

Los Angeles Dodgers - 1992

| Batter | 1 | 2 | 3 | 4 | 5 | 6 | 7 | 8 | 9 | AB | R | H | RBI | BB | SO | LOB | TOP | | | | | |
|---|---|----------------------------------|------------------------------|----------------------------------|------------------------------|----------------------------------|------------------------------|---------------------------------|-------------------------------|----------------------------------|------------------------------|---------------------------------|------------------------------|----------------------------------|-------------------------------|----------------------------------|--|----------------------------------|----------------------------------|------------------------------------|----------------------------------|--------|
| Darren Lewis, R OBP: 0.600, SLG: 0.429 | F9 | | G6-3 | | E9 | | G5-3 | | | 4 | 0 | 0 | 0 | 0 | 0 | 1 | <p>San Francisco Giants @ Los Angeles Dodgers Dodger Stadium, Los Angeles, CA Tue Apr 07 1992, 7:05 PM PDT Att: 41,117 - Cloudy - 66 F</p> | | | | | |
| Mike Felder, S OBP: 0.500, SLG: 0.429 | FC5-1B | | F8 | | F9 | | | FC5-4 1B | | 4 | 0 | 2 | 0 | 0 | 0 | 2 | | | | | | |
| Will Clark, L OBP: 0.500, SLG: 0.167 | SAFE 1-2 BB | | | | | | | F7 | | 1 | 0 | 0 | 0 | 3 | 0 | 1 | | | | | | |
| Matt Williams, R OBP: 0.222, SLG: 0.250 | K | | K | | F9 | | | FC5-4 1-2 | | 4 | 0 | 0 | 0 | 0 | 2 | 7 | | | | | | |
| Cory Snyder, R OBP: 0.375, SLG: 0.375 Willie McGee, S (8, PH) | FC5 | | | | G5-3 | | G6-3 | | K | 3 | 0 | 0 | 0 | 0 | 0 | 2 | | | | | | |
| Dave Righetti, L (8, 1) | | | | | | | | | | 1 | 0 | 0 | 0 | 0 | 1 | 1 | | | | | | |
| Michael Jackson, R (8, 1) | | | | | | | | | | 0 | 0 | 0 | 0 | 0 | 0 | 0 | | | | | | |
| Robby Thompson, R OBP: 0.333, SLG: 0.500 | | E6 P3 G5-3 | | G5-3 | | G5-3 | | | K | 4 | 0 | 0 | 0 | 0 | 1 | 0 | | | | | | |
| Royce Clayton, R OBP: 0.250, SLG: 0.250 Jeff Brantley, R (6, 1) Mark Leonard, L (8, 7) | | G5-3 | | F9 | | G5-3 | | | BB | 3 | 0 | 0 | 0 | 0 | 0 | 1 | | | | | | |
| Kirt Manwaring, R OBP: 0.333, SLG: 0.333 | | P3 | | | | | F7 | | K | 4 | 0 | 1 | 0 | 0 | 1 | 2 | | | | | | |
| Kelly Downs, R (1, 1) Bryan Hickerson, L (6, 1) Jose Uribe, S (6, 6) John Patterson, S (8, PH) | | F8 | | | SH1-4 | | P2 | | K | 1 | 0 | 0 | 0 | 0 | 0 | 1 | | | | | | |
| Inning Stats | R: 0 E: 0 K: 1 S: 16 | H: 1 LOB: 2 BB: 1 P: 28 | R: 0 E: 1 K: 0 S: 8 | H: 0 LOB: 1 BB: 0 P: 12 | R: 0 E: 0 K: 1 S: 8 | H: 0 LOB: 1 BB: 1 P: 16 | R: 0 E: 0 K: 0 S: 5 | H: 0 LOB: 0 BB: 0 P: 8 | R: 0 E: 1 K: 0 S: 10 | H: 1 LOB: 3 BB: 1 P: 19 | R: 0 E: 0 K: 0 S: 4 | H: 0 LOB: 0 BB: 0 P: 8 | R: 0 E: 0 K: 0 S: 8 | H: 0 LOB: 0 BB: 0 P: 11 | R: 0 E: 0 K: 1 S: 10 | H: 1 LOB: 1 BB: 1 P: 15 | R: 0 E: 0 K: 3 S: 10 | H: 0 LOB: 1 BB: 1 P: 18 | 1B: 3 2B: 0 3B: 0 HR: 0 | SF: 0 SAC: 1 DP: 0 HBP: 0 | WP: 0 PB: 0 SB: 0 CS: 0 | PA: 36 |
| PITCHER | IP WLS BF H R ER SO BB IBB HBP BLK WP HR S P ERA WHIP | | | | | | | | | | | | | | | | | | | | | |
| Orel Hershiser, R ERA | (1, 1) 7.0 W 29 3 0 0 2 2 1 0 0 0 0 0 62 108 0.00 0.714 | | | | | | | | | | | | | | | | | | | | | |
| Steve Wilson, L ERA | (8, 1) 0.1 1 0 0 0 0 0 0 0 0 0 0 0 2 3 0.00 0.000 | | | | | | | | | | | | | | | | | | | | | |
| Roger McDowell, R ERA | (8, 1) 1.2 S 6 0 0 0 4 1 0 0 0 0 0 0 15 24 0.00 0.600 | | | | | | | | | | | | | | | | | | | | | |

| Batter | 1 | 2 | 3 | 4 | 5 | 6 | 7 | 8 | 9 | AB | R | H | RBI | BB | SO | LOB | BOTTOM | | | |
|---|--|---------------------------------|------------------------------|----------------------------------|-------------------------------|----------------------------------|-------------------------------|----------------------------------|-------------------------------|----------------------------------|-------------------------------|----------------------------------|------------------------------|----------------------------------|-------------------------------|----------------------------------|--|----------------------------------|------------------------------------|----------------------------------|
| Brett Butler, L OBP: 0.125, SLG: 0.375 | B5-3 | | | K | | | L8 | | | 4 | 0 | 1 | 1 | 0 | 1 | 0 | <p>San Francisco Giants @ Los Angeles Dodgers Dodger Stadium, Los Angeles, CA Tue Apr 07 1992, 7:05 PM PDT Att: 41,117 - Cloudy - 66 F</p> | | | |
| Lenny Harris, L OBP: 0.375, SLG: 0.375 | G6-3 1B | | | F9 | | G3-1 | | K | | 4 | 0 | 1 | 0 | 0 | 1 | 1 | | | | |
| Kal Daniels, L OBP: 0.429, SLG: 0.571 Todd Benzinger, S (8, PH) (9, 3) | G6-3 1-2 | | | HR | | | F7 | | F9 BLK FC4-2 BB | 3 | 1 | 1 | 0 | 0 | 0 | 1 | | | | |
| Darryl Strawberry, L OBP: 0.375, SLG: 0.714 | | P6 | | HR | | | | | FC4-2 S BB | 3 | 1 | 2 | 2 | 1 | 0 | 0 | | | | |
| Eric Davis, R OBP: 0.375, SLG: 0.286 | | K | | S | | | 1B | | F9 | 3 | 0 | 1 | 0 | 1 | 1 | 2 | | | | |
| Juan Samuel, R OBP: 0.250, SLG: 0.143 | | G5-3 | | G1-3 | | | BB | | FC4-2 BB | 3 | 0 | 1 | 0 | 1 | 0 | 1 | | | | |
| Mike Scioscia, L OBP: 0.429, SLG: 0.200 | | | K | | 3B BB | | | | FC4-2 | 2 | 1 | 0 | 0 | 2 | 1 | 3 | | | | |
| Jose Offerman, S (1, 6) | | | F8 | | F7 | | F7 | | G1-3 | 4 | 0 | 0 | 0 | 0 | 0 | 7 | | | | |
| Orel Hershiser, R (1, 1) Steve Wilson, L (8, 1) Roger McDowell, R (8, 1) | | P6 | | | | | P3 | | | 3 | 0 | 0 | 0 | 0 | 1 | 1 | | | | |
| Inning Stats | R: 0 E: 0 K: 0 S: 3 | H: 1 LOB: 0 BB: 0 P: 6 | R: 0 E: 0 K: 1 S: 7 | H: 0 LOB: 0 BB: 0 P: 13 | R: 0 E: 0 K: 1 S: 10 | H: 0 LOB: 0 BB: 0 P: 15 | R: 2 E: 0 K: 1 S: 13 | H: 3 LOB: 1 BB: 0 P: 22 | R: 1 E: 0 K: 1 S: 10 | H: 1 LOB: 1 BB: 1 P: 15 | R: 0 E: 0 K: 0 S: 14 | H: 2 LOB: 3 BB: 2 P: 28 | R: 0 E: 0 K: 1 S: 8 | H: 0 LOB: 0 BB: 0 P: 15 | R: 0 E: 0 K: 0 S: 10 | H: 0 LOB: 3 BB: 3 P: 24 | | 1B: 4 2B: 1 3B: 1 HR: 1 | SF: 0 SAC: 0 DP: 1 HBP: 0 | WP: 0 PB: 0 SB: 2 CS: 1 |
| PITCHER | IP WLS BF H R ER SO BB IBB HBP BLK WP HR S P ERA WHIP | | | | | | | | | | | | | | | | | | | |
| Kelly Downs, R ERA: 5.4 | (1, 1) 5.0 L 20 5 3 0 0 0 1 0 0 0 0 0 0 43 71 5.40 1.200 | | | | | | | | | | | | | | | | | | | |
| Bryan Hickerson, L ERA | (6, 1) 0.2 5 2 0 0 0 0 2 0 0 0 0 0 0 11 22 0.00 6.000 | | | | | | | | | | | | | | | | | | | |
| Jeff Brantley, R ERA | (6, 1) 1.1 4 0 0 0 0 1 0 0 0 0 0 0 0 11 21 0.00 0.000 | | | | | | | | | | | | | | | | | | | |
| Dave Righetti, L ERA | (8, 1) 0.0 2 0 0 0 0 0 2 0 0 0 1 0 0 3 11 ∞ ∞ | | | | | | | | | | | | | | | | | | | |
| Michael Jackson, R ERA | (8, 1) 1.0 4 0 0 0 0 0 1 0 0 0 0 0 0 7 13 0.00 1.000 | | | | | | | | | | | | | | | | | | | |

| | |
|-----|----|
| AB | 31 |
| R | 0 |
| H | 3 |
| RBI | 0 |
| BB | 4 |
| SO | 6 |
| LOB | 19 |



| Batter | 1 | 2 | 3 | 4 | 5 | 6 | 7 | 8 | 9 | AB | R | H | RBI | BB | SO | LOB | TOP | | | | | | | | | | |
|--|-------------------------------|----------------------------------|-------------------------------|----------------------------------|------------------------------|----------------------------------|------------------------------|----------------------------------|-------------------------------|----------------------------------|-------------------------------|----------------------------------|------------------------------|----------------------------------|-------------------------------|----------------------------------|---|----------------------------------|------------------------------------|-----------------------------------|------------------------------------|----------------------------------|--------|--|--|--|--|
| Brett Butler, L OBP: 0.385, SLG: 0.769 (1, 8) | 1-1 HR | 0-2 1B | | | 1-2 L7 1B | 1-2 1B | | | 2-2 L7 | 5 | 1 | 4 | 1 | 0 | 0 | 0 | Los Angeles Dodgers @ San Diego Padres Jack Murphy Stadium, San Diego, CA Thu Apr 09 1992, 10:05 PM EDT Att: 51,280 - Cloudy - 62 F | | | | | | | | | | |
| Mike Sharperson, R OBP: 1.000, SLG: 1.000 Lenny Harris, L OBP: 0.400, SLG: 0.400 (6, PH) (6, 5) | 4-1 HR | 1-1 BB | | | 1-2 HBP | 0-0 G5-3 | | | 0-2 2B | 2 | 1 | 2 | 0 | 1 | 0 | 0 | | | | | | | | | | | |
| Eric Karros, R OBP: 0.333, SLG: 1.333 Todd Benzinger, S OBP: 1.000, SLG: 1.500 (7, PH) (7, 3) | 0-1 HR | 1-1 G6-4-3 | | | 1-2 L7 | | 1-1 CS | 1-2 2B | 1-2 1B | 3 | 1 | 1 | 2 | 0 | 0 | 4 | | | | | | | | | | | |
| Darryl Strawberry, L OBP: 0.231, SLG: 0.417 (1, 9) | 0-1 G4-3 | | 0-1 G1-3 | | 1-3 K | | 1-2 F8 | 1-0 F8 | 1-0 F8 | 5 | 0 | 0 | 0 | 0 | 1 | 4 | | | | | | | | | | | |
| Eric Davis, R OBP: 0.462, SLG: 0.364 (1, 7) | 2-2 E 1B | | 3-3 K | | 2-2 HBP | | 3-3 K | 1-1 HBP | 1-1 HBP | 4 | 1 | 2 | 0 | 0 | 2 | 1 | | | | | | | | | | | |
| Juan Samuel, R OBP: 0.306, SLG: 0.100 (1, 4) | 4-0 BB | | 3-2 L6 | | 0-0 L9 | | | 1-2 HBP | 3-2 HBP | 3 | 0 | 0 | 0 | 1 | 0 | 3 | | | | | | | | | | | |
| Mike Scioscia, L OBP: 0.500, SLG: 0.667 (1, 2) | 1-0 G1-3-5 1B | | 4-1 BB | | 1-3 K | | 2-2 HR | 0-0 G3 | 0-0 G3 | 4 | 1 | 2 | 2 | 1 | 1 | 3 | | | | | | | | | | | |
| Jose Offerman, S (1, 6) | 3-2 G1-3-5 | | 2-1 G5-4-3 | | 4-0 SH1-4 BB | | 0-3 K | | | 3 | 0 | 0 | 0 | 1 | 1 | 3 | | | | | | | | | | | |
| Tom Candiotti, R Roger McDowell, R John Candelaria, L Jim Gott, R (1, 1) (8, 1) (8, 1) (8, 1) | | 1-2 L8 | | 0-0 G5-3 | | 1-2 SH1-4 | | 1-0 P3 | | 3 | 0 | 0 | 0 | 0 | 0 | 0 | | | | | | | | | | | |
| Inning Stats | R: 4 E: 0 K: 0 S: 16 | H: 4 LOB: 1 BB: 2 P: 31 | R: 0 E: 0 K: 0 S: 10 | H: 2 LOB: 1 BB: 0 P: 13 | R: 0 E: 0 K: 1 S: 9 | H: 0 LOB: 0 BB: 0 P: 15 | R: 0 E: 0 K: 0 S: 4 | H: 0 LOB: 1 BB: 1 P: 10 | R: 0 E: 0 K: 1 S: 17 | H: 2 LOB: 3 BB: 0 P: 22 | R: 0 E: 0 K: 1 S: 10 | H: 1 LOB: 2 BB: 1 P: 17 | R: 0 E: 0 K: 1 S: 9 | H: 1 LOB: 1 BB: 0 P: 14 | R: 1 E: 0 K: 1 S: 11 | H: 1 LOB: 0 BB: 0 P: 15 | | R: 1 E: 0 K: 0 S: 16 | H: 3 LOB: 3 BB: 0 P: 24 | 1B: 10 2B: 3 3B: 0 HR: 3 | SF: 0 SAC: 1 DP: 4 HBP: 2 | WP: 0 PB: 0 SB: 1 CS: 1 | PA: 43 | | | | |
| PITCHER | IP | WLS | BF | H | R | ER | SO | BB | IBB | HBP | BLK | WP | HR | S | P | ERA | WHIP | | | | | | | | | | |
| Craig Lefferts, L ERA: 108.00 | 0.1 | L | 7 | 4 | 4 | 4 | 0 | 2 | 0 | 0 | 0 | 0 | 2 | 11 | 23 | 108.00 | 18.000 | | | | | | | | | | |
| Rich Rodriguez, L ERA: 1.500 | 4.1 | | 15 | 4 | 0 | 0 | 2 | 1 | 0 | 0 | 0 | 0 | 0 | 42 | 63 | 0.00 | 1.154 | | | | | | | | | | |
| Jeremy Hernandez, R ERA: 1.500 | 1.1 | | 7 | 1 | 0 | 0 | 1 | 1 | 0 | 1 | 0 | 0 | 0 | 13 | 22 | 0.00 | 1.500 | | | | | | | | | | |
| Jose Melendez, R ERA: 3.0 | 2.0 | | 7 | 2 | 1 | 1 | 2 | 0 | 0 | 0 | 0 | 0 | 1 | 20 | 29 | 4.50 | 1.000 | | | | | | | | | | |
| Pat Clements, L ERA: 6.75 | 1.0 | | 7 | 3 | 1 | 1 | 0 | 0 | 0 | 1 | 0 | 0 | 0 | 16 | 24 | 9.00 | 3.000 | | | | | | | | | | |
| Batter | 1 | 2 | 3 | 4 | 5 | 6 | 7 | 8 | 9 | AB | R | H | RBI | BB | SO | LOB | BOTTOM | | | | | | | | | | |
| Tony Fernandez, S OBP: 0.231, SLG: 0.417 (1, 6) | 0-1 F7 | | 2-3 K | | | | | | | 3 | 1 | 1 | 1 | 1 | 1 | 0 | Los Angeles Dodgers @ San Diego Padres Jack Murphy Stadium, San Diego, CA Thu Apr 09 1992, 10:05 PM EDT Att: 51,280 - Cloudy - 62 F | | | | | | | | | | |
| Tony Gwynn, L OBP: 0.438, SLG: 0.688 (1, 9) | 1-1 G3 | | | 1-1 G3-1 | | 1-3 K | | 0-0 1B | 0-0 1B | 4 | 0 | 1 | 0 | 0 | 1 | 1 | | | | | | | | | | | |
| Gary Sheffield, R OBP: 0.063, SLG: 0.067 Pat Clements, R (1, 5) (9, 1) | 0-1 P4 | | | 0-0 G1-3 | | 2-0 F8 | | 0-0 F7 | 0-0 F7 | 4 | 0 | 0 | 0 | 0 | 0 | 2 | | | | | | | | | | | |
| Fred McGriff, L OBP: 0.400, SLG: 1.000 (1, 3) | | 2-1 HR | | 4-0 BB | | 3-3 K | | 1-0 FC6-4 1B | 1-3 FC6-4 1B | 3 | 1 | 2 | 1 | 1 | 1 | 0 | | | | | | | | | | | |
| Bento Santiago, R (1, 2) | | 0-1 F9 | | 3-3 K | | 2-0 G6-3 | | 0-0 FC6-4 | 1-2 FC6-4 | 4 | 0 | 0 | 0 | 0 | 1 | 3 | | | | | | | | | | | |
| Jerald Clark, R OBP: 0.333, SLG: 0.357 (1, 7) | | 1-2 P3 | | 1-1 G6-3 | | 0-0 PB 2B | | 3-2 1B | 3-2 1B | 4 | 1 | 2 | 0 | 0 | 0 | 0 | | | | | | | | | | | |
| Darrin Jackson, R OBP: 0.200, SLG: 0.357 (1, 8) | | 2-3 K | | 1-3 K2-3 | | 3-2 S 1B | | 2-3 K | 2-3 K | 4 | 0 | 1 | 1 | 0 | 3 | 1 | | | | | | | | | | | |
| Kurt Stillwell, S OBP: 0.438, SLG: 0.500 (1, 4) | | | 1-0 B5-6-4 1B | | 0-1 G6-3 | | 3-3 K | 0-3 K | 0-3 K | 4 | 0 | 1 | 0 | 0 | 2 | 2 | | | | | | | | | | | |
| Craig Lefferts, L Rich Rodriguez, L Jeremy Hernandez, R Thomas Howard, S Jose Melendez, R Oscar Azocar, L Tim Teufel, R (1, 1) (1, 1) (5, 1) (6, PH) (7, 1) (8, PH) (9, 5) | | | 0-1 B5-6-4 | | 0-1 G1-3 | | 0-1 G1-3 | 1-0 P4 | 1-0 F9 | 0 | 0 | 0 | 0 | 0 | 0 | 0 | | | | | | | | | | | |
| Inning Stats | R: 0 E: 0 K: 0 S: 6 | H: 0 LOB: 0 BB: 0 P: 7 | R: 1 E: 0 K: 1 S: 10 | H: 1 LOB: 0 BB: 0 P: 15 | R: 0 E: 0 K: 1 S: 6 | H: 0 LOB: 1 BB: 1 P: 14 | R: 0 E: 0 K: 1 S: 7 | H: 0 LOB: 0 BB: 0 P: 9 | R: 0 E: 0 K: 1 S: 6 | H: 0 LOB: 1 BB: 1 P: 13 | R: 1 E: 0 K: 2 S: 12 | H: 2 LOB: 1 BB: 0 P: 23 | R: 1 E: 0 K: 0 S: 6 | H: 3 LOB: 2 BB: 0 P: 8 | R: 0 E: 0 K: 2 S: 13 | H: 1 LOB: 0 BB: 0 P: 19 | | 1B: 5 2B: 1 3B: 0 HR: 2 | SF: 0 SAC: 0 DP: 1 HBP: 0 | WP: 0 PB: 1 SB: 2 CS: 0 | PA: 36 | | | | | | |
| PITCHER | IP | WLS | BF | H | R | ER | SO | BB | IBB | HBP | BLK | WP | HR | S | P | ERA | WHIP | | | | | | | | | | |
| Tom Candiotti, R ERA: 3.68 | 7.1 | W | 29 | 6 | 3 | 3 | 7 | 2 | 0 | 0 | 0 | 0 | 0 | 1 | 94 | 3.68 | 1.091 | | | | | | | | | | |
| Roger McDowell, R ERA: 0.000 | 0.1 | | 1 | 0 | 0 | 0 | 0 | 0 | 0 | 0 | 0 | 0 | 0 | 1 | 1 | 0.00 | 0.000 | | | | | | | | | | |
| John Candelaria, L ERA: 0.000 | 0.0 | | 1 | 1 | 0 | 0 | 0 | 0 | 0 | 0 | 0 | 0 | 0 | 1 | 2 | 0.00 | 0.000 | | | | | | | | | | |
| Jim Gott, R ERA: 0.750 | 1.1 | S | 5 | 1 | 0 | 0 | 2 | 0 | 0 | 0 | 0 | 0 | 0 | 14 | 20 | 0.00 | 0.750 | | | | | | | | | | |

| Batter | 1 | 2 | 3 | 4 | 5 | 6 | 7 | 8 | 9 | 10 | AB | R | H | RBI | BB | SO | LOB | TOP | | | | | |
|---|---|---|---|----------------------------------|------------------------------|---------------------------------|-------------------------------|----------------------------------|-------------------------------|----------------------------------|------------------------------|----------------------------------|-------------------------------|----------------------------------|-------------------------------|----------------------------------|-------------------------------|----------------------------------|----------------------------------|------------------------------------|----------------------------------|--------|--|
| Brett Butler, L OBP: 0.391, SLG: 0.571 (1, 8) | | | | | | | | | | | 4 | 1 | 2 | 0 | 1 | 1 | 2 | | | | | | |
| Mike Sharperson, R OBP: 0.444, SLG: 0.375 Lenny Harris, L OBP: 0.308, SLG: 0.308 (10, PH) | | | | | | | | | | | 3 | 0 | 1 | 0 | 0 | 0 | 2 | | | | | | |
| Eric Karros, R OBP: 0.286, SLG: 0.714 Stan Javier, S OBP: 0.500, SLG: 0.500 Todd Benzinger, S OBP: 0.600, SLG: 0.750 (8, PR) | | | | | | | | | | | 4 | 0 | 1 | 0 | 0 | 1 | 2 | | | | | | |
| Daryl Strawberry, L OBP: 0.316, SLG: 0.474 (1, 9) | | | | | | | | | | | 4 | 0 | 0 | 0 | 1 | 2 | 3 | | | | | | |
| Eric Davis, R OBP: 0.524, SLG: 0.776 (1, 7) | | | | | | | | | | | 4 | 1 | 2 | 2 | 0 | 1 | 2 | | | | | | |
| Juan Samuel, R OBP: 0.286, SLG: 0.118 (1, 4) | | | | | | | | | | | 4 | 0 | 1 | 0 | 0 | 2 | 2 | | | | | | |
| Mike Scioscia, L OBP: 0.368, SLG: 0.438 (1, 2) | | | | | | | | | | | 3 | 0 | 0 | 0 | 0 | 0 | 0 | | | | | | |
| Jose Offerman, S OBP: 0.176, SLG: 0.067 (1, 6) | | | | | | | | | | | 4 | 0 | 1 | 0 | 0 | 2 | 1 | | | | | | |
| Kevin Gross, R Steve Wilson, L Jim Gott, R Mitch Webster, S Roger McDowell, R (9, PH) | | | | | | | | | | | 3 | 0 | 0 | 0 | 0 | 1 | 1 | | | | | | |
| Inning Stats | R: 0 E: 0 K: 0 S: 10 | H: 1 LOB: 0 BB: 0 P: 14 | R: 0 E: 0 K: 2 S: 10 | H: 0 LOB: 0 BB: 0 P: 14 | R: 0 E: 0 K: 0 S: 6 | H: 0 LOB: 0 BB: 0 P: 7 | R: 0 E: 0 K: 1 S: 13 | H: 1 LOB: 1 BB: 0 P: 24 | R: 1 E: 0 K: 2 S: 10 | H: 2 LOB: 1 BB: 0 P: 17 | R: 1 E: 0 K: 1 S: 7 | H: 0 LOB: 0 BB: 0 P: 14 | R: 0 E: 0 K: 0 S: 11 | H: 1 LOB: 2 BB: 1 P: 19 | R: 0 E: 0 K: 2 S: 13 | H: 1 LOB: 2 BB: 1 P: 22 | R: 0 E: 0 K: 1 S: 10 | H: 0 LOB: 0 BB: 0 P: 14 | 1B: 7 2B: 0 3B: 0 HR: 1 | SF: 0 SAC: 2 DP: 0 HBP: 0 | WP: 1 PB: 0 SB: 0 CS: 1 | PA: 40 | |
| PITCHER | IP WLS BF H R ER SO BB IBB HBP BLK WP HR S P ERA WHIP | 7.0 2.0 10 2 0 0 2 2 0 0 0 1 0 24 41 0.00 2.000 | 1.0 W 3 0 0 0 1 0 0 0 0 0 0 0 10 14 0.00 0.000 | 3.21 3.21 1.5 1.5 | | | | | | | | | | | | | | | | | | | |

Los Angeles Dodgers @ San Diego Padres
Jack Murphy Stadium, San Diego, CA
Sat Apr 11 1992, 10:05 PM EDT
Att: 31,155 - Cloudy - 72 F

AB 35
R 2
H 8
RBI 2
BB 3
SO 10
LOB 15

| Batter | 1 | 2 | 3 | 4 | 5 | 6 | 7 | 8 | 9 | 10 | AB | R | H | RBI | BB | SO | LOB | BOTTOM | | | | | | |
|---|---|----------------------------------|------------------------------|---------------------------------|------------------------------|----------------------------------|-------------------------------|----------------------------------|------------------------------|---------------------------------|-------------------------------|----------------------------------|------------------------------|---------------------------------|------------------------------|----------------------------------|------------------------------|----------------------------------|------------------------------|----------------------------------|----------------------------------|------------------------------------|----------------------------------|--------|
| Tony Fernandez, S OBP: 0.318, SLG: 0.450 (1, 6) | | | | | | | | | | | 4 | 2 | 2 | 0 | 1 | 0 | 1 | | | | | | | |
| Tony Gwynn, L OBP: 0.440, SLG: 0.565 (1, 9) | | | | | | | | | | | 4 | 1 | 2 | 0 | 1 | 0 | 1 | | | | | | | |
| Gary Sheffield, R OBP: 0.200, SLG: 0.316 (1, 5) | | | | | | | | | | | 4 | 0 | 1 | 2 | 0 | 0 | 2 | | | | | | | |
| Fred McGriff, L OBP: 0.435, SLG: 0.952 (1, 3) | | | | | | | | | | | 4 | 0 | 2 | 1 | 0 | 1 | 1 | | | | | | | |
| Benito Santiago, R OBP: 0.105, SLG: 0.056 (1, 2) | | | | | | | | | | | 4 | 0 | 1 | 0 | 0 | 0 | 4 | | | | | | | |
| Jerald Clark, R OBP: 0.346, SLG: 0.476 (1, 7) | | | | | | | | | | | 4 | 0 | 1 | 0 | 0 | 1 | 1 | | | | | | | |
| Darrin Jackson, R OBP: 0.182, SLG: 0.250 (1, 8) | | | | | | | | | | | 3 | 0 | 0 | 0 | 0 | 1 | 0 | | | | | | | |
| Tim Teufel, R Thomas Howard, S Jose Melendez, R (9, PR) | | | | | | | | | | | 3 | 0 | 0 | 0 | 1 | 0 | 1 | | | | | | | |
| Bruce Hurst, L OBP: 0.750, SLG: 1.000 Oscar Azocar, L Randy Myers, L Kurt Stillwell, S (9, PH) | | | | | | | | | | | 2 | 0 | 1 | 0 | 0 | 0 | 0 | | | | | | | |
| Inning Stats | R: 0 E: 0 K: 0 S: 7 | H: 0 LOB: 0 BB: 1 P: 15 | R: 0 E: 0 K: 1 S: 6 | H: 1 LOB: 0 BB: 0 P: 9 | R: 0 E: 0 K: 1 S: 9 | H: 1 LOB: 1 BB: 0 P: 12 | R: 0 E: 0 K: 0 S: 15 | H: 1 LOB: 1 BB: 0 P: 18 | R: 0 E: 0 K: 1 S: 5 | H: 0 LOB: 0 BB: 0 P: 6 | R: 2 E: 2 K: 0 S: 11 | H: 2 LOB: 1 BB: 0 P: 16 | R: 0 E: 0 K: 0 S: 7 | H: 1 LOB: 1 BB: 0 P: 9 | R: 0 E: 0 K: 0 S: 9 | H: 3 LOB: 2 BB: 0 P: 13 | R: 0 E: 0 K: 0 S: 7 | H: 0 LOB: 1 BB: 1 P: 17 | R: 1 E: 0 K: 0 S: 9 | H: 1 LOB: 1 BB: 1 P: 17 | 1B: 9 2B: 2 3B: 0 HR: 0 | SF: 1 SAC: 1 DP: 3 HBP: 0 | WP: 0 PB: 0 SB: 1 CS: 0 | PA: 39 |
| PITCHER | IP WLS BF H R ER SO BB IBB HBP BLK WP HR S P ERA WHIP | 7.2 0.0 0.1 1.1 | 30 1 0 7 | 8 0 0 1 | 2 0 0 1 | 0 0 0 1 | 3 3 1 16 | 65 3 3 34 | 0.00 ∞ 0.00 6.75 | 1.174 ∞ 0.000 2.250 | | | | | | | | | | | | | | |

Los Angeles Dodgers @ San Diego Padres
Jack Murphy Stadium, San Diego, CA
Sat Apr 11 1992, 10:05 PM EDT
Att: 31,155 - Cloudy - 72 F

AB 34
R 3
H 10
RBI 3
BB 3
SO 3
LOB 13

| Batter | 1 | 2 | 3 | 4 | 5 | 6 | 7 | 8 | 9 | AB | R | H | RBI | BB | SO | LOB | TOP | | | | | | | | | | |
|---|------------------------------|----------------------------------|------------------------------|----------------------------------|------------------------------|----------------------------------|------------------------------|----------------------------------|-------------------------------|----------------------------------|------------------------------|---------------------------------|------------------------------|---------------------------------|-------------------------------|----------------------------------|---|----------------------------------|------------------------------------|----------------------------------|--------|--|--|--|--|--|--|
| Brett Butler, L OBP: 0.357, SLG: 0.500 (1, 8) | F7 | | PO | FC4-6 1B | | K | | G1-3 | K | 5 | 0 | 1 | 0 | 0 | 2 | 3 | Los Angeles Dodgers @ San Diego Padres Jack Murphy Stadium, San Diego, CA Sun Apr 12 1992, 6:33 AM EDT Att: 27,623 - Sunny - 73 F | | | | | | | | | | |
| Lenny Harris, L OBP: 0.294, SLG: 0.250 Juan Samuel, R OBP: 0.318, SLG: 0.167 (9, PH) | G6-3 | | | F7 | | G2-3 FC BB | | G4-3 | FC6-4 1B | 3 | 0 | 0 | 0 | 1 | 0 | 1 | | | | | | | | | | | |
| Todd Benzinger, S OBP: 0.300, SLG: 0.333 Roger McDowell, R (9, 1) | G4-3 | | | FC4-6 BB 1-2f | | FC G2-3 | | G6-3 | FC6-4 1-2f | 5 | 0 | 0 | 0 | 0 | 0 | 4 | | | | | | | | | | | |
| Darryl Strawberry, L OBP: 0.346, SLG: 0.455 (1, 9) | | G4-3 | | | | G2-3 | | | BB E 1B | 3 | 1 | 1 | 0 | 1 | 0 | 2 | | | | | | | | | | | |
| Eric Davis, R OBP: 0.480, SLG: 0.667 (1, 7) | | F8 | | | | | | | E5 BB 1B | 3 | 1 | 0 | 0 | 1 | 0 | 3 | | | | | | | | | | | |
| Dave Hansen, L OBP: 0.333, SLG: 0.200 Mike Sharperson, R OBP: 0.500, SLG: 0.375 (9, PH) | G6-3 | | | | | | | | BB E 1B | 2 | 0 | 0 | 0 | 1 | 0 | 3 | | | | | | | | | | | |
| Carlos Hernandez, R Mitch Webster, S OBP: 1.000, SLG: 1.000 Mike Scioscia, L OBP: 0.368, SLG: 0.438 (9, 2) | | | K | | | P6 | | | BB E 1B | 3 | 0 | 0 | 0 | 0 | 1 | 1 | | | | | | | | | | | |
| Jose Offerman, S OBP: 0.238, SLG: 0.158 (1, 6) | | | | | | L7 | | | BB E 1B | 4 | 0 | 2 | 0 | 0 | 0 | 1 | | | | | | | | | | | |
| Ramon Martinez, R Stan Javier, S OBP: 0.330, SLG: 0.333 Steve Wilson, L Tim Crews, R Eric Karros, R OBP: 0.250, SLG: 0.625 (9, 3) | | | | | | F7 | | | BB E 1B | 1 | 0 | 0 | 0 | 0 | 0 | 1 | | | | | | | | | | | |
| Inning Stats | R: 0 E: 0 K: 0 S: 9 | H: 0 LOB: 0 BB: 0 P: 14 | R: 0 E: 0 K: 0 S: 5 | H: 0 LOB: 0 BB: 0 P: 11 | R: 0 E: 0 K: 1 S: 7 | H: 1 LOB: 0 BB: 0 P: 13 | R: 0 E: 0 K: 0 S: 7 | H: 1 LOB: 2 BB: 1 P: 14 | R: 0 E: 0 K: 1 S: 10 | H: 0 LOB: 3 BB: 2 P: 20 | R: 0 E: 0 K: 0 S: 5 | H: 0 LOB: 0 BB: 0 P: 7 | R: 0 E: 0 K: 0 S: 6 | H: 0 LOB: 0 BB: 0 P: 9 | R: 4 E: 1 K: 2 S: 19 | H: 4 LOB: 2 BB: 1 P: 31 | | 1B: 6 2B: 0 3B: 0 HR: 0 | SF: 0 SAC: 1 DP: 0 HBP: 0 | WP: 0 PB: 0 SB: 0 CS: 0 | PA: 40 | | | | | | |
| PITCHER | IP | WLS | BF | H | R | ER | SO | BB | IBB | HBP | BLK | WP | HR | S | P | ERA | WHIP | | | | | | | | | | |
| Greg Harris, R ERA: 2.77 Randy Myers, L ERA: 3.0 | (1, 1) | 8.0 | 32 | 3 | 2 | 2 | 2 | 4 | 0 | 0 | 0 | 0 | 0 | 57 | 102 | 2.25 | 0.875 | | | | | | | | | | |
| PITCHER | IP | WLS | BF | H | R | ER | SO | BB | IBB | HBP | BLK | WP | HR | S | P | ERA | WHIP | | | | | | | | | | |

| | |
|-----|----|
| AB | 33 |
| R | 4 |
| H | 6 |
| RBI | 4 |
| BB | 5 |
| SO | 4 |
| LOB | 22 |



| Batter | 1 | 2 | 3 | 4 | 5 | 6 | 7 | 8 | 9 | AB | R | H | RBI | BB | SO | LOB | BOTTOM | | | | | | | | | | |
|---|------------------------------|----------------------------------|------------------------------|---------------------------------|-------------------------------|----------------------------------|------------------------------|----------------------------------|------------------------------|----------------------------------|-------------------------------|----------------------------------|------------------------------|---------------------------------|------------------------------|----------------------------------|---|----------------------------------|------------------------------------|----------------------------------|--------|--|--|--|--|--|--|
| Tony Fernandez, S OBP: 0.296, SLG: 0.400 (1, 6) | L3 | | E6 1B | | | | | | F7 | 5 | 2 | 1 | 0 | 0 | 0 | 2 | Los Angeles Dodgers @ San Diego Padres Jack Murphy Stadium, San Diego, CA Sun Apr 12 1992, 6:33 AM EDT Att: 27,623 - Sunny - 73 F | | | | | | | | | | |
| Tony Gwynn, L OBP: 0.433, SLG: 0.519 (1, 9) | L9 | | G5-3 | | | | | | F7 | 4 | 1 | 1 | 0 | 1 | 0 | 3 | | | | | | | | | | | |
| Gary Sheffield, R OBP: 0.300, SLG: 0.500 (1, 5) | | | | | | | | | BB HR | 4 | 1 | 3 | 5 | 1 | 0 | 2 | | | | | | | | | | | |
| Fred McGriff, L OBP: 0.444, SLG: 0.870 (1, 3) | | | | | | | | | BB HR | 2 | 0 | 0 | 0 | 2 | 1 | 2 | | | | | | | | | | | |
| Benito Santiago, R OBP: 0.087, SLG: 0.045 (1, 2) | | | | | | | | | BB HR | 4 | 0 | 0 | 0 | 0 | 0 | 4 | | | | | | | | | | | |
| Jerald Clark, R OBP: 0.296, SLG: 0.400 (1, 7) | | | | | | | | | BB HR | 4 | 0 | 0 | 0 | 0 | 0 | 0 | | | | | | | | | | | |
| Darrin Jackson, R OBP: 0.154, SLG: 0.208 (1, 8) | | | | | | | | | BB HR | 4 | 0 | 0 | 0 | 0 | 0 | 0 | | | | | | | | | | | |
| Kurt Stillwell, S OBP: 0.360, SLG: 0.400 (1, 4) | | | | | | | | | BB HR | 4 | 1 | 2 | 0 | 0 | 0 | 0 | | | | | | | | | | | |
| Greg Harris, R OBP: 0.333, SLG: 0.333 Randy Myers, L Thomas Howard, S OBP: 0.333, SLG: 0.333 (9, PH) | | | | | | | | | BB HR | 2 | 0 | 1 | 0 | 0 | 0 | 0 | | | | | | | | | | | |
| Inning Stats | R: 0 E: 0 K: 0 S: 5 | H: 0 LOB: 2 BB: 2 P: 16 | R: 0 E: 0 K: 0 S: 4 | H: 0 LOB: 0 BB: 0 P: 8 | R: 1 E: 2 K: 0 S: 12 | H: 1 LOB: 2 BB: 1 P: 24 | R: 0 E: 0 K: 0 S: 6 | H: 0 LOB: 0 BB: 0 P: 13 | R: 0 E: 0 K: 0 S: 8 | H: 2 LOB: 2 BB: 0 P: 14 | R: 3 E: 0 K: 1 S: 11 | H: 3 LOB: 0 BB: 0 P: 17 | R: 0 E: 0 K: 0 S: 6 | H: 0 LOB: 0 BB: 0 P: 8 | R: 1 E: 0 K: 0 S: 7 | H: 2 LOB: 2 BB: 1 P: 15 | | 1B: 7 2B: 0 3B: 0 HR: 1 | SF: 0 SAC: 2 DP: 0 HBP: 0 | WP: 3 PB: 0 SB: 1 CS: 0 | PA: 39 | | | | | | |
| PITCHER | IP | WLS | BF | H | R | ER | SO | BB | IBB | HBP | BLK | WP | HR | S | P | ERA | WHIP | | | | | | | | | | |
| Ramon Martinez, R ERA: 3.12 Steve Wilson, L ERA: 6.0 Tim Crews, R ERA: 24.3 Roger McDowell, R ERA: 4.5 | (1, 1) | 6.0 | 25 | 3 | 1 | 0 | 0 | 3 | 0 | 0 | 0 | 1 | 0 | 6 | 9 | 27.00 | 3.000 | | | | | | | | | | |
| PITCHER | IP | WLS | BF | H | R | ER | SO | BB | IBB | HBP | BLK | WP | HR | S | P | ERA | WHIP | | | | | | | | | | |


| | |
|-----|----|
| AB | 33 |
| R | 5 |
| H | 8 |
| RBI | 5 |
| BB | 4 |
| SO | 1 |
| LOB | 13 |



| Batter | 1 | 2 | 3 | 4 | 5 | 6 | 7 | 8 | 9 | AB | R | H | RBI | BB | SO | LOB | TOP | | | | |
|---|---|---|---|---|---|---|---|---|---|---|---|---|---|---|---|---|---|---|---|---|---|
| Brett Butler, L OBP: 0.394, SLG: 0.464 (1, 8) | 4-0 BB G3-6-3 | | 4-1 BB | | | 3-3 K | | 4-0 BB FC4-6 BB | | 0-3 K | 2 | 0 | 0 | 0 | 3 | 2 | 1 | | | | |
| Lenny Harris, L OBP: 0.300, SLG: 0.222 (1, 4) | 2-1 SAFE F7 | | 2-2 G4-3 | | | 4-2 BB | | 1-1 FC4-6 1B | | 0-0 FC4-6 1B | 2 | 0 | 0 | 0 | 1 | 0 | 2 | | | | |
| Juan Samuel, R OBP: 0.333, SLG: 0.200 (7, PH) | (7, 4) | | | | | | | 1-2 2-3 | | | 2 | 0 | 1 | 0 | 0 | 0 | 2 | | | | |
| Todd Benzinger, S OBP: 0.333, SLG: 0.429 (1, 3) | 1-1 SAFE G3-6-3 | | | | | | | 1-1 F7 | | 0-2 FC4-6 | 3 | 5 | 0 | 2 | 1 | 0 | 0 | | | | |
| Darryl Strawberry, L OBP: 0.323, SLG: 0.385 (1, 9) | | 4-2 BLK 1B BB | | 1-2 G3 | | 0-3 K | | 1-2 3-H G4-3 | | 2-3 K | 5 | 4 | 0 | 0 | 0 | 1 | 2 | | | | |
| Eric Davis, R OBP: 0.448, SLG: 0.583 (1, 7) | | 3-3 K | | 0-3 K | | 1-0 P3 | | 4-2 G1-3 BB | | | 3 | 3 | 0 | 0 | 0 | 1 | 2 | | | | |
| Dave Hansen, L OBP: 0.333, SLG: 0.375 (1, 5) | | 0-0 F9 | | 0-0 F7 | | | | 1-2 G1-3 | | | 3 | 1 | 1 | 0 | 0 | 0 | 2 | | | | |
| Mike Sharperson, R OBP: 0.455, SLG: 0.333 (8, 5) | | | | | | | | 1-2 3B | | | 1 | 0 | 0 | 0 | 0 | 0 | 1 | | | | |
| Mike Scioscia, L OBP: 0.348, SLG: 0.400 (1, 2) | | 0-1 2-H 1B | | | | 1-1 G4-3 | | 1-0 P6 | | 3-2 F8 | 4 | 0 | 1 | 0 | 0 | 0 | 2 | | | | |
| Jose Offerman, S OBP: 0.280, SLG: 0.273 (1, 6) | | | 1-2 P5 | | 0-2 L8 | | | 0-1 1B 3B | | 4-1 BB | 3 | 1 | 1 | 1 | 1 | 0 | 0 | | | | |
| Orel Hershiser, R OBP: 0.200, SLG: 0.400 (1, 1) | | | 0-1 G6-3 | | 2-1 2B | | | 1-1 FC4-6 1B 1B | | 1-2 P7 | 2 | 0 | 1 | 0 | 0 | 0 | 0 | | | | |
| Stan Javier, S OBP: 0.500, SLG: 0.500 (7, PH) | | | | | | | | | | | 1 | 1 | 1 | 1 | 0 | 0 | 0 | | | | |
| Steve Wilson, L OBP: 0.750, SLG: 0.667 (8, 1) | | | | | | | | | | | 0 | 0 | 0 | 0 | 0 | 0 | 2 | | | | |
| Jim Gott, R OBP: 0.333, SLG: 0.200 (7, 4) | | | | | | | | | | | 0 | 0 | 0 | 0 | 0 | 0 | 0 | | | | |
| Inning Stats | R: 0 E: 0 K: 0 S: 5 | H: 0 LOB: 0 BB: 1 P: 11 | R: 0 E: 0 K: 1 S: 8 | H: 1 LOB: 2 BB: 1 P: 15 | R: 0 E: 0 K: 0 S: 9 | H: 0 LOB: 1 BB: 1 P: 16 | R: 0 E: 0 K: 1 S: 8 | H: 1 LOB: 1 BB: 0 P: 9 | R: 0 E: 0 K: 1 S: 12 | H: 0 LOB: 1 BB: 1 P: 15 | R: 3 E: 0 K: 0 S: 16 | H: 4 LOB: 2 BB: 1 P: 27 | R: 0 E: 0 K: 0 S: 12 | H: 0 LOB: 2 BB: 2 P: 25 | R: 0 E: 0 K: 2 S: 10 | H: 1 LOB: 1 BB: 0 P: 12 | 1B: 4 2B: 3 3B: 1 HR: 0 | SF: 0 SAC: 0 DP: 1 HBP: 0 | WP: 0 PB: 0 SB: 0 CS: 0 | PA: 40 | |
| PITCHER | IP WLS BF H R ER SO BB IBB HBP BLK WP HR S P ERA WHIP | IP WLS BF H R ER SO BB IBB HBP BLK WP HR S P ERA WHIP | IP WLS BF H R ER SO BB IBB HBP BLK WP HR S P ERA WHIP | IP WLS BF H R ER SO BB IBB HBP BLK WP HR S P ERA WHIP | IP WLS BF H R ER SO BB IBB HBP BLK WP HR S P ERA WHIP | IP WLS BF H R ER SO BB IBB HBP BLK WP HR S P ERA WHIP | IP WLS BF H R ER SO BB IBB HBP BLK WP HR S P ERA WHIP | IP WLS BF H R ER SO BB IBB HBP BLK WP HR S P ERA WHIP | IP WLS BF H R ER SO BB IBB HBP BLK WP HR S P ERA WHIP | IP WLS BF H R ER SO BB IBB HBP BLK WP HR S P ERA WHIP | IP WLS BF H R ER SO BB IBB HBP BLK WP HR S P ERA WHIP | IP WLS BF H R ER SO BB IBB HBP BLK WP HR S P ERA WHIP | IP WLS BF H R ER SO BB IBB HBP BLK WP HR S P ERA WHIP | IP WLS BF H R ER SO BB IBB HBP BLK WP HR S P ERA WHIP | IP WLS BF H R ER SO BB IBB HBP BLK WP HR S P ERA WHIP | IP WLS BF H R ER SO BB IBB HBP BLK WP HR S P ERA WHIP | IP WLS BF H R ER SO BB IBB HBP BLK WP HR S P ERA WHIP | IP WLS BF H R ER SO BB IBB HBP BLK WP HR S P ERA WHIP | IP WLS BF H R ER SO BB IBB HBP BLK WP HR S P ERA WHIP | IP WLS BF H R ER SO BB IBB HBP BLK WP HR S P ERA WHIP | IP WLS BF H R ER SO BB IBB HBP BLK WP HR S P ERA WHIP |

Los Angeles Dodgers @ Houston Astros
Astrodome, Houston, TX
Mon Apr 13 1992, 8:05 PM EDT
Att: 8,771 - Dome - 70 F


AB 33
R 3
H 8
RBI 3
BB 7
SO 6
LOB 23





| Batter | 1 | 2 | 3 | 4 | 5 | 6 | 7 | 8 | 9 | AB | R | H | RBI | BB | SO | LOB | BOTTOM | | | | |
|---|---|---|---|---|---|---|---|---|---|---|---|---|---|---|---|---|---|---|---|---|---|
| Craig Biggio, R OBP: 0.375, SLG: 0.452 (1, 4) | 1-2 5 2B 1B | | 3-3 K | | 1-1 2B | | 3-2 G3-1 2B | | 3-3 SAFE K | 5 | 1 | 3 | 0 | 0 | 2 | 2 | | | | | |
| Steve Finley, L OBP: 0.323, SLG: 0.433 (1, 8) | 4-1 SAFE 5 2B BB | | 1-3 K | | 2-0 G4-3 | | 1-1 G3-1 | | | 3 | 1 | 0 | 0 | 1 | 1 | 2 | | | | | |
| 5 Jeff Bagwell, R OBP: 0.469, SLG: 0.607 (1, 3) | 3-2 G3 1-H 2-H FC4 2B | | 0-3 K | | 0-3 K | | 4-0 IBB | | | 3 | 1 | 1 | 2 | 1 | 2 | 0 | | | | | |
| Luis Gonzalez, L OBP: 0.167, SLG: 0.063 (1, 7) | 0-1 G3 | | 0-0 F9 | | 2-1 G1-3 | | 1-1 G4-3 | | | 3 | 0 | 0 | 0 | 0 | 0 | 1 | | | | | |
| Casey Candaele, S OBP: 0.296, SLG: 0.231 (7, PH) | | | | | | | | | | 1 | 0 | 0 | 0 | 0 | 0 | 2 | | | | | |
| Doug Jones, R (8, 1) | | | | | | | | | | 0 | 0 | 0 | 0 | 0 | 0 | 0 | | | | | |
| Pete Incaviglia, R OBP: 0.333, SLG: 0.483 (1, 9) | 2-2 FC4 HBP | | 2-1 1B | | 1-3 K | | | 3-2 G5-3 | | | 3 | 0 | 1 | 0 | 1 | 0 | | | | | |
| Ken Caminiti, S OBP: 0.300, SLG: 0.444 (1, 5) | 0-0 FC4 HBP 1B | | 1-0 HR | | | 1-1 G4-3 | | 1-2 2B 1B | | | 4 | 3 | 2 | 2 | 0 | 1 | | | | | |
| Eddie Taubensee, L OBP: 0.375, SLG: 0.357 (1, 2) | 0-1 SAFE HBP 1B | | 0-1 G4-3 | | | 2-0 P5 | | 0-0 1B 2B | | | 4 | 1 | 2 | 1 | 0 | 0 | | | | | |
| Andujar Cedeno, R OBP: 0.200, SLG: 0.167 (7, 1) | 1-0 1B | | | | 2-3 K | | 0-0 G5-3 | | | 2 | 1 | 0 | 0 | 0 | 1 | 0 | | | | | |
| Al Osuna, R (7, 1) | | | | | | | | | | 0 | 0 | 0 | 0 | 0 | 0 | 0 | | | | | |
| Chris Jones, R (8, 7) | 1-2 2-3 E HBP | | | | | | | | | 1 | 0 | 0 | 0 | 0 | 0 | 1 | | | | | |
| Darryl Kile, R OBP: 0.667, SLG: 0.500 (1, 1) | 0-1 SAFE E7 1B | | | | 3-3 K | | | 1-1 K | | | 2 | 0 | 1 | 2 | 0 | 1 | | | | | |
| Rafael Ramirez, R OBP: 0.288, SLG: 0.167 (7, 6) | | | | | | | | | | 2 | 0 | 1 | 0 | 0 | 1 | 0 | | | | | |
| Inning Stats | R: 5 E: 1 K: 0 S: 17 | H: 4 LOB: 1 BB: 1 P: 28 | R: 0 E: 0 K: 3 S: 10 | H: 0 LOB: 0 BB: 0 P: 14 | R: 1 E: 0 K: 0 S: 6 | H: 2 LOB: 0 BB: 0 P: 9 | R: 0 E: 0 K: 2 S: 13 | H: 1 LOB: 1 BB: 0 P: 21 | R: 0 E: 0 K: 0 S: 4 | H: 0 LOB: 0 BB: 0 P: 7 | R: 0 E: 0 K: 1 S: 13 | H: 1 LOB: 2 BB: 1 P: 23 | R: 1 E: 0 K: 1 S: 15 | H: 3 LOB: 2 BB: 0 P: 23 | R: 0 E: 0 K: 1 S: 10 | H: 0 LOB: 1 BB: 0 P: 12 | 1B: 6 2B: 4 3B: 0 HR: 1 | SF: 0 SAC: 0 DP: 0 HBP: 2 | WP: 0 PB: 0 SB: 1 CS: 0 | PA: 37 | |
| PITCHER | IP WLS BF H R ER SO BB IBB HBP BLK WP HR S P ERA WHIP | IP WLS BF H R ER SO BB IBB HBP BLK WP HR S P ERA WHIP | IP WLS BF H R ER SO BB IBB HBP BLK WP HR S P ERA WHIP | IP WLS BF H R ER SO BB IBB HBP BLK WP HR S P ERA WHIP | IP WLS BF H R ER SO BB IBB HBP BLK WP HR S P ERA WHIP | IP WLS BF H R ER SO BB IBB HBP BLK WP HR S P ERA WHIP | IP WLS BF H R ER SO BB IBB HBP BLK WP HR S P ERA WHIP | IP WLS BF H R ER SO BB IBB HBP BLK WP HR S P ERA WHIP | IP WLS BF H R ER SO BB IBB HBP BLK WP HR S P ERA WHIP | IP WLS BF H R ER SO BB IBB HBP BLK WP HR S P ERA WHIP | IP WLS BF H R ER SO BB IBB HBP BLK WP HR S P ERA WHIP | IP WLS BF H R ER SO BB IBB HBP BLK WP HR S P ERA WHIP | IP WLS BF H R ER SO BB IBB HBP BLK WP HR S P ERA WHIP | IP WLS BF H R ER SO BB IBB HBP BLK WP HR S P ERA WHIP | IP WLS BF H R ER SO BB IBB HBP BLK WP HR S P ERA WHIP | IP WLS BF H R ER SO BB IBB HBP BLK WP HR S P ERA WHIP | IP WLS BF H R ER SO BB IBB HBP BLK WP HR S P ERA WHIP | IP WLS BF H R ER SO BB IBB HBP BLK WP HR S P ERA WHIP | IP WLS BF H R ER SO BB IBB HBP BLK WP HR S P ERA WHIP | IP WLS BF H R ER SO BB IBB HBP BLK WP HR S P ERA WHIP | IP WLS BF H R ER SO BB IBB HBP BLK WP HR S P ERA WHIP |

Los Angeles Dodgers @ Houston Astros
Astrodome, Houston, TX
Mon Apr 13 1992, 8:05 PM EDT
Att: 8,771 - Dome - 70 F

AB 33
R 8
H 11
RBI 7
BB 2
SO 9
LOB 9



| Batter | 1 | 2 | 3 | 4 | 5 | 6 | 7 | 8 | 9 | AB | R | H | RBI | BB | SO | LOB | TOP | | | | | | | | |
|--|-------------------------------|----------------------------------|-------------------------------|----------------------------------|-------------------------------|----------------------------------|------------------------------|----------------------------------|-------------------------------|----------------------------------|-------------------------------|----------------------------------|-------------------------------|----------------------------------|-------------------------------|----------------------------------|---|----------------------------------|----------------------------------|------------------------------------|----------------------------------|--------|--|--|--|
| Brett Butler, L OBP: 0.395, SLG: 0.419 (1, 8) | G4-3 | | F7 HR BB | G6-3 | | FC4 BB | | G6-3 | | 3 | 1 | 0 | 1 | 2 | 0 | 2 | Los Angeles Dodgers @ Houston Astros Astrodome, Houston, TX Tue Apr 14 1992, 8:05 PM EDT Att: 13,773 - Dome - 70 F AB 37 R 6 H 10 RBI 5 BB 5 SO 9 LOB 25  | | | | | | | | |
| Mike Sharperson, R OBP: 0.500, SLG: 0.417 (1, 5) | G5-3 | | HR | | | FC4 | | F7 | | 3 | 1 | 2 | 0 | 0 | 0 | 0 | | | | | | | | | |
| Lenny Harris, L OBP: 0.273, SLG: 0.200 (6, PH) | | | HR | | | FC4 | | | | 2 | 0 | 0 | 0 | 0 | 0 | 2 | | | | | | | | | |
| Eric Karros, R OBP: 0.154, SLG: 0.385 (1, 3) | | | F7 | | | | | G4-3 | | 5 | 0 | 0 | 0 | 0 | 2 | 4 | | | | | | | | | |
| Todd Benzinger, S OBP: 0.333, SLG: 0.429 (8, 3) | | | | | FC6-4 2B 1-2 | | | | | 0 | 0 | 0 | 0 | 0 | 0 | 0 | | | | | | | | | |
| Darryl Strawberry, L OBP: 0.333, SLG: 0.367 (1, 9) | | | F7 | | | | | | | 4 | 1 | 1 | 0 | 1 | 1 | 3 | | | | | | | | | |
| Eric Davis, R OBP: 0.471, SLG: 0.714 (1, 7) | | | | | | | | | | 4 | 1 | 2 | 3 | 1 | 1 | 2 | | | | | | | | | |
| Juan Samuel, R OBP: 0.310, SLG: 0.167 (1, 4) | | | | | | | | | | 4 | 0 | 0 | 0 | 1 | 3 | 4 | | | | | | | | | |
| Mike Scioscia, L OBP: 0.321, SLG: 0.360 (1, 2) | | | | | | | | | | 5 | 1 | 1 | 0 | 0 | 0 | 5 | | | | | | | | | |
| Jose Offerman, S OBP: 0.345, SLG: 0.385 (1, 6) | | | | | | | | | | 4 | 1 | 3 | 0 | 0 | 1 | 0 | | | | | | | | | |
| Tom Candiotti, R OBP: 0.167, SLG: 0.167 (1, 1) | | | | | | | | | | 3 | 0 | 1 | 1 | 0 | 1 | 3 | | | | | | | | | |
| Inning Stats | R: 0 E: 0 K: 1 S: 10 | H: 0 LOB: 0 BB: 0 P: 13 | R: 0 E: 0 K: 1 S: 13 | H: 1 LOB: 3 BB: 2 P: 26 | R: 3 E: 0 K: 1 S: 16 | H: 2 LOB: 0 BB: 1 P: 28 | R: 0 E: 0 K: 0 S: 7 | H: 1 LOB: 1 BB: 0 P: 10 | R: 0 E: 0 K: 1 S: 10 | H: 2 LOB: 3 BB: 1 P: 18 | R: 0 E: 0 K: 2 S: 12 | H: 0 LOB: 1 BB: 0 P: 18 | R: 0 E: 0 K: 2 S: 10 | H: 1 LOB: 0 BB: 0 P: 15 | R: 2 E: 0 K: 0 S: 17 | H: 3 LOB: 1 BB: 0 P: 24 | R: 1 E: 1 K: 1 S: 12 | H: 0 LOB: 0 BB: 0 P: 16 | 1B: 7 2B: 2 3B: 0 HR: 1 | SF: 0 SAC: 1 DP: 0 HBP: 0 | WP: 0 PB: 1 SB: 0 CS: 0 | PA: 43 | | | |
| PITCHER | IP | WLS | BF | H | R | ER | SO | BB | IBB | HBP | BLK | WP | HR | S | P | ERA | WHIP | | | | | | | | |
| Butch Henry, L ERA: 6.75 (1, 1) | 5.0 | L | 25 | 6 | 3 | 3 | 4 | 3 | 1 | 0 | 0 | 0 | 1 | 56 | 95 | 5.40 | 1.800 | | | | | | | | |
| Xavier Hernandez, R ERA: (6, 1) | 2.0 | | 8 | 1 | 0 | 0 | 4 | 1 | 0 | 0 | 0 | 0 | 0 | 22 | 33 | 0.00 | 1.000 | | | | | | | | |
| Rob Murphy, L ERA: 4.5 (8, 1) | 1.0 | | 7 | 3 | 3 | 2 | 0 | 0 | 0 | 0 | 0 | 0 | 0 | 19 | 27 | 18.00 | 3.000 | | | | | | | | |
| Ryan Bowen, R ERA: 12.0 (9, 1) | 1.0 | | 3 | 0 | 0 | 0 | 1 | 0 | 0 | 0 | 0 | 0 | 0 | 10 | 13 | 0.00 | 0.000 | | | | | | | | |

| Batter | 1 | 2 | 3 | 4 | 5 | 6 | 7 | 8 | 9 | AB | R | H | RBI | BB | SO | LOB | BOTTOM | | | | | | | | |
|--|------------------------------|----------------------------------|------------------------------|----------------------------------|-------------------------------|----------------------------------|------------------------------|----------------------------------|------------------------------|----------------------------------|-------------------------------|----------------------------------|------------------------------|----------------------------------|------------------------------|----------------------------------|--|----------------------------------|----------------------------------|------------------------------------|----------------------------------|--------|--|--|--|
| Craig Biggio, R OBP: 0.389, SLG: 0.500 (1, 4) | G5-3 | | 5 BB | | G6-3 | | | G3 3B | | 3 | 1 | 1 | 0 | 1 | 0 | 0 | Los Angeles Dodgers @ Houston Astros Astrodome, Houston, TX Tue Apr 14 1992, 8:05 PM EDT Att: 13,773 - Dome - 70 F AB 32 R 2 H 6 RBI 2 BB 3 SO 7 LOB 12  | | | | | | | | |
| Steve Finley, L OBP: 0.314, SLG: 0.412 (1, 8) | B1-3 | | 5 BB | | | | K | G3 | | 4 | 0 | 1 | 2 | 0 | 1 | 0 | | | | | | | | | |
| 5 Jeff Bagwell, R OBP: 0.444, SLG: 0.548 (1, 3) | F9 | | 3-H BB | | | | K | G6-3 | | 3 | 0 | 0 | 0 | 1 | 1 | 0 | | | | | | | | | |
| Luis Gonzalez, L OBP: 0.182, SLG: 0.100 (1, 7) | | | F9 | | G3-1 | | | L3 | | 4 | 0 | 1 | 0 | 0 | 0 | 3 | | | | | | | | | |
| Pete Incaviglia, R OBP: 0.294, SLG: 0.424 (1, 9) | L7 | | | | | | G6-3 | | | 4 | 0 | 0 | 0 | 0 | 1 | 1 | | | | | | | | | |
| Ken Caminiti, S OBP: 0.324, SLG: 0.484 (1, 5) | G3 | | | | | | | | | 4 | 0 | 2 | 0 | 0 | 0 | 0 | | | | | | | | | |
| Eddie Taubensee, L OBP: 0.400, SLG: 0.412 (1, 2) | | | SH5-3 1B 2B | | | | | | | 3 | 1 | 1 | 0 | 1 | 1 | 1 | | | | | | | | | |
| Andujar Cedeno, R OBP: 0.174, SLG: 0.143 (1, 6) | | | F7 | | | | | | | 3 | 0 | 0 | 0 | 0 | 2 | 2 | | | | | | | | | |
| Rafael Ramirez, R OBP: 0.250, SLG: 0.143 (9, PH) | | | | | | | | | | 1 | 0 | 0 | 0 | 0 | 0 | 2 | | | | | | | | | |
| Butch Henry, L Karl Rhodes, L Xavier Hernandez, L Eric Anthony, L Rob Murphy, L Ryan Bowen, R Casey Candaele, S OBP: 0.267, SLG: 0.264 (11, 1) | | | SH5-3 | | | | | | | 0 | 0 | 0 | 0 | 0 | 0 | 0 | | | | | | | | | |
| Inning Stats | R: 0 E: 0 K: 0 S: 6 | H: 0 LOB: 0 BB: 0 P: 12 | R: 0 E: 0 K: 0 S: 7 | H: 0 LOB: 0 BB: 0 P: 10 | R: 1 E: 0 K: 0 S: 17 | H: 2 LOB: 3 BB: 2 P: 27 | R: 0 E: 0 K: 2 S: 7 | H: 0 LOB: 0 BB: 0 P: 10 | R: 0 E: 0 K: 1 S: 6 | H: 0 LOB: 0 BB: 0 P: 10 | R: 0 E: 0 K: 2 S: 12 | H: 1 LOB: 1 BB: 0 P: 20 | R: 0 E: 0 K: 1 S: 9 | H: 1 LOB: 0 BB: 0 P: 13 | R: 1 E: 0 K: 0 S: 8 | H: 1 LOB: 0 BB: 0 P: 13 | R: 0 E: 0 K: 1 S: 13 | H: 1 LOB: 2 BB: 1 P: 22 | 1B: 3 2B: 2 3B: 1 HR: 0 | SF: 0 SAC: 1 DP: 0 HBP: 0 | WP: 0 PB: 0 SB: 2 CS: 0 | PA: 36 | | | |
| PITCHER | IP | WLS | BF | H | R | ER | SO | BB | IBB | HBP | BLK | WP | HR | S | P | ERA | WHIP | | | | | | | | |
| Tom Candiotti, R ERA: 2.76 (1, 1) | 9.0 | W | 36 | 6 | 2 | 2 | 7 | 3 | 0 | 0 | 0 | 0 | 0 | 85 | 137 | 2.00 | 1.000 | | | | | | | | |

| Batter | 1 | 2 | 3 | 4 | 5 | 6 | 7 | 8 | 9 | AB | R | H | RBI | BB | SO | LOB | TOP | | | | |
|---|-------------------------------|----------------------------------|-------------------------------|----------------------------------|------------------------------|----------------------------------|------------------------------|----------------------------------|------------------------------|----------------------------------|------------------------------|----------------------------------|------------------------------|---------------------------------|------------------------------|---------------------------------|---|----------------------------------|------------------------------------|----------------------------------|--------|
| Brett Butler, L OBP: 0.381, SLG: 0.457 (1, 8) | G4-3 | 1B | | G4-3 | | | L6 | | | 4 | 1 | 1 | 0 | 0 | 0 | 0 | Los Angeles Dodgers @ Houston Astros Astrodome, Houston, TX Wed Apr 15 1992, 4:33 AM EDT Att: 8,526 - Dome - 70 F | | | | |
| Lenny Harris, L OBP: 0.320, SLG: 0.227 Mike Sharperson, R OBP: 0.467, SLG: 0.385 (7, PH) (7, 4) | 2B | 1B | | | G3-1 | | G1-4-3 | | | 2 | 1 | 1 | 1 | 1 | 0 | 0 | | | | | |
| Todd Benzinger, S OBP: 0.316, SLG: 0.444 (1, 3) | 1B | 2B | | | K | | | F7 | | 4 | 1 | 1 | 0 | 0 | 2 | 1 | | | | | |
| Darryl Strawberry, L OBP: 0.350, SLG: 0.364 (1, 9) | 1B | 1B | | G3 | G3-1 | | | K | | 3 | 1 | 1 | 0 | 1 | 1 | 0 | | | | | |
| Eric Davis, R OBP: 0.474, SLG: 0.688 (1, 7) | 1B | 1B | | K | | | | K | | 4 | 0 | 2 | 2 | 0 | 2 | 1 | | | | | |
| Dave Hansen, L OBP: 0.308, SLG: 0.333 (1, 5) | 1B | | | G3 | G4-3 | | | G3 | | 4 | 0 | 1 | 1 | 0 | 0 | 2 | | | | | |
| Mike Scioscia, L OBP: 0.281, SLG: 0.310 (1, 2) | P2 | | | F7 | G3 | | | F8 | | 4 | 0 | 0 | 0 | 0 | 0 | 3 | | | | | |
| Jose Offerman, S OBP: 0.313, SLG: 0.345 Kal Daniels, L OBP: 0.308, SLG: 0.385 (9, PH) | G1-3 | | | K | G3 | | | K | | 3 | 0 | 0 | 0 | 0 | 1 | 1 | | | | | |
| Bob Ojeda, L (1, 1) Tim Crews, R (6, 1) Stan Javier, S OBP: 0.400, SLG: 0.400 Jim Gott, R (7, 1) | L4 | | | K | | | | K | | 2 | 0 | 0 | 0 | 0 | 1 | 0 | | | | | |
| Inning Stats | R: 3 E: 0 K: 0 S: 13 | H: 3 LOB: 1 BB: 2 P: 25 | R: 1 E: 0 K: 0 S: 11 | H: 2 LOB: 1 BB: 0 P: 13 | R: 0 E: 0 K: 1 S: 8 | H: 1 LOB: 1 BB: 0 P: 15 | R: 0 E: 0 K: 2 S: 9 | H: 0 LOB: 0 BB: 0 P: 15 | R: 0 E: 1 K: 0 S: 9 | H: 1 LOB: 1 BB: 0 P: 12 | R: 0 E: 0 K: 1 S: 8 | H: 0 LOB: 0 BB: 0 P: 11 | R: 0 E: 0 K: 2 S: 7 | H: 0 LOB: 0 BB: 0 P: 9 | R: 0 E: 0 K: 1 S: 7 | H: 0 LOB: 0 BB: 0 P: 7 | | 1B: 5 2B: 1 3B: 1 HR: 0 | SF: 0 SAC: 0 DP: 0 HBP: 0 | WP: 0 PB: 0 SB: 0 CS: 0 | PA: 35 |
| PITCHER | IP | WLS | BF | H | R | ER | SO | BB | IBB | HBP | BLK | WP | HR | S | P | ERA | WHIP | | | | |
| Mark Portugal, R ERA: 3.46 (1, 1) | 6.0 | W | 26 | 7 | 4 | 4 | 5 | 1 | 1 | 0 | 0 | 0 | 0 | 57 | 90 | 6.00 | 1.333 | | | | |
| Al Osuna, L ERA: (7, 1) | 1.2 | | 5 | 0 | 0 | 0 | 2 | 0 | 0 | 0 | 0 | 0 | 0 | 12 | 17 | 0.00 | 0.000 | | | | |
| Doug Jones, R ERA: (8, 1) | 1.1 | S | 4 | 0 | 0 | 0 | 2 | 0 | 0 | 0 | 0 | 0 | 0 | 10 | 10 | 0.00 | 0.000 | | | | |

AB 33
R 4
H 7
RBI 4
BB 2
SO 9
LOB 8



| Batter | 1 | 2 | 3 | 4 | 5 | 6 | 7 | 8 | 9 | AB | R | H | RBI | BB | SO | LOB | BOTTOM | | | | |
|--|-------------------------------|----------------------------------|-------------------------------|----------------------------------|------------------------------|----------------------------------|------------------------------|---------------------------------|------------------------------|----------------------------------|-------------------------------|----------------------------------|------------------------------|----------------------------------|-------------------------------|----------------------------------|---|----------------------------------|------------------------------------|----------------------------------|--------|
| Craig Biggio, R OBP: 0.300, SLG: 0.472 (1, 4) | S | 1B | | | G4-3 | F7 | | | | 2 | 1 | 0 | 0 | 2 | 0 | 2 | Los Angeles Dodgers @ Houston Astros Astrodome, Houston, TX Wed Apr 15 1992, 4:33 AM EDT Att: 8,526 - Dome - 70 F | | | | |
| Steve Finley, L OBP: 0.333, SLG: 0.421 (1, 8) | K | 1B | | | 5 CS | L6 | | | | 4 | 0 | 2 | 1 | 0 | 1 | 1 | | | | | |
| 5 Jeff Bagwell, R OBP: 0.425, SLG: 0.571 (1, 3) | E6 | FC6-4 | | | 1B | G6-3 | | | | 4 | 1 | 1 | 0 | 0 | 0 | 3 | | | | | |
| Pete Incaviglia, R OBP: 0.316, SLG: 0.459 Doug Jones, R (8, 1) | FC6-4 | 2B | | G6-4-3 | K | | | K | | 4 | 0 | 2 | 2 | 0 | 2 | 1 | | | | | |
| Ken Caminiti, S OBP: 0.316, SLG: 0.441 (1, 5) | FC6-4 | CS | | G6-4-3 | 1B | SH1-4 | | K | | 3 | 1 | 0 | 0 | 1 | 1 | 2 | | | | | |
| Casey Candaele, S OBP: 0.278, SLG: 0.412 (1, 7) | CS | HR | | F9 | SH1-4 | P7 | | P7 | | 3 | 1 | 1 | 1 | 0 | 0 | 0 | | | | | |
| Scott Servais, R OBP: 0.214, SLG: 0.214 (1, 2) | | 1B | | G6-3 | 1B | L6 | | L6 | | 4 | 0 | 2 | 1 | 0 | 0 | 0 | | | | | |
| Rafael Ramirez, R OBP: 0.273, SLG: 0.200 (1, 6) | | FC1-6 | | G6-3 | 1B | | | 1B | | 3 | 1 | 1 | 0 | 0 | 0 | 1 | | | | | |
| Mark Portugal, R (1, 1) Juan Guerrero, R (6, PH) Al Osuna, R (7, 1) Chris Jones, R (8, 9) | | 1B | | K | | F8 | | | | 2 | 0 | 0 | 0 | 0 | 2 | 1 | | | | | |
| Inning Stats | R: 2 E: 1 K: 1 S: 10 | H: 1 LOB: 0 BB: 1 P: 20 | R: 2 E: 0 K: 1 S: 12 | H: 3 LOB: 2 BB: 1 P: 18 | R: 0 E: 0 K: 0 S: 5 | H: 1 LOB: 0 BB: 0 P: 11 | R: 0 E: 0 K: 1 S: 6 | H: 0 LOB: 0 BB: 0 P: 7 | R: 0 E: 0 K: 1 S: 9 | H: 2 LOB: 1 BB: 0 P: 15 | R: 1 E: 0 K: 0 S: 11 | H: 2 LOB: 2 BB: 1 P: 23 | R: 0 E: 0 K: 1 S: 7 | H: 0 LOB: 0 BB: 0 P: 10 | R: 0 E: 0 K: 1 S: 10 | H: 0 LOB: 0 BB: 0 P: 14 | | 1B: 6 2B: 1 3B: 1 HR: 1 | SF: 0 SAC: 1 DP: 1 HBP: 0 | WP: 0 PB: 0 SB: 1 CS: 2 | PA: 35 |
| PITCHER | IP | WLS | BF | H | R | ER | SO | BB | IBB | HBP | BLK | WP | HR | S | P | ERA | WHIP | | | | |
| Bob Ojeda, L ERA: 7.45 (1, 1) | 5.2 | L | 27 | 9 | 5 | 4 | 0 | 3 | 0 | 0 | 0 | 0 | 0 | 51 | 89 | 6.35 | 2.118 | | | | |
| Tim Crews, R ERA: 22.00 (6, 1) | 0.1 | | 1 | 0 | 0 | 0 | 0 | 0 | 0 | 0 | 0 | 0 | 0 | 2 | 5 | 0.00 | 0.000 | | | | |
| Jim Gott, R ERA: 1.13 (7, 1) | 2.0 | | 6 | 0 | 0 | 0 | 2 | 0 | 0 | 0 | 0 | 0 | 0 | 17 | 24 | 0.00 | 0.000 | | | | |

AB 30
R 5
H 9
RBI 5
BB 3
SO 6
LOB 13



| Batter | 1 | 2 | 3 | 4 | 5 | 6 | 7 | 8 | 9 | AB | R | H | RBI | BB | SO | LOB | TOP | | |
|---|---|---|---|---|---|---|---|---|---|---|---|---|---|---|---|---|--|------------------------------------|--|
| Deion Sanders, L (1, 8) OBP: 0.477, SLG: 0.833 | G6-3 1B | | G2-3 | | | E S 1B | K | | | 4 | 0 | 2 | 0 | 1 | 1 | 1 | Atlanta Braves @ Los Angeles Dodgers Dodger Stadium, Los Angeles, CA Thu Apr 16 1992, 7:05 PM PDT Att: 40,089 - Sunny - 69 F | | |
| Steve Lyons, L (1, 9) OBP: 0.143, SLG: 0.429 | K | | 2-3 | | | P5 | P4 | | P4 | 5 | 0 | 1 | 1 | 0 | 1 | 4 | | | |
| Terry Pendleton, S (1, 5) OBP: 0.220, SLG: 0.282 | G6-3 | | 3-H 1-0 | | | | | | G5-4-3 2B | 4 | 0 | 2 | 0 | 0 | 0 | 2 | | | |
| Ron Gant, R (1, 7) OBP: 0.366, SLG: 0.514 | F8 | | | | E5 F8 G4-3 1B | FC5-4 1B | | | G5-4-3 1B | 4 | 2 | 2 | 0 | 0 | 0 | 2 | | | |
| Sid Bream, L (1, 3) OBP: 0.200, SLG: 0.136 | | 2-3 | | | | | | | | 3 | 0 | 0 | 0 | 0 | 1 | 2 | | | |
| Brian Hunter, R (8, PH) OBP: 0.143, SLG: 0.400 | | | | | F8 | F7 | | | G5-4-3 | 1 | 0 | 0 | 0 | 0 | 0 | 2 | | | |
| Damon Berryhill, S (1, 2) OBP: 0.308, SLG: 0.385 | | G3-1 | | | G4-3 | | | | K | 4 | 0 | 1 | 2 | 0 | 1 | 1 | | | |
| Mark Lemke, S (1, 4) OBP: 0.421, SLG: 0.444 | | G4-3 | | | G4-3 | | | | | 4 | 0 | 2 | 0 | 0 | 0 | 0 | | | |
| Rafael Belliard, R (1, 6) OBP: 0.333, SLG: 0.280 | | | G2-3 SH3-4 3B BB | | | K2-3 | | | P9 | 3 | 1 | 0 | 0 | 1 | 2 | 3 | | | |
| Mike Bielecki, R (1, 1) OBP: 0.333, SLG: 0.280 | | | SH3-4 | | | K | | | K | 3 | 0 | 0 | 0 | 0 | 3 | 1 | | | |
| Inning Stats | R: 0 H: 1 E: 0 K: 1 S: 10 | H: 1 LOB: 1 BB: 0 P: 11 | R: 0 H: 0 E: 0 K: 1 S: 6 | H: 0 LOB: 0 BB: 0 P: 10 | R: 1 H: 1 E: 0 K: 0 S: 10 | H: 1 LOB: 1 BB: 1 P: 18 | R: 1 H: 1 E: 1 K: 0 S: 5 | H: 1 LOB: 0 BB: 0 P: 6 | R: 0 H: 1 E: 0 K: 2 S: 12 | H: 3 LOB: 2 BB: 0 P: 13 | R: 0 H: 0 E: 0 K: 2 S: 7 | H: 0 LOB: 0 BB: 0 P: 13 | R: 0 H: 2 E: 0 K: 1 S: 11 | H: 1 LOB: 1 BB: 0 P: 18 | R: 0 H: 1 E: 0 K: 1 S: 11 | H: 1 LOB: 2 BB: 1 P: 18 | 1B: 8 2B: 1 3B: 1 HR: 0 | SF: 0 SAC: 1 DP: 1 HBP: 0 | WP: 0 PA: 38 PB: 0 SB: 3 CS: 0 |
| PITCHER | IP WLS BF H R ER SO BB IBB HBP BLK WP HR S P ERA WHIP | IP WLS BF H R ER SO BB IBB HBP BLK WP HR S P ERA WHIP | IP WLS BF H R ER SO BB IBB HBP BLK WP HR S P ERA WHIP | IP WLS BF H R ER SO BB IBB HBP BLK WP HR S P ERA WHIP | IP WLS BF H R ER SO BB IBB HBP BLK WP HR S P ERA WHIP | IP WLS BF H R ER SO BB IBB HBP BLK WP HR S P ERA WHIP | IP WLS BF H R ER SO BB IBB HBP BLK WP HR S P ERA WHIP | IP WLS BF H R ER SO BB IBB HBP BLK WP HR S P ERA WHIP | IP WLS BF H R ER SO BB IBB HBP BLK WP HR S P ERA WHIP | IP WLS BF H R ER SO BB IBB HBP BLK WP HR S P ERA WHIP | IP WLS BF H R ER SO BB IBB HBP BLK WP HR S P ERA WHIP | IP WLS BF H R ER SO BB IBB HBP BLK WP HR S P ERA WHIP | IP WLS BF H R ER SO BB IBB HBP BLK WP HR S P ERA WHIP | IP WLS BF H R ER SO BB IBB HBP BLK WP HR S P ERA WHIP | IP WLS BF H R ER SO BB IBB HBP BLK WP HR S P ERA WHIP | IP WLS BF H R ER SO BB IBB HBP BLK WP HR S P ERA WHIP | IP WLS BF H R ER SO BB IBB HBP BLK WP HR S P ERA WHIP | | |
| Kevin Gross, R (1, 1) ERA: 1.32 | 6.0 | L | 26 | 7 | 3 | 2 | 5 | 1 | 0 | 0 | 0 | 0 | 0 | 0 | 0 | 0 | 3.00 | 1.333 | |
| Steve Wilson, L (7, 1) ERA: 3.0 | 2.0 | 7 | 2 | 0 | 0 | 0 | 3 | 0 | 0 | 0 | 0 | 0 | 0 | 0 | 0 | 0 | 0.00 | 1.000 | |
| Tim Crews, R (9, 1) ERA: 17.36 | 1.0 | 5 | 1 | 0 | 0 | 0 | 1 | 1 | 0 | 0 | 0 | 0 | 0 | 0 | 0 | 0 | 0.00 | 2.000 | |

| Batter | 1 | 2 | 3 | 4 | 5 | 6 | 7 | 8 | 9 | AB | R | H | RBI | BB | SO | LOB | BOTTOM | | |
|---|---|---|---|---|---|---|---|---|---|---|---|---|---|---|---|---|--|------------------------------------|--|
| Brett Butler, L (1, 8) OBP: 0.391, SLG: 0.487 | K | | L6 | | | | | | G4-3 2B | 4 | 0 | 2 | 0 | 0 | 1 | 1 | Atlanta Braves @ Los Angeles Dodgers Dodger Stadium, Los Angeles, CA Thu Apr 16 1992, 7:05 PM PDT Att: 40,089 - Sunny - 69 F | | |
| Lenny Harris, L (1, 4) OBP: 0.276, SLG: 0.192 | G1-3 | | | | P6 | G2-3 | | | G4-3 | 4 | 0 | 0 | 0 | 0 | 0 | 2 | | | |
| Kal Daniels, L (1, 3) OBP: 0.235, SLG: 0.294 | K | | | | | | | | K | 4 | 0 | 0 | 0 | 0 | 4 | 1 | | | |
| Darryl Strawberry, L (1, 9) OBP: 0.326, SLG: 0.333 | | 3-3 | | | | | | | | 3 | 0 | 0 | 0 | 0 | 1 | 0 | | | |
| Mike Scioscia, L (1, 2) OBP: 0.257, SLG: 0.281 | | G4-3 | | | | | | | | 3 | 0 | 0 | 0 | 0 | 1 | 0 | | | |
| Dave Hansen, L (1, 5) OBP: 0.250, SLG: 0.267 | | L8 | | | | | | | G1-3 | 3 | 0 | 0 | 0 | 0 | 0 | 0 | | | |
| Stan Javier, S (1, 7) OBP: 0.250, SLG: 0.250 | | | L3 | | | | | | G3-1 | 3 | 0 | 0 | 0 | 0 | 0 | 0 | | | |
| Jose Offerman, S (1, 6) OBP: 0.286, SLG: 0.313 | | | G6-3 | | | | | | G6-3 | 3 | 0 | 0 | 0 | 0 | 0 | 0 | | | |
| Kevin Gross, R (1, 1) ERA: 1.32 | | | | | | | | | | 0 | 0 | 0 | 0 | 1 | 0 | 0 | | | |
| Mitch Webster, S (6, PH) OBP: 0.600, SLG: 0.500 | | | | | | | | | | 1 | 0 | 0 | 0 | 0 | 1 | 0 | | | |
| Steve Wilson, L (7, 1) ERA: 3.0 | | | | | | | | | | 0 | 0 | 0 | 0 | 0 | 0 | 0 | | | |
| Tim Crews, R (9, 1) ERA: 17.36 | | | | | | | | | | 0 | 0 | 0 | 0 | 0 | 0 | 0 | | | |
| Todd Benzinger, S (9, PH) OBP: 0.300, SLG: 0.421 | | | | | | | | | | 1 | 0 | 0 | 0 | 0 | 1 | 0 | | | |
| Inning Stats | R: 0 H: 0 E: 0 K: 2 S: 8 | H: 0 LOB: 0 BB: 0 P: 14 | R: 0 H: 0 E: 0 K: 1 S: 9 | H: 0 LOB: 0 BB: 0 P: 17 | R: 0 H: 0 E: 0 K: 0 S: 16 | H: 0 LOB: 1 BB: 1 P: 23 | R: 0 H: 0 E: 0 K: 1 S: 7 | H: 0 LOB: 0 BB: 0 P: 12 | R: 0 H: 0 E: 0 K: 1 S: 7 | H: 1 LOB: 1 BB: 0 P: 8 | R: 0 H: 0 E: 0 K: 2 S: 8 | H: 0 LOB: 0 BB: 0 P: 10 | R: 0 H: 0 E: 0 K: 0 S: 10 | H: 0 LOB: 0 BB: 0 P: 15 | R: 0 H: 1 E: 0 K: 2 S: 10 | H: 1 LOB: 1 BB: 0 P: 13 | 1B: 1 2B: 1 3B: 0 HR: 0 | SF: 0 SAC: 0 DP: 0 HBP: 0 | WP: 0 PA: 30 PB: 0 SB: 0 CS: 0 |
| PITCHER | IP WLS BF H R ER SO BB IBB HBP BLK WP HR S P ERA WHIP | IP WLS BF H R ER SO BB IBB HBP BLK WP HR S P ERA WHIP | IP WLS BF H R ER SO BB IBB HBP BLK WP HR S P ERA WHIP | IP WLS BF H R ER SO BB IBB HBP BLK WP HR S P ERA WHIP | IP WLS BF H R ER SO BB IBB HBP BLK WP HR S P ERA WHIP | IP WLS BF H R ER SO BB IBB HBP BLK WP HR S P ERA WHIP | IP WLS BF H R ER SO BB IBB HBP BLK WP HR S P ERA WHIP | IP WLS BF H R ER SO BB IBB HBP BLK WP HR S P ERA WHIP | IP WLS BF H R ER SO BB IBB HBP BLK WP HR S P ERA WHIP | IP WLS BF H R ER SO BB IBB HBP BLK WP HR S P ERA WHIP | IP WLS BF H R ER SO BB IBB HBP BLK WP HR S P ERA WHIP | IP WLS BF H R ER SO BB IBB HBP BLK WP HR S P ERA WHIP | IP WLS BF H R ER SO BB IBB HBP BLK WP HR S P ERA WHIP | IP WLS BF H R ER SO BB IBB HBP BLK WP HR S P ERA WHIP | IP WLS BF H R ER SO BB IBB HBP BLK WP HR S P ERA WHIP | IP WLS BF H R ER SO BB IBB HBP BLK WP HR S P ERA WHIP | | | |
| Kevin Gross, R (1, 1) ERA: 1.32 | 9.0 | W | 30 | 2 | 0 | 0 | 9 | 1 | 0 | 0 | 0 | 0 | 0 | 0 | 0 | 0 | 0.00 | 0.333 | |

| Batter | 1 | 2 | 3 | 4 | 5 | 6 | 7 | 8 | 9 | AB | R | H | RBI | BB | SO | LOB | TOP | | | | | | |
|---|------------------------------|----------------------------------|--------------------------------|----------------------------------|-------------------------------------|-----------------------------------|------------------------------|----------------------------------|------------------------------|---------------------------------|-------------------------------|----------------------------------|-------------------------------|-------------------------------------|---------------------------------|----------------------------------|---|----------------------------------|------------------------------------|----------------------------------|--------|--|--|
| Deion Sanders, L OBP: 0.469, SLG: 0.783 (1, 8) | | | | | | | | | | 4 | 1 | 1 | 0 | 1 | 0 | 4 | Atlanta Braves @ Los Angeles Dodgers Dodger Stadium, Los Angeles, CA Fri Apr 17 1992, 7:05 PM PDT Att: 47,771 - Cloudy - 71 F | | | | | | |
| Mark Lemke, S OBP: 0.354, SLG: 0.381 (1, 4) | | | | | | | | | | 3 | 0 | 0 | 0 | 0 | 1 | 1 | | | | | | | |
| Terry Pendleton, S OBP: 0.200, SLG: 0.256 (1, 5) | | | | | | | | | | 4 | 0 | 0 | 0 | 0 | 1 | 3 | | | | | | | |
| Ron Gant, R OBP: 0.378, SLG: 0.590 (9, 8) | | | | | | | | | | 4 | 2 | 2 | 3 | 0 | 1 | 0 | | | | | | | |
| Sid Bream, L OBP: 0.207, SLG: 0.120 Lonnie Smith, R (9, PR) (9, 7) | | | | | | | | | | 3 | 0 | 0 | 0 | 1 | 0 | 1 | | | | | | | |
| Brian Hunter, R OBP: 0.120, SLG: 0.333 (9, 3) | | | | | | | | | | 4 | 0 | 0 | 0 | 0 | 2 | 2 | | | | | | | |
| Greg Olson, R OBP: 0.419, SLG: 0.320 (1, 2) | | | | | | | | | | 2 | 1 | 1 | 1 | 2 | 0 | 0 | | | | | | | |
| Rafael Belliard, R OBP: 0.310, SLG: 0.259 Jeff Blauser, R OBP: 0.291, SLG: 0.433 (7, PH) (7, 6) | | | | | | | | | | 2 | 0 | 0 | 0 | 0 | 0 | 1 | | | | | | | |
| Tom Glavine, L OBP: 0.444, SLG: 0.444 Jerry Williams, L OBP: 0.200, SLG: 0.400 Steve Lyons, R OBP: 0.143, SLG: 0.429 Marvin Freeman, R (7, 1) Mike Stanton, L (7, 1) Juan Berenguer, R OBP: 0.357, SLG: 0.459 Alejandro Pena, R (9, 1) (9, 1) | | | | | | | | | | 2 | 1 | 1 | 0 | 0 | 0 | 0 | | | | | | | |
| Inning Stats | R: 0 E: 0 K: 0 S: 9 | H: 1 LOB: 0 BB: 0 P: 12 | R: 1 E: 0 K: 0 S: 10 | H: 2 LOB: 1 BB: 0 P: 14 | R: 3 E: 0 K: 1 S: 13 | H: 2 LOB: 0 BB: 1 P: 22 | R: 0 E: 0 K: 1 S: 7 | H: 0 LOB: 0 BB: 0 P: 10 | R: 0 E: 0 K: 0 S: 4 | H: 0 LOB: 0 BB: 0 P: 7 | R: 1 E: 0 K: 0 S: 11 | H: 1 LOB: 1 BB: 1 P: 20 | R: 0 E: 0 K: 1 S: 11 | H: 0 LOB: 0 BB: 0 P: 16 | R: 0 E: 0 K: 2 S: 15 | H: 1 LOB: 3 BB: 2 P: 26 | | 1B: 4 2B: 2 3B: 0 HR: 1 | SF: 0 SAC: 1 DP: 0 HBP: 0 | WP: 0 PB: 0 SB: 1 CS: 1 | PA: 37 | | |
| PITCHER | IP: 8.0 ERA: 4.32 | WLS: 31 BF: 6 | H: 6 R: 5 ER: 5 SO: 4 | R: 5 ER: 5 SO: 4 | BB: 2 IBB: 0 HBP: 0 BLK: 0 | WP: 0 HR: 1 S: 73 P: 115 | ERA: 5.62 WHIP: 1.000 | | PITCHER | IP: 8.0 ERA: 3.86 | WLS: 3 BF: 1 | H: 0 R: 0 ER: 0 SO: 1 | R: 0 ER: 0 SO: 1 | BB: 0 IBB: 0 HBP: 0 BLK: 0 | WP: 0 HR: 0 S: 8 P: 14 | ERA: 0.00 WHIP: 6.000 | | | | | | | |

AB 32
R 5
H 7
RBI 5
BB 4
SO 6
LOB 15



| Batter | 1 | 2 | 3 | 4 | 5 | 6 | 7 | 8 | 9 | AB | R | H | RBI | BB | SO | LOB | BOTTOM | | | | | | |
|---|-------------------------------|----------------------------------|--------------------------------|----------------------------------|-------------------------------------|----------------------------------|-------------------------------|----------------------------------|------------------------------|----------------------------------|------------------------------|---------------------------------|------------------------------|-------------------------------------|---------------------------------|----------------------------------|---|------------------------------------|----------------------------------|--------|--|--|--|
| Brett Butler, L OBP: 0.392, SLG: 0.477 (1, 8) | | | | | | | | | | 5 | 1 | 2 | 1 | 0 | 0 | 1 | Atlanta Braves @ Los Angeles Dodgers Dodger Stadium, Los Angeles, CA Fri Apr 17 1992, 7:05 PM PDT Att: 47,771 - Cloudy - 71 F | | | | | | |
| Mike Sharperson, R OBP: 0.500, SLG: 0.467 Lenny Harris, L OBP: 0.323, SLG: 0.250 (7, PH) (8, 5) | | | | | | | | | | 2 | 1 | 1 | 0 | 1 | 0 | 1 | | | | | | | |
| Eric Karros, R OBP: 0.188, SLG: 0.438 Todd Benzinger, S OBP: 0.273, SLG: 0.381 (7, PH) (8, 3) | | | | | | | | | | 3 | 1 | 1 | 0 | 0 | 1 | 2 | | | | | | | |
| Darryl Strawberry, L OBP: 0.354, SLG: 0.500 (1, 9) | | | | | | | | | | 4 | 2 | 2 | 5 | 1 | 1 | 2 | | | | | | | |
| Mitch Webster, S OBP: 0.375, SLG: 0.286 Kal Daniels, L OBP: 0.235, SLG: 0.294 Stan Javier, S OBP: 0.222, SLG: 0.222 (7, PH) (8, 7) | | | | | | | | | | 3 | 0 | 0 | 0 | 0 | 2 | 2 | | | | | | | |
| Juan Samuel, R OBP: 0.333, SLG: 0.185 (1, 4) | | | | | | | | | | 3 | 0 | 1 | 0 | 1 | 0 | 2 | | | | | | | |
| Carlos Hernandez, R OBP: 0.143, SLG: 0.286 (1, 2) | | | | | | | | | | 4 | 0 | 1 | 0 | 0 | 0 | 3 | | | | | | | |
| Jose Offerman, S OBP: 0.308, SLG: 0.361 (1, 6) | | | | | | | | | | 4 | 1 | 2 | 0 | 0 | 0 | 1 | | | | | | | |
| Ramon Martinez, R (1, 1) | | | | | | | | | | 3 | 0 | 0 | 0 | 0 | 2 | 2 | | | | | | | |
| Dave Hansen, L OBP: 0.235, SLG: 0.250 Jim Gott, R (8, PH) (9, 1) Roger McDowell, R (9, 1) | | | | | | | | | | 1 | 0 | 0 | 0 | 0 | 1 | 1 | | | | | | | |
| Inning Stats | R: 1 E: 1 K: 3 S: 13 | H: 2 LOB: 1 BB: 0 P: 20 | R: 0 E: 0 K: 0 S: 9 | H: 1 LOB: 0 BB: 0 P: 13 | R: 3 E: 1 K: 1 S: 13 | H: 2 LOB: 1 BB: 1 P: 23 | R: 1 E: 0 K: 1 S: 12 | H: 2 LOB: 0 BB: 0 P: 15 | R: 0 E: 0 K: 0 S: 5 | H: 0 LOB: 2 BB: 1 P: 10 | R: 0 E: 0 K: 0 S: 6 | H: 0 LOB: 2 BB: 1 P: 9 | R: 0 E: 0 K: 1 S: 9 | H: 1 LOB: 1 BB: 0 P: 10 | R: 2 E: 0 K: 1 S: 7 | H: 2 LOB: 0 BB: 0 P: 10 | 1B: 6 2B: 4 3B: 0 HR: 2 | SF: 0 SAC: 0 DP: 0 HBP: 0 | WP: 0 PB: 0 SB: 1 CS: 1 | PA: 40 | | | |
| PITCHER | IP: 6.0 ERA: 1.54 | WLS: 28 BF: 8 | H: 5 R: 3 ER: 3 SO: 0 | R: 3 ER: 3 SO: 0 | BB: 1 IBB: 0 HBP: 0 BLK: 0 | WP: 0 HR: 4 S: 9 P: 9 | ERA: 4.50 WHIP: 3.000 | | PITCHER | IP: 6.0 ERA: 2.25 | WLS: 1 BF: 0 | H: 0 R: 0 ER: 0 SO: 0 | R: 0 ER: 0 SO: 0 | BB: 0 IBB: 0 HBP: 0 BLK: 0 | WP: 0 HR: 0 S: 6 P: 10 | ERA: 0.00 WHIP: 0.000 | | | | | | | |

AB 37
R 7
H 12
RBI 6
BB 3
SO 8
LOB 21



| Batter | 1 | 2 | 3 | 4 | 5 | 6 | 7 | 8 | 9 | AB | R | H | RBI | BB | SO | LOB | TOP | | | |
|---|---|---------------------------------|------------------------------|----------------------------------|------------------------------|----------------------------------|------------------------------|---|------------------------------|----------------------------------|-------------------------------|----------------------------------|-------------------------------|----------------------------------|------------------------------|----------------------------------|---|------------------------------------|----------------------------------|--------|
| Deion Sanders, L (1,8) OBP: 0.472, SLG: 0.800 | G3 | | E 1B | | | F8-2 3B | | K 3-3 SAFE SAFE SAFE SAFE | | 4 | 0 | 2 | 0 | 0 | 1 | 1 | Atlanta Braves @ Los Angeles Dodgers Dodger Stadium, Los Angeles, CA Sat Apr 18 1992, 7:05 PM PDT Att: 46,851 - Sunny - 72 F | | | |
| Mark Lemke, S (1,4) OBP: 0.385, SLG: 0.375 Mike Stanton, L (8,1) Marvin Freeman, R (8,1) | F7 FC6-4 1B | | F7 1B | | | G1-3 | | K BB BB BB BB BB BB BB | | 3 | 0 | 1 | 0 | 1 | 0 | 2 | | | | |
| Terry Pendleton, S (1,5) OBP: 0.204, SLG: 0.239 | P2 | | G4-3 1-2 | | | F8-2 3-H | | K 1-3 BB BB | | 3 | 0 | 0 | 0 | 1 | 0 | 3 | | | | |
| Ron Gant, R (1,7) OBP: 0.367, SLG: 0.558 | FC6-4 1-2 | | | P3 | | | L7 | K 1-2 2-H 3-H | | 4 | 0 | 1 | 1 | 0 | 0 | 1 | | | | |
| Sid Bream, L (1,3) OBP: 0.212, SLG: 0.138 | | K 1-3 | | G6-4-3 1B | | | K 2-3 | | G3 1-1 | 4 | 0 | 1 | 0 | 0 | 2 | 0 | | | | |
| Brian Hunter, R (1,9) OBP: 0.103, SLG: 0.286 | | G4-3 | | G6-4-3 1-2 | | | G6-3 | | K 1-3 | 4 | 0 | 0 | 0 | 0 | 1 | 1 | | | | |
| Greg Olson, R (1,2) OBP: 0.400, SLG: 0.345 | | | | | G4-3 1-2 | | | K 2-1 1B 2B | K 1-3 | 4 | 1 | 1 | 0 | 0 | 2 | 0 | | | | |
| Rafael Belliard, R (1,6) Damon Berryhill, S (8,PH) Steve Lyons, L (8,4) OBP: 0.143, SLG: 0.429 | | | L5 | | | | | F9 0-0 | | 2 | 0 | 0 | 0 | 0 | 1 | 0 | | | | |
| 29 John Smoltz, R (1,1) Jerry Willard, L (8,PH) Jeff Blauser, R (8,PH) OBP: 0.281, SLG: 0.433 | | | | | | | | K 2-2 1B 1B | K 1-3 | 1 | 0 | 1 | 1 | 0 | 0 | 0 | | | | |
| | | | | | | | | E 2-H 1B 1B | | 0 | 1 | 0 | 0 | 0 | 0 | 0 | | | | |
| Inning Stats | R: 0 E: 0 K: 0 S: 6 | H: 1 LOB: 1 BB: 0 P: 8 | R: 0 E: 0 K: 2 S: 9 | H: 0 LOB: 0 BB: 0 P: 13 | R: 1 E: 1 K: 0 S: 8 | H: 2 LOB: 1 BB: 0 P: 14 | R: 0 E: 0 K: 0 S: 4 | H: 1 LOB: 0 BB: 0 P: 5 | R: 0 E: 0 K: 2 S: 9 | H: 0 LOB: 0 BB: 0 P: 13 | R: 0 E: 0 K: 1 S: 10 | H: 0 LOB: 0 BB: 0 P: 17 | R: 2 E: 0 K: 1 S: 14 | H: 3 LOB: 2 BB: 2 P: 30 | R: 0 E: 0 K: 2 S: 8 | H: 0 LOB: 0 BB: 0 P: 11 | 1B: 5 2B: 2 3B: 1 HR: 1 | SF: 0 SAC: 0 DP: 2 HBP: 0 | WP: 0 PB: 0 SB: 1 CS: 0 | PA: 34 |
| PITCHER | IP WLS BF H R ER SO BB IBB HBP BLK WP HR S P ERA WHIP | | | | | | | | | | | | | | | | | | | |
| Orel Hershisier, R (1,1) ERA: 3.98 | 7.1 | 27 | 7 | 3 | 3 | 5 | 0 | 0 | 0 | 0 | 0 | 1 | 58 | 88 | 3.68 | 0.955 | | | | |
| Steve Wilson, L (8,1) ERA: 2.94 | 0.1 | 2 | 0 | 0 | 0 | 1 | 1 | 0 | 0 | 0 | 0 | 0 | 4 | 11 | 0.00 | 3.000 | | | | |
| Roger McDowell, R (8,1) ERA: 3.0 | 1.1 | W | 5 | 1 | 0 | 0 | 2 | 1 | 0 | 0 | 0 | 0 | 11 | 19 | 0.00 | 1.500 | | | | |

| Batter | 1 | 2 | 3 | 4 | 5 | 6 | 7 | 8 | 9 | AB | R | H | RBI | BB | SO | LOB | BOTTOM | | | |
|--|---|----------------------------------|------------------------------|---------------------------------|-------------------------------|----------------------------------|-------------------------------|----------------------------------|-------------------------------|----------------------------------|-------------------------------|----------------------------------|------------------------------|----------------------------------|-------------------------------|----------------------------------|---|------------------------------------|----------------------------------|--------|
| Brett Butler, L (1,8) OBP: 0.393, SLG: 0.500 | 1B G3 BB | | G4-3 | | | | P6 | F9 | | 4 | 2 | 1 | 0 | 1 | 0 | 2 | Atlanta Braves @ Los Angeles Dodgers Dodger Stadium, Los Angeles, CA Sat Apr 18 1992, 7:05 PM PDT Att: 46,851 - Sunny - 72 F | | | |
| Lenny Harris, L (1,5) OBP: 0.353, SLG: 0.290 Mike Sharperson, R (8,PH) OBP: 0.526, SLG: 0.500 | G3 G2-3 1B | | G3-1 | | | | CS 1B | G1-3 1B 1B | | 3 | 0 | 2 | 1 | 0 | 0 | 0 | | | | |
| Kal Daniels, L (1,3) OBP: 0.250, SLG: 0.300 Todd Benzinger, S (8,PH) OBP: 0.304, SLG: 0.409 | G2-3 1-2 | | | | | | L4 1-2 | G1-3 1B 1B | | 3 | 0 | 1 | 0 | 0 | 0 | 3 | | | | |
| Darryl Strawberry, L (1,9) OBP: 0.346, SLG: 0.465 | G3 1B | | G3 | | | | F9 | G1-3 | | 3 | 0 | 0 | 0 | 1 | 0 | 3 | | | | |
| Stan Javier, S (1,7) OBP: 0.231, SLG: 0.167 | G3 1-2 2-3 3-H | | | | | | G1-3 | 1B G4-3 IBB | | 3 | 1 | 0 | 1 | 1 | 1 | 2 | | | | |
| Juan Samuel, R (1,4) OBP: 0.351, SLG: 0.226 | G6-3 | | | | | | K 2B 1B | K G4-3 1B 1B | | 4 | 2 | 2 | 2 | 0 | 1 | 2 | | | | |
| Mike Scioscia, L (1,2) OBP: 0.256, SLG: 0.306 | | | P3 | | | | F7 | G4-3 | | 4 | 0 | 1 | 1 | 0 | 0 | 1 | | | | |
| Jose Offerman, S (1,6) OBP: 0.326, SLG: 0.359 | | | K | | | | | G4-3 PB 1B | | 3 | 0 | 1 | 1 | 1 | 1 | 0 | | | | |
| Orel Hershisier, R (1,1) Steve Wilson, L (8,1) Roger McDowell, R (8,1) | | | G5-3 | | | | | K 2-3 HBP | | 2 | 0 | 0 | 1 | 0 | 1 | 0 | | | | |
| | | | | | | | | | | 0 | 0 | 0 | 0 | 0 | 0 | 0 | | | | |
| | | | | | | | | | | 0 | 0 | 0 | 0 | 0 | 0 | 0 | | | | |
| Inning Stats | R: 1 E: 0 K: 0 S: 11 | H: 1 LOB: 2 BB: 2 P: 27 | R: 0 E: 0 K: 1 S: 8 | H: 0 LOB: 0 BB: 0 P: 9 | R: 0 E: 0 K: 0 S: 11 | H: 1 LOB: 1 BB: 0 P: 12 | R: 1 E: 0 K: 1 S: 10 | H: 2 LOB: 1 BB: 1 P: 19 | R: 1 E: 0 K: 0 S: 11 | H: 2 LOB: 0 BB: 0 P: 15 | R: 0 E: 0 K: 1 S: 11 | H: 0 LOB: 0 BB: 0 P: 14 | R: 0 E: 0 K: 1 S: 7 | H: 0 LOB: 0 BB: 0 P: 11 | R: 4 E: 0 K: 0 S: 17 | H: 4 LOB: 2 BB: 1 P: 30 | 1B: 8 2B: 2 3B: 1 HR: 0 | SF: 1 SAC: 0 DP: 1 HBP: 1 | WP: 0 PB: 1 SB: 0 CS: 1 | PA: 37 |
| PITCHER | IP WLS BF H R ER SO BB IBB HBP BLK WP HR S P ERA WHIP | | | | | | | | | | | | | | | | | | | |
| 29 John Smoltz, R (1,1) ERA: 4.67 | 7.0 | 28 | 6 | 3 | 3 | 4 | 2 | 1 | 0 | 0 | 0 | 0 | 69 | 107 | 3.86 | 1.143 | | | | |
| Mike Stanton, L (8,1) ERA: 10.13 | 0.1 | L | 4 | 2 | 3 | 3 | 0 | 0 | 1 | 0 | 0 | 0 | 6 | 14 | 81.00 | 6.000 | | | | |
| Marvin Freeman, R (8,1) ERA: 3.86 | 0.2 | 5 | 2 | 1 | 1 | 0 | 0 | 0 | 0 | 1 | 0 | 0 | 11 | 16 | 13.50 | 3.000 | | | | |

| Batter | 1 | 2 | 3 | 4 | 5 | 6 | 7 | 8 | 9 | AB | R | H | RBI | BB | SO | LOB | TOP | | | |
|--|---|---------------------------------|-------------------------------|----------------------------------|------------------------------|----------------------------------|------------------------------|----------------------------------|------------------------------|----------------------------------|-------------------------------|----------------------------------|------------------------------|----------------------------------|------------------------------|----------------------------------|---|----------------------------------|------------------------------------|----------------------------------|
| Deion Sanders, L (1, 8) OBP: 0.456, SLG: 0.778 (7, 9) | K | | G4-3 | | F8 | | | SH2-3 2B | | 4 | 0 | 1 | 0 | 0 | 1 | 1 | Atlanta Braves @ Los Angeles Dodgers Dodger Stadium, Los Angeles, CA Sun Apr 19 1992, 7:05 PM PDT Att: 37,145 - Cloudy - 78 F | | | |
| Jeff Blauer, R (1, 4) OBP: 0.257, SLG: 0.394 (7, 6) | G1-3 | | K | | G6-3 | | | SH2-3 | | 3 | 0 | 0 | 1 | 0 | 1 | 0 | | | | |
| Terry Pendleton, S (1, 5) OBP: 0.208, SLG: 0.240 | P3 | | BLK 1B | | G4-3 | | | P4 | | 4 | 0 | 1 | 0 | 0 | 0 | 1 | | | | |
| Ron Gant, R (1, 7) OBP: 0.358, SLG: 0.532 (7, 8) | | S 1B | P6 | | | K | | F7 | | 4 | 1 | 1 | 0 | 0 | 1 | 2 | | | | |
| Sid Bream, L (1, 3) OBP: 0.243, SLG: 0.188 | | G4-6-3 1B BB | | | | K | | | K | 3 | 0 | 1 | 0 | 1 | 2 | 0 | | | | |
| Damon Berryhill, S (1, 2) OBP: 0.316, SLG: 0.368 | | G4-6-3 1B | | F7 | | K | | | G3 | 4 | 0 | 1 | 1 | 0 | 1 | 1 | | | | |
| Steve Lyons, L (1, 9) OBP: 0.091, SLG: 0.273 (7, 4) | | G4-6-3 | | K2-3 | | | F9 | | G6-3 | 4 | 0 | 0 | 0 | 0 | 1 | 3 | | | | |
| Rafael Belliard, R (1, 6) OBP: 0.303, SLG: 0.258 Lonnie Smith, R (7, PH) (7, 7) | | | | P3 | | | F9 | | | 2 | 0 | 1 | 0 | 0 | 0 | 1 | | | | |
| Steve Avery, L (1, 1) OBP: 0.333, SLG: 0.833 Jerry Willard, L (7, PH) OBP: 0.286, SLG: 0.429 Juan Berenguer, R (7, 1) | | F7 | | | | | F8 G6-3 2B | | | 2 | 1 | 1 | 0 | 0 | 0 | 2 | | | | |
| Inning Stats | R: 0 E: 0 K: 1 S: 6 | H: 0 LOB: 0 BB: 0 P: 8 | R: 1 E: 0 K: 0 S: 15 | H: 3 LOB: 2 BB: 1 P: 21 | R: 0 E: 0 K: 1 S: 8 | H: 1 LOB: 1 BB: 0 P: 14 | R: 0 E: 0 K: 1 S: 9 | H: 1 LOB: 1 BB: 0 P: 12 | R: 1 E: 0 K: 0 S: 9 | H: 1 LOB: 0 BB: 0 P: 13 | R: 0 E: 0 K: 3 S: 12 | H: 0 LOB: 0 BB: 0 P: 20 | R: 0 E: 0 K: 1 S: 8 | H: 0 LOB: 0 BB: 0 P: 14 | R: 0 E: 0 K: 1 S: 9 | H: 0 LOB: 0 BB: 0 P: 12 | | 1B: 4 2B: 3 3B: 0 HR: 0 | SF: 0 SAC: 1 DP: 1 HBP: 0 | WP: 0 PB: 0 SB: 1 CS: 0 |
| PITCHER Tom Candiotti, R ERA: 2.49 | IP: 9.0 WLS: W BF: 34 H: 7 R: 2 ER: 2 SO: 8 BB: 1 IBB: 0 HBP: 0 BLK: 1 WP: 0 HR: 0 S: 84 P: 128 ERA: 2.00 WHIP: 0.889 | | | | | | | | | | | | | | | | | | | |

| Batter | 1 | 2 | 3 | 4 | 5 | 6 | 7 | 8 | 9 | AB | R | H | RBI | BB | SO | LOB | BOTTOM | | | |
|--|--|----------------------------------|-------------------------------|----------------------------------|-------------------------------|----------------------------------|-------------------------------|----------------------------------|------------------------------|----------------------------------|------------------------------|---------------------------------|------------------------------|----------------------------------|------------------------------|----------------------------------|---|----------------------------------|------------------------------------|----------------------------------|
| Brett Butler, L (1, 8) OBP: 0.367, SLG: 0.462 | F8 | | G6-3 | | G6-3 | | | FC1-5-2-6 1B | | 4 | 0 | 0 | 0 | 0 | 0 | 1 | Atlanta Braves @ Los Angeles Dodgers Dodger Stadium, Los Angeles, CA Sun Apr 19 1992, 7:05 PM PDT Att: 37,145 - Cloudy - 78 F | | | |
| Mike Sharperson, R (1, 5) OBP: 0.500, SLG: 0.474 Lenny Harris, L (7, PH) (8, 5) | G5-3 | | | 1B BB 1B | G5-3 | | 3-H 1B | | | 3 | 1 | 1 | 0 | 0 | 0 | 0 | | | | |
| Eric Karros, R (1, 3) OBP: 0.211, SLG: 0.421 Todd Benzinger, S (7, PH) OBP: 0.292, SLG: 0.391 (8, 3) | F9 | | | BB 1B 1B | G3-1 | | F7 | | | 3 | 1 | 1 | 0 | 0 | 0 | 0 | | | | |
| Darryl Strawberry, L (1, 9) OBP: 0.339, SLG: 0.447 | | G4-3 | | BB 1B 1B | | F8 | | K | | 4 | 1 | 1 | 0 | 0 | 1 | 0 | | | | |
| Eric Davis, R (1, 7) OBP: 0.452, SLG: 0.629 Mitch Webster, S (9, 7) OBP: 0.375, SLG: 0.286 | | L7 | | S SF7 BB | | P6 | | G1-3 | | 3 | 1 | 0 | 1 | 1 | 0 | 0 | | | | |
| Juan Samuel, R (1, 4) OBP: 0.386, SLG: 0.286 | | E8 | | S 1B | | | | F9 | | 4 | 0 | 2 | 2 | 0 | 0 | 0 | | | | |
| Mike Scioscia, L (1, 2) OBP: 0.238, SLG: 0.289 | | G3-1 | | SF7 | | G4-3 | | | | 2 | 0 | 0 | 1 | 0 | 0 | 2 | | | | |
| Jose Offerman, S (1, 6) OBP: 0.348, SLG: 0.429 | | | G1-6-3 1B | | G5-3 | | | FC1-5-2-6 3B | | 3 | 0 | 2 | 0 | 0 | 0 | 1 | | | | |
| Tom Candiotti, R (1, 1) OBP: 0.111, SLG: 0.111 | | G1-6-3 | | F9 | | | | G5-3 | | 3 | 0 | 0 | 0 | 0 | 0 | 3 | | | | |
| Inning Stats | R: 0 E: 0 K: 0 S: 9 | H: 0 LOB: 0 BB: 0 P: 14 | R: 0 E: 1 K: 0 S: 10 | H: 0 LOB: 1 BB: 0 P: 14 | R: 0 E: 0 K: 0 S: 11 | H: 1 LOB: 0 BB: 0 P: 16 | R: 4 E: 0 K: 0 S: 15 | H: 4 LOB: 1 BB: 1 P: 24 | R: 0 E: 0 K: 0 S: 9 | H: 0 LOB: 0 BB: 0 P: 16 | R: 0 E: 0 K: 0 S: 5 | H: 1 LOB: 1 BB: 0 P: 9 | R: 0 E: 0 K: 0 S: 7 | H: 2 LOB: 2 BB: 0 P: 11 | R: 0 E: 0 K: 1 S: 8 | H: 0 LOB: 0 BB: 0 P: 12 | | 1B: 6 2B: 1 3B: 1 HR: 0 | SF: 1 SAC: 0 DP: 1 HBP: 0 | WP: 0 PB: 0 SB: 2 CS: 0 |
| PITCHER Steve Avery, L ERA: 4.67 Juan Berenguer, R ERA: 3.12 | IP: 6.0 WLS: L BF: 25 H: 6 R: 4 ER: 4 SO: 4 BB: 4 IBB: 0 HBP: 0 BLK: 0 WP: 0 HR: 0 S: 59 P: 93 ERA: 6.00 WHIP: 1.167 | | | | | | | | | | | | | | | | | | | |

AB 32
R 2
H 7
RBI 2
BB 1
SO 8
LOB 11

AB 31
R 4
H 8
RBI 4
BB 1
SO 1
LOB 9



livebaseballscores.com

livebaseballscores.com

| Batter | 1 | 2 | 3 | 4 | 5 | 6 | 7 | 8 | 9 | AB | R | H | RBI | BB | SO | LOB | TOP | | | |
|---|---|----------------------------------|------------------------------|----------------------------------|-------------------------------|----------------------------------|-------------------------------|----------------------------------|-------------------------------|----------------------------------|------------------------------|----------------------------------|------------------------------|----------------------------------|------------------------------|--|--|----------------------------------|------------------------------------|----------------------------------|
| Bip Roberts, S OBP: 0.286, SLG: 0.236 (1, 5) | | | | | | | | | | 5 | 0 | 0 | 0 | 0 | 1 | 2 | Cincinnati Reds @ Los Angeles Dodgers Dodger Stadium, Los Angeles, CA Mon Apr 20 1992, 7:05 PM PDT Att: 31,068 - Cloudy - 75 F | | | |
| Dave Martinez, L OBP: 0.368, SLG: 0.371 (1, 3) | | | | | | | | | | 4 | 0 | 3 | 0 | 0 | 0 | 0 | | | | |
| Billy Hatcher, R OBP: 0.353, SLG: 0.375 (1, 7) | | | | | | | | | | 3 | 0 | 2 | 0 | 1 | 0 | 1 | | | | |
| Reggie Sanders, R OBP: 0.392, SLG: 0.522 (1, 8) | | | | | | | | | | 4 | 0 | 2 | 0 | 0 | 0 | 2 | | | | |
| Paul O'Neill, L OBP: 0.483, SLG: 0.477 (1, 9) | | | | | | | | | | 3 | 0 | 0 | 0 | 1 | 1 | 4 | | | | |
| Joe Oliver, R OBP: 0.300, SLG: 0.324 Scott Ruskin, R (8, 1) | | | | | | | | | | 4 | 0 | 0 | 0 | 0 | 1 | 3 | | | | |
| Bill Doran, S OBP: 0.283, SLG: 0.325 (1, 4) | | | | | | | | | | 2 | 0 | 1 | 0 | 2 | 0 | 0 | | | | |
| Freddie Benavides, R OBP: 0.250, SLG: 0.400 (1, 6) | | | | | | | | | | 4 | 0 | 1 | 0 | 0 | 1 | 4 | | | | |
| Greg Swindell, L Dwayne Henry, R Gary Green, R Rob Dibble, L Rick Wrona, R Jacob Brunfield, R OBP: 0.333, SLG: 0.333 (1, 1) (5, 1) (7, PH) (7, 1) (8, 2) (8, PH) | | | | | | | | | | 2 | 0 | 0 | 0 | 0 | 0 | 1 | | 0 | | |
| Inning Stats | R: 0 E: 0 K: 1 S: 12 | H: 2 LOB: 2 BB: 0 P: 17 | R: 0 E: 0 K: 0 S: 9 | H: 0 LOB: 0 BB: 0 P: 12 | R: 0 E: 0 K: 1 S: 10 | H: 2 LOB: 2 BB: 0 P: 14 | R: 0 E: 0 K: 1 S: 10 | H: 0 LOB: 1 BB: 2 P: 20 | R: 0 E: 0 K: 2 S: 14 | H: 1 LOB: 3 BB: 2 P: 28 | R: 0 E: 0 K: 0 S: 9 | H: 1 LOB: 0 BB: 0 P: 15 | R: 0 E: 0 K: 0 S: 7 | H: 0 LOB: 0 BB: 0 P: 11 | R: 0 E: 0 K: 1 S: 7 | H: 2 LOB: 1 BB: 0 P: 13 | | 1B: 7 2B: 2 3B: 0 HR: 0 | SF: 0 SAC: 0 DP: 1 HBP: 0 | WP: 0 PB: 0 SB: 0 CS: 2 |
| PITCHER Bob Ojeda, L ERA: 3.86 (1, 1) | IP: 9.0 WLS: W BF: 37 H: 9 R: 0 ER: 0 SO: 6 BB: 4 IBB: 0 HBP: 0 BLK: 0 WP: 0 HR: 0 S: 86 P: 143 ERA: 0.00 WHIP: 1.444 | | | | | | | | | | | | | | | PITCHER IP: WLS: BF: H: R: ER: SO: BB: IBB: HBP: BLK: WP: HR: S: P: ERA: WHIP: | | | | |

| | |
|-----|----|
| AB | 33 |
| R | 0 |
| H | 9 |
| RBI | 0 |
| BB | 4 |
| SO | 6 |
| LOB | 18 |



| Batter | 1 | 2 | 3 | 4 | 5 | 6 | 7 | 8 | 9 | AB | R | H | RBI | BB | SO | LOB | BOTTOM | |
|--|---|----------------------------------|-------------------------------|----------------------------------|------------------------------|----------------------------------|-------------------------------|----------------------------------|------------------------------|---------------------------------|------------------------------|----------------------------------|-------------------------------|----------------------------------|----------------------------------|--|--|----------------------------------|
| Brett Butler, L OBP: 0.391, SLG: 0.509 Mitch Webster, S OBP: 0.375, SLG: 0.286 (1, 8) (8, 8) | | | | | | | | | | 3 | 2 | 2 | 0 | 1 | 0 | 0 | Cincinnati Reds @ Los Angeles Dodgers Dodger Stadium, Los Angeles, CA Mon Apr 20 1992, 7:05 PM PDT Att: 31,068 - Cloudy - 75 F | |
| Mike Sharperson, R OBP: 0.440, SLG: 0.409 Lenny Harris, L OBP: 0.361, SLG: 0.303 (1, 5) (7, PH) (8, 5) | | | | | | | | | | 3 | 0 | 0 | 0 | 0 | 2 | 2 | | |
| Eric Karros, R OBP: 0.273, SLG: 0.450 Todd Benzinger, S OBP: 0.280, SLG: 0.375 (1, 3) (7, PH) (8, 3) | | | | | | | | | | 1 | 1 | 1 | 1 | 1 | 0 | 0 | | |
| Darryl Strawberry, L OBP: 0.350, SLG: 0.451 (1, 9) | | | | | | | | | | 4 | 3 | 2 | 1 | 0 | 1 | 0 | | |
| Eric Davis, R OBP: 0.489, SLG: 0.684 Stan Javier, S OBP: 0.286, SLG: 0.231 (1, 7) (8, 7) | | | | | | | | | | 3 | 0 | 3 | 0 | 0 | 0 | 0 | | |
| Juan Samuel, R OBP: 0.396, SLG: 0.263 (1, 4) | | | | | | | | | | 3 | 0 | 0 | 1 | 1 | 0 | 4 | | |
| Mike Scioscia, L OBP: 0.239, SLG: 0.275 (1, 2) | | | | | | | | | | 2 | 0 | 0 | 2 | 1 | 1 | 0 | | |
| Jose Offerman, S OBP: 0.320, SLG: 0.391 (1, 6) | | | | | | | | | | 4 | 0 | 0 | 0 | 0 | 1 | 4 | | |
| Bob Ojeda, L (1, 1) | | | | | | | | | | 3 | 0 | 0 | 0 | 0 | 0 | 0 | | |
| Inning Stats | R: 2 E: 0 K: 1 S: 20 | H: 3 LOB: 3 BB: 2 P: 32 | R: 0 E: 0 K: 1 S: 10 | H: 0 LOB: 0 BB: 0 P: 15 | R: 0 E: 0 K: 1 S: 9 | H: 0 LOB: 0 BB: 0 P: 11 | R: 3 E: 0 K: 0 S: 16 | H: 3 LOB: 0 BB: 1 P: 25 | R: 0 E: 0 K: 0 S: 5 | H: 0 LOB: 0 BB: 0 P: 6 | R: 0 E: 0 K: 0 S: 9 | H: 0 LOB: 1 BB: 1 P: 14 | R: 1 E: 1 K: 1 S: 12 | H: 1 LOB: 1 BB: 0 P: 20 | 1B: 7 2B: 2 3B: 1 HR: 0 | SF: 2 SAC: 0 DP: 1 HBP: 0 | | WP: 0 PB: 0 SB: 0 CS: 1 |
| PITCHER Greg Swindell, L ERA: 3.98 (1, 1) | IP: 4.1 WLS: L BF: 23 H: 8 R: 5 ER: 5 SO: 4 BB: 2 IBB: 1 HBP: 0 BLK: 1 WP: 0 HR: 0 S: 61 P: 93 ERA: 10.38 WHIP: 2.308 | | | | | | | | | | | | | | | PITCHER IP: WLS: BF: H: R: ER: SO: BB: IBB: HBP: BLK: WP: HR: S: P: ERA: WHIP: | | |
| Dwayne Henry, R ERA: 3.99 (5, 1) | 1.2 | 4 | 0 | 0 | 0 | 0 | 0 | 0 | 0 | 8 | 9 | 0.00 | 0.000 | | | | | |
| Rob Dibble, R ERA: (7, 1) | 1.0 | 3 | 0 | 0 | 0 | 0 | 1 | 0 | 0 | 9 | 14 | 0.00 | 1.000 | | | | | |
| Scott Ruskin, L ERA: 2.45 (8, 1) | 1.0 | 5 | 1 | 1 | 0 | 1 | 0 | 0 | 0 | 12 | 20 | 0.00 | 1.000 | | | | | |

| | |
|-----|----|
| AB | 29 |
| R | 6 |
| H | 9 |
| RBI | 5 |
| BB | 4 |
| SO | 5 |
| LOB | 12 |



| Batter | 1 | 2 | 3 | 4 | 5 | 6 | 7 | 8 | 9 | AB | R | H | RBI | BB | SO | LOB | TOP | | | | | | | | |
|---|-------------------------------|----------------------------------|------------------------------|---------------------------------|------------------------------|----------------------------------|------------------------------|----------------------------------|-------------------------------|----------------------------------|------------------------------|---------------------------------|-------------------------------|----------------------------------|------------------------------|---------------------------------|-------------------------------|----------------------------------|----------------------------------|------------------------------------|----------------------------------|--------|--|--|--|
| Bip Roberts, S (1.5) OBP: 0.313, SLG: 0.305 | 1-2 FC4-6 1B | | 0-0 SH3-1 | | 1-0 SF8 3B | | 0-2 G1-3 1B | | 2-3 K | 4 | 2 | 3 | 1 | 0 | 1 | 0 | | | | | | | | | |
| Billy Hatcher, R (1.7) OBP: 0.381, SLG: 0.421 | 2-1 FC4-6 1B | | 0-0 G5-3 1B | | 2-2 SF8 | | 2-0 G1-3 | | | 3 | 0 | 2 | 2 | 0 | 0 | 1 | | | | | | | | | |
| Norm Charlton, S (7.1) | | | | | | | | | | 0 | 0 | 0 | 0 | 0 | 0 | 0 | | | | | | | | | |
| Rob Dibble, L (9.1) | 1-3 FC4-6 1B | | 3-H G5-3 | | 3-H 4-2 | | 1-2 K | | | 0 | 0 | 0 | 0 | 0 | 0 | 0 | | | | | | | | | |
| Dave Martinez, L (1.3) OBP: 0.357, SLG: 0.342 | 1-0 F7 | | 2-1 G5-3 | | 4-2 BB | | 2-3 K | | | 3 | 0 | 0 | 0 | 1 | 1 | 4 | | | | | | | | | |
| Paul O'Neill, L (1.9) OBP: 0.468, SLG: 0.447 | 1-1 FC4-6 | | 4-1 FC6-4 IBB | | 1-0 L6 | | 2-0 P6 | | | 3 | 0 | 0 | 1 | 1 | 0 | 3 | | | | | | | | | |
| Reggie Sanders, R (1.8) OBP: 0.364, SLG: 0.480 | 2-2 F8 | | 0-0 FC6-4 | | 2-3 K | | | | 1-1 G5-3 | 4 | 0 | 0 | 0 | 0 | 1 | 4 | | | | | | | | | |
| Bill Doran, S (1.4) OBP: 0.265, SLG: 0.302 | | 1-3 K | | 2-0 G5-3 | | 1-0 G3-1 | | 1-3 K | | 3 | 0 | 0 | 0 | 0 | 1 | 0 | | | | | | | | | |
| Scott Ruskin, R (6.1) | | | | | | | | | | 0 | 0 | 0 | 0 | 0 | 0 | 0 | | | | | | | | | |
| Jacob Brumfield, R (7.7) OBP: 0.296, SLG: 0.286 | | | | | | | | | | 1 | 0 | 0 | 0 | 0 | 1 | 0 | | | | | | | | | |
| Joe Oliver, R (1.2) OBP: 0.295, SLG: 0.316 | | 0-0 G6-3 | | 3-1 G4-3 1B | | 0-2 G6-3 | | 0-0 G1-3 | | 4 | 0 | 1 | 0 | 0 | 0 | 0 | | | | | | | | | |
| Freddie Benavides, R (1.6) OBP: 0.208, SLG: 0.333 | | 1-3 K | | 1-0 G4-3 | | 0-3 K | | | 2-2 L4 | 4 | 0 | 0 | 0 | 0 | 2 | 1 | | | | | | | | | |
| Chris Hammond, L (1.1) OBP: 0.429, SLG: 0.400 | | | 0-0 SH3-1 1B | | 2-3 K | | 0-2 1B 2B | | 0-3 K | 2 | 1 | 1 | 0 | 0 | 1 | 1 | | | | | | | | | |
| Scott Bankhead, R (6.1) OBP: 0.500, SLG: 0.500 | | | | | | | | | | 0 | 0 | 0 | 0 | 0 | 0 | 0 | | | | | | | | | |
| Gary Green, R (6.6) OBP: 0.333, SLG: 0.667 | | | | | | | | | | 2 | 1 | 1 | 0 | 0 | 1 | 0 | | | | | | | | | |
| Inning Stats | R: 1 E: 0 K: 0 S: 11 | H: 2 LOB: 1 BB: 0 P: 18 | R: 0 E: 0 K: 2 S: 7 | H: 0 LOB: 0 BB: 0 P: 9 | R: 1 E: 0 K: 0 S: 8 | H: 2 LOB: 2 BB: 1 P: 13 | R: 0 E: 0 K: 1 S: 7 | H: 1 LOB: 1 BB: 0 P: 15 | R: 1 E: 0 K: 1 S: 11 | H: 1 LOB: 1 BB: 1 P: 21 | R: 0 E: 0 K: 1 S: 7 | H: 0 LOB: 0 BB: 0 P: 8 | R: 1 E: 0 K: 1 S: 13 | H: 2 LOB: 1 BB: 0 P: 19 | R: 0 E: 0 K: 1 S: 6 | H: 0 LOB: 0 BB: 0 P: 8 | R: 0 E: 0 K: 2 S: 11 | H: 0 LOB: 0 BB: 0 P: 15 | 1B: 5 2B: 2 3B: 1 HR: 0 | SF: 1 SAC: 1 DP: 0 HBP: 0 | WP: 0 PB: 0 SB: 1 CS: 0 | PA: 37 | | | |
| PITCHER | IP | WLS | BF | H | R | ER | SO | BB | IBB | HBP | BLK | WP | HR | S | P | ERA | WHIP | | | | | | | | |
| Kevin Gross, R (1.1) ERA: 2.75 | 6.0 | L | 28 | 8 | 4 | 4 | 5 | 1 | 1 | 0 | 0 | 0 | 0 | 58 | 91 | 6.00 | 1.500 | | | | | | | | |
| Jim Gott, R (7.1) ERA: 1.04 | 0.1 | | 1 | 0 | 0 | 0 | 0 | 0 | 0 | 0 | 0 | 0 | 0 | 1 | 3 | 0.00 | 0.000 | | | | | | | | |
| John Candelaria, L (7.1) ERA: 2.45 | 0.2 | | 2 | 0 | 0 | 0 | 1 | 0 | 0 | 0 | 0 | 0 | 0 | 5 | 9 | 0.00 | 0.000 | | | | | | | | |
| Tim Crews, R (8.1) ERA: 12.15 | 2.0 | | 6 | 0 | 0 | 0 | 3 | 0 | 0 | 0 | 0 | 0 | 0 | 17 | 23 | 0.00 | 0.000 | | | | | | | | |

Cincinnati Reds @ Los Angeles Dodgers
Dodger Stadium, Los Angeles, CA
Tue Apr 21 1992, 7:05 PM PDT
Att: 34,545 - Sunny - 70 F

| | |
|-----|----|
| AB | 33 |
| R | 4 |
| H | 8 |
| RBI | 4 |
| BB | 2 |
| SO | 9 |
| LOB | 14 |



| Batter | 1 | 2 | 3 | 4 | 5 | 6 | 7 | 8 | 9 | AB | R | H | RBI | BB | SO | LOB | BOTTOM | | | | | | | | |
|---|------------------------------|----------------------------------|-------------------------------|----------------------------------|------------------------------|----------------------------------|------------------------------|----------------------------------|------------------------------|----------------------------------|-------------------------------|----------------------------------|-------------------------------|----------------------------------|------------------------------|---------------------------------|------------------------------|----------------------------------|----------------------------------|------------------------------------|----------------------------------|--------|--|--|--|
| Brett Butler, L (1.8) OBP: 0.406, SLG: 0.508 | 1-1 G6-3 | | 2-2 G5-4-3 | | 0-0 BB S 1B | | 1-2 1B | | 4-1 1-2 BB | 4 | 1 | 2 | 0 | 1 | 0 | 2 | | | | | | | | | |
| Mike Sharperson, R (1.5) OBP: 0.400, SLG: 0.346 | 1-2 G1-3 | | | 1-0 E4 G6-4-3 | | 4-0 1B BB SF9 BB | 2-3 K | | 0-2 F9 | 4 | 1 | 0 | 0 | 1 | 1 | 3 | | | | | | | | | |
| Eric Karros, R (1.3) OBP: 0.391, SLG: 0.391 | 1-1 F9 | | | 1-0 G6-4-3 | | 4-0 SF9 1B BB | | 0-1 F8 | 0-0 F7 | 3 | 1 | 0 | 0 | 1 | 0 | 1 | | | | | | | | | |
| Todd Benzinger, S (9. PH) OBP: 0.269, SLG: 0.360 | | | | | | | | | | 1 | 0 | 0 | 0 | 0 | 0 | 2 | | | | | | | | | |
| Darryl Strawberry, L (1.9) OBP: 0.375, SLG: 0.463 | | 1-3 K | | 0-0 FC6-4 1B | | 1-2 2-3 3-H 2-2 | 1B 1B | | 1-0 FC5-4 HBP | 3 | 0 | 2 | 1 | 0 | 1 | 0 | | | | | | | | | |
| Lenny Harris, L (9.9) OBP: 0.561, SLG: 0.303 | | | | | | | | | | 0 | 0 | 0 | 0 | 0 | 0 | 0 | | | | | | | | | |
| Eric Davis, R (1.7) OBP: 0.449, SLG: 0.634 | | 1-3 K | | 3-1 FC6-4 | | 1-2 SF9 | | 0-1 FC5-4 1B | | 3 | 0 | 0 | 1 | 0 | 1 | 2 | | | | | | | | | |
| Juan Samuel, R (1.4) OBP: 0.397, SLG: 0.286 | | 0-3 K | | | 1-2 F7 | | 1-2 1B | | 1-0 1B | 4 | 0 | 2 | 1 | 0 | 1 | 0 | | | | | | | | | |
| Mike Scioscia, L (1.2) OBP: 0.220, SLG: 0.250 | | | 1-0 G4-3 | | 1-0 G4-3 | | 1-2 F8 | | 1-0 L8 | 4 | 0 | 0 | 0 | 0 | 0 | 4 | | | | | | | | | |
| Jose Offerman, S (1.6) OBP: 0.321, SLG: 0.388 | | | 1-1 1B | | 3-3 K | | 1-1 F8 | | 1-0 F8 | 3 | 0 | 1 | 0 | 0 | 1 | 0 | | | | | | | | | |
| Dave Hansen, L (9. PH) OBP: 0.222, SLG: 0.235 | | | | | | | | | | 1 | 0 | 0 | 0 | 0 | 0 | 0 | | | | | | | | | |
| Kevin Gross, R (1.1) OBP: 0.333, SLG: 0.200 | | | 1-2 G5-4-3 | | 0-3 K | | 1-1 F9 | | 4-0 BB | 2 | 0 | 1 | 0 | 0 | 1 | 0 | | | | | | | | | |
| Jim Gott, R (7.1) ERA: 3.95 | | | | | | | | | | 0 | 0 | 0 | 0 | 0 | 0 | 0 | | | | | | | | | |
| John Candelaria, L (7.1) ERA: 2.35 | | | | | | | | | | 0 | 0 | 0 | 0 | 0 | 0 | 0 | | | | | | | | | |
| Stan Javier, S (7. PH) OBP: 0.350, SLG: 0.214 | | | | | | | | | | 1 | 0 | 0 | 0 | 0 | 0 | 0 | | | | | | | | | |
| Tim Crews, R (8.1) ERA: 12.15 | | | | | | | | | | 0 | 0 | 0 | 0 | 0 | 0 | 0 | | | | | | | | | |
| Kal Daniels, L (9. PH) OBP: 0.295, SLG: 0.300 | | | | | | | | | | 0 | 0 | 0 | 0 | 1 | 0 | 0 | | | | | | | | | |
| Mitch Webster, S (9. PH) OBP: 0.375, SLG: 0.289 | | | | | | | | | | 0 | 0 | 0 | 0 | 0 | 0 | 0 | | | | | | | | | |
| Inning Stats | R: 0 E: 0 K: 0 S: 7 | H: 0 LOB: 0 BB: 0 P: 10 | R: 0 E: 0 K: 3 S: 11 | H: 0 LOB: 0 BB: 0 P: 13 | R: 0 E: 0 K: 0 S: 9 | H: 2 LOB: 1 BB: 0 P: 14 | R: 0 E: 0 K: 0 S: 5 | H: 1 LOB: 1 BB: 0 P: 10 | R: 0 E: 0 K: 1 S: 7 | H: 0 LOB: 0 BB: 0 P: 12 | R: 3 E: 0 K: 1 S: 14 | H: 3 LOB: 2 BB: 2 P: 26 | R: 0 E: 0 K: 1 S: 10 | H: 1 LOB: 1 BB: 0 P: 15 | R: 0 E: 0 K: 0 S: 6 | H: 1 LOB: 2 BB: 0 P: 9 | R: 0 E: 1 K: 0 S: 6 | H: 0 LOB: 2 BB: 2 P: 15 | 1B: 8 2B: 0 3B: 0 HR: 0 | SF: 1 SAC: 0 DP: 2 HBP: 1 | WP: 0 PB: 0 SB: 1 CS: 0 | PA: 39 | | | |
| PITCHER | IP | WLS | BF | H | R | ER | SO | BB | IBB | HBP | BLK | WP | HR | S | P | ERA | WHIP | | | | | | | | |
| Chris Hammond, L (1.1) ERA: 3.26 | 5.1 | | 22 | 5 | 3 | 3 | 5 | 2 | 0 | 0 | 0 | 0 | 0 | 6 | 9 | 5.06 | 1.312 | | | | | | | | |
| Scott Bankhead, R (6.1) ERA: 3.95 | 0.1 | W | 1 | 0 | 0 | 0 | 0 | 0 | 0 | 0 | 0 | 0 | 0 | 1 | 1 | 0.00 | 0.000 | | | | | | | | |
| Scott Ruskin, L (6.1) ERA: 2.35 | 0.1 | | 1 | 0 | 0 | 0 | 0 | 0 | 0 | 0 | 0 | 0 | 0 | 1 | 1 | 0.00 | 0.000 | | | | | | | | |
| Norm Charlton, L (7.1) ERA: 2.7 | 2.0 | S | 9 | 2 | 0 | 0 | 1 | 0 | 0 | 1 | 0 | 0 | 0 | 16 | 24 | 0.00 | 1.000 | | | | | | | | |
| Rob Dibble, R (9.1) ERA: 12.15 | 1.0 | | 5 | 0 | 0 | 0 | 0 | 2 | 0 | 0 | 0 | 0 | 0 | 6 | 15 | 0.00 | 2.000 | | | | | | | | |

Cincinnati Reds @ Los Angeles Dodgers
Dodger Stadium, Los Angeles, CA
Tue Apr 21 1992, 7:05 PM PDT
Att: 34,545 - Sunny - 70 F

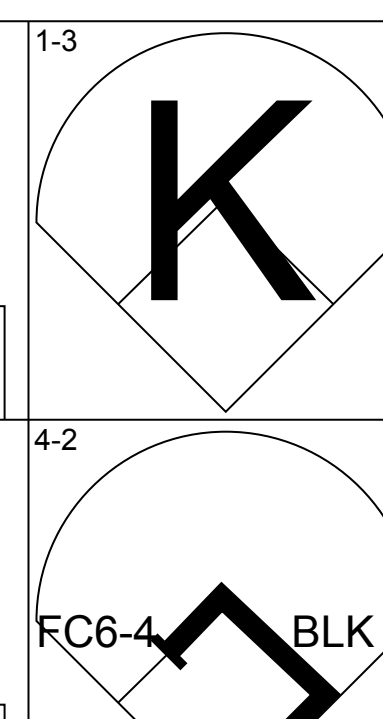
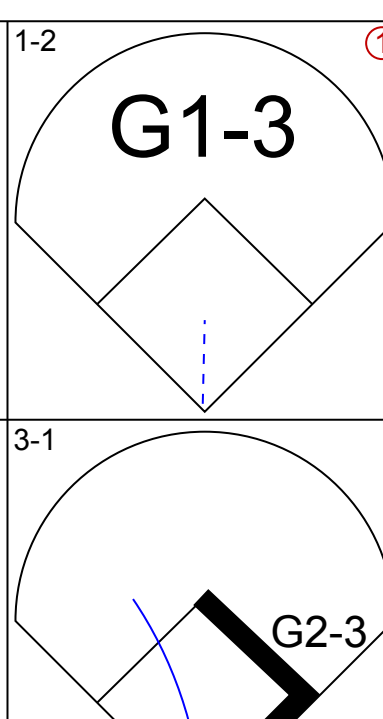
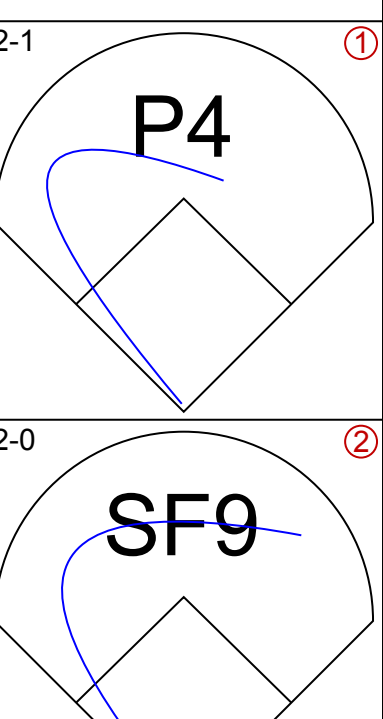
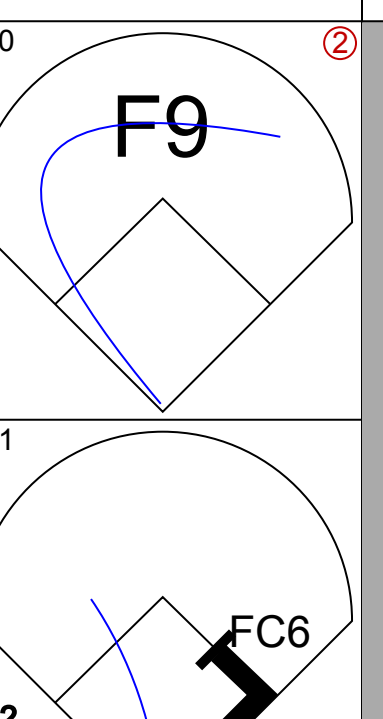
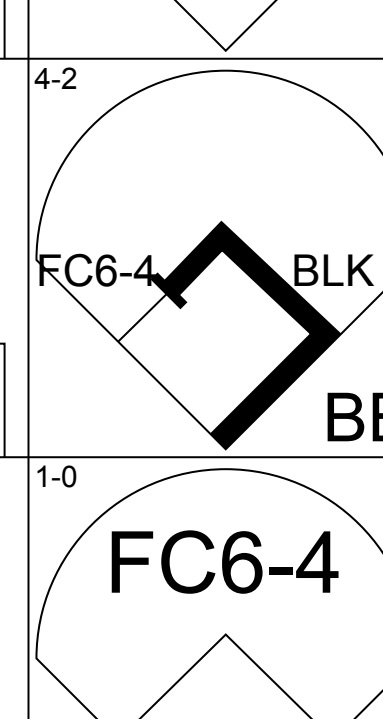
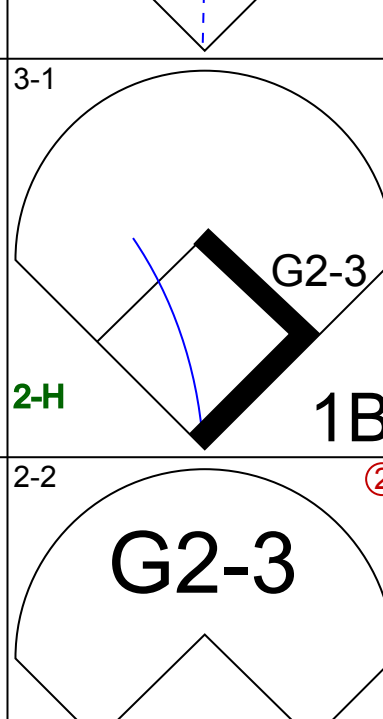
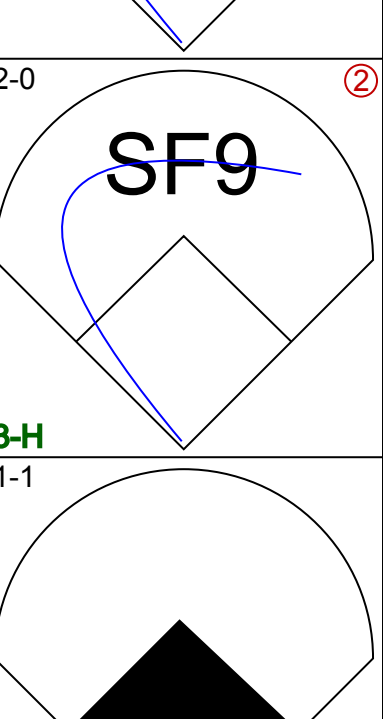
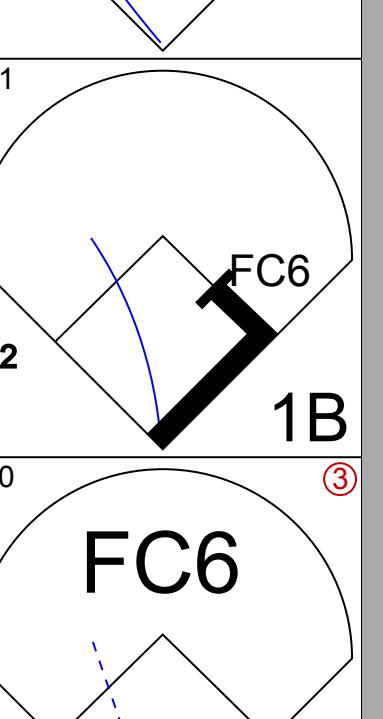
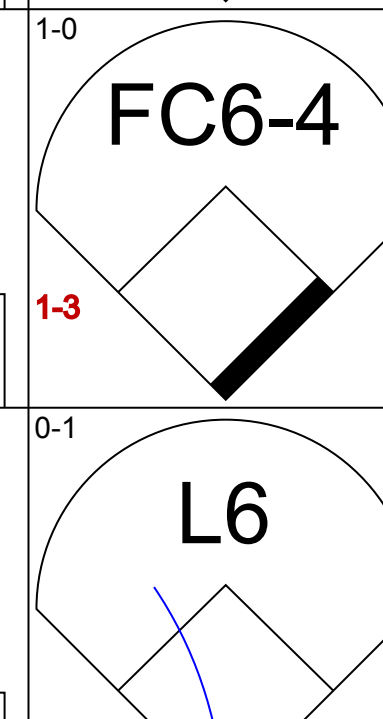
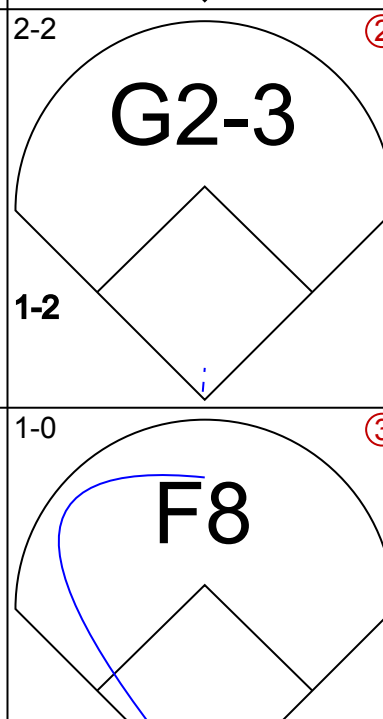
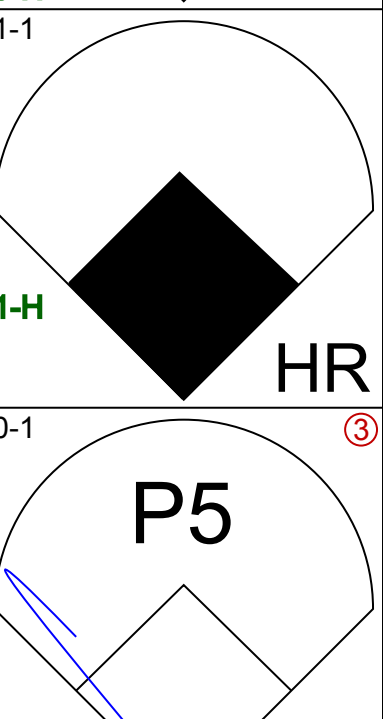
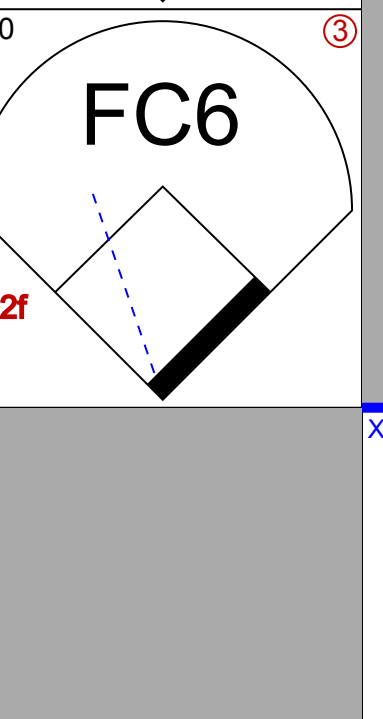
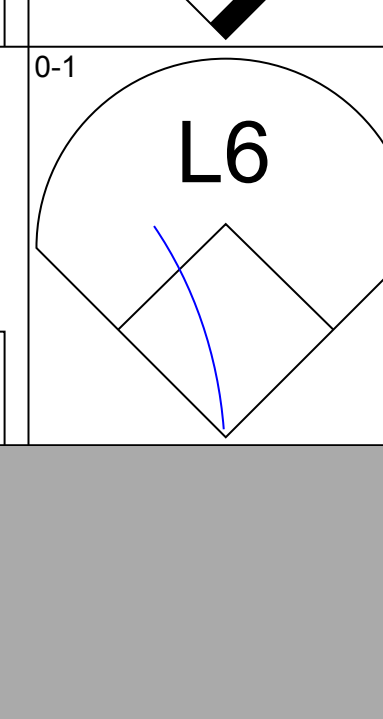
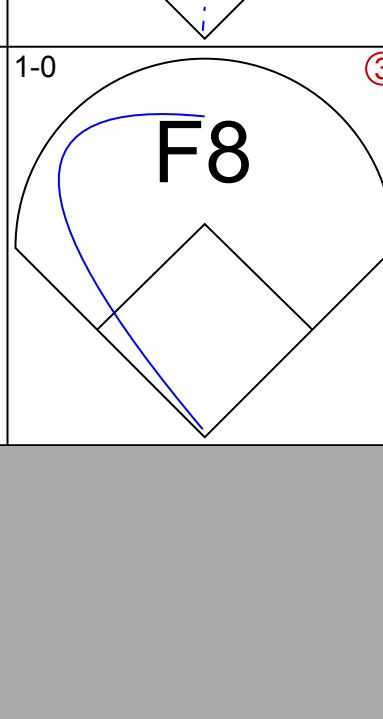
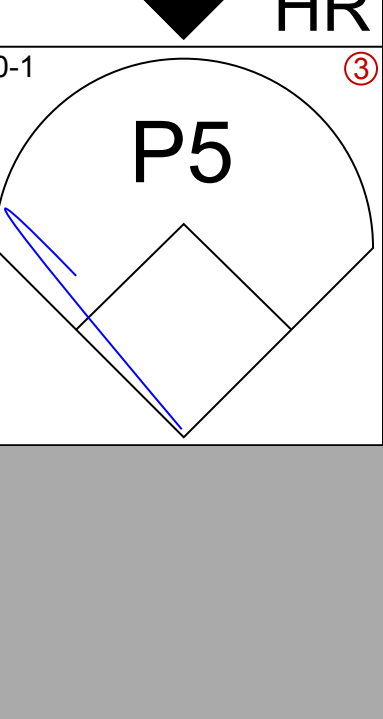

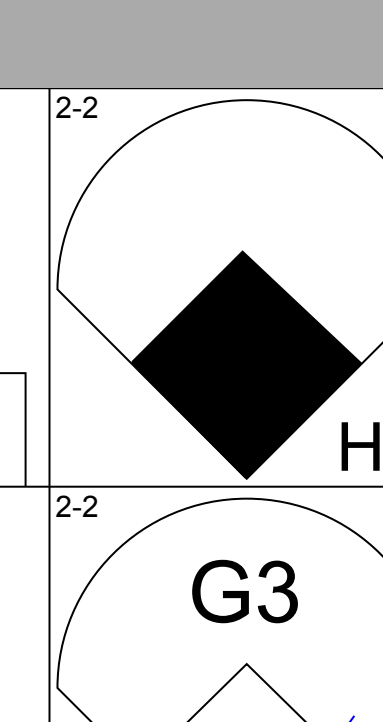
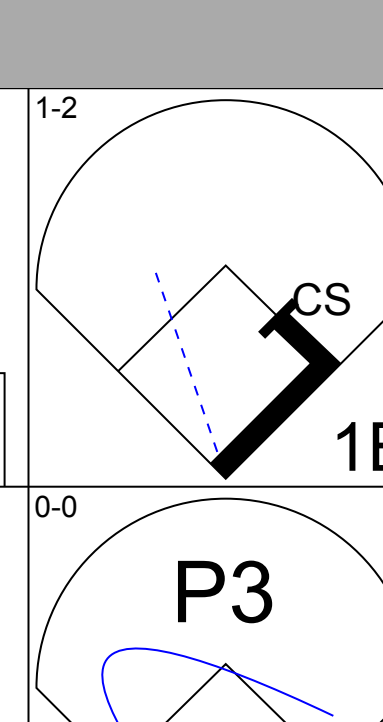
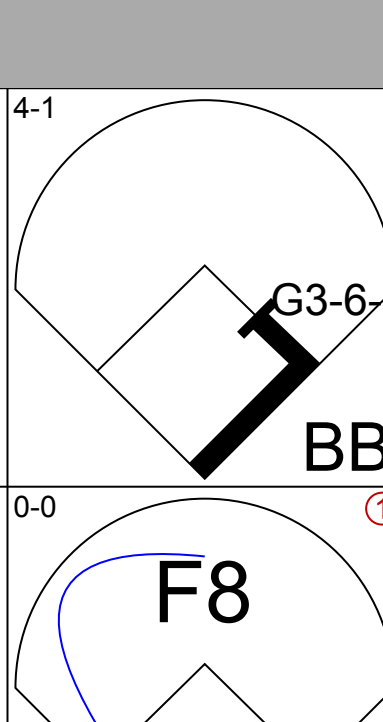
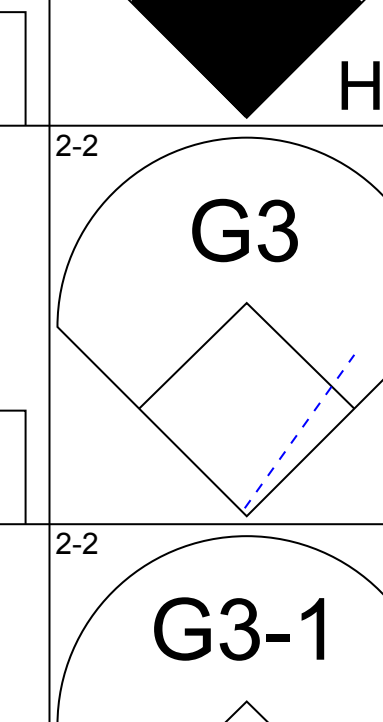
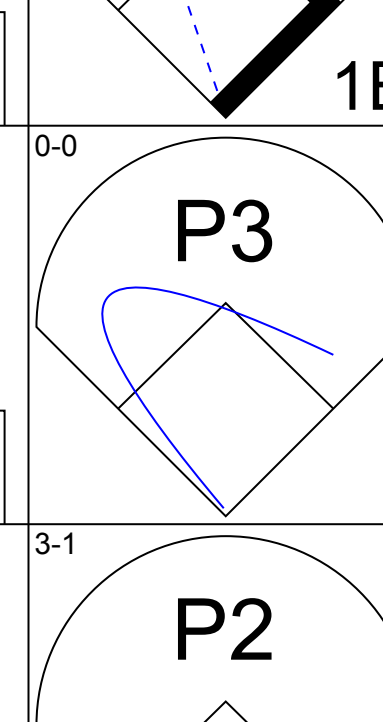
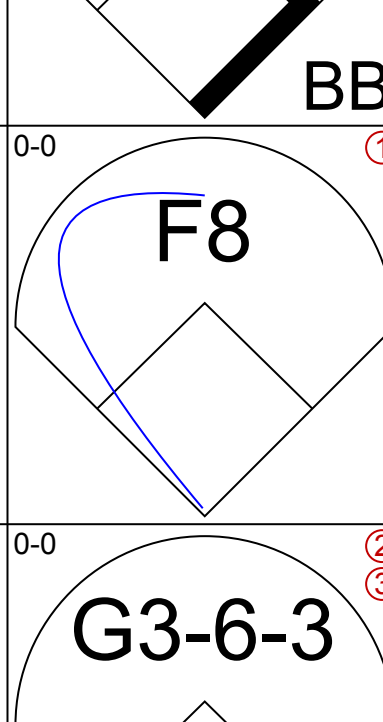
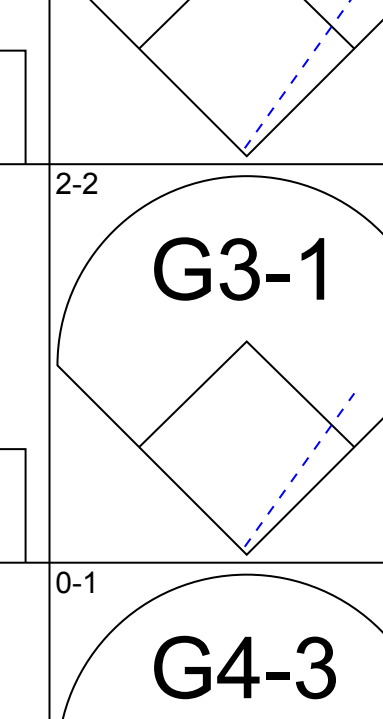
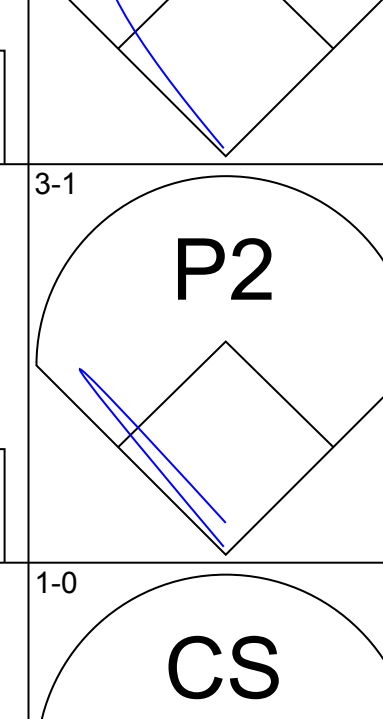
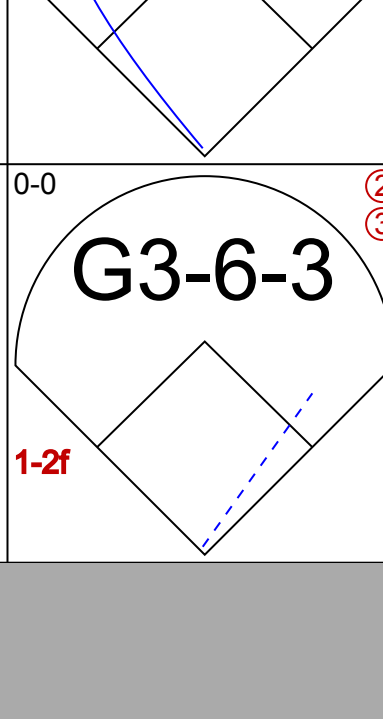
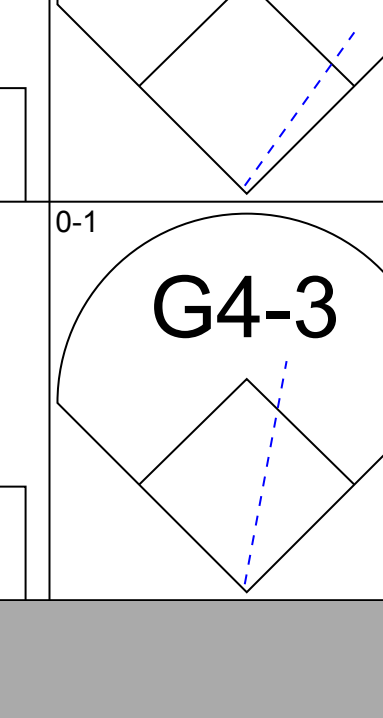
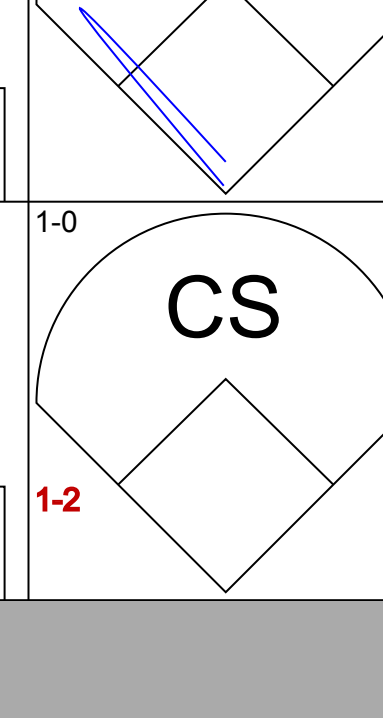

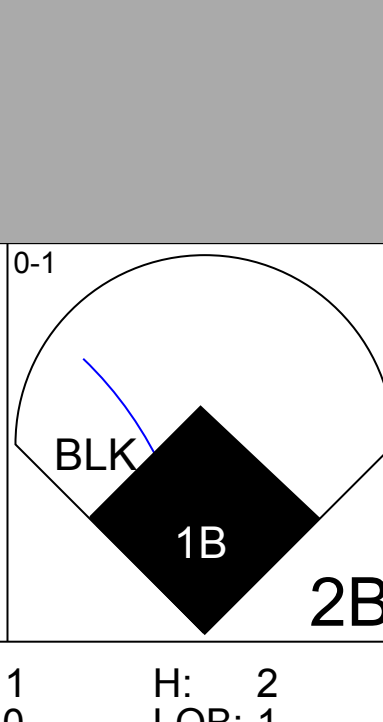
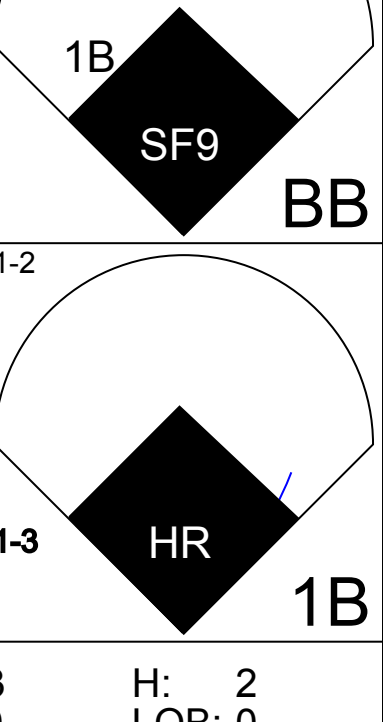
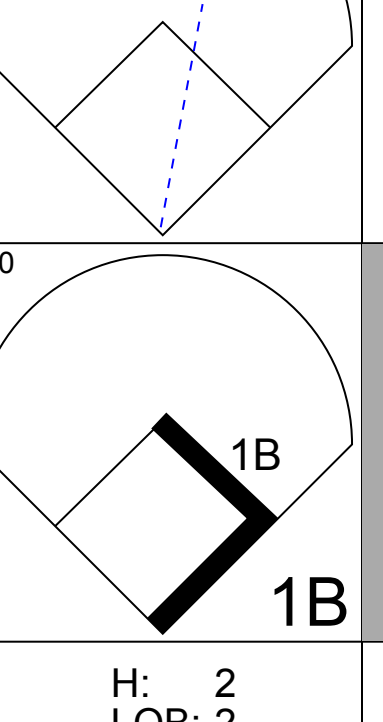
| | |
|-----|----|
| AB | 33 |
| R | 3 |
| H | 8 |
| RBI | 3 |
| BB | 4 |
| SO | 6 |
| LOB | 14 |



| Batter | 1 | 2 | 3 | 4 | 5 | 6 | 7 | 8 | 9 | AB | R | H | RBI | BB | SO | LOB | TOP | | | | | |
|---|-------------------------------|----------------------------------|------------------------------|----------------------------------|------------------------------|----------------------------------|-------------------------------|----------------------------------|------------------------------|----------------------------------|-------------------------------|----------------------------------|-------------------------------|----------------------------------|------------------------------|----------------------------------|--|----------------------------------|----------------------------------|------------------------------------|-------------------------|--------|
| Bip Roberts, S OBP: 0.347, SLG: 0.339 (1, 5) | F8 1B | | F9 2B | | CS BB | | L9 | FC5 IBB | | 3 | 0 | 2 | 0 | 2 | 0 | 1 | Cincinnati Reds @ Los Angeles Dodgers Dodger Stadium, Los Angeles, CA Wed Apr 22 1992, 7:05 PM PDT Att: 34,924 - Cloudy - 70 F | | | | | |
| Billy Hatcher, R OBP: 0.346, SLG: 0.375 Norm Charlton, S (8, 1) | L8 | | F9 | | K | | E BB | FC5 | | 5 | 0 | 1 | 0 | 0 | 1 | 6 | | | | | | |
| Dave Martinez, L OBP: 0.362, SLG: 0.317 (1, 3) | F8 | | G6-3 | | CS | 1B FC5-4 BB | E BB | | G4-3 | 3 | 1 | 0 | 0 | 2 | 0 | 2 | | | | | | |
| Paul O'Neill, L OBP: 0.448, SLG: 0.423 (1, 9) | F9 | | | | F9 | FC5-4 1B | E5 | | K | 5 | 0 | 1 | 0 | 0 | 1 | 3 | | | | | | |
| Reggie Sanders, R OBP: 0.367, SLG: 0.463 (1, 8) | | SH3-4 WP 1B | | | G5-3 | FC5-4 FC3-6 | P6 | | | 4 | 1 | 1 | 1 | 1 | 0 | 4 | | | | | | |
| Bill Doran, S OBP: 0.288, SLG: 0.311 Scott Bankhead, R OBP: 0.667, SLG: 0.667 Jacob Brumfield, R OBP: 0.250, SLG: 0.250 (8, 7) | | WP SH3-4 CS BB | | | 2B | FC3-6 | | 2B 1B | F8 | 2 | 1 | 1 | 0 | 1 | 0 | 1 | | | | | | |
| Joe Oliver, R OBP: 0.298, SLG: 0.341 (1, 2) | SH3-4 | | | | WP 1B | G6-3 | | P1 | | 3 | 0 | 1 | 1 | 0 | 0 | 2 | | | | | | |
| Freddie Benavides, R OBP: 0.214, SLG: 0.357 (1, 6) | | | K | | P6 | | F7 | | | 4 | 0 | 1 | 0 | 0 | 1 | 2 | | | | | | |
| Tom Browning, L OBP: 0.286, SLG: 0.333 Steve Foster, R (6, 1) | | | F8 | | F8 | | E5 | | G5-3 | 2 | 0 | 0 | 0 | 0 | 0 | 0 | | | | | | |
| Gary Green, R OBP: 0.200, SLG: 0.400 (6, 6) | | | | | | | 1B E | | | 2 | 1 | 0 | 0 | 0 | 0 | 2 | | | | | | |
| Inning Stats | R: 0 E: 0 K: 0 S: 13 | H: 1 LOB: 1 BB: 0 P: 20 | R: 1 E: 0 K: 1 S: 9 | H: 1 LOB: 0 BB: 1 P: 18 | R: 0 E: 0 K: 0 S: 8 | H: 1 LOB: 1 BB: 0 P: 13 | R: 1 E: 0 K: 1 S: 13 | H: 2 LOB: 1 BB: 0 P: 21 | R: 0 E: 0 K: 0 S: 7 | H: 0 LOB: 0 BB: 1 P: 13 | R: 1 E: 0 K: 0 S: 10 | H: 1 LOB: 1 BB: 1 P: 18 | R: 1 E: 2 K: 0 S: 15 | H: 1 LOB: 3 BB: 1 P: 27 | R: 0 E: 0 K: 0 S: 9 | H: 2 LOB: 3 BB: 1 P: 17 | R: 0 E: 0 K: 1 S: 7 | H: 0 LOB: 1 BB: 1 P: 16 | 1B: 6 2B: 3 3B: 0 HR: 0 | SF: 0 SAC: 1 DP: 0 HBP: 0 | WP: 2 PB: 0 CS: 2 | PA: 43 |
| PITCHER | IP | WLS | BF | H | R | ER | SO | BB | IBB | HBP | BLK | WP | HR | S | P | ERA | WHIP | | | | | |
| Ramon Martinez, R ERA: 4.37 (1, 1) | 6.0 | | 25 | 6 | 3 | 3 | 2 | 3 | 0 | 0 | 0 | 2 | 0 | 60 | 103 | 4.50 | 1.500 | | | | | |
| Steve Wilson, L ERA: 2.57 (7, 1) | 0.2 | L | 6 | 1 | 1 | 0 | 0 | 1 | 0 | 0 | 0 | 0 | 0 | 14 | 24 | 0.00 | 3.000 | | | | | |
| Tim Crews, R ERA: 10.13 (7, 1) | 1.1 | | 7 | 2 | 0 | 0 | 0 | 0 | 1 | 0 | 0 | 0 | 0 | 10 | 20 | 0.00 | 1.500 | | | | | |
| John Candelaria, L ERA: 1.93 (9, 1) | 1.0 | | 4 | 0 | 0 | 0 | 1 | 1 | 0 | 0 | 0 | 0 | 0 | 7 | 16 | 0.00 | 1.000 | | | | | |

| Batter | 1 | 2 | 3 | 4 | 5 | 6 | 7 | 8 | 9 | AB | R | H | RBI | BB | SO | LOB | BOTTOM | | | | | |
|--|-------------------------------|----------------------------------|------------------------------|---------------------------------|-------------------------------|----------------------------------|-------------------------------|----------------------------------|-------------------------------|----------------------------------|-------------------------------|----------------------------------|-------------------------------|----------------------------------|------------------------------|---------------------------------|--|---------------------------------|-----------------------------------|------------------------------------|-------------------------|--------|
| Brett Butler, L OBP: 0.405, SLG: 0.492 (1, 8) | F8 | | F9 | | BB | G3 1B | | P4 | | 4 | 0 | 1 | 1 | 1 | 0 | 0 | Cincinnati Reds @ Los Angeles Dodgers Dodger Stadium, Los Angeles, CA Wed Apr 22 1992, 7:05 PM PDT Att: 34,924 - Cloudy - 70 F | | | | | |
| Mike Sharperson, R OBP: 0.424, SLG: 0.379 Lenny Harris, L OBP: 0.342, SLG: 0.286 (6, PH) (7, 5) | 1B | | 2B | | G4-3 | G3 | | G6-3 | | 3 | 1 | 2 | 0 | 0 | 0 | 3 | | | | | | |
| Eric Karros, R OBP: 0.310, SLG: 0.462 Kal Daniels, L OBP: 0.318, SLG: 0.300 (6, PH) (7, 3) | 1B | | 1B | | G6-3 | | | G6-3 | | 3 | 0 | 2 | 0 | 0 | 0 | 0 | | | | | | |
| Mitch Webster, S OBP: 0.333, SLG: 0.250 (9, PH) | FC6-4 1B | | 2B | | | BB | | | | 1 | 0 | 0 | 0 | 0 | 0 | 0 | | | | | | |
| Darryl Strawberry, L OBP: 0.377, SLG: 0.448 (1, 9) | FC6-4 1B | | G6-4-3 BB | | F8 | K | | F8 | | 4 | 0 | 1 | 1 | 1 | 1 | 2 | | | | | | |
| Eric Davis, R OBP: 0.444, SLG: 0.630 (1, 7) | FC6-4 | | G6-4-3 | | S 2B | | | | | 5 | 0 | 2 | 0 | 0 | 1 | 5 | | | | | | |
| Juan Samuel, R OBP: 0.377, SLG: 0.304 (1, 4) | K | | | | G1-3 1B | G4-3 | | | | 4 | 0 | 2 | 0 | 0 | 1 | 3 | | | | | | |
| Carlos Hernandez, R OBP: 0.400, SLG: 0.444 Mike Scioscia, L OBP: 0.216, SLG: 0.244 (7, PH) (8, 2) | | G6-4-3 1B | | | G1-3 1B | SH1-4 BB BB | | F8 | | 2 | 1 | 2 | 0 | 1 | 0 | 0 | | | | | | |
| Jose Offerman, S OBP: 0.316, SLG: 0.365 (1, 6) | | G6-4-3 | | | G1-3 | 1B SH1-4 BB | | L8 | | 3 | 1 | 0 | 0 | 1 | 0 | 4 | | | | | | |
| Ramon Martinez, R Stan Javier, S Steve Wilson, L Tim Crews, R Dave Hansen, L John Candelaria, L (1, 1) (6, PH) (7, 1) (7, 1) (8, PH) (9, 1) | | G1-3 | | | K | SH1-4 | | K | | 2 | 0 | 0 | 0 | 0 | 1 | 2 | | | | | | |
| Inning Stats | R: 1 E: 0 K: 1 S: 17 | H: 3 LOB: 2 BB: 0 P: 25 | R: 0 E: 0 K: 0 S: 7 | H: 1 LOB: 0 BB: 0 P: 9 | R: 0 E: 0 K: 0 S: 12 | H: 2 LOB: 3 BB: 1 P: 19 | R: 0 E: 0 K: 1 S: 15 | H: 2 LOB: 3 BB: 1 P: 28 | R: 0 E: 0 K: 1 S: 12 | H: 1 LOB: 1 BB: 0 P: 20 | R: 2 E: 0 K: 1 S: 14 | H: 1 LOB: 2 BB: 3 P: 30 | R: 0 E: 0 K: 1 S: 11 | H: 1 LOB: 1 BB: 0 P: 19 | R: 0 E: 0 K: 1 S: 6 | H: 0 LOB: 0 BB: 0 P: 7 | R: 0 E: 0 K: 0 S: 4 | H: 1 LOB: 1 BB: 0 P: 5 | 1B: 10 2B: 2 3B: 0 HR: 0 | SF: 0 SAC: 1 DP: 2 HBP: 0 | WP: 0 PB: 0 CS: 0 | PA: 41 |
| PITCHER | IP | WLS | BF | H | R | ER | SO | BB | IBB | HBP | BLK | WP | HR | S | P | ERA | WHIP | | | | | |
| Tom Browning, L ERA: 6.05 (1, 1) | 5.0 | | 25 | 9 | 2 | 2 | 2 | 3 | 0 | 0 | 0 | 0 | 0 | 63 | 105 | 3.60 | 2.400 | | | | | |
| Steve Foster, R ERA: 10.13 (6, 1) | 0.2 | | 5 | 1 | 1 | 1 | 0 | 2 | 0 | 0 | 0 | 0 | 0 | 10 | 19 | 13.50 | 4.500 | | | | | |
| Scott Bankhead, R ERA: 2.7 (6, 1) | 2.0 | W | 7 | 1 | 0 | 0 | 3 | 0 | 0 | 0 | 0 | 0 | 0 | 20 | 32 | 0.00 | 0.500 | | | | | |
| Norm Charlton, L ERA: 2.38 (8, 1) | 1.1 | S | 4 | 1 | 0 | 0 | 0 | 0 | 0 | 0 | 0 | 0 | 0 | 5 | 6 | 0.00 | 0.750 | | | | | |



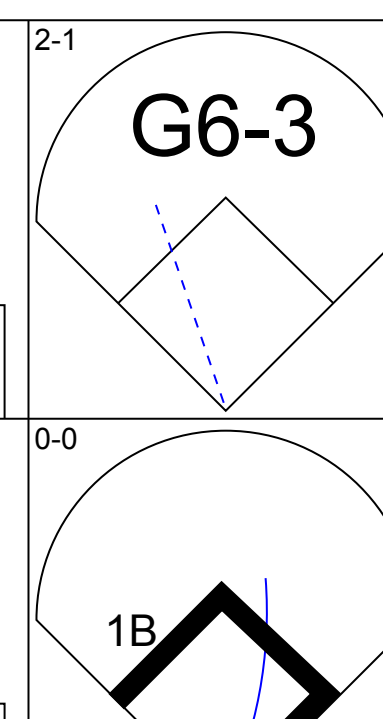
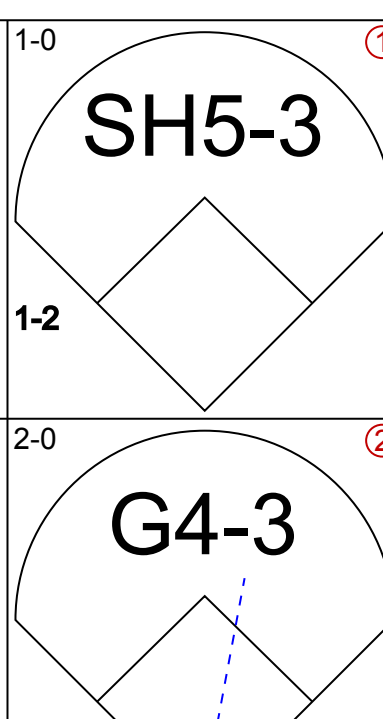
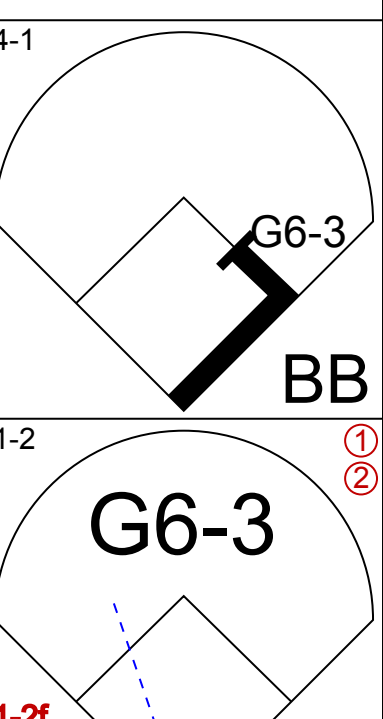
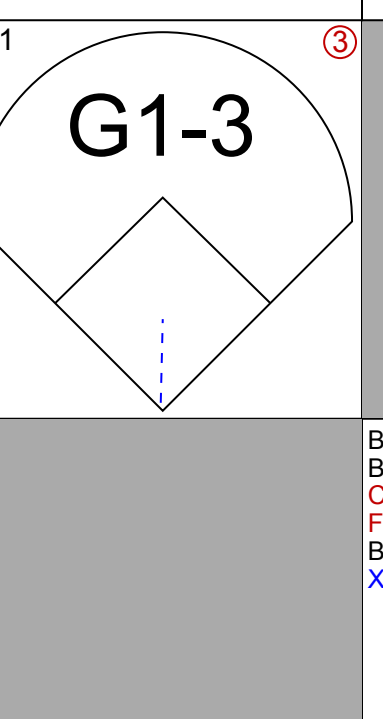
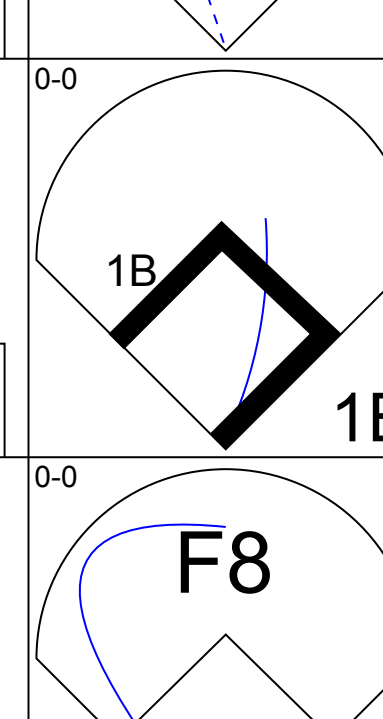
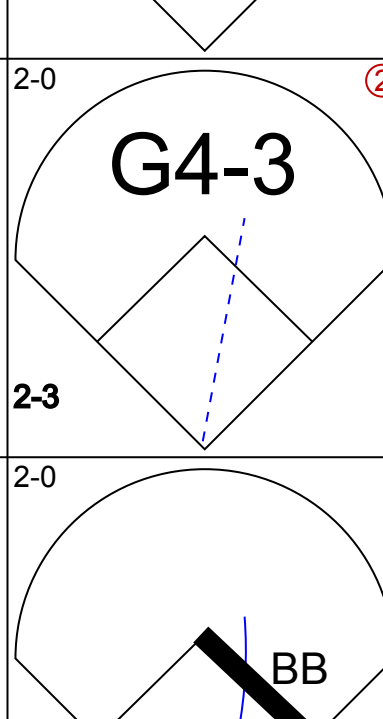
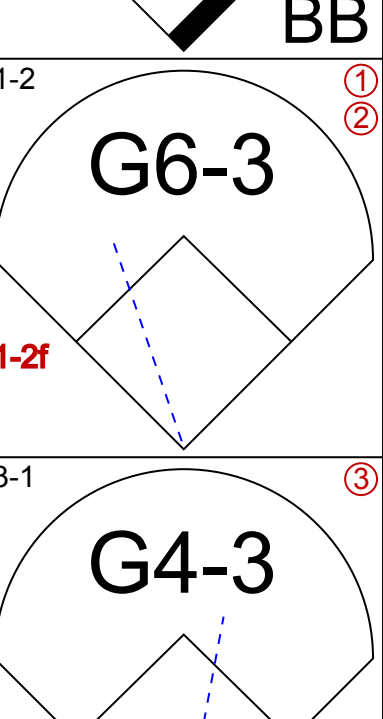

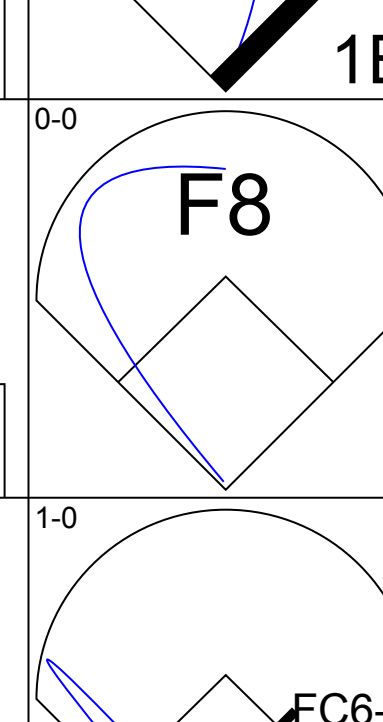
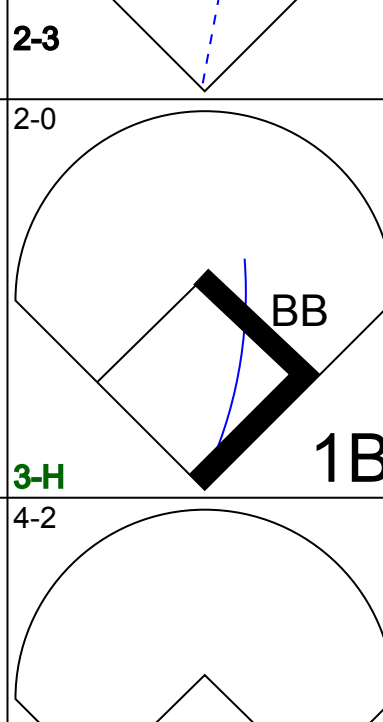
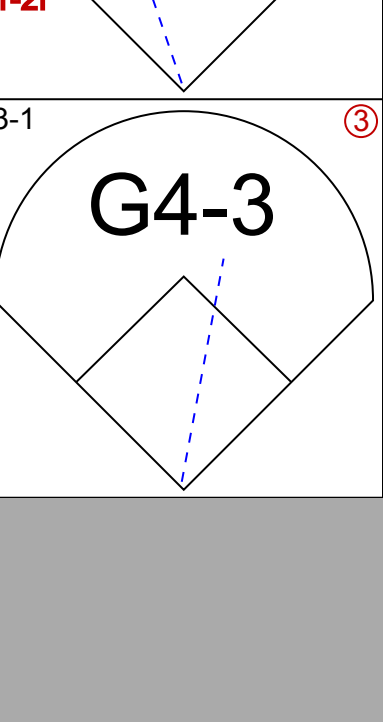

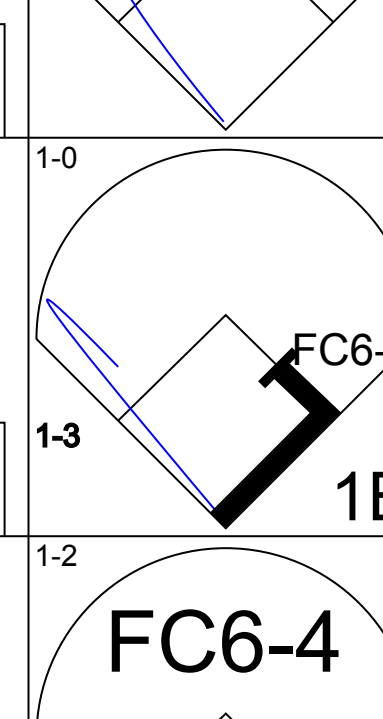
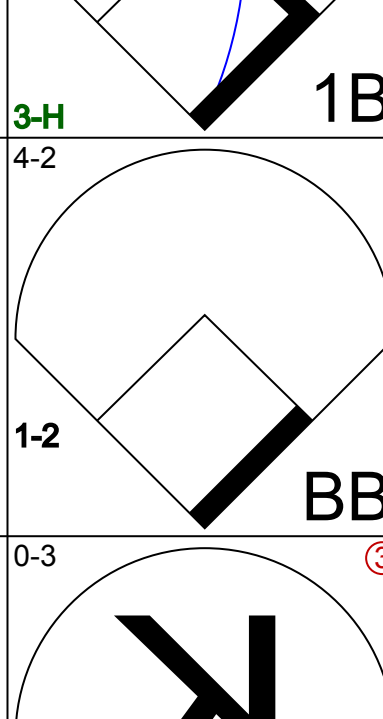


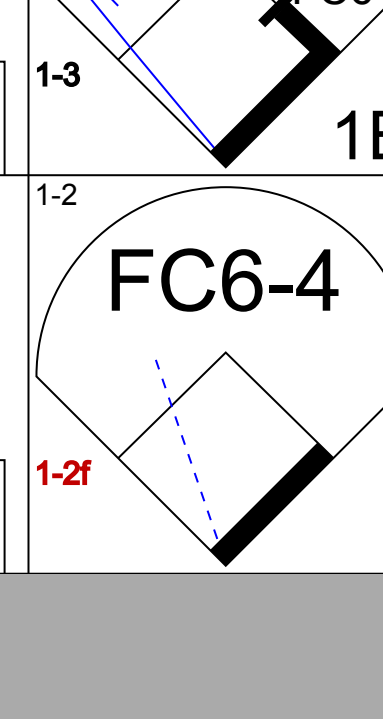
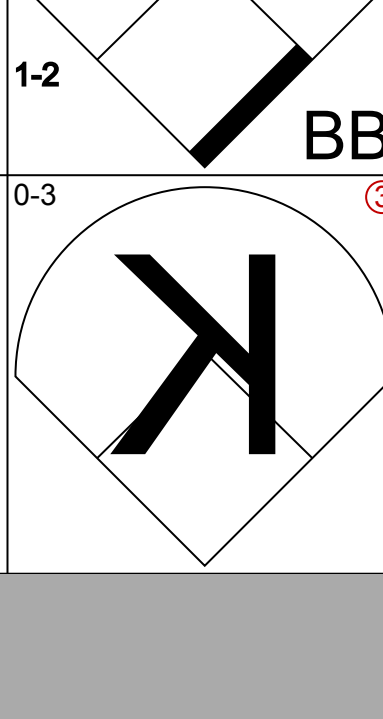


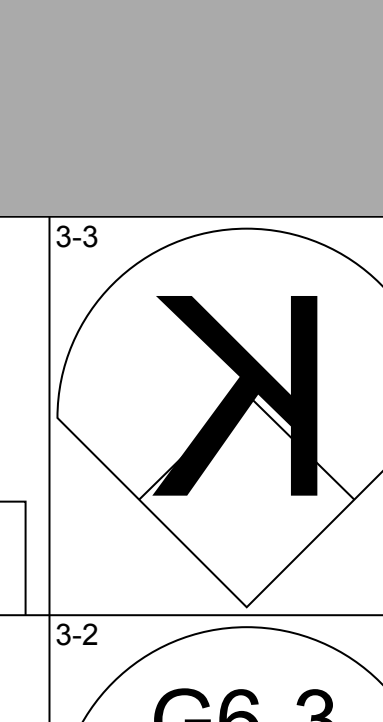
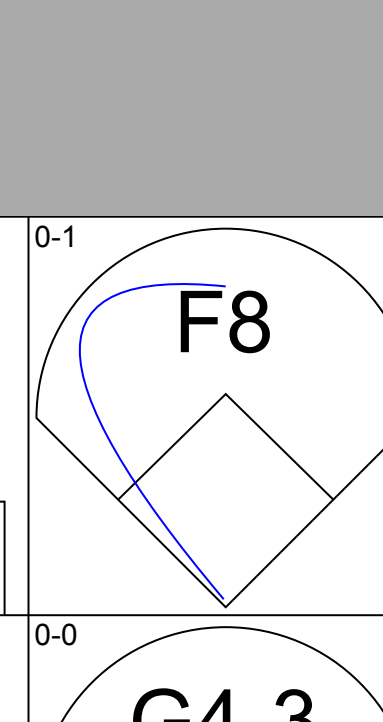
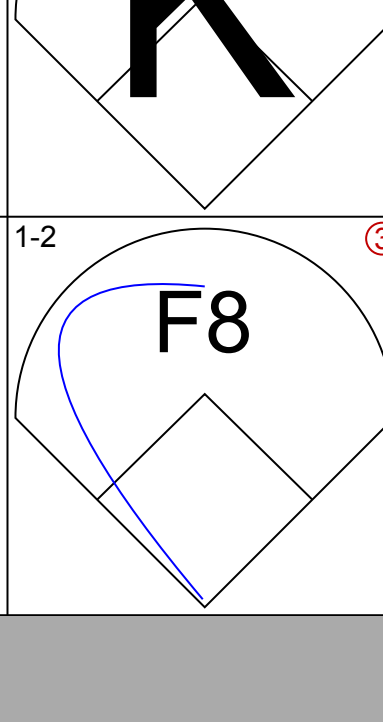
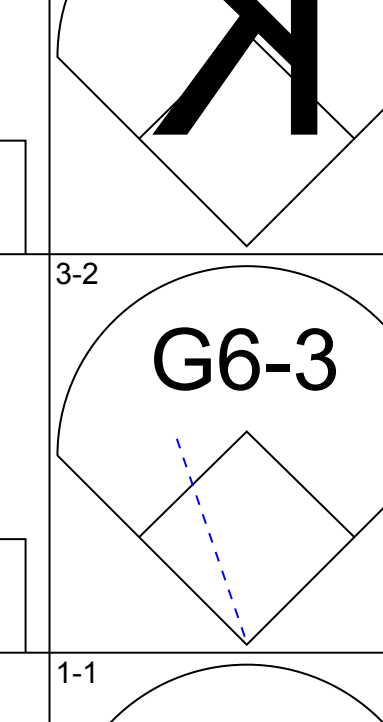
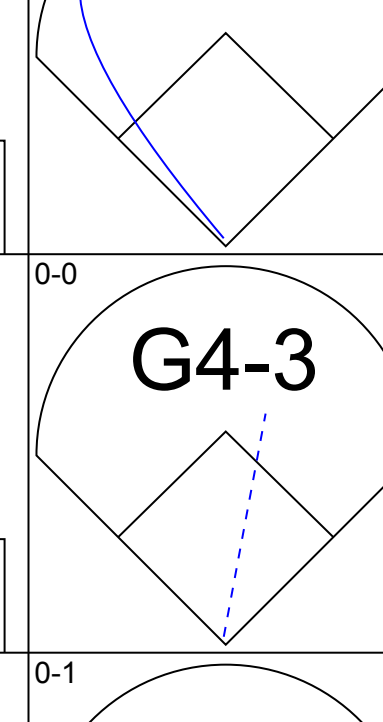
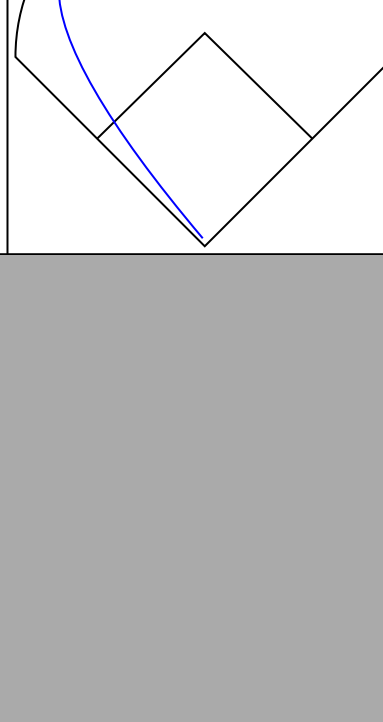
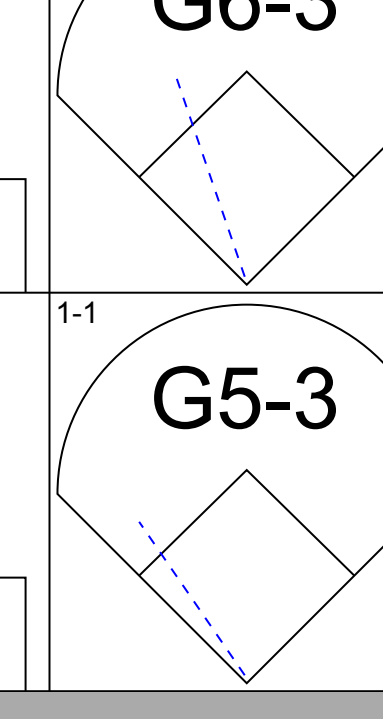
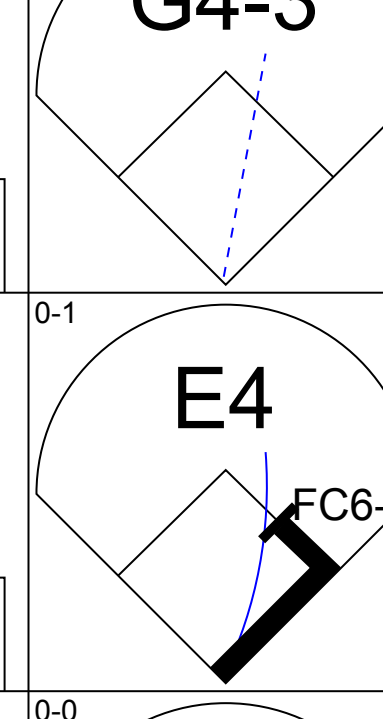

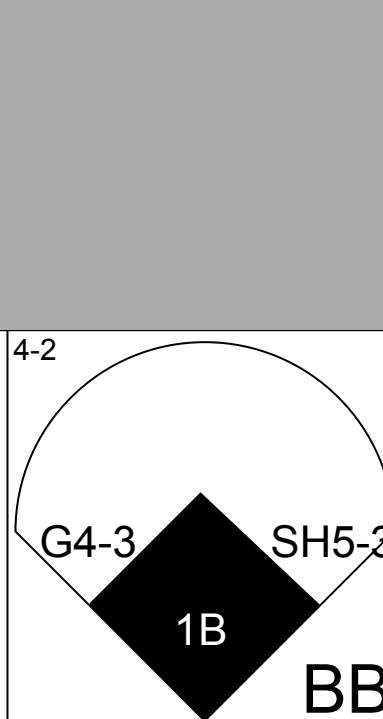
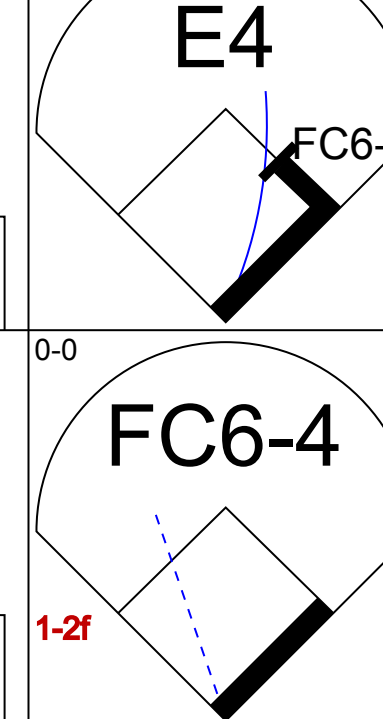

| Batter | 1 | 2 | 3 | 4 | 5 | 6 | 7 | 8 | 9 | AB | R | H | RBI | BB | SO | LOB | TOP | | | | | |
|--|---|--|---|----------------------------------|-------------------------------|----------------------------------|--|----------------------------------|---|----------------------------------|------------------------------|---------------------------------|------------------------------|----------------------------------|-------------------------------|----------------------------------|---|----------------------------------|----------------------------------|------------------------------------|----------------------------------|--------|
| Brett Butler, L OBP: 0.392, SLG: 0.463 (1, 8) |  | |  | | | |  | |  | | | | | | | | 4 0 0 0 1 1 4 | | | | | |
| Mike Sharperson, R OBP: 0.474, SLG: 0.419 (1, 5) |  | |  | | | |  | |  | | | | | | | | 2 0 2 2 2 0 0 | | | | | |
| Eric Karros, R OBP: 0.303, SLG: 0.533 (9, PH) Todd Benzinger, S OBP: 0.259, SLG: 0.346 (9, 3) |  | |  | | | |  | |  | | | | | | | | 4 1 1 2 0 0 4 1 0 0 0 0 0 1 | | | | | |
| Darryl Strawberry, L OBP: 0.356, SLG: 0.419 (1, 9) |  | |  | | | |  | |  | | | | | | | | 4 0 0 0 0 0 2 | | | | | |
| Eric Davis, R OBP: 0.466, SLG: 0.694 (1, 7) | |  | | | | |  | |  | | | | | | | | 3 1 2 1 1 1 1 | | | | | |
| Juan Samuel, R OBP: 0.351, SLG: 0.280 (8, 1) Roger McDowell, R (8, 1) | |  | | | | |  | |  | | | | | | | | 4 0 0 0 0 0 3 0 0 0 0 0 0 0 | | | | | |
| Mike Scioscia, L OBP: 0.218, SLG: 0.245 (1, 2) | |  | | | | |  | |  | | | | | | | | 4 0 1 0 0 0 2 | | | | | |
| Jose Offerman, S OBP: 0.311, SLG: 0.345 (1, 6) | |  | | | | |  | |  | | | | | | | | 3 1 0 0 1 0 2 | | | | | |
| Orel Hershiser, R OBP: 0.364, SLG: 0.600 (8, 1) Jim Gott, R (8, 1) Lenny Harris, L OBP: 0.333, SLG: 0.278 (8, 4) | | |  | | | |  | |  | | | | | | | | 3 2 3 0 0 0 0 0 0 0 0 0 0 0 1 0 0 0 0 0 0 | | | | | |
| Inning Stats | R: 0 E: 0 K: 1 S: 8 | H: 0 LOB: 1 BB: 1 P: 14 | R: 1 E: 0 K: 0 S: 11 | H: 1 LOB: 0 BB: 0 P: 17 | R: 1 E: 0 K: 0 S: 13 | H: 2 LOB: 1 BB: 0 P: 20 | R: 0 E: 0 K: 0 S: 7 | H: 1 LOB: 0 BB: 0 P: 11 | R: 3 E: 0 K: 0 S: 13 | H: 2 LOB: 0 BB: 1 P: 22 | R: 0 E: 0 K: 0 S: 3 | H: 0 LOB: 0 BB: 1 P: 7 | R: 0 E: 0 K: 0 S: 7 | H: 2 LOB: 2 BB: 0 P: 11 | R: 0 E: 1 K: 1 S: 11 | H: 1 LOB: 2 BB: 2 P: 12 | R: 0 E: 0 K: 0 S: 7 | H: 0 LOB: 1 BB: 2 P: 13 | 1B: 6 2B: 1 3B: 0 HR: 2 | SF: 1 SAC: 0 DP: 1 HBP: 0 | WP: 0 PB: 0 SB: 0 CS: 2 | PA: 40 |
| PITCHER | IP | WLS | BF | H | R | ER | SO | BB | IBB | HBP | BLK | WP | HR | S | P | ERA | WHIP | | | | | |
| Trevor Wilson, L ERA: 4.5 (1, 1) | 7.0 | L | 30 | 8 | 5 | 5 | 1 | 3 | 0 | 0 | 2 | 0 | 2 | 62 | 102 | 6.43 | 1.571 | | | | | |
| Bryan Hickerson, L ERA: 1.5 (8, 1) | 1.0 | | 5 | 1 | 0 | 0 | 1 | 0 | 0 | 0 | 0 | 0 | 0 | 11 | 12 | 0.00 | 1.000 | | | | | |
| Gil Heredia, R ERA: 2.84 (9, 1) | 1.0 | | 4 | 0 | 0 | 0 | 0 | 2 | 0 | 0 | 0 | 0 | 0 | 7 | 13 | 0.00 | 2.000 | | | | | |

Los Angeles Dodgers @ San Francisco Giants
Candlestick Park, San Francisco, CA

AB 33
R 5
H 9
RBI 5
BB 5
SO 2
LOB 19



Fri Apr 24 1992, 10:05 PM EDT
Att: 27,429 - Cloudy - 69 F

| Batter | 1 | 2 | 3 | 4 | 5 | 6 | 7 | 8 | 9 | AB | R | H | RBI | BB | SO | LOB | BOTTOM | | | | | |
|---|---|---|---|----------------------------------|-------------------------------|----------------------------------|--|---------------------------------|---|----------------------------------|-------------------------------|----------------------------------|-------------------------------|----------------------------------|-------------------------------|----------------------------------|--|---------------------------------|----------------------------------|------------------------------------|----------------------------------|--------|
| Darren Lewis, R OBP: 0.365, SLG: 0.333 (1, 8) |  | |  | | | |  | |  | | | | | | | | 3 0 0 0 1 0 1 | | | | | |
| Willie McGee, S OBP: 0.355, SLG: 0.327 (1, 9) |  | |  | | | |  | |  | | | | | | | | 5 0 1 0 0 0 2 | | | | | |
| Will Clark, L OBP: 0.451, SLG: 0.525 (1, 3) |  | |  | | | |  | |  | | | | | | | | 4 1 2 1 0 0 1 | | | | | |
| Kevin Bass, S OBP: 0.500, SLG: 0.538 (1, 7) |  | |  | | | |  | |  | | | | | | | | 2 1 1 0 2 1 0 | | | | | |
| Matt Williams, R OBP: 0.186, SLG: 0.345 (1, 5) |  | |  | | | |  | |  | | | | | | | | 4 0 1 0 0 2 4 | | | | | |
| Robby Thompson, R OBP: 0.412, SLG: 0.509 (1, 4) | |  | | | | |  | |  | | | | | | | | 4 0 0 1 0 1 2 | | | | | |
| Kirt Manwaring, R OBP: 0.273, SLG: 0.275 (1, 2) Mike Felder, S OBP: 0.400, SLG: 0.379 (6, PH) Gil Heredia, R (9, 1) | |  | | | | |  | |  | | | | | | | | 3 0 0 0 0 1 0 1 0 1 1 0 0 0 0 0 0 0 0 0 0 | | | | | |
| Royce Clayton, R OBP: 0.228, SLG: 0.283 (1, 6) | |  | | | | |  | |  | | | | | | | | 4 0 1 0 0 0 2 | | | | | |
| Trevor Wilson, L OBP: 0.500, SLG: 0.667 (1, 1) Cory Snyder, R OBP: 0.273, SLG: 0.286 (7, PH) Bryan Hickerson, L (8, 1) Jim McNamara, L OBP: 0.476, SLG: 0.579 (9, 2) | | |  | | | |  | |  | | | | | | | | 1 1 0 0 1 0 1 1 0 0 0 0 0 1 0 0 0 0 0 0 0 1 0 0 0 0 0 0 | | | | | |
| Inning Stats | R: 0 E: 0 K: 0 S: 9 | H: 2 LOB: 2 BB: 0 P: 13 | R: 0 E: 0 K: 1 S: 10 | H: 0 LOB: 0 BB: 0 P: 17 | R: 1 E: 0 K: 1 S: 10 | H: 1 LOB: 2 BB: 2 P: 23 | R: 0 E: 0 K: 0 S: 6 | H: 0 LOB: 0 BB: 0 P: 6 | R: 0 E: 1 K: 0 S: 6 | H: 0 LOB: 1 BB: 1 P: 14 | R: 0 E: 0 K: 2 S: 11 | H: 0 LOB: 0 BB: 0 P: 16 | R: 0 E: 0 K: 1 S: 11 | H: 1 LOB: 1 BB: 0 P: 14 | R: 2 E: 0 K: 0 S: 18 | H: 3 LOB: 2 BB: 1 P: 31 | R: 0 E: 0 K: 0 S: 6 | H: 0 LOB: 0 BB: 0 P: 7 | 1B: 6 2B: 1 3B: 0 HR: 0 | SF: 0 SAC: 1 DP: 1 HBP: 0 | WP: 0 PB: 0 SB: 0 CS: 0 | PA: 38 |
| PITCHER | IP | WLS | BF | H | R | ER | SO | BB | IBB | HBP | BLK | WP | HR | S | P | ERA | WHIP | | | | | |
| Orel Hershiser, R ERA: 3.9 (1, 1) | 7.1 | W | 31 | 5 | 3 | 3 | 5 | 4 | 0 | 0 | 0 | 0 | 0 | 6 | 8 | 0.00 | 6.000 | | | | | |
| Jim Gott, R ERA: 1.0 (8, 1) | 0.1 | | 3 | 2 | 0 | 0 | 0 | 0 | 0 | 0 | 0 | 0 | 0 | 9 | 13 | 0.00 | 0.000 | | | | | |
| Roger McDowell, R ERA: 2.45 (8, 1) | 1.1 | S | 4 | 0 | 0 | 0 | 0 | 0 | 0 | 0 | 0 | 0 | 0 | 9 | 13 | 0.00 | 0.000 | | | | | |

Los Angeles Dodgers @ San Francisco Giants
Candlestick Park, San Francisco, CA

AB 33
R 3
H 7
RBI 3
BB 4
SO 5
LOB 14



Fri Apr 24 1992, 10:05 PM EDT
Att: 27,429 - Cloudy - 69 F

| Batter | 1 | 2 | 3 | 4 | 5 | 6 | 7 | 8 | 9 | 10 | AB | R | H | RBI | BB | SO | LOB | TOP | | | | | | | | | |
|--|-------------------------------|----------------------------------|-------------------------------|----------------------------------|-------------------------------|----------------------------------|-------------------------------|----------------------------------|-------------------------------|----------------------------------|------------------------------|----------------------------------|------------------------------|----------------------------------|-------------------------------|----------------------------------|------------------------------|---|-------------------------------|----------------------------------|----------------------------------|------------------------------------|----------------------------------|--------|--|--|--|
| Brett Butler, L OBP: 0.407, SLG: 0.478 Stan Javier, S OBP: 0.263, SLG: 0.222 (10, 7) | 2-2 1B | | 2-2 BB 2B 1B | 1-2 G3 | | 3-2 1B | | | 0-0 G4-3 | 2-2 FC6-4 | 2 | 1 | 2 | 0 | 0 | 0 | 0 | Los Angeles Dodgers @ San Francisco Giants Candlestick Park, San Francisco, CA Sat, Apr 25 1992, 6:33 AM EDT Alt. 32,557 - Sunny - 87 F | | | | | | | | | |
| Lenny Harris, L OBP: 0.364, SLG: 0.317 (10, 6) | 2-1 SAFE F8 | | 0-0 BB 2B 1B | 1-2 BB 2B 1B | | 0-0 F7 | | | 0-0 1B | | 5 | 1 | 3 | 0 | 0 | 0 | 2 | | | | | | | | | | |
| Kal Daniels, L OBP: 0.320, SLG: 0.273 Todd Benzinger, S OBP: 0.241, SLG: 0.321 (6, 3) | 3-3 SAFE K | | 4-2 2B 1B | 2-3 K | | 1-2 L7 | | | 3-3 K | | 2 | 1 | 0 | 0 | 1 | 2 | 2 | | | | | | | | | | |
| Darryl Strawberry, L OBP: 0.359, SLG: 0.424 (10, 9) | 1-3 K | | 1-0 1B 2B | | | 0-1 F9 | | | | 4-2 SH5-4 BB | 4 | 2 | 1 | 2 | 1 | 2 | 1 | | | | | | | | | | |
| Eric Davis, R OBP: 0.460, SLG: 0.660 (10, 8) | | 2-3 K | 1-1 HR 1B | | | 3-3 K | | | 1-3 K | 4-1 BB SH5-4 BB | 4 | 1 | 1 | 2 | 1 | 3 | 0 | | | | | | | | | | |
| Dave Hansen, L OBP: 0.217, SLG: 0.364 (1, 5) | | 2-3 K | 3-2 HR 1B | | | 0-0 E9 | | | 2-2 G4-3 | 0-1 SH5-4 | 4 | 1 | 1 | 2 | 0 | 1 | 0 | | | | | | | | | | |
| Mike Scioscia, L OBP: 0.233, SLG: 0.245 (1, 2) | | 2-3 K | 2-0 HR 1B | | | 2-2 G1-3 | | | 1-3 K | 4-1 BB BB | 4 | 0 | 1 | 0 | 1 | 2 | 1 | | | | | | | | | | |
| Jose Offerman, S OBP: 0.292, SLG: 0.322 Mitch Webster, S OBP: 0.309, SLG: 0.250 John Candelaria, L Jim Gott, R (10, 1) | | | 2-2 F7 | | | 0-1 F9 | | | 2-2 G3 | 2-1 SF9 | 4 | 0 | 0 | 0 | 0 | 1 | 1 | | | | | | | | | | |
| Tom Candiotti, R OBP: 0.083, SLG: 0.083 Roger McDowell, R (8, 1) | | | 2-2 G4-3 | | | 0-0 P2 | | | 0-3 K | 4-1 FC6-4 BB | 3 | 0 | 0 | 0 | 0 | 1 | 0 | | | | | | | | | | |
| Mike Sharperson, R OBP: 0.475, SLG: 0.406 Juan Samuel, R OBP: 0.351, SLG: 0.280 (10, 4) | | | | | | | | | 1-3 K | 1-2 2-3 | 0 | 0 | 0 | 0 | 0 | 0 | 0 | | | | | | | | | | |
| Inning Stats | R: 0 E: 0 K: 2 S: 16 | H: 1 LOB: 1 BB: 0 P: 24 | R: 0 E: 0 K: 3 S: 10 | H: 0 LOB: 0 BB: 0 P: 16 | R: 6 E: 0 K: 1 S: 27 | H: 6 LOB: 1 BB: 1 P: 47 | R: 0 E: 0 K: 2 S: 10 | H: 1 LOB: 1 BB: 0 P: 14 | R: 0 E: 1 K: 2 S: 12 | H: 0 LOB: 0 BB: 0 P: 18 | R: 0 E: 0 K: 1 S: 9 | H: 1 LOB: 0 BB: 0 P: 12 | R: 0 E: 0 K: 1 S: 8 | H: 0 LOB: 0 BB: 0 P: 10 | R: 0 E: 0 K: 1 S: 11 | H: 0 LOB: 0 BB: 0 P: 16 | R: 0 E: 0 K: 2 S: 8 | H: 1 LOB: 1 BB: 0 P: 12 | R: 1 E: 0 K: 0 S: 18 | H: 0 LOB: 3 BB: 4 P: 33 | 1B: 8 2B: 1 3B: 0 HR: 1 | SF: 1 SAC: 1 DP: 0 HBP: 0 | WP: 0 PB: 0 SB: 1 CS: 0 | PA: 46 | | | |
| PITCHER | IP 2.2 | WLS 2.2 | BF 15 | H 6 | R 6 | ER 6 | SO 5 | BB 1 | IBB 0 | HBP 0 | BLK 0 | WP 0 | HR 1 | S 49 | P 79 | ERA 20.25 | WHIP 2.625 | | | | | | | | | | |
| John Burkett, R ERA: 6.0 | | | | | | | | | | | | | | | | | | | | | | | | | | | |
| Rod Beck, R ERA: 6.0 | | | | | | | | | | | | | | | | | | | | | | | | | | | |
| Bryan Hickerson, L ERA: 1.13 | | | | | | | | | | | | | | | | | | | | | | | | | | | |
| Michael Jackson, R ERA: 2.89 | | | | | | | | | | | | | | | | | | | | | | | | | | | |
| Dave Righetti, L ERA: 6.76 | | | | | | | | | | | | | | | | | | | | | | | | | | | |
| PITCHER | IP 10.1 | WLS 0.2 | BF 3 | H 0 | R 0 | ER 0 | SO 0 | BB 1 | IBB 0 | HBP 0 | BLK 0 | WP 0 | HR 0 | S 8 | P 15 | ERA 0.00 | WHIP 1.500 | | | | | | | | | | |
| Jeff Brantley, R ERA: 2.57 | | | | | | | | | | | | | | | | | | | | | | | | | | | |

| | |
|-----|----|
| AB | 39 |
| R | 7 |
| H | 10 |
| RBI | 7 |
| BB | 5 |
| SO | 14 |
| LOB | 11 |



| Batter | 1 | 2 | 3 | 4 | 5 | 6 | 7 | 8 | 9 | 10 | AB | R | H | RBI | BB | SO | LOB | BOTTOM | | | | | | | | | |
|--|------------------------------|----------------------------------|-------------------------------|----------------------------------|------------------------------|----------------------------------|-------------------------------|----------------------------------|-------------------------------|----------------------------------|------------------------------|----------------------------------|-------------------------------|----------------------------------|------------------------------|----------------------------------|------------------------------|---|----------------------------------|------------------------------------|----------------------------------|--------|--|--|--|--|--|
| Darren Lewis, R OBP: 0.354, SLG: 0.338 (1, 8) | 2-1 F8 | | 1-3 K | | 3-2 2B | | 0-0 G4-3 | | 2-3 K | | 5 | 0 | 1 | 0 | 0 | 2 | 1 | Los Angeles Dodgers @ San Francisco Giants Candlestick Park, San Francisco, CA Sat, Apr 25 1992, 6:33 AM EDT Alt. 32,557 - Sunny - 87 F | | | | | | | | | |
| Willie McGee, S OBP: 0.333, SLG: 0.305 Michael Jackson, R (8, 1) | 2-3 K2-3 | | 1-3 K | | 0-0 E4 | | 1-2 G1-3 | | 1-2 L4 | | 4 | 0 | 0 | 0 | 0 | 2 | 2 | | | | | | | | | | |
| Chris James, R OBP: 0.288, SLG: 0.278 Dave Righetti, L (10, 1) | | | | | 2-3 K | | | | | | 1 | 0 | 0 | 0 | 0 | 0 | 0 | | | | | | | | | | |
| Will Clark, L OBP: 0.434, SLG: 0.516 (1, 3) | 2-3 K | | 1-0 G4-3 | | 3-3 K | | 3-2 1B HR 2B | | | 2-0 F7 | 5 | 1 | 1 | 0 | 0 | 2 | 2 | | | | | | | | | | |
| Kevin Bass, S OBP: 0.524, SLG: 0.611 (1, 7) | | 2-2 FC6-4 1B | | 2-1 HR 2B | 1-3 K | | 1-2 HR 2B | | | 0-0 G6-3 | 5 | 2 | 3 | 0 | 0 | 1 | 2 | | | | | | | | | | |
| Matt Williams, R OBP: 0.203, SLG: 0.387 (1, 5) | | 0-0 FC6-4 1B | | 1-3 K | | 4-2 CS BB | | 1-2 HR | | 2-2 E6 | 4 | 2 | 1 | 3 | 1 | 1 | 2 | | | | | | | | | | |
| Robby Thompson, R OBP: 0.411, SLG: 0.541 (1, 4) | | 4-1 1B BB | | 0-0 HR | | 3-3 K | | 3-1 HR | | 3-3 K | 4 | 1 | 1 | 2 | 1 | 2 | 2 | | | | | | | | | | |
| Kirt Manwaring, R OBP: 0.304, SLG: 0.273 (1, 2) | | 0-1 FC6-4 1B | | 1-0 G5-3 | | 0-1 F9 | | 1-1 G6-3 | | | 4 | 0 | 1 | 1 | 0 | 0 | 0 | | | | | | | | | | |
| Royce Clayton, R OBP: 0.230, SLG: 0.281 (1, 6) | | 0-0 F8 | | 2-2 P4 | | | 1-2 G4-3 G4-3 1B | | 2-2 G1-3 | | 4 | 0 | 1 | 0 | 0 | 0 | 2 | | | | | | | | | | |
| John Burkett, R Rod Beck, R Jose Uribe, S Bryan Hickerson, L Mike Falger, S OBP: 0.276, SLG: 0.355 (8, 9) | | 1-1 FC6-4 | | 1-3 K | | 0-1 G4-3 | | | 0-0 G4-3 | | 1 | 0 | 0 | 0 | 0 | 0 | 2 | | | | | | | | | | |
| Inning Stats | R: 0 E: 0 K: 2 S: 8 | H: 0 LOB: 0 BB: 0 P: 14 | R: 1 E: 0 K: 0 S: 10 | H: 2 LOB: 2 BB: 1 P: 17 | R: 0 E: 0 K: 2 S: 7 | H: 0 LOB: 0 BB: 0 P: 10 | R: 2 E: 0 K: 1 S: 10 | H: 2 LOB: 0 BB: 0 P: 16 | R: 0 E: 1 K: 3 S: 16 | H: 1 LOB: 2 BB: 0 P: 24 | R: 0 E: 0 K: 1 S: 8 | H: 0 LOB: 0 BB: 1 P: 15 | R: 3 E: 0 K: 0 S: 15 | H: 3 LOB: 0 BB: 0 P: 25 | R: 0 E: 0 K: 1 S: 7 | H: 0 LOB: 0 BB: 0 P: 10 | R: 0 E: 1 K: 1 S: 8 | H: 0 LOB: 1 BB: 0 P: 15 | 1B: 4 2B: 4 3B: 0 HR: 2 | SF: 0 SAC: 0 DP: 1 HBP: 0 | WP: 0 PB: 0 SB: 2 CS: 1 | PA: 42 | | | | | |
| PITCHER | IP 7.0 | WLS 7.0 | BF 32 | H 9 | R 6 | ER 6 | SO 9 | BB 2 | IBB 0 | HBP 0 | BLK 0 | WP 0 | HR 2 | S 76 | P 122 | ERA 7.71 | WHIP 1.571 | | | | | | | | | | |
| Tom Candiotti, R ERA: 3.62 | | | | | | | | | | | | | | | | | | | | | | | | | | | |
| Roger McDowell, R ERA: 1.93 | | | | | | | | | | | | | | | | | | | | | | | | | | | |
| John Candelaria, L ERA: 1.69 | | | | | | | | | | | | | | | | | | | | | | | | | | | |
| Jim Gott, R ERA: 0.96 | | | | | | | | | | | | | | | | | | | | | | | | | | | |

| | |
|-----|----|
| AB | 40 |
| R | 6 |
| H | 9 |
| RBI | 6 |
| BB | 2 |
| SO | 11 |
| LOB | 16 |



| Batter | 1 | 2 | 3 | 4 | 5 | 6 | 7 | 8 | 9 | AB | R | H | RBI | BB | SO | LOB | TOP | | | | | |
|--|---|----------------------------------|------------------------------|----------------------------------|-------------------------------|----------------------------------|------------------------------|---------------------------------|-------------------------------|----------------------------------|-------------------------------|----------------------------------|------------------------------|----------------------------------|-------------------------------|----------------------------------|---|---------------------------------|-----------------------------------|--------------------------|-------------------------|--------|
| Ray Lankford, L OBP: 0.428, SLG: 0.440 | | | | | | | | | | 5 | 2 | 2 | 0 | 0 | 0 | 3 | St. Louis Cardinals @ Los Angeles Dodgers Dodger Stadium, Los Angeles, CA Mon Apr 27 1992, 7:05 PM PDT Att: 42,902 - Sunny - 78 F | | | | | |
| Ozzie Smith, S OBP: 0.383, SLG: 0.321 | | | | | | | | | | 3 | 0 | 1 | 1 | 1 | 0 | 0 | | | | | | |
| Milt Thompson, L OBP: 0.275, SLG: 0.400 | | | | | | | | | | 5 | 0 | 3 | 2 | 0 | 2 | 3 | | | | | | |
| Todd Zeile, R OBP: 0.342, SLG: 0.459 | | | | | | | | | | 5 | 0 | 0 | 0 | 0 | 1 | 4 | | | | | | |
| Pedro Guerrero, R OBP: 0.310, SLG: 0.344 | | | | | | | | | | 3 | 1 | 2 | 0 | 1 | 0 | 1 | | | | | | |
| Brian Jordan, R OBP: 0.214, SLG: 0.294 | | | | | | | | | | 0 | 0 | 0 | 0 | 0 | 0 | 0 | | | | | | |
| Bernard Gilkey, R OBP: 0.381, SLG: 0.385 | | | | | | | | | | 4 | 1 | 1 | 0 | 0 | 0 | 3 | | | | | | |
| Cris Carpenter, R | | | | | | | | | | 0 | 0 | 0 | 0 | 0 | 0 | 0 | | | | | | |
| Lee Smith, R | | | | | | | | | | 0 | 0 | 0 | 0 | 0 | 0 | 0 | | | | | | |
| Rex Hudler, R OBP: 0.214, SLG: 0.393 | | | | | | | | | | 4 | 0 | 1 | 0 | 0 | 1 | 1 | | | | | | |
| Tom Pagnozzi, R OBP: 0.297, SLG: 0.406 | | | | | | | | | | 4 | 0 | 2 | 1 | 0 | 1 | 1 | | | | | | |
| Donovan Osborne, S OBP: 0.167, SLG: 0.167 | | | | | | | | | | 2 | 1 | 1 | 0 | 0 | 1 | 0 | | | | | | |
| Luis Alcazar, S OBP: 0.167, SLG: 0.167 | | | | | | | | | | 0 | 0 | 0 | 0 | 0 | 0 | 0 | | | | | | |
| Craig Wilson, R OBP: 0.520, SLG: 0.364 | | | | | | | | | | 0 | 0 | 0 | 1 | 0 | 0 | 0 | | | | | | |
| Mike Pelfrey, R | | | | | | | | | | 0 | 0 | 0 | 0 | 0 | 0 | 0 | | | | | | |
| Bob McClure, R | | | | | | | | | | 0 | 0 | 0 | 0 | 0 | 0 | 0 | | | | | | |
| Tim Jones, L OBP: 0.194, SLG: 0.171 | | | | | | | | | | 1 | 0 | 0 | 0 | 0 | 1 | 1 | | | | | | |
| Inning Stats | R: 1 E: 0 K: 0 S: 7 | H: 2 LOB: 0 BB: 0 P: 10 | R: 0 E: 0 K: 0 S: 8 | H: 1 LOB: 1 BB: 0 P: 12 | R: 0 E: 0 K: 1 S: 12 | H: 0 LOB: 0 BB: 0 P: 14 | R: 0 E: 0 K: 1 S: 7 | H: 1 LOB: 1 BB: 0 P: 8 | R: 2 E: 0 K: 2 S: 13 | H: 4 LOB: 2 BB: 0 P: 20 | R: 2 E: 0 K: 1 S: 19 | H: 4 LOB: 3 BB: 1 P: 33 | R: 0 E: 0 K: 0 S: 6 | H: 0 LOB: 0 BB: 1 P: 14 | R: 0 E: 0 K: 1 S: 10 | H: 1 LOB: 1 BB: 0 P: 14 | R: 0 E: 0 K: 1 S: 5 | H: 0 LOB: 0 BB: 0 P: 9 | 1B: 13 2B: 0 3B: 0 HR: 0 | SF: 1 DP: 2 HBP: 0 | WP: 1 PB: 0 CS: 1 | PA: 40 |
| PITCHER | IP WLS BF H R ER SO BB IBB HBP BLK WP HR S P ERA WHIP | | | | | | | | | | | | | | | | | | | | | |
| Kevin Gross, R ERA: 4.01 | (1, 1) 5.0 L 24 10 5 5 4 0 0 0 0 0 0 0 0 0 0 0 9.00 2.000 | | | | | | | | | | | | | | | | | | | | | |
| Tim Crews, R ERA: 8.1 | (6, 1) 0.0 2 2 0 0 0 0 0 0 0 0 0 0 0 0 0 0 0.00 0.667 | | | | | | | | | | | | | | | | | | | | | |
| Steve Wilson, L ERA: 2.53 | (6, 1) 3.0 11 1 0 0 2 1 1 0 0 0 1 0 24 46 0.00 0.667 | | | | | | | | | | | | | | | | | | | | | |
| John Candelaria, L ERA: 1.29 | (9, 1) 1.0 3 0 0 0 1 0 0 0 0 0 0 0 5 9 0.00 0.000 | | | | | | | | | | | | | | | | | | | | | |

| Batter | 1 | 2 | 3 | 4 | 5 | 6 | 7 | 8 | 9 | AB | R | H | RBI | BB | SO | LOB | BOTTOM | | | |
|--|---|----------------------------------|-------------------------------|----------------------------------|-------------------------------|----------------------------------|------------------------------|---------------------------------|-------------------------------|----------------------------------|-------------------------------|----------------------------------|-------------------------------|----------------------------------|-------------------------------|----------------------------------|---|--------------------------|-------------------------|--------|
| Brett Butler, L OBP: 0.391, SLG: 0.450 | | | | | | | | | | 5 | 0 | 0 | 0 | 0 | 1 | 6 | St. Louis Cardinals @ Los Angeles Dodgers Dodger Stadium, Los Angeles, CA Mon Apr 27 1992, 7:05 PM PDT Att: 42,902 - Sunny - 78 F | | | |
| Mike Sharperson, R OBP: 0.457, SLG: 0.378 | | | | | | | | | | 4 | 1 | 1 | 1 | 0 | 1 | 0 | | | | |
| Dave Hansen, L OBP: 0.179, SLG: 0.296 | | | | | | | | | | 1 | 0 | 0 | 0 | 0 | 0 | 3 | | | | |
| Eric Karros, R OBP: 0.297, SLG: 0.500 | | | | | | | | | | 3 | 0 | 1 | 0 | 0 | 0 | 2 | | | | |
| Todd Benzinger, S OBP: 0.250, SLG: 0.323 | | | | | | | | | | 2 | 0 | 1 | 0 | 0 | 0 | 0 | | | | |
| Darryl Strawberry, L OBP: 0.364, SLG: 0.474 | | | | | | | | | | 5 | 1 | 2 | 1 | 0 | 1 | 1 | | | | |
| Eric Davis, R OBP: 0.425, SLG: 0.574 | | | | | | | | | | 4 | 1 | 0 | 0 | 1 | 1 | 3 | | | | |
| Juan Samuel, R OBP: 0.350, SLG: 0.283 | | | | | | | | | | 2 | 0 | 0 | 0 | 0 | 1 | 2 | | | | |
| John Candelaria, L | | | | | | | | | | 0 | 0 | 0 | 0 | 0 | 0 | 0 | | | | |
| Carlos Hernandez, R OBP: 0.365, SLG: 0.364 | | | | | | | | | | 2 | 1 | 0 | 1 | 1 | 0 | 1 | | | | |
| Mike Scioscia, L OBP: 0.258, SLG: 0.246 | | | | | | | | | | 1 | 0 | 1 | 0 | 0 | 0 | 0 | | | | |
| Jose Offerman, S OBP: 0.288, SLG: 0.303 | | | | | | | | | | 2 | 0 | 1 | 1 | 1 | 1 | 0 | | | | |
| Kevin Gross, R OBP: 0.250, SLG: 0.143 | (1, 1) 5.0 W 24 10 5 5 4 0 0 0 0 0 0 0 0 0 0 0 9.00 2.000 | | | | | | | | | | | | | | | | | | | |
| Tim Crews, R ERA: 1.65 | (6, 1) 1.1 6 2 0 0 3 0 0 0 0 0 0 0 21 29 0.00 1.500 | | | | | | | | | | | | | | | | | | | |
| Steve Wilson, L ERA: 4.5 | (7, 1) 0.1 1 0 0 0 1 0 0 0 0 0 0 0 3 5 0.00 0.000 | | | | | | | | | | | | | | | | | | | |
| Lenny Harris, L OBP: 0.400, SLG: 0.348 | (6, 4) 1.0 6 1 0 0 1 0 1 0 0 0 0 0 14 27 0.00 1.000 | | | | | | | | | | | | | | | | | | | |
| Stan Javier, S OBP: 0.238, SLG: 0.200 | (6, PH) 1.1 S 4 0 0 0 0 0 0 0 0 0 0 0 17 21 0.00 0.000 | | | | | | | | | | | | | | | | | | | |
| Inning Stats | R: 1 E: 1 K: 1 S: 17 | H: 2 LOB: 2 BB: 0 P: 28 | R: 1 E: 0 K: 0 S: 12 | H: 1 LOB: 2 BB: 2 P: 22 | R: 2 E: 0 K: 1 S: 15 | H: 2 LOB: 1 BB: 1 P: 25 | R: 0 E: 0 K: 0 S: 4 | H: 0 LOB: 0 BB: 0 P: 7 | R: 0 E: 0 K: 2 S: 14 | H: 1 LOB: 1 BB: 0 P: 18 | R: 0 E: 0 K: 3 S: 13 | H: 1 LOB: 1 BB: 0 P: 22 | R: 0 E: 0 K: 0 S: 18 | H: 1 LOB: 3 BB: 1 P: 29 | R: 0 E: 0 K: 0 S: 10 | H: 0 LOB: 0 BB: 0 P: 13 | 1B: 7 2B: 1 3B: 0 HR: 0 | SF: 0 DP: 0 HBP: 0 | WP: 0 PB: 0 CS: 0 | PA: 41 |
| PITCHER | IP WLS BF H R ER SO BB IBB HBP BLK WP HR S P ERA WHIP | | | | | | | | | | | | | | | | | | | |
| Donovan Osborne, L ERA: 1.71 | (1, 1) 5.0 W 24 10 5 5 4 0 0 0 0 0 0 0 0 0 0 0 9.00 2.000 | | | | | | | | | | | | | | | | | | | |
| Mike Perez, R ERA: 1.65 | (6, 1) 1.1 6 2 0 0 3 0 0 0 0 0 0 0 21 29 0.00 1.500 | | | | | | | | | | | | | | | | | | | |
| Bob McClure, L ERA: 4.5 | (7, 1) 0.1 1 0 0 0 1 0 0 0 0 0 0 0 3 5 0.00 0.000 | | | | | | | | | | | | | | | | | | | |
| Cris Carpenter, R ERA: 2.25 | (7, 1) 1.0 6 1 0 0 1 0 1 0 0 0 0 0 14 27 0.00 1.000 | | | | | | | | | | | | | | | | | | | |
| Lee Smith, R ERA: 2.89 | (6, 1) 1.1 S 4 0 0 0 0 0 0 0 0 0 0 0 17 21 0.00 0.000 | | | | | | | | | | | | | | | | | | | |



| Batter | 1 | 2 | 3 | 4 | 5 | 6 | 7 | 8 | 9 | 10 | AB | R | H | RBI | BB | SO | LOB | | | | | | | | |
|---|------------------------------|-------------------------|------------------------------|----------------------------------|------------------------------|----------------------------------|-------------------------------|----------------------------------|-------------------------------|----------------------------------|-------------------------------|----------------------------------|------------------------------|----------------------------------|------------------------------|----------------------------------|-------------------------------|----------------------------------|----------------------------------|------------------------------------|----------------------------------|--------|--|--|--|
| Ray Lankford, L OBP: 0.417, SLG: 0.425 | G4-3 | | F7 | | F8 | | 1B | | K | | 5 | 0 | 1 | 0 | 0 | 1 | 2 | | | | | | | | |
| Ozzie Smith, S OBP: 0.369, SLG: 0.298 | F7 | | | K | F7 | | BB | | L7 | | 4 | 0 | 0 | 0 | 1 | 1 | 2 | | | | | | | | |
| Milt Thompson, L OBP: 0.304, SLG: 0.407 Lee Smith, R | WP 1B | | F7 | | BB | | F7 | | CS 1B | | 4 | 0 | 2 | 0 | 1 | 0 | 2 | | | | | | | | |
| Todd Zeile, R OBP: 0.346, SLG: 0.455 | G6-3 | | | 2B 1B | K | | G6-3 | | CS 1B | | 5 | 2 | 2 | 0 | 0 | 1 | 6 | | | | | | | | |
| Pedro Guerrero, R OBP: 0.333, SLG: 0.348 Tim Jones, L OBP: 0.194, SLG: 0.171 | | G5-3 | | 2B BB | | | | G3 SH1-4 1B | | SH3-4 1B | | 2 | 0 | 1 | 0 | 2 | 0 | 0 | | | | | | | |
| Bernard Gilkey, R OBP: 0.370, SLG: 0.395 | F9 | | | BB | | | BB | SH1-4 1B | | K | | 4 | 0 | 1 | 1 | 0 | 2 | 2 | | | | | | | |
| Rex Hudler, R OBP: 0.194, SLG: 0.355 Gerald Perry, L OBP: 0.333, SLG: 0.300 | G6-3 | | | 2B | F8 | | K | K | G3 IBB | | 3 | 0 | 0 | 0 | 0 | 1 | 3 | | | | | | | | |
| Tom Pagnozzi, R OBP: 0.304, SLG: 0.406 | | | G5-3 | | | | SH 1B | K | G3 | | 5 | 0 | 2 | 1 | 0 | 1 | 3 | | | | | | | | |
| Bob Tewksbury, R OBP: 0.129, SLG: 0.125 Luis Agosto, S OBP: 0.182, SLG: 0.136 Juan Agosto, L OBP: 0.182, SLG: 0.136 Craig Wilson, R OBP: 0.333, SLG: 0.333 Todd Worrell, R OBP: 0.333, SLG: 0.333 Brian Jordan, R OBP: 0.211, SLG: 0.290 | F8 | | | | SH BB | | | F9 | G6-3 | | 1 | 0 | 0 | 0 | 0 | 0 | 0 | | | | | | | | |
| Inning Stats | R: 0 E: 0 K: 0 S: 8 | H: 1 LOB: 1 P: 12 | R: 0 E: 0 K: 0 S: 7 | H: 0 LOB: 0 BB: 0 P: 13 | R: 0 E: 0 K: 0 S: 8 | H: 0 LOB: 0 BB: 0 P: 12 | R: 1 E: 0 K: 1 S: 11 | H: 2 LOB: 2 BB: 1 P: 21 | R: 0 E: 1 K: 1 S: 15 | H: 1 LOB: 3 BB: 1 P: 22 | R: 0 E: 0 K: 0 S: 14 | H: 1 LOB: 2 BB: 1 P: 23 | R: 0 E: 0 K: 0 S: 9 | H: 1 LOB: 3 BB: 1 P: 17 | R: 0 E: 0 K: 1 S: 8 | H: 1 LOB: 0 BB: 0 P: 14 | R: 1 E: 0 K: 2 S: 12 | H: 2 LOB: 2 BB: 1 P: 22 | 1B: 8 2B: 1 3B: 0 HR: 0 | SF: 0 SAC: 3 DP: 0 HBP: 0 | WP: 1 PB: 0 SB: 3 CS: 1 | PA: 46 | | | |
| PITCHER | IP 7.0 | WLS 31 | BF 5 | H 1 | R 1 | ER 1 | SO 5 | BB 4 | IBB 0 | HBP 0 | BLK 0 | WP 1 | HR 0 | S 76 | P 124 | ERA 1.29 | WHIP 1.286 | | | | | | | | |
| Ramon Martinez, R ERA: 3.64 | 2.0 | 8 | 2 | 0 | 0 | 1 | 0 | 1 | 0 | 0 | 0 | 0 | 0 | 17 | 31 | 0.00 | 1.000 | | | | | | | | |
| Roger McDowell, R ERA: 1.59 | 1.0 | L | 6 | 2 | 1 | 1 | 2 | 0 | 1 | 0 | 0 | 0 | 0 | 12 | 22 | 9.00 | 2.000 | | | | | | | | |
| Jim Gott, R ERA: 1.54 | | | | | | | | | | | | | | | | | | | | | | | | | |


TOP

St. Louis Cardinals @ Los Angeles Dodgers
Dodger Stadium, Los Angeles, CA

Tue Apr 28 1992, 7:05 PM PDT
Att: 26,940 - Overcast - 79 F

livebaseballscorecards.com

| | |
|-----|----|
| AB | 36 |
| R | 2 |
| H | 9 |
| RBI | 2 |
| BB | 6 |
| SO | 8 |
| LOB | 25 |



| Batter | 1 | 2 | 3 | 4 | 5 | 6 | 7 | 8 | 9 | 10 | AB | R | H | RBI | BB | SO | LOB | | | | | | | | |
|---|-------------------------------|----------------------------------|------------------------------|----------------------------------|-------------------------------|----------------------------------|-------------------------------|----------------------------------|------------------------------|----------------------------------|------------------------------|----------------------------------|------------------------------|----------------------------------|------------------------------|----------------------------------|------------------------------|----------------------------------|----------------------------------|------------------------------------|----------------------------------|--------|--|--|--|
| Brett Butler, L OBP: 0.375, SLG: 0.429 | K | | SH1-3 | | F9 | | G1-3 | | P5 | | 4 | 0 | 0 | 0 | 1 | 3 | | | | | | | | | |
| Lenny Harris, L OBP: 0.398, SLG: 0.347 Mike Sharperson, R OBP: 0.438, SLG: 0.359 | 1B | | G4-3 | | F7 | | L5 | | P6 | | 3 | 0 | 1 | 0 | 0 | 1 | | | | | | | | | |
| Darryl Strawberry, L OBP: 0.355, SLG: 0.457 | F8 | | | | F8 | | F8 | | | | 5 | 0 | 1 | 1 | 0 | 0 | | | | | | | | | |
| Eric Davis, R OBP: 0.423, SLG: 0.561 | G5-3 | | | | | | | L9 | | F8 | | 5 | 0 | 2 | 0 | 0 | | | | | | | | | |
| Todd Benzinger, S OBP: 0.216, SLG: 0.276 | | F8 | L6 | | L6 | | | P5 | | K | | 5 | 0 | 0 | 0 | 1 | | | | | | | | | |
| Dave Hansen, L OBP: 0.188, SLG: 0.267 | P5 | | | | | | G5-3 | | BB | | 3 | 0 | 0 | 0 | 1 | 0 | | | | | | | | | |
| Mike Scioscia, L OBP: 0.271, SLG: 0.262 | | | | E4 1B | | | 2B F7-2 1B | | F7 | | 4 | 0 | 2 | 0 | 0 | 1 | | | | | | | | | |
| Jose Offerman, S OBP: 0.286, SLG: 0.314 | G4-3 | | | K | | | | | K | | 4 | 0 | 1 | 0 | 0 | 2 | | | | | | | | | |
| Ramon Martinez, R OBP: 0.222, SLG: 0.222 Roger McDowell, R ERA: 8.44 | | | | | | | F7-2 | | | | 3 | 1 | 2 | 0 | 0 | 2 | | | | | | | | | |
| Mitch Webster, S OBP: 0.417, SLG: 0.333 Jim Gott, R | | | G4-3 SH1-3 1B | | | | F7-2 | | S BB | | 0 | 0 | 0 | 0 | 0 | 0 | | | | | | | | | |
| Inning Stats | R: 0 E: 0 K: 1 S: 10 | H: 1 LOB: 1 BB: 0 P: 13 | R: 0 E: 0 K: 0 S: 8 | H: 1 LOB: 1 BB: 0 P: 16 | R: 1 E: 0 K: 0 S: 14 | H: 3 LOB: 2 BB: 0 P: 17 | R: 0 E: 1 K: 1 S: 19 | H: 1 LOB: 2 BB: 0 P: 26 | R: 0 E: 0 K: 0 S: 9 | H: 2 LOB: 1 BB: 0 P: 12 | R: 0 E: 0 K: 0 S: 8 | H: 0 LOB: 0 BB: 0 P: 13 | R: 0 E: 0 K: 0 S: 7 | H: 0 LOB: 1 BB: 1 P: 14 | R: 0 E: 0 K: 1 S: 9 | H: 0 LOB: 0 BB: 0 P: 18 | R: 0 E: 0 K: 1 S: 7 | H: 0 LOB: 0 BB: 0 P: 10 | 1B: 8 2B: 2 3B: 0 HR: 0 | SF: 0 SAC: 1 DP: 1 HBP: 0 | WP: 0 PB: 0 SB: 2 CS: 0 | PA: 41 | | | |
| PITCHER | IP 6.0 | WLS 27 | BF 9 | H 1 | R 1 | ER 1 | SO 2 | BB 0 | IBB 0 | HBP 0 | BLK 0 | WP 0 | HR 0 | S 69 | P 95 | ERA 1.50 | WHIP 1.500 | | | | | | | | |
| Bob Tewksbury, R ERA: 1.61 | 1.0 | 3 | 0 | 0 | 0 | 0 | 0 | 0 | 0 | 0 | 0 | 0 | 0 | 8 | 13 | 0.00 | 0.000 | | | | | | | | |
| Juan Agosto, L ERA: 8.44 | 2.0 | W | 8 | 0 | 0 | 0 | 1 | 2 | 0 | 0 | 0 | 0 | 0 | 16 | 32 | 0.00 | 1.000 | | | | | | | | |
| Todd Worrell, R ERA: 2.61 | 1.0 | S | 3 | 0 | 0 | 0 | 1 | 0 | 0 | 0 | 0 | 0 | 0 | 7 | 10 | 0.00 | 0.000 | | | | | | | | |


BOTTOM

St. Louis Cardinals @ Los Angeles Dodgers
Dodger Stadium, Los Angeles, CA

Tue Apr 28 1992, 7:05 PM PDT
Att: 26,940 - Overcast - 79 F

livebaseballscorecards.com

| | |
|-----|----|
| AB | 38 |
| R | 1 |
| H | 9 |
| RBI | 1 |
| BB | 2 |
| SO | 4 |
| LOB | 15 |



| Batter | 1 | 2 | 3 | 4 | 5 | 6 | 7 | 8 | 9 | AB | R | H | RBI | BB | SO | LOB | TOP | | | | | | | | |
|---|---|---|---|---|---|---|---|---|---|---|---|---|---|---|---|---|---|---|---|---|---|---|---|---|---|
| Lenny Dykstra, L OBP: 0.273, SLG: 0.241 | | | | | | | | | | 5 | 0 | 2 | 1 | 0 | 0 | 2 | | | | | | | | | |
| Mariano Duncan, R OBP: 0.344, SLG: 0.422 | | | | | | | | | | 5 | 1 | 1 | 0 | 0 | 1 | 4 | | | | | | | | | |
| Dave Hollins, S OBP: 0.371, SLG: 0.367 | | | | | | | | | | 4 | 1 | 1 | 0 | 0 | 0 | 1 | | | | | | | | | |
| John Kruk, L OBP: 0.468, SLG: 0.469 | | | | | | | | | | 4 | 2 | 1 | 0 | 1 | 0 | 2 | | | | | | | | | |
| Dale Sveum, S OBP: 0.261, SLG: 0.200 | | | | | | | | | | 3 | 1 | 1 | 1 | 1 | 0 | 1 | | | | | | | | | |
| Barry Jones, R OBP: 0.273, SLG: 0.241 | | | | | | | | | | 0 | 0 | 0 | 0 | 0 | 0 | 0 | | | | | | | | | |
| Mitch Williams, L OBP: 1.000, SLG: 1.000 | | | | | | | | | | 0 | 0 | 0 | 0 | 0 | 0 | 0 | | | | | | | | | |
| Darren Daulton, L OBP: 0.333, SLG: 0.394 | | | | | | | | | | 4 | 1 | 2 | 3 | 0 | 0 | 1 | | | | | | | | | |
| Mickey Morandini, L OBP: 0.400, SLG: 0.485 | | | | | | | | | | 3 | 0 | 0 | 0 | 1 | 0 | 0 | | | | | | | | | |
| Kim Batiste, R OBP: 0.280, SLG: 0.313 | | | | | | | | | | 4 | 1 | 0 | 1 | 0 | 1 | 1 | | | | | | | | | |
| Danny Cox, R OBP: 0.111, SLG: 0.111 | | | | | | | | | | 3 | 0 | 0 | 0 | 0 | 3 | 3 | | | | | | | | | |
| Ruben Amaro Jr, S OBP: 0.273, SLG: 0.323 | | | | | | | | | | 1 | 0 | 0 | 0 | 0 | 0 | 0 | | | | | | | | | |
| Inning Stats | R: 0 E: 0 K: 0 S: 9 | H: 1 LOB: 1 BB: 0 P: 15 | R: 0 E: 0 K: 0 S: 7 | H: 0 LOB: 0 BB: 0 P: 10 | R: 0 E: 0 K: 1 S: 7 | H: 0 LOB: 0 BB: 0 P: 10 | R: 5 E: 3 K: 2 S: 19 | H: 3 LOB: 2 BB: 2 P: 31 | R: 0 E: 0 K: 0 S: 8 | H: 0 LOB: 1 BB: 1 P: 15 | R: 1 E: 1 K: 1 S: 8 | H: 1 LOB: 1 BB: 0 P: 11 | R: 1 E: 0 K: 0 S: 14 | H: 2 LOB: 1 BB: 0 P: 23 | R: 0 E: 0 K: 1 S: 5 | H: 0 LOB: 0 BB: 0 P: 7 | R: 0 E: 0 K: 0 S: 9 | H: 1 LOB: 1 BB: 0 P: 14 | 1B: 6 2B: 2 3B: 0 HR: 0 | SF: 0 SAC: 0 DP: 1 HBP: 1 | WP: 1 PB: 0 SB: 0 CS: 0 | PA: 40 | | | |
| PITCHER | IP WLS BF H R ER SO BB IBB HBP BLK WP HR S P ERA WHIP | IP WLS BF H R ER SO BB IBB HBP BLK WP HR S P ERA WHIP | IP WLS BF H R ER SO BB IBB HBP BLK WP HR S P ERA WHIP | IP WLS BF H R ER SO BB IBB HBP BLK WP HR S P ERA WHIP | IP WLS BF H R ER SO BB IBB HBP BLK WP HR S P ERA WHIP | IP WLS BF H R ER SO BB IBB HBP BLK WP HR S P ERA WHIP | IP WLS BF H R ER SO BB IBB HBP BLK WP HR S P ERA WHIP | IP WLS BF H R ER SO BB IBB HBP BLK WP HR S P ERA WHIP | IP WLS BF H R ER SO BB IBB HBP BLK WP HR S P ERA WHIP | IP WLS BF H R ER SO BB IBB HBP BLK WP HR S P ERA WHIP | IP WLS BF H R ER SO BB IBB HBP BLK WP HR S P ERA WHIP | IP WLS BF H R ER SO BB IBB HBP BLK WP HR S P ERA WHIP | IP WLS BF H R ER SO BB IBB HBP BLK WP HR S P ERA WHIP | IP WLS BF H R ER SO BB IBB HBP BLK WP HR S P ERA WHIP | IP WLS BF H R ER SO BB IBB HBP BLK WP HR S P ERA WHIP | IP WLS BF H R ER SO BB IBB HBP BLK WP HR S P ERA WHIP | IP WLS BF H R ER SO BB IBB HBP BLK WP HR S P ERA WHIP | IP WLS BF H R ER SO BB IBB HBP BLK WP HR S P ERA WHIP | IP WLS BF H R ER SO BB IBB HBP BLK WP HR S P ERA WHIP | IP WLS BF H R ER SO BB IBB HBP BLK WP HR S P ERA WHIP | IP WLS BF H R ER SO BB IBB HBP BLK WP HR S P ERA WHIP | IP WLS BF H R ER SO BB IBB HBP BLK WP HR S P ERA WHIP | IP WLS BF H R ER SO BB IBB HBP BLK WP HR S P ERA WHIP | IP WLS BF H R ER SO BB IBB HBP BLK WP HR S P ERA WHIP | IP WLS BF H R ER SO BB IBB HBP BLK WP HR S P ERA WHIP |

Philadelphia Phillies @ Los Angeles Dodgers
Dodger Stadium, Los Angeles, CA
Wed Apr 29 1992, 7:05 PM PDT
Att: 36,639 - Overcast - 75 F

| | |
|-----|----|
| AB | 36 |
| R | 7 |
| H | 8 |
| RBI | 6 |
| BB | 3 |
| SO | 5 |
| LOB | 15 |



| Batter | 1 | 2 | 3 | 4 | 5 | 6 | 7 | 8 | 9 | AB | R | H | RBI | BB | SO | LOB | BOTTOM | | | | | | | | |
|--|---|---|---|---|---|---|---|---|---|---|---|---|---|---|---|---|---|---|---|---|---|---|---|---|---|
| Brett Butler, L OBP: 0.386, SLG: 0.432 | | | | | | | | | | 4 | 0 | 2 | 1 | 1 | 1 | 1 | | | | | | | | | |
| Lenny Harris, L OBP: 0.386, SLG: 0.340 | | | | | | | | | | 4 | 0 | 1 | 0 | 0 | 0 | 1 | | | | | | | | | |
| Eric Karros, R OBP: 0.316, SLG: 0.514 | | | | | | | | | | 4 | 0 | 1 | 0 | 1 | 0 | 5 | | | | | | | | | |
| Darryl Strawberry, L OBP: 0.397, SLG: 0.447 | | | | | | | | | | 5 | 0 | 0 | 0 | 0 | 3 | 5 | | | | | | | | | |
| Eric Davis, R OBP: 0.398, SLG: 0.521 | | | | | | | | | | 5 | 0 | 0 | 0 | 0 | 3 | 5 | | | | | | | | | |
| Todd Benzinger, S OBP: 0.220, SLG: 0.300 | | | | | | | | | | 4 | 0 | 1 | 0 | 0 | 2 | 1 | | | | | | | | | |
| Dave Hansen, L OBP: 0.194, SLG: 0.265 | | | | | | | | | | 4 | 1 | 1 | 0 | 0 | 0 | 1 | | | | | | | | | |
| Mike Scioscia, L OBP: 0.297, SLG: 0.286 | | | | | | | | | | 2 | 2 | 1 | 0 | 2 | 0 | 0 | | | | | | | | | |
| Jose Offerman, S OBP: 0.284, SLG: 0.311 | | | | | | | | | | 4 | 0 | 1 | 0 | 0 | 1 | 3 | | | | | | | | | |
| Orel Hershiser, R ERA: 4.13 | | | | | | | | | | 1 | 0 | 0 | 0 | 0 | 1 | 0 | | | | | | | | | |
| Stan Javier, S ERA: 3.57 | | | | | | | | | | 1 | 0 | 0 | 0 | 0 | 0 | 1 | | | | | | | | | |
| Tim Crews, R ERA: 7.5 | | | | | | | | | | 1 | 0 | 0 | 0 | 0 | 0 | 0 | | | | | | | | | |
| Mitch Webster, S ERA: 3.57 | | | | | | | | | | 1 | 0 | 0 | 0 | 0 | 0 | 0 | | | | | | | | | |
| Jim Gott, R ERA: 1.32 | | | | | | | | | | 1 | 0 | 0 | 0 | 0 | 0 | 0 | | | | | | | | | |
| Mike Sharperson, R ERA: 4.29 | | | | | | | | | | 1 | 0 | 0 | 0 | 0 | 0 | 2 | | | | | | | | | |
| Inning Stats | R: 0 E: 0 K: 0 S: 9 | H: 1 LOB: 1 BB: 0 P: 14 | R: 0 E: 0 K: 1 S: 7 | H: 0 LOB: 0 BB: 0 P: 11 | R: 0 E: 0 K: 1 S: 11 | H: 2 LOB: 0 BB: 0 P: 16 | R: 0 E: 0 K: 1 S: 6 | H: 0 LOB: 0 BB: 0 P: 10 | R: 0 E: 0 K: 2 S: 10 | H: 1 LOB: 1 BB: 0 P: 17 | R: 0 E: 0 K: 2 S: 9 | H: 0 LOB: 1 BB: 1 P: 19 | R: 2 E: 0 K: 0 S: 14 | H: 2 LOB: 1 BB: 1 P: 22 | R: 0 E: 0 K: 1 S: 10 | H: 1 LOB: 1 BB: 0 P: 12 | R: 0 E: 0 K: 0 S: 18 | H: 2 LOB: 3 BB: 2 P: 35 | 1B: 7 2B: 2 3B: 0 HR: 0 | SF: 1 SAC: 0 DP: 0 HBP: 0 | WP: 0 PB: 0 SB: 0 CS: 0 | PA: 40 | | | |
| PITCHER | IP WLS BF H R ER SO BB IBB HBP BLK WP HR S P ERA WHIP | IP WLS BF H R ER SO BB IBB HBP BLK WP HR S P ERA WHIP | IP WLS BF H R ER SO BB IBB HBP BLK WP HR S P ERA WHIP | IP WLS BF H R ER SO BB IBB HBP BLK WP HR S P ERA WHIP | IP WLS BF H R ER SO BB IBB HBP BLK WP HR S P ERA WHIP | IP WLS BF H R ER SO BB IBB HBP BLK WP HR S P ERA WHIP | IP WLS BF H R ER SO BB IBB HBP BLK WP HR S P ERA WHIP | IP WLS BF H R ER SO BB IBB HBP BLK WP HR S P ERA WHIP | IP WLS BF H R ER SO BB IBB HBP BLK WP HR S P ERA WHIP | IP WLS BF H R ER SO BB IBB HBP BLK WP HR S P ERA WHIP | IP WLS BF H R ER SO BB IBB HBP BLK WP HR S P ERA WHIP | IP WLS BF H R ER SO BB IBB HBP BLK WP HR S P ERA WHIP | IP WLS BF H R ER SO BB IBB HBP BLK WP HR S P ERA WHIP | IP WLS BF H R ER SO BB IBB HBP BLK WP HR S P ERA WHIP | IP WLS BF H R ER SO BB IBB HBP BLK WP HR S P ERA WHIP | IP WLS BF H R ER SO BB IBB HBP BLK WP HR S P ERA WHIP | IP WLS BF H R ER SO BB IBB HBP BLK WP HR S P ERA WHIP | IP WLS BF H R ER SO BB IBB HBP BLK WP HR S P ERA WHIP | IP WLS BF H R ER SO BB IBB HBP BLK WP HR S P ERA WHIP | IP WLS BF H R ER SO BB IBB HBP BLK WP HR S P ERA WHIP | IP WLS BF H R ER SO BB IBB HBP BLK WP HR S P ERA WHIP | IP WLS BF H R ER SO BB IBB HBP BLK WP HR S P ERA WHIP | IP WLS BF H R ER SO BB IBB HBP BLK WP HR S P ERA WHIP | IP WLS BF H R ER SO BB IBB HBP BLK WP HR S P ERA WHIP | IP WLS BF H R ER SO BB IBB HBP BLK WP HR S P ERA WHIP |

Philadelphia Phillies @ Los Angeles Dodgers
Dodger Stadium, Los Angeles, CA
Wed Apr 29 1992, 7:05 PM PDT
Att: 36,639 - Overcast - 75 F

| | |
|-----|----|
| AB | 35 |
| R | 3 |
| H | 9 |
| RBI | 3 |
| BB | 4 |
| SO | 8 |
| LOB | 20 |



| Batter | 1 | 2 | 3 | 4 | 5 | 6 | 7 | 8 | 9 | AB | R | H | RBI | BB | SO | LOB | TOP | | | | | | | | | | | | | | | | | | | | | |
|---|------------------------------|----------------------------------|-------------------------------|----------------------------------|-------------------------------|----------------------------------|------------------------------|----------------------------------|-------------------------------|----------------------------------|------------------------------|---------------------------------|------------------------------|---------------------------------|-------------------------------|----------------------------------|-------------------------------|----------------------------------|-----------------------------------|------------------------------------|----------------------------------|--------|-----|----|---|---|----|----|----|-----|-----|-----|----|----|---|---|-----|------|
| Brett Butler, L OBP: 0.391, SLG: 0.433 (1, 8) | | | | | | | | | | 5 | 1 | 2 | 0 | 0 | 2 | 6 | | | | | | | | | | | | | | | | | | | | | | |
| Lenny Harris, L OBP: 0.377, SLG: 0.333 (1, 4) | | | | | | | | | | 4 | 0 | 1 | 0 | 0 | 0 | 2 | | | | | | | | | | | | | | | | | | | | | | |
| Daryl Strawberry, L OBP: 0.352, SLG: 0.446 Stan Javier, S OBP: 0.320, SLG: 0.227 (1, 9) (5, 9) | | | | | | | | | | 3 | 1 | 1 | 1 | 0 | 0 | 0 | | | | | | | | | | | | | | | | | | | | | | |
| Eric Davis, R OBP: 0.370, SLG: 0.475 (1, 7) | | | | | | | | | | 5 | 0 | 1 | 1 | 0 | 1 | 3 | | | | | | | | | | | | | | | | | | | | | | |
| Eric Karros, R OBP: 0.326, SLG: 0.548 John Candelaria, L (7, 1) Dave Anderson, R (8, 6) | | | | | | | | | | 3 | 0 | 0 | 0 | 1 | 2 | 1 | | | | | | | | | | | | | | | | | | | | | | |
| Dave Hansen, L OBP: 0.225, SLG: 0.250 (1, 5) | | | | | | | | | | 2 | 1 | 0 | 0 | 2 | 1 | 2 | | | | | | | | | | | | | | | | | | | | | | |
| Mike Scioscia, L OBP: 0.294, SLG: 0.294 Carlos Hernandez, R OBP: 0.313, SLG: 0.286 (1, 2) (3, 2) | | | | | | | | | | 0 | 0 | 0 | 0 | 1 | 0 | 0 | | | | | | | | | | | | | | | | | | | | | | |
| Jose Offerman, S OBP: 0.315, SLG: 0.346 Roger McDowell, R (8, 1) | | | | | | | | | | 4 | 0 | 3 | 0 | 0 | 0 | 0 | | | | | | | | | | | | | | | | | | | | | | |
| Ramon Martinez, R OBP: 0.250, SLG: 0.250 Kevin Cross, R OBP: 0.250, SLG: 0.143 Todd Benzinger, S OBP: 0.233, SLG: 0.310 (1, 1) (7, 1) (7, 3) | | | | | | | | | | 3 | 0 | 1 | 1 | 0 | 0 | 1 | | | | | | | | | | | | | | | | | | | | | | |
| Inning Stats | R: 0 E: 0 K: 0 S: 8 | H: 1 LOB: 0 BB: 0 P: 11 | R: 1 E: 0 K: 1 S: 13 | H: 2 LOB: 3 BB: 2 P: 25 | R: 0 E: 0 K: 1 S: 11 | H: 1 LOB: 2 BB: 1 P: 22 | R: 0 E: 0 K: 0 S: 7 | H: 0 LOB: 0 BB: 0 P: 10 | R: 2 E: 1 K: 2 S: 17 | H: 2 LOB: 2 BB: 1 P: 29 | R: 0 E: 0 K: 1 S: 7 | H: 1 LOB: 1 BB: 0 P: 8 | R: 0 E: 0 K: 0 S: 4 | H: 1 LOB: 0 BB: 0 P: 5 | R: 0 E: 0 K: 2 S: 17 | H: 2 LOB: 2 BB: 0 P: 26 | R: 0 E: 0 K: 1 S: 15 | H: 1 LOB: 1 BB: 1 P: 23 | 1B: 10 2B: 2 3B: 0 HR: 0 | SF: 0 SAC: 1 DP: 2 HBP: 0 | WP: 1 PB: 1 SB: 1 CS: 1 | PA: 41 | | | | | | | | | | | | | | | | |
| PITCHER | IP | WLS | BF | H | R | ER | SO | BB | IBB | HBP | BLK | WP | HR | S | P | ERA | WHIP | PITCHER | | | | IP | WLS | BF | H | R | ER | SO | BB | IBB | HBP | BLK | WP | HR | S | P | ERA | WHIP |
| Danny Cox, R ERA: 4.5 (1, 1) | 5.0 | L | 25 | 6 | 3 | 2 | 4 | 3 | 1 | 0 | 0 | 0 | 0 | 56 | 97 | 3.60 | 1.800 | | | | | | | | | | | | | | | | | | | | | |
| Wally Ritchie, L ERA: 0.99 (6, 1) | 2.0 | 7 | 2 | 0 | 0 | 1 | 0 | 0 | 0 | 0 | 0 | 0 | 0 | 11 | 13 | 0.00 | 1.000 | | | | | | | | | | | | | | | | | | | | | |
| Barry Jones, R ERA: 3.38 (8, 1) | 1.0 | 5 | 2 | 0 | 0 | 2 | 0 | 0 | 0 | 0 | 0 | 0 | 0 | 17 | 26 | 0.00 | 2.000 | | | | | | | | | | | | | | | | | | | | | |
| Mitch Williams, L ERA: 4.5 (9, 1) | 1.0 | 4 | 1 | 0 | 0 | 1 | 1 | 0 | 0 | 1 | 1 | 0 | 15 | 23 | 0.00 | 2.000 | | | | | | | | | | | | | | | | | | | | | | |

Los Angeles Dodgers @ Philadelphia Phillies
Veterans Stadium, Philadelphia, PA
Wed May 06 1992, 7:05 PM EDT
Att: 21,679 - Sunny - 58 F

AB 35
R 3
H 11
RBI 3
BB 5
SO 8
LOB 18



| Batter | 1 | 2 | 3 | 4 | 5 | 6 | 7 | 8 | 9 | AB | R | H | RBI | BB | SO | LOB | BOTTOM | | | | | | | | | | | | | | | | | | | | | |
|--|-------------------------------|----------------------------------|-------------------------------|----------------------------------|------------------------------|----------------------------------|------------------------------|----------------------------------|------------------------------|----------------------------------|-------------------------------|----------------------------------|-------------------------------|----------------------------------|------------------------------|---------------------------------|----------------------------------|------------------------------------|----------------------------------|--------|--|----|-----|----|---|---|----|----|----|-----|-----|-----|----|----|---|---|-----|------|
| Lenny Dykstra, L OBP: 0.250, SLG: 0.217 (1, 8) | | | | | | | | | | 4 | 0 | 0 | 0 | 1 | 0 | 0 | | | | | | | | | | | | | | | | | | | | | | |
| Mariano Duncan, R OBP: 0.357, SLG: 0.495 (1, 7) (9, 4) | | | | | | | | | | 5 | 0 | 2 | 0 | 0 | 1 | 2 | | | | | | | | | | | | | | | | | | | | | | |
| Dave Hollins, S OBP: 0.395, SLG: 0.374 (1, 5) | | | | | | | | | | 2 | 0 | 0 | 0 | 2 | 1 | 1 | | | | | | | | | | | | | | | | | | | | | | |
| John Kruk, L OBP: 0.450, SLG: 0.432 (1, 3) | | | | | | | | | | 3 | 0 | 0 | 0 | 1 | 2 | 6 | | | | | | | | | | | | | | | | | | | | | | |
| Dale Sveum, S OBP: 0.325, SLG: 0.294 (1, 6) | | | | | | | | | | 3 | 0 | 1 | 0 | 1 | 2 | 3 | | | | | | | | | | | | | | | | | | | | | | |
| Darren Daulton, L OBP: 0.361, SLG: 0.405 (1, 2) | | | | | | | | | | 3 | 0 | 1 | 0 | 1 | 0 | 2 | | | | | | | | | | | | | | | | | | | | | | |
| Mickey Morandini, L OBP: 0.400, SLG: 0.457 Wes Chamberlain, R OBP: 0.233, SLG: 0.381 (1, 4) (8, PH) (9, 7) | | | | | | | | | | 3 | 1 | 1 | 0 | 0 | 2 | 3 | | | | | | | | | | | | | | | | | | | | | | |
| Ruben Amaro Jr, S OBP: 0.278, SLG: 0.325 Mitch Williams, L OBP: 1.000, SLG: 1.000 (1, 9) (9, 1) | | | | | | | | | | 4 | 0 | 0 | 0 | 0 | 1 | 5 | | | | | | | | | | | | | | | | | | | | | | |
| Danny Cox, R OBP: 0.100, SLG: 0.100 Jeff Grotzowski, L OBP: 0.400, SLG: 0.333 Wally Ritchie, L (5, PH) (8, 1) Wally Backman, S OBP: 0.380, SLG: 0.417 Barry Jones, R (8, 1) Jim Lindeman, R OBP: 0.220, SLG: 0.333 (9, 9) | | | | | | | | | | 1 | 0 | 0 | 0 | 0 | 1 | 2 | | | | | | | | | | | | | | | | | | | | | | |
| Inning Stats | R: 0 E: 0 K: 1 S: 11 | H: 1 LOB: 1 BB: 0 P: 17 | R: 0 E: 0 K: 2 S: 16 | H: 1 LOB: 2 BB: 1 P: 24 | R: 0 E: 0 K: 2 S: 8 | H: 1 LOB: 0 BB: 0 P: 10 | R: 0 E: 0 K: 1 S: 6 | H: 0 LOB: 0 BB: 0 P: 20 | R: 0 E: 0 K: 1 S: 9 | H: 0 LOB: 1 BB: 1 P: 17 | R: 1 E: 0 K: 2 S: 16 | H: 2 LOB: 2 BB: 2 P: 31 | R: 0 E: 0 K: 2 S: 15 | H: 0 LOB: 1 BB: 1 P: 26 | R: 0 E: 0 K: 1 S: 6 | H: 0 LOB: 0 BB: 0 P: 8 | 1B: 3 2B: 3 3B: 0 HR: 0 | SF: 0 SAC: 0 DP: 1 HBP: 0 | WP: 0 PB: 0 SB: 0 CS: 0 | PA: 38 | | | | | | | | | | | | | | | | | | |
| PITCHER | IP | WLS | BF | H | R | ER | SO | BB | IBB | HBP | BLK | WP | HR | S | P | ERA | WHIP | PITCHER | | | | IP | WLS | BF | H | R | ER | SO | BB | IBB | HBP | BLK | WP | HR | S | P | ERA | WHIP |
| Ramon Martinez, R ERA: 3.25 (1, 1) | 6.1 | W | 28 | 6 | 1 | 1 | 9 | 4 | 0 | 0 | 0 | 0 | 0 | 73 | 123 | 1.42 | 1.579 | | | | | | | | | | | | | | | | | | | | | |
| Kevin Cross, R ERA: 3.96 (7, 1) | 0.1 | 2 | 0 | 0 | 0 | 0 | 1 | 0 | 0 | 0 | 0 | 0 | 0 | 2 | 7 | 0.00 | 3.000 | | | | | | | | | | | | | | | | | | | | | |
| John Candelaria, L ERA: 1.17 (7, 1) | 0.2 | 3 | 0 | 0 | 0 | 1 | 1 | 0 | 0 | 0 | 0 | 0 | 0 | 9 | 18 | 0.00 | 1.500 | | | | | | | | | | | | | | | | | | | | | |
| Roger McDowell, R ERA: 1.38 (8, 1) | 1.2 | S | 5 | 0 | 0 | 0 | 3 | 0 | 0 | 0 | 0 | 0 | 0 | 15 | 21 | 0.00 | 0.000 | | | | | | | | | | | | | | | | | | | | | |

Los Angeles Dodgers @ Philadelphia Phillies
Veterans Stadium, Philadelphia, PA
Wed May 06 1992, 7:05 PM EDT
Att: 21,679 - Sunny - 58 F

AB 32
R 1
H 6
RBI 1
BB 6
SO 13
LOB 25



| Batter | 1 | 2 | 3 | 4 | 5 | 6 | 7 | 8 | 9 | AB | R | H | RBI | BB | SO | LOB | TOP | | | | | | | | |
|--|------------------------------|----------------------------------|-------------------------------|----------------------------------|------------------------------|----------------------------------|------------------------------|----------------------------------|-------------------------------|----------------------------------|-------------------------------|----------------------------------|-------------------------------|----------------------------------|------------------------------|----------------------------------|---|------------------------------|----------------------------------|----------------------------------|------------------------------------|----------------------------------|--------|--|--|
| Brett Butler, L OBP: 0.391, SLG: 0.431 (1, 8) | G1-3 | | F8 | | | B5-3 | FC4-6 1B | | CS 1B | 5 | 0 | 2 | 0 | 0 | 0 | 0 | Los Angeles Dodgers @ New York Mets Shea Stadium, Flushing, NY Fri May 08 1992, 7:05 PM EDT Att: 19,237 - Cloudy - 53 F | | | | | | | | |
| Lenny Harris, L OBP: 0.375, SLG: 0.333 Mike Sharperson, R (7, PH) OBP: 0.426, SLG: 0.341 (7, 4) | G4-3 | | G4-3 | | | | FC4-6 1B | | CS | 3 | 1 | 1 | 0 | 0 | 0 | 0 | | | | | | | | | |
| Mitch Webster, S OBP: 0.429, SLG: 0.429 Dave Anderson, R (8, 5) | K | | | | | | K | | | 4 | 0 | 1 | 1 | 0 | 3 | 2 | | | | | | | | | |
| Eric Davis, R OBP: 0.375, SLG: 0.470 (1, 7) | | | | | | | | | | 3 | 1 | 1 | 0 | 1 | 2 | 0 | | | | | | | | | |
| Eric Karros, R OBP: 0.336, SLG: 0.551 Kevin Cross, R OBP: 0.220, SLG: 0.143 Steve Wilson, L (7, 1) Stan Javier, S OBP: 0.217, SLG: 0.217 Jim Gott, R (7, 1) John Candelaria, L (8, 1) | | | | | | | | | | 3 | 0 | 0 | 0 | 0 | 3 | 3 | | | | | | | | | |
| Dave Hansen, L OBP: 0.227, SLG: 0.231 Roger McDowell, R (8, 1) Tim Crews, R (9, 1) | | | | | | | | | | 3 | 0 | 0 | 0 | 1 | 1 | 3 | | | | | | | | | |
| Carlos Hernandez, R OBP: 0.400, SLG: 0.353 (1, 2) | | | | | | | | | | 3 | 1 | 2 | 1 | 0 | 0 | 1 | | | | | | | | | |
| Jose Offerman, S OBP: 0.301, SLG: 0.329 (1, 6) | | | | | | | | | | 4 | 0 | 0 | 0 | 0 | 1 | 3 | | | | | | | | | |
| Orel Hershiser, R OBP: 0.286, SLG: 0.462 Todd Benzinger, S OBP: 0.244, SLG: 0.302 (6, 3) | | | | | | | | | | 2 | 0 | 0 | 0 | 0 | 1 | 1 | | | | | | | | | |
| Inning Stats | R: 0 E: 0 K: 1 S: 7 | H: 0 LOB: 0 BB: 0 P: 10 | R: 1 E: 0 K: 1 S: 10 | H: 2 LOB: 1 BB: 0 P: 17 | R: 0 E: 0 K: 0 S: 9 | H: 0 LOB: 0 BB: 0 P: 14 | R: 0 E: 0 K: 3 S: 9 | H: 0 LOB: 1 BB: 0 P: 13 | R: 0 E: 0 K: 2 S: 11 | H: 1 LOB: 2 BB: 1 P: 19 | R: 1 E: 0 K: 2 S: 16 | H: 2 LOB: 2 BB: 1 P: 29 | R: 1 E: 0 K: 2 S: 13 | H: 2 LOB: 2 BB: 1 P: 22 | R: 0 E: 0 K: 1 S: 8 | H: 0 LOB: 1 BB: 1 P: 13 | | R: 0 E: 0 K: 0 S: 5 | H: 1 LOB: 0 BB: 0 P: 11 | 1B: 6 2B: 0 3B: 1 HR: 0 | SF: 0 SAC: 0 DP: 0 HBP: 1 | WP: 0 PB: 0 SB: 1 CS: 1 | PA: 38 | | |
| PITCHER | IP | WLS | BF | H | R | ER | SO | BB | IBB | HBP | BLK | WP | HR | S | P | ERA | WHIP | | | | | | | | |
| David Cone, R ERA: 2.1 Paul Gibson, L ERA: 5.85 Jeff Innis, R ERA: 2.93 | (1, 1) (7, 1) (8, 1) | 6.1 0.2 2.0 | 28 2 7 | 6 0 1 | 3 0 0 | 3 0 0 | 9 1 1 | 2 0 1 | 0 0 0 | 1 0 0 | 0 0 0 | 0 0 0 | 0 4 13 | 0 4 24 | 120 4 24 | 4.26 0.00 0.00 | 1.263 0.000 1.000 | | | | | | | | |


| Batter | 1 | 2 | 3 | 4 | 5 | 6 | 7 | 8 | 9 | AB | R | H | RBI | BB | SO | LOB | BOTTOM | | | | | | | | |
|--|--|---------------------------------|------------------------------|----------------------------------|------------------------------|---------------------------------|------------------------------|----------------------------------|-------------------------------|----------------------------------|-------------------------------|----------------------------------|-------------------------------|----------------------------------|-------------------------------|------------------------------------|---|------------------------------|----------------------------------|----------------------------------|------------------------------------|----------------------------------|--------|--|--|
| Daryl Boston, L OBP: 0.372, SLG: 0.418 Willie Randolph, R OBP: 0.343, SLG: 0.319 Jeff Innis, R (8, 1) Junior Noboa, R OBP: 0.294, SLG: 0.200 (9, PH) | K | | K | | | G1-3 S 1B | K | | BB SH5-4 1B | 3 | 0 | 1 | 0 | 0 | 2 | 0 | Los Angeles Dodgers @ New York Mets Shea Stadium, Flushing, NY Fri May 08 1992, 7:05 PM EDT Att: 19,237 - Cloudy - 53 F | | | | | | | | |
| Dick Schofield, R OBP: 0.355, SLG: 0.329 (1, 6) | P4 | | | | | K | G5-4-3 | | SH5-4 | 4 | 0 | 0 | 0 | 0 | 1 | 4 | | | | | | | | | |
| Dave Magadan, L OBP: 0.385, SLG: 0.359 (1, 5) | G4-3 | | | | | | | | | 3 | 1 | 0 | 0 | 2 | 1 | 1 | | | | | | | | | |
| Bobby Bonilla, S OBP: 0.389, SLG: 0.346 (9, 3) | | | | | | | | | | 1 | 1 | 0 | 0 | 4 | 0 | 0 | | | | | | | | | |
| Eddie Murray, S OBP: 0.366, SLG: 0.425 Rodney McCray, R OBP: 1.000, SLG: 1.000 (8, PR) (9, 9) | | | | | | | | | | 3 | 0 | 0 | 0 | 1 | 2 | 3 | | | | | | | | | |
| Howard Johnson, S OBP: 0.296, SLG: 0.396 (1, 8) | | | | | | | | | | 1 | 1 | 1 | 1 | 2 | 0 | 0 | | | | | | | | | |
| Bill Pecota, R OBP: 0.195, SLG: 0.195 Mackey Sasser, L OBP: 0.276, SLG: 0.296 D.J. Dozier, R OBP: 0.500, SLG: 0.333 (7, PR) (8, 7) | | | | | | | | | | 2 | 0 | 0 | 0 | 0 | 0 | 3 | | | | | | | | | |
| Todd Hundley, S OBP: 0.263, SLG: 0.265 (1, 2) | | | | | | | | | | 1 | 0 | 0 | 1 | 2 | 0 | 0 | | | | | | | | | |
| David Cone, L OBP: 0.050, SLG: 0.050 Paul Gibson, R (7, 1) Chico Walker, S OBP: 0.219, SLG: 0.111 (8, 4) | | | | | | | | | | 2 | 0 | 0 | 0 | 0 | 2 | 2 | | | | | | | | | |
| Inning Stats | R: 0 E: 0 K: 1 S: 6 | H: 0 LOB: 0 BB: 0 P: 9 | R: 0 E: 0 K: 1 S: 7 | H: 0 LOB: 2 BB: 2 P: 21 | R: 0 E: 0 K: 2 S: 8 | H: 0 LOB: 0 BB: 0 P: 9 | R: 0 E: 0 K: 1 S: 7 | H: 0 LOB: 0 BB: 0 P: 14 | R: 0 E: 0 K: 1 S: 12 | H: 1 LOB: 2 BB: 1 P: 21 | R: 0 E: 0 K: 2 S: 10 | H: 1 LOB: 2 BB: 1 P: 17 | R: 1 E: 0 K: 1 S: 11 | H: 1 LOB: 3 BB: 2 P: 26 | R: 2 E: 0 K: 0 S: 11 | H: 1 LOB: 3 BB: 4 P: 31 | | R: 1 E: 0 K: 0 S: 6 | H: 2 LOB: 3 BB: 2 P: 20 | 1B: 5 2B: 1 3B: 0 HR: 0 | SF: 1 SAC: 1 DP: 3 HBP: 1 | WP: 1 PB: 0 SB: 1 CS: 0 | PA: 41 | | |
| PITCHER | IP | WLS | BF | H | R | ER | SO | BB | IBB | HBP | BLK | WP | HR | S | P | ERA | WHIP | | | | | | | | |
| Orel Hershiser, R ERA: 3.58 Kevin Cross, R ERA: 4.15 Steve Wilson, L ERA: 2.13 Jim Gott, R ERA: 2.87 John Candelaria, L ERA: 1.13 | (1, 1) (6, 1) (7, 1) (7, 1) (8, 1) | 5.0 1.0 0.0 1.0 0.1 | 18 7 2 4 2 | 1 2 0 0 0 | 0 1 0 2 0 | 0 1 0 2 0 | 6 2 0 1 0 | 1 2 0 2 1 | 0 0 0 0 0 | 0 0 0 0 0 | 0 1 0 0 0 | 0 0 0 0 0 | 0 0 0 7 4 | 0 15 8 19 10 | 74 27 8 19 10 | 0.00 9.00 ∞ 18.00 0.00 | 0.400 4.000 ∞ 2.000 3.000 | | | | | | | | |
| PITCHER | IP | WLS | BF | H | R | ER | SO | BB | IBB | HBP | BLK | WP | HR | S | P | ERA | WHIP | | | | | | | | |
| Roger McDowell, R ERA: 1.93 Tim Crews, R ERA: 6.6 | (8, 1) (9, 1) | 1.0 0.0 | 7 1 | 2 1 | 1 0 | 1 0 | 0 0 | 0 0 | 0 0 | 0 0 | 0 0 | 0 0 | 0 0 | 0 1 | 8 27 | 9.00 ∞ | 4.000 ∞ | | | | | | | | |


AB 33
R 3
H 7
RBI 3
BB 3
SO 11
LOB 15



AB 26
R 4
H 6
RBI 4
BB 12
SO 9
LOB 19



| Batter | 1 | 2 | 3 | 4 | 5 | 6 | 7 | 8 | 9 | AB | R | H | RBI | BB | SO | LOB | TOP | | | | | | | | |
|---|------------------------------|----------------------------------|------------------------------|---------------------------------|-------------------------------|----------------------------------|-------------------------------|----------------------------------|-------------------------------|----------------------------------|-------------------------------|----------------------------------|------------------------------|----------------------------------|------------------------------|----------------------------------|--|----------------------------------|----------------------------------|------------------------------------|----------------------------------|--------|--|--|--|
| Brett Butler, L OBP: 0.378, SLG: 0.415 (1, 8) | G6-3 | | G4-3 | | | E8 G3 SF7 | | G4-3 | | 4 | 1 | 0 | 0 | 0 | 0 | 1 | Los Angeles Dodgers @ New York Mets Shea Stadium, Flushing, NY Sat May 09 1992, 3:33 AM EDT Att: 39,330 - Sunny - 68 F AB 30 R 2 H 5 RBI 2 BB 3 SO 6 LOB 15  | | | | | | | | |
| Lenny Harris, L OBP: 0.388, SLG: 0.328 (1, 4) | CS 1B | | | E5 CS BB | | G3 | | G3-1 | | 4 | 0 | 1 | 0 | 0 | 0 | 1 | | | | | | | | | |
| Mitch Webster, S OBP: 0.364, SLG: 0.625 (1, 9) | 1-2 | | | CS BB | | SF7 | | HR | | 2 | 1 | 1 | 2 | 1 | 1 | 1 | | | | | | | | | |
| Eric Davis, R OBP: 0.360, SLG: 0.448 (1, 7) | | G6-3 | | K | | K | | G6-3 | | 4 | 0 | 0 | 0 | 0 | 2 | 2 | | | | | | | | | |
| Eric Karros, R OBP: 0.308, SLG: 0.500 (1, 3) | | P3 | | K | | | | | FC1-6 BB | 3 | 0 | 1 | 0 | 0 | 1 | 1 | | | | | | | | | |
| Todd Benzinger, S OBP: 0.261, SLG: 0.302 (9, PH) | | | | | | | | | | 0 | 0 | 0 | 0 | 1 | 0 | 0 | | | | | | | | | |
| Dave Hansen, L OBP: 0.208, SLG: 0.209 (1, 5) | | | | | F9 | | G3 | | FC1-6 G4-6-3 | 4 | 0 | 0 | 0 | 0 | 0 | 2 | | | | | | | | | |
| Roger McDowell, R OBP: 0.261, SLG: 0.302 (9, 3) | | | | | | | | | 1-2 | 0 | 0 | 0 | 0 | 0 | 0 | 0 | | | | | | | | | |
| Carlos Hernandez, R OBP: 0.375, SLG: 0.333 (1, 2) | | | G6-3 | | | | L9 | | 1-2 | 4 | 0 | 1 | 0 | 0 | 0 | 2 | | | | | | | | | |
| Jose Offerman, S OBP: 0.313, SLG: 0.333 (1, 6) | | | | G4-3 1B | | K | | | | 2 | 0 | 1 | 0 | 1 | 1 | 1 | | | | | | | | | |
| Bob Ojeda, L OBP: 0.296, SLG: 0.208 (7, PH) | | | | | | | | | | 2 | 0 | 0 | 0 | 0 | 1 | 2 | | | | | | | | | |
| Stan Javier, S OBP: 0.296, SLG: 0.208 (7, PH) | | | G4-3 | | | | F8 | | | 1 | 0 | 0 | 0 | 0 | 0 | 2 | | | | | | | | | |
| Kevin Gross, R OBP: 0.250, SLG: 0.143 (7, 1) | | | | | | | | | | 0 | 0 | 0 | 0 | 0 | 0 | 0 | | | | | | | | | |
| John Candelaria, L OBP: 0.426, SLG: 0.341 (8, 1) | | | | | | | | | | 0 | 0 | 0 | 0 | 0 | 0 | 0 | | | | | | | | | |
| Mike Sharperson, R OBP: 0.426, SLG: 0.341 (9, 5) | | | | | | | | | | 0 | 0 | 0 | 0 | 0 | 0 | 0 | | | | | | | | | |
| Inning Stats | R: 0 E: 0 K: 1 S: 9 | H: 1 LOB: 0 BB: 0 P: 13 | R: 0 E: 0 K: 0 S: 7 | H: 0 LOB: 0 BB: 0 P: 9 | R: 0 E: 0 K: 0 S: 13 | H: 1 LOB: 1 BB: 0 P: 19 | R: 0 E: 1 K: 2 S: 11 | H: 0 LOB: 1 BB: 1 P: 21 | R: 0 E: 0 K: 2 S: 16 | H: 1 LOB: 1 BB: 0 P: 20 | R: 1 E: 1 K: 1 S: 13 | H: 0 LOB: 0 BB: 0 P: 19 | R: 0 E: 0 K: 0 S: 9 | H: 1 LOB: 2 BB: 1 P: 16 | R: 1 E: 0 K: 0 S: 7 | H: 1 LOB: 0 BB: 0 P: 13 | R: 0 E: 0 K: 0 S: 5 | H: 0 LOB: 0 BB: 1 P: 12 | 1B: 4 2B: 1 3B: 0 HR: 1 | SF: 1 SAC: 0 DP: 2 HBP: 0 | WP: 0 PB: 0 SB: 0 CS: 3 | PA: 34 | | | |
| PITCHER | IP | WLS | BF | H | R | ER | SO | BB | IBB | HBP | BLK | WP | HR | S | P | ERA | WHIP | | | | | | | | |
| Bret Saberhagen, R ERA: 4.02 (1, 1) | 8.0 | | 31 | 5 | 2 | 1 | 6 | 1 | 1 | 0 | 0 | 0 | 1 | 85 | 130 | 1.12 | 0.750 | | | | | | | | |
| Jeff Innis, R ERA: 2.53 (9, 1) | 0.0 | 1 | 0 | 0 | 0 | 0 | 0 | 1 | 0 | 0 | 0 | 0 | 0 | 1 | 5 | ∞ | ∞ | | | | | | | | |
| John Franco, L ERA: (9, 1) | 1.0 | W | 2 | 0 | 0 | 0 | 0 | 0 | 0 | 0 | 0 | 0 | 0 | 4 | 7 | 0.00 | 0.000 | | | | | | | | |

| Batter | 1 | 2 | 3 | 4 | 5 | 6 | 7 | 8 | 9 | AB | R | H | RBI | BB | SO | LOB | BOTTOM | | | | | | | | |
|--|-------------------------------|----------------------------------|------------------------------|----------------------------------|------------------------------|----------------------------------|------------------------------|----------------------------------|------------------------------|----------------------------------|------------------------------|----------------------------------|-------------------------------|----------------------------------|----------------------------------|------------------------------------|--|--------|--|--|--|--|--|--|--|
| Willie Randolph, R OBP: 0.345, SLG: 0.316 (1, 4) | E6 BB FC5-4 | G5-3 | | | F8 SH2-3 1B | | FC6-4 BB | | K | 4 | 1 | 1 | 0 | 1 | 1 | 1 | Los Angeles Dodgers @ New York Mets Shea Stadium, Flushing, NY Sat May 09 1992, 3:33 AM EDT Att: 39,330 - Sunny - 68 F AB 30 R 5 H 6 RBI 5 BB 6 SO 5 LOB 18  | | | | | | | | |
| Dick Schofield, R OBP: 0.361, SLG: 0.329 (1, 6) | FC5-4 BB BB | F9 | | | SH2-3 | | FC6-4 FC1-4 | | HR | 3 | 2 | 1 | 0 | 1 | 0 | 2 | | | | | | | | | |
| Dave Magadan, L OBP: 0.385, SLG: 0.385 (1, 3) | FC5-4 1-2 2-3 BB | | K | | F8 | | FC1-4 | | 1B HR | 4 | 1 | 1 | 3 | 1 | 1 | 3 | | | | | | | | | |
| Bobby Bonilla, S OBP: 0.385, SLG: 0.336 (1, 9) | FC5-4 | | F8 | | L4 | | | | | 3 | 0 | 0 | 1 | 1 | 0 | 3 | | | | | | | | | |
| Rodney McCray, R OBP: 1.000, SLG: 1.000 (8, PR) | BB BB | | F8 | | | | | | | 0 | 0 | 0 | 0 | 0 | 0 | 0 | | | | | | | | | |
| Howard Johnson, S OBP: 0.295, SLG: 0.391 (1, 8) | K | | | FC5-4 1B | | K | | F8 | | 4 | 0 | 1 | 0 | 0 | 2 | 3 | | | | | | | | | |
| D.J. Dozier, R OBP: 0.428, SLG: 0.200 (1, 7) | | | | | FC5-4 | | | | | 2 | 0 | 0 | 0 | 1 | 0 | 1 | | | | | | | | | |
| Daryl Boston, L OBP: 0.372, SLG: 0.418 (8, PH) | | | | | | P6 | | F9 | | 0 | 0 | 0 | 0 | 0 | 0 | 0 | | | | | | | | | |
| Chico Walker, S OBP: 0.212, SLG: 0.107 (8, PH) | BB BB | | | | | | | | | 1 | 0 | 0 | 0 | 0 | 0 | 1 | | | | | | | | | |
| Charlie O'Brien, R OBP: 0.385, SLG: 0.429 (1, 2) | FC5-4 1-2 2-3 BB | | | | F8 | | G5-3 | | G5-3 | 3 | 0 | 0 | 1 | 1 | 0 | 1 | | | | | | | | | |
| Bill Pecota, R OBP: 0.280, SLG: 0.222 (1, 5) | FC5-4 | | | P3 | | FC6-4 SH3-4 1B | | | 1B SH3 | 4 | 1 | 2 | 0 | 0 | 0 | 3 | | | | | | | | | |
| Bret Saberhagen, R OBP: 0.067, SLG: 0.067 (1, 1) | | | | | | | | | | 2 | 0 | 0 | 0 | 0 | 1 | 0 | | | | | | | | | |
| Jeff Innis, R OBP: 0.263, SLG: 0.265 (9, 1) | | | | | B1-3 | | SH3-4 | | SH3 | 0 | 0 | 0 | 0 | 0 | 0 | 0 | | | | | | | | | |
| John Franco, L OBP: 0.263, SLG: 0.265 (9, 1) | | | | | | | | | | 0 | 0 | 0 | 0 | 0 | 0 | 0 | | | | | | | | | |
| Todd Hundley, S OBP: 0.263, SLG: 0.265 (9, 2) | | | | | | | | | | 0 | 0 | 0 | 0 | 0 | 0 | 0 | | | | | | | | | |
| Inning Stats | R: 2 E: 1 K: 1 S: 15 | H: 0 LOB: 3 BB: 4 P: 38 | R: 0 E: 0 K: 1 S: 7 | H: 0 LOB: 0 BB: 0 P: 12 | R: 0 E: 0 K: 1 S: 9 | H: 1 LOB: 1 BB: 0 P: 16 | R: 0 E: 0 K: 0 S: 7 | H: 0 LOB: 0 BB: 0 P: 11 | R: 0 E: 0 K: 1 S: 8 | H: 0 LOB: 2 BB: 1 P: 15 | R: 0 E: 0 K: 0 S: 5 | H: 0 LOB: 2 BB: 1 P: 11 | R: 3 E: 0 K: 1 S: 10 | H: 3 LOB: 0 BB: 0 P: 16 | 1B: 5 2B: 0 3B: 0 HR: 1 | SF: 0 SAC: 3 DP: 0 HBP: 0 | WP: 0 PB: 0 SB: 1 CS: 0 | PA: 39 | | | | | | | |
| PITCHER | IP | WLS | BF | H | R | ER | SO | BB | IBB | HBP | BLK | WP | HR | S | P | ERA | WHIP | | | | | | | | |
| Bob Ojeda, L ERA: 3.23 (1, 1) | 6.0 | | 25 | 2 | 2 | 0 | 4 | 4 | 0 | 0 | 0 | 0 | 0 | 9 | 20 | 0.00 | 1.000 | | | | | | | | |
| Kevin Gross, R ERA: 3.95 (7, 1) | 1.1 | 7 | 1 | 0 | 0 | 0 | 0 | 2 | 0 | 0 | 0 | 0 | 0 | 4 | 6 | 0.00 | 0.000 | | | | | | | | |
| John Candelaria, L ERA: 1.04 (8, 1) | 0.2 | 2 | 0 | 0 | 0 | 0 | 0 | 0 | 0 | 0 | 0 | 0 | 0 | 4 | 6 | 0.00 | 0.000 | | | | | | | | |
| Roger McDowell, R ERA: 3.88 (9, 1) | 0.2 | L | 5 | 3 | 3 | 3 | 1 | 0 | 0 | 0 | 0 | 0 | 1 | 10 | 16 | 40.50 | 4.500 | | | | | | | | |

| Batter | 1 | 2 | 3 | 4 | 5 | 6 | 7 | 8 | 9 | AB | R | H | RBI | BB | SO | LOB | TOP | | | | | | | | |
|---|-------------------------------|----------------------------------|------------------------------|----------------------------------|------------------------------|---------------------------------|-------------------------------|----------------------------------|-------------------------------|----------------------------------|------------------------------|----------------------------------|-------------------------------|----------------------------------|-------------------------------|----------------------------------|---|----------------------------------|----------------------------------|------------------------------------|----------------------------------|--------|--|--|--|
| Brett Butler, L (1, 8) OBP: 0.374, SLG: 0.404 | | | | | | | | | | 3 | 0 | 0 | 0 | 1 | 1 | 2 | Los Angeles Dodgers @ New York Mets Shea Stadium, Flushing, NY Sun May 10 1992, 3:33 AM EDT Att: 25,186 - Cloudy - 59 F | | | | | | | | |
| Mike Sharperson, R (1, 4) OBP: 0.431, SLG: 0.375 | | | | | | | | | | 4 | 0 | 2 | 0 | 0 | 1 | 0 | | | | | | | | | |
| Mitch Webster, S (1, 9) OBP: 0.320, SLG: 0.526 | | | | | | | | | | 3 | 0 | 0 | 0 | 0 | 2 | 1 | | | | | | | | | |
| Eric Davis, R (1, 7) OBP: 0.346, SLG: 0.429 | | | | | | | | | | 4 | 0 | 0 | 0 | 0 | 2 | 3 | | | | | | | | | |
| Eric Karros, R (1, 3) OBP: 0.286, SLG: 0.462 | | | | | | | | | | 4 | 0 | 0 | 0 | 0 | 1 | 2 | | | | | | | | | |
| Dave Anderson, R (1, 5) OBP: 0.111, SLG: 0.111 | | | | | | | | | | 4 | 0 | 1 | 0 | 0 | 1 | 0 | | | | | | | | | |
| Carlos Hernandez, R (1, 2) OBP: 0.397, SLG: 0.320 | | | | | | | | | | 4 | 0 | 1 | 0 | 0 | 1 | 1 | | | | | | | | | |
| Jose Offerman, S (1, 6) OBP: 0.323, SLG: 0.337 | | | | | | | | | | 2 | 0 | 1 | 0 | 1 | 0 | 0 | | | | | | | | | |
| Tom Candiotti, R (1, 1) OBP: 0.067, SLG: 0.067 | | | | | | | | | | 2 | 0 | 0 | 0 | 0 | 0 | 2 | | | | | | | | | |
| Todd Benzinger, S (7, PH) OBP: 0.255, SLG: 0.295 | | | | | | | | | | 1 | 0 | 0 | 0 | 0 | 0 | 2 | | | | | | | | | |
| Kip Gross, R (7, 1) | | | | | | | | | | 0 | 0 | 0 | 0 | 0 | 0 | 0 | | | | | | | | | |
| Inning Stats | R: 0 E: 0 K: 2 S: 10 | H: 0 LOB: 0 BB: 0 P: 15 | R: 0 E: 0 K: 1 S: 9 | H: 0 LOB: 0 BB: 0 P: 12 | R: 0 E: 0 K: 0 S: 7 | H: 0 LOB: 0 BB: 0 P: 8 | R: 0 E: 0 K: 1 S: 17 | H: 1 LOB: 2 BB: 1 P: 29 | R: 0 E: 0 K: 0 S: 10 | H: 1 LOB: 2 BB: 1 P: 20 | R: 0 E: 0 K: 2 S: 9 | H: 0 LOB: 0 BB: 0 P: 12 | R: 0 E: 0 K: 1 S: 16 | H: 2 LOB: 2 BB: 0 P: 24 | R: 0 E: 0 K: 1 S: 14 | H: 1 LOB: 1 BB: 0 P: 21 | R: 0 E: 0 K: 1 S: 7 | H: 0 LOB: 0 BB: 0 P: 11 | 1B: 4 2B: 1 3B: 0 HR: 0 | SF: 0 SAC: 1 DP: 0 HBP: 0 | WP: 0 PB: 0 SB: 0 CS: 0 | PA: 34 | | | |
| PITCHER | IP | WLS | BF | H | R | ER | SO | BB | IBB | HBP | BLK | WP | HR | S | P | ERA | WHIP | | | | | | | | |
| Sid Fernandez, L (1, 1) ERA: 3.92 | 7.0 | W | 27 | 4 | 0 | 0 | 7 | 2 | 0 | 0 | 0 | 0 | 0 | 78 | 120 | 0.00 | 0.857 | | | | | | | | |
| Paul Gibson, L (8, 1) ERA: 5.52 | 0.1 | | 2 | 1 | 0 | 0 | 0 | 0 | 0 | 0 | 0 | 0 | 0 | 7 | 11 | 0.00 | 3.000 | | | | | | | | |
| Tim Burke, R (8, 1) ERA: 2.35 | 0.2 | | 2 | 0 | 0 | 0 | 1 | 0 | 0 | 0 | 0 | 0 | 0 | 7 | 10 | 0.00 | 0.000 | | | | | | | | |
| John Franco, L (9, 1) ERA: | 1.0 | S | 3 | 0 | 0 | 0 | 1 | 0 | 0 | 0 | 0 | 0 | 0 | 7 | 11 | 0.00 | 0.000 | | | | | | | | |

| Batter | 1 | 2 | 3 | 4 | 5 | 6 | 7 | 8 | 9 | AB | R | H | RBI | BB | SO | LOB | BOTTOM | | | | | | | | |
|--|------------------------------|----------------------------------|------------------------------|----------------------------------|-------------------------------|----------------------------------|------------------------------|----------------------------------|------------------------------|---------------------------------|------------------------------|----------------------------------|-------------------------------|----------------------------------|-------------------------------|----------------------------------|---|------------------------------------|----------------------------------|--------|--|--|--|--|--|
| Willie Randolph, R (1, 4) OBP: 0.342, SLG: 0.313 | | | | | | | | | | 4 | 0 | 1 | 0 | 0 | 0 | 0 | Los Angeles Dodgers @ New York Mets Shea Stadium, Flushing, NY Sun May 10 1992, 3:33 AM EDT Att: 25,186 - Cloudy - 59 F | | | | | | | | |
| Dave Magadan, L (1, 5) OBP: 0.407, SLG: 0.418 | | | | | | | | | | 2 | 1 | 2 | 0 | 2 | 0 | 0 | | | | | | | | | |
| Bobby Bonilla, S (1, 9) OBP: 0.381, SLG: 0.342 | | | | | | | | | | 4 | 0 | 1 | 1 | 0 | 1 | 3 | | | | | | | | | |
| Eddie Murray, S (1, 3) OBP: 0.354, SLG: 0.409 | | | | | | | | | | 4 | 0 | 0 | 0 | 0 | 1 | 3 | | | | | | | | | |
| Howard Johnson, S (1, 8) OBP: 0.308, SLG: 0.398 | | | | | | | | | | 3 | 1 | 2 | 0 | 1 | 0 | 0 | | | | | | | | | |
| Daryl Boston, L (1, 7) OBP: 0.396, SLG: 0.423 | | | | | | | | | | 4 | 0 | 1 | 0 | 0 | 0 | 4 | | | | | | | | | |
| Todd Hundley, S (1, 2) OBP: 0.262, SLG: 0.264 | | | | | | | | | | 4 | 0 | 1 | 0 | 0 | 2 | 1 | | | | | | | | | |
| Dick Schofield, R (1, 6) OBP: 0.360, SLG: 0.370 | | | | | | | | | | 2 | 1 | 1 | 2 | 0 | 0 | 0 | | | | | | | | | |
| Sid Fernandez, L (1, 1) OBP: 0.071, SLG: 0.071 | | | | | | | | | | 2 | 0 | 0 | 0 | 0 | 0 | 2 | | | | | | | | | |
| D.J. Dozier, R (7, PH) OBP: 0.375, SLG: 0.167 | | | | | | | | | | 1 | 0 | 0 | 0 | 0 | 1 | 0 | | | | | | | | | |
| Paul Gibson, R (8, 1) | | | | | | | | | | 0 | 0 | 0 | 0 | 0 | 0 | 0 | | | | | | | | | |
| Tim Burke, R (8, 1) | | | | | | | | | | 0 | 0 | 0 | 0 | 0 | 0 | 0 | | | | | | | | | |
| John Franco, L (9, 1) | | | | | | | | | | 0 | 0 | 0 | 0 | 0 | 0 | 0 | | | | | | | | | |
| Inning Stats | R: 1 E: 0 K: 0 S: 7 | H: 1 LOB: 0 BB: 0 P: 13 | R: 1 E: 1 K: 0 S: 8 | H: 2 LOB: 1 BB: 0 P: 11 | R: 0 E: 0 K: 2 S: 10 | H: 0 LOB: 1 BB: 1 P: 19 | R: 0 E: 0 K: 0 S: 7 | H: 0 LOB: 0 BB: 0 P: 10 | R: 0 E: 0 K: 0 S: 5 | H: 0 LOB: 0 BB: 0 P: 9 | R: 0 E: 0 K: 0 S: 6 | H: 2 LOB: 2 BB: 1 P: 14 | R: 1 E: 0 K: 2 S: 11 | H: 2 LOB: 2 BB: 1 P: 19 | R: 0 E: 0 K: 1 S: 10 | H: 2 LOB: 1 BB: 0 P: 14 | 1B: 5 2B: 2 3B: 1 HR: 1 | SF: 1 SAC: 0 DP: 2 HBP: 0 | WP: 0 PB: 0 SB: 1 CS: 1 | PA: 34 | | | | | |
| PITCHER | IP | WLS | BF | H | R | ER | SO | BB | IBB | HBP | BLK | WP | HR | S | P | ERA | WHIP | | | | | | | | |
| Tom Candiotti, R (1, 1) ERA: 4.24 | 6.0 | L | 24 | 5 | 2 | 2 | 2 | 1 | 0 | 0 | 0 | 0 | 0 | 43 | 76 | 3.00 | 1.000 | | | | | | | | |
| Kip Gross, R (7, 1) ERA: 4.5 | 2.0 | | 10 | 4 | 1 | 1 | 3 | 1 | 0 | 0 | 0 | 0 | 1 | 21 | 33 | 4.50 | 2.500 | | | | | | | | |

livebaseballscores.com

| Batter | 1 | 2 | 3 | 4 | 5 | 6 | 7 | 8 | 9 | 10 | AB | R | H | RBI | BB | SO | LOB | TOP | | | |
|--|------------------------------|----------------------------------|-------------------------------|----------------------------------|-------------------------------|----------------------------------|------------------------------|---------------------------------|------------------------------|----------------------------------|-------------------------------|----------------------------------|-------------------------------|----------------------------------|------------------------------|----------------------------------|-------------------------------|----------------------------------|----------------------------------|------------------------------------|-----------------|
| Brett Butler, L OBP: 0.367, SLG: 0.395 (1, 8) X | G3-1 1-1 | | BLK 2B 1B | | G4-3 3-2 | | F7 1-2 | | K 1-3 | | 5 | 1 | 1 | 0 | 0 | 1 | 2 | | | | |
| Stan Javier, S OBP: 0.300, SLG: 0.192 (1, 7) B | K 2-3 | | K 2-3 | | 1B CS HBP | | G5-3 1-1 | | IBB 4-0 | | 2 | 0 | 0 | 0 | 0 | 2 | 1 | | | | |
| Mike Sharperson, R OBP: 0.433, SLG: 0.367 (8, 4) PH | K (8, 4) | | K 1-2 | | 1B CS 1B | | K 1-3 | | G1-3 0-0 | | 5 | 0 | 2 | 1 | 0 | 1 | 2 | | | | |
| Lenny Harris, L OBP: 0.370, SLG: 0.348 (1, 4) B (8, 7) X | G3 1-1 | | 2B 2-H | | CS 1B | | CS 2-2 | | E S BB 4-2 | | 3 | 3 | 2 | 0 | 2 | 1 | 0 | | | | |
| Mitch Webster, S OBP: 0.400, SLG: 0.727 (1, 9) X | 1B 1-0 | | G6-4-3 BB | | K 1-3 | | K 0-1 | | E3 L3-6 SH3 2-2 | | 5 | 1 | 1 | 1 | 0 | 0 | 2 | | | | |
| Eric Karros, R OBP: 0.271, SLG: 0.439 (1, 3) X | G3 G5-3 1B 3-H | | G6-4-3 1B 1-2 | | F8 0-0 | | G6-3 3-2 | | E5 1-H | | 3 | 0 | 1 | 0 | 0 | 0 | 0 | | | | |
| Dave Hansen, L OBP: 0.216, SLG: 0.217 (8, PH) X | G3 1-2 | | 1B 1-2 | | F8 0-0 | | G6-3 3-2 | | IBB 4-0 | | 0 | 0 | 0 | 0 | 0 | 0 | 0 | | | | |
| Eric Davis, R OBP: 0.352, SLG: 0.429 (8, 1) X | 1B 1-2 | | 1B 1-2 | | F8 0-0 | | G6-3 3-2 | | IBB 4-0 | | 0 | 0 | 0 | 0 | 0 | 0 | 0 | | | | |
| John Candelaria, L (8, 1) X | 1B 1-2 | | 1B 1-2 | | F8 0-0 | | G6-3 3-2 | | IBB 4-0 | | 0 | 0 | 0 | 0 | 0 | 0 | 0 | | | | |
| Roger McDowell, R (8, 1) X | 1B 1-2 | | 1B 1-2 | | F8 0-0 | | G6-3 3-2 | | IBB 4-0 | | 0 | 0 | 0 | 0 | 0 | 0 | 0 | | | | |
| Steve Wilson, L (10, 1) X | 1B 1-2 | | 1B 1-2 | | F8 0-0 | | G6-3 3-2 | | IBB 4-0 | | 0 | 0 | 0 | 0 | 0 | 0 | 0 | | | | |
| Mike Scioscia, L OBP: 0.298, SLG: 0.278 (1, 2) X | G3 1-2 2-3 | | 1B 1-2 2-3 | | FC3-6 1B 1-2 | | G6-3 3-2 | | F7 2-2 | | 5 | 0 | 1 | 0 | 0 | 0 | 5 | | | | |
| Jose Offerman, S OBP: 0.311, SLG: 0.323 (1, 6) X | G5-3 3-2 | | G5-3 3-2 | | FC3-6 PO 1-2 | | K 1-3 | | G1-4-3 1-1 | | 4 | 0 | 0 | 1 | 0 | 1 | 2 | | | | |
| Ramon Martinez, R OBP: 0.214, SLG: 0.214 (1, 1) X | G5-3 3-2 | | G5-3 3-2 | | PO 1-2 | | G6-3 0-0 | | IBB 4-2 | | 2 | 0 | 0 | 0 | 0 | 0 | 1 | | | | |
| Todd Benzing, S OBP: 0.271, SLG: 0.295 (7, PH) X | G5-3 3-2 | | G5-3 3-2 | | PO 1-2 | | G6-3 0-0 | | IBB 4-2 | | 0 | 0 | 0 | 0 | 1 | 0 | 0 | | | | |
| Tim Crews, R (7, 1) X | G5-3 3-2 | | G5-3 3-2 | | PO 1-2 | | G6-3 0-0 | | IBB 4-2 | | 0 | 0 | 0 | 0 | 0 | 0 | 0 | | | | |
| Dave Anderson, R OBP: 0.200, SLG: 0.300 (8, 5) X | G5-3 3-2 | | G5-3 3-2 | | PO 1-2 | | G6-3 0-0 | | IBB 4-2 | | 1 | 0 | 1 | 0 | 0 | 0 | 0 | | | | |
| Inning Stats | R: 0 E: 0 K: 1 S: 8 | H: 0 LOB: 0 BB: 0 P: 11 | R: 2 E: 0 K: 0 S: 13 | H: 3 LOB: 1 BB: 0 P: 19 | R: 1 E: 0 K: 1 S: 15 | H: 2 LOB: 1 BB: 0 P: 22 | R: 0 E: 0 K: 0 S: 5 | H: 1 LOB: 0 BB: 0 P: 9 | R: 0 E: 0 K: 0 S: 5 | H: 0 LOB: 0 BB: 0 P: 12 | R: 0 E: 0 K: 1 S: 14 | H: 0 LOB: 1 BB: 1 P: 22 | R: 1 E: 1 K: 1 S: 14 | H: 0 LOB: 2 BB: 2 P: 27 | R: 0 E: 0 K: 1 S: 8 | H: 1 LOB: 2 BB: 0 P: 16 | R: 1 E: 2 K: 0 S: 11 | H: 1 LOB: 0 BB: 0 P: 15 | 1B: 5 2B: 3 3B: 2 HR: 0 | SF: 0 SAC: 1 DP: 2 HBP: 1 | WP: 0 PA: 45 |
| PITCHER | IP 5.0 | WLS 7 | BF 21 | H 7 | R 3 | ER 3 | SO 2 | BB 1 | IBB 0 | HBP 1 | BLK 1 | WP 0 | HR 0 | S 52 | P 78 | ERA 5.40 | WHIP 1.600 | | | | |
| Ken Hill, R ERA: 2.02 (1, 1) X | 2.0 | 7 | 0 | 0 | 0 | 2 | 1 | 0 | 0 | 0 | 0 | 0 | 0 | 22 | 34 | 0.00 | 0.500 | | | | |
| Mel Rojas, R ERA: 1.84 (6, 1) X | 3.0 | W | 15 | 2 | 2 | 1 | 2 | 1 | 2 | 0 | 0 | 0 | 0 | 33 | 58 | 3.00 | 1.000 | | | | |
| Jeff Fassero, L ERA: 4.09 (8, 1) X | | | | | | | | | | | | | | | | | | | | | |

Los Angeles Dodgers @ Montreal Expos
Olympic Stadium, Montreal, QB
Mon May 11 1992, 7:05 PM EDT
Att: 7,075 - Dome - 70 F

AB 36
R 5
H 9
RBI 3
BB 5
SO 6
LOB 15



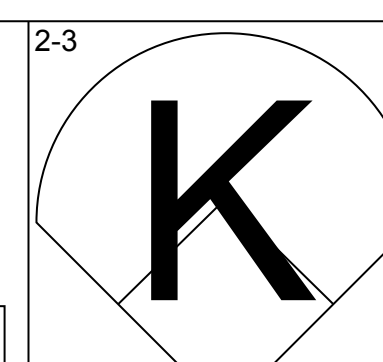
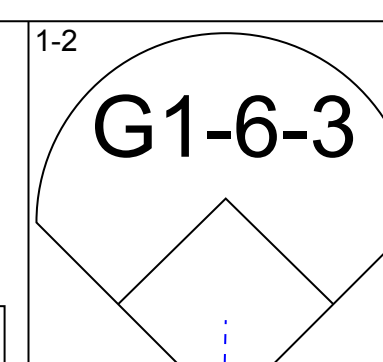
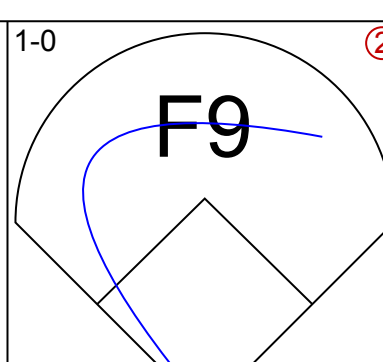
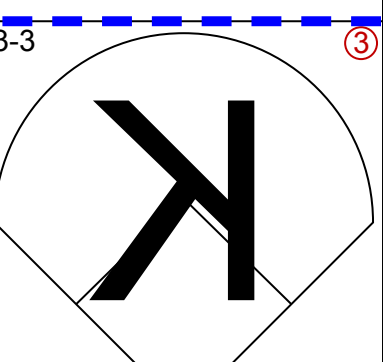

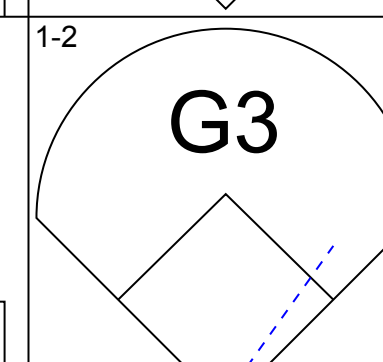
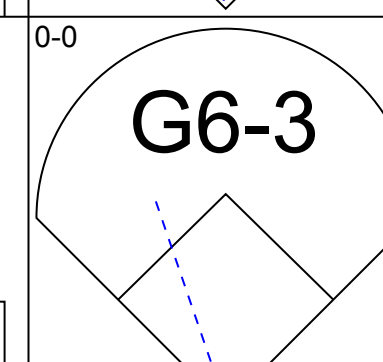
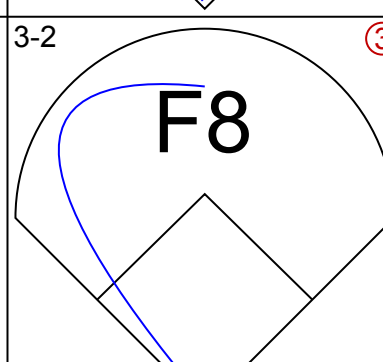
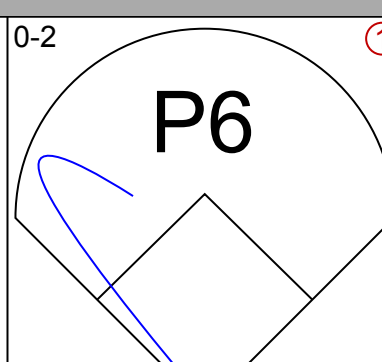
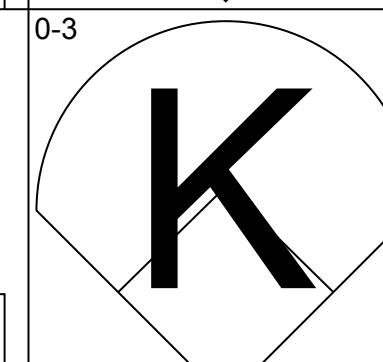
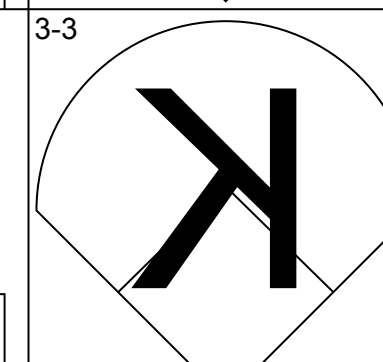

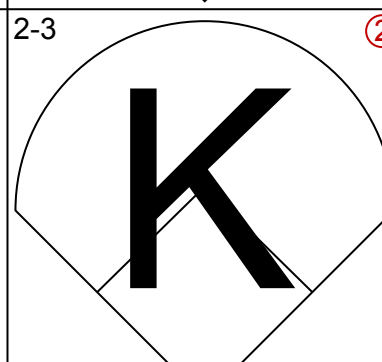
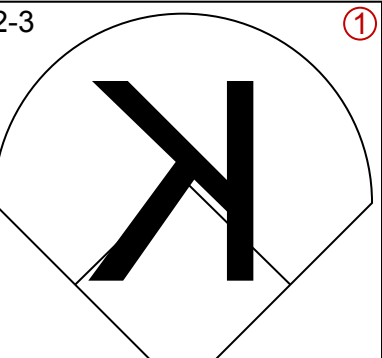
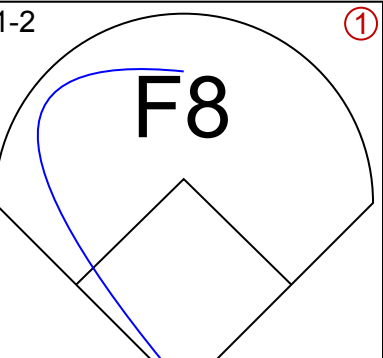
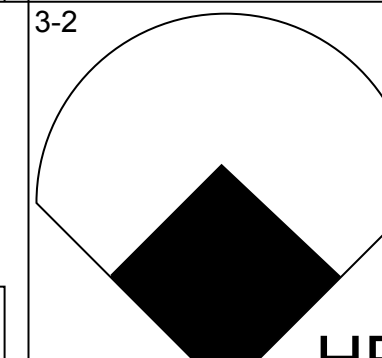
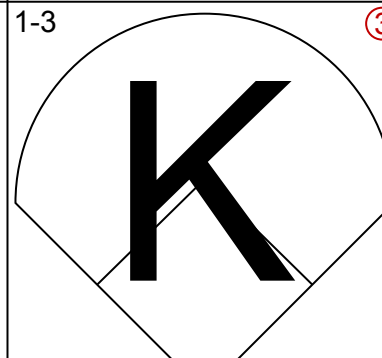
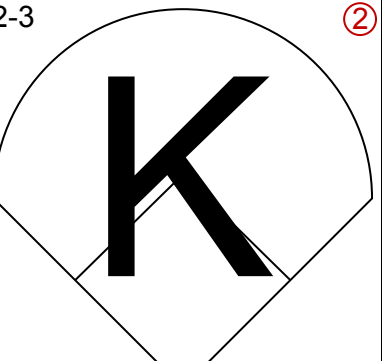
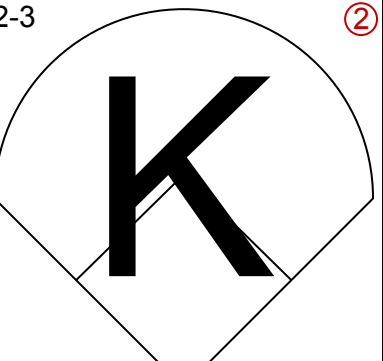
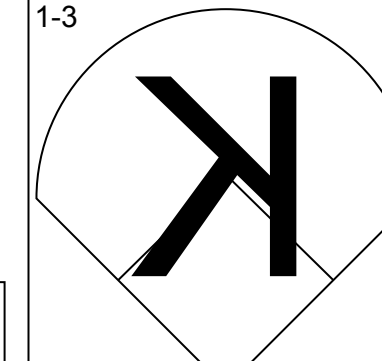

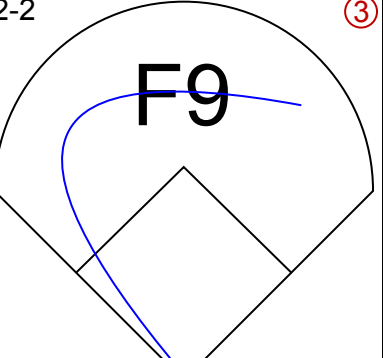
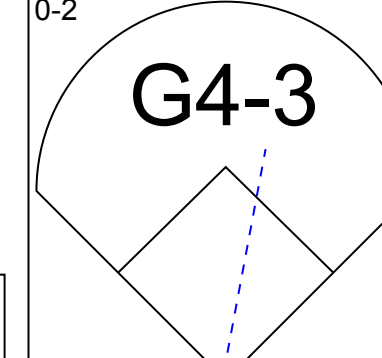
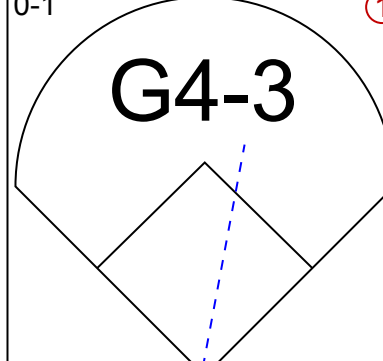
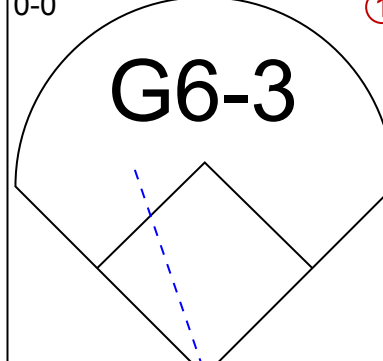
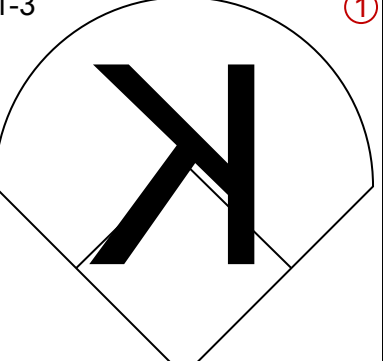
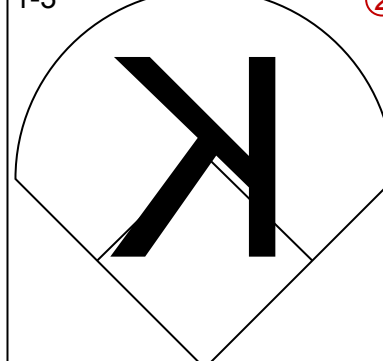
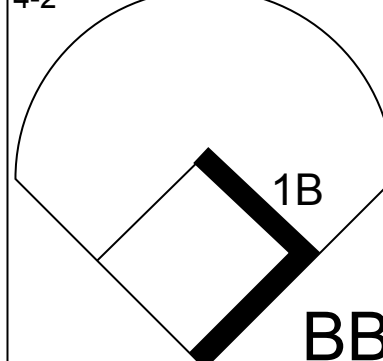
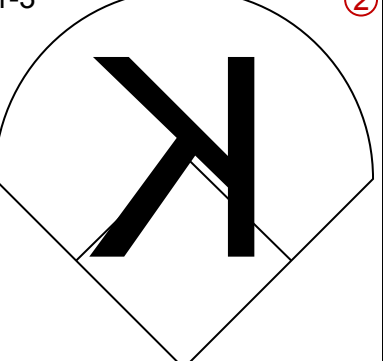
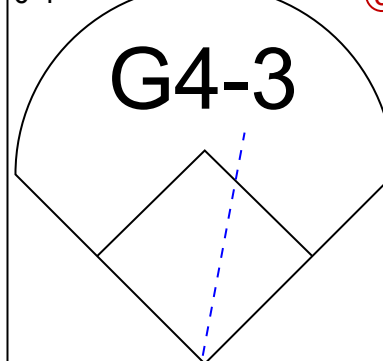
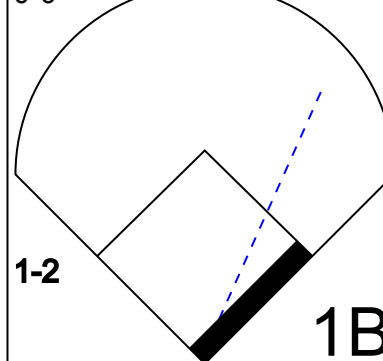
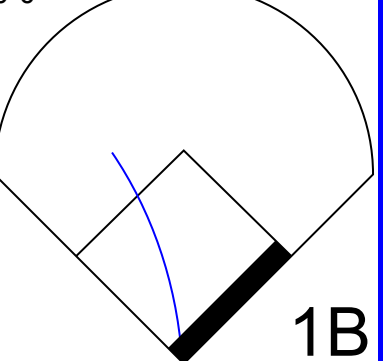
| Batter | 1 | 2 | 3 | 4 | 5 | 6 | 7 | 8 | 9 | 10 | AB | R | H | RBI | BB | SO | LOB | BOTTOM | |
|--|-------------------------------|----------------------------------|-------------------------------|----------------------------------|-------------------------------|----------------------------------|-------------------------------|----------------------------------|-------------------------------|----------------------------------|-------------------------------|----------------------------------|------------------------------|----------------------------------|------------------------------|----------------------------------|----------------------------------|------------------------------------|-----------------|
| Marquis Grissom, R OBP: 0.302, SLG: 0.413 (1, 8) X | 1B S 1B 1B | | K 1-1 | | G6-3 3-2 | | K 2-3 | | FC6-4 2-1 | | 5 | 1 | 1 | 0 | 0 | 2 | 2 | | |
| Delino DeShields, L OBP: 0.352, SLG: 0.405 (1, 4) X | 1B BB 2B 1B | | S 1B 1B | | G4-3 2B | | L8 1-1 | | E3 CS 1B 1-1 | | 5 | 2 | 4 | 0 | 1 | 0 | 0 | | |
| John Vander Wal, L OBP: 0.353, SLG: 0.386 (1, 7) B | 1B 1B | | K 1-3 | | G4-3 2B | | 2B 0-1 | | K 1-3 | | 3 | 1 | 1 | 0 | 1 | 1 | 2 | | |
| Steve Lyons, L OBP: 0.118, SLG: 0.188 (6, PR) X | 1B 1B | | K 1-3 | | G4-3 2B | | 2B 0-1 | | K 1-3 | | 1 | 0 | 0 | 0 | 0 | 1 | 1 | | |
| Moises Alou, R OBP: 0.500, SLG: 0.706 (10, PH) X | 2B BB | | 1B 1-2 | | G4-3 2B | | 2B 2-3 | | K 1-3 | | 1 | 0 | 0 | 0 | 0 | 0 | 2 | | |
| Larry Walker, L OBP: 0.360, SLG: 0.505 (1, 9) X | 2B 1B | | BB 1-2 | | IBB 4-0 | | IBB 4-0 | | BB 4-1 | | 2 | 1 | 2 | 3 | 4 | 0 | 0 | | |
| Gary Carter, R OBP: 0.375, SLG: 0.458 (1, 2) X | F8 1-H 2-H 3-H 2B | | P3 3-2 | | IBB 4-2 | | G1-3 2-1 | | K 3-3 | | 4 | 0 | 1 | 3 | 1 | 1 | 6 | | |
| Tim Wallach, R OBP: 0.301, SLG: 0.308 (1, 3) X | P1 2-2 | | 2B 1-3 | | IBB 4-2 | | G4-3 0-0 | | K 1-3 | | 5 | 0 | 1 | 0 | 0 | 1 | 4 | | |
| Archi Cianfranco, R OBP: 0.279, SLG: 0.450 (1, 9) X | F8 2-3 | | K 1-3 | | B3-4 1B | | FC4-6 BB | | G6-3 0-1 | | 4 | 0 | 1 | 0 | 1 | 1 | 2 | | |
| Spike Owen, S OBP: 0.307, SLG: 0.378 (1, 6) B | IBB 4-0 | | K 2-3 | | B3-4 1B | | FC4-6 1B | | G6-3 0-0 | | 4 | 0 | 0 | 0 | 1 | 1 | 3 | | |
| Ken Hill, R ERA: 2.02 (1, 1) X | G6-3 3-2 | | G4-3 1-2 | | K 1-3 | | FC6-4 1B | | G6-3 2-2 | | 2 | 0 | 0 | 0 | 0 | 0 | 3 | | |
| Jerry Scott, L ERA: 3.64 (8, PH) X | G6-3 3-2 | | G4-3 1-2 | | K 1-3 | | FC6-4 1B | | G6-3 2-2 | | 1 | 0 | 0 | 0 | 0 | 1 | 0 | | |
| Mel Rojas, R ERA: 1.84 (6, 1) X | G6-3 3-2 | | G4-3 1-2 | | K 1-3 | | FC6-4 1B | | G6-3 2-2 | | 1 | 0 | 1 | 0 | 0 | 0 | 0 | | |
| Darin Fletcher, L ERA: 6.19 (7, PH) X | G6-3 3-2 | | G4-3 1-2 | | K 1-3 | | FC6-4 1B | | G6-3 2-2 | | 1 | 0 | 1 | 0 | 0 | 0 | 0 | | |
| Chris Haney, R ERA: 6.333 (8, PH) X | G6-3 3-2 | | G4-3 1-2 | | K 1-3 | | FC6-4 1B | | G6-3 2-2 | | 0 | 0 | 0 | 0 | 0 | 0 | 0 | | |
| Jeff Fassero, L ERA: 4.09 (8, 1) X | G6-3 3-2 | | G4-3 1-2 | | K 1-3 | | FC6-4 1B | | G6-3 2-2 | | 0 | 0 | 0 | 0 | 0 | 0 | 0 | | |
| Bret Barberie, S OBP: 0.351, SLG: 0.278 (10, PH) X | G6-3 3-2 | | G4-3 1-2 | | K 1-3 | | FC6-4 1B | | G6-3 2-2 | | 1 | 1 | 1 | 0 | 0 | 0 | 0 | | |
| Inning Stats | R: 4 E: 0 K: 0 S: 17 | H: 4 LOB: 2 BB: 2 P: 35 | R: 0 E: 0 K: 2 S: 14 | H: 1 LOB: 2 BB: 1 P: 26 | R: 0 E: 0 K: 2 S: 11 | H: 1 LOB: 3 BB: 2 P: 26 | R: 0 E: 0 K: 1 S: 10 | H: 1 LOB: 0 BB: 0 P: 14 | R: 0 E: 0 K: 1 S: 10 | H: 1 LOB: 2 BB: 1 P: 21 | R: 0 E: 1 K: 2 S: 11 | H: 1 LOB: 2 BB: 1 P: 20 | R: 0 E: 0 K: 0 S: 8 | H: 0 LOB: 0 BB: 0 P: 10 | R: 2 E: 0 K: 0 S: 7 | H: 2 LOB: 1 BB: 1 P: 14 | 1B: 9 2B: 5 3B: 0 HR: 0 | SF: 0 SAC: 1 DP: 2 HBP: 0 | WP: 0 PA: 49 |
| PITCHER | IP 6.0 | WLS 5 | BF 32 | H 9 | R 4 | ER 4 | SO 7 | BB 3 | IBB 0 | HBP 0 | BLK 0 | WP 0 | HR 0 | S 74 | P 140 | ERA 6.00 | WHIP 2.000 | | |
| Ramon Martinez, R ERA: 3.64 (1, 1) X | 1.0 | 5 | 1 | 0 | 0 | 0 | 1 | 0 | 0 | 0 | 0 | 0 | 0 | 10 | 18 | 0.00 | 2.000 | | |
| Tim Crews, R ERA: 1.0 (7, 1) X | 0.1 | 3 | 1 | 0 | 0 | 1 | 1 | 0 | 0 | 0 | 0 | 0 | 0 | 6 | 12 | 0.00 | 6.000 | | |
| John Candelaria, L ERA: 1.0 (8, 1) X | 2.0 | 6 | 1 | 1 | 1 | 1 | 0 | 0 | 0 | 0 | 0 | 0 | 0 | 17 | 24 | 4.50 | 0.500 | | |
| Roger McDowell, R ERA: 3.78 (8, 1) X | 0.1 | L | 3 | 1 | 1 | 1 | 0 | 1 | 0 | 0 | 0 | 0 | 0 | 3 | 8 | 27.00 | 6.000 | | |
| Steve Wilson, L ERA: 2.77 (10, 1) X | | | | | | | | | | | | | | | | | | | |

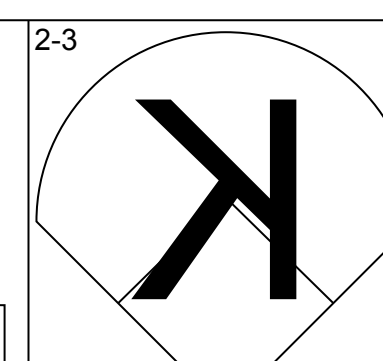
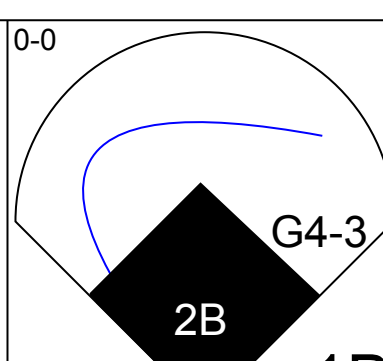
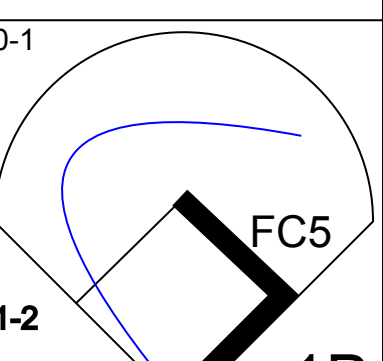
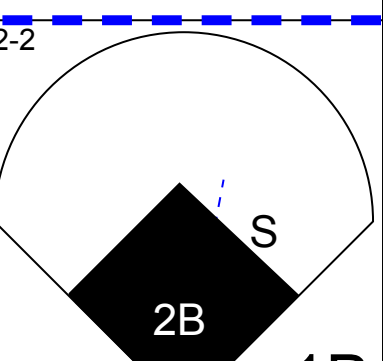

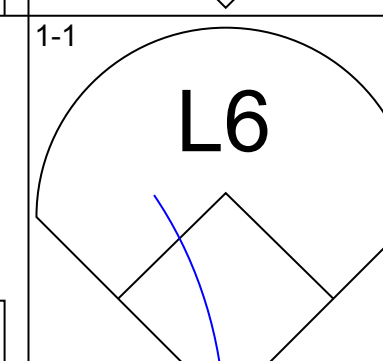
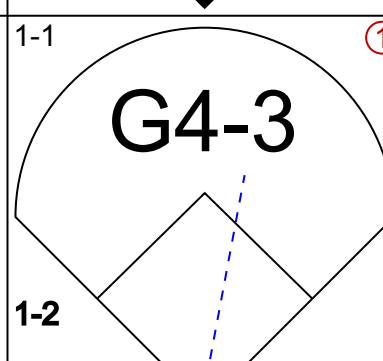
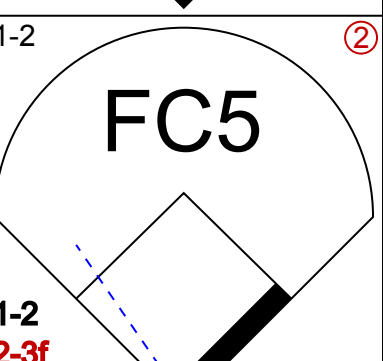
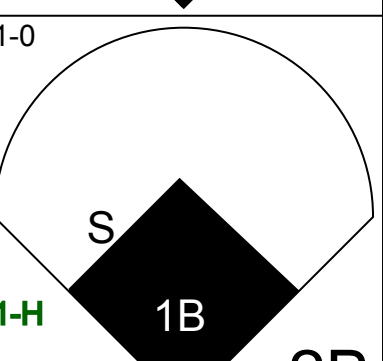
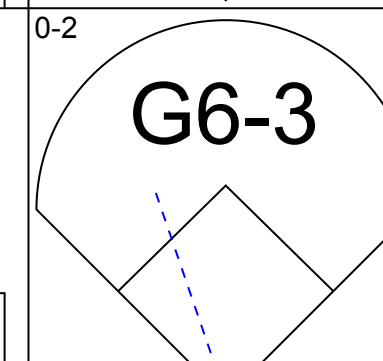
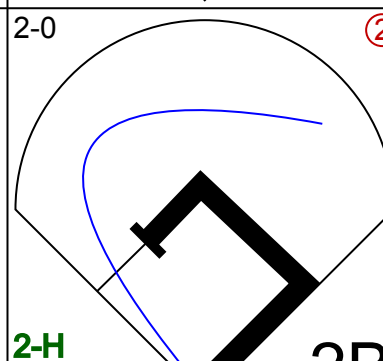
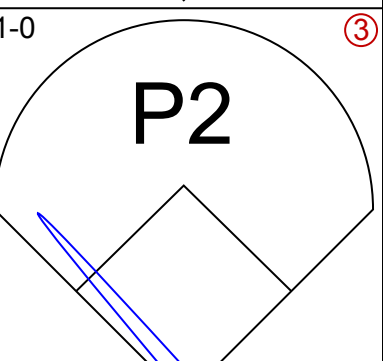
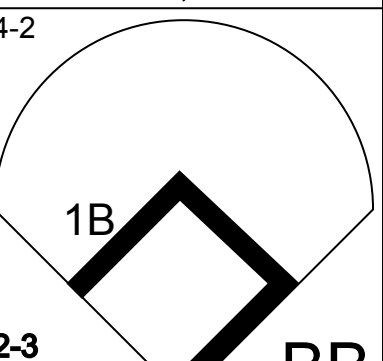
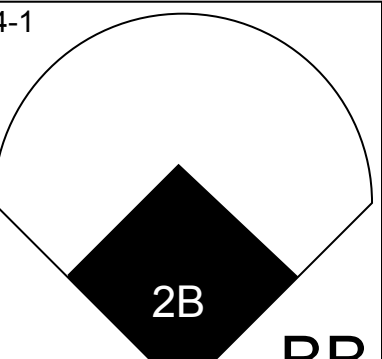
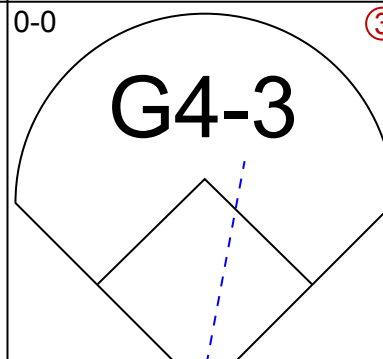
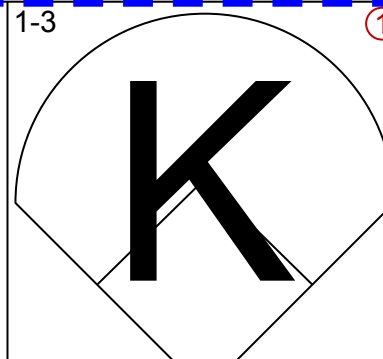
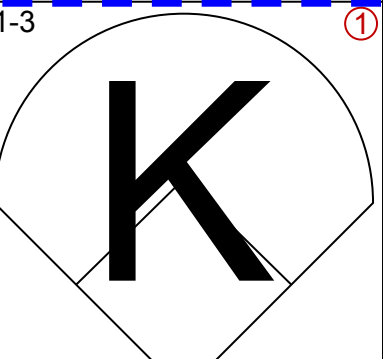
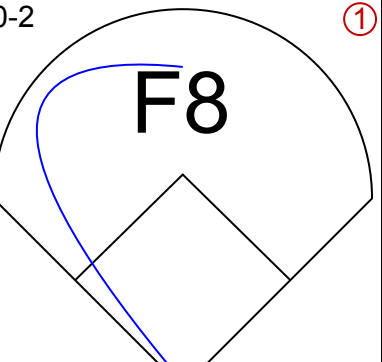
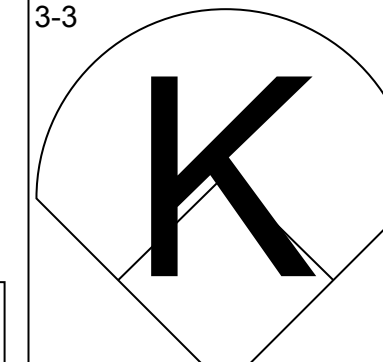
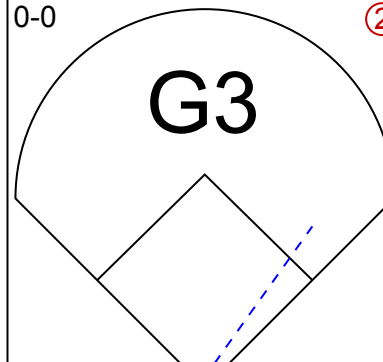
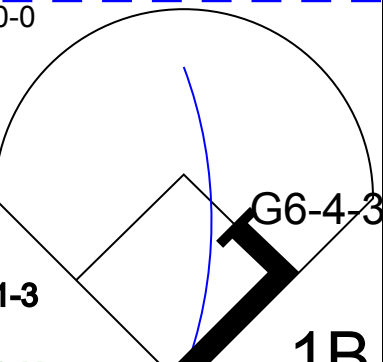
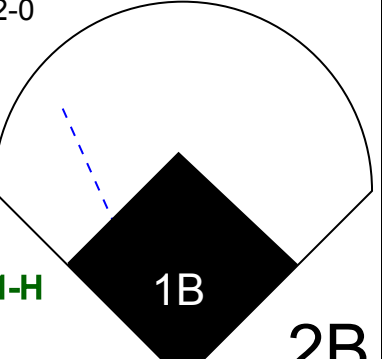
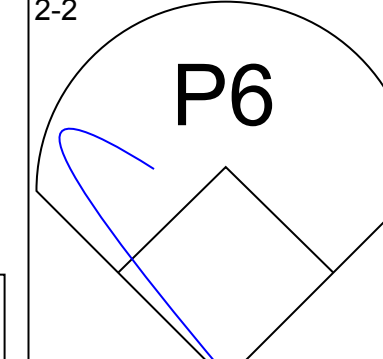
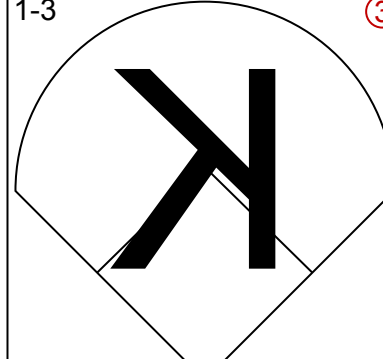
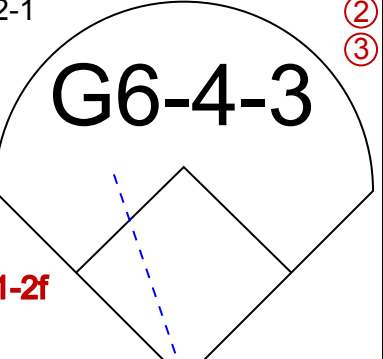
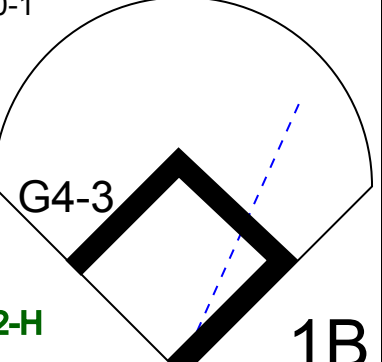
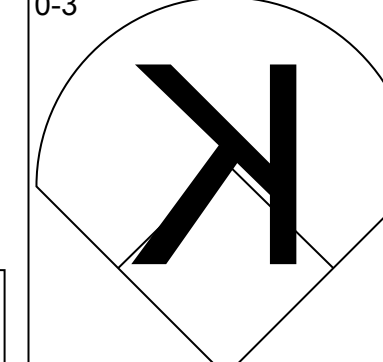
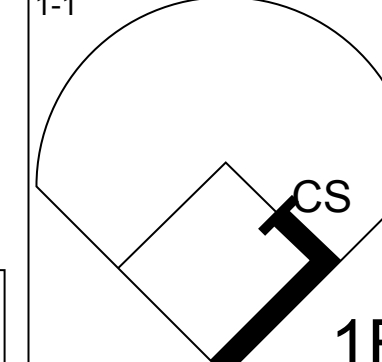
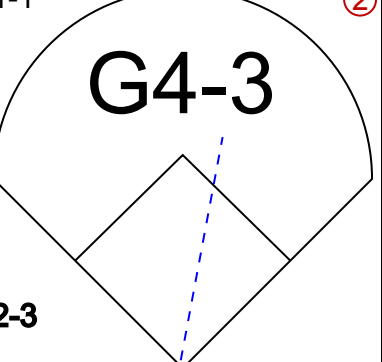
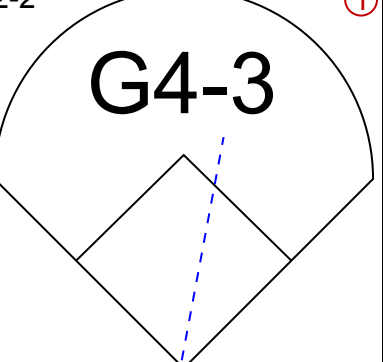
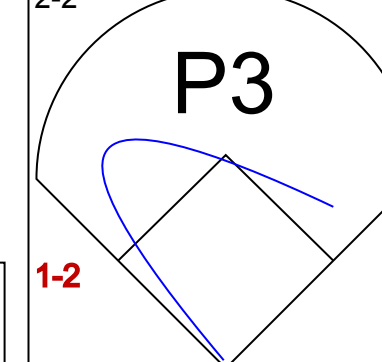
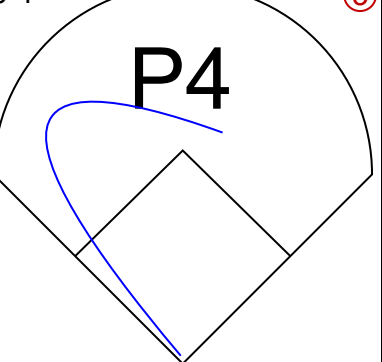
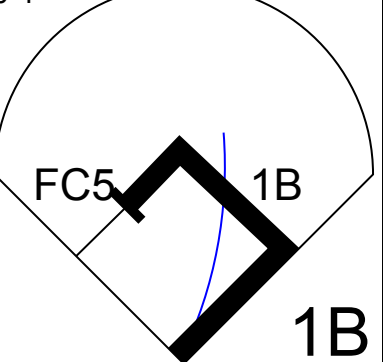
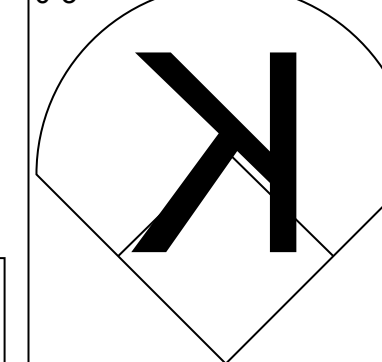
Los Angeles Dodgers @ Montreal Expos
Olympic Stadium, Montreal, QB
Mon May 11 1992, 7:05 PM EDT
Att: 7,075 - Dome - 70 F

AB 39
R 6
H 13
RBI 6
BB 9
SO 9
LOB 25



WP: 0
PA: 49
PB: 0
SB: 3
CS: 1

| Batter | 1 | 2 | 3 | 4 | 5 | 6 | 7 | 8 | 9 | AB | R | H | RBI | BB | SO | LOB | TOP | | | | |
|--|---|---|---|---|--|---|---|---|---|----------------------------------|-------------------------------|----------------------------------|-------------------------------|----------------------------------|-------------------------------|----------------------------------|---|----------------------------------|------------------------------------|----------------------------------|--------|
| Brett Butler, L OBP: 0.360, SLG: 0.375 (1, 8) |  | | |  | |  | |  | | 4 | 0 | 0 | 0 | 0 | 2 | 3 | Los Angeles Dodgers @ Montreal Expos Olympic Stadium, Montreal, QB Wed May 13, 1992, 7:05 PM EDT Att. 17,562 - Dome - 70 F  | | | | |
| Lenny Harris, L OBP: 0.354, SLG: 0.333 (1, 4) |  | | |  | |  | | |  | 4 | 0 | 0 | 0 | 0 | 0 | 2 | | | | | |
| Daryl Strawberry, L OBP: 0.330, SLG: 0.450 (1, 9) |  | | |  | | | |  |  | 4 | 0 | 0 | 0 | 0 | 4 | 0 | | | | | |
| Mitch Webster, S OBP: 0.368, SLG: 0.733 (1, 7) | |  | | |  | |  | |  | 4 | 1 | 1 | 1 | 0 | 2 | 0 | | | | | |
| Eric Karros, R OBP: 0.258, SLG: 0.403 (1, 3) | |  | | |  | |  | | | 3 | 0 | 0 | 0 | 0 | 3 | 0 | | | | | |
| Mike Scioscia, L OBP: 0.297, SLG: 0.269 (1, 2) |  | | | |  | |  | | | 3 | 0 | 0 | 0 | 0 | 0 | 0 | | | | | |
| Dave Hansen, L OBP: 0.204, SLG: 0.204 (1, 5) | | |  | | |  | |  | | 3 | 0 | 0 | 0 | 0 | 1 | 0 | | | | | |
| Jose Offerman, S OBP: 0.300, SLG: 0.303 (1, 6) | | |  | | |  | |  | | 2 | 0 | 0 | 0 | 1 | 2 | 0 | | | | | |
| Orel Hershiser, R ERA: 2.87, SLG: 0.429 (5, PH) Stan Javier, S ERA: 2.23, SLG: 0.222 (5, 1) Jim Gott, R ERA: 2.55 (5, PH) Todd Benzinger, S ERA: 2.29, SLG: 0.248 (5, PH) Tim Crews, R (5, 1) Steve Wilson, L (5, 1) Kip Gross, R (5, 1) | | |  | | |  | |  | | 1 | 0 | 0 | 0 | 0 | 0 | 0 | | | | | |
| Inning Stats | R: 0 E: 0 K: 2 S: 12 | H: 0 LOB: 0 BB: 0 P: 15 | R: 0 E: 0 K: 2 S: 9 | H: 0 LOB: 0 BB: 0 P: 13 | R: 0 E: 0 K: 1 S: 7 | H: 0 LOB: 0 BB: 0 P: 8 | R: 0 E: 0 K: 1 S: 8 | H: 0 LOB: 0 BB: 0 P: 12 | R: 0 E: 0 K: 0 S: 9 | H: 1 LOB: 2 BB: 1 P: 17 | R: 1 E: 0 K: 2 S: 15 | H: 1 LOB: 0 BB: 0 P: 21 | R: 0 E: 0 K: 3 S: 13 | H: 1 LOB: 1 BB: 0 P: 18 | R: 0 E: 0 K: 2 S: 11 | H: 0 LOB: 0 BB: 0 P: 14 | | 1B: 2 2B: 0 3B: 0 HR: 1 | SF: 0 SAC: 0 DP: 0 HBP: 0 | WP: 0 PB: 0 SB: 0 CS: 0 | PA: 31 |
| PITCHER | IP | WLS | BF | H | R | ER | SO | BB | IBB | HBP | BLK | WP | HR | S | P | ERA | WHIP | | | | |
| Mark Gardner, R ERA: 3.02 (1, 1) | 7.2 | W | 27 | 3 | 1 | 1 | 11 | 1 | 0 | 0 | 0 | 0 | 1 | 79 | 112 | 1.17 | 0.522 | | | | |
| John Wetteland, R ERA: 3.85 (8, 1) | 1.1 | S | 4 | 0 | 0 | 0 | 3 | 0 | 0 | 0 | 0 | 0 | 0 | 16 | 22 | 0.00 | 0.000 | | | | |

| Batter | 1 | 2 | 3 | 4 | 5 | 6 | 7 | 8 | 9 | AB | R | H | RBI | BB | SO | LOB | BOTTOM | | | | |
|--|---|---|---|---|---|---|---|---|------------------------------|----------------------------------|------------------------------|----------------------------------|------------------------------|----------------------------------|-------------------------------|----------------------------------|---|----------------------------------|------------------------------------|----------------------------------|--------|
| Marquis Grissom, R OBP: 0.307, SLG: 0.411 (1, 8) |  | |  | |  | | |  | | 4 | 2 | 3 | 0 | 0 | 1 | 0 | Los Angeles Dodgers @ Montreal Expos Olympic Stadium, Montreal, QB Wed May 13, 1992, 7:05 PM EDT Att. 17,562 - Dome - 70 F  | | | | |
| Delino DeShields, L OBP: 0.338, SLG: 0.395 (1, 4) |  | |  | |  | | |  | | 4 | 1 | 1 | 1 | 0 | 0 | 3 | | | | | |
| Moises Alou, R OBP: 0.500, SLG: 0.700 (1, 7) |  | |  | |  | | |  | | 3 | 0 | 1 | 1 | 1 | 0 | 2 | | | | | |
| Larry Walker, L OBP: 0.348, SLG: 0.478 (1, 9) | |  |  | | |  | |  | | 3 | 1 | 0 | 0 | 1 | 2 | 2 | | | | | |
| Gary Carter, R OBP: 0.365, SLG: 0.436 (1, 2) | |  | |  | |  | |  | | 4 | 0 | 1 | 1 | 0 | 1 | 1 | | | | | |
| Tim Lincecum, R OBP: 0.299, SLG: 0.315 (1, 3) | |  |  | |  | |  | | | 4 | 1 | 1 | 1 | 0 | 1 | 2 | | | | | |
| Bret Barberie, S OBP: 0.360, SLG: 0.294 (1, 5) | |  |  | | | |  | | | 3 | 0 | 2 | 1 | 0 | 1 | 0 | | | | | |
| Tom Foley, L OBP: 0.219, SLG: 0.233 (1, 6) | |  | | |  | |  | | | 3 | 0 | 0 | 0 | 0 | 0 | 2 | | | | | |
| Mark Gardner, R OBP: 0.214, SLG: 0.214 (1, 1) John Wetteland, R (8, 1) | |  | | |  | |  | | | 3 | 0 | 1 | 0 | 0 | 1 | 1 | | | | | |
| Inning Stats | R: 0 E: 0 K: 1 S: 8 | H: 0 LOB: 0 BB: 0 P: 11 | R: 2 E: 0 K: 0 S: 11 | H: 2 LOB: 1 BB: 1 P: 18 | R: 1 E: 0 K: 0 S: 5 | H: 2 LOB: 0 BB: 0 P: 8 | R: 0 E: 0 K: 2 S: 11 | H: 0 LOB: 0 BB: 0 P: 16 | R: 0 E: 0 K: 0 S: 9 | H: 2 LOB: 2 BB: 0 P: 15 | R: 0 E: 0 K: 2 S: 9 | H: 0 LOB: 0 BB: 0 P: 11 | R: 0 E: 0 K: 1 S: 9 | H: 1 LOB: 0 BB: 0 P: 12 | R: 2 E: 0 K: 1 S: 13 | H: 3 LOB: 1 BB: 1 P: 23 | | 1B: 7 2B: 3 3B: 0 HR: 0 | SF: 0 SAC: 0 DP: 1 HBP: 0 | WP: 0 PB: 0 SB: 2 CS: 1 | PA: 33 |
| PITCHER | IP | WLS | BF | H | R | ER | SO | BB | IBB | HBP | BLK | WP | HR | S | P | ERA | WHIP | | | | |
| Orel Hershiser, R ERA: 3.8 (6, 1) | 5.0 | L | 21 | 6 | 3 | 3 | 3 | 1 | 0 | 0 | 0 | 0 | 0 | 18 | 23 | 0.00 | 0.500 | | | | |
| Jim Gott, R ERA: 2.55 (8, 1) | 2.0 | | 6 | 1 | 0 | 0 | 3 | 0 | 0 | 0 | 0 | 0 | 0 | 7 | 14 | ∞ | ∞ | | | | |
| Tim Crews, R ERA: 7.31 (8, 1) | 0.0 | | 3 | 2 | 2 | 2 | 0 | 1 | 0 | 0 | 0 | 0 | 0 | 3 | 4 | 0.00 | 0.000 | | | | |
| Steve Wilson, L ERA: 2.7 (8, 1) | 0.1 | | 1 | 0 | 0 | 0 | 1 | 0 | 0 | 0 | 0 | 0 | 0 | 3 | 4 | 0.00 | 0.000 | | | | |
| Kip Gross, R ERA: 3.38 (8, 1) | 0.2 | | 2 | 1 | 0 | 0 | 0 | 0 | 0 | 0 | 0 | 0 | 0 | 3 | 5 | 0.00 | 1.500 | | | | |

| Batter | 1 | 2 | 3 | 4 | 5 | 6 | 7 | 8 | 9 | AB | R | H | RBI | BB | SO | LOB | TOP | | | | | | | | |
|--|---|---|--|--|------------------------------|----------------------------------|------------------------------|---------------------------------|------------------------------|----------------------------------|-------------------------------|----------------------------------|------------------------------|---------------------------------|------------------------------|----------------------------------|---|----------------------------------|----------------------------------|------------------------------------|----------------------------------|--------|--|--|--|
| Willie Randolph, R (1, 4) OBP: 0.344, SLG: 0.301 | G6-3 | | BB | | | G6-4-3 BB 2B | G4-3 | | 1B | 3 | 1 | 1 | 1 | 2 | 0 | 1 | New York Mets @ Los Angeles Dodgers Dodger Stadium, Los Angeles, CA Fri May 15 1992, 7:05 PM PDT Att: 41,222 - Sunny - 70 F | | | | | | | | |
| Dick Schofield, R (1, 6) OBP: 0.342, SLG: 0.326 | G3 | | F7 | | | G6-4-3 BB | | BB | 1B | 3 | 0 | 1 | 0 | 2 | 0 | 1 | | | | | | | | | |
| Howard Johnson, S (1, 8) OBP: 0.320, SLG: 0.381 | BB | | | | | G6-4-3 1B | | G6-3 | K | 4 | 0 | 1 | 0 | 1 | 1 | 5 | | | | | | | | | |
| Eddie Murray, S (1, 3) OBP: 0.371, SLG: 0.426 | G6-3 | | | | | BB 2B | | FC5-4 IBB | | 2 | 1 | 0 | 0 | 2 | 0 | 2 | | | | | | | | | |
| Bobby Bonilla, S (1, 9) OBP: 0.368, SLG: 0.320 | P4 | | | | | BB 2B | | FC5-4 IBB | | 3 | 1 | 0 | 0 | 1 | 0 | 2 | | | | | | | | | |
| Bill Peotta, R (1, 5) OBP: 0.381, SLG: 0.269 | F8 | | | | | BB 2B | | G4-3 | | 4 | 0 | 1 | 3 | 0 | 0 | 2 | | | | | | | | | |
| D.J. Dozier, R (1, 7) Daryl Boston, L (9, PH) OBP: 0.348, SLG: 0.397 | G4-3 | | | | | F9 | | F8 | | 3 | 0 | 0 | 0 | 0 | 0 | 1 | | | | | | | | | |
| Todd Hundley, S (1, 2) OBP: 0.268, SLG: 0.258 | | | G5-3 | | | FC6-4 HBP | | F7 | | 3 | 0 | 1 | 0 | 0 | 0 | 0 | | | | | | | | | |
| Bret Saberhagen, R (1, 1) Wally Whitehurst, R (9, PH) Chico Walker, S (9, PH) John Franco, L (9, 1) | L8 | | | | | FC6-4 1B | | K | 1B | 2 | 0 | 0 | 0 | 0 | 0 | 1 | | | | | | | | | |
| | | | | | | | | K | 1B | 1 | 1 | 1 | 0 | 0 | 0 | 0 | | | | | | | | | |
| Inning Stats | R: 0 E: 0 K: 0 S: 5 | H: 0 LOB: 1 BB: 1 P: 13 | R: 0 E: 0 K: 0 S: 5 | H: 0 LOB: 0 BB: 0 P: 10 | R: 0 E: 0 K: 0 S: 6 | H: 0 LOB: 1 BB: 1 P: 14 | R: 0 E: 0 K: 0 S: 4 | H: 1 LOB: 0 BB: 0 P: 7 | R: 0 E: 0 K: 0 S: 7 | H: 0 LOB: 1 BB: 0 P: 11 | R: 3 E: 0 K: 0 S: 11 | H: 1 LOB: 1 BB: 4 P: 29 | R: 0 E: 0 K: 1 S: 5 | H: 1 LOB: 0 BB: 6 P: 6 | R: 0 E: 0 K: 0 S: 9 | H: 0 LOB: 2 BB: 2 P: 22 | R: 1 E: 0 K: 1 S: 16 | H: 3 LOB: 2 BB: 0 P: 24 | 1B: 5 2B: 1 3B: 0 HR: 0 | SF: 0 SAC: 0 DP: 3 HBP: 1 | WP: 0 PB: 0 SB: 3 CS: 0 | PA: 39 | | | |
| PITCHER | IP WLS BF H R ER SO BB IBB HBP BLK WP HR S P ERA WHIP | 8.0 L 33 3 3 3 1 7 1 1 0 0 0 12 20 3.38 1.250 | 0.2 5 3 1 1 0 0 0 0 0 0 0 0 4 4 0.00 0.000 | 0.1 1 0 0 0 1 0 0 0 0 0 0 0 4 4 0.00 0.000 | | | | | | | | | | | | | | | | | | | | | |

AB 30
R 4
H 6
RBI 4
BB 8
SO 2
LOB 16



| Batter | 1 | 2 | 3 | 4 | 5 | 6 | 7 | 8 | 9 | AB | R | H | RBI | BB | SO | LOB | BOTTOM | | | | | | | |
|--|---|--|--|--|------------------------------|----------------------------------|-------------------------------|----------------------------------|-------------------------------|----------------------------------|------------------------------|----------------------------------|------------------------------|---------------------------------|-------------------------------|----------------------------------|---|----------------------------------|----------------------------------|------------------------------------|----------------------------------|--------|--|--|
| Brett Butler, L (1, 8) OBP: 0.357, SLG: 0.366 | K | | PO | | | F7 | | F8 | | 3 | 0 | 0 | 0 | 1 | 1 | 1 | New York Mets @ Los Angeles Dodgers Dodger Stadium, Los Angeles, CA Fri May 15 1992, 7:05 PM PDT Att: 41,222 - Sunny - 70 F | | | | | | | |
| Lenny Harris, L (1, 4) Mike Sharperson, R (9, PH) OBP: 0.354, SLG: 0.333 | K | | PO | | | G4-3 | | | 2B | 3 | 0 | 1 | 0 | 0 | 0 | 0 | | | | | | | | |
| Mitch Webster, S (1, 9) OBP: 0.333, SLG: 0.647 | G1-3 | | | | | G6-3 | | K | | 4 | 0 | 0 | 0 | 0 | 2 | 2 | | | | | | | | |
| Eric Davis, R (1, 7) OBP: 0.339, SLG: 0.411 | K | | | | | K | | K | | 4 | 0 | 0 | 0 | 0 | 3 | 2 | | | | | | | | |
| Todd Benzinger, S (1, 3) OBP: 0.255, SLG: 0.275 | G3 | | | | | K | | L6 | | 4 | 0 | 0 | 0 | 0 | 1 | 3 | | | | | | | | |
| Dave Hansen, L (1, 5) Eric Karros, R (9, PH) OBP: 0.228, SLG: 0.216 | 1B | | | | | 3B BB | | G4-3 | | 2 | 1 | 1 | 0 | 1 | 0 | 0 | | | | | | | | |
| Mike Scioscia, L (1, 2) OBP: 0.287, SLG: 0.259 | G1-3 | | | | | F9 | | G3 | | 3 | 0 | 0 | 0 | 0 | 0 | 2 | | | | | | | | |
| Jose Offerman, S (1, 6) OBP: 0.292, SLG: 0.294 | | | | | | F7 | | K | | 3 | 0 | 0 | 0 | 0 | 2 | 1 | | | | | | | | |
| Bob Ojeda, L (1, 1) Stan Javier, S (8, PH) Tim Crews, R (9, 1) Steve Wilson, L (9, 1) | K | | | | | F7 | | F7 | | 2 | 0 | 1 | 1 | 0 | 1 | 0 | | | | | | | | |
| | | | | | | | | | | 1 | 0 | 0 | 0 | 0 | 0 | 0 | | | | | | | | |
| | | | | | | | | | | 0 | 0 | 0 | 0 | 0 | 0 | 0 | | | | | | | | |
| Inning Stats | R: 0 E: 0 K: 2 S: 13 | H: 0 LOB: 0 BB: 0 P: 18 | R: 0 E: 0 K: 1 S: 8 | H: 1 LOB: 1 BB: 0 P: 12 | R: 0 E: 0 K: 2 S: 7 | H: 0 LOB: 1 BB: 1 P: 13 | R: 0 E: 0 K: 3 S: 15 | H: 1 LOB: 1 BB: 0 P: 19 | R: 1 E: 0 K: 0 S: 12 | H: 1 LOB: 1 BB: 1 P: 21 | R: 0 E: 0 K: 1 S: 9 | H: 0 LOB: 0 BB: 0 P: 16 | R: 0 E: 0 K: 0 S: 4 | H: 0 LOB: 0 BB: 0 P: 9 | R: 0 E: 0 K: 1 S: 10 | H: 0 LOB: 0 BB: 0 P: 17 | R: 0 E: 1 K: 2 S: 11 | H: 1 LOB: 2 BB: 0 P: 17 | 1B: 2 2B: 1 3B: 1 HR: 0 | SF: 0 SAC: 0 DP: 0 HBP: 0 | WP: 0 PB: 0 SB: 0 CS: 0 | PA: 34 | | |
| PITCHER | IP WLS BF H R ER SO BB IBB HBP BLK WP HR S P ERA WHIP | 5.0 W 19 3 1 1 8 2 0 0 0 0 0 0 23 42 1.80 1.000 | 3.0 9 0 0 0 2 0 0 0 0 0 0 0 11 17 0.00 1.000 | 1.0 S 5 1 0 0 2 0 0 0 0 0 0 11 17 0.00 1.000 | | | | | | | | | | | | | | | | | | | | |

AB 31
R 1
H 4
RBI 1
BB 2
SO 12
LOB 13



| Batter | 1 | 2 | 3 | 4 | 5 | 6 | 7 | 8 | 9 | AB | R | H | RBI | BB | SO | LOB | TOP | | | | | |
|---|---|----------------------------------|------------------------------|----------------------------------|-------------------------------|----------------------------------|------------------------------|---------------------------------|------------------------------|----------------------------------|------------------------------|----------------------------------|-------------------------------|----------------------------------|-------------------------------|----------------------------------|---|---------------------------------|----------------------------------|------------------------------------|----------------------------------|--------|
| Willie Randolph, R (1,4) OBP: 0.333, SLG: 0.291 | L9 | | K | | L4 | | | G3 | | 4 | 0 | 0 | 0 | 0 | 1 | 4 | New York Mets @ Los Angeles Dodgers Dodger Stadium, Los Angeles, CA Sat May 16 1992, 7:05 PM PDT Att: 44,873 - Sunny - 72 F | | | | | |
| Dave Magadan, L (1,5) OBP: 0.380, SLG: 0.375 | G4-3 | | G3 | | | | G4-3 | 1B BB | | 3 | 0 | 0 | 0 | 1 | 0 | 2 | | | | | | |
| Howard Johnson, S (1,8) OBP: 0.318, SLG: 0.377 | F9 | | | | F9 | | L4 | 1B | | 4 | 0 | 1 | 0 | 0 | 0 | 0 | | | | | | |
| Eddie Murray, S (1,3) | | F8 | | | P4 | | P6 | G3 | | 4 | 0 | 0 | 0 | 0 | 0 | 2 | | | | | | |
| Bobby Bonilla, S (1,9) OBP: 0.358, SLG: 0.311 | | F7 | | | F7 | | | | G4-3 | 4 | 0 | 0 | 0 | 0 | 0 | 0 | | | | | | |
| Daryl Boston, L (1,7) Jeff Innis, R (7,1) | | | | | | | | | | | | | | | | | | | | | | |
| Mackey Sasser, L (9, PH) OBP: 0.273, SLG: 0.290 | | | | | | | | | | | | | | | | | | | | | | |
| Todd Hundley, S (1,2) OBP: 0.270, SLG: 0.262 | | | | | | | | | | | | | | | | | | | | | | |
| Dick Schofield, R (1,6) OBP: 0.350, SLG: 0.337 | | | | | | | | | | | | | | | | | | | | | | |
| Sid Fernandez, L (1,1) Chico Walker, S (7,7) OBP: 0.262, SLG: 0.169 | | | | | | | | | | | | | | | | | | | | | | |
| Inning Stats | R: 0 E: 0 K: 0 S: 5 | H: 0 LOB: 0 BB: 0 P: 10 | R: 0 E: 0 K: 0 S: 8 | H: 0 LOB: 0 BB: 0 P: 13 | R: 0 E: 0 K: 1 S: 13 | H: 1 LOB: 2 BB: 0 P: 19 | R: 0 E: 0 K: 0 S: 4 | H: 0 LOB: 0 BB: 0 P: 6 | R: 0 E: 0 K: 0 S: 9 | H: 2 LOB: 2 BB: 0 P: 11 | R: 0 E: 0 K: 0 S: 8 | H: 0 LOB: 0 BB: 0 P: 13 | R: 0 E: 0 K: 0 S: 12 | H: 2 LOB: 1 BB: 0 P: 20 | R: 0 E: 0 K: 1 S: 13 | H: 1 LOB: 2 BB: 1 P: 22 | R: 0 E: 0 K: 1 S: 6 | H: 0 LOB: 0 BB: 0 P: 9 | 1B: 6 2B: 0 3B: 0 HR: 0 | SF: 0 SAC: 3 DP: 0 HBP: 0 | WP: 0 PB: 0 SB: 0 CS: 0 | PA: 34 |
| PITCHER Tom Candiotti, R (1,1) ERA: 3.47 | IP: 9.0 WLS: W BF: 34 H: 6 R: 0 ER: 0 SO: 3 BB: 1 IBB: 0 HBP: 0 BLK: 0 WP: 0 HR: 0 S: 78 P: 123 ERA: 0.00 WHIP: 0.778 | | | | | | | | | | | | | | | PITCHER | | | | | | |

| | |
|-----|----|
| AB | 30 |
| R | 0 |
| H | 6 |
| RBI | 0 |
| BB | 1 |
| SO | 3 |
| LOB | 10 |



| Batter | 1 | 2 | 3 | 4 | 5 | 6 | 7 | 8 | 9 | AB | R | H | RBI | BB | SO | LOB | BOTTOM | | | |
|---|--|----------------------------------|-------------------------------|----------------------------------|-------------------------------|----------------------------------|------------------------------|----------------------------------|-------------------------------|----------------------------------|------------------------------|---------------------------------|------------------------------|----------------------------------|------------------------------|----------------------------------|---|----------------------------------|------------------------------------|----------------------------------|
| Brett Butler, L (1,8) OBP: 0.347, SLG: 0.354 | K | G4-3 | | | K | | | G6-3 | | 4 | 0 | 0 | 0 | 0 | 2 | 2 | New York Mets @ Los Angeles Dodgers Dodger Stadium, Los Angeles, CA Sat May 16 1992, 7:05 PM PDT Att: 44,873 - Sunny - 72 F | | | |
| Mike Sharperson, R (1,4) OBP: 0.435, SLG: 0.386 | F8 | | P4 | | | | F7 | G4-3 BB | | 3 | 0 | 0 | 0 | 1 | 0 | 0 | | | | |
| Mitch Webster, S (1,9) OBP: 0.326, SLG: 0.605 | 2B | | F8 | | | | G6-3 | G4-3 | | 4 | 1 | 1 | 0 | 0 | 0 | 1 | | | | |
| Eric Davis, R (1,7) OBP: 0.336, SLG: 0.414 | 1B | | P5 | | | | G6-3 | G6-3 | | 4 | 0 | 1 | 1 | 0 | 0 | 1 | | | | |
| Todd Benzinger, S (1,3) OBP: 0.241, SLG: 0.259 | P3 | | | | G5-3 | | | F8 | | 3 | 0 | 0 | 0 | 0 | 0 | 1 | | | | |
| Dave Anderson, R (1,5) OBP: 0.333, SLG: 0.357 | | F9 | | | | | | 1B | | 2 | 1 | 1 | 0 | 1 | 0 | 0 | | | | |
| Carlos Hernandez, R (1,2) OBP: 0.387, SLG: 0.357 | | | | | | | | 1B | | 3 | 0 | 2 | 0 | 0 | 0 | 1 | | | | |
| Jose Offerman, S (1,6) OBP: 0.302, SLG: 0.298 | | | | | | | | 1B | | 2 | 0 | 1 | 1 | 1 | 0 | 0 | | | | |
| Tom Candiotti, R (1,1) OBP: 0.059, SLG: 0.059 | | | | | | | | 1B | | 2 | 0 | 0 | 0 | 0 | 1 | 2 | | | | |
| Inning Stats | R: 1 E: 0 K: 1 S: 9 | H: 2 LOB: 1 BB: 0 P: 13 | R: 0 E: 0 K: 0 S: 13 | H: 1 LOB: 2 BB: 1 P: 22 | R: 0 E: 0 K: 0 S: 10 | H: 0 LOB: 0 BB: 0 P: 16 | R: 0 E: 0 K: 0 S: 6 | H: 0 LOB: 0 BB: 1 P: 13 | R: 0 E: 0 K: 1 S: 11 | H: 0 LOB: 0 BB: 0 P: 15 | R: 0 E: 0 K: 0 S: 7 | H: 0 LOB: 0 BB: 0 P: 9 | R: 1 E: 0 K: 1 S: 9 | H: 3 LOB: 2 BB: 0 P: 11 | R: 0 E: 0 K: 0 S: 9 | H: 0 LOB: 1 BB: 1 P: 17 | | 1B: 5 2B: 2 3B: 0 HR: 0 | SF: 0 SAC: 1 DP: 1 HBP: 0 | WP: 0 PB: 0 SB: 0 CS: 1 |
| PITCHER Sid Fernandez, L (1,1) ERA: 3.77 Jeff Innis, R (7,1) ERA: 2.33 | IP: 6.1 WLS: L BF: 25 H: 5 R: 2 ER: 2 SO: 2 BB: 2 IBB: 0 HBP: 0 BLK: 0 WP: 0 HR: 0 S: 60 P: 93 ERA: 2.84 WHIP: 1.105 | | | | | | | | | | | | | | | PITCHER | | | | |

| | |
|-----|----|
| AB | 27 |
| R | 2 |
| H | 6 |
| RBI | 2 |
| BB | 3 |
| SO | 3 |
| LOB | 8 |



| Batter | 1 | 2 | 3 | 4 | 5 | 6 | 7 | 8 | 9 | AB | R | H | RBI | BB | SO | LOB | TOP | | | | | | | | | | |
|--|------------------------------|---------------------------------|------------------------------|----------------------------------|------------------------------|----------------------------------|-------------------------------|----------------------------------|------------------------------|----------------------------------|-------------------------------|----------------------------------|-------------------------------|----------------------------------|-------------------------------|----------------------------------|---|------------------------------|----------------------------------|----------------------------------|------------------------------------|----------------------------------|--------|--|--|--|--|
| Sammy Sosa, R OBP: 0.297, SLG: 0.299 (1, 8) | P4 | | | 3B 1B | | FC3-6 E S 1-2 | | P1 | | 4 | 1 | 1 | 0 | 0 | 0 | 3 | Chicago Cubs @ Los Angeles Dodgers Dodger Stadium, Los Angeles, CA Mon May 18 1992, 7:05 PM PDT Att: 28,700 - Cloudy - 72 F | | | | | | | | | | |
| Dwight Smith, L OBP: 0.317, SLG: 0.357 Doug Dascenzo, S OBP: 0.313, SLG: 0.290 (1, 7) (8, 7) | F8 | | | K | | K | | K | | 4 | 0 | 0 | 0 | 0 | 3 | 4 | | | | | | | | | | | |
| Mark Grace, L OBP: 0.411, SLG: 0.477 (1, 3) | K | | | 1-H 3B | | K | | 1-H 2-H 3B | | 4 | 0 | 2 | 3 | 0 | 2 | 1 | | | | | | | | | | | |
| 23 Ryne Sandberg, R OBP: 0.351, SLG: 0.415 (1, 4) | | | K | K | | | | G6-3 | | 4 | 0 | 0 | 0 | 0 | 3 | 2 | | | | | | | | | | | |
| Andre Dawson, R OBP: 0.323, SLG: 0.524 (1, 9) | G6-3 | | | P4 | | | | F8 | | 4 | 0 | 1 | 0 | 0 | 0 | 1 | | | | | | | | | | | |
| Luis Salazar, R OBP: 0.259, SLG: 0.282 (1, 5) | K | | | | | G6-3 | | FC6-4 BB | | 3 | 0 | 0 | 0 | 1 | 1 | 1 | | | | | | | | | | | |
| Joe Girardi, R OBP: 0.390, SLG: 0.366 (1, 2) | | | K | K | | | | FC6-4 1-2 | | 4 | 0 | 0 | 0 | 0 | 2 | 2 | | | | | | | | | | | |
| Jose Vizcaino, S OBP: 0.122, SLG: 0.154 (1, 6) | | | K | F7 | | | | E4 E 3B | | 3 | 1 | 0 | 0 | 0 | 1 | 0 | | | | | | | | | | | |
| Frank Castillo, R OBP: 0.071, SLG: 0.071 Paul Assenmacher, L OBP: 0.174, SLG: 0.174 Bob Scanlan, R OBP: 0.174, SLG: 0.174 Chuck McElroy, L OBP: 0.750, SLG: 1.500 (1, 1) (7, 1) (7, 1) (9, 1) | K | | | K | | | | E2 3B | | 2 | 0 | 1 | 0 | 0 | 1 | 0 | | | | | | | | | | | |
| Inning Stats | R: 0 E: 0 K: 1 S: 5 | H: 0 LOB: 0 BB: 0 P: 7 | R: 0 E: 0 K: 2 S: 9 | H: 0 LOB: 0 BB: 0 P: 15 | R: 0 E: 0 K: 3 S: 9 | H: 0 LOB: 0 BB: 0 P: 12 | R: 1 E: 0 K: 2 S: 19 | H: 2 LOB: 1 BB: 0 P: 24 | R: 0 E: 0 K: 1 S: 8 | H: 0 LOB: 0 BB: 0 P: 10 | R: 0 E: 1 K: 2 S: 11 | H: 1 LOB: 1 BB: 0 P: 17 | R: 0 E: 0 K: 1 S: 11 | H: 0 LOB: 1 BB: 1 P: 17 | R: 2 E: 2 K: 1 S: 12 | H: 1 LOB: 1 BB: 0 P: 14 | | R: 0 E: 0 K: 0 S: 9 | H: 1 LOB: 0 BB: 0 P: 14 | 1B: 3 2B: 0 3B: 2 HR: 0 | SF: 0 SAC: 0 DP: 1 HBP: 0 | WP: 0 PB: 0 SB: 1 CS: 1 | PA: 34 | | | | |
| PITCHER | IP | WLS | BF | H | R | ER | SO | BB | IBB | HBP | BLK | WP | HR | S | P | ERA | WHIP | | | | | | | | | | |
| Kevin Gross, R ERA: 2.7 (1, 1) | 7.0 | L | 25 | 3 | 1 | 1 | 12 | 1 | 0 | 0 | 0 | 0 | 0 | 72 | 102 | 1.29 | 0.571 | | | | | | | | | | |
| Jim Gott, R ERA: 2.45 (8, 1) | 0.2 | | 4 | 0 | 2 | 0 | 1 | 0 | 0 | 0 | 0 | 0 | 0 | 9 | 10 | 0.00 | 0.000 | | | | | | | | | | |
| John Candelaria, L ERA: 1.0 (8, 1) | 0.0 | | 1 | 1 | 0 | 0 | 0 | 0 | 0 | 0 | 0 | 0 | 0 | 1 | 2 | ∞ | ∞ | | | | | | | | | | |
| Tim Crews, R ERA: 7.0 (8, 1) | 1.1 | | 4 | 1 | 0 | 0 | 0 | 0 | 0 | 0 | 0 | 0 | 0 | 11 | 16 | 0.00 | 0.750 | | | | | | | | | | |

| | |
|-----|----|
| AB | 33 |
| R | 3 |
| H | 5 |
| RBI | 3 |
| BB | 1 |
| SO | 13 |
| LOB | 15 |



| Batter | 1 | 2 | 3 | 4 | 5 | 6 | 7 | 8 | 9 | AB | R | H | RBI | BB | SO | LOB | BOTTOM | | | | | | | | | | |
|--|-------------------------------|----------------------------------|------------------------------|---------------------------------|------------------------------|---------------------------------|------------------------------|----------------------------------|-------------------------------|----------------------------------|------------------------------|----------------------------------|------------------------------|----------------------------------|------------------------------|----------------------------------|---|-------------------------------|----------------------------------|----------------------------------|------------------------------------|----------------------------------|--------|--|--|--|--|
| Lenny Harris, L OBP: 0.360, SLG: 0.325 Mike Sharperson, R OBP: 0.437, SLG: 0.379 (1, 4) (7, PH) (8, 4) | K | | F8 | | G4-3 | | BB | | G3 | 3 | 0 | 0 | 0 | 0 | 1 | 1 | Chicago Cubs @ Los Angeles Dodgers Dodger Stadium, Los Angeles, CA Mon May 18 1992, 7:05 PM PDT Att: 28,700 - Cloudy - 72 F | | | | | | | | | | |
| Mitch Webster, S OBP: 0.327, SLG: 0.558 Stan Javier, S OBP: 0.294, SLG: 0.200 Jim Gott, R OBP: 0.174, SLG: 0.174 John Candelaria, L OBP: 0.174, SLG: 0.174 Tim Crews, R OBP: 0.174, SLG: 0.174 (1, 9) (7, PH) (8, 1) (8, 1) (8, 1) | E3 | | FC4-6 CS | | | WP BB | | G1-3 | | 2 | 0 | 1 | 0 | 1 | 0 | 1 | | | | | | | | | | | |
| Kal Daniels, L OBP: 0.273, SLG: 0.207 (1, 7) | F7 | | CS | L3 | | K | | L6 | | 4 | 0 | 0 | 0 | 0 | 1 | 2 | | | | | | | | | | | |
| Eric Davis, R OBP: 0.355, SLG: 0.438 (1, 8) (8, 9) | BB | | | 1B | | K | | G4-6-3 BB | | 2 | 0 | 1 | 0 | 2 | 1 | 1 | | | | | | | | | | | |
| Todd Benzinger, S OBP: 0.273, SLG: 0.295 (1, 3) | K | | | 1B | | | | G4-6-3 | | 3 | 0 | 1 | 0 | 1 | 1 | 3 | | | | | | | | | | | |
| Dave Hansen, L OBP: 0.234, SLG: 0.211 (1, 5) | F8 | | | L9 | | G4-3 | | FC5-4 BB | | 3 | 0 | 0 | 0 | 1 | 0 | 4 | | | | | | | | | | | |
| Mike Scioscia, L OBP: 0.287, SLG: 0.295 (1, 2) | K | | | G4-3 | | | | F7 | | 4 | 0 | 0 | 0 | 0 | 2 | 3 | | | | | | | | | | | |
| Jose Offerman, S OBP: 0.298, SLG: 0.306 (1, 6) | G6-3 | | | | | F7 | | FC5-4 1B | | 4 | 0 | 0 | 0 | 0 | 1 | 1 | | | | | | | | | | | |
| Kevin Gross, R ERA: 2.98 Brett Butler, L OBP: 0.347, SLG: 0.353 (1, 1) (7, PH) (8, 8) | E3 FC4-6 | | | G5-3 | | | | S 1B | | 2 | 0 | 0 | 0 | 0 | 0 | 0 | | | | | | | | | | | |
| Inning Stats | R: 0 E: 1 K: 2 S: 12 | H: 1 LOB: 2 BB: 1 P: 24 | R: 0 E: 0 K: 1 S: 7 | H: 0 LOB: 0 BB: 0 P: 8 | R: 0 E: 0 K: 0 S: 6 | H: 0 LOB: 0 BB: 0 P: 9 | R: 0 E: 0 K: 0 S: 9 | H: 2 LOB: 2 BB: 0 P: 13 | R: 0 E: 0 K: 0 S: 11 | H: 0 LOB: 0 BB: 0 P: 14 | R: 0 E: 0 K: 2 S: 9 | H: 0 LOB: 2 BB: 2 P: 21 | R: 0 E: 0 K: 1 S: 9 | H: 1 LOB: 2 BB: 1 P: 19 | R: 0 E: 0 K: 0 S: 7 | H: 0 LOB: 0 BB: 1 P: 13 | | R: 0 E: 0 K: 1 S: 15 | H: 1 LOB: 2 BB: 1 P: 26 | 1B: 5 2B: 0 3B: 0 HR: 0 | SF: 0 SAC: 0 DP: 1 HBP: 0 | WP: 1 PB: 0 SB: 1 CS: 1 | PA: 38 | | | | |
| PITCHER | IP | WLS | BF | H | R | ER | SO | BB | IBB | HBP | BLK | WP | HR | S | P | ERA | WHIP | | | | | | | | | | |
| Frank Castillo, R ERA: 2.98 Paul Assenmacher, L ERA: 1.74 Bob Scanlan, R ERA: 1.83 Chuck McElroy, L ERA: 3.66 (1, 1) (7, 1) (7, 1) (9, 1) | 6.2 | W | 27 | 4 | 0 | 0 | 6 | 3 | 0 | 0 | 0 | 0 | 0 | 61 | 102 | 0.00 | 1.050 | | | | | | | | | | |
| | 0.0 | | 0 | 0 | 0 | 0 | 0 | 0 | 0 | 0 | 0 | 0 | 0 | 0 | 0 | ∞ | ∞ | | | | | | | | | | |
| | 1.1 | | 6 | 0 | 0 | 0 | 0 | 3 | 0 | 0 | 0 | 0 | 0 | 10 | 24 | 0.00 | 2.250 | | | | | | | | | | |
| | 1.0 | S | 4 | 1 | 0 | 0 | 1 | 0 | 0 | 0 | 0 | 0 | 0 | 14 | 21 | 0.00 | 1.000 | | | | | | | | | | |

| | |
|-----|----|
| AB | 31 |
| R | 0 |
| H | 5 |
| RBI | 0 |
| BB | 6 |
| SO | 7 |
| LOB | 20 |



| Batter | 1 | 2 | 3 | 4 | 5 | 6 | 7 | 8 | 9 | AB | R | H | RBI | BB | SO | LOB | TOP | | | | | | | | | | |
|--|------------------------------|----------------------------------|-------------------------------|----------------------------------|------------------------------|----------------------------------|-------------------------------|---------------------------------|-------------------------------|----------------------------------|------------------------------|----------------------------------|------------------------------|----------------------------------|------------------------------|----------------------------------|----------------------------------|------------------------------------|----------------------------------|--------|--|--|--|--|--|--|--|
| Sammy Sosa, R OBP: 0.300, SLG: 0.303 | G1-3 | FC4-6 1B | | G1-3 | | | | G4-3 | | 5 | 0 | 2 | 0 | 0 | 0 | 2 | | | | | | | | | | | |
| Dwight Smith, L OBP: 0.297, SLG: 0.333 | E4 | FC4-6 | | | G3 | | | | | 4 | 0 | 0 | 0 | 0 | 1 | 5 | | | | | | | | | | | |
| Ken Patterson, L OBP: 0.188, SLG: 0.143 | 23 F8 1B | | | | | K | | | | 0 | 0 | 0 | 0 | 0 | 0 | 0 | | | | | | | | | | | |
| Jerome Walton, R OBP: 0.188, SLG: 0.143 | | | | | | | | | 23 G5-4-3 BB | 0 | 0 | 0 | 0 | 1 | 0 | 0 | | | | | | | | | | | |
| Mark Grace, L OBP: 0.411, SLG: 0.474 | | | | HR | | | | | | 5 | 1 | 2 | 0 | 0 | 1 | 1 | | | | | | | | | | | |
| 23 Ryne Sandberg, R OBP: 0.346, SLG: 0.403 | F8 | | | P3 | | | | | | 4 | 0 | 0 | 0 | 1 | 0 | 4 | | | | | | | | | | | |
| Andre Dawson, R OBP: 0.328, SLG: 0.546 | FC5-4 | | | HR | | | | | | 4 | 1 | 2 | 2 | 0 | 0 | 2 | | | | | | | | | | | |
| Luis Salazar, R OBP: 0.250, SLG: 0.272 | | | | | | | | | | 3 | 0 | 0 | 0 | 0 | 1 | 2 | | | | | | | | | | | |
| Doug Dascenzo, S OBP: 0.333, SLG: 0.290 | | | | | | | | | | 0 | 0 | 0 | 0 | 1 | 0 | 0 | | | | | | | | | | | |
| Joe Girardi, R OBP: 0.395, SLG: 0.365 | | | | | | | | | | 3 | 0 | 1 | 0 | 1 | 0 | 0 | | | | | | | | | | | |
| Jose Vizcaino, S OBP: 0.133, SLG: 0.163 | | | | | | | | | | 4 | 0 | 1 | 0 | 0 | 0 | 3 | | | | | | | | | | | |
| Shawn Boskie, R OBP: 0.067, SLG: 0.067 | | | | | | | | | | 3 | 0 | 1 | 0 | 0 | 0 | 1 | | | | | | | | | | | |
| Demick May, L OBP: 0.213, SLG: 0.182 | | | | | | | | | | 0 | 0 | 0 | 0 | 0 | 0 | 0 | | | | | | | | | | | |
| Hector Villanueva, R OBP: 0.188, SLG: 0.220 | | | | | | | | | | 1 | 0 | 0 | 0 | 0 | 1 | 2 | | | | | | | | | | | |
| Doug Strange, S OBP: 0.255, SLG: 0.156 | | | | | | | | | | 0 | 0 | 0 | 0 | 0 | 0 | 0 | | | | | | | | | | | |
| Inning Stats | R: 0 E: 1 K: 0 S: 9 | H: 1 LOB: 2 BB: 0 P: 13 | R: 0 E: 0 K: 0 S: 11 | H: 3 LOB: 3 BB: 0 P: 15 | R: 2 E: 0 K: 0 S: 8 | H: 2 LOB: 0 BB: 0 P: 10 | R: 0 E: 0 K: 1 S: 12 | H: 0 LOB: 0 BB: 1 P: 9 | R: 0 E: 0 K: 1 S: 10 | H: 1 LOB: 2 BB: 1 P: 16 | R: 0 E: 0 K: 1 S: 6 | H: 0 LOB: 0 BB: 0 P: 10 | R: 0 E: 0 K: 1 S: 9 | H: 1 LOB: 2 BB: 1 P: 14 | R: 0 E: 0 K: 0 S: 5 | H: 0 LOB: 0 BB: 1 P: 11 | 1B: 8 2B: 0 3B: 0 HR: 1 | SF: 0 SAC: 0 DP: 1 HBP: 0 | WP: 0 PB: 0 SB: 0 CS: 0 | PA: 40 | | | | | | | |
| PITCHER | IP | WLS | BF | H | R | ER | SO | BB | IBB | HBP | BLK | WP | HR | S | P | ERA | WHIP | | | | | | | | | | |
| Orel Hershiser, R ERA: 3.62 | 7.0 | W | 34 | 9 | 2 | 2 | 3 | 3 | 0 | 0 | 0 | 0 | 1 | 65 | 100 | 2.57 | 1.714 | | | | | | | | | | |
| Steve Wilson, L ERA: 2.51 | 0.1 | | 1 | 0 | 0 | 0 | 0 | 0 | 0 | 0 | 0 | 0 | 0 | 3 | 3 | 0.00 | 0.000 | | | | | | | | | | |
| Roger McDowell, R ERA: 3.15 | 1.2 | S | 5 | 0 | 0 | 0 | 1 | 1 | 0 | 0 | 0 | 0 | 0 | 9 | 16 | 0.00 | 0.600 | | | | | | | | | | |

Chicago Cubs @ Los Angeles Dodgers
Dodger Stadium, Los Angeles, CA
Tue May 19 1992, 7:05 PM PDT
Att: 34,471 - Sunny - 70 F

| | |
|-----|----|
| AB | 36 |
| R | 2 |
| H | 9 |
| RBI | 2 |
| BB | 4 |
| SO | 4 |
| LOB | 22 |



| Batter | 1 | 2 | 3 | 4 | 5 | 6 | 7 | 8 | 9 | AB | R | H | RBI | BB | SO | LOB | BOTTOM | | | | | | | | | | |
|---|------------------------------|----------------------------------|------------------------------|----------------------------------|-------------------------------|----------------------------------|-------------------------------|----------------------------------|------------------------------|----------------------------------|-------------------------------|----------------------------------|-------------------------------|----------------------------------|------------------------------|---------------------------------|----------------------------------|------------------------------------|----------------------------------|--------|--|--|--|--|--|--|--|
| Brett Butler, L OBP: 0.357, SLG: 0.356 | CS BB | | | | | L7 | | | | 2 | 1 | 1 | 0 | 2 | 0 | 1 | | | | | | | | | | | |
| Lenny Harris, L OBP: 0.383, SLG: 0.329 | | | | | | | | | | 2 | 0 | 1 | 0 | 0 | 0 | 1 | | | | | | | | | | | |
| Mike Sharperson, R OBP: 0.444, SLG: 0.390 | | | | | | | | | | 1 | 1 | 1 | 0 | 0 | 0 | 0 | | | | | | | | | | | |
| Kal Daniels, L OBP: 0.270, SLG: 0.219 | | | | | | | | | | 3 | 0 | 1 | 1 | 0 | 2 | 2 | | | | | | | | | | | |
| Stan Javier, S OBP: 0.294, SLG: 0.200 | | | | | | | | | | 0 | 0 | 0 | 0 | 0 | 0 | 0 | | | | | | | | | | | |
| Eric Davis, R OBP: 0.352, SLG: 0.426 | | | | | | | | | | 3 | 0 | 0 | 0 | 1 | 0 | 1 | | | | | | | | | | | |
| Todd Benzinger, S OBP: 0.286, SLG: 0.323 | | | | | | | | | | 4 | 1 | 2 | 0 | 0 | 0 | 2 | | | | | | | | | | | |
| Mike Scioscia, L OBP: 0.276, SLG: 0.283 | | | | | | | | | | 4 | 0 | 0 | 0 | 0 | 0 | 4 | | | | | | | | | | | |
| Roger McDowell, R ERA: 3.15 | | | | | | | | | | 0 | 0 | 0 | 0 | 0 | 0 | 0 | | | | | | | | | | | |
| Dave Hansen, L OBP: 0.250, SLG: 0.233 | | | | | | | | | | 3 | 1 | 1 | 0 | 1 | 0 | 1 | | | | | | | | | | | |
| Jose Offerman, S OBP: 0.305, SLG: 0.307 | | | | | | | | | | 3 | 1 | 1 | 1 | 1 | 0 | 1 | | | | | | | | | | | |
| Orel Hershiser, R OBP: 0.278, SLG: 0.471 | | | | | | | | | | 3 | 0 | 1 | 2 | 0 | 0 | 2 | | | | | | | | | | | |
| Steve Wilson, L ERA: 4.89 | | | | | | | | | | 0 | 0 | 0 | 0 | 0 | 0 | 0 | | | | | | | | | | | |
| Carlos Hernandez, R OBP: 0.375, SLG: 0.345 | | | | | | | | | | 1 | 0 | 0 | 0 | 0 | 0 | 0 | | | | | | | | | | | |
| Inning Stats | R: 0 E: 0 K: 1 S: 8 | H: 1 LOB: 1 BB: 1 P: 18 | R: 0 E: 0 K: 0 S: 6 | H: 1 LOB: 1 BB: 0 P: 11 | R: 0 E: 0 K: 1 S: 11 | H: 0 LOB: 1 BB: 1 P: 17 | R: 1 E: 0 K: 0 S: 12 | H: 3 LOB: 2 BB: 0 P: 21 | R: 1 E: 1 K: 0 S: 7 | H: 1 LOB: 0 BB: 0 P: 11 | R: 2 E: 0 K: 0 S: 13 | H: 1 LOB: 1 BB: 2 P: 22 | R: 1 E: 0 K: 0 S: 12 | H: 2 LOB: 2 BB: 1 P: 21 | R: 0 E: 0 K: 0 S: 5 | H: 0 LOB: 0 BB: 0 P: 8 | 1B: 6 2B: 3 3B: 0 HR: 0 | SF: 1 SAC: 1 DP: 1 HBP: 0 | WP: 0 PB: 0 SB: 0 CS: 1 | PA: 36 | | | | | | | |
| PITCHER | IP | WLS | BF | H | R | ER | SO | BB | IBB | HBP | BLK | WP | HR | S | P | ERA | WHIP | | | | | | | | | | |
| Shawn Boskie, R ERA: 3.66 | 5.2 | L | 27 | 7 | 4 | 3 | 2 | 4 | 0 | 0 | 0 | 0 | 0 | 55 | 98 | 4.76 | 1.941 | | | | | | | | | | |
| Ken Patterson, L ERA: 3.66 | 2.1 | | 9 | 2 | 1 | 1 | 0 | 1 | 0 | 0 | 0 | 0 | 0 | 19 | 31 | 3.86 | 1.286 | | | | | | | | | | |

Chicago Cubs @ Los Angeles Dodgers
Dodger Stadium, Los Angeles, CA
Tue May 19 1992, 7:05 PM PDT
Att: 34,471 - Sunny - 70 F

| | |
|-----|----|
| AB | 29 |
| R | 5 |
| H | 9 |
| RBI | 4 |
| BB | 5 |
| SO | 2 |
| LOB | 15 |



| Batter | 1 | 2 | 3 | 4 | 5 | 6 | 7 | 8 | 9 | AB | R | H | RBI | BB | SO | LOB | TOP | | | | | |
|---|--|----------------------------------|------------------------------|----------------------------------|------------------------------|----------------------------------|-------------------------------|----------------------------------|------------------------------|----------------------------------|------------------------------|----------------------------------|------------------------------|---------------------------------|-------------------------------|----------------------------------|---|----------------------------------|----------------------------------|------------------------------------|----------------------------------|--------|
| Sammy Sosa, R OBP: 0.303, SLG: 0.306 | | | | | | | | | | 5 | 0 | 2 | 1 | 0 | 2 | 1 | Chicago Cubs @ Los Angeles Dodgers Dodger Stadium, Los Angeles, CA Wed May 20 1992, 7:05 PM PDT Att: 31,675 - Cloudy - 68 F | | | | | |
| Jerome Walton, R OBP: 0.194, SLG: 0.156 Derrick May, L OBP: 0.229, SLG: 0.200 | | | | | | | | | | 4 | 1 | 1 | 0 | 0 | 0 | 2 | | | | | | |
| Mark Grace, L OBP: 0.405, SLG: 0.464 | | | | | | | | | | 5 | 0 | 1 | 0 | 0 | 1 | 2 | | | | | | |
| 23 Ryne Sandberg, R OBP: 0.344, SLG: 0.394 | | | | | | | | | | 3 | 0 | 0 | 1 | 1 | 0 | 1 | | | | | | |
| Andre Dawson, R OBP: 0.333, SLG: 0.545 | | | | | | | | | | 4 | 0 | 2 | 0 | 0 | 0 | 1 | | | | | | |
| Luis Salazar, R OBP: 0.283, SLG: 0.286 Doug Strange, S OBP: 0.250, SLG: 0.152 | | | | | | | | | | 3 | 1 | 1 | 0 | 0 | 1 | 2 | | | | | | |
| Joe Girardi, R OBP: 0.378, SLG: 0.346 | | | | | | | | | | 4 | 0 | 0 | 0 | 0 | 0 | 2 | | | | | | |
| Jose Vizcaino, S OBP: 0.184, SLG: 0.178 | | | | | | | | | | 2 | 1 | 1 | 0 | 2 | 0 | 0 | | | | | | |
| Danny Jackson, R OBP: 0.067, SLG: 0.067 Dwight Smith, L OBP: 0.292, SLG: 0.328 Jeff Robinson, R | | | | | | | | | | 1 | 0 | 1 | 1 | 0 | 0 | 0 | | | | | | |
| Chuck McElroy, L OBP: 0.750, SLG: 1.500 Doug Dasencho, S OBP: 0.324, SLG: 0.281 | | | | | | | | | | 1 | 0 | 0 | 0 | 0 | 0 | 0 | | | | | | |
| Inning Stats | R: 1 E: 0 K: 0 S: 10 | H: 3 LOB: 2 BB: 0 P: 17 | R: 0 E: 0 K: 1 S: 9 | H: 1 LOB: 1 BB: 0 P: 14 | R: 0 E: 0 K: 0 S: 8 | H: 0 LOB: 0 BB: 1 P: 13 | R: 2 E: 0 K: 0 S: 13 | H: 3 LOB: 2 BB: 1 P: 27 | R: 0 E: 0 K: 1 S: 4 | H: 0 LOB: 1 BB: 1 P: 10 | R: 0 E: 0 K: 1 S: 7 | H: 0 LOB: 1 BB: 1 P: 14 | R: 0 E: 0 K: 1 S: 6 | H: 0 LOB: 0 BB: 0 P: 8 | R: 0 E: 0 K: 1 S: 10 | H: 1 LOB: 1 BB: 0 P: 15 | R: 0 E: 0 K: 1 S: 12 | H: 2 LOB: 2 BB: 0 P: 13 | 1B: 9 2B: 1 3B: 0 HR: 0 | SF: 0 SAC: 1 DP: 0 HBP: 0 | WP: 0 PB: 0 SB: 0 CS: 1 | PA: 40 |
| PITCHER | IP WLS BF H R ER SO BB IBB HBP BLK WP HR S P ERA WHIP | | | | | | | | | | | | | | | | | | | | | |
| Bob Ojeda, L ERA: 3.5 | (1, 1) 5.0 W 23 7 3 3 1 1 1 0 0 0 0 0 0 44 81 5.40 1.600 | | | | | | | | | | | | | | | | | | | | | |
| Tim Crews, R ERA: 6.63 | (6, 1) 1.0 4 0 0 0 0 1 0 0 0 0 0 0 0 7 14 0.00 1.000 | | | | | | | | | | | | | | | | | | | | | |
| Jim Gott, R ERA: 2.21 | (7, 1) 2.0 7 1 0 0 2 0 0 0 0 0 0 0 0 16 23 0.00 0.500 | | | | | | | | | | | | | | | | | | | | | |
| Roger McDowell, R ERA: 3.05 | (9, 1) 0.2 4 2 0 0 0 0 0 0 0 0 0 0 0 9 9 0.00 3.000 | | | | | | | | | | | | | | | | | | | | | |
| John Candelaria, L ERA: 0.99 | (9, 1) 0.1 S 1 0 0 0 1 0 0 0 0 0 0 0 0 3 4 0.00 0.000 | | | | | | | | | | | | | | | | | | | | | |

| Batter | 1 | 2 | 3 | 4 | 5 | 6 | 7 | 8 | 9 | AB | R | H | RBI | BB | SO | LOB | BOTTOM | | | |
|--|--|----------------------------------|------------------------------|----------------------------------|------------------------------|----------------------------------|------------------------------|----------------------------------|-------------------------------|----------------------------------|-------------------------------|----------------------------------|-------------------------------|----------------------------------|-------------------------------|----------------------------------|---|------------------------------------|----------------------------------|--------|
| Brett Butler, L OBP: 0.363, SLG: 0.353 | | | | | | | | | | 1 | 2 | 0 | 0 | 2 | 1 | 0 | Chicago Cubs @ Los Angeles Dodgers Dodger Stadium, Los Angeles, CA Wed May 20 1992, 7:05 PM PDT Att: 31,675 - Cloudy - 68 F | | | |
| Mike Sharperson, R OBP: 0.447, SLG: 0.413 | | | | | | | | | | 4 | 1 | 2 | 2 | 0 | 0 | 1 | | | | |
| Kal Daniels, L OBP: 0.293, SLG: 0.250 Roger McDowell, R John Candelaria, L | | | | | | | | | | 4 | 0 | 2 | 2 | 0 | 1 | 1 | | | | |
| Eric Davis, R OBP: 0.349, SLG: 0.420 | | | | | | | | | | 4 | 1 | 1 | 0 | 0 | 1 | 3 | | | | |
| Todd Benzinger, S OBP: 0.284, SLG: 0.319 | | | | | | | | | | 4 | 0 | 1 | 1 | 0 | 1 | 1 | | | | |
| Dave Anderson, R OBP: 0.276, SLG: 0.294 Jim Gott, R | | | | | | | | | | 3 | 0 | 0 | 0 | 0 | 1 | 0 | | | | |
| Mitch Webster, S OBP: 0.321, SLG: 0.545 | | | | | | | | | | 1 | 0 | 0 | 0 | 0 | 0 | 1 | | | | |
| Carlos Hernandez, R OBP: 0.389, SLG: 0.344 | | | | | | | | | | 3 | 0 | 1 | 0 | 1 | 0 | 1 | | | | |
| Jose Offerman, S OBP: 0.305, SLG: 0.308 | | | | | | | | | | 3 | 0 | 1 | 0 | 0 | 0 | 1 | | | | |
| Bob Ojeda, L OBP: 0.077, SLG: 0.231 Eric Karros, R OBP: 0.285, SLG: 0.406 Tim Crews, R Dave Hansen, L OBP: 0.246, SLG: 0.230 | | | | | | | | | | 1 | 0 | 0 | 0 | 0 | 0 | 0 | | | | |
| Inning Stats | R: 1 E: 0 K: 0 S: 10 | H: 2 LOB: 1 BB: 1 P: 21 | R: 0 E: 0 K: 0 S: 6 | H: 1 LOB: 0 BB: 0 P: 11 | R: 0 E: 1 K: 0 S: 7 | H: 0 LOB: 1 BB: 0 P: 10 | R: 0 E: 0 K: 1 S: 6 | H: 0 LOB: 0 BB: 0 P: 10 | R: 3 E: 0 K: 2 S: 12 | H: 3 LOB: 1 BB: 1 P: 20 | R: 0 E: 0 K: 2 S: 10 | H: 1 LOB: 1 BB: 1 P: 16 | R: 0 E: 0 K: 1 S: 10 | H: 0 LOB: 0 BB: 0 P: 14 | R: 1 E: 1 K: 1 S: 12 | H: 2 LOB: 1 BB: 0 P: 19 | 1B: 8 2B: 1 3B: 0 HR: 0 | SF: 0 SAC: 1 DP: 2 HBP: 0 | WP: 1 PB: 0 SB: 1 CS: 0 | PA: 35 |
| PITCHER | IP WLS BF H R ER SO BB IBB HBP BLK WP HR S P ERA WHIP | | | | | | | | | | | | | | | | | | | |
| Danny Jackson, L ERA: 5.14 | (1, 1) 5.0 L 22 6 4 4 1 2 0 0 0 0 0 0 0 41 72 7.20 1.600 | | | | | | | | | | | | | | | | | | | |
| Jeff Robinson, R ERA: 3.19 | (6, 1) 1.0 5 1 0 0 2 1 0 0 0 0 1 0 0 10 16 0.00 2.000 | | | | | | | | | | | | | | | | | | | |
| Chuck McElroy, L ERA: 3.32 | (7, 1) 2.0 8 2 1 0 2 0 0 0 0 0 0 0 0 22 33 0.00 1.000 | | | | | | | | | | | | | | | | | | | |

| | |
|-----|----|
| AB | 35 |
| R | 3 |
| H | 10 |
| RBI | 3 |
| BB | 3 |
| SO | 5 |
| LOB | 13 |



| Batter | 1 | 2 | 3 | 4 | 5 | 6 | 7 | 8 | 9 | AB | R | H | RBI | BB | SO | LOB | TOP | | | | | |
|---|------------------------------|----------------------------------|-------------------------------|----------------------------------|-------------------------------|----------------------------------|-------------------------------|----------------------------------|------------------------------|----------------------------------|------------------------------|----------------------------------|------------------------------|----------------------------------|-------------------------------|----------------------------------|-------------------------------|----------------------------------|----------------------------------|------------------------------------|----------------------------------|--------|
| Orlando Merced, S OBP: 0.372, SLG: 0.366 (1, 9) | G4-3 | | 1B | G6-3 | | K | | | K2-3 | 5 | 1 | 1 | 1 | 0 | 2 | 2 | | | | | | |
| Jay Bell, R OBP: 0.344, SLG: 0.305 (1, 6) | G6-3 | | 1B | K | | | F7 | | BB | 5 | 1 | 2 | 1 | 0 | 1 | 1 | | | | | | |
| Andy Van Slyke, L OBP: 0.462, SLG: 0.524 (1, 8) | BB | | 1B | | | | F8 | | BB | 2 | 0 | 1 | 1 | 3 | 0 | 0 | | | | | | |
| Barry Bonds, L OBP: 0.404, SLG: 0.580 (1, 7) | G4-3 | | L7 | | | | CS | 1B | BB | 4 | 0 | 1 | 0 | 1 | 0 | 4 | | | | | | |
| Jeff King, R OBP: 0.254, SLG: 0.320 Stan Belinda, R (9, 1) | | G3 | K | | | | FC5-4 | 1B | | 5 | 0 | 1 | 0 | 0 | 2 | 5 | | | | | | |
| Steve Buechele, R OBP: 0.345, SLG: 0.441 (1, 5) | P4 | | | BB | | | FC5-4 | 1B | | 3 | 1 | 0 | 0 | 1 | 1 | 4 | | | | | | |
| Don Slaughter, R OBP: 0.355, SLG: 0.588 (1, 2) | 2B | | SH3-4 | 1B | | | FC1-5 | 2B | | 3 | 1 | 2 | 0 | 1 | 1 | 0 | | | | | | |
| Jose Lind, R OBP: 0.215, SLG: 0.235 (1, 4) | L3 | | G6-3 | SH3-4 | | | G6-3 | | | 4 | 0 | 1 | 1 | 0 | 1 | 2 | | | | | | |
| Vicente Palacios, R OBP: 0.111, SLG: 0.111 Zane Smith, L OBP: 0.133, SLG: 0.130 (8, PH) Bob Patterson, R OBP: 0.097, SLG: 0.500 Roger Mason, R (8, 1) Cecil Espy, S OBP: 0.459, SLG: 0.513 (9, 9) | | | K | SH3-4 | | | FC1-5 | | | 2 | 0 | 0 | 0 | 0 | 1 | 1 | | | | | | |
| Inning Stats | R: 0 E: 0 K: 0 S: 8 | H: 0 LOB: 1 BB: 1 P: 14 | R: 0 E: 0 K: 0 S: 12 | H: 1 LOB: 1 BB: 0 P: 17 | R: 2 E: 0 K: 2 S: 17 | H: 3 LOB: 1 BB: 0 P: 24 | R: 2 E: 0 K: 1 S: 12 | H: 1 LOB: 1 BB: 2 P: 21 | R: 0 E: 0 K: 0 S: 9 | H: 2 LOB: 1 BB: 0 P: 12 | R: 0 E: 0 K: 1 S: 6 | H: 1 LOB: 1 BB: 0 P: 10 | R: 0 E: 0 K: 2 S: 9 | H: 0 LOB: 2 BB: 2 P: 20 | R: 0 E: 0 K: 3 S: 10 | H: 0 LOB: 0 BB: 1 P: 13 | R: 0 E: 0 K: 1 S: 14 | H: 1 LOB: 2 BB: 1 P: 22 | 1B: 6 2B: 3 3B: 0 HR: 0 | SF: 0 SAC: 1 DP: 0 HBP: 0 | WP: 0 PB: 0 SB: 0 CS: 1 | PA: 41 |
| PITCHER | IP | WLS | BF | H | R | ER | SO | BB | IBB | HBP | BLK | WP | HR | S | P | ERA | WHIP | | | | | |
| Ramon Martinez, R ERA: 3.86 (1, 1) | 7.0 | | 33 | 8 | 4 | 4 | 6 | 5 | 0 | 0 | 0 | 0 | 0 | 73 | 118 | 5.14 | 1.857 | | | | | |
| Jim Gott, R ERA: 2.09 (8, 1) | 1.1 | | 5 | 1 | 0 | 0 | 4 | 0 | 0 | 0 | 0 | 0 | 0 | 16 | 20 | 0.00 | 0.750 | | | | | |
| Steve Wilson, L ERA: 3.0 (9, 1) | 0.2 | W | 3 | 0 | 0 | 0 | 0 | 1 | 0 | 0 | 0 | 0 | 0 | 8 | 15 | 0.00 | 1.500 | | | | | |

Pittsburgh Pirates @ Los Angeles Dodgers
Dodger Stadium, Los Angeles, CA
Sat May 23 1992, 7:05 PM PDT
Att: 39,910 - Cloudy - 72 F

AB 34
R 4
H 9
RBI 4
BB 6
SO 10
LOB 19



| Batter | 1 | 2 | 3 | 4 | 5 | 6 | 7 | 8 | 9 | AB | R | H | RBI | BB | SO | LOB | BOTTOM | | | | | |
|--|------------------------------|----------------------------------|-------------------------------|----------------------------------|------------------------------|----------------------------------|------------------------------|----------------------------------|------------------------------|---------------------------------|------------------------------|----------------------------------|-------------------------------|----------------------------------|------------------------------|----------------------------------|-------------------------------|----------------------------------|----------------------------------|------------------------------------|----------------------------------|--------|
| Brett Butler, L OBP: 0.380, SLG: 0.368 (1, 8) | G1-6-3 | | P1 | | | | G6-3 | | FC6-4 | 4 | 0 | 2 | 0 | 0 | 0 | 0 | | | | | | |
| Lenny Harris, L OBP: 0.379, SLG: 0.333 Mike Sharperson, R OBP: 0.439, SLG: 0.420 (8, PH) (9, 4) | G1-6-3 | | S | | | | P3 | | F8 | 2 | 1 | 1 | 0 | 1 | 0 | 0 | | | | | | |
| Kal Daniels, L OBP: 0.265, SLG: 0.250 (1, 7) | G1-6-3 | | K | | | | F7 | | FC6-4 | 4 | 0 | 0 | 0 | 0 | 1 | 4 | | | | | | |
| Mitch Webster, S OBP: 0.305, SLG: 0.500 (1, 9) | B1-3 | | 1B | | | | K | | F8 | 4 | 0 | 1 | 1 | 0 | 1 | 2 | | | | | | |
| Todd Benzinger, S OBP: 0.280, SLG: 0.325 (1, 3) | | K | G4-3 | | | | F7 | | WP | 4 | 1 | 1 | 0 | 0 | 1 | 1 | | | | | | |
| Mike Scioscia, L OBP: 0.274, SLG: 0.273 Dave Anderson, R OBP: 0.238, SLG: 0.250 (8, FR) (1, 2) | P6 | | | G3 | | | F7 | | SH3-4 | 4 | 0 | 1 | 1 | 0 | 0 | 0 | | | | | | |
| Dave Hansen, L OBP: 0.257, SLG: 0.231 (1, 5) | 1B | | | G3 | | | F8 | | SH3-4 | 3 | 1 | 1 | 0 | 1 | 0 | 0 | | | | | | |
| Jose Offerman, S OBP: 0.312, SLG: 0.309 (1, 6) | 1B | | | G3-1 | | | G3 | | SH3-4 | 3 | 0 | 2 | 0 | 0 | 0 | 0 | | | | | | |
| Ramon Martinez, R OBP: 0.158, SLG: 0.158 Stan Javier, S OBP: 0.306, SLG: 0.313 (7, PH) Jim Gott, R (8, 1) Steve Wilson, L (9, 1) Eric Karros, R OBP: 0.286, SLG: 0.485 (9, PH) | F8 | | | | | | K | | HR | 2 | 0 | 0 | 0 | 0 | 1 | 2 | | | | | | |
| Inning Stats | R: 0 E: 0 K: 0 S: 7 | H: 2 LOB: 1 BB: 0 P: 12 | R: 0 E: 0 K: 1 S: 12 | H: 2 LOB: 2 BB: 0 P: 15 | R: 1 E: 1 K: 1 S: 9 | H: 1 LOB: 1 BB: 1 P: 18 | R: 0 E: 0 K: 0 S: 7 | H: 0 LOB: 0 BB: 0 P: 13 | R: 0 E: 0 K: 1 S: 7 | H: 0 LOB: 0 BB: 0 P: 8 | R: 0 E: 0 K: 1 S: 7 | H: 0 LOB: 1 BB: 0 P: 10 | R: 0 E: 0 K: 0 S: 10 | H: 1 LOB: 1 BB: 0 P: 15 | R: 0 E: 0 K: 0 S: 8 | H: 1 LOB: 0 BB: 0 P: 12 | R: 4 E: 0 K: 0 S: 15 | H: 3 LOB: 1 BB: 1 P: 26 | 1B: 9 2B: 0 3B: 0 HR: 1 | SF: 0 SAC: 1 DP: 1 HBP: 0 | WP: 1 PB: 0 SB: 1 CS: 0 | PA: 36 |
| PITCHER | IP | WLS | BF | H | R | ER | SO | BB | IBB | HBP | BLK | WP | HR | S | P | ERA | WHIP | | | | | |
| Vicente Palacios, R ERA: 2.86 (1, 1) | 7.0 | | 27 | 6 | 1 | 1 | 4 | 1 | 0 | 0 | 0 | 0 | 0 | 59 | 91 | 1.29 | 1.000 | | | | | |
| Bob Patterson, L ERA: 2.93 (8, 1) | 0.2 | | 3 | 1 | 0 | 0 | 0 | 0 | 0 | 0 | 0 | 0 | 0 | 6 | 7 | 0.00 | 1.500 | | | | | |
| Roger Mason, R ERA: 3.67 (8, 1) | 0.2 | | 5 | 2 | 3 | 3 | 0 | 1 | 0 | 0 | 0 | 1 | 0 | 12 | 23 | 40.50 | 4.500 | | | | | |
| Stan Belinda, R ERA: 3.57 (9, 1) | 0.0 | L | 1 | 1 | 1 | 1 | 0 | 0 | 0 | 0 | 0 | 0 | 1 | 5 | 8 | * | * | | | | | |

Pittsburgh Pirates @ Los Angeles Dodgers
Dodger Stadium, Los Angeles, CA
Sat May 23 1992, 7:05 PM PDT
Att: 39,910 - Cloudy - 72 F


AB 33
R 5
H 10
RBI 5
BB 2
SO 4
LOB 11



| Batter | 1 | 2 | 3 | 4 | 5 | 6 | 7 | 8 | 9 | AB | R | H | RBI | BB | SO | LOB | TOP | | | | | | | | |
|---|-------------------------------|----------------------------------|------------------------------|---------------------------------|-------------------------------|----------------------------------|------------------------------|---------------------------------|------------------------------|---------------------------------|------------------------------|---------------------------------|------------------------------|----------------------------------|-------------------------------|----------------------------------|------------------------------|----------------------------------|----------------------------------|------------------------------------|----------------------------------|--------|--|--|--|
| Brett Butler, L OBP: 0.377, SLG: 0.362 (1, 8) | 2-1 SH1-4 G5-3 1B | | 2-2 G1-3 | | 0-1 B3-1 | | | 1-0 FC 1B 3B | 2-3 K | 5 | 2 | 2 | 0 | 0 | 1 | 0 | | | | | | | | | |
| Mike Sharperson, R OBP: 0.443, SLG: 0.419 (1, 4) (8, 5) | 2-2 SH1-4 1-2 1B | | 1-1 G5-3 | | | 2-2 G5-3 | | 0-0 1-2 3B 1B | 4-0 BB | 4 | 1 | 2 | 0 | 1 | 0 | 0 | | | | | | | | | |
| Mitch Webster, S OBP: 0.302, SLG: 0.481 (1, 7) (8, 9) | 1-1 SH1-4 1-2 2-3 | | 1-1 1B | | | 0-0 F9 | | 0-0 1-2 2-3 3B | 0-0 F9 | 4 | 1 | 1 | 0 | 0 | 0 | 3 | | | | | | | | | |
| Eric Karros, R OBP: 0.269, SLG: 0.452 (1, 3) | 1-1 G5-3 | | 3-2 F7 | | | 1-0 F8 | | 0-1 L5 | 2-1 L8 | 5 | 0 | 0 | 1 | 0 | 0 | 6 | | | | | | | | | |
| Todd Benzinger, S OBP: 0.315, SLG: 0.410 (8, PR) Tom Goodwin, L (8, 7) | 4-2 FC6 BB | | 1-1 G3-1 | | | | 0-1 F9 1B | 3-2 1B 3B | | 3 | 0 | 2 | 3 | 1 | 0 | 0 | | | | | | | | | |
| Dave Anderson, R OBP: 0.231, SLG: 0.240 Lenny Harris, L (8, PH) (8, 4) | 0-1 FC6 1-2 | | 0-0 L5 | | | 1-0 F8 | | 4-0 1B IBB | | 3 | 0 | 0 | 0 | 0 | 0 | 3 | | | | | | | | | |
| Carlos Hernandez, R OBP: 0.400, SLG: 0.361 (1, 2) | | 0-1 G5-3 | | 1-0 G5-3 | | | 0-0 1-2 1B | 0-1 1-2 3-H 2-3 1B | | 4 | 0 | 2 | 1 | 0 | 0 | 0 | | | | | | | | | |
| Jose Offerman, S OBP: 0.303, SLG: 0.299 (1, 6) | | 1-0 G5-3 | | | 1-2 G1-3 | | 0-0 F9 | 2-3 K | | 4 | 0 | 0 | 0 | 0 | 1 | 5 | | | | | | | | | |
| Orel Hershiser, R OBP: 0.286, SLG: 0.421 Stan Javier, S Steve Wilson, L (7, 1) Kal Daniels, L Roger McDowell, R John Candelaria, L Jay Howell, R (9, 1) | | 1-2 G4-3 | | | 0-0 G6-3 | | 3-3 K | 1-1 FC3-6 1-2 | | 2 | 0 | 0 | 0 | 0 | 0 | 0 | | | | | | | | | |
| Inning Stats | R: 1 E: 0 K: 0 S: 13 | H: 2 LOB: 2 BB: 1 P: 23 | R: 0 E: 0 K: 0 S: 7 | H: 0 LOB: 0 BB: 0 P: 9 | R: 0 E: 0 K: 0 S: 10 | H: 1 LOB: 1 BB: 0 P: 17 | R: 0 E: 0 K: 0 S: 4 | H: 0 LOB: 0 BB: 0 P: 6 | R: 0 E: 0 K: 0 S: 6 | H: 0 LOB: 0 BB: 0 P: 7 | R: 0 E: 0 K: 0 S: 5 | H: 0 LOB: 0 BB: 0 P: 8 | R: 0 E: 0 K: 1 S: 9 | H: 2 LOB: 2 BB: 0 P: 13 | R: 4 E: 0 K: 1 S: 23 | H: 4 LOB: 3 BB: 1 P: 31 | R: 0 E: 0 K: 1 S: 6 | H: 0 LOB: 1 BB: 1 P: 14 | 1B: 8 2B: 0 3B: 1 HR: 0 | SF: 0 SAC: 1 DP: 0 HBP: 0 | WP: 0 PB: 0 SB: 0 CS: 0 | PA: 40 | | | |
| PITCHER | IP | WLS | BF | H | R | ER | SO | BB | IBB | HBP | BLK | WP | HR | S | P | ERA | WHIP | | | | | | | | |
| Rheal Cormier, L ERA: 5.44 | (1, 1) | 7.0 | 30 | 7 | 4 | 4 | 1 | 1 | 0 | 0 | 0 | 0 | 0 | 57 | 87 | 5.14 | 1.143 | | | | | | | | |
| Lee Smith, R ERA: 2.61 | (8, 1) | 0.2 | 5 | 2 | 1 | 1 | 1 | 0 | 1 | 0 | 0 | 0 | 0 | 18 | 24 | 13.50 | 3.000 | | | | | | | | |
| Bob McClure, L ERA: 5.4 | (8, 1) | 0.2 | 2 | 0 | 0 | 0 | 1 | 0 | 0 | 0 | 0 | 0 | 0 | 5 | 8 | 0.00 | 0.000 | | | | | | | | |
| Todd Worrell, R ERA: 2.61 | (9, 1) | 0.2 | W | 3 | 0 | 0 | 0 | 1 | 0 | 0 | 0 | 0 | 0 | 3 | 9 | 0.00 | 1.500 | | | | | | | | |

Los Angeles Dodgers @ St. Louis Cardinals
 Busch Stadium, St. Louis, MO
 Mon May 25 1992, 3:33 AM CDT
 Att: 40,837 - Cloudy - 65 F

AB 36
 R 5
 H 9
 RBI 5
 BB 3
 SO 3
 LOB 22



| Batter | 1 | 2 | 3 | 4 | 5 | 6 | 7 | 8 | 9 | AB | R | H | RBI | BB | SO | LOB | BOTTOM | | | | | | | | |
|--|------------------------------|----------------------------------|------------------------------|----------------------------------|-------------------------------|----------------------------------|------------------------------|----------------------------------|-------------------------------|----------------------------------|------------------------------|----------------------------------|------------------------------|---------------------------------|-------------------------------|----------------------------------|-------------------------------|----------------------------------|----------------------------------|------------------------------------|----------------------------------|--------|--|--|--|
| Ray Lankford, L OBP: 0.392, SLG: 0.439 (1, 8) | 1-2 G4-3 | | 2-3 K | | 0-1 BB 2-H 3-H 1B | | | | 0-3 K | 5 | 0 | 1 | 2 | 0 | 3 | 2 | | | | | | | | | |
| Ozzie Smith, S OBP: 0.382, SLG: 0.342 (1, 6) | 3-1 G3 | | 0-1 FC4-6 1B | 1-2 BB | | | | 2-2 G5-3 | 4-0 1B WP IBB | 3 | 0 | 1 | 0 | 2 | 0 | 0 | | | | | | | | | |
| Felix Jose, S OBP: 0.440, SLG: 0.592 (1, 9) | 0-0 G4-3 | | 0-0 FC4-6 G4-3 1-2 | 1-3 K | | | | 3-3 K | 2-2 1-3 2-H 1B | 5 | 0 | 1 | 1 | 0 | 2 | 3 | | | | | | | | | |
| Andres Galarraga, R OBP: 0.250, SLG: 0.143 (1, 3) | | 0-0 E6 G6-4-3 | | 2-2 G4-3 | | 0-3 K | | 0-1 E 2B 1B | | 4 | 1 | 1 | 0 | 0 | 1 | 1 | | | | | | | | | |
| Todd Zeile, R OBP: 0.337, SLG: 0.347 (1, 5) | | 1-2 G6-4-3 1-2 | | 1-3 K | | 1-2 F9 | | 1-0 E5 2B | | 4 | 1 | 0 | 0 | 0 | 1 | 3 | | | | | | | | | |
| Milt Thompson, L OBP: 0.307, SLG: 0.447 Bernard Gilkey, R OBP: 0.365, SLG: 0.368 (1, 7) (8, 7) | | 2-1 HR | | 3-2 SH1-4 G5-3 1B | 1-2 1B | | | 0-0 G1-3 | | 3 | 2 | 2 | 1 | 0 | 0 | 0 | | | | | | | | | |
| Tom Pagnozzi, R OBP: 0.333, SLG: 0.405 (1, 2) | | 2-2 G6-3 | | 2-1 G5-3 | | | | 0-1 G6-3 | 2-1 F9 | 4 | 0 | 0 | 0 | 0 | 0 | 2 | | | | | | | | | |
| Luis Alicea, S OBP: 0.298, SLG: 0.396 (1, 4) | | | 3-2 G4-3 | | 4-1 SH1-4 1B BB | | | 0-0 SH3-4 1B | 2-1 WP F8 1B | 3 | 2 | 2 | 0 | 1 | 0 | 0 | | | | | | | | | |
| Rheal Cormier, L OBP: 0.154, SLG: 0.231 Lee Smith, R Bob McClure, R Todd Worrell, R Gerald Perry, L OBP: 0.355, SLG: 0.390 (1, 1) (8, 1) (8, 1) (9, 1) (9, PH) | | | 0-2 F8 | | 0-2 SH1-4 | | | 0-0 SH3-4 | 1-2 F8 | 1 | 0 | 0 | 0 | 0 | 0 | 0 | | | | | | | | | |
| Inning Stats | R: 0 E: 0 K: 0 S: 6 | H: 0 LOB: 0 BB: 0 P: 10 | R: 1 E: 1 K: 0 S: 9 | H: 1 LOB: 0 BB: 0 P: 14 | R: 0 E: 0 K: 1 S: 11 | H: 0 LOB: 0 BB: 0 P: 16 | R: 0 E: 0 K: 1 S: 9 | H: 1 LOB: 1 BB: 0 P: 12 | R: 0 E: 0 K: 1 S: 19 | H: 2 LOB: 2 BB: 2 P: 30 | R: 0 E: 0 K: 1 S: 9 | H: 0 LOB: 0 BB: 0 P: 12 | R: 0 E: 0 K: 1 S: 7 | H: 1 LOB: 1 BB: 0 P: 7 | R: 2 E: 1 K: 1 S: 15 | H: 2 LOB: 1 BB: 0 P: 23 | R: 1 E: 0 K: 1 S: 10 | H: 2 LOB: 2 BB: 1 P: 20 | 1B: 7 2B: 1 3B: 0 HR: 1 | SF: 0 SAC: 2 DP: 1 HBP: 0 | WP: 1 PB: 0 SB: 0 CS: 0 | PA: 39 | | | |
| PITCHER | IP | WLS | BF | H | R | ER | SO | BB | IBB | HBP | BLK | WP | HR | S | P | ERA | WHIP | | | | | | | | |
| Orel Hershiser, R ERA: 3.72 | (1, 1) | 6.0 | 24 | 4 | 3 | 3 | 4 | 2 | 0 | 0 | 0 | 0 | 0 | 7 | 7 | 0.00 | 1.000 | | | | | | | | |
| Steve Wilson, L ERA: 2.61 | (7, 1) | 1.0 | 4 | 1 | 0 | 0 | 1 | 0 | 0 | 0 | 0 | 0 | 0 | 7 | 7 | 0.00 | 1.000 | | | | | | | | |
| Roger McDowell, R ERA: 3.18 | (8, 1) | 1.0 | L | 7 | 3 | 3 | 1 | 1 | 0 | 0 | 0 | 0 | 0 | 17 | 27 | 9.00 | 3.000 | | | | | | | | |
| John Candelaria, L ERA: 0.82 | (9, 1) | 0.2 | 2 | 0 | 0 | 0 | 1 | 0 | 0 | 0 | 0 | 0 | 0 | 5 | 7 | 0.00 | 0.000 | | | | | | | | |
| Jay Howell, R ERA | (9, 1) | 0.0 | 2 | 1 | 0 | 0 | 0 | 0 | 1 | 0 | 0 | 1 | 0 | 3 | 9 | ∞ | ∞ | | | | | | | | |

Los Angeles Dodgers @ St. Louis Cardinals
 Busch Stadium, St. Louis, MO
 Mon May 25 1992, 3:33 AM CDT
 Att: 40,837 - Cloudy - 65 F

AB 34
 R 6
 H 9
 RBI 6
 BB 3
 SO 7
 LOB 12



| Batter | 1 | 2 | 3 | 4 | 5 | 6 | 7 | 8 | 9 | AB | R | H | RBI | BB | SO | LOB | TOP | | | | |
|---|-------------------------------|----------------------------------|-------------------------------|----------------------------------|-------------------------------|----------------------------------|------------------------------|----------------------------------|-------------------------------|----------------------------------|------------------------------|----------------------------------|-------------------------------|----------------------------------|-------------------------------|----------------------------------|---|----------------------------------|------------------------------------|----------------------------------|--------|
| Brett Butler, L OBP: 0.373, SLG: 0.360 (1, 8) | F7 | | FC2-6 FC 1B HR | | | | G5-3 | | FC4-6 1B | 5 | 1 | 2 | 1 | 0 | 0 | 1 | Los Angeles Dodgers @ St. Louis Cardinals Busch Stadium, St. Louis, MO Wed May 27 1992, 7:05 PM CDT Att: 28,165 - Cloudy - 63 F | | | | |
| Lenny Harris, L OBP: 0.358, SLG: 0.320 (1, 4) (9, 5) | F7 | | FC HR | | | | K | | FC4-6 1B HR | 5 | 2 | 1 | 0 | 0 | 1 | 3 | | | | | |
| Kal Daniels, L OBP: 0.271, SLG: 0.364 Tom Goodwin, L OBP: 1.000, SLG: 1.000 (1, 7) (7, 7) | | | K | | | | G6-3 | | HR 1B | 4 | 0 | 2 | 0 | 0 | 1 | 2 | | | | | |
| Eric Karros, R OBP: 0.276, SLG: 0.469 (1, 3) | K | | FC HR | | | | | | HR | 5 | 2 | 1 | 3 | 0 | 1 | 4 | | | | | |
| Todd Benzinger, S OBP: 0.302, SLG: 0.427 Stan Javier, S OBP: 0.275, SLG: 0.278 (1, 9) (7, 9) | | K | HR | | | | K | | G5-3 | 3 | 1 | 1 | 4 | 0 | 2 | 1 | | | | | |
| Mike Scioscia, L OBP: 0.256, SLG: 0.252 (1, 2) | E3 | | F7 | | | | FC5-4 1B | | G4-3 | 5 | 0 | 1 | 0 | 0 | 0 | 1 | | | | | |
| Dave Hansen, L OBP: 0.293, SLG: 0.293 Roger McDowell, R (1, 5) (9, 1) | F7 | | | | | | G4-3 CS 2B | | BB | 3 | 0 | 1 | 0 | 1 | 0 | 1 | | | | | |
| Dave Anderson, R OBP: 0.265, SLG: 0.364 (1, 6) | F8 | | | | | | G4-3 | | G4-3 | 4 | 1 | 1 | 0 | 0 | 0 | 4 | | | | | |
| Tom Candiotti, R OBP: 0.100, SLG: 0.100 Mike Sharperson, R (9, PH) OBP: 0.449, SLG: 0.419 (1, 1) (9, 4) | | | FC2-6 1B | | | | L6 | | FC4-6 1B BB | 2 | 0 | 1 | 0 | 0 | 0 | 1 | | | | | |
| Inning Stats | R: 0 E: 0 K: 1 S: 13 | H: 1 LOB: 1 BB: 0 P: 17 | R: 0 E: 1 K: 1 S: 10 | H: 0 LOB: 1 BB: 0 P: 18 | R: 4 E: 0 K: 1 S: 14 | H: 3 LOB: 0 BB: 0 P: 20 | R: 1 E: 0 K: 0 S: 8 | H: 2 LOB: 1 BB: 0 P: 13 | R: 0 E: 0 K: 1 S: 11 | H: 1 LOB: 0 BB: 0 P: 20 | R: 0 E: 0 K: 1 S: 7 | H: 0 LOB: 0 BB: 0 P: 11 | R: 0 E: 0 K: 0 S: 10 | H: 1 LOB: 2 BB: 1 P: 19 | R: 4 E: 0 K: 0 S: 11 | H: 3 LOB: 0 BB: 1 P: 16 | | 1B: 8 2B: 2 3B: 0 HR: 2 | SF: 0 SAC: 1 DP: 0 HBP: 0 | WP: 0 PB: 0 SB: 1 CS: 1 | PA: 42 |
| PITCHER | IP | WLS | BF | H | R | ER | SO | BB | IBB | HBP | BLK | WP | HR | S | P | ERA | WHIP | | | | |
| Jose DeLeon, R ERA: 4.55 (1, 1) | 4.1 | L | 22 | 7 | 5 | 5 | 3 | 0 | 0 | 0 | 0 | 0 | 1 | 50 | 77 | 10.38 | 1.615 | | | | |
| Mike Perez, R ERA: 1.19 (5, 1) | 0.2 | | 2 | 0 | 0 | 0 | 1 | 0 | 0 | 0 | 0 | 0 | 0 | 6 | 11 | 0.00 | 0.000 | | | | |
| Bob McClure, L ERA: 3.86 (6, 1) | 2.2 | | 10 | 2 | 0 | 0 | 1 | 1 | 0 | 0 | 0 | 0 | 0 | 24 | 39 | 0.00 | 1.125 | | | | |
| Cris Carpenter, R ERA: 2.81 (8, 1) | 1.1 | | 8 | 3 | 4 | 4 | 0 | 1 | 0 | 0 | 0 | 0 | 1 | 12 | 17 | 27.00 | 3.000 | | | | |

| Batter | 1 | 2 | 3 | 4 | 5 | 6 | 7 | 8 | 9 | AB | R | H | RBI | BB | SO | LOB | BOTTOM | | | | | |
|--|-------------------------------|----------------------------------|-------------------------------|----------------------------------|-------------------------------|----------------------------------|------------------------------|---------------------------------|-------------------------------|----------------------------------|------------------------------|----------------------------------|------------------------------|---------------------------------|-------------------------------|----------------------------------|---|----------------------------------|----------------------------------|------------------------------------|----------------------------------|--------|
| Ray Lankford, L OBP: 0.385, SLG: 0.429 (1, 8) | BLK G4-3 1B | | K | | | | G3-1 | | G4-3 | 4 | 1 | 1 | 0 | 0 | 1 | 2 | Los Angeles Dodgers @ St. Louis Cardinals Busch Stadium, St. Louis, MO Wed May 27 1992, 7:05 PM CDT Att: 28,165 - Cloudy - 63 F | | | | | |
| Ozzie Smith, S OBP: 0.376, SLG: 0.346 (1, 6) | P6 | | S BB | | | | G4-3 | | G6-3 | 3 | 0 | 0 | 1 | 1 | 0 | 2 | | | | | | |
| Milt Thompson, L OBP: 0.323, SLG: 0.443 (1, 7) | G4-3 S 1B | | K | | | | K | | S BB | 3 | 0 | 1 | 0 | 1 | 2 | 1 | | | | | | |
| Felix Jose, S OBP: 0.419, SLG: 0.558 (1, 9) | G4-3 | | G5-3 | | | | L3 | | BB | 3 | 0 | 0 | 1 | 1 | 0 | 2 | | | | | | |
| Andres Galarraga, R OBP: 0.219, SLG: 0.138 (1, 3) | K | | | | | | G6-3 | | G5-3 | 4 | 0 | 0 | 0 | 0 | 1 | 3 | | | | | | |
| Todd Zeile, R OBP: 0.333, SLG: 0.338 (1, 5) | G5-3 | | | | | | G4-3 | | K | 4 | 0 | 0 | 0 | 0 | 1 | 0 | | | | | | |
| Tom Pagnozzi, R OBP: 0.329, SLG: 0.397 (1, 2) | G6-3 | | | | | | P2 | | G4-3 1B | 4 | 0 | 1 | 0 | 0 | 1 | 0 | | | | | | |
| Luis Alicea, S OBP: 0.322, SLG: 0.425 Cris Carpenter, R OBP: 0.500, SLG: 0.500 Gerald Perry, L OBP: 0.362, SLG: 0.383 (1, 4) (8, 1) (9, PH) | | | FC3-6 BB | | | | G3 | | G4-3 1B | 2 | 0 | 1 | 0 | 1 | 0 | 0 | | | | | | |
| Jose DeLeon, R (1, 1) | K | | FC3-6 G3-1 S | | | | G6-3 1B | | G4-3 | 1 | 0 | 0 | 0 | 0 | 1 | 1 | | | | | | |
| Mike Perez, R (5, 1) | | | | | | | | | G4-3 | 0 | 0 | 0 | 0 | 0 | 0 | 0 | | | | | | |
| Bernard Gilkey, R OBP: 0.342, SLG: 0.342 Bob McClure, R (6, 1) | | | | | | | | | G4-3 | 1 | 0 | 0 | 0 | 0 | 0 | 1 | | | | | | |
| Gerónimo Pena, S OBP: 0.500, SLG: 0.500 (8, 4) | | | | | | | | | G4-3 | 0 | 0 | 0 | 0 | 0 | 0 | 0 | | | | | | |
| Inning Stats | R: 1 E: 0 K: 1 S: 14 | H: 2 LOB: 1 BB: 0 P: 19 | R: 0 E: 0 K: 1 S: 10 | H: 1 LOB: 0 BB: 0 P: 13 | R: 0 E: 0 K: 2 S: 13 | H: 0 LOB: 1 BB: 1 P: 22 | R: 0 E: 0 K: 0 S: 6 | H: 0 LOB: 0 BB: 0 P: 9 | R: 0 E: 0 K: 1 S: 10 | H: 0 LOB: 0 BB: 1 P: 21 | R: 0 E: 0 K: 1 S: 6 | H: 0 LOB: 0 BB: 0 P: 10 | R: 0 E: 0 K: 1 S: 6 | H: 0 LOB: 0 BB: 0 P: 7 | R: 1 E: 0 K: 0 S: 19 | H: 1 LOB: 2 BB: 2 P: 34 | R: 0 E: 0 K: 1 S: 11 | H: 1 LOB: 1 BB: 0 P: 14 | 1B: 5 2B: 0 3B: 0 HR: 0 | SF: 0 SAC: 0 DP: 0 HBP: 0 | WP: 0 PB: 0 SB: 5 CS: 0 | PA: 36 |
| PITCHER | IP | WLS | BF | H | R | ER | SO | BB | IBB | HBP | BLK | WP | HR | S | P | ERA | WHIP | | | | | |
| Tom Candiotti, R ERA: 3.61 (1, 1) | 8.0 | W | 32 | 4 | 2 | 2 | 6 | 4 | 0 | 0 | 1 | 0 | 0 | 84 | 135 | 2.25 | 1.000 | | | | | |
| Roger McDowell, R ERA: 3.04 (9, 1) | 1.0 | | 4 | 1 | 0 | 0 | 1 | 0 | 0 | 0 | 0 | 0 | 0 | 11 | 14 | 0.00 | 1.000 | | | | | |



| Batter | 1 | 2 | 3 | 4 | 5 | 6 | 7 | 8 | 9 | AB | R | H | RBI | BB | SO | LOB | TOP | | | | | | | | | | | | | | | | | | | |
|---|-------------------------------|----------------------------------|------------------------------|----------------------------------|------------------------------|----------------------------------|-------------------------------|----------------------------------|------------------------------|---------------------------------|------------------------------|----------------------------------|------------------------------|----------------------------------|-------------------------------|----------------------------------|---|------------------------------------|----------------------------------|--------|-----|----|---|---|----|----|----|-----|-----|-----|----|----|---|---|-----|------|
| Brett Butler, L OBP: 0.370, SLG: 0.354 (1, 8) | F7 | | FC6-4 BB | | F7 | | | B2-3 | | 3 | 0 | 0 | 0 | 1 | 0 | 0 | Los Angeles Dodgers @ Chicago Cubs Wrigley Field, Chicago, IL Fri May 29 1992, 3:33 AM CDT Att: 28,588 - Sunny - 65 F | | | | | | | | | | | | | | | | | | | |
| Lenny Harris, L OBP: 0.354, SLG: 0.317 (1, 4) | 1B | | FC6-4 CS | | | | K | K | | 4 | 0 | 1 | 0 | 0 | 2 | 1 | | | | | | | | | | | | | | | | | | | | |
| Kal Daniels, L OBP: 0.323, SLG: 0.362 Tom Goodwin, L OBP: 1.000, SLG: 1.000 (9, PR) | 1B | | | | | | G1-3 | | | 3 | 0 | 1 | 0 | 1 | 1 | 1 | | | | | | | | | | | | | | | | | | | | |
| Eric Karros, R OBP: 0.286, SLG: 0.482 (1, 3) | 1B | | | | | | | 2B SF8 | | 4 | 0 | 2 | 0 | 0 | 1 | 1 | | | | | | | | | | | | | | | | | | | | |
| Todd Benzinger, S OBP: 0.290, SLG: 0.413 Mitch Webster, S OBP: 0.302, SLG: 0.481 (9, 9) | G4-3 | | | | | | G4-3 | SF8 | | 3 | 0 | 0 | 1 | 0 | 1 | 2 | | | | | | | | | | | | | | | | | | | | |
| Mike Scioscia, L OBP: 0.248, SLG: 0.243 (1, 2) | | | | | | | G4-3 | G4-3 | | 4 | 0 | 0 | 0 | 0 | 0 | 2 | | | | | | | | | | | | | | | | | | | | |
| Dave Hansen, L OBP: 0.273, SLG: 0.286 Mike Sharperson, R OBP: 0.456, SLG: 0.419 (9, PH) | | | | | | | | | | 2 | 0 | 0 | 0 | 1 | 1 | 0 | | | | | | | | | | | | | | | | | | | | |
| Jose Offerman, S OBP: 0.308, SLG: 0.300 (1, 6) | | | | | | | | | | 3 | 0 | 1 | 0 | 1 | 0 | 1 | | | | | | | | | | | | | | | | | | | | |
| Ramon Martinez, R OBP: 0.130, SLG: 0.130 (1, 1) | | | | | | | | | | 4 | 0 | 0 | 0 | 0 | 1 | 4 | | | | | | | | | | | | | | | | | | | | |
| Inning Stats | R: 0 E: 0 K: 1 S: 15 | H: 2 LOB: 2 BB: 0 P: 24 | R: 0 E: 1 K: 2 S: 8 | H: 1 LOB: 1 BB: 0 P: 12 | R: 0 E: 0 K: 0 S: 7 | H: 0 LOB: 1 BB: 2 P: 18 | R: 0 E: 0 K: 1 S: 10 | H: 0 LOB: 0 BB: 0 P: 11 | R: 0 E: 0 K: 0 S: 5 | H: 0 LOB: 0 BB: 0 P: 6 | R: 0 E: 0 K: 0 S: 5 | H: 0 LOB: 1 BB: 1 P: 11 | R: 0 E: 0 K: 1 S: 9 | H: 0 LOB: 0 BB: 0 P: 13 | R: 1 E: 0 K: 0 S: 10 | H: 2 LOB: 3 BB: 2 P: 19 | 1B: 4 2B: 1 3B: 0 HR: 0 | SF: 1 SAC: 0 DP: 0 HBP: 0 | WP: 0 PB: 0 SB: 0 CS: 1 | PA: 36 | | | | | | | | | | | | | | | | |
| PITCHER | IP | WLS | BF | H | R | ER | SO | BB | IBB | HBP | BLK | WP | HR | S | P | ERA | WHIP | PITCHER | | IP | WLS | BF | H | R | ER | SO | BB | IBB | HBP | BLK | WP | HR | S | P | ERA | WHIP |
| Frank Castillo, R ERA: 2.73 (1, 1) | 8.1 | L | 32 | 5 | 1 | 1 | 7 | 3 | 0 | 0 | 0 | 0 | 0 | 72 | 110 | 1.08 | 0.960 | | | | | | | | | | | | | | | | | | | |
| Chuck McElroy, L ERA: 3.24 (9, 1) | 0.2 | | 4 | 0 | 0 | 0 | 0 | 2 | 0 | 0 | 0 | 0 | 0 | 5 | 13 | 0.00 | 3.000 | | | | | | | | | | | | | | | | | | | |

| | |
|-----|----|
| AB | 30 |
| R | 1 |
| H | 5 |
| RBI | 1 |
| BB | 5 |
| SO | 7 |
| LOB | 12 |



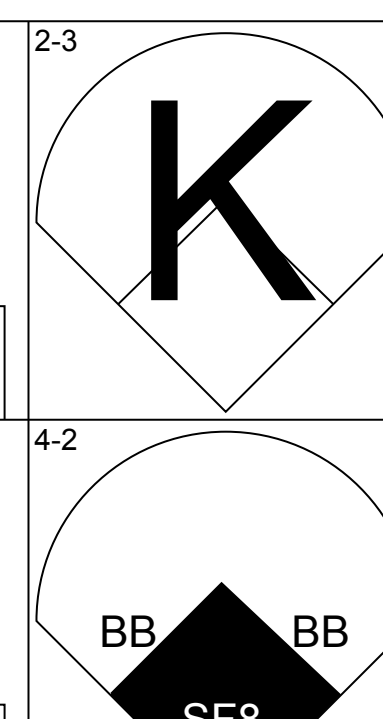
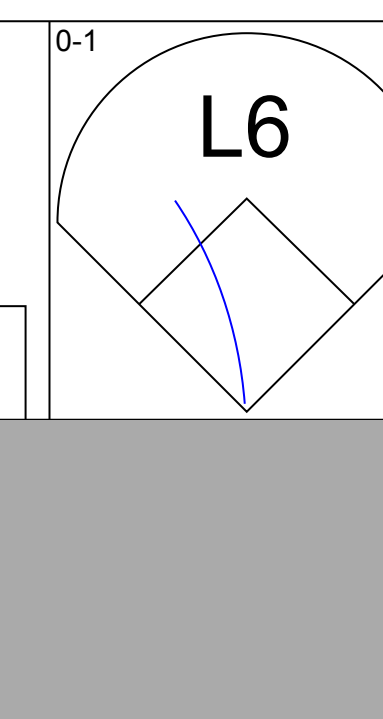
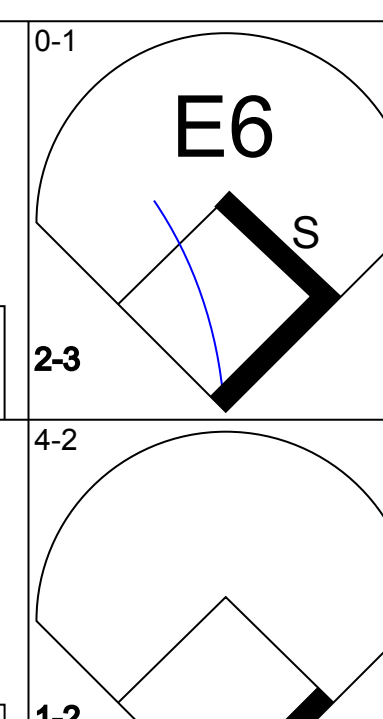
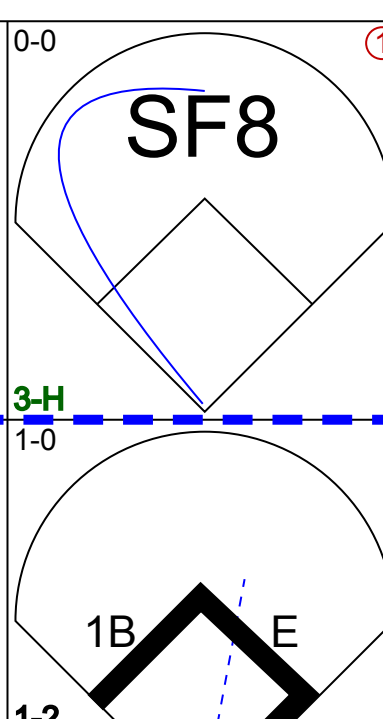
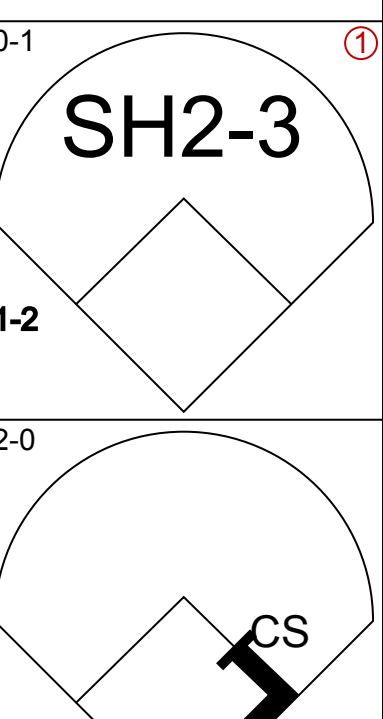
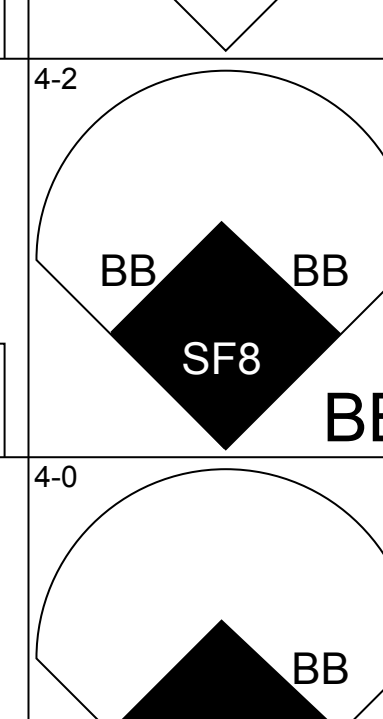
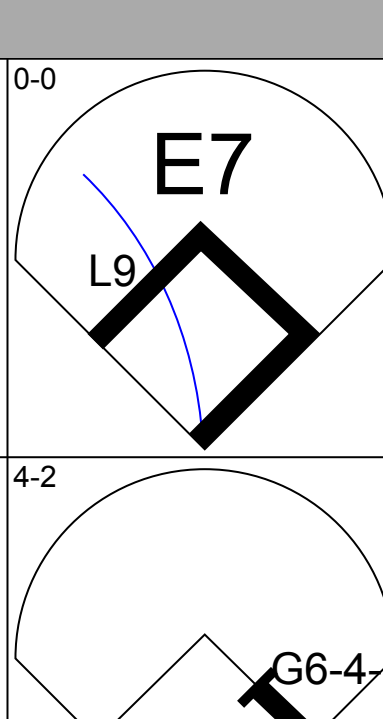
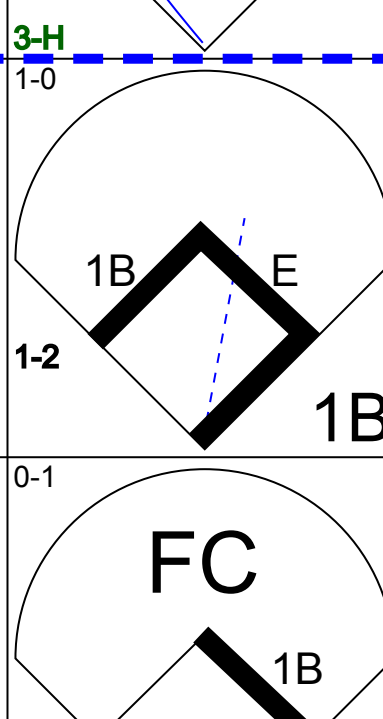
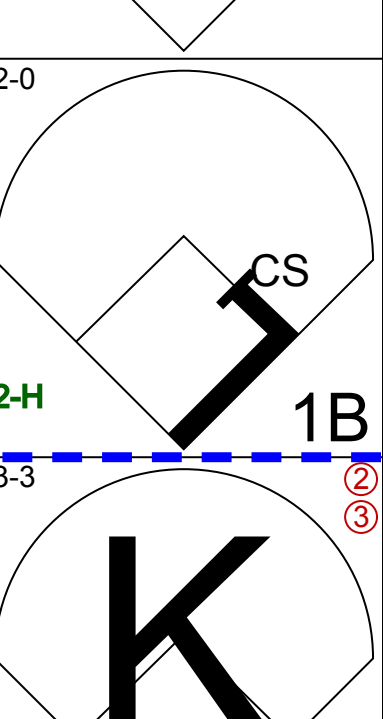
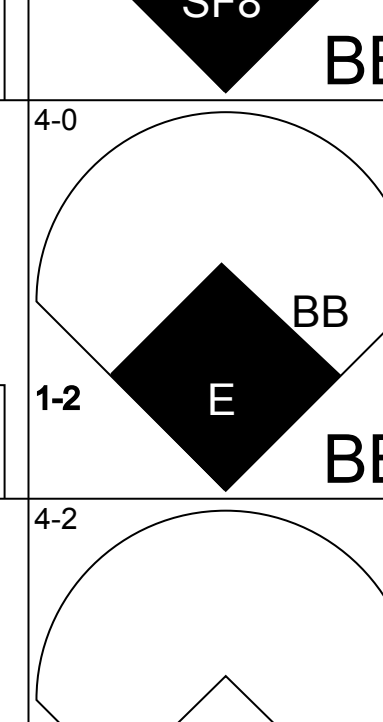
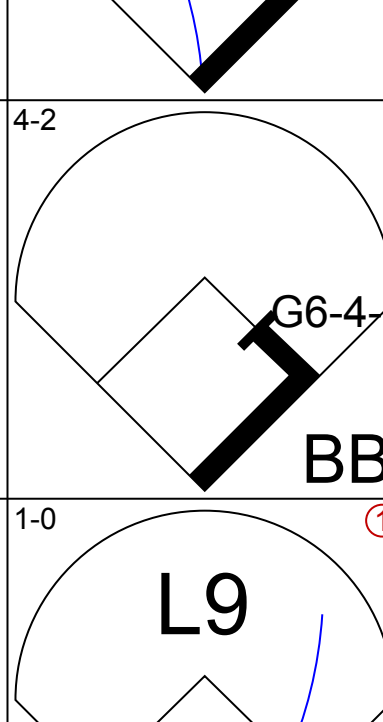
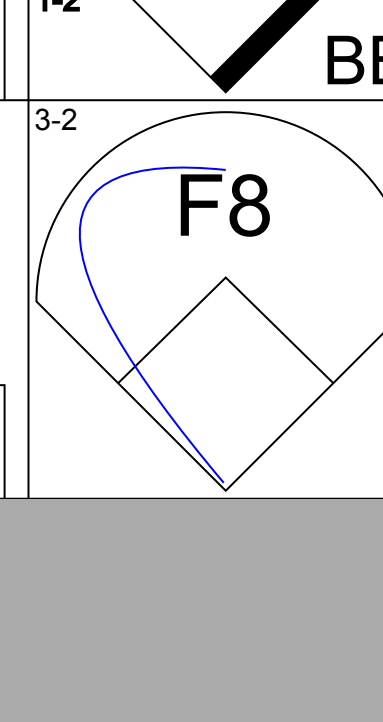
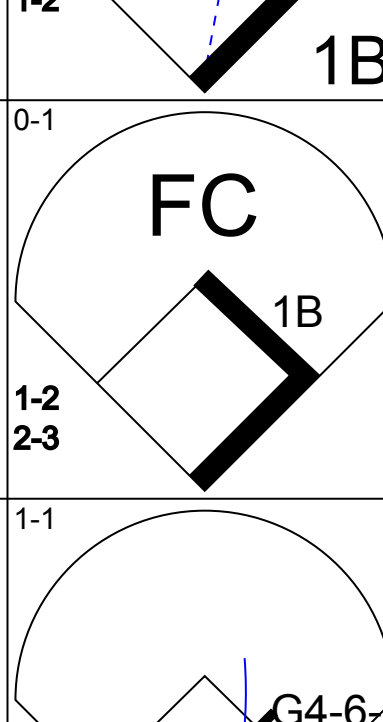
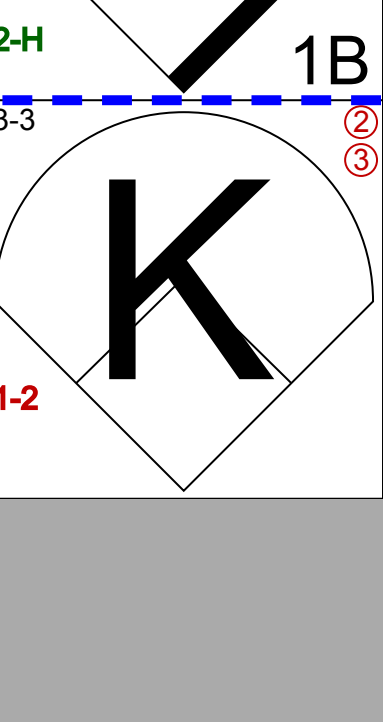
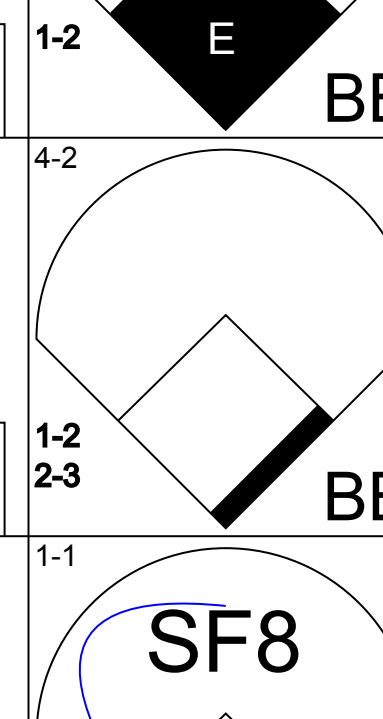
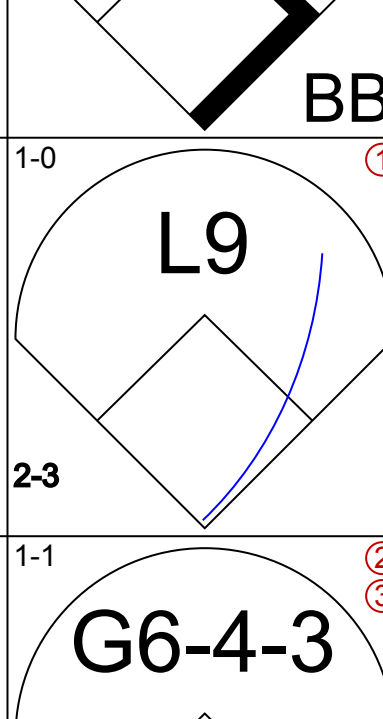
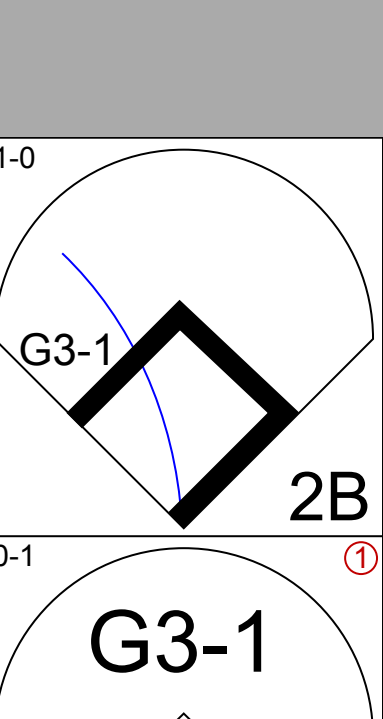
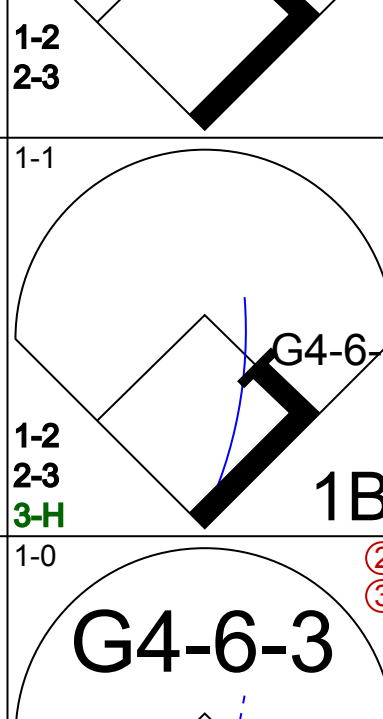
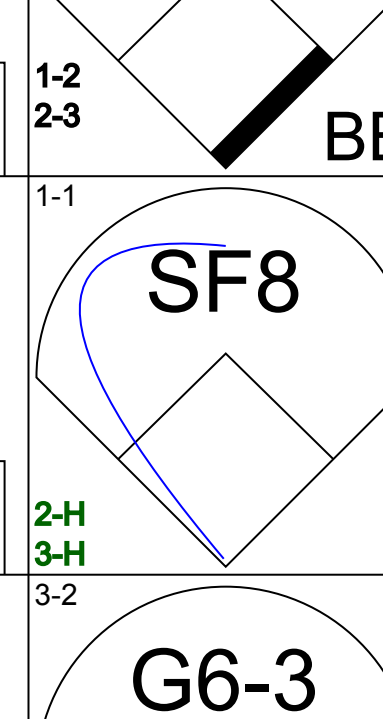
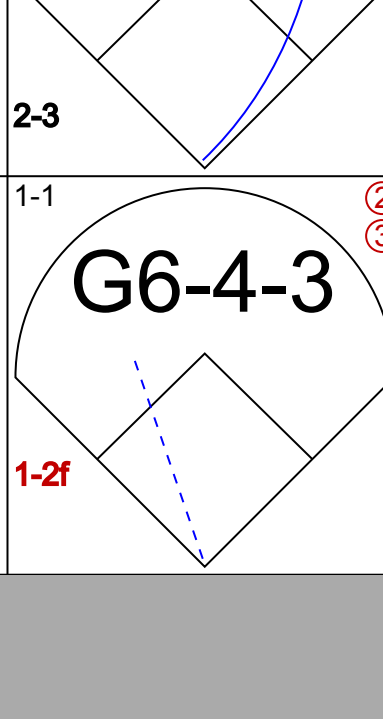
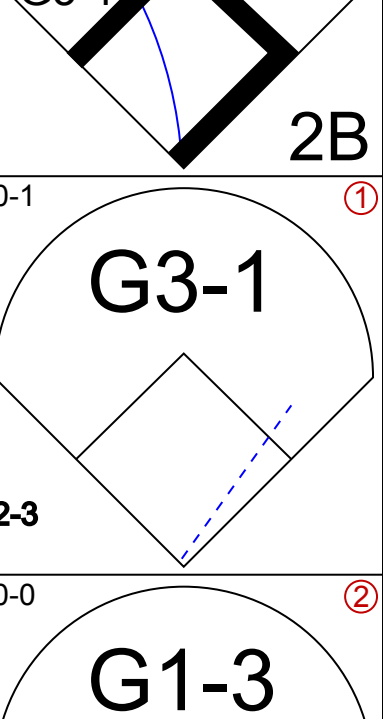
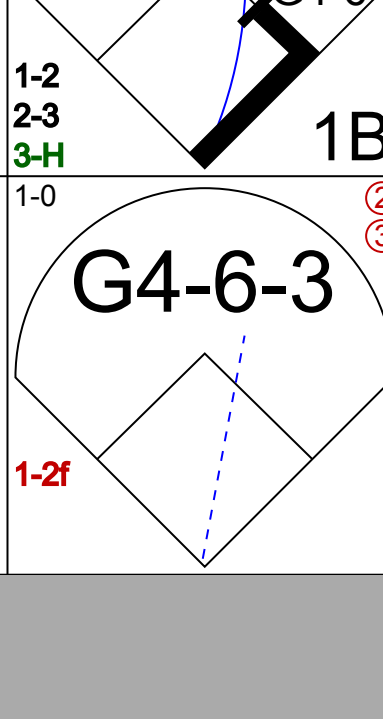
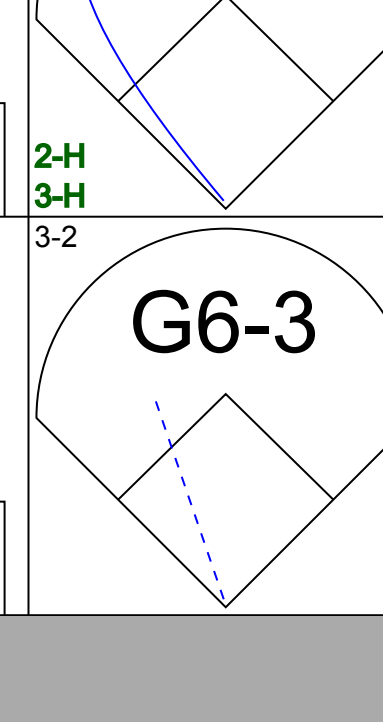
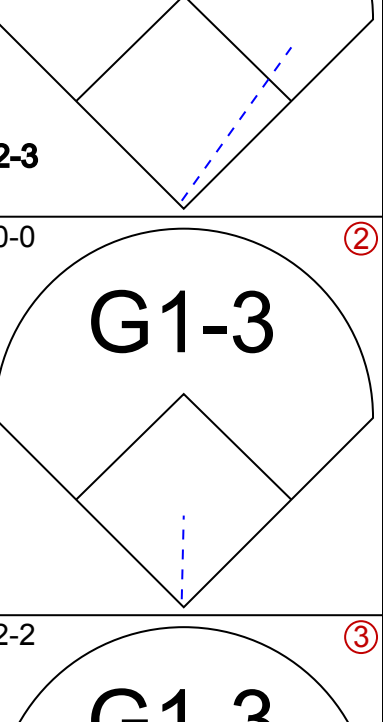
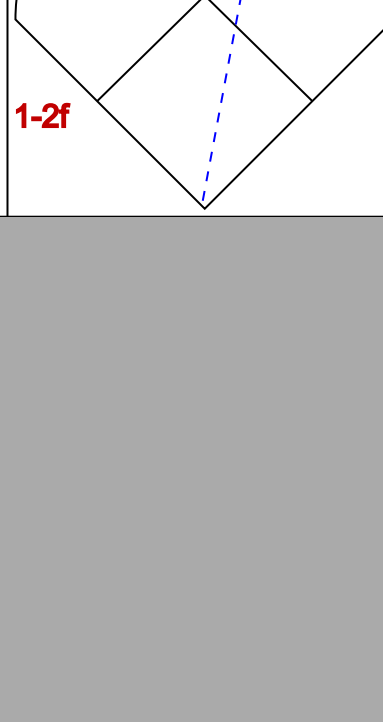
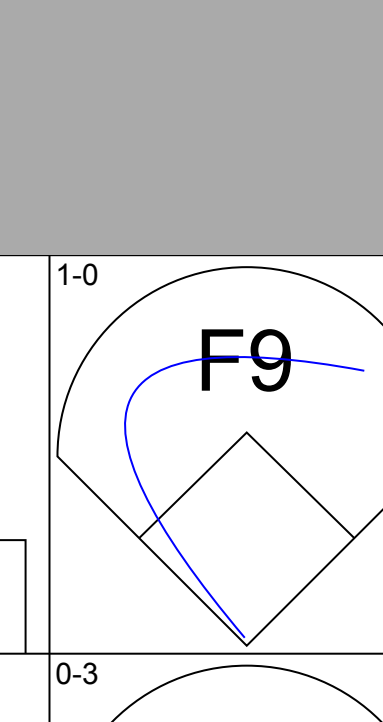
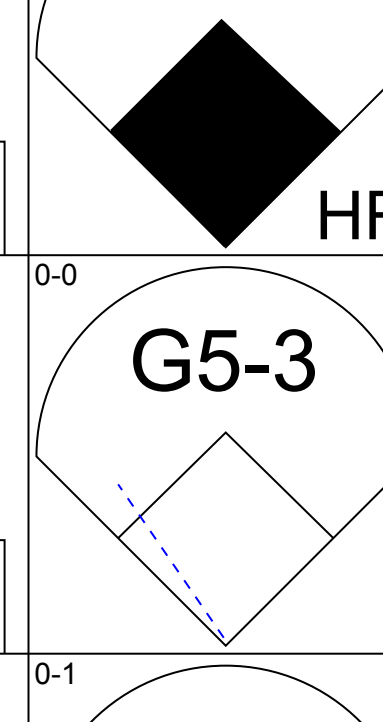
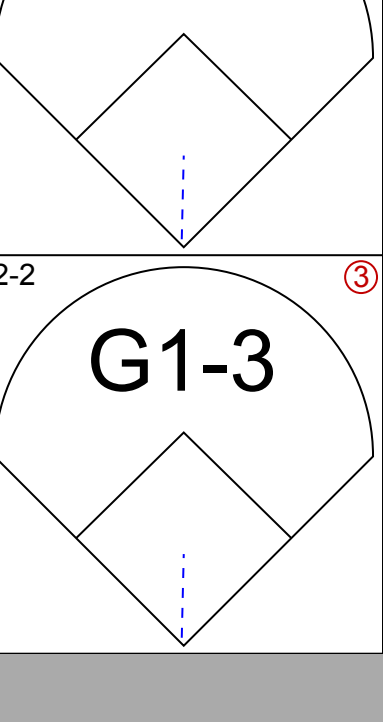


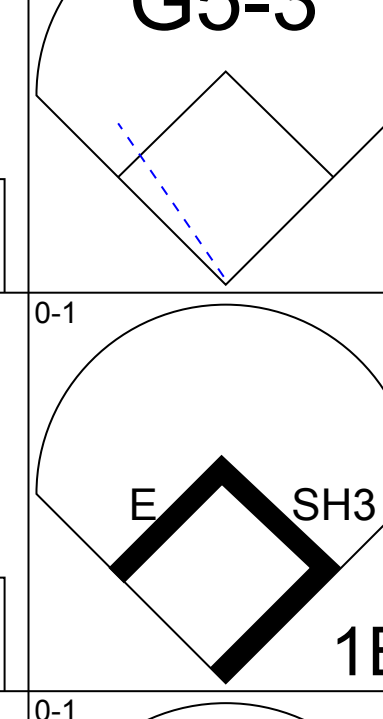
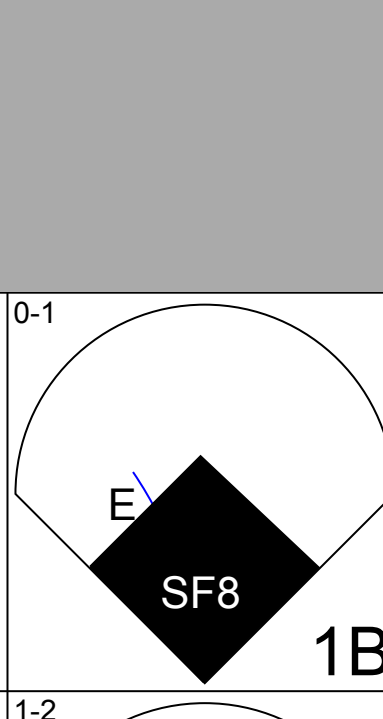

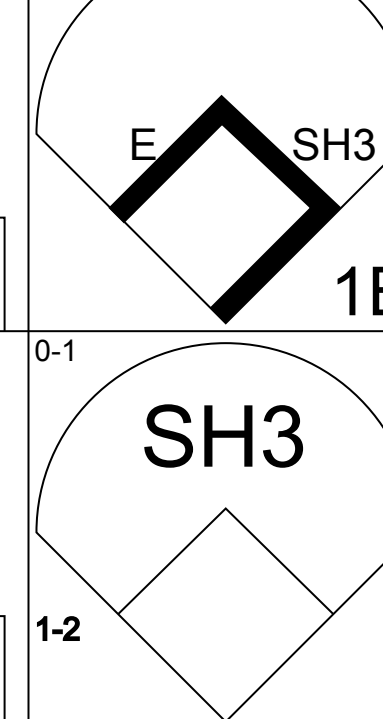
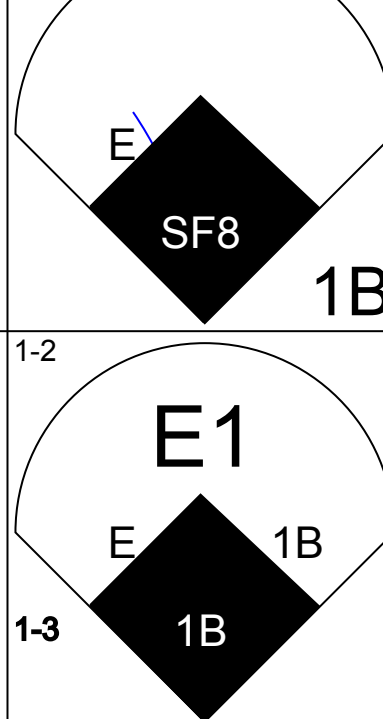
| Batter | 1 | 2 | 3 | 4 | 5 | 6 | 7 | 8 | 9 | AB | R | H | RBI | BB | SO | LOB | BOTTOM | | | | | | | | | | | | | | | | | | | |
|---|------------------------------|----------------------------------|------------------------------|---------------------------------|------------------------------|----------------------------------|------------------------------|----------------------------------|-------------------------------|----------------------------------|------------------------------|----------------------------------|------------------------------|----------------------------------|------------------------------|---------------------------------|---|----------------------------------|----------------------------------|------------------------------------|----------------------------------|--------|---|---|----|----|----|-----|-----|-----|----|----|---|---|-----|------|
| Sammy Sosa, R OBP: 0.298, SLG: 0.292 Chuck McElroy, L OBP: 0.750, SLG: 1.500 (9, 1) | K | | P1 | | | P5 | | L7 | | 4 | 0 | 0 | 0 | 0 | 1 | 0 | Los Angeles Dodgers @ Chicago Cubs Wrigley Field, Chicago, IL Fri May 29 1992, 3:33 AM CDT Att: 28,588 - Sunny - 65 F | | | | | | | | | | | | | | | | | | | |
| Jose Vizcaino, S OBP: 0.173, SLG: 0.157 Dwight Smith, L OBP: 0.275, SLG: 0.308 (9, PH) | G1-3 | | | | | FC5-4 1B | | P6 | | 3 | 0 | 1 | 0 | 0 | 0 | 0 | | | | | | | | | | | | | | | | | | | | |
| Mark Grace, L OBP: 0.406, SLG: 0.479 (1, 3) | | | | | | L8 | | G1-3 | | 3 | 0 | 0 | 0 | 1 | 0 | 1 | | | | | | | | | | | | | | | | | | | | |
| 23 Ryne Sandberg, R OBP: 0.349, SLG: 0.452 (1, 4) | FC6-4 | | | | | F8 | | G4-3 | | 4 | 0 | 1 | 0 | 0 | 0 | 2 | | | | | | | | | | | | | | | | | | | | |
| Andre Dawson, R OBP: 0.323, SLG: 0.503 (1, 9) | | | | | | FC5-4 | | | | 3 | 0 | 0 | 0 | 0 | 1 | 1 | | | | | | | | | | | | | | | | | | | | |
| Derrick May, L OBP: 0.246, SLG: 0.230 (1, 7) | F8 | | | | | L8 | | K | | 3 | 0 | 0 | 0 | 0 | 1 | 1 | | | | | | | | | | | | | | | | | | | | |
| Joe Girardi, R OBP: 0.367, SLG: 0.326 (1, 2) | | | | | | P9 | | G6-3 | | 3 | 0 | 0 | 0 | 0 | 0 | 0 | | | | | | | | | | | | | | | | | | | | |
| Doug Strange, S OBP: 0.265, SLG: 0.246 (1, 5) | | | | | | G3 | | G4-3 | | 3 | 0 | 1 | 0 | 0 | 0 | 0 | | | | | | | | | | | | | | | | | | | | |
| Frank Castillo, R OBP: 0.053, SLG: 0.053 Doug Dascenzo, S OBP: 0.333, SLG: 0.297 (9, 8) | | | | | | K | | G4-3 | | 3 | 0 | 0 | 0 | 0 | 1 | 1 | | | | | | | | | | | | | | | | | | | | |
| Inning Stats | R: 0 E: 0 K: 1 S: 8 | H: 0 LOB: 1 BB: 1 P: 15 | R: 0 E: 0 K: 1 S: 5 | H: 0 LOB: 0 BB: 0 P: 8 | R: 0 E: 0 K: 1 S: 8 | H: 0 LOB: 0 BB: 0 P: 12 | R: 0 E: 0 K: 0 S: 8 | H: 1 LOB: 1 BB: 0 P: 13 | R: 0 E: 0 K: 0 S: 12 | H: 1 LOB: 1 BB: 0 P: 17 | R: 0 E: 0 K: 0 S: 6 | H: 1 LOB: 1 BB: 0 P: 10 | R: 0 E: 0 K: 1 S: 8 | H: 0 LOB: 0 BB: 0 P: 14 | R: 0 E: 0 K: 0 S: 6 | H: 0 LOB: 0 BB: 0 P: 7 | R: 0 E: 0 K: 0 S: 7 | H: 0 LOB: 0 BB: 0 P: 10 | 1B: 2 2B: 1 3B: 0 HR: 0 | SF: 0 SAC: 0 DP: 0 HBP: 0 | WP: 0 PB: 0 SB: 0 CS: 1 | PA: 31 | | | | | | | | | | | | | | |
| PITCHER | IP | WLS | BF | H | R | ER | SO | BB | IBB | HBP | BLK | WP | HR | S | P | ERA | WHIP | PITCHER | | IP | WLS | BF | H | R | ER | SO | BB | IBB | HBP | BLK | WP | HR | S | P | ERA | WHIP |
| Ramon Martinez, R ERA: 3.32 (1, 1) | 9.0 | W | 31 | 3 | 0 | 0 | 4 | 1 | 0 | 0 | 0 | 0 | 0 | 68 | 106 | 0.00 | 0.444 | | | | | | | | | | | | | | | | | | | |

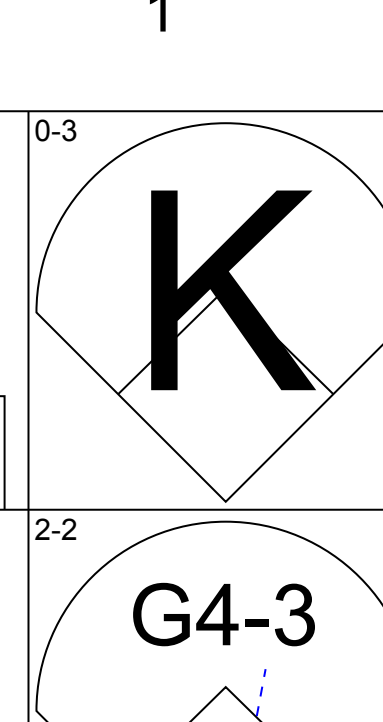
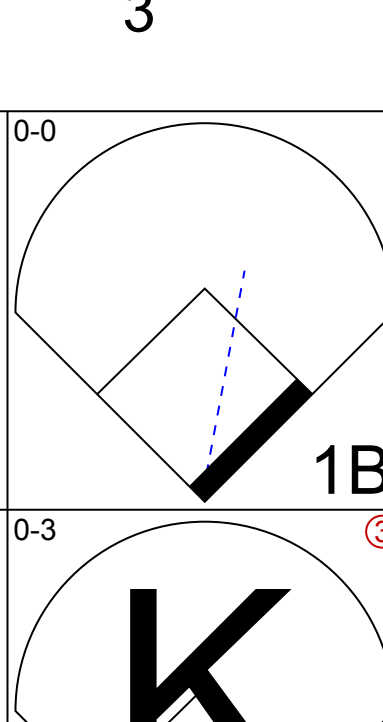
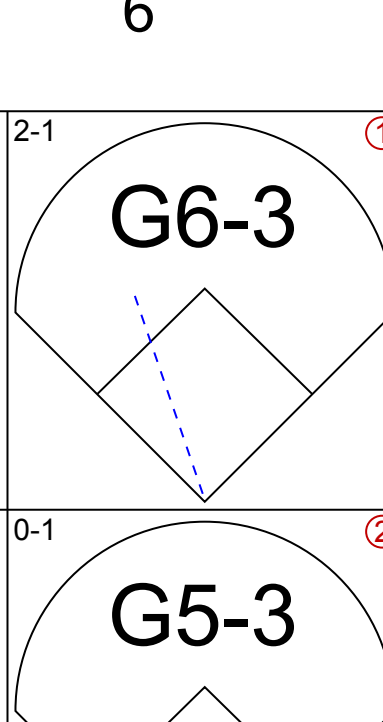
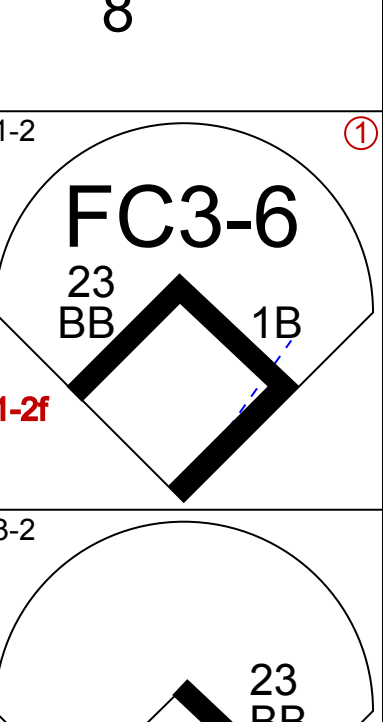
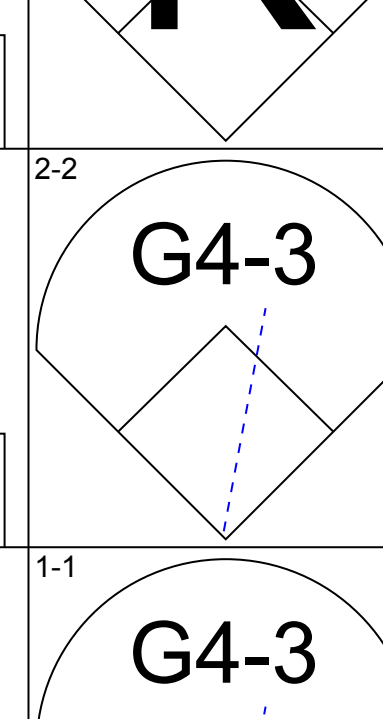
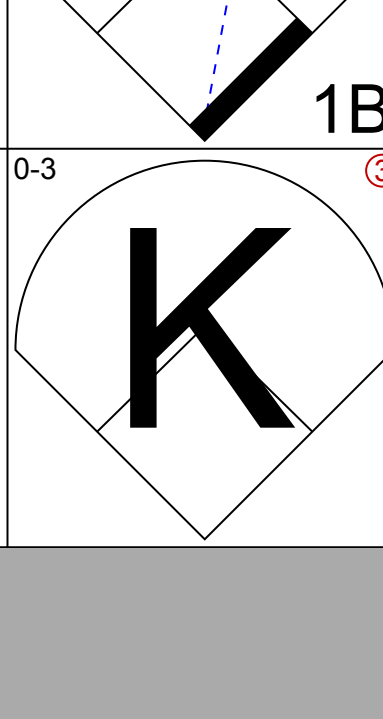
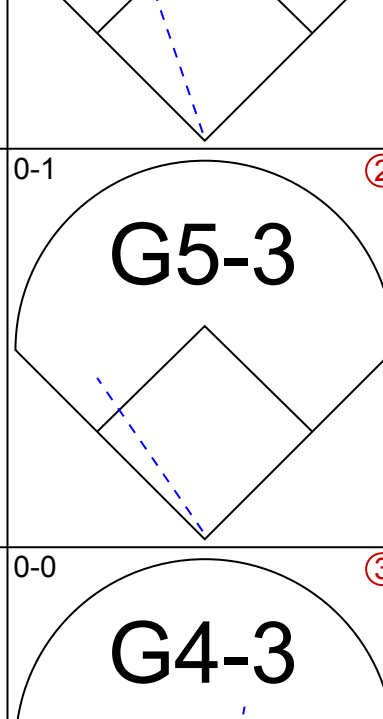
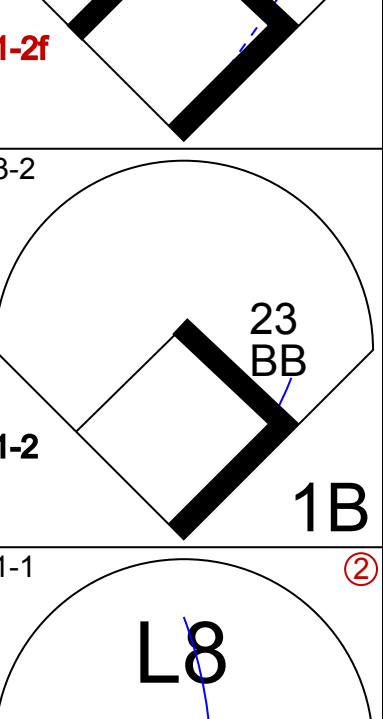
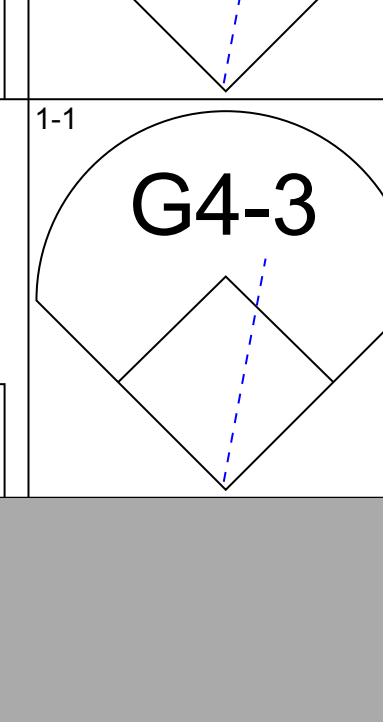
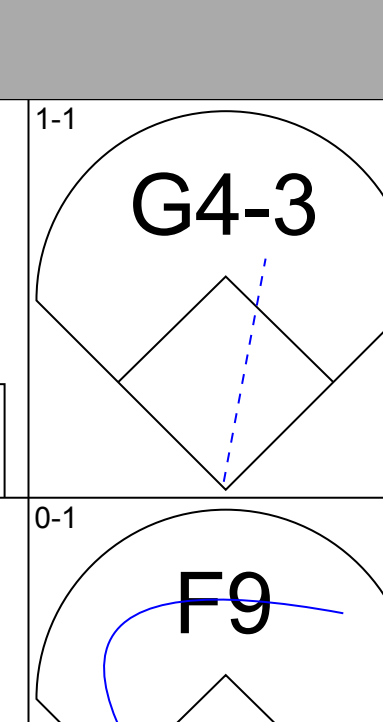
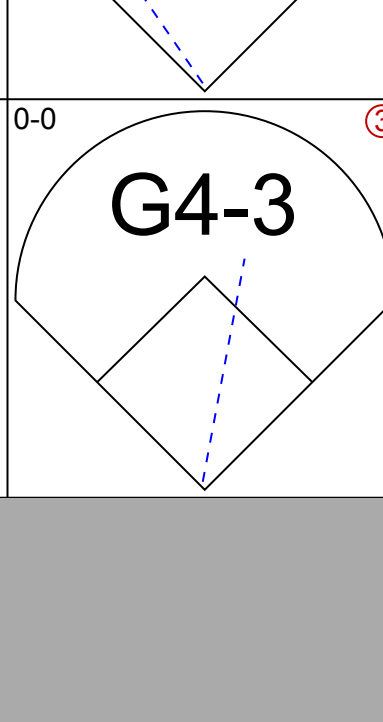
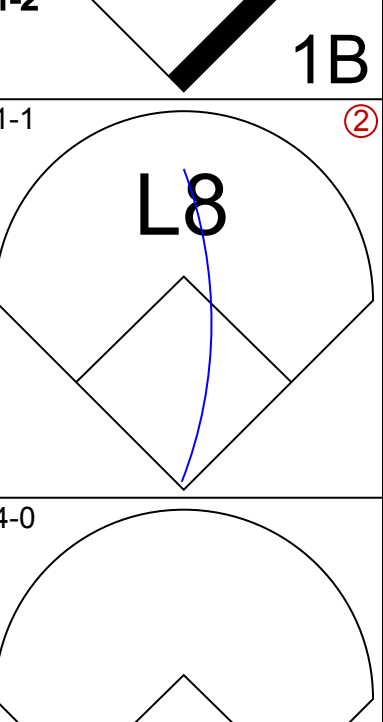
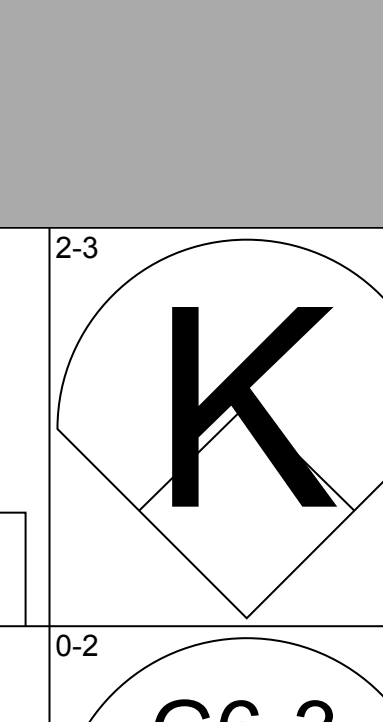
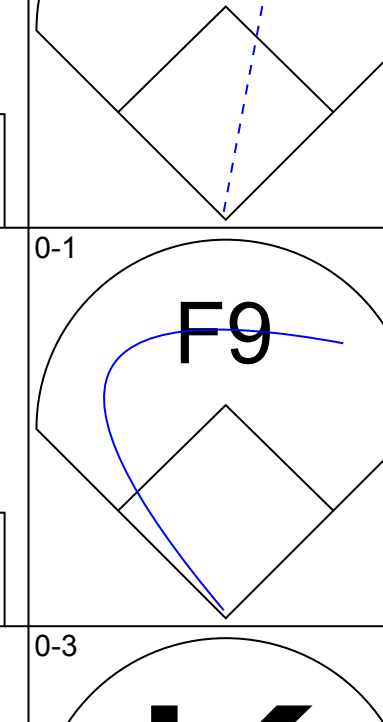
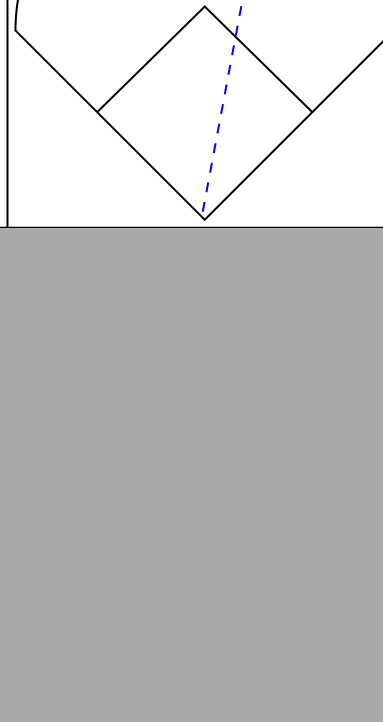
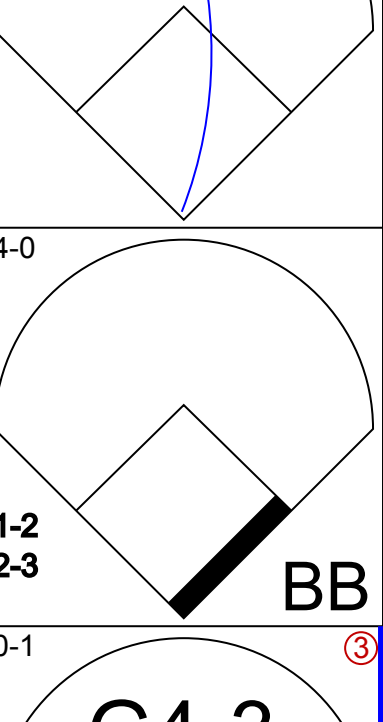
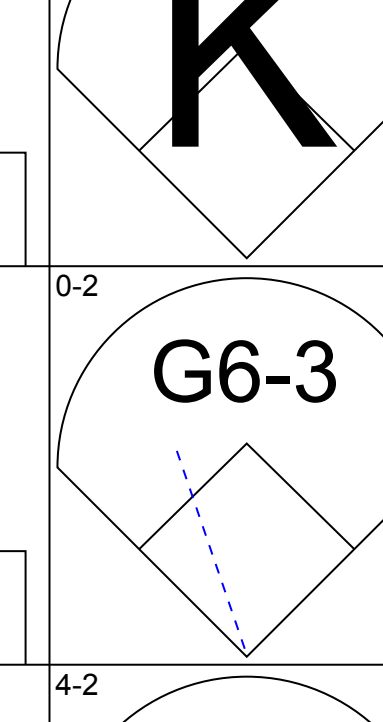
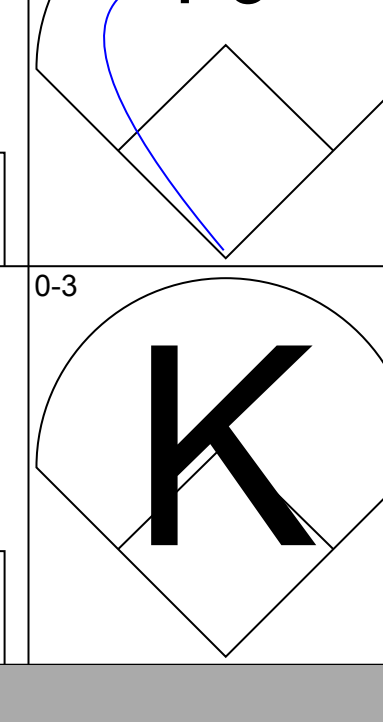

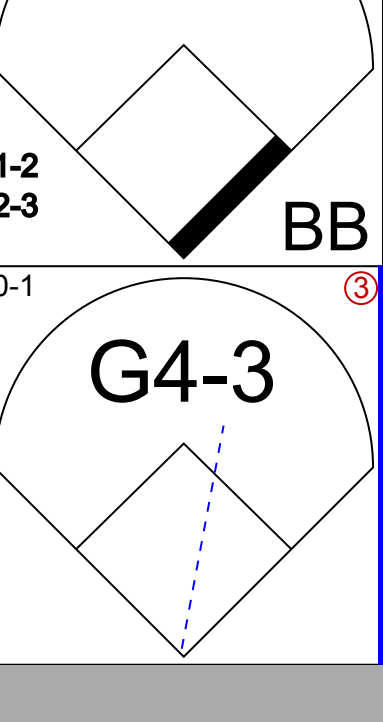
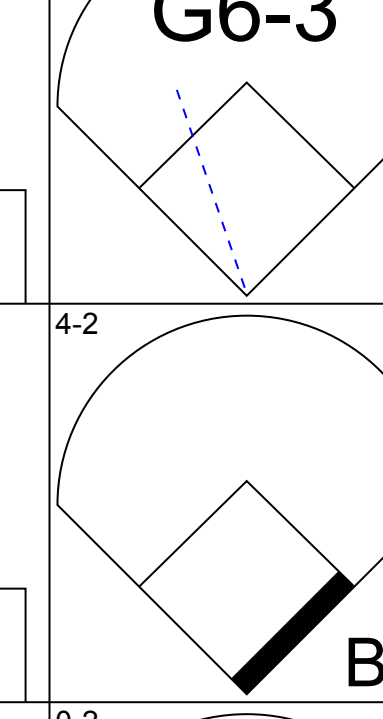
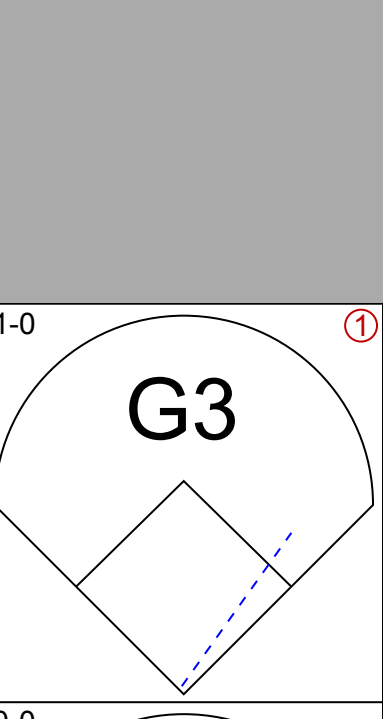

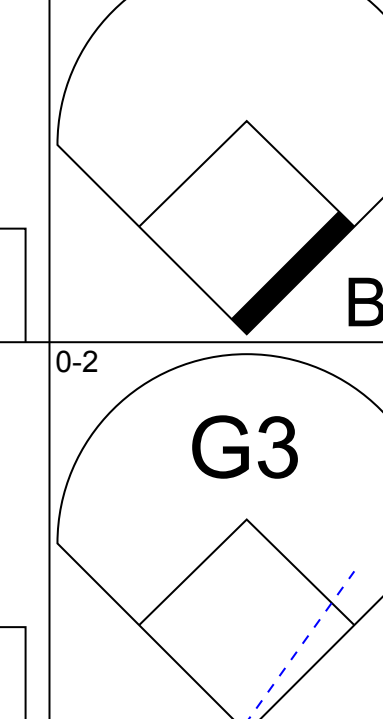
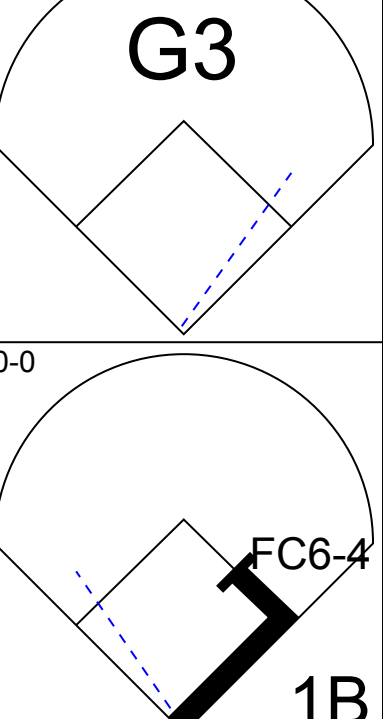

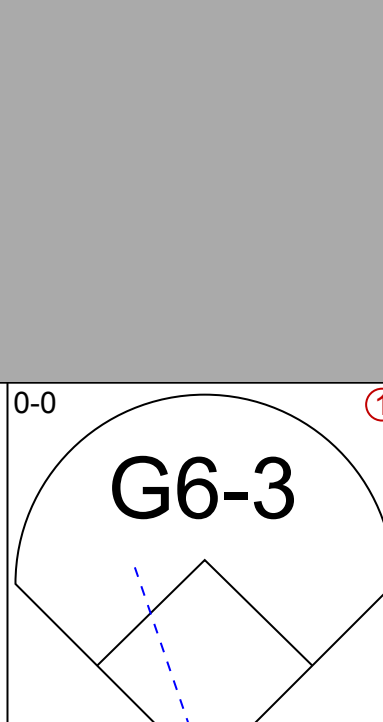
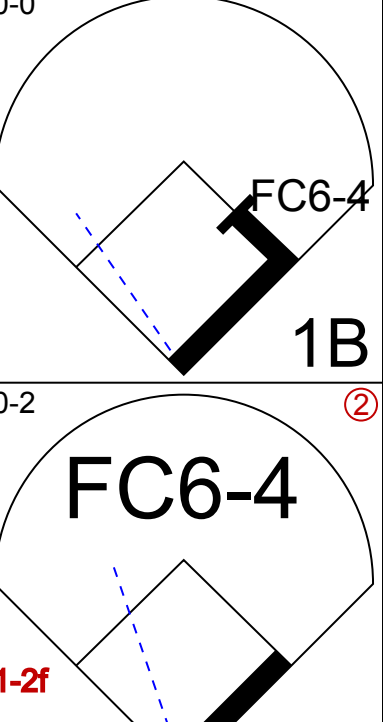

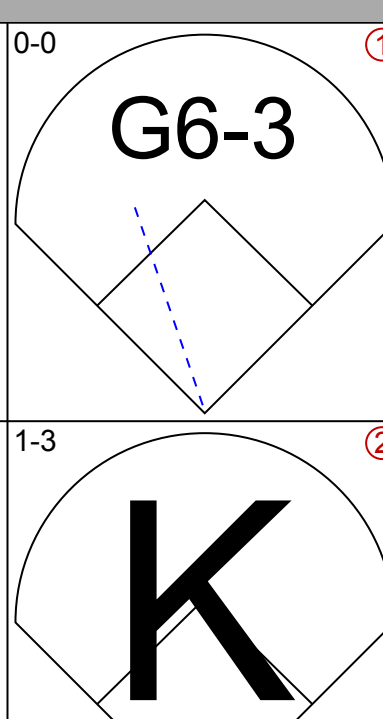
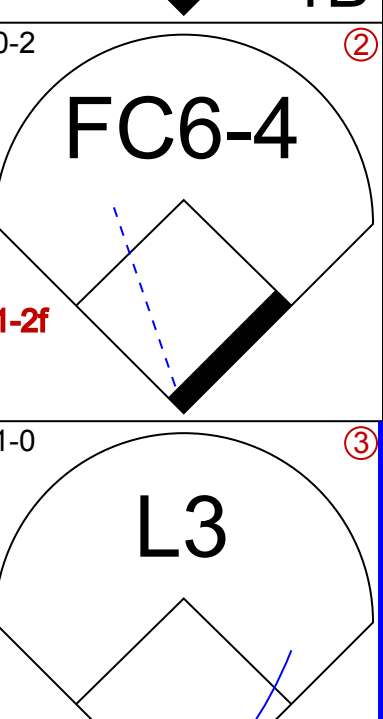
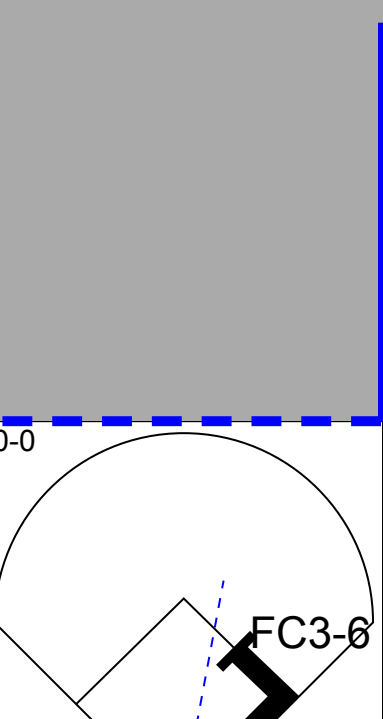


| Batter | 1 | 2 | 3 | 4 | 5 | 6 | 7 | 8 | 9 | AB | R | H | RBI | BB | SO | LOB | TOP | |
|--|------------------------------|----------------------------------|-------------------------------|----------------------------------|-------------------------------|----------------------------------|------------------------------|----------------------------------|-------------------------------|----------------------------------|------------------------------|----------------------------------|------------------------------|---------------------------------|----------------------------------|------------------------------------|--|--|
| Brett Butler, L OBP: 0.366, SLG: 0.349 | F8 | 1B | | P5 | | K | | | F8 | 5 | 0 | 1 | 0 | 0 | 1 | 3 | Los Angeles Dodgers @ Chicago Cubs Wrigley Field, Chicago, IL Sat May 30 1992, 3:33 AM CDT Att: 27,391 - Cloudy - 53 F | |
| Lenny Harris, L OBP: 0.339, SLG: 0.303 | G1-3 | | G1-3 | G4-3 | | G1-3 | | | G5-3 | 5 | 0 | 0 | 0 | 0 | 0 | 3 | | |
| Kal Daniels, L OBP: 0.333, SLG: 0.403 Jim Gott, R Roger McDowell, R | 2B | | 2B | | K | | P2 | | | 4 | 0 | 2 | 0 | 0 | 1 | 0 | | |
| Eric Karros, R OBP: 0.284, SLG: 0.506 | F9 | | P6 | | HR | | G5-3 | | | 4 | 1 | 1 | 1 | 0 | 0 | 2 | | |
| Todd Benzinger, S OBP: 0.288, SLG: 0.406 Stan Javier, S OBP: 0.275, SLG: 0.278 | | K | | 1B | | G6-3 | | | G3 | 4 | 0 | 1 | 0 | 0 | 1 | 0 | | |
| Mike Scioscia, L OBP: 0.248, SLG: 0.244 | | 2B | | 1B | | G4-3 | | | F7 | 4 | 1 | 1 | 0 | 0 | 0 | 2 | | |
| Dave Hansen, L OBP: 0.293, SLG: 0.358 Mike Sharperson, R OBP: 0.456, SLG: 0.419 | 1B | FC1-2 | | HR | | SH1-4 | | | G3 | 4 | 1 | 3 | 2 | 0 | 0 | 0 | | |
| Jose Offerman, S OBP: 0.320, SLG: 0.313 | | WP | | 1B | | SH3 | | | G3 | 4 | 0 | 3 | 0 | 0 | 0 | 0 | | |
| Orel Hershiser, R OBP: 0.238, SLG: 0.400 Steve Wilson, L | FC1-2 | | | SH3 | | SH1-4 | | | | 1 | 0 | 0 | 0 | 0 | 0 | 2 | | |
| Mitch Webster, S OBP: 0.297, SLG: 0.473 | 1B | | | SH3 | | SH1-4 | | | K | 0 | 0 | 0 | 0 | 0 | 0 | 0 | | |
| Inning Stats | R: 0 E: 0 K: 0 S: 9 | H: 1 LOB: 1 BB: 0 P: 18 | R: 1 E: 0 K: 1 S: 12 | H: 4 LOB: 2 BB: 0 P: 19 | R: 0 E: 0 K: 0 S: 12 | H: 2 LOB: 1 BB: 0 P: 18 | R: 1 E: 0 K: 0 S: 9 | H: 2 LOB: 0 BB: 0 P: 13 | R: 0 E: 0 K: 1 S: 12 | H: 2 LOB: 2 BB: 0 P: 19 | R: 0 E: 0 K: 0 S: 6 | H: 0 LOB: 0 BB: 0 P: 10 | R: 0 E: 0 K: 1 S: 6 | H: 0 LOB: 0 BB: 0 P: 8 | 1B: 7 2B: 3 3B: 0 HR: 2 | SF: 0 SAC: 2 DP: 0 HBP: 0 | WP: 1 PA: 38 PB: 0 SB: 0 CS: 0 | |
| PITCHER | IP | WLS | BF | H | R | ER | SO | BB | IBB | HBP | BLK | WP | HR | S | P | ERA | WHIP | |
| Shawn Boskie, R ERA: 4.86 | 4.0 | L | 20 | 9 | 2 | 2 | 1 | 0 | 0 | 0 | 0 | 1 | 1 | 42 | 67 | 4.50 | 2.250 | |
| Ken Patterson, L ERA: 3.57 | 0.2 | L | 3 | 1 | 1 | 1 | 1 | 0 | 0 | 0 | 0 | 0 | 1 | 6 | 12 | 13.50 | 1.500 | |
| Jeff Robinson, R ERA: 2.57 | 1.1 | | 6 | 2 | 0 | 0 | 1 | 0 | 0 | 0 | 0 | 0 | 0 | 13 | 20 | 0.00 | 1.500 | |
| Dave Smith, R ERA: 1.54 | 2.0 | | 6 | 0 | 0 | 0 | 0 | 0 | 0 | 0 | 0 | 0 | 0 | 19 | 29 | 0.00 | 0.000 | |
| Chuck McElroy, L ERA: 3.12 | 1.0 | | 3 | 0 | 0 | 0 | 1 | 0 | 0 | 0 | 0 | 0 | 0 | 6 | 8 | 0.00 | 0.000 | |

| Batter | 1 | 2 | 3 | 4 | 5 | 6 | 7 | 8 | 9 | AB | R | H | RBI | BB | SO | LOB | BOTTOM | | | | |
|--|-------------------------------|----------------------------------|------------------------------|---------------------------------|------------------------------|----------------------------------|-------------------------------|----------------------------------|------------------------------|----------------------------------|-------------------------------|----------------------------------|------------------------------|----------------------------------|------------------------------|---------------------------------|--|------------------------------|---------------------------------|----------------------------------|------------------------------------|
| Doug Dascenzo, S OBP: 0.295, SLG: 0.262 | K | | G4-3 | L1-4 | | | B1-3 | | G1-3 | 5 | 0 | 0 | 0 | 0 | 1 | 2 | Los Angeles Dodgers @ Chicago Cubs Wrigley Field, Chicago, IL Sat May 30 1992, 3:33 AM CDT Att: 27,391 - Cloudy - 53 F | | | | |
| Jose Vizcaino, S OBP: 0.190, SLG: 0.203 | FC | | G4-3 | | | 3B | | | G3 | 4 | 1 | 2 | 0 | 0 | 0 | 0 | | | | | |
| Mark Grace, L OBP: 0.408, SLG: 0.476 | L7 | | | 23 | | F7 | | | 23 | 3 | 1 | 1 | 0 | 1 | 0 | 2 | | | | | |
| 23 Ryne Sandberg, R OBP: 0.352, SLG: 0.459 | E | | | 23 | | G6-3 | | | L4 | 4 | 0 | 2 | 1 | 0 | 0 | 2 | | | | | |
| Andre Dawson, R OBP: 0.327, SLG: 0.497 | FC | | | | | | | | K | 2 | 0 | 0 | 0 | 2 | 1 | 1 | | | | | |
| Derrick May, L OBP: 0.232, SLG: 0.215 Chuck McElroy, L OBP: 0.750, SLG: 1.500 | G1-3 | | G1-3 | | | F8 | | | G3-1 | 4 | 0 | 0 | 0 | 0 | 0 | 6 | | | | | |
| Joe Girardi, R OBP: 0.372, SLG: 0.333 | | K | | L1-4 | | | | | G1-3 | 4 | 0 | 2 | 0 | 0 | 1 | 0 | | | | | |
| Doug Strange, S OBP: 0.260, SLG: 0.231 | | G3 | | F9 | | | G1-6-3 | | F9 | 4 | 0 | 0 | 0 | 0 | 0 | 2 | | | | | |
| Shawn Boskie, R ERA: 0.93, SLG: 0.963 Jerome Walton, R OBP: 0.290, SLG: 0.162 Ken Patterson, L Jeff Robinson, R Luis Salazar, R OBP: 0.290, SLG: 0.258 Dave Smith, R Dwight Smith, L OBP: 0.271, SLG: 0.303 | | L9 | | E5 | | | F7 | | G4-3 | 1 | 0 | 0 | 0 | 0 | 0 | 0 | | | | | |
| Inning Stats | R: 1 E: 1 K: 1 S: 15 | H: 2 LOB: 2 BB: 0 P: 20 | R: 0 E: 0 K: 1 S: 5 | H: 0 LOB: 0 BB: 0 P: 8 | R: 1 E: 0 K: 0 S: 7 | H: 1 LOB: 1 BB: 2 P: 19 | R: 0 E: 0 K: 0 S: 11 | H: 1 LOB: 1 BB: 0 P: 16 | R: 0 E: 0 K: 0 S: 5 | H: 1 LOB: 2 BB: 1 P: 13 | R: 0 E: 0 K: 0 S: 10 | H: 1 LOB: 1 BB: 0 P: 17 | R: 0 E: 0 K: 0 S: 7 | H: 1 LOB: 1 BB: 0 P: 11 | R: 0 E: 0 K: 1 S: 6 | H: 0 LOB: 0 BB: 0 P: 9 | | R: 0 E: 0 K: 0 S: 5 | H: 0 LOB: 0 BB: 0 P: 7 | 1B: 5 2B: 2 3B: 1 HR: 0 | SF: 0 SAC: 0 DP: 2 HBP: 0 |
| PITCHER | IP | WLS | BF | H | R | ER | SO | BB | IBB | HBP | BLK | WP | HR | S | P | ERA | WHIP | | | | |
| Orel Hershiser, R ERA: 3.56 | 5.0 | W | 25 | 6 | 2 | 1 | 2 | 1 | 2 | 0 | 0 | 0 | 0 | 45 | 80 | 1.80 | 1.400 | | | | |
| Steve Wilson, L ERA: 2.65 | 1.0 | | 2 | 0 | 0 | 0 | 0 | 0 | 0 | 0 | 0 | 0 | 0 | 8 | 13 | 0.00 | 0.000 | | | | |
| Jim Gott, R ERA: 1.9 | 2.0 | | 7 | 1 | 0 | 0 | 1 | 0 | 0 | 0 | 0 | 1 | 0 | 13 | 20 | 0.00 | 0.500 | | | | |
| Roger McDowell, R ERA: 2.92 | 1.0 | S | 3 | 0 | 0 | 0 | 0 | 0 | 0 | 0 | 0 | 0 | 0 | 5 | 7 | 0.00 | 0.000 | | | | |



| Batter | 1 | 2 | 3 | 4 | 5 | 6 | 7 | 8 | 9 | AB | R | H | RBI | BB | SO | LOB | TOP | | | | | |
|---|---|--|---|---|---|---|---|---|------------------------------|----------------------------------|-------------------------------|----------------------------------|------------------------------|----------------------------------|------------------------------|----------------------------------|---|-------------------------------|----------------------------------|----------------------------------|------------------------------------|----------------------------------|
| Brett Butler, L OBP: 0.359, SLG: 0.343 |  |  | |  | |  | |  | | 3 | 0 | 0 | 1 | 0 | 1 | 2 | Los Angeles Dodgers @ Chicago Cubs Wrigley Field, Chicago, IL Sun May 31 1992, 3:33 AM CDT Att. 32,050 - Sunny - 65 F | | | | | |
| Mike Sharperson, R OBP: 0.474, SLG: 0.429 |  | |  | | |  | |  | | 3 | 1 | 2 | 1 | 2 | 0 | 0 | | | | | | |
| Kal Daniels, L OBP: 0.342, SLG: 0.391 Stan Javier, S OBP: 0.268, SLG: 0.270 |  | |  | |  | |  |  | | 2 | 1 | 0 | 0 | 2 | 0 | 5 | | | | | | |
| Eric Karros, R OBP: 0.300, SLG: 0.516 Mitch Webster, S OBP: 0.297, SLG: 0.473 |  | |  | | |  | |  | | 4 | 0 | 2 | 1 | 1 | 0 | 2 | | | | | | |
| Todd Benzinger, S OBP: 0.275, SLG: 0.390 |  | |  | | |  | |  | | 4 | 0 | 0 | 1 | 0 | 0 | 6 | | | | | | |
| Dave Anderson, R OBP: 0.282, SLG: 0.447 |  | | | | |  | |  | | 5 | 1 | 2 | 1 | 0 | 0 | 2 | | | | | | |
| Carlos Hernandez, R OBP: 0.364, SLG: 0.325 | |  | |  | |  | |  | | 4 | 0 | 0 | 0 | 0 | 0 | 1 | | | | | | |
| Jose Offerman, S OBP: 0.325, SLG: 0.319 |  | | |  | | | |  | | 4 | 1 | 2 | 0 | 0 | 1 | 0 | | | | | | |
| Kevin Gross, R OBP: 0.222, SLG: 0.125 Dave Hansen, L OBP: 0.301, SLG: 0.366 Tom Goodwin, L OBP: 1.000, SLG: 1.000 Roger McDowell, R OBP: 0.257, SLG: 0.239 |  | | |  | | | |  | | 1 | 1 | 0 | 0 | 1 | 0 | 1 | | | | | | |
| Inning Stats | R: 2 E: 1 K: 1 S: 12 | H: 0 LOB: 1 BB: 3 P: 30 | R: 0 E: 0 K: 1 S: 7 | H: 0 LOB: 1 BB: 1 P: 12 | R: 0 E: 1 K: 0 S: 6 | H: 0 LOB: 1 BB: 1 P: 12 | R: 1 E: 1 K: 0 S: 14 | H: 2 LOB: 3 BB: 1 P: 21 | R: 0 E: 0 K: 0 S: 7 | H: 1 LOB: 1 BB: 0 P: 10 | R: 2 E: 2 K: 0 S: 13 | H: 3 LOB: 2 BB: 0 P: 17 | R: 0 E: 0 K: 0 S: 7 | H: 0 LOB: 0 BB: 0 P: 10 | R: 1 E: 0 K: 1 S: 7 | H: 2 LOB: 1 BB: 0 P: 12 | | R: 0 E: 0 K: 0 S: 13 | H: 1 LOB: 0 BB: 0 P: 17 | 1B: 7 2B: 2 3B: 0 HR: 1 | SF: 2 SAC: 2 DP: 3 HBP: 0 | WP: 0 PB: 0 SB: 1 CS: 2 |
| PITCHER | IP | WLS | BF | H | R | ER | SO | BB | IBB | HBP | BLK | WP | HR | S | P | ERA | WHIP | | | | | |
| Danny Jackson, L ERA: 4.92 | 5.1 | L | 28 | 4 | 5 | 3 | 2 | 6 | 0 | 0 | 0 | 0 | 0 | 1 | 53 | 93 | 5.06 | 1.875 | | | | |
| Jim Bullinger, R ERA: 11.25 | 2.0 | | 10 | 4 | 1 | 1 | 0 | 0 | 0 | 0 | 0 | 0 | 0 | 0 | 17 | 25 | 4.50 | 2.000 | | | | |
| Chuck McElroy, L ERA: 3.04 | 0.2 | | 1 | 0 | 0 | 0 | 1 | 0 | 0 | 0 | 0 | 0 | 0 | 3 | 6 | 0.00 | 0.000 | | | | | |
| Jeff Robinson, R ERA: 2.25 | 1.0 | | 3 | 1 | 0 | 0 | 0 | 0 | 0 | 0 | 0 | 0 | 0 | 13 | 17 | 0.00 | 1.000 | | | | | |

| Batter | 1 | 2 | 3 | 4 | 5 | 6 | 7 | 8 | 9 | AB | R | H | RBI | BB | SO | LOB | BOTTOM | | | | | |
|---|---|---|---|---|---|---|---|---|---|---------------------------------|------------------------------|----------------------------------|-------------------------------|----------------------------------|-------------------------------|----------------------------------|---|----------------------------------|------------------------------------|----------------------------------|--------|--|
| Jose Vizcaino, S OBP: 0.193, SLG: 0.205 |  | |  | | |  | |  | | 4 | 0 | 1 | 0 | 0 | 1 | 1 | Los Angeles Dodgers @ Chicago Cubs Wrigley Field, Chicago, IL Sun May 31 1992, 3:33 AM CDT Att. 32,050 - Sunny - 65 F | | | | | |
| Joe Girardi, R OBP: 0.368, SLG: 0.330 |  | |  | | |  | |  | | 4 | 0 | 1 | 0 | 0 | 1 | 1 | | | | | | |
| Mark Grace, L OBP: 0.400, SLG: 0.465 |  | | | |  | |  | |  | | 4 | 0 | 0 | 0 | 0 | 2 | | | | | | |
| 23 Ryne Sandberg, R OBP: 0.350, SLG: 0.451 | |  | |  | | |  | |  | | 3 | 0 | 0 | 0 | 1 | 1 | | | | | | |
| Andre Dawson, R OBP: 0.320, SLG: 0.485 Jeff Robinson, R | |  | |  | | |  | |  | | 4 | 0 | 0 | 0 | 0 | 2 | | | | | | |
| Derrick May, L OBP: 0.280, SLG: 0.235 | |  | | | |  | |  | | 3 | 1 | 2 | 0 | 1 | 0 | 0 | | | | | | |
| Sammy Sosa, R OBP: 0.306, SLG: 0.317 | |  | | | |  | |  | | 4 | 1 | 3 | 2 | 0 | 0 | 1 | | | | | | |
| Rey Sanchez, R OBP: 0.059, SLG: 0.188 Chuck McElroy, L OBP: 0.150, SLG: 1.500 Doug Dascenzo, S OBP: 0.289, SLG: 0.256 | | |  | | |  | |  | | 3 | 0 | 0 | 0 | 0 | 0 | 1 | | | | | | |
| Danny Jackson, R OBP: 0.105, SLG: 0.105 Jim Bullinger, R Doug Strange, S OBP: 0.257, SLG: 0.239 | | |  | | |  | |  | | 2 | 0 | 0 | 0 | 0 | 1 | 1 | | | | | | |
| Inning Stats | R: 0 E: 0 K: 1 S: 8 | H: 0 LOB: 0 BB: 0 P: 11 | R: 0 E: 0 K: 1 S: 13 | H: 0 LOB: 1 BB: 1 P: 19 | R: 0 E: 0 K: 2 S: 9 | H: 1 LOB: 0 BB: 0 P: 10 | R: 0 E: 0 K: 1 S: 7 | H: 0 LOB: 0 BB: 0 P: 8 | R: 0 E: 0 K: 0 S: 7 | H: 1 LOB: 1 BB: 0 P: 9 | R: 2 E: 0 K: 1 S: 9 | H: 2 LOB: 0 BB: 0 P: 16 | R: 0 E: 0 K: 0 S: 12 | H: 2 LOB: 3 BB: 1 P: 21 | R: 0 E: 0 K: 0 S: 10 | H: 2 LOB: 1 BB: 0 P: 13 | | 1B: 7 2B: 0 3B: 0 HR: 1 | SF: 0 SAC: 0 DP: 1 HBP: 0 | WP: 0 PB: 0 SB: 0 CS: 0 | PA: 36 | |
| PITCHER | IP | WLS | BF | H | R | ER | SO | BB | IBB | HBP | BLK | WP | HR | S | P | ERA | WHIP | | | | | |
| Kevin Gross, R ERA: 2.67 | 7.0 | W | 26 | 4 | 2 | 2 | 6 | 1 | 0 | 0 | 0 | 0 | 0 | 1 | 58 | 80 | 2.57 | 0.714 | | | | |
| Roger McDowell, R ERA: 2.7 | 2.0 | | 10 | 4 | 0 | 0 | 0 | 1 | 0 | 0 | 0 | 0 | 0 | 22 | 34 | 0.00 | 2.500 | | | | | |



| Batter | 1 | 2 | 3 | 4 | 5 | 6 | 7 | 8 | 9 | AB | R | H | RBI | BB | SO | LOB | TOP | | | | | |
|---|-------------------------------|----------------------------------|-------------------------------|----------------------------------|-------------------------------|----------------------------------|------------------------------|----------------------------------|-------------------------------|----------------------------------|-------------------------------|----------------------------------|------------------------------|----------------------------------|-------------------------------|----------------------------------|--|-------------------------------|----------------------------------|----------------------------------|------------------------------------|----------------------------------|
| Brett Butler, L OBP: 0.365, SLG: 0.343 (1, 8) | G4-3 | 2B | | CS | | CS | | | K | 3 | 1 | 1 | 1 | 2 | 1 | 0 | Los Angeles Dodgers @ Pittsburgh Pirates Three Rivers Stadium, Pittsburgh, PA Mon Jun 01 1992, 7:05 PM EDT Att: 12,346 - Cloudy - 69 F | | | | | |
| Lenny Harris, L OBP: 0.350, SLG: 0.319 (6, 5) | F | 2B | | CS | G4-3 | K | | | 2B | 4 | 1 | 2 | 2 | 1 | 1 | | | | | | | |
| Kal Daniels, L Jay Howell, R John Candelaria, L (1, 7) (9, 1) (9, 1) | K | G4-3 | | | G6-3 | CS | | | F7 | 5 | 0 | 0 | 0 | 0 | 2 | 3 | | | | | | |
| Eric Karros, R Tom Goodwin, L (1, 3) (9, PR) (9, 7) | G5-3 | | | CS | | | | | K | 5 | 0 | 3 | 1 | 0 | 1 | 1 | | | | | | |
| Todd Benzinger, S OBP: 0.263, SLG: 0.371 (1, 9) (9, 3) | | G4-3 | | K | | F9 | | | K | 5 | 0 | 0 | 0 | 0 | 3 | 3 | | | | | | |
| Mike Scioscia, L OBP: 0.263, SLG: 0.268 (1, 2) | 1B | WP | | 1B | | G4-3 | | | 1B | 4 | 1 | 3 | 0 | 0 | 0 | 0 | | | | | | |
| Dave Hansen, L Mike Sharperson, R (1, 5) (6, PH) (6, 4) | E | 1B | | 1B | | HR | | | L8 | 1 | 1 | 1 | 0 | 1 | 0 | 0 | | | | | | |
| Jose Offerman, S OBP: 0.323, SLG: 0.317 (1, 6) | | | | | G6-3 | | | | K | 4 | 1 | 1 | 0 | 0 | 2 | 3 | | | | | | |
| Bob Ojeda, L Tim Crews, R Steve Wilson, L Mitch Webster, S Jim Gott, R Stan Javier, S (1, 1) (4, 1) (4, 1) (6, PH) (6, 1) (9, 9) | E2 | 1B | | K | | HR | | | K | 2 | 1 | 1 | 0 | 0 | 1 | 0 | | | | | | |
| Inning Stats | R: 0 E: 0 K: 1 S: 11 | H: 1 LOB: 1 BB: 0 P: 19 | R: 4 E: 1 K: 1 S: 18 | H: 4 LOB: 1 BB: 1 P: 28 | R: 0 E: 0 K: 1 S: 12 | H: 3 LOB: 2 BB: 0 P: 22 | R: 0 E: 0 K: 1 S: 7 | H: 0 LOB: 0 BB: 1 P: 14 | R: 0 E: 0 K: 0 S: 10 | H: 1 LOB: 1 BB: 0 P: 17 | R: 3 E: 0 K: 1 S: 13 | H: 2 LOB: 0 BB: 2 P: 24 | R: 0 E: 0 K: 3 S: 9 | H: 0 LOB: 0 BB: 0 P: 12 | R: 0 E: 0 K: 2 S: 13 | H: 1 LOB: 1 BB: 0 P: 16 | | R: 1 E: 0 K: 2 S: 12 | H: 1 LOB: 1 BB: 1 P: 20 | 1B: 9 2B: 4 3B: 0 HR: 1 | SF: 0 SAC: 0 DP: 1 HBP: 0 | WP: 1 PB: 0 SB: 1 CS: 3 |
| PITCHER | IP | WLS | BF | H | R | ER | SO | BB | IBB | HBP | BLK | WP | HR | S | P | ERA | WHIP | | | | | |
| Bob Walk, R ERA: 4.08 (1, 1) | 2.2 | | 14 | 6 | 4 | 0 | 3 | 1 | 0 | 0 | 0 | 1 | 0 | 35 | 59 | 0.00 | 2.625 | | | | | |
| Jerry Don Gleaton, L ERA: 5.23 (3, 1) | 1.1 | | 5 | 2 | 0 | 0 | 1 | 1 | 0 | 0 | 0 | 0 | 0 | 13 | 24 | 0.00 | 2.250 | | | | | |
| Denny Neagle, L ERA: 3.53 (5, 1) | 4.0 | L | 17 | 4 | 3 | 3 | 6 | 2 | 0 | 0 | 0 | 0 | 1 | 45 | 69 | 6.75 | 1.500 | | | | | |
| Bob Patterson, L ERA: 3.32 (9, 1) | 0.2 | | 3 | 0 | 1 | 1 | 1 | 1 | 0 | 0 | 0 | 0 | 0 | 7 | 15 | 13.50 | 1.500 | | | | | |
| Stan Belinda, R ERA: 4.43 (9, 1) | 0.1 | | 2 | 1 | 0 | 0 | 1 | 0 | 0 | 0 | 0 | 0 | 0 | 5 | 5 | 0.00 | 3.000 | | | | | |

| | |
|-----|----|
| AB | 36 |
| R | 8 |
| H | 13 |
| RBI | 7 |
| BB | 5 |
| SO | 12 |
| LOB | 13 |



| Batter | 1 | 2 | 3 | 4 | 5 | 6 | 7 | 8 | 9 | AB | R | H | RBI | BB | SO | LOB | BOTTOM | | | | | |
|--|------------------------------|----------------------------------|-------------------------------|----------------------------------|-------------------------------|----------------------------------|-------------------------------|----------------------------------|------------------------------|----------------------------------|-------------------------------|----------------------------------|------------------------------|----------------------------------|------------------------------|---------------------------------|--|------------------------------|----------------------------------|----------------------------------|------------------------------------|----------------------------------|
| Orlando Merced, S OBP: 0.366, SLG: 0.345 (1, 9) | K | | 2B | | | E | | | G6-3 | 3 | 1 | 1 | 1 | 2 | 1 | 0 | Los Angeles Dodgers @ Pittsburgh Pirates Three Rivers Stadium, Pittsburgh, PA Mon Jun 01 1992, 7:05 PM EDT Att: 12,346 - Cloudy - 69 F | | | | | |
| Jay Bell, R OBP: 0.333, SLG: 0.309 (1, 6) | G6-3 | | 2B | | F9 | K | | | G5-3 | 5 | 1 | 1 | 2 | 0 | 1 | 4 | | | | | | |
| Andy Van Slyke, L OBP: 0.457, SLG: 0.512 (1, 8) | F7 | | G4-3 | | P6 | FC4-2 | | | 1B | 5 | 0 | 2 | 1 | 0 | 0 | 4 | | | | | | |
| Jeff King, R OBP: 0.252, SLG: 0.340 (1, 3) | | G5-3 | | G4-3 | | F8 | | | F9 | 5 | 0 | 0 | 0 | 0 | 1 | 3 | | | | | | |
| Barry Bonds, L OBP: 0.426, SLG: 0.599 (1, 7) | 1B | S | | G3 | | S | | | K | 3 | 1 | 0 | 0 | 2 | 1 | 2 | | | | | | |
| Steve Buechele, R OBP: 0.354, SLG: 0.444 (1, 5) | | G4-6-3 | | E6 | | K | | | F8 | 4 | 1 | 1 | 0 | 0 | 1 | 1 | | | | | | |
| Don Slaught, R OBP: 0.437, SLG: 0.554 (1, 2) | G4-6-3 | | | F9 | | 2B | | | K | 3 | 1 | 0 | 0 | 1 | 1 | 3 | | | | | | |
| Jose Lind, R OBP: 0.259, SLG: 0.299 (1, 4) | | | 2B | | BB | | | | G6-3 | 4 | 1 | 3 | 2 | 0 | 0 | 0 | | | | | | |
| Bob Walk, R Jerry Don Gleaton, L Lloyd McClendon, R Denny Neagle, L Gary Varsho, L Bob Patterson, R Stan Belinda, R (1, 1) (3, 1) (4, PH) (5, 1) (6, PH) (9, 1) (9, 1) | | | K | | BB | | | | G5-3 | 0 | 0 | 0 | 0 | 0 | 0 | 0 | | | | | | |
| Inning Stats | R: 0 E: 0 K: 1 S: 8 | H: 0 LOB: 0 BB: 0 P: 13 | R: 0 E: 0 K: 0 S: 11 | H: 1 LOB: 1 BB: 1 P: 20 | R: 3 E: 0 K: 1 S: 16 | H: 3 LOB: 1 BB: 1 P: 27 | R: 1 E: 1 K: 0 S: 18 | H: 1 LOB: 3 BB: 2 P: 33 | R: 2 E: 0 K: 1 S: 8 | H: 1 LOB: 1 BB: 2 P: 17 | R: 0 E: 1 K: 1 S: 11 | H: 1 LOB: 1 BB: 0 P: 19 | R: 0 E: 0 K: 2 S: 9 | H: 0 LOB: 0 BB: 0 P: 14 | R: 0 E: 0 K: 0 S: 5 | H: 0 LOB: 0 BB: 0 P: 8 | | R: 0 E: 0 K: 1 S: 7 | H: 1 LOB: 1 BB: 0 P: 11 | 1B: 4 2B: 4 3B: 0 HR: 0 | SF: 0 SAC: 0 DP: 1 HBP: 0 | WP: 0 PB: 0 SB: 2 CS: 0 |
| PITCHER | IP | WLS | BF | H | R | ER | SO | BB | IBB | HBP | BLK | WP | HR | S | P | ERA | WHIP | | | | | |
| Bob Ojeda, L ERA: 3.56 (4, 1) | 0.1 | | 1 | 0 | 0 | 0 | 0 | 0 | 0 | 0 | 0 | 0 | 0 | 1 | 1 | 0.00 | 0.000 | | | | | |
| Tim Crews, R ERA: 6.33 (4, 1) | 1.1 | | 7 | 1 | 2 | 2 | 1 | 1 | 1 | 0 | 0 | 0 | 0 | 10 | 19 | 13.50 | 1.500 | | | | | |
| Steve Wilson, L ERA: 3.44 (6, 1) | 3.0 | W | 10 | 1 | 0 | 0 | 3 | 0 | 0 | 0 | 1 | 0 | 0 | 25 | 41 | 0.00 | 0.333 | | | | | |
| Jim Gott, R ERA: 1.69 (9, 1) | 0.2 | | 3 | 1 | 0 | 0 | 1 | 0 | 0 | 0 | 0 | 0 | 0 | 6 | 9 | 0.00 | 1.500 | | | | | |

| | |
|-----|----|
| AB | 35 |
| R | 6 |
| H | 8 |
| RBI | 6 |
| BB | 6 |
| SO | 7 |
| LOB | 19 |



| Batter | 1 | 2 | 3 | 4 | 5 | 6 | 7 | 8 | 9 | AB | R | H | RBI | BB | SO | LOB | TOP | | | | | |
|---|------------------------------|----------------------------------|------------------------------|----------------------------------|------------------------------|----------------------------------|-------------------------------|----------------------------------|------------------------------|----------------------------------|------------------------------|----------------------------------|------------------------------|----------------------------------|------------------------------|---------------------------------|------------------------------|---------------------------------|----------------------------------|------------------------------------|----------------------------------|--------|
| Brett Butler, L (1, 8) OBP: 0.372, SLG: 0.352 | 0-2 FC4 1B | | | 1-1 SH2-3 1B | | 1-1 G4-3 | | 0-1 1B | | 4 | 0 | 3 | 0 | 0 | 0 | 0 | | | | | | |
| Mike Sharperson, R (1, 4) OBP: 0.485, SLG: 0.413 | 1-2 FC4 | | | 0-0 SH2-3 | | 2-1 G6-3 | | 1-0 G4-3 | | 2 | 0 | 0 | 0 | 0 | 0 | 1 | | | | | | |
| Lenny Harris, L (8, PH) OBP: 0.347, SLG: 0.316 | 1-2 G5-4-3 | | | 1-2 | | | | | | 1 | 0 | 0 | 0 | 0 | 0 | 1 | | | | | | |
| Kal Daniels, L (1, 7) OBP: 0.305, SLG: 0.342 | 2-1 G5-4-3 | | | 1-3 K | | 2-0 G4-3 | | | 0-0 F7 | 4 | 0 | 0 | 0 | 0 | 1 | 2 | | | | | | |
| Eric Karros, R (1, 3) | | 0-2 G4-6-3 1B | | 1-2 F8 | | | 3-3 K | | 1-3 K | 4 | 0 | 1 | 0 | 0 | 2 | 1 | | | | | | |
| Todd Benzinger, S (1, 9) OBP: 0.263, SLG: 0.367 | | 1-0 G4-6-3 | | | 1-0 G5-2-3 1B | | 0-0 G5-3 | | 2-0 F9 | 4 | 0 | 1 | 0 | 0 | 0 | 1 | | | | | | |
| Dave Anderson, R (1, 5) OBP: 0.286, SLG: 0.463 | | 2-3 K | | | 1-0 E3 | | 3-2 | | | 3 | 0 | 1 | 0 | 0 | 1 | 1 | | | | | | |
| Carlos Hernandez, R (1, 2) OBP: 0.340, SLG: 0.302 | | | 1-0 L3 | | 0-0 G4-3 | | 2-0 G6-3 | | | 3 | 0 | 0 | 0 | 0 | 0 | 3 | | | | | | |
| Jose Offerman, S (1, 6) OBP: 0.323, SLG: 0.313 | | | 1-2 G6-3 | | 4-0 | | | 0-2 F8 | | 2 | 0 | 0 | 0 | 1 | 0 | 0 | | | | | | |
| Tom Candiotti, R (1, 1) OBP: 0.091, SLG: 0.091 | | | 2-1 F8 | | 0-2 G5-2-3 | | | 0-0 F7 | | 2 | 0 | 0 | 0 | 0 | 0 | 3 | | | | | | |
| Dave Hansen, L (8, PH) OBP: 0.313, SLG: 0.369 | | | | | | | | | | 1 | 0 | 0 | 0 | 0 | 0 | 0 | | | | | | |
| Steve Wilson, L (8, 1) | | | | | | | | | | 0 | 0 | 0 | 0 | 0 | 0 | 0 | | | | | | |
| Tim Crews, R (8, 1) | | | | | | | | | | 0 | 0 | 0 | 0 | 0 | 0 | 0 | | | | | | |
| Inning Stats | R: 0 E: 0 K: 0 S: 8 | H: 1 LOB: 0 BB: 0 P: 11 | R: 0 E: 0 K: 1 S: 7 | H: 1 LOB: 0 BB: 0 P: 10 | R: 0 E: 0 K: 0 S: 6 | H: 0 LOB: 0 BB: 0 P: 10 | R: 0 E: 0 K: 1 S: 10 | H: 1 LOB: 1 BB: 0 P: 13 | R: 0 E: 1 K: 0 S: 6 | H: 1 LOB: 2 BB: 1 P: 12 | R: 0 E: 0 K: 1 S: 5 | H: 0 LOB: 0 BB: 0 P: 10 | R: 0 E: 0 K: 1 S: 9 | H: 1 LOB: 1 BB: 0 P: 17 | R: 0 E: 0 K: 0 S: 7 | H: 1 LOB: 1 BB: 0 P: 8 | R: 0 E: 0 K: 1 S: 5 | H: 0 LOB: 0 BB: 0 P: 8 | 1B: 5 2B: 1 3B: 0 HR: 0 | SF: 0 SAC: 1 DP: 3 HBP: 0 | WP: 0 PB: 0 SB: 0 CS: 0 | PA: 32 |
| PITCHER | IP | WLS | BF | H | R | ER | SO | BB | IBB | HBP | BLK | WP | HR | S | P | ERA | WHIP | | | | | |
| Randy Tomlin, L (1, 1) ERA: 3.77 | 7.0 | W | 25 | 5 | 0 | 0 | 3 | 0 | 1 | 0 | 0 | 0 | 0 | 51 | 83 | 0.00 | 0.714 | | | | | |
| Roger Mason, R (8, 1) ERA: 3.09 | 2.0 | S | 7 | 1 | 0 | 0 | 1 | 0 | 0 | 0 | 0 | 0 | 0 | 12 | 16 | 0.00 | 0.500 | | | | | |

Los Angeles Dodgers @ Pittsburgh Pirates
Three Rivers Stadium, Pittsburgh, PA
Tue Jun 02 1992, 7:05 PM EDT
Att: 18,644 - Cloudy - 71 F

| | |
|-----|----|
| AB | 30 |
| R | 0 |
| H | 6 |
| RBI | 0 |
| BB | 1 |
| SO | 4 |
| LOB | 13 |



| Batter | 1 | 2 | 3 | 4 | 5 | 6 | 7 | 8 | 9 | AB | R | H | RBI | BB | SO | LOB | BOTTOM | | | | |
|---|------------------------------|------------------------------------|-------------------------------|----------------------------------|------------------------------|-------------------------------------|------------------------------|----------------------------------|------------------------------|----------------------------------|-------------------------------|----------------------------------|-------------------------------|----------------------------------|-------------------------------|----------------------------------|----------------------------------|------------------------------------|----------------------------------|--------|--|
| Cecil Espy, S (1, 9) OBP: 0.348, SLG: 0.439 | 3-2 G6-4-3 1B | | 0-1 P6 | | | 3-3 K | 1-2 G4-3 | | | 4 | 0 | 1 | 0 | 0 | 1 | 4 | | | | | |
| Jay Bell, R (1, 6) OBP: 0.341, SLG: 0.314 | 1-0 G6-4-3 | | | 2-1 FC4-6 1B | | 4-2 BB | | 2-1 G4-3 1B | | 3 | 0 | 2 | 0 | 1 | 0 | 1 | | | | | |
| Andy Van Slyke, L (1, 8) OBP: 0.448, SLG: 0.500 | 3-2 L8 | | | 3-2 F9 | | 0-0 F7 | | 0-1 G4-3 | | 4 | 0 | 0 | 0 | 0 | 0 | 4 | | | | | |
| Barry Bonds, L (1, 7) OBP: 0.433, SLG: 0.614 | | 2-2 WP S 1B | | 0-1 FC4-6 CS S 1-2 | | 2-2 WP SH1-3 BB 1B | | 2-2 3B | | 4 | 1 | 3 | 0 | 0 | 0 | 1 | | | | | |
| Jeff King, R (1, 3) OBP: 0.247, SLG: 0.333 | | 1-1 SAFE 2-1 SAFE G6-3 | | 1-2 SAFE 1-1 SAFE CS | 0-1 P4 | 1-1 SAFE 1-1 SAFE SH1-3 | | 2-3 K | | 3 | 0 | 0 | 0 | 0 | 1 | 2 | | | | | |
| Steve Buechele, R (1, 5) OBP: 0.348, SLG: 0.437 | | 3-3 K | | 1-3 K | | 3-3 K | | 1-3 K | | 3 | 0 | 0 | 0 | 0 | 3 | 2 | | | | | |
| Michael LaValliere, L (1, 2) OBP: 0.380, SLG: 0.317 | | 2-1 F8 | | | 0-0 G4-3 | | 2-3 BB IBB | | | 2 | 0 | 0 | 0 | 1 | 0 | 1 | | | | | |
| Jose Lind, R (1, 4) OBP: 0.261, SLG: 0.294 | | | 0-2 G6-3 | | | 2-2 F8 | 4-2 BB BB | | | 2 | 0 | 0 | 0 | 1 | 0 | 0 | | | | | |
| Randy Tomlin, L (1, 1) OBP: 0.211, SLG: 0.118 | | | 2-2 G4-3 | | | 1-0 BB 1B | 4-1 BB | | | 2 | 0 | 1 | 0 | 0 | 0 | 0 | | | | | |
| Dave Clark, L (7, PH) | | | | | | | | | | 0 | 0 | 0 | 1 | 1 | 0 | 0 | | | | | |
| Roger Mason, R (8, 1) | | | | | | | | | | 0 | 0 | 0 | 0 | 0 | 0 | 0 | | | | | |
| Inning Stats | R: 0 E: 0 K: 0 S: 8 | H: 1 LOB: 0 BB: 0 P: 15 | R: 0 E: 0 K: 1 S: 10 | H: 1 LOB: 0 BB: 0 P: 19 | R: 0 E: 0 K: 0 S: 8 | H: 0 LOB: 0 BB: 0 P: 10 | R: 0 E: 0 K: 0 S: 9 | H: 1 LOB: 0 BB: 0 P: 15 | R: 0 E: 0 K: 1 S: 7 | H: 0 LOB: 0 BB: 0 P: 10 | R: 0 E: 0 K: 1 S: 10 | H: 1 LOB: 2 BB: 1 P: 20 | R: 0 E: 0 K: 1 S: 14 | H: 1 LOB: 3 BB: 3 P: 31 | R: 0 E: 0 K: 1 S: 11 | H: 2 LOB: 1 BB: 0 P: 17 | 1B: 6 2B: 0 3B: 1 HR: 0 | SF: 0 SAC: 1 DP: 2 HBP: 0 | WP: 2 PB: 0 SB: 2 CS: 1 | PA: 33 | |
| PITCHER | IP | WLS | BF | H | R | ER | SO | BB | IBB | HBP | BLK | WP | HR | S | P | ERA | WHIP | | | | |
| Tom Candiotti, R (1, 1) ERA: 3.38 | 7.0 | L | 28 | 5 | 1 | 1 | 4 | 3 | 1 | 0 | 0 | 2 | 0 | 66 | 120 | 1.29 | 1.143 | | | | |
| Steve Wilson, L (8, 1) ERA: 3.32 | 0.2 | | 3 | 2 | 0 | 0 | 0 | 0 | 0 | 0 | 0 | 0 | 0 | 8 | 12 | 0.00 | 3.000 | | | | |
| Tim Crews, R (8, 1) ERA: 6.23 | 0.1 | | 1 | 0 | 0 | 0 | 1 | 0 | 0 | 0 | 0 | 0 | 0 | 3 | 5 | 0.00 | 0.000 | | | | |

Los Angeles Dodgers @ Pittsburgh Pirates
Three Rivers Stadium, Pittsburgh, PA
Tue Jun 02 1992, 7:05 PM EDT
Att: 18,644 - Cloudy - 71 F

| | |
|-----|----|
| AB | 27 |
| R | 1 |
| H | 7 |
| RBI | 1 |
| BB | 4 |
| SO | 5 |
| LOB | 15 |



| Batter | 1 | 2 | 3 | 4 | 5 | 6 | 7 | 8 | 9 | AB | R | H | RBI | BB | SO | LOB | TOP | | | | | | | | |
|--|------------------------------|---------------------------------|------------------------------|----------------------------------|------------------------------|----------------------------------|-------------------------------|----------------------------------|------------------------------|----------------------------------|-------------------------------|----------------------------------|-------------------------------|----------------------------------|-------------------------------|----------------------------------|---|----------------------------------|----------------------------------|------------------------------------|----------------------------------|--------|--|--|--|
| Bip Roberts, S (1,4) OBP: 0.380, SLG: 0.374 | G3 | | | G3-1 | | 1B | 1B | | K | 5 | 1 | 2 | 1 | 0 | 1 | 0 | Cincinnati Reds @ Los Angeles Dodgers Dodger Stadium, Los Angeles, CA Thu Jun 04 1992, 7:05 PM PDT Att: 30,183 - Sunny - 72 F | | | | | | | | |
| Hal Morris, L (1,3) OBP: 0.379, SLG: 0.390 | G1-3 | | | 1B | | F7 | 1B | | | 3 | 1 | 1 | 0 | 0 | 0 | 1 | | | | | | | | | |
| Darnell Coles, R (7,PH) OBP: 0.359, SLG: 0.632 | | | | 1B | | FC5-4 | 1B | | | 1 | 0 | 1 | 1 | 0 | 0 | 0 | | | | | | | | | |
| Barry Larkin, R (1,6) OBP: 0.325, SLG: 0.375 | G6-3 | | | FC5-4 | | 1B | BB | | K | 3 | 0 | 1 | 0 | 1 | 1 | 2 | | | | | | | | | |
| Paul O'Neill, L (1,9) OBP: 0.423, SLG: 0.479 | | | | FC5-4 | | 1B | BB | | FC6-4 | 3 | 0 | 1 | 1 | 1 | 0 | 2 | | | | | | | | | |
| Chris Sabo, R (1,5) OBP: 0.294, SLG: 0.380 | K | | | FC5-4 | | F8 | | | G5-3 | 4 | 0 | 0 | 1 | 0 | 1 | 4 | | | | | | | | | |
| Reggie Sanders, R (1,7) OBP: 0.362, SLG: 0.444 | E5 | | | F7 | | K2-3 | | | K | 4 | 0 | 0 | 0 | 0 | 2 | 4 | | | | | | | | | |
| Dave Martinez, L (1,8) OBP: 0.326, SLG: 0.303 | CS | | | F9 | | F8 | | | K | 4 | 0 | 0 | 0 | 0 | 1 | 0 | | | | | | | | | |
| Joe Oliver, R (1,2) OBP: 0.305, SLG: 0.324 | | | | K | | K | | | G4-3 | 2 | 0 | 0 | 0 | 0 | 2 | 0 | | | | | | | | | |
| Scott Bradley, L (7,PH) OBP: 0.500, SLG: 0.250 | | | | K | | K | | | BB | 2 | 1 | 1 | 0 | 0 | 0 | 0 | | | | | | | | | |
| Tom Browning, L (1,1) OBP: 0.217, SLG: 0.227 | | | | G3-1 | | F9 | | | G2-3 | 2 | 0 | 0 | 0 | 0 | 0 | 0 | | | | | | | | | |
| Bill Doran, S (7,PH) OBP: 0.333, SLG: 0.408 | | | | | | | | | | 0 | 1 | 0 | 0 | 1 | 0 | 0 | | | | | | | | | |
| Dwayne Henry, R (7,1) OBP: 0.300, SLG: 0.351 | | | | | | | | | | 0 | 0 | 0 | 0 | 0 | 0 | 0 | | | | | | | | | |
| Scott Ruskin, R (8,1) OBP: 0.300, SLG: 0.351 | | | | | | | | | | 0 | 0 | 0 | 0 | 0 | 0 | 0 | | | | | | | | | |
| Billy Hatcher, R (9,PH) OBP: 0.300, SLG: 0.351 | | | | | | | | | | 1 | 0 | 0 | 0 | 0 | 0 | 0 | | | | | | | | | |
| Inning Stats | R: 0 E: 0 K: 0 S: 4 | H: 0 LOB: 0 BB: 0 P: 6 | R: 0 E: 1 K: 1 S: 7 | H: 0 LOB: 0 BB: 0 P: 12 | R: 0 E: 0 K: 1 S: 6 | H: 0 LOB: 0 BB: 0 P: 11 | R: 1 E: 0 K: 0 S: 11 | H: 2 LOB: 2 BB: 1 P: 20 | R: 0 E: 0 K: 1 S: 6 | H: 0 LOB: 0 BB: 0 P: 10 | R: 1 E: 0 K: 1 S: 13 | H: 2 LOB: 2 BB: 1 P: 23 | R: 2 E: 0 K: 2 S: 16 | H: 3 LOB: 2 BB: 1 P: 26 | R: 0 E: 0 K: 1 S: 10 | H: 0 LOB: 0 BB: 0 P: 17 | R: 0 E: 0 K: 1 S: 7 | H: 0 LOB: 0 BB: 0 P: 10 | 1B: 6 2B: 1 3B: 0 HR: 0 | SF: 0 SAC: 0 DP: 0 HBP: 0 | WP: 0 PB: 0 SB: 2 CS: 1 | PA: 38 | | | |
| PITCHER | IP | WLS | BF | H | R | ER | SO | BB | IBB | HBP | BLK | WP | HR | S | P | ERA | WHIP | | | | | | | | |
| Orel Hershiser, R (1,1) ERA: 3.76 | 6.1 | W | 28 | 6 | 4 | 4 | 5 | 3 | 0 | 0 | 0 | 0 | 0 | 54 | 95 | 5.68 | 1.421 | | | | | | | | |
| John Candelaria, L (7,1) ERA: 0.77 | 0.0 | | 1 | 1 | 0 | 0 | 0 | 0 | 0 | 0 | 0 | 0 | 0 | 3 | 4 | ∞ | ∞ | | | | | | | | |
| Jim Gott, R (7,1) ERA: 1.59 | 1.2 | | 5 | 0 | 0 | 0 | 2 | 0 | 0 | 0 | 0 | 0 | 0 | 16 | 26 | 0.00 | 0.000 | | | | | | | | |
| Roger McDowell, R (9,1) ERA: 2.6 | 1.0 | S | 3 | 0 | 0 | 0 | 1 | 0 | 0 | 0 | 0 | 0 | 0 | 7 | 10 | 0.00 | 0.000 | | | | | | | | |

| Batter | 1 | 2 | 3 | 4 | 5 | 6 | 7 | 8 | 9 | AB | R | H | RBI | BB | SO | LOB | BOTTOM | | | | | | | | |
|---|------------------------------|----------------------------------|-------------------------------|----------------------------------|------------------------------|---------------------------------|-------------------------------|----------------------------------|------------------------------|----------------------------------|------------------------------|----------------------------------|-------------------------------|----------------------------------|-------------------------------|----------------------------------|---|------------------------------------|----------------------------------|--------|--|--|--|--|--|
| Brett Butler, L (1,8) OBP: 0.373, SLG: 0.360 | G6-3 | | G5-3 | | 2B | 1B | | 2B | | 5 | 2 | 3 | 0 | 0 | 0 | 0 | Cincinnati Reds @ Los Angeles Dodgers Dodger Stadium, Los Angeles, CA Thu Jun 04 1992, 7:05 PM PDT Att: 30,183 - Sunny - 72 F | | | | | | | | |
| Mike Sharperson, R (1,4) OBP: 0.426, SLG: 0.443 | F9 | | | F9 | 1B | FC5-4 | 2B | 2B | | 5 | 1 | 2 | 2 | 0 | 0 | 2 | | | | | | | | | |
| Mitch Webster, S (1,7) OBP: 0.324, SLG: 0.517 | F9 | | | E1 | 1B | FC5-4 | 1B | F8 | F9 | 4 | 1 | 1 | 0 | 1 | 0 | 2 | | | | | | | | | |
| Eric Karros, R (1,3) OBP: 0.308, SLG: 0.495 | | F8 | | SF8 | 1B | FC5-4 | 1B | F9 | | 3 | 1 | 1 | 1 | 1 | 0 | 0 | | | | | | | | | |
| Stan Javier, S (8,9) OBP: 0.261, SLG: 0.244 | | | | SF8 | 3B | FC5-4 | 1B | F9 | | 0 | 0 | 0 | 0 | 0 | 0 | 0 | | | | | | | | | |
| Todd Benzinger, S (1,9) OBP: 0.294, SLG: 0.388 | | F7 | BLK | 1B | FC5-4 | 1B | S | F9 | | 3 | 1 | 2 | 1 | 1 | 0 | 2 | | | | | | | | | |
| Dave Anderson, R (1,5) OBP: 0.277, SLG: 0.511 | F7 | | | SF8 | 1B | P3 | G5-3 | | | 3 | 0 | 0 | 1 | 0 | 0 | 4 | | | | | | | | | |
| Mike Scioscia, L (1,2) OBP: 0.264, SLG: 0.279 | F7 | | | SF8 | 3B | F8 | F7 | | | 4 | 0 | 1 | 2 | 0 | 0 | 1 | | | | | | | | | |
| Jose Offerman, S (1,6) OBP: 0.320, SLG: 0.322 | | | F9 | G6-3 | | F8 | FC1-2 | G4-3 | | 4 | 0 | 1 | 0 | 0 | 0 | 1 | | | | | | | | | |
| Orel Hershiser, R (1,1) ERA: 3.76 | | | | P2 | | K | FC1-2 | 2B | | 3 | 0 | 0 | 0 | 0 | 0 | 1 | | | | | | | | | |
| John Candelaria, L (7,1) ERA: 0.77 | | | | | | | | | | 0 | 0 | 0 | 0 | 0 | 0 | 0 | | | | | | | | | |
| Jim Gott, R (7,1) ERA: 1.59 | | | | | | | | | | 0 | 0 | 0 | 0 | 0 | 0 | 0 | | | | | | | | | |
| Dave Hansen, L (8,PH) OBP: 0.307, SLG: 0.372 | | | | | | | | | | 0 | 0 | 0 | 0 | 1 | 0 | 0 | | | | | | | | | |
| Tom Goodwin, L (8,PH) OBP: 0.290, SLG: 1.200 | | | | | | | | | | 0 | 0 | 0 | 0 | 0 | 0 | 0 | | | | | | | | | |
| Roger McDowell, R (9,1) ERA: 2.6 | | | | | | | | | | 0 | 0 | 0 | 0 | 0 | 0 | 0 | | | | | | | | | |
| Inning Stats | R: 0 E: 0 K: 0 S: 8 | H: 0 LOB: 0 BB: 0 P: 11 | R: 0 E: 0 K: 0 S: 14 | H: 1 LOB: 1 BB: 0 P: 20 | R: 0 E: 0 K: 0 S: 6 | H: 0 LOB: 0 BB: 0 P: 9 | R: 3 E: 1 K: 0 S: 10 | H: 3 LOB: 1 BB: 1 P: 22 | R: 2 E: 0 K: 1 S: 9 | H: 3 LOB: 2 BB: 1 P: 22 | R: 0 E: 0 K: 0 S: 4 | H: 0 LOB: 1 BB: 1 P: 12 | R: 2 E: 0 K: 0 S: 12 | H: 2 LOB: 2 BB: 1 P: 23 | R: 0 E: 0 K: 0 S: 10 | H: 0 LOB: 0 BB: 0 P: 17 | 1B: 6 2B: 3 3B: 2 HR: 0 | SF: 1 SAC: 0 DP: 0 HBP: 0 | WP: 0 PB: 0 SB: 1 CS: 0 | PA: 39 | | | | | |
| PITCHER | IP | WLS | BF | H | R | ER | SO | BB | IBB | HBP | BLK | WP | HR | S | P | ERA | WHIP | | | | | | | | |
| Tom Browning, L (1,1) ERA: 5.97 | 6.0 | L | 29 | 9 | 5 | 5 | 1 | 1 | 0 | 1 | 0 | 0 | 0 | 60 | 97 | 7.50 | 1.667 | | | | | | | | |
| Dwayne Henry, R (7,1) ERA: 2.7 | 1.2 | | 7 | 0 | 1 | 1 | 0 | 2 | 0 | 0 | 0 | 0 | 0 | 8 | 23 | 5.40 | 1.200 | | | | | | | | |
| Scott Ruskin, L (8,1) ERA: 8.27 | 0.1 | | 3 | 2 | 1 | 1 | 0 | 0 | 0 | 0 | 0 | 0 | 0 | 8 | 12 | 27.00 | 6.000 | | | | | | | | |



| Batter | 1 | 2 | 3 | 4 | 5 | 6 | 7 | 8 | 9 | AB | R | H | RBI | BB | SO | LOB | TOP | | | | |
|--|---------------------------------------|---------------------------------------|---------------------------------------|---------------------------------------|---------------------------------------|---------------------------------------|---------------------------------------|---------------------------------------|---------------------------------------|---------------------------------------|---------------------------------------|---------------------------------------|---------------------------------------|---------------------------------------|---------------------------------------|---------------------------------------|--|------------------------------------|----------------------------------|--------|--|
| Bip Roberts, S OBP: 0.380, SLG: 0.375 (1, 4) | G3 | | K | | L9 | | G3-6-3 1B | | 1B SF8 | 5 | 0 | 2 | 0 | 0 | 1 | 0 | Cincinnati Reds @ Los Angeles Dodgers Dodger Stadium, Los Angeles, CA Fri Jun 05 1992, 7:05 PM PDT Att: 39,176 - Cloudy - 68 F | | | | |
| Dave Martinez, L OBP: 0.329, SLG: 0.304 (1, 8) | 1B 2B | | G6-3 S BB | | K | | G3-6-3 1-2f | | SF8 | 3 | 1 | 1 | 1 | 1 | 1 | 1 | | | | | |
| Barry Larkin, R OBP: 0.333, SLG: 0.383 (1, 6) | 2B | | G6-3 | | K | | | G4-3 1B | 1B | 5 | 1 | 3 | 0 | 0 | 1 | 1 | | | | | |
| Paul O'Neill, L OBP: 0.438, SLG: 0.512 (1, 9) | F8 1B 2B | | | | | | | G4-3 1B | IBB | 3 | 2 | 3 | 3 | 2 | 0 | 0 | | | | | |
| Chris Sabo, R OBP: 0.291, SLG: 0.381 (1, 5) | F8 | | | | | | | P6 | F8 | 5 | 1 | 1 | 0 | 0 | 0 | 8 | | | | | |
| Hal Morris, L OBP: 0.384, SLG: 0.388 (1, 3) | CS 1B | | | | | | | G4-3 | | 3 | 0 | 1 | 1 | 1 | 0 | 3 | | | | | |
| Billy Hatcher, R OBP: 0.302, SLG: 0.350 Norm Charlton, S (7, 1) | CS | | F7 | | G6-4-3 | | | K | | 3 | 0 | 1 | 1 | 0 | 0 | 1 | | | | | |
| Rob Dibble, L OBP: 1.000, SLG: 1.000 (9, 1) | 1-2 | | | | 1-2f | | | 1B | | 1 | 0 | 0 | 0 | 0 | 1 | 2 | | | | | |
| Joe Oliver, R OBP: 0.304, SLG: 0.321 (1, 2) | | | G6-3 | | | | | G6-3 | | 4 | 0 | 1 | 0 | 0 | 0 | 0 | | | | | |
| Jose Rijo, R OBP: 0.211, SLG: 0.211 Reggie Sanders, R OBP: 0.364, SLG: 0.444 (7, PH) (7, 7) | | | G6-3 | | K | | | G5-3 | 1B SF8 | 2 | 0 | 0 | 0 | 0 | 1 | 1 | | | | | |
| Inning Stats | R: 3 E: 0 K: 0 S: 16 | H: 4 LOB: 0 BB: 0 P: 23 | R: 0 E: 0 K: 0 S: 7 | H: 0 LOB: 0 BB: 0 P: 7 | R: 0 E: 0 K: 1 S: 7 | H: 0 LOB: 2 BB: 2 P: 17 | R: 0 E: 0 K: 1 S: 9 | H: 1 LOB: 1 BB: 1 P: 14 | R: 0 E: 0 K: 2 S: 10 | H: 0 LOB: 0 BB: 0 P: 16 | R: 2 E: 0 K: 0 S: 9 | H: 3 LOB: 0 BB: 0 P: 15 | R: 0 E: 0 K: 1 S: 11 | H: 2 LOB: 2 BB: 0 P: 15 | R: 1 E: 0 K: 0 S: 12 | H: 3 LOB: 3 BB: 1 P: 21 | 1B: 11 2B: 2 3B: 0 HR: 1 | SF: 1 SAC: 0 DP: 2 HBP: 0 | WP: 0 PB: 0 SB: 1 CS: 1 | PA: 42 | |
| PITCHER | IP WLS BF H R ER SO | IP WLS BF H R ER SO | IP WLS BF H R ER SO | IP WLS BF H R ER SO | IP WLS BF H R ER SO | IP WLS BF H R ER SO | IP WLS BF H R ER SO | IP WLS BF H R ER SO | IP WLS BF H R ER SO | IP WLS BF H R ER SO | IP WLS BF H R ER SO | IP WLS BF H R ER SO | IP WLS BF H R ER SO | IP WLS BF H R ER SO | IP WLS BF H R ER SO | IP WLS BF H R ER SO | ERA WHIP | ERA WHIP | | | |
| Kevin Gross, R ERA: 3.08 Tim Crews, R ERA: 5.84 | (1, 1) (8, 1) | 7.0 L 29 9 5 5 4 | 2.0 12 5 1 1 1 | 0 1 0 0 | 0 1 0 0 | 0 0 23 36 | 4.50 2.500 | | | | | | | | | | | | | | |

| | |
|-----|----|
| AB | 36 |
| R | 6 |
| H | 14 |
| RBI | 6 |
| BB | 4 |
| SO | 5 |
| LOB | 17 |



| Batter | 1 | 2 | 3 | 4 | 5 | 6 | 7 | 8 | 9 | AB | R | H | RBI | BB | SO | LOB | BOTTOM | | | | | |
|---|---------------------------------------|---------------------------------------|---------------------------------------|---------------------------------------|---------------------------------------|---------------------------------------|---------------------------------------|---------------------------------------|---------------------------------------|---------------------------------------|---------------------------------------|---------------------------------------|---------------------------------------|---------------------------------------|---------------------------------------|---------------------------------------|--|----------------------------------|----------------------------------|------------------------------------|----------------------------------|--------|
| Brett Butler, L OBP: 0.374, SLG: 0.358 (1, 8) | G6-3 | | G3-1 1B | | FC3-6 BB | | K | | FC4-6 2B | 4 | 1 | 1 | 0 | 1 | 1 | 2 | Cincinnati Reds @ Los Angeles Dodgers Dodger Stadium, Los Angeles, CA Fri Jun 05 1992, 7:05 PM PDT Att: 39,176 - Cloudy - 68 F | | | | | |
| Lenny Harris, L OBP: 0.349, SLG: 0.319 Mike Sharperson, R OBP: 0.459, SLG: 0.456 (7, PH) (8, 4) | 1B | | G3-1 1B | | FC3-6 S | | G5-3 | | 2B | 3 | 0 | 2 | 0 | 0 | 0 | 1 | | | | | | |
| Kal Daniels, L OBP: 0.318, SLG: 0.338 Tom Goodwin, L OBP: 1.000, SLG: 1.000 (9, PR) | 1B | | G3-1 | | K | | | FC6-4 BB | FC6-4 BB | 3 | 0 | 1 | 0 | 2 | 1 | 3 | | | | | | |
| Eric Karros, R OBP: 0.295, SLG: 0.474 (1, 3) | F7 | | K | | K | | | K | FC6-4 | 5 | 0 | 0 | 0 | 0 | 3 | 8 | | | | | | |
| Todd Benzinger, S OBP: 0.285, SLG: 0.375 (1, 9) | K | | | | G4-3 | | G4-3 | | FC6-4 | 4 | 0 | 0 | 0 | 0 | 1 | 3 | | | | | | |
| Mike Scioscia, L OBP: 0.284, SLG: 0.278 (1, 2) | | | G4-3 | | G1-3 | | | 1B | F8 | 4 | 0 | 1 | 0 | 0 | 0 | 1 | | | | | | |
| Dave Hansen, L OBP: 0.343, SLG: 0.371 (1, 5) | | | G3-1 | | E5 2B | | | 1B | FC4-6 1B 2B BB | 3 | 1 | 1 | 0 | 1 | 0 | 0 | | | | | | |
| Jose Offerman, S OBP: 0.324, SLG: 0.333 (1, 6) | | | K | | | | | K | FC4-6 1B | 4 | 0 | 2 | 0 | 0 | 2 | 1 | | | | | | |
| Kevin Gross, R OBP: 0.200, SLG: 0.111 Stan Javier, S OBP: 0.255, SLG: 0.238 Tim Crews, R (8, 1) | | | | | K | | | | K | 2 | 0 | 0 | 0 | 0 | 2 | 2 | | | | | | |
| Mitch Webster, S OBP: 0.319, SLG: 0.508 (9, PH) | | | | | K | | | L7 | K | 1 | 0 | 0 | 0 | 0 | 0 | 0 | | | | | | |
| Inning Stats | R: 0 E: 0 K: 1 S: 12 | H: 2 LOB: 2 BB: 0 P: 16 | R: 0 E: 0 K: 1 S: 9 | H: 0 LOB: 0 BB: 0 P: 13 | R: 0 E: 0 K: 2 S: 17 | H: 2 LOB: 2 BB: 0 P: 26 | R: 0 E: 1 K: 1 S: 13 | H: 1 LOB: 2 BB: 0 P: 20 | R: 0 E: 0 K: 2 S: 9 | H: 0 LOB: 1 BB: 1 P: 20 | R: 0 E: 0 K: 1 S: 10 | H: 2 LOB: 1 BB: 0 P: 13 | R: 0 E: 0 K: 1 S: 8 | H: 0 LOB: 0 BB: 0 P: 12 | R: 0 E: 0 K: 1 S: 8 | H: 0 LOB: 1 BB: 1 P: 17 | R: 2 E: 0 K: 1 S: 21 | H: 2 LOB: 2 BB: 2 P: 37 | 1B: 7 2B: 2 3B: 0 HR: 0 | SF: 0 SAC: 0 DP: 0 HBP: 0 | WP: 0 PB: 0 SB: 1 CS: 0 | PA: 40 |
| PITCHER | IP WLS BF H R ER SO | IP WLS BF H R ER SO | IP WLS BF H R ER SO | IP WLS BF H R ER SO | IP WLS BF H R ER SO | IP WLS BF H R ER SO | IP WLS BF H R ER SO | IP WLS BF H R ER SO | IP WLS BF H R ER SO | IP WLS BF H R ER SO | IP WLS BF H R ER SO | IP WLS BF H R ER SO | IP WLS BF H R ER SO | IP WLS BF H R ER SO | IP WLS BF H R ER SO | IP WLS BF H R ER SO | ERA WHIP | ERA WHIP | | | | |
| Jose Rijo, R ERA: 3.26 Norm Charlton, L ERA: 2.27 Rob Dibble, R ERA: 4.5 | (1, 1) (7, 1) (9, 1) | 6.0 W 26 7 0 0 2 | 2.0 7 2 2 2 1 | 2 0 0 0 | 2 0 0 0 | 0 0 21 37 | 18.00 4.000 | | | | | | | | | | | | | | | |



| Batter | 1 | 2 | 3 | 4 | 5 | 6 | 7 | 8 | 9 | AB | R | H | RBI | BB | SO | LOB | TOP | | | |
|---|---|----------------------------------|------------------------------|----------------------------------|-------------------------------|----------------------------------|------------------------------|----------------------------------|------------------------------|----------------------------------|------------------------------|----------------------------------|-------------------------------|----------------------------------|-------------------------------|----------------------------------|--|------------------------------------|----------------------------------|--------|
| Reggie Sanders, R OBP: 0.379, SLG: 0.489 (1, 8) | | | | | | | | | | 5 | 2 | 4 | 1 | 0 | 0 | 0 | Cincinnati Reds @ Los Angeles Dodgers Dodger Stadium, Los Angeles, CA Sat Jun 06 1992, 7:05 PM PDT Att: 45,813 - Cloudy - 68 F | | | |
| Billy Hatcher, R OBP: 0.313, SLG: 0.365 (1, 7) | | | | | | | | | | 3 | 1 | 1 | 1 | 1 | 0 | 2 | | | | |
| Dave Martinez, L OBP: 0.326, SLG: 0.302 (7, 8) | | | | | | | | | | 1 | 0 | 0 | 0 | 0 | 1 | 0 | | | | |
| Barry Larkin, R OBP: 0.329, SLG: 0.384 (1, 6) | | | | | | | | | | 5 | 1 | 1 | 1 | 1 | 0 | 2 | | | | |
| Chris Sabo, R OBP: 0.296, SLG: 0.380 (1, 5) | | | | | | | | | | 3 | 0 | 1 | 0 | 1 | 1 | 2 | | | | |
| Darnell Coles, R OBP: 0.326, SLG: 0.571 (1, 3) | | | | | | | | | | 4 | 0 | 0 | 0 | 0 | 0 | 2 | | | | |
| Glenn Braggs, R OBP: 0.286, SLG: 0.253 (1, 9) | | | | | | | | | | 3 | 1 | 1 | 0 | 1 | 0 | 2 | | | | |
| Troy Aferir, R OBP: 0.375, SLG: 0.524 (1, 2) | | | | | | | | | | 4 | 0 | 0 | 0 | 0 | 2 | 4 | | | | |
| Freddie Benavides, R OBP: 0.287, SLG: 0.337 (1, 4) | | | | | | | | | | 4 | 0 | 2 | 1 | 0 | 0 | 0 | | | | |
| Rob Dibble, L OBP: 1.000, SLG: 1.000 (8, 1) | | | | | | | | | | 0 | 0 | 0 | 0 | 0 | 0 | 0 | | | | |
| Norm Charlton, S OBP: 1.000, SLG: 1.000 (9, 1) | | | | | | | | | | 0 | 0 | 0 | 0 | 0 | 0 | 0 | | | | |
| Chris Hammond, L OBP: 0.381, SLG: 0.294 (1, 1) | | | | | | | | | | 3 | 0 | 0 | 0 | 0 | 3 | 1 | | | | |
| Scott Ruskin, R OBP: 0.333, SLG: 0.333 (7, 1) | | | | | | | | | | 0 | 0 | 0 | 0 | 0 | 0 | 0 | | | | |
| Scott Bankhead, R OBP: 0.378, SLG: 0.373 (8, 4) | | | | | | | | | | 1 | 0 | 0 | 0 | 0 | 1 | 1 | | | | |
| Inning Stats | R: 3 E: 1 K: 0 S: 16 | H: 3 LOB: 1 BB: 0 P: 24 | R: 0 E: 0 K: 1 S: 9 | H: 1 LOB: 1 BB: 0 P: 13 | R: 0 E: 0 K: 1 S: 11 | H: 0 LOB: 2 BB: 0 P: 25 | R: 0 E: 0 K: 1 S: 9 | H: 1 LOB: 1 BB: 0 P: 15 | R: 0 E: 0 K: 1 S: 7 | H: 1 LOB: 0 BB: 0 P: 13 | R: 1 E: 0 K: 1 S: 7 | H: 1 LOB: 1 BB: 1 P: 14 | R: 1 E: 0 K: 1 S: 16 | H: 2 LOB: 1 BB: 0 P: 24 | R: 0 E: 0 K: 1 S: 13 | H: 0 LOB: 0 BB: 0 P: 17 | 1B: 5 2B: 4 3B: 0 HR: 1 | SF: 0 SAC: 0 DP: 1 HBP: 0 | WP: 0 PB: 0 SB: 1 CS: 0 | PA: 39 |
| PITCHER | IP WLS BF H R ER SO BB IBB HBP BLK WP HR S P ERA WHIP | | | | | | | | | | | | | | | | | | | |
| Bob Ojeda, L ERA: 3.65 (1, 1) | 6.0 | 29 | 8 | 4 | 3 | 6 | 3 | 0 | 0 | 0 | 0 | 0 | 0 | 1 | 63 | 113 | 4.50 | 1.833 | | |
| Steve Wilson, L ERA: 3.52 (7, 1) | 2.0 | L | 7 | 2 | 1 | 1 | 2 | 0 | 0 | 0 | 0 | 0 | 0 | 0 | 21 | 30 | 4.50 | 1.000 | | |
| Jim Gott, R ERA: 1.53 (9, 1) | 1.0 | S | 3 | 0 | 0 | 0 | 2 | 0 | 0 | 0 | 0 | 0 | 0 | 0 | 13 | 17 | 0.00 | 0.000 | | |

| Batter | 1 | 2 | 3 | 4 | 5 | 6 | 7 | 8 | 9 | AB | R | H | RBI | BB | SO | LOB | BOTTOM | | | | | |
|--|---|---------------------------------|-------------------------------|----------------------------------|-------------------------------|----------------------------------|------------------------------|----------------------------------|------------------------------|----------------------------------|------------------------------|----------------------------------|-------------------------------|----------------------------------|------------------------------|----------------------------------|--|----------------------------------|----------------------------------|------------------------------------|----------------------------------|--------|
| Mitch Webster, S OBP: 0.303, SLG: 0.477 (1, 8) | | | | | | | | | | 4 | 0 | 0 | 0 | 0 | 1 | 0 | Cincinnati Reds @ Los Angeles Dodgers Dodger Stadium, Los Angeles, CA Sat Jun 06 1992, 7:05 PM PDT Att: 45,813 - Cloudy - 68 F | | | | | |
| Mike Sharperson, R OBP: 0.426, SLG: 0.447 (1, 4) | | | | | | | | | | 4 | 0 | 1 | 0 | 1 | 1 | 0 | | | | | | |
| Kal Daniels, L OBP: 0.326, SLG: 0.346 (1, 7) | | | | | | | | | | 4 | 0 | 2 | 2 | 0 | 0 | 0 | | | | | | |
| Tom Goodwin, L OBP: 1.000, SLG: 1.000 (7, PR) | | | | | | | | | | 0 | 0 | 0 | 0 | 0 | 0 | 0 | | | | | | |
| Dave Hansen, L OBP: 0.343, SLG: 0.371 (9, PH) | | | | | | | | | | 1 | 0 | 0 | 0 | 0 | 1 | 1 | | | | | | |
| Stan Javier, S OBP: 0.250, SLG: 0.233 (9, PH) | | | | | | | | | | 4 | 1 | 2 | 1 | 0 | 0 | 2 | | | | | | |
| Eric Karros, R OBP: 0.302, SLG: 0.500 (1, 3) | | | | | | | | | | 4 | 0 | 0 | 0 | 0 | 1 | 4 | | | | | | |
| Todd Benzinger, S OBP: 0.276, SLG: 0.363 (1, 9) | | | | | | | | | | 4 | 0 | 0 | 0 | 0 | 1 | 4 | | | | | | |
| Dave Anderson, R OBP: 0.300, SLG: 0.511 (1, 5) | | | | | | | | | | 2 | 1 | 1 | 0 | 1 | 0 | 0 | | | | | | |
| Lenny Harris, L OBP: 0.346, SLG: 0.317 (8, PH) | | | | | | | | | | 1 | 0 | 0 | 0 | 0 | 0 | 0 | | | | | | |
| Carlos Hernandez, R OBP: 0.333, SLG: 0.298 (1, 2) | | | | | | | | | | 3 | 0 | 1 | 0 | 0 | 0 | 1 | | | | | | |
| Jim Gott, R (9, 1) | | | | | | | | | | 0 | 0 | 0 | 0 | 0 | 0 | 0 | | | | | | |
| Jose Offerman, S OBP: 0.328, SLG: 0.338 (1, 6) | | | | | | | | | | 4 | 1 | 2 | 1 | 0 | 1 | 0 | | | | | | |
| Bob Ojeda, L OBP: 0.143, SLG: 0.238 (1, 1) | | | | | | | | | | 2 | 0 | 0 | 0 | 0 | 1 | 2 | | | | | | |
| Steve Wilson, L (7, 1) | | | | | | | | | | 0 | 0 | 0 | 0 | 0 | 0 | 0 | | | | | | |
| Mike Scioscia, L OBP: 0.267, SLG: 0.281 (7, 2) | | | | | | | | | | 2 | 1 | 1 | 0 | 0 | 0 | 0 | | | | | | |
| Brett Butler, L OBP: 0.372, SLG: 0.356 (8, PH) | | | | | | | | | | 1 | 0 | 0 | 0 | 0 | 1 | 0 | | | | | | |
| Inning Stats | R: 0 E: 0 K: 1 S: 6 | H: 0 LOB: 0 BB: 0 P: 8 | R: 1 E: 0 K: 1 S: 17 | H: 3 LOB: 2 BB: 0 P: 27 | R: 0 E: 0 K: 1 S: 11 | H: 2 LOB: 0 BB: 0 P: 14 | R: 0 E: 0 K: 0 S: 9 | H: 0 LOB: 0 BB: 0 P: 12 | R: 0 E: 0 K: 0 S: 8 | H: 0 LOB: 0 BB: 0 P: 11 | R: 1 E: 0 K: 0 S: 7 | H: 1 LOB: 1 BB: 1 P: 16 | R: 2 E: 1 K: 1 S: 15 | H: 3 LOB: 2 BB: 1 P: 24 | R: 0 E: 0 K: 2 S: 9 | H: 0 LOB: 0 BB: 0 P: 14 | R: 0 E: 0 K: 1 S: 9 | H: 1 LOB: 1 BB: 0 P: 14 | 1B: 9 2B: 0 3B: 0 HR: 1 | SF: 0 SAC: 1 DP: 0 HBP: 0 | WP: 0 PB: 0 SB: 0 CS: 0 | PA: 39 |
| PITCHER | IP WLS BF H R ER SO BB IBB HBP BLK WP HR S P ERA WHIP | | | | | | | | | | | | | | | | | | | | | |
| Chris Hammond, L ERA: 3.21 (1, 1) | 6.1 | | 4 | 4 | 3 | 6 | 2 | 0 | 0 | 0 | 0 | 0 | 0 | 1 | 64 | 101 | 5.68 | 1.579 | | | | |
| Scott Ruskin, L ERA: 8.27 (7, 1) | 0.0 | W | 1 | 0 | 0 | 0 | 0 | 0 | 0 | 0 | 0 | 0 | 0 | 3 | 3 | | | | | | | |
| Scott Bankhead, R ERA: 2.13 (7, 1) | 0.2 | W | 2 | 0 | 0 | 1 | 0 | 0 | 0 | 0 | 0 | 0 | 0 | 6 | 8 | 0.00 | 0.000 | | | | | |
| Rob Dibble, R ERA: 4.15 (8, 1) | 1.2 | S | 6 | 1 | 0 | 2 | 0 | 0 | 0 | 0 | 0 | 0 | 0 | 15 | 22 | 0.00 | 0.600 | | | | | |
| Norm Charlton, L ERA: 2.25 (9, 1) | 0.1 | S | 1 | 0 | 0 | 1 | 0 | 0 | 0 | 0 | 0 | 0 | 0 | 3 | 6 | 0.00 | 0.000 | | | | | |



| Batter | 1 | 2 | 3 | 4 | 5 | 6 | 7 | 8 | 9 | AB | R | H | RBI | BB | SO | LOB | TOP | | | |
|--|---|----------------------------------|------------------------------|---------------------------------|------------------------------|----------------------------------|-------------------------------|----------------------------------|-------------------------------|----------------------------------|-------------------------------|----------------------------------|------------------------------|----------------------------------|-------------------------------|----------------------------------|--|------------------------------------|----------------------------------|--------|
| Bip Roberts, S (1,5) OBP: 0.376, SLG: 0.371 | | | | | | | | | | 4 | 0 | 1 | 0 | 0 | 0 | 1 | Cincinnati Reds @ Los Angeles Dodgers Dodger Stadium, Los Angeles, CA Sun Jun 07 1992, 3:33 AM PDT Att: 45,799 - Cloudy - 72 F | | | |
| Dave Martinez, L (1,8) OBP: 0.324, SLG: 0.300 | | | | | | | | | | 4 | 0 | 1 | 0 | 0 | 2 | 1 | | | | |
| Barry Larkin, R (1,6) OBP: 0.321, SLG: 0.373 | | | | | | | | | | 4 | 0 | 0 | 0 | 0 | 0 | 1 | | | | |
| Paul O'Neill, L (1,9) OBP: 0.429, SLG: 0.500 | | | | | | | | | | 4 | 0 | 0 | 0 | 0 | 1 | 1 | | | | |
| Reggie Sanders, R (1,7) OBP: 0.383, SLG: 0.489 | | | | | | | | | | 4 | 0 | 2 | 0 | 0 | 1 | 0 | | | | |
| Hal Morris, L (1,3) OBP: 0.388, SLG: 0.398 | | | | | | | | | | 3 | 0 | 1 | 0 | 1 | 0 | 1 | | | | |
| Bill Doran, S (1,4) OBP: 0.328, SLG: 0.400 | | | | | | | | | | 3 | 0 | 0 | 0 | 0 | 0 | 3 | | | | |
| Joe Oliver, R (1,2) OBP: 0.300, SLG: 0.317 | | | | | | | | | | 2 | 0 | 0 | 0 | 0 | 0 | 0 | | | | |
| Scott Bradley, L (7, PH) OBP: 0.429, SLG: 0.200 | | | | | | | | | | 1 | 0 | 0 | 0 | 0 | 0 | 1 | | | | |
| Tim Belcher, R (1,1) OBP: 0.071, SLG: 0.179 | | | | | | | | | | 2 | 0 | 1 | 0 | 0 | 0 | 0 | | | | |
| Glenn Braggs, R (8, PH) OBP: 0.295, SLG: 0.250 | | | | | | | | | | 1 | 0 | 0 | 0 | 0 | 1 | 0 | | | | |
| Scott Ruskin, R (8,1) | | | | | | | | | | 0 | 0 | 0 | 0 | 0 | 0 | 0 | | | | |
| Inning Stats | R: 0 E: 0 K: 0 S: 8 | H: 1 LOB: 1 BB: 0 P: 10 | R: 0 E: 0 K: 0 S: 5 | H: 0 LOB: 0 BB: 0 P: 7 | R: 0 E: 0 K: 0 S: 8 | H: 1 LOB: 1 BB: 0 P: 11 | R: 0 E: 0 K: 0 S: 17 | H: 1 LOB: 2 BB: 1 P: 26 | R: 0 E: 0 K: 2 S: 10 | H: 0 LOB: 0 BB: 0 P: 13 | R: 0 E: 0 K: 1 S: 10 | H: 1 LOB: 1 BB: 0 P: 17 | R: 0 E: 0 K: 2 S: 7 | H: 0 LOB: 0 BB: 0 P: 10 | R: 0 E: 0 K: 0 S: 11 | H: 1 LOB: 1 BB: 0 P: 19 | 1B: 5 2B: 1 3B: 0 HR: 0 | SF: 0 SAC: 0 DP: 0 HBP: 0 | WP: 0 PB: 1 SB: 1 CS: 0 | PA: 34 |
| PITCHER Tom Candiotti, R (1,1) ERA: 2.99 | IP: 9.0 WLS: W BF: 33 H: 6 R: 0 ER: 0 SO: 5 BB: 1 IBB: 0 HBP: 0 BLK: 0 WP: 0 HR: 0 S: 84 P: 130 ERA: 0.00 WHIP: 0.778 | | | | | | | | | | | | | | | | | | | |

| Batter | 1 | 2 | 3 | 4 | 5 | 6 | 7 | 8 | 9 | AB | R | H | RBI | BB | SO | LOB | BOTTOM | | | |
|---|--|----------------------------------|------------------------------|----------------------------------|------------------------------|---------------------------------|------------------------------|----------------------------------|------------------------------|----------------------------------|------------------------------|----------------------------------|------------------------------|---------------------------------|-------------------------------|----------------------------------|--|------------------------------------|----------------------------------|--------|
| Brett Butler, L (1,8) OBP: 0.374, SLG: 0.355 | | | | | | | | | | 3 | 0 | 1 | 1 | 1 | 1 | 0 | Cincinnati Reds @ Los Angeles Dodgers Dodger Stadium, Los Angeles, CA Sun Jun 07 1992, 3:33 AM PDT Att: 45,799 - Cloudy - 72 F | | | |
| Lenny Harris, L (1,4) OBP: 0.353, SLG: 0.325 | | | | | | | | | | 3 | 0 | 2 | 0 | 0 | 0 | 0 | | | | |
| Mike Sharperson, R (8, PH) OBP: 0.452, SLG: 0.442 | | | | | | | | | | 1 | 0 | 0 | 0 | 0 | 0 | 0 | | | | |
| Kal Daniels, L (1,7) OBP: 0.313, SLG: 0.329 | | | | | | | | | | 4 | 0 | 0 | 0 | 0 | 2 | 4 | | | | |
| Stan Javier, S (9,7) OBP: 0.250, SLG: 0.233 | | | | | | | | | | 0 | 0 | 0 | 0 | 0 | 0 | 0 | | | | |
| Eric Karros, R (1,3) OBP: 0.295, SLG: 0.488 | | | | | | | | | | 3 | 0 | 0 | 0 | 0 | 1 | 2 | | | | |
| Mitch Webster, S (9,9) OBP: 0.303, SLG: 0.477 | | | | | | | | | | 0 | 0 | 0 | 0 | 0 | 0 | 0 | | | | |
| Todd Benzinger, S (1,9) OBP: 0.270, SLG: 0.354 | | | | | | | | | | 3 | 0 | 0 | 0 | 0 | 1 | 2 | | | | |
| Mike Scioscia, L (1,2) OBP: 0.288, SLG: 0.277 | | | | | | | | | | 2 | 0 | 0 | 0 | 1 | 0 | 3 | | | | |
| Dave Hansen, L (1,5) OBP: 0.333, SLG: 0.359 | | | | | | | | | | 3 | 0 | 0 | 0 | 0 | 0 | 1 | | | | |
| Dave Anderson, R (8,5) OBP: 0.300, SLG: 0.511 | | | | | | | | | | 0 | 0 | 0 | 0 | 0 | 0 | 0 | | | | |
| Jose Offerman, S (1,6) OBP: 0.322, SLG: 0.331 | | | | | | | | | | 3 | 1 | 0 | 0 | 0 | 0 | 0 | | | | |
| Tom Candiotti, R (1,1) OBP: 0.083, SLG: 0.083 | | | | | | | | | | 2 | 0 | 0 | 0 | 0 | 0 | 0 | | | | |
| Inning Stats | R: 0 E: 0 K: 2 S: 23 | H: 1 LOB: 3 BB: 1 P: 32 | R: 0 E: 0 K: 0 S: 7 | H: 0 LOB: 0 BB: 0 P: 13 | R: 0 E: 0 K: 1 S: 7 | H: 0 LOB: 0 BB: 0 P: 9 | R: 0 E: 0 K: 0 S: 8 | H: 0 LOB: 1 BB: 1 P: 16 | R: 1 E: 1 K: 0 S: 8 | H: 2 LOB: 1 BB: 0 P: 11 | R: 0 E: 0 K: 0 S: 6 | H: 0 LOB: 0 BB: 0 P: 10 | R: 0 E: 0 K: 0 S: 4 | H: 0 LOB: 0 BB: 0 P: 5 | R: 0 E: 0 K: 2 S: 10 | H: 0 LOB: 0 BB: 0 P: 14 | 1B: 3 2B: 1 3B: 0 HR: 0 | SF: 0 SAC: 1 DP: 1 HBP: 0 | WP: 0 PB: 1 SB: 1 CS: 0 | PA: 30 |
| PITCHER Tim Belcher, R (1,1) ERA: 3.19 | IP: 7.0 WLS: L BF: 27 H: 3 R: 1 ER: 0 SO: 3 BB: 2 IBB: 0 HBP: 0 BLK: 0 WP: 0 HR: 0 S: 63 P: 96 ERA: 0.00 WHIP: 0.714 | | | | | | | | | | | | | | | | | | | |
| Scott Ruskin, L (8,1) ERA: 7.79 | IP: 1.0 WLS: L BF: 3 H: 0 R: 0 ER: 0 SO: 2 BB: 0 IBB: 0 HBP: 0 BLK: 0 WP: 0 HR: 0 S: 10 P: 14 ERA: 0.00 WHIP: 0.000 | | | | | | | | | | | | | | | | | | | |

| Batter | 1 | 2 | 3 | 4 | 5 | 6 | 7 | 8 | 9 | AB | R | H | RBI | BB | SO | LOB | TOP | | | | | |
|--|--|----------------------------------|------------------------------|----------------------------------|-------------------------------|----------------------------------|-------------------------------|----------------------------------|------------------------------|----------------------------------|------------------------------|---------------------------------|------------------------------|----------------------------------|------------------------------|---------------------------------|--|----------------------------------|----------------------------------|------------------------------------|----------------------------------|--------|
| Otis Nixon, S <small>OBP: 0.415, SLG: 0.404</small> (1, 8) | | | | | | | | | | 3 | 1 | 0 | 0 | 1 | 1 | 2 | Atlanta Braves @ Los Angeles Dodgers Dodger Stadium, Los Angeles, CA <small>Mon Jun 08 1992, 3:33 AM PDT</small> <small>Att: 29,799 - Sunny - 70 F</small> | | | | | |
| Terry Pendleton, S <small>OBP: 0.335, SLG: 0.511</small> (1, 5) | | | | | | | | | | 4 | 0 | 0 | 0 | 0 | 1 | 3 | | | | | | |
| Ron Gant, R <small>OBP: 0.390, SLG: 0.505</small> (1, 7) | | | | | | | | | | 4 | 1 | 1 | 0 | 0 | 0 | 1 | | | | | | |
| David Justice, L <small>OBP: 0.328, SLG: 0.373</small> (1, 9) | | | | | | | | | | 4 | 1 | 2 | 3 | 0 | 0 | 0 | | | | | | |
| Sid Bream, L <small>OBP: 0.333, SLG: 0.375</small> (1, 3) | | | | | | | | | | 4 | 0 | 0 | 0 | 0 | 1 | 1 | | | | | | |
| Greg Olson, R <small>OBP: 0.326, SLG: 0.316</small> (1, 2) | | | | | | | | | | 4 | 1 | 2 | 0 | 0 | 0 | 0 | | | | | | |
| Mark Lemke, S <small>OBP: 0.262, SLG: 0.280</small> (1, 4) | | | | | | | | | | 3 | 0 | 0 | 0 | 1 | 0 | 2 | | | | | | |
| Rafael Belliard, R <small>OBP: 0.274, SLG: 0.243</small> (1, 6) | | | | | | | | | | 4 | 0 | 1 | 0 | 0 | 1 | 2 | | | | | | |
| Charlie Leibrandt, R <small>OBP: 0.143, SLG: 0.150</small> (1, 1) | | | | | | | | | | 2 | 0 | 1 | 1 | 0 | 0 | 1 | | | | | | |
| Kent Mercker, L (6, 1) | | | | | | | | | | 1 | 0 | 0 | 0 | 0 | 1 | 0 | | | | | | |
| Juan Berenguer, R (7, 1) | | | | | | | | | | 1 | 0 | 0 | 0 | 0 | 1 | 1 | | | | | | |
| Inning Stats | R: 1 E: 0 K: 2 S: 11 | H: 2 LOB: 1 BB: 0 P: 14 | R: 0 E: 1 K: 1 S: 8 | H: 0 LOB: 1 BB: 1 P: 14 | R: 2 E: 0 K: 0 S: 13 | H: 1 LOB: 0 BB: 1 P: 25 | R: 1 E: 0 K: 0 S: 12 | H: 3 LOB: 2 BB: 0 P: 17 | R: 0 E: 0 K: 0 S: 9 | H: 0 LOB: 0 BB: 0 P: 15 | R: 0 E: 0 K: 0 S: 6 | H: 0 LOB: 0 BB: 0 P: 9 | R: 0 E: 0 K: 2 S: 9 | H: 0 LOB: 0 BB: 0 P: 11 | R: 0 E: 0 K: 0 S: 4 | H: 0 LOB: 0 BB: 0 P: 8 | R: 0 E: 0 K: 1 S: 9 | H: 1 LOB: 1 BB: 0 P: 10 | 1B: 5 2B: 1 3B: 0 HR: 1 | SF: 0 SAC: 0 DP: 0 HBP: 0 | WP: 0 PB: 0 SB: 1 CS: 0 | PA: 36 |
| PITCHER | IP WLS BF H R ER SO BB IBB HBP BLK WP HR S P ERA WHIP | | | | | | | | | | | | | | | | | | | | | |
| Ramon Martinez, R ERA: 3.82 | (1, 1) 5.0 L 23 6 4 4 3 2 0 0 0 0 0 1 53 85 7.20 1.600 | | | | | | | | | | | | | | | | | | | | | |
| Tim Crews, R ERA: 5.4 | (6, 1) 2.0 6 0 0 0 2 0 0 0 0 0 0 0 15 20 0.00 0.000 | | | | | | | | | | | | | | | | | | | | | |
| Jay Howell, R ERA: | (8, 1) 2.0 7 1 0 0 1 0 0 0 0 0 0 0 13 18 0.00 0.500 | | | | | | | | | | | | | | | | | | | | | |

| | |
|-----|----|
| AB | 34 |
| R | 4 |
| H | 7 |
| RBI | 4 |
| BB | 2 |
| SO | 6 |
| LOB | 13 |



| Batter | 1 | 2 | 3 | 4 | 5 | 6 | 7 | 8 | 9 | AB | R | H | RBI | BB | SO | LOB | BOTTOM | | | | | |
|---|--|----------------------------------|-------------------------------|----------------------------------|-------------------------------|----------------------------------|------------------------------|----------------------------------|-------------------------------|----------------------------------|------------------------------|----------------------------------|-------------------------------|----------------------------------|------------------------------|---------------------------------|--|----------------------------------|----------------------------------|------------------------------------|----------------------------------|--------|
| Brett Butler, L <small>OBP: 0.377, SLG: 0.355</small> (1, 8) | | | | | | | | | | 3 | 0 | 1 | 0 | 1 | 0 | 0 | Atlanta Braves @ Los Angeles Dodgers Dodger Stadium, Los Angeles, CA <small>Mon Jun 08 1992, 3:33 AM PDT</small> <small>Att: 29,799 - Sunny - 70 F</small> | | | | | |
| Mike Sharperson, R <small>OBP: 0.445, SLG: 0.439</small> (1, 4) | | | | | | | | | | 3 | 0 | 1 | 0 | 0 | 0 | 1 | | | | | | |
| Lenny Harris, L <small>OBP: 0.351, SLG: 0.323</small> (7, PH) | | | | | | | | | | 1 | 0 | 0 | 0 | 0 | 3 | | | | | | | |
| Kal Daniels, L <small>OBP: 0.300, SLG: 0.315</small> (1, 7) | | | | | | | | | | 4 | 0 | 0 | 0 | 0 | 0 | 1 | | | | | | |
| Eric Karros, R <small>OBP: 0.293, SLG: 0.480</small> (1, 3) | | | | | | | | | | 4 | 0 | 1 | 0 | 0 | 0 | 1 | | | | | | |
| Todd Benzinger, S <small>OBP: 0.270, SLG: 0.359</small> (1, 9) | | | | | | | | | | 4 | 0 | 1 | 0 | 0 | 0 | 1 | | | | | | |
| Dave Anderson, R <small>OBP: 0.302, SLG: 0.500</small> (1, 5) | | | | | | | | | | 3 | 0 | 1 | 0 | 0 | 1 | 2 | | | | | | |
| Tom Goodwin, L <small>OBP: 0.500, SLG: 0.500</small> (9, PH) | | | | | | | | | | 1 | 0 | 0 | 0 | 0 | 0 | 0 | | | | | | |
| Carlos Hernandez, R <small>OBP: 0.302, SLG: 0.320</small> (1, 2) | | | | | | | | | | 3 | 1 | 2 | 0 | 0 | 1 | 1 | | | | | | |
| Dave Hansen, L <small>OBP: 0.339, SLG: 0.398</small> (9, PH) | | | | | | | | | | 1 | 1 | 1 | 1 | 0 | 0 | 0 | | | | | | |
| Jose Offerman, S <small>OBP: 0.315, SLG: 0.323</small> (1, 6) | | | | | | | | | | 4 | 0 | 0 | 0 | 0 | 2 | 3 | | | | | | |
| Ramon Martinez, R <small>OBP: 0.160, SLG: 0.160</small> (5, PH) | | | | | | | | | | 1 | 0 | 0 | 0 | 0 | 0 | 0 | | | | | | |
| Starlin Lewis, S <small>OBP: 0.245, SLG: 0.227</small> (6, 1) | | | | | | | | | | 1 | 0 | 0 | 0 | 0 | 0 | 1 | | | | | | |
| Tim Crews, R (6, 1) | | | | | | | | | | 0 | 0 | 0 | 0 | 0 | 0 | 0 | | | | | | |
| Mitch Webster, S <small>OBP: 0.312, SLG: 0.477</small> (7, PH) | | | | | | | | | | 0 | 0 | 0 | 0 | 1 | 0 | 0 | | | | | | |
| Jay Howell, R (8, 1) | | | | | | | | | | 0 | 0 | 0 | 0 | 0 | 0 | 0 | | | | | | |
| Mike Scioscia, L <small>OBP: 0.206, SLG: 0.275</small> (9, PH) | | | | | | | | | | 1 | 0 | 0 | 0 | 0 | 1 | 0 | | | | | | |
| Inning Stats | R: 0 E: 0 K: 0 S: 9 | H: 2 LOB: 1 BB: 0 P: 13 | R: 0 E: 0 K: 2 S: 12 | H: 1 LOB: 0 BB: 0 P: 17 | R: 0 E: 0 K: 0 S: 11 | H: 0 LOB: 0 BB: 0 P: 18 | R: 0 E: 0 K: 0 S: 9 | H: 1 LOB: 1 BB: 0 P: 13 | R: 1 E: 1 K: 0 S: 11 | H: 1 LOB: 1 BB: 0 P: 18 | R: 0 E: 0 K: 1 S: 8 | H: 1 LOB: 1 BB: 0 P: 12 | R: 0 E: 0 K: 1 S: 13 | H: 1 LOB: 2 BB: 2 P: 27 | R: 0 E: 0 K: 0 S: 5 | H: 0 LOB: 0 BB: 0 P: 5 | R: 1 E: 0 K: 1 S: 14 | H: 1 LOB: 0 BB: 0 P: 16 | 1B: 6 2B: 1 3B: 0 HR: 1 | SF: 0 SAC: 0 DP: 1 HBP: 0 | WP: 1 PB: 0 SB: 0 CS: 1 | PA: 36 |
| PITCHER | IP WLS BF H R ER SO BB IBB HBP BLK WP HR S P ERA WHIP | | | | | | | | | | | | | | | | | | | | | |
| Charlie Leibrandt, L ERA: 3.92 | (1, 1) 5.0 W 20 5 1 0 2 0 0 0 0 0 0 0 52 79 0.00 1.000 | | | | | | | | | | | | | | | | | | | | | |
| Kent Mercker, L ERA: 2.9 | (6, 1) 1.1 8 2 0 0 2 2 0 0 0 0 0 0 18 33 0.00 3.000 | | | | | | | | | | | | | | | | | | | | | |
| Juan Berenguer, R ERA: 2.43 | (7, 1) 2.2 S 8 1 1 1 1 0 0 0 0 0 0 1 22 27 3.38 0.375 | | | | | | | | | | | | | | | | | | | | | |

| | |
|-----|----|
| AB | 34 |
| R | 2 |
| H | 8 |
| RBI | 1 |
| BB | 2 |
| SO | 5 |
| LOB | 14 |



| Batter | 1 | 2 | 3 | 4 | 5 | 6 | 7 | 8 | 9 | AB | R | H | RBI | BB | SO | LOB | TOP | | | | | | | | | | |
|--|--------------------------------------|--|--------------------------------------|---|--------------------------------------|---|--------------------------------------|---|---------------------------------------|--|--------------------------------------|--|--------------------------------------|--|--------------------------------------|--|---------------------------------------|--|----------------------------------|------------------------------------|----------------------------------|--------|--|--|--|--|--|
| Deion Sanders, L (1, 8) OBP: 0.373, SLG: 0.519 | 2-1 G3-1 2B 1B | | 1-0 G5-3 | | 2-0 P6 | | | 1-2 G1-3 | | 4 | 1 | 1 | 0 | 0 | 0 | 1 | | | | | | | | | | | |
| Terry Pendleton, S (1, 5) OBP: 0.337, SLG: 0.515 | 0-0 G3-1 PB 2B | | 1-2 G1-3 | | | 1-2 L4-6 WP 1B | | 0-0 G4-3 | | 4 | 1 | 2 | 0 | 0 | 0 | 0 | | | | | | | | | | | |
| Ron Gant, R (1, 7) OBP: 0.384, SLG: 0.495 | 0-1 G3-1 | | 0-1 G1-3 | | | 2-1 L4-6 | | | 1-2 P2 | 4 | 0 | 0 | 1 | 0 | 0 | 2 | | | | | | | | | | | |
| David Justice, L (1, 9) OBP: 0.326, SLG: 0.376 | 1-0 G3 | | | 2-0 F9 | | 1-2 F8 | | | 3-1 G4-3 2B | 4 | 0 | 1 | 0 | 0 | 0 | 0 | | | | | | | | | | | |
| Sid Bream, L (1, 3) OBP: 0.331, SLG: 0.366 | 4-0 BB | | | 2-0 G4-3 | | | 3-1 P5 | | 1-1 G4-3 | 3 | 0 | 0 | 0 | 1 | 0 | 1 | | | | | | | | | | | |
| Damon Berryhill, S (1, 2) OBP: 0.223, SLG: 0.376 | 2-3 K | | | 0-0 F8 | | | 0-1 F8 | | 1-2 P5 | 4 | 0 | 0 | 0 | 0 | 1 | 2 | | | | | | | | | | | |
| Mark Lemke, S (1, 4) OBP: 0.269, SLG: 0.283 | | | | | 2-1 FC6-4 1B | | | | | 2 | 0 | 1 | 0 | 1 | 0 | 0 | | | | | | | | | | | |
| Rafael Belliard, R (1, 6) OBP: 0.266, SLG: 0.237 | | | | | 0-2 FC6-4 | | | | | 3 | 0 | 0 | 0 | 0 | 1 | 2 | | | | | | | | | | | |
| Mike Bielecki, R (1, 1) OBP: 0.125, SLG: 0.125 | | | | | 1-3 K | | | | | 2 | 0 | 0 | 0 | 0 | 1 | 1 | | | | | | | | | | | |
| Otis Nixon, S (8, PH) OBP: 0.411, SLG: 0.400 | | | | | | | | | | 1 | 0 | 0 | 0 | 0 | 0 | 0 | | | | | | | | | | | |
| Mike Stanton, L (8, 1) OBP: 0.500, SLG: 0.500 | | | | | | | | | | 0 | 0 | 0 | 0 | 0 | 0 | 0 | | | | | | | | | | | |
| Inning Stats | R: 2 H: 2 E: 0 K: 1 S: 9 | H: 2 R: 1 LOB: 1 BB: 1 P: 18 | R: 0 H: 0 E: 0 K: 1 S: 5 | H: 0 R: 0 LOB: 0 BB: 0 P: 5 | R: 0 H: 0 E: 0 K: 0 S: 6 | H: 0 R: 0 LOB: 0 BB: 0 P: 8 | R: 0 H: 0 E: 0 K: 0 S: 3 | H: 0 R: 0 LOB: 0 BB: 0 P: 7 | R: 0 H: 1 E: 0 K: 1 S: 10 | H: 1 R: 0 LOB: 0 BB: 0 P: 15 | R: 0 H: 1 E: 0 K: 0 S: 8 | H: 1 R: 0 LOB: 1 BB: 0 P: 12 | R: 0 H: 0 E: 0 K: 0 S: 6 | H: 0 R: 0 LOB: 1 BB: 1 P: 13 | R: 0 H: 0 E: 0 K: 0 S: 8 | H: 0 R: 0 LOB: 0 BB: 0 P: 11 | R: 0 H: 1 E: 0 K: 0 S: 11 | H: 1 R: 0 LOB: 1 BB: 0 P: 17 | 1B: 3 2B: 3 3B: 0 HR: 0 | SF: 0 SAC: 0 DP: 1 HBP: 0 | WP: 1 PB: 1 SB: 1 CS: 0 | PA: 33 | | | | | |
| PITCHER | IP | WLS | BF | H | R | ER | SO | BB | IBB | HBP | BLK | WP | HR | S | P | ERA | WHIP | | | | | | | | | | |
| Orel Hershiser, R (1, 1) ERA: 3.58 | 8.1 | W | 30 | 4 | 2 | 2 | 3 | 2 | 0 | 0 | 0 | 1 | 0 | 58 | 93 | 2.16 | 0.720 | | | | | | | | | | |
| John Candelaria, L (9, 1) ERA: 0.77 | 0.0 | | 1 | 1 | 0 | 0 | 0 | 0 | 0 | 0 | 0 | 0 | 0 | 2 | 5 | ∞ | ∞ | | | | | | | | | | |
| Roger McDowell, R (9, 1) ERA: 2.54 | 0.2 | S | 2 | 0 | 0 | 0 | 0 | 0 | 0 | 0 | 0 | 0 | 0 | 6 | 8 | 0.00 | 0.000 | | | | | | | | | | |

Atlanta Braves @ Los Angeles Dodgers
Dodger Stadium, Los Angeles, CA
Tue Jun 09 1992, 7:05 PM PDT
Att: 33,387 - Sunny - 70 F

| | |
|-----|----|
| AB | 31 |
| R | 2 |
| H | 5 |
| RBI | 1 |
| BB | 2 |
| SO | 3 |
| LOB | 9 |



| Batter | 1 | 2 | 3 | 4 | 5 | 6 | 7 | 8 | 9 | AB | R | H | RBI | BB | SO | LOB | BOTTOM | | | | | | | | | | |
|---|---------------------------------------|--|---------------------------------------|--|--------------------------------------|--|--------------------------------------|--|--------------------------------------|--|--------------------------------------|---|---------------------------------------|--|---------------------------------------|--|----------------------------------|------------------------------------|----------------------------------|--------|--|--|--|--|--|--|--|
| Brett Butler, L (1, 8) OBP: 0.383, SLG: 0.360 | 1-2 FC1-6 WP 1B | 1-2 S 1B | | | 1-2 G4-3 | | | 4-2 P1-4 BB | | 3 | 1 | 2 | 1 | 1 | 0 | 0 | | | | | | | | | | | |
| Lenny Harris, L (1, 4) OBP: 0.348, SLG: 0.320 | 1-0 FC1-6 1B | 2-3 F7 | | | 2-2 G4-3 | | | 0-1 P1-4 | | 4 | 0 | 1 | 0 | 0 | 0 | 3 | | | | | | | | | | | |
| Kal Daniels, L (1, 7) OBP: 0.308, SLG: 0.355 | 2-3 K | | | | 2-1 F8 | | | 1-2 G4-6-3 1B | | 4 | 1 | 2 | 1 | 0 | 1 | 2 | | | | | | | | | | | |
| Tom Goodwin, L (9, 7) OBP: 0.500, SLG: 0.500 | | | | | | | | 1-2 HR | | 0 | 0 | 0 | 0 | 0 | 0 | 0 | | | | | | | | | | | |
| Eric Karros, R (1, 3) OBP: 0.285, SLG: 0.465 | 0-1 FC1-6 WP | | | | 1-3 K | | | 1-1 P3 | | 4 | 0 | 0 | 0 | 0 | 1 | 3 | | | | | | | | | | | |
| Mitch Webster, S (1, 9) OBP: 0.313, SLG: 0.463 | 1-0 P6 | | | | 2-1 F8 | | | | 4-1 BB | 2 | 0 | 0 | 0 | 1 | 0 | 1 | | | | | | | | | | | |
| Mike Scioscia, L (1, 2) OBP: 0.288, SLG: 0.277 | | | | | | | | | 1-1 G4-3 | 3 | 1 | 1 | 0 | 0 | 0 | 1 | | | | | | | | | | | |
| Dave Hansen, L (1, 5) OBP: 0.330, SLG: 0.385 | | | | | | | | | | 3 | 0 | 0 | 0 | 0 | 2 | 1 | | | | | | | | | | | |
| Dave Anderson, R (9, 5) OBP: 0.302, SLG: 0.500 | | | | | | | | | | 0 | 0 | 0 | 0 | 0 | 0 | 0 | | | | | | | | | | | |
| Jose Offerman, S (1, 6) OBP: 0.310, SLG: 0.318 | | | | | | | | | | 3 | 0 | 0 | 0 | 0 | 0 | 1 | | | | | | | | | | | |
| Orel Hershiser, R (1, 1) OBP: 0.192, SLG: 0.320 | | | | | | | | | | 2 | 0 | 0 | 0 | 0 | 0 | 0 | | | | | | | | | | | |
| John Candelaria, L (9, 1) ERA: 0.77 | | | | | | | | | | 0 | 0 | 0 | 0 | 0 | 0 | 0 | | | | | | | | | | | |
| Roger McDowell, R (9, 1) ERA: 2.54 | | | | | | | | | | 0 | 0 | 0 | 0 | 0 | 0 | 0 | | | | | | | | | | | |
| Inning Stats | R: 1 H: 2 E: 0 K: 1 S: 11 | H: 2 R: 1 LOB: 2 BB: 0 P: 16 | R: 1 H: 2 E: 1 K: 1 S: 15 | H: 2 R: 1 LOB: 0 BB: 0 P: 23 | R: 0 H: 0 E: 0 K: 1 S: 7 | H: 0 R: 0 LOB: 0 BB: 0 P: 12 | R: 0 H: 0 E: 0 K: 0 S: 8 | H: 0 R: 0 LOB: 0 BB: 0 P: 15 | R: 0 H: 1 E: 0 K: 0 S: 9 | H: 1 R: 0 LOB: 1 BB: 1 P: 12 | R: 0 H: 0 E: 0 K: 1 S: 6 | H: 0 R: 0 LOB: 0 BB: 0 P: 9 | R: 1 H: 1 E: 0 K: 0 S: 11 | H: 1 R: 0 LOB: 0 BB: 1 P: 17 | R: 1 H: 1 E: 0 K: 0 S: 11 | H: 1 R: 0 LOB: 0 BB: 0 P: 17 | 1B: 5 2B: 1 3B: 0 HR: 1 | SF: 0 SAC: 1 DP: 2 HBP: 0 | WP: 1 PB: 0 SB: 1 CS: 0 | PA: 31 | | | | | | | |
| PITCHER | IP | WLS | BF | H | R | ER | SO | BB | IBB | HBP | BLK | WP | HR | S | P | ERA | WHIP | | | | | | | | | | |
| Mike Bielecki, R (1, 1) ERA: 2.72 | 7.0 | L | 27 | 5 | 2 | 1 | 4 | 1 | 0 | 0 | 0 | 0 | 1 | 11 | 17 | 9.00 | 2.000 | | | | | | | | | | |
| Mike Stanton, L (8, 1) ERA: 6.64 | 1.0 | L | 4 | 1 | 1 | 1 | 0 | 1 | 0 | 0 | 0 | 0 | 1 | 11 | 17 | 9.00 | 2.000 | | | | | | | | | | |

Atlanta Braves @ Los Angeles Dodgers
Dodger Stadium, Los Angeles, CA
Tue Jun 09 1992, 7:05 PM PDT
Att: 33,387 - Sunny - 70 F

| | |
|-----|----|
| AB | 28 |
| R | 3 |
| H | 6 |
| RBI | 2 |
| BB | 2 |
| SO | 4 |
| LOB | 12 |



| Batter | 1 | 2 | 3 | 4 | 5 | 6 | 7 | 8 | 9 | AB | R | H | RBI | BB | SO | LOB | TOP | |
|---|---|---|---|--|---|---|---|---|--|-----------------------------|---|---|-----|----|----|-----|--|---|
| Otis Nixon, S <small>OBP: 0.406, SLG: 0.390</small> | | | | | | | | | | 3 | 1 | 0 | 0 | 1 | 1 | 2 | Atlanta Braves @ Los Angeles Dodgers Dodger Stadium, Los Angeles, CA <small>Wed Jun 10 1992, 3:33 AM PDT Att: 28,241 - Overcast - 74 F</small> | |
| Terry Pendleton, S <small>OBP: 0.336, SLG: 0.510</small> | | | | | | | | | | 4 | 0 | 1 | 0 | 0 | 0 | | | |
| Ron Gant, R <small>OBP: 0.382, SLG: 0.489</small> | | | | | | | | | | 3 | 0 | 0 | 0 | 1 | 1 | | | |
| David Justice, L <small>OBP: 0.324, SLG: 0.375</small> | | | | | | | | | | 3 | 1 | 1 | 1 | 0 | 1 | | | |
| Sid Bream, L <small>OBP: 0.335, SLG: 0.373</small> | | | | | | | | | | 3 | 0 | 1 | 1 | 1 | 1 | 0 | | |
| Jeff Blausler, R <small>OBP: 0.276, SLG: 0.371</small> Mark Lemke, S <small>OBP: 0.273, SLG: 0.287</small> | | | | | | | | | | 3 | 0 | 0 | 0 | 0 | 1 | 3 | | |
| Greg Olson, R <small>OBP: 0.316, SLG: 0.305</small> | | | | | | | | | | | 4 | 0 | 0 | 0 | 0 | 2 | | 1 |
| Rafael Belliard, R <small>OBP: 0.268, SLG: 0.238</small> | | | | | | | | | | 4 | 0 | 1 | 0 | 0 | 1 | 1 | | |
| Steve Avery, L <small>OBP: 0.161, SLG: 0.233</small> Mike Stanton, L <small>OBP: 0.500, SLG: 0.500</small> | | | | | | | | | | 2 | 0 | 1 | 0 | 0 | 1 | 0 | | |
| Inning Stats <small>R: 0 H: 0 E: 0 LOB: 0 K: 0 BB: 0 S: 8</small> | <small>R: 0 H: 0 E: 0 LOB: 0 K: 1 BB: 0 P: 11</small> | <small>R: 0 H: 1 E: 0 LOB: 1 K: 1 BB: 0 P: 11</small> | <small>R: 1 H: 2 E: 0 LOB: 1 K: 1 BB: 0 P: 20</small> | <small>R: 0 H: 0 E: 0 LOB: 0 K: 1 BB: 0 S: 8</small> | <small>R: 1 H: 1 E: 0 LOB: 2 K: 2 BB: 2 P: 19</small> | <small>R: 0 H: 1 E: 0 LOB: 1 K: 0 BB: 0 P: 14</small> | <small>R: 0 H: 0 E: 0 LOB: 0 K: 2 BB: 1 P: 11</small> | <small>R: 0 H: 1 E: 0 LOB: 1 K: 2 BB: 0 P: 13</small> | <small>1B: 5 SF: 1 2B: 1 SAC: 1 3B: 0 DP: 1 HR: 0 HBP: 0</small> | <small>WP: 0 PA: 35</small> | | | | | | | | |
| PITCHER Kevin Gross, R <small>ERA: 3.03</small> Jim Gott, R <small>ERA: 1.44</small> | <small>IP: 7.0 WLS: L BF: 28 H: 5 R: 2 ER: 2 SO: 7 BB: 1 IBB: 1 HBP: 0 BLK: 0 WP: 0 HR: 0 S: 62 P: 95 ERA: 2.57 WHIP: 0.857</small> | | | | | | | | | | | | | | | | | |

| Batter | 1 | 2 | 3 | 4 | 5 | 6 | 7 | 8 | 9 | AB | R | H | RBI | BB | SO | LOB | BOTTOM | |
|---|--|---|--|--|---|---|---|---|--|-----------------------------|---|---|-----|----|----|-----|--------|--|
| Brett Butler, L <small>OBP: 0.379, SLG: 0.353</small> | | | | | | | | | | | 4 | 0 | 0 | 0 | 1 | 1 | 2 | Atlanta Braves @ Los Angeles Dodgers Dodger Stadium, Los Angeles, CA <small>Wed Jun 10 1992, 3:33 AM PDT Att: 28,241 - Overcast - 74 F</small> |
| Mike Sharperson, R <small>OBP: 0.443, SLG: 0.461</small> | | | | | | | | | | 4 | 1 | 1 | 1 | 0 | 0 | 2 | | |
| Mitch Webster, S <small>OBP: 0.321, SLG: 0.465</small> | | | | | | | | | | 4 | 0 | 2 | 0 | 0 | 0 | 0 | | |
| Eric Karros, R <small>OBP: 0.284, SLG: 0.459</small> Tom Goodwin, L <small>OBP: 0.500, SLG: 0.500</small> | | | | | | | | | | 4 | 0 | 1 | 0 | 0 | 1 | 3 | | |
| Todd Benzinger, S <small>OBP: 0.269, SLG: 0.356</small> | | | | | | | | | | 4 | 0 | 1 | 0 | 0 | 1 | 2 | | |
| Dave Anderson, R <small>OBP: 0.298, SLG: 0.472</small> | | | | | | | | | | 3 | 0 | 0 | 0 | 1 | 2 | 2 | | |
| Mike Scioscia, L <small>OBP: 0.273, SLG: 0.273</small> Lenny Harris, L <small>OBP: 0.348, SLG: 0.320</small> | | | | | | | | | | 2 | 0 | 0 | 0 | 2 | 1 | 3 | | |
| Jose Offerman, S <small>OBP: 0.309, SLG: 0.316</small> | | | | | | | | | | 4 | 0 | 1 | 0 | 0 | 0 | 2 | | |
| Kevin Gross, R <small>OBP: 0.182, SLG: 0.100</small> Stan Javier, S <small>OBP: 0.240, SLG: 0.222</small> Jim Gott, R <small>OBP: 0.305, SLG: 0.351</small> | | | | | | | | | | 2 | 0 | 0 | 0 | 0 | 1 | 0 | | |
| Inning Stats <small>R: 1 H: 1 E: 0 LOB: 0 K: 1 BB: 0 S: 11</small> | <small>R: 0 H: 1 E: 0 LOB: 1 K: 1 BB: 1 P: 22</small> | <small>R: 0 H: 1 E: 1 LOB: 2 K: 1 BB: 0 P: 18</small> | <small>R: 0 H: 0 E: 0 LOB: 0 K: 1 BB: 0 P: 9</small> | <small>R: 0 H: 0 E: 0 LOB: 0 K: 0 BB: 0 S: 4</small> | <small>R: 0 H: 1 E: 0 LOB: 1 K: 1 BB: 1 P: 14</small> | <small>R: 0 H: 0 E: 0 LOB: 0 K: 1 BB: 1 P: 18</small> | <small>R: 0 H: 1 E: 0 LOB: 2 K: 2 BB: 1 P: 11</small> | <small>R: 0 H: 1 E: 0 LOB: 2 K: 2 BB: 1 P: 22</small> | <small>1B: 5 SF: 0 2B: 2 SAC: 0 3B: 0 DP: 2 HR: 1 HBP: 0</small> | <small>WP: 0 PA: 37</small> | | | | | | | | |
| PITCHER Steve Avery, L <small>ERA: 2.93</small> Mike Stanton, L <small>ERA: 6.33</small> | <small>IP: 8.0 WLS: W BF: 32 H: 5 R: 1 ER: 1 SO: 6 BB: 3 IBB: 0 HBP: 0 BLK: 0 WP: 0 HR: 1 S: 79 P: 123 ERA: 1.12 WHIP: 1.000</small> | | | | | | | | | | | | | | | | | |

| Batter | 1 | 2 | 3 | 4 | 5 | 6 | 7 | 8 | 9 | AB | R | H | RBI | BB | SO | LOB | TOP | | | | | | | | | | | | | | | | | | | | |
|--|------------------------------|----------------------------------|-------------------------------|----------------------------------|-------------------------------|----------------------------------|-------------------------------|----------------------------------|-------------------------------|----------------------------------|-------------------------------|----------------------------------|------------------------------|----------------------------------|-------------------------------|----------------------------------|--|------------------------------------|--|--|----|-----|----|---|---|----|----|----|-----|-----|-----|----|----|---|---|-----|------|
| Brett Butler, L OBP: 0.380, SLG: 0.351 (1, 8) | G4-3 | | G5-3 | | | | G4-3 | | | | | | | | | | 4 1 1 0 1 0 0 | | | | | | | | | | | | | | | | | | | | |
| Mike Sharperson, R OBP: 0.441, SLG: 0.453 (1, 5) (8, 4) | | | L8 | | | | G6-3 | | | | | | | | | | 4 0 1 0 1 0 1 | | | | | | | | | | | | | | | | | | | | |
| Mitch Webster, S OBP: 0.337, SLG: 0.474 (1, 7) (7, 9) | P3 | | | | | | | | | | | | | | | | 5 1 3 1 0 0 3 | | | | | | | | | | | | | | | | | | | | |
| Eric Karros, R OBP: 0.283, SLG: 0.449 Stan Javier, S OBP: 0.240, SLG: 0.222 (1, 3) (7, 7) | PO | G4-3 | G4-3 | | | | L7 | | | | | | | | | | 3 0 0 0 1 0 2 0 0 0 0 0 0 0 | | | | | | | | | | | | | | | | | | | | |
| Todd Benzinger, S OBP: 0.268, SLG: 0.353 (1, 9) (7, 3) | | | | | | | | | | | | | | | | | 4 1 1 1 0 0 1 | | | | | | | | | | | | | | | | | | | | |
| Juan Samuel, R OBP: 0.395, SLG: 0.298 John Candelaria, L (1, 4) (8, 1) | | | | | | | | | | | | | | | | | 4 0 2 0 0 1 1 0 0 0 0 0 0 0 | | | | | | | | | | | | | | | | | | | | |
| Mike Scioscia, L OBP: 0.267, SLG: 0.265 (1, 2) | | | | | | | | | | | | | | | | | 4 0 0 0 0 0 3 | | | | | | | | | | | | | | | | | | | | |
| Jose Offerman, S OBP: 0.313, SLG: 0.316 (1, 6) | | | | | | | | | | | | | | | | | 3 0 1 0 1 0 0 | | | | | | | | | | | | | | | | | | | | |
| Bob Ojeda, L OBP: 0.136, SLG: 0.227 Steve Wilson, L (1, 1) (3, 1) Jim Gott, R (8, 1) Roger McDowell, R (8, 1) Lenny Harris, L OBP: 0.349, SLG: 0.320 Dave Anderson, R OBP: 0.250, SLG: 0.493 (8, 9) | | | | | | | | | | | | | | | | | 1 0 0 0 0 0 2 2 0 0 0 0 2 2 0 1 0 0 0 0 0 0 | | | | | | | | | | | | | | | | | | | | |
| Inning Stats | R: 0 E: 0 K: 0 S: 4 | H: 1 LOB: 0 BB: 0 P: 6 | R: 1 E: 1 K: 0 S: 16 | H: 3 LOB: 2 BB: 0 P: 24 | R: 0 E: 0 K: 0 S: 10 | H: 1 LOB: 1 BB: 0 P: 13 | R: 0 E: 0 K: 1 S: 11 | H: 1 LOB: 2 BB: 1 P: 19 | R: 2 E: 1 K: 0 S: 13 | H: 0 LOB: 0 BB: 0 P: 10 | R: 0 E: 0 K: 0 S: 8 | H: 1 LOB: 1 BB: 0 P: 13 | R: 0 E: 0 K: 1 S: 7 | H: 0 LOB: 0 BB: 0 P: 11 | R: 0 E: 0 K: 0 S: 14 | H: 1 LOB: 2 BB: 1 P: 25 | 1B: 9 2B: 0 3B: 0 HR: 0 | SF: 0 SAC: 0 DP: 0 HBP: 0 | WP: 0 PA: 40 PB: 0 SB: 4 CS: 0 | | | | | | | | | | | | | | | | | | |
| PITCHER | IP | WLS | BF | H | R | ER | SO | BB | IBB | HBP | BLK | WP | HR | S | P | ERA | WHIP | PITCHER | | | IP | WLS | BF | H | R | ER | SO | BB | IBB | HBP | BLK | WP | HR | S | P | ERA | WHIP |
| Chris Hammond, L ERA: 3.14 (1, 1) | 7.0 | | 31 | 8 | 3 | 2 | 2 | 2 | 1 | 0 | 0 | 0 | 0 | 68 | 111 | 2.57 | 1.429 | | | | | | | | | | | | | | | | | | | | |
| Scott Bankhead, R ERA: 2.35 (8, 1) | 1.0 | W | 3 | 0 | 0 | 0 | 1 | 0 | 0 | 0 | 0 | 0 | 0 | 7 | 11 | 0.00 | 0.000 | | | | | | | | | | | | | | | | | | | | |
| Norm Charlton, L ERA: 2.06 (9, 1) | 1.0 | S | 5 | 1 | 0 | 0 | 0 | 1 | 0 | 0 | 0 | 0 | 0 | 14 | 25 | 0.00 | 2.000 | | | | | | | | | | | | | | | | | | | | |
| Batter | 1 | 2 | 3 | 4 | 5 | 6 | 7 | 8 | 9 | AB | R | H | RBI | BB | SO | LOB | BOTTOM | | | | | | | | | | | | | | | | | | | | |
| Bip Roberts, S OBP: 0.372, SLG: 0.366 (1, 7) (8, 4) | G6-3 | | G5-3 | | | | G1-3 | | | | | | | | | | 4 0 0 0 0 1 0 | | | | | | | | | | | | | | | | | | | | |
| Hal Morris, L OBP: 0.376, SLG: 0.396 Scott Bankhead, R OBP: 0.333, SLG: 0.333 Norm Charlton, S (1, 3) (8, 1) (9, 1) | | | | | | | | | | | | | | | | | 4 0 1 0 0 1 0 0 0 0 0 0 0 0 0 0 0 0 0 0 0 | | | | | | | | | | | | | | | | | | | | |
| Barry Larkin, R OBP: 0.326, SLG: 0.354 (1, 6) | F9 | | F8 | | | | | | | | | | | | | | 2 1 0 0 2 0 1 | | | | | | | | | | | | | | | | | | | | |
| Chris Sabo, R OBP: 0.304, SLG: 0.397 (1, 5) | | | F8 | | | | | | | | | | | | | | 4 1 2 0 0 0 2 | | | | | | | | | | | | | | | | | | | | |
| Reggie Sanders, R OBP: 0.366, SLG: 0.469 (1, 8) (8, 7) (9, 8) | | | | | | | | | | | | | | | | | 4 0 1 0 0 1 3 | | | | | | | | | | | | | | | | | | | | |
| Bill Doran, S OBP: 0.344, SLG: 0.420 (1, 4) (8, 3) | | | | | | | | | | | | | | | | | 2 1 1 2 2 0 1 | | | | | | | | | | | | | | | | | | | | |
| Paul O'Neill, L OBP: 0.407, SLG: 0.464 (1, 9) | | | | | | | | | | | | | | | | | 2 0 0 0 2 1 2 | | | | | | | | | | | | | | | | | | | | |
| Joe Oliver, R OBP: 0.294, SLG: 0.329 (1, 2) | | | | | | | | | | | | | | | | | 4 1 1 2 0 1 6 | | | | | | | | | | | | | | | | | | | | |
| Chris Hammond, L OBP: 0.348, SLG: 0.263 Dave Martinez, L OBP: 0.333, SLG: 0.306 (1, 1) (7, PH) (8, 8) | | | | | | | | | | | | | | | | | 2 0 0 0 0 2 3 1 0 0 0 0 0 0 | | | | | | | | | | | | | | | | | | | | |
| Glenn Braggs, R OBP: 0.293, SLG: 0.250 (8, PH) (9, 7) | | | | | | | | | | | | | | | | | 1 0 0 0 0 1 2 | | | | | | | | | | | | | | | | | | | | |
| Inning Stats | R: 0 E: 0 K: 1 S: 8 | H: 0 LOB: 0 BB: 0 P: 15 | R: 0 E: 0 K: 3 S: 12 | H: 1 LOB: 3 BB: 2 P: 24 | R: 0 E: 0 K: 0 S: 11 | H: 1 LOB: 1 BB: 0 P: 19 | R: 2 E: 0 K: 2 S: 12 | H: 1 LOB: 0 BB: 1 P: 20 | R: 0 E: 0 K: 1 S: 7 | H: 0 LOB: 1 BB: 1 P: 15 | R: 0 E: 0 K: 0 S: 10 | H: 1 LOB: 1 BB: 0 P: 16 | R: 0 E: 0 K: 0 S: 8 | H: 0 LOB: 0 BB: 0 P: 9 | R: 2 E: 0 K: 1 S: 12 | H: 2 LOB: 2 BB: 2 P: 26 | 1B: 3 2B: 2 3B: 0 HR: 1 | SF: 0 SAC: 0 DP: 0 HBP: 0 | WP: 0 PA: 36 PB: 0 SB: 0 CS: 0 | | | | | | | | | | | | | | | | | | |
| PITCHER | IP | WLS | BF | H | R | ER | SO | BB | IBB | HBP | BLK | WP | HR | S | P | ERA | WHIP | PITCHER | | | IP | WLS | BF | H | R | ER | SO | BB | IBB | HBP | BLK | WP | HR | S | P | ERA | WHIP |
| Bob Ojeda, L ERA: 3.53 (1, 1) | 2.0 | | 16 | 3 | 2 | 2 | 3 | 2 | 0 | 0 | 0 | 0 | 1 | 38 | 67 | 4.91 | 1.364 | | | | | | | | | | | | | | | | | | | | |
| Steve Wilson, L ERA: 3.71 (3, 1) | 3.2 | | 16 | 3 | 2 | 2 | 3 | 2 | 0 | 0 | 0 | 0 | 1 | 38 | 67 | 4.91 | 1.364 | | | | | | | | | | | | | | | | | | | | |
| Jim Gott, R ERA: 1.65 (6, 1) | 1.1 | | 5 | 0 | 1 | 1 | 0 | 1 | 0 | 0 | 0 | 0 | 0 | 11 | 17 | 6.75 | 0.750 | | | | | | | | | | | | | | | | | | | | |
| Roger McDowell, R ERA: 2.79 John Candelaria, L ERA: 0.75 (8, 1) | 0.2 | L | 5 | 2 | 1 | 1 | 0 | 0 | 1 | 0 | 0 | 0 | 0 | 8 | 17 | 13.50 | 3.000 | | | | | | | | | | | | | | | | | | | | |
| John Candelaria, L ERA: 0.75 (8, 1) | 0.1 | | 1 | 0 | 0 | 0 | 1 | 0 | 0 | 0 | 0 | 0 | 0 | 3 | 4 | 0.00 | 0.000 | | | | | | | | | | | | | | | | | | | | |

Los Angeles Dodgers @ Cincinnati Reds
Riverfront Stadium, Cincinnati, OH

AB 35
R 3
H 9
RBI 2
BB 4
SO 3
LOB 15



WP: 0 PA: 40
PB: 0
SB: 4
CS: 0

Los Angeles Dodgers @ Cincinnati Reds
Riverfront Stadium, Cincinnati, OH

AB 30
R 4
H 6
RBI 4
BB 6
SO 8
LOB 20



WP: 0 PA: 36
PB: 0
SB: 0
CS: 0

Fri Jun 12, 1992, 7:05 PM EDT
Att: 44,703 - Sunny - 84 F

Fri Jun 12, 1992, 7:05 PM EDT
Att: 44,703 - Sunny - 84 F

livebaseballscorecards.com

livebaseballscorecards.com

| Batter | 1 | 2 | 3 | 4 | 5 | 6 | 7 | 8 | 9 | AB | R | H | RBI | BB | SO | LOB | TOP | | | | | | | | |
|--|-------------------------------|----------------------------------|------------------------------|----------------------------------|------------------------------|---------------------------------|------------------------------|----------------------------------|-------------------------------|----------------------------------|------------------------------|----------------------------------|------------------------------|----------------------------------|-------------------------------|----------------------------------|-------------------------------|----------------------------------|----------------------------------|------------------------------------|----------------------------------|--------|--|--|--|
| Brett Butler, L (1, 8) OBP: 0.378, SLG: 0.346 Jay Howell, R (8, 1) | 4-0 G3-1 G5-3 BB | | 1-3 K | | 0-1 G5-3 | | | 1-2 G4-3 | | 3 | 0 | 0 | 0 | 1 | 1 | 3 | | | | | | | | | |
| Lenny Harris, L (1, 5) OBP: 0.340, SLG: 0.313 Mike Sharperson, R (8, PH) OBP: 0.445, SLG: 0.453 | 3-2 G5-3 | | | 3-3 K | | 1-0 F8 | | 4-2 BB | | 3 | 0 | 0 | 0 | 0 | 1 | 1 | | | | | | | | | |
| Kal Daniels, L (1, 7) OBP: 0.303, SLG: 0.347 | 0-0 G3-1 | | | 2-1 G1-6-3 1B | | 0-0 G3-1 | | 1-2 G4-3 | | 4 | 0 | 1 | 0 | 0 | 0 | 2 | | | | | | | | | |
| Eric Karros, R (1, 3) OBP: 0.282, SLG: 0.464 | 2-2 G5-3 | | | 0-1 G1-6-3 1-2 | | 2-1 HR | | | 0-2 F9 | 4 | 1 | 1 | 1 | 0 | 0 | 2 | | | | | | | | | |
| Todd Benzinger, S (1, 9) OBP: 0.261, SLG: 0.343 | | 1-2 G4-3 | | | 1-3 K | | 1-3 K | | 1-3 K | 4 | 0 | 0 | 0 | 0 | 3 | 0 | | | | | | | | | |
| Juan Samuel, R (1, 4) OBP: 0.353, SLG: 0.295 | | 1-0 P6 | | | 0-0 BB BB 1B | | | 1-2 F8 | | 4 | 0 | 1 | 0 | 0 | 0 | 0 | | | | | | | | | |
| Mike Scioscia, L (1, 2) OBP: 0.268, SLG: 0.262 | | 2-1 F9 | | | 4-1 BB 1-2 BB | | | 2-2 G4-3 | | 2 | 0 | 0 | 0 | 1 | 0 | 0 | | | | | | | | | |
| Jose Offerman, S (1, 6) OBP: 0.313, SLG: 0.317 | | | 0-0 G5-3 | | 2-3 K | | 1-0 1B | | | 3 | 0 | 1 | 0 | 0 | 1 | 2 | | | | | | | | | |
| Tom Candiotti, R (1, 1) OBP: 0.080, SLG: 0.080 Dave Hansen, L (5, PH) OBP: 0.336, SLG: 0.385 Tim Crews, R (5, 1) Stan Javier, S (8, PH) OBP: 0.235, SLG: 0.217 | | | 0-2 G6-3 | | 4-2 BB | | | 1-1 G4-3 | | 1 | 0 | 0 | 0 | 0 | 0 | 0 | | | | | | | | | |
| Inning Stats | R: 0 E: 0 K: 0 S: 10 | H: 0 LOB: 1 BB: 1 P: 19 | R: 0 E: 0 K: 0 S: 6 | H: 0 LOB: 0 BB: 0 P: 10 | R: 0 E: 0 K: 1 S: 7 | H: 0 LOB: 0 BB: 0 P: 8 | R: 0 E: 0 K: 1 S: 7 | H: 1 LOB: 0 BB: 0 P: 12 | R: 0 E: 0 K: 2 S: 13 | H: 1 LOB: 3 BB: 2 P: 24 | R: 1 E: 0 K: 1 S: 8 | H: 1 LOB: 0 BB: 0 P: 12 | R: 0 E: 0 K: 0 S: 9 | H: 1 LOB: 1 BB: 0 P: 13 | R: 0 E: 0 K: 0 S: 12 | H: 0 LOB: 1 BB: 1 P: 19 | R: 0 E: 0 K: 1 S: 12 | H: 0 LOB: 0 BB: 0 P: 16 | 1B: 3 2B: 0 3B: 0 HR: 1 | SF: 0 SAC: 0 DP: 1 HBP: 0 | WP: 0 PB: 0 SB: 0 CS: 0 | PA: 33 | | | |
| PITCHER | IP | WLS | BF | H | R | ER | SO | BB | IBB | HBP | BLK | WP | HR | S | P | ERA | WHIP | | | | | | | | |
| Tim Belcher, R (1, 1) ERA: 3.04 | 7.0 | W | 26 | 4 | 1 | 1 | 5 | 3 | 0 | 0 | 0 | 0 | 1 | 60 | 98 | 1.29 | 1.000 | | | | | | | | |
| Scott Ruskin, L (8, 1) ERA: 7.39 | 1.0 | | 4 | 0 | 0 | 0 | 0 | 1 | 0 | 0 | 0 | 0 | 0 | 12 | 19 | 0.00 | 1.000 | | | | | | | | |
| Dwayne Henry, R (9, 1) ERA: 2.55 | 1.0 | | 3 | 0 | 0 | 0 | 1 | 0 | 0 | 0 | 0 | 0 | 0 | 12 | 16 | 0.00 | 0.000 | | | | | | | | |

Los Angeles Dodgers @ Cincinnati Reds
Riverfront Stadium, Cincinnati, OH
Sat Jun 13 1992, 7:05 PM EDT
Att: 41,461 - Cloudy - 75 F

AB 29
R 1
H 4
RBI 1
BB 4
SO 6
LOB 10



| Batter | 1 | 2 | 3 | 4 | 5 | 6 | 7 | 8 | 9 | AB | R | H | RBI | BB | SO | LOB | BOTTOM | | | | | | | | |
|---|-------------------------------|----------------------------------|-------------------------------|----------------------------------|------------------------------|----------------------------------|------------------------------|----------------------------------|------------------------------|----------------------------------|-------------------------------|----------------------------------|-------------------------------|----------------------------------|-------------------------------|----------------------------------|-----------------------------------|------------------------------------|----------------------------------|--------|--|--|--|--|--|
| Bip Roberts, S (1, 4) OBP: 0.372, SLG: 0.372 | 2-1 E 2B 1B | | | 3-2 CS 1-2 | 2-0 G4-3 | 0-0 3B 2B | 1-0 L4 | | | 5 | 2 | 2 | 1 | 0 | 0 | 3 | | | | | | | | | |
| Dave Martinez, L (1, 8) OBP: 0.329, SLG: 0.317 | 2-0 E6 2B 1-3 | 0-2 F7 | | | 0-2 L4 | 1-1 2B 3B | | 0-2 F8 | | 5 | 2 | 1 | 2 | 0 | 0 | 2 | | | | | | | | | |
| Barry Larkin, R (1, 6) OBP: 0.330, SLG: 0.354 Freddie Benavides, R (7, 6) OBP: 0.284, SLG: 0.333 | 2-2 CS 2B 2H 3H | 1-1 G2-3 | | | 2-1 P4 | 1-2 1B | | 2-2 G5-3 | | 4 | 0 | 2 | 3 | 0 | 0 | 1 | | | | | | | | | |
| Paul O'Neill, L (1, 9) OBP: 0.407, SLG: 0.460 | 1-0 G3 2-3 | | 2-3 K | | | 0-0 G3 1B | | 4-2 FC6-4 BB | | 4 | 1 | 1 | 0 | 1 | 1 | 2 | | | | | | | | | |
| Reggie Sanders, R (1, 7) OBP: 0.367, SLG: 0.474 | 0-1 PB E 2B | | 0-0 G5-3 | | 1-3 K | 1-2 F8 1B 1B | | 0-0 FC6-4 | | 5 | 2 | 2 | 0 | 0 | 1 | 2 | | | | | | | | | |
| Hal Morris, L (1, 3) OBP: 0.388, SLG: 0.398 | 4-2 PB E BB | | 3-3 K | | 4-0 FC6-4 1B 1B | 0-0 1B | 1-2 1B | | | 2 | 2 | 1 | 0 | 2 | 1 | 0 | | | | | | | | | |
| Chris Sabo, R (1, 5) OBP: 0.302, SLG: 0.394 | 3-2 E4 1H 2H | | | 0-0 F9 | 1-2 FC6-4 1B | 1-0 F8 | | | | 4 | 0 | 1 | 0 | 0 | 0 | 2 | | | | | | | | | |
| Joe Oliver, R (1, 2) OBP: 0.293, SLG: 0.327 | 1-0 F9 | | | 2-1 CS 1B | 1-2 FC6-4 1B 2B | 3-2 P6 | | | | 4 | 1 | 1 | 1 | 0 | 0 | 5 | | | | | | | | | |
| Tim Belcher, R (1, 1) OBP: 0.129, SLG: 0.226 Scott Bradley, L (7, PH) OBP: 0.500, SLG: 0.333 Scott Ruskin, R (8, 1) Dwayne Henry, R (9, 1) | | 2-2 1B | | 0-3 K | | 0-1 2B 3B 1B | | 2-2 1B | | 3 | 1 | 2 | 1 | 0 | 1 | 1 | | | | | | | | | |
| Inning Stats | R: 4 E: 2 K: 0 S: 15 | H: 3 LOB: 1 BB: 1 P: 30 | R: 0 E: 0 K: 0 S: 10 | H: 1 LOB: 1 BB: 0 P: 16 | R: 0 E: 0 K: 2 S: 7 | H: 0 LOB: 0 BB: 0 P: 12 | R: 0 E: 0 K: 1 S: 8 | H: 1 LOB: 0 BB: 0 P: 13 | R: 0 E: 0 K: 0 S: 7 | H: 0 LOB: 0 BB: 0 P: 11 | R: 6 E: 0 K: 1 S: 22 | H: 6 LOB: 1 BB: 1 P: 32 | R: 1 E: 0 K: 0 S: 12 | H: 3 LOB: 2 BB: 0 P: 20 | R: 0 E: 0 K: 0 S: 10 | H: 0 LOB: 1 BB: 1 P: 16 | 1B: 10 2B: 3 3B: 1 HR: 0 | SF: 0 SAC: 0 DP: 0 HBP: 0 | WP: 1 PB: 1 SB: 0 CS: 2 | PA: 42 | | | | | |
| PITCHER | IP | WLS | BF | H | R | ER | SO | BB | IBB | HBP | BLK | WP | HR | S | P | ERA | WHIP | | | | | | | | |
| Tom Candiotti, R (1, 1) ERA: 2.95 | 4.0 | L | 18 | 5 | 4 | 1 | 3 | 1 | 0 | 0 | 0 | 1 | 0 | 40 | 71 | 2.25 | 1.500 | | | | | | | | |
| Tim Crews, R (5, 1) ERA: 6.98 | 3.0 | | 19 | 9 | 7 | 7 | 1 | 0 | 1 | 0 | 0 | 1 | 0 | 41 | 63 | 21.00 | 3.000 | | | | | | | | |
| Jay Howell, R (8, 1) ERA: | 1.0 | | 4 | 0 | 0 | 0 | 0 | 1 | 0 | 0 | 0 | 0 | 0 | 10 | 16 | 0.00 | 1.000 | | | | | | | | |

Los Angeles Dodgers @ Cincinnati Reds
Riverfront Stadium, Cincinnati, OH
Sat Jun 13 1992, 7:05 PM EDT
Att: 41,461 - Cloudy - 75 F


AB 38
R 11
H 14
RBI 9
BB 3
SO 4
LOB 18




| Batter | 1 | 2 | 3 | 4 | 5 | 6 | 7 | 8 | 9 | AB | R | H | RBI | BB | SO | LOB | TOP | | | | | | | | |
|---|-------------------------------|----------------------------------|------------------------------|---------------------------------|------------------------------|----------------------------------|------------------------------|---------------------------------|------------------------------|---------------------------------|-------------------------------|----------------------------------|------------------------------|---------------------------------|------------------------------|----------------------------------|---|----------------------------------|----------------------------------|------------------------------------|----------------------------------|--------|--|--|--|
| Brett Butler, L OBP: 0.372, SLG: 0.339 (1, 8) | L7 | | K | | | G3 | | L8 | | 4 | 0 | 0 | 0 | 0 | 1 | 5 | Los Angeles Dodgers @ Cincinnati Reds Riverfront Stadium, Cincinnati, OH Sun Jun 14 1992, 7:05 PM EDT Att: 33,617 - Cloudy - 75 F | | | | | | | | |
| Mike Sharperson, R OBP: 0.432, SLG: 0.436 (1, 5) | F8 | | G6-3 | | | L5 | | F9 | | 4 | 0 | 0 | 0 | 0 | 0 | 5 | | | | | | | | | |
| Kal Daniels, L OBP: 0.292, SLG: 0.333 (1, 7) | K | | | K | | K | | | K | 4 | 0 | 0 | 0 | 0 | 4 | 1 | | | | | | | | | |
| Eric Karros, R OBP: 0.281, SLG: 0.465 (1, 3) | | P4 | | G6-3 | | | P9 | | 1B 1B 2B | 4 | 1 | 1 | 0 | 0 | 0 | 0 | | | | | | | | | |
| Todd Benzinger, S OBP: 0.261, SLG: 0.340 (1, 9) | F8 | | | G3 | | | G4-3 | | 1B 1B 1B | 4 | 0 | 1 | 0 | 0 | 0 | 0 | | | | | | | | | |
| Juan Samuel, R OBP: 0.361, SLG: 0.308 (1, 4) | | | | | | | G4-3 | | 1B 1B 1B | 4 | 0 | 2 | 1 | 0 | 1 | 0 | | | | | | | | | |
| Carlos Hernandez, R OBP: 0.351, SLG: 0.321 (9, PH) | | | | | | | | F9 | | 3 | 0 | 1 | 0 | 0 | 0 | 1 | | | | | | | | | |
| Mike Scioscia, L OBP: 0.266, SLG: 0.260 (9, PH) | | | | | | | | | | 1 | 0 | 0 | 0 | 0 | 1 | 2 | | | | | | | | | |
| Jose Offerman, S OBP: 0.318, SLG: 0.322 (9, PH) | | | | | | | | | | 3 | 0 | 2 | 0 | 0 | 0 | 0 | | | | | | | | | |
| Lenny Harris, L OBP: 0.345, SLG: 0.318 (9, PH) | | | | | | | | | | 1 | 0 | 1 | 0 | 0 | 0 | 0 | | | | | | | | | |
| Ramon Martinez, R OBP: 0.160, SLG: 0.160 (9, PH) | | | | | | | | | | 0 | 0 | 0 | 0 | 0 | 0 | 0 | | | | | | | | | |
| Stan Javier, S OBP: 0.250, SLG: 0.250 (9, PH) | | | | | | | | | | 1 | 0 | 1 | 0 | 0 | 0 | 0 | | | | | | | | | |
| Steve Wilson, L OBP: 0.250, SLG: 0.250 (9, PH) | | | | | | | | | | 0 | 0 | 0 | 0 | 0 | 0 | 0 | | | | | | | | | |
| Mitch Webster, S OBP: 0.481, SLG: 0.481 (9, PH) | | | | | | | | | | 1 | 0 | 1 | 0 | 0 | 0 | 0 | | | | | | | | | |
| Jim Gott, R OBP: 0.333, SLG: 0.333 (9, PH) | | | | | | | | | | 0 | 0 | 0 | 0 | 0 | 0 | 1 | | | | | | | | | |
| Dave Hansen, L OBP: 0.333, SLG: 0.333 (9, PH) | | | | | | | | | | 1 | 0 | 0 | 0 | 0 | 0 | 1 | | | | | | | | | |
| Inning Stats | R: 0 E: 0 K: 1 S: 13 | H: 0 LOB: 0 BB: 0 P: 18 | R: 0 E: 0 K: 1 S: 7 | H: 0 LOB: 0 BB: 0 P: 8 | R: 0 E: 0 K: 1 S: 9 | H: 2 LOB: 2 BB: 0 P: 14 | R: 0 E: 0 K: 1 S: 7 | H: 0 LOB: 0 BB: 0 P: 9 | R: 0 E: 0 K: 1 S: 5 | H: 1 LOB: 0 BB: 0 P: 7 | R: 0 E: 0 K: 1 S: 11 | H: 1 LOB: 1 BB: 0 P: 19 | R: 0 E: 0 K: 0 S: 4 | H: 0 LOB: 0 BB: 0 P: 4 | R: 0 E: 0 K: 0 S: 8 | H: 2 LOB: 2 BB: 0 P: 14 | R: 1 E: 0 K: 3 S: 22 | H: 4 LOB: 3 BB: 0 P: 30 | 1B: 8 2B: 2 3B: 0 HR: 0 | SF: 0 SAC: 1 DP: 0 HBP: 0 | WP: 0 PB: 0 SB: 0 CS: 1 | PA: 36 | | | |
| PITCHER | IP | WLS | BF | H | R | ER | SO | BB | IBB | HBP | BLK | WP | HR | S | P | ERA | WHIP | | | | | | | | |
| Greg Swindell, L ERA: 2.98 (1, 1) | 8.1 | W | 33 | 9 | 1 | 1 | 7 | 0 | 0 | 0 | 0 | 0 | 0 | 76 | 110 | 1.08 | 1.080 | | | | | | | | |
| Rob Dibble, R ERA: 4.44 (9, 1) | 0.2 | S | 3 | 1 | 0 | 0 | 2 | 0 | 0 | 0 | 0 | 0 | 0 | 10 | 13 | 0.00 | 1.500 | | | | | | | | |

| Batter | 1 | 2 | 3 | 4 | 5 | 6 | 7 | 8 | 9 | AB | R | H | RBI | BB | SO | LOB | BOTTOM | | | | | | | | |
|---|-------------------------------|----------------------------------|------------------------------|---------------------------------|------------------------------|----------------------------------|------------------------------|----------------------------------|------------------------------|----------------------------------|------------------------------|----------------------------------|------------------------------|----------------------------------|-------------------------------|----------------------------------|---|------------------------------------|----------------------------------|--------|--|--|--|--|--|
| Bip Roberts, S OBP: 0.367, SLG: 0.365 (1, 7) | K | | | G3 | | F7 | | | | 4 | 0 | 0 | 0 | 0 | 2 | 2 | Los Angeles Dodgers @ Cincinnati Reds Riverfront Stadium, Cincinnati, OH Sun Jun 14 1992, 7:05 PM EDT Att: 33,617 - Cloudy - 75 F | | | | | | | | |
| Dave Martinez, L OBP: 0.340, SLG: 0.343 (1, 8) | E | | G3-1 | | WP 1B 2B | | FC4-6 1B | | | 4 | 2 | 3 | 0 | 0 | 0 | 1 | | | | | | | | | |
| Barry Larkin, R OBP: 0.328, SLG: 0.361 (1, 6) | E6 1B BB | | G6-3 | | WP 1B 2B | | FC4-6 1B WP | | | 4 | 2 | 1 | 1 | 0 | 0 | 1 | | | | | | | | | |
| Paul O'Neill, L OBP: 0.410, SLG: 0.457 (7, PH) | 1B BB | | | | | F8 | | | | 1 | 0 | 0 | 0 | 1 | 0 | 1 | | | | | | | | | |
| Glenn Braggs, R OBP: 0.300, SLG: 0.250 (8, 9) | 1B BB | | | | | F8 | | G6-4-3 BB | | 0 | 0 | 0 | 0 | 1 | 0 | 0 | | | | | | | | | |
| Bill Doran, S OBP: 0.342, SLG: 0.416 (1, 4) | F8 | | | | | P5 | | G6-4-3 | | 4 | 0 | 1 | 0 | 0 | 0 | 4 | | | | | | | | | |
| Hal Morris, L OBP: 0.384, SLG: 0.393 (1, 3) | | | G4-6-3 | | | G6-3 | | G3-1 | | 4 | 0 | 1 | 1 | 0 | 0 | 3 | | | | | | | | | |
| Chris Sabo, R OBP: 0.301, SLG: 0.409 (1, 5) | K | | | | | | | G3-1 | | 4 | 1 | 1 | 1 | 0 | 1 | 2 | | | | | | | | | |
| Joe Oliver, R OBP: 0.298, SLG: 0.331 (1, 2) | | E7 SH5-4 | | | | | | G1-3 | | 4 | 0 | 2 | 0 | 0 | 1 | 0 | | | | | | | | | |
| Greg Swindell, L OBP: 0.194, SLG: 0.235 (9, 1) | | SH5-4 | | | | | | F9 | | 2 | 0 | 0 | 0 | 0 | 0 | 1 | | | | | | | | | |
| Rob Dibble, L OBP: 1.000, SLG: 1.000 (9, 1) | | | | | | | | | | 0 | 0 | 0 | 0 | 0 | 0 | 0 | | | | | | | | | |
| Inning Stats | R: 2 E: 1 K: 2 S: 16 | H: 2 LOB: 2 BB: 1 P: 29 | R: 0 E: 1 K: 1 S: 6 | H: 0 LOB: 1 BB: 0 P: 9 | R: 0 E: 0 K: 0 S: 8 | H: 1 LOB: 1 BB: 0 P: 11 | R: 1 E: 0 K: 1 S: 8 | H: 1 LOB: 0 BB: 0 P: 10 | R: 1 E: 0 K: 0 S: 8 | H: 2 LOB: 1 BB: 0 P: 17 | R: 0 E: 0 K: 0 S: 8 | H: 1 LOB: 1 BB: 0 P: 11 | R: 1 E: 0 K: 0 S: 6 | H: 1 LOB: 0 BB: 1 P: 14 | R: 0 E: 0 K: 0 S: 10 | H: 1 LOB: 1 BB: 0 P: 13 | 1B: 6 2B: 2 3B: 0 HR: 1 | SF: 0 SAC: 2 DP: 2 HBP: 1 | WP: 4 PB: 0 SB: 0 CS: 0 | PA: 36 | | | | | |
| PITCHER | IP | WLS | BF | H | R | ER | SO | BB | IBB | HBP | BLK | WP | HR | S | P | ERA | WHIP | | | | | | | | |
| Ramon Martinez, R ERA: 3.81 (1, 1) | 5.0 | L | 24 | 6 | 4 | 2 | 4 | 1 | 0 | 1 | 0 | 0 | 0 | 14 | 25 | 4.50 | 1.500 | | | | | | | | |
| Steve Wilson, L ERA: 3.77 (6, 1) | 2.0 | | 8 | 2 | 1 | 1 | 0 | 1 | 0 | 0 | 0 | 0 | 0 | 10 | 13 | 0.00 | 1.000 | | | | | | | | |
| Jim Gott, R ERA: 1.6 (8, 1) | 1.0 | | 4 | 1 | 0 | 0 | 0 | 0 | 0 | 0 | 0 | 0 | 0 | 10 | 13 | 0.00 | 1.000 | | | | | | | | |



| Batter | 1 | 2 | 3 | 4 | 5 | 6 | 7 | 8 | 9 | AB | R | H | RBI | BB | SO | LOB | TOP | | | | | |
|--|---|----------------------------------|------------------------------|----------------------------------|-------------------------------|----------------------------------|------------------------------|----------------------------------|------------------------------|----------------------------------|-------------------------------|----------------------------------|------------------------------|---------------------------------|------------------------------|----------------------------------|--|----------------------------------|----------------------------------|------------------------------------|----------------------------------|--------|
| Brett Butler, L OBP: 0.367, SLG: 0.335 (1, 8) | G4-3 | | F8 | | FC6-4 | | | SH2-3 | | 3 | 0 | 0 | 0 | 0 | 0 | 2 | Los Angeles Dodgers @ Atlanta Braves Atlanta-Fulton County Stadium, Atlanta, GA Mon Jun 15 1992, 7:05 PM EDT Att: 43,239 - Cloudy - 80 F | | | | | |
| Mike Sharperson, R OBP: 0.416, SLG: 0.421 (1, 5) | F7 | | F9 | | | G3-1 | | K | | 4 | 0 | 0 | 0 | 0 | 1 | 2 | | | | | | |
| Juan Samuel, R OBP: 0.355, SLG: 0.304 (1, 4) | BB 1B | | G3 | | | G5-3 | | G5-3 | | 4 | 0 | 1 | 0 | 0 | 0 | 2 | | | | | | |
| Eric Karros, R OBP: 0.287, SLG: 0.463 (1, 3) | BB | | | G6-3 | | 1B | | | F8 | 3 | 0 | 1 | 0 | 1 | 0 | 0 | | | | | | |
| Mitch Webster, S OBP: 0.330, SLG: 0.457 (1, 9) | K | | | G5-3 | | K | | | G6-3 | 4 | 0 | 0 | 0 | 0 | 2 | 3 | | | | | | |
| Stan Javier, S OBP: 0.232, SLG: 0.235 (1, 7) | | F9 | | P4 | | | G4-3 | | G4-3 | 4 | 0 | 0 | 0 | 0 | 0 | 0 | | | | | | |
| Mike Scioscia, L OBP: 0.262, SLG: 0.255 (1, 2) | | F8 | | | F8 | | L4 | | | 3 | 0 | 0 | 0 | 0 | 0 | 0 | | | | | | |
| Jose Offerman, S OBP: 0.314, SLG: 0.317 (1, 6) | | F8 | | | G6-3 | | L7 | | | 3 | 0 | 0 | 0 | 0 | 0 | 0 | | | | | | |
| Orel Hershiser, R OBP: 0.250, SLG: 0.370 Todd Benzinger, S (8, PH) OBP: 0.266, SLG: 0.351 John Candelaria, L (8, 1) | | | | 1B | | FC6-4 1B | | SH2-3 2B | | 2 | 0 | 2 | 0 | 0 | 0 | 0 |  | | | | | |
| Inning Stats | R: 0 E: 0 K: 1 S: 12 | H: 1 LOB: 2 BB: 1 P: 20 | R: 0 E: 0 K: 0 S: 7 | H: 0 LOB: 0 BB: 0 P: 11 | R: 0 E: 0 K: 0 S: 12 | H: 1 LOB: 1 BB: 0 P: 16 | R: 0 E: 0 K: 0 S: 7 | H: 0 LOB: 0 BB: 0 P: 10 | R: 0 E: 0 K: 1 S: 9 | H: 1 LOB: 1 BB: 0 P: 12 | R: 0 E: 0 K: 0 S: 10 | H: 1 LOB: 1 BB: 0 P: 13 | R: 0 E: 0 K: 0 S: 5 | H: 0 LOB: 0 BB: 0 P: 7 | R: 0 E: 0 K: 1 S: 9 | H: 1 LOB: 1 BB: 0 P: 14 | R: 0 E: 0 K: 0 S: 8 | H: 0 LOB: 0 BB: 0 P: 11 | 1B: 4 2B: 1 3B: 0 HR: 0 | SF: 0 SAC: 1 DP: 0 HBP: 0 | WP: 0 PB: 0 SB: 0 CS: 0 | PA: 33 |
| PITCHER Steve Avery, L ERA: 2.65 (1, 1) | IP: 9.0 WLS: W BF: 33 H: 5 R: 0 ER: 0 SO: 3 BB: 1 IBB: 0 HBP: 0 BLK: 0 WP: 0 HR: 0 S: 79 P: 114 ERA: 0.00 WHIP: 0.667 | | | | | | | | | | | | | | | PITCHER | | | | | | |

| Batter | 1 | 2 | 3 | 4 | 5 | 6 | 7 | 8 | 9 | AB | R | H | RBI | BB | SO | LOB | BOTTOM | | | |
|---|--|----------------------------------|------------------------------|----------------------------------|-------------------------------|----------------------------------|------------------------------|----------------------------------|------------------------------|----------------------------------|------------------------------|---------------------------------|------------------------------|----------------------------------|------------------------------|---------------------------------|--|------------------------------------|----------------------------------|--------|
| Deion Sanders, L OBP: 0.388, SLG: 0.558 (1, 8) | G5-3 1B | | G4-3 HBP BB | K | | | | HR | | 3 | 1 | 2 | 1 | 1 | 1 | 1 | Los Angeles Dodgers @ Atlanta Braves Atlanta-Fulton County Stadium, Atlanta, GA Mon Jun 15 1992, 7:05 PM EDT Att: 43,239 - Cloudy - 80 F | | | |
| Terry Pendleton, S OBP: 0.333, SLG: 0.500 (1, 5) | F7 | | K | | G3-1 | | P3 | | | 4 | 0 | 0 | 0 | 0 | 1 | 3 | | | | |
| Ron Gant, R OBP: 0.380, SLG: 0.496 (1, 7) | G5-3 | | G4-3 HBP | | G5-3 | | L4 | | | 3 | 0 | 0 | 0 | 0 | 0 | 1 | | | | |
| David Justice, L OBP: 0.337, SLG: 0.376 (1, 9) | BB | | G4-3 | | FC4-6 1B | | F8 | | | 3 | 0 | 1 | 1 | 1 | 0 | 2 | | | | |
| Sid Bream, L OBP: 0.341, SLG: 0.364 (1, 3) | L7 | | IBB | | FC4-6 | | L8 | | | 3 | 0 | 0 | 0 | 1 | 0 | 3 | | | | |
| Jeff Blauser, R OBP: 0.271, SLG: 0.382 Rafael Belliard, R OBP: 0.269, SLG: 0.240 (7, 6) | | G6-3 | F8 | | | P2 | | G6-3 | | 3 | 0 | 0 | 0 | 0 | 0 | 3 | | | | |
| Greg Olson, R OBP: 0.310, SLG: 0.295 (1, 2) | | K | | FC4 BB | | G6-3 | | | | 2 | 0 | 0 | 0 | 1 | 1 | 0 | | | | |
| Mark Lemke, S OBP: 0.286, SLG: 0.309 (1, 4) | G4-3 | | FC4 SH3-4 | | | G6-3 | | | | 3 | 0 | 0 | 0 | 0 | 0 | 1 | | | | |
| Steve Avery, L OBP: 0.182, SLG: 0.250 (1, 1) | | | HBP BB G4-3 1B | | SH3-4 | | G3-1 | | | 2 | 1 | 1 | 0 | 0 | 0 | 0 |  | | | |
| Inning Stats | R: 0 E: 0 K: 0 S: 6 | H: 1 LOB: 2 BB: 1 P: 14 | R: 0 E: 0 K: 1 S: 8 | H: 0 LOB: 0 BB: 0 P: 12 | R: 1 E: 0 K: 1 S: 15 | H: 1 LOB: 3 BB: 2 P: 29 | R: 0 E: 0 K: 1 S: 8 | H: 0 LOB: 1 BB: 1 P: 13 | R: 0 E: 0 K: 0 S: 5 | H: 1 LOB: 1 BB: 0 P: 10 | R: 0 E: 0 K: 0 S: 5 | H: 0 LOB: 0 BB: 0 P: 6 | R: 1 E: 0 K: 0 S: 9 | H: 1 LOB: 0 BB: 0 P: 11 | R: 0 E: 0 K: 0 S: 6 | H: 0 LOB: 0 BB: 0 P: 9 | 1B: 3 2B: 0 3B: 0 HR: 1 | SF: 0 SAC: 1 DP: 0 HBP: 1 | WP: 0 PB: 0 SB: 0 CS: 0 | PA: 33 |
| PITCHER Orel Hershiser, R ERA: 3.5 John Candelaria, L ERA: 0.69 (8, 1) | IP: 7.0 WLS: L BF: 30 H: 4 R: 2 ER: 2 SO: 3 BB: 3 IBB: 1 HBP: 1 BLK: 0 WP: 0 HR: 1 S: 56 P: 95 ERA: 2.57 WHIP: 1.000 | | | | | | | | | | | | | | | PITCHER | | | | |

| Batter | 1 | 2 | 3 | 4 | 5 | 6 | 7 | 8 | 9 | AB | R | H | RBI | BB | SO | LOB | TOP | | | | | |
|---|---|----------------------------------|------------------------------|----------------------------------|------------------------------|----------------------------------|------------------------------|----------------------------------|-------------------------------|----------------------------------|------------------------------|----------------------------------|------------------------------|----------------------------------|------------------------------|----------------------------------|---|-------------------------------|----------------------------------|----------------------------------|------------------------------------|----------------------------------|
| Brett Butler, L OBP: 0.370, SLG: 0.339 (1, 8) | 4-1 2B G6-3 BB | 0-1 G4-3 | | | 2-2 FC6-4 1-2f | | | 1-2 F8 | | 3 | 1 | 0 | 0 | 1 | 0 | 2 | Los Angeles Dodgers @ Atlanta Braves Atlanta-Fulton County Stadium, Atlanta, GA Wed Jun 17 1992, 7:05 PM EDT Att: 40,957 - Sunny - 82 F | | | | | |
| Mike Sharperson, R OBP: 0.423, SLG: 0.450 (1, 5) | 1-2 G6-3 SF9 2B | | 1-2 F8 | | 0-0 P4 | | | 3-2 G1-3 | | 4 | 1 | 1 | 0 | 0 | 0 | 1 | | | | | | |
| Juan Samuel, R OBP: 0.329, SLG: 0.289 (1, 4) | 2-2 G6-3 2-3 3-H | | 0-0 G5-3 | | | 1-2 L1 | | 0-2 FC4-6 1B | | 4 | 0 | 1 | 1 | 0 | 0 | 1 | | | | | | |
| Eric Karros, R OBP: 0.277, SLG: 0.465 (1, 3) | 0-1 SF9 | | 1-3 K | | | 0-0 P3 | | 0-3 K | | 3 | 0 | 0 | 1 | 0 | 2 | 1 | | | | | | |
| Todd Benzinger, S OBP: 0.275, SLG: 0.359 Dave Anderson, R (9, PR) OBP: 0.283, SLG: 0.446 (1, 9) | 1-2 G6-3 | | 2-1 CS 1B | | | 3-2 G5-3 | | 2-2 FC4-6 1-2f | | 4 | 0 | 1 | 0 | 0 | 0 | 1 | | | | | | |
| Mitch Webster, S OBP: 0.330, SLG: 0.442 (1, 7) | | 4-1 1B BB | | 0-0 P3 | | | | 2-0 F8 | | 3 | 1 | 0 | 0 | 1 | 0 | 2 | | | | | | |
| Carlos Hernandez, R OBP: 0.350, SLG: 0.321 (1, 2) | | 0-1 CS 1B | | 3-2 G4-3 1-2 | | | | 1-0 L4 | | 3 | 0 | 1 | 0 | 0 | 0 | 1 | | | | | | |
| Jose Offerman, S OBP: 0.314, SLG: 0.314 (1, 6) | | 0-2 SH2-3 CS 1B | | | 2-0 P3 | | | 2-2 P3 | | 3 | 0 | 1 | 1 | 0 | 0 | 0 | | | | | | |
| Bob Ojeda, L OBP: 0.174, SLG: 0.227 Tom Candiotti, R OBP: 0.080, SLG: 0.080 Jim Gott, R Stan Javier, S OBP: 0.224, SLG: 0.226 Jay Howell, R (8, 1) | | 1-2 SH2-3 | | 4-2 FC6-4 BB | | | | 1-1 P2 | | 0 | 0 | 0 | 0 | 1 | 0 | 0 | | | | | | |
| Inning Stats | R: 2 E: 0 K: 0 S: 13 | H: 1 LOB: 0 BB: 1 P: 21 | R: 1 E: 0 K: 0 S: 9 | H: 2 LOB: 1 BB: 1 P: 14 | R: 0 E: 0 K: 1 S: 8 | H: 0 LOB: 0 BB: 0 P: 10 | R: 0 E: 0 K: 0 S: 7 | H: 1 LOB: 0 BB: 0 P: 12 | R: 0 E: 0 K: 0 S: 10 | H: 0 LOB: 0 BB: 0 P: 18 | R: 0 E: 0 K: 0 S: 7 | H: 0 LOB: 0 BB: 0 P: 11 | R: 0 E: 0 K: 0 S: 5 | H: 0 LOB: 0 BB: 0 P: 10 | R: 0 E: 0 K: 0 S: 8 | H: 0 LOB: 0 BB: 0 P: 13 | | R: 0 E: 0 K: 1 S: 10 | H: 1 LOB: 1 BB: 0 P: 13 | 1B: 4 2B: 1 3B: 0 HR: 0 | SF: 1 SAC: 1 DP: 0 HBP: 0 | WP: 0 PB: 0 SB: 0 CS: 3 |
| PITCHER Tom Glavine, L ERA: 2.91 (1, 1) | IP: 9.0 WLS: W BF: 33 H: 5 R: 3 ER: 3 SO: 2 BB: 3 IBB: 0 HBP: 0 BLK: 0 WP: 0 HR: 0 S: 77 P: 122 ERA: 3.00 WHIP: 0.889 | | | | | | | | | | | | | | | PITCHER | | | | | | |

| Batter | 1 | 2 | 3 | 4 | 5 | 6 | 7 | 8 | 9 | AB | R | H | RBI | BB | SO | LOB | BOTTOM | | | |
|--|--|---------------------------------|------------------------------|----------------------------------|------------------------------|---------------------------------|------------------------------|----------------------------------|-------------------------------|----------------------------------|------------------------------|----------------------------------|------------------------------|----------------------------------|------------------------------|----------------------------------|---|----------------------------------|------------------------------------|----------------------------------|
| Otis Nixon, S OBP: 0.418, SLG: 0.391 (1, 8) (4, 9) | 0-3 K | | 2-2 L9 | | 4-2 1B BB | 4-0 FC5-4 BB | | | | 2 | 1 | 0 | 0 | 2 | 1 | 0 | Los Angeles Dodgers @ Atlanta Braves Atlanta-Fulton County Stadium, Atlanta, GA Wed Jun 17 1992, 7:05 PM EDT Att: 40,957 - Sunny - 82 F | | | |
| Jeff Blauser, R OBP: 0.270, SLG: 0.378 Rafael Belliard, R OBP: 0.267, SLG: 0.239 (1, 6) (7, 6) | 1-3 K | | 1-0 F9 | | 3-2 1B 1B | 1-0 FC5-4 1-2f | | | | 4 | 1 | 1 | 1 | 0 | 1 | 1 | | | | |
| Terry Pendleton, S OBP: 0.337, SLG: 0.504 (1, 5) | 0-1 G6-3 | | 0-0 G6-3 | | 2-2 1B 1B | 1-3 K | | | | 4 | 0 | 1 | 1 | 0 | 1 | 0 | | | | |
| David Justice, L OBP: 0.336, SLG: 0.390 Ron Gant, R OBP: 0.376, SLG: 0.500 (1, 9) (4, 8) (8, 7) | | 3-1 F8 | | 2-1 P2 | 3-1 1B 1B | 2-2 G5-3 | | | | 1 | 0 | 0 | 0 | 0 | 0 | 0 | | | | |
| Lonnie Smith, R OBP: 0.260, SLG: 0.209 Deion Sanders, L OBP: 0.393, SLG: 0.556 (1, 7) (8, 8) | | 0-0 F9 1B | | 0-0 1B | 0-3 K | 1-0 G5-3 | | | | 4 | 0 | 2 | 0 | 0 | 1 | 2 | | | | |
| Greg Olson, R OBP: 0.315, SLG: 0.301 (1, 2) | | 2-2 1B | | 2-1 F8 | 3-1 1B | 0-0 F8 | | | | 4 | 0 | 2 | 0 | 0 | 0 | 1 | | | | |
| Brian Hunter, R OBP: 0.256, SLG: 0.433 (1, 3) | | 0-0 F9 | | 0-0 F7 HR | 2-2 F7 | 2-2 F7 | | | | 4 | 1 | 1 | 1 | 0 | 0 | 5 | | | | |
| Mark Lemke, S OBP: 0.279, SLG: 0.296 (1, 4) | | 2-1 F9 | | 1-0 G6-3 | 2-1 G4-3 | 2-0 F8 | | | | 4 | 0 | 0 | 0 | 0 | 0 | 2 | | | | |
| Tom Glavine, L OBP: 0.325, SLG: 0.316 (1, 1) | | | 0-1 G6-3 | | 2-2 E4 1B | 1-0 G5-3 | | | | 3 | 1 | 0 | 0 | 0 | 0 | 0 | | | | |
| Inning Stats | R: 0 E: 0 K: 2 S: 8 | H: 0 LOB: 0 BB: 0 P: 9 | R: 0 E: 0 K: 0 S: 9 | H: 2 LOB: 2 BB: 0 P: 16 | R: 0 E: 0 K: 0 S: 6 | H: 0 LOB: 0 BB: 0 P: 9 | R: 0 E: 0 K: 0 S: 6 | H: 1 LOB: 1 BB: 0 P: 10 | R: 4 E: 1 K: 1 S: 27 | H: 5 LOB: 3 BB: 1 P: 49 | R: 0 E: 0 K: 0 S: 4 | H: 0 LOB: 1 BB: 1 P: 12 | R: 0 E: 0 K: 1 S: 7 | H: 0 LOB: 0 BB: 0 P: 11 | R: 0 E: 0 K: 0 S: 6 | H: 0 LOB: 0 BB: 0 P: 10 | | 1B: 7 2B: 0 3B: 0 HR: 1 | SF: 0 SAC: 0 DP: 0 HBP: 0 | WP: 0 PB: 0 SB: 0 CS: 0 |
| PITCHER Bob Ojeda, L ERA: 3.71 Tom Candiotti, R ERA: 2.93 Jim Gott, R ERA: 1.5 Jay Howell, R ERA: 1.0 (1, 1) (5, 1) (6, 1) (8, 1) | IP: 4.1 WLS: L BF: 21 H: 6 R: 4 ER: 3 SO: 2 BB: 1 IBB: 0 HBP: 0 BLK: 0 WP: 0 HR: 1 S: 44 P: 74 ERA: 6.23 WHIP: 1.615 | | | | | | | | | | | | | | | PITCHER | | | | |

| | |
|-----|----|
| AB | 28 |
| R | 3 |
| H | 5 |
| RBI | 3 |
| BB | 3 |
| SO | 2 |
| LOB | 9 |





| | |
|-----|----|
| AB | 33 |
| R | 4 |
| H | 8 |
| RBI | 4 |
| BB | 2 |
| SO | 4 |
| LOB | 11 |

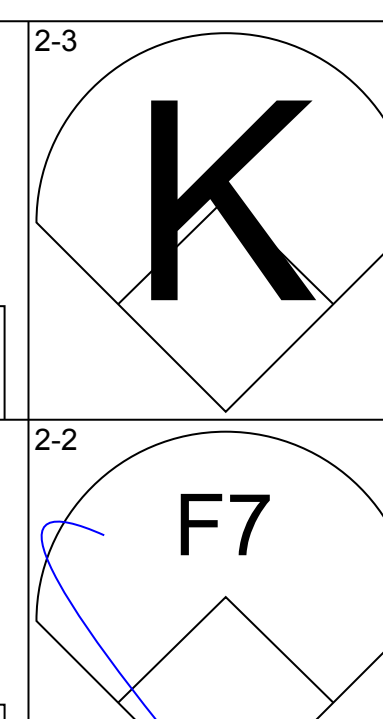
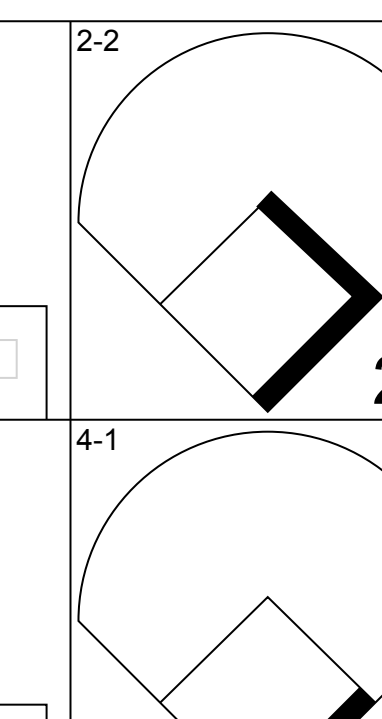
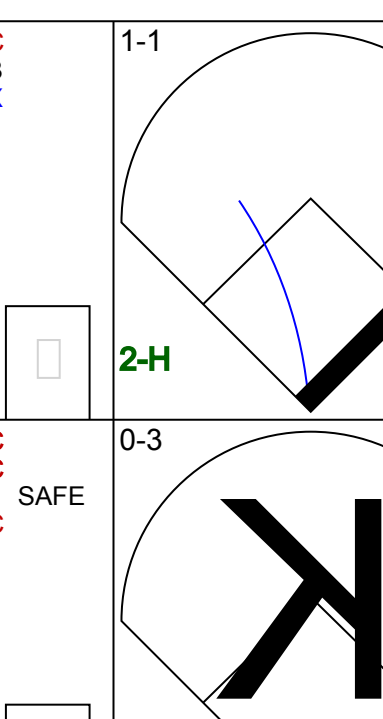
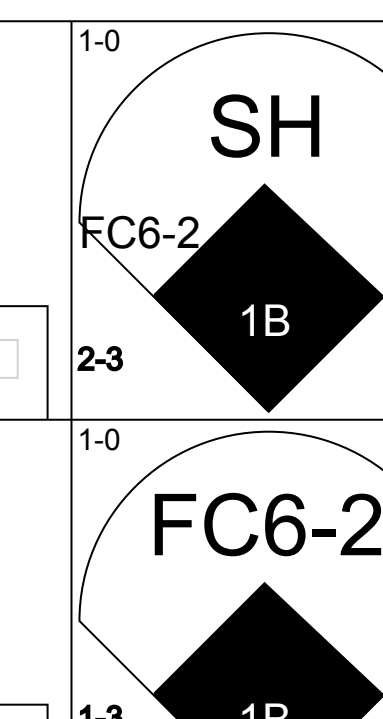
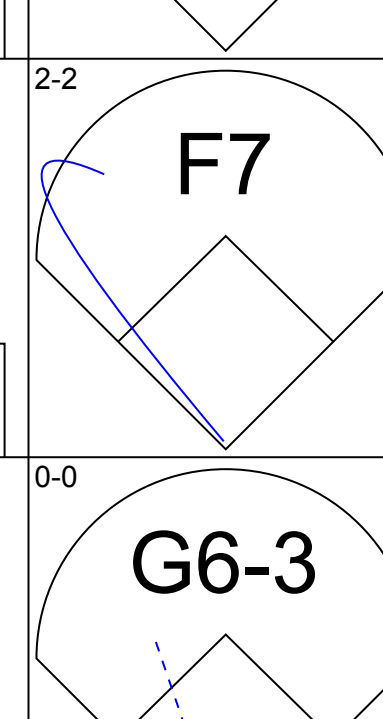
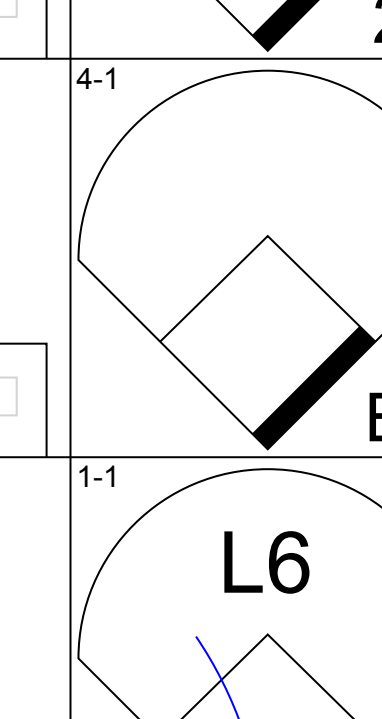
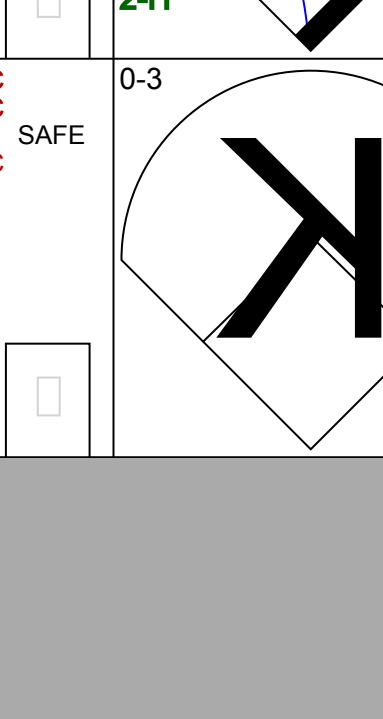
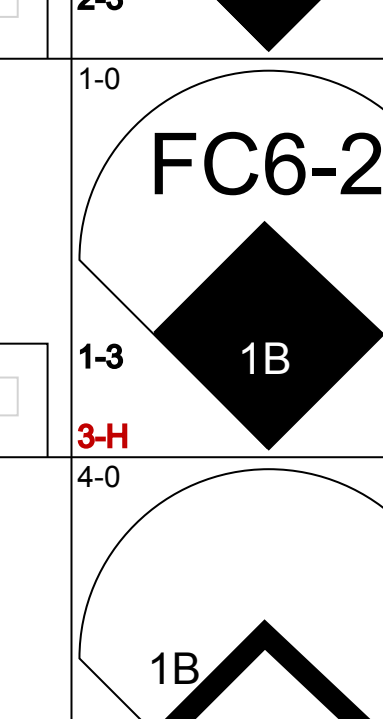
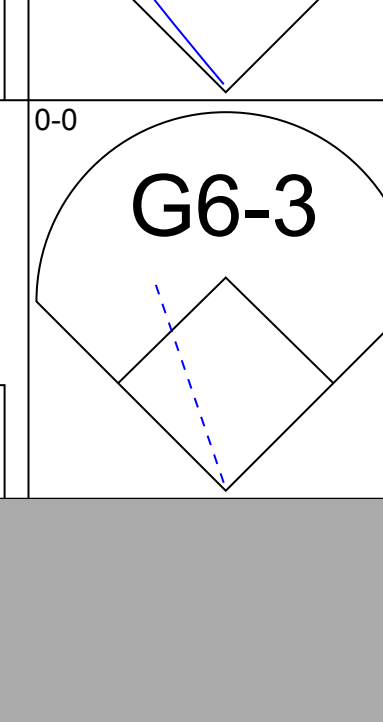
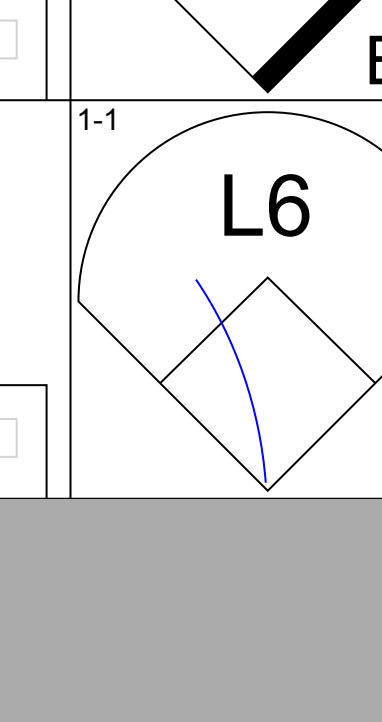

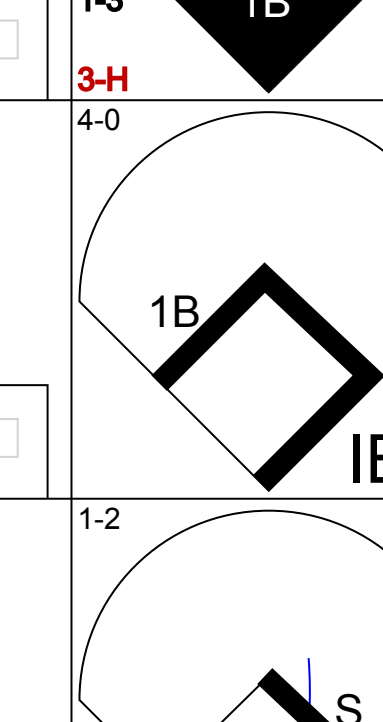
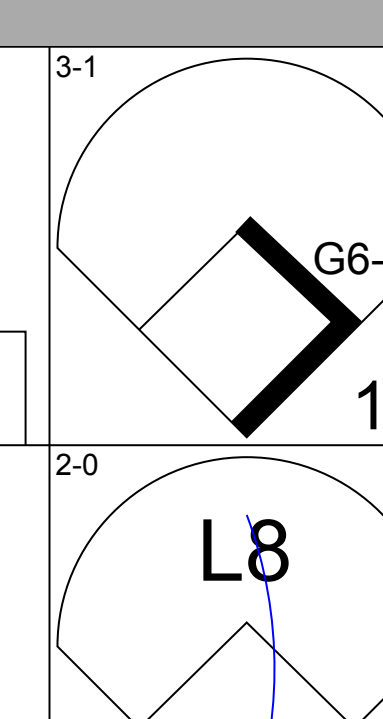
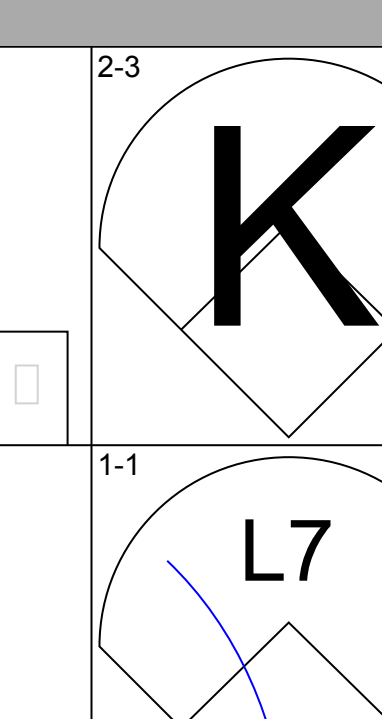
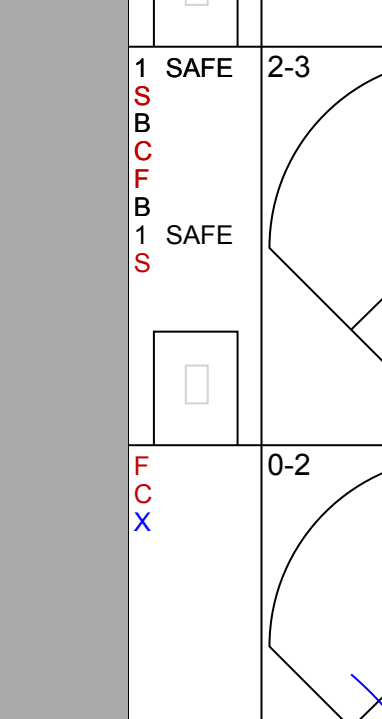
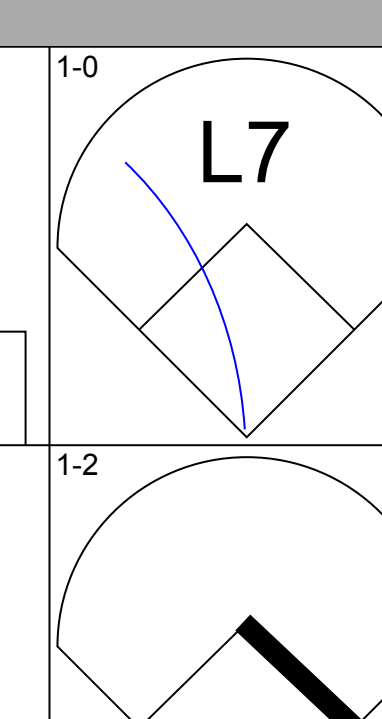
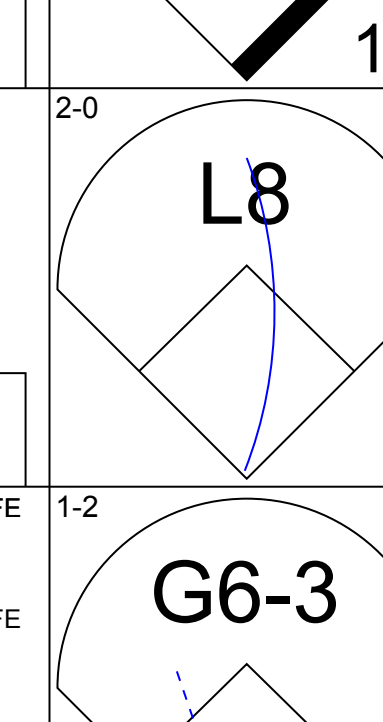
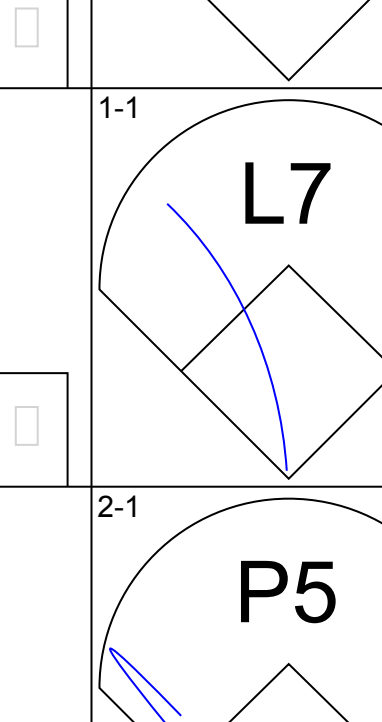
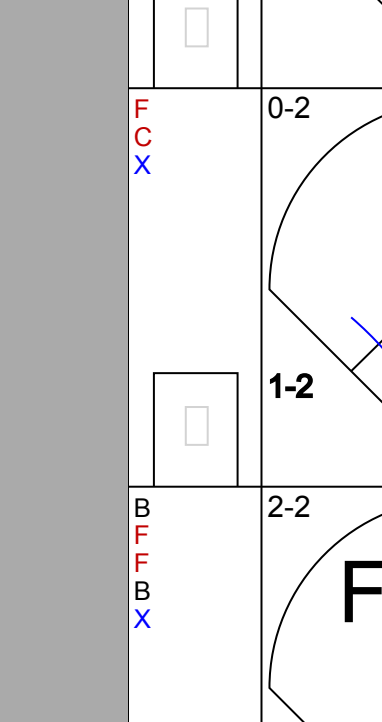
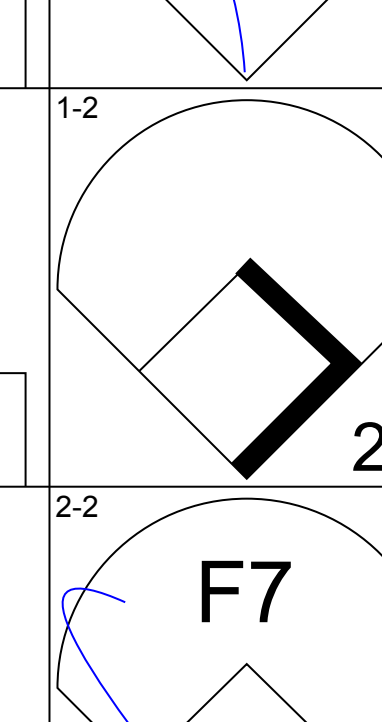
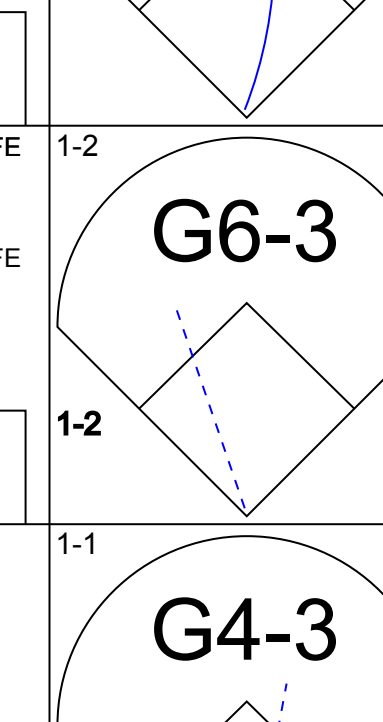
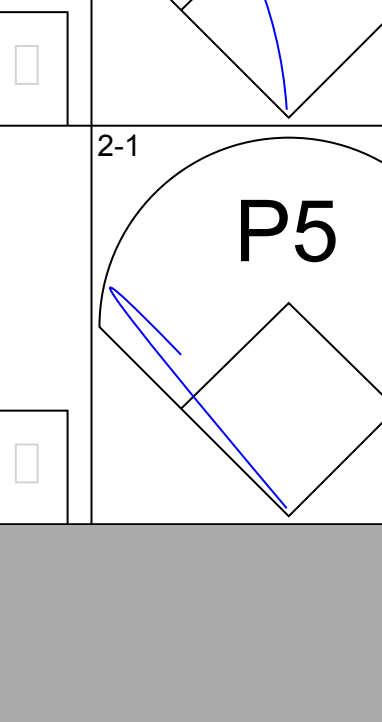
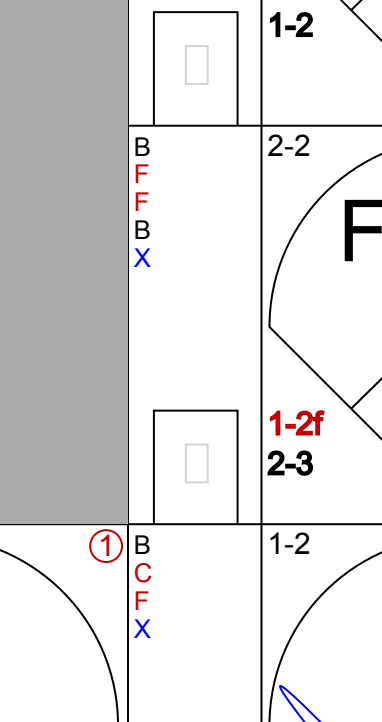
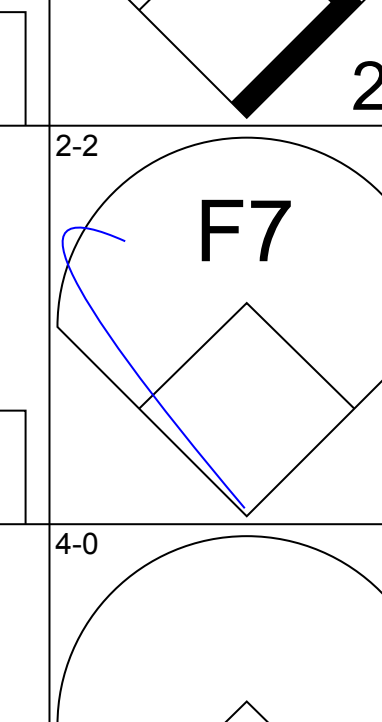
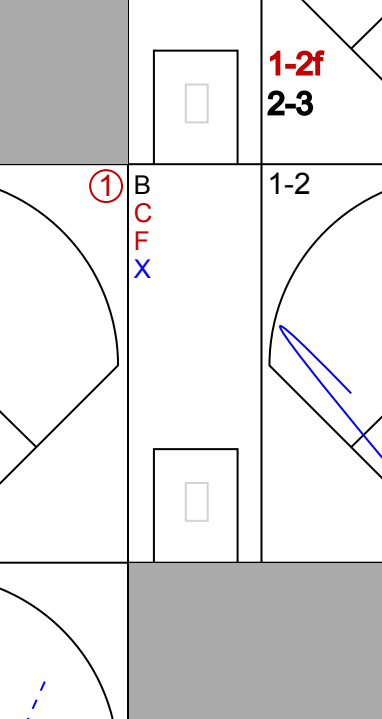
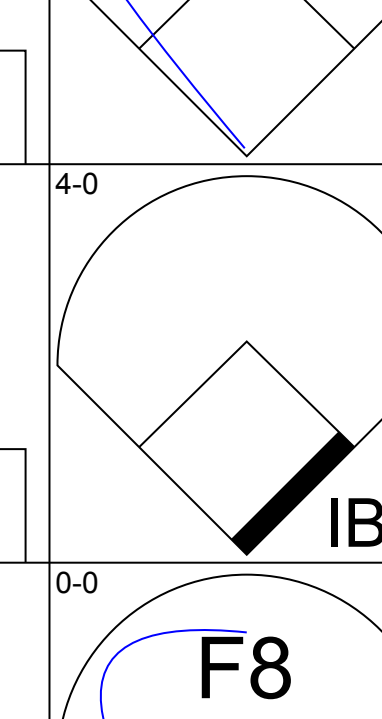
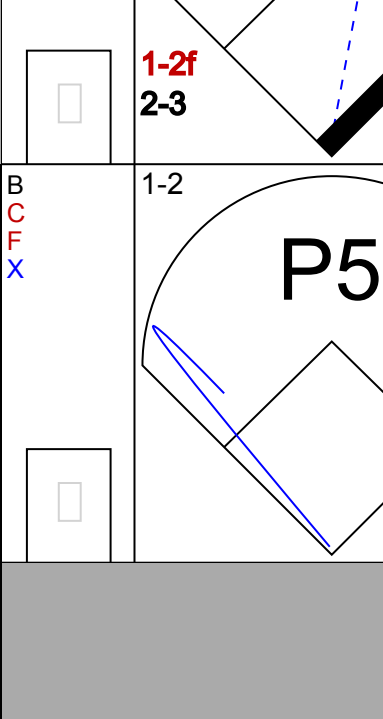
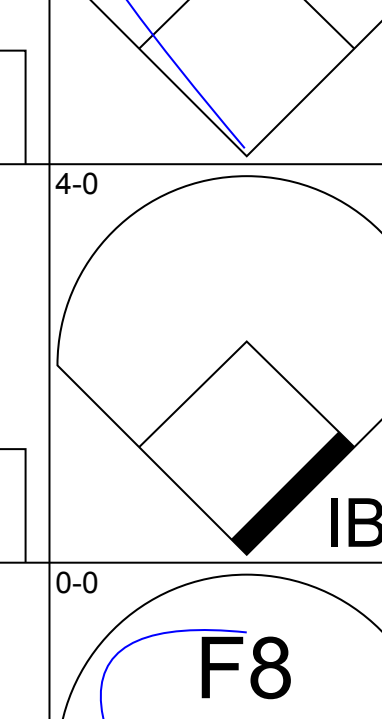
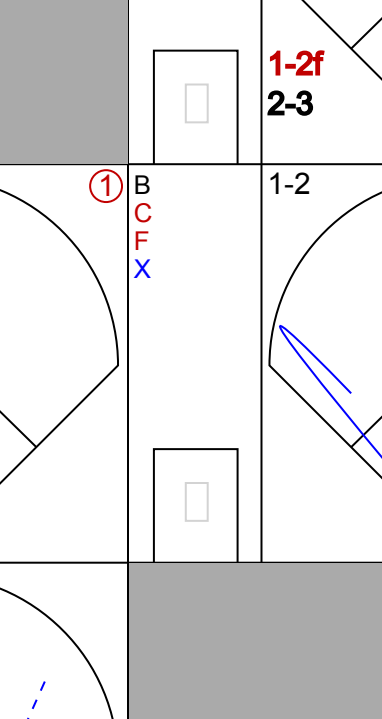
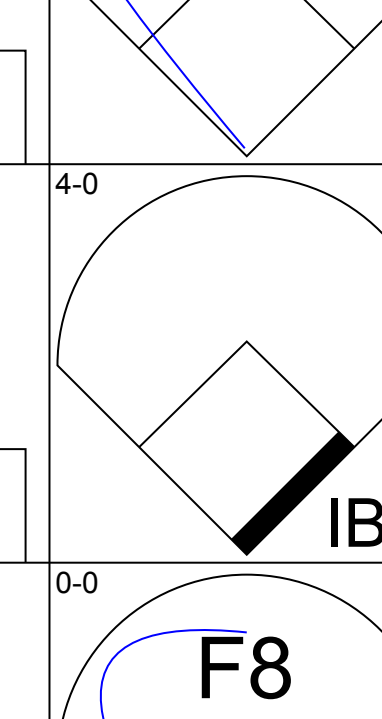
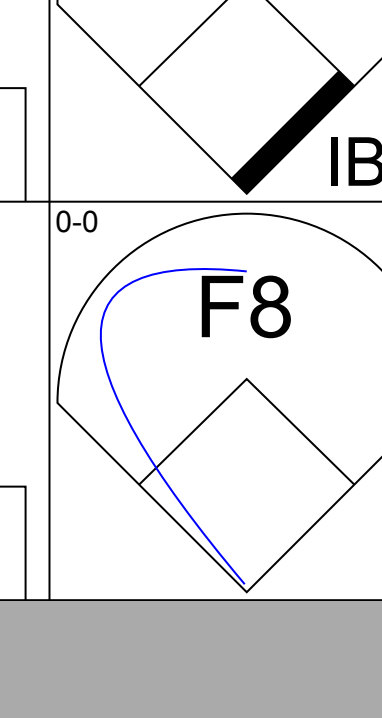
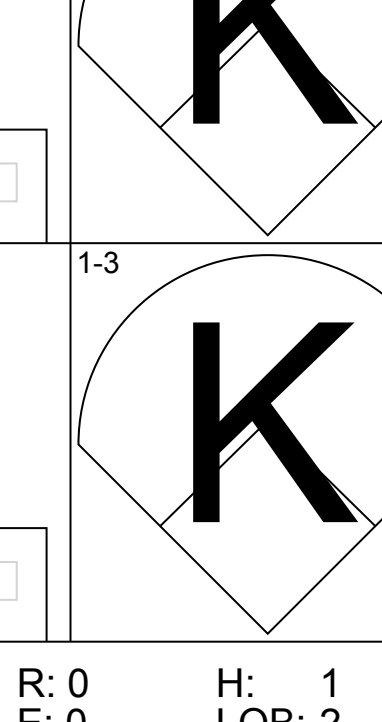
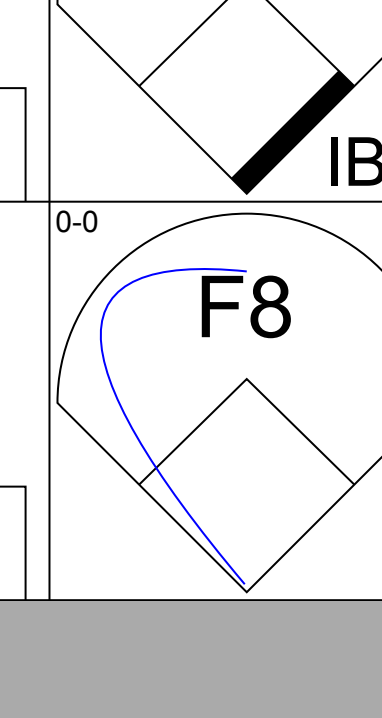
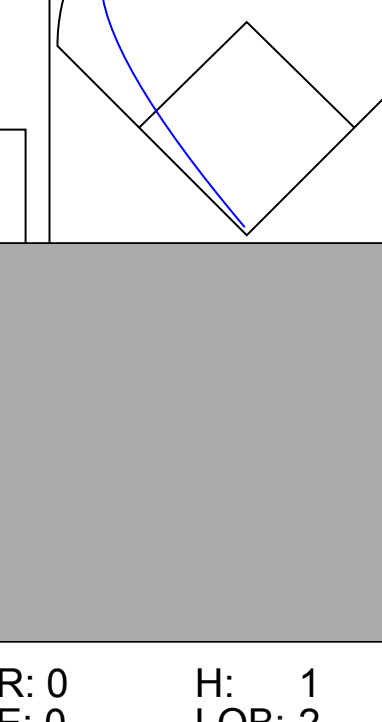
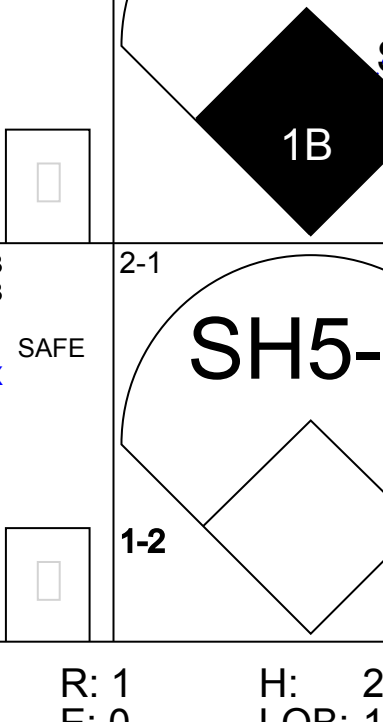
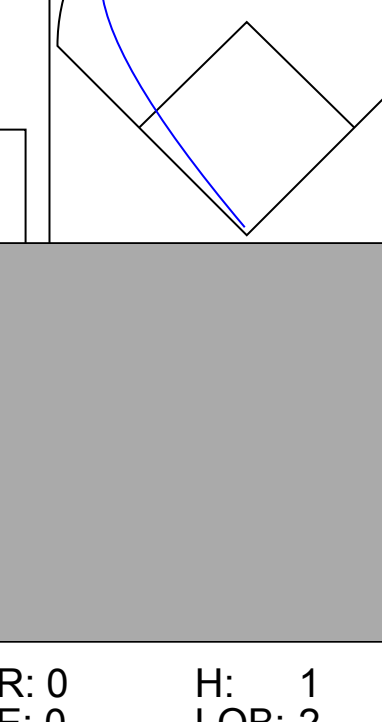


livebaseballscores.com

livebaseballscores.com

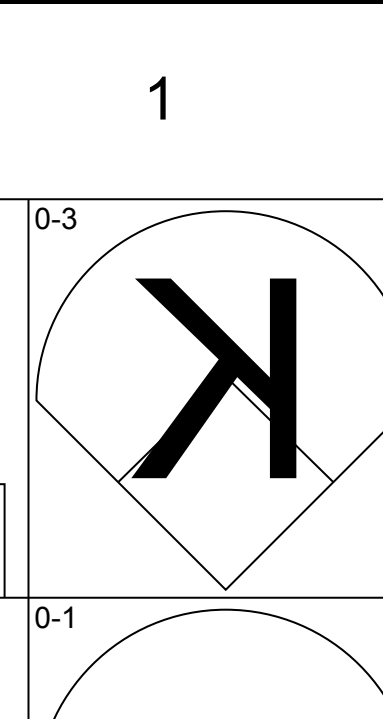
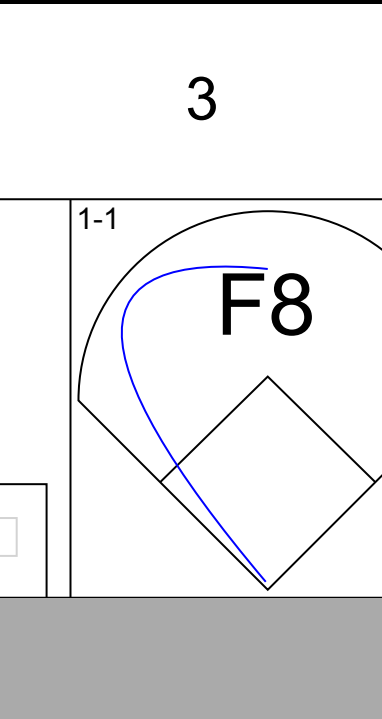
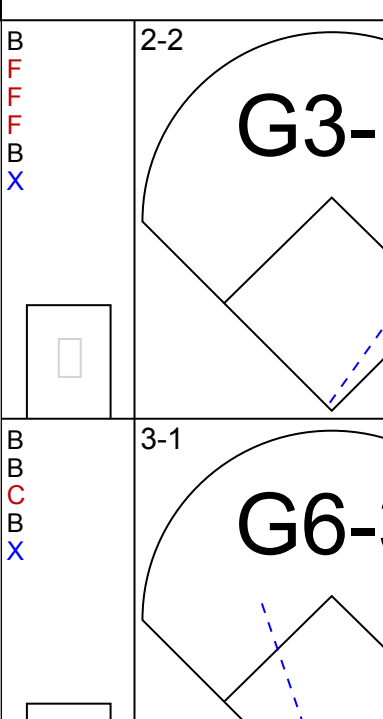
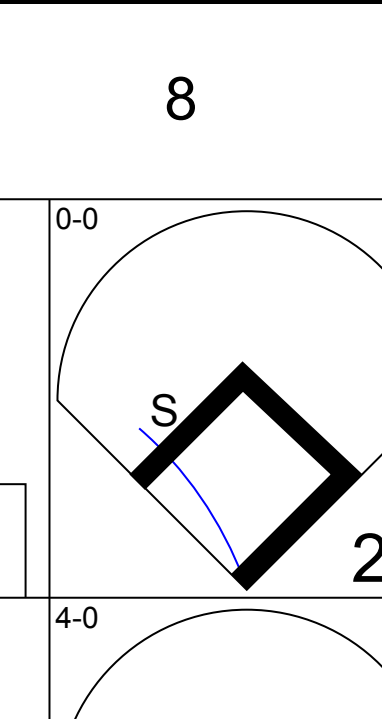
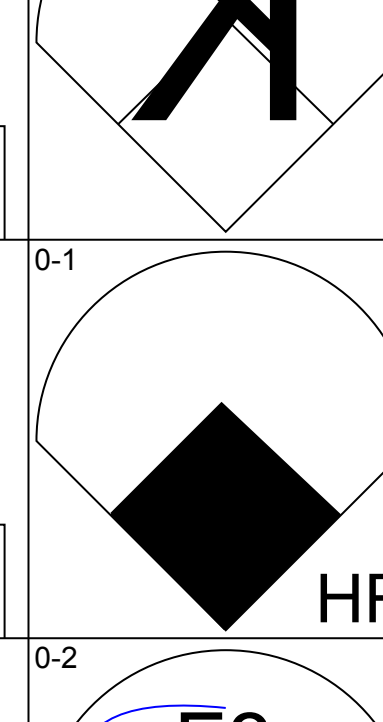
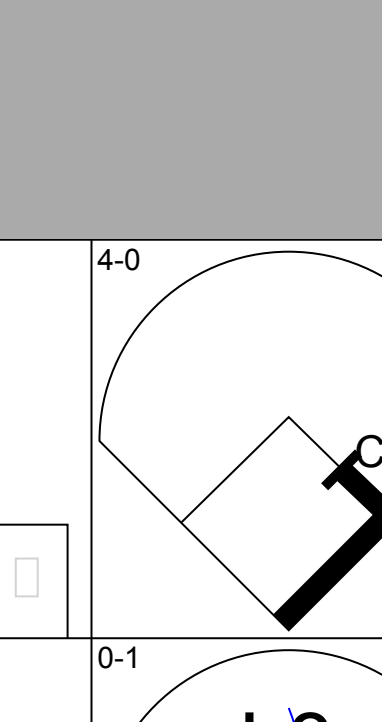
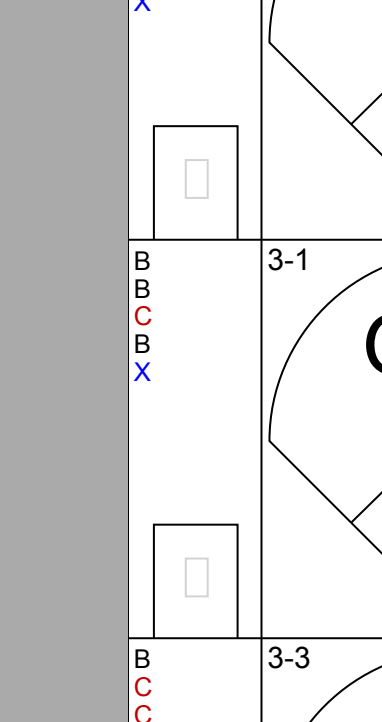
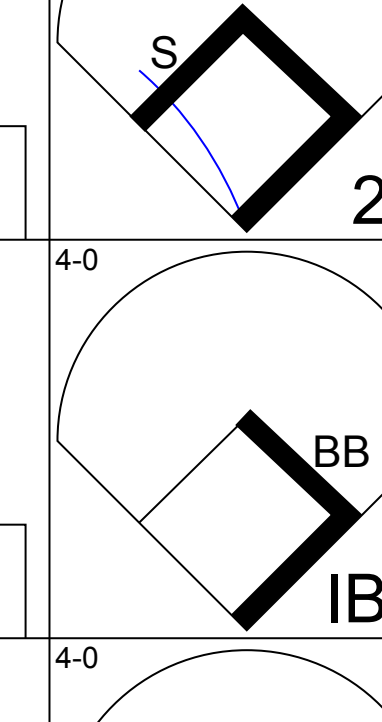
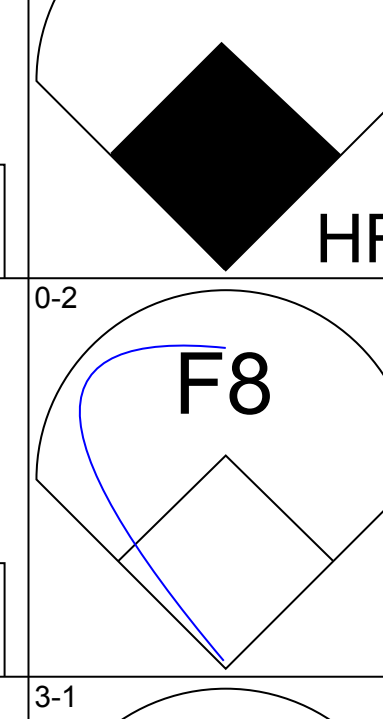
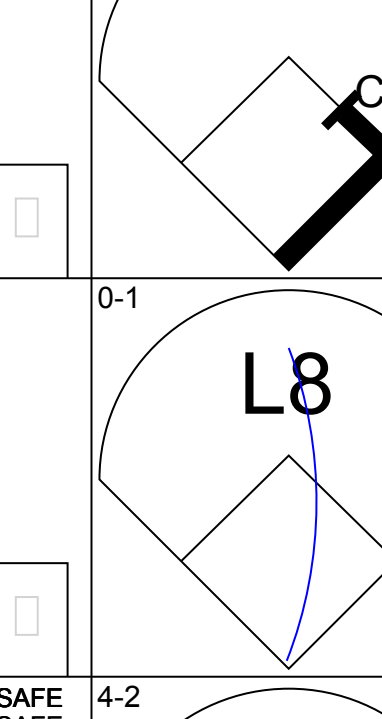
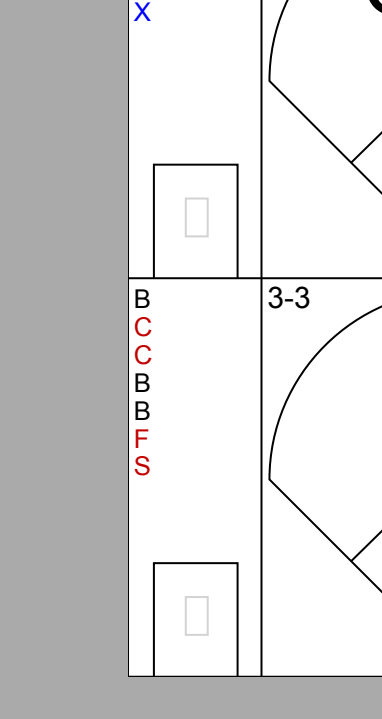
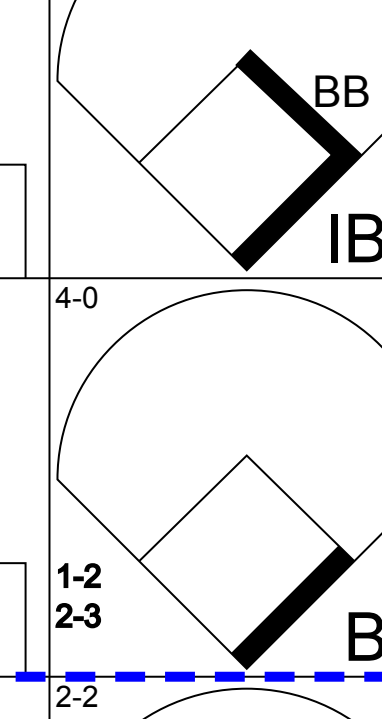
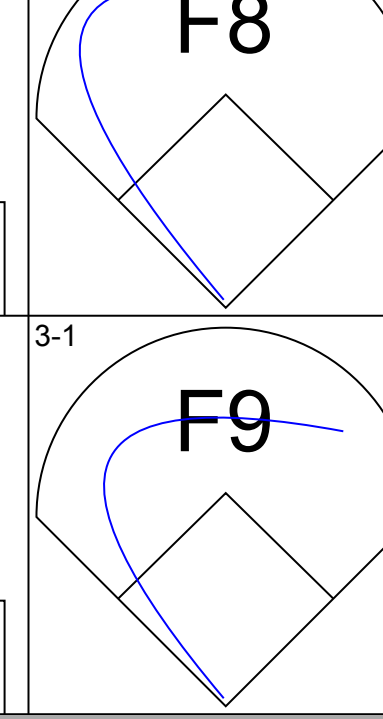
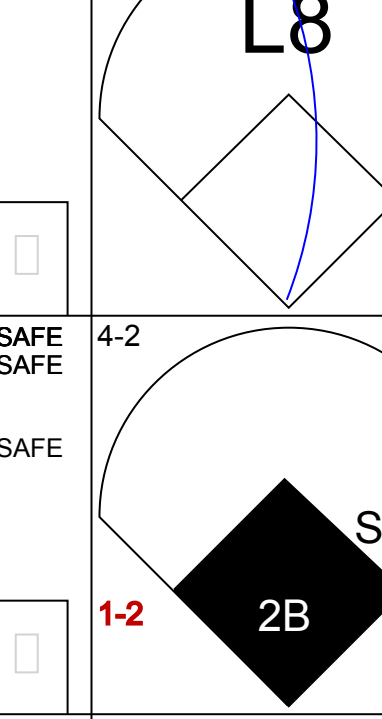
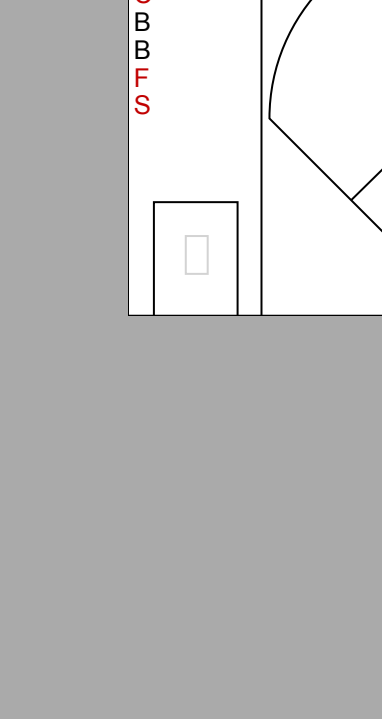
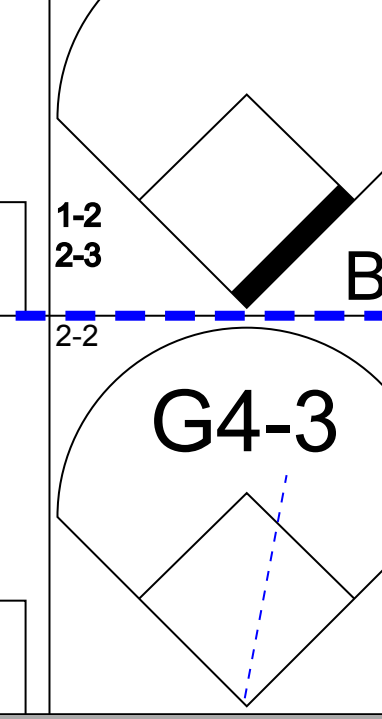
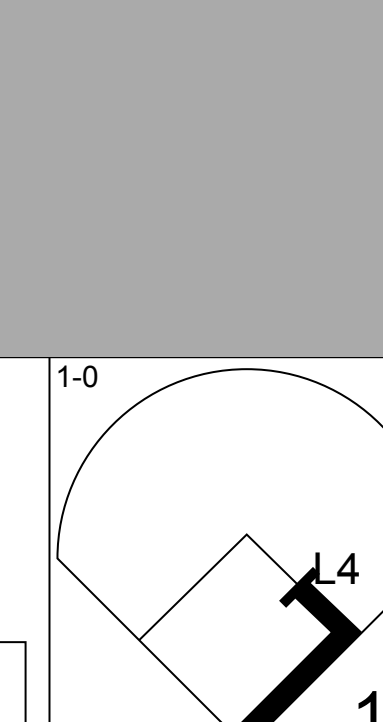
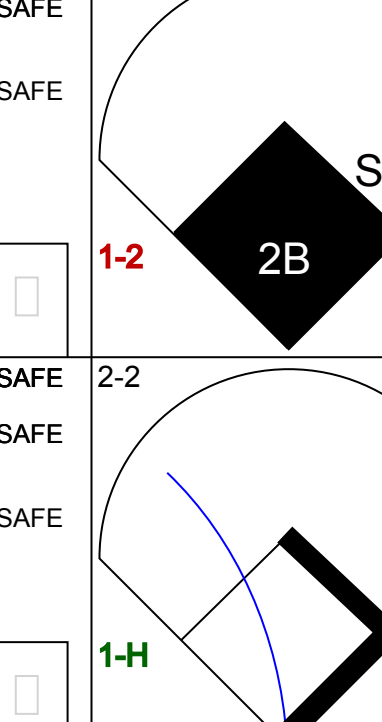

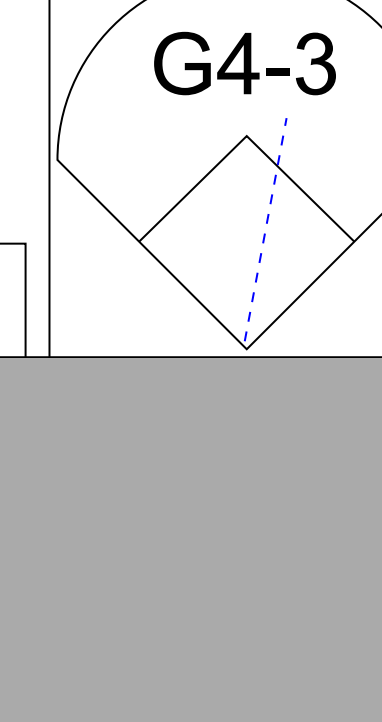
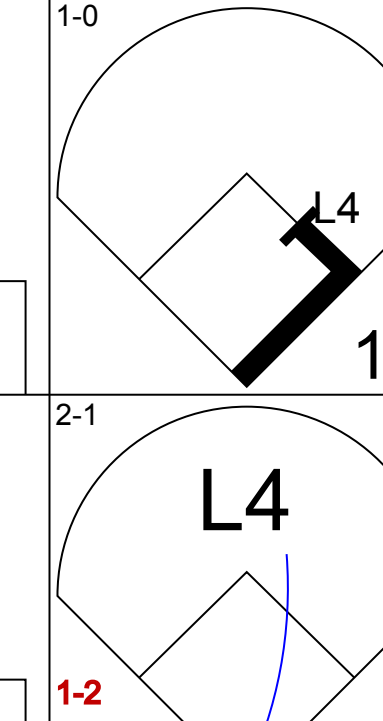
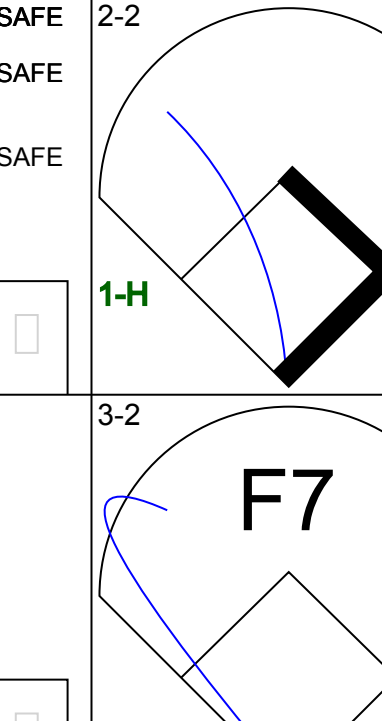


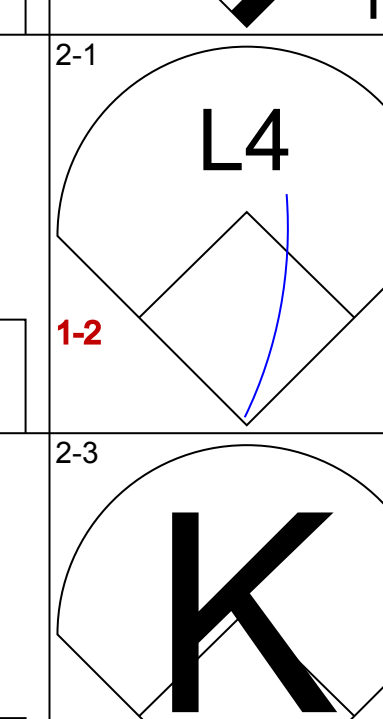
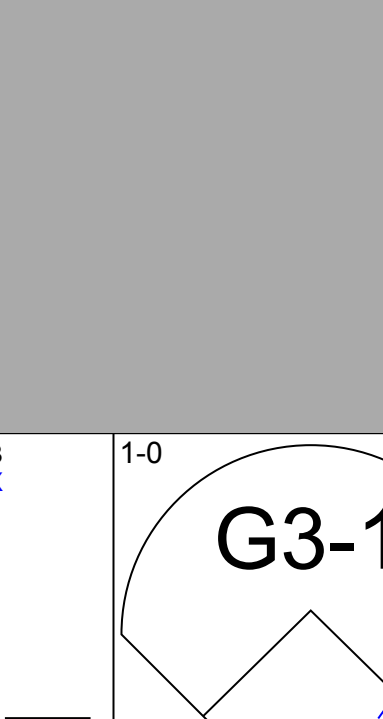


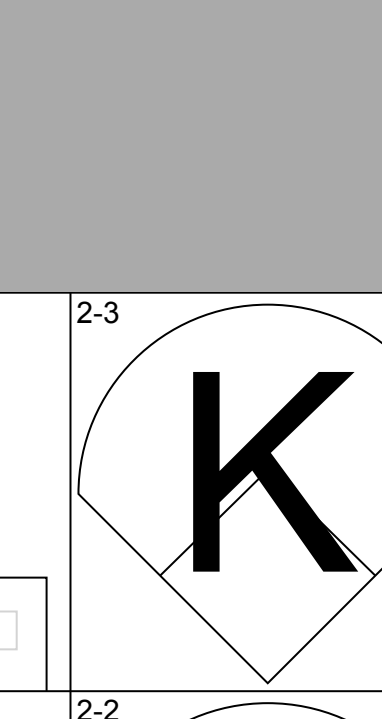
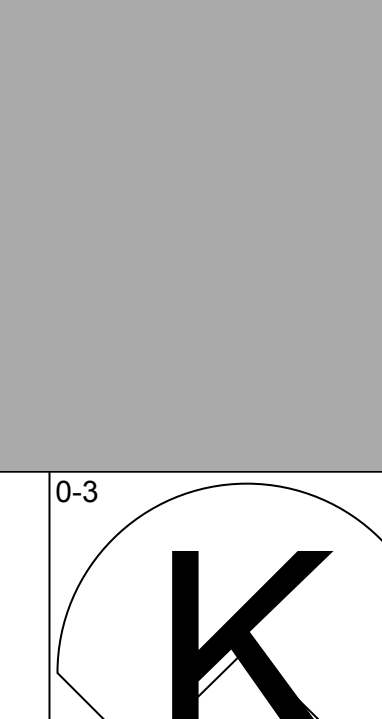
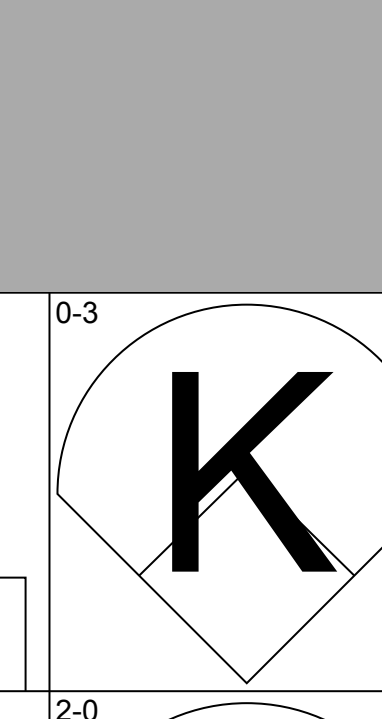
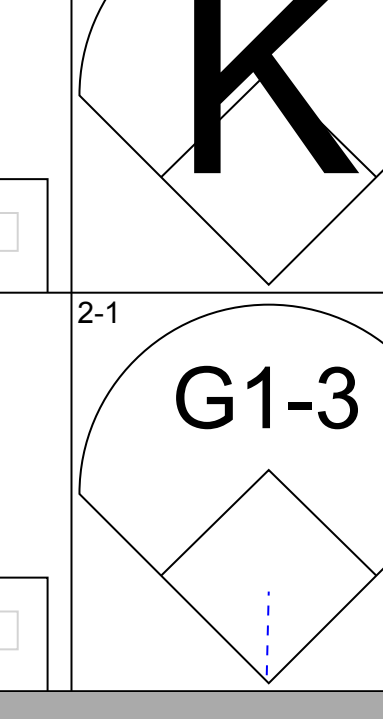
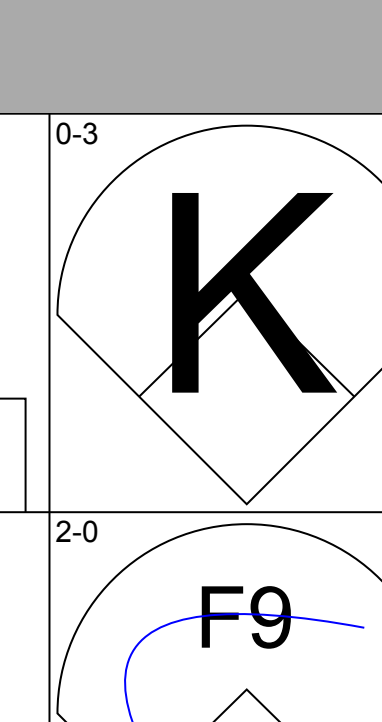
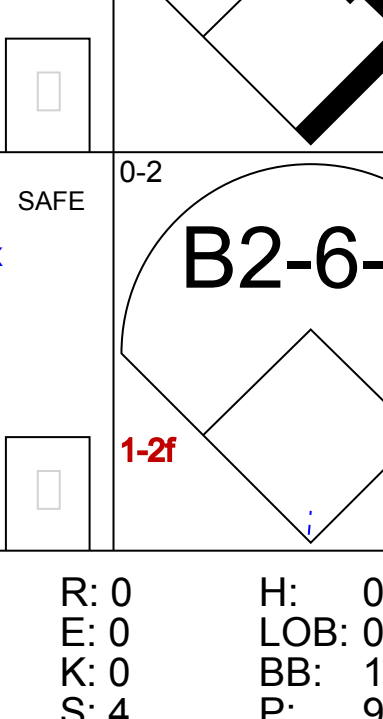
| Batter | 1 | 2 | 3 | 4 | 5 | 6 | 7 | 8 | 9 | AB | R | H | RBI | BB | SO | LOB | TOP | | | | |
|--|------------------------------|----------------------------------|------------------------------|----------------------------------|------------------------------|---------------------------------|------------------------------|----------------------------------|------------------------------|---------------------------------|------------------------------|----------------------------------|------------------------------|----------------------------------|------------------------------|----------------------------------|--|------------------------------------|----------------------------------|--------|--|
| Brett Butler, L OBP: 0.372, SLG: 0.346 (1, 8) | G5-3 | | F9 | | | B5-3 | | | F9 | 4 | 0 | 0 | 0 | 0 | 0 | 0 | Los Angeles Dodgers @ Houston Astros Astrodome, Houston, TX Sat Jun 20 1992, 4:33 AM EDT Att: 19,206 - Dome - 70 F AB 31 R 0 H 7 RBI 0 BB 0 SO 5 LOB 10  | | | | |
| Lenny Harris, L OBP: 0.342, SLG: 0.324 (1, 4) | K | | | F9 | | F7 | | | F9 | 4 | 0 | 1 | 0 | 0 | 1 | 0 | | | | | |
| Eric Davis, R OBP: 0.336, SLG: 0.395 (1, 7) | G6-3 | | | K | | | F7 | | FC3-6 | 4 | 0 | 0 | 0 | 0 | 1 | 1 | | | | | |
| Eric Karros, R OBP: 0.286, SLG: 0.463 (1, 3) | | G6-3 1B | | 1B | | | | | P6 | 4 | 0 | 3 | 0 | 0 | 0 | 1 | | | | | |
| Mitch Webster, S OBP: 0.324, SLG: 0.419 (1, 9) | G6-3 | | | 1B | | | K | | | 3 | 0 | 1 | 0 | 0 | 1 | 2 | | | | | |
| Mike Scioscia, L OBP: 0.273, SLG: 0.270 (1, 2) | L8 | | | | L4-3 1B | | F8 | | | 3 | 0 | 1 | 0 | 0 | 0 | 2 | | | | | |
| Dave Hansen, L OBP: 0.314, SLG: 0.356 (1, 5) | G4-3 | | | K | | | | G4-3 | | 3 | 0 | 0 | 0 | 0 | 1 | 2 | | | | | |
| Jose Offerman, S OBP: 0.307, SLG: 0.307 (1, 6) | | | P1-6 BLK 1B | | L4-3 | | | K | | 3 | 0 | 1 | 0 | 0 | 1 | 1 | | | | | |
| Orel Hershiser, R OBP: 0.219, SLG: 0.323 Roger McDowell, R (9, 1) | | | P1-6 | | | G6-3 | | F9 | | 3 | 0 | 0 | 0 | 0 | 0 | 1 | | | | | |
| Inning Stats | R: 0 E: 0 K: 1 S: 8 | H: 0 LOB: 0 BB: 0 P: 11 | R: 0 E: 0 K: 0 S: 8 | H: 1 LOB: 1 BB: 0 P: 14 | R: 0 E: 0 K: 0 S: 5 | H: 1 LOB: 0 BB: 0 P: 8 | R: 0 E: 0 K: 1 S: 9 | H: 2 LOB: 2 BB: 0 P: 15 | R: 0 E: 0 K: 0 S: 4 | H: 0 LOB: 0 BB: 0 P: 4 | R: 0 E: 0 K: 1 S: 9 | H: 1 LOB: 1 BB: 0 P: 18 | R: 0 E: 0 K: 1 S: 7 | H: 0 LOB: 0 BB: 0 P: 13 | R: 0 E: 0 K: 0 S: 9 | H: 1 LOB: 1 BB: 0 P: 12 | 1B: 7 2B: 2 3B: 0 HR: 0 | SF: 0 SAC: 0 DP: 2 HBP: 0 | WP: 0 PB: 0 SB: 0 CS: 0 | PA: 31 | |
| PITCHER | IP | WLS | BF | H | R | ER | SO | BB | IBB | HBP | BLK | WP | HR | S | P | ERA | WHIP | | | | |
| Jimmy Jones, R ERA: 3.75 Doug Jones, R ERA: 2.12 | (1, 1) | 8.0 | 27 | 6 | 0 | 0 | 5 | 0 | 0 | 0 | 1 | 0 | 0 | 58 | 94 | 0.00 | 0.750 | | | | |
| PITCHER | IP | WLS | BF | H | R | ER | SO | BB | IBB | HBP | BLK | WP | HR | S | P | ERA | WHIP | | | | |
| | (9, 1) | 1.0 | 4 | 1 | 0 | 0 | 0 | 0 | 0 | 0 | 0 | 0 | 0 | 9 | 12 | 0.00 | 1.000 | | | | |

| Batter | 1 | 2 | 3 | 4 | 5 | 6 | 7 | 8 | 9 | AB | R | H | RBI | BB | SO | LOB | BOTTOM | | | | | |
|--|------------------------------|---------------------------------|------------------------------|----------------------------------|-------------------------------|----------------------------------|------------------------------|----------------------------------|------------------------------|----------------------------------|-------------------------------|----------------------------------|------------------------------|---------------------------------|-------------------------------|----------------------------------|--|---------------------------------|----------------------------------|------------------------------------|----------------------------------|--------|
| Craig Biggio, R OBP: 0.367, SLG: 0.393 (1, 4) | G6-3 | | K | | | G6-3 | | | K | 4 | 0 | 0 | 0 | 0 | 2 | 2 | Los Angeles Dodgers @ Houston Astros Astrodome, Houston, TX Sat Jun 20 1992, 4:33 AM EDT Att: 19,206 - Dome - 70 F AB 28 R 1 H 7 RBI 1 BB 3 SO 6 LOB 10  | | | | | |
| Steve Finley, L OBP: 0.333, SLG: 0.418 (1, 8) | G6-4-3 1B | | | G3 | | WP S BB | | | IBB | 2 | 0 | 1 | 0 | 2 | 0 | 0 | | | | | | |
| Benny Distefano, L OBP: 0.313, SLG: 0.295 Doug Jones, R (9, 1) | G6-4-3 | | | K | | P4 | | | K | 4 | 0 | 0 | 0 | 0 | 2 | 4 | | | | | | |
| Luis Gonzalez, L OBP: 0.241, SLG: 0.316 (1, 7) | | G3 | | E6 WP | | | SH3-4 1B | | BB 1B | 4 | 1 | 2 | 0 | 0 | 0 | 0 | | | | | | |
| Ken Caminiti, S OBP: 0.354, SLG: 0.371 (1, 5) | G3-1 | | | G6-3 | | | SH3-4 | | 1B | 2 | 0 | 0 | 0 | 1 | 0 | 1 | | | | | | |
| Pete Incaviglia, R OBP: 0.311, SLG: 0.391 Eric Anthony, L (9, FH) OBP: 0.333, SLG: 0.456 | G4-3 | | | | G1-3 | | | G5-4-3 1B | | 3 | 0 | 1 | 0 | 0 | 0 | 0 | | | | | | |
| Scooter Tucker, R OBP: 0.529, SLG: 0.333 (1, 2) | | | K | | G6-3 | | | G5-4-3 | | 3 | 0 | 0 | 0 | 0 | 1 | 2 | | | | | | |
| Casey Candaele, S OBP: 0.241, SLG: 0.245 (1, 6) | | | | | G4-3 | | | SH3-4 1B | | 3 | 0 | 2 | 0 | 0 | 0 | 0 | | | | | | |
| Jimmy Jones, R OBP: 0.294, SLG: 0.250 5 Jeff Bagwell, R OBP: 0.340, SLG: 0.396 (9, 3) | | | | | K | | | SH3-4 | | 2 | 0 | 0 | 0 | 0 | 1 | 1 | | | | | | |
| Inning Stats | R: 0 E: 0 K: 0 S: 5 | H: 1 LOB: 0 BB: 0 P: 9 | R: 0 E: 0 K: 0 S: 7 | H: 0 LOB: 0 BB: 0 P: 11 | R: 0 E: 0 K: 3 S: 14 | H: 1 LOB: 1 BB: 0 P: 22 | R: 0 E: 1 K: 1 S: 9 | H: 0 LOB: 1 BB: 0 P: 11 | R: 0 E: 0 K: 0 S: 8 | H: 0 LOB: 0 BB: 0 P: 11 | R: 0 E: 0 K: 0 S: 12 | H: 0 LOB: 1 BB: 1 P: 20 | R: 0 E: 0 K: 0 S: 6 | H: 2 LOB: 1 BB: 0 P: 8 | R: 0 E: 0 K: 2 S: 13 | H: 1 LOB: 2 BB: 1 P: 21 | R: 1 E: 0 K: 0 S: 2 | H: 2 LOB: 2 BB: 1 P: 7 | 1B: 6 2B: 0 3B: 1 HR: 0 | SF: 0 SAC: 2 DP: 2 HBP: 0 | WP: 2 PB: 0 SB: 1 CS: 0 | PA: 33 |
| PITCHER | IP | WLS | BF | H | R | ER | SO | BB | IBB | HBP | BLK | WP | HR | S | P | ERA | WHIP | | | | | |
| Orel Hershiser, R ERA: 3.29 Roger McDowell, R ERA: 2.7 | (1, 1) | 8.0 | 32 | 6 | 1 | 1 | 6 | 2 | 0 | 0 | 0 | 0 | 0 | 75 | 118 | 1.12 | 1.000 | | | | | |
| PITCHER | IP | WLS | BF | H | R | ER | SO | BB | IBB | HBP | BLK | WP | HR | S | P | ERA | WHIP | | | | | |
| | (9, 1) | 0.0 | 1 | 1 | 0 | 0 | 0 | 0 | 0 | 0 | 0 | 0 | 0 | 1 | 2 | ∞ | ∞ | | | | | |

| Batter | 1 | 2 | 3 | 4 | 5 | 6 | 7 | 8 | 9 | AB | R | H | RBI | BB | SO | LOB | TOP | | | | | |
|---|--|---|---|---|-------------------------------|----------------------------------|---|----------------------------------|--|----------------------------------|-------------------------------|----------------------------------|------------------------------|----------------------------------|------------------------------|----------------------------------|---|----------------------------------|----------------------------------|------------------------------------|----------------------------------|--------|
| Brett Butler, L OBP: 0.376, SLG: 0.350 (1, 8) |  | |  | | | |  | |  FC6-2 1B | 3 | 1 | 2 | 1 | 1 | 1 | 0 | Los Angeles Dodgers @ San Diego Padres Jack Murphy Stadium, San Diego, CA Mon Jun 22 1992, 10:05 PM EDT Att: 21,965 - Cloudy - 78 F | | | | | |
| Mike Sharperson, R OBP: 0.416, SLG: 0.438 (1, 4) |  | |  | | | |  | |  1B | 4 | 1 | 1 | 1 | 1 | 1 | 3 | | | | | | |
| Lenny Harris, L OBP: 0.344, SLG: 0.322 (1, 5) |  | |  | | | |  | |  IBB | 4 | 0 | 1 | 0 | 1 | 0 | 4 | | | | | | |
| Eric Davis, R OBP: 0.336, SLG: 0.386 (1, 7) | |  1B | |  | | |  | |  1B | 5 | 0 | 2 | 2 | 0 | 2 | 1 | | | | | | |
| Eric Karros, R OBP: 0.293, SLG: 0.468 (1, 3) |  | | |  | | |  1B | |  1B | 5 | 0 | 2 | 0 | 0 | 1 | 3 | | | | | | |
| Todd Benzinger, S OBP: 0.283, SLG: 0.341 (1, 9) |  | | |  | | |  | |  | 4 | 0 | 0 | 0 | 0 | 0 | 4 | | | | | | |
| Roger McDowell, R (8, 1) | | | | | | |  2-3 | |  | 1 | 0 | 0 | 0 | 0 | 1 | 2 | | | | | | |
| Mike Scioscia, L OBP: 0.271, SLG: 0.263 (1, 2) |  | | | | | |  | | | 3 | 0 | 0 | 0 | 0 | 1 | 0 | | | | | | |
| Carlos Hernandez, R OBP: 0.369, SLG: 0.344 (9, 2) | | | | | | |  | |  | 0 | 0 | 0 | 0 | 0 | 0 | 0 | | | | | | |
| Jose Offerman, S OBP: 0.310, SLG: 0.314 (1, 6) | | |  | | | |  1B | |  | 4 | 2 | 2 | 0 | 0 | 1 | 2 | | | | | | |
| Bob Ojeda, L OBP: 0.167, SLG: 0.217 (1, 1) | | |  | | | |  1B | |  FC6-2 2B | 1 | 0 | 0 | 0 | 0 | 1 | 0 | | | | | | |
| Mitch Webster, S OBP: 0.315, SLG: 0.406 (7, PH) | | | | | | | | | | 0 | 0 | 0 | 0 | 0 | 0 | 0 | | | | | | |
| Jay Howell, R (7, 1) | | | | | | | | | | 0 | 0 | 0 | 0 | 0 | 0 | 0 | | | | | | |
| Stan Javier, S OBP: 0.233, SLG: 0.255 (8, 9) | | | | | | | | | | 1 | 0 | 1 | 0 | 0 | 0 | 0 | | | | | | |
| Inning Stats | R: 0 E: 0 K: 1 S: 9 | H: 0 LOB: 0 BB: 0 P: 13 | R: 0 E: 0 K: 0 S: 8 | H: 1 LOB: 1 BB: 0 P: 15 | R: 0 E: 0 K: 2 S: 15 | H: 1 LOB: 2 BB: 1 P: 24 | R: 0 E: 0 K: 1 S: 7 | H: 0 LOB: 0 BB: 0 P: 12 | R: 1 E: 0 K: 1 S: 12 | H: 2 LOB: 1 BB: 0 P: 18 | R: 0 E: 0 K: 1 S: 14 | H: 2 LOB: 1 BB: 1 P: 19 | R: 1 E: 0 K: 0 S: 6 | H: 2 LOB: 1 BB: 1 P: 12 | R: 0 E: 0 K: 0 S: 9 | H: 1 LOB: 2 BB: 1 P: 17 | R: 2 E: 0 K: 2 S: 17 | H: 2 LOB: 2 BB: 1 P: 28 | 1B: 8 2B: 3 3B: 0 HR: 0 | SF: 0 SAC: 3 DP: 1 HBP: 0 | WP: 0 PB: 0 SB: 2 CS: 0 | PA: 42 |
| PITCHER | IP | WLS | BF | H | R | ER | SO | BB | IBB | HBP | BLK | WP | HR | S | P | ERA | WHIP | | | | | |
| Andy Benes, R ERA: 3.53 (1, 1) | 8.0 | | 35 | 9 | 2 | 2 | 6 | 2 | 1 | 0 | 0 | 0 | 0 | 80 | 130 | 2.25 | 1.375 | | | | | |
| Jose Melendez, R ERA: 3.59 (9, 1) | 1.0 | L | 7 | 2 | 2 | 2 | 2 | 0 | 1 | 0 | 0 | 0 | 0 | 17 | 28 | 18.00 | 2.000 | | | | | |

| | |
|-----|----|
| AB | 35 |
| R | 4 |
| H | 11 |
| RBI | 4 |
| BB | 4 |
| SO | 8 |
| LOB | 22 |



| Batter | 1 | 2 | 3 | 4 | 5 | 6 | 7 | 8 | 9 | AB | R | H | RBI | BB | SO | LOB | BOTTOM | | | | | |
|---|---|--|---|---|------------------------------|----------------------------------|--|----------------------------------|--|---------------------------------|-------------------------------|----------------------------------|-------------------------------|----------------------------------|-------------------------------|----------------------------------|---|----------------------------------|----------------------------------|------------------------------------|----------------------------------|--------|
| Tony Fernandez, S OBP: 0.362, SLG: 0.368 (1, 6) |  | |  | | | |  | |  2B | 4 | 0 | 1 | 0 | 0 | 1 | 0 | Los Angeles Dodgers @ San Diego Padres Jack Murphy Stadium, San Diego, CA Mon Jun 22 1992, 10:05 PM EDT Att: 21,965 - Cloudy - 78 F | | | | | |
| Tony Gwynn, L OBP: 0.391, SLG: 0.468 (1, 9) |  | | |  BB | | |  | |  IBB | 2 | 1 | 1 | 1 | 2 | 0 | 0 | | | | | | |
| Gary Sheffield, R OBP: 0.374, SLG: 0.511 (1, 5) |  | | |  | | |  | |  2-3 BB | 3 | 0 | 0 | 0 | 1 | 1 | 1 | | | | | | |
| Darrin Jackson, R OBP: 0.291, SLG: 0.411 (1, 8) |  | | |  2B BB | | |  | |  | 3 | 1 | 0 | 0 | 1 | 0 | 3 | | | | | | |
| Tim Teufel, R OBP: 0.333, SLG: 0.366 (1, 3) | |  1B | |  2B | | |  | |  | 4 | 0 | 2 | 1 | 0 | 1 | 0 | | | | | | |
| Dan Walters, R OBP: 0.303, SLG: 0.387 (1, 2) | |  1-2 | |  | | |  | |  | 3 | 0 | 1 | 0 | 1 | 0 | 2 | | | | | | |
| Jerald Clark, R OBP: 0.243, SLG: 0.294 (1, 7) |  | | | | | |  | |  | 4 | 0 | 0 | 0 | 0 | 2 | 2 | | | | | | |
| Kurt Stillwell, S OBP: 0.295, SLG: 0.313 (1, 4) | | |  | | | |  BB | |  | 3 | 0 | 0 | 0 | 1 | 2 | 1 | | | | | | |
| Andy Benes, R OBP: 0.250, SLG: 0.214 (1, 1) | | |  | | | |  BB | |  | 2 | 0 | 0 | 0 | 0 | 0 | 1 | | | | | | |
| Phil Stephenson, L (8, PH) | | | | | | | | | | 1 | 0 | 0 | 0 | 0 | 0 | 0 | | | | | | |
| Jose Melendez, R (9, 1) | | | | | | |  | | | 0 | 0 | 0 | 0 | 0 | 0 | 0 | | | | | | |
| Inning Stats | R: 1 E: 0 K: 1 S: 10 | H: 1 LOB: 0 BB: 0 P: 13 | R: 0 E: 0 K: 1 S: 6 | H: 1 LOB: 0 BB: 0 P: 11 | R: 0 E: 0 K: 1 S: 9 | H: 0 LOB: 0 BB: 0 P: 14 | R: 1 E: 0 K: 0 S: 11 | H: 1 LOB: 2 BB: 2 P: 24 | R: 0 E: 0 K: 0 S: 4 | H: 0 LOB: 0 BB: 1 P: 9 | R: 0 E: 0 K: 1 S: 10 | H: 0 LOB: 0 BB: 0 P: 18 | R: 0 E: 0 K: 1 S: 11 | H: 0 LOB: 1 BB: 1 P: 23 | R: 0 E: 0 K: 1 S: 11 | H: 1 LOB: 3 BB: 2 P: 23 | R: 0 E: 0 K: 1 S: 9 | H: 1 LOB: 1 BB: 0 P: 12 | 1B: 1 2B: 4 3B: 0 HR: 1 | SF: 0 SAC: 0 DP: 2 HBP: 0 | WP: 0 PB: 0 SB: 2 CS: 1 | PA: 35 |
| PITCHER | IP | WLS | BF | H | R | ER | SO | BB | IBB | HBP | BLK | WP | HR | S | P | ERA | WHIP | | | | | |
| Bob Ojeda, L ERA: 3.65 (1, 1) | 6.0 | | 21 | 3 | 2 | 2 | 4 | 3 | 2 | 0 | 0 | 0 | 0 | 50 | 89 | 3.00 | 1.000 | | | | | |
| Jay Howell, R ERA: 0.75 (7, 1) | 1.2 | | 9 | 1 | 0 | 0 | 2 | 2 | 1 | 0 | 0 | 0 | 0 | 16 | 38 | 0.00 | 1.800 | | | | | |
| Roger McDowell, R ERA: 2.59 (8, 1) | 1.1 | W | 5 | 1 | 0 | 0 | 1 | 0 | 0 | 0 | 0 | 0 | 0 | 15 | 20 | 0.00 | 0.750 | | | | | |



| Batter | 1 | 2 | 3 | 4 | 5 | 6 | 7 | 8 | 9 | AB | R | H | RBI | BB | SO | LOB | TOP | | | | | |
|--|------------------------------|----------------------------------|-------------------------------|----------------------------------|-------------------------------|----------------------------------|------------------------------|---------------------------------|------------------------------|----------------------------------|-------------------------------|----------------------------------|-------------------------------|----------------------------------|-------------------------------|----------------------------------|--|----------------------------------|-----------------------------------|------------------------------------|----------------------------------|--------|
| Craig Biggio, R OBP: 0.375, SLG: 0.409 | 1-1 G6-3 | 3-3 K | | | 1-0 P4 | | 4-2 2B | 0-2 5 G5-4-3 1B | | 4 | 1 | 1 | 0 | 1 | 1 | 2 | Houston Astros @ Los Angeles Dodgers Dodger Stadium, Los Angeles, CA Thu Jun 25 1992, 7:05 PM PDT Att: 31,632 - Sunny - 76 F | | | | | |
| Steve Finley, L OBP: 0.337, SLG: 0.431 | 0-1 G4-3 | | 0-1 G3 | | 4-1 FC3-6 5 1B | | 2-1 5 1B 2B | 1-2 2-3 SF8 | | 3 | 1 | 1 | 2 | 1 | 0 | 0 | | | | | | |
| 5 Jeff Bagwell, R OBP: 0.349, SLG: 0.392 | 3-2 1B | | 2-2 F9 2B 1B | | 0-1 FC3-6 1B | | 3-2 1B FC3-2 1B | 2-3 2-2 G5-4-3 | | 5 | 1 | 4 | 0 | 0 | 0 | 2 | | | | | | |
| Luis Gonzalez, L OBP: 0.253, SLG: 0.386 | 2-0 P4 | | 0-0 F9 2B 1B | | 0-0 FC3-6 2-3 2-3 | | 0-2 FC3-2 1B | | 2-2 G1-3 | 5 | 0 | 1 | 1 | 0 | 0 | 4 | | | | | | |
| Ken Caminiti, S OBP: 0.360, SLG: 0.430 | | 0-1 P6 | | 0-0 2H 2B | | 0-0 G4-1 | | 1-0 3-H 1B | 3-3 K | 5 | 0 | 1 | 1 | 0 | 1 | 4 | | | | | | |
| Pete Incaviglia, R OBP: 0.310, SLG: 0.412 | | 0-0 FC4-6 1B | | 1-3 K | | 3-1 F8 | | 0-3 K | 0-0 G6-3 | 5 | 0 | 1 | 0 | 0 | 2 | 3 | | | | | | |
| Scotter Tucker, R OBP: 0.375, SLG: 0.211 | | 1-2 FC4-6 1B | | 0-3 K | | 0-2 P4 | | 2-3 K | | 3 | 1 | 0 | 0 | 0 | 1 | 1 | | | | | | |
| Eric Anthony, L OBP: 0.331, SLG: 0.453 | | 1-2 1B | | | | | | | | 1 | 0 | 0 | 0 | 0 | 1 | 2 | | | | | | |
| Scott Servais, R OBP: 0.258, SLG: 0.264 | | 1-2 1B | | | | | | | | 0 | 0 | 0 | 0 | 0 | 0 | 0 | | | | | | |
| Casey Candaele, S OBP: 0.254, SLG: 0.255 | | 2-1 BB 1B | | 1-0 F7 | | 0-1 1B | | 1-2 1B BB SF8 1B | | 4 | 1 | 3 | 1 | 0 | 0 | 0 | | | | | | |
| Jimmy Jones, R OBP: 0.310, SLG: 0.235 | | 4-2 1B | | 1-1 L4 | | 3-3 K | | 4-0 SF8 1B BB | | 1 | 0 | 0 | 0 | 1 | 0 | 0 | | | | | | |
| Benny Disteferno, L OBP: 0.306, SLG: 0.289 | | 1-2 BB | | | | | | | | 0 | 0 | 0 | 0 | 0 | 0 | 0 | | | | | | |
| Joe Boever, R OBP: 0.258, SLG: 0.264 | | | | | | | | | | 0 | 0 | 0 | 0 | 0 | 0 | 0 | | | | | | |
| Gerald Young, S OBP: 0.258, SLG: 0.264 | | | | | | | | | | 0 | 0 | 0 | 0 | 0 | 0 | 0 | | | | | | |
| Rob Murphy, L OBP: 0.258, SLG: 0.264 | | | | | | | | | | 0 | 0 | 0 | 0 | 0 | 0 | 0 | | | | | | |
| Inning Stats | R: 0 E: 0 K: 0 S: 9 | H: 1 LOB: 1 BB: 0 P: 15 | R: 1 E: 1 K: 1 S: 16 | H: 2 LOB: 2 BB: 1 P: 26 | R: 1 E: 0 K: 1 S: 10 | H: 2 LOB: 1 BB: 0 P: 13 | R: 0 E: 0 K: 1 S: 7 | H: 0 LOB: 0 BB: 0 P: 9 | R: 0 E: 0 K: 0 S: 6 | H: 1 LOB: 2 BB: 1 P: 11 | R: 0 E: 0 K: 1 S: 10 | H: 1 LOB: 1 BB: 0 P: 16 | R: 2 E: 0 K: 2 S: 17 | H: 3 LOB: 2 BB: 1 P: 29 | R: 1 E: 0 K: 0 S: 14 | H: 2 LOB: 1 BB: 0 P: 22 | R: 0 E: 0 K: 1 S: 7 | H: 0 LOB: 0 BB: 0 P: 12 | 1B: 10 2B: 2 3B: 0 HR: 0 | SF: 1 SAC: 0 DP: 1 HBP: 0 | WP: 0 PB: 0 SB: 0 CS: 0 | PA: 42 |
| PITCHER | IP | WLS | BF | H | R | ER | SO | BB | IBB | HBP | BLK | WP | HR | S | P | ERA | WHIP | | | | | |
| Ramon Martinez, R ERA: 3.75 | 6.0 | W | 29 | 8 | 4 | 2 | 4 | 3 | 0 | 0 | 0 | 0 | 0 | 62 | 100 | 3.00 | 1.833 | | | | | |
| Jay Howell, R ERA: 0.71 | 0.2 | | 4 | 2 | 0 | 0 | 1 | 0 | 0 | 0 | 0 | 0 | 0 | 10 | 14 | 0.00 | 3.000 | | | | | |
| John Candelaria, L ERA: 1.35 | 0.1 | | 1 | 0 | 0 | 0 | 1 | 0 | 0 | 0 | 0 | 0 | 0 | 3 | 5 | 0.00 | 0.000 | | | | | |
| Roger McDowell, R ERA: 2.7 | 2.0 | | 8 | 2 | 1 | 1 | 1 | 1 | 0 | 0 | 0 | 0 | 0 | 21 | 34 | 4.50 | 1.500 | | | | | |

| | |
|-----|----|
| AB | 37 |
| R | 5 |
| H | 12 |
| RBI | 5 |
| BB | 4 |
| SO | 7 |
| LOB | 19 |



| Batter | 1 | 2 | 3 | 4 | 5 | 6 | 7 | 8 | 9 | AB | R | H | RBI | BB | SO | LOB | BOTTOM | | | | |
|--|-------------------------------|----------------------------------|------------------------------|----------------------------------|------------------------------|----------------------------------|-------------------------------|----------------------------------|-------------------------------|----------------------------------|-------------------------------|----------------------------------|------------------------------|----------------------------------|------------------------------|----------------------------------|--|------------------------------------|----------------------------------|--------|--|
| Brett Butler, L OBP: 0.381, SLG: 0.367 | 1-1 1B E | 3-1 B1-3 | | 1-0 F8 | 3-3 K | | 3-1 3B | | | 5 | 1 | 2 | 2 | 0 | 1 | 2 | Houston Astros @ Los Angeles Dodgers Dodger Stadium, Los Angeles, CA Thu Jun 25 1992, 7:05 PM PDT Att: 31,632 - Sunny - 76 F | | | | |
| Mike Sharperson, R OBP: 0.442, SLG: 0.460 | 3-2 E7 2B | 1-1 F9 | | 3-2 2B | | 1-2 1B | 0-1 G1-3 | | | 5 | 2 | 3 | 0 | 0 | 0 | 1 | | | | | |
| Lenny Harris, L OBP: 0.343, SLG: 0.335 | 3-1 1B 2B | 0-2 G1-3 | | 0-2 2B | | 0-0 P4 | | 1-0 F8 | | 5 | 1 | 2 | 2 | 0 | 0 | 1 | | | | | |
| Eric Davis, R OBP: 0.329, SLG: 0.375 | 1-0 G6-3 2H 1B | | 1-0 G5-3 | 2-3 K | | 0-1 F9 | | 2-3 K | | 5 | 1 | 1 | 1 | 0 | 2 | 2 | | | | | |
| Eric Karros, R OBP: 0.295, SLG: 0.467 | 2-2 G2-3 | | 0-0 1B | | 0-1 G4-3 1B 2B | 1-3 K | | 0-1 G5-3 | | 5 | 1 | 2 | 0 | 0 | 1 | 2 | | | | | |
| Dave Hansen, L OBP: 0.307, SLG: 0.355 | 2-1 G6-3 | | 0-0 L8 | | 1-1 G4-3 | | 1-0 F7 | | | 4 | 0 | 0 | 0 | 0 | 0 | 3 | | | | | |
| Roger McDowell, R ERA: 2.7 | | | | | | | | | | 0 | 0 | 0 | 0 | 0 | 0 | 0 | | | | | |
| Carlos Hernandez, R OBP: 0.384, SLG: 0.343 | 1-1 1B HBP | | 2-2 1B | 1-2 1B | 4-2 H 1B HBP | | 0-0 G6-3 | | | 2 | 0 | 1 | 0 | 0 | 0 | 0 | | | | | |
| Jose Offerman, S OBP: 0.316, SLG: 0.321 | 0-1 1B | | 3-3 K | | 3-1 1B | | 0-1 3B 1B | | | 4 | 1 | 3 | 2 | 0 | 1 | 2 | | | | | |
| Ramon Martinez, R OBP: 0.143, SLG: 0.143 | 2-1 F7 | | 0-1 F7 | | 1-1 K | | 2-1 3B HBP | | | 3 | 0 | 0 | 0 | 0 | 1 | 4 | | | | | |
| Jay Howell, R ERA: 0.71 | | | | | | | | | | 0 | 0 | 0 | 0 | 0 | 0 | 0 | | | | | |
| John Candelaria, L ERA: 1.35 | | | | | | | | | | 0 | 0 | 0 | 0 | 0 | 0 | 0 | | | | | |
| Mitch Webster, S OBP: 0.319, SLG: 0.402 | | | | | | | | | | 0 | 1 | 0 | 0 | 0 | 0 | 0 | | | | | |
| Inning Stats | R: 4 E: 1 K: 0 S: 20 | H: 5 LOB: 2 BB: 0 P: 34 | R: 0 E: 0 K: 0 S: 7 | H: 0 LOB: 0 BB: 0 P: 11 | R: 0 E: 0 K: 1 S: 9 | H: 2 LOB: 2 BB: 0 P: 15 | R: 1 E: 0 K: 1 S: 13 | H: 2 LOB: 1 BB: 0 P: 19 | R: 1 E: 0 K: 2 S: 20 | H: 2 LOB: 2 BB: 0 P: 31 | R: 0 E: 0 K: 1 S: 11 | H: 1 LOB: 1 BB: 0 P: 12 | R: 2 E: 0 K: 0 S: 9 | H: 2 LOB: 1 BB: 0 P: 15 | R: 0 E: 0 K: 1 S: 7 | H: 0 LOB: 0 BB: 0 P: 10 | 1B: 9 2B: 4 3B: 1 HR: 0 | SF: 0 SAC: 0 DP: 0 HBP: 3 | WP: 0 PB: 0 SB: 2 CS: 0 | PA: 41 | |
| PITCHER | IP | WLS | BF | H | R | ER | SO | BB | IBB | HBP | BLK | WP | HR | S | P | ERA | WHIP | | | | |
| Jimmy Jones, R ERA: 4.45 | 4.1 | L | 26 | 11 | 6 | 6 | 2 | 0 | 0 | 0 | 0 | 0 | 0 | 61 | 99 | 12.46 | 2.538 | | | | |
| Al Osuna, L ERA: 3.94 | 0.2 | | 2 | 0 | 0 | 0 | 2 | 0 | 0 | 0 | 0 | 0 | 0 | 8 | 11 | 0.00 | 0.000 | | | | |
| Joe Boever, R ERA: 2.43 | 2.0 | | 10 | 3 | 2 | 2 | 1 | 0 | 0 | 1 | 0 | 0 | 0 | 20 | 27 | 9.00 | 1.500 | | | | |
| Rob Murphy, L ERA: 3.88 | 1.0 | | 3 | 0 | 0 | 0 | 1 | 0 | 0 | 0 | 0 | 0 | 0 | 7 | 10 | 0.00 | 0.000 | | | | |

| | |
|-----|----|
| AB | 38 |
| R | 8 |
| H | 14 |
| RBI | 7 |
| BB | 0 |
| SO | 6 |
| LOB | 17 |




| Batter | 1 | 2 | 3 | 4 | 5 | 6 | 7 | 8 | 9 | AB | R | H | RBI | BB | SO | LOB | TOP | | | | | |
|---|---|----------------------------------|-------------------------------|----------------------------------|-------------------------------|----------------------------------|-------------------------------|----------------------------------|------------------------------|----------------------------------|-------------------------------|----------------------------------|-------------------------------|----------------------------------|-------------------------------|----------------------------------|--|----------------------------------|----------------------------------|------------------------------------|----------------------------------|--------|
| Craig Biggio, R OBP: 0.376, SLG: 0.410 (1, 4) | E6 | | SH1-3 5 SF9 2B | G1-3 | | | PB 5 1B 1B | K | | 4 | 2 | 1 | 0 | 1 | 1 | 4 | Houston Astros @ Los Angeles Dodgers Dodger Stadium, Los Angeles, CA Fri Jun 26 1992, 7:05 PM PDT Att: 33,380 - Sunny - 78 F | | | | | |
| Steve Finley, L OBP: 0.332, SLG: 0.425 (1, 8) | P5 | | SH1-3 | | G3 | | P5 | G3 | | 4 | 0 | 0 | 0 | 0 | 0 | 4 | | | | | | |
| 5 Jeff Bagwell, R OBP: 0.346, SLG: 0.390 (1, 3) | E9 | | SF9 | | F9 | | PB 1B | | G5-3 | 4 | 1 | 1 | 1 | 0 | 0 | 1 | | | | | | |
| Luis Gonzalez, L OBP: 0.251, SLG: 0.380 (1, 7) | P3 | | G3 | | G3 | | BLK 1B | | G4-3 | 5 | 0 | 1 | 2 | 0 | 0 | 2 | | | | | | |
| Ken Caminiti, S OBP: 0.372, SLG: 0.452 (1, 5) | G4-3 | | | FC6-4 1B | | HR | 1B | | FC6-4 BB | 3 | 2 | 2 | 1 | 2 | 0 | 2 | | | | | | |
| Pete Incaviglia, R OBP: 0.310, SLG: 0.411 (1, 9) | | G5-3 1B | | K | | P4 | | | | 3 | 0 | 1 | 0 | 0 | 1 | 1 | | | | | | |
| Xavier Hernandez, L (6, 1) | | | | | | | | | | 0 | 0 | 0 | 0 | 0 | 0 | 0 | | | | | | |
| Gerald Young, S (7, PH) | | | | | | | | | | 1 | 0 | 0 | 0 | 0 | 0 | 2 | | | | | | |
| Rob Murphy, L (7, 1) | | | | | | | | | | 0 | 0 | 0 | 0 | 0 | 0 | 0 | | | | | | |
| Benny Distefano, L OBP: 0.300, SLG: 0.283 (8, 9) | | | | | | | | | | 1 | 0 | 0 | 0 | 0 | 0 | 1 | | | | | | |
| Casey Candaele, S OBP: 0.260, SLG: 0.260 (1, 6) | | G5-3 1B | | E5 FC6-4 | | F8 | | SH3-4 1B | | 4 | 0 | 2 | 0 | 0 | 0 | 1 | | | | | | |
| Scooter Tucker, R OBP: 0.333, SLG: 0.182 (1, 2) | | G5-3 | | FC6-4 1B | | F7 | | SH3-4 | | 3 | 0 | 0 | 0 | 0 | 0 | 4 | | | | | | |
| Butch Henry, L OBP: 0.167, SLG: 0.292 (1, 1) | | | | | | | | | | 2 | 0 | 1 | 1 | 0 | 1 | 1 | | | | | | |
| Eric Anthony, L OBP: 0.333, SLG: 0.450 (6, 9) | | | | | | | | | | 1 | 0 | 0 | 0 | 1 | 0 | 0 | | | | | | |
| Doug Jones, R (8, 1) | | | | | | | | | | 0 | 0 | 0 | 0 | 0 | 0 | 0 | | | | | | |
| Inning Stats | R: 0 E: 2 K: 0 S: 11 | H: 0 LOB: 2 BB: 0 P: 17 | R: 0 E: 0 K: 1 S: 10 | H: 2 LOB: 1 BB: 0 P: 11 | R: 1 E: 0 K: 0 S: 10 | H: 1 LOB: 0 BB: 0 P: 16 | R: 1 E: 1 K: 1 S: 13 | H: 2 LOB: 2 BB: 0 P: 18 | R: 0 E: 0 K: 0 S: 6 | H: 0 LOB: 0 BB: 0 P: 10 | R: 1 E: 0 K: 0 S: 8 | H: 1 LOB: 0 BB: 0 P: 10 | R: 2 E: 0 K: 0 S: 13 | H: 2 LOB: 2 BB: 2 P: 26 | R: 0 E: 0 K: 1 S: 11 | H: 1 LOB: 1 BB: 1 P: 20 | R: 0 E: 0 K: 0 S: 9 | H: 0 LOB: 1 BB: 1 P: 15 | 1B: 7 2B: 1 3B: 0 HR: 1 | SF: 1 SAC: 2 DP: 1 HBP: 0 | WP: 0 PB: 1 SB: 0 CS: 0 | PA: 42 |
| PITCHER | IP WLS BF H R ER SO BB IBB HBP BLK WP HR S P ERA WHIP | | | | | | | | | | | | | | | | | | | | | |
| Orel Hershiser, R ERA: 3.27 (1, 1) | 6.0 | 26 | 6 | 3 | 2 | 2 | 0 | 0 | 0 | 0 | 0 | 1 | 58 | 82 | 3.00 | 1.000 | | | | | | |
| Steve Wilson, L ERA: 3.62 (7, 1) | 0.2 | 5 | 2 | 2 | 1 | 0 | 1 | 0 | 0 | 0 | 0 | 0 | 9 | 17 | 13.50 | 4.500 | | | | | | |
| Jim Gott, R ERA: 1.93 (7, 1) | 1.0 | 6 | 1 | 0 | 0 | 1 | 0 | 2 | 0 | 1 | 0 | 0 | 12 | 23 | 0.00 | 1.000 | | | | | | |
| John Candelaria, L ERA: 1.32 (8, 1) | 0.1 | W | 1 | 0 | 0 | 0 | 0 | 0 | 0 | 0 | 0 | 0 | 3 | 6 | 0.00 | 0.000 | | | | | | |
| Roger McDowell, R ERA: 2.62 (9, 1) | 1.0 | S | 4 | 0 | 0 | 0 | 1 | 0 | 0 | 0 | 0 | 0 | 9 | 15 | 0.00 | 1.000 | | | | | | |
| Brett Butler, L OBP: 0.382, SLG: 0.365 (1, 8) | G4-3 | | SH5-4 BLK 1B | FC 1B | | WP 1B | | K | | 4 | 1 | 1 | 1 | 1 | 1 | 1 | Houston Astros @ Los Angeles Dodgers Dodger Stadium, Los Angeles, CA Fri Jun 26 1992, 7:05 PM PDT Att: 33,380 - Sunny - 78 F | | | | | |
| Mike Sharperson, R OBP: 0.452, SLG: 0.468 (1, 4) | FC1-6 1B | | SH5-4 BB | SH5-4 1B | | WP BB 1B | | L5 | | 4 | 1 | 3 | 1 | 1 | 0 | 0 | | | | | | |
| Juan Samuel, R OBP: 0.315, SLG: 0.277 (1, 9) | FC1-6 FC6-4 | | SH5-4 | G6-3 | | WP WP BB | | S 2B 1B | | 1 | 0 | 0 | 0 | 0 | 0 | 1 | | | | | | |
| Mitch Webster, S OBP: 0.328, SLG: 0.404 (4, 9) | FC6-4 | | SH5-4 | G6-3 | | WP BB | | 2B 1B | | 2 | 1 | 1 | 0 | 1 | 0 | 2 | | | | | | |
| Eric Davis, R OBP: 0.338, SLG: 0.381 (1, 7) | FC6-4 | | FC6-4 IBB | | G1-3 | | BB BB | | 1B 2B | 3 | 0 | 1 | 1 | 2 | 0 | 1 | | | | | | |
| Eric Karros, R OBP: 0.294, SLG: 0.459 (1, 3) | | K | | P3 | | BB | | F7 | | 3 | 0 | 0 | 0 | 0 | 1 | 3 | | | | | | |
| Steve Wilson, L (7, 1) | | | | | | | | | | 0 | 0 | 0 | 0 | 0 | 0 | 0 | | | | | | |
| Jim Gott, R (7, 1) | | | | | | | | | | 0 | 0 | 0 | 0 | 0 | 0 | 0 | | | | | | |
| John Candelaria, L (8, 1) | | | | | | | | | | 0 | 0 | 0 | 0 | 0 | 0 | 0 | | | | | | |
| Dave Hansen, L OBP: 0.260, SLG: 0.235 (8, PH) | | | | | | | | | | 1 | 0 | 0 | 0 | 0 | 0 | 1 | | | | | | |
| Roger McDowell, R (9, 1) | | | | | | | | | | 0 | 0 | 0 | 0 | 0 | 0 | 0 | | | | | | |
| Carlos Hernandez, R OBP: 0.377, SLG: 0.329 (1, 2) | | G4-1 BB | | FC6-4 | | F8 | | P4 | | 3 | 0 | 0 | 0 | 1 | 0 | 6 | | | | | | |
| Lenny Harris, L OBP: 0.335, SLG: 0.327 (1, 5) | G4-1 | | | | G1-3 | | G6-3 | G4-3 | | 4 | 0 | 0 | 0 | 0 | 0 | 1 | | | | | | |
| Jose Offerman, S OBP: 0.319, SLG: 0.329 (1, 6) | P4 | | | | FC 1B | | 1B 2B | K | | 4 | 2 | 2 | 0 | 0 | 1 | 1 | | | | | | |
| Orel Hershiser, R OBP: 0.229, SLG: 0.353 (1, 1) | | | | | FC 1B | | L4 | K | | 3 | 1 | 1 | 0 | 0 | 0 | 2 | | | | | | |
| Todd Benzinger, S OBP: 0.296, SLG: 0.331 (7, 3) | | | | | FC 1B | | | K | | 1 | 0 | 0 | 0 | 0 | 1 | 0 | | | | | | |
| Inning Stats | R: 0 E: 0 K: 0 S: 9 | H: 1 LOB: 1 BB: 0 P: 14 | R: 0 E: 0 K: 1 S: 9 | H: 0 LOB: 1 BB: 1 P: 17 | R: 1 E: 0 K: 0 S: 10 | H: 2 LOB: 3 BB: 2 P: 24 | R: 1 E: 2 K: 0 S: 12 | H: 2 LOB: 2 BB: 0 P: 14 | R: 0 E: 0 K: 0 S: 4 | H: 0 LOB: 0 BB: 0 P: 10 | R: 3 E: 0 K: 0 S: 19 | H: 2 LOB: 3 BB: 4 P: 39 | R: 0 E: 0 K: 2 S: 8 | H: 0 LOB: 0 BB: 0 P: 11 | R: 1 E: 0 K: 1 S: 20 | H: 2 LOB: 1 BB: 0 P: 27 | R: 0 E: 0 K: 0 S: 9 | H: 0 LOB: 0 BB: 0 P: 15 | 1B: 6 2B: 3 3B: 0 HR: 0 | SF: 0 SAC: 1 DP: 0 HBP: 0 | WP: 2 PB: 0 SB: 1 CS: 0 | PA: 41 |
| PITCHER | IP WLS BF H R ER SO BB IBB HBP BLK WP HR S P ERA WHIP | | | | | | | | | | | | | | | | | | | | | |
| Butch Henry, L ERA: 5.02 (1, 1) | 5.2 | 28 | 6 | 4 | 3 | 1 | 3 | 1 | 0 | 1 | 0 | 0 | 10 | 24 | 27.00 | 12.000 | | | | | | |
| Xavier Hernandez, R ERA: 2.5 (6, 1) | 0.1 | 5 | 1 | 1 | 1 | 0 | 3 | 0 | 0 | 0 | 0 | 0 | 13 | 19 | 0.00 | 0.000 | | | | | | |
| Rob Murphy, L ERA: 3.45 (7, 1) | 1.1 | 4 | 0 | 0 | 0 | 3 | 0 | 0 | 0 | 0 | 0 | 0 | 15 | 19 | 13.50 | 3.000 | | | | | | |
| Doug Jones, R ERA: 2.17 (8, 1) | 0.2 | L | 4 | 2 | 1 | 1 | 0 | 0 | 0 | 0 | 0 | 0 | 15 | 19 | 13.50 | 3.000 | | | | | | |

| Batter | 1 | 2 | 3 | 4 | 5 | 6 | 7 | 8 | 9 | AB | R | H | RBI | BB | SO | LOB | TOP | | | | | | | | |
|--|------------------------------|----------------------------------|------------------------------|----------------------------------|------------------------------|----------------------------------|------------------------------|----------------------------------|-------------------------------|----------------------------------|-------------------------------|----------------------------------|------------------------------|----------------------------------|-------------------------------|----------------------------------|-------------------------------|----------------------------------|----------------------------------|------------------------------------|----------------------------------|--------|--|--|--|
| Craig Biggio, R OBP: 0.379, SLG: 0.411 (1, 4) | F8 | | G5-3 | | | 1B 5 SF9 BB | | SH3 5 1B | | 4 | 2 | 2 | 0 | 1 | 0 | 0 | | | | | | | | | |
| Steve Finley, L OBP: 0.332, SLG: 0.424 (1, 8) | K | | | F8 | | S | | SH3 | | 3 | 1 | 1 | 0 | 0 | 1 | 0 | | | | | | | | | |
| 5 Jeff Bagwell, R OBP: 0.351, SLG: 0.407 (1, 3) | HR | | | | 1B | SF9 | | | | 3 | 2 | 3 | 3 | 0 | 0 | 0 | | | | | | | | | |
| Eric Anthony, L OBP: 0.326, SLG: 0.439 (1, 9) | | | | F7 | | 3-H | | | | 4 | 0 | 0 | 0 | 0 | 2 | 3 | | | | | | | | | |
| Gerald Young, S (8, 9) | K | | | | | F7 | | K | | 0 | 0 | 0 | 0 | 0 | 0 | 0 | | | | | | | | | |
| Ken Caminiti, S OBP: 0.374, SLG: 0.459 (1, 5) | | G4-3 | | | 1B | | | F8 | | 4 | 0 | 2 | 2 | 0 | 0 | 1 | | | | | | | | | |
| Pete Incaviglia, R OBP: 0.305, SLG: 0.413 (1, 7) | | | | | | | | | | | | | | | | | | | | | | | | | |
| Chris Jones, R OBP: 0.290, SLG: 0.327 (9, PR) | | G6-3 | | | 2B | | | | | 4 | 0 | 1 | 0 | 0 | 0 | 2 | | | | | | | | | |
| Scooter Tucker, R OBP: 0.290, SLG: 0.154 (1, 2) | | | | | | | | | | 0 | 0 | 0 | 0 | 0 | 0 | 0 | | | | | | | | | |
| Casey Candaele, S OBP: 0.254, SLG: 0.254 (1, 6) | | | | P4 | | | | | | 4 | 0 | 0 | 0 | 0 | 0 | 2 | | | | | | | | | |
| Brian Williams, R OBP: 0.143, SLG: 0.286 (1, 1) | | | | | | | | | | | | | | | | | | | | | | | | | |
| Luis Gonzalez, L OBP: 0.256, SLG: 0.380 (9, PH) | | | | K | | | | | | 3 | 0 | 0 | 0 | 0 | 2 | 0 | | | | | | | | | |
| Doug Jones, R (9, 1) | | | | | | | | | | 0 | 0 | 0 | 0 | 0 | 0 | 0 | | | | | | | | | |
| Inning Stats | R: 1 E: 0 K: 2 S: 8 | H: 1 LOB: 0 BB: 0 P: 10 | R: 0 E: 0 K: 0 S: 7 | H: 0 LOB: 0 BB: 0 P: 12 | R: 0 E: 0 K: 1 S: 8 | H: 0 LOB: 0 BB: 0 P: 10 | R: 1 E: 0 K: 0 S: 7 | H: 2 LOB: 1 BB: 0 P: 11 | R: 0 E: 0 K: 0 S: 12 | H: 0 LOB: 0 BB: 0 P: 14 | R: 2 E: 0 K: 0 S: 16 | H: 2 LOB: 1 BB: 1 P: 24 | R: 0 E: 0 K: 0 S: 8 | H: 0 LOB: 0 BB: 0 P: 12 | R: 1 E: 0 K: 1 S: 10 | H: 2 LOB: 1 BB: 0 P: 15 | R: 0 E: 0 K: 0 S: 14 | H: 2 LOB: 3 BB: 1 P: 19 | 1B: 6 2B: 2 3B: 0 HR: 1 | SF: 1 SAC: 1 DP: 0 HBP: 0 | WP: 0 PB: 0 SB: 2 CS: 0 | PA: 37 | | | |
| PITCHER | IP | WLS | BF | H | R | ER | SO | BB | IBB | HBP | BLK | WP | HR | S | P | ERA | WHIP | | | | | | | | |
| Kevin Gross, R ERA: 3.72 (1, 1) | 6.0 | L | 24 | 5 | 4 | 4 | 4 | 1 | 0 | 0 | 0 | 0 | 1 | 58 | 81 | 6.00 | 1.000 | | | | | | | | |
| Tim Crews, R ERA: 6.42 (7, 1) | 2.0 | | 8 | 2 | 1 | 1 | 1 | 0 | 0 | 0 | 0 | 0 | 0 | 18 | 27 | 4.50 | 1.000 | | | | | | | | |
| Jim Gott, R ERA: 1.88 (9, 1) | 1.0 | | 5 | 2 | 0 | 0 | 0 | 0 | 1 | 0 | 0 | 0 | 0 | 14 | 19 | 0.00 | 2.000 | | | | | | | | |

Houston Astros @ Los Angeles Dodgers
Dodger Stadium, Los Angeles, CA
Sat Jun 27 1992, 7:05 PM PDT
Att: 36,219 - Sunny - 79 F

livebaseballscores.com

AB 33
R 5
H 9
RBI 5
BB 2
SO 5
LOB 9




| Batter | 1 | 2 | 3 | 4 | 5 | 6 | 7 | 8 | 9 | AB | R | H | RBI | BB | SO | LOB | BOTTOM | | | | | | | | |
|---|------------------------------|----------------------------------|------------------------------|----------------------------------|------------------------------|---------------------------------|------------------------------|----------------------------------|------------------------------|----------------------------------|-------------------------------|----------------------------------|------------------------------|---------------------------------|------------------------------|----------------------------------|-------------------------------|----------------------------------|----------------------------------|------------------------------------|----------------------------------|--------|--|--|--|
| Brett Butler, L OBP: 0.380, SLG: 0.367 (1, 8) | G5-3 | | | G5-3 | | | | | | 4 | 0 | 1 | 1 | 0 | 0 | 0 | | | | | | | | | |
| Mike Sharperson, R OBP: 0.442, SLG: 0.455 (1, 4) | F8 | | | | | | | | | 4 | 0 | 0 | 0 | 0 | 0 | 1 | | | | | | | | | |
| Lenny Harris, L OBP: 0.333, SLG: 0.325 (1, 9) | L4 | | | | | | | | | 4 | 0 | 1 | 0 | 0 | 0 | 0 | | | | | | | | | |
| Eric Davis, R OBP: 0.329, SLG: 0.371 (1, 7) | | | | | | | | | | 4 | 0 | 0 | 0 | 0 | 2 | 1 | | | | | | | | | |
| Eric Karros, R OBP: 0.295, SLG: 0.455 (1, 3) | | | | | | | | | | 2 | 0 | 0 | 0 | 1 | 0 | 0 | | | | | | | | | |
| Dave Hansen, L OBP: 0.298, SLG: 0.342 (1, 5) | | | | | | | | | | 3 | 0 | 0 | 0 | 0 | 0 | 1 | | | | | | | | | |
| Carlos Hernandez, R OBP: 0.363, SLG: 0.315 (1, 2) | | | | | | | | | | 3 | 0 | 0 | 0 | 0 | 0 | 0 | | | | | | | | | |
| Jose Offerman, S OBP: 0.320, SLG: 0.326 (1, 6) | | | | | | | | | | 2 | 0 | 0 | 0 | 1 | 0 | 0 | | | | | | | | | |
| Kevin Gross, R OBP: 0.160, SLG: 0.087 (1, 1) | | | | | | | | | | 1 | 0 | 0 | 0 | 0 | 0 | 0 | | | | | | | | | |
| Stan Javier, S OBP: 0.246, SLG: 0.286 (6, PH) | | | | | | | | | | 1 | 1 | 1 | 0 | 0 | 0 | 0 | | | | | | | | | |
| Tim Crews, R (7, 1) | | | | | | | | | | 0 | 0 | 0 | 0 | 0 | 0 | 0 | | | | | | | | | |
| Todd Benzinger, S OBP: 0.254, SLG: 0.329 (8, PH) | | | | | | | | | | 1 | 0 | 0 | 0 | 0 | 0 | 1 | | | | | | | | | |
| Jim Gott, R (9, 1) | | | | | | | | | | 0 | 0 | 0 | 0 | 0 | 0 | 0 | | | | | | | | | |
| Inning Stats | R: 0 E: 0 K: 0 S: 7 | H: 0 LOB: 0 BB: 0 P: 11 | R: 0 E: 0 K: 1 S: 9 | H: 0 LOB: 0 BB: 0 P: 14 | R: 0 E: 0 K: 0 S: 5 | H: 0 LOB: 0 BB: 0 P: 7 | R: 0 E: 0 K: 0 S: 7 | H: 0 LOB: 0 BB: 0 P: 12 | R: 0 E: 0 K: 1 S: 5 | H: 0 LOB: 0 BB: 1 P: 10 | R: 1 E: 0 K: 0 S: 11 | H: 2 LOB: 1 BB: 0 P: 16 | R: 0 E: 0 K: 0 S: 7 | H: 0 LOB: 0 BB: 0 P: 8 | R: 0 E: 0 K: 0 S: 6 | H: 0 LOB: 1 BB: 1 P: 14 | R: 0 E: 0 K: 0 S: 15 | H: 1 LOB: 1 BB: 0 P: 23 | 1B: 1 2B: 2 3B: 0 HR: 0 | SF: 0 SAC: 0 DP: 1 HBP: 0 | WP: 0 PB: 0 SB: 0 CS: 0 | PA: 31 | | | |
| PITCHER | IP | WLS | BF | H | R | ER | SO | BB | IBB | HBP | BLK | WP | HR | S | P | ERA | WHIP | | | | | | | | |
| Brian Williams, R ERA: 1.29 (1, 1) | 8.0 | W | 27 | 2 | 1 | 1 | 2 | 2 | 0 | 0 | 0 | 0 | 0 | 15 | 23 | 0.00 | 1.000 | | | | | | | | |
| Doug Jones, R ERA: 2.13 (9, 1) | 1.0 | | 4 | 1 | 0 | 0 | 0 | 0 | 0 | 0 | 0 | 0 | 0 | 15 | 23 | 0.00 | 1.000 | | | | | | | | |

Houston Astros @ Los Angeles Dodgers
Dodger Stadium, Los Angeles, CA
Sat Jun 27 1992, 7:05 PM PDT
Att: 36,219 - Sunny - 79 F

livebaseballscores.com

AB 29
R 1
H 3
RBI 1
BB 2
SO 2
LOB 4



| Batter | 1 | 2 | 3 | 4 | 5 | 6 | 7 | 8 | 9 | AB | R | H | RBI | BB | SO | LOB | TOP | | | | | | | | | | |
|--|------------------------------|----------------------------------|-------------------------------|----------------------------------|-------------------------------|----------------------------------|-------------------------------|----------------------------------|-------------------------------|----------------------------------|------------------------------|----------------------------------|-------------------------------|----------------------------------|-------------------------------|----------------------------------|----------------------------------|------------------------------------|----------------------------------|------------------------------------|----------------------------------|--------|--|--|--|--|--|
| Craig Biggio, R OBP: 0.380, SLG: 0.409 (1, 4) | G4-3 | | F9 | | 1B | | 1B | | B5-3 | 4 | 1 | 1 | 0 | 1 | 0 | 1 | | | | | | | | | | | |
| Steve Finley, L OBP: 0.334, SLG: 0.425 Joe Boever, R (7, 1) | B5-3 | | | L8 | 1B | | 1B | | G4-3 | 4 | 0 | 2 | 0 | 0 | 0 | 0 | | | | | | | | | | | |
| Luis Gonzalez, L OBP: 0.254, SLG: 0.377 (8, 7) | | | | | 1B | | 1B | | | 1 | 0 | 0 | 0 | 0 | 0 | 1 | | | | | | | | | | | |
| Ken Caminiti, S OBP: 0.385, SLG: 0.469 (1, 5) | 1B | | | SF8 | 1B | | 1B | | F7 | 5 | 1 | 4 | 1 | 0 | 0 | 1 | | | | | | | | | | | |
| 5 Jeff Bagwell, R OBP: 0.350, SLG: 0.405 (1, 3) | G4-3 | | | 1B | FC5-4 | | F9 | | | 4 | 0 | 1 | 0 | 0 | 0 | 6 | | | | | | | | | | | |
| Eric Anthony, L OBP: 0.318, SLG: 0.430 (1, 9) | | K | | SF8 | | | K | | G3 | 3 | 0 | 0 | 1 | 0 | 2 | 0 | | | | | | | | | | | |
| Pete Incaviglia, R OBP: 0.313, SLG: 0.411 Rob Murphy, L (8, 1) | P3 | | | 3H | 1B | | G4-6-3 | | E5 | 3 | 0 | 1 | 0 | 1 | 0 | 0 | | | | | | | | | | | |
| Scott Servais, R OBP: 0.248, SLG: 0.253 (1, 2) | G6-3 | | | 1B | F9 | | G4-6-3 | | FC4 | 4 | 0 | 0 | 0 | 0 | 0 | 4 | | | | | | | | | | | |
| Casey Candaele, S OBP: 0.249, SLG: 0.249 (1, 6) | | | F7 | | G5-3 | | G4-3 | | G1-3 | 4 | 0 | 0 | 0 | 0 | 0 | 1 | | | | | | | | | | | |
| Willie Blair, R Al Osuna, R Juan Guerrero, R Xavier Hernandez, L Gerald Young, S (1, 1) (4, 1) (5, PH) (5, 1) (7, PH) (7, 8) | | | K | | K | | F8 | | G4-3 | 1 | 0 | 0 | 0 | 0 | 1 | 0 | | | | | | | | | | | |
| Inning Stats | R: 0 E: 0 K: 0 S: 7 | H: 1 LOB: 1 BB: 0 P: 13 | R: 0 E: 0 K: 1 S: 8 | H: 0 LOB: 0 BB: 0 P: 16 | R: 0 E: 0 K: 1 S: 7 | H: 0 LOB: 0 BB: 0 P: 12 | R: 1 E: 0 K: 0 S: 17 | H: 2 LOB: 2 BB: 1 P: 27 | R: 1 E: 0 K: 1 S: 12 | H: 2 LOB: 2 BB: 1 P: 22 | R: 0 E: 0 K: 1 S: 7 | H: 1 LOB: 0 BB: 0 P: 12 | R: 0 E: 0 K: 0 S: 12 | H: 3 LOB: 3 BB: 0 P: 20 | R: 0 E: 1 K: 0 S: 11 | H: 0 LOB: 1 BB: 0 P: 13 | R: 0 E: 0 K: 0 S: 5 | H: 0 LOB: 1 BB: 1 P: 9 | 1B: 9 2B: 0 3B: 0 HR: 0 | SF: 1 SAC: 0 DP: 1 HBP: 0 | WP: 0 PB: 0 SB: 1 CS: 0 | PA: 39 | | | | | |
| PITCHER | IP | WLS | BF | H | R | ER | SO | BB | IBB | HBP | BLK | WP | HR | S | P | ERA | WHIP | | | | | | | | | | |
| Bob Ojeda, L ERA: 3.6 (1, 1) | 6.0 | W | 25 | 6 | 2 | 2 | 4 | 2 | 0 | 0 | 0 | 0 | 0 | 58 | 102 | 3.00 | 1.333 | | | | | | | | | | |
| Jim Gott, R ERA: 1.55 (7, 1) | 0.2 | | 4 | 2 | 0 | 0 | 0 | 0 | 0 | 0 | 0 | 0 | 0 | 9 | 14 | 0.00 | 3.000 | | | | | | | | | | |
| Jay Howell, R ERA: 0.64 (7, 1) | 1.1 | | 6 | 1 | 0 | 0 | 0 | 0 | 0 | 0 | 0 | 0 | 0 | 14 | 19 | 0.00 | 0.750 | | | | | | | | | | |
| Roger McDowell, R ERA: 2.55 (9, 1) | 1.0 | | 4 | 0 | 0 | 0 | 0 | 1 | 0 | 0 | 0 | 0 | 0 | 5 | 9 | 0.00 | 1.000 | | | | | | | | | | |
| Brett Butler, L OBP: 0.376, SLG: 0.363 Mitch Webster, S OBP: 0.331, SLG: 0.416 (1, 8) (5, 7) | G1-3 | | F8 | | FC4-6 | | B1-3 | | | 3 | 0 | 0 | 1 | 0 | 0 | 3 | | | | | | | | | | | |
| Mike Sharperson, R OBP: 0.446, SLG: 0.456 (1, 4) | 1B | | | F9 | 1B | | 1B | | F8 | 4 | 2 | 2 | 1 | 1 | 0 | 1 | | | | | | | | | | | |
| Lenny Harris, L OBP: 0.335, SLG: 0.323 Roger McDowell, R (9, 1) | 1B | | | K | K | | SF8 | | F9 | 4 | 1 | 1 | 0 | 1 | 2 | 3 | | | | | | | | | | | |
| Eric Davis, R OBP: 0.333, SLG: 0.374 (1, 7) (5, 8) | 1B | | | K | | | P6 | | | 4 | 0 | 2 | 1 | 0 | 1 | 0 | | | | | | | | | | | |
| Eric Karros, R OBP: 0.294, SLG: 0.458 (1, 3) | FC5-4 | | | 1B | K | | K | | SF8 | 3 | 1 | 1 | 2 | 0 | 1 | 1 | | | | | | | | | | | |
| Dave Hansen, L OBP: 0.296, SLG: 0.339 (1, 5) | G6-3 | | | SH | 1B | | G4-3 | | K | 4 | 1 | 1 | 0 | 0 | 1 | 3 | | | | | | | | | | | |
| Carlos Hernandez, R OBP: 0.349, SLG: 0.303 (1, 2) | | | G5-3 | | SF8 | | L5 | | F7 | 3 | 0 | 0 | 1 | 0 | 0 | 0 | | | | | | | | | | | |
| Jose Offerman, S OBP: 0.327, SLG: 0.339 (1, 6) | | | | SH | 1B | | G4-3 | | 2B | 3 | 2 | 2 | 0 | 1 | 0 | 0 | | | | | | | | | | | |
| Bob Ojeda, L ERA: 5.65 Todd Stoeninger, S Jim Gott, R Jay Howell, R Stan Javier, S (1, 1) (5, PH) (7, 1) (7, 1) (8, PH) (9, 9) | F9 | | | SH | FC4-6 | | K | | 2B | 1 | 0 | 0 | 0 | 0 | 0 | 1 | | | | | | | | | | | |
| Inning Stats | R: 2 E: 0 K: 0 S: 9 | H: 2 LOB: 1 BB: 1 P: 20 | R: 0 E: 0 K: 0 S: 10 | H: 0 LOB: 1 BB: 1 P: 18 | R: 0 E: 0 K: 2 S: 10 | H: 0 LOB: 0 BB: 0 P: 14 | R: 3 E: 0 K: 1 S: 15 | H: 4 LOB: 2 BB: 0 P: 20 | R: 0 E: 0 K: 1 S: 7 | H: 0 LOB: 0 BB: 0 P: 9 | R: 0 E: 0 K: 1 S: 7 | H: 0 LOB: 0 BB: 0 P: 11 | R: 1 E: 0 K: 1 S: 11 | H: 2 LOB: 2 BB: 1 P: 21 | R: 2 E: 0 K: 0 S: 11 | H: 2 LOB: 1 BB: 1 P: 21 | 1B: 7 2B: 2 3B: 1 HR: 0 | SF: 2 SAC: 1 DP: 0 HBP: 0 | WP: 0 PB: 0 SB: 2 CS: 0 | PA: 39 | | | | | | | |
| PITCHER | IP | WLS | BF | H | R | ER | SO | BB | IBB | HBP | BLK | WP | HR | S | P | ERA | WHIP | | | | | | | | | | |
| Willie Blair, R ERA: 5.65 (1, 1) | 3.2 | L | 20 | 6 | 5 | 5 | 2 | 2 | 0 | 0 | 0 | 0 | 0 | 3 | 4 | 0.00 | 0.000 | | | | | | | | | | |
| Al Osuna, L ERA: 3.9 (4, 1) | 0.1 | | 1 | 0 | 0 | 0 | 1 | 0 | 0 | 0 | 0 | 0 | 0 | 3 | 4 | 0.00 | 0.000 | | | | | | | | | | |
| Xavier Hernandez, R ERA: 2.41 (5, 1) | 2.0 | | 6 | 0 | 0 | 0 | 2 | 0 | 0 | 0 | 0 | 0 | 0 | 14 | 20 | 0.00 | 0.000 | | | | | | | | | | |
| Joe Boever, R ERA: 2.83 (7, 1) | 1.2 | | 11 | 4 | 3 | 3 | 1 | 2 | 0 | 0 | 0 | 0 | 0 | 21 | 41 | 0.00 | 3.600 | | | | | | | | | | |
| Rob Murphy, L ERA: 3.42 (8, 1) | 0.1 | | 1 | 0 | 0 | 0 | 0 | 0 | 0 | 0 | 0 | 0 | 0 | 1 | 1 | 0.00 | 0.000 | | | | | | | | | | |

Houston Astros @ Los Angeles Dodgers
Dodger Stadium, Los Angeles, CA
Sun Jun 28 1992, 3:33 AM PDT
Att: 26,260 - Sunny - 78 F

| | |
|-----|----|
| AB | 35 |
| R | 2 |
| H | 9 |
| RBI | 2 |
| BB | 3 |
| SO | 4 |
| LOB | 14 |



Houston Astros @ Los Angeles Dodgers
Dodger Stadium, Los Angeles, CA
Sun Jun 28 1992, 3:33 AM PDT
Att: 26,260 - Sunny - 78 F

| | |
|-----|----|
| AB | 32 |
| R | 8 |
| H | 10 |
| RBI | 8 |
| BB | 4 |
| SO | 6 |
| LOB | 12 |



| Batter | 1 | 2 | 3 | 4 | 5 | 6 | 7 | 8 | 9 | 10 | 11 | AB | R | H | RBI | BB | SO | LOB | TOP | | | | | | | | |
|--|------------------------------|----------------------------------|-------------------------------|----------------------------------|------------------------------|----------------------------------|-------------------------------|----------------------------------|------------------------------|---------------------------------|-------------------------------|----------------------------------|-------------------------------|----------------------------------|------------------------------|----------------------------------|------------------------------|----------------------------------|-------------------------------|----------------------------------|-------------------------------|----------------------------------|----------------------------------|------------------------------------|----------------------------------|--------|--|
| Tony Fernandez, S OBP: 0.370, SLG: 0.388 | 1-0 2B | | 1-1 SF7 3B | | 2-2 G4-3 | | 2-3 K | | | 0-0 G4-3 | 2-1 1B | 6 | 1 | 3 | 0 | 0 | 1 | 1 | | | | | | | | | |
| Tony Gwynn, L OBP: 0.391, SLG: 0.454 | 2-0 G1-3 | | 2-1 SF7 | | 0-0 F9 | | 1-2 G5-3 | | | 0-2 F8 | 1-2 G4-3 | 5 | 0 | 0 | 2 | 0 | 0 | 3 | | | | | | | | | |
| Darín Jackson, R OBP: 0.308, SLG: 0.435 | 3-1 P2 | | 1-0 F7 | | 0-0 G5-3 | | | 2-3 K | | 0-1 1B | 0-3 K | 6 | 1 | 1 | 0 | 0 | 2 | 2 | | | | | | | | | |
| Fred McGriff, L OBP: 0.430, SLG: 0.584 | 4-2 BB | | 4-1 BB | | | 3-3 K | | 1-0 1B | | 4-2 1B | 1-2 IBB | 2 | 0 | 1 | 0 | 3 | 1 | 0 | | | | | | | | | |
| Oscar Azocar, L OBP: 0.250, SLG: 0.225 | 0-1 G1-3 | | 1-3 K | | 2-2 F8 | | | 0-0 F9 | | 3-1 E3 | | 4 | 0 | 0 | 0 | 0 | 1 | 4 | | | | | | | | | |
| Kevin Ward, R OBP: 0.289, SLG: 0.306 | | | | | | | | | | | | 1 | 0 | 0 | 0 | 0 | 0 | 1 | | | | | | | | | |
| Rich Rodriguez, L OBP: 0.289, SLG: 0.306 | | | | | | | | | | | | 0 | 0 | 0 | 0 | 0 | 0 | 0 | | | | | | | | | |
| Pat Clements, R OBP: 0.289, SLG: 0.306 | | | | | | | | | | | | 0 | 0 | 0 | 0 | 0 | 0 | 0 | | | | | | | | | |
| Dan Walters, R OBP: 0.319, SLG: 0.393 | | | | | 2-2 F9 PB 2B | | | 1-1 P6 | | | | 5 | 1 | 2 | 0 | 0 | 1 | 3 | | | | | | | | | |
| Tim Teufel, R OBP: 0.316, SLG: 0.342 | 1-1 1B | | 1-0 F9 | | 2-1 F7 | | | | 3-1 F7 | | 0-1 1B | 5 | 1 | 2 | 0 | 0 | 0 | 2 | | | | | | | | | |
| Craig Shipley, R OBP: 0.226, SLG: 0.231 | | | 2-3 K | | 1-3 K | | | 1-3 K | | 2-1 G1-3 | 0-2 G5-3 | 5 | 0 | 0 | 0 | 0 | 3 | 2 | | | | | | | | | |
| Dave Elland, R OBP: 0.226, SLG: 0.231 | | | 1-2 F8 | | 3-3 K | | | 0-0 1B | | 1-1 G6-3 | 1-1 1B | 2 | 0 | 0 | 0 | 0 | 1 | 1 | | | | | | | | | |
| Kurt Sullivan, R OBP: 0.226, SLG: 0.231 | | | | | | | | | | | | 1 | 0 | 1 | 0 | 0 | 0 | 0 | | | | | | | | | |
| Jose Melendez, R OBP: 0.226, SLG: 0.231 | | | | | | | | | | | | 0 | 0 | 0 | 0 | 0 | 0 | 0 | | | | | | | | | |
| Phil Stephenson, L OBP: 0.226, SLG: 0.231 | | | | | | | | | | | | 0 | 0 | 0 | 0 | 0 | 0 | 0 | | | | | | | | | |
| Larry Andersen, R OBP: 0.226, SLG: 0.231 | | | | | | | | | | | | 0 | 0 | 0 | 0 | 0 | 0 | 0 | | | | | | | | | |
| Randy Myers, L OBP: 0.226, SLG: 0.231 | | | | | | | | | | | | 0 | 0 | 0 | 0 | 0 | 0 | 0 | | | | | | | | | |
| Jerald Clark, R OBP: 0.226, SLG: 0.231 | | | | | | | | | | | | 1 | 1 | 1 | 1 | 0 | 0 | 0 | | | | | | | | | |
| Inning Stats | R: 0 E: 0 K: 0 S: 8 | H: 1 LOB: 2 BB: 1 P: 18 | R: 0 E: 0 K: 1 S: 12 | H: 1 LOB: 1 BB: 0 P: 19 | R: 1 E: 0 K: 1 S: 9 | H: 1 LOB: 1 BB: 1 P: 18 | R: 1 E: 0 K: 2 S: 12 | H: 1 LOB: 0 BB: 0 P: 18 | R: 0 E: 0 K: 0 S: 5 | H: 1 LOB: 0 BB: 0 P: 7 | R: 0 E: 0 K: 1 S: 10 | H: 1 LOB: 1 BB: 0 P: 19 | R: 0 E: 0 K: 2 S: 11 | H: 1 LOB: 1 BB: 0 P: 15 | R: 0 E: 0 K: 1 S: 8 | H: 1 LOB: 1 BB: 0 P: 12 | R: 0 E: 0 K: 0 S: 6 | H: 0 LOB: 0 BB: 0 P: 12 | R: 1 E: 1 K: 1 S: 13 | H: 1 LOB: 2 BB: 1 P: 21 | R: 2 E: 1 K: 1 S: 16 | H: 3 LOB: 1 BB: 0 P: 20 | 1B: 8 2B: 2 3B: 1 HR: 0 | SF: 1 SAC: 0 DP: 0 HBP: 0 | WP: 0 PB: 1 SB: 4 CS: 0 | PA: 48 | |
| PITCHER | IP 9.0 | WLS 3.0 | BF 36 | H 7 | R 2 | ER 1 | SO 8 | BB 2 | IBB 0 | HBP 0 | BLK 0 | WP 0 | HR 0 | S 81 | P 138 | ERA 1.00 | WHIP 1.000 | | | | | | | | | | |
| Tom Candiotti, R ERA: 3.0 | | | | | | | | | | | | | | | | | | | | | | | | | | | |
| John Candelaria, L ERA: 1.26 | | | | | | | | | | | | | | | | | | | | | | | | | | | |
| Roger McDowell, R ERA: 3.0 | | | | | | | | | | | | | | | | | | | | | | | | | | | |
| Steve Wilson, L ERA: 3.55 | | | | | | | | | | | | | | | | | | | | | | | | | | | |

San Diego Padres @ Los Angeles Dodgers
Dodger Stadium, Los Angeles, CA
Mon Jun 29 1992, 7:05 PM PDT
Att: 39,264 - Sunny - 75 F

livebaseballscorecards.com

AB 44
R 5
H 11
RBI 3
BB 3
SO 10
LOB 19



| Batter | 1 | 2 | 3 | 4 | 5 | 6 | 7 | 8 | 9 | 10 | 11 | AB | R | H | RBI | BB | SO | LOB | BOTTOM | | | | | | | | |
|---|------------------------------|----------------------------------|------------------------------|---------------------------------|------------------------------|----------------------------------|------------------------------|---------------------------------|------------------------------|----------------------------------|-----------------------------------|----------------------------------|-------------------------------|----------------------------------|-------------------------------|----------------------------------|------------------------------|----------------------------------|------------------------------|----------------------------------|-------------------------------|----------------------------------|----------------------------------|------------------------------------|----------------------------------|--------|--|
| Brett Butler, L OBP: 0.373, SLG: 0.360 | 2-2 G6-3 | | | 1-0 G4-3 1B | | 2-2 F8 | | 3-2 P7 | | 0-0 SH5-4 | 1-0 FC4-2 1B | 5 | 0 | 1 | 0 | 0 | 0 | 4 | | | | | | | | | |
| Mike Sharperson, R OBP: 0.443, SLG: 0.451 | 1-2 G4-3 | | | 1-2 G4-3 | | 4-0 BLK 1B BB | | 2-3 K | | 1-0 SF8 | 0-1 1B | 4 | 1 | 1 | 2 | 1 | 1 | 1 | | | | | | | | | |
| Lenny Harris, L OBP: 0.339, SLG: 0.327 | 1-0 G4-3 | | | 0-0 F7 | | 1-2 FC6-4 1B | | | 1-1 G3 1B | 3-1 L5 | | 4 | 0 | 2 | 2 | 0 | 0 | 1 | | | | | | | | | |
| Juan Samuel, R OBP: 0.312, SLG: 0.274 | | | | | | 1-1 FC6-4 1B | | | 0-2 G3 | | 4-2 1B BB | 4 | 1 | 0 | 0 | 1 | 0 | 3 | | | | | | | | | |
| Eric Davis, R OBP: 0.329, SLG: 0.364 | | | 0-1 G6-3 | | 1-0 G6-3 | | 1-0 FC6-4 1B | | 1-3 G3 | | 1-2 1B BB | 5 | 1 | 2 | 0 | 0 | 1 | 1 | | | | | | | | | |
| Eric Karros, R OBP: 0.297, SLG: 0.456 | | | 1-0 G5-3 | | 2-2 G6-4-3 1B | | 0-3 K | | 1-0 G1-3 | | 1-2 1B | 5 | 1 | 2 | 0 | 0 | 1 | 1 | | | | | | | | | |
| Dave Hanson, L OBP: 0.270, SLG: 0.286 | | | 2-0 F9 | | 1-0 F7 | | 2-2 2B | | 4-0 DI IBB | | 1-1 1B SH1-4 FC4-2 1B | 3 | 0 | 1 | 0 | 0 | 0 | 1 | | | | | | | | | |
| John Candelaria, L OBP: 0.270, SLG: 0.286 | | | | | | | | | | | | 0 | 0 | 0 | 0 | 0 | 0 | 0 | | | | | | | | | |
| Roger McDowell, R OBP: 0.270, SLG: 0.286 | | | | | | | | | | | | 0 | 0 | 0 | 0 | 0 | 0 | 0 | | | | | | | | | |
| Steve Wilson, L OBP: 0.270, SLG: 0.286 | | | | | | | | | | | | 0 | 0 | 0 | 0 | 0 | 0 | 0 | | | | | | | | | |
| Todd Benzing, S OBP: 0.270, SLG: 0.286 | | | | | | | | | | | | 1 | 0 | 1 | 2 | 0 | 0 | 0 | | | | | | | | | |
| Carlos Hernandez, R OBP: 0.333, SLG: 0.291 | | | 1-3 K | | 1-1 G6-4-3 | | 0-0 P4 | | 2-0 G3 | | 1-1 SH1-4 | 3 | 0 | 0 | 0 | 0 | 1 | 2 | | | | | | | | | |
| Mike Scioscia, L OBP: 0.270, SLG: 0.286 | | | | | | | | | | | 1-1 SH1-4 | 1 | 0 | 0 | 0 | 0 | 0 | 2 | | | | | | | | | |
| Jose Offerman, S OBP: 0.332, SLG: 0.339 | | | 1-2 G4-3 | | 4-1 BLK S 1B BB | | 0-0 G3-1 | | 4-1 SH5-4 BB SF8 | | 1-2 FC4-2 1B IBB | 3 | 3 | 1 | 0 | 2 | 0 | 1 | | | | | | | | | |
| Tom Candiotti, R OBP: 0.094, SLG: 0.085 | | | 2-1 G5-3 | | 1-3 K | | | | 0-2 F7 | | 4-0 1B FC4-2 IBB | 3 | 0 | 0 | 0 | 0 | 1 | 1 | | | | | | | | | |
| Mitch Webster, S OBP: 0.342, SLG: 0.416 | | | | | | | | | | | | 0 | 0 | 0 | 0 | 2 | 0 | 0 | | | | | | | | | |
| Inning Stats | R: 0 E: 0 K: 0 S: 7 | H: 0 LOB: 0 BB: 0 P: 11 | R: 0 E: 0 K: 0 S: 4 | H: 0 LOB: 0 BB: 0 P: 7 | R: 0 E: 0 K: 1 S: 9 | H: 0 LOB: 0 BB: 0 P: 13 | R: 0 E: 0 K: 0 S: 6 | H: 1 LOB: 1 BB: 0 P: 9 | R: 0 E: 0 K: 0 S: 6 | H: 1 LOB: 0 BB: 0 P: 10 | R: 2 E: 0 K: 1 S: 14 | H: 1 LOB: 1 BB: 2 P: 27 | R: 0 E: 0 K: 1 S: 11 | H: 1 LOB: 1 BB: 0 P: 13 | R: 0 E: 0 K: 1 S: 14 | H: 1 LOB: 0 BB: 0 P: 19 | R: 0 E: 0 K: 0 S: 9 | H: 1 LOB: 2 BB: 1 P: 17 | R: 1 E: 0 K: 0 S: 6 | H: 0 LOB: 1 BB: 2 P: 18 | R: 3 E: 0 K: 0 S: 18 | H: 4 LOB: 3 BB: 0 P: 30 | 1B: 8 2B: 1 3B: 0 HR: 0 | SF: 1 SAC: 2 DP: 1 HBP: 0 | WP: 0 PB: 0 SB: 2 CS: 0 | PA: 47 | |
| PITCHER | IP 6.0 | WLS 2.0 | BF 22 | H 3 | R 2 | ER 0 | SO 2 | BB 2 | IBB 0 | HBP 0 | BLK 1 | WP 0 | HR 0 | S 46 | P 77 | ERA 3.00 | WHIP 0.833 | | | | | | | | | | |
| Dave Eliland, R ERA: 6.0 | | | | | | | | | | | | | | | | | | | | | | | | | | | |
| Jose Melendez, R ERA: 3.34 | | | | | | | | | | | | | | | | | | | | | | | | | | | |
| Larry Andersen, R ERA: 3.97 | | | | | | | | | | | | | | | | | | | | | | | | | | | |
| Randy Myers, L ERA: 6.0 | | | | | | | | | | | | | | | | | | | | | | | | | | | |
| Rich Rodriguez, L ERA: 2.19 | | | | | | | | | | | | | | | | | | | | | | | | | | | |

San Diego Padres @ Los Angeles Dodgers
Dodger Stadium, Los Angeles, CA
Mon Jun 29 1992, 7:05 PM PDT
Att: 39,264 - Sunny - 75 F

livebaseballscorecards.com

AB 37
R 6
H 9
RBI 6
BB 7
SO 4
LOB 18



| Batter | 1 | 2 | 3 | 4 | 5 | 6 | 7 | 8 | 9 | AB | R | H | RBI | BB | SO | LOB | TOP | | | | | | | | | | | |
|---|-------------------------------|----------------------------------|-------------------------------|----------------------------------|-------------------------------|----------------------------------|------------------------------|----------------------------------|-------------------------------|---------------------------------|-------------------------------|----------------------------------|------------------------------|----------------------------------|------------------------------|----------------------------------|---|------------------------------------|----------------------------------|--------|--|--|--|--|--|--|--|--|
| Tony Fernandez, S OBP: 0.370, SLG: 0.396 | | | | | | | | | | 4 | 1 | 1 | 0 | 0 | 0 | 2 | San Diego Padres @ Los Angeles Dodgers Dodger Stadium, Los Angeles, CA Wed Jul 01 1992, 3:33 AM PDT Att: 22,324 - Cloudy - 76 F | | | | | | | | | | | |
| Tony Gwynn, L OBP: 0.393, SLG: 0.453 | | | | | | | | | | 3 | 1 | 1 | 0 | 2 | 0 | 1 | | | | | | | | | | | | |
| Gary Sheffield, R OBP: 0.379, SLG: 0.530 | | | | | | | | | | 4 | 0 | 1 | 1 | 0 | 0 | 4 | | | | | | | | | | | | |
| Fred McGriff, L OBP: 0.431, SLG: 0.574 | | | | | | | | | | 4 | 0 | 1 | 1 | 1 | 0 | 3 | | | | | | | | | | | | |
| Darrin Jackson, R OBP: 0.309, SLG: 0.434 | | | | | | | | | | 4 | 1 | 2 | 2 | 1 | 1 | 0 | | | | | | | | | | | | |
| Dan Walters, R OBP: 0.323, SLG: 0.393 | | | | | | | | | | 5 | 1 | 2 | 1 | 0 | 1 | 5 | | | | | | | | | | | | |
| Jerald Clark, R OBP: 0.251, SLG: 0.301 | | | | | | | | | | 5 | 0 | 3 | 0 | 0 | 0 | 2 | | | | | | | | | | | | |
| Kurt Stillwell, S OBP: 0.293, SLG: 0.305 | | | | | | | | | | 4 | 1 | 2 | 1 | 1 | 0 | 1 | | | | | | | | | | | | |
| Craig Lefferts, L OBP: 0.063, SLG: 0.063 | | | | | | | | | | 3 | 0 | 0 | 0 | 0 | 1 | 2 | | | | | | | | | | | | |
| Larry Andersen, R OBP: 0.389, SLG: 0.438 | | | | | | | | | | 0 | 1 | 0 | 0 | 1 | 0 | 0 | | | | | | | | | | | | |
| Jose Melendez, R OBP: 0.389, SLG: 0.438 | | | | | | | | | | 1 | 0 | 0 | 0 | 0 | 0 | 0 | | | | | | | | | | | | |
| Inning Stats | R: 1 E: 0 K: 0 S: 12 | H: 1 LOB: 0 BB: 0 P: 16 | R: 1 E: 0 K: 1 S: 13 | H: 3 LOB: 2 BB: 0 P: 17 | R: 2 E: 0 K: 0 S: 15 | H: 5 LOB: 2 BB: 0 P: 21 | R: 0 E: 0 K: 0 S: 9 | H: 1 LOB: 2 BB: 1 P: 17 | R: 0 E: 0 K: 1 S: 12 | H: 0 LOB: 0 BB: 0 P: 7 | R: 0 E: 0 K: 0 S: 12 | H: 2 LOB: 2 BB: 0 P: 16 | R: 2 E: 0 K: 1 S: 8 | H: 0 LOB: 3 BB: 5 P: 31 | R: 0 E: 0 K: 0 S: 8 | H: 0 LOB: 0 BB: 0 P: 11 | 1B: 10 2B: 3 3B: 0 HR: 0 | SF: 1 SAC: 1 DP: 0 HBP: 0 | WP: 0 PB: 0 CS: 0 SB: 0 | PA: 45 | | | | | | | | |
| PITCHER | IP | WLS | BF | H | R | ER | SO | BB | IBB | HBP | BLK | WP | HR | S | P | ERA | WHIP | | | | | | | | | | | |
| Orel Hershiser, R ERA: 3.4 | (1, 1) | 7.0 | L | 34 | 13 | 4 | 4 | 2 | 1 | 0 | 0 | 0 | 0 | 0 | 77 | 107 | 5.14 | 2.000 | | | | | | | | | | |
| Steve Wilson, L ERA: 4.09 | (8, 1) | 0.0 | | 2 | 0 | 2 | 2 | 0 | 2 | 0 | 0 | 0 | 0 | 0 | 1 | 9 | ∞ | ∞ | | | | | | | | | | |
| Tim Crews, R ERA: 6.29 | (8, 1) | 0.2 | | 3 | 0 | 0 | 0 | 0 | 0 | 1 | 0 | 0 | 0 | 0 | 3 | 10 | 0.00 | 0.000 | | | | | | | | | | |
| John Candelaria, L ERA: 1.23 | (8, 1) | 0.1 | | 3 | 0 | 0 | 0 | 1 | 2 | 0 | 0 | 0 | 0 | 0 | 4 | 12 | 0.00 | 6.000 | | | | | | | | | | |
| Jay Howell, R ERA: 0.56 | (9, 1) | 1.0 | | 3 | 0 | 0 | 0 | 0 | 0 | 0 | 0 | 0 | 0 | 0 | 8 | 11 | 0.00 | 0.000 | | | | | | | | | | |

| Batter | 1 | 2 | 3 | 4 | 5 | 6 | 7 | 8 | 9 | AB | R | H | RBI | BB | SO | LOB | BOTTOM | | | | | | | | | | | |
|---|-------------------------------|----------------------------------|------------------------------|---------------------------------|-------------------------------|----------------------------------|------------------------------|---------------------------------|-------------------------------|----------------------------------|------------------------------|----------------------------------|-------------------------------|----------------------------------|------------------------------|----------------------------------|---|------------------------------|----------------------------------|----------------------------------|------------------------------------|----------------------------------|--------|--|--|--|--|--|
| Brett Butler, L OBP: 0.375, SLG: 0.360 | | | | | | | | | | 4 | 1 | 3 | 0 | 0 | 1 | 0 | San Diego Padres @ Los Angeles Dodgers Dodger Stadium, Los Angeles, CA Wed Jul 01 1992, 3:33 AM PDT Att: 22,324 - Cloudy - 76 F | | | | | | | | | | | |
| Mike Sharperson, R OBP: 0.432, SLG: 0.453 | | | | | | | | | | 4 | 1 | 1 | 2 | 0 | 1 | 4 | | | | | | | | | | | | |
| Todd Benzinger, S OBP: 0.271, SLG: 0.350 | | | | | | | | | | 3 | 0 | 1 | 0 | 1 | 0 | 4 | | | | | | | | | | | | |
| Eric Davis, R OBP: 0.330, SLG: 0.358 | | | | | | | | | | 3 | 0 | 0 | 0 | 1 | 0 | 3 | | | | | | | | | | | | |
| Eric Karros, R OBP: 0.303, SLG: 0.453 | | | | | | | | | | 4 | 0 | 1 | 0 | 0 | 2 | 2 | | | | | | | | | | | | |
| Dave Anderson, R OBP: 0.285, SLG: 0.406 | | | | | | | | | | 3 | 0 | 0 | 0 | 0 | 0 | 1 | | | | | | | | | | | | |
| Lenny Harris, L OBP: 0.337, SLG: 0.326 | | | | | | | | | | 1 | 0 | 0 | 0 | 0 | 1 | 0 | | | | | | | | | | | | |
| Carlos Hernandez, R OBP: 0.322, SLG: 0.290 | | | | | | | | | | 3 | 0 | 0 | 0 | 0 | 2 | 0 | | | | | | | | | | | | |
| Mike Scioscia, L OBP: 0.273, SLG: 0.266 | | | | | | | | | | 1 | 0 | 0 | 0 | 0 | 0 | 0 | | | | | | | | | | | | |
| Jose Offerman, S OBP: 0.329, SLG: 0.330 | | | | | | | | | | 4 | 0 | 0 | 0 | 0 | 2 | 0 | | | | | | | | | | | | |
| Orel Hershiser, R ERA: 3.44 | (1, 1) | 6.1 | W | 28 | 7 | 2 | 2 | 5 | 2 | 0 | 0 | 0 | 0 | 0 | 0 | 0 | San Diego Padres @ Los Angeles Dodgers Dodger Stadium, Los Angeles, CA Wed Jul 01 1992, 3:33 AM PDT Att: 22,324 - Cloudy - 76 F | | | | | | | | | | | |
| Stan Javier, S ERA: 2.27 | (7, PH) | | | | | | | | | 2 | 0 | 0 | 0 | 0 | 0 | 0 | | | | | | | | | | | | |
| Steve Wilson, L ERA: 4.09 | (8, 1) | | | | | | | | | 1 | 0 | 0 | 0 | 0 | 0 | 0 | | | | | | | | | | | | |
| Tim Crews, R ERA: 6.29 | (8, 1) | | | | | | | | | 0 | 0 | 0 | 0 | 0 | 0 | 0 | | | | | | | | | | | | |
| John Candelaria, L ERA: 1.23 | (8, 1) | | | | | | | | | 0 | 0 | 0 | 0 | 0 | 0 | 0 | | | | | | | | | | | | |
| Jay Howell, R ERA: 0.56 | (9, PH) | | | | | | | | | 0 | 0 | 0 | 0 | 0 | 0 | 0 | | | | | | | | | | | | |
| Dave Hansen, L ERA: 0.25 | (9, PH) | | | | | | | | | 1 | 0 | 0 | 0 | 0 | 1 | 0 | | | | | | | | | | | | |
| Inning Stats | R: 0 E: 0 K: 1 S: 10 | H: 1 LOB: 2 BB: 1 P: 17 | R: 0 E: 0 K: 0 S: 5 | H: 0 LOB: 0 BB: 0 P: 7 | R: 0 E: 1 K: 0 S: 11 | H: 1 LOB: 2 BB: 0 P: 14 | R: 0 E: 0 K: 2 S: 7 | H: 0 LOB: 0 BB: 0 P: 8 | R: 2 E: 0 K: 1 S: 12 | H: 2 LOB: 1 BB: 1 P: 19 | R: 0 E: 0 K: 1 S: 6 | H: 1 LOB: 0 BB: 0 P: 10 | R: 0 E: 0 K: 1 S: 13 | H: 2 LOB: 2 BB: 0 P: 18 | R: 0 E: 0 K: 2 S: 8 | H: 0 LOB: 0 BB: 0 P: 13 | | R: 0 E: 0 K: 2 S: 9 | H: 0 LOB: 0 BB: 0 P: 15 | 1B: 6 2B: 0 3B: 0 HR: 1 | SF: 0 SAC: 0 DP: 1 HBP: 0 | WP: 0 PB: 0 CS: 0 SB: 0 | PA: 36 | | | | | |
| PITCHER | IP | WLS | BF | H | R | ER | SO | BB | IBB | HBP | BLK | WP | HR | S | P | ERA | | WHIP | | | | | | | | | | |
| Craig Lefferts, L ERA: 3.44 | (1, 1) | 6.1 | W | 28 | 7 | 2 | 2 | 5 | 2 | 0 | 0 | 0 | 0 | 0 | 0 | 0 | | 2.84 | 1.421 | | | | | | | | | |
| Larry Andersen, R ERA: 3.46 | (7, 1) | 1.2 | | 5 | 0 | 0 | 0 | 3 | 0 | 0 | 0 | 0 | 0 | 14 | 22 | 0.00 | 0.000 | | | | | | | | | | | |
| Jose Melendez, R ERA: 3.28 | (9, 1) | 1.0 | | 3 | 0 | 0 | 0 | 2 | 0 | 0 | 0 | 0 | 0 | 9 | 15 | 0.00 | 0.000 | | | | | | | | | | | |



| Batter | 1 | 2 | 3 | 4 | 5 | 6 | 7 | 8 | 9 | AB | R | H | RBI | BB | SO | LOB | TOP | | | |
|---|---|---|---|---|---|---|---|---|---|---|---|---|---|---|---|---|---|------------------------------------|----------------------------------|--------|
| Stan Javier, S OBP: 0.314, SLG: 0.323 | 4-1 BB | | 0-0 1B | 0-2 1B | | 2-2 F8 | | 0-0 1B | | 4 | 0 | 3 | 1 | 1 | 0 | 0 | Philadelphia Phillies @ Los Angeles Dodgers Dodger Stadium, Los Angeles, CA Thu Jul 02 1992, 7:05 PM PDT Att: 46,026 - Cloudy - 76 F | | | |
| Mariano Duncan, R Ben Rivera, R | 1-1 G5-4-3 | | 1-3 K | 4-2 1B | | 0-3 K | | 3-3 K | | 4 | 0 | 0 | 0 | 1 | 3 | 4 | | | | |
| John Kruk, L OBP: 0.453, SLG: 0.506 | 4-2 BB | | 3-3 K | 1-3 K | | 4-2 1B | | 1-1 G6-3 | | 3 | 0 | 0 | 0 | 2 | 2 | 5 | | | | |
| Darren Daulton, L OBP: 0.404, SLG: 0.545 | 1-1 F9 | | 1-0 G4-3 | | 4-0 FC6-4 | 1-1 1B | | 3-3 K | | 4 | 0 | 1 | 0 | 1 | 1 | 3 | | | | |
| Dave Hollins, S OBP: 0.366, SLG: 0.427 | | 0-0 F7 | | 2-3 K | 0-2 FC6-4 | 2-1 G4-3 | | 1-3 K | | 5 | 0 | 0 | 0 | 0 | 2 | 3 | | | | |
| Wes Chamberlain, R OBP: 0.272, SLG: 0.430 | 3-1 P2 | | 1-1 P4 | 1-0 FC5-2 | | 2-3 K | | 1-3 K | | 5 | 1 | 1 | 0 | 0 | 2 | 0 | | | | |
| Ruben Amaro Jr, S OBP: 0.307, SLG: 0.306 | 0-2 1B | | 4-0 1B | 3-2 FC5-2 | | 2-2 G4-3 | | | | 3 | 1 | 1 | 0 | 1 | 0 | 2 | | | | |
| Mickey Morandini, L OBP: 0.319, SLG: 0.360 | 0-3 K | | 3-2 2B | 2-1 1B | | 0-0 G6-3 | | | | 4 | 1 | 2 | 1 | 0 | 1 | 1 | | | | |
| Pat Combs, L Bob Ayrault, R | 4-1 BB | | 0-1 1B | 2-0 G4-3 | | 1-2 G4-3 | | | | 2 | 1 | 1 | 2 | 1 | 0 | 2 | | | | |
| Jeff Grotewold, L Dale Sveum, S | | | 1-H 1B | 1-H 2B | | | | | | 0 | 0 | 0 | 0 | 0 | 0 | 0 | | | | |
| Inning Stats | R: 0 E: 0 K: 0 S: 8 | H: 0 LOB: 1 BB: 2 P: 18 | R: 0 E: 0 K: 1 S: 11 | H: 1 LOB: 1 BB: 0 P: 14 | R: 0 E: 0 K: 2 S: 10 | H: 1 LOB: 2 BB: 1 P: 19 | R: 3 E: 0 K: 2 S: 22 | H: 3 LOB: 2 BB: 2 P: 37 | R: 1 E: 0 K: 1 S: 10 | H: 2 LOB: 1 BB: 1 P: 22 | R: 0 E: 0 K: 1 S: 14 | H: 0 LOB: 0 BB: 0 P: 11 | R: 0 E: 0 K: 3 S: 10 | H: 1 LOB: 1 BB: 0 P: 15 | R: 0 E: 0 K: 3 S: 9 | H: 0 LOB: 0 BB: 0 P: 14 | 1B: 7 2B: 2 3B: 0 HR: 0 | SF: 0 SAC: 0 DP: 1 HBP: 0 | WP: 1 PB: 0 SB: 2 CS: 0 | PA: 42 |
| PITCHER | IP WLS BF H R ER SO BB IBB HBP BLK WP HR S P ERA WHIP | IP WLS BF H R ER SO BB IBB HBP BLK WP HR S P ERA WHIP | IP WLS BF H R ER SO BB IBB HBP BLK WP HR S P ERA WHIP | IP WLS BF H R ER SO BB IBB HBP BLK WP HR S P ERA WHIP | IP WLS BF H R ER SO BB IBB HBP BLK WP HR S P ERA WHIP | IP WLS BF H R ER SO BB IBB HBP BLK WP HR S P ERA WHIP | IP WLS BF H R ER SO BB IBB HBP BLK WP HR S P ERA WHIP | IP WLS BF H R ER SO BB IBB HBP BLK WP HR S P ERA WHIP | IP WLS BF H R ER SO BB IBB HBP BLK WP HR S P ERA WHIP | IP WLS BF H R ER SO BB IBB HBP BLK WP HR S P ERA WHIP | IP WLS BF H R ER SO BB IBB HBP BLK WP HR S P ERA WHIP | IP WLS BF H R ER SO BB IBB HBP BLK WP HR S P ERA WHIP | IP WLS BF H R ER SO BB IBB HBP BLK WP HR S P ERA WHIP | IP WLS BF H R ER SO BB IBB HBP BLK WP HR S P ERA WHIP | IP WLS BF H R ER SO BB IBB HBP BLK WP HR S P ERA WHIP | IP WLS BF H R ER SO BB IBB HBP BLK WP HR S P ERA WHIP | IP WLS BF H R ER SO BB IBB HBP BLK WP HR S P ERA WHIP | | | |
| Kevin Gross, R ERA: 3.91 | 5.0 | W | 27 | 7 | 4 | 4 | 5 | 6 | 0 | 0 | 0 | 0 | 1 | 0 | 61 | 110 | 7.20 | 2.600 | | |
| Tim Crews, R ERA: 5.79 | 3.0 | | 12 | 2 | 0 | 0 | 3 | 1 | 0 | 0 | 0 | 0 | 0 | 0 | 31 | 49 | 0.00 | 1.000 | | |
| Roger McDowell, R ERA: 2.92 | 1.0 | | 3 | 0 | 0 | 0 | 3 | 0 | 0 | 0 | 0 | 0 | 0 | 0 | 9 | 14 | 0.00 | 0.000 | | |

| | |
|-----|----|
| AB | 35 |
| R | 4 |
| H | 9 |
| RBI | 4 |
| BB | 7 |
| SO | 11 |
| LOB | 20 |



| Batter | 1 | 2 | 3 | 4 | 5 | 6 | 7 | 8 | 9 | AB | R | H | RBI | BB | SO | LOB | BOTTOM | | | |
|--|---|---|---|---|---|---|---|---|---|---|---|---|---|---|---|---|---|------------------------------------|----------------------------------|--------|
| Brett Butler, L OBP: 0.377, SLG: 0.362 | 2-3 K2-3 | | 0-1 G2-3 | | 1-1 SH1-4 | 1-2 1B | | 0-0 G6-3 | | 4 | 2 | 2 | 1 | 0 | 1 | 0 | Philadelphia Phillies @ Los Angeles Dodgers Dodger Stadium, Los Angeles, CA Thu Jul 02 1992, 7:05 PM PDT Att: 46,026 - Cloudy - 76 F | | | |
| Mitch Webster, S OBP: 0.347, SLG: 0.422 | | | | | 2-3 3B | 1-2 1B | | 2-1 G6-3 | | 3 | 1 | 1 | 1 | 2 | 0 | 2 | | | | |
| Mike Sharperson, R OBP: 0.437, SLG: 0.451 | 4-2 G1-3 | | 4-2 BB | | 2-0 SH1-4 | 1-2 3B | | 1-2 G6-3 | | 3 | 0 | 1 | 1 | 0 | 0 | 2 | | | | |
| Juan Samuel, R Lenny Harris, L | 0-1 G1-3 | | 1-2 P4 | | 1-0 SH1-4 | 1-2 1B | | 0-0 G5-3 | | 3 | 0 | 1 | 1 | 0 | 0 | 2 | | | | |
| Eric Davis, R OBP: 0.328, SLG: 0.352 | 1-3 K | | | | 0-0 F9 | 4-1 3B | | 0-0 F8 | | 3 | 1 | 0 | 0 | 1 | 1 | 2 | | | | |
| Eric Karros, R OBP: 0.302, SLG: 0.459 | | 0-2 P3 | | 0-1 F8 | 0-1 1B | 0-2 FC6-4 | | | | 4 | 1 | 1 | 3 | 0 | 0 | 1 | | | | |
| Todd Benzinger, S OBP: 0.285, SLG: 0.342 | | 1-0 F7 | | 1-3 K | 1-3 K | | | | | 4 | 0 | 0 | 0 | 0 | 3 | 1 | | | | |
| Mike Scioscia, L OBP: 0.283, SLG: 0.288 | | 2-1 FC6-4 | | | | | | 0-1 F8 | | 4 | 2 | 3 | 1 | 0 | 0 | 0 | | | | |
| Jose Offerman, S OBP: 0.328, SLG: 0.333 | | 1-2 FC6-4 | | | | | | 1-1 G6-3 | | 4 | 1 | 1 | 1 | 0 | 0 | 2 | | | | |
| Kevin Gross, R Dave Anderson, R Tim Crews, R | | | | | | | | 2-0 G4-3 | | 1 | 0 | 0 | 0 | 0 | 1 | 0 | | | | |
| Dave Hansen, L Roger McDowell, R | | | | | | | | | | 2 | 1 | 1 | 1 | 0 | 1 | 1 | | | | |
| Inning Stats | R: 0 E: 0 K: 2 S: 10 | H: 0 LOB: 1 BB: 1 P: 17 | R: 0 E: 0 K: 0 S: 9 | H: 1 LOB: 0 BB: 0 P: 13 | R: 0 E: 0 K: 1 S: 10 | H: 0 LOB: 1 BB: 1 P: 16 | R: 0 E: 0 K: 1 S: 6 | H: 0 LOB: 0 BB: 0 P: 7 | R: 8 E: 0 K: 2 S: 33 | H: 7 LOB: 1 BB: 1 P: 54 | R: 1 E: 0 K: 0 S: 10 | H: 2 LOB: 1 BB: 0 P: 11 | R: 0 E: 0 K: 1 S: 7 | H: 0 LOB: 0 BB: 0 P: 10 | R: 0 E: 0 K: 0 S: 5 | H: 1 LOB: 1 BB: 0 P: 9 | 1B: 7 2B: 2 3B: 2 HR: 0 | SF: 0 SAC: 1 DP: 0 HBP: 0 | WP: 0 PB: 0 SB: 1 CS: 0 | PA: 39 |
| PITCHER | IP WLS BF H R ER SO BB IBB HBP BLK WP HR S P ERA WHIP | IP WLS BF H R ER SO BB IBB HBP BLK WP HR S P ERA WHIP | IP WLS BF H R ER SO BB IBB HBP BLK WP HR S P ERA WHIP | IP WLS BF H R ER SO BB IBB HBP BLK WP HR S P ERA WHIP | IP WLS BF H R ER SO BB IBB HBP BLK WP HR S P ERA WHIP | IP WLS BF H R ER SO BB IBB HBP BLK WP HR S P ERA WHIP | IP WLS BF H R ER SO BB IBB HBP BLK WP HR S P ERA WHIP | IP WLS BF H R ER SO BB IBB HBP BLK WP HR S P ERA WHIP | IP WLS BF H R ER SO BB IBB HBP BLK WP HR S P ERA WHIP | IP WLS BF H R ER SO BB IBB HBP BLK WP HR S P ERA WHIP | IP WLS BF H R ER SO BB IBB HBP BLK WP HR S P ERA WHIP | IP WLS BF H R ER SO BB IBB HBP BLK WP HR S P ERA WHIP | IP WLS BF H R ER SO BB IBB HBP BLK WP HR S P ERA WHIP | IP WLS BF H R ER SO BB IBB HBP BLK WP HR S P ERA WHIP | IP WLS BF H R ER SO BB IBB HBP BLK WP HR S P ERA WHIP | IP WLS BF H R ER SO BB IBB HBP BLK WP HR S P ERA WHIP | | | | |
| Pat Combs, L ERA: 5.87 | 4.0 | L | 20 | 5 | 5 | 5 | 4 | 2 | 0 | 0 | 0 | 0 | 0 | 49 | 76 | 11.25 | 1.750 | | | |
| Bob Ayrault, R ERA: 4.12 | 3.0 | | 15 | 5 | 4 | 4 | 3 | 1 | 0 | 0 | 0 | 0 | 0 | 36 | 52 | 12.00 | 2.000 | | | |
| Ben Rivera, R ERA: 3.86 | 1.0 | | 4 | 1 | 0 | 0 | 0 | 0 | 0 | 0 | 0 | 0 | 0 | 5 | 9 | 0.00 | 1.000 | | | |

| | |
|-----|----|
| AB | 35 |
| R | 9 |
| H | 11 |
| RBI | 9 |
| BB | 3 |
| SO | 7 |
| LOB | 12 |




| Batter | 1 | 2 | 3 | 4 | 5 | 6 | 7 | 8 | 9 | AB | R | H | RBI | BB | SO | LOB | TOP | | | |
|--|---|----------------------------------|------------------------------|---------------------------------|------------------------------|---------------------------------|------------------------------|----------------------------------|------------------------------|----------------------------------|-------------------------------|----------------------------------|-------------------------------|----------------------------------|------------------------------|----------------------------------|---|------------------------------------|----------------------------------|--------|
| Stan Javier, S OBP: 0.311, SLG: 0.318 (1, 8) | F7 | | | F9 | | G3 | | | | 4 | 0 | 1 | 0 | 0 | 0 | 1 | Philadelphia Phillies @ Los Angeles Dodgers Dodger Stadium, Los Angeles, CA Fri Jul 03 1992, 3:33 AM PDT Cloudy - 80 F | | | |
| Mariano Duncan, R OBP: 0.303, SLG: 0.402 (1, 4) | G4-3 | | | G6-4-3 1B | | | FC5-4 2B | G5-3 | | 4 | 1 | 2 | 0 | 0 | 0 | 2 | | | | |
| Dave Hollins, S OBP: 0.362, SLG: 0.421 (1, 5) | K | | | G6-4-3 1-2f | | | G5-3 | | F8 | 4 | 0 | 0 | 0 | 0 | 1 | 2 | | | | |
| John Kruk, L OBP: 0.447, SLG: 0.498 (1, 3) | | G1-3 | | | K | | E5 FC5-4 2-3 | | F7 | 4 | 0 | 0 | 0 | 0 | 1 | 1 | | | | |
| Wes Chamberlain, R OBP: 0.278, SLG: 0.432 (1, 9) | | G3-6-3 1B | | | F9 | | FC5-4 1-2f | | | 4 | 0 | 2 | 1 | 0 | 0 | 1 | | | | |
| Darren Daulton, L OBP: 0.399, SLG: 0.536 (1, 2) | | G3-6-3 1-2f | | | F7 | | P5 3-H | | P6 | 4 | 0 | 0 | 0 | 0 | 0 | 3 | | | | |
| Ricky Jordan, R OBP: 0.261, SLG: 0.340 (1, 7) | | | G5-3 | | | K | | G6-3 | | 3 | 0 | 0 | 0 | 0 | 1 | 0 | | | | |
| Dale Sveum, S OBP: 0.262, SLG: 0.194 (1, 6) | | | K | | | WP 1B | | FC4-6 1B | | 3 | 0 | 2 | 0 | 0 | 1 | 0 | | | | |
| Curt Schilling, R OBP: 0.115, SLG: 0.154 (1, 1) | | | G1-3 | | | F2 | | FC4-6 1B | | 2 | 0 | 0 | 0 | 0 | 0 | 1 | | | | |
| Ruben Amaro Jr, S (8, PH) OBP: 0.305, SLG: 0.304 (8, 1) | | | | | | | | | | 1 | 0 | 0 | 0 | 0 | 0 | 1 | | | | |
| Wally Ritchie, L (8, 1) | | | | | | | | | | 0 | 0 | 0 | 0 | 0 | 0 | 0 | | | | |
| Inning Stats | R: 0 E: 0 K: 1 S: 10 | H: 0 LOB: 0 BB: 0 P: 18 | R: 0 E: 0 K: 0 S: 5 | H: 1 LOB: 0 BB: 0 P: 8 | R: 0 E: 0 K: 1 S: 7 | H: 0 LOB: 0 BB: 0 P: 9 | R: 0 E: 0 K: 0 S: 7 | H: 1 LOB: 0 BB: 0 P: 10 | R: 0 E: 0 K: 1 S: 9 | H: 0 LOB: 0 BB: 0 P: 15 | R: 1 E: 1 K: 0 S: 13 | H: 1 LOB: 1 BB: 0 P: 20 | R: 0 E: 0 K: 0 S: 15 | H: 2 LOB: 2 BB: 0 P: 25 | R: 0 E: 0 K: 0 S: 7 | H: 1 LOB: 1 BB: 0 P: 10 | 1B: 6 2B: 1 3B: 0 HR: 0 | SF: 0 SAC: 0 DP: 2 HBP: 0 | WP: 1 PB: 0 SB: 0 CS: 0 | PA: 33 |
| PITCHER Bob Ojeda, L ERA: 3.24 (1, 1) | IP: 9.0 WLS: W BF: 33 H: 7 R: 1 ER: 0 SO: 4 BB: 0 IBB: 0 HBP: 0 BLK: 0 WP: 1 HR: 0 S: 83 P: 131 ERA: 0.00 WHIP: 0.778 | | | | | | | | | | | | | | | PITCHER | | | | |


| Batter | 1 | 2 | 3 | 4 | 5 | 6 | 7 | 8 | 9 | AB | R | H | RBI | BB | SO | LOB | BOTTOM | | | |
|---|---|----------------------------------|------------------------------|----------------------------------|------------------------------|---------------------------------|-------------------------------|----------------------------------|-------------------------------|----------------------------------|-------------------------------|----------------------------------|------------------------------|---------------------------------|------------------------------|---------------------------------|---|------------------------------------|----------------------------------|--------|
| Brett Butler, L OBP: 0.378, SLG: 0.362 (1, 8) | FC1-5 1B BB | | E 1B | P2 | | | B2-3 | | | 3 | 1 | 1 | 0 | 1 | 0 | 1 | Philadelphia Phillies @ Los Angeles Dodgers Dodger Stadium, Los Angeles, CA Fri Jul 03 1992, 3:33 AM PDT Cloudy - 80 F | | | |
| Mike Sharperson, R OBP: 0.443, SLG: 0.458 (1, 4) | FC1-5 1B | | E5 G6-3 SF8 1B | | G4-3 1B | | P4 | | | 4 | 2 | 3 | 0 | 0 | 0 | 0 | | | | |
| Lenny Harris, L OBP: 0.328, SLG: 0.316 (1, 9) | FC1-5 1B | | G6-3 | | G4-3 | | G6-3 | | | 4 | 1 | 0 | 0 | 0 | 0 | 4 | | | | |
| Eric Davis, R OBP: 0.321, SLG: 0.345 (1, 7) | K | | SF8 | | K | | | G6-3 | | 3 | 0 | 0 | 1 | 0 | 2 | 3 | | | | |
| Eric Karros, R OBP: 0.301, SLG: 0.455 (1, 3) | E9 1B | | F8 | | G3 | | P4 | | | 4 | 0 | 1 | 1 | 0 | 0 | 1 | | | | |
| Dave Hansen, L OBP: 0.288, SLG: 0.333 (1, 5) | | | | | | | | F7 | | 4 | 1 | 1 | 0 | 0 | 1 | 1 | | | | |
| Dave Anderson, R OBP: 0.271, SLG: 0.424 (9, 5) | | | | FC6-4 G6-3 1B | | G3-1 | | | | 0 | 0 | 0 | 0 | 0 | 0 | 0 | | | | |
| Mike Scioscia, L OBP: 0.284, SLG: 0.289 (1, 2) | | K | | | | E6 G4-3 | | | | 3 | 0 | 1 | 0 | 0 | 1 | 0 | | | | |
| Jose Offerman, S OBP: 0.325, SLG: 0.329 (1, 6) | | K | | FC6-4 G6-3 | | G4-3 | | | | 3 | 0 | 0 | 0 | 0 | 1 | 3 | | | | |
| Bob Ojeda, L OBP: 0.143, SLG: 0.185 (1, 1) | | G5-3 | | G6-3 | | P8 | | | | 3 | 0 | 0 | 1 | 0 | 0 | 2 | | | | |
| Inning Stats | R: 2 E: 1 K: 2 S: 15 | H: 2 LOB: 1 BB: 1 P: 21 | R: 0 E: 0 K: 2 S: 8 | H: 0 LOB: 0 BB: 0 P: 12 | R: 2 E: 1 K: 0 S: 7 | H: 2 LOB: 0 BB: 0 P: 9 | R: 0 E: 0 K: 0 S: 13 | H: 2 LOB: 1 BB: 0 P: 22 | R: 0 E: 0 K: 0 S: 10 | H: 1 LOB: 1 BB: 0 P: 16 | R: 0 E: 1 K: 0 S: 11 | H: 0 LOB: 0 BB: 0 P: 18 | R: 0 E: 0 K: 0 S: 5 | H: 0 LOB: 0 BB: 0 P: 8 | R: 0 E: 0 K: 0 S: 5 | H: 0 LOB: 0 BB: 0 P: 9 | 1B: 7 2B: 0 3B: 0 HR: 0 | SF: 1 SAC: 0 DP: 0 HBP: 0 | WP: 0 PB: 0 SB: 0 CS: 0 | PA: 33 |
| PITCHER Curt Schilling, R ERA: 2.85 (1, 1) | IP: 7.0 WLS: L BF: 30 H: 7 R: 5 ER: 3 SO: 5 BB: 1 IBB: 0 HBP: 0 BLK: 0 WP: 0 HR: 0 S: 69 P: 106 ERA: 3.86 WHIP: 1.143 | | | | | | | | | | | | | | | PITCHER | | | | |
| Wally Ritchie, L ERA: 2.9 (8, 1) | IP: 1.0 WLS: L BF: 3 H: 0 R: 0 ER: 0 SO: 0 BB: 0 IBB: 0 HBP: 0 BLK: 0 WP: 0 HR: 0 S: 5 P: 9 ERA: 0.00 WHIP: 0.000 | | | | | | | | | | | | | | | PITCHER | | | | |



| Batter | 1 | 2 | 3 | 4 | 5 | 6 | 7 | 8 | 9 | AB | R | H | RBI | BB | SO | LOB | TOP | | | | | | | | | | |
|---|------------------------------|----------------------------------|-------------------------------|----------------------------------|------------------------------|----------------------------------|---------------------------------|---------------------------------|-------------------------------|----------------------------------|-------------------------------|----------------------------------|-------------------------------|----------------------------------|------------------------------|----------------------------------|---|---------------------------------|----------------------------------|------------------------------------|----------------------------------|--------|--|--|--|--|--|
| Stan Javier, S (1, 8) OBP: 0.333, SLG: 0.324 | 4-0 S BB | | 1-1 G6-4-3 1-2f | | | 0-2 E 1B | | 4-0 G4-3 BB | | 2 | 0 | 1 | 0 | 2 | 0 | 1 | Philadelphia Phillies @ Los Angeles Dodgers Dodger Stadium, Los Angeles, CA Fri Jul 03 1992, 7:05 PM PDT Att: 34,713 - Cloudy - 74 F | | | | | | | | | | |
| Wally Backman, S (1, 4) OBP: 0.341, SLG: 0.297 | 3-3 K | | | 1-0 G6-4-3 1B | | 0-0 E6 BB | | 2-2 G4-3 1-2f | | 4 | 0 | 1 | 0 | 0 | 1 | 3 | | | | | | | | | | | |
| Dave Hollins, S (1, 5) OBP: 0.358, SLG: 0.415 | 1-3 K | | | 0-0 G6-4-3 1-2f | | 1-0 P6 | | 3-2 P5 | | 4 | 0 | 0 | 0 | 0 | 1 | 4 | | | | | | | | | | | |
| John Kruk, L (1, 3) OBP: 0.444, SLG: 0.492 | 2-1 G4-3 | | | 3-3 K | | 4-1 BB | | 1-2 BB | | 3 | 0 | 0 | 0 | 1 | 2 | 1 | | | | | | | | | | | |
| Wes Chamberlain, R (1, 9) OBP: 0.276, SLG: 0.429 | | 2-1 P6 | | | 4-2 G5-3 BB | | 0-0 P3 | | 1-2 F8 | 1 | 0 | 0 | 0 | 0 | 0 | 0 | | | | | | | | | | | |
| Ruben Amaro Jr, S (2, 9) OBP: 0.307, SLG: 0.303 | | | | | | | | | | 1 | 0 | 0 | 0 | 1 | 0 | 3 | | | | | | | | | | | |
| Darren Daulton, L (9, PH) OBP: 0.397, SLG: 0.534 | | | | | | | | | | 1 | 0 | 0 | 0 | 0 | 0 | 0 | | | | | | | | | | | |
| Mariano Duncan, R (1, 6) OBP: 0.299, SLG: 0.397 | | 0-2 L4 | | | 1-2 G5-3 | | 3-2 E6 G6-4-3 | | 0-0 F9 | 4 | 0 | 0 | 0 | 0 | 0 | 1 | | | | | | | | | | | |
| Ricky Jordan, R (1, 7) OBP: 0.254, SLG: 0.330 | | 1-3 K | | | 1-3 K | | 1 SAFE 2-2 G6-4-3 1-2f | | | 3 | 0 | 0 | 0 | 0 | 2 | 2 | | | | | | | | | | | |
| Steve Lake, R (1, 2) OBP: 0.310, SLG: 0.429 | | | 1-3 K | | 0-3 K | | 1-1 E5 | | | 3 | 0 | 0 | 0 | 0 | 2 | 1 | | | | | | | | | | | |
| Don Robinson, R (1, 1) OBP: 0.357, SLG: 0.500 | | | 3-2 K | | 2-3 K | | 3-3 K | | | 3 | 0 | 1 | 0 | 0 | 2 | 1 | | | | | | | | | | | |
| Wally Ritchie, L (8, 1) | | | | | | | | | | 0 | 0 | 0 | 0 | 0 | 0 | 0 | | | | | | | | | | | |
| Barry Jones, R (8, 1) | | | | | | | | | | 0 | 0 | 0 | 0 | 0 | 0 | 0 | | | | | | | | | | | |
| Inning Stats | R: 0 E: 0 K: 2 S: 8 | H: 0 LOB: 1 BB: 1 P: 18 | R: 0 E: 0 K: 1 S: 11 | H: 0 LOB: 0 BB: 0 P: 14 | R: 0 E: 0 K: 1 S: 8 | H: 1 LOB: 0 BB: 0 P: 13 | R: 0 E: 0 K: 1 S: 5 | H: 1 LOB: 0 BB: 0 P: 9 | R: 0 E: 0 K: 2 S: 13 | H: 0 LOB: 1 BB: 1 P: 19 | R: 0 E: 1 K: 1 S: 13 | H: 0 LOB: 1 BB: 0 P: 20 | R: 0 E: 2 K: 1 S: 17 | H: 0 LOB: 1 BB: 0 P: 26 | R: 0 E: 0 K: 0 S: 7 | H: 0 LOB: 0 BB: 0 P: 16 | R: 0 E: 0 K: 1 S: 7 | H: 0 LOB: 0 BB: 0 P: 9 | 1B: 3 2B: 0 3B: 0 HR: 0 | SF: 0 SAC: 0 DP: 4 HBP: 0 | WP: 0 PB: 0 SB: 1 CS: 0 | PA: 33 | | | | | |
| PITCHER Pedro Astacio, R (1, 1) ERA: | IP: 9.0 | WLS: W | BF: 33 | H: 3 | R: 0 | ER: 0 | SO: 10 | BB: 4 | IBB: 0 | HBP: 0 | BLK: 0 | WP: 0 | HR: 0 | S: 89 | P: 144 | ERA: 0.00 | WHIP: 0.778 | | | | | | | | | | |

| Batter | 1 | 2 | 3 | 4 | 5 | 6 | 7 | 8 | 9 | AB | R | H | RBI | BB | SO | LOB | BOTTOM | | | | | | | | | | |
|---|------------------------------|----------------------------------|------------------------------|---------------------------------|------------------------------|---------------------------------|------------------------------|---------------------------------|-------------------------------|----------------------------------|------------------------------|---------------------------------|------------------------------|---------------------------------|------------------------------|----------------------------------|---|------------------------------------|----------------------------------|--------|--|--|--|--|--|--|--|
| Brett Butler, L (1, 8) OBP: 0.377, SLG: 0.360 | 0-0 SH5-4 G4-3 1B | | 0-0 G4-3 | | | 0-3 K | | 1-2 FC6-2 | | 4 | 1 | 1 | 0 | 0 | 1 | 4 | Philadelphia Phillies @ Los Angeles Dodgers Dodger Stadium, Los Angeles, CA Fri Jul 03 1992, 7:05 PM PDT Att: 34,713 - Cloudy - 74 F | | | | | | | | | | |
| Mike Sharperson, R (1, 4) OBP: 0.441, SLG: 0.453 | 1-1 SH5-4 | | 2-1 L5 | | | 4-0 FC5-4 BB | | 2-0 G5-3 | | 2 | 0 | 0 | 0 | 1 | 0 | 2 | | | | | | | | | | | |
| Lenny Harris, L (1, 5) OBP: 0.323, SLG: 0.311 | 0-0 G4-3 | | | 1-2 G1-3 | | 0-2 FC5-4 G5-4-3 | | 1-2f G5-4-3 | | 3 | 0 | 0 | 1 | 0 | 0 | 1 | | | | | | | | | | | |
| Eric Davis, R (1, 7) OBP: 0.316, SLG: 0.339 | 2-3 K | | | 0-1 G4-3 | | 0-0 G5-4-3 | | 1-2f G5-4-3 | | 3 | 0 | 0 | 0 | 0 | 1 | 1 | | | | | | | | | | | |
| Eric Karros, R (1, 3) OBP: 0.301, SLG: 0.458 | | 0-0 F9 SF8 2B | | 0-0 G4-3 | | 1-0 G6-3 | | | | 3 | 1 | 1 | 0 | 0 | 0 | 0 | | | | | | | | | | | |
| Todd Benzinger, S (1, 9) OBP: 0.281, SLG: 0.337 | | 3-1 F9 | | | 0-2 G3 | | 0-1 G4-3 | | | 3 | 0 | 0 | 0 | 0 | 0 | 1 | | | | | | | | | | | |
| Mitch Webster, S (8, 9) OBP: 0.347, SLG: 0.422 | | 2-3 | | | | | | | | 0 | 0 | 0 | 0 | 0 | 0 | 0 | | | | | | | | | | | |
| Mike Scioscia, L (1, 2) OBP: 0.284, SLG: 0.291 | | 0-1 SF8 | | | 0-1 1B | | 0-1 G4-3 | | | 2 | 0 | 1 | 1 | 0 | 0 | 0 | | | | | | | | | | | |
| Dave Anderson, R (1, 6) OBP: 0.288, SLG: 0.435 | | 3-H G6-3 | | | 1-1 SH1-4 1B | | | 0-1 E FC FC6-2 1B | | 3 | 0 | 2 | 0 | 0 | 0 | 0 | | | | | | | | | | | |
| Pedro Astacio, R (1, 1) | | | 0-0 G3 | | 0-2 SH1-4 | | 0-0 FC | | | 2 | 0 | 0 | 0 | 0 | 0 | 1 | | | | | | | | | | | |
| Inning Stats | R: 1 E: 0 K: 1 S: 8 | H: 1 LOB: 0 BB: 0 P: 11 | R: 1 E: 0 K: 0 S: 6 | H: 1 LOB: 0 BB: 0 P: 9 | R: 0 E: 0 K: 0 S: 4 | H: 0 LOB: 0 BB: 0 P: 6 | R: 0 E: 0 K: 0 S: 6 | H: 0 LOB: 0 BB: 0 P: 7 | R: 0 E: 0 K: 1 S: 13 | H: 2 LOB: 2 BB: 0 P: 14 | R: 0 E: 0 K: 0 S: 4 | H: 0 LOB: 1 BB: 1 P: 8 | R: 0 E: 0 K: 0 S: 5 | H: 0 LOB: 0 BB: 0 P: 6 | R: 0 E: 1 K: 0 S: 7 | H: 1 LOB: 1 BB: 0 P: 10 | 1B: 4 2B: 1 3B: 0 HR: 0 | SF: 1 SAC: 2 DP: 2 HBP: 0 | WP: 0 PB: 0 SB: 1 CS: 0 | PA: 29 | | | | | | | |
| PITCHER Don Robinson, R (1, 1) ERA: 4.01 | IP: 7.0 | WLS: L | BF: 27 | H: 5 | R: 2 | ER: 2 | SO: 2 | BB: 1 | IBB: 0 | HBP: 0 | BLK: 0 | WP: 0 | HR: 0 | S: 49 | P: 64 | ERA: 2.57 | WHIP: 0.857 | | | | | | | | | | |
| Wally Ritchie, L (8, 1) | 0.1 | 1 | 0 | 0 | 0 | 0 | 0 | 0 | 0 | 0 | 0 | 0 | 0 | 3 | 4 | 0.00 | 0.000 | | | | | | | | | | |
| Barry Jones, R (8, 1) | 0.2 | 1 | 0 | 0 | 0 | 0 | 0 | 0 | 0 | 0 | 0 | 0 | 0 | 1 | 3 | 0.00 | 0.000 | | | | | | | | | | |

| Batter | 1 | 2 | 3 | 4 | 5 | 6 | 7 | 8 | 9 | AB | R | H | RBI | BB | SO | LOB | TOP | | | | | | | | | | |
|--|------------------------------|----------------------------------|-------------------------------|----------------------------------|-------------------------------|----------------------------------|------------------------------|----------------------------------|-------------------------------|----------------------------------|-------------------------------|----------------------------------|------------------------------|----------------------------------|------------------------------|----------------------------------|--|----------------------------------|------------------------------------|----------------------------------|--------|--|--|--|--|--|--|
| Stan Javier, S OBP: 0.333, SLG: 0.307 (1, 8) | G4-3 S BB | E9 1-H FC1-2 1B | | P4 | | F9 | | F9 | | 4 | 0 | 1 | 0 | 1 | 0 | 1 | Philadelphia Phillies @ Los Angeles Dodgers Dodger Stadium, Los Angeles, CA Sun Jul 05 1992, 3:33 AM PDT Att: 31,024 - Sunny - 84 F | | | | | | | | | | |
| Ruben Amaro Jr, S OBP: 0.304, SLG: 0.299 (1, 9) | G4-3 | FC1-2 | | | | G6-4-3 | | G4-3 | | 5 | 1 | 1 | 0 | 0 | 0 | 3 | | | | | | | | | | | |
| Mariano Duncan, R OBP: 0.304, SLG: 0.399 (1, 6) | K | | G5-3 | | | | | | G4-3 | 5 | 1 | 2 | 0 | 0 | 1 | 1 | | | | | | | | | | | |
| John Kruk, L OBP: 0.444, SLG: 0.504 (1, 3) | F8 | | | | | | | | | 5 | 2 | 2 | 0 | 0 | 1 | 2 | | | | | | | | | | | |
| Darren Daulton, L OBP: 0.395, SLG: 0.535 (1, 2) | | | | | | | | | | 4 | 1 | 1 | 2 | 1 | 2 | 2 | | | | | | | | | | | |
| Ricky Jordan, R OBP: 0.254, SLG: 0.325 (1, 7) | | | | | | | | | | 4 | 1 | 2 | 0 | 0 | 0 | 2 | | | | | | | | | | | |
| Dale Sveum, S OBP: 0.254, SLG: 0.216 (1, 5) | | | | | | | | | | 4 | 1 | 1 | 2 | 0 | 1 | 4 | | | | | | | | | | | |
| Mickey Morandini, L OBP: 0.321, SLG: 0.366 (1, 4) | | | | | | | | | | 4 | 1 | 1 | 1 | 0 | 2 | 3 | | | | | | | | | | | |
| Mike Williams, R OBP: 0.400, SLG: 0.400 (1, 1) | | | | | | | | | | 4 | 1 | 2 | 1 | 0 | 2 | 0 |  | | | | | | | | | | |
| Inning Stats | R: 0 E: 0 K: 1 S: 9 | H: 0 LOB: 1 BB: 1 P: 17 | R: 3 E: 1 K: 0 S: 12 | H: 4 LOB: 1 BB: 0 P: 20 | R: 2 E: 0 K: 0 S: 13 | H: 2 LOB: 0 BB: 0 P: 23 | R: 0 E: 0 K: 1 S: 7 | H: 0 LOB: 0 BB: 0 P: 10 | R: 4 E: 1 K: 1 S: 12 | H: 3 LOB: 0 BB: 1 P: 24 | R: 0 E: 0 K: 3 S: 22 | H: 3 LOB: 3 BB: 0 P: 31 | R: 0 E: 0 K: 2 S: 8 | H: 0 LOB: 0 BB: 0 P: 12 | R: 0 E: 0 K: 2 S: 8 | H: 0 LOB: 0 BB: 0 P: 12 | | 1B: 9 2B: 2 3B: 0 HR: 2 | SF: 0 SAC: 0 DP: 2 HBP: 0 | WP: 0 PB: 0 SB: 2 CS: 0 | PA: 41 | | | | | | |
| PITCHER | IP | WLS | BF | H | R | ER | SO | BB | IBB | HBP | BLK | WP | HR | S | P | ERA | WHIP | | | | | | | | | | |
| Ramon Martinez, R ERA: 3.8 (1, 1) | 5.0 | L | 26 | 9 | 9 | 4 | 3 | 2 | 0 | 0 | 0 | 0 | 2 | 53 | 94 | 7.20 | 2.200 | | | | | | | | | | |
| Steve Wilson, L ERA: 3.75 (6, 1) | 3.0 | | 12 | 4 | 0 | 0 | 4 | 0 | 0 | 0 | 0 | 0 | 0 | 34 | 51 | 0.00 | 1.333 | | | | | | | | | | |
| Jim Gott, R ERA: 1.81 (9, 1) | 1.0 | | 3 | 0 | 0 | 0 | 2 | 0 | 0 | 0 | 0 | 0 | 0 | 8 | 12 | 0.00 | 0.000 | | | | | | | | | | |

| Batter | 1 | 2 | 3 | 4 | 5 | 6 | 7 | 8 | 9 | AB | R | H | RBI | BB | SO | LOB | BOTTOM | | | | | | | | | | |
|---|------------------------------|----------------------------------|-------------------------------|----------------------------------|------------------------------|----------------------------------|------------------------------|----------------------------------|-------------------------------|----------------------------------|------------------------------|---------------------------------|------------------------------|---------------------------------|------------------------------|---------------------------------|--|------------------------------|----------------------------------|----------------------------------|------------------------------------|----------------------------------|--------|--|--|--|--|
| Brett Butler, L OBP: 0.373, SLG: 0.354 (1, 8) | E6 | | L5 | | | | | | | 3 | 0 | 0 | 0 | 0 | 0 | 1 | Philadelphia Phillies @ Los Angeles Dodgers Dodger Stadium, Los Angeles, CA Sun Jul 05 1992, 3:33 AM PDT Att: 31,024 - Sunny - 84 F | | | | | | | | | | |
| Steve Wilson, L (6, 1) | | | | | | | | | | 0 | 0 | 0 | 0 | 0 | 0 | 0 | | | | | | | | | | | |
| Juan Samuel, R OBP: 0.317, SLG: 0.283 (8, PH) | | | | | | | | | | 1 | 0 | 0 | 0 | 0 | 0 | 0 | | | | | | | | | | | |
| Jim Gott, R (9, 1) | | | | | | | | | | 0 | 0 | 0 | 0 | 0 | 0 | 0 | | | | | | | | | | | |
| Mike Sharperson, R OBP: 0.425, SLG: 0.433 (1, 4) | P3 | | G4-3 | | | | | | | 4 | 0 | 0 | 0 | 0 | 0 | 1 | | | | | | | | | | | |
| Lenny Harris, L OBP: 0.318, SLG: 0.306 (1, 9) | | | | | | | | | | 3 | 0 | 0 | 0 | 0 | 0 | 1 | | | | | | | | | | | |
| Todd Benzinger, S OBP: 0.255, SLG: 0.328 (7, 9) | F7 | | F9 | | | | | | | 1 | 0 | 0 | 0 | 0 | 0 | 0 | | | | | | | | | | | |
| Eric Davis, R OBP: 0.317, SLG: 0.356 (1, 7) | | | | | | | | | | 2 | 0 | 0 | 0 | 0 | 0 | 1 | | | | | | | | | | | |
| Mitch Webster, S OBP: 0.347, SLG: 0.419 (6, 8) | G4-3 | | | | | | | | | 2 | 0 | 0 | 0 | 0 | 0 | 0 | | | | | | | | | | | |
| Eric Karros, R OBP: 0.295, SLG: 0.459 (1, 3) | | | | | | | | | | 4 | 2 | 1 | 1 | 0 | 0 | 0 | | | | | | | | | | | |
| Mike Scioscia, L OBP: 0.284, SLG: 0.296 (1, 2) | | | | | | | | | | 4 | 1 | 1 | 0 | 0 | 0 | 0 | | | | | | | | | | | |
| Dave Hansen, L OBP: 0.289, SLG: 0.333 (1, 5) | | | | | | | | | | 3 | 0 | 1 | 1 | 0 | 0 | 1 | | | | | | | | | | | |
| Jose Offerman, S OBP: 0.321, SLG: 0.322 (1, 6) | | | | | | | | | | 2 | 0 | 0 | 1 | 1 | 0 | 1 | | | | | | | | | | | |
| Ramon Martinez, R OBP: 0.125, SLG: 0.125 (1, 1) | | | | | | | | | | 1 | 0 | 0 | 0 | 0 | 1 | 0 | | | | | | | | | | | |
| Henry Rodriguez, L (5, PH) (6, 7) | | | | | | | | | | 2 | 0 | 0 | 0 | 0 | 0 | 1 |  | | | | | | | | | | |
| Inning Stats | R: 0 E: 1 K: 0 S: 9 | H: 0 LOB: 1 BB: 0 P: 12 | R: 2 E: 1 K: 1 S: 10 | H: 1 LOB: 0 BB: 0 P: 12 | R: 0 E: 0 K: 0 S: 7 | H: 0 LOB: 0 BB: 0 P: 12 | R: 0 E: 0 K: 0 S: 8 | H: 0 LOB: 0 BB: 0 P: 14 | R: 0 E: 0 K: 0 S: 10 | H: 0 LOB: 1 BB: 1 P: 17 | R: 0 E: 0 K: 0 S: 6 | H: 0 LOB: 0 BB: 0 P: 7 | R: 0 E: 0 K: 0 S: 6 | H: 1 LOB: 1 BB: 0 P: 8 | R: 0 E: 0 K: 0 S: 6 | H: 0 LOB: 0 BB: 0 P: 8 | | R: 1 E: 0 K: 0 S: 8 | H: 1 LOB: 0 BB: 0 P: 13 | 1B: 1 2B: 1 3B: 0 HR: 1 | SF: 0 SAC: 0 DP: 0 HBP: 0 | WP: 0 PB: 0 SB: 0 CS: 0 | PA: 33 | | | | |
| PITCHER | IP | WLS | BF | H | R | ER | SO | BB | IBB | HBP | BLK | WP | HR | S | P | ERA | WHIP | | | | | | | | | | |
| Mike Williams, R ERA: 3.29 (1, 1) | 9.0 | W | 33 | 3 | 3 | 1 | 1 | 1 | 0 | 0 | 0 | 0 | 1 | 70 | 103 | 1.00 | 0.444 | | | | | | | | | | |

| Batter | 1 | 2 | 3 | 4 | 5 | 6 | 7 | 8 | 9 | AB | R | H | RBI | BB | SO | LOB | TOP | | | |
|--|---|---|------------------------------|----------------------------------|------------------------------|----------------------------------|------------------------------|---------------------------------|------------------------------|----------------------------------|------------------------------|----------------------------------|------------------------------|----------------------------------|-------------------------------|----------------------------------|---|------------------------------------|----------------------------------|--------|
| Delino DeShields, L OBP: 0.375, SLG: 0.389 | 1-1 S 2B 1B | 3-2 1B | | | 3-2 G5-3 1-2 | | 4-0 FC6-4 BB | | 1-0 1B | 4 | 1 | 3 | 0 | 1 | 0 | 1 | Montreal Expos @ Los Angeles Dodgers Dodger Stadium, Los Angeles, CA Mon Jul 06 1992, 3:33 AM PDT Cloudy - 90 F | | | |
| Marquis Grissom, R OBP: 0.336, SLG: 0.401 | 1-1 G2-3 1-2 | 1-0 L8 | | | 2-1 G6-3 | | 1-2 FC6-4 1-2 | | 1-3 K | 5 | 0 | 0 | 0 | 0 | 1 | 5 | | | | |
| Moises Alou, R OBP: 0.364, SLG: 0.518 | 3-1 1B 2B | | | 0-0 G6-3 | 1-0 S 1B | | 1-0 F9 | | 0-0 1B | 5 | 1 | 3 | 1 | 0 | 0 | 1 | | | | |
| Larry Walker, L OBP: 0.335, SLG: 0.498 | 2-0 BLK 1B 2H | | | 1-3 K | 4-2 1B | | 1-3 K | | 3-2 G4-3 | 4 | 1 | 1 | 1 | 1 | 2 | 3 | | | | |
| Bret Barberie, S OBP: 0.345, SLG: 0.244 | 2-1 L3 | | | 3-3 K | 2-3 K | | | | 4-2 G6-4-3 1B BB | 3 | 0 | 0 | 0 | 0 | 2 | 4 | | | | |
| Pete Young, R OBP: 0.352, SLG: 0.360 | 2-3 | | | | | | | | | 0 | 0 | 0 | 0 | 0 | 0 | 0 | | | | |
| John Vander Wal, L OBP: 0.352, SLG: 0.360 | | | | | | | | | | 0 | 0 | 0 | 0 | 1 | 0 | 0 | | | | |
| Sergio Valdez, R | | | | | | | | | | 0 | 0 | 0 | 0 | 0 | 0 | 0 | | | | |
| Tim Lincecum, R OBP: 0.321, SLG: 0.349 | 1-2 1B | | | 1-0 G5-3 | | 0-1 P2 | | 2-1 G6-4-3 1B | | 4 | 0 | 2 | 1 | 0 | 0 | 0 | | | | |
| Gary Carter, R OBP: 0.308, SLG: 0.345 | 1-1 F7 | | | 2-0 F8 | | 1-0 P4 | | 0-1 G6-4-3 1-2 2-3 | | 4 | 0 | 0 | 0 | 0 | 0 | 3 | | | | |
| Spike Owen, S OBP: 0.327, SLG: 0.397 | | 0-1 G1-4-3 | | 0-1 G5-3 | | 4-0 BB | | 1-0 G4-3 | | 3 | 0 | 0 | 0 | 1 | 0 | 1 | | | | |
| Dennis Martinez, R OBP: 0.290, SLG: 0.290 | | 0-3 K | | | 1-1 1B G5-3 1B | | 0-1 P4 | | 2-3 K | 2 | 0 | 1 | 0 | 0 | 1 | 0 | | | | |
| Archi Cianfrocco, R OBP: 0.252, SLG: 0.364 | | | | | | | | | | 2 | 0 | 0 | 0 | 0 | 1 | 1 | | | | |
| Inning Stats | R: 3 E: 0 K: 0 S: 14 | H: 4 LOB: 1 BB: 0 P: 25 | R: 0 E: 0 K: 1 S: 9 | H: 1 LOB: 1 BB: 0 P: 13 | R: 0 E: 0 K: 2 S: 7 | H: 0 LOB: 0 BB: 0 P: 11 | R: 0 E: 0 K: 0 S: 4 | H: 0 LOB: 2 BB: 0 P: 7 | R: 0 E: 0 K: 1 S: 5 | H: 0 LOB: 1 BB: 1 P: 10 | R: 0 E: 0 K: 1 S: 7 | H: 0 LOB: 1 BB: 1 P: 14 | R: 0 E: 0 K: 0 S: 8 | H: 1 LOB: 1 BB: 1 P: 15 | R: 0 E: 0 K: 2 S: 15 | H: 2 LOB: 2 BB: 0 P: 22 | 1B: 9 2B: 3 3B: 0 HR: 0 | SF: 0 SAC: 0 DP: 1 HBP: 0 | WP: 0 PB: 0 SB: 2 CS: 0 | PA: 40 |
| PITCHER | IP WLS BF H R ER SO BB IBB HBP BLK WP HR S P ERA WHIP | IP WLS BF H R ER SO BB IBB HBP BLK WP HR S P ERA WHIP | | | | | | | | | | | | | | | | | | |
| Kip Gross, R ERA: 4.15 | 6.0 W 28 7 3 3 4 3 0 0 1 0 0 53 97 4.50 1.667 | | | | | | | | | | | | | | | | | | | |
| Jim Gott, R ERA: 1.74 | 2.0 7 1 0 0 1 1 0 0 0 0 0 15 25 0.00 1.000 | | | | | | | | | | | | | | | | | | | |
| Roger McDowell, R ERA: 2.84 | 1.0 5 2 0 0 2 0 0 0 0 0 0 15 22 0.00 2.000 | | | | | | | | | | | | | | | | | | | |


| | |
|-----|----|
| AB | 36 |
| R | 3 |
| H | 10 |
| RBI | 3 |
| BB | 4 |
| SO | 7 |
| LOB | 19 |




| Batter | 1 | 2 | 3 | 4 | 5 | 6 | 7 | 8 | 9 | AB | R | H | RBI | BB | SO | LOB | BOTTOM | | | |
|--|---|---|------------------------------|----------------------------------|------------------------------|---------------------------------|------------------------------|----------------------------------|-------------------------------|----------------------------------|-------------------------------|----------------------------------|------------------------------|----------------------------------|------------------------------|---------------------------------|---|------------------------------------|----------------------------------|--------|
| Brett Butler, L OBP: 0.371, SLG: 0.349 | 1-0 G4-3 | 0-0 FC1-2 S | | 4-0 2B 1-2 BB | 1-3 K | | 0-0 G3 | | | 4 | 0 | 0 | 0 | 1 | 1 | 3 | Montreal Expos @ Los Angeles Dodgers Dodger Stadium, Los Angeles, CA Mon Jul 06 1992, 3:33 AM PDT Cloudy - 90 F | | | |
| Mike Sharperson, R OBP: 0.425, SLG: 0.443 | 3-2 BB 1B BB | 3-H G5-3 1-2 | | 2-0 1-3 2-H 2B | | 1-2 E4 F8 1B | | 0-0 F9 | | 5 | 2 | 3 | 1 | 0 | 0 | 2 | | | | |
| Eric Karros, R OBP: 0.298, SLG: 0.456 | 0-0 BB E 1B | | | 0-0 E1 1B G4-6-3 1B | 0-0 F8 | | 3-0 1B HBP | | 0-2 G5-3 | 4 | 2 | 1 | 0 | 0 | 0 | 2 | | | | |
| Eric Davis, R OBP: 0.314, SLG: 0.352 | 1-3 K | | | 0-1 G4-6-3 1B | 1-0 G6-3 | | 2-1 F8 | | 1-3 K | 5 | 0 | 1 | 0 | 0 | 2 | 6 | | | | |
| Todd Benzinger, S OBP: 0.260, SLG: 0.328 | 4-2 E BB | | | 0-0 G4-6-3 1B | | 1-0 G3 | | 2-3 K | | 3 | 1 | 1 | 0 | 1 | 1 | 2 | | | | |
| Mitch Webster, S OBP: 0.344, SLG: 0.415 | 1-2 2-3 E BB | | | 1-2 2-3 1B | | | | 0-0 G4-3 | | 1 | 0 | 0 | 0 | 0 | 0 | 0 | | | | |
| Mike Scioscia, L OBP: 0.292, SLG: 0.302 | 4-2 E BB | | | 1-0 G4-6-3 | | 0-0 1B | | 3-1 1B | | 3 | 0 | 2 | 2 | 1 | 0 | 2 | | | | |
| Roger McDowell, R | 1-2 2-3 3-H BB | | | 1-2 2-3 3-H BB | | 1-3 1B | | 1-3 1B | | 0 | 0 | 0 | 0 | 0 | 0 | 0 | | | | |
| Dave Hansen, L OBP: 0.288, SLG: 0.331 | 1-1 E4 | | | 1-0 F8 | | 2-2 1B | | 3-2 G4-3 | | 4 | 1 | 1 | 0 | 0 | 0 | 4 | | | | |
| Jose Offerman, S OBP: 0.327, SLG: 0.337 | | 1-2 SH5-4 FC1-2 2B | | 1-2 G4-3 | | 0-1 1B E | | 2-1 G4-3 2B | | 4 | 1 | 3 | 0 | 0 | 0 | 0 | | | | |
| Kip Gross, R OBP: 1.000, SLG: 1.000 | | | | 0-0 SH5-4 | | 0-1 E8 | | 3-2 G4-3 | | 2 | 1 | 2 | 1 | 0 | 0 | 0 | | | | |
| Jim Gott, R | | | | 2-3 | | | | | | 0 | 0 | 0 | 0 | 0 | 0 | 0 | | | | |
| Carlos Hernandez, R OBP: 0.319, SLG: 0.279 | | | | 2-3 | | | | | | 1 | 0 | 0 | 0 | 0 | 0 | 1 | | | | |
| Inning Stats | R: 3 E: 1 K: 1 S: 18 | H: 2 LOB: 1 BB: 2 P: 32 | R: 0 E: 0 K: 0 S: 8 | H: 1 LOB: 1 BB: 0 P: 11 | R: 1 E: 1 K: 0 S: 6 | H: 2 LOB: 1 BB: 0 P: 7 | R: 1 E: 0 K: 0 S: 7 | H: 2 LOB: 2 BB: 1 P: 15 | R: 2 E: 1 K: 1 S: 15 | H: 4 LOB: 1 BB: 0 P: 19 | R: 1 E: 1 K: 1 S: 14 | H: 2 LOB: 2 BB: 0 P: 28 | R: 0 E: 0 K: 0 S: 7 | H: 1 LOB: 1 BB: 0 P: 12 | R: 0 E: 0 K: 1 S: 7 | H: 0 LOB: 0 BB: 0 P: 8 | 1B: 11 2B: 3 3B: 0 HR: 0 | SF: 0 SAC: 1 DP: 1 HBP: 1 | WP: 0 PB: 0 SB: 1 CS: 0 | PA: 41 |
| PITCHER | IP WLS BF H R ER SO BB IBB HBP BLK WP HR S P ERA WHIP | IP WLS BF H R ER SO BB IBB HBP BLK WP HR S P ERA WHIP | | | | | | | | | | | | | | | | | | |
| Dennis Martinez, R ERA: 2.78 | 4.2 L 27 11 7 3 1 3 0 0 0 0 0 48 77 5.79 3.000 | | | | | | | | | | | | | | | | | | | |
| Pete Young, R ERA: 4.3 | 2.1 11 3 1 1 2 0 0 1 0 0 0 27 47 3.86 1.286 | | | | | | | | | | | | | | | | | | | |
| Sergio Valdez, R | 1.0 3 0 0 0 1 0 0 0 0 0 0 7 8 0.00 0.000 | | | | | | | | | | | | | | | | | | | |

| | |
|-----|----|
| AB | 36 |
| R | 8 |
| H | 14 |
| RBI | 4 |
| BB | 3 |
| SO | 4 |
| LOB | 22 |



| Batter | 1 | 2 | 3 | 4 | 5 | 6 | 7 | 8 | 9 | AB | R | H | RBI | BB | SO | LOB | TOP | | | | | | | | |
|---|------------------------------|----------------------------------|------------------------------|---------------------------------|------------------------------|----------------------------------|------------------------------|----------------------------------|-------------------------------|----------------------------------|-------------------------------|----------------------------------|-------------------------------|----------------------------------|------------------------------|----------------------------------|--|------------------------------|---------------------------------|----------------------------------|------------------------------------|----------------------------------|--------|--|--|
| Delino DeShields, L OBP: 0.376, SLG: 0.404 (1, 4) | L7 | | K | | F8 | | HR | | | 4 | 1 | 1 | 3 | 0 | 1 | 1 | Montreal Expos @ Los Angeles Dodgers Dodger Stadium, Los Angeles, CA Tue Jul 07 1992, 3:33 AM PDT Cloudy - 89 F  | | | | | | | | |
| Marquis Grissom, R OBP: 0.336, SLG: 0.399 (1, 8) | L9 | | | CS | 1B | | P3 | | | 4 | 0 | 2 | 0 | 0 | 0 | 0 | | | | | | | | | |
| Bret Barberie, S OBP: 0.353, SLG: 0.248 Archi Cianfrocco, R OBP: 0.267, SLG: 0.388 (1, 5) (8, 3) | BB | | | 1-2 | BB | | P5 | | G6-3 | 2 | 0 | 0 | 0 | 2 | 0 | 1 | | | | | | | | | |
| Larry Walker, L OBP: 0.331, SLG: 0.486 (1, 9) | P2 | | | 2-0 | P2 | | K | | K | 4 | 0 | 0 | 0 | 0 | 2 | 3 | | | | | | | | | |
| John Vander Wal, L OBP: 0.336, SLG: 0.371 (1, 7) | | K | | 0-2 | F7 | | G4-3 | | K | 4 | 0 | 0 | 0 | 0 | 2 | 2 | | | | | | | | | |
| Tim Lincecum, R OBP: 0.325, SLG: 0.352 (8, 5) | G4-3 | | | | | 2B | BB | | P4 | 3 | 2 | 1 | 0 | 1 | 0 | 0 | | | | | | | | | |
| Darrin Fletcher, L OBP: 0.278, SLG: 0.281 (1, 2) | G4-3 | | | 2-1 | 1-H | | 2B | | F8 | 4 | 0 | 1 | 1 | 0 | 0 | 1 | | | | | | | | | |
| Spike Owen, S OBP: 0.328, SLG: 0.395 (1, 6) | | | F7 | | F7 | | HR | | G5-3 | 3 | 1 | 0 | 0 | 1 | 0 | 1 | | | | | | | | | |
| Mark Gardner, R OBP: 0.121, SLG: 0.188 Tom Foley, L OBP: 0.211, SLG: 0.197 Mel Rojas, R OBP: 0.200, SLG: 0.200 John Wetteland, R (7, PH) (7, 1) (9, 1) | G6-3 | | G6-3 | | G1-3 | | K | | | 2 | 0 | 0 | 0 | 0 | 0 | 1 | | | | | | | | | |
| Inning Stats | R: 0 E: 0 K: 0 S: 7 | H: 0 LOB: 1 BB: 1 P: 13 | R: 0 E: 0 K: 1 S: 7 | H: 0 LOB: 0 BB: 0 P: 8 | R: 0 E: 0 K: 1 S: 8 | H: 0 LOB: 0 BB: 0 P: 10 | R: 0 E: 0 K: 0 S: 7 | H: 1 LOB: 1 BB: 1 P: 14 | R: 1 E: 0 K: 0 S: 11 | H: 1 LOB: 1 BB: 1 P: 21 | R: 0 E: 0 K: 1 S: 14 | H: 1 LOB: 1 BB: 0 P: 17 | R: 3 E: 0 K: 1 S: 11 | H: 2 LOB: 0 BB: 1 P: 19 | R: 0 E: 0 K: 2 S: 9 | H: 0 LOB: 0 BB: 0 P: 12 | | R: 0 E: 0 K: 0 S: 5 | H: 0 LOB: 0 BB: 0 P: 9 | 1B: 2 2B: 2 3B: 0 HR: 1 | SF: 0 SAC: 0 DP: 0 HBP: 0 | WP: 0 PB: 0 SB: 1 CS: 1 | PA: 35 | | |
| PITCHER | IP | WLS | BF | H | R | ER | SO | BB | IBB | HBP | BLK | WP | HR | S | P | ERA | WHIP | | | | | | | | |
| Kevin Gross, R ERA: 4.0 Steve Wilson, L ERA: 3.55 | (1, 1) (8, 1) | 7.0 6 | 29 6 | 5 0 | 4 0 | 4 0 | 4 2 | 3 0 | 1 0 | 0 0 | 0 0 | 0 0 | 1 14 | 65 21 | 102 | 5.14 | 1.143 | | | | | | | | |

| Batter | 1 | 2 | 3 | 4 | 5 | 6 | 7 | 8 | 9 | AB | R | H | RBI | BB | SO | LOB | BOTTOM | | | | | | | | |
|---|-------------------------------|----------------------------------|-------------------------------|----------------------------------|------------------------------|----------------------------------|-------------------------------|----------------------------------|-------------------------------|----------------------------------|------------------------------|----------------------------------|------------------------------|---------------------------------|------------------------------|----------------------------------|--|------------------------------|----------------------------------|----------------------------------|------------------------------------|----------------------------------|--------|--|--|
| Brett Butler, L OBP: 0.380, SLG: 0.352 (1, 8) | S | | L7 | G4-3 | | | FC4-6 | | BB | 4 | 0 | 2 | 0 | 1 | 0 | 2 | Montreal Expos @ Los Angeles Dodgers Dodger Stadium, Los Angeles, CA Tue Jul 07 1992, 3:33 AM PDT Cloudy - 89 F  | | | | | | | | |
| Mike Sharperson, R OBP: 0.430, SLG: 0.447 Mitch Webster, S OBP: 0.341, SLG: 0.409 (1, 4) (4, 7) | G6-3 | | G5-3 | | K | | FC4-6 | | P5 | 2 | 0 | 1 | 0 | 0 | 0 | 1 | | | | | | | | | |
| Lenny Harris, L OBP: 0.315, SLG: 0.303 (1, 7) (4, 4) | F8 | | G5-3 | | 1B | | L3 | | | 4 | 0 | 1 | 0 | 0 | 0 | 3 | | | | | | | | | |
| Darryl Strawberry, L OBP: 0.331, SLG: 0.430 (1, 9) | S | | K | | F7 | | | G3-1 | | 3 | 0 | 0 | 0 | 1 | 1 | 2 | | | | | | | | | |
| Eric Karros, R OBP: 0.296, SLG: 0.449 (1, 3) | F9 | | | G2-3 | 1B | | K | | L5 | 4 | 1 | 1 | 0 | 0 | 1 | 3 | | | | | | | | | |
| Mike Scioscia, L OBP: 0.287, SLG: 0.295 (1, 2) | G6-3 | | G2-3 | | | G6-3 | | G4-3 | | 4 | 0 | 0 | 0 | 0 | 0 | 1 | | | | | | | | | |
| Dave Hansen, L OBP: 0.289, SLG: 0.338 (1, 5) | | 1B | | SH2-4 | 2B | | G6-3 | | F7 | 4 | 0 | 2 | 1 | 0 | 0 | 0 | | | | | | | | | |
| Jose Offerman, S OBP: 0.329, SLG: 0.333 (1, 6) | | K | | SH2-4 | BB | | F7 | | E1 | 3 | 0 | 1 | 0 | 1 | 1 | 1 | | | | | | | | | |
| Kevin Gross, R OBP: 0.148, SLG: 0.080 Juan Samuel, R OBP: 0.308, SLG: 0.274 Steve Wilson, L (8, 1) Carlos Hernandez, R OBP: 0.313, SLG: 0.267 (9, PH) | K | | | SH2-4 | BB | | F8 | | P4 | 1 | 0 | 0 | 0 | 0 | 1 | 1 | | | | | | | | | |
| Inning Stats | R: 0 E: 0 K: 0 S: 10 | H: 1 LOB: 2 BB: 1 P: 20 | R: 0 E: 0 K: 2 S: 14 | H: 1 LOB: 1 BB: 0 P: 20 | R: 0 E: 0 K: 1 S: 9 | H: 1 LOB: 1 BB: 0 P: 16 | R: 1 E: 0 K: 0 S: 20 | H: 2 LOB: 2 BB: 1 P: 29 | R: 0 E: 0 K: 2 S: 11 | H: 1 LOB: 1 BB: 0 P: 16 | R: 0 E: 0 K: 0 S: 7 | H: 0 LOB: 0 BB: 0 P: 10 | R: 0 E: 0 K: 0 S: 7 | H: 1 LOB: 1 BB: 0 P: 8 | R: 0 E: 0 K: 0 S: 8 | H: 0 LOB: 0 BB: 0 P: 14 | | R: 0 E: 1 K: 0 S: 9 | H: 1 LOB: 2 BB: 1 P: 15 | 1B: 7 2B: 1 3B: 0 HR: 0 | SF: 0 SAC: 1 DP: 0 HBP: 0 | WP: 0 PB: 0 SB: 3 CS: 0 | PA: 38 | | |
| PITCHER | IP | WLS | BF | H | R | ER | SO | BB | IBB | HBP | BLK | WP | HR | S | P | ERA | WHIP | | | | | | | | |
| Mark Gardner, R ERA: 3.56 Mel Rojas, R ERA: 1.13 John Wetteland, R ERA: 4.42 | (1, 1) (7, 1) (9, 1) | 6.0 2.1 0.2 | 26 9 3 | 6 2 0 | 1 0 0 | 1 0 0 | 5 0 0 | 2 0 1 | 0 0 0 | 0 0 0 | 0 0 0 | 0 0 0 | 0 18 6 | 71 26 11 | 11 | 1.50 | 1.333 | | | | | | | | |

| Batter | 1 | 2 | 3 | 4 | 5 | 6 | 7 | 8 | 9 | AB | R | H | RBI | BB | SO | LOB | TOP | | | |
|---|------------------------------|---------------------------------|-------------------------------|----------------------------------|------------------------------|----------------------------------|------------------------------|----------------------------------|-------------------------------|----------------------------------|------------------------------|----------------------------------|-------------------------------|----------------------------------|-------------------------------|----------------------------------|-----------------------------------|------------------------------------|----------------------------------|--------|
| Delino DeShields, L OBP: 0.382, SLG: 0.408 (1.4) | F7 | | SF8 1B | | CS 1B | | FC6-4 IBB | | S BLK 1B | 4 | 1 | 3 | 0 | 1 | 0 | 0 | | | | |
| Marquis Grissom, R OBP: 0.334, SLG: 0.398 (1.8) | F9 | | SF8 | | CS 1B | | FC6-4 | | P4 | 4 | 0 | 1 | 1 | 0 | 0 | 3 | | | | |
| John Vander Wal, L OBP: 0.347, SLG: 0.382 (1.7) | 1B | | L4 | | CS 1B | L3 | | HR 1B | S 1B | 5 | 1 | 3 | 1 | 0 | 0 | 1 | | | | |
| Larry Walker, L OBP: 0.332, SLG: 0.500 (1.9) | F8 | | | F8 | | 1B 2B | | HR 1B | K | 5 | 1 | 2 | 2 | 0 | 1 | 2 | | | | |
| Tim Wallach, R OBP: 0.324, SLG: 0.351 (1.5) | | G5-3 | | G6-3 | | 1B | | G1-3 | | 4 | 0 | 1 | 0 | 0 | 0 | 0 | | | | |
| Archi Cianfrocco, R OBP: 0.288, SLG: 0.385 (1.3) | | F7 | | 1B | | K | | G3 | | 4 | 0 | 1 | 0 | 0 | 1 | 1 | | | | |
| Tom Foley, L OBP: 0.238, SLG: 0.216 (1.6) | | P6 | | 1B | | | | FC5-4 BB | | 3 | 0 | 2 | 0 | 1 | 0 | 0 | | | | |
| Rick Cerone, R OBP: 0.323, SLG: 0.407 (1.2) | | | 1B SH1-4 SF8 HBP | F8 | | | | K2-3 | FC5-4 | 3 | 1 | 0 | 0 | 0 | 1 | 4 | | | | |
| Jonathan Hurst, R (1.1) | | | SH1-4 | | | | | K | | 2 | 0 | 0 | 0 | 0 | 1 | 1 | | | | |
| John Wetteland, R (8.1) | | | | F8 | | | | K | | 1 | 0 | 0 | 0 | 0 | 1 | 0 | | | | |
| Inning Stats | R: 0 E: 0 K: 0 S: 5 | H: 1 LOB: 1 BB: 0 P: 6 | R: 0 E: 0 K: 0 S: 11 | H: 0 LOB: 0 BB: 0 P: 13 | R: 1 E: 0 K: 0 S: 7 | H: 1 LOB: 1 BB: 0 P: 12 | R: 0 E: 0 K: 0 S: 9 | H: 2 LOB: 2 BB: 0 P: 13 | R: 0 E: 0 K: 1 S: 10 | H: 2 LOB: 0 BB: 0 P: 15 | R: 0 E: 0 K: 2 S: 8 | H: 1 LOB: 2 BB: 1 P: 15 | R: 2 E: 0 K: 0 S: 12 | H: 2 LOB: 1 BB: 1 P: 23 | R: 1 E: 0 K: 2 S: 15 | H: 2 LOB: 1 BB: 0 P: 20 | 1B: 11 2B: 1 3B: 0 HR: 1 | SF: 1 SAC: 1 DP: 0 HBP: 1 | WP: 0 PB: 0 SB: 4 CS: 2 | PA: 41 |
| PITCHER | IP | WLS | BF | H | R | ER | SO | BB | IBB | HBP | BLK | WP | HR | S | P | ERA | WHIP | | | |
| Tim Crews, R ERA: 5.19 (1.1) | 6.0 | L | 24 | 8 | 1 | 1 | 1 | 0 | 0 | 1 | 0 | 0 | 0 | 51 | 73 | 1.50 | 1.333 | | | |
| Jim Gott, R ERA: 2.02 (7.1) | 2.0 | | 11 | 3 | 2 | 2 | 2 | 1 | 1 | 0 | 0 | 0 | 1 | 20 | 38 | 9.00 | 2.000 | | | |
| Jay Howell, R ERA: 1.42 (9.1) | 1.0 | | 5 | 2 | 1 | 1 | 2 | 0 | 0 | 0 | 1 | 0 | 0 | 15 | 20 | 9.00 | 2.000 | | | |

Montreal Expos @ Los Angeles Dodgers
Dodger Stadium, Los Angeles, CA
Tue Jul 07 1992, 7:05 PM PDT
Att: 26,511 - Cloudy - 83 F

| | |
|-----|----|
| AB | 35 |
| R | 4 |
| H | 13 |
| RBI | 4 |
| BB | 2 |
| SO | 5 |
| LOB | 12 |



| Batter | 1 | 2 | 3 | 4 | 5 | 6 | 7 | 8 | 9 | AB | R | H | RBI | BB | SO | LOB | BOTTOM | | | | | |
|---|------------------------------|----------------------------------|------------------------------|----------------------------------|-------------------------------|----------------------------------|-------------------------------|----------------------------------|------------------------------|----------------------------------|------------------------------|---------------------------------|------------------------------|----------------------------------|-------------------------------|----------------------------------|------------------------------|----------------------------------|----------------------------------|------------------------------------|----------------------------------|--------|
| Brett Butler, L OBP: 0.381, SLG: 0.354 (1.8) | CS 1B | | E6 F9 1B | | F7 | | | 1B S 1B | | 4 | 0 | 2 | 0 | 0 | 0 | 0 | | | | | | |
| Mitch Webster, S OBP: 0.338, SLG: 0.404 (1.9) | B1-3 | | S 1B | | G4-3 | | | K | | 4 | 0 | 1 | 0 | 0 | 1 | 2 | | | | | | |
| Lenny Harris, L OBP: 0.314, SLG: 0.302 (1.7) | F8 | | F9 | | F8 | | | 1B | | 4 | 0 | 1 | 0 | 0 | 0 | 2 | | | | | | |
| Eric Karros, R OBP: 0.291, SLG: 0.441 (1.3) | | F7 | F8 | | F7 | | | G5-3 | | 4 | 0 | 0 | 0 | 0 | 0 | 4 | | | | | | |
| Juan Samuel, R OBP: 0.296, SLG: 0.263 (1.4) | | F8 | | G5-3 | | | P2 | | G6-3 | 4 | 0 | 0 | 0 | 0 | 0 | 0 | | | | | | |
| Dave Hansen, L OBP: 0.284, SLG: 0.342 (1.5) | | BB 1B | | G3-1 | | | G5-3 1B | | G4-3 | 4 | 0 | 2 | 0 | 0 | 0 | 0 | | | | | | |
| Carlos Hernandez, R OBP: 0.311, SLG: 0.288 (1.2) | | | | G5-3 | | | G5-3 | | K | 3 | 0 | 0 | 0 | 1 | 1 | 1 | | | | | | |
| Jose Offerman, S OBP: 0.325, SLG: 0.329 (1.6) | | F8 | | | | | L8 | | | 3 | 0 | 0 | 0 | 0 | 0 | 3 | | | | | | |
| Tim Crews, R (1.1) | | | | | | | | | | 2 | 0 | 0 | 0 | 0 | 2 | 0 | | | | | | |
| Jim Gott, R (7.1) | | | | | | | | | | 0 | 0 | 0 | 0 | 0 | 0 | 0 | | | | | | |
| Mike Scioscia, L OBP: 0.286, SLG: 0.294 (8. PH) | | | | | | | | | | 1 | 0 | 0 | 0 | 0 | 0 | 0 | | | | | | |
| Jay Howell, R (9.1) | | | | | | | | | | 0 | 0 | 0 | 0 | 0 | 0 | 0 | | | | | | |
| Inning Stats | R: 0 E: 0 K: 0 S: 7 | H: 1 LOB: 0 BB: 1 P: 13 | R: 0 E: 0 K: 0 S: 7 | H: 1 LOB: 2 BB: 1 P: 17 | R: 0 E: 1 K: 1 S: 10 | H: 1 LOB: 2 BB: 0 P: 15 | R: 0 E: 0 K: 0 S: 10 | H: 0 LOB: 0 BB: 0 P: 13 | R: 0 E: 0 K: 1 S: 7 | H: 0 LOB: 0 BB: 0 P: 10 | R: 0 E: 0 K: 0 S: 6 | H: 0 LOB: 0 BB: 0 P: 9 | R: 0 E: 0 K: 1 S: 7 | H: 1 LOB: 1 BB: 0 P: 11 | R: 0 E: 0 K: 1 S: 19 | H: 2 LOB: 2 BB: 0 P: 28 | R: 0 E: 0 K: 1 S: 9 | H: 0 LOB: 0 BB: 0 P: 15 | 1B: 6 2B: 0 3B: 0 HR: 0 | SF: 0 SAC: 0 DP: 0 HBP: 0 | WP: 0 PB: 0 SB: 2 CS: 1 | PA: 34 |
| PITCHER | IP | WLS | BF | H | R | ER | SO | BB | IBB | HBP | BLK | WP | HR | S | P | ERA | WHIP | | | | | |
| Jonathan Hurst, R ERA: 5.51 (1.1) | 7.1 | W | 28 | 5 | 0 | 0 | 2 | 0 | 0 | 0 | 0 | 0 | 0 | 61 | 100 | 0.00 | 0.818 | | | | | |
| John Wetteland, R ERA: 4.23 (8.1) | 1.2 | S | 6 | 1 | 0 | 0 | 2 | 0 | 0 | 0 | 0 | 0 | 0 | 21 | 31 | 0.00 | 0.600 | | | | | |

Montreal Expos @ Los Angeles Dodgers
Dodger Stadium, Los Angeles, CA
Tue Jul 07 1992, 7:05 PM PDT
Att: 26,511 - Cloudy - 83 F

| | |
|-----|----|
| AB | 33 |
| R | 0 |
| H | 6 |
| RBI | 0 |
| BB | 1 |
| SO | 4 |
| LOB | 12 |



| Batter | 1 | 2 | 3 | 4 | 5 | 6 | 7 | 8 | 9 | 10 | 11 | AB | R | H | RBI | BB | SO | LOB | TOP | | | | | | | | |
|--|-------------------------------|----------------------------------|-------------------------------|----------------------------------|-------------------------------|----------------------------------|------------------------------|----------------------------------|-------------------------------|----------------------------------|-------------------------------|----------------------------------|-------------------------------|----------------------------------|------------------------------|----------------------------------|-------------------------------|----------------------------------|------------------------------|---------------------------------|----------------------------------|------------------------------------|----------------------------------|--------|--|--|--|
| Delino DeShields, L OBP: 0.383, SLG: 0.408 Sergio Valdez, R Tom Foley, L OBP: 0.238, SLG: 0.216 | G3-1 G6-3 1B | | B1-3 | | F9 | | BB 1B | | G6-3 | | | 5 | 0 | 2 | 0 | 0 | 0 | 0 | 0 | | | | | | | | |
| Marquis Grissom, R OBP: 0.332, SLG: 0.395 | G6-3 | | P3 | | E5 | | BB 1B | | G4-3 | | | 5 | 0 | 1 | 0 | 0 | 0 | 1 | | | | | | | | | |
| Archi Cianfrocco, R OBP: 0.277, SLG: 0.387 | G3-1 | | | | K | | | | | | | 4 | 0 | 2 | 0 | 1 | 1 | 2 | | | | | | | | | |
| Larry Walker, L OBP: 0.327, SLG: 0.491 | G3-1 | | | | K | | | | | | | 5 | 0 | 0 | 0 | 0 | 3 | 7 | | | | | | | | | |
| Tim Wallach, R OBP: 0.325, SLG: 0.347 | | | | | | | | | | | | 3 | 0 | 0 | 0 | 2 | 0 | 1 | | | | | | | | | |
| Gary Carter, R OBP: 0.307, SLG: 0.343 Jeff Fassero, L Bill Sampen, R Bret Barberie, S OBP: 0.351, SLG: 0.246 | | | | | | | | | | | | 3 | 0 | 1 | 0 | 0 | 0 | 1 | | | | | | | | | |
| Spike Owen, S OBP: 0.326, SLG: 0.390 Matt Maysey, R | | | | | | | | | | | | 5 | 0 | 1 | 0 | 0 | 3 | 3 | | | | | | | | | |
| Darren Reed, R OBP: 0.225, SLG: 0.333 John Vander Wal, L OBP: 0.342, SLG: 0.375 | | | | | | | | | | | | 1 | 0 | 0 | 0 | 2 | 0 | 0 | | | | | | | | | |
| Brian Barnes, L OBP: 0.296, SLG: 0.167 Darrin Fletcher, L OBP: 0.273, SLG: 0.275 | | | | | | | | | | | | 3 | 0 | 1 | 0 | 0 | 2 | 4 | | | | | | | | | |
| Inning Stats | R: 0 E: 0 K: 0 S: 12 | H: 1 LOB: 1 BB: 0 P: 21 | R: 0 E: 0 K: 1 S: 12 | H: 1 LOB: 2 BB: 1 P: 22 | R: 0 E: 0 K: 1 S: 11 | H: 1 LOB: 0 BB: 0 P: 17 | R: 0 E: 0 K: 2 S: 8 | H: 0 LOB: 2 BB: 2 P: 22 | R: 0 E: 1 K: 1 S: 11 | H: 0 LOB: 1 BB: 0 P: 16 | R: 0 E: 0 K: 1 S: 10 | H: 3 LOB: 3 BB: 1 P: 27 | R: 0 E: 0 K: 2 S: 13 | H: 0 LOB: 1 BB: 1 P: 19 | R: 0 E: 0 K: 0 S: 7 | H: 0 LOB: 0 BB: 0 P: 10 | R: 0 E: 0 K: 1 S: 12 | H: 1 LOB: 1 BB: 0 P: 17 | R: 0 E: 0 K: 1 S: 7 | H: 0 LOB: 0 BB: 0 P: 9 | 1B: 8 2B: 1 3B: 0 HR: 0 | SF: 0 SAC: 1 DP: 1 HBP: 0 | WP: 0 PB: 1 SB: 2 CS: 1 | PA: 45 | | | |
| PITCHER | IP 6.2 | WLS 0.1 | BF 11 | H 1 | R 0 | ER 0 | SO 7 | BB 0 | IBB 0 | HBP 0 | BLK 0 | WP 0 | HR 0 | S 73 | P 132 | ERA 0.00 | WHIP 1.500 | | | | | | | | | | |
| Bob Ojeda, L ERA: 3.01 John Candelaria, L ERA: 1.17 Roger McDowell, R ERA: 2.61 Tom Candiotti, R ERA: 3.0 | | | | | | | | | | | | | | | | | | | | | | | | | | | |

Montreal Expos @ Los Angeles Dodgers
Dodger Stadium, Los Angeles, CA
Wed Jul 08 1992, 3:33 AM PDT
Cloudy - 83 F

AB 39
R 0
H 8
RBI 0
BB 5
SO 12
LOB 21



| Batter | 1 | 2 | 3 | 4 | 5 | 6 | 7 | 8 | 9 | 10 | 11 | AB | R | H | RBI | BB | SO | LOB | BOTTOM | | | | | | | | |
|---|-------------------------------|----------------------------------|-------------------------------|----------------------------------|------------------------------|----------------------------------|------------------------------|----------------------------------|-------------------------------|----------------------------------|------------------------------|---------------------------------|-------------------------------|----------------------------------|------------------------------|----------------------------------|-------------------------------|----------------------------------|------------------------------|----------------------------------|-------------------------------|----------------------------------|-----------------------------------|------------------------------------|----------------------------------|--------|--|
| Jose Offerman, S OBP: 0.330, SLG: 0.332 | G5-3 | | | | L6 | | | | | | | 4 | 0 | 2 | 0 | 1 | 0 | 1 | | | | | | | | | |
| Brett Butler, L OBP: 0.300, SLG: 0.359 | | | | | | | | | | | | 2 | 0 | 2 | 0 | 3 | 0 | 0 | | | | | | | | | |
| Mike Sharperson, R OBP: 0.421, SLG: 0.435 Tom Candiotti, R OBP: 0.118, SLG: 0.091 | | | | | | | | | | | | 5 | 0 | 0 | 0 | 0 | 1 | 7 | | | | | | | | | |
| Eric Davis, R OBP: 0.319, SLG: 0.353 | | | | | | | | | | | | 5 | 0 | 2 | 0 | 0 | 0 | 0 | | | | | | | | | |
| Eric Karros, R OBP: 0.293, SLG: 0.444 | | | | | | | | | | | | 5 | 0 | 2 | 0 | 0 | 0 | 1 | | | | | | | | | |
| Mitch Webster, S OBP: 0.338, SLG: 0.397 Darryl Strawberry, L OBP: 0.333, SLG: 0.431 | | | | | | | | | | | | 2 | 0 | 0 | 0 | 1 | 0 | 2 | | | | | | | | | |
| Juan Samuel, R OBP: 0.297, SLG: 0.257 Lenny Harris, L OBP: 0.316, SLG: 0.304 | | | | | | | | | | | | 2 | 0 | 0 | 0 | 1 | 0 | 1 | | | | | | | | | |
| Carlos Hernandez, R OBP: 0.311, SLG: 0.271 Mike Scioscia, L OBP: 0.283, SLG: 0.291 | | | | | | | | | | | | 3 | 0 | 1 | 0 | 0 | 0 | 3 | | | | | | | | | |
| Bob Ojeda, L OBP: 0.311, SLG: 0.172 John Candelaria, L ERA: 1.17 Roger McDowell, R ERA: 2.61 Dave Hansen, L OBP: 0.297, SLG: 0.345 | | | | | | | | | | | | 2 | 0 | 0 | 0 | 0 | 0 | 1 | | | | | | | | | |
| Inning Stats | R: 0 E: 0 K: 0 S: 10 | H: 0 LOB: 0 BB: 1 P: 17 | R: 0 E: 0 K: 0 S: 14 | H: 2 LOB: 2 BB: 1 P: 20 | R: 0 E: 0 K: 0 S: 8 | H: 1 LOB: 1 BB: 1 P: 15 | R: 0 E: 0 K: 0 S: 9 | H: 0 LOB: 1 BB: 1 P: 15 | R: 0 E: 0 K: 1 S: 10 | H: 1 LOB: 2 BB: 1 P: 17 | R: 0 E: 0 K: 0 S: 6 | H: 0 LOB: 0 BB: 0 P: 7 | R: 0 E: 0 K: 0 S: 13 | H: 0 LOB: 0 BB: 0 P: 16 | R: 0 E: 0 K: 0 S: 9 | H: 2 LOB: 0 BB: 0 P: 16 | R: 0 E: 0 K: 0 S: 11 | H: 2 LOB: 2 BB: 0 P: 17 | R: 0 E: 0 K: 0 S: 8 | H: 1 LOB: 1 BB: 1 P: 16 | R: 1 E: 1 K: 0 S: 11 | H: 3 LOB: 3 BB: 0 P: 19 | 1B: 10 2B: 3 3B: 0 HR: 0 | SF: 0 SAC: 0 DP: 3 HBP: 0 | WP: 0 PB: 0 SB: 2 CS: 3 | PA: 46 | |
| PITCHER | IP 7.0 | WLS 0.1 | BF 27 | H 4 | R 0 | ER 0 | SO 1 | BB 5 | IBB 0 | HBP 0 | BLK 0 | WP 0 | HR 0 | S 70 | P 107 | ERA 0.00 | WHIP 1.286 | | | | | | | | | | |
| Brian Barnes, L ERA: 2.63 Jeff Fassero, L ERA: 3.25 Bill Sampen, R ERA: 3.65 Sergio Valdez, R ERA: Matt Maysey, R ERA: | | | | | | | | | | | | | | | | | | | | | | | | | | | |

Montreal Expos @ Los Angeles Dodgers
Dodger Stadium, Los Angeles, CA
Wed Jul 08 1992, 3:33 AM PDT
Cloudy - 83 F

AB 39
R 1
H 12
RBI 1
BB 6
SO 1
LOB 24



| Batter | 1 | 2 | 3 | 4 | 5 | 6 | 7 | 8 | 9 | AB | R | H | RBI | BB | SO | LOB | TOP | | | | | | | | | | |
|---|------------------------------|----------------------------------|-------------------------------|----------------------------------|-------------------------------|----------------------------------|------------------------------|----------------------------------|------------------------------|---------------------------------|-------------------------------|----------------------------------|-------------------------------|----------------------------------|------------------------------|----------------------------------|----------------------------------|------------------------------------|----------------------------------|--------|--|--|--|--|--|--|--|
| Delino DeShields, L OBP: 0.383, SLG: 0.416 (1, 4) | G6-3 | | G4-3 | | G4-3 | | HR | | F9 WP BB | 4 | 1 | 1 | 1 | 1 | 0 | 0 | | | | | | | | | | | |
| Marquis Grissom, R OBP: 0.331, SLG: 0.395 (1, 8) | L6 | | 1B FC1-2 2B | | G6-3 | | E6 1B SF7 | | F9 | 5 | 1 | 1 | 0 | 0 | 0 | 1 | | | | | | | | | | | |
| John Vander Wal, L OBP: 0.352, SLG: 0.385 (1, 7) | F8 | | FC1-2 1B | | | | | | P5 | 5 | 1 | 3 | 0 | 0 | 0 | 1 | | | | | | | | | | | |
| Larry Walker, L OBP: 0.328, SLG: 0.494 (1, 9) | | G5-3 1B 1B | FC1-2 | | | | | | K | 4 | 1 | 2 | 1 | 0 | 1 | 3 | | | | | | | | | | | |
| Tim Wallach, R OBP: 0.324, SLG: 0.346 (6, 3) | | G5-3 1B | P3 | | | | | | | 4 | 0 | 1 | 0 | 0 | 1 | 5 | | | | | | | | | | | |
| Darvin Fletcher, L OBP: 0.272, SLG: 0.266 (1, 2) | | F7 | | | F8 | | | | | 3 | 0 | 0 | 0 | 0 | 0 | 3 | | | | | | | | | | | |
| Archi Cianfrocco, R OBP: 0.274, SLG: 0.383 (6, PH) | | G5-3 | | | K | | | | | 2 | 0 | 0 | 0 | 0 | 1 | 2 | | | | | | | | | | | |
| Bret Barberie, S OBP: 0.352, SLG: 0.250 (6, 5) | | 1-2 2-3 | | | | | | | | 2 | 0 | 1 | 2 | 0 | 0 | 0 | | | | | | | | | | | |
| Tom Foley, L OBP: 0.250, SLG: 0.211 (1, 6) | | FC6-4 IBB | | | G1-3 | | | | | 2 | 0 | 0 | 0 | 2 | 0 | 0 | | | | | | | | | | | |
| Bill Risley, R (1, 1) | | FC6-4 | | | | | | | | 2 | 0 | 0 | 0 | 0 | 0 | 3 | | | | | | | | | | | |
| Rick Cerone, R OBP: 0.317, SLG: 0.400 (6, PH) | | | | | F8 | | | | | 1 | 0 | 0 | 0 | 0 | 0 | 2 | | | | | | | | | | | |
| Bill Sampen, R (6, 1) | | | | | | | | | | 1 | 0 | 0 | 0 | 0 | 0 | 0 | | | | | | | | | | | |
| Mel Rojas, R OBP: 0.200, SLG: 0.200 (9, 1) | | | | | | | | | | 0 | 0 | 0 | 0 | 0 | 0 | 0 | | | | | | | | | | | |
| Inning Stats | R: 0 E: 0 K: 0 S: 6 | H: 0 LOB: 0 BB: 0 P: 11 | R: 0 E: 0 K: 0 S: 11 | H: 2 LOB: 3 BB: 1 P: 22 | R: 0 E: 0 K: 0 S: 12 | H: 2 LOB: 2 BB: 0 P: 16 | R: 0 E: 0 K: 1 S: 7 | H: 0 LOB: 0 BB: 0 P: 10 | R: 0 E: 0 K: 0 S: 5 | H: 0 LOB: 0 BB: 0 P: 8 | R: 2 E: 0 K: 0 S: 10 | H: 3 LOB: 2 BB: 1 P: 19 | R: 2 E: 1 K: 1 S: 15 | H: 2 LOB: 1 BB: 0 P: 21 | R: 0 E: 0 K: 0 S: 7 | H: 0 LOB: 1 BB: 1 P: 17 | 1B: 6 2B: 2 3B: 0 HR: 1 | SF: 1 SAC: 0 DP: 0 HBP: 1 | WP: 1 PB: 0 SB: 1 CS: 0 | PA: 40 | | | | | | | |
| PITCHER | IP | WLS | BF | H | R | ER | SO | BB | IBB | HBP | BLK | WP | HR | S | P | ERA | WHIP | | | | | | | | | | |
| Pedro Astacio, R ERA: 1.69 (1, 1) | 7.0 | L | 33 | 9 | 4 | 3 | 2 | 0 | 2 | 1 | 0 | 0 | 1 | 66 | 107 | 3.86 | 1.286 | | | | | | | | | | |
| Steve Wilson, L ERA: 3.35 (8, 1) | 2.0 | | 7 | 0 | 0 | 0 | 1 | 1 | 0 | 0 | 0 | 1 | 0 | 16 | 28 | 0.00 | 0.500 | | | | | | | | | | |

Montreal Expos @ Los Angeles Dodgers
Dodger Stadium, Los Angeles, CA
Wed Jul 08 1992, 7:05 PM PDT
Att: 27,601 - Cloudy - 85 F

AB 35
R 4
H 9
RBI 4
BB 3
SO 3
LOB 20



| Batter | 1 | 2 | 3 | 4 | 5 | 6 | 7 | 8 | 9 | AB | R | H | RBI | BB | SO | LOB | BOTTOM | | | | | | | | | | |
|--|-------------------------------|----------------------------------|------------------------------|----------------------------------|------------------------------|---------------------------------|-------------------------------|----------------------------------|-------------------------------|----------------------------------|-------------------------------|----------------------------------|-------------------------------|----------------------------------|------------------------------|----------------------------------|------------------------------|----------------------------------|----------------------------------|------------------------------------|----------------------------------|--------|--|--|--|--|--|
| Brett Butler, L OBP: 0.386, SLG: 0.354 (1, 8) | G6-3 | | P3 | | G1-3 | | P7 | | | 4 | 0 | 0 | 0 | 0 | 0 | 3 | | | | | | | | | | | |
| Lenny Harris, L OBP: 0.314, SLG: 0.303 (1, 4) (9, 9) | F8 | | | | | | | | | 4 | 1 | 1 | 0 | 0 | 0 | 0 | | | | | | | | | | | |
| Daryl Strawberry, L OBP: 0.331, SLG: 0.434 (1, 9) | | | | | | | | | | 4 | 0 | 1 | 0 | 0 | 1 | 1 | | | | | | | | | | | |
| Juan Samuel, R OBP: 0.297, SLG: 0.257 (9, 4) | L5 | | | | | | | | | 0 | 0 | 0 | 0 | 0 | 0 | 0 | | | | | | | | | | | |
| Eric Karros, R OBP: 0.297, SLG: 0.449 (1, 3) | | F9 2B | | | | | | | | 4 | 0 | 2 | 0 | 0 | 1 | 1 | | | | | | | | | | | |
| Dave Hansen, L OBP: 0.296, SLG: 0.342 (1, 5) | | F9 | | | | | | | | 4 | 0 | 1 | 1 | 0 | 1 | 3 | | | | | | | | | | | |
| Mitch Webster, S OBP: 0.329, SLG: 0.383 (1, 7) | | P2 | | | | | | | | 4 | 0 | 0 | 0 | 0 | 0 | 2 | | | | | | | | | | | |
| Mike Scioscia, L OBP: 0.291, SLG: 0.288 (1, 2) | | | | | | | | | | 2 | 0 | 0 | 0 | 0 | 1 | 1 | | | | | | | | | | | |
| Todd Benzinger, S OBP: 0.261, SLG: 0.328 (7, PH) | | | | | | | | | | 1 | 0 | 1 | 0 | 0 | 0 | 0 | | | | | | | | | | | |
| Carlos Hernandez, R OBP: 0.308, SLG: 0.268 (8, 2) | | | | | | | | | | 1 | 0 | 0 | 0 | 0 | 0 | 0 | | | | | | | | | | | |
| Jose Offerman, S OBP: 0.333, SLG: 0.333 (1, 6) | | | | | | | | | | 2 | 0 | 1 | 0 | 1 | 0 | 1 | | | | | | | | | | | |
| Pedro Astacio, R (1, 1) | | | | | | | | | | 1 | 0 | 0 | 0 | 0 | 1 | 1 | | | | | | | | | | | |
| Mike Sharperson, R OBP: 0.424, SLG: 0.438 (7, PH) | | | | | | | | | | 1 | 0 | 1 | 0 | 0 | 0 | 0 | | | | | | | | | | | |
| Steve Wilson, L (8, 1) | | | | | | | | | | 0 | 0 | 0 | 0 | 0 | 0 | 0 | | | | | | | | | | | |
| Inning Stats | R: 0 E: 0 K: 0 S: 10 | H: 1 LOB: 1 BB: 0 P: 14 | R: 0 E: 0 K: 0 S: 8 | H: 1 LOB: 0 BB: 0 P: 10 | R: 0 E: 0 K: 0 S: 6 | H: 1 LOB: 0 BB: 0 P: 8 | R: 1 E: 0 K: 0 S: 11 | H: 2 LOB: 1 BB: 0 P: 23 | R: 0 E: 0 K: 2 S: 11 | H: 0 LOB: 1 BB: 1 P: 18 | R: 0 E: 0 K: 0 S: 10 | H: 2 LOB: 2 BB: 0 P: 12 | R: 0 E: 0 K: 0 S: 10 | H: 2 LOB: 2 BB: 0 P: 15 | R: 0 E: 0 K: 2 S: 9 | H: 0 LOB: 0 BB: 0 P: 14 | R: 0 E: 0 K: 1 S: 8 | H: 0 LOB: 0 BB: 0 P: 13 | 1B: 6 2B: 3 3B: 0 HR: 0 | SF: 0 SAC: 1 DP: 2 HBP: 0 | WP: 0 PB: 0 SB: 0 CS: 0 | PA: 34 | | | | | |
| PITCHER | IP | WLS | BF | H | R | ER | SO | BB | IBB | HBP | BLK | WP | HR | S | P | ERA | WHIP | | | | | | | | | | |
| Bill Risley, R ERA: 1.8 (1, 1) | 5.0 | W | 19 | 4 | 1 | 1 | 2 | 0 | 0 | 0 | 0 | 0 | 0 | 29 | 41 | 0.00 | 1.333 | | | | | | | | | | |
| Bill Sampen, R ERA: 3.44 (6, 1) | 3.0 | | 12 | 4 | 0 | 0 | 2 | 0 | 0 | 0 | 0 | 0 | 0 | 8 | 13 | 0.00 | 0.000 | | | | | | | | | | |
| Mel Rojas, R ERA: 1.1 (9, 1) | 1.0 | S | 3 | 0 | 0 | 0 | 1 | 0 | 0 | 0 | 0 | 0 | 0 | 8 | 13 | 0.00 | 0.000 | | | | | | | | | | |

Montreal Expos @ Los Angeles Dodgers
Dodger Stadium, Los Angeles, CA
Wed Jul 08 1992, 7:05 PM PDT
Att: 27,601 - Cloudy - 85 F

AB 32
R 1
H 8
RBI 1
BB 1
SO 5
LOB 13



| Batter | 1 | 2 | 3 | 4 | 5 | 6 | 7 | 8 | 9 | AB | R | H | RBI | BB | SO | LOB | TOP | | | | | | | | | | | | | | | | | | | | | |
|---|------------------------------|----------------------------------|------------------------------|----------------------------------|-------------------------------|----------------------------------|-------------------------------|----------------------------------|------------------------------|----------------------------------|-------------------------------|----------------------------------|-------------------------------|----------------------------------|-------------------------------|----------------------------------|---|----------------------------------|----------------------------------|------------------------------------|----------------------------------|--------|-----|----|---|---|----|----|----|-----|-----|-----|----|----|---|---|-----|------|
| Milt Thompson, L (1, 7) Bernard Gilkey, R (7, 7) OBP: 0.348, SLG: 0.454 OBP: 0.362, SLG: 0.393 | G4-3 | | HR | | K | | K | | | 4 | 1 | 1 | 1 | 0 | 2 | 0 | St. Louis Cardinals @ Los Angeles Dodgers Dodger Stadium, Los Angeles, CA Fri Jul 10 1992, 7:05 PM PDT Att: 32,036 - Sunny - 82 F | | | | | | | | | | | | | | | | | | | | | |
| Ozzie Smith, S (1, 6) OBP: 0.366, SLG: 0.332 | G5-3 | | 2B | | L6 | | | S | 1B | 4 | 0 | 2 | 0 | 0 | 0 | 0 | | | | | | | | | | | | | | | | | | | | | | |
| Ray Lankford, L (1, 8) OBP: 0.373, SLG: 0.456 | K | | 1B | | 2B | | HR | 1B | P6 | 4 | 1 | 2 | 0 | 0 | 1 | 1 | | | | | | | | | | | | | | | | | | | | | | |
| Andres Galarraga, R (1, 3) OBP: 0.236, SLG: 0.284 | | K | P3 | | | | K | | P6 | 4 | 0 | 0 | 0 | 0 | 2 | 4 | | | | | | | | | | | | | | | | | | | | | | |
| Todd Zeile, R (1, 5) OBP: 0.350, SLG: 0.388 | | 2B | | | G6-3 | | HR | | F7 | 4 | 1 | 2 | 2 | 0 | 0 | 1 | | | | | | | | | | | | | | | | | | | | | | |
| Brian Jordan, R (1, 9) OBP: 0.241, SLG: 0.362 | P4 | | | | P8 | | K | | | 4 | 0 | 0 | 0 | 0 | 2 | 1 | | | | | | | | | | | | | | | | | | | | | | |
| Tom Pagnozzi, R (1, 2) OBP: 0.322, SLG: 0.406 | G5-3 | | | | S | | P8 | | G4-3 | 4 | 0 | 1 | 0 | 0 | 0 | 1 | | | | | | | | | | | | | | | | | | | | | | |
| Tim Jones, L (1, 4) OBP: 0.229, SLG: 0.221 | | | G3 | | G4-3 | | G4-3 | | K | 4 | 0 | 0 | 0 | 0 | 1 | 1 | | | | | | | | | | | | | | | | | | | | | | |
| Rheal Cormier, L (1, 1) OBP: 0.160, SLG: 0.240 | | | G4-3 | | | | F7 | | | 3 | 0 | 0 | 0 | 0 | 0 | 0 | | | | | | | | | | | | | | | | | | | | | | |
| Todd Worrell, R (8, 1) Lee Smith, R (9, 1) | | | | | | | G1-3 | | | 0 | 0 | 0 | 0 | 0 | 0 | 0 | | | | | | | | | | | | | | | | | | | | | | |
| Inning Stats | R: 0 E: 0 K: 1 S: 8 | H: 0 LOB: 0 BB: 0 P: 13 | R: 0 E: 0 K: 1 S: 9 | H: 1 LOB: 1 BB: 0 P: 16 | R: 1 E: 0 K: 0 S: 13 | H: 3 LOB: 2 BB: 0 P: 19 | R: 0 E: 0 K: 0 S: 11 | H: 1 LOB: 1 BB: 0 P: 17 | R: 0 E: 0 K: 1 S: 9 | H: 0 LOB: 0 BB: 0 P: 12 | R: 2 E: 0 K: 2 S: 13 | H: 2 LOB: 0 BB: 0 P: 18 | R: 0 E: 0 K: 1 S: 10 | H: 0 LOB: 0 BB: 0 P: 15 | R: 0 E: 0 K: 0 S: 13 | H: 1 LOB: 1 BB: 0 P: 16 | R: 0 E: 0 K: 2 S: 9 | H: 0 LOB: 0 BB: 0 P: 14 | 1B: 4 2B: 2 3B: 0 HR: 2 | SF: 0 SAC: 0 DP: 0 HBP: 0 | WP: 0 PB: 0 SB: 3 CS: 0 | PA: 35 | | | | | | | | | | | | | | | | |
| PITCHER | IP | WLS | BF | H | R | ER | SO | BB | IBB | HBP | BLK | WP | HR | S | P | ERA | WHIP | PITCHER | | | | IP | WLS | BF | H | R | ER | SO | BB | IBB | HBP | BLK | WP | HR | S | P | ERA | WHIP |
| Tom Candiotti, R (1, 1) ERA: 3.05 | 7.0 | L | 28 | 7 | 3 | 3 | 6 | 0 | 0 | 0 | 0 | 0 | 2 | 73 | 110 | 3.86 | 1.000 | | | | | | | | | | | | | | | | | | | | | |
| Jim Gott, R (8, 1) ERA: 1.94 | 2.0 | | 7 | 1 | 0 | 0 | 2 | 0 | 0 | 0 | 0 | 0 | 0 | 22 | 30 | 0.00 | 0.500 | | | | | | | | | | | | | | | | | | | | | |

| | |
|-----|----|
| AB | 35 |
| R | 3 |
| H | 8 |
| RBI | 3 |
| BB | 0 |
| SO | 8 |
| LOB | 9 |



| Batter | 1 | 2 | 3 | 4 | 5 | 6 | 7 | 8 | 9 | AB | R | H | RBI | BB | SO | LOB | BOTTOM | | | | | | | | | | | | | | | | | | | | | |
|--|------------------------------|----------------------------------|------------------------------|----------------------------------|-------------------------------|----------------------------------|-------------------------------|----------------------------------|------------------------------|----------------------------------|------------------------------|----------------------------------|------------------------------|----------------------------------|------------------------------|----------------------------------|---|----------------------------------|----------------------------------|------------------------------------|----------------------------------|--------|-----|----|---|---|----|----|----|-----|-----|-----|----|----|---|---|-----|------|
| Brett Butler, L (1, 8) OBP: 0.382, SLG: 0.350 | G6-3 | | K | | F9 | | F8 | | | 2 | 0 | 0 | 0 | 0 | 1 | 1 | St. Louis Cardinals @ Los Angeles Dodgers Dodger Stadium, Los Angeles, CA Fri Jul 10 1992, 7:05 PM PDT Att: 32,036 - Sunny - 82 F | | | | | | | | | | | | | | | | | | | | | |
| Mitch Webster, S (5, 8) OBP: 0.324, SLG: 0.377 | | | | | | | | | | 2 | 0 | 0 | 0 | 0 | 0 | 1 | | | | | | | | | | | | | | | | | | | | | | |
| Mike Sharperson, R (1, 5) OBP: 0.421, SLG: 0.434 | K | | E8 | | K | | | G5-3 | | 4 | 0 | 1 | 0 | 0 | 2 | 0 | | | | | | | | | | | | | | | | | | | | | | |
| Eric Davis, R (1, 7) OBP: 0.317, SLG: 0.349 | G5-3 | | F7 | | K | | | G5-3 | | 4 | 0 | 0 | 0 | 0 | 1 | 1 | | | | | | | | | | | | | | | | | | | | | | |
| Darryl Strawberry, L (1, 9) OBP: 0.319, SLG: 0.421 | | K | K | | | | K | | K | 4 | 0 | 0 | 0 | 0 | 4 | 1 | | | | | | | | | | | | | | | | | | | | | | |
| Eric Karros, R (1, 3) OBP: 0.288, SLG: 0.435 | | K | | | E5 | | K | | G6-3 | 4 | 0 | 0 | 0 | 0 | 2 | 0 | | | | | | | | | | | | | | | | | | | | | | |
| Juan Samuel, R (1, 4) OBP: 0.296, SLG: 0.269 | | | | | G6-3 | | | | F8 | 3 | 0 | 1 | 0 | 0 | 0 | 1 | | | | | | | | | | | | | | | | | | | | | | |
| Lenny Harris, L (9, PH) OBP: 0.316, SLG: 0.305 | | 2B | | | | | F9 | | | 1 | 0 | 0 | 0 | 0 | 0 | 0 | | | | | | | | | | | | | | | | | | | | | | |
| Carlos Hernandez, R (1, 2) OBP: 0.318, SLG: 0.265 | | BB | | | | | P4 | | 1B | 1 | 0 | 0 | 0 | 1 | 0 | 0 | | | | | | | | | | | | | | | | | | | | | | |
| Dave Hansen, L (9, PH) OBP: 0.306, SLG: 0.353 | | BB | | | HBP | | | | 1B | 1 | 0 | 1 | 0 | 0 | 0 | 0 | | | | | | | | | | | | | | | | | | | | | | |
| Jose Offerman, S (1, 6) OBP: 0.336, SLG: 0.336 | | G1-3 | | | K | | 1B | | 1B | 4 | 0 | 2 | 0 | 0 | 1 | 4 | | | | | | | | | | | | | | | | | | | | | | |
| Tom Candiotti, R (1, 1) OBP: 0.139, SLG: 0.114 | | | | | | | 1B | | | 2 | 1 | 1 | 0 | 0 | 1 | 2 | | | | | | | | | | | | | | | | | | | | | | |
| Todd Worrell, S (7, PH) OBP: 0.284, SLG: 0.332 | | | | | K | | | | G3 | 1 | 0 | 1 | 0 | 0 | 0 | 0 | | | | | | | | | | | | | | | | | | | | | | |
| Jim Gott, R (8, 1) Mike Scioscia, L (9, PH) OBP: 0.280, SLG: 0.287 | | | | | 1B | | | | | 0 | 0 | 0 | 0 | 0 | 0 | 0 | | | | | | | | | | | | | | | | | | | | | | |
| Mike Scioscia, L (9, PH) OBP: 0.280, SLG: 0.287 | | | | | 1B | | | | | 1 | 0 | 0 | 0 | 0 | 0 | 2 | | | | | | | | | | | | | | | | | | | | | | |
| Inning Stats | R: 0 E: 0 K: 1 S: 7 | H: 0 LOB: 0 BB: 0 P: 13 | R: 0 E: 0 K: 2 S: 8 | H: 1 LOB: 2 BB: 1 P: 16 | R: 1 E: 1 K: 2 S: 12 | H: 2 LOB: 1 BB: 0 P: 18 | R: 0 E: 1 K: 2 S: 18 | H: 0 LOB: 2 BB: 0 P: 24 | R: 0 E: 0 K: 2 S: 9 | H: 0 LOB: 0 BB: 0 P: 10 | R: 0 E: 0 K: 2 S: 9 | H: 0 LOB: 0 BB: 0 P: 15 | R: 0 E: 0 K: 1 S: 7 | H: 2 LOB: 1 BB: 0 P: 15 | R: 0 E: 0 K: 1 S: 7 | H: 0 LOB: 0 BB: 0 P: 11 | R: 0 E: 0 K: 0 S: 14 | H: 2 LOB: 2 BB: 0 P: 20 | 1B: 6 2B: 1 3B: 0 HR: 0 | SF: 0 SAC: 0 DP: 0 HBP: 1 | WP: 0 PB: 0 SB: 0 CS: 0 | PA: 36 | | | | | | | | | | | | | | | | |
| PITCHER | IP | WLS | BF | H | R | ER | SO | BB | IBB | HBP | BLK | WP | HR | S | P | ERA | WHIP | PITCHER | | | | IP | WLS | BF | H | R | ER | SO | BB | IBB | HBP | BLK | WP | HR | S | P | ERA | WHIP |
| Rheal Cormier, L (1, 1) ERA: 4.6 | 7.0 | W | 28 | 5 | 1 | 0 | 11 | 1 | 0 | 1 | 0 | 0 | 7 | 71 | 111 | 0.00 | 0.857 | | | | | | | | | | | | | | | | | | | | | |
| Todd Worrell, R (8, 1) ERA: 3.77 | 1.0 | | 3 | 0 | 0 | 0 | 1 | 0 | 0 | 0 | 0 | 0 | 0 | 7 | 11 | 0.00 | 0.000 | | | | | | | | | | | | | | | | | | | | | |
| Lee Smith, R (9, 1) ERA: 3.11 | 1.0 | S | 5 | 2 | 0 | 0 | 0 | 0 | 0 | 0 | 0 | 0 | 0 | 14 | 20 | 0.00 | 2.000 | | | | | | | | | | | | | | | | | | | | | |

| | |
|-----|----|
| AB | 34 |
| R | 1 |
| H | 7 |
| RBI | 0 |
| BB | 1 |
| SO | 12 |
| LOB | 13 |



| Batter | 1 | 2 | 3 | 4 | 5 | 6 | 7 | 8 | 9 | AB | R | H | RBI | BB | SO | LOB | TOP | | | |
|--|---|---|--|--|------------------------------|----------------------------------|-------------------------------|----------------------------------|------------------------------|----------------------------------|-------------------------------|----------------------------------|------------------------------|---------------------------------|------------------------------|----------------------------------|--|------------------------------------|----------------------------------|--------|
| Milt Thompson, L (1, 7) Lee Smith, R (9, 1) | | | | | | | | | | 5 | 1 | 3 | 0 | 0 | 0 | 0 | St. Louis Cardinals @ Los Angeles Dodgers Dodger Stadium, Los Angeles, CA Sat Jul 11 1992, 3:33 AM PDT Att: 34,816 - Overcast - 80 F | | | |
| Ozzie Smith, S (1, 6) OBP: 0.366, SLG: 0.333 | | | | | | | | | | 5 | 0 | 2 | 1 | 0 | 1 | 2 | | | | |
| Ray Lankford, L (1, 8) OBP: 0.371, SLG: 0.454 | | | | | | | | | | 4 | 0 | 1 | 0 | 0 | 0 | 3 | | | | |
| Andres Galarraga, R (1, 3) OBP: 0.230, SLG: 0.276 | | | | | | | | | | 4 | 0 | 0 | 0 | 0 | 1 | 3 | | | | |
| Todd Zeile, R (1, 5) OBP: 0.354, SLG: 0.391 | | | | | | | | | | 3 | 1 | 2 | 0 | 1 | 0 | 0 | | | | |
| Brian Jordan, R (1, 9) OBP: 0.246, SLG: 0.370 | | | | | | | | | | 4 | 1 | 2 | 0 | 0 | 0 | 4 | | | | |
| Tom Pagnozzi, R (1, 2) OBP: 0.321, SLG: 0.407 | | | | | | | | | | 4 | 1 | 1 | 2 | 0 | 0 | 2 | | | | |
| Tim Jones, L (1, 4) OBP: 0.221, SLG: 0.214 | | | | | | | | | | 4 | 0 | 0 | 0 | 0 | 0 | 2 | | | | |
| Mark Clark, R (1, 1) OBP: 0.235, SLG: 0.235 | | | | | | | | | | 3 | 0 | 0 | 0 | 0 | 2 | 1 | | | | |
| Cris Carpenter, R (7, 1) OBP: 0.500, SLG: 0.500 | | | | | | | | | | 0 | 0 | 0 | 0 | 0 | 0 | 0 | | | | |
| Rex Hudler, R (9, PH) OBP: 0.233, SLG: 0.345 | | | | | | | | | | 1 | 0 | 0 | 0 | 0 | 0 | 0 | | | | |
| Bernard Gilkey, R (9, 7) OBP: 0.362, SLG: 0.393 | | | | | | | | | | 0 | 0 | 0 | 0 | 0 | 0 | 0 | | | | |
| Inning Stats | R: 1 E: 0 K: 0 S: 12 | H: 2 LOB: 0 BB: 0 P: 18 | R: 3 E: 1 K: 1 S: 16 | H: 3 LOB: 1 BB: 0 P: 22 | R: 0 E: 0 K: 1 S: 6 | H: 0 LOB: 0 BB: 0 P: 10 | R: 0 E: 0 K: 1 S: 10 | H: 1 LOB: 1 BB: 0 P: 14 | R: 0 E: 0 K: 0 S: 8 | H: 0 LOB: 3 BB: 1 P: 20 | R: 0 E: 0 K: 1 S: 11 | H: 1 LOB: 1 BB: 0 P: 16 | R: 0 E: 0 K: 0 S: 6 | H: 1 LOB: 0 BB: 0 P: 9 | R: 0 E: 0 K: 0 S: 7 | H: 1 LOB: 1 BB: 0 P: 10 | 1B: 9 2B: 3 3B: 0 HR: 0 | SF: 0 SAC: 0 DP: 2 HBP: 0 | WP: 0 PB: 1 SB: 2 CS: 1 | PA: 38 |
| PITCHER | IP WLS BF H R ER SO BB IBB HBP BLK WP HR S P ERA WHIP | 5.0 L 24 8 4 3 3 0 1 0 0 0 0 52 84 5.40 1.600 | 2.0 7 1 0 0 1 0 0 0 0 0 0 16 22 0.00 0.500 | 2.0 7 2 0 0 0 0 0 0 0 0 0 13 19 0.00 1.000 | | | | | | | | | | | | | | | | |

| | |
|-----|----|
| AB | 37 |
| R | 4 |
| H | 11 |
| RBI | 3 |
| BB | 1 |
| SO | 4 |
| LOB | 17 |



| Batter | 1 | 2 | 3 | 4 | 5 | 6 | 7 | 8 | 9 | AB | R | H | RBI | BB | SO | LOB | BOTTOM | | | | | |
|---|---|---|--|--|------------------------------|----------------------------------|-------------------------------|----------------------------------|-------------------------------|----------------------------------|-------------------------------|----------------------------------|-------------------------------|----------------------------------|------------------------------|----------------------------------|--|----------------------------------|----------------------------------|------------------------------------|----------------------------------|--------|
| Jose Offerman, S (1, 6) OBP: 0.331, SLG: 0.331 | | | | | | | | | | 4 | 0 | 0 | 1 | 0 | 1 | 3 | St. Louis Cardinals @ Los Angeles Dodgers Dodger Stadium, Los Angeles, CA Sat Jul 11 1992, 3:33 AM PDT Att: 34,816 - Overcast - 80 F | | | | | |
| Tom Goodwin, L (1, 8) OBP: 0.200, SLG: 0.200 | | | | | | | | | | 3 | 0 | 0 | 0 | 0 | 0 | 1 | | | | | | |
| Mike Sharperson, R (7, PH) OBP: 0.419, SLG: 0.432 | | | | | | | | | | 1 | 0 | 0 | 0 | 0 | 0 | 2 | | | | | | |
| Jay Howell, R (8, 1) | | | | | | | | | | 0 | 0 | 0 | 0 | 0 | 0 | 0 | | | | | | |
| Eric Davis, R (1, 7) OBP: 0.316, SLG: 0.347 | | | | | | | | | | 4 | 0 | 1 | 0 | 0 | 0 | 1 | | | | | | |
| Darryl Strawberry, L (1, 9) OBP: 0.324, SLG: 0.419 | | | | | | | | | | 3 | 0 | 1 | 0 | 1 | 0 | 0 | | | | | | |
| Eric Karros, R (1, 3) OBP: 0.287, SLG: 0.430 | | | | | | | | | | 3 | 0 | 0 | 0 | 1 | 1 | 3 | | | | | | |
| Dave Hansen, L (1, 5) OBP: 0.311, SLG: 0.352 | | | | | | | | | | 3 | 0 | 1 | 0 | 1 | 1 | 2 | | | | | | |
| Lenny Harris, L (1, 4) OBP: 0.315, SLG: 0.304 | | | | | | | | | | 4 | 1 | 1 | 0 | 0 | 0 | 4 | | | | | | |
| Mike Scioscia, L (1, 2) OBP: 0.284, SLG: 0.291 | | | | | | | | | | 4 | 0 | 2 | 0 | 0 | 0 | 1 | | | | | | |
| Orel Hershiser, R (1, 1) OBP: 0.200, SLG: 0.308 | | | | | | | | | | 1 | 0 | 0 | 0 | 0 | 0 | 0 | | | | | | |
| Todd Benzing, S (5, PH) OBP: 0.263, SLG: 0.330 | | | | | | | | | | 1 | 0 | 0 | 0 | 0 | 1 | 2 | | | | | | |
| Tim Crews, R (6, 1) | | | | | | | | | | 0 | 0 | 0 | 0 | 0 | 0 | 0 | | | | | | |
| Mitch Webster, S (7, PH) OBP: 0.326, SLG: 0.379 | | | | | | | | | | 2 | 0 | 1 | 0 | 0 | 0 | 1 | | | | | | |
| Inning Stats | R: 0 E: 1 K: 0 S: 6 | H: 0 LOB: 0 BB: 0 P: 11 | R: 0 E: 0 K: 1 S: 9 | H: 1 LOB: 1 BB: 1 P: 16 | R: 0 E: 0 K: 0 S: 7 | H: 0 LOB: 0 BB: 0 P: 11 | R: 0 E: 0 K: 1 S: 11 | H: 2 LOB: 2 BB: 0 P: 13 | R: 1 E: 1 K: 1 S: 15 | H: 1 LOB: 1 BB: 0 P: 20 | R: 0 E: 0 K: 0 S: 11 | H: 0 LOB: 2 BB: 2 P: 20 | R: 0 E: 0 K: 1 S: 11 | H: 2 LOB: 1 BB: 0 P: 16 | R: 0 E: 0 K: 0 S: 8 | H: 0 LOB: 0 BB: 0 P: 11 | R: 0 E: 0 K: 0 S: 10 | H: 1 LOB: 1 BB: 0 P: 13 | 1B: 7 2B: 0 3B: 0 HR: 0 | SF: 0 SAC: 0 DP: 2 HBP: 0 | WP: 0 PB: 0 SB: 2 CS: 1 | PA: 36 |
| PITCHER | IP WLS BF H R ER SO BB IBB HBP BLK WP HR S P ERA WHIP | 6.0 W 27 8 1 0 3 3 0 0 0 0 0 62 96 0.00 1.500 | 2.0 5 0 0 0 1 0 0 0 0 0 0 16 22 0.00 0.000 | 1.0 S 4 1 0 0 0 0 0 0 0 0 0 10 13 0.00 1.000 | | | | | | | | | | | | | | | | | | |

| | |
|-----|----|
| AB | 33 |
| R | 1 |
| H | 7 |
| RBI | 1 |
| BB | 3 |
| SO | 4 |
| LOB | 20 |



| Batter | 1 | 2 | 3 | 4 | 5 | 6 | 7 | 8 | 9 | AB | R | H | RBI | BB | SO | LOB | TOP | | | | | | |
|--|---|----------------------------------|------------------------------|----------------------------------|-------------------------------|----------------------------------|-------------------------------|----------------------------------|-------------------------------|----------------------------------|------------------------------|---------------------------------|------------------------------|----------------------------------|-------------------------------|----------------------------------|--|------------------------------|----------------------------------|----------------------------------|------------------------------------|----------------------------------|--------|
| Milt Thompson, L (1, 7) OBP: 0.354, SLG: 0.449 | G6-3 | | G6-3 | | FC4-6 | | G1-3 | | | 3 | 0 | 0 | 0 | 1 | 0 | 2 | St. Louis Cardinals @ Los Angeles Dodgers Dodger Stadium, Los Angeles, CA Sun Jul 12 1992, 3:33 AM PDT Att: 31,020 - Overcast - 76 F | | | | | | |
| Omar Olivares, R (7, 1) OBP: 0.294, SLG: 0.303 | | | | | | | | | | 0 | 0 | 0 | 0 | 0 | 0 | 0 | | | | | | | |
| Craig Wilson, R (8, 4) OBP: 0.366, SLG: 0.378 | | | | | | | | | | 0 | 0 | 0 | 0 | 1 | 0 | 0 | | | | | | | |
| Ozzie Smith, S (1, 6) OBP: 0.372, SLG: 0.337 | | | | | | | | | | 3 | 0 | 2 | 0 | 1 | 0 | 1 | | | | | | | |
| Bob McClure, R (8, 1) OBP: 0.310, SLG: 0.308 | | | | | | | | | | 0 | 0 | 0 | 0 | 0 | 0 | 0 | | | | | | | |
| Gerald Perry, L (9, PH) OBP: 0.310, SLG: 0.308 | | | | | | | | | | 1 | 0 | 0 | 0 | 0 | 0 | 3 | | | | | | | |
| Ray Lankford, L (1, 8) OBP: 0.370, SLG: 0.454 | | | | | | | | | | 4 | 0 | 1 | 0 | 0 | 1 | 4 | | | | | | | |
| Felix Jose, S (1, 9) OBP: 0.351, SLG: 0.444 | | | | | | | | | | 4 | 0 | 0 | 0 | 0 | 2 | 3 | | | | | | | |
| Todd Zeile, R (1, 5) OBP: 0.353, SLG: 0.389 | | | | | | | | | | 4 | 0 | 1 | 0 | 0 | 0 | 1 | | | | | | | |
| Andres Galarraga, R (1, 3) OBP: 0.230, SLG: 0.276 | | | | | | | | | | 4 | 0 | 1 | 0 | 0 | 0 | 1 | | | | | | | |
| Tom Pagnozzi, R (1, 2) OBP: 0.158, SLG: 0.407 | | | | | | | | | | 3 | 0 | 1 | 0 | 0 | 1 | 1 | AB 34 R 0 H 9 RBI 0 BB 4 SO 5 LOB 23 | | | | | | |
| Rich Gedman, L (8, 2) OBP: 0.151, SLG: 0.157 | | | | | | | | | | 1 | 0 | 0 | 0 | 0 | 0 | 1 | | | | | | | |
| Tim Jones, L (1, 4) OBP: 0.238, SLG: 0.225 | | | | | | | | | | 3 | 0 | 2 | 0 | 1 | 1 | 1 | | | | | | | |
| Donovan Osborne, S (1, 1) OBP: 0.158, SLG: 0.211 | | | | | | | | | | 1 | 0 | 0 | 0 | 0 | 0 | 2 | | | | | | | |
| Jose Jackson, R (2, 1) OBP: 0.229, SLG: 0.373 | | | | | | | | | | 1 | 0 | 1 | 0 | 0 | 0 | 0 | | | | | | | |
| Brian Jordan, R (5, PH) OBP: 0.229, SLG: 0.373 | | | | | | | | | | 0 | 0 | 0 | 0 | 0 | 0 | 0 | | | | | | | |
| Mike Perez, R (5, 1) OBP: 0.229, SLG: 0.373 | | | | | | | | | | 0 | 0 | 0 | 0 | 0 | 0 | 0 | | | | | | | |
| Rex Hudler, R (7, PH) OBP: 0.229, SLG: 0.373 | | | | | | | | | | 2 | 0 | 0 | 0 | 0 | 0 | 3 | | | | | | | |
| Inning Stats | R: 0 E: 0 K: 0 S: 9 | H: 2 LOB: 1 BB: 0 P: 14 | R: 0 E: 0 K: 0 S: 8 | H: 2 LOB: 2 BB: 0 P: 13 | R: 0 E: 0 K: 2 S: 10 | H: 0 LOB: 1 BB: 1 P: 16 | R: 0 E: 0 K: 1 S: 11 | H: 1 LOB: 1 BB: 0 P: 16 | R: 0 E: 0 K: 0 S: 10 | H: 0 LOB: 1 BB: 0 P: 15 | R: 0 E: 0 K: 0 S: 7 | H: 0 LOB: 0 BB: 0 P: 9 | R: 0 E: 0 K: 1 S: 7 | H: 0 LOB: 1 BB: 1 P: 14 | R: 0 E: 0 K: 1 S: 10 | H: 0 LOB: 1 BB: 1 P: 17 | | R: 0 E: 0 K: 0 S: 8 | H: 2 LOB: 3 BB: 1 P: 16 | 1B: 8 2B: 1 3B: 0 HR: 0 | SF: 0 SAC: 0 DP: 1 HBP: 0 | WP: 0 PB: 1 SB: 1 CS: 0 | PA: 38 |
| PITCHER Kevin Gross, R (1, 1) ERA: 3.67 | IP: 9.0 WLS: W BF: 38 H: 9 R: 0 ER: 0 SO: 5 BB: 4 IBB: 0 HBP: 0 BLK: 0 WP: 0 HR: 0 S: 80 P: 130 ERA: 0.00 WHIP: 1.444 | | | | | | | | | | | | | | | PITCHER | | | | | | | |

| Batter | 1 | 2 | 3 | 4 | 5 | 6 | 7 | 8 | 9 | AB | R | H | RBI | BB | SO | LOB | BOTTOM | | | | |
|--|---|----------------------------------|-------------------------------|----------------------------------|------------------------------|----------------------------------|------------------------------|----------------------------------|-------------------------------|----------------------------------|------------------------------|----------------------------------|-------------------------------|----------------------------------|------------------------------|----------------------------------|--|----------------------------------|------------------------------------|----------------------------------|--------|
| Jose Offerman, S (1, 6) OBP: 0.329, SLG: 0.326 | K | FC5-4 | F9 | | | | G4-3 | | | 4 | 1 | 0 | 0 | 1 | 1 | 4 | St. Louis Cardinals @ Los Angeles Dodgers Dodger Stadium, Los Angeles, CA Sun Jul 12 1992, 3:33 AM PDT Att: 31,020 - Overcast - 76 F | | | | |
| Mike Sharperson, R (1, 5) OBP: 0.424, SLG: 0.433 | | | | | | | | | | 2 | 1 | 1 | 0 | 2 | 0 | 1 | | | | | |
| Lenny Harris, L (7, 5) OBP: 0.314, SLG: 0.303 | | | | | | | | | | 1 | 0 | 0 | 0 | 0 | 0 | 0 | | | | | |
| Eric Davis, R (1, 8) OBP: 0.316, SLG: 0.343 | | | | | | | | | | 2 | 1 | 0 | 0 | 1 | 1 | 3 | | | | | |
| Tom Goodwin, L (6, PH) OBP: 0.143, SLG: 0.143 | | | | | | | | | | 2 | 0 | 0 | 0 | 0 | 1 | 1 | | | | | |
| Mitch Webster, S (1, 9) OBP: 0.336, SLG: 0.403 | | | | | | | | | | 5 | 2 | 3 | 2 | 0 | 0 | 2 | | | | | |
| Eric Karros, R (1, 3) OBP: 0.289, SLG: 0.430 | | | | | | | | | | 5 | 0 | 2 | 1 | 0 | 0 | 5 | | | | | |
| Juan Samuel, R (1, 4) OBP: 0.314, SLG: 0.306 | | | | | | | | | | 4 | 4 | 3 | 2 | 0 | 0 | 1 | | | | | |
| Todd Benzinger, S (1, 7) OBP: 0.272, SLG: 0.342 | | | | | | | | | | 2 | 0 | 2 | 2 | 1 | 0 | 0 | | | | | |
| Carlos Hernandez, R (1, 2) OBP: 0.316, SLG: 0.267 | | | | | | | | | | 3 | 0 | 1 | 2 | 0 | 1 | 1 | | | | | |
| Kevin Gross, R (1, 1) OBP: 0.161, SLG: 0.103 | | | | | | | | | | 4 | 0 | 1 | 0 | 0 | 3 | 3 | AB 34 R 9 H 13 RBI 9 BB 5 SO 7 LOB 21 | | | | |
| Inning Stats | R: 4 E: 0 K: 1 S: 24 | H: 4 LOB: 1 BB: 1 P: 38 | R: 1 E: 0 K: 1 S: 16 | H: 2 LOB: 2 BB: 1 P: 29 | R: 1 E: 0 K: 1 S: 9 | H: 2 LOB: 1 BB: 0 P: 13 | R: 0 E: 0 K: 0 S: 9 | H: 0 LOB: 1 BB: 1 P: 17 | R: 1 E: 1 K: 2 S: 13 | H: 1 LOB: 0 BB: 0 P: 21 | R: 0 E: 0 K: 0 S: 6 | H: 0 LOB: 1 BB: 1 P: 16 | R: 1 E: 0 K: 1 S: 15 | H: 2 LOB: 2 BB: 1 P: 26 | R: 1 E: 0 K: 1 S: 7 | H: 2 LOB: 1 BB: 0 P: 11 | | 1B: 9 2B: 3 3B: 1 HR: 0 | SF: 2 SAC: 0 DP: 0 HBP: 0 | WP: 0 PB: 0 SB: 1 CS: 0 | PA: 41 |
| PITCHER Donovan Osborne, L (1, 1) ERA: 3.19 | IP: 1.2 WLS: L BF: 13 H: 6 R: 5 ER: 5 SO: 2 BB: 2 IBB: 0 HBP: 0 BLK: 0 WP: 0 HR: 0 S: 39 P: 65 ERA: 27.00 WHIP: 4.800 | | | | | | | | | | | | | | | PITCHER | | | | | |
| Jose Del Leon, R (2, 1) ERA: 4.2 | IP: 2.1 WLS: L BF: 10 H: 2 R: 1 ER: 1 SO: 1 BB: 0 IBB: 0 HBP: 0 BLK: 0 WP: 0 HR: 0 S: 19 P: 32 ERA: 3.86 WHIP: 1.286 | | | | | | | | | | | | | | | PITCHER | | | | | |
| Mike Perez, R (5, 1) ERA: 1.59 | IP: 2.0 WLS: L BF: 8 H: 1 R: 1 ER: 0 SO: 2 BB: 1 IBB: 0 HBP: 0 BLK: 0 WP: 0 HR: 0 S: 19 P: 37 ERA: 0.00 WHIP: 1.000 | | | | | | | | | | | | | | | PITCHER | | | | | |
| Omar Olivares, R (7, 1) ERA: 3.83 | IP: 1.0 WLS: L BF: 6 H: 2 R: 1 ER: 1 SO: 1 BB: 0 IBB: 0 HBP: 0 BLK: 0 WP: 0 HR: 0 S: 15 P: 26 ERA: 9.00 WHIP: 3.000 | | | | | | | | | | | | | | | PITCHER | | | | | |
| Bob McClure, L (8, 1) ERA: 3.41 | IP: 1.0 WLS: L BF: 4 H: 2 R: 1 ER: 1 SO: 1 BB: 0 IBB: 0 HBP: 0 BLK: 0 WP: 0 HR: 0 S: 7 P: 11 ERA: 9.00 WHIP: 2.000 | | | | | | | | | | | | | | | PITCHER | | | | | |



| Batter | 1 | 2 | 3 | 4 | 5 | 6 | 7 | 8 | 9 | AB | R | H | RBI | BB | SO | LOB | TOP | | | | | |
|--|---|----------------------------------|------------------------------|---------------------------------|------------------------------|---------------------------------|-------------------------------|----------------------------------|------------------------------|---------------------------------|-------------------------------|----------------------------------|------------------------------|----------------------------------|-------------------------------|----------------------------------|--|----------------------------------|----------------------------------|------------------------------------|----------------------------------|--------|
| Jose Offerman, S (1, 6) OBP: 0.333, SLG: 0.332 | F8 | | | F9 | | 1B 2B | | HR 1B | 2B BB | 4 | 3 | 2 | 0 | 1 | 0 | 0 | Los Angeles Dodgers @ Philadelphia Phillies Veterans Stadium, Philadelphia, PA Thu Jul 16 1992, 3:33 AM EDT Att: 34,566 - Cloudy - 81 F | | | | | |
| Brett Butler, L (1, 8) OBP: 0.382, SLG: 0.351 | F7 | | | 1B | | K | | K | 2B 1B | 5 | 0 | 2 | 2 | 0 | 2 | 2 | | | | | | |
| Mike Sharperson, R (1, 5) OBP: 0.428, SLG: 0.449 | F8 | | | 1B | | 1B | | HR | K | 4 | 1 | 2 | 2 | 1 | 1 | 2 | | | | | | |
| Darryl Strawberry, L (1, 9) OBP: 0.320, SLG: 0.414 | | G3-1 | | P2 | | 1B | | F8 | 2B | 4 | 0 | 1 | 1 | 0 | 0 | 2 | | | | | | |
| Mitch Webster, S (8, 9) OBP: 0.340, SLG: 0.415 | | | | | | 1-2H | | 1-2H | 2B | 1 | 0 | 1 | 1 | 0 | 0 | 0 | | | | | | |
| Eric Davis, R (1, 7) OBP: 0.309, SLG: 0.335 | | P4 | | G5-3 | | K | | G5-3 | K | 5 | 0 | 0 | 0 | 0 | 2 | 6 | | | | | | |
| Jim Gott, R (9, 1) | | | | | | | | | | 0 | 0 | 0 | 0 | 0 | 0 | 0 | | | | | | |
| Eric Karros, R (1, 3) OBP: 0.289, SLG: 0.427 | | | | | | | | | | 4 | 0 | 1 | 0 | 0 | 1 | 0 | | | | | | |
| Juan Samuel, R (1, 4) OBP: 0.320, SLG: 0.321 | | PO | | F8 | | G5-3 | | | 1B 2B | 4 | 1 | 2 | 0 | 0 | 0 | 0 | | | | | | |
| Lenny Harris, L (9, 4) OBP: 0.314, SLG: 0.303 | | | | | | | | | | 0 | 0 | 0 | 0 | 0 | 0 | 0 | | | | | | |
| Carlos Hernandez, R (1, 2) OBP: 0.314, SLG: 0.267 | | | | F8 | | L5 | | F7 | 2B 1B | 4 | 1 | 1 | 1 | 0 | 0 | 1 | | | | | | |
| Tom Candiotti, R (1, 1) OBP: 0.128, SLG: 0.105 | | | | | | | | | | 3 | 0 | 0 | 0 | 0 | 1 | 1 | | | | | | |
| Todd Benzinger, S (9, PH) OBP: 0.275, SLG: 0.350 | | | | G3 | | | | | 1B 2B | 1 | 1 | 1 | 0 | 0 | 0 | 0 | | | | | | |
| Roger McDowell, R (9, 1) | | | | | | | | | | 0 | 0 | 0 | 0 | 0 | 0 | 0 | | | | | | |
| John Candelaria, L (9, 1) | | | | | | | | | | 0 | 0 | 0 | 0 | 0 | 0 | 0 | | | | | | |
| Tom Goodwin, L (9, 7) OBP: 0.143, SLG: 0.143 | | | | | | | | | 1B 2B | 0 | 0 | 0 | 0 | 0 | 0 | 0 | | | | | | |
| Inning Stats | R: 0 E: 0 K: 0 S: 9 | H: 0 LOB: 0 BB: 0 P: 14 | R: 0 E: 0 K: 0 S: 5 | H: 1 LOB: 0 BB: 0 P: 7 | R: 0 E: 0 K: 0 S: 3 | H: 0 LOB: 0 BB: 0 P: 4 | R: 0 E: 0 K: 0 S: 12 | H: 2 LOB: 2 BB: 0 P: 19 | R: 0 E: 0 K: 1 S: 7 | H: 0 LOB: 0 BB: 0 P: 9 | R: 1 E: 0 K: 2 S: 12 | H: 2 LOB: 2 BB: 1 P: 21 | R: 0 E: 0 K: 1 S: 7 | H: 1 LOB: 0 BB: 0 P: 11 | R: 2 E: 0 K: 1 S: 14 | H: 2 LOB: 0 BB: 0 P: 19 | R: 4 E: 0 K: 2 S: 20 | H: 5 LOB: 2 BB: 1 P: 33 | 1B: 8 2B: 4 3B: 0 HR: 1 | SF: 0 SAC: 0 DP: 0 HBP: 0 | WP: 0 PB: 0 SB: 0 CS: 0 | PA: 42 |
| PITCHER | IP WLS BF H R ER SO BB IBB HBP BLK WP HR S P ERA WHIP | | | | | | | | | | | | | | | | | | | | | |
| Terry Mulholland, L (1, 1) ERA: 3.52 | 8.0 L 32 8 3 3 5 1 0 0 0 0 0 1 69 104 3.38 1.125 | | | | | | | | | | | | | | | | | | | | | |
| Mitch Williams, L (9, 1) ERA: 3.27 | 0.1 6 4 4 4 0 1 0 0 0 0 0 0 13 22 108.00 15.000 | | | | | | | | | | | | | | | | | | | | | |
| Mike Hartley, R (9, 1) ERA: 2.36 | 0.2 3 1 0 0 2 0 0 0 0 0 0 0 7 11 0.00 1.500 | | | | | | | | | | | | | | | | | | | | | |

livebaseballscores.com

AB 39
R 7
H 13
RBI 7
BB 2
SO 7
LOB 14



| Batter | 1 | 2 | 3 | 4 | 5 | 6 | 7 | 8 | 9 | AB | R | H | RBI | BB | SO | LOB | BOTTOM | | | | | |
|---|---|----------------------------------|-------------------------------|----------------------------------|-------------------------------|----------------------------------|------------------------------|----------------------------------|-------------------------------|----------------------------------|-------------------------------|----------------------------------|-------------------------------|----------------------------------|------------------------------|---------------------------------|--|----------------------------------|----------------------------------|------------------------------------|----------------------------------|--------|
| Lenny Dykstra, L (1, 8) OBP: 0.361, SLG: 0.377 | G4-3 | | 1B | | F8 | | PB SH1-4 SF9 1B | | 2B 1B | 4 | 2 | 2 | 0 | 1 | 0 | 0 | Los Angeles Dodgers @ Philadelphia Phillies Veterans Stadium, Philadelphia, PA Thu Jul 16 1992, 3:33 AM EDT Att: 34,566 - Cloudy - 81 F | | | | | |
| Mariano Duncan, R (1, 7) OBP: 0.300, SLG: 0.411 | K | | K | | G6-3 | | SH1-4 | | E 2B | 4 | 1 | 1 | 1 | 0 | 2 | 1 | | | | | | |
| Dave Hollins, S (1, 5) OBP: 0.359, SLG: 0.419 | G4-3 | | 1B | | | | K | | G5-3 | 5 | 1 | 2 | 0 | 0 | 1 | 3 | | | | | | |
| John Kruk, L (1, 3) OBP: 0.446, SLG: 0.492 | | K | | 1B | | | 1B 2B | | E4 | 3 | 0 | 1 | 2 | 1 | 2 | 1 | | | | | | |
| Darren Daulton, L (1, 2) OBP: 0.378, SLG: 0.491 | FC4-6 1B | | K | | | | WP 1B | | F7 | 4 | 0 | 1 | 0 | 1 | 2 | 5 | | | | | | |
| Wes Chamberlain, R (1, 9) OBP: 0.276, SLG: 0.432 | FC4-6 1B | | | | K | | WP 1B | | F7 | 5 | 0 | 2 | 1 | 0 | 1 | 1 | | | | | | |
| Mickey Morandini, L (1, 4) OBP: 0.319, SLG: 0.355 | FC4-6 | | G6-4-3 | | | | K | | F8 | 3 | 0 | 0 | 0 | 1 | 1 | 4 | | | | | | |
| Joe Milette, R (1, 6) | | | | | | | | | | 2 | 0 | 0 | 0 | 0 | 0 | 3 | | | | | | |
| Jeff Grotzow, L (8, PH) OBP: 0.344, SLG: 0.667 | F7 | | G6-4-3 | | | | | | G4-3 | 1 | 0 | 0 | 0 | 0 | 0 | 0 | | | | | | |
| Mitch Williams, L (9, 1) OBP: 0.500, SLG: 0.500 | | | | | | | | | | 0 | 0 | 0 | 0 | 0 | 0 | 0 | | | | | | |
| Mike Hartley, R (9, 1) | | | | | | | | | | 0 | 0 | 0 | 0 | 0 | 0 | 0 | | | | | | |
| Terry Mulholland, R (1, 1) OBP: 0.161, SLG: 0.132 | | | P2 | | | | | | | 3 | 0 | 0 | 0 | 0 | 1 | 3 | | | | | | |
| Stan Javier, S (9, 7) OBP: 0.339, SLG: 0.283 | | | | | P3 | | K | | 1B 2B | 1 | 1 | 1 | 0 | 0 | 0 | 0 | | | | | | |
| Inning Stats | R: 0 E: 0 K: 1 S: 9 | H: 0 LOB: 0 BB: 0 P: 15 | R: 0 E: 0 K: 1 S: 11 | H: 2 LOB: 2 BB: 0 P: 17 | R: 0 E: 0 K: 2 S: 15 | H: 1 LOB: 2 BB: 2 P: 28 | R: 0 E: 0 K: 1 S: 7 | H: 0 LOB: 0 BB: 1 P: 14 | R: 0 E: 0 K: 3 S: 19 | H: 0 LOB: 0 BB: 0 P: 15 | R: 1 E: 0 K: 3 S: 19 | H: 2 LOB: 3 BB: 1 P: 30 | R: 1 E: 0 K: 1 S: 11 | H: 1 LOB: 0 BB: 0 P: 16 | R: 0 E: 0 K: 0 S: 5 | H: 0 LOB: 0 BB: 0 P: 8 | R: 3 E: 1 K: 1 S: 21 | H: 4 LOB: 1 BB: 0 P: 27 | 1B: 8 2B: 2 3B: 0 HR: 0 | SF: 1 SAC: 1 DP: 1 HBP: 1 | WP: 1 PB: 1 SB: 0 CS: 0 | PA: 42 |
| PITCHER | IP WLS BF H R ER SO BB IBB HBP BLK WP HR S P ERA WHIP | | | | | | | | | | | | | | | | | | | | | |
| Tom Candiotti, R (1, 1) ERA: 2.93 | 8.0 W 35 6 2 1 9 4 0 0 0 0 0 0 9 14 54.00 9.000 | | | | | | | | | | | | | | | | | | | | | |
| Roger McDowell, R (9, 1) ERA: 2.95 | 0.1 4 3 3 2 0 0 0 0 0 0 0 0 9 14 54.00 9.000 | | | | | | | | | | | | | | | | | | | | | |
| John Candelaria, L (9, 1) ERA: 1.15 | 0.1 2 1 0 0 1 0 0 0 0 0 0 0 5 6 0.00 3.000 | | | | | | | | | | | | | | | | | | | | | |
| Jim Gott, R (9, 1) ERA: 1.93 | 0.1 S 1 0 0 0 0 0 0 0 0 0 0 0 7 7 0.00 0.000 | | | | | | | | | | | | | | | | | | | | | |

livebaseballscores.com

AB 35
R 5
H 10
RBI 4
BB 4
SO 10
LOB 21



| Batter | 1 | 2 | 3 | 4 | 5 | 6 | 7 | 8 | 9 | AB | R | H | RBI | BB | SO | LOB | TOP | | | |
|--|--------------------------------|----------------------------------|-------------------------------------|-----------------------------------|-------------------------------|----------------------------------|------------------------------|---------------------------------|------------------------------|----------------------------------|------------------------------|---------------------------------|-------------------------------|----------------------------------|------------------------------|----------------------------------|----------------------------------|------------------------------------|----------------------------------|--------|
| Jose Offerman, S OBP: 0.334, SLG: 0.331 | 1-1 BB SH1-3 1B | 1-3 K | | | 4-2 G6-3 SH1-3 BB | | 0-0 F8 | | 1-3 K | 4 | 1 | 1 | 0 | 1 | 2 | 0 | | | | |
| Brett Butler, L OBP: 0.383, SLG: 0.352 | 0-1 SH1-3 | | 0-1 E 1B | | 0-1 SH1-3 | | 2-1 G4-3 | | | 2 | 1 | 1 | 0 | 0 | 0 | 0 | | | | |
| Mike Sharperson, R OBP: 0.427, SLG: 0.444 Dave Hansen, L OBP: 0.309, SLG: 0.350 | 4-2 BB 1B | | 1-0 E6 FC5-4 1B | | 1-2 G6-3 | | | 0-1 G4-3 | | 2 | 1 | 0 | 0 | 1 | 0 | 2 | | | | |
| Darryl Strawberry, L OBP: 0.333, SLG: 0.420 Tom Goodwin, L OBP: 0.143, SLG: 0.143 | 2-3 K | | 3-2 FC5-4 1B | | 4-0 BB | | | 0-0 1B 1B | | 3 | 0 | 2 | 1 | 1 | 1 | 2 | | | | |
| Eric Davis, R OBP: 0.308, SLG: 0.330 | 4-1 1B BB | | 3-1 FC5-4 G6-4-3 | | 0-0 L6 | | | 2-3 K | | 3 | 0 | 0 | 0 | 1 | 1 | 5 | | | | |
| Eric Karros, R OBP: 0.292, SLG: 0.428 | 0-1 1-3 2-H 3-H 1B | | 1-1 G6-4-3 | | 1-1 G6-3 | | | 2-2 1B | | 4 | 0 | 2 | 2 | 0 | 0 | 2 | | | | |
| Lenny Harris, L OBP: 0.309, SLG: 0.299 Tim Crews, R OBP: 0.274, SLG: 0.348 Jay Howell, R OBP: 0.315, SLG: 0.316 | 1-2 F8 | | 1-1 G1-3 | | 1-2 G6-3 | | | 0-2 G3 | | 3 | 0 | 0 | 0 | 0 | 0 | 2 | | | | |
| Mike Scioscia, L OBP: 0.279, SLG: 0.286 | | 2-2 P5 | 0-1 G6-3 | | 1-2 G5-3 | | | 1-1 G3-1 | | 4 | 0 | 0 | 0 | 0 | 0 | 0 | | | | |
| Orel Hershiser, R OBP: 0.190, SLG: 0.293 Steve Wilson, L OBP: 0.315, SLG: 0.316 | 0-0 G6-3 | | 0-2 G5-3 | | | | 0-1 G1-4-3 | | 1-2 G2-3 | 2 | 0 | 0 | 0 | 0 | 0 | 0 | | | | |
| Juan Samuel, R OBP: 0.315, SLG: 0.316 | | | | | | | | | | 2 | 0 | 0 | 0 | 0 | 0 | 0 | | | | |
| Inning Stats | R: 2 E: 0 K: 1 S: 18 | H: 2 LOB: 2 BB: 2 P: 30 | R: 0 E: 0 K: 1 S: 8 | H: 0 LOB: 0 BB: 0 P: 11 | R: 1 E: 1 K: 0 S: 11 | H: 2 LOB: 1 BB: 0 P: 19 | R: 0 E: 0 K: 0 S: 7 | H: 0 LOB: 0 BB: 0 P: 8 | R: 0 E: 0 K: 0 S: 9 | H: 0 LOB: 2 BB: 2 P: 18 | R: 0 E: 0 K: 0 S: 5 | H: 0 LOB: 0 BB: 0 P: 7 | R: 0 E: 0 K: 1 S: 13 | H: 2 LOB: 2 BB: 0 P: 17 | R: 0 E: 0 K: 1 S: 8 | H: 0 LOB: 0 BB: 0 P: 11 | 1B: 6 2B: 0 3B: 0 HR: 0 | SF: 0 SAC: 2 DP: 1 HBP: 0 | WP: 0 PB: 0 SB: 0 CS: 0 | PA: 37 |
| PITCHER Curt Schilling, R ERA: 2.77 | IP: 9.0 WLS: W BF: 37 | H: 6 R: 3 ER: 3 SO: 4 | BB: 4 IBB: 0 HBP: 0 BLK: 0 | WP: 0 HR: 0 S: 89 P: 134 | ERA: 3.00 WHIP: 1.111 | PITCHER | | | | | | | | | | | | | | |

Los Angeles Dodgers @ Philadelphia Phillies
Veterans Stadium, Philadelphia, PA
Fri Jul 17 1992, 7:05 PM EDT
Att: 50,606 - Cloudy - 82 F

| | |
|-----|----|
| AB | 31 |
| R | 3 |
| H | 6 |
| RBI | 3 |
| BB | 4 |
| SO | 4 |
| LOB | 15 |



| Batter | 1 | 2 | 3 | 4 | 5 | 6 | 7 | 8 | 9 | AB | R | H | RBI | BB | SO | LOB | BOTTOM | | | |
|---|------------------------------|---------------------------------|-------------------------------------|----------------------------------|------------------------------|----------------------------------|------------------------------|---------------------------------|-------------------------------|----------------------------------|-------------------------------|----------------------------------|-------------------------------|----------------------------------|-------------------------------|----------------------------------|-----------------------------------|------------------------------------|----------------------------------|--------|
| Lenny Dykstra, L OBP: 0.365, SLG: 0.379 | 0-0 G6-4-3 1B | | 4-1 S 1B BB | | 0-0 G3-1 | | 2-1 F9 | | 1-0 HR 1B | 4 | 2 | 2 | 0 | 1 | 0 | 2 | | | | |
| Mariano Duncan, R OBP: 0.296, SLG: 0.406 | 2-1 G6-4-3 | | 0-0 F9 | | 0-1 E6 1B 2B | | 3-2 E4 SF | | 1-3 K | 5 | 2 | 0 | 0 | 0 | 1 | 4 | | | | |
| Dave Hollins, S OBP: 0.365, SLG: 0.432 | 1-1 L5 | | 2-1 BB 1B | | 2-1 2B 1B | | 4-0 SF E IBB | | 3-1 HR | 4 | 3 | 3 | 3 | 1 | 0 | 0 | | | | |
| John Kruk, L OBP: 0.446, SLG: 0.495 | | 1-2 F9 1B 1B | 1-0 F7 | | 3-2 WP 1B 2B | | 1-1 SF E | | 2-1 F7 | 4 | 2 | 2 | 3 | 0 | 0 | 1 | | | | |
| Darren Daulton, L OBP: 0.384, SLG: 0.504 | 0-0 1B F9 1B | | 4-2 FC6-4 BB | | 4-0 1B WP IBB | | 0-3 K | | 0-2 HR | 3 | 1 | 2 | 1 | 2 | 1 | 2 | | | | |
| Wes Chamberlain, R OBP: 0.285, SLG: 0.434 | 1-0 F9 | | 0-0 FC6-4 | | 1-2 G5-4-3 1B | | 4-0 E IBB | | 2-1 FC6-4 1B | 4 | 0 | 2 | 1 | 1 | 0 | 4 | | | | |
| Mickey Morandini, L OBP: 0.316, SLG: 0.351 | 1-0 2-3 3-H 1B | | 0-0 B2-3 | | 2-3 K | | 1-2 E3 | | 1-1 FC6-4 FC5-4 | 5 | 0 | 1 | 1 | 0 | 1 | 5 | | | | |
| Joe Milette, R OBP: 0.250, SLG: 0.143 | 1-3 K | | 1-2 SH1-4 1B | | 0-0 G5-4-3 | | 1-3 K | | 0-0 FC5-4 | 5 | 0 | 1 | 0 | 0 | 2 | 8 | | | | |
| Curt Schilling, R OBP: 0.129, SLG: 0.133 | 0-2 G4-3 | | 1-0 SH1-4 | | 4-2 SF BB | | 0-3 K | | 1-3 K | 3 | 1 | 0 | 0 | 1 | 2 | 3 | | | | |
| Inning Stats | R: 0 E: 0 K: 0 S: 5 | H: 1 LOB: 0 BB: 0 P: 8 | R: 1 E: 0 K: 1 S: 13 | H: 3 LOB: 2 BB: 0 P: 17 | R: 1 E: 0 K: 0 S: 9 | H: 1 LOB: 2 BB: 2 P: 20 | R: 0 E: 0 K: 0 S: 6 | H: 1 LOB: 1 BB: 0 P: 8 | R: 3 E: 1 K: 2 S: 15 | H: 3 LOB: 3 BB: 3 P: 27 | R: 3 E: 3 K: 2 S: 30 | H: 0 LOB: 0 BB: 0 P: 50 | R: 2 E: 0 K: 2 S: 12 | H: 2 LOB: 0 BB: 0 P: 19 | R: 1 E: 0 K: 1 S: 12 | H: 2 LOB: 1 BB: 0 P: 16 | 1B: 10 2B: 1 3B: 0 HR: 2 | SF: 1 SAC: 1 DP: 2 HBP: 0 | WP: 1 PB: 0 SB: 1 CS: 0 | PA: 45 |
| PITCHER Orel Hershiser, R ERA: 3.62 Steve Wilson, L ERA: 3.24 Tim Crews, R ERA: 5.21 Jay Howell, R ERA: 1.84 | IP: 4.0 WLS: L BF: 24 | H: 9 R: 5 ER: 4 SO: 1 | BB: 2 IBB: 0 HBP: 0 BLK: 0 | WP: 0 HR: 0 S: 43 P: 73 | ERA: 9.00 WHIP: 2.750 | PITCHER | | | | | | | | | | | | | | |

Los Angeles Dodgers @ Philadelphia Phillies
Veterans Stadium, Philadelphia, PA
Fri Jul 17 1992, 7:05 PM EDT
Att: 50,606 - Cloudy - 82 F

| | |
|-----|----|
| AB | 37 |
| R | 11 |
| H | 13 |
| RBI | 9 |
| BB | 6 |
| SO | 7 |
| LOB | 29 |



| Batter | 1 | 2 | 3 | 4 | 5 | 6 | 7 | 8 | 9 | AB | R | H | RBI | BB | SO | LOB | TOP | | | |
|--|---|----------------------------------|------------------------------|----------------------------------|-------------------------------|----------------------------------|------------------------------|----------------------------------|------------------------------|----------------------------------|------------------------------|---------------------------------|-------------------------------|----------------------------------|-------------------------------|----------------------------------|--|------------------------------------|----------------------------------|--------|
| Jose Offerman, S (1, 6) OBP: 0.339, SLG: 0.341 | B1-3 | | 1B | F8 | | | G6-3 | | BB | 5 | 1 | 2 | 0 | 0 | 0 | 0 | Los Angeles Dodgers @ Philadelphia Phillies Veterans Stadium, Philadelphia, PA Sun Jul 19 1992, 3:33 AM EDT Att: 33,215 - Cloudy - 85 F | | | |
| Brett Butler, L (1, 8) OBP: 0.395, SLG: 0.362 | SF7 | | BB | BB | G6-3 | | B3 | | BB | 3 | 3 | 2 | 1 | 2 | 0 | | | | | |
| Eric Davis, R (1, 7) OBP: 0.309, SLG: 0.324 | E6 | | BB | G6-3 | | | L7 | | BB | 4 | 1 | 1 | 0 | 1 | 0 | 2 | | | | |
| Darryl Strawberry, L (1, 9) OBP: 0.325, SLG: 0.404 | SF7 | | G6-3 | | | | G6-3 | | F9 | 3 | 0 | 0 | 1 | 1 | 0 | 4 | | | | |
| Eric Karros, R (1, 3) OBP: 0.291, SLG: 0.434 | FC6-4 | | G6-3 | | | | F7 | | K | 4 | 0 | 0 | 0 | 0 | 1 | 3 | | | | |
| Lenny Harris, L (1, 4) OBP: 0.316, SLG: 0.310 | | G1-3 | | | | | G1-3 | | | 4 | 0 | 3 | 1 | 0 | 0 | 0 | | | | |
| Dave Hansen, L (1, 5) OBP: 0.304, SLG: 0.339 | | P6 | | G6-3 | | | P1 | | K | 4 | 0 | 0 | 0 | 0 | 1 | 3 | | | | |
| Mike Scioscia, L (1, 2) OBP: 0.284, SLG: 0.288 | | | | | | | G1-3 | | | 2 | 0 | 1 | 0 | 1 | 0 | 1 | | | | |
| Mitch Webster, S (9, PH) OBP: 0.340, SLG: 0.409 | | | | | | | | | | 0 | 0 | 0 | 0 | 1 | 0 | 0 | | | | |
| Bob Ojeda, L (1, 1) OBP: 0.125, SLG: 0.161 | | | | | | | | | | 2 | 0 | 0 | 0 | 0 | 0 | 2 | | | | |
| Todd Benzinger, S (6, PH) OBP: 0.276, SLG: 0.354 | | | | | | | | | | 1 | 0 | 0 | 0 | 0 | 0 | 1 | | | | |
| Jay Howell, R (6, 1) OBP: 0.302, SLG: 0.303 | | | | | | | | | | 0 | 0 | 0 | 0 | 0 | 0 | 1 | | | | |
| Juan Samuel, R (9, PH) OBP: 0.302, SLG: 0.303 | | | | | | | | | | 1 | 0 | 0 | 0 | 0 | 0 | 1 | | | | |
| Inning Stats | R: 1 E: 1 K: 0 S: 9 | H: 1 LOB: 1 BB: 0 P: 15 | R: 0 E: 0 K: 0 S: 6 | H: 0 LOB: 1 BB: 1 P: 14 | R: 3 E: 0 K: 0 S: 11 | H: 4 LOB: 1 BB: 1 P: 20 | R: 0 E: 0 K: 0 S: 6 | H: 1 LOB: 0 BB: 0 P: 10 | R: 1 E: 1 K: 0 S: 7 | H: 0 LOB: 0 BB: 1 P: 11 | R: 0 E: 0 K: 0 S: 6 | H: 1 LOB: 1 BB: 0 P: 8 | R: 0 E: 0 K: 2 S: 11 | H: 1 LOB: 1 BB: 0 P: 15 | R: 0 E: 0 K: 0 S: 16 | H: 1 LOB: 3 BB: 3 P: 34 | 1B: 6 2B: 3 3B: 1 HR: 0 | SF: 1 SAC: 0 DP: 3 HBP: 0 | WP: 0 PB: 0 SB: 2 CS: 0 | PA: 40 |
| PITCHER | IP WLS BF H R ER SO BB IBB HBP BLK WP HR S P ERA WHIP | | | | | | | | | | | | | | | | | | | |
| Mike Williams, R (1, 1) ERA: 4.94 | 5.0 | 23 | 6 | 5 | 4 | 0 | 0 | 3 | 0 | 0 | 0 | 0 | 0 | 0 | 0 | 39 | 70 | 7.20 | 1.800 | |
| Wally Ritchie, L (6, 1) ERA: 2.53 | 1.0 | W 4 | 1 | 0 | 0 | 0 | 0 | 0 | 0 | 0 | 0 | 0 | 0 | 0 | 6 | 8 | 0.00 | 1.000 | | |
| Mike Hartley, R (7, 1) ERA: 2.12 | 2.0 | 7 | 1 | 0 | 0 | 2 | 0 | 0 | 0 | 0 | 0 | 0 | 0 | 15 | 23 | 0.00 | 0.500 | | | |
| Mitch Williams, L (9, 1) ERA: 3.2 | 1.0 | S 6 | 1 | 0 | 0 | 0 | 3 | 0 | 0 | 0 | 0 | 0 | 0 | 16 | 34 | 0.00 | 4.000 | | | |

| Batter | 1 | 2 | 3 | 4 | 5 | 6 | 7 | 8 | 9 | AB | R | H | RBI | BB | SO | LOB | BOTTOM | | | |
|--|---|---------------------------------|------------------------------|----------------------------------|------------------------------|----------------------------------|------------------------------|----------------------------------|-------------------------------|----------------------------------|-------------------------------|----------------------------------|------------------------------|----------------------------------|------------------------------|----------------------------------|--|------------------------------------|----------------------------------|--------|
| Lenny Dykstra, L (1, 8) OBP: 0.366, SLG: 0.382 | G6-3 | | E | | 2B | | FC | | G4-3 | 4 | 1 | 1 | 2 | 1 | 0 | 0 | Los Angeles Dodgers @ Philadelphia Phillies Veterans Stadium, Philadelphia, PA Sun Jul 19 1992, 3:33 AM EDT Att: 33,215 - Cloudy - 85 F | | | |
| Stan Javier, S (1, 7) OBP: 0.323, SLG: 0.284 | P8 | | E5 | | 2B | | F7 | | F8 | 5 | 1 | 1 | 0 | 0 | 0 | 2 | | | | |
| Dave Hollins, S (1, 5) OBP: 0.373, SLG: 0.447 | | | | | | | | | | 3 | 1 | 1 | 2 | 1 | 0 | 2 | | | | |
| Mitch Williams, L (9, 1) OBP: 0.500, SLG: 0.500 | G5-3 | | F9 | | 1B | | PB | | 1B | 0 | 0 | 0 | 0 | 0 | 0 | 0 | | | | |
| Ricky Jordan, R (1, 3) OBP: 0.254, SLG: 0.336 | | | | | | | | | | 3 | 1 | 1 | 0 | 0 | 0 | 1 | | | | |
| John Kruk, L (6, PH) OBP: 0.452, SLG: 0.497 | | | | | | | | | | 1 | 0 | 1 | 0 | 1 | 0 | 0 | | | | |
| Wes Chamberlain, R (1, 9) OBP: 0.291, SLG: 0.437 | | | | | | | | | | 5 | 0 | 2 | 1 | 0 | 1 | 5 | | | | |
| Mariano Duncan, R (1, 4) OBP: 0.295, SLG: 0.404 | | | | | | | | | | 4 | 0 | 1 | 0 | 0 | 2 | 2 | | | | |
| Steve Lake, R (1, 2) OBP: 0.280, SLG: 0.375 | | | | | | | | | | 2 | 1 | 0 | 1 | 1 | 0 | 2 | | | | |
| Joe Milette, R (1, 6) OBP: 0.412, SLG: 0.375 | | | | | | | | | | 4 | 1 | 2 | 0 | 0 | 0 | 2 | | | | |
| Mike Williams, R (1, 1) OBP: 0.500, SLG: 0.500 | | | | | | | | | | 0 | 0 | 0 | 0 | 0 | 0 | 0 | | | | |
| Rubén Amaro, Jr., S (5, PH) OBP: 0.306, SLG: 0.315 | | | | | | | | | | 1 | 0 | 0 | 0 | 0 | 0 | 0 | | | | |
| Wally Ritchie, L (6, 1) ERA: 2.53 | | | | | | | | | | 0 | 0 | 0 | 0 | 0 | 0 | 0 | | | | |
| Wally Backman, S (6, PH) OBP: 0.277, SLG: 0.289 | | | | | | | | | | 0 | 0 | 0 | 0 | 0 | 0 | 0 | | | | |
| Mike Hartley, R (7, 1) ERA: 2.12 | | | | | | | | | | 1 | 0 | 0 | 0 | 0 | 0 | 1 | | | | |
| Dale Sveum, S (9, 5) OBP: 0.303, SLG: 0.254 | | | | | | | | | | 0 | 0 | 0 | 0 | 0 | 0 | 0 | | | | |
| Inning Stats | R: 0 E: 0 K: 0 S: 6 | H: 0 LOB: 0 BB: 0 P: 9 | R: 0 E: 0 K: 1 S: 8 | H: 0 LOB: 0 BB: 0 P: 12 | R: 1 E: 1 K: 0 S: 8 | H: 1 LOB: 2 BB: 1 P: 16 | R: 1 E: 0 K: 0 S: 6 | H: 2 LOB: 1 BB: 0 P: 10 | R: 3 E: 0 K: 0 S: 15 | H: 4 LOB: 2 BB: 1 P: 22 | R: 1 E: 1 K: 0 S: 10 | H: 1 LOB: 3 BB: 2 P: 22 | R: 0 E: 0 K: 1 S: 9 | H: 1 LOB: 2 BB: 0 P: 16 | R: 0 E: 0 K: 1 S: 9 | H: 1 LOB: 2 BB: 0 P: 15 | 1B: 7 2B: 3 3B: 0 HR: 0 | SF: 1 SAC: 2 DP: 0 HBP: 1 | WP: 1 PB: 2 SB: 0 CS: 0 | PA: 41 |
| PITCHER | IP WLS BF H R ER SO BB IBB HBP BLK WP HR S P ERA WHIP | | | | | | | | | | | | | | | | | | | |
| Bob Ojeda, L (1, 1) ERA: 3.31 | 5.0 | 25 | 7 | 5 | 5 | 1 | 2 | 0 | 0 | 0 | 0 | 0 | 0 | 0 | 43 | 69 | 9.00 | 1.800 | | |
| Jay Howell, R (6, 1) ERA: 1.6 | 3.0 | L 16 | 3 | 1 | 1 | 2 | 0 | 2 | 1 | 0 | 1 | 0 | 28 | 53 | 3.00 | 1.000 | | | | |



| Batter | 1 | 2 | 3 | 4 | 5 | 6 | 7 | 8 | 9 | AB | R | H | RBI | BB | SO | LOB | TOP | | | | | | | | |
|---|------------------------------|---------------------------------|-------------------------------|----------------------------------|------------------------------|---------------------------------|-------------------------------|----------------------------------|-------------------------------|----------------------------------|-------------------------------|----------------------------------|------------------------------|----------------------------------|------------------------------|---------------------------------|---|----------------------------------|----------------------------------|------------------------------------|----------------------------------|--------|--|--|--|
| Jose Offerman, S (1,6) OBP: 0.344, SLG: 0.342 | G6-3 | | K | | | | | | K | 4 | 0 | 1 | 0 | 1 | 2 | 0 | Los Angeles Dodgers @ New York Mets Shea Stadium, Flushing, NY Tue Jul 21 1992, 7:05 PM EDT Att: 33,262 - Cloudy - 80 F | | | | | | | | |
| Brett Butler, L (1,8) OBP: 0.399, SLG: 0.377 | P1 | | | FC1-5 | | | | | G5-3 | 5 | 0 | 3 | 1 | 0 | 0 | 1 | | | | | | | | | |
| Mike Sharperson, R (1,5) OBP: 0.419, SLG: 0.438 | G6-3 | | | FC1-5 | | | | | L3 | 4 | 0 | 0 | 0 | 0 | 0 | 4 | | | | | | | | | |
| Dave Anderson, R (7,5) OBP: 0.288, SLG: 0.435 | | | | | G3 | | | | | 0 | 0 | 0 | 0 | 0 | 0 | 0 | | | | | | | | | |
| Dave Hansen, L (9, FH) OBP: 0.301, SLG: 0.335 | | | | | | | | | | 1 | 0 | 0 | 0 | 0 | 0 | 1 | | | | | | | | | |
| Todd Benzinger, S (1,9) OBP: 0.271, SLG: 0.346 | | K | | | | | | | | 4 | 0 | 0 | 0 | 0 | 1 | 2 | | | | | | | | | |
| Eric Davis, R (1,7) OBP: 0.320, SLG: 0.338 | | | | | | | | | | 3 | 1 | 3 | 0 | 1 | 0 | 0 | | | | | | | | | |
| Eric Karros, R (1,3) OBP: 0.295, SLG: 0.437 | | | | | | | | | | 3 | 0 | 2 | 1 | 0 | 0 | 2 | | | | | | | | | |
| Mitch Webster, S (8, PR) OBP: 0.340, SLG: 0.422 | | | | | | | | | | 0 | 0 | 0 | 0 | 0 | 0 | 0 | | | | | | | | | |
| Lenny Harris, L (1,4) OBP: 0.314, SLG: 0.308 | | | | | | | | | | 4 | 0 | 0 | 0 | 0 | 1 | 3 | | | | | | | | | |
| Mike Scioscia, L (1,2) OBP: 0.291, SLG: 0.292 | | | | | | | | | | 3 | 1 | 2 | 0 | 1 | 0 | 2 | | | | | | | | | |
| Tom Candiotti, R (1,1) OBP: 0.122, SLG: 0.100 | | | | | | | | | | 2 | 0 | 0 | 0 | 0 | 0 | 3 | | | | | | | | | |
| Jim Gott, R (7,1) | | | | | | | | | | 0 | 0 | 0 | 0 | 0 | 0 | 0 | | | | | | | | | |
| John Candelaria, L (8,1) | | | | | | | | | | 0 | 0 | 0 | 0 | 0 | 0 | 0 | | | | | | | | | |
| Roger McDowell, R (8,1) | | | | | | | | | | 0 | 0 | 0 | 0 | 0 | 0 | 0 | | | | | | | | | |
| Carlos Hernandez, R (8,2) OBP: 0.309, SLG: 0.291 | | | | | | | | | | 1 | 0 | 0 | 0 | 0 | 0 | 0 | | | | | | | | | |
| Inning Stats | R: 0 E: 0 K: 0 S: 4 | H: 0 LOB: 0 BB: 0 P: 6 | R: 0 E: 0 K: 2 S: 13 | H: 1 LOB: 1 BB: 0 P: 15 | R: 0 E: 0 K: 1 S: 6 | H: 1 LOB: 0 BB: 0 P: 8 | R: 0 E: 0 K: 0 S: 13 | H: 1 LOB: 2 BB: 1 P: 22 | R: 1 E: 0 K: 0 S: 10 | H: 2 LOB: 2 BB: 1 P: 16 | R: 1 E: 0 K: 0 S: 12 | H: 2 LOB: 2 BB: 1 P: 21 | R: 0 E: 0 K: 0 S: 7 | H: 1 LOB: 0 BB: 0 P: 11 | R: 0 E: 0 K: 0 S: 5 | H: 2 LOB: 2 BB: 0 P: 9 | R: 0 E: 0 K: 1 S: 8 | H: 1 LOB: 1 BB: 0 P: 11 | 1B: 8 2B: 3 3B: 0 HR: 0 | SF: 0 SAC: 1 DP: 1 HBP: 1 | WP: 0 PB: 0 SB: 1 CS: 0 | PA: 39 | | | |
| PITCHER | IP | WLS | BF | H | R | ER | SO | BB | IBB | HBP | BLK | WP | HR | S | P | ERA | WHIP | | | | | | | | |
| Bret Saberhagen, R (1,1) ERA: 3.63 | 5.0 | | 21 | 5 | 1 | 1 | 3 | 2 | 0 | 1 | 0 | 0 | 0 | 46 | 67 | 1.80 | 1.400 | | | | | | | | |
| Tom Flier, R (6,1) ERA: 2.53 | 2.0 | | 10 | 3 | 1 | 1 | 0 | 0 | 1 | 0 | 0 | 0 | 0 | 19 | 32 | 4.50 | 1.500 | | | | | | | | |
| Jeff Innis, R (8,1) ERA: 3.1 | 0.1 | | 2 | 2 | 0 | 0 | 0 | 0 | 0 | 0 | 0 | 0 | 0 | 2 | 3 | 0.00 | 6.000 | | | | | | | | |
| Lee Guetterman, L (8,1) ERA: 6.23 | 0.2 | W | 2 | 0 | 0 | 0 | 0 | 0 | 0 | 0 | 0 | 0 | 0 | 3 | 6 | 0.00 | 0.000 | | | | | | | | |
| Anthony Young, R (9,1) ERA: 4.43 | 1.0 | S | 4 | 1 | 0 | 0 | 1 | 0 | 0 | 0 | 0 | 0 | 0 | 8 | 11 | 0.00 | 1.000 | | | | | | | | |

| Batter | 1 | 2 | 3 | 4 | 5 | 6 | 7 | 8 | 9 | AB | R | H | RBI | BB | SO | LOB | BOTTOM | | | | | | | | | |
|---|------------------------------|----------------------------------|------------------------------|---------------------------------|------------------------------|----------------------------------|------------------------------|----------------------------------|------------------------------|----------------------------------|------------------------------|----------------------------------|-------------------------------|----------------------------------|-------------------------------|----------------------------------|---|------------------------------------|----------------------------------|--------|--|--|--|--|--|--|
| Pat Howell, S (1,8) OBP: 0.231, SLG: 0.167 | G3 | | | | | | | | | 3 | 0 | 0 | 0 | 0 | 1 | 0 | Los Angeles Dodgers @ New York Mets Shea Stadium, Flushing, NY Tue Jul 21 1992, 7:05 PM EDT Att: 33,262 - Cloudy - 80 F | | | | | | | | | |
| Dave Gallagher, R (8, FH) OBP: 0.261, SLG: 0.321 | | | | | | | | | | 1 | 0 | 0 | 0 | 0 | 0 | 1 | | | | | | | | | | |
| Dave Magadan, L (1,5) OBP: 0.404, SLG: 0.358 | G3 | | | | | | | | | 4 | 2 | 2 | 2 | 0 | 0 | 0 | | | | | | | | | | |
| Howard Johnson, S (1,7) OBP: 0.335, SLG: 0.348 | F9 | | | | | | | | | 2 | 1 | 0 | 0 | 2 | 0 | 0 | | | | | | | | | | |
| Eddie Murray, S (1,3) OBP: 0.328, SLG: 0.413 | | | | | | | | | | 4 | 1 | 1 | 2 | 0 | 1 | 1 | | | | | | | | | | |
| Bobby Bonilla, S (1,9) OBP: 0.373, SLG: 0.433 | | | | | | | | | | 3 | 0 | 1 | 0 | 1 | 0 | 0 | | | | | | | | | | |
| Mackey Sasser, L (1,2) OBP: 0.288, SLG: 0.337 | | | | | | | | | | 2 | 0 | 1 | 0 | 0 | 0 | 0 | | | | | | | | | | |
| Daryl Boston, L (7, PH) OBP: 0.306, SLG: 0.411 | | | | | | | | | | 0 | 0 | 0 | 0 | 0 | 0 | 0 | | | | | | | | | | |
| Jeff Innis, R (8,1) ERA: 3.1 | | | | | | | | | | 1 | 0 | 0 | 0 | 0 | 0 | 0 | | | | | | | | | | |
| Lee Guetterman, L (8,1) ERA: 6.23 | | | | | | | | | | 0 | 0 | 0 | 0 | 0 | 0 | 0 | | | | | | | | | | |
| Bill Pecota, R (8, PH) OBP: 0.300, SLG: 0.292 | | | | | | | | | | 1 | 0 | 1 | 1 | 0 | 0 | 0 | | | | | | | | | | |
| Willie Randolph, R (1,4) OBP: 0.340, SLG: 0.317 | | | | | | | | | | 1 | 0 | 0 | 0 | 1 | 0 | 1 | | | | | | | | | | |
| Chico Walker, S (7, PH) OBP: 0.302, SLG: 0.368 | | | | | | | | | | 2 | 0 | 0 | 0 | 0 | 1 | 4 | | | | | | | | | | |
| Anthony Young, R (9,1) OBP: 0.148, SLG: 0.115 | | | | | | | | | | 0 | 0 | 0 | 0 | 0 | 0 | 0 | | | | | | | | | | |
| Dick Schofield, R (1,6) OBP: 0.306, SLG: 0.274 | | | | | | | | | | 3 | 1 | 1 | 0 | 0 | 0 | 1 | | | | | | | | | | |
| Bret Saberhagen, R (1,1) OBP: 0.056, SLG: 0.056 | | | | | | | | | | 1 | 0 | 0 | 0 | 0 | 1 | 0 | | | | | | | | | | |
| Charlie O'Brien, R (6,2) OBP: 0.299, SLG: 0.330 | | | | | | | | | | 1 | 0 | 0 | 0 | 0 | 0 | 0 | | | | | | | | | | |
| Todd Hundley, S (8, PH) OBP: 0.244, SLG: 0.324 | | | | | | | | | | 0 | 0 | 0 | 0 | 0 | 0 | 0 | | | | | | | | | | |
| Inning Stats | R: 0 E: 0 K: 0 S: 6 | H: 0 LOB: 0 BB: 0 P: 11 | R: 0 E: 0 K: 0 S: 4 | H: 0 LOB: 0 BB: 0 P: 5 | R: 0 E: 0 K: 1 S: 7 | H: 0 LOB: 1 BB: 1 P: 13 | R: 0 E: 0 K: 0 S: 6 | H: 0 LOB: 0 BB: 0 P: 10 | R: 0 E: 0 K: 0 S: 8 | H: 1 LOB: 1 BB: 0 P: 11 | R: 0 E: 0 K: 1 S: 7 | H: 0 LOB: 0 BB: 0 P: 11 | R: 1 E: 0 K: 2 S: 14 | H: 2 LOB: 2 BB: 1 P: 25 | R: 4 E: 1 K: 1 S: 25 | H: 4 LOB: 2 BB: 2 P: 43 | 1B: 5 2B: 1 3B: 0 HR: 1 | SF: 0 SAC: 1 DP: 1 HBP: 0 | WP: 1 PB: 0 SB: 0 CS: 0 | PA: 34 | | | | | | |
| PITCHER | IP | WLS | BF | H | R | ER | SO | BB | IBB | HBP | BLK | WP | HR | S | P | ERA | WHIP | | | | | | | | | |
| Tom Candiotti, R (1,1) ERA: 2.87 | 6.0 | | 21 | 2 | 1 | 1 | 2 | 2 | 0 | 0 | 0 | 0 | 0 | 1 | 42 | 71 | 1.50 | 0.667 | | | | | | | | |
| Jim Gott, R (7,1) ERA: 1.95 | 1.2 | | 7 | 2 | 1 | 1 | 2 | 0 | 0 | 0 | 0 | 0 | 0 | 19 | 27 | 5.40 | 1.200 | | | | | | | | | |
| John Candelaria, L (8,1) ERA: 2.08 | 0.0 | L | 2 | 1 | 0 | 0 | 0 | 1 | 0 | 0 | 0 | 0 | 0 | 7 | 14 | ∞ | ∞ | | | | | | | | | |
| Roger McDowell, R (8,1) ERA: 2.98 | 0.1 | | 4 | 2 | 3 | 3 | 1 | 0 | 1 | 0 | 0 | 1 | 0 | 9 | 17 | 81.00 | 6.000 | | | | | | | | | |



| Batter | 1 | 2 | 3 | 4 | 5 | 6 | 7 | 8 | 9 | AB | R | H | RBI | BB | SO | LOB | TOP | | | | | |
|---|--|----------------------------------|-------------------------------|----------------------------------|------------------------------|----------------------------------|-------------------------------|----------------------------------|-------------------------------|----------------------------------|-------------------------------|----------------------------------|-------------------------------|----------------------------------|------------------------------|----------------------------------|---|----------------------------------|---|------------------------------------|----------------------------------|--------|
| Jose Offerman, S OBP: 0.342, SLG: 0.340 (1, 6) | | | | | | | | | | 5 | 1 | 1 | 0 | 0 | 3 | 2 | Los Angeles Dodgers @ New York Mets Shea Stadium, Flushing, NY Wed Jul 22 1992, 3:33 AM EDT Att: 39,174 - Cloudy - 79 F | | | | | |
| Brett Butler, L OBP: 0.405, SLG: 0.393 (1, 8) | | | | | | | | | | 4 | 1 | 3 | 2 | 1 | 1 | 0 | | | | | | |
| Mike Sharperson, R OBP: 0.414, SLG: 0.438 (1, 5) | | | | | | | | | | 5 | 0 | 1 | 1 | 0 | 1 | 3 | | | | | | |
| Todd Benzinger, S OBP: 0.274, SLG: 0.344 (1, 9) | | | | | | | | | | 4 | 1 | 1 | 0 | 1 | 0 | 3 | | | | | | |
| Eric Davis, R OBP: 0.323, SLG: 0.347 (1, 7) | | | | | | | | | | 3 | 0 | 1 | 1 | 1 | 2 | 1 | | | | | | |
| Eric Karros, R OBP: 0.291, SLG: 0.431 (1, 3) | | | | | | | | | | 4 | 0 | 0 | 0 | 0 | 2 | 4 | | | | | | |
| Lenny Harris, L OBP: 0.314, SLG: 0.308 (8, PH) | | | | | | | | | | 3 | 1 | 1 | 0 | 0 | 0 | 2 | | | | | | |
| Juan Samuel, R OBP: 0.308, SLG: 0.308 (8, 4) | | | | | | | | | | 1 | 0 | 1 | 0 | 0 | 0 | 0 | | | | | | |
| Mike Scioscia, L OBP: 0.296, SLG: 0.291 (8, PH) | | | | | | | | | | 1 | 0 | 0 | 0 | 2 | 0 | 0 | | | | | | |
| Carlos Hernandez, R OBP: 0.306, SLG: 0.288 (8, 2) | | | | | | | | | | 1 | 0 | 0 | 0 | 0 | 0 | 1 | | | | | | |
| Orel Hershiser, R OBP: 0.222, SLG: 0.302 (1, 1) | | | | | | | | | | 2 | 1 | 1 | 1 | 1 | 1 | 2 | | | | | | |
| Steve Wilson, L OBP: 0.333, SLG: 0.333 (6, 1) | | | | | | | | | | 0 | 0 | 0 | 0 | 0 | 0 | 0 | | | | | | |
| Jay Howell, R OBP: 0.338, SLG: 0.419 (8, PH) | | | | | | | | | | 0 | 0 | 0 | 0 | 0 | 0 | 0 | | | | | | |
| Mitch Webster, S OBP: 0.338, SLG: 0.419 (8, 1) | | | | | | | | | | 0 | 0 | 0 | 0 | 0 | 0 | 0 | | | | | | |
| Inning Stats | R: 0 E: 0 K: 2 S: 8 | H: 0 LOB: 0 BB: 0 P: 13 | R: 1 E: 0 K: 2 S: 15 | H: 2 LOB: 2 BB: 1 P: 24 | R: 0 E: 0 K: 2 S: 8 | H: 0 LOB: 1 BB: 1 P: 14 | R: 0 E: 0 K: 2 S: 13 | H: 0 LOB: 0 BB: 1 P: 22 | R: 2 E: 0 K: 0 S: 11 | H: 2 LOB: 1 BB: 1 P: 22 | R: 1 E: 1 K: 2 S: 13 | H: 2 LOB: 2 BB: 1 P: 22 | R: 1 E: 0 K: 0 S: 14 | H: 2 LOB: 1 BB: 1 P: 26 | R: 0 E: 0 K: 0 S: 8 | H: 1 LOB: 0 BB: 0 P: 12 | R: 0 E: 0 K: 0 S: 11 | H: 1 LOB: 1 BB: 0 P: 14 | 1B: 6 2B: 3 3B: 1 HR: 1 | SF: 0 SAC: 0 DP: 3 HBP: 0 | WP: 0 PB: 0 SB: 0 CS: 1 | PA: 40 |
| PITCHER | IP WLS BF H R ER SO BB IBB HBP BLK WP HR S P ERA WHIP | | | | | | | | | | | | | | | | | PITCHER | IP WLS BF H R ER SO BB IBB HBP BLK WP HR S P ERA WHIP | | | |
| David Cone, R ERA: 2.6 | (1, 1) 6.0 W 30 8 5 5 10 3 2 0 0 0 0 1 77 132 7.50 1.833 | | | | | | | | | | | | | | | | | | | | | |
| Lee Guetterman, L ERA: 5.95 | (7, 1) 2.0 6 1 0 0 0 1 0 0 0 0 0 0 13 23 0.00 1.000 | | | | | | | | | | | | | | | | | | | | | |
| Anthony Young, R ERA: 4.38 | (9, 1) 1.0 S 4 1 0 0 0 0 0 0 0 0 0 0 0 11 14 0.00 1.000 | | | | | | | | | | | | | | | | | | | | | |

Los Angeles Dodgers @ New York Mets
 Shea Stadium, Flushing, NY
 Wed Jul 22 1992, 3:33 AM EDT
 Att: 39,174 - Cloudy - 79 F

| | |
|-----|----|
| AB | 34 |
| R | 5 |
| H | 10 |
| RBI | 5 |
| BB | 6 |
| SO | 10 |
| LOB | 18 |



| Batter | 1 | 2 | 3 | 4 | 5 | 6 | 7 | 8 | 9 | AB | R | H | RBI | BB | SO | LOB | BOTTOM | | | |
|---|---|----------------------------------|-------------------------------|----------------------------------|-------------------------------|----------------------------------|-------------------------------|----------------------------------|------------------------------|----------------------------------|-------------------------------|----------------------------------|-------------------------------|----------------------------------|------------------------------|----------------------------------|---|------------------------------------|---|--------|
| Pat Howell, S OBP: 0.207, SLG: 0.148 (8, PH) | | | | | | | | | | 3 | 0 | 0 | 0 | 0 | 1 | 2 | Los Angeles Dodgers @ New York Mets Shea Stadium, Flushing, NY Wed Jul 22 1992, 3:33 AM EDT Att: 39,174 - Cloudy - 79 F | | | |
| Daryl Boston, L OBP: 0.302, SLG: 0.408 (7, 8) | | | | | | | | | | 1 | 0 | 0 | 1 | 0 | 0 | 0 | | | | |
| Dave Magadan, L OBP: 0.407, SLG: 0.361 (1, 5) | | | | | | | | | | 3 | 1 | 1 | 0 | 2 | 0 | 0 | | | | |
| Howard Johnson, S OBP: 0.334, SLG: 0.347 (1, 7) | | | | | | | | | | 4 | 0 | 1 | 2 | 0 | 1 | 2 | | | | |
| Eddie Murray, S OBP: 0.327, SLG: 0.411 (1, 3) | | | | | | | | | | 4 | 0 | 1 | 0 | 0 | 1 | 3 | | | | |
| Bobby Bonilla, S OBP: 0.372, SLG: 0.440 (8, 9) | | | | | | | | | | 4 | 1 | 1 | 1 | 0 | 1 | 2 | | | | |
| Dave Gallagher, R OBP: 0.261, SLG: 0.321 (8, 9) | | | | | | | | | | 0 | 0 | 0 | 0 | 0 | 0 | 0 | | | | |
| Bill Pecota, R OBP: 0.304, SLG: 0.283 (1, 4) | | | | | | | | | | 3 | 1 | 1 | 0 | 1 | 0 | 0 | | | | |
| Dick Schofield, R OBP: 0.311, SLG: 0.282 (1, 6) | | | | | | | | | | 3 | 2 | 2 | 1 | 0 | 1 | 1 | | | | |
| Todd Hundley, S OBP: 0.249, SLG: 0.328 (1, 2) | | | | | | | | | | 4 | 1 | 2 | 0 | 0 | 0 | 2 | | | | |
| David Cone, L OBP: 0.127, SLG: 0.096 (7, 1) | | | | | | | | | | 2 | 1 | 0 | 0 | 0 | 1 | 3 | | | | |
| Lee Guetterman, L ERA: 3.43 | (7, 1) 0.1 2 1 0 0 0 0 0 0 0 0 0 0 7 9 0.00 3.000 | | | | | | | | | | | | | | | | | | | |
| Chico Walker, S OBP: 0.299, SLG: 0.365 (8, PH) | (7, 1) 1.0 4 0 0 0 1 1 0 0 0 0 0 0 10 19 0.00 1.000 | | | | | | | | | | | | | | | | | | | |
| Anthony Young, R OBP: 0.148, SLG: 0.115 (8, 1) | (8, 1) 1.0 3 0 0 0 0 0 0 0 0 0 0 0 6 10 0.00 0.000 | | | | | | | | | | | | | | | | | | | |
| Inning Stats | R: 0 E: 0 K: 1 S: 10 | H: 1 LOB: 2 BB: 1 P: 18 | R: 3 E: 1 K: 1 S: 18 | H: 3 LOB: 2 BB: 1 P: 29 | R: 1 E: 0 K: 1 S: 10 | H: 1 LOB: 1 BB: 0 P: 16 | R: 0 E: 0 K: 2 S: 10 | H: 0 LOB: 0 BB: 0 P: 15 | R: 0 E: 0 K: 0 S: 6 | H: 0 LOB: 0 BB: 0 P: 10 | R: 3 E: 0 K: 0 S: 16 | H: 4 LOB: 1 BB: 0 P: 25 | R: 0 E: 0 K: 1 S: 10 | H: 0 LOB: 1 BB: 1 P: 19 | R: 0 E: 0 K: 0 S: 6 | H: 0 LOB: 0 BB: 0 P: 10 | 1B: 6 2B: 2 3B: 0 HR: 1 | SF: 1 SAC: 1 DP: 0 HBP: 1 | WP: 1 PB: 0 SB: 1 CS: 0 | PA: 38 |
| PITCHER | IP WLS BF H R ER SO BB IBB HBP BLK WP HR S P ERA WHIP | | | | | | | | | | | | | | | | | PITCHER | IP WLS BF H R ER SO BB IBB HBP BLK WP HR S P ERA WHIP | |
| Orel Hershiser, R ERA: 3.82 | (1, 1) 5.2 L 29 8 7 5 5 1 0 0 0 0 0 0 1 63 104 7.94 1.765 | | | | | | | | | | | | | | | | | | | |
| Steve Wilson, L ERA: 3.43 | (6, 1) 0.1 2 1 0 0 0 0 0 0 0 0 0 0 7 9 0.00 3.000 | | | | | | | | | | | | | | | | | | | |
| Jay Howell, R ERA: 1.73 | (7, 1) 1.0 4 0 0 0 1 1 0 0 0 0 0 0 10 19 0.00 1.000 | | | | | | | | | | | | | | | | | | | |
| Tim Crews, R ERA: 6.06 | (8, 1) 1.0 3 0 0 0 0 0 0 0 0 0 0 0 6 10 0.00 0.000 | | | | | | | | | | | | | | | | | | | |

Los Angeles Dodgers @ New York Mets
 Shea Stadium, Flushing, NY
 Wed Jul 22 1992, 3:33 AM EDT
 Att: 39,174 - Cloudy - 79 F

| | |
|-----|----|
| AB | 32 |
| R | 7 |
| H | 9 |
| RBI | 5 |
| BB | 3 |
| SO | 6 |
| LOB | 15 |



| Batter | 1 | 2 | 3 | 4 | 5 | 6 | 7 | 8 | 9 | AB | R | H | RBI | BB | SO | LOB | TOP | | | | | | | | | | |
|--|------------------------------|----------------------------------|------------------------------|----------------------------------|------------------------------|---------------------------------|-------------------------------|----------------------------------|------------------------------|----------------------------------|------------------------------|----------------------------------|------------------------------|----------------------------------|------------------------------|---------------------------------|---|-------------------------------|----------------------------------|----------------------------------|------------------------------------|----------------------------------|--------|--|--|--|--|
| Jose Offerman, S (1, 6) OBP: 0.338, SLG: 0.335 | | | | | | | | | | 4 | 0 | 0 | 0 | 0 | 1 | 0 | Los Angeles Dodgers @ Montreal Expos Olympic Stadium, Montreal, QB Fri Jul 24 1992, 7:05 PM EDT Att: 25,180 - Dome - 70 F | | | | | | | | | | |
| Brett Butler, L (1, 8) OBP: 0.405, SLG: 0.395 | | | | | | | | | | 4 | 2 | 2 | 0 | 0 | 0 | 0 | | | | | | | | | | | |
| Mike Sharperson, R (1, 4) OBP: 0.412, SLG: 0.434 | | | | | | | | | | 4 | 0 | 1 | 0 | 0 | 0 | 2 | | | | | | | | | | | |
| Eric Davis, R (1, 7) OBP: 0.326, SLG: 0.350 | | | | | | | | | | 4 | 0 | 2 | 2 | 0 | 1 | 1 | | | | | | | | | | | |
| Henry Rodriguez, L (1, 9) Todd Benzinger, S (9, PH) OBP: 0.272, SLG: 0.342 | | | | | | | | | | | 3 | 0 | 0 | 0 | 0 | 1 | | 1 | | | | | | | | | |
| Eric Karros, R (1, 3) OBP: 0.290, SLG: 0.438 | | | | | | | | | | | 4 | 1 | 1 | 1 | 0 | 1 | | 2 | | | | | | | | | |
| Mike Scioscia, L (1, 2) OBP: 0.292, SLG: 0.287 | | | | | | | | | | | 3 | 0 | 0 | 0 | 0 | 0 | | | | | | | | | | | |
| Dave Hansen, L (1, 5) OBP: 0.296, SLG: 0.329 | | | | | | | | | | 3 | 0 | 0 | 0 | 0 | 0 | 0 | | | | | | | | | | | |
| Ramon Martinez, R (1, 1) Lenny Harris, L (8, PH) Jim Gott, R (8, 1) | | | | | | | | | | 2 | 0 | 0 | 0 | 0 | 0 | 0 | | | | | | | | | | | |
| Inning Stats | R: 0 E: 0 K: 1 S: 6 | H: 0 LOB: 0 BB: 0 P: 10 | R: 1 E: 0 K: 1 S: 9 | H: 1 LOB: 0 BB: 0 P: 17 | R: 0 E: 0 K: 0 S: 6 | H: 0 LOB: 0 BB: 0 P: 9 | R: 1 E: 0 K: 1 S: 14 | H: 2 LOB: 1 BB: 0 P: 20 | R: 0 E: 0 K: 0 S: 6 | H: 0 LOB: 0 BB: 0 P: 10 | R: 0 E: 0 K: 0 S: 9 | H: 1 LOB: 1 BB: 0 P: 13 | R: 0 E: 0 K: 1 S: 7 | H: 0 LOB: 0 BB: 0 P: 12 | R: 0 E: 0 K: 0 S: 3 | H: 0 LOB: 0 BB: 0 P: 6 | | R: 1 E: 0 K: 1 S: 14 | H: 2 LOB: 1 BB: 0 P: 21 | 1B: 5 2B: 0 3B: 0 HR: 1 | SF: 0 SAC: 0 DP: 0 HBP: 0 | WP: 0 PB: 0 SB: 3 CS: 0 | PA: 33 | | | | |
| PITCHER | IP | WLS | BF | H | R | ER | SO | BB | IBB | HBP | BLK | WP | HR | S | P | ERA | WHIP | | | | | | | | | | |
| Dennis Martinez, R (1, 1) ERA: 2.91 | 8.0 | W | 28 | 4 | 2 | 2 | 4 | 0 | 0 | 0 | 0 | 0 | 1 | 60 | 97 | 2.25 | 0.500 | | | | | | | | | | |
| John Wetteland, R (9, 1) ERA: 3.83 | 1.0 | S | 5 | 2 | 1 | 1 | 1 | 0 | 0 | 0 | 0 | 0 | 0 | 14 | 21 | 9.00 | 2.000 | | | | | | | | | | |

livebaseballscores.com

AB 33
R 3
H 6
RBI 3
BB 0
SO 5
LOB 7



| Batter | 1 | 2 | 3 | 4 | 5 | 6 | 7 | 8 | 9 | AB | R | H | RBI | BB | SO | LOB | BOTTOM | | | | | | | | | | |
|---|------------------------------|----------------------------------|------------------------------|----------------------------------|-------------------------------|----------------------------------|------------------------------|----------------------------------|------------------------------|----------------------------------|------------------------------|----------------------------------|------------------------------|----------------------------------|-------------------------------|----------------------------------|---|-------------------------------|----------------------------------|----------------------------------|------------------------------------|----------------------------------|--------|--|--|--|--|
| Delino DeShields, L (1, 4) OBP: 0.376, SLG: 0.399 | | | | | | | | | | 4 | 0 | 0 | 1 | 0 | 0 | 3 | Los Angeles Dodgers @ Montreal Expos Olympic Stadium, Montreal, QB Fri Jul 24 1992, 7:05 PM EDT Att: 25,180 - Dome - 70 F | | | | | | | | | | |
| Bret Barberie, S (1, 5) OBP: 0.359, SLG: 0.296 | | | | | | | | | | 4 | 1 | 3 | 2 | 0 | 0 | 0 | | | | | | | | | | | |
| Marquis Grissom, R (1, 8) OBP: 0.323, SLG: 0.392 | | | | | | | | | | 4 | 0 | 0 | 0 | 0 | 1 | 3 | | | | | | | | | | | |
| John Vander Wal, L (1, 9) OBP: 0.345, SLG: 0.362 | | | | | | | | | | 3 | 0 | 0 | 0 | 1 | 0 | 0 | | | | | | | | | | | |
| Tim Wallach, R (1, 3) OBP: 0.309, SLG: 0.327 | | | | | | | | | | 4 | 0 | 1 | 1 | 0 | 2 | 0 | | | | | | | | | | | |
| Darin Fletcher, L (1, 2) OBP: 0.274, SLG: 0.287 | | | | | | | | | | 4 | 0 | 1 | 0 | 0 | 1 | 2 | | | | | | | | | | | |
| Archi Cianfrocco, R (1, 7) Darren Reed, R (8, 9) OBP: 0.227, SLG: 0.308 | | | | | | | | | | 3 | 1 | 1 | 0 | 0 | 1 | 1 | | | | | | | | | | | |
| Wil Cordero, R (1, 6) OBP: 0.667, SLG: 0.667 | | | | | | | | | | 3 | 2 | 2 | 0 | 0 | 1 | 0 | | | | | | | | | | | |
| Dennis Martinez, R (1, 1) John Wetteland, R (9, 1) | | | | | | | | | | | 1 | 0 | 1 | 0 | 0 | 0 | | 0 | | | | | | | | | |
| Inning Stats | R: 0 E: 0 K: 1 S: 8 | H: 0 LOB: 0 BB: 0 P: 12 | R: 0 E: 0 K: 0 S: 6 | H: 0 LOB: 0 BB: 0 P: 10 | R: 2 E: 0 K: 0 S: 13 | H: 3 LOB: 1 BB: 0 P: 21 | R: 0 E: 0 K: 2 S: 8 | H: 1 LOB: 1 BB: 0 P: 13 | R: 1 E: 0 K: 0 S: 9 | H: 2 LOB: 1 BB: 0 P: 15 | R: 0 E: 0 K: 1 S: 6 | H: 0 LOB: 0 BB: 0 P: 12 | R: 0 E: 0 K: 1 S: 8 | H: 1 LOB: 1 BB: 0 P: 12 | R: 0 E: 0 K: 1 S: 13 | H: 2 LOB: 2 BB: 1 P: 23 | | R: 1 E: 0 K: 1 S: 14 | H: 2 LOB: 1 BB: 1 P: 21 | 1B: 7 2B: 1 3B: 1 HR: 0 | SF: 0 SAC: 2 DP: 0 HBP: 0 | WP: 0 PB: 0 SB: 1 CS: 0 | PA: 34 | | | | |
| PITCHER | IP | WLS | BF | H | R | ER | SO | BB | IBB | HBP | BLK | WP | HR | S | P | ERA | WHIP | | | | | | | | | | |
| Ramon Martinez, R (1, 1) ERA: 3.94 | 7.0 | L | 28 | 7 | 3 | 3 | 3 | 0 | 0 | 0 | 0 | 0 | 0 | 58 | 95 | 3.86 | 1.000 | | | | | | | | | | |
| Jim Gott, R (8, 1) ERA: 2.08 | 1.0 | | 6 | 2 | 1 | 1 | 1 | 0 | 1 | 0 | 0 | 0 | 0 | 13 | 23 | 9.00 | 2.000 | | | | | | | | | | |


livebaseballscores.com

AB 31
R 4
H 9
RBI 4
BB 1
SO 6
LOB 11



| Batter | 1 | 2 | 3 | 4 | 5 | 6 | 7 | 8 | 9 | AB | R | H | RBI | BB | SO | LOB | TOP | | | | | |
|--|---|----------------------------------|-------------------------------|----------------------------------|------------------------------|----------------------------------|-------------------------------|----------------------------------|------------------------------|----------------------------------|------------------------------|----------------------------------|------------------------------|---------------------------------|-------------------------------|----------------------------------|---|----------------------------------|----------------------------------|------------------------------------|----------------------------------|--------|
| Jose Offerman, S OBP: 0.334, SLG: 0.331 | E5 S SH2-3 | | K | | | K | | K | | 4 | 0 | 0 | 0 | 0 | 3 | 1 | Los Angeles Dodgers @ Montreal Expos Olympic Stadium, Montreal, QB Sat Jul 25 1992, 7:05 PM EDT Att: 41,935 - Dome - 70 F | | | | | |
| Brett Butler, L OBP: 0.407, SLG: 0.395 | SH2-3 | | L8 | | | S BB | | S 1B | | 2 | 0 | 1 | 0 | 1 | 0 | 0 | | | | | | |
| Mike Sharperson, R OBP: 0.413, SLG: 0.430 | S BB | | | | F7 | | | F8 | | 2 | 0 | 0 | 0 | 2 | 0 | 1 | | | | | | |
| Eric Davis, R OBP: 0.324, SLG: 0.348 | K | | | | 1B | | | L3 | | 4 | 0 | 1 | 0 | 0 | 1 | 5 | | | | | | |
| Henry Rodriguez, L Jay Howell, R | F8 | | | | F8 | | | G4-3 | | 3 | 0 | 0 | 0 | 0 | 0 | 3 | | | | | | |
| Steve Wilson, L Lenny Harris, L OBP: 0.311, SLG: 0.306 | F8 | | | | F8 | | | G5-3 | | 0 | 0 | 0 | 0 | 0 | 0 | 0 | | | | | | |
| Eric Karros, R OBP: 0.287, SLG: 0.432 | | K | | | K | | | G5-3 | | 4 | 0 | 0 | 0 | 0 | 2 | 1 | | | | | | |
| Mike Scioscia, L OBP: 0.287, SLG: 0.282 | | K | | | | P4 | | F7 | | 4 | 0 | 0 | 0 | 0 | 2 | 0 | | | | | | |
| Dave Hansen, L OBP: 0.297, SLG: 0.347 | | G5-3 | | | | G4-3 | | | | 3 | 1 | 1 | 1 | 0 | 0 | 0 | | | | | | |
| Bob Ojeda, L Mitch Webster, S OBP: 0.342, SLG: 0.423 | | | | | G1-3 | | | F7 | | 2 | 0 | 0 | 0 | 0 | 0 | 0 | | | | | | |
| | | | | | | | | | | 1 | 0 | 1 | 0 | 0 | 0 | 0 | | | | | | |
| Inning Stats | R: 0 E: 1 K: 1 S: 9 | H: 0 LOB: 2 BB: 1 P: 17 | R: 0 E: 0 K: 2 S: 11 | H: 0 LOB: 0 BB: 0 P: 17 | R: 0 E: 0 K: 1 S: 9 | H: 0 LOB: 0 BB: 0 P: 11 | R: 0 E: 0 K: 1 S: 11 | H: 1 LOB: 1 BB: 0 P: 12 | R: 0 E: 0 K: 0 S: 6 | H: 0 LOB: 1 BB: 0 P: 10 | R: 0 E: 0 K: 0 S: 8 | H: 0 LOB: 1 BB: 1 P: 17 | R: 0 E: 0 K: 0 S: 5 | H: 0 LOB: 0 BB: 0 P: 6 | R: 1 E: 0 K: 1 S: 16 | H: 3 LOB: 2 BB: 1 P: 24 | R: 0 E: 0 K: 1 S: 9 | H: 0 LOB: 0 BB: 0 P: 15 | 1B: 3 2B: 0 3B: 0 HR: 1 | SF: 0 SAC: 1 DP: 0 HBP: 0 | WP: 0 PB: 0 SB: 5 CS: 1 | PA: 34 |
| PITCHER | IP WLS BF H R ER SO BB IBB HBP BLK WP HR S P ERA WHIP | | | | | | | | | | | | | | | | | | | | | |
| Mark Gardner, R ERA: 3.64 | (1, 1) 7.2 W 29 4 1 1 7 2 0 0 0 0 0 1 72 107 1.17 0.783 | | | | | | | | | | | | | | | | | | | | | |
| Mel Rojas, R ERA: 1.27 | (8, 1) 0.0 1 0 0 0 0 1 0 0 0 0 0 0 2 6 ∞ ∞ | | | | | | | | | | | | | | | | | | | | | |
| John Wetteland, R ERA: 3.72 | (8, 1) 1.1 S 4 0 0 0 1 0 0 0 0 0 0 0 10 16 0.00 0.000 | | | | | | | | | | | | | | | | | | | | | |


| Batter | 1 | 2 | 3 | 4 | 5 | 6 | 7 | 8 | 9 | AB | R | H | RBI | BB | SO | LOB | BOTTOM | | | | | |
|--|--|----------------------------------|------------------------------|---------------------------------|-------------------------------|----------------------------------|------------------------------|---------------------------------|-------------------------------|----------------------------------|------------------------------|----------------------------------|------------------------------|---------------------------------|-------------------------------|----------------------------------|---|----------------------------------|----------------------------------|------------------------------------|----------------------------------|--------|
| Delino DeShields, L OBP: 0.373, SLG: 0.397 | F7 | | FC | | | G4-3 | | FC6-4 | | 5 | 1 | 1 | 0 | 0 | 0 | 4 | Los Angeles Dodgers @ Montreal Expos Olympic Stadium, Montreal, QB Sat Jul 25 1992, 7:05 PM EDT Att: 41,935 - Dome - 70 F | | | | | |
| Wil Cordero, R OBP: 0.571, SLG: 0.571 | FC6-4 1B | | P6 | | | FC 1B | | F9 | | 4 | 1 | 2 | 0 | 0 | 0 | 2 | | | | | | |
| Marquis Grissom, R OBP: 0.322, SLG: 0.390 | L9 | | G3 | | | FC 1B | | G3 S 1B | | 4 | 0 | 1 | 1 | 0 | 0 | 5 | | | | | | |
| Tim Wallach, R OBP: 0.306, SLG: 0.324 | FC6-4 1-2 | | G6-3 | | | K | | G3 | | 4 | 0 | 0 | 0 | 0 | 1 | 7 | | | | | | |
| Greg Colbrunn, R Archi Cianfrocco, R OBP: 0.252, SLG: 0.379 | | F9 | | | G6-3 | | | P4 | | 4 | 0 | 1 | 2 | 0 | 0 | 1 | | | | | | |
| Gary Carter, R OBP: 0.293, SLG: 0.318 | | G3 | | | B1-3 | | | F9 | | 0 | 0 | 0 | 0 | 0 | 0 | 0 | | | | | | |
| John Vander Wal, L OBP: 0.337, SLG: 0.353 | | F7 | | | K | | | G4-3 | | 4 | 0 | 0 | 0 | 0 | 1 | 1 | | | | | | |
| Darren Reed, R OBP: 0.250, SLG: 0.395 | | | | | | G5-3 | | F8 | | 4 | 1 | 2 | 1 | 0 | 0 | 1 | | | | | | |
| Mark Gardner, R Mel Rojas, R John Wetteland, R OBP: 0.200, SLG: 0.200 | | | | | | HR | | SH1-4 1B | | 1 | 1 | 1 | 0 | 1 | 0 | 0 | | | | | | |
| | | | | | | E FC 1B | | FC 1B BB | | 1 | 0 | 1 | 0 | 0 | 0 | 0 | | | | | | |
| | | | | | | | | | | 1 | 0 | 1 | 0 | 0 | 0 | 0 | | | | | | |
| Inning Stats | R: 0 E: 0 K: 0 S: 6 | H: 1 LOB: 1 BB: 0 P: 11 | R: 0 E: 0 K: 0 S: 5 | H: 0 LOB: 0 BB: 0 P: 9 | R: 1 E: 1 K: 0 S: 13 | H: 2 LOB: 2 BB: 0 P: 16 | R: 0 E: 0 K: 1 S: 7 | H: 0 LOB: 0 BB: 0 P: 9 | R: 3 E: 0 K: 1 S: 21 | H: 3 LOB: 2 BB: 1 P: 34 | R: 0 E: 0 K: 0 S: 9 | H: 1 LOB: 1 BB: 0 P: 16 | R: 0 E: 0 K: 0 S: 5 | H: 1 LOB: 1 BB: 0 P: 8 | R: 0 E: 0 K: 0 S: 18 | H: 2 LOB: 2 BB: 0 P: 24 | R: 0 E: 0 K: 0 S: 9 | H: 0 LOB: 0 BB: 0 P: 15 | 1B: 9 2B: 0 3B: 0 HR: 1 | SF: 0 SAC: 1 DP: 0 HBP: 0 | WP: 0 PB: 0 SB: 1 CS: 0 | PA: 37 |
| PITCHER | IP WLS BF H R ER SO BB IBB HBP BLK WP HR S P ERA WHIP | | | | | | | | | | | | | | | | | | | | | |
| Bob Ojeda, L ERA: 3.46 | (1, 1) 6.0 L 28 7 4 4 2 1 0 0 0 0 0 0 20 95 6.00 1.333 | | | | | | | | | | | | | | | | | | | | | |
| Jay Howell, R ERA: 1.63 | (7, 1) 1.2 8 3 0 0 0 0 0 0 0 0 0 0 20 27 0.00 1.800 | | | | | | | | | | | | | | | | | | | | | |
| Steve Wilson, L ERA: 3.4 | (8, 1) 0.1 1 0 0 0 0 0 0 0 0 0 0 0 3 5 0.00 0.000 | | | | | | | | | | | | | | | | | | | | | |

| Batter | 1 | 2 | 3 | 4 | 5 | 6 | 7 | 8 | 9 | AB | R | H | RBI | BB | SO | LOB | TOP | | | | | |
|---|---|----------------------------------|------------------------------|---------------------------------|------------------------------|---------------------------------|------------------------------|----------------------------------|------------------------------|----------------------------------|-------------------------------|----------------------------------|------------------------------|---------------------------------|------------------------------|----------------------------------|--|----------------------------------|----------------------------------|------------------------------------|----------------------------------|--------|
| Jose Offerman, S (1, 6) OBP: 0.335, SLG: 0.335 | 1-1 G5-3 | | 1-3 K | | | 2-2 L4 | | 1-3 K2-3 | | 4 | 0 | 0 | 0 | 0 | 2 | 0 | Los Angeles Dodgers @ San Francisco Giants Candlestick Park, San Francisco, CA Mon Jul 27 1992, 10:05 PM EDT Att: 18,364 - Sunny - 61 F | | | | | |
| Brett Butler, L (1, 8) OBP: 0.410, SLG: 0.403 | 1-1 G4-3-6 3B | | 2-0 B1-3 | | | 4-2 FC5-4 BB | | 2-2 F7 | | 3 | 1 | 1 | 0 | 1 | 0 | 0 | | | | | | |
| Mike Sharperson, R (1, 4) OBP: 0.405, SLG: 0.419 | 4-2 G4-3-6 BB | | | 1-1 F8 | | 1-2 FC5-4 1-2 | | 2-2 F8 | | 3 | 0 | 0 | 0 | 1 | 0 | 1 | | | | | | |
| Eric Davis, R (1, 7) OBP: 0.322, SLG: 0.339 | 2-2 G4-3-6 1-2 3-H | | | 2-1 G1-3 | | 2-1 F7 | | 4-2 BB | | 3 | 0 | 0 | 0 | 1 | 0 | 2 | | | | | | |
| Eric Karros, R (1, 3) OBP: 0.283, SLG: 0.434 | | 0-0 F7 | | 1-2 F8 | | | 1-0 F8 | | 3-2 G5-3 | | 4 | 0 | 0 | 0 | 0 | 1 | | | | | | |
| Mitch Webster, S (1, 9) OBP: 0.345, SLG: 0.424 | | 2-0 1B | | | 3-1 F7 | | 3-1 F8 | | | | 3 | 0 | 1 | 0 | 0 | 0 | | | | | | |
| Mike Scioscia, L (1, 2) OBP: 0.284, SLG: 0.278 | | 0-3 K | | | 0-0 F7 | | 0-0 F7 | | | | 3 | 0 | 0 | 0 | 0 | 1 | | | | | | |
| Dave Hansen, L (1, 5) OBP: 0.291, SLG: 0.344 | | 0-0 P5 | | | 2-1 2B | | | 3-2 F7 | | 3 | 0 | 1 | 0 | 0 | 0 | 1 | | | | | | |
| Tom Candiotti, R (1, 1) OBP: 0.116, SLG: 0.095 | | | 0-0 P3 | | | 0-0 F7 | | 2-1 G6-3 | | 2 | 0 | 0 | 0 | 0 | 0 | 1 | | | | | | |
| Juan Samuel, R (8, PH) OBP: 0.305, SLG: 0.306 | | | | | | | | | | 1 | 0 | 0 | 0 | 0 | 0 | 0 |  | | | | | |
| Tim Crews, R (8, 1) | | | | | | | | | | 0 | 0 | 0 | 0 | 0 | 0 | 0 | | | | | | |
| Inning Stats | R: 1 E: 0 K: 0 S: 10 | H: 1 LOB: 0 BB: 1 P: 18 | R: 0 E: 0 K: 1 S: 6 | H: 1 LOB: 1 BB: 0 P: 8 | R: 0 E: 0 K: 1 S: 6 | H: 0 LOB: 0 BB: 0 P: 9 | R: 0 E: 0 K: 0 S: 9 | H: 0 LOB: 0 BB: 0 P: 13 | R: 0 E: 0 K: 0 S: 6 | H: 1 LOB: 1 BB: 0 P: 11 | R: 0 E: 0 K: 0 S: 13 | H: 0 LOB: 1 BB: 1 P: 22 | R: 0 E: 0 K: 0 S: 4 | H: 0 LOB: 0 BB: 0 P: 8 | R: 0 E: 0 K: 1 S: 8 | H: 0 LOB: 0 BB: 0 P: 14 | R: 0 E: 0 K: 0 S: 13 | H: 0 LOB: 1 BB: 1 P: 24 | 1B: 1 2B: 1 3B: 1 HR: 0 | SF: 0 SAC: 0 DP: 1 HBP: 0 | WP: 0 PB: 0 SB: 0 CS: 0 | PA: 32 |
| PITCHER Bud Black, L (1, 1) ERA: 2.92 | IP: 9.0 WLS: W BF: 32 H: 3 R: 1 ER: 1 SO: 3 BB: 3 IBB: 0 HBP: 0 BLK: 0 WP: 0 HR: 0 S: 75 P: 127 ERA: 1.00 WHIP: 0.667 | | | | | | | | | | | | | | | PITCHER | | | | | | |

| Batter | 1 | 2 | 3 | 4 | 5 | 6 | 7 | 8 | 9 | AB | R | H | RBI | BB | SO | LOB | BOTTOM | | | | | |
|--|---|----------------------------------|------------------------------|----------------------------------|------------------------------|----------------------------------|-------------------------------|----------------------------------|------------------------------|----------------------------------|-------------------------------|----------------------------------|------------------------------|----------------------------------|------------------------------|---------------------------------|--|----------------------------------|----------------------------------|------------------------------------|----------------------------------|--------|
| Willie McGee, S (1, 8) OBP: 0.339, SLG: 0.361 | 3-3 K | 0-0 FC5 | | | 0-1 L5 | | 0-0 P6 | | | 4 | 0 | 0 | 0 | 0 | 1 | 2 | Los Angeles Dodgers @ San Francisco Giants Candlestick Park, San Francisco, CA Mon Jul 27 1992, 10:05 PM EDT Att: 18,364 - Sunny - 61 F | | | | | |
| Robby Thompson, R (1, 4) OBP: 0.349, SLG: 0.406 | 2-1 FC5-4 HR | | 3-2 G6-4-3 1B | | 1-1 F7 | | 1-3 K | | | 4 | 1 | 2 | 0 | 0 | 1 | 1 | | | | | | |
| Greg Litton, R (9, 4) OBP: 0.269, SLG: 0.295 | | | 1-0 G6-4-3 1-2 | | 2-3 K | | 1-1 1B | | | 3 | 0 | 1 | 0 | 1 | 1 | 2 | | | | | | |
| Kevin Bass, S (1, 9) OBP: 0.301, SLG: 0.388 | 4-2 FC5-4 BB | | 1-1 P3 | | 2-2 G5-3 | | 2-0 F7 | | | 4 | 1 | 0 | 0 | 0 | 0 | 3 | | | | | | |
| Chris James, R (1, 7) OBP: 0.314, SLG: 0.406 | 0-0 FC5-4 HR | | | | 2-3 K | | 1-0 E6 1B | | 0-0 F8 | 4 | 2 | 1 | 3 | 0 | 1 | 0 | | | | | | |
| Cory Snyder, R (1, 3) OBP: 0.322, SLG: 0.481 | 3-2 HR | | | | 4-2 BB | | 4-2 1B WP BB | | 1-2 1B | 2 | 1 | 1 | 0 | 2 | 0 | 0 | | | | | | |
| Matt Williams, R (1, 5) OBP: 0.289, SLG: 0.386 | 1-2 F9 | | | | 1-3 K | | 2-2 WP 1B | | 0-0 F7 | 3 | 0 | 1 | 1 | 1 | 1 | 2 | | | | | | |
| Mark Bailey, S (1, 2) OBP: 0.429, SLG: 0.200 | | 4-1 FC5 SH2-4 BB | | | 2-2 P4 | | 1-2 K | | 1-0 P4 | 4 | 0 | 0 | 0 | 0 | 2 | 4 | | | | | | |
| Mike Benjamin, R (1, 6) OBP: 0.194, SLG: 0.333 | | 0-3 K | | | 2-2 P4 | | 1-2 K | | 0-1 K | 2 | 0 | 1 | 0 | 0 | 1 | 1 | | | | | | |
| Bud Black, L (1, 1) OBP: 0.091, SLG: 0.063 | | 1-1 SH2-4 | | | 0-1 1B | | | | | 2 | 0 | 1 | 0 | 0 | 1 | 1 | | | | | | |
| Inning Stats | R: 3 E: 0 K: 1 S: 19 | H: 2 LOB: 0 BB: 1 P: 32 | R: 0 E: 0 K: 1 S: 7 | H: 0 LOB: 1 BB: 1 P: 12 | R: 0 E: 0 K: 0 S: 6 | H: 1 LOB: 0 BB: 0 P: 11 | R: 0 E: 0 K: 2 S: 14 | H: 0 LOB: 1 BB: 1 P: 23 | R: 0 E: 0 K: 1 S: 9 | H: 1 LOB: 1 BB: 0 P: 12 | R: 2 E: 1 K: 2 S: 18 | H: 1 LOB: 1 BB: 1 P: 31 | R: 0 E: 0 K: 1 S: 8 | H: 1 LOB: 0 BB: 0 P: 12 | R: 0 E: 0 K: 0 S: 6 | H: 1 LOB: 1 BB: 0 P: 8 | R: 0 E: 0 K: 0 S: 13 | H: 0 LOB: 1 BB: 1 P: 24 | 1B: 5 2B: 1 3B: 0 HR: 1 | SF: 0 SAC: 1 DP: 1 HBP: 0 | WP: 1 PB: 0 SB: 1 CS: 0 | PA: 35 |
| PITCHER Tom Candiotti, R (1, 1) ERA: 2.98 | IP: 7.0 WLS: L BF: 31 H: 6 R: 5 ER: 4 SO: 8 BB: 4 IBB: 0 HBP: 0 BLK: 0 WP: 1 HR: 1 S: 81 P: 133 ERA: 5.14 WHIP: 1.429 | | | | | | | | | | | | | | | PITCHER | | | | | | |
| Tim Crews, R (8, 1) ERA: 5.94 | IP: 1.0 WLS: L BF: 4 H: 1 R: 0 ER: 0 SO: 0 BB: 0 IBB: 0 HBP: 0 BLK: 0 WP: 0 HR: 0 S: 6 P: 8 ERA: 0.00 WHIP: 1.000 | | | | | | | | | | | | | | | PITCHER | | | | | | |


| Batter | 1 | 2 | 3 | 4 | 5 | 6 | 7 | 8 | 9 | AB | R | H | RBI | BB | SO | LOB | TOP | | | | | |
|---|---|--|---|--|--|---------------------------------|-------------------------------|----------------------------------|------------------------------|----------------------------------|------------------------------|---------------------------------|-------------------------------|----------------------------------|------------------------------|---|--|-------------------------------|----------------------------------|-----------------------------------|------------------------------------|----------------------------------|
| Jose Offerman, S OBP: 0.334, SLG: 0.334 (1, 6) | G3 | | L4-6 | | | FC4-6 | | CS 1B | | 4 | 0 | 1 | 0 | 0 | 0 | 2 | <p>Los Angeles Dodgers @ San Francisco Giants Candlestick Park, San Francisco, CA</p> <p>Tue Jul 28 1992, 10:05 PM EDT Att: 18,754 - Cloudy - 59 F</p> | | | | | |
| Brett Butler, L OBP: 0.409, SLG: 0.401 (1, 8) | F8 | | | G1-3 | | FC4-6 | | CS 1B | | 4 | 0 | 1 | 0 | 0 | 0 | 1 | | | | | | |
| Lenny Harris, L OBP: 0.297, SLG: 0.310 Mike Sharperson, R OBP: 0.404, SLG: 0.418 (6, PH) (8, 4) | E5 | | | G5-3 | | | HR | K | | 3 | 1 | 2 | 0 | 0 | 0 | 0 | | | | | | |
| Eric Karros, R OBP: 0.282, SLG: 0.442 (1, 3) | K | | | K | | | HR | K | | 4 | 1 | 1 | 2 | 0 | 3 | 3 | | | | | | |
| Todd Benzinger, S OBP: 0.272, SLG: 0.341 (1, 7) | | G6-3 | | | F8 | | | | E3 1B FC3-6 1B | 4 | 1 | 1 | 0 | 0 | 0 | 0 | | | | | | |
| Henry Rodriguez, L (1, 9) | | K | | | F9 | | G3-1 | | F7 | 4 | 0 | 0 | 0 | 0 | 1 | 1 | | | | | | |
| Mike Scioscia, L OBP: 0.297, SLG: 0.292 Dave Anderson, R OBP: 0.298, SLG: 0.435 Carlos Hernandez, R OBP: 0.297, SLG: 0.278 (1, 2) (9, PR) (9, 2) | | F9 | | | G4-3 | | | 1B 1B | FC3-6 1B | 4 | 0 | 2 | 0 | 0 | 0 | 0 | | | | | | |
| Dave Hansen, L OBP: 0.300, SLG: 0.353 (1, 5) | | | L4-6 SH1-3 1B | | | FC4-6 1B | 1-2 1B | | FC3-6 1-2 3-H | 4 | 0 | 3 | 1 | 0 | 0 | 1 | | | | | | |
| Orel Hershiser, R OBP: 0.217, SLG: 0.295 Mitch Webster, S OBP: 0.343, SLG: 0.421 Jim Gott, R (7, 1) Juan Samuel, R OBP: 0.303, SLG: 0.303 Roger McDowell, R (9, 1) | | | SH1-3 | | | 1-3 K | 2-2 P3 | | K | 1 | 0 | 0 | 0 | 0 | 1 | 1 | | | | | | |
| Inning Stats | R: 0 E: 1 K: 1 S: 15 | H: 1 LOB: 1 BB: 0 P: 20 | R: 0 E: 0 K: 1 S: 5 | H: 0 LOB: 0 BB: 0 P: 6 | R: 0 E: 0 K: 0 S: 3 | H: 1 LOB: 0 BB: 0 P: 7 | R: 0 E: 0 K: 1 S: 10 | H: 0 LOB: 0 BB: 0 P: 18 | R: 0 E: 0 K: 0 S: 8 | H: 0 LOB: 0 BB: 0 P: 10 | R: 0 E: 0 K: 1 S: 7 | H: 1 LOB: 1 BB: 0 P: 9 | R: 2 E: 0 K: 0 S: 14 | H: 4 LOB: 2 BB: 0 P: 22 | R: 0 E: 0 K: 2 S: 8 | H: 2 LOB: 1 BB: 0 P: 9 | | R: 1 E: 1 K: 1 S: 12 | H: 2 LOB: 1 BB: 0 P: 17 | 1B: 10 2B: 1 3B: 0 HR: 1 | SF: 0 SAC: 1 DP: 1 HBP: 0 | WP: 0 PB: 0 SB: 0 CS: 2 |
| PITCHER | IP WLS BF H R ER SO BB IBB HBP BLK WP HR S P ERA WHIP | 6.2 25 6 2 2 4 0 0 0 0 0 1 57 83 2.70 0.900 | 0.1 2 1 0 0 0 0 0 0 0 0 0 5 9 0.00 3.000 | 0.0 2 2 0 0 0 0 0 0 0 0 0 2 2 ∞ ∞ | 2.0 W 7 2 1 0 3 0 0 0 0 0 0 18 24 0.00 1.000 | PITCHER | | | | | | | | | | IP WLS BF H R ER SO BB IBB HBP BLK WP HR S P ERA WHIP | | | | | | |

AB 35
R 3
H 11
RBI 3
BB 0
SO 7
LOB 14



| Batter | 1 | 2 | 3 | 4 | 5 | 6 | 7 | 8 | 9 | AB | R | H | RBI | BB | SO | LOB | BOTTOM | | | | | |
|--|---|--|---|---|------------------------------|---------------------------------|------------------------------|---------------------------------|-------------------------------|----------------------------------|------------------------------|----------------------------------|-------------------------------|----------------------------------|---|----------------------------------|--|------------------------------|----------------------------------|----------------------------------|------------------------------------|----------------------------------|
| Mike Felder, S OBP: 0.312, SLG: 0.368 (1, 8) | F8 | G3 | | | E S 1B | | | | | 3 | 1 | 1 | 0 | 1 | 0 | 1 | <p>Los Angeles Dodgers @ San Francisco Giants Candlestick Park, San Francisco, CA</p> <p>Tue Jul 28 1992, 10:05 PM EDT Att: 18,754 - Cloudy - 59 F</p> | | | | | |
| Robby Thompson, R OBP: 0.348, SLG: 0.404 (1, 4) | | | G6-3 | | E6 1B | | G6-3 | | | 4 | 0 | 1 | 0 | 0 | 0 | 2 | | | | | | |
| Mark Leonard, L OBP: 0.400, SLG: 0.600 Willie McGee, S OBP: 0.339, SLG: 0.361 (1, 9) (6, PR) (9, 9) | F9 | | G4-3 | | | FC6-4 1B | | G4-6-3 BB | | 3 | 0 | 1 | 1 | 1 | 0 | 1 | | | | | | |
| Chris James, R OBP: 0.306, SLG: 0.394 (1, 7) | F9 | | G4-3 | | FC6-4 | | | F9 | | 4 | 0 | 0 | 0 | 0 | 0 | 4 | | | | | | |
| Cory Snyder, R OBP: 0.320, SLG: 0.490 (1, 3) | | HR | | F7 | | G5-3 | | G4-6-3 | | 4 | 1 | 1 | 1 | 0 | 0 | 1 | | | | | | |
| Matt Williams, R OBP: 0.286, SLG: 0.381 (1, 5) | | F7 | | G6-3 | | K | | G5-3 | | 4 | 0 | 0 | 0 | 0 | 1 | 0 | | | | | | |
| Mark Bailey, S OBP: 0.273, SLG: 0.111 (1, 2) | | G6-3 | | G4-3 | | G3 | | G3-1 | | 4 | 0 | 0 | 0 | 0 | 0 | 0 | | | | | | |
| Jose Uribe, S OBP: 0.316, SLG: 0.376 (1, 6) | | | | | F9 | | K | | HR 1B | 4 | 2 | 2 | 0 | 0 | 1 | 0 | | | | | | |
| Bill Swift, R OBP: 0.211, SLG: 0.243 Jim Pitts, L OBP: 0.333, SLG: 0.333 Kevin Bass, S OBP: 0.305, SLG: 0.388 Bryan Hickerson, L OBP: 0.303, SLG: 0.303 Rod Beck, R OBP: 0.303, SLG: 0.303 Will Clark, L OBP: 0.306, SLG: 0.488 (1, 1) (7, 1) (7, PH) (8, 1) (9, 1) (9, PH) | | | | | K | | G5-3 | | HR | 2 | 0 | 1 | 1 | 0 | 1 | 0 | | | | | | |
| Inning Stats | R: 0 E: 0 K: 0 S: 12 | H: 1 LOB: 1 BB: 0 P: 19 | R: 2 E: 0 K: 0 S: 10 | H: 3 LOB: 1 BB: 0 P: 14 | R: 0 E: 0 K: 0 S: 5 | H: 0 LOB: 0 BB: 0 P: 9 | R: 0 E: 0 K: 0 S: 5 | H: 0 LOB: 0 BB: 0 P: 7 | R: 1 E: 1 K: 1 S: 11 | H: 2 LOB: 2 BB: 0 P: 17 | R: 0 E: 0 K: 1 S: 9 | H: 0 LOB: 0 BB: 0 P: 14 | R: 0 E: 0 K: 1 S: 10 | H: 0 LOB: 1 BB: 1 P: 14 | R: 0 E: 0 K: 0 S: 9 | H: 0 LOB: 1 BB: 1 P: 15 | | R: 2 E: 0 K: 0 S: 8 | H: 2 LOB: 0 BB: 0 P: 11 | 1B: 5 2B: 1 3B: 0 HR: 2 | SF: 0 SAC: 0 DP: 1 HBP: 0 | WP: 0 PB: 0 SB: 1 CS: 0 |
| PITCHER | IP WLS BF H R ER SO BB IBB HBP BLK WP HR S P ERA WHIP | 6.0 25 6 0 0 2 2 2 0 0 0 0 19 29 0.00 1.000 | 2.0 7 0 0 0 1 2 0 0 0 0 0 19 29 0.00 1.000 | 0.2 L 4 2 2 2 0 0 0 0 0 1 8 11 27.00 3.000 | PITCHER | | | | | | | | | | IP WLS BF H R ER SO BB IBB HBP BLK WP HR S P ERA WHIP | | | | | | | |

AB 34
R 5
H 8
RBI 5
BB 2
SO 3
LOB 9



| Batter | 1 | 2 | 3 | 4 | 5 | 6 | 7 | 8 | 9 | AB | R | H | RBI | BB | SO | LOB | TOP | | | | | | | | | |
|---|---|---|---|---|---|---|---|---|---|---|---|---|---|---|---|---|--|---|---|---|---|---|---|---|---|---|
| Jose Offerman, S OBP: 0.330, SLG: 0.329 | 1-2 G1-3 | | | 0-0 F9 | | 0-2 G6-3 | 0-3 K | | 2-2 F7 | 5 | 0 | 0 | 0 | 0 | 1 | 1 | Los Angeles Dodgers @ San Francisco Giants Candlestick Park, San Francisco, CA Wed Jul 29 1992, 6:33 AM EDT Att: 28,147 - Cloudy - 64 F | | | | | | | | | |
| Brett Butler, L OBP: 0.411, SLG: 0.401 | 0-0 1B | | | 4-1 BB | | 4-2 1B HR | 0-3 K | | 1-2 G3 | 3 | 1 | 1 | 0 | 2 | 1 | 1 | | | | | | | | | | |
| Mike Sharperson, R OBP: 0.400, SLG: 0.413 | 0-0 L4-3 | | | 1-2 P8 | | 1-0 HR | 2-3 K | | 2-3 K | 5 | 1 | 1 | 0 | 0 | 2 | 3 | | | | | | | | | | |
| Eric Karros, R Henry Rodriguez, L | | 3-2 F9 | | 4-2 BB | | 1-2 HR | | 0-1 P4 | | 3 | 1 | 1 | 3 | 1 | 0 | 0 | | | | | | | | | | |
| Mitch Webster, S OBP: 0.347, SLG: 0.423 | 0-0 G6-3 | | | 0-0 P3 | | 2-0 G4-3 HR | | 3-1 E 1B SF7 1B | | 4 | 2 | 2 | 0 | 0 | 0 | 2 | | | | | | | | | | |
| Todd Benzinger, S OBP: 0.272, SLG: 0.339 | 3-1 G6-3 | | | | 0-1 G4-3 | 1-1 G4-3 | | 1-0 E7 1B | | 4 | 0 | 1 | 0 | 0 | 0 | 1 | | | | | | | | | | |
| Carlos Hernandez, R OBP: 0.311, SLG: 0.314 | | | | 0-2 G4-3 | 1-2 FC6-4 1B | 1-1 HR | | 4-0 IBB | | 3 | 1 | 2 | 2 | 1 | 0 | 0 | | | | | | | | | | |
| Dave Hansen, L OBP: 0.295, SLG: 0.348 | | | | 2-3 K | 2-3 K | 0-0 G4-3 | | 1-0 SF7 | | 3 | 0 | 0 | 1 | 0 | 2 | 1 | | | | | | | | | | |
| Ramon Martinez, R Jay Howell, R | | | | 0-3 K | 0-1 FC6-4 | | 1-2 L5 | | | 4 | 0 | 1 | 0 | 0 | 1 | 3 | | | | | | | | | | |
| John Candelaria, L Roger McDowell, R | | | | | 1-2 K | | | | | 0 | 0 | 0 | 0 | 0 | 0 | 0 | | | | | | | | | | |
| Inning Stats | R: 0 E: 0 K: 0 S: 5 | H: 1 LOB: 0 BB: 0 P: 6 | R: 0 E: 0 K: 0 S: 6 | H: 0 LOB: 0 BB: 0 P: 12 | R: 0 E: 0 K: 2 S: 9 | H: 0 LOB: 0 BB: 2 P: 11 | R: 0 E: 0 K: 0 S: 9 | H: 0 LOB: 2 BB: 0 P: 17 | R: 0 E: 0 K: 1 S: 12 | H: 1 LOB: 1 BB: 0 P: 15 | R: 5 E: 0 K: 0 S: 22 | H: 4 LOB: 0 BB: 1 P: 32 | R: 0 E: 0 K: 3 S: 15 | H: 1 LOB: 0 BB: 0 P: 18 | R: 1 E: 1 K: 0 S: 9 | H: 2 LOB: 2 BB: 1 P: 19 | R: 0 E: 0 K: 1 S: 11 | H: 0 LOB: 0 BB: 0 P: 16 | 1B: 7 2B: 1 3B: 0 HR: 2 | SF: 1 SAC: 0 DP: 1 HBP: 0 | WP: 1 PB: 0 SB: 0 CS: 0 | PA: 39 | | | | |
| PITCHER | IP WLS BF H R ER SO BB IBB HBP BLK WP HR S P ERA WHIP | IP WLS BF H R ER SO BB IBB HBP BLK WP HR S P ERA WHIP | IP WLS BF H R ER SO BB IBB HBP BLK WP HR S P ERA WHIP | IP WLS BF H R ER SO BB IBB HBP BLK WP HR S P ERA WHIP | IP WLS BF H R ER SO BB IBB HBP BLK WP HR S P ERA WHIP | IP WLS BF H R ER SO BB IBB HBP BLK WP HR S P ERA WHIP | IP WLS BF H R ER SO BB IBB HBP BLK WP HR S P ERA WHIP | IP WLS BF H R ER SO BB IBB HBP BLK WP HR S P ERA WHIP | IP WLS BF H R ER SO BB IBB HBP BLK WP HR S P ERA WHIP | IP WLS BF H R ER SO BB IBB HBP BLK WP HR S P ERA WHIP | IP WLS BF H R ER SO BB IBB HBP BLK WP HR S P ERA WHIP | IP WLS BF H R ER SO BB IBB HBP BLK WP HR S P ERA WHIP | IP WLS BF H R ER SO BB IBB HBP BLK WP HR S P ERA WHIP | IP WLS BF H R ER SO BB IBB HBP BLK WP HR S P ERA WHIP | IP WLS BF H R ER SO BB IBB HBP BLK WP HR S P ERA WHIP | IP WLS BF H R ER SO BB IBB HBP BLK WP HR S P ERA WHIP | IP WLS BF H R ER SO BB IBB HBP BLK WP HR S P ERA WHIP | IP WLS BF H R ER SO BB IBB HBP BLK WP HR S P ERA WHIP | IP WLS BF H R ER SO BB IBB HBP BLK WP HR S P ERA WHIP | IP WLS BF H R ER SO BB IBB HBP BLK WP HR S P ERA WHIP | IP WLS BF H R ER SO BB IBB HBP BLK WP HR S P ERA WHIP | IP WLS BF H R ER SO BB IBB HBP BLK WP HR S P ERA WHIP | IP WLS BF H R ER SO BB IBB HBP BLK WP HR S P ERA WHIP | IP WLS BF H R ER SO BB IBB HBP BLK WP HR S P ERA WHIP | IP WLS BF H R ER SO BB IBB HBP BLK WP HR S P ERA WHIP | IP WLS BF H R ER SO BB IBB HBP BLK WP HR S P ERA WHIP |

| | |
|-----|----|
| AB | 34 |
| R | 6 |
| H | 9 |
| RBI | 6 |
| BB | 4 |
| SO | 7 |
| LOB | 12 |



| Batter | 1 | 2 | 3 | 4 | 5 | 6 | 7 | 8 | 9 | AB | R | H | RBI | BB | SO | LOB | BOTTOM | | | | | | | | | |
|---|---|---|---|---|---|---|---|---|---|---|---|---|---|---|---|---|--|---|---|---|---|---|---|---|---|---|
| Willie McGee, S OBP: 0.336, SLG: 0.358 | 2-2 L5 | | | 1-1 G4-3 | | 1-3 K | | 0-0 F9 | | 3 | 0 | 0 | 0 | 0 | 1 | 1 | Los Angeles Dodgers @ San Francisco Giants Candlestick Park, San Francisco, CA Wed Jul 29 1992, 6:33 AM EDT Att: 28,147 - Cloudy - 64 F | | | | | | | | | |
| Michael Jackson, R | | | | | | | | | | 0 | 0 | 0 | 0 | 0 | 0 | 0 | | | | | | | | | | |
| Dave Righetti, L | | | | | | | | | | 0 | 0 | 0 | 0 | 0 | 0 | 0 | | | | | | | | | | |
| Mike Felder, S OBP: 0.311, SLG: 0.366 | | | | | | | | | | 1 | 0 | 0 | 0 | 0 | 2 | | | | | | | | | | | |
| Jeff Brantley, R OBP: 0.597, SLG: 0.500 | | | | | | | | | | 0 | 0 | 0 | 0 | 0 | 0 | 0 | | | | | | | | | | |
| Robby Thompson, R OBP: 0.343, SLG: 0.398 | 2-1 P5 | | | 1-0 F9 | | | 2-3 K | 0-2 F9 | | 4 | 0 | 0 | 0 | 0 | 1 | 2 | | | | | | | | | | |
| Will Clark, L OBP: 0.397, SLG: 0.488 | 2-2 G6-3 | | | 0-0 F7 | | 1-1 1B 2B | | 1-1 FC6 | | 4 | 1 | 1 | 0 | 0 | 2 | | | | | | | | | | | |
| Chris James, R OBP: 0.304, SLG: 0.390 | | 1-3 K | | | 2-3 K | | 1-0 1B | 1-1 G4-3 | | 4 | 0 | 1 | 1 | 0 | 2 | 0 | | | | | | | | | | |
| Cory Snyder, R OBP: 0.319, SLG: 0.486 | | 0-3 K | | | 2-2 F7 | | 0-1 1B | 0-3 K | | 4 | 0 | 1 | 0 | 0 | 2 | 0 | | | | | | | | | | |
| Matt Williams, R OBP: 0.285, SLG: 0.382 | | 1-0 P2 | | | 0-0 G6-3 | | 3-3 K | 1-0 2B | | 4 | 0 | 1 | 0 | 0 | 1 | 2 | | | | | | | | | | |
| Mark Bailey, S OBP: 0.353, SLG: 0.111 | | | | 4-2 G3-6-1 BB | | 0-1 F8 | 2-2 G1-3 | 0-1 G5-3 | | 0 | 0 | 0 | 0 | 1 | 0 | 0 | | | | | | | | | | |
| Craig Colbert, R OBP: 0.200, SLG: 0.179 | | | | | | | | | | 3 | 0 | 0 | 0 | 0 | 3 | | | | | | | | | | | |
| Jose Uribe, S OBP: 0.317, SLG: 0.370 | | | | 0-0 L6 | | 0-1 P6 | | 4-0 1B BB | | 2 | 0 | 0 | 0 | 1 | 0 | 1 | | | | | | | | | | |
| Trevor Wilson, L OBP: 0.129, SLG: 0.071 | | | | 3-2 G3-6-1 | | 4-0 BB | | 2-1 FC6 1B | | 1 | 0 | 0 | 0 | 0 | 0 | 1 | | | | | | | | | | |
| Bryan Hickerson, L | | | | | | | | | | 0 | 0 | 0 | 0 | 0 | 0 | 0 | | | | | | | | | | |
| Mark Leonard, L OBP: 0.444, SLG: 0.619 | | | | 1-2 K | | | | | | 1 | 0 | 1 | 0 | 1 | 0 | 0 | | | | | | | | | | |
| Inning Stats | R: 0 E: 0 K: 0 S: 8 | H: 0 LOB: 0 BB: 0 P: 14 | R: 0 E: 0 K: 2 S: 8 | H: 0 LOB: 0 BB: 0 P: 10 | R: 0 E: 0 K: 0 S: 7 | H: 0 LOB: 0 BB: 1 P: 14 | R: 0 E: 0 K: 0 S: 4 | H: 0 LOB: 0 BB: 0 P: 6 | R: 0 E: 0 K: 1 S: 8 | H: 0 LOB: 0 BB: 0 P: 12 | R: 0 E: 0 K: 1 S: 7 | H: 0 LOB: 1 BB: 1 P: 12 | R: 1 E: 0 K: 2 S: 15 | H: 3 LOB: 2 BB: 0 P: 24 | R: 0 E: 0 K: 0 S: 8 | H: 1 LOB: 2 BB: 1 P: 15 | R: 0 E: 0 K: 1 S: 8 | H: 1 LOB: 1 BB: 0 P: 10 | 1B: 3 2B: 2 3B: 0 HR: 0 | SF: 0 SAC: 0 DP: 1 HBP: 0 | WP: 0 PB: 0 SB: 0 CS: 0 | PA: 34 | | | | |
| PITCHER | IP WLS BF H R ER SO BB IBB HBP BLK WP HR S P ERA WHIP | IP WLS BF H R ER SO BB IBB HBP BLK WP HR S P ERA WHIP | IP WLS BF H R ER SO BB IBB HBP BLK WP HR S P ERA WHIP | IP WLS BF H R ER SO BB IBB HBP BLK WP HR S P ERA WHIP | IP WLS BF H R ER SO BB IBB HBP BLK WP HR S P ERA WHIP | IP WLS BF H R ER SO BB IBB HBP BLK WP HR S P ERA WHIP | IP WLS BF H R ER SO BB IBB HBP BLK WP HR S P ERA WHIP | IP WLS BF H R ER SO BB IBB HBP BLK WP HR S P ERA WHIP | IP WLS BF H R ER SO BB IBB HBP BLK WP HR S P ERA WHIP | IP WLS BF H R ER SO BB IBB HBP BLK WP HR S P ERA WHIP | IP WLS BF H R ER SO BB IBB HBP BLK WP HR S P ERA WHIP | IP WLS BF H R ER SO BB IBB HBP BLK WP HR S P ERA WHIP | IP WLS BF H R ER SO BB IBB HBP BLK WP HR S P ERA WHIP | IP WLS BF H R ER SO BB IBB HBP BLK WP HR S P ERA WHIP | IP WLS BF H R ER SO BB IBB HBP BLK WP HR S P ERA WHIP | IP WLS BF H R ER SO BB IBB HBP BLK WP HR S P ERA WHIP | IP WLS BF H R ER SO BB IBB HBP BLK WP HR S P ERA WHIP | IP WLS BF H R ER SO BB IBB HBP BLK WP HR S P ERA WHIP | IP WLS BF H R ER SO BB IBB HBP BLK WP HR S P ERA WHIP | IP WLS BF H R ER SO BB IBB HBP BLK WP HR S P ERA WHIP | IP WLS BF H R ER SO BB IBB HBP BLK WP HR S P ERA WHIP | IP WLS BF H R ER SO BB IBB HBP BLK WP HR S P ERA WHIP | IP WLS BF H R ER SO BB IBB HBP BLK WP HR S P ERA WHIP | IP WLS BF H R ER SO BB IBB HBP BLK WP HR S P ERA WHIP | IP WLS BF H R ER SO BB IBB HBP BLK WP HR S P ERA WHIP | IP WLS BF H R ER SO BB IBB HBP BLK WP HR S P ERA WHIP |



| Batter | 1 | 2 | 3 | 4 | 5 | 6 | 7 | 8 | 9 | AB R H RBI BB SO LOB | TOP | | | | | | | | | | | |
|---|---|----------------------------------|------------------------------|---------------------------------|------------------------------|---------------------------------|------------------------------|---------------------------------|-------------------------------|----------------------------------|--|---|--|----------------------------------|-------------------------------|----------------------------------|------------------------------|---------------------------------|----------------------------------|------------------------------------|----------------------------------|--------|
| Tony Fernandez, S (1, 6) OBP: 0.337, SLG: 0.354 | F7 | | G3 | | K | | P4 | | K | 5 0 0 0 0 2 3 | San Diego Padres @ Los Angeles Dodgers Dodger Stadium, Los Angeles, CA Fri Jul 31 1992, 7:05 PM PDT Att: 33,066 - Sunny - 78 F | | | | | | | | | | | |
| Tony Gwynn, L (1, 9) OBP: 0.375, SLG: 0.420 | F BB SF8-1-3 BB | | F9 | | K | | E3 | | P6 | 4 1 0 0 1 1 3 | | | | | | | | | | | | |
| Gary Sheffield, R (1, 5) OBP: 0.384, SLG: 0.553 | E2 | | | G6-3 | | G3-1 1B 2B | | | F9 | 3 1 1 0 1 0 2 | | | | | | | | | | | | |
| Fred McGriff, L (1, 3) OBP: 0.410, SLG: 0.565 | SF8-1-3 | | | L4 | | G3-1 | | SH1-3 E 2B | | 3 1 1 1 0 0 1 | | | | | | | | | | | | |
| Darrin Jackson, R (1, 8) OBP: 0.299, SLG: 0.428 | | F9 | | G6-3 | | G5-4-3 1B | | SH1-3 | | 3 0 1 1 0 0 0 | | | | | | | | | | | | |
| Benito Santiago, R (1, 2) OBP: 0.304, SLG: 0.371 | | G6-3 | | | F9 | G5-4-3 | | | | 3 0 0 0 1 0 1 | | | | | | | | | | | | |
| Jerald Clark, R (1, 7) OBP: 0.293, SLG: 0.379 | | | | | E 1B | P6 | | F7 | | 4 1 2 0 0 0 2 | | | | | | | | | | | | |
| Kurt Stillwell, S (1, 4) OBP: 0.278, SLG: 0.322 | | | | | E4 1B | | | | | 4 0 1 0 0 1 3 | | | | | | | | | | | | |
| Larry Andersen, R (8, 1) | | | | | | | | | | 0 0 0 0 0 0 0 | | | | | | | | | | | | |
| Randy Myers, L (9, 1) | | | | | | | | | | 0 0 0 0 0 0 0 | | | | | | | | | | | | |
| Bruce Hurst, L (1, 1) OBP: 0.130, SLG: 0.135 | | | | | G4-3 | | | | | 2 0 1 1 0 0 0 | | | | | | | | | | | | |
| Tim Teufel, R (8, 4) OBP: 0.330, SLG: 0.374 | | | | | | | SH1-4 | | L4 | 1 0 0 0 0 0 0 | | | | | | | | | | | | |
| Inning Stats | R: 1 E: 1 K: 0 S: 10 | H: 0 LOB: 0 BB: 2 P: 21 | R: 0 E: 0 K: 0 S: 6 | H: 1 LOB: 1 BB: 0 P: 8 | R: 0 E: 0 K: 0 S: 7 | H: 0 LOB: 0 BB: 0 P: 9 | R: 0 E: 0 K: 0 S: 3 | H: 0 LOB: 0 BB: 0 P: 5 | R: 1 E: 1 K: 2 S: 17 | H: 2 LOB: 2 BB: 0 P: 24 | R: 1 E: 0 K: 0 S: 12 | H: 2 LOB: 1 BB: 0 P: 20 | R: 0 E: 1 K: 0 S: 11 | H: 1 LOB: 2 BB: 0 P: 17 | R: 1 E: 1 K: 1 S: 10 | H: 1 LOB: 1 BB: 0 P: 20 | R: 0 E: 0 K: 1 S: 7 | H: 0 LOB: 0 BB: 0 P: 8 | 1B: 4 2B: 4 3B: 0 HR: 0 | SF: 1 SAC: 2 DP: 1 HBP: 0 | WP: 0 PB: 0 SB: 0 CS: 0 | PA: 38 |
| PITCHER | IP WLS BF H R ER SO BB IBB HBP BLK WP HR S P ERA WHIP | | | | | | | | | | | IP WLS BF H R ER SO BB IBB HBP BLK WP HR S P ERA WHIP | | | | | | | | | | |
| Kevin Gross, R (1, 1) ERA: 3.44 | 7.0 L 31 7 4 2 2 2 2 0 0 0 0 0 0 68 109 2.57 1.286 | | | | | | | | | | | Jay Howell, R (8, 1) ERA: 1.45 | 2.0 7 0 0 0 2 1 0 0 0 0 0 0 15 23 0.00 0.500 | | | | | | | | | |

| Batter | 1 | 2 | 3 | 4 | 5 | 6 | 7 | 8 | 9 | AB R H RBI BB SO LOB | BOTTOM | | | | | | | | | | | |
|--|---|----------------------------------|------------------------------|----------------------------------|-------------------------------|----------------------------------|-------------------------------|----------------------------------|-------------------------------|----------------------------------|--|---|---------------------------------------|----------------------------------|------------------------------|----------------------------------|------------------------------|----------------------------------|-----------------------------------|------------------------------------|----------------------------------|--------|
| Jose Offerman, S (1, 6) OBP: 0.326, SLG: 0.326 | F8 | | G5-3 | | E5 BLK 1B | | G5-3 | | P3 | 5 1 1 0 0 0 0 | San Diego Padres @ Los Angeles Dodgers Dodger Stadium, Los Angeles, CA Fri Jul 31 1992, 7:05 PM PDT Att: 33,066 - Sunny - 78 F | | | | | | | | | | | |
| Brett Butler, L (1, 8) OBP: 0.419, SLG: 0.405 | 1B BB | | F7 | | 1B | | S 1B | | | 3 1 2 1 1 0 0 | | | | | | | | | | | | |
| Eric Young Sr., R (1, 4) OBP: 0.333, SLG: 0.250 | K | | F9 | | F8 | | F8 | | | 4 0 0 0 0 1 2 | | | | | | | | | | | | |
| Eric Karros, R (1, 3) OBP: 0.295, SLG: 0.456 | 1B 1B | | | | BB 1B | | F8 | | | 4 1 3 0 0 0 1 | | | | | | | | | | | | |
| Eric Davis, R (1, 7) OBP: 0.325, SLG: 0.339 | 1B 1B | | | | FC5-4 BB | | G1-3 | | | 3 0 1 1 1 1 1 | | | | | | | | | | | | |
| Todd Benzinger, S (1, 9) OBP: 0.270, SLG: 0.336 | 1B | | | | P4 FC5-4 | | F7 | | | 4 0 1 1 0 0 2 | | | | | | | | | | | | |
| Mike Scioscia, L (1, 2) OBP: 0.287, SLG: 0.282 | F8 | | | | P2 | | E5 G3 CS 1B | | G4-3 | 4 0 1 0 0 0 2 | | | | | | | | | | | | |
| Dave Hansen, L (1, 5) OBP: 0.291, SLG: 0.342 | | | | | | | G3 | | F7 | 3 0 1 0 0 1 1 | | | | | | | | | | | | |
| Mike Sharperson, R (9, PH) OBP: 0.399, SLG: 0.412 | | | | | | | | | | 1 0 0 0 0 0 0 | | | | | | | | | | | | |
| Kevin Gross, R (1, 1) OBP: 0.128, SLG: 0.081 | | | | | | | | | F7 | 3 0 0 0 0 2 2 | | | | | | | | | | | | |
| Jay Howell, R (8, 1) | | | | | | | | | | 0 0 0 0 0 0 0 | | | | | | | | | | | | |
| Mitch Webster, S (9, PH) OBP: 0.335, SLG: 0.406 | | | | | | | | | | 1 0 0 0 0 0 0 | | | | | | | | | | | | |
| Inning Stats | R: 2 E: 0 K: 1 S: 13 | H: 3 LOB: 2 BB: 1 P: 23 | R: 0 E: 0 K: 1 S: 8 | H: 0 LOB: 0 BB: 0 P: 14 | R: 0 E: 0 K: 1 S: 13 | H: 1 LOB: 1 BB: 0 P: 19 | R: 0 E: 0 K: 1 S: 10 | H: 1 LOB: 1 BB: 0 P: 13 | R: 1 E: 1 K: 0 S: 12 | H: 3 LOB: 2 BB: 1 P: 19 | R: 0 E: 0 K: 1 S: 5 | H: 1 LOB: 0 BB: 0 P: 7 | R: 0 E: 0 K: 0 S: 11 | H: 1 LOB: 1 BB: 0 P: 18 | R: 0 E: 0 K: 0 S: 8 | H: 0 LOB: 0 BB: 0 P: 14 | R: 0 E: 0 K: 0 S: 6 | H: 0 LOB: 0 BB: 0 P: 11 | 1B: 10 2B: 0 3B: 0 HR: 0 | SF: 0 SAC: 0 DP: 0 HBP: 0 | WP: 0 PB: 0 SB: 1 CS: 1 | PA: 37 |
| PITCHER | IP WLS BF H R ER SO BB IBB HBP BLK WP HR S P ERA WHIP | | | | | | | | | | | IP WLS BF H R ER SO BB IBB HBP BLK WP HR S P ERA WHIP | | | | | | | | | | |
| Bruce Hurst, L (1, 1) ERA: 3.34 | 7.0 W 31 10 3 3 3 5 2 0 0 0 0 0 0 72 113 3.86 1.714 | | | | | | | | | | | Larry Andersen, R (8, 1) ERA: 4.09 | 1.0 3 0 0 0 0 0 0 0 0 8 14 0.00 0.000 | | | | | | | | | |
| Randy Myers, L (9, 1) ERA: 4.88 | 1.0 S 3 0 0 0 0 0 0 0 0 0 0 0 6 11 0.00 0.000 | | | | | | | | | | | | | | | | | | | | | |



| Batter | 1 | 2 | 3 | 4 | 5 | 6 | 7 | 8 | 9 | AB | R | H | RBI | BB | SO | LOB | TOP | | | | | | | | | |
|---|------------------------------|----------------------------------|------------------------------|----------------------------------|------------------------------|----------------------------------|------------------------------|----------------------------------|------------------------------|----------------------------------|-------------------------------|----------------------------------|------------------------------|----------------------------------|-------------------------------|----------------------------------|--|-----------|-------------------------------|----------------------------------|----------------------------------|------------------------------------|----------------------------------|--------|--|--|
| Tony Fernandez, S OBP: 0.336, SLG: 0.353 Craig Shipley, R OBP: 0.231, SLG: 0.250 | 1-3 K | | 0-0 G5-3 | | | 3-1 L8 | | 2-2 G6-3 | | 1 | 0 | 0 | 0 | 0 | 1 | 0 | San Diego Padres @ Los Angeles Dodgers Dodger Stadium, Los Angeles, CA Sat Aug 01 1992, 7:05 PM PDT Att: 33,078 - Sunny - 80 F | | | | | | | | | |
| Tony Gwynn, L OBP: 0.374, SLG: 0.419 | 0-0 G3-1 | | 2-1 L9 | | | 0-1 FC6-4 1B | | 2-1 F8 | | 4 | 0 | 1 | 0 | 0 | 0 | 1 | | | | | | | | | | |
| Gary Sheffield, R OBP: 0.385, SLG: 0.553 | 2-1 1B | | | 2-3 K | | 1-2 FC6-4 FC4-6 1-2f | | 2-1 FC4-6 1B | | 4 | 0 | 2 | 0 | 0 | 1 | 1 | | | | | | | | | | |
| Fred McGriff, L OBP: 0.408, SLG: 0.561 | 3-3 K | | | 1-0 1B | | 1-0 FC4-6 1-2f | | 0-0 FC4-6 1B FC3-6 | | 4 | 1 | 1 | 0 | 0 | 1 | 3 | | | | | | | | | | |
| Darrin Jackson, R OBP: 0.303, SLG: 0.431 | | 0-1 G5-4-3 1B | | 0-1 G6-4-3 1B | | 0-0 G6-3 | | 1-1 FC3-6 1B E | | 4 | 1 | 3 | 0 | 0 | 0 | 0 | | | | | | | | | | |
| Benito Santiago, R OBP: 0.303, SLG: 0.369 | | 1-0 G5-4-3 1-2f | | 0-1 G6-4-3 1-2f | | 3-2 F8 | | 2-1 FC3-6 1B | | 4 | 0 | 1 | 0 | 0 | 0 | 3 | | | | | | | | | | |
| Phil Stephenson, L OBP: 0.304, SLG: 0.333 | | 4-1 BB | | | 1-1 G4-3 | | 3-2 G4-3 | | 3-2 FC3-6 E | | 3 | 0 | 0 | 1 | 1 | 0 | | 2 | | | | | | | | |
| Kurt Stillwell, S OBP: 0.277, SLG: 0.325 | | 1-0 G4-3 | | | 3-2 P8 | | | 3-2 E6 | | 4 | 0 | 1 | 0 | 0 | 0 | 2 | | | | | | | | | | |
| Andy Benes, R OBP: 0.184, SLG: 0.178 Jose Melendez, R Oscar Azocar, L Tim Scott, R Kevin Ward, R | | | 2-2 P5 | | 1-2 G1-3 | | | 2-1 F8 | | 2 | 0 | 0 | 0 | 0 | 0 | 0 | | SD | | | | | | | | |
| Inning Stats | R: 0 E: 0 K: 2 S: 9 | H: 1 LOB: 1 BB: 0 P: 15 | R: 0 E: 0 K: 0 S: 5 | H: 1 LOB: 1 BB: 1 P: 11 | R: 0 E: 0 K: 1 S: 6 | H: 0 LOB: 0 BB: 0 P: 10 | R: 0 E: 0 K: 1 S: 8 | H: 2 LOB: 1 BB: 0 P: 11 | R: 0 E: 0 K: 0 S: 8 | H: 0 LOB: 0 BB: 0 P: 13 | R: 0 E: 0 K: 0 S: 10 | H: 1 LOB: 1 BB: 0 P: 15 | R: 0 E: 0 K: 0 S: 8 | H: 0 LOB: 0 BB: 0 P: 14 | R: 0 E: 0 K: 0 S: 10 | H: 1 LOB: 1 BB: 0 P: 19 | | | R: 2 E: 1 K: 1 S: 16 | H: 3 LOB: 2 BB: 0 P: 29 | 1B: 8 2B: 1 3B: 0 HR: 0 | SF: 0 SAC: 0 DP: 2 HBP: 0 | WP: 0 PB: 0 SB: 0 CS: 0 | PA: 36 | | |
| PITCHER | IP | WLS | BF | H | R | ER | SO | BB | IBB | HBP | BLK | WP | HR | S | P | ERA | WHIP | | | | | | | | | |
| Tom Candiotti, R ERA: 2.88 | 5.0 | W | 18 | 4 | 0 | 0 | 3 | 1 | 0 | 0 | 0 | 0 | 0 | 36 | 60 | 0.00 | 1.000 | | | | | | | | | |
| Jim Gott, R ERA: 1.97 | 2.0 | | 7 | 1 | 0 | 0 | 0 | 0 | 0 | 0 | 0 | 0 | 0 | 18 | 29 | 0.00 | 0.500 | | | | | | | | | |
| Tim Crews, R ERA: 5.82 | 1.0 | | 4 | 1 | 0 | 0 | 0 | 0 | 0 | 0 | 0 | 0 | 0 | 10 | 19 | 0.00 | 1.000 | | | | | | | | | |
| Roger McDowell, R ERA: 3.44 | 1.0 | | 7 | 3 | 2 | 1 | 1 | 0 | 0 | 0 | 0 | 0 | 0 | 16 | 29 | 9.00 | 3.000 | | | | | | | | | |

| Batter | 1 | 2 | 3 | 4 | 5 | 6 | 7 | 8 | 9 | AB | R | H | RBI | BB | SO | LOB | BOTTOM | | | | | | | | | |
|--|-------------------------------|----------------------------------|------------------------------|---------------------------------|-------------------------------|----------------------------------|-------------------------------|----------------------------------|-------------------------------|----------------------------------|-------------------------------|----------------------------------|-------------------------------|----------------------------------|------------------------------|---------------------------------|--|----------------|-----------------------------------|------------------------------------|----------------------------------|--------|--|--|--|--|
| Jose Offerman, S OBP: 0.332, SLG: 0.329 | 0-1 SH 1B | | 3-2 G1-3 | 4-2 BB | | 4-2 1B BB | 0-2 | | | 3 | 2 | 2 | 0 | 2 | 0 | 0 | San Diego Padres @ Los Angeles Dodgers Dodger Stadium, Los Angeles, CA Sat Aug 01 1992, 7:05 PM PDT Att: 33,078 - Sunny - 80 F | | | | | | | | | |
| Brett Butler, L OBP: 0.421, SLG: 0.408 | 2-2 SH 1B | | 1-1 E4 1B | 3-2 P8 | | 0-0 1B SF7 1B | 0-1 F8 | | | 5 | 2 | 3 | 0 | 0 | 0 | 3 | | | | | | | | | | |
| Eric Young Sr., R OBP: 0.385, SLG: 0.333 | 0-0 SH | | 1-0 P8 | | 2-2 2B | 0-2 1B | 0-1 G6-3 | | | 4 | 1 | 2 | 1 | 0 | 0 | 1 | | | | | | | | | | |
| Eric Karros, R OBP: 0.297, SLG: 0.457 | 2-0 P2 | | 4-1 1B BB | | 0-1 1B 2B | 1-3 K | 1-1 P3 | | | 4 | 1 | 1 | 1 | 1 | 1 | 4 | | | | | | | | | | |
| Eric Davis, R OBP: 0.327, SLG: 0.339 Mitch Webster, S OBP: 0.333, SLG: 0.404 | 3-3 K | | 0-0 1-2 2-H 1B | | 2-1 G5-3 | 3-2 HBP | 1-3 K | | | 3 | 0 | 1 | 1 | 0 | 1 | 3 | | | | | | | | | | |
| Henry Rodriguez, L OBP: 0.095, SLG: 0.063 | 0-3 K | | 0-3 K | | 0-0 2-3 1B | 2-2 SF7 | 0-1 G6-3 | | | 3 | 1 | 1 | 1 | 0 | 2 | 4 | | | | | | | | | | |
| Mike Scioscia, L OBP: 0.290, SLG: 0.285 | | 0-1 G3-1 | | 1-0 SH3 1B | 1-1 1B | 0-1 G4-3 | | | | 4 | 0 | 2 | 1 | 0 | 0 | 2 | | | | | | | | | | |
| Dave Hansen, L OBP: 0.290, SLG: 0.340 | | 0-0 F8 | | 3-2 F9 | 2-1 G4-6-3 1B | | 1-2 F9 | | | 4 | 0 | 1 | 1 | 0 | 0 | 1 | | | | | | | | | | |
| Tom Candiotti, R Lenny Harris, L Jim Gott, R Todd Benzinger, S Tim Crews, R Roger McDowell, R | | 1-0 G6-3 | | 0-2 SH3 | 1-0 G4-6-3 | | 0-0 P6 | | | 1 | 0 | 0 | 0 | 0 | 0 | 0 | | Dodgers | | | | | | | | |
| Inning Stats | R: 1 E: 1 K: 2 S: 14 | H: 2 LOB: 2 BB: 0 P: 21 | R: 0 E: 0 K: 0 S: 4 | H: 0 LOB: 0 BB: 0 P: 5 | R: 1 E: 1 K: 1 S: 11 | H: 2 LOB: 2 BB: 1 P: 20 | R: 0 E: 0 K: 0 S: 15 | H: 1 LOB: 2 BB: 1 P: 26 | R: 3 E: 0 K: 0 S: 13 | H: 5 LOB: 1 BB: 0 P: 21 | R: 2 E: 0 K: 1 S: 20 | H: 2 LOB: 2 BB: 1 P: 30 | R: 0 E: 0 K: 0 S: 10 | H: 1 LOB: 1 BB: 0 P: 11 | R: 0 E: 0 K: 1 S: 7 | H: 0 LOB: 0 BB: 0 P: 9 | | | 1B: 12 2B: 1 3B: 0 HR: 0 | SF: 1 SAC: 2 DP: 1 HBP: 1 | WP: 0 PB: 0 SB: 0 CS: 0 | PA: 41 | | | | |
| PITCHER | IP | WLS | BF | H | R | ER | SO | BB | IBB | HBP | BLK | WP | HR | S | P | ERA | WHIP | | | | | | | | | |
| Andy Benes, R ERA: 3.66 | 4.1 | L | 26 | 10 | 5 | 4 | 3 | 2 | 0 | 0 | 0 | 0 | 0 | 56 | 91 | 8.31 | 2.769 | | | | | | | | | |
| Jose Melendez, R ERA: 3.27 | 2.2 | | 12 | 3 | 2 | 2 | 1 | 1 | 0 | 1 | 0 | 0 | 0 | 31 | 43 | 6.75 | 1.500 | | | | | | | | | |
| Tim Scott, R ERA: 3.71 | 1.0 | | 3 | 0 | 0 | 0 | 1 | 0 | 0 | 0 | 0 | 0 | 0 | 7 | 9 | 0.00 | 0.000 | | | | | | | | | |

| Batter | 1 | 2 | 3 | 4 | 5 | 6 | 7 | 8 | 9 | AB | R | H | RBI | BB | SO | LOB | TOP | | | | | |
|---|------------------------------|----------------------------------|-------------------------------------|-----------------------------------|-------------------------------|----------------------------------|-------------------------------|----------------------------------|-------------------------------|----------------------------------|------------------------------|----------------------------------|------------------------------|---------------------------------|------------------------------|----------------------------------|--|---------------------------------|-------------------------------------|------------------------------------|----------------------------------|--------|
| Tony Fernandez, S (1, 6) OBP: 0.338, SLG: 0.355 | G3-1 | | 1B | | FC4-6 | | | G3-1 | | 4 | 0 | 2 | 1 | 0 | 0 | 0 | San Diego Padres @ Los Angeles Dodgers Dodger Stadium, Los Angeles, CA Sun Aug 02 1992, 3:33 AM PDT Att: 34,584 - Sunny - 85 F | | | | | |
| Tony Gwynn, L (1, 9) OBP: 0.372, SLG: 0.417 | 1B | | K | | FC4-6 | | | G3-1 | | 4 | 0 | 1 | 0 | 0 | 1 | 2 | | | | | | |
| Gary Sheffield, R (1, 5) OBP: 0.381, SLG: 0.547 | P6 | | | | P2 | | | K | | 4 | 0 | 0 | 0 | 0 | 1 | 1 | | | | | | |
| Fred McGriff, L (1, 3) OBP: 0.404, SLG: 0.554 | K | | | | G4-3 | | | F9 | | 4 | 0 | 0 | 0 | 0 | 1 | 1 | | | | | | |
| Darrin Jackson, R (1, 8) OBP: 0.303, SLG: 0.429 | | | | | FC6-4 | | | F8 | | 4 | 0 | 1 | 0 | 0 | 0 | 0 | | | | | | |
| Benito Santiago, R (1, 2) OBP: 0.299, SLG: 0.364 | | | | | FC6-4 | | | G6-3 | | 3 | 0 | 0 | 0 | 0 | 0 | 1 | | | | | | |
| Jerald Clark, R (1, 7) OBP: 0.294, SLG: 0.378 | | | | | 1B | | | L4 | | 3 | 0 | 1 | 0 | 0 | 0 | 0 | | | | | | |
| Kurt Stillwell, S (1, 4) OBP: 0.275, SLG: 0.322 | | | | | FC4-6 | | | F7 | | 3 | 1 | 0 | 0 | 0 | 0 | 1 | | | | | | |
| Mike Maddux, L (7, 1) OBP: 0.400, SLG: 0.250 | | | | | SH1-4 | | | F7 | | 0 | 0 | 0 | 0 | 0 | 0 | 0 | | | | | | |
| Jim Deshaies, L (1, 1) OBP: 0.328, SLG: 0.372 | | | | | SH1-4 | | | F8 | | 1 | 0 | 0 | 0 | 0 | 0 | 0 | | | | | | |
| Inning Stats | R: 0 E: 0 K: 1 S: 9 | H: 1 LOB: 1 BB: 0 P: 14 | R: 0 E: 0 K: 0 S: 7 | H: 0 LOB: 0 BB: 0 P: 10 | R: 0 E: 0 K: 1 S: 10 | H: 1 LOB: 1 BB: 0 P: 15 | R: 0 E: 0 K: 0 S: 10 | H: 1 LOB: 1 BB: 0 P: 15 | R: 1 E: 0 K: 0 S: 12 | H: 2 LOB: 1 BB: 0 P: 15 | R: 0 E: 0 K: 1 S: 6 | H: 0 LOB: 0 BB: 0 P: 11 | R: 0 E: 0 K: 0 S: 4 | H: 0 LOB: 0 BB: 0 P: 5 | R: 0 E: 0 K: 0 S: 6 | H: 0 LOB: 0 BB: 0 P: 12 | R: 0 E: 0 K: 0 S: 4 | H: 0 LOB: 0 BB: 0 P: 6 | 1B: 5 2B: 0 3B: 0 HR: 0 | SF: 0 SAC: 1 DP: 0 HBP: 0 | WP: 0 PB: 0 SB: 0 CS: 0 | PA: 32 |
| PITCHER Orel Hershisier, R (1, 1) ERA: 3.6 | IP: 9.0 WLS: W BF: 32 | H: 5 R: 1 ER: 1 SO: 3 | BB: 0 IBB: 0 HBP: 0 BLK: 0 | WP: 0 HR: 0 S: 68 P: 103 | ERA: 1.00 WHIP: 0.556 | | | | | | | | | | | PITCHER | IP: 9.0 WLS: W BF: 32 | H: 5 R: 1 ER: 1 SO: 3 | BB: 0 IBB: 0 HBP: 0 BLK: 0 | WP: 0 HR: 0 S: 68 P: 103 | ERA: 1.00 WHIP: 0.556 | |

| Batter | 1 | 2 | 3 | 4 | 5 | 6 | 7 | 8 | 9 | AB | R | H | RBI | BB | SO | LOB | BOTTOM | | | | |
|--|------------------------------|----------------------------------|-------------------------------------|-----------------------------------|------------------------------|----------------------------------|-------------------------------|----------------------------------|-------------------------------|----------------------------------|------------------------------|---------------------------------|-------------------------------|----------------------------------|------------------------------|---------------------------------|--|----------------------------------|-------------------------------------|-----------------------------------|--------------------------|
| Jose Offerman, S (1, 6) OBP: 0.332, SLG: 0.328 | P4 | | G3 | | L4 | | | 1B | | 4 | 1 | 1 | 0 | 0 | 0 | 0 | San Diego Padres @ Los Angeles Dodgers Dodger Stadium, Los Angeles, CA Sun Aug 02 1992, 3:33 AM PDT Att: 34,584 - Sunny - 85 F | | | | |
| Brett Butler, L (1, 8) OBP: 0.419, SLG: 0.406 | G4-3 | | K | | G5-4-3 | | | G5-3 | | 4 | 0 | 1 | 0 | 0 | 1 | 1 | | | | | |
| Eric Young Sr., R (1, 4) OBP: 0.353, SLG: 0.313 | P4 | | F9 | | G5-4-3 | | | 2B | | 4 | 1 | 1 | 0 | 0 | 0 | 1 | | | | | |
| Eric Karros, R (1, 3) OBP: 0.299, SLG: 0.458 | | | 2B | | K | | | K | | 3 | 1 | 1 | 2 | 1 | 2 | 0 | | | | | |
| Mitch Webster, S (1, 9) OBP: 0.337, SLG: 0.419 | | | 1B | | BB | | | F9 | | 4 | 1 | 2 | 0 | 0 | 0 | 1 | | | | | |
| Todd Benzinger, S (1, 7) OBP: 0.288, SLG: 0.333 | | | CS | | F9 | | | F9 | | 4 | 0 | 1 | 1 | 0 | 1 | 2 | | | | | |
| Carlos Hernandez, R (1, 2) OBP: 0.324, SLG: 0.317 | | | CS | | BB | | | G4-3 | | 2 | 0 | 1 | 1 | 1 | 0 | 0 | | | | | |
| Dave Hansen, L (1, 5) OBP: 0.291, SLG: 0.337 | | | 1B | | BB | | | G3 | | 4 | 1 | 2 | 0 | 0 | 0 | 1 | | | | | |
| Orel Hershisier, R (1, 1) OBP: 0.204, SLG: 0.277 | | | K | | BB | | | K | | 3 | 0 | 0 | 0 | 0 | 1 | 4 | | | | | |
| Inning Stats | R: 0 E: 0 K: 0 S: 8 | H: 0 LOB: 0 BB: 0 P: 11 | R: 2 E: 0 K: 2 S: 12 | H: 3 LOB: 1 BB: 1 P: 21 | R: 0 E: 0 K: 1 S: 8 | H: 0 LOB: 0 BB: 0 P: 13 | R: 0 E: 0 K: 1 S: 12 | H: 1 LOB: 3 BB: 2 P: 26 | R: 0 E: 0 K: 0 S: 14 | H: 0 LOB: 0 BB: 0 P: 23 | R: 0 E: 0 K: 0 S: 5 | H: 0 LOB: 0 BB: 0 P: 6 | R: 2 E: 0 K: 1 S: 11 | H: 3 LOB: 1 BB: 0 P: 15 | R: 0 E: 0 K: 0 S: 4 | H: 0 LOB: 0 BB: 0 P: 6 | | 1B: 5 2B: 3 3B: 0 HR: 0 | SF: 0 SAC: 0 DP: 1 HBP: 0 | WP: 0 PB: 0 SB: 0 CS: 2 | PA: 33 |
| PITCHER Jim Deshaies, L (1, 1) ERA: 2.1 | IP: 6.0 WLS: L BF: 24 | H: 2 R: 2 ER: 2 SO: 5 | BB: 3 IBB: 0 HBP: 0 BLK: 0 | WP: 0 HR: 0 S: 64 P: 111 | ERA: 3.00 WHIP: 1.333 | | | | | | | | | | | PITCHER | IP: 6.0 WLS: L BF: 24 | H: 2 R: 2 ER: 2 SO: 5 | BB: 3 IBB: 0 HBP: 0 BLK: 0 | WP: 0 HR: 0 S: 64 P: 111 | ERA: 3.00 WHIP: 1.333 |
| Mike Maddux, R (7, 1) ERA: 2.42 | IP: 2.0 WLS: 9 BF: 3 | H: 2 R: 2 ER: 2 SO: 1 | BB: 0 IBB: 0 HBP: 0 BLK: 0 | WP: 0 HR: 0 S: 16 P: 21 | ERA: 9.00 WHIP: 1.500 | | | | | | | | | | | PITCHER | IP: 2.0 WLS: 9 BF: 3 | H: 2 R: 2 ER: 2 SO: 1 | BB: 0 IBB: 0 HBP: 0 BLK: 0 | WP: 0 HR: 0 S: 16 P: 21 | ERA: 9.00 WHIP: 1.500 |

| Batter | 1 | 2 | 3 | 4 | 5 | 6 | 7 | 8 | 9 | AB | R | H | RBI | BB | SO | LOB | TOP | | | | | |
|--|------------------------------|----------------------------------|------------------------------|----------------------------------|-------------------------------|----------------------------------|------------------------------|----------------------------------|-------------------------------|----------------------------------|------------------------------|----------------------------------|------------------------------|----------------------------------|------------------------------|----------------------------------|------------------------------|----------------------------------|----------------------------------|------------------------------------|----------------------------------|--------|
| Craig Biggio, R OBP: 0.370, SLG: 0.376 (1, 4) | G4-3 | | FC5-6 | | | P3 | FC6-4 | | | 4 | 0 | 0 | 0 | 0 | 0 | 2 | | | | | | |
| Steve Finley, L OBP: 0.324, SLG: 0.382 (1, 8) | G4-3 | | | B1-3 | | | | L8 | | 3 | 0 | 0 | 0 | 1 | 0 | 0 | | | | | | |
| 5 Jeff Bagwell, R OBP: 0.338, SLG: 0.406 (1, 3) | F8 | | | F8 | | G4-3 | | G3 | | 4 | 0 | 0 | 0 | 0 | 0 | 1 | | | | | | |
| Eric Anthony, L OBP: 0.301, SLG: 0.436 (1, 9) | | F8 | | K | | L3 | | K | | 4 | 0 | 0 | 0 | 0 | 2 | 1 | | | | | | |
| Ken Caminiti, S OBP: 0.371, SLG: 0.463 (1, 5) | | G6-3 | | | HBP 1B | | HR | | L6 | 4 | 1 | 2 | 1 | 0 | 0 | 0 | | | | | | |
| Casey Candaele, S OBP: 0.252, SLG: 0.255 (1, 6) | | K | | | L8 | | G3 1B | | K | 4 | 1 | 1 | 0 | 0 | 2 | 1 | | | | | | |
| Eddie Taubensee, L OBP: 0.275, SLG: 0.291 (1, 2) | | | G5-3 | | HBP | | G3 | | K | 3 | 0 | 0 | 0 | 0 | 1 | 1 | | | | | | |
| Gerald Young, S OBP: 0.270, SLG: 0.129 (1, 7) | | | FC5-6 SH1-4 1B | | K | | G3 | | | 3 | 0 | 1 | 0 | 0 | 1 | 3 | | | | | | |
| Shane Reynolds, R Benny Distefano, L Willie Blair, R Juan Guerrero, R Xavier Hernandez, L Al Osuna, R (1, 1) (5, PH) (5, 1) (7, PH) (7, 1) (8, 1) | | | SH1-4 | | K | | FC6-4 1B | | | 0 | 0 | 0 | 0 | 0 | 0 | 0 | | | | | | |
| Inning Stats | R: 0 E: 0 K: 0 S: 7 | H: 0 LOB: 0 BB: 0 P: 12 | R: 0 E: 0 K: 1 S: 8 | H: 0 LOB: 0 BB: 0 P: 11 | R: 0 E: 0 K: 0 S: 10 | H: 1 LOB: 1 BB: 0 P: 16 | R: 0 E: 0 K: 1 S: 7 | H: 0 LOB: 0 BB: 0 P: 10 | R: 0 E: 0 K: 2 S: 18 | H: 1 LOB: 2 BB: 0 P: 24 | R: 0 E: 0 K: 0 S: 9 | H: 0 LOB: 1 BB: 1 P: 20 | R: 2 E: 0 K: 0 S: 9 | H: 3 LOB: 3 BB: 0 P: 17 | R: 0 E: 0 K: 1 S: 7 | H: 0 LOB: 0 BB: 0 P: 10 | R: 0 E: 0 K: 2 S: 9 | H: 0 LOB: 0 BB: 0 P: 15 | 1B: 4 2B: 0 3B: 0 HR: 1 | SF: 0 SAC: 1 DP: 0 HBP: 1 | WP: 0 PB: 0 SB: 0 CS: 0 | PA: 34 |
| PITCHER | IP | WLS | BF | H | R | ER | SO | BB | IBB | HBP | BLK | WP | HR | S | P | ERA | WHIP | | | | | |
| Ramon Martinez, R ERA: 3.72 Jim Gott, R ERA: 1.81 | (1, 1) (8, 1) | 7.0 2.0 | W 6 | 28 0 | 5 0 | 2 0 | 4 3 | 1 0 | 0 0 | 1 0 | 0 0 | 0 0 | 1 0 | 68 16 | 110 25 | 2.57 0.00 | 0.857 0.000 | | | | | |

Houston Astros @ Los Angeles Dodgers
Dodger Stadium, Los Angeles, CA
Tue Aug 04 1992, 7:05 PM PDT
Att: 25,195 - Sunny - 76 F

| | |
|-----|----|
| AB | 31 |
| R | 2 |
| H | 5 |
| RBI | 2 |
| BB | 1 |
| SO | 7 |
| LOB | 11 |



| Batter | 1 | 2 | 3 | 4 | 5 | 6 | 7 | 8 | 9 | AB | R | H | RBI | BB | SO | LOB | BOTTOM | | | | |
|---|--------------------------------------|---------------------------------|-------------------------------|----------------------------------|------------------------------|----------------------------------|-------------------------------|----------------------------------|-------------------------------|----------------------------------|------------------------------|----------------------------------|-------------------------------|----------------------------------|------------------------------|----------------------------------|----------------------------------|------------------------------------|----------------------------------|--------|--|
| Jose Offerman, S OBP: 0.333, SLG: 0.332 (1, 6) | G4-3 1B | 1B WP 2B | | K | | | K | | | 4 | 1 | 2 | 1 | 0 | 2 | 0 | | | | | |
| Brett Butler, L OBP: 0.418, SLG: 0.404 (1, 8) | G6-3 | S E 1B | | | L7 | | E1 1B | | | 4 | 2 | 1 | 0 | 0 | 0 | 1 | | | | | |
| Eric Young Sr., R OBP: 0.286, SLG: 0.250 (1, 4) | G4-3 | P3 | | | B3 | | P1 | | | 4 | 0 | 0 | 0 | 0 | 0 | 2 | | | | | |
| Eric Karros, R OBP: 0.301, SLG: 0.468 (1, 3) | G6-3 | | G6-3 | | HR | | 1B | | | 4 | 1 | 2 | 2 | 0 | 0 | 1 | | | | | |
| Todd Benzinger, S OBP: 0.272, SLG: 0.331 (1, 7) | | 2B 1B BB | G1-3 S BB | | F7 | | K | | | 2 | 1 | 0 | 0 | 2 | 1 | 1 | | | | | |
| Mike Scioscia, L OBP: 0.286, SLG: 0.280 (1, 2) | F7 | | G1-3 | | | G6-3 | | F8 | | 4 | 0 | 0 | 0 | 0 | 0 | 2 | | | | | |
| Henry Rodriguez, L OBP: 0.143, SLG: 0.158 (1, 9) | | E 2B | G6-3 | | | K | | G6-3 BB | | 3 | 1 | 1 | 0 | 1 | 1 | 1 | | | | | |
| Dave Hansen, L OBP: 0.295, SLG: 0.337 (1, 5) | | E8 SH3-4 2B 1B | | P6 | | | | G6-3 | | 3 | 1 | 1 | 1 | 1 | 0 | 1 | | | | | |
| Ramon Martinez, R OBP: 0.136, SLG: 0.136 Jim Gott, R (8, 1) | SH3-4 | | G4-3 | | | G4-3 | | | | 2 | 0 | 0 | 0 | 0 | 0 | 1 | | | | | |
| Inning Stats | R: 0 E: 0 K: 0 S: 7 | H: 1 LOB: 1 BB: 0 P: 9 | R: 5 E: 1 K: 0 S: 14 | H: 4 LOB: 0 BB: 1 P: 27 | R: 0 E: 0 K: 0 S: 9 | H: 0 LOB: 1 BB: 1 P: 14 | R: 0 E: 0 K: 1 S: 10 | H: 0 LOB: 0 BB: 0 P: 15 | R: 1 E: 0 K: 0 S: 10 | H: 1 LOB: 0 BB: 0 P: 14 | R: 0 E: 0 K: 1 S: 9 | H: 0 LOB: 1 BB: 1 P: 14 | R: 1 E: 1 K: 2 S: 13 | H: 1 LOB: 1 BB: 0 P: 17 | R: 0 E: 0 K: 0 S: 7 | H: 0 LOB: 0 BB: 1 P: 11 | 1B: 4 2B: 2 3B: 0 HR: 1 | SF: 0 SAC: 1 DP: 1 HBP: 0 | WP: 1 PB: 0 SB: 2 CS: 0 | PA: 35 | |
| PITCHER | IP | WLS | BF | H | R | ER | SO | BB | IBB | HBP | BLK | WP | HR | S | P | ERA | WHIP | | | | |
| Shane Reynolds, R ERA: 9.85 Willie Blair, R ERA: 4.19 Xavier Hernandez, R ERA: 2.1 Al Osuna, L ERA: 4.01 | (1, 1) (5, 1) (7, 1) (8, 1) | 4.0 2.0 1.0 1.0 | L 8 5 3 | 19 1 1 0 | 5 1 1 0 | 5 1 0 0 | 4 1 2 0 | 1 0 0 0 | 0 0 0 0 | 0 0 0 0 | 0 0 0 0 | 0 0 0 0 | 1 0 0 0 | 19 13 7 | 28 17 11 | 4.50 0.00 0.00 | 1.000 1.000 1.000 | | | | |

Houston Astros @ Los Angeles Dodgers
Dodger Stadium, Los Angeles, CA
Tue Aug 04 1992, 7:05 PM PDT
Att: 25,195 - Sunny - 76 F

| | |
|-----|----|
| AB | 30 |
| R | 7 |
| H | 7 |
| RBI | 4 |
| BB | 4 |
| SO | 4 |
| LOB | 10 |



| Batter | 1 | 2 | 3 | 4 | 5 | 6 | 7 | 8 | 9 | AB | R | H | RBI | BB | SO | LOB | TOP | | | | | | | | |
|--|------------------------------|----------------------------------|-------------------------------|----------------------------------|-------------------------------|----------------------------------|------------------------------|---------------------------------|-------------------------------|----------------------------------|-------------------------------|----------------------------------|------------------------------|----------------------------------|------------------------------|---------------------------------|-------------------------------|----------------------------------|-----------------------------------|------------------------------------|----------------------------------|--------|--|--|--|
| Craig Biggio, R OBP: 0.371, SLG: 0.374 (1, 4) | | | | | | | | | | | | | | | | | 4 2 1 0 1 0 1 | | | | | | | | |
| Steve Finley, L OBP: 0.330, SLG: 0.389 (1, 8) | | | | | | | | | | | | | | | | | 5 3 4 3 0 0 0 | | | | | | | | |
| Ken Caminiti, S OBP: 0.374, SLG: 0.467 (1, 5) | | | | | | | | | | | | | | | | | 4 1 2 1 1 0 2 | | | | | | | | |
| 5 Jeff Bagwell, R OBP: 0.339, SLG: 0.406 (1, 3) | | | | | | | | | | | | | | | | | 5 0 2 2 0 0 4 | | | | | | | | |
| Eric Anthony, L OBP: 0.300, SLG: 0.431 (9, PH) | | | | | | | | | | | | | | | | | 3 0 0 0 1 2 1 | | | | | | | | |
| Gerald Young, S OBP: 0.270, SLG: 0.129 (9, 9) | | | | | | | | | | | | | | | | | 0 0 0 0 0 0 0 | | | | | | | | |
| Pete Incaviglia, R OBP: 0.320, SLG: 0.435 (7, PH) | | | | | | | | | | | | | | | | | 3 0 1 0 0 1 3 | | | | | | | | |
| Luis Gonzalez, L OBP: 0.285, SLG: 0.384 (7, 7) | | | | | | | | | | | | | | | | | 1 0 0 0 0 0 0 | | | | | | | | |
| Scott Servais, R OBP: 0.253, SLG: 0.238 (9, PH) | | | | | | | | | | | | | | | | | 1 0 0 0 0 0 1 | | | | | | | | |
| Benny Distefano, L OBP: 0.303, SLG: 0.300 (9, 7) | | | | | | | | | | | | | | | | | 0 0 0 0 0 0 0 | | | | | | | | |
| Casey Candaele, S OBP: 0.259, SLG: 0.259 (5, 1) | | | | | | | | | | | | | | | | | 3 0 2 0 0 1 3 | | | | | | | | |
| Xavier Hernandez, L (5, 1) | | | | | | | | | | | | | | | | | 0 0 0 0 0 0 0 | | | | | | | | |
| Rob Murphy, L (7, 1) | | | | | | | | | | | | | | | | | 0 0 0 0 0 0 0 | | | | | | | | |
| Juan Guerrero, R OBP: 0.298, SLG: 0.333 (9, PH) | | | | | | | | | | | | | | | | | 0 0 0 0 1 0 0 | | | | | | | | |
| Doug Jones, R (9, 1) | | | | | | | | | | | | | | | | | 0 0 0 0 0 0 0 | | | | | | | | |
| Eddie Taubensee, L OBP: 0.268, SLG: 0.283 (1, 2) | | | | | | | | | | | | | | | | | 5 0 0 0 0 3 5 | | | | | | | | |
| Butch Henry, L OBP: 0.132, SLG: 0.211 (1, 1) | | | | | | | | | | | | | | | | | 2 0 0 0 0 0 0 | | | | | | | | |
| Rafael Ramirez, R OBP: 0.278, SLG: 0.303 (5, 6) | | | | | | | | | | | | | | | | | 2 1 1 0 0 0 0 | | | | | | | | |
| Inning Stats | R: 0 E: 0 K: 0 S: 8 | H: 0 LOB: 0 BB: 0 P: 11 | R: 0 E: 0 K: 2 S: 11 | H: 2 LOB: 2 BB: 0 P: 18 | R: 2 E: 0 K: 1 S: 16 | H: 3 LOB: 1 BB: 0 P: 26 | R: 0 E: 0 K: 0 S: 5 | H: 1 LOB: 0 BB: 0 P: 7 | R: 2 E: 0 K: 2 S: 21 | H: 2 LOB: 3 BB: 3 P: 43 | R: 1 E: 1 K: 1 S: 17 | H: 2 LOB: 2 BB: 0 P: 23 | R: 0 E: 0 K: 0 S: 7 | H: 0 LOB: 0 BB: 0 P: 11 | R: 0 E: 0 K: 0 S: 6 | H: 0 LOB: 0 BB: 0 P: 8 | R: 2 E: 0 K: 1 S: 12 | H: 3 LOB: 2 BB: 1 P: 22 | 1B: 11 2B: 2 3B: 0 HR: 0 | SF: 0 SAC: 1 DP: 1 HBP: 0 | WP: 1 PB: 1 SB: 3 CS: 0 | PA: 44 | | | |
| PITCHER | IP | WLS | BF | H | R | ER | SO | BB | IBB | HBP | BLK | WP | HR | S | P | ERA | WHIP | | | | | | | | |
| Bob Ojeda, L ERA: 3.38 (1, 1) | 4.1 | | 23 | 8 | 4 | 3 | 3 | 3 | 0 | 0 | 0 | 1 | 0 | 55 | 97 | 6.23 | 2.538 | | | | | | | | |
| Tim Crews, R ERA: 5.75 (5, 1) | 0.2 | | 2 | 0 | 0 | 2 | 0 | 0 | 0 | 0 | 0 | 0 | 0 | 6 | 8 | 0.00 | 0.000 | | | | | | | | |
| Steve Wilson, L ERA: 4.08 (6, 1) | 0.1 | | 4 | 2 | 1 | 1 | 0 | 0 | 0 | 0 | 0 | 0 | 0 | 14 | 20 | 27.00 | 6.000 | | | | | | | | |
| Jay Howell, R ERA: 1.38 (6, 1) | 1.2 | | 5 | 0 | 0 | 0 | 0 | 0 | 0 | 0 | 0 | 0 | 0 | 10 | 14 | 0.00 | 0.000 | | | | | | | | |
| Roger McDowell, R ERA: 3.73 (8, 1) | 1.0 | L | 6 | 3 | 2 | 2 | 0 | 0 | 0 | 0 | 0 | 0 | 0 | 12 | 16 | 18.00 | 3.000 | | | | | | | | |
| PITCHER | IP | WLS | BF | H | R | ER | SO | BB | IBB | HBP | BLK | WP | HR | S | P | ERA | WHIP | | | | | | | | |
| John Candelaria, L ERA: 1.86 (9, 1) | 1.0 | | 4 | 0 | 0 | 0 | 1 | 0 | 0 | 0 | 0 | 0 | 0 | 6 | 14 | 0.00 | 0.000 | | | | | | | | |

Houston Astros @ Los Angeles Dodgers
Dodger Stadium, Los Angeles, CA
Wed Aug 05 1992, 7:05 PM PDT
Att: 33,949 - Sunny - 77 F

| | |
|-----|----|
| AB | 39 |
| R | 7 |
| H | 13 |
| RBI | 6 |
| BB | 4 |
| SO | 7 |
| LOB | 20 |



| Batter | 1 | 2 | 3 | 4 | 5 | 6 | 7 | 8 | 9 | AB | R | H | RBI | BB | SO | LOB | BOTTOM | | | | | | | | |
|--|------------------------------|----------------------------------|------------------------------|----------------------------------|------------------------------|---------------------------------|-------------------------------|----------------------------------|-------------------------------|----------------------------------|------------------------------|----------------------------------|-------------------------------|----------------------------------|------------------------------|----------------------------------|------------------------------|----------------------------------|----------------------------------|------------------------------------|----------------------------------|--------|--|--|--|
| Jose Offerman, S OBP: 0.332, SLG: 0.336 (1, 6) | | | | | | | | | | | | | | | | | 5 0 1 2 0 0 3 | | | | | | | | |
| Brett Butler, L OBP: 0.418, SLG: 0.405 (1, 8) | | | | | | | | | | | | | | | | | 4 0 2 2 0 0 2 | | | | | | | | |
| Eric Young Sr., R OBP: 0.261, SLG: 0.217 (8, 1) | | | | | | | | | | | | | | | | | 3 0 0 0 0 0 0 2 | | | | | | | | |
| Steve Wilson, L ERA: 3.33 (8, 1) | | | | | | | | | | | | | | | | | 0 0 0 0 0 0 0 0 | | | | | | | | |
| Jay Howell, R ERA: 4.08 (8, 1) | | | | | | | | | | | | | | | | | 1 0 0 0 0 0 0 2 | | | | | | | | |
| Steve Anderson, R OBP: 0.284, SLG: 0.229 (8, 1) | | | | | | | | | | | | | | | | | 0 0 0 0 0 0 0 0 | | | | | | | | |
| Roger McDowell, R ERA: 3.73 (8, 1) | | | | | | | | | | | | | | | | | 0 0 0 0 0 0 0 0 | | | | | | | | |
| John Candelaria, L ERA: 1.86 (8, 1) | | | | | | | | | | | | | | | | | 0 0 0 0 0 0 0 0 | | | | | | | | |
| Henry Rodriguez, L OBP: 0.143, SLG: 0.156 (8, 1) | | | | | | | | | | | | | | | | | 0 0 0 0 0 0 0 0 | | | | | | | | |
| Eric Karros, R OBP: 0.298, SLG: 0.462 (1, 3) | | | | | | | | | | | | | | | | | 4 0 0 0 0 0 0 | | | | | | | | |
| Mitch Webster, S OBP: 0.335, SLG: 0.411 (1, 9) | | | | | | | | | | | | | | | | | 3 0 0 0 1 0 0 | | | | | | | | |
| Todd Benzinger, S OBP: 0.273, SLG: 0.331 (1, 7) | | | | | | | | | | | | | | | | | 3 1 1 0 0 0 1 | | | | | | | | |
| Mike Scioscia, L OBP: 0.288, SLG: 0.283 (8, 2) | | | | | | | | | | | | | | | | | 1 0 1 0 0 0 0 | | | | | | | | |
| Carlos Hernandez, R OBP: 0.107, SLG: 0.344 (1, 2) | | | | | | | | | | | | | | | | | 2 1 1 2 1 0 1 | | | | | | | | |
| Tom Goodwin, L OBP: 0.100, SLG: 0.100 (7, PR) | | | | | | | | | | | | | | | | | 1 1 0 0 0 0 1 | | | | | | | | |
| Dave Hansen, L OBP: 0.294, SLG: 0.335 (1, 5) | | | | | | | | | | | | | | | | | 4 1 1 0 0 1 1 | | | | | | | | |
| Bob Ojeda, L ERA: 4.28 OBP: 0.108, SLG: 0.139 (1, 1) | | | | | | | | | | | | | | | | | 1 0 0 0 0 0 0 | | | | | | | | |
| Tim Crews, R (5, 1) | | | | | | | | | | | | | | | | | 0 0 0 0 0 0 0 | | | | | | | | |
| Mike Sharperson, R OBP: 0.401, SLG: 0.410 (6, 4) | | | | | | | | | | | | | | | | | 1 2 0 0 2 0 0 | | | | | | | | |
| Inning Stats | R: 0 E: 0 K: 0 S: 7 | H: 1 LOB: 0 BB: 0 P: 11 | R: 0 E: 0 K: 0 S: 8 | H: 1 LOB: 1 BB: 0 P: 11 | R: 0 E: 1 K: 1 S: 5 | H: 0 LOB: 0 BB: 0 P: 8 | R: 0 E: 0 K: 0 S: 10 | H: 0 LOB: 0 BB: 0 P: 16 | R: 4 E: 2 K: 0 S: 19 | H: 3 LOB: 1 BB: 1 P: 34 | R: 0 E: 0 K: 0 S: 7 | H: 0 LOB: 0 BB: 1 P: 14 | R: 2 E: 0 K: 0 S: 10 | H: 1 LOB: 2 BB: 2 P: 20 | R: 0 E: 0 K: 0 S: 7 | H: 1 LOB: 1 BB: 0 P: 14 | R: 0 E: 0 K: 0 S: 7 | H: 0 LOB: 0 BB: 0 P: 12 | 1B: 5 2B: 1 3B: 1 HR: 1 | SF: 0 SAC: 0 DP: 1 HBP: 0 | WP: 0 PB: 0 SB: 1 CS: 2 | PA: 38 | | | |
| PITCHER | IP | WLS | BF | H | R | ER | SO | BB | IBB | HBP | BLK | WP | HR | S | P | ERA | WHIP | | | | | | | | |
| Butch Henry, L ERA: 4.28 (1, 1) | 4.2 | | 20 | 5 | 4 | 1 | 1 | 1 | 0 | 0 | 0 | 0 | 0 | 47 | 77 | 1.93 | 1.286 | | | | | | | | |
| Xavier Hernandez, R ERA: 2.29 (5, 1) | 1.2 | | 8 | 1 | 2 | 2 | 0 | 3 | 0 | 0 | 0 | 0 | 0 | 17 | 34 | 10.80 | 2.400 | | | | | | | | |
| Rob Murphy, L ERA: 3.68 (7, 1) | 1.2 | W | 6 | 1 | 0 | 0 | 0 | 0 | 0 | 0 | 0 | 0 | 0 | 9 | 17 | 0.00 | 0.600 | | | | | | | | |
| Doug Jones, R ERA: 2.13 (9, 1) | 1.0 | S | 3 | 0 | 0 | 0 | 0 | 0 | 0 | 0 | 0 | 0 | 0 | 7 | 12 | 0.00 | 0.000 | | | | | | | | |

Houston Astros @ Los Angeles Dodgers
Dodger Stadium, Los Angeles, CA
Wed Aug 05 1992, 7:05 PM PDT
Att: 33,949 - Sunny - 77 F

| | |
|-----|----|
| AB | 33 |
| R | 6 |
| H | 7 |
| RBI | 6 |
| BB | 4 |
| SO | 1 |
| LOB | 13 |



| Batter | 1 | 2 | 3 | 4 | 5 | 6 | 7 | 8 | 9 | AB | R | H | RBI | BB | SO | LOB | TOP | | | |
|--|---|----------------------------------|-------------------------------|----------------------------------|-------------------------------|----------------------------------|------------------------------|----------------------------------|-------------------------------|----------------------------------|------------------------------|---------------------------------|------------------------------|----------------------------------|------------------------------|----------------------------------|--|------------------------------------|----------------------------------|--------|
| Jose Offerman, S (1, 6) OBP: 0.328, SLG: 0.332 | G6-3 | | FC1-6 G6-3 BB 1-2 2B | | G6-3 | | | G6-3 | | 4 | 1 | 0 | 0 | 0 | 0 | 1 | Los Angeles Dodgers @ Atlanta Braves Atlanta-Fulton County Stadium, Atlanta, GA Fri Aug 07 1992, 7:05 PM EDT Att: 43,822 - Cloudy - 78 F | | | |
| Brett Butler, L (1, 8) OBP: 0.417, SLG: 0.402 | B1-3 | | G6-3 2B BB | | K | | | G4-3 | | 3 | 1 | 0 | 0 | 1 | 1 | 0 | | | | |
| Eric Young Sr., R (1, 4) OBP: 0.286, SLG: 0.259 | 1B | | G6-3 | | | | | G5-3 | | 4 | 0 | 2 | 0 | 0 | 0 | 2 | | | | |
| Eric Karros, R (1, 3) OBP: 0.297, SLG: 0.463 | K | | 2B | | | | | L8 | | 4 | 0 | 1 | 2 | 0 | 1 | 2 | | | | |
| Mitch Webster, S (1, 9) OBP: 0.335, SLG: 0.416 | | | K | | | | | P4 | | 3 | 0 | 1 | 0 | 0 | 1 | 1 | | | | |
| Steve Wilson, L (6, 1) OBP: 0.333, SLG: 0.333 | | | | | | | | | | 0 | 0 | 0 | 0 | 0 | 0 | 0 | | | | |
| Dave Anderson, R (9, PH) OBP: 0.280, SLG: 0.423 | | | | | | | | | | 1 | 0 | 0 | 0 | 0 | 0 | 1 | | | | |
| Todd Benzinger, S (1, 7) OBP: 0.269, SLG: 0.325 | K | | | | | | | G5-3 | | 4 | 0 | 0 | 0 | 0 | 1 | 2 | | | | |
| Carlos Hernandez, R (1, 2) OBP: 0.331, SLG: 0.344 | K | | | | | | | G5-4-3 1B | | 3 | 0 | 1 | 0 | 0 | 1 | 1 | | | | |
| Dave Hansen, L (1, 5) OBP: 0.290, SLG: 0.330 | G4-3 | | | | | | | G5-4-3 1-2 | | 3 | 0 | 0 | 0 | 0 | 0 | 2 | | | | |
| Kevin Gross, R (1, 1) OBP: 0.128, SLG: 0.081 | | | | | | | | G6-3 | | 0 | 0 | 0 | 0 | 0 | 0 | 0 | | | | |
| Tim Crews, R (2, 1) OBP: 0.250, SLG: 0.250 | | | | | | | | | | 2 | 0 | 1 | 0 | 0 | 1 | 0 | | | | |
| Henry Rodriguez, L (6, 9) OBP: 0.143, SLG: 0.158 | | | | | | | | | | 0 | 0 | 0 | 0 | 0 | 0 | 0 | | | | |
| Mike Sharperson, R (8, PH) OBP: 0.400, SLG: 0.408 | | | | | | | | | | 1 | 0 | 0 | 0 | 0 | 0 | 0 | | | | |
| Tom Goodwin, L (8, 9) OBP: 0.100, SLG: 0.100 | | | | | | | | | | 0 | 0 | 0 | 0 | 0 | 0 | 0 | | | | |
| Inning Stats | R: 0 E: 0 K: 1 S: 10 | H: 1 LOB: 1 BB: 0 P: 14 | R: 0 E: 0 K: 2 S: 12 | H: 1 LOB: 1 BB: 0 P: 18 | R: 2 E: 0 K: 1 S: 11 | H: 2 LOB: 1 BB: 1 P: 23 | R: 0 E: 0 K: 0 S: 7 | H: 0 LOB: 0 BB: 0 P: 10 | R: 0 E: 0 K: 2 S: 12 | H: 0 LOB: 0 BB: 0 P: 16 | R: 0 E: 0 K: 0 S: 5 | H: 1 LOB: 0 BB: 0 P: 8 | R: 0 E: 0 K: 0 S: 8 | H: 0 LOB: 0 BB: 0 P: 15 | R: 0 E: 0 K: 0 S: 8 | H: 1 LOB: 1 BB: 0 P: 14 | 1B: 4 2B: 2 3B: 0 HR: 0 | SF: 0 SAC: 0 DP: 1 HBP: 0 | WP: 0 PB: 0 SB: 1 CS: 1 | PA: 33 |
| PITCHER Charlie Leibrandt, L (1, 1) ERA: 3.21 | IP: 9.0 WLS: W BF: 33 H: 6 R: 2 ER: 2 SO: 6 BB: 1 IBB: 0 HBP: 0 BLK: 0 WP: 0 HR: 0 S: 79 P: 126 ERA: 2.00 WHIP: 0.778 | | | | | | | | | | | | | | | | | | | |

| Batter | 1 | 2 | 3 | 4 | 5 | 6 | 7 | 8 | 9 | AB | R | H | RBI | BB | SO | LOB | BOTTOM | | | |
|---|---|----------------------------------|----------------------------------|----------------------------------|-------------------------------|----------------------------------|------------------------------|----------------------------------|------------------------------|---------------------------------|-------------------------------|----------------------------------|-------------------------------|----------------------------------|-------------------------------|----------------------------------|--|------------------------------------|----------------------------------|--------|
| Otis Nixon, S (1, 8) OBP: 0.368, SLG: 0.384 | 1B BB | E6 1B | FC3-2 S 1-3 1B | | G6-3 | | | G3 | | 4 | 2 | 1 | 0 | 1 | 0 | 1 | Los Angeles Dodgers @ Atlanta Braves Atlanta-Fulton County Stadium, Atlanta, GA Fri Aug 07 1992, 7:05 PM EDT Att: 43,822 - Cloudy - 78 F | | | |
| Mark Lemke, S (1, 4) OBP: 0.299, SLG: 0.320 | 1B | BB 1B BB | FC3-2 1B | | G4-3 | | | HR | | 4 | 3 | 3 | 1 | 1 | 0 | 1 | | | | |
| Terry Pendleton, S (1, 5) OBP: 0.325, SLG: 0.467 | FC4-6 BB 2H 3H 1B | G3-1 BB 1B | FC3-2 1-2 2-3 3-H 1B | | G4-3 | | | F8 | | 5 | 1 | 2 | 3 | 0 | 0 | 3 | | | | |
| David Justice, L (1, 9) OBP: 0.348, SLG: 0.388 | FC4-6 BB 1-2 BB | F8 | G3 | | G6-3 1B | | | G6-3 | | 4 | 0 | 1 | 0 | 1 | 0 | 5 | | | | |
| Ron Gant, R (1, 7) OBP: 0.327, SLG: 0.411 | FC4-6 1B 1-2 2-3 2-3 BB | G3-1 BB | | | K | | | G6-3 1-2 | | 3 | 0 | 0 | 0 | 1 | 1 | 3 | | | | |
| Sid Bream, L (1, 3) OBP: 0.339, SLG: 0.396 | FC1-3-5 1B | G3-1 | | | G4-3 | | | L6 | | 3 | 0 | 1 | 2 | 0 | 0 | 2 | | | | |
| Brian Hunter, R (6, PH) OBP: 0.253, SLG: 0.455 | FC1-3-5 3H 1B | G5-3 | | | G5-3 | | | G1-3 | | 0 | 0 | 0 | 0 | 0 | 0 | 0 | | | | |
| Jeff Blauser, R (1, 6) OBP: 0.289, SLG: 0.382 | FC1-2-5 1-3 3H 1B | G5-3 | | | G5-3 | | | G1-3 | | 4 | 0 | 0 | 0 | 0 | 0 | 4 | | | | |
| Rafael Belliard, R (8, 6) OBP: 0.257, SLG: 0.234 | FC1-2-5 1-3 3H 1B | G5-3 | | | G5-3 | | | G1-3 | | 0 | 0 | 0 | 0 | 0 | 0 | 0 | | | | |
| Greg Olson, R (1, 2) OBP: 0.332, SLG: 0.363 | IBB | | | | P2 | | | L8 | | 3 | 0 | 1 | 0 | 1 | 0 | 0 | | | | |
| Charlie Leibrandt, R (1, 1) OBP: 0.128, SLG: 0.132 | L7 | | | | SH1-4 S 1B | | | K | | 3 | 0 | 1 | 0 | 0 | 1 | 3 | | | | |
| Inning Stats | R: 3 E: 0 K: 0 S: 19 | H: 3 LOB: 3 BB: 3 P: 37 | R: 2 E: 1 K: 0 S: 16 | H: 1 LOB: 2 BB: 2 P: 33 | R: 0 E: 0 K: 0 S: 14 | H: 3 LOB: 3 BB: 0 P: 20 | R: 0 E: 0 K: 1 S: 7 | H: 0 LOB: 0 BB: 0 P: 13 | R: 0 E: 0 K: 0 S: 5 | H: 1 LOB: 1 BB: 0 P: 8 | R: 0 E: 0 K: 0 S: 10 | H: 1 LOB: 0 BB: 0 P: 14 | R: 0 E: 0 K: 1 S: 11 | H: 0 LOB: 0 BB: 0 P: 14 | R: 1 E: 0 K: 0 S: 13 | H: 1 LOB: 0 BB: 0 P: 23 | 1B: 9 2B: 0 3B: 0 HR: 1 | SF: 0 SAC: 1 DP: 0 HBP: 0 | WP: 0 PB: 0 SB: 2 CS: 0 | PA: 40 |
| PITCHER Kevin Gross, R (1, 1) ERA: 3.61 | IP: 1.1 WLS: L BF: 14 H: 4 R: 5 ER: 3 SO: 0 BB: 4 IBB: 0 HBP: 0 BLK: 0 WP: 0 HR: 0 S: 30 P: 63 ERA: 20.25 WHIP: 6.000 | | | | | | | | | | | | | | | | | | | |
| Tim Crews, R (2, 1) ERA: 5.37 | IP: 3.2 WLS: L BF: 15 H: 4 R: 0 ER: 0 SO: 1 BB: 0 IBB: 0 HBP: 0 BLK: 0 WP: 0 HR: 0 S: 31 P: 48 ERA: 0.00 WHIP: 1.091 | | | | | | | | | | | | | | | | | | | |
| Steve Wilson, L (6, 1) ERA: 4.01 | IP: 3.0 WLS: L BF: 11 H: 2 R: 1 ER: 1 SO: 1 BB: 0 IBB: 0 HBP: 0 BLK: 0 WP: 0 HR: 1 S: 34 P: 51 ERA: 3.00 WHIP: 0.667 | | | | | | | | | | | | | | | | | | | |

| | |
|-----|----|
| AB | 32 |
| R | 2 |
| H | 6 |
| RBI | 2 |
| BB | 1 |
| SO | 6 |
| LOB | 12 |

| | |
|-----|----|
| AB | 34 |
| R | 6 |
| H | 10 |
| RBI | 6 |
| BB | 5 |
| SO | 2 |
| LOB | 23 |

| Batter | 1 | 2 | 3 | 4 | 5 | 6 | 7 | 8 | 9 | AB | R | H | RBI | BB | SO | LOB | TOP | | | | | | | | | | |
|---|------------------------------|----------------------------------|------------------------------|----------------------------------|------------------------------|----------------------------------|-------------------------------|----------------------------------|------------------------------|----------------------------------|-------------------------------|----------------------------------|------------------------------|----------------------------------|------------------------------|----------------------------------|--|----------------------------------|----------------------------------|------------------------------------|----------------------------------|--------|--|--|--|--|--|
| Jose Offerman, S OBP: 0.324, SLG: 0.328 | G4-3 | | FC4-6 L9-6 1B 1-2 | | G1-3 | | K | | G5-3 | 5 | 0 | 0 | 0 | 0 | 1 | 2 | Los Angeles Dodgers @ Atlanta Braves Atlanta-Fulton County Stadium, Atlanta, GA Sat Aug 08 1992, 3:33 AM EDT Att: 43,116 - Cloudy - 81 F | | | | | | | | | | |
| Brett Butler, L OBP: 0.418, SLG: 0.406 Tom Goodwin, L OBP: 0.100, SLG: 0.100 | E7 FC6-2 2B | | L9-6 1B | | F8 | | G6-3 | | | 4 | 0 | 2 | 0 | 0 | 0 | 0 | | | | | | | | | | | |
| Eric Young Sr., R OBP: 0.250, SLG: 0.226 | FC6-2 | | L9-6 | | | L8 | | G1-3 | 4 | 0 | 0 | 0 | 0 | 0 | 3 | | | | | | | | | | | | |
| Eric Karros, R OBP: 0.297, SLG: 0.460 | P3 | | | | | P5 | | F9 | 4 | 0 | 1 | 0 | 0 | 0 | 1 | | | | | | | | | | | | |
| Henry Rodriguez, L OBP: 0.200, SLG: 0.261 | | G1-3 | | | F7 | | | | | 4 | 1 | 2 | 0 | 0 | 1 | | | | | | | | | | | | |
| Lenny Harris, L OBP: 0.319, SLG: 0.312 | | | | | | | | | | 2 | 1 | 1 | 1 | 2 | 0 | 1 | | | | | | | | | | | |
| Carlos Hernandez, R OBP: 0.329, SLG: 0.341 | | | | | | | | | | 4 | 0 | 1 | 1 | 0 | 1 | 3 | | | | | | | | | | | |
| Dave Hansen, L OBP: 0.288, SLG: 0.327 Mike Sharperson, R OBP: 0.399, SLG: 0.407 | F7 | | | | L7 | | | | G5-3 | 2 | 0 | 0 | 0 | 0 | 0 | 3 | | | | | | | | | | | |
| Roger McDowell, R Todd Benzinger, S OBP: 0.268, SLG: 0.324 | F7 | | | | | | | | G5-3 | 1 | 0 | 0 | 0 | 0 | 0 | 1 | | | | | | | | | | | |
| Tom Candiotti, R OBP: 0.114, SLG: 0.093 Jim Gott, R OBP: 0.500, SLG: 0.500 Mitch Webster, S OBP: 0.333, SLG: 0.413 Kevin Gross, R OBP: 0.128, SLG: 0.081 Dave Anderson, R OBP: 0.296, SLG: 0.425 | | | | | | | | | | 0 | 0 | 0 | 0 | 0 | 0 | 0 | | | | | | | | | | | |
| Inning Stats | R: 0 E: 1 K: 0 S: 8 | H: 1 LOB: 1 BB: 0 P: 12 | R: 0 E: 0 K: 0 S: 8 | H: 0 LOB: 1 BB: 1 P: 17 | R: 0 E: 0 K: 0 S: 9 | H: 2 LOB: 1 BB: 0 P: 13 | R: 0 E: 0 K: 1 S: 10 | H: 1 LOB: 2 BB: 1 P: 21 | R: 0 E: 0 K: 1 S: 8 | H: 0 LOB: 0 BB: 0 P: 13 | R: 2 E: 0 K: 0 S: 13 | H: 3 LOB: 1 BB: 0 P: 21 | R: 0 E: 0 K: 1 S: 8 | H: 0 LOB: 0 BB: 0 P: 10 | R: 0 E: 0 K: 0 S: 7 | H: 1 LOB: 1 BB: 0 P: 11 | R: 0 E: 0 K: 0 S: 13 | H: 1 LOB: 1 BB: 0 P: 19 | 1B: 6 2B: 4 3B: 0 HR: 0 | SF: 0 SAC: 0 DP: 1 HBP: 0 | WP: 0 PB: 0 SB: 1 CS: 0 | PA: 37 | | | | | |
| PITCHER | IP | WLS | BF | H | R | ER | SO | BB | IBB | HBP | BLK | WP | HR | S | P | ERA | WHIP | | | | | | | | | | |
| Pete Smith, R ERA: 1.15 | 5.2 | W | 25 | 7 | 2 | 2 | 2 | 2 | 0 | 0 | 0 | 0 | 0 | 53 | 94 | 3.18 | 1.588 | | | | | | | | | | |
| Mike Stanton, L ERA: 5.89 | 1.1 | | 4 | 0 | 0 | 0 | 1 | 0 | 0 | 0 | 0 | 0 | 0 | 11 | 13 | 0.00 | 0.000 | | | | | | | | | | |
| Marvin Freeman, R ERA: 4.0 | 0.2 | | 2 | 0 | 0 | 0 | 0 | 0 | 0 | 0 | 0 | 0 | 0 | 5 | 8 | 0.00 | 0.000 | | | | | | | | | | |
| Mark Davis, L ERA: 6.86 | 1.1 | | 6 | 2 | 0 | 0 | 0 | 0 | 0 | 0 | 0 | 0 | 0 | 15 | 22 | 0.00 | 1.500 | | | | | | | | | | |

| Batter | 1 | 2 | 3 | 4 | 5 | 6 | 7 | 8 | 9 | AB | R | H | RBI | BB | SO | LOB | BOTTOM | | | | | | | | | | |
|--|-------------------------------|----------------------------------|------------------------------|----------------------------------|-------------------------------|----------------------------------|-------------------------------|----------------------------------|------------------------------|----------------------------------|-------------------------------|----------------------------------|-------------------------------|----------------------------------|-----------------------------------|------------------------------------|--|----------------------------------|--------|--|--|--|--|--|--|--|--|
| Otis Nixon, S OBP: 0.371, SLG: 0.385 | | | L5 | | | | K | | | 5 | 2 | 2 | 0 | 1 | 1 | 6 | Los Angeles Dodgers @ Atlanta Braves Atlanta-Fulton County Stadium, Atlanta, GA Sat Aug 08 1992, 3:33 AM EDT Att: 43,116 - Cloudy - 81 F | | | | | | | | | | |
| Mark Lemke, S OBP: 0.303, SLG: 0.324 | L9 | B5-3 | | | | | | | | 6 | 2 | 3 | 0 | 0 | 0 | 2 | | | | | | | | | | | |
| Terry Pendleton, S OBP: 0.500, SLG: 0.475 Jeff Treadway, L OBP: 0.258, SLG: 0.286 | L9 | B5-3 | | | | | | | | 3 | 2 | 2 | 4 | 2 | 0 | 1 | | | | | | | | | | | |
| David Justice, L OBP: 0.348, SLG: 0.385 | L9 | B5-3 | | | | | | | | 5 | 1 | 1 | 0 | 1 | 0 | 4 | | | | | | | | | | | |
| Ron Gant, R OBP: 0.326, SLG: 0.407 Deion Sanders, L OBP: 0.367, SLG: 0.552 | L9 | B5-3 | | | | | | | | 4 | 1 | 0 | 0 | 1 | 1 | 7 | | | | | | | | | | | |
| Sid Bream, L OBP: 0.350, SLG: 0.416 | L9 | B5-3 | | | | | | | | 5 | 2 | 4 | 4 | 1 | 0 | 2 | | | | | | | | | | | |
| Damon Berryhill, S OBP: 0.272, SLG: 0.379 | L9 | B5-3 | | | | | | | | 5 | 0 | 2 | 2 | 1 | 0 | 4 | | | | | | | | | | | |
| Jeff Blauser, R OBP: 0.300, SLG: 0.386 Rafael Belliard, R OBP: 0.237, SLG: 0.234 | L9 | B5-3 | | | | | | | | 3 | 1 | 2 | 0 | 2 | 0 | 1 | | | | | | | | | | | |
| Pete Smith, R Mike Stanton, L Lonnie Smith, R Marvin Freeman, R Mark Davis, L | L9 | B5-3 | | | | | | | | 0 | 0 | 0 | 1 | 1 | 0 | 0 | | | | | | | | | | | |
| Inning Stats | R: 4 E: 0 K: 1 S: 16 | H: 3 LOB: 3 BB: 4 P: 39 | R: 0 E: 0 K: 0 S: 9 | H: 1 LOB: 1 BB: 0 P: 12 | R: 1 E: 0 K: 0 S: 14 | H: 1 LOB: 1 BB: 1 P: 22 | R: 0 E: 0 K: 0 S: 10 | H: 1 LOB: 1 BB: 0 P: 15 | R: 0 E: 0 K: 1 S: 9 | H: 2 LOB: 2 BB: 1 P: 19 | R: 6 E: 0 K: 1 S: 27 | H: 6 LOB: 3 BB: 3 P: 47 | R: 1 E: 0 K: 0 S: 11 | H: 3 LOB: 3 BB: 1 P: 20 | 1B: 14 2B: 2 3B: 0 HR: 2 | SF: 0 SAC: 2 DP: 0 HBP: 0 | | WP: 1 PB: 0 SB: 1 CS: 1 | PA: 52 | | | | | | | | |
| PITCHER | IP | WLS | BF | H | R | ER | SO | BB | IBB | HBP | BLK | WP | HR | S | P | ERA | WHIP | | | | | | | | | | |
| Tom Candiotti, R ERA: 3.11 | 0.2 | L | 7 | 3 | 4 | 4 | 1 | 2 | 0 | 0 | 0 | 0 | 0 | 12 | 26 | 54.00 | 7.500 | | | | | | | | | | |
| Jim Gott, R ERA: 1.85 | 3.1 | | 16 | 3 | 1 | 1 | 0 | 2 | 1 | 0 | 0 | 0 | 1 | 37 | 62 | 2.70 | 1.500 | | | | | | | | | | |
| Kevin Gross, R ERA: 3.58 | 1.1 | | 8 | 3 | 0 | 0 | 1 | 2 | 0 | 0 | 0 | 0 | 0 | 15 | 30 | 0.00 | 3.750 | | | | | | | | | | |
| Roger McDowell, R ERA: 4.73 | 2.2 | | 21 | 9 | 7 | 7 | 1 | 4 | 0 | 0 | 0 | 1 | 1 | 41 | 73 | 23.62 | 4.875 | | | | | | | | | | |

AB 35
R 2
H 9
RBI 2
BB 2
SO 3
LOB 15

AB 39
R 12
H 18
RBI 12
BB 11
SO 3
LOB 30



| Batter | 1 | 2 | 3 | 4 | 5 | 6 | 7 | 8 | 9 | AB | R | H | RBI | BB | SO | LOB | TOP | | | | |
|---|---------------------------------------|---------------------------------------|---------------------------------------|---------------------------------------|---------------------------------------|---------------------------------------|---------------------------------------|---------------------------------------|---------------------------------------|---------------------------------------|---------------------------------------|---------------------------------------|---------------------------------------|---------------------------------------|---------------------------------------|---------------------------------------|--|------------------------------------|----------------------------------|--------|--|
| Eric Young Sr. R (1.4) OBP: 0.244, SLG: 0.205 Jim Gott, R (8.1) OBP: 0.500, SLG: 0.500 | G6-3 | | G4-3 | | G1-3 | | F8 | | | 5 | 0 | 1 | 1 | 0 | 0 | 2 | Los Angeles Dodgers @ Atlanta Braves Atlanta-Fulton County Stadium, Atlanta, GA Mon Aug 10 1992, 7:05 PM EDT Att: 43,368 - Cloudy - 84 F | | | | |
| Brett Butler L (1.8) OBP: 0.413, SLG: 0.401 | | | G4-3 | | K | | G4-3 | | | 5 | 0 | 1 | 1 | 0 | 1 | 3 | | | | | |
| Mike Sharperson, R (1.5) OBP: 0.401, SLG: 0.408 | F8 | | F9 | | FC5-4 | | 2B | | G6-3 | 4 | 1 | 1 | 0 | 1 | 0 | 2 | | | | | |
| Eric Karros, R (1.3) OBP: 0.300, SLG: 0.466 | | | F7 | | G6-3 | | FC5-4 | | | 5 | 0 | 2 | 1 | 0 | 0 | 1 | | | | | |
| Mitch Webster, S (1.9) John Candelaria, L (7.1) Lenny Harris, L (8.4) OBP: 0.337, SLG: 0.414 OBP: 0.316, SLG: 0.310 | | | 1B | | 1B | | E1 | | | 4 | 1 | 3 | 0 | 0 | 0 | 1 | | | | | |
| Todd Benzinger, S (1.7) Tom Goodwin, L (9.7) OBP: 0.274, SLG: 0.329 OBP: 0.167, SLG: 0.167 | | | 1B | | 2B | | K | | | 5 | 1 | 2 | 0 | 0 | 1 | 2 | | | | | |
| Carlos Hernandez, R (1.2) OBP: 0.339, SLG: 0.357 | | | G6-4-3 | | 2B | | K | | | 0 | 0 | 0 | 0 | 0 | 0 | 0 | | | | | |
| Dave Anderson, R (1.6) OBP: 0.296, SLG: 0.427 | | | G6-4-3 | | 2B | | 1B | | | 4 | 1 | 3 | 1 | 0 | 0 | 2 | | | | | |
| Ramon Martinez, R (1.1) Henry Rodriguez, L (7.9) OBP: 0.130, SLG: 0.130 OBP: 0.222, SLG: 0.280 | | | G4-3 | | SF7 | | 1B | | | 2 | 1 | 1 | 1 | 1 | 0 | 1 | | | | | |
| | | | SH | | K | | K | | | 2 | 0 | 0 | 0 | 0 | 2 | 3 | | | | | |
| | | | G4-3 | | 1B | | 1B | | | 1 | 0 | 1 | 0 | 0 | 0 | 0 | | | | | |
| Inning Stats | R: 0 E: 0 K: 0 S: 7 | H: 1 LOB: 0 BB: 0 P: 12 | R: 0 E: 0 K: 0 S: 9 | H: 2 LOB: 1 BB: 0 P: 15 | R: 1 E: 1 K: 0 S: 12 | H: 0 LOB: 1 BB: 1 P: 21 | R: 2 E: 0 K: 1 S: 11 | H: 3 LOB: 1 BB: 0 P: 13 | R: 0 E: 0 K: 2 S: 11 | H: 3 LOB: 1 BB: 1 P: 11 | R: 1 E: 0 K: 0 S: 13 | H: 2 LOB: 1 BB: 0 P: 20 | R: 1 E: 0 K: 0 S: 13 | H: 3 LOB: 2 BB: 0 P: 20 | R: 0 E: 0 K: 1 S: 8 | H: 1 LOB: 1 BB: 0 P: 13 | 1B: 12 2B: 3 3B: 0 HR: 0 | SF: 1 SAC: 1 DP: 1 HBP: 0 | WP: 0 PB: 0 SB: 0 CS: 2 | PA: 42 | |
| PITCHER | IP WLS BF H R ER SO | IP WLS BF H R ER SO | IP WLS BF H R ER SO | IP WLS BF H R ER SO | IP WLS BF H R ER SO | IP WLS BF H R ER SO | IP WLS BF H R ER SO | IP WLS BF H R ER SO | IP WLS BF H R ER SO | IP WLS BF H R ER SO | IP WLS BF H R ER SO | IP WLS BF H R ER SO | IP WLS BF H R ER SO | IP WLS BF H R ER SO | IP WLS BF H R ER SO | IP WLS BF H R ER SO | ERA WHIP | ERA WHIP | | | |
| Steve Avery, L (1.1) ERA: 2.77 | 6.2 | L | 31 | 11 | 4 | 3 | 4 | 2 | 0 | 0 | 0 | 0 | 0 | 0 | 0 | 0 | 0 | 4.05 | 1.950 | | |
| Randy St. Claire, R (7.1) ERA: 3.86 | 0.1 | | 1 | 0 | 0 | 0 | 0 | 0 | 0 | 0 | 0 | 0 | 0 | 0 | 0 | 0 | 0 | 0.00 | 0.000 | | |
| Mike Stanton, L (8.1) ERA: 5.8 | 2.0 | | 10 | 4 | 1 | 1 | 1 | 0 | 0 | 0 | 0 | 0 | 0 | 0 | 0 | 0 | 0 | 4.50 | 2.000 | | |

| | |
|-----|----|
| AB | 38 |
| R | 5 |
| H | 15 |
| RBI | 5 |
| BB | 2 |
| SO | 5 |
| LOB | 18 |




| Batter | 1 | 2 | 3 | 4 | 5 | 6 | 7 | 8 | 9 | AB | R | H | RBI | BB | SO | LOB | BOTTOM | | | |
|---|---------------------------------------|---------------------------------------|---------------------------------------|---------------------------------------|---------------------------------------|---------------------------------------|---------------------------------------|---------------------------------------|---------------------------------------|---------------------------------------|---------------------------------------|---------------------------------------|---------------------------------------|---------------------------------------|---------------------------------------|---------------------------------------|--|------------------------------------|----------------------------------|--------|
| Otis Nixon, S (1.8) OBP: 0.375, SLG: 0.393 | K | | | | P5 | | | | | 5 | 0 | 3 | 0 | 0 | 1 | 2 | Los Angeles Dodgers @ Atlanta Braves Atlanta-Fulton County Stadium, Atlanta, GA Mon Aug 10 1992, 7:05 PM EDT Att: 43,368 - Cloudy - 84 F | | | |
| Deion Sanders, L (1.7) OBP: 0.350, SLG: 0.539 | P8 | | F7 | | | | G4-3 | | | 4 | 0 | 1 | 2 | 0 | 0 | 1 | | | | |
| Terry Pendleton, S (1.5) OBP: 0.333, SLG: 0.474 | F7 | | | | G6-3 | | | | | 3 | 0 | 0 | 0 | 2 | 0 | 2 | | | | |
| David Justice, L (1.9) OBP: 0.350, SLG: 0.383 | | | P9 | | F9 | | F8 | | | 4 | 0 | 0 | 0 | 0 | 1 | 4 | | | | |
| Sid Bream, L (1.3) OBP: 0.348, SLG: 0.421 | | | P7 | | L6 | | F9 | | | 3 | 0 | 0 | 0 | 0 | 0 | 1 | | | | |
| Brian Hunter, R (8. PH) OBP: 0.257, SLG: 0.455 | | | | | | | F9 | | | 0 | 0 | 0 | 0 | 1 | 0 | 0 | | | | |
| Damon Berryhill, S (1.2) OBP: 0.297, SLG: 0.371 | | | K | | P2 | | K | | | 4 | 0 | 0 | 0 | 0 | 2 | 1 | | | | |
| Mark Lemke, S (1.4) OBP: 0.305, SLG: 0.323 | | | G3 | | | | K | | | 3 | 1 | 1 | 0 | 1 | 0 | 1 | | | | |
| Rafael Belliard, R (1.6) OBP: 0.263, SLG: 0.237 | | | | | FC6-4 | | 1B | | | 1 | 1 | 0 | 0 | 0 | 0 | 1 | | | | |
| Jeff Blauser, R (7. PH) OBP: 0.302, SLG: 0.387 | | | E | | FC6-4 | | 1B | | | 2 | 1 | 1 | 0 | 0 | 0 | 0 | | | | |
| Steve Avery, L (1.1) OBP: 0.228, SLG: 0.259 | | | SH5-4 | | | | F9 | | | 0 | 0 | 0 | 0 | 1 | 0 | 0 | | | | |
| Randy St. Claire, R (7.1) Jeff Treadway, L (7. PH) Mike Stanton, L (8.1) Lonnie Smith, R (9. PH) OBP: 0.281, SLG: 0.277 OBP: 0.500, SLG: 0.500 OBP: 0.299, SLG: 0.342 | | | | | | | | | | 0 | 0 | 0 | 0 | 0 | 0 | 0 | | | | |
| | | | | | | | | | | 1 | 0 | 0 | 0 | 0 | 0 | 0 | | | | |
| | | | | | | | | | | 0 | 0 | 0 | 0 | 0 | 0 | 0 | | | | |
| | | | | | | | | | | 1 | 0 | 0 | 0 | 0 | 0 | 0 | | | | |
| Inning Stats | R: 0 E: 0 K: 1 S: 7 | H: 0 LOB: 0 BB: 0 P: 9 | R: 0 E: 0 K: 1 S: 7 | H: 0 LOB: 0 BB: 0 P: 13 | R: 1 E: 1 K: 0 S: 7 | H: 1 LOB: 1 BB: 0 P: 10 | R: 0 E: 0 K: 0 S: 9 | H: 0 LOB: 0 BB: 0 P: 13 | R: 0 E: 0 K: 0 S: 7 | H: 1 LOB: 2 BB: 1 P: 13 | R: 2 E: 0 K: 2 S: 14 | H: 3 LOB: 3 BB: 2 P: 29 | R: 0 E: 1 K: 0 S: 6 | H: 0 LOB: 1 BB: 1 P: 12 | R: 0 E: 0 K: 0 S: 8 | H: 1 LOB: 2 BB: 0 P: 11 | 1B: 4 2B: 3 3B: 0 HR: 0 | SF: 0 SAC: 1 DP: 1 HBP: 2 | WP: 0 PB: 0 SB: 0 CS: 0 | PA: 39 |
| PITCHER | IP WLS BF H R ER SO | IP WLS BF H R ER SO | IP WLS BF H R ER SO | IP WLS BF H R ER SO | IP WLS BF H R ER SO | IP WLS BF H R ER SO | IP WLS BF H R ER SO | IP WLS BF H R ER SO | IP WLS BF H R ER SO | IP WLS BF H R ER SO | IP WLS BF H R ER SO | IP WLS BF H R ER SO | IP WLS BF H R ER SO | IP WLS BF H R ER SO | IP WLS BF H R ER SO | IP WLS BF H R ER SO | ERA WHIP | ERA WHIP | | |
| Ramon Martinez, R (1.1) ERA: 3.73 | 6.2 | W | 29 | 5 | 3 | 3 | 3 | 3 | 0 | 0 | 0 | 0 | 0 | 0 | 0 | 0 | 4.05 | 1.200 | | |
| John Candelaria, L (7.1) ERA: 1.53 | 0.1 | | 2 | 0 | 0 | 0 | 1 | 0 | 0 | 0 | 0 | 3 | 8 | 0.00 | 0.000 | | | | | |
| Jim Gott, R (8.1) ERA: 1.8 | 2.0 | S | 8 | 1 | 0 | 0 | 0 | 1 | 0 | 0 | 0 | 14 | 23 | 0.00 | 1.000 | | | | | |

| | |
|-----|----|
| AB | 31 |
| R | 3 |
| H | 6 |
| RBI | 2 |
| BB | 5 |
| SO | 4 |
| LOB | 15 |




| Batter | 1 | 2 | 3 | 4 | 5 | 6 | 7 | 8 | 9 | AB | R | H | RBI | BB | SO | LOB | TOP | | | | | | | | | | | | | | | | | | | |
|--|------------------------------|----------------------------------|-------------------------------|----------------------------------|------------------------------|---------------------------------|--------------------------------|----------------------------------|------------------------------|---------------------------------|------------------------------|----------------------------------|------------------------------|----------------------------------|------------------------------|----------------------------------|---|-------------------------------|----------------------------------|----------------------------------|------------------------------------|----------------------------------|--------|---|----|----|----|-----|-----|-----|----|----|---|---|-----|------|
| Jose Offerman, S (1, 6) OBP: 0.330, SLG: 0.339 | G6-3 | | | SH1-3 BB | | G1-3 | | | SH5-4 1B G3 1B | 3 | 1 | 1 | 0 | 1 | 0 | 0 | Los Angeles Dodgers @ Cincinnati Reds Riverfront Stadium, Cincinnati, OH Wed Aug 12 1992, 7:05 PM EDT Att: 31,053 - Cloudy - 77 F | | | | | | | | | | | | | | | | | | | |
| Brett Butler, L (1, 8) OBP: 0.417, SLG: 0.404 | G6-3 | | | SH1-3 | | | 2-1 PB E 1B | G3 SH5-4 1B | 3 | 1 | 2 | 0 | 0 | 0 | 0 | | | | | | | | | | | | | | | | | | | | | |
| Eric Young Sr., R (1, 4) OBP: 0.250, SLG: 0.214 | F9 | | | F9 | | | 2-1 E4 L4-6 1-H 1B | SH5-4 | 3 | 0 | 1 | 0 | 0 | 0 | 1 | | | | | | | | | | | | | | | | | | | | | |
| Eric Karros, R (1, 3) | | 2-2 FC6-4 1B | | K | | | 0-0 L4-6 2-3 1B | G3 | 4 | 0 | 1 | 1 | 0 | 1 | 3 | | | | | | | | | | | | | | | | | | | | | |
| Mitch Webster, S (1, 9) | FC6-4 CS 1-2 | | | G4-6-3 1B | | | 4-1 BB | K | 3 | 0 | 1 | 0 | 1 | 1 | 2 | | | | | | | | | | | | | | | | | | | | | |
| Todd Benzinger, S (1, 7) | F8 1-2 | | | F8 | | | 0-3 K | | 3 | 0 | 0 | 0 | 0 | 1 | 3 | | | | | | | | | | | | | | | | | | | | | |
| Carlos Hernandez, R (1, 2) OBP: 0.331, SLG: 0.350 | | | G1-3 | | G4-6-3 1-2 | | | K | 3 | 0 | 0 | 0 | 0 | 1 | 1 | | | | | | | | | | | | | | | | | | | | | |
| Dave Hansen, L (1, 5) Mike Sharperson, R (8, PH) OBP: 0.291, SLG: 0.330 OBP: 0.336, SLG: 0.405 | | | G4-3 | | | P6 | | F8 | 2 | 0 | 0 | 0 | 0 | 0 | 0 | | | | | | | | | | | | | | | | | | | | | |
| Kevin Gross, R (1, 1) Dave Anderson, R (8, PH) Kip Gross, R (8, 1) OBP: 0.122, SLG: 0.077 OBP: 0.293, SLG: 0.421 OBP: 1.000, SLG: 1.000 | | | P3 | | | G5-3 | | F8 | 3 | 2 | 0 | 0 | 0 | 0 | 0 | | | | | | | | | | | | | | | | | | | | | |
| Inning Stats | R: 0 E: 0 K: 0 S: 8 | H: 0 LOB: 0 BB: 0 P: 13 | R: 0 E: 0 K: 0 S: 11 | H: 1 LOB: 0 BB: 0 P: 15 | R: 0 E: 0 K: 0 S: 6 | H: 0 LOB: 0 BB: 0 P: 8 | R: 0 E: 0 K: 1 S: 11 | H: 0 LOB: 1 BB: 1 P: 15 | R: 0 E: 0 K: 0 S: 5 | H: 1 LOB: 0 BB: 0 P: 6 | R: 0 E: 0 K: 0 S: 6 | H: 0 LOB: 0 BB: 0 P: 12 | R: 1 E: 1 K: 1 S: 9 | H: 2 LOB: 1 BB: 1 P: 17 | R: 0 E: 0 K: 1 S: 9 | H: 0 LOB: 0 BB: 0 P: 12 | | R: 1 E: 0 K: 1 S: 11 | H: 2 LOB: 1 BB: 0 P: 16 | 1B: 6 2B: 1 3B: 0 HR: 0 | SF: 0 SAC: 2 DP: 2 HBP: 0 | WP: 0 PB: 1 SB: 0 CS: 1 | PA: 32 | | | | | | | | | | | | | |
| PITCHER | IP | WLS | BF | H | R | ER | SO | BB | IBB | HBP | BLK | WP | HR | S | P | ERA | WHIP | PITCHER | | IP | WLS | BF | H | R | ER | SO | BB | IBB | HBP | BLK | WP | HR | S | P | ERA | WHIP |
| Greg Swindell, L (1, 1) ERA: 2.69 | 8.0 | W | 29 | 6 | 2 | 1 | 3 | 2 | 0 | 0 | 0 | 0 | 0 | 69 | 104 | 1.12 | 1.000 | | | | | | | | | | | | | | | | | | | |
| Rob Dibble, R (9, 1) ERA: 3.44 | 1.0 | S | 3 | 0 | 0 | 0 | 1 | 0 | 0 | 0 | 0 | 0 | 0 | 7 | 10 | 0.00 | 0.000 | | | | | | | | | | | | | | | | | | | |

| | |
|-----|----|
| AB | 28 |
| R | 2 |
| H | 6 |
| RBI | 1 |
| BB | 2 |
| SO | 4 |
| LOB | 10 |



| Batter | 1 | 2 | 3 | 4 | 5 | 6 | 7 | 8 | 9 | AB | R | H | RBI | BB | SO | LOB | BOTTOM | | | | | | | | | | | | | | | | | | | |
|---|-------------------------------|----------------------------------|------------------------------|----------------------------------|-------------------------------|----------------------------------|-------------------------------|----------------------------------|------------------------------|----------------------------------|------------------------------|----------------------------------|------------------------------|----------------------------------|------------------------------|----------------------------------|---|----------------------------------|------------------------------------|----------------------------------|--------|----|---|---|----|----|----|-----|-----|-----|----|----|---|---|-----|------|
| Bip Roberts, S (1, 5) OBP: 0.380, SLG: 0.392 | G6-3 | | | L8 | G6-3 | | | F7 | | 4 | 0 | 0 | 0 | 0 | 0 | 0 | Los Angeles Dodgers @ Cincinnati Reds Riverfront Stadium, Cincinnati, OH Wed Aug 12 1992, 7:05 PM EDT Att: 31,053 - Cloudy - 77 F | | | | | | | | | | | | | | | | | | | |
| Reggie Sanders, R (1, 8) OBP: 0.345, SLG: 0.456 | K | | | G4-3 BB | | F7 | | G5-3 | 3 | 0 | 0 | 0 | 1 | 1 | 0 | | | | | | | | | | | | | | | | | | | | | |
| Barry Larkin, R (1, 6) OBP: 0.365, SLG: 0.434 | K | | | G4-3 | | | 4-0 BB | | 4-1 BB | 2 | 0 | 0 | 0 | 2 | 1 | | | | | | | | | | | | | | | | | | | | | |
| Paul O'Neill, L (1, 9) OBP: 0.365, SLG: 0.400 | | 4-2 G5-4-3 BB | | G5-3 | | F7 | | F7 | 3 | 0 | 0 | 0 | 1 | 1 | 3 | | | | | | | | | | | | | | | | | | | | | |
| Glenn Braggs, R (1, 7) OBP: 0.332, SLG: 0.381 | P4 | | | K | | F9 | | K | 3 | 0 | 0 | 0 | 0 | 1 | 2 | | | | | | | | | | | | | | | | | | | | | |
| Jeff Branson, L (1, 4) OBP: 0.373, SLG: 0.435 | G5-4-3 1-2 | | | G5-3 | | | 2-2 1B HR | L8 | 3 | 1 | 1 | 0 | 0 | 0 | 1 | | | | | | | | | | | | | | | | | | | | | |
| Dave Martinez, L (1, 3) OBP: 0.324, SLG: 0.331 | | | K2-3 | | 1-2 HR | | 1-2 1B | | 3 | 1 | 2 | 0 | 0 | 1 | 0 | | | | | | | | | | | | | | | | | | | | | |
| Joe Oliver, R (1, 2) OBP: 0.310, SLG: 0.381 | | | F9 | | 3-0 HR | | 0-1 F7 | | 3 | 1 | 1 | 3 | 0 | 0 | 1 | | | | | | | | | | | | | | | | | | | | | |
| Greg Swindell, L (1, 1) Rob Dibble, L (9, 1) OBP: 0.134, SLG: 0.154 OBP: 0.333, SLG: 0.333 | | | G1-3 | | G5-3 | | G4-3 | | 3 | 0 | 0 | 0 | 0 | 0 | 1 | | | | | | | | | | | | | | | | | | | | | |
| Inning Stats | R: 0 E: 0 K: 2 S: 14 | H: 0 LOB: 0 BB: 0 P: 17 | R: 0 E: 0 K: 0 S: 5 | H: 0 LOB: 0 BB: 1 P: 10 | R: 0 E: 0 K: 1 S: 10 | H: 0 LOB: 0 BB: 0 P: 15 | R: 3 E: 0 K: 1 S: 16 | H: 3 LOB: 0 BB: 0 P: 25 | R: 0 E: 0 K: 0 S: 5 | H: 0 LOB: 1 BB: 1 P: 10 | R: 0 E: 0 K: 0 S: 9 | H: 1 LOB: 1 BB: 0 P: 13 | R: 0 E: 0 K: 1 S: 7 | H: 0 LOB: 1 BB: 1 P: 16 | R: 0 E: 0 K: 1 S: 7 | H: 0 LOB: 1 BB: 1 P: 16 | | 1B: 3 2B: 0 3B: 0 HR: 1 | SF: 0 SAC: 0 DP: 1 HBP: 0 | WP: 0 PB: 0 SB: 0 CS: 0 | PA: 31 | | | | | | | | | | | | | | | |
| PITCHER | IP | WLS | BF | H | R | ER | SO | BB | IBB | HBP | BLK | WP | HR | S | P | ERA | WHIP | PITCHER | | IP | WLS | BF | H | R | ER | SO | BB | IBB | HBP | BLK | WP | HR | S | P | ERA | WHIP |
| Kevin Gross, R (1, 1) ERA: 3.59 | 7.0 | L | 27 | 4 | 3 | 3 | 4 | 3 | 0 | 0 | 0 | 0 | 0 | 65 | 101 | 3.86 | 1.000 | | | | | | | | | | | | | | | | | | | |
| Kip Gross, R (8, 1) ERA: 3.27 | 1.0 | | 4 | 0 | 0 | 0 | 1 | 1 | 0 | 0 | 0 | 0 | 0 | 7 | 16 | 0.00 | 1.000 | | | | | | | | | | | | | | | | | | | |


| | |
|-----|----|
| AB | 27 |
| R | 3 |
| H | 4 |
| RBI | 3 |
| BB | 4 |
| SO | 5 |
| LOB | 9 |



| Batter | 1 | 2 | 3 | 4 | 5 | 6 | 7 | 8 | 9 | AB | R | H | RBI | BB | SO | LOB | TOP | | | | | | | | | | |
|---|------------------------------|----------------------------------|-------------------------------|----------------------------------|------------------------------|----------------------------------|------------------------------|---------------------------------|-------------------------------|----------------------------------|------------------------------|----------------------------------|------------------------------|----------------------------------|------------------------------|----------------------------------|-------------------------------|----------------------------------|----------------------------------|------------------------------------|----------------------------------|--------|--|--|--|--|--|
| Jose Offerman, S OBP: 0.329, SLG: 0.336 | 4-2 FC6-4 BB | | 1-1 L8 | | | 1-1 G5-3 | | 3-3 K | | 3 | 0 | 0 | 0 | 1 | 1 | 1 | | | | | | | | | | | |
| Brett Butler, L OBP: 0.416, SLG: 0.405 | 1-0 FC6-4 F8 | | 3-2 F8 | | | 3-3 K | | SH5-4 BB | 2B | 4 | 0 | 1 | 0 | 0 | 0 | 1 | | | | | | | | | | | |
| Eric Young Sr., R OBP: 0.234, SLG: 0.200 | 3-2 F8 | | | 1-0 L8 | | 2-1 G4-3 | | SH5-4 | | 3 | 0 | 0 | 0 | 0 | 0 | 1 | | | | | | | | | | | |
| Eric Karros, R OBP: 0.306, SLG: 0.468 | | 3-2 E6 HR | | 0-0 G5-3 | | 1-2 G3 | | 2B | BB | 3 | 2 | 0 | 0 | 1 | 0 | 0 | | | | | | | | | | | |
| Henry Rodriguez, L OBP: 0.314, SLG: 0.452 | | 3-1 HR | | 1-0 F9 | | 4-1 BB | | 1-H | 2B | 3 | 1 | 2 | 3 | 1 | 0 | 0 | | | | | | | | | | | |
| Lenny Harris, L OBP: 0.297, SLG: 0.306 | | 0-2 G1-3 | | 1-1 G6-3 | | 1-1 G6-4-3 | | 2-3 K | | 3 | 0 | 0 | 0 | 0 | 0 | 1 | | | | | | | | | | | |
| Mike Scioscia, L OBP: 0.214, SLG: 0.214 | | 0-1 L7 | | 2-1 1B | | 4-1 SH2-3 BB | | | | 2 | 0 | 1 | 0 | 1 | 0 | 0 | | | | | | | | | | | |
| Tom Goodwin, L OBP: 0.214, SLG: 0.214 | | | | | | | | | | 0 | 1 | 0 | 0 | 0 | 0 | 0 | | | | | | | | | | | |
| Carlos Hernandez, R OBP: 0.331, SLG: 0.350 | | | | | | | | | | 0 | 0 | 0 | 0 | 0 | 0 | 0 | | | | | | | | | | | |
| Dave Hansen, L OBP: 0.289, SLG: 0.327 | | | | | | | | | | 2 | 0 | 0 | 0 | 0 | 1 | 1 | | | | | | | | | | | |
| Dave Anderson, R OBP: 0.293, SLG: 0.421 | | | | | | | | | | 0 | 0 | 0 | 0 | 0 | 0 | 0 | | | | | | | | | | | |
| Pedro Astacio, R OBP: 0.335, SLG: 0.421 | | | | | | | | | | 2 | 0 | 0 | 0 | 0 | 2 | 1 | | | | | | | | | | | |
| Mitch Webster, S OBP: 0.335, SLG: 0.421 | | | | | | | | | | 1 | 0 | 0 | 0 | 0 | 1 | 1 | | | | | | | | | | | |
| Inning Stats | R: 0 E: 0 K: 0 S: 7 | H: 0 LOB: 0 BB: 1 P: 15 | R: 2 E: 1 K: 1 S: 14 | H: 1 LOB: 0 BB: 0 P: 22 | R: 0 E: 0 K: 1 S: 9 | H: 0 LOB: 0 BB: 0 P: 14 | R: 0 E: 0 K: 0 S: 3 | H: 0 LOB: 0 BB: 0 P: 5 | R: 0 E: 0 K: 1 S: 12 | H: 1 LOB: 1 BB: 0 P: 17 | R: 0 E: 0 K: 1 S: 8 | H: 0 LOB: 0 BB: 0 P: 14 | R: 0 E: 0 K: 0 S: 6 | H: 0 LOB: 0 BB: 1 P: 12 | R: 1 E: 0 K: 2 S: 9 | H: 0 LOB: 1 BB: 1 P: 18 | R: 1 E: 0 K: 1 S: 12 | H: 2 LOB: 1 BB: 1 P: 22 | 1B: 1 2B: 2 3B: 0 HR: 1 | SF: 0 SAC: 2 DP: 1 HBP: 0 | WP: 1 PB: 0 SB: 1 CS: 0 | PA: 33 | | | | | |
| PITCHER | IP | WLS | BF | H | R | ER | SO | BB | IBB | HBP | BLK | WP | HR | S | P | ERA | WHIP | | | | | | | | | | |
| Jose Rijo, R ERA: 3.0 | 6.0 | | 21 | 2 | 2 | 1 | 4 | 1 | 0 | 0 | 0 | 0 | 1 | 53 | 87 | 1.50 | 0.500 | | | | | | | | | | |
| Scott Bankhead, R ERA: 2.99 | 1.0 | | 4 | 0 | 1 | 1 | 0 | 2 | 0 | 0 | 0 | 0 | 0 | 7 | 17 | 9.00 | 2.000 | | | | | | | | | | |
| Norm Charlton, L ERA: 2.49 | 0.2 | | 2 | 0 | 0 | 0 | 1 | 0 | 0 | 0 | 0 | 0 | 1 | 5 | 7 | 0.00 | 0.000 | | | | | | | | | | |
| Scott Ruskin, L ERA: 4.76 | 0.2 | | 3 | 1 | 1 | 1 | 1 | 0 | 0 | 0 | 0 | 0 | 0 | 7 | 13 | 13.50 | 1.500 | | | | | | | | | | |
| Dwayne Henry, R ERA: 2.89 | 0.2 | L | 3 | 1 | 0 | 0 | 1 | 1 | 0 | 0 | 0 | 0 | 0 | 8 | 15 | 0.00 | 3.000 | | | | | | | | | | |

Los Angeles Dodgers @ Cincinnati Reds
Riverfront Stadium, Cincinnati, OH
Thu Aug 13 1992, 3:33 AM EDT
Att: 32,514 - Cloudy - 72 F


AB 27
R 4
H 4
RBI 3
BB 4
SO 7
LOB 8



| Batter | 1 | 2 | 3 | 4 | 5 | 6 | 7 | 8 | 9 | AB | R | H | RBI | BB | SO | LOB | BOTTOM | | | | | | | | | | |
|--|-------------------------------|----------------------------------|-------------------------------|----------------------------------|-------------------------------|----------------------------------|------------------------------|---------------------------------|-------------------------------|----------------------------------|-------------------------------|----------------------------------|------------------------------|----------------------------------|------------------------------|---------------------------------|------------------------------|----------------------------------|----------------------------------|------------------------------------|----------------------------------|--------|--|--|--|--|--|
| Bip Roberts, S OBP: 0.383, SLG: 0.393 | 0-0 FC6-4 1B | | 2-3 K | | | 2-2 G6-4-3 1B | | 0-0 G6-3 | | 4 | 0 | 2 | 0 | 1 | 1 | 0 | | | | | | | | | | | |
| Reggie Sanders, R OBP: 0.339, SLG: 0.447 | 1-0 FC6-4 1B | | 0-0 P3 | | | 1-1 G6-4-3 | | 2-0 P4 | | 5 | 1 | 0 | 0 | 0 | 1 | 3 | | | | | | | | | | | |
| Barry Larkin, R OBP: 0.368, SLG: 0.437 | 3-2 E9 1B | | 2-2 E | | | 3-2 E6 G6-4-3 1B | | 2-2 E4 1B | | 5 | 1 | 3 | 1 | 0 | 0 | 1 | | | | | | | | | | | |
| Paul O'Neill, L OBP: 0.368, SLG: 0.399 | 1-2 P5 | | 1-1 E4 | | | 0-0 G6-4-3 SH 1B | | 4-0 1B | | 3 | 1 | 1 | 0 | 2 | 0 | 2 | | | | | | | | | | | |
| Glenn Braggs, R OBP: 0.328, SLG: 0.375 | 2-2 G6-3 | | 0-3 K | | | 0-0 SH 1B | | 3-2 G6-3 | | 3 | 0 | 0 | 0 | 0 | 1 | 5 | | | | | | | | | | | |
| Scott Ruskin, R OBP: 0.250, SLG: 0.250 | | | | | | | | | | 0 | 0 | 0 | 0 | 0 | 0 | 0 | | | | | | | | | | | |
| Dwayne Henry, R OBP: 0.250, SLG: 0.250 | | | | | | | | | | 0 | 0 | 0 | 0 | 0 | 0 | 0 | | | | | | | | | | | |
| Darnell Coles, R OBP: 0.325, SLG: 0.509 | | | | | | | | | | 1 | 0 | 0 | 0 | 0 | 0 | 2 | | | | | | | | | | | |
| Jeff Branson, L OBP: 0.364, SLG: 0.420 | | 2-2 E6 CS | | 1-0 G4-3 | | 1-2 G6-4-3 | | 0-0 SH2-4 1B | | 4 | 0 | 1 | 0 | 0 | 0 | 2 | | | | | | | | | | | |
| Dave Martinez, L OBP: 0.327, SLG: 0.332 | | 2-2 1B | | 1-0 G5-3 | | 1-1 1B IBB | | 0-0 SH2-4 | | 2 | 0 | 1 | 0 | 1 | 0 | 0 | | | | | | | | | | | |
| Joe Oliver, R OBP: 0.309, SLG: 0.379 | | 3-2 P5 | | 0-3 K | | 1-2 1B | | 0-1 G5-3 | | 4 | 0 | 1 | 1 | 0 | 1 | 2 | | | | | | | | | | | |
| Jose Rijo, R OBP: 0.191, SLG: 0.234 | | | 2-3 K | | | 2-3 K | | 1-3 K | | 2 | 0 | 0 | 0 | 0 | 2 | 1 | | | | | | | | | | | |
| Bill Doran, S OBP: 0.321, SLG: 0.366 | | | | | | | | | | 1 | 0 | 0 | 0 | 0 | 1 | 2 | | | | | | | | | | | |
| Scott Bankhead, R OBP: 0.222, SLG: 0.222 | | | | | | | | | | 0 | 0 | 0 | 0 | 0 | 0 | 0 | | | | | | | | | | | |
| Norm Charlton, S OBP: 0.250, SLG: 0.250 | | | | | | | | | | 0 | 0 | 0 | 0 | 0 | 0 | 0 | | | | | | | | | | | |
| Cesar Hernandez, R OBP: 0.375, SLG: 0.500 | | | | | | | | | | 1 | 0 | 0 | 0 | 0 | 1 | 1 | | | | | | | | | | | |
| Inning Stats | R: 1 E: 2 K: 0 S: 11 | H: 2 LOB: 1 BB: 0 P: 18 | R: 0 E: 1 K: 1 S: 17 | H: 1 LOB: 1 BB: 0 P: 26 | R: 0 E: 1 K: 2 S: 13 | H: 1 LOB: 2 BB: 0 P: 18 | R: 0 E: 0 K: 1 S: 5 | H: 0 LOB: 0 BB: 0 P: 7 | R: 0 E: 0 K: 1 S: 13 | H: 1 LOB: 0 BB: 0 P: 18 | R: 2 E: 1 K: 1 S: 16 | H: 2 LOB: 2 BB: 1 P: 25 | R: 0 E: 1 K: 0 S: 9 | H: 1 LOB: 2 BB: 1 P: 20 | R: 0 E: 0 K: 1 S: 7 | H: 1 LOB: 1 BB: 0 P: 8 | R: 0 E: 0 K: 1 S: 7 | H: 0 LOB: 2 BB: 2 P: 20 | 1B: 9 2B: 0 3B: 0 HR: 0 | SF: 0 SAC: 2 DP: 2 HBP: 0 | WP: 1 PB: 0 SB: 1 CS: 1 | PA: 41 | | | | | |
| PITCHER | IP | WLS | BF | H | R | ER | SO | BB | IBB | HBP | BLK | WP | HR | S | P | ERA | WHIP | | | | | | | | | | |
| Pedro Astacio, R ERA: 1.23 | 6.0 | | 27 | 7 | 3 | 0 | 6 | 0 | 1 | 0 | 0 | 0 | 0 | 16 | 28 | 0.00 | 1.000 | | | | | | | | | | |
| Roger McDowell, R ERA: 4.55 | 2.0 | W | 9 | 2 | 0 | 0 | 1 | 0 | 1 | 0 | 0 | 0 | 0 | 5 | 12 | 0.00 | 1.500 | | | | | | | | | | |
| Jim Gott, R ERA: 1.78 | 0.2 | | 3 | 0 | 0 | 0 | 1 | 1 | 0 | 0 | 0 | 0 | 0 | 5 | 12 | 0.00 | 1.500 | | | | | | | | | | |
| Steve Wilson, L ERA: 3.91 | 0.0 | | 1 | 0 | 0 | 0 | 0 | 0 | 1 | 0 | 0 | 1 | 0 | 0 | 4 | ∞ | ∞ | | | | | | | | | | |
| Jay Howell, R ERA: 1.25 | 0.1 | S | 1 | 0 | 0 | 0 | 0 | 0 | 0 | 0 | 0 | 0 | 0 | 2 | 4 | 0.00 | 0.000 | | | | | | | | | | |

Los Angeles Dodgers @ Cincinnati Reds
Riverfront Stadium, Cincinnati, OH
Thu Aug 13 1992, 3:33 AM EDT
Att: 32,514 - Cloudy - 72 F

AB 35
R 3
H 9
RBI 2
BB 4
SO 8
LOB 21



| Batter | 1 | 2 | 3 | 4 | 5 | 6 | 7 | 8 | 9 | AB | R | H | RBI | BB | SO | LOB | TOP | | | | | | | | | | |
|---|------------------------------|----------------------------------|------------------------------|---------------------------------|------------------------------|----------------------------------|------------------------------|---------------------------------|------------------------------|----------------------------------|------------------------------|----------------------------------|-------------------------------|----------------------------------|-------------------------------|----------------------------------|--|------------------------------------|----------------------------------|--------|--|--|--|--|--|--|--|
| Willie McGee, S OBP: 0.334, SLG: 0.352 (1, 8) | | | | | | | | | | 3 | 0 | 1 | 1 | 1 | 1 | 0 | San Francisco Giants @ Los Angeles Dodgers Dodger Stadium, Los Angeles, CA Sun Aug 16 1992, 3:33 AM PDT Att: 27,477 - Cloudy - 90 F | | | | | | | | | | |
| Robby Thompson, R OBP: 0.341, SLG: 0.412 (1, 4) | | | | | | | | | | 3 | 0 | 0 | 1 | 0 | 1 | | | | | | | | | | | | |
| Will Clark, L OBP: 0.391, SLG: 0.481 (1, 3) | | | | | | | | | | 4 | 0 | 0 | 0 | 0 | 3 | | | | | | | | | | | | |
| Cory Snyder, R OBP: 0.316, SLG: 0.461 (1, 9) | | | | | | | | | | 4 | 0 | 1 | 0 | 0 | 0 | 3 | | | | | | | | | | | |
| Matt Williams, R OBP: 0.282, SLG: 0.380 (1, 5) | | | | | | | | | | 4 | 0 | 0 | 0 | 0 | 1 | 1 | | | | | | | | | | | |
| Ted Wood, L OBP: 0.233, SLG: 0.148 (1, 7) | | | | | | | | | | 4 | 0 | 0 | 0 | 0 | 0 | 0 | | | | | | | | | | | |
| Kirt Manwaring, R OBP: 0.314, SLG: 0.311 (1, 2) | | | | | | | | | | 4 | 0 | 2 | 0 | 0 | 0 | 0 | | | | | | | | | | | |
| Mike Benjamin, R OBP: 0.246, SLG: 0.308 (1, 6) | | | | | | | | | | 2 | 2 | 0 | 0 | 2 | 0 | 2 | | | | | | | | | | | |
| John Burkett, R OBP: 0.109, SLG: 0.048 (1, 1) | | | | | | | | | | 1 | 0 | 0 | 0 | 0 | 1 | 1 | | | | | | | | | | | |
| Mike Felder, S OBP: 0.324, SLG: 0.401 (8, PH) | | | | | | | | | | 1 | 0 | 1 | 0 | 0 | 0 | 0 | | | | | | | | | | | |
| Bryan Hickerson, L (8, 1) | | | | | | | | | | 0 | 0 | 0 | 0 | 0 | 0 | 0 | | | | | | | | | | | |
| Michael Jackson, R (8, 1) | | | | | | | | | | 0 | 0 | 0 | 0 | 0 | 0 | 0 | | | | | | | | | | | |
| Rod Beck, R (9, 1) | | | | | | | | | | 0 | 0 | 0 | 0 | 0 | 0 | 0 | | | | | | | | | | | |
| Inning Stats | R: 0 E: 0 K: 2 S: 9 | H: 0 LOB: 0 BB: 0 P: 12 | R: 0 E: 0 K: 1 S: 6 | H: 0 LOB: 0 BB: 0 P: 9 | R: 1 E: 0 K: 0 S: 9 | H: 1 LOB: 1 BB: 1 P: 15 | R: 0 E: 0 K: 0 S: 6 | H: 1 LOB: 0 BB: 0 P: 9 | R: 0 E: 0 K: 1 S: 8 | H: 0 LOB: 0 BB: 0 P: 11 | R: 0 E: 0 K: 0 S: 8 | H: 0 LOB: 0 BB: 0 P: 12 | R: 1 E: 0 K: 1 S: 13 | H: 1 LOB: 3 BB: 2 P: 24 | R: 0 E: 0 K: 0 S: 10 | H: 1 LOB: 1 BB: 0 P: 14 | 1B: 5 2B: 0 3B: 0 HR: 0 | SF: 0 SAC: 2 DP: 0 HBP: 0 | WP: 0 PB: 0 SB: 0 CS: 2 | PA: 35 | | | | | | | |
| PITCHER | IP | WLS | BF | H | R | ER | SO | BB | IBB | HBP | BLK | WP | HR | S | P | ERA | WHIP | | | | | | | | | | |
| Bob Ojeda, L ERA: 3.4 (1, 1) | 7.0 | | 24 | 3 | 1 | 1 | 6 | 1 | 0 | 0 | 0 | 0 | 0 | 53 | 79 | 1.29 | 0.571 | | | | | | | | | | |
| Jay Howell, R ERA: 1.24 (8, 1) | 0.1 | L | 5 | 1 | 1 | 0 | 0 | 1 | 1 | 0 | 0 | 0 | 0 | 9 | 19 | 0.00 | 6.000 | | | | | | | | | | |
| John Candelaria, L ERA: 2.21 (8, 1) | 0.2 | | 2 | 0 | 0 | 0 | 1 | 0 | 0 | 0 | 0 | 0 | 0 | 4 | 5 | 0.00 | 0.000 | | | | | | | | | | |
| Jim Gott, R ERA: 1.75 (9, 1) | 1.0 | | 4 | 1 | 0 | 0 | 0 | 0 | 0 | 0 | 0 | 0 | 0 | 10 | 14 | 0.00 | 1.000 | | | | | | | | | | |

| Batter | 1 | 2 | 3 | 4 | 5 | 6 | 7 | 8 | 9 | AB | R | H | RBI | BB | SO | LOB | BOTTOM | | | | | | | | | | |
|--|------------------------------|----------------------------------|------------------------------|----------------------------------|-------------------------------|----------------------------------|------------------------------|----------------------------------|------------------------------|----------------------------------|-------------------------------|----------------------------------|------------------------------|----------------------------------|-------------------------------|----------------------------------|--|------------------------------------|----------------------------------|--------|--|--|--|--|--|--|--|
| Jose Offerman, S OBP: 0.330, SLG: 0.332 (1, 6) | | | | | | | | | | 4 | 0 | 1 | 0 | 0 | 1 | 0 | San Francisco Giants @ Los Angeles Dodgers Dodger Stadium, Los Angeles, CA Sun Aug 16 1992, 3:33 AM PDT Att: 27,477 - Cloudy - 90 F | | | | | | | | | | |
| Brett Butler, L OBP: 0.418, SLG: 0.407 (1, 8) | | | | | | | | | | 2 | 0 | 0 | 0 | 2 | 1 | 0 | | | | | | | | | | | |
| Eric Young Sr., R OBP: 0.211, SLG: 0.211 (1, 4) | | | | | | | | | | 3 | 0 | 0 | 0 | 1 | 0 | 3 | | | | | | | | | | | |
| Jim Gott, R OBP: 0.500, SLG: 0.500 (9, 1) | | | | | | | | | | 0 | 0 | 0 | 0 | 0 | 0 | 0 | | | | | | | | | | | |
| Eric Karros, R OBP: 0.304, SLG: 0.460 (1, 3) | | | | | | | | | | 4 | 0 | 1 | 0 | 0 | 2 | 2 | | | | | | | | | | | |
| Henry Rodriguez, L OBP: 0.319, SLG: 0.442 (1, 9) | | | | | | | | | | 4 | 0 | 1 | 0 | 0 | 0 | 2 | | | | | | | | | | | |
| Mitch Webster, S OBP: 0.329, SLG: 0.408 (1, 7) | | | | | | | | | | 3 | 1 | 1 | 0 | 1 | 0 | 2 | | | | | | | | | | | |
| Mike Scioscia, L OBP: 0.287, SLG: 0.277 (1, 2) | | | | | | | | | | 3 | 0 | 0 | 0 | 0 | 1 | 3 | | | | | | | | | | | |
| Dave Hansen, L OBP: 0.291, SLG: 0.330 (8, 1) | | | | | | | | | | 2 | 0 | 1 | 1 | 0 | 0 | 0 | | | | | | | | | | | |
| Jay Howell, R (8, 1) | | | | | | | | | | 0 | 0 | 0 | 0 | 0 | 0 | 0 | | | | | | | | | | | |
| John Candelaria, L (8, 1) | | | | | | | | | | 0 | 0 | 0 | 0 | 0 | 0 | 0 | | | | | | | | | | | |
| Mike Sharperson, R OBP: 0.397, SLG: 0.491 (9, 4) | | | | | | | | | | 1 | 0 | 0 | 0 | 0 | 1 | 1 | | | | | | | | | | | |
| Bob Ojeda, L OBP: 0.095, SLG: 0.122 (1, 1) | | | | | | | | | | 2 | 0 | 0 | 0 | 0 | 0 | 1 | | | | | | | | | | | |
| Lenny Harris, L OBP: 0.312, SLG: 0.302 (7, PH) | | | | | | | | | | 1 | 0 | 0 | 0 | 0 | 0 | 0 | | | | | | | | | | | |
| Inning Stats | R: 0 E: 0 K: 2 S: 8 | H: 0 LOB: 0 BB: 0 P: 12 | R: 0 E: 0 K: 0 S: 7 | H: 1 LOB: 1 BB: 0 P: 14 | R: 0 E: 0 K: 0 S: 14 | H: 2 LOB: 2 BB: 1 P: 21 | R: 0 E: 0 K: 0 S: 8 | H: 1 LOB: 1 BB: 0 P: 13 | R: 0 E: 0 K: 1 S: 9 | H: 0 LOB: 0 BB: 1 P: 15 | R: 1 E: 0 K: 0 S: 10 | H: 1 LOB: 0 BB: 0 P: 13 | R: 0 E: 0 K: 1 S: 8 | H: 0 LOB: 1 BB: 1 P: 16 | R: 0 E: 0 K: 2 S: 13 | H: 0 LOB: 1 BB: 1 P: 24 | 1B: 5 2B: 0 3B: 0 HR: 0 | SF: 1 SAC: 1 DP: 1 HBP: 0 | WP: 0 PB: 1 SB: 2 CS: 0 | PA: 35 | | | | | | | |
| PITCHER | IP | WLS | BF | H | R | ER | SO | BB | IBB | HBP | BLK | WP | HR | S | P | ERA | WHIP | | | | | | | | | | |
| John Burkett, R ERA: 3.43 (1, 1) | 1.0 | | 27 | 5 | 1 | 0 | 3 | 2 | 0 | 0 | 0 | 0 | 0 | 60 | 93 | 0.00 | 1.000 | | | | | | | | | | |
| Bryan Hickerson, L ERA: 2.89 (8, 1) | 0.2 | | 3 | 0 | 0 | 0 | 0 | 1 | 0 | 0 | 0 | 0 | 0 | 5 | 13 | 0.00 | 1.500 | | | | | | | | | | |
| Michael Jackson, R ERA: 2.78 (8, 1) | 0.1 | | 1 | 0 | 0 | 0 | 1 | 0 | 0 | 0 | 0 | 0 | 0 | 3 | 3 | 0.00 | 0.000 | | | | | | | | | | |
| Rod Beck, R ERA: 2.23 (9, 1) | 1.0 | S | 4 | 0 | 0 | 0 | 2 | 1 | 0 | 0 | 0 | 0 | 0 | 13 | 24 | 0.00 | 1.000 | | | | | | | | | | |




| Batter | 1 | 2 | 3 | 4 | 5 | 6 | 7 | 8 | 9 | AB | R | H | RBI | BB | SO | LOB | TOP | | | |
|--|--|---------------------------------|-------------------------------|----------------------------------|------------------------------|---------------------------------|------------------------------|----------------------------------|------------------------------|---------------------------------|-------------------------------|----------------------------------|------------------------------|---------------------------------|-------------------------------|----------------------------------|---|------------------------------------|----------------------------------|--------|
| Mike Felder, S (1, 7) OBP: 0.319, SLG: 0.394 | G6-3 | | G3 | | | G4-3 | | | F7 | 4 | 0 | 0 | 0 | 0 | 0 | 1 | San Francisco Giants @ Los Angeles Dodgers Dodger Stadium, Los Angeles, CA Mon Aug 17 1992, 7:05 PM PDT Att: 25,561 - Sunny - 80 F | | | |
| Willie McGee, S (1, 8) OBP: 0.331, SLG: 0.349 | G5-3 | | | | F8 | | G3 | | F7 | 4 | 0 | 0 | 0 | 0 | 0 | 1 | | | | |
| Will Clark, L (1, 3) OBP: 0.389, SLG: 0.477 | G3-1 | | | G3 | | | P5 | | | 3 | 0 | 0 | 0 | 0 | 0 | 0 | | | | |
| Cory Snyder, R (1, 9) OBP: 0.316, SLG: 0.458 | | | | | F9 | | | | | 2 | 0 | 0 | 0 | 1 | 1 | 0 | | | | |
| Robby Thompson, R (1, 4) OBP: 0.338, SLG: 0.409 | | | | | | | | | L6 | 3 | 0 | 0 | 0 | 0 | 2 | 1 | | | | |
| Matt Williams, R (1, 5) OBP: 0.282, SLG: 0.378 | | | | | | | | | | 2 | 0 | 0 | 0 | 1 | 1 | 0 | | | | |
| Kirt Manwaring, R (1, 2) OBP: 0.311, SLG: 0.307 | | | | | | | | | | 3 | 0 | 0 | 0 | 0 | 0 | 2 | | | | |
| Mike Benjamin, R (1, 6) OBP: 0.239, SLG: 0.299 | | | | | | | | | | 2 | 0 | 0 | 0 | 0 | 1 | 0 | | | | |
| Mark Leonard, L (9, PH) OBP: 0.347, SLG: 0.463 | | | | | | | | | | 0 | 0 | 0 | 0 | 0 | 0 | 0 | | | | |
| Bill Swift, R (9, FR) OBP: 0.182, SLG: 0.209 | | | | | | | | | | 0 | 0 | 0 | 0 | 0 | 0 | 0 | | | | |
| Francisco Oliveras, R (1, 1) OBP: 0.250, SLG: 0.143 | | | | | | | | | | 1 | 0 | 0 | 0 | 0 | 1 | 0 | | | | |
| Ted Wood, L (6, PH) OBP: 0.226, SLG: 0.143 | | | | | | | | | | 1 | 0 | 0 | 0 | 0 | 0 | 0 | | | | |
| Jeff Brantley, R (6, 1) OBP: 0.697, SLG: 0.500 | | | | | | | | | | 0 | 0 | 0 | 0 | 0 | 0 | 0 | | | | |
| Dave Righetti, L (8, 1) OBP: 0.143, SLG: 0.143 | | | | | | | | | | 0 | 0 | 0 | 0 | 0 | 0 | 0 | | | | |
| Greg Litton, R (9, PH) OBP: 0.270, SLG: 0.286 | | | | | | | | | | 1 | 0 | 0 | 0 | 0 | 0 | 1 | | | | |
| Inning Stats | R: 0 E: 0 K: 0 S: 5 | H: 0 LOB: 0 BB: 0 P: 7 | R: 0 E: 0 K: 1 S: 11 | H: 0 LOB: 1 BB: 2 P: 21 | R: 0 E: 0 K: 2 S: 8 | H: 0 LOB: 0 BB: 0 P: 9 | R: 0 E: 0 K: 0 S: 9 | H: 0 LOB: 0 BB: 0 P: 11 | R: 0 E: 0 K: 1 S: 5 | H: 0 LOB: 0 BB: 0 P: 7 | R: 0 E: 0 K: 1 S: 10 | H: 0 LOB: 0 BB: 0 P: 14 | R: 0 E: 0 K: 1 S: 5 | H: 0 LOB: 0 BB: 0 P: 7 | R: 0 E: 0 K: 0 S: 11 | H: 0 LOB: 1 BB: 0 P: 14 | 1B: 0 2B: 0 3B: 0 HR: 0 | SF: 0 SAC: 0 DP: 1 HBP: 1 | WP: 0 PB: 0 SB: 0 CS: 0 | PA: 29 |
| PITCHER Kevin Gross, R (1, 1) ERA: 3.37 | IP: 9.0 WLS: W BF: 29 H: 0 R: 0 ER: 0 SO: 6 BB: 2 IBB: 0 HBP: 1 BLK: 0 WP: 0 HR: 0 S: 71 P: 99 ERA: 0.00 WHIP: 0.222 | | | | | | | | | | | | | | | | | | | |

| Batter | 1 | 2 | 3 | 4 | 5 | 6 | 7 | 8 | 9 | AB | R | H | RBI | BB | SO | LOB | BOTTOM | | | |
|--|--|----------------------------------|------------------------------|----------------------------------|------------------------------|----------------------------------|------------------------------|----------------------------------|-------------------------------|----------------------------------|------------------------------|----------------------------------|-------------------------------|----------------------------------|------------------------------|----------------------------------|---|----------------------------------|------------------------------------|----------------------------------|
| Jose Offerman, S (1, 6) OBP: 0.330, SLG: 0.331 | F7 | | L4 | | | F7 | | | | 4 | 0 | 1 | 0 | 0 | 0 | 0 | San Francisco Giants @ Los Angeles Dodgers Dodger Stadium, Los Angeles, CA Mon Aug 17 1992, 7:05 PM PDT Att: 25,561 - Sunny - 80 F | | | |
| Brett Butler, L (1, 8) OBP: 0.420, SLG: 0.412 | | | | | | | | | | 4 | 1 | 3 | 0 | 0 | 0 | 2 | | | | |
| Henry Rodriguez, L (1, 9) OBP: 0.333, SLG: 0.447 | | | | | | | | | | 4 | 0 | 2 | 1 | 0 | 1 | 3 | | | | |
| Eric Karros, R (1, 3) OBP: 0.308, SLG: 0.468 | | | | | | | | | | 2 | 1 | 1 | 1 | 2 | 0 | 2 | | | | |
| Mitch Webster, S (1, 7) OBP: 0.323, SLG: 0.400 | | | | | | | | | | 4 | 0 | 0 | 0 | 0 | 0 | 4 | | | | |
| Mike Scioscia, L (1, 2) OBP: 0.288, SLG: 0.275 | | | | | | | | | | 2 | 0 | 0 | 0 | 1 | 1 | 1 | | | | |
| Dave Hansen, L (1, 5) OBP: 0.292, SLG: 0.328 | | | | | | | | | | 2 | 0 | 0 | 0 | 0 | 1 | 1 | | | | |
| Eric Young Sr., R (1, 4) OBP: 0.238, SLG: 0.200 | | | | | | | | | | 3 | 0 | 0 | 0 | 0 | 1 | 1 | | | | |
| Kevin Gross, R (1, 1) OBP: 0.136, SLG: 0.095 | | | | | | | | | | 3 | 0 | 1 | 0 | 0 | 0 | 0 | | | | |
| Inning Stats | R: 0 E: 0 K: 0 S: 8 | H: 1 LOB: 0 BB: 0 P: 13 | R: 1 E: 0 K: 0 S: 9 | H: 1 LOB: 0 BB: 1 P: 19 | R: 0 E: 0 K: 0 S: 5 | H: 0 LOB: 0 BB: 0 P: 10 | R: 1 E: 0 K: 0 S: 8 | H: 2 LOB: 1 BB: 1 P: 16 | R: 0 E: 0 K: 2 S: 11 | H: 0 LOB: 0 BB: 0 P: 16 | R: 0 E: 0 K: 0 S: 8 | H: 2 LOB: 1 BB: 0 P: 11 | R: 0 E: 0 K: 1 S: 11 | H: 0 LOB: 1 BB: 0 P: 16 | R: 0 E: 0 K: 1 S: 9 | H: 2 LOB: 3 BB: 1 P: 16 | | 1B: 6 2B: 1 3B: 0 HR: 1 | SF: 0 SAC: 0 DP: 2 HBP: 1 | WP: 0 PB: 0 SB: 0 CS: 1 |
| PITCHER Francisco Oliveras, R (1, 1) ERA: 2.5 | IP: 5.0 WLS: L BF: 18 H: 4 R: 2 ER: 2 SO: 2 BB: 2 IBB: 2 HBP: 2 BLK: 2 WP: 0 HR: 1 S: 41 P: 74 ERA: 3.60 WHIP: 1.200 | | | | | | | | | | | | | | | | | | | |
| Jeff Brantley, R (6, 1) ERA: 3.72 | IP: 2.0 WLS: 8 BF: 2 H: 0 R: 0 ER: 0 SO: 0 BB: 0 IBB: 0 HBP: 1 BLK: 0 WP: 0 HR: 0 S: 19 P: 27 ERA: 0.00 WHIP: 1.000 | | | | | | | | | | | | | | | | | | | |
| Dave Righetti, L (8, 1) ERA: 5.1 | IP: 1.0 WLS: 6 BF: 2 H: 0 R: 0 ER: 0 SO: 0 BB: 0 IBB: 0 HBP: 0 BLK: 0 WP: 0 HR: 0 S: 9 P: 16 ERA: 0.00 WHIP: 3.000 | | | | | | | | | | | | | | | | | | | |

San Francisco Giants @ Los Angeles Dodgers
Dodger Stadium, Los Angeles, CA
Mon Aug 17 1992, 7:05 PM PDT
Att: 25,561 - Sunny - 80 F

AB 26
R 0
H 0
RBI 0
BB 2
SO 6
LOB 6



San Francisco Giants @ Los Angeles Dodgers
Dodger Stadium, Los Angeles, CA
Mon Aug 17 1992, 7:05 PM PDT
Att: 25,561 - Sunny - 80 F

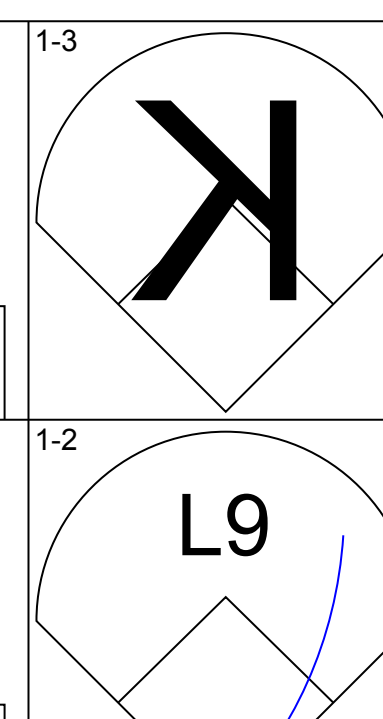
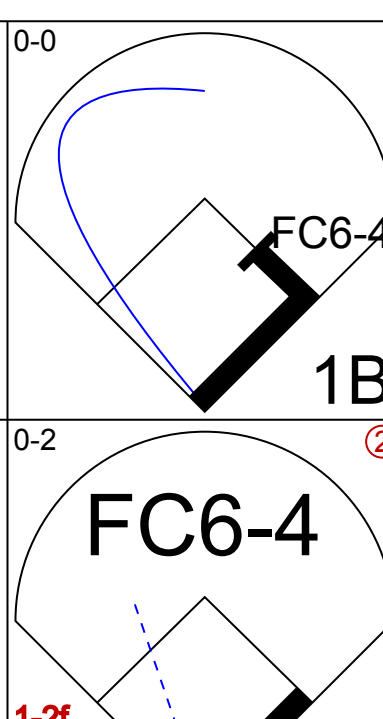
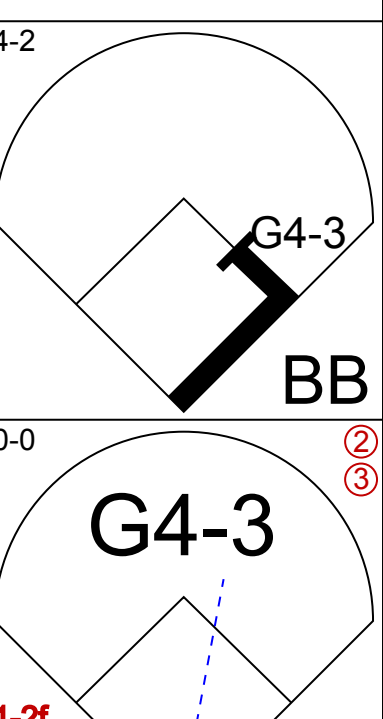
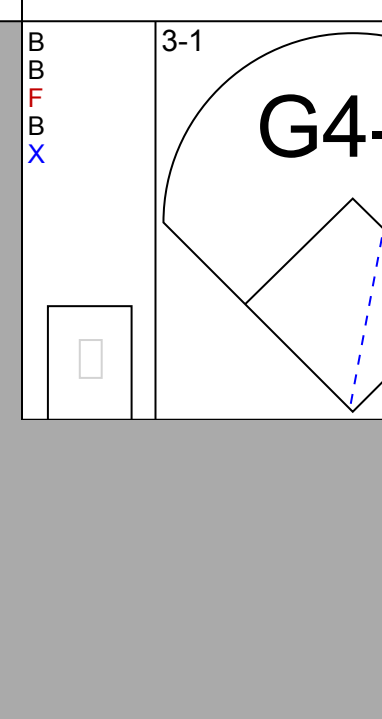
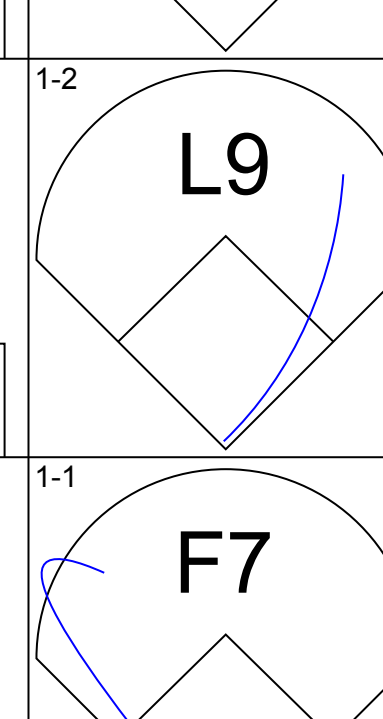
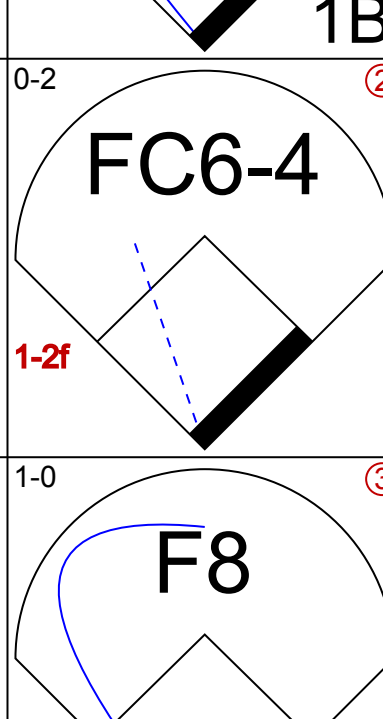
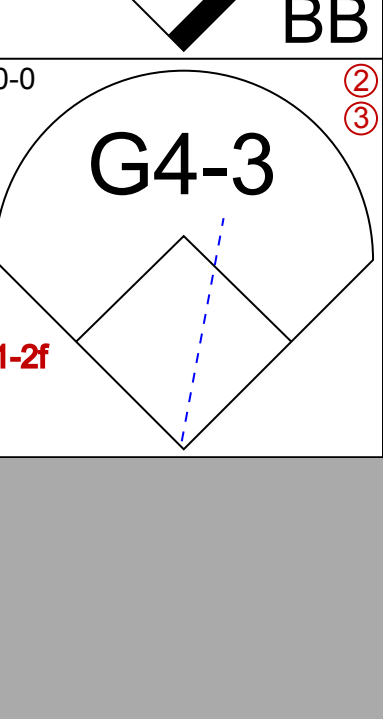
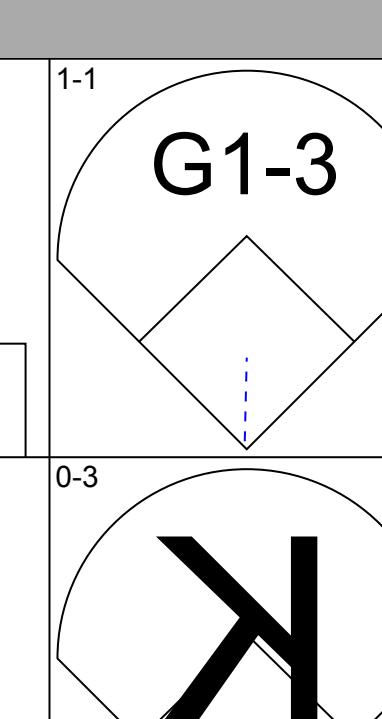
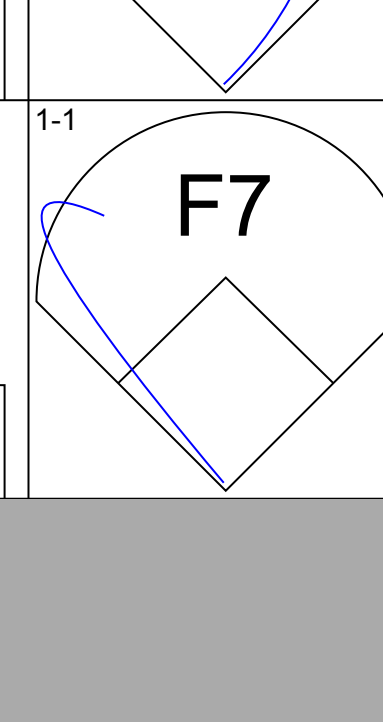
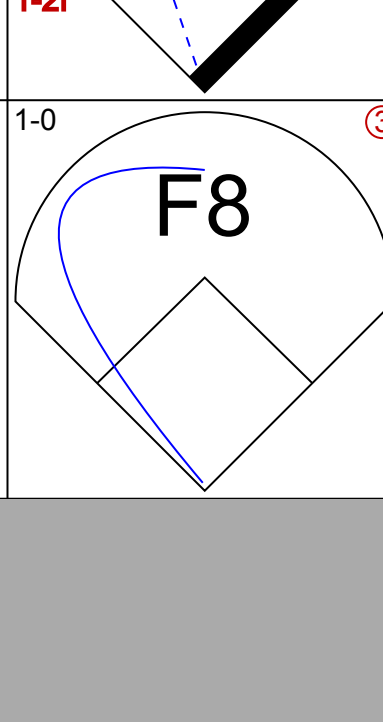
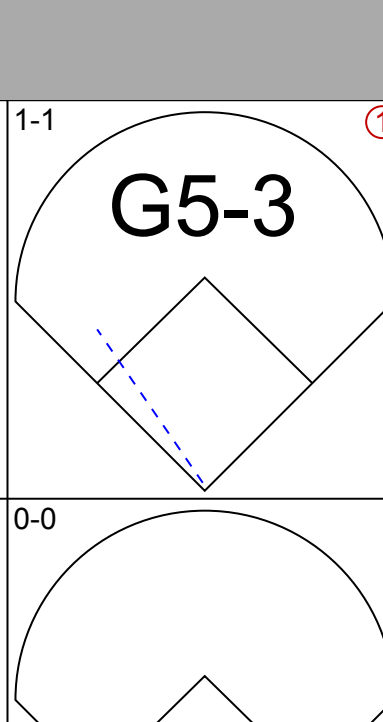
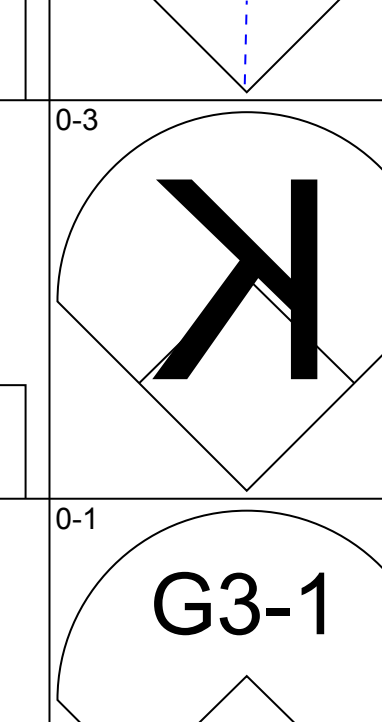
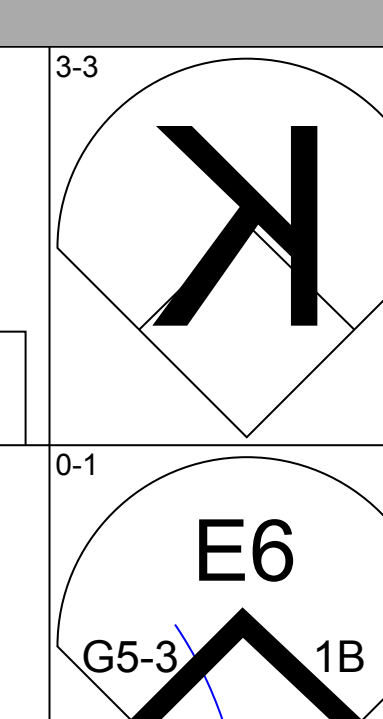
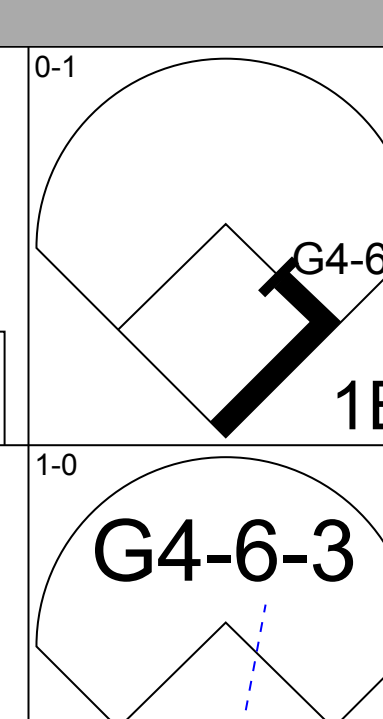
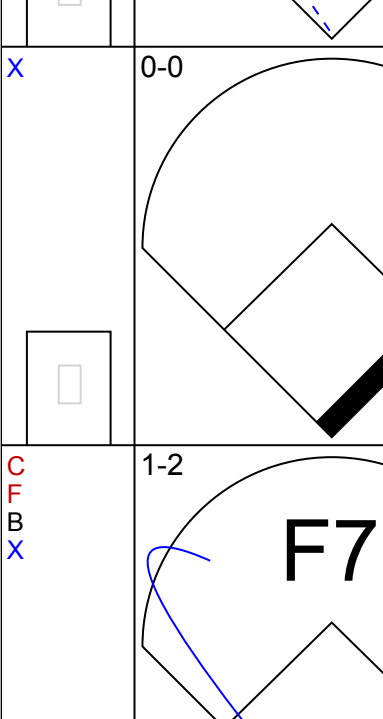
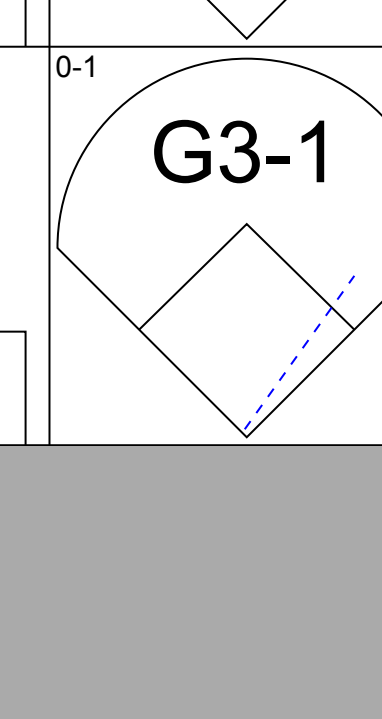
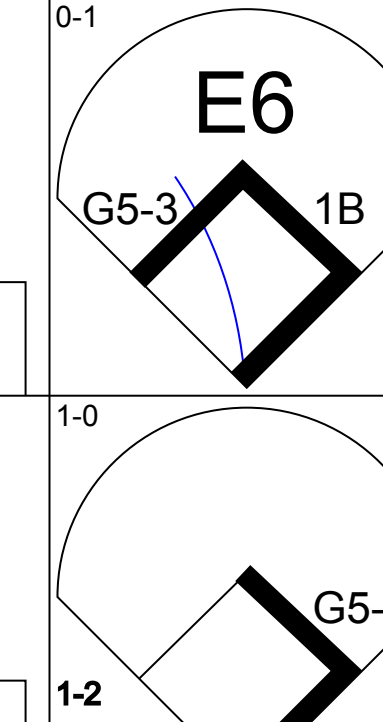
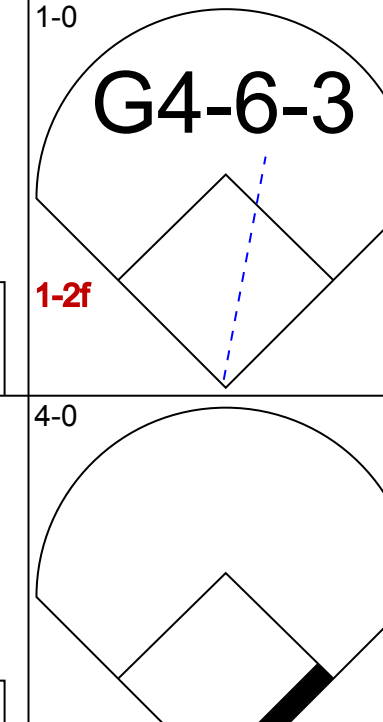
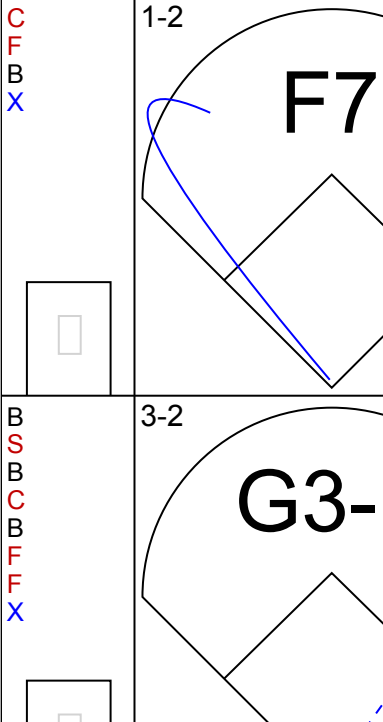
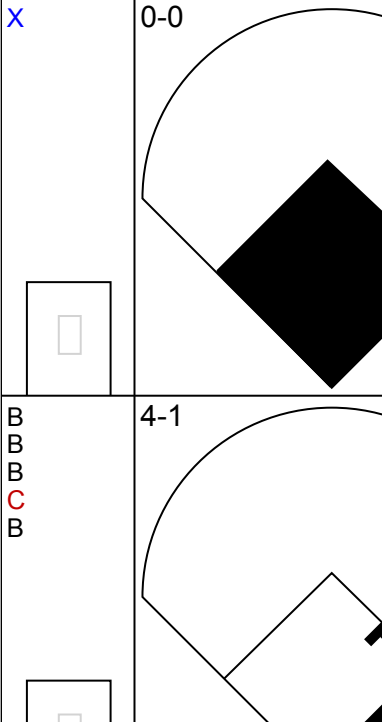
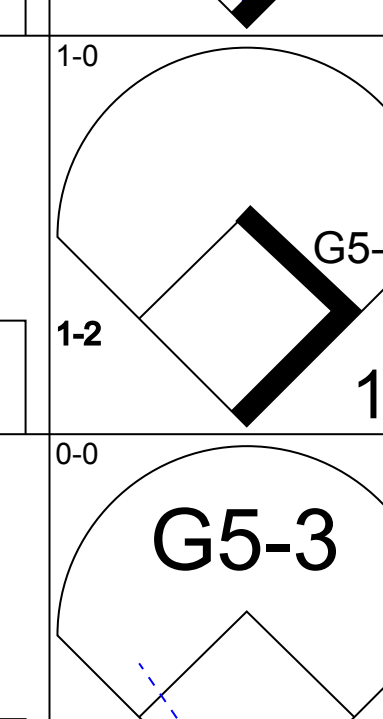
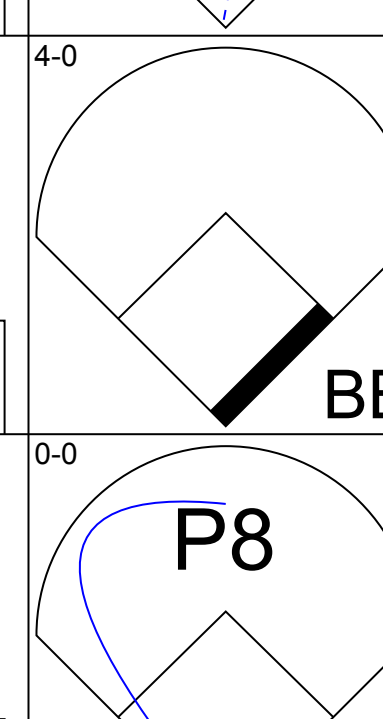
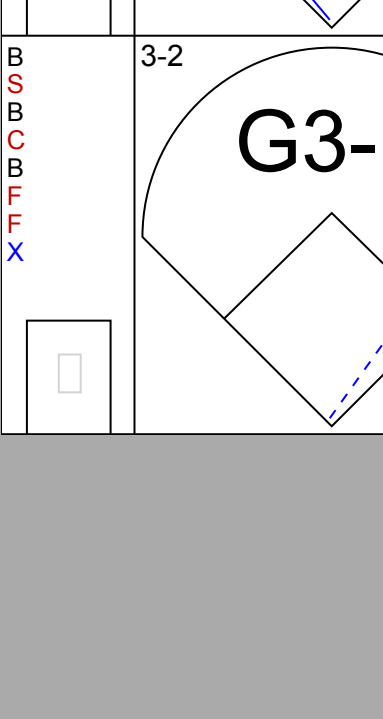
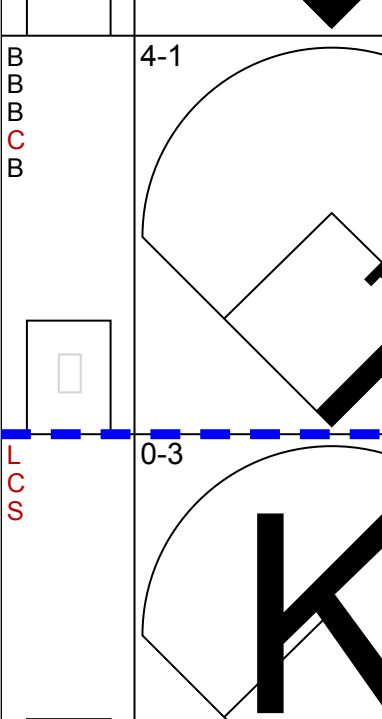
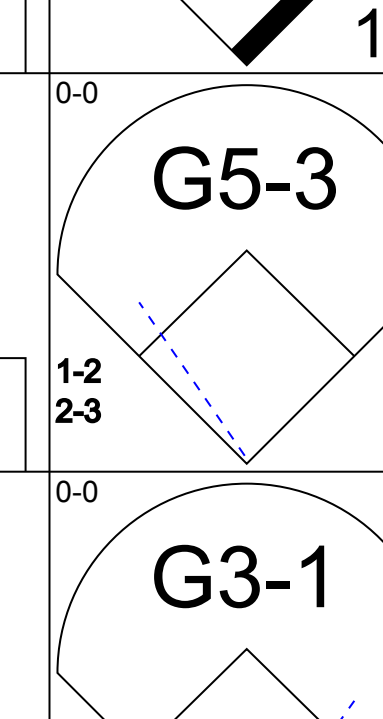
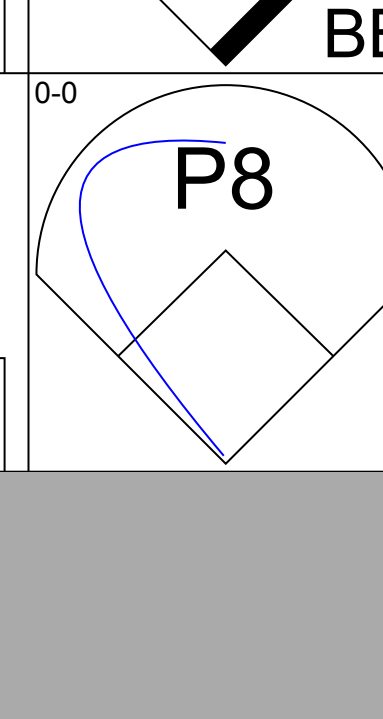
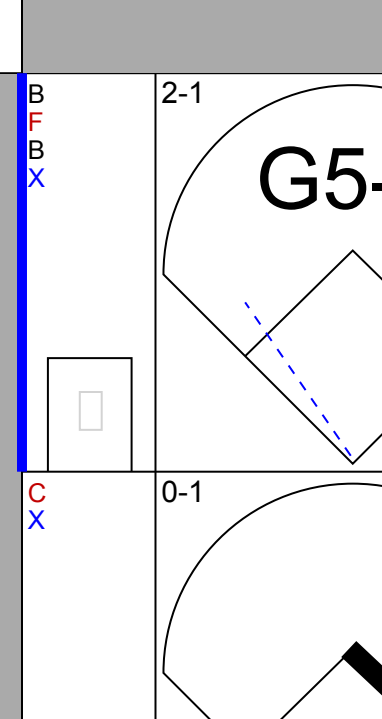
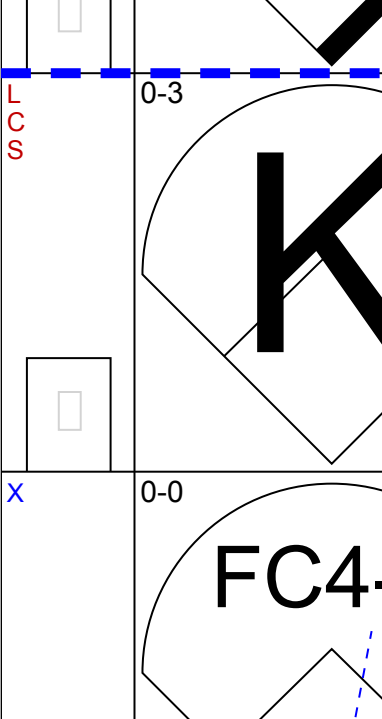
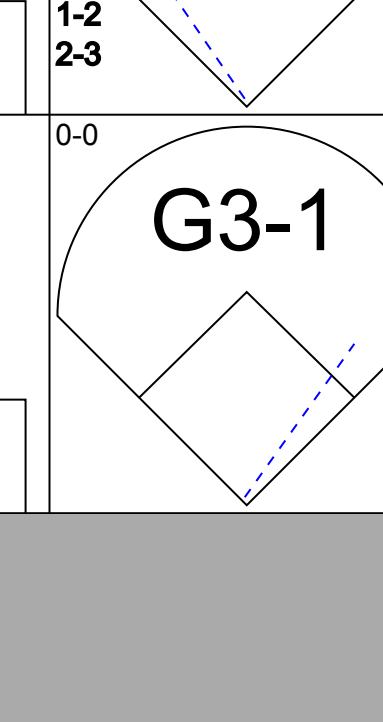
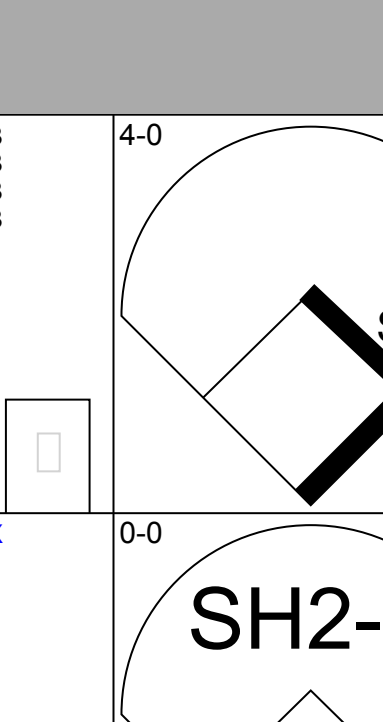
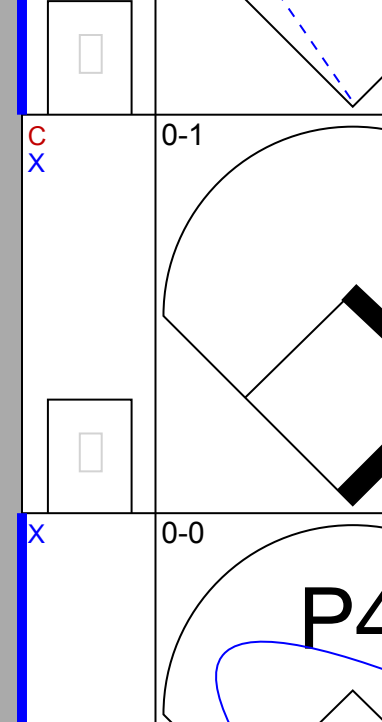
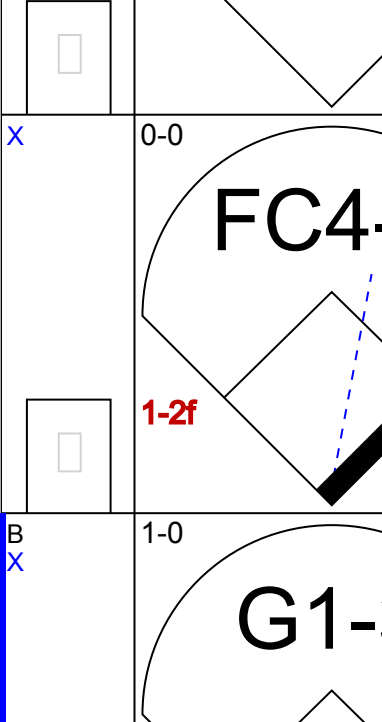
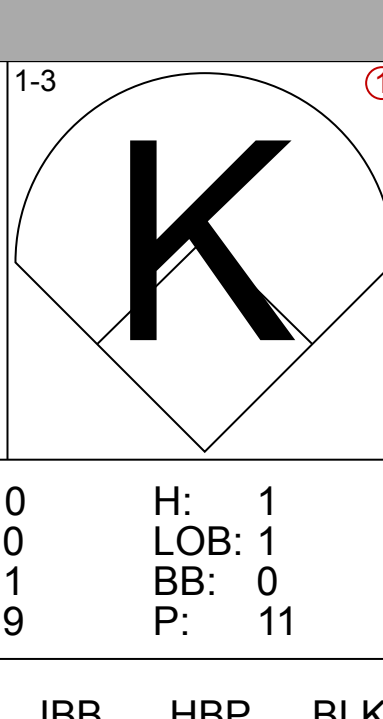
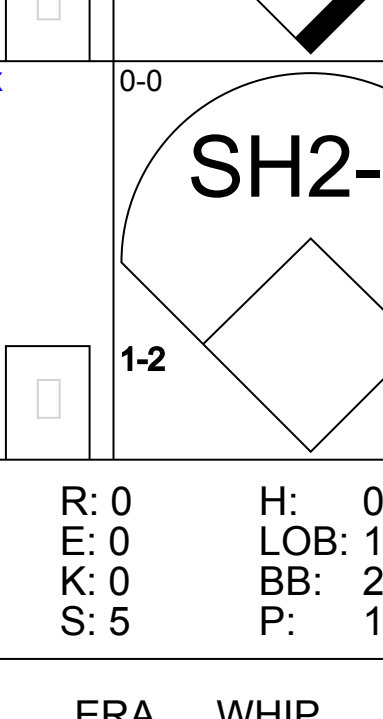
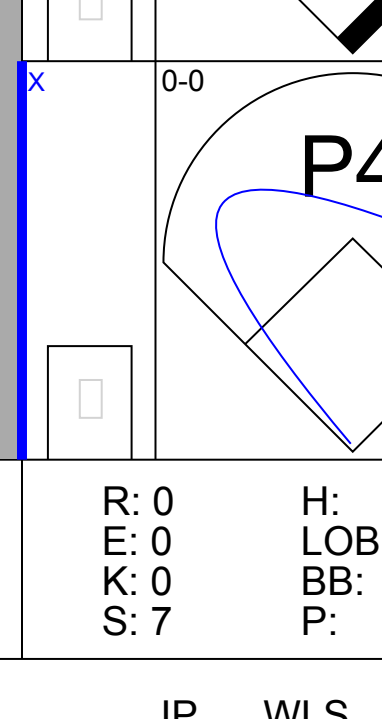
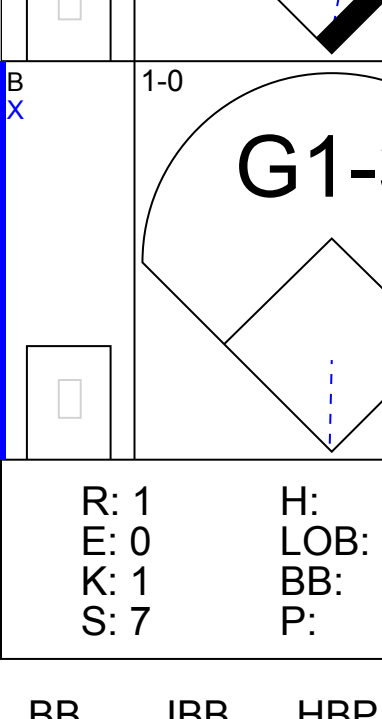
AB 28
R 2
H 8
RBI 2
BB 3
SO 4
LOB 14



| Batter | 1 | 2 | 3 | 4 | 5 | 6 | 7 | 8 | 9 | AB | R | H | RBI | BB | SO | LOB | TOP | | | | | |
|--|---|----------------------------------|------------------------------|----------------------------------|------------------------------|----------------------------------|------------------------------|---------------------------------|-------------------------------|----------------------------------|------------------------------|----------------------------------|-------------------------------|----------------------------------|------------------------------|---------------------------------|---|---------------------------------|----------------------------------|------------------------------------|----------------------------------|--------|
| Vince Coleman, S (1, 8) OBP: 0.383, SLG: 0.385 | G5-3 | | G3 BB | | FC | | G1-3 | | | 3 | 0 | 0 | 0 | 1 | 0 | 2 | New York Mets @ Los Angeles Dodgers Dodger Stadium, Los Angeles, CA Tue Aug 18 1992, 7:05 PM PDT Att: 25,295 - Sunny - 82 F | | | | | |
| Jeff McKnight, S (1, 4) OBP: 0.286, SLG: 0.250 | K | | G3 | | F9 | | G4-3 | | | 4 | 0 | 0 | 0 | 0 | 1 | 3 | | | | | | |
| Daryl Boston, L (1, 7) OBP: 0.315, SLG: 0.421 | 1B | | BB | | P6 | | 1B | | | 3 | 0 | 2 | 0 | 1 | 0 | 2 | | | | | | |
| Eddie Murray, S (1, 3) OBP: 0.314, SLG: 0.407 | F7 | | P4 | | | G4-3 | | P5 | | 4 | 0 | 0 | 0 | 0 | 0 | 4 | | | | | | |
| Kevin Bass, S (1, 9) OBP: 0.292, SLG: 0.384 | | G3 | | F8 | | F7 | | G3-1 | | 4 | 0 | 0 | 0 | 0 | 0 | 1 | | | | | | |
| Chris Donnels, L (1, 5) OBP: 0.286, SLG: 0.224 | | G2-3 1B | | P5 | | F8 | | F9 | | 4 | 0 | 1 | 0 | 0 | 0 | 0 | | | | | | |
| Todd Hundley, S (1, 2) OBP: 0.257, SLG: 0.332 | | G2-3 | | P7 | | | SH1-3 FC4-2 2B | | F7 | 4 | 0 | 1 | 0 | 0 | 0 | 1 | | | | | | |
| Dick Schofield, R (1, 6) OBP: 0.311, SLG: 0.272 | | G5-3 | | | | | SH1-3 | | | 2 | 0 | 1 | 0 | 0 | 0 | 1 | | | | | | |
| Mackey Sasser, L (9, PH) OBP: 0.271, SLG: 0.308 | | | | | | | FC4-2 2B | | | 1 | 0 | 1 | 0 | 0 | 0 | 0 | | | | | | |
| David Cone, L (1, 1) OBP: 0.121, SLG: 0.095 | | | L7 | | | | FC4-2 | | | 2 | 0 | 0 | 0 | 0 | 0 | 1 | | | | | | |
| Chico Walker, S (7, PH) OBP: 0.333, SLG: 0.370 | | | | | | | | | | 1 | 0 | 0 | 0 | 0 | 0 | 1 | | | | | | |
| Barry Jones, R (7, 1) | | | | | | | | | | 0 | 0 | 0 | 0 | 0 | 0 | 0 | | | | | | |
| Lee Guetterman, L (7, 1) | | | | | | | | | | 0 | 0 | 0 | 0 | 0 | 0 | 0 | | | | | | |
| Jeff Innis, R (7, 1) | | | | | | | | | | 0 | 0 | 0 | 0 | 0 | 0 | 0 | | | | | | |
| Mark Dewey, R (8, 1) | | | | | | | | | | 0 | 0 | 0 | 0 | 0 | 0 | 0 | | | | | | |
| Dave Gallagher, R (9, PH) OBP: 0.268, SLG: 0.321 | | | | | | | | | | 1 | 0 | 0 | 0 | 0 | 1 | 1 | | | | | | |
| Inning Stats | R: 0 E: 0 K: 1 S: 11 | H: 1 LOB: 1 BB: 0 P: 18 | R: 0 E: 0 K: 0 S: 9 | H: 1 LOB: 1 BB: 0 P: 17 | R: 0 E: 0 K: 0 S: 9 | H: 0 LOB: 2 BB: 2 P: 19 | R: 0 E: 0 K: 0 S: 4 | H: 0 LOB: 0 BB: 0 P: 6 | R: 0 E: 1 K: 0 S: 11 | H: 1 LOB: 2 BB: 0 P: 18 | R: 0 E: 0 K: 0 S: 9 | H: 0 LOB: 0 BB: 0 P: 13 | R: 0 E: 0 K: 0 S: 10 | H: 1 LOB: 1 BB: 0 P: 13 | R: 0 E: 0 K: 1 S: 6 | H: 1 LOB: 1 BB: 0 P: 7 | R: 0 E: 0 K: 1 S: 6 | H: 1 LOB: 1 BB: 0 P: 7 | 1B: 5 2B: 1 3B: 0 HR: 0 | SF: 0 SAC: 1 DP: 0 HBP: 0 | WP: 0 PB: 0 SB: 1 CS: 1 | PA: 36 |
| PITCHER Pedro Astacio, R (1, 1) ERA: 0.87 | IP: 9.0 WLS: W BF: 36 H: 6 R: 0 ER: 0 SO: 2 BB: 2 IBB: 0 HBP: 0 BLK: 0 WP: 0 HR: 0 S: 75 P: 118 ERA: 0.00 WHIP: 0.889 | | | | | | | | | | | | | | | | | | | | | |

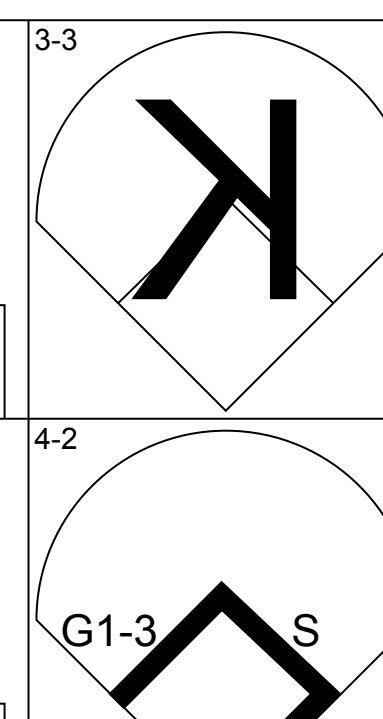
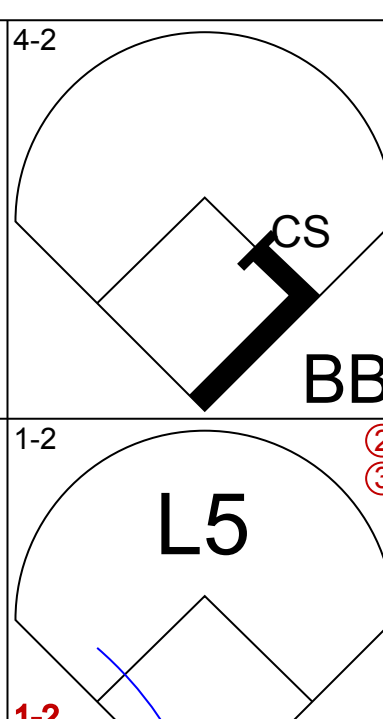
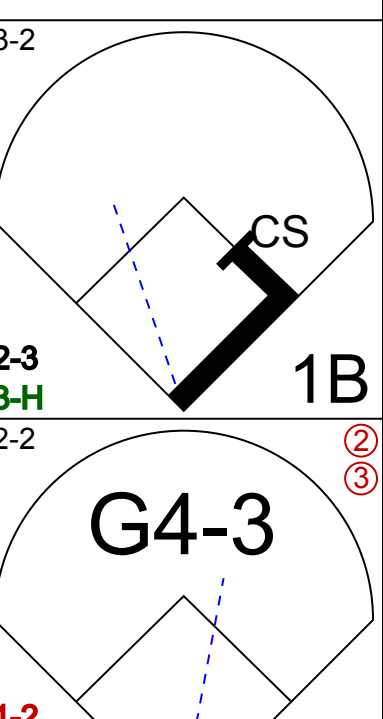
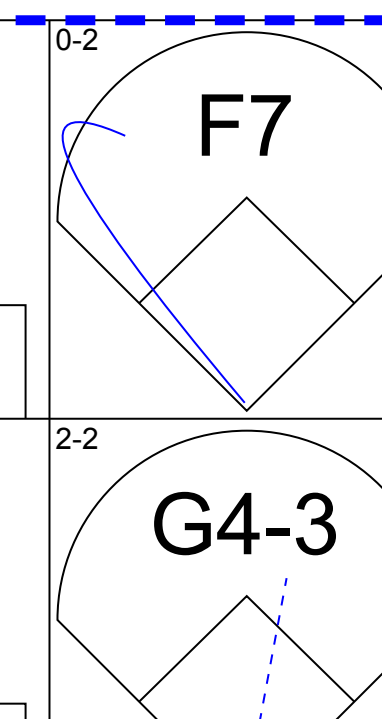
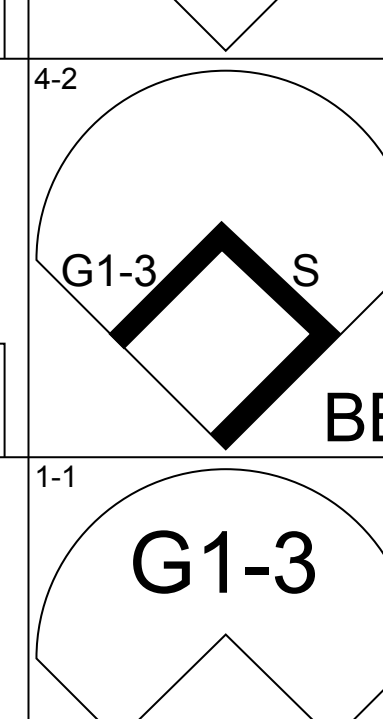
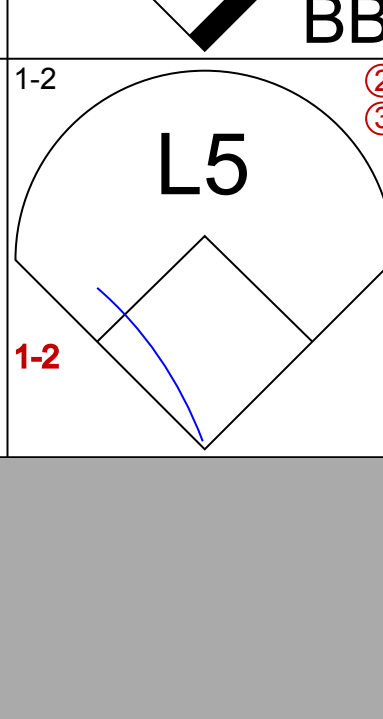
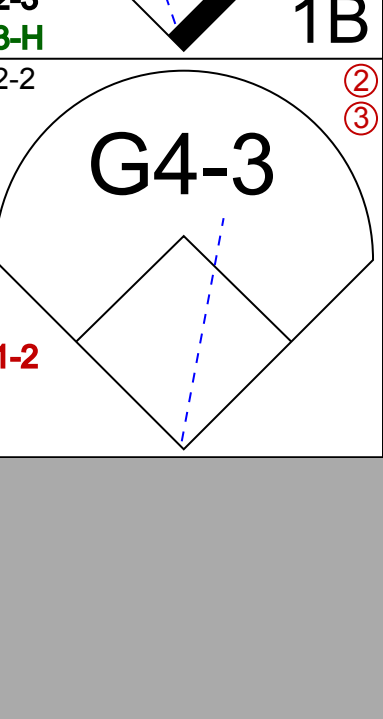
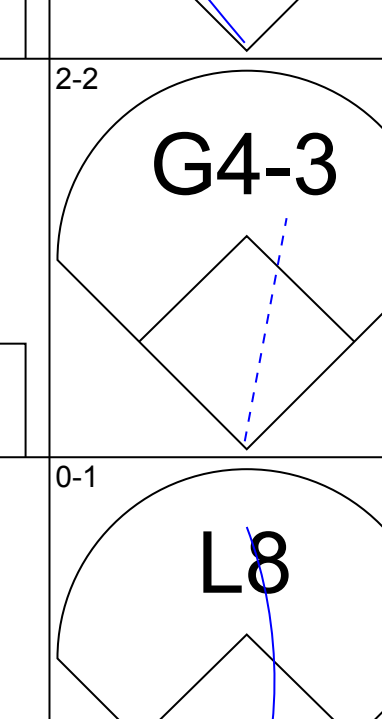
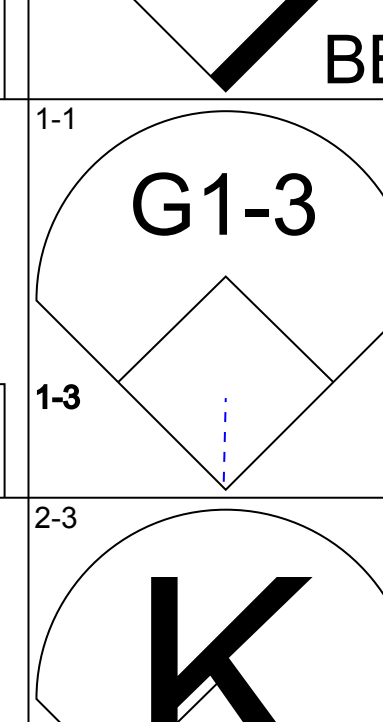
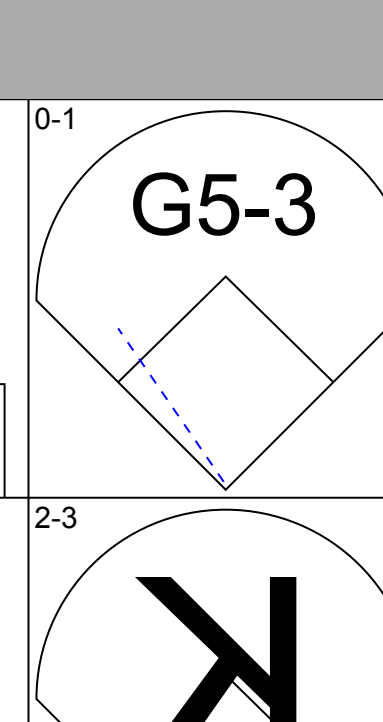
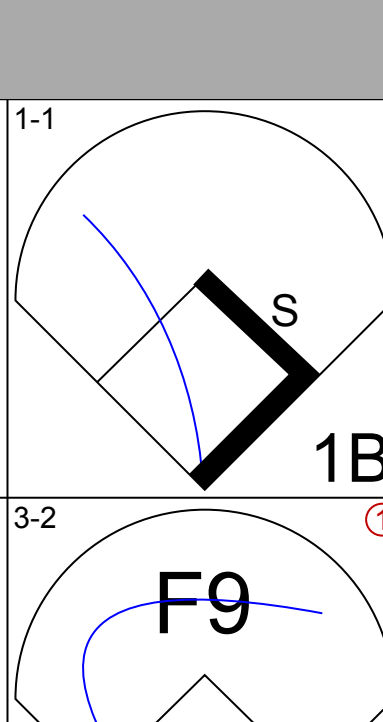
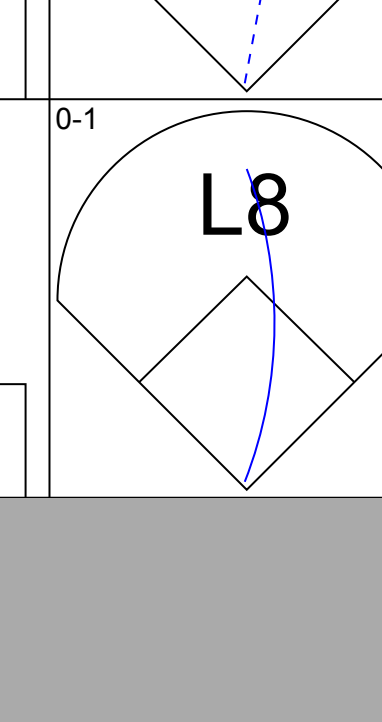
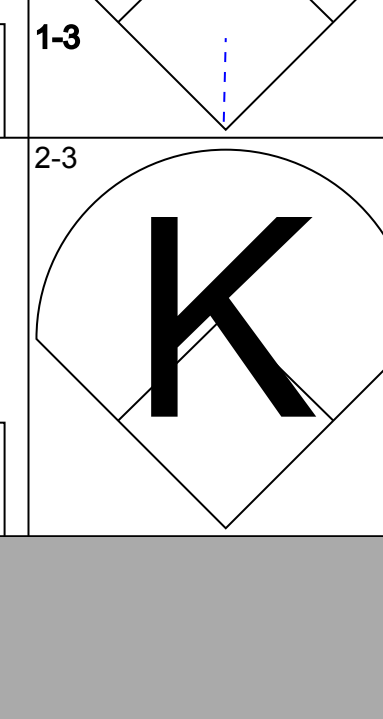
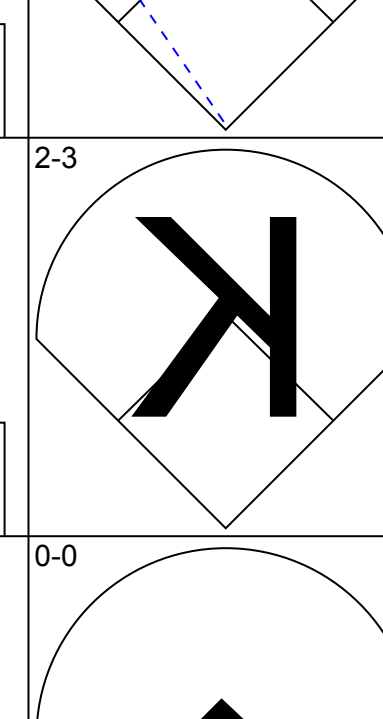
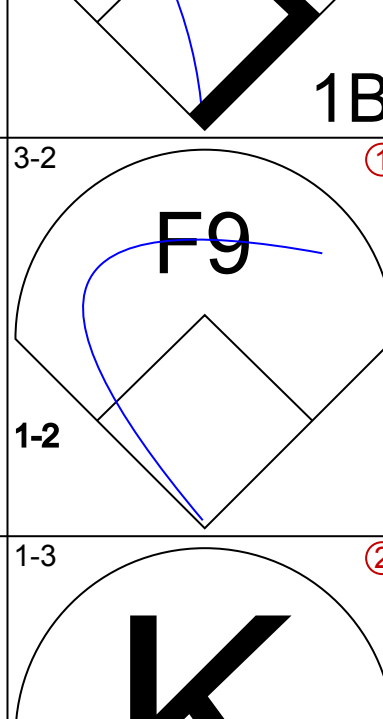
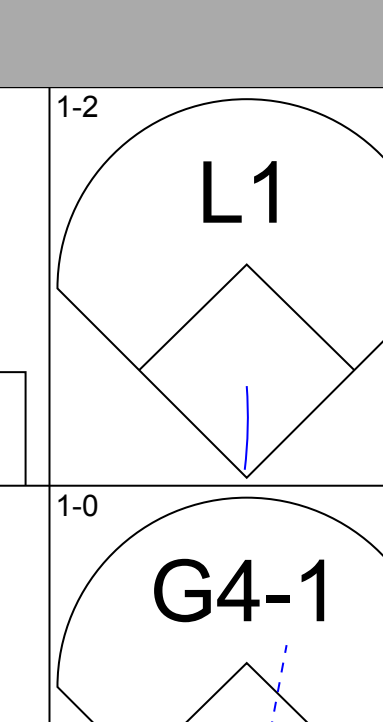
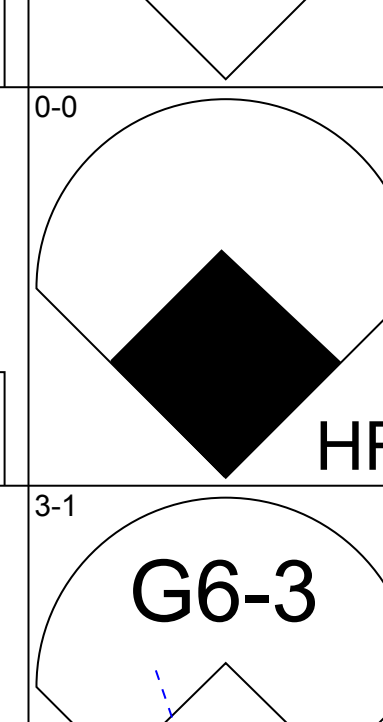
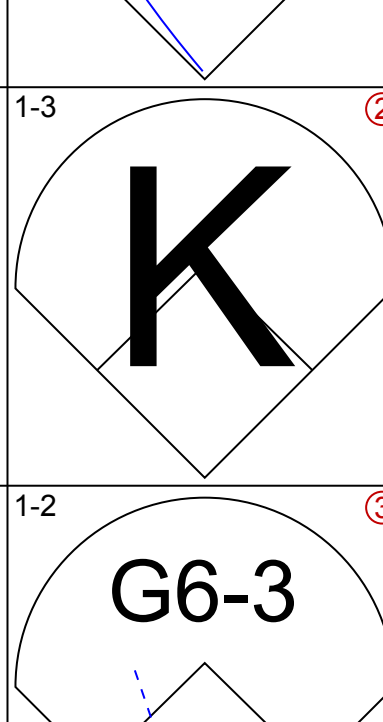
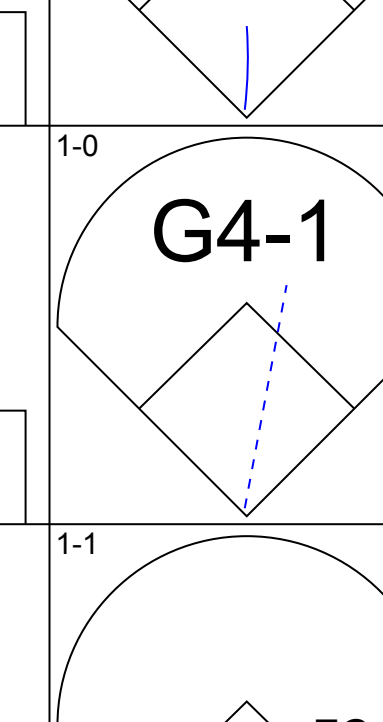
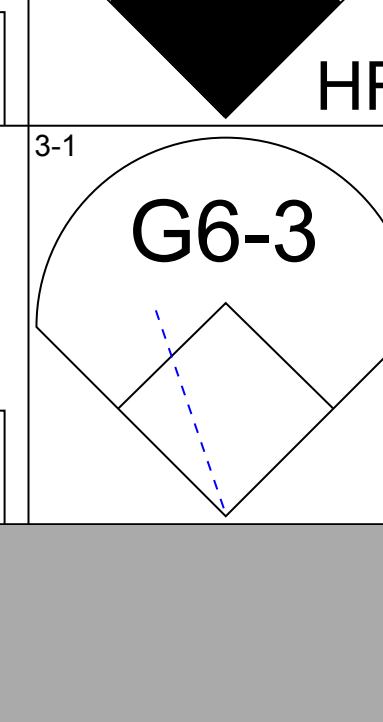
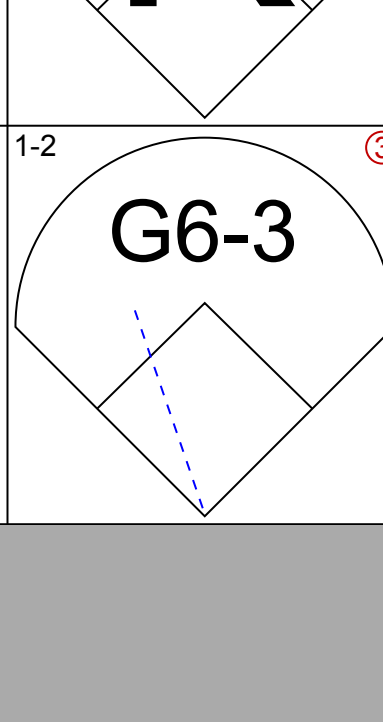
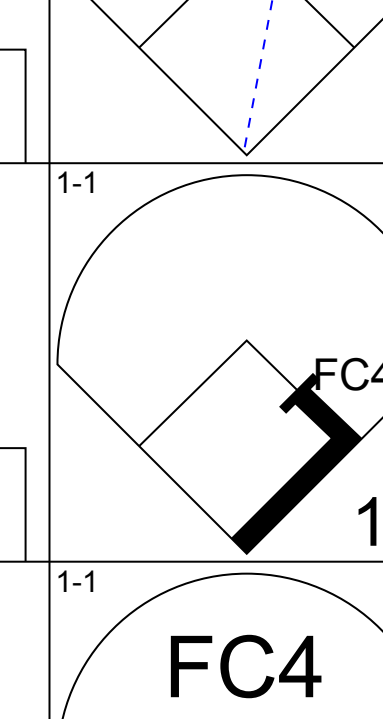
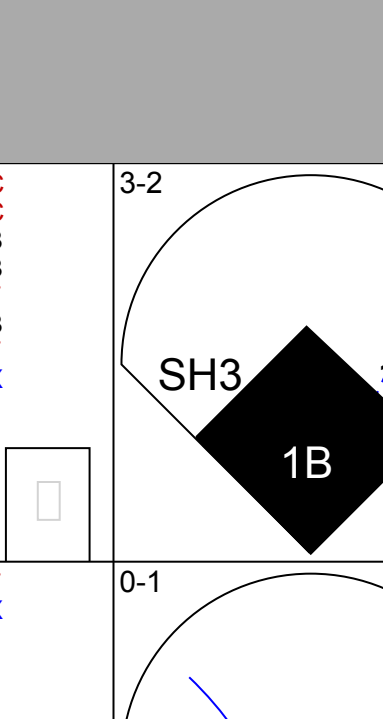

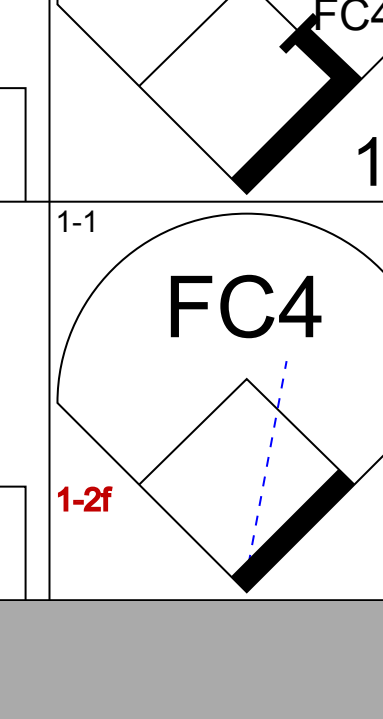
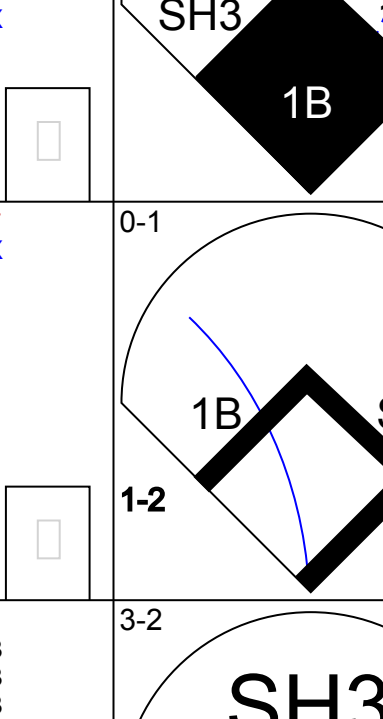

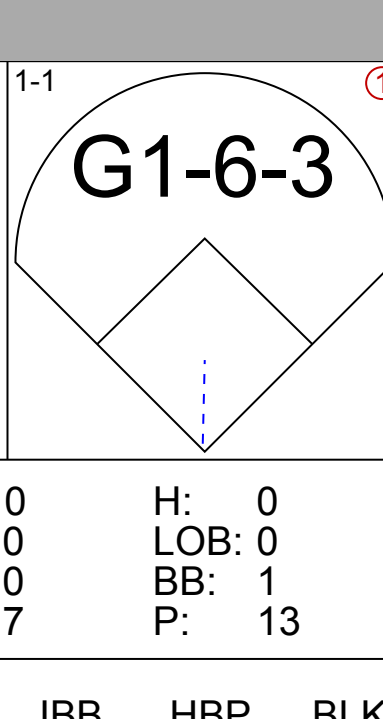
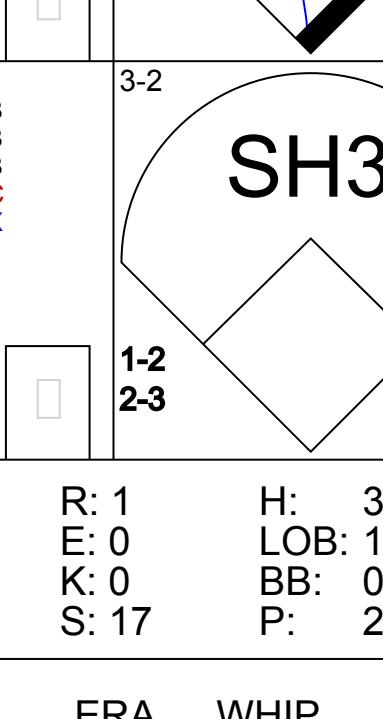
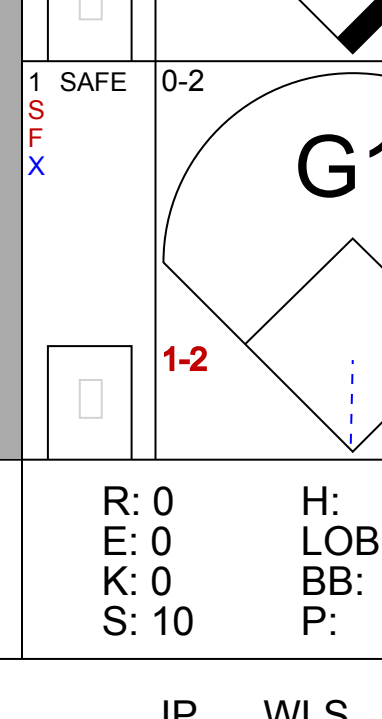
| Batter | 1 | 2 | 3 | 4 | 5 | 6 | 7 | 8 | 9 | AB | R | H | RBI | BB | SO | LOB | BOTTOM | | | |
|--|--|----------------------------------|------------------------------|---------------------------------|------------------------------|----------------------------------|------------------------------|---------------------------------|------------------------------|----------------------------------|-------------------------------|----------------------------------|-------------------------------|----------------------------------|------------------------------|----------------------------------|---|------------------------------------|----------------------------------|--------|
| Jose Offerman, S (1, 6) OBP: 0.329, SLG: 0.328 | G4-3 | | G3 | | FC6-4 | | FC5-2 1B BB | | | 3 | 1 | 0 | 0 | 1 | 0 | 1 | New York Mets @ Los Angeles Dodgers Dodger Stadium, Los Angeles, CA Tue Aug 18 1992, 7:05 PM PDT Att: 25,295 - Sunny - 82 F | | | |
| Brett Butler, L (1, 8) OBP: 0.423, SLG: 0.419 | S 2B HBP | | CS 1B | | | 1B 3B | FC5-2 1B | | | 3 | 3 | 2 | 0 | 0 | 0 | 2 | | | | |
| Lenny Harris, L (1, 4) OBP: 0.312, SLG: 0.307 | | | P6 | | | G3 | | | | 3 | 0 | 1 | 1 | 0 | 0 | 2 | | | | |
| Mike Sharperson, R (7, PH) OBP: 0.397, SLG: 0.401 | | | | | | | | | | 0 | 0 | 0 | 0 | 0 | 0 | 0 | | | | |
| Mitch Webster, S (7, PH) OBP: 0.326, SLG: 0.403 | G6-3 1H | | | | | | | | | 1 | 0 | 1 | 2 | 0 | 0 | 0 | | | | |
| Eric Young Sr., R (8, 4) OBP: 0.238, SLG: 0.200 | | | | | | | | | | 0 | 0 | 0 | 0 | 0 | 0 | 0 | | | | |
| Eric Karros, R (1, 3) OBP: 0.305, SLG: 0.463 | G6-3 | | | | G6-3 | | K | | G5-3 | 4 | 0 | 0 | 0 | 0 | 1 | 3 | | | | |
| Henry Rodriguez, L (1, 9) OBP: 0.327, SLG: 0.431 | | G3 | | | P5 | | 1B 1B | | G3 | 4 | 0 | 1 | 1 | 0 | 0 | 1 | | | | |
| Mike Scioscia, L (1, 2) OBP: 0.287, SLG: 0.274 | | | G4-3 | | | | | | G4-3 | 4 | 0 | 1 | 0 | 0 | 1 | 0 | | | | |
| Dave Hansen, L (1, 5) OBP: 0.287, SLG: 0.322 | | | | | | | | | | 4 | 0 | 0 | 0 | 0 | 0 | 2 | | | | |
| Tom Goodwin, L (1, 7) OBP: 0.316, SLG: 0.316 | | | | | | | | | | 3 | 0 | 3 | 0 | 0 | 0 | 0 | | | | |
| Pedro Astacio, R (1, 1) | | | | | | | | | | 3 | 0 | 0 | 0 | 0 | 3 | 3 | | | | |
| Inning Stats | R: 1 E: 0 K: 0 S: 8 | H: 1 LOB: 1 BB: 0 P: 12 | R: 0 E: 0 K: 1 S: 8 | H: 1 LOB: 1 BB: 0 P: 9 | R: 0 E: 0 K: 0 S: 5 | H: 1 LOB: 0 BB: 0 P: 10 | R: 0 E: 0 K: 1 S: 5 | H: 0 LOB: 0 BB: 0 P: 7 | R: 0 E: 0 K: 1 S: 8 | H: 1 LOB: 1 BB: 0 P: 11 | R: 1 E: 0 K: 0 S: 13 | H: 3 LOB: 2 BB: 0 P: 22 | R: 2 E: 0 K: 1 S: 16 | H: 2 LOB: 1 BB: 1 P: 21 | R: 0 E: 0 K: 0 S: 6 | H: 0 LOB: 0 BB: 0 P: 10 | 1B: 7 2B: 1 3B: 1 HR: 0 | SF: 0 SAC: 0 DP: 0 HBP: 1 | WP: 0 PB: 0 SB: 6 CS: 1 | PA: 34 |
| PITCHER David Cone, R (1, 1) ERA: 2.89 | IP: 6.0 WLS: L BF: 25 H: 7 R: 2 ER: 2 SO: 4 BB: 0 IBB: 1 HBP: 0 BLK: 0 WP: 0 HR: 0 S: 47 P: 71 ERA: 3.00 WHIP: 1.167 | | | | | | | | | | | | | | | | | | | |
| Barry Jones, R (7, 1) ERA: 4.94 | 0.1 | 3 | 1 | 2 | 2 | 1 | 1 | 0 | 0 | 0 | 0 | 8 | 11 | 54.00 | 6.000 | | | | | |
| Lee Guetterman, L (7, 1) ERA: 6.87 | 0.1 | 1 | 0 | 0 | 0 | 0 | 0 | 0 | 0 | 0 | 0 | 3 | 4 | 0.00 | 0.000 | | | | | |
| Jeff Innis, R (7, 1) ERA: 2.96 | 0.1 | 2 | 1 | 0 | 0 | 0 | 0 | 0 | 0 | 0 | 0 | 5 | 6 | 0.00 | 3.000 | | | | | |
| Mark Dewey, R (8, 1) ERA: 4.34 | 1.0 | 3 | 0 | 0 | 0 | 0 | 0 | 0 | 0 | 0 | 0 | 6 | 10 | 0.00 | 0.000 | | | | | |



| Batter | 1 | 2 | 3 | 4 | 5 | 6 | 7 | 8 | 9 | AB | R | H | RBI | BB | SO | LOB | TOP | | | | | |
|--|---|---|---|---|---|---|---|---|--|----------------------------------|-------------------------------|----------------------------------|------------------------------|----------------------------------|------------------------------|---------------------------------|---|------------------------------|----------------------------------|----------------------------------|------------------------------------|----------------------------------|
| Vince Coleman, S (1, 8) OBP: 0.386, SLG: 0.384 |  | |  1B | |  BB | |  | | | 3 | 0 | 1 | 0 | 1 | 1 | 1 | New York Mets @ Los Angeles Dodgers Dodger Stadium, Los Angeles, CA Wed Aug 19 1992, 7:05 PM PDT Att: 26,627 - Sunny - 80 F | | | | | |
| Chico Walker, S (1, 5) OBP: 0.325, SLG: 0.360 |  | |  1-2f | |  1-2f | | |  | | 4 | 0 | 0 | 0 | 0 | 0 | 3 | | | | | | |
| Daryl Boston, L (1, 7) OBP: 0.310, SLG: 0.413 |  | |  | | |  | |  | | 4 | 0 | 0 | 0 | 0 | 1 | 1 | | | | | | |
| Eddie Murray, S (1, 3) OBP: 0.315, SLG: 0.408 | |  | |  1B | |  | |  | | 4 | 0 | 2 | 0 | 0 | 1 | 0 | | | | | | |
| Bobby Bonilla, S (1, 9) OBP: 0.363, SLG: 0.431 | |  G5-3 1B | |  1-2f | |  | | |  | 4 | 1 | 1 | 1 | 0 | 0 | 2 | | | | | | |
| Chris Donnels, L (1, 4) OBP: 0.300, SLG: 0.235 | |  1-2 2-3 1B | |  | |  | |  BB | | 2 | 0 | 1 | 0 | 2 | 0 | 1 | | | | | | |
| Charlie O'Brien, R (1, 2) Kevin Bass, S (7, PH) Todd Hundley, S (7, 2) OBP: 0.287, SLG: 0.299 OBP: 0.291, SLG: 0.382 OBP: 0.256, SLG: 0.331 | |  1-2 2-3 | |  | | |  | |  | 2 | 0 | 0 | 0 | 0 | 0 | 3 | | | | | | |
| Dick Schofield, R (1, 6) OBP: 0.313, SLG: 0.276 | |  | | |  BB | |  | |  1-2f | 3 | 0 | 1 | 0 | 1 | 0 | 3 | | | | | | |
| Dwight Gooden, R (1, 1) Mackey Sasser, L (7, PH) Lee Guetterman, L (7, 1) Anthony Young, R (8, 1) Jeff McKnight, S (9, PH) OBP: 0.286, SLG: 0.306 OBP: 0.269, SLG: 0.305 OBP: 0.143, SLG: 0.111 OBP: 0.273, SLG: 0.238 | | |  | |  1-2 | |  | |  | 1 | 0 | 0 | 0 | 0 | 1 | 0 | | | | | | |
| Inning Stats | R: 0 E: 0 K: 1 S: 8 | H: 0 LOB: 0 BB: 0 P: 11 | R: 0 E: 1 K: 1 S: 8 | H: 1 LOB: 2 BB: 0 P: 12 | R: 0 E: 0 K: 1 S: 9 | H: 1 LOB: 1 BB: 0 P: 11 | R: 0 E: 0 K: 0 S: 4 | H: 1 LOB: 1 BB: 1 P: 9 | R: 0 E: 0 K: 0 S: 5 | H: 0 LOB: 1 BB: 2 P: 13 | R: 0 E: 0 K: 0 S: 11 | H: 1 LOB: 1 BB: 0 P: 16 | R: 0 E: 0 K: 0 S: 7 | H: 1 LOB: 1 BB: 0 P: 12 | R: 0 E: 0 K: 1 S: 8 | H: 0 LOB: 0 BB: 0 P: 9 | | R: 1 E: 0 K: 1 S: 7 | H: 1 LOB: 1 BB: 1 P: 12 | 1B: 4 2B: 1 3B: 0 HR: 1 | SF: 0 SAC: 1 DP: 2 HBP: 0 | WP: 0 PB: 0 SB: 0 CS: 0 |
| PITCHER | IP WLS BF H R ER SO BB IBB HBP BLK WP HR S P ERA WHIP | | | | | | | | | | | | | | | | | | | | | |
| Orel Hershisier, R (1, 1) ERA: 3.86 | 8.0 W 33 6 1 1 4 4 0 0 0 0 1 62 99 1.12 1.250 | | | | | | | | | | | | | | | | | | | | | |
| Jim Gott, R (9, 1) ERA: 1.73 | 1.0 S 3 0 0 0 1 0 0 0 0 0 0 5 6 0.00 0.000 | | | | | | | | | | | | | | | | | | | | | |

| | |
|-----|----|
| AB | 31 |
| R | 1 |
| H | 6 |
| RBI | 1 |
| BB | 4 |
| SO | 5 |
| LOB | 17 |



| Batter | 1 | 2 | 3 | 4 | 5 | 6 | 7 | 8 | 9 | AB | R | H | RBI | BB | SO | LOB | BOTTOM | | | |
|---|--|---|--|---|--|----------------------------------|--|---|-------------------------------|----------------------------------|-------------------------------|----------------------------------|-------------------------------|----------------------------------|-------------------------------|----------------------------------|---|----------------------------------|------------------------------------|----------------------------------|
| Jose Offerman, S (1, 6) OBP: 0.330, SLG: 0.328 |  | |  BB | |  1B | | |  | | 3 | 0 | 1 | 1 | 1 | 1 | 0 | New York Mets @ Los Angeles Dodgers Dodger Stadium, Los Angeles, CA Wed Aug 19 1992, 7:05 PM PDT Att: 26,627 - Sunny - 80 F | | | |
| Brett Butler, L (1, 8) OBP: 0.422, SLG: 0.416 |  S BB | |  1-2 | |  1-2 | | |  | | 3 | 0 | 0 | 0 | 1 | 0 | 3 | | | | |
| Lenny Harris, L (1, 4) OBP: 0.311, SLG: 0.306 |  1-3 | | |  | | |  1B |  | | 4 | 0 | 1 | 0 | 0 | 0 | 1 | | | | |
| Eric Karros, R (1, 3) OBP: 0.303, SLG: 0.459 |  | | |  | | |  1-2 | | | 3 | 0 | 0 | 0 | 0 | 2 | 2 | | | | |
| Henry Rodriguez, L (1, 9) OBP: 0.328, SLG: 0.481 | |  | | |  | |  | | | 3 | 1 | 1 | 1 | 0 | 1 | 1 | | | | |
| Mike Scioscia, L (1, 2) OBP: 0.284, SLG: 0.271 | |  | |  | | |  | | | 3 | 0 | 0 | 0 | 0 | 0 | 1 | | | | |
| Dave Hansen, L (1, 5) OBP: 0.292, SLG: 0.326 | |  1B | | |  1B | | |  | | 3 | 1 | 2 | 0 | 0 | 0 | 0 | | | | |
| Tom Goodwin, L (1, 7) OBP: 0.364, SLG: 0.364 | |  1-2f | | |  SH3 1B | | |  1B | | 3 | 0 | 2 | 0 | 0 | 0 | 1 | | | | |
| Orel Hershisier, R (1, 1) Jim Gott, R (9, 1) OBP: 0.200, SLG: 0.283 OBP: 0.500, SLG: 0.500 | | |  | |  1-2 2-3 | |  1-2 | | | 2 | 0 | 0 | 0 | 0 | 0 | 1 | | | | |
| Inning Stats | R: 0 E: 0 K: 2 S: 11 | H: 0 LOB: 1 BB: 1 P: 21 | R: 0 E: 0 K: 0 S: 9 | H: 1 LOB: 0 BB: 0 P: 13 | R: 0 E: 0 K: 0 S: 7 | H: 0 LOB: 0 BB: 1 P: 13 | R: 1 E: 0 K: 1 S: 9 | H: 1 LOB: 0 BB: 0 P: 14 | R: 1 E: 0 K: 0 S: 17 | H: 3 LOB: 1 BB: 0 P: 27 | R: 0 E: 0 K: 1 S: 11 | H: 1 LOB: 1 BB: 0 P: 17 | R: 0 E: 0 K: 0 S: 10 | H: 1 LOB: 0 BB: 0 P: 12 | R: 0 E: 0 K: 0 S: 10 | H: 0 LOB: 0 BB: 0 P: 12 | | 1B: 6 2B: 0 3B: 0 HR: 1 | SF: 0 SAC: 1 DP: 0 HBP: 0 | WP: 0 PB: 0 SB: 2 CS: 3 |
| PITCHER | IP WLS BF H R ER SO BB IBB HBP BLK WP HR S P ERA WHIP | | | | | | | | | | | | | | | | | | | |
| Dwight Gooden, R (1, 1) ERA: 4.04 | 6.0 L 24 6 2 2 4 2 0 0 0 0 0 64 105 3.00 1.333 | | | | | | | | | | | | | | | | | | | |
| Lee Guetterman, L (7, 1) ERA: 6.75 | 1.0 3 1 0 0 0 0 0 0 0 0 0 10 12 0.00 1.000 | | | | | | | | | | | | | | | | | | | |
| Anthony Young, R (8, 1) ERA: 3.81 | 1.0 3 0 0 0 0 0 0 0 0 0 0 10 12 0.00 0.000 | | | | | | | | | | | | | | | | | | | |



| Batter | 1 | 2 | 3 | 4 | 5 | 6 | 7 | 8 | 9 | 10 | 11 | 12 | AB | R | H | RBI | BB | SO | LOB | TOP |
|---|---|---|---|---|---|---|---|---|---|---|---|---|---|---|---|---|---|---|---|---|
| Doug Dasenczo, S OBP: 0.294, SLG: 0.308 | L4 | G1-3 | | 23 CS 1B | | | G6-3 | | G4-3 | | 2H 1B | | 6 | 0 | 2 | 0 | 0 | 0 | 1 | |
| 23 Ryne Sandberg, R OBP: 0.371, SLG: 0.482 | S 1B BB | | 1B BB | CS | G6-3 | | G6-3 | | F9 | | | 1B 1B | 4 | 2 | 1 | 0 | 2 | 0 | 0 | |
| Mark Grace, L OBP: 0.395, SLG: 0.436 | S 1B | | 1B SF7 | 1B | G6-3 | | | | F7 | | | P6 | 6 | 1 | 3 | 0 | 0 | 0 | 1 | |
| Andre Dawson, R OBP: 0.301, SLG: 0.426 | K | | 1B | 1B | F8 | | F8 | | | | | 1B | 6 | 0 | 2 | 1 | 0 | 1 | 3 | |
| Sieve Buechele, R OBP: 0.325, SLG: 0.376 | | | SF7 | | | | G4-3 | | G6-3 | | | 1B | 4 | 0 | 1 | 2 | 1 | 1 | 0 | |
| Luis Salazar, R OBP: 0.229, SLG: 0.283 | L6 | | | | | | G5-3 | | E4 | | | | 2 | 0 | 1 | 0 | 0 | 0 | 3 | |
| Jeff Robinson, R OBP: 0.336, SLG: 0.356 | | | | | | | 1B | | G5-2-3 | | | | 3 | 0 | 1 | 0 | 0 | 0 | 0 | |
| Kal Daniels, L OBP: 0.292, SLG: 0.332 | | | | | | | 1B | | 1B | | | | 0 | 0 | 0 | 0 | 0 | 0 | 0 | |
| Bob Scanlan, R OBP: 0.285, SLG: 0.379 | | | | | | | | | | | | | 0 | 0 | 0 | 0 | 0 | 0 | 0 | |
| Joe Girardi, R OBP: 0.324, SLG: 0.307 | | | G4-3 | | G6-4-3 | | G5-3 | | 1B | | | | 4 | 0 | 1 | 0 | 0 | 0 | 3 | |
| Rick Wilkins, L OBP: 0.322, SLG: 0.387 | | | | | | | 1-2 | | 1B | | | | 2 | 0 | 0 | 0 | 0 | 1 | 2 | |
| Jose Vizcaino, S OBP: 0.257, SLG: 0.297 | | | G6-3 | | | | | | 1B | | | | 4 | 0 | 2 | 0 | 1 | 0 | 0 | |
| Greg Maddux, R OBP: 0.155, SLG: 0.229 | | | | | | | | | 1B | | | | 4 | 0 | 1 | 0 | 0 | 0 | 5 | |
| Chuck McLeroy, L OBP: 0.667, SLG: 1.333 | | | G4-3 | | | | G3 | | G5-2-3 | | | | 0 | 0 | 0 | 0 | 0 | 0 | 0 | |
| Dwight Smith, L OBP: 0.285, SLG: 0.379 | | | | | | | | | | | | | 1 | 0 | 0 | 0 | 0 | 1 | 1 | |
| Inning Stats | R: 0 E: 0 K: 1 S: 18 | H: 1 LOB: 3 BB: 2 P: 33 | R: 0 E: 0 K: 0 S: 9 | H: 1 LOB: 1 BB: 0 P: 13 | R: 2 E: 0 K: 0 S: 13 | H: 3 LOB: 1 BB: 1 P: 25 | R: 0 E: 0 K: 0 S: 8 | H: 1 LOB: 0 BB: 0 P: 12 | R: 0 E: 0 K: 0 S: 6 | H: 1 LOB: 2 BB: 1 P: 13 | R: 0 E: 0 K: 0 S: 8 | H: 0 LOB: 0 BB: 0 P: 11 | R: 0 E: 0 K: 1 S: 10 | H: 2 LOB: 1 BB: 0 P: 15 | R: 1 E: 0 K: 1 S: 17 | H: 3 LOB: 2 BB: 0 P: 23 | 1B: 15 2B: 0 3B: 0 HR: 0 | SF: 1 SAC: 0 DP: 2 HBP: 0 | WP: 0 PB: 0 SB: 3 CS: 1 | PA: 53 |
| PITCHER | IP WLS BF H R ER SO BB IBB HBP BLK WP HR S P ERA WHIP | IP WLS BF H R ER SO BB IBB HBP BLK WP HR S P ERA WHIP | IP WLS BF H R ER SO BB IBB HBP BLK WP HR S P ERA WHIP | IP WLS BF H R ER SO BB IBB HBP BLK WP HR S P ERA WHIP | IP WLS BF H R ER SO BB IBB HBP BLK WP HR S P ERA WHIP | IP WLS BF H R ER SO BB IBB HBP BLK WP HR S P ERA WHIP | IP WLS BF H R ER SO BB IBB HBP BLK WP HR S P ERA WHIP | IP WLS BF H R ER SO BB IBB HBP BLK WP HR S P ERA WHIP | IP WLS BF H R ER SO BB IBB HBP BLK WP HR S P ERA WHIP | IP WLS BF H R ER SO BB IBB HBP BLK WP HR S P ERA WHIP | IP WLS BF H R ER SO BB IBB HBP BLK WP HR S P ERA WHIP | IP WLS BF H R ER SO BB IBB HBP BLK WP HR S P ERA WHIP | IP WLS BF H R ER SO BB IBB HBP BLK WP HR S P ERA WHIP | IP WLS BF H R ER SO BB IBB HBP BLK WP HR S P ERA WHIP | IP WLS BF H R ER SO BB IBB HBP BLK WP HR S P ERA WHIP | IP WLS BF H R ER SO BB IBB HBP BLK WP HR S P ERA WHIP | IP WLS BF H R ER SO BB IBB HBP BLK WP HR S P ERA WHIP | IP WLS BF H R ER SO BB IBB HBP BLK WP HR S P ERA WHIP | IP WLS BF H R ER SO BB IBB HBP BLK WP HR S P ERA WHIP | IP WLS BF H R ER SO BB IBB HBP BLK WP HR S P ERA WHIP |

Chicago Cubs @ Los Angeles Dodgers
Dodger Stadium, Los Angeles, CA
Fri-Aug 21 1992, 7:05 PM PDT
Att. 29,488 - Sunny - 77 F

AB 47
R 3
H 15
RBI 3
BB 4
SO 5
LOB 21



| Batter | 1 | 2 | 3 | 4 | 5 | 6 | 7 | 8 | 9 | 10 | 11 | 12 | AB | R | H | RBI | BB | SO | LOB | BOTTOM | | | | |
|---|---|---|---|---|---|---|---|---|---|---|---|---|---|---|---|---|---|---|---|---|-----------------------------------|------------------------------------|----------------------------------|--------|
| Jose Offerman, S OBP: 0.335, SLG: 0.342 | K | | G5-3 | | G3 | | | 1B SH1-3 | 2B | | S S 1B | | 6 | 0 | 3 | 2 | 0 | 1 | 2 | | | | | |
| Brett Butler, L OBP: 0.418, SLG: 0.409 | G1-3 | | G3 | | | G6-3 | | SH1-3 | 2B | | K | | 4 | 0 | 0 | 0 | 1 | 1 | 1 | | | | | |
| Lenny Harris, L OBP: 0.316, SLG: 0.309 | | | | | G3-1 | | G4-3 | | BB | | F9 | | 4 | 0 | 2 | 0 | 0 | 0 | 0 | | | | | |
| Todd Benzinger, S OBP: 0.270, SLG: 0.323 | 1B | | | | | | | BB | 1B | | | | 1 | 0 | 0 | 0 | 0 | 1 | 2 | | | | | |
| Dave Anderson, R OBP: 0.298, SLG: 0.423 | | | | | | | | BB | 1B | | | | 1 | 0 | 0 | 0 | 0 | 0 | 1 | | | | | |
| Eric Karros, R OBP: 0.303, SLG: 0.452 | G5-3 | | | | | G6-3 | | BB | | | | | 4 | 0 | 0 | 0 | 2 | 1 | 1 | | | | | |
| Henry Rodriguez, L OBP: 0.309, SLG: 0.438 | | F8 | | | | | F8 | | | | | | 6 | 0 | 0 | 0 | 0 | 1 | 4 | | | | | |
| Dave Hansen, L OBP: 0.272, SLG: 0.323 | | | | | | | | | | | | | 3 | 0 | 0 | 0 | 1 | 2 | 3 | | | | | |
| Mike Scapone, R OBP: 0.350, SLG: 0.500 | | | | | | | | | | | | | 1 | 0 | 0 | 0 | 0 | 0 | 0 | | | | | |
| Ramon Martinez, R OBP: 0.315, SLG: 0.424 | | | | | | | | | | | | | 0 | 0 | 0 | 0 | 0 | 0 | 0 | | | | | |
| Jay Howell, R OBP: 0.272, SLG: 0.323 | | | | | | | | | | | | | 0 | 0 | 0 | 0 | 0 | 0 | 0 | | | | | |
| John Candelaria, L OBP: 0.272, SLG: 0.323 | | | | | | | | | | | | | 0 | 0 | 0 | 0 | 0 | 0 | 0 | | | | | |
| Orval Hendrix, R OBP: 0.272, SLG: 0.323 | | | | | | | | | | | | | 0 | 0 | 0 | 0 | 0 | 0 | 0 | | | | | |
| Carlos Hernandez, R OBP: 0.333, SLG: 0.357 | | | | | | | | | | | | | 6 | 0 | 3 | 0 | 0 | 1 | 3 | | | | | |
| Tom Goodwin, L OBP: 0.296, SLG: 0.296 | | | | | | | | | | | | | 5 | 0 | 0 | 0 | 0 | 0 | 6 | | | | | |
| Bob Ojeda, L OBP: 0.215, SLG: 0.119 | | | | | | | | | | | | | 1 | 0 | 0 | 0 | 0 | 0 | 0 | | | | | |
| Mike Scapone, R OBP: 0.350, SLG: 0.500 | | | | | | | | | | | | | 1 | 0 | 0 | 0 | 0 | 0 | 2 | | | | | |
| Mike Sharperson, R OBP: 0.401, SLG: 0.409 | | | | | | | | | | | | | 2 | 1 | 2 | 0 | 0 | 0 | 0 | | | | | |
| Eric Young Sr., R OBP: 0.315, SLG: 0.424 | | | | | | | | | | | | | 1 | 1 | 0 | 0 | 0 | 0 | 0 | | | | | |
| Inning Stats | R: 0 E: 0 K: 1 S: 8 | H: 1 LOB: 1 BB: 0 P: 13 | R: 0 E: 0 K: 1 S: 15 | H: 1 LOB: 1 BB: 0 P: 22 | R: 0 E: 0 K: 0 S: 11 | H: 0 LOB: 0 BB: 0 P: 6 | R: 0 E: 0 K: 0 S: 10 | H: 1 LOB: 2 BB: 1 P: 16 | R: 0 E: 0 K: 0 S: 7 | H: 0 LOB: 0 BB: 0 P: 7 | R: 0 E: 0 K: 0 S: 13 | H: 1 LOB: 3 BB: 1 P: 22 | R: 1 E: 0 K: 1 S: 14 | H: 2 LOB: 3 BB: 1 P: 27 | R: 0 E: 0 K: 1 S: 15 | H: 1 LOB: 2 BB: 1 P: 23 | R: 0 E: 0 K: 0 S: 10 | H: 1 LOB: 1 BB: 0 P: 17 | R: 0 E: 0 K: 0 S: 7 | H: 1 LOB: 1 BB: 0 P: 8 | 1B: 10 2B: 2 3B: 0 HR: 0 | SF: 0 SAC: 1 DP: 0 HBP: 0 | WP: 0 PB: 1 SB: 2 CS: 0 | PA: 52 |
| PITCHER | IP WLS BF H R ER SO BB IBB HBP BLK WP HR S P ERA WHIP | IP WLS BF H R ER SO BB IBB HBP BLK WP HR S P ERA WHIP | IP WLS BF H R ER SO BB IBB HBP BLK WP HR S P ERA WHIP | IP WLS BF H R ER SO BB IBB HBP BLK WP HR S P ERA WHIP | IP WLS BF H R ER SO BB IBB HBP BLK WP HR S P ERA WHIP | IP WLS BF H R ER SO BB IBB HBP BLK WP HR S P ERA WHIP | IP WLS BF H R ER SO BB IBB HBP BLK WP HR S P ERA WHIP | IP WLS BF H R ER SO BB IBB HBP BLK WP HR S P ERA WHIP | IP WLS BF H R ER SO BB IBB HBP BLK WP HR S P ERA WHIP | IP WLS BF H R ER SO BB IBB HBP BLK WP HR S P ERA WHIP | IP WLS BF H R ER SO BB IBB HBP BLK WP HR S P ERA WHIP | IP WLS BF H R ER SO BB IBB HBP BLK WP HR S P ERA WHIP | IP WLS BF H R ER SO BB IBB HBP BLK WP HR S P ERA WHIP | IP WLS BF H R ER SO BB IBB HBP BLK WP HR S P ERA WHIP | IP WLS BF H R ER SO BB IBB HBP BLK WP HR S P ERA WHIP | IP WLS BF H R ER SO BB IBB HBP BLK WP HR S P ERA WHIP | IP WLS BF H R ER SO BB IBB HBP BLK WP HR S P ERA WHIP | IP WLS BF H R ER SO BB IBB HBP BLK WP HR S P ERA WHIP | IP WLS BF H R ER SO BB IBB HBP BLK WP HR S P ERA WHIP | IP WLS BF H R ER SO BB IBB HBP BLK WP HR S P ERA WHIP | | | | |

Chicago Cubs @ Los Angeles Dodgers
Dodger Stadium, Los Angeles, CA
Fri-Aug 21 1992, 7:05 PM PDT
Att. 29,488 - Sunny - 77 F

AB 47
R 2
H 12
RBI 2
BB 4
SO 8
LOB 25



| Batter | 1 | 2 | 3 | 4 | 5 | 6 | 7 | 8 | 9 | AB | R | H | RBI | BB | SO | LOB | TOP | | | | | | | |
|---|---|---|---|---|---|---|---|---|---|---|---|---|---|---|---|---|---|---|---|---|---|---|---|---|
| Jose Vizcaino, S OBP: 0.256, SLG: 0.296 | 0-3 K | | 0-0 P6 | | 2-3 K | | 0-1 FC4-6 | | 3-2 1B | 5 | 0 | 1 | 1 | 0 | 2 | 2 | | | | | | | | |
| 23 Ryne Sandberg, R OBP: 0.368, SLG: 0.477 | 0-0 F9 | | 3-3 K | | 2-2 F8 | | 2-1 L4 | | 0-1 G1-3 | 5 | 0 | 0 | 0 | 0 | 1 | 1 | | | | | | | | |
| Mark Grace, L OBP: 0.394, SLG: 0.434 | 1-1 G1 | | 2-2 F8 | | 0-0 G3 | | 0-0 G3 | | 1-0 1B | 4 | 0 | 1 | 0 | 0 | 0 | 0 | | | | | | | | |
| Kal Daniels, L OBP: 0.314, SLG: 0.366 | | 4-1 FC5-4 HBP 1B BB | | 2-3 K | | 0-2 G1-3 | | 1-0 F7 | | 3 | 1 | 0 | 0 | 1 | 1 | 1 | | | | | | | | |
| Steve Buechele, R OBP: 0.325, SLG: 0.373 | | 2-1 FC5-4 HBP | | 0-1 G6-3 | | 1-2 L6 | | 2-2 F9 | | 3 | 0 | 0 | 0 | 0 | 0 | 1 | | | | | | | | |
| Derrick May, L OBP: 0.305, SLG: 0.355 | | 1-0 FC5-4 1B | | 3-2 F7 | | 1-2 FC4-6 1B | | 0-1 E6 PB 1B | | 3 | 0 | 1 | 0 | 0 | 0 | 2 | | | | | | | | |
| Luis Salazar, R OBP: 0.240, SLG: 0.287 | | 1-2 1-2 2-3 | | 1-2 G3 | | 0-0 FC4-6 1B | | 1-0 G3-1 SH1-4 1B | | 1 | 1 | 1 | 0 | 0 | 0 | 0 | | | | | | | | |
| Dwight Smith, L OBP: 0.296, SLG: 0.378 | | 1-2 1B | | 1-2 3-H 1B | | 1-0 P3 | | 0-0 SH1-4 | | 3 | 1 | 2 | 1 | 0 | 0 | 2 | | | | | | | | |
| Doug Dascenzo, S OBP: 0.296, SLG: 0.310 | | 1-2 1B | | 1-2 P3 | | 0-0 HR | | 1-2 SH1-4 | | 3 | 1 | 2 | 1 | 0 | 0 | 2 | | | | | | | | |
| Rick Wilkins, L OBP: 0.329, SLG: 0.414 | | 1-2 1B | | 0-3 K | | 1-3 K | | 1-0 G3-1 | | 2 | 0 | 0 | 0 | 0 | 2 | 2 | | | | | | | | |
| Jim Bullinger, R OBP: 0.167, SLG: 0.667 | | 0-3 K | | 0-3 K | | 0-2 FC4-6 1B | | 1-0 G3-1 | | 1 | 0 | 1 | 1 | 0 | 0 | 0 | | | | | | | | |
| Andre Dawson, R OBP: 0.303, SLG: 0.428 | | | | | | | | | | 0 | 0 | 0 | 0 | 0 | 0 | 1 | | | | | | | | |
| Ken Patterson, L OBP: 0.240, SLG: 0.287 | | | | | | | | | | 0 | 0 | 0 | 0 | 0 | 0 | 1 | | | | | | | | |
| Rey Sanchez, R OBP: 0.283, SLG: 0.332 | | | | | | | | | | 0 | 0 | 0 | 0 | 0 | 0 | 1 | | | | | | | | |
| Bob Scanlan, R OBP: 0.283, SLG: 0.332 | | | | | | | | | | 0 | 0 | 0 | 0 | 0 | 0 | 0 | | | | | | | | |
| Inning Stats | R: 0 E: 0 K: 1 S: 6 | H: 0 LOB: 0 BB: 0 P: 7 | R: 1 E: 0 K: 1 S: 12 | H: 1 LOB: 2 BB: 1 P: 21 | R: 0 E: 0 K: 1 S: 11 | H: 0 LOB: 0 BB: 0 P: 16 | R: 0 E: 0 K: 1 S: 8 | H: 0 LOB: 0 BB: 0 P: 13 | R: 1 E: 0 K: 2 S: 10 | H: 1 LOB: 0 BB: 0 P: 16 | R: 0 E: 0 K: 0 S: 7 | H: 0 LOB: 0 BB: 0 P: 9 | R: 1 E: 0 K: 0 S: 15 | H: 3 LOB: 2 BB: 0 P: 18 | R: 0 E: 0 K: 0 S: 7 | H: 1 LOB: 1 BB: 0 P: 12 | R: 2 E: 1 K: 0 S: 11 | H: 3 LOB: 1 BB: 0 P: 16 | 1B: 8 2B: 0 3B: 0 HR: 1 | SF: 0 SAC: 1 DP: 0 HBP: 1 | WP: 0 PB: 1 SB: 0 CS: 0 | PA: 38 | | |
| PITCHER | IP WLS BF H R ER SO BB IBB HBP BLK WP HR S P ERA WHIP | IP WLS BF H R ER SO BB IBB HBP BLK WP HR S P ERA WHIP | IP WLS BF H R ER SO BB IBB HBP BLK WP HR S P ERA WHIP | IP WLS BF H R ER SO BB IBB HBP BLK WP HR S P ERA WHIP | IP WLS BF H R ER SO BB IBB HBP BLK WP HR S P ERA WHIP | IP WLS BF H R ER SO BB IBB HBP BLK WP HR S P ERA WHIP | IP WLS BF H R ER SO BB IBB HBP BLK WP HR S P ERA WHIP | IP WLS BF H R ER SO BB IBB HBP BLK WP HR S P ERA WHIP | IP WLS BF H R ER SO BB IBB HBP BLK WP HR S P ERA WHIP | IP WLS BF H R ER SO BB IBB HBP BLK WP HR S P ERA WHIP | IP WLS BF H R ER SO BB IBB HBP BLK WP HR S P ERA WHIP | IP WLS BF H R ER SO BB IBB HBP BLK WP HR S P ERA WHIP | IP WLS BF H R ER SO BB IBB HBP BLK WP HR S P ERA WHIP | IP WLS BF H R ER SO BB IBB HBP BLK WP HR S P ERA WHIP | IP WLS BF H R ER SO BB IBB HBP BLK WP HR S P ERA WHIP | IP WLS BF H R ER SO BB IBB HBP BLK WP HR S P ERA WHIP | IP WLS BF H R ER SO BB IBB HBP BLK WP HR S P ERA WHIP | IP WLS BF H R ER SO BB IBB HBP BLK WP HR S P ERA WHIP | IP WLS BF H R ER SO BB IBB HBP BLK WP HR S P ERA WHIP | IP WLS BF H R ER SO BB IBB HBP BLK WP HR S P ERA WHIP | IP WLS BF H R ER SO BB IBB HBP BLK WP HR S P ERA WHIP | IP WLS BF H R ER SO BB IBB HBP BLK WP HR S P ERA WHIP | IP WLS BF H R ER SO BB IBB HBP BLK WP HR S P ERA WHIP | IP WLS BF H R ER SO BB IBB HBP BLK WP HR S P ERA WHIP |

Chicago Cubs @ Los Angeles Dodgers
Dodger Stadium, Los Angeles, CA
Sat Aug 22 1992, 7:05 PM PDT
Att: 42,091 - Sunny - 76 F

| | |
|-----|----|
| AB | 35 |
| R | 5 |
| H | 9 |
| RBI | 5 |
| BB | 1 |
| SO | 6 |
| LOB | 13 |



| Batter | 1 | 2 | 3 | 4 | 5 | 6 | 7 | 8 | 9 | AB | R | H | RBI | BB | SO | LOB | BOTTOM | | | | | | | |
|--|---|---|---|---|---|---|---|---|---|---|---|---|---|---|---|---|---|---|---|---|---|---|---|---|
| Jose Offerman, S OBP: 0.335, SLG: 0.341 | 0-1 G4-3 | | 3-2 F8 | | 2-2 HR 1B | | 0-1 G4-3 | | 4 | 1 | 1 | 0 | 0 | 0 | 0 | | | | | | | | | |
| Brett Butler, L OBP: 0.417, SLG: 0.415 | 1-0 B3 | | 2-1 G3 | | 2-1 1 SAFE 1 SAFE 1 SAFE 1-H HR | | 0-2 G6-3 | | 4 | 1 | 1 | 2 | 0 | 0 | 0 | | | | | | | | | |
| Lenny Harris, L OBP: 0.315, SLG: 0.308 | 1-1 CS 1B | | 0-1 G1-3 | | 0-0 F8 | | 1-0 G4-3 | | 4 | 0 | 1 | 0 | 0 | 0 | 0 | | | | | | | | | |
| Eric Karros, R OBP: 0.305, SLG: 0.453 | 1-0 CS | | 1-0 G6-3 | | 1-0 F7 | | 1-2 FC9-6 G4-3 1B | | 4 | 1 | 2 | 0 | 0 | 0 | 0 | | | | | | | | | |
| Eric Young Sr., R OBP: 0.246, SLG: 0.200 | 1-2 CS | | 2-1 HR 1B | | 0-0 G3-1 | | 0-0 F9 | | 4 | 1 | 1 | 2 | 0 | 0 | 1 | | | | | | | | | |
| Henry Rodriguez, L OBP: 0.306, SLG: 0.471 | | 2-0 1-H HR | | 0-0 G3-1 | | 3-1 G4-3 | | 1-2 G4-3 | | 3 | 0 | 0 | 0 | 1 | 0 | | | | | | | | | |
| Dave Hansen, L OBP: 0.289, SLG: 0.317 | | 2-0 G3-1 | | 4-0 BB | | 3-1 G4-3 | | 2-0 FC9-6 | | 3 | 0 | 0 | 0 | 1 | 0 | | | | | | | | | |
| Mike Scioscia, L OBP: 0.287, SLG: 0.275 | | 1-1 FC4-6 1B | | 0-0 G3 | | 1-1 F9 | | 2-3 FC9-6 | | 3 | 0 | 1 | 0 | 0 | 0 | 1 | | | | | | | | |
| Tom Goodwin, L OBP: 0.267, SLG: 0.267 | | 1-2 FC4-6 | | 1-3 K | | 0-1 G6-3 | | 0-1 G6-3 | | 3 | 0 | 0 | 0 | 0 | 1 | 1 | | | | | | | | |
| Kevin Gross, R OBP: 0.128, SLG: 0.089 | | 0-3 K | | 1-0 F7 | | 1-0 F8 | | | | 3 | 0 | 0 | 0 | 0 | 1 | 1 | | | | | | | | |
| John Candelaria, L ERA: 2.3 | | | | | | | | | | 0 | 0 | 0 | 0 | 0 | 0 | 0 | | | | | | | | |
| Jim Gott, R OBP: 0.500, SLG: 0.500 | | | | | | | | | | 0 | 0 | 0 | 0 | 0 | 0 | 0 | | | | | | | | |
| Inning Stats | R: 0 E: 0 K: 0 S: 5 | H: 1 LOB: 0 BB: 0 P: 8 | R: 2 E: 0 K: 1 S: 12 | H: 3 LOB: 1 BB: 0 P: 20 | R: 0 E: 0 K: 0 S: 9 | H: 0 LOB: 0 BB: 0 P: 14 | R: 0 E: 0 K: 0 S: 4 | H: 0 LOB: 1 BB: 1 P: 9 | R: 2 E: 0 K: 1 S: 12 | H: 2 LOB: 0 BB: 0 P: 18 | R: 0 E: 0 K: 0 S: 4 | H: 0 LOB: 0 BB: 0 P: 8 | R: 0 E: 0 K: 0 S: 5 | H: 0 LOB: 0 BB: 0 P: 7 | R: 0 E: 0 K: 0 S: 6 | H: 0 LOB: 0 BB: 0 P: 7 | R: 0 E: 0 K: 0 S: 7 | H: 1 LOB: 1 BB: 0 P: 13 | 1B: 5 2B: 1 3B: 0 HR: 2 | SF: 0 SAC: 0 DP: 1 HBP: 0 | WP: 0 PB: 0 SB: 0 CS: 1 | PA: 34 | | |
| PITCHER | IP WLS BF H R ER SO BB IBB HBP BLK WP HR S P ERA WHIP | IP WLS BF H R ER SO BB IBB HBP BLK WP HR S P ERA WHIP | IP WLS BF H R ER SO BB IBB HBP BLK WP HR S P ERA WHIP | IP WLS BF H R ER SO BB IBB HBP BLK WP HR S P ERA WHIP | IP WLS BF H R ER SO BB IBB HBP BLK WP HR S P ERA WHIP | IP WLS BF H R ER SO BB IBB HBP BLK WP HR S P ERA WHIP | IP WLS BF H R ER SO BB IBB HBP BLK WP HR S P ERA WHIP | IP WLS BF H R ER SO BB IBB HBP BLK WP HR S P ERA WHIP | IP WLS BF H R ER SO BB IBB HBP BLK WP HR S P ERA WHIP | IP WLS BF H R ER SO BB IBB HBP BLK WP HR S P ERA WHIP | IP WLS BF H R ER SO BB IBB HBP BLK WP HR S P ERA WHIP | IP WLS BF H R ER SO BB IBB HBP BLK WP HR S P ERA WHIP | IP WLS BF H R ER SO BB IBB HBP BLK WP HR S P ERA WHIP | IP WLS BF H R ER SO BB IBB HBP BLK WP HR S P ERA WHIP | IP WLS BF H R ER SO BB IBB HBP BLK WP HR S P ERA WHIP | IP WLS BF H R ER SO BB IBB HBP BLK WP HR S P ERA WHIP | IP WLS BF H R ER SO BB IBB HBP BLK WP HR S P ERA WHIP | IP WLS BF H R ER SO BB IBB HBP BLK WP HR S P ERA WHIP | IP WLS BF H R ER SO BB IBB HBP BLK WP HR S P ERA WHIP | IP WLS BF H R ER SO BB IBB HBP BLK WP HR S P ERA WHIP | IP WLS BF H R ER SO BB IBB HBP BLK WP HR S P ERA WHIP | IP WLS BF H R ER SO BB IBB HBP BLK WP HR S P ERA WHIP | IP WLS BF H R ER SO BB IBB HBP BLK WP HR S P ERA WHIP | IP WLS BF H R ER SO BB IBB HBP BLK WP HR S P ERA WHIP |

Chicago Cubs @ Los Angeles Dodgers
Dodger Stadium, Los Angeles, CA
Sat Aug 22 1992, 7:05 PM PDT
Att: 42,091 - Sunny - 76 F

| | |
|-----|----|
| AB | 32 |
| R | 4 |
| H | 7 |
| RBI | 4 |
| BB | 1 |
| SO | 2 |
| LOB | 6 |



| Batter | 1 | 2 | 3 | 4 | 5 | 6 | 7 | 8 | 9 | AB | R | H | RBI | BB | SO | LOB | TOP | | | |
|---|------------------------------|----------------------------------|-------------------------------|----------------------------------|-------------------------------|----------------------------------|------------------------------|----------------------------------|------------------------------|----------------------------------|-------------------------------|----------------------------------|-------------------------------|----------------------------------|------------------------------|----------------------------------|----------------------------------|------------------------------------|----------------------------------|--------|
| Alex Cole, L OBP: 0.330, SLG: 0.324 (1, 9) | G4-1 | 2-2 | | | 4-0 | 1-1 | | 1-2 | G5-3 SF7 | 4 | 2 | 2 | 0 | 1 | 0 | 1 | | | | |
| Jay Bell, R OBP: 0.324, SLG: 0.359 (1, 6) | F7 | 3-1 | | | 1-2 | | 1-1 | | G5-3 | 5 | 1 | 2 | 1 | 0 | 0 | 3 | | | | |
| Andy Van Slyke, L OBP: 0.400, SLG: 0.509 (1, 8) | F7 | | 2-3 | | 1-0 | | 1-2 | | SF7 | 3 | 0 | 0 | 1 | 0 | 1 | 2 | | | | |
| Barry Bonds, L OBP: 0.432, SLG: 0.558 (1, 7) | BB | | G4-3 | | 4-0 | | 4-2 | | F7 | 2 | 0 | 0 | 0 | 3 | 0 | 0 | | | | |
| Orlando Merced, S OBP: 0.318, SLG: 0.377 (1, 3) | G1-3 | | K | | 0-1 | | 2-0 | | F7 | 4 | 0 | 1 | 1 | 0 | 1 | 4 | | | | |
| John Wehner, R OBP: 0.280, SLG: 0.253 (1, 5) | | 0-0 | | | 1-0 | | 2-3 | | K | 4 | 0 | 1 | 0 | 0 | 1 | 4 | | | | |
| Michael LaValliere, L OBP: 0.359, SLG: 0.351 (1, 2) | 2B | 2-2 | | | 0-0 | | 1-1 | | F9 | 4 | 1 | 2 | 0 | 0 | 0 | 1 | | | | |
| Jose Lind, R OBP: 0.271, SLG: 0.270 (1, 4) | 1B | 1-0 | | | 2-1 | | 0-0 | | G4-3 | 4 | 0 | 1 | 1 | 0 | 0 | 2 | | | | |
| Bob Walk, R OBP: 0.074, SLG: 0.074 (8, PH) | K | 1-3 | | | 1-3 | | 0-0 | | K | 3 | 0 | 1 | 0 | 0 | 2 | 2 | | | | |
| Gary Varsho, L OBP: 0.257, SLG: 0.336 (8, PH) | | | | | | | | | | 1 | 0 | 0 | 0 | 0 | 1 | 0 | | | | |
| Denny Neagle, L (8, 1) | | | | | | | | | | 0 | 0 | 0 | 0 | 0 | 0 | 0 | | | | |
| Roger Mason, R (8, 1) | | | | | | | | | | 0 | 0 | 0 | 0 | 0 | 0 | 0 | | | | |
| Inning Stats | R: 0 E: 0 K: 0 S: 8 | H: 1 LOB: 2 BB: 1 P: 15 | R: 1 E: 0 K: 1 S: 14 | H: 3 LOB: 2 BB: 0 P: 23 | R: 0 E: 0 K: 2 S: 11 | H: 0 LOB: 0 BB: 0 P: 18 | R: 0 E: 0 K: 1 S: 7 | H: 1 LOB: 1 BB: 0 P: 10 | R: 2 E: 0 K: 0 S: 6 | H: 2 LOB: 1 BB: 2 P: 18 | R: 0 E: 0 K: 1 S: 10 | H: 0 LOB: 2 BB: 1 P: 20 | R: 0 E: 0 K: 1 S: 13 | H: 0 LOB: 0 BB: 0 P: 19 | R: 1 E: 0 K: 0 S: 8 | H: 1 LOB: 0 BB: 0 P: 11 | 1B: 5 2B: 6 3B: 0 HR: 0 | SF: 1 SAC: 0 DP: 2 HBP: 1 | WP: 1 PB: 0 SB: 1 CS: 1 | PA: 41 |
| PITCHER | IP | WLS | BF | H | R | ER | SO | BB | IBB | HBP | BLK | WP | HR | S | P | ERA | WHIP | | | |
| Orel Hershisier, R ERA: 3.86 (1, 1) | 7.0 | | 33 | 9 | 3 | 3 | 5 | 3 | 1 | 1 | 0 | 0 | 0 | 63 | 112 | 3.86 | 1.714 | | | |
| Jim Gott, R ERA: 1.75 (8, 1) | 1.1 | W | 5 | 1 | 1 | 1 | 1 | 0 | 0 | 0 | 0 | 1 | 0 | 17 | 25 | 6.75 | 0.750 | | | |
| John Candelaria, L ERA: 2.86 (9, 1) | 0.2 | S | 2 | 0 | 0 | 0 | 0 | 0 | 0 | 0 | 0 | 0 | 0 | 4 | 5 | 0.00 | 0.000 | | | |

Pittsburgh Pirates @ Los Angeles Dodgers
Dodger Stadium, Los Angeles, CA
 Mon Aug 24 1992, 7:05 PM PDT
 Att: 21,991 - Sunny - 77 F

| | |
|-----|----|
| AB | 34 |
| R | 4 |
| H | 10 |
| RBI | 4 |
| BB | 4 |
| SO | 6 |
| LOB | 19 |





| Batter | 1 | 2 | 3 | 4 | 5 | 6 | 7 | 8 | 9 | AB | R | H | RBI | BB | SO | LOB | BOTTOM | | | |
|---|------------------------------|----------------------------------|------------------------------|----------------------------------|------------------------------|----------------------------------|------------------------------|----------------------------------|------------------------------|----------------------------------|------------------------------|---------------------------------|-------------------------------|----------------------------------|-------------------------------|----------------------------------|----------------------------------|------------------------------------|----------------------------------|--------|
| Jose Offerman, S OBP: 0.335, SLG: 0.344 (1, 6) | G5-3 | | 1-0 | | 1-0 | | 0-1 | | L6-5 | 4 | 0 | 1 | 1 | 0 | 0 | 2 | | | | |
| Brett Butler, L OBP: 0.419, SLG: 0.415 (1, 8) | S G1-3 2B | | 1-2 | | 2-1 | | 3-1 | | SH5-4 FC | 3 | 2 | 1 | 0 | 1 | 0 | 1 | | | | |
| Lenny Harris, L OBP: 0.319, SLG: 0.316 (1, 4) | G1-3 | | 2-3 | | 0-1 | | 0-0 | | SH5-4 | 3 | 0 | 0 | 0 | 0 | 1 | 1 | | | | |
| Eric Karros, R OBP: 0.304, SLG: 0.450 (1, 3) | 2B | 3-1 | | | 2-2 | | 0-1 | | G4-3 FC S 1B | 3 | 1 | 1 | 1 | 1 | 0 | 0 | | | | |
| Henry Rodriguez, L OBP: 0.288, SLG: 0.434 (1, 9) | L9 | | 1-2 | | 1-1 | | 1-2 | | FC 1B | 4 | 0 | 1 | 1 | 0 | 0 | 2 | | | | |
| Mike Slocchia, L OBP: 0.294, SLG: 0.282 (8, PH) | | 1-0 | | | 2-2 | | 1-2 | | FC1-6 1B | 4 | 0 | 3 | 1 | 0 | 0 | 1 | | | | |
| Eric Young Sr., R OBP: 0.246, SLG: 0.200 (9, 2) | | | | | | | | | CS 1B | 0 | 0 | 0 | 0 | 0 | 0 | 0 | | | | |
| Carlos Hernandez, R OBP: 0.331, SLG: 0.354 (9, 2) | | | | | | | | | | 0 | 0 | 0 | 0 | 0 | 0 | 0 | | | | |
| Dave Hansen, L OBP: 0.310, SLG: 0.310 (8, PH) | G2-3 | | 1-0 | | 3-1 | | 1-0 | | FC1-6 2B | 3 | 1 | 0 | 0 | 0 | 0 | 2 | | | | |
| Mike Sharperson, R OBP: 0.401, SLG: 0.409 (9, 5) | | | 1-2 | | | | 1-2 | | K | 1 | 0 | 0 | 0 | 0 | 1 | 2 | | | | |
| Tom Goodwin, L OBP: 0.229, SLG: 0.229 (7, PH) | G3-1 | | 1-0 | | 1-0 | | 1-1 | | E4 | 2 | 0 | 0 | 0 | 0 | 0 | 1 | | | | |
| Mitch Webster, S OBP: 0.320, SLG: 0.391 (8, 7) | | | 2-3 | | | | 1-2 | | L6-5 | 1 | 0 | 0 | 0 | 0 | 0 | 1 | | | | |
| Orel Hershisier, R OBP: 0.224, SLG: 0.304 (7, PH) | | 0-3 | | | 0-0 | | 3-2 | | | 2 | 1 | 1 | 0 | 0 | 1 | 1 | | | | |
| Todd Benzinger, S OBP: 0.271, SLG: 0.328 (8, 1) | | | | | | | | | | 1 | 0 | 1 | 1 | 0 | 0 | 0 | | | | |
| Jim Gott, R OBP: 0.500, SLG: 0.500 (9, 1) | | | | | | | | | | 0 | 0 | 0 | 0 | 0 | 0 | 0 | | | | |
| John Candelaria, L (9, 1) | | | | | | | | | | 0 | 0 | 0 | 0 | 0 | 0 | 0 | | | | |
| Inning Stats | R: 1 E: 0 K: 0 S: 9 | H: 1 LOB: 1 BB: 1 P: 17 | R: 0 E: 0 K: 1 S: 7 | H: 1 LOB: 1 BB: 0 P: 10 | R: 0 E: 0 K: 1 S: 7 | H: 0 LOB: 0 BB: 0 P: 11 | R: 0 E: 0 K: 0 S: 9 | H: 1 LOB: 0 BB: 0 P: 14 | R: 1 E: 0 K: 0 S: 7 | H: 2 LOB: 1 BB: 0 P: 14 | R: 0 E: 0 K: 0 S: 6 | H: 0 LOB: 0 BB: 0 P: 7 | R: 1 E: 1 K: 0 S: 12 | H: 2 LOB: 1 BB: 0 P: 18 | R: 2 E: 0 K: 1 S: 12 | H: 2 LOB: 2 BB: 1 P: 18 | 1B: 6 2B: 5 3B: 0 HR: 0 | SF: 0 SAC: 1 DP: 3 HBP: 0 | WP: 0 PB: 0 SB: 4 CS: 1 | PA: 34 |
| PITCHER | IP | WLS | BF | H | R | ER | SO | BB | IBB | HBP | BLK | WP | HR | S | P | ERA | WHIP | | | |
| Bob Walk, R ERA: 3.33 (1, 1) | 7.0 | | 28 | 7 | 3 | 2 | 2 | 1 | 0 | 0 | 0 | 0 | 0 | 57 | 91 | 2.57 | 1.143 | | | |
| Denny Neagle, L ERA: 4.34 (8, 1) | 0.1 | L | 5 | 2 | 2 | 2 | 0 | 0 | 1 | 0 | 0 | 0 | 0 | 8 | 14 | 54.00 | 6.000 | | | |
| Roger Mason, R ERA: 4.22 (8, 1) | 0.2 | | 1 | 0 | 0 | 0 | 1 | 0 | 0 | 0 | 0 | 0 | 0 | 4 | 4 | 0.00 | 0.000 | | | |

Pittsburgh Pirates @ Los Angeles Dodgers
Dodger Stadium, Los Angeles, CA
 Mon Aug 24 1992, 7:05 PM PDT
 Att: 21,991 - Sunny - 77 F

| | |
|-----|----|
| AB | 31 |
| R | 5 |
| H | 9 |
| RBI | 5 |
| BB | 2 |
| SO | 3 |
| LOB | 14 |



| Batter | 1 | 2 | 3 | 4 | 5 | 6 | 7 | 8 | 9 | AB R H RBI BB SO LOB | TOP | | | | | | | | | | | |
|---|---|----------------------------------|-------------------------------|----------------------------------|------------------------------|----------------------------------|-------------------------------|----------------------------------|--|----------------------------------|---|---|-------------------------------|----------------------------------|-------------------------------|----------------------------------|-------------------------------|----------------------------------|--|------------------------------------|----------------------------------|--------|
| Alex Cole, L OBP: 0.340, SLG: 0.332 (1, 9) | 2-1 SH1-4 2B 1B | 4-0 S 1B BB | | 2-2 CS 1B | | | 1-3 K | | 1-0 1B 1B | 4 3 3 0 1 1 0 | Pittsburgh Pirates @ Los Angeles Dodgers Dodger Stadium, Los Angeles, CA Tue Aug 25 1992, 7:05 PM PDT Att: 24,170 - Sunny - 74 F AB 38 R 10 H 13 RBI 10 BB 3 SO 7 LOB 17  | | | | | | | | | | | |
| Jay Bell, R OBP: 0.327, SLG: 0.361 (1, 6) | 0-1 SH1-4 1-2 | 3-2 1-H 3-H 1B | | 3-0 CS 1-2 | 0-1 F9 | | 4-2 HR BB | | 1-2 1B FC6-4 1B | 3 2 2 2 1 0 0 | | | | | | | | | | | | |
| Andy Van Slyke, L OBP: 0.402, SLG: 0.519 (1, 8) | 1-1 2H 1B 2B | G3 | | | 2-3 K | | 2-0 HR | | 2-1 FC6-4 1B 1-2 2-H 1B | 5 2 3 4 0 1 1 | | | | | | | | | | | | |
| Barry Bonds, L OBP: 0.431, SLG: 0.556 (1, 7) | 1-1 2H 1B | | 1-0 E SF7 1B | | 1-3 K | | 0-2 F8 | | 2-1 L8 | 5 1 2 1 0 1 2 | | | | | | | | | | | | |
| Orlando Merced, S OBP: 0.319, SLG: 0.376 (1, 3) | 1-2 F8 | | 4-1 G4-6-3 1-3 BB | | 2-2 G1-3 | | 1-1 E6 1B | | 1-1 FC6-4 1B | 4 1 1 0 1 0 1 | | | | | | | | | | | | |
| Don Slaught, R OBP: 0.367, SLG: 0.442 (1, 2) | 1-0 F8 | | 1-2 SF7 | | 0-1 G1-3 1B | | 1-3 K | | 0-0 FC6-4 FC6-4 | 4 0 1 2 0 1 4 | | | | | | | | | | | | |
| John Wehner, R OBP: 0.248, SLG: 0.239 (1, 5) | | 3-1 E7 1B | 4-1 G4-6-3 1-1 1-2 | | 0-0 G1-3 | | 2-3 K | | 2-3 FC6-4 1-2 | 5 1 0 0 0 1 5 | | | | | | | | | | | | |
| Jose Lind, R OBP: 0.270, SLG: 0.270 (1, 4) | | 0-0 P6 | | 1-2 G5-3 | | 1-0 G1-3 | | 0-0 1B | | 4 0 1 1 0 0 2 | | | | | | | | | | | | |
| Danny Jackson, R OBP: 0.061, SLG: 0.061 (1, 1) | | 0-3 K | | 0-3 K | | | 3-2 F9 | | 0-0 L8 | 2 0 0 0 0 2 1 | | | | | | | | | | | | |
| Danny Cox, R OBP: 0.077, SLG: 0.077 (5, 1) | | | | | | | | | | 2 0 0 0 0 0 1 | | | | | | | | | | | | |
| Bob Patterson, R OBP: 0.429, SLG: 0.500 (9, 1) | | | | | | | | | | 0 0 0 0 0 0 0 | | | | | | | | | | | | |
| Inning Stats | R: 2 E: 0 K: 0 S: 12 | H: 3 LOB: 1 BB: 0 P: 18 | R: 2 E: 1 K: 1 S: 12 | H: 1 LOB: 1 BB: 1 P: 23 | R: 1 E: 1 K: 1 S: 7 | H: 1 LOB: 0 BB: 1 P: 14 | R: 0 E: 0 K: 1 S: 10 | H: 1 LOB: 0 BB: 0 P: 15 | R: 0 E: 0 K: 2 S: 9 | H: 0 LOB: 0 BB: 0 P: 12 | R: 0 E: 0 K: 0 S: 8 | H: 1 LOB: 1 BB: 0 P: 11 | R: 2 E: 0 K: 1 S: 14 | H: 1 LOB: 0 BB: 1 P: 24 | R: 1 E: 1 K: 2 S: 12 | H: 1 LOB: 1 BB: 0 P: 16 | R: 2 E: 0 K: 0 S: 15 | H: 4 LOB: 2 BB: 0 P: 22 | 1B: 11 SF: 1 2B: 1 3B: 0 HR: 1 | SF: 1 SAC: 1 DP: 1 HBP: 0 | WP: 0 PB: 0 SB: 2 CS: 1 | PA: 44 |
| PITCHER | IP WLS BF H R ER SO BB IBB HBP BLK WP HR S P ERA WHIP | | | | | | | | | | | IP WLS BF H R ER SO BB IBB HBP BLK WP HR S P ERA WHIP | | | | | | | | | | |
| Ramon Martinez, R ERA: 4.0 (1, 1) | 2.0 L 14 5 5 2 1 2 0 0 0 0 0 26 48 9.00 3.500 | | | | | | | | | | | | | | | | | | | | | |
| Tim Crews, R ERA: 4.91 (3, 1) | 3.0 8 1 0 0 3 0 0 0 0 0 0 24 34 0.00 0.333 | | | | | | | | | | | | | | | | | | | | | |
| Steve Wilson, L ERA: 4.53 (6, 1) | 3.0 14 3 3 2 3 1 0 0 0 0 1 34 51 6.00 1.333 | | | | | | | | | | | | | | | | | | | | | |
| Roger McDowell, R ERA: 4.26 (9, 1) | 1.0 7 4 2 2 0 0 0 0 0 0 0 15 22 18.00 4.000 | | | | | | | | | | | | | | | | | | | | | |

| Batter | 1 | 2 | 3 | 4 | 5 | 6 | 7 | 8 | 9 | AB R H RBI BB SO LOB | BOTTOM | | | | | | | | | | | |
|--|---|----------------------------------|------------------------------|---------------------------------|-------------------------------|----------------------------------|------------------------------|----------------------------------|-------------------------------|----------------------------------|--|---|------------------------------|----------------------------------|------------------------------|----------------------------------|------------------------------|----------------------------------|---|------------------------------------|----------------------------------|--------|
| Jose Offerman, S OBP: 0.338, SLG: 0.347 (1, 6) | 3-2 G4-3 | | 2-1 G1-4-3 BB 1B | | 0-1 1B E G4-3 1B | | 1-0 L6-4 1B | | 1-3 K | 5 1 3 0 0 1 1 | Pittsburgh Pirates @ Los Angeles Dodgers Dodger Stadium, Los Angeles, CA Tue Aug 25 1992, 7:05 PM PDT Att: 24,170 - Sunny - 74 F AB 35 R 3 H 9 RBI 3 BB 5 SO 4 LOB 28  | | | | | | | | | | | |
| Brett Butler, L OBP: 0.421, SLG: 0.414 (1, 8) | 4-2 F8 PB BB | | 4-1 G1-4-3 BB | | 1-0 P6 | | 0-1 1B | | 1-1 FC4 BB 1-2 | 3 0 1 0 2 0 4 | | | | | | | | | | | | |
| Eric Young Sr., R OBP: 0.286, SLG: 0.191 (1, 4) | 1-1 F8 | | 3-2 G1-4-3 | | 0-1 E4 G4-3 1B | | 0-2 F8 | | 4-2 BB | 3 0 0 1 0 0 5 | | | | | | | | | | | | |
| Lenny Harris, L OBP: 0.318, SLG: 0.315 (7, PH) (8, 4) | | | 1-2 2-3 | | 1-2 2-3 3-H | | | | 1-2 BB | 1 0 0 0 0 0 2 | | | | | | | | | | | | |
| Eric Davis, R OBP: 0.330, SLG: 0.339 (9, PH) | 1-3 | | 1-2 2-3 | | 0-0 | | | | | 0 0 0 0 1 0 0 | | | | | | | | | | | | |
| Eric Karros, R OBP: 0.303, SLG: 0.447 (1, 3) | 2-2 G4-3 | | 1-2 G1-3 | | 0-0 G4-3 1B | | 2-2 L6-4 | | 0-0 G5-3 | 5 0 1 1 0 0 7 | | | | | | | | | | | | |
| Mitch Webster, S OBP: 0.319, SLG: 0.385 (1, 9) | | 0-0 G6-3 | | 4-0 G4-6-3 BB | | 1-2 2-3 3-H | | 1-0 F7 | | 3 0 0 1 1 0 2 | | | | | | | | | | | | |
| Mike Sharperson, R OBP: 0.400, SLG: 0.408 (1, 5) | | 0-1 | | 2-2 G4-6-3 | | 3-3 K2-3 | | 3-2 FC4-6 1B | | 3 0 1 0 0 1 3 | | | | | | | | | | | | |
| Steve Wilson, L OBP: 0.333, SLG: 0.333 (6, 1) | | | | 1-2 | | | | | | 0 0 0 0 0 0 0 | | | | | | | | | | | | |
| Tom Goodwin, L OBP: 0.250, SLG: 0.250 (8, PH) | | | | | | | | | | 1 0 1 0 0 0 0 | | | | | | | | | | | | |
| Roger McDowell, R (9, 1) | | | | | | | | | | 0 0 0 0 0 0 0 | | | | | | | | | | | | |
| Todd Benzinger, S OBP: 0.267, SLG: 0.323 (1, 7) | 0-1 F9 | | 0-1 G5-3 | | 1-1 G5-3 | | 0-0 FC4-6 WP 1-2 | | | 4 0 0 0 0 0 2 | | | | | | | | | | | | |
| Carlos Hernandez, R OBP: 0.330, SLG: 0.352 (1, 2) | | 0-0 G5-3 | | | 0-1 1B E BB 1B | | 3-3 K | | 2-2 P4 1-2 | 4 1 1 0 0 1 2 | | | | | | | | | | | | |
| Ramon Martinez, R OBP: 0.120, SLG: 0.120 (1, 1) | | | 0-3 K | | 4-1 E 1B BB | | 1-1 G3-1 | | 1-0 FC4 1B | 0 0 0 0 0 0 0 | | | | | | | | | | | | |
| Tim Crews, R OBP: 0.200, SLG: 0.200 (3, 1) | | | | | | | | | | 1 0 0 0 0 1 0 | | | | | | | | | | | | |
| Dave Hanson, L OBP: 0.311 (5, PH) (6, 5) | | | | | | | | | | 2 1 1 0 1 0 0 | | | | | | | | | | | | |
| Inning Stats | R: 0 E: 0 K: 0 S: 14 | H: 0 LOB: 1 BB: 1 P: 24 | R: 0 E: 0 K: 0 S: 6 | H: 1 LOB: 0 BB: 0 P: 6 | R: 0 E: 0 K: 1 S: 12 | H: 1 LOB: 2 BB: 1 P: 22 | R: 0 E: 0 K: 0 S: 5 | H: 0 LOB: 0 BB: 1 P: 11 | R: 3 E: 1 K: 1 S: 14 | H: 3 LOB: 2 BB: 1 P: 24 | R: 0 E: 0 K: 1 S: 8 | H: 0 LOB: 0 BB: 0 P: 13 | R: 0 E: 0 K: 0 S: 9 | H: 2 LOB: 1 BB: 0 P: 12 | R: 0 E: 0 K: 0 S: 9 | H: 1 LOB: 1 BB: 0 P: 15 | R: 0 E: 0 K: 1 S: 9 | H: 1 LOB: 2 BB: 1 P: 16 | 1B: 9 SF: 0 2B: 1 3B: 0 HR: 0 | SF: 0 SAC: 0 DP: 2 HBP: 0 | WP: 1 PB: 1 SB: 0 CS: 0 | PA: 40 |
| PITCHER | IP WLS BF H R ER SO BB IBB HBP BLK WP HR S P ERA WHIP | | | | | | | | | | | IP WLS BF H R ER SO BB IBB HBP BLK WP HR S P ERA WHIP | | | | | | | | | | |
| Danny Jackson, L ERA: 3.94 (1, 1) | 4.1 W 22 3 0 0 2 0 0 0 0 1 0 31 50 0.00 0.818 | | | | | | | | | | | | | | | | | | | | | |
| Danny Cox, R ERA: 4.7 (5, 1) | 3.2 W 13 3 0 0 2 0 0 0 0 0 0 31 50 0.00 0.818 | | | | | | | | | | | | | | | | | | | | | |
| Bob Patterson, L ERA: 2.26 (9, 1) | 1.0 5 1 0 0 1 1 0 0 0 0 0 9 16 0.00 2.000 | | | | | | | | | | | | | | | | | | | | | |

| Batter | 1 | 2 | 3 | 4 | 5 | 6 | 7 | 8 | 9 | AB | R | H | RBI | BB | SO | LOB | TOP | | | | | | | | | | |
|---|------------------------------|----------------------------------|------------------------------|----------------------------------|------------------------------|---------------------------------|------------------------------|---------------------------------|------------------------------|----------------------------------|------------------------------|---------------------------------|-------------------------------|----------------------------------|------------------------------|----------------------------------|--|------------------------------------|----------------------------------|--------|--|--|--|--|--|--|--|
| Jose Offerman, S OBP: 0.337, SLG: 0.344 (1,6) | | | | | | | | | | 4 | 0 | 0 | 0 | 0 | 3 | 0 | Los Angeles Dodgers @ St. Louis Cardinals Busch Stadium, St. Louis, MO Fri Aug 28 1992, 7:05 PM CDT Att: 28,254 - Sunny - 72 F | | | | | | | | | | |
| Brett Butler, L OBP: 0.418, SLG: 0.410 (1,8) | | | | | | | | | | 4 | 0 | 1 | 0 | 0 | 1 | 0 | | | | | | | | | | | |
| Eric Davis, R OBP: 0.329, SLG: 0.337 (1,7) | | | | | | | | | | 4 | 0 | 1 | 0 | 0 | 2 | 0 | | | | | | | | | | | |
| Eric Karros, R OBP: 0.300, SLG: 0.441 (1,3) | | | | | | | | | | 4 | 0 | 1 | 0 | 0 | 2 | 2 | | | | | | | | | | | |
| Henry Rodriguez, L OBP: 0.264, SLG: 0.398 (1,9) | | | | | | | | | | 3 | 0 | 0 | 0 | 0 | 0 | 1 | | | | | | | | | | | |
| Lenny Harris, L OBP: 0.317, SLG: 0.314 (1,4) | | | | | | | | | | 3 | 0 | 0 | 0 | 0 | 0 | 1 | | | | | | | | | | | |
| Mike Scioscia, L OBP: 0.291, SLG: 0.277 (1,2) | | | | | | | | | | 2 | 0 | 0 | 0 | 1 | 0 | 0 | | | | | | | | | | | |
| Dave Hansen, L OBP: 0.291, SLG: 0.312 (1,5) | | | | | | | | | | 3 | 0 | 0 | 0 | 0 | 0 | 2 | | | | | | | | | | | |
| Bob Ojeda, L OBP: 0.089, SLG: 0.114 (1,1) | | | | | | | | | | 2 | 0 | 0 | 0 | 0 | 0 | 0 | | | | | | | | | | | |
| Todd Benzinger, S OBP: 0.266, SLG: 0.321 (8, PH) | | | | | | | | | | 1 | 0 | 0 | 0 | 0 | 1 | 0 | | | | | | | | | | | |
| Jim Gott, R OBP: 0.500, SLG: 0.500 (8, 1) | | | | | | | | | | 0 | 0 | 0 | 0 | 0 | 0 | 0 | | | | | | | | | | | |
| Inning Stats | R: 0 E: 0 K: 3 S: 9 | H: 0 LOB: 0 BB: 0 P: 11 | R: 0 E: 0 K: 1 S: 7 | H: 0 LOB: 0 BB: 0 P: 10 | R: 0 E: 0 K: 0 S: 6 | H: 0 LOB: 0 BB: 0 P: 9 | R: 0 E: 0 K: 1 S: 6 | H: 0 LOB: 0 BB: 0 P: 9 | R: 0 E: 0 K: 0 S: 9 | H: 1 LOB: 2 BB: 1 P: 14 | R: 0 E: 0 K: 0 S: 5 | H: 0 LOB: 0 BB: 0 P: 7 | R: 0 E: 0 K: 2 S: 11 | H: 0 LOB: 0 BB: 0 P: 17 | R: 0 E: 0 K: 2 S: 9 | H: 0 LOB: 0 BB: 0 P: 12 | 1B: 3 2B: 0 3B: 0 HR: 0 | SF: 0 SAC: 0 DP: 0 HBP: 0 | WP: 0 PB: 0 SB: 1 CS: 0 | PA: 31 | | | | | | | |
| PITCHER | IP | WLS | BF | H | R | ER | SO | BB | IBB | HBP | BLK | WP | HR | S | P | ERA | WHIP | | | | | | | | | | |
| Mark Clark, R ERA: 3.74 (1, 1) | 7.0 | W | 25 | 3 | 0 | 0 | 5 | 1 | 0 | 0 | 0 | 0 | 0 | 49 | 74 | 0.00 | 0.571 | | | | | | | | | | |
| Todd Worrell, R ERA: 2.53 (8, 1) | 1.0 | | 3 | 0 | 0 | 0 | 2 | 0 | 0 | 0 | 0 | 0 | 0 | 11 | 17 | 0.00 | 0.000 | | | | | | | | | | |
| Lee Smith, R ERA: 2.97 (9, 1) | 1.0 | S | 3 | 0 | 0 | 0 | 2 | 0 | 0 | 0 | 0 | 0 | 0 | 9 | 12 | 0.00 | 0.000 | | | | | | | | | | |

| Batter | 1 | 2 | 3 | 4 | 5 | 6 | 7 | 8 | 9 | AB | R | H | RBI | BB | SO | LOB | BOTTOM | | | | | | | | | | |
|---|------------------------------|----------------------------------|------------------------------|----------------------------------|------------------------------|----------------------------------|------------------------------|---------------------------------|------------------------------|----------------------------------|-------------------------------|----------------------------------|------------------------------|----------------------------------|------------------------------|----------------------------------|--|------------------------------------|----------------------------------|--------|--|--|--|--|--|--|--|
| Bernard Gilkey, R OBP: 0.350, SLG: 0.398 (1,7) | | | | | | | | | | 3 | 1 | 1 | 0 | 1 | 0 | 1 | Los Angeles Dodgers @ St. Louis Cardinals Busch Stadium, St. Louis, MO Fri Aug 28 1992, 7:05 PM CDT Att: 28,254 - Sunny - 72 F | | | | | | | | | | |
| Ozzie Smith, S OBP: 0.365, SLG: 0.333 (1,6) | | | | | | | | | | 4 | 0 | 0 | 0 | 0 | 0 | 2 | | | | | | | | | | | |
| Felix Jose, S OBP: 0.356, SLG: 0.442 (1,9) | | | | | | | | | | 4 | 0 | 1 | 0 | 0 | 2 | 1 | | | | | | | | | | | |
| Andres Galarraga, R OBP: 0.270, SLG: 0.358 (1,3) | | | | | | | | | | 2 | 0 | 1 | 1 | 0 | 0 | 0 | | | | | | | | | | | |
| Ray Lankford, L OBP: 0.363, SLG: 0.459 (1,8) | | | | | | | | | | 3 | 0 | 0 | 0 | 0 | 2 | 1 | | | | | | | | | | | |
| Tracy Woodson, R OBP: 0.328, SLG: 0.407 (1,5) | | | | | | | | | | 2 | 0 | 0 | 0 | 1 | 0 | 0 | | | | | | | | | | | |
| Luis Alica, S OBP: 0.331, SLG: 0.392 (1,4) | | | | | | | | | | 3 | 0 | 0 | 0 | 0 | 0 | 1 | | | | | | | | | | | |
| Tom Pagnozzi, R OBP: 0.295, SLG: 0.373 (1,2) | | | | | | | | | | 2 | 0 | 1 | 0 | 1 | 0 | 0 | | | | | | | | | | | |
| Mark Clark, R OBP: 0.179, SLG: 0.179 (1, 1) | | | | | | | | | | 2 | 0 | 0 | 0 | 0 | 2 | 1 | | | | | | | | | | | |
| Rex Hudler, R OBP: 0.276, SLG: 0.389 (7, PH) | | | | | | | | | | 1 | 0 | 0 | 0 | 0 | 0 | 2 | | | | | | | | | | | |
| Todd Worrell, R OBP: 0.389 (8, 1) | | | | | | | | | | 0 | 0 | 0 | 0 | 0 | 0 | 0 | | | | | | | | | | | |
| Lee Smith, R OBP: 0.389 (9, 1) | | | | | | | | | | 0 | 0 | 0 | 0 | 0 | 0 | 0 | | | | | | | | | | | |
| Inning Stats | R: 1 E: 0 K: 1 S: 7 | H: 2 LOB: 1 BB: 0 P: 11 | R: 0 E: 0 K: 0 S: 6 | H: 0 LOB: 0 BB: 0 P: 12 | R: 0 E: 0 K: 1 S: 8 | H: 0 LOB: 1 BB: 1 P: 16 | R: 0 E: 0 K: 0 S: 4 | H: 0 LOB: 0 BB: 0 P: 5 | R: 0 E: 0 K: 1 S: 8 | H: 1 LOB: 1 BB: 0 P: 13 | R: 0 E: 0 K: 1 S: 10 | H: 1 LOB: 0 BB: 0 P: 17 | R: 0 E: 0 K: 1 S: 8 | H: 0 LOB: 2 BB: 2 P: 20 | R: 0 E: 0 K: 1 S: 7 | H: 0 LOB: 0 BB: 0 P: 10 | 1B: 4 2B: 0 3B: 0 HR: 0 | SF: 1 SAC: 0 DP: 0 HBP: 0 | WP: 0 PB: 0 SB: 1 CS: 1 | PA: 31 | | | | | | | |
| PITCHER | IP | WLS | BF | H | R | ER | SO | BB | IBB | HBP | BLK | WP | HR | S | P | ERA | WHIP | | | | | | | | | | |
| Bob Ojeda, L ERA: 3.3 (1, 1) | 7.0 | L | 27 | 4 | 1 | 1 | 5 | 2 | 1 | 0 | 0 | 0 | 0 | 51 | 94 | 1.29 | 0.857 | | | | | | | | | | |
| Jim Gott, R ERA: 1.69 (8, 1) | 1.0 | | 3 | 0 | 0 | 0 | 1 | 0 | 0 | 0 | 0 | 0 | 0 | 7 | 10 | 0.00 | 0.000 | | | | | | | | | | |

| | |
|-----|----|
| AB | 30 |
| R | 0 |
| H | 3 |
| RBI | 0 |
| BB | 1 |
| SO | 9 |
| LOB | 6 |

| | |
|-----|----|
| AB | 26 |
| R | 1 |
| H | 4 |
| RBI | 1 |
| BB | 3 |
| SO | 6 |
| LOB | 9 |



| Batter | 1 | 2 | 3 | 4 | 5 | 6 | 7 | 8 | 9 | AB | R | H | RBI | BB | SO | LOB | TOP | | | | | | | | | | |
|---|------------------------------|----------------------------------|------------------------------|----------------------------------|------------------------------|----------------------------------|------------------------------|---------------------------------|------------------------------|---------------------------------|------------------------------|----------------------------------|------------------------------|----------------------------------|------------------------------|----------------------------------|---|------------------------------|----------------------------------|----------------------------------|------------------------------------|----------------------------------|--------|--|--|--|--|
| Eric Young Sr. R OBP: 0.221, SLG: 0.178 (1,4) | G6-3 | | F8 | | | SH1-4 | | F9 | | 3 | 0 | 0 | 0 | 0 | 0 | 0 | Los Angeles Dodgers @ St. Louis Cardinals Busch Stadium, St. Louis, MO Sun Aug 30 1992, 3:33 AM CDT Att: 26,925 - Cloudy - 73 F | | | | | | | | | | |
| Brett Butler L OBP: 0.416, SLG: 0.406 (1,8) | G6-3 | | | B5-3 | | G5-3 | | FC6-4 1B | | 4 | 0 | 1 | 0 | 0 | 0 | 1 | | | | | | | | | | | |
| Eric Davis, R OBP: 0.330, SLG: 0.336 (1,7) | P3 | | | K | | BB 1B | | FC6-4 1-2 | | 4 | 0 | 1 | 0 | 0 | 0 | 1 | | | | | | | | | | | |
| Eric Karros, R OBP: 0.299, SLG: 0.443 (1,3) | | G5-3 | | F8 | | FC6 BB 1B | | | F7 | 3 | 0 | 0 | 0 | 1 | 0 | 0 | | | | | | | | | | | |
| Mitch Webster S OBP: 0.328, SLG: 0.398 (1,9) | | 1B | | | SH1-3 2B | FC6 1-2 | | | K | 4 | 0 | 2 | 0 | 0 | 1 | 3 | | | | | | | | | | | |
| Mike Sharperson, R OBP: 0.401, SLG: 0.409 Henry Rodriguez, L OBP: 0.272, SLG: 0.391 (9, PH) | G6-3 1B | | | | SH1-3 | | L4 | | F8 | 2 | 0 | 1 | 0 | 0 | 0 | 0 | | | | | | | | | | | |
| Carlos Hernandez, R OBP: 0.324, SLG: 0.345 (1,2) | G6-3 1-2 | | | | P9 | | F7 | | | 3 | 0 | 0 | 0 | 0 | 0 | 3 | | | | | | | | | | | |
| Lenny Harris, L OBP: 0.320, SLG: 0.312 (1,6) | | | G6-3 | | G4-3 | | G4-3 | | | 3 | 0 | 0 | 0 | 0 | 0 | 1 | | | | | | | | | | | |
| Orel Hershiser, R OBP: 0.233, SLG: 0.310 Todd Benzinger, S OBP: 0.284, SLG: 0.319 Jim Gott, R OBP: 0.500, SLG: 0.500 Steve Wilson, L OBP: 0.333, SLG: 0.333 (8, PH) | G5-3 | | | | | 1B SH1-4 1B | | F7 | | 2 | 0 | 1 | 0 | 0 | 0 | 0 | | | | | | | | | | | |
| Inning Stats | R: 0 E: 0 K: 0 S: 6 | H: 0 LOB: 0 BB: 0 P: 10 | R: 0 E: 0 K: 0 S: 8 | H: 2 LOB: 1 BB: 0 P: 14 | R: 0 E: 0 K: 0 S: 8 | H: 0 LOB: 0 BB: 0 P: 12 | R: 0 E: 0 K: 1 S: 6 | H: 0 LOB: 0 BB: 0 P: 9 | R: 0 E: 0 K: 0 S: 7 | H: 1 LOB: 1 BB: 0 P: 7 | R: 0 E: 0 K: 0 S: 6 | H: 2 LOB: 3 BB: 1 P: 14 | R: 0 E: 0 K: 0 S: 9 | H: 0 LOB: 0 BB: 0 P: 14 | R: 0 E: 0 K: 0 S: 6 | H: 1 LOB: 1 BB: 0 P: 10 | | R: 0 E: 0 K: 1 S: 6 | H: 0 LOB: 0 BB: 0 P: 12 | 1B: 5 2B: 1 3B: 0 HR: 0 | SF: 0 SAC: 2 DP: 1 HBP: 0 | WP: 0 PB: 0 SB: 0 CS: 0 | PA: 33 | | | | |
| PITCHER | IP | WLS | BF | H | R | ER | SO | BB | IBB | HBP | BLK | WP | HR | S | P | ERA | WHIP | | | | | | | | | | |
| Rheal Cormier, L ERA: 4.05 (1,1) | 7.2 | W | 29 | 6 | 0 | 0 | 1 | 1 | 0 | 0 | 0 | 0 | 0 | 54 | 86 | 0.00 | 0.913 | | | | | | | | | | |
| Todd Worrell, R ERA: 2.55 (8,1) | 0.1 | | 1 | 0 | 0 | 0 | 0 | 0 | 0 | 0 | 0 | 0 | 0 | 2 | 4 | 0.00 | 0.000 | | | | | | | | | | |
| Lee Smith, R ERA: 2.87 (9,1) | 1.0 | S | 3 | 0 | 0 | 0 | 1 | 0 | 0 | 0 | 0 | 0 | 0 | 6 | 12 | 0.00 | 0.000 | | | | | | | | | | |

| Batter | 1 | 2 | 3 | 4 | 5 | 6 | 7 | 8 | 9 | AB | R | H | RBI | BB | SO | LOB | BOTTOM | | | | | | | | | | |
|--|------------------------------|----------------------------------|-------------------------------|----------------------------------|------------------------------|----------------------------------|------------------------------|----------------------------------|------------------------------|----------------------------------|------------------------------|----------------------------------|------------------------------|----------------------------------|-------------------------------|----------------------------------|---|------------------------------------|----------------------------------|--------|--|--|--|--|--|--|--|
| Bernard Gilkey R OBP: 0.346, SLG: 0.389 (1,7) | G6-3 | F9 | | | F9 | | E6 SH1-3 1B | | | 4 | 1 | 0 | 0 | 1 | 0 | 1 | Los Angeles Dodgers @ St. Louis Cardinals Busch Stadium, St. Louis, MO Sun Aug 30 1992, 3:33 AM CDT Att: 26,925 - Cloudy - 73 F | | | | | | | | | | |
| Ozzie Smith S OBP: 0.365, SLG: 0.333 (1,6) | E6 1B | | FC6-4 1B | | 1B | | SH1-3 | F7 | | 4 | 0 | 2 | 0 | 0 | 0 | 3 | | | | | | | | | | | |
| Ray Lankford L OBP: 0.365, SLG: 0.463 (1,8) | | | F8 | | F7 | | G4-6-3 1B | | | 4 | 0 | 2 | 1 | 0 | 0 | 2 | | | | | | | | | | | |
| Gerald Perry, L OBP: 0.297, SLG: 0.308 Andres Galaraga, R OBP: 0.270, SLG: 0.356 (8,3) | G4-6-3 BB | | F8 | | K | | G4-6-3 1-2 | | | 3 | 0 | 0 | 0 | 0 | 1 | 1 | | 3 | | | | | | | | | |
| Milt Thompson, L OBP: 0.358, SLG: 0.420 Lee Smith, R (9,1) | G4-6-3 1-2 | | FC6-4 | | | | | | | 4 | 1 | 2 | 0 | 0 | 0 | 4 | | | | | | | | | | | |
| Tracy Woodson, R OBP: 0.333, SLG: 0.394 (1,5) | | G5-3 | | | F8 | | G6-3 | | | 4 | 0 | 1 | 0 | 0 | 0 | 1 | | | | | | | | | | | |
| Geronimo Pena, S OBP: 0.370, SLG: 0.477 (1,4) | | 2B BB | | | | | K | | | 3 | 1 | 1 | 0 | 1 | 1 | 2 | | | | | | | | | | | |
| Tom Pagnozzi, R OBP: 0.297, SLG: 0.375 (1,2) | | | F7 | | | | | | | 3 | 0 | 1 | 1 | 1 | 1 | 2 | | | | | | | | | | | |
| Rheal Cormier, L OBP: 0.119, SLG: 0.167 Todd Worrell, R (8,1) | F7 | | | | K2-3 | | G3-1 | | | 3 | 0 | 0 | 0 | 0 | 0 | 0 | | | | | | | | | | | |
| Felix Jose, S OBP: 0.356, SLG: 0.442 (9,9) | | | | | | | | BB IBB | | 0 | 0 | 0 | 0 | 1 | 0 | 0 | | | | | | | | | | | |
| Inning Stats | R: 0 E: 1 K: 0 S: 9 | H: 1 LOB: 2 BB: 1 P: 16 | R: 1 E: 0 K: 0 S: 11 | H: 1 LOB: 1 BB: 1 P: 17 | R: 0 E: 0 K: 0 S: 7 | H: 1 LOB: 1 BB: 0 P: 12 | R: 0 E: 0 K: 1 S: 9 | H: 1 LOB: 1 BB: 0 P: 11 | R: 0 E: 0 K: 1 S: 8 | H: 1 LOB: 2 BB: 1 P: 12 | R: 0 E: 0 K: 0 S: 9 | H: 1 LOB: 0 BB: 0 P: 10 | R: 1 E: 1 K: 0 S: 7 | H: 1 LOB: 0 BB: 0 P: 10 | R: 1 E: 1 K: 1 S: 16 | H: 2 LOB: 3 BB: 2 P: 31 | 1B: 6 2B: 3 3B: 0 HR: 0 | SF: 0 SAC: 1 DP: 2 HBP: 0 | WP: 0 PB: 0 SB: 1 CS: 0 | PA: 38 | | | | | | | |
| PITCHER | IP | WLS | BF | H | R | ER | SO | BB | IBB | HBP | BLK | WP | HR | S | P | ERA | WHIP | | | | | | | | | | |
| Orel Hershiser, R ERA: 3.75 (1,1) | 7.0 | L | 31 | 7 | 2 | 1 | 3 | 2 | 1 | 0 | 0 | 0 | 0 | 60 | 94 | 0.00 | 1.286 | | | | | | | | | | |
| Jim Gott, R ERA: 1.07 (8,1) | 0.2 | | 6 | 2 | 1 | 0 | 1 | 1 | 1 | 0 | 0 | 0 | 0 | 13 | 25 | 0.00 | 4.500 | | | | | | | | | | |
| Steve Wilson, L ERA: 4.5 (8,1) | 0.1 | | 1 | 0 | 0 | 0 | 0 | 0 | 0 | 0 | 0 | 0 | 0 | 3 | 6 | 0.00 | 0.000 | | | | | | | | | | |



| Batter | 1 | 2 | 3 | 4 | 5 | 6 | 7 | 8 | 9 | AB | R | H | RBI | BB | SO | LOB | TOP | | | | | |
|---|---|----------------------------------|------------------------------|----------------------------------|-------------------------------|----------------------------------|------------------------------|----------------------------------|------------------------------|----------------------------------|------------------------------|---------------------------------|-------------------------------|----------------------------------|------------------------------|---------------------------------|---|------------------------------|----------------------------------|----------------------------------|------------------------------------|----------------------------------|
| Eric Young Sr. R (1,4) OBP: 0.213, SLG: 0.171 Mitch Webster S (7,PH) OBP: 0.326, SLG: 0.396 Mike Sharperson R (7,4) OBP: 0.401, SLG: 0.409 | G1-3 | | G6-3 | | G6-3 | | K | | | 3 | 0 | 0 | 0 | 0 | 0 | 1 | Los Angeles Dodgers @ Chicago Cubs Wrigley Field, Chicago, IL Mon Aug 31 1992, 7:05 PM CDT Att: 29,005 - Sunny - 69 F | | | | | |
| Brett Butler L (1,8) OBP: 0.414, SLG: 0.404 | 1B | | K | | | G3 | | G1-3 | 4 | 0 | 1 | 0 | 0 | 0 | 1 | | | | | | | |
| Eric Davis R (1,7) OBP: 0.325, SLG: 0.331 | FC5-4 | | | | G4-3 | | F7 | P3 | 4 | 0 | 0 | 0 | 0 | 0 | 1 | | | | | | | |
| Eric Karros R (1,3) OBP: 0.296, SLG: 0.439 | FC5-4 | | | | K | | G6-3 | G5-3 | 4 | 0 | 0 | 0 | 0 | 1 | 1 | | | | | | | |
| Henry Rodriguez L (1,9) | | | K | | 1B | | G3-1 | | K | 4 | 0 | 1 | 0 | 0 | 2 | 0 | | | | | | |
| Mike Scioscia L (1,2) OBP: 0.296, SLG: 0.281 | G4-3 | | | | 1B | | 1B | F9 | 4 | 0 | 2 | 0 | 0 | 0 | 0 | 0 | | | | | | |
| Lenny Harris L (1,6) OBP: 0.319, SLG: 0.311 | G5-3 | | | | FC5 | | 1B | G2-3 | 4 | 0 | 1 | 0 | 0 | 0 | 2 | | | | | | | |
| Dave Hansen L (1,5) OBP: 0.287, SLG: 0.305 | | | E1 | | G1-3 | | BB | | 2 | 0 | 0 | 0 | 1 | 0 | 0 | | | | | | | |
| Tom Candiotti R (1,1) OBP: 0.106, SLG: 0.087 | | | SH3-4 | | K | | L4 | | 2 | 0 | 0 | 0 | 0 | 1 | 3 | | | | | | | |
| Inning Stats | R: 0 E: 0 K: 0 S: 8 | H: 1 LOB: 1 BB: 0 P: 12 | R: 0 E: 0 K: 1 S: 8 | H: 0 LOB: 0 BB: 0 P: 11 | R: 0 E: 1 K: 1 S: 12 | H: 0 LOB: 1 BB: 0 P: 17 | R: 0 E: 0 K: 1 S: 9 | H: 2 LOB: 2 BB: 0 P: 11 | R: 0 E: 0 K: 1 S: 9 | H: 0 LOB: 0 BB: 0 P: 13 | R: 0 E: 0 K: 1 S: 4 | H: 0 LOB: 0 BB: 0 P: 6 | R: 0 E: 0 K: 1 S: 10 | H: 2 LOB: 3 BB: 1 P: 18 | R: 0 E: 0 K: 1 S: 5 | H: 0 LOB: 0 BB: 0 P: 9 | | R: 0 E: 0 K: 1 S: 8 | H: 0 LOB: 0 BB: 0 P: 10 | 1B: 5 2B: 0 3B: 0 HR: 0 | SF: 0 SAC: 1 DP: 0 HBP: 0 | WP: 0 PB: 0 SB: 0 CS: 0 |
| PITCHER Greg Maddux R (1,1) ERA: 2.13 | IP: 9.0 WLS: W BF: 34 H: 5 R: 0 ER: 0 SO: 6 BB: 1 IBB: 0 HBP: 0 BLK: 0 WP: 0 HR: 0 S: 73 P: 107 ERA: 0.00 WHIP: 0.667 | | | | | | | | | | | | | | | PITCHER | | | | | | |

| Batter | 1 | 2 | 3 | 4 | 5 | 6 | 7 | 8 | 9 | AB | R | H | RBI | BB | SO | LOB | BOTTOM | | | | | |
|--|---|----------------------------------|------------------------------|----------------------------------|------------------------------|----------------------------------|------------------------------|----------------------------------|------------------------------|---------------------------------|------------------------------|---------------------------------|-------------------------------|----------------------------------|------------------------------|----------------------------------|---|------------------------------|----------------------------------|----------------------------------|------------------------------------|----------------------------------|
| Rey Sanchez R (1,6) OBP: 0.296, SLG: 0.355 | G6-3 | | K | | | K | | K | | 4 | 0 | 0 | 0 | 0 | 3 | 1 | Los Angeles Dodgers @ Chicago Cubs Wrigley Field, Chicago, IL Mon Aug 31 1992, 7:05 PM CDT Att: 29,005 - Sunny - 69 F | | | | | |
| 23 Ryne Sandberg R (1,4) OBP: 0.358, SLG: 0.467 | G6-3 | | G5-3 | | | G4-3 | | F8 | 4 | 0 | 0 | 0 | 0 | 0 | 1 | | | | | | | |
| Mark Grace L (1,3) OBP: 0.389, SLG: 0.437 | BB | | | | F8 | | L8 | | 2 | 0 | 0 | 0 | 1 | 0 | 0 | | | | | | | |
| Kal Daniels L (1,7) OBP: 0.306, SLG: 0.354 Doug Dascenzo S (8,7) OBP: 0.297, SLG: 0.306 | G3-1 | | | | G3 | | K | | 3 | 0 | 0 | 0 | 0 | 1 | 1 | | | | | | | |
| Steve Buechele R (1,5) OBP: 0.331, SLG: 0.383 | | | K | | K2-3 | | 1B | | 3 | 1 | 1 | 0 | 0 | 2 | 0 | | | | | | | |
| Derrick May L (1,9) OBP: 0.308, SLG: 0.358 | F7 | | | | F8 | | E3 | | 3 | 1 | 0 | 0 | 0 | 0 | 0 | | | | | | | |
| Dwight Smith L (1,8) OBP: 0.296, SLG: 0.378 | K | | | | G3 | | 1B | | 3 | 0 | 1 | 1 | 0 | 1 | 0 | | | | | | | |
| Rick Wilkins L (1,2) OBP: 0.324, SLG: 0.389 | | | E4 | | F8 | | F8 | | 3 | 0 | 0 | 0 | 0 | 0 | 1 | | | | | | | |
| Greg Maddux R (1,1) OBP: 0.147, SLG: 0.216 | | | SH2-4 | | | G1-3 | | G5-3 | 2 | 0 | 0 | 0 | 0 | 0 | 0 | | | | | | | |
| Inning Stats | R: 0 E: 0 K: 0 S: 10 | H: 0 LOB: 1 BB: 1 P: 18 | R: 0 E: 0 K: 2 S: 8 | H: 0 LOB: 0 BB: 0 P: 12 | R: 0 E: 1 K: 1 S: 8 | H: 0 LOB: 1 BB: 0 P: 12 | R: 0 E: 0 K: 1 S: 8 | H: 0 LOB: 0 BB: 0 P: 11 | R: 0 E: 0 K: 1 S: 4 | H: 0 LOB: 0 BB: 0 P: 9 | R: 0 E: 0 K: 1 S: 6 | H: 0 LOB: 0 BB: 0 P: 6 | R: 2 E: 1 K: 1 S: 15 | H: 2 LOB: 1 BB: 0 P: 24 | R: 0 E: 0 K: 1 S: 9 | H: 0 LOB: 0 BB: 0 P: 12 | | R: 0 E: 0 K: 1 S: 9 | H: 0 LOB: 0 BB: 0 P: 12 | 1B: 2 2B: 0 3B: 0 HR: 0 | SF: 0 SAC: 1 DP: 0 HBP: 0 | WP: 0 PB: 0 SB: 2 CS: 0 |
| PITCHER Tom Candiotti R (1,1) ERA: 2.95 | IP: 8.0 WLS: L BF: 29 H: 2 R: 2 ER: 0 SO: 7 BB: 1 IBB: 0 HBP: 0 BLK: 0 WP: 0 HR: 0 S: 68 P: 104 ERA: 0.00 WHIP: 0.375 | | | | | | | | | | | | | | | PITCHER | | | | | | |



| Batter | 1 | 2 | 3 | 4 | 5 | 6 | 7 | 8 | 9 | 10 | 11 | 12 | 13 | AB | R | H | RBI | BB | SO | LOB | TOP | | | | | | | |
|--|------------------------------|----------------------------------|-------------------------------|----------------------------------|-------------------------------|----------------------------------|-------------------------------|----------------------------------|-------------------------------|----------------------------------|-------------------------------|----------------------------------|-------------------------------|----------------------------------|-------------------------------|----------------------------------|------------------------------|----------------------------------|------------------------------|----------------------------------|------------------------------|----------------------------------|-------------------------------|----------------------------------|-----------------------------------|------------------------------------|----------------------------------|--------|
| Brett Butler, L OBP: 0.415, SLG: 0.404 (1, 8) | | | | | | | | | | | | | | 5 | 0 | 2 | 0 | 1 | 1 | 0 | | | | | | | | |
| Lenny Harris, L OBP: 0.325, SLG: 0.316 (1, 4) (6, 6) | | | | | | | | | | | | | | 5 | 0 | 3 | 3 | 1 | 0 | 1 | | | | | | | | |
| Eric Davis, R OBP: 0.327, SLG: 0.327 (8, 1) | | | | | | | | | | | | | | 3 | 0 | 0 | 0 | 1 | 0 | 3 | | | | | | | | |
| Jim Gott, R OBP: 0.500, SLG: 0.500 (10, PH) | | | | | | | | | | | | | | 0 | 0 | 0 | 0 | 0 | 0 | 0 | | | | | | | | |
| Carlos Hernandez, R OBP: 0.332, SLG: 0.343 (10, 1) | | | | | | | | | | | | | | 0 | 1 | 0 | 0 | 1 | 0 | 0 | | | | | | | | |
| Roger McDowell, R (13, 1) | | | | | | | | | | | | | | 0 | 0 | 0 | 0 | 0 | 0 | 0 | | | | | | | | |
| John Candelaria, L (13, 1) | | | | | | | | | | | | | | 0 | 0 | 0 | 0 | 0 | 0 | 0 | | | | | | | | |
| Darryl Strawberry, L OBP: 0.318, SLG: 0.384 (1, 9) | | | | | | | | | | | | | | 7 | 0 | 1 | 0 | 0 | 3 | 5 | | | | | | | | |
| Eric Karros, R OBP: 0.300, SLG: 0.447 (1, 3) | | | | | | | | | | | | | | 6 | 1 | 3 | 1 | 1 | 2 | 3 | | | | | | | | |
| Mike Piazza, R OBP: 1.000, SLG: 1.333 (8, PR) | | | | | | | | | | | | | | 3 | 0 | 3 | 0 | 1 | 0 | 0 | | | | | | | | |
| Eric Young Sr., R OBP: 0.228, SLG: 0.178 (8, 4) | | | | | | | | | | | | | | 2 | 1 | 1 | 0 | 1 | 0 | 2 | | | | | | | | |
| Dave Hansen, L OBP: 0.291, SLG: 0.306 (8, PH) | | | | | | | | | | | | | | 2 | 0 | 1 | 0 | 1 | 0 | 2 | | | | | | | | |
| Todd Benzinger, S OBP: 0.293, SLG: 0.316 (8, 7) | | | | | | | | | | | | | | 1 | 0 | 0 | 0 | 1 | 1 | 1 | | | | | | | | |
| Tom Goodwin, L OBP: 0.214, SLG: 0.214 (8, 7) | | | | | | | | | | | | | | 3 | 0 | 0 | 0 | 0 | 0 | 6 | | | | | | | | |
| Rafael Bourimigal, R (1, 6) | | | | | | | | | | | | | | 2 | 0 | 0 | 0 | 0 | 0 | 4 | | | | | | | | |
| Henry Rodriguez, L OBP: 0.271, SLG: 0.385 (8, PH) | | | | | | | | | | | | | | 0 | 0 | 0 | 0 | 0 | 0 | 0 | | | | | | | | |
| Mike Sharperson, R OBP: 0.401, SLG: 0.407 (8, 4) | | | | | | | | | | | | | | 4 | 1 | 1 | 1 | 1 | 0 | 5 | | | | | | | | |
| Mike Sharperson, R OBP: 0.401, SLG: 0.407 (8, 5) | | | | | | | | | | | | | | 4 | 1 | 1 | 1 | 1 | 0 | 5 | | | | | | | | |
| Tim Crews, R OBP: 0.288, SLG: 0.288 (7, PH) | | | | | | | | | | | | | | 2 | 1 | 1 | 0 | 0 | 0 | 0 | | | | | | | | |
| Michael Winters, S OBP: 0.188, SLG: 0.284 (7, 1) | | | | | | | | | | | | | | 1 | 0 | 0 | 0 | 0 | 0 | 0 | | | | | | | | |
| Steve Wilson, L OBP: 0.195, SLG: 0.333 (8, PH) | | | | | | | | | | | | | | 0 | 0 | 0 | 0 | 0 | 0 | 0 | | | | | | | | |
| Billy Ashley, R OBP: 0.260, SLG: 0.277 (8, 9) | | | | | | | | | | | | | | 0 | 0 | 0 | 0 | 0 | 0 | 0 | | | | | | | | |
| Mike Scapino, L OBP: 0.260, SLG: 0.277 (8, 9) | | | | | | | | | | | | | | 0 | 0 | 0 | 0 | 0 | 0 | 0 | | | | | | | | |
| Inning Stats | R: 0 E: 0 K: 0 S: 7 | H: 0 LOB: 0 BB: 0 P: 11 | R: 0 E: 0 K: 0 S: 11 | H: 1 LOB: 2 BB: 1 P: 23 | R: 0 E: 0 K: 0 S: 12 | H: 1 LOB: 1 BB: 0 P: 19 | R: 0 E: 0 K: 1 S: 11 | H: 1 LOB: 2 BB: 1 P: 18 | R: 1 E: 0 K: 0 S: 14 | H: 1 LOB: 1 BB: 1 P: 21 | R: 0 E: 0 K: 3 S: 18 | H: 2 LOB: 3 BB: 0 P: 29 | R: 2 E: 0 K: 1 S: 18 | H: 3 LOB: 3 BB: 1 P: 31 | R: 1 E: 0 K: 0 S: 10 | H: 2 LOB: 1 BB: 0 P: 16 | R: 0 E: 0 K: 1 S: 9 | H: 0 LOB: 1 BB: 1 P: 17 | R: 0 E: 0 K: 0 S: 5 | H: 1 LOB: 2 BB: 1 P: 16 | R: 0 E: 0 K: 0 S: 5 | H: 1 LOB: 0 BB: 0 P: 10 | R: 1 E: 0 K: 1 S: 14 | H: 1 LOB: 3 BB: 3 P: 32 | 1B: 14 2B: 2 3B: 0 HR: 1 | SF: 1 SAC: 1 DP: 2 HBP: 1 | WP: 1 PB: 0 SB: 3 CS: 0 | PA: 63 |
| PITCHER | IP | WLS | BF | H | R | ER | SO | BB | IBB | HBP | BLK | WP | HR | S | P | ERA | WHIP | | | | | | | | | | | |
| Mike Harkey, R ERA: 1.88 (8, 1) | 5.1 | | 25 | 6 | 1 | 1 | 2 | 3 | 0 | 0 | 0 | 1 | 0 | 63 | 106 | 1.69 | 1.688 | | | | | | | | | | | |
| Chuck McElroy, L ERA: 3.01 (8, 1) | 1.0 | | 4 | 2 | 0 | 0 | 1 | 0 | 0 | 0 | 0 | 0 | 0 | 13 | 21 | 0.00 | 2.000 | | | | | | | | | | | |
| Shawn Bosker, R ERA: 3.89 (7, 1) | 0.0 | | 1 | 0 | 0 | 0 | 0 | 0 | 0 | 1 | 0 | 0 | 0 | 2 | 4 | " | " | | | | | | | | | | | |
| Paul Assenmacher, L ERA: 3.48 (7, 1) | 1.0 | | 5 | 2 | 2 | 2 | 3 | 0 | 0 | 0 | 0 | 0 | 0 | 17 | 25 | 18.00 | 2.000 | | | | | | | | | | | |
| Bob Scanlan, R ERA: 1.88 (8, 1) | 1.2 | | 9 | 3 | 1 | 1 | 0 | 1 | 0 | 0 | 1 | 0 | 1 | 18 | 32 | 5.40 | 2.400 | | | | | | | | | | | |

Los Angeles Dodgers @ Chicago Cubs
Wrigley Field, Chicago, IL
Tue Sep 01 1992, 3:33 AM CDT
Att: 14,981 - Sunny - 73 F

AB 51
R 5
H 16
RBI 5
BB 9
SO 8
LOB 38



| Batter | 1 | 2 | 3 | 4 | 5 | 6 | 7 | 8 | 9 | 10 | 11 | 12 | 13 | AB | R | H | RBI | BB | SO | LOB | BOTTOM | | | | | |
|---|------------------------------|----------------------------------|-------------------------------|----------------------------------|-------------------------------|----------------------------------|------------------------------|----------------------------------|------------------------------|----------------------------------|------------------------------|----------------------------------|-------------------------------|----------------------------------|------------------------------|---------------------------------|------------------------------|----------------------------------|------------------------------|----------------------------------|-------------------------------|----------------------------------|----------------------------------|------------------------------------|----------------------------------|--------|
| Rey Sanchez, R OBP: 0.253, SLG: 0.351 (1, 6) | | | | | | | | | | | | | | | 6 | 0 | 1 | 0 | 0 | 4 | | | | | | |
| 23 Ryne Sandberg, R OBP: 0.380, SLG: 0.470 (1, 4) | | | | | | | | | | | | | | | 6 | 2 | 3 | 3 | 0 | 2 | 1 | | | | | |
| Mark Grace, L OBP: 0.387, SLG: 0.432 (1, 3) | | | | | | | | | | | | | | | 5 | 0 | 0 | 0 | 1 | 0 | 1 | | | | | |
| Kal Daniels, L OBP: 0.266, SLG: 0.359 (8, 7) | | | | | | | | | | | | | | 3 | 1 | 1 | 0 | 0 | 0 | 1 | | | | | | |
| Doug Dasenczo, S OBP: 0.298, SLG: 0.307 (12, PH) | | | | | | | | | | | | | | 2 | 0 | 1 | 0 | 0 | 0 | 0 | | | | | | |
| Jeff Kunkel, R OBP: 0.091, SLG: 0.136 (13, 1) | | | | | | | | | | | | | | 1 | 0 | 0 | 0 | 0 | 0 | 2 | | | | | | |
| Heathcliff Stocumb, R ERA: 5.33 (13, 1) | | | | | | | | | | | | | | 0 | 0 | 0 | 0 | 0 | 0 | 0 | | | | | | |
| Steve Buechele, R OBP: 0.329, SLG: 0.380 (1, 5) | | | | | | | | | | | | | | 6 | 0 | 1 | 0 | 0 | 3 | 1 | | | | | | |
| Derrick May, L OBP: 0.305, SLG: 0.353 (1, 9) | | | | | | | | | | | | | | 6 | 0 | 1 | 0 | 0 | 0 | 2 | | | | | | |
| Dwight Smith, L OBP: 0.299, SLG: 0.374 (13, PH) | | | | | | | | | | | | | | 4 | 0 | 1 | 1 | 0 | 0 | 1 | | | | | | |
| Hector Villanueva, R OBP: 0.229, SLG: 0.270 (13, PH) | | | | | | | | | | | | | | 1 | 0 | 0 | 0 | 0 | 1 | 1 | | | | | | |
| Rick Wilkins, L OBP: 0.335, SLG: 0.388 (1, 2) | | | | | | | | | | | | | | 3 | 0 | 1 | 0 | 3 | 1 | 1 | | | | | | |
| Mike Henry, C OBP: 0.288, SLG: 0.359 (8, 7) | | | | | | | | | | | | | | 2 | 1 | 1 | 0 | 0 | 0 | 2 | | | | | | |
| Chris Martinez, L OBP: 0.288, SLG: 0.359 (8, 7) | | | | | | | | | | | | | | 1 | 0 | 0 | 0 | 0 | 0 | 1 | | | | | | |
| Shawn Bosker, R ERA: 3.89 (7, 1) | | | | | | | | | | | | | | 0 | 0 | 0 | 0 | 0 | 0 | 0 | | | | | | |
| Paul Assenmacher, L ERA: 3.48 (7, 1) | | | | | | | | | | | | | | 0 | 0 | 0 | 0 | 0 | 0 | 0 | | | | | | |
| Bob Scanlan, R ERA: 1.88 (8, 1) | | | | | | | | | | | | | | 0 | 0 | 0 | 0 | 0 | 0 | 0 | | | | | | |
| Ken Patterson, L ERA: 3.0 (10, 1) | | | | | | | | | | | | | | 0 | 0 | 0 | 0 | 0 | 0 | 0 | | | | | | |
| Jeff Robinson, R ERA: 2.8 (11, 1) | | | | | | | | | | | | | | 0 | 0 | 0 | 0 | 0 | 0 | 0 | | | | | | |
| Heathcliff Stocumb, R ERA: 5.33 (13, 1) | | | | | | | | | | | | | | 0 | 0 | 0 | 0 | 0 | 0 | 0 | | | | | | |
| Inning Stats | R: 0 E: 0 K: 0 S: 8 | H: 0 LOB: 0 BB: 0 P: 13 | R: 1 E: 0 K: 0 S: 12 | H: 2 LOB: 2 BB: 1 P: 20 | R: 0 E: 0 K: 1 S: 10 | H: 1 LOB: 1 BB: 0 P: 11 | R: 2 E: 0 K: 1 S: 6 | H: 2 LOB: 0 BB: 0 P: 12 | R: 0 E: 0 K: 1 S: 8 | H: 1 LOB: 1 BB: 0 P: 12 | R: 1 E: 0 K: 1 S: 9 | H: 2 LOB: 0 BB: 0 P: 15 | R: 0 E: 0 K: 0 S: 10 | H: 0 LOB: 2 BB: 0 P: 17 | R: 0 E: 0 K: 1 S: 5 | H: 0 LOB: 0 BB: 0 P: 9 | R: 0 E: 0 K: 0 S: 9 | H: 0 LOB: 2 BB: 1 P: 17 | R: 0 E: 0 K: 0 S: 8 | H: 1 LOB: 1 BB: 1 P: 17 | R: 0 E: 0 K: 3 S: 11 | H: 1 LOB: 1 BB: 3 P: 15 | 1B: 9 2B: 1 3B: 0 HR: 2 | SF: 0 SAC: 0 DP: 1 HBP: 1 | WP: 0 PB: 0 SB: 1 CS: 2 | PA: 54 |
| PITCHER | IP | WLS | BF | H | R | ER | SO | BB | IBB | HBP | BLK | WP | HR | S | P | ERA | WHIP | | | | | | | | | |
| Tim Crews, R ERA: 4.87 (1, 1) | | | | | | | | | | | | | | | | | | | | | | | | | | |

| Batter | 1 | 2 | 3 | 4 | 5 | 6 | 7 | 8 | 9 | AB | R | H | RBI | BB | SO | LOB | TOP | | | | | |
|--|---|----------------------------------|------------------------------|----------------------------------|------------------------------|----------------------------------|------------------------------|---------------------------------|------------------------------|----------------------------------|-------------------------------|----------------------------------|------------------------------|----------------------------------|------------------------------|----------------------------------|--|----------------------------------|----------------------------------|------------------------------------|----------------------------------|--------|
| Brett Butler, L OBP: 0.414, SLG: 0.402 (1, 8) | 4-0 G1-3 BB | | 3-2 L3 | | | 1-2 F8 | | | 0-1 B2-3 | 3 | 0 | 0 | 0 | 1 | 0 | 1 | Los Angeles Dodgers @ Chicago Cubs Wrigley Field, Chicago, IL Wed Sep 02 1992, 3:33 AM CDT Att: 15,445 - Overcast - 72 F | | | | | |
| Lenny Harris, L OBP: 0.324, SLG: 0.315 (1, 4) (8, 6) | 2-1 G5-3 | | | 1-2 G1-6-3 1B | | 1-1 F9 | | | 0-0 F7 | 4 | 0 | 1 | 0 | 0 | 0 | 2 | | | | | | |
| Henry Rodriguez, L OBP: 0.260, SLG: 0.368 (1, 9) | 0-0 G1-3 | | | 0-1 G1-6-3 1-2f | | | 1-1 F8 | | 1-2 G3-1 | 4 | 0 | 0 | 0 | 0 | 0 | 3 | | | | | | |
| Eric Karros, R OBP: 0.298, SLG: 0.443 (1, 3) | 0-3 K | | | 0-1 G6-3 | | | 2-2 F9 | | | 3 | 0 | 0 | 0 | 0 | 1 | 1 | | | | | | |
| Billy Ashley, R (1, 7) | | 1-1 F7 | | | 3-1 F9 | | | | 0-1 G5-3 | 3 | 0 | 0 | 0 | 0 | 0 | 0 | | | | | | |
| Dave Hansen, L OBP: 0.295, SLG: 0.307 (1, 5) | | 3-2 F8 | | | 4-2 G4-6-3 BB | | | 2-1 G4-6-3 1B | | 2 | 0 | 1 | 0 | 1 | 0 | 0 | | | | | | |
| Mike Scioscia, L OBP: 0.290, SLG: 0.274 (1, 2) | | 0-0 G4-1 | | | 2-0 G4-6-3 1-2f | | | 1-0 G4-6-3 1-2f | | 3 | 0 | 0 | 0 | 0 | 0 | 2 | | | | | | |
| Rafael Bourimigal, R (1, 6) | | | 0-1 G4-3 | | | 0-2 G4-3 | | 1-3 K | | 2 | 0 | 0 | 0 | 0 | 0 | 0 | | | | | | |
| Mitch Webster, S OBP: 0.324, SLG: 0.393 (8, PH) | | | | | | | | | | 1 | 0 | 0 | 0 | 0 | 1 | 0 | | | | | | |
| Eric Young Sr., R OBP: 0.229, SLG: 0.179 (8, 4) | | | | | | | | | | 0 | 0 | 0 | 0 | 0 | 0 | 0 | | | | | | |
| Bob Ojeda, L OBP: 0.087, SLG: 0.111 (1, 1) | | | 2-1 G4-3 | | | 3-2 HR | | | 4-2 F7 B2-3 BB | 1 | 0 | 0 | 0 | 0 | 0 | 0 | | | | | | |
| Steve Wilson, L OBP: 0.333, SLG: 0.333 (5, 1) | | | | | | | | | | 0 | 0 | 0 | 0 | 0 | 0 | 0 | | | | | | |
| Todd Benzinger, S OBP: 0.265, SLG: 0.331 (6, PH) | | | | | | | | | | 1 | 1 | 1 | 1 | 0 | 0 | 0 | | | | | | |
| Kip Gross, R OBP: 1.000, SLG: 1.000 (9, PH) | | | | | | | | | | 0 | 0 | 0 | 0 | 0 | 0 | 0 | | | | | | |
| Tom Goodwin, L OBP: 0.233, SLG: 0.214 (9, PH) | | | | | | | | | | 0 | 0 | 0 | 0 | 1 | 0 | 0 | | | | | | |
| Inning Stats | R: 0 E: 0 K: 1 S: 7 | H: 0 LOB: 1 BB: 1 P: 12 | R: 0 E: 0 K: 0 S: 6 | H: 0 LOB: 0 BB: 0 P: 10 | R: 0 E: 0 K: 0 S: 7 | H: 0 LOB: 0 BB: 0 P: 12 | R: 0 E: 0 K: 0 S: 7 | H: 1 LOB: 0 BB: 0 P: 8 | R: 0 E: 0 K: 0 S: 5 | H: 0 LOB: 0 BB: 1 P: 14 | R: 1 E: 0 K: 0 S: 11 | H: 1 LOB: 0 BB: 0 P: 16 | R: 0 E: 0 K: 0 S: 7 | H: 0 LOB: 0 BB: 0 P: 10 | R: 0 E: 0 K: 1 S: 6 | H: 1 LOB: 0 BB: 0 P: 10 | R: 0 E: 0 K: 0 S: 10 | H: 0 LOB: 1 BB: 1 P: 15 | 1B: 2 2B: 0 3B: 0 HR: 1 | SF: 0 SAC: 0 DP: 3 HBP: 0 | WP: 0 PB: 0 SB: 0 CS: 0 | PA: 30 |
| PITCHER Mike Morgan, R ERA: 2.32 (1, 1) | IP: 9.0 WLS: W BF: 30 H: 3 R: 1 ER: 1 SO: 2 BB: 3 IBB: 0 HBP: 0 BLK: 0 WP: 0 HR: 1 S: 66 P: 107 ERA: 1.00 WHIP: 0.667 | | | | | | | | | | | | | | | PITCHER | | | | | | |

| Batter | 1 | 2 | 3 | 4 | 5 | 6 | 7 | 8 | 9 | AB | R | H | RBI | BB | SO | LOB | BOTTOM | | | | |
|---|--|----------------------------------|------------------------------|----------------------------------|-------------------------------|----------------------------------|-------------------------------|----------------------------------|-------------------------------|----------------------------------|------------------------------|----------------------------------|------------------------------|----------------------------------|------------------------------|----------------------------------|--|----------------------------------|------------------------------------|----------------------------------|--------|
| Doug Dascenzo, S OBP: 0.299, SLG: 0.312 (1, 8) | 0-0 SH 23 1B 2B | 1-0 G5-3 | | 1-1 FC5-4 1-2f | | 0-2 G4-3 | | 1-1 1-3 2-H 1B | | 5 | 1 | 2 | 0 | 0 | 0 | 2 | Los Angeles Dodgers @ Chicago Cubs Wrigley Field, Chicago, IL Wed Sep 02 1992, 3:33 AM CDT Att: 15,445 - Overcast - 72 F | | | | |
| Rey Sanchez, R OBP: 0.288, SLG: 0.345 (1, 6) | 0-0 SH 23 1B 2-3 | | 0-0 P3 | | 1-0 L7 | 0-1 G1-3 | | 2-3 K | | 4 | 0 | 0 | 0 | 0 | 1 | 2 | | | | | |
| 23 Ryne Sandberg, R OBP: 0.361, SLG: 0.479 (1, 4) | 1-1 BB 1-2 3-H 1B | | 1-3 K | | 1-0 1B 3B 1B | 1-3 K | | | | 4 | 1 | 2 | 1 | 0 | 2 | 0 | | | | | |
| Steve Buechele, R OBP: 0.329, SLG: 0.379 (1, 5) | 0-0 P2 | | 3-1 G4-3 | | 1-0 3B 1B | | 2-1 G5-3 | | | 4 | 1 | 1 | 0 | 0 | 0 | 2 | | | | | |
| Luis Salazar, R OBP: 0.234, SLG: 0.289 (1, 7) | 2-1 L9 | | | 0-0 E7 1B | 1-1 1-H 3-H 3B 1B | | 0-1 G1-3 | | | 4 | 2 | 1 | 2 | 0 | 0 | 2 | | | | | |
| Hector Villanueva, R OBP: 0.239, SLG: 0.265 (1, 3) | 4-2 1-2 2-3 BB | | 1-0 G4-3 | | 4-0 1B IBB | | 1-2 G6-3 | | | 2 | 0 | 0 | 0 | 2 | 0 | 1 | | | | | |
| Derrick May, L OBP: 0.311, SLG: 0.359 (1, 9) | 1-1 F9 | | | 2-1 1B 2-H 1B CS | 0-1 1-2 1B | | 0-1 FC1-5 1B 1B | | | 4 | 0 | 3 | 2 | 0 | 0 | 3 | | | | | |
| Joe Girardi, R OBP: 0.330, SLG: 0.311 (1, 2) | | 2-3 K | | 1-2 CS 1B | 1-2 3-H 2-3 K | | 0-0 FC1-5 1B 1B | | | 4 | 0 | 2 | 0 | 0 | 2 | 2 | | | | | |
| Mike Morgan, R OBP: 0.111, SLG: 0.083 (1, 1) | | 1-1 G6-3 | | 4-1 FC5-4 BB | 0-0 G5-3 | | 1-2 FC1-5 1B 2-3f | | | 3 | 0 | 0 | 0 | 1 | 0 | 4 | | | | | |
| Inning Stats | R: 1 E: 1 K: 0 S: 11 | H: 2 LOB: 3 BB: 1 P: 19 | R: 0 E: 0 K: 1 S: 6 | H: 0 LOB: 0 BB: 0 P: 10 | R: 0 E: 0 K: 1 S: 7 | H: 0 LOB: 0 BB: 0 P: 11 | R: 1 E: 1 K: 0 S: 10 | H: 2 LOB: 2 BB: 1 P: 19 | R: 3 E: 0 K: 1 S: 11 | H: 4 LOB: 2 BB: 1 P: 21 | R: 0 E: 0 K: 1 S: 9 | H: 0 LOB: 0 BB: 0 P: 10 | R: 0 E: 0 K: 0 S: 7 | H: 0 LOB: 0 BB: 0 P: 10 | R: 0 E: 0 K: 1 S: 9 | H: 3 LOB: 2 BB: 0 P: 12 | | 1B: 9 2B: 1 3B: 1 HR: 0 | SF: 0 SAC: 1 DP: 0 HBP: 0 | WP: 0 PB: 0 SB: 0 CS: 2 | PA: 38 |
| PITCHER Bob Ojeda, L ERA: 3.45 (1, 1) | IP: 4.1 WLS: L BF: 25 H: 8 R: 5 ER: 4 SO: 2 BB: 2 IBB: 0 HBP: 0 BLK: 0 WP: 0 HR: 0 S: 41 P: 74 ERA: 8.31 WHIP: 2.308 | | | | | | | | | | | | | | | PITCHER | | | | | |
| Steve Wilson, L ERA: 4.37 (5, 1) | 0.2 2 0 0 0 1 0 0 0 0 0 0 4 6 0.00 0.000 | | | | | | | | | | | | | | | | | | | | |
| Kip Gross, R ERA: 2.57 (6, 1) | 3.0 11 3 0 0 2 0 0 0 0 0 0 25 32 0.00 1.000 | | | | | | | | | | | | | | | | | | | | |

| Batter | 1 | 2 | 3 | 4 | 5 | 6 | 7 | 8 | 9 | AB | R | H | RBI | BB | SO | LOB | TOP | | | | | |
|--|---|----------------------------------|------------------------------|----------------------------------|------------------------------|----------------------------------|------------------------------|----------------------------------|------------------------------|----------------------------------|------------------------------|---------------------------------|------------------------------|---------------------------------|-------------------------------|----------------------------------|--|----------------------------------|----------------------------------|------------------------------------|----------------------------------|--------|
| Eric Young Sr. R (1.4) OBP: 0.241, SLG: 0.195 | B5-3 | | 1 SAFE 1-1 FC4-6 1B | | 0-0 3-H 1B | | | 1-2 G3 | | 4 | 0 | 2 | 1 | 0 | 0 | 0 | Los Angeles Dodgers @ Pittsburgh Pirates Three Rivers Stadium, Pittsburgh, PA Fri Sep 04 1992, 7:05 PM EDT Att: 30,341 - Cloudy - 76 F livebaseballscorecards.com | | | | | |
| Brett Butler L (1.8) OBP: 0.411, SLG: 0.398 | K | | 0-0 FC4-6 FC6-4 | | 0-0 B2-3 | | | 3-2 G6-3 | | 4 | 0 | 0 | 0 | 0 | 1 | 3 | | | | | | |
| Eric Davis, R (1.7) OBP: 0.326, SLG: 0.323 | 4-1 BB | | 0-0 FC6-4 | | 0-0 P9 | | | 0-2 F9 | | 3 | 0 | 0 | 0 | 1 | 0 | 2 | | | | | | |
| Eric Karros, R (1.3) OBP: 0.298, SLG: 0.440 | 3-2 F7 | | | | 0-1 F9 | | | 4-0 1B BB HR BB | | 3 | 0 | 0 | 0 | 1 | 0 | 1 | | | | | | |
| Tom Goodwin, L (9, PR) OBP: 0.233, SLG: 0.214 | | | | | | | | | | 0 | 1 | 0 | 0 | 0 | 0 | 0 | | | | | | |
| Dave Hansen, L (9, 5) OBP: 0.295, SLG: 0.307 | 1-2 | | | | | | | | | 0 | 0 | 0 | 0 | 0 | 0 | 0 | | | | | | |
| Mike Piazza, R (1, 2) OBP: 0.750, SLG: 0.833 | | 3-2 G6-3 1B | | | 2-3 K2-3 | | | 4-2 1B BB HR BB | | 3 | 0 | 1 | 0 | 1 | 1 | 0 | | | | | | |
| Lenny Harris, L (9, PR) OBP: 0.324, SLG: 0.315 | | | | | | | | 1-2 HR BB | | 0 | 1 | 0 | 0 | 0 | 0 | 0 | | | | | | |
| Billy Ashley, R (1, 9) | | 2-3 K | | | 1-3 K | | | 0-3 K | | 4 | 0 | 0 | 0 | 0 | 3 | 3 | | | | | | |
| Mike Sharperson, R (1, 5) OBP: 0.490, SLG: 0.496 | | 1 SAFE 0-1 G6-3 | | | 0-2 G5-3 1B PB 1B | | | 2-2 L7 | | 3 | 1 | 1 | 0 | 0 | 0 | 1 | | | | | | |
| Darryl Strawberry, L (9, PH) OBP: 0.319, SLG: 0.388 | | | | | | | | | | 1 | 1 | 1 | 0 | 0 | 0 | 0 | | | | | | |
| Steve Wilson, L (9, 1) OBP: 0.333, SLG: 0.333 | | | | | | | | | | 0 | 0 | 0 | 0 | 0 | 0 | 0 | | | | | | |
| Jim Gott, R (9, 1) OBP: 0.500, SLG: 0.500 | | | | | | | | | | 0 | 0 | 0 | 0 | 0 | 0 | 0 | | | | | | |
| Jay Howell, R (9, 1) | | | | | | | | | | 0 | 0 | 0 | 0 | 0 | 0 | 0 | | | | | | |
| Rafael Bourimigal, R (1, 6) OBP: 0.143, SLG: 0.143 | | | | | | | | | | 3 | 0 | 1 | 0 | 0 | 1 | 1 | | | | | | |
| Todd Benzinger, S (9, PH) OBP: 0.269, SLG: 0.344 | | | | | | | | | | 1 | 1 | 1 | 4 | 0 | 0 | 0 | | | | | | |
| Kevin Gross, R (1, 1) OBP: 0.115, SLG: 0.080 | | | | | | | | | | 2 | 0 | 0 | 0 | 0 | 1 | 2 | | | | | | |
| Mitch Webster, S (8, PH) OBP: 0.352, SLG: 0.391 | | | | | | | | | | 1 | 0 | 0 | 0 | 0 | 0 | 0 | | | | | | |
| Roger McDowell, R (8, 1) | | | | | | | | | | 0 | 0 | 0 | 0 | 0 | 0 | 0 | | | | | | |
| Carlos Hernandez, R (9, PH) OBP: 0.321, SLG: 0.341 | | | | | | | | | | 1 | 0 | 0 | 0 | 0 | 0 | 1 | | | | | | |
| Inning Stats | R: 0 E: 0 K: 1 S: 11 | H: 0 LOB: 1 BB: 1 P: 18 | R: 0 E: 0 K: 1 S: 9 | H: 1 LOB: 0 BB: 0 P: 14 | R: 0 E: 0 K: 1 S: 9 | H: 2 LOB: 2 BB: 0 P: 12 | R: 0 E: 0 K: 2 S: 7 | H: 0 LOB: 0 BB: 0 P: 10 | R: 1 E: 0 K: 0 S: 8 | H: 2 LOB: 1 BB: 0 P: 10 | R: 0 E: 0 K: 0 S: 6 | H: 0 LOB: 0 BB: 0 P: 7 | R: 0 E: 0 K: 1 S: 5 | H: 0 LOB: 0 BB: 0 P: 5 | R: 0 E: 0 K: 0 S: 12 | H: 0 LOB: 0 BB: 0 P: 18 | R: 4 E: 0 K: 1 S: 14 | H: 2 LOB: 1 BB: 2 P: 24 | 1B: 6 2B: 0 3B: 0 HR: 1 | SF: 0 SAC: 0 DP: 1 HBP: 0 | WP: 0 PB: 1 SB: 1 CS: 0 | PA: 36 |
| PITCHER | IP WLS BF H R ER SO BB IBB HBP BLK WP HR S P ERA WHIP | | | | | | | | | | | | | | | | | | | | | |
| Randy Tomlin, L (1, 1) ERA: 3.41 | 8.0 | 29 | 5 | 1 | 0 | 6 | 1 | 0 | 0 | 0 | 0 | 0 | 0 | 0 | 67 | 94 | 0.00 | 0.750 | | | | |
| Roger Mason, R (9, 1) ERA: 4.14 | 0.2 | 4 | 0 | 2 | 2 | 1 | 2 | 0 | 0 | 0 | 0 | 0 | 0 | 9 | 17 | 27.00 | 3.000 | | | | | |
| Bob Patterson, L (9, 1) ERA: 2.53 | 0.1 | W | 3 | 2 | 2 | 2 | 0 | 0 | 0 | 0 | 0 | 0 | 0 | 1 | 5 | 7 | 54.00 | 6.000 | | | | |

| Batter | 1 | 2 | 3 | 4 | 5 | 6 | 7 | 8 | 9 | AB | R | H | RBI | BB | SO | LOB | BOTTOM | | | | | |
|--|---|----------------------------------|------------------------------|----------------------------------|------------------------------|----------------------------------|----------------------------------|----------------------------------|-------------------------------|----------------------------------|------------------------------|----------------------------------|------------------------------|----------------------------------|-------------------------------|----------------------------------|--|----------------------------------|----------------------------------|------------------------------------|----------------------------------|--------|
| Alex Cole, L (1, 9) OBP: 0.343, SLG: 0.351 | G4-3 | | 3-2 G6-3 | | 3-2 G4-3 | | 3-1 G4-3 | 4-2 BB | | 4 | 0 | 0 | 0 | 1 | 0 | 1 | Los Angeles Dodgers @ Pittsburgh Pirates Three Rivers Stadium, Pittsburgh, PA Fri Sep 04 1992, 7:05 PM EDT Att: 30,341 - Cloudy - 76 F livebaseballscorecards.com | | | | | |
| Jay Bell, R (1, 6) OBP: 0.330, SLG: 0.375 | K | | 0-0 P7 | | 0-0 HR | | 1-3 K | 0-1 P4 | | 5 | 1 | 1 | 2 | 0 | 2 | 2 | | | | | | |
| Andy Van Slyke, L (1, 8) OBP: 0.400, SLG: 0.518 | 2-1 2B | | 1-2 G4-3 | | 2-1 2B | | 1-1 2B | | 2-2 F9 | 5 | 0 | 3 | 0 | 0 | 0 | 0 | | | | | | |
| Barry Bonds, L (1, 7) OBP: 0.441, SLG: 0.580 | 4-1 FC6-4 BB | | | | 1-1 F8 | | 4-0 IBB | | 4-2 S 1B BB | 1 | 1 | 0 | 0 | 4 | 0 | 0 | | | | | | |
| Jeff King, R (1, 5) OBP: 0.265, SLG: 0.368 | 0-0 FC6-4 | | | | 2-1 1B | | 2-2 G4-3 | | 2-2 1B FC 1B | 5 | 1 | 2 | 1 | 0 | 0 | 6 | | | | | | |
| Orlando Merced, S (1, 3) OBP: 0.323, SLG: 0.381 | | | 0-0 F7 | | 0-0 F8 | | 4-1 BB | | 1-0 G4-3 G6-3 2B | 4 | 2 | 2 | 0 | 1 | 0 | 1 | | | | | | |
| Michael LaValliere, L (1, 2) OBP: 0.351, SLG: 0.344 | | 2-1 G6-3 | | | 0-2 P6 | | 1 SAFE 2-0 F9 | | 0-0 G4-3 | 5 | 0 | 0 | 1 | 0 | 0 | 4 | | | | | | |
| Carlos Garcia, R (1, 4) OBP: 0.267, SLG: 0.267 | | | 2-2 1B | | | | 0-1 G4-3 SH3-4 HR 1B | | 0-0 G6-3 | 4 | 1 | 2 | 1 | 0 | 0 | 1 | | | | | | |
| Cecil Espy, S (9, PH) OBP: 0.356, SLG: 0.335 | | | | | | | 1 SAFE 1-1 F9 | | 0-3 K | 1 | 0 | 0 | 0 | 0 | 1 | 2 | | | | | | |
| Randy Tomlin, L (1, 1) OBP: 0.186, SLG: 0.143 | | | | | | | 1-0 SH3-4 1B | | 3-H 4-2 BB | 2 | 0 | 0 | 0 | 0 | 0 | 2 | | | | | | |
| Gary Varsho, L (8, PH) OBP: 0.265, SLG: 0.333 | | | 1-0 G5-4-3 | | | | 2-2 G3 | | | 0 | 0 | 0 | 0 | 1 | 0 | 0 | | | | | | |
| Roger Mason, R (9, 1) | | | | | | | | | | 0 | 0 | 0 | 0 | 0 | 0 | 0 | | | | | | |
| Bob Patterson, R (9, 1) OBP: 0.429, SLG: 0.500 | | | | | | | | | | 0 | 0 | 0 | 0 | 0 | 0 | 0 | | | | | | |
| Don Slaught, R (9, PH) OBP: 0.379, SLG: 0.476 | | | | | | | | | | 1 | 0 | 1 | 1 | 0 | 0 | 0 | | | | | | |
| Inning Stats | R: 0 E: 0 K: 1 S: 8 | H: 1 LOB: 2 BB: 1 P: 16 | R: 0 E: 0 K: 0 S: 8 | H: 1 LOB: 0 BB: 0 P: 13 | R: 0 E: 0 K: 0 S: 9 | H: 0 LOB: 0 BB: 0 P: 13 | R: 0 E: 0 K: 0 S: 9 | H: 1 LOB: 1 BB: 0 P: 12 | R: 2 E: 0 K: 0 S: 12 | H: 3 LOB: 2 BB: 1 P: 24 | R: 0 E: 0 K: 0 S: 8 | H: 0 LOB: 1 BB: 1 P: 17 | R: 0 E: 0 K: 1 S: 9 | H: 1 LOB: 2 BB: 1 P: 18 | R: 1 E: 0 K: 0 S: 12 | H: 1 LOB: 2 BB: 2 P: 20 | R: 3 E: 0 K: 1 S: 16 | H: 3 LOB: 2 BB: 1 P: 26 | 1B: 6 2B: 4 3B: 0 HR: 1 | SF: 0 SAC: 1 DP: 0 HBP: 0 | WP: 0 PB: 0 SB: 2 CS: 0 | PA: 45 |
| PITCHER | IP WLS BF H R ER SO BB IBB HBP BLK WP HR S P ERA WHIP | | | | | | | | | | | | | | | | | | | | | |
| Kevin Gross, R (1, 1) ERA: 3.35 | 7.0 | 32 | 7 | 2 | 2 | 2 | 2 | 2 | 0 | 0 | 0 | 0 | 0 | 0 | 63 | 113 | 2.57 | 1.286 | | | | |
| Roger McDowell, R (8, 1) ERA: 4.09 | 1.0 | 6 | 1 | 1 | 1 | 0 | 2 | 0 | 0 | 0 | 0 | 0 | 0 | 12 | 20 | 9.00 | 3.000 | | | | | |
| Steve Wilson, L (9, 1) ERA: 4.5 | 0.1 | 2 | 0 | 1 | 1 | 0 | 1 | 0 | 0 | 0 | 0 | 0 | 0 | 5 | 11 | 27.00 | 3.000 | | | | | |
| Jim Gott, R (9, 1) ERA: 1.96 | 0.0 | L | 2 | 2 | 0 | 0 | 0 | 0 | 0 | 0 | 0 | 0 | 0 | 5 | 8 | ∞ | ∞ | | | | | |
| Jay Howell, R (9, 1) ERA: 1.38 | 0.1 | 3 | 1 | 2 | 2 | 1 | 0 | 0 | 0 | 0 | 0 | 0 | 0 | 6 | 7 | 54.00 | 3.000 | | | | | |

| Batter | 1 | 2 | 3 | 4 | 5 | 6 | 7 | 8 | 9 | AB | R | H | RBI | BB | SO | LOB | TOP | | |
|--|---|---------------------------------|------------------------------|----------------------------------|------------------------------|----------------------------------|------------------------------|----------------------------------|------------------------------|----------------------------------|-------------------------------|----------------------------------|------------------------------|---------------------------------|-------------------------------|----------------------------------|----------------------------------|------------------------------------|--|
| Brett Butler, L OBP: 0.410, SLG: 0.396 (1, 8) | F7 | | G3 | | | P6 | | | G4-6-3 BB | 3 | 0 | 0 | 0 | 1 | 0 | 0 | | | |
| Lenny Harris, L OBP: 0.323, SLG: 0.314 (1, 4) (6, 6) | G6-4-3 1B | | | B1-3 | | | G6-3 | | G4-6-3 1-2 | 4 | 0 | 1 | 0 | 0 | 0 | 1 | | | |
| Eric Davis, R OBP: 0.325, SLG: 0.322 (1, 7) | G6-4-3 1-2 | | | L4 | | | G4-3 | | G4-6-3 1B | 4 | 0 | 1 | 0 | 0 | 0 | 1 | | | |
| Eric Karros, R OBP: 0.297, SLG: 0.441 (1, 3) | | F8 | | G6-3 | | | 2B | | K | 4 | 1 | 1 | 0 | 0 | 1 | 1 | | | |
| Henry Rodriguez, L OBP: 0.262, SLG: 0.378 (1, 9) | F7 | | | | K | | | | | 3 | 0 | 1 | 1 | 0 | 1 | 0 | | | |
| Mike Scioscia, L OBP: 0.290, SLG: 0.278 (1, 2) | 2B | | | | F9 | | P6 | | | 3 | 0 | 1 | 0 | 0 | 0 | 1 | | | |
| Dave Hansen, L OBP: 0.295, SLG: 0.308 (1, 5) | G4-3 | | | | G5-3 | | | | G6-3 1B | 3 | 0 | 1 | 0 | 0 | 0 | 1 | | | |
| Rafael Bourimigal, R OBP: 0.125, SLG: 0.125 (6, PH) | | | | | | | | | G6-3 | 1 | 0 | 0 | 0 | 0 | 0 | 0 | | | |
| Todd Benzinger, S OBP: 0.267, SLG: 0.343 (6, PH) | | | | | | | | | G6-3 1-2 | 1 | 0 | 0 | 0 | 0 | 0 | 0 | | | |
| Eric Young Sr., R OBP: 0.230, SLG: 0.193 (6, 4) | | | | | | | | | G6-3 | 1 | 0 | 0 | 0 | 0 | 0 | 1 | | | |
| Orel Hershiser, R OBP: 0.230, SLG: 0.305 (1, 1) | | | | | | | | | G6-3 | 1 | 0 | 0 | 0 | 0 | 0 | 0 | | | |
| Mitch Webster, S OBP: 0.321, SLG: 0.389 (6, PH) | | | | | | | | | K | 1 | 0 | 0 | 0 | 0 | 0 | 0 | | | |
| Kip Gross, R OBP: 1.000, SLG: 1.000 (8, PH) | | | | | | | | | K | 1 | 0 | 0 | 0 | 0 | 0 | 0 | | | |
| Billy Ashley, R (8, PH) | | | | | | | | | | 1 | 0 | 0 | 0 | 0 | 1 | 0 | | | |
| Steve Wilson, L OBP: 0.333, SLG: 0.333 (8, 1) | | | | | | | | | | 0 | 0 | 0 | 0 | 0 | 0 | 0 | | | |
| Inning Stats | R: 0 E: 0 K: 0 S: 5 | H: 1 LOB: 0 BB: 0 P: 7 | R: 0 E: 0 K: 0 S: 6 | H: 1 LOB: 1 BB: 0 P: 11 | R: 0 E: 0 K: 0 S: 8 | H: 0 LOB: 0 BB: 0 P: 14 | R: 0 E: 0 K: 1 S: 9 | H: 0 LOB: 0 BB: 0 P: 13 | R: 0 E: 0 K: 0 S: 6 | H: 0 LOB: 0 BB: 0 P: 12 | R: 1 E: 0 K: 0 S: 10 | H: 2 LOB: 1 BB: 0 P: 14 | R: 0 E: 0 K: 1 S: 6 | H: 1 LOB: 0 BB: 0 P: 8 | R: 0 E: 0 K: 1 S: 12 | H: 1 LOB: 1 BB: 1 P: 19 | 1B: 3 2B: 3 3B: 0 HR: 0 | SF: 0 SAC: 0 DP: 3 HBP: 0 | WP: 0 PA: 31 PB: 0 SB: 0 CS: 0 |
| PITCHER Bob Walk, R ERA: 2.98 (1, 1) | IP: 9.0 WLS: W BF: 31 H: 6 R: 1 ER: 1 SO: 3 BB: 1 IBB: 0 HBP: 0 BLK: 0 WP: 0 HR: 0 S: 70 P: 110 ERA: 1.00 WHIP: 0.778 | | | | | | | | | | | | | | | | | | |

Los Angeles Dodgers @ Pittsburgh Pirates
Three Rivers Stadium, Pittsburgh, PA
Sat Sep 05 1992, 7:05 PM EDT
Att: 41,420 - Cloudy - 75 F

| | |
|-----|----|
| AB | 30 |
| R | 1 |
| H | 6 |
| RBI | 1 |
| BB | 1 |
| SO | 3 |
| LOB | 6 |



| Batter | 1 | 2 | 3 | 4 | 5 | 6 | 7 | 8 | 9 | AB | R | H | RBI | BB | SO | LOB | BOTTOM | | |
|---|--|----------------------------------|-------------------------------|----------------------------------|-------------------------------|----------------------------------|------------------------------|----------------------------------|------------------------------|----------------------------------|------------------------------|---------------------------------|------------------------------|---------------------------------|-------------------------------|----------------------------------|----------------------------------|------------------------------------|--|
| Alex Cole, L OBP: 0.348, SLG: 0.351 (1, 9) | G4-6-3 BB | | FC3-6 1B HR | | | | G4-3 | | G1-3 | 3 | 1 | 1 | 0 | 2 | 0 | 2 | | | |
| Jay Bell, R OBP: 0.330, SLG: 0.374 (1, 6) | G4-6-3 1-2 | | FC3-6 1B | P6 | | | F8 | | | 4 | 0 | 1 | 0 | 0 | 0 | 2 | | | |
| Andy Van Slyke, L OBP: 0.397, SLG: 0.514 (1, 8) | K | | FC3-6 HR | | G4-3 | | G3-1 | | | 4 | 1 | 0 | 0 | 0 | 1 | 2 | | | |
| Barry Bonds, L OBP: 0.444, SLG: 0.587 (1, 7) | | G4-3 | | | | | | | | 2 | 2 | 1 | 3 | 2 | 0 | 0 | | | |
| Jeff King, R OBP: 0.270, SLG: 0.375 (1, 5) | | 1B SF9 | | | | | FC5-4 BB | | | 4 | 2 | 3 | 1 | 0 | 0 | 1 | | | |
| Orlando Merced, S OBP: 0.327, SLG: 0.383 (1, 3) | | | | | | | FC5-4 CS | | | 3 | 0 | 2 | 1 | 1 | 1 | 0 | | | |
| Michael LaValliere, L OBP: 0.349, SLG: 0.340 (1, 2) | | | | | | | | | | 3 | 0 | 0 | 0 | 1 | 0 | 3 | | | |
| Carlos Garcia, R OBP: 0.263, SLG: 0.278 (1, 4) | | | | | | | | | | 3 | 0 | 1 | 1 | 0 | 1 | 0 | | | |
| Bob Walk, R OBP: 0.086, SLG: 0.086 (1, 1) | | | | | | | | | | 4 | 0 | 1 | 0 | 0 | 1 | 3 | | | |
| Inning Stats | R: 0 E: 0 K: 1 S: 7 | H: 0 LOB: 0 BB: 1 P: 13 | R: 1 E: 0 K: 0 S: 10 | H: 2 LOB: 2 BB: 1 P: 16 | R: 3 E: 0 K: 0 S: 16 | H: 4 LOB: 1 BB: 1 P: 23 | R: 0 E: 0 K: 2 S: 9 | H: 0 LOB: 1 BB: 1 P: 16 | R: 0 E: 0 K: 0 S: 7 | H: 0 LOB: 0 BB: 1 P: 14 | R: 0 E: 0 K: 1 S: 9 | H: 1 LOB: 0 BB: 0 P: 9 | R: 0 E: 0 K: 0 S: 4 | H: 0 LOB: 0 BB: 0 P: 4 | R: 2 E: 1 K: 0 S: 24 | H: 3 LOB: 2 BB: 1 P: 34 | 1B: 8 2B: 2 3B: 0 HR: 1 | SF: 1 SAC: 0 DP: 3 HBP: 0 | WP: 0 PA: 38 PB: 0 SB: 2 CS: 1 |
| PITCHER Orel Hershiser, R ERA: 3.85 (1, 1) | IP: 5.0 WLS: L BF: 23 H: 6 R: 4 ER: 4 SO: 3 BB: 5 IBB: 0 HBP: 0 BLK: 0 WP: 0 HR: 1 S: 49 P: 82 ERA: 7.20 WHIP: 2.200 | | | | | | | | | | | | | | | | | | |
| Kip Gross, R ERA: 2.25 (6, 1) | 2.0 7 1 0 0 1 0 0 0 0 0 0 13 13 0.00 0.500 | | | | | | | | | | | | | | | | | | |
| Steve Wilson, L ERA: 4.73 (8, 1) | 1.0 7 3 2 2 0 1 0 0 0 0 0 24 34 18.00 4.000 | | | | | | | | | | | | | | | | | | |

Los Angeles Dodgers @ Pittsburgh Pirates
Three Rivers Stadium, Pittsburgh, PA
Sat Sep 05 1992, 7:05 PM EDT
Att: 41,420 - Cloudy - 75 F

| | |
|-----|----|
| AB | 30 |
| R | 6 |
| H | 10 |
| RBI | 6 |
| BB | 6 |
| SO | 4 |
| LOB | 13 |



| Batter | 1 | 2 | 3 | 4 | 5 | 6 | 7 | 8 | 9 | AB | R | H | RBI | BB | SO | LOB | TOP | | | | | | | | | | |
|---|-------------------------------|----------------------------------|------------------------------|----------------------------------|-------------------------------|----------------------------------|------------------------------|----------------------------------|-------------------------------|----------------------------------|-------------------------------|----------------------------------|-------------------------------|----------------------------------|-------------------------------|----------------------------------|--|----------------------------------|----------------------------------|------------------------------------|----------------------------------|--------|--|--|--|--|--|
| Brett Butler, L OBP: 0.413, SLG: 0.395 | 4-0 S BB BB | | 4-2 F9 BB BB | | 3-2 1B | | 1-2 F8 | | 1-2 G6-3 | 3 | 0 | 1 | 0 | 2 | 0 | 3 | Los Angeles Dodgers @ Atlanta Braves Atlanta-Fulton County Stadium, Atlanta, GA Mon Sep 07 1992, 3:33 AM EDT Att: 40,322 - Cloudy - 79 F | | | | | | | | | | |
| Lenny Harris, L OBP: 0.330, SLG: 0.318 | 4-0 SAFE | | 4-1 SAFE | | 2-2 SAFE | | 1-1 L7 | | | 1 | 0 | 1 | 0 | 2 | 0 | 0 | | | | | | | | | | | |
| Mike Sharperson, R OBP: 0.402, SLG: 0.409 | 1-2 S BB | | 1-2 BB | | 1-3 1B | | | | | 1 | 0 | 0 | 0 | 0 | 0 | 0 | | | | | | | | | | | |
| Daryl Strawberry, L OBP: 0.314, SLG: 0.360 | 3-3 K | | 1-1 F9 | | 2-1 G4-3 | | 1-2 2B | | | 3 | 0 | 0 | 0 | 0 | 1 | 4 | | | | | | | | | | | |
| Billy Ashley, R OBP: 0.143, SLG: 0.214 | | | 2-3 K | | | | | | | 1 | 0 | 1 | 0 | 0 | 0 | 0 | | | | | | | | | | | |
| Eric Karros, R OBP: 0.298, SLG: 0.441 | 1-3 K | | 0-0 P4 | | 3-3 K | | 0-1 F9 | | | 4 | 0 | 0 | 0 | 0 | 2 | 5 | | | | | | | | | | | |
| Henry Rodriguez, L OBP: 0.255, SLG: 0.366 | 2-3 K | | | | 2-2 G4-3 | | 0-2 L9 | | | 3 | 0 | 0 | 0 | 0 | 2 | 2 | | | | | | | | | | | |
| Mike Piazza, R OBP: 0.429, SLG: 0.417 | | | | | | | | | | 1 | 0 | 0 | 0 | 0 | 0 | 1 | | | | | | | | | | | |
| Tom Goodwin, L OBP: 0.233, SLG: 0.214 | | | | | | | | | | 0 | 0 | 0 | 0 | 0 | 0 | 0 | | | | | | | | | | | |
| Mike Scioscia, L OBP: 0.290, SLG: 0.275 | | 3-3 K | | 2-2 F7 | | 4-1 1B BB | | 3-2 F9 | | 3 | 0 | 0 | 0 | 1 | 1 | 0 | | | | | | | | | | | |
| Dave Hansen, L OBP: 0.294, SLG: 0.304 | | 2-2 F9 | | 1-3 K | | 2-3 K | | 4-2 PB 1B BB | | 3 | 1 | 0 | 0 | 1 | 2 | 1 | | | | | | | | | | | |
| Rafael Bourimigal, R OBP: 0.133, SLG: 0.071 | | 0-1 G5-3 | | | 0-0 P5 | | 2-1 1B | | 2-1 G3 PB | 2 | 0 | 0 | 0 | 0 | 0 | 0 | | | | | | | | | | | |
| Mitch Webster, S OBP: 0.327, SLG: 0.395 | | | | | | | 1-3 1B | | 1-2 1B | 1 | 0 | 1 | 0 | 0 | 0 | 0 | | | | | | | | | | | |
| Eric Young Sr., R OBP: 0.261, SLG: 0.218 | | | | | | | | | 1-3 2-H | 1 | 0 | 0 | 1 | 0 | 0 | 1 | | | | | | | | | | | |
| Pedro Astacio, R | | | | | | | | | | 2 | 0 | 0 | 0 | 0 | 1 | 0 | | | | | | | | | | | |
| Tim Crews, R OBP: 0.286, SLG: 0.296 | | | | | | | | | | 0 | 0 | 0 | 0 | 0 | 0 | 0 | | | | | | | | | | | |
| Todd Benzinger, S OBP: 0.272, SLG: 0.345 | | | | | | | | | | 1 | 0 | 0 | 0 | 0 | 0 | 2 | | | | | | | | | | | |
| Kip Gross, R OBP: 1.000, SLG: 1.000 | | | | | | | | | | 0 | 0 | 0 | 0 | 0 | 0 | 0 | | | | | | | | | | | |
| Carlos Hernandez, R OBP: 0.317, SLG: 0.337 | | | | | | | | | | 1 | 0 | 0 | 1 | 0 | 0 | 1 | | | | | | | | | | | |
| Inning Stats | R: 0 E: 0 K: 3 S: 10 | H: 0 LOB: 2 BB: 2 P: 24 | R: 0 E: 0 K: 1 S: 9 | H: 0 LOB: 0 BB: 0 P: 14 | R: 0 E: 0 K: 1 S: 10 | H: 0 LOB: 2 BB: 2 P: 20 | R: 0 E: 0 K: 2 S: 9 | H: 0 LOB: 0 BB: 0 P: 14 | R: 0 E: 0 K: 0 S: 10 | H: 2 LOB: 2 BB: 0 P: 15 | R: 0 E: 0 K: 1 S: 10 | H: 0 LOB: 0 BB: 0 P: 17 | R: 0 E: 0 K: 1 S: 12 | H: 1 LOB: 2 BB: 1 P: 22 | R: 0 E: 0 K: 0 S: 12 | H: 1 LOB: 1 BB: 0 P: 14 | R: 1 E: 0 K: 0 S: 17 | H: 1 LOB: 1 BB: 1 P: 28 | 1B: 4 2B: 1 3B: 0 HR: 0 | SF: 0 SAC: 0 DP: 0 HBP: 0 | WP: 0 PB: 1 SB: 2 CS: 0 | PA: 37 | | | | | |
| PITCHER | IP | WLS | BF | H | R | ER | SO | BB | IBB | HBP | BLK | WP | HR | S | P | ERA | WHIP | | | | | | | | | | |
| 29 John Smoltz, R ERA: 2.85 | 7.0 | W | 28 | 3 | 0 | 0 | 9 | 5 | 0 | 0 | 0 | 0 | 0 | 70 | 126 | 0.00 | 1.143 | | | | | | | | | | |
| Mike Stanton, L ERA: 4.53 | 1.0 | | 4 | 1 | 0 | 0 | 0 | 0 | 0 | 0 | 0 | 0 | 0 | 12 | 14 | 0.00 | 1.000 | | | | | | | | | | |
| Mark Wohlers, R ERA: 3.32 | 1.0 | | 5 | 1 | 1 | 0 | 0 | 1 | 0 | 0 | 0 | 0 | 0 | 17 | 28 | 0.00 | 2.000 | | | | | | | | | | |

| Batter | 1 | 2 | 3 | 4 | 5 | 6 | 7 | 8 | 9 | AB | R | H | RBI | BB | SO | LOB | BOTTOM | | | | | | | | | | |
|---|------------------------------|----------------------------------|------------------------------|----------------------------------|-------------------------------|----------------------------------|-------------------------------|----------------------------------|------------------------------|---------------------------------|------------------------------|----------------------------------|-------------------------------|----------------------------------|-------------------------------|----------------------------------|--|------------------------------------|----------------------------------|--------|--|--|--|--|--|--|--|
| Otis Nixon, S OBP: 0.367, SLG: 0.379 | 1-1 G4-3 1B | | 1-0 1B | | 0-0 G1-3 | | 0-0 FC6-4 | | 2-0 FC5-4 1B | 4 | 0 | 2 | 0 | 0 | 0 | 2 | Los Angeles Dodgers @ Atlanta Braves Atlanta-Fulton County Stadium, Atlanta, GA Mon Sep 07 1992, 3:33 AM EDT Att: 40,322 - Cloudy - 79 F | | | | | | | | | | |
| Ron Gant, R OBP: 0.320, SLG: 0.394 | | | | | | | | | | 1 | 0 | 1 | 0 | 0 | 0 | 0 | | | | | | | | | | | |
| Jeff Blauser, R OBP: 0.343, SLG: 0.436 | 2-3 K | | 2-2 1B | | 1-0 1B G4-3 | | 1-2 2B 1B | | 0-0 FC5-4 BB 1B | 4 | 1 | 3 | 0 | 0 | 1 | 1 | | | | | | | | | | | |
| Rafael Belliard, R OBP: 0.263, SLG: 0.249 | | | 1-2 1B | | | | | | 1-2 1B | 1 | 0 | 0 | 0 | 0 | 0 | 1 | | | | | | | | | | | |
| Terry Pendleton, S OBP: 0.337, SLG: 0.474 | 0-1 G4-3 | | 2-3 K | | 1-0 G4-3 | | 0-0 1B 2B | | 2-1 F7 | 5 | 1 | 1 | 1 | 0 | 1 | 5 | | | | | | | | | | | |
| David Justice, L OBP: 0.355, SLG: 0.414 | 0-1 G4-3 | | | | 2-3 K | | 0-0 G6-4-3 1B | | 1-0 F8 1B | 5 | 1 | 3 | 1 | 0 | 1 | 1 | | | | | | | | | | | |
| Sid Bream, L OBP: 0.342, SLG: 0.428 | | 1-1 L9 | | 0-1 L3 | | 0-1 G6-4-3 | | 0-0 E6 FC4-6 1B | 4 | 0 | 0 | 0 | 1 | 0 | 3 | | | | | | | | | | | | |
| Lonnje Smith, R OBP: 0.336, SLG: 0.461 | | 2-2 G6-3 | | 1-0 1B 1B | | 4-1 S BB SF8 BB | | 0-1 F8 | 4 | 2 | 1 | 0 | 1 | 0 | 5 | | | | | | | | | | | | |
| Damon Berryhill, S OBP: 0.259, SLG: 0.375 | | 2-3 K | | 1-1 1B 29 CS | | 4-0 BB | | 2-0 FC4-6 1B | 3 | 1 | 2 | 1 | 1 | 1 | 0 | | | | | | | | | | | | |
| Mark Lemke, S OBP: 0.311, SLG: 0.322 | | | 2-2 P7 | | 3-1 1B 29 E | | 1-2 SF8 | | 1-2 FC4-6 | 3 | 1 | 1 | 2 | 0 | 2 | | | | | | | | | | | | |
| 29 John Smoltz, R OBP: 0.243, SLG: 0.221 | | | 2-3 K | | 1-0 E4 | | 2-2 FC6-4 1B | | 2-0 G3 | 3 | 0 | 2 | 1 | 0 | 1 | 0 | | | | | | | | | | | |
| Melvin Nieves, S OBP: 0.400, SLG: 0.250 | | | | | | | | | | 1 | 0 | 0 | 0 | 0 | 0 | 2 | | | | | | | | | | | |
| Mike Stanton, L OBP: 0.500, SLG: 0.500 | | | | | | | | | | 0 | 0 | 0 | 0 | 0 | 0 | 0 | | | | | | | | | | | |
| Mark Wohlers, R | | | | | | | | | | 0 | 0 | 0 | 0 | 0 | 0 | 0 | | | | | | | | | | | |
| Inning Stats | R: 0 E: 0 K: 1 S: 9 | H: 1 LOB: 1 BB: 0 P: 12 | R: 0 E: 0 K: 1 S: 8 | H: 0 LOB: 0 BB: 0 P: 13 | R: 0 E: 0 K: 2 S: 14 | H: 2 LOB: 1 BB: 0 P: 23 | R: 3 E: 0 K: 1 S: 12 | H: 4 LOB: 1 BB: 0 P: 20 | R: 0 E: 0 K: 0 S: 5 | H: 2 LOB: 1 BB: 0 P: 7 | R: 1 E: 0 K: 0 S: 8 | H: 1 LOB: 1 BB: 2 P: 19 | R: 3 E: 1 K: 0 S: 12 | H: 4 LOB: 2 BB: 0 P: 20 | R: 0 E: 0 K: 0 S: 11 | H: 2 LOB: 3 BB: 1 P: 22 | 1B: 15 2B: 1 3B: 0 HR: 0 | SF: 1 SAC: 0 DP: 1 HBP: 0 | WP: 0 PB: 0 SB: 1 CS: 1 | PA: 42 | | | | | | | |
| PITCHER | IP | WLS | BF | H | R | ER | SO | BB | IBB | HBP | BLK | WP | HR | S | P | ERA | WHIP | | | | | | | | | | |
| Pedro Astacio, R ERA: 1.88 | 5.0 | L | 25 | 9 | 4 | 3 | 5 | 2 | 0 | 0 | 0 | 0 | 0 | 49 | 84 | 5.40 | 2.200 | | | | | | | | | | |
| Tim Crews, R ERA: 4.5 | 1.0 | | 3 | 1 | 0 | 0 | 0 | 0 | 0 | 0 | 0 | 0 | 0 | 7 | 10 | 0.00 | 1.000 | | | | | | | | | | |
| Kip Gross, R ERA: 3.0 | 2.0 | | 14 | 6 | 3 | 2 | 0 | 1 | 0 | 0 | 0 | 0 | 0 | 23 | 42 | 9.00 | 3.500 | | | | | | | | | | |

| Batter | 1 | 2 | 3 | 4 | 5 | 6 | 7 | 8 | 9 | AB | R | H | RBI | BB | SO | LOB | TOP | | | | | |
|---|---|---------------------------------|-------------------------------|----------------------------------|------------------------------|---------------------------------|------------------------------|----------------------------------|-------------------------------|----------------------------------|------------------------------|---------------------------------|-------------------------------|----------------------------------|------------------------------|---|--|---------------------------------|----------------------------------|------------------------------------|----------------------------------|--------|
| Tony Fernandez, S (1, 6) OBP: 0.331, SLG: 0.348 | 1-1 P6 | | 0-0 CS G1-3 1B | | 1-3 K | | | 3-1 F7 | | 4 | 0 | 1 | 0 | 0 | 1 | 1 | San Diego Padres @ Los Angeles Dodgers Dodger Stadium, Los Angeles, CA Wed Sep 09 1992, 7:05 PM PDT Att: 22,067 - Sunny - 75 F livebaseballscorecards.com | | | | | |
| Oscar Azocar, L (1, 7) OBP: 0.233, SLG: 0.228 | 1-1 G3 | | 0-0 G1-3 | | | 0-1 G4-3 | | 0-0 L3 | | 4 | 0 | 0 | 0 | 0 | 1 | | | | | | | |
| Gary Sheffield, R (1, 5) OBP: 0.383, SLG: 0.591 | 0-3 K | | 3-3 K | | | 0-0 G5-3 | | | 1-0 G6-3 | 4 | 0 | 0 | 0 | 0 | 2 | 1 | | | | | | |
| Fred McGriff, L (1, 3) OBP: 0.391, SLG: 0.571 | | 3-2 WP 3B 2B | | 0-1 L6 1B | | 1-2 G3 | | | 1-3 K | 4 | 1 | 2 | 0 | 0 | 1 | 0 | | | | | | |
| Darrin Jackson, R (1, 8) OBP: 0.293, SLG: 0.416 | | 1-0 B1-3 | | 2-2 F8 | | | 3-2 G5-3 | | 1-0 F8 | 4 | 0 | 0 | 0 | 0 | 0 | 2 | | | | | | |
| Dan Walters, R (1, 2) OBP: 0.318, SLG: 0.423 | | 2-3 K | | 1-1 L6 | | | 4-2 G5-3 BB | | | 2 | 0 | 0 | 0 | 1 | 1 | 2 | | | | | | |
| Jerald Clark, R (1, 9) OBP: 0.293, SLG: 0.399 | | 3-2 3H 3B | | 1-3 K | | | 0-0 G5-3 | | 1-2 F9 | 3 | 0 | 1 | 1 | 0 | 1 | 1 | | | | | | |
| Tim Teufel, R (1, 4) OBP: 0.328, SLG: 0.359 | | 1-2 FC6-4 IBB | | 2-3 K | | | 0-0 F9 | | | 2 | 0 | 0 | 0 | 1 | 1 | 1 | | | | | | |
| Greg Harris, R (1, 1) OBP: 0.222, SLG: 0.167 | | 1-2 FC6-4 | | 4-2 BB | | | 1-3 K | | | 1 | 0 | 0 | 0 | 1 | 0 | 2 | | | | | | |
| Phil Stephenson, L (8, PH) OBP: 0.282, SLG: 0.255 | | | | | | | | | | 1 | 0 | 0 | 0 | 0 | 1 | 0 | | | | | | |
| Rich Rodriguez, L (8, 1) | | | | | | | | | | 0 | 0 | 0 | 0 | 0 | 0 | 0 | | | | | | |
| Inning Stats | R: 0 E: 0 K: 1 S: 7 | H: 0 LOB: 0 BB: 0 P: 9 | R: 1 E: 0 K: 1 S: 14 | H: 2 LOB: 2 BB: 1 P: 28 | R: 0 E: 0 K: 1 S: 5 | H: 1 LOB: 0 BB: 0 P: 8 | R: 0 E: 0 K: 0 S: 7 | H: 1 LOB: 0 BB: 0 P: 10 | R: 0 E: 0 K: 3 S: 12 | H: 0 LOB: 1 BB: 1 P: 20 | R: 0 E: 0 K: 0 S: 6 | H: 0 LOB: 0 BB: 0 P: 7 | R: 0 E: 0 K: 0 S: 10 | H: 0 LOB: 1 BB: 1 P: 17 | R: 0 E: 0 K: 1 S: 6 | H: 0 LOB: 0 BB: 0 P: 10 | R: 0 E: 0 K: 1 S: 5 | H: 0 LOB: 0 BB: 0 P: 8 | 1B: 2 2B: 2 3B: 1 HR: 0 | SF: 0 SAC: 0 DP: 1 HBP: 0 | WP: 1 PB: 0 SB: 0 CS: 1 | PA: 32 |
| PITCHER Kevin Gross, R (1, 1) ERA: 3.23 | IP: 9.0 WLS: W BF: 32 H: 4 R: 1 ER: 1 SO: 8 BB: 2 IBB: 1 HBP: 0 BLK: 0 WP: 1 HR: 0 S: 72 P: 117 ERA: 1.00 WHIP: 0.667 | | | | | | | | | | | | | | | PITCHER Kevin Gross, R (1, 1) ERA: 3.23 | IP: 9.0 WLS: W BF: 32 H: 4 R: 1 ER: 1 SO: 8 BB: 2 IBB: 1 HBP: 0 BLK: 0 WP: 1 HR: 0 S: 72 P: 117 ERA: 1.00 WHIP: 0.667 | | | | | |

| Batter | 1 | 2 | 3 | 4 | 5 | 6 | 7 | 8 | 9 | AB | R | H | RBI | BB | SO | LOB | BOTTOM | | | |
|--|---|----------------------------------|------------------------------|----------------------------------|-------------------------------|----------------------------------|---|----------------------------------|------------------------------|---------------------------------|------------------------------|----------------------------------|-------------------------------|----------------------------------|-------------------------------|--|--|------------------------------------|----------------------------------|--------|
| Jose Offerman, S (1, 6) OBP: 0.339, SLG: 0.349 | 1-0 1B SH1-3 1B | | 3-2 F9 | | 2-1 SH1-4 G3-4 2B | | 2-2 G4-3 | | | 4 | 1 | 2 | 0 | 0 | 0 | 0 | San Diego Padres @ Los Angeles Dodgers Dodger Stadium, Los Angeles, CA Wed Sep 09 1992, 7:05 PM PDT Att: 22,067 - Sunny - 75 F livebaseballscorecards.com | | | |
| Brett Butler, L (1, 8) OBP: 0.416, SLG: 0.399 | 0-0 SH1-3 | | 1-2 G4-3 E 1B | | 0-0 SH1-4 | | 3-2 G6-3 | | | 2 | 1 | 1 | 0 | 0 | 0 | 0 | | | | |
| Lenny Harris, L (1, 4) OBP: 0.325, SLG: 0.313 | 2-1 F7 | | 0-0 G4-3 | | 0-1 G3-4 | | 3-2 F7 | | | 3 | 0 | 0 | 1 | 0 | 0 | 2 | | | | |
| Mike Sharperson, R (8, PH) OBP: 0.401, SLG: 0.408 | | | 1-2 G4-3 | | 3-2 G3-4 | | | | | 1 | 0 | 0 | 0 | 0 | 0 | 0 | | | | |
| Eric Young Sr., R (9, 4) OBP: 0.266, SLG: 0.225 | | | 1-2 G4-3 | | 3-2 G3-4 | | | | | 0 | 0 | 0 | 0 | 0 | 0 | 0 | | | | |
| Darryl Strawberry, L (1, 7) OBP: 0.322, SLG: 0.385 | 4-0 1B | | 1-2 E7 | | 1-0 G4-1 | | 4-1 E 1B S BB | | | 2 | 1 | 1 | 1 | 2 | 0 | 0 | | | | |
| Tom Goodwin, L (8, PR) OBP: 0.233, SLG: 0.214 | | | 2H 1B 2B | | | | | | | 0 | 1 | 0 | 0 | 0 | 0 | 0 | | | | |
| Eric Karros, R (1, 3) OBP: 0.305, SLG: 0.444 | 3-2 1B | | 4-2 1B BB | | 1-0 CS 1B | | 1 SAFE 2-2 1 SAFE 1 SAFE 1B | | | 3 | 0 | 3 | 1 | 1 | 0 | 0 | | | | |
| Henry Rodriguez, L (1, 9) OBP: 0.257, SLG: 0.365 | 3-1 P6 | | 0-0 1B | | 1-2 F8 | | 1-2 F8 | | | 3 | 0 | 1 | 1 | 0 | 0 | 4 | | | | |
| Billy Ashley, R (8, PH) OBP: 0.211, SLG: 0.222 | | | 1-3 3H 1B | | 1-2 F8 | | | | | 1 | 0 | 0 | 0 | 0 | 0 | 1 | | | | |
| Mike Scioscia, L (1, 2) OBP: 0.287, SLG: 0.273 | | 3-2 G1-3 | | 0-0 F7 | | 1-1 G4-3 | | | | 3 | 0 | 0 | 0 | 0 | 0 | 1 | | | | |
| Dave Hansen, L (1, 5) OBP: 0.292, SLG: 0.301 | | 2-2 F9 | | 2-3 K | | | 0-2 G4-3 | | | 3 | 0 | 0 | 0 | 0 | 1 | 0 | | | | |
| Kevin Gross, R (1, 1) OBP: 0.109, SLG: 0.075 | | 1-3 K | | 2-3 K | | | 1-3 K | | | 3 | 0 | 0 | 0 | 0 | 3 | 0 | | | | |
| Inning Stats | R: 0 E: 0 K: 0 S: 11 | H: 2 LOB: 3 BB: 1 P: 24 | R: 0 E: 0 K: 1 S: 9 | H: 0 LOB: 0 BB: 0 P: 15 | R: 2 E: 1 K: 0 S: 13 | H: 3 LOB: 2 BB: 1 P: 22 | R: 0 E: 0 K: 2 S: 8 | H: 0 LOB: 0 BB: 0 P: 12 | R: 1 E: 0 K: 0 S: 6 | H: 1 LOB: 0 BB: 0 P: 9 | R: 0 E: 0 K: 0 S: 8 | H: 1 LOB: 0 BB: 0 P: 10 | R: 0 E: 0 K: 1 S: 10 | H: 0 LOB: 0 BB: 0 P: 13 | R: 1 E: 0 K: 0 S: 13 | H: 1 LOB: 1 BB: 1 P: 26 | 1B: 6 2B: 2 3B: 0 HR: 0 | SF: 0 SAC: 2 DP: 0 HBP: 0 | WP: 0 PB: 0 SB: 1 CS: 1 | PA: 33 |
| PITCHER Greg Harris, R (1, 1) ERA: 4.4 | IP: 7.0 WLS: L BF: 28 H: 7 R: 3 ER: 3 SO: 4 BB: 2 IBB: 0 HBP: 0 BLK: 0 WP: 0 HR: 0 S: 65 P: 105 ERA: 3.86 WHIP: 1.286 | | | | | | | | | | | | | | | PITCHER Rich Rodriguez, L (8, 1) ERA: 2.49 | IP: 1.0 WLS: L BF: 5 H: 1 R: 1 ER: 1 SO: 0 BB: 1 IBB: 0 HBP: 0 BLK: 0 WP: 0 HR: 0 S: 13 P: 26 ERA: 9.00 WHIP: 2.000 | | | |



| Batter | 1 | 2 | 3 | 4 | 5 | 6 | 7 | 8 | 9 | AB | R | H | RBI | BB | SO | LOB | TOP | | | | | | | | | | |
|---|-------------------------------|----------------------------------|------------------------------|----------------------------------|------------------------------|----------------------------------|-------------------------------|----------------------------------|------------------------------|----------------------------------|-------------------------------|----------------------------------|------------------------------|---------------------------------|-------------------------------|----------------------------------|--|------------------------------------|----------------------------------|--------|--|--|--|--|--|--|--|
| Tony Fernandez, S (1, 6) OBP: 0.330, SLG: 0.350 | 1-1 1B 2B | | 1-1 G3 | | 2-1 G4-3 | | | 0-0 F7 | | 4 | 1 | 1 | 0 | 0 | 0 | 0 | San Diego Padres @ Los Angeles Dodgers Dodger Stadium, Los Angeles, CA Thu Sep 10 1992, 7:05 PM PDT Att: 17,377 - Sunny - 75 F | | | | | | | | | | |
| Oscar Azocar, L (1, 7) OBP: 0.226, SLG: 0.220 | 1-3 K | | 0-1 G4-3 | | | 1-1 F7 | | 0-1 P6 | | 4 | 0 | 0 | 0 | 0 | 1 | 1 | | | | | | | | | | | |
| Gary Sheffield, R (1, 5) OBP: 0.382, SLG: 0.588 Jeff Gardner, L (9, 4) | 1-3 K | | 3-2 F7 | | | 0-0 G5-3 | | 0-1 1B | | 4 | 0 | 1 | 0 | 0 | 1 | 1 | | | | | | | | | | | |
| Fred McGriff, L (1, 3) OBP: 0.392, SLG: 0.569 | 4-0 1B BB | | | 2-1 G4-3 | | 2-0 FC5-4 1B | | 0-3 K | | 3 | 0 | 1 | 0 | 1 | 1 | 1 | | | | | | | | | | | |
| Benito Santiago, R (1, 2) OBP: 0.289, SLG: 0.396 | 2-0 1-2 2-H 1B | | | 2-1 F8 | | 2-1 FC5-4 1-2 | | 4-2 WP SH3-4 SF9 BB | | 3 | 1 | 1 | 1 | 1 | 0 | 1 | | | | | | | | | | | |
| Darin Jackson, R (1, 8) OBP: 0.292, SLG: 0.414 | 0-2 F9 | | | 0-2 E5 | | | 0-3 K | 1-1 SH3-4 1-2 | | 3 | 0 | 0 | 0 | 0 | 1 | 2 | | | | | | | | | | | |
| Jerald Clark, R (1, 9) OBP: 0.293, SLG: 0.398 | | 2-3 K | | 0-2 P4 | | | 0-2 E S 1B | 1-1 SF9 2-H | | 3 | 1 | 1 | 1 | 0 | 1 | 1 | | | | | | | | | | | |
| Tim Teufel, R (1, 4) OBP: 0.323, SLG: 0.353 | | 0-3 K | | | 0-1 G1-3 | | 1-2 G6-3 | 2-3 K | | 4 | 0 | 0 | 0 | 0 | 2 | 1 | | | | | | | | | | | |
| Jim Deshaies, L (1, 1) OBP: 0.208, SLG: 0.174 Randy Myers, L (9, 1) OBP: 0.200, SLG: 0.200 | | 1-0 G1-3 | | | 1-2 G3 | | 1-1 G4-3 3-H | | | 3 | 0 | 0 | 0 | 0 | 0 | 0 | | | | | | | | | | | |
| Inning Stats | R: 1 E: 0 K: 2 S: 12 | H: 2 LOB: 2 BB: 1 P: 21 | R: 0 E: 0 K: 2 S: 7 | H: 0 LOB: 0 BB: 0 P: 10 | R: 0 E: 0 K: 0 S: 7 | H: 0 LOB: 0 BB: 0 P: 11 | R: 0 E: 1 K: 0 S: 11 | H: 0 LOB: 1 BB: 0 P: 15 | R: 0 E: 0 K: 0 S: 6 | H: 1 LOB: 1 BB: 0 P: 11 | R: 1 E: 1 K: 1 S: 13 | H: 1 LOB: 0 BB: 0 P: 15 | R: 0 E: 0 K: 1 S: 8 | H: 1 LOB: 1 BB: 0 P: 8 | R: 1 E: 0 K: 1 S: 10 | H: 0 LOB: 0 BB: 1 P: 18 | 1B: 4 2B: 1 3B: 0 HR: 0 | SF: 1 SAC: 1 DP: 0 HBP: 0 | WP: 1 PB: 0 CS: 1 SB: 0 | PA: 35 | | | | | | | |
| PITCHER | IP | WLS | BF | H | R | ER | SO | BB | IBB | HBP | BLK | WP | HR | S | P | ERA | WHIP | | | | | | | | | | |
| Orel Hershiser, R (1, 1) ERA: 3.73 | 8.0 | L | 31 | 5 | 2 | 1 | 6 | 1 | 0 | 0 | 0 | 0 | 0 | 71 | 101 | 1.12 | 0.750 | | | | | | | | | | |
| Jay Howell, R (9, 1) ERA: 1.71 | 1.0 | | 4 | 0 | 1 | 1 | 1 | 1 | 0 | 0 | 0 | 1 | 0 | 10 | 18 | 9.00 | 1.000 | | | | | | | | | | |

| Batter | 1 | 2 | 3 | 4 | 5 | 6 | 7 | 8 | 9 | AB | R | H | RBI | BB | SO | LOB | BOTTOM | | | | | | | | | | |
|---|-------------------------------|----------------------------------|------------------------------|---------------------------------|------------------------------|----------------------------------|------------------------------|---------------------------------|------------------------------|----------------------------------|------------------------------|----------------------------------|-------------------------------|----------------------------------|-------------------------------|----------------------------------|--|----------------------------------|----------------------------------|------------------------------------|----------------------------------|--------|--|--|--|--|--|
| Jose Offerman, S (1, 6) OBP: 0.339, SLG: 0.348 | 1-1 G6-3 | | 2-2 G3-1 | | | 2-2 CS 1B | | | 0-3 K | 4 | 0 | 1 | 0 | 0 | 1 | 0 | San Diego Padres @ Los Angeles Dodgers Dodger Stadium, Los Angeles, CA Thu Sep 10 1992, 7:05 PM PDT Att: 17,377 - Sunny - 75 F | | | | | | | | | | |
| Brett Butler, L (1, 8) OBP: 0.415, SLG: 0.398 | 2-2 P5 | | | 0-1 B1-3 | | 2-1 CS 1-2 | 0-0 P2 | 3-2 1B | | 4 | 0 | 1 | 0 | 0 | 0 | 0 | | | | | | | | | | | |
| Mike Sharperson, R (1, 5) OBP: 0.396, SLG: 0.402 | 3-2 F7 | | | 3-1 F8 | | | 1-2 G4-3 | 1-3 K | | 4 | 0 | 0 | 0 | 0 | 1 | 1 | | | | | | | | | | | |
| Eric Karros, R (1, 3) OBP: 0.304, SLG: 0.445 | | 0-0 P2 | | 0-0 L5 | | | 3-2 2B | 0-2 P4 | | 4 | 0 | 1 | 0 | 0 | 0 | 1 | | | | | | | | | | | |
| Mike Piazza, R (1, 2) OBP: 0.318, SLG: 0.300 | | 1-0 P3 | | | 2-3 K | | 1-0 G5-3 | | | 3 | 0 | 0 | 0 | 0 | 1 | 1 | | | | | | | | | | | |
| Todd Benzinger, S (1, 7) OBP: 0.269, SLG: 0.340 | | 0-0 F9 | | | 1-2 G5-3 | | | 2-2 P4 | | 3 | 0 | 0 | 0 | 0 | 0 | 0 | | | | | | | | | | | |
| Billy Ashley, R (1, 9) OBP: 0.273, SLG: 0.429 Tom Goodwin, L (8, PR) OBP: 0.233, SLG: 0.214 Lenny Harris, L (9, 4) OBP: 0.325, SLG: 0.313 | | | | | 0-0 L8 | | | 1-1 1B 1B | | 3 | 1 | 2 | 1 | 0 | 0 | 0 | | | | | | | | | | | |
| Eric Young Sr., R (1, 4) OBP: 0.260, SLG: 0.220 Mitch Webster, S (8, PH) OBP: 0.332, SLG: 0.401 | | | | 2-1 G6-3 | | 1-0 F9 | | 1-1 G4-6-3 1B | | 2 | 0 | 0 | 0 | 0 | 0 | 0 | | | | | | | | | | | |
| Orel Hershiser, R (1, 1) OBP: 0.222, SLG: 0.295 Carlos Hernandez, R (8, PH) OBP: 0.316, SLG: 0.335 Jay Howell, R (9, 1) | | | | 0-1 P3 | | 1-2 F8 | | 1-2 G4-6-3 1-2 | | 2 | 0 | 0 | 0 | 0 | 0 | 0 | | | | | | | | | | | |
| Inning Stats | R: 0 E: 0 K: 0 S: 10 | H: 0 LOB: 0 BB: 0 P: 16 | R: 0 E: 0 K: 0 S: 3 | H: 0 LOB: 0 BB: 0 P: 4 | R: 1 E: 0 K: 0 S: 9 | H: 1 LOB: 0 BB: 0 P: 14 | R: 0 E: 0 K: 0 S: 5 | H: 0 LOB: 0 BB: 0 P: 8 | R: 0 E: 0 K: 1 S: 7 | H: 0 LOB: 0 BB: 0 P: 10 | R: 0 E: 0 K: 0 S: 9 | H: 1 LOB: 1 BB: 0 P: 15 | R: 0 E: 0 K: 0 S: 11 | H: 1 LOB: 1 BB: 0 P: 16 | R: 0 E: 0 K: 0 S: 10 | H: 2 LOB: 2 BB: 0 P: 15 | R: 0 E: 0 K: 2 S: 12 | H: 1 LOB: 1 BB: 0 P: 16 | 1B: 4 2B: 1 3B: 0 HR: 1 | SF: 0 SAC: 0 DP: 1 HBP: 0 | WP: 0 PB: 0 CS: 1 SB: 0 | PA: 32 | | | | | |
| PITCHER | IP | WLS | BF | H | R | ER | SO | BB | IBB | HBP | BLK | WP | HR | S | P | ERA | WHIP | | | | | | | | | | |
| Jim Deshaies, L (1, 1) ERA: 3.12 | 8.0 | W | 27 | 5 | 1 | 1 | 1 | 0 | 0 | 0 | 0 | 0 | 0 | 64 | 98 | 1.12 | 0.625 | | | | | | | | | | |
| Randy Myers, L (9, 1) ERA: 4.19 | 1.0 | S | 4 | 1 | 0 | 0 | 2 | 0 | 0 | 0 | 0 | 0 | 0 | 12 | 16 | 0.00 | 1.000 | | | | | | | | | | |



| Batter | 1 | 2 | 3 | 4 | 5 | 6 | 7 | 8 | 9 | AB | R | H | RBI | BB | SO | LOB | TOP | | | | | | | | |
|---|------------------------------|----------------------------------|-------------------------------|----------------------------------|------------------------------|----------------------------------|------------------------------|---------------------------------|-------------------------------|----------------------------------|-------------------------------|----------------------------------|-------------------------------|----------------------------------|-------------------------------|----------------------------------|-------------------------------|----------------------------------|-----------------------------------|------------------------------------|----------------------------------|--------|--|--|--|
| John Patterson, S (1, 4) OBP: 0.200, SLG: 0.229 | G3 | F8 | | | SH2-4 1B | WP | | F9 | | 6 | 1 | 1 | 0 | 0 | 1 | 3 | | | | | | | | | |
| Darren Lewis, R (1, 8) OBP: 0.296, SLG: 0.271 | G6-3 | P3 | | | SH2-4 | | K | | F8 | 4 | 1 | 2 | 0 | 0 | 0 | 2 | | | | | | | | | |
| Chris James, R (1, 9) OBP: 0.273, SLG: 0.388 | E6 | | F8 | | | | E7 | | | 4 | 1 | 2 | 3 | 0 | 0 | 0 | | | | | | | | | |
| Steve Hosey, R (7, PR) OBP: 0.200, SLG: 0.208 | 1B | | | | | | E | 1B | | 1 | 0 | 0 | 0 | 0 | 1 | 1 | | | | | | | | | |
| Cory Snyder, R (1, 3) OBP: 0.317, SLG: 0.453 | 1B | | G5-3 | | | | E8 | 1B | | 4 | 0 | 2 | 1 | 1 | 1 | 1 | | | | | | | | | |
| Matt Williams, R (1, 5) OBP: 0.281, SLG: 0.373 | | | | | | | | | | 3 | 1 | 0 | 0 | 1 | 2 | 2 | | | | | | | | | |
| Greg Litton, R (7, 5) OBP: 0.269, SLG: 0.309 | | 1B BB FC6-4 BB | | | K | | K | | | 1 | 0 | 0 | 0 | 0 | 0 | 2 | | | | | | | | | |
| Mark Leonard, L (1, 7) OBP: 0.366, SLG: 0.436 | | | | | | | | | | 3 | 2 | 1 | 0 | 1 | 0 | 0 | | | | | | | | | |
| Steve Decker, R (1, 2) OBP: 0.273, SLG: 0.273 | | | | | | | | | | 4 | 0 | 2 | 0 | 0 | 0 | 0 | | | | | | | | | |
| Michael Jackson, R (8, 1) OBP: 0.200, SLG: 0.200 | | | | | | | | | | 0 | 0 | 0 | 0 | 0 | 0 | 0 | | | | | | | | | |
| Jim Pena, L (9, 1) OBP: 0.200, SLG: 0.200 | | | | | | | | | | 0 | 0 | 0 | 0 | 0 | 0 | 0 | | | | | | | | | |
| Royce Clayton, R (1, 6) OBP: 0.273, SLG: 0.301 | | | | | | | | | | 4 | 0 | 1 | 1 | 0 | 1 | 3 | | | | | | | | | |
| Larry Carter, R (1, 1) OBP: 0.500, SLG: 0.333 | | | | | | | | | | 2 | 1 | 1 | 0 | 0 | 0 | 0 | | | | | | | | | |
| Craig Colbert, R (8, PH) OBP: 0.255, SLG: 0.308 | | | | | | | | | | 1 | 0 | 0 | 0 | 0 | 0 | 1 | | | | | | | | | |
| Inning Stats | R: 1 E: 1 K: 0 S: 8 | H: 1 LOB: 1 BB: 0 P: 14 | R: 2 E: 1 K: 0 S: 13 | H: 1 LOB: 2 BB: 2 P: 27 | R: 0 E: 0 K: 1 S: 6 | H: 0 LOB: 0 BB: 0 P: 7 | R: 0 E: 0 K: 1 S: 6 | H: 0 LOB: 0 BB: 0 P: 9 | R: 2 E: 1 K: 0 S: 12 | H: 4 LOB: 1 BB: 0 P: 19 | R: 1 E: 0 K: 0 S: 8 | H: 2 LOB: 0 BB: 0 P: 12 | R: 1 E: 2 K: 2 S: 18 | H: 2 LOB: 1 BB: 0 P: 23 | R: 0 E: 0 K: 0 S: 7 | H: 1 LOB: 2 BB: 1 P: 13 | R: 0 E: 0 K: 1 S: 8 | H: 1 LOB: 2 BB: 1 P: 15 | 1B: 11 2B: 1 3B: 0 HR: 0 | SF: 0 SAC: 1 DP: 1 HBP: 1 | WP: 1 PB: 0 SB: 0 CS: 0 | PA: 42 | | | |
| PITCHER | IP | WLS | BF | H | R | ER | SO | BB | IBB | HBP | BLK | WP | HR | S | P | ERA | WHIP | | | | | | | | |
| Tom Candiotti, R (1, 1) ERA: 3.11 | 5.0 | L | 23 | 6 | 5 | 3 | 3 | 2 | 0 | 1 | 0 | 0 | 0 | 45 | 76 | 5.40 | 1.600 | | | | | | | | |
| Kip Gross, R (6, 1) ERA: 2.99 | 2.0 | | 10 | 4 | 2 | 0 | 2 | 0 | 0 | 0 | 0 | 1 | 0 | 26 | 35 | 0.00 | 2.000 | | | | | | | | |
| Steve Wilson, L (8, 1) ERA: 4.57 | 2.0 | | 9 | 2 | 0 | 0 | 1 | 1 | 0 | 0 | 0 | 0 | 0 | 15 | 28 | 0.00 | 1.500 | | | | | | | | |
| Batter | 1 | 2 | 3 | 4 | 5 | 6 | 7 | 8 | 9 | AB | R | H | RBI | BB | SO | LOB | BOTTOM | | | | | | | | |
| Jose Offerman, S (1, 6) OBP: 0.340, SLG: 0.352 | G3-1 | | | | | F7 | | | | 4 | 0 | 2 | 0 | 0 | 0 | 0 | | | | | | | | | |
| Mitch Webster, S (1, 8) OBP: 0.335, SLG: 0.409 | K | | | | | | | | | 3 | 1 | 1 | 0 | 1 | 1 | 1 | | | | | | | | | |
| Lenny Harris, L (1, 4) OBP: 0.321, SLG: 0.310 | F8 | | | | | | | | | 3 | 0 | 0 | 1 | 0 | 0 | 3 | | | | | | | | | |
| Eric Karros, R (1, 3) OBP: 0.302, SLG: 0.441 | | | | | | | | | | 4 | 0 | 0 | 0 | 0 | 2 | 2 | | | | | | | | | |
| Henry Rodriguez, L (1, 7) OBP: 0.257, SLG: 0.355 | | | | | | | | | | 3 | 0 | 0 | 0 | 1 | 0 | 0 | | | | | | | | | |
| Billy Ashley, R (1, 9) OBP: 0.308, SLG: 0.560 | | | | | | | | | | 4 | 1 | 2 | 1 | 0 | 0 | 1 | | | | | | | | | |
| Mike Scioscia, L (1, 2) OBP: 0.288, SLG: 0.273 | | | | | | | | | | 3 | 0 | 1 | 0 | 0 | 0 | 1 | | | | | | | | | |
| Steve Wilson, L (8, 1) OBP: 0.333, SLG: 0.333 | | | | | | | | | | 0 | 0 | 0 | 0 | 0 | 0 | 0 | | | | | | | | | |
| Mike Piazza, R (9, PH) OBP: 0.348, SLG: 0.333 | | | | | | | | | | 1 | 0 | 1 | 0 | 0 | 0 | 0 | | | | | | | | | |
| Dave Hansen, L (1, 5) OBP: 0.289, SLG: 0.298 | | | | | | | | | | 3 | 0 | 0 | 0 | 0 | 0 | 3 | | | | | | | | | |
| Mike Sharperson, R (9, PH) OBP: 0.395, SLG: 0.401 | | | | | | | | | | 1 | 0 | 0 | 0 | 0 | 0 | 1 | | | | | | | | | |
| Tom Candiotti, R (1, 1) OBP: 0.120, SLG: 0.122 | | | | | | | | | | 1 | 0 | 0 | 0 | 0 | 0 | 0 | | | | | | | | | |
| Todd Benzinger, S (6, PH) OBP: 0.260, SLG: 0.339 | | | | | | | | | | 1 | 0 | 0 | 0 | 0 | 0 | 2 | | | | | | | | | |
| Kip Gross, R (6, 1) OBP: 1.000, SLG: 1.000 | | | | | | | | | | 0 | 0 | 0 | 0 | 0 | 0 | 0 | | | | | | | | | |
| Carlos Hernandez, R (8, 2) OBP: 0.317, SLG: 0.337 | | | | | | | | | | 2 | 1 | 1 | 0 | 0 | 0 | 1 | | | | | | | | | |
| Inning Stats | R: 0 E: 0 K: 1 S: 9 | H: 0 LOB: 0 BB: 0 P: 14 | R: 0 E: 0 K: 0 S: 7 | H: 0 LOB: 0 BB: 0 P: 13 | R: 0 E: 0 K: 0 S: 9 | H: 0 LOB: 0 BB: 0 P: 14 | R: 0 E: 0 K: 0 S: 8 | H: 1 LOB: 1 BB: 0 P: 8 | R: 0 E: 0 K: 0 S: 8 | H: 2 LOB: 2 BB: 0 P: 15 | R: 1 E: 0 K: 1 S: 12 | H: 1 LOB: 0 BB: 0 P: 18 | R: 0 E: 0 K: 0 S: 8 | H: 0 LOB: 1 BB: 1 P: 15 | R: 1 E: 0 K: 1 S: 11 | H: 2 LOB: 1 BB: 1 P: 20 | R: 0 E: 0 K: 0 S: 10 | H: 2 LOB: 1 BB: 0 P: 14 | 1B: 5 2B: 1 3B: 1 HR: 1 | SF: 1 SAC: 0 DP: 1 HBP: 0 | WP: 0 PB: 0 SB: 0 CS: 0 | PA: 36 | | | |
| PITCHER | IP | WLS | BF | H | R | ER | SO | BB | IBB | HBP | BLK | WP | HR | S | P | ERA | WHIP | | | | | | | | |
| Larry Carter, R (1, 1) ERA: 4.63 | 7.0 | W | 26 | 4 | 1 | 1 | 2 | 1 | 0 | 0 | 0 | 0 | 0 | 61 | 97 | 1.29 | 0.714 | | | | | | | | |
| Michael Jackson, R (8, 1) ERA: 3.25 | 1.0 | | 5 | 2 | 1 | 1 | 1 | 1 | 0 | 0 | 0 | 0 | 0 | 11 | 20 | 9.00 | 3.000 | | | | | | | | |
| Jim Pena, L (9, 1) ERA: 3.22 | 1.0 | | 5 | 2 | 1 | 1 | 0 | 0 | 0 | 0 | 0 | 0 | 1 | 10 | 14 | 9.00 | 2.000 | | | | | | | | |

San Francisco Giants @ Los Angeles Dodgers
Dodger Stadium, Los Angeles, CA
Fri Sep 11 1992, 7:05 PM PDT
Att: 23,865 - Sunny - 76 F

livebaseballscores.com

AB 37
R 7
H 12
RBI 5
BB 3
SO 6
LOB 15

San Francisco Giants @ Los Angeles Dodgers
Dodger Stadium, Los Angeles, CA
Fri Sep 11 1992, 7:05 PM PDT
Att: 23,865 - Sunny - 76 F

livebaseballscores.com

AB 33
R 3
H 8
RBI 2
BB 2
SO 3
LOB 15

| Batter | 1 | 2 | 3 | 4 | 5 | 6 | 7 | 8 | 9 | AB | R | H | RBI | BB | SO | LOB | TOP | | | | | |
|--|---|----------------------------------|------------------------------|----------------------------------|------------------------------|----------------------------------|------------------------------|----------------------------------|------------------------------|----------------------------------|-------------------------------|----------------------------------|-------------------------------|----------------------------------|------------------------------|----------------------------------|---|----------------------------------|----------------------------------|------------------------------------|----------------------------------|--------|
| John Patterson, S OBP: 0.204, SLG: 0.231 (1, 4) | G6-3 | | FC4 | | | FC6-4 1B | | L8 | | 4 | 0 | 1 | 0 | 0 | 0 | 1 | San Francisco Giants @ Los Angeles Dodgers Dodger Stadium, Los Angeles, CA Sat Sep 12 1992, 7:05 PM PDT Att: 26,343 - Sunny - 75 F | | | | | |
| Darren Lewis, R OBP: 0.296, SLG: 0.270 (1, 8) | G4-3 | | | F8 | | FC6-4 1B | | FC5-4 1B | | 4 | 0 | 1 | 0 | 0 | 0 | 1 | | | | | | |
| Chris James, R OBP: 0.293, SLG: 0.388 Francisco Oliveras, R OBP: 0.290, SLG: 0.143 Mike Felder, S OBP: 0.327, SLG: 0.392 Jim Pena, L OBP: 0.200, SLG: 0.200 (1, 9) | F8 | | | FC4 1B | | G5-3 | | P5 | | 3 | 0 | 1 | 0 | 0 | 0 | 1 | | | | | | |
| Cory Snyder, R OBP: 0.314, SLG: 0.448 (1, 3) | | L6 | | | K | G4-3 | | FC5-4 1B | | 4 | 0 | 0 | 0 | 0 | 1 | 3 | | | | | | |
| Mark Leonard, L OBP: 0.353, SLG: 0.418 (1, 7) | | F8 | | FC4 1B | | | K | | F7 | 4 | 0 | 0 | 0 | 0 | 1 | 1 | | | | | | |
| Matt Williams, R OBP: 0.280, SLG: 0.371 Craig Colbert, R OBP: 0.252, SLG: 0.305 (1, 5) | | K | | | F7 | | F8 | | L4 | 3 | 0 | 0 | 0 | 0 | 1 | 0 | | | | | | |
| Kirt Manwaring, R OBP: 0.315, SLG: 0.332 (1, 2) | | | FC4 1B | | HBP | | 1B | | F7 | 3 | 0 | 2 | 0 | 0 | 0 | 0 | | | | | | |
| Royce Clayton, R OBP: 0.274, SLG: 0.302 (1, 6) | | | L7 | | K | | 1B | | | 3 | 0 | 1 | 0 | 0 | 1 | 2 | | | | | | |
| Bud Black, L OBP: 0.080, SLG: 0.082 Steve Reed, R OBP: 0.192, SLG: 0.200 (5, 1) | | | P5 | | G1-3 | | G6-3 | | | 2 | 0 | 0 | 0 | 0 | 0 | 2 | | | | | | |
| Steve Hosey, R OBP: 0.192, SLG: 0.200 (6, 9) | | | | | | | | | | 1 | 0 | 0 | 0 | 0 | 0 | 2 | | | | | | |
| Inning Stats | R: 0 E: 0 K: 0 S: 9 | H: 0 LOB: 0 BB: 0 P: 17 | R: 0 E: 0 K: 1 S: 8 | H: 0 LOB: 0 BB: 0 P: 13 | R: 0 E: 0 K: 0 S: 9 | H: 1 LOB: 1 BB: 0 P: 12 | R: 0 E: 0 K: 1 S: 8 | H: 1 LOB: 1 BB: 0 P: 10 | R: 0 E: 0 K: 1 S: 9 | H: 0 LOB: 1 BB: 0 P: 12 | R: 0 E: 1 K: 0 S: 10 | H: 1 LOB: 1 BB: 0 P: 14 | R: 0 E: 0 K: 1 S: 17 | H: 2 LOB: 2 BB: 0 P: 23 | R: 0 E: 0 K: 0 S: 8 | H: 1 LOB: 0 BB: 0 P: 12 | R: 0 E: 0 K: 0 S: 9 | H: 0 LOB: 0 BB: 0 P: 14 | 1B: 6 2B: 0 3B: 0 HR: 0 | SF: 0 SAC: 0 DP: 0 HBP: 1 | WP: 0 PB: 0 SB: 0 CS: 0 | PA: 34 |
| PITCHER Pedro Astacio, R ERA: 1.56 (1, 1) | IP: 9.0 WLS: W BF: 34 H: 6 R: 0 ER: 0 SO: 4 BB: 0 IBB: 0 HBP: 1 BLK: 0 WP: 0 HR: 0 S: 87 P: 127 ERA: 0.00 WHIP: 0.667 | | | | | | | | | | | | | | | PITCHER | | | | | | |

| Batter | 1 | 2 | 3 | 4 | 5 | 6 | 7 | 8 | 9 | AB | R | H | RBI | BB | SO | LOB | BOTTOM | | | | | |
|---|--|----------------------------------|-------------------------------|----------------------------------|-------------------------------|----------------------------------|-------------------------------|----------------------------------|-------------------------------|----------------------------------|------------------------------|---------------------------------|------------------------------|----------------------------------|-------------------------------|----------------------------------|---|------------------------------|----------------------------------|-----------------------------------|------------------------------------|----------------------------------|
| Jose Offerman, S OBP: 0.341, SLG: 0.354 (1, 6) | E 2B | K | | G6-3 | | G4-3 | | SF7 1B | | 5 | 1 | 2 | 0 | 0 | 1 | 2 | San Francisco Giants @ Los Angeles Dodgers Dodger Stadium, Los Angeles, CA Sat Sep 12 1992, 7:05 PM PDT Att: 26,343 - Sunny - 75 F | | | | | |
| Mike Sharperson, R OBP: 0.401, SLG: 0.407 (1, 5) | F9 | | F8 1B | | 1B PB 1B | | 1B | SF7 1B | | 5 | 1 | 4 | 0 | 0 | 0 | 1 | | | | | | |
| Mitch Webster, S OBP: 0.336, SLG: 0.408 (1, 8) | CS E BB | | F8 1B | | 1B PB BB 1B | | F7 | SF7 | | 3 | 1 | 1 | 1 | 1 | 0 | 2 | | | | | | |
| Eric Karros, R OBP: 0.301, SLG: 0.437 (1, 3) | E5 CS | | F8 | | 1B PB HR BB | | G2-3 | P3 | | 4 | 1 | 0 | 0 | 1 | 0 | 5 | | | | | | |
| Mike Piazza, R OBP: 0.370, SLG: 0.458 (1, 2) | G1-3 | | | | HR | | G6-3 | | | 3 | 1 | 1 | 3 | 1 | 0 | 2 | | | | | | |
| Billy Ashley, R OBP: 0.267, SLG: 0.483 (1, 9) | | F9 | G3-1 | | L7 | | K | | | 4 | 0 | 0 | 0 | 0 | 1 | 2 | | | | | | |
| Todd Benzinger, S OBP: 0.271, SLG: 0.348 (1, 7) | | 1B 3B | | FC5-4 1B | K | | G6-3 | | | 4 | 1 | 2 | 0 | 0 | 1 | 0 | | | | | | |
| Eric Young Sr., R OBP: 0.270, SLG: 0.232 (1, 4) | | SH2-4 1B | | FC5-4 SH1-3 | | | F9 | | | 4 | 0 | 2 | 1 | 0 | 0 | 1 | | | | | | |
| Pedro Astacio, R OBP: 0.071, SLG: 0.071 (1, 1) | | SH2-4 | | SH1-3 | G6-3 | | | 1B SF7 1B | | 2 | 1 | 1 | 0 | 0 | 0 | 1 | | | | | | |
| Inning Stats | R: 1 E: 1 K: 0 S: 7 | H: 1 LOB: 1 BB: 1 P: 15 | R: 1 E: 0 K: 1 S: 11 | H: 2 LOB: 1 BB: 0 P: 15 | R: 0 E: 0 K: 0 S: 11 | H: 1 LOB: 2 BB: 1 P: 21 | R: 0 E: 0 K: 0 S: 11 | H: 1 LOB: 1 BB: 0 P: 19 | R: 4 E: 0 K: 1 S: 16 | H: 4 LOB: 1 BB: 1 P: 27 | R: 0 E: 0 K: 0 S: 5 | H: 1 LOB: 1 BB: 0 P: 9 | R: 0 E: 0 K: 1 S: 7 | H: 0 LOB: 0 BB: 0 P: 11 | R: 1 E: 0 K: 0 S: 12 | H: 3 LOB: 2 BB: 0 P: 14 | | R: 0 E: 0 K: 0 S: 9 | H: 0 LOB: 0 BB: 0 P: 11 | 1B: 10 2B: 1 3B: 1 HR: 1 | SF: 1 SAC: 2 DP: 0 HBP: 0 | WP: 0 PB: 1 SB: 1 CS: 2 |
| PITCHER Bud Black, L ERA: 3.86 Steve Reed, R ERA: 1.59 Francisco Oliveras, R ERA: 3.95 Jim Pena, L ERA: 3.38 (1, 1) | IP: 4.0 WLS: L BF: 22 H: 7 R: 5 ER: 4 SO: 4 BB: 3 IBB: 0 HBP: 0 BLK: 0 WP: 0 HR: 1 S: 45 P: 82 ERA: 9.00 WHIP: 2.500 | | | | | | | | | | | | | | | PITCHER | | | | | | |

| | |
|-----|----|
| AB | 33 |
| R | 0 |
| H | 6 |
| RBI | 0 |
| BB | 0 |
| SO | 4 |
| LOB | 14 |



| | |
|-----|----|
| AB | 34 |
| R | 7 |
| H | 13 |
| RBI | 5 |
| BB | 3 |
| SO | 3 |
| LOB | 16 |



| Batter | 1 | 2 | 3 | 4 | 5 | 6 | 7 | 8 | 9 | AB | R | H | RBI | BB | SO | LOB | TOP | | | | | |
|--|------------------------------|----------------------------------|------------------------------|---------------------------------|------------------------------|----------------------------------|------------------------------|----------------------------------|-------------------------------|----------------------------------|------------------------------|----------------------------------|------------------------------|----------------------------------|-------------------------------|----------------------------------|---|----------------------------------|----------------------------------|------------------------------------|----------------------------------|--------|
| John Patterson, S (1.4) OBP: 0.220, SLG: 0.246 | G5-3 | | | SH1-3 1B | K | | G6-3 | | HR 1B | 5 | 1 | 2 | 0 | 0 | 1 | 1 | San Francisco Giants @ Los Angeles Dodgers Dodger Stadium, Los Angeles, CA Sun Sep 13 1992, 3:33 AM PDT Att: 23,265 - Sunny - 80 F | | | | | |
| Darren Lewis, R (1.8) OBP: 0.295, SLG: 0.270 | K | | | SH1-3 1-2 | G1-3 | | | 1B SF8 1B | P3 | 4 | 1 | 1 | 0 | 0 | 1 | 2 | | | | | | |
| Chris James, R (1.7) OBP: 0.297, SLG: 0.397 | F8 | | | G5-3 | | | F7-2 3B | SF8 1B 1B | F8 | 5 | 1 | 2 | 0 | 0 | 0 | 2 | | | | | | |
| Cory Snyder, R (1.3) OBP: 0.315, SLG: 0.455 | | | K | F9 | | | K | BB 1B 1B | | 5 | 1 | 2 | 2 | 0 | 2 | 2 | | | | | | |
| Matt Williams, R (1.5) OBP: 0.282, SLG: 0.378 | | | | | | | | | | 2 | 1 | 1 | 1 | 1 | 0 | 0 | | | | | | |
| Mike Benjamin, R (7.5) OBP: 0.218, SLG: 0.270 | F8 | | | | | | | | | 0 | 0 | 0 | 0 | 0 | 0 | 0 | | | | | | |
| Will Clark, L (8, PH) OBP: 0.391, SLG: 0.491 | | | | | | | | | | 0 | 0 | 0 | 1 | 0 | 0 | 0 | | | | | | |
| Dave Righetti, L (8.1) OBP: 0.143, SLG: 0.143 | | | | | | | | | | 0 | 0 | 0 | 0 | 0 | 0 | 0 | | | | | | |
| Rod Beck, R (8.1) OBP: 0.500, SLG: 0.500 | | | | | | | | | | 1 | 0 | 1 | 0 | 0 | 0 | 0 | | | | | | |
| Steve Hasey, R (1.9) OBP: 0.214, SLG: 0.222 | | | | | | | | | | 2 | 0 | 1 | 0 | 0 | 0 | 0 | | | | | | |
| Willie McGee, S (6, PH) OBP: 0.335, SLG: 0.355 | P4 | | | | | | | | | 0 | 0 | 0 | 0 | 1 | 0 | 0 | | | | | | |
| Kirt Manwaring, R (6.2) OBP: 0.314, SLG: 0.330 | | | | | | | | | | 2 | 0 | 0 | 0 | 0 | 0 | 3 | | | | | | |
| Steve Decker, R (1.2) OBP: 0.308, SLG: 0.250 | | | | | | | | | | 1 | 1 | 0 | 0 | 1 | 0 | 0 | | | | | | |
| Mike Felder, S (6, PH) OBP: 0.328, SLG: 0.393 | | | | G5-3 | | | | | | 2 | 0 | 1 | 1 | 0 | 0 | 3 | | | | | | |
| Jose Uribe, S (1.6) OBP: 0.311, SLG: 0.362 | | | | G6-3 | | | | | | 3 | 1 | 0 | 0 | 1 | 0 | 2 | | | | | | |
| Jeff Brantley, R (11.1) OBP: 0.261, SLG: 0.332 | | | | | | | | | | 1 | 0 | 0 | 0 | 0 | 0 | 0 | | | | | | |
| Robby Thompson, R (5, PH) OBP: 0.242, SLG: 0.428 | | | | | | | | | | 1 | 0 | 1 | 2 | 0 | 0 | 0 | | | | | | |
| Bill Swift, R (5, PH) OBP: 0.187, SLG: 0.191 | | | | | | | | | | 1 | 0 | 0 | 0 | 0 | 0 | 0 | | | | | | |
| Craig Colbert, R (8, PH) OBP: 0.250, SLG: 0.302 | | | | | | | | | | 1 | 0 | 0 | 0 | 0 | 0 | 3 | | | | | | |
| Inning Stats | R: 0 E: 0 K: 1 S: 8 | H: 0 LOB: 0 BB: 0 P: 13 | R: 0 E: 0 K: 1 S: 5 | H: 0 LOB: 0 BB: 0 P: 8 | R: 0 E: 0 K: 0 S: 6 | H: 0 LOB: 0 BB: 0 P: 10 | R: 0 E: 0 K: 0 S: 7 | H: 1 LOB: 1 BB: 0 P: 12 | R: 3 E: 0 K: 1 S: 15 | H: 3 LOB: 1 BB: 1 P: 30 | R: 0 E: 0 K: 0 S: 8 | H: 1 LOB: 2 BB: 2 P: 18 | R: 0 E: 0 K: 0 S: 7 | H: 0 LOB: 0 BB: 0 P: 12 | R: 2 E: 0 K: 0 S: 14 | H: 4 LOB: 3 BB: 1 P: 23 | R: 2 E: 0 K: 0 S: 12 | H: 3 LOB: 1 BB: 0 P: 19 | 1B: 8 2B: 2 3B: 1 HR: 2 | SF: 1 SAC: 1 DP: 1 HBP: 0 | WP: 0 PB: 0 SB: 1 CS: 0 | PA: 42 |
| PITCHER | IP | WLS | BF | H | R | ER | SO | BB | IBB | HBP | BLK | WP | HR | S | P | ERA | WHIP | | | | | |
| Bob Ojeda, L (1.1) ERA: 3.69 | 5.0 | L | 20 | 4 | 3 | 3 | 3 | 1 | 0 | 0 | 0 | 0 | 1 | 41 | 73 | 5.40 | 1.000 | | | | | |
| Roger McDowell, R (6.1) ERA: 3.84 | 2.0 | | 8 | 1 | 0 | 0 | 1 | 1 | 1 | 0 | 0 | 0 | 0 | 15 | 30 | 0.00 | 1.000 | | | | | |
| Jim Gott, R (8.1) ERA: 2.13 | 1.0 | | 8 | 4 | 2 | 2 | 0 | 1 | 0 | 0 | 0 | 0 | 0 | 14 | 23 | 18.00 | 5.000 | | | | | |
| Tim Crews, R (9.1) ERA: 5.23 | 1.0 | | 6 | 3 | 2 | 2 | 0 | 0 | 0 | 0 | 0 | 0 | 1 | 12 | 19 | 18.00 | 3.000 | | | | | |


| Batter | 1 | 2 | 3 | 4 | 5 | 6 | 7 | 8 | 9 | AB | R | H | RBI | BB | SO | LOB | BOTTOM | | | | |
|---|-------------------------------|----------------------------------|-------------------------------|----------------------------------|-------------------------------|----------------------------------|------------------------------|----------------------------------|------------------------------|----------------------------------|------------------------------|----------------------------------|------------------------------|----------------------------------|-------------------------------|----------------------------------|---|------------------------------------|----------------------------------|--------|--|
| Jose Offerman, S (1.6) OBP: 0.341, SLG: 0.355 | SH5-3 1B | K | | | S 1B | | K | | G6-3 | 5 | 1 | 2 | 0 | 0 | 2 | 3 | San Francisco Giants @ Los Angeles Dodgers Dodger Stadium, Los Angeles, CA Sun Sep 13 1992, 3:33 AM PDT Att: 23,265 - Sunny - 80 F | | | | |
| Brett Butler, L (1.8) OBP: 0.415, SLG: 0.397 | SH5-3 1-2 | | G1-3 | | K | | | G6-4-3 1B | | 3 | 0 | 1 | 0 | 0 | 1 | 1 | | | | | |
| Lenny Harris, L (1.4) OBP: 0.321, SLG: 0.368 | 4-2 | | F9 | | | | | | | 2 | 0 | 0 | 0 | 1 | 0 | 0 | | | | | |
| Mike Sharperson, R (9.4) OBP: 0.399, SLG: 0.406 | WP BB | | | | | | | | | 1 | 0 | 0 | 0 | 0 | 0 | 1 | | | | | |
| Eric Karros, R (1.3) OBP: 0.305, SLG: 0.440 | 2-1 1-2 2H | | F9 | | | | | | | 4 | 1 | 3 | 1 | 0 | 0 | 0 | | | | | |
| Henry Rodriguez, L (1.7) OBP: 0.250, SLG: 0.345 | 3-3 | | | | | | | | | 3 | 0 | 0 | 0 | 0 | 2 | 3 | | | | | |
| Mitch Webster, S (8, PH) OBP: 0.338, SLG: 0.424 | K | | | | | | | | | 1 | 1 | 1 | 2 | 0 | 0 | 0 | | | | | |
| Billy Ashley, R (1.9) OBP: 0.235, SLG: 0.424 | 2-3 | | | | | | | | | 4 | 0 | 0 | 0 | 0 | 3 | 3 | | | | | |
| Mike Scioscia, L (1.2) OBP: 0.284, SLG: 0.270 | | | K | | | | | | | 4 | 0 | 0 | 0 | 0 | 1 | 0 | | | | | |
| Dave Hansen, L (1.5) OBP: 0.288, SLG: 0.295 | | | | | | | | | | 3 | 0 | 0 | 0 | 1 | 1 | 0 | | | | | |
| Bob Ojeda, L (11.1) OBP: 0.287, SLG: 0.311 | | | | | | | | | | 0 | 0 | 0 | 0 | 0 | 0 | 0 | | | | | |
| Todd Stoen, S (5, PH) OBP: 0.270, SLG: 0.347 | | | | | | | | | | 1 | 0 | 0 | 0 | 0 | 0 | 0 | | | | | |
| Roger McDowell, R (8.1) ERA: 2.15 | | | | | | | | | | 0 | 0 | 0 | 0 | 0 | 0 | 0 | | | | | |
| Tom Goodwin, L (7, PH) OBP: 0.290, SLG: 0.233 | | | | | | | | | | 0 | 0 | 1 | 0 | 0 | 0 | 0 | | | | | |
| Jim Gott, R (9.1) OBP: 0.290, SLG: 0.500 | | | | | | | | | | 0 | 0 | 0 | 0 | 0 | 0 | 0 | | | | | |
| Tim Crews, R (9.1) OBP: 0.326, SLG: 0.286 | | | | | | | | | | 0 | 0 | 0 | 0 | 0 | 0 | 0 | | | | | |
| Mike Piazza, R (9, PH) OBP: 0.301, SLG: 0.440 | | | | | | | | | | 1 | 0 | 0 | 0 | 0 | 0 | 0 | | | | | |
| Inning Stats | R: 1 E: 0 K: 2 S: 14 | H: 2 LOB: 2 BB: 1 P: 25 | R: 0 E: 0 K: 2 S: 13 | H: 0 LOB: 1 BB: 1 P: 20 | R: 0 E: 0 K: 0 S: 12 | H: 0 LOB: 0 BB: 0 P: 15 | R: 0 E: 0 K: 2 S: 7 | H: 0 LOB: 0 BB: 0 P: 11 | R: 0 E: 0 K: 0 S: 9 | H: 1 LOB: 1 BB: 0 P: 16 | R: 0 E: 0 K: 1 S: 7 | H: 1 LOB: 1 BB: 0 P: 11 | R: 0 E: 0 K: 1 S: 9 | H: 3 LOB: 0 BB: 0 P: 15 | R: 0 E: 1 K: 0 S: 13 | H: 0 LOB: 1 BB: 0 P: 17 | 1B: 7 2B: 0 3B: 0 HR: 1 | SF: 0 SAC: 2 DP: 1 HBP: 0 | WP: 1 PB: 0 SB: 1 CS: 0 | PA: 37 | |
| PITCHER | IP | WLS | BF | H | R | ER | SO | BB | IBB | HBP | BLK | WP | HR | S | P | ERA | WHIP | | | | |
| Jeff Brantley, R (1.1) ERA: 3.6 | 4.0 | | 16 | 2 | 1 | 1 | 6 | 2 | 0 | 0 | 0 | 0 | 0 | 46 | 71 | 2.25 | 1.000 | | | | |
| Bill Swift, R (5.1) ERA: 2.15 | 3.0 | W | 12 | 3 | 0 | 0 | 3 | 0 | 0 | 0 | 0 | 0 | 0 | 29 | 49 | 0.00 | 1.000 | | | | |
| Dave Righetti, L (8.1) ERA: 4.97 | 0.2 | | 4 | 3 | 2 | 2 | 0 | 0 | 0 | 0 | 0 | 0 | 1 | 6 | 11 | 27.00 | 4.500 | | | | |
| Rod Beck, R (8.1) ERA: 1.89 | 1.1 | S | 5 | 0 | 0 | 0 | 1 | 0 | 0 | 0 | 0 | 0 | 0 | 16 | 21 | 0.00 | 0.000 | | | | |


| | |
|-----|----|
| AB | 36 |
| R | 7 |
| H | 12 |
| RBI | 7 |
| BB | 4 |
| SO | 4 |
| LOB | 18 |



| Batter | 1 | 2 | 3 | 4 | 5 | 6 | 7 | 8 | 9 | AB | R | H | RBI | BB | SO | LOB | TOP | | | | | | | | | | |
|---|-------------------------------|----------------------------------|------------------------------|----------------------------------|------------------------------|---------------------------------|-------------------------------|----------------------------------|------------------------------|----------------------------------|------------------------------|----------------------------------|------------------------------|----------------------------------|-------------------------------|----------------------------------|--|-------------------------------|----------------------------------|----------------------------------|------------------------------------|----------------------------------|--------|--|--|--|--|
| Jose Offerman, S (1, 6) OBP: 0.340, SLG: 0.354 | F8 | | G3 | | | B1-3 | | L1-3 | | 4 | 0 | 0 | 0 | 0 | 0 | 1 | Los Angeles Dodgers @ San Diego Padres Jack Murphy Stadium, San Diego, CA Wed Sep 16 1992, 10:05 PM EDT Att: 13,016 - Sunny - 77 F livebaseballscores.com | | | | | | | | | | |
| Brett Butler, L (1, 8) OBP: 0.418, SLG: 0.402 | L8 | | | | G5-3 BB | B4-3 | | G4-3 | | 3 | 0 | 0 | 0 | 1 | 0 | 0 | | | | | | | | | | | |
| Lenny Harris, L (1, 4) Mike Sharperson, R (9, PH) OBP: 0.325, SLG: 0.312 OBP: 0.395, SLG: 0.405 | 1B | | G5-3 | | | | | G3 | G4-3 2B | 3 | 0 | 2 | 0 | 0 | 0 | 1 | | | | | | | | | | | |
| Eric Karros, R (1, 3) OBP: 0.308, SLG: 0.438 | L9 | | | | G5-3 | | | G3 | G3 | 3 | 0 | 0 | 0 | 1 | 1 | 3 | | | | | | | | | | | |
| Henry Rodriguez, L (1, 7) Mike Piazza, R (9, PH) OBP: 0.236, SLG: 0.325 OBP: 0.324, SLG: 0.367 | | | G4-3 | | | | | G4-3 | G4-3 | 3 | 0 | 0 | 0 | 0 | 0 | 3 | | | | | | | | | | | |
| Billy Ashley, R (1, 9) OBP: 0.191, SLG: 0.326 | K | | L9 | | | | | G4-3 | K | 4 | 0 | 0 | 0 | 0 | 4 | 0 | | | | | | | | | | | |
| Mike Scioscia, L (1, 2) OBP: 0.287, SLG: 0.280 | L7 | | | | G3 | | | G3-1 | | 3 | 0 | 0 | 0 | 0 | 0 | 0 | | | | | | | | | | | |
| Dave Hansen, L (1, 5) OBP: 0.284, SLG: 0.290 | | | F8 | | | | | P5 | | 3 | 0 | 1 | 0 | 0 | 0 | 0 | | | | | | | | | | | |
| Tom Candiotti, R (1, 1) Mitch Webster, S (8, PH) Jim Gott, R (8, 1) OBP: 0.115, SLG: 0.118 OBP: 0.339, SLG: 0.421 OBP: 0.500, SLG: 0.500 | | | G6-3 | | | P6 | | L1-3 1B | | 2 | 0 | 0 | 0 | 0 | 0 | 1 | | | | | | | | | | | |
| Inning Stats | R: 0 E: 0 K: 0 S: 10 | H: 1 LOB: 1 BB: 0 P: 18 | R: 0 E: 0 K: 1 S: 8 | H: 0 LOB: 0 BB: 0 P: 10 | R: 0 E: 0 K: 0 S: 5 | H: 0 LOB: 0 BB: 0 P: 7 | R: 0 E: 0 K: 1 S: 11 | H: 0 LOB: 1 BB: 1 P: 20 | R: 0 E: 0 K: 1 S: 9 | H: 1 LOB: 1 BB: 0 P: 12 | R: 0 E: 0 K: 0 S: 8 | H: 0 LOB: 0 BB: 0 P: 15 | R: 0 E: 0 K: 1 S: 7 | H: 0 LOB: 0 BB: 0 P: 10 | R: 0 E: 0 K: 0 S: 10 | H: 1 LOB: 0 BB: 0 P: 15 | | R: 1 E: 0 K: 1 S: 13 | H: 1 LOB: 0 BB: 0 P: 18 | 1B: 4 2B: 2 3B: 0 HR: 0 | SF: 0 SAC: 0 DP: 1 HBP: 0 | WP: 0 PB: 0 SB: 2 CS: 0 | PA: 33 | | | | |
| PITCHER | IP | WLS | BF | H | R | ER | SO | BB | IBB | HBP | BLK | WP | HR | S | P | ERA | WHIP | | | | | | | | | | |
| Andy Benes, R (1, 1) ERA: 3.48 | 8.0 | W | 29 | 4 | 0 | 0 | 4 | 2 | 0 | 0 | 0 | 0 | 0 | 68 | 107 | 0.00 | 0.750 | | | | | | | | | | |
| Randy Myers, L (9, 1) ERA: 4.2 | 1.0 | S | 4 | 1 | 1 | 1 | 1 | 0 | 0 | 0 | 0 | 0 | 0 | 13 | 18 | 9.00 | 1.000 | | | | | | | | | | |

| Batter | 1 | 2 | 3 | 4 | 5 | 6 | 7 | 8 | 9 | AB | R | H | RBI | BB | SO | LOB | BOTTOM | | | | | | | | | | |
|--|-------------------------------|----------------------------------|-------------------------------|----------------------------------|------------------------------|----------------------------------|------------------------------|----------------------------------|------------------------------|----------------------------------|------------------------------|----------------------------------|------------------------------|----------------------------------|------------------------------|----------------------------------|--|----------------------------------|------------------------------------|----------------------------------|--------|--|--|--|--|--|--|
| Tony Fernandez, S (1, 6) OBP: 0.329, SLG: 0.353 | 1B | | G6-3 | | | G3 | | P6 | | 4 | 0 | 1 | 0 | 0 | 0 | 1 | Los Angeles Dodgers @ San Diego Padres Jack Murphy Stadium, San Diego, CA Wed Sep 16 1992, 10:05 PM EDT Att: 13,016 - Sunny - 77 F livebaseballscores.com | | | | | | | | | | |
| Tim Lincecum, R (1, 4) OBP: 0.324, SLG: 0.348 | F7 | | F8 | | | PB FC5-2-5-1 BB | | 1B 2B BB | | 2 | 1 | 0 | 0 | 2 | 0 | 1 | | | | | | | | | | | |
| Gary Sheffield, R (1, 5) OBP: 0.391, SLG: 0.596 | K | | | | | HR | | 2B 1B | | 4 | 2 | 2 | 1 | 0 | 1 | 2 | | | | | | | | | | | |
| Fred McGriff, L (1, 3) OBP: 0.388, SLG: 0.561 | F9 | | | | | F7 | | 2B 1B | | 3 | 0 | 1 | 2 | 1 | 0 | 1 | | | | | | | | | | | |
| Benito Santiago, R (1, 2) Craig Shipley, R (6, PR) Dan Walters, R (7, 2) OBP: 0.290, SLG: 0.389 OBP: 0.237, SLG: 0.281 OBP: 0.316, SLG: 0.418 | G1-4-3 BB | | | | | G5-4-3 BB | | WP 2B | | 1 | 0 | 0 | 0 | 2 | 0 | 2 | | | | | | | | | | | |
| Darin Jackson, R (1, 8) OBP: 0.293, SLG: 0.409 | G1-4-3 1B | | | | | G5-4-3 | | F9 | | 0 | 0 | 0 | 0 | 0 | 0 | 0 | | | | | | | | | | | |
| Jerald Clark, R (1, 9) OBP: 0.293, SLG: 0.402 | G1-4-3 | | | | | FC6-4 | | G5-3 | | 4 | 0 | 1 | 0 | 0 | 0 | 4 | | | | | | | | | | | |
| Kevin Ward, R (1, 7) Jim Vatcher, R (7, 9) OBP: 0.268, SLG: 0.285 | G6-3 | | | | | G5-3 | | K | | 2 | 0 | 0 | 0 | 0 | 0 | 2 | | | | | | | | | | | |
| Andy Benes, R (1, 1) Randy Myers, L (9, 1) OBP: 0.212, SLG: 0.233 OBP: 0.200, SLG: 0.200 | G6-3 | | | | | G5-3 | | F7 | | 3 | 0 | 0 | 0 | 0 | 0 | 1 | | | | | | | | | | | |
| Inning Stats | R: 0 E: 0 K: 1 S: 11 | H: 1 LOB: 1 BB: 0 P: 19 | R: 0 E: 0 K: 0 S: 12 | H: 1 LOB: 1 BB: 1 P: 23 | R: 0 E: 0 K: 0 S: 8 | H: 0 LOB: 0 BB: 0 P: 13 | R: 1 E: 0 K: 0 S: 8 | H: 1 LOB: 0 BB: 1 P: 14 | R: 0 E: 0 K: 0 S: 9 | H: 1 LOB: 1 BB: 0 P: 12 | R: 0 E: 0 K: 0 S: 9 | H: 0 LOB: 2 BB: 2 P: 21 | R: 0 E: 0 K: 1 S: 9 | H: 0 LOB: 0 BB: 0 P: 11 | R: 2 E: 0 K: 0 S: 9 | H: 2 LOB: 1 BB: 1 P: 16 | | 1B: 4 2B: 1 3B: 0 HR: 1 | SF: 0 SAC: 0 DP: 2 HBP: 0 | WP: 2 PB: 2 SB: 1 CS: 0 | PA: 33 | | | | | | |
| PITCHER | IP | WLS | BF | H | R | ER | SO | BB | IBB | HBP | BLK | WP | HR | S | P | ERA | WHIP | | | | | | | | | | |
| Tom Candiotti, R (1, 1) ERA: 3.04 | 7.0 | L | 27 | 4 | 1 | 1 | 2 | 4 | 0 | 0 | 0 | 1 | 1 | 66 | 113 | 1.29 | 1.143 | | | | | | | | | | |
| Jim Gott, R (8, 1) ERA: 2.26 | 1.0 | | 6 | 2 | 2 | 2 | 0 | 1 | 0 | 0 | 0 | 1 | 0 | 9 | 16 | 18.00 | 3.000 | | | | | | | | | | |

| Batter | 1 | 2 | 3 | 4 | 5 | 6 | 7 | 8 | 9 | AB | R | H | RBI | BB | SO | LOB | TOP | | | | | | | | | | |
|--|------------------------------|----------------------------------|-------------------------------|----------------------------------|-------------------------------|----------------------------------|------------------------------|---------------------------------|------------------------------|----------------------------------|-------------------------------|----------------------------------|------------------------------|----------------------------------|------------------------------|----------------------------------|---|------------------------------|---------------------------------|----------------------------------|------------------------------------|----------------------------------|--------|--|--|--|--|
| Jose Offerman, S (1, 6) OBP: 0.338, SLG: 0.350 | 0-1 P6 | | 1-1 FC4-6 BB | | 3-2 G4-3 | | | 0-0 G1-3 1B | | 4 | 0 | 1 | 0 | 0 | 0 | 1 | Los Angeles Dodgers @ San Francisco Giants Candlestick Park, San Francisco, CA Sat Sep 19 1992, 6:33 AM EDT Att: 31,932 - Sunny - 71 F | | | | | | | | | | |
| Brett Butler, L (1, 8) OBP: 0.420, SLG: 0.404 | 2-1 2B | | 4-2 1-2 BB | | | 1-3 K | | 1-0 G1-3 1-2 | | 3 | 0 | 1 | 0 | 1 | 1 | | | | | | | | | | | | |
| Tom Goodwin, L (1, 7) OBP: 0.275, SLG: 0.265 Mitch Webster, S (8, PH) OBP: 0.337, SLG: 0.416 Kip Gross, R (8, 1) OBP: 1.000, SLG: 1.000 | 2-3 K | | 0-1 F8 | | | 1-3 K | | 1-0 L6 | | 3 | 0 | 0 | 0 | 0 | 2 | 3 | | | | | | | | | | | |
| Eric Karros, R (1, 3) OBP: 0.313, SLG: 0.443 | 3-1 F8 | | | 0-0 G3-1 2B | | 1-0 FC4-6 1B | | | 0-1 G5-3 | 4 | 0 | 2 | 0 | 0 | 0 | 1 | | | | | | | | | | | |
| Henry Rodriguez, L (1, 9) OBP: 0.227, SLG: 0.311 | | 1-2 G4-3 | | 0-0 G3-1 | | 1-2 FC4-6 1-2 | | 1-1 G3-1 | | 4 | 0 | 0 | 0 | 0 | 2 | | | | | | | | | | | | |
| Mike Scioscia, L (1, 2) OBP: 0.283, SLG: 0.276 | | 3-2 F8 | | 0-0 G3 | | | 1-2 G3 | | 1-2 F7 | 4 | 0 | 0 | 0 | 0 | 0 | 1 | | | | | | | | | | | |
| Lenny Harris, L (1, 4) OBP: 0.322, SLG: 0.309 | | 1-2 G3 | | 1-1 P5 | | | 2-0 G3 | | | 3 | 0 | 0 | 0 | 0 | 0 | 1 | | | | | | | | | | | |
| Dave Hansen, L (1, 5) OBP: 0.282, SLG: 0.287 | | | 2-3 K | | 0-0 G3 | | 3-2 G5-3 | | | 3 | 0 | 0 | 0 | 0 | 1 | 0 | | | | | | | | | | | |
| Bob Ojeda, L (1, 1) OBP: 0.104, SLG: 0.128 Mike Sharperson, R (8, PH) OBP: 0.394, SLG: 0.403 | | | 0-2 FC4-6 1B | | 2-1 L6 | | | 2-3 K | | 2 | 0 | 1 | 0 | 0 | 0 | 0 |  | | | | | | | | | | |
| Inning Stats | R: 0 E: 0 K: 1 S: 9 | H: 1 LOB: 1 BB: 0 P: 16 | R: 0 E: 0 K: 0 S: 14 | H: 0 LOB: 0 BB: 0 P: 19 | R: 0 E: 0 K: 1 S: 16 | H: 1 LOB: 2 BB: 1 P: 23 | R: 0 E: 0 K: 0 S: 5 | H: 1 LOB: 1 BB: 0 P: 6 | R: 0 E: 0 K: 0 S: 8 | H: 0 LOB: 0 BB: 0 P: 13 | R: 0 E: 0 K: 2 S: 11 | H: 1 LOB: 1 BB: 0 P: 15 | R: 0 E: 0 K: 0 S: 7 | H: 0 LOB: 0 BB: 0 P: 13 | R: 0 E: 0 K: 1 S: 6 | H: 1 LOB: 1 BB: 0 P: 10 | | R: 0 E: 0 K: 0 S: 7 | H: 0 LOB: 0 BB: 0 P: 9 | 1B: 3 2B: 2 3B: 0 HR: 0 | SF: 0 SAC: 0 DP: 0 HBP: 0 | WP: 0 PB: 0 SB: 0 CS: 0 | PA: 33 | | | | |
| PITCHER | IP | WLS | BF | H | R | ER | SO | BB | IBB | HBP | BLK | WP | HR | S | P | ERA | WHIP | | | | | | | | | | |
| Jeff Brantley, R (1, 1) ERA: 3.33 | 6.0 | W | 23 | 4 | 0 | 0 | 4 | 1 | 0 | 0 | 0 | 0 | 0 | 63 | 92 | 0.00 | 0.833 | | | | | | | | | | |
| Bill Swift, R (7, 1) ERA: 2.08 | 3.0 | S | 10 | 1 | 0 | 0 | 1 | 0 | 0 | 0 | 0 | 0 | 0 | 20 | 32 | 0.00 | 0.333 | | | | | | | | | | |

| Batter | 1 | 2 | 3 | 4 | 5 | 6 | 7 | 8 | 9 | AB | R | H | RBI | BB | SO | LOB | BOTTOM | | | | | | | | | | |
|--|-------------------------------|----------------------------------|-------------------------------|----------------------------------|------------------------------|--|------------------------------|---------------------------------|------------------------------|---------------------------------|-------------------------------|----------------------------------|-------------------------------|----------------------------------|-----------------------------------|------------------------------------|---|----------------------------------|--------|--|--|--|--|--|--|--|--|
| John Patterson, S (1, 4) OBP: 0.235, SLG: 0.213 | 3-2 G6-3 | | 2-3 K | | | 2-0 G6-3 | | 0-0 G3 | | 4 | 0 | 0 | 0 | 0 | 1 | 0 | Los Angeles Dodgers @ San Francisco Giants Candlestick Park, San Francisco, CA Sat Sep 19 1992, 6:33 AM EDT Att: 31,932 - Sunny - 71 F | | | | | | | | | | |
| Darren Lewis, R (1, 8) OBP: 0.300, SLG: 0.276 | 1-1 S 1B | | 2-2 P3 | | | 0-1 CS 1B | | 2-2 G4-3 | | 4 | 1 | 2 | 0 | 0 | 0 | 0 | | | | | | | | | | | |
| Will Clark, L (1, 3) OBP: 0.388, SLG: 0.484 | 2-1 F8 | | 0-0 G1-3 | | | 0-1 SAFE SAFE SAFE 1-2 1B | | 4-2 2B BB | | 3 | 1 | 1 | 0 | 1 | 0 | 1 | | | | | | | | | | | |
| Chris James, R (1, 7) OBP: 0.295, SLG: 0.390 Bill Swift, R (7, 1) OBP: 0.194, SLG: 0.229 | 1-0 CS 1B | | | 1-2 G6-3 | | 0-0 F7 | | 1-0 1B 1H 2B | | 3 | 0 | 1 | 1 | 0 | 0 | 1 | | | | | | | | | | | |
| Matt Williams, R (1, 5) OBP: 0.288, SLG: 0.385 | 0-2 CS 1-2 1B | 3-2 F8 | | 2-0 G5-3 | | 1-1 1B 1B | | 4-0 1B 1B | | 3 | 1 | 1 | 0 | 1 | 0 | 0 | | | | | | | | | | | |
| Steve Hasey, R (1, 9) OBP: 0.226, SLG: 0.233 Willie McGee, S (8, PH) OBP: 0.336, SLG: 0.354 | | 1-2 G5-3 | | 0-1 G4-3 | | 0-0 CS 1B | | 1-0 1B 1-2 2-3 1B | | 3 | 0 | 1 | 0 | 0 | 0 | 0 | | | | | | | | | | | |
| Steve Decker, R (1, 2) OBP: 0.308, SLG: 0.217 | | 1-1 1B 1B | | 0-0 G6-3 | | 1-3 K | | 2-2 G5-3 | | 4 | 0 | 1 | 0 | 0 | 1 | 5 | | | | | | | | | | | |
| Royce Clayton, R (1, 6) OBP: 0.273, SLG: 0.296 | | 1-1 1B | | 2-1 F9 | | 1-1 CS 1B | | 1-2 2H 1B | | 3 | 0 | 2 | 1 | 0 | 0 | 0 | | | | | | | | | | | |
| Jeff Brantley, R (1, 1) OBP: 0.333, SLG: 0.200 Mike Felder, S (7, 7) OBP: 0.334, SLG: 0.395 | | 3-3 K | | 3-2 G4-3 | | 2-2 P4 | | 1-2 2-3 | | 2 | 0 | 0 | 0 | 0 | 1 | 2 |  | | | | | | | | | | |
| Inning Stats | R: 1 E: 0 K: 0 S: 10 | H: 2 LOB: 0 BB: 0 P: 17 | R: 0 E: 0 K: 1 S: 16 | H: 2 LOB: 2 BB: 0 P: 25 | R: 0 E: 0 K: 1 S: 7 | H: 0 LOB: 0 BB: 0 P: 11 | R: 0 E: 0 K: 0 S: 6 | H: 0 LOB: 0 BB: 0 P: 9 | R: 0 E: 0 K: 0 S: 6 | H: 2 LOB: 1 BB: 0 P: 8 | R: 1 E: 0 K: 1 S: 14 | H: 3 LOB: 1 BB: 0 P: 19 | R: 1 E: 0 K: 0 S: 11 | H: 2 LOB: 3 BB: 2 P: 25 | 1B: 10 2B: 1 3B: 0 HR: 0 | SF: 0 SAC: 0 DP: 0 HBP: 0 | | WP: 0 PB: 0 SB: 1 CS: 4 | PA: 35 | | | | | | | | |
| PITCHER | IP | WLS | BF | H | R | ER | SO | BB | IBB | HBP | BLK | WP | HR | S | P | ERA | WHIP | | | | | | | | | | |
| Bob Ojeda, L (1, 1) ERA: 3.64 | 7.0 | L | 27 | 9 | 2 | 2 | 3 | 0 | 0 | 0 | 0 | 0 | 0 | 65 | 100 | 2.57 | 1.286 | | | | | | | | | | |
| Kip Gross, R (8, 1) ERA: 2.95 | 1.0 | | 7 | 2 | 1 | 1 | 0 | 1 | 1 | 0 | 0 | 0 | 0 | 11 | 25 | 9.00 | 3.000 | | | | | | | | | | |

| Batter | 1 | 2 | 3 | 4 | 5 | 6 | 7 | 8 | 9 | AB | R | H | RBI | BB | SO | LOB | TOP | | | | | | | | |
|--|------------------------------|----------------------------------|------------------------------|----------------------------------|------------------------------|----------------------------------|------------------------------|---------------------------------|-------------------------------|----------------------------------|------------------------------|---------------------------------|------------------------------|----------------------------------|------------------------------|----------------------------------|--|---------------------------------|----------------------------------|------------------------------------|----------------------------------|--------|--|--|--|
| Jose Offerman, S (1,6) OBP: 0.337, SLG: 0.348 | 4-1 BB L7-3 | | | 0-0 B5-3 | | 1-1 G6-3 | | 2-0 G6-3 | | 3 | 0 | 0 | 0 | 1 | 0 | 0 | Los Angeles Dodgers @ San Francisco Giants Candlestick Park, San Francisco, CA Sun Sep 20 1992, 10:05 PM EDT Att: 21,633 - Sunny - 58 F | | | | | | | | |
| Brett Butler, L (1,8) OBP: 0.419, SLG: 0.402 | 1-2 SAFE L7-3 | | 0-1 L4-3 1B | | 1-1 G5-3 | | 1-2 G1-3 | | 4 | 0 | 1 | 0 | 0 | 0 | 0 | 1 | | | | | | | | | |
| Mike Sharperson, R (1,5) OBP: 0.390, SLG: 0.398 | 2-3 K | | 1-1 L4-3 | | 1-1 F7 | | | 0-2 G4-3 | | 4 | 0 | 0 | 0 | 0 | 0 | 1 | | | | | | | | | |
| Eric Karros, R (1,3) OBP: 0.310, SLG: 0.440 | | 0-0 F9 | | | 3-2 F8 | | 1-2 F9 | | 0-0 G1-3 | | 4 | 0 | 0 | 0 | 0 | 0 | | | | | | | | | |
| Mike Piazza, R (1,2) OBP: 0.302, SLG: 0.342 | | 2-2 F9 | | | 1-3 K | | 0-0 1B 2B | | 1-2 G5-3 | | 4 | 1 | 1 | 0 | 0 | 1 | | | | | | | | | |
| Mitch Webster, S (1,7) OBP: 0.337, SLG: 0.427 | | 1-2 G5-3 | | | 0-1 HR | | 2-1 F9 | | | | 3 | 1 | 1 | 1 | 0 | 0 | | | | | | | | | |
| Billy Ashley, R (1,9) OBP: 0.236, SLG: 0.340 | | | 1-3 K | | 1-1 1B | | 3-1 1B | | | | 3 | 0 | 2 | 1 | 0 | 1 | | | | | | | | | |
| Tom Goodwin, L (9,7) OBP: 0.275, SLG: 0.265 | | | | | 1-1 1B | | | | | | 0 | 0 | 0 | 0 | 0 | 0 | | | | | | | | | |
| Eric Young Sr., R (1,4) OBP: 0.291, SLG: 0.286 | | | 1-1 G5-3 | | 1-0 WP 1B | | 0-0 P4 | | | | 3 | 0 | 1 | 0 | 0 | 0 | | | | | | | | | |
| Kevin Gross, R (1,1) OBP: 0.117, SLG: 0.103 | | | 0-0 G6-3 | | 1-3 K | | | 3-2 G4-3 | | 2 | 0 | 0 | 0 | 0 | 0 | 1 | | | | | | | | | |
| Dave Hansen, L (8,PH) OBP: 0.281, SLG: 0.286 | | | | | 1-2 K | | | | | 1 | 0 | 0 | 0 | 0 | 0 | 0 | | | | | | | | | |
| John Candelaria, L (8,1) OBP: 0.275, SLG: 0.265 | | | | | | | | | | 0 | 0 | 0 | 0 | 0 | 0 | 0 | | | | | | | | | |
| Roger McDowell, R (8,1) OBP: 0.275, SLG: 0.265 | | | | | | | | | | 0 | 0 | 0 | 0 | 0 | 0 | 0 | | | | | | | | | |
| Inning Stats | R: 0 E: 0 K: 1 S: 8 | H: 0 LOB: 0 BB: 1 P: 15 | R: 0 E: 0 K: 0 S: 8 | H: 0 LOB: 0 BB: 0 P: 11 | R: 0 E: 0 K: 1 S: 8 | H: 0 LOB: 0 BB: 0 P: 10 | R: 0 E: 0 K: 0 S: 5 | H: 1 LOB: 0 BB: 0 P: 6 | R: 1 E: 0 K: 2 S: 16 | H: 3 LOB: 2 BB: 0 P: 23 | R: 0 E: 0 K: 0 S: 6 | H: 0 LOB: 0 BB: 0 P: 9 | R: 1 E: 0 K: 0 S: 9 | H: 2 LOB: 1 BB: 0 P: 15 | R: 0 E: 0 K: 0 S: 7 | H: 0 LOB: 0 BB: 0 P: 13 | R: 0 E: 0 K: 0 S: 7 | H: 0 LOB: 0 BB: 0 P: 8 | 1B: 4 2B: 3 3B: 0 HR: 1 | SF: 0 SAC: 0 DP: 2 HBP: 0 | WP: 1 PB: 0 SB: 0 CS: 0 | PA: 32 | | | |
| PITCHER | IP | WLS | BF | H | R | ER | SO | BB | IBB | HBP | BLK | WP | HR | S | P | ERA | WHIP | | | | | | | | |
| Kevin Rogers, L (1,1) ERA: 5.32 | 7.0 | | 26 | 6 | 2 | 2 | 4 | 1 | 0 | 0 | 0 | 1 | 1 | 60 | 89 | 2.57 | 1.000 | | | | | | | | |
| Steve Reed, R (8,1) ERA: 4.32 | 1.0 | W | 3 | 0 | 0 | 0 | 0 | 0 | 0 | 0 | 0 | 0 | 0 | 7 | 13 | 0.00 | 0.000 | | | | | | | | |
| Rod Beck, R (9,1) ERA: 1.95 | 1.0 | | 3 | 0 | 0 | 0 | 0 | 0 | 0 | 0 | 0 | 0 | 0 | 7 | 8 | 0.00 | 0.000 | | | | | | | | |

| | |
|-----|----|
| AB | 31 |
| R | 2 |
| H | 6 |
| RBI | 2 |
| BB | 1 |
| SO | 4 |
| LOB | 6 |



| Batter | 1 | 2 | 3 | 4 | 5 | 6 | 7 | 8 | 9 | AB | R | H | RBI | BB | SO | LOB | BOTTOM | | | | | | | | |
|--|----------------------------------|----------------------------------|------------------------------|----------------------------------|-------------------------------|----------------------------------|------------------------------|----------------------------------|-------------------------------|----------------------------------|-------------------------------|----------------------------------|-------------------------------|----------------------------------|-------------------------------|----------------------------------|--|----------------------------------|-----------------------------------|------------------------------------|----------------------------------|--------|--|--|--|
| Mike Felder, S (1,8) OBP: 0.335, SLG: 0.395 | 2-1 SH5-3 BLK SF8 1B | | 0-2 G6-3 | | 2-2 1-2 1B | | 1-3 K | | 1-1 G4-3 | | 5 | 1 | 2 | 0 | 0 | 1 | Los Angeles Dodgers @ San Francisco Giants Candlestick Park, San Francisco, CA Sun Sep 20 1992, 10:05 PM EDT Att: 21,633 - Sunny - 58 F | | | | | | | | |
| Willie McGee, S (1,9) OBP: 0.337, SLG: 0.355 | 1-0 SH5-3 | | 2-0 1-3 1B | | 0-0 G4-3 | | 1-1 G4-3 | | 3-2 E5 1B | | 4 | 1 | 2 | 1 | 0 | 3 | | | | | | | | | |
| Will Clark, L (1,3) OBP: 0.388, SLG: 0.483 | 0-0 SF8 | | 2-3 K | | | 2-1 BB 1B | | 3-2 G5-3 | | 3 | 0 | 1 | 1 | 1 | 1 | 1 | | | | | | | | | |
| Mark Leonard, L (1,7) OBP: 0.328, SLG: 0.389 | 2-1 G4-3 | | | | 2-0 P6 | | 1-2 P8 | | 1-1 E3 | | 3 | 0 | 0 | 0 | 0 | 0 | | | | | | | | | |
| Chris James, R (8,PH) OBP: 0.293, SLG: 0.388 | | | | | 1-1 CS 1B | | | 0-2 F8 | | 0-0 E9 | | 5 | 0 | 3 | 1 | 0 | | | | | | | | | |
| Darren Lewis, R (8,FR) OBP: 0.299, SLG: 0.276 | | | | | 1-1 CS 1B | | | 1-2 F8 | | 1-2 E9 | | 1 | 0 | 0 | 0 | 0 | | | | | | | | | |
| Matt Williams, R (1,5) OBP: 0.291, SLG: 0.387 | | 1-1 1B | | | 1-1 CS 1B | | | 0-2 F8 | | 1-1 E9 | | 5 | 0 | 3 | 1 | 0 | | | | | | | | | |
| Robby Thompson, R (1,4) OBP: 0.341, SLG: 0.423 | | 1 SAFE 2-2 F8 | | 1 SAFE 2-3 K | | 1 SAFE 2-3 K | | 4-2 BB | | 1-0 P3 | | 3 | 0 | 0 | 0 | 1 | | | | | | | | | |
| Steve Decker, R (1,2) OBP: 0.210, SLG: 0.200 | | 1-1 P6 | | | 4-2 1B | | | 3-2 G5-3 | | 1-3 K | | 2 | 0 | 0 | 0 | 1 | | | | | | | | | |
| John Patterson, S (8,PH) OBP: 0.232, SLG: 0.211 | | | | | 4-2 1B | | | 3-2 G5-3 | | 1-3 K | | 1 | 0 | 0 | 0 | 1 | | | | | | | | | |
| Rod Beck, R (9,1) OBP: 0.500, SLG: 0.500 | | | | | 4-2 BB | | | 3-2 G5-3 | | 1-3 K | | 0 | 0 | 0 | 0 | 0 | | | | | | | | | |
| Royce Clayton, R (1,6) OBP: 0.276, SLG: 0.299 | | 1-0 F9 | | | 1-3 K | | | 1-1 SH1-4 1B | | 2-2 G4-3 SH1-4 E 1B | | 4 | 1 | 2 | 0 | 0 | | | | | | | | | |
| Kevin Rogers, L (1,1) OBP: 0.210, SLG: 0.200 | | | 2-3 K | | 0-3 K | | | 1-2 SH1-4 | | 0-1 SH1-4 | | 2 | 0 | 0 | 0 | 0 | | | | | | | | | |
| Mike Benjamin, R (7,PH) OBP: 0.218, SLG: 0.270 | | | | | | | | 1-2 SH1-4 | | 0-1 SH1-4 | | 0 | 0 | 0 | 0 | 0 | | | | | | | | | |
| Steve Reed, R (8,1) OBP: 0.218, SLG: 0.270 | | | | | | | | 1-2 SH1-4 | | 0-1 SH1-4 | | 0 | 0 | 0 | 0 | 0 | | | | | | | | | |
| Kirt Manwaring, R (9,2) OBP: 0.310, SLG: 0.324 | | | | | | | | 1-2 SH1-4 | | 1-2 SH1-4 | | 0 | 0 | 0 | 0 | 0 | | | | | | | | | |
| Inning Stats | R: 1 E: 0 K: 0 S: 6 | H: 1 LOB: 0 BB: 0 P: 11 | R: 0 E: 0 K: 0 S: 8 | H: 1 LOB: 0 BB: 0 P: 13 | R: 0 E: 0 K: 2 S: 14 | H: 1 LOB: 1 BB: 0 P: 20 | R: 0 E: 0 K: 1 S: 6 | H: 1 LOB: 0 BB: 0 P: 11 | R: 0 E: 0 K: 2 S: 13 | H: 1 LOB: 2 BB: 1 P: 20 | R: 0 E: 0 K: 0 S: 18 | H: 1 LOB: 1 BB: 1 P: 28 | R: 0 E: 0 K: 1 S: 10 | H: 1 LOB: 1 BB: 0 P: 14 | R: 0 E: 2 K: 1 S: 11 | H: 0 LOB: 2 BB: 0 P: 18 | R: 2 E: 2 K: 0 S: 14 | H: 3 LOB: 3 BB: 1 P: 25 | 1B: 10 2B: 0 3B: 0 HR: 0 | SF: 1 SAC: 3 DP: 0 HBP: 0 | WP: 0 PB: 0 SB: 0 CS: 1 | PA: 41 | | | |
| PITCHER | IP | WLS | BF | H | R | ER | SO | BB | IBB | HBP | BLK | WP | HR | S | P | ERA | WHIP | | | | | | | | |
| Kevin Gross, R (1,1) ERA: 3.17 | 7.0 | | 29 | 7 | 1 | 1 | 6 | 2 | 0 | 0 | 1 | 0 | 0 | 75 | 117 | 1.29 | 1.286 | | | | | | | | |
| John Candelaria, L (8,1) ERA: 2.7 | 0.1 | L | 1 | 0 | 0 | 0 | 0 | 0 | 0 | 0 | 0 | 0 | 0 | 3 | 6 | 0.00 | 0.000 | | | | | | | | |
| Roger McDowell, R (8,1) ERA: 3.71 | 1.1 | | 11 | 3 | 2 | 1 | 1 | 0 | 1 | 0 | 0 | 0 | 0 | 22 | 37 | 6.75 | 2.250 | | | | | | | | |

| | |
|-----|----|
| AB | 34 |
| R | 3 |
| H | 10 |
| RBI | 3 |
| BB | 3 |
| SO | 7 |
| LOB | 23 |



| Batter | 1 | 2 | 3 | 4 | 5 | 6 | 7 | 8 | 9 | AB | R | H | RBI | BB | SO | LOB | TOP | | | | | |
|--|--|---|--|---|--|---|--|---|--|---|--|---|--|---|--|---|--|---|--|---|--|---|
| Otis Nixon, S <small>OBP: 0.358, SLG: 0.362</small> | | | | | | | | | | 4 | 0 | 0 | 0 | 0 | 1 | 1 | Atlanta Braves @ Los Angeles Dodgers Dodger Stadium, Los Angeles, CA Mon Sep 21 1992, 7:05 PM PDT Att: 19,822 - Sunny - 77 F | | | | | |
| Jeff Blausler, R <small>OBP: 0.359, SLG: 0.461</small> Rafael Belliard, R <small>OBP: 0.265, SLG: 0.248</small> | | | | | | | | | | 3 | 0 | 0 | 0 | 1 | 1 | 0 | | | | | | |
| Terry Pendleton, S <small>OBP: 0.343, SLG: 0.477</small> | | | | | | | | | | 3 | 2 | 3 | 0 | 1 | 0 | 0 | | | | | | |
| David Justice, L <small>OBP: 0.353, SLG: 0.435</small> | | | | | | | | | | 4 | 1 | 1 | 2 | 0 | 0 | 3 | | | | | | |
| Sid Bream, L <small>OBP: 0.339, SLG: 0.425</small> Brian Hunter, R <small>OBP: 0.293, SLG: 0.509</small> | | | | | | | | | | 4 | 0 | 1 | 0 | 0 | 3 | 1 | | | | | | |
| Ron Gant, R <small>OBP: 0.324, SLG: 0.418</small> | | | | | | | | | | 4 | 0 | 2 | 0 | 0 | 0 | 1 | | | | | | |
| Damon Berryhill, S <small>OBP: 0.276, SLG: 0.404</small> | | | | | | | | | | 4 | 0 | 0 | 0 | 0 | 1 | 3 | | | | | | |
| Mark Lemke, S <small>OBP: 0.309, SLG: 0.315</small> | | | | | | | | | | 4 | 1 | 0 | 0 | 0 | 0 | 2 | | | | | | |
| Pete Smith, R <small>OBP: 0.500, SLG: 0.500</small> | | | | | | | | | | 2 | 0 | 0 | 0 | 0 | 2 | 0 | | | | | | |
| Inning Stats | R: 0 E: 0 K: 0 S: 5 | H: 0 LOB: 1 BB: 1 P: 12 | R: 0 E: 0 K: 1 S: 7 | H: 0 LOB: 0 BB: 0 P: 11 | R: 1 E: 1 K: 0 S: 7 | H: 0 LOB: 0 BB: 1 P: 16 | R: 1 E: 0 K: 2 S: 12 | H: 2 LOB: 1 BB: 0 P: 18 | R: 0 E: 0 K: 2 S: 11 | H: 1 LOB: 0 BB: 0 P: 18 | R: 0 E: 0 K: 1 S: 6 | H: 1 LOB: 0 BB: 0 P: 9 | R: 0 E: 0 K: 1 S: 7 | H: 0 LOB: 0 BB: 0 P: 12 | R: 2 E: 0 K: 0 S: 12 | H: 3 LOB: 1 BB: 0 P: 15 | 1B: 4 2B: 2 3B: 0 HR: 1 | SF: 0 SAC: 1 DP: 0 HBP: 0 | WP: 2 PB: 0 SB: 1 CS: 0 | PA: 36 | | |
| PITCHER | IP: 7.0 WLS: L BF: 26 ERA: 3.64 | IP: 2.0 WLS: S BF: 9 ERA: 5.33 | IP: 7.0 WLS: L BF: 26 ERA: 3.64 | IP: 2.0 WLS: S BF: 9 ERA: 5.33 | IP: 7.0 WLS: L BF: 26 ERA: 3.64 | IP: 2.0 WLS: S BF: 9 ERA: 5.33 | IP: 7.0 WLS: L BF: 26 ERA: 3.64 | IP: 2.0 WLS: S BF: 9 ERA: 5.33 | IP: 7.0 WLS: L BF: 26 ERA: 3.64 | IP: 2.0 WLS: S BF: 9 ERA: 5.33 | IP: 7.0 WLS: L BF: 26 ERA: 3.64 | IP: 2.0 WLS: S BF: 9 ERA: 5.33 | IP: 7.0 WLS: L BF: 26 ERA: 3.64 | IP: 2.0 WLS: S BF: 9 ERA: 5.33 | IP: 7.0 WLS: L BF: 26 ERA: 3.64 | IP: 2.0 WLS: S BF: 9 ERA: 5.33 | IP: 7.0 WLS: L BF: 26 ERA: 3.64 | IP: 2.0 WLS: S BF: 9 ERA: 5.33 | IP: 7.0 WLS: L BF: 26 ERA: 3.64 | IP: 2.0 WLS: S BF: 9 ERA: 5.33 | IP: 7.0 WLS: L BF: 26 ERA: 3.64 | IP: 2.0 WLS: S BF: 9 ERA: 5.33 |

AB 32
R 4
H 7
RBI 2
BB 2
SO 8
LOB 11



| Batter | 1 | 2 | 3 | 4 | 5 | 6 | 7 | 8 | 9 | AB | R | H | RBI | BB | SO | LOB | BOTTOM | | | | | |
|--|--|---|--|---|--|---|--|---|--|---|--|---|--|---|--|---|--|---|--|---|--|---|
| Jose Offerman, S <small>OBP: 0.334, SLG: 0.345</small> | | | | | | | | | | | 5 | 0 | 0 | 0 | 0 | 2 | Atlanta Braves @ Los Angeles Dodgers Dodger Stadium, Los Angeles, CA Mon Sep 21 1992, 7:05 PM PDT Att: 19,822 - Sunny - 77 F | | | | | |
| Brett Butler, L <small>OBP: 0.418, SLG: 0.400</small> | | | | | | | | | | 3 | 0 | 0 | 0 | 1 | 0 | 0 | | | | | | |
| Lenny Harris, L <small>OBP: 0.324, SLG: 0.307</small> | | | | | | | | | | 2 | 0 | 0 | 0 | 2 | 0 | 1 | | | | | | |
| Eric Karros, R <small>OBP: 0.310, SLG: 0.437</small> | | | | | | | | | | 3 | 0 | 0 | 0 | 1 | 0 | 3 | | | | | | |
| Henry Rodriguez, L <small>OBP: 0.229, SLG: 0.312</small> Mike Sharperson, R <small>OBP: 0.389, SLG: 0.397</small> | | | | | | | | | | 3 | 0 | 1 | 0 | 0 | 1 | 0 | | | | | | |
| Mike Scioscia, L <small>OBP: 0.283, SLG: 0.282</small> | | | | | | | | | | 4 | 1 | 1 | 0 | 0 | 0 | 2 | | | | | | |
| Billy Ashley, R <small>OBP: 0.254, SLG: 0.351</small> | | | | | | | | | | | 4 | 0 | 2 | 1 | 0 | 2 | | | | | | |
| Dave Hansen, L <small>OBP: 0.281, SLG: 0.287</small> Tom Goodwin, L <small>OBP: 0.336, SLG: 0.265</small> Dave Anderson, R <small>OBP: 0.307, SLG: 0.439</small> | | | | | | | | | | 3 | 0 | 1 | 0 | 0 | 0 | 1 | | | | | | |
| Orel Hershiser, R <small>OBP: 0.224, SLG: 0.292</small> Mitch Webster, S <small>OBP: 0.336, SLG: 0.426</small> Tim Crews, R <small>OBP: 0.286, SLG: 0.286</small> Mike Piazza, R <small>OBP: 0.318, SLG: 0.359</small> Eric Young Sr., R <small>OBP: 0.281, SLG: 0.286</small> | | | | | | | | | | | 2 | 0 | 0 | 0 | 0 | 1 | | | | | | |
| Inning Stats | R: 0 E: 0 K: 0 S: 8 | H: 0 LOB: 1 BB: 1 P: 14 | R: 1 E: 0 K: 0 S: 11 | H: 2 LOB: 1 BB: 0 P: 17 | R: 0 E: 0 K: 0 S: 10 | H: 0 LOB: 1 BB: 1 P: 18 | R: 0 E: 0 K: 2 S: 10 | H: 0 LOB: 0 BB: 0 P: 12 | R: 0 E: 0 K: 0 S: 4 | H: 1 LOB: 2 BB: 1 P: 19 | R: 0 E: 0 K: 1 S: 6 | H: 1 LOB: 1 BB: 0 P: 6 | R: 0 E: 0 K: 0 S: 9 | H: 0 LOB: 1 BB: 1 P: 13 | R: 1 E: 1 K: 0 S: 12 | H: 2 LOB: 1 BB: 0 P: 21 | 1B: 5 2B: 0 3B: 1 HR: 0 | SF: 0 SAC: 0 DP: 0 HBP: 0 | WP: 0 PB: 0 SB: 1 CS: 0 | PA: 37 | | |
| PITCHER | IP: 7.2 WLS: W BF: 31 ERA: 2.09 | IP: 1.1 WLS: S BF: 6 ERA: 4.12 | IP: 7.2 WLS: W BF: 31 ERA: 2.09 | IP: 1.1 WLS: S BF: 6 ERA: 4.12 | IP: 7.2 WLS: W BF: 31 ERA: 2.09 | IP: 1.1 WLS: S BF: 6 ERA: 4.12 | IP: 7.2 WLS: W BF: 31 ERA: 2.09 | IP: 1.1 WLS: S BF: 6 ERA: 4.12 | IP: 7.2 WLS: W BF: 31 ERA: 2.09 | IP: 1.1 WLS: S BF: 6 ERA: 4.12 | IP: 7.2 WLS: W BF: 31 ERA: 2.09 | IP: 1.1 WLS: S BF: 6 ERA: 4.12 | IP: 7.2 WLS: W BF: 31 ERA: 2.09 | IP: 1.1 WLS: S BF: 6 ERA: 4.12 | IP: 7.2 WLS: W BF: 31 ERA: 2.09 | IP: 1.1 WLS: S BF: 6 ERA: 4.12 | IP: 7.2 WLS: W BF: 31 ERA: 2.09 | IP: 1.1 WLS: S BF: 6 ERA: 4.12 | IP: 7.2 WLS: W BF: 31 ERA: 2.09 | IP: 1.1 WLS: S BF: 6 ERA: 4.12 | IP: 7.2 WLS: W BF: 31 ERA: 2.09 | IP: 1.1 WLS: S BF: 6 ERA: 4.12 |



| Batter | 1 | 2 | 3 | 4 | 5 | 6 | 7 | 8 | 9 | AB | R | H | RBI | BB | SO | LOB | TOP | | | |
|---|---|----------------------------------|--------------------------------------|----------------------------------|---------------------------------------|----------------------------------|---------------------------------------|----------------------------------|--------------------------------------|---------------------------------|--------------------------------------|----------------------------------|--------------------------------------|----------------------------------|--------------------------------------|----------------------------------|--|------------------------------------|--|--|
| Otis Nixon, S <small>OBP: 0.357, SLG: 0.360</small> | | | | | | | | | | 3 | 1 | 0 | 0 | 1 | 0 | 2 | Atlanta Braves @ Los Angeles Dodgers Dodger Stadium, Los Angeles, CA Tue Sep 22 1992, 7:05 PM PDT Att: 21,122 - Sunny - 76 F | | | |
| Jeff Blausler, R <small>OBP: 0.355, SLG: 0.455</small> | | | | | | | | | | 4 | 0 | 0 | 0 | 0 | 2 | 2 | | | | |
| Terry Pendleton, S <small>OBP: 0.344, SLG: 0.478</small> | | | | | | | | | | 4 | 0 | 2 | 0 | 0 | 0 | 2 | | | | |
| David Justice, L <small>OBP: 0.354, SLG: 0.433</small> | | | | | | | | | | 2 | 0 | 0 | 0 | 2 | 0 | 1 | | | | |
| Sid Bream, L <small>OBP: 0.338, SLG: 0.423</small> | | | | | | | | | | 4 | 0 | 1 | 1 | 0 | 0 | 3 | | | | |
| Ron Gant, R <small>OBP: 0.322, SLG: 0.414</small> | | | | | | | | | | 4 | 0 | 0 | 0 | 0 | 2 | 2 | | | | |
| Damon Berryhill, S <small>OBP: 0.273, SLG: 0.399</small> | | | | | | | | | | 4 | 0 | 0 | 0 | 0 | 0 | 0 | | | | |
| Mark Lemke, S <small>OBP: 0.311, SLG: 0.316</small> | | | | | | | | | | 2 | 0 | 1 | 0 | 1 | 0 | 0 | | | | |
| Jeff Treadway, L <small>OBP: 0.291, SLG: 0.278</small> | | | | | | | | | | 1 | 0 | 0 | 0 | 0 | 0 | 0 | | | | |
| 29 John Smoltz, R <small>OBP: 0.231, SLG: 0.208</small> | | | | | | | | | | 1 | 0 | 0 | 0 | 0 | 1 | 1 | | | | |
| Tommy Gregg, L <small>OBP: 0.507, SLG: 0.429</small> | | | | | | | | | | 1 | 0 | 1 | 0 | 0 | 0 | 0 | | | | |
| Marvin Freeman, R <small>OBP: 0.667, SLG: 0.667</small> | | | | | | | | | | 0 | 0 | 0 | 0 | 0 | 0 | 0 | | | | |
| Mark Wohlers, R <small>OBP: 0.320, SLG: 0.436</small> | | | | | | | | | | 0 | 0 | 0 | 0 | 0 | 0 | 0 | | | | |
| Lonnie Smith, R <small>OBP: 0.320, SLG: 0.436</small> | | | | | | | | | | 1 | 0 | 0 | 0 | 0 | 0 | 0 | | | | |
| Inning Stats | R: 1 H: 1 E: 0 K: 2 S: 22 | H: 1 LOB: 2 BB: 2 P: 35 | R: 0 H: 0 E: 0 K: 0 S: 6 | H: 0 LOB: 1 BB: 1 P: 12 | R: 0 H: 1 E: 0 K: 1 S: 10 | H: 1 LOB: 1 BB: 0 P: 14 | R: 0 H: 1 E: 0 K: 2 S: 11 | H: 3 LOB: 1 BB: 0 P: 15 | R: 0 H: 0 E: 0 K: 0 S: 9 | H: 0 LOB: 0 BB: 0 P: 9 | R: 0 H: 1 E: 0 K: 0 S: 7 | H: 1 LOB: 1 BB: 0 P: 14 | R: 0 H: 0 E: 0 K: 0 S: 7 | H: 0 LOB: 0 BB: 0 P: 10 | R: 0 H: 0 E: 0 K: 0 S: 8 | H: 0 LOB: 0 BB: 0 P: 13 | 1B: 5 2B: 0 3B: 0 HR: 0 | SF: 0 SAC: 1 DP: 0 HBP: 0 | WP: 0 PA: 36 FB: 1 SB: 1 CS: 0 | |
| PITCHER Tom Candiotti, R <small>ERA: 2.94</small> | IP: 9.0 WLS: W BF: 36 H: 5 R: 1 ER: 1 SO: 5 BB: 4 IBB: 0 HBP: 0 BLK: 0 WP: 0 HR: 0 S: 85 P: 137 ERA: 1.00 WHIP: 1.000 | | | | | | | | | | | | | | | | | | | |

| Batter | 1 | 2 | 3 | 4 | 5 | 6 | 7 | 8 | 9 | AB | R | H | RBI | BB | SO | LOB | BOTTOM | | | |
|--|---|----------------------------------|---------------------------------------|----------------------------------|---------------------------------------|----------------------------------|---------------------------------------|----------------------------------|--------------------------------------|----------------------------------|--------------------------------------|---------------------------------|--------------------------------------|----------------------------------|----------------------------------|------------------------------------|--|--|--|--|
| Jose Offerman, S <small>OBP: 0.332, SLG: 0.342</small> | | | | | | | | | | 4 | 1 | 0 | 0 | 0 | 0 | 3 | Atlanta Braves @ Los Angeles Dodgers Dodger Stadium, Los Angeles, CA Tue Sep 22 1992, 7:05 PM PDT Att: 21,122 - Sunny - 76 F | | | |
| Brett Butler, L <small>OBP: 0.415, SLG: 0.397</small> | | | | | | | | | | 4 | 0 | 0 | 0 | 0 | 1 | 2 | | | | |
| Lenny Harris, L <small>OBP: 0.326, SLG: 0.312</small> | | | | | | | | | | 4 | 1 | 2 | 2 | 0 | 0 | 0 | | | | |
| Eric Karros, R <small>OBP: 0.311, SLG: 0.442</small> | | | | | | | | | | 3 | 1 | 1 | 2 | 1 | 0 | 0 | | | | |
| Henry Rodriguez, L <small>OBP: 0.237, SLG: 0.313</small> | | | | | | | | | | 3 | 0 | 1 | 0 | 1 | 0 | 2 | | | | |
| Mike Scioscia, L <small>OBP: 0.283, SLG: 0.281</small> | | | | | | | | | | 4 | 0 | 1 | 0 | 0 | 0 | 2 | | | | |
| Billy Ashley, R <small>OBP: 0.254, SLG: 0.333</small> | | | | | | | | | | 3 | 0 | 0 | 0 | 1 | 1 | 2 | | | | |
| Dave Hansen, L <small>OBP: 0.285, SLG: 0.290</small> | | | | | | | | | | 3 | 0 | 2 | 0 | 0 | 1 | 2 | | | | |
| Tom Candiotti, R <small>OBP: 0.111, SLG: 0.113</small> | | | | | | | | | | 2 | 1 | 0 | 0 | 0 | 0 | 2 | | | | |
| Inning Stats | R: 0 H: 0 E: 0 K: 0 S: 8 | H: 0 LOB: 0 BB: 0 P: 11 | R: 0 H: 0 E: 0 K: 1 S: 13 | H: 0 LOB: 1 BB: 1 P: 22 | R: 0 H: 1 E: 0 K: 0 S: 16 | H: 1 LOB: 0 BB: 0 P: 20 | R: 2 H: 3 E: 0 K: 1 S: 22 | H: 3 LOB: 1 BB: 0 P: 31 | R: 0 H: 1 E: 0 K: 1 S: 9 | H: 2 LOB: 2 BB: 1 P: 30 | R: 0 H: 1 E: 0 K: 0 S: 6 | H: 0 LOB: 0 BB: 0 P: 7 | R: 0 H: 0 E: 0 K: 0 S: 6 | H: 0 LOB: 0 BB: 0 P: 11 | 1B: 5 2B: 1 3B: 0 HR: 1 | SF: 0 SAC: 1 DP: 1 HBP: 0 | | WP: 2 PA: 34 FB: 0 SB: 1 CS: 0 | | |
| PITCHER 29 John Smoltz, R <small>ERA: 2.94</small> | IP: 6.0 WLS: L BF: 28 H: 7 R: 4 ER: 2 SO: 3 BB: 3 IBB: 0 HBP: 0 BLK: 0 WP: 1 HR: 1 S: 85 P: 130 ERA: 3.00 WHIP: 1.667 | | | | | | | | | | | | | | | | | | | |
| Marvin Freeman, R <small>ERA: 3.41</small> | IP: 1.0 WLS: 3 BF: 0 H: 0 R: 0 ER: 0 SO: 0 BB: 0 IBB: 0 HBP: 0 BLK: 0 WP: 0 HR: 0 S: 6 P: 7 ERA: 0.00 WHIP: 0.000 | | | | | | | | | | | | | | | | | | | |
| Mark Wohlers, R <small>ERA: 2.4</small> | IP: 1.0 WLS: 3 BF: 0 H: 0 R: 0 ER: 0 SO: 0 BB: 0 IBB: 0 HBP: 0 BLK: 0 WP: 0 HR: 0 S: 6 P: 11 ERA: 0.00 WHIP: 0.000 | | | | | | | | | | | | | | | | | | | |



| Batter | 1 | 2 | 3 | 4 | 5 | 6 | 7 | 8 | 9 | AB | R | H | RBI | BB | SO | LOB | TOP | | | | | | | | | | |
|--|-------------------------------|----------------------------------|-------------------------------|----------------------------------|------------------------------|----------------------------------|------------------------------|---------------------------------|------------------------------|---------------------------------|------------------------------|----------------------------------|------------------------------|---------------------------------|-------------------------------|----------------------------------|--|----------------------------------|-----------------------------------|------------------------------------|----------------------------------|--------|--|--|--|--|--|
| Bip Roberts, S OBP: 0.389, SLG: 0.424 (1, 7) | 2-2 G3 1B | | 4-1 CS G4-3 BB | | 0-0 G1-3 | | 0-0 G4-6-3 | | 2-0 G3-1 | 4 | 1 | 1 | 0 | 1 | 0 | 3 | Cincinnati Reds @ Los Angeles Dodgers Dodger Stadium, Los Angeles, CA Wed Sep 23 1992, 7:05 PM PDT Att: 17,688 - Cloudy - 78 F | | | | | | | | | | |
| Willie Greene, L OBP: 0.276, SLG: 0.296 (1, 5) | 3-2 G3 | | 0-0 G4-3 | | | 2-0 F8 | | 0-1 G1-3 | | 4 | 0 | 0 | 0 | 0 | 0 | 2 | | | | | | | | | | | |
| Barry Larkin, R OBP: 0.384, SLG: 0.466 (1, 6) | 0-0 G1-6-3 1B | | 3-2 G5-3 | | | 2-1 F7 | | 1-0 1B 1B | | 4 | 1 | 2 | 1 | 0 | 0 | 1 | | | | | | | | | | | |
| Paul O'Neill, L OBP: 0.356, SLG: 0.382 (1, 9) | 2-2 G1-6-3 | | | 0-0 1B | | 3-3 K | | 0-0 1B | | 4 | 0 | 2 | 0 | 0 | 1 | 1 | | | | | | | | | | | |
| Hal Morris, L OBP: 0.351, SLG: 0.388 (1, 3) | | 1-3 K | | 0-0 L8 | | | 0-0 1B SF8 | 0-0 1B | | 3 | 0 | 1 | 0 | 0 | 1 | 1 | | | | | | | | | | | |
| Tim Costo, R OBP: 0.400, SLG: 0.625 (7, PR) (7, 3) | | | | | | | | 1-2 1B | | 1 | 1 | 1 | 1 | 0 | 0 | 0 | | | | | | | | | | | |
| Jeff Branson, L OBP: 0.320, SLG: 0.361 (1, 4) | | 1-2 1B FC5-2 | | 0-2 G6-4-3 1B | | | 0-0 1B 1B | 3-1 P4 | | 3 | 0 | 3 | 0 | 0 | 0 | 0 | | | | | | | | | | | |
| Freddie Benavides, R OBP: 0.263, SLG: 0.300 (8, PH) (8, 4) | | | | 1-2 G6-4-3 1B | | | 1-3 1B | 2-1 P4 | | 1 | 0 | 0 | 0 | 0 | 0 | 2 | | | | | | | | | | | |
| Joe Oliver, R OBP: 0.318, SLG: 0.393 (1, 2) | | 0-1 FC5-2 1B | | 0-0 G6-4-3 | | | 0-0 SF8 | 0-2 P4 | | 3 | 0 | 1 | 1 | 0 | 0 | 4 | | | | | | | | | | | |
| Dave Martinez, L OBP: 0.322, SLG: 0.340 (1, 8) | | 0-2 FC5-2 | | | 1-1 G4-3 | | 0-0 1B | 1-0 G4-3 | | 4 | 0 | 1 | 0 | 0 | 0 | 2 | | | | | | | | | | | |
| Tim Pugh, R OBP: 0.100, SLG: 0.100 (1, 1) | | 1-2 3-H | | | 0-0 G4-3 | | 1-2 1B | | 1-3 K | 3 | 0 | 1 | 0 | 0 | 1 | 2 | | | | | | | | | | | |
| Jeff Reed, L OBP: 0.208, SLG: 0.174 (9, PH) | | 0-3 K | | | | | 0-1 G4-6-3 | | | 1 | 0 | 0 | 0 | 0 | 1 | 0 | | | | | | | | | | | |
| Rob Dibble, L OBP: 0.250, SLG: 0.250 (9, 1) | | | | | | | 1-2 2-3 1B | | | 0 | 0 | 0 | 0 | 0 | 0 | 0 | | | | | | | | | | | |
| Inning Stats | R: 1 E: 0 K: 0 S: 11 | H: 2 LOB: 0 BB: 0 P: 18 | R: 0 E: 0 K: 2 S: 15 | H: 2 LOB: 2 BB: 0 P: 17 | R: 0 E: 0 K: 0 S: 6 | H: 0 LOB: 0 BB: 1 P: 13 | R: 0 E: 0 K: 0 S: 6 | H: 2 LOB: 1 BB: 0 P: 6 | R: 0 E: 0 K: 1 S: 4 | H: 0 LOB: 0 BB: 0 P: 5 | R: 0 E: 0 K: 0 S: 6 | H: 0 LOB: 0 BB: 0 P: 13 | R: 1 E: 0 K: 0 S: 7 | H: 4 LOB: 2 BB: 0 P: 7 | R: 1 E: 0 K: 0 S: 10 | H: 3 LOB: 2 BB: 0 P: 13 | R: 0 E: 0 K: 1 S: 6 | H: 0 LOB: 0 BB: 0 P: 10 | 1B: 13 2B: 0 3B: 0 HR: 0 | SF: 1 SAC: 0 DP: 3 HBP: 0 | WP: 0 PB: 0 SB: 1 CS: 1 | PA: 37 | | | | | |
| PITCHER | IP | WLS | BF | H | R | ER | SO | BB | IBB | HBP | BLK | WP | HR | S | P | ERA | WHIP | | | | | | | | | | |
| Pedro Astacio, R ERA: 2.05 (1, 1) | 7.1 | L | 32 | 13 | 3 | 3 | 3 | 1 | 0 | 0 | 0 | 0 | 0 | 60 | 85 | 3.68 | 1.909 | | | | | | | | | | |
| Steve Wilson, L ERA: 4.55 (8, 1) | 0.1 | | 1 | 0 | 0 | 0 | 0 | 0 | 0 | 0 | 0 | 0 | 0 | 2 | 4 | 0.00 | 0.000 | | | | | | | | | | |
| Kip Gross, R ERA: 2.91 (8, 1) | 0.1 | | 1 | 0 | 0 | 0 | 0 | 0 | 0 | 0 | 0 | 0 | 0 | 3 | 3 | 0.00 | 0.000 | | | | | | | | | | |
| Jay Howell, R ERA: 1.64 (9, 1) | 1.0 | | 3 | 0 | 0 | 0 | 1 | 0 | 0 | 0 | 0 | 0 | 0 | 6 | 10 | 0.00 | 0.000 | | | | | | | | | | |

| Batter | 1 | 2 | 3 | 4 | 5 | 6 | 7 | 8 | 9 | AB | R | H | RBI | BB | SO | LOB | BOTTOM | | | | | | | | | | |
|--|------------------------------|----------------------------------|------------------------------|----------------------------------|------------------------------|----------------------------------|------------------------------|----------------------------------|-------------------------------|----------------------------------|------------------------------|----------------------------------|-------------------------------|----------------------------------|------------------------------|----------------------------------|--|------------------------------------|----------------------------------|--------|--|--|--|--|--|--|--|
| Jose Offerman, S OBP: 0.331, SLG: 0.340 (1, 6) | 4-0 CS BB | | | 1-0 G4-3 | | 2-3 K | | 1-2 G4-3 | | 3 | 0 | 0 | 0 | 1 | 1 | 3 | Cincinnati Reds @ Los Angeles Dodgers Dodger Stadium, Los Angeles, CA Wed Sep 23 1992, 7:05 PM PDT Att: 17,688 - Cloudy - 78 F | | | | | | | | | | |
| Brett Butler, L OBP: 0.416, SLG: 0.398 (1, 8) | 3-2 G1-3 | | | 1-2 G4-3 | | | 1-2 FC6-4 1B | 1-2 G4-6-3 1B | | 4 | 0 | 2 | 0 | 0 | 0 | 1 | | | | | | | | | | | |
| Lenny Harris, L OBP: 0.322, SLG: 0.308 (1, 4) | 2-2 L7 | | | 2-1 G3 | | | 0-0 FC6-4 | 1-1 G4-6-3 | | 4 | 0 | 0 | 0 | 0 | 0 | 2 | | | | | | | | | | | |
| Eric Karros, R OBP: 0.311, SLG: 0.441 (1, 3) | | 3-2 G4-6-3 1B | | | 2-2 G6-3 | | 3-0 F8 | 1-3 K | | 4 | 0 | 1 | 0 | 0 | 1 | 1 | | | | | | | | | | | |
| Mike Scioscia, L OBP: 0.280, SLG: 0.279 (1, 2) | | 2-2 G4-6-3 | | | 0-0 F7 | | 0-0 G4-3 | | | 3 | 0 | 0 | 0 | 0 | 0 | 2 | | | | | | | | | | | |
| Billy Ashley, R OBP: 0.258, SLG: 0.349 (1, 9) | | 1-3 K | | | 2-2 F9 | | | 1-2 FC6-4 2B | | 3 | 0 | 1 | 0 | 0 | 1 | 0 | | | | | | | | | | | |
| Dave Hansen, L OBP: 0.285, SLG: 0.291 (1, 5) | | | 3-2 G6-3 | | | 0-0 1B | | 2-3 K | | 3 | 0 | 1 | 0 | 0 | 1 | 1 | | | | | | | | | | | |
| Tom Goodwin, L OBP: 0.278, SLG: 0.255 (1, 7) | | | 1-0 G6-3 | | | 0-1 L8 | | 4-1 FC6-4 BB | | 2 | 0 | 0 | 0 | 1 | 0 | 1 | | | | | | | | | | | |
| Pedro Astacio, R OBP: 0.053, SLG: 0.053 (1, 1) | | | | 0-0 G4-3 | | 1-2 P3 | | 0-1 FC6-4 | | 2 | 0 | 0 | 0 | 0 | 0 | 1 | | | | | | | | | | | |
| Steve Wilson, L OBP: 0.333, SLG: 0.333 (8, 1) | | | | | | | | 1-2 FC6-4 | | 0 | 0 | 0 | 0 | 0 | 0 | 0 | | | | | | | | | | | |
| Kip Gross, R OBP: 1.000, SLG: 1.000 (8, 1) | | | | | | | | 1-2 FC6-4 | | 0 | 0 | 0 | 0 | 0 | 0 | 0 | | | | | | | | | | | |
| Mitch Webster, S OBP: 0.335, SLG: 0.424 (8, PH) | | | | | | | | 1-2 2-3 | | 1 | 0 | 0 | 0 | 0 | 0 | 2 | | | | | | | | | | | |
| Jay Howell, R ERA: 3.06 (9, 1) | | | | | | | | | | 0 | 0 | 0 | 0 | 0 | 0 | 0 | | | | | | | | | | | |
| Inning Stats | R: 0 E: 0 K: 0 S: 7 | H: 0 LOB: 0 BB: 1 P: 15 | R: 0 E: 0 K: 1 S: 9 | H: 1 LOB: 0 BB: 0 P: 15 | R: 0 E: 0 K: 0 S: 7 | H: 0 LOB: 0 BB: 0 P: 11 | R: 0 E: 0 K: 0 S: 6 | H: 0 LOB: 0 BB: 0 P: 10 | R: 0 E: 0 K: 1 S: 10 | H: 1 LOB: 1 BB: 0 P: 12 | R: 0 E: 0 K: 0 S: 6 | H: 1 LOB: 1 BB: 0 P: 10 | R: 0 E: 0 K: 1 S: 14 | H: 1 LOB: 2 BB: 1 P: 22 | R: 0 E: 0 K: 1 S: 8 | H: 1 LOB: 0 BB: 0 P: 11 | 1B: 4 2B: 1 3B: 0 HR: 0 | SF: 0 SAC: 0 DP: 2 HBP: 0 | WP: 0 PB: 0 SB: 0 CS: 1 | PA: 31 | | | | | | | |
| PITCHER | IP | WLS | BF | H | R | ER | SO | BB | IBB | HBP | BLK | WP | HR | S | P | ERA | WHIP | | | | | | | | | | |
| Tim Pugh, R ERA: 1.95 (1, 1) | 8.0 | W | 28 | 4 | 0 | 0 | 3 | 2 | 0 | 0 | 0 | 0 | 0 | 66 | 106 | 0.00 | 0.750 | | | | | | | | | | |
| Rob Dibble, R ERA: 3.06 (9, 1) | 1.0 | S | 3 | 1 | 0 | 0 | 1 | 0 | 0 | 0 | 0 | 0 | 0 | 8 | 11 | 0.00 | 1.000 | | | | | | | | | | |



| Batter | 1 | 2 | 3 | 4 | 5 | 6 | 7 | 8 | 9 | AB | R | H | RBI | BB | SO | LOB | TOP | | | | | | | | |
|---|------------------------------|----------------------------------|------------------------------|---------------------------------|------------------------------|----------------------------------|------------------------------|----------------------------------|-------------------------------|----------------------------------|-------------------------------|----------------------------------|------------------------------|---------------------------------|------------------------------|----------------------------------|-------------------------------|----------------------------------|----------------------------------|------------------------------------|----------------------------------|--------|--|--|--|
| Craig Biggio, R OBP: 0.380, SLG: 0.368 (1, 4) | 1-1 B5-3 | | | 3-2 G4-3 | | 1-3 K | | | 0-2 1B 5 1B | 4 | 1 | 1 | 0 | 0 | 1 | 0 | | | | | | | | | |
| Steve Finley, L OBP: 0.346, SLG: 0.392 (1, 8) | 2-2 G5-3 | | | 3-1 P3 | | 0-3 K | | | 0-0 1B 5 1B | 4 | 1 | 1 | 0 | 0 | 1 | 0 | | | | | | | | | |
| Luis Gonzalez, L OBP: 0.302, SLG: 0.390 Mike Simms, R OBP: 0.313, SLG: 0.429 (9, PH) (9, 9) | 2-0 G6-3 | | | 2-0 G3 | | 1-2 G5-3 | | | 1-3 1B K | 3 | 0 | 0 | 0 | 0 | 0 | 0 | | | | | | | | | |
| 5 Jeff Bagwell, R OBP: 0.361, SLG: 0.432 (1, 3) | | 0-0 F8 | | | 2-1 F8 | | | | 1-1 G4-1 1B | 4 | 0 | 1 | 2 | 0 | 0 | 0 | | | | | | | | | |
| Eric Anthony, L OBP: 0.298, SLG: 0.398 Doug Jones, R (9, 1) | | 3-2 G3 | | | 1-1 2B 1B | | | | 0-0 G4-1 1B | 4 | 1 | 2 | 0 | 0 | 0 | 0 | | | | | | | | | |
| Ken Caminiti, S OBP: 0.352, SLG: 0.444 (1, 5) | | 0-0 F8 | | | 3-2 1B 2B | | | | 0-0 G4-1 1B | 4 | 1 | 1 | 1 | 0 | 0 | 2 | | | | | | | | | |
| Eddie Taubensee, L OBP: 0.292, SLG: 0.325 (1, 2) | | | 1-0 G3 | | 1-1 F7 | | | | 0-1 G3 | 4 | 0 | 0 | 0 | 0 | 0 | 3 | | | | | | | | | |
| Andujar Cedeno, R OBP: 0.240, SLG: 0.286 (1, 6) | | | 3-3 K | | 1-1 2H 1B | | | | 2-3 K | 3 | 0 | 1 | 1 | 0 | 2 | 0 | | | | | | | | | |
| Ryan Bowen, R OBP: 0.125, SLG: 0.125 Casey Candlish, S OBP: 0.289, SLG: 0.259 Rich Schmidt, L (5, 1) Ernest Riles, L OBP: 0.285, SLG: 0.350 Mark Portugal, R OBP: 0.118, SLG: 0.115 Gerald Young, S OBP: 0.200, SLG: 0.194 (9, 7) | | | 2-3 K | | 0-0 G3 | | | | 1-1 G3 | 1 | 0 | 0 | 0 | 0 | 1 | 0 | | | | | | | | | |
| Inning Stats | R: 0 E: 0 K: 0 S: 9 | H: 0 LOB: 0 BB: 0 P: 14 | R: 0 E: 0 K: 0 S: 6 | H: 0 LOB: 0 BB: 0 P: 9 | R: 0 E: 0 K: 2 S: 7 | H: 0 LOB: 0 BB: 0 P: 13 | R: 0 E: 0 K: 0 S: 6 | H: 0 LOB: 0 BB: 0 P: 14 | R: 2 E: 0 K: 0 S: 12 | H: 3 LOB: 1 BB: 0 P: 20 | R: 0 E: 0 K: 2 S: 11 | H: 0 LOB: 0 BB: 0 P: 13 | R: 0 E: 0 K: 0 S: 6 | H: 0 LOB: 0 BB: 0 P: 8 | R: 0 E: 0 K: 1 S: 7 | H: 0 LOB: 0 BB: 0 P: 10 | R: 2 E: 0 K: 1 S: 13 | H: 4 LOB: 2 BB: 0 P: 15 | 1B: 6 2B: 1 3B: 0 HR: 0 | SF: 0 SAC: 0 DP: 0 HBP: 0 | WP: 0 PB: 0 SB: 1 CS: 0 | PA: 34 | | | |
| PITCHER | IP | WLS | BF | H | R | ER | SO | BB | IBB | HBP | BLK | WP | HR | S | P | ERA | WHIP | | | | | | | | |
| Kevin Gross, R ERA: 3.18 John Candelaria, L ERA: 3.09 Jay Howell, R ERA: 1.6 | (1, 1) | 8.0 | 28 | 4 | 3 | 3 | 5 | 0 | 0 | 0 | 0 | 0 | 0 | 67 | 104 | 3.38 | 0.500 | | | | | | | | |

Houston Astros @ Los Angeles Dodgers
Dodger Stadium, Los Angeles, CA
Fri Sep 25 1992, 7:05 PM PDT
Att: 25,551 - Sunny - 77 F

| | |
|-----|----|
| AB | 34 |
| R | 4 |
| H | 7 |
| RBI | 4 |
| BB | 0 |
| SO | 6 |
| LOB | 8 |



| Batter | 1 | 2 | 3 | 4 | 5 | 6 | 7 | 8 | 9 | AB | R | H | RBI | BB | SO | LOB | BOTTOM | | | | | | | | |
|--|------------------------------|----------------------------------|-------------------------------|----------------------------------|------------------------------|----------------------------------|------------------------------|----------------------------------|------------------------------|----------------------------------|------------------------------|----------------------------------|------------------------------|----------------------------------|------------------------------|----------------------------------|------------------------------|----------------------------------|----------------------------------|------------------------------------|----------------------------------|--------|--|--|--|
| Jose Offerman, S OBP: 0.330, SLG: 0.339 (1, 6) | 4-0 SH FC6-4 BB | | 0-3 K 1B | | 0-0 FC6-4 CS | | | | 0-0 G4-3 | 4 | 1 | 0 | 0 | 1 | 1 | 3 | | | | | | | | | |
| Brett Butler, L OBP: 0.417, SLG: 0.397 (1, 8) | 4-0 FC6-4 SH BB | | 1-1 1B | | 2-2 G6-3 | | | | 2-2 P5 | 4 | 0 | 1 | 0 | 1 | 0 | 1 | | | | | | | | | |
| Lenny Harris, L OBP: 0.322, SLG: 0.306 (1, 4) | 0-0 SH FC6-4 | | 1-3 K | | 0-3 K | | | | 4-1 BB | 3 | 0 | 0 | 0 | 1 | 2 | 3 | | | | | | | | | |
| Eric Karros, R OBP: 0.311, SLG: 0.437 (1, 3) | 1-1 FC6-4 BB | | 4-0 1B BB | | 2-0 BLK 1B | | | | 0-1 E5 1B | 4 | 1 | 1 | 1 | 1 | 1 | 3 | | | | | | | | | |
| Henry Rodriguez, L OBP: 0.257, SLG: 0.328 Mitch Webster, S OBP: 0.336, SLG: 0.421 (5, PH) (6, 7) | 4-2 G4-6-3 BB | | 0-0 1B CS 1B | | 0-2 F7 | | | | 4-0 1B IBB | 1 | 1 | 1 | 0 | 1 | 0 | 0 | | | | | | | | | |
| Mike Scioscia, L OBP: 0.285, SLG: 0.282 (1, 2) | 0-0 G4-6-3 | | 0-0 CS 1B | | 3-1 G3-1 | | | | 0-0 1B | 4 | 0 | 2 | 1 | 0 | 0 | 4 | | | | | | | | | |
| Billy Ashley, R OBP: 0.257, SLG: 0.343 (1, 9) | | 2-2 G4-6-3 1B | | 0-3 K | | 2-0 F7 | | | 1-1 F8 | 4 | 0 | 1 | 0 | 0 | 1 | 2 | | | | | | | | | |
| Dave Hansen, L OBP: 0.285, SLG: 0.288 (1, 5) | | 2-2 G4-6-3 | | 2-2 F7 | | 2-2 PB 1B | | | 1-2 G6-3 | 4 | 0 | 1 | 0 | 0 | 0 | 2 | | | | | | | | | |
| Kevin Gross, R OBP: 0.141, SLG: 0.100 John Candelaria, L Jay Howell, R (9, 1) | | 4-2 1B WP BB | | 4-1 FC6-4 BB | | 3-3 K | | | 1-3 K | 2 | 0 | 0 | 0 | 2 | 2 | 1 | | | | | | | | | |
| Inning Stats | R: 1 E: 0 K: 0 S: 6 | H: 0 LOB: 2 BB: 3 P: 19 | R: 0 E: 0 K: 2 S: 17 | H: 2 LOB: 3 BB: 1 P: 27 | R: 2 E: 0 K: 1 S: 9 | H: 2 LOB: 0 BB: 1 P: 15 | R: 0 E: 0 K: 0 S: 6 | H: 0 LOB: 0 BB: 1 P: 12 | R: 0 E: 0 K: 1 S: 9 | H: 1 LOB: 1 BB: 0 P: 14 | R: 0 E: 0 K: 1 S: 9 | H: 1 LOB: 1 BB: 0 P: 16 | R: 0 E: 1 K: 0 S: 8 | H: 1 LOB: 2 BB: 1 P: 15 | R: 0 E: 0 K: 1 S: 8 | H: 0 LOB: 0 BB: 0 P: 11 | R: 0 E: 0 K: 1 S: 8 | H: 0 LOB: 1 BB: 1 P: 15 | 1B: 7 2B: 0 3B: 0 HR: 0 | SF: 0 SAC: 1 DP: 2 HBP: 0 | WP: 1 PB: 1 SB: 0 CS: 3 | PA: 40 | | | |
| PITCHER | IP | WLS | BF | H | R | ER | SO | BB | IBB | HBP | BLK | WP | HR | S | P | ERA | WHIP | | | | | | | | |
| Ryan Bowen, R ERA: 12.24 Rich Schmidt, L ERA: 6.75 Mark Portugal, R ERA: 2.58 Doug Jones, R ERA: 1.91 | (1, 1) | 4.0 | 13 | 3 | 0 | 2 | 0 | 1 | 0 | 0 | 0 | 0 | 0 | 26 | 45 | 0.00 | 1.000 | | | | | | | | |

Houston Astros @ Los Angeles Dodgers
Dodger Stadium, Los Angeles, CA
Fri Sep 25 1992, 7:05 PM PDT
Att: 25,551 - Sunny - 77 F

| | |
|-----|----|
| AB | 31 |
| R | 3 |
| H | 7 |
| RBI | 2 |
| BB | 8 |
| SO | 7 |
| LOB | 20 |



| Batter | 1 | 2 | 3 | 4 | 5 | 6 | 7 | 8 | 9 | AB | R | H | RBI | BB | SO | LOB | TOP | | | | | |
|---|------------------------------|----------------------------------|-------------------------------|----------------------------------|-------------------------------|----------------------------------|-------------------------------|----------------------------------|-------------------------------|----------------------------------|-------------------------------|----------------------------------|-------------------------------|----------------------------------|-------------------------------|----------------------------------|-------------------------------|----------------------------------|-----------------------------------|------------------------------------|----------------------------------|--------|
| Craig Biggio, R OBP: 0.378, SLG: 0.368 (1, 4) | | | | | | | | | | 5 | 1 | 1 | 0 | 0 | 1 | 3 | | | | | | |
| Steve Finley, L OBP: 0.348, SLG: 0.394 (1, 8) | | | | | | | | | | 5 | 1 | 3 | 0 | 0 | 0 | 0 | | | | | | |
| Luis Gonzalez, L OBP: 0.300, SLG: 0.396 (1, 7) | | | | | | | | | | 5 | 1 | 1 | 1 | 0 | 0 | 3 | | | | | | |
| 5 Jeff Bagwell, R OBP: 0.362, SLG: 0.434 (1, 3) | | | | | | | | | | 4 | 1 | 3 | 1 | 0 | 0 | 0 | | | | | | |
| Eric Anthony, L OBP: 0.298, SLG: 0.399 (1, 9) | | | | | | | | | | 4 | 0 | 1 | 0 | 0 | 0 | 2 | | | | | | |
| Gerald Young, S OBP: 0.277, SLG: 0.192 (8, 9) | | | | | | | | | | 1 | 0 | 0 | 0 | 0 | 0 | 1 | | | | | | |
| Ken Caminiti, S OBP: 0.353, SLG: 0.446 (1, 5) | | | | | | | | | | 4 | 1 | 2 | 0 | 0 | 2 | 1 | | | | | | |
| Eddie Taubensee, L OBP: 0.298, SLG: 0.329 (1, 2) | | | | | | | | | | 3 | 0 | 2 | 2 | 1 | 1 | 0 | | | | | | |
| Andujar Cedeno, R OBP: 0.241, SLG: 0.286 (1, 6) | | | | | | | | | | 4 | 0 | 1 | 0 | 0 | 2 | 3 | | | | | | |
| Darryl Kile, R OBP: 0.226, SLG: 0.143 (1, 1) | | | | | | | | | | 2 | 0 | 1 | 0 | 0 | 0 | 0 | | | | | | |
| Casey Candaele, S OBP: 0.253, SLG: 0.258 (7, PH) | | | | | | | | | | 1 | 0 | 0 | 0 | 0 | 0 | 0 | | | | | | |
| Xavier Hernandez, L (7, 1) | | | | | | | | | | 0 | 0 | 0 | 0 | 0 | 0 | 0 | | | | | | |
| Ernest Riles, L OBP: 0.278, SLG: 0.346 (8, PH) | | | | | | | | | | 1 | 0 | 0 | 0 | 0 | 0 | 2 | | | | | | |
| Doug Jones, R (8, 1) | | | | | | | | | | 0 | 0 | 0 | 0 | 0 | 0 | 0 | | | | | | |
| Inning Stats | R: 2 E: 1 K: 0 S: 7 | H: 2 LOB: 0 BB: 0 P: 10 | R: 0 E: 0 K: 3 S: 10 | H: 0 LOB: 0 BB: 0 P: 14 | R: 0 E: 0 K: 1 S: 10 | H: 1 LOB: 1 BB: 0 P: 15 | R: 0 E: 0 K: 1 S: 11 | H: 2 LOB: 1 BB: 0 P: 19 | R: 0 E: 0 K: 0 S: 13 | H: 1 LOB: 0 BB: 0 P: 19 | R: 1 E: 0 K: 1 S: 19 | H: 3 LOB: 3 BB: 1 P: 31 | R: 0 E: 0 K: 0 S: 10 | H: 1 LOB: 1 BB: 0 P: 16 | R: 2 E: 0 K: 0 S: 13 | H: 4 LOB: 2 BB: 0 P: 20 | R: 0 E: 0 K: 0 S: 16 | H: 1 LOB: 1 BB: 0 P: 27 | 1B: 11 2B: 3 3B: 0 HR: 1 | SF: 1 SAC: 0 DP: 0 HBP: 0 | WP: 1 PB: 0 SB: 0 CS: 1 | PA: 42 |
| PITCHER | IP | WLS | BF | H | R | ER | SO | BB | IBB | HBP | BLK | WP | HR | S | P | ERA | WHIP | | | | | |
| Orel Hershiser, R ERA: 3.61 (1, 1) | 7.0 | | 30 | 10 | 3 | 2 | 6 | 1 | 0 | 0 | 0 | 1 | 1 | 80 | 124 | 2.57 | 1.571 | | | | | |
| Kip Gross, R ERA: 3.53 (8, 1) | 0.1 | L | 3 | 2 | 2 | 2 | 0 | 0 | 0 | 0 | 0 | 0 | 0 | 4 | 6 | 54.00 | 6.000 | | | | | |
| Roger McDowell, R ERA: 4.08 (8, 1) | 1.2 | | 8 | 3 | 0 | 0 | 0 | 0 | 0 | 0 | 0 | 0 | 0 | 25 | 41 | 0.00 | 1.800 | | | | | |

Houston Astros @ Los Angeles Dodgers
 Dodger Stadium, Los Angeles, CA
 Sat Sep 26 1992, 3:33 AM PDT
 Att: 17,981 - Overcast - 82 F

| | |
|-----|----|
| AB | 39 |
| R | 5 |
| H | 15 |
| RBI | 4 |
| BB | 1 |
| SO | 6 |
| LOB | 15 |

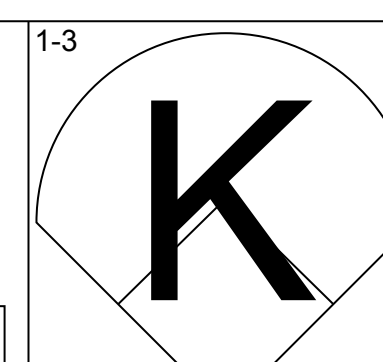
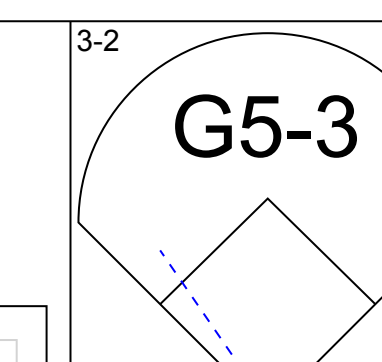
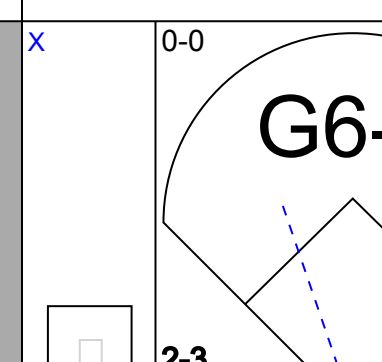
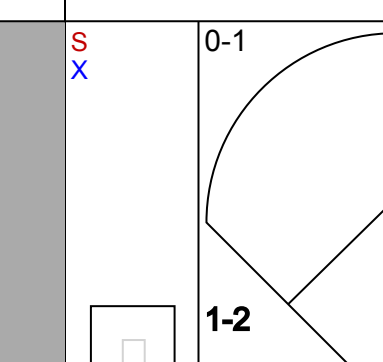
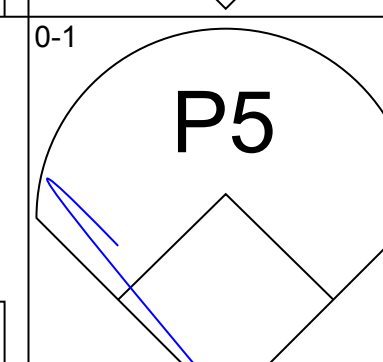
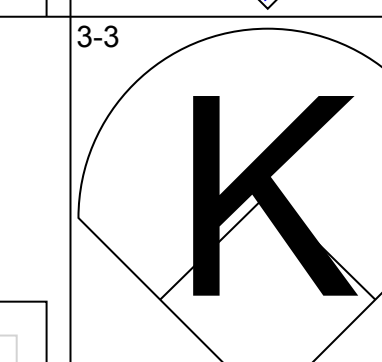
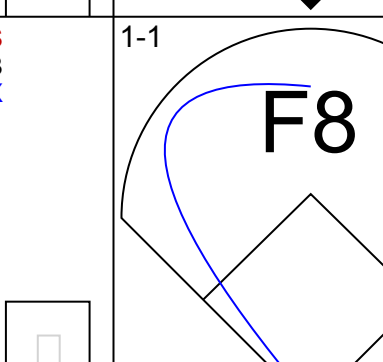
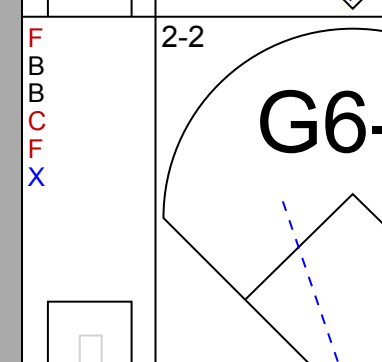
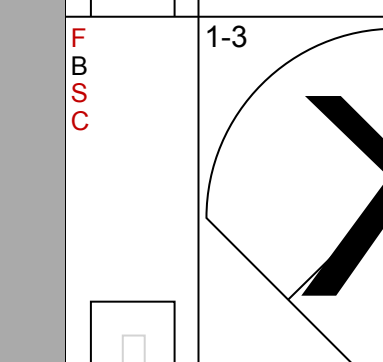
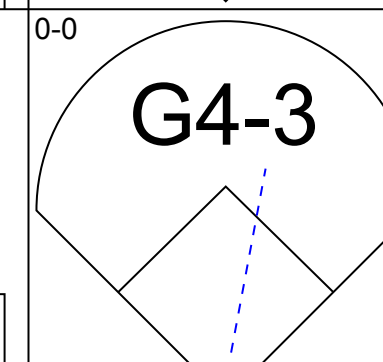
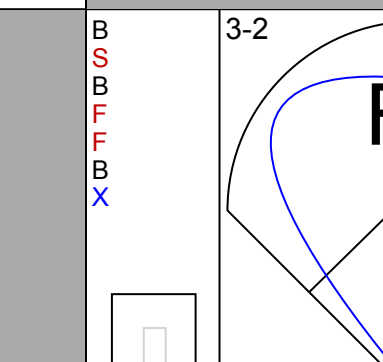
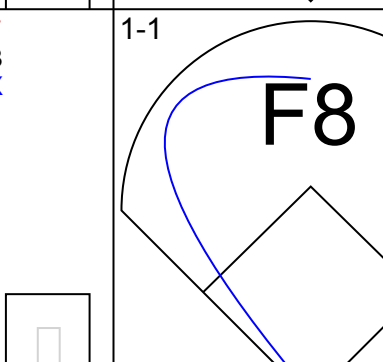
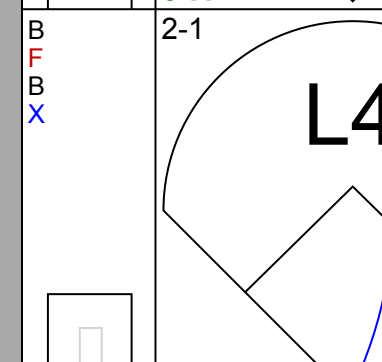
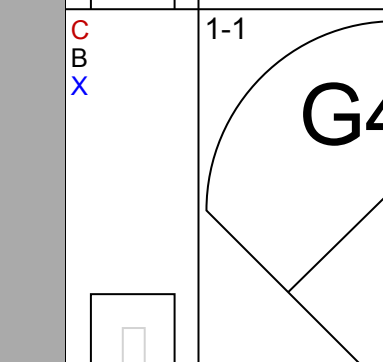
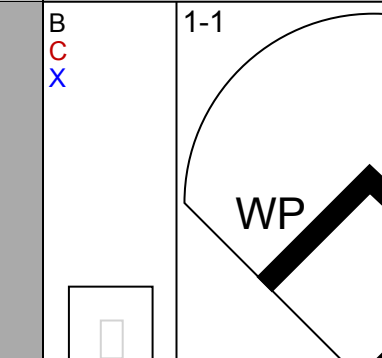
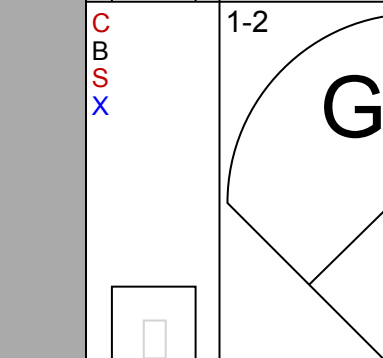
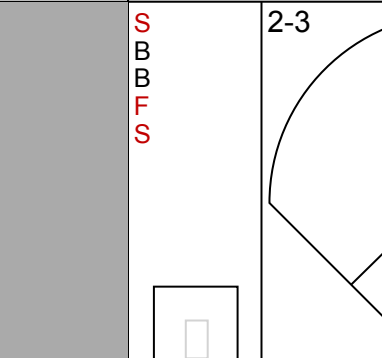
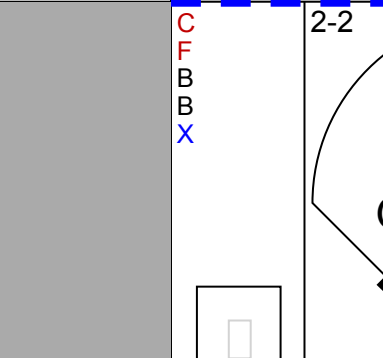
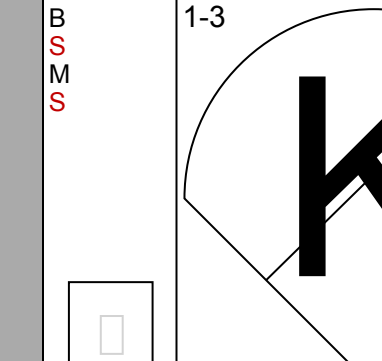
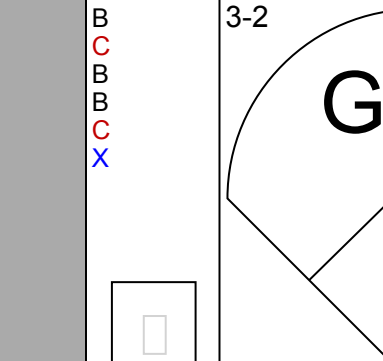
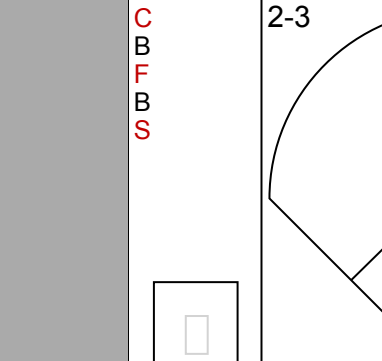
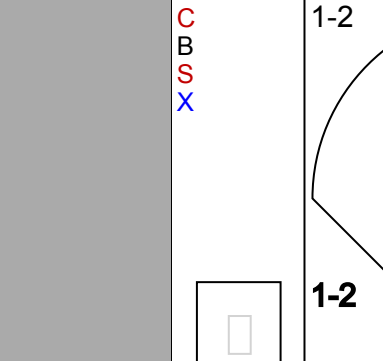
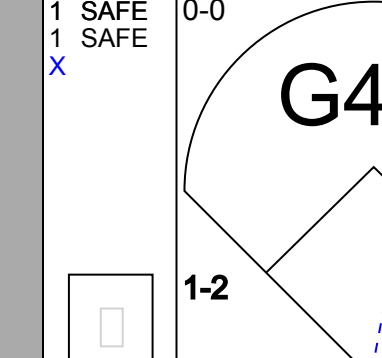
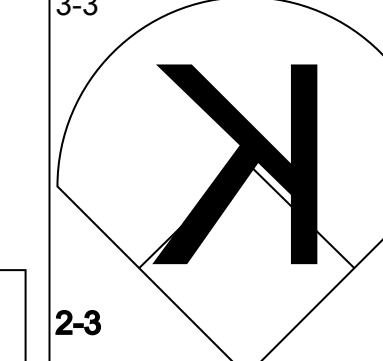
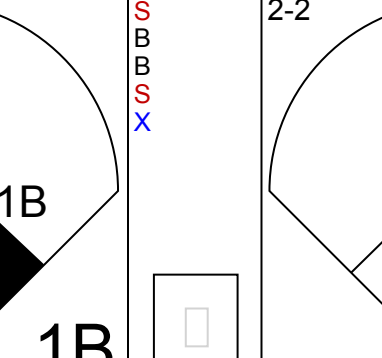
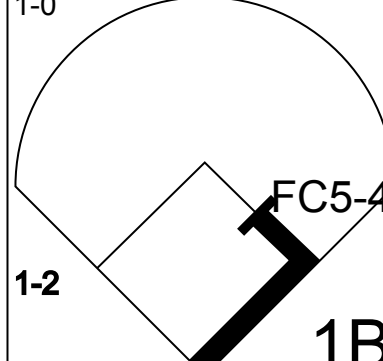
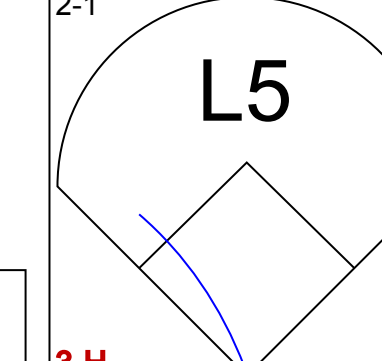

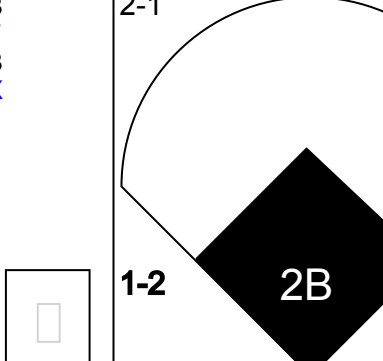
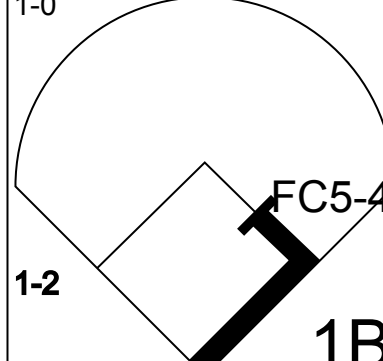
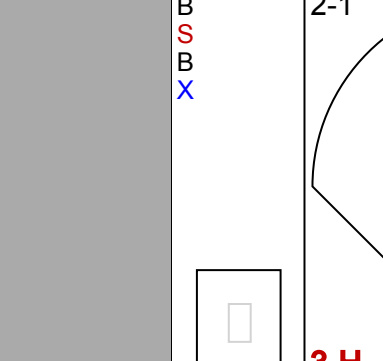

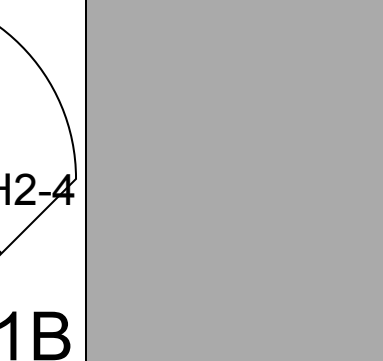

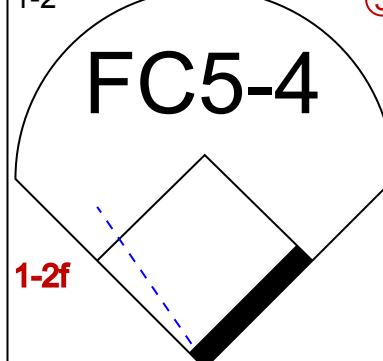

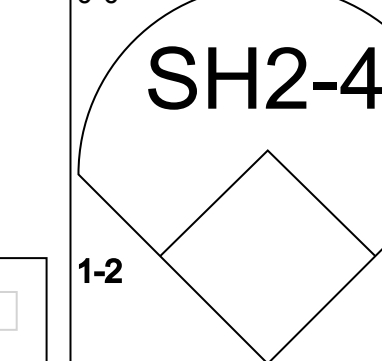
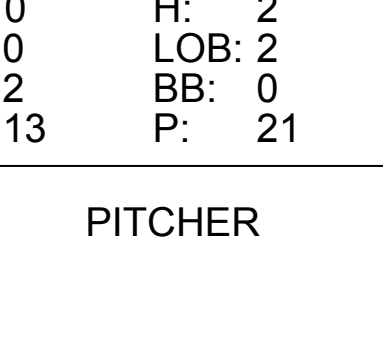



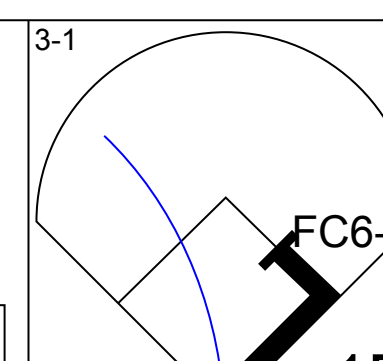
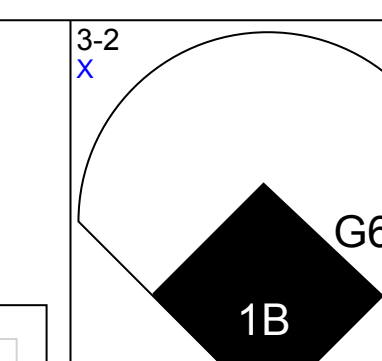
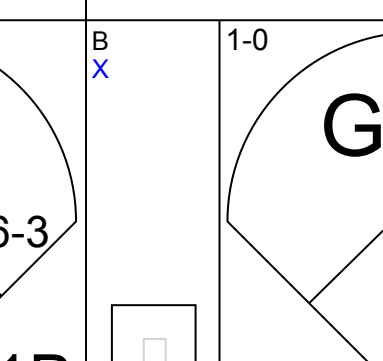
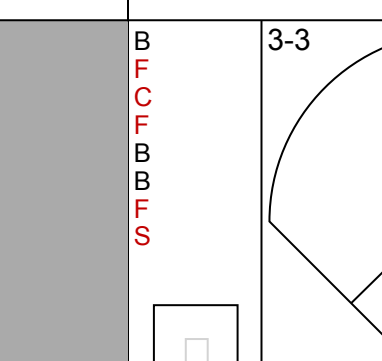
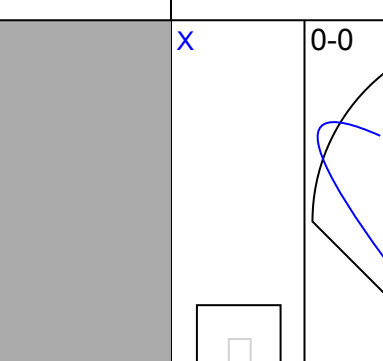
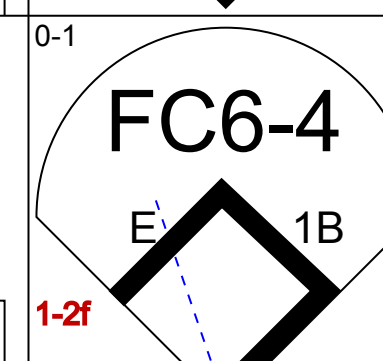
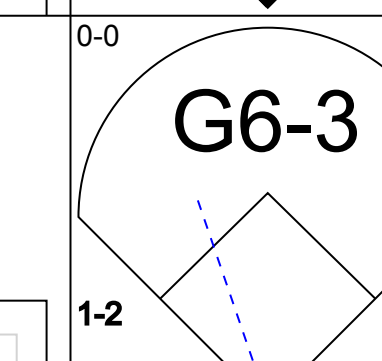
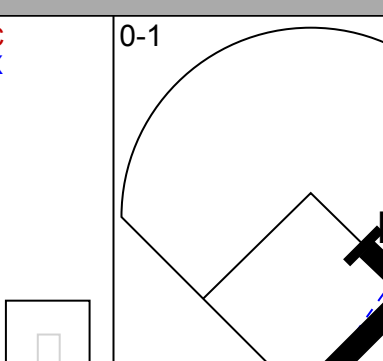
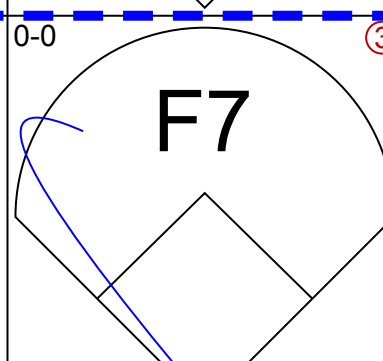
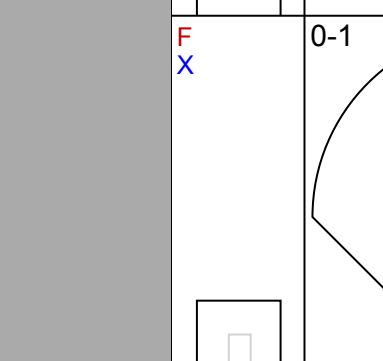
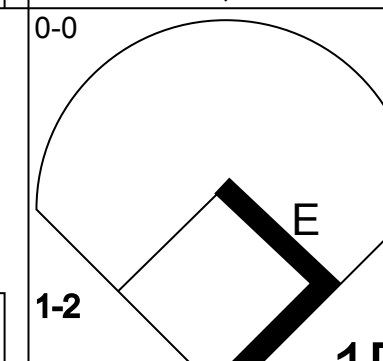
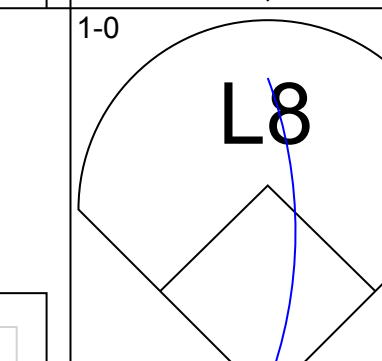
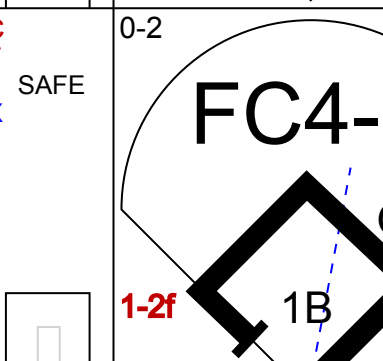

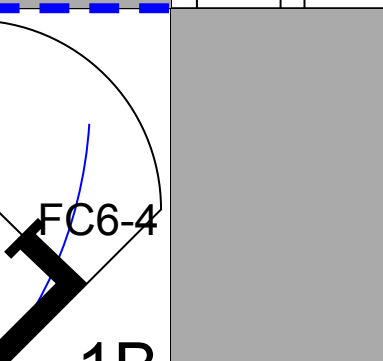
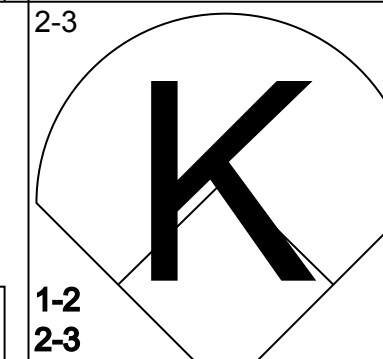
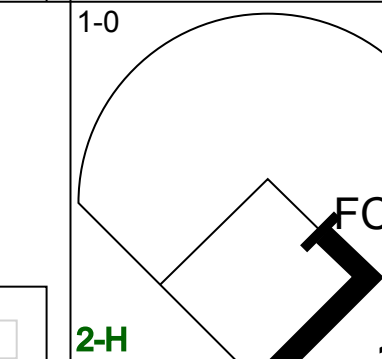


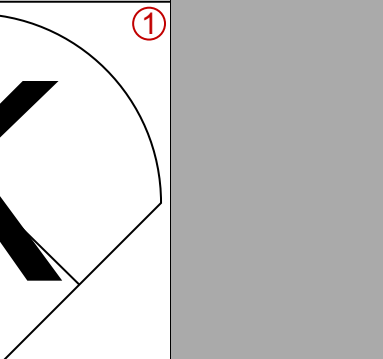
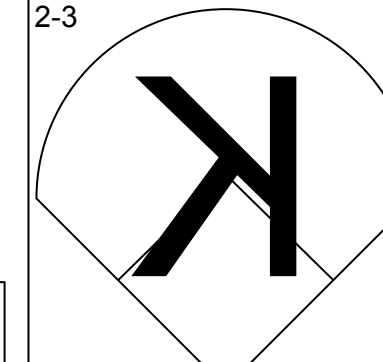
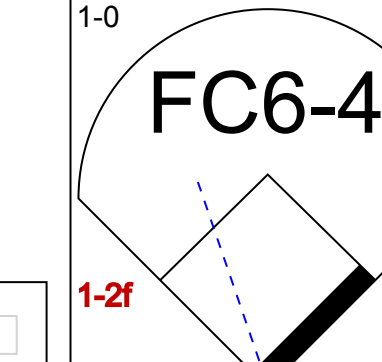
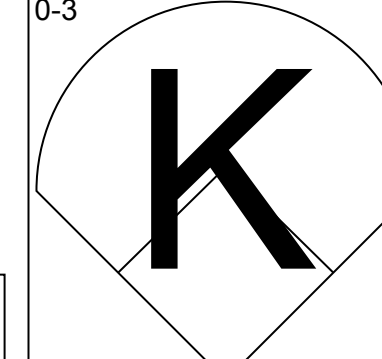





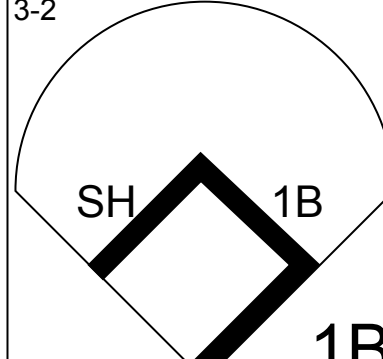
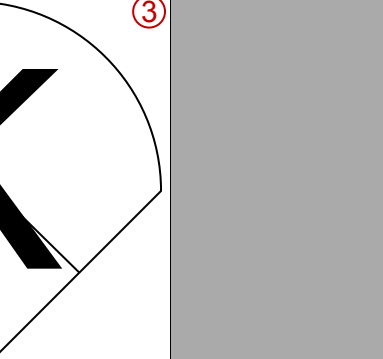

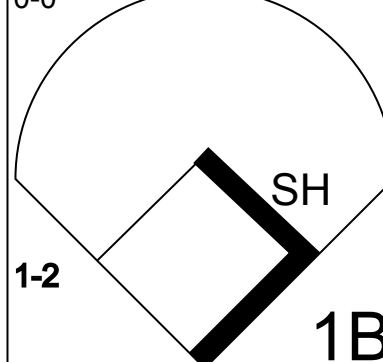

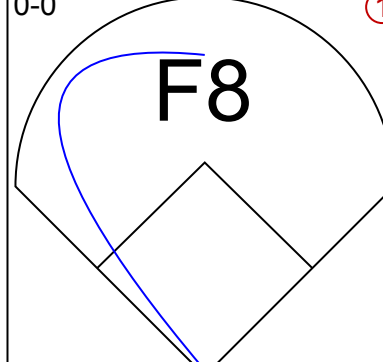
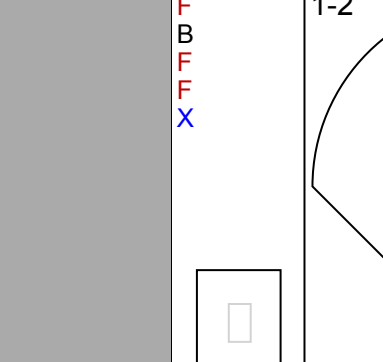
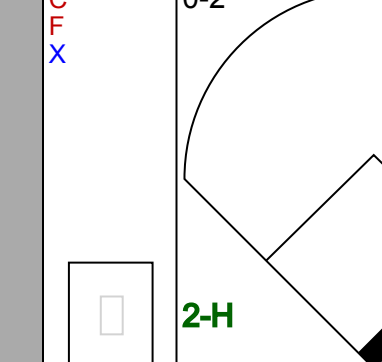
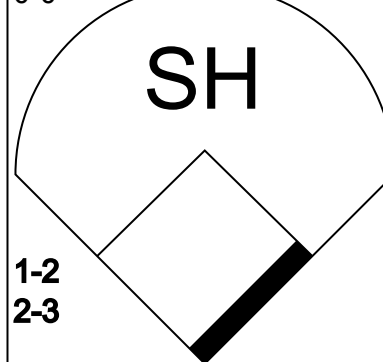
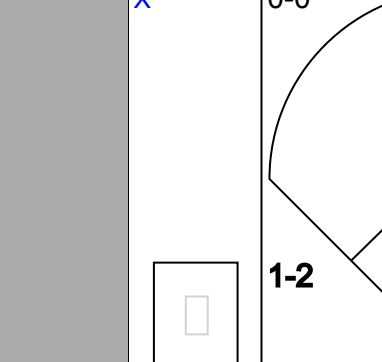

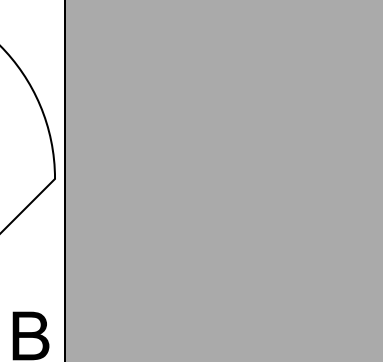
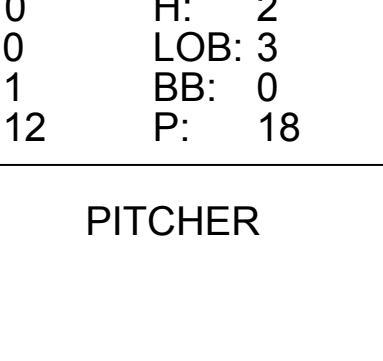
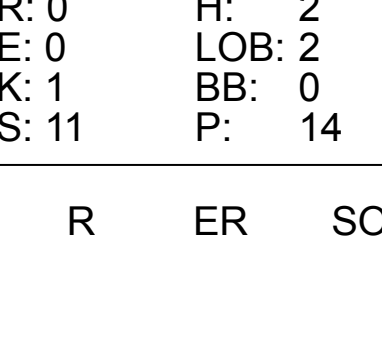




| Batter | 1 | 2 | 3 | 4 | 5 | 6 | 7 | 8 | 9 | AB | R | H | RBI | BB | SO | LOB | BOTTOM | | | | |
|---|-------------------------------|----------------------------------|-------------------------------|----------------------------------|------------------------------|----------------------------------|-------------------------------|----------------------------------|------------------------------|---------------------------------|-------------------------------|----------------------------------|-------------------------------|----------------------------------|------------------------------|---------------------------------|----------------------------------|------------------------------------|----------------------------------|--------|--|
| Jose Offerman, S OBP: 0.330, SLG: 0.337 (1, 6) | | | | | | | | | | 2 | 1 | 0 | 0 | 1 | 0 | 3 | | | | | |
| Tom Goodwin, L OBP: 0.293, SLG: 0.273 (1, 8) | | | | | | | | | | 4 | 1 | 2 | 0 | 0 | 1 | 1 | | | | | |
| Kip Gross, R OBP: 1.000, SLG: 1.000 (8, 1) | | | | | | | | | | 0 | 0 | 0 | 0 | 0 | 0 | 0 | | | | | |
| Roger McDowell, R (8, 1) | | | | | | | | | | 0 | 0 | 0 | 0 | 0 | 0 | 0 | | | | | |
| Mitch Webster, S OBP: 0.335, SLG: 0.419 (9, PH) | | | | | | | | | | 5 | 1 | 1 | 1 | 0 | 0 | 3 | | | | | |
| Lenny Harris, L OBP: 0.320, SLG: 0.304 (1, 4) | | | | | | | | | | | | | | | | | | | | | |
| Eric Karros, R OBP: 0.311, SLG: 0.437 (1, 3) | | | | | | | | | | 4 | 0 | 1 | 1 | 0 | 2 | 2 | | | | | |
| Henry Rodriguez, L OBP: 0.257, SLG: 0.326 (1, 7) | | | | | | | | | | 4 | 0 | 1 | 0 | 0 | 1 | 1 | | | | | |
| Mike Scioscia, L OBP: 0.288, SLG: 0.283 (1, 2) | | | | | | | | | | 2 | 0 | 1 | 0 | 1 | 0 | 0 | | | | | |
| Billy Ashley, R OBP: 0.270, SLG: 0.343 (1, 9) | | | | | | | | | | 3 | 0 | 1 | 0 | 1 | 1 | 2 | | | | | |
| Dave Hansen, L OBP: 0.282, SLG: 0.285 (1, 5) | | | | | | | | | | 4 | 0 | 0 | 0 | 0 | 0 | 5 | | | | | |
| Orel Hershiser, R OBP: 0.221, SLG: 0.288 (1, 1) | | | | | | | | | | 1 | 0 | 0 | 0 | 0 | 0 | 1 | | | | | |
| Brett Butler, L OBP: 0.419, SLG: 0.398 (7, PH) | | | | | | | | | | 1 | 1 | 1 | 0 | 1 | 0 | 0 | | | | | |
| Doug Jones, R ERA: 1.87 (8, 1) | | | | | | | | | | | | | | | | | | | | | |
| Inning Stats | R: 1 E: 0 K: 1 S: 14 | H: 1 LOB: 1 BB: 1 P: 26 | R: 0 E: 0 K: 0 S: 12 | H: 2 LOB: 0 BB: 0 P: 19 | R: 2 E: 2 K: 0 S: 8 | H: 3 LOB: 0 BB: 0 P: 13 | R: 0 E: 0 K: 0 S: 10 | H: 0 LOB: 1 BB: 1 P: 18 | R: 0 E: 0 K: 0 S: 6 | H: 0 LOB: 0 BB: 0 P: 9 | R: 1 E: 1 K: 2 S: 15 | H: 0 LOB: 1 BB: 1 P: 23 | R: 0 E: 0 K: 1 S: 10 | H: 1 LOB: 1 BB: 0 P: 12 | R: 0 E: 0 K: 0 S: 5 | H: 1 LOB: 1 BB: 0 P: 8 | 1B: 7 2B: 1 3B: 0 HR: 0 | SF: 0 SAC: 4 DP: 0 HBP: 0 | WP: 0 PB: 0 SB: 0 CS: 0 | PA: 39 | |
| PITCHER | IP | WLS | BF | H | R | ER | SO | BB | IBB | HBP | BLK | WP | HR | S | P | ERA | WHIP | | | | |
| Darryl Kile, R ERA: 4.18 (7, 1) | 6.0 | | 26 | 6 | 3 | 3 | 2 | 3 | 0 | 0 | 0 | 0 | 0 | 15 | 23 | 0.00 | 1.000 | | | | |
| Xavier Hernandez, R ERA: 2.21 (7, 1) | 1.0 | W | 5 | 0 | 1 | 0 | 2 | 1 | 0 | 0 | 0 | 0 | 0 | 15 | 23 | 0.00 | 1.000 | | | | |
| Doug Jones, R ERA: 1.87 (8, 1) | 2.0 | S | 8 | 2 | 0 | 0 | 1 | 0 | 0 | 0 | 0 | 0 | 0 | 15 | 20 | 0.00 | 1.000 | | | | |

Houston Astros @ Los Angeles Dodgers
 Dodger Stadium, Los Angeles, CA
 Sat Sep 26 1992, 3:33 AM PDT
 Att: 17,981 - Overcast - 82 F

| | |
|-----|----|
| AB | 31 |
| R | 4 |
| H | 8 |
| RBI | 2 |
| BB | 4 |
| SO | 5 |
| LOB | 19 |



| Batter | 1 | 2 | 3 | 4 | 5 | 6 | 7 | 8 | 9 | AB | R | H | RBI | BB | SO | LOB | TOP | | | | | |
|--|--|---|---|---|--|---|---|---|---|----------------------------------|-------------------------------|----------------------------------|-------------------------------|----------------------------------|-------------------------------|----------------------------------|--|----------------------------------|-----------------------------------|------------------------------------|----------------------------------|--------|
| Craig Biggio, R OBP: 0.379, SLG: 0.370 (1, 4) |  | |  | | | |  | |  | 5 | 0 | 2 | 1 | 0 | 1 | 2 | Houston Astros @ Los Angeles Dodgers Dodger Stadium, Los Angeles, CA Sun Sep 27 1992, 3:33 AM PDT Att: 32,596 - Sunny - 82 F | | | | | |
| Steve Finley, L OBP: 0.345, SLG: 0.390 (1, 8) |  | |  | |  | |  | |  | 5 | 0 | 0 | 1 | 0 | 2 | 4 | | | | | | |
| Luis Gonzalez, L OBP: 0.296, SLG: 0.391 (1, 7) |  | | |  |  | |  | |  | 5 | 0 | 0 | 0 | 0 | 0 | 3 | | | | | | |
| 5 Jeff Bagwell, R OBP: 0.363, SLG: 0.434 (1, 3) | |  | |  | |  | |  | | 4 | 0 | 2 | 0 | 0 | 1 | 0 | | | | | | |
| Eric Anthony, L OBP: 0.298, SLG: 0.398 (8, PR) |  | |  | |  | | |  | | 4 | 0 | 1 | 0 | 0 | 2 | 1 | | | | | | |
| Gerald Young, S OBP: 0.277, SLG: 0.192 (8, 9) | |  | | | | | | | | 0 | 0 | 0 | 0 | 0 | 0 | 0 | | | | | | |
| Ken Caminiti, S OBP: 0.355, SLG: 0.447 (1, 5) |  | | | |  |  | |  | | 4 | 1 | 2 | 0 | 0 | 0 | 3 | | | | | | |
| Scott Servais, R OBP: 0.292, SLG: 0.275 (1, 2) |  | | | |  |  | |  | | 4 | 1 | 2 | 0 | 0 | 1 | 4 | | | | | | |
| Andujar Cedeno, R OBP: 0.241, SLG: 0.236 (8, 1) | | |  | |  |  | | |  | 3 | 0 | 2 | 2 | 0 | 0 | 2 | | | | | | |
| Shane Reynolds, R OBP: 0.500, SLG: 0.750 (6, 6) | |  | | |  |  | |  | | 2 | 1 | 2 | 0 | 0 | 0 | 0 | | | | | | |
| Inning Stats | R: 0 E: 0 K: 1 S: 6 | H: 0 LOB: 0 BB: 0 P: 7 | R: 0 E: 0 K: 2 S: 9 | H: 1 LOB: 1 BB: 0 P: 14 | R: 0 E: 0 K: 1 S: 8 | H: 1 LOB: 1 BB: 0 P: 14 | R: 0 E: 0 K: 0 S: 10 | H: 0 LOB: 0 BB: 0 P: 17 | R: 3 E: 0 K: 0 S: 15 | H: 5 LOB: 1 BB: 0 P: 23 | R: 0 E: 0 K: 2 S: 13 | H: 2 LOB: 2 BB: 0 P: 21 | R: 1 E: 0 K: 0 S: 10 | H: 1 LOB: 0 BB: 0 P: 16 | R: 0 E: 0 K: 0 S: 10 | H: 2 LOB: 2 BB: 0 P: 17 | R: 0 E: 0 K: 2 S: 14 | H: 2 LOB: 2 BB: 0 P: 17 | 1B: 10 2B: 5 3B: 0 HR: 0 | SF: 0 SAC: 1 DP: 1 HBP: 0 | WP: 1 PB: 0 SB: 0 CS: 0 | PA: 39 |
| PITCHER | IP | WLS | BF | H | R | ER | SO | BB | IBB | HBP | BLK | WP | HR | S | P | ERA | WHIP | | | | | |
| Tom Candiotti, R ERA: 3.02 (1, 1) | 7.0 | L | 30 | 10 | 4 | 4 | 6 | 0 | 0 | 0 | 0 | 1 | 0 | 71 | 112 | 5.14 | 1.429 | | | | | |
| Tim Crews, R ERA: 5.25 (8, 1) | 1.0 | | 4 | 2 | 0 | 0 | 0 | 0 | 0 | 0 | 0 | 0 | 0 | 10 | 17 | 0.00 | 2.000 | | | | | |
| Steve Wilson, L ERA: 4.43 (9, 1) | 1.0 | | 5 | 2 | 0 | 0 | 2 | 0 | 0 | 0 | 0 | 0 | 0 | 14 | 17 | 0.00 | 2.000 | | | | | |


| Batter | 1 | 2 | 3 | 4 | 5 | 6 | 7 | 8 | 9 | AB | R | H | RBI | BB | SO | LOB | BOTTOM | | | | | |
|--|---|---|---|---|--|---|---|---|---|---|-------------------------------|----------------------------------|-------------------------------|----------------------------------|-------------------------------|----------------------------------|--|----------------------------------|-----------------------------------|------------------------------------|----------------------------------|--------|
| Jose Offerman, S OBP: 0.331, SLG: 0.338 (1, 6) |  | |  |  | |  | |  | | 5 | 1 | 2 | 0 | 0 | 1 | 7 | Houston Astros @ Los Angeles Dodgers Dodger Stadium, Los Angeles, CA Sun Sep 27 1992, 3:33 AM PDT Att: 32,596 - Sunny - 82 F | | | | | |
| Brett Butler, L OBP: 0.417, SLG: 0.397 (1, 8) |  | |  | |  | |  | |  | 5 | 0 | 1 | 0 | 0 | 0 | 7 | | | | | | |
| Henry Rodriguez, L OBP: 0.259, SLG: 0.326 (7, PH) |  | |  | |  | |  | |  | 3 | 0 | 1 | 0 | 0 | 0 | 2 | | | | | | |
| Mitch Webster, S OBP: 0.339, SLG: 0.422 (8, 7) |  | | | |  | | | | | 1 | 0 | 1 | 0 | 0 | 0 | 0 | | | | | | |
| Dave Anderson, R OBP: 0.315, SLG: 0.446 (9, PR) |  | | | |  | | | | | 0 | 0 | 0 | 0 | 0 | 0 | 0 | | | | | | |
| Eric Karros, R OBP: 0.310, SLG: 0.435 (1, 3) |  | |  | |  | |  | |  | 5 | 0 | 1 | 1 | 0 | 2 | 5 | | | | | | |
| Mike Piazza, R OBP: 0.302, SLG: 0.333 (1, 2) |  | |  | |  | |  | |  | 5 | 0 | 1 | 0 | 0 | 2 | 5 | | | | | | |
| Billy Ashley, R OBP: 0.276, SLG: 0.360 (1, 9) | |  | |  | |  | |  | |  | 5 | 1 | 2 | 0 | 0 | 1 | | 2 | | | | |
| Dave Hansen, L OBP: 0.285, SLG: 0.291 (1, 5) |  | | |  | |  | |  | | 4 | 0 | 2 | 0 | 0 | 0 | 2 | | | | | | |
| Eric Young Sr., R OBP: 0.307, SLG: 0.303 (1, 4) | |  | |  | |  | |  | | 4 | 0 | 3 | 1 | 0 | 0 | 1 | | | | | | |
| Tom Candiotti, R OBP: 0.109, SLG: 0.111 (8, 1) |  | | |  | |  | |  | | 1 | 0 | 0 | 0 | 0 | 0 | 1 | | | | | | |
| Tim Crews, R ERA: 4.27 (8, 1) | | | | | | | | | | 0 | 0 | 0 | 0 | 0 | 0 | 0 | | | | | | |
| Lenny Harris, L OBP: 0.319, SLG: 0.303 (6, PH) | | | | | | | | | | 1 | 0 | 0 | 0 | 0 | 1 | 2 | | | | | | |
| Steve Wilson, L OBP: 0.333, SLG: 0.333 (9, 1) | | | | | | | | | | 0 | 0 | 0 | 0 | 0 | 0 | 0 | | | | | | |
| Inning Stats | R: 0 E: 1 K: 2 S: 11 | H: 2 LOB: 2 BB: 0 P: 18 | R: 1 E: 0 K: 0 S: 12 | H: 2 LOB: 0 BB: 0 P: 15 | R: 1 E: 0 K: 0 S: 11 | H: 2 LOB: 1 BB: 0 P: 17 | R: 0 E: 1 K: 0 S: 8 | H: 1 LOB: 2 BB: 0 P: 13 | R: 0 E: 0 K: 0 S: 9 | H: 2 LOB: 3 BB: 0 P: 10 | R: 0 E: 0 K: 1 S: 12 | H: 2 LOB: 1 BB: 0 P: 18 | R: 0 E: 0 K: 2 S: 10 | H: 1 LOB: 1 BB: 0 P: 14 | R: 0 E: 0 K: 1 S: 11 | H: 2 LOB: 2 BB: 0 P: 14 | R: 0 E: 0 K: 1 S: 9 | H: 0 LOB: 1 BB: 0 P: 14 | 1B: 12 2B: 2 3B: 0 HR: 0 | SF: 0 SAC: 2 DP: 1 HBP: 1 | WP: 0 PB: 0 SB: 0 CS: 0 | PA: 42 |
| PITCHER | IP | WLS | BF | H | R | ER | SO | BB | IBB | HBP | BLK | WP | HR | S | P | ERA | WHIP | | | | | |
| Shane Reynolds, R ERA: 7.11 (1, 1) | 5.0 | W | 23 | 9 | 2 | 2 | 2 | 0 | 0 | 0 | 0 | 0 | 0 | 11 | 17 | 0.00 | 3.000 | | | | | |
| Joe Boever, R ERA: 2.52 (6, 1) | 0.2 | | 5 | 2 | 0 | 0 | 1 | 0 | 0 | 0 | 0 | 0 | 0 | 1 | 1 | 0.00 | 0.000 | | | | | |
| Rob Murphy, L ERA: 4.27 (6, 1) | 0.1 | | 1 | 0 | 0 | 0 | 0 | 0 | 0 | 0 | 0 | 0 | 0 | 1 | 1 | 0.00 | 0.000 | | | | | |
| Xavier Hernandez, R ERA: 2.17 (7, 1) | 2.0 | | 9 | 3 | 0 | 0 | 3 | 0 | 0 | 0 | 0 | 0 | 0 | 21 | 28 | 1.500 | 1.500 | | | | | |
| Doug Jones, R ERA: 1.98 (9, 1) | 1.0 | S | 4 | 0 | 0 | 0 | 1 | 0 | 0 | 1 | 0 | 0 | 0 | 9 | 14 | 0.00 | 0.000 | | | | | |


| | |
|-----|----|
| AB | 38 |
| R | 4 |
| H | 14 |
| RBI | 4 |
| BB | 0 |
| SO | 8 |
| LOB | 19 |



| | |
|-----|----|
| AB | 39 |
| R | 2 |
| H | 14 |
| RBI | 2 |
| BB | 0 |
| SO | 7 |
| LOB | 34 |



| Batter | 1 | 2 | 3 | 4 | 5 | 6 | 7 | 8 | 9 | AB R H RBI BB SO LOB | TOP |
|---|---|--|---|---|--|--|---|---|--|--|---|
| Jose Offerman, S OBP: 0.334, SLG: 0.338 Rafael Bournigal, R OBP: 0.116, SLG: 0.063 | 4-2 1B SF7 BB | 0-0 G6-3 | | | 0-0 E4 G4-3 1B | | 4-2 BB | | 1-2 G5-3 | 2 1 1 0 2 0 1 1 0 0 0 0 0 1 | Los Angeles Dodgers @ Cincinnati Reds Riverfront Stadium, Cincinnati, OH Tue Sep 29 1992, 7:05 PM EDT Att: 13,538 - Sunny - 56 F AB 32 R 5 H 10 RBI 3 BB 3 SO 3 LOB 15  |
| Brett Butler, L OBP: 0.314, SLG: 0.304 | 0-1 SF7 G4-3 1B | | 1-2 F8 | | 0-2 G4-3 1-2 3-H 2-1 | | 1-3 BB | | 4 1 1 0 0 1 2 | | |
| Eric Young Sr., R OBP: 0.309, SLG: 0.436 | 1-0 G4-3 1B | | 0-1 G4-3 | | 0-0 F9 | | 4-2 BB | | 3 0 1 0 1 0 0 | | |
| Eric Karros, R OBP: 0.287, SLG: 0.282 | 1-1 SF7 2-3 3-H | | 0-0 F8 | | 0-0 1B G3-6-3 2B | | 2-3 BB | | 3 1 1 1 0 1 1 | | |
| Mike Scioscia, L OBP: 0.287, SLG: 0.282 | 1-0 G4-3 | | 2-2 F9 | | 2-1 G3-6-3 1B | | 3-0 L6 | | 4 0 1 1 0 0 2 | | |
| Henry Rodriguez, L OBP: 0.279, SLG: 0.259 Mitch Webster, S OBP: 0.338, SLG: 0.420 | 0-0 G6-3 | | 3-2 1B | | 0-2 F7 | | 3-2 F8 | | 3 0 1 0 0 0 3 1 0 0 0 0 0 1 | | |
| Dave Hansen, L OBP: 0.284, SLG: 0.293 | | 1-1 G4-3 1B 2B | | 0-1 F7 | | 0-2 G3-6-3 1-2 3-H | | 0-0 F7 | 4 1 1 0 0 0 2 | | |
| Tom Goodwin, L OBP: 0.279, SLG: 0.259 Billy Ashley, R OBP: 0.286, SLG: 0.368 | | 2-2 G4-3 | | 0-1 L7 | | 2-2 F7 | | 1-2 SH1-4 1B | 3 0 0 0 0 0 2 1 0 1 0 0 0 0 | | |
| Pedro Astacio, R OBP: 0.136, SLG: 0.136 | | 2-0 G6-3 1B | | 1-2 1B G4-3 | | 1-3 K | | 0-1 SH1-4 | 3 1 2 1 0 1 0 | | |
| Inning Stats | R: 2 H: 2 E: 0 LOB: 1 K: 0 BB: 1 S: 11 P: 18 | R: 1 H: 2 E: 0 LOB: 0 K: 0 BB: 0 S: 9 P: 13 | R: 0 H: 0 E: 0 LOB: 0 K: 0 BB: 0 S: 6 P: 7 | R: 0 H: 1 E: 0 LOB: 1 K: 0 BB: 0 S: 13 P: 18 | R: 1 H: 2 E: 1 LOB: 0 K: 0 BB: 0 S: 9 P: 12 | R: 1 H: 2 E: 0 LOB: 0 K: 0 BB: 0 S: 9 P: 11 | R: 0 H: 0 E: 0 LOB: 1 K: 2 BB: 1 S: 16 P: 24 | R: 0 H: 0 E: 1 LOB: 1 K: 1 BB: 0 S: 11 P: 23 | R: 0 H: 1 E: 0 LOB: 0 K: 0 BB: 0 S: 9 P: 11 | 1B: 8 SF: 1 2B: 2 SAC: 1 3B: 0 DP: 3 HR: 0 HBP: 0 | |
| PITCHER | IP WLS BF H R ER SO BB IBB HBP BLK WP HR S P ERA WHIP | | | | | | | | | | |
| Tim Pugh, R ERA: 2.88 | 6.0 L 25 9 5 4 0 1 0 0 0 0 0 0 57 79 6.00 1.667 | | | | | | | | | | |
| Dwayne Henry, R ERA: 3.5 | 1.1 6 0 0 0 3 2 0 0 0 0 0 0 23 37 0.00 1.500 | | | | | | | | | | |
| Scott Ruskin, L ERA: 4.59 | 1.2 6 1 0 0 0 0 0 0 0 0 0 0 13 21 0.00 0.600 | | | | | | | | | | |

| Batter | 1 | 2 | 3 | 4 | 5 | 6 | 7 | 8 | 9 | AB R H RBI BB SO LOB | BOTTOM |
|---|---|---|---|--|--|---|---|--|--|--|---|
| Bip Roberts, S OBP: 0.395, SLG: 0.433 | 4-2 BB | | 4-2 BB | | | 1-2 G1-3 | | 2-2 P5 | | 2 0 0 0 2 0 0 | Los Angeles Dodgers @ Cincinnati Reds Riverfront Stadium, Cincinnati, OH Tue Sep 29 1992, 7:05 PM EDT Att: 13,538 - Sunny - 56 F AB 29 R 0 H 3 RBI 0 BB 2 SO 2 LOB 7  |
| Willie Greene, L OBP: 0.296, SLG: 0.351 | 3-1 F8 | | 2-2 F9 | | 1-0 G4-3 | | 1-1 G3-1 | | 4 0 0 0 0 0 2 | | |
| Barry Larkin, R OBP: 0.379, SLG: 0.457 | 1-1 F7 | | 0-2 F9 | | 1-1 G6-3 | | 2-2 P5 | | 4 0 0 0 0 0 1 | | |
| Paul O'Neill, L OBP: 0.351, SLG: 0.380 | 0-0 P5 | | 2-1 G4-3 | | 2-0 G4-3 | | 2-0 F8 | | 4 0 0 0 0 0 1 | | |
| Jeff Branson, L OBP: 0.331, SLG: 0.384 | | 2-3 K | 3-2 3B | | 1-1 1B | | 1-1 1B | | 3 0 2 0 0 1 0 | | |
| Joe Oliver, R OBP: 0.319, SLG: 0.392 | | 1-1 F7 | 2-0 F8 | | 0-0 F8 | | 1-2 G5-4-3 1B | | 3 0 1 0 0 0 1 | | |
| Tim Costo, R OBP: 0.348, SLG: 0.400 Scott Ruskin, R OBP: 0.339, SLG: 0.348 | | 0-0 G4-3 | | 3-2 G6-3 | | 0-0 G5-4-3 | | 1-2 1-2 | 3 0 0 0 0 0 2 0 0 0 0 0 0 0 | | |
| Dave Martinez, L OBP: 0.319, SLG: 0.344 | | | 0-0 F7 | | 0-0 P5 | | 3-1 G3 | | 3 0 0 0 0 0 0 | | |
| Tim Pugh, R OBP: 0.083, SLG: 0.083 Dwayne Henry, R OBP: 0.250, SLG: 0.250 Bill Doran, S OBP: 0.339, SLG: 0.348 | | 1-0 G4-3 | | 2-3 K | | 2-2 L7 | | | 2 0 0 0 0 1 0 0 0 0 0 0 0 0 1 0 0 0 0 0 0 | | |
| Inning Stats | R: 0 H: 0 E: 0 LOB: 1 K: 0 BB: 1 S: 7 P: 15 | R: 0 H: 0 E: 0 LOB: 0 K: 1 BB: 0 S: 6 P: 9 | R: 0 H: 0 E: 0 LOB: 1 K: 0 BB: 1 S: 10 P: 17 | R: 0 H: 1 E: 0 LOB: 1 K: 0 BB: 0 S: 9 P: 16 | R: 0 H: 0 E: 0 LOB: 0 K: 1 BB: 0 S: 8 P: 13 | R: 0 H: 0 E: 0 LOB: 0 K: 0 BB: 0 S: 6 P: 9 | R: 0 H: 2 E: 0 LOB: 1 K: 0 BB: 0 S: 5 P: 8 | R: 0 H: 0 E: 0 LOB: 0 K: 0 BB: 0 S: 8 P: 15 | R: 0 H: 0 E: 0 LOB: 0 K: 0 BB: 0 S: 6 P: 11 | 1B: 2 SF: 0 2B: 0 SAC: 0 3B: 1 DP: 1 HR: 0 HBP: 0 | |
| PITCHER | IP WLS BF H R ER SO BB IBB HBP BLK WP HR S P ERA WHIP | | | | | | | | | | |
| Pedro Astacio, R ERA: 1.8 | 9.0 W 31 3 0 0 2 2 0 0 0 0 0 0 65 113 0.00 0.556 | | | | | | | | | | |

| Batter | 1 | 2 | 3 | 4 | 5 | 6 | 7 | 8 | 9 | AB | R | H | RBI | BB | SO | LOB | TOP | | |
|---|---|--|---|---|-------------------------------|----------------------------------|------------------------------|----------------------------------|------------------------------|---------------------------------|-------------------------------|----------------------------------|------------------------------|----------------------------------|------------------------------|----------------------------------|---|----------------------------------|------------------------------------|
| Jose Offerman, S (1, 6) OBP: 0.335, SLG: 0.338 | 4-2 FC4-6 BB | | 0-3 K | | 0-3 K | | 2-2 1B | | | 3 | 0 | 1 | 1 | 1 | 2 | 3 | Los Angeles Dodgers @ Cincinnati Reds Riverfront Stadium, Cincinnati, OH Wed Sep 30 1992, 7:05 PM EDT Att: 12,596 - Cloudy - 60 F | | |
| Brett Butler, L (1, 8) OBP: 0.415, SLG: 0.394 | 0-2 FC4-6 CS | | 1-2 1B | | 3-2 G6-3 | | 0-1 P6 | | | 4 | 0 | 1 | 0 | 0 | 0 | 5 | | | |
| Eric Young Sr., R (1, 4) OBP: 0.320, SLG: 0.298 | 4-1 1-2 BB | | 2-2 G4-3 | | | 0-0 L7 | | 4-2 G5-4-3 BB | | 2 | 0 | 0 | 0 | 2 | 0 | 2 | | | |
| Eric Karros, R (1, 3) OBP: 0.307, SLG: 0.433 | 1-3 K | | | 2-1 F7 | | 1-0 F7 | | 0-1 G5-4-3 1-2 | | 4 | 0 | 0 | 0 | 0 | 1 | 2 | | | |
| Mike Piazza, R (1, 2) OBP: 0.281, SLG: 0.308 | | 1-2 G6-3 | | 3-1 F9 | | 1-1 F9 | | 1-1 F8 | | 4 | 0 | 0 | 0 | 0 | 0 | 0 | | | |
| Billy Ashley, R (1, 9) OBP: 0.274, SLG: 0.350 | | 2-3 K | | 0-3 K | | | 1-3 K | | 3-3 K | 4 | 0 | 0 | 0 | 0 | 4 | 0 | | | |
| Dave Hansen, L (1, 5) OBP: 0.287, SLG: 0.294 | | 2-3 K | | | 1-1 FC1-6 1B | | 4-2 1B BB | | 0-3 K | 3 | 1 | 1 | 0 | 1 | 2 | 0 | | | |
| Tom Goodwin, L (1, 7) OBP: 0.292, SLG: 0.262 | | | 4-1 FC1-6 BB | | 0-1 FC1-6 1B | | 0-0 F8 | | 1-2 L1 | 3 | 0 | 1 | 0 | 1 | 0 | 1 | | | |
| Pedro Martinez, R (1, 1) Mitsch Webster, S (7, PH) Roger McDowell, R (7, 1) Steve Wilson, L (8, 1) OBP: 0.333, SLG: 0.333 | | | 0-0 FC1-6 1B | | 0-0 FC1-6 | | 2-2 1B | | | 2 | 0 | 0 | 0 | 0 | 0 | 3 | | | |
| Inning Stats | R: 0 E: 0 K: 1 S: 9 | H: 0 LOB: 1 BB: 2 P: 18 | R: 0 E: 0 K: 2 S: 10 | H: 0 LOB: 0 BB: 0 P: 15 | R: 0 E: 0 K: 1 S: 13 | H: 1 LOB: 2 BB: 1 P: 20 | R: 0 E: 0 K: 1 S: 7 | H: 0 LOB: 0 BB: 0 P: 12 | R: 0 E: 0 K: 0 S: 4 | H: 0 LOB: 0 BB: 0 P: 6 | R: 1 E: 0 K: 1 S: 14 | H: 2 LOB: 2 BB: 1 P: 23 | R: 0 E: 0 K: 2 S: 8 | H: 0 LOB: 0 BB: 1 P: 13 | R: 0 E: 0 K: 2 S: 9 | H: 0 LOB: 0 BB: 0 P: 13 | | 1B: 5 2B: 0 3B: 0 HR: 0 | SF: 0 SAC: 0 DP: 1 HBP: 0 |
| PITCHER | IP WLS BF H R ER SO BB IBB HBP BLK WP HR S P ERA WHIP | 7.0 W 29 5 1 1 7 4 0 0 0 0 0 70 111 1.29 1.286 | 1.0 S 3 0 0 0 0 1 0 0 0 0 0 8 13 0.00 1.000 | 1.0 S 3 0 0 0 2 0 0 0 0 0 0 9 13 0.00 0.000 | | | | | | | | | | | | | | | |

| | |
|-----|----|
| AB | 30 |
| R | 1 |
| H | 5 |
| RBI | 1 |
| BB | 5 |
| SO | 9 |
| LOB | 16 |



| Batter | 1 | 2 | 3 | 4 | 5 | 6 | 7 | 8 | 9 | AB | R | H | RBI | BB | SO | LOB | BOTTOM | | |
|---|---|--|---|--|-------------------------------|----------------------------------|------------------------------|---------------------------------|------------------------------|----------------------------------|------------------------------|----------------------------------|-------------------------------|----------------------------------|------------------------------|----------------------------------|---|----------------------------------|------------------------------------|
| Dave Martinez, L (1, 8) OBP: 0.321, SLG: 0.346 | 0-0 2B | | 0-0 G4-3 | | 2-0 L8 | | 4-2 BB | | | 3 | 1 | 1 | 0 | 1 | 0 | 0 | Los Angeles Dodgers @ Cincinnati Reds Riverfront Stadium, Cincinnati, OH Wed Sep 30 1992, 7:05 PM EDT Att: 12,596 - Cloudy - 60 F | | |
| Reggie Sanders, R (1, 7) OBP: 0.351, SLG: 0.465 | 3-3 K | | 1-1 1B | | | 0-0 P2 | 2-3 K | | | 4 | 1 | 1 | 0 | 0 | 2 | 4 | | | |
| Willie Greene, L (1, 5) OBP: 0.306, SLG: 0.372 | 1-0 2H 2B | | 1-2 1B | | | 3-3 K | | 0-0 F8 | | 4 | 0 | 2 | 2 | 0 | 1 | 0 | | | |
| Paul O'Neill, L (1, 9) OBP: 0.350, SLG: 0.379 | 1-1 F7 | | 3-1 P5 | | | 1-3 K | | 1-1 1B | | 4 | 0 | 1 | 0 | 0 | 1 | 2 | | | |
| Jeff Branson, L (1, 4) Bill Doran, S (8, 4) OBP: 0.338, SLG: 0.347 | 2-2 G3 | | | 0-0 L7 | | 1-1 G3-1 | 1-0 P9 | | | 3 | 0 | 0 | 0 | 0 | 0 | 1 | | | |
| Joe Oliver, R (1, 2) OBP: 0.319, SLG: 0.391 | | 3-2 G6-3 | | 2-2 L6 | | 1-1 FC4 1B | 1-3 K | | | 4 | 1 | 1 | 0 | 0 | 1 | 1 | | | |
| Tim Costo, R (1, 3) OBP: 0.346, SLG: 0.391 | | 2-3 K | | 0-1 F8 | | 0-1 FC4 1B | | | | 3 | 0 | 1 | 0 | 0 | 1 | 0 | | | |
| Freddie Benavides, R (1, 6) OBP: 0.275, SLG: 0.313 | | 3-2 G6-3 | | | 2-3 K | | 3-1 FC4 BB 1B | | | 3 | 0 | 0 | 0 | 0 | 1 | 2 | | | |
| Tim Belcher, R (1, 1) Bip Roberts, S (7, PH) Steve Foster, R (8, 1) Rob Dibble, L (9, 1) OBP: 0.400, SLG: 0.400 | | | 1-3 K | | 3-3 K | | 1-0 1B | | | 2 | 0 | 0 | 0 | 0 | 2 | 0 | | | |
| Inning Stats | R: 1 E: 0 K: 1 S: 12 | H: 2 LOB: 1 BB: 0 P: 19 | R: 0 E: 0 K: 1 S: 9 | H: 0 LOB: 0 BB: 0 P: 17 | R: 1 E: 0 K: 1 S: 11 | H: 2 LOB: 1 BB: 0 P: 17 | R: 0 E: 0 K: 0 S: 7 | H: 0 LOB: 0 BB: 0 P: 9 | R: 0 E: 0 K: 2 S: 8 | H: 0 LOB: 0 BB: 0 P: 15 | R: 0 E: 0 K: 2 S: 8 | H: 0 LOB: 0 BB: 0 P: 12 | R: 1 E: 0 K: 1 S: 14 | H: 3 LOB: 3 BB: 1 P: 26 | R: 0 E: 0 K: 1 S: 7 | H: 1 LOB: 1 BB: 0 P: 10 | | 1B: 5 2B: 3 3B: 0 HR: 0 | SF: 0 SAC: 0 DP: 0 HBP: 0 |
| PITCHER | IP WLS BF H R ER SO BB IBB HBP BLK WP HR S P ERA WHIP | 6.0 L 22 4 2 2 7 0 0 0 0 0 55 89 3.00 0.667 | 1.0 7 3 1 1 1 1 0 0 0 0 0 14 26 9.00 4.000 | 1.0 4 1 0 0 1 0 0 0 0 0 0 7 10 0.00 1.000 | | | | | | | | | | | | | | | |



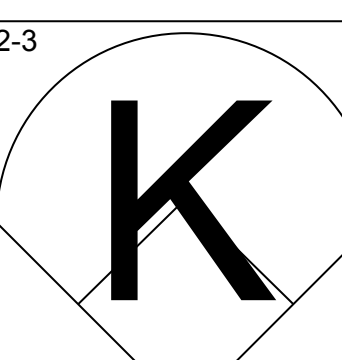

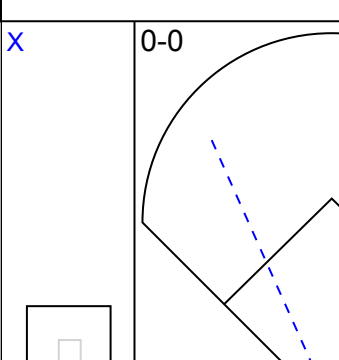

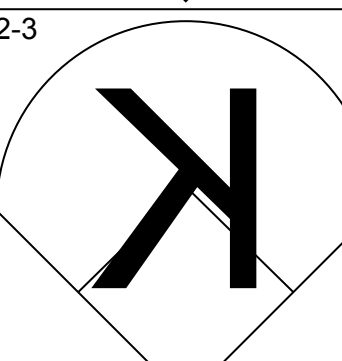
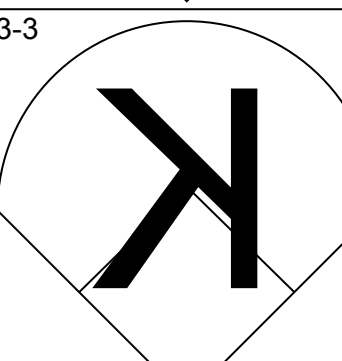
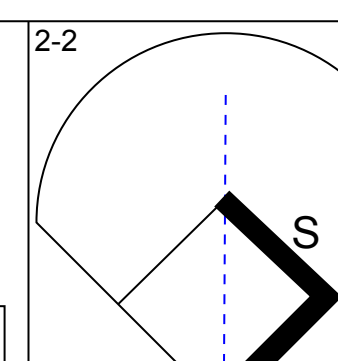

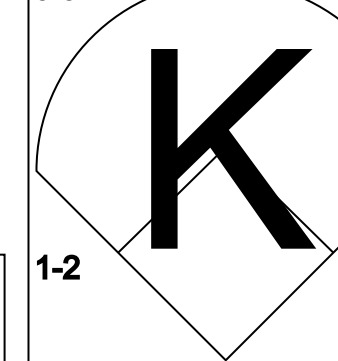
| Batter | 1 | 2 | 3 | 4 | 5 | 6 | 7 | 8 | 9 | AB | R | H | RBI | BB | SO | LOB | TOP | | | |
|---|--|----------------------------------|------------------------------|----------------------------------|------------------------------|----------------------------------|------------------------------|----------------------------------|------------------------------|----------------------------------|------------------------------|----------------------------------|------------------------------|----------------------------------|------------------------------|----------------------------------|---|------------------------------------|----------------------------------|--------|
| Jose Offerman, S (1, 6) OBP: 0.332, SLG: 0.335 | | | | | | | | | | 4 | 1 | 1 | 0 | 0 | 2 | 2 | Los Angeles Dodgers @ Houston Astros Astrodome, Houston, TX Fri Oct 02 1992, 8:05 PM EDT Att. 9,363 - Dome - 70 F | | | |
| Eric Young Sr., R (1, 4) OBP: 0.308, SLG: 0.295 | | | | | | | | | | 4 | 0 | 1 | 1 | 0 | 0 | 0 | | | | |
| Tom Goodwin, L (1, 8) OBP: 0.304, SLG: 0.254 | | | | | | | | | | 2 | 0 | 0 | 0 | 2 | 1 | 1 | | | | |
| Eric Karros, R (1, 3) OBP: 0.306, SLG: 0.430 | | | | | | | | | | 4 | 0 | 1 | 0 | 0 | 1 | 2 | | | | |
| Mike Piazza, R (1, 2) OBP: 0.308, SLG: 0.350 | | | | | | | | | | 4 | 0 | 1 | 0 | 0 | 1 | 3 | | | | |
| Henry Rodriguez, L (1, 7) OBP: 0.285, SLG: 0.319 | | | | | | | | | | 3 | 0 | 0 | 0 | 0 | 2 | 2 | | | | |
| Mike Scioscia, L (9, PH) OBP: 0.286, SLG: 0.282 | | | | | | | | | | 1 | 0 | 0 | 0 | 0 | 1 | 1 | | | | |
| Billy Ashley, R (1, 9) OBP: 0.283, SLG: 0.368 | | | | | | | | | | 3 | 0 | 0 | 0 | 1 | 1 | 1 | | | | |
| Dave Hansen, L (1, 5) OBP: 0.284, SLG: 0.288 | | | | | | | | | | 3 | 0 | 0 | 0 | 0 | 0 | 1 | | | | |
| Orel Hershiser, R (1, 1) OBP: 0.229, SLG: 0.294 | | | | | | | | | | 2 | 0 | 1 | 0 | 0 | 1 | 0 | | | | |
| Mitch Webster, S (7, PH) OBP: 0.338, SLG: 0.422 | | | | | | | | | | 1 | 0 | 0 | 0 | 0 | 1 | 0 | | | | |
| Kip Gross, R (7, 1) OBP: 1.000, SLG: 1.000 | | | | | | | | | | 0 | 0 | 0 | 0 | 0 | 0 | 0 | | | | |
| Steve Wilson, L (7, 1) OBP: 0.333, SLG: 0.333 | | | | | | | | | | 0 | 0 | 0 | 0 | 0 | 0 | 0 | | | | |
| Inning Stats | R: 1 E: 0 K: 1 S: 8 | H: 2 LOB: 1 BB: 0 P: 15 | R: 0 E: 0 K: 1 S: 8 | H: 1 LOB: 2 BB: 1 P: 14 | R: 0 E: 0 K: 1 S: 6 | H: 0 LOB: 0 BB: 0 P: 12 | R: 0 E: 0 K: 2 S: 7 | H: 0 LOB: 0 BB: 0 P: 10 | R: 0 E: 0 K: 1 S: 7 | H: 1 LOB: 2 BB: 1 P: 14 | R: 0 E: 0 K: 1 S: 9 | H: 0 LOB: 0 BB: 0 P: 13 | R: 0 E: 0 K: 1 S: 7 | H: 0 LOB: 1 BB: 1 P: 14 | R: 0 E: 0 K: 1 S: 7 | H: 1 LOB: 0 BB: 0 P: 10 | 1B: 4 2B: 1 3B: 0 HR: 0 | SF: 0 SAC: 0 DP: 1 HBP: 0 | WP: 0 PB: 0 SB: 0 CS: 0 | PA: 34 |
| PITCHER Darryl Kile, R (1, 1) ERA: 3.95 | IP: 9.0 WLS: W BF: 34 H: 5 R: 1 ER: 1 SO: 11 BB: 3 IBB: 0 HBP: 0 BLK: 0 WP: 0 HR: 0 S: 67 P: 112 ERA: 1.00 WHIP: 0.889 | | | | | | | | | | | | | | | | | | | |

| | |
|-----|----|
| AB | 31 |
| R | 1 |
| H | 5 |
| RBI | 1 |
| BB | 3 |
| SO | 11 |
| LOB | 13 |



| Batter | 1 | 2 | 3 | 4 | 5 | 6 | 7 | 8 | 9 | AB | R | H | RBI | BB | SO | LOB | BOTTOM | | | |
|--|--|----------------------------------|------------------------------|---------------------------------|-------------------------------|----------------------------------|------------------------------|---------------------------------|------------------------------|----------------------------------|-------------------------------|----------------------------------|------------------------------|----------------------------------|------------------------------|----------------------------------|---|------------------------------------|----------------------------------|--------|
| Craig Biggio, R (1, 4) OBP: 0.374, SLG: 0.365 | | | | | | | | | | 4 | 1 | 1 | 0 | 0 | 2 | 1 | Los Angeles Dodgers @ Houston Astros Astrodome, Houston, TX Fri Oct 02 1992, 8:05 PM EDT Att. 9,363 - Dome - 70 F | | | |
| Steve Finley, L (1, 8) OBP: 0.352, SLG: 0.406 | | | | | | | | | | 4 | 4 | 4 | 2 | 0 | 0 | 0 | | | | |
| Luis Gonzalez, L (1, 7) OBP: 0.296, SLG: 0.395 | | | | | | | | | | 3 | 0 | 1 | 3 | 0 | 0 | 1 | | | | |
| 5 Jeff Bagwell, R (1, 3) OBP: 0.369, SLG: 0.443 | | | | | | | | | | 4 | 0 | 1 | 1 | 0 | 0 | 1 | | | | |
| Ken Caminiti, S (1, 5) OBP: 0.348, SLG: 0.441 | | | | | | | | | | 4 | 0 | 0 | 0 | 0 | 0 | 2 | | | | |
| Mike Simms, R (1, 9) OBP: 0.384, SLG: 0.474 | | | | | | | | | | 3 | 0 | 1 | 0 | 1 | 1 | 0 | | | | |
| Gerald Young, S (8, FR) OBP: 0.279, SLG: 0.224 | | | | | | | | | | 0 | 0 | 0 | 0 | 0 | 0 | 0 | | | | |
| Eddie Taubensee, L (1, 2) OBP: 0.300, SLG: 0.327 | | | | | | | | | | 4 | 0 | 1 | 0 | 0 | 0 | 1 | | | | |
| Andujar Cedeno, R (1, 6) OBP: 0.240, SLG: 0.288 | | | | | | | | | | 3 | 0 | 0 | 0 | 1 | 1 | 2 | | | | |
| Darryl Kile, R (1, 1) OBP: 0.229, SLG: 0.156 | | | | | | | | | | 4 | 1 | 1 | 0 | 0 | 2 | 3 | | | | |
| Inning Stats | R: 1 E: 0 K: 1 S: 10 | H: 2 LOB: 1 BB: 0 P: 16 | R: 0 E: 0 K: 2 S: 7 | H: 0 LOB: 0 BB: 0 P: 9 | R: 2 E: 0 K: 1 S: 14 | H: 3 LOB: 1 BB: 0 P: 22 | R: 0 E: 0 K: 0 S: 5 | H: 0 LOB: 0 BB: 0 P: 7 | R: 1 E: 0 K: 1 S: 8 | H: 1 LOB: 0 BB: 0 P: 16 | R: 0 E: 0 K: 0 S: 18 | H: 1 LOB: 2 BB: 1 P: 29 | R: 2 E: 0 K: 1 S: 9 | H: 2 LOB: 0 BB: 0 P: 12 | R: 0 E: 0 K: 0 S: 7 | H: 1 LOB: 3 BB: 1 P: 17 | 1B: 5 2B: 3 3B: 1 HR: 1 | SF: 1 SAC: 0 DP: 0 HBP: 0 | WP: 0 PB: 0 SB: 2 CS: 0 | PA: 36 |
| PITCHER Orel Hershiser, R (1, 1) ERA: 3.67 | IP: 6.0 WLS: L BF: 26 H: 7 R: 4 ER: 4 SO: 5 BB: 1 IBB: 0 HBP: 0 BLK: 0 WP: 1 HR: 0 S: 62 P: 99 ERA: 6.00 WHIP: 1.333 | | | | | | | | | | | | | | | | | | | |
| Kip Gross, R (7, 1) ERA: 4.37 | 0.1 WLS: 3 BF: 2 H: 2 R: 2 ER: 2 SO: 1 BB: 0 IBB: 0 HBP: 0 BLK: 0 WP: 0 HR: 0 S: 7 P: 9 ERA: 54.00 WHIP: 6.000 | | | | | | | | | | | | | | | | | | | |
| Steve Wilson, L (7, 1) ERA: 4.25 | 1.2 WLS: 7 BF: 1 H: 0 R: 0 ER: 0 SO: 0 BB: 1 IBB: 0 HBP: 0 BLK: 0 WP: 0 HR: 0 S: 9 P: 20 ERA: 0.00 WHIP: 0.600 | | | | | | | | | | | | | | | | | | | |




| Batter | 1 | 2 | 3 | 4 | 5 | 6 | 7 | 8 | 9 | 10 | 11 | 12 | 13 | AB R H RBI BB SO LOB | TOP | | | | |
|---|---|----------------------------------|---|----------------------------------|-------------------------------|---|------------------------------|--|-------------------------------|----------------------------------|-------------------------------|----------------------------------|---|----------------------------------|---|-----------------------------------|------------------------------------|-----------------------------------|--|
| Eric Young Sr. R OBP: 0.304, SLG: 0.297 (1, 4) |  | | FC6-4 S 1-2 | | |  1B | |  1B | | G6-3 | | | G5-3 | 6 0 2 0 0 1 2 | Los Angeles Dodgers @ Houston Astros Astrodome, Houston, TX Sat Oct 03 1992, 8:05 PM EDT Att. 12,587 - Dome - 70 F AB 47 R 2 H 10 RBI 2 BB 0 SO 8 LOB 15  | | | | |
| Tom Goodwin, L OBP: 0.293, SLG: 0.246 (1, 8) | G4-3 | | F7 1-2 | | | P2 | | G3 | | | | | K | 6 0 1 0 0 1 3 | | | | | |
| Mich Webster, S OBP: 0.336, SLG: 0.421 (1, 7) |  | | | | | F7 | | | | | | |  | 5 1 1 0 0 2 1 | | | | | |
| Eric Karros, R OBP: 0.282, SLG: 0.449 Dave Anderson, R OBP: 0.285, SLG: 0.440 Jay Howell, R OBP: 0.285, SLG: 0.440 John Candelaria, L OBP: 0.285, SLG: 0.440 Roger McDowell, R OBP: 0.285, SLG: 0.440 Brett Butler, L OBP: 0.285, SLG: 0.440 Tim Crews, R OBP: 0.285, SLG: 0.440 (1, 3) | | P3 | | | | G4-3 | | | | | | | | 4 0 1 1 1 0 0 1 | | | | | |
| Mike Piazza, R OBP: 0.288, SLG: 0.323 (1, 2) | L9 | | | | | G6-3 | | | | | | | | 5 0 0 0 0 0 2 | | | | | |
| Billy Ashley, R OBP: 0.268, SLG: 0.348 (1, 9) | G4-3 | | | | | G6-3 | | | | | | | | 5 0 0 0 0 0 2 | | | | | |
| Dave Hansen, L OBP: 0.285, SLG: 0.299 Mike Sharperson, R OBP: 0.287, SLG: 0.394 (12, PR) (12, 5) | | | | | | K | | | | | | | | 5 1 2 1 0 2 0 | | | | | |
| Rafael Bourimigal, R OBP: 0.198, SLG: 0.111 Jose Offerman, S OBP: 0.331, SLG: 0.333 (8, PH) (8, 6) | | | HR | | | | | | | | | | | 0 0 0 0 0 0 0 | | | | | |
| Tom Candiotti, R OBP: 0.123, SLG: 0.125 Lenny Harris, L OBP: 0.315, SLG: 0.303 Steve Wilson, L OBP: 0.333, SLG: 0.333 Henry Rodriguez, L OBP: 0.258, SLG: 0.329 (1, 1) (6, PH) (8, 1) (9, 3) | | | F9 | | | | | | | | | | | 2 0 1 0 0 0 0 | | | | | |
| Inning Stats | R: 0 E: 0 K: 2 S: 8 | H: 0 LOB: 0 BB: 0 P: 12 | R: 0 E: 0 K: 0 S: 7 | H: 0 LOB: 0 BB: 0 P: 11 | R: 0 E: 0 K: 0 S: 9 | H: 1 LOB: 1 BB: 0 P: 11 | R: 0 E: 1 K: 1 S: 5 | H: 0 LOB: 0 BB: 0 P: 11 | R: 0 E: 1 K: 1 S: 7 | H: 1 LOB: 1 BB: 0 P: 15 | R: 0 E: 0 K: 0 S: 12 | H: 1 LOB: 1 BB: 0 P: 20 | R: 0 E: 0 K: 1 S: 9 | H: 0 LOB: 0 BB: 0 P: 16 | | 1B: 7 2B: 2 3B: 0 HR: 1 | SF: 0 SAC: 1 DP: 1 HBP: 0 | WIP: 0 PB: 0 SB: 3 CS: 1 | |
| PITCHER | IP 7.0 | WLS 25 | BF 4 | H 1 | R 0 | ER 1 | SO 5 | BB 0 | IBB 0 | HBP 0 | BLK 0 | WP 0 | HR 1 | S 51 | | P 76 | ERA 1.29 | WHIP 0.571 | |
| Mark Portugal, R ERA: 2.68 Xavier Hernandez, R ERA: 2.11 Doug Jones, R ERA: 1.87 Joe Boever, R ERA: 2.51 Rob Murphy, L ERA: 4.04 (1, 1) (8, 1) (9, 1) (11, 1) (11, 1) | IP 7.0 | WLS 25 | BF 4 | H 1 | R 0 | ER 1 | SO 5 | BB 0 | IBB 0 | HBP 0 | BLK 0 | WP 0 | HR 1 | S 51 | | P 76 | ERA 1.29 | WHIP 0.571 | |
| PITCHER | IP 2.1 | WLS 8 | BF 8 | H 1 | R 0 | ER 0 | SO 3 | BB 0 | IBB 0 | HBP 0 | BLK 0 | WP 0 | HR 0 | S 21 | | P 32 | ERA 0.00 | WHIP 0.429 | |
| Jimmy Jones, R ERA: 4.07 (11, 1) | IP 2.1 | WLS 8 | BF 8 | H 1 | R 0 | ER 0 | SO 3 | BB 0 | IBB 0 | HBP 0 | BLK 0 | WP 0 | HR 0 | S 21 | P 32 | ERA 0.00 | WHIP 0.429 | | |
| Batter | 1 | 2 | 3 | 4 | 5 | 6 | 7 | 8 | 9 | 10 | 11 | 12 | 13 | AB R H RBI BB SO LOB | BOTTOM | | | | |
| Steve Finley, L OBP: 0.364, SLG: 0.407 (1, 8) | G3-1 | |  1B | | | G4-3 | | | | | | | | 6 0 3 1 1 0 1 | Los Angeles Dodgers @ Houston Astros Astrodome, Houston, TX Sat Oct 03 1992, 8:05 PM EDT Att. 12,587 - Dome - 70 F AB 51 R 3 H 16 RBI 3 BB 4 SO 9 LOB 24  | | | | |
| Ernest Riles, L OBP: 0.297, SLG: 0.338 Xavier Hernandez, L OBP: 0.279, SLG: 0.224 Rafael Ramirez, R OBP: 0.283, SLG: 0.301 Mike Simms, R OBP: 0.375, SLG: 0.476 (1, 4) (8, 1) (9, PH) (10, 9) | | |  | | | | | | | | | | | 4 0 1 0 0 3 3 | | | | | |
| Luis Gonzalez, L OBP: 0.292, SLG: 0.389 (1, 7) | K | | F8 | | | G5-3 | | | | | | | | 6 0 0 0 0 1 2 | | | | | |
| 5 Jeff Bagwell, R OBP: 0.368, SLG: 0.440 (1, 3) | G4-3 | | | | | K | | | | | | | | 6 0 1 0 0 1 1 | | | | | |
| Eric Anthony, L OBP: 0.280, SLG: 0.407 Doug Jones, R OBP: 0.279, SLG: 0.224 Edgar Renteria, R OBP: 0.285, SLG: 0.301 Joe Boever, R OBP: 0.283, SLG: 0.301 Rob Murphy, L OBP: 0.375, SLG: 0.476 (1, 9) (8, 1) (9, PH) (10, 9) (11, 1) (11, 6) | | | K | | | | | | | | | | | 4 1 2 0 0 1 0 | | | | | |
| Ken Caminiti, S OBP: 0.350, SLG: 0.441 (1, 5) | G3 | | | | | G3-6-3 | | | | | | | | 5 1 2 1 1 0 2 | | | | | |
| Scott Servais, R OBP: 0.294, SLG: 0.283 (1, 2) | | | | | | | | | | | | | | 5 0 2 0 0 1 4 | | | | | |
| Andujar Cedeno, R OBP: 0.235, SLG: 0.281 Jimmy Jones, R OBP: 0.296, SLG: 0.194 Pete Incaavilla, R OBP: 0.319, SLG: 0.430 Ryan Bowen, R OBP: 0.111, SLG: 0.111 (1, 6) (11, 1) (13, PH) (13, PR) | | | FC4 | | | | | | | | | | | 5 0 0 0 0 0 7 | | | | | |
| Mark Portugal, R OBP: 0.107, SLG: 0.107 Craig Biggio, R OBP: 0.376, SLG: 0.366 (7, PH) (8, 4) | | | | | | | | | | | | | | 2 0 0 0 0 1 1 | | | | | |
| Inning Stats | R: 0 E: 0 K: 1 S: 15 | H: 1 LOB: 1 BB: 0 P: 22 | R: 0 E: 0 K: 1 S: 11 | H: 1 LOB: 1 BB: 0 P: 16 | R: 0 E: 0 K: 2 S: 13 | H: 1 LOB: 1 BB: 0 P: 23 | R: 0 E: 0 K: 1 S: 8 | H: 3 LOB: 2 BB: 1 P: 24 | R: 0 E: 0 K: 1 S: 12 | H: 3 LOB: 3 BB: 0 P: 16 | R: 0 E: 0 K: 0 S: 12 | H: 1 LOB: 3 BB: 2 P: 21 | R: 0 E: 0 K: 1 S: 6 | H: 0 LOB: 0 BB: 0 P: 8 | | 1B: 15 2B: 1 3B: 0 HR: 0 | SF: 0 SAC: 1 DP: 1 HBP: 0 | WIP: 2 PB: 0 SB: 3 CS: 1 | |
| PITCHER | IP 7.0 | WLS 29 | BF 8 | H 2 | R 2 | ER 2 | SO 7 | BB 1 | IBB 0 | HBP 0 | BLK 0 | WP 1 | HR 0 | S 74 | | P 120 | ERA 2.57 | WHIP 1.286 | |
| Tom Candiotti, R ERA: 3.0 Steve Wilson, L ERA: 4.19 Jay Howell, R ERA: 1.84 John Candelaria, L ERA: 2.84 Roger McDowell, R ERA: 4.09 (1, 1) (8, 1) (9, 1) (9, 1) (10, 1) | IP 7.0 | WLS 29 | BF 8 | H 2 | R 2 | ER 2 | SO 7 | BB 1 | IBB 0 | HBP 0 | BLK 0 | WP 1 | HR 0 | S 74 | | P 120 | ERA 2.57 | WHIP 1.286 | |
| PITCHER | IP 2.2 | WLS 12 | BF 12 | H 4 | R 1 | ER 1 | SO 2 | BB 0 | IBB 1 | HBP 0 | BLK 0 | WP 0 | HR 0 | S 24 | | P 39 | ERA 3.38 | WHIP 1.500 | |
| Tim Crews, R ERA: 5.19 (11, 1) | IP 2.2 | WLS 12 | BF 12 | H 4 | R 1 | ER 1 | SO 2 | BB 0 | IBB 1 | HBP 0 | BLK 0 | WP 0 | HR 0 | S 24 | P 39 | ERA 3.38 | WHIP 1.500 | | |

| Batter | 1 | 2 | 3 | 4 | 5 | 6 | 7 | 8 | 9 | AB | R | H | RBI | BB | SO | LOB | TOP | | | | | | | | | | |
|---|-------------------------------|----------------------------------|-------------------------------|----------------------------------|------------------------------|----------------------------------|-------------------------------|----------------------------------|------------------------------|----------------------------------|-------------------------------|----------------------------------|-------------------------------|----------------------------------|------------------------------|---------------------------------|--|------------------------------------|----------------------------------|--------|--|--|--|--|--|--|--|
| Brett Butler, L OBP: 0.413, SLG: 0.391 (1, 8) | P2 | | F7 | | | | | K | | 4 | 0 | 1 | 0 | 0 | 1 | 1 | Los Angeles Dodgers @ Houston Astros Astrodome, Houston, TX Sun Oct 04 1992, 4:33 AM EDT Att: 16,194 - Dome - 70 F | | | | | | | | | | |
| Tom Goodwin, L OBP: 0.291, SLG: 0.274 (1, 7) | 3B | | F8 | | | | | G6-3 | | 4 | 0 | 1 | 0 | 0 | 1 | 1 | | | | | | | | | | | |
| Eric Young Sr., R OBP: 0.300, SLG: 0.288 (1, 4) | K | | P4 | | | | | | L9 | 4 | 0 | 0 | 0 | 0 | 2 | 1 | | | | | | | | | | | |
| Eric Karros, R OBP: 0.304, SLG: 0.426 (1, 3) | K | | | | | | | | K | 4 | 0 | 0 | 0 | 0 | 2 | 1 | | | | | | | | | | | |
| Mike Piazza, R OBP: 0.284, SLG: 0.319 (1, 2) | | G6-3 | | | | | | | K | 4 | 0 | 1 | 0 | 0 | 1 | 0 | | | | | | | | | | | |
| Billy Ashley, R OBP: 0.260, SLG: 0.337 (1, 9) | | K | | | | | | | F9 | 3 | 0 | 0 | 0 | 0 | 2 | 1 | | | | | | | | | | | |
| Dave Hansen, L OBP: 0.286, SLG: 0.299 (1, 5) | | HBP 1B | | | | | | | K | 3 | 0 | 1 | 0 | 0 | 2 | 1 | | | | | | | | | | | |
| Rafael Bourimigal, R OBP: 0.227, SLG: 0.200 (1, 6) | | HBP 1-2 | | | | | | | G4-3 2B | 2 | 0 | 1 | 0 | 0 | 0 | 0 | | | | | | | | | | | |
| Pedro Astacio, R OBP: 0.125, SLG: 0.125 (8, PH) | | | | | | | | | K | 2 | 0 | 0 | 0 | 0 | 2 | 2 | | | | | | | | | | | |
| Mitch Webster, S OBP: 0.334, SLG: 0.420 (8, 1) | | | | | | | | | K | 1 | 0 | 0 | 0 | 0 | 1 | 1 | | | | | | | | | | | |
| Kip Gross, R OBP: 1.000, SLG: 1.000 (8, 1) | | | | | | | | | K | 0 | 0 | 0 | 0 | 0 | 0 | 0 | | | | | | | | | | | |
| Inning Stats | R: 0 E: 0 K: 2 S: 11 | H: 1 LOB: 1 BB: 0 P: 14 | R: 0 E: 0 K: 2 S: 11 | H: 1 LOB: 2 BB: 0 P: 14 | R: 0 E: 0 K: 0 S: 8 | H: 0 LOB: 0 BB: 0 P: 11 | R: 0 E: 0 K: 2 S: 11 | H: 1 LOB: 1 BB: 0 P: 13 | R: 0 E: 0 K: 1 S: 8 | H: 1 LOB: 0 BB: 0 P: 11 | R: 0 E: 0 K: 1 S: 10 | H: 0 LOB: 0 BB: 0 P: 11 | R: 0 E: 0 K: 2 S: 12 | H: 1 LOB: 1 BB: 0 P: 19 | R: 0 E: 0 K: 2 S: 8 | H: 0 LOB: 0 BB: 0 P: 8 | 1B: 3 2B: 1 3B: 1 HR: 0 | SF: 0 SAC: 0 DP: 0 HBP: 1 | WP: 0 PB: 0 SB: 0 CS: 1 | PA: 33 | | | | | | | |
| PITCHER | IP | WLS | BF | H | R | ER | SO | BB | IBB | HBP | BLK | WP | HR | S | P | ERA | WHIP | | | | | | | | | | |
| Pete Harnisch, R ERA: 3.7 | (1, 1) | 8.0 | W | 29 | 5 | 0 | 0 | 12 | 0 | 0 | 1 | 0 | 0 | 82 | 107 | 0.00 | 0.625 | | | | | | | | | | |
| Doug Jones, R ERA: 1.85 | (9, 1) | 1.0 | S | 3 | 0 | 0 | 0 | 2 | 0 | 0 | 0 | 0 | 0 | 8 | 8 | 0.00 | 0.000 | | | | | | | | | | |

| Batter | 1 | 2 | 3 | 4 | 5 | 6 | 7 | 8 | 9 | AB | R | H | RBI | BB | SO | LOB | BOTTOM | | | | | | | | | | |
|---|------------------------------|----------------------------------|------------------------------|----------------------------------|------------------------------|---------------------------------|-------------------------------|----------------------------------|------------------------------|---------------------------------|-------------------------------|----------------------------------|-------------------------------|----------------------------------|------------------------------|----------------------------------|--|------------------------------------|----------------------------------|--------|--|--|--|--|--|--|--|
| Craig Biggio, R OBP: 0.376, SLG: 0.369 (1, 4) | G3 5 2B 1B | | G4-3 | | | | | E9 2H 1B | | 4 | 1 | 3 | 1 | 0 | 0 | 0 | Los Angeles Dodgers @ Houston Astros Astrodome, Houston, TX Sun Oct 04 1992, 4:33 AM EDT Att: 16,194 - Dome - 70 F | | | | | | | | | | |
| Steve Finley, L OBP: 0.355, SLG: 0.407 (1, 8) | G3 5 2B 1B | | E S BB | | | | | K | | 3 | 1 | 1 | 0 | 1 | 1 | 1 | | | | | | | | | | | |
| Luis Gonzalez, L OBP: 0.289, SLG: 0.385 (1, 7) | G3 | | F8 | | | | | G4-3 | | 4 | 0 | 0 | 0 | 0 | 0 | 3 | | | | | | | | | | | |
| 5 Jeff Bagwell, R OBP: 0.368, SLG: 0.444 (1, 3) | L4-6 2H 3H 2B | | | | | | | G4-3 | | 4 | 0 | 2 | 2 | 0 | 0 | 0 | | | | | | | | | | | |
| Ernest Riles, L OBP: 0.281, SLG: 0.328 (1, 5) | L4-6 | | | | | | | G6-3 | | 3 | 0 | 1 | 0 | 1 | 0 | 1 | | | | | | | | | | | |
| Mike Simms, R OBP: 0.333, SLG: 0.417 (9, 9) | | | | | | | | | | 3 | 0 | 0 | 0 | 0 | 2 | 3 | | | | | | | | | | | |
| Gerald Young, S OBP: 0.279, SLG: 0.224 (9, 9) | | | | | | | | | | 0 | 0 | 0 | 0 | 0 | 0 | 0 | | | | | | | | | | | |
| Eddie Taubensee, L OBP: 0.299, SLG: 0.323 (1, 2) | | | | | | | | | | 3 | 0 | 0 | 0 | 0 | 2 | 1 | | | | | | | | | | | |
| Andujar Cedeno, R OBP: 0.232, SLG: 0.277 (1, 6) | | | | | | | | | | 3 | 0 | 0 | 0 | 0 | 2 | 0 | | | | | | | | | | | |
| Pete Harnisch, S OBP: 0.188, SLG: 0.239 (9, 1) | | | | | | | | | | 3 | 1 | 1 | 0 | 0 | 0 | 0 | | | | | | | | | | | |
| Doug Jones, R ERA: 4.10 | | | | | | | | | | 0 | 0 | 0 | 0 | 0 | 0 | 0 | | | | | | | | | | | |
| Inning Stats | R: 2 E: 0 K: 0 S: 8 | H: 3 LOB: 0 BB: 0 P: 10 | R: 0 E: 0 K: 2 S: 9 | H: 0 LOB: 0 BB: 0 P: 11 | R: 0 E: 0 K: 0 S: 5 | H: 0 LOB: 1 BB: 1 P: 9 | R: 0 E: 0 K: 1 S: 10 | H: 1 LOB: 1 BB: 0 P: 14 | R: 0 E: 0 K: 1 S: 7 | H: 1 LOB: 0 BB: 0 P: 9 | R: 0 E: 0 K: 1 S: 17 | H: 1 LOB: 2 BB: 1 P: 24 | R: 1 E: 1 K: 2 S: 17 | H: 2 LOB: 1 BB: 0 P: 26 | R: 0 E: 0 K: 0 S: 8 | H: 0 LOB: 0 BB: 0 P: 10 | 1B: 5 2B: 4 3B: 0 HR: 0 | SF: 0 SAC: 0 DP: 1 HBP: 0 | WP: 1 PB: 0 SB: 1 CS: 1 | PA: 33 | | | | | | | |
| PITCHER | IP | WLS | BF | H | R | ER | SO | BB | IBB | HBP | BLK | WP | HR | S | P | ERA | WHIP | | | | | | | | | | |
| Pedro Astacio, R ERA: 1.98 | (1, 1) | 7.0 | L | 29 | 8 | 3 | 3 | 7 | 2 | 0 | 0 | 0 | 0 | 73 | 103 | 3.86 | 1.429 | | | | | | | | | | |
| Kip Gross, R ERA: 4.10 | (8, 1) | 1.0 | | 3 | 0 | 0 | 0 | 0 | 0 | 0 | 0 | 0 | 0 | 8 | 10 | 0.00 | 0.000 | | | | | | | | | | |

AB 31
R 0
H 5
RBI 0
BB 0
SO 14
LOB 9



AB 30
R 3
H 8
RBI 3
BB 2
SO 7
LOB 9

