

Los Angeles Dodgers - 1993

Batter	1	2	3	4	5	6	7	8	9	AB R H RBI BB SO LOB	TOP											
Jose Offerman, S OBP: 0.400, SLG: 0.250 (1, 6)	0-3 K		4-2 BB		0-0 1-2 2-H 1B		1-0 F8		2-3 K	4 0 1 1 1 2 2												
Brett Butler, L (1, 8)	1-3 K		2-2 G4-3		1-2 F7		0-3 K			4 0 0 0 0 2 4												
Darryl Strawberry, L (1, 9)	2-2 G1-3			2-2 F7	1-0 P6			4-1 G1-3 BB		3 0 0 0 1 0 2												
Eric Davis, R OBP: 0.250, SLG: 0.500 (1, 7)		0-2 E9 2B		1-3 K		0-0 P6		3-2 G1-3 1-2		4 0 1 0 0 1 1												
Tim Wallach, R OBP: 0.250, SLG: 1.000 (1, 5)		1-2 E9 2-3		1-2 G5-3		2-2 HR		2-3 K		4 1 1 1 0 1 2												
Eric Karros, R OBP: 0.500, SLG: 0.667 (1, 3)		4-2 G5-4-3 BB			2-2 F9 1B 2B	3-1 F7		1-2 G4-3		3 1 1 0 1 0 1												
Mike Piazza, R OBP: 0.250, SLG: 0.250 (1, 2)		0-1 G5-4-3 1-2f			1-1 F9 2-3	2-1 G6-3			3-2 1B	4 0 1 0 0 0 3												
Jody Reed, R OBP: 0.500, SLG: 0.500 (1, 4)			0-3 K		2-1 1B 1B		1-0 FC6-4 1B		2-1 F7	4 1 2 1 0 1 1												
Orel Hershiser, R OBP: 0.500, SLG: 0.500 (1, 1)			0-1 G5-3		0-0 1B		1-1 FC6-4 1-2f		2-2 L9	2 0 1 0 0 0 0 0 0 0 0 0 0 0 0 0 0 0 0 0 0 1 0 0 0 0 0 1 0 0 0 0 0 0 0 1 0 0 0 0 0 1												
Roger McDowell, R Lenny Harris, L Cory Snyder, R Ricky Tricek, R Dave Hansen, L																						
Inning Stats	R: 0 E: 0 K: 2 S: 9	H: 0 LOB: 0 BB: 0 P: 12	R: 0 E: 1 K: 0 S: 10	H: 1 LOB: 1 BB: 1 P: 15	R: 0 E: 0 K: 1 S: 12	H: 0 LOB: 1 BB: 1 P: 17	R: 0 E: 0 K: 1 S: 11	H: 0 LOB: 0 BB: 0 P: 15	R: 2 E: 0 K: 1 S: 13	H: 4 LOB: 2 BB: 0 P: 20	R: 1 E: 0 K: 0 S: 9	H: 1 LOB: 0 BB: 0 P: 16	R: 0 E: 0 K: 1 S: 7	H: 1 LOB: 1 BB: 0 P: 10	R: 0 E: 0 K: 1 S: 13	H: 0 LOB: 1 BB: 1 P: 23	R: 0 E: 0 K: 1 S: 11	H: 1 LOB: 1 BB: 0 P: 20	1B: 5 2B: 2 3B: 0 HR: 1	SF: 0 SAC: 0 DP: 1 HBP: 0	WP: 0 PB: 0 SB: 0 CS: 0	PA: 37
PITCHER	IP WLS BF H R ER SO BB IBB HBP BLK WP HR S P ERA WHIP																					
Charlie Hough, R ERA: 4.5 (1, 1)	6.0 W 25 6 3 3 4 2 0 0 0 0 0 1 64 95 4.50 1.333																					
Luis Aquino, R ERA: (7, 1)	0.0 1 1 0 0 0 0 0 0 0 0 0 0 1 2 ∞ ∞																					
Joe Klink, L ERA: (7, 1)	1.0 4 0 0 0 1 1 0 0 0 0 0 0 7 13 0.00 1.000																					
Cris Carpenter, R ERA: (8, 1)	1.0 3 0 0 0 1 0 0 0 0 0 0 0 12 18 0.00 0.000																					
Bryan Harvey, R ERA: (9, 1)	1.0 S 4 1 0 0 1 0 0 0 0 0 0 0 11 20 0.00 1.000																					

Los Angeles Dodgers @ Florida Marlins
Joe Robbie Stadium, Miami, FL
Mon Apr 05 1993, 3:33 AM EDT
Att. 42,334 - Sunny - 80 F

livebaseballscorecards.com

AB	34
R	3
H	8
RBI	3
BB	3
SO	7
LOB	18



Batter	1	2	3	4	5	6	7	8	9	AB	R	H	RBI	BB	SO	LOB
Scott Pose, L OBP: 0.200, SLG: 0.200 (1, 8) FBX (8, 7)	2-1 E4 1B	0-0 L7-3 1B		0-0 G4-3		0-0 FC1-4 CS		1-1 G1-3		5	0	1	2	0	0	2
Bret Barberie, S OBP: 0.500, SLG: 0.500 (1, 4) BCX (1, 4)	1-1 FC6-4 1B	2-1 L7-3		2-1 G4-3		2-1 CS		0-2 G4-6-3 1B		4	1	2	0	0	0	1
Junior Felix, S OBP: 0.250, SLG: 0.250 (1, 9) BCSS (1, 9)	2-3 K		1-0 G4-3	0-2 F7				0-1 G4-6-3 1B		4	0	1	0	0	1	2
Orestes Destrade, S OBP: 0.250, SLG: 0.500 Bryan Harvey, R (1, 3) CCBS (9, 1)	2-3 K		1-0 G4-3 1B		0-1 F7			0-0 G4-6-3		4	1	1	0	0	1	3
Dave Magadan, L OBP: 0.250, SLG: 0.250 (1, 5) CX (1, 5)	0-1 FC6-4		1-0 G4-3		0-1 G1-3			2-0 1B		4	0	1	0	0	0	3
Benito Santiago, R OBP: 0.500, SLG: 0.500 (1, 2) X		0-0 1B 3B	0-0 E 1B		0-0 G5-3			0-2 F9		4	1	2	1	0	0	1
Jeff Conine, R OBP: 1.000, SLG: 1.000 (1, 7) X (8, 3)		0-0 1B 3B	0-0 E5 BB			1-0 1B FC1-4		0-0 S G5-3		4	2	4	0	0	0	0
Walt Weiss, S OBP: 0.750, SLG: 1.333 (1, 6) FX		0-1 1B 3B	4-0 1B BB			0-0 FC1-4 1B		2-1 G5-3		3	1	2	2	1	0	1
Charlie Hough, R Alex Arias, R Luis Aquino, R Joe Klink, L Cris Carpenter, R Chuck Carr, S (1, 1) (6, PH) (7, 1) (7, 1) (8, 1) (8, 8)		1-3 K	0-0 G1-3			2-2 FC1-4		1-1 G4-3		2	0	0	0	0	1	4

Inning Stats	R: 0	H: 1	R: 3	H: 4	R: 1	H: 3	R: 0	H: 0	R: 0	H: 0	R: 1	H: 2	R: 1	H: 3	R: 0	H: 1
	E: 1	LOB: 2	E: 0	LOB: 0	E: 1	LOB: 3	E: 0	LOB: 0	E: 0	LOB: 0	E: 0	LOB: 0	E: 0	LOB: 1	E: 0	LOB: 1
	K: 2	BB: 0	K: 1	BB: 0	K: 0	BB: 1	K: 0	BB: 0	K: 0	BB: 0	K: 0	BB: 0	K: 0	BB: 0	K: 0	BB: 0
	S: 12	P: 19	S: 11	P: 14	S: 6	P: 13	S: 6	P: 8	S: 5	P: 5	S: 7	P: 12	S: 11	P: 13	S: 7	P: 11

PITCHER	IP	WLS	BF	H	R	ER	SO	BB	IBB	HBP	BLK	WP	HR	S	P	ERA	WHIP
Orel Hershiser, R ERA: 9.0 (1, 1)	5.0	L	26	10	5	5	3	1	0	0	0	0	0	42	62	9.00	2.200
Roger McDowell, R ERA: (6, 1)	1.0		2	0	0	0	0	0	0	0	0	0	0	5	9	0.00	0.000
Ricky Tricek, R ERA: 4.5 (7, 1)	2.0		9	4	1	1	0	0	0	0	0	0	0	18	24	4.50	2.000

BOTTOM

Los Angeles Dodgers @ Florida Marlins
Joe Robbie Stadium, Miami, FL
 Mon Apr 05 1993, 3:33 AM EDT
 Att. 42,334 - Sunny - 80 F

AB	36
R	6
H	14
RBI	5
BB	1
SO	3
LOB	20



WP	PA	3B	SF	SAC	DP	HBP
0	38	1	0	0	2	0
0		0	0	0	0	0
0		0	0	0	0	0
0		0	0	0	0	0
1		0	0	0	0	1

Batter	1	2	3	4	5	6	7	8	9	AB R H RBI BB SO LOB	TOP											
Jose Offerman, S (1, 6) OBP: 0.300, SLG: 0.125	3-3 K	4-0 BB		2-2 F7			2-1 G1-3		0-1 B1-4	4 0 0 0 1 1 3												
Brett Butler, L (1, 8) OBP: 0.333, SLG: 0.286	4-1 BB	3-2 F8		1-0 F7			1-2 BLK 2B		4-1 BB BB	3 0 1 1 2 0 3												
Darryl Strawberry, L (1, 9) SAFE	0-2 P6		1-1 F7			1-1 G4-3	2-2 P3		4-1 BB BB	4 0 0 0 1 0 2												
Eric Davis, R (1, 7) SAFE	3-1 G5-3		4-2 1B SF4 BB			1-1 G1-3	1-2 G6-3		3-3 K	4 1 0 0 1 1 5												
Tim Wallach, R (1, 5) SAFE		0-1 1B SF7 1B	1-1 SAFE 0-1 1B SF4 BB			0-0 P3		1-1 G6-3		4 2 2 0 0 0 0												
Eric Karros, R (1, 3) SAFE		2-3 K	0-1 SF4 1B			2-1 L5		2-3 K		3 0 0 1 0 2 1												
Mike Piazza, R (1, 2) SAFE		0-1 BB 1B	1-2 1B 2B			1-2 F8		3-2 G5-3		4 0 2 1 0 0 0												
Jody Reed, R (1, 4) SAFE		2-2 BB 1B	3-2 L5			2-3 K		4-2 BB 1B BB		3 0 1 0 1 1 1												
Ramon Martinez, R (1, 1) SAFE		2-1 SF7		1-3 K			3-2 G1-3 2B 1B		2-1 SAFE 1B	1 0 0 1 0 1 0												
Mitch Webster, S (7, PH) SAFE										1 1 1 0 0 0 0												
Jim Gott, R (7, 1) SAFE										0 0 0 0 0 0 0												
Lenny Harris, L (9, PH) SAFE										1 0 1 0 0 0 0												
Todd Worrell, R (9, 1) SAFE										0 0 0 0 0 0 0												
Inning Stats	R: 0 E: 0 K: 1 S: 10	H: 0 LOB: 1 BB: 1 P: 20	R: 1 E: 0 K: 1 S: 17	H: 3 LOB: 3 BB: 1 P: 30	R: 2 E: 0 K: 0 S: 17	H: 2 LOB: 1 BB: 1 P: 26	R: 0 E: 0 K: 1 S: 8	H: 0 LOB: 0 BB: 0 P: 12	R: 0 E: 0 K: 0 S: 5	H: 0 LOB: 0 BB: 0 P: 7	R: 0 E: 0 K: 1 S: 9	H: 0 LOB: 0 BB: 0 P: 14	R: 1 E: 0 K: 0 S: 17	H: 2 LOB: 1 BB: 0 P: 26	R: 0 E: 0 K: 1 S: 10	H: 0 LOB: 0 BB: 0 P: 16	R: 0 E: 0 K: 1 S: 12	H: 1 LOB: 3 BB: 3 P: 28	1B: 6 2B: 3 3B: 0 HR: 0	SF: 2 SAC: 0 DP: 1 HBP: 0	WP: 0 PA: 40 PB: 0 SB: 0 CS: 0	
PITCHER	IP WLS BF H R ER SO BB IBB HBP BLK WP HR S P ERA WHIP																				PITCHER	IP WLS BF H R ER SO BB IBB HBP BLK WP HR S P ERA WHIP
Jack Armstrong, R (1, 1) ERA: 5.68	6.1 L 28 6 4 4 4 3 0 0 0 0 0 74 122 5.68 1.421																					
Bob McClure, L (7, 1) ERA:	0.1 2 1 0 0 0 0 0 0 0 0 0 0 6 9 0.00 3.000																					
Richie Lewis, R (7, 1) ERA:	0.1 1 0 0 0 0 0 0 0 0 1 0 0 3 4 0.00 0.000																					
Luis Aquino, R (8, 1) ERA:	1.2 8 1 0 0 1 3 0 0 0 0 0 0 19 38 0.00 2.400																					
Trevor Hoffman, R (9, 1) ERA:	0.1 1 0 0 0 0 1 0 0 0 0 0 0 3 6 0.00 0.000																					

Los Angeles Dodgers @ Florida Marlins
Joe Robbie Stadium, Miami, FL

Tue Apr 06 1993, 7:05 PM EDT
Att. 42,689 - Unknown - 78 F

livebaseballscorecards.com

AB	32
R	4
H	8
RBI	4
BB	6
SO	6
LOB	15



Batter	1	2	3	4	5	6	7	8	9	AB	R	H	RBI	BB	SO	LOB
Scott Pose, L OBP: 0.333, SLG: 0.444 (1, 8)	1-1 CS 1B		3-2 2B		1-3 K		3-1 G5-3			4	0	2	0	0	1	0
Bret Barberie, S OBP: 0.625, SLG: 0.400 (1, 4)	2-3 K 1-2		4-1 G4-3 BB		4-0 BB			4-0 FC4 BB		1	0	0	0	3	1	1
Junior Felix, S OBP: 0.250, SLG: 0.375 (1, 9)	3-1 1B 2B		3-2 G4-3 1-2f		1-3 K			1-1 FC4 1-2f		4	1	1	0	0	1	4
Orestes Destrade, S OBP: 0.250, SLG: 0.375 (1, 3)	1-0 2-H 1B			1-0 F8		3-3 K		1-3 K		4	0	1	1	0	2	2
Dave Magadan, L OBP: 0.375, SLG: 0.167 (1, 5)	3-1 F7			4-2 1B BB		4-2 CS BB		1-3 K		2	1	0	0	2	1	2
Benito Santiago, R OBP: 0.250, SLG: 0.250 (1, 2)		0-3 K		1-0 F7		3-3 K 1-2		1-3 K		4	0	0	0	0	3	2
Jeff Conine, R OBP: 0.750, SLG: 0.750 (1, 7)		0-3 K		0-0 1B 1-3 1B		1-2 P4		0-0 1B 1B		4	0	2	0	0	1	0
Walt Weiss, S OBP: 0.625, SLG: 0.857 (1, 6)		3-2 G6-3		3-2 1-3 3-H 1B			0-1 G4-3		0-0 G4-6-3 1B	4	0	2	1	0	0	0
Jack Armstrong, R (1, 1) Bob McClure, R (7, 1) Richie Lewis, R (7, 1) Chuck Carr, S (7, PH) Luis Aquino, R (8, 1) Trevor Hoffman, R (9, 1) Greg Briley, L (9, PH)			0-3 K	0-3 K		1-3 K		1-3 K	0-1 G4-6-3 1-2f	2	0	0	0	0	2	2

Inning Stats	R: 1	H: 3	E: 0	K: 10	S: 10	R: 0	H: 0	E: 0	K: 2	S: 11	R: 0	H: 1	E: 0	K: 1	S: 11	R: 1	H: 2	E: 0	K: 1	S: 11	R: 0	H: 0	E: 0	K: 3	S: 9	R: 0	H: 0	E: 0	K: 1	S: 9	R: 0	H: 0	E: 0	K: 2	S: 9	R: 0	H: 2	E: 0	K: 1	S: 7	1B: 6	2B: 3	3B: 0	HR: 0	SF: 0	SAC: 0	DP: 3	HBP: 0	WP: 0	PB: 0	SB: 0	CS: 2	PA: 36
PITCHER	IP	WLS	BF	H	R	ER	SO	BB	IBB	HBP	BLK	WP	HR	S	P	ERA	WHIP																																				
Ramon Martinez, R (1, 1) ERA: 3.0	6.0	W	25	6	2	2	9	4	0	0	0	0	0	61	110	3.00	1.667																																				
Jim Gott, R (7, 1) ERA:	2.0		7	0	0	0	3	1	0	0	0	0	0	17	28	0.00	0.500																																				
Todd Worrell, R (9, 1) ERA:	1.0	S	4	2	0	0	1	0	0	0	0	0	0	7	8	0.00	2.000																																				

BOTTOM

Los Angeles Dodgers @ Florida Marlins

Joe Robbie Stadium, Miami, FL

Tue Apr 06 1993, 7:05 PM EDT
Att: 42,689 - Unknown - 78 F

livebaseballscorecards.com

AB	31
R	2
H	8
RBI	2
BB	5
SO	13
LOB	15



Batter	1	2	3	4	5	6	7	8	9	AB R H RBI BB SO LOB	TOP											
Jose Offerman, S OBP: 0.286, SLG: 0.167 (1, 6)	1-0 G5-3	1-1 G6-4-3 1B		1-3 K			1-0 G6-3		1 SAFE 0-0 SH1-4	4 0 1 0 0 1 0												
Brett Butler, L OBP: 0.429, SLG: 0.300 (1, 8)	4-2 BB 1B	1-0 G6-4-3			2-2 F7		4-1 WP S BB		0-2 WP BB 1B	3 1 1 0 2 0 2												
Darryl Strawberry, L OBP: 0.429, SLG: 0.111 (1, 9)	4-2 1B 1B BB		1-0 G3 1B 1B		2-0 G1-6-3		4-2 WP BB	4-2 1 SAFE 1 SAFE 1 SAFE BB BB	4-2 WP BB	2 1 1 0 3 0 0												
Eric Davis, R OBP: 0.286, SLG: 0.308 (1, 7)	2-2 1B 1B		3-2 1 SAFE 1 SAFE 1B 1B		2-1 G4-3		1-3 K	3-0 F9	1-2 2-3 3-H	5 1 2 1 0 1 4												
Tim Wallach, R OBP: 0.308, SLG: 0.538 (1, 5)	1-2 1B		1-1 G3		3-2 F7		1-3 K	0-0 F9		5 0 1 0 0 1 6												
Eric Karros, R OBP: 0.250, SLG: 0.300 (1, 3)	2-3 K		0-0 1B		1-0 G6-3			0-1 F7		4 0 1 2 0 1 3												
Mike Piazza, R OBP: 0.333, SLG: 0.417 (1, 2)	0-0 G5-3		0-2 F7		1-1 BB 1B			1-2 G5-3		4 0 1 0 0 0 3												
Jody Reed, R OBP: 0.500, SLG: 0.400 (1, 4)		2-1 1B SH1-4 1B		3-1 P6		4-1 BB BB		1-2 G6-3		3 0 1 0 1 0 0												
Kevin Gross, R (1, 1)									4-2 1B SH1-4 WP BB	2 0 0 0 0 1 2												
Jim Gott, R (7, 1)		0-0 SH1-4		2-3 K		0-0 F8				0 0 0 0 0 0 0												
Mitch Webster, S (9, PH)										0 1 0 0 1 0 0												
Todd Worrell, R (9, 1)										0 0 0 0 0 0 0												
Roger McDowell, R (9, 1)										0 0 0 0 0 0 0												
Inning Stats	R: 1 E: 0 K: 1 S: 15	H: 2 LOB: 3 BB: 2 P: 29	R: 0 E: 0 K: 0 S: 6	H: 2 LOB: 1 BB: 0 P: 10	R: 2 E: 0 K: 0 S: 12	H: 3 LOB: 0 BB: 0 P: 17	R: 0 E: 0 K: 2 S: 8	H: 0 LOB: 0 BB: 0 P: 14	R: 0 E: 0 K: 0 S: 6	H: 0 LOB: 0 BB: 0 P: 12	R: 0 E: 0 K: 0 S: 9	H: 1 LOB: 2 BB: 1 P: 18	R: 0 E: 0 K: 2 S: 10	H: 0 LOB: 2 BB: 2 P: 21	R: 0 E: 0 K: 0 S: 8	H: 0 LOB: 0 BB: 0 P: 10	R: 1 E: 0 K: 0 S: 10	H: 1 LOB: 2 BB: 2 P: 21	1B: 9 2B: 0 3B: 0 HR: 0	SF: 0 SAC: 2 DP: 1 HBP: 0	WP: 2 PB: 0 SB: 1 CS: 0	PA: 41
PITCHER	IP WLS BF H R ER SO BB IBB HBP BLK WP HR S P ERA WHIP																					
Chris Hammond, L (1, 1)	6.0 L 27 8 3 3 3 3 3 0 0 0 0 0 56 100 4.50 1.833																					
Joe Klink, L (7, 1)	0.1 3 0 0 0 0 2 0 0 0 0 0 0 4 13 0.00 6.000																					
Richie Lewis, R (7, 1)	2.0 7 0 1 1 2 1 0 0 0 1 0 17 25 4.50 0.500																					
Bob McClure, L (9, 1)	0.0 2 1 0 0 0 1 0 0 0 0 0 5 9 ∞ ∞																					
Trevor Hoffman, R (9, 1)	0.2 2 0 0 0 0 0 0 0 0 1 0 2 5 0.00 0.000																					

Los Angeles Dodgers @ Florida Marlins
Joe Robbie Stadium, Miami, FL

livebaseballscorecards.com

AB	32
R	4
H	9
RBI	3
BB	7
SO	5
LOB	20



Wed Apr 07 1993, 7:05 PM EDT
Att. 41,552 - Unknown - 68 F

BOTTOM

Los Angeles Dodgers @ Florida Marlins

Joe Robbie Stadium, Miami, FL

Wed Apr 07 1993, 7:05 PM EDT

Att: 41,552 - Unknown - 68 F

livebaseballscorecards.com

AB	34
R	2
H	9
RBI	2
BB	3
SO	11
LOB	20



WP:	1	PA:	39
PB:	0		
SB:	0		
CS:	1		

AB R H RBI BB SO LOB

4	0	1	0	1	1	1
5	1	2	1	0	1	2
4	0	1	0	0	2	4
4	0	1	1	0	1	3
3	0	1	0	1	1	1
0	0	0	0	0	0	0
0	0	0	0	0	0	0
4	0	0	0	0	2	2
4	0	2	0	0	1	1
3	1	0	0	1	1	3
1	0	0	0	0	0	1
1	0	0	0	0	1	2
0	0	0	0	0	0	0
0	0	0	0	0	0	0
0	0	0	0	0	0	0
0	0	0	0	0	0	0
0	0	0	0	0	0	0
1	0	1	0	0	0	0

Batter	1	2	3	4	5	6	7	8	9
Scott Pose, L OBP: 0.357, SLG: 0.385 (1, 8)	0-1 G6-3 1B		2-2 FC6 1B		4-1 1B BB		0-2 G4-3 1B		0-3 K
Bret Barberie, S OBP: 0.538, SLG: 0.400 (1, 4)	2-2 G1-3 1B		2-3 K		1-1 1B		0-2 F8		2-2 G6-3
Junior Felix, S OBP: 0.250, SLG: 0.333 (1, 9)	1-2 G1-3 1B		1-3 K		2-3 K		2-1 CS 1B		
Orestes Destrade, S OBP: 0.250, SLG: 0.333 (1, 3)	2-2 2-H 1B		2-2 FC6 1-2f		0-3 K		2-2 CS 1-2	0-0 F7	
Dave Magadan, L OBP: 0.417, SLG: 0.222 Chuck Carr, S Alex Arias, R (1, 5) (8, PR) (9, 5)	1-3 K			0-0 G5-3		3-2 G3 1B 1B		4-2 FC6-5 WP BB	
Benito Santiago, R OBP: 0.167, SLG: 0.167 (1, 2)		3-3 K		2-3 K		0-1 F9		1-1 FC6-5 1-3	
Jeff Conine, R OBP: 0.667, SLG: 0.667 (1, 7)		2-2 1B		0-3 K		0-2 G3 1B		0-1 L4	
Walt Weiss, S OBP: 0.500, SLG: 0.600 (1, 6)		1-0 F7			4-0 SH1-4 1B BB		0-0 G3 1-2 2-3		0-3 K
Chris Hammond, L Greg Briley, L Joe Klink, L Richie Lewis, R Bob McClure, R Trevor Hoffman, R Rick Renteria, R OBP: 1.000, SLG: 1.000 (1, 1) (6, PH) (7, 1) (7, 1) (9, 1) (9, 1) (9, 1) (9, 5)		3-2 F8			0-0 SH1-4 1-2		0-3 K		2-2 1B

Inning Stats	R: 1 E: 0 K: 1 S: 14	H: 2 LOB: 1 BB: 0 P: 20	R: 0 E: 0 K: 1 S: 11	H: 1 LOB: 1 BB: 0 P: 20	R: 0 E: 0 K: 2 S: 15	H: 1 LOB: 1 BB: 0 P: 22	R: 0 E: 0 K: 2 S: 7	H: 0 LOB: 0 BB: 0 P: 9	R: 1 E: 0 K: 2 S: 11	H: 1 LOB: 2 BB: 2 P: 22	R: 0 E: 0 K: 1 S: 12	H: 2 LOB: 2 BB: 0 P: 15	R: 0 E: 0 K: 0 S: 10	H: 1 LOB: 0 BB: 0 P: 14	R: 0 E: 0 K: 0 S: 8	H: 0 LOB: 1 BB: 1 P: 13	R: 0 E: 0 K: 2 S: 15	H: 1 LOB: 1 BB: 0 P: 19	1B: 9 2B: 0 3B: 0 HR: 0	SF: 0 SAC: 1 DP: 0 HBP: 0
--------------	-------------------------------	----------------------------------	-------------------------------	----------------------------------	-------------------------------	----------------------------------	------------------------------	---------------------------------	-------------------------------	----------------------------------	-------------------------------	----------------------------------	-------------------------------	----------------------------------	------------------------------	----------------------------------	-------------------------------	----------------------------------	----------------------------------	------------------------------------

PITCHER	IP	WLS	BF	H	R	ER	SO	BB	IBB	HBP	BLK	WP	HR	S	P	ERA	WHIP
Kevin Gross, R ERA: 3.0 (1, 1)	6.0		27	7	2	2	9	2	0	0	0	0	0	70	108	3.00	1.500
Jim Gott, R ERA: (7, 1)	2.0		7	1	0	0	0	1	0	0	0	1	0	18	27	0.00	1.000
Todd Worrell, R ERA: (9, 1)	0.2		3	1	0	0	2	0	0	0	0	0	0	11	13	0.00	1.500
Roger McDowell, R ERA: (9, 1)	0.1	S	1	0	0	0	0	0	0	0	0	0	0	4	6	0.00	0.000

Batter	1	2	3	4	5	6	7	8	9	AB R H RBI BB SO LOB	TOP			
Jose Offerman, S (1, 6) OBP: 0.263, SLG: 0.125	0-1 F9	3-2 G6-3			4-1 F8 BB		3-2 L6		2-1 G6-3	4 0 0 0 1 0 2				
Brett Butler, L (1, 8) OBP: 0.444, SLG: 0.308	1-0 BB BB G1-2-3 1B		1-3 K		4-1 1 SAFE 1 SAFE 1 SAFE 1-2 BB BB		0-0 B3-4			3 0 1 0 1 1 0				
Eric Davis, R (1, 7) OBP: 0.278, SLG: 0.250	4-2 1 SAFE 1 SAFE 1-2 BB BB		1-0 F8		0-1 F8			0-1 G5-3		3 0 0 0 1 0 2				
Darryl Strawberry, L (1, 9) OBP: 0.500, SLG: 0.273	4-2 1-2 2-3 BB		2-1 F7		4-1 1 SAFE 1-2 BB			3-2 F7 1B 2B		2 1 1 0 2 0 0				
Tim Wallach, R (1, 5) OBP: 0.235, SLG: 0.412	1-2 G1-2-3 3-Hr			0-0 P3	3-2 G6-3			0-0 F7 2-3		4 0 0 0 0 0 7				
Eric Karros, R (1, 3) OBP: 0.375, SLG: 0.385		4-0 SH5-4 1B BB		1-2 1B		0-0 G1-3		0-2 FC6-4 1B		3 0 2 1 1 0 0				
Carlos Hernandez, R (1, 2) OBP: 0.250, SLG: 0.250		1-0 SH5-4 1B		3-2 F8		0-2 G6-3		0-0 FC6-4 1-2f		4 0 1 0 0 0 2				
Jody Reed, R (1, 4) OBP: 0.400, SLG: 0.308		1-3 K		1-2 G4-3		2-0 P6		2-1 G6-3	3 0 0 0 0 0 1 3					
Ricky Tricek, R (6, 1)									0 0 0 0 0 0 0					
Mike Sharperson, R (9, PH)									1 0 0 0 0 0 0					
Tom Candiotti, R (1, 1)		0-0 SH5-4			0-1 G1-3				1 0 0 0 0 0 0					
Steve Wilson, L (6, 1)									0 0 0 0 0 0 0					
Lenny Harris, L (6, 4) OBP: 0.500, SLG: 0.500									1 0 0 0 0 0 0					
Cory Snyder, R (9, PH)		1-2 2-3							1 0 0 0 0 0 0					
Inning Stats	R: 0 H: 1 E: 0 LOB: 2 K: 0 BB: 2 S: 13 P: 23	R: 0 H: 1 E: 0 LOB: 2 K: 1 BB: 1 S: 9 P: 18	R: 0 H: 0 E: 0 LOB: 0 K: 1 BB: 0 S: 6 P: 10	R: 0 H: 1 E: 0 LOB: 1 K: 0 BB: 0 S: 13 P: 18	R: 0 H: 0 E: 0 LOB: 3 K: 0 BB: 3 S: 11 P: 26	R: 0 H: 0 E: 0 LOB: 0 K: 0 BB: 0 S: 5 P: 7	R: 0 H: 0 E: 0 LOB: 0 K: 0 BB: 0 S: 6 P: 9	R: 1 H: 2 E: 0 LOB: 1 K: 0 BB: 0 S: 12 P: 15	R: 0 H: 0 E: 0 LOB: 0 K: 0 BB: 0 S: 7 P: 12	1B: 4 SF: 0 2B: 1 SAC: 1 3B: 0 DP: 1 HR: 0 HBP: 0	WP: 0 PA: 37 PB: 0 SB: 0 CS: 0			
PITCHER	IP WLS BF H R ER SO BB IBB HBP BLK WP HR S P ERA WHIP												PITCHER	IP WLS BF H R ER SO BB IBB HBP BLK WP HR S P ERA WHIP
Tom Glavine, L (1, 1) ERA:	6.0 W 26 3 0 0 2 6 0 0 0 0 0 0 57 102 0.00 1.500													
Jay Howell, R (7, 1) ERA: 2.7	2.0 8 2 1 1 0 0 0 0 0 0 0 0 18 24 4.50 1.000													
Mike Stanton, L (9, 1) ERA:	1.0 3 0 0 0 0 0 0 0 0 0 0 0 7 12 0.00 0.000													

Los Angeles Dodgers @ Atlanta Braves
Atlanta-Fulton County Stadium, Atlanta, GA

Thu Apr 08 1993, 7:05 PM EDT
Att. 48,450 - Unknown - 72 F

livebaseballscorecards.com

AB	30
R	1
H	5
RBI	1
BB	6
SO	2
LOB	16



Batter	1	2	3	4	5	6	7	8	9
Deion Sanders, L OBP: 0.400, SLG: 0.800 (1, 8)	0-2 L8		1-1 P4		1-1 SF8 2B	2-0 P5		0-1 2B	
Jeff Blauser, R OBP: 0.235, SLG: 0.200 Rafael Belliard, R (1, 6) (7, 6)	0-0 F9		3-2 L4		3-2 HBP	2-3 K2-3		0-0 G4-3	
Ron Gant, R OBP: 0.235, SLG: 0.357 (1, 7)	4-2 2B BB		1-1 F7		2-2 SF8		2-1 G5-3	4-1 BB	
Terry Pendleton, S OBP: 0.412, SLG: 0.357 (1, 5)	2-2 2B			2-1 F8	0-0 F9		3-1 G3-1	1-0 F8	
David Justice, L OBP: 0.375, SLG: 0.462 (1, 9)	1-3 K			0-0 F8		2-2 1B 2B 1B	4-2 BB		
Sid Bream, L OBP: 0.200, SLG: 0.300 (1, 3)		0-0 F9		1-0 2B		3-1 G4-3	0-1 G3		
Greg Olson, R OBP: 0.273, SLG: 0.200 (1, 2)		1-2 G5-3		2-3 K		4-0 1B 2B BB		1-2 E 2B 1B	
Mark Lemke, S OBP: 0.467, SLG: 0.364 (1, 4)		4-2 BB			1-3 K	1-2 2B WP 1B		0-0 E3 2B	
Tom Glavine, L (1, 1)		3-2 F7			0-0 E1 2B SF8	1-0 WP 2B		0-0 F7	
Otis Nixon, S OBP: 0.214, SLG: 0.286 (6, PH)									
Jay Howell, R (7, 1)									
Francisco Cabrera, R (8, PH)									
Mike Stanton, L (9, 1)									

AB	R	H	RBI	BB	SO	LOB
5	0	2	1	0	0	1
3	0	0	0	0	1	1
1	0	0	0	0	0	2
2	1	0	1	2	0	0
5	0	1	1	0	0	5
3	1	1	0	1	1	1
4	0	1	0	0	0	2
3	2	1	0	1	1	1
3	1	1	0	1	1	1
2	1	0	0	0	0	1
1	0	1	2	0	0	0
0	0	0	0	0	0	0
1	0	0	0	0	0	2
0	0	0	0	0	0	0

AB	R	H	RBI	BB	SO	LOB
33	6	8	5	5	4	17

Inning Stats	R	H	E	K	S	H	LOB	BB	P						
R: 1 E: 0 K: 1 S: 13	H: 1 LOB: 1 BB: 1 P: 20	R: 0 E: 0 K: 0 S: 10	H: 0 LOB: 1 BB: 1 P: 18	R: 0 E: 0 K: 0 S: 7	H: 0 LOB: 0 BB: 0 P: 12	R: 0 E: 0 K: 1 S: 7	H: 1 LOB: 1 BB: 0 P: 12	R: 1 E: 1 K: 1 S: 12	H: 3 LOB: 1 BB: 0 P: 19	R: 3 E: 0 K: 1 S: 13	H: 3 LOB: 1 BB: 1 P: 28	R: 0 E: 0 K: 0 S: 8	H: 0 LOB: 1 BB: 1 P: 17	R: 1 E: 1 K: 0 S: 10	H: 2 LOB: 3 BB: 1 P: 16

PITCHER	IP	WLS	BF	H	R	ER	SO	BB	IBB	HBP	BLK	WP	HR	S	P	ERA	WHIP
Tom Candiotti, R ERA: 6.75 (1, 1)	5.1	L	27	6	5	4	3	3	0	1	0	0	0	58	101	6.75	1.688
Steve Wilson, L ERA: (6, 1)	0.1		1	0	0	0	0	0	0	0	0	1	0	1	3	0.00	0.000
Ricky Tricek, R ERA: 2.08 (6, 1)	2.1		12	2	1	0	1	2	0	0	0	0	0	21	38	0.00	1.714

Los Angeles Dodgers @ Atlanta Braves
Atlanta-Fulton County Stadium, Atlanta, GA

Thu Apr 08 1993, 7:05 PM EDT
Att: 48,450 - Unknown - 72 F

livebaseballscorecards.com

AB 33
R 6
H 8
RBI 5
BB 5
SO 4
LOB 17



WP: 1 PA: 40
PB: 0
SB: 1
CS: 0

Batter	1	2	3	4	5	6	7	8	9	AB R H RBI BB SO LOB	TOP	
Jose Offerman, S (1, 6) OBP: 0.261, SLG: 0.150	1-0 G4-3		1-2 CS 1B		2-2 F9			3-2 F9		4 0 1 0 0 0 0		
Brett Butler, L (1, 8) OBP: 0.409, SLG: 0.294	1-2 G1-3		1-1 CS 1-2	2-2 FC1-6 1B		1-2 G3-1		0-1 G1-3		4 0 1 0 0 0 0		
Eric Davis, R (1, 7) OBP: 0.227, SLG: 0.200	0-3 K			1-1 FC1-6 BB S 1-2f		2-3 K		1-2 G3		4 0 0 0 0 2 1		
Darryl Strawberry, L (1, 9) OBP: 0.500, SLG: 0.286		3-0 FC3-6 1B		4-2 BB 1-2 BB		1-1 F7		2-2 F8		3 0 1 0 1 0 0		
Tim Wallach, R (1, 5) OBP: 0.250, SLG: 0.368		1-1 F8		1-3 K			4-1 G4-6-3 BB			2 0 0 0 1 1 3		
Eric Karros, R (1, 3) OBP: 0.368, SLG: 0.333		2-2 FC3-6 1-2f		4-2 FC6-4 1-2 2-3 BB		1-1 G4-6-3 1-2f		1-1 G4-6-3 1-2f		2 0 0 0 1 0 2		
Carlos Hernandez, R (1, 2) OBP: 0.143, SLG: 0.143		2-3 K		1-1 FC6-4 1-2f		0-1 G3-1				3 0 0 0 0 1 4		
Jody Reed, R (1, 4) OBP: 0.333, SLG: 0.250			0-0 P8		1-3 K			1-1 P6		3 0 0 0 0 1 0		
Pedro Astacio, R (1, 1) Mitch Webster, S (8, PH) Roger McDowell, R (8, 1)			0-1 G5-3		0-2 G6-3			3-2 F9		2 0 0 0 0 0 0 1 0 0 0 0 0 0 0 0 0 0 0 0 0		
Inning Stats	R: 0 H: 0 E: 0 LOB: 0 K: 1 BB: 0 S: 8 P: 10	R: 0 H: 1 E: 0 LOB: 1 K: 1 BB: 0 S: 10 P: 18	R: 0 H: 1 E: 0 LOB: 0 K: 0 BB: 0 S: 8 P: 9	R: 0 H: 1 E: 0 LOB: 3 K: 1 BB: 2 S: 15 P: 28	R: 0 H: 0 E: 0 LOB: 0 K: 1 BB: 0 S: 10 P: 13	R: 0 H: 0 E: 0 LOB: 0 K: 1 BB: 0 S: 8 P: 12	R: 0 H: 0 E: 0 LOB: 0 K: 0 BB: 1 S: 5 P: 10	R: 0 H: 0 E: 0 LOB: 0 K: 0 BB: 0 S: 8 P: 15	R: 0 H: 0 E: 0 LOB: 0 K: 0 BB: 0 S: 9 P: 12	1B: 3 SF: 0 2B: 0 SAC: 0 3B: 0 DP: 1 HR: 0 HBP: 0	WP: 0 PA: 32 PB: 0 SB: 1 CS: 1	
PITCHER Pete Smith, R (1, 1) ERA: Mike Stanton, L (9, 1) ERA:	IP WLS BF H R ER SO BB IBB HBP BLK WP HR S P ERA WHIP	8.0 W 28 3 0 0 5 3 0 0 0 0 0 0 72 115 0.00 0.750	1.0 S 3 0 0 0 0 0 0 0 0 0 0 0 9 12 0.00 0.000	PITCHER IP WLS BF H R ER SO BB IBB HBP BLK WP HR S P ERA WHIP								

Los Angeles Dodgers @ Atlanta Braves
Atlanta-Fulton County Stadium, Atlanta, GA

livebaseballscorecards.com

AB	28
R	0
H	3
RBI	0
BB	3
SO	5
LOB	10



Fri Apr 09 1993, 7:05 PM EDT
Att. 48,658 - Unknown - 60 F

Batter	1	2	3	4	5	6	7	8	9	AB R H RBI BB SO LOB
--------	---	---	---	---	---	---	---	---	---	----------------------

<p>Otis Nixon, S (1, 8) OBP: 0.222, SLG: 0.278</p>			<p>G4-3 (2)</p>		<p>FC5 BB 1-2 1B</p>		<p>G5-3 (3)</p>			4 0 1 0 0 0 1
<p>Jeff Blauser, R (1, 6) OBP: 0.381, SLG: 0.294</p> <p>Rafael Belliard, R (9, 6)</p>			<p>BB</p>		<p>BB</p>		<p>E6 1B</p>			2 0 2 0 2 0 0 0 0 0 0 0 0 0
<p>Ron Gant, R (1, 7) OBP: 0.190, SLG: 0.278</p>			<p>F8 (3)</p>		<p>FC5 (3)</p>		<p>G1-3 (1)</p>			4 0 0 0 0 1 6
<p>Terry Pendleton, S (1, 5) OBP: 0.333, SLG: 0.278</p>				<p>F8 (1)</p>		<p>G4-3 (1)</p>		<p>K (2)</p>		4 0 0 0 0 1 2
<p>David Justice, L (1, 9) OBP: 0.300, SLG: 0.353</p>				<p>P5 (2)</p>		<p>K (2)</p>		<p>F9 (3)</p>		4 0 0 0 0 1 1
<p>Sid Bream, L (1, 3) OBP: 0.231, SLG: 0.538</p>				<p>L9 (3)</p>		<p>G4-3 (3)</p>				3 1 1 1 0 0 0
<p>Damon Berryhill, S (1, 2) OBP: 0.143, SLG: 0.286</p> <p>Bill Pecota, R (7, PR)</p> <p>Greg Olson, R (8, 2) OBP: 0.273, SLG: 0.200</p>					<p>K (1)</p>		<p>G4-3 SF7 2B</p>			3 0 1 0 0 2 0 0 1 0 0 0 0 0 0 0 0 0 0 0 0
<p>Mark Lemke, S (1, 4) OBP: 0.444, SLG: 0.308</p>					<p>BB 1B BB</p>		<p>G4-3 (1)</p>			2 0 0 0 1 0 1
<p>Pete Smith, R (1, 1)</p> <p>Mike Stanton, L (9, 1)</p>					<p>K (2)</p>		<p>SF7 (2)</p>			2 0 0 1 0 2 1 0 0 0 0 0 0 0

Inning Stats	R: 0	H: 1	E: 0	K: 1	S: 8	R: 1	H: 1	E: 0	K: 1	S: 8	R: 0	H: 0	E: 0	K: 1	S: 10	R: 0	H: 1	E: 0	K: 2	S: 10	R: 0	H: 0	E: 0	K: 1	S: 9	R: 1	H: 1	E: 0	K: 0	S: 5	R: 0	H: 1	E: 1	K: 1	S: 10	1B: 3	SF: 1	2B: 1	SAC: 0	3B: 0	DP: 0	HR: 1	HBP: 0	WP: 0	PA: 32
--------------	------	------	------	------	------	------	------	------	------	------	------	------	------	------	-------	------	------	------	------	-------	------	------	------	------	------	------	------	------	------	------	------	------	------	------	-------	-------	-------	-------	--------	-------	-------	-------	--------	-------	--------

PITCHER	IP	WLS	BF	H	R	ER	SO	BB	IBB	HBP	BLK	WP	HR	S	P	ERA	WHIP
Pedro Astacio, R (1, 1) ERA: 2.57	7.0	L	28	4	2	2	6	3	0	0	0	0	1	54	98	2.57	1.000
Roger McDowell, R (8, 1) ERA:	1.0		4	1	0	0	1	0	0	0	0	0	0	10	15	0.00	1.000

BOTTOM

Los Angeles Dodgers @ Atlanta Braves
Atlanta-Fulton County Stadium, Atlanta, GA

livebaseballscorecards.com

AB	28
R	2
H	5
RBI	2
BB	3
SO	7
LOB	12



Fri Apr 09 1993, 7:05 PM EDT
Att: 48,658 - Unknown - 60 F

Batter	1	2	3	4	5	6	7	8	9	10	AB	R	H	RBI	BB	SO	LOB	TOP
Jose Offerman, S (1, 6) OBP: 0.259, SLG: 0.167	1-3 K		2-3 K			0-1 SH2-4		1-2 G5-3		2-2 BB	4	0	1	0	0	2	0	
Brett Butler, L (1, 8) OBP: 0.444, SLG: 0.300	3-2 G3-1		2-1 G4-3			4-0 BB			1-0 FC4-5	4-1 BB	3	0	1	0	2	0	0	
Eric Davis, R (1, 7) OBP: 0.222, SLG: 0.200	1-0 1B			2-1 G1-3		1-1 FC5-2-5-1			0-3 K	1-3 K	5	0	1	0	0	2	6	
Darryl Strawberry, L (1, 9) OBP: 0.423, SLG: 0.222	1-3 K			3-2 G3		0-1 G4-3			2-0 FC4-5		4	0	0	0	0	1	4	
Tim Wallach, R (1, 5) OBP: 0.250, SLG: 0.435		1-1 G1-3		1-0 P3			0-1 G6-3		1-1 F8		4	1	1	0	0	0	1	
Eric Karros, R (1, 3) OBP: 0.304, SLG: 0.263		1-1 G1-3		2-3 K			1-2 G6-3			0-0 G5-3	4	0	0	1	0	1	0	
Mike Piazza, R (1, 2) OBP: 0.375, SLG: 0.400 Tom Goodwin, L (10, PR) Carlos Hernandez, R (10, 2) OBP: 0.143, SLG: 0.143		4-1 BB		1-0 L8			0-3 K			1-1 BLK	3	0	1	0	1	1	0	
Jody Reed, R (1, 4) OBP: 0.364, SLG: 0.300		3-2 G6-3		0-2 F9				0-0 1B		BB 1B	4	0	2	1	0	0	1	
Orel Hershiser, R (1, 1) OBP: 0.400, SLG: 0.600 Mitch Webster, S (10, PH) OBP: 0.500, SLG: 0.333 Jim Gott, R (10, 1)			1-1 G4-3			0-0 SH2-4		0-2 G5-3		0-0 P6	3	0	1	0	0	0	0	

livebaseballscorecards.com

AB	35
R	2
H	8
RBI	2
BB	3
SO	7
LOB	13



Inning Stats	R: 0	H: 1	E: 0	LOB: 1	K: 2	S: 10	P: 16	R: 1	H: 1	E: 0	LOB: 0	K: 0	S: 8	P: 17	R: 0	H: 0	E: 0	LOB: 0	K: 1	S: 8	P: 13	R: 0	H: 0	E: 0	LOB: 0	K: 0	S: 6	P: 12	R: 0	H: 1	E: 0	LOB: 2	K: 0	S: 7	P: 12	R: 0	H: 0	E: 0	LOB: 0	K: 1	S: 7	P: 10	R: 0	H: 0	E: 0	LOB: 0	K: 0	S: 7	P: 9	R: 0	H: 1	E: 0	LOB: 0	K: 0	S: 7	P: 8	R: 0	H: 1	E: 1	LOB: 1	K: 1	S: 7	P: 11	R: 1	H: 3	E: 0	LOB: 3	K: 1	S: 15	P: 25	1B: 6	2B: 1	3B: 1	HR: 0	SF: 0	SAC: 1	DP: 0	HBP: 0	WP: 0	PA: 39
PITCHER	IP	WLS	BF	H	R	ER	SO	BB	IBB	HBP	BLK	WP	HR	S	P	ERA	WHIP																																																															
Greg Maddux, R (1, 1) ERA: 0.52	9.0		32	5	1	1	6	2	0	0	0	0	0	68	108	1.00	0.778																																																															
Jay Howell, R (10, 1) ERA: 4.5	0.2	L	5	3	1	1	0	0	0	0	1	0	0	11	16	13.50	4.500																																																															
Kent Mercker, L (10, 1) ERA:	0.1		2	0	0	1	1	0	0	0	0	0	0	4	9	0.00	3.000																																																															

Los Angeles Dodgers @ Atlanta Braves
 Atlanta-Fulton County Stadium, Atlanta, GA

Sat Apr 10 1993, 7:05 PM EDT
 Att. 49,187 - Unknown - 66 F

livebaseballscorecards.com

AB	32
R	1
H	4
RBI	1
BB	3
SO	5
LOB	7



WP:	0	PA:	36
PB:	0		
SB:	0		
CS:	0		

Batter	1	2	3	4	5	6	7	8	9	10	AB	R	H	RBI	BB	SO	LOB
Otis Nixon, S OBP: 0.190, SLG: 0.238 (1, 8)	G1-3		E5			L7			SH3-4		3	0	0	0	0	0	1
Deion Sanders, L OBP: 0.333, SLG: 0.667 (1, 7)	K		F8			F7			2B		4	0	1	1	0	1	2
Terry Pendleton, S OBP: 0.320, SLG: 0.318 (1, 5)	K			F7			K		E9		4	0	1	0	0	2	0
David Justice, L OBP: 0.292, SLG: 0.300 (1, 9)		G5-3		L6			F8		IBB		3	0	0	0	1	0	0
Sid Bream, L OBP: 0.235, SLG: 0.438 (1, 3)		G5-3		P5			F7		IBB		3	0	0	0	1	0	0
Damon Berryhill, S OBP: 0.091, SLG: 0.182 (1, 2)		G3-4-1			F9			G3-1	K		4	0	0	0	0	1	3
Mark Lemke, S OBP: 0.409, SLG: 0.294 (1, 4)			K		G1-3			G6-4-3		P5	4	0	1	0	0	1	0
Rafael Belliard, R (1, 6)			G5-3		L5			G6-4-3		G6-3	2	0	0	0	0	0	0
Jeff Blauser, R (8, PH)											2	0	0	0	0	0	1
Greg Maddux, R (1, 1)											2	0	1	0	0	0	0
Ron Gant, R (9, PH)											0	1	0	0	1	0	0
Jay Howell, R (10, 1)											0	0	0	0	0	0	0
Kent Mercker, L (10, 1)											0	0	0	0	0	0	0
Francisco Cabrera, R (10, PH)											1	0	0	0	0	0	0

Inning Stats	R: 0	H: 0	E: 0	K: 2	S: 7	R: 0	H: 0	E: 0	K: 0	S: 7	R: 0	H: 1	E: 1	K: 1	S: 13	R: 0	H: 0	E: 0	K: 0	S: 8	R: 0	H: 0	E: 0	K: 0	S: 8	R: 0	H: 0	E: 0	K: 1	S: 6	R: 0	H: 1	E: 0	K: 0	S: 6	R: 1	H: 2	E: 1	K: 1	S: 12	R: 0	H: 0	E: 0	K: 0	S: 9	1B: 2	2B: 2	3B: 0	HR: 0	SF: 0	SAC: 1	DP: 1	HBP: 0
PITCHER	IP	WLS	BF	H	R	ER	SO	BB	IBB	HBP	BLK	WP	HR	S	P	ERA	WHIP																																				
Orel Hershiser, R (1, 1)	9.0	W	33	4	1	1	5	1	2	0	0	0	0	77	129	1.00	0.556																																				
Jim Gott, R (10, 1)	1.0	S	3	0	0	0	0	0	0	0	0	0	0	9	10	0.00	0.000																																				

Batter	1	2	3	4	5	6	7	8	9	10	AB	R	H	RBI	BB	SO	LOB
Otis Nixon, S OBP: 0.190, SLG: 0.238 (1, 8)	G1-3		E5			L7			SH3-4		3	0	0	0	0	0	1
Deion Sanders, L OBP: 0.333, SLG: 0.667 (1, 7)	K		F8			F7			2B		4	0	1	1	0	1	2
Terry Pendleton, S OBP: 0.320, SLG: 0.318 (1, 5)	K			F7			K		E9		4	0	1	0	0	2	0
David Justice, L OBP: 0.292, SLG: 0.300 (1, 9)		G5-3		L6			F8		IBB		3	0	0	0	1	0	0
Sid Bream, L OBP: 0.235, SLG: 0.438 (1, 3)		G5-3		P5			F7		IBB		3	0	0	0	1	0	0
Damon Berryhill, S OBP: 0.091, SLG: 0.182 (1, 2)		G3-4-1			F9			G3-1	K		4	0	0	0	0	1	3
Mark Lemke, S OBP: 0.409, SLG: 0.294 (1, 4)			K		G1-3			G6-4-3		P5	4	0	1	0	0	1	0
Rafael Belliard, R (1, 6)			G5-3		L5			G6-4-3		G6-3	2	0	0	0	0	0	0
Jeff Blauser, R (8, PH)											2	0	0	0	0	0	1
Greg Maddux, R (1, 1)											2	0	1	0	0	0	0
Ron Gant, R (9, PH)											0	1	0	0	1	0	0
Jay Howell, R (10, 1)											0	0	0	0	0	0	0
Kent Mercker, L (10, 1)											0	0	0	0	0	0	0
Francisco Cabrera, R (10, PH)											1	0	0	0	0	0	0

Batter	1	2	3	4	5	6	7	8	9	10	AB	R	H	RBI	BB	SO	LOB
Otis Nixon, S OBP: 0.190, SLG: 0.238 (1, 8)	G1-3		E5			L7			SH3-4		3	0	0	0	0	0	1
Deion Sanders, L OBP: 0.333, SLG: 0.667 (1, 7)	K		F8			F7			2B		4	0	1	1	0	1	2
Terry Pendleton, S OBP: 0.320, SLG: 0.318 (1, 5)	K			F7			K		E9		4	0	1	0	0	2	0
David Justice, L OBP: 0.292, SLG: 0.300 (1, 9)		G5-3		L6			F8		IBB		3	0	0	0	1	0	0
Sid Bream, L OBP: 0.235, SLG: 0.438 (1, 3)		G5-3		P5			F7		IBB		3	0	0	0	1	0	0
Damon Berryhill, S OBP: 0.091, SLG: 0.182 (1, 2)		G3-4-1			F9			G3-1	K		4	0	0	0	0	1	3
Mark Lemke, S OBP: 0.409, SLG: 0.294 (1, 4)			K		G1-3			G6-4-3		P5	4	0	1	0	0	1	0
Rafael Belliard, R (1, 6)			G5-3		L5			G6-4-3		G6-3	2	0	0	0	0	0	0
Jeff Blauser, R (8, PH)											2	0	0	0	0	0	1
Greg Maddux, R (1, 1)											2	0	1	0	0	0	0
Ron Gant, R (9, PH)											0	1	0	0	1	0	0
Jay Howell, R (10, 1)											0	0	0	0	0	0	0
Kent Mercker, L (10, 1)											0	0	0	0	0	0	0
Francisco Cabrera, R (10, PH)											1	0	0	0	0	0	0

Batter	1	2	3	4	5	6	7	8	9	AB R H RBI BB SO LOB	TOP										
Jose Offerman, S (1, 6) OBP: 0.219, SLG: 0.138	1-0 B5-3		2-2 F7		0-0 F7		0-3 K		3-2 G6-3	5 0 0 0 0 1 1											
Brett Butler, L (1, 8) OBP: 0.452, SLG: 0.273	2-1 G6-3		2-1 BB 1-2 HBP		4-2 BB		0-2 P7			2 0 0 0 1 0 0											
Eric Davis, R (1, 7) OBP: 0.290, SLG: 0.222	4-0 BB		4-0 BB 1-2 2-3 BB		0-3 K		2-0 S S 1B			2 0 1 0 2 1 1											
Darryl Strawberry, L (1, 9) OBP: 0.367, SLG: 0.182	1-2 F8		1-0 P7		0-0 G3-4-3		2-3 K 1-2			4 0 0 0 0 1 6											
Tim Wallach, R (1, 5) OBP: 0.286, SLG: 0.400		4-0 BB	2-2 F7		1-1 F7		4-2 BB 2-3 BB			2 0 0 0 2 0 3											
Eric Karros, R (1, 3) OBP: 0.296, SLG: 0.261		2-2 F9		2-2 1B		3-1 G6-3		1-3 K		4 0 1 0 0 1 3											
Mike Piazza, R (1, 2) OBP: 0.350, SLG: 0.421		2-3 K		0-3 K		2-2 2B		0-1 F9		4 0 1 0 0 2 4											
Jody Reed, R (1, 4) OBP: 0.308, SLG: 0.250		0-1 F7		1-3 K		0-0 F8		0-1 G5-3		4 0 0 0 0 1 3											
Ramon Martinez, R (1, 1) Lenny Harris, L (7, PH) Pedro Martinez, R (7, 1) Steve Wilson, L (8, 1) Ricky Tricek, R (8, 1) Mike Sharperson, R (9, PH)			2-0 BB HBP 1B		1-3 K		0-1 L5		1-1 G5-3	2 0 1 0 0 1 1 1 0 1 0 0 0 0 0 0											
Inning Stats	R: 0 E: 0 K: 0 S: 6	H: 0 LOB: 1 BB: 1 P: 14	R: 0 E: 0 K: 1 S: 9	H: 0 LOB: 1 BB: 1 P: 17	R: 0 E: 0 K: 0 S: 9	H: 1 LOB: 3 BB: 1 P: 22	R: 0 E: 0 K: 3 S: 12	H: 1 LOB: 1 BB: 0 P: 16	R: 0 E: 0 K: 1 S: 8	H: 0 LOB: 1 BB: 1 P: 12	R: 0 E: 0 K: 1 S: 8	H: 0 LOB: 0 BB: 0 P: 8	R: 0 E: 0 K: 2 S: 12	H: 1 LOB: 2 BB: 1 P: 21	R: 0 E: 0 K: 0 S: 9	H: 0 LOB: 0 BB: 0 P: 13	1B: 3 2B: 1 3B: 0 HR: 0	SF: 0 SAC: 0 DP: 0 HBP: 1	WP: 0 PB: 0 SB: 2 CS: 0	PA: 37	
PITCHER 29 John Smoltz, R (1, 1) ERA: 0.56 Mike Stanton, L (9, 1) ERA:	IP 8.0 1.0	WLS W S	BF 34 3	H 4 0	R 0 0	ER 0 0	SO 8 0	BB 5 0	IBB 0 0	HBP 1 0	BLK 0 0	WP 0 0	HR 0 0	S 72 9	P 124 13	ERA 0.00 0.00	WHIP 1.125 0.000				

Los Angeles Dodgers @ Atlanta Braves
Atlanta-Fulton County Stadium, Atlanta, GA

livebaseballscorecards.com

AB	31
R	0
H	4
RBI	0
BB	5
SO	8
LOB	22



Sun Apr 11 1993, 3:33 AM EDT
Att. 48,406 - Sunny - 78 F

Batter	1	2	3	4	5	6	7	8	9
Otis Nixon, S <small>(1, 8) OBP: 0.200, SLG: 0.208</small>	1-1 		1-3 			4-2 		0-0 	
Jeff Blauser, R <small>(1, 6) OBP: 0.370, SLG: 0.238</small> Rafael Belliard, R <small>(9, 6)</small>	2-2 		1-0 			4-1 		4-0 	
Ron Gant, R <small>(1, 7) OBP: 0.308, SLG: 0.524</small>	2-1 			4-1 		0-3 		2-2 	
Terry Pendleton, S <small>(1, 5) OBP: 0.276, SLG: 0.269</small>	0-0 			2-1 		2-3 		2-3 	
David Justice, L <small>(1, 9) OBP: 0.321, SLG: 0.273</small>		1-2 		2-0 		4-0 		4-0 	
Sid Bream, L <small>(1, 3) OBP: 0.250, SLG: 0.389</small> Francisco Cabrera, R <small>(8, PH)</small> Deion Sanders, L <small>(8, PH) OBP: 0.400, SLG: 0.700</small> Brian Hunter, R <small>(9, 3)</small>		4-1 			3-2 	3-3 		0-0 	
Greg Olson, R <small>(1, 2) OBP: 0.333, SLG: 0.167</small>		0-1 			4-0 		4-2 	2-0 	
Mark Lemke, S <small>(1, 4) OBP: 0.360, SLG: 0.250</small>		3-2 			2-3 		2-2 		
29 John Smoltz, R <small>(1, 1) OBP: 0.200, SLG: 0.200</small> Mike Stanton, L <small>(9, 1)</small>			1-1 		2-3 		1-3 		

Inning Stats	R: 1	H: 1	E: 0	K: 0	S: 8	LOB: 0	BB: 0	P: 13	R: 0	H: 0	E: 0	K: 0	S: 10	LOB: 1	BB: 1	P: 18	R: 0	H: 1	E: 0	K: 1	S: 7	LOB: 0	BB: 0	P: 10	R: 0	H: 0	E: 0	K: 0	S: 4	LOB: 0	BB: 1	P: 12	R: 0	H: 0	E: 0	K: 2	S: 9	LOB: 1	BB: 1	P: 20	R: 0	H: 0	E: 0	K: 3	S: 13	LOB: 3	BB: 3	P: 30	R: 0	H: 0	E: 0	K: 1	S: 9	LOB: 0	BB: 1	P: 16	R: 2	H: 2	E: 0	K: 1	S: 9	LOB: 2	BB: 2	P: 23
--------------	------	------	------	------	------	--------	-------	-------	------	------	------	------	-------	--------	-------	-------	------	------	------	------	------	--------	-------	-------	------	------	------	------	------	--------	-------	-------	------	------	------	------	------	--------	-------	-------	------	------	------	------	-------	--------	-------	-------	------	------	------	------	------	--------	-------	-------	------	------	------	------	------	--------	-------	-------

PITCHER	IP	WLS	BF	H	R	ER	SO	BB	IBB	HBP	BLK	WP	HR	S	P	ERA	WHIP
Ramon Martinez, R <small>(1, 1) ERA: 2.25</small>	6.0	L	24	2	1	1	6	6	0	0	0	0	1	51	103	1.50	1.333
Pedro Martinez, R <small>(7, 1) ERA: 10.8</small>	1.2		7	1	2	2	2	2	0	0	0	0	0	16	31	10.80	1.800
Steve Wilson, L <small>(8, 1) ERA:</small>	0.0		1	0	0	0	0	0	1	0	0	0	0	4	4	∞	∞
Ricky Tricek, R <small>(8, 1) ERA: 1.93</small>	0.1		2	1	0	0	0	0	0	0	0	0	0	2	4	0.00	3.000

BOTTOM

Los Angeles Dodgers @ Atlanta Braves
 Atlanta-Fulton County Stadium, Atlanta, GA


Sun Apr 11 1993, 3:33 AM EDT
 Att: 48,406 - Sunny - 78 F

AB	R	H	RBI	BB	SO	LOB
3	0	0	0	1	1	1
2	1	0	0	2	0	1
0	0	0	0	0	0	0
3	2	2	1	1	1	2
4	0	0	0	0	2	5
2	0	0	0	2	0	0
2	0	0	0	1	1	3
0	0	0	0	0	0	0
1	0	1	2	0	0	0
0	0	0	0	0	0	0
2	0	0	0	2	0	3
3	0	0	0	0	1	3
3	0	1	0	0	2	1
0	0	0	0	0	0	0

AB	25
R	3
H	4
RBI	3
BB	9
SO	8
LOB	19

livebaseballscores.com

1B:	2	SF:	0	WP:	0	PA:	34
2B:	1	SAC:	0	PB:	0		
3B:	0	DP:	3	SB:	2		
HR:	1	HBP:	0	CS:	0		

Batter	1	2	3	4	5	6	7	8	9	AB R H RBI BB SO LOB	TOP																									
Geronimo Pena, S OBP: 0.531, SLG: 0.600 (1, 4)	2-3 K	4-0 F8 S 1B BB		1-1 L4		3-3 K	1-0 F8			4 1 0 0 1 2 0																										
Ozzie Smith, S OBP: 0.355, SLG: 0.448 (1, 6)	0-1 L7	2-1 F8 1-3		4-1 BB		0-1 1B		2-1 L7-3 1B		4 0 2 0 1 0 1																										
Gregg Jefferies, S OBP: 0.296, SLG: 0.692 (1, 3)	4-1 1B BB	1-0 CS 1B		0-1 F8		2-2 P5		1-1 L7-3 1-2		4 1 1 1 1 0 3																										
Ray Lankford, L OBP: 0.316, SLG: 0.133 (1, 8)	2-2 BB 1B 1-3 1B	2-3 K 1-2		1-0 G4-3		2-1 F9		4-1 BB		4 1 1 0 1 1 3																										
Mark Whiten, S OBP: 0.321, SLG: 0.360 (1, 9)	1-0 BB 1-2 1B 3-H		4-2 1B BB		1-2 CS 1B		1-1 P5	0-0 F9		4 1 2 1 1 0 1																										
Todd Zeile, R OBP: 0.500, SLG: 0.560 (1, 5)	4-2 1B BB 1-2 2-3		1-1 1B	4-0 2B BB 1-2		1-1 FC5 BB 1B		1-2 G6-3		3 1 2 0 2 0 0																										
Bernard Gilkey, R OBP: 0.353, SLG: 0.438 Brian Jordan, R OBP: 0.105, SLG: 0.211 (1, 7) (9, 7)	1-2 1B 1-2 2-H 3-H		0-0 G1-3	0-0 2B		4-1 FC5 1-2 HR BB		3-2 G4-3	4 1 2 2 1 0 2 0 0 0 0 0 0 0	AB 37 R 9 H 13 RBI 9 BB 8 SO 4 LOB 22																										
Tom Pagnozzi, R OBP: 0.227, SLG: 0.316 (1, 2)	1-1 FC6-4 1B 1-2 2-H		0-1 P6	2-3 K		0-0 FC5 1-2 HR		0-0 HR	5 2 2 2 0 1 6																											
Rheal Cormier, L OBP: 0.333, SLG: 0.333 Les Lancaster, R OBP: 0.657, SLG: 2.000 Gerald Perry, L OBP: 0.250, SLG: 0.250 Mike Perez, R OBP: 0.250, SLG: 0.250 Rod Brewer, L OBP: 0.250, SLG: 0.250 Lee Smith, R (1, 1) (5, 1) (7, PH) (7, 1) (9, PH) (9, 1)	0-0 FC6-4 1B 1-2f		1-0 G6-3	1-1 G1-3		2-1 HR 1-H 2-H		2-2 G1-3	3 0 0 0 0 0 0 6 0 0 0 0 0 0 0 0 1 1 1 3 0 0 0 0 0 0 0 0 0 0 0 0 1 0 0 0 0 0 0 0 0 0 0 0 0 0 0 0																											
Inning Stats	R: 4 E: 0 K: 1 S: 18	H: 4 LOB: 2 BB: 2 P: 33	R: 1 E: 0 K: 1 S: 6	H: 1 LOB: 0 BB: 1 P: 15	R: 0 E: 0 K: 0 S: 8	H: 1 LOB: 2 BB: 1 P: 14	R: 0 E: 0 K: 0 S: 6	H: 0 LOB: 1 BB: 1 P: 12	R: 0 E: 0 K: 1 S: 10	H: 2 LOB: 2 BB: 1 P: 18	R: 0 E: 0 K: 1 S: 10	H: 1 LOB: 1 BB: 0 P: 17	R: 3 E: 0 K: 0 S: 9	H: 2 LOB: 0 BB: 1 P: 18	R: 0 E: 0 K: 0 S: 6	H: 1 LOB: 1 BB: 1 P: 13	R: 1 E: 0 K: 0 S: 11	H: 1 LOB: 0 BB: 0 P: 17	1B: 10 2B: 2 3B: 0 HR: 2	SF: 0 SAC: 0 DP: 1 HBP: 0	WP: 0 PB: 0 SB: 1 CS: 2	PA: 45														
PITCHER	IP WLS BF H R ER SO BB IBB HBP BLK WP HR S P ERA WHIP																				PITCHER	IP WLS BF H R ER SO BB IBB HBP BLK WP HR S P ERA WHIP														
Kevin Gross, R ERA: 7.88 (1, 1)	2.0		15	6	5	5	2	4	0	0	0	0	0	28	57	22.50	5.000																			
Roger McDowell, R ERA: (3, 1)	2.0		7	0	0	0	0	1	0	0	0	0	0	10	17	0.00	0.500																			
Pedro Martinez, R ERA: 9.64 (5, 1)	3.0	L	15	5	3	3	2	2	0	0	0	0	1	29	53	9.00	2.333																			
Steve Wilson, L ERA: (8, 1)	1.0		4	1	0	0	0	1	0	0	0	0	0	6	13	0.00	2.000																			
Ricky Tricek, R ERA: 3.18 (9, 1)	1.0		4	1	1	1	0	0	0	0	0	0	1	11	17	9.00	1.000																			

St. Louis Cardinals @ Los Angeles Dodgers
Dodger Stadium, Los Angeles, CA

Tue Apr 13 1993, 3:33 AM PDT
Att. 53,529 - Sunny - 75 F

livebaseballscorecards.com



Batter	1	2	3	4	5	6	7	8	9	AB	R	H	RBI	BB	SO	LOB
Brett Butler, L OBP: 0.472, SLG: 0.333 (1, 8)	2-1 G4-6-3 1B		1-2 FC5-4 1-2f		0-1 E5 1B G4-3	1-1 1B 2-H		0-0 CS 1B		5	2	3	1	0	0	1
Jody Reed, R OBP: 0.323, SLG: 0.276 (1, 4)	1-1 G4-6-3 1-2f		2-1 G6-4-3 1-2f		1-0 F8 1-3 1B G4-3 1B	0-0 1B 1-2		1-1 CS 1-2	1-1 F7	5	1	2	0	0	0	2
Eric Davis, R OBP: 0.278, SLG: 0.219 (1, 7)	3-2 P9			2-3 K	0-1 G4-3 1-2 3-H	1-0 1B 1-2 2-H			1-1 E5 S DI	5	0	1	2	0	1	1
Darryl Strawberry, L OBP: 0.343, SLG: 0.222 (1, 9)		3-2 G3-1		1-0 2B 2B	2-2 F8 2-3	1-0 L9			2-1 F7	5	1	1	0	0	0	4
Eric Karros, R OBP: 0.344, SLG: 0.296 (1, 3)		2-2 E6 F8 1B		0-0 2B 1B	1-0 1B 3-H		0-0 F9		4-1 S BB	4	2	2	1	1	0	0
Tom Goodwin, L (9, PR)										0	0	0	0	0	0	0
Tim Wallach, R OBP: 0.273, SLG: 0.400 (1, 5)		1-2 F8 2-3		1-0 1B 1-H 2-H 2B	2-2 F8		1-2 P3		1-2 F9 1-2 2-3	5	0	1	2	0	0	4
Mike Piazza, R OBP: 0.333, SLG: 0.391 (1, 2)		3-2 1B 3-H		1-1 F9		1-1 G4-3		1-3 K		4	0	1	1	0	1	1
Jose Offerman, S OBP: 0.250, SLG: 0.182 (1, 6)		1-3 K		2-2 1B 2-3		0-1 SH1-3 1B 1B		0-0 F9		4	1	2	0	0	1	1
Kevin Gross, R (1, 1)			2-2 FC5-4 1B		2-3 K		1 SAFE 0-0 SH1-3		2-3 K	0	0	0	0	0	0	0
Roger McDowell, R OBP: 1.000, SLG: 1.000 (3, 1)										1	0	1	0	0	0	0
Mitch Webster, S OBP: 0.400, SLG: 0.250 (4, PH)										1	0	0	0	0	1	2
Pedro Martínez, R (5, 1)										0	0	0	0	0	0	0
Steve Wilson, L (8, 1)										0	0	0	0	0	0	0
Lenny Harris, L OBP: 0.250, SLG: 0.250 (8, PH)										1	0	0	0	0	1	0
Ricky Tricek, R (9, 1)										0	0	0	0	0	0	0

Inning Stats	R: 0	H: 1	E: 0	LOB: 0	K: 0	P: 13	R: 1	H: 1	E: 1	LOB: 1	K: 1	P: 27	R: 0	H: 1	E: 0	LOB: 0	K: 0	P: 13	R: 2	H: 4	E: 0	LOB: 2	K: 2	P: 25	R: 2	H: 2	E: 1	LOB: 1	K: 0	P: 21	R: 0	H: 0	E: 0	LOB: 0	K: 1	P: 9	R: 0	H: 1	E: 0	LOB: 0	K: 1	P: 9	R: 0	H: 0	E: 1	LOB: 3	K: 0	P: 19	1B: 12	SF: 0	2B: 2	SAC: 1	3B: 0	DP: 2	HR: 0	HBP: 0	WP: 0	PA: 43
--------------	------	------	------	--------	------	-------	------	------	------	--------	------	-------	------	------	------	--------	------	-------	------	------	------	--------	------	-------	------	------	------	--------	------	-------	------	------	------	--------	------	------	------	------	------	--------	------	------	------	------	------	--------	------	-------	--------	-------	-------	--------	-------	-------	-------	--------	-------	--------


PITCHER	IP	WLS	BF	H	R	ER	SO	BB	IBB	HBP	BLK	WP	HR	S	P	ERA	WHIP
Rheal Cormier, L ERA: 2.31 (1, 1)	4.2		23	9	5	2	3	0	0	0	0	0	0	58	92	3.86	1.929
Les Lancaster, R ERA: 4.91 (5, 1)	1.1	W	8	4	2	2	0	0	0	0	0	0	0	15	21	13.50	3.000
Mike Perez, R ERA: 2.45 (7, 1)	2.0		6	1	0	0	2	0	0	0	0	0	0	13	18	0.00	0.500
Lee Smith, R ERA: 2.7 (9, 1)	1.0	S	5	0	0	0	0	1	0	0	0	0	0	10	19	0.00	1.000

BOTTOM

St. Louis Cardinals @ Los Angeles Dodgers
Dodger Stadium, Los Angeles, CA

Tue Apr 13 1993, 3:33 AM PDT
Att: 53,529 - Sunny - 75 F

AB	40
R	7
H	14
RBI	7
BB	1
SO	5
LOB	16





Batter	1	2	3	4	5	6	7	8	9	10	11	12	13	14	15	AB R H RBI BB SO LOB	TOP																	
Geronimo Pena, S OBP: 0.447, SLG: 0.484 (1, 4)	3-2 G5-3		1-1 F8		1-3 K			1-3 K		1-3 K		1-0 G3			0-1 SH3-4	6 0 0 0 0 3 3																		
Ozzie Smith, S OBP: 0.316, SLG: 0.389 (1, 6)	0-0 F7		2-2 G5-3		2-1 G4-3			3-2 1B		1-3 K			0-0 G1-4-3		2-1 G3-1	7 0 1 0 0 1 3																		
Gregg Jefferies, S OBP: 0.324, SLG: 0.625 (1, 3)	4-2 BB		2-1 F8				1-1 G3	1-1 F7			0-2 1B		0-1 G3		2-2 1B	6 0 2 1 1 0 1																		
Ray Lankford, L OBP: 0.385, SLG: 0.238 (1, 8)	3-2 P6			0-0 1B			0-0 F7	0-2 1B		0-1 1B		0-2 G4-3		4-0 1B	6 0 3 0 1 0 1																			
Mark Whiten, S OBP: 0.314, SLG: 0.375 (1, 9)		2-2 G4-3 SF7 2B		2-3 K			0-0 F7	2-2 1B		2-3 1B			1-0 G4-3	1-0 G4-3	7 1 2 0 0 2 5																			
Todd Zeile, R OBP: 0.412, SLG: 0.452 (1, 5)		1-2 G4-3		2-1 F8			0-0 G5-3	2-3 K		2-1 G5-4-3				1-0 P6	6 0 0 0 0 1 4																			
Bernard Gilkey, R OBP: 0.348, SLG: 0.368 (1, 7)		0-1 SF7					0-1 F9	4-2 BB				1-1 G6-3		4-0 BB		3 0 0 1 2 1 0	AB 52																	
Les Lancaster, R (14, 1)		3-H 2B						1-2 BB								0 0 0 0 0 0 0	R 2																	
Lee Smith, R (15, 1)																0 0 0 0 0 0 0	H 12																	
Tom Pagnozzi, R OBP: 0.286, SLG: 0.400 (1, 2)		3-2 2B					2-2 G6-3	3-2 G5-3				1-1 1B		1 SAFE 2-2 F7		6 0 3 0 0 0 3	RBI 2																	
Donovan Osborne, S (1, 1)																	BB 4																	
Omar Olivares, R (8, 1)																	SO 11																	
Luis Alcazar, S OBP: 0.550, SLG: 0.333 (10, PH)																	LOB 22																	
Rob Murphy, L (10, 1)																																		
Rod Browder, L OBP: 0.290, SLG: 0.200 (12, PH)																																		
Mike Pelfrey, R (12, 1)																																		
Brian Jordan, R OBP: 0.150, SLG: 0.250 (14, 7)																																		
Inning Stats	R: 0 E: 0 K: 0 S: 10	H: 0 LOB: 1 BB: 1 P: 20	R: 1 E: 0 K: 1 S: 14	H: 2 LOB: 1 BB: 0 P: 23	R: 0 E: 0 K: 0 S: 7	H: 1 LOB: 0 BB: 0 P: 10	R: 0 E: 0 K: 2 S: 13	H: 1 LOB: 2 BB: 0 P: 18	R: 0 E: 1 K: 2 S: 11	H: 1 LOB: 1 BB: 0 P: 16	R: 0 E: 0 K: 1 S: 17	H: 2 LOB: 2 BB: 1 P: 28	R: 0 E: 0 K: 2 S: 9	H: 0 LOB: 0 BB: 0 P: 13	R: 0 E: 0 K: 1 S: 10	H: 1 LOB: 1 BB: 0 P: 14	R: 0 E: 0 K: 0 S: 6	H: 0 LOB: 0 BB: 0 P: 6	R: 0 E: 0 K: 0 S: 5	H: 0 LOB: 0 BB: 0 P: 5	R: 0 E: 0 K: 0 S: 6	H: 0 LOB: 0 BB: 0 P: 13	R: 0 E: 0 K: 0 S: 8	H: 1 LOB: 1 BB: 0 P: 11	R: 0 E: 0 K: 0 S: 6	H: 0 LOB: 0 BB: 0 P: 6	R: 0 E: 0 K: 0 S: 5	H: 0 LOB: 1 BB: 1 P: 13	R: 1 E: 0 K: 0 S: 9	H: 2 LOB: 2 BB: 1 P: 18	1B: 10 2B: 3 3B: 0 HR: 0	SF: 1 SAC: 2 DP: 2 HBP: 0	WP: 1 PB: 0 SB: 0 CS: 1	PA: 59
PITCHER	IP	WLS	BF	H	R	ER	SO	BB	IBB	HBP	BLK	WP	HR	S	P	ERA	WHIP																	
Tom Candiotti, R ERA: 3.38 (1, 1)	8.0		30	5	1	1	6	1	0	0	0	0	0	72	112	1.12	0.750																	
Jim Gott, R ERA: (9, 1)	3.0		12	4	0	0	4	1	0	0	0	0	0	36	55	0.00	1.667																	
Roger McDowell, R ERA: (12, 1)	2.0		7	1	0	0	1	0	0	0	0	0	0	14	17	0.00	0.500																	
Ricky Tricek, R ERA: 3.52 (14, 1)	2.0	L	10	2	1	1	0	1	1	0	0	1	0	14	31	4.50	1.500																	

St. Louis Cardinals @ Los Angeles Dodgers
Dodger Stadium, Los Angeles, CA
Wed Apr 14 1993, 7:05 PM PDT
Att: 31,713 - Unknown - 70 F

AB	52
R	2
H	12
RBI	2
BB	4
SO	11
LOB	22



Batter	1	2	3	4	5	6	7	8	9	10	11	12	13	14	15	AB	R	H	RBI	BB	SO	LOB	BOTTOM			
Brett Butler, L OBP: 0.452, SLG: 0.313 (1, 8)	G5-3		G4-3			L5			SH1-4 BB		WP 1B		G3			5	0	1	0	1	0	0	St. Louis Cardinals @ Los Angeles Dodgers Dodger Stadium, Los Angeles, CA Wed Apr 14 1993, 7:05 PM PDT Att. 31,713 - Unknown - 70 F AB 46 R 1 H 4 RBI 1 BB 6 SO 7 LOB 15 			
Jody Reed, R OBP: 0.306, SLG: 0.265 (1, 4)	G6-4-3 1B			P3			P3		SH1-4 1-2		P3 1-2			G5-3		5	0	1	0	0	0	1				
Eric Davis, R OBP: 0.286, SLG: 0.194 (1, 7)	G6-4-3 1-2f			K			E4 L4-6		FC1-4-5 2-3					WP S BB		4	0	0	0	2	1	2				
Darryl Strawberry, L OBP: 0.341, SLG: 0.194 (1, 9)		G1-3		G4-3					FC6-4 IBB		P5			K 1-2		4	0	0	0	2	1	3				
Eric Karros, R OBP: 0.316, SLG: 0.250 (1, 3)					F7			L4-6 2-3	FC6-4 1-2f				F8	F8		5	0	0	0	1	0	5				
Tim Wallach, R OBP: 0.231, SLG: 0.333 (1, 5)		F8 BB			F7			G6-3		G4-3			K			6	0	0	0	0	1	1				
Mike Piazza, R OBP: 0.333, SLG: 0.423 (1, 2)																										
Tom Goodwin, L (8, PR)																										
Carlos Hernandez, R OBP: 0.100, SLG: 0.100 (9, 2)																										
Jose Offerman, S OBP: 0.238, SLG: 0.179 (1, 6)																										
Tom Candiotti, R (1, 1)																										
Cory Snyder, R (8, PH)																										
Lenny Harris, L OBP: 0.200, SLG: 0.200 (8, PH)																										
Jim Scott, R (9, 1)																										
Mitch Webster, S OBP: 0.330, SLG: 0.200 (11, PH)																										
Roger McDowell, R OBP: 1.000, SLG: 1.000 (12, 1)																										
Dave Hanson, L (13, PH)																										
Ricky Tricek, R (14, 1)																										
Inning Stats	R: 0 E: 0 K: 0 S: 12	H: 1 LOB: 0 BB: 0 P: 18	R: 0 E: 0 K: 0 S: 12	H: 0 LOB: 1 BB: 1 P: 20	R: 0 E: 0 K: 0 S: 7	H: 0 LOB: 0 BB: 0 P: 9	R: 0 E: 0 K: 1 S: 11	H: 0 LOB: 0 BB: 0 P: 16	R: 0 E: 0 K: 0 S: 10	H: 0 LOB: 0 BB: 0 P: 13	R: 0 E: 1 K: 0 S: 9	H: 0 LOB: 1 BB: 1 P: 18	R: 0 E: 0 K: 0 S: 9	H: 0 LOB: 0 BB: 0 P: 11	R: 0 E: 0 K: 2 S: 10	H: 0 LOB: 0 BB: 0 P: 12	R: 0 E: 0 K: 0 S: 5	H: 0 LOB: 0 BB: 0 P: 10	R: 0 E: 0 K: 1 S: 8	H: 0 LOB: 1 BB: 1 P: 15	R: 0 E: 0 K: 1 S: 5	H: 0 LOB: 0 BB: 0 P: 8	1B: 3 2B: 2 3B: 0 HR: 0	SF: 0 SAC: 1 DP: 3 HBP: 0	WP: 2 PB: 0 SB: 1 CS: 0	PA: 53
PITCHER	IP WLS BF H R ER SO BB IBB HBP BLK WP HR S P ERA WHIP	7.1 26 6 3 1 1 0 2 0 0 0 0 0 0 117 1.23 0.682	1.2 6 0 0 0 0 1 1 0 0 0 0 0 5 0.00 0.600	2.0 8 1 0 0 2 0 1 0 0 1 0 18 30 0.00 0.500	2.0 6 0 0 0 2 0 0 0 0 0 0 15 22 0.00 0.000	1.0 W 4 0 0 0 1 1 0 0 0 1 0 8 15 0.00 1.000	Donovan Osborne, L (1, 1) ERA: 1.26	Omar Olivares, R (8, 1) ERA:	Rob Murphy, L (10, 1) ERA:	Mike Perez, R (12, 1) ERA: 1.59	Les Lancaster, R (14, 1) ERA: 3.86	PITCHER	IP WLS BF H R ER SO BB IBB HBP BLK WP HR S P ERA WHIP	1.0 S 3 0 0 0 0 0 0 0 0 0 0 0 5 8 0.00 0.000	Lee Smith, R (15, 1) ERA: 2.08											

Batter	1	2	3	4	5	6	7	8	9	AB R H RBI BB SO LOB	TOP
Geronimo Pena, S (1, 4) OBP: 0.452, SLG: 0.455	4-2 BLK 1B BB		2-3 K		4-2 CS BB		3-2 P7			2 1 0 0 2 1 0	
Ozzie Smith, S (1, 6) OBP: 0.333, SLG: 0.368	1-2 F7		4-2 BB		2-2 F8			4-1 1B FC3-2 BB		2 0 0 0 2 0 2	
Gregg Jefferies, S (1, 3) OBP: 0.316, SLG: 0.583	2-2 P2		1-1 P7		1-1 F9			1-1 FC3-2 1-3 SF8 1B		4 1 1 0 0 0 3	
Ray Lankford, L (1, 8) OBP: 0.433, SLG: 0.292	3-2 1B 1B			1-2 1B 1B		3-2 G3		4-0 SF8 FC3-2 CS IBB		3 2 2 1 1 0 0	
Mark Whiten, S (1, 9) OBP: 0.333, SLG: 0.389	1-0 CS 1B			1-1 WP 1-3 1B 1B		0-0 P7		0-0 FC3-2 CS		4 0 2 1 0 0 3	
Todd Zeile, R (1, 5) OBP: 0.447, SLG: 0.485	1-1 CS	3-2 G5-4-3 1B		2-2 WP 1-2 1B		4-1 FC5-4 BB		2-1 SF8		2 0 2 1 1 0 0	
Brian Jordan, R (1, 7) OBP: 0.125, SLG: 0.208			0-1 G5-4-3 1-2f	2-3 K		0-0 FC5-4 1-2f		2-2 CS	3-1 P9	4 0 0 0 0 1 4	AB 28 R 4 H 7 RBI 3 BB 7 SO 5 LOB 15
Hector Villanueva, R (1, 2) OBP: 0.375, SLG: 0.714			2-3 K	4-2 FC6-4 1-2 2-3 IBB			1-3 K		1-3 K	3 0 0 0 1 3 0	
Bob Tewksbury, R (1, 1) Rene Arocha, R (1, 1) Rod Brewer, L (9, PH) Lee Smith, R (9, 1)			0-1 G5-3	0-1 FC6-4 1-2f			1-1 G1-3		0-0 F7	0 0 0 0 0 0 0 3 0 0 0 0 0 3 1 0 0 0 0 0 0 0 0 0 0 0 0 0	
Inning Stats	R: 2 H: 2 E: 0 LOB: 0 K: 0 BB: 1 S: 16 P: 28	R: 0 H: 1 E: 0 LOB: 0 K: 1 BB: 0 S: 10 P: 15	R: 0 H: 0 E: 0 LOB: 1 K: 1 BB: 1 S: 10 P: 17	R: 0 H: 3 E: 0 LOB: 3 K: 1 BB: 1 S: 18 P: 28	R: 0 H: 0 E: 0 LOB: 0 K: 0 BB: 1 S: 8 P: 15	R: 0 H: 0 E: 0 LOB: 1 K: 0 BB: 1 S: 6 P: 13	R: 0 H: 0 E: 0 LOB: 0 K: 1 BB: 0 S: 12 P: 17	R: 2 H: 1 E: 0 LOB: 0 K: 0 BB: 2 S: 8 P: 21	R: 0 H: 0 E: 0 LOB: 0 K: 1 BB: 0 S: 8 P: 12	1B: 7 SF: 1 2B: 0 SAC: 0 3B: 0 DP: 1 HR: 0 HBP: 0	WP: 1 PA: 38 PB: 0 SB: 0 CS: 4
PITCHER	IP WLS BF H R ER SO BB IBB HBP BLK WP HR S P ERA WHIP										
Pedro Astacio, R (1, 1) ERA: 2.57	7.0 28 6 2 2 4 4 1 0 1 1 0 80 133 2.57 1.429										
Kevin Gross, R (8, 1) ERA: 8.1	2.0 L 8 1 2 2 1 1 1 0 0 0 0 16 33 9.00 1.000										

St. Louis Cardinals @ Los Angeles Dodgers
Dodger Stadium, Los Angeles, CA

Thu Apr 15 1993, 7:05 PM PDT
Att. 42,171 - Unknown - 70 F

livebaseballscores.com

Batter	1	2	3	4	5	6	7	8	9	AB	R	H	RBI	BB	SO	LOB
Brett Butler, L OBP: 0.435, SLG: 0.306 (1, 8)	1-1 G6-3		3-2 G4-3 1B		0-0 B1-3			2-2 G1-3		4	0	1	0	0	0	0
Jody Reed, R OBP: 0.275, SLG: 0.237 (1, 4)	1-1 G4-3		1-0 G4-3 1-2		2-2 G4-3			1-2 L5		4	0	0	0	0	0	1
Mike Piazza, R OBP: 0.323, SLG: 0.500 (1, 2)	2-0 HR		2-1 F9				1-1 F8			4	1	1	1	0	0	1
Eric Karros, R OBP: 0.310, SLG: 0.250 (1, 3)	0-0 F8		2-0 G1-3				2-1 1B			4	0	1	0	0	0	1
Tim Wallach, R OBP: 0.209, SLG: 0.300 (1, 5)		0-0 B1		1-0 L9			2-2 L7			4	0	0	0	0	0	1
Cory Snyder, R OBP: 0.167, SLG: 0.167 (1, 9)		1-3 K		1-1 G6-3			0-3 K			4	0	1	0	0	2	1
Mitch Webster, S OBP: 0.400, SLG: 0.444 (1, 7)		0-1 1B		1-0 2B			1-2 G4-3			4	1	2	0	0	0	1
Jose Offerman, S OBP: 0.244, SLG: 0.190 (1, 6)		3-2 1B		3-2 G4-3			3-2 F8			3	0	1	1	0	0	1
Pedro Astacio, R Dave Hansen, L (7, PH) Kevin Gross, R (8, 1)	1-1 B1-3				0-2 G4-3			1-0 L8		2	0	0	0	0	0	1
										1	0	0	0	0	0	0
										0	0	0	0	0	0	0

Inning Stats	R: 1	H: 1	E: 0	K: 0	S: 6	LOB: 0	BB: 0	P: 10	R: 1	H: 2	E: 0	K: 1	S: 12	LOB: 1	BB: 0	P: 17	R: 0	H: 1	E: 0	K: 0	S: 7	LOB: 1	BB: 0	P: 15	R: 0	H: 1	E: 0	K: 0	S: 7	LOB: 0	BB: 0	P: 9	R: 0	H: 1	E: 0	K: 1	S: 10	LOB: 1	BB: 0	P: 15	R: 0	H: 0	E: 0	K: 0	S: 8	LOB: 0	BB: 0	P: 13	R: 0	H: 0	E: 0	K: 0	S: 8	LOB: 0	BB: 0	P: 12	R: 0	H: 1	E: 0	K: 0	S: 7	LOB: 1	BB: 0	P: 10	1B: 5	SF: 0	2B: 1	SAC: 0	3B: 0	DP: 0	HR: 1	HBP: 0	WP: 0	PA: 34	PB: 0	SB: 1	CS: 0
--------------	------	------	------	------	------	--------	-------	-------	------	------	------	------	-------	--------	-------	-------	------	------	------	------	------	--------	-------	-------	------	------	------	------	------	--------	-------	------	------	------	------	------	-------	--------	-------	-------	------	------	------	------	------	--------	-------	-------	------	------	------	------	------	--------	-------	-------	------	------	------	------	------	--------	-------	-------	-------	-------	-------	--------	-------	-------	-------	--------	-------	--------	-------	-------	-------

PITCHER	IP	WLS	BF	H	R	ER	SO	BB	IBB	HBP	BLK	WP	HR	S	P	ERA	WHIP
Bob Tewksbury, R ERA: 3.86 (1, 1)	0.0			0	0	0	0	0	0	0	0	0	0	0	0	∞	∞
Rene Arocha, R ERA: 2.25 (1, 1)	8.0	W	30	6	2	2	2	0	0	0	0	0	1	65	104	2.25	0.750
Lee Smith, R ERA: 1.69 (9, 1)	1.0	S	4	1	0	0	0	0	0	0	0	0	0	7	10	0.00	1.000

BOTTOM

St. Louis Cardinals @ Los Angeles Dodgers
Dodger Stadium, Los Angeles, CA
 Thu Apr 15 1993, 7:05 PM PDT
 Att: 42,171 - Unknown - 70 F

livebaseballscorecards.com

AB	34
R	2
H	7
RBI	2
BB	0
SO	2
LOB	8



Batter	1	2	3	4	5	6	7	8	9	AB R H RBI BB SO LOB	TOP
Al Martin, L (1, 7) <small>OBP: 0.278, SLG: 0.486</small> Lloyd McClendon, R (8, PH) <small>OBP: 0.143, SLG: 0.143</small>	0-0 G5-3		1-0 F8		0-0 E3		1-1 2B 2B	0-0 FC6-4 1-2f		4 1 1 0 0 0 0 1 0 0 0 0 0 1	Pittsburgh Pirates @ Los Angeles Dodgers Dodger Stadium, Los Angeles, CA <small>Fri Apr 16 1993, 7:05 PM PDT Att. 39,652 - Unknown - 62 F</small>
Jay Bell, R (1, 6) <small>OBP: 0.370, SLG: 0.558</small>	1-0 F7		2-1 G6-3		0-1 P4		0-0 G6-3		1-3 K	5 0 0 0 0 1 2	
Andy Van Slyke, L (1, 8) <small>OBP: 0.383, SLG: 0.535</small>	3-2 2B		3-1 F7			2-3 K	1-1 E 2-H 1B 2B		1-2 F7	5 1 2 1 0 1 0	
Jeff King, R (1, 5) <small>OBP: 0.396, SLG: 0.308</small>	4-2 BB			1-0 G5-3		2-1 G6-3	3-1 E6 2-3 1B		2-1 G5-3	4 0 0 0 1 0 1	
Orlando Merced, S (1, 9) <small>OBP: 0.395, SLG: 0.364</small>	3-2 F7			0-3 K		1-0 1B 1B	3-2 1-2 3-H 1B			4 1 2 1 0 1 2	
Kevin Young, R (1, 3) Paul Wagner, R (7, 1)		2-2 G5-3		1-2 F9		0-1 1B 1B	2-3 K			4 0 1 0 0 1 2 0 0 0 0 0 0 0	
Don Slaught, R (1, 2) <small>OBP: 0.483, SLG: 0.481</small>		1-1 F7			0-0 P2	1-2 2-H 1B		2-0 FC6-4 1B		4 0 2 1 0 0 0	
Carlos Garcia, R (1, 4) <small>OBP: 0.400, SLG: 0.452</small>		0-1 1B			1-0 IHR			1-0 FC6-4 1-2f FC6-4		4 1 2 1 0 0 3	
Tim Wakefield, R (1, 1) <small>OBP: 0.250, SLG: 0.375</small> Lonnie Smith, R (7, PH) <small>OBP: 0.400, SLG: 0.417</small>		0-3 K			0-0 G4-3		1-1 F7	0-0 F9		2 0 0 0 0 1 1 2 0 0 0 0 0 1	
Inning Stats	R: 0 H: 1 E: 0 LOB: 2 K: 0 BB: 1 S: 11 P: 22	R: 0 H: 1 E: 0 LOB: 1 K: 1 BB: 0 S: 11 P: 14	R: 0 H: 0 E: 0 LOB: 0 K: 0 BB: 0 S: 5 P: 11	R: 0 H: 0 E: 0 LOB: 0 K: 1 BB: 0 S: 8 P: 10	R: 1 H: 1 E: 1 LOB: 1 K: 0 BB: 0 S: 6 P: 7	R: 1 H: 3 E: 0 LOB: 2 K: 1 BB: 0 S: 13 P: 20	R: 2 H: 3 E: 1 LOB: 2 K: 1 BB: 0 S: 15 P: 26	R: 0 H: 1 E: 0 LOB: 1 K: 0 BB: 0 S: 4 P: 7	R: 0 H: 0 E: 0 LOB: 0 K: 1 BB: 0 S: 9 P: 13	1B: 6 SF: 0 2B: 3 SAC: 0 3B: 0 DP: 0 HR: 1 HBP: 0	
PITCHER Orel Hershiser, R (1, 1) <small>ERA: 3.6</small> Roger McDowell, R (7, 1) <small>ERA: 1.13</small> Steve Wilson, L (8, 1) <small>ERA:</small> Jim Gott, R (9, 1) <small>ERA:</small>	IP WLS BF H R ER SO BB IBB HBP BLK WP HR S P ERA WHIP 6.0 W 26 6 2 2 3 1 0 0 0 0 0 0 54 84 3.00 1.167 1.2 10 4 2 1 1 0 0 0 0 0 0 0 18 32 5.40 2.400 0.1 1 0 0 0 0 0 0 0 0 0 0 0 1 1 0.00 0.000 1.0 S 3 0 0 0 0 1 0 0 0 0 0 0 0 9 13 0.00 0.000	IP WLS BF H R ER SO BB IBB HBP BLK WP HR S P ERA WHIP 1.0 S 3 0 0 0 0 1 0 0 0 0 0 0 9 13 0.00 0.000	PITCHER IP WLS BF H R ER SO BB IBB HBP BLK WP HR S P ERA WHIP	IP WLS BF H R ER SO BB IBB HBP BLK WP HR S P ERA WHIP							

AB	39
R	4
H	10
RBI	4
BB	1
SO	5
LOB	13



Batter	1	2	3	4	5	6	7	8	9
Brett Butler, L OBP: 0.451, SLG: 0.390 (1, 8)	3-2 G5-3		0-2 1B 1B		2-2 P7	2-0 1B 3B		2-1 CS 1B 1B	
Eric Davis, R OBP: 0.340, SLG: 0.268 (1, 7)	0-0 1B		0-0 1B 1-2 1B		2-3 K	0-0 1B 1B		1-1 CS 1-2 1B	
Mike Piazza, R OBP: 0.333, SLG: 0.514 (1, 2)	1-0 P4		0-0 1-2 2-H 1B		2-2 HR 2B	0-0 P4		1-3 K 1-2 2-3	
Darryl Strawberry, L OBP: 0.356, SLG: 0.314 (1, 9)	3-1 F9		1-2 P4		1-0 HR	0-0 1-2 FC6-4 1B			
Eric Karros, R OBP: 0.283, SLG: 0.225 (7, 1)		3-2 F8	0-1 F7		1-0 F7	1-1 FC6-4			
Roger McDowell, R OBP: 1.000, SLG: 1.000 (8, 1)									
Steve Wilson, L (9, 1)									
Jim Gott, R (9, 1)									
Tim Wallach, R OBP: 0.213, SLG: 0.279 (1, 5)		4-2 2B BB	0-2 P3			0-0 F7	0-0 G5-3		
Jody Reed, R OBP: 0.295, SLG: 0.286 (1, 4)		2-1 SAFE 2B		1-2 L1		0-1 1B 3B 1B	2-2 F9		
Jose Offerman, S OBP: 0.265, SLG: 0.200 (1, 6)		2-0 G3		1-1 G6-4-3 1B		4-2 1B 3B BB	1-3 K		
Orel Hershiser, R OBP: 0.286, SLG: 0.429 (6, PH)		0-0 P6		1-0 G6-4-3		0-0 3B 1B	2-3 K		
Cory Snyder, R OBP: 0.143, SLG: 0.143 (7, 3)				1-2f					

AB	R	H	RBI	BB	SO	LOB
5	2	3	3	0	0	0
5	0	4	1	0	1	0
5	1	2	1	0	1	4
4	1	2	2	0	0	3
4	0	0	0	0	0	4
0	0	0	0	0	0	0
0	0	0	0	0	0	0
0	0	0	0	0	0	0
3	0	0	0	1	0	2
4	1	2	0	0	0	0
3	1	1	0	1	1	2
2	0	0	0	0	0	3
1	1	1	0	0	0	0
1	0	0	0	0	1	0

WP	HR	S	P	ERA	WHIP
0	0	0	39	10.50	2.500
0	0	0	0	0.00	1.000

Inning	R	H	E	K	S	IP	WLS	BF	H	R	ER	SO	BB	IBB	HBP	BLK	WP	HR	S	P	ERA	WHIP
1	0	1	0	0	7	6.0	L	32	13	7	7	1	2	0	0	0	0	1	63	100	10.50	2.500
2	0	1	0	0	9	2.0		7	2	0	0	3	0	0	0	0	0	25	34	0.00	1.000	


BOTTOM

Pittsburgh Pirates @ Los Angeles Dodgers
Dodger Stadium, Los Angeles, CA

Fri Apr 16 1993, 7:05 PM PDT
Att: 39,652 - Unknown - 62 F

livebaseballscorecards.com

AB	37
R	7
H	15
RBI	7
BB	2
SO	4
LOB	18



Batter	1	2	3	4	5	6	7	8	9
Brett Butler, L OBP: 0.482, SLG: 0.422 (1, 8)									
Eric Davis, R OBP: 0.365, SLG: 0.289 (1, 7)									
Mike Piazza, R OBP: 0.317, SLG: 0.550 (1, 2)									
Darryl Strawberry, L OBP: 0.387, SLG: 0.410 (1, 9)									
Eric Karros, R OBP: 0.280, SLG: 0.227 (1, 3)									
Tim Wallach, R OBP: 0.216, SLG: 0.267 (1, 5)									
Jody Reed, R OBP: 0.292, SLG: 0.304 (1, 4)									
Jose Offerman, S OBP: 0.245, SLG: 0.184 (1, 6)									
Ramon Martinez, R OBP: 0.250, SLG: 0.286 (1, 1) Jim Gott, R (9, 1)									

AB	R	H	RBI	BB	SO	LOB
4	1	3	0	1	1	2
4	1	2	0	1	0	1
5	1	1	3	0	3	5
4	2	2	1	0	1	2
4	1	1	0	0	0	2
2	0	0	1	1	0	0
4	0	1	0	0	1	2
4	0	0	0	0	0	3
4	0	1	1	0	2	1
0	0	0	0	0	0	0

BOTTOM

Pittsburgh Pirates @ Los Angeles Dodgers
Dodger Stadium, Los Angeles, CA
 Sat Apr 17 1993, 7:05 PM PDT
 Att: 46,034 - Unknown - 61 F

AB	35
R	6
H	11
RBI	6
BB	3
SO	8
LOB	18



1B: 8	SF: 1	WP: 0	PA: 39
2B: 1	SAC: 0	PB: 1	
3B: 0	DP: 0	SB: 1	
HR: 2	HBP: 0	CS: 0	

Inning Stats	R	H	E	K	S	IP	WLS	BF	H	R	ER	SO	BB	IBB	HBP	BLK	WP	HR	S	P	ERA	WHIP	
PITCHER																							
Dave Otto, L (1, 1) ERA: 9.0	5	6	1	2	10	0.0	L	5	5	4	0	0	0	0	0	0	0	1	11	18	∞	∞	
Blas Minor, R (1, 1) ERA: 2.16	4	2	0	1	4	4.0		18	4	1	1	4	1	0	0	0	0	1	43	63	2.25	1.250	
Denny Neagle, L (5, 1) ERA: 3.72	3	0	0	3	1	3.0		11	1	0	0	3	1	0	0	0	0	0	28	46	0.00	0.667	
Dennis Moeller, L (8, 1) ERA: 10.13	1	1	0	1	1	1.0		5	1	0	0	1	1	0	0	0	0	0	13	22	0.00	2.000	

Batter	1	2	3	4	5	6	7	8	9	AB R H RBI BB SO LOB	TOP		
Lonnie Smith, R (1, 7) OBP: 0.381, SLG: 0.353	3-1 CS 1B		2-3 1		1-1 F9 2			0-2 P4 1	4-1 1B BB	4 0 1 0 1 1 1	Pittsburgh Pirates @ Los Angeles Dodgers Dodger Stadium, Los Angeles, CA Sun Apr 18 1993, 7:05 PM PDT Att. 37,949 - Sunny - 72 F		
Jay Bell, R (1, 6) OBP: 0.370, SLG: 0.529	2-2 F7 1		2-2 G1-3 1B		1-1 1-3 1B		3-1 F8 2	1-2 1B BB	5 0 3 1 0 0 1				
Andy Van Slyke, L (1, 8) OBP: 0.393, SLG: 0.490	3-1 F9 1-2		1-2 G1-3 2		0-1 G4-3 3		4-2 BB	3-1 P4 3	4 0 0 0 1 0 7				
Jeff King, R (1, 5) Stan Belinda, R (8, 1) OBP: 0.357, SLG: 0.277		0-1 G4-3 1	3-2 L5 3		1-1 G5-3 1		1-1 P3 3		4 0 0 0 0 0 2 0 0 0 0 0 0 0				
Orlando Merced, S (1, 3) OBP: 0.370, SLG: 0.325		3-1 1B E 1B		1-3 K 1		3-3 K 2		4-2 WP 1B SF7 BB	3 2 1 0 1 2 0				
Dave Clark, L (1, 9) Paul Wagner, R (6, 1) John Wehner, R (8, 5) OBP: 0.412, SLG: 0.286		0-1 E 1B		4-0 G6-4-3 BB		2-1 F7 3		1-1 BB WP 1B 1B	2 1 1 0 1 0 0 0 0 0 0 0 0 0 1 1 1 0 0 0 0				
Don Slaught, R (1, 2) OBP: 0.486, SLG: 0.469		1-0 E9 1-H 2-H 2B		0-1 G6-4-3 1-2f 2		1-3 K 1		4-2 1B BB BB	3 0 1 2 1 1 1				
Carlos Garcia, R (1, 4) OBP: 0.349, SLG: 0.395		1-3 K 2		1-1 G1-3 1		0-1 G4-3 2		0-0 SF7 3-H 3-2 F8 2	3 0 0 1 0 1 1 2 0 1 0 0 0 1 0 0 0 0 0 0 0 2 0 0 0 0 0 2				
Bob Walk, R (1, 1) John Candelaria, L (6, 1) Al Martin, L (6, 9) OBP: 0.333, SLG: 0.333		1-1 G4-3 3		0-0 1B 1B		1-0 F7 3							
Inning Stats	R: 0 H: 1 E: 0 LOB: 0 K: 0 BB: 0 S: 8 P: 16	R: 2 H: 3 E: 1 LOB: 1 K: 1 BB: 0 S: 12 P: 18	R: 0 H: 1 E: 0 LOB: 1 K: 1 BB: 0 S: 13 P: 21	R: 0 H: 0 E: 0 LOB: 0 K: 1 BB: 1 S: 5 P: 10	R: 0 H: 2 E: 0 LOB: 2 K: 0 BB: 0 S: 9 P: 12	R: 0 H: 0 E: 0 LOB: 0 K: 1 BB: 0 S: 7 P: 13	R: 0 H: 0 E: 0 LOB: 0 K: 1 BB: 0 S: 6 P: 8	R: 0 H: 0 E: 0 LOB: 1 K: 0 BB: 1 S: 9 P: 17	R: 2 H: 2 E: 0 LOB: 3 K: 0 BB: 3 S: 18 P: 38	1B: 8 SF: 1 2B: 1 SAC: 0 3B: 0 DP: 1 HR: 0 HBP: 0		WP: 1 PA: 39 PB: 0 SB: 0 CS: 1	
PITCHER	IP WLS BF H R ER SO BB IBB HBP BLK WP HR S P ERA WHIP											PITCHER	IP WLS BF H R ER SO BB IBB HBP BLK WP HR S P ERA WHIP
Kevin Gross, R (1, 1) ERA: 6.5	8.0 W 33 8 4 4 5 3 0 0 0 0 0 0 73 124 4.50 1.375												
Jim Gott, R (9, 1) ERA:	0.2 5 1 0 0 0 2 0 0 0 1 0 12 24 0.00 4.500												
Steve Wilson, L (9, 1) ERA:	0.1 S 1 0 0 0 0 0 0 0 0 0 0 0 2 5 0.00 0.000												

livebaseballscorecards.com

AB	33
R	4
H	9
RBI	4
BB	5
SO	5
LOB	16



Batter	1	2	3	4	5	6	7	8	9	AB	R	H	RBI	BB	SO	LOB				
Brett Butler, L OBP: 0.467, SLG: 0.396 (1, 8) C C B B X	1-2 G5-3 ①		4-2 FC6-4 BB		1-2 P6 ①	1-1 L6 ②				3	0	0	0	1	0	2				
Eric Davis, R OBP: 0.393, SLG: 0.327 (1, 7) B S C F X	1-2 BB HR 1B		1-2 FC6-4 ① 1-2f		1-0 1B SF7 1B	0-0 2-H 3-H 1B				4	2	3	2	0	0	1				
Mike Piazza, R OBP: 0.311, SLG: 0.523 (1, 2) C 1 SAFE F X	0-3 K ②		2-1 F8 ②		1-2 1B 1B	1-2 F8 ③				4	0	1	0	0	1	3				
Darryl Strawberry, L OBP: 0.358, SLG: 0.390 (1, 9) B B C SAFE B B	4-1 HR BB		2-1 P5 ③		2-0 SF7 ② 3-H	1-2 F7 ①				2	1	0	1	1	0	1				
Eric Karros, R OBP: 0.315, SLG: 0.333 (1, 3) B B B X	3-0 HR			1-0 1B 1B	1-2 1B 1B	3-2 G1-3 ②				4	1	3	3	0	0	0				
Tim Wallach, R OBP: 0.218, SLG: 0.265 (1, 5) C B B F F X	2-2 G1-3 ③			1 SAFE 1 SAFE 1-2 1B	1-1 F7 ③	0-3 K ③				4	0	1	0	0	1	2				
Jody Reed, R OBP: 0.308, SLG: 0.320 (1, 4) C C B B X		1-3 K ①		1-1 F9 ①		2-0 SH1-4 1B 1B		1-0 G4-6-3 1B		4	1	2	0	0	1	2				
Jose Offerman, S OBP: 0.246, SLG: 0.189 (1, 6) B B X		1-1 F7 ②		3-3 K ②		1-1 SH1-4 1B 1B		2-0 F9 ①		4	1	1	0	0	1	3				
Kevin Gross, R (1, 1) Jim Gott, R (9, 1) Steve Wilson, L (9, 1)		0-0 G5-3 ③		3-3 K ③		0-1 SH1-4 ① 1-2 2-3		0-2 G4-6-3 ③ 1-2f		3	0	0	0	0	1	3				
Inning Stats	R: 3 E: 0 K: 1 S: 16	H: 2 LOB: 0 BB: 1 P: 27	R: 0 E: 0 K: 1 S: 6	H: 0 LOB: 0 BB: 0 P: 8	R: 0 E: 0 K: 0 S: 9	H: 0 LOB: 1 BB: 1 P: 18	R: 0 E: 0 K: 2 S: 14	H: 2 LOB: 2 BB: 0 P: 23	R: 1 E: 0 K: 0 S: 14	H: 3 LOB: 2 BB: 0 P: 21	R: 2 E: 0 K: 0 S: 11	H: 3 LOB: 1 BB: 0 P: 16	R: 0 E: 0 K: 1 S: 11	H: 0 LOB: 0 BB: 0 P: 15	R: 0 E: 0 K: 0 S: 5	H: 1 LOB: 0 BB: 0 P: 8	1B: 10 2B: 0 3B: 0 HR: 1	SF: 1 SAC: 1 DP: 1 HBP: 0	WP: 0 PB: 0 SB: 1 CS: 0	PA: 36

BOTTOM

Pittsburgh Pirates @ Los Angeles Dodgers
Dodger Stadium, Los Angeles, CA

Sun Apr 18 1993, 7:05 PM PDT
Att: 37,949 - Sunny - 72 F

livebaseballscores.com

AB	32
R	6
H	11
RBI	6
BB	2
SO	5
LOB	17



PITCHER	IP	WLS	BF	H	R	ER	SO	BB	IBB	HBP	BLK	WP	HR	S	P	ERA	WHIP
Bob Walk, R ERA: 5.4 (1, 1)	5.1	L	27	9	6	6	4	2	0	0	0	0	1	64	105	10.12	2.062
John Candelaria, L ERA: 6.75 (6, 1)	0.1		1	0	0	0	0	0	0	0	0	0	2	3	0.00	0.000	
Paul Wagner, R ERA: 1.04 (6, 1)	1.1		5	1	0	0	1	0	0	0	0	0	15	20	0.00	0.750	
Stan Belinda, R ERA: 1.42 (8, 1)	1.0		3	1	0	0	0	0	0	0	0	0	5	8	0.00	1.000	

Batter	1	2	3	4	5	6	7	8	9	AB R H RBI BB SO LOB	TOP
Brett Butler, L (1, 8) OBP: 0.453, SLG: 0.385	0-2 G4-3		3-3 K			2-1 F7		0-0 G4-3 HBP 2B 1B		4 1 1 0 0 1 0	Los Angeles Dodgers @ Montreal Expos Olympic Stadium, Montreal, QB Tue Apr 20 1993, 7:05 PM EDT Att. 10,404 - Dome livebaseballscorecards.com
Eric Davis, R (1, 7) OBP: 0.383, SLG: 0.308	2-2 G5-3			0-1 L6		1-3 K		1-0 SAFE 1-2 2B HBP G4-3	3 1 0 0 0 1 0		
Mike Piazza, R (1, 2) OBP: 0.306, SLG: 0.489	4-0 BB			0-0 G6-3		2-3 K		0-1 G4-3	3 0 0 1 1 1 2		
Cory Snyder, R (1, 9) OBP: 0.200, SLG: 0.111 Mitch Webster, S (8, PH) OBP: 0.364, SLG: 0.400	1-3 K			4-2 FC6-4 BB		0-1 G6-3		2-3 K	2 0 0 0 1 1 1 1 0 0 0 0 1 2		
Eric Karros, R (1, 3) OBP: 0.328, SLG: 0.365		2-3 K		0-0 FC6-4		0-0 F8 WP 1B		0-2 2B	4 0 2 2 0 1 1		
Tim Wallach, R (1, 5) OBP: 0.203, SLG: 0.245 Pedro Martinez, R (8, 1)		2-1 L5		2-0 G5-3		1-2 F8		2-3 K	4 0 0 0 0 1 2 0 0 0 0 0 0 0		
Jody Reed, R (1, 4) OBP: 0.304, SLG: 0.302		1-1 G6-3		1-0 G6-3		4-0 BB		0-1 L5	3 0 0 0 1 0 0		
Jose Offerman, S (1, 6) OBP: 0.246, SLG: 0.193			0-2 F9		1-2 1B	0-0 L1		2-2 P6	4 0 1 0 0 0 2		
Tom Candiotti, R (1, 1) Steve Wilson, L (6, 1) Mike Sharperson, R (8, PH) OBP: 0.333, SLG: 0.667 Ricky Tricek, R (8, 1) Lenny Harris, L (8, 5) OBP: 0.167, SLG: 0.167			2-3 K		0-1 G4-3		2-2 1B G4-3 2B	2-2 G3-1	2 0 0 0 0 1 1 0 0 0 0 0 0 0 1 1 1 0 0 0 0 0 0 0 0 0 0 0 1 0 0 0 0 0 0		
Inning Stats	R: 0 H: 0 E: 0 LOB: 1 K: 1 BB: 1 S: 10 P: 17	R: 0 H: 0 E: 0 LOB: 0 K: 1 BB: 0 S: 7 P: 12	R: 0 H: 0 E: 0 LOB: 0 K: 2 BB: 0 S: 9 P: 14	R: 0 H: 0 E: 0 LOB: 1 K: 0 BB: 1 S: 6 P: 10	R: 0 H: 1 E: 0 LOB: 1 K: 0 BB: 0 S: 7 P: 11	R: 0 H: 0 E: 0 LOB: 0 K: 2 BB: 0 S: 8 P: 13	R: 0 H: 1 E: 0 LOB: 2 K: 0 BB: 1 S: 8 P: 13	R: 3 H: 3 E: 0 LOB: 1 K: 2 BB: 0 S: 16 P: 23	R: 0 H: 0 E: 0 LOB: 0 K: 0 BB: 0 S: 8 P: 12	1B: 3 SF: 0 2B: 2 SAC: 0 3B: 0 DP: 0 HR: 0 HBP: 1	
PITCHER	IP WLS BF H R ER SO BB IBB HBP BLK WP HR S P ERA WHIP										
Chris Nabholz, L (1, 1) ERA: 6.28 Mel Rojas, R (8, 1) ERA: 6.75	7.0 W 28 4 2 2 6 3 0 0 0 1 0 59 96 2.57 1.000										



Batter	1	2	3	4	5	6	7	8	9	AB R H RBI BB SO LOB	TOP											
Brett Butler, L (1, 8) OBP: 0.456, SLG: 0.400	1-1 B5-3	0-0 WP 1-3 2B			4-1 E S G5-3 BB			0-2 G6-3		3 1 1 0 1 0 0												
Eric Davis, R (1, 7) OBP: 0.359, SLG: 0.286	0-0 F9	2-3 K			2-2 G5-3 1-H			2-2 F8		4 0 0 1 0 1 1												
Mike Piazza, R (1, 2) OBP: 0.302, SLG: 0.460	4-2 HR BB				1-2 G1-3			0-3 K		3 1 0 0 1 1 0												
Darryl Strawberry, L (1, 9) OBP: 0.351, SLG: 0.444	0-0 1-H HR				3-3 K			2-2 G4-3		4 1 1 2 0 1 0												
Eric Karros, R (1, 3) OBP: 0.323, SLG: 0.345	4-2 BB				2-2 K			1-2 G5-3		3 0 0 0 1 1 0												
Lenny Harris, L (1, 5) OBP: 0.111, SLG: 0.111	1-1 L8				0-0 F7			1-1 G4-3		3 0 0 0 0 0 1												
Mike Sharperson, R (9, PH) OBP: 0.250, SLG: 0.500	1 SAFE				1 SAFE			1-2 G5-3		1 0 0 0 0 0 0												
Jody Reed, R (1, 4) OBP: 0.288, SLG: 0.286					3-2 G6-3			0-1 F7		3 0 0 0 0 0 0												
Jose Offerman, S (1, 6) OBP: 0.234, SLG: 0.183					3-2 G4-3			3-2 F8		3 0 0 0 0 1 0												
Pedro Astacio, R (1, 1) OBP: 0.200, SLG: 0.200					1-0 L9			2-2 G5-3		1 1 1 0 0 0 0												
Cory Snyder, R (5, PH) OBP: 0.182, SLG: 0.100										1 0 0 0 0 0 0												
Pedro Martinez, R (5, 1)										0 0 0 0 0 0 0												
Tim Wallach, R (7, PH) OBP: 0.200, SLG: 0.241										1 0 0 0 0 0 0												
Roger McDowell, R (7, 1) OBP: 1.000, SLG: 1.000										0 0 0 0 0 0 0												
Inning Stats	R: 2 E: 0 K: 0 S: 12	H: 1 LOB: 1 BB: 2 P: 22	R: 1 E: 0 K: 2 S: 12	H: 2 LOB: 1 BB: 0 P: 18	R: 0 E: 0 K: 2 S: 9	H: 0 LOB: 0 BB: 0 P: 14	R: 0 E: 0 K: 0 S: 7	H: 0 LOB: 0 BB: 0 P: 13	R: 1 E: 0 K: 0 S: 9	H: 0 LOB: 0 BB: 1 P: 17	R: 0 E: 0 K: 0 S: 8	H: 0 LOB: 0 BB: 0 P: 12	R: 0 E: 0 K: 0 S: 8	H: 0 LOB: 0 BB: 0 P: 13	R: 0 E: 0 K: 1 S: 9	H: 0 LOB: 0 BB: 0 P: 11	R: 0 E: 0 K: 0 S: 10	H: 0 LOB: 0 BB: 0 P: 12	1B: 1 2B: 1 3B: 0 HR: 1	SF: 0 SAC: 0 DP: 0 HBP: 0	WP: 1 PB: 0 SB: 1 CS: 0	PA: 33
PITCHER	IP WLS BF H R ER SO BB IBB HBP BLK WP HR S P ERA WHIP																				PITCHER	IP WLS BF H R ER SO BB IBB HBP BLK WP HR S P ERA WHIP
Jimmy Jones, R (1, 1) ERA: 4.02	6.0 W 24 3 4 3 4 3 0 0 0 1 1 57 96 4.50 1.000																					
Brian Barnes, L (7, 1) ERA: 6.55	3.0 S 9 0 0 0 1 0 0 0 0 0 0 27 36 0.00 0.000																					

Los Angeles Dodgers @ Montreal Expos
 Olympic Stadium, Montreal, QB
 Wed Apr 21 1993, 7:05 PM EDT
 Att. 11,194 - Dome

AB	30
R	4
H	3
RBI	3
BB	3
SO	5
LOB	2



WP: 1	PA: 33
PB: 0	
SB: 1	
CS: 0	

livebaseballscorecards.com

Batter	1	2	3	4	5	6	7	8	9
Delino DeShields, L OBP: 0.407, SLG: 0.455 (1, 4)	2-1 E G1-3 1B	3-1 G6-3		3-2 F9			3-2 PO S 1B		
Mike Lansing, R OBP: 0.435, SLG: 0.655 (1, 5)	4-1 SAFE G1-3 1B BB	2-3 3-H K			2-2 G4-3		2-1 SAFE PO 1-3	0-1 G6-3	
Marquis Grissom, R OBP: 0.367, SLG: 0.426 (1, 8)	0-2 G1-3 1-2 3-H		1-1 F9		4-2 G4-6-3 BB			4-2 S 1B BB	
Larry Walker, L OBP: 0.486, SLG: 0.821 (1, 9)	0-0 S 1B 2-H		3-3 K		1-0 G4-6-3 1-2f			4-0 1B 1-2 IBB	
Darrin Fletcher, L OBP: 0.435, SLG: 0.667 (1, 2)	2-0 F7		1-1 E 2B		3-3 K			3-1 1-2 2-H 1B	
Moises Alou, R OBP: 0.302, SLG: 0.404 (1, 7)	0-3 K 1-2		1-0 E5 2-H		2-2 G1-3			0-3 K	
Wil Cordero, R OBP: 0.283, SLG: 0.347 (1, 6)		1-1 2B 2B	1-0 F8		1-1 G6-3			1-3 K	
Greg Colbrunn, R OBP: 0.333, SLG: 0.667 (1, 3)		2-1 SH2-4 2-H G6-3 2B		2-1 L8			0-0 G5-3		
Jimmy Jones, R (1, 1)		3-1 SH2-4		0-1 G6-3			0-3 K		
Brian Barnes, L OBP: 0.667, SLG: 0.500 (7, 1)		2-3							

AB	R	H	RBI	BB	SO	LOB
4	1	2	1	0	0	0
3	1	0	0	1	1	0
2	1	0	1	2	0	1
3	0	1	1	1	1	1
4	1	2	1	0	1	1
4	0	0	0	0	2	3
4	1	1	0	0	1	3
3	1	1	1	0	0	0
1	0	0	0	0	0	0
1	0	0	0	0	1	0

Los Angeles Dodgers @ Montreal Expos
 Olympic Stadium, Montreal, QB
 Wed Apr 21 1993, 7:05 PM EDT
 Att. 11,194 - Dome

livebaseballscorecards.com

AB	29
R	6
H	7
RBI	5
BB	4
SO	7
LOB	9



Inning Stats	R	H	E	K	S	IP	WLS	BF	H	R	ER	SO	BB	IBB	HBP	BLK	WP	HR	S	P	ERA	WHIP
	2	2	1	11	19	4.0	L	19	5	5	4	3	1	0	0	0	0	0	39	70	9.00	1.500
	1	1	0	1	22	2.0		6	0	0	1	1	0	0	0	0	0	0	15	28	0.00	0.500
	1	1	0	1	19	2.0		9	2	1	1	3	1	1	0	0	0	0	23	40	4.50	1.500

1B	2B	3B	HR	SF	SAC	DP	HBP	WP	HR	S	P	ERA	WHIP
4	3	0	0	0	1	1	0	0	0	0	35	0	0

Batter	1	2	3	4	5	6	7	8	9	AB R H RBI BB SO LOB	TOP											
Brett Butler, L (1, 8) OBP: 0.440, SLG: 0.377	1-3 			2-2 		1-2 		4-2 		3 0 1 0 1 2 0	Los Angeles Dodgers @ Philadelphia Phillies Veterans Stadium, Philadelphia, PA Fri Apr 23 1993, 7:05 PM EDT Att. 21,702 - Unknown - 48 F											
Eric Davis, R (1, 7) OBP: 0.333, SLG: 0.266	2-3 			3-3 		1-2 		0-0 		4 0 1 0 0 2 2												
Mike Piazza, R (1, 2) OBP: 0.298, SLG: 0.444	2-3 			1-0 		2-3 			3-2 	4 0 1 0 0 2 2												
Darryl Strawberry, L (1, 9) OBP: 0.338, SLG: 0.392		4-2 		3-1 			3-2 		0-2 	3 0 0 0 1 0 1												
Eric Karros, R (1, 3) OBP: 0.329, SLG: 0.365		1-2 			1-1 		0-0 		2-2 	4 0 1 0 0 0 1												
Tim Wallach, R (1, 5) OBP: 0.209, SLG: 0.233		0-0 			2-2 		2-1 		0-1 	4 0 0 0 0 0 1												
Jody Reed, R (1, 4) OBP: 0.277, SLG: 0.274			2-0 		1-1 			0-1 		3 0 1 0 0 0 0												
Jose Offerman, S (1, 6) OBP: 0.227, SLG: 0.177			2-3 			0-1 		1-3 		2 0 0 0 0 1 0												
Mitch Webster, S (8, PH) OBP: 0.333, SLG: 0.364										1 0 0 0 0 1 1												
Omar Daal, L (8, 1)										0 0 0 0 0 0 0												
Ramon Martinez, R (1, 1) OBP: 0.200, SLG: 0.222			0-1 			3-2 		0-3 		2 0 0 0 0 0 0												
Lenny Harris, L (8, PH) OBP: 0.182, SLG: 0.100										1 0 0 0 0 1 1												
Inning Stats	R: 0 E: 0 K: 3 S: 9	H: 0 LOB: 0 BB: 0 P: 14	R: 0 E: 0 K: 0 S: 6	H: 0 LOB: 0 BB: 1 P: 11	R: 0 E: 0 K: 1 S: 7	H: 0 LOB: 0 BB: 0 P: 11	R: 0 E: 0 K: 2 S: 9	H: 1 LOB: 1 BB: 0 P: 18	R: 0 E: 0 K: 0 S: 7	H: 0 LOB: 0 BB: 0 P: 11	R: 0 E: 0 K: 1 S: 17	H: 2 LOB: 2 BB: 0 P: 24	R: 0 E: 0 K: 0 S: 6	H: 0 LOB: 0 BB: 0 P: 11	R: 0 E: 0 K: 2 S: 13	H: 1 LOB: 2 BB: 1 P: 18	R: 0 E: 0 K: 0 S: 11	H: 1 LOB: 1 BB: 0 P: 16	1B: 4 2B: 1 3B: 0 HR: 0	SF: 0 SAC: 0 DP: 1 HBP: 0	WP: 0 PB: 0 SB: 0 CS: 0	PA: 33
PITCHER Curt Schilling, R (1, 1) ERA: 2.59	IP: 9.0 WLS: W BF: 33 H: 5 R: 0 ER: 0 SO: 9 BB: 2 IBB: 0 HBP: 0 BLK: 0 WP: 0 HR: 0 S: 85 P: 134 ERA: 0.00 WHIP: 0.778											PITCHER IP: WLS: BF: H: R: ER: SO: BB: IBB: HBP: BLK: WP: HR: S: P: ERA: WHIP:										

AB	31
R	0
H	5
RBI	0
BB	2
SO	9
LOB	9



livebaseballscorecards.com

Batter	1	2	3	4	5	6	7	8	9	AB R H RBI BB SO LOB	TOP																
Brett Butler, L (1, 8) OBP: 0.450, SLG: 0.385	4-2 CS BB	3-2 1-2 2-3 1B			1-1 G6-3		2-1 F7		0-1 1-2 1B	4 0 2 0 1 0 0																	
Mike Sharperson, R (1, 6) OBP: 0.273, SLG: 0.300	0-1 E7	1-1 G1-2-3			1-3 K		2-3 K		3-2 P6	4 1 1 0 0 2 3																	
Lenny Harris, L (9, PH) OBP: 0.182, SLG: 0.100	1-2 G6-3									0 0 0 0 0 0 0																	
Mitch Webster, S (9, PH) OBP: 0.308, SLG: 0.333										1 0 0 0 0 0 2																	
Eric Davis, R (1, 7) OBP: 0.329, SLG: 0.265	2-2 G6-3				0-2 G6-3		0-2 F8		1-1 G6-3	4 0 1 0 0 0 0																	
Eric Karros, R (1, 3) OBP: 0.311, SLG: 0.343	1-0 G6-3				1-3 K		1-1 G5-3		1-1 G1-3	4 0 0 1 0 1 1																	
Cory Snyder, R (1, 9) OBP: 0.333, SLG: 0.250	1-0 F9				2-1 2B		4-2 1B SF8 BB		4-2 BB	2 1 1 0 2 0 1																	
Tim Wallach, R (1, 5) OBP: 0.225, SLG: 0.297					1-2 F9		0-0 1B		3-3 K	4 1 2 1 0 1 2																	
Mike Piazza, R (1, 2) OBP: 0.311, SLG: 0.456					2-0 G6-3		0-0 SF8		2-1 1B	3 0 2 1 0 0 0																	
Jody Reed, R (1, 4) OBP: 0.279, SLG: 0.277					1-1 FC1-5 1B		0-1 3-H G4-3		0-3 K	3 0 1 0 0 0 1																	
Steve Wilson, L (6, 1)					1-0 G4-3					0 0 0 0 0 0 0																	
Ricky Tricek, R (7, 1)					1-2 G1-2-3 1B					0 0 0 0 0 0 0																	
Dave Hansen, L (9, PH) OBP: 0.167, SLG: 0.167					1-2 G1-2-3 1B					1 0 0 0 0 1 1																	
Kevin Gross, R (1, 1)					0-0 FC1-5		0-3 K		1-0 L8	2 0 0 0 0 1 2																	
Roger McDowell, R (6, 1) OBP: 1.000, SLG: 1.000										0 0 0 0 0 0 0																	
Jose Offerman, S (6, 6) OBP: 0.221, SLG: 0.172					1-2 2-3f 1B				1-0 L5	2 0 0 0 0 0 1																	
Inning Stats	R: 1 E: 1 K: 0 S: 14	H: 2 LOB: 1 BB: 1 P: 22	R: 1 E: 0 K: 0 S: 15	H: 4 LOB: 2 BB: 0 P: 23	R: 0 E: 0 K: 1 S: 11	H: 1 LOB: 1 BB: 0 P: 15	R: 0 E: 0 K: 1 S: 5	H: 0 LOB: 0 BB: 0 P: 8	R: 0 E: 0 K: 1 S: 10	H: 0 LOB: 0 BB: 0 P: 12	R: 1 E: 0 K: 0 S: 8	H: 1 LOB: 1 BB: 1 P: 13	R: 0 E: 0 K: 1 S: 6	H: 0 LOB: 0 BB: 0 P: 11	R: 0 E: 0 K: 1 S: 10	H: 0 LOB: 1 BB: 1 P: 19	R: 0 E: 0 K: 1 S: 12	H: 2 LOB: 2 BB: 0 P: 18	1B: 8 2B: 1 3B: 0 HR: 1	SF: 1 SAC: 0 DP: 1 HBP: 0	WP: 0 PB: 0 SB: 0 CS: 1	PA: 38					
PITCHER	IP	WLS	BF	H	R	ER	SO	BB	IBB	HBP	BLK	WP	HR	S	P	ERA	WHIP										
Danny Jackson, L (1, 1) ERA: 3.81	7.0	W	29	8	3	2	4	2	0	0	0	0	1	69	104	2.57	1.429										
Larry Andersen, R (8, 1) ERA: 2.25	1.2		8	2	0	0	2	1	0	0	0	0	0	18	30	0.00	1.800										
Mitch Williams, L (9, 1) ERA: 2.25	0.1	S	1	0	0	0	0	0	0	0	0	0	0	4	7	0.00	0.000										

Los Angeles Dodgers @ Philadelphia Phillies
Veterans Stadium, Philadelphia, PA

Sat Apr 24 1993, 7:05 PM EDT
Att. 37,457 - Unknown - 54 F

livebaseballscorecards.com

AB	34
R	3
H	10
RBI	3
BB	3
SO	6
LOB	14



Batter	1	2	3	4	5	6	7	8	9	AB R H RBI BB SO LOB	TOP														
Brett Butler, L (1, 8) OBP: 0.446, SLG: 0.382	3-2 F7 1B		0-0 SH5-3 1-2		1-2 F8		2-1 G4-3			3 1 1 0 0 0 1															
Jody Reed, R (1, 4) OBP: 0.278, SLG: 0.275	1-3 SAFE K		2-2 G6-3 2-3		0-2 G4-3			3-2 1B		4 0 1 0 0 1 2															
Eric Davis, R (1, 7) OBP: 0.313, SLG: 0.250	1-1 SAFE SAFE F7 1-2		0-1 F9		2-2 P4			3-2 P5		4 0 0 0 0 0 3															
Darryl Strawberry, L (1, 9) OBP: 0.348, SLG: 0.389	2-0 2-H 1B			4-2 BB BB		2-2 F9		3-3 K		3 0 1 1 1 1 1															
Eric Karros, R (1, 3) OBP: 0.295, SLG: 0.324	0-3 K			2-3 K		2-3 K		2-3 K		4 0 0 0 0 4 3															
Tim Wallach, R (1, 5) OBP: 0.227, SLG: 0.294		1-1 F8		2-3 K			1-1 WP 1B G3 1B		1-2 F9	4 1 1 0 0 1 1															
Mike Piazza, R (1, 2) OBP: 0.323, SLG: 0.450		2-0 G4-3		4-1 1-2 BB			0-2 G3 WP 1-2 1B		1-1 F8	3 0 1 0 1 0 0															
Jose Offerman, S (1, 6) OBP: 0.214, SLG: 0.167		2-2 G3		2-2 P7			1-3 K		0-2 G4-3	2 0 0 0 0 0 2															
Pedro Martinez, R (4, 1)										0 0 0 0 0 0 0															
Dave Hansen, L (7, PH) OBP: 0.143, SLG: 0.143										1 0 0 0 0 1 2															
Omar Daal, L (7, 1)										0 0 0 0 0 0 0															
Mitch Webster, S (9, PH) OBP: 0.286, SLG: 0.308										1 0 0 0 0 0 0															
Tom Candiotti, R (1, 1)			4-2 G6-3 SH5-3 BB		2-1 G4-3					0 0 0 0 1 0 0															
Steve Wilson, L (4, 1)										0 0 0 0 0 0 0															
Lenny Harris, L (4, 6) OBP: 0.154, SLG: 0.083										2 0 0 1 0 0 1															
Inning Stats	R: 1 E: 0 K: 2 S: 14	H: 2 LOB: 1 BB: 0 P: 21	R: 0 E: 0 K: 0 S: 7	H: 0 LOB: 0 BB: 0 P: 12	R: 0 E: 0 K: 0 S: 8	H: 0 LOB: 1 BB: 1 P: 14	R: 0 E: 0 K: 2 S: 12	H: 0 LOB: 2 BB: 2 P: 26	R: 0 E: 0 K: 0 S: 8	H: 0 LOB: 0 BB: 0 P: 11	R: 0 E: 0 K: 1 S: 11	H: 0 LOB: 0 BB: 0 P: 17	R: 1 E: 0 K: 1 S: 11	H: 2 LOB: 1 BB: 0 P: 15	R: 0 E: 0 K: 2 S: 14	H: 1 LOB: 1 BB: 0 P: 25	R: 0 E: 0 K: 0 S: 8	H: 0 LOB: 0 BB: 0 P: 10	1B: 5 2B: 0 3B: 0 HR: 0	SF: 0 SAC: 1 DP: 0 HBP: 0	WP: 1 PB: 0 SB: 0 CS: 0	PA: 35			
PITCHER	IP	WLS	BF	H	R	ER	SO	BB	IBB	HBP	BLK	WP	HR	S	P	ERA	WHIP								
Tommy Greene, R (1, 1) ERA: 1.85	7.0	W	28	4	2	2	6	3	0	0	0	1	0	71	116	2.57	1.000								
David West, L (8, 1) ERA: 1.86	1.0		4	1	0	0	2	0	0	0	0	0	0	14	25	0.00	1.000								
Mitch Williams, L (9, 1) ERA: 2.0	1.0	S	3	0	0	0	0	0	0	0	0	0	0	8	10	0.00	0.000								

Los Angeles Dodgers @ Philadelphia Phillies
Veterans Stadium, Philadelphia, PA
Sun Apr 25 1993, 3:33 AM EDT
Att. 53,030 - Sunny - 73 F

livebaseballscorecards.com

AB	31
R	2
H	5
RBI	2
BB	3
SO	8
LOB	16



Batter	1	2	3	4	5	6	7	8	9	AB	R	H	RBI	BB	SO	LOB
Lenny Dykstra, L OBP: 0.386, SLG: 0.400 (1, 8)	0-1 G3 1B	2-1 1B		0-2 E1 1B	4-2 BB		1-1 G4-3			4	0	1	0	1	0	0
Mickey Morandini, L OBP: 0.317, SLG: 0.352 (1, 4)	3-1 BB 1B	1-1 F7 1B		4-1 BB	1-0 F7			3-1 G4-3		4	1	1	0	1	0	3
John Kruk, L OBP: 0.462, SLG: 0.688 (1, 3)	4-2 BB FC6-4 BB	0-0 G4-3		2-3 K		4-0 FC4-6 BB		1-2 G5-3		3	1	0	0	2	1	3
Dave Hollins, S OBP: 0.364, SLG: 0.409 (1, 5)	4-2 FC6-4 BB 1B BB		4-2 HR BB	0-0 E6 1B BB	1-2 2-3	0-0 FC4-6 BB		2-3 K		3	2	0	0	2	1	3
Darren Daulton, L OBP: 0.457, SLG: 0.558 (1, 2)	4-2 FC6-4 BB		1-0 F9	1-3 K	1-2 2-3	4-1 FC4-6 BB		1-2 K		2	0	0	1	2	1	4
Pete Incaviglia, R OBP: 0.278, SLG: 0.514 Milt Thompson, L OBP: 0.255, SLG: 0.171 (1, 7) (9, 7)	1-0 FC6-4 1B		2-0 HR	2-3 K	1-3 K	1-3 K				4	1	1	3	0	2	7
Jim Eisenreich, L OBP: 0.333, SLG: 0.333 (1, 9)	2-1 1B		2-2 1B		1-3 K	1-0 FC4-6				4	0	2	1	0	1	2
Mariano Duncan, R OBP: 0.286, SLG: 0.317 (1, 6)	2-1 G1-3		1-3 K		0-0 BB 1B		2-1 G5-3			4	0	1	0	0	1	3
Tommy Greene, R OBP: 0.111, SLG: 0.111 Ricky Jordan, R OBP: 0.625, SLG: 0.400 David West, L Mitch Williams, L (1, 1) (7, PH) (8, 1) (9, 1)			1-3 K	3-3 K	1-0 P7		0-0 F7			3	0	0	0	0	2	2
										1	0	0	0	0	0	0
										0	0	0	0	0	0	0
										0	0	0	0	0	0	0

Inning Stats	R: 3	H: 2	E: 0	K: 0	S: 19	L: 2	LOB: 2	BB: 3	P: 39	R: 0	H: 1	E: 0	K: 1	S: 8	L: 0	LOB: 1	BB: 0	P: 12	R: 2	H: 2	E: 0	K: 2	S: 14	R: 0	H: 0	E: 2	K: 3	S: 15	L: 0	LOB: 3	BB: 1	P: 24	R: 0	H: 1	E: 0	K: 1	S: 12	R: 0	H: 0	E: 0	K: 1	S: 6	L: 0	LOB: 2	BB: 2	P: 16	R: 0	H: 0	E: 0	K: 0	S: 5	L: 0	LOB: 0	BB: 0	P: 8	R: 0	H: 0	E: 0	K: 1	S: 8	L: 0	LOB: 0	BB: 0	P: 14
--------------	------	------	------	------	-------	------	--------	-------	-------	------	------	------	------	------	------	--------	-------	-------	------	------	------	------	-------	------	------	------	------	-------	------	--------	-------	-------	------	------	------	------	-------	------	------	------	------	------	------	--------	-------	-------	------	------	------	------	------	------	--------	-------	------	------	------	------	------	------	------	--------	-------	-------

PITCHER	IP	WLS	BF	H	R	ER	SO	BB	IBB	HBP	BLK	WP	HR	S	P	ERA	WHIP
Tom Candiotti, R ERA: 6.55 (1, 1)	3.0	L	18	5	5	5	3	4	0	0	0	0	1	41	78	15.00	3.000
Steve Wilson, L ERA: 1.93 (4, 1)	0.2		5	0	0	0	2	1	0	0	0	0	0	12	19	0.00	1.500
Pedro Martinez, R ERA: 4.66 (4, 1)	2.1		11	1	0	0	3	3	0	0	0	0	0	21	40	0.00	1.714
Omar Daal, L ERA: (7, 1)	2.0		6	0	0	0	1	0	0	0	0	0	0	13	22	0.00	0.000

BOTTOM


Los Angeles Dodgers @ Philadelphia Phillies
Veterans Stadium, Philadelphia, PA

Sun Apr 25 1993, 3:33 AM EDT
Att: 53,030 - Sunny - 73 F

AB	32
R	5
H	6
RBI	5
BB	8
SO	9
LOB	27

WP: 0 PA: 40
PB: 0
SB: 2
CS: 0



Batter	1	2	3	4	5	6	7	8	9	AB R H RBI BB SO LOB	TOP		
Brett Butler, L (1, 8) OBP: 0.442, SLG: 0.371	4-0 SH1-3 S BB		1-0 B2-3			1-1 G6-3		0-1 SH1-4 1-2 2-3 BB		2 0 0 0 1 0 0			
Jody Reed, R (1, 4) OBP: 0.280, SLG: 0.268	1-1 SH1-3 1-3		0-0 L5			0-1 G6-3		4-2 E BB		2 0 0 0 1 0 0			
Eric Davis, R (1, 7) OBP: 0.298, SLG: 0.237	2-2 P2				0-0 G5-3		0-1 L4	0-3 K		4 0 0 0 0 1 4			
Darryl Strawberry, L (1, 9) OBP: 0.342, SLG: 0.368	1-1 G3-1				2-2 L9		4-2 BB	0-1 E9 1-3 2-H 3-H FC5-4		3 0 0 0 1 0 2			
Eric Karros, R (1, 3) OBP: 0.280, SLG: 0.307		0-0 F8			1-2 F7		1-0 P4	1-2 FC5-4 1-2f		4 0 0 0 0 0 3			
Tim Wallach, R (1, 5) OBP: 0.215, SLG: 0.278		0-2 G1-3			2-2 P3		0-0 L8	2-3 K		4 0 0 0 0 1 1			
Mike Piazza, R (1, 2) OBP: 0.333, SLG: 0.492		2-1 HR			3-3 K			4-1 E 1B BB	3-2 G6-3	3 2 1 1 1 1 0	AB 29 R 4 H 2 RBI 2 BB 4 SO 3 LOB 11		
Jose Offerman, S (1, 6) OBP: 0.203, SLG: 0.157		0-0 G6-3			0-0 B5			3-2 SH1-4 E 1B	2-2 G3-1	4 1 0 0 0 0 1			
Orel Hershiser, R (1, 1) OBP: 0.308, SLG: 0.385			0-2 B5-3			1-1 F8		0-2 E SH1-4 1B		3 1 1 1 0 0 0			
Inning Stats	R: 0 E: 0 K: 0 S: 7 H: 0 LOB: 1 BB: 1 P: 15	R: 1 E: 0 K: 0 S: 7 H: 1 LOB: 0 BB: 0 P: 9	R: 0 E: 0 K: 0 S: 5 H: 0 LOB: 0 BB: 0 P: 6	R: 0 E: 0 K: 0 S: 8 H: 0 LOB: 0 BB: 0 P: 11	R: 0 E: 0 K: 1 S: 9 H: 0 LOB: 0 BB: 0 P: 14	R: 0 E: 0 K: 0 S: 6 H: 0 LOB: 0 BB: 0 P: 8	R: 0 E: 0 K: 0 S: 6 H: 0 LOB: 1 BB: 1 P: 11	R: 3 E: 2 K: 1 S: 23 H: 1 LOB: 2 BB: 2 P: 34	R: 0 E: 0 K: 1 S: 10 H: 0 LOB: 0 BB: 0 P: 17	1B: 1 2B: 0 3B: 0 HR: 1 SF: 0 SAC: 2 DP: 0 HBP: 0	WP: 0 PB: 0 SB: 1 CS: 0 PA: 35		
PITCHER	IP WLS BF H R ER SO BB IBB HBP BLK WP HR S P ERA WHIP											PITCHER	IP WLS BF H R ER SO BB IBB HBP BLK WP HR S P ERA WHIP
Dwight Gooden, R (1, 1) ERA: 2.68	8.0 L 32 2 4 1 2 4 0 0 0 0 0 1 71 108 1.12 0.750												
Jeff Innis, R (9, 1) ERA: 2.61	1.0 3 0 0 0 1 0 0 0 0 0 0 0 10 17 0.00 0.000												

Los Angeles Dodgers @ New York Mets
 Shea Stadium, Flushing, NY
 Tue Apr 27 1993, 3:33 AM EDT
 Att. 19,344 - Sunny - 54 F

livebaseballscorecards.com

Batter	1	2	3	4	5	6	7	8	9	AB R H RBI BB SO LOB
Vince Coleman, S OBP: 0.265, SLG: 0.325 (1, 7) C B X	1-1 G4-3 ①		4-1 BB ②			1-1 F9 ②		0-0 G4-3 ③		3 0 0 0 1 0 1
Jeff Kent, R OBP: 0.263, SLG: 0.204 (1, 4) (9, 6) F F B S	1-3 K ②		0-0 F8 ③			3-3 K ③		0-1 E9 G3 SF8		4 1 0 0 0 2 2
Eddie Murray, S OBP: 0.382, SLG: 0.529 (1, 3) B C C C	1-3 K ③				1-1 F8 ①		2-2 G1-3 ①		0-1 G3 ①	4 0 0 0 0 1 1
Bobby Bonilla, S OBP: 0.338, SLG: 0.485 (1, 9) B X		1-0 F8 ①		3-1 G3 ②		1-2 P4 ②		3-2 SF8 ②		3 0 0 1 0 0 0
Howard Johnson, S OBP: 0.351, SLG: 0.377 (1, 5) B B C X		2-1 G5-4-3 1B		2-0 F9 ③		4-2 BB		3-H G3-1 2-1		3 0 1 0 1 0 0
Ryan Thompson, R OBP: 0.189, SLG: 0.229 Joe Orsulak, L OBP: 0.294, SLG: 0.303 (7, PH) (8, 8) C C B S SAFE SAFE		0-2 G5-4-3 ② ③ 1-2f			1-3 K ①		1-1 G4-3 ③			2 0 0 0 0 1 1 1 0 0 0 0 0 1
Tim Bogar, R Dave Gallagher, R OBP: 0.500, SLG: 0.636 Jeff Innis, R (8, PH) (9, 1)			0-0 F8 ①		2-0 F8 ②			0-0 G1-6-3 ①		2 0 0 0 0 0 0 1 0 0 0 0 0 0 0 0 0 0 0 0 0
Todd Hundley, S OBP: 0.302, SLG: 0.531 (1, 2) X			0-0 F7 ②		3-1 G4-3 ③			0-0 L3-1 ②		3 0 0 0 0 0 0
Dwight Gooden, R OBP: 0.231, SLG: 0.308 Chico Walker, S OBP: 0.231, SLG: 0.182 (8, PH) (9, 4) X			0-0 2B			1-3 K ①		0-1 1B		2 0 1 0 0 1 0 1 0 1 0 0 0 0


Inning Stats	R: 0 E: 0 K: 2 S: 9	H: 0 LOB: 0 BB: 0 P: 12	R: 0 E: 0 K: 0 S: 7	H: 1 LOB: 0 BB: 0 P: 10	R: 0 E: 0 K: 0 S: 5	H: 1 LOB: 2 BB: 1 P: 9	R: 0 E: 0 K: 0 S: 5	H: 0 LOB: 0 BB: 0 P: 11	R: 0 E: 0 K: 1 S: 6	H: 0 LOB: 0 BB: 0 P: 12	R: 0 E: 0 K: 2 S: 9	H: 0 LOB: 0 BB: 0 P: 14	R: 0 E: 0 K: 0 S: 13	H: 0 LOB: 1 BB: 1 P: 21	R: 0 E: 0 K: 0 S: 5	H: 1 LOB: 1 BB: 0 P: 5	R: 1 E: 1 K: 0 S: 12	H: 0 LOB: 0 BB: 0 P: 17	1B: 2 2B: 1 3B: 0 HR: 0	SF: 1 SAC: 0 DP: 1 HBP: 0	WP: 0 PB: 0 SB: 0 CS: 0	PA: 32
--------------	------------------------------	----------------------------------	------------------------------	----------------------------------	------------------------------	---------------------------------	------------------------------	----------------------------------	------------------------------	----------------------------------	------------------------------	----------------------------------	-------------------------------	----------------------------------	------------------------------	---------------------------------	-------------------------------	----------------------------------	----------------------------------	------------------------------------	----------------------------------	--------

PITCHER	IP	WLS	BF	H	R	ER	SO	BB	IBB	HBP	BLK	WP	HR	S	P	ERA	WHIP
Orel Hershiser, R ERA: 2.7 (1, 1)	9.0	W	32	3	1	0	5	2	0	0	0	0	0	71	111	0.00	0.556

Los Angeles Dodgers @ New York Mets
Shea Stadium, Flushing, NY

Tue Apr 27 1993, 3:33 AM EDT
Att. 19,344 - Sunny - 54 F

AB	29
R	1
H	3
RBI	1
BB	2
SO	5
LOB	6



Batter	1	2	3	4	5	6	7	8	9	AB R H RBI BB SO LOB	TOP											
Delino DeShields, L (1, 4) OBP: 0.448, SLG: 0.457	1-1 P4		2-2 P3		0-0 G2-6-3		2-3 K		2-2 G1-3	5 0 0 0 0 1 3	Montreal Expos @ Los Angeles Dodgers Dodger Stadium, Los Angeles, CA Wed Apr 28 1993, 7:05 PM PDT Att. 35,896 - Unknown - 71 F											
Moises Alou, R (1, 7) OBP: 0.313, SLG: 0.434	1-1 S 1B		1-1 1B		3-1 G5-3		0-1 1B		1-0 F9	5 0 3 0 0 0 0												
Marquis Grissom, R (1, 8) OBP: 0.337, SLG: 0.407	1-3 K		3-1 G1-3		4-2 G6-3 BB		3-3 K			3 0 0 0 1 2 5												
Larry Walker, L (1, 9) OBP: 0.469, SLG: 0.774	2-2 P5			0-0 G4-6-3 BB E 1B		0-1 G6-3		2-2 G6-3		4 1 1 0 0 0 2												
John Vander Wal, L (1, 3) OBP: 0.340, SLG: 0.381 Greg Colbrunn, R (8, PH) OBP: 0.333, SLG: 0.529			0-0 F7		4-2 G4-6-3 BB		2-2 E5		0-1 FC6-4 BB 1B	2 0 0 0 1 0 0 1 0 1 0 0 0 0												
Frank Bolick, S (1, 5) OBP: 0.323, SLG: 0.379			1-1 1B		3-1 G4-6-3		3-1 F8		4-2 FC6-4 BB	3 0 1 0 1 0 3												
Wil Cordero, R (1, 6) OBP: 0.325, SLG: 0.466			1-0 F9		1-0 E5		1-1 1B 1B 1B		1-0 FC6-4	4 0 1 0 0 0 3												
Tim Spehr, R (1, 2) OBP: 0.261, SLG: 0.389 Darrin Fletcher, L (7, PH) OBP: 0.364, SLG: 0.488			2-2 P3		0-0 F8		2-2 1B 1B		2-1 F7	2 0 0 0 0 0 2 2 0 1 0 0 0 2												
Dennis Martinez, R (1, 1) OBP: 0.556, SLG: 0.667 Lou Frazier, S (7, PH) OBP: 0.333, SLG: 0.250 Jeff Fassero, L (7, 1) Mike Gardiner, S (7, 1) Sean Berry, R (9, PH) OBP: 0.394, SLG: 0.174			0-0 P2		0-0 G2-6-3 1B		1-3 K		2-0 F8	2 0 1 0 0 0 0 1 0 0 0 0 1 2 0 0 0 0 0 0 0 0 0 0 0 0 0 0 1 0 0 0 0 0 0												
Inning Stats	R: 0 E: 0 K: 1 S: 11	H: 1 LOB: 1 BB: 0 P: 16	R: 0 E: 0 K: 0 S: 9	H: 1 LOB: 1 BB: 0 P: 12	R: 0 E: 0 K: 0 S: 9	H: 1 LOB: 1 BB: 0 P: 15	R: 1 E: 1 K: 0 S: 7	H: 1 LOB: 1 BB: 1 P: 15	R: 0 E: 0 K: 0 S: 4	H: 1 LOB: 0 BB: 0 P: 7		R: 0 E: 1 K: 0 S: 10	H: 0 LOB: 1 BB: 1 P: 19	R: 0 E: 0 K: 3 S: 16	H: 3 LOB: 3 BB: 0 P: 25	R: 0 E: 0 K: 0 S: 10	H: 1 LOB: 2 BB: 1 P: 19	R: 0 E: 0 K: 0 S: 5	H: 0 LOB: 0 BB: 0 P: 10	1B: 9 2B: 0 3B: 0 HR: 0	SF: 0 SAC: 0 DP: 3 HBP: 0	WP: 0 PB: 0 SB: 1 CS: 0
PITCHER	IP WLS BF H R ER SO BB IBB HBP BLK WP HR S P ERA WHIP																					
Pedro Astacio, R (1, 1) ERA: 3.0	6.0 W 25 6 1 0 1 2 0 0 0 0 0 0 52 87 0.00 1.333																					
Pedro Martinez, R (7, 1) ERA: 4.22	1.0 5 2 0 0 0 3 0 0 0 0 0 0 14 22 0.00 2.000																					
Omar Daal, L (8, 1) ERA:	0.1 1 0 0 0 0 0 0 0 0 0 0 0 3 5 0.00 0.000																					
Jim Gott, R (8, 1) ERA:	1.2 7 1 0 0 0 0 1 0 0 0 0 0 12 24 0.00 1.200																					

AB	35
R	1
H	9
RBI	0
BB	3
SO	4
LOB	22



Batter	1	2	3	4	5	6	7	8	9	AB R H RBI BB SO LOB	TOP	
Delino DeShields, L (1, 4) <small>OBP: 0.429, SLG: 0.431</small>	3-2 		2-1 		0-0 			0-1 		5 0 1 1 0 0 3		
John Vander Wal, L (1, 7) <small>OBP: 0.327, SLG: 0.348</small>	3-2 		1-0 		4-2 		1-0 	3-3 		4 1 0 0 1 1 2		
Marquis Grissom, R (1, 8) <small>OBP: 0.362, SLG: 0.471</small>	2-2 			1-1 	1-1 		1-0 	4-0 		4 2 3 2 1 0 0		
Frank Bolick, S (1, 5) Sean Berry, R (8, PH) <small>OBP: 0.382, SLG: 0.167</small>	3-2 			1-1 	4-0 		2-0 	1-0 		3 1 1 2 1 0 0 1 0 0 0 0 0 2		
Moises Alou, R (1, 9) <small>OBP: 0.341, SLG: 0.475</small>		2-3 		1-2 	4-2 		0-2 		0-0 	4 1 3 0 1 1 0		
Darrin Fletcher, L (1, 2) <small>OBP: 0.388, SLG: 0.489</small>		2-1 		4-1 	0-0 		2-0 		0-1 	4 0 2 1 1 0 3		
Wil Cordero, R (1, 6) <small>OBP: 0.306, SLG: 0.436</small>		1-3 		0-1 		1-1 	1-0 		0-1 	5 0 0 0 0 1 5		
Greg Colbrunn, R (1, 3) <small>OBP: 0.435, SLG: 0.591</small>			0-1 		1-0 	3-2 		1-2 	0-3 	5 2 4 0 0 1 1		
Ken Hill, R (1, 1) John Wetteland, R (9, 1)			1-2 		0-1 	1-1 		2-3 	2-0 	2 0 0 0 0 1 2 0 0 0 0 0 0 0		
Inning Stats	R: 1 H: 1 E: 0 LOB: 0 K: 0 BB: 0 S: 14 P: 25	R: 0 H: 0 E: 0 LOB: 0 K: 2 BB: 0 S: 9 P: 14	R: 0 H: 1 E: 0 LOB: 1 K: 0 BB: 0 S: 8 P: 12	R: 0 H: 1 E: 0 LOB: 2 K: 0 BB: 1 S: 10 P: 17	R: 2 H: 3 E: 0 LOB: 3 K: 0 BB: 3 S: 13 P: 27	R: 0 H: 1 E: 0 LOB: 1 K: 0 BB: 0 S: 14 P: 19	R: 2 H: 4 E: 0 LOB: 1 K: 0 BB: 0 S: 9 P: 16	R: 1 H: 1 E: 1 LOB: 2 K: 2 BB: 1 S: 13 P: 24	R: 1 H: 2 E: 0 LOB: 1 K: 1 BB: 0 S: 9 P: 11	1B: 10 SF: 0 2B: 2 SAC: 3 3B: 1 DP: 1 HR: 2 HBP: 0	WP: 2 PA: 45 PB: 0 SB: 4 CS: 1	
PITCHER Ramon Martinez, R (1, 1) <small>ERA: 3.13</small> Steve Wilson, L (5, 1) <small>ERA: 4.26</small> Roger McDowell, R (7, 1) <small>ERA: 1.59</small> Ricky Tricek, R (8, 1) <small>ERA: 4.5</small>	IP WLS BF H R ER SO BB IBB HBP BLK WP HR S P ERA WHIP											PITCHER IP WLS BF H R ER SO BB IBB HBP BLK WP HR S P ERA WHIP

Montreal Expos @ Los Angeles Dodgers
Dodger Stadium, Los Angeles, CA
 Thu Apr 29 1993, 7:05 PM PDT
 Att. 32,045 - Unknown

livebaseballscorecards.com

AB	37
R	7
H	14
RBI	6
BB	5
SO	5
LOB	18



Batter	1	2	3	4	5	6	7	8	9	AB	R	H	RBI	BB	SO	LOB
Brett Butler, L (1, 8) OBP: 0.436, SLG: 0.372	1-1 L8-3 1B		1-3 K		3-2 G1-3		3-2 G5-3		2-3 K	5	0	1	0	0	2	3
Jody Reed, R (1, 4) OBP: 0.272, SLG: 0.250	0-0 L8-3 1-2		2-1 L6		0-2 G6-3			2-2 F8		4	0	0	0	0	0	1
Darryl Strawberry, L (1, 9) OBP: 0.309, SLG: 0.328 Lenny Harris, L (9, 9) OBP: 0.154, SLG: 0.083	2-2 F7		2-0 G3-1		0-0 F7			1-0 F7		4	0	0	0	0	0	0
Eric Karros, R (1, 3) OBP: 0.300, SLG: 0.354		1-1 1B SF7 1B		1-2 2B 1B		2-1 G3		1-0 G5-3		4	1	2	0	0	0	0
Tim Wallach, R (1, 5) OBP: 0.230, SLG: 0.313		1-0 1B F7 1B		0-1 1B 2B		1-3 K		2-2 1B 2B		4	2	3	0	0	1	0
Eric Davis, R (1, 7) OBP: 0.293, SLG: 0.277		0-0 SF7		3-0 G5-3		2-3 K		0-1 G5-3		3	0	0	1	0	1	3
Mike Piazza, R (1, 2) OBP: 0.338, SLG: 0.479		2-2 F7		0-3 K		2-1 1B		1-0 PB BB 1B		4	0	2	1	0	1	3
Jose Offerman, S (1, 6) OBP: 0.256, SLG: 0.187		1-2 1B		4-0 FC4 IBB		0-1 F8		4-2 1-2 BB		2	0	1	1	2	0	1
Ramon Martinez, R (1, 1) OBP: 0.187, SLG: 0.182 Steve Wilson, L (5, 1) Roger McDowell, R (7, 1) OBP: 1.000, SLG: 1.000 Dave Hansen, L (7, PH) OBP: 0.125, SLG: 0.125 Ricky Tricek, R (8, 1) Mitch Webster, S (9, PH) OBP: 0.287, SLG: 0.288		1-1 B2-3		0-0 FC4 1-2f		1-3 K		0-3 K		2	0	0	0	0	0	4

Inning Stats	R: 0	H: 1	E: 0	LOB: 0	K: 0	S: 6	P: 9	R: 2	H: 3	E: 0	LOB: 1	K: 0	S: 12	P: 18	R: 0	H: 0	E: 0	LOB: 0	K: 1	S: 6	P: 11	R: 0	H: 2	E: 0	LOB: 3	K: 0	S: 14	P: 22	R: 0	H: 0	E: 0	LOB: 0	K: 0	S: 7	P: 10	R: 0	H: 0	E: 0	LOB: 0	K: 2	S: 9	P: 14	R: 0	H: 1	E: 0	LOB: 1	K: 1	S: 10	P: 16	R: 0	H: 0	E: 0	LOB: 0	K: 0	S: 5	P: 9	R: 1	H: 2	E: 0	LOB: 2	K: 2	S: 18	P: 27	1B: 7	SF: 1	2B: 3	SAC: 0	3B: 0	DP: 1	HR: 0	HBP: 0	WP: 0	PA: 37
--------------	------	------	------	--------	------	------	------	------	------	------	--------	------	-------	-------	------	------	------	--------	------	------	-------	------	------	------	--------	------	-------	-------	------	------	------	--------	------	------	-------	------	------	------	--------	------	------	-------	------	------	------	--------	------	-------	-------	------	------	------	--------	------	------	------	------	------	------	--------	------	-------	-------	-------	-------	-------	--------	-------	-------	-------	--------	-------	--------

PITCHER	IP	WLS	BF	H	R	ER	SO	BB	IBB	HBP	BLK	WP	HR	S	P	ERA	WHIP
Ken Hill, R (1, 1) ERA: 1.8	8.0	W	32	8	3	3	5	0	1	0	0	0	0	75	117	3.38	1.000
John Wetteland, R (9, 1) ERA: 2.7	1.0		5	1	0	0	2	1	0	0	0	0	0	12	19	0.00	2.000

Montreal Expos @ Los Angeles Dodgers
Dodger Stadium, Los Angeles, CA
 Thu Apr 29 1993, 7:05 PM PDT
 Att. 32,045 - Unknown

AB	34
R	3
H	9
RBI	3
BB	2
SO	7
LOB	18



Batter	1	2	3	4	5	6	7	8	9	AB R H RBI BB SO LOB	TOP															
Lenny Dykstra, L OBP: 0.361, SLG: 0.398 (1, 8)	4-2 G3 2B BB		0-0 1B E FC3-6		0-1 G3 E 2B		3-2 G4-3		2-2 F7	4 3 2 0 1 0 0	Philadelphia Phillies @ Los Angeles Dodgers Dodger Stadium, Los Angeles, CA Fri Apr 30 1993, 7:05 PM PDT Att: 43,679 - Unknown livebaseballscorecards.com															
Mickey Morandini, L OBP: 0.291, SLG: 0.361 (1, 4)	1-1 G3 1B 2B		1-2 E6 FC3-6 1B SF7		0-0 G3		0-0 E6		2-0 G4-3	5 2 1 0 0 0 2																
John Kruk, L OBP: 0.459, SLG: 0.657 (1, 3)	2-2 G3		0-2 FC3-6 1B		3-2 F7		0-0 F7			4 0 1 1 0 0 2																
Dave Hollins, S OBP: 0.374, SLG: 0.424 (1, 5)	2-2 FC6-4 1B		2-2 FC3-6		2-2 P5			0-0 HR 1B		4 1 2 2 0 0 2																
Darren Daulton, L OBP: 0.438, SLG: 0.516 (1, 2)	3-2 P5		0-0 SF7		4-2 FC4-6 BB			0-1 HR		2 1 1 3 1 0 1																
Wes Chamberlain, R OBP: 0.317, SLG: 0.466 Mark Davis, L Mitch Williams, L	1-0 FC6-4		2-2 G4-3		1-0 L5			0-0 G1-3		4 0 0 0 0 0 3 0 0 0 0 0 0 0 0 0 0 0 0 0 0																
Milt Thompson, L OBP: 0.279, SLG: 0.226 (1, 7)		2-3 K		0-1 G6-3		0-1 FC4-6		1-2 G3-1		4 0 0 0 0 1 1																
Mariano Duncan, R OBP: 0.293, SLG: 0.309 (1, 6)		2-2 G6-3		1-1 G6-3		1-0 F7		3-0 F8		4 0 0 0 0 0 1																
Tommy Greene, R OBP: 0.091, SLG: 0.091 Jose DeLeon, R Bob Ayrault, R Jim Eisenreich, L OBP: 0.393, SLG: 0.440 (8, 9)		1-0 F7		0-0 G5-3			1-3 K		3-1 G4-3	2 0 0 0 0 0 0 0 0 0 0 0 0 0 1 0 0 0 0 1 0 1 0 0 0 0 0 0																
Inning Stats	R: 2 H: 2 E: 0 LOB: 1 K: 0 BB: 1 S: 15 P: 28	R: 0 H: 0 E: 0 LOB: 0 K: 1 BB: 0 S: 8 P: 13	R: 2 H: 2 E: 1 LOB: 1 K: 0 BB: 0 S: 16 P: 21	R: 0 H: 0 E: 0 LOB: 0 K: 0 BB: 0 S: 5 P: 6	R: 1 H: 1 E: 1 LOB: 0 K: 0 BB: 0 S: 10 P: 15	R: 0 H: 0 E: 0 LOB: 1 K: 0 BB: 1 S: 6 P: 12	R: 0 H: 0 E: 1 LOB: 1 K: 1 BB: 0 S: 11 P: 15	R: 2 H: 2 E: 0 LOB: 0 K: 0 BB: 0 S: 8 P: 12	R: 0 H: 0 E: 0 LOB: 0 K: 0 BB: 0 S: 7 P: 14	1B: 4 SF: 1 2B: 2 SAC: 0 3B: 0 DP: 0 HR: 1 HBP: 0	WP: 0 PA: 38 PB: 0 SB: 0 CS: 0															
PITCHER	IP WLS BF H R ER SO BB IBB HBP BLK WP HR S P ERA WHIP											PITCHER	IP WLS BF H R ER SO BB IBB HBP BLK WP HR S P ERA WHIP													
Kevin Gross, R ERA: 6.67 (1, 1)	4.0	18	4	4	2	1	1	0	0	0	0	0	44	68	4.50	1.250										
Pedro Martinez, R ERA: 3.55 (5, 1)	2.0	8	1	1	0	0	1	0	0	0	0	0	16	27	0.00	1.000										
Roger McDowell, R ERA: 1.46 (7, 1)	1.0	4	0	0	0	1	0	0	0	0	0	0	11	15	0.00	0.000										
Omar Daal, L ERA: 3.38 (8, 1)	2.0	L 8	2	2	2	0	0	0	0	0	0	1	15	26	9.00	1.000										



BOTTOM

Philadelphia Phillies @ Los Angeles Dodgers
Dodger Stadium, Los Angeles, CA

livebaseballscorecards.com

AB 39
R 6
H 15
RBI 6
BB 6
SO 5
LOB 25



WP: 1 PA: 46
PB: 0
SB: 3
CS: 1

Fri Apr 30 1993, 7:05 PM PDT
Att. 43,679 - Unknown

AB R H RBI BB SO LOB

4 1 2 0 2 0 2

4 1 1 0 1 0 2

2 0 0 0 0 1 1
3 0 1 1 0 1 3

5 0 0 0 0 0 4

4 1 2 1 0 0 0

4 2 3 1 1 1 1

4 1 2 2 1 1 3

4 0 3 1 1 0 0

1 0 0 0 0 0 1 1
1 0 0 0 0 0 0 3
0 0 0 0 0 0 0 0
1 0 1 0 0 0 0 0
0 0 0 0 0 0 0 0
1 0 0 0 0 0 0 2
0 0 0 0 0 0 0 0
1 0 0 0 0 0 0 3

1B: 11 SF: 1
2B: 4 SAC: 0
3B: 0 DP: 1
HR: 1 HBP: 0

Batter	1	2	3	4	5	6	7	8	9
Brett Butler, L (1, 8) OBP: 0.450, SLG: 0.390	2-2 F9 G6-3 1B		3-1 B1-3		2-1 1B 2B	4-2 S BB		4-0 G4-3 WP BB	1-0 FC6-4
Jody Reed, R (1, 4) OBP: 0.279, SLG: 0.250	2-2 G6-3 1-2		1-0 L7		0-1 F8 1B SF9 1B	4-2 BB		1-2 G4-3 1-3	
Darryl Strawberry, L (1, 9) OBP: 0.301, SLG: 0.318 Cory Snyder, R (5, 9) OBP: 0.333, SLG: 0.267	1-1 F9 2-3		2-3 K		3-2 SF9 1B	2-2 G1-3		2-3 K	
Eric Karros, R (1, 3) OBP: 0.284, SLG: 0.333	2-2 F9			3-2 F8	0-0 F8		2-2 F8	2-2 G6-3	
Tim Wallach, R (1, 5) OBP: 0.239, SLG: 0.333		1-0 P3		1-2 FC5-4 1B 1B	1-2 SF9		1-2 F8		3-2 1B 2B
Eric Davis, R (1, 7) OBP: 0.320, SLG: 0.299		4-1 S 1B BB		0-2 FC5-4 1B	1-3 K		3-2 S 1B 1B	3-2 1B BB 2-H	
Mike Piazza, R (1, 2) OBP: 0.354, SLG: 0.520		1-3 K 1-2		2-1 FC5-4 BB 1-2f 2-3		2-2 HR	2-2 1B 1B 1-H	4-1 L4 1B 1-2 BB	
Jose Offerman, S (1, 6) OBP: 0.287, SLG: 0.215		1-2 1B 2-H		4-2 BB 1-2		2-1 G4-3	0-0 1B 2-3	1-2 FC6-4 1B 1-2 2-3	
Kevin Gross, R (1, 1) Dave Hansen, L (4, PH) Pedro Martinez, R (5, 1) Lenny Harris, L (6, PH) Roger McDowell, R (7, 1) Mitch Webster, S (7, PH) Omar Daal, L (8, 1) Mike Sharperson, R (9, PH)		2-3 K		1-2 P4		2-1 CS 2B	1-1 P3	0-1 L4 2-2	

Inning Stats	R: 0	H: 1	E: 0	LOB: 1	K: 0	BB: 0	S: 13	R: 1	H: 1	E: 0	LOB: 1	K: 2	BB: 1	S: 13	R: 0	H: 0	E: 0	LOB: 0	K: 1	BB: 0	S: 6	R: 0	H: 2	E: 0	LOB: 3	K: 0	BB: 1	S: 18	R: 2	H: 3	E: 0	LOB: 1	K: 1	BB: 0	S: 15	R: 1	H: 2	E: 0	LOB: 2	K: 0	BB: 2	S: 15	R: 1	H: 3	E: 0	LOB: 2	K: 0	BB: 0	S: 16	R: 0	H: 0	E: 0	LOB: 1	K: 1	BB: 1	S: 11	R: 1	H: 3	E: 0	LOB: 2	K: 0	BB: 1	S: 13	R: 0	H: 0	E: 0	LOB: 1	K: 0	BB: 1	S: 20	R: 1	H: 3	E: 0	LOB: 2	K: 0	BB: 1	S: 25	1B: 11	SF: 1	2B: 4	SAC: 0	3B: 0	DP: 1	HR: 1	HBP: 0	WP: 1	PA: 46
--------------	------	------	------	--------	------	-------	-------	------	------	------	--------	------	-------	-------	------	------	------	--------	------	-------	------	------	------	------	--------	------	-------	-------	------	------	------	--------	------	-------	-------	------	------	------	--------	------	-------	-------	------	------	------	--------	------	-------	-------	------	------	------	--------	------	-------	-------	------	------	------	--------	------	-------	-------	------	------	------	--------	------	-------	-------	------	------	------	--------	------	-------	-------	--------	-------	-------	--------	-------	-------	-------	--------	-------	--------

PITCHER	IP	WLS	BF	H	R	ER	SO	BB	IBB	HBP	BLK	WP	HR	S	P	ERA	WHIP
Tommy Greene, R (1, 1) ERA: 2.45	5.0		24	7	3	3	4	2	0	0	0	0	0	65	105	5.40	1.800
Jose DeLeon, R (6, 1) ERA: 7.27	0.2	W	5	2	1	1	0	2	0	0	0	0	1	12	26	13.50	6.000
Bob Ayrault, R (6, 1) ERA: 6.23	1.1		7	3	1	1	0	0	0	0	0	0	0	19	29	6.75	2.250
Mark Davis, L (8, 1) ERA: 2.08	1.0		4	0	0	0	1	1	0	0	0	1	0	11	20	0.00	1.000
Mitch Williams, L (9, 1) ERA: 3.0	1.0	S	6	3	1	1	0	1	0	0	0	0	0	13	25	9.00	4.000

Batter	1	2	3	4	5	6	7	8	9	AB R H RBI BB SO LOB	TOP		
Lenny Dykstra, L (1, 8) OBP: 0.366, SLG: 0.402	0-1 F8			1-0 FC4-6 1B		2-2 F9		1-1 1B		4 0 2 0 0 0 0	Philadelphia Phillies @ Los Angeles Dodgers Dodger Stadium, Los Angeles, CA Sat May 01 1993, 7:05 PM PDT Att. 44,023 - Unknown - 76 F		
Mickey Morandini, L (1, 4) OBP: 0.289, SLG: 0.355	3-2 L3			2-0 FC4-6 1B		1-3 K		0-1 F7		4 0 1 0 0 1 1			
John Kruk, L (1, 3) OBP: 0.438, SLG: 0.622	1-1 G3			2-3 K		0-0 L9		0-0 G4-3		4 0 0 0 0 1 3			
Dave Hollins, S (1, 5) OBP: 0.359, SLG: 0.404				2-2 FC4-6					1-3 K	4 0 0 0 0 1 2			
Darren Daulton, L (1, 2) OBP: 0.435, SLG: 0.500 Doug Lindsey, R (8, 2) OBP: 1.000, SLG: 1.000				0-0 G4-3					1-2 G4-3 1B	2 0 0 0 1 0 2 1 0 1 0 0 0 0			
Pete Incaviglia, R (1, 9) OBP: 0.269, SLG: 0.420									1-0 G4-3	4 1 0 0 0 1 2			
Jim Eisenreich, L (1, 7) OBP: 0.419, SLG: 0.500										3 0 2 1 0 0 0			
Mariano Duncan, R (1, 6) OBP: 0.279, SLG: 0.293										3 0 0 0 0 3 2			
Ben Rivera, R (1, 1) Milt Thompson, L (8, PH) OBP: 0.275, SLG: 0.222 Mark Davis, L (8, 1) Bob Ayrault, R (8, 1)										2 0 0 0 0 2 1 1 0 0 0 0 1 0 0 0 0 0 0 0 0 0 0 0 0 0 0 0			
Inning Stats	R: 0 H: 0 E: 0 LOB: 0 K: 0 BB: 0 S: 7 P: 11	R: 0 H: 0 E: 0 LOB: 0 K: 1 BB: 0 S: 11 P: 16	R: 0 H: 0 E: 0 LOB: 0 K: 2 BB: 0 S: 7 P: 8	R: 0 H: 2 E: 0 LOB: 2 K: 1 BB: 0 S: 10 P: 17	R: 0 H: 1 E: 0 LOB: 1 K: 2 BB: 0 S: 14 P: 25	R: 0 H: 0 E: 0 LOB: 0 K: 1 BB: 0 S: 7 P: 10	R: 1 H: 1 E: 0 LOB: 1 K: 1 BB: 1 S: 14 P: 27	R: 0 H: 1 E: 0 LOB: 1 K: 1 BB: 0 S: 8 P: 10	R: 0 H: 1 E: 0 LOB: 0 K: 1 BB: 0 S: 8 P: 11	1B: 5 SF: 0 2B: 1 SAC: 0 3B: 0 DP: 1 HR: 0 HBP: 0	WP: 0 PA: 33 PB: 0 SB: 1 CS: 0		
PITCHER	IP WLS BF H R ER SO BB IBB HBP BLK WP HR S P ERA WHIP											PITCHER	IP WLS BF H R ER SO BB IBB HBP BLK WP HR S P ERA WHIP
Tom Candiotti, R (1, 1) ERA: 5.1	8.0 W 30 5 1 1 9 1 0 0 0 0 0 0 78 124 1.12 0.750												
Jim Gott, R (9, 1) ERA:	1.0 3 1 0 0 1 0 0 0 0 0 0 0 8 11 0.00 1.000												

AB	32
R	1
H	6
RBI	1
BB	1
SO	10
LOB	13



Batter	1	2	3	4	5	6	7	8	9	AB	R	H	RBI	BB	SO	LOB
Brett Butler, L (1, 8) OBP: 0.450, SLG: 0.382 Dave Hansen, L (9, PH) OBP: 0.100, SLG: 0.100	4-1 FC6-4 BB	2-2 G4-3			4-2 1B BB	1-1 G4-3 1-2			0-0 G4-3	2	0	0	0	2	0	3
Jody Reed, R (1, 4) OBP: 0.277, SLG: 0.250	1-0 P4		0-2 F9		1-2 F8			0-0 F7		4	0	0	0	0	0	2
Mitch Webster, S (1, 7) OBP: 0.280, SLG: 0.391	0-0 FC6-4 1B 1-2f		3-2 3B		0-1 FC5-4 1B 1-3			3-1 G5-3		4	0	2	0	0	0	1
Eric Karros, R (1, 3) OBP: 0.279, SLG: 0.316	1-2 BB 1-3 1B		3-3 K		0-1 FC5-4 1-2f			0-0 G6-3		4	0	1	0	0	1	3
Mike Piazza, R (1, 2) OBP: 0.382, SLG: 0.557 Carlos Hernandez, R (8, 2) OBP: 0.077, SLG: 0.077	4-2 BB 1-2 BB		1-0 G6-3		2-0 FC5-4 1B HBP			0-0 F9		1	1	0	0	1	0	1
Tim Wallach, R (1, 5) OBP: 0.240, SLG: 0.330	0-2 F8		2-3 K		0-1 FC5-4 1B 1-2			0-0 F7		4	0	1	0	0	1	3
Cory Snyder, R (1, 9) OBP: 0.269, SLG: 0.182		0-3 K		0-2 L4	1-2 FC5-4 FC3-6 1B 1-2f 2-3			1-0 G6-3		4	0	0	0	0	1	2
Jose Offerman, S (1, 6) OBP: 0.316, SLG: 0.235		0-0 G4-3 1B		0-2 G5-3	1-2 FC3-6 1B 1-2 3-H			0-3 K		4	0	2	1	0	1	0
Orel Hershiser, R (1, 1) OBP: 0.286, SLG: 0.357 Steve Wilson, L (3, 1) Mike Sharperson, R (6, PH) OBP: 0.267, SLG: 0.231 Ricky Tricek, R (7, 1) Lenny Harris, L (9, PH) OBP: 0.263, SLG: 0.333		1-0 G4-3		2-2 G3	0-1 FC3-6 WP 1-2f 2-3			0-0 F7		1	0	0	0	0	0	1

Inning Stats	R: 0	H: 1	R: 0	H: 1	R: 0	H: 0	R: 0	H: 1	R: 1	H: 2	R: 0	H: 0	R: 0	H: 0	R: 0	H: 0	R: 0	H: 0	1B: 5	SF: 0	WP: 1	PA: 37	
E: 0	LOB: 3	E: 0	LOB: 1	E: 0	LOB: 0	E: 0	LOB: 2	E: 0	LOB: 2	E: 0	LOB: 0	E: 0	LOB: 0	E: 0	LOB: 0	E: 0	LOB: 0	E: 0	LOB: 0	2B: 0	SAC: 0	PB: 0	
K: 0	BB: 2	K: 1	BB: 0	K: 1	BB: 0	K: 0	BB: 1	K: 0	BB: 0	K: 0	BB: 0	K: 0	BB: 0	K: 1	BB: 0	K: 0	BB: 0	K: 0	BB: 0	3B: 1	DP: 0	SB: 0	
S: 13	P: 23	S: 8	P: 11	S: 10	P: 11	S: 9	P: 22	S: 13	P: 18	S: 4	P: 7	S: 3	P: 4	S: 5	P: 5	S: 3	P: 4	S: 5	P: 5	HR: 0	HBP: 1	CS: 0	

PITCHER	IP	WLS	BF	H	R	ER	SO	BB	IBB	HBP	BLK	WP	HR	S	P	ERA	WHIP	PITCHER	IP	WLS	BF	H	R	ER	SO	BB	IBB	HBP	BLK	WP	HR	S	P	ERA	WHIP	
Terry Mulholland, L (1, 1) ERA: 2.6	9.0	W	37	6	1	1	4	3	0	1	0	1	0	80	118	1.00	1.000																			


BOTTOM


Philadelphia Phillies @ Los Angeles Dodgers
 Dodger Stadium, Los Angeles, CA

Sun May 02 1993, 3:33 AM PDT
 Att: 41,102 - Sunny - 80 F

livebaseballscorecards.com

AB	33
R	1
H	6
RBI	1
BB	3
SO	4
LOB	18



Batter	1	2	3	4	5	6	7	8	9	AB R H RBI BB SO LOB	TOP														
Vince Coleman, S (1, 7) OBP: 0.304, SLG: 0.336	0-3 K		0-1 S 1B		0-0 2B 1B	0-1 S E 1B 1-2 2-H		2-2 G4-3		5 1 3 1 0 1 0	<p>New York Mets @ Los Angeles Dodgers Dodger Stadium, Los Angeles, CA</p> <p>Tue May 04 1993, 7:05 PM PDT Att. 34,202 - Unknown - 70 F</p> <p>livebaseballscorecards.com</p> <table border="1"> <tr><td>AB</td><td>37</td></tr> <tr><td>R</td><td>4</td></tr> <tr><td>H</td><td>10</td></tr> <tr><td>RBI</td><td>4</td></tr> <tr><td>BB</td><td>2</td></tr> <tr><td>SO</td><td>6</td></tr> <tr><td>LOB</td><td>22</td></tr> </table> 	AB	37	R	4	H	10	RBI	4	BB	2	SO	6	LOB	22
AB	37																								
R	4																								
H	10																								
RBI	4																								
BB	2																								
SO	6																								
LOB	22																								
Tony Fernandez, S (1, 6) OBP: 0.333, SLG: 0.272	3-3 K		1-2 S 1B 1-H		2-0 F8	0-0 E3			0-0 B4-3	5 0 1 1 0 1 3															
Eddie Murray, S (1, 3) OBP: 0.360, SLG: 0.477	1-1 2B		0-0 P5		0-0 2B	2-0 SF7			2-2 F7	4 0 2 1 0 0 1															
Bobby Bonilla, S (1, 9) OBP: 0.314, SLG: 0.400	1-1 F7		2-1 F7		1-3 K	2-3 K			1-3 K	5 0 0 0 0 3 6															
Howard Johnson, S (1, 5) OBP: 0.379, SLG: 0.383		2-0 G3-1		1-1 E G4-3 2B	4-0 FC5-4 IBB				1-1 L5-3 1B	3 1 2 0 1 0 0															
Joe Orsulak, L (1, 8) OBP: 0.288, SLG: 0.300		2-1 G4-3		0-0 E3 F9 G4-3 2-3	0-1 FC5-4				0-0 P6	4 0 0 0 0 0 5															
Jeff Kent, R (1, 4) OBP: 0.296, SLG: 0.282		4-2 BB		0-0 G4-3		2-2 1B 1B			2-2 L5-3	3 1 1 1 1 0 2															
Todd Hundley, S (1, 2) OBP: 0.296, SLG: 0.438		0-0 F9		2-0 F9		1-0 E 1B 1B 1-2 SF7			1-1 F7	4 1 1 0 0 0 2															
Frank Tanana, L (1, 1) OBP: 0.111, SLG: 0.111 Chico Walker, S (8, PH) OBP: 0.263, SLG: 0.294 Mickey Weston, R (6, 1) Mike Draper, R (6, 1) OBP: 1.000, SLG: 1.000 Wayne Housie, S (8, PH) OBP: 0.500, SLG: 0.750 Jeff Innis, R (8, 1)			0-0 P8	2-1 F7		2-2 K			1-0 F7	2 0 0 0 0 0 1 1 0 0 0 0 0 1 2 0 0 0 0 0 0 0 0 0 0 0 0 0 0 0 0 1 0 0 0 0 0 0 0 0 0 0 0 0 0 0 0															
Inning Stats	R: 0 E: 0 K: 2 S: 12	H: 1 LOB: 1 BB: 0 P: 17	R: 0 E: 0 K: 0 S: 7	H: 0 LOB: 1 BB: 1 P: 15	R: 1 E: 0 K: 0 S: 9	H: 2 LOB: 1 BB: 0 P: 12	R: 1 E: 1 K: 0 S: 7	H: 1 LOB: 1 BB: 0 P: 12	R: 0 E: 0 K: 1 S: 8	H: 2 LOB: 3 BB: 1 P: 15	R: 2 E: 1 K: 2 S: 15	H: 3 LOB: 2 BB: 0 P: 24	R: 0 E: 0 K: 0 S: 6	H: 1 LOB: 0 BB: 0 P: 9	R: 0 E: 0 K: 0 S: 8	H: 0 LOB: 0 BB: 0 P: 12	R: 0 E: 0 K: 1 S: 8	H: 0 LOB: 0 BB: 0 P: 11	1B: 7 2B: 4 3B: 0 HR: 0	SF: 1 SAC: 0 DP: 1 HBP: 0	WP: 0 PB: 0 SB: 4 CS: 0	PA: 40			
PITCHER	IP WLS BF H R ER SO BB IBB HBP BLK WP HR S P ERA WHIP											PITCHER	IP WLS BF H R ER SO BB IBB HBP BLK WP HR S P ERA WHIP												
Pedro Astacio, R (1, 1) ERA: 3.41	5.0 W 26 8 4 3 3 1 1 0 0 0 0 47 78 5.40 1.800																								
Pedro Martinez, R (6, 1) ERA: 3.07	2.0 8 2 0 0 2 0 0 0 0 0 0 0 17 26 0.00 1.000																								
Jim Gott, R (8, 1) ERA:	2.0 6 0 0 0 1 0 0 0 0 0 0 0 16 23 0.00 0.000																								

Batter	1	2	3	4	5	6	7	8	9	AB R H RBI BB SO LOB
Brett Butler, L OBP: 0.458, SLG: 0.392 (1, 8) B L C X	1-2 F7 ①		2-2 G1-3 FC1-5 1B 1-2		1-3 K ① X	0-0 1B 1-2 3-H		0-0 SH2-4 ① 1-2 2-3		4 1 2 1 0 1 0
Jody Reed, R OBP: 0.291, SLG: 0.260 (1, 4) X	0-0 1B		1-2 FC1-5 G1-3 1B 1-2 2-3f		0-0 WP 1B	1-2 G4-3 ③		4-2 1B BB		4 1 2 0 1 0 4
Eric Davis, R OBP: 0.308, SLG: 0.281 (1, 7) S F S	0-3 K ②		1-2 G1-3 ② 1-2 2-3		1-0 G6-3 ② 1-2		1-0 P2 ① C B C C C	2-3 K ②		5 0 0 0 0 2 7
Tim Wallach, R OBP: 0.255, SLG: 0.367 (1, 5) C X	0-1 G5-3 ③		3-2 1B 2-H 3-H		3-3 K ③		2-2 1B 1B	2-2 1B 1-2 2-H 3-H		5 0 3 4 0 1 2
Mike Piazza, R OBP: 0.394, SLG: 0.552 (1, 2) C C C C		0-3 K ① C X	0-1 L9 ③			0-3 K ① C C C C F B X X	1-2 1B 1-3	0-2 P5 ③		5 0 1 0 0 2 3
Eric Karros, R OBP: 0.292, SLG: 0.337 (1, 3) C B B B X		3-2 F8 ②		1-2 FC4-6 1B		2-2 BB FC4-6 1B	1-3 K ②			4 1 2 0 0 1 2
Cory Snyder, R OBP: 0.324, SLG: 0.300 (1, 9) C B C B X		1-2 1B		3-1 F9 ①		2-2 FC4-6 BB 1B	1-3 K ③			4 1 2 0 0 1 3
Jose Offerman, S OBP: 0.350, SLG: 0.275 (1, 6) B F F 1 SAFE C X		1-3 K ③		1-2 FC4-6 ② 1-2f		4-2 FC4-6 BB		3-2 SH2-4 BB 1B 1B		3 1 1 0 1 1 2
Ramon Martinez, R OBP: 0.214, SLG: 0.231 (6, 1) Steve Wilson, L OBP: 0.250, SLG: 0.316 (6, PH) Lenny Harris, L OBP: 0.250, SLG: 0.316 (7, 1) Pedro Martinez, R OBP: 0.250, SLG: 0.316 (8, PH) Mitch Webster, S OBP: 0.250, SLG: 0.316 (8, PH) Jim Gott, R OBP: 0.250, SLG: 0.316 (9, 1)			0-0 FC1-5 1B 1B	0-3 K ③		0-0 FC4-6 ② 1-2f 2-3 3-H		4-2 SH2-4 BB 1B BB		2 0 1 0 0 1 1 0 0 0 0 0 0 0 1 0 0 1 0 0 2 0 0 0 0 0 0 0 0 1 0 0 1 0 0 0 0 0 0 0 0 0

Inning Stats	R: 0	H: 1	E: 0	K: 1	S: 9	LOB: 1	BB: 0	P: 10	R: 0	H: 1	E: 0	K: 2	S: 12	LOB: 1	BB: 0	P: 17	R: 2	H: 3	E: 0	K: 0	S: 18	LOB: 1	BB: 0	P: 25	R: 0	H: 1	E: 0	K: 1	S: 11	LOB: 1	BB: 0	P: 16	R: 0	H: 1	E: 0	K: 2	S: 8	LOB: 1	BB: 0	P: 13	R: 2	H: 3	E: 0	K: 1	S: 20	LOB: 2	BB: 1	P: 29	R: 0	H: 2	E: 0	K: 2	S: 14	LOB: 2	BB: 0	P: 20	R: 2	H: 2	E: 0	K: 1	S: 20	LOB: 2	BB: 2	P: 35	1B: 14	2B: 0	3B: 0	HR: 0	SF: 0	SAC: 1	DP: 0	HBP: 0	WP: 1	PB: 0	SB: 0	CS: 0	PA: 41
Bret Saberhagen, R ERA: 4.25 (1, 1)	IP	WLS	BF	H	R	ER	SO	BB	IBB	HBP	BLK	WP	HR	S	P	ERA	WHIP																																																												
Mike Maddux, R ERA: 4.5 (7, 1)	1.2	L	9	2	2	2	3	2	0	0	0	0	0	27	44	10.80	2.400																																																												


BOTTOM


New York Mets @ Los Angeles Dodgers
Dodger Stadium, Los Angeles, CA

Wed May 05 1993, 7:05 PM PDT
Att: 32,651 - Unknown - 70 F

livebaseballscorecards.com

AB	37
R	6
H	14
RBI	6
BB	3
SO	10
LOB	26



Batter	1	2	3	4	5	6	7	8	9	AB R H RBI BB SO LOB	TOP											
Brett Butler, L (1, 8) OBP: 0.447, SLG: 0.382	1-2 G5-3		2-2 G6-3		0-0 E5 BB 1B SF8	1-0 FC4-6 1B			0-0 FC3-6 1B	5 2 1 1 0 0 2	<p>Los Angeles Dodgers @ San Francisco Giants Candlestick Park, San Francisco, CA</p> <p>livebaseballscorecards.com</p> <p>AB 35 R 5 H 10 RBI 4 BB 4 SO 8 LOB 15</p> 											
Jody Reed, R (1, 4) OBP: 0.306, SLG: 0.277	1-1 F9		0-0 F7		3-2 BB 1B	2-1 1B		3-2 1B 1B	5 1 3 0 0 0 0													
Eric Davis, R (1, 7) OBP: 0.313, SLG: 0.273	4-1 BB			2-1 F9	4-2 1B BB		1-1 F8	0-3 K	3 0 0 0 2 1 2													
Tim Wallach, R (1, 5) OBP: 0.261, SLG: 0.373	0-1 P4			0-1 2B 1B	2-1 SF8		2-2 K	1-1 1B	4 0 2 2 0 1 1													
Mike Piazza, R (1, 2) OBP: 0.385, SLG: 0.533		0-1 G3-1		1-1 P3	1-0 1B		3-1 F9	1-3 K	5 0 1 1 0 1 3													
Eric Karros, R (1, 3) OBP: 0.291, SLG: 0.343		1-2 G4-3		1-2 2B	2-0 F9		1-3 K		4 0 1 0 0 1 2													
Cory Snyder, R (1, 9) OBP: 0.342, SLG: 0.281		4-1 BB		0-0 G5-3		4-1 1B FC4-6 BB		0-3 K	2 1 0 0 2 1 2													
Jose Offerman, S (1, 6) OBP: 0.355, SLG: 0.284		1-0 G5-3			2-1 SH1-4 E 1B	1-1 FC4-6 1B		3-3 K	4 1 2 0 0 1 1													
Kevin Gross, R (1, 1) Darryl Strawberry, L (8, PH) Roger McDowell, R (6, 1) Steve Wilson, L (8, 1) Ricky Tricek, R (8, 1) Lenny Harris, L (9, PH)			0-3 K		0-0 SH1-4	0-3 K		2-1 E6 FC3-6	1 0 0 0 0 1 0 1 0 0 0 0 1 2 0 1 0 0 0 0 0 0													
Inning Stats	R: 0 E: 0 K: 0 S: 8	H: 0 LOB: 1 BB: 1 P: 14	R: 0 E: 0 K: 0 S: 8	H: 0 LOB: 1 BB: 1 P: 14	R: 0 E: 0 K: 1 S: 7	H: 0 LOB: 0 BB: 0 P: 9	R: 0 E: 0 K: 0 S: 10	H: 2 LOB: 2 BB: 0 P: 14	R: 3 E: 1 K: 0 S: 17	H: 4 LOB: 2 BB: 1 P: 30		R: 1 E: 0 K: 1 S: 9	H: 2 LOB: 2 BB: 1 P: 17	R: 0 E: 0 K: 1 S: 8	H: 0 LOB: 0 BB: 0 P: 14	R: 0 E: 0 K: 3 S: 10	H: 0 LOB: 0 BB: 0 P: 14	R: 1 E: 1 K: 2 S: 14	H: 2 LOB: 2 BB: 0 P: 21	1B: 9 2B: 1 3B: 0 HR: 0	SF: 1 SAC: 1 DP: 0 HBP: 0	WP: 0 PB: 0 SB: 0 CS: 0
PITCHER	IP WLS BF H R ER SO BB IBB HBP BLK WP HR S P ERA WHIP																					
Bud Black, L (1, 1) ERA: 3.6	5.0 W 25 6 4 4 1 4 0 0 0 0 0 0 51 86 7.20 2.000																					
Dave Burba, R (6, 1) ERA: 4.43	2.0 7 2 0 0 2 0 0 0 0 0 0 0 16 26 0.00 1.000																					
Michael Jackson, R (8, 1) ERA: 1.65	1.0 3 0 0 0 3 0 0 0 0 0 0 0 10 14 0.00 0.000																					
Rod Beck, R (9, 1) ERA: 1.96	1.0 6 2 1 0 2 0 0 0 0 0 0 0 14 21 0.00 2.000																					

Fri May 07 1993, 10:05 PM EDT
Att. 36,114 - Unknown - 51 F

Batter	1	2	3	4	5	6	7	8	9
Willie McGee, S OBP: 0.319, SLG: 0.330 (1, 9)	1-0 S 1B	0-1 FC5-4 1-2f		2-3 K	0-0 F7			2-2 2B 1B	
Darren Lewis, R OBP: 0.283, SLG: 0.376 (1, 8)	2-1 G4-3 3B 1B		3-0 S 2B HBP	0-3 K		0-2 B1-3		1-1 1B 2B	
Will Clark, L OBP: 0.306, SLG: 0.306 (1, 3)	0-1 G4-3 1-2		3-1 F7 1-2	1-1 1B		3-2 G3-1		1-0 BB 1B 2-H	
Matt Williams, R OBP: 0.395, SLG: 0.667 (1, 5)	0-0 3B		0-1 BB E 2B	0-2 1B		1-1 G6-3		1-2 BB 1B	
Barry Bonds, L OBP: 0.538, SLG: 0.846 (1, 7)	1-0 F7		4-0 BB E IBB	0-0 F7		2-0 F8		4-0 G6-3 BB 1-2 2-3	
Robby Thompson, R OBP: 0.283, SLG: 0.256 (1, 4)	1-1 G4-3		4-0 E BB 1-2 2-3		3-2 P6		0-2 G5-3	0-0 G6-3 1-2f	
Royce Clayton, R OBP: 0.303, SLG: 0.383 (1, 6)		0-1 F7	0-0 E5 1-3 2-H 3-H		2-2 G6-3 E 2B		0-0 1B		
Kirt Manwaring, R OBP: 0.333, SLG: 0.387 Craig Colbert, R OBP: 0.240, SLG: 0.417 (7, PH) (8, 2)		2-1 G4-3	0-2 G1-3		0-0 G6-3		3-3 K		
Bud Black, L OBP: 0.286, SLG: 0.286 Dave Burba, R OBP: 0.333, SLG: 0.500 Michael Jackson, R (8, 1) Luis Mercedes, R OBP: 0.364, SLG: 0.321 Rod Beck, R (9, 1)		1-1 FC5-4 1B	0-1 G3-1		2-1 E6 3-H 1B			1-0 G1-3	

Inning Stats	R: 2 E: 0 K: 0 S: 9	H: 3 LOB: 1 BB: 0 P: 14	R: 0 E: 0 K: 0 S: 8	H: 1 LOB: 1 BB: 0 P: 11	R: 3 E: 1 K: 0 S: 10	H: 1 LOB: 2 BB: 2 P: 24	R: 0 E: 0 K: 2 S: 13	H: 2 LOB: 2 BB: 0 P: 16	R: 1 E: 1 K: 0 S: 11	H: 2 LOB: 1 BB: 0 P: 18	R: 0 E: 0 K: 0 S: 8	H: 0 LOB: 0 BB: 0 P: 12	R: 0 E: 0 K: 1 S: 10	H: 1 LOB: 1 BB: 0 P: 14	R: 2 E: 0 K: 0 S: 11	H: 4 LOB: 2 BB: 1 P: 21
--------------	------------------------------	----------------------------------	------------------------------	----------------------------------	-------------------------------	----------------------------------	-------------------------------	----------------------------------	-------------------------------	----------------------------------	------------------------------	----------------------------------	-------------------------------	----------------------------------	-------------------------------	----------------------------------


PITCHER	IP	WLS	BF	H	R	ER	SO	BB	IBB	HBP	BLK	WP	HR	S	P	ERA	WHIP
Kevin Gross, R ERA: 6.75 (1, 1)	5.0	L	28	9	6	4	2	1	1	1	0	0	0	51	83	7.20	2.000
Roger McDowell, R ERA: 2.45 (6, 1)	2.1		10	3	2	2	1	0	0	0	0	0	0	24	36	7.71	1.286
Steve Wilson, L ERA: 2.7 (8, 1)	0.0		3	2	0	0	0	1	0	0	0	0	0	4	10	∞	∞
Ricky Tricek, R ERA: 4.02 (8, 1)	0.2		1	0	0	0	0	0	0	0	0	0	0	1	1	0.00	0.000

BOTTOM

Los Angeles Dodgers @ San Francisco Giants
Candlestick Park, San Francisco, CA

livebaseballscorecards.com

AB	38
R	8
H	14
RBI	6
BB	3
SO	3
LOB	18



WP: 0	PA: 42
PB: 0	
SB: 2	
CS: 0	

PITCHER	IP	WLS	BF	H	R	ER	SO	BB	IBB	HBP	BLK	WP	HR	S	P	ERA	WHIP
---------	----	-----	----	---	---	----	----	----	-----	-----	-----	----	----	---	---	-----	------

Fri May 07 1993, 10:05 PM EDT
Att: 36,114 - Unknown - 51 F

Batter	1	2	3	4	5	6	7	8	9	10	11	12	AB	R	H	RBI	BB	SO	LOB	BOTTOM								
Willie McGee, S OBP: 0.328, SLG: 0.339	2-2 BB 1B 1B		0-0 G3	3-2 G4-3		1-2 1B			2-1 B2		0-0 FC2-6 1B		6	0	3	0	0	0	0									
Luis Mercedes, R OBP: 0.385, SLG: 0.333	1-2 BB 1B		2-2 F8		2-2 1B HBP	2-2 F9			3-2 1B 1B		0-1 FC2-6 1-2f		5	0	2	0	0	0	3									
Will Clark, L OBP: 0.315, SLG: 0.304	4-1 BB 1-2 2-3		4-2 BB 1B BB		1-3 K		1-1 G4-3		0-0 1B 1B		1-3 K		4	1	1	0	2	2	2									
Matt Williams, R OBP: 0.385, SLG: 0.642	1-3 K		0-1 1B BB E 1B		0-3 K		0-0 G5-3		2-3 K		1-0 G5-3		6	1	1	0	0	3	7									
Barry Bonds, L OBP: 0.545, SLG: 0.832	3-3 K		4-0 E 1-2 2-3 BB		0-0 1B		1-0 1B		4-0 FC6-4 IBB			2-1 G3	4	0	2	0	2	1	3									
Robby Thompson, R OBP: 0.286, SLG: 0.261	2-1 F8		1-1 E5 1-3 2-H 3-H 1B		0-0 F7		1-3 K		0-0 FC6-4 1-2f			0-0 1B	6	0	2	1	0	1	9									
Royce Clayton, R OBP: 0.236, SLG: 0.381		1-1 G4-3	2-3 K		0-1 FC1-5 2B			2-3 K		0-3 K		1-3 K	6	0	1	0	0	4	3	AB 48								
Jeff Reed, L OBP: 0.326, SLG: 0.389		2-3 K		1-1 F8		0-1 FC1-5-6 1B G5-3 2-3		1-0 B2-3		0-2 F7		2-2 G3-1	6	0	0	0	0	1	2	R 2								
John Burkett, R OBP: 0.167, SLG: 0.167 Mark Carrison, R OBP: 0.475, SLG: 0.594 Michael Jackson, R OBP: 0.130, SLG: 0.136 Todd Benzinger, S OBP: 0.333, SLG: 0.500 Dave Burdick, R OBP: 0.333, SLG: 0.500 Bryan Hickerson, L		1-3 K		1-1 G5-3		1-1 G5-3 1-2		0-1 G5-3		3-2 F7			3	0	0	0	0	1	1	H 12								
Inning Stats	R: 0 E: 0 K: 2 S: 16	H: 2 LOB: 3 BB: 1 P: 29	R: 0 E: 0 K: 2 S: 8	H: 0 LOB: 0 BB: 0 P: 12	R: 2 E: 1 K: 1 S: 14	H: 2 LOB: 2 BB: 2 P: 27	R: 0 E: 0 K: 0 S: 8	H: 0 LOB: 0 BB: 0 P: 13	R: 0 E: 0 K: 2 S: 12	H: 1 LOB: 2 BB: 0 P: 15	R: 0 E: 0 K: 0 S: 13	H: 2 LOB: 2 BB: 0 P: 17	R: 0 E: 0 K: 1 S: 7	H: 1 LOB: 1 BB: 0 P: 10	R: 0 E: 0 K: 1 S: 6	H: 0 LOB: 0 BB: 0 P: 9	R: 0 E: 0 K: 1 S: 11	H: 2 LOB: 3 BB: 1 P: 22	R: 0 E: 0 K: 1 S: 9	H: 0 LOB: 0 BB: 0 P: 12	R: 0 E: 0 K: 1 S: 7	H: 1 LOB: 1 BB: 0 P: 9	R: 0 E: 0 K: 1 S: 10	H: 1 LOB: 1 BB: 0 P: 15	1B: 11 2B: 1 3B: 0 HR: 0	SF: 0 SAC: 0 DP: 0 HBP: 1	WP: 0 PB: 0 SB: 1 CS: 0	PA: 53
PITCHER	IP	WLS	BF	H	R	ER	SO	BB	IBB	HBP	BLK	WP	HR	S	P	ERA	WHIP											
Tom Candiotti, R ERA: 4.26	(1, 1) 8.0		36	8	2	1	9	3	0	1	0	0	0	84	132	1.12	1.375											
Pedro Martinez, R ERA: 2.37	(9, 1) 2.1		11	3	0	0	2	0	1	0	0	0	0	23	37	0.00	1.286											
Omar Daal, L ERA: 3.18	(11, 1) 0.1		1	0	0	0	1	0	0	0	0	0	0	3	4	0.00	0.000											
Jim Gott, R ERA:	(11, 1) 1.1	W	5	1	0	0	1	0	0	0	0	0	0	11	17	0.00	0.750											

Los Angeles Dodgers @ San Francisco Giants
Candlestick Park, San Francisco, CA

Sat May 08 1993, 6:33 AM EDT
Att: 47,241 - Sunny - 68 F

livebaseballscorecards.com



Batter	1	2	3	4	5	6	7	8	9	AB R H RBI BB SO LOB	TOP	
Brett Butler, L (1, 8) OBP: 0.433, SLG: 0.366	3-2 3B 1B		0-2 G6-3		2-2 L5		4-1 BB		3-2 G6-3	4 1 1 0 1 0 2		
Jody Reed, R (1, 4) OBP: 0.310, SLG: 0.324	1-0 1-H G3 3B		2-1 HR		2-1 F9		0-0 F7			4 2 2 2 0 0 2		
Darryl Strawberry, L (1, 9) OBP: 0.295, SLG: 0.352 Omar Daal, L (8, 1) Jim Gott, R (8, 1)	1-2 G3 3-H		0-0 P7		0-0 HR		2-1 G3			4 1 1 2 0 0 0 0 0 0 0 0 0 0 0 0 0 0 0 0 0		
Tim Wallach, R (1, 5) OBP: 0.267, SLG: 0.391	1-3 K		0-0 G5-3		2-2 HR		0-3 K			4 1 1 1 0 2 0		
Mike Piazza, R (1, 2) OBP: 0.372, SLG: 0.515	0-3 K		1-2 G5-3		1-1 G5-3		0-0 F9			4 0 0 0 0 1 0		
Eric Karros, R (1, 3) OBP: 0.278, SLG: 0.325		0-3 K	0-0 F8		1-1 P5		1-2 G6-3			4 0 0 0 0 1 0		
Mitch Webster, S (1, 7) OBP: 0.313, SLG: 0.517		2-2 F7	0-0 F8		0-0 P6		2-2 S FC 2B			4 1 1 0 0 0 0		
Jose Offerman, S (1, 6) OBP: 0.362, SLG: 0.294		4-2 BB			0-2 SH3-4 1B		1-0 G3		2-2 FC CS	3 0 1 1 1 0 0		
Orel Hershiser, R (1, 1) OBP: 0.250, SLG: 0.313 Eric Davis, R (8, 7) OBP: 0.305, SLG: 0.276		2-1 P5			0-0 SH3-4		0-3 K		1-1 1-2 2B	2 0 0 0 0 1 1 1 0 1 0 0 0 0		
Inning Stats	R: 2 H: 2 E: 0 LOB: 0 K: 2 BB: 0 S: 15 P: 21	R: 0 H: 0 E: 0 LOB: 1 K: 1 BB: 1 S: 10 P: 18	R: 1 H: 1 E: 0 LOB: 0 K: 0 BB: 0 S: 7 P: 9	R: 0 H: 0 E: 0 LOB: 0 K: 0 BB: 0 S: 5 P: 6	R: 0 H: 1 E: 0 LOB: 1 K: 0 BB: 0 S: 9 P: 13	R: 2 H: 2 E: 0 LOB: 0 K: 0 BB: 0 S: 9 P: 13	R: 0 H: 0 E: 0 LOB: 1 K: 1 BB: 1 S: 6 P: 11	R: 0 H: 0 E: 0 LOB: 0 K: 1 BB: 0 S: 6 P: 8	R: 1 H: 2 E: 0 LOB: 1 K: 0 BB: 0 S: 15 P: 24	1B: 2 SF: 0 2B: 2 SAC: 1 3B: 1 DP: 0 HR: 3 HBP: 0	WP: 0 PA: 37 PB: 0 SB: 1 CS: 1	
PITCHER Jeff Brantley, R (1, 1) ERA: 4.5 Kevin Rogers, L (8, 1) ERA: 3.97	IP WLS BF H R ER SO BB IBB HBP BLK WP HR S P ERA WHIP	7.0 L 29 6 5 5 4 2 0 0 0 0 0 3 61 91 6.43 1.143	2.0 8 2 1 1 1 0 0 0 0 0 0 0 21 32 4.50 1.000	PITCHER IP WLS BF H R ER SO BB IBB HBP BLK WP HR S P ERA WHIP								

Los Angeles Dodgers @ San Francisco Giants
 Candlestick Park, San Francisco, CA
 Sun May 09 1993, 6:33 AM EDT
 Att. 56,679 - Sunny - 70 F

livebaseballscorecards.com

AB 34
 R 6
 H 8
 RBI 6
 BB 2
 SO 5
 LOB 5



Batter	1	2	3	4	5	6	7	8	9	AB	R	H	RBI	BB	SO	LOB
Willie McGee, S OBP: 0.326, SLG: 0.331 (1, 9)	4-1 G4-3 SH3 HR BB		1-1 G5-3		1-1 G6-3		1-0 L7			3	1	0	0	1	0	1
Darren Lewis, R OBP: 0.274, SLG: 0.364 (1, 8)	0-1 SH3		0-0 G1-3		2-1 F7		0-0 B5-3			3	0	0	0	0	0	1
Will Clark, L OBP: 0.313, SLG: 0.296 (1, 3)	0-0 G4-3			1-3 K	4-0 BB			2-1 G1-3		3	0	0	0	1	1	1
Matt Williams, R OBP: 0.381, SLG: 0.654 (1, 5)	0-0 HR			3-3 K	2-3 K			0-1 L7		4	1	1	2	0	2	1
Barry Bonds, L OBP: 0.535, SLG: 0.806 (1, 7)	0-0 G3-1			4-1 2B BB		1-3 K		1-2 K		3	1	0	0	1	2	0
Robby Thompson, R OBP: 0.284, SLG: 0.272 (1, 4)		0-2 L9		0-0 E 2B		1-0 G5-3		1-0 P5		4	1	1	1	0	0	0
Royce Clayton, R OBP: 0.297, SLG: 0.379 (1, 6)		2-1 CS 1B		1-2 E7		1-3 K		3-2 P3		3	0	1	0	0	1	0
Mark Carreon, R OBP: 0.463, SLG: 0.576 (9, PH)				2-H						1	0	0	0	0	0	0
Craig Colbert, R OBP: 0.250, SLG: 0.385 (1, 2)		2-3 K		4-0 IBB		2-3 K		2-1 F8		2	0	0	0	1	2	1
Jeff Reed, L OBP: 0.318, SLG: 0.378 (9, PH)										1	0	0	0	0	0	0
Jeff Brantley, R OBP: 0.167, SLG: 0.167 (1, 1)			0-3 K		0-2 G4-3		1-2 HBP			2	0	0	0	0	1	2
Luis Mercedes, R OBP: 0.400, SLG: 0.333 (7, PH)										0	0	0	0	0	0	0
Kevin Rogers, L OBP: 0.318, SLG: 0.378 (8, 1)										0	0	0	0	0	0	0

Inning Stats	R: 2	H: 1	E: 0	LOB: 0	K: 0	BB: 1	S: 6	R: 0	H: 1	E: 0	LOB: 0	K: 1	BB: 0	S: 8	R: 0	H: 0	E: 0	LOB: 0	K: 1	BB: 0	S: 6	R: 2	H: 1	E: 1	LOB: 2	K: 2	BB: 2	S: 18	R: 0	H: 0	E: 0	LOB: 1	K: 1	BB: 1	S: 8	R: 0	H: 0	E: 0	LOB: 0	K: 2	BB: 0	S: 7	R: 0	H: 0	E: 0	LOB: 1	K: 1	BB: 0	S: 7	R: 0	H: 0	E: 0	LOB: 0	K: 1	BB: 0	S: 9	R: 0	H: 0	E: 0	LOB: 0	K: 0	BB: 0	S: 9	R: 0	H: 0	E: 0	LOB: 0	K: 0	BB: 0	S: 9	R: 0	H: 0	E: 0	LOB: 0	K: 0	BB: 0	S: 9
PITCHER	IP	WLS	BF	H	R	ER	SO	BB	IBB	HBP	BLK	WP	HR	S	P	ERA	WHIP																																																												
Orel Hershiser, R ERA: 3.88 (1, 1)	7.0	W	29	3	4	3	8	3	1	1	0	0	1	60	98	3.86	0.857																																																												
Omar Daal, L ERA: 3.0 (8, 1)	0.1		1	0	0	0	0	0	0	0	0	0	0	2	4	0.00	0.000																																																												
Jim Gott, R ERA: (8, 1)	1.2	S	5	0	0	0	1	0	0	0	0	0	0	16	23	0.00	0.000																																																												

BOTTOM

Los Angeles Dodgers @ San Francisco Giants
Candlestick Park, San Francisco, CA


Sun May 09 1993, 6:33 AM EDT
Att: 56,679 - Sunny - 70 F

livebaseballscorecards.com

AB	29
R	4
H	3
RBI	3
BB	4
SO	9
LOB	7



WP	HR	S	P	ERA	WHIP
0	0	0	0	0	0
0	0	0	0	0	0
0	0	0	0	0	0
0	0	0	0	0	0

Batter	1	2	3	4	5	6	7	8	9	AB R H RBI BB SO LOB	TOP											
Brett Butler, L (1, 8) OBP: 0.420, SLG: 0.353	1-1 G1-3			2-1 G4-3		2-0 G1-3		0-0 B5-3		4 0 0 0 0 0 2												
Jody Reed, R (1, 4) OBP: 0.308, SLG: 0.315	1-1 G6-3			1-1 G6-3			4-2 BB	1-1 G5-3		3 0 0 0 1 0 1												
Eric Davis, R (1, 7) OBP: 0.311, SLG: 0.271	0-1 G5-3			1-1 L5			4-2 1-2 BB		4-1 SF8 BB	2 1 0 0 2 0 0												
Darryl Strawberry, L (1, 9) OBP: 0.283, SLG: 0.333		1-1 G3-1			0-1 G3		2-3 K		0-0 G6-3	4 0 0 0 0 1 3												
Tim Wallach, R (1, 5) OBP: 0.258, SLG: 0.381		1-0 G6-3			1-2 G6-3		0-2 P9		2-2 SF8	3 0 0 1 0 0 2												
Mike Piazza, R (1, 2) OBP: 0.359, SLG: 0.495		3-1 F7			0-2 G2-3		0-0 F9		2-2 G5-3	4 0 0 0 0 0 2												
Eric Karros, R (1, 3) OBP: 0.287, SLG: 0.342				0-3 K		1-0 2B		0-1 2B 1B		3 1 2 0 0 1 0	AB 29 R 2 H 3 RBI 2 BB 3 SO 2 LOB 13											
Jose Offerman, S (1, 6) OBP: 0.353, SLG: 0.286				0-0 G5-3		3-2 G6-3		0-0 B2-3		3 0 0 0 0 0 2												
Pedro Astacio, R (1, 1) OBP: 0.091, SLG: 0.091 Steve Wilson, L (5, 1) OBP: 0.250, SLG: 0.214 Mike Sharperson, R (6, PH) Ricky Tricek, R (6, 1) Cory Snyder, R (8, PH) Roger McDowell, R (8, 1) OBP: 0.349, SLG: 0.324 OBP: 1.000, SLG: 1.000				0-1 G4-3		0-1 G5-3		1-2 B5-3 2B		1 0 0 0 0 0 0 0 0 0 0 0 0 0 1 0 0 0 0 0 1 0 0 0 0 0 0 0 1 0 1 1 0 0 0 0 0 0 0 0 0 0												
Inning Stats	R: 0 E: 0 K: 0 S: 6	H: 0 LOB: 0 BB: 0 P: 8	R: 0 E: 0 K: 0 S: 5	H: 0 LOB: 0 BB: 0 P: 10	R: 0 E: 0 K: 1 S: 6	H: 0 LOB: 0 BB: 0 P: 6	R: 0 E: 0 K: 0 S: 6	H: 0 LOB: 0 BB: 0 P: 10	R: 0 E: 0 K: 0 S: 8	H: 0 LOB: 0 BB: 0 P: 9	R: 0 E: 0 K: 1 S: 7	H: 1 LOB: 1 BB: 0 P: 13	R: 0 E: 0 K: 1 S: 14	H: 0 LOB: 2 BB: 2 P: 24	R: 1 E: 0 K: 0 S: 9	H: 2 LOB: 1 BB: 0 P: 11	R: 1 E: 0 K: 0 S: 10	H: 0 LOB: 0 BB: 1 P: 18	1B: 1 2B: 2 3B: 0 HR: 0	SF: 1 SAC: 0 DP: 0 HBP: 0	WP: 0 PB: 0 SB: 1 CS: 0	PA: 33
PITCHER	IP WLS BF H R ER SO BB IBB HBP BLK WP HR S P ERA WHIP																					
Greg Hibbard, L (1, 1) ERA: 4.17	8.0 W 29 3 1 1 2 2 0 0 0 0 0 0 61 91 1.12 0.625																					
Bob Scanlan, R (9, 1) ERA: 4.5	1.0 4 0 1 1 0 1 0 0 0 0 0 0 10 18 9.00 1.000																					

Los Angeles Dodgers @ Chicago Cubs
Wrigley Field, Chicago, IL
Mon May 10 1993, 7:05 PM CDT
Att. 31,208 - Unknown - 68 F


livebaseballscorecards.com

Batter	1	2	3	4	5	6	7	8	9	AB	R	H	RBI	BB	SO	LOB
Dwight Smith, L OBP: 0.397, SLG: 0.641 (1, 8)	1-0 G3			2-1 WP 1B	2-1 1-H HR		1-0 FC4-6 1B			4	2	3	2	0	0	0
Jose Vizcaino, S OBP: 0.398, SLG: 0.422 (1, 6)	3-2 G4-3			4-2 23 S 1B	2-0 23 WP 1B		0-0 FC4-6 1-2f			3	1	1	0	1	0	1
Mark Grace, L OBP: 0.400, SLG: 0.558 (1, 3)	2-2 P8			0-0 23 S 1B	0-0 L7			3-1 1B 23 1B		4	1	2	1	0	0	1
23 Ryne Sandberg, R OBP: 0.300, SLG: 0.235 (1, 4)		0-1 G5-3		2-3 K	3-2 G5-3			1-1 L3-6 1B		4	0	1	0	0	1	3
Derrick May, L OBP: 0.396, SLG: 0.471 (1, 7)		1-2 F8		1-0 S 1B		1-0 L8		0-1 1-2 2-3 1B		4	1	2	2	0	0	0
Steve Buechele, R OBP: 0.308, SLG: 0.425 (1, 5)		1-0 G5-3		2-0 F9		2-3 K		1-3 K		4	0	0	0	0	2	4
Sammy Sosa, R OBP: 0.303, SLG: 0.522 (1, 9)			1-0 F7	1-0 CS 1B		1-2 G4-1		0-0 L3-6		4	0	1	1	0	0	3
Rick Wilkins, L OBP: 0.253, SLG: 0.209 (1, 2)			2-1 G3	1-1 CS	1-2 HR 1B		1-1 G6-3			3	1	1	0	0	0	0
Greg Hibbard, L Bob Scanlan, R (9, 1)			1-1 F7		2-3 K		0-3 K			3	0	0	0	0	2	1
										0	0	0	0	0	0	0

Inning Stats	R: 0	H: 0	E: 0	K: 0	S: 8	LOB: 0	BB: 0	P: 14	R: 0	H: 0	E: 0	K: 0	S: 6	LOB: 0	BB: 0	P: 8	R: 0	H: 0	E: 0	K: 0	S: 5	LOB: 0	BB: 0	P: 9	R: 4	H: 4	E: 0	K: 1	S: 15	LOB: 0	BB: 1	P: 28	R: 2	H: 3	E: 0	K: 1	S: 14	LOB: 1	BB: 0	P: 24	R: 0	H: 0	E: 0	K: 1	S: 7	LOB: 0	BB: 0	P: 11	R: 0	H: 1	E: 0	K: 1	S: 7	LOB: 1	BB: 0	P: 9	R: 0	H: 3	E: 0	K: 1	S: 10	LOB: 2	BB: 0	P: 15
PITCHER	IP	WLS	BF	H	R	ER	SO	BB	IBB	HBP	BLK	WP	HR	S	P	ERA	WHIP																																															
Pedro Astacio, R (1, 1)	4.1	L	20	7	6	6	2	1	0	0	0	1	1	43	75	12.46	1.846																																															
Steve Wilson, L (5, 1)	0.2		2	0	0	0	0	0	0	0	0	1	0	5	8	0.00	0.000																																															
Ricky Tricek, R (6, 1)	2.0		7	1	0	0	2	0	0	0	0	0	0	14	20	0.00	0.500																																															
Roger McDowell, R (8, 1)	1.0		5	3	0	0	1	0	0	0	0	0	0	10	15	0.00	3.000																																															

Los Angeles Dodgers @ Chicago Cubs
Wrigley Field, Chicago, IL
Mon May 10 1993, 7:05 PM CDT
Att: 31,208 - Unknown - 68 F

AB	33
R	6
H	11
RBI	6
BB	1
SO	5
LOB	13



1B: 9	SF: 0	WP: 2	PA: 35
2B: 2	SAC: 0	PB: 0	
3B: 0	DP: 1	SB: 3	
HR: 1	HBP: 0	CS: 1	

livebaseballscorecards.com

BOTTOM

Los Angeles Dodgers @ Chicago Cubs
 Wrigley Field, Chicago, IL
 Tue May 11 1993, 3:33 AM CDT
 Att. 19,053 - Sunny - 58 F

livebaseballscorecards.com

AB	35
R	2
H	13
RBI	2
BB	5
SO	4
LOB	15



WP	1	PA	41
PB	0		
SB	0		
CS	1		

AB	R	H	RBI	BB	SO	LOB
5	1	3	0	0	1	0

4	0	2	0	0	0	2
---	---	---	---	---	---	---

4	0	1	0	1	1	3
---	---	---	---	---	---	---

3	0	2	0	2	0	1
---	---	---	---	---	---	---

4	0	2	0	0	0	2
---	---	---	---	---	---	---

4	0	0	0	0	0	3
---	---	---	---	---	---	---

3	0	1	0	1	0	0
---	---	---	---	---	---	---

3	1	1	1	1	1	3
---	---	---	---	---	---	---

2	0	0	0	0	0	0
1	0	0	0	0	1	0
0	0	0	0	0	0	0
0	0	0	0	0	0	0
1	0	0	0	0	0	1
1	0	1	1	0	0	0

1B:	11	SF:	0
2B:	0	SAC:	1
3B:	1	DP:	3
HR:	1	HBP:	0

WP	1	PA	41
PB	0		
SB	0		
CS	1		

1B:	11	SF:	0
2B:	0	SAC:	1
3B:	1	DP:	3
HR:	1	HBP:	0

WP	1	PA	41
PB	0		
SB	0		
CS	1		

1B:	11	SF:	0
2B:	0	SAC:	1
3B:	1	DP:	3
HR:	1	HBP:	0

WP	1	PA	41
PB	0		
SB	0		
CS	1		

Batter	1	2	3	4	5	6	7	8	9	10
Dwight Smith, L OBP: 0.411, SLG: 0.667 (1, 8)	1-1 WP 1B		3-2 3B		0-0 G4-3		2-3 K			0-1 23 1B SH5-4 1B
Jose Vizcaino, S OBP: 0.402, SLG: 0.425 (1, 6)	0-1 F8		0-0 P6		1-0 1B			3-2 G4-6-3 1B		0-0 SH5-4
Mark Grace, L OBP: 0.400, SLG: 0.547 (1, 3)	2-3 K			3-1 23 CS 1B	1-0 F8			0-0 G4-6-3		4-0 1B 23 1B IBB
23 Ryne Sandberg, R OBP: 0.356, SLG: 0.270 (1, 4)	2-0 G6-3			2-2 F9 1B 1-2 1B		4-2 G3-6-1 BB		4-1 BB		2-2 1B
Derrick May, L OBP: 0.400, SLG: 0.473 (1, 7)		2-1 G4-6-3 1B		1-1 BB 1-2 1B		0-0 G3-6-1		0-0 G4-3		0-0 1-2 2-3 3-H 1B
Steve Buechele, R OBP: 0.298, SLG: 0.410 (1, 5)		1-2 G4-6-3		1-2 F9		3-2 G5-3			1-1 G3-1	
Sammy Sosa, R OBP: 0.309, SLG: 0.517 (1, 9)		3-2 P4		4-2 BB			0-2 1B		1-1 F7	
Rick Wilkins, L OBP: 0.266, SLG: 0.257 (1, 2)			1-2 G4-3	2-3 K			1-2 HR		4-2 BB	
Frank Castillo, R OBP: 0.125, SLG: 0.125 (7, PH)			0-1 G3		0-1 F9		3-3 K		1-0 F9	
Willie Wilson, S OBP: 0.288, SLG: 0.342 (8, 1)										
Jose Bautista, R OBP: 0.288, SLG: 0.342 (8, 1)										
Bob Scanlan, R OBP: 0.288, SLG: 0.342 (8, 1)										
Candy Maldonado, R OBP: 0.222, SLG: 0.300 (9, 7)										
Rey Sanchez, R OBP: 0.201, SLG: 0.297 (10, PH)										

Inning Stats	R: 0	H: 1	R: 0	H: 1	R: 0	H: 1	R: 0	H: 1	R: 0	H: 0	R: 1	H: 2	R: 0	H: 1	R: 0	H: 0	R: 1	H: 3
	E: 0	LOB: 1	E: 0	LOB: 0	E: 0	LOB: 3	E: 0	LOB: 1	E: 0	LOB: 0	E: 0	LOB: 0	E: 0	LOB: 1	E: 0	LOB: 0	E: 0	LOB: 3
	K: 1	BB: 0	K: 0	BB: 0	K: 1	BB: 1	K: 0	BB: 0	K: 0	BB: 1	K: 2	BB: 0	K: 0	BB: 1	K: 0	BB: 1	K: 0	BB: 1
	S: 8	P: 13	S: 11	P: 17	S: 9	P: 13	S: 16	P: 29	S: 5	P: 7	S: 13	P: 19	S: 9	P: 16	S: 8	P: 15	S: 7	P: 13

PITCHER	IP	WLS	BF	H	R	ER	SO	BB	IBB	HBP	BLK	WP	HR	S	P	ERA	WHIP
Ramon Martinez, R ERA: 3.45 (1, 1)	7.0		29	10	1	1	4	2	0	0	0	1	1	79	125	1.29	1.714
Omar Daal, L ERA: 2.7 (8, 1)	0.2		1	0	0	0	0	0	0	0	0	0	0	1	1	0.00	0.000
Pedro Martinez, R ERA: 2.21 (8, 1)	1.1		6	0	0	0	0	2	0	0	0	0	0	10	21	0.00	1.500
Jim Gott, R ERA: 0.46 (10, 1)	0.1	L	5	3	1	1	0	0	1	0	0	0	0	7	13	27.00	9.000

PITCHER	IP	WLS	BF	H	R	ER	SO	BB	IBB	HBP	BLK	WP	HR	S	P	ERA	WHIP
Ramon Martinez, R ERA: 3.45 (1, 1)	7.0		29	10	1	1	4	2	0	0	0	1	1	79	125	1.29	1.714
Omar Daal, L ERA: 2.7 (8, 1)	0.2		1	0	0	0	0	0	0	0	0	0	0	1	1	0.00	0.000
Pedro Martinez, R ERA: 2.21 (8, 1)	1.1		6	0	0	0	0	2	0	0	0	0	0	10	21	0.00	1.500
Jim Gott, R ERA: 0.46 (10, 1)	0.1	L	5	3	1	1	0	0	1	0	0	0	0	7	13	27.00	9.000

Batter	1	2	3	4	5	6	7	8	9	AB	R	H	RBI	BB	SO	LOB	TOP								
Brett Butler, L (1, 8) OBP: 0.412, SLG: 0.344	1-3 	2-0 G6-3 		0-1 F7 			0-1 B2-3 	2-2 WP BB 1B 		5	1	1	1	0	1	4									
Lenny Harris, L (1, 4) OBP: 0.231, SLG: 0.280 Mike Sharperson, R (8, PH) OBP: 0.294, SLG: 0.214	2-2 G4-3 		0-2 G6-3 		0-0 L7 		3-1 G4-3 	4-2 1B WP BB 		4	0	0	0	0	0	0									
Mitch Webster, S (1, 7) OBP: 0.341, SLG: 0.486	1-0 		2-2 G5-3 1B 		1-0 G4-3 			1-2 2-3 3-H 2B 1B 		5	1	3	0	0	0	2									
Darryl Strawberry, L (1, 9) OBP: 0.274, SLG: 0.321 Cory Snyder, R (4, 9) OBP: 0.370, SLG: 0.375	1 SAFE 1 SAFE 1 SAFE 1 SAFE 	2-3 	1 SAFE 1 SAFE 1 SAFE 1 SAFE G5-3 	1-0 F9 	0-1 F9 			1-1 SH2-3 1B 2B 		2	0	0	0	0	1	2									
Tim Wallach, R (1, 5) OBP: 0.265, SLG: 0.388		0-1 G5-3 3B 2B 	1-1 F8 		0-0 P3 			1-1 SH2-3 1B F9 		4	1	1	0	0	0	3									
Mike Piazza, R (1, 2) OBP: 0.360, SLG: 0.487 Carlos Hernandez, R (8, PR) OBP: 0.143, SLG: 0.143		2-0 G5-3 		1-2 FC5-4 1B 		0-2 G4-3 		1-1 2B 1B 1B 3-H 		4	0	2	1	0	0	1									
Eric Karros, R (1, 3) OBP: 0.297, SLG: 0.372		1-3 K 		0-2 FC5-4 SH1-4 BB 1-2f 		0-1 1B 		3-2 1B 2B 1-3 		5	1	2	0	0	1	3									
Jose Offerman, S (1, 6) OBP: 0.359, SLG: 0.304		2-1 2B 3B 3-H 		4-2 SH1-4 BB 1-2 		1-0 G4-3 		4-0 1B 1B BB IBB 		3	2	1	1	2	0	1									
Kevin Gross, R (1, 1) OBP: 0.182, SLG: 0.273 Omar Daal, L (7, 1) Roger McDowell, R (7, 1) OBP: 1.000, SLG: 1.000 Dave Hansen, L (8, PH) OBP: 0.167, SLG: 0.167 Jim Gott, R (8, 1)		1-2 BLK 2B 3-H 		1-0 SH1-4 		1-2 B2-3 1B 		0-1 BB 1B WP 1B 		2	0	2	1	0	0	0									
Inning Stats	R: 0 E: 0 K: 2 S: 11	H: 1 LOB: 1 BB: 0 P: 17	R: 2 E: 0 K: 1 S: 13	H: 3 LOB: 1 BB: 0 P: 21	R: 0 E: 0 K: 0 S: 10	H: 1 LOB: 1 BB: 0 P: 13	R: 0 E: 0 K: 0 S: 11	H: 1 LOB: 2 BB: 1 P: 17	R: 0 E: 0 K: 0 S: 4	H: 0 LOB: 0 BB: 0 P: 5	R: 0 E: 0 K: 0 S: 7	H: 1 LOB: 1 BB: 0 P: 8	R: 0 E: 0 K: 0 S: 7	H: 1 LOB: 0 BB: 0 P: 11	R: 7 E: 0 K: 0 S: 28	H: 7 LOB: 2 BB: 2 P: 49	R: 0 E: 0 K: 0 S: 5	H: 1 LOB: 0 BB: 0 P: 6	1B: 11 2B: 5 3B: 1 HR: 0	SF: 0 SAC: 2 DP: 2 HBP: 0	WP: 1 PB: 0 SB: 0 CS: 0	PA: 44			
PITCHER	IP	WLS	BF	H	R	ER	SO	BB	IBB	HBP	BLK	WP	HR	S	P	ERA	WHIP								
Mike Morgan, R (1, 1) ERA: 3.96	7.1	L	32	10	4	4	3	1	0	0	1	0	0	67	98	4.91	1.500								
Bob Scanlan, R (8, 1) ERA: 6.43	0.0		4	3	1	1	0	0	1	0	0	0	0	9	17	∞	∞								
Paul Assenmacher, L (8, 1) ERA: 3.09	0.0		1	1	1	1	0	0	0	0	0	0	0	4	6	∞	∞								
Dan Plesac, L (8, 1) ERA: 6.89	0.2		4	1	3	3	0	1	0	0	0	1	0	11	20	40.50	3.000								
Heathcliff Slocumb, R (9, 1) ERA: 3.6	1.0		3	1	0	0	0	0	0	0	0	0	0	5	6	0.00	1.000								

Los Angeles Dodgers @ Chicago Cubs
 Wrigley Field, Chicago, IL
 Wed May 12 1993, 3:33 AM CDT
 Att. 23,518 - Sunny - 75 F

livebaseballscorecards.com

AB	39
R	9
H	16
RBI	8
BB	3
SO	3
LOB	16



BOTTOM

Los Angeles Dodgers @ Chicago Cubs
 Wrigley Field, Chicago, IL
 Wed May 12 1993, 3:33 AM CDT
 Att. 23,518 - Sunny - 75 F

livebaseballscores.com

AB	35
R	3
H	8
RBI	3
BB	4
SO	8
LOB	19



WP: 0	PA: 39
PB: 0	
SB: 1	
CS: 1	

AB R H RBI BB SO LOB

4	1	1	0	1	1	1
4	0	3	1	1	0	0
5	0	1	1	0	1	5
4	0	0	0	0	1	6
4	0	0	0	0	1	1
4	0	1	0	0	1	0
3	1	0	0	1	2	1
0	0	0	0	0	0	0
3	1	2	0	1	0	1
3	0	0	1	0	1	4
0	0	0	0	0	0	0
0	0	0	0	0	0	0
0	0	0	0	0	0	0
0	0	0	0	0	0	0
1	0	0	0	0	0	0

Batter	1	2	3	4	5	6	7	8	9
Dwight Smith, L OBP: 0.410, SLG: 0.644 (1, 8)	4-2 1B FC4-6 BB	0-3 K			1-0 E6 FC3-6 S		1 SAFE 1 SAFE 1 SAFE 1 SAFE 2-1 1B 1B		0-0 G6-3
Jose Vizcaino, S OBP: 0.417, SLG: 0.436 (1, 5)	0-1 1-3 FC4-6 1B		0-1 23 CS 1B		4-1 1-2 FC3-6 BB		1-2 1-2 2-H 1B 1B		2-2 E6
Mark Grace, L OBP: 0.393, SLG: 0.533 (1, 3)	1-2 FC4-6 23 G1-3 1-2f 3-H		1-1 F7		1-2 FC3-6 23 G6-4-3 1-2f 2-3		1-0 1-2 2-H 1B		1-3 K2-3
23 Ryne Sandberg, R OBP: 0.327, SLG: 0.244 (1, 4)	2-1 G1-3 1-2		1-3 K		0-2 G6-4-3 1-2f		0-0 G4-3		
Derrick May, L OBP: 0.385, SLG: 0.453 (1, 7)	3-0 G3			0-0 G4-3		1-3 K		0-0 G3-1	
Sammy Sosa, R OBP: 0.307, SLG: 0.508 (1, 9)		1-0 G3		0-0 G1-3 1B		1-2 F7		3-3 K	
Rick Wilkins, L OBP: 0.265, SLG: 0.247 (1, 2)		4-2 1B G4-3 BB		0-2 G1-3 1-2		2-3 K		1-3 K	
Heathcliff Slocumb, R (9, 1)									
Rey Sanchez, R OBP: 0.320, SLG: 0.309 (1, 6)		1-1 1-3 G4-3 1B		4-0 IBB			0-2 1B 1B		0-0 L4
Mike Morgan, R (1, 1)		0-0 G4-3		0-1 G1-3			1 SAFE 1 SAFE 1 SAFE 1-3 K		2-2 F9
Bob Scanlan, R (8, 1)									
Paul Assenmacher, L (8, 1)									
Dan Plesac, L (8, 1)									
Steve Lake, R (9, 2)									
Eric Yelding, R (9, PH)									

Inning Stats	R: 1 E: 0 K: 0 S: 11	H: 1 LOB: 1 BB: 1 P: 21	R: 1 E: 0 K: 1 S: 11	H: 1 LOB: 1 BB: 1 P: 17	R: 0 E: 0 K: 1 S: 7	H: 1 LOB: 0 BB: 0 P: 9	R: 0 E: 0 K: 0 S: 7	H: 1 LOB: 2 BB: 1 P: 11	R: 0 E: 1 K: 0 S: 8	H: 0 LOB: 1 BB: 1 P: 14	R: 0 E: 0 K: 2 S: 10	H: 0 LOB: 0 BB: 0 P: 14	R: 1 E: 0 K: 1 S: 14	H: 4 LOB: 2 BB: 0 P: 19	R: 0 E: 1 K: 2 S: 9	H: 0 LOB: 1 BB: 0 P: 13	R: 0 E: 1 K: 1 S: 13	H: 0 LOB: 1 BB: 0 P: 18	1B: 8 2B: 0 3B: 0 HR: 0	SF: 0 SAC: 0 DP: 1 HBP: 0
--------------	-------------------------------	----------------------------------	-------------------------------	----------------------------------	------------------------------	---------------------------------	------------------------------	----------------------------------	------------------------------	----------------------------------	-------------------------------	----------------------------------	-------------------------------	----------------------------------	------------------------------	----------------------------------	-------------------------------	----------------------------------	----------------------------------	------------------------------------

PITCHER	IP	WLS	BF	H	R	ER	SO	BB	IBB	HBP	BLK	WP	HR	S	P	ERA	WHIP
Kevin Gross, R ERA: 6.34 (1, 1)	6.1		29	7	3	3	5	3	1	0	0	0	0	66	102	4.26	1.579
Omar Daal, L ERA: 2.57 (7, 1)	0.1	W	1	1	0	0	0	0	0	0	0	0	0	1	2	0.00	3.000
Roger McDowell, R ERA: 2.25 (7, 1)	0.1		1	0	0	0	0	0	0	0	0	0	0	1	1	0.00	0.000
Jim Gott, R ERA: 0.42 (8, 1)	2.0		8	0	0	0	3	0	0	0	0	0	0	22	31	0.00	0.000

Batter	1	2	3	4	5	6	7	8	9	AB R H RBI BB SO LOB	TOP																													
Brett Butler, L (1, 8) OBP: 0.401, SLG: 0.333	2-3 K		1-0 F9			1-0 B1		0-1 G5-3		4 0 0 0 0 1 2																														
Jody Reed, R (1, 4) OBP: 0.297, SLG: 0.303	3-1 P2			1-0 P6		3-2 P4		2-2 1B		4 0 1 0 0 0 1																														
Mitch Webster, S (1, 7) OBP: 0.333, SLG: 0.450	0-0 F8			4-2 CS BB			1-0 G6-3	2-0 F9		3 0 0 0 1 0 1																														
Tim Wallach, R (1, 5) OBP: 0.265, SLG: 0.384		2-3 K		2-1 P4			0-1 1B BB E 1B		1-0 G5-3	4 1 1 0 0 1 1																														
Cory Snyder, R (1, 9) OBP: 0.360, SLG: 0.349		2-3 K			1-2 G6-3		4-0 E BB		2-3 K	3 0 0 0 1 2 0																														
Eric Karros, R (1, 3) OBP: 0.289, SLG: 0.361		3-2 F8			2-2 G5-3		3-2 P4		2-2 G6-3	4 0 0 0 0 0 2																														
Carlos Hernandez, R (1, 2) OBP: 0.176, SLG: 0.176			1-2 G4-3		2-1 F7		0-0 E3 1B			3 0 1 0 0 0 0																														
Jose Offerman, S (1, 6) OBP: 0.359, SLG: 0.304			3-3 K			0-0 1B	1-3 K			3 0 1 0 0 2 2																														
Tom Candiotti, R (1, 1) OBP: 0.231, SLG: 0.250			1-0 2B			0-3 K		0-0 G4-3		1 0 1 0 0 0 0																														
Steve Wilson, L (5, 1)										0 0 0 0 0 0 0																														
Ricky Tricek, R (5, 1)										1 0 0 0 0 1 1																														
Dave Hansen, L (8, PH) OBP: 0.154, SLG: 0.154										1 0 0 0 0 0 0																														
Omar Daal, L (8, 1)										0 0 0 0 0 0 0																														
Inning Stats	R: 0 E: 0 K: 1 S: 6	H: 0 LOB: 0 BB: 0 P: 11	R: 0 E: 0 K: 2 S: 11	H: 0 LOB: 0 BB: 0 P: 18	R: 0 E: 0 K: 1 S: 9	H: 1 LOB: 1 BB: 0 P: 15	R: 0 E: 0 K: 0 S: 5	H: 0 LOB: 0 BB: 1 P: 12	R: 0 E: 0 K: 0 S: 10	H: 0 LOB: 0 BB: 0 P: 15	R: 0 E: 0 K: 1 S: 8	H: 1 LOB: 1 BB: 0 P: 12	R: 1 E: 1 K: 1 S: 11	H: 2 LOB: 2 BB: 1 P: 20	R: 0 E: 0 K: 0 S: 8	H: 1 LOB: 1 BB: 0 P: 12	R: 0 E: 0 K: 1 S: 7	H: 0 LOB: 0 BB: 0 P: 12	1B: 4 2B: 1 3B: 0 HR: 0	SF: 0 SAC: 0 DP: 0 HBP: 0	WP: 0 PB: 0 SB: 0 CS: 1	PA: 33																		
PITCHER	IP	WLS	BF	H	R	ER	SO	BB	IBB	HBP	BLK	WP	HR	S	P	ERA	WHIP						PITCHER	IP	WLS	BF	H	R	ER	SO	BB	IBB	HBP	BLK	WP	HR	S	P	ERA	WHIP
Pete Harnisch, R (1, 1) ERA: 3.44	8.0	W	30	5	1	0	6	2	0	0	0	0	0	68	115	0.00	0.875																							
Tom Edens, R (9, 1) ERA: 2.7	1.0		3	0	0	0	1	0	0	0	0	0	0	7	12	0.00	0.000																							

Los Angeles Dodgers @ Houston Astros
 Astrodome, Houston, TX
 Fri May 14 1993, 8:05 PM EDT
 Att. 34,445 - Dome

AB	31
R	1
H	5
RBI	0
BB	2
SO	7
LOB	10



WP: 0	PA: 33
PB: 0	
SB: 0	
CS: 1	

livebaseballscorecards.com

BOTTOM

Los Angeles Dodgers @ Houston Astros
Astrodome, Houston, TX
Fri May 14 1993, 8:05 PM EDT
Att. 34,445 - Dome

livebaseballscorecards.com

AB	35
R	9
H	13
RBI	8
BB	3
SO	5
LOB	8



WP:	0	PA:	38
PB:	0		
SB:	1		
CS:	0		

AB	R	H	RBI	BB	SO	LOB
5	1	1	0	0	0	1
5	1	2	1	0	0	1
3	1	2	2	1	0	0
4	1	2	0	0	0	2
4	1	1	3	0	2	2
3	1	0	0	1	1	0
4	1	3	2	0	1	0
4	1	1	0	0	1	2
3	1	1	0	0	0	0
0	0	0	0	1	0	0
0	0	0	0	0	0	0

1B:	11	SF:	0
2B:	1	SAC:	0
3B:	0	DP:	2
HR:	1	HBP:	0

WP	HR	S	P	ERA	WHIP
0	0	0	0	0	0
0	0	0	0	0	0
0	0	0	0	0	0
0	0	0	0	0	0

Batter	1	2	3	4	5	6	7	8	9
Craig Biggio, R OBP: 0.363, SLG: 0.411 (1, 4)	0-1 L5		2-2 G4-3		2-1 5 1B 1B 1-2 2-3	2-1 P3		2-1 F9	
Steve Finley, L OBP: 0.321, SLG: 0.294 (1, 8)	2-0 F8		3-2 5 1B 1B		0-2 1B 5 1B 2B 1B 1-2 2-3 3-H	3-2 G4-3		1-1 P5	
5 Jeff Bagwell, R OBP: 0.441, SLG: 0.602 (1, 3)	4-2 1B BB		1-0 1B 1-2 1B		3-1 1B 2B 1B 1-2 2-H 3-H		0-1 P3		
Eric Anthony, L OBP: 0.380, SLG: 0.484 (1, 9)	1-1 1-2 1B		3-2 F8		0-1 2B 1B 1-2 2-3	1-1 G4-3			
Ken Caminiti, S OBP: 0.265, SLG: 0.383 (1, 5)	0-3 K			1-1 G3-1	0-1 S E 2B 1-H 2-H 3-H		2-3 K		
Luis Gonzalez, L OBP: 0.333, SLG: 0.417 (1, 7)		1-1 G3-1		1-1 G3	3-3 K 2-H		4-1 HR BB		
Scott Servais, R OBP: 0.396, SLG: 0.619 (1, 2)		0-2 G5-4-3 1B		2-3 K G4-3 1B	1-0 G4-3 1B		0-1 1-H HR		
Andujar Cedeno, R OBP: 0.374, SLG: 0.413 (1, 6)		0-0 G5-4-3 1-2f			1B 1B G4-3 1B		3-3 K		
Pete Harnisch, S OBP: 0.250, SLG: 0.267 (1, 1)			0-1 F7		1 SAFE M 1 SAFE X 0-1 1B 5 1B 1B 1-2	2-2 G6-3		4-2 BB	
Rick Parker, R OBP: 0.308, SLG: 0.182 (8, PH)									
Tom Edens, R (9, 1)									

Inning Stats	R: 0	H: 1	E: 0	LOB: 2	K: 1	P: 17	R: 0	H: 1	E: 0	LOB: 0	K: 0	P: 7	R: 0	H: 2	E: 0	LOB: 2	K: 0	P: 21	R: 0	H: 0	E: 0	LOB: 0	K: 1	P: 12	R: 7	H: 8	E: 1	LOB: 0	K: 1	P: 32	R: 0	H: 0	E: 0	LOB: 0	K: 0	P: 15	R: 0	H: 0	E: 0	LOB: 0	K: 1	P: 14	R: 2	H: 1	E: 0	LOB: 1	K: 1	P: 26
	0	1	0	2	1	17	0	1	0	0	0	7	0	2	0	2	0	21	0	0	0	0	1	12	7	8	1	0	1	32	0	0	0	0	0	15	0	0	0	0	0	26						

PITCHER	IP	WLS	BF	H	R	ER	SO	BB	IBB	HBP	BLK	WP	HR	S	P	ERA	WHIP
Tom Candiotti, R ERA: 4.93 (1, 1)	4.0	L	21	9	5	5	2	1	0	0	0	0	0	46	73	11.25	2.500
Steve Wilson, L ERA: 4.09 (5, 1)	0.1		4	3	2	2	1	0	0	0	0	0	0	9	13	54.00	9.000
Ricky Tricek, R ERA: 3.1 (5, 1)	2.2		7	0	0	0	1	0	0	0	0	0	0	21	32	0.00	0.000
Omar Daal, L ERA: 4.5 (8, 1)	1.0		6	1	2	2	1	2	0	0	0	0	1	12	26	18.00	3.000

Batter	1	2	3	4	5	6	7	8	9	AB R H RBI BB SO LOB	TOP											
Brett Butler, L (1, 8) OBP: 0.391, SLG: 0.326	0-1 G4-3		1-2 L5		1-1 P6		1-2 1B		0-1 B1-3	5 0 1 0 0 0 0	Los Angeles Dodgers @ Houston Astros Astrodome, Houston, TX Sun May 16 1993, 4:33 AM EDT Att. 33,940 - Dome											
Jose Offerman, S (1, 6) OBP: 0.355, SLG: 0.311	0-1 G4-3		0-0 2B			0-0 G4-3	1-3 1-2			4 0 1 0 0 1 1												
Eric Davis, R (1, 7) OBP: 0.300, SLG: 0.254	1-3 1B		2-1 G5-3			4-2 1B BB		2-3 K		3 1 0 0 1 2 1												
Tim Wallach, R (1, 5) OBP: 0.250, SLG: 0.361		1-3 K		0-0 G5-3		1 SAFE 0-3 K		1-3 K		4 0 0 0 0 3 1												
Mike Piazza, R (1, 2) OBP: 0.383, SLG: 0.529 Mike Sharperson, R (8, PR) OBP: 0.284, SLG: 0.214 Carlos Hernandez, R (8, 2) OBP: 0.176, SLG: 0.176		1-0 1B		3-2 1B		2-1 2B 1B		0-2 1B		4 1 4 1 0 0 0 0 0 0 0 0 0 0 0 0 0 0 0 0 0												
Cory Snyder, R (1, 9) OBP: 0.379, SLG: 0.380		1-0 1B		0-1 F8		2-1 2B		4-1 BB		3 0 2 1 1 0 1												
Eric Karros, R (1, 3) OBP: 0.280, SLG: 0.343		2-3 K		1-0 P3		0-1 F7		2-1 P5		4 0 0 0 0 1 6												
Jody Reed, R (1, 4) OBP: 0.287, SLG: 0.286		1-1 FC5-4		2-1 G5-3		1-1 F9		1-1 L9		4 0 0 0 0 0 2												
Pedro Astacio, R (1, 1) OBP: 0.077, SLG: 0.077 Lenny Harris, L (7, PH) OBP: 0.250, SLG: 0.269 Pedro Martinez, R (7, 1) Mitch Webster, S (9, PH) OBP: 0.300, SLG: 0.400			0-2 G5-3		0-3 K		3-3 K		0-0 P6	2 0 0 0 0 1 0 1 0 0 0 0 1 0 0 0 0 0 0 0 0 1 0 0 0 0 0 0												
Inning Stats	R: 0 E: 0 K: 1 S: 7	H: 0 LOB: 0 BB: 0 P: 8	R: 0 E: 0 K: 2 S: 12	H: 2 LOB: 2 BB: 0 P: 18	R: 0 E: 0 K: 0 S: 9	H: 1 LOB: 1 BB: 0 P: 12	R: 0 E: 0 K: 0 S: 10	H: 1 LOB: 1 BB: 0 P: 14	R: 0 E: 0 K: 1 S: 7	H: 0 LOB: 0 BB: 0 P: 10		R: 2 E: 0 K: 1 S: 13	H: 2 LOB: 1 BB: 1 P: 21	R: 0 E: 0 K: 2 S: 12	H: 1 LOB: 1 BB: 0 P: 18	R: 0 E: 0 K: 2 S: 12	H: 1 LOB: 2 BB: 1 P: 21	R: 0 E: 0 K: 0 S: 5	H: 0 LOB: 0 BB: 0 P: 6	1B: 6 2B: 2 3B: 0 HR: 0	SF: 0 SAC: 0 DP: 0 HBP: 0	WP: 0 PB: 0 SB: 2 CS: 0
PITCHER	IP WLS BF H R ER SO BB IBB HBP BLK WP HR S P ERA WHIP																					
Doug Drabek, R (1, 1) ERA: 2.67	7.2 W 33 8 2 2 9 2 0 0 0 0 0 0 80 118 2.35 1.304																					
Xavier Hernandez, R (8, 1) ERA: 1.64	0.1 1 0 0 0 0 0 0 0 0 0 0 0 2 4 0.00 0.000																					
Doug Jones, R (9, 1) ERA: 2.49	1.0 S 3 0 0 0 0 0 0 0 0 0 0 0 5 6 0.00 0.000																					

livebaseballscorecards.com

AB	35
R	2
H	8
RBI	2
BB	2
SO	9
LOB	12



Batter	1	2	3	4	5	6	7	8	9	AB	R	H	RBI	BB	SO	LOB
Craig Biggio, R (1, 4) OBP: 0.355, SLG: 0.442	0-0 HR		1-3 K		1-0 G4-3		1-0 F9			4	1	1	1	0	1	1
Steve Finley, L (1, 8) OBP: 0.314, SLG: 0.270	3-1 G4-3		2-1 F8			0-1 P4		1-0 HBP		3	0	0	0	0	0	0
5 Jeff Bagwell, R (1, 3) OBP: 0.438, SLG: 0.588	1-2 1B		0-0 G5-3			1-2 FC6-4 1B		1 SAFE 1 SAFE 1 SAFE 1 SAFE 1 SAFE 1 S	2-3 K	4	0	2	0	0	1	1
Eric Anthony, L (1, 9) OBP: 0.366, SLG: 0.463	1-0 F9			3-1 CS 1B		1-0 FC6-4 1B		1 SAFE 1 SAFE 1 SAFE 1 S	3-2 F9	4	0	1	0	0	0	3
Ken Caminiti, S (1, 5) OBP: 0.271, SLG: 0.390	1-0 G4-3			2-3 K		0-0 1B		1 SAFE 1 SAFE 1 SAFE 1 S	2-2 G3-1	4	0	1	0	0	1	3
Luis Gonzalez, L (1, 7) OBP: 0.331, SLG: 0.421		1-0 G3-1		0-3 K		3-3 K				3	0	0	0	0	2	2
Andujar Cedeno, R (1, 6) OBP: 0.393, SLG: 0.468		2-2 1B			1-1 1B 2B		2-1 G4-3			3	1	2	0	0	0	0
Eddie Taubensee, L (1, 2) OBP: 0.291, SLG: 0.364		0-0 F8			1-1 F7		0-0 P6			3	0	0	0	0	0	2
Doug Drabek, R (1, 1) OBP: 0.125, SLG: 0.250 Xavier Hernandez, L (8, 1) Doug Jones, R (9, 1)		1-1 F7			2-1 G4-3 1B		3-2 HR			3	1	2	2	0	0	1
										0	0	0	0	0	0	0
										0	0	0	0	0	0	0
Inning Stats	R: 1 E: 0 K: 0 S: 8	H: 2 LOB: 1 BB: 0 P: 14	R: 0 E: 0 K: 0 S: 9	H: 1 LOB: 1 BB: 0 P: 13	R: 0 E: 0 K: 1 S: 7	H: 1 LOB: 0 BB: 0 P: 10	R: 0 E: 0 K: 2 S: 8	H: 1 LOB: 0 BB: 0 P: 13	R: 1 E: 0 K: 1 S: 12	H: 2 LOB: 2 BB: 0 P: 17	R: 1 E: 0 K: 0 S: 7	H: 1 LOB: 0 BB: 0 P: 13	R: 0 E: 0 K: 1 S: 9	H: 0 LOB: 1 BB: 0 P: 17	1B: 6 2B: 1 3B: 0 HR: 2	SF: 0 SAC: 0 DP: 1 HBP: 1

BOTTOM

Los Angeles Dodgers @ Houston Astros
Astrodome, Houston, TX
Sun May 16 1993, 4:33 AM EDT
Att. 33,940 - Dome

livebaseballscorecards.com

AB	31
R	3
H	9
RBI	3
BB	0
SO	5
LOB	13



PITCHER	IP	WLS	BF	H	R	ER	SO	BB	IBB	HBP	BLK	WP	HR	S	P	ERA	WHIP
Pedro Astacio, R (1, 1) ERA: 4.35	6.0		24	8	2	2	4	0	0	0	0	0	1	51	79	3.00	1.333
Pedro Martinez, R (7, 1) ERA: 2.42	2.0	L	8	1	1	1	1	0	0	1	0	0	1	16	30	4.50	0.500

WP: 0	PA: 32
PB: 0	
SB: 0	
CS: 1	

Batter	1	2	3	4	5	6	7	8	9	10	AB	R	H	RBI	BB	SO	LOB	TOP				
Bip Roberts, S OBP: 0.333, SLG: 0.284 (1, 4)	0-2 1B		2-2 1B	1-1 P6		3-3 K		1-3 K			5	0	2	0	0	2	4	Cincinnati Reds @ Los Angeles Dodgers Dodger Stadium, Los Angeles, CA Mon May 17 1993, 7:05 PM PDT Att: 31,688 - Unknown - 70 F				
Roberto Kelly, R OBP: 0.340, SLG: 0.449 (1, 8)	2-0 F9		1-2 L3	0-2 G5-3			1-2 G4-3 1B 2B		1-1 L4 1B		5	1	2	0	0	0	4					
Barry Larkin, R OBP: 0.396, SLG: 0.371 (1, 6)	0-3 K		1-1 G5-3		2-0 FC5-4 1B		1-0 G4-3		1-1 1B		5	0	2	0	0	1	3					
Kevin Mitchell, R OBP: 0.418, SLG: 0.650 (9, 1)	2-3 K		1-3 K		1-1 FC5-4 1B		1-1 1B		0-0 L4		5	0	1	1	0	2	5					
Bill Landrum, R (10, 1)	1-2 K				1-2 1B		3-H 2-2 1B		2-2 G6-3		0	0	0	0	0	0	0					
Chris Sabo, R OBP: 0.292, SLG: 0.427 (1, 5)		2-1 1B G6-3 1B		0-0 BB 2B 1B		0-0 F7		2-2 F7		2-2 G6-3		5	2	2	0	0	3					
Randy Milligan, R OBP: 0.387, SLG: 0.370 (1, 3)	1-0 F8		4-2 2B BB		0-1 1B		1-2 G5-3			2-3 K		4	1	1	0	1	2					
Reggie Sanders, R OBP: 0.347, SLG: 0.465 (1, 9)		2-2 G6-3 1B		0-2 F7		0-0 G6-3			2-2 G6-3		5	0	2	0	0	0	2					
Joe Oliver, R OBP: 0.290, SLG: 0.391 (1, 2)		2-2 G6-3		0-1 1B		2-1 G6-3		0-0 G4-3		1-1 P4		5	0	1	3	0	2					
Jose Rijo, R OBP: 0.478, SLG: 0.450 (8, 1)		0-1 G6-3		2-0 1B		1-0 1B		0-0 1B		0-0 F7		4	0	3	0	0	1					
Cesar Hernandez, R OBP: 0.120, SLG: 0.083 (9, 7)				2-3 1B							0	0	0	0	0	0	0					
Cecil Espy, S OBP: 0.385, SLG: 0.256 (10, 7)											1	0	0	0	0	0	1					
Inning Stats	R: 0 E: 0 K: 2 S: 10	H: 1 LOB: 1 BB: 0 P: 14	R: 1 E: 0 K: 0 S: 18	H: 2 LOB: 1 BB: 0 P: 25	R: 0 E: 0 K: 1 S: 12	H: 1 LOB: 1 BB: 0 P: 17	R: 2 E: 0 K: 0 S: 14	H: 3 LOB: 2 BB: 1 P: 21	R: 0 E: 0 K: 1 S: 7	H: 1 LOB: 1 BB: 0 P: 13	R: 1 E: 0 K: 0 S: 13	H: 2 LOB: 1 BB: 0 P: 19	R: 0 E: 0 K: 1 S: 10	H: 1 LOB: 1 BB: 0 P: 13	R: 0 E: 0 K: 0 S: 8	H: 2 LOB: 1 BB: 0 P: 12	R: 0 E: 0 K: 1 S: 8	H: 1 LOB: 1 BB: 0 P: 11	1B: 13 2B: 4 3B: 0 HR: 0	SF: 0 SAC: 0 DP: 1 HBP: 0	WP: 0 PB: 0 SB: 3 CS: 0	PA: 45
PITCHER	IP WLS BF H R ER SO BB IBB HBP BLK WP HR S P ERA WHIP																					
Ramon Martinez, R ERA: 3.73 (1, 1)	6.1																					
Ricky Tricek, R ERA: 3.0 (7, 1)	0.2																					
Roger McDowell, R ERA: 1.8 (8, 1)	2.0																					
Jim Gott, R ERA: 0.4 (10, 1)	1.0	W																				

livebaseballscorecards.com

AB	44
R	4
H	16
RBI	4
BB	1
SO	6
LOB	27



Batter	1	2	3	4	5	6	7	8	9	AB R H RBI BB SO LOB	TOP	
Bip Roberts, S (1, 4) OBP: 0.331, SLG: 0.277	4-2 G6-4-3 1B BB		1-2 G4-3			1-3 K		1-1 G4-3		3 0 0 0 1 1 0		
Roberto Kelly, R (1, 8) OBP: 0.344, SLG: 0.450	SAFE 3-1 G6-4-3 1B		1-0 F8			0-0 2B 1B		0-1 G4-3		4 0 2 0 0 0 0		
Barry Larkin, R (1, 6) OBP: 0.393, SLG: 0.374	0-1 G6-4-3 1-2f 2-3				0-2 G4-3	2-1 2B		3-3 K		4 0 1 0 0 1 2		
Kevin Mitchell, R (1, 7) OBP: 0.404, SLG: 0.625	0-3 K				2-3 K	2-1 G1-3			2-0 F9	4 0 0 0 0 2 3		
Chris Sabo, R (1, 5) OBP: 0.285, SLG: 0.416					1-1 G4-3		0-1 E4 2B		1-2 G6-3	4 1 0 0 0 0 0		
Randy Milligan, R (1, 3) OBP: 0.390, SLG: 0.369						3-3 K		1-3 K	2-0 1B	3 0 1 0 1 2 1		
Reggie Sanders, R (1, 9) OBP: 0.344, SLG: 0.459						0-1 F8		3-1 F9	0-1 F8	4 0 1 0 0 0 2		
Joe Oliver, R (1, 2) OBP: 0.291, SLG: 0.397						0-0 G1-3		3-2 1-H 2B		3 0 1 1 0 0 2		
John Smiley, L (1, 1) OBP: 0.250, SLG: 0.300						1-2 L5				1 0 0 0 0 1 0		
Jeff Branson, L (8, PH) OBP: 0.425, SLG: 0.526										1 0 0 0 0 0 0		
Milt Hill, R (6, 1)										0 0 0 0 0 0 0		
Keith Hughes, L (7, PH)										1 0 0 0 0 0 1		
Kevin Wickander, L (7, 1)										0 0 0 0 0 0 0		
Greg Cadaret, L (8, 1)										0 0 0 0 0 0 0		
Inning Stats	R: 0 H: 1 E: 0 LOB: 1 K: 1 BB: 1 S: 10 P: 17	R: 0 H: 1 E: 0 LOB: 1 K: 0 BB: 1 S: 8 P: 16	R: 0 H: 0 E: 0 LOB: 0 K: 1 BB: 0 S: 7 P: 9	R: 0 H: 0 E: 0 LOB: 0 K: 1 BB: 0 S: 8 P: 11	R: 0 H: 0 E: 0 LOB: 0 K: 1 BB: 0 S: 9 P: 12	R: 0 H: 2 E: 0 LOB: 2 K: 1 BB: 0 S: 11 P: 17	R: 1 H: 1 E: 1 LOB: 1 K: 1 BB: 0 S: 13 P: 20	R: 0 H: 0 E: 0 LOB: 0 K: 1 BB: 0 S: 7 P: 11	R: 0 H: 1 E: 0 LOB: 1 K: 0 BB: 0 S: 10 P: 15	1B: 4 SF: 0 2B: 2 SAC: 0 3B: 0 DP: 2 HR: 0 HBP: 0	WP: 0 PA: 34 PB: 0 SB: 1 CS: 0	
PITCHER Kevin Gross, R (1, 1) ERA: 5.13	IP WLS BF H R ER SO BB IBB HBP BLK WP HR S P ERA WHIP	9.0 W 34 6 1 0 7 2 0 0 0 0 0 0 83 128 0.00 0.889										

Cincinnati Reds @ Los Angeles Dodgers
Dodger Stadium, Los Angeles, CA

Tue May 18 1993, 7:05 PM PDT
Att. 33,580 - Unknown - 70 F

AB	32
R	1
H	6
RBI	1
BB	2
SO	7
LOB	11



Batter	1	2	3	4	5	6	7	8	9
Jose Offerman, S OBP: 0.351, SLG: 0.300 (1, 6)	1-1 P4		2-3 K		4-0 HR BB	0-0 G6-3		1-0 BB 1B	
Eric Davis, R OBP: 0.304, SLG: 0.280 (1, 8)	3-1 G5-3			1-0 F8	1-2 HR		1-2 P6	4-2 BB	
Mitch Webster, S OBP: 0.283, SLG: 0.352 (1, 7)	1-0 F8			2-2 G4-3	0-0 F9		0-0 F7	0-1 F8	
Tim Wallach, R OBP: 0.255, SLG: 0.362 (1, 5)		1-0 F9		0-0 G5-3		0-0 F9 2B	3-1 P2		
Mike Piazza, R OBP: 0.376, SLG: 0.535 (1, 2)		2-1 F9			1-3 K	0-0 F9		2-1 HR	
Cory Snyder, R OBP: 0.388, SLG: 0.386 (1, 9)		2-3 K			2-3 K	4-0 S 2B BB		2-0 F9	
Eric Karros, R OBP: 0.292, SLG: 0.345 (1, 3)			0-1 F8		1-0 1B BB	4-2 2B BB		4-0 1B BB BB	
Jody Reed, R OBP: 0.307, SLG: 0.310 (1, 4)			1-1 SH3-4 1B		0-1 BB BB HR 1B	3-1 1-3 2-H 3-H 2B		4-1 BB 1B BB	
Kevin Gross, R OBP: 0.214, SLG: 0.231 (1, 1)			2-1 SH3-4		4-1 BB HR BB	0-3 K		0-3 K	

Inning Stats	R: 0	H: 0	E: 0	K: 0	S: 5	LOB: 0	BB: 0	P: 10	R: 0	H: 0	E: 0	K: 1	S: 7	LOB: 0	BB: 0	P: 12	R: 0	H: 1	E: 0	K: 1	S: 9	LOB: 1	BB: 0	P: 14	R: 0	H: 0	E: 0	K: 0	S: 5	LOB: 0	BB: 0	P: 8	R: 5	H: 3	E: 0	K: 2	S: 18	LOB: 0	BB: 2	P: 31	R: 2	H: 2	E: 0	K: 1	S: 11	LOB: 2	BB: 2	P: 22	R: 0	H: 0	E: 0	K: 0	S: 6	LOB: 0	BB: 0	P: 10	R: 2	H: 2	E: 0	K: 1	S: 13	LOB: 3	BB: 3	P: 30
--------------	------	------	------	------	------	--------	-------	-------	------	------	------	------	------	--------	-------	-------	------	------	------	------	------	--------	-------	-------	------	------	------	------	------	--------	-------	------	------	------	------	------	-------	--------	-------	-------	------	------	------	------	-------	--------	-------	-------	------	------	------	------	------	--------	-------	-------	------	------	------	------	-------	--------	-------	-------

PITCHER		IP	WLS	BF	H	R	ER	SO	BB	IBB	HBP	BLK	WP	HR	S	P	ERA	WHIP
John Smiley, L ERA: 6.14	(1, 1)	5.0	L	21	4	5	5	4	2	0	0	0	0	1	44	75	9.00	1.200
Milt Hill, R ERA: 4.32	(6, 1)	1.0		7	2	2	2	1	2	0	0	0	0	0	11	22	18.00	4.000
Kevin Wickander, L ERA: 4.5	(7, 1)	1.1		5	1	1	1	0	0	0	0	0	0	1	9	17	6.75	0.750
Greg Cadaret, L ERA: 1.84	(8, 1)	0.2		6	1	1	1	1	3	0	0	0	0	0	10	23	13.50	6.000

BOTTOM

Cincinnati Reds @ Los Angeles Dodgers
Dodger Stadium, Los Angeles, CA
 Tue May 18 1993, 7:05 PM PDT
 Att: 33,580 - Unknown - 70 F

AB	R	H	RBI	BB	SO	LOB
4	1	1	1	1	1	3
4	1	1	5	1	0	0
5	0	0	0	0	0	3
4	1	1	0	0	0	0
4	1	1	1	0	1	1
3	1	0	0	1	2	0
2	2	1	0	2	0	0
3	1	3	2	1	0	0
2	1	0	0	1	2	4

AB	31
R	9
H	8
RBI	9
BB	7
SO	6
LOB	11

WP: 0 PA: 39
 PB: 0
 SB: 1
 CS: 0



Batter	1	2	3	4	5	6	7	8	9	AB R H RBI BB SO LOB	TOP											
Bip Roberts, S (1, 4) OBP: 0.329, SLG: 0.270	1-3 K 1B	2-3 K2-3			4-1 FC6-4 BB		0-0 L8			3 1 0 0 1 2 1												
Roberto Kelly, R (1, 8) OBP: 0.341, SLG: 0.445	0-0 SH5-3 1B		0-1 G4-3		0-2 FC6-4 2B			0-1 G1-3		4 1 1 0 0 0 1												
Barry Larkin, R (1, 6) OBP: 0.401, SLG: 0.391	2-1 SH5-3 1B		1-2 G6-3		3-2 2B			2-1 BB 1B		4 0 3 2 0 0 0												
Chris Sabo, R (1, 5) OBP: 0.280, SLG: 0.408	0-0 SH5-3		0-2 G1-3		1-1 G5-3			1-0 P5		3 0 0 0 0 0 2												
Randy Milligan, R (1, 3) OBP: 0.387, SLG: 0.360	2-2 G5-3			3-2 F7		2-1 G6-3		4-2 BB		3 0 0 0 1 0 2												
Cecil Espy, S (1, 7) OBP: 0.364, SLG: 0.238	1-1 G4-3		2-3 K		2-2 G3-1			0-0 F9		3 0 0 0 0 1 2												
Bill Landrum, R (6, 1) Kevin Mitchell, R (8, PH) Steve Foster, R (8, 1)										0 0 0 0 0 0 0												
Reggie Sanders, R (1, 9) OBP: 0.346, SLG: 0.455			1-1 G6-3		1-1 S HBP		4-1 CS BB		2-3 K	1 0 0 0 0 0 0	AB 30											
Jacob Brumfield, R (6, 9)										1 0 0 0 1 1 0	R 2											
Joe Oliver, R (1, 2) OBP: 0.289, SLG: 0.393			1-2 SH5-4 1B		2-2 P3		1-1 CS		1-2 F7	4 0 1 0 0 0 1	H 5											
Tim Pugh, R (1, 1) OBP: 0.125, SLG: 0.067			0-0 SH5-4		0-1 L6		2-1 F8		1-1 G4-3	1 0 0 0 0 0 0	RBI 2											
Keith Hughes, L (6, 7)										2 0 0 0 0 0 0	BB 3											
Inning Stats	R: 1 E: 0 K: 1 S: 13	H: 2 LOB: 2 BB: 0 P: 19	R: 0 E: 0 K: 1 S: 9	H: 1 LOB: 1 BB: 0 P: 13	R: 0 E: 0 K: 0 S: 9	H: 0 LOB: 0 BB: 0 P: 10	R: 0 E: 0 K: 1 S: 10	H: 0 LOB: 1 BB: 0 P: 18	R: 1 E: 0 K: 0 S: 12	H: 1 LOB: 1 BB: 1 P: 20	R: 0 E: 0 K: 0 S: 9	H: 0 LOB: 0 BB: 1 P: 17	R: 0 E: 0 K: 0 S: 5	H: 0 LOB: 0 BB: 0 P: 9	R: 0 E: 0 K: 0 S: 11	H: 1 LOB: 2 BB: 1 P: 18	R: 0 E: 0 K: 1 S: 8	H: 0 LOB: 0 BB: 0 P: 12	1B: 4 2B: 1 3B: 0 HR: 0	SF: 0 SAC: 2 DP: 0 HBP: 1	WP: 0 PB: 1 SB: 3 CS: 1	PA: 37
PITCHER	IP WLS BF H R ER SO BB IBB HBP BLK WP HR S P ERA WHIP																					
Tom Candiotti, R (1, 1) ERA: 4.38	7.1 W 30 5 2 1 3 2 0 1 0 0 0 0 71 112 1.23 0.955																					
Pedro Martinez, R (8, 1) ERA: 2.38	0.1 2 0 0 0 0 1 0 0 0 0 0 0 6 11 0.00 3.000																					
Jim Gott, R (8, 1) ERA: 0.38	1.1 S 4 0 0 0 1 0 0 0 0 0 0 0 9 13 0.00 0.000																					

Cincinnati Reds @ Los Angeles Dodgers
Dodger Stadium, Los Angeles, CA
 Wed May 19 1993, 7:05 PM PDT
 Att. 30,152 - Unknown - 72 F

AB	30
R	2
H	5
RBI	2
BB	3
SO	4
LOB	11



Batter	1	2	3	4	5	6	7	8	9
Brett Butler, L OBP: 0.392, SLG: 0.340 (1, 8)	1-1 B1-3		2-1 SH2-4 BLK SF7 1B		1-1 HBP 1B	2-2 1B 2B		0-1 P5	
Jose Offerman, S OBP: 0.358, SLG: 0.316 (1, 6)	0-1 E7 1B 2B		0-0 SH2-4		1-0 F7	0-1 1B			
Mitch Webster, S OBP: 0.297, SLG: 0.357 (1, 7)	1-2 CS 1B		1-0 SF7		2-1 HBP	1-2 G1-3			
Tim Wallach, R OBP: 0.248, SLG: 0.352 (1, 5)	2-3 K 1-2		1-2 G5-3		0-0 F8		0-0 P2		
Mike Piazza, R OBP: 0.379, SLG: 0.534 (1, 2)		0-1 G4-6-3 HBP 1B		1-2 G1-3		3-2 FC6-4 1B	3-2 P6		
Cory Snyder, R OBP: 0.394, SLG: 0.383 (1, 9)		2-0 G4-6-3 HBP		2-2 G6-3		0-0 FC6-4 1B	0-0 1B		
Eric Karros, R OBP: 0.291, SLG: 0.342 (1, 3)		0-1 G4-6-3		1-1 G4-3		1-0 1B 2B 1B	0-0 P4		
Jim Gott, R (8, 1)		1-2f 2-3							
Jody Reed, R OBP: 0.313, SLG: 0.305 (1, 4)		4-2 FC6-4 BB			4-0 HBP 1B BB	2-3 K		1-1 G5-3	
Tom Candiotti, R OBP: 0.250, SLG: 0.267 (1, 1)		1-1 FC6-4			0-0 B3	0-0 2B 1B 1B		0-1 G4-3	
Pedro Martinez, R (8, 1)									
Henry Rodriguez, L (8, 3)									

AB	R	H	RBI	BB	SO	LOB
5	1	3	1	0	0	0
3	1	2	1	0	0	2
2	0	1	2	0	0	2
4	0	0	0	0	1	4
4	0	2	0	0	0	0
3	1	1	0	0	0	1
4	1	1	0	0	0	3
0	0	0	0	0	0	0
2	0	0	0	2	1	2
3	1	1	1	0	0	3
0	0	0	0	0	0	0
1	0	0	0	0	0	0

WP	HR	S	P	ERA	WHIP
0	0	1	37	0.00	2.118
0	0	1	0	0.00	0.750
0	0	1	0	0.00	0.000

Inning Stats	R	H	E	K	S	R	H	E	K	S	R	H	E	K	S	R	H	E	K	S	R	H	E	K	S
	1	2	1	12	14	0	1	0	8	15	1	1	0	7	11	0	0	0	9	13	0	0	0	6	14
	0	0	0	0	0	0	0	0	0	0	0	0	0	0	0	0	0	0	0	0	0	0	0	0	0
	0	0	0	0	0	0	0	0	0	0	0	0	0	0	0	0	0	0	0	0	0	0	0	0	0


BOTTOM

Cincinnati Reds @ Los Angeles Dodgers
Dodger Stadium, Los Angeles, CA

Wed May 19 1993, 7:05 PM PDT
Att: 30,152 - Unknown - 72 F

livebaseballscorecards.com

AB 31
R 5
H 11
RBI 5
BB 2
SO 2
LOB 17



PITCHER	IP	WLS	BF	H	R	ER	SO	BB	IBB	HBP	BLK	WP	HR	S	P	ERA	WHIP
Tim Pugh, R ERA: 4.79 (1, 1)	5.2	L	29	10	5	4	2	2	0	0	1	0	0	62	94	6.35	2.118
Bill Landrum, R ERA: 1.53 (6, 1)	1.1		5	1	0	0	0	0	0	0	0	0	0	12	16	0.00	0.750
Steve Foster, R ERA: 1.46 (8, 1)	1.0		3	0	0	0	0	0	0	0	0	0	0	6	7	0.00	0.000

Batter	1	2	3	4	5	6	7	8	9	AB R H RBI BB SO LOB	TOP											
Eric Young Sr. R (1, 4) OBP: 0.343, SLG: 0.376	1-1 G5-3		1-3 K			0-3 K			1-1 L8	4 0 0 0 0 2 2	Colorado Rockies @ Los Angeles Dodgers Dodger Stadium, Los Angeles, CA Fri May 21 1993, 7:05 PM PDT Att: 51,818 - Unknown livebaseballscorecards.com											
Nelson Liriano S (1, 6) OBP: 0.290, SLG: 0.267	0-1 L6			1-0 G6-3		1-0 L9		2-2 1B	4 0 1 0 0 0 1													
Daryl Boston L (1, 8) OBP: 0.351, SLG: 0.388	0-0 B1-3			3-1 F8			2-2 G5-4-3 1B	0-3 K	4 0 1 0 0 1 1													
Dante Bichette R (1, 9) OBP: 0.351, SLG: 0.470		1-1 CS 1B		0-0 F9			0-2 G5-4-3 1-2f		3 0 1 0 0 0 1													
Dale Murphy R (1, 7) OBP: 0.224, SLG: 0.167		1-1 F8 1-2		1-1 G5-3			2-3 K		3 0 0 0 0 1 1													
Charlie Hayes R (1, 5) OBP: 0.351, SLG: 0.516		0-1 F9		0-0 G6-3			2-2 L5		3 0 0 0 0 0 0													
Jerald Clark R (1, 3) OBP: 0.305, SLG: 0.453			2-2 P3		2-3 K		0-1 G5-3		3 0 0 0 0 1 0													
Joe Girardi R (1, 2) OBP: 0.303, SLG: 0.385			0-0 2B			3-1 G1-3 1B	0-1 G5-3		3 0 2 0 0 0 0													
David Nied R (1, 1) OBP: 0.294, SLG: 0.200			1-3 K			0-0 G1-3		2-3 K	1 0 0 0 0 1 1													
Jim Tatum R (6, PH) OBP: 0.171, SLG: 0.268						1-2			1 0 0 0 0 0 1													
Mark Grant R (6, 1)									0 0 0 0 0 0 0													
Bruce Ruffin S (8, 1)									0 0 0 0 0 0 0													
Alex Cole L (9, PH) OBP: 0.323, SLG: 0.300									1 0 0 0 0 1 0													
Inning Stats	R: 0 E: 0 K: 0 S: 5	H: 0 LOB: 0 BB: 0 P: 6	R: 0 E: 0 K: 0 S: 6	H: 1 LOB: 0 BB: 0 P: 8	R: 0 E: 0 K: 2 S: 11	H: 1 LOB: 1 BB: 0 P: 15	R: 0 E: 0 K: 0 S: 4	H: 0 LOB: 0 BB: 0 P: 8	R: 0 E: 0 K: 1 S: 6	H: 0 LOB: 0 BB: 0 P: 9	R: 0 E: 0 K: 1 S: 8	H: 1 LOB: 1 BB: 0 P: 12	R: 0 E: 0 K: 1 S: 13	H: 1 LOB: 0 BB: 0 P: 17	R: 0 E: 0 K: 0 S: 8	H: 0 LOB: 0 BB: 0 P: 10	R: 0 E: 0 K: 2 S: 11	H: 1 LOB: 1 BB: 0 P: 16	1B: 4 2B: 1 3B: 0 HR: 0	SF: 0 SAC: 0 DP: 1 HBP: 0	WP: 0 PB: 0 SB: 0 CS: 1	PA: 30
PITCHER Orel Hershiser R (1, 1) ERA: 3.82	IP: 9.0 WLS: W BF: 30 H: 5 R: 0 ER: 0 SO: 7 BB: 0 IBB: 0 HBP: 0 BLK: 0 WP: 0 HR: 0 S: 72 P: 101 ERA: 0.00 WHIP: 0.556											PITCHER	IP: 9.0 WLS: W BF: 30 H: 5 R: 0 ER: 0 SO: 7 BB: 0 IBB: 0 HBP: 0 BLK: 0 WP: 0 HR: 0 S: 72 P: 101 ERA: 0.00 WHIP: 0.556									



Batter	1	2	3	4	5	6	7	8	9
Brett Butler, L OBP: 0.398, SLG: 0.351 (1, 8)	3-2 SH1-4 2B		1-2 G4-3 1B		2 SAFE 4-0 1B SF7 BB	0-0 G5-3		2-2 FC5-4 1-2f	
Jose Offerman, S OBP: 0.368, SLG: 0.324 (1, 6)	4-2 SH1-4 BB		0-0 G4-3 1-2f		2-2 SF7 1-3 2-H HR 1B		3-2 WP 1B 1B		
Mitch Webster, S OBP: 0.313, SLG: 0.362 (1, 7)	0-1 SH1-4 1-2 2-3			1-0 F7	4-0 HR IBB		1-0 WP 1-2 1B		
Tim Wallach, R OBP: 0.255, SLG: 0.358 Mike Sharperson, R OBP: 0.333, SLG: 0.267 (1, 5) (8, 5)	1-2 P3			2-1 FC6-4 1B	1-0 SF7		2-2 1-H 2-H 1B		
Mike Piazza, R OBP: 0.376, SLG: 0.547 Carlos Hernandez, R OBP: 0.167, SLG: 0.167 (1, 2) (8, 2)	0-0 F9			2-2 FC6-4 1-2f	0-0 1-H 3-H HR		1-1 G5-3		
Cory Snyder, R OBP: 0.400, SLG: 0.381 (1, 9)		4-2 G5-4-3 BB		1-3 K	1-2 E5 1B		3-1 G5-3		
Eric Karros, R OBP: 0.284, SLG: 0.333 (1, 3)		1-0 P2			F8 G6-3		0-0 G1-3		
Jody Reed, R OBP: 0.311, SLG: 0.304 (1, 4)		1 SAFE 1 SAFE G5-4-3 1-2f			0-2 2B 1B	1-1 L5	2-1 F9		
Orel Hershiser, R OBP: 0.318, SLG: 0.409 (1, 1)			0-1 P4		1 SAFE 1-1 1B 2B	0-0 G6-3	2-2 FC5-4 1B		

Inning Stats	R: 0 E: 0 K: 0 S: 14	H: 1 LOB: 2 BB: 1 P: 22	R: 0 E: 0 K: 0 S: 5	H: 0 LOB: 0 BB: 1 P: 11	R: 0 E: 0 K: 0 S: 6	H: 1 LOB: 0 BB: 0 P: 7	R: 0 E: 0 K: 1 S: 10	H: 1 LOB: 1 BB: 0 P: 16	R: 6 E: 1 K: 0 S: 19	H: 5 LOB: 1 BB: 2 P: 35	R: 0 E: 0 K: 0 S: 4	H: 0 LOB: 0 BB: 0 P: 5	R: 2 E: 0 K: 0 S: 11	H: 3 LOB: 0 BB: 0 P: 21	R: 0 E: 0 K: 0 S: 9	H: 1 LOB: 1 BB: 0 P: 15
1B: 9 2B: 2 3B: 0 HR: 1	SF: 1 SAC: 1 DP: 2 HBP: 0	WP: 1 PB: 0 SB: 0 CS: 0	PA: 37													

PITCHER	IP	WLS	BF	H	R	ER	SO	BB	IBB	HBP	BLK	WP	HR	S	P	ERA	WHIP
David Nied, R ERA: 5.4 (1, 1)	5.0	L	25	8	6	6	1	3	1	0	0	0	1	54	91	10.80	2.200
Mark Grant, R ERA: 2.08 (6, 1)	2.0		8	3	2	2	0	0	0	0	0	1	0	15	26	9.00	1.500
Bruce Ruffin, L ERA: 5.29 (8, 1)	1.0		4	1	0	0	0	0	0	0	0	0	0	9	15	0.00	1.000

BOTTOM

Colorado Rockies @ Los Angeles Dodgers
Dodger Stadium, Los Angeles, CA

Fri May 21 1993, 7:05 PM PDT
Att. 51,818 - Unknown

livebaseballscores.com

AB	31
R	8
H	12
RBI	8
BB	4
SO	1
LOB	11



Batter	1	2	3	4	5	6	7	8	9	AB R H RBI BB SO LOB	TOP											
Eric Young Sr. R (1, 4) OBP: 0.339, SLG: 0.365	2-1 F9		2-0 HBP			1-1 L5		2-1 G1-3		3 0 0 0 0 0 0	Colorado Rockies @ Los Angeles Dodgers Dodger Stadium, Los Angeles, CA Sun May 23 1993, 3:33 AM PDT Att. 48,343 - Overcast - 64 F											
Nelson Liriano, S (1, 6) OBP: 0.278, SLG: 0.235	3-1 G3-1		3-2 G6-3			4-2 BB		1-2 P7	3 0 0 0 1 0 2													
Dante Bichette, R (1, 9) OBP: 0.340, SLG: 0.450	1-3 K			0-1 B2		0-0 L4		4-0 1B BB	3 0 0 0 1 1 1													
Daryl Boston, L (1, 7) OBP: 0.352, SLG: 0.380		0-1 CS 1B		3-2 G3-1		4-0 SH1-3 BB		2-3 K	3 0 1 0 1 1 1													
Charlie Hayes, R (1, 5) OBP: 0.330, SLG: 0.503		1-1 P9		1-3 K		1 SAFE SH1-3		0-0 FC6-4 1B	3 0 1 0 0 1 1													
Joe Girardi, R (1, 2) OBP: 0.300, SLG: 0.373		1-0 G3-1		1-3 K		0-0 F9		1-0 FC6-4	4 0 0 0 0 1 3													
Jerald Clark, R (1, 3) OBP: 0.296, SLG: 0.444			0-0 F9		0-0 F9		1-1 G1-3		3 0 0 0 0 0 1													
Alex Cole, L (1, 8) OBP: 0.324, SLG: 0.310			1-2 K 2B		2-3 K		3-2 L9		3 0 1 0 0 1 0													
Willie Blair, R (1, 1)			1-3 K		0-3 K		2-3 K		2 0 0 0 0 2 1													
Gary Wayne, L (7, 1)									0 0 0 0 0 0 0													
Jay Gainer, L (8, PH) OBP: 0.290, SLG: 0.296									1 0 0 0 0 1 0													
Andy Ashby, R (8, 1) OBP: 0.250, SLG: 0.250									0 0 0 0 0 0 0													
Inning Stats	R: 0 E: 0 K: 1 S: 8	H: 0 LOB: 0 BB: 0 P: 14	R: 0 E: 0 K: 0 S: 5	H: 1 LOB: 0 BB: 0 P: 7	R: 0 E: 0 K: 1 S: 12	H: 1 LOB: 2 BB: 0 P: 19	R: 0 E: 0 K: 1 S: 8	H: 0 LOB: 0 BB: 0 P: 12	R: 0 E: 0 K: 2 S: 7	H: 0 LOB: 0 BB: 0 P: 10	R: 0 E: 0 K: 1 S: 10	H: 0 LOB: 1 BB: 1 P: 15	R: 0 E: 0 K: 0 S: 4	H: 0 LOB: 1 BB: 1 P: 9	R: 0 E: 0 K: 1 S: 9	H: 0 LOB: 0 BB: 0 P: 16	R: 0 E: 0 K: 1 S: 9	H: 1 LOB: 2 BB: 1 P: 17	1B: 2 2B: 1 3B: 0 HR: 0	SF: 0 SAC: 1 DP: 0 HBP: 1	WP: 0 PB: 0 SB: 0 CS: 1	PA: 33
PITCHER Ramon Martinez, R (1, 1) ERA: 3.17	IP: 9.0 WLS: W BF: 33 H: 3 R: 0 ER: 0 SO: 8 BB: 3 IBB: 0 HBP: 1 BLK: 0 WP: 0 HR: 0 S: 72 P: 119 ERA: 0.00 WHIP: 0.667																					

AB	28
R	0
H	3
RBI	0
BB	3
SO	8
LOB	10



Batter	1	2	3	4	5	6	7	8	9	AB	R	H	RBI	BB	SO	LOB
Brett Butler, L OBP: 0.391, SLG: 0.348 (1, 8) C B C X	1-2 G4-3 ①		2-2 G4-3 ②			1-1 B1 ①	2-0 SF8 ②			3	0	0	1	0	0	0
Jose Offerman, S OBP: 0.362, SLG: 0.333 (1, 6) B F B X	2-1 2B ②		0-1 2B ②			1-1 G4-3 ②	3-2 F8 ③			4	0	2	0	0	0	1
Eric Davis, R OBP: 0.315, SLG: 0.317 (1, 7) B F C F S	1-3 K ②		1-3 K ③			4-2 BB ③		1-0 HR ①		3	1	1	1	1	2	2
Tim Wallach, R OBP: 0.254, SLG: 0.348 (1, 5) F B F F F	2-3 K ③			0-1 F8 ①		2-0 P7 ③		4-2 FC6-4 BB ①		3	0	0	0	1	1	2
Mike Piazza, R OBP: 0.376, SLG: 0.538 (1, 2) B X		1-0 1B ①		1-1 G5-3 ②			1-1 S 1B 1B ①	1-1 L7 ①		4	1	2	0	0	0	1
Cory Snyder, R OBP: 0.386, SLG: 0.366 (1, 9) F F B B B SAFE		1-3 K ①		0-0 F8 ③			0-0 1B S 1B 1B ①	3-2 FC6-4 1-2f ②		4	1	1	0	0	1	2
Eric Karros, R OBP: 0.284, SLG: 0.327 (1, 3) S SAFE X		1-1 P5 ②			2-0 G6-3 ①		2-2 SH2-4 1-3 2-H S 1B 1B ①	1-0 P4 ③		4	1	1	1	0	0	2
Jody Reed, R OBP: 0.312, SLG: 0.305 (1, 4) B F B X		1-1 F9 ③			1-0 B1-3 ②		0-1 SH2-4 1-2 3-H 1B ①			3	0	1	1	0	0	1
Ramon Martinez, R OBP: 0.190, SLG: 0.250 (1, 1) X			0-0 G6-3 ①		1-3 K ③		1-0 SH2-4 ①			2	0	0	0	0	1	0

Inning Stats	R: 0	H: 1	E: 0	LOB: 1	K: 2	S: 15	R: 0	H: 1	E: 0	LOB: 1	K: 1	S: 10	R: 0	H: 1	E: 0	LOB: 1	K: 1	S: 11	R: 0	H: 0	E: 0	LOB: 0	K: 0	S: 5	R: 0	H: 0	E: 0	LOB: 0	K: 1	S: 5	R: 0	H: 0	E: 0	LOB: 1	K: 0	S: 8	R: 3	H: 4	E: 0	LOB: 1	K: 0	S: 14	R: 1	H: 1	E: 0	LOB: 1	K: 0	S: 10	1B: 5	SF: 1	2B: 2	SAC: 1	3B: 0	DP: 0	HR: 1	HBP: 0
--------------	------	------	------	--------	------	-------	------	------	------	--------	------	-------	------	------	------	--------	------	-------	------	------	------	--------	------	------	------	------	------	--------	------	------	------	------	------	--------	------	------	------	------	------	--------	------	-------	------	------	------	--------	------	-------	-------	-------	-------	--------	-------	-------	-------	--------


PITCHER	IP	WLS	BF	H	R	ER	SO	BB	IBB	HBP	BLK	WP	HR	S	P	ERA	WHIP
Willie Blair, R ERA: 3.57 (1, 1)	6.1	L	27	7	3	3	5	1	0	0	0	0	0	63	93	4.26	1.263
Gary Wayne, L ERA: 3.24 (7, 1)	0.2		2	0	0	0	0	0	0	0	0	0	0	5	9	0.00	0.000
Andy Ashby, R ERA: 5.57 (8, 1)	1.0		5	1	1	1	0	1	0	0	0	0	1	10	20	9.00	2.000

BOTTOM

Colorado Rockies @ Los Angeles Dodgers
Dodger Stadium, Los Angeles, CA

Sun May 23 1993, 3:33 AM PDT
Att. 48,343 - Overcast - 64 F

AB	30
R	4
H	8
RBI	4
BB	2
SO	5
LOB	11



WP	PA	ERA	WHIP
0	34		
0			
0			

Batter	1	2	3	4	5	6	7	8	9	AB R H RBI BB SO LOB	TOP		
Tony Gwynn, L (1, 9) OBP: 0.372, SLG: 0.442	3-2 F8			0-0 1B G4-3		1-1 1B BB	3-2 2B			4 1 3 0 0 0 0	San Diego Padres @ Los Angeles Dodgers Dodger Stadium, Los Angeles, CA Mon May 24 1993, 7:05 PM PDT Att. 32,364 - Unknown - 68 F		
Jeff Gardner, L (1, 4) OBP: 0.310, SLG: 0.355 Tim Teufel, R (7, PH) OBP: 0.392, SLG: 0.578 Rich Rodriguez, L (7, 1)	0-1 G3-1			1-1 G4-3		4-1 1B	2-3 K			2 1 0 0 1 0 1 1 0 0 0 0 1 1 0 0 0 0 0 0 0			
Gary Sheffield, R (1, 5) OBP: 0.335, SLG: 0.475	2-1 F9			1-1 1B		1-2 1B	3-3 K			4 1 2 0 0 1 1			
Fred McGriff, L (1, 3) OBP: 0.342, SLG: 0.424		2-2 G4-3		1-3 K		1-3 K		2-3 K		4 0 0 0 0 3 5			
Phil Plantier, L (1, 7) OBP: 0.281, SLG: 0.430		3-3 K		1-3 K		0-1 F7		2-0 F9		4 0 0 0 0 2 5			
Derek Bell, R (1, 8) OBP: 0.345, SLG: 0.484		3-2 F7			0-1 BLK 1B	0-1 S 1B		0-0 P5		4 1 2 2 0 0 0			
Craig Shipley, R (1, 6) OBP: 0.208, SLG: 0.314			0-0 F9		2-1 F9	3-2 1B		0-0 F7		4 0 1 2 0 0 1			
Bob Geren, R (1, 2) OBP: 0.270, SLG: 0.313 Kurt Stillwell, S (9, PH) OBP: 0.309, SLG: 0.339			0-1 G5-3		2-0 P6	2-3 K		1-0 G3		3 0 0 0 0 1 2 1 0 0 0 0 0 0			
Greg Harris, R (1, 1) OBP: 0.208, SLG: 0.217 Roger Mason, R (5, 1) Ricky Gutierrez, R (7, PH) OBP: 0.375, SLG: 0.313 Guillermo Velasquez, L (9, PH) OBP: 0.269, SLG: 0.217			2-3 K		1-3 K		2-1 G4-3		0-3 K	2 0 0 0 0 2 1 0 0 0 0 0 0 0 1 0 0 0 0 0 0 1 0 0 0 0 1 0			
Inning Stats	R: 0 H: 0 E: 0 LOB: 0 K: 0 BB: 0 S: 8 P: 13	R: 0 H: 0 E: 0 LOB: 0 K: 1 BB: 0 S: 10 P: 18	R: 0 H: 0 E: 0 LOB: 0 K: 1 BB: 0 S: 6 P: 8	R: 0 H: 2 E: 0 LOB: 2 K: 2 BB: 0 S: 13 P: 17	R: 0 H: 1 E: 0 LOB: 1 K: 1 BB: 0 S: 9 P: 13	R: 4 H: 4 E: 0 LOB: 1 K: 2 BB: 1 S: 20 P: 32	R: 0 H: 1 E: 0 LOB: 1 K: 2 BB: 0 S: 14 P: 24	R: 0 H: 0 E: 0 LOB: 0 K: 1 BB: 0 S: 5 P: 9	R: 0 H: 0 E: 0 LOB: 0 K: 1 BB: 0 S: 5 P: 6	1B: 7 SF: 0 2B: 1 SAC: 0 3B: 0 DP: 0 HR: 0 HBP: 0	WP: 0 PA: 36 PB: 0 SB: 1 CS: 0		
PITCHER	IP WLS BF H R ER SO BB IBB HBP BLK WP HR S P ERA WHIP											PITCHER	IP WLS BF H R ER SO BB IBB HBP BLK WP HR S P ERA WHIP
Kevin Gross, R (1, 1) ERA: 5.2	6.1 W 28 8 4 4 7 1 0 0 0 1 0 0 74 114 5.68 1.421												
Omar Daal, L (7, 1) ERA: 4.32	0.1 1 0 0 0 1 0 0 0 0 0 0 0 3 5 0.00 0.000												
Pedro Martinez, R (7, 1) ERA: 2.0	2.1 S 7 0 0 0 3 0 0 0 0 0 0 0 13 21 0.00 0.000												

livebaseballscorecards.com



Batter	1	2	3	4	5	6	7	8	9
Brett Butler, L OBP: 0.399, SLG: 0.358 (1, 8)	2-2 F8		1-2 1B		1-1 1B		2-1 1B		
Jose Offerman, S OBP: 0.359, SLG: 0.331 (1, 6)	3-2 F9		1-3 K		2-2 1B		1-1 L6		
Eric Davis, R OBP: 0.313, SLG: 0.315 (1, 7)	0-0 G5-3			2-3 K	2-2 1B			2-1 G6-3	
Tim Wallach, R OBP: 0.254, SLG: 0.352 (1, 5)		2-2 F8		1-1 2B	2-1 G6-3			1-1 G6-3	
Mike Piazza, R OBP: 0.373, SLG: 0.527 (1, 2)		1-2 F9		4-0 BB		0-0 G5-3		3-1 L7	
Cory Snyder, R OBP: 0.372, SLG: 0.351 (1, 9)		0-2 G6-3		3-3 K		2-2 K			
Pedro Martinez, R (7, 1)									
Eric Karros, R OBP: 0.291, SLG: 0.371 (1, 3)			0-0 HR		1-2 HR		1-0 F8		
Jody Reed, R OBP: 0.306, SLG: 0.299 (1, 4)			1-0 F7		2-0 G6-3		1-3 K		
Kevin Gross, R OBP: 0.250, SLG: 0.333 (1, 1)			0-3 K		0-0 1B		2-2 G5-3		
Omar Daal, L (7, 1)									
Mitch Webster, S OBP: 0.304, SLG: 0.350 (7, 9)									

Inning Stats	R: 0	H: 0	E: 0	K: 0	S: 8	LOB: 0	BB: 0	P: 13
	R: 0	H: 0	E: 0	K: 0	S: 10	LOB: 0	BB: 0	P: 13
	R: 1	H: 2	E: 0	K: 2	S: 13	LOB: 1	BB: 0	P: 16
	R: 0	H: 1	E: 0	K: 2	S: 8	LOB: 2	BB: 1	P: 18
	R: 4	H: 5	E: 0	K: 0	S: 16	LOB: 0	BB: 0	P: 25
	R: 0	H: 0	E: 0	K: 1	S: 5	LOB: 0	BB: 0	P: 8
	R: 0	H: 1	E: 0	K: 1	S: 11	LOB: 1	BB: 0	P: 17
	R: 0	H: 0	E: 0	K: 0	S: 6	LOB: 0	BB: 0	P: 12

PITCHER	IP	WLS	BF	H	R	ER	SO	BB	IBB	HBP	BLK	WP	HR	S	P	ERA	WHIP
Greg Harris, R ERA: 4.48 (1, 1)	4.1	L	20	7	5	5	4	1	0	0	0	0	2	50	76	10.38	1.846
Roger Mason, R ERA: 1.53 (5, 1)	1.2		5	1	0	0	1	0	0	0	0	1	0	10	17	0.00	0.600
Rich Rodriguez, L ERA: 4.0 (7, 1)	2.0		7	1	0	0	1	0	0	0	0	0	0	17	29	0.00	0.500

BOTTOM

San Diego Padres @ Los Angeles Dodgers
Dodger Stadium, Los Angeles, CA

Mon May 24 1993, 7:05 PM PDT
Att: 32,364 - Unknown - 68 F

AB	31
R	5
H	9
RBI	5
BB	1
SO	6
LOB	4



1B: 5	SF: 0	WP: 1	PA: 32
2B: 3	SAC: 0	PB: 0	
3B: 0	DP: 1	SB: 2	
HR: 2	HBP: 0	CS: 1	

Batter	1	2	3	4	5	6	7	8	9	10	AB	R	H	RBI	BB	SO	LOB								
Brett Butler, L OBP: 0.407, SLG: 0.371 (1, 8)	4-2 S 1B E BB	2-2 2-H 3-H CS 1B	2-2 G4-3			0-1 G4-3		2-2 1B WP 1B		2-2 1B 1B	5	3	3	2	1	0	2								
Jose Offerman, S OBP: 0.364, SLG: 0.333 (1, 6)	0-3 N	1-1 E5 FC4-6		1-1 F7		4-2 S 1B BB		1-1 WP 1-3 1B		3-2 1B 1B	5	1	2	0	1	1	2								
Eric Davis, R OBP: 0.314, SLG: 0.311 (1, 7)	1-1 S S 1-2 1B	1-0 FC4-6		3-1 L6		2-2 P3		2-3 K		4-0 1-2 1B IBB	5	0	1	0	1	1	3								
Tim Wallach, R OBP: 0.263, SLG: 0.350 (1, 5)	3-2 E5 FC6-4		4-1 1B E BB	3-2 F9		1-1 1B 1B		1-3 4-0 IBB		1-3 K	4	2	1	2	2	1	4								
Mike Piazza, R OBP: 0.371, SLG: 0.519 (1, 2)	0-1 P6		2-1 E 1B 1B		1-2 G6-3	1-0 1B 1B		2-0 G6-4-3		1-3 K	6	1	2	1	0	1	7								
Cory Snyder, R OBP: 0.367, SLG: 0.346 (1, 9)	1-1 FC6-4		1-1 E3 1B		0-0 1B		1-3 K		1-3 K	0-0 1B	4	0	1	1	0	1	3								
Jim Gott, R OBP: 0.294, SLG: 0.313 (8, 1)			1-2 3-H 1B		2-0 1B		2-2 P3		2-2 G1-3		5	1	2	0	0	0	2								
Lenny Harris, L OBP: 0.294, SLG: 0.313 (9, PH)			1-2 3-H 1B		4-1 G4-6-3 BB		2-2 G4-3		2-1 FC6-4 1B		4	1	3	1	1	0	0								
Eric Karros, R OBP: 0.294, SLG: 0.372 (1, 3)		1-0 1B 1B	0-0 F8		0-0 G4-6-3					1-2 FC6-4	1	0	0	0	0	1	2								
Jody Reed, R OBP: 0.321, SLG: 0.311 (1, 4)		0-1 SH1-4 1B 1B	1-0 1B		0-0 G4-6-3					1-2 FC6-4	1	0	0	0	0	0	3								
Tom Candiotti, R ERA: 3.94		0-0 SH1-4	2-2 K		0-0 G4-6-3					3-1 HR	1	0	0	0	0	0	1								
Mitch Webster, S ERA: 5.21		1-2			1-2					1-2	2	1	1	1	0	0	1								
Rosky Tilsack, R ERA: 5.28											0	0	0	0	0	0	0								
Omar Diaz, L ERA: 3.94											0	0	0	0	0	0	0								
Roger McDowell, R ERA: 5.0											0	0	0	0	0	0	0								
Henry Rodriguez, L											0	0	0	0	0	0	0								
Mike Sharperson, R											0	0	0	0	0	0	0								
Pedro Martinez, R											0	0	0	0	0	0	0								
Inning Stats	R: 1 E: 1 K: 1 S: 15	H: 1 LOB: 2 BB: 1 P: 24	R: 2 E: 1 K: 0 S: 10	H: 3 LOB: 1 BB: 0 P: 15	R: 2 E: 1 K: 1 S: 13	H: 2 LOB: 2 BB: 1 P: 24	R: 0 E: 0 K: 0 S: 7	H: 0 LOB: 0 BB: 0 P: 14	R: 0 E: 0 K: 0 S: 7	H: 2 LOB: 2 BB: 1 P: 14	R: 2 E: 0 K: 1 S: 11	H: 0 LOB: 0 BB: 0 P: 19	R: 0 E: 0 K: 1 S: 9	H: 0 LOB: 0 BB: 0 P: 14	R: 2 E: 0 K: 1 S: 11	H: 3 LOB: 1 BB: 1 P: 25	R: 0 E: 0 K: 1 S: 12	H: 1 LOB: 1 BB: 0 P: 18	R: 1 E: 0 K: 2 S: 17	H: 3 LOB: 3 BB: 1 P: 28	1B: 15 2B: 1 3B: 0 HR: 1	SF: 0 SAC: 1 DP: 2 HBP: 0	WP: 2 PB: 0 SB: 4 CS: 1	PA: 51	
PITCHER	IP	WLS	BF	H	R	ER	SO	BB	IBB	HBP	BLK	WP	HR	S	P	ERA	WHIP								
Bruce Hurst, L ERA: 15.0	(1, 1)	3.0	19	6	5	5	2	2	0	0	0	0	0	38	63	15.00	2.667								
Dave Eiland, R ERA: 5.21	(4, 1)	1.0	3	0	0	0	0	0	0	0	0	0	0	7	14	0.00	0.000								
Kerry Taylor, R ERA: 5.28	(5, 1)	1.2	9	3	2	2	0	2	0	0	0	0	0	17	31	10.80	3.000								
Jeremy Hernandez, R ERA: 3.94	(6, 1)	1.1	4	1	0	0	1	0	0	0	0	0	0	10	16	0.00	0.750								
Rich Rodriguez, L ERA: 5.0	(8, 1)	0.0	2	2	2	2	0	0	0	0	0	0	1	5	10	∞	∞								
PITCHER	IP	WLS	BF	H	R	ER	SO	BB	IBB	HBP	BLK	WP	HR	S	P	ERA	WHIP								
Gene Harris, R ERA: 2.55	(8, 1)	2.0	8	2	0	0	2	0	1	0	0	1	0	18	33	0.00	1.000								
Roger Mason, R ERA: 1.8	(10, 1)	0.2	6	3	1	1	2	0	1	0	0	0	0	17	28	13.50	4.500								

BOTTOM

San Diego Padres @ Los Angeles Dodgers
Dodger Stadium, Los Angeles, CA
Tue May 25 1993, 7:05 PM PDT
Att. 33,790 - Unknown - 68 F

AB	44
R	10
H	17
RBI	9
BB	6
SO	7
LOB	29



Batter	1	2	3	4	5	6	7	8	9	AB R H RBI BB SO LOB	TOP		
Brett Butler, L (1, 8) OBP: 0.409, SLG: 0.374 Mitch Webster, S (9, PH) OBP: 0.310, SLG: 0.355	0-0 G4-6-3 1B		1-2 F7			2-1 1B 2B	2-3 K		1-2 FC6-4 1B	4 1 2 0 0 1 0 1 0 1 1 0 0 0			
Jose Offerman, S (1, 6) OBP: 0.366, SLG: 0.329	0-0 G4-6-3 1-2f		2-1 P6			2-1 1B 2B 1B		3-1 G5-3	1-2 FC6-4 1B	5 1 1 1 0 0 3			
Eric Davis, R (1, 7) OBP: 0.315, SLG: 0.340	3-2 G6-3		0-0 P3			1-0 1B 2B 1B		1-2 HR		4 2 2 1 0 0 0			
Tim Wallach, R (1, 5) OBP: 0.277, SLG: 0.384		2-2 1B 1B 1B		1-3 K		2-0 G6-3 1B 2B		2-0 G6-3		4 1 2 2 0 1 0			
Mike Piazza, R (1, 2) OBP: 0.364, SLG: 0.503		2-1 1B 1B 1B		0-3 K		1-0 G6-3		2-1 F9		4 1 1 0 0 1 1			
Cory Snyder, R (1, 9) OBP: 0.388, SLG: 0.357		1-3 K		0-0 F9		2-0 G4-3			4-2 FC4-6 1B BB	3 1 0 1 1 1 2			
Eric Karros, R (1, 3) OBP: 0.297, SLG: 0.372		1-1 1B 1B 1B		1-0 F9		2-2 G5-3			0-1 FC4-6 1B	4 0 2 0 0 0 0			
Jody Reed, R (1, 4) OBP: 0.324, SLG: 0.316		2-1 1B 1B 1B		3-2 G4-3			2-2 G6-3		0-1 FC4-6 1B	4 0 1 1 0 0 2			
Pedro Astacio, R (1, 1) OBP: 0.118, SLG: 0.118 Omar Daal, L (8, 1) Pedro Martinez, R (8, 1) Mike Sharperson, R (9, PH) OBP: 0.304, SLG: 0.421 Todd Worrell, R (9, 1)		2-2 G3		1-1 F9			0-3 K		1-3 K	3 0 0 0 0 1 2 0 0 0 0 0 0 0 0 0 0 0 0 0 0 1 0 0 0 0 1 2 0 0 0 0 0 0 0			
Inning Stats	R: 0 E: 0 K: 0 S: 5 H: 1 LOB: 0 BB: 0 P: 8	R: 1 E: 0 K: 1 S: 18 H: 4 LOB: 2 BB: 0 P: 28	R: 0 E: 0 K: 0 S: 6 H: 0 LOB: 0 BB: 0 P: 9	R: 0 E: 0 K: 2 S: 10 H: 0 LOB: 0 BB: 0 P: 11	R: 0 E: 0 K: 0 S: 8 H: 0 LOB: 0 BB: 0 P: 13	R: 4 E: 0 K: 0 S: 11 H: 4 LOB: 0 BB: 0 P: 23	R: 0 E: 0 K: 2 S: 10 H: 0 LOB: 0 BB: 0 P: 14	R: 1 E: 0 K: 0 S: 8 H: 1 LOB: 0 BB: 0 P: 16	R: 1 E: 0 K: 1 S: 17 H: 2 LOB: 2 BB: 1 P: 24	1B: 9 2B: 2 3B: 0 HR: 1 SF: 0 SAC: 0 DP: 1 HBP: 0	WP: 0 PB: 0 SB: 3 CS: 0 PA: 38		
PITCHER	IP WLS BF H R ER SO BB IBB HBP BLK WP HR S P ERA WHIP											PITCHER	IP WLS BF H R ER SO BB IBB HBP BLK WP HR S P ERA WHIP
Randy Tomlin, L (1, 1) ERA: 4.44 Mark Petkovsek, R (6, 1) ERA: 10.13 John Candelaria, L (8, 1) ERA: 7.82	5.0 L 19 6 2 2 3 0 0 0 0 0 0 49 73 3.60 1.200												

Los Angeles Dodgers @ Pittsburgh Pirates
Three Rivers Stadium, Pittsburgh, PA
 Fri May 28 1993, 7:05 PM EDT
 Att. 18,532 - Unknown

AB	37
R	7
H	12
RBI	7
BB	1
SO	6
LOB	12




Batter	1	2	3	4	5	6	7	8	9	AB R H RBI BB SO LOB
Al Martin, L OBP: 0.258, SLG: 0.412 (1, 7)	1-3 K	1-1 FC6-4			1-1 G4-3		3-3 K		2-3 K	5 0 0 0 0 3 4
Jay Bell, R OBP: 0.375, SLG: 0.473 (1, 6)	1-0 G6-3		3-3 K			1-3 K		4-1 G3-1 1B BB	3-3 K	4 0 0 0 1 3 0
Andy Van Slyke, L OBP: 0.373, SLG: 0.495 (1, 8)	2-2 FC5 BB 1B		3-1 G4-3			1-0 G1-3		2-1 G3-1 1B		4 0 2 0 0 0 0
Orlando Merced, S OBP: 0.463, SLG: 0.472 (1, 9)	4-1 SAFE 1-2 BB		3-1 G4-3			1-1 E6 FC5-4		1-2 G3-1 1-2 2-3		3 0 0 0 1 0 2
Don Slaught, R OBP: 0.388, SLG: 0.402 (1, 2)	2-2 FC5 2-3f			0-2 G6-4-3 1B		0-1 FC5-4 1-2f		1-3 K		4 0 1 0 0 1 5
Jeff King, R OBP: 0.310, SLG: 0.313 (1, 5)		1-0 1B 1B		2-1 SAFE G6-4-3 1-2f		0-0 G5-3 HBP 1B		2-1 G6-3		4 0 2 0 0 0 3
Kevin Young, R OBP: 0.328, SLG: 0.371 (1, 3)		1-0 F9		3-2 G5-3		1-0 G5-3 HBP		1-0 F8		3 0 0 0 0 0 1
Carlos Garcia, R OBP: 0.312, SLG: 0.408 (1, 4)		0-2 FC6-4 1B			1-1 G5-3		2-1 G5-3	1-2 HR 1B		4 1 2 0 0 0 2
Randy Tomlin, L OBP: 0.105, SLG: 0.105 (1, 1)		2-3 K			0-3 K		4-2 BB	1-2 HR		2 0 0 0 0 2 2
Mark Petkovsek, R (6, 1)										0 0 0 0 0 0 0
Lonnie Smith, R OBP: 0.363, SLG: 0.382 (7, PH)										0 0 0 0 1 0 0
John Candelaria, L (8, 1)										0 0 0 0 0 0 0
Dave Clark, L OBP: 0.393, SLG: 0.362 (9, PH)										1 1 1 2 0 0 0

Inning Stats	R: 0 E: 0 K: 1 S: 11	H: 1 LOB: 2 BB: 1 P: 21	R: 0 E: 0 K: 1 S: 10	H: 2 LOB: 2 BB: 0 P: 15	R: 0 E: 0 K: 1 S: 9	H: 0 LOB: 0 BB: 0 P: 18	R: 0 E: 0 K: 0 S: 8	H: 1 LOB: 0 BB: 0 P: 13	R: 0 E: 0 K: 1 S: 8	H: 0 LOB: 0 BB: 0 P: 10	R: 0 E: 1 K: 1 S: 8	H: 0 LOB: 1 BB: 0 P: 11	R: 0 E: 0 K: 1 S: 9	H: 1 LOB: 2 BB: 1 P: 19	R: 0 E: 0 K: 1 S: 11	H: 1 LOB: 2 BB: 1 P: 21	R: 2 E: 0 K: 2 S: 13	H: 2 LOB: 0 BB: 0 P: 21	1B: 7 2B: 0 3B: 0 HR: 1	SF: 0 SAC: 0 DP: 2 HBP: 1
--------------	-------------------------------	----------------------------------	-------------------------------	----------------------------------	------------------------------	----------------------------------	------------------------------	----------------------------------	------------------------------	----------------------------------	------------------------------	----------------------------------	------------------------------	----------------------------------	-------------------------------	----------------------------------	-------------------------------	----------------------------------	----------------------------------	------------------------------------

PITCHER	IP	WLS	BF	H	R	ER	SO	BB	IBB	HBP	BLK	WP	HR	S	P	ERA	WHIP
Pedro Astacio, R ERA: 4.01 (1, 1)	7.0	W	28	5	0	0	6	2	0	1	0	0	0	63	107	0.00	1.000
Omar Daal, L ERA: 4.0 (8, 1)	0.1		3	1	0	0	0	1	0	0	0	0	0	6	13	0.00	6.000
Pedro Martinez, R ERA: 1.88 (8, 1)	0.2		2	0	0	0	1	0	0	0	0	0	0	5	8	0.00	0.000
Todd Worrell, R ERA: 6.75 (9, 1)	1.0		5	2	2	2	2	0	0	0	0	0	1	13	21	18.00	2.000

Los Angeles Dodgers @ Pittsburgh Pirates
 Three Rivers Stadium, Pittsburgh, PA
 Fri May 28 1993, 7:05 PM EDT
 Att. 18,532 - Unknown

AB	34
R	2
H	8
RBI	2
BB	3
SO	9
LOB	19



WP: 0	PA: 38
PB: 0	
SB: 0	
CS: 0	

livebaseballscorecards.com

Batter	1	2	3	4	5	6	7	8	9	AB R H RBI BB SO LOB	TOP		
Brett Butler, L OBP: 0.409, SLG: 0.374 (1, 8) C B B F F F X	2-2 SH1-4 S 1B	1-0 SH1-3 1B		1-0 G6-3		0-3 K		3-3 K		5 0 2 0 0 2 1			
Jose Offerman, S OBP: 0.371, SLG: 0.348 (1, 6) 1 SAFE B B S X	2-1 SH1-4 1-3	0-0 SH1-3 1-2 3-H			1-2 1B 1B	3-3 K		2-0 1B 3B		3 2 2 1 0 1 0			
Eric Davis, R OBP: 0.305, SLG: 0.329 (1, 7) B B F C C	2-3 K	1-0 G1-6-3			1 SAFE 1 SAFE 3-1 P3		2-3 K	2-1 G6-3		5 0 0 0 0 2 4			
Tim Wallach, R OBP: 0.285, SLG: 0.379 (1, 5) B B B B	4-0 BB		0-0 F8		1 SAFE 1 SAFE 4-2 1B BB		0-0 F7	4-1 BB 1B BB		2 0 0 0 3 0 0			
Mike Piazza, R OBP: 0.370, SLG: 0.512 (1, 2) S B X	1-1 G4-3		1-0 2B		2-2 FC5 BB 1-3 2-H 1B		1-3 K2-3	1-2 BB 1B 1-2 3-H		5 0 3 2 0 1 2			
Cory Snyder, R OBP: 0.388, SLG: 0.386 (1, 9) B B B C X		2-2 HR	2-0 G5-3		1-3 K		1-3 K	4-2 BB 1B 1-2 2-3		4 1 1 1 1 2 3			
Eric Karros, R OBP: 0.305, SLG: 0.381 (1, 3) B X		1-0 2B 2B	1-0 L7		4-1 BB		1-0 3B 1B	1-1 P5		4 2 2 0 1 0 4			
Jody Reed, R OBP: 0.326, SLG: 0.338 (1, 4) C B B X		2-1 1B SH1-3 2B 2-H		1-1 F8	2-1 FC5 2-3f		0-1 3B	0-2 F8		5 1 2 2 0 0 6			
Ramon Martinez, R OBP: 0.160, SLG: 0.208 (1, 1) B L M X		1-2 G5-3		0-0 G6-3		1-3 K		0-3 K		4 0 0 0 0 2 2			
Inning Stats	R: 0 E: 0 K: 1 S: 11 H: 1 LOB: 2 BB: 1 P: 22	R: 3 E: 0 K: 0 S: 12 H: 4 LOB: 1 BB: 0 P: 20	R: 0 E: 0 K: 0 S: 4 H: 1 LOB: 1 BB: 0 P: 8	R: 0 E: 0 K: 0 S: 4 H: 0 LOB: 0 BB: 0 P: 6	R: 1 E: 0 K: 1 S: 24 H: 2 LOB: 3 BB: 2 P: 41	R: 0 E: 0 K: 3 S: 9 H: 0 LOB: 0 BB: 0 P: 13	R: 0 E: 0 K: 2 S: 7 H: 0 LOB: 0 BB: 0 P: 10	R: 1 E: 0 K: 3 S: 12 H: 2 LOB: 1 BB: 0 P: 17	R: 1 E: 0 K: 0 S: 16 H: 2 LOB: 3 BB: 2 P: 30	1B: 6 2B: 3 3B: 2 HR: 1 SF: 0 SAC: 2 DP: 0 HBP: 0	WP: 0 PB: 0 SB: 2 CS: 0 PA: 44		
PITCHER	IP WLS BF H R ER SO BB IBB HBP BLK WP HR S P ERA WHIP											PITCHER	IP WLS BF H R ER SO BB IBB HBP BLK WP HR S P ERA WHIP
Dave Otto, L ERA: 4.43 (1, 1)	4.1 L 23 8 4 4 1 2 0 0 0 0 0 1 48 83 8.31 2.308												
Freddie Toliver, R ERA: (5, 1)	1.2 6 0 0 0 4 1 0 0 0 0 0 0 16 27 0.00 0.600												
Blas Minor, R ERA: 3.81 (7, 1)	2.0 8 2 1 1 5 0 0 0 0 0 0 0 19 27 4.50 1.000												
Mark Petkovsek, R ERA: 9.82 (9, 1)	1.0 7 2 1 1 0 2 0 0 0 0 0 0 16 30 9.00 4.000												

Los Angeles Dodgers @ Pittsburgh Pirates
Three Rivers Stadium, Pittsburgh, PA
 Sat May 29 1993, 7:05 PM EDT
 Att. 27,664 - Unknown - 65 F

AB	37
R	6
H	12
RBI	6
BB	5
SO	10
LOB	22



Batter	1	2	3	4	5	6	7	8	9	AB R H RBI BB SO LOB
Al Martin, L OBP: 0.258, SLG: 0.415 (1, 7) B C F C X	1-3 K			3-2 F8		2-2 G4-3			2-1 G4-3 SF9 2B	4 1 1 0 0 1 1
Jay Bell, R OBP: 0.368, SLG: 0.463 (1, 6) S C C F F F F X	1-2 G4-3			1-1 F9		1-1 G6-3			2-2 G4-3 2-3	4 0 0 0 0 0 2
Andy Van Slyke, L OBP: 0.370, SLG: 0.492 (1, 8) B B C C X	2-1 G4-3			0-0 1B			3-2 G3-1		2-2 SF9 3-H	3 0 1 1 0 0 0
Orlando Merced, S OBP: 0.458, SLG: 0.465 (1, 3) F B B X		1-2 G6-3		2-2 G5-3			1-1 G1-6-3 1B		2-1 G6-3	4 0 1 0 0 0 1
Dave Clark, L OBP: 0.373, SLG: 0.340 (1, 9) C B B X		2-1 G3-1			3-2 F8		1-1 G1-6-3 1-2f			3 0 0 0 0 0 1
Jeff King, R OBP: 0.305, SLG: 0.308 (1, 5) B B C C X		1-1 G5-3			1-2 G6-3			3-2 P5		3 0 0 0 0 0 0
Don Slaught, R OBP: 0.380, SLG: 0.392 (1, 2) B X			1-0 G4-3		1-3 K			3-2 E6		3 0 0 0 0 1 0
Carlos Garcia, R OBP: 0.306, SLG: 0.398 (1, 4) C X			0-1 G3			2-3 K		3-2 F8		3 0 0 0 0 1 1
Dave Otto, L OBP: 0.226, SLG: 0.412 (1, 1) Freddie Liviher, R OBP: 0.370, SLG: 0.390 (5, 1) Lonnie Smith, R OBP: 0.250, SLG: 0.250 (6, PH) Bias Minor, R OBP: 0.221, SLG: 0.360 (7, 1) Tom Foley, L OBP: 0.221, SLG: 0.360 (8, PH) Mark Petkovsek, R OBP: 0.221, SLG: 0.360 (9, 1)			1-0 G4-3			2-0 G4-3 1B		1-1 P5		1 0 0 0 0 0 0 0 0 0 0 0 0 0 1 0 1 0 0 0 0 0 0 0 0 0 0 0 1 0 0 0 0 0 1 0 0 0 0 0 0 0

Inning Stats	R: 0	H: 0	E: 0	LOB: 0	K: 1	S: 11	P: 15	R: 0	H: 0	E: 0	LOB: 0	K: 0	S: 7	P: 11	R: 0	H: 0	E: 0	LOB: 0	K: 0	S: 4	P: 6	R: 0	H: 1	E: 0	LOB: 1	K: 0	S: 9	P: 15	R: 0	H: 0	E: 0	LOB: 0	K: 1	S: 9	P: 14	R: 0	H: 1	E: 0	LOB: 1	K: 1	S: 9	P: 16	R: 0	H: 1	E: 0	LOB: 0	K: 0	S: 7	P: 12	R: 0	H: 0	E: 1	LOB: 1	K: 0	S: 14	P: 24	R: 1	H: 1	E: 0	LOB: 0	K: 0	S: 11	P: 19	1B: 3	SF: 1	2B: 1	SAC: 0	3B: 0	DP: 1	HR: 0	HBP: 0	WP: 0	PA: 31
PITCHER Ramon Martinez, R ERA: 2.88 (1, 1)	IP	WLS	BF	H	R	ER	SO	BB	IBB	HBP	BLK	WP	HR	S	P	ERA	WHIP																			PITCHER	IP	WLS	BF	H	R	ER	SO	BB	IBB	HBP	BLK	WP	HR	S	P	ERA	WHIP																				


BOTTOM

Los Angeles Dodgers @ Pittsburgh Pirates
Three Rivers Stadium, Pittsburgh, PA

Sat May 29 1993, 7:05 PM EDT
Att: 27,664 - Unknown - 65 F

livebaseballscorecards.com

AB	30
R	1
H	4
RBI	1
BB	0
SO	3
LOB	7



Batter	1	2	3	4	5	6	7	8	9	AB R H RBI BB SO LOB	TOP
Brett Butler, L (1, 8) OBP: 0.399, SLG: 0.364	2-1 L6		2-1 G4-3		1-0 P6		1-2 F7		1-0 F8	5 0 0 0 0 0 1	
Jose Offerman, S (1, 6) OBP: 0.366, SLG: 0.343	2-0 E5 BLK SH1-3		3-2 S 1B		1-1 L9			1-2 G6-3	2-1 L8	5 0 1 0 0 0 1	
Mitch Webster, S (1, 7) OBP: 0.311, SLG: 0.354 (8, 9)	0-1 SH1-3		3-2 G6-3		2-1 F7			0-0 HR 1B		3 1 1 0 0 0 1	
Tim Wallach, R (1, 5) OBP: 0.284, SLG: 0.393	2-3 K			1-0 G6-3		2-0 F8		2-1 HR 1B		4 1 1 2 0 1 1	
Cory Snyder, R (1, 9) OBP: 0.393, SLG: 0.391 Eric Davis, R (8, PR) OBP: 0.305, SLG: 0.329 (8, 7)		2-3 K		0-0 F7 1B 1B		0-0 G6-3		2-2 S 1B		4 0 2 0 0 1 0 0 0 0 0 0 0 0	
Eric Karros, R (1, 3) OBP: 0.309, SLG: 0.380		4-2 1B BB		0-1 BB 1B		1-2 G6-3		1 SAFE 3-3 K 1-3		3 0 1 0 1 1 1	
Carlos Hernandez, R (1, 2) OBP: 0.238, SLG: 0.381 Dave Hansen, L (8, PH) OBP: 0.188, SLG: 0.188 Roger McDowell, R (8, 1) OBP: 0.500, SLG: 0.500 Omar Daal, L (8, 1)		1-1 L6-3 1B		3-1 F7		3-2 HR		0-2 G4-3		3 1 2 1 0 0 2 1 0 0 0 0 0 2 0 0 0 0 0 0 0 0 0 0 0 0 0 0	
Jody Reed, R (1, 4) OBP: 0.330, SLG: 0.344	0-1 L6-3		0-1 L6-3		4-1 BB		1-1 L5		3-2 F9 2B	3 0 1 0 1 0 2	
Kevin Gross, R (1, 1) OBP: 0.222, SLG: 0.294 Mike Sharperson, R (7, PH) OBP: 0.292, SLG: 0.400 Pedro Martinez, R (7, 1) Mike Piazza, R (8, 2) OBP: 0.368, SLG: 0.509			3-3 K		1-3 K		0-1 F9		0-1 F9	2 0 0 0 0 2 3 1 0 0 0 0 0 0 0 0 0 0 0 0 0 1 0 0 0 0 0 1	
Inning Stats	R: 0 H: 0 E: 1 LOB: 1 K: 1 BB: 0 S: 10 P: 16	R: 0 H: 1 E: 0 LOB: 1 K: 1 BB: 1 S: 10 P: 17	R: 0 H: 1 E: 0 LOB: 1 K: 1 BB: 0 S: 12 P: 23	R: 0 H: 2 E: 0 LOB: 3 K: 1 BB: 1 S: 10 P: 19	R: 0 H: 0 E: 0 LOB: 0 K: 0 BB: 0 S: 5 P: 9	R: 0 H: 0 E: 0 LOB: 0 K: 0 BB: 0 S: 7 P: 10	R: 1 H: 1 E: 0 LOB: 0 K: 0 BB: 0 S: 11 P: 16	R: 2 H: 3 E: 0 LOB: 2 K: 1 BB: 0 S: 17 P: 24	R: 0 H: 1 E: 0 LOB: 1 K: 0 BB: 0 S: 9 P: 15	1B: 6 SF: 0 2B: 2 SAC: 1 3B: 0 DP: 1 HR: 2 HBP: 0	WP: 0 PA: 38 PB: 0 SB: 3 CS: 0
PITCHER	IP WLS BF H R ER SO BB IBB HBP BLK WP HR S P ERA WHIP										
Steve Cooke, L (1, 1) ERA: 3.63	7.1 W 31 7 3 3 4 2 0 0 0 1 0 2 71 119 3.68 1.227										
Stan Belinda, R (8, 1) ERA: 2.96	1.2 S 7 2 0 0 1 0 0 0 0 0 0 0 20 30 0.00 1.200										

Los Angeles Dodgers @ Pittsburgh Pirates
Three Rivers Stadium, Pittsburgh, PA
 Sun May 30 1993, 3:33 AM EDT
 Att. 28,569 - Sunny - 81 F

AB	35
R	3
H	9
RBI	3
BB	2
SO	5
LOB	15



Batter	1	2	3	4	5	6	7	8	9	AB	R	H	RBI	BB	SO	LOB
Al Martin, L OBP: 0.263, SLG: 0.405 (1, 7)	0-1 P6		0-0 F7		4-2 G4-3 SH1-4 2B BB	0-3 K		4-2 BB BB		3	1	0	0	2	1	1
Jay Bell, R OBP: 0.370, SLG: 0.461 (1, 6)	2-2 F7		2-3 K		2-1 SH1-4		4-2 S BB SF8 BB	3-1 BB BB		3	1	1	1	1	1	0
Andy Van Slyke, L OBP: 0.376, SLG: 0.487 (1, 8)	1-0 HBP		3-3 K		1-1 G4-3		4-2 SF8 S 1-2 BB	4-0 BB BB		2	0	0	0	2	1	1
Orlando Merced, S OBP: 0.456, SLG: 0.459 (1, 9) (8, 3)	2-0 F7			1-1 1B SF8 1B	4-0 2B IBB		3-3 K	1-1 G4-3		4	2	1	0	1	1	6
Jeff King, R OBP: 0.314, SLG: 0.324 (1, 5)		1-2 1B FC5-2 1B		2-2 WP 1B 1-3 1B	3-2 1-H 2B 3-H		2-2 SF8			3	0	3	3	0	0	0
Kevin Young, R OBP: 0.321, SLG: 0.363 (1, 3) Stan Belinda, R (8, 1)		1-2 F9		1-1 SF8	0-1 F8		0-0 G4-3			3	0	0	1	0	0	3
Don Slaught, R OBP: 0.383, SLG: 0.395 (1, 2)		0-0 FC5-2 1-3 1B		0-2 WP 1-2 1B		1-0 P4		0-0 G6-3		4	0	2	0	0	0	0
Carlos Garcia, R OBP: 0.304, SLG: 0.390 (1, 4)		1-1 FC5-2		2-3 K	2-0 G6-3		2-0 G6-3	4-2 G5-3 1B BB		3	1	0	0	1	1	4
Steve Cooke, R OBP: 0.087, SLG: 0.130 (1, 1) Lloyd McClendon, R (8, 9) OBP: 0.242, SLG: 0.250		1-2 3-H	0-3 K	2-3 K	2-3 K	1-0 1B		1-0 G5-3		3	0	1	0	0	2	4
										1	0	0	0	0	0	1

Inning Stats	R: 0	H: 0	E: 0	K: 0	S: 7	R: 0	H: 2	E: 0	K: 1	S: 13	R: 0	H: 0	E: 0	K: 2	S: 7	R: 1	H: 3	E: 0	K: 2	S: 17	R: 2	H: 1	E: 0	K: 0	S: 13	R: 0	H: 1	E: 0	K: 1	S: 6	R: 1	H: 0	E: 0	K: 1	S: 11	R: 1	H: 1	E: 0	K: 0	S: 11	1B: 7	2B: 1	3B: 0	HR: 0	SF: 2	SAC: 1	DP: 0	HBP: 1	WP: 1	PB: 0	SB: 2	CS: 0	PA: 40
--------------	------	------	------	------	------	------	------	------	------	-------	------	------	------	------	------	------	------	------	------	-------	------	------	------	------	-------	------	------	------	------	------	------	------	------	------	-------	------	------	------	------	-------	-------	-------	-------	-------	-------	--------	-------	--------	-------	-------	-------	-------	--------

PITCHER	IP	WLS	BF	H	R	ER	SO	BB	IBB	HBP	BLK	WP	HR	S	P	ERA	WHIP
Kevin Gross, R (1, 1) ERA: 5.13	6.0	L	28	7	3	3	6	1	1	1	0	1	0	63	102	4.50	1.333
Pedro Martinez, R (7, 1) ERA: 2.12	1.0		5	0	1	1	1	2	0	0	0	0	0	11	24	9.00	2.000
Roger McDowell, R (8, 1) ERA: 2.13	0.2		5	1	1	1	0	2	0	0	0	0	0	9	21	13.50	4.500
Omar Daal, L (8, 1) ERA: 3.86	0.1		2	0	0	0	0	1	0	0	0	0	0	2	7	0.00	3.000

BOTTOM

Los Angeles Dodgers @ Pittsburgh Pirates
Three Rivers Stadium, Pittsburgh, PA

Sun May 30 1993, 3:33 AM EDT
Att. 28,569 - Sunny - 81 F

livebaseballscores.com

AB	29
R	5
H	8
RBI	5
BB	7
SO	7
LOB	20



Batter	1	2	3	4	5	6	7	8	9	AB R H RBI BB SO LOB	TOP																
Brett Butler, L OBP: 0.399, SLG: 0.376 (1, 8) B L F X	1-2 1B 1B	0-1 2-H 3B		1-1 P2		1-2 G4-3			1-1 G6-3	5 1 2 1 0 0 0																	
Jose Offerman, S OBP: 0.367, SLG: 0.356 (1, 6) F SAFE X	0-1 L6	0-0 G4-3		3-1 1B		0-3 K			0-0 3B	5 0 2 0 0 1 2																	
Eric Davis, R OBP: 0.302, SLG: 0.325 (1, 7) 1 SAFE C 1 SAFE B 1 SAFE SAFE C SAFE X	1-2 F9		1-0 E S 1B 1B	0-0 P4					1-3 K	5 1 1 0 0 2 3																	
Tim Wallach, R OBP: 0.282, SLG: 0.388 (1, 5) 1 SAFE F SAFE X	0-0 1B 1-2 1B		0-2 P4		1-1 F9				0-0 L6	5 0 1 0 0 0 2																	
Mike Piazza, R OBP: 0.371, SLG: 0.509 (1, 2) C SAFE F SAFE B SAFE X	1-2 1B 1-2 2-H 1B		2-0 G6-3		1-2 HR 1B				2-2 K	4 1 2 1 0 1 1																	
Cory Snyder, R OBP: 0.396, SLG: 0.427 (1, 9) F SAFE B SAFE S	1-3 K		2-2 1B 1B		2-1 HR				1-2 L9	4 1 2 3 0 1 2																	
Eric Karros, R OBP: 0.318, SLG: 0.388 (1, 3) B SAFE X		1-0 SH1-4 3B 1B	1-1 1B		1-2 F7				2-2 WP 1B	4 1 3 0 0 0 0																	
Jody Reed, R OBP: 0.326, SLG: 0.339 (1, 4) Lenny Harris, L OBP: 0.278, SLG: 0.294 (4, 4) C SAFE X		0-1 L7	2-2 F7		1-1 G3				2-3 K	2 0 0 0 0 0 3 2 0 0 0 0 1 1																	
Tom Candiotti, R OBP: 0.200, SLG: 0.211 (1, 1) X		0-0 SH1-4		0-1 G5-3		0-3 K			3-2 L4	3 0 0 0 0 1 1																	
Inning Stats	R: 1 E: 0 K: 1 S: 15	H: 3 LOB: 2 BB: 0 P: 19	R: 1 E: 0 K: 0 S: 7	H: 2 LOB: 1 BB: 0 P: 8	R: 1 E: 0 K: 0 S: 13	H: 3 LOB: 2 BB: 0 P: 21	R: 0 E: 0 K: 0 S: 7	H: 1 LOB: 1 BB: 0 P: 11	R: 2 E: 0 K: 0 S: 12	H: 2 LOB: 0 BB: 0 P: 18	R: 0 E: 0 K: 2 S: 10	H: 0 LOB: 0 BB: 0 P: 11	R: 0 E: 0 K: 2 S: 9	H: 0 LOB: 0 BB: 0 P: 14	R: 0 E: 0 K: 1 S: 15	H: 1 LOB: 1 BB: 0 P: 23	R: 0 E: 0 K: 1 S: 7	H: 1 LOB: 1 BB: 0 P: 9	1B: 10 2B: 0 3B: 2 HR: 1	SF: 0 SAC: 1 DP: 0 HBP: 0	WP: 1 PB: 0 SB: 1 CS: 0	PA: 40					
PITCHER	IP	WLS	BF	H	R	ER	SO	BB	IBB	HBP	BLK	WP	HR	S	P	ERA	WHIP										
Bob Tewksbury, R ERA: 3.72 (1, 1)	5.0	L	26	11	5	5	1	0	0	0	0	0	1	54	77	9.00	2.200										
Les Lancaster, R ERA: 2.84 (6, 1)	1.0		3	0	0	0	2	0	0	0	0	0	0	10	11	0.00	0.000										
Mike Perez, R ERA: 2.48 (7, 1)	2.0		7	1	0	0	3	0	0	0	0	1	0	24	37	0.00	0.500										
Rheal Cormier, L ERA: 3.61 (9, 1)	1.0		4	1	0	0	1	0	0	0	0	0	0	7	9	0.00	1.000										

Los Angeles Dodgers @ St. Louis Cardinals
Busch Stadium, St. Louis, MO
 Mon May 31 1993, 3:33 AM CDT
 Att. 40,208 - Cloudy - 62 F

AB	39
R	5
H	13
RBI	5
BB	0
SO	7
LOB	15




Batter	1	2	3	4	5	6	7	8	9	AB	R	H	RBI	BB	SO	LOB
Bernard Gilkey, R (1, 7) OBP: 0.383, SLG: 0.427	3-2 L4		0-0 P3			2-1 G6-3		2-2 G5-4-3		4	0	0	0	0	0	3
Ozzie Smith, S (1, 6) OBP: 0.309, SLG: 0.330	0-0 F8		4-1 BB			2-1 G4-3			2-2 SF7	3	1	1	0	1	0	0
Gregg Jefferies, S (1, 3) OBP: 0.328, SLG: 0.386	1-1 G3		0-0 P3			1-0 F7			2-1 F9	4	0	0	0	0	0	4
Ray Lankford, L (1, 8) OBP: 0.386, SLG: 0.345		0-0 F8		2-3 K			0-1 G4-3		2-0 SF7	3	0	0	1	0	1	0
Todd Zeile, R (1, 5) OBP: 0.318, SLG: 0.331		4-2 BB		1-3 K			1-1 2B		1-3 K	3	0	1	0	1	2	0
Mark Whiten, S (1, 9) OBP: 0.314, SLG: 0.371		0-1 G4-6-3		1-2 F8			0-3 K			3	0	0	0	0	1	2
Luis Alicea, S (1, 4) OBP: 0.414, SLG: 0.370			4-2 SH1-4 BB		1-1 G4-3		3-2 G4-3			2	0	0	0	1	0	1
Erik Pappas, R (1, 2) OBP: 0.393, SLG: 0.385			0-2 SH1-4 1B		3-3 K			2-2 G5-4-3 1B		3	0	2	0	0	1	0
Bob Tewksbury, R (1, 1) OBP: 0.318, SLG: 0.296 Stan Royer, R (5, PH) OBP: 0.222, SLG: 0.222 Les Lancaster, R (6, 1) Mike Perez, R (7, 1) Rod Brewer, L (8, PH) OBP: 0.269, SLG: 0.250 Rheal Cormier, L (9, 1) OBP: 0.111, SLG: 0.111			0-0 SH1-4		2-0 G1-3			1-3 K		0	0	0	0	0	0	0

Inning Stats	R: 0	H: 0	E: 0	K: 0	S: 7	R: 0	H: 0	E: 0	K: 0	S: 6	R: 0	H: 1	E: 0	K: 0	S: 9	R: 0	H: 0	E: 0	K: 2	S: 11	R: 0	H: 0	E: 0	K: 1	S: 6	R: 0	H: 0	E: 0	K: 1	S: 5	R: 0	H: 1	E: 0	K: 1	S: 10	R: 0	H: 1	E: 0	K: 1	S: 10	R: 1	H: 1	E: 0	K: 1	S: 10	1B: 3	SF: 1	2B: 1	SAC: 1	3B: 0	DP: 2	HR: 0	HBP: 0	WP: 0	PA: 32
PITCHER Tom Candiotti, R (1, 1) ERA: 3.98	IP	WLS	BF	H	R	ER	SO	BB	IBB	HBP	BLK	WP	HR	S	P	ERA	WHIP																																						
	9.0	W	32	4	1	1	6	3	0	0	0	0	0	74	121	1.00	0.778																																						

Los Angeles Dodgers @ St. Louis Cardinals
 Busch Stadium, St. Louis, MO
 Mon May 31 1993, 3:33 AM CDT
 Att. 40,208 - Cloudy - 62 F

AB	27
R	1
H	4
RBI	1
BB	3
SO	6
LOB	11



Batter	1	2	3	4	5	6	7	8	9	AB R H RBI BB SO LOB	TOP											
Brett Butler, L (1, 8) OBP: 0.406, SLG: 0.392	3-2 E BB SF7 1B	4-2 E BB		2-0 G5-3 1-2	0-0 1-H 3-H 3B		0-2 G6-3 2-H 1B		2-0 G4-3	5 1 3 3 1 0 2	Los Angeles Dodgers @ St. Louis Cardinals Busch Stadium, St. Louis, MO Tue Jun 01 1993, 7:05 PM CDT Att. 23,493 - Unknown - 74 F livebaseballscorecards.com											
Jose Offerman, S (1, 6) OBP: 0.368, SLG: 0.352	4-0 E BB 1-2	0-0 SF9 2-3 3-H			1B BB F7		2-2 G6-3 1-3			2 1 0 1 2 0 2												
Mitch Webster, S (1, 7) OBP: 0.316, SLG: 0.357	0-0 E4 1-2 2-3	1-2 E5 1-2 3-H			1-1 FC6-4 1-3 1B	1-1 S 1B	2-3 K			5 1 2 0 0 1 4												
Tim Wallach, R (1, 5) OBP: 0.275, SLG: 0.380	0-1 SF7 3-H	0-0 P6			1-0 FC6-4 1-2 HR 1B	2-2 F8 1-2		1-1 F9		4 1 0 2 0 0 4												
Mike Piazza, R (1, 2) OBP: 0.372, SLG: 0.506	0-3 K		1-1 F7		1-0 HR 1-2 1B	0-0 1B		1-3 K		5 1 2 1 0 2 2												
Cory Snyder, R (1, 9) OBP: 0.379, SLG: 0.406	2-2 F7		3-2 G5-3		2-3 K	2-3 K		2-3 K		5 0 0 0 0 3 5												
Eric Karros, R (1, 3) OBP: 0.325, SLG: 0.410			0-1 L3		2-1 HR 1-H 2-H	1-3 K		1-0 G4-3 1B		5 2 3 3 0 1 1												
Jody Reed, R (1, 4) OBP: 0.333, SLG: 0.349				0-0 L7	2-0 1B 3B 2B		4-0 SH3 1B BB		1-1 F9	4 3 2 0 1 0 1												
Orel Hershiser, R (1, 1) OBP: 0.375, SLG: 0.458 Pedro Martinez, R (5, 1) Mike Sharperson, R (9, PH) Jim Gott, R (9, 1)		0-1 SH5-4		0-0 CS 1B	0-2 3B 1B		0-0 SH3		2-1 G4-3	2 1 2 0 0 0 0 0 0 0 0 0 0 0 1 0 0 0 0 0 1 0 0 0 0 0 0 0												
Inning Stats	R: 1 E: 1 K: 1 S: 13	H: 1 LOB: 2 BB: 1 P: 21	R: 2 E: 1 K: 0 S: 15	H: 2 LOB: 2 BB: 1 P: 23	R: 0 E: 0 K: 0 S: 7	H: 0 LOB: 0 BB: 0 P: 11	R: 0 E: 1 K: 0 S: 3	H: 1 LOB: 0 BB: 0 P: 5	R: 6 E: 0 K: 1 S: 17	H: 6 LOB: 1 BB: 1 P: 30	R: 1 E: 0 K: 2 S: 13	H: 2 LOB: 1 BB: 0 P: 19	R: 1 E: 0 K: 1 S: 11	H: 1 LOB: 1 BB: 1 P: 19	R: 0 E: 0 K: 2 S: 9	H: 0 LOB: 0 BB: 0 P: 13	R: 0 E: 0 K: 0 S: 6	H: 1 LOB: 1 BB: 0 P: 12	1B: 11 2B: 1 3B: 1 HR: 1	SF: 2 SAC: 2 DP: 0 HBP: 0	WP: 0 PB: 0 SB: 2 CS: 1	PA: 46
PITCHER	IP WLS BF H R ER SO BB IBB HBP BLK WP HR S P ERA WHIP																					
Joe Magrane, L (1, 1) ERA: 4.6	4.1 L 23 6 6 5 1 3 0 0 0 0 0 0 42 71 10.38 2.077																					
Les Lancaster, R (5, 1) ERA: 3.62	0.2 6 4 3 3 1 0 0 0 0 0 0 1 13 19 40.50 6.000																					
Mike Perez, R (6, 1) ERA: 2.86	2.0 10 3 2 2 3 1 0 0 0 0 0 0 24 38 9.00 2.000																					
Rob Murphy, L (8, 1) ERA: 3.32	1.0 3 0 0 0 2 0 0 0 0 0 0 0 9 13 0.00 0.000																					
Rheal Cormier, L (9, 1) ERA: 3.55	1.0 4 1 0 0 0 0 0 0 0 0 0 0 6 12 0.00 1.000																					



Batter	1	2	3	4	5	6	7	8	9	AB	R	H	RBI	BB	SO	LOB
Luis Alicea, S OBP: 0.413, SLG: 0.397 (1, 4)	0-2 F7	3-1 2B		2-1 1-H 2B	2-0 F9			1-3 K		5	0	2	1	0	1	2
Ozzie Smith, S OBP: 0.307, SLG: 0.322 (1, 6)	2-2 G3	1-0 G5-3		1-2 F8		1-1 G4-3		4-0 BB		4	0	0	0	1	0	2
Gregg Jefferies, S OBP: 0.335, SLG: 0.403 (1, 3)	1-1 BB 1B	3-2 F9			1-0 1B FC6-4	0-1 3B		0-1 P5		5	2	3	0	0	0	2
Ray Lankford, L OBP: 0.386, SLG: 0.339 (1, 8)	4-2 SAFE 1B SAFE BB		0-1 F8		4-0 FC6-4 1B BB	1-3 K		2-2 F7		3	2	0	0	2	1	2
Todd Zeile, R OBP: 0.320, SLG: 0.330 (1, 5)	4-2 BB 1B BB		2-0 G6-3		2-2 FC6-4 1B	2-2 F8			1-2 G5-3	4	0	1	0	1	0	1
Mark Whiten, S OBP: 0.311, SLG: 0.366 (1, 9)	0-2 FC5 BB 1B		0-0 G4-3		0-0 FC6-4 1B		2-3 K		0-3 K	5	1	1	3	0	2	2
Rod Brewer, L OBP: 0.281, SLG: 0.250 (1, 7)	4-2 1-2 2-3 BB			0-3 K	0-0 1B	1-3 3-H 1B	0-2 F8		1-0 G4-1	4	0	1	1	1	1	0
Erik Pappas, R OBP: 0.400, SLG: 0.382 (1, 2)	1-1 FC5			2-1 G4-3	1-1 1B	1-2 3-H 1B	4-1 BB			3	0	1	1	1	0	3
Joe Magrane, R (1, 1)		2-3 K		1-3 K PB 2B	0-2 F8		1-3 K			2	1	0	0	0	2	0
Les Lancaster, R (5, 1)										0	0	0	0	0	0	0
Gerald Perry, L (5, PH)										1	0	0	0	0	0	2
Mike Perez, R (6, 1)										0	0	0	0	0	0	0
Tracy Woodson, R (7, PH)										1	0	0	0	0	1	1
Rob Murphy, L (8, 1)										0	0	0	0	0	0	0
Rheal Cormier, L (9, 1)										0	0	0	0	0	0	0

Inning Stats	R: 2	H: 2	E: 0	K: 0	S: 20	H: 2	LOB: 3	BB: 3	P: 36	R: 0	H: 1	E: 0	K: 1	S: 12	H: 1	LOB: 1	BB: 0	P: 21	R: 0	H: 0	E: 0	K: 0	S: 4	R: 1	H: 1	E: 0	K: 2	S: 13	H: 1	LOB: 1	BB: 0	P: 19	R: 3	H: 4	E: 0	K: 0	S: 15	H: 1	LOB: 1	BB: 0	P: 15	R: 0	H: 0	E: 0	K: 2	S: 12	H: 0	LOB: 1	BB: 1	P: 19	R: 0	H: 0	E: 0	K: 1	S: 8	H: 0	LOB: 1	BB: 1	P: 15	R: 0	H: 0	E: 0	K: 1	S: 8	H: 0	LOB: 0	BB: 0	P: 10	1B: 6	SF: 0	2B: 2	SAC: 0	3B: 1	DP: 0	HR: 0	HBP: 0	WP: 1	PA: 43
--------------	------	------	------	------	-------	------	--------	-------	-------	------	------	------	------	-------	------	--------	-------	-------	------	------	------	------	------	------	------	------	------	-------	------	--------	-------	-------	------	------	------	------	-------	------	--------	-------	-------	------	------	------	------	-------	------	--------	-------	-------	------	------	------	------	------	------	--------	-------	-------	------	------	------	------	------	------	--------	-------	-------	-------	-------	-------	--------	-------	-------	-------	--------	-------	--------

PITCHER	IP	WLS	BF	H	R	ER	SO	BB	IBB	HBP	BLK	WP	HR	S	P	ERA	WHIP
Orel Hershiser, R (1, 1) ERA: 4.12	4.1		26	8	6	5	3	4	0	0	0	1	0	57	98	10.38	2.769
Pedro Martinez, R (5, 1) ERA: 1.89	3.2	W	14	1	0	0	4	2	0	0	0	0	0	38	58	0.00	0.818
Jim Gott, R (9, 1) ERA: 1.61	1.0		3	0	0	0	1	0	0	0	0	0	0	8	10	0.00	0.000

Los Angeles Dodgers @ St. Louis Cardinals
 Busch Stadium, St. Louis, MO
 Tue Jun 01 1993, 7:05 PM CDT
 Att: 23,493 - Unknown - 74 F

AB	37
R	6
H	9
RBI	6
BB	6
SO	8
LOB	17



Batter	1	2	3	4	5	6	7	8	9	AB R H RBI BB SO LOB	TOP											
Brett Butler, L (1, 8) OBP: 0.399, SLG: 0.384	3-1 B1-3		1-1 L1-5-3		1-2 G6-3			1-2 G6-3		4 0 0 0 0 0 0	Los Angeles Dodgers @ St. Louis Cardinals Busch Stadium, St. Louis, MO Wed Jun 02 1993, 7:05 PM CDT Att. 27,051 - Unknown - 76 F											
Jose Offerman, S (1, 6) OBP: 0.366, SLG: 0.361	1-1 SF8 3B		0-2 G5-3			1-1 F9		0-0 F9		4 1 1 0 0 0 0												
Mitch Webster, S (1, 7) OBP: 0.313, SLG: 0.370	3-0 SF8			0-0 1B 2B		0-0 G5-3		1-1 F3		3 1 1 1 0 0 0												
Tim Wallach, R (1, 5) OBP: 0.280, SLG: 0.387	1-3 K			1-0 1B		1-1 2B		1-2 P6		4 0 2 1 0 1 0												
Mike Piazza, R (1, 2) OBP: 0.369, SLG: 0.511		2-2 G5-3		1-2 L5 1B		1-0 G5-3		1-0 1B 3B		4 1 1 0 0 0 1												
Cory Snyder, R (1, 9) OBP: 0.400, SLG: 0.467		2-2 HR		1-1 1B		1-1 WP 2B		1-1 CS 1B		4 1 4 2 0 0 0												
Eric Davis, R (9, PR) OBP: 0.302, SLG: 0.325										0 0 0 0 0 0 0												
Eric Karros, R (1, 3) OBP: 0.319, SLG: 0.401		2-2 L6		0-1 L8		1-1 P3		0-0 P6	1 SAFE 1 SAFE	4 0 0 0 0 0 3												
Jody Reed, R (1, 4) OBP: 0.328, SLG: 0.343		2-2 L1			1-1 L6		2-1 P8	2-0 CS	1 SAFE 1 SAFE 1 SAFE B	3 0 0 0 0 0 1												
Pedro Astacio, R (1, 1) OBP: 0.105, SLG: 0.105			1-3 K		0-3 K2-3		1-1 G5-3			2 0 0 0 0 2 0												
Mike Sharperson, R (7, PH) OBP: 0.269, SLG: 0.364										1 0 0 0 0 0 1												
Todd Worrell, R (7, 1)										0 0 0 0 0 0 0												
Roger McDowell, R (8, 1) OBP: 0.500, SLG: 0.500										0 0 0 0 0 0 0												
Inning Stats	R: 1 E: 0 K: 1 S: 8	H: 1 LOB: 0 BB: 0 P: 16	R: 1 E: 0 K: 0 S: 13	H: 1 LOB: 0 BB: 0 P: 21	R: 0 E: 0 K: 1 S: 8	H: 0 LOB: 0 BB: 0 P: 10	R: 1 E: 0 K: 0 S: 10	H: 3 LOB: 1 BB: 0 P: 13	R: 0 E: 0 K: 1 S: 10	H: 0 LOB: 0 BB: 0 P: 12	R: 0 E: 0 K: 0 S: 6	H: 1 LOB: 1 BB: 0 P: 9	R: 0 E: 0 K: 0 S: 8	H: 1 LOB: 1 BB: 0 P: 13	R: 0 E: 0 K: 0 S: 8	H: 0 LOB: 0 BB: 0 P: 10	R: 1 E: 0 K: 0 S: 7	H: 2 LOB: 1 BB: 0 P: 12	1B: 3 2B: 3 3B: 2 HR: 1	SF: 1 SAC: 0 DP: 0 HBP: 0	WP: 1 PB: 0 SB: 0 CS: 1	PA: 35
PITCHER	IP WLS BF H R ER SO BB IBB HBP BLK WP HR S P ERA WHIP																					
Donovan Osborne, L (1, 1) ERA: 3.19	7.0 W 27 7 3 3 3 0 0 0 0 1 1 63 94 3.86 1.000																					
Rob Murphy, L (8, 1) ERA: 3.18	1.0 3 0 0 0 0 0 0 0 0 0 0 8 10 0.00 0.000																					
Lee Smith, R (9, 1) ERA: 3.38	1.0 S 4 2 1 1 0 0 0 0 0 0 0 7 12 9.00 2.000																					


livebaseballscorecards.com

AB	33
R	4
H	9
RBI	4
BB	0
SO	3
LOB	6



Batter	1	2	3	4	5	6	7	8	9
Bernard Gilkey, R OBP: 0.386, SLG: 0.453 (1, 7)	0-1 BLK 1B 2B		1-1 G5-3			2-2 1B 3B	0-0 F4		
Ozzie Smith, S OBP: 0.310, SLG: 0.326 (1, 6)	0-1 BLK HR 1B		3-2 P6			0-0 G6-3 1B		0-0 G3	
Gregg Jefferies, S OBP: 0.338, SLG: 0.422 (1, 3)	0-1 HR		1-1 F9			1-1 G6-3 1-2f		1-1 CS WP 1B	
Ray Lankford, L OBP: 0.388, SLG: 0.339 (1, 8)	3-3 K			2-3 K		3-2 1B		4-1 CS IBB	
Todd Zeile, R OBP: 0.319, SLG: 0.328 (1, 5)	2-2 L7			0-1 G3-6-3 1B		1-3 K		2-1 F8 1-2 2-3	
Mark Whiten, S OBP: 0.307, SLG: 0.361 (1, 9)	0-0 G4-3			1-1 G3-6-3 1-2f			0-2 E6 2B		
Luis Alicea, S OBP: 0.400, SLG: 0.383 (1, 4)		1-0 F8			2-1 G4-3		1-0 P8		
Erik Pappas, R OBP: 0.397, SLG: 0.397 (1, 2)		2-0 F3			2-1 G3-1		2-1 2B		
Donovan Osborne, S OBP: 0.286, SLG: 0.250 (1, 1)		0-0 G3			0-0 G4-3		0-1 F7		
Gerald Perry, L OBP: 0.423, SLG: 0.400 (7, PH)									
Rob Murphy, L OBP: 1.000, SLG: 1.000 (8, 1)									
Lee Smith, R (9, 1)									

AB	R	H	RBI	BB	SO	LOB
4	2	2	0	0	0	1
4	1	2	1	0	0	0
4	1	2	2	0	0	1
3	0	1	0	1	2	0
4	0	1	0	0	1	3
3	1	0	0	0	0	1
3	0	0	0	0	0	1
3	0	1	1	0	0	0
2	0	0	0	0	0	0
1	0	0	0	0	0	1
0	0	0	0	0	0	0
0	0	0	0	0	0	0

BOTTOM	
Los Angeles Dodgers @ St. Louis Cardinals Busch Stadium, St. Louis, MO	AB 31
	R 5
	H 9
	RBI 4
	BB 1
	SO 3
	LOB 8
	
Inning Stats	1B: 5 SF: 0 2B: 2 SAC: 0 3B: 1 DP: 2 HR: 1 HBP: 0
	WP: 1 PA: 32

PITCHER	IP	WLS	BF	H	R	ER	SO	BB	IBB	HBP	BLK	WP	HR	S	P	ERA	WHIP
Pedro Astacio, R ERA: 4.23 (1, 1)	6.0	L	23	7	4	4	3	0	0	0	1	0	1	51	77	6.00	1.167
Todd Worrell, R ERA: 4.91 (7, 1)	1.0		5	1	1	0	0	0	0	0	0	0	0	9	12	0.00	1.000
Roger McDowell, R ERA: 2.05 (8, 1)	1.0		4	1	0	0	0	0	1	0	0	1	0	6	13	0.00	1.000

Wed Jun 02 1993, 7:05 PM CDT
Att: 27,051 - Unknown - 76 F

livebaseballscorecards.com

Batter	1	2	3	4	5	6	7	8	9	AB R H RBI BB SO LOB	TOP											
Deion Sanders, L (1, 8) OBP: 0.304, SLG: 0.431	0-0 G3-1		0-1 G6-3	4-1 S BB			0-0 L8		1-0 G1-6-3 1-2f	4 0 0 0 1 0 1												
Jeff Blausler, R (1, 6) OBP: 0.433, SLG: 0.429	4-0 BB		1-1 1B BB	2-3 1 SAFE 1 SAFE 1 SAFE 1 SAFE 1 SAFE 1 SAFE			1-0 F7			3 1 1 0 1 1 1												
Terry Pendleton, S (1, 5) OBP: 0.262, SLG: 0.299	2-1 F9		0-1 BB 1B	2-3 K			1-2 1B			4 1 2 0 0 1 2												
David Justice, L (1, 9) OBP: 0.315, SLG: 0.463	2-0 G6-3		4-1 1B BB				2-2 L4			3 1 1 0 1 0 2												
Ron Gant, R (1, 7) OBP: 0.342, SLG: 0.513		0-0 E5 2B	4-2 1B BB				3-2 P5		3-2 P3	3 1 0 1 1 0 1												
Sid Bream, L (1, 3) OBP: 0.318, SLG: 0.391		2-0 F8	0-3 K				1-3 K		1-3 K	4 0 0 0 0 3 5												
Greg Olson, R (1, 2) OBP: 0.306, SLG: 0.281		0-1 G3-1 1-H	2-1 1B				2-2 CS		4-2 CS BB	3 0 2 3 1 0 0												
Otis Nixon, S (8, PR) OBP: 0.333, SLG: 0.272			1-3 2-H 3-H				1-2 G6-3			0 0 0 0 0 0 0												
Damon Berryhill, S (8, 2) OBP: 0.278, SLG: 0.373			0-0 L7				2-2 L6		1-1 CS	0 0 0 0 0 0 0												
Mark Lemke, S (1, 4) OBP: 0.365, SLG: 0.420		0-0 G3-1	0-0 L7				2-2 L6		1-1 CS	4 0 0 0 0 0 3												
Tom Glavine, L (1, 1) OBP: 0.258, SLG: 0.179		3-2 G6-3					3-2 G1-4-3		2-2 G1-6-3 1B	3 0 0 0 0 1 1												
Greg McMichael, R (7, 1)										0 0 0 0 0 0 0												
Francisco Cabrera, R (9, PH) OBP: 0.360, SLG: 0.444										1 0 1 0 0 0 0												
Bill Pecota, R (9, PR) OBP: 0.261, SLG: 0.304										0 0 0 0 0 0 0												
Inning Stats	R: 0 E: 0 K: 0 S: 4	H: 0 LOB: 1 BB: 1 P: 12	R: 1 E: 1 K: 0 S: 8	H: 1 LOB: 1 BB: 0 P: 13	R: 3 E: 0 K: 1 S: 17	H: 3 LOB: 2 BB: 2 P: 28	R: 0 E: 0 K: 3 S: 13	H: 0 LOB: 1 BB: 1 P: 23	R: 0 E: 0 K: 1 S: 12	H: 1 LOB: 0 BB: 0 P: 20	R: 0 E: 0 K: 0 S: 12	H: 0 LOB: 0 BB: 0 P: 18	R: 0 E: 0 K: 0 S: 11	H: 1 LOB: 1 BB: 0 P: 15	R: 0 E: 0 K: 1 S: 11	H: 0 LOB: 1 BB: 1 P: 20	R: 0 E: 0 K: 0 S: 7	H: 1 LOB: 1 BB: 0 P: 13	1B: 6 2B: 1 3B: 0 HR: 0	SF: 0 SAC: 0 DP: 1 HBP: 0	WP: 0 PB: 0 SB: 1 CS: 2	PA: 39
PITCHER	IP WLS BF H R ER SO BB IBB HBP BLK WP HR S P ERA WHIP																					
Ramon Martinez, R (1, 1) ERA: 3.01	6.0 W 27 5 4 3 5 4 0 0 0 0 0 0 66 114 4.50 1.500																					
Pedro Martinez, R (7, 1) ERA: 1.78	2.0 7 1 0 0 1 1 0 0 0 0 0 0 22 35 0.00 1.000																					
Jim Gott, R (9, 1) ERA: 1.55	1.0 S 3 1 0 0 0 0 0 0 0 0 0 0 7 13 0.00 1.000																					

Atlanta Braves @ Los Angeles Dodgers
Dodger Stadium, Los Angeles, CA
Fri Jun 04 1993, 7:05 PM PDT
Att. 46,566 - Unknown - 70 F

livebaseballscorecards.com

AB	32
R	4
H	7
RBI	4
BB	5
SO	6
LOB	16



Batter	1	2	3	4	5	6	7	8	9	AB R H RBI BB SO LOB	TOP											
Deion Sanders, L (1, 8) OBP: 0.288, SLG: 0.406	1-3 		1-3 			0-0 	2-2 			4 0 0 0 0 2 2												
Jeff Blauser, R (1, 6) OBP: 0.430, SLG: 0.426	2-0 		1-3 			3-2 		0-0 		4 0 1 0 0 1 1												
Terry Pendleton, S (1, 5) OBP: 0.261, SLG: 0.298	2-2 				2-2 	3-2 		2-2 		4 1 1 0 0 0 1												
David Justice, L (1, 9) OBP: 0.314, SLG: 0.457	2-3 				3-0 	4-2 		0-3 		3 0 0 0 1 2 1												
Ron Gant, R (1, 7) OBP: 0.341, SLG: 0.513			3-3 		1-0 	1-0 		0-0 		4 0 1 1 0 1 0												
Sid Bream, L (1, 3) OBP: 0.310, SLG: 0.381			1-2 			3-3 		0-0 		4 0 0 0 0 1 2												
Damon Berryhill, S (1, 2) OBP: 0.266, SLG: 0.356			0-3 			0-1 		0-0 		4 0 0 0 0 1 0												
Mark Lemke, S (1, 4) OBP: 0.370, SLG: 0.421					4-1 	2-2 		1-2 		2 0 1 0 1 0 0												
Greg Maddux, R (1, 1) OBP: 0.250, SLG: 0.258			1-1 			0-3 		1-0 		1 0 0 0 0 1 1												
Bill Pecota, R (7, PH) OBP: 0.292, SLG: 0.333										1 0 1 0 0 0 0												
Mark Wohlers, R (7, 1)										0 0 0 0 0 0 0												
Inning Stats	R: 0 E: 0 K: 2 S: 10	H: 1 LOB: 1 BB: 0 P: 17	R: 0 E: 0 K: 2 S: 9	H: 0 LOB: 0 BB: 0 P: 13	R: 0 E: 0 K: 2 S: 13	H: 0 LOB: 1 BB: 1 P: 20	R: 0 E: 0 K: 0 S: 5	H: 0 LOB: 0 BB: 0 P: 11	R: 0 E: 0 K: 2 S: 15	H: 1 LOB: 1 BB: 0 P: 20	R: 1 E: 0 K: 0 S: 13	H: 2 LOB: 2 BB: 1 P: 24	R: 0 E: 0 K: 0 S: 8	H: 1 LOB: 1 BB: 0 P: 12	R: 0 E: 0 K: 1 S: 8	H: 0 LOB: 0 BB: 0 P: 10	R: 0 E: 0 K: 0 S: 3	H: 0 LOB: 0 BB: 0 P: 3	1B: 4 2B: 1 3B: 0 HR: 0	SF: 0 SAC: 1 DP: 0 HBP: 0	WP: 0 PB: 1 SB: 0 CS: 0	PA: 34
PITCHER	IP WLS BF H R ER SO BB IBB HBP BLK WP HR S P ERA WHIP																					
Kevin Gross, R (1, 1) ERA: 4.8	6.0 W 24 4 1 1 8 2 0 0 0 0 0 0 65 105 1.50 1.000																					
Roger McDowell, R (7, 1) ERA: 1.98	1.0 4 1 0 0 0 0 0 0 0 0 0 0 8 12 0.00 1.000																					
Jim Gott, R (8, 1) ERA: 1.5	1.0 3 0 0 0 1 0 0 0 0 0 0 0 8 10 0.00 0.000																					
Todd Worrell, R (9, 1) ERA: 3.86	1.0 3 0 0 0 0 0 0 0 0 0 0 0 3 3 0.00 0.000																					

Atlanta Braves @ Los Angeles Dodgers
Dodger Stadium, Los Angeles, CA
Sat Jun 05 1993, 7:05 PM PDT
Att: 48,035 - Unknown

livebaseballscorecards.com

AB	31
R	1
H	5
RBI	1
BB	2
SO	9
LOB	8



Batter	1	2	3	4	5	6	7	8	9
Brett Butler, L OBP: 0.397, SLG: 0.383 (1, 8)	3-2 L5		4-1 BB		2-1 2B	0-0 G4-3		3-3 K	
Jose Offerman, S OBP: 0.363, SLG: 0.364 (1, 6)	2-1 G1-3		1-3 K		0-0 2B		2-1 L6		
Darryl Strawberry, L OBP: 0.273, SLG: 0.309 (1, 7) Jim Gott, R (8, 1) Todd Worrell, R (9, 1)	1-2 PO HBP			1-3 K	1-0 P2		2-3 K		
Tim Wallach, R OBP: 0.283, SLG: 0.387 (1, 5)	1-2 PO	0-1 G1-3 BLK 1B		0-0 2B 1B	1-0 G5-3		2-3 K		
Mike Piazza, R OBP: 0.384, SLG: 0.556 (1, 2)		1-1 G1-3		1-0 2B		1-1 HR		1-1 1B 1B	
Cory Snyder, R OBP: 0.422, SLG: 0.482 (1, 9) (7, 3)		1-3 K		0-0 1B		1-1 FC6-4 1B		0-1 1B SF9 1B	
Eric Karros, R OBP: 0.318, SLG: 0.399 (1, 3) Mitch Webster, S OBP: 0.310, SLG: 0.365 (6, PR) (7, 9)		1-1 G4-3		0-1 P4		0-0 FC6-4 2B FC6-2		2-3 K	
Jody Reed, R OBP: 0.340, SLG: 0.354 (1, 4)			1-0 G6-3	2-1 G4-3		0-1 FC6-2 2B		1-1 SF9 1B	
Kevin Gross, R OBP: 0.200, SLG: 0.263 (1, 1) Lenny Harris, L OBP: 0.270, SLG: 0.286 (6, PH) Roger McDowell, R OBP: 0.500, SLG: 0.500 (7, 1) Eric Davis, R OBP: 0.305, SLG: 0.320 (8, 7)			1-3 K		1-1 G5-3	2-2 FC6-2		1-2 SF9	

Inning Stats	R: 0	H: 0	E: 0	K: 0	S: 9	R: 0	H: 1	E: 0	K: 1	S: 9	R: 0	H: 0	E: 0	K: 2	S: 8	R: 1	H: 3	E: 0	K: 1	S: 10	R: 1	H: 2	E: 1	K: 0	S: 7	R: 1	H: 3	E: 0	K: 2	S: 8	R: 2	H: 3	E: 0	K: 2	S: 18	R: 0	H: 0	E: 0	K: 2	S: 14	R: 0	H: 0	E: 0	K: 2	S: 14	R: 2	H: 3	E: 0	K: 2	S: 18
	LOB: 0	BB: 0	P: 16	LOB: 1	BB: 0	P: 12	LOB: 1	BB: 0	P: 12	LOB: 2	BB: 0	P: 14	LOB: 1	BB: 0	P: 12	LOB: 2	BB: 0	P: 15	LOB: 2	BB: 0	P: 15	LOB: 2	BB: 0	P: 15	LOB: 2	BB: 0	P: 15	LOB: 2	BB: 0	P: 15	LOB: 1	BB: 0	P: 26	LOB: 1	BB: 0	P: 26	LOB: 0	BB: 0	P: 14	LOB: 1	BB: 0	P: 26	LOB: 0	BB: 0	P: 26					

PITCHER	IP	WLS	BF	H	R	ER	SO	BB	IBB	HBP	BLK	WP	HR	S	P	ERA	WHIP
Greg Maddux, R ERA: 2.82 (1, 1)	6.0	L	28	9	3	3	4	1	0	1	1	0	1	54	84	4.50	1.667
Mark Wohlers, R ERA: 9.0 (7, 1)	2.0		9	3	2	2	4	0	0	0	0	0	0	26	40	9.00	1.500

BOTTOM

Atlanta Braves @ Los Angeles Dodgers
Dodger Stadium, Los Angeles, CA

Sat Jun 05 1993, 7:05 PM PDT
Att. 48,035 - Unknown

AB	R	H	RBI	BB	SO	LOB
4	1	1	0	1	1	3
4	0	1	1	0	1	1
3	0	0	0	0	2	1
0	0	0	0	0	0	0
0	0	0	0	0	0	0
4	1	2	0	0	1	1
4	2	3	2	0	0	1
4	1	3	0	0	1	1
3	0	0	0	0	0	4
1	0	0	0	0	1	2
4	0	2	1	0	0	2
2	0	0	0	0	1	0
1	0	0	0	0	0	2
0	0	0	0	0	0	0
0	0	0	1	0	0	0

AB	34
R	5
H	12
RBI	5
BB	1
SO	8
LOB	18

Dodgers

WP	PA
0	38
0	0
0	0

Batter	1	2	3	4	5	6	7	8	9	AB R H RBI BB SO LOB	TOP											
Deion Sanders, L (1, 8) OBP: 0.286, SLG: 0.389	4-0 BB		2-0 P6			0-0 F8		1-3 K		3 0 0 0 1 1 0												
Jeff Blauser, R (1, 6) OBP: 0.431, SLG: 0.432	2-3 SAFE K			1-2 1B SF9		1-2 G1-3 2B		1-2 L9		4 1 2 0 0 1 1 0 0 0 0 0 0 0												
Rafael Belliard, R (8, 6) OBP: 0.259, SLG: 0.240	1-2 SAFE			0-0 SF9 1B		1-0 G1-3 2-3		2-2 P8		4 0 1 0 0 0 2												
Terry Pendleton, S (1, 5) OBP: 0.261, SLG: 0.297	0-1 L7			1-1 SF9 1B		4-1 BB		0-0 3B 1B		2 1 1 1 1 0 1												
David Justice, L (1, 9) OBP: 0.317, SLG: 0.457	0-1 F8			0-2 L5		1-3 K		0-0 F8		4 0 0 0 0 1 4												
Ron Gant, R (1, 7) OBP: 0.335, SLG: 0.502		1-1 P2		3-3 K		2-1 F8		2-2 3B		4 0 1 1 0 1 1 0 0 0 0 0 0 0												
Sid Bream, L (1, 3) OBP: 0.309, SLG: 0.390		2-2 P5			1-1 E5 BB		2-2 1B		1-0 G6-3	4 0 1 0 0 1 1												
Brian Hunter, R (9, PR) OBP: 0.208, SLG: 0.273					4-1 BB 29 G6-4-3		0-1 F7		4-0 IBB	2 0 0 0 2 0 1												
Greg Olson, R (1, 2) OBP: 0.304, SLG: 0.280		3-3 K			1-2 G6-4-3		3-3 K		3-3 K	4 0 0 0 0 3 4												
Mark Lemke, S (1, 4) OBP: 0.373, SLG: 0.416			2-1 G4-3																			
29 John Smoltz, R (1, 1) OBP: 0.222, SLG: 0.231			2-3 K																			
Inning Stats	R: 0 E: 0 K: 1 S: 9	H: 0 LOB: 1 BB: 1 P: 15	R: 0 E: 0 K: 1 S: 8	H: 0 LOB: 0 BB: 0 P: 14	R: 0 E: 0 K: 1 S: 6	H: 0 LOB: 0 BB: 0 P: 12	R: 1 E: 0 K: 1 S: 14	H: 2 LOB: 1 BB: 0 P: 19	R: 0 E: 1 K: 0 S: 6	H: 0 LOB: 0 BB: 1 P: 12	R: 0 E: 0 K: 1 S: 9	H: 1 LOB: 2 BB: 1 P: 16	R: 0 E: 0 K: 1 S: 10	H: 1 LOB: 1 BB: 0 P: 17	R: 0 E: 0 K: 1 S: 9	H: 0 LOB: 0 BB: 0 P: 13	R: 1 E: 0 K: 1 S: 9	H: 2 LOB: 2 BB: 1 P: 19	1B: 4 2B: 1 3B: 1 HR: 0	SF: 1 SAC: 0 DP: 1 HBP: 0	WP: 0 PB: 0 SB: 1 CS: 0	PA: 36
PITCHER	IP WLS BF H R ER SO BB IBB HBP BLK WP HR S P ERA WHIP												PITCHER	IP WLS BF H R ER SO BB IBB HBP BLK WP HR S P ERA WHIP								
Tom Candiotti, R (1, 1) ERA: 3.66	8.0 L 30 4 1 1 7 3 0 0 0 0 0 0 71 118 1.12 0.875																					
Pedro Martinez, R (9, 1) ERA: 1.98	1.0 6 2 1 1 1 0 1 0 0 0 0 0 9 19 9.00 2.000																					

Atlanta Braves @ Los Angeles Dodgers
Dodger Stadium, Los Angeles, CA
Sun Jun 06 1993, 3:33 AM PDT
Att. 48,882 - Sunny - 72 F

livebaseballscorecards.com

AB	31
R	2
H	6
RBI	2
BB	4
SO	8
LOB	15



Batter	1	2	3	4	5	6	7	8	9	AB R H RBI BB SO LOB	TOP												
Chuck Carr, S OBP: 0.338, SLG: 0.349 (1, 8) B S B B B	4-2 1B S G4-3 BB		2-2 K		1-2 G6-3			2-3 K	2-2 SF8 1-3 2-H	3 1 0 1 1 2 0													
Bret Barberie, S OBP: 0.432, SLG: 0.403 (1, 4) 1 SAFE C SAFE 1 SAFE 1 SAFE B X	1-1 G4-3 1-3 1B		1-3 K			2-0 G3		4-2 1B BB	3-2 G6-3	4 0 1 0 1 1 1													
Dave Magadan, L OBP: 0.404, SLG: 0.364 (1, 5) B F X	1-1 G4-3 1-2 3-H		2-2 L6			0-1 F8		2-1 1-2 1B		4 0 1 1 0 0 1													
Orestes Destrade, S OBP: 0.302, SLG: 0.349 (1, 3) C B B F S	3-3 K			0-0 HR		3-3 K		1-1 G3		4 1 1 1 0 2 3													
Benito Santiago, R OBP: 0.294, SLG: 0.352 (1, 2) F B S B B	4-2 BB			0-1 G5-3			0-1 G5-3		2-3 K	3 0 0 0 1 1 0													
Greg Briley, L OBP: 0.253, SLG: 0.354 (1, 9) F C C	0-3 K			1-2 F7			1-3 K		0-0 S 1B	4 1 1 0 0 2 2													
Jeff Conine, R OBP: 0.374, SLG: 0.356 (1, 7) C B X				3-3 K			0-1 1B		0-2 1B 1B	4 1 2 1 0 1 0													
Walt Weiss, S OBP: 0.417, SLG: 0.371 (1, 6) C B B B B				4-2 G5-3-5 BB		2-3 K		0-0 G3	0-0 WP S SF8 1B	3 1 1 1 1 1 1													
Ryan Bowen, R OBP: 0.125, SLG: 0.208 (1, 1) Joe Klink, L OBP: 0.070, SLG: 0.353 (8, PH) Alex Arias, R OBP: 0.070, SLG: 0.353 (8, PH) Richie Lewis, R OBP: 0.394, SLG: 0.375 (9, PH) Rick Renteria, R OBP: 0.394, SLG: 0.375 (9, PH) Trevor Hoffman, R (9, 1)				1-2 G5-3-5		0-2 G6-3		2-1 G6-3	4-2 1 SAFE C 1 SAFE 1 SAFE B B B B B	2 0 0 0 0 0 0 1 0 0 0 0 0 0 0 0 1 0 0 0 0 0 0 0 0 0 0 0 0 0 0 0 0 0 0 0 1 0 0 0 0 0 0 0 0 0 0 0													
Inning Stats	R: 1 E: 0 K: 2 S: 14	H: 1 LOB: 2 BB: 2 P: 27	R: 0 E: 0 K: 0 S: 8	H: 0 LOB: 0 BB: 1 P: 13	R: 0 E: 0 K: 2 S: 10	H: 0 LOB: 0 BB: 0 P: 15	R: 1 E: 0 K: 1 S: 12	H: 1 LOB: 0 BB: 0 P: 16	R: 0 E: 0 K: 1 S: 12	H: 0 LOB: 0 BB: 0 P: 15	R: 0 E: 0 K: 1 S: 6	H: 0 LOB: 0 BB: 0 P: 11	R: 0 E: 0 K: 1 S: 8	H: 1 LOB: 1 BB: 0 P: 9	R: 0 E: 0 K: 1 S: 13	H: 1 LOB: 2 BB: 1 P: 24	R: 3 E: 0 K: 1 S: 19	H: 3 LOB: 1 BB: 1 P: 30	1B: 6 2B: 1 3B: 0 HR: 1	SF: 1 SAC: 0 DP: 1 HBP: 0	WP: 1 PB: 0 SB: 3 CS: 0	PA: 38	
PITCHER Orel Hershiser, R ERA: 3.98 Jim Gott, R ERA: 1.45 Todd Worrell, R ERA: 7.94	IP 7.0 1.0 1.0	WLS 26 5 L 7	H 3 1 3	R 2 0 3	ER 2 0 3	SO 8 1 1	BB 3 1 1	IBB 0 0 0	HBP 0 0 0	BLK 0 0 0	WP 0 0 1	HR 1 0 0	S 70 13 19	P 106 24 30	ERA 2.57 0.00 27.00	WHIP 0.857 2.000 4.000							PITCHER IP WLS BF H R ER SO BB IBB HBP BLK WP HR S P ERA WHIP

Florida Marlins @ Los Angeles Dodgers
Dodger Stadium, Los Angeles, CA
Mon Jun 07 1993, 7:05 PM PDT
Att. 37,942 - Unknown - 74 F

AB	32
R	5
H	7
RBI	5
BB	5
SO	10
LOB	9



Batter	1	2	3	4	5	6	7	8	9	AB	R	H	RBI	BB	SO	LOB				
Brett Butler, L OBP: 0.402, SLG: 0.384 (1, 8)	4-0 2B G3 BB	2-3 K			1-1 1B		4-1 FC6-4 BB			2	1	1	0	2	1	2				
Jose Offerman, S OBP: 0.368, SLG: 0.371 (1, 6)	3-1 G3 SF8 2B		4-2 G5-4-3 BB		1-0 1B		0-2 FC6-4			3	1	2	1	1	0	2				
Darryl Strawberry, L OBP: 0.262, SLG: 0.294 Todd Worrell, R (9, 1)	1-2 G3		0-0 F8		1-2 1B		1-2 G4-6-3		1-2 G4-3	4	0	0	1	0	0	4				
Tim Wallach, R OBP: 0.262, SLG: 0.380 (1, 5)	1-1 SF8		0-1 G5-4-3		0-1 G5-3		2-1 P3			3	0	0	1	0	0	1				
Mike Piazza, R OBP: 0.379, SLG: 0.541 (1, 2)	3-3 K		1-2 F9		1-0 F9		2-1 1B			4	0	1	0	0	1	0				
Cory Snyder, R OBP: 0.404, SLG: 0.454 (1, 9)		2-1 G5-3	4-2 G5-4-3 BB		1-2 F9		2-3 K			3	0	0	0	1	1	1				
Eric Karros, R OBP: 0.317, SLG: 0.392 (1, 3)		4-1 FC6 1B BB	0-0 G5-4-3		1-0 G6-3		2-2 G4-3			3	0	0	0	1	0	1				
Jody Reed, R OBP: 0.333, SLG: 0.346 (1, 4)		0-1 FC6 1B	1-3 K		1-2 G6-3		0-1 P2			4	0	1	0	0	1	0				
Orel Hershiser, R OBP: 0.385, SLG: 0.440 Dave Hansen, L OBP: 0.235, SLG: 0.188 Jim Gott, R (8, 1) Mitch Webster, S OBP: 0.302, SLG: 0.355 (9, 7)		1-0 FC6	4-0 1B 1B BB		4-2 BB BB		2-1 F7			1	1	0	0	1	0	2				
		1-2 2-3								0	0	0	0	0	0	0				
										1	0	0	0	0	0	0				
										1	0	0	0	0	0	0				
Inning Stats	R: 2 E: 0 K: 1 S: 11	H: 1 LOB: 0 BB: 1 P: 22	R: 0 E: 0 K: 1 S: 9	H: 1 LOB: 2 BB: 1 P: 18	R: 0 E: 0 K: 0 S: 6	H: 0 LOB: 0 BB: 1 P: 10	R: 0 E: 0 K: 0 S: 7	H: 0 LOB: 0 BB: 1 P: 12	R: 1 E: 0 K: 1 S: 9	H: 2 LOB: 1 BB: 1 P: 17	R: 0 E: 0 K: 0 S: 6	H: 0 LOB: 0 BB: 0 P: 8	R: 0 E: 0 K: 0 S: 10	H: 1 LOB: 1 BB: 0 P: 17	R: 0 E: 0 K: 0 S: 7	H: 0 LOB: 0 BB: 0 P: 11	1B: 4 2B: 1 3B: 0 HR: 0	SF: 1 SAC: 0 DP: 3 HBP: 0	WP: 0 PB: 0 SB: 0 CS: 0	PA: 36

BOTTOM

Florida Marlins @ Los Angeles Dodgers
Dodger Stadium, Los Angeles, CA

Mon Jun 07 1993, 7:05 PM PDT
Att: 37,942 - Unknown - 74 F

livebaseballscorecards.com

AB	28
R	3
H	5
RBI	3
BB	7
SO	4
LOB	13




PITCHER	IP	WLS	BF	H	R	ER	SO	BB	IBB	HBP	BLK	WP	HR	S	P	ERA	WHIP
Ryan Bowen, R ERA: 3.54 (1, 1)	6.2		28	4	3	3	3	7	0	0	0	0	0	55	104	4.05	1.650
Joe Klink, L ERA: 3.65 (7, 1)	0.1		1	0	0	0	0	0	0	0	0	0	0	3	3	0.00	0.000
Richie Lewis, R ERA: 2.36 (8, 1)	1.0	W	4	1	0	0	1	0	0	0	0	0	0	10	17	0.00	1.000
Trevor Hoffman, R ERA: 3.19 (9, 1)	1.0	S	3	0	0	0	0	0	0	0	0	0	0	7	11	0.00	0.000

Batter	1	2	3	4	5	6	7	8	9	AB R H RBI BB SO LOB	TOP											
Chuck Carr, S OBP: 0.336, SLG: 0.347 (1, 8)	2-2 P4		3-2 G3		1-1 S 1B			3-2 G6-3		4 0 1 1 0 0 0												
Bret Barberie, S OBP: 0.424, SLG: 0.395 (1, 4)	3-2 G3-1			3-2 G4-3	2-0 F8			0-0 1B		4 0 1 0 0 0 1												
Dave Magadan, L OBP: 0.396, SLG: 0.356 (1, 5)	1-1 G3-1			2-1 G3-1		0-0 F9		1-0 F8		4 0 0 0 0 0 1												
Orestes Destrade, S OBP: 0.301, SLG: 0.347 (1, 3)		3-0 F8		2-0 1B 1B		2-1 P5		2-3 K		4 0 1 0 0 1 1												
Benito Santiago, R OBP: 0.294, SLG: 0.350 (1, 2)		0-3 K		0-0 1B		3-3 K		1-2 F8		4 0 1 0 0 2 0												
Greg Briley, L OBP: 0.253, SLG: 0.361 (1, 9)		2-2 2B		1-1 P5		3-3 K		1-0 F7		4 0 1 0 0 1 2												
Jeff Conine, R OBP: 0.381, SLG: 0.369 (1, 7)		2-0 P2		2-0 WP 1B 2B		3-1 1B		2-1 1B		4 1 3 0 0 0 1												
Walt Weiss, S OBP: 0.410, SLG: 0.363 (1, 6)			1-0 G4-3		0-1 L6		1-1 F9		0-3 K	4 0 0 0 0 1 3												
Jack Armstrong, R OBP: 0.156, SLG: 0.156 (1, 1)			2-3 K		2-3 K		1-0 F8			2 0 0 0 0 2 1												
Rick Renteria, R OBP: 0.360, SLG: 0.370 (7, PH)										1 0 0 0 0 0 1												
Cris Carpenter, R (7, 1)										0 0 0 0 0 0 0												
Joe Klink, L (8, 1)										0 0 0 0 0 0 0												
Inning Stats	R: 0 E: 0 K: 0 S: 8	H: 0 LOB: 0 BB: 0 P: 14	R: 0 E: 0 K: 1 S: 9	H: 1 LOB: 1 BB: 0 P: 16	R: 0 E: 0 K: 1 S: 8	H: 0 LOB: 0 BB: 0 P: 14	R: 0 E: 0 K: 0 S: 11	H: 2 LOB: 2 BB: 0 P: 19	R: 1 E: 0 K: 1 S: 9	H: 2 LOB: 1 BB: 0 P: 16	R: 0 E: 0 K: 1 S: 7	H: 0 LOB: 0 BB: 0 P: 12	R: 0 E: 0 K: 1 S: 8	H: 1 LOB: 1 BB: 0 P: 16	R: 0 E: 0 K: 1 S: 8	H: 1 LOB: 1 BB: 0 P: 14	R: 0 E: 0 K: 1 S: 10	H: 1 LOB: 1 BB: 0 P: 14	1B: 6 2B: 2 3B: 0 HR: 0	SF: 0 SAC: 0 DP: 0 HBP: 0	WP: 1 PB: 0 SB: 1 CS: 0	PA: 35
PITCHER	IP WLS BF H R ER SO BB IBB HBP BLK WP HR S P ERA WHIP																					
Pedro Astacio, R ERA: 3.88 (1, 1)	7.1 W 29 7 1 1 5 0 0 0 0 1 0 64 114 1.23 0.955																					
Jim Gott, R ERA: 1.38 (8, 1)	1.2 S 6 1 0 0 2 0 0 0 0 0 0 0 14 21 0.00 0.600																					

Florida Marlins @ Los Angeles Dodgers
Dodger Stadium, Los Angeles, CA
 Tue Jun 08 1993, 7:05 PM PDT
 Att. 43,155 - Unknown - 72 F

AB	35
R	1
H	8
RBI	1
BB	0
SO	7
LOB	11



Batter	1	2	3	4	5	6	7	8	9
Brett Butler, L OBP: 0.395, SLG: 0.377 (1, 8)	1-0 B1-3		3-2 G3		2-2 F9			3-3 K	
Jose Offerman, S OBP: 0.362, SLG: 0.364 (1, 6)	1-1 F8		1-2 F8			2-2 G4-3		0-1 G5-3	
Darryl Strawberry, L OBP: 0.264, SLG: 0.330 Eric Davis, R OBP: 0.309, SLG: 0.321 (1, 7) (9, 7)	1-1 HR		1-1 P6			0-0 F8			
Tim Wallach, R OBP: 0.278, SLG: 0.375 (1, 5)	0-2 F9			1-1 G6-3		0-1 E8 PO			
Mike Piazza, R OBP: 0.379, SLG: 0.538 (1, 2)		3-1 F7 S 2B 1B		1-0 P3		1 SAFE 2-1 S B 1 SAFE PO 1-2	3-3 K		
Cory Snyder, R OBP: 0.403, SLG: 0.446 (1, 9) (8, 3)		3-2 F7 1-3		4-2 BB			0-0 P3		
Eric Karros, R OBP: 0.317, SLG: 0.396 Jim Gott, R (1, 3) (8, 1)		3-0 2B		2-1 G5-3			2-2 G6-3		
Jody Reed, R OBP: 0.333, SLG: 0.346 (1, 4)		1-2 F9			3-3 K			0-0 G4-3 1B	
Pedro Astacio, R OBP: 0.095, SLG: 0.095 Mitch Webster, S OBP: 0.299, SLG: 0.351 (1, 1) (8, 9)		1-2 G4-3			0-3 K			2-1 G4-3 1-2	

Inning Stats	R: 1 E: 0 K: 0 S: 8	H: 1 LOB: 0 BB: 0 P: 11	R: 1 E: 0 K: 0 S: 14	H: 2 LOB: 1 BB: 0 P: 25	R: 0 E: 0 K: 0 S: 8	H: 0 LOB: 0 BB: 0 P: 13	R: 0 E: 0 K: 0 S: 9	H: 0 LOB: 1 BB: 1 P: 17	R: 0 E: 0 K: 2 S: 11	H: 0 LOB: 0 BB: 0 P: 16	R: 0 E: 1 K: 0 S: 7	H: 0 LOB: 0 BB: 0 P: 11	R: 0 E: 0 K: 1 S: 9	H: 0 LOB: 0 BB: 0 P: 14	R: 0 E: 0 K: 1 S: 10	H: 1 LOB: 1 BB: 0 P: 13
--------------	------------------------------	----------------------------------	-------------------------------	----------------------------------	------------------------------	----------------------------------	------------------------------	----------------------------------	-------------------------------	----------------------------------	------------------------------	----------------------------------	------------------------------	----------------------------------	-------------------------------	----------------------------------

PITCHER	IP	WLS	BF	H	R	ER	SO	BB	IBB	HBP	BLK	WP	HR	S	P	ERA	WHIP
Jack Armstrong, R ERA: 3.86 (1, 1)	6.0	L	22	3	2	2	2	1	0	0	0	0	1	57	93	3.00	0.667
Cris Carpenter, R ERA: 4.79 (7, 1)	1.1		5	1	0	0	1	0	0	0	0	0	0	14	19	0.00	0.750
Joe Klink, L ERA: 3.46 (8, 1)	0.2		2	0	0	0	1	0	0	0	0	0	0	5	8	0.00	0.000

AB R H RBI BB SO LOB

4	0	0	0	0	1	1
4	0	0	0	0	0	1
3	1	1	1	0	0	0
0	0	0	0	0	0	0
3	0	0	0	0	0	0
3	1	1	0	0	1	0
2	0	0	0	1	0	1
3	0	1	1	0	0	1
0	0	0	0	0	0	0
3	0	1	0	0	1	1
2	0	0	0	0	1	1
1	0	0	0	0	0	1

1B: 2	SF: 0	WP: 0	PA: 30
2B: 1	SAC: 0	PB: 0	
3B: 0	DP: 0	SB: 1	
HR: 1	HBP: 0	CS: 0	

Florida Marlins @ Los Angeles Dodgers
Dodger Stadium, Los Angeles, CA
Tue Jun 08 1993, 7:05 PM PDT
Att: 43,155 - Unknown - 72 F

livebaseballscorecards.com

AB	28
R	2
H	4
RBI	2
BB	1
SO	4
LOB	7



Batter	1	2	3	4	5	6	7	8	9	AB R H RBI BB SO LOB	TOP											
Brett Butler, L (1, 8) OBP: 0.395, SLG: 0.374	1-3 K		2-2 F8		2-1 L9		1-2 1B		4-1 BB	4 0 1 0 1 1 4	Los Angeles Dodgers @ San Diego Padres Jack Murphy Stadium, San Diego, CA Thu Jun 10 1993, 6:33 AM EDT Att. 18,151 - Sunny - 79 F											
Jose Offerman, S (1, 6) Roger McDowell, R (7, 1) Todd Worrell, R (8, 1) Mitch Webster, S (9, PH) OBP: 0.295, SLG: 0.346	0-0 F7		2-1 L5-3		4-1 BB		1-2 F8		1-3 K	3 0 0 1 1 0 2 0 0 0 0 0 0 0 0 0 0 0 0 0 0 1 0 0 0 0 0 1 2												
Darryl Strawberry, L (1, 7) OBP: 0.255, SLG: 0.315	3-2 F8			0-0 F8	0-1 F9		1-3 K			4 0 0 0 0 1 4												
Tim Wallach, R (1, 5) OBP: 0.278, SLG: 0.387		2-1 P5		3-2 P2		0-0 HR		0-2 G3		4 1 1 1 0 0 0												
Cory Snyder, R (1, 9) OBP: 0.392, SLG: 0.432		1-0 G6-3		0-0 G6-3		2-3 K		1-2 P3		4 0 0 0 0 1 0												
Eric Karros, R (1, 3) OBP: 0.320, SLG: 0.403		1-1 2B		0-1 1B	0-0 F8		3-2 P6			4 1 2 0 0 0 0												
Carlos Hernandez, R (1, 2) OBP: 0.280, SLG: 0.480		3-1 E3		2-1 G5-3	0-0 2B		0-0 2B		0-0 G5-3	4 0 2 0 0 0 2												
Jody Reed, R (1, 4) Lenny Harris, L (9, PH) OBP: 0.282, SLG: 0.278		0-1 G5-3		2-1 1B	0-0 B1-3		1-3 K		1-3 K	3 0 1 0 0 0 3 1 0 0 0 0 1 1												
Ramon Martinez, R (1, 1) Dave Hansen, L (5, PH) Ricky Tricek, R (5, 1) Omar Daal, L (6, 1) Mike Sharperson, R (7, PH) OBP: 0.241, SLG: 0.320			1-1 1B		4-1 BB		1-3 K		1-0 G5-3	1 0 1 0 0 0 0 0 0 0 0 1 0 0 0 0 0 0 0 0 0 0 0 0 0 0 0 0 2 0 0 0 0 1 1												
Inning Stats	R: 0 E: 0 K: 1 S: 12	H: 0 LOB: 0 BB: 0 P: 16	R: 0 E: 1 K: 0 S: 9	H: 1 LOB: 2 BB: 0 P: 16	R: 0 E: 0 K: 0 S: 9	H: 1 LOB: 0 BB: 0 P: 14	R: 0 E: 0 K: 0 S: 9	H: 0 LOB: 0 BB: 0 P: 12	R: 1 E: 0 K: 0 S: 12	H: 2 LOB: 3 BB: 2 P: 26	R: 1 E: 0 K: 1 S: 7	H: 2 LOB: 1 BB: 0 P: 9	R: 0 E: 0 K: 2 S: 13	H: 1 LOB: 1 BB: 0 P: 17	R: 0 E: 0 K: 0 S: 9	H: 0 LOB: 0 BB: 0 P: 13	R: 0 E: 0 K: 2 S: 10	H: 1 LOB: 2 BB: 1 P: 17	1B: 4 2B: 4 3B: 0 HR: 1	SF: 0 SAC: 0 DP: 1 HBP: 0	WP: 0 PB: 0 SB: 0 CS: 0	PA: 38
PITCHER	IP WLS BF H R ER SO BB IBB HBP BLK WP HR S P ERA WHIP																					
Wally Whitehurst, R (1, 1) ERA: 4.3	5.2 W 25 6 2 2 2 2 2 0 0 0 0 1 57 92 3.18 1.412																					
Tim Scott, R (6, 1) ERA: 2.52	0.1 1 0 0 0 0 0 0 0 0 0 0 0 1 1 0.00 0.000																					
Rich Rodriguez, L (7, 1) ERA: 3.76	1.0 4 1 0 0 2 0 0 0 0 0 0 0 13 17 0.00 1.000																					
Mark Ettles, R (8, 1) ERA: 6.0	1.0 3 0 0 0 0 0 0 0 0 0 0 0 9 13 0.00 0.000																					
Roger Mason, R (9, 1) ERA: 2.29	1.0 5 1 0 0 2 1 0 0 0 0 0 0 10 17 0.00 2.000																					

livebaseballscorecards.com

AB	35
R	2
H	8
RBI	2
BB	3
SO	6
LOB	19



Batter	1	2	3	4	5	6	7	8	9
Tony Gwynn, L OBP: 0.365, SLG: 0.428 Phil Clark, R OBP: 0.347, SLG: 0.456	2-2 G4-3		1-2 HR		0-0 G4-3 3B 2B	0-1 1B 3B	2-1 G6-3		
Jeff Gardner, L OBP: 0.351, SLG: 0.384	1-1 L6		1-2 1B 2B		3-2 G4-3	1-1 1B HBP G5-3 1B		0-1 G4-3	
Gary Sheffield, R OBP: 0.342, SLG: 0.479 Craig Shipley, R OBP: 0.247, SLG: 0.323	1-2 G5-3		2-2 BB 1B 2-H		0-1 G4-3 3B 3-H	4-1 G5-3 1B 1-2 HBP		0-0 HR 1B	
Fred McGriff, L OBP: 0.325, SLG: 0.429 Rich Rodriguez, L Mark Ettles, R Tim Teufel, R OBP: 0.348, SLG: 0.525 Roger Mason, R		2-2 G6-3	0-2 F8		1-1 G4-3 3B 3-H	3-2 G5-3 1B 1-2 2-3		0-2 HR	
Phil Plantier, L OBP: 0.303, SLG: 0.488		3-3 K	4-0 BB 1-2		0-0 P6	3-1 G5-3 1-2 2-3 3-H		1-1 HR	
Derek Bell, R OBP: 0.351, SLG: 0.486		1-3 K	2-3 K			F9		2-2 FC3-6 1B	
Kevin Higgins, L OBP: 0.229, SLG: 0.212			0-1 HR 1B		2-2 F8	1-1 BB HBP G5-3		1-2 FC3-6 1-2f	
Ricky Gutierrez, R OBP: 0.364, SLG: 0.330			1-0 HR 1-H		3-2 G5-3	SAFE 4-0 BB 1-2 3B BB		0-2 G4-3	
Wally Whitehurst, R OBP: 0.100, SLG: 0.100 Tim Scott, R Guillermo Velasquez, L OBP: 0.229, SLG: 0.161			1-0 G1-3		0-3 K	SAFE 4-1 BB 1-2 3B BB		1-0 F7	

Inning Stats	R: 0 E: 0 K: 0 S: 9	H: 0 LOB: 0 BB: 0 P: 13	R: 0 E: 0 K: 2 S: 10	H: 0 LOB: 0 BB: 0 P: 16	R: 4 E: 0 K: 1 S: 21	H: 5 LOB: 2 BB: 1 P: 33	R: 0 E: 0 K: 1 S: 11	H: 0 LOB: 0 BB: 0 P: 16	R: 2 E: 0 K: 0 S: 11	H: 2 LOB: 0 BB: 0 P: 15	R: 5 E: 0 K: 0 S: 16	H: 3 LOB: 3 BB: 3 P: 42	R: 0 E: 0 K: 0 S: 4	H: 0 LOB: 0 BB: 0 P: 7	R: 3 E: 0 K: 0 S: 18	H: 4 LOB: 1 BB: 0 P: 22
--------------	------------------------------	----------------------------------	-------------------------------	----------------------------------	-------------------------------	----------------------------------	-------------------------------	----------------------------------	-------------------------------	----------------------------------	-------------------------------	----------------------------------	------------------------------	---------------------------------	-------------------------------	----------------------------------

PITCHER	IP	WLS	BF	H	R	ER	SO	BB	IBB	HBP	BLK	WP	HR	S	P	ERA	WHIP
Ramon Martinez, R ERA: 3.32	(1, 1)	4.0	L	18	5	4	4	4	1	0	0	0	2	51	78	9.00	1.500
Ricky Tricek, R ERA: 4.94	(5, 1)	1.1		12	4	7	7	0	2	0	0	0	0	19	37	47.25	4.500
Omar Daal, L ERA: 3.6	(6, 1)	0.2		4	1	0	0	0	0	1	0	0	0	8	20	0.00	1.500
Roger McDowell, R ERA: 1.91	(7, 1)	1.0		3	0	0	0	0	0	0	0	0	0	4	7	0.00	0.000
Todd Worrell, R ERA: 10.8	(8, 1)	1.0		7	4	3	3	0	0	0	0	0	2	18	22	27.00	4.000

Los Angeles Dodgers @ San Diego Padres
Jack Murphy Stadium, San Diego, CA
 Thu Jun 10 1993, 6:33 AM EDT
 Att: 18,151 - Sunny - 79 F

AB	R	H	RBI	BB	SO	LOB
4	3	3	4	0	0	0
1	0	0	0	0	0	0
5	2	2	1	0	0	1
3	1	2	2	0	0	0
1	1	1	0	0	0	0
4	0	1	1	0	0	1
0	0	0	0	0	0	0
0	0	0	0	0	0	0
1	1	1	2	0	0	0
0	0	0	0	0	0	0
4	1	1	2	1	1	2
4	0	1	0	1	2	2
4	2	1	0	0	0	4
4	2	1	2	1	0	1
2	0	0	0	0	1	0
0	0	0	0	0	0	0
1	1	0	0	1	0	0

AB	38
R	14
H	14
RBI	14
BB	4
SO	4
LOB	11

WP: 0 PA: 44
 PB: 0
 SB: 0
 CS: 0



PITCHER	IP	WLS	BF	H	R	ER	SO	BB	IBB	HBP	BLK	WP	HR	S	P	ERA	WHIP
---------	----	-----	----	---	---	----	----	----	-----	-----	-----	----	----	---	---	-----	------

Batter	1	2	3	4	5	6	7	8	9	AB R H RBI BB SO LOB																	
Brett Butler, L (1, 8) OBP: 0.388, SLG: 0.366	3-2 F7		1-0 B2-3		0-0 G4-3		1-0 B2		2-1 G6-3	5 0 0 0 0 0 3																	
Jose Offerman, S (1, 6) OBP: 0.362, SLG: 0.361	2-2 G5-3			1-2 S 1B		1-1 G6-3		0-1 FC6-4 1B		4 0 2 0 0 0 0																	
Eric Davis, R (1, 7) OBP: 0.303, SLG: 0.313	3-3 K			0-3 K		1-0 F9		2-0 FC6-4 1-2f		4 0 0 0 0 2 2																	
Tim Wallach, R (1, 5) OBP: 0.277, SLG: 0.398		2-1 F8		1-3 K 1-2		1-0 HR		0-1 F8		4 1 1 1 0 1 2																	
Mike Piazza, R (1, 2) OBP: 0.376, SLG: 0.537		1-1 L9		1-2 G3-1		1-0 1B 2B		1-1 G6-3		4 1 1 0 0 0 2																	
Cory Snyder, R (1, 9) OBP: 0.388, SLG: 0.426		2-3 K			1-3 K	2-2 1B				4 0 1 1 0 3 0																	
Eric Karros, R (1, 3) OBP: 0.319, SLG: 0.400			1-0 1B		1-3 K	0-3 K				4 0 1 0 0 2 1																	
Jody Reed, R (1, 4) OBP: 0.336, SLG: 0.345			0-2 F9		3-2 HR 1B		1-3 K		4-2 G6-3 BB	3 1 1 0 1 1 1																	
Kevin Gross, R (1, 1) OBP: 0.217, SLG: 0.409			0-3 K		0-0 HR		2-3 K		0-1 G6-3	3 1 1 2 0 2 1																	
Dave Hansen, L (9, PH) OBP: 0.278, SLG: 0.188									1-2 2-3	0 0 0 0 0 0 0																	
Mike Sharperson, R (9, PH) OBP: 0.253, SLG: 0.308										0 0 0 0 0 0 0																	
Pedro Martinez, R (9, 1)										0 0 0 0 0 0 0																	
Jim Gott, R (9, 1)										0 0 0 0 0 0 0																	
Omar Daal, L (9, 1)										0 0 0 0 0 0 0																	
Inning Stats	R: 0 E: 0 K: 1 S: 13	H: 0 LOB: 0 BB: 0 P: 21	R: 0 E: 0 K: 1 S: 7	H: 0 LOB: 0 BB: 0 P: 12	R: 0 E: 0 K: 1 S: 9	H: 1 LOB: 1 BB: 0 P: 11	R: 0 E: 0 K: 2 S: 13	H: 1 LOB: 1 BB: 0 P: 16	R: 2 E: 0 K: 2 S: 15	H: 2 LOB: 0 BB: 0 P: 20	R: 2 E: 0 K: 1 S: 12	H: 3 LOB: 1 BB: 0 P: 18	R: 0 E: 0 K: 2 S: 8	H: 0 LOB: 0 BB: 0 P: 12	R: 0 E: 0 K: 0 S: 8	H: 1 LOB: 1 BB: 0 P: 10	R: 0 E: 1 K: 1 S: 13	H: 0 LOB: 2 BB: 1 P: 23	1B: 5 2B: 1 3B: 0 HR: 2	SF: 0 SAC: 0 DP: 0 HBP: 0	WP: 0 PB: 0 SB: 1 CS: 0	PA: 37					
PITCHER	IP WLS BF H R ER SO BB IBB HBP BLK WP HR S P ERA WHIP																										
Doug Brocail, R (1, 1) ERA: 4.32	5.2		24	7	4	4	7	0	0	0	0	0	2	65	94	6.35	1.235										
Mark Ettles, R (6, 1) ERA: 3.38	2.1		8	1	0	0	3	0	0	0	0	0	0	20	26	0.00	0.429										
Kerry Taylor, R (9, 1) ERA: 6.27	0.1		3	0	0	0	1	1	0	0	0	0	0	9	17	0.00	3.000										
Pat Gomez, L (9, 1) ERA: 4.61	0.2	W	2	0	0	0	0	0	0	0	0	0	0	4	6	0.00	0.000										

Los Angeles Dodgers @ San Diego Padres
Jack Murphy Stadium, San Diego, CA
 Fri Jun 11 1993, 10:05 PM EDT
 Att: 21,316 - Unknown

AB	36
R	4
H	8
RBI	4
BB	1
SO	11
LOB	14



BOTTOM

Los Angeles Dodgers @ San Diego Padres
Jack Murphy Stadium, San Diego, CA

livebaseballscorecards.com

AB 34
R 5
H 8
RBI 5
BB 3
SO 8
LOB 10



WP: 0 PA: 37
PB: 0
SB: 1
CS: 0

ERA WHIP

Kevin Cross, R (1, 1) IP 8.0 WLS 0 BF 29 H 3 R 0 ER 0 SO 6 BB 2 IBB 0 HBP 0 BLK 0 WP 0 HR 0 S 78 P 116 ERA 0.00 WHIP 0.625
Pedro Martinez, R (9, 1) 0.1 5 3 4 4 1 1 0 0 0 0 1 15 22 108.00 12.000
Jim Gott, R (9, 1) 0.1 L 2 1 0 0 1 0 0 0 0 0 0 6 6 0.00 3.000
Omar Daal, L (9, 1) 0.0 1 1 1 1 1 0 0 0 0 0 0 1 2 ∞ ∞

Fri Jun 11 1993, 10:05 PM EDT
Att. 21,316 - Unknown

AB R H RBI BB SO LOB

5 0 1 3 0 2 0

3 0 0 0 1 1 0

4 1 2 0 0 0 1

4 1 2 2 0 1 1

4 0 0 0 0 2 2

3 1 0 0 1 1 0

3 0 2 0 1 0 0

0 1 0 0 0 0 0

4 1 1 0 0 0 2

2 0 0 0 0 0 1

0 0 0 0 0 0 0

1 0 0 0 0 0 0

0 0 0 0 0 0 0

0 0 0 0 0 0 0

1 0 0 0 0 1 3

1B: 6 SF: 0
2B: 1 SAC: 0
3B: 0 DP: 0
HR: 1 HBP: 0

1-0

1-H
2-H
3-H

2B

3-2

G4-3

1-2

HR

0-0

1-H

HR

0-3

K

4-2

1B 1B
2B BB

2-2

1B
2B 1B

0-2

1-2
2-3

2B 1B

0-3

K

3-3

K

3-2

G4-3

3-1

G6-3

1-3

K

3-2

P5

1-2

G4-3

4-1

BB

1-2

G5-3

0-2

G6-3

0-1

F8

4-2

S
BB

3-1

G6-3

1-3

K

3-2

P5

1-2

G4-3

0-0

F7

1-1

F9

1-2

F7

0-0

F8

0-0

F7

0-0

G6-3

2-2

P5

1-3

K

1-2

F8

0-0

F8

0-0

F7

0-0

G6-3

2-2

P5

1-3

K

1-2

F8

0-0

F8

0-0

F7

0-0

G6-3

2-2

P5

1-3

K

1-2

F8

0-3

K

2-3

K

1-1

1B
1B

1-2

1B

1-2

F8

0-0

F8

0-0

F7

0-0

G6-3

1-3

1B

1-2

1B

0-3

K

2-3

K

1-1

1B
1B

1-2

1B

1-2

F8

1-3

K

1-2

1B

2-2

L6

0-1

G1-3

Tony Gwynn, L (1, 9) OBP: 0.362, SLG: 0.427

Jeff Gardner, L (1, 4) OBP: 0.349, SLG: 0.377

Gary Sheffield, R (1, 5) OBP: 0.345, SLG: 0.479

Fred McGriff, L (1, 3) OBP: 0.328, SLG: 0.444

Phil Plantier, L (1, 7) OBP: 0.295, SLG: 0.474

Derek Bell, R (1, 8) OBP: 0.349, SLG: 0.479

Kevin Higgins, L (1, 2) OBP: 0.282, SLG: 0.250

Craig Shipley, R (9, PR) OBP: 0.247, SLG: 0.323

Ricky Gutierrez, R (1, 6) OBP: 0.359, SLG: 0.326

Doug Brocail, L (1, 1)

Mark Ettles, R (6, 1)

Bill Bean, L (8, PH)

Kerry Taylor, R (9, 1)

Pat Gomez, L (9, 1)

Kurt Stillwell, S (9, PH) OBP: 0.301, SLG: 0.309

Inning Stats

PITCHER

R: 0 H: 2 E: 0 K: 2 S: 14

IP 8.0 WLS 0 BF 29 H 3 R 0 ER 0 SO 6 BB 2 IBB 0 HBP 0 BLK 0 WP 0 HR 0 S 78 P 116 ERA 0.00 WHIP 0.625

R: 0 H: 1 E: 0 K: 1 S: 12

IP 0.1 WLS 5 BF 5 H 3 R 4 ER 4 SO 1 BB 1 IBB 0 HBP 0 BLK 0 WP 0 HR 1 S 15 P 22 ERA 108.00 WHIP 12.000

R: 0 H: 0 E: 0 K: 0 S: 3

IP 0.1 WLS L BF 2 H 1 R 0 ER 0 SO 1 BB 0 IBB 0 HBP 0 BLK 0 WP 0 HR 0 S 6 P 6 ERA 0.00 WHIP 3.000

R: 0 H: 0 E: 0 K: 1 S: 11

IP 0.0 WLS 1 BF 1 H 0 R 0 ER 0 SO 0 BB 0 IBB 0 HBP 0 BLK 0 WP 0 HR 0 S 1 P 2 ERA ∞ WHIP ∞

R: 0 H: 0 E: 0 K: 1 S: 10

IP 0-1 WLS 0 BF 0 H 0 R 0 ER 0 SO 0 BB 0 IBB 0 HBP 0 BLK 0 WP 0 HR 0 S 15 P 18 ERA 0.00 WHIP 0.625

R: 0 H: 0 E: 0 K: 0 S: 12

IP 0-0 WLS 0 BF 0 H 0 R 0 ER 0 SO 0 BB 0 IBB 0 HBP 0 BLK 0 WP 0 HR 0 S 11 P 15 ERA 0.00 WHIP 0.625

R: 0 H: 0 E: 0 K: 1 S: 10

IP 0-0 WLS 0 BF 0 H 0 R 0 ER 0 SO 0 BB 0 IBB 0 HBP 0 BLK 0 WP 0 HR 0 S 16 P 21 ERA 0.00 WHIP 0.625

R: 5 H: 5 E: 0 K: 2 S: 22

IP 0-2 WLS 0 BF 0 H 0 R 0 ER 0 SO 0 BB 0 IBB 0 HBP 0 BLK 0 WP 0 HR 0 S 30 P 30 ERA 0.00 WHIP 0.625

1B: 6 SF: 0 2B: 1 SAC: 0 3B: 0 DP: 0 HR: 1 HBP: 0

WP: 0 PA: 37 PB: 0 SB: 1 CS: 0

Batter	1	2	3	4	5	6	7	8	9	AB R H RBI BB SO LOB	TOP														
Brett Butler, L (1, 8) OBP: 0.388, SLG: 0.367	1-3 K		0-1 B1			1-1 BB FC1-2 1B	1-1 CS E 1B	3-3 K		5 0 2 0 0 2 1															
Jose Offerman, S (1, 6) OBP: 0.359, SLG: 0.354	3-2 F8			1-3 K		4-0 FC1-2 1B BB	1-1 E6		0-0 G6-3	4 1 0 1 1 1 1															
Eric Davis, R (1, 7) OBP: 0.300, SLG: 0.305	3-3 K			1-0 F8		4-2 1B FC1-2 BB	3-3 K		3-3 K	4 0 0 0 1 3 2															
Tim Wallach, R (1, 5) OBP: 0.272, SLG: 0.389		0-1 G6-3		1-1 F9		0-0 FC1-2 1B		0-0 F8	2-1 G5-3	5 0 0 0 0 0 3															
Mike Piazza, R (1, 2) OBP: 0.374, SLG: 0.532		2-3 K			1-3 K	0-1 1B		0-0 G2-3		4 0 1 1 0 2 0															
Cory Snyder, R (1, 9) OBP: 0.397, SLG: 0.432		4-2 BB			0-1 FC6-4 1B	2-3 K		1-0 1B 1B		3 1 2 0 1 1 3															
Eric Karros, R (1, 3) OBP: 0.318, SLG: 0.397		0-3 K			0-0 FC6-4 1-2f		0-3 K	2-1 E 1B 1B		4 1 1 0 0 2 2															
Jody Reed, R (1, 4) OBP: 0.339, SLG: 0.348			2-2 G6-3		0-1 FC6-4 1-2f		2-0 1B E 1B	0-1 E9 1B 1B		4 2 2 1 0 0 1															
Tom Candiotti, R (1, 1) OBP: 0.174, SLG: 0.182			3-3 K			0-0 F9	0-1 E 1B	1-1 E 1B		1 0 0 0 0 0 1 0															
Lenny Harris, L (8, PH) OBP: 0.275, SLG: 0.270										1 0 0 0 0 0 0 0															
Roger McDowell, R (6, 1) OBP: 0.500, SLG: 0.500										0 0 0 0 0 0 0 0															
Darryl Strawberry, L (7, PH) OBP: 0.291, SLG: 0.323										1 1 1 0 0 0 0 0															
Pedro Martinez, R (7, 1) OBP: 0.291, SLG: 0.323										0 0 0 0 0 0 0 0															
Omar Daal, L (7, 1) OBP: 0.316, SLG: 0.235										0 0 0 0 0 0 0 0															
Dave Hansen, L (8, PH) OBP: 0.316, SLG: 0.235										1 0 1 2 0 0 0 0															
Jim Gott, R (8, 1) OBP: 0.316, SLG: 0.235										0 0 0 0 0 0 0 0															
Inning Stats	R: 0 E: 0 K: 2 S: 9	H: 0 LOB: 0 BB: 0 P: 16	R: 0 E: 0 K: 2 S: 11	H: 0 LOB: 1 BB: 1 P: 17	R: 0 E: 0 K: 1 S: 10	H: 0 LOB: 0 BB: 0 P: 15	R: 0 E: 0 K: 1 S: 6	H: 1 LOB: 1 BB: 0 P: 9	R: 0 E: 0 K: 1 S: 9	H: 1 LOB: 1 BB: 0 P: 10	R: 1 E: 0 K: 1 S: 12	H: 2 LOB: 3 BB: 2 P: 23	R: 2 E: 1 K: 2 S: 14	H: 3 LOB: 1 BB: 0 P: 21	R: 3 E: 1 K: 1 S: 16	H: 4 LOB: 1 BB: 0 P: 23	R: 0 E: 0 K: 1 S: 7	H: 0 LOB: 0 BB: 0 P: 12	1B: 10 2B: 0 3B: 0 HR: 0	SF: 0 SAC: 0 DP: 0 HBP: 0	WP: 0 PB: 0 SB: 0 CS: 1	PA: 40			
PITCHER	IP WLS BF H R ER SO BB IBB HBP BLK WP HR S P ERA WHIP																								
Andy Benes, R (1, 1) ERA: 2.72	6.1		27	5	3	2	9	3	0	0	0	0	0	63	98	2.84	1.263								
Rich Rodriguez, L (7, 1) ERA: 3.76	0.0		2	1	0	0	0	0	0	0	0	0	0	4	6	∞	∞								
Roger Mason, R (7, 1) ERA: 2.63	1.2	L	8	4	3	2	2	0	0	0	0	0	0	20	30	10.80	2.400								
Gene Harris, R (9, 1) ERA: 2.01	1.0		3	0	0	0	1	0	0	0	0	0	0	7	12	0.00	0.000								

Los Angeles Dodgers @ San Diego Padres
Jack Murphy Stadium, San Diego, CA

AB	37
R	6
H	10
RBI	5
BB	3
SO	12
LOB	13



Sat Jun 12 1993, 10:05 PM EDT
Att: 35,363 - Unknown

WP: 0	PA: 40
PB: 0	
SB: 0	
CS: 1	

Batter	1	2	3	4	5	6	7	8	9	AB R H RBI BB SO LOB	TOP	
Brett Butler, L OBP: 0.390, SLG: 0.369 (1, 8)	2-3 	1-0 		1-3 			0-1 			4 0 2 1 0 2 1	Los Angeles Dodgers @ San Diego Padres Jack Murphy Stadium, San Diego, CA Sun Jun 13 1993, 6:33 AM EDT Att. 19,089 - Sunny - 72 F livebaseballscorecards.com	
Jose Offerman, S OBP: 0.357, SLG: 0.352 (1, 6)	1-2 	0-3 			1-3 		1-0 			4 1 1 0 0 2 2		
Mitch Webster, S OBP: 0.293, SLG: 0.341 (1, 7)	1-2 		1-1 		2-0 		1-1 			4 0 1 0 0 0 1		
Tim Wallach, R OBP: 0.271, SLG: 0.384 (1, 5)	4-1 		0-0 		0-0 		0-1 			3 0 0 0 1 0 0		
Mike Piazza, R OBP: 0.376, SLG: 0.536 (1, 2)	2-2 		1-1 		2-1 		1-2 			4 0 2 1 0 0 0		
Cory Snyder, R OBP: 0.387, SLG: 0.419 (1, 9)	2-3 		1-3 		2-1 		2-3 			4 0 0 0 0 3 3		
Eric Karros, R OBP: 0.321, SLG: 0.399 (1, 3)		1-2 		0-3 		0-0 		1-0 		4 1 2 0 0 1 0		
Jody Reed, R OBP: 0.333, SLG: 0.342 (1, 4)		1-2 		2-2 		2-2 		1-2 		4 0 0 0 0 0 2		
Orel Hershiser, R OBP: 0.379, SLG: 0.429 (1, 1) Jim Gott, R (9, 1)		0-1 		0-1 			0-1 		0-0 	3 0 1 0 0 0 0 0 0 0 0 0 0 0		
Inning Stats	R: 1 H: 3 E: 0 LOB: 2 K: 2 BB: 1 S: 18 P: 30	R: 1 H: 2 E: 0 LOB: 1 K: 1 BB: 0 S: 14 P: 17	R: 0 H: 1 E: 0 LOB: 1 K: 1 BB: 0 S: 8 P: 11	R: 0 H: 1 E: 0 LOB: 1 K: 2 BB: 0 S: 12 P: 15	R: 0 H: 0 E: 0 LOB: 0 K: 1 BB: 0 S: 5 P: 8	R: 0 H: 1 E: 0 LOB: 1 K: 0 BB: 0 S: 8 P: 14	R: 0 H: 1 E: 0 LOB: 1 K: 0 BB: 0 S: 8 P: 9	R: 0 H: 0 E: 0 LOB: 0 K: 1 BB: 0 S: 8 P: 11	R: 0 H: 0 E: 0 LOB: 0 K: 0 BB: 0 S: 5 P: 7	1B: 8 SF: 0 2B: 1 SAC: 1 3B: 0 DP: 0 HR: 0 HBP: 0	WP: 0 PA: 36 PB: 0 SB: 1 CS: 1	
PITCHER Greg Harris, R ERA: 4.0 (1, 1) Gene Harris, R ERA: 1.85 (8, 1)	IP WLS BF H R ER SO BB IBB HBP BLK WP HR S P ERA WHIP	7.0 L 30 9 2 2 7 1 0 0 0 0 0 0 73 104 2.57 1.429	2.0 6 0 0 0 1 0 0 0 0 0 0 0 13 18 0.00 0.000									

Batter	1	2	3	4	5	6	7	8	9	AB R H RBI BB SO LOB	TOP																							
Brett Butler, L OBP: 0.390, SLG: 0.374 (1, 8) FC1-6 1B	1-2 FC1-6 1B		1-0 2B 2B	1-1 F8		1-2 G4-3 1-2f			1-2 G4-3	5 1 2 1 0 0 3																								
Jose Offerman, S OBP: 0.350, SLG: 0.344 (1, 6) FC1-6 1-2f	0-0 FC1-6 1-2f		0-0 F7	0-2 FC4-6 1-2f			0-0 G4-3		0-1 FC4 WP SF8	5 1 0 1 0 0 3																								
Darryl Strawberry, L OBP: 0.267, SLG: 0.313 Jim Gott, R Pedro Martinez, R (1, 9) (9, 1) (9, 1)	0-0 F7		4-0 2B BB		2-2 K		3-3 K		3-H 4-2 2-3 BB	3 1 0 0 2 2 1 0 0 0 0 0 0 0 0 0 0 0 0 0 0																								
Tim Wallach, R OBP: 0.274, SLG: 0.390 (1, 5) L9	0-0 L9		0-0 2B		3-2 1B 1B		1-0 F8		0-0 SF8 3-H	4 0 2 3 0 0 1																								
Mike Piazza, R OBP: 0.372, SLG: 0.528 (1, 2)		1-1 F9	0-0 G4-3		1-2 2B 1B			0-0 G6-3	1-3 K	5 1 1 0 0 1 2																								
Cory Snyder, R OBP: 0.384, SLG: 0.421 (1, 7) (9, 9)		0-0 G5-3		1-0 P4	1-2 2B			0-2 G5-3		4 0 1 1 0 0 0																								
Eric Karros, R OBP: 0.320, SLG: 0.396 (1, 3) K HR 1B		1-3 K		1-2 HR 1B		1-0 G6-3		0-2 L5		4 1 1 0 0 1 1																								
Jody Reed, R OBP: 0.345, SLG: 0.369 (1, 4)			2-2 2B 1B	2-0 HR		2-1 G4-3 1B			1-1 SH SH 1B	4 3 4 2 0 0 0																								
Pedro Astacio, R OBP: 0.125, SLG: 0.125 Omar Daal, L Roger McDowell, R Lenny Harris, L Mitch Webster, S (1, 1) (8, 1) (8, 1) (9, PH) (9, 7)			1-3 K	1-2 FC4-6 1B		0-3 K			0-1 SH FC4	3 0 1 0 0 2 2 0 0 0 0 0 0 0 0 0 0 0 0 0 0 0 1 0 0 0 0 0 0 0 0 0 0 0 0																								
Inning Stats	R: 0 E: 0 K: 0 S: 6 H: 1 LOB: 1 BB: 0 P: 7	R: 0 E: 0 K: 1 S: 6 H: 0 LOB: 0 BB: 0 P: 8	R: 3 E: 0 K: 1 S: 10 H: 3 LOB: 1 BB: 1 P: 18	R: 2 E: 0 K: 0 S: 15 H: 3 LOB: 1 BB: 0 P: 21	R: 1 E: 0 K: 1 S: 20 H: 3 LOB: 1 BB: 0 P: 28	R: 0 E: 0 K: 1 S: 8 H: 1 LOB: 0 BB: 0 P: 11	R: 0 E: 0 K: 1 S: 5 H: 0 LOB: 0 BB: 0 P: 9	R: 0 E: 0 K: 0 S: 7 H: 0 LOB: 0 BB: 0 P: 7	R: 3 E: 2 K: 1 S: 16 H: 1 LOB: 1 BB: 1 P: 23	1B: 8 2B: 3 3B: 0 HR: 1 SF: 1 SAC: 1 DP: 1 HBP: 0	WP: 1 PB: 0 SB: 0 CS: 2 PA: 41																							
PITCHER	IP WLS BF H R ER SO BB IBB HBP BLK WP HR S P ERA WHIP											PITCHER	IP WLS BF H R ER SO BB IBB HBP BLK WP HR S P ERA WHIP																					
Willie Blair, R ERA: 4.62 Scott Fredrickson, R ERA: 3.86 Jeff Parrett, R ERA: 5.32 Steve Reed, R ERA: 10.5 Gary Wayne, L ERA: 5.4	(1, 1) (5, 1) (7, 1) (9, 1) (9, 1)	4.2 1.1 2.0 0.0 0.1	L 4 6 1 4	10 1 0 1 0	6 0 0 1 0	6 0 0 0 0	3 1 1 0 0	1 0 0 0 1	0 0 0 0 0	0 0 0 0 0	0 0 0 0 0	0 0 0 0 1	1 9 12 2 9	80 13 16 3 14	11.57 0.00 0.00 ∞ 0.00	2.357 0.750 0.000 ∞ 3.000	Mark Grant, R ERA: 1.8 (9, 1)	0.2	2	0	1	0	1	0	1	0	0	0	0	0	5	6	0.00	0.000

Los Angeles Dodgers @ Colorado Rockies
 Mile High Stadium, Denver, CO
 Mon Jun 14 1993, 9:05 PM EDT
 Att. 51,475 - Unknown - 81 F

AB	37
R	9
H	12
RBI	8
BB	2
SO	6
LOB	13



BOTTOM

Los Angeles Dodgers @ Colorado Rockies
Mile High Stadium, Denver, CO

livebaseballscorecards.com

AB	33
R	4
H	9
RBI	4
BB	2
SO	4
LOB	14



WP	0	PA	35
PB	0		
SB	0		
CS	1		

Mon Jun 14 1993, 9:05 PM EDT
Att: 51,475 - Unknown - 81 F

AB R H RBI BB SO LOB

4	0	1	0	0	0	1
3	0	1	1	1	1	0
0	0	0	0	0	0	0
0	0	0	0	0	0	0
4	0	0	0	0	0	2
4	2	4	1	0	0	0
3	0	0	0	1	0	2
4	0	0	0	0	0	3
4	1	2	2	0	1	2
4	1	1	0	0	2	3
1	0	0	0	0	0	0
0	0	0	0	0	0	0
1	0	0	0	0	0	0
0	0	0	0	0	0	0
0	0	0	0	0	0	0
1	0	0	0	0	0	1

1B	4	SF	0
2B	2	SAC	0
3B	1	DP	2
HR	2	HBP	0

WP	0	PA	35
PB	0		
SB	0		
CS	1		

Batter	1	2	3	4	5	6	7	8	9
Eric Young Sr., R OBP: 0.323, SLG: 0.323 (1, 4)	2-2 G4-3 ①		0-0 G6-3 ②			1-1 CS 1B		0-0 G6-3 ②	
Alex Cole, L OBP: 0.330, SLG: 0.316 Steve Reed, R (9, 1)	0-3 K		2-1 G4-1 ③			4-1 FC4 BB 1-2		0-0 2-H 3B	
Gary Wayne, L (9, 1)									
Mark Grant, R (9, 1)									
Dante Bichette, R OBP: 0.365, SLG: 0.514 (1, 9)	0-0 G4-3 ③			1-1 G4-3 ①		1-2 SAFE FC4 1-2f		0-2 L4 ③	
Andres Galarraga, R OBP: 0.453, SLG: 0.693 (1, 3)		2-1 G6-3 HR 1B		1-1 G4-6-3 1B		0-1 HR		2-0 2B	
Charlie Hayes, R OBP: 0.343, SLG: 0.473 (1, 5)		1-1 SAFE F9		3-0 G4-6-3 1-2f		1-0 G6-3 ①		4-0 BB	
Jerald Clark, R OBP: 0.321, SLG: 0.426 (1, 7)		2-1 G6-3 1-2			0-1 L8 ①		1-1 G6-3 ②	0-0 L9 ①	
Vinny Castilla, R OBP: 0.353, SLG: 0.487 (1, 6)		1-2 2-H HR			1-1 G5-4-3 1B		0-0 F9 ③	1-2 K ②	
Jayhawk Owens, R OBP: 0.500, SLG: 0.538 (1, 2)		0-3 K			2-1 G5-4-3 1-2f			1-0 3B 2B	
Willie Blair, R (1, 1)			1-2 G4-3 ①					1-1 L7 ①	
Scott Fredrickson, R (5, 1)									
Jim Tatum, R OBP: 0.236, SLG: 0.302 (6, PH)									
Jeff Parrett, R OBP: 0.323, SLG: 0.333 (7, 1)									
Daryl Boston, L OBP: 0.321, SLG: 0.350 (8, PH)									
Chris Jones, R OBP: 0.366, SLG: 0.538 (8, PH)									

Inning Stats	R: 0 E: 0 K: 1 S: 7	H: 0 LOB: 0 BB: 0 P: 9	R: 2 E: 0 K: 1 S: 12	H: 2 LOB: 0 BB: 0 P: 18	R: 0 E: 0 K: 0 S: 6	H: 1 LOB: 0 BB: 0 P: 9	R: 0 E: 0 K: 0 S: 6	H: 1 LOB: 1 BB: 1 P: 17	R: 1 E: 0 K: 0 S: 6	H: 1 LOB: 0 BB: 0 P: 8	R: 1 E: 0 K: 0 S: 8	H: 2 LOB: 1 BB: 0 P: 10	R: 0 E: 0 K: 2 S: 8	H: 1 LOB: 2 BB: 1 P: 18	1B: 4 2B: 2 3B: 1 HR: 2	SF: 0 SAC: 0 DP: 2 HBP: 0
--------------	------------------------------	---------------------------------	-------------------------------	----------------------------------	------------------------------	---------------------------------	------------------------------	----------------------------------	------------------------------	---------------------------------	------------------------------	----------------------------------	------------------------------	----------------------------------	----------------------------------	------------------------------------

PITCHER	IP	WLS	BF	H	R	ER	SO	BB	IBB	HBP	BLK	WP	HR	S	P	ERA	WHIP
Pedro Astacio, R ERA: 4.0 (1, 1)	7.0		26	7	4	4	2	1	0	0	0	0	2	52	82	5.14	1.143
Omar Daal, L ERA: 3.38 (8, 1)	0.1		1	0	0	0	0	0	0	0	0	0	0	2	3	0.00	0.000
Roger McDowell, R ERA: 1.8 (8, 1)	0.2		3	1	0	0	0	0	0	0	0	0	0	5	5	0.00	1.500
Jim Gott, R ERA: 1.53 (9, 1)	0.0		2	1	0	0	0	1	0	0	0	0	0	1	7	∞	∞
Pedro Martinez, R ERA: 3.05 (9, 1)	1.0		3	0	0	0	2	0	0	0	0	0	0	7	11	0.00	0.000

PITCHER	IP	WLS	BF	H	R	ER	SO	BB	IBB	HBP	BLK	WP	HR	S	P	ERA	WHIP
---------	----	-----	----	---	---	----	----	----	-----	-----	-----	----	----	---	---	-----	------

Batter	1	2	3	4	5	6	7	8	9	AB R H RBI BB SO LOB	TOP																									
Brett Butler, L (1, 8) OBP: 0.388, SLG: 0.373	1-2 G4-3		1-2 G6-3		1-1 L7			0-1 G4-3 1B	1-0 G4-3 1B	6 2 2 1 0 1 4																										
Jose Offerman, S (1, 6) OBP: 0.347, SLG: 0.341	1-0 F8		2-2 F7		2-1 G6-3			1-0 G4-3 1B	2-2 1B 1B	5 1 1 1 0 0 2																										
Mitch Webster, S (1, 7) OBP: 0.309, SLG: 0.356	1-0 L9			1-0 G1 1B		0-1 G6-4-3 1B		0-1 HR 1B	1-2 L8 1B	5 2 3 1 0 0 2																										
Tim Wallach, R (1, 5) OBP: 0.272, SLG: 0.384		0-1 F8		2-2 G1		2-2 G6-4-3		1-0 F9	4-0 1B 2B	4 1 0 0 1 0 3																										
Mike Sharperson, R (9, 5) OBP: 0.233, SLG: 0.308				1-2 G1		1-2f		1-2 2B BB	1-2 2B BB	0 0 0 0 0 0 0																										
Mike Piazza, R (1, 2) OBP: 0.381, SLG: 0.562		2-2 1B 1B 1B		0-1 G5-3		1-2 HR		0-1 HR	1-2 2B 1B	5 3 4 5 0 0 1																										
Cory Snyder, R (1, 9) OBP: 0.390, SLG: 0.431		1-1 1B		1-0 E8		3-2 G5-3		1-0 HBP	0-1 2B 2B	4 1 2 1 0 0 0																										
Eric Karros, R (1, 3) OBP: 0.317, SLG: 0.392		0-0 G4-6-3 1B		1-0 G5-3			1-0 G6-3	1-2 P4	2-2 P5	5 0 1 0 0 0 5																										
Jody Reed, R (1, 4) OBP: 0.345, SLG: 0.368		1-2 G4-6-3			2-1 SH2-4 1B		1-1 L9		0-2 E7 1B	3 0 1 0 0 0 3																										
Lenny Harris, L (8, 4) OBP: 0.286, SLG: 0.263									4-0 2B 1BB	1 1 0 0 1 0 0																										
Ramon Martinez, R (1, 1) OBP: 0.167, SLG: 0.207			1-2 G5-3		0-1 SH2-4		0-3 K		1-0 1B 1B	2 0 0 0 0 0 1 0																										
Roger McDowell, R (7, 1) OBP: 0.500, SLG: 0.500									2-2 1B 1B	0 0 0 0 0 0 0 0																										
Dave Hansen, L (9, PH) OBP: 0.350, SLG: 0.278									1-0 1B	1 0 1 0 0 0 0 0																										
Eric Davis, R (9, PR) OBP: 0.304, SLG: 0.315									1-0 1B	1 1 1 2 0 0 0 0																										
Ricky Tricek, R (9, 1) OBP: 0.304, SLG: 0.315									1-0 2B	0 0 0 0 0 0 0 0																										
Inning Stats	R: 0 E: 0 K: 0 S: 6	H: 0 LOB: 0 BB: 0 P: 9	R: 0 E: 0 K: 0 S: 11	H: 3 LOB: 2 BB: 0 P: 15	R: 0 E: 0 K: 0 S: 10	H: 0 LOB: 0 BB: 0 P: 14	R: 1 E: 1 K: 0 S: 9	H: 1 LOB: 1 BB: 0 P: 14	R: 0 E: 0 K: 1 S: 8	H: 1 LOB: 1 BB: 0 P: 13	R: 1 E: 0 K: 0 S: 13	H: 2 LOB: 0 BB: 0 P: 19	R: 0 E: 0 K: 1 S: 6	H: 0 LOB: 0 BB: 0 P: 8	R: 3 E: 0 K: 0 S: 12	H: 3 LOB: 1 BB: 0 P: 15	R: 7 E: 1 K: 1 S: 32	H: 6 LOB: 3 BB: 2 P: 52	1B: 12 2B: 2 3B: 0 HR: 2	SF: 0 SAC: 1 DP: 2 HBP: 1	WP: 0 PB: 1 SB: 0 CS: 0	PA: 46														
PITCHER	IP WLS BF H R ER SO BB IBB HBP BLK WP HR S P ERA WHIP																																			
Butch Henry, L (1, 1) ERA: 5.96	6.0		24	7	2	1	0	0	0	0	0	0	1	57	84	1.50	1.167																			
Keith Shepherd, R (7, 1) ERA: 1.98	1.2	L	9	3	3	3	1	0	0	1	0	0	1	15	19	16.20	1.800																			
Steve Reed, R (8, 1) ERA: 10.22	0.1		1	0	0	0	0	0	0	0	0	0	0	3	4	0.00	0.000																			
Andy Ashby, R (9, 1) ERA: 7.69	0.0		2	1	2	2	0	0	0	0	0	0	0	6	9	∞	∞																			
Gary Wayne, L (9, 1) ERA: 6.0	0.1		3	2	0	0	0	0	0	0	0	0	0	10	13	0.00	6.000																			
PITCHER	IP WLS BF H R ER SO BB IBB HBP BLK WP HR S P ERA WHIP																																			
Jeff Parrett, R (9, 1) ERA: 5.84	0.2		7	3	5	4	1	1	1	0	0	0	0	3	5	54.00	6.000																			

Los Angeles Dodgers @ Colorado Rockies
 Mile High Stadium, Denver, CO
 Tue Jun 15 1993, 9:05 PM EDT
 Att. 55,772 - Unknown - 89 F

AB	42
R	12
H	16
RBI	11
BB	2
SO	2
LOB	20



Batter	1	2	3	4	5	6	7	8	9	AB R H RBI BB SO LOB	TOP																
Brett Butler, L (1, 8) OBP: 0.387, SLG: 0.368	0-1 G4-3		4-2 PO BB			1-2 L4		1-1 G4-6-3 1-2f		3 0 0 0 1 0 1																	
Jose Offerman, S (1, 6) OBP: 0.345, SLG: 0.339	1-0 G3		1-2 PO 1-2	3-2 G4-3		1-1 G6-3			0-1 WP 2B 1B	4 1 1 0 0 0 0																	
Darryl Strawberry, L (1, 9) OBP: 0.267, SLG: 0.310	1-3 K			2-3 K		2-1 1B			2-3 K	4 0 1 0 0 3 1																	
Tim Wallach, R (1, 5) OBP: 0.272, SLG: 0.386		0-1 G5-3		2-0 F7		2-1 F7			1-1 1B HR 2B	4 1 1 1 0 0 1																	
Mike Piazza, R (1, 2) OBP: 0.383, SLG: 0.561		0-1 G3-1			1-0 G5-3 1B		1-1 P3		0-0 HR 1B	4 1 2 0 0 0 0																	
Cory Snyder, R (1, 7) OBP: 0.393, SLG: 0.453		2-2 G4-3			2-2 G5-3 1B		0-3 K		1-0 HR	4 2 2 3 0 1 0																	
Eric Karros, R (1, 3) OBP: 0.316, SLG: 0.403			3-0 HR		0-1 G5-3		3-2 F8		1-0 F7	4 1 1 1 0 0 2																	
Lenny Harris, L (1, 4) OBP: 0.283, SLG: 0.310			0-0 G4-3		1-0 3B			2-2 G4-3	0-0 G6-3	4 0 1 1 0 0 0																	
Kevin Gross, R (1, 1) OBP: 0.200, SLG: 0.375			2-3 K		3-3 K			4-1 G4-6-3 BB		2 0 0 0 0 2 1																	
Rod Nichols, R (6, 1)										0 0 0 0 0 0 0																	
Dave Hansen, L (8, PH) OBP: 0.381, SLG: 0.278										0 0 0 0 1 0 0																	
Ricky Tricek, R (8, 1)										0 0 0 0 0 0 0																	
Inning Stats	R: 0 E: 0 K: 1 S: 6	H: 0 LOB: 0 BB: 0 P: 8	R: 0 E: 0 K: 0 S: 7	H: 0 LOB: 0 BB: 0 P: 9	R: 1 E: 0 K: 1 S: 13	H: 1 LOB: 0 BB: 1 P: 23	R: 0 E: 0 K: 1 S: 7	H: 0 LOB: 0 BB: 0 P: 14	R: 1 E: 0 K: 1 S: 11	H: 3 LOB: 1 BB: 0 P: 18	R: 0 E: 0 K: 0 S: 9	H: 1 LOB: 1 BB: 0 P: 15	R: 0 E: 0 K: 1 S: 9	H: 0 LOB: 0 BB: 0 P: 13	R: 0 E: 0 K: 0 S: 6	H: 0 LOB: 0 BB: 1 P: 13	R: 4 E: 0 K: 1 S: 12	H: 4 LOB: 0 BB: 0 P: 17	1B: 5 2B: 1 3B: 1 HR: 2	SF: 0 SAC: 0 DP: 2 HBP: 0	WP: 1 PB: 0 SB: 0 CS: 0	PA: 36					
PITCHER	IP	WLS	BF	H	R	ER	SO	BB	IBB	HBP	BLK	WP	HR	S	P	ERA	WHIP										
Armando Reynoso, R (1, 1) ERA: 3.53	8.0	W	28	5	2	2	5	2	0	0	0	0	1	68	113	2.25	0.875										
Gary Wayne, L (9, 1) ERA: 6.26	0.1		2	1	1	1	1	0	0	0	0	0	0	6	8	27.00	3.000										
Keith Shepherd, R (9, 1) ERA: 3.95	0.0		3	3	3	3	0	0	0	0	0	1	1	4	6	∞	∞										
Mark Grant, R (9, 1) ERA: 1.72	0.2	S	2	0	0	0	0	0	0	0	0	0	0	2	3	0.00	0.000										

Los Angeles Dodgers @ Colorado Rockies
 Mile High Stadium, Denver, CO
 Wed Jun 16 1993, 9:05 PM EDT
 Att. 51,765 - Unknown - 78 F

AB	33
R	6
H	9
RBI	6
BB	2
SO	6
LOB	6



TOP

Los Angeles Dodgers @ Cincinnati Reds

Riverfront Stadium, Cincinnati, OH

Fri Jun 18 1993, 7:05 PM EDT

Att. 37,273 - Unknown

livebaseballscorecards.com

AB	34
R	3
H	6
RBI	1
BB	4
SO	6
LOB	14



AB	R	H	RBI	BB	SO	LOB
5	0	1	1	0	1	3
4	1	0	0	1	1	1
4	0	2	0	0	1	0
4	0	0	0	0	0	2
3	0	0	0	1	1	1
0	1	0	0	0	0	0
4	0	0	0	0	0	2
3	1	2	0	1	0	0
2	0	0	0	1	1	2
1	0	0	0	0	0	1
2	0	0	0	0	0	2
1	0	1	0	0	0	0
0	0	0	0	0	0	0
1	0	0	0	0	1	0
0	0	0	0	0	0	0

Batter	1	2	3	4	5	6	7	8	9	10
Brett Butler, L (1, 8) OBP: 0.383, SLG: 0.365	2-2 G6-3		1-3 K		0-1 1B		2-2 FC6-4			3-1 L4
Jose Offerman, S (1, 6) OBP: 0.342, SLG: 0.333	2-2 F8			4-2 1B BB	1-1 F7			1-1 F9		2-3 K
Mitch Webster, S (1, 7) OBP: 0.317, SLG: 0.363	2-3 K			2-0 E9 G4-3 1B		0-1 F7		0-0 CS 1B		
Tim Wallach, R (1, 5) OBP: 0.268, SLG: 0.379		2-2 G3		1-0 G4-3		0-0 P6		0-0 F9		
Cory Snyder, R (1, 9) OBP: 0.390, SLG: 0.444	0-0 G6-3			0-3 K		1-2 F8		2-0 CS	4-1 E S WP BB	
Eric Davis, R (9, PR) OBP: 0.304, SLG: 0.315								1-2 CS		
Eric Karros, R (1, 3) OBP: 0.311, SLG: 0.396	1-2 F9			2-2 F8			1-2 G5-3		2-0 F8	
Lenny Harris, L (1, 4) OBP: 0.320, SLG: 0.333			3-2 F8		1-1 G4-3 G1-3 1B		0-1 1B S 1B		4-2 G5-4-3 BB	
Carlos Hernandez, R (1, 2) OBP: 0.286, SLG: 0.444			4-1 FC1-6 BB		0-1 G1-3		1-3 K		1-2 G5-4-3	
Mike Piazza, R (9, PH) OBP: 0.382, SLG: 0.558					1-2 G1-3		1-2 K		1-2 G5-4-3	
Tom Candiotti, R (1, 1) OBP: 0.160, SLG: 0.167			0-1 FC1-6		1-0 G4-3		0-0 FC6-4 1B			1-3 K
Dave Hansen, L (7, PH) OBP: 0.409, SLG: 0.316										
Pedro Martinez, R (7, 1)										
Tom Goodwin, L (10, PH)										
Jim Gott, R (10, 1)										

Inning Stats	R: 0	H: 0	R: 0	H: 0	R: 0	H: 0	R: 1	H: 2	R: 0	H: 2	R: 0	H: 1	R: 1	H: 0	R: 0	H: 0	R: 0	H: 0	R: 0	H: 0	1B: 6	SF: 0	WP: 1	PA: 39
	E: 0	LOB: 0	E: 0	LOB: 0	E: 0	LOB: 1	E: 0	LOB: 1	E: 0	LOB: 2	E: 0	LOB: 0	E: 0	LOB: 1	E: 0	LOB: 0	E: 0	LOB: 0	E: 0	LOB: 0	2B: 0	SAC: 0	PB: 0	
	K: 1	BB: 0	K: 0	BB: 0	K: 1	BB: 1	K: 1	BB: 0	K: 0	BB: 0	K: 1	BB: 0	K: 0	BB: 2	K: 0	BB: 0	K: 0	BB: 2	K: 2	BB: 0	3B: 0	DP: 1	SB: 2	
	S: 12	P: 18	S: 7	P: 10	S: 12	P: 20	S: 10	P: 12	S: 7	P: 8	S: 14	P: 18	S: 5	P: 7	S: 7	P: 18	S: 10	P: 16	S: 10	P: 16	HR: 0	HBP: 0	CS: 1	

PITCHER	IP	WLS	BF	H	R	ER	SO	BB	IBB	HBP	BLK	WP	HR	S	P	ERA	WHIP
John Roper, R (1, 1) ERA: 5.14	2.2		9	0	0	0	1	1	0	0	0	0	0	27	43	0.00	0.375
Tim Pugh, R (3, 1) ERA: 4.89	4.1		19	5	2	2	3	1	0	0	0	0	0	45	62	4.15	1.385
Jeff Reardon, R (8, 1) ERA: 2.74	1.0		3	1	0	0	0	0	0	0	0	0	0	5	7	0.00	1.000
Rob Dibble, R (9, 1) ERA: 4.73	1.0		4	0	1	0	0	2	0	0	0	1	0	7	18	0.00	2.000
Bobby Ayala, R (10, 1) ERA: 3.18	1.0	W	3	0	0	0	2	0	0	0	0	0	0	10	16	0.00	0.000

Batter	1	2	3	4	5	6	7	8	9
Bip Roberts, S OBP: 0.345, SLG: 0.316 (1, 4)	0-0 G6-3	0-0 G1-3		1-2 F9		1-2 1B		2-1 1B S FC5-2	
Barry Larkin, R OBP: 0.389, SLG: 0.395 (1, 6)	1-1 1B	1-1 G6-3		1-1 F8		2-2 G6-4-3 1B		2-1 FC5-2 BB FC1	
Hal Morris, L OBP: 0.360, SLG: 0.354 (1, 3)	1-1 1B	1-0 P5			0-0 E	0-0 G6-4-3 1B		4-2 FC5-2 BB	
Kevin Mitchell, R OBP: 0.394, SLG: 0.582 (1, 7)	0-1 1B		1-1 FC5-4 G5-3		0-0 G6-3	3-0 G6-4-3		0-3 K	
Jacob Brumfield, R OBP: 0.393, SLG: 0.375 (8, PH) (9, 7)	1-2 3-H 1B					1-2 2-3			
Roberto Kelly, R OBP: 0.356, SLG: 0.444 (1, 8)	0-1 1B		1-2 FC5-4 1B		0-2 E7 1B	2-0 G1-3		3-2 FC5-2	
Reggie Sanders, R OBP: 0.335, SLG: 0.426 (1, 9)	3-3 K		1-1 FC5-4 G5-3		1-0 S 1B			1-1 FC1	
Chris Sabo, R OBP: 0.280, SLG: 0.402 (1, 5)		1-0 HR	0-0 G5-3		1-3 K		0-1 FC4-6 1B		
Dan Wilson, R OBP: 0.340, SLG: 0.293 (1, 2)		0-1 HR	2-2 G6-3		4-0 FC6-4 IBB		0-2 FC4-6		
Tom Browning, L OBP: 0.240, SLG: 0.304 (1, 1)		2-2 HR		1-2 G4-3	0-2 FC6-4		0-0 F6		
Bobby Ayala, R (7, 1)									

AB	R	H	RBI	BB	SO	LOB
5	1	2	0	0	0	0
5	1	3	0	0	0	0
4	1	3	1	1	0	0
4	1	2	1	0	0	3
1	0	0	0	0	1	3
5	1	3	1	0	0	4
5	0	2	1	0	1	7
4	1	2	2	0	1	2
3	1	1	0	1	0	2
3	1	1	2	0	0	2
1	0	0	0	0	0	1

WP	PA
0	42

Inning Stats	R	H	E	K	S	H	LOB	BB	P	R	H	E	K	S	H	LOB	BB	P
	1	4	0	1	12	3	0	11	16	0	2	0	0	8	48	1	0	67
	3	3	0	0	7	3	0	11	16	0	1	0	0	0	16	2	0	29
	0	0	0	0	0	0	0	0	11	0	0	0	0	0	22	0	0	35
	2	3	1	1	13	3	2	19	19	2	3	2	1	9	2	1	9	9
	0	2	0	0	8	2	1	26	26	0	2	3	1	26	2	1	26	26

1B	2B	3B	HR	SF	SAC	DP	HBP	WP	PA
15	2	0	2	0	0	1	0	0	42

PITCHER	IP	WLS	BF	H	R	ER	SO	BB	IBB	HBP	BLK	WP	HR	S	P	ERA	WHIP
Orel Hershiser, R ERA: 4.11 (1, 1)	4.1	L	24	12	7	6	1	0	0	0	0	0	0	16	29	5.40	1.800
Ricky Tricek, R ERA: 4.94 (5, 1)	1.2		8	3	1	1	1	0	1	0	0	0	0	16	29	5.40	1.800
Roger McDowell, R ERA: 1.62 (7, 1)	2.0		10	4	0	0	1	1	0	0	0	0	0	22	35	0.00	2.500

Los Angeles Dodgers @ Cincinnati Reds
Riverfront Stadium, Cincinnati, OH
Sat Jun 19 1993, 3:33 AM EDT
Att: 40,808 - Unknown - 86 F

livebaseballscorecards.com

AB	40
R	8
H	19
RBI	8
BB	2
SO	3
LOB	24



Batter	1	2	3	4	5	6	7	8	9	AB R H RBI BB SO LOB	TOP																
Brett Butler, L OBP: 0.380, SLG: 0.358 (1, 8)	4-1 BB BB		0-2 G6-3	2-2 G4-3			0-1 L5		2-3 K	4 0 0 0 1 1 1																	
Jose Offerman, S OBP: 0.338, SLG: 0.326 (1, 6)	4-1 SAFE SAFE SAFE SAFE BB		1-0 G4-3	1-1 F9			0-0 F7		1-1 G6-3	4 0 0 0 1 0 1																	
Eric Davis, R OBP: 0.307, SLG: 0.341 (1, 7)	3-3 BB BB BB BB BB		1-2 S 2B				3-3 K			4 2 2 1 0 2 2																	
Tim Wallach, R OBP: 0.264, SLG: 0.375 (1, 5)	2-2 G4-3 1-2f		3-2 HR 2B				0-0 P5		2-0 G6-3	4 1 1 1 0 0 2																	
Mike Piazza, R OBP: 0.382, SLG: 0.582 (1, 2)		0-1 P2	2-1 HR				1-1 G5-3		0-1 F8	4 1 1 2 0 0 0																	
Cory Snyder, R OBP: 0.394, SLG: 0.465 (1, 9)		2-2 HR	0-0 1B				2-3 K		0-2 1B	4 1 3 1 0 1 0																	
Eric Karros, R OBP: 0.317, SLG: 0.411 (1, 3)		0-0 1B	1-1 P2				1-1 HR		2-0 F9	4 1 2 1 0 0 2																	
Lenny Harris, L OBP: 0.291, SLG: 0.300 (1, 4)		3-1 F7		0-2 F7			0-0 F8		0-1 G4-3	4 0 0 0 0 0 2																	
Jim Gott, R (8, 1)										0 0 0 0 0 0 0																	
Pedro Astacio, R OBP: 0.148, SLG: 0.148 (1, 1)		0-2 G6-3		1-0 G4-3			0-0 F9		1-2 F9	3 0 1 0 0 0 1																	
Pedro Martinez, R (6, 1)										0 0 0 0 0 0 0																	
Mike Sharperson, R OBP: 0.206, SLG: 0.267 (8, 4)										1 0 0 0 0 0 0																	
Inning Stats	R: 0 E: 0 K: 1 S: 9	H: 0 LOB: 1 BB: 2 P: 22	R: 1 E: 0 K: 0 S: 13	H: 2 LOB: 1 BB: 0 P: 18	R: 3 E: 0 K: 0 S: 16	H: 4 LOB: 1 BB: 0 P: 24	R: 0 E: 0 K: 0 S: 9	H: 1 LOB: 1 BB: 0 P: 13	R: 0 E: 0 K: 1 S: 6	H: 0 LOB: 0 BB: 0 P: 10	R: 1 E: 0 K: 1 S: 8	H: 1 LOB: 0 BB: 0 P: 11	R: 1 E: 0 K: 0 S: 8	H: 1 LOB: 0 BB: 0 P: 13	R: 0 E: 0 K: 0 S: 9	H: 1 LOB: 1 BB: 0 P: 11	R: 0 E: 0 K: 1 S: 9	H: 0 LOB: 0 BB: 0 P: 13	1B: 5 2B: 1 3B: 0 HR: 4	SF: 0 SAC: 0 DP: 1 HBP: 0	WP: 0 PB: 0 SB: 1 CS: 0	PA: 38					
PITCHER	IP	WLS	BF	H	R	ER	SO	BB	IBB	HBP	BLK	WP	HR	S	P	ERA	WHIP										
Tim Belcher, R ERA: 3.51 (1, 1)	6.0	L	27	8	5	5	3	2	0	0	0	0	3	61	98	7.50	1.667										
Milt Hill, R ERA: 4.94 (7, 1)	2.0		8	2	1	1	0	0	0	0	0	0	1	17	24	4.50	1.000										
Greg Cadaret, L ERA: 2.42 (9, 1)	1.0		3	0	0	0	1	0	0	0	0	0	0	9	13	0.00	0.000										

Los Angeles Dodgers @ Cincinnati Reds
Riverfront Stadium, Cincinnati, OH

Sun Jun 20 1993, 3:33 AM EDT
Att. 35,911 - Sunny - 77 F

AB	36
R	6
H	10
RBI	6
BB	2
SO	4
LOB	11



WP: 0	PA: 38
PB: 0	
SB: 1	
CS: 0	

BOTTOM

Los Angeles Dodgers @ Cincinnati Reds
Riverfront Stadium, Cincinnati, OH

Sun Jun 20 1993, 3:33 AM EDT
Att. 35,911 - Sunny - 77 F

livebaseballscorecards.com

AB	30
R	3
H	5
RBI	3
BB	4
SO	3
LOB	12



WP:	0	PA:	35
PB:	0		
SB:	0		
CS:	0		

AB R H RBI BB SO LOB

4	0	0	0	0	0	0
3	1	1	0	1	0	0
4	1	1	0	0	0	1
2	1	1	0	2	0	0
4	0	1	0	0	1	5
3	0	1	3	0	1	2
3	0	0	0	1	0	1
2	0	0	0	0	0	0
1	0	0	0	0	0	3
0	0	0	0	0	0	0
0	0	0	0	0	0	0
1	0	0	0	0	1	0
2	0	0	0	0	0	0
1	0	0	0	0	0	0

Batter	1	2	3	4	5	6	7	8	9
Bip Roberts, S (1, 4) OBP: 0.340, SLG: 0.310	2-2 P4		1-0 G1-3			0-0 F8	0-0 L4		
Barry Larkin, R (1, 6) OBP: 0.391, SLG: 0.394	0-1 F9			3-1 1B		4-1 BB 1B	1-1 L6		
Hal Morris, L (1, 3) OBP: 0.352, SLG: 0.346	0-1 G3-1			3-2 F7		1-1 BB 1B		0-0 G4-3	
Kevin Mitchell, R (1, 7) OBP: 0.401, SLG: 0.581		4-2 1B SF7		0-0 FC5-4		4-2 BB 1B		1-2 G5-3	
Roberto Kelly, R (1, 8) OBP: 0.355, SLG: 0.441		1-1 1B		1-0 F8		2-3 K		0-0 G3-1	
Reggie Sanders, R (1, 9) OBP: 0.333, SLG: 0.425		1-1 SF7		1-1 FC5-4		2-0 BB 1B		0-3 K	
Chris Sabo, R (1, 5) OBP: 0.279, SLG: 0.396		0-0 G6-4-3			3-2 P4	4-1 BB		1-1 F8	
Dan Wilson, R (1, 2) OBP: 0.327, SLG: 0.279			0-2 G3		0-0 G4-3	1-2 L5		0-3 K	
Gary Varsho, L (6, PH) OBP: 0.349, SLG: 0.333									
Milt Hill, R (7, 1)									
Greg Cadaret, L (9, 1)									
Jeff Branson, L (9, PH) OBP: 0.348, SLG: 0.417									
Tim Belcher, R (1, 1) OBP: 0.188, SLG: 0.194			0-0 G6-3		1-1 F8		3-2 L5		
Joe Oliver, R (7, 2) OBP: 0.280, SLG: 0.400									

Inning Stats	R: 0	H: 0	E: 0	K: 0	S: 7	R: 1	H: 1	E: 0	K: 0	S: 7	R: 0	H: 0	E: 0	K: 0	S: 5	R: 0	H: 2	E: 0	K: 0	S: 10	R: 0	H: 0	E: 0	K: 0	S: 8	R: 2	H: 2	E: 0	K: 1	S: 14	R: 0	H: 0	E: 0	K: 0	S: 8	R: 0	H: 0	E: 0	K: 0	S: 6	R: 0	H: 0	E: 0	K: 2	S: 8	R: 0	H: 0	E: 0	K: 0	S: 9	1B: 5	SF: 1	2B: 0	SAC: 0	3B: 0	DP: 1	HR: 0	HBP: 0	WP: 0	PA: 35
--------------	------	------	------	------	------	------	------	------	------	------	------	------	------	------	------	------	------	------	------	-------	------	------	------	------	------	------	------	------	------	-------	------	------	------	------	------	------	------	------	------	------	------	------	------	------	------	------	------	------	------	------	-------	-------	-------	--------	-------	-------	-------	--------	-------	--------

PITCHER	IP	WLS	BF	H	R	ER	SO	BB	IBB	HBP	BLK	WP	HR	S	P	ERA	WHIP
Pedro Astacio, R (1, 1) ERA: 4.08	5.1	W	22	4	3	3	0	3	0	0	0	0	0	43	73	5.06	1.312
Pedro Martinez, R (6, 1) ERA: 2.72	1.2		7	1	0	0	1	1	0	0	0	0	0	16	29	0.00	1.200
Jim Gott, R (8, 1) ERA: 1.67	2.0	S	6	0	0	0	2	0	0	0	0	0	0	14	16	0.00	0.000

Batter	1	2	3	4	5	6	7	8	9	AB R H RBI BB SO LOB	TOP	
Craig Biggio, R (1, 4) OBP: 0.364, SLG: 0.498	1-1 5 BB 1B		3-1 G5-3			4-2 FC4-6 BB		4-2 FC4 BB		2 0 1 0 2 0 0	Houston Astros @ Los Angeles Dodgers Dodger Stadium, Los Angeles, CA Mon Jun 21 1993, 7:05 PM PDT Att. 48,436 - Unknown - 70 F livebaseballscorecards.com	
Steve Finley, L (1, 8) OBP: 0.287, SLG: 0.305 Doug Jones, R (8, 1)	1-1 F8		3-2 P5			0-0 FC4-6 G5-4-3		1-2 FC4		4 0 0 0 0 0 3 0 0 0 0 0 0 0		
5 Jeff Bagwell, R (1, 3) OBP: 0.395, SLG: 0.520	4-1 SAFE 1-2 BB		2-1 F8			0-0 G5-4-3			1-0 F8	3 0 0 0 1 0 1		
Ken Caminiti, S (1, 5) OBP: 0.289, SLG: 0.431	1-3 K			1-3 K			4-1 S BB		0-0 F9	3 0 0 0 1 2 2		
Eric Anthony, L (1, 9) OBP: 0.337, SLG: 0.388	3-2 G4-3			2-0 F7			3-2 SAFE F7		0-1 G4-3	4 0 0 0 0 0 3		
Luis Gonzalez, L (1, 7) OBP: 0.342, SLG: 0.416		1-1 G3-1 2B		3-2 F8			3-3 K			3 0 1 0 0 1 1		
Andujar Cedeno, R (1, 6) OBP: 0.369, SLG: 0.455					0-1 G5-3		1-1 G6-3			3 0 0 0 0 0 2		
Eddie Taubensee, L (1, 2) OBP: 0.310, SLG: 0.368		3-2 SAFE G3-1 2-3			1-3 K			3-2 P5		3 0 0 0 0 1 1		
Mark Portugal, R (1, 1) OBP: 0.296, SLG: 0.375 Casey Candaele, S (8, PH) OBP: 0.327, SLG: 0.340 (8, 8)					2-2 F9			1-3 K		2 0 0 0 0 0 1 1 0 0 0 0 1 0		
Inning Stats	R: 0 H: 1 E: 0 LOB: 2 K: 1 BB: 1 S: 11 P: 21	R: 0 H: 1 E: 0 LOB: 1 K: 0 BB: 0 S: 9 P: 13	R: 0 H: 0 E: 0 LOB: 0 K: 0 BB: 0 S: 7 P: 15	R: 0 H: 0 E: 0 LOB: 0 K: 1 BB: 0 S: 7 P: 13	R: 0 H: 0 E: 0 LOB: 0 K: 1 BB: 0 S: 8 P: 11	R: 0 H: 0 E: 0 LOB: 0 K: 0 BB: 1 S: 8 P: 12	R: 0 H: 0 E: 0 LOB: 1 K: 1 BB: 1 S: 10 P: 21	R: 0 H: 0 E: 0 LOB: 1 K: 1 BB: 1 S: 14 P: 23	R: 0 H: 0 E: 0 LOB: 0 K: 0 BB: 0 S: 4 P: 5	1B: 1 SF: 0 2B: 1 SAC: 0 3B: 0 DP: 1 HR: 0 HBP: 0	WP: 0 PA: 32 PB: 0 SB: 1 CS: 0	
PITCHER Ramon Martinez, R (1, 1) ERA: 2.96	IP WLS BF H R ER SO BB IBB HBP BLK WP HR S P ERA WHIP	9.0 W 32 2 0 0 5 4 0 0 0 0 0 0 78 134 0.00 0.667										

Houston Astros @ Los Angeles Dodgers
 Dodger Stadium, Los Angeles, CA
 Mon Jun 21 1993, 7:05 PM PDT
 Att. 48,436 - Unknown - 70 F

AB	28
R	0
H	2
RBI	0
BB	4
SO	5
LOB	14



Batter	1	2	3	4	5	6	7	8	9	AB R H RBI BB SO LOB	TOP							
Craig Biggio, R (1, 4) OBP: 0.358, SLG: 0.488	1-2 F7		2-1 L5		2-1 F8		3-3 K		0-2 P4	5 0 0 0 0 1 2								
Kevin Bass, S (1, 9) OBP: 0.295, SLG: 0.385	2-0 G4-3		0-1 G4-3			3-1 FC3-6 1B	2-1 G6-3		1-1 E2 5 HR 1B	5 2 2 1 0 0 0								
5 Jeff Bagwell, R (1, 3) OBP: 0.398, SLG: 0.536	2-0 2B			2-3 K		1-0 FC3-6 1B		3-2 F9	1-2 HR	5 2 3 2 0 1 0								
Ken Caminiti, S (1, 5) OBP: 0.291, SLG: 0.428	0-1 G5-3			2-2 1B		0-3 K		4-2 1B BB	2-2 F7	4 0 1 0 1 1 3								
Eric Anthony, L (1, 8) OBP: 0.341, SLG: 0.392		2-1 G5-3 1B		1-2 F9		0-0 CI FC3-6		2-2 FC4-6 1B		3 0 2 0 0 0 1								
Steve Finley, L (8, PR) OBP: 0.287, SLG: 0.305						1-2 2-3				0 0 0 0 0 0 0								
Luis Gonzalez, L (1, 7) OBP: 0.337, SLG: 0.410		1-1 SAFE F8		0-0 L1-3		0-0 FC3-6		1-3 K		3 0 0 1 0 0 4								
Chris James, R (8, PH) OBP: 0.338, SLG: 0.529						1-2 2-3 3-H				1 0 0 0 0 1 2								
Casey Candaele, S (9, 7) OBP: 0.327, SLG: 0.340										0 0 0 0 0 0 0								
Scott Servais, R (1, 2) OBP: 0.352, SLG: 0.509		1-1 G5-3			0-0 G1-3	3-2 SAFE E6 FC5-4		1-1 FC4-6		4 0 0 0 0 0 4								
Andujar Cedeno, R (1, 6) OBP: 0.367, SLG: 0.456		3-3 K			2-1 2B	0-0 FC5-4			1-2 E6 E	4 1 1 0 0 1 3								
Darryl Kile, R (1, 1)			0-0 F7		1-3 K		1-2 G6-3		0-3 SAFE SAFE SAFE M K	4 0 0 0 0 2 2								
Inning Stats	R: 0 E: 0 K: 0 S: 7	H: 1 LOB: 1 BB: 0 P: 12	R: 0 E: 0 K: 1 S: 9	H: 1 LOB: 1 BB: 0 P: 16	R: 0 E: 0 K: 0 S: 5	H: 0 LOB: 0 BB: 0 P: 7	R: 0 E: 0 K: 1 S: 13	H: 1 LOB: 1 BB: 0 P: 18	R: 0 E: 0 K: 1 S: 8	H: 0 LOB: 0 BB: 0 P: 14	R: 0 E: 0 K: 1 S: 17	H: 1 LOB: 2 BB: 1 P: 28	R: 3 E: 3 K: 1 S: 18	H: 2 LOB: 0 BB: 0 P: 23	1B: 6 2B: 2 3B: 0 HR: 1	SF: 0 SAC: 0 DP: 0 HBP: 0	WP: 0 PB: 0 SB: 2 CS: 0	PA: 40
PITCHER	IP WLS BF H R ER SO BB IBB HBP BLK WP HR S P ERA WHIP																	
Kevin Gross, R (1, 1) ERA: 4.19	7.1 L 32 7 2 0 5 1 0 0 0 0 0 0 75 121 0.00 1.091																	
Omar Daal, L (8, 1) ERA: 3.27	0.1 1 0 0 0 1 0 0 0 0 0 0 3 4 0.00 0.000																	
Roger McDowell, R (8, 1) ERA: 1.56	1.1 7 2 3 0 1 0 0 0 0 0 1 20 26 0.00 1.500																	

Houston Astros @ Los Angeles Dodgers
Dodger Stadium, Los Angeles, CA

Tue Jun 22 1993, 7:05 PM PDT
Att. 33,039 - Unknown - 76 F

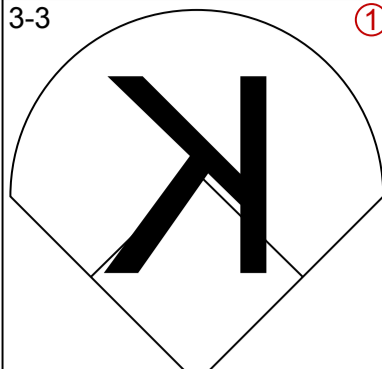
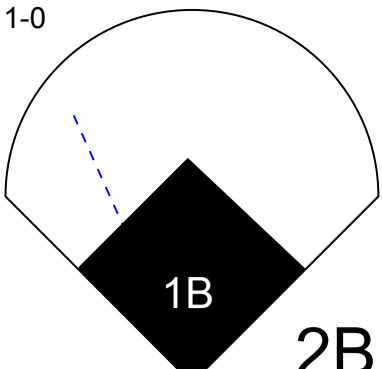
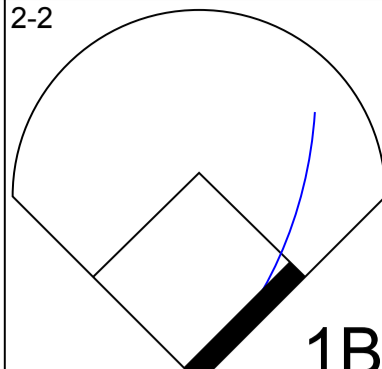
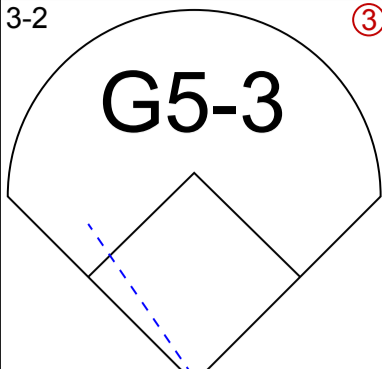
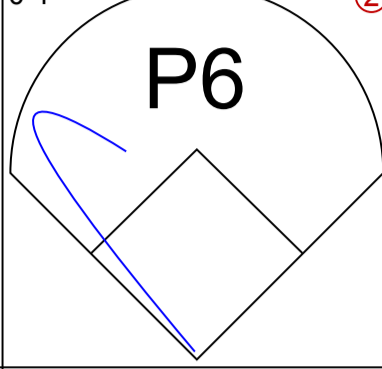
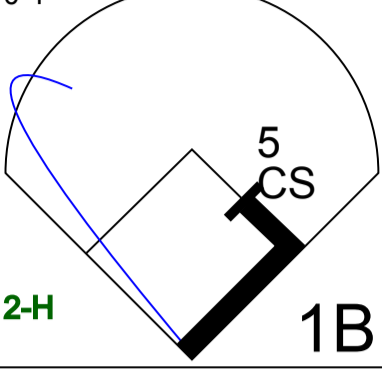
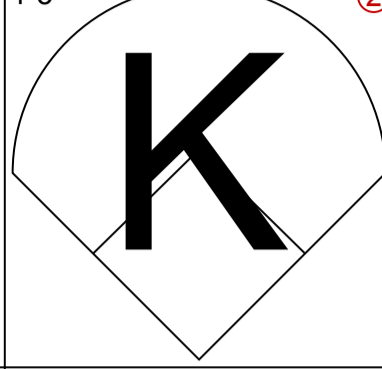
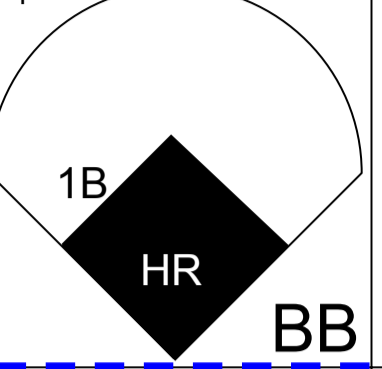
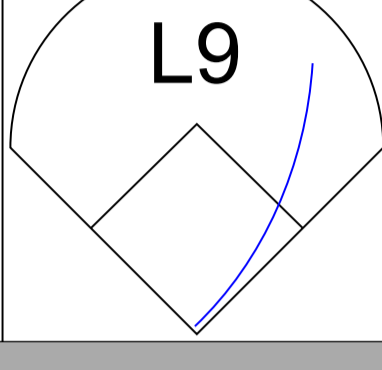
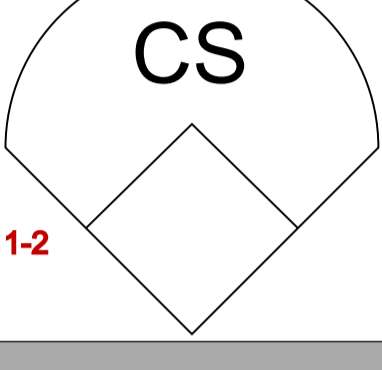
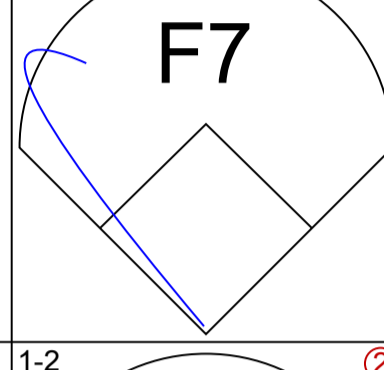
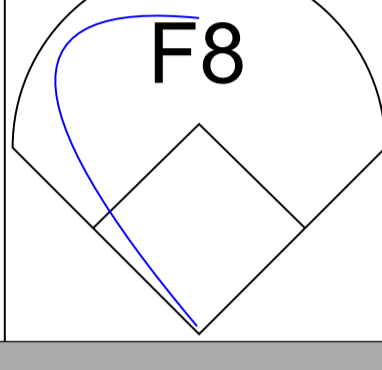
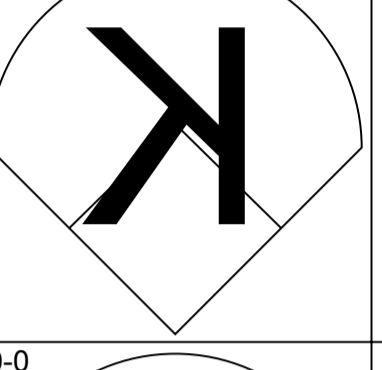
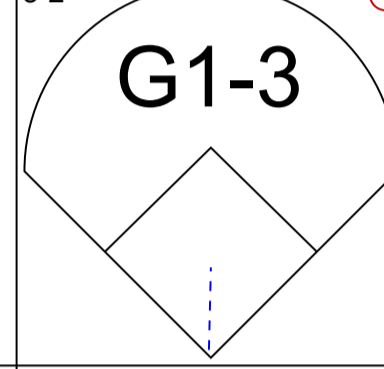
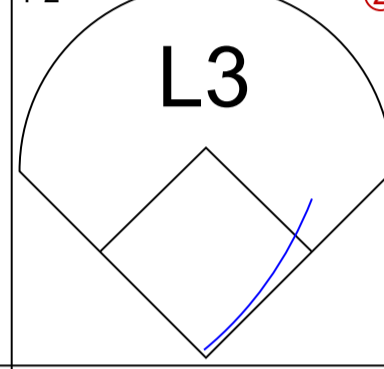

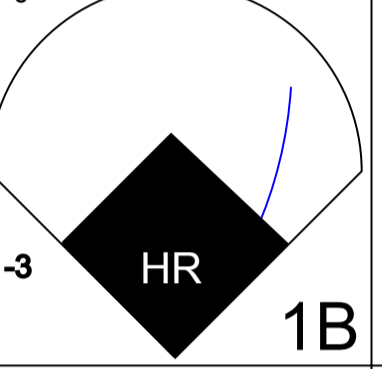
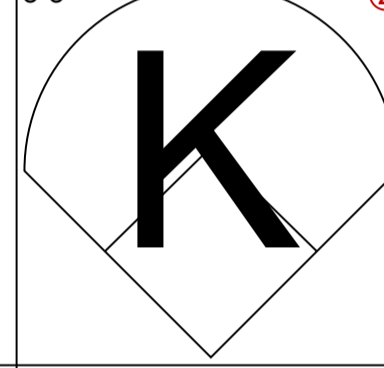
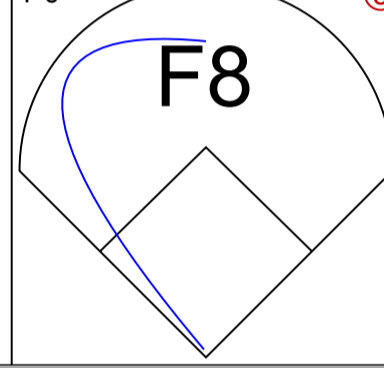
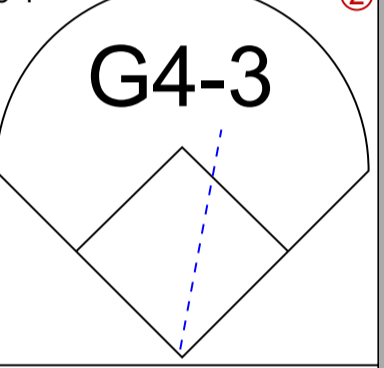
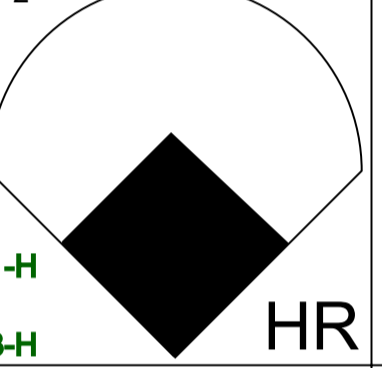
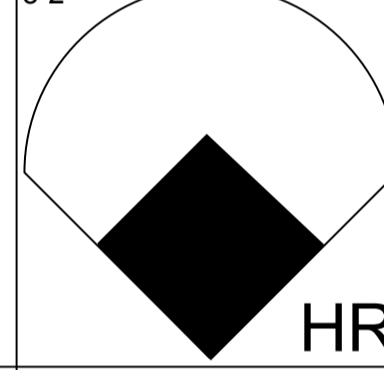
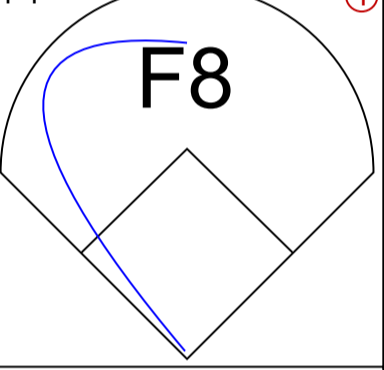
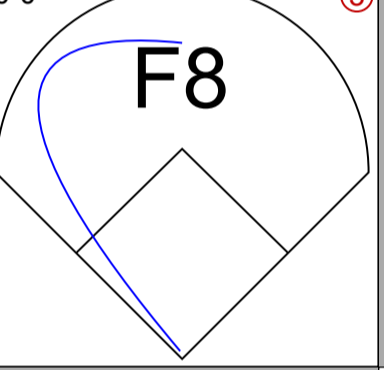
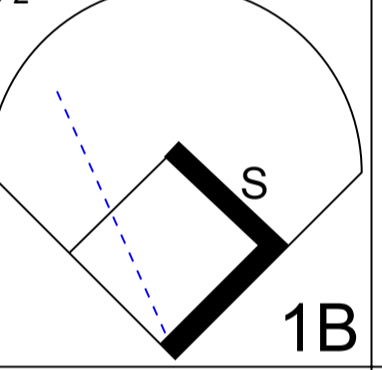
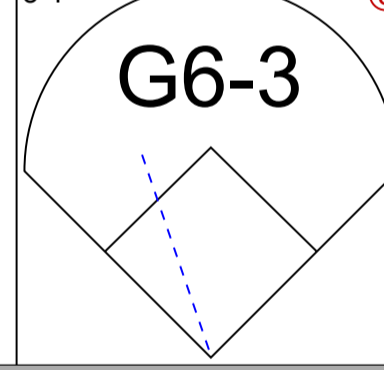
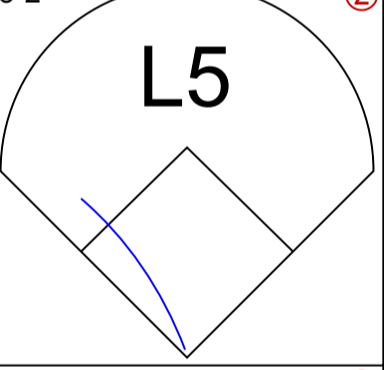
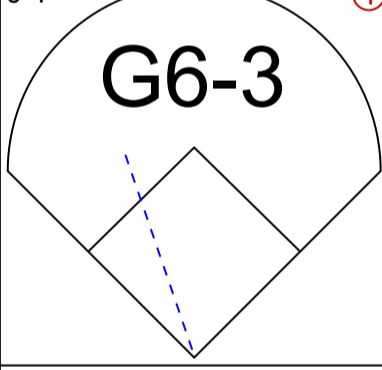
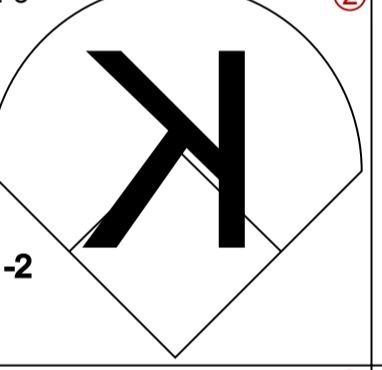
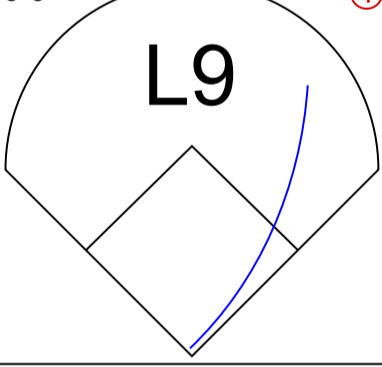
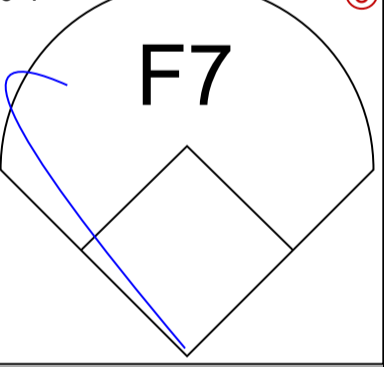
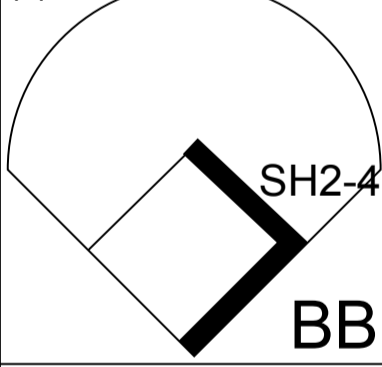
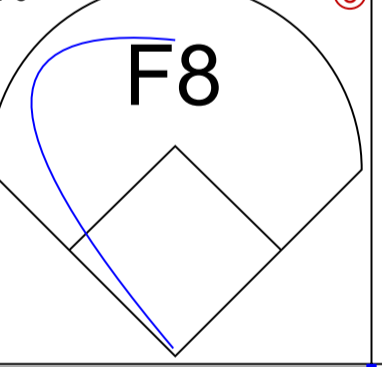
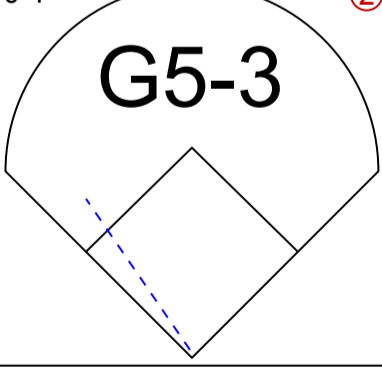
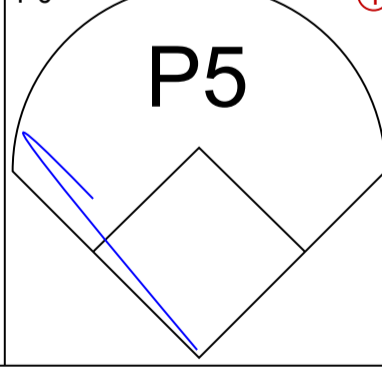
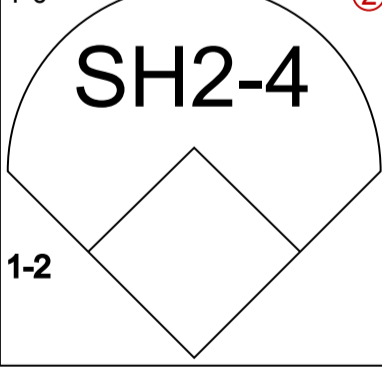
AB	38
R	5
H	9
RBI	4
BB	1
SO	7
LOB	21



WP: 0	PA: 40
-------	--------

ERA	WHIP
-----	------

livebaseballscorecards.com


Batter	1	2	3	4	5	6	7	8	9	AB R H RBI BB SO LOB
Craig Biggio, R OBP: 0.360, SLG: 0.492 (1, 4)	3-3 		1-0  1B 2B			2-2  1B		3-2  G5-3		4 1 2 0 0 1 1
Steve Finley, L OBP: 0.291, SLG: 0.306 (1, 8)	0-1  P6		0-1  5 CS 2-H 1B			1-3  K			4-1  1B BB	3 1 1 1 1 1 1
5 Jeff Bagwell, R OBP: 0.393, SLG: 0.528 (1, 3)	2-1  L9		2-0  CS 1-2	1-0  F7		1-1  F8			1-3  K	4 0 0 0 0 1 2
Ken Caminiti, S OBP: 0.291, SLG: 0.425 (1, 5)		3-2  G1-3		1-2  L3			2-3  K		0-0  1B	4 1 1 0 0 1 0
Eric Anthony, L OBP: 0.340, SLG: 0.402 (1, 9)		3-3  K		1-0  F8			3-1  G4-3		1-2  1-H 3-H HR	4 1 1 3 0 1 0
Luis Gonzalez, L OBP: 0.340, SLG: 0.426 (1, 7)		3-2  HR			1-1  F8		0-0  F8		3-2  S 1B	4 1 2 1 0 0 0
Scott Servais, R OBP: 0.341, SLG: 0.492 (1, 2)		3-1  G6-3			3-2  L5			0-1  G6-3	2-3  K	4 0 0 0 0 1 1
Andujar Cedeno, R OBP: 0.365, SLG: 0.450 (1, 6)			0-0  L9		0-1  F7			4-1  SH2-4 BB	2-0  F8	3 0 0 0 1 0 1
Doug Drabek, R OBP: 0.111, SLG: 0.222 (1, 1)			0-1  G5-3			1-0  P5		1-0  SH2-4		2 0 0 0 0 0 0
Brian Williams, R (9, 1)										0 0 0 0 0 0 0
Jose Uribe, S OBP: 0.333, SLG: 0.200 (9, 6)										0 0 0 0 0 0 0

TOP	
AB	32
R	5
H	7
RBI	5
BB	2
SO	6
LOB	6

Inning Stats	
R: 0	H: 0
E: 0	LOB: 0
K: 1	BB: 0
S: 7	P: 12
R: 1	H: 1
E: 0	LOB: 0
K: 1	BB: 0
S: 12	P: 24
R: 1	H: 2
E: 0	LOB: 0
K: 0	BB: 0
S: 6	P: 9
R: 0	H: 0
E: 0	LOB: 0
K: 0	BB: 0
S: 6	P: 9
R: 0	H: 0
E: 0	LOB: 0
K: 0	BB: 0
S: 7	P: 11
R: 0	H: 1
E: 0	LOB: 1
K: 1	BB: 0
S: 9	P: 14
R: 0	H: 0
E: 0	LOB: 0
K: 1	BB: 0
S: 6	P: 11
R: 0	H: 0
E: 0	LOB: 1
K: 0	BB: 1
S: 8	P: 16
R: 3	H: 3
E: 0	LOB: 1
K: 2	BB: 1
S: 19	P: 32
1B: 4	SF: 0
2B: 1	SAC: 1
3B: 0	DP: 0
HR: 2	HBP: 0
WP: 0	PA: 36
PB: 0	
SB: 1	
CS: 1	

PITCHER		IP	WLS	BF	H	R	ER	SO	BB	IBB	HBP	BLK	WP	HR	S	P	ERA	WHIP
Tom Candiotti, R ERA: 3.49 (1, 1)		8.0		29	4	3	3	4	2	0	0	0	0	1	62	111	3.38	0.750
Jim Gott, R ERA: 2.09 (9, 1)		1.0	L	6	3	2	2	2	0	0	0	0	0	1	18	27	18.00	3.000

Houston Astros @ Los Angeles Dodgers
Dodger Stadium, Los Angeles, CA
Wed Jun 23 1993, 7:05 PM PDT
Att. 52,203 - Unknown - 76 F



Batter	1	2	3	4	5	6	7	8	9	AB	R	H	RBI	BB	SO	LOB
Brett Butler, L OBP: 0.379, SLG: 0.359 (1, 8) C X	0-1 G4-3 ①		B X 1-0 FC5 S 1B		C B B X 2-1 SF7 ②			X 0-0 G3 ①		3	0	1	1	0	0	0
Jose Offerman, S OBP: 0.348, SLG: 0.332 (1, 6) F B X	1-2 F8 ②		B B B B 4-0 1B		X 0-0 G6-3 ③			B X 1-0 E E 1B		3	1	1	0	1	0	1
Eric Davis, R OBP: 0.311, SLG: 0.353 (1, 7) B X	1-0 E5		B B C X 2-1 FC5 ③		C S B X 1-2 G4-3 ①			B 1 SAFE 1 SAFE 1 SAFE X 2-0 E4 CS 1B		4	0	1	1	0	0	2
Tim Wallach, R OBP: 0.260, SLG: 0.365 (1, 5) B F B X	2-2 G6-3 ③		B X 1-0 G6-3 ①		B S S S 1-3 K ②			2 SAFE H 1-0 CS HBP		3	0	0	0	0	1	1
Cory Snyder, R OBP: 0.399, SLG: 0.471 (1, 9) X		0-0 F9 ①		X 0-0 F8-5 2B		X 0-0 G2-3 ③		B F F B S 3-3 K ② ③		4	0	1	0	0	1	2
Eric Karros, R OBP: 0.317, SLG: 0.415 (1, 3) F B B X		2-1 P7 ②		B B B S X 2-1 F8-5 ② ③			B X 1-0 HR		B F F B B B 4-2 G3-6-3 BB	3	1	1	1	1	0	1
Carlos Hernandez, R OBP: 0.281, SLG: 0.419 (1, 2) Mike Piazza, R OBP: 0.378, SLG: 0.583 (9, PH)		1-0 G6-3 ③		B X 0-1 G4-3 ①		F X 0-1 G5-3 ①		C X 0-1 G3-6-3 ① ②		3	0	0	0	0	0	0
Lenny Harris, L OBP: 0.313, SLG: 0.328 (1, 4) C B F X		1-2 P4 ①		B B X 2-0 E SF7 2B		B X 2-0 L8 ②		X 0-0 G4-3 ③		4	1	1	0	0	0	0
Tom Candiotti, R OBP: 0.143, SLG: 0.148 (1, 1) Jim Gott, R (9, 1)		2-2 G4-3 ②		C B F X 0-0 E6 2-3		X 0-0 K ③		F C B B S 1-3 K ③		3	0	0	0	0	1	1
										0	0	0	0	0	0	0

Inning Stats	R: 0	H: 0	E: 1	LOB: 1	K: 0	BB: 0	S: 9	P: 13	R: 0	H: 0	E: 0	LOB: 0	K: 0	BB: 0	S: 4	P: 7	R: 0	H: 1	E: 0	LOB: 2	K: 0	BB: 1	S: 9	P: 19	R: 0	H: 1	E: 0	LOB: 0	K: 0	BB: 0	S: 4	P: 7	R: 1	H: 1	E: 1	LOB: 1	K: 0	BB: 0	S: 7	P: 11	R: 0	H: 0	E: 0	LOB: 0	K: 1	BB: 0	S: 8	P: 10	R: 1	H: 1	E: 0	LOB: 0	K: 1	BB: 0	S: 7	P: 9	R: 1	H: 2	E: 1	LOB: 1	K: 1	BB: 0	S: 6	P: 13	R: 0	H: 0	E: 0	LOB: 0	K: 0	BB: 1	S: 6	P: 12	1B: 3	SF: 1	2B: 3	SAC: 0	3B: 0	DP: 2	HR: 1	HBP: 1	WP: 0	PA: 35
PITCHER	IP	WLS	BF	H	R	ER	SO	BB	IBB	HBP	BLK	WP	HR	S	P	ERA	WHIP																																																																	
Doug Drabek, R ERA: 3.34 (1, 1)	8.0	W	33	6	3	2	3	2	0	1	0	0	0	57	96	2.25	1.000																																																																	
Brian Williams, R ERA: 4.35 (9, 1)	1.0	S	2	0	0	0	0	0	0	0	0	0	0	3	5	0.00	0.000																																																																	

BOTTOM

Houston Astros @ Los Angeles Dodgers
Dodger Stadium, Los Angeles, CA

Wed Jun 23 1993, 7:05 PM PDT
Att: 52,203 - Unknown - 76 F

AB	31
R	3
H	6
RBI	3
BB	2
SO	3
LOB	9



Batter	1	2	3	4	5	6	7	8	9	AB R H RBI BB SO LOB	TOP																								
Craig Biggio, R OBP: 0.357, SLG: 0.487 (1, 4) X	0-0 G5-3		0-1 1B 1B		2-3 K		0-0 G6-3		0-1 F7	5 0 1 0 0 1 1																									
Steve Finley, L OBP: 0.295, SLG: 0.306 (1, 8) C F X	0-2 G5-3		0-1 1-2 1B		2-0 G4-3		4-0 FC4-6 BB			3 0 1 0 1 0 0																									
Luis Gonzalez, L OBP: 0.339, SLG: 0.423 (1, 7) B X	1-0 5 FC6-4 1B		1-1 G4-3		1-1 F8		0-0 FC4-6 1-2f			4 0 1 0 0 0 4																									
5 Jeff Bagwell, R OBP: 0.391, SLG: 0.524 (1, 3) X	0-0 FC6-4 1-2f			2-1 G5-3		3-1 G4-3 G1-3 1B		0-0 F8		4 0 1 0 0 0 1																									
Eric Anthony, L OBP: 0.336, SLG: 0.397 (1, 9) C F B B X		1-2 F8		1-0 F7		0-1 G1-3 1-2		4-2 G6-3 BB		3 0 0 0 1 0 1																									
Chris Donnels, L OBP: 0.300, SLG: 0.306 (1, 5) C F B B X		1-3 K		2-0 1B 1B		0-0 G4-3 2-3		0-0 G6-3 1-2		4 1 1 0 0 1 2																									
Scott Servais, R OBP: 0.338, SLG: 0.484 (1, 2) X		0-0 G6-3		0-1 1-2 1B 1B		1-2 G4-3		0-0 G5-3		4 0 1 0 0 0 2																									
Andujar Cedeno, R OBP: 0.367, SLG: 0.450 (1, 6) S F C X		0-2 CS 1B		0-1 1-2 2-H 1B		3-2 E6 G6-3 SH3-4		0-1 L9		4 0 2 1 0 0 0																									
Greg Swindell, L OBP: 0.194, SLG: 0.226 Brian Williams, R (7, 1) B L 1 SAFE Al Osuna, R (9, 1) S F C X		1-3 K		0-2 L5		1-1 SH3-4 1-2		1-3 K		2 0 0 0 0 1 3 1 0 0 0 0 1 0 0 0 0 0 0 0 0																									
Inning Stats	R: 0 E: 0 K: 0 S: 6 H: 1 LOB: 1 BB: 0 P: 7	R: 0 E: 0 K: 1 S: 8 H: 0 LOB: 0 BB: 0 P: 10	R: 0 E: 0 K: 1 S: 13 H: 3 LOB: 2 BB: 0 P: 15	R: 1 E: 0 K: 0 S: 11 H: 3 LOB: 2 BB: 0 P: 16	R: 0 E: 0 K: 1 S: 6 H: 0 LOB: 0 BB: 0 P: 11	R: 0 E: 0 K: 0 S: 8 H: 1 LOB: 1 BB: 0 P: 12	R: 0 E: 1 K: 0 S: 8 H: 0 LOB: 2 BB: 1 P: 16	R: 0 E: 0 K: 0 S: 5 H: 0 LOB: 1 BB: 1 P: 9	R: 0 E: 0 K: 1 S: 7 H: 0 LOB: 0 BB: 0 P: 8	1B: 8 2B: 1 3B: 0 HR: 0 SF: 0 SAC: 1 DP: 1 HBP: 0	WP: 0 PB: 0 SB: 0 CS: 1 PA: 37																								
PITCHER Orel Hershiser, R ERA: 3.82 (1, 1)	IP 9.0	WLS L	BF 37	H 8	R 1	ER 1	SO 4	BB 2	IBB 0	HBP 0	BLK 0	WP 0	HR 0	S 72	P 104	ERA 1.00	WHIP 1.111	PITCHER	IP 9.0	WLS L	BF 37	H 8	R 1	ER 1	SO 4	BB 2	IBB 0	HBP 0	BLK 0	WP 0	HR 0	S 72	P 104	ERA 1.00	WHIP 1.111

Houston Astros @ Los Angeles Dodgers
Dodger Stadium, Los Angeles, CA
Thu Jun 24 1993, 3:33 AM PDT
Att. 36,765 - Sunny - 94 F

livebaseballscorecards.com

AB	34
R	1
H	8
RBI	1
BB	2
SO	4
LOB	14



BOTTOM

Houston Astros @ Los Angeles Dodgers
Dodger Stadium, Los Angeles, CA

Thu Jun 24 1993, 3:33 AM PDT
Att. 36,765 - Sunny - 94 F

livebaseballscorecards.com

AB	35
R	0
H	8
RBI	0
BB	1
SO	6
LOB	13



WP:	0	PA:	36
PB:	0		
SB:	0		
CS:	0		

AB	R	H	RBI	BB	SO	LOB
4	0	3	0	0	0	0
4	0	1	0	0	1	3
4	0	1	0	0	0	4
2	0	0	0	0	1	1
2	0	0	0	0	0	0
3	0	0	0	1	1	0
4	0	1	0	0	0	1
4	0	0	0	0	1	1
3	0	0	0	0	0	1
1	0	1	0	0	2	1
0	0	0	0	0	0	0
1	0	0	0	0	0	1

Brett Butler, L OBP: 0.384, SLG: 0.368 (1, 8) C B F B F X	2-2 F7 ①
Jose Offerman, S OBP: 0.346, SLG: 0.331 (1, 6) B B B C X	3-1 G5-3 ②
Eric Davis, R OBP: 0.310, SLG: 0.351 (1, 7) B F X	1-1 1B ③
Tim Wallach, R OBP: 0.258, SLG: 0.362 Mitch Webster, S OBP: 0.314, SLG: 0.351 (1, 5) C 1 SAFE F 1 SAFE B 1 SAFE F 1 SAFE X	1-2 F8 ③
Mike Piazza, R OBP: 0.376, SLG: 0.576 (1, 2) X	0-0 F7 ①
Cory Snyder, R OBP: 0.396, SLG: 0.466 (1, 9) (5, 5) C X	0-1 1B ③
Eric Karros, R OBP: 0.312, SLG: 0.409 (1, 3) C B B X	1-3 K ②
Mike Sharperson, R OBP: 0.211, SLG: 0.242 Henry Rodriguez, L OBP: 0.200, SLG: 0.111 (9, PH) Tom Goodwin, L (9, PR)	0-1 F8 ③
Orel Hershiser, R OBP: 0.382, SLG: 0.424 (9, PH) Lenny Harris, L OBP: 0.313, SLG: 0.328 (9, PH) Carlos Hernandez, R OBP: 0.273, SLG: 0.406 (9, PH)	1-3 K2-3 ①

Brett Butler, L OBP: 0.384, SLG: 0.368 (1, 8) C B F B F X	2-2 E4 1B ①
Jose Offerman, S OBP: 0.346, SLG: 0.331 (1, 6) B B B C X	2-3 K ②
Eric Davis, R OBP: 0.310, SLG: 0.351 (1, 7) B F X	0-0 G5-3 ③
Tim Wallach, R OBP: 0.258, SLG: 0.362 Mitch Webster, S OBP: 0.314, SLG: 0.351 (1, 5) C 1 SAFE F 1 SAFE B 1 SAFE F 1 SAFE X	2-3 K ①
Mike Piazza, R OBP: 0.376, SLG: 0.576 (1, 2) X	3-2 G6-3 ②
Cory Snyder, R OBP: 0.396, SLG: 0.466 (1, 9) (5, 5) C X	0-0 F9 ③
Eric Karros, R OBP: 0.312, SLG: 0.409 (1, 3) C B B X	3-2 L8 ①
Mike Sharperson, R OBP: 0.211, SLG: 0.242 Henry Rodriguez, L OBP: 0.200, SLG: 0.111 (9, PH) Tom Goodwin, L (9, PR)	2-2 G6-3 ②
Orel Hershiser, R OBP: 0.382, SLG: 0.424 (9, PH) Lenny Harris, L OBP: 0.313, SLG: 0.328 (9, PH) Carlos Hernandez, R OBP: 0.273, SLG: 0.406 (9, PH)	0-0 1B ①

Brett Butler, L OBP: 0.384, SLG: 0.368 (1, 8) C B F B F X	2-2 1B ①
Jose Offerman, S OBP: 0.346, SLG: 0.331 (1, 6) B B B C X	1-0 FC5-4 1B ②
Eric Davis, R OBP: 0.310, SLG: 0.351 (1, 7) B F X	1-0 FC5-4 ③
Tim Wallach, R OBP: 0.258, SLG: 0.362 Mitch Webster, S OBP: 0.314, SLG: 0.351 (1, 5) C 1 SAFE F 1 SAFE B 1 SAFE F 1 SAFE X	1-1 G4-3 ①
Mike Piazza, R OBP: 0.376, SLG: 0.576 (1, 2) X	4-2 BB ②
Cory Snyder, R OBP: 0.396, SLG: 0.466 (1, 9) (5, 5) C X	1-2 G6-4-3 ③
Eric Karros, R OBP: 0.312, SLG: 0.409 (1, 3) C B B X	2-1 G6-3 ①
Mike Sharperson, R OBP: 0.211, SLG: 0.242 Henry Rodriguez, L OBP: 0.200, SLG: 0.111 (9, PH) Tom Goodwin, L (9, PR)	3-2 E5 2B ②
Orel Hershiser, R OBP: 0.382, SLG: 0.424 (9, PH) Lenny Harris, L OBP: 0.313, SLG: 0.328 (9, PH) Carlos Hernandez, R OBP: 0.273, SLG: 0.406 (9, PH)	2-3 K ②

Brett Butler, L OBP: 0.384, SLG: 0.368 (1, 8) C B F B F X	1-0 2B ③
Jose Offerman, S OBP: 0.346, SLG: 0.331 (1, 6) B B B C X	2-1 G4-3 ③
Eric Davis, R OBP: 0.310, SLG: 0.351 (1, 7) B F X	1-2 G1-3 ①
Tim Wallach, R OBP: 0.258, SLG: 0.362 Mitch Webster, S OBP: 0.314, SLG: 0.351 (1, 5) C 1 SAFE F 1 SAFE B 1 SAFE F 1 SAFE X	2-1 F7 ②
Mike Piazza, R OBP: 0.376, SLG: 0.576 (1, 2) X	1-3 K2-3 ③
Cory Snyder, R OBP: 0.396, SLG: 0.466 (1, 9) (5, 5) C X	0-0 G1-3 ①
Eric Karros, R OBP: 0.312, SLG: 0.409 (1, 3) C B B X	2-2 G3-1 ②
Mike Sharperson, R OBP: 0.211, SLG: 0.242 Henry Rodriguez, L OBP: 0.200, SLG: 0.111 (9, PH) Tom Goodwin, L (9, PR)	0-0 1B ③
Orel Hershiser, R OBP: 0.382, SLG: 0.424 (9, PH) Lenny Harris, L OBP: 0.313, SLG: 0.328 (9, PH) Carlos Hernandez, R OBP: 0.273, SLG: 0.406 (9, PH)	1-0 F8 ③

Brett Butler, L OBP: 0.384, SLG: 0.368 (1, 8) C B F B F X	1-2 1B ③
Jose Offerman, S OBP: 0.346, SLG: 0.331 (1, 6) B B B C X	1-0 FC5-4 1B ③
Eric Davis, R OBP: 0.310, SLG: 0.351 (1, 7) B F X	1-0 FC5-4 ③
Tim Wallach, R OBP: 0.258, SLG: 0.362 Mitch Webster, S OBP: 0.314, SLG: 0.351 (1, 5) C 1 SAFE F 1 SAFE B 1 SAFE F 1 SAFE X	1-1 G4-3 ①
Mike Piazza, R OBP: 0.376, SLG: 0.576 (1, 2) X	4-2 BB ②
Cory Snyder, R OBP: 0.396, SLG: 0.466 (1, 9) (5, 5) C X	1-2 G6-4-3 ③
Eric Karros, R OBP: 0.312, SLG: 0.409 (1, 3) C B B X	2-1 G6-3 ①
Mike Sharperson, R OBP: 0.211, SLG: 0.242 Henry Rodriguez, L OBP: 0.200, SLG: 0.111 (9, PH) Tom Goodwin, L (9, PR)	3-2 E5 2B ②
Orel Hershiser, R OBP: 0.382, SLG: 0.424 (9, PH) Lenny Harris, L OBP: 0.313, SLG: 0.328 (9, PH) Carlos Hernandez, R OBP: 0.273, SLG: 0.406 (9, PH)	2-3 K ②

Brett Butler, L OBP: 0.384, SLG: 0.368 (1, 8) C B F B F X	1-2 1B ③
Jose Offerman, S OBP: 0.346, SLG: 0.331 (1, 6) B B B C X	1-0 FC5-4 1B ③
Eric Davis, R OBP: 0.310, SLG: 0.351 (1, 7) B F X	1-0 FC5-4 ③
Tim Wallach, R OBP: 0.258, SLG: 0.362 Mitch Webster, S OBP: 0.314, SLG: 0.351 (1, 5) C 1 SAFE F 1 SAFE B 1 SAFE F 1 SAFE X	1-1 G4-3 ①
Mike Piazza, R OBP: 0.376, SLG: 0.576 (1, 2) X	4-2 BB ②
Cory Snyder, R OBP: 0.396, SLG: 0.466 (1, 9) (5, 5) C X	1-2 G6-4-3 ③
Eric Karros, R OBP: 0.312, SLG: 0.409 (1, 3) C B B X	2-1 G6-3 ①
Mike Sharperson, R OBP: 0.211, SLG: 0.242 Henry Rodriguez, L OBP: 0.200, SLG: 0.111 (9, PH) Tom Goodwin, L (9, PR)	3-2 E5 2B ②
Orel Hershiser, R OBP: 0.382, SLG: 0.424 (9, PH) Lenny Harris, L OBP: 0.313, SLG: 0.328 (9, PH) Carlos Hernandez, R OBP: 0.273, SLG: 0.406 (9, PH)	2-3 K ②

Brett Butler, L OBP: 0.384, SLG: 0.368 (1, 8) C B F B F X	1-2 1B ③
Jose Offerman, S OBP: 0.346, SLG: 0.331 (1, 6) B B B C X	1-0 FC5-4 1B ③
Eric Davis, R OBP: 0.310, SLG: 0.351 (1, 7) B F X	1-0 FC5-4 ③
Tim Wallach, R OBP: 0.258, SLG: 0.362 Mitch Webster, S OBP: 0.314, SLG: 0.351 (1, 5) C 1 SAFE F 1 SAFE B 1 SAFE F 1 SAFE X	1-1 G4-3 ①
Mike Piazza, R OBP: 0.376, SLG: 0.576 (1, 2) X	4-2 BB ②
Cory Snyder, R OBP: 0.396, SLG: 0.466 (1, 9) (5, 5) C X	1-2 G6-4-3 ③
Eric Karros, R OBP: 0.312, SLG: 0.409 (1, 3) C B B X	2-1 G6-3 ①
Mike Sharperson, R OBP: 0.211, SLG: 0.242 Henry Rodriguez, L OBP: 0.200, SLG: 0.111 (9, PH) Tom Goodwin, L (9, PR)	3-2 E5 2B ②
Orel Hershiser, R OBP: 0.382, SLG: 0.424 (9, PH) Lenny Harris, L OBP: 0.313, SLG: 0.328 (9, PH) Carlos Hernandez, R OBP: 0.273, SLG: 0.406 (9, PH)	2-3 K ②

Brett Butler, L OBP: 0.384, SLG: 0.368 (1, 8) C B F B F X	1-2 1B ③
Jose Offerman, S OBP: 0.346, SLG: 0.331 (1, 6) B B B C X	1-0 FC5-4 1B ③
Eric Davis, R OBP: 0.310, SLG: 0.351 (1, 7) B F X	1-0 FC5-4 ③
Tim Wallach, R OBP: 0.258, SLG: 0.362 Mitch Webster, S OBP: 0.314, SLG: 0.351 (1, 5) C 1 SAFE F 1 SAFE B 1 SAFE F 1 SAFE X	1-1 G4-3 ①
Mike Piazza, R OBP: 0.376, SLG: 0.576 (1, 2) X	4-2 BB ②
Cory Snyder, R OBP: 0.396, SLG: 0.466 (1, 9) (5, 5) C X	1-2 G6-4-3 ③
Eric Karros, R OBP: 0.312, SLG: 0.409 (1, 3) C B B X	2-1 G6-3 ①
Mike Sharperson, R OBP: 0.211, SLG: 0.242 Henry Rodriguez, L OBP: 0.200, SLG: 0.111 (9, PH) Tom Goodwin, L (9, PR)	3-2 E5 2B ②
Orel Hershiser, R OBP: 0.382, SLG: 0.424 (9, PH) Lenny Harris, L OBP: 0.313, SLG: 0.328 (9, PH) Carlos Hernandez, R OBP: 0.273, SLG: 0.406 (9, PH)	2-3 K ②

Brett Butler, L OBP: 0.384, SLG: 0.368 (1, 8) C B F B F X	1-2 1B ③
Jose Offerman, S OBP: 0.346, SLG: 0.331 (1, 6) B B B C X	1-0 FC5-4 1B ③
Eric Davis, R OBP: 0.310, SLG: 0.351 (1, 7) B F X	1-0 FC5-4 ③
Tim Wallach, R OBP: 0.258, SLG: 0.362 Mitch Webster, S OBP: 0.314, SLG: 0.351 (1, 5) C 1 SAFE F 1 SAFE B 1 SAFE F 1 SAFE X	1-1 G4-3 ①
Mike Piazza, R OBP: 0.376, SLG: 0.576 (1, 2) X	4-2 BB ②
Cory Snyder, R OBP: 0.396, SLG: 0.466 (1, 9) (5, 5) C X	1-2 G6-4-3 ③
Eric Karros, R OBP: 0.312, SLG: 0.409 (1, 3) C B B X	2-1 G6-3 ①
Mike Sharperson, R OBP: 0.211, SLG: 0.242 Henry Rodriguez, L OBP: 0.200, SLG: 0.111 (9, PH) Tom Goodwin, L (9, PR)	3-2 E5 2B ②
Orel Hershiser, R OBP: 0.382, SLG: 0.424 (9, PH) Lenny Harris, L OBP: 0.313, SLG: 0.328 (9, PH) Carlos Hernandez, R OBP: 0.273, SLG: 0.406 (9, PH)	2-3 K ②

Brett Butler, L OBP: 0.384, SLG: 0.368 (1, 8) C B F B F X	1-2 1B ③
Jose Offerman, S OBP: 0.346, SLG: 0.331 (1, 6) B B B C X	1-0 FC5-4 1B ③
Eric Davis, R OBP: 0.310, SLG: 0.351 (1, 7) B F X	1-0 FC5-4 ③
Tim Wallach, R OBP: 0.258, SLG: 0.362 Mitch Webster, S OBP: 0.314, SLG: 0.351 (1, 5) C 1 SAFE F 1 SAFE B 1 SAFE F 1 SAFE X	1-1 G4-3 ①
Mike Piazza, R OBP: 0.376, SLG: 0.576 (1, 2) X	4-2 BB ②
Cory Snyder, R OBP: 0.396, SLG: 0.466 (1, 9) (5, 5) C X	1-2 G6-4-3 ③
Eric Karros, R OBP: 0.312, SLG: 0.409 (1, 3) C B B X	2-1 G6-3 ①
Mike Sharperson, R OBP: 0.211, SLG: 0.242 Henry Rodriguez, L OBP: 0.200, SLG: 0.111 (9, PH) Tom Goodwin, L (9, PR)	3-2 E5 2B ②
Orel Hershiser, R OBP: 0.382, SLG: 0.424 (9, PH) Lenny Harris, L OBP: 0.313, SLG: 0.328 (9, PH) Carlos Hernandez, R OBP: 0.273, SLG: 0.406 (9, PH)	2-3 K ②

Brett Butler, L OBP: 0.384, SLG: 0.368 (1, 8) C B F B F X	1-2 1B ③
Jose Offerman, S OBP: 0.346, SLG: 0.331 (1, 6) B B B C X	1-0 FC5-4 1B ③
Eric Davis, R OBP: 0.310, SLG: 0.351 (1, 7) B F X	1-0 FC5-4 ③
Tim Wallach, R OBP: 0.258, SLG: 0.362 Mitch Webster, S OBP: 0.314, SLG: 0.351 (1, 5) C 1 SAFE F 1 SAFE B 1 SAFE F 1 SAFE X	1-1 G4-3 ①
Mike Piazza, R OBP: 0.376, SLG: 0.576 (1, 2) X	4-2 BB ②
Cory Snyder, R OBP: 0.396, SLG: 0.466 (1, 9) (5, 5) C X	1-2 G6-4-3 ③
Eric Karros, R OBP: 0.312, SLG: 0.409 (1, 3) C B B X	2-1 G6-3 ①
Mike Sharperson, R OBP: 0.211, SLG: 0.242 Henry Rodriguez, L OBP: 0.200, SLG: 0.111 (9, PH) Tom Goodwin, L (9, PR)	3-2 E5 2B ②
Orel Hershiser, R OBP: 0.382, SLG: 0.424 (9, PH) Lenny Harris, L OBP: 0.313, SLG: 0.328 (9, PH) Carlos Hernandez, R OBP: 0.273, SLG: 0.406 (9, PH)	2-3 K ②

Inning Stats		R: 0	H: 1	R: 0	H: 1	R: 0	H: 1	R: 0	H: 3	R: 0	H: 0	R: 0	H: 0	R: 0	H: 1	R: 0	H: 0	R: 0	H: 1	R: 0	H: 0	R: 0	H: 1	1B: 7	SF: 0	WP: 0	PA: 36	
		E: 0	LOB: 1	E: 0	LOB: 1	E: 1	LOB: 1	E: 0	LOB: 3	E: 0	LOB: 0	E: 0	LOB: 3	E: 1	LOB: 2	E: 0	LOB: 0	E: 0	LOB: 0	E: 0	LOB: 1	E: 0	LOB: 1	2B: 1	SAC: 0	PB: 0		
		K: 0	BB: 0	K: 1	BB: 0	K: 2	BB: 0	K: 1	BB: 0	K: 0	BB: 1	K: 1	BB: 0	K: 1	BB: 0	K: 1	BB: 0	K: 0	BB: 0	K: 0	BB: 0	K: 0	BB: 0	3B: 0	DP: 1	SB: 0		
		S: 12	P: 19	S: 8	P: 9	S: 8	P: 13	S: 7	P: 21	S: 12	P: 13	S: 11	P: 21	S: 10	P: 14	S: 6	P: 9	S: 6	P: 9	S: 6	P: 9	S: 6	P: 9	HR: 0	HBP: 0	CS: 0		
PITCHER		IP	WLS	BF	H	R	ER	SO	BB	IBB	HBP	BLK	WP	HR	S	P	ERA	WHIP										
Greg Swindell, L		(1, 1)	6.2	W	28	7	0	5	1	0	0	0	0	0	63	104	0.00	1.200										
Brian Williams, R		(7, 1)	2.0		7	1	0	1																				

Batter	1	2	3	4	5	6	7	8	9	10	AB R H RBI BB SO LOB	TOP												
Dwight Smith, L (1, 8) OBP: 0.350, SLG: 0.524	2-1 F8		4-1 FC6-4 BB		0-1 G3-1	1-2 FC6-4			1-3 K		4 0 0 0 1 1 3	Chicago Cubs @ Los Angeles Dodgers Dodger Stadium, Los Angeles, CA Fri Jun 25 1993, 7:05 PM PDT Att. 40,778 - Unknown												
Jose Vizcaino, S (1, 5) OBP: 0.372, SLG: 0.404	3-2 FC3-6-1-2 2B		1-2 FC6-4 CS		1-3 K			1-3 K	1-2 E4 SH1-4 1B	5 1 2 0 0 2 1														
23 Ryne Sandberg, R (1, 4) OBP: 0.360, SLG: 0.405	4-2 FC3-6-1-2 BB		1-1 F8		1-1 F8			1-3 K	1-0 SH1-4	3 0 0 0 1 1 1														
Mark Grace, L (1, 3) OBP: 0.384, SLG: 0.494	0-0 FC3-6-1-2		2-0 CS	3-2 G6-3 1B 2B		4-1 2B BB		0-0 F8	4-0 E HR IBB	3 3 1 0 2 0 2														
Derrick May, L (1, 7) OBP: 0.337, SLG: 0.442		2-2 P8		1-1 G6-3		0-0 BB 2B		2-2 G4-3	0-0 E5 HR	5 1 1 1 0 0 2														
Rick Wilkins, L (1, 2) OBP: 0.377, SLG: 0.560		3-1 L7		1-0 2B 1B		2-3 K		2-3 K	0-2 HR	5 2 2 4 0 2 2														
Sammy Sosa, R (1, 9) OBP: 0.291, SLG: 0.463		4-2 1B BB		1-0 SF9 2B		2-3 K		1-3 K	0-0 L3	4 1 1 1 1 2 2														
Rey Sanchez, R (1, 6) OBP: 0.344, SLG: 0.361		1-1 SAFE SAFE 1B		2-0 SF9		4-0 BB IBB		0-1 F9	0-1 G4-3	3 0 1 1 1 0 0														
Jose Guzman, R (1, 1) OBP: 0.121, SLG: 0.094 Paul Assenmacher, L (7, 1) OBP: 0.500, SLG: 0.500 Bob Scanlan, R (7, 1) Doug Jennings, L (9, PH) OBP: 0.143, SLG: 0.429 Randy Myers, L (9, 1) OBP: 0.667, SLG: 1.000		1-3 K		0-0 G6-3		4-2 FC6-4 BB		1-1 G4-3		2 0 0 1 1 1 2 0 0 0 0 0 0 0 0 0 0 0 0 0 0 1 0 0 0 0 0 0 0 0 0 0 0 0 0														
Inning Stats	R: 0 E: 0 K: 0 S: 8	H: 1 LOB: 2 BB: 1 P: 17	R: 0 E: 0 K: 1 S: 14	H: 1 LOB: 2 BB: 1 P: 25	R: 0 E: 0 K: 0 S: 6	H: 0 LOB: 0 BB: 1 P: 14	R: 3 E: 0 K: 0 S: 10	H: 3 LOB: 0 BB: 0 P: 17	R: 0 E: 0 K: 1 S: 7	H: 0 LOB: 0 BB: 0 P: 9	R: 0 E: 0 K: 2 S: 9		H: 0 LOB: 0 BB: 0 P: 14	R: 0 E: 0 K: 1 S: 7	H: 0 LOB: 0 BB: 0 P: 9	R: 4 E: 2 K: 0 S: 11	H: 2 LOB: 0 BB: 1 P: 17	1B: 3 2B: 4 3B: 0 HR: 1	SF: 1 SAC: 1 DP: 0 HBP: 0	WP: 0 PB: 0 SB: 0 CS: 1	PA: 45			
PITCHER	IP WLS BF H R ER SO BB IBB HBP BLK WP HR S P ERA WHIP	IP WLS BF H R ER SO BB IBB HBP BLK WP HR S P ERA WHIP	IP WLS BF H R ER SO BB IBB HBP BLK WP HR S P ERA WHIP	IP WLS BF H R ER SO BB IBB HBP BLK WP HR S P ERA WHIP	IP WLS BF H R ER SO BB IBB HBP BLK WP HR S P ERA WHIP	IP WLS BF H R ER SO BB IBB HBP BLK WP HR S P ERA WHIP	IP WLS BF H R ER SO BB IBB HBP BLK WP HR S P ERA WHIP	IP WLS BF H R ER SO BB IBB HBP BLK WP HR S P ERA WHIP	IP WLS BF H R ER SO BB IBB HBP BLK WP HR S P ERA WHIP	IP WLS BF H R ER SO BB IBB HBP BLK WP HR S P ERA WHIP	IP WLS BF H R ER SO BB IBB HBP BLK WP HR S P ERA WHIP	IP WLS BF H R ER SO BB IBB HBP BLK WP HR S P ERA WHIP	IP WLS BF H R ER SO BB IBB HBP BLK WP HR S P ERA WHIP	IP WLS BF H R ER SO BB IBB HBP BLK WP HR S P ERA WHIP	IP WLS BF H R ER SO BB IBB HBP BLK WP HR S P ERA WHIP	IP WLS BF H R ER SO BB IBB HBP BLK WP HR S P ERA WHIP	IP WLS BF H R ER SO BB IBB HBP BLK WP HR S P ERA WHIP	IP WLS BF H R ER SO BB IBB HBP BLK WP HR S P ERA WHIP	IP WLS BF H R ER SO BB IBB HBP BLK WP HR S P ERA WHIP	IP WLS BF H R ER SO BB IBB HBP BLK WP HR S P ERA WHIP				
Pedro Astacio, R (1, 1) ERA: 4.16	5.0																							
Pedro Martinez, R (6, 1) ERA: 2.8	2.0																							
Omar Daal, L (8, 1) ERA: 3.09	0.2																							
Jim Gott, R (8, 1) ERA: 2.63	2.1	L																						

livebaseballscorecards.com

AB	35
R	8
H	8
RBI	8
BB	7
SO	9
LOB	15



BOTTOM

Chicago Cubs @ Los Angeles Dodgers
Dodger Stadium, Los Angeles, CA

Fri Jun 25 1993, 7:05 PM PDT
Att: 40,778 - Unknown

livebaseballscorecards.com

AB	38
R	5
H	9
RBI	5
BB	3
SO	13
LOB	13



WP:	0	PA:	42
PB:	0		
SB:	2		
CS:	1		

AB R H RBI BB SO LOB

5 0 4 1 0 0 0

4 0 0 0 1 3 2

4 0 0 0 0 2 5

4 1 1 1 1 2 3

5 0 0 0 0 1 2

3 1 0 0 1 2 0

4 0 0 0 0 0 1

4 2 2 0 0 1 0

1B:	6	SF:	0
2B:	1	SAC:	0
3B:	0	DP:	0
HR:	2	HBP:	0

Batter	1	2	3	4	5	6	7	8	9	10														
Brett Butler, L (1, 8) OBP: 0.391, SLG: 0.379	L8			FC6-4 1B	1B		3-1 2B		1-1 1B															
Jose Offerman, S (1, 6) OBP: 0.344, SLG: 0.326	K			FC6-4 1-2f	K		4-0 IBB		1-0 CS	K														
Mitch Webster, S (1, 9) OBP: 0.303, SLG: 0.337	F8			K	K		1-1 P7			F9														
Omar Daal, L (8, 1)																								
Jim Gott, R (8, 1)																								
Carlos Hernandez, R (10, PH) OBP: 0.265, SLG: 0.394																								
Cory Snyder, R (1, 5) OBP: 0.396, SLG: 0.478				FC5-4 BB			1-3 K			HR														
Mike Piazza, R (1, 2) OBP: 0.369, SLG: 0.564	G2-3			FC5-4 1-2f			2-1 P8		1-2 P4	K														
Eric Davis, R (1, 7) OBP: 0.309, SLG: 0.346					HR BB		1-0 P3		2-3 K															
Eric Karros, R (1, 3) OBP: 0.308, SLG: 0.403				F8	F8		1-1 G5-3		1-1 G4-3															
Lenny Harris, L (1, 4) OBP: 0.324, SLG: 0.338				K	HR 1B		1-1 1B 2B 1B		1-0 P6															
Pedro Astacio, R (1, 1) OBP: 0.143, SLG: 0.143																								
Henry Rodriguez, L (5, PH) OBP: 0.273, SLG: 0.500																								
Pedro Martinez, R (6, 1)																								
Dave Hansen, L (7, PH) OBP: 0.407, SLG: 0.304																								
Tom Goodwin, L (7, PR)																								
Mike Sharperson, R (8, 9) OBP: 0.205, SLG: 0.235					HR		1-3 1B		1-3 K															
Inning Stats	R: 0 E: 0 K: 1 S: 7	H: 0 LOB: 0 BB: 0 P: 10	R: 0 E: 0 K: 1 S: 8	H: 0 LOB: 0 BB: 0 P: 12	R: 0 E: 0 K: 2 S: 8	H: 0 LOB: 0 BB: 0 P: 11	R: 0 E: 0 K: 1 S: 11	H: 1 LOB: 2 BB: 1 P: 20	R: 3 E: 0 K: 2 S: 11	H: 3 LOB: 1 BB: 1 P: 23	R: 0 E: 0 K: 1 S: 6	H: 0 LOB: 0 BB: 0 P: 10	R: 1 E: 0 K: 1 S: 14	H: 3 LOB: 3 BB: 1 P: 26	R: 0 E: 0 K: 1 S: 8	H: 0 LOB: 0 BB: 0 P: 12	R: 0 E: 0 K: 1 S: 7	H: 1 LOB: 0 BB: 0 P: 11	R: 1 E: 0 K: 2 S: 11	H: 1 LOB: 0 BB: 0 P: 12	1B: 6 2B: 1 3B: 0 HR: 2	SF: 0 SAC: 0 DP: 0 HBP: 0	WP: 0 PA: 42	
PITCHER	IP	WLS	BF	H	R	ER	SO	BB	IBB	HBP	BLK	WP	HR	S	P	ERA	WHIP							
Jose Guzman, R (1, 1) ERA: 4.59	6.1		27	6	4	4	8	2	0	0	0	0	1	57	95	5.68	1.263							
Paul Assenmacher, L (7, 1) ERA: 3.86	0.1		3	1	0	0	0	0	1	0	0	0	0	4	12	0.00	3.000							
Bob Scanlan, R (7, 1) ERA: 3.86	1.1		4	0	0	0	2	0	0	0	0	0	0	12	17	0.00	0.000							
Randy Myers, L (9, 1) ERA: 1.93	2.0	W	7	2	1	1	3	0	0	0	0	0	1	18	23	4.50	1.000							

Batter	1	2	3	4	5	6	7	8	9	10
Brett Butler, L (1, 8) OBP: 0.391, SLG: 0.379	L8			FC6-4 1B	1B		3-1 2B		1-1 1B	
Jose Offerman, S (1, 6) OBP: 0.344, SLG: 0.326	K			FC6-4 1-2f	K		4-0 IBB		1-0 CS	K
Mitch Webster, S (1, 9) OBP: 0.303, SLG: 0.337	F8			K	K		1-1 P7			F9
Omar Daal, L (8, 1)										
Jim Gott, R (8, 1)										
Carlos Hernandez, R (10, PH) OBP: 0.265, SLG: 0.394										
Cory Snyder, R (1, 5) OBP: 0.396, SLG: 0.478				FC5-4 BB			1-3 K			HR
Mike Piazza, R (1, 2) OBP: 0.369, SLG: 0.564	G2-3			FC5-4 1-2f			2-1 P8		1-2 P4	K
Eric Davis, R (1, 7) OBP: 0.309, SLG: 0.346					HR BB		1-0 P3		2-3 K	
Eric Karros, R (1, 3) OBP: 0.308, SLG: 0.403				F8	F8		1-1 G5-3		1-1 G4-3	
Lenny Harris, L (1, 4) OBP: 0.324, SLG: 0.338				K	HR 1B		1-1 1B 2B 1B		1-0 P6	
Pedro Astacio, R (1, 1) OBP: 0.143, SLG: 0.143										
Henry Rodriguez, L (5, PH) OBP: 0.273, SLG: 0.500										
Pedro Martinez, R (6, 1)										
Dave Hansen, L (7, PH) OBP: 0.407, SLG: 0.304										
Tom Goodwin, L (7, PR)										
Mike Sharperson, R (8, 9) OBP: 0.205, SLG: 0.235					HR		1-3 1B		1-3 K	

Batter	1	2	3	4	5	6	7	8	9	AB R H RBI BB SO LOB	TOP				
Dwight Smith, L OBP: 0.341, SLG: 0.511 (1, 8) (8, 9)	1-2 F9		2-1 F9		3-2 F9		1-1 G4-3		0-0 G4-3	5 0 0 0 0 0 0					
Jose Vizcaino, S OBP: 0.371, SLG: 0.402 (1, 5)	3-2 K		1-0 F7		0-0 G3-1		1-2 23 1B			4 0 1 0 0 1 0					
23 Ryne Sandberg, R OBP: 0.363, SLG: 0.413 (1, 4)	1-1 P3		2-0 2B		1-2 F9		1-2 1B			4 0 2 0 0 0 0					
Mark Grace, L OBP: 0.382, SLG: 0.489 (1, 3)		4-2 2B BB	0-1 F7		1-1 P7		3-1 G4-3			3 1 0 0 1 0 3					
Derrick May, L OBP: 0.340, SLG: 0.443 (1, 7)		2-1 F9		1-1 FC4-6 1B		0-0 HR 1B		0-1 F9		4 1 2 0 0 0 1					
Rick Wilkins, L OBP: 0.374, SLG: 0.559 (1, 2)		2-2 1-H 3B 2B		2-2 FC4-6 1B 1-2f		1-2 K		0-0 G1-3		4 1 1 1 0 1 2					
Sammy Sosa, R OBP: 0.294, SLG: 0.475 Chuck McElroy, L Jim Bullinger, R		2-0 P3		1-2 F8		1-0 1-H HR		0-0 CS 1B		4 1 2 2 0 0 2 0 0 0 0 0 0 0 0 0 0 0 0 0 0	AB 36 R 4 H 10 RBI 4 BB 1 SO 3 LOB 11				
Rey Sanchez, R OBP: 0.347, SLG: 0.374 (1, 6)		1-2 2-H 3B		1-0 1-2 1B		3-1 F9		2-2 CS	1-1 G4-3	4 0 2 1 0 0 0					
Frank Castillo, R OBP: 0.200, SLG: 0.200 Paul Assenmacher, L OBP: 0.500, SLG: 0.500 Bob Scanlan, R Willie Wilson, S OBP: 0.276, SLG: 0.318		0-0 G1-3		1-0 P4		2-2 G3-1		1-3 K		3 0 0 0 0 0 3 0 0 0 0 0 0 0 0 0 0 0 0 0 0 1 0 0 0 0 1 0					
Inning Stats	R: 0 H: 0 E: 0 LOB: 0 K: 1 BB: 0 S: 8 P: 13	R: 2 H: 2 E: 0 LOB: 1 K: 0 BB: 1 S: 14 P: 25	R: 0 H: 1 E: 0 LOB: 1 K: 0 BB: 0 S: 6 P: 11	R: 0 H: 2 E: 0 LOB: 2 K: 0 BB: 0 S: 10 P: 16	R: 0 H: 0 E: 0 LOB: 0 K: 0 BB: 0 S: 9 P: 13	R: 2 H: 2 E: 0 LOB: 0 K: 1 BB: 0 S: 9 P: 15	R: 0 H: 2 E: 0 LOB: 2 K: 0 BB: 0 S: 13 P: 21	R: 0 H: 1 E: 0 LOB: 0 K: 0 BB: 0 S: 8 P: 8	R: 0 H: 0 E: 0 LOB: 0 K: 1 BB: 0 S: 6 P: 8	1B: 6 SF: 0 2B: 2 SAC: 0 3B: 1 DP: 0 HR: 1 HBP: 0	WP: 0 PA: 38 PB: 0 SB: 0 CS: 1				
PITCHER	IP WLS BF H R ER SO BB IBB HBP BLK WP HR S P ERA WHIP														
Ramon Martinez, R ERA: 3.12 Omar Daal, L ERA: 3.0 Roger McDowell, R ERA: 1.51 Jim Gott, R ERA: 2.57	(1, 1) 6.2 (7, 1) 0.1 (8, 1) 1.0 (9, 1) 1.0	30 9 4 4 2 1 0 0 0 0 0 0 1 67 109 5.40 1.500	1 0 0 0 0 0 0 0 0 0 0 0 0 2 5 0.00 0.000	3 1 0 0 0 0 0 0 0 0 0 0 0 8 8 0.00 1.000	3 0 0 1 0 0 0 0 0 0 0 0 0 6 8 0.00 0.000										

Chicago Cubs @ Los Angeles Dodgers
Dodger Stadium, Los Angeles, CA
Sat Jun 26 1993, 7:05 PM PDT
Att: 38,679 - Unknown

livebaseballscorecards.com



Batter	1	2	3	4	5	6	7	8	9	AB R H RBI BB SO LOB	TOP											
Dwight Smith, L (1, 8) OBP: 0.340, SLG: 0.505	0-0 CS 1B			3-2 P5		0-1 L7		0-0 G6-3 1-2f		4 0 1 0 0 0 1												
Jose Vizcaino, S (1, 5) OBP: 0.365, SLG: 0.395	1-3 SAFE 1-2			0-3 K		1-2 G4-3			1-3 K	4 0 0 0 0 3 1												
23 Ryne Sandberg, R (1, 4) OBP: 0.355, SLG: 0.403	1-0 G6-3			2-1 G5-3		0-1 G4-3			1-1 G5-3	4 0 0 0 0 0 0												
Mark Grace, L (1, 3) OBP: 0.380, SLG: 0.484			1-2 G4-3				1-0 G3-1		4-0 BB	3 0 0 0 1 1 0												
Derrick May, L (1, 7) OBP: 0.339, SLG: 0.440			3-3 K			0-1 1B 1B		1-2 G3-1	1-1 F7	4 1 1 0 0 1 1												
Rick Wilkins, L (1, 2) OBP: 0.378, SLG: 0.566			1-3 K			2-1 1B 1B		2-1 2B		3 0 2 0 0 1 0												
Sammy Sosa, R (1, 9) OBP: 0.291, SLG: 0.470				2-2 G4-3		1-0 F7		2-1 F8		3 0 0 0 0 0 3												
Rey Sanchez, R (1, 6) OBP: 0.352, SLG: 0.379				1-3 K		1-1 FC6-4 1B		0-0 G6-3 1B		3 0 2 1 0 1 0												
Jose Bautista, R (1, 1) OBP: 0.143, SLG: 0.143				1-1 B1-3		0-0 FC6-4		1-2 F8		2 0 0 0 0 0 2												
Jim Bullinger, R (7, 1)										0 0 0 0 0 0 0												
Doug Jennings, L (8, PH) OBP: 0.133, SLG: 0.400										1 0 0 0 0 0 1												
Dan Plesac, L (8, 1)										0 0 0 0 0 0 0												
Inning Stats	R: 0 E: 0 K: 1 S: 5	H: 1 LOB: 0 BB: 0 P: 7	R: 0 E: 0 K: 2 S: 11	H: 0 LOB: 0 BB: 0 P: 16	R: 0 E: 0 K: 1 S: 8	H: 0 LOB: 0 BB: 0 P: 12	R: 0 E: 0 K: 1 S: 8	H: 0 LOB: 0 BB: 0 P: 13	R: 1 E: 0 K: 1 S: 11	H: 3 LOB: 2 BB: 0 P: 18	R: 0 E: 0 K: 0 S: 7	H: 0 LOB: 0 BB: 0 P: 8	R: 0 E: 0 K: 0 S: 10	H: 1 LOB: 1 BB: 0 P: 16	R: 0 E: 0 K: 0 S: 5	H: 1 LOB: 0 BB: 0 P: 6	R: 0 E: 0 K: 1 S: 7	H: 0 LOB: 1 BB: 1 P: 14	1B: 5 2B: 1 3B: 0 HR: 0	SF: 0 SAC: 0 DP: 1 HBP: 0	WP: 0 PB: 0 SB: 0 CS: 1	PA: 32
PITCHER Kevin Gross, R (1, 1) ERA: 3.88	IP: 9.0 WLS: W BF: 32 H: 6 R: 1 ER: 1 SO: 7 BB: 1 IBB: 0 HBP: 0 BLK: 0 WP: 0 HR: 0 S: 72 P: 110 ERA: 1.00 WHIP: 0.778											PITCHER	IP: 9.0 WLS: W BF: 32 H: 6 R: 1 ER: 1 SO: 7 BB: 1 IBB: 0 HBP: 0 BLK: 0 WP: 0 HR: 0 S: 72 P: 110 ERA: 1.00 WHIP: 0.778									

Chicago Cubs @ Los Angeles Dodgers
Dodger Stadium, Los Angeles, CA
Sun Jun 27 1993, 3:33 AM PDT
Att: 41,223 - Sunny

livebaseballscorecards.com

AB	31
R	1
H	6
RBI	1
BB	1
SO	7
LOB	9



Batter	1	2	3	4	5	6	7	8	9	AB R H RBI BB SO LOB	TOP															
Darren Lewis, R (1, 8) OBP: 0.314, SLG: 0.354	2-2 P4		2-2 G5-3		1-0 P5		2-1 F9			4 0 0 0 0 0 2	<p>San Francisco Giants @ Los Angeles Dodgers Dodger Stadium, Los Angeles, CA</p> <p>Mon Jun 28 1993, 7:05 PM PDT Att. 44,514 - Unknown - 74 F</p>															
Robby Thompson, R (1, 4) OBP: 0.375, SLG: 0.479	1-3 K		3-3 K		0-0 G5-3		0-1 FC4-6 1B			4 0 1 0 0 2 0																
Will Clark, L (1, 3) OBP: 0.358, SLG: 0.386	4-1 BB			3-3 K		4-1 1B BB	2-2 F7			2 0 0 0 2 1 1																
Barry Bonds, L (1, 7) OBP: 0.465, SLG: 0.703	3-3 K			2-3 K		1-2 1B S	0-0 FC4-6 CS			4 0 1 0 0 2 2																
Willie McGee, S (1, 9) OBP: 0.377, SLG: 0.422		0-1 E9 SH5-3 1B		3-2 L9		4-0 1B BB	2-2 CS	0-0 FC3-6 1B		3 0 2 0 1 0 0																
Royce Clayton, R (1, 6) OBP: 0.321, SLG: 0.357		0-0 SH5-3 2-3			2-2 1B G6-4-3	3-2 P6		2-0 FC3-6 1-2f		3 0 1 0 0 0 4																
Kirt Manwaring, R (1, 2) OBP: 0.354, SLG: 0.348		1-3 K			0-0 G6-4-3 1-2f	1-3 K		0-3 K		4 0 0 0 0 3 6																
Mike Benjamin, R (1, 5) OBP: 0.232, SLG: 0.326		2-2 L6			1-2 1B 1B		2-2 G5-3	1-0 P4		4 0 1 0 0 0 2																
Bud Black, L (1, 1) OBP: 0.300, SLG: 0.276			3-2 F7		0-1 1B		1-1 F8			3 0 1 0 0 0 0																
Dave Righetti, L (8, 1) OBP: 1.000, SLG: 1.000					1-2 1B					0 0 0 0 0 0 0																
Michael Jackson, R (9, 1) OBP: 0.500, SLG: 1.000										0 0 0 0 0 0 0																
Inning Stats	R: 0 E: 0 K: 2 S: 11	H: 0 LOB: 1 BB: 1 P: 21	R: 0 E: 1 K: 1 S: 9	H: 1 LOB: 1 BB: 0 P: 12	R: 0 E: 0 K: 1 S: 10	H: 0 LOB: 0 BB: 0 P: 18	R: 0 E: 0 K: 2 S: 10	H: 0 LOB: 0 BB: 0 P: 18	R: 0 E: 0 K: 0 S: 10	H: 3 LOB: 2 BB: 0 P: 14	R: 0 E: 0 K: 1 S: 11	H: 1 LOB: 3 BB: 2 P: 24	R: 0 E: 0 K: 0 S: 7	H: 0 LOB: 0 BB: 0 P: 12	R: 0 E: 0 K: 0 S: 9	H: 1 LOB: 0 BB: 0 P: 12	R: 0 E: 0 K: 1 S: 6	H: 1 LOB: 1 BB: 0 P: 9	1B: 7 2B: 0 3B: 0 HR: 0	SF: 0 SAC: 1 DP: 1 HBP: 0	WP: 0 PB: 0 SB: 1 CS: 1	PA: 36				
PITCHER	IP WLS BF H R ER SO BB IBB HBP BLK WP HR S P ERA WHIP																									
Tom Candiotti, R (1, 1) ERA: 3.2	8.0	31	6	0	0	7	3	0	0	0	0	0	77	131	0.00	1.125										
Pedro Martinez, R (9, 1) ERA: 2.74	1.0	W	4	1	0	1	0	0	0	0	0	0	6	9	0.00	1.000										

livebaseballscorecards.com

AB	31
R	0
H	7
RBI	0
BB	3
SO	8
LOB	17



Batter	1	2	3	4	5	6	7	8	9	AB R H RBI BB SO LOB	TOP
Dave Martinez, L (1, 8) <small>OBP: 0.301, SLG: 0.381</small> Darren Lewis, R (9, PH) <small>OBP: 0.316, SLG: 0.357</small> (9, 8)	2-3 		0-0 G6-3 			1-3 		2-1 BB SH3-4 	1-1 	4 0 1 0 0 2 0 1 0 1 0 0 0 0	San Francisco Giants @ Los Angeles Dodgers Dodger Stadium, Los Angeles, CA Tue Jun 29 1993, 7:05 PM PDT Att. 46,911 - Unknown - 74 F
Robby Thompson, R (1, 4) <small>OBP: 0.376, SLG: 0.494</small>	0-0 		1-1 P3 			1-0 		1-1 SH3-4 	3-2 G6-3 	4 2 2 1 0 0 2	
Will Clark, L (1, 3) <small>OBP: 0.354, SLG: 0.380</small>	1-1 L8 		1-3 			3-2 L7 		0-1 F8 		4 0 0 0 0 1 2	
Barry Bonds, L (1, 7) <small>OBP: 0.466, SLG: 0.697</small>	4-0 				2-0 G6-3 			0-1 G3-1 		2 1 0 0 0 2 0 0	
Willie McGee, S (1, 9) <small>OBP: 0.379, SLG: 0.425</small>	1-1 				2-1 G1-3 		2-2 G4-3 	4-1 FC6-4 	3 0 1 2 1 0 0		
Royce Clayton, R (1, 6) <small>OBP: 0.316, SLG: 0.352</small>	2-0 G6-3 				0-0 G5-3 		3-1 G6-3 	0-0 FC6-4 	4 0 0 0 0 0 4		
Jeff Reed, L (1, 2) <small>OBP: 0.333, SLG: 0.481</small> Kirt Manwaring, R (9, 2) <small>OBP: 0.354, SLG: 0.348</small>			0-1 G6-3 			2-1 G3 		2-0 	2-2 	4 0 2 0 0 0 0 0 0 0 0 0 0 0	
Mike Benjamin, R (1, 5) <small>OBP: 0.232, SLG: 0.315</small>			0-0 G6-3 			1-3 		4-0 	0-0 G1-3 	3 0 0 0 1 1 1	
John Burkett, R (1, 1) <small>OBP: 0.195, SLG: 0.154</small> Rod Beck, R (9, 1)			0-0 G4-3 			2-3 		0-0 G4-3 	4-0 	3 0 0 0 1 1 2 0 0 0 0 0 0 0	
Inning Stats	R: 2 H: 2 E: 0 LOB: 1 K: 1 BB: 1 S: 9 P: 19	R: 0 H: 0 E: 0 LOB: 0 K: 0 BB: 0 S: 4 P: 4	R: 0 H: 0 E: 0 LOB: 0 K: 1 BB: 0 S: 7 P: 9	R: 0 H: 0 E: 0 LOB: 0 K: 0 BB: 0 S: 4 P: 8	R: 0 H: 0 E: 0 LOB: 0 K: 2 BB: 0 S: 8 P: 13	R: 1 H: 1 E: 0 LOB: 0 K: 1 BB: 0 S: 11 P: 16	R: 0 H: 1 E: 0 LOB: 2 K: 0 BB: 1 S: 8 P: 19	R: 0 H: 1 E: 0 LOB: 3 K: 0 BB: 2 S: 9 P: 19	R: 0 H: 2 E: 0 LOB: 2 K: 0 BB: 1 S: 10 P: 20	1B: 3 SF: 0 2B: 3 SAC: 1 3B: 0 DP: 0 HR: 1 HBP: 0	
PITCHER Orel Hershiser, R (1, 1) <small>ERA: 3.78</small> Roger McDowell, R (9, 1) <small>ERA: 1.5</small> Omar Daal, L (9, 1) <small>ERA: 2.84</small>	IP WLS BF H R ER SO BB IBB HBP BLK WP HR S P ERA WHIP 8.0 L 33 5 3 3 5 1 3 0 0 0 1 60 107 3.38 0.750 0.1 3 1 0 0 0 1 0 0 0 0 0 4 10 0.00 6.000 0.2 2 1 0 0 0 0 0 0 0 0 0 6 10 0.00 1.500	PITCHER IP WLS BF H R ER SO BB IBB HBP BLK WP HR S P ERA WHIP									

AB	32
R	3
H	7
RBI	3
BB	5
SO	5
LOB	11



Batter	1	2	3	4	5	6	7	8	9	AB R H RBI BB SO LOB
Brett Butler, L OBP: 0.384, SLG: 0.372 (1, 8) C C C F B C	1-3 K ①		1-1 G6-3 ②			1-1 F8 ①		1-1 G6-3 ③		4 0 0 0 0 1 0
Jose Offerman, S OBP: 0.348, SLG: 0.332 (1, 6) B B C C C C	2-3 K ②		1-1 G3 ③			2-1 2B ②			1-3 K ①	4 0 1 0 0 2 0
Cory Snyder, R OBP: 0.394, SLG: 0.466 (1, 5) B S X	1-1 G5-3 ③				1-3 K ①	1-3 K ②			4-2 HBP 1B BB	3 1 0 0 1 2 1
Eric Karros, R OBP: 0.318, SLG: 0.413 (1, 3)		2-0 2B		1-2 G5-3 ②		0-0 G4-3 ③			1-0 1B 1-2 HBP	3 0 1 0 0 0 1
Mike Piazza, R OBP: 0.363, SLG: 0.544 (1, 2)		4-2 BB		3-2 G4-3 ③			0-0 F8 ①		2-3 K ②	3 0 0 0 1 1 2
Eric Davis, R OBP: 0.318, SLG: 0.363 (1, 7)		0-0 L7 ①			1-3 K ①		1-1 G3-1 ②		1-0 1B 1-2 2-H	4 0 1 1 0 1 2
Henry Rodriguez, L OBP: 0.238, SLG: 0.350 (1, 9)		1-2 F7 ②			2-2 FC4-6 1B		3-1 G3-1 ③		1-2 F9 ③	4 0 1 0 0 0 4
Lenny Harris, L OBP: 0.317, SLG: 0.320 (1, 4)		1-0 P7 ③			0-0 FC4-6 1-2f			0-0 G6-3 ①		3 0 0 0 0 0 3
Orel Hershiser, R OBP: 0.361, SLG: 0.400 (1, 1)			0-1 G6-3 ①			0-0 G5-3 ③		2-1 G5-3 ②		2 0 0 0 0 0 1
Dave Hansen, L OBP: 0.414, SLG: 0.440 (8, PH)										1 0 0 0 0 0 0
Roger McDowell, R OBP: 0.500, SLG: 0.500 (9, 1)										0 0 0 0 0 0 0
Omar Daal, L (9, 1)										0 0 0 0 0 0 0


Inning Stats	R: 0	H: 0	E: 0	K: 2	S: 9	H: 0	LOB: 0	BB: 0	P: 13	R: 0	H: 1	E: 0	K: 0	S: 9	H: 0	LOB: 2	BB: 1	P: 17	R: 0	H: 0	E: 0	K: 0	S: 6	H: 0	LOB: 0	BB: 0	P: 8	R: 0	H: 0	E: 0	K: 1	S: 10	H: 0	LOB: 0	BB: 0	P: 15	R: 0	H: 1	E: 0	K: 1	S: 8	H: 1	LOB: 1	BB: 0	P: 11	R: 0	H: 1	E: 0	K: 1	S: 8	H: 0	LOB: 1	BB: 0	P: 12	R: 0	H: 0	E: 0	K: 0	S: 5	H: 0	LOB: 0	BB: 0	P: 9	R: 0	H: 0	E: 0	K: 0	S: 5	H: 0	LOB: 0	BB: 0	P: 8	R: 1	H: 1	E: 0	K: 2	S: 13	H: 1	LOB: 2	BB: 1	P: 23	1B: 2	2B: 2	3B: 0	HR: 0	SF: 0	SAC: 0	DP: 0	HBP: 1	WP: 0	PB: 0	SB: 0	CS: 0	PA: 34
PITCHER	IP	WLS	BF	H	R	ER	SO	BB	IBB	HBP	BLK	WP	HR	S	P	ERA	WHIP																																																																													
John Burkett, R ERA: 3.1 (1, 1)	8.1	W	31	3	1	1	6	2	0	1	0	0	0	66	105	1.08	0.600																																																																													
Rod Beck, R ERA: 1.46 (9, 1)	0.2	S	3	1	0	0	1	0	0	0	0	0	0	7	11	0.00	1.500																																																																													

BOTTOM

San Francisco Giants @ Los Angeles Dodgers
Dodger Stadium, Los Angeles, CA

Tue Jun 29 1993, 7:05 PM PDT
Att: 46,911 - Unknown - 74 F

AB	31
R	1
H	4
RBI	1
BB	2
SO	7
LOB	14



Batter	1	2	3	4	5	6	7	8	9	AB R H RBI BB SO LOB	TOP																								
Darren Lewis, R (1, 8) OBP: 0.312, SLG: 0.352	0-1 B3		1-1 G6-3			2-1 E6 2B SF8		2-3 K		4 1 0 0 0 1 1	San Francisco Giants @ Los Angeles Dodgers Dodger Stadium, Los Angeles, CA Wed Jun 30 1993, 7:05 PM PDT Att. 54,667 - Unknown - 75 F																								
Robby Thompson, R (1, 4) OBP: 0.378, SLG: 0.498	0-3 K		2-1 1B			1-1 SF8 1-3 BLK 2B		3-2 F8		4 1 2 1 0 1 0																									
Will Clark, L (1, 3) OBP: 0.352, SLG: 0.377	0-2 L8		0-0 G3			0-0 SF8		4-2 1B BB		2 0 0 1 1 0 1																									
Barry Bonds, L (1, 7) OBP: 0.469, SLG: 0.696		1-1 F7		4-2 G3-6-3 BB		4-0 BLK S IBB		1-0 1B		2 0 1 0 2 0 0																									
Willie McGee, S (1, 9) OBP: 0.374, SLG: 0.418		1-0 G6-3		1-1 G3-6-3 1-2f		3-2 G3		0-0 F7		4 0 0 0 0 0 4																									
Royce Clayton, R (1, 6) OBP: 0.315, SLG: 0.350		1-0 1B		2-3 K		2-0 G6-3		2-1 G5-3		4 0 1 0 0 1 1																									
Kirt Manwaring, R (1, 2) OBP: 0.348, SLG: 0.340		1-2 G4-3			1-2 F8		1-0 F9		0-1 L4			4 0 0 0 0 0 1																							
Mike Benjamin, R (1, 5) OBP: 0.235, SLG: 0.316 Todd Benzinger, S (9, PH) OBP: 0.275, SLG: 0.292			1-2 PB SH5-4 1B		0-0 P9		2-3 K		1-1 2B			3 1 1 0 0 1 0 1 0 1 0 0 0 0																							
Bryan Hickerson, L (1, 1) Jeff Brantley, R (6, 1) Dave Righetti, L (6, 1) Dave Martinez, L (7, PH) Kevin Rogers, L (7, 1) Mark Carreon, R (9, PH) OBP: 0.424, SLG: 0.542			0-0 SH5-4		1-3 K		3-3 K		1-1 F9			1 0 0 0 0 0 1 0 0 0 0 0 0 0 0 0 0 0 0 0 0 0 0 0 1 0 0 0 0 0 1 0 0 0 0 0 0 0 0 0 1 0 0 0 0 0 0 1																							
Inning Stats	R: 0 E: 0 K: 1 S: 8	H: 0 LOB: 0 BB: 0 P: 8	R: 0 E: 0 K: 0 S: 7	H: 1 LOB: 1 BB: 0 P: 11	R: 1 E: 0 K: 0 S: 9	H: 2 LOB: 1 BB: 0 P: 13	R: 0 E: 0 K: 1 S: 7	H: 0 LOB: 0 BB: 1 P: 14	R: 0 E: 0 K: 1 S: 7	H: 0 LOB: 0 BB: 0 P: 9	R: 2 E: 1 K: 0 S: 10	H: 1 LOB: 1 BB: 1 P: 22	R: 0 E: 0 K: 2 S: 7	H: 0 LOB: 0 BB: 0 P: 13	R: 0 E: 0 K: 1 S: 14	H: 1 LOB: 2 BB: 1 P: 24	R: 0 E: 0 K: 0 S: 8	H: 1 LOB: 1 BB: 0 P: 12	1B: 4 2B: 2 3B: 0 HR: 0	SF: 1 SAC: 1 DP: 1 HBP: 0	WP: 0 PB: 1 SB: 1 CS: 0	PA: 36													
PITCHER	IP WLS BF H R ER SO BB IBB HBP BLK WP HR S P ERA WHIP																																		
Pedro Astacio, R (1, 1) ERA: 4.08	6.0	24	4	3	2	3	1	1	0	1	0	0	48	77	3.00	0.833																			
Pedro Martinez, R (7, 1) ERA: 2.63	2.0	W	8	1	0	0	3	1	0	0	0	0	21	37	0.00	1.000																			
Jim Gott, R (9, 1) ERA: 2.51	1.0	S	4	1	0	0	0	0	0	0	0	0	8	12	0.00	1.000																			

livebaseballscorecards.com

AB	31
R	3
H	6
RBI	2
BB	3
SO	6
LOB	9



Batter	1	2	3	4	5	6	7	8	9	AB R H RBI BB SO LOB	TOP											
Brett Butler, L (1, 8) OBP: 0.385, SLG: 0.375	0-3 K		0-0 B3-1			4-1 2B	1-0 1B		3-2 P4	4 2 1 0 1 1 1												
Jose Offerman, S (1, 6) OBP: 0.350, SLG: 0.335	1-0 F7		1-0 G6-3			1-2 2B	0-0 2H		2-3 K	5 1 2 1 0 1 1												
Cory Snyder, R (1, 9) OBP: 0.391, SLG: 0.470	0-1 2B			3-1 F9		3-3 K	1-1 L7		2-1 F9	5 0 1 0 0 1 3												
Eric Karros, R (1, 3) OBP: 0.323, SLG: 0.423	2-2 G6-3			1-0 G5-3		0-0 G6-3	1-0 G5-3			4 1 1 2 0 0 2												
Mike Piazza, R (1, 2) OBP: 0.356, SLG: 0.530		4-0 G6-4-3 BB		1-0 G6-3		0-2 G6-3		1-3 K		3 0 0 0 1 1 1												
Eric Davis, R (1, 7) OBP: 0.316, SLG: 0.363		0-0 G6-4-3			2-0 F9	0-2 BB	1-2 E			4 0 2 1 0 0 1												
Tim Wallach, R (1, 5) OBP: 0.258, SLG: 0.356		1-0 G6-3			2-2 1B	4-0 1-2 BB	0-0 E5			3 0 1 0 1 0 1												
Lenny Harris, L (1, 4) OBP: 0.310, SLG: 0.325			2-0 FC1-5 2B		1-3 K	1-2 G3-1	1-0 L4			4 0 1 0 0 1 5												
Ramon Martinez, R (1, 1) OBP: 0.135, SLG: 0.167			0-0 FC1-5		1-3 K		0-0 G3			3 0 0 0 0 1 2												
Dave Hansen, L (8, PH) OBP: 0.400, SLG: 0.423			B3-1							1 0 0 0 0 0 2												
Pedro Martinez, R (8, 1)										0 0 0 0 0 0 0												
Jim Gott, R (8, 1)										0 0 0 0 0 0 0												
Inning Stats	R: 0 E: 0 K: 1 S: 10	H: 1 LOB: 1 BB: 0 P: 13	R: 0 E: 0 K: 0 S: 2	H: 0 LOB: 0 BB: 1 P: 7	R: 0 E: 0 K: 0 S: 4	H: 1 LOB: 1 BB: 0 P: 7	R: 0 E: 0 K: 2 S: 12	H: 0 LOB: 0 BB: 0 P: 9	R: 0 E: 0 K: 1 S: 21	H: 1 LOB: 1 BB: 0 P: 18	R: 3 E: 0 K: 1 S: 21	H: 3 LOB: 2 BB: 2 P: 33	R: 1 E: 0 K: 0 S: 10	H: 2 LOB: 1 BB: 0 P: 15	R: 0 E: 1 K: 1 S: 9	H: 1 LOB: 2 BB: 0 P: 12	R: 0 E: 0 K: 1 S: 14	H: 0 LOB: 0 BB: 0 P: 21	1B: 3 2B: 6 3B: 0 HR: 0	SF: 0 SAC: 0 DP: 1 HBP: 0	WP: 0 PB: 0 SB: 0 CS: 0	PA: 39
PITCHER	IP WLS BF H R ER SO BB IBB HBP BLK WP HR S P ERA WHIP																					
Brian Barnes, L (1, 1) ERA: 3.99	5.1 L 22 5 3 3 4 2 0 0 0 0 0 0 42 72 5.06 1.312																					
Tim Scott, R (6, 1) ERA: 3.12	0.2 4 1 0 0 0 1 0 0 0 0 0 0 11 15 0.00 3.000																					
Jeff Shaw, R (7, 1) ERA: 3.9	2.0 10 3 1 1 1 0 0 0 0 0 0 0 19 27 4.50 1.500																					
John Wetteland, R (9, 1) ERA: 1.34	1.0 3 0 0 0 0 1 0 0 0 0 0 0 14 21 0.00 0.000																					

Los Angeles Dodgers @ Montreal Expos
Olympic Stadium, Montreal, QB

AB	36
R	4
H	9
RBI	4
BB	3
SO	6
LOB	19



Fri Jul 02 1993, 7:05 PM EDT
Att. 23,368 - Dome

livebaseballscorecards.com

Los Angeles Dodgers @ Montreal Expos
 Olympic Stadium, Montreal, QB
 Sat Jul 03 1993, 7:05 PM EDT
 Att. 22,979 - Dome

livebaseballscorecards.com

AB	34
R	4
H	8
RBI	4
BB	1
SO	6
LOB	11



WP:	0	PA:	36
PB:	0		
SB:	2		
CS:	1		

AB	R	H	RBI	BB	SO	LOB
4	0	0	0	0	0	1
3	1	0	1	0	1	0
3	1	0	0	1	1	1
4	0	2	1	0	0	0
4	1	2	2	0	0	1
4	0	2	0	0	1	2
4	0	1	0	0	0	1
2	0	0	0	0	0	1
1	0	0	0	0	1	2
0	0	0	0	0	0	0
1	0	0	0	0	0	0
1	0	0	0	0	1	0
1	1	1	0	0	0	0
0	0	0	0	0	0	0
2	0	0	0	0	1	2

R	H	ER	SO	BB	IBB	HBP	BLK	WP	HR	S	P	ERA	WHIP
0	0	0	0	0	0	0	0	0	0	0	0	0.00	0.750
0	0	0	0	0	0	0	0	0	0	0	0	6.75	2.250

R	H	ER	SO	BB	IBB	HBP	BLK	WP	HR	S	P	ERA	WHIP
0	0	0	0	0	0	0	0	0	0	0	0	0.00	0.750
0	0	0	0	0	0	0	0	0	0	0	0	6.75	2.250

R	H	ER	SO	BB	IBB	HBP	BLK	WP	HR	S	P	ERA	WHIP
0	0	0	0	0	0	0	0	0	0	0	0	0.00	0.750
0	0	0	0	0	0	0	0	0	0	0	0	6.75	2.250

R	H	ER	SO	BB	IBB	HBP	BLK	WP	HR	S	P	ERA	WHIP
0	0	0	0	0	0	0	0	0	0	0	0	0.00	0.750
0	0	0	0	0	0	0	0	0	0	0	0	6.75	2.250

R	H	ER	SO	BB	IBB	HBP	BLK	WP	HR	S	P	ERA	WHIP
0	0	0	0	0	0	0	0	0	0	0	0	0.00	0.750
0	0	0	0	0	0	0	0	0	0	0	0	6.75	2.250

R	H	ER	SO	BB	IBB	HBP	BLK	WP	HR	S	P	ERA	WHIP
0	0	0	0	0	0	0	0	0	0	0	0	0.00	0.750
0	0	0	0	0	0	0	0	0	0	0	0	6.75	2.250

R	H	ER	SO	BB	IBB	HBP	BLK	WP	HR	S	P	ERA	WHIP
0	0	0	0	0	0	0	0	0	0	0	0	0.00	0.750
0	0	0	0	0	0	0	0	0	0	0	0	6.75	2.250

R	H	ER	SO	BB	IBB	HBP	BLK	WP	HR	S	P	ERA	WHIP
0	0	0	0	0	0	0	0	0	0	0	0	0.00	0.750
0	0	0	0	0	0	0	0	0	0	0	0	6.75	2.250

R	H	ER	SO	BB	IBB	HBP	BLK	WP	HR	S	P	ERA	WHIP
0	0	0	0	0	0	0	0	0	0	0	0	0.00	0.750
0	0	0	0	0	0	0	0	0	0	0	0	6.75	2.250

R	H	ER	SO	BB	IBB	HBP	BLK	WP	HR	S	P	ERA	WHIP
0	0	0	0	0	0	0	0	0	0	0	0	0.00	0.750
0	0	0	0	0	0	0	0	0	0	0	0	6.75	2.250

Batter	1	2	3	4	5	6	7	8	9
Brett Butler, L (1, 8) OBP: 0.381, SLG: 0.370	L4		P3			G1-3		G6-3	
Jose Offerman, S (1, 6) OBP: 0.346, SLG: 0.331	E6 1B		K			SF7		G1-3	
Cory Snyder, R (1, 9) OBP: 0.389, SLG: 0.463	F7				G3-1	K		E 2B BB	
Eric Karros, R (1, 3) OBP: 0.325, SLG: 0.424	FC5-4 1B				G6-3		G5-3	E8 2B 1B	
Tim Wallach, R (1, 5) OBP: 0.261, SLG: 0.373	FC5-4				G4-3		HR	2B	
Eric Davis, R (1, 7) OBP: 0.319, SLG: 0.366			G5-3		CS 1B	G1-3 1B	1B S 1B	K	
Lenny Harris, L (1, 4) OBP: 0.308, SLG: 0.321			G4-3		SAFE 1B	G1-3	1-3 1B	G3	
Carlos Hernandez, R (1, 2) OBP: 0.243, SLG: 0.361			G6-3		SAFE	L8	K	F9	
Dave Hansen, L (7, PH) OBP: 0.387, SLG: 0.407									
Ricky Tricek, R (7, 1)									
Mitch Webster, S (9, PH) OBP: 0.314, SLG: 0.339									
Kevin Gross, R (1, 1) OBP: 0.219, SLG: 0.355			K					P3	
Henry Rodriguez, L (6, PH) OBP: 0.273, SLG: 0.429									
Roger McDowell, R (6, 1) OBP: 0.500, SLG: 0.500									
Mike Piazza, R (7, PH) OBP: 0.354, SLG: 0.526						SF7 2B			

Inning Stats	R	H	ER	SO	BB	IBB	HBP	BLK	WP	HR	S	P	ERA	WHIP
	1	1	0	0	0	0	0	0	0	0	0	0	0.00	0.750
	0	0	0	0	0	0	0	0	0	0	0	0	6.75	2.250
	8	15	8	13	8	11	7							

PITCHER	IP	WLS	BF	H	R	ER	SO	BB	IBB	HBP	BLK	WP	HR	S	P	ERA	WHIP
Dennis Martinez, R (1, 1) ERA: 3.29	6.1	W	24	5	3	2	3	0	0	0	0	0	1	51	77	2.84	0.789
Mel Rojas, R (7, 1) ERA: 3.7	1.1		5	1	0	0	2	0	0	0	0	0	0	15	20	0.00	0.750
John Wetteland, R (8, 1) ERA: 1.3	1.1	S	7	2	1	1	1	1	0	0	0	0	0	21	31	6.75	2.250

Batter	1	2	3	4	5	6	7	8	9	10	11	AB R H RBI BB SO LOB	TOP														
Brett Butler, L OBP: 0.378, SLG: 0.368 (1, 8)	G6-3		G3			G6-3		G6-3		G3		5 0 1 0 0 0 2	Los Angeles Dodgers @ Montreal Expos Olympic Stadium, Montreal, QB Sun Jul 04 1993, 3:33 AM EDT Att. 20,773 - Dome														
Jose Offerman, S OBP: 0.344, SLG: 0.332 (1, 6)	K					F9		G6-3		F8		5 0 1 0 0 1 1															
Cory Snyder, R OBP: 0.385, SLG: 0.456 (1, 9) (9, 3) (9, 9)	F9					G6-3				K		5 1 1 0 0 1 1															
Eric Karros, R OBP: 0.324, SLG: 0.421 (9, PR) (9, 9) Omar Daal, L (9, 1) Jim Gott, R (10, 1) Dave Hansen, L OBP: 0.375, SLG: 0.393 (11, PH) Roger McDowell, R OBP: 0.300, SLG: 0.500 (11, 1)			F7			K		G6-3		FC6-4		4 0 1 0 0 1 1 0 1 0 0 0 0 0 1 0 0 0 0 0 0 0															
Mike Piazza, R OBP: 0.355, SLG: 0.522 (1, 2)			G5-3			FC6-4		G6-3		FC6-4		4 0 1 0 1 0 3															
Eric Davis, R OBP: 0.312, SLG: 0.357 (1, 7)			K			BB		K		F9		5 0 0 0 0 3 6															
Tim Wallach, R OBP: 0.257, SLG: 0.366 (1, 5)			K			FC6-4		E6		L8		5 0 0 0 0 1 3															
Lenny Harris, L OBP: 0.316, SLG: 0.322 (1, 4)			G4-3			G5-3		G5-3		S		3 0 1 0 1 0 0															
Tom Candiotti, R OBP: 0.156, SLG: 0.161 (1, 1) Mitch Webster, S OBP: 0.311, SLG: 0.336 (8, PH) Pedro Martinez, R (8, 1) Henry Rodriguez, L OBP: 0.261, SLG: 0.409 (9, 3)						G5-3		G5-3		K		2 0 1 0 0 0 0 1 0 0 0 0 1 0 0 0 0 0 0 0 0 1 0 0 0 0 1 1															
Inning Stats	R: 0 E: 0 K: 1 S: 10	H: 0 LOB: 0 BB: 0 P: 14	R: 0 E: 0 K: 1 S: 7	H: 0 LOB: 0 BB: 0 P: 13	R: 0 E: 0 K: 1 S: 10	H: 1 LOB: 1 BB: 0 P: 14	R: 0 E: 0 K: 1 S: 10	H: 1 LOB: 2 BB: 1 P: 20	R: 0 E: 0 K: 0 S: 7	H: 0 LOB: 0 BB: 0 P: 11	R: 0 E: 0 K: 1 S: 6	H: 1 LOB: 0 BB: 0 P: 7		R: 0 E: 1 K: 1 S: 10	H: 2 LOB: 2 BB: 0 P: 11	R: 0 E: 0 K: 1 S: 7	H: 0 LOB: 0 BB: 0 P: 12	R: 0 E: 0 K: 1 S: 13	H: 1 LOB: 1 BB: 0 P: 18	R: 0 E: 0 K: 1 S: 5	H: 0 LOB: 1 BB: 1 P: 13	R: 1 E: 2 K: 1 S: 16	H: 1 LOB: 2 BB: 0 P: 24	1B: 6 2B: 1 3B: 0 HR: 0	SF: 0 SAC: 0 DP: 0 HBP: 0	WP: 0 PB: 1 SB: 1 CS: 1	PA: 43
PITCHER	IP	WLS	BF	H	R	ER	SO	BB	IBB	HBP	BLK	WP		HR	S	P	ERA	WHIP									
Chris Nabholz, L ERA: 5.58 (1, 1)	8.0		29	5	0	0	6	1	0	0	0	0	0	67	102	0.00	0.750										
Tim Scott, R ERA: 3.02 (9, 1)	1.1		6	1	0	0	1	1	0	0	0	0	0	14	23	0.00	1.500										
Jeff Fassero, L ERA: 2.34 (10, 1)	0.2		2	0	0	0	1	0	0	0	0	0	0	4	8	0.00	0.000										
Jeff Shaw, R ERA: 3.83 (11, 1)	1.0	L	6	1	1	0	1	0	0	0	0	0	0	16	24	0.00	1.000										

livebaseballscorecards.com

AB	41
R	1
H	7
RBI	0
BB	2
SO	9
LOB	19



Batter	1	2	3	4	5	6	7	8	9	AB R H RBI BB SO LOB	TOP
Brett Butler, L (1, 8) OBP: 0.379, SLG: 0.366	3-2 P6		1-3 K			4-1 FC5 1B BB	0-1 FC3-6 1B 1-2 2-3 3-H		3-2 E6 1B 1-2	4 0 1 1 1 1 2	
Jose Offerman, S (1, 6) OBP: 0.345, SLG: 0.333	0-3 K			3-2 G3		0-2 FC5 1B SAFE	1-2 FC3-6 1-2f 2-3 3-H		0-1 1B 1-3 2-H	5 0 2 2 0 1 2	
Cory Snyder, R (1, 9) OBP: 0.377, SLG: 0.445	0-0 G6-3			0-0 L8		2-1 FC5 1-2 2-3	1-1 F9		1-0 L9	5 0 0 0 0 0 6	
Eric Karros, R (1, 3) OBP: 0.320, SLG: 0.416		1-1 G6-3		1-1 L4		3-2 L8		2-2 G6-3		4 0 0 0 0 0 2	
Mike Piazza, R (1, 2) OBP: 0.395, SLG: 0.532 Carlos Hernandez, R (7, PH) OBP: 0.256, SLG: 0.368 (7, 2)		1-2 P5			1-1 HR		0-0 F9 WP 2B 1B		0-1 G3-1	2 1 1 1 0 0 0 2 1 1 0 0 0 0	
Tim Wallach, R (1, 5) OBP: 0.253, SLG: 0.361		2-2 F9			0-1 G6-3		1-2 F9 1-3		0-3 K	4 0 0 0 0 1 1	
Henry Rodriguez, L (1, 7) OBP: 0.259, SLG: 0.423			2-3 K		3-2 F9		1-2 1B 3-H 2B		0-0 F9	4 1 1 1 0 1 0	
Lenny Harris, L (1, 4) OBP: 0.316, SLG: 0.315 Mike Sharperson, R (9, PH) OBP: 0.234, SLG: 0.262		2-2 G1-3		1-2 G5-3		1-2 G5-3	3-2 1B 1B FC3-6 BB		2-1 L8	2 1 0 0 1 0 0 1 0 0 0 0 0 0	
Orel Hershiser, R (1, 1) OBP: 0.378, SLG: 0.417 Tom Goodwin, L (6, PH) Ricky Tricek, R (6, 1) Dave Hansen, L (7, PH) Roger McDowell, R (7, 1) Omar Dosal, L (8, 1) Mitch Webster, S (9, PH) OBP: 0.317, SLG: 0.342			0-0 1B		1-2 G4-3		3-2 FC3-6 1B 1-2 2-3 1B		0-0 1B E 1B	1 0 1 0 0 0 0 1 0 0 0 0 0 0 0 0 0 0 0 0 0 1 0 0 1 0 0 0 0 0 0 0 0 0 0 0 0 0 0 0 0 0 1 1 1 0 0 0 0	
Inning Stats	R: 0 H: 0 E: 0 LOB: 0 K: 1 BB: 0 S: 8 P: 11	R: 0 H: 0 E: 0 LOB: 0 K: 0 BB: 0 S: 9 P: 13	R: 0 H: 1 E: 0 LOB: 1 K: 2 BB: 0 S: 14 P: 19	R: 0 H: 0 E: 0 LOB: 0 K: 0 BB: 0 S: 7 P: 11	R: 1 H: 1 E: 0 LOB: 0 K: 0 BB: 0 S: 10 P: 15	R: 0 H: 1 E: 0 LOB: 2 K: 0 BB: 1 S: 12 P: 22	R: 3 H: 4 E: 0 LOB: 2 K: 0 BB: 1 S: 21 P: 32	R: 0 H: 0 E: 0 LOB: 0 K: 1 BB: 0 S: 8 P: 10	R: 1 H: 2 E: 1 LOB: 2 K: 0 BB: 0 S: 12 P: 18	1B: 7 SF: 0 2B: 1 SAC: 0 3B: 0 DP: 0 HR: 1 HBP: 0	WP: 1 PA: 39 PB: 0 SB: 0 CS: 0
PITCHER Tommy Greene, R (1, 1) ERA: 3.48 David West, L (7, 1) ERA: 2.98	IP WLS BF H R ER SO BB IBB HBP BLK WP HR S P ERA WHIP	6.1 W 27 6 4 4 3 2 0 0 0 1 1 74 114 5.68 1.263	2.2 12 3 1 0 1 0 0 0 0 0 0 0 27 37 0.00 1.125								

Los Angeles Dodgers @ Philadelphia Phillies
Veterans Stadium, Philadelphia, PA
Mon Jul 05 1993, 7:05 PM EDT
Att. 33,088 - Unknown - 89 F

livebaseballscorecards.com

AB	37
R	5
H	9
RBI	5
BB	2
SO	4
LOB	13



Batter	1	2	3	4	5	6	7	8	9	AB	R	H	RBI	BB	SO	LOB
Lenny Dykstra, L OBP: 0.410, SLG: 0.451 (1, 8)	1-0 G4-3		4-1 E 1B BB		0-2 1B BB	0-0 WP 1B 2B	2-3 K			4	3	2	0	1	1	0
Milt Thompson, L OBP: 0.340, SLG: 0.331 (1, 7)	1-1 G5-3		3-0 E1 BB 1B G6-4-3		2-1 F7 SAFE	4-1 1B 2B BB		1-2 G1-3		4	2	0	0	1	0	2
John Kruk, L OBP: 0.481, SLG: 0.517 (1, 3)	0-0 1B 2B		2-1 G6-4-3 BB 1B		4-2 E 2B BB	1-1 2B G6-4-3 1B		2-3 K		4	2	3	2	1	1	0
Dave Hollins, S OBP: 0.383, SLG: 0.476 (1, 5)	0-2 FC6 1B		4-2 G6-4-3 BB		0-2 2B 1B	1-1 G6-4-3 2B		2-1 G6-3		4	1	3	2	1	0	0
Darren Daulton, L OBP: 0.388, SLG: 0.496 (1, 2)	0-1 FC6 1-2f		1-0 G6-4-3 1-2f 2-3 3-H		0-1 L9 2-2	4-0 G6-4-3 IBB				3	0	0	0	1	0	6
Wes Chamberlain, R OBP: 0.317, SLG: 0.510 Jim Eisenreich, L OBP: 0.378, SLG: 0.484 (1, 9) (7, 9)		0-3 K	0-1 G6-3		0-1 2B 2B	1-1 G6-4-3				4	1	1	2	0	1	3
Mickey Morandini, L OBP: 0.290, SLG: 0.341 (1, 4)		2-0 FC4-6 1B		2-2 G1-3	4-2 2B BB	1-3 K				3	0	1	0	1	1	1
Kim Batiste, R OBP: 0.307, SLG: 0.455 (1, 6)		0-1 FC4-6 1-2f		0-0 P3	0-0 2B		0-3 K			4	0	1	1	0	1	1
Tommy Greene, R OBP: 0.190, SLG: 0.231 David West, L OBP: 0.500, SLG: 0.750 (1, 1) (7, 1)		2-3 K		1-0 G6-3	0-1 G5-3		0-2 G6-3			3	0	0	0	0	1	3
										1	0	0	0	0	0	0

Inning Stats	R: 0	H: 2	E: 0	K: 9	S: 9	L: 27	WLS	BF	H	R	ER	SO	BB	IBB	HBP	BLK	WP	HR	S	P	ERA	WHIP
	0	2	0	9	9	27		27	8	6	1	2	4	0	0	0	0	0	56	89	1.80	2.400

PITCHER	IP	WLS	BF	H	R	ER	SO	BB	IBB	HBP	BLK	WP	HR	S	P	ERA	WHIP
Orel Hershiser, R ERA: 3.69 (1, 1)	5.0	L	27	8	6	1	2	4	0	0	0	0	0	56	89	1.80	2.400
Ricky Tricek, R ERA: 5.56 (6, 1)	1.0		7	3	3	3	1	1	1	0	0	1	0	11	23	27.00	4.000
Roger McDowell, R ERA: 1.38 (7, 1)	1.0		3	0	0	0	2	0	0	0	0	0	0	11	13	0.00	0.000
Omar Daal, L ERA: 2.57 (8, 1)	1.0		3	0	0	0	1	0	0	0	0	0	0	8	13	0.00	0.000

BOTTOM

Los Angeles Dodgers @ Philadelphia Phillies
Veterans Stadium, Philadelphia, PA

Mon Jul 05 1993, 7:05 PM EDT
Att: 33,088 - Unknown - 89 F

AB	34
R	9
H	11
RBI	7
BB	6
SO	6
LOB	16

livebaseballscorecards.com



1B:	6	SF:	0	WP:	1	PA:	40
2B:	5	SAC:	0	PB:	0		
3B:	0	DP:	2	SB:	0		
HR:	0	HBP:	0	CS:	0		

Batter	1	2	3	4	5	6	7	8	9	AB R H RBI BB SO LOB	TOP											
Brett Butler, L OBP: 0.379, SLG: 0.363 (1, 8) X	0-0 G4-3	4-2 BB		4-2 BB	2-3 BB		0-1 G4-3			3 0 0 0 2 1 3	Los Angeles Dodgers @ Philadelphia Phillies Veterans Stadium, Philadelphia, PA Tue Jul 06 1993, 7:05 PM EDT Att. 32,993 - Unknown - 89 F											
Jose Offerman, S OBP: 0.342, SLG: 0.331 (1, 6) X	0-0 F7	0-2 F9		1-3 K		2-1 F8 S 1B		2-3 K		5 1 1 0 0 2 3												
Cory Snyder, R OBP: 0.373, SLG: 0.444 (1, 9) X	0-0 1B 2B		0-1 G6-3		0-2 G6-3	1 SAFE SAFE 1 F F B B S	2-3 K 1-2	2-2 G6-3		5 1 1 0 0 1 1												
Eric Karros, R OBP: 0.324, SLG: 0.417 (1, 3) X Jim Gott, R (8, 1)	0-0 BLK 1B 2-H		2-3 K		0-1 1B 1B		0-0 F8 2-3	4-2 BB		4 2 2 1 1 1 1 0 0 0 0 0 0 0												
Mike Piazza, R OBP: 0.359, SLG: 0.532 (1, 2) B B B B	4-0 1B 2-3 BB		1-3 K		2-0 1B 1B 1-3 1B		0-2 1B 3-H	2-0 G6-3		4 1 2 1 1 1 1												
Eric Davis, R OBP: 0.318, SLG: 0.376 (1, 7) B B B F B X	3-2 1-2 3-H 1B			1-0 HR	0-0 1-2 3-H 1B 1B		0-0 F8 1-1		2-2 F8	5 2 3 3 0 0 1												
Tim Wallach, R OBP: 0.259, SLG: 0.369 (1, 5) B X	1-0 G4-3			0-2 G4-3	1-1 1B 1-2 2-3 1B		0-2 1B		0-1 G6-3 2B	5 0 3 0 0 0 2												
Lenny Harris, L OBP: 0.320, SLG: 0.312 (1, 4) B X		1-0 F8		4-2 WP SH3-4 BB	1-0 SH1-4 1-3 2-H 3-H 1B		0-0 F7		2-1 G6-3	4 0 1 2 1 0 2												
Pedro Astacio, R OBP: 0.129, SLG: 0.129 (1, 1) Omar Daal, L (7, 1) Pedro Martinez, R (7, 1) Henry Rodriguez, L OBP: 0.250, SLG: 0.407 (8, 3)		2-2 G3-1		0-0 SH3-4 1-2	0-1 SH1-4 1-2		0-3 K		0-1 G3	2 0 0 0 0 1 1 0 0 0 0 0 0 0 0 0 0 0 0 0 0 1 0 0 0 0 0 1												
Inning Stats	R: 2 E: 0 K: 0 S: 8	H: 3 LOB: 2 BB: 1 P: 16	R: 0 E: 0 K: 0 S: 14	H: 0 LOB: 1 BB: 1 P: 21	R: 0 E: 0 K: 2 S: 8	H: 0 LOB: 0 BB: 0 P: 11	R: 1 E: 0 K: 1 S: 14	H: 1 LOB: 2 BB: 2 P: 24	R: 3 E: 0 K: 1 S: 15	H: 5 LOB: 2 BB: 0 P: 21	R: 1 E: 0 K: 1 S: 14	H: 2 LOB: 1 BB: 0 P: 19	R: 0 E: 0 K: 1 S: 9	H: 1 LOB: 1 BB: 0 P: 9	R: 0 E: 0 K: 1 S: 9	H: 0 LOB: 1 BB: 1 P: 19	R: 0 E: 0 K: 0 S: 10	H: 1 LOB: 1 BB: 0 P: 14	1B: 10 2B: 2 3B: 0 HR: 1	SF: 0 SAC: 2 DP: 0 HBP: 0	WP: 1 PB: 0 SB: 1 CS: 0	PA: 45
PITCHER	IP WLS BF H R ER SO BB IBB HBP BLK WP HR S P ERA WHIP																					
Curt Schilling, R ERA: 4.21 (1, 1)	5.0 L 28 9 6 6 4 4 0 0 0 1 1 1 59 93 10.80 2.600																					
Mike Williams, R ERA: 7.88 (6, 1)	2.0 9 3 1 1 2 0 0 0 0 0 0 0 23 28 4.50 1.500																					
Larry Andersen, R ERA: 1.59 (8, 1)	2.0 8 1 0 0 1 1 0 0 0 0 0 0 19 33 0.00 1.000																					

livebaseballscorecards.com

AB	38
R	7
H	13
RBI	7
BB	5
SO	7
LOB	16



Batter	1	2	3	4	5	6	7	8	9	AB	R	H	RBI	BB	SO	LOB
Lenny Dykstra, L OBP: 0.413, SLG: 0.459 (1, 8)	2-1 HR	2-0 G6-3			1-0 F8		4-2 1B FC1-5 BB	4-2 BB		3	1	1	1	2	0	0
Mickey Morandini, L OBP: 0.295, SLG: 0.343 (1, 4)	4-2 F9 BB SF9 BB		3-2 F9		3-2 WP 1B 1B		0-1 1B 1B	3-2 F8		4	1	2	1	1	0	2
John Kruk, L OBP: 0.480, SLG: 0.513 (1, 3)	4-1 BB 1-2 BB		2-3 K		2-2 WP 1B		0-1 FC1-5 BB 1B 1B	1-3 K		4	1	1	0	1	2	3
Dave Hollins, S OBP: 0.380, SLG: 0.471 (1, 5)	2-2 F9		1-0 E3		1-3 K		0-0 BB 1B		1-3 K	5	1	1	0	0	2	4
Darren Daulton, L OBP: 0.388, SLG: 0.493 (1, 2)	0-0 SF9		0-1 F9			4-0 FC6-4 BB	4-2 1B 1-2 2-3 BB		1-3 K	2	0	0	1	2	1	1
Jim Eisenreich, L OBP: 0.379, SLG: 0.478 (1, 9)	4-1 SAFE 1-2 BB			2-2 G6-3		0-0 FC6-4	2-0 1B		0-0 G3-1	4	0	1	2	1	0	1
Pete Incaviglia, R OBP: 0.315, SLG: 0.537 Larry Andersen, R OBP: 1.000, SLG: 1.000 (1, 7) (8, 1)	3-3 K			1-1 L6-3 HBP		1-0 P5	0-3 K			3	0	0	0	0	2	5
Kim Batiste, R OBP: 0.298, SLG: 0.441 (1, 6)		2-1 F9		0-0 L6-3		2-3 K		1-0 G5-3		4	0	0	0	0	1	2
Curt Schilling, R OBP: 0.184, SLG: 0.139 Ruben Amaro Jr, S OBP: 0.484, SLG: 0.778 Mike Williams, R Milt Thompson, L OBP: 0.347, SLG: 0.339 (1, 1) (5, PH) (6, 1) (7, PH) (8, 7)		0-2 G5-3			1-0 P5		0-1 BB 1B 1B	1-0 F8 BB 1B		1	0	0	0	0	0	0
										1	0	0	0	0	0	0
										1	0	0	0	0	0	0
										0	0	0	0	0	0	0
										2	1	2	0	0	0	0

Inning Stats	R: 2	H: 1	E: 0	K: 1	S: 15	H: 1	LOB: 2	BB: 3	P: 34	R: 0	H: 0	E: 0	K: 0	S: 6	R: 0	H: 0	E: 1	K: 1	S: 10	R: 0	H: 0	E: 0	K: 0	S: 5	R: 0	H: 2	E: 0	K: 1	S: 13	R: 0	H: 0	E: 0	K: 1	S: 5	R: 3	H: 4	E: 0	K: 1	S: 15	R: 0	H: 1	E: 0	K: 1	S: 11	R: 0	H: 0	E: 0	K: 2	S: 7	1B: 7	2B: 1	3B: 0	HR: 1	SF: 1	SAC: 0	DP: 1	HBP: 1	WP: 1	PA: 42
--------------	------	------	------	------	-------	------	--------	-------	-------	------	------	------	------	------	------	------	------	------	-------	------	------	------	------	------	------	------	------	------	-------	------	------	------	------	------	------	------	------	------	-------	------	------	------	------	-------	------	------	------	------	------	-------	-------	-------	-------	-------	--------	-------	--------	-------	--------


PITCHER	IP	WLS	BF	H	R	ER	SO	BB	IBB	HBP	BLK	WP	HR	S	P	ERA	WHIP
Pedro Astacio, R ERA: 4.21 (1, 1)	6.0	W	28	4	4	4	4	5	0	1	0	1	1	58	109	6.00	1.500
Omar Daal, L ERA: 3.07 (7, 1)	0.2		5	3	1	1	0	1	0	0	0	0	0	8	14	13.50	6.000
Pedro Martinez, R ERA: 2.84 (7, 1)	0.2		4	1	0	0	1	1	0	0	0	0	0	8	14	0.00	3.000
Jim Gott, R ERA: 2.28 (8, 1)	1.2	S	5	0	0	0	3	0	0	0	0	0	0	13	19	0.00	0.000

BOTTOM

Los Angeles Dodgers @ Philadelphia Phillies
Veterans Stadium, Philadelphia, PA

Tue Jul 06 1993, 7:05 PM EDT
Att: 32,993 - Unknown - 89 F

AB 33
R 5
H 8
RBI 5
BB 7
SO 8
LOB 18



PITCHER	IP	WLS	BF	H	R	ER	SO	BB	IBB	HBP	BLK	WP	HR	S	P	ERA	WHIP
---------	----	-----	----	---	---	----	----	----	-----	-----	-----	----	----	---	---	-----	------

Batter	1	2	3	4	5	6	7	8	9	10	11	12	13	14	15	16	17	18	19	20	AB	R	H	RBI	BB	SO	LOB	TOP								
Brett Butler, L OBP: 0.377, SLG: 0.359 (1, 8)	L7		F9		G5-3	FC5						E6			B2					G4-3	9	1	2	0	1	0	5									
Jose Offerman, S OBP: 0.350, SLG: 0.339 (1, 6)	E									F8		P4			F7					G3	8	2	4	0	2	0	6									
Cory Snyder, R OBP: 0.370, SLG: 0.440 (8, 5)	F9														K						9	0	2	2	1	4	4									
Eric Karros, R OBP: 0.302, SLG: 0.412 Pedro Martinez, R Tom Goodwin, L Roger McDowell, R Carlos Hernandez, R	E5				F8	F7																6	0	1	1	0	0	3								
Mike Piazza, R Ricky Tricek, R Rod Nichols, R	P4																					8	2	2	0	0	3	6								
Eric Davis, R OBP: 0.322, SLG: 0.380 (1, 7)																						8	0	3	0	1	2	4								
Tim Wallach, R Omar Daal, L Dave Hansen, L Jim Gott, R Henry Rodriguez, L Mike Sharperson, R Lenny Harris, L Ramon Martinez, R Mitch Webster, S	P9				E5	FC5-4						G3			G6-3					FC2-5-6	3	0	0	1	1	0	1									
Inning Stats	R: 0 E: 1 K: 0 S: 12	H: 1 LOB: 2 BB: 0 P: 19	R: 0 E: 0 K: 1 S: 7	H: 0 LOB: 0 BB: 0 P: 10	R: 1 E: 1 K: 0 S: 13	H: 1 LOB: 1 BB: 0 P: 20	R: 1 E: 0 K: 0 S: 11	H: 2 LOB: 1 BB: 0 P: 22	R: 1 E: 0 K: 1 S: 17	H: 3 LOB: 2 BB: 0 P: 16	R: 0 E: 0 K: 1 S: 6	H: 0 LOB: 0 BB: 1 P: 11	R: 0 E: 0 K: 1 S: 6	H: 0 LOB: 1 BB: 1 P: 14	R: 0 E: 0 K: 2 S: 8	H: 0 LOB: 0 BB: 0 P: 12	R: 0 E: 0 K: 1 S: 8	H: 1 LOB: 0 BB: 0 P: 9	R: 0 E: 0 K: 1 S: 8	H: 0 LOB: 0 BB: 0 P: 10	R: 0 E: 0 K: 1 S: 7	H: 1 LOB: 1 BB: 0 P: 9	R: 0 E: 0 K: 0 S: 6	H: 1 LOB: 1 BB: 0 P: 7	R: 0 E: 0 K: 0 S: 10	H: 1 LOB: 1 BB: 0 P: 15	R: 0 E: 0 K: 2 S: 7	H: 0 LOB: 0 BB: 0 P: 9	R: 0 E: 0 K: 0 S: 4	H: 1 LOB: 1 BB: 0 P: 4	R: 1 E: 1 K: 1 S: 7	H: 2 LOB: 1 BB: 0 P: 7	1B: 13 2B: 4 3B: 0 HR: 0	SF: 0 SAC: 0 DP: 1 HBP: 0	WP: 0 PB: 0 SB: 1 CS: 1	PA: 86
PITCHER	IP	WLS	BF	H	ER	SO	BB	IBB	HBP	BLK	WP	HR	S	P	ERA	WHIP																				
Terry Mulholland, L Roger Mason, R Mitch Williams, L Larry Andersen, R David West, L	(1, 1) (8, 1) (9, 1) (9, 1) (10, 1)	7.0 1.0 0.0 1.0 2.0	31 4 4 4 7	8 0 1 1 0	3 0 2 0 0	2 0 2 0 0	3 1 3 0 1	0 0 0 0 0	0 0 0 0 0	0 0 0 0 0	0 0 0 0 0	0 0 0 0 0	0 6 8 9 15	74 11 22 13 26	110 0.00 ∞ 0.00 0.00	1.286 1.000 ∞ 1.000 0.500																				
PITCHER	IP	WLS	BF	H	ER	SO	BB	IBB	HBP	BLK	WP	HR	S	P	ERA	WHIP																				
Jose DeLeon, R Mike Williams, R	(12, 1) (15, 1)	3.0 6.0	12 24	1 6	0 1	0 1	2 4	0 0	0 0	0 0	0 0	0 0	0 41	22 51	0.00 1.50	0.667 1.000																				

Los Angeles Dodgers @ Philadelphia Phillies
Veterans Stadium, Philadelphia, PA
Wed Jul 07 1993, 7:05 PM EDT
Att. 41,730 - Unknown - 94 F

livebaseballscores.com

AB	78
R	6
H	17
RBI	5
BB	8
SO	13
LOB	45



Batter	1	2	3	4	5	6	7	8	9	10	11	12	13	14	15	16	17	18	19	20	AB	R	H	RBI	BB	SO	LOB	
Lenny Dykstra, L OBP: 0.412, SLG: 0.468	G3	K		HR 1B		HR		L8			G4-3		FC6-4 BB			L4		F7			9	2	3	3	1	1	2	
Milt Thompson, L OBP: 0.341, SLG: 0.335	K	2B		P5		G6-3		G4-3			BB BB		FC6-4			G1-3		F9			8	0	1	2	1	1	2	
John Kruk, L OBP: 0.479, SLG: 0.518	BB BB 1B	BB		HR		F7		F7			BB 1-2		G4-3			G4-3					7	1	2	2	2	0	1	
Dave Hollins, S OBP: 0.397, SLG: 0.483	BB BB 1B	G3-1		K		F7		F7			K		G5-3				K				4	0	0	0	0	1	1	2
David West, L OBP: 0.300, SLG: 0.270																					0	0	0	0	0	0	0	
Wes Chamberlain, R OBP: 0.315, SLG: 0.300																					0	0	0	0	0	0	0	
Jose Delmonico, R OBP: 0.314, SLG: 0.534																					0	0	0	0	0	0	0	
Pete Incaviglia, R OBP: 0.314, SLG: 0.534																					0	0	0	0	0	0	0	
Mike Williams, R OBP: 0.289, SLG: 0.424																					0	0	0	0	0	0	0	
Darren Daulton, L OBP: 0.387, SLG: 0.487	BB BB 1B			P1		B3 2B		P4			K		K			P4		G4-3 BB BB		G3-1	7	0	1	0	2	2	0	
Jim Eisenreich, L OBP: 0.382, SLG: 0.473	K					B3					G6-3		P5			G4-3		G4-3 BB			8	1	3	0	1	1	4	
Mickey Morandini, L OBP: 0.297, SLG: 0.340				F8		G4-3		F8			L6-3		L6-3			G1-3		G4-3			8	2	2	0	1	0	5	
Kevin Stocker, S OBP: 0.297, SLG: 0.340		SH3-4 2B BB						F8			L6-3		L6-3			G1-3		G4-3			8	2	2	0	1	0	5	
Terry Mulholland, R OBP: 0.289, SLG: 0.424		SH3-4 2B BB						L8			K		K			G3-1		G4-3			6	1	0	0	2	2	5	
Ricky Jordan, R OBP: 0.287, SLG: 0.477																G3-1		G4-3			6	1	0	0	2	2	5	
Mitch Williams, R OBP: 0.287, SLG: 0.477																G3-1		G4-3			6	1	0	0	2	2	5	
Larry Lundy, R OBP: 0.287, SLG: 0.477																G3-1		G4-3			6	1	0	0	2	2	5	
Kim Bales, R OBP: 0.287, SLG: 0.477																G3-1		G4-3			6	1	0	0	2	2	5	
Ramon Martinez, R ERA: 3.21	IP: 7.0	WLS: 35	H: 8	R: 5	ER: 5	SO: 5	BB: 5	IBB: 1	HBP: 0	BLK: 0	WP: 0	HR: 2	S: 74	P: 133	ERA: 6.43	WHIP: 1.857												
Omar Daal, L ERA: 2.87	IP: 1.0	WLS: 3	H: 0	R: 0	ER: 0	SO: 1	BB: 0	IBB: 0	HBP: 0	BLK: 0	WP: 0	HR: 0	S: 8	P: 12	ERA: 0.00	WHIP: 0.000												
Jim Gott, R ERA: 2.19	IP: 2.0	WLS: 6	H: 0	R: 0	ER: 0	SO: 2	BB: 0	IBB: 0	HBP: 0	BLK: 0	WP: 0	HR: 0	S: 12	P: 19	ERA: 0.00	WHIP: 0.000												
Pedro Martinez, R ERA: 2.73	IP: 2.0	WLS: 9	H: 1	R: 0	ER: 0	SO: 2	BB: 2	IBB: 0	HBP: 0	BLK: 0	WP: 0	HR: 0	S: 19	P: 38	ERA: 0.00	WHIP: 1.500												
Roger McDowell, R ERA: 1.29	IP: 3.0	WLS: 10	H: 0	R: 0	ER: 0	SO: 1	BB: 0	IBB: 0	HBP: 0	BLK: 0	WP: 0	HR: 0	S: 25	P: 37	ERA: 0.00	WHIP: 0.333												
Ricky Trice, R ERA: 3.45	IP: 4.0	WLS: 16	H: 2	R: 2	ER: 2	SO: 2	BB: 2	IBB: 0	HBP: 0	BLK: 0	WP: 0	HR: 0	S: 23	P: 37	ERA: 4.50	WHIP: 1.000												
Rod Nichols, R ERA: 3.86	IP: 0.1	WLS: 3	H: 1	R: 0	ER: 0	SO: 0	BB: 0	IBB: 0	HBP: 0	BLK: 0	WP: 0	HR: 0	S: 3	P: 3	ERA: 0.00	WHIP: 3.000												

Los Angeles Dodgers @ Philadelphia Phillies
Veterans Stadium, Philadelphia, PA
Wed Jul 07 1993, 7:05 PM EDT
Att. 41,730 - Unknown - 94 F

AB 69
R 7
H 12
RBI 7
BB 11
SO 12
LOB 28



WP: 0 PA: 82
PB: 0
SB: 1
CS: 0

Batter	1	2	3	4	5	6	7	8	9	AB R H RBI BB SO LOB	TOP	
Brett Butler, L (1, 8) OBP: 0.373, SLG: 0.355 Tom Goodwin, L (6, 8) OBP: 0.333, SLG: 0.500	2-1 L8		0-1 F9	0-0 B3	0-1 FC1-2 G4-3		0-2 G4-3 FC6-2 2B		1-3 K	4 0 0 0 0 0 4 2 0 1 0 0 1 2		
Jose Offerman, S (1, 6) OBP: 0.350, SLG: 0.339	1-2 2B 1B		1-0 1B	1-3 K	0-0 G4-3		1-2 G4-3		0-1 G6-4-3	6 2 2 1 0 1 6		
Cory Snyder, R (1, 9) OBP: 0.371, SLG: 0.443	0-0 1B 2B		1-2 1B	0-0 L5	3-2 G4-3		0-1 FC6-2			5 1 2 0 0 0 4		
Eric Karros, R (1, 3) OBP: 0.325, SLG: 0.425	3-2 G6-4-3 1B		2-2 1B 2B		3-2 HR	2-1 E6 HR	0-1 F7			5 3 3 3 0 0 1		
Mike Piazza, R (1, 2) OBP: 0.361, SLG: 0.539	0-0 G6-4-3		2-2 2B 1B	1-0 1B BB	2-2 HR		0-2 G4-3			5 3 3 2 0 0 2		
Tim Wallach, R (1, 5) OBP: 0.261, SLG: 0.367		0-0 G5-3	1-2 G3-1 2B	4-2 1B BB	0-1 G3-1		2-3 K			4 1 1 2 1 1 0		
Henry Rodriguez, L (1, 7) OBP: 0.216, SLG: 0.333		0-2 P5	0-2 G3-1	2-2 BB 1B	0-1 G6-3		0-0 G6-3			5 0 1 0 0 0 1		
Lenny Harris, L (1, 4) OBP: 0.333, SLG: 0.307		4-1 BB	0-0 G4-3	1-2 FC1-2 G4-3 1B	4-1 BB			0-0 1B 1B		3 1 2 1 2 0 1		
Kevin Gross, R (1, 1) OBP: 0.250, SLG: 0.353 Roger McDowell, R (7, 1) OBP: 0.500, SLG: 0.500 Dave Hansen, L (9, PH) OBP: 0.400, SLG: 0.419 Omar Daal, L (9, 1) Jim Gott, R (9, 1)		0-1 P5		0-0 1B	4-1 G4-3 FC1-2 BB	0-1 G5-3		0-2 G6-4-3 1B		3 0 1 1 1 0 2 0 0 0 0 0 0 0 1 0 1 0 0 0 0 0 0 0 0 0 0 0 0 0 0 0 0 0 0		
Inning Stats	R: 1 H: 3 E: 0 LOB: 1 K: 0 BB: 0 S: 11 P: 17	R: 0 H: 0 E: 0 LOB: 1 K: 0 BB: 1 S: 7 P: 11	R: 4 H: 5 E: 0 LOB: 1 K: 0 BB: 0 S: 20 P: 27	R: 0 H: 1 E: 0 LOB: 1 K: 1 BB: 0 S: 6 P: 7	R: 4 H: 4 E: 0 LOB: 2 K: 0 BB: 2 S: 23 P: 40	R: 2 H: 1 E: 1 LOB: 1 K: 0 BB: 1 S: 13 P: 21	R: 0 H: 1 E: 0 LOB: 1 K: 0 BB: 0 S: 10 P: 11	R: 0 H: 0 E: 0 LOB: 0 K: 1 BB: 0 S: 8 P: 10	R: 0 H: 2 E: 0 LOB: 1 K: 1 BB: 0 S: 10 P: 11	1B: 12 SF: 0 2B: 3 SAC: 0 3B: 0 DP: 2 HR: 2 HBP: 0	WP: 0 PA: 47 PB: 0 SB: 1 CS: 0	
PITCHER	IP WLS BF H R ER SO BB IBB HBP BLK WP HR S P ERA WHIP											
Dave Telgheder, R (1, 1) ERA: 5.67	4.0 L 24 11 8 8 1 2 0 0 0 0 0 1 54 79 18.00 3.250											
Mike Draper, R (5, 1) ERA: 4.21	2.0 12 3 3 2 0 2 0 0 0 0 0 1 26 44 9.00 2.500											
Mike Maddux, R (7, 1) ERA: 4.5	2.0 7 1 0 0 1 0 0 0 0 0 0 0 18 21 0.00 0.500											
Jeff Innis, R (9, 1) ERA: 5.22	1.0 4 2 0 0 1 0 0 0 0 0 0 0 10 11 0.00 2.000											

Los Angeles Dodgers @ New York Mets
 Shea Stadium, Flushing, NY
 Thu Jul 08 1993, 7:05 PM EDT
 Sunny - 96 F

livebaseballscorecards.com

AB	43
R	11
H	17
RBI	10
BB	4
SO	3
LOB	23



Batter	1	2	3	4	5	6	7	8	9	10	AB	R	H	RBI	BB	SO	LOB
Vince Coleman, S OBP: 0.312, SLG: 0.367 (1, 7)	G5-3	P6			F7		K		G6-3		5	0	0	0	0	1	1
Joe Orsulak, L OBP: 0.364, SLG: 0.427 (1, 3) (9, 9)	3B 2B		F7 WP SF7 1B		BB BB		G3			HR 2B	4	3	3	0	1	0	0
Jeromy Burnitz, L OBP: 0.408, SLG: 0.659 (1, 9) (9, 8)	E 3B		F7		F8		P2			HR IBB	4	2	1	1	1	0	2
Bobby Bonilla, S OBP: 0.331, SLG: 0.498 (1, 5)	E4 WP 1B		SF7		BB				K	HR	3	1	1	5	1	1	0
Dave Gallagher, R OBP: 0.366, SLG: 0.475 Jeff Innis, R (1, 8) (9, 1)	K		K		L3				BB		3	0	0	0	1	2	3
Jeff Kent, R OBP: 0.284, SLG: 0.379 (1, 4)	WP 1B						L6		K		4	0	2	0	0	1	1
Charlie O'Brien, R OBP: 0.286, SLG: 0.282 Todd Hundley, S OBP: 0.263, SLG: 0.373 (1, 2) (8, PH) (9, 2)	K		G6-4-3		HBP		G4-3				2	0	0	0	0	1	3
Tim Bogar, R OBP: 0.328, SLG: 0.380 (1, 6)		K			HBP		FC5-4		P6		3	0	0	0	0	1	1
Eric Hillman, L OBP: 0.077, SLG: 0.077 Pete Schourek, L OBP: 0.227, SLG: 0.158 Jeff McKnight, S OBP: 0.299, SLG: 0.241 (1, 1) (8, 1) (9, 3)		K			P6		F8		G6-3 1B		3	0	0	0	0	1	2

AB	33
R	6
H	8
RBI	6
BB	4
SO	8
LOB	14


Inning Stats	R	H	E	K	S	WLS	BF	H	R	ER	SO	BB	IBB	HBP	BLK	WP	HR	S	P	ERA	WHIP
	2	3	1	2	17		27	5	3	3	5	2	0	2	0	2	0	61	103	4.50	1.167
	0	0	0	0	10		16	0	0	0	3	1	0	0	0	0	0	16	25	0.00	0.500
	0	0	0	0	10		23	3	3	3	0	0	1	0	0	0	1	13	20	27.00	3.000

PITCHER	IP	WLS	BF	H	R	ER	SO	BB	IBB	HBP	BLK	WP	HR	S	P	ERA	WHIP
Tom Candiotti, R ERA: 3.07 (1, 1)	6.0		27	5	3	3	5	2	0	2	0	2	0	61	103	4.50	1.167
Pedro Martinez, R ERA: 2.63 (7, 1)	2.0		7	0	0	0	3	1	0	0	0	0	0	16	25	0.00	0.500
Rod Nichols, R ERA: 10.8 (9, 1)	1.0	L	6	3	3	3	0	0	1	0	0	0	1	13	20	27.00	3.000

Los Angeles Dodgers @ New York Mets
Shea Stadium, Flushing, NY
 Thu Jul 08 1993, 7:05 PM EDT
 Att. 25,186 - Unknown - 93 F

livebaseballscorecards.com

AB 33
 R 6
 H 8
 RBI 6
 BB 4
 SO 8
 LOB 14



WP: 2 PA: 40
 FB: 0
 SB: 0
 CS: 0

Batter	1	2	3	4	5	6	7	8	9	AB R H RBI BB SO LOB	TOP																
Brett Butler, L (1, 8) OBP: 0.372, SLG: 0.357	1-0 SH2-3 1B	2-3 K		0-0 B1-3			1-1 G4-3 1B		0-1 2B	5 0 3 0 0 1 2																	
Jose Offerman, S (1, 6) OBP: 0.347, SLG: 0.340	0-0 SH2-3 1-2		3-2 F9		0-1 G6-3		1-0 G4-3 1-2		2-1 2B	4 0 1 0 0 0 1																	
Cory Snyder, R (1, 9) OBP: 0.368, SLG: 0.435 (5, 3)	0-3 K		0-0 HR 1B		3-1 FC6 1B		4-0 IBB		0-0 L7	4 1 2 0 1 1 2																	
Eric Karros, R (1, 3) OBP: 0.321, SLG: 0.415 Mitch Webster, S (5, 9) OBP: 0.319, SLG: 0.352	1-3 K		0-0 F9		1-3 K		1-2 L1		1-0 G6-3	3 0 0 0 0 2 3 2 0 0 0 0 0 3																	
Mike Piazza, R (1, 2) OBP: 0.359, SLG: 0.545		2-1 G5-3	2-1 HR		1-2 FC6			2-1 F8		4 1 1 2 0 0 1																	
Eric Davis, R (1, 7) OBP: 0.324, SLG: 0.378		4-2 S BB 1B BB	1-0 F7			0-0 G6-3		0-3 K		3 1 0 0 1 1 0																	
Tim Wallach, R (1, 5) OBP: 0.260, SLG: 0.360		4-2 SH5-4 1B 1-2 BB		0-1 G6-3		2-3 K		2-1 HR 1B		3 1 1 0 1 1 0																	
Mike Sharperson, R (1, 4) OBP: 0.281, SLG: 0.385		2-1 SH5-4 1-2 2-H 1B		0-2 WP S SH5-3 1B		1-1 G5-3		1-0 HR		4 2 3 3 0 0 0																	
Orel Hershiser, R (1, 1) OBP: 0.359, SLG: 0.395		0-0 SH5-4 1-2 2-3		2-2 SH5-3			2-2 F8		0-0 G5-3	2 0 0 1 0 0 0																	
Inning Stats	R: 0 E: 0 K: 2 S: 8	H: 1 LOB: 1 BB: 0 P: 10	R: 1 E: 0 K: 1 S: 12	H: 1 LOB: 2 BB: 2 P: 26	R: 2 E: 0 K: 0 S: 9	H: 2 LOB: 0 BB: 0 P: 15	R: 1 E: 0 K: 0 S: 9	H: 1 LOB: 0 BB: 0 P: 11	R: 0 E: 0 K: 1 S: 10	H: 1 LOB: 1 BB: 0 P: 15	R: 0 E: 0 K: 1 S: 9	H: 0 LOB: 0 BB: 0 P: 12	R: 0 E: 0 K: 0 S: 9	H: 1 LOB: 2 BB: 1 P: 18	R: 2 E: 0 K: 1 S: 9	H: 2 LOB: 0 BB: 0 P: 14	R: 0 E: 0 K: 0 S: 6	H: 2 LOB: 1 BB: 0 P: 9	1B: 7 2B: 2 3B: 0 HR: 2	SF: 0 SAC: 3 DP: 0 HBP: 0	WP: 1 PB: 0 SB: 2 CS: 0	PA: 40					
PITCHER	IP	WLS	BF	H	R	ER	SO	BB	IBB	HBP	BLK	WP	HR	S	P	ERA	WHIP										
Frank Tanana, L (1, 1) ERA: 5.02	8.0	L	36	9	6	6	6	2	1	0	0	1	2	75	121	6.75	1.375										
Mike Draper, R (9, 1) ERA: 4.1	1.0		4	2	0	0	0	0	0	0	0	0	0	6	9	0.00	2.000										

Los Angeles Dodgers @ New York Mets
 Shea Stadium, Flushing, NY
 Fri Jul 09 1993, 7:05 PM EDT
 Att. 24,258 - Unknown

AB	34
R	6
H	11
RBI	6
BB	3
SO	6
LOB	12



Batter	1	2	3	4	5	6	7	8	9	AB	R	H	RBI	BB	SO	LOB
Vince Coleman, S OBP: 0.314, SLG: 0.369 (1, 7)	0-3 K		0-0 E1 1B		3-2 CS 1B			0-1 F8		4	0	2	0	0	1	0
Joe Orsulak, L OBP: 0.357, SLG: 0.419 (1, 9)	1-0 G4-3		0-2 G6-3		1-1 F8			0-0 G5-3		4	0	0	0	0	0	2
Eddie Murray, S OBP: 0.308, SLG: 0.420 Jeff McKnight, S OBP: 0.290, SLG: 0.233 (1, 3) (5, PH) (6, 3)	1-1 G1-3		0-0 G6-3		3-2 P5 1-2			2-3 K		2	0	0	0	0	0	1
Bobby Bonilla, S OBP: 0.332, SLG: 0.498 (1, 5)		2-1 SH1-3 SF9 1B		2-2 F9		1-1 F7		1-2 1B		4	1	2	0	0	0	0
Jeremy Burnitz, L OBP: 0.396, SLG: 0.622 (1, 8)		0-1 SF9 SH1-3 1-2 1B		0-0 G2-3		1-3 K		1-1 F8		4	0	1	0	0	1	1
Jeff Kent, R OBP: 0.288, SLG: 0.382 (1, 4)		1-0 SH1-3 1-2 2-3		1-0 1B		0-2 F7		0-1 FC6-4 1-2 1B		3	1	2	0	0	0	0
Todd Hundley, S OBP: 0.282, SLG: 0.373 (1, 2)		0-0 SF9 2-3 3-H		0-0 1B		1-1 F7		1-3 K		3	0	1	1	0	1	2
Tim Bogar, R OBP: 0.328, SLG: 0.379 Chico Walker, S OBP: 0.290, SLG: 0.367 (1, 6) (9, PH)		0-0 G4-3		0-0 1B		1-3 K		2-1 FC6-4 1-2f		3	0	1	1	0	1	1
Frank Tanana, L OBP: 0.147, SLG: 0.152 Mike Draper, R OBP: 0.667, SLG: 0.667 (1, 1) (9, 1)			2-2 G3-1		0-0 F8		1-0 G3			1	0	0	0	0	0	2
										0	0	0	0	0	0	0

Inning Stats	R: 0	H: 0	E: 0	K: 1	S: 6	R: 1	H: 2	E: 0	K: 0	S: 7	R: 0	H: 1	E: 1	K: 0	S: 8	R: 1	H: 3	E: 0	K: 0	S: 9	R: 0	H: 1	E: 0	K: 1	S: 11	R: 0	H: 0	E: 0	K: 1	S: 9	R: 0	H: 0	E: 0	K: 1	S: 6	R: 0	H: 0	E: 0	K: 1	S: 7	R: 0	H: 2	E: 0	K: 1	S: 12	1B: 9	SF: 1	2B: 0	SAC: 1	3B: 0	DP: 0	HR: 0	HBP: 0	WP: 0	PA: 35
PITCHER Orel Hershiser, R ERA: 3.56 (1, 1)	IP	WLS	BF	H	R	ER	SO	BB	IBB	HBP	BLK	WP	HR	S	P	ERA	WHIP																																						
	9.0	W	35	9	2	2	5	0	0	0	0	0	0	75	104	2.00	1.000																																						

BOTTOM

Los Angeles Dodgers @ New York Mets
Shea Stadium, Flushing, NY
Fri Jul 09 1993, 7:05 PM EDT
Att. 24,258 - Unknown

livebaseballscores.com

AB	33
R	2
H	9
RBI	2
BB	0
SO	5
LOB	12



Batter	1	2	3	4	5	6	7	8	9	AB R H RBI BB SO LOB	TOP	
Brett Butler, L (1, 8) OBP: 0.370, SLG: 0.355 Tom Goodwin, L (4, 8) OBP: 0.375, SLG: 0.500 Carlos Hernandez, R (9, PH) OBP: 0.255, SLG: 0.333	3-2 P6			1-2 G1-3		0-2 P6		0-2 1B 2B 1B	2-2 F9	2 0 0 0 0 0 0 2 1 1 0 0 0 0 1 0 0 0 0 0 1		
Jose Offerman, S (1, 6) OBP: 0.349, SLG: 0.340	2-2 F8			0-0 B1-3			4-2 1B BB	1-1 1B 2B 1B		3 1 1 2 1 0 0		
Cory Snyder, R (1, 9) OBP: 0.370, SLG: 0.440	0-0 P3			1-2 L6			0-0 1B L4-6	3-1 1B 2B		4 0 2 2 0 0 0		
Eric Karros, R (1, 3) OBP: 0.320, SLG: 0.413			0-1 G5-4-3 1B		1-0 P6		0-1 F8	2-0 G6-3		4 0 1 0 0 0 3		
Mike Piazza, R (1, 2) OBP: 0.358, SLG: 0.541			1-1 G5-4-3		1-2 1B		0-0 L4-6	2-2 F7		4 0 1 0 0 0 4		
Eric Davis, R (1, 7) OBP: 0.323, SLG: 0.380			1-3 K		2-2 P3			0-2 P4 1B 2B	2-3 K	4 1 1 0 0 2 1		
Tim Wallach, R (1, 5) OBP: 0.260, SLG: 0.369			2-2 G4-3		1-0 P4			1-0 P4	1-2 HR	4 1 1 1 0 0 2		
Lenny Harris, L (1, 4) OBP: 0.339, SLG: 0.314 Mike Sharperson, R (9, PH) OBP: 0.293, SLG: 0.396			1-0 F7		0-1 G4-3			0-2 1B 1B 1B	2-1 1B	3 1 1 1 0 0 0 1 0 1 0 0 0 0		
Pedro Astacio, R (1, 1) OBP: 0.125, SLG: 0.125 Rod Nichols, R (3, 1) OBP: 0.376, SLG: 0.394 Dave Hansen, L (6, PH) Ricky Tricek, R (6, 1) Henry Rodriguez, L (8, PH) Roger McDowell, R (8, 1) Mitch Webster, S (9, PH) OBP: 0.500, SLG: 0.500 OBP: 0.316, SLG: 0.350			0-2 G1-3		3-1 G3			0-0 1B 1B	1-0 F9	1 0 0 0 0 0 0 0 0 0 0 0 0 0 1 0 0 0 0 0 0 0 0 0 0 0 0 0 1 1 1 0 0 0 0 0 0 0 0 0 0 0 1 0 0 0 0 0 1		
Inning Stats	R: 0 H: 0 E: 0 LOB: 0 K: 0 BB: 0 S: 7 P: 12	R: 0 H: 1 E: 0 LOB: 0 K: 1 BB: 0 S: 7 P: 9	R: 0 H: 0 E: 0 LOB: 0 K: 0 BB: 0 S: 7 P: 10	R: 0 H: 0 E: 0 LOB: 0 K: 0 BB: 0 S: 7 P: 9	R: 0 H: 1 E: 0 LOB: 1 K: 0 BB: 0 S: 9 P: 14	R: 0 H: 0 E: 0 LOB: 0 K: 0 BB: 0 S: 7 P: 10	R: 0 H: 1 E: 0 LOB: 1 K: 0 BB: 1 S: 6 P: 10	R: 5 H: 6 E: 0 LOB: 1 K: 0 BB: 0 S: 22 P: 31	R: 1 H: 2 E: 0 LOB: 1 K: 1 BB: 0 S: 12 P: 20	1B: 8 SF: 0 2B: 3 SAC: 0 3B: 0 DP: 2 HR: 1 HBP: 0	WP: 0 PA: 37 PB: 0 SB: 1 CS: 0	
PITCHER	IP WLS BF H R ER SO BB IBB HBP BLK WP HR S P ERA WHIP											
Bret Saberhagen, R (1, 1) ERA: 3.17	7.1 W 26 5 2 2 1 1 0 0 0 0 0 0 59 84 2.46 0.818											
Anthony Young, R (8, 1) ERA: 4.56	0.0 4 4 3 3 0 0 0 0 0 0 0 0 8 12 ∞ ∞											
John Franco, L (8, 1) ERA: 3.2	1.2 S 7 2 1 1 1 0 0 0 0 0 0 1 17 29 5.40 1.200											

Los Angeles Dodgers @ New York Mets
Shea Stadium, Flushing, NY
Sat Jul 10 1993, 3:33 AM EDT
Att. 33,666 - Sunny - 101 F

livebaseballscorecards.com

AB	36
R	6
H	11
RBI	6
BB	1
SO	2
LOB	12



Batter	1	2	3	4	5	6	7	8	9	AB R H RBI BB SO LOB	TOP											
Brett Butler, L (1, 8) OBP: 0.373, SLG: 0.358	3-1 1B		2-1 1B		1-1 1B		0-2 E4 G4-3 SH1-3		3-1 B1-3	5 0 3 0 0 0 0												
Jose Offerman, S (1, 6) OBP: 0.348, SLG: 0.339	3-0 L7		1-0 G4-3		0-1 G3		0-0 SH1-3		2-0 1B	4 0 1 0 0 0 4												
Cory Snyder, R (1, 9) OBP: 0.363, SLG: 0.431	3-3 K			0-3 K	2-3 K		0-0 G4-3		2-3 K	5 0 0 0 0 4 5												
Eric Karros, R (1, 3) OBP: 0.316, SLG: 0.408	0-1 G6-3			1-0 F7		0-1 F9	0-0 G3-1			4 0 0 0 0 0 2												
Mike Piazza, R (1, 2) OBP: 0.360, SLG: 0.539		0-0 F8		4-2 1B BB		0-2 1B 1B		1-1 F8		3 1 1 0 1 0 0												
Eric Davis, R (1, 7) OBP: 0.329, SLG: 0.398		2-3 K		2-2 1B		0-1 1B 1B		2-1 HR		4 1 3 1 0 1 0												
Tim Wallach, R (1, 5) OBP: 0.263, SLG: 0.368		2-1 P3		1-2 G6-3		3-2 1B	4-2 G4-6-3 BB			3 0 1 1 1 0 2												
Lenny Harris, L (1, 4) OBP: 0.328, SLG: 0.303			1-2 G4-3		2-1 F8	1-3 K	0-0 G4-6-3			4 0 0 0 0 1 3												
Jim Gott, R (8, 1)										0 0 0 0 0 0 0												
Tom Candiotti, R (1, 1) OBP: 0.171, SLG: 0.176		0-0 P4			1-0 G3 1B	3-3 K			2-2 P4	2 0 1 0 0 0 0												
Dave Hansen, L (6, PH) OBP: 0.368, SLG: 0.382										1 0 0 0 0 1 2												
Pedro Martinez, R (6, 1)										0 0 0 0 0 0 0												
Mike Sharperson, R (8, 4) OBP: 0.288, SLG: 0.389										1 0 0 0 0 0 0												
Inning Stats	R: 0 E: 0 K: 1 S: 11	H: 1 LOB: 1 BB: 0 P: 19	R: 0 E: 0 K: 1 S: 7	H: 0 LOB: 0 BB: 0 P: 11	R: 0 E: 0 K: 0 S: 7	H: 1 LOB: 1 BB: 0 P: 11	R: 0 E: 0 K: 1 S: 14	H: 1 LOB: 2 BB: 1 P: 22	R: 0 E: 0 K: 1 S: 11	H: 2 LOB: 2 BB: 0 P: 17	R: 1 E: 0 K: 2 S: 22	H: 3 LOB: 2 BB: 0 P: 29	R: 0 E: 1 K: 0 S: 6	H: 0 LOB: 1 BB: 0 P: 6	R: 1 E: 0 K: 0 S: 8	H: 1 LOB: 0 BB: 1 P: 15	R: 0 E: 0 K: 1 S: 9	H: 1 LOB: 1 BB: 0 P: 18	1B: 9 2B: 0 3B: 0 HR: 1	SF: 0 SAC: 1 DP: 1 HBP: 0	WP: 0 PB: 0 SB: 2 CS: 0	PA: 39
PITCHER	IP WLS BF H R ER SO BB IBB HBP BLK WP HR S P ERA WHIP																					
Dwight Gooden, R (1, 1) ERA: 3.34	8.0 L 35 9 2 2 6 2 0 0 0 0 0 1 86 130 2.25 1.375																					
Pete Schourek, L (9, 1) ERA: 6.16	0.2 3 1 0 0 0 0 0 0 0 0 0 0 6 13 0.00 1.500																					
Jeff Innis, R (9, 1) ERA: 5.01	0.1 1 0 0 0 0 1 0 0 0 0 0 0 3 5 0.00 0.000																					

Los Angeles Dodgers @ New York Mets
 Shea Stadium, Flushing, NY
 Sun Jul 11 1993, 7:05 PM EDT
 Att. 26,239 - Unknown - 91 F

AB	36
R	2
H	10
RBI	2
BB	2
SO	7
LOB	18



Batter	1	2	3	4	5	6	7	8	9	AB R H RBI BB SO LOB	TOP									
Delino DeShields, L OBP: 0.384, SLG: 0.360 (1, 4)	1-0 G4-3		0-1 1B		3-2 F7		0-0 G4-3		1-3 K	5 0 1 0 0 1 3										
Lou Frazier, S OBP: 0.405, SLG: 0.422 (1, 7)	4-2 F8 S BB		2-2 L6			3-2 F8		1-1 1B 2B		3 1 1 0 1 0 1										
Marquis Grissom, R OBP: 0.339, SLG: 0.445 (1, 8)	0-1 F8			0-0 1B FC6-4 1B		2-1 P8		1-3 K		4 1 1 0 0 1 2										
Frank Bolick, S OBP: 0.325, SLG: 0.366 (1, 3)	3-2 G4-3			3-2 FC6-4 1B		3-2 F8		1-3 K		4 0 1 0 0 1 2										
Darrin Fletcher, L OBP: 0.338, SLG: 0.356 Tim Spehr, R OBP: 0.218, SLG: 0.255 (8, PR) (8, 2)			2-2 F7		2-0 P5		0-0 1B 1B 1B	2-1 1B 2-H 1B		4 0 2 1 0 0 2 0 0 0 0 0 0 0										
Moises Alou, R OBP: 0.327, SLG: 0.467 (1, 9)			3-2 F8		1-1 FC6-4		0-0 F7	1-0 1B S 1B		4 0 1 1 0 0 2										
Mike Lansing, R OBP: 0.343, SLG: 0.371 (1, 5)			0-0 L7		1-0 G6-3		1-1 1B 1B	3-3 K		4 0 1 0 0 1 3										
Wil Cordero, R OBP: 0.304, SLG: 0.371 (1, 6)			2-1 G4-3		1-0 G3-1		0-2 1B	2-3 K		4 0 1 0 0 1 0										
Dennis Martinez, R OBP: 0.238, SLG: 0.296 John Vander Wal, L OBP: 0.328, SLG: 0.400 Tim Scott, R (7, PH) Brian Barnes, L OBP: 0.299, SLG: 0.158 Jeff Shaw, R OBP: 0.067, SLG: 0.067 Sean Berry, R OBP: 0.360, SLG: 0.464 (7, 1) (7, 1) (8, PH)			0-0 G6-3		0-1 F8		1-3 K	1-3 K		2 0 0 0 0 0 0 1 0 0 0 0 1 3 0 1 0 0 0 0 1 0										
Inning Stats	R: 0 E: 0 K: 0 S: 8	H: 0 LOB: 1 BB: 1 P: 16	R: 0 E: 0 K: 0 S: 8	H: 0 LOB: 0 BB: 0 P: 13	R: 0 E: 0 K: 0 S: 8	H: 1 LOB: 1 BB: 0 P: 12	R: 1 E: 0 K: 0 S: 8	H: 2 LOB: 1 BB: 0 P: 15	R: 0 E: 0 K: 0 S: 7	H: 0 LOB: 0 BB: 0 P: 11	R: 0 E: 0 K: 1 S: 11	H: 3 LOB: 3 BB: 0 P: 13	R: 1 E: 0 K: 3 S: 15	H: 3 LOB: 3 BB: 0 P: 24	R: 0 E: 0 K: 3 S: 11	H: 0 LOB: 0 BB: 0 P: 15	1B: 8 2B: 1 3B: 0 HR: 0	SF: 0 SAC: 0 DP: 0 HBP: 0	WP: 0 PB: 0 SB: 2 CS: 0	PA: 37
PITCHER	IP WLS BF H R ER SO BB IBB HBP BLK WP HR S P ERA WHIP																			
Ramon Martinez, R ERA: 3.17 (1, 1)	7.0 W 29 7 2 2 1 1 0 0 0 0 0 0 61 100 2.57 1.143																			
Pedro Martinez, R ERA: 2.48 (8, 1)	1.0 5 2 0 0 3 0 0 0 0 0 0 0 13 21 0.00 2.000																			
Jim Gott, R ERA: 2.05 (9, 1)	1.0 S 3 0 0 0 3 0 0 0 0 0 0 0 11 15 0.00 0.000																			


Montreal Expos @ Los Angeles Dodgers
Dodger Stadium, Los Angeles, CA

Thu Jul 15 1993, 7:05 PM PDT
Att. 40,368 - Unknown - 74 F

livebaseballscorecards.com

AB	36
R	2
H	9
RBI	2
BB	1
SO	7
LOB	18



Batter	1	2	3	4	5	6	7	8	9	AB	R	H	RBI	BB	SO	LOB	BOTTOM		
Brett Butler, L OBP: 0.379, SLG: 0.360 (1, 8)	4-2 BLK 1B 1B BB		3-2 E6 SH2-3 E 1B		4-2 BB		4-2 FC5-4 1-2 BB			1	2	1	0	3	0	0	Montreal Expos @ Los Angeles Dodgers Dodger Stadium, Los Angeles, CA Thu Jul 15 1993, 7:05 PM PDT Att: 40,368 - Unknown - 74 F AB 28 R 3 H 4 RBI 2 BB 4 SO 4 LOB 15 		
Jose Offerman, S OBP: 0.348, SLG: 0.338 (1, 6)	1-1 1B BLK 1-2 G6-3 1B		0-1 SH2-3		0-2 L8		2-1 FC5-4 1-2f 2-3			3	1	1	0	0	0	3			
Cory Snyder, R OBP: 0.362, SLG: 0.429 (1, 9)	0-1 S 1-3 2-H 1B		0-1 G4-3		0-1 F8		2-3 K 1-2			4	0	1	1	0	1	4			
Eric Karros, R OBP: 0.313, SLG: 0.404 (1, 3)	1-1 G5-3 1-2		1-0 E6 FC5-4		0-0 G5-3			0-0 L8		4	0	0	0	0	0	2			
Mike Piazza, R OBP: 0.355, SLG: 0.532 Jim Gott, R (9, 1)	0-0 G6-3 3-H		2-1 FC5-4 1-2f		0-1 G5-3			0-1 F9		4	0	0	1	0	0	2			
Eric Davis, R OBP: 0.328, SLG: 0.395 (1, 7)	3-3 K			0-0 E6 G5-4-3		3-2 S 1B		3-2 F8		4	0	1	0	0	1	1			
Tim Wallach, R OBP: 0.260, SLG: 0.365 (1, 5)		2-1 G5-3		0-0 G5-4-3 1-2f		3-3 K 1-2				3	0	0	0	0	1	2			
Jody Reed, R OBP: 0.345, SLG: 0.365 (1, 4)		1-1 G5-3		2-2 G4-3			4-2 FC5-4 BB BB			2	0	0	0	1	0	0			
Ramon Martinez, R OBP: 0.140, SLG: 0.167 Pedro Martinez, R (8, 1) Carlos Hernandez, R OBP: 0.255, SLG: 0.333 (9, 2)		0-2 G1-3			1-2 L8		0-3 K			3	0	0	0	0	1	1			
Inning Stats	R: 2 E: 0 K: 1 S: 16	H: 2 LOB: 1 BB: 1 P: 25	R: 0 E: 0 K: 0 S: 7	H: 0 LOB: 0 BB: 0 P: 10	R: 1 E: 2 K: 0 S: 11	H: 1 LOB: 1 BB: 0 P: 17	R: 0 E: 1 K: 0 S: 5	H: 0 LOB: 0 BB: 0 P: 7	R: 0 E: 0 K: 1 S: 9	H: 1 LOB: 1 BB: 0 P: 15	R: 0 E: 0 K: 2 S: 19	H: 0 LOB: 2 BB: 2 P: 31	R: 0 E: 0 K: 0 S: 6	H: 0 LOB: 0 BB: 0 P: 9	1B: 4 2B: 0 3B: 0 HR: 0	SF: 0 SAC: 1 DP: 1 HBP: 0	WP: 0 PB: 0 SB: 3 CS: 0	PA: 33	
PITCHER Dennis Martinez, R ERA: 3.31 Tim Scott, R ERA: 2.91 Brian Barnes, L ERA: 4.63 Jeff Shaw, R ERA: 3.58	IP 6.0 0.1 0.1 1.1	WLS L	BF 25 3 1 4	H 4 0 0 0	R 3 0 0 0	ER 2 0 0 0	SO 2 1 0 1	BB 2 0 0 0	IBB 0 0 0 0	HBP 0 0 0 0	BLK 1 0 0 0	WP 0 0 0 0	HR 0 0 0 0	S 59 12 4 11	P 90 20 4 16	ERA 3.00 0.00 0.00 0.00	WHIP 1.000 6.000 0.000 0.000		

Batter	1	2	3	4	5	6	7	8	9	AB R H RBI BB SO LOB	TOP																
Delino DeShields, L (1, 4) OBP: 0.383, SLG: 0.358	1-1 G1-3		1-1 2-H 1B		3-2 G1-3		1-0 F7			4 0 1 0 0 0 2	Montreal Expos @ Los Angeles Dodgers Dodger Stadium, Los Angeles, CA Fri Jul 16 1993, 7:05 PM PDT Att: 39,878 - Unknown																
Lou Frazier, S (1, 7) OBP: 0.392, SLG: 0.407	3-1 G4-3			0-0 B1-3		0-2 F8		2-2 G6-3	4 0 0 0 0 0 0																		
Marquis Grissom, R (1, 8) OBP: 0.341, SLG: 0.444	2-2 CS HBP			1-3 K		0-0 S 1B		0-1 G4-3	3 0 1 0 0 1 0																		
John Vander Wal, L (1, 3) OBP: 0.326, SLG: 0.419 John Wetteland, R (8, 1)	2-0 CS 1-2	1-3 K		1-1 HR		0-0 F8		3-3 K	4 1 1 1 0 2 1 0 0 0 0 0 0 0																		
Darrin Fletcher, L (1, 2) OBP: 0.342, SLG: 0.356				0-0 1B		1 SAFE 4-0 1-2 BB		2-1 F7	3 0 1 0 1 0 0																		
Moises Alou, R (1, 9) OBP: 0.323, SLG: 0.461				0-0 P4		0-3 K		1-0 L8	4 0 0 0 0 1 3																		
Sean Berry, R (1, 5) OBP: 0.383, SLG: 0.461				0-0 SH5-4 1B 1B		2-1 P2		0-1 L8	3 0 1 0 1 0 0																		
Mike Lansing, R (1, 6) OBP: 0.342, SLG: 0.370				1-3 K		2-2 E5 SH2-4		3-1 SH5-4 1B	4 0 1 0 0 2 2																		
Kirk Rueter, L (1, 1) Frank Bolick, S (8, 3) OBP: 0.325, SLG: 0.366				0-2 SH5-4		0-0 SH2-4		1-2 SH5-4	0 0 0 0 0 0 0 0 0 0 0 0 0 0																		
Inning Stats	R: 0 E: 0 K: 0 S: 6 H: 0 LOB: 0 BB: 0 P: 14	R: 0 E: 0 K: 1 S: 9 H: 0 LOB: 0 BB: 0 P: 14	R: 0 E: 0 K: 1 S: 9 H: 2 LOB: 2 BB: 0 P: 11	R: 1 E: 0 K: 1 S: 8 H: 2 LOB: 1 BB: 0 P: 10	R: 0 E: 1 K: 0 S: 9 H: 0 LOB: 1 BB: 0 P: 16	R: 0 E: 0 K: 1 S: 8 H: 1 LOB: 2 BB: 1 P: 12	R: 0 E: 0 K: 0 S: 8 H: 1 LOB: 1 BB: 0 P: 13	R: 0 E: 0 K: 1 S: 8 H: 0 LOB: 0 BB: 0 P: 13	R: 0 E: 0 K: 1 S: 8 H: 0 LOB: 1 BB: 1 P: 16	1B: 5 2B: 0 3B: 0 HR: 1 SF: 0 SAC: 3 DP: 0 HBP: 1		WP: 0 PB: 0 SB: 1 CS: 1 PA: 36															
PITCHER	IP WLS BF H R ER SO BB IBB HBP BLK WP HR S P ERA WHIP											PITCHER	IP WLS BF H R ER SO BB IBB HBP BLK WP HR S P ERA WHIP														
Orel Hershiser, R (1, 1) ERA: 3.44	7.0	28	6	1	1	4	1	0	1	0	0	1	57	90	1.29	1.000											
Pedro Martinez, R (8, 1) ERA: 2.4	2.0	W	7	0	0	0	2	1	0	0	0	0	0	16	29	0.00	0.500										

AB	29
R	1
H	6
RBI	1
BB	2
SO	6
LOB	8



Batter	1	2	3	4	5	6	7	8	9	AB	R	H	RBI	BB	SO	LOB
Brett Butler, L OBP: 0.380, SLG: 0.360 (1, 8) C BB X	2-1 CS 1B		1-3 K		4-2 BB		2-2 F7			3	0	1	0	1	1	2
Jose Offerman, S OBP: 0.344, SLG: 0.334 (1, 6) 1 SAFE BB C X	3-1 G1-3 1-2		1-2 P3		0-1 F7			2-1 F8		4	0	0	0	0	0	3
Cory Snyder, R OBP: 0.360, SLG: 0.426 (1, 9) B SAFE BB X	2-1 1B			2-2 E5 2B FC6-2		1-0 F8		2-2 F9		4	0	1	0	0	0	1
Eric Karros, R OBP: 0.315, SLG: 0.408 (1, 3) B SAFE BB X	2-2 F8			1-2 FC6-2 1-3 1B 2B		2-0 F9		0-2 1B 1B		4	1	2	0	0	0	1
Mike Piazza, R OBP: 0.354, SLG: 0.529 (1, 2) C BB X		1-2 G5-3		2-2 FC6-2 1B		2-2 G4-3		2-1 1B 1B		4	0	1	0	0	0	2
Eric Davis, R OBP: 0.323, SLG: 0.389 (1, 7) C BB X		1-1 G3		2-3 3-H 2-1 P4		0-0 G5-3		1-2 1B		4	0	0	0	0	0	4
Tim Wallach, R OBP: 0.263, SLG: 0.367 (1, 5) B SAFE BB X		1-2 F8		3-1 FC4-6 1-2 1B			2-1 G6-3			4	1	2	1	0	0	0
Jody Reed, R OBP: 0.345, SLG: 0.369 (1, 4) B SAFE BB X			2-2 F8	1-2 FC4-6 1-2f 1B			1-0 2B			3	0	1	0	0	0	2
Orel Hershiser, R OBP: 0.366, SLG: 0.400 (1, 1) Mike Sharperson, R OBP: 0.283, SLG: 0.382 (7, PH) Pedro Martinez, R (8, 1) Dave Hansen, L OBP: 0.385, SLG: 0.400 (9, PH)			1-1 1B		0-0 F8		2-3 K		2-2 1B	2	0	1	0	0	0	0

Inning Stats	R: 0	H: 2	E: 0	K: 0	S: 9	LOB: 1	BB: 0	P: 18	R: 0	H: 0	E: 0	K: 0	S: 10	LOB: 0	BB: 0	P: 13	R: 0	H: 1	E: 0	K: 1	S: 12	LOB: 1	BB: 0	P: 17	R: 1	H: 2	E: 1	K: 0	S: 21	LOB: 2	BB: 0	P: 32	R: 0	H: 0	E: 0	K: 0	S: 7	LOB: 1	BB: 1	P: 12	R: 0	H: 0	E: 0	K: 0	S: 5	LOB: 0	BB: 0	P: 9	R: 0	H: 1	E: 0	K: 1	S: 13	LOB: 1	BB: 0	P: 20	R: 0	H: 2	E: 0	K: 0	S: 13	LOB: 2	BB: 0	P: 22	R: 1	H: 2	E: 0	K: 0	S: 7	LOB: 1	BB: 0	P: 10	1B: 8	SF: 0	3B: 0	HR: 0	WP: 1	PA: 36
PITCHER Kirk Rueter, L ERA: 7.0 (1, 1) John Wetteland, R ERA: 1.55 (8, 1)	IP	WLS	BF	H	R	ER	SO	BB	IBB	HBP	BLK	WP	HR	S	P	ERA	WHIP																																																													
	7.0		28	6	1	0	2	1	0	0	0	0	0	77	121	0.00	1.000																																																													
	1.1	L	8	4	1	1	0	0	0	0	0	1	0	20	32	6.75	3.000																																																													

BOTTOM

Montreal Expos @ Los Angeles Dodgers
Dodger Stadium, Los Angeles, CA
Fri Jul 16 1993, 7:05 PM PDT
Att. 39,878 - Unknown

livebaseballscores.com

AB	34
R	2
H	10
RBI	2
BB	1
SO	2
LOB	16



Batter	1	2	3	4	5	6	7	8	9	10	AB R H RBI BB SO LOB	TOP										
Delino DeShields, L OBP: 0.387, SLG: 0.362 (1, 4)	4-2 E S 1B BB	3-3 K			3-1 G3-1		X 0-0 2-H 1B		B X 1-0 HR 1B	C X 0-1 1B	5 2 3 3 1 1 0											
John Vander Wal, L OBP: 0.326, SLG: 0.438 (1, 3)	3-2 1B BB 1-H 1B	3-3 K			1-2 G4-3		B B C X 2-1 G4-3		C B F X 1-2 HR 1B	C X 1-0 G4-3	6 2 2 4 0 1 3											
Marquis Grissom, R OBP: 0.341, SLG: 0.442 (1, 8)	4-2 1B 1B 1-2 BB				0-1 G5-3	X	0-0 L9		C B F X 1-2 S 1B	C X 1-2 G5-3	4 0 1 0 1 0 0											
Larry Walker, L OBP: 0.372, SLG: 0.476 (1, 9)	0-1 1B 1-2 2-3 1B				1-3 K	B C X 1-2 1B	F F B X 1-2 1B		C S B B X 2-2 G1-3	B C X 1-1 P4	5 0 2 0 0 1 1											
Darrin Fletcher, L OBP: 0.343, SLG: 0.353 (10, PR) Tim Spehr, R OBP: 0.218, SLG: 0.255 (10, 2)	3-3 K				0-0 G4-3	1 SAFE 1 SAFE B 1 SAFE B X	2-0 G6-4-3 1B		S B B B X 3-1 P5	B B C C B B 4-2 BB 1B BB BB	4 0 1 0 1 1 4 0 1 0 0 0 0 0											
Moises Alou, R OBP: 0.324, SLG: 0.460 (6, 1) Brian Barnes, L OBP: 0.290, SLG: 0.158 (8, PH) Frank Boicoff, S OBP: 0.324, SLG: 0.364 (8, 1) Mike Gardiner, S OBP: 0.304, SLG: 0.370 (10, PH) John Wetteland, R (10, 1)	2-0 FC4-6 1B				0-0 G5-3	X	0-0 G6-4-3 1-2f		B X 1-0 P5	F B F F S S 2-3 K	3 0 1 1 0 0 2 0 0 0 0 0 0 0 1 0 0 0 0 0 1 0 0 0 0 0 0 0 1 0 0 0 0 1 1 0 0 0 0 0 0 0											
Sean Berry, R OBP: 0.384, SLG: 0.454 (1, 5)	2-3 K				3-1 F7	B B B B X 3-1 F7		B B C C B B 4-1 FC5-4 BB	C X 0-1 G4-3	B B C C B B 1-2 BB 1B	4 1 1 0 1 1 3											
Mike Lansing, R OBP: 0.343, SLG: 0.368 (1, 6)	0-0 FC4-6 1-2f				0-1 G6-3	C X 0-1 G6-3		C C C C B B F F B B X 2-2 FC5-4 G1 1B	X 0-0 1B	B B C C B B 4-2 BB	4 2 1 0 1 0 4											
Ken Hill, R OBP: 0.182, SLG: 0.161 (6, 1) Jeff Shaw, R OBP: 0.067, SLG: 0.067 (6, 1) Tim Scott, R (6, 7) Lou Frazier, S OBP: 0.398, SLG: 0.409 (6, 7)		0-1 F8			3-2 G4-3	B B B B B B 3-2 G4-3		X 0-0 G1	C X 0-1 HR 1B	B B C C B B 4-0 1B BB	2 0 2 1 1 1 1 0 1											
Inning Stats	R: 2 E: 0 K: 2 S: 20	H: 3 LOB: 3 BB: 2 P: 38	R: 0 E: 0 K: 10 S: 10	H: 0 LOB: 0 BB: 0 P: 16	R: 0 E: 0 K: 1 S: 6	H: 0 LOB: 0 BB: 0 P: 7	R: 0 E: 0 K: 5 S: 5	H: 0 LOB: 0 BB: 0 P: 8	R: 0 E: 0 K: 9 S: 9	H: 2 LOB: 1 BB: 0 P: 9	R: 1 E: 0 K: 11 S: 11	H: 1 LOB: 1 BB: 1 P: 19	R: 0 E: 0 K: 9 S: 9	H: 1 LOB: 1 BB: 0 P: 16	R: 3 E: 0 K: 0 S: 14	H: 4 LOB: 0 BB: 0 P: 17	R: 3 E: 0 K: 1 S: 16	H: 2 LOB: 2 BB: 3 P: 33	1B: 12 2B: 0 3B: 0 HR: 1	SF: 0 SAC: 0 DP: 1 HBP: 0	WP: 0 PB: 0 SB: 2 CS: 0	PA: 47
PITCHER	IP WLS BF H R ER SO BB IBB HBP BLK WP HR S P ERA WHIP																					
Kevin Gross, R ERA: 4.35 (1, 1)	7.0	29	6	3	3	5	3	0	0	0	0	0	0	113	3.86	1.286						
Todd Worrell, R ERA: 9.39 (8, 1)	1.0	4	1	0	0	0	0	0	0	0	0	0	9	16	0.00	1.000						
Jim Gott, R ERA: 2.52 (9, 1)	1.0	6	4	3	3	0	0	0	0	0	1	14	17	27.00	4.000							
Omar Daal, L ERA: 4.41 (10, 1)	0.1	L	2	0	1	1	0	1	0	0	0	5	10	27.00	3.000							
Roger McDowell, R ERA: 1.8 (10, 1)	0.2	6	2	2	2	1	2	0	0	0	0	11	23	27.00	6.000							

Montreal Expos @ Los Angeles Dodgers
 Dodger Stadium, Los Angeles, CA
 Sat Jul 17 1993, 7:05 PM PDT
 Att. 44,606 - Unknown

AB	41
R	9
H	13
RBI	9
BB	6
SO	6
LOB	20



WP	0	PA	47
PB	0		
SB	2		
CS	0		

1B	12	SF	0	2B	0	SAC	0	3B	0	DP	1	HR	1	HBP	0
----	----	----	---	----	---	-----	---	----	---	----	---	----	---	-----	---

ERA	3.86	WHIP	1.286	ERA	0.00	WHIP	1.000	ERA	27.00	WHIP	4.000	ERA	27.00	WHIP	3.000	ERA	27.00	WHIP	6.000
-----	------	------	-------	-----	------	------	-------	-----	-------	------	-------	-----	-------	------	-------	-----	-------	------	-------

Batter	1	2	3	4	5	6	7	8	9	AB R H RBI BB SO LOB	TOP											
Delino DeShields, L (1, 4) OBP: 0.387, SLG: 0.361	4-2 BB		1-3 K2-3		1-1 G4-3		1-1 G4-3		1-0 1B	4 0 1 0 1 1 0												
John Vander Wal, L (1, 3) OBP: 0.322, SLG: 0.425	2-3 K		4-1 BB		3-2 G1-3		3-3 K		1-3 K	4 0 0 0 1 3 2												
Marquis Grissom, R (1, 8) OBP: 0.342, SLG: 0.440	2-3 K		4-2 BB		1-0 1B		3-3 K		2-2 F9	4 0 1 0 1 2 2												
Larry Walker, L (1, 9) OBP: 0.374, SLG: 0.476	2-1 P5		0-0 F7		0-0 1B			2-2 SH2-4 1B		4 0 2 0 0 0 3												
Darrin Fletcher, L (1, 2)		2-2 G4-3	2-2 F9		1-1 F9			1-0 SH2-4		3 0 0 0 0 0 4												
Moises Alou, R (1, 7) Pete Young, R (8, 1)		0-0 HR		1-2 FC5-4 1B		3-3 K		4-2 BB		3 1 2 1 1 1 0 0 0 0 0 0 0 0												
Sean Berry, R (1, 5) Frank Bolick, S (8, PH)		1-2 G5-3		0-1 FC5-4 FC6-4		3-3 K		1-3 K		3 0 0 0 0 1 1 1 0 0 0 0 1 2												
Mike Lansing, R (1, 6)		4-0 BB		1-2 FC6-4		4-2 BB		2-3 K		2 0 0 0 2 1 3												
Jeff Fassero, L (1, 1) Jeff Shaw, R (6, 1) Brian Barnes, L (7, 1) Lou Frazier, S (8, 7)		0-1 L8		2-3 K		0-0 P7			2-3 K	3 0 0 0 0 1 3 0 0 0 0 0 0 0 0 0 0 0 0 0 0 1 0 0 0 0 1 0												
Inning Stats	R: 0 E: 0 K: 2 S: 12	H: 0 LOB: 1 BB: 1 P: 21	R: 1 E: 0 K: 0 S: 9	H: 1 LOB: 1 BB: 1 P: 16	R: 0 E: 0 K: 1 S: 11	H: 0 LOB: 2 BB: 2 P: 22	R: 0 E: 0 K: 1 S: 12	H: 1 LOB: 1 BB: 0 P: 16	R: 0 E: 0 K: 0 S: 9	H: 2 LOB: 2 BB: 0 P: 15	R: 0 E: 0 K: 2 S: 9	H: 0 LOB: 1 BB: 1 P: 19	R: 0 E: 0 K: 2 S: 9	H: 0 LOB: 0 BB: 0 P: 16	R: 0 E: 0 K: 2 S: 13	H: 1 LOB: 2 BB: 1 P: 23	R: 0 E: 0 K: 2 S: 10	H: 1 LOB: 1 BB: 0 P: 16	1B: 5 2B: 0 3B: 0 HR: 1	SF: 0 SAC: 1 DP: 0 HBP: 0	WP: 0 PB: 0 SB: 1 CS: 0	PA: 39
PITCHER	IP WLS BF H R ER SO BB IBB HBP BLK WP HR S P ERA WHIP												PITCHER	IP WLS BF H R ER SO BB IBB HBP BLK WP HR S P ERA WHIP								
Tom Candiotti, R (1, 1) ERA: 2.92	7.0 W 30 4 1 1 8 5 0 0 0 0 1 71 125 1.29 1.286																					
Omar Daal, L (8, 1) ERA: 4.32	0.1 2 1 0 0 0 0 0 0 0 0 0 4 7 0.00 3.000																					
Pedro Martinez, R (8, 1) ERA: 2.34	1.2 S 7 1 0 0 4 1 0 0 0 0 0 0 19 32 0.00 1.200																					

Montreal Expos @ Los Angeles Dodgers
Dodger Stadium, Los Angeles, CA
 Sun Jul 18 1993, 3:33 AM PDT
 Att. 35,321 - Sunny - 79 F

AB	32
R	1
H	6
RBI	1
BB	6
SO	12
LOB	20



WP: 0	PA: 39
PB: 0	
SB: 1	
CS: 0	

ERA	WHIP

Batter	1	2	3	4	5	6	7	8	9
Brett Butler, L OBP: 0.379, SLG: 0.358 (1, 8) C L B X	1-2 G1-3 ①		B X 1-0 G6-3 ②		C B X 1-1 G6-3 ③		B X 1-0 L4 ②		
Jose Offerman, S OBP: 0.341, SLG: 0.334 (1, 6) X	0-0 1B		B S B X 2-1 WP 2B		B F C S X 1-3 K		1-1 F9 ③		
Cory Snyder, R OBP: 0.359, SLG: 0.434 (1, 5) F B 1 SAFE F 1 SAFE S	1-3 K ②		B F C S B S 3-3 K ③		B B C C S B X 2-2 2B		X 0-0 F8 ①		
Eric Karros, R OBP: 0.313, SLG: 0.401 (1, 3) X	0-0 L8 ③		B B B B B X 3-2 B1-3 1B		B B B B 4-0 G6-4-3 BB		B X 1-0 F9 ②		
Eric Davis, R OBP: 0.321, SLG: 0.386 (1, 7) X		0-0 CS 2B	B B B B X 2-1 F7 ①		B B B X 0-1 G6-4-3 1-2f ② ③		F X 0-1 G1-3 ③		
Mitch Webster, S OBP: 0.314, SLG: 0.370 (1, 9) C T B B C X		1-3 K ① ② 2-3	B F C S B X 0-1 B1-3 1-2		F X 0-1 HR				
Carlos Hernandez, R OBP: 0.280, SLG: 0.417 (1, 2) B C X		1-1 FC6-4 1B	B F C S B X 1-2 L8 ③		X 0-0 HR				
Jody Reed, R OBP: 0.347, SLG: 0.365 (1, 4) S B F 1 SAFE B X		2-2 FC6-4 1-2f ③	B B C C S B X 2-3 K ①		B B B B 4-0 G5-3 BB				
Tom Candiotti, R OBP: 0.162, SLG: 0.167 (1, 1) Lenny Harris, L OBP: 0.325, SLG: 0.300 (7, PH) Mike Sharperson, R OBP: 0.279, SLG: 0.375 (7, PH) Omar Daal, L (8, 1) Pedro Martinez, R (8, 1)			F S S 0-3 K ①		C B T B S X 1-3 K ②		X 0-0 G5-3 1-2 ①		

Inning Stats	R: 0 E: 0 K: 1 S: 8	H: 1 LOB: 1 BB: 0 P: 10	R: 0 E: 0 K: 1 S: 10	H: 2 LOB: 1 BB: 0 P: 14	R: 0 E: 0 K: 2 S: 9	H: 1 LOB: 1 BB: 0 P: 15	R: 0 E: 0 K: 0 S: 10	H: 1 LOB: 1 BB: 0 P: 16	R: 0 E: 0 K: 2 S: 8	H: 0 LOB: 0 BB: 0 P: 12	R: 0 E: 0 K: 1 S: 8	H: 1 LOB: 1 BB: 1 P: 15	R: 2 E: 0 K: 0 S: 7	H: 2 LOB: 1 BB: 1 P: 13	R: 0 E: 0 K: 0 S: 4	H: 0 LOB: 0 BB: 0 P: 5
--------------	------------------------------	----------------------------------	-------------------------------	----------------------------------	------------------------------	----------------------------------	-------------------------------	----------------------------------	------------------------------	----------------------------------	------------------------------	----------------------------------	------------------------------	----------------------------------	------------------------------	---------------------------------

PITCHER	IP	WLS	BF	H	R	ER	SO	BB	IBB	HBP	BLK	WP	HR	S	P	ERA	WHIP
Jeff Fassero, L ERA: 2.02 (1, 1)	5.1		22	6	0	0	7	1	0	0	0	1	0	51	80	0.00	1.312
Jeff Shaw, R ERA: 4.21 (6, 1)	0.2	L	4	2	2	2	0	1	0	0	0	0	2	5	9	27.00	4.500
Brian Barnes, L ERA: 4.48 (7, 1)	1.0		3	0	0	0	0	0	0	0	0	0	0	4	6	0.00	0.000
Pete Young, R ERA: 3.38 (8, 1)	1.0		3	0	0	0	0	0	0	0	0	0	0	4	5	0.00	0.000

BOTTOM

4 0 0 0 0 0 1

4 0 2 0 0 1 1

4 0 1 0 0 2 2

3 0 1 0 1 0 1

4 0 1 0 0 0 3

3 1 1 1 0 1 2

3 1 2 1 0 0 1

2 0 0 0 1 1 1

2 0 0 0 0 2 0

0 0 0 0 0 0 0

1 0 0 0 0 0 1

0 0 0 0 0 0 0

0 0 0 0 0 0 0

AB R H RBI BB SO LOB

AB 30

R 2

H 8

RBI 2

BB 2

SO 7

LOB 13

WP: 1 PA: 32

PB: 0

SB: 0

CS: 1

SF: 0

SAC: 0

DP: 1

HBP: 0

livebaseballscorecards.com

Dodgers

Montreal Expos @ Los Angeles Dodgers
Dodger Stadium, Los Angeles, CA
 Sun Jul 18 1993, 3:33 AM PDT
 Att: 35,321 - Sunny - 79 F

Batter	1	2	3	4	5	6	7	8	9	AB R H RBI BB SO LOB	TOP											
Lenny Dykstra, L OBP: 0.414, SLG: 0.467 (1, 8)	0-3 K		1-2 L7		2-2 G6-3		2-1 HR	2-1 1B	3-2 1B	6 1 3 3 0 1 1	Philadelphia Phillies @ Los Angeles Dodgers Dodger Stadium, Los Angeles, CA Tue Jul 20 1993, 7:05 PM PDT Att. 35,273 - Unknown - 73 F											
Mariano Duncan, R OBP: 0.290, SLG: 0.398 (1, 4) (8, 6)	1-2 G6-3		2-1 1B		0-2 1B		0-1 BB FC6-4 1B	1-2 G5-3	3-2 G6-3	6 1 3 1 0 0 3												
John Kruk, L OBP: 0.473, SLG: 0.516 (1, 3)	1-0 F7		3-2 G4-3		3-0 1B		3-1 FC6-4 BB 1-2 1B		2-2 E5 HR	5 1 2 0 0 0 1												
Dave Hollins, S OBP: 0.370, SLG: 0.443 (1, 5)		4-2 BB 1B		4-1 FC3-6 BB	1-1 G1-3		3-2 F9		2-0 HR	3 2 1 2 2 0 4												
Darren Daulton, L OBP: 0.390, SLG: 0.500 (1, 2)		4-2 G4-6-3 1B 1-2 BB		2-3 K		2-2 P5	4-2 FC6-4 BB	2-1 1B 1B	2-1 1B 1B	3 1 1 0 2 1 1												
Jim Eisenreich, L OBP: 0.388, SLG: 0.466 (1, 9)		1-2 G4-6-3 1B		1-0 FC3-6 1-2f		3-1 G1-3 1B	1-1 FC6-4	2-1 1B 1B		5 1 3 2 0 0 3												
Milt Thompson, L OBP: 0.336, SLG: 0.341 (1, 7)		0-1 G4-6-3		0-0 F7		1-0 G1-3	0-1 G5-3	1-3 K		5 0 0 0 0 1 8												
Kevin Stocker, S OBP: 0.438, SLG: 0.512 Mickey Morandini, L OBP: 0.298, SLG: 0.341 (8, PR) (8, 4)		0-3 K			2-2 G6-3 SH1-4 1B		4-0 IBB	0-0 E5 CS	2-1 1B 1B	3 1 1 0 1 1 1 1 0 1 0 0 0 0												
Danny Jackson, R OBP: 0.152, SLG: 0.140 Ricky Jordan, R OBP: 0.345, SLG: 0.481 Larry Andersen, R OBP: 1.000, SLG: 1.000 Pete Incaviglia, R OBP: 0.294, SLG: 0.493 Roger Mason, R OBP: 0.200, SLG: 0.200 (1, 1) (8, PH) (8, 1) (9, PH) (9, 1)			0-3 K		0-2 SH1-4	0-1 G3-1		2-2 F8	2-3 K	2 0 0 0 0 1 2 1 0 0 0 0 0 1 0 0 0 0 0 0 0 1 0 0 0 0 1 3 0 0 0 0 0 0 0												
Inning Stats	R: 0 E: 0 K: 1 S: 7	H: 0 LOB: 0 BB: 0 P: 9	R: 1 E: 0 K: 1 S: 12	H: 1 LOB: 1 BB: 2 P: 21	R: 0 E: 0 K: 1 S: 11	H: 1 LOB: 1 BB: 0 P: 17	R: 0 E: 0 K: 1 S: 6	H: 0 LOB: 1 BB: 1 P: 13	R: 1 E: 0 K: 0 S: 15	H: 3 LOB: 2 BB: 0 P: 23		R: 0 E: 0 K: 0 S: 8	H: 1 LOB: 2 BB: 1 P: 18	R: 2 E: 0 K: 0 S: 16	H: 3 LOB: 2 BB: 1 P: 29	R: 0 E: 1 K: 0 S: 13	H: 1 LOB: 1 BB: 0 P: 18	R: 4 E: 1 K: 2 S: 24	H: 5 LOB: 2 BB: 0 P: 43	1B: 13 2B: 0 3B: 0 HR: 2	SF: 0 SAC: 1 DP: 1 HBP: 0	WP: 0 PB: 0 SB: 0 CS: 1
PITCHER	IP WLS BF H R ER SO BB IBB HBP BLK WP HR S P ERA WHIP											PITCHER	IP WLS BF H R ER SO BB IBB HBP BLK WP HR S P ERA WHIP									
Ramon Martinez, R ERA: 3.3 (1, 1)	6.1 L 32 9 4 4 4 4 1 0 0 0 1 71 125 5.68 2.053																					
Roger McDowell, R ERA: 1.93 (7, 1)	1.2 10 4 4 1 0 0 0 0 0 0 0 0 27 41 5.40 2.400																					
Ricky Tricek, R ERA: 4.81 (9, 1)	1.0 5 2 0 0 0 2 0 0 0 0 0 0 14 25 0.00 2.000																					

livebaseballscorecards.com

AB	41
R	8
H	15
RBI	8
BB	5
SO	6
LOB	28



Batter	1	2	3	4	5	6	7	8	9	AB R H RBI BB SO LOB
Brett Butler, L (1, 8) OBP: 0.381, SLG: 0.356 Lenny Harris, L (9, PH) OBP: 0.320, SLG: 0.295	0-2 G5-3		0-2 WP 1B SF9 1B		4-1 FC6-4 BB		3-2 G6-3		0-0 F8	3 1 1 0 1 0 0 1 0 0 0 0 0 1
Jose Offerman, S (1, 6) OBP: 0.342, SLG: 0.335	2-1 1B		1-2 SF9 WP 1B		1-2 K		1-3 K			4 0 2 0 0 2 1
Cory Snyder, R (1, 5) OBP: 0.350, SLG: 0.423	1-2 F9		1-1 SF9		0-0 FC6-4		3-2 F9			3 0 0 1 0 0 2
Eric Karros, R (1, 3) OBP: 0.311, SLG: 0.396	0-0 G4-3		0-3 K		0-1 2B 1B		1-2 G6-3			4 1 1 0 0 1 2
Mike Piazza, R (1, 2) OBP: 0.358, SLG: 0.543				1-0 L4		2-1 G6-3 1-H 2B		1-1 F8		4 0 1 1 0 1 0
Eric Davis, R (1, 7) OBP: 0.326, SLG: 0.383				4-1 FC6-4 BB		0-0 G6-3		2-2 F9		2 0 0 0 2 0 1
Raul Mondesi, R (1, 9) OBP: 0.200, SLG: 0.200 Henry Rodriguez, L (9, PH) OBP: 0.225, SLG: 0.333			0-2 F7		0-1 F9		0-0 G4-3			3 0 0 0 0 0 3 1 0 0 0 0 1 0
Jody Reed, R (1, 4) OBP: 0.348, SLG: 0.363			3-2 L7		0-0 FC6-4		4-0 FC6-4 IBB			3 0 1 0 1 0 2
Ramon Martinez, R (1, 1) OBP: 0.130, SLG: 0.156 Roger McDowell, R (7, 1) OBP: 0.500, SLG: 0.500 Ricky Tricek, R (9, 1) Dave Hansen, L (9, PH) OBP: 0.375, SLG: 0.389			0-0 F8		0-3 K		0-2 FC6-4			3 0 0 0 0 1 2 0 0 0 0 0 0 0 0 0 0 0 0 0 0 1 0 0 0 0 0 1

Inning Stats	R: 0 E: 0 K: 9	H: 1 LOB: 1 BB: 0 P: 12	R: 0 E: 0 K: 11	H: 0 LOB: 1 BB: 1 P: 19	R: 1 E: 0 K: 12	H: 2 LOB: 1 BB: 0 P: 14	R: 0 E: 0 K: 5	H: 0 LOB: 1 BB: 1 P: 10	R: 0 E: 0 K: 8	H: 0 LOB: 1 BB: 1 P: 13	R: 1 E: 0 K: 9	H: 2 LOB: 2 BB: 1 P: 15	R: 0 E: 0 K: 14	H: 0 LOB: 0 BB: 0 P: 21	R: 0 E: 0 K: 9	H: 0 LOB: 0 BB: 0 P: 13	R: 0 E: 0 K: 9	H: 1 LOB: 1 BB: 0 P: 13	1B: 5 2B: 1 3B: 0 HR: 0	SF: 1 SAC: 0 DP: 0 HBP: 0	WP: 1 PB: 0 SB: 0 CS: 0	PA: 37
--------------	----------------------	----------------------------------	-----------------------	----------------------------------	-----------------------	----------------------------------	----------------------	----------------------------------	----------------------	----------------------------------	----------------------	----------------------------------	-----------------------	----------------------------------	----------------------	----------------------------------	----------------------	----------------------------------	----------------------------------	------------------------------------	----------------------------------	--------

PITCHER	IP	WLS	BF	H	R	ER	SO	BB	IBB	HBP	BLK	WP	HR	S	P	ERA	WHIP
Danny Jackson, L (1, 1) ERA: 3.91	7.0		30	5	2	2	5	3	1	0	0	1	0	68	104	2.57	1.143
Larry Andersen, R (8, 1) ERA: 1.78	1.0		3	0	0	0	0	0	0	0	0	0	0	9	13	0.00	0.000
Roger Mason, R (9, 1) ERA: 3.96	1.0		4	1	0	0	1	0	0	0	0	0	0	9	13	0.00	1.000

BOTTOM

Philadelphia Phillies @ Los Angeles Dodgers
 Dodger Stadium, Los Angeles, CA
 Tue Jul 20 1993, 7:05 PM PDT
 Att: 35,273 - Unknown - 73 F

livebaseballscorecards.com

AB	32
R	2
H	6
RBI	2
BB	4
SO	6
LOB	15



Batter	1	2	3	4	5	6	7	8	9	AB R H RBI BB SO LOB	TOP											
Lenny Dykstra, L (1, 8) OBP: 0.420, SLG: 0.469	1-1 WP 1B		4-1 G4-6-3 1B 1-2 BB	4-0 1B BB		4-2 BLK BB		0-0 1B 1B		2 1 2 0 3 0 0	Philadelphia Phillies @ Los Angeles Dodgers Dodger Stadium, Los Angeles, CA Wed Jul 21 1993, 7:05 PM PDT Att. 47,893 - Unknown - 72 F											
Mariano Duncan, R (1, 6) OBP: 0.296, SLG: 0.402	2-3 K 1-2		0-2 G4-6-3 1B 1-2 2-3 1B	1-0 1B BB		1-2 G4-3		1-2 1-3 2-H 1B		5 0 3 3 0 1 2												
John Kruk, L (1, 3) OBP: 0.470, SLG: 0.509	4-2 BB		1-1 G4-6-3 1-2 2-3 3-H		0-1 F7		1-1 F8	3-2 G3-1		4 0 0 0 1 0 4												
Dave Hollins, S (1, 5) OBP: 0.367, SLG: 0.446	2-3 K		1-2 L5		3-2 G4-3		1-1 SF8 3B	1-2 G1-3		5 1 1 0 0 1 3												
Darren Daulton, L (1, 2) OBP: 0.393, SLG: 0.500	1-1 L9			4-2 1B WP 1B BB	4-1 1B BB		1-2 SF8	1-0 G6-4-3 1B		2 1 1 1 2 0 2												
Jim Eisenreich, L (1, 9) OBP: 0.389, SLG: 0.465		1-3 K2-3		2-2 FC3-6 1B 1-3 WP 1B	1-1 1B		2-1 G4-3	1-1 G6-4-3		5 1 2 0 0 1 1												
Milt Thompson, L (1, 7) OBP: 0.335, SLG: 0.340		0-0 G4-3		1-1 FC3-6 1B 1-2 3-H 1B	1-3 K			0-0 G3-1		4 0 1 1 0 1 2												
Mickey Morandini, L (1, 4) OBP: 0.295, SLG: 0.336		1-1 P8		1-2 FC3-6 WP 1B 1-2 2-3		0-0 F8		2-1 F7		4 1 0 0 0 0 2												
Tommy Greene, R (1, 1) OBP: 0.196, SLG: 0.213 Roger Mason, R (9, 1) OBP: 0.200, SLG: 0.200			4-0 1B BB G4-6-3 BB	0-0 P9		1-1 G5-3		2-1 1B 1B		3 2 1 0 1 0 2 0 0 0 0 0 0 0												
Inning Stats	R: 0 E: 0 K: 2 S: 13	H: 1 LOB: 2 BB: 1 P: 23	R: 0 E: 0 K: 1 S: 6	H: 0 LOB: 0 BB: 0 P: 8	R: 1 E: 0 K: 0 S: 9	H: 1 LOB: 1 BB: 2 P: 19	R: 4 E: 0 K: 0 S: 13	H: 3 LOB: 1 BB: 2 P: 26	R: 0 E: 0 K: 1 S: 13	H: 1 LOB: 2 BB: 1 P: 22	R: 0 E: 0 K: 0 S: 8	H: 0 LOB: 1 BB: 1 P: 14	R: 1 E: 0 K: 0 S: 9	H: 1 LOB: 0 BB: 0 P: 14	R: 1 E: 0 K: 0 S: 12	H: 3 LOB: 2 BB: 0 P: 20	R: 0 E: 0 K: 0 S: 6	H: 1 LOB: 0 BB: 0 P: 9	1B: 10 2B: 0 3B: 1 HR: 0	SF: 1 SAC: 0 DP: 2 HBP: 0	WP: 4 PB: 0 SB: 0 CS: 0	PA: 42
PITCHER	IP WLS BF H R ER SO BB IBB HBP BLK WP HR S P ERA WHIP																					
Orel Hershiser, R (1, 1) ERA: 3.65	5.0 L 25 6 5 5 4 6 0 0 0 3 0 54 98 9.00 2.400																					
Omar Daal, L (6, 1) ERA: 5.4	3.0 14 4 2 2 0 1 0 0 1 0 0 29 48 6.00 1.667																					
Jim Gott, R (9, 1) ERA: 2.47	1.0 3 1 0 0 0 0 0 0 0 0 0 6 9 0.00 1.000																					

livebaseballscorecards.com

AB	34
R	7
H	11
RBI	5
BB	7
SO	4
LOB	18



BOTTOM

Philadelphia Phillies @ Los Angeles Dodgers
Dodger Stadium, Los Angeles, CA
Wed Jul 21 1993, 7:05 PM PDT
Att: 47,893 - Unknown - 72 F

livebaseballscorecards.com

AB 31
R 0
H 6
RBI 0
BB 2
SO 6
LOB 13



WP: 1 PA: 34
PB: 0
SB: 1
CS: 0

AB	R	H	RBI	BB	SO	LOB
2	0	0	0	1	0	1
4	0	2	0	0	0	3
4	0	0	0	0	1	3
4	0	0	0	0	0	1
4	0	1	0	0	2	0
4	0	0	0	0	1	1
4	0	2	0	0	0	1
3	0	0	0	0	2	2
1	0	1	0	0	0	0
1	0	0	0	0	0	1
0	0	0	0	0	0	0
0	0	0	0	1	0	0
0	0	0	0	0	0	0

R	H	ER	SO	BB	IBB	HBP	BLK	WP	HR	S	P	ERA	WHIP
0	1	0	6	1	0	0	0	1	0	81	124	0.00	0.960
0	1	0	6	0	0	0	0	0	0	3	6	0.00	0.000

R	H	ER	SO	BB	IBB	HBP	BLK	WP	HR	S	P	ERA	WHIP
0	0	0	13	0	0	0	0	0	0	13	13	0.00	0.000
0	0	0	13	0	0	0	0	0	0	13	13	0.00	0.000

R	H	ER	SO	BB	IBB	HBP	BLK	WP	HR	S	P	ERA	WHIP
0	0	0	20	1	0	0	0	0	0	20	20	0.00	0.000

R	H	ER	SO	BB	IBB	HBP	BLK	WP	HR	S	P	ERA	WHIP
0	0	0	13	0	0	0	0	0	0	13	13	0.00	0.000

R	H	ER	SO	BB	IBB	HBP	BLK	WP	HR	S	P	ERA	WHIP
0	1	0	2	1	0	0	0	0	0	2	2	0.00	0.960
0	0	0	13	0	0	0	0	0	0	13	13	0.00	0.000

R	H	ER	SO	BB	IBB	HBP	BLK	WP	HR	S	P	ERA	WHIP
0	2	0	11	0	0	0	0	0	0	11	11	0.00	0.960

R	H	ER	SO	BB	IBB	HBP	BLK	WP	HR	S	P	ERA	WHIP
0	1	0	17	1	0	0	0	0	0	17	17	0.00	0.960

R	H	ER	SO	BB	IBB	HBP	BLK	WP	HR	S	P	ERA	WHIP
0	1	0	6	1	0	0	0	0	0	6	6	0.00	0.960

R	H	ER	SO	BB	IBB	HBP	BLK	WP	HR	S	P	ERA	WHIP
0	1	0	13	0	0	0	0	0	0	13	13	0.00	0.960

R	H	ER	SO	BB	IBB	HBP	BLK	WP	HR	S	P	ERA	WHIP
0	1	0	6	1	0	0	0	0	0	6	6	0.00	0.960

R	H	ER	SO	BB	IBB	HBP	BLK	WP	HR	S	P	ERA	WHIP
0	1	0	6	1	0	0	0	0	0	6	6	0.00	0.960

Batter	1	2	3	4	5	6	7	8	9	AB	R	H	RBI	BB	SO	LOB						
Brett Butler, L OBP: 0.380, SLG: 0.354 (1, 8)	2-1 F9 ①		0-0 SH5-3 ①		4-0 BB ①			2-2 F7 ①		2	0	0	0	1	0	1						
Jose Offerman, S OBP: 0.344, SLG: 0.337 (1, 6)	3-1 1B ②		2-2 2-H 1B ②		1-2 G1-3 ③			1-1 F8 ②		4	0	2	0	0	0	3						
Cory Snyder, R OBP: 0.345, SLG: 0.417 (1, 5)	0-0 F8 ②		0-1 F9 ③				2-2 G3-1 ①			4	0	0	0	0	1	3						
Eric Karros, R OBP: 0.308, SLG: 0.392 (1, 3)	0-2 F7 ③			0-2 F9 ①			3-1 L7 ②			4	0	0	0	0	0	1						
Mike Piazza, R OBP: 0.357, SLG: 0.539 (1, 2)		1-3 K ①		1-3 K ②			1-1 F9 ③		0-1 1B ①	4	0	1	0	0	2	0						
Eric Davis, R OBP: 0.322, SLG: 0.377 (1, 7)		1-0 F8 ②		2-3 K ③				2-2 F7 ①	2-1 P6 ②	4	0	0	0	0	1	1						
Henry Rodriguez, L OBP: 0.250, SLG: 0.349 (1, 9)		0-1 1B ③			2-2 WP 1B ①			2-2 G4-3 ②	1-0 F7 ③	4	0	2	0	0	0	1						
Jody Reed, R OBP: 0.344, SLG: 0.358 (1, 4)		3-3 K ③			2-2 K ①			1-0 F8 ③		3	0	0	0	0	2	2						
Orel Hershiser, R OBP: 0.381, SLG: 0.415 (1, 1)			0-2 SH5-3 1B ②				0-0 F7 ②		4-2 BB ②	1	0	1	0	0	0	0						
Lenny Harris, L OBP: 0.317, SLG: 0.292 (5, PH)										1	0	0	0	0	0	1						
Omar Daal, L (6, 1)										0	0	0	0	0	0	0						
Dave Hansen, L OBP: 0.390, SLG: 0.389 (8, PH)										0	0	0	0	1	0	0						
Jim Gott, R (9, 1)										0	0	0	0	0	0	0						
Inning Stats	R: 0 E: 0 K: 0 S: 8	H: 1 LOB: 1 BB: 0 P: 13	R: 0 E: 0 K: 2 S: 12	H: 1 LOB: 1 BB: 0 P: 17	R: 0 E: 0 K: 0 S: 9	H: 2 LOB: 1 BB: 0 P: 11	R: 0 E: 0 K: 2 S: 9	H: 0 LOB: 0 BB: 0 P: 12	R: 0 E: 0 K: 1 S: 11	H: 1 LOB: 2 BB: 1 P: 20	R: 0 E: 0 K: 0 S: 7	H: 0 LOB: 0 BB: 0 P: 13	R: 0 E: 0 K: 0 S: 8	H: 0 LOB: 0 BB: 0 P: 13	R: 0 E: 0 K: 1 S: 13	H: 0 LOB: 1 BB: 1 P: 20	R: 0 E: 0 K: 0 S: 7	H: 1 LOB: 1 BB: 0 P: 11	1B: 6 2B: 0 3B: 0 HR: 0	SF: 0 SAC: 1 DP: 0 HBP: 0	WP: 1 PB: 0 SB: 1 CS: 0	PA: 34
PITCHER	IP	WLS	BF	H	R	ER	SO	BB	IBB	HBP	BLK	WP	HR	S	P	ERA	WHIP					
Tommy Greene, R ERA: 3.38 (1, 1)	8.1	W	32	6	0	0	6	2	0	0	0	1	0	81	124	0.00	0.960					
Roger Mason, R ERA: 3.92 (9, 1)	0.2		2	0	0	0	0	0	0	0	0	0	0	3	6	0.00	0.000					

BOTTOM

New York Mets @ Los Angeles Dodgers
Dodger Stadium, Los Angeles, CA
Thu Jul 22 1993, 7:05 PM PDT
Att: 32,348 - Unknown - 74 F

livebaseballscorecards.com

AB 38
R 5
H 12
RBI 5
BB 1
SO 7
LOB 14



WP: 0 PA: 39
PB: 0
SB: 1
CS: 0

AB R H RBI BB SO LOB

4	1	3	0	1	0	0
5	1	3	1	0	0	2
5	0	1	1	0	2	4
4	0	0	0	0	0	4
4	1	1	0	0	0	2
4	1	1	0	0	2	0
4	1	2	3	0	1	0
4	0	1	0	0	1	1
2	0	0	0	0	1	1
1	0	0	0	0	0	0
0	0	0	0	0	0	0
1	0	0	0	0	0	0

Batter	1	2	3	4	5	6	7	8	9
Brett Butler, L (1, 8) OBP: 0.385, SLG: 0.364	4-2 B G6-4-3 BB		1-2 1B 1B		1-1 3B		1-0 1B 1B		2-2 G6-3
Jose Offerman, S (1, 6) OBP: 0.347, SLG: 0.341	1-1 G6-4-3 1-2f		2-1 1B 1-2 1B		1-0 G6-3		1-1 1B 1B		1-1 1B
Cory Snyder, R (1, 5) OBP: 0.343, SLG: 0.413	0-0 G1-3		0-3 K		0-2 P6		0-1 1B 2-H		0-3 K
Eric Karros, R (1, 3) OBP: 0.305, SLG: 0.387			1-1 L7		0-2 G5-3		2-2 F7		
Mike Piazza, R (1, 2) OBP: 0.356, SLG: 0.536			2-0 F9						2-2 P3
Eric Davis, R (1, 7) OBP: 0.321, SLG: 0.375			3-1 HR 1B 1-2		2-3 K		1-2 G1-3		1-3 K2-3
Henry Rodriguez, L (1, 9) OBP: 0.271, SLG: 0.426			1-0 HR		1-3 K		1-1 F7		3-2 1B
Jody Reed, R (1, 4) OBP: 0.342, SLG: 0.361			2-3 K		0-0 2B		0-2 G6-3		0-1 G5-3
Kevin Gross, R (1, 1) OBP: 0.244, SLG: 0.316			1-3 K		2-1 F8		2-2 G1-3		2-1 G3-1
Lenny Harris, L (7, PH) OBP: 0.315, SLG: 0.289									
Todd Worrell, R (8, 1)									
Mitch Webster, S (9, PH) OBP: 0.313, SLG: 0.362									

Inning Stats	R: 0	H: 0	E: 0	K: 0	S: 9	R: 3	H: 3	E: 0	K: 2	S: 16	R: 0	H: 2	E: 0	K: 1	S: 11	R: 0	H: 1	E: 0	K: 2	S: 9	R: 0	H: 1	E: 0	K: 0	S: 10	R: 0	H: 0	E: 0	K: 0	S: 8	R: 2	H: 3	E: 0	K: 0	S: 14	R: 0	H: 1	E: 0	K: 1	S: 12	R: 0	H: 1	E: 0	K: 1	S: 11	1B: 9	SF: 0	2B: 1	SAC: 0	3B: 1	DP: 1	HR: 1	HBP: 0	WP: 0	PA: 39
--------------	------	------	------	------	------	------	------	------	------	-------	------	------	------	------	-------	------	------	------	------	------	------	------	------	------	-------	------	------	------	------	------	------	------	------	------	-------	------	------	------	------	-------	------	------	------	------	-------	-------	-------	-------	--------	-------	-------	-------	--------	-------	--------

PITCHER	IP	WLS	BF	H	R	ER	SO	BB	IBB	HBP	BLK	WP	HR	S	P	ERA	WHIP
Bret Saberhagen, R (1, 1) ERA: 3.36	7.0	W	31	10	5	5	5	1	0	0	0	0	1	77	111	6.43	1.571
Anthony Young, R (8, 1) ERA: 4.27	2.0	S	8	2	0	0	2	0	0	0	0	0	0	23	34	0.00	1.000

PITCHER	IP	WLS	BF	H	R	ER	SO	BB	IBB	HBP	BLK	WP	HR	S	P	ERA	WHIP
---------	----	-----	----	---	---	----	----	----	-----	-----	-----	----	----	---	---	-----	------

Batter	1	2	3	4	5	6	7	8	9	AB R H RBI BB SO LOB	TOP	
Vince Coleman, S (1, 7) OBP: 0.320, SLG: 0.380 Kevin Baez, R (8, 6) OBP: 0.182, SLG: 0.273	3-2 L3 ①		2-2 F8 ②		0-1 FC6 ③ 1-2f			2-1 G6-3 ③		4 0 0 0 0 0 1 0 0 0 0 0 0 0		
Todd Hundley, S (1, 2) OBP: 0.264, SLG: 0.357	3-2 F9 ②		0-0 P2 ③			1-1 G4-6-3 1B		0-1 G2-3 ①		4 0 1 0 0 0 0		
Eddie Murray, S (1, 3) OBP: 0.310, SLG: 0.443	1-2 G3 ③			4-1 G5-4-3 BB		0-2 G4-6-3 ② 1-2f		1-0 F9 ②		3 0 0 0 1 0 1		
Bobby Bonilla, S (1, 5) OBP: 0.338, SLG: 0.487		0-0 F8 ①		0-0 G5-4-3 ① 1-2f		1-0 G6-3 ③		3-2 F7 ③		4 0 0 0 0 0 1		
Joe Orsulak, L (1, 9) OBP: 0.349, SLG: 0.404		3-2 1B PB 1B		1-2 F8 ③			1-1 L7 ①			3 1 1 0 0 0 0		
Jeff Kent, R (1, 4) OBP: 0.301, SLG: 0.417		2-0 PB 1B			1-1 HR		1-2 L7 ②			3 1 2 1 0 0 0		
Jeromy Burnitz, L (1, 8) OBP: 0.341, SLG: 0.486		3-2 F9 ②			1-0 F9 ①		2-3 K ③			3 0 0 0 0 1 2		
Tim Bogar, R (1, 6) OBP: 0.302, SLG: 0.327 Jeff McKnight, S (8, PH) OBP: 0.301, SLG: 0.250 Jeff Innis, R (8, 1)		1-3 K ③			0-2 FC6 1B			1-1 L3 ①		2 0 1 0 0 1 1 1 0 0 0 0 0 0 0 0 0 0 0 0 0		
Frank Tanana, L (1, 1) OBP: 0.128, SLG: 0.132 Mike Maddux, L (7, 1) Chico Walker, S (8, PH) OBP: 0.281, SLG: 0.356 (8, 7)			1-3 K ①		0-3 K ②			2-3 K ②		2 0 0 0 0 2 1 0 0 0 0 0 0 0 1 0 0 0 0 1 0		
Inning Stats	R: 0 H: 0 E: 0 LOB: 0 K: 0 BB: 0 S: 11 P: 18	R: 1 H: 2 E: 0 LOB: 1 K: 1 BB: 0 S: 13 P: 22	R: 0 H: 0 E: 0 LOB: 0 K: 1 BB: 0 S: 7 P: 10	R: 0 H: 0 E: 0 LOB: 0 K: 0 BB: 1 S: 5 P: 10	R: 1 H: 2 E: 0 LOB: 1 K: 1 BB: 0 S: 11 P: 13	R: 0 H: 1 E: 0 LOB: 0 K: 0 BB: 0 S: 6 P: 8	R: 0 H: 0 E: 0 LOB: 0 K: 1 BB: 0 S: 11 P: 15	R: 0 H: 0 E: 0 LOB: 0 K: 1 BB: 0 S: 7 P: 12	R: 0 H: 0 E: 0 LOB: 0 K: 0 BB: 0 S: 7 P: 11	1B: 4 SF: 0 2B: 0 SAC: 0 3B: 0 DP: 2 HR: 1 HBP: 0	WP: 0 PA: 31 PB: 1 SB: 0 CS: 0	
PITCHER Tom Candiotti, R (1, 1) ERA: 2.79	IP WLS BF H R ER SO BB IBB HBP BLK WP HR S P ERA WHIP	9.0 W 31 5 2 1 5 1 0 0 0 0 1 78 119 1.00 0.667										

New York Mets @ Los Angeles Dodgers
Dodger Stadium, Los Angeles, CA

Fri Jul 23 1993, 7:05 PM PDT
Att: 39,538 - Unknown

livebaseballscorecards.com

AB	30
R	2
H	5
RBI	1
BB	1
SO	5
LOB	7



Batter	1	2	3	4	5	6	7	8	9
Brett Butler, L OBP: 0.384, SLG: 0.361 (1, 8)	1-3 K		1-2 F7			1-1 B1-3	4-1 BB		
Jose Offerman, S OBP: 0.343, SLG: 0.337 (1, 6)	1-2 F9			2-1 G5-3		0-0 P4	0-3 K		
Eric Davis, R OBP: 0.320, SLG: 0.374 (1, 7)	1-0 P4			2-3 K		3-2 F9		0-1 G6-3 E 1B	
Eric Karros, R OBP: 0.304, SLG: 0.394 (1, 3)		3-1 F8		0-0 G6-3		0-0 HR	1-1 G6-3		
Mike Piazza, R OBP: 0.357, SLG: 0.543 (1, 2)		3-1 HR			1-1 G5-3	1-1 P3	4-0 E IBB		
Cory Snyder, R OBP: 0.339, SLG: 0.407 (1, 5)		1-2 P6			2-0 L4	0-1 G6-3	3-1 E3		
Raul Mondesi, R OBP: 0.333, SLG: 0.333 (1, 9)		0-0 G5-3			2-1 1B S 1B	0-2 1B 1B	3-3 K		
Jody Reed, R OBP: 0.345, SLG: 0.363 (1, 4)			1-0 F9		1-1 FC6-4 1B	1-0 BB 1B	2-0 F8		
Tom Candiotti, R OBP: 0.175, SLG: 0.179 (1, 1)			0-1 G5-3		0-0 FC6-4	2-2 BB 1B			

AB	R	H	RBI	BB	SO	LOB
3	0	0	0	1	1	0
4	0	0	0	0	1	3
4	1	1	0	0	1	0
4	1	1	1	0	0	1
3	1	1	1	1	0	0
4	0	0	0	0	0	1
4	2	2	0	0	1	2
4	0	2	1	0	0	2
3	0	1	1	0	0	1

BOTTOM

New York Mets @ Los Angeles Dodgers
Dodger Stadium, Los Angeles, CA
 Fri Jul 23 1993, 7:05 PM PDT
 Att. 39,538 - Unknown

livebaseballscores.com

AB	33
R	5
H	8
RBI	4
BB	2
SO	4
LOB	10



Inning Stats	R	H	E	K	S	H	LOB	BB	P	R	H	E	K	S	H	LOB	BB	P	R	H	E	K	S	H	LOB	BB	P			
	0	0	0	1	11	1	0	0	14	1	1	0	0	8	1	0	0	15	0	0	0	6	0	0	0	6	0	0	0	14
	0	0	0	0	0	0	0	0	0	0	0	0	0	0	0	0	0	0	0	0	0	0	0	0	0	0	0	0	0	0
	1	0	0	1	8	1	0	0	12	1	2	0	0	14	0	1	0	14	0	0	0	2	0	0	0	2	0	0	0	14
	0	0	0	0	6	0	0	0	10	0	0	0	0	24	0	3	0	24	0	0	0	4	0	0	0	4	0	0	0	24
	0	0	0	0	0	0	0	0	0	0	1	0	0	23	0	1	0	23	0	0	0	1	0	0	1	0	0	0	23	

PITCHER	IP	WLS	BF	H	R	ER	SO	BB	IBB	HBP	BLK	WP	HR	S	P	ERA	WHIP
Frank Tanana, L ERA: 4.82 (1, 1)	6.2	L	28	7	4	4	2	1	0	0	0	0	2	60	94	5.40	1.200
Mike Maddux, R ERA: 4.07 (7, 1)	0.1		1	0	0	0	1	0	0	0	0	0	0	3	3	0.00	0.000
Jeff Innis, R ERA: 5.32 (8, 1)	1.0		6	1	1	0	1	0	1	0	0	0	0	10	23	0.00	1.000

WP	PA	ERA	WHIP
0	35		
0			
1			
0			

New York Mets @ Los Angeles Dodgers
 Dodger Stadium, Los Angeles, CA

Sat Jul 24 1993, 3:33 AM PDT
 Att: 43,301 - Sunny - 72 F

livebaseballscorecards.com

AB	34
R	5
H	8
RBI	5
BB	5
SO	4
LOB	12



WP:	0	PA:	40
PB:	0		
SB:	1		
CS:	0		

Batter	1	2	3	4	5	6	7	8	9	10	AB	R	H	RBI	BB	SO	LOB
Brett Butler, L OBP: 0.385, SLG: 0.366 (1, 8)	G4-6-3 BB			G6-3 3B		P5		G4-3		SH1-4	3	1	1	0	1	0	1
Jose Offerman, S OBP: 0.347, SLG: 0.339 (1, 6)	G4-6-3			G6-3		BB 2B 1B		E S 1B		BB IBB	4	1	2	1	1	0	1
Eric Davis, R OBP: 0.321, SLG: 0.370 (1, 7)	K			G6-4-3 BB		BB 2B BB		P2		L4	3	1	0	0	2	1	4
Eric Karros, R OBP: 0.304, SLG: 0.395 (1, 3)		F7		G6-4-3		E 2B		G5-3		BB	4	0	1	3	0	0	2
Jim Gott, R (9, 1)											0	0	0	0	0	0	0
Dave Hansen, L OBP: 0.405, SLG: 0.389 (10, PH)						1-H 2-H 3-H 2B				BB	0	0	0	1	1	0	0
Raul Mondesi, R OBP: 0.250, SLG: 0.250 (1, 9)		F9								G6-3	3	0	0	0	0	1	1
Pedro Martinez, R (7, 1)											0	0	0	0	0	0	0
Cory Snyder, R OBP: 0.338, SLG: 0.406 (9, 3)											1	0	0	0	0	0	0
Carlos Hernandez, R OBP: 0.259, SLG: 0.385 (1, 2)		G5-3									4	0	0	0	0	0	0
Mike Sharperson, R OBP: 0.270, SLG: 0.362 (1, 5)				P2							2	0	0	0	0	0	0
Lenny Harris, L OBP: 0.318, SLG: 0.302 (7, PH)				G6-3				P3 2B		L7	2	0	1	0	0	0	0
Jody Reed, R OBP: 0.347, SLG: 0.365 (1, 4)				F8							4	2	2	0	0	0	1
Pedro Astacio, R OBP: 0.139, SLG: 0.139 (1, 1)						1B 2B 1B		P3		SH1-4 1B BB 1B							
Henry Rodriguez, L OBP: 0.280, SLG: 0.429 (7, 9)				K		K		P4		BB SH1-4 1B	2	0	0	0	0	2	1
											2	0	1	0	0	0	1

Inning Stats	R: 0	H: 0	E: 0	K: 1	S: 8	R: 0	H: 0	E: 0	K: 0	S: 7	R: 0	H: 0	E: 0	K: 1	S: 8	R: 1	H: 1	E: 0	K: 0	S: 5	R: 0	H: 0	E: 0	K: 0	S: 9	R: 3	H: 3	E: 1	K: 2	S: 19	R: 0	H: 1	E: 0	K: 0	S: 7	R: 0	H: 1	E: 0	K: 0	S: 9	R: 0	H: 0	E: 0	K: 0	S: 7	R: 1	H: 2	E: 0	K: 0	S: 11	1B: 5	2B: 2	3B: 1	HR: 0	SF: 0	SAC: 1	DP: 2	HBP: 0	WP: 0	PA: 40
--------------	------	------	------	------	------	------	------	------	------	------	------	------	------	------	------	------	------	------	------	------	------	------	------	------	------	------	------	------	------	-------	------	------	------	------	------	------	------	------	------	------	------	------	------	------	------	------	------	------	------	-------	-------	-------	-------	-------	-------	--------	-------	--------	-------	--------

PITCHER	IP	WLS	BF	H	R	ER	SO	BB	IBB	HBP	BLK	WP	HR	S	P	ERA	WHIP
Pete Schourek, L ERA: 6.19 (1, 1)	6.0		23	4	4	4	4	3	0	0	0	0	0	56	88	6.00	1.167
Dave Telgheder, R ERA: 5.77 (7, 1)	1.0		4	1	0	0	0	0	0	0	0	0	0	7	9	0.00	1.000
Anthony Young, R ERA: 4.24 (8, 1)	2.2	L	13	3	1	1	0	1	1	0	0	0	0	27	48	3.38	1.500

Batter	1	2	3	4	5	6	7	8	9	AB	R	H	RBI	BB	SO	LOB	TOP										
Brett Butler, L (1, 8) OBP: 0.387, SLG: 0.371 Mitch Webster, S (5, 8) OBP: 0.313, SLG: 0.368	4-2 SH1-3 1B BB	0-1 SF8		1-1 SH 1B	2-1 1B 2B		0-1 G6-3		0-0 SF8 2B	2	2	2	1	1	0	0											
Jose Offerman, S (1, 6) OBP: 0.347, SLG: 0.339	0-0 SH1-3 1-2	2-2 6-3		1-1 SH 1-3	1-0 2B 1B		4-1 BB		1-0 SF8	2	1	1	3	1	0	0											
Eric Davis, R (1, 7) OBP: 0.317, SLG: 0.369	2-2 E 1B		2-2 F8	3-3 K 1-2	1-0 L4-6 2B		1-1 F8		1-0 SF9	5	1	2	3	0	1	3											
Eric Karros, R (1, 3) OBP: 0.309, SLG: 0.413 Carlos Hernandez, R (9, PH) OBP: 0.255, SLG: 0.377	1-1 E7 1B 2B		0-1 HR 2B	0-0 G1-3	4-2 BB		2-2 HR		0-3 K	4	3	3	2	1	0	2											
Mike Piazza, R (1, 2) OBP: 0.358, SLG: 0.551	0-0 G5-3 1B		0-0 HR	2-1 G5-3	0-1 L4-6		0-2 G6-3			5	1	2	3	0	0	4											
Cory Snyder, R (1, 5) OBP: 0.338, SLG: 0.403 Lenny Harris, L (9, 5) OBP: 0.318, SLG: 0.302	0-0 1-2 1B		4-0 G6-3 BB		0-0 HR 1B		3-2 P6		0-0 P3	4	1	2	0	1	0	0											
Raul Mondesi, R (1, 9) OBP: 0.250, SLG: 0.250 Henry Rodriguez, L (3, PH) OBP: 0.278, SLG: 0.472	1-2 G5-3		1-1 G6-3		1-2 HR		1-0 F7		0-0 F7	1	0	0	0	0	0	2											
Jody Reed, R (1, 4) OBP: 0.346, SLG: 0.364 Mike Sharperson, R (7, 4) OBP: 0.286, SLG: 0.356		0-0 SH5-4 SF8 2B		4-0 IBB			2-1 G6-3		1-0 F8	3	1	1	0	1	0	0											
Orel Hershiser, R (1, 1) OBP: 0.391, SLG: 0.422		2-0 SH5-4		1-1 G6-3			1-0 2B 1B		0-1 G1-3	4	2	2	0	0	0	2											
Inning Stats	R: 3 E: 1 K: 0 S: 13	H: 4 LOB: 1 BB: 1 P: 21	R: 1 E: 0 K: 0 S: 8	H: 1 LOB: 0 BB: 0 P: 12	R: 2 E: 0 K: 0 S: 11	H: 2 LOB: 2 BB: 2 P: 23	R: 0 E: 1 K: 1 S: 11	H: 1 LOB: 2 BB: 0 P: 18	R: 5 E: 0 K: 0 S: 16	H: 6 LOB: 1 BB: 1 P: 28	R: 0 E: 0 K: 0 S: 6	H: 0 LOB: 0 BB: 0 P: 11	R: 0 E: 0 K: 0 S: 7	H: 0 LOB: 1 BB: 1 P: 12	R: 1 E: 0 K: 0 S: 9	H: 1 LOB: 0 BB: 0 P: 11	R: 3 E: 1 K: 1 S: 9	H: 2 LOB: 0 BB: 0 P: 14	1B: 8 2B: 7 3B: 0 HR: 3	SF: 3 SAC: 3 DP: 2 HBP: 0	WP: 0 PB: 0 SB: 2 CS: 0	PA: 49					
PITCHER	IP	WLS	BF	H	R	ER	SO	BB	IBB	HBP	BLK	WP	HR	S	P	ERA	WHIP										
Bryan Hickerson, L (1, 1) ERA: 4.98	2.1	L	15	7	6	6	0	2	0	0	0	0	1	28	46	23.14	3.857										
Tim Layana, R (3, 1) ERA: 22.5	2.0		15	7	5	5	1	0	1	0	0	0	1	27	48	22.50	3.500										
Gino Minutelli, L (5, 1) ERA: 4.05	4.2		19	3	4	2	1	2	0	0	0	0	1	35	56	3.86	1.071										

Los Angeles Dodgers @ San Francisco Giants
 Candlestick Park, San Francisco, CA
 Mon Jul 26 1993, 6:33 AM EDT
 Att. 37,880 - Unknown - 74 F

AB	38
R	15
H	17
RBI	15
BB	5
SO	2
LOB	14



Batter	1	2	3	4	5	6	7	8	9	AB	R	H	RBI	BB	SO	LOB
Darren Lewis, R (1, 8) OBP: 0.323, SLG: 0.359 Mark Carreon, R (7, 9) OBP: 0.366, SLG: 0.514	0-2 P4		0-0 1B			0-0 L4		1-0 P4		3	0	1	1	0	0	0
Robby Thompson, R (1, 4) OBP: 0.363, SLG: 0.475 Steve Scarsone, R (7, 4) OBP: 0.375, SLG: 0.525	3-1 G5-3		0-2 P3			1-0 G6-3			0-2 G4-6-3 1B	3	0	0	0	0	0	1
Barry Bonds, L (1, 7) OBP: 0.455, SLG: 0.688 Andy Allanson, R (7, 3) OBP: 0.227, SLG: 0.238	3-1 G4-3				1-0 F8	0-0 G3			2-2 G4-6-3 1-2f	3	0	0	0	0	0	0
Matt Williams, R (1, 5) OBP: 0.326, SLG: 0.566 Paul Faries, R (7, PR) OBP: 0.250, SLG: 0.367		1-2 F7			1-3 K		0-0 E5 G3 1B		1-1 G6-3	3	0	1	0	0	1	0
Todd Benzinger, S (1, 3) OBP: 0.279, SLG: 0.309		2-1 L8			1-0 1B		0-0 G3 2-3			3	0	1	0	0	0	1
Dave Martinez, L (1, 9) OBP: 0.297, SLG: 0.352		1-0 F7			2-0 G4-1		1-3 K			3	0	0	0	0	1	3
Royce Clayton, R (1, 6) OBP: 0.329, SLG: 0.372			2-1 G6-3			0-0 G6-3		0-0 G4-3		3	0	0	0	0	0	2
Kirt Manwaring, R (1, 2) OBP: 0.368, SLG: 0.362 Jim McNamara, L (6, 2) OBP: 0.250, SLG: 0.250			1-0 SH3-4 1B			3-1 G6-3		0-0 G4-3		2	1	1	0	0	0	0
Bryan Hickerson, L (1, 1) OBP: 0.071, SLG: 0.071 Tim Layana, R (3, 1) Gino Minutelli, L (5, 1)			0-0 SH3-4 1B			2-1 G1-3		0-1 G1-3		1	0	0	0	0	0	0

Inning Stats	R: 0	H: 0	E: 0	K: 0	S: 8	R: 0	H: 0	E: 0	K: 0	S: 7	R: 1	H: 2	E: 0	K: 0	S: 8	R: 0	H: 1	E: 0	K: 1	S: 6	R: 0	H: 0	E: 0	K: 0	S: 5	R: 0	H: 0	E: 0	K: 0	S: 3	R: 0	H: 1	E: 1	K: 1	S: 6	R: 0	H: 0	E: 0	K: 0	S: 4	R: 0	H: 0	E: 0	K: 0	S: 8	R: 0	H: 1	E: 0	K: 0	S: 8	1B: 5	SF: 0	2B: 0	3B: 0	HR: 0	SAC: 1	DP: 1	HBP: 0	WP: 0	PA: 31
PITCHER Orel Hershiser, R (1, 1) ERA: 3.48	IP	WLS	BF	H	R	ER	SO	BB	IBB	HBP	BLK	WP	HR	S	P	ERA	WHIP															IP	WLS	BF	H	R	ER	SO	BB	IBB	HBP	BLK	WP	HR	S	P	ERA	WHIP												

BOTTOM

Los Angeles Dodgers @ San Francisco Giants
Candlestick Park, San Francisco, CA
 Mon Jul 26 1993, 6:33 AM EDT
 Att: 37,880 - Unknown - 74 F

livebaseballscorecards.com

AB	30
R	1
H	5
RBI	1
BB	0
SO	2
LOB	8



Batter	1	2	3	4	5	6	7	8	9	AB R H RBI BB SO LOB	TOP											
Brett Butler, L (1, 8) OBP: 0.385, SLG: 0.368	2-2 L6		0-0 2B 1B		1-1 1B		1-0 B5-3			4 1 2 0 0 0 0	Los Angeles Dodgers @ San Francisco Giants Candlestick Park, San Francisco, CA Wed Jul 28 1993, 6:33 AM EDT Att. 46,025 - Sunny - 71 F											
Jose Offerman, S (1, 6) OBP: 0.345, SLG: 0.340	1-1 G4-3		1-2 1B 2B		1-1 L5			3-2 FC6-4 1B	4 0 2 1 0 0 1													
Eric Davis, R (1, 7) OBP: 0.319, SLG: 0.379	1-3 K		2-2 S 1B		2-0 L6			0-1 FC6-4 1B	4 0 2 1 0 1 1													
Eric Karros, R (1, 3) OBP: 0.303, SLG: 0.405		2-0 F9	2-2 L3		2-0 F9			2-2 FC6-4 G4-6-3	4 0 0 0 0 0 5													
Mike Piazza, R (1, 2) OBP: 0.354, SLG: 0.541		0-1 F8	4-0 IBB		0-0 P3			1-2 G4-6-3	3 0 0 0 1 0 2													
Cory Snyder, R (1, 5) OBP: 0.334, SLG: 0.397		1-1 1B	0-0 F8		2-3 K			3-3 K	4 0 1 0 0 2 3													
Raul Mondesi, R (1, 9) OBP: 0.222, SLG: 0.222		1-2 F7		0-0	2-2 L7			2-2 F8	2 0 0 0 0 0 1													
Henry Rodriguez, L (6, PH) OBP: 0.271, SLG: 0.466				0-0					2 0 0 0 0 0 0													
Jim Gott, R (9, 1)				0-0					0 0 0 0 0 0 0													
Jody Reed, R (1, 4) OBP: 0.341, SLG: 0.358			2-2 1B SH1-4 2B 1B		0-0 F7		1-2 G3-1	2-2 F8	4 1 1 0 0 0 0													
Tom Candiotti, R (1, 1) OBP: 0.167, SLG: 0.171			0-0 SH1-4		0-0 G4-3		0-3 K		2 0 0 0 0 1 0													
Mitch Webster, S (9, 9) OBP: 0.311, SLG: 0.366			1-2						0 0 0 0 0 0 0													
Inning Stats	R: 0 E: 0 K: 1 S: 9	H: 0 LOB: 0 BB: 0 P: 13	R: 0 E: 0 K: 0 S: 9	H: 1 LOB: 1 BB: 0 P: 13	R: 2 E: 0 K: 0 S: 16	H: 4 LOB: 3 BB: 1 P: 27	R: 0 E: 0 K: 0 S: 3	H: 0 LOB: 0 BB: 0 P: 3	R: 0 E: 0 K: 1 S: 7	H: 1 LOB: 1 BB: 0 P: 12	R: 0 E: 0 K: 1 S: 8	H: 0 LOB: 0 BB: 0 P: 12	R: 0 E: 0 K: 1 S: 7	H: 0 LOB: 0 BB: 0 P: 9	R: 0 E: 0 K: 1 S: 15	H: 2 LOB: 1 BB: 0 P: 21	R: 0 E: 0 K: 1 S: 9	H: 0 LOB: 0 BB: 0 P: 16	1B: 7 2B: 1 3B: 0 HR: 0	SF: 0 SAC: 1 DP: 1 HBP: 0	WP: 0 PB: 0 SB: 1 CS: 0	PA: 35
PITCHER	IP WLS BF H R ER SO BB IBB HBP BLK WP HR S P ERA WHIP																					
Bud Black, L (1, 1) ERA: 3.54	5.0 L 22 6 2 2 1 0 0 0 0 0 0 0 44 68 3.60 1.200																					
Dave Burba, R (6, 1) ERA: 3.96	2.0 6 0 0 0 2 0 0 0 0 0 0 0 15 21 0.00 0.000																					
Jeff Brantley, R (8, 1) ERA: 4.09	2.0 7 2 0 0 1 0 0 0 0 0 0 0 24 37 0.00 1.000																					

livebaseballscorecards.com

AB	33
R	2
H	8
RBI	2
BB	1
SO	4
LOB	13



Los Angeles Dodgers @ Chicago Cubs
Wrigley Field, Chicago, IL

Fri Jul 30 1993, 3:33 AM CDT
Att. 39,210 - Sunny - 74 F

AB	30
R	1
H	6
RBI	1
BB	1
SO	6
LOB	13



Batter	1	2	3	4	5	6	7	8	9	AB	R	H	RBI	BB	SO	LOB
Brett Butler, L (1, 8) OBP: 0.381, SLG: 0.365	G4-3		P6		F8			G6-3		4	0	0	0	0	0	1
Jose Offerman, S (1, 6) OBP: 0.347, SLG: 0.339	K		F8		F8			G6-4-3		3	0	1	1	1	1	0
Eric Davis, R (1, 7) OBP: 0.318, SLG: 0.380	2B				CS			G6-4-3		4	0	1	0	0	1	1
Eric Karros, R (1, 3) OBP: 0.305, SLG: 0.407	G5-3				HBP			F7		3	0	1	0	0	0	1
Mike Piazza, R (1, 2) OBP: 0.352, SLG: 0.538		G5-3			F9			K		4	0	1	0	0	1	2
Cory Snyder, R (1, 5) OBP: 0.333, SLG: 0.398		2B			K			F9		4	0	1	0	0	1	4
Henry Rodriguez, L (1, 9) OBP: 0.258, SLG: 0.443		K			G1-3			F9		3	0	0	0	0	1	3
Jody Reed, R (1, 4) OBP: 0.340, SLG: 0.358		P6			F8	SH1-4		K		3	1	1	0	0	1	1
Pedro Astacio, R (1, 1) OBP: 0.135, SLG: 0.135					B1-3			G1-3		1	0	0	0	0	0	0
Lenny Harris, L (7, PH) OBP: 0.315, SLG: 0.299						SH1-4				1	0	0	0	0	0	0
Pedro Martinez, R (7, 1) ERA: 3.11										0	0	0	0	0	0	0

Batter	1	2	3	4	5	6	7	8	9
Brett Butler, L (1, 8) OBP: 0.381, SLG: 0.365	G4-3		P6		F8			G6-3	
Jose Offerman, S (1, 6) OBP: 0.347, SLG: 0.339	K		F8		F8			G6-4-3	
Eric Davis, R (1, 7) OBP: 0.318, SLG: 0.380	2B				CS			G6-4-3	
Eric Karros, R (1, 3) OBP: 0.305, SLG: 0.407	G5-3				HBP			F7	
Mike Piazza, R (1, 2) OBP: 0.352, SLG: 0.538		G5-3			F9			K	
Cory Snyder, R (1, 5) OBP: 0.333, SLG: 0.398		2B			K			F9	
Henry Rodriguez, L (1, 9) OBP: 0.258, SLG: 0.443		K			G1-3			F9	
Jody Reed, R (1, 4) OBP: 0.340, SLG: 0.358		P6			F8	SH1-4		K	
Pedro Astacio, R (1, 1) OBP: 0.135, SLG: 0.135					B1-3			G1-3	
Lenny Harris, L (7, PH) OBP: 0.315, SLG: 0.299						SH1-4			
Pedro Martinez, R (7, 1) ERA: 3.11									

Inning Stats	R: 0	H: 1	E: 0	LOB: 1	K: 1	BB: 0	S: 10	P: 15	R: 0	H: 1	E: 0	LOB: 1	K: 1	BB: 0	S: 8	P: 12	R: 0	H: 0	E: 0	LOB: 0	K: 0	BB: 0	S: 7	P: 11	R: 0	H: 0	E: 1	LOB: 2	K: 1	BB: 0	S: 11	P: 15	R: 1	H: 2	E: 0	LOB: 0	K: 0	BB: 0	S: 10	P: 15	R: 0	H: 2	E: 0	LOB: 1	K: 1	BB: 0	S: 9	P: 12	R: 0	H: 0	E: 0	LOB: 0	K: 1	BB: 0	S: 8	P: 9	R: 0	H: 0	E: 0	LOB: 0	K: 0	BB: 1	S: 6	P: 14	R: 0	H: 0	E: 0	LOB: 0	K: 1	BB: 0	S: 8	P: 12	R: 0	H: 0	E: 0	LOB: 0	K: 1	BB: 0	S: 8	P: 12	1B: 3	SF: 0	2B: 4	SAC: 1	3B: 0	DP: 2	HR: 0	HBP: 1	WP: 0	PA: 34	PB: 0	SB: 0	CS: 1
--------------	------	------	------	--------	------	-------	-------	-------	------	------	------	--------	------	-------	------	-------	------	------	------	--------	------	-------	------	-------	------	------	------	--------	------	-------	-------	-------	------	------	------	--------	------	-------	-------	-------	------	------	------	--------	------	-------	------	-------	------	------	------	--------	------	-------	------	------	------	------	------	--------	------	-------	------	-------	------	------	------	--------	------	-------	------	-------	------	------	------	--------	------	-------	------	-------	-------	-------	-------	--------	-------	-------	-------	--------	-------	--------	-------	-------	-------

PITCHER	IP	WLS	BF	H	R	ER	SO	BB	IBB	HBP	BLK	WP	HR	S	P	ERA	WHIP
Frank Castillo, R (1, 1) ERA: 4.35	7.0	W	27	6	1	1	5	0	0	1	0	0	0	63	89	1.29	0.857
Dan Plesac, L (8, 1) ERA: 4.89	0.1		2	0	0	0	0	1	0	0	0	0	0	4	10	0.00	3.000
Shawn Boskie, R (8, 1) ERA: 3.48	0.2		1	0	0	0	0	0	0	0	0	0	0	2	4	0.00	0.000
Randy Myers, L (9, 1) ERA: 3.11	1.0	S	3	0	0	0	1	0	0	0	0	0	0	8	12	0.00	0.000

Batter	1	2	3	4	5	6	7	8	9	10	11	12	13	AB R H RBI BB SO LOB
Rey Sanchez, R <small>(1, 6) OBP: 0.346, SLG: 0.371</small>	G6-3		G4-3		G4-3		E5		G6-3		F9			5 1 1 0 1 0 3
23 Ryne Sandberg, R <small>(1, 4) OBP: 0.340, SLG: 0.412</small>	G4-3		G1-3		G1-3		G6-3		P6			K		6 0 1 0 0 1 5
Mark Grace, L <small>(1, 3) OBP: 0.386, SLG: 0.480</small>	F8		G4-3		G4-3		F8			F9		F9		6 0 1 1 0 0 1
Derrick May, L <small>(1, 7) OBP: 0.351, SLG: 0.441</small> Chuck McElroy, L <small>(13, 1)</small>		G6-3	G5-3		F8		F8			WP		F7		6 0 2 0 0 0 3 0 0 0 0 0 0 0
Sammy Sosa, R <small>(1, 8) OBP: 0.299, SLG: 0.479</small>		G4-3		F8		F8		P4		F8			F8	6 0 0 0 0 0 2
Rick Wilkins, L <small>(1, 2) OBP: 0.373, SLG: 0.553</small>			BB 1B BB		G3		L4		BB		WP IBB		K	3 1 0 0 3 1 0
Kevin Roberson, S <small>(1, 9) OBP: 0.267, SLG: 0.463</small>			E 1B BB		K		P6		F7				G6-3	5 0 0 0 1 2 4
Steve Buechele, R <small>(1, 5) OBP: 0.299, SLG: 0.422</small> Willie Wilson, S <small>(9, PR) OBP: 0.294, SLG: 0.339</small> Jose Bautista, R <small>(10, 1) OBP: 0.111, SLG: 0.111</small> Doug Jennings, L <small>(11, PH) OBP: 0.288, SLG: 0.408</small> Bob Scarsini, R <small>(12, 1) OBP: 0.266, SLG: 0.280</small> Candy Maldonado, R <small>(13, 7)</small>		E7		G5-3			G5-3		FC5-6 1B			F7		4 0 3 1 0 0 0 0 0 0 0 0 0 0 0 0 0 0 0 0 0 1 0
Mike Morgan, R <small>(1, 1) OBP: 0.289, SLG: 0.047</small> Eric Yelding, R <small>(7, PH) OBP: 0.224, SLG: 0.265</small> Dan Plesac, L <small>(8, 1)</small> Shawn Boskie, R <small>(8, 1) OBP: 0.250, SLG: 0.250</small> Jose Vizcaino, S <small>(9, PH) OBP: 0.350, SLG: 0.375</small> <small>(10, 5)</small>		F9		L4			FC5-6 E		SH5-3			K2-3		2 0 0 0 0 0 2 1 0 0 0 0 0 1 0 0 0 0 0 0 0 0 0 0 0 0 0 0 1 0 0 0 0 0 0

Inning Stats	R: 0	H: 0	E: 0	K: 0	S: 6	LOB: 0	BB: 0	P: 12	R: 1	H: 1	E: 1	K: 0	S: 12	LOB: 2	BB: 2	P: 21	R: 0	H: 1	E: 0	K: 0	S: 8	LOB: 1	BB: 1	P: 12	R: 0	H: 0	E: 0	K: 1	S: 5	LOB: 0	BB: 0	P: 8	R: 1	H: 2	E: 0	K: 0	S: 8	LOB: 2	BB: 1	P: 16	R: 0	H: 0	E: 0	K: 0	S: 8	LOB: 0	BB: 0	P: 11	R: 0	H: 1	E: 1	K: 0	S: 7	LOB: 1	BB: 0	P: 8	R: 0	H: 1	E: 0	K: 0	S: 5	LOB: 2	BB: 1	P: 11	R: 0	H: 1	E: 1	K: 0	S: 9	LOB: 2	BB: 0	P: 12	R: 0	H: 1	E: 0	K: 1	S: 9	LOB: 2	BB: 1	P: 16	R: 0	H: 0	E: 0	K: 1	S: 10	LOB: 0	BB: 0	P: 15	R: 0	H: 0	E: 0	K: 1	S: 8	LOB: 0	BB: 0	P: 12	R: 0	H: 0	E: 0	K: 1	S: 8	LOB: 0	BB: 0	P: 12	1B: 5	SF: 0	2B: 3	SAC: 1	3B: 0	DP: 1	HR: 0	HBP: 0	WP: 1	PA: 52
--------------	------	------	------	------	------	--------	-------	-------	------	------	------	------	-------	--------	-------	-------	------	------	------	------	------	--------	-------	-------	------	------	------	------	------	--------	-------	------	------	------	------	------	------	--------	-------	-------	------	------	------	------	------	--------	-------	-------	------	------	------	------	------	--------	-------	------	------	------	------	------	------	--------	-------	-------	------	------	------	------	------	--------	-------	-------	------	------	------	------	------	--------	-------	-------	------	------	------	------	-------	--------	-------	-------	------	------	------	------	------	--------	-------	-------	------	------	------	------	------	--------	-------	-------	-------	-------	-------	--------	-------	-------	-------	--------	-------	--------


PITCHER	IP	WLS	BF	H	R	ER	SO	BB	IBB	HBP	BLK	WP	HR	S	P	ERA	WHIP
Ramon Martinez, R <small>(1, 1) ERA: 3.12</small>	8.0		35	7	2	2	1	4	0	0	0	0	0	62	105	2.25	1.375
Todd Worrell, R <small>(9, 1) ERA: 9.24</small>	1.0		3	0	0	0	0	0	0	0	0	0	0	6	6	0.00	0.000
Jim Gott, R <small>(10, 1) ERA: 2.28</small>	2.0		8	1	0	0	2	0	1	0	0	1	0	19	31	0.00	0.500
Pedro Martinez, R <small>(12, 1) ERA: 2.21</small>	2.0	W	6	0	0	0	2	0	0	0	0	0	0	16	24	0.00	0.000

Los Angeles Dodgers @ Chicago Cubs
Wrigley Field, Chicago, IL
Sat Jul 31 1993, 3:33 AM CDT
Att: 39,763 - Sunny

AB	46
R	2
H	8
RBI	2
BB	5
SO	5
LOB	21



PITCHER	IP	WLS	BF	H	R	ER	SO	BB	IBB	HBP	BLK	WP	HR	S	P	ERA	WHIP
---------	----	-----	----	---	---	----	----	----	-----	-----	-----	----	----	---	---	-----	------

Batter	1	2	3	4	5	6	7	8	9	AB R H RBI BB SO LOB	TOP		
Brett Butler, L (1, 8) OBP: 0.382, SLG: 0.372 Raul Mondesi, R (7, 8) OBP: 0.238, SLG: 0.381	3-2 L9	2-1 L8		4-2 BB			4-1 BB 1B SF9 BB	3-2 G5-3		2 1 0 0 2 0 2 1 0 0 0 0 0 1			
Jose Offerman, S (1, 6) OBP: 0.340, SLG: 0.333	1-2 L8		0-0 E1 G5-3 1B	3-2 L8			1-1 SF9 BB 1-2 1B		3-2 G3	5 1 1 0 0 0 2			
Eric Davis, R (1, 7) OBP: 0.315, SLG: 0.374	4-1 BB		2-3 K				0-3 K		0-3 K	4 0 0 0 1 4 3			
Eric Karros, R (1, 3) OBP: 0.303, SLG: 0.402	1 SAFE 0-2 P6		1 SAFE 0-2 G5-3				4-2 1-2 2-3 BB		0-1 G5-3	4 0 0 0 1 1 2			
Mike Piazza, R (1, 2) OBP: 0.356, SLG: 0.537		1-0 1B WP 1B	1-0 1B 2-H 1B				1-1 SF9			3 1 2 2 0 1 0			
Cory Snyder, R (1, 5) OBP: 0.329, SLG: 0.401		3-2 P9	1-3 K				3-2 E7 G5-4-3			4 0 0 0 0 2 4			
Henry Rodriguez, L (1, 9) OBP: 0.286, SLG: 0.433		2-1 1B 2-3 1B		0-1 P6			0-0 F7		4-0 BB	3 0 1 0 1 0 1			
Jody Reed, R (1, 4) OBP: 0.340, SLG: 0.357 Omar Daal, L (6, 1)		1-1 F8		1-0 L7			1-1 G5-4-3		0-0 P6	3 0 0 0 0 0 3 0 0 0 0 0 0 0 1 0 0 0 0 0 1 0 0 0 0 0 0 0	AB 34 R 4 H 7 RBI 4 BB 5 SO 8 LOB 20		
Dave Hansen, L (8, PH) OBP: 0.438, SLG: 0.439 Roger McDowell, R (8, 1) OBP: 0.500, SLG: 0.500										0 0 0 0 0 0 0			
Orel Hershiser, R (1, 1) OBP: 0.417, SLG: 0.468 Ricky Tricek, R (4, 1) Lenny Harris, L (6, 4) OBP: 0.313, SLG: 0.322		1-2 1B 3-H		0-0 2B			2-1 HR		1-2 P6	2 0 2 1 0 0 0 0 0 0 0 0 0 0 2 1 1 1 0 0 1			
Inning Stats	R: 0 H: 0 E: 0 LOB: 1 K: 0 BB: 1 S: 13 P: 21	R: 1 H: 3 E: 0 LOB: 2 K: 0 BB: 0 S: 14 P: 24	R: 1 H: 1 E: 1 LOB: 1 K: 2 BB: 0 S: 11 P: 15	R: 0 H: 1 E: 0 LOB: 2 K: 0 BB: 1 S: 11 P: 19	R: 0 H: 0 E: 0 LOB: 0 K: 3 BB: 0 S: 10 P: 15	R: 0 H: 0 E: 1 LOB: 0 K: 0 BB: 0 S: 7 P: 11	R: 2 H: 2 E: 0 LOB: 2 K: 2 BB: 2 S: 16 P: 29	R: 0 H: 0 E: 0 LOB: 1 K: 0 BB: 1 S: 10 P: 18	R: 0 H: 0 E: 0 LOB: 0 K: 1 BB: 0 S: 8 P: 11	1B: 5 SF: 1 2B: 1 SAC: 0 3B: 0 DP: 1 HR: 1 HBP: 0	WP: 1 PA: 40 PB: 0 SB: 0 CS: 0		
PITCHER	IP WLS BF H R ER SO BB IBB HBP BLK WP HR S P ERA WHIP											PITCHER	IP WLS BF H R ER SO BB IBB HBP BLK WP HR S P ERA WHIP
Jose Guzman, R (1, 1) ERA: 4.14	6.0 W 29 7 4 3 5 3 0 0 0 1 1 71 117 4.50 1.667												
Shawn Boskie, R (7, 1) ERA: 3.15	2.0 8 0 0 0 2 2 0 0 0 0 0 21 35 0.00 1.000												
Jose Bautista, R (9, 1) ERA: 2.54	1.0 3 0 0 0 1 0 0 0 0 0 0 8 11 0.00 0.000												

Los Angeles Dodgers @ Chicago Cubs
Wrigley Field, Chicago, IL
 Sun Aug 01 1993, 3:33 AM CDT
 Att. 39,100 - Sunny - 80 F

livebaseballscorecards.com

Los Angeles Dodgers @ Houston Astros
 Astrodome, Houston, TX
 Tue Aug 03 1993, 8:05 PM EDT
 Att. 19,132 - Dome

AB	29
R	1
H	5
RBI	1
BB	5
SO	4
LOB	11



WP	1	PA	36
PB	0		
SB	0		
CS	0		

Batter	1	2	3	4	5	6	7	8	9	AB	R	H	RBI	BB	SO	LOB						
Brett Butler, L (1, 8) OBP: 0.383, SLG: 0.374	3-2 L8		0-1 G6-3		4-0 BB		0-0 2B			3	0	1	0	1	0	1						
Jose Offerman, S (1, 6) OBP: 0.339, SLG: 0.332	1-0 G3		4-1 BB		1-0 G4-6-3		1-0 SF7			2	0	0	1	1	0	2						
Eric Davis, R (1, 7) OBP: 0.315, SLG: 0.371	4-0 BB		1-2 F9		3-2 G5-3		3-2 F7			3	0	0	0	1	0	3						
Eric Karros, R (1, 3) OBP: 0.300, SLG: 0.398	0-3 K			2-2 G3-1		1-0 F8		0-0 P4		4	0	0	0	0	1	1						
Mike Piazza, R (1, 2) OBP: 0.355, SLG: 0.533		2-1 L7		1-1 G6-3		4-0 1B BB		1-0 F8		3	0	0	0	1	0	0						
Cory Snyder, R (1, 9) OBP: 0.331, SLG: 0.403		3-2 G6-3		0-1 1B		0-1 1B		2-3 K		4	0	2	0	0	1	0						
Dave Hansen, L (1, 5) OBP: 0.423, SLG: 0.422		1-1 L7		3-3 K		2-2 F9			2-1 G5-4-3 1B	4	0	1	0	0	1	3						
Jody Reed, R (1, 4) OBP: 0.336, SLG: 0.352			2-3 K SH3-4		2-1 G5-3		1-0 G6-3		1-0 G5-4-3	4	0	0	0	0	1	1						
Kevin Gross, R (1, 1) OBP: 0.256, SLG: 0.308		1-2 SH3-4		4-2 BB BB		1-1 2B SF7 1B		0-0 P5		0	0	0	0	1	0	0						
Lenny Harris, L (7, PH) OBP: 0.319, SLG: 0.328										1	1	1	0	0	0	0						
Roger McDowell, R (7, 1) OBP: 0.500, SLG: 0.500										0	0	0	0	0	0	0						
Todd Worrell, R (8, 1) OBP: 0.500, SLG: 0.500										0	0	0	0	0	0	0						
Mitch Webster, S (9, PH) OBP: 0.310, SLG: 0.364										1	0	0	0	0	0	0						
Inning Stats	R: 0 E: 0 K: 1 S: 7	H: 0 LOB: 1 BB: 1 P: 15	R: 0 E: 0 K: 0 S: 7	H: 0 LOB: 0 BB: 0 P: 13	R: 0 E: 0 K: 1 S: 12	H: 0 LOB: 2 BB: 1 P: 20	R: 0 E: 0 K: 1 S: 12	H: 1 LOB: 1 BB: 0 P: 18	R: 0 E: 0 K: 0 S: 5	H: 0 LOB: 1 BB: 2 P: 16	R: 0 E: 0 K: 0 S: 9	H: 1 LOB: 2 BB: 1 P: 19	R: 1 E: 0 K: 0 S: 8	H: 2 LOB: 1 BB: 0 P: 14	R: 0 E: 0 K: 1 S: 6	H: 0 LOB: 0 BB: 0 P: 9	R: 0 E: 0 K: 0 S: 4	H: 1 LOB: 0 BB: 0 P: 7	1B: 4 2B: 1 3B: 0 HR: 0	SF: 1 SAC: 1 DP: 2 HBP: 0	WP: 1 PB: 0 SB: 0 CS: 0	PA: 36
PITCHER	IP	WLS	BF	H	R	ER	SO	BB	IBB	HBP	BLK	WP	HR	S	P	ERA	WHIP					
Mark Portugal, R (1, 1) ERA: 3.04	6.2	W	29	4	1	1	3	5	0	0	0	1	0	57	109	1.35	1.350					
Xavier Hernandez, R (7, 1) ERA: 2.82	2.1	S	7	1	0	0	1	0	0	0	0	0	0	13	22	0.00	0.429					

livebaseballscorecards.com

BOTTOM

Los Angeles Dodgers @ Houston Astros
Astrodome, Houston, TX
Tue Aug 03 1993, 8:05 PM EDT
Att. 19,132 - Dome

livebaseballscorecards.com

AB 32
R 6
H 10
RBI 6
BB 4
SO 5
LOB 17



WP: 0 PA: 38
PB: 0
SB: 0
CS: 0

AB R H RBI BB SO LOB

4 0 1 1 0 1 1

5 0 1 0 0 1 2

3 0 0 0 1 1 0

4 0 0 0 0 0 2

3 1 1 0 1 1 2

3 2 3 1 1 0 0

3 1 1 1 1 0 3

4 2 2 2 0 0 4

1B: 5 SF: 1
2B: 4 SAC: 1
3B: 0 DP: 0
HR: 1 HBP: 0

Batter	1	2	3	4	5	6	7	8	9
Craig Biggio, R OBP: 0.357, SLG: 0.450 (1, 4)	1-2 G1-3	2-3 K			2-2 F7	0-1 1B		1-0 SF7	
Steve Finley, L OBP: 0.303, SLG: 0.351 (1, 8)	1-1 G4-3 5 BB 1B		1-3 K		0-1 G4-3	0-0 G4-3		1-0 F8	
5 Jeff Bagwell, R OBP: 0.379, SLG: 0.506 (1, 3)	4-0 G4-3 1-2 BB		2-0 F8		2-2 K		0-0 F8		
Eric Anthony, L OBP: 0.322, SLG: 0.383 (1, 9)	2-0 G4-3 1-2 2-3		2-2 G3		1-0 G4-3	0-0 G1-3			
Ken Caminiti, S OBP: 0.293, SLG: 0.390 (1, 5)	3-3 K			1-1 G1-3 BB 1B	0-0 G4-3	4-2 2B BB			
Luis Gonzalez, L OBP: 0.372, SLG: 0.484 (1, 7)		1-1 G1-2-3 G5-3 2B		1 SAFE 4-0 G1-3 1-2 BB	0-1 1B 2B	0-1 1-H 2B			
Andujar Cedeno, R OBP: 0.348, SLG: 0.410 (1, 6)		4-2 G5-3 G1-2-3 BB		0-2 L9	1-1 HR 1B	1-2 L9			
Eddie Taubensee, L OBP: 0.327, SLG: 0.455 (1, 2)		0-0 G1-2-3 1-2 2-3		3-2 G1-3 1-2 2-3	2-1 HR		0-2 SH3 SF7 2B		
Mark Portugal, R OBP: 0.239, SLG: 0.262 Xavier Hernandez, L (7, 1)		1-2 G5-3 2-3 3-H		3-3 K	0-0 1B 1B		0-1 SH3		

Inning Stats	R: 0	H: 1	E: 0	K: 1	S: 12	R: 1	H: 1	E: 0	K: 1	S: 13	R: 0	H: 0	E: 0	K: 1	S: 7	R: 0	H: 1	E: 0	K: 1	S: 15	R: 0	H: 0	E: 0	K: 1	S: 8	R: 3	H: 5	E: 0	K: 0	S: 12	R: 1	H: 1	E: 0	K: 0	S: 9	R: 1	H: 1	E: 0	K: 0	S: 7
	LOB: 2	BB: 1				LOB: 1	BB: 1				LOB: 2	BB: 1				LOB: 2	BB: 0				LOB: 2	BB: 0				LOB: 2	BB: 0			LOB: 1	BB: 1					LOB: 0	BB: 0			

PITCHER	IP	WLS	BF	H	R	ER	SO	BB	IBB	HBP	BLK	WP	HR	S	P	ERA	WHIP
Kevin Gross, R ERA: 4.31 (1, 1)	6.0	L	29	8	4	4	5	3	0	0	0	0	1	67	110	6.00	1.833
Roger McDowell, R ERA: 1.99 (7, 1)	1.0		5	1	1	1	0	1	0	0	0	0	0	9	14	9.00	2.000
Todd Worrell, R ERA: 9.22 (8, 1)	1.0		4	1	1	1	0	0	0	0	0	0	0	7	9	9.00	1.000

Batter	1	2	3	4	5	6	7	8	9	AB R H RBI BB SO LOB	TOP											
Brett Butler, L (1, 8) OBP: 0.384, SLG: 0.373	1-1 P7		4-1 CS BB			0-2 L5		1-1 FC6-4 HBP		2 0 0 0 1 0 1												
Jose Offerman, S (1, 6) OBP: 0.336, SLG: 0.328	0-0 F8		2-2 CS	2-2 G6-3		0-1 L7		1-1 FC6-4		4 0 0 0 0 0 2												
Henry Rodriguez, L (1, 3) OBP: 0.297, SLG: 0.451	0-1 1B			0-2 F7			1-3 K		0-0 G4-3 1B 2B	4 1 2 0 0 1 0												
Mike Piazza, R (1, 2) OBP: 0.352, SLG: 0.527	1-2 P6			0-0 L7			0-1 F9		3-1 G4-3	4 0 0 0 0 0 2												
Cory Snyder, R (1, 9) OBP: 0.333, SLG: 0.402		0-1 F7			1-2 F7		4-2 HR BB		3-2 G4-3 1B WP 1B	3 2 1 1 1 0 0												
Dave Hansen, L (1, 5) Mike Sharperson, R (9, PH) OBP: 0.277, SLG: 0.367		1-3 K			1-2 L8		1-1 HR		1 SAFE 2-2 L6-4 1B 1B	3 1 1 2 0 1 0 1 0 1 0 0 0 0												
Raul Mondesi, R (1, 7) Mitch Webster, S (9, PH) OBP: 0.314, SLG: 0.369		3-3 K			1-2 F9		2-3 K		1-1 1B 1-2 3-H 1B	3 0 0 0 0 0 2 0 1 0 1 1 0 0 0												
Jody Reed, R (1, 4) OBP: 0.331, SLG: 0.347			1-1 L9		2-2 F9			0-1 G5-3	1-0 L6-4	4 0 0 0 0 0 2												
Tom Candiotti, R (1, 1) Lenny Harris, L (8, PH) Pedro Martinez, R (8, 1) Jim Gott, R (9, 1) Eric Davis, R (9, 7) OBP: 0.315, SLG: 0.371		1-2 P4			1-2 E 2B			3-1 G4-3		2 0 1 0 0 0 0 1 0												
Inning Stats	R: 0 E: 0 K: 0 S: 8	H: 1 LOB: 1 BB: 0 P: 10	R: 0 E: 0 K: 2 S: 9	H: 0 LOB: 0 BB: 0 P: 13	R: 0 E: 0 K: 0 S: 12	H: 0 LOB: 0 BB: 1 P: 19	R: 0 E: 0 K: 0 S: 7	H: 0 LOB: 0 BB: 0 P: 9	R: 0 E: 0 K: 0 S: 10	H: 0 LOB: 0 BB: 0 P: 13	R: 0 E: 1 K: 0 S: 11	H: 1 LOB: 1 BB: 0 P: 14	R: 2 E: 0 K: 2 S: 14	H: 1 LOB: 0 BB: 1 P: 22	R: 0 E: 0 K: 0 S: 8	H: 0 LOB: 1 BB: 0 P: 12	R: 2 E: 0 K: 0 S: 12	H: 4 LOB: 1 BB: 0 P: 22	1B: 4 2B: 3 3B: 0 HR: 1	SF: 0 SAC: 0 DP: 1 HBP: 1	WP: 1 PB: 0 SB: 0 CS: 1	PA: 36
PITCHER	IP WLS BF H R ER SO BB IBB HBP BLK WP HR S P ERA WHIP																					
Pete Harnisch, R (1, 1) ERA: 3.58	7.0 L 25 3 2 2 4 2 0 0 0 0 0 1 71 100 2.57 0.714																					
Brian Williams, R (8, 1) ERA: 4.97	1.1 7 2 2 2 0 0 0 0 1 0 0 0 14 24 13.50 1.500																					
Al Osuna, L (9, 1) ERA: 2.95	0.0 1 1 0 0 0 0 0 0 0 0 1 0 3 5 ∞ ∞																					
Tom Edens, R (9, 1) ERA: 2.97	0.2 2 1 0 0 0 0 0 0 0 0 0 0 3 5 0.00 1.500																					

Los Angeles Dodgers @ Houston Astros
 Astrodome, Houston, TX
 Wed Aug 04 1993, 8:05 PM EDT
 Att. 23,065 - Dome

AB	32
R	4
H	7
RBI	4
BB	2
SO	4
LOB	7



BOTTOM

Los Angeles Dodgers @ Houston Astros
Astrodome, Houston, TX
Wed Aug 04 1993, 8:05 PM EDT
Att. 23,065 - Dome

livebaseballscorecards.com

AB 36
R 2
H 10
RBI 2
BB 2
SO 7
LOB 17



WP: 0 PA: 38
PB: 1
SB: 1
CS: 0

AB R H RBI BB SO LOB

5 0 2 1 0 1 1

5 0 1 0 0 1 3

3 0 0 0 1 2 1

4 1 2 0 0 0 2

4 0 3 1 0 1 1

4 1 1 0 0 1 4

3 0 0 0 0 0 1

0 0 0 0 1 0 0

4 0 0 0 0 0 2

2 0 0 0 0 0 0

1 0 1 0 0 0 0

0 0 0 0 0 0 0

0 0 0 0 0 0 0

0 0 0 0 0 0 0

1 0 0 0 0 1 2

1B: 10 SF: 0
2B: 0 SAC: 0
3B: 0 DP: 1
HR: 0 HBP: 0

Batter	1	2	3	4	5	6	7	8	9
Craig Biggio, R OBP: 0.357, SLG: 0.449 (1, 4)	0-0 G5-3 1B		3-1 S 1B		2-3 K		0-0 G4-3		2-1 1-2 3-H 1B
Steve Finley, L OBP: 0.302, SLG: 0.349 (1, 8)	1-1 G1-3		2-2 SAFE 1-2 G6-3			0-3 K		1-1 1B	1-0 G3-1
5 Jeff Bagwell, R OBP: 0.378, SLG: 0.502 (1, 3)	4-2 BB			2-3 K		1-1 F8		0-3 K	
Eric Anthony, L OBP: 0.324, SLG: 0.384 (1, 9)	2-0 P6			3-2 PB 1B		2-2 1B		3-1 P6	
Ken Caminiti, S OBP: 0.298, SLG: 0.394 (1, 5)		1-1 G4-6-3 1B		1-2 SAFE 1-H 1B		0-1 SAFE 1-3 1B		3-3 SAFE K	
Luis Gonzalez, L OBP: 0.370, SLG: 0.481 (1, 7)		0-0 G4-6-3		0-3 SAFE K		0-0 F8		2-1 FC6-4 BB 1B	
Scott Servais, R OBP: 0.319, SLG: 0.418 Eddie Taubensee, L (9, PH) OBP: 0.331, SLG: 0.455		3-1 G6-3		1-0 G6-3			0-1 G4-3		4-2 FC6-4 BB
Andujar Cedeno, R OBP: 0.344, SLG: 0.405 (1, 6)			2-2 F8		1-0 F9		0-1 G5-3		1-1 FC6-4 1B
Pete Harnisch, S OBP: 0.136, SLG: 0.119 Kevin Bass, S (7, PH) OBP: 0.308, SLG: 0.376 Brian Williams, R OBP: 0.200, SLG: 0.300 Al Osuna, R (9, 1) Tom Edens, R (9, 1) Chris Donnels, L OBP: 0.356, SLG: 0.355 (9, 5)			3-2 F7		1-0 G3-1		1-0 1B		0-3 K

Inning Stats	R: 0	H: 0	E: 0	K: 0	S: 7	H: 0	LOB: 1	BB: 1	P: 14	R: 0	H: 1	E: 0	K: 0	S: 5	H: 1	LOB: 0	BB: 0	P: 9	R: 0	H: 1	E: 0	K: 0	S: 11	R: 1	H: 2	E: 0	K: 2	S: 14	H: 0	LOB: 0	BB: 0	P: 9	R: 0	H: 2	E: 0	K: 1	S: 12	H: 1	LOB: 1	BB: 0	P: 7	R: 0	H: 1	E: 0	K: 2	S: 10	H: 1	LOB: 1	BB: 0	P: 17	R: 1	H: 2	E: 0	K: 1	S: 12	H: 2	LOB: 2	BB: 1	P: 22	1B: 10	SF: 0	2B: 0	SAC: 0	3B: 0	DP: 1	HR: 0	HBP: 0	WP: 0	PA: 38
--------------	------	------	------	------	------	------	--------	-------	-------	------	------	------	------	------	------	--------	-------	------	------	------	------	------	-------	------	------	------	------	-------	------	--------	-------	------	------	------	------	------	-------	------	--------	-------	------	------	------	------	------	-------	------	--------	-------	-------	------	------	------	------	-------	------	--------	-------	-------	--------	-------	-------	--------	-------	-------	-------	--------	-------	--------

PITCHER	IP	WLS	BF	H	R	ER	SO	BB	IBB	HBP	BLK	WP	HR	S	P	ERA	WHIP
Tom Candiotti, R ERA: 2.56 (1, 1)	7.0	W	28	7	1	0	4	1	0	0	0	0	0	60	96	0.00	1.143
Pedro Martinez, R ERA: 2.3 (8, 1)	1.0		6	2	1	1	2	1	0	0	0	0	0	14	27	9.00	3.000
Jim Gott, R ERA: 2.24 (9, 1)	1.0	S	4	1	0	0	1	0	0	0	0	0	0	8	12	0.00	1.000

Batter	1	2	3	4	5	6	7	8	9	AB R H RBI BB SO LOB	TOP											
Brett Butler, L (1, 8) OBP: 0.388, SLG: 0.385	2-1 G6-3 S 1B		0-0 1B 3B	2-2 1-2 2-H 1B		0-1 2B		0-1 G6-3		5 1 4 0 0 0 0												
Jose Offerman, S (1, 6) OBP: 0.337, SLG: 0.328	0-3 K 1-2		1-1 S HR 1B		2-2 F8	4-1 BB		1-3 K		4 1 1 1 1 2 1												
Henry Rodriguez, L (1, 7) OBP: 0.299, SLG: 0.446 Raul Mondesi, R (6, PH) OBP: 0.192, SLG: 0.308 (6, 7)	1-0 G6-3 2-3		0-3 K 1-2		2-2 2B 1B	1-0 G6-3		1-3 K		3 1 1 0 0 1 2 2 0 0 0 0 1 2												
Eric Karros, R (1, 3) OBP: 0.304, SLG: 0.408	4-1 BB		1-1 HR		1-0 WP 1-H 2B		1-2 E5 2B SF7		2-2 L5	4 2 2 3 1 0 0												
Cory Snyder, R (1, 9) OBP: 0.331, SLG: 0.402	2-3 K		0-0 G5-3		1-3 SAFE K		2-1 G6-3 1-3 2B		0-3 K	5 0 1 0 0 3 3												
Dave Hansen, L (1, 5) Lenny Harris, L (9, 5) OBP: 0.407, SLG: 0.460 OBP: 0.316, SLG: 0.325					1-0 G4-3	4-0 WP IBB		0-0 SF7		2 0 0 1 1 0 0 0 0 0 0 0 0 0												
Carlos Hernandez, R (1, 2) OBP: 0.254, SLG: 0.368					0-0 1B 1B	3-2 G6-3		3-1 G6-3		4 0 1 0 0 0 3												
Jody Reed, R (1, 4) OBP: 0.330, SLG: 0.345					0-1 1B 1-2 1B		3-1 F7		1-1 G6-3	4 0 1 0 0 0 1												
Pedro Astacio, R (1, 1) OBP: 0.125, SLG: 0.125 Pedro Martinez, R (6, 1) Todd Worrell, R (9, 1) Jim Gott, R (9, 1) Mitch Webster, S (9, 7) OBP: 0.314, SLG: 0.369					0-3 K	0-3 K		0-0 G4-3		1-3 K	3 0 0 0 0 2 2 1 0 0 0 0 1 0											
Inning Stats	R: 0 E: 0 K: 2 S: 10	H: 1 LOB: 2 BB: 1 P: 19	R: 0 E: 0 K: 0 S: 6	H: 0 LOB: 0 BB: 0 P: 10	R: 3 E: 0 K: 2 S: 14	H: 3 LOB: 0 BB: 0 P: 16	R: 0 E: 0 K: 1 S: 10	H: 3 LOB: 2 BB: 0 P: 13	R: 1 E: 0 K: 1 S: 17	H: 2 LOB: 2 BB: 1 P: 30	R: 0 E: 0 K: 0 S: 7	H: 1 LOB: 2 BB: 1 P: 15	R: 1 E: 1 K: 0 S: 11	H: 1 LOB: 1 BB: 0 P: 18	R: 0 E: 0 K: 2 S: 9	H: 0 LOB: 0 BB: 0 P: 11	R: 0 E: 0 K: 2 S: 9	H: 0 LOB: 0 BB: 0 P: 12	1B: 6 2B: 3 3B: 1 HR: 1	SF: 1 SAC: 0 DP: 0 HBP: 0	WP: 1 PB: 0 SB: 2 CS: 0	PA: 41
PITCHER	IP WLS BF H R ER SO BB IBB HBP BLK WP HR S P ERA WHIP												PITCHER	IP WLS BF H R ER SO BB IBB HBP BLK WP HR S P ERA WHIP								
Doug Drabek, R (1, 1) ERA: 3.56	5.2 L 29 10 4 4 6 2 1 0 0 1 1 63 101 6.35 2.118																					
Al Osuna, L (6, 1) ERA: 2.89	0.1 1 0 0 0 0 0 0 0 0 0 0 1 2 0.00 0.000																					
Todd Jones, R (7, 1) ERA: 1.08	2.0 8 1 1 0 2 0 0 0 0 0 0 20 29 0.00 0.500																					
Doug Jones, R (9, 1) ERA: 4.75	1.0 3 0 0 0 2 0 0 0 0 0 0 9 12 0.00 0.000																					

Los Angeles Dodgers @ Houston Astros
Astrodome, Houston, TX
Thu Aug 05 1993, 4:33 AM EDT
Att. 25,965 - Dome

AB	37
R	5
H	11
RBI	5
BB	3
SO	10
LOB	14



1B: 6	SF: 1
2B: 3	SAC: 0
3B: 1	DP: 0
HR: 1	HBP: 0

livebaseballscorecards.com

Batter	1	2	3	4	5	6	7	8	9	AB R H RBI BB SO LOB	TOP	
Greg Tubbs, R (1, 8) OBP: 0.500, SLG: 0.368 (8, 7)	2-2 1B	0-0 G1-3			0-1 FC6-4 1-2f			2-1 1B		4 0 2 0 0 0 3		
Jeff Branson, L (1, 6) OBP: 0.319, SLG: 0.357 (1, 6)	2-2 G3 1-3		0-0 G4-1		0-2 L3			1-2 F8		4 0 0 0 0 0 3		
Hal Morris, L (1, 3) OBP: 0.357, SLG: 0.358 (1, 3)	3-3 K		3-2 G1			3-2 F8		0-1 1B		4 0 1 0 0 1 1		
Kevin Mitchell, R (1, 7) OBP: 0.392, SLG: 0.605 Jacob Brumfield, R (8, 8) OBP: 0.358, SLG: 0.473	1-3 K		0-0 G6-3			0-0 G5-3		0-0 F9		4 0 0 0 0 1 3 0 0 0 0 0 0 0		
Chris Sabo, R (1, 5) OBP: 0.339, SLG: 0.464 (1, 5)					1-1 P1		1-3 K		1-2 HR	4 1 1 1 0 1 0		
Reggie Sanders, R (1, 9) OBP: 0.337, SLG: 0.434 (1, 9)					2-3 K			2-0 F7		4 1 1 1 0 2 0		
Joe Oliver, R (1, 2) OBP: 0.285, SLG: 0.399 (1, 2)					2-2 F8		1-3 K		2-3 K	4 0 0 0 0 2 0		
Juan Samuel, R (1, 4) OBP: 0.286, SLG: 0.356 (1, 4)							0-0 B2		4-2 BB	3 0 1 0 1 0 0		
Tom Browning, L (1, 1) OBP: 0.250, SLG: 0.324 Bobby Ayala, R (6, 1) Kevin Wickander, L (8, 1) Tommy Gregg, L (9, PH) Rob Dibble, L (9, 1) OBP: 1.000, SLG: 1.000					1-1 1B		1-1 FC6-4 1B		1-2 L6	0-1 F8	2 0 2 0 0 0 0 1 0 0 0 0 0 0 0 0 0 0 0 0 0 1 0 0 0 0 0 1 0 0 0 0 0 0 0	
Inning Stats	R: 0 H: 1 E: 0 LOB: 1 K: 2 BB: 0 S: 13 P: 21	R: 1 H: 3 E: 0 LOB: 2 K: 0 BB: 0 S: 10 P: 15	R: 0 H: 0 E: 0 LOB: 0 K: 0 BB: 0 S: 5 P: 8	R: 0 H: 0 E: 0 LOB: 0 K: 1 BB: 0 S: 8 P: 13	R: 0 H: 1 E: 0 LOB: 1 K: 0 BB: 0 S: 8 P: 9	R: 0 H: 0 E: 0 LOB: 0 K: 1 BB: 0 S: 7 P: 11	R: 0 H: 0 E: 0 LOB: 0 K: 2 BB: 0 S: 8 P: 10	R: 0 H: 2 E: 0 LOB: 2 K: 0 BB: 0 S: 12 P: 16	R: 1 H: 1 E: 0 LOB: 1 K: 1 BB: 1 S: 15 P: 24	1B: 6 SF: 0 2B: 0 SAC: 0 3B: 0 DP: 0 HR: 2 HBP: 0	WP: 0 PA: 36 PB: 0 SB: 1 CS: 0	
PITCHER Ramon Martinez, R (1, 1) ERA: 3.01 Pedro Martinez, R (9, 1) ERA: 2.32	IP WLS BF H R ER SO BB IBB HBP BLK WP HR S P ERA WHIP 8.0 31 7 1 1 6 0 0 0 0 0 1 71 103 1.12 0.875 1.0 W 5 1 1 1 1 1 0 0 0 0 0 1 15 24 9.00 2.000	PITCHER IP WLS BF H R ER SO BB IBB HBP BLK WP HR S P ERA WHIP										

Cincinnati Reds @ Los Angeles Dodgers
Dodger Stadium, Los Angeles, CA
 Fri Aug 06 1993, 7:05 PM PDT
 Att: 38,363 - Unknown

AB	35
R	2
H	8
RBI	2
BB	1
SO	7
LOB	11



Batter	1	2	3	4	5	6	7	8	9	AB	R	H	RBI	BB	SO	LOB
Brett Butler, L (1, 8) OBP: 0.388, SLG: 0.384	0-3 K		0-0 L1-4 1B		0-2 F7		2-2 SH1-3 HBP	1-3 K		4	0	1	0	0	2	2
Jose Offerman, S (1, 6) OBP: 0.338, SLG: 0.328	2-2 G3-1		0-0 1B		1-0 F8		0-0 SH1-3 1-2	4-2 S HR BB		3	1	1	0	1	0	0
Eric Davis, R (1, 7) OBP: 0.313, SLG: 0.368	3-2 1B 1B		1-2 L1-4		3-2 E8		3-3 K	2-3 K 1-2		5	0	1	0	0	2	4
Eric Karros, R (1, 3) OBP: 0.305, SLG: 0.416	0-1 1-2 1B		3-1 F8		1-1 P9		0-2 G5-3	1-0 HR 2-H		5	1	2	2	0	0	3
Mike Piazza, R (1, 2) OBP: 0.353, SLG: 0.535	0-2 F8				2-1 F9		2-2 G1-6-3 1B	1-0 HR		4	1	2	1	0	0	2
Cory Snyder, R (1, 5) OBP: 0.331, SLG: 0.400		1-1 FC4-6 1B		1-2 E4 1B		0-1 G1-6-3	0-1 G6-3			4	0	1	0	0	0	1
Raul Mondesi, R (1, 9) OBP: 0.172, SLG: 0.276		0-1 F8		1-0 F8		1-0 G1-3	2-3 K			3	0	0	0	0	0	3
Henry Rodriguez, L (8, PH) OBP: 0.295, SLG: 0.440										1	0	0	0	0	1	0
Jody Reed, R (1, 4) OBP: 0.336, SLG: 0.352		2-2 F9		1-2 FC4-6 1B		4-0 IBB	2-0 1B 2B			3	0	2	0	1	0	1
Ramon Martinez, R (1, 1) OBP: 0.111, SLG: 0.132		0-1 FC4-6		0-1 FC4-6		2-1 G4-3	2-1 1B			3	0	0	0	0	0	5
Mitch Webster, S (8, PH) OBP: 0.318, SLG: 0.373										1	0	1	0	0	0	0
Pedro Martinez, R (9, 1)										0	0	0	0	0	0	0

Inning Stats	R: 0	H: 2	E: 0	K: 15	S: 15	R: 0	H: 1	E: 0	K: 9	S: 9	R: 0	H: 2	E: 0	K: 8	S: 8	R: 0	H: 1	E: 1	K: 10	S: 12	R: 0	H: 0	E: 1	K: 9	S: 9	R: 0	H: 1	E: 0	K: 10	S: 10	R: 0	H: 0	E: 0	K: 1	S: 9	R: 1	H: 3	E: 0	K: 15	S: 23	R: 2	H: 1	E: 0	K: 6	S: 6	1B: 8	2B: 2	3B: 0	HR: 2	SF: 0	SAC: 1	DP: 1	HBP: 1	WP: 0	PB: 0	SB: 1	CS: 0	PA: 40
--------------	------	------	------	-------	-------	------	------	------	------	------	------	------	------	------	------	------	------	------	-------	-------	------	------	------	------	------	------	------	------	-------	-------	------	------	------	------	------	------	------	------	-------	-------	------	------	------	------	------	-------	-------	-------	-------	-------	--------	-------	--------	-------	-------	-------	-------	--------

PITCHER	IP	WLS	BF	H	R	ER	SO	BB	IBB	HBP	BLK	WP	HR	S	P	ERA	WHIP
Tom Browning, L (1, 1) ERA: 4.74	5.2		26	7	0	0	1	0	0	0	0	0	0	61	89	0.00	1.235
Bobby Ayala, R (6, 1) ERA: 3.4	2.0		10	3	1	1	2	0	0	1	0	0	1	22	36	4.50	1.500
Kevin Wickander, L (8, 1) ERA: 4.91	0.1		1	0	0	0	1	0	0	0	0	0	0	4	5	0.00	0.000
Rob Dibble, R (9, 1) ERA: 3.45	0.1	L	3	1	2	2	1	1	0	0	0	0	1	6	13	54.00	6.000

BOTTOM

Cincinnati Reds @ Los Angeles Dodgers
Dodger Stadium, Los Angeles, CA
 Fri Aug 06 1993, 7:05 PM PDT
 Att. 38,363 - Unknown

livebaseballscorecards.com

AB	36
R	3
H	11
RBI	3
BB	2
SO	5
LOB	21



Batter	1	2	3	4	5	6	7	8	9	AB R H RBI BB SO LOB	TOP																								
Greg Tubbs, R (1, 8) <small>OBP: 0.483, SLG: 0.318</small> <small>(9, 7)</small>										3 0 0 0 1 1 3																									
Jeff Branson, L (1, 6) <small>OBP: 0.325, SLG: 0.362</small>										5 1 3 1 0 0 2																									
Hal Morris, L (1, 3) <small>OBP: 0.354, SLG: 0.351</small>										4 0 0 0 1 2 2																									
Kevin Mitchell, R (1, 7) <small>OBP: 0.395, SLG: 0.605</small> Jacob Brumfield, R (9, PR) <small>OBP: 0.358, SLG: 0.473</small> <small>(9, 8)</small>										5 1 3 1 0 1 1 0 1 0 0 0 0 0																									
Chris Sabo, R (1, 5) <small>OBP: 0.337, SLG: 0.461</small>										5 1 1 0 0 0 3																									
Reggie Sanders, R (1, 9) <small>OBP: 0.343, SLG: 0.442</small>										4 3 3 2 1 0 2																									
Joe Oliver, R (1, 2) <small>OBP: 0.284, SLG: 0.405</small>										5 1 1 2 0 2 2																									
Juan Samuel, R (1, 4) <small>OBP: 0.289, SLG: 0.360</small>										4 0 1 0 1 1 1																									
Tim Pugh, R (1, 1) <small>OBP: 0.200, SLG: 0.182</small> Scott Service, R (3, 1) <small>OBP: 0.200, SLG: 0.200</small> Tommy Gregg, L (6, PH) Jerry Spradlin, S (6, 1) Jack Daugherty, S (8, PH) <small>OBP: 0.452, SLG: 0.667</small> Jeff Reardon, R (8, 1) Rob Dibble, L (9, 1) <small>OBP: 1.000, SLG: 1.000</small>										1 0 0 0 0 1 0 1 0 1 1 0 0 0 1 0 0 0 0 0 1 0 0 0 0 0 0 0 1 1 0																									
Inning Stats	R: 0 E: 0 K: 2 S: 8	H: 1 LOB: 1 BB: 0 P: 8	R: 0 E: 0 K: 0 S: 3	H: 1 LOB: 0 BB: 0 P: 3	R: 0 E: 0 K: 1 S: 4	H: 0 LOB: 0 BB: 0 P: 5	R: 4 E: 0 K: 1 S: 10	H: 5 LOB: 2 BB: 1 P: 14	R: 0 E: 0 K: 0 S: 4	H: 1 LOB: 2 BB: 1 P: 8	R: 0 E: 0 K: 1 S: 6	H: 1 LOB: 2 BB: 1 P: 10	R: 0 E: 0 K: 1 S: 5	H: 0 LOB: 0 BB: 0 P: 5	R: 3 E: 1 K: 1 S: 8	H: 3 LOB: 0 BB: 0 P: 8	R: 2 E: 1 K: 1 S: 7	H: 1 LOB: 1 BB: 1 P: 11	1B: 10 2B: 1 3B: 1 HR: 1	SF: 0 SAC: 0 DP: 1 HBP: 1	WP: 0 PB: 1 SB: 2 CS: 2	PA: 46													
PITCHER	IP WLS BF H R ER SO BB IBB HBP BLK WP HR S P ERA WHIP																																		
Orel Hershiser, R (1, 1) <small>ERA: 4.02</small> Jim Gott, R (8, 1) <small>ERA: 2.14</small>	7.1 L	36	11	7	6	7	2	1	1	0	0	1	46	59	7.36	1.773																			

Cincinnati Reds @ Los Angeles Dodgers
 Dodger Stadium, Los Angeles, CA
 Sat Aug 07 1993, 7:05 PM PDT
 Att. 43,806 - Unknown - 78 F

AB	39
R	9
H	13
RBI	7
BB	4
SO	8
LOB	17

Batter	1	2	3	4	5	6	7	8	9	AB R H RBI BB SO LOB
Brett Butler, L (1, 8) OBP: 0.393, SLG: 0.387	0-0 CS 1B		4-0 FC6-4 BB	0-0 P6		0-0 S 1B			0-0 FC4-6 1B	4 0 3 0 1 0 1
Jose Offerman, S (1, 6) OBP: 0.335, SLG: 0.324	0-0 G4-3 1-2		0-0 FC6-4 2B 1-2f 2-3		0-3 K	0-0 F7 1-2			0-0 FC4-6 1-2f	5 1 0 0 0 1 5
Eric Davis, R (1, 7) OBP: 0.314, SLG: 0.381	0-0 F9		0-0 1B 2B 1-H 3-H		0-0 HR		0-3 K		0-3 K	5 2 2 3 0 2 1
Eric Karros, R (1, 3) OBP: 0.305, SLG: 0.414		0-3 K	0-0 BB 1B 2-H		0-0 F8		0-0 F8		0-0 G4-3	4 0 1 1 0 1 0 0 0 0 0 0 0 0 1 0 0 0 0 0 1
Jim Gott, R (8, 1)										
Lenny Harris, L (9, PH) OBP: 0.314, SLG: 0.323										
Mike Piazza, R (1, 2) OBP: 0.355, SLG: 0.533		0-0 1B	4-0 BB 1-2		0-0 L7		0-3 K			3 0 1 0 1 1 0
Cory Snyder, R (1, 5) OBP: 0.332, SLG: 0.404		0-3 K	0-3 K							4 1 2 0 0 2 3
Henry Rodriguez, L (1, 9) OBP: 0.293, SLG: 0.468		0-0 F8		0-0 F7		0-0 HR 1B		0-0 F7		4 1 1 2 0 0 2
Jody Reed, R (1, 4) OBP: 0.331, SLG: 0.347			0-0 P4	0-0 G6-3		0-0 L9		0-0 F7		4 0 0 0 0 0 1
Orel Hershiser, R (1, 1) OBP: 0.431, SLG: 0.480			0-0 FC6-4 BB 2B	0-0 1B		0-0 P3		0-0 G6-3		3 1 2 0 0 0 0 1 0 0 0 0 0 1
Mitch Webster, S (8, 9) OBP: 0.316, SLG: 0.371										

Inning Stats	R: 0 E: 0 K: 0 S: 3	H: 1 LOB: 0 BB: 0 P: 3	R: 0 E: 0 K: 2 S: 8	H: 1 LOB: 1 BB: 0 P: 8	R: 3 E: 0 K: 1 S: 8	H: 3 LOB: 2 BB: 2 P: 16	R: 0 E: 0 K: 0 S: 4	H: 1 LOB: 1 BB: 0 P: 4	R: 1 E: 0 K: 1 S: 6	H: 1 LOB: 0 BB: 0 P: 6	R: 2 E: 0 K: 0 S: 6	H: 3 LOB: 1 BB: 0 P: 6	R: 0 E: 0 K: 2 S: 7	H: 0 LOB: 0 BB: 0 P: 7	R: 0 E: 0 K: 0 S: 4	H: 1 LOB: 1 BB: 0 P: 4	R: 0 E: 0 K: 1 S: 6	H: 1 LOB: 1 BB: 0 P: 6	1B: 8 2B: 2 3B: 0 HR: 2	SF: 0 SAC: 0 DP: 0 HBP: 0	WP: 0 PB: 0 SB: 1 CS: 1	PA: 40
--------------	------------------------------	---------------------------------	------------------------------	---------------------------------	------------------------------	----------------------------------	------------------------------	---------------------------------	------------------------------	---------------------------------	------------------------------	---------------------------------	------------------------------	---------------------------------	------------------------------	---------------------------------	------------------------------	---------------------------------	----------------------------------	------------------------------------	----------------------------------	--------

PITCHER	IP	WLS	BF	H	R	ER	SO	BB	IBB	HBP	BLK	WP	HR	S	P	ERA	WHIP
Tim Pugh, R (1, 1) ERA: 4.76	2.2		13	5	3	3	2	1	0	0	0	0	0	16	20	10.12	2.250
Scott Service, R (3, 1) ERA: 4.22	2.1		10	2	1	1	2	1	0	0	0	0	1	13	17	3.86	1.286
Jerry Spradlin, R (6, 1) ERA: 3.27	2.0	W	9	3	2	2	2	0	0	0	0	0	1	13	13	9.00	1.500
Jeff Reardon, R (8, 1) ERA: 2.68	1.0		4	1	0	0	0	0	0	0	0	0	0	4	4	0.00	1.000
Rob Dibble, R (9, 1) ERA: 3.34	1.0	S	4	1	0	0	1	0	0	0	0	0	0	6	6	0.00	1.000

BOTTOM

Cincinnati Reds @ Los Angeles Dodgers
Dodger Stadium, Los Angeles, CA

Sat Aug 07 1993, 7:05 PM PDT
 Att: 43,806 - Unknown - 78 F

livebaseballscorecards.com

AB	38
R	6
H	12
RBI	6
BB	2
SO	7
LOB	15



Batter	1	2	3	4	5	6	7	8	9	AB	R	H	RBI	BB	SO	LOB	TOP										
Greg Tubbs, R OBP: 0.441, SLG: 0.296 (1, 8) (8, 7)	1-0 F9		1-2 F9		2-1 FC4-6 1B	0-0 E5 1B		0-1 L7		5	1	1	1	0	0	3											
Jeff Branson, L OBP: 0.322, SLG: 0.359 (1, 4) (4, 6)	1-3 K			0-0 F7	1-2 F7	1-0 1B		1-0 G1-4-3		5	0	1	2	0	1	5											
Hal Morris, L OBP: 0.355, SLG: 0.352 (1, 3) (1, 3)	0-2 FC6-4 1B			2-1 CS 1B	3-1 FC4-6		1-2 G6-3		0-0 F7	5	0	2	1	0	0	2											
Chris Sabo, R OBP: 0.336, SLG: 0.458 Juan Samuel, R OBP: 0.290, SLG: 0.359 (1, 5) (4, 4)	0-1 FC6-4			3-3 SAFE 1-2	1-2 G1-3		1-1 S 1B		1-3 K	2	0	0	0	0	1	2											
Reggie Sanders, R OBP: 0.343, SLG: 0.439 (1, 9)		1-3 K			4-1 1B BB	0-1 G4-3	1-3 K		4-2 S BB	3	1	0	0	2	2	1											
Tommy Gregg, L OBP: 0.143, SLG: 0.167 Scott Service, R OBP: 0.167, SLG: 0.167 Randy Milligan, R OBP: 0.389, SLG: 0.414 Rob Dibble, L OBP: 1.000, SLG: 1.000 (1, 7) (6, 1) (9, PH) (9, 1)		2-2 G5-3			1-2 1B	3-2 G4-3	0-1 G5-3		0-1 G4-3	3	1	1	0	0	0	0											
Willie Greene, L OBP: 0.286, SLG: 0.444 (1, 6) (4, 5)		1-0 G4-3			4-1 BB 1B BB	4-0 WP 1B E BB		2-1 2B		2	2	1	0	2	0	0											
Brian Dorsett, R OBP: 0.333, SLG: 0.538 (1, 2)			3-2 L3		0-1 1B BB FC4-6 1B	0-2 SAFE E WP 1B		1-2 G6-3		4	2	2	2	0	0	1											
Larry Luebbers, R OBP: 0.200, SLG: 0.200 Jerry Spradlin, S OBP: 0.459, SLG: 0.667 Jack Daugherty, S OBP: 0.399, SLG: 0.605 Johnny Ruffin, R OBP: 0.399, SLG: 0.605 Kevin Mitchell, R OBP: 0.399, SLG: 0.605 Jacob Brumfield, R OBP: 0.358, SLG: 0.473 (1, 1) (3, 1) (5, PH) (5, 1) (6, PH) (6, 7) (8, PR) (8, 8)			1-2 G5-3		4-2 FC4-6 1B BB	4-0 E 1B IBB		4-1 BB		1	0	0	0	0	0	0											
Inning Stats	R: 0 E: 0 K: 1 S: 9	H: 1 LOB: 1 BB: 0 P: 11	R: 0 E: 0 K: 1 S: 7	H: 0 LOB: 0 BB: 0 P: 11	R: 0 E: 0 K: 0 S: 11	H: 0 LOB: 0 BB: 0 P: 16	R: 0 E: 0 K: 1 S: 8	H: 1 LOB: 1 BB: 0 P: 13	R: 4 E: 1 K: 0 S: 12	H: 2 LOB: 1 BB: 2 P: 24	R: 0 E: 0 K: 1 S: 10	H: 1 LOB: 1 BB: 0 P: 13	R: 0 E: 0 K: 0 S: 9	H: 1 LOB: 2 BB: 1 P: 17	R: 0 E: 0 K: 1 S: 9	H: 0 LOB: 1 BB: 1 P: 14	1B: 8 2B: 2 3B: 0 HR: 0	SF: 0 SAC: 0 DP: 1 HBP: 0	WP: 1 PB: 0 SB: 2 CS: 1	PA: 42							
PITCHER	IP	WLS	BF	H	R	ER	SO	BB	IBB	HBP	BLK	WP	HR	S	P	ERA	WHIP										
Kevin Gross, R ERA: 4.44 (1, 1)	4.0		19	5	4	4	3	3	0	0	0	0	0	46	77	9.00	2.000										
Omar Daal, L ERA: 4.76 (5, 1)	0.2		2	0	0	0	0	0	0	0	0	0	0	5	9	0.00	0.000										
Roger McDowell, R ERA: 1.94 (5, 1)	1.1	L	8	2	4	0	0	1	1	0	0	1	0	15	28	0.00	2.250										
Ricky Tricek, R ERA: 4.79 (7, 1)	2.0		9	2	0	0	1	1	0	0	0	0	0	19	30	0.00	1.500										
Todd Worrell, R ERA: 9.82 (9, 1)	1.0		4	0	0	0	1	1	0	0	0	0	0	9	14	0.00	1.000										

Cincinnati Reds @ Los Angeles Dodgers
Dodger Stadium, Los Angeles, CA
Sun Aug 08 1993, 3:33 AM PDT
Att. 45,679 - Sunny - 79 F

AB	35
R	8
H	9
RBI	6
BB	7
SO	5
LOB	18



Batter	1	2	3	4	5	6	7	8	9	AB R H RBI BB SO LOB
Brett Butler, L OBP: 0.393, SLG: 0.384 (1, 8) C C B X	1-2 L5 ①	2-1 F8 ③		1-3 K ①		4-2 BB C C B B B B			4-0 DI BB B B B B	3 0 0 0 2 1 3
Jose Offerman, S OBP: 0.335, SLG: 0.321 (1, 6) B B C B X	3-1 G4-3 ②		4-0 BB HR BB B B B	2-2 G6-3 ②		1-0 P5 ③ 1 SAFE B 1 SAFE X			4-0 BB 1-2 BB B B B B	3 1 0 0 2 0 1
Eric Davis, R OBP: 0.313, SLG: 0.376 (1, 7) B X	1-0 F9 ③		1 SAFE B 1 SAFE B 1 SAFE B B B	1-0 P2 ③			3-1 F8 ① C B B B X		1-1 P2 ② C B X	4 1 0 0 1 0 2
Eric Karros, R OBP: 0.306, SLG: 0.420 (1, 3)		4-2 G6-3 BB B B B B B	0-1 1-H 2-H HR C X		2-0 F9 ① B B X		2-3 K ② C S B B B X		0-3 K ③ C C C S B B B X	4 1 1 3 1 2 2
Mike Piazza, R OBP: 0.354, SLG: 0.530 (1, 2)		1-0 G6-3 ① ② 1-2f	0-3 K ①		2-2 1B B B B B X		1-0 F9 ③ B X			4 0 1 0 0 1 1
Cory Snyder, R OBP: 0.334, SLG: 0.408 (1, 5)		3-2 BB WP 1B 1B B B B B X	0-1 1B 2B F X		1-3 K ② C C F B B X			1-3 K ① S B B B X		4 2 2 0 0 2 1
Henry Rodriguez, L OBP: 0.302, SLG: 0.463 (1, 9)		1 SAFE 4-0 1B BB 1-2 BB B B B B	2-2 2-H 1B B C C S B X		0-3 K ③ C F S B B X			2-3 K ② S C B B B X		3 0 1 1 1 2 1
Jody Reed, R OBP: 0.330, SLG: 0.344 (1, 4)		4-1 1B BB 1-2 2-3 B B B B	0-1 L8 ② C X			3-1 F7 ① B B B X		0-0 G5-3 ③ X		3 0 0 0 1 0 1
Kevin Gross, R OBP: 0.287, SLG: 0.317 (1, 1)		0-0 1B B X	2-3 K ③ S B B B C			0-1 G3-1 ② C X			1-2 G6-3 ① C F C B X	2 0 1 1 0 1 1
Omar DaSil, L (5, 1)										0 0 0 0 0 0 0
Roger McDowell, R OBP: 0.500, SLG: 0.500 (5, 1)										0 0 0 0 0 0 0
Lenny Harris, L OBP: 0.315, SLG: 0.320 (6, PH)										1 0 0 0 0 0 0
Ricky Tricek, R (7, 1)										0 0 0 0 0 0 0
Todd Worrell, R (9, 1)										0 0 0 0 0 0 0
Dave Hansen, L OBP: 0.400, SLG: 0.451 (9, PH)		1-2 2-3 3-H 1B								1 0 0 0 0 0 0

Inning Stats	R: 0 E: 0 K: 0 S: 6	H: 0 LOB: 0 BB: 0 P: 11	R: 1 E: 0 K: 0 S: 15	H: 2 LOB: 3 BB: 3 P: 33	R: 4 E: 0 K: 2 S: 16	H: 3 LOB: 1 BB: 2 P: 28	R: 0 E: 0 K: 1 S: 9	H: 0 LOB: 0 BB: 0 P: 13	R: 0 E: 0 K: 2 S: 10	H: 1 LOB: 1 BB: 0 P: 15	R: 0 E: 0 K: 1 S: 9	H: 0 LOB: 1 BB: 1 P: 17	R: 0 E: 0 K: 1 S: 6	H: 0 LOB: 0 BB: 0 P: 12	R: 0 E: 0 K: 2 S: 7	H: 0 LOB: 0 BB: 0 P: 10	R: 0 E: 0 K: 1 S: 8	H: 0 LOB: 2 BB: 2 P: 18	1B: 4 2B: 1 3B: 0 HR: 1	SF: 0 SAC: 0 DP: 1 HBP: 0
--------------	------------------------------	----------------------------------	-------------------------------	----------------------------------	-------------------------------	----------------------------------	------------------------------	----------------------------------	-------------------------------	----------------------------------	------------------------------	----------------------------------	------------------------------	----------------------------------	------------------------------	----------------------------------	------------------------------	----------------------------------	----------------------------------	------------------------------------

BOTTOM	
Cincinnati Reds @ Los Angeles Dodgers Dodger Stadium, Los Angeles, CA	AB 32 R 5 H 6 RBI 5 BB 8 SO 9 LOB 13
	Sun Aug 08 1993, 3:33 AM PDT Att: 45,679 - Sunny - 79 F

PITCHER	IP	WLS	BF	H	R	ER	SO	BB	IBB	HBP	BLK	WP	HR	S	P	ERA	WHIP
Larry Luebbers, R ERA: 4.85 (1, 1)	2.1		16	5	5	5	1	5	0	0	0	1	1	31	64	19.29	4.286
Jerry Spradlin, R ERA: 3.04 (3, 1)	1.2		5	0	0	0	2	0	0	0	0	0	0	15	21	0.00	0.000
Johnny Ruffin, R ERA: (5, 1)	1.0	W	4	1	0	0	2	0	0	0	0	0	0	10	15	0.00	1.000
Scott Service, R ERA: 3.7 (6, 1)	3.0		10	0	0	0	3	1	0	0	0	0	0	22	39	0.00	0.333
Rob Dibble, R ERA: 3.23 (9, 1)	1.0	S	5	0	0	0	1	2	0	0	0	0	0	8	18	0.00	2.000

BOTTOM	
WP: 1 PB: 0 SB: 0 CS: 0	PA: 40

Batter	1	2	3	4	5	6	7	8	9	10	11	AB R H RBI BB SO LOB	TOP											
Alex Cole, L OBP: 0.351, SLG: 0.326 (1, 8)	2-2 FC4-6 1B		2-1 G5-3		2-2 L4	4-0 1-2 2-3 BB			1-1 F8		4-0 IBB	4 0 1 0 2 0 0												
Roberto Mejia, R OBP: 0.276, SLG: 0.382 (1, 4)	1-3 K		0-3 K		1-1 1B FC6-4 1B	0-3 K			3-3 K		1-3 K	6 1 1 0 0 5 6												
Daryl Boston, L OBP: 0.305, SLG: 0.392 (1, 7)	2-1 FC4-6 1B 1-2f				2-1 G5-3	1-3 1B FC6-4			0-1 F7		2-2 L9	5 0 1 0 0 0 1												
Dante Bichette, R OBP: 0.346, SLG: 0.537 (1, 9)	0-1 1-3 1B				0-1 G3	0-1 1-2f 3-H FC6-4 WP			1-1 F8		1-2 P3	5 0 1 1 0 0 1												
Pedro Castellano, R OBP: 0.311, SLG: 0.426 (1, 5) (11, 3)	0-2 G1-3				1-2 HR	1-1 1-2 G5-3			0-0 G6-3		1-2 F8	5 1 1 1 0 0 3												
Jerald Clark, R OBP: 0.318, SLG: 0.411 Freddie Benavides, R OBP: 0.306, SLG: 0.371 (1, 3) (11, 5)			2-1 F7		0-0 E6				0-0 P6		2-1 1B SF9 1B	5 1 1 0 0 0 0 0 0 0 0 0 0 0												
Danny Sheaffer, R OBP: 0.282, SLG: 0.381 (1, 2)			3-2 G6-3		4-2 1-3 S BB				0-1 F7		1-2 1-3 SF9 1B	4 0 1 0 1 0 0												
Vinny Castilla, R OBP: 0.306, SLG: 0.442 (1, 6)			2-3 K		4-2 1-2 BB				0-0 G6-3		1-0 1-2 3-H SF9	3 0 1 1 1 1 0												
Greg Harris, R OBP: 0.219, SLG: 0.220 Eric Young Sr., R OBP: 0.330, SLG: 0.332 Steve Reed, R (9, 1) Jim Tatum, R OBP: 0.267, SLG: 0.329 Darren Holmes, R (11, 1)			2-3 K		1-2 L9				1-2 G6-3		3-3 K	3 0 1 0 0 1 3 1 0 0 0 0 0 0 0 0 0 0 0 0 0 1 0 0 0 0 1 1 0 0 0 0 0 0 0												
Inning Stats	R: 0 E: 0 K: 1 S: 15	H: 2 LOB: 2 BB: 0 P: 19	R: 0 E: 0 K: 1 S: 9	H: 0 LOB: 0 BB: 0 P: 16	R: 0 E: 0 K: 2 S: 8	H: 0 LOB: 0 BB: 0 P: 12	R: 1 E: 2 K: 0 S: 14	H: 1 LOB: 3 BB: 2 P: 24	R: 1 E: 0 K: 0 S: 11	H: 2 LOB: 1 BB: 0 P: 17	R: 0 E: 0 K: 1 S: 7	H: 0 LOB: 0 BB: 0 P: 6	R: 0 E: 0 K: 0 S: 4	H: 0 LOB: 0 BB: 0 P: 4	R: 0 E: 0 K: 1 S: 8	H: 0 LOB: 0 BB: 0 P: 13	R: 0 E: 0 K: 0 S: 10	H: 0 LOB: 0 BB: 0 P: 14	R: 1 E: 0 K: 2 S: 12	H: 2 LOB: 2 BB: 1 P: 24	1B: 8 2B: 0 3B: 0 HR: 1	SF: 1 SAC: 0 DP: 0 HBP: 0	WP: 1 PB: 0 SB: 1 CS: 0	PA: 47
PITCHER	IP WLS BF H R ER SO BB IBB HBP BLK WP HR S P ERA WHIP																				PITCHER	IP WLS BF H R ER SO BB IBB HBP BLK WP HR S P ERA WHIP		
Tom Candiotti, R ERA: 2.54 (1, 1)	8.0 L 35 7 2 2 5 3 0 0 0 1 1 73 109 2.25 1.250																							
Jim Gott, R ERA: 2.22 (9, 1)	2.0 L 8 2 1 1 1 0 0 0 0 0 0 23 35 4.50 1.000																							
Todd Worrell, R ERA: 9.19 (11, 1)	1.0 L 4 0 0 0 2 0 1 0 0 0 0 7 16 0.00 0.000																							

Colorado Rockies @ Los Angeles Dodgers
Dodger Stadium, Los Angeles, CA
Mon Aug 09 1993, 7:05 PM PDT
Att: 31,953 - Unknown - 75 F

AB	42
R	3
H	9
RBI	3
BB	4
SO	8
LOB	15



livebaseballscorecards.com

Batter	1	2	3	4	5	6	7	8	9	AB R H RBI BB SO LOB	TOP											
Alex Cole, L (1, 8) OBP: 0.349, SLG: 0.323	0-0 BLK SH1 HR 1B	1-0 F9		3-2 G4-3		2-2 G5-3		1-0 G4-3		5 1 1 0 0 0 0												
Roberto Mejia, R (1, 4) OBP: 0.304, SLG: 0.409	0-0 SH1 1-2	1-1 1B			1-2 2B FC4-6 1B	1-2 1B		2-1 G4-6-3 1B		4 1 4 0 0 0 0												
Daryl Boston, L (1, 7) OBP: 0.307, SLG: 0.412	0-0 HR 2-H	2-3 K			1-0 FC4-6 1-3 2B	1-1 G1-3		0-1 G4-6-3 1-2f		5 1 2 2 0 1 3												
Dante Bichette, R (1, 9) OBP: 0.351, SLG: 0.538	4-2 BB 1B BB		1-0 G5-3		4-2 FC4-6 BB		0-0 B1-6 E 1B	1-0 CS 1B		3 1 2 0 2 0 0												
Pedro Castellano, R (1, 5) OBP: 0.292, SLG: 0.397	1-1 F9		2-3 K		1-1 F9		0-0 FC2 1-2	1-1 CS 1-2		4 0 0 0 0 1 5												
Jerald Clark, R (1, 3) OBP: 0.320, SLG: 0.411	4-1 1B 1-2 BB		2-2 FC6-4 1B		1-1 FC4-6 1-2f 2-3 3-H S		0-0 B1-6 2-3f			3 0 1 1 1 0 4												
Danny Sheaffer, R (1, 2) OBP: 0.287, SLG: 0.380	1-0 1-2 2-H 1B		0-0 FC6-4 1-2f		4-0 BB		1-2 F7			3 0 1 1 1 0 2												
Vinny Castilla, R (1, 6) OBP: 0.301, SLG: 0.434	0-3 K			0-0 F9	2-3 K			0-1 G5-3		4 0 0 0 0 2 5												
Kent Bottenfield, R (1, 1) OBP: 0.222, SLG: 0.176		0-0 F9		1-0 G5-3		2-3 K		3-3 K		4 0 0 0 0 2 0												
Inning Stats	R: 3 E: 0 K: 1 S: 14	H: 3 LOB: 2 BB: 2 P: 24	R: 0 E: 0 K: 1 S: 7	H: 1 LOB: 1 BB: 0 P: 11	R: 0 E: 0 K: 1 S: 8	H: 1 LOB: 1 BB: 0 P: 13	R: 0 E: 0 K: 0 S: 6	H: 0 LOB: 0 BB: 0 P: 10	R: 1 E: 0 K: 1 S: 13	H: 2 LOB: 3 BB: 2 P: 27	R: 0 E: 0 K: 1 S: 12	H: 1 LOB: 1 BB: 0 P: 18	R: 0 E: 1 K: 0 S: 6	H: 1 LOB: 1 BB: 0 P: 7	R: 0 E: 0 K: 1 S: 6	H: 0 LOB: 0 BB: 0 P: 10	R: 0 E: 0 K: 0 S: 7	H: 2 LOB: 0 BB: 0 P: 10	1B: 9 2B: 2 3B: 0 HR: 1	SF: 0 SAC: 1 DP: 2 HBP: 0	WP: 0 PB: 0 SB: 1 CS: 1	PA: 41
PITCHER	IP WLS BF H R ER SO BB IBB HBP BLK WP HR S P ERA WHIP																					
Pedro Astacio, R (1, 1) ERA: 4.66	4.0 L 22 7 4 4 3 3 0 0 0 1 0 1 41 70 9.00 2.500																					
Ricky Tricek, R (5, 1) ERA: 4.69	1.0 4 0 0 0 1 1 0 0 0 0 0 0 7 15 0.00 1.000																					
Omar Daal, L (6, 1) ERA: 4.56	1.0 4 1 0 0 1 0 0 0 0 0 0 0 12 18 0.00 1.000																					
Roger McDowell, R (7, 1) ERA: 1.83	3.0 10 3 0 0 1 0 0 0 0 0 0 0 19 27 0.00 1.000																					

Colorado Rockies @ Los Angeles Dodgers
Dodger Stadium, Los Angeles, CA

Tue Aug 10 1993, 7:05 PM PDT
Att. 34,163 - Unknown - 74 F

AB	35
R	4
H	11
RBI	4
BB	4
SO	6
LOB	19



Batter	1	2	3	4	5	6	7	8	9	AB	R	H	RBI	BB	SO	LOB
Brett Butler, L (1, 8) OBP: 0.390, SLG: 0.386	1-3 K		3-2 G6-3		1-2 FC6-4			1-2 F7		4	0	0	0	0	1	3
Jose Offerman, S (1, 6) OBP: 0.338, SLG: 0.322	0-1 K			1-0 CS	2-0 F8			1-0 G4-3		4	0	2	0	0	0	2
Eric Davis, R (1, 7) OBP: 0.311, SLG: 0.379	1-3 K			2-2 G4-3			0-0 G5-3	2-1 L3		4	0	0	0	0	1	2
Eric Karros, R (1, 3) OBP: 0.306, SLG: 0.422		0-0 F7		4-2 BB			2-0 HR		0-1 L7	3	1	1	1	1	0	0
Mike Piazza, R (1, 2) OBP: 0.349, SLG: 0.523		1-1 F9		3-1 F9			1-1 L7		1-1 G5-3	4	0	0	0	0	0	1
Henry Rodriguez, L (1, 9) OBP: 0.290, SLG: 0.432 Roger McDowell, R (7, 1) OBP: 0.500, SLG: 0.500 Lenny Harris, L (9, PH) OBP: 0.307, SLG: 0.315		0-1 G3			4-0 1B BB		0-0 F8		2-1 F7	2	1	0	0	1	0	0
Tim Wallach, R (1, 5) OBP: 0.269, SLG: 0.368			1-2 SH5-3 1B		2-1 1B 1B			2-2 G4-3		3	0	2	0	0	0	0
Jody Reed, R (1, 4) OBP: 0.326, SLG: 0.339			0-2 F8		2-1 FC6-4 1B			2-0 F8		3	0	1	1	0	0	1
Pedro Astacio, R (1, 1) OBP: 0.125, SLG: 0.125 Ricky Tricek, R (5, 1)			0-1 SH5-3		1-2 FC6-4 1B			0-0 P8		0	0	0	0	0	0	0
Dave Hansen, L (5, PH) OBP: 0.419, SLG: 0.462 Omar Daal, L (6, 1) Mitch Webster, S (7, 9) OBP: 0.317, SLG: 0.370			1-2		1-2 2-3					1	0	1	0	0	0	0

Inning Stats	R: 0 E: 0 K: 2 S: 8	H: 1 LOB: 0 BB: 0 P: 10	R: 0 E: 0 K: 0 S: 5	H: 0 LOB: 0 BB: 0 P: 6	R: 0 E: 0 K: 0 S: 12	H: 1 LOB: 1 BB: 0 P: 16	R: 0 E: 0 K: 0 S: 8	H: 1 LOB: 1 BB: 1 P: 18	R: 1 E: 0 K: 0 S: 11	H: 3 LOB: 2 BB: 1 P: 23	R: 1 E: 0 K: 0 S: 5	H: 1 LOB: 0 BB: 0 P: 8	R: 0 E: 0 K: 0 S: 5	H: 0 LOB: 0 BB: 0 P: 9	R: 0 E: 0 K: 0 S: 6	H: 0 LOB: 0 BB: 0 P: 10	R: 0 E: 0 K: 0 S: 6	H: 0 LOB: 0 BB: 0 P: 9	1B: 6 2B: 0 3B: 0 HR: 1	SF: 0 SAC: 1 DP: 0 HBP: 0
---------------------	------------------------------	----------------------------------	------------------------------	---------------------------------	-------------------------------	----------------------------------	------------------------------	----------------------------------	-------------------------------	----------------------------------	------------------------------	---------------------------------	------------------------------	---------------------------------	------------------------------	----------------------------------	------------------------------	---------------------------------	----------------------------------	------------------------------------

PITCHER Kent Bottenfield, R (1, 1) ERA: 4.99	IP: 9.0 WLS: W BF: 33 H: 7 R: 2 ER: 2 SO: 2 BB: 2 IBB: 0 HBP: 0 BLK: 0 WP: 0 HR: 1 S: 66 P: 109 ERA: 2.00 WHIP: 1.000	PITCHER	IP: 9.0 WLS: W BF: 33 H: 7 R: 2 ER: 2 SO: 2 BB: 2 IBB: 0 HBP: 0 BLK: 0 WP: 0 HR: 1 S: 66 P: 109 ERA: 2.00 WHIP: 1.000
--	---	----------------	---

BOTTOM

Colorado Rockies @ Los Angeles Dodgers
Dodger Stadium, Los Angeles, CA
 Tue Aug 10 1993, 7:05 PM PDT
 Att: 34,163 - Unknown - 74 F

AB	30
R	2
H	7
RBI	2
BB	2
SO	2
LOB	9



WP: 0 PB: 0 SB: 1 CS: 1	PA: 33
----------------------------------	--------

Batter	1	2	3	4	5	6	7	8	9	AB R H RBI BB SO LOB	TOP											
Alex Cole, L (1, 8) OBP: 0.350, SLG: 0.325	1-0 SH1-3 SF8 1B		0-2 1B 1B	3-2 G4-3		2-1 G3		0-0 L8		5 1 2 0 0 0 4												
Roberto Mejia, R (1, 4) OBP: 0.292, SLG: 0.392	0-1 SH1-3 1-3		0-0 B2		2-3 K		1-2 G3-1		2-2 G6-3	4 0 0 0 0 1 2												
Daryl Boston, L (1, 7) OBP: 0.309, SLG: 0.415	1-1 SF8		3-2 F8		2-2 P2		4-0 1B BB		2-2 F8 2B	3 0 1 1 1 0 2 0 0 0 0 0 0 0												
Chris Jones, R (9, 7) OBP: 0.327, SLG: 0.490																						
Dante Bichette, R (1, 9) OBP: 0.354, SLG: 0.539	2-3 K		0-1 1B		0-2 S 1B		0-0 1B		0-2 F8 2-3	5 1 3 1 0 1 1												
Pedro Castellano, R (1, 5) OBP: 0.286, SLG: 0.381			3-2 P8		2-2 1B 1B		2-2 F8		0-1 P4	5 0 1 1 0 0 4												
Jerald Clark, R (1, 3) OBP: 0.322, SLG: 0.412			0-3 K		0-0 G5-4-3 1B		0-1 1B		1-1 F7	4 0 2 0 0 1 0 0 0 0 0 0 0 0												
Freddie Benavides, R (8, 5) OBP: 0.306, SLG: 0.371																						
Danny Sheaffer, R (1, 2) OBP: 0.286, SLG: 0.383			1-2 2B		1 SAFE 0-0 G5-4-3 1-2f		1-0 F9		0-1 G6-3	4 0 1 0 0 0 3												
Vinny Castilla, R (1, 6) OBP: 0.304, SLG: 0.435			1-0 P5		2-0 1B 1B		2-0 G5-3		0-2 1B 1B	4 0 2 0 0 0 1												
Armando Reynoso, R (1, 1) OBP: 0.137, SLG: 0.163			2-1 1B 1B		1-2 1B		0-0 P4		0-1 1B	4 1 3 0 0 0 0 0 0 0 0 0 0 0												
Steve Reed, R (8, 1)																						
Inning Stats	R: 1 E: 0 K: 1 S: 8	H: 1 LOB: 0 BB: 0 P: 12	R: 0 E: 0 K: 1 S: 10	H: 1 LOB: 1 BB: 0 P: 15	R: 1 E: 0 K: 0 S: 15	H: 3 LOB: 2 BB: 0 P: 21	R: 0 E: 0 K: 0 S: 10	H: 3 LOB: 2 BB: 0 P: 16	R: 1 E: 0 K: 1 S: 15	H: 3 LOB: 2 BB: 0 P: 22	R: 0 E: 0 K: 0 S: 4	H: 0 LOB: 0 BB: 0 P: 8	R: 0 E: 0 K: 0 S: 7	H: 1 LOB: 1 BB: 1 P: 14	R: 0 E: 0 K: 0 S: 10	H: 2 LOB: 2 BB: 0 P: 11	R: 0 E: 0 K: 0 S: 13	H: 1 LOB: 1 BB: 0 P: 17	1B: 13 2B: 2 3B: 0 HR: 0	SF: 1 SAC: 1 DP: 1 HBP: 0	WP: 0 PB: 0 SB: 2 CS: 0	PA: 41
PITCHER	IP WLS BF H R ER SO BB IBB HBP BLK WP HR S P ERA WHIP																					
Ramon Martinez, R (1, 1) ERA: 3.03	8.0 L 37 14 3 3 3 1 0 0 0 0 0 0 79 119 3.38 1.875																					
Todd Worrell, R (9, 1) ERA: 8.64	1.0 4 1 0 0 0 0 0 0 0 0 0 0 13 17 0.00 1.000																					

Colorado Rockies @ Los Angeles Dodgers
Dodger Stadium, Los Angeles, CA

Wed Aug 11 1993, 7:05 PM PDT
Att. 38,421 - Unknown - 74 F

AB	38
R	3
H	15
RBI	3
BB	1
SO	3
LOB	17



Batter	1	2	3	4	5	6	7	8	9	AB	R	H	RBI	BB	SO	LOB
Brett Butler, L OBP: 0.392, SLG: 0.392 (1, 8) C B X	1-1 SH1-3 G4-3 2B		3-3 K			4-2 G4-3 E BB		3-2 S 1B 2B		3	2	2	0	1	1	0
Jose Offerman, S OBP: 0.338, SLG: 0.322 (1, 6) X	0-0 SH1-3 2-3		0-1 G6-3			0-1 E5 G4-3 1-2		3-2 FC4-6 1B		3	0	1	1	0	0	1
Eric Davis, R OBP: 0.307, SLG: 0.375 (1, 7) C B B X	3-1 G4-3 3-H		2-2 G4-3			3-2 G4-3 1-2 2-3		0-1 FC4-6 S 1-2f		4	0	0	1	0	0	3
Eric Karros, R OBP: 0.303, SLG: 0.418 (1, 3) C X	0-1 P6			2-0 P3		0-1 P4		3-2 P2 1-2		4	0	0	0	0	0	3
Mike Piazza, R OBP: 0.348, SLG: 0.521 (1, 2) B C X		1-1 1B 1B 1B		2-0 F9		3-2 P3		0-2 G5-3		4	0	1	0	0	0	2
Cory Snyder, R OBP: 0.333, SLG: 0.406 (1, 9) G D F T L B X		0-3 K		0-0 PO 1B			1-2 G5-3		1-0 F9	4	0	1	0	0	1	1
Tim Wallach, R OBP: 0.269, SLG: 0.366 (1, 5) C X C B B B C X		3-2 1B 1-2 1B		0-2 PO 1-2	0-2 G5-3		1-2 F7		1-0 G5-3	4	0	1	0	0	0	0
Jody Reed, R OBP: 0.326, SLG: 0.339 (1, 4) X C		0-1 G6-4-3 1-2 2-3 1B			3-1 P2		3-2 L4			3	0	1	0	0	0	0
Ramon Martinez, R OBP: 0.107, SLG: 0.127 (1, 1) Lenny Harris, L OBP: 0.305, SLG: 0.313 (8, PH) Todd Worrell, R (9, 1)		0-0 G6-4-3 1-2f			0-0 G4-3			2-3 K		2	0	0	0	0	0	3

Inning Stats	R: 1	H: 1	E: 0	K: 0	S: 7	LOB: 0	BB: 0	P: 11	R: 0	H: 3	E: 0	K: 1	S: 11	LOB: 2	BB: 0	P: 15	R: 0	H: 0	E: 0	K: 1	S: 8	LOB: 0	BB: 0	P: 13	R: 0	H: 1	E: 0	K: 0	S: 5	LOB: 0	BB: 0	P: 9	R: 0	H: 0	E: 0	K: 0	S: 6	LOB: 0	BB: 0	P: 9	R: 0	H: 0	E: 1	K: 0	S: 12	LOB: 2	BB: 1	P: 22	R: 0	H: 0	E: 0	K: 0	S: 11	LOB: 0	BB: 0	P: 16	R: 1	H: 2	E: 0	K: 1	S: 18	LOB: 1	BB: 0	P: 29	R: 0	H: 0	E: 0	K: 0	S: 5	LOB: 0	BB: 0	P: 7	1B: 5	2B: 2	3B: 0	HR: 0	SF: 0	SAC: 1	DP: 1	HBP: 0	WP: 0	PB: 0	SB: 2	CS: 0	PA: 35
--------------	------	------	------	------	------	--------	-------	-------	------	------	------	------	-------	--------	-------	-------	------	------	------	------	------	--------	-------	-------	------	------	------	------	------	--------	-------	------	------	------	------	------	------	--------	-------	------	------	------	------	------	-------	--------	-------	-------	------	------	------	------	-------	--------	-------	-------	------	------	------	------	-------	--------	-------	-------	------	------	------	------	------	--------	-------	------	-------	-------	-------	-------	-------	--------	-------	--------	-------	-------	-------	-------	--------

PITCHER	IP	WLS	BF	H	R	ER	SO	BB	IBB	HBP	BLK	WP	HR	S	P	ERA	WHIP
Armando Reynoso, R ERA: 3.25 (1, 1)	7.1	W	29	7	2	2	3	1	0	0	0	0	0	72	115	2.46	1.091
Steve Reed, R ERA: 4.64 (8, 1)	1.2	S	5	0	0	0	0	0	0	0	0	0	0	11	16	0.00	0.000

BOTTOM

Colorado Rockies @ Los Angeles Dodgers
Dodger Stadium, Los Angeles, CA

Wed Aug 11 1993, 7:05 PM PDT
Att: 38,421 - Unknown - 74 F

AB	32
R	2
H	7
RBI	2
BB	1
SO	3
LOB	13



PITCHER	IP	WLS	BF	H	R	ER	SO	BB	IBB	HBP	BLK	WP	HR	S	P	ERA	WHIP
---------	----	-----	----	---	---	----	----	----	-----	-----	-----	----	----	---	---	-----	------

Batter	1	2	3	4	5	6	7	8	9	AB R H RBI BB SO LOB	TOP											
Alex Cole, L (1, 8) OBP: 0.348, SLG: 0.324	1-2 SH E 1B	0-3 K		0-1 G4-3			3-3 K			4 1 1 0 0 2 0	Colorado Rockies @ Los Angeles Dodgers Dodger Stadium, Los Angeles, CA Thu Aug 12 1993, 3:33 AM PDT Att. 38,549 - Sunny - 82 F											
Roberto Mejia, R (1, 4) OBP: 0.284, SLG: 0.380	0-0 SH 1-H FC1-5-2	0-1 P3			0-0 F8			1-3 K		3 0 0 0 0 1 0												
Daryl Boston, L (1, 7) OBP: 0.312, SLG: 0.417 Chris Jones, R (8, PR) OBP: 0.327, SLG: 0.490	1-0 G6-3		0-0 CS 1B		1-2 F7			0-1 G1-4-3 1B		4 0 2 0 0 0 1 0 0 0 0 0 0 0												
Dante Bichette, R (1, 9) OBP: 0.350, SLG: 0.534	1-1 FC1-5-2 E 2B		1-3 K 1-2		1-3 K2-3			0-0 G1-4-3 1-2f		4 1 0 0 0 2 3												
Pedro Castellano, R (1, 5) OBP: 0.284, SLG: 0.364	2-0 E6 2B		4-1 1B BB		1-3 K			1-0 G6-3		3 1 0 0 1 1 1												
Jerald Clark, R (1, 3) OBP: 0.324, SLG: 0.416	2-1 1-H 3-H 2B		0-1 1-2 1B		2-1 F9			0-3 K		4 0 2 2 0 1 0												
Joe Girardi, R (1, 2) OBP: 0.295, SLG: 0.351	2-1 G4-3		0-0 F8		2-2 L4			4-2 BB		3 0 0 0 1 0 3												
Vinny Castilla, R (1, 6) OBP: 0.303, SLG: 0.444		0-0 HR		1-2 G1-3			1-0 G4-3		0-0 G5-3	4 1 1 1 0 0 1												
Willie Blair, R (1, 1) OBP: 0.097, SLG: 0.129		1-0 G6-3		0-3 K			0-2 F9			3 0 0 0 0 1 0												
Inning Stats	R: 3 E: 2 K: 0 S: 13	H: 2 LOB: 1 BB: 0 P: 22	R: 1 E: 0 K: 1 S: 7	H: 1 LOB: 0 BB: 0 P: 8	R: 0 E: 0 K: 1 S: 10	H: 2 LOB: 2 BB: 1 P: 15	R: 0 E: 0 K: 1 S: 9	H: 0 LOB: 0 BB: 0 P: 10	R: 0 E: 0 K: 1 S: 8	H: 0 LOB: 0 BB: 0 P: 10	R: 0 E: 0 K: 1 S: 8	H: 0 LOB: 0 BB: 0 P: 13	R: 0 E: 0 K: 1 S: 7	H: 0 LOB: 0 BB: 0 P: 11	R: 0 E: 0 K: 1 S: 6	H: 1 LOB: 1 BB: 0 P: 7	R: 0 E: 0 K: 1 S: 7	H: 0 LOB: 1 BB: 1 P: 12	1B: 4 2B: 2 3B: 0 HR: 1	SF: 0 SAC: 1 DP: 2 HBP: 0	WP: 0 PB: 0 SB: 0 CS: 1	PA: 35
PITCHER	IP WLS BF H R ER SO BB IBB HBP BLK WP HR S P ERA WHIP												PITCHER	IP WLS BF H R ER SO BB IBB HBP BLK WP HR S P ERA WHIP								
Orel Hershiser, R (1, 1) ERA: 3.9	7.0 L 28 5 4 1 6 1 0 0 0 0 0 1 62 89 1.29 0.857																					
Ricky Tricek, R (8, 1) ERA: 4.5	2.0 7 1 0 0 2 1 0 0 0 0 0 0 13 19 0.00 1.000																					

livebaseballscorecards.com

AB	32
R	4
H	6
RBI	3
BB	2
SO	8
LOB	9



Batter	1	2	3	4	5	6	7	8	9	AB R H RBI BB SO LOB	TOP											
Jeff Gardner, L (1, 4) OBP: 0.341, SLG: 0.363	0-0 1B 1B	0-0 F8			0-0 B4-3		1-0 G6-3		1-0 SH5-4	4 0 1 0 0 0 2												
Ricky Gutierrez, R (1, 6) OBP: 0.347, SLG: 0.353	1-3 K		0-0 F9		1-0 E9 G6-3		2-2 CS 2B		4-1 BB	4 1 1 0 1 1 1												
Tony Gwynn, L (1, 9) OBP: 0.396, SLG: 0.496	0-1 1B 1-2		3-2 G6-3		2-2 G6-3 2-H		4-0 BB 2B IBB		0-0 G4-3 2-H	4 1 1 1 1 0 2												
Phil Plantier, L (1, 7) OBP: 0.317, SLG: 0.505	0-1 P5		1-0 G3		0-0 L1		4-2 2B BB 1-2 2-3			3 0 0 0 1 0 2												
Derek Bell, R (1, 8) OBP: 0.302, SLG: 0.425	2-3 K			0-0 1B 1B		0-0 HR	0-0 2B 1-H 2-H			4 1 3 2 0 1 2												
Guillermo Velasquez, L (1, 3) OBP: 0.262, SLG: 0.253		0-1 F7		0-1 1B		1-0 P6		1-0 G4-3		4 0 1 0 0 0 0												
Archi Cianfrocco, R (1, 5) OBP: 0.299, SLG: 0.469 Gene Harris, R (8, 1)		3-2 1B 1B		2-3 K		1-1 HR		4-2 BB G1-6-3		3 1 2 1 1 1 2 0 0 0 0 0 0 0												
Brad Ausmus, R (1, 2) OBP: 0.298, SLG: 0.378		0-0 1B 1-2 1B		2-0 F7		0-1 F8		0-0 G1-6-3 1-2f		4 0 1 0 0 0 3												
Wally Whitehurst, R (1, 1) OBP: 0.087, SLG: 0.087 Tim Teufel, R (6, PH) OBP: 0.361, SLG: 0.452 Tim Worrell, R (6, 1) Craig Shipley, R (8, 5) OBP: 0.284, SLG: 0.343		1-3 K		0-2 K		2-1 F8		0-0 SH5-4 CS 1B		2 0 0 0 0 2 4 1 0 0 0 0 0 0 0 0 0 0 0 0 0 1 0 1 0 0 0 0												
Inning Stats	R: 0 E: 0 K: 2 S: 11	H: 2 LOB: 2 BB: 0 P: 14	R: 0 E: 0 K: 1 S: 10	H: 2 LOB: 2 BB: 0 P: 14	R: 0 E: 0 K: 0 S: 5	H: 0 LOB: 0 BB: 0 P: 9	R: 0 E: 0 K: 2 S: 12	H: 2 LOB: 2 BB: 0 P: 16	R: 1 E: 1 K: 0 S: 6	H: 0 LOB: 0 BB: 0 P: 9	R: 2 E: 0 K: 0 S: 8	H: 2 LOB: 0 BB: 0 P: 12	R: 1 E: 0 K: 0 S: 9	H: 2 LOB: 2 BB: 2 P: 20	R: 0 E: 0 K: 0 S: 4	H: 0 LOB: 0 BB: 1 P: 9	R: 0 E: 0 K: 0 S: 4	H: 1 LOB: 1 BB: 1 P: 9	1B: 7 2B: 2 3B: 0 HR: 2	SF: 0 SAC: 1 DP: 1 HBP: 0	WP: 0 PB: 0 SB: 1 CS: 2	PA: 39
PITCHER	IP WLS BF H R ER SO BB IBB HBP BLK WP HR S P ERA WHIP																					
Kevin Gross, R (1, 1) ERA: 4.43	6.2 L 31 9 4 3 5 1 1 0 0 0 2 60 93 4.05 1.500																					
Roger McDowell, R (7, 1) ERA: 1.79	1.1 4 1 0 0 0 1 0 0 0 0 0 5 10 0.00 1.500																					
Omar Daal, L (9, 1) ERA: 4.38	1.0 4 1 0 0 0 1 0 0 0 0 0 4 9 0.00 2.000																					

San Diego Padres @ Los Angeles Dodgers
 Dodger Stadium, Los Angeles, CA
 Fri Aug 13 1993, 7:05 PM PDT
 Att. 36,684 - Unknown - 74 F

AB	34
R	4
H	11
RBI	4
BB	4
SO	5
LOB	18



Batter	1	2	3	4	5	6	7	8	9	AB	R	H	RBI	BB	SO	LOB
Brett Butler, L OBP: 0.386, SLG: 0.385 (1, 8)	L9		K		G3			K		4	0	0	0	0	2	3
Jose Offerman, S OBP: 0.342, SLG: 0.329 (1, 6)	G4-3			G6-4-3 1B		CS BB		1-2 1B		3	0	2	0	1	0	0
Eric Davis, R OBP: 0.306, SLG: 0.372 (1, 7)	WP 1B			G6-4-3 1-2f		G5-3 1-2		G6-3		4	0	1	0	0	0	4
Mike Piazza, R OBP: 0.351, SLG: 0.531 (1, 2)	F7			HR		G3			L1-3 BB	3	1	1	1	1	0	1
Eric Karros, R OBP: 0.300, SLG: 0.413 (1, 3)		G5-3		1B			P3		F7	4	0	1	0	0	0	1
Cory Snyder, R OBP: 0.329, SLG: 0.400 (1, 9)		K			FC4-6 1B		G5-3		L1-3	4	0	1	0	0	1	1
Tim Wallach, R OBP: 0.274, SLG: 0.366 (1, 5)		K			FC4-6 1B		G5-3		BB	3	0	1	0	1	1	0
Jody Reed, R OBP: 0.323, SLG: 0.336 (1, 4)			G6-3		F7			P3	G4-3	3	0	0	0	0	0	2
Henry Rodriguez, L OBP: 0.276, SLG: 0.409 (9, PH)										1	0	0	0	0	0	2
Kevin Gross, R OBP: 0.255, SLG: 0.302 (1, 1)			K		FC4-6			1B		2	0	0	0	0	1	2
Roger McDowell, R OBP: 0.500, SLG: 0.500 (7, 1)										0	0	0	0	0	0	0
Dave Hansen, L OBP: 0.422, SLG: 0.463 (8, PH)										1	0	1	0	0	0	0
Omar Daal, L (9, 1)										0	0	0	0	0	0	0

Inning Stats	R: 0	H: 1	E: 0	K: 0	S: 11	R: 0	H: 0	E: 0	K: 2	S: 9	R: 0	H: 0	E: 0	K: 2	S: 7	R: 1	H: 3	E: 0	K: 0	S: 11	R: 0	H: 2	E: 0	K: 0	S: 11	R: 0	H: 0	E: 0	K: 0	S: 6	R: 0	H: 0	E: 0	K: 1	S: 17	R: 0	H: 2	E: 0	K: 1	S: 8	R: 0	H: 0	E: 0	K: 0	S: 8	1B: 7	2B: 0	3B: 0	HR: 1	SF: 0	SAC: 0	DP: 1	HBP: 0	WP: 1	PB: 0	SB: 0	CS: 1	PA: 35
--------------	------	------	------	------	-------	------	------	------	------	------	------	------	------	------	------	------	------	------	------	-------	------	------	------	------	-------	------	------	------	------	------	------	------	------	------	-------	------	------	------	------	------	------	------	------	------	------	-------	-------	-------	-------	-------	--------	-------	--------	-------	-------	-------	-------	--------

PITCHER	IP	WLS	BF	H	R	ER	SO	BB	IBB	HBP	BLK	WP	HR	S	P	ERA	WHIP
Wally Whitehurst, R ERA: 3.72 (1, 1)	5.0	W	19	6	1	1	4	0	0	0	0	1	1	49	73	1.80	1.200
Tim Worrell, R ERA: 6.06 (6, 1)	2.2		10	2	0	0	1	1	0	0	0	0	0	24	35	0.00	1.125
Gene Harris, R ERA: 2.89 (8, 1)	1.1	S	6	0	0	0	0	2	0	0	0	0	0	14	25	0.00	1.500

BOTTOM

San Diego Padres @ Los Angeles Dodgers
Dodger Stadium, Los Angeles, CA

livebaseballscorecards.com

AB	32
R	1
H	8
RBI	1
BB	3
SO	5
LOB	16



Fri Aug 13 1993, 7:05 PM PDT
Att: 36,684 - Unknown - 74 F

Batter	1	2	3	4	5	6	7	8	9	AB R H RBI BB SO LOB	TOP		
Ricky Gutierrez, R (1, 6) OBP: 0.351, SLG: 0.361	2-1 FC5-4 1B		0-2 FC6-4 1-2f		1-1 1B		3-2 BB 1-H 2B	3-2 F9		5 0 3 1 0 0 3			
Tim Teufel, R (1, 4) OBP: 0.359, SLG: 0.444 Craig Shipley, R (7, PR) OBP: 0.283, SLG: 0.341 (7, 4)	2-2 FC5-4 1B 1-2f		3-2 G1-3		2-2 G5-3		4-1 BB BB		0-0 F9	3 0 0 0 1 0 3 1 0 0 0 0 0 0			
Tony Gwynn, L (1, 9) OBP: 0.403, SLG: 0.504	0-0 1B			0-0 2B 2B		1-1 1B	4-0 1-2 2-3 BB		0-0 1B	4 1 4 0 1 0 0			
Phil Plantier, L (1, 7) OBP: 0.315, SLG: 0.503	3-3 K 1-2			3-2 G3-1 2-H 2B		3-2 P5 1-2	3-2 F9		2-2 F7	5 0 1 1 0 1 7			
Derek Bell, R (1, 8) OBP: 0.301, SLG: 0.422		1-3 K		2-2 G3-1 2-3		3-3 K		2-1 1B 2B 1B	3-3 K	5 1 1 0 0 3 3			
Guillermo Velasquez, L (1, 3) OBP: 0.270, SLG: 0.263		1-2 G1-4-3 1B		0-1 G1-3		0-2 G3-1		0-0 2B 1-2 1B		4 0 2 0 0 0 2			
Archi Cianfrocco, R (1, 5) OBP: 0.282, SLG: 0.457		1-2 G1-4-3 1-2f		1-1 G6-3			0-3 K2-3	2-3 K		4 0 0 0 0 2 4			
Brad Ausmus, R (1, 2) OBP: 0.280, SLG: 0.354 Kevin Higgins, L (8, PH) OBP: 0.299, SLG: 0.248 (8, 2)			0-1 F8		0-0 G5-3		1-2 G1-3	1-3 K		3 0 0 0 0 0 0 1 0 0 0 0 1 2			
Doug Brocail, L (1, 1) OBP: 0.227, SLG: 0.227 Tim Mauser, R (4, 1) Jarvis Brown, R (5, PH) OBP: 0.211, SLG: 0.235 Kerry Taylor, R (5, 1) Phil Clark, R (7, PH) OBP: 0.394, SLG: 0.486 Trevor Hoffman, R (7, 1) Bill Bean, L (8, PH) OBP: 0.287, SLG: 0.430 Gene Harris, R (8, 1)			1-2 FC6-4 1B		3-3 K		1-1 E6 2B	0-0 2B 1-3 2-H		1 0 1 0 0 0 0 0 0 0 0 0 0 0 1 0 0 0 0 1 0 0 0 0 0 0 0 0 1 1 0 0 0 0 0 0 0 0 0 0 0 0 1 0 1 1 0 0 0 0 0 0 0 0 0 0			
Inning Stats	R: 0 H: 2 E: 0 LOB: 1 K: 1 BB: 0 S: 10 P: 17	R: 0 H: 1 E: 0 LOB: 0 K: 1 BB: 0 S: 9 P: 12	R: 0 H: 1 E: 0 LOB: 1 K: 0 BB: 0 S: 12 P: 16	R: 1 H: 2 E: 0 LOB: 1 K: 0 BB: 0 S: 13 P: 19	R: 0 H: 1 E: 0 LOB: 1 K: 1 BB: 0 S: 11 P: 17	R: 0 H: 1 E: 0 LOB: 1 K: 1 BB: 0 S: 11 P: 18	R: 1 H: 1 E: 1 LOB: 3 K: 1 BB: 2 S: 15 P: 31	R: 1 H: 3 E: 0 LOB: 2 K: 2 BB: 0 S: 16 P: 24	R: 0 H: 1 E: 0 LOB: 1 K: 1 BB: 0 S: 8 P: 13	1B: 9 SF: 0 2B: 4 SAC: 0 3B: 0 DP: 1 HR: 0 HBP: 0	WP: 0 PA: 41 PB: 0 SB: 1 CS: 0		
PITCHER	IP WLS BF H R ER SO BB IBB HBP BLK WP HR S P ERA WHIP											PITCHER	IP WLS BF H R ER SO BB IBB HBP BLK WP HR S P ERA WHIP
Tom Candiotti, R (1, 1) ERA: 2.49	7.0 W 31 9 2 1 5 2 0 0 0 0 0 0 81 130 1.29 1.571												
Pedro Martinez, R (8, 1) ERA: 2.42	0.2 5 3 1 1 2 0 0 0 0 0 0 0 10 15 13.50 4.500												
Jim Gott, R (8, 1) ERA: 2.17	1.1 S 5 1 0 0 1 0 0 0 0 0 0 0 14 22 0.00 0.750												

San Diego Padres @ Los Angeles Dodgers
Dodger Stadium, Los Angeles, CA

Sat Aug 14 1993, 7:05 PM PDT
Att. 45,812 - Unknown - 72 F

AB	39
R	3
H	13
RBI	3
BB	2
SO	8
LOB	24



Batter	1	2	3	4	5	6	7	8	9	AB	R	H	RBI	BB	SO	LOB
Deion Sanders, L (1, 8) OBP: 0.312, SLG: 0.448	4-2 FC1-6 BB	2-3 K		0-0 1B			0-0 F7			3	0	1	1	1	1	3
Jeff Blausler, R (1, 6) OBP: 0.399, SLG: 0.416	1-3 SAFE		1-2 BB FC4-6 1B	1-1 F8			2-2 G6-4-3 HBP			3	1	1	0	0	1	2
Ron Gant, R (1, 7) OBP: 0.339, SLG: 0.538	0-1 P5		0-0 BB E 1B			3-1 G6-3	0-0 G6-4-3			4	1	1	0	0	0	2
Fred McGriff, L (1, 3) OBP: 0.360, SLG: 0.535	1-0 FC1-6		2-2 F8			3-0 F8		1-1 BB 1B		4	0	1	0	0	0	3
Otis Nixon, S (8, PR) OBP: 0.316, SLG: 0.282										0	0	0	0	0	0	0
Sid Bream, L (9, 3) OBP: 0.321, SLG: 0.417										0	0	0	0	0	0	0
David Justice, L (1, 9) OBP: 0.348, SLG: 0.499		1-0 F8	4-0 FC4-6 BB			0-0 G1-3		1-3 SAFE SAFE SAFE SAFE		3	0	0	0	1	1	1
Terry Pendleton, S (1, 5) OBP: 0.301, SLG: 0.368		4-1 29 BB S BB	2-1 FC4-6			2-2 G4-3		4-2 SAFE SAFE SAFE SAFE		2	0	0	1	2	0	1
Damon Berryhill, S (1, 2) OBP: 0.268, SLG: 0.366		1-0 P4		4-2 29 G6-3 1B BB		1-2 FC4-6 1B		1-3 SAFE SAFE SAFE SAFE		3	1	1	0	1	1	3
Mark Lemke, S (1, 4) OBP: 0.354, SLG: 0.381		4-1 SAFE 29 BB BB		1-2 29 G6-3 1B 1B		3-2 FC4-6		1-1 SAFE SAFE SAFE SAFE		3	0	1	0	1	0	3
29 John Smoltz, R (1, 1) OBP: 0.224, SLG: 0.170		4-2 SAFE SAFE SAFE SAFE		0-1 G6-3		1-3 K				2	0	0	0	1	1	3
Greg McMichael, R (8, 1)				1-2 2-3 BB						0	0	0	0	0	0	0

Inning Stats		R: 0	H: 0	E: 0	K: 1	S: 10	R: 0	H: 0	E: 0	K: 1	S: 10	R: 2	H: 2	E: 1	K: 0	S: 9	R: 1	H: 2	E: 0	K: 0	S: 10	R: 0	H: 0	E: 0	K: 0	S: 4	R: 0	H: 1	E: 0	K: 1	S: 15	R: 0	H: 0	E: 0	K: 0	S: 4	R: 0	H: 1	E: 0	K: 2	S: 14
LOB: 1		LOB: 3		LOB: 3		LOB: 3		LOB: 1		LOB: 0		LOB: 3		LOB: 1		LOB: 1		LOB: 1		LOB: 0		LOB: 0		LOB: 0		LOB: 1		LOB: 2		LOB: 0		LOB: 0		LOB: 0		LOB: 1		LOB: 2			
BB: 1		BB: 3		BB: 1		BB: 1		BB: 1		BB: 1		BB: 1		BB: 1		BB: 1		BB: 1		BB: 0		BB: 0		BB: 0		BB: 0		BB: 1		BB: 1		BB: 0		BB: 0		BB: 0		BB: 1		BB: 2	
P: 16		P: 26		P: 18		P: 16		P: 10		P: 22		P: 6		P: 21		P: 1		P: 35		P: 1		P: 1		P: 1		P: 1		P: 1		P: 1		P: 1		P: 1		P: 1		P: 1		P: 1	

Los Angeles Dodgers @ Atlanta Braves
Atlanta-Fulton County Stadium, Atlanta, GA

Tue Aug 17 1993, 7:05 PM EDT
Att: 49,469 - Unknown - 93 F

AB 27
R 3
H 6
RBI 2
BB 7
SO 5
LOB 21

WP: 0 PA: 35
PB: 0
SB: 1
CS: 0



Batter	1	2	3	4	5	6	7	8	9	10	11	12	AB R H RBI BB SO LOB	TOP													
Brett Butler, L OBP: 0.384, SLG: 0.379 (1, 8)	G6-3		G4-3 1B		F9		E7 1B		FC6-4 BB		K		5 0 2 1 1 1 1	Los Angeles Dodgers @ Atlanta Braves Atlanta-Fulton County Stadium, Atlanta, GA Wed Aug 18 1993, 7:05 PM EDT Att. 45,473 - Unknown - 93 F livebaseballscorecards.com													
Jose Offerman, S OBP: 0.342, SLG: 0.327 (1, 6)	K		G4-3			F8	FC6-4 BB		FC6-4			G4-3	5 0 0 0 1 1 3														
Mike Piazza, R OBP: 0.351, SLG: 0.529 (1, 2)	G5-3		FC6-4 BB				FC6-4		FC6-4			G6-3	4 0 0 0 2 1 2														
Cory Snyder, R OBP: 0.334, SLG: 0.421 (1, 9) (9, 3)		P4	FC6-4			F9			K			F8	5 0 0 0 1 1 3														
Eric Karros, R OBP: 0.295, SLG: 0.404 (1, 3) Jim Gott, R (8, 1) Todd Worrell, R (9, 1) Carlos Hernandez, R OBP: 0.265, SLG: 0.379 (10, PH) Roger McDowell, R OBP: 0.500, SLG: 0.500 (10, 1)		2B 1B			G6-3				K			K	4 1 1 0 0 1 1 0 0 0 0 0 0 0 0 0 0 0 0 0 0 1 0 0 0 0 1 1 0 0 0 0 0 0 0														
Eric Davis, R OBP: 0.305, SLG: 0.374 (1, 7)		SF7 2B			F8		S 1B 2B		G6-3			K	5 2 2 1 0 1 1														
Tim Wallach, R OBP: 0.274, SLG: 0.373 (1, 5)		SF7			G6-3		F8		G5-3			P8	4 0 0 1 0 0 1														
Mike Sharperson, R OBP: 0.290, SLG: 0.375 (1, 4) Lenny Harris, L OBP: 0.315, SLG: 0.323 (9, PH) (9, 4)		K			G6-3		SH1-4 E 1B		BB 1B			S 1B	3 1 1 1 0 1 0 2 0 2 0 0 0 0														
Orel Hershiser, R OBP: 0.418, SLG: 0.463 (1, 1) Henry Rodriguez, L OBP: 0.285, SLG: 0.392 (8, 3) Mitch Webster, S OBP: 0.311, SLG: 0.362 (9, PH) (9, 9)			G6-3		P3		SH1-4		K			P4	2 0 0 0 0 0 0 0 0 0 0 0 0 0 2 0 0 0 0 1 2														
Inning Stats	R: 0 E: 0 K: 1 S: 9	H: 0 LOB: 0 BB: 0 P: 13	R: 2 E: 0 K: 1 S: 12	H: 2 LOB: 0 BB: 0 P: 17	R: 0 E: 0 K: 0 S: 9	H: 0 LOB: 0 BB: 1 P: 14	R: 0 E: 0 K: 0 S: 5	H: 0 LOB: 0 BB: 0 P: 7	R: 0 E: 0 K: 0 S: 5	H: 0 LOB: 1 BB: 1 P: 12	R: 0 E: 1 K: 0 S: 14	H: 3 LOB: 2 BB: 1 P: 23	R: 0 E: 0 K: 2 S: 7		H: 0 LOB: 0 BB: 0 P: 8	R: 0 E: 0 K: 1 S: 10	H: 1 LOB: 2 BB: 1 P: 17	R: 0 E: 0 K: 3 S: 14	H: 0 LOB: 1 BB: 1 P: 21	R: 0 E: 0 K: 1 S: 7	H: 1 LOB: 1 BB: 0 P: 10	R: 0 E: 0 K: 0 S: 6	H: 0 LOB: 0 BB: 0 P: 8	1B: 6 2B: 2 3B: 0 HR: 0	SF: 1 SAC: 1 DP: 0 HBP: 0	WP: 0 PB: 0 SB: 3 CS: 0	PA: 49
PITCHER	IP WLS BF H R ER SO BB IBB HBP BLK WP HR S P ERA WHIP																										
Steve Avery, L ERA: 2.99 (1, 1)	6.2	28	6	4	4	2	2	0	0	0	0	0	0		0	59	90	5.40	1.200								
Mark Wohlers, R ERA: 3.1 (7, 1)	0.1	2	0	0	0	0	1	0	0	0	0	0	0	0	4	8	0.00	3.000									
Jay Howell, R ERA: 2.98 (8, 1)	1.1	5	1	0	0	2	0	0	0	0	0	0	0	0	10	13	0.00	0.750									
Mike Stanton, L ERA: 4.29 (9, 1)	1.2	7	0	0	0	4	2	0	0	0	0	0	0	0	21	33	0.00	1.200									
Steve Bedrosian, R ERA: 1.43 (11, 1)	2.0	W 7	1	0	0	1	0	0	0	0	0	0	0	0	13	18	0.00	0.500									

AB	42
R	4
H	8
RBI	4
BB	5
SO	9
LOB	15



Los Angeles Dodgers @ Atlanta Braves
Atlanta-Fulton County Stadium, Atlanta, GA

Thu Aug 19 1993, 7:05 PM EDT
Att. 49,212 - Unknown - 87 F

AB	38
R	7
H	11
RBI	7
BB	4
SO	6
LOB	20



WP:	0	PA:	44
PB:	0		
SB:	0		
CS:	0		

AB R H RBI BB SO LOB

4	0	0	0	1	1	1
3	2	1	1	2	0	1
4	1	3	1	0	0	1
0	0	0	0	0	0	0
4	1	2	1	1	0	3
5	1	2	1	0	1	4
3	1	1	2	0	1	4
1	0	0	0	0	1	0
0	0	0	0	0	0	0
1	0	0	0	0	0	0
5	0	1	1	0	0	1
3	1	1	0	0	1	2
2	0	0	0	0	0	1
2	0	0	0	0	1	2
0	0	0	0	0	0	0
1	0	0	0	0	0	0

Batter	1	2	3	4	5	6	7	8	9												
Brett Butler, L OBP: 0.383, SLG: 0.376 (1, 8)	1-1 G6-3	2-1 L1		1-3 K		0-0 F9		4-1 G4-3 BB													
Jose Offerman, S OBP: 0.345, SLG: 0.327 (1, 6)	4-1 2B BB	0-0 1B		4-0 1B BB		1-0 G6-3		0-2 G4-3													
Mike Piazza, R OBP: 0.356, SLG: 0.534 Jim Gott, R (8, 1)	0-1 1B	3-2 F8		0-0 1B		2-2 1B		2-1 HBP													
Cory Snyder, R OBP: 0.337, SLG: 0.422 (1, 9)	2-2 G5-3			0-2 1B		1-0 1B		1-2 F8													
Eric Karros, R OBP: 0.296, SLG: 0.406 (1, 3)	0-0 HR 1B			1-3 2B		1-1 P4		0-0 F9													
Eric Davis, R OBP: 0.305, SLG: 0.382 Henry Rodriguez, L OBP: 0.262, SLG: 0.388 Pedro Martinez, R (7, 1) Carlos Hernandez, R OBP: 0.261, SLG: 0.373 (8, 2)	1-0 HR			1-3 K		3-3 K		0-0 E5													
Tim Wallach, R OBP: 0.273, SLG: 0.371 (1, 5)	3-1 F8			2-1 1B		0-0 L7		2-2 G4-3													
Mike Sharperson, R OBP: 0.292, SLG: 0.388 Lenny Harris, L OBP: 0.310, SLG: 0.318 (7, 4) (7, 4)		1-2 SH2-3 1B 2B		1-3 K		1-0 G6-3		1-1 F7													
Kevin Gross, R OBP: 0.245, SLG: 0.289 Omar Daal, L (6, 1) Mitch Webster, S OBP: 0.309, SLG: 0.360 (7, 7)		1-1 SH2-3		0-0 L4		0-3 K		3-2 L9													
Inning Stats	R: 4 E: 0 K: 0 S: 12	H: 3 LOB: 0 BB: 1 P: 23	R: 1 E: 0 K: 0 S: 12	H: 2 LOB: 1 BB: 0 P: 19	R: 1 E: 0 K: 1 S: 10	H: 2 LOB: 2 BB: 1 P: 20	R: 1 E: 0 K: 3 S: 13	H: 2 LOB: 2 BB: 1 P: 20	R: 0 E: 0 K: 1 S: 5	H: 0 LOB: 0 BB: 0 P: 6	R: 0 E: 0 K: 0 S: 8	H: 2 LOB: 2 BB: 0 P: 13	R: 0 E: 0 K: 1 S: 11	H: 0 LOB: 0 BB: 0 P: 17	R: 0 E: 0 K: 0 S: 12	H: 0 LOB: 2 BB: 1 P: 22	R: 0 E: 1 K: 0 S: 6	H: 0 LOB: 1 BB: 0 P: 7	1B: 7 2B: 3 3B: 0 HR: 1	SF: 0 SAC: 1 DP: 0 HBP: 1	
PITCHER	IP	WLS	BF	H	R	ER	SO	BB	IBB	HBP	BLK	WP	HR	S	P	ERA	WHIP				
Tom Glavine, L ERA: 3.34 (1, 1)	2.0	L	14	6	6	6	0	2	0	0	0	0	1	26	50	27.00	4.000				
Marvin Freeman, R ERA: 7.88 (3, 1)	2.0		10	3	1	1	4	1	0	0	0	0	0	21	32	4.50	2.000				
Jay Howell, R ERA: 2.84 (5, 1)	2.0		8	2	0	0	1	0	0	0	0	0	0	13	19	0.00	1.000				
Mark Wohlers, R ERA: 2.9 (7, 1)	2.0		8	0	0	0	1	1	0	1	0	0	0	23	39	0.00	0.500				
Steve Bedrosian, R ERA: 1.4 (9, 1)	1.0		4	0	0	0	0	0	0	0	0	0	0	6	7	0.00	0.000				

Batter	1	2	3	4	5	6	7	8	9	AB R H RBI BB SO LOB	TOP														
Brett Butler, L (1, 8) OBP: 0.382, SLG: 0.379	2-1 P6		1-0 L5			2-2 P5			2-2 G3 3B	4 1 1 0 0 0 1															
Jose Offerman, S (1, 6) OBP: 0.342, SLG: 0.324	1-0 G4-3			3-2 P7		2-2 FC4-6 FC5-4			3-1 G3	4 0 0 1 0 0 1															
Mike Piazza, R (1, 2) OBP: 0.358, SLG: 0.536 Lenny Harris, L (9, PR) OBP: 0.310, SLG: 0.318 Jim Gott, R (9, 1)	3-2 F9			2-2 2B		1-0 FC5-4 1-2f			3-1 F8 PB 1B	4 0 2 0 0 0 1 0 1 0 0 0 0 0 0 0 0 0 0 0 0															
Cory Snyder, R (1, 9) OBP: 0.339, SLG: 0.419 Eric Davis, R (9, PR) OBP: 0.305, SLG: 0.382		4-2 BB		0-1 G6-3		1-0 P3			4-0 1B S 1B BB	2 0 0 0 2 0 1 0 1 0 0 0 0 0															
Eric Karros, R (1, 3) OBP: 0.294, SLG: 0.403		0-0 P4		1-1 G6-3		0-1 G6-3			0-1 F8	4 0 0 0 0 0 4															
Henry Rodriguez, L (1, 7) OBP: 0.262, SLG: 0.382		1-1 F8			1-3 K				1-2 G3	4 0 1 1 0 1 1															
Tim Wallach, R (1, 5) OBP: 0.273, SLG: 0.369		3-1 P6			2-2 G5-3				1-2 1B 1B	4 0 1 1 0 0 1															
Jody Reed, R (1, 4) OBP: 0.324, SLG: 0.336			2-1 F9		0-1 G4-3				1-2 L7	4 0 0 0 0 1 2															
Tom Candiotti, R (1, 1) OBP: 0.188, SLG: 0.213 Dave Hansen, L (8, PH) OBP: 0.425, SLG: 0.452 Todd Worrell, R (8, 1) Carlos Hernandez, R (9, 2) OBP: 0.261, SLG: 0.373			0-0 G4-3			0-0 FC4-6 1B			1-0 G4-3	2 0 1 0 0 0 0 1 0															
Inning Stats	R: 0 E: 0 K: 0 S: 6	H: 0 LOB: 0 BB: 0 P: 12	R: 0 E: 0 K: 0 S: 7	H: 0 LOB: 1 BB: 1 P: 15	R: 0 E: 0 K: 0 S: 4	H: 0 LOB: 0 BB: 0 P: 7	R: 0 E: 0 K: 0 S: 10	H: 1 LOB: 1 BB: 0 P: 16	R: 0 E: 0 K: 1 S: 8	H: 0 LOB: 0 BB: 0 P: 11	R: 0 E: 0 K: 0 S: 9	H: 1 LOB: 1 BB: 0 P: 14	R: 0 E: 0 K: 0 S: 5	H: 0 LOB: 0 BB: 0 P: 6	R: 0 E: 0 K: 0 S: 6	H: 0 LOB: 0 BB: 0 P: 8	R: 3 E: 0 K: 1 S: 22	H: 4 LOB: 2 BB: 1 P: 38	1B: 4 2B: 1 3B: 1 HR: 0	SF: 0 SAC: 0 DP: 0 HBP: 0	WP: 0 PB: 1 SB: 1 CS: 0	PA: 35			
PITCHER	IP	WLS	BF	H	R	ER	SO	BB	IBB	HBP	BLK	WP	HR	S	P	ERA	WHIP								
Rene Arocha, R (1, 1) ERA: 3.54 Lee Smith, R (9, 1) ERA: 4.69	8.1		30	4	2	2	1	1	0	0	0	0	0	64	106	2.16	0.600								
	0.2	L	5	2	1	1	1	1	0	0	0	0	0	13	21	13.50	4.500								

Los Angeles Dodgers @ St. Louis Cardinals
 Busch Stadium, St. Louis, MO
 Fri Aug 20 1993, 7:05 PM CDT
 Att. 33,528 - Unknown - 84 F

AB	33
R	3
H	6
RBI	3
BB	2
SO	2
LOB	12



Batter	1	2	3	4	5	6	7	8	9	AB	R	H	RBI	BB	SO	LOB
Luis Alicea, S OBP: 0.384, SLG: 0.387 (1, 4)	2-1 SH1-3 1B		0-1 P7		1-2 G4-3			0-0		4	1	2	0	0	0	1
Ozzie Smith, S OBP: 0.333, SLG: 0.353 (1, 6)	0-0 SH1-3 1-2		1-1 F8		2-2 G6-3			1-0 F7		3	0	0	0	0	0	2
Gregg Jefferies, S OBP: 0.399, SLG: 0.505 (1, 3)	2-1 2-H 1B		2-1 HR				2-3 K	1-1 L8		4	1	2	2	0	1	1
Todd Zeile, R OBP: 0.354, SLG: 0.427 (1, 5)	0-2 1-2 1B		1-0 G6-3				3-1 F7	1-0 1B		4	0	2	0	0	0	0
Ray Lankford, L OBP: 0.394, SLG: 0.365 (1, 8)	2-2 P5			1-2 FC6-4 1B			1-3 K	0-0 F9		4	0	1	0	0	1	3
Brian Jordan, R OBP: 0.353, SLG: 0.554 (1, 7)	1-2 P7			1-0 FC6-4 CS			2-3 K	1-2 2-3 1B		4	0	1	0	0	1	3
Mark Whiten, S OBP: 0.315, SLG: 0.416 (1, 9)		3-3 K		1-1 F8			3-1 F9	2-2 G4-3		4	0	0	0	0	1	2
Tom Pagnozzi, R OBP: 0.279, SLG: 0.375 (1, 2)		1-1 F7			1-1 G4-3 SH3-4 1B		3-2 P4			3	0	1	0	0	0	0
Rene Arocha, R OBP: 0.130, SLG: 0.133 Lee Smith, R (9, 1)		0-3 K			1-0 SH3-4			1-3 K		2	0	0	0	0	2	0
										0	0	0	0	0	0	0

Inning Stats	R: 1	H: 3	E: 0	LOB: 2	K: 0	S: 14	P: 21	R: 0	H: 0	E: 0	LOB: 0	K: 2	S: 12	P: 16	R: 1	H: 1	E: 0	LOB: 0	K: 0	S: 7	P: 11	R: 0	H: 1	E: 0	LOB: 0	K: 0	S: 6	P: 9	R: 0	H: 1	E: 0	LOB: 1	K: 0	S: 10	P: 15	R: 0	H: 0	E: 0	LOB: 0	K: 2	S: 9	P: 15	R: 0	H: 0	E: 0	LOB: 0	K: 1	S: 10	P: 18	R: 0	H: 1	E: 0	LOB: 1	K: 1	S: 8	P: 11	R: 0	H: 2	E: 0	LOB: 1	K: 0	S: 10	P: 14	1B: 7	2B: 1	3B: 0	HR: 1	SF: 0	SAC: 2	DP: 0	HBP: 0	WP: 0	PB: 0	SB: 0	CS: 1	PA: 34
PITCHER	IP	WLS	BF	H	R	ER	SO	BB	IBB	HBP	BLK	WP	HR	S	P	ERA	WHIP																																																											
Tom Candiotti, R ERA: 2.49 (1, 1)	7.0		26	6	2	2	5	0	0	0	0	0	0	68	105	2.57	0.857																																																											
Todd Worrell, R ERA: 8.24 (8, 1)	1.0	W	4	1	0	0	1	0	0	0	0	0	0	8	11	0.00	1.000																																																											
Jim Gott, R ERA: 2.17 (9, 1)	1.0	S	4	2	0	0	0	0	0	0	0	0	0	10	14	0.00	2.000																																																											

BOTTOM

Los Angeles Dodgers @ St. Louis Cardinals
 Busch Stadium, St. Louis, MO
 Fri Aug 20 1993, 7:05 PM CDT
 Att: 33,528 - Unknown - 84 F

livebaseballscores.com

AB	32
R	2
H	9
RBI	2
BB	0
SO	6
LOB	12



Batter	1	2	3	4	5	6	7	8	9	AB R H RBI BB SO LOB	TOP											
Brett Butler, L (1, 8) OBP: 0.380, SLG: 0.376	3-2 G6-3	1-2 G5-3			1-0 G1-3		2-0 FC1-5 3B HBP	2-1 P9		4 1 0 0 0 0 0	Los Angeles Dodgers @ St. Louis Cardinals Busch Stadium, St. Louis, MO Sat Aug 21 1993, 7:05 PM CDT Att: 50,474 - Unknown											
Jody Reed, R (1, 4) OBP: 0.325, SLG: 0.341	3-1 1B E 2B		2-2 F7		0-1 FC6-4 1B		1-0 FC1-5 3B	1-0 P6		5 2 2 0 0 0 2												
Jose Offerman, S (1, 6) OBP: 0.342, SLG: 0.329	0-0 1B E 1B		1-1 L7		0-0 FC6-4 1-2f		0-2 1B 3B		1-2 G6-3	5 2 2 2 0 0 1												
Mike Piazza, R (1, 2) OBP: 0.359, SLG: 0.533 Carlos Hernandez, R (7, PR) OBP: 0.271, SLG: 0.382	1-1 E5 1B		2-2 G4-3			4-1 CS BB	4-0 1B 1B G6-3 IBB	2-0 G6-4-3 1B		2 0 0 1 2 0 1 1 1 1 0 0 0 0												
Cory Snyder, R (1, 9) OBP: 0.337, SLG: 0.416	0-3 K			0-1 G6-3		1-3 K	0-1 G6-3 1B	1-2 G6-4-3 1B	1-2 G6-4-3	5 0 1 1 0 2 4												
Eric Karros, R (1, 3) OBP: 0.297, SLG: 0.406	1-1 1B 2-H		3-2 FC6-4 1B		2-2 P9 1-2		0-0 G6-3 1B			4 0 3 1 0 0 1												
Tim Wallach, R (1, 5) OBP: 0.273, SLG: 0.366	2-3 K		2-1 F9		2-1 F9		2B BB			3 1 0 1 1 1 5												
Mitch Webster, S (1, 7) OBP: 0.308, SLG: 0.364		2-3 K		0-0 FC6-4 1-2f			2B BB			4 1 1 0 0 1 3												
Pedro Astacio, R (1, 1) OBP: 0.136, SLG: 0.136 Mike Sharperson, R (7, PH) OBP: 0.292, SLG: 0.388 Dave Hansen, L (7, PH) OBP: 0.432, SLG: 0.476 Pedro Martinez, R (7, 1) Todd Worrell, R (9, 1)		0-2 G4-3		0-3 K			3-2 FC1-5 2B	1-1 G6-3		2 0 0 0 0 1 0 0 0 0 0 0 0 0 1 0 1 2 0 0 0 1 0 0 0 0 0 0 0 0 0 0 0 0 0												
Inning Stats	R: 2 E: 1 K: 2 S: 16	H: 3 LOB: 2 BB: 0 P: 26	R: 0 E: 0 K: 1 S: 9	H: 0 LOB: 0 BB: 0 P: 12	R: 0 E: 0 K: 0 S: 8	H: 0 LOB: 0 BB: 0 P: 13	R: 0 E: 0 K: 0 S: 8	H: 1 LOB: 1 BB: 0 P: 13	R: 0 E: 0 K: 1 S: 7	H: 1 LOB: 1 BB: 0 P: 8		R: 0 E: 0 K: 1 S: 7	H: 0 LOB: 0 BB: 1 P: 14	R: 6 E: 0 K: 0 S: 18	H: 5 LOB: 2 BB: 2 P: 33	R: 0 E: 0 K: 0 S: 5	H: 0 LOB: 0 BB: 0 P: 9	R: 0 E: 0 K: 0 S: 7	H: 1 LOB: 0 BB: 0 P: 11	1B: 7 2B: 3 3B: 1 HR: 0	SF: 0 SAC: 0 DP: 1 HBP: 1	WP: 0 PB: 0 SB: 0 CS: 1
PITCHER	IP WLS BF H R ER SO BB IBB HBP BLK WP HR S P ERA WHIP																					
Tom Urbani, L (1, 1) ERA: 7.27	6.0 L 26 6 4 3 5 2 0 0 0 0 0 0 56 91 4.50 1.333																					
Omar Olivares, R (7, 1) ERA: 4.64	0.1 4 2 2 2 0 0 0 0 1 0 0 0 9 14 54.00 6.000																					
Todd Burns, R (7, 1) ERA: 4.89	1.2 8 2 2 2 0 0 0 1 0 0 0 0 13 23 10.80 1.200																					
Lee Guetterman, L (9, 1) ERA: 4.05	1.0 3 1 0 0 0 0 0 0 0 0 0 0 7 11 0.00 1.000																					

AB	37
R	8
H	11
RBI	8
BB	3
SO	5
LOB	17



BOTTOM

Los Angeles Dodgers @ St. Louis Cardinals
 Busch Stadium, St. Louis, MO
 Sat Aug 21 1993, 7:05 PM CDT
 Att. 50,474 - Unknown

livebaseballscorecards.com

AB	29
R	4
H	5
RBI	4
BB	4
SO	5
LOB	5



WP:	0	PA:	35
PB:	0	SB:	0
CS:	1		

AB R H RBI BB SO LOB

4	0	2	2	0	0	0
3	0	0	1	1	0	1
3	0	0	0	1	0	1
4	1	1	1	0	0	1
4	0	0	0	0	3	1
4	0	1	0	0	1	0
4	0	0	0	0	0	1
1	2	0	0	2	1	0
1	0	0	0	0	0	0
0	0	0	0	0	0	0
1	1	1	0	0	0	0
0	0	0	0	0	0	0

Batter	1	2	3	4	5	6	7	8	9
Bernard Gilkey, R (1, 7) OBP: 0.380, SLG: 0.503	2-1 G4-3		0-1 2-H 2B			1-1 P3		3-2 1B	
Ozzie Smith, S (1, 6) OBP: 0.333, SLG: 0.350	1-1 G3		0-1 L9			4-0 BLK BB		2-2 G4-3	
Gregg Jefferies, S (1, 3) OBP: 0.398, SLG: 0.501	1-0 G3-1			4-1 CS G1-3 BB		3-1 F8		2-0 L8	
Todd Zeile, R (1, 5) OBP: 0.353, SLG: 0.432		1-2 P5		0-0 G1-3		0-1 G4-3		3-1 HR	
Ray Lankford, L (1, 8) OBP: 0.390, SLG: 0.361		1-3 K		2-3 K		0-0 F9		0-3 K	
Brian Jordan, R (1, 9) OBP: 0.351, SLG: 0.548		2-3 K		1-0 CS	1-0 F7	1-1 1B		0-0 P3	
Luis Alicea, S (1, 4) OBP: 0.379, SLG: 0.381			1-1 F9		3-1 G4-3	3-2 P4		1-1 F7	
Erik Pappas, R (1, 2) OBP: 0.385, SLG: 0.366			4-2 SH1-4 2B BB		1-3 K		4-2 1B 1B BB		
Tom Urbani, L (1, 1) Omar Olivares, R (7, 1) Todd Burns, R (7, 1) Gerald Perry, L (8, PH) Lee Guetterman, L (9, 1)			0-1 SH1-4		1-0 L7		2-1 1B G4-3 1B		

Inning Stats	R: 0	H: 0	E: 0	K: 0	S: 5	R: 0	H: 0	E: 0	K: 2	S: 9	R: 1	H: 1	E: 0	K: 0	S: 11	R: 0	H: 0	E: 0	K: 1	S: 5	R: 0	H: 0	E: 0	K: 1	S: 6	R: 0	H: 0	E: 0	K: 0	S: 5	R: 0	H: 1	E: 0	K: 0	S: 8	R: 2	H: 2	E: 0	K: 0	S: 13	R: 1	H: 1	E: 0	K: 1	S: 8
--------------	------	------	------	------	------	------	------	------	------	------	------	------	------	------	-------	------	------	------	------	------	------	------	------	------	------	------	------	------	------	------	------	------	------	------	------	------	------	------	------	-------	------	------	------	------	------

PITCHER	IP	WLS	BF	H	R	ER	SO	BB	IBB	HBP	BLK	WP	HR	S	P	ERA	WHIP
Pedro Astacio, R (1, 1) ERA: 4.41	6.0		21	1	1	1	4	3	0	0	1	0	0	41	75	1.50	0.667
Pedro Martinez, R (7, 1) ERA: 2.52	2.0		9	3	2	2	0	1	0	0	0	0	0	21	38	9.00	2.000
Todd Worrell, R (9, 1) ERA: 8.27	1.0		4	1	1	1	1	0	0	0	0	0	1	8	12	9.00	1.000

PITCHER	IP	WLS	BF	H	R	ER	SO	BB	IBB	HBP	BLK	WP	HR	S	P	ERA	WHIP
---------	----	-----	----	---	---	----	----	----	-----	-----	-----	----	----	---	---	-----	------

Batter	1	2	3	4	5	6	7	8	9	AB R H RBI BB SO LOB	TOP
Jose Offerman, S (1, 6) OBP: 0.346, SLG: 0.331	4-2 G1-6-3 BB		0-1 G1-3			1-1 E4 SF8 1B		0-0 1B FC4-6 1B		3 2 2 0 1 0 1	
Jody Reed, R (1, 4) OBP: 0.324, SLG: 0.340	0-0 G1-6-3 1-2f		1-2 G5-3			1-0 SF8		2-1 FC4-6 1B		3 0 1 1 0 0 2	
Henry Rodriguez, L (1, 9) OBP: 0.261, SLG: 0.387	1-1 F8					1-0 G4-3 2B		3-1 FC4-6 1-2f		4 0 1 1 0 1 1	
Cory Snyder, R (1, 8) OBP: 0.334, SLG: 0.412		1-0 F9				1-0 G4-3		0-0 P3		4 0 0 0 0 1 2	
Eric Karros, R (1, 3) OBP: 0.295, SLG: 0.402		0-2 F7				1-0 G5-3		3-2 F8		4 0 0 0 0 0 2	
Eric Davis, R (1, 7) OBP: 0.307, SLG: 0.395		0-0 2B				2-2 HR		0-1 P4		4 1 2 1 0 0 0	
Tim Wallach, R (1, 5) OBP: 0.273, SLG: 0.365		2-1 P2				0-1 G6-3		0-0 G5-3 1B		4 0 1 0 0 0 1	
Carlos Hernandez, R (1, 2) OBP: 0.270, SLG: 0.375			2-0 G1-3 SH2-4 1B			1-0 G5-3		0-0 G5-3		4 0 1 0 0 0 1	
Ramon Martinez, R (1, 1) OBP: 0.100, SLG: 0.119			0-0 SH2-4			0-3 K		0-0 G4-3		2 0 0 0 0 1 1	
Inning Stats	R: 0 H: 0 E: 0 LOB: 0 K: 0 BB: 1 S: 5 P: 10	R: 0 H: 1 E: 0 LOB: 1 K: 0 BB: 0 S: 7 P: 10	R: 0 H: 1 E: 0 LOB: 1 K: 0 BB: 0 S: 7 P: 10	R: 0 H: 0 E: 0 LOB: 0 K: 2 BB: 0 S: 8 P: 12	R: 1 H: 1 E: 0 LOB: 0 K: 1 BB: 0 S: 9 P: 12	R: 1 H: 2 E: 1 LOB: 1 K: 0 BB: 0 S: 7 P: 12	R: 0 H: 1 E: 0 LOB: 1 K: 0 BB: 0 S: 5 P: 5	R: 1 H: 2 E: 0 LOB: 1 K: 0 BB: 0 S: 9 P: 17	R: 0 H: 0 E: 0 LOB: 0 K: 0 BB: 0 S: 5 P: 8	1B: 5 SF: 1 2B: 2 SAC: 1 3B: 0 DP: 1 HR: 1 HBP: 0	WP: 0 PA: 35 PB: 0 SB: 1 CS: 0
PITCHER Bob Tewksbury, R (1, 1) ERA: 3.78 Mike Perez, R (9, 1) ERA: 2.15	IP WLS BF H R ER SO BB IBB HBP BLK WP HR S P ERA WHIP										
	8.0 L 32 8 3 3 3 1 0 0 0 0 0 1 57 88 3.38 1.125										
	1.0 3 0 0 0 0 0 0 0 0 0 0 0 5 8 0.00 0.000										

Los Angeles Dodgers @ St. Louis Cardinals
 Busch Stadium, St. Louis, MO
 Sun Aug 22 1993, 3:33 AM CDT
 Att. 49,677 - Sunny - 88 F

AB	32
R	3
H	8
RBI	3
BB	1
SO	3
LOB	11




Batter	1	2	3	4	5	6	7	8	9	AB R H RBI BB SO LOB
Bernard Gilkey, R (1, 7) OBP: 0.376, SLG: 0.498	2-2 G5-3		2-2 F7		0-0 P6			1-0 P2		4 0 0 0 0 0 4
Luis Alcega, S (1, 4) OBP: 0.377, SLG: 0.380	1-1 1B		1-2 G6-4-3			1-0 P4		3-2 F7		4 0 1 0 0 0 3
Gregg Jefferies, S (1, 3) OBP: 0.397, SLG: 0.501	2-2 F7			2-2 2B		0-1 F7		2-1 G4-3		4 0 1 0 0 0 1
Todd Zeile, R (1, 5) OBP: 0.350, SLG: 0.428	2-2 F7			2-2 G6-3		0-1 G6-3		0-0 G5-3		4 0 0 0 0 0 2
Ray Lankford, L (1, 8) OBP: 0.386, SLG: 0.356		2-3 K		0-3 K		2-3 K		2-3 K		4 0 0 0 0 4 1
Mark Whiten, S (1, 9) OBP: 0.313, SLG: 0.413		3-3 K		3-1 G6-3		0-1 G4-3				3 0 0 0 0 1 1
Tom Pagnozzi, R (1, 2) OBP: 0.276, SLG: 0.371		0-0 F8			2-1 G4-3		2-2 P9			3 0 0 0 0 0 0
Tim Jones, L (1, 6) OBP: 0.222, SLG: 0.250			4-2 1B BB		1-0 2B		0-1 F9			2 0 1 0 1 0 0
Bob Tewksbury, R (1, 1) OBP: 0.246, SLG: 0.237			2-1 G6-4-3		1-3 K		4-1 BB			2 0 1 0 0 1 1
Gerald Perry, L (8, PH) OBP: 0.367, SLG: 0.435			1-2 1B							0 0 0 0 1 0 0
Mike Perez, R (9, 1)										0 0 0 0 0 0 0

Inning Stats	R: 0	H: 1	E: 0	K: 0	S: 12	R: 0	H: 0	E: 0	K: 2	S: 8	R: 0	H: 1	E: 0	K: 0	S: 13	R: 0	H: 1	E: 0	K: 1	S: 11	R: 0	H: 1	E: 0	K: 1	S: 7	R: 0	H: 0	E: 0	K: 1	S: 10	R: 0	H: 0	E: 0	K: 0	S: 7	R: 0	H: 0	E: 0	K: 1	S: 6	R: 0	H: 0	E: 0	K: 1	S: 10	R: 0	H: 0	E: 0	K: 1	S: 6	1B: 2	2B: 2	3B: 0	HR: 0	SF: 0	SAC: 0	DP: 1	HBP: 0	WP: 0	PB: 0	SB: 0	CS: 0	PA: 32
PITCHER Ramon Martinez, R (1, 1) ERA: 2.87	IP	WLS	BF	H	R	ER	SO	BB	IBB	HBP	BLK	WP	HR	S	P	ERA	WHIP																																														
	9.0	W	32	4	0	0	6	2	0	0	0	0	0	79	127	0.00	0.667																																														

BOTTOM

Los Angeles Dodgers @ St. Louis Cardinals
 Busch Stadium, St. Louis, MO
 Sun Aug 22 1993, 3:33 AM CDT
 Att: 49,677 - Sunny - 88 F

AB	30
R	0
H	4
RBI	0
BB	2
SO	6
LOB	13



Batter	1	2	3	4	5	6	7	8	9	AB R H RBI BB SO LOB	TOP											
Carlos Garcia, R (1, 4) OBP: 0.327, SLG: 0.420	2-2 G6-3		0-0 F8		3-2 P6			3-1 FC5-4 G5-3 WP 1B 1-2f		4 1 0 0 0 0 4	Pittsburgh Pirates @ Los Angeles Dodgers Dodger Stadium, Los Angeles, CA Mon Aug 23 1993, 7:05 PM PDT Att. 38,739 - Unknown - 74 F											
Jay Bell, R (1, 6) OBP: 0.386, SLG: 0.452	0-1 G6-3 1B		0-0 G3		2-1 P6			2-0 G5-3 1-3		4 0 1 0 0 0 2												
Orlando Merced, S (1, 9) OBP: 0.426, SLG: 0.468	3-2 G6-3 1-3		0-0 F7		3-2 G4-3 2B			2-1 1B 3-H 1-3		4 0 2 1 0 0 1												
Jeff King, R (1, 5) OBP: 0.357, SLG: 0.417	0-1 G6-3		2-1 G4-3		0-0 G4-3			1-3 K		4 0 0 0 0 1 3												
Brian Shouse, L (8, 1)										0 0 0 0 0 0 0												
Joel Johnston, R (8, 1)										0 0 0 0 0 0 0												
Al Martin, L (1, 8) OBP: 0.336, SLG: 0.440		1-1 G6-3		2-2 G3		0-2 F2			1-1 1B 1B	4 0 1 0 0 0 1												
Lonnie Smith, R (1, 7) OBP: 0.416, SLG: 0.440		3-3 K		1-1 1B HBP		2-0 G6-3			2-3 K	3 0 0 0 0 2 1												
Don Slaught, R (1, 2) OBP: 0.359, SLG: 0.442		2-2 G4-3		0-0 F9		2-3 K			2-1 G4-6-3 1B 1-2	4 0 1 0 0 1 1												
Kevin Young, R (1, 3) OBP: 0.304, SLG: 0.322			0-0 1B		0-0 1B		1-1 P4		0-2 G4-6-3 1-2f	4 0 2 0 0 0 2												
Zane Smith, L (1, 1) OBP: 0.083, SLG: 0.083			0-0 P3		2-3 K			2-1 FC5-4 1B		1 0 0 0 0 0 1												
Mark Petkovsek, R (4, 1)										0 0 0 0 0 0 0												
Andy Tomberlin, L (5, PH) OBP: 0.287, SLG: 0.500										1 0 0 0 0 1 2												
Bias Minor, R (5, 1) OBP: 0.289, SLG: 0.111										0 0 0 0 0 0 0												
Tom Foley, L (8, PH) OBP: 0.296, SLG: 0.400										1 0 1 0 0 0 0												
Inning Stats	R: 0 E: 0 K: 0 S: 10	H: 1 LOB: 1 BB: 0 P: 15	R: 0 E: 0 K: 1 S: 9	H: 0 LOB: 0 BB: 0 P: 15	R: 0 E: 0 K: 0 S: 4	H: 1 LOB: 1 BB: 0 P: 4	R: 0 E: 0 K: 0 S: 6	H: 0 LOB: 0 BB: 0 P: 10	R: 0 E: 0 K: 1 S: 11	H: 1 LOB: 2 BB: 0 P: 17	R: 0 E: 0 K: 1 S: 9	H: 1 LOB: 1 BB: 0 P: 14	R: 0 E: 0 K: 1 S: 6	H: 0 LOB: 0 BB: 0 P: 11	R: 1 E: 0 K: 1 S: 10	H: 2 LOB: 1 BB: 0 P: 20	R: 0 E: 0 K: 1 S: 11	H: 2 LOB: 1 BB: 0 P: 16	1B: 7 2B: 1 3B: 0 HR: 0	SF: 0 SAC: 0 DP: 1 HBP: 1	WP: 1 PB: 0 SB: 1 CS: 0	PA: 35
PITCHER	IP WLS BF H R ER SO BB IBB HBP BLK WP HR S P ERA WHIP																					
Orel Hershiser, R (1, 1) ERA: 3.77	7.2 W 30 6 1 1 3 0 0 1 0 1 0 62 102 1.17 0.783																					
Pedro Martinez, R (8, 1) ERA: 2.51	0.1 1 0 0 0 1 0 0 0 0 0 0 3 4 0.00 0.000																					
Todd Worrell, R (9, 1) ERA: 7.89	1.0 4 2 0 0 1 0 0 0 0 0 0 11 16 0.00 2.000																					

AB	34
R	1
H	8
RBI	1
BB	0
SO	5
LOB	18



Batter	1	2	3	4	5	6	7	8	9
Brett Butler, L (1, 8) OBP: 0.379, SLG: 0.373	0-3 K		0-1 SH5-3	4-2 1B BB	3-2 G4-3			1 SAFE 3-2 G3	
Jose Offerman, S (1, 6) OBP: 0.348, SLG: 0.336	0-0 G5-4-3 1B		2-1 1B 2B 1B	0-2 F9		1-0 F8		0-0 F9 2B	
Mike Piazza, R (1, 2) OBP: 0.359, SLG: 0.532	1-0 G5-4-3 1-2f		1-1 2B 1B	3-1 FC5-4 1B		2-0 F8		2-2 F9	
Cory Snyder, R (1, 9) OBP: 0.333, SLG: 0.412		3-2 G5-3	2-2 2B 2B	2-3 K		0-0 L4		2-3 K	
Eric Karros, R (1, 3) OBP: 0.295, SLG: 0.401		0-0 1B 1B	3-2 G6-3	2-1 FC5-4 1-2f		1-0 F9			
Eric Davis, R (1, 7) OBP: 0.309, SLG: 0.394		0-0 1B	4-0 2B IBB		0-1 G5-3		2-3 K		
Tim Wallach, R (1, 5) OBP: 0.275, SLG: 0.369		0-0 F9	2-1 1B 2B		1-1 G1-3		1-1 FC6-4 1B		
Jody Reed, R (1, 4) OBP: 0.326, SLG: 0.340		0-0 G4-3	4-0 FC6-4 IBB		1-1 WP 1B 1B		2-2 FC6-4 1-2f		
Orel Hershiser, R (1, 1) OBP: 0.431, SLG: 0.474			1-0 1B SH5-3 1B		2-2 1B		2-0 G3 2B 1B		
Pedro Martinez, R (8, 1)									
Mike Sharperson, R (8, PH) OBP: 0.301, SLG: 0.397									
Todd Worrell, R (9, 1)									

Inning Stats	R: 0 E: 0 K: 1 S: 5	H: 1 LOB: 0 BB: 0 P: 6	R: 0 E: 0 K: 0 S: 7	H: 2 LOB: 2 BB: 0 P: 10	R: 5 E: 0 K: 0 S: 17	H: 5 LOB: 2 BB: 2 P: 35	R: 0 E: 0 K: 1 S: 13	H: 1 LOB: 2 BB: 1 P: 24	R: 0 E: 0 K: 0 S: 13	H: 2 LOB: 2 BB: 0 P: 20	R: 0 E: 0 K: 0 S: 3	H: 0 LOB: 0 BB: 0 P: 6	R: 0 E: 0 K: 1 S: 10	H: 1 LOB: 1 BB: 0 P: 16	R: 1 E: 0 K: 1 S: 13	H: 2 LOB: 1 BB: 0 P: 22
--------------	------------------------------	---------------------------------	------------------------------	----------------------------------	-------------------------------	----------------------------------	-------------------------------	----------------------------------	-------------------------------	----------------------------------	------------------------------	---------------------------------	-------------------------------	----------------------------------	-------------------------------	----------------------------------

PITCHER	IP	WLS	BF	H	R	ER	SO	BB	IBB	HBP	BLK	WP	HR	S	P	ERA	WHIP
Zane Smith, L (1, 1) ERA: 4.66	3.1	L	21	9	5	5	1	1	2	0	0	0	0	37	66	13.50	3.000
Mark Petkovsek, R (4, 1) ERA: 3.7	0.2		2	0	0	0	1	0	0	0	0	0	0	5	9	0.00	0.000
Blas Minor, R (5, 1) ERA: 3.78	3.0		12	3	0	0	1	0	0	0	0	1	0	26	42	0.00	1.000
Brian Shouse, L (8, 1) ERA: 9.0	0.1		2	1	1	1	0	0	0	0	0	0	0	6	11	27.00	3.000
Joel Johnston, R (8, 1) ERA: 2.49	0.2		3	1	0	0	1	0	0	0	0	0	0	7	11	0.00	1.500

AB	R	H	RBI	BB	SO	LOB
3	0	0	0	1	1	3
5	1	3	1	0	0	1
5	1	2	1	0	0	2
5	1	1	1	0	2	3
4	0	1	0	0	0	4
3	1	1	0	1	1	0
4	0	2	3	0	0	2
3	0	1	0	1	0	3
3	1	2	0	0	0	2
0	0	0	0	0	0	0
1	1	1	0	0	0	0
0	0	0	0	0	0	0

WP	HR	S	P	ERA	WHIP
1	0	0	40		
0	0	0	0		
0	0	0	0		
0	0	0	0		
0	0	0	0		

Pittsburgh Pirates @ Los Angeles Dodgers
 Dodger Stadium, Los Angeles, CA
 Mon Aug 23 1993, 7:05 PM PDT
 Att: 38,739 - Unknown - 74 F

AB	36
R	6
H	14
RBI	6
BB	3
SO	4
LOB	20



Batter	1	2	3	4	5	6	7	8	9	AB R H RBI BB SO LOB	TOP											
Tom Foley, L (1, 4) OBP: 0.287, SLG: 0.386	2-1 G6-3		2-1 P2		0-2 P5		2-3 K		0-0 G3	5 0 0 0 0 1 4												
Jay Bell, R (1, 6) OBP: 0.388, SLG: 0.452	0-1 F9		3-1 G4-3			4-2 FC5-4 E FC6-4 BB		0-0 1B	1-1 1B	4 1 2 1 1 0 1												
Orlando Merced, S (1, 9) OBP: 0.424, SLG: 0.463	4-1 BB			2-1 F9		0-1 E3 FC5-4		0-1 F9	0-3 K	4 0 0 0 1 1 4												
Jeff King, R (1, 5) OBP: 0.356, SLG: 0.416	0-3 K			2-0 FC4-6 1B		1-0 FC5-4 FC6-4		0-1 F9		4 0 1 0 0 1 4												
Dave Clark, L (1, 7) OBP: 0.356, SLG: 0.378		1-1 G6-3		0-0 F7		2-0 FC6-4		0-0 F7		4 0 0 1 0 0 3												
Don Slaught, R (1, 2) OBP: 0.356, SLG: 0.438		0-1 G4-3		1-1 FC4-6		0-0 G1-3			1-1 1B 1B	3 0 0 0 0 0 2												
Jeff Ballard, L (7, 1) OBP: 0.333, SLG: 0.333										0 0 0 0 0 0 0												
Lonnie Smith, R (9, PH) OBP: 0.418, SLG: 0.443										1 1 1 0 0 0 0												
Al Martin, L (1, 8) OBP: 0.337, SLG: 0.441		0-0 CS 1B			1-3 K		1-0 G3-1		1-0 G3 1B 1B	4 1 2 0 0 1 0												
Kevin Young, R (1, 3) OBP: 0.306, SLG: 0.322		1-0 CS	1-2 SH1-4 HBP		0-0 HR		1-1 G1-3		1-3 K	0 0 0 0 0 0 0												
Andy Tomberlin, L (4, 9) OBP: 0.353, SLG: 0.647										3 1 1 1 0 1 2												
Bob Walk, R (1, 1) OBP: 0.122, SLG: 0.125			0-0 SH1-4		0-0 P6		1-2 E6		2-0 1B G3 1B	0 0 0 0 0 0 0												
Mark Petkovsek, R (3, 1)										0 0 0 0 0 0 0												
Joel Johnston, R (4, 1)										1 0 0 0 0 0 0												
Tom Prince, R (7, PH) OBP: 0.253, SLG: 0.269										2 0 1 1 0 0 0												
Inning Stats	R: 0 E: 0 K: 1 S: 8	H: 0 LOB: 1 BB: 1 P: 14	R: 0 E: 0 K: 0 S: 5	H: 1 LOB: 0 BB: 0 P: 7	R: 0 E: 0 K: 0 S: 7	H: 0 LOB: 1 BB: 0 P: 13	R: 0 E: 0 K: 0 S: 6	H: 1 LOB: 1 BB: 0 P: 11	R: 1 E: 0 K: 1 S: 10	H: 1 LOB: 0 BB: 0 P: 11	R: 1 E: 1 K: 0 S: 8	H: 0 LOB: 1 BB: 1 P: 15	R: 0 E: 1 K: 1 S: 13	H: 0 LOB: 1 BB: 0 P: 18	R: 0 E: 0 K: 0 S: 6	H: 1 LOB: 1 BB: 0 P: 6	R: 2 E: 0 K: 2 S: 13	H: 4 LOB: 2 BB: 0 P: 19	1B: 7 2B: 0 3B: 0 HR: 1	SF: 0 SAC: 1 DP: 0 HBP: 1	WP: 0 PB: 0 SB: 0 CS: 1	PA: 40
PITCHER	IP WLS BF H R ER SO BB IBB HBP BLK WP HR S P ERA WHIP																					
Kevin Gross, R (1, 1) ERA: 4.34	8.0 W 34 6 4 3 3 2 0 1 0 0 0 1 66 100 3.38 1.000																					
Omar Daal, L (9, 1) ERA: 4.1	1.0 5 2 0 0 2 0 0 0 0 0 0 0 10 14 0.00 2.000																					

Pittsburgh Pirates @ Los Angeles Dodgers
Dodger Stadium, Los Angeles, CA

Tue Aug 24 1993, 7:05 PM PDT
Att. 36,133 - Unknown - 74 F

AB	35
R	4
H	8
RBI	4
BB	2
SO	5
LOB	20



Batter	1	2	3	4	5	6	7	8	9
Brett Butler, L OBP: 0.377, SLG: 0.372 (1, 8)	0-1 G5-3		0-1 G4-3 1B	3-2 FC5-4 1B		2-1 F7		1-3 K	
Jose Offerman, S OBP: 0.348, SLG: 0.337 (1, 6)	0-0 S 1B		2-2 G4-3	2-2 1B 1B		1-1 G6-4-3		2-2 G6-3	
Mike Piazza, R OBP: 0.366, SLG: 0.543 (1, 2)	4-1 G5-4-3 BB		3-1 HR 1B	2-0 1B 1B		0-0 HR		3-1 BB HR 1B	
Cory Snyder, R OBP: 0.338, SLG: 0.414 (1, 9)	0-1 G5-4-3		4-2 HR BB	1-2 1B 1B		0-0 FC6-4 1B		4-0 HR BB	
Eric Karros, R OBP: 0.298, SLG: 0.416 (1, 3)		2-0 G5-3	0-0 HR	1-0 G5-4-3		1-0 FC6-4 1B		2-1 HR	
Eric Davis, R OBP: 0.309, SLG: 0.394 (1, 7)		2-2 F8	1-0 E S 1B		0-3 K	3-2 FC6-4 FC6-4		1-0 F9	
Mitch Webster, S OBP: 0.304, SLG: 0.359 (6, 7)						1-2 F8			
Tim Wallach, R OBP: 0.275, SLG: 0.368 (1, 5)		1-1 F8	0-2 FC6-4 1B		1-2 F8	3-2 FC6-4 HBP			
Lenny Harris, L OBP: 0.310, SLG: 0.318 (7, PR)						1-2 FC6-4 HBP			
Jody Reed, R OBP: 0.323, SLG: 0.337 (1, 4)			K		1-0 P2	1-0 HBP			
Mike Sharperson, R OBP: 0.311, SLG: 0.397 (7, PH)			K			1-2 HBP			
Kevin Gross, R OBP: 0.283, SLG: 0.298 (1, 1)			H						
Omar Daal, L (9, 1)			G4-3 1B HBP	0-0 FC5-4 1B		4-2 G6-4-3 BB		0-0 G4-3	

AB	R	H	RBI	BB	SO	LOB
5	2	1	0	0	1	2
5	1	2	0	0	0	3
4	3	4	4	1	0	0
3	3	2	1	2	0	2
5	2	3	6	0	0	2
3	1	1	0	0	1	0
2	0	0	0	0	0	2
4	0	1	2	0	0	1
0	0	0	0	0	0	0
3	0	0	0	0	1	1
0	0	0	0	0	0	0
2	1	1	0	1	0	2
0	0	0	0	0	0	0


BOTTOM

Pittsburgh Pirates @ Los Angeles Dodgers
Dodger Stadium, Los Angeles, CA

Tue Aug 24 1993, 7:05 PM PDT
Att: 36,133 - Unknown - 74 F

AB	36
R	13
H	15
RBI	13
BB	4
SO	3
LOB	15

livebaseballscores.com



WP: 0	PA: 42
PB: 0	
SB: 2	
CS: 0	

Inning Stats	R: 0	H: 1	E: 0	K: 0	S: 6	LOB: 1	BB: 1	P: 10
R: 0	H: 0	E: 0	K: 0	S: 7	LOB: 0	BB: 0	P: 12	
R: 6	H: 5	E: 0	K: 1	S: 20	LOB: 1	BB: 1	P: 34	
R: 2	H: 4	E: 0	K: 0	S: 14	LOB: 1	BB: 0	P: 23	
R: 0	H: 0	E: 0	K: 1	S: 7	LOB: 0	BB: 0	P: 9	
R: 0	H: 0	E: 0	K: 0	S: 6	LOB: 0	BB: 1	P: 13	
R: 2	H: 3	E: 0	K: 0	S: 11	LOB: 2	BB: 0	P: 19	
R: 3	H: 2	E: 0	K: 1	S: 11	LOB: 0	BB: 1	P: 24	

PITCHER	IP	WLS	BF	H	R	ER	SO	BB	IBB	HBP	BLK	WP	HR	S	P	ERA	WHIP
Bob Walk, R ERA: 5.51 (1, 1)	2.1	L	9	1	1	1	1	1	1	0	0	0	0	16	28	3.86	0.857
Mark Petkovsek, R ERA: 6.04 (3, 1)	1.0		12	8	7	7	0	1	0	0	0	0	1	27	45	63.00	9.000
Joel Johnston, R ERA: 2.25 (4, 1)	2.2		8	1	0	0	1	1	0	0	0	0	0	17	28	0.00	0.750
Jeff Ballard, L ERA: 5.65 (7, 1)	2.0		13	5	5	5	1	1	0	1	0	0	2	22	43	22.50	3.000

Batter	1	2	3	4	5	6	7	8	9	10	11	12	AB R H RBI BB SO LOB	TOP								
Carlos Garcia, R OBP: 0.325, SLG: 0.417	0-1 F8	3-1 F8			2-2 P4			2-2 P3		3-3 K		2-2 K	6 0 1 0 0 1 2	Pittsburgh Pirates @ Los Angeles Dodgers Dodger Stadium, Los Angeles, CA Wed Aug 25 1993, 7:05 PM PDT Att. 33,914 - Unknown - 75 F								
Jay Bell, R OBP: 0.386, SLG: 0.453	0-1 1B		0-1 P3		3-3 K			2-3 K		1-3 K		1-0 F8	6 1 1 0 0 3 2									
Orlando Merced, S OBP: 0.421, SLG: 0.460	0-0 BB		2-2 E5		2-2 L5			3-2 F8		0-1 G1-3			5 0 1 1 0 0 0									
Jeff King, R OBP: 0.357, SLG: 0.413	4-2 1B		3-2 F7		1-1 P5			0-0 P4		4-2 BB			3 0 0 0 2 0 1									
Dave Clark, L OBP: 0.353, SLG: 0.374	0-1 1B		0-1 P5		3-3 K			3-3 K		2-2 G6-3			5 0 1 0 0 2 2									
Al Martin, L OBP: 0.338, SLG: 0.443	1-1 F8			3-3 K		2-2 F8		2-2 1B		0-0 1B			5 1 2 0 0 1 2									
Andy Tomberlin, L OBP: 0.318, SLG: 0.545		2-2 G6-3		2-1 G1-3		2-2 G3		2-3 K		1-1 1B			5 0 1 1 0 1 1									
Tom Prince, R OBP: 0.265, SLG: 0.270		1-0 SH5-4		1-2 1B		2-3 K		4-2 CS		0-3 K			3 0 1 0 1 2 1									
Paul Wagner, R OBP: 0.161, SLG: 0.133		0-1 SH5-4		1-3 K		3-3 K		0-3 K		1-3 K			2 0 0 0 0 2 1									
Mark Dewey, R ERA: 2.43													0 0 0 0 0 0 0									
Tom Foley, L OBP: 0.285, SLG: 0.384													1 0 0 0 0 1 1									
Denny Neagle, L ERA: 2.23													1 0 0 0 0 1 1									
Inning Stats	R: 1 E: 0 K: 0 S: 11	H: 3 LOB: 2 BB: 1 P: 16	R: 0 E: 0 K: 0 S: 9	H: 0 LOB: 1 BB: 0 P: 15	R: 0 E: 1 K: 0 S: 12	H: 0 LOB: 1 BB: 0 P: 17	R: 0 E: 0 K: 1 S: 10	H: 0 LOB: 0 BB: 0 P: 17	R: 0 E: 0 K: 1 S: 8	H: 0 LOB: 0 BB: 0 P: 14	R: 0 E: 0 K: 2 S: 10	H: 1 LOB: 1 BB: 0 P: 17	R: 0 E: 0 K: 2 S: 9	H: 0 LOB: 1 BB: 1 P: 16	R: 0 E: 0 K: 1 S: 12	H: 0 LOB: 1 BB: 1 P: 19	R: 1 E: 0 K: 2 S: 15	H: 3 LOB: 2 BB: 0 P: 20	1B: 6 2B: 2 3B: 1 HR: 0	SF: 0 SAC: 1 DP: 1 HBP: 1	WP: 0 PB: 0 SB: 0 CS: 1	PA: 47
PITCHER	IP WLS BF H R ER SO BB IBB HBP BLK WP HR S P ERA WHIP																					
Tom Candiotti, R ERA: 2.43	(1, 1) 8.0 30 4 1 1 7 1 0 0 0 0 0 82 132 1.12 0.625																					
Pedro Martinez, R ERA: 2.45	(9, 1) 2.0 7 1 0 0 4 1 0 0 0 0 0 19 33 0.00 1.000																					
Jim Gott, R ERA: 2.23	(11, 1) 2.0 L 10 3 1 1 3 1 0 0 0 0 0 27 39 4.50 2.000																					

AB	42
R	2
H	8
RBI	2
BB	3
SO	14
LOB	14



Batter	1	2	3	4	5	6	7	8	9	10	11	12	AB	R	H	RBI	BB	SO	LOB
Brett Butler, L OBP: 0.377, SLG: 0.370 (1, 8)	0-1 B1		1-1 G5-3	2-0 G4-3			0-0 FC3-2 1B	4-2 BB		1-2 G6-3			5	0	1	0	1	0	2
Jose Offerman, S OBP: 0.352, SLG: 0.339 (1, 6)	4-2 BB BB		1-1 1B 1B			1-0 G6-3 1B	4-0 FC3-2 BB	0-1 SF8		1-0 F9			3	0	2	1	2	0	0
Mike Piazza, R OBP: 0.366, SLG: 0.539 (1, 2)	4-0 BB G6-4-3		0-0 1B			1-0 G6-3	0-0 P4	2-3 3-H G6-3					5	0	1	0	1	1	5
Cory Snyder, R OBP: 0.338, SLG: 0.410 (1, 9)	1-1 G6-4-3		1-0 P6			4-2 BB	4-1 FC3-2 BB		2-2 L4				4	0	0	0	2	1	4
Eric Karros, R OBP: 0.296, SLG: 0.413 (1, 3)		0-1 G5-3	1-3 K			1-1 L6	0-1 FC3-2	0-1 1B 1B					6	0	1	0	0	2	7
Eric Davis, R OBP: 0.308, SLG: 0.391 Mitch Webster, S OBP: 0.302, SLG: 0.357 (1, 7)		0-3 K		1-2 1B 1B		1-3 K	1-0 F8	0-1 F9					5	0	1	0	0	2	6
Tim Wallach, R OBP: 0.279, SLG: 0.370 Lenny Harris, L OBP: 0.313, SLG: 0.321 (8, PR)		4-1 1B BB		3-2 1B				0-0 BB SH3-4 1B		1-2 1B			3	0	2	0	1	0	0
Jody Reed, R OBP: 0.324, SLG: 0.336 (1, 4)		2-2 1B		0-3 K		1-2 L4	1-1 SH3-4	0-2 P4					4	0	1	0	1	1	4
Tom Candiotti, R OBP: 0.176, SLG: 0.200 Dave Hansen, L OBP: 0.440, SLG: 0.478 Henry Rodriguez, L OBP: 0.291, SLG: 0.387 Pedro Martinez, R Mike Sharperson, R OBP: 0.307, SLG: 0.391 Jim Gott, R Carlos Hernandez, R OBP: 0.287, SLG: 0.370 (1, 1)		0-0 G6-3		0-3 K		1-0 G6-3	4-2 SF8 BB BB			0-2 F8			3	0	0	0	0	1	4

Inning Stats	R: 0	H: 0	E: 0	K: 0	S: 7	R: 0	H: 1	E: 0	K: 1	S: 10	R: 0	H: 2	E: 0	K: 1	S: 9	R: 0	H: 2	E: 0	K: 2	S: 13	R: 0	H: 1	E: 0	K: 1	S: 11	R: 0	H: 0	E: 0	K: 0	S: 7	R: 0	H: 1	E: 0	K: 0	S: 6	R: 1	H: 1	E: 0	K: 0	S: 13	R: 0	H: 2	E: 0	K: 0	S: 12	R: 0	H: 0	E: 0	K: 0	S: 7	R: 0	H: 0	E: 0	K: 0	S: 10	R: 0	H: 0	E: 0	K: 0	S: 9	R: 0	H: 0	E: 0	K: 0	S: 9	1B: 10	2B: 0	3B: 0	HR: 0	SF: 1	SAC: 1	DP: 1	HBP: 0	WP: 0	PA: 54
--------------	------	------	------	------	------	------	------	------	------	-------	------	------	------	------	------	------	------	------	------	-------	------	------	------	------	-------	------	------	------	------	------	------	------	------	------	------	------	------	------	------	-------	------	------	------	------	-------	------	------	------	------	------	------	------	------	------	-------	------	------	------	------	------	------	------	------	------	------	--------	-------	-------	-------	-------	--------	-------	--------	-------	--------

PITCHER	IP	WLS	BF	H	R	ER	SO	BB	IBB	HBP	BLK	WP	HR	S	P	ERA	WHIP
Paul Wagner, R ERA: 4.92 (1, 1)	6.1		30	7	0	0	5	5	0	0	0	0	0	59	99	0.00	1.895
Mark Dewey, R ERA: 1.76 (7, 1)	2.2		14	3	1	1	0	3	0	0	0	0	0	29	47	3.38	2.250
Denny Neagle, L ERA: 5.61 (10, 1)	3.0	W	10	0	0	0	3	1	0	0	0	0	0	26	38	0.00	0.333

BOTTOM

Pittsburgh Pirates @ Los Angeles Dodgers
Dodger Stadium, Los Angeles, CA

Wed Aug 25 1993, 7:05 PM PDT
Att: 33,914 - Unknown - 75 F

livebaseballscorecards.com

AB	43
R	1
H	10
RBI	1
BB	9
SO	8
LOB	33



Batter	1	2	3	4	5	6	7	8	9	AB R H RBI BB SO LOB	TOP
Bernard Gilkey, R (1, 7) OBP: 0.376, SLG: 0.490	1-1 SH1-4 1B	2-2 1B			3-1 1B 2B 1B	2-1 G6-3			4-1 SH1-3 BB	4 1 3 1 1 0 1	
Tim Jones, L (1, 6) OBP: 0.286, SLG: 0.280	1-0 SH1-4 1-2	2-3 K			1-1 2B 1-2 FC6-5 1B		1-3 K		0-1 SH1-3 1-2	3 1 1 0 0 2 2	
Gregg Jefferies, S (1, 3) OBP: 0.400, SLG: 0.507	3-1 L6				1-2 FC6-5 1-3 2-H 2B		1-1 G4-3		4-0 G6-4-3 IBB	4 0 1 1 1 0 1	
Todd Zeile, R (1, 5) OBP: 0.346, SLG: 0.426	2-2 F7				2-2 FC6-5 BB 2-3 3-H		2-2 S 1B		2-2 G6-4-3 1-2f	5 0 1 1 0 0 4	
Ray Lankford, L (1, 8) OBP: 0.383, SLG: 0.358		4-2 BB 1B BB			4-2 G6-3 1-2 G4-6-3 BB		3-2 G4-3 1-2			2 1 0 0 2 0 1	
Mark Whiten, S (1, 9) OBP: 0.313, SLG: 0.406		4-0 1B 1-2 FC1-5-2-6 BB			0-3 K 1-2f		0-1 G4-6-3 1-2f		1-0 G3	3 0 0 0 1 1 2	
Luis Alicea, S (1, 4) OBP: 0.377, SLG: 0.384		2-3 K			1-2 F8		0-0 SH1-4 1B		4-1 BB	3 0 1 0 1 1 2	
Tom Pagnozzi, R (1, 2) OBP: 0.278, SLG: 0.375		0-1 FC1-5-2-6 1B 1-3 2-H 1B			0-1 1B		1-1 F8		1-0 F8	4 1 2 1 0 0 2	
Bob Tewksbury, R (1, 1) OBP: 0.238, SLG: 0.230 Rod Brewer, L (8, PH) OBP: 0.323, SLG: 0.328 Mike Perez, R (8, 1) Lee Smith, R (9, 1)		2-2 FC1-5-2-6 1B 1-3 3-H			1-3 K		1-2 SH1-4		1-0 G4-3	2 0 0 0 0 1 3 1 0 0 0 0 0 1 0 0 0 0 0 0 0 0 0 0 0 0 0 0	
Inning Stats	R: 0 E: 0 K: 0 S: 8 H: 1 LOB: 1 BB: 0 P: 15	R: 2 E: 0 K: 2 S: 17 H: 2 LOB: 2 BB: 2 P: 33	R: 0 E: 0 K: 0 S: 10 H: 0 LOB: 0 BB: 0 P: 13	R: 0 E: 0 K: 2 S: 12 H: 1 LOB: 1 BB: 0 P: 14	R: 2 E: 0 K: 0 S: 17 H: 3 LOB: 1 BB: 1 P: 28	R: 0 E: 0 K: 0 S: 8 H: 1 LOB: 1 BB: 0 P: 12	R: 0 E: 0 K: 1 S: 11 H: 1 LOB: 1 BB: 0 P: 18	R: 0 E: 0 K: 0 S: 4 H: 0 LOB: 1 BB: 1 P: 11	R: 0 E: 0 K: 0 S: 6 H: 0 LOB: 1 BB: 2 P: 16	1B: 8 2B: 1 3B: 0 HR: 0 SF: 0 SAC: 3 DP: 2 HBP: 0	WP: 0 PB: 0 SB: 1 CS: 0 PA: 40
PITCHER Ramon Martinez, R (1, 1) ERA: 2.96 Roger McDowell, R (8, 1) ERA: 1.65	IP WLS BF H R ER SO BB IBB HBP BLK WP HR S P ERA WHIP	7.0 L 32 9 4 4 5 3 0 0 0 0 0 0 83 133 5.14 1.714	2.0 8 0 0 0 0 2 1 0 0 0 0 0 10 27 0.00 1.000		PITCHER IP WLS BF H R ER SO BB IBB HBP BLK WP HR S P ERA WHIP						

St. Louis Cardinals @ Los Angeles Dodgers
Dodger Stadium, Los Angeles, CA
 Sat Aug 28 1993, 7:05 PM PDT
 Att. 38,767 - Unknown - 76 F

AB	31
R	4
H	9
RBI	4
BB	6
SO	5
LOB	19



BOTTOM

St. Louis Cardinals @ Los Angeles Dodgers
Dodger Stadium, Los Angeles, CA

livebaseballscores.com

AB 33
R 3
H 11
RBI 3
BB 1
SO 3
LOB 15



WP: 0 PA: 37
PB: 0
SB: 0
CS: 0

ERA WHIP

Sat Aug 28 1993, 7:05 PM PDT
Att: 38,767 - Unknown - 76 F

Batter	1	2	3	4	5	6	7	8	9	AB	R	H	RBI	BB	SO	LOB
Brett Butler, L OBP: 0.378, SLG: 0.370 (1, 8)	1-1 1B HR 1B		2-2 SH5-3 FC1-5-4 1B		4-0 G4-3 SH5-3 BB		0-0 SH5-3 1-2		1-2 F8	3	1	2	0	1	0	0
Jody Reed, R OBP: 0.326, SLG: 0.341 (1, 4)	0-0 1-3 HR 1B		2-0 SH5-3 FC1-5-4 1B		0-1 SH5-3 1-2		1-2 F9			3	1	2	0	0	0	1
Jose Offerman, S OBP: 0.349, SLG: 0.335 (1, 6)	1-1 L4		0-0 SH5-3		1-0 G4-3		2-1 G3-1			3	0	0	0	0	0	4
Eric Karros, R OBP: 0.292, SLG: 0.406 (1, 3)	2-2 P4		1-2 FC1-5-4		2-2 G4-3			3-3 K		4	0	0	0	0	1	5
Henry Rodriguez, L OBP: 0.270, SLG: 0.418 (1, 7)	3-1 1-H 3-H HR			1-1 G6-3		1-2 FC6-4 1B		3-2 P6		4	1	2	3	0	0	0
Cory Snyder, R OBP: 0.336, SLG: 0.406 (1, 5)	1-1 F8			3-2 1B 1B		0-2 K		1-1 1B		4	0	2	0	0	1	1
Tim Wallach, R OBP: 0.279, SLG: 0.376 (1, 9)				1-0 P5		1 SAFE 0-0 F8		3-1 P6		4	0	0	0	0	0	3
Carlos Hernandez, R OBP: 0.269, SLG: 0.368 Mitch Webster, S OBP: 0.301, SLG: 0.350 (9, PH)				0-0 1B 1B		0-1 FC6-4			2-2 F7	3	0	1	0	0	0	1
Ramon Martinez, R OBP: 0.113, SLG: 0.131 Lenny Harris, L OBP: 0.315, SLG: 0.324 Roger McDowell, R OBP: 0.500, SLG: 0.500 Mike Piazza, R OBP: 0.364, SLG: 0.535 (9, PH)				1-2 1B 2-H		1-2 1B		1-0 SH5-3 1B	0-2 G4-3	1	0	0	0	0	0	0
										2	0	1	0	0	1	0
										1	0	1	0	0	0	0
										0	0	0	0	0	0	0
										1	0	0	0	0	0	0

Batter	1	2	3	4	5	6	7	8	9	AB	R	H	RBI	BB	SO	LOB
Brett Butler, L OBP: 0.378, SLG: 0.370 (1, 8)	1-1 1B HR 1B		2-2 SH5-3 FC1-5-4 1B		4-0 G4-3 SH5-3 BB		0-0 SH5-3 1-2		1-2 F8	3	1	2	0	1	0	0
Jody Reed, R OBP: 0.326, SLG: 0.341 (1, 4)	0-0 1-3 HR 1B		2-0 SH5-3 FC1-5-4 1B		0-1 SH5-3 1-2		1-2 F9			3	1	2	0	0	0	1
Jose Offerman, S OBP: 0.349, SLG: 0.335 (1, 6)	1-1 L4		0-0 SH5-3		1-0 G4-3		2-1 G3-1			3	0	0	0	0	0	4
Eric Karros, R OBP: 0.292, SLG: 0.406 (1, 3)	2-2 P4		1-2 FC1-5-4		2-2 G4-3			3-3 K		4	0	0	0	0	1	5
Henry Rodriguez, L OBP: 0.270, SLG: 0.418 (1, 7)	3-1 1-H 3-H HR			1-1 G6-3		1-2 FC6-4 1B		3-2 P6		4	1	2	3	0	0	0
Cory Snyder, R OBP: 0.336, SLG: 0.406 (1, 5)	1-1 F8			3-2 1B 1B		0-2 K		1-1 1B		4	0	2	0	0	1	1
Tim Wallach, R OBP: 0.279, SLG: 0.376 (1, 9)				1-0 P5		1 SAFE 0-0 F8		3-1 P6		4	0	0	0	0	0	3
Carlos Hernandez, R OBP: 0.269, SLG: 0.368 Mitch Webster, S OBP: 0.301, SLG: 0.350 (9, PH)				0-0 1B 1B		0-1 FC6-4			2-2 F7	3	0	1	0	0	0	1
Ramon Martinez, R OBP: 0.113, SLG: 0.131 Lenny Harris, L OBP: 0.315, SLG: 0.324 Roger McDowell, R OBP: 0.500, SLG: 0.500 Mike Piazza, R OBP: 0.364, SLG: 0.535 (9, PH)				1-2 1B 2-H		1-2 1B		1-0 SH5-3 1B	0-2 G4-3	1	0	0	0	0	0	0
										2	0	1	0	0	1	0
										1	0	1	0	0	0	0
										0	0	0	0	0	0	0
										1	0	0	0	0	0	0

Inning Stats	R: 3	H: 3	E: 0	K: 12	S: 20	LOB: 0	BB: 0	P: 20	R: 0	H: 0	E: 0	K: 1	S: 9	LOB: 0	BB: 0	P: 14	R: 0	H: 2	E: 0	K: 10	S: 10	LOB: 1	BB: 0	P: 14	R: 0	H: 3	E: 0	K: 0	S: 11	LOB: 2	BB: 0	P: 16	R: 0	H: 1	E: 0	K: 1	S: 9	LOB: 1	BB: 0	P: 10	R: 0	H: 1	E: 0	K: 0	S: 7	LOB: 1	BB: 0	P: 11	R: 0	H: 1	E: 0	K: 11	S: 11	LOB: 1	BB: 0	P: 21	R: 0	H: 0	E: 0	K: 0	S: 13	LOB: 0	BB: 0	P: 16	1B: 10	SF: 0	2B: 1	SAC: 3	3B: 0	DP: 1	HR: 1	HBP: 0	WP: 0	PA: 37
--------------	------	------	------	-------	-------	--------	-------	-------	------	------	------	------	------	--------	-------	-------	------	------	------	-------	-------	--------	-------	-------	------	------	------	------	-------	--------	-------	-------	------	------	------	------	------	--------	-------	-------	------	------	------	------	------	--------	-------	-------	------	------	------	-------	-------	--------	-------	-------	------	------	------	------	-------	--------	-------	-------	--------	-------	-------	--------	-------	-------	-------	--------	-------	--------

PITCHER	IP	WLS	BF	H	R	ER	SO	BB	IBB	HBP	BLK	WP	HR	S	P	ERA	WHIP
Bob Tewksbury, R ERA: 3.78 (1, 1)	7.0	W	30	10	3	3	2	1	0	0	0	0	0	64	98	3.86	1.571
Mike Perez, R ERA: 2.03 (8, 1)	1.0		4	1	0	0	1	0	0	0	0	0	0	11	21	0.00	1.000
Lee Smith, R ERA: 4.5 (9, 1)	1.0	S	3	0	0	0	0	0	0	0	0	0	0	13	16	0.00	0.000

PITCHER	IP	WLS	BF	H	R	ER	SO	BB	IBB	HBP	BLK	WP	HR	S	P	ERA	WHIP
---------	----	-----	----	---	---	----	----	----	-----	-----	-----	----	----	---	---	-----	------

Batter	1	2	3	4	5	6	7	8	9	AB R H RBI BB SO LOB	TOP									
Bernard Gilkey, R (1, 7) OBP: 0.376, SLG: 0.488	1-3 		0-2 G6-3 		1-0 G5-3 		4-2 		0-0 	4 2 1 0 1 1 0	St. Louis Cardinals @ Los Angeles Dodgers Dodger Stadium, Los Angeles, CA Sun Aug 29 1993, 3:33 AM PDT Att. 33,794 - Sunny									
Tim Jones, L (1, 6) OBP: 0.364, SLG: 0.296	3-2 G4-3 		4-2 			4-2 	4-1 		1-1 	2 1 1 0 3 0 0										
Gregg Jefferies, S (1, 3) OBP: 0.398, SLG: 0.503	0-2 G3 		1-0 P4 			0-1 	3-1 F8 		1-1 P9 	5 0 1 0 0 0 5										
Todd Zeile, R (1, 5) OBP: 0.349, SLG: 0.429		1-2 		3-2 G6-3 		0-3 	2-2 		4-2 	4 0 2 1 1 1 2										
Ray Lankford, L (1, 8) OBP: 0.382, SLG: 0.357		0-0 SH3 		0-1 G4-3 		4-0 	3-3 		0-1 G4-3 	1 0 0 0 0 0 0										
Brian Jordan, R (4, 8) OBP: 0.351, SLG: 0.543		2-3 				1-2 			1-2 2-3 3-H 	2 0 0 1 1 1 4										
Mark Whiten, S (1, 9) OBP: 0.313, SLG: 0.405		2-3 		4-1 		1-1 		2-0 L7 	3-3 	4 0 1 1 1 2 3										
Luis Alicea, S (1, 4) OBP: 0.378, SLG: 0.381		4-2 		0-2 L9 		2-2 		4-0 		2 0 0 0 2 1 4										
Erik Pappas, R (1, 2) OBP: 0.374, SLG: 0.350		2-2 SAFE F8 			2-2 G3-1 	1-0 P6 		1-0 	1-0 P3 	4 0 0 0 0 0 6										
Allen Watson, L (1, 1) OBP: 0.300, SLG: 0.368			3-2 L7 		0-1 G1-3 		1-3 	1-3 		2 0 0 0 0 0 0										
Omar Olivares, R (5, 1) OBP: 0.263, SLG: 0.316										0 0 0 0 0 0 0										
Rod Brewer, L (7, PH) OBP: 0.321, SLG: 0.325										1 0 0 0 0 1 0										
Todd Burns, R (7, 1) OBP: 0.381, SLG: 0.453										0 0 0 0 0 0 0										
Gerald Perry, L (8, PH) OBP: 0.281, SLG: 0.453										1 0 0 0 0 1 1										
Lee Clouterman, L (8, 1) OBP: 0.500, SLG: 1.000										0 0 0 0 0 0 0										
Inning Stats	R: 0 E: 0 K: 1 S: 9	H: 0 LOB: 0 BB: 0 P: 13	R: 0 E: 0 K: 1 S: 13	H: 1 LOB: 2 BB: 1 P: 22	R: 0 E: 0 K: 0 S: 10	H: 0 LOB: 1 BB: 1 P: 18	R: 0 E: 0 K: 0 S: 10	H: 0 LOB: 1 BB: 1 P: 17	R: 1 E: 0 K: 2 S: 14	H: 2 LOB: 3 BB: 2 P: 26	R: 1 E: 0 K: 2 S: 14	H: 1 LOB: 2 BB: 2 P: 31	R: 0 E: 0 K: 1 S: 5	H: 0 LOB: 1 BB: 1 P: 13	R: 1 E: 0 K: 1 S: 13	H: 2 LOB: 2 BB: 1 P: 22	1B: 5 2B: 1 3B: 0 HR: 0	SF: 0 SAC: 1 DP: 0 HBP: 0	WP: 0 PB: 0 SB: 0 CS: 0	PA: 42
PITCHER	IP WLS BF H R ER SO BB IBB HBP BLK WP HR S P ERA WHIP																			
Orel Hershiser, R (1, 1) ERA: 3.7	6.0 W 26 3 1 1 4 5 0 0 0 0 0 62 105 1.50 1.333																			
Pedro Martinez, R (7, 1) ERA: 2.62	0.2 5 1 1 1 1 2 0 0 0 0 0 11 25 13.50 4.500																			
Todd Worrell, R (7, 1) ERA: 6.84	1.1 5 0 0 0 2 1 0 0 0 0 0 8 19 0.00 0.750																			
Roger McDowell, R (9, 1) ERA: 1.77	1.0 6 2 1 1 1 1 0 0 0 0 0 13 22 9.00 3.000																			

livebaseballscorecards.com

AB	32
R	3
H	6
RBI	3
BB	9
SO	8
LOB	25



Batter	1	2	3	4	5	6	7	8	9
Carlos Garcia, R OBP: 0.322, SLG: 0.407 (1, 4)	1-2 G5-3		0-1 G4-3	0-1 G3		4-1 G3-1 1B BB		1-1 F8	
Jay Bell, R OBP: 0.390, SLG: 0.452 (1, 6)	2-3 K		2-3 K	4-0 BB		0-1 G3-1 1-2 1B		1-0 F8	
Orlando Merced, S OBP: 0.422, SLG: 0.458 (1, 9)	3-2 BLK 1B		0-1 1B 2B	0-3 K		0-0 G3-1 1-2 2-3			
Jeff King, R OBP: 0.354, SLG: 0.407 (1, 5)	3-2 G4-3		3-2 BLK 1B 1B		1-3 K	2-1 L4			
Dave Clark, L OBP: 0.349, SLG: 0.386 (1, 7)		0-1 HR	3-2 1B 1B		0-1 1B G1-6-3 1B	0-0 G3			
Al Martin, L OBP: 0.337, SLG: 0.449 (1, 8)		0-0 G6-3 1B	0-0 1-2 1B		1-1 G1-6-3 E 1B	3-2 F8			
Don Slaught, R OBP: 0.353, SLG: 0.434 (1, 2)		1-2 SAFE G6-3	0-3 K		2-1 G1-6-3	1-1 G5-3			
Kevin Young, R OBP: 0.303, SLG: 0.318 (1, 3)		1-3 K		1-3 K	2-1 E6	2-3 K			
Paul Wagner, R OBP: 0.161, SLG: 0.133 (1, 1)			1-0 G4-3 2B		0-0 G3 1B			0-2 G4-3	
Joel Johnston, R OBP: 0.400, SLG: 0.600 (3, 1)									
Denny Neagle, L (7, 1)									
Mark Dewey, R (9, 1)									

Inning Stats	R: 0 E: 0 K: 15	H: 1 LOB: 1 BB: 24	R: 1 E: 0 K: 9	H: 2 LOB: 0 BB: 11	R: 3 E: 0 K: 21	H: 5 LOB: 2 BB: 0 P: 30	R: 0 E: 0 K: 9	H: 1 LOB: 2 BB: 1 P: 14	R: 2 E: 1 K: 14	H: 2 LOB: 1 BB: 0 P: 22	R: 0 E: 0 K: 7	H: 1 LOB: 2 BB: 13	R: 0 E: 0 K: 9	H: 0 LOB: 0 BB: 0 P: 15	R: 0 E: 0 K: 7	H: 0 LOB: 0 BB: 0 P: 9
1B: 9 2B: 2 3B: 0 HR: 1	SF: 0 SAC: 0 DP: 0 HBP: 0	WP: 0 PA: 38 ERA WHIP														

PITCHER	IP	WLS	BF	H	R	ER	SO	BB	IBB	HBP	BLK	WP	HR	S	P	ERA	WHIP
Kevin Gross, R ERA: 4.46 (1, 1)	3.2	L	20	9	4	4	5	1	0	0	2	0	1	51	76	9.82	2.727
Omar Daal, L ERA: 4.05 (4, 1)	0.1		1	0	0	0	1	0	0	0	0	0	0	3	3	0.00	0.000
Ricky Tricek, R ERA: 4.36 (5, 1)	3.0		14	3	2	1	3	1	0	0	0	0	0	30	50	3.00	1.333
Todd Worrell, R ERA: 6.58 (8, 1)	1.0		3	0	0	0	0	0	0	0	0	0	0	7	9	0.00	0.000


BOTTOM

Los Angeles Dodgers @ Pittsburgh Pirates
Three Rivers Stadium, Pittsburgh, PA

Tue Aug 31 1993, 7:05 PM EDT
Att: 16,291 - Unknown - 80 F

livebaseballscorecards.com

AB	36
R	6
H	12
RBI	5
BB	2
SO	9
LOB	17



Batter	1	2	3	4	5	6	7	8	9	AB R H RBI BB SO LOB	TOP											
Brett Butler, L OBP: 0.382, SLG: 0.373 (1, 8)	1-1 PB SH1-4 1B	1-1 FC6-4 1B			1-2 G6-3		0-2 1B			4 1 3 0 0 0 0	Los Angeles Dodgers @ Pittsburgh Pirates Three Rivers Stadium, Pittsburgh, PA Wed Sep 01 1993, 7:05 PM EDT Att. 20,778 - Unknown - 72 F livebaseballscorecards.com											
Jose Offerman, S OBP: 0.348, SLG: 0.332 (1, 6)	0-0 SH1-4 1-2	2-1 FC6-4 1-2f			1-2 FC5-4 HBP		2-2 F7			2 0 0 0 0 0 3												
Mike Piazza, R OBP: 0.363, SLG: 0.551 (1, 2)	1-2 1B 2-H				2-1 FC5-4 1-2f			1-2 G6-3		4 0 1 1 0 0 1												
Tim Wallach, R OBP: 0.276, SLG: 0.374 (1, 5)	1-0 F9					2-0 F7		0-0 P3		4 0 0 0 0 0 1												
Eric Karros, R OBP: 0.291, SLG: 0.409 Jim Gott, R (8, 1)	0-0 1-2 1B					0-0 F9		1-2 F8		4 0 1 0 0 0 0 0 0 0 0 0 0 0												
Cory Snyder, R OBP: 0.335, SLG: 0.405 (1, 9) (8, 3)	0-0 G6-3				0-3 K	1-0 1B		2-0 G5-3		4 0 1 0 0 1 2												
Raul Mondesi, R OBP: 0.182, SLG: 0.273 (1, 7)		1-2 P5			1-1 L5	1-0 F8		1-2 1B		4 0 1 0 0 0 1												
Jody Reed, R OBP: 0.324, SLG: 0.341 (1, 4)		1-1 1B SH1-4 1B			1-3 K		0-1 G5-3		1-1 F9	4 0 1 0 0 1 1												
Tom Candiotti, R OBP: 0.173, SLG: 0.196 Mike Sharperson, R OBP: 0.291, SLG: 0.370 Omar Daal, L (7, 1) Mitch Webster, S OBP: 0.304, SLG: 0.352 (8, 9)		0-1 SH1-4			0-0 G6-3		1-0 P3		0-0 G3	1 0 0 0 0 0 0 1 0 0 0 0 0 0 0 0 0 0 0 0 0 1 0 0 0 0 0 1												
Inning Stats	R: 1 E: 0 K: 0 S: 9	H: 3 LOB: 2 BB: 0 P: 12	R: 0 E: 0 K: 0 S: 11	H: 2 LOB: 2 BB: 0 P: 16	R: 0 E: 0 K: 0 S: 5	H: 0 LOB: 0 BB: 0 P: 8	R: 0 E: 0 K: 2 S: 8	H: 0 LOB: 0 BB: 0 P: 10	R: 0 E: 0 K: 0 S: 8	H: 0 LOB: 1 BB: 0 P: 12	R: 0 E: 0 K: 0 S: 4	H: 1 LOB: 1 BB: 0 P: 8	R: 0 E: 0 K: 0 S: 10	H: 1 LOB: 1 BB: 0 P: 13	R: 0 E: 0 K: 0 S: 8	H: 0 LOB: 0 BB: 0 P: 10	R: 0 E: 0 K: 0 S: 7	H: 1 LOB: 1 BB: 0 P: 11	1B: 8 2B: 0 3B: 0 HR: 0	SF: 0 SAC: 2 DP: 0 HBP: 1	WP: 0 PB: 1 SB: 0 CS: 0	PA: 36
PITCHER Steve Cooke, L ERA: 3.81 (1, 1)	IP: 9.0 WLS: W BF: 36 H: 8 R: 1 ER: 1 SO: 2 BB: 0 IBB: 0 HBP: 1 BLK: 0 WP: 0 HR: 0 S: 70 P: 100 ERA: 1.00 WHIP: 0.889											PITCHER IP: WLS: BF: H: R: ER: SO: BB: IBB: HBP: BLK: WP: HR: S: P: ERA: WHIP										



Batter	1	2	3	4	5	6	7	8	9	AB R H RBI BB SO LOB
Tom Foley, L OBP: 0.295, SLG: 0.398 (1, 4)	0-1 G5-3	0-0 P2		2-2 1B		1-0 F8				4 0 1 0 0 0 1
Jay Bell, R OBP: 0.391, SLG: 0.452 (1, 6)	4-2 BB 1B BB	0-0 S 1B		1-0 F8		3-2 F9				3 1 1 0 1 0 2
Orlando Merced, S OBP: 0.421, SLG: 0.454 (1, 9)	0-1 F7	4-0 SAFE BB			2-1 F9			1-1 G4-3		3 0 0 0 1 0 1
Jeff King, R OBP: 0.355, SLG: 0.407 (1, 5)	4-2 1B HR BB	1-1 F7			3-1 F9			3-2 G4-3 1B		3 1 1 0 1 0 2
Dave Clark, L OBP: 0.351, SLG: 0.398 (1, 7)	2-2 HR 1B		0-0 G3		1-0 1B 3B			0-0 G4-3		4 2 2 1 0 0 1
Al Martin, L OBP: 0.339, SLG: 0.457 (1, 8)	2-2 HR		1-1 F9		0-2 1B			1-3 K		4 1 2 4 0 1 1
Jerry Goff, L OBP: 0.250, SLG: 0.250 (1, 2)	1-1 1B		1-3 K		0-0 G4-3			1-1 G3-1		4 0 1 0 0 1 1
Kevin Young, R OBP: 0.300, SLG: 0.315 (1, 3)	2-3 K			0-0 F8		2-2 F8		1-0 G3-1		4 0 0 0 0 1 1
Steve Cooke, R OBP: 0.156, SLG: 0.175 (1, 1)		1-0 F7		1-0 F7		0-1 1B		2-3 K		4 0 1 0 0 1 0

Inning Stats	R: 4 E: 0 K: 1 S: 21	H: 3 LOB: 1 BB: 2 P: 36	R: 0 E: 0 K: 0 S: 5	H: 1 LOB: 2 BB: 1 P: 11	R: 0 E: 0 K: 1 S: 6	H: 0 LOB: 0 BB: 0 P: 8	R: 0 E: 0 K: 0 S: 7	H: 1 LOB: 1 BB: 0 P: 11	R: 1 E: 0 K: 0 S: 9	H: 2 LOB: 1 BB: 0 P: 15	R: 0 E: 0 K: 0 S: 9	H: 1 LOB: 1 BB: 0 P: 15	R: 0 E: 0 K: 1 S: 9	H: 1 LOB: 1 BB: 0 P: 14	R: 0 E: 0 K: 1 S: 6	H: 0 LOB: 0 BB: 0 P: 10
--------------	-------------------------------	----------------------------------	------------------------------	----------------------------------	------------------------------	---------------------------------	------------------------------	----------------------------------	------------------------------	----------------------------------	------------------------------	----------------------------------	------------------------------	----------------------------------	------------------------------	----------------------------------

PITCHER	IP	WLS	BF	H	R	ER	SO	BB	IBB	HBP	BLK	WP	HR	S	P	ERA	WHIP
Tom Candiotti, R ERA: 2.6 (1, 1)	6.0	L	29	8	5	5	2	3	0	0	0	0	1	57	96	7.50	1.833
Omar Daal, L ERA: 3.9 (7, 1)	1.0		4	1	0	0	1	0	0	0	0	0	0	9	14	0.00	1.000
Jim Gott, R ERA: 2.2 (8, 1)	1.0		3	0	0	0	1	0	0	0	0	0	0	6	10	0.00	0.000

BOTTOM

Los Angeles Dodgers @ Pittsburgh Pirates
 Three Rivers Stadium, Pittsburgh, PA

Wed Sep 01 1993, 7:05 PM EDT
 Att: 20,778 - Unknown - 72 F

AB	33
R	5
H	9
RBI	5
BB	3
SO	4
LOB	10



WP	HR	S	P	ERA	WHIP
3	1	11	10	7.50	1.833

Batter	1	2	3	4	5	6	7	8	9	AB R H RBI BB SO LOB	TOP											
Raul Mondesi, R (1, 8) OBP: 0.211, SLG: 0.342	0-0 G6-3	2-0 3B		1-0 P2			0-0 G3 FC2-5 1-2 1B		0-0 P2	5 0 2 2 0 0 2	Los Angeles Dodgers @ Pittsburgh Pirates Three Rivers Stadium, Pittsburgh, PA Thu Sep 02 1993, 7:05 PM EDT Att. 14,165 - Unknown - 85 F livebaseballscorecards.com											
Jody Reed, R (1, 4) OBP: 0.325, SLG: 0.342	2-1 2B 1B	1-0 F9			0-0 F7		0-0 FC2-5 1-2 2-3f G3 1B	2-1 2-H 1B	5 1 2 0 0 0 3													
Jose Offerman, S (1, 6) OBP: 0.345, SLG: 0.329	0-1 F8			3-2 F7		2-2 G3	0-2 G3 1-2 2-3		4 0 0 0 0 0 3													
Mike Piazza, R (1, 2) OBP: 0.364, SLG: 0.552	1-1 1-H 2B			4-2 G6-3 BB		0-0 G6-3	0-1 F9		3 0 1 1 1 0 2													
Tim Wallach, R (1, 5) OBP: 0.273, SLG: 0.371	3-1 G6-3			0-0 G6-3 1-2f		2-1 F7		0-2 F8	4 0 0 0 0 0 2													
Eric Karros, R (1, 3) OBP: 0.291, SLG: 0.408				2-2 F9		3-2 1B		1-1 G6-3	4 0 1 0 0 0 0													
Cory Snyder, R (1, 9) OBP: 0.336, SLG: 0.406				3-1 SH5-4 3B 1B		1-0 P8 1B		0-3 K2-3	4 2 2 0 0 1 1													
Mitch Webster, S (1, 7) OBP: 0.297, SLG: 0.343				0-0 E4 SH5-4 3B		2-2 F8		1-0 F8	4 1 0 0 0 0 3													
Pedro Astacio, R (1, 1) OBP: 0.167, SLG: 0.167 Mike Sharperson, R (9, PH) OBP: 0.300, SLG: 0.392 Jim Gott, R (9, 1)				0-0 SH5-4 1-2 2-3 1B		0-1 E9 1-H 1B		2-2 FC2-5 1B 1B	2 0 2 0 0 0 0 1 0 1 0 0 0 0 0 0 0 0 0 0 0													
Inning Stats	R: 1 E: 0 K: 0 S: 9	H: 2 LOB: 1 BB: 0 P: 15	R: 2 E: 1 K: 0 S: 10	H: 2 LOB: 1 BB: 0 P: 16	R: 0 E: 0 K: 0 S: 6	H: 0 LOB: 0 BB: 1 P: 13	R: 1 E: 1 K: 0 S: 11	H: 2 LOB: 1 BB: 0 P: 19	R: 0 E: 0 K: 0 S: 9	H: 0 LOB: 0 BB: 0 P: 11	R: 0 E: 0 K: 0 S: 11	H: 1 LOB: 1 BB: 0 P: 19	R: 0 E: 0 K: 0 S: 12	H: 2 LOB: 2 BB: 0 P: 14	R: 0 E: 0 K: 1 S: 10	H: 0 LOB: 0 BB: 0 P: 11	R: 0 E: 0 K: 0 S: 8	H: 2 LOB: 2 BB: 0 P: 13	1B: 8 2B: 2 3B: 1 HR: 0	SF: 0 SAC: 1 DP: 1 HBP: 0	WP: 0 PB: 0 SB: 0 CS: 0	PA: 38
PITCHER	IP WLS BF H R ER SO BB IBB HBP BLK WP HR S P ERA WHIP																					
Jeff Ballard, L (1, 1) ERA: 5.24	3.0 L 14 4 3 1 0 1 0 0 0 0 0 0 25 44 3.00 1.667																					
Tony Menendez, R (4, 1) ERA: 4.5	3.0 12 3 1 0 0 0 0 0 0 0 0 0 31 49 0.00 1.000																					
Blas Minor, R (7, 1) ERA: 4.45	2.0 8 2 0 0 1 0 0 0 0 0 0 0 22 25 0.00 1.000																					
Rich Robertson, L (9, 1) ERA:	1.0 4 2 0 0 0 0 0 0 0 0 0 0 8 13 0.00 2.000																					

Los Angeles Dodgers @ Pittsburgh Pirates
 Three Rivers Stadium, Pittsburgh, PA
 Thu Sep 02 1993, 7:05 PM EDT
 Att. 14,165 - Unknown - 85 F

AB 36
R 4
H 11
RBI 3
BB 1
SO 1
LOB 16



BOTTOM

Los Angeles Dodgers @ Pittsburgh Pirates
Three Rivers Stadium, Pittsburgh, PA

Thu Sep 02 1993, 7:05 PM EDT
Att. 14,165 - Unknown - 85 F

livebaseballscorecards.com

AB	30
R	0
H	4
RBI	0
BB	1
SO	9
LOB	9



WP:	1	PA:	31
PB:	0		
SB:	1		
CS:	0		

AB R H RBI BB SO LOB

4	0	2	0	0	0	1
4	0	0	0	0	2	3
4	0	0	0	0	1	1
4	0	0	0	0	0	1
3	0	1	0	0	0	0
3	0	0	0	0	3	1
3	0	0	0	0	1	1
3	0	1	0	0	1	0
0	0	0	0	0	0	0
1	0	0	0	0	0	0
0	0	0	0	0	0	0
0	0	0	0	1	0	0
0	0	0	0	0	0	0
1	0	0	0	0	1	1
0	0	0	0	0	0	0

1B:	3	SF:	0
2B:	0	SAC:	0
3B:	1	DP:	1
HR:	0	HBP:	0

WP	HR	S	P	ERA	WHIP
----	----	---	---	-----	------

Batter	1	2	3	4	5	6	7	8	9
Carlos Garcia, R (1, 4) OBP: 0.323, SLG: 0.408	1-2 G5-3			0-0 G6-3 1B		1-1 FC4-6			1-2
Jay Bell, R (1, 6) OBP: 0.388, SLG: 0.448	0-0 G6-3			1-1 G6-3 1-2f		2-3 K			2-3
Orlando Merced, S (1, 9) OBP: 0.417, SLG: 0.450	3-2 G3			0-3 K			0-0 G3-1		1-2 F8
Jeff King, R (1, 5) OBP: 0.352, SLG: 0.404		2-1 F9			0-1 G6-3		0-0 P4		0-0 F8
Dave Clark, L (1, 7) OBP: 0.351, SLG: 0.397		1-1 F8			0-0 WP 1B		1-1 G1-3		
Al Martin, L (1, 8) OBP: 0.336, SLG: 0.454		2-3 K			2-3 K 1-2			2-3 K	
Jerry Goff, L (1, 2) OBP: 0.143, SLG: 0.143			2-0 P7		1-3 K			0-0 G4-3	
Kevin Young, R (1, 3) OBP: 0.300, SLG: 0.320			1-0 L9			3-3 K		1-1	3B
Jeff Ballard, L (1, 1) OBP: 0.533, SLG: 0.333			1-0 F7			4-0 FC4-6 BB		1-3 K	
Andy Van Slyke, L (3, PH) OBP: 0.386, SLG: 0.466									
Tony Hernandez, R (4, 1)									
Tom Foley, L (6, PH) OBP: 0.289, SLG: 0.398									
Blas Minor, R (7, 1) OBP: 0.280, SLG: 0.111									
Andy Tomberlin, L (8, PH) OBP: 0.344, SLG: 0.484									
Rich Robertson, L (9, 1)									

Inning Stats	R: 0	H: 0	E: 0	K: 0	S: 8	R: 0	H: 0	E: 0	K: 1	S: 7	R: 0	H: 0	E: 0	K: 0	S: 3	R: 0	H: 1	E: 0	K: 1	S: 6	R: 0	H: 1	E: 0	K: 2	S: 9	R: 0	H: 0	E: 0	K: 2	S: 11	R: 0	H: 0	E: 0	K: 0	S: 4	R: 0	H: 1	E: 0	K: 2	S: 11	R: 0	H: 1	E: 0	K: 1	S: 11	1B: 3	2B: 0	3B: 1	HR: 0	SF: 0	SAC: 0	DP: 1	HBP: 0	WP: 1	PB: 0	SB: 1	CS: 0
--------------	------	------	------	------	------	------	------	------	------	------	------	------	------	------	------	------	------	------	------	------	------	------	------	------	------	------	------	------	------	-------	------	------	------	------	------	------	------	------	------	-------	------	------	------	------	-------	-------	-------	-------	-------	-------	--------	-------	--------	-------	-------	-------	-------

PITCHER	IP	WLS	BF	H	R	ER	SO	BB	IBB	HBP	BLK	WP	HR	S	P	ERA	WHIP
Pedro Astacio, R (1, 1) ERA: 4.1	8.0	W	27	3	0	0	8	1	0	0	0	1	0	59	91	0.00	0.500
Jim Gott, R (9, 1) ERA: 2.17	1.0		4	1	0	0	1	0	0	0	0	0	0	11	15	0.00	1.000

Batter	1	2	3	4	5	6	7	8	9	10	11	12	13	AB R H RBI BB SO LOB	TOP														
Brett Butler, L OBP: 0.386, SLG: 0.382 (1, 8)	1-2 2B 1B 1B		1-0 CS 1B			3-2 F9		2-1 HR	4-2 BB		2-2 L8		0-2 E7 1B	6 2 4 2 1 0 2															
Jody Reed, R OBP: 0.324, SLG: 0.346 (1, 4)	1-2 1B SF9 2B		3-2 G6-3 1-2			0-1 E 2B		0-2 G4-3	1-3 K		0-1 F8		2-0 F7	7 2 2 0 0 1 7															
Jose Offerman, S OBP: 0.347, SLG: 0.330 Henry Rodriguez, L OBP: 0.263, SLG: 0.407 (1, 6) (12, 9)	0-0 S 1B		1-3 K			1-2 G5-3		2-2 CS 1B			4-2 SH1-4 BB		0-3 K	5 0 2 1 1 2 1 0 0 0 0 0 0 0															
Mike Piazza, R OBP: 0.364, SLG: 0.552 Carlos Hernandez, R OBP: 0.275, SLG: 0.372 (1, 2) (7, 2)	1-1 SF9 3-H			3-2 G5-4-3 1B		1-0 E1 1B WP		0-1 BB 1B		1-1 SH1-4		3-2 P3		2 0 1 1 0 0 0 2 0 1 0 0 0 0															
Tim Wallach, R OBP: 0.276, SLG: 0.369 (1, 5)	1 SAFE K 1-2			0-3 K		1-0 K		4-0 K		4-0 G6-4-3 IBB		2-3 K		4 0 1 0 2 3 2															
Eric Karros, R OBP: 0.289, SLG: 0.405 (1, 3)	0-2 G6-3			2-1 G5-4-3 1-2f		1-3 K		2-3 K		0-0 G6-4-3			1-0 FC6-4 1B	6 0 1 0 0 2 8															
Cory Snyder, R OBP: 0.332, SLG: 0.400 (1, 9) (12, 6)			2-1 G4-3			3-3 K		1-3 K				1-0 G6-3		6 0 0 0 0 3 1															
Raul Mondesi, R OBP: 0.250, SLG: 0.333 (1, 7)			0-3 K			2-2 F7		4-0 G6-4-3 BB		4-2 BB BB		1-2 BB 1B		4 1 1 0 2 1 1															
Ramon Martinez, R Roger McDowell, R Mike Sharperson, R Ryan Fricker, R Mich Webster, S Pedro Martinez, R Lenny Harris, L Jim Goff, R Todd Worrell, R Dave Hansen, L Omarr Cook, L			1-2 G3-1			2-3 K		2-1 G6-4-3 1-2f		3-1 L7		4-1 BB		4-0 E 1B BB	1 0 0 0 0 0 0 0 0 0 0 0 0 0 0 0 0 0 1 0														
Inning Stats	R: 2 E: 0 K: 1 S: 15	H: 3 LOB: 1 BB: 0 P: 20	R: 0 E: 0 K: 1 S: 10	H: 0 LOB: 0 BB: 0 P: 13	R: 0 E: 0 K: 1 S: 9	H: 1 LOB: 0 BB: 0 P: 13	R: 0 E: 0 K: 1 S: 12	H: 1 LOB: 0 BB: 0 P: 17	R: 0 E: 0 K: 2 S: 9	H: 0 LOB: 0 BB: 0 P: 16	R: 1 E: 1 K: 1 S: 14	H: 2 LOB: 2 BB: 1 P: 21	R: 0 E: 0 K: 1 S: 5	H: 0 LOB: 0 BB: 1 P: 12	R: 1 E: 0 K: 1 S: 13	H: 3 LOB: 1 BB: 1 P: 23	R: 0 E: 0 K: 2 S: 13	H: 0 LOB: 2 BB: 2 P: 28	R: 0 E: 0 K: 0 S: 5	H: 0 LOB: 1 BB: 2 P: 14	R: 0 E: 0 K: 2 S: 14	H: 0 LOB: 0 BB: 0 P: 19	R: 1 E: 1 K: 0 S: 10	H: 2 LOB: 1 BB: 1 P: 20	1B: 10 2B: 2 3B: 0 HR: 1	SF: 1 SAC: 1 DP: 3 HBP: 0	WP: 1 PB: 0 SB: 1 CS: 2	PA: 56	
PITCHER Chris Hammond, L ERA: 4.72	(1, 1)	IP 7.0 WLS 7	BF 27 H 7 R 3 ER 2 SO 8	BB 1 IBB 0 HBP 0 BLK 0	WP 1 HR 0 S 74 P 112 ERA 2.57 WHIP 1.143		PITCHER Bryan Harvey, R ERA: 1.73	(10, 1)	IP 2.2 WLS 9	BF 6 H 2 R 1 ER 0 SO 2	BB 1 IBB 0 HBP 0 BLK 0	WP 0 HR 0 S 26 P 38 ERA 0.00 WHIP 0.750		PITCHER John Johnstone, R ERA: 9.0	(13, 1)	IP 1.0 WLS L	BF 6 H 2 R 1 ER 1 SO 0	BB 1 IBB 0 HBP 0 BLK 0	WP 0 HR 0 S 10 P 20 ERA 9.00 WHIP 3.000										

Los Angeles Dodgers @ Florida Marlins
Joe Robbie Stadium, Miami, FL

Fri Sep 03 1993, 7:05 PM EDT
Att: 38,251 - Unknown - 87 F

livebaseballscorecards.com

AB	46
R	5
H	13
RBI	4
BB	8
SO	13
LOB	24



Batter	1	2	3	4	5	6	7	8	9	10	11	12	13	AB R H RBI BB SO LOB
Chuck Carr, S <small>(1, 8) OBP: 0.323, SLG: 0.341</small>	F8	SF8 1B	L8		G4-3			K		G6-3			F8	7 0 1 1 0 1 4
Rick Renteria, R <small>(1, 5) OBP: 0.338, SLG: 0.362</small>	BB 1B	1B		1B BB				1B			G5-3		1B WP 1B	6 1 4 1 1 1 0
Bret Barberie, S <small>(1, 4) OBP: 0.377, SLG: 0.414</small>	BB	SF8		1B 1B				L7			G5-3		L9	5 0 1 1 1 0 2
Jeff Conine, R <small>(1, 7) OBP: 0.363, SLG: 0.419</small>	L3 BB	K		HBP 1B				K			E5		1B	6 0 2 1 1 2 3
Orestes Destrade, S <small>(1, 3) OBP: 0.328, SLG: 0.426</small> Gary Sheffield, R <small>(9, PR) OBP: 0.351, SLG: 0.478</small> Henry Cotto, R <small>(10, 7) OBP: 0.259, SLG: 0.344</small>	L3		FC3-6 1B	HBP 1B				K			FC6-4		FC6-4	4 0 2 0 1 1 3 0 0 0 0 0 0 0 1 0 0 0 0 0 1
Benito Santiago, R <small>(1, 2) OBP: 0.291, SLG: 0.376</small> Bryan Harvey, R <small>(10, 1)</small> Alex Arias, R <small>(12, PH) OBP: 0.338, SLG: 0.307</small> John Johnstone, R <small>(13, 1)</small>		1B 3B	L7	F8				HBP			P4		1B FC5-2 BB	4 1 1 0 0 0 4 0 0 0 0 0 0 0 0 0 0 0 1 0 0 0 0 0 0 0 0 0
Darrell Whitmore, L <small>(1, 9) OBP: 0.250, SLG: 0.333</small> Matias Carrillo, L <small>(4, PR) OBP: 0.500, SLG: 0.667</small>		P4	FC3-6 1B	HBP				G3-6-1			K		FC5-2 1B	2 0 1 0 0 0 1 3 0 1 0 0 1 2
Walt Weiss, S <small>(1, 6) OBP: 0.365, SLG: 0.314</small>		1B BB 1B	FC3-6 BB	G4-3				BB			K		FC5-2 G6-4-3	4 1 0 0 2 1 7
Chris Hammond, L <small>(1, 1) OBP: 0.308, SLG: 0.351</small> Greg Briley, L <small>(7, PH) OBP: 0.257, SLG: 0.294</small> Luis Aguino, R <small>(8, 1) OBP: 0.097, SLG: 0.087</small> Matt Turner, R <small>(8, 1)</small> Joe Klink, L <small>(9, 1)</small> Richie Lewis, R <small>(9, 1) OBP: 0.500, SLG: 0.500</small> Rob Natal, R <small>(10, 2) OBP: 0.271, SLG: 0.339</small>		1B 1B	G3-1					G3			G6-3 1B		G6-4-3	1 1 0 0 2 0 0 1 0 0 0 0 0 1 0 2 0 1 0 0 0 2

Inning Stats	R: 0	H: 1	E: 0	LOB: 2	K: 0	BB: 2	S: 10	R: 3	H: 3	E: 0	LOB: 2	K: 1	BB: 2	S: 11	R: 0	H: 2	E: 0	LOB: 3	K: 0	BB: 1	S: 9	R: 1	H: 3	E: 0	LOB: 3	K: 0	BB: 1	S: 10	R: 0	H: 0	E: 0	LOB: 0	K: 1	BB: 0	S: 7	R: 0	H: 0	E: 0	LOB: 0	K: 1	BB: 0	S: 9	R: 0	H: 1	E: 0	LOB: 1	K: 2	BB: 0	S: 11	R: 0	H: 0	E: 0	LOB: 1	K: 1	BB: 1	S: 9	R: 0	H: 0	E: 0	LOB: 0	K: 1	BB: 0	S: 8	R: 0	H: 1	E: 0	LOB: 0	K: 1	BB: 0	S: 8	R: 0	H: 0	E: 1	LOB: 1	K: 0	BB: 0	S: 9	R: 0	H: 1	E: 0	LOB: 1	K: 0	BB: 1	S: 9	R: 0	H: 2	E: 0	LOB: 2	K: 0	BB: 0	S: 7	R: 0	H: 2	E: 0	LOB: 2	K: 0	BB: 0	S: 7	R: 0	H: 2	E: 0	LOB: 1	K: 0	BB: 1	S: 9	R: 0	H: 1	E: 0	LOB: 1	K: 0	BB: 1	S: 9	R: 0	H: 1	E: 0	LOB: 1	K: 0	BB: 1	S: 9	R: 0	H: 1	E: 0	LOB: 1	K: 0	BB: 1	S: 9
--------------	------	------	------	--------	------	-------	-------	------	------	------	--------	------	-------	-------	------	------	------	--------	------	-------	------	------	------	------	--------	------	-------	-------	------	------	------	--------	------	-------	------	------	------	------	--------	------	-------	------	------	------	------	--------	------	-------	-------	------	------	------	--------	------	-------	------	------	------	------	--------	------	-------	------	------	------	------	--------	------	-------	------	------	------	------	--------	------	-------	------	------	------	------	--------	------	-------	------	------	------	------	--------	------	-------	------	------	------	------	--------	------	-------	------	------	------	------	--------	------	-------	------	------	------	------	--------	------	-------	------	------	------	------	--------	------	-------	------	------	------	------	--------	------	-------	------

PITCHER	IP	WLS	BF	H	R	ER	SO	BB	IBB	HBP	BLK	WP	HR	S	P	ERA	WHIP
Ramon Martinez, R <small>(1, 1) ERA: 3.11</small>	3.0		21	7	4	4	1	6	0	0	0	0	0	31	66	12.00	4.333
Roger McDowell, R <small>(4, 1) ERA: 1.74</small>	1.0		5	2	0	0	0	0	0	1	0	0	0	9	14	0.00	2.000
Ricky Tricek, R <small>(5, 1) ERA: 4.2</small>	2.0		6	0	0	0	2	0	0	0	0	0	0	16	21	0.00	0.000
Pedro Martinez, R <small>(7, 1) ERA: 2.56</small>	2.0		8	1	0	0	2	1	0	1	0	0	0	15	29	0.00	1.000
Jim Gott, R <small>(9, 1) ERA: 2.17</small>	0.0		1	0	0	0	0	1	0	0	0	0	0	2	6	∞	∞

BOTTOM															
Los Angeles Dodgers @ Florida Marlins Joe Robbie Stadium, Miami, FL <small>Fri Sep 03 1993, 7:05 PM EDT Att: 38,251 - Unknown - 87 F</small>	<table border="1"> <thead> <tr> <th>AB</th> <th>R</th> <th>H</th> <th>RBI</th> <th>BB</th> <th>SO</th> <th>LOB</th> </tr> </thead> <tbody> <tr> <td>46</td> <td>4</td> <td>14</td> <td>4</td> <td>9</td> <td>7</td> <td>30</td> </tr> </tbody> </table>	AB	R	H	RBI	BB	SO	LOB	46	4	14	4	9	7	30
AB	R	H	RBI	BB	SO	LOB									
46	4	14	4	9	7	30									
<table border="1"> <thead> <tr> <th>WP</th> <th>PA</th> </tr> </thead> <tbody> <tr> <td>1</td> <td>58</td> </tr> </tbody> </table>	WP	PA	1	58											
WP	PA														
1	58														

PITCHER	IP	WLS	BF	H	R	ER	SO	BB	IBB	HBP	BLK	WP	HR	S	P	ERA	WHIP
Todd Worrell, R <small>(9, 1) ERA: 6.11</small>	2.0		5	1	0	0	2	0	0	0	0	0	0	15	22	0.00	0.500
Omar Daal, L <small>(11, 1) ERA: 3.52</small>	3.0	W	12	3	0	0	0	1	0	0	0	1	0	25	42	0.00	1.333

Batter	1	2	3	4	5	6	7	8	9	AB	R	H	RBI	BB	SO	LOB	TOP										
Brett Butler, L (1, 8) OBP: 0.387, SLG: 0.382	0-1 B1-3		2-1 1B		4-0 FC3-6 BB	2-0 F8		4-0 PB BB		3	0	1	0	2	0	0											
Jody Reed, R (1, 4) OBP: 0.323, SLG: 0.345 Lenny Harris, L (8, PH) OBP: 0.309, SLG: 0.317 (8, 4)	1-3 K		1-2 G6-4-3 1B		1-1 FC3-6 E BB 1B		1-2 G4-3	0-3 K		4	1	1	0	0	1	1											
Jose Offerman, S (1, 6) OBP: 0.349, SLG: 0.334	1-0 1B 3B		1-1 F7		4-1 E 1B BB		4-0 S HR BB	1-2 G3		3	3	1	0	2	0	3											
Tim Wallach, R (1, 5) OBP: 0.275, SLG: 0.367	2-2 WP 1B		1-1 G6-4-3		0-0 E6 1B		3-3 K		1-0 G4-3	5	0	1	1	0	1	5											
Eric Karros, R (1, 3) OBP: 0.294, SLG: 0.414	2-2 G6-3			0-0 HR 1B	1-0 1-2 2-H 3-H 1B		0-0 HR		0-0 FC5-4 1B	5	2	4	4	0	0	1											
Henry Rodriguez, L (1, 7) OBP: 0.267, SLG: 0.435 Raul Mondesi, R (5, PH) OBP: 0.255, SLG: 0.333 (5, 7)		2-1 HR		0-0 F7	1-0 P3		3-2 1B 1B		1-1 FC5-4 S 1B	2	1	1	1	0	0	1											
Cory Snyder, R (1, 9) OBP: 0.335, SLG: 0.408		3-3 K		2-1 HR	1-1 F8		2-2 1B 1B		4-1 1B BB	4	1	2	2	1	1	2											
Carlos Hernandez, R (1, 2) OBP: 0.271, SLG: 0.361		0-1 G6-3		1-0 F9		1-0 F8	1-0 F9		0-0 1B	5	0	1	1	0	0	2											
Orel Hershiser, R (1, 1) OBP: 0.400, SLG: 0.453 Pedro Martinez, R (9, 1)		0-0 F9		1-1 G1-3		0-1 B1-3		3-1 G4-3	0-1 F8	5	0	0	0	0	0	2											
Inning Stats	R: 1 E: 0 K: 1 S: 13	H: 2 LOB: 1 BB: 0 P: 19	R: 1 E: 0 K: 1 S: 8	H: 1 LOB: 0 BB: 0 P: 13	R: 0 E: 0 K: 0 S: 11	H: 2 LOB: 1 BB: 0 P: 16	R: 2 E: 0 K: 0 S: 7	H: 2 LOB: 0 BB: 0 P: 11	R: 2 E: 1 K: 0 S: 8	H: 1 LOB: 2 BB: 2 P: 19	R: 0 E: 0 K: 0 S: 4	H: 0 LOB: 0 BB: 0 P: 7	R: 2 E: 0 K: 1 S: 19	H: 3 LOB: 2 BB: 1 P: 33	R: 0 E: 0 K: 1 S: 8	H: 0 LOB: 1 BB: 1 P: 16	R: 1 E: 0 K: 0 S: 8	H: 2 LOB: 2 BB: 1 P: 14	1B: 9 2B: 0 3B: 1 HR: 3	SF: 0 SAC: 0 DP: 1 HBP: 0	WP: 1 PB: 1 SB: 3 CS: 0	PA: 45					
PITCHER	IP	WLS	BF	H	R	ER	SO	BB	IBB	HBP	BLK	WP	HR	S	P	ERA	WHIP										
Jack Armstrong, R (1, 1) ERA: 4.75	4.1	L	23	8	6	6	2	2	0	0	0	1	2	44	74	12.46	2.308										
Rich Rodriguez, L (5, 1) ERA: 4.02	2.2		12	3	2	2	1	1	0	0	0	0	1	26	44	6.75	1.500										
Robb Nen, R (8, 1) ERA: 7.14	2.0		10	2	1	1	1	2	0	0	0	0	0	16	30	4.50	2.000										

Los Angeles Dodgers @ Florida Marlins
Joe Robbie Stadium, Miami, FL

Sat Sep 04 1993, 7:05 PM EDT
Att. 44,427 - Unknown - 87 F

AB	40
R	9
H	13
RBI	9
BB	5
SO	4
LOB	21



Batter	1	2	3	4	5	6	7	8	9	AB R H RBI BB SO LOB	TOP														
Brett Butler, L (1, 8) OBP: 0.388, SLG: 0.382	0-2 SH5-3 1B		1-3 K			1-1 G4-3		4-0 WP SH1-4 BB		3 1 1 0 1 1 0															
Jody Reed, R (1, 4) OBP: 0.322, SLG: 0.343	0-1 SH5-3		0-2 P6			2-2 P3		1-0 SH1-4		2 0 0 0 0 0 0															
Jose Offerman, S (1, 6) OBP: 0.350, SLG: 0.335	2-2 CS 1B		2-1 G3			2-1 1B		1-0 F8		4 0 2 1 0 0 2															
Mike Piazza, R (1, 2) OBP: 0.363, SLG: 0.548	1-0 F8				3-3 K2-3		3-3 K	4-0 WP BB		3 0 0 0 1 2 2															
Tim Wallach, R (1, 5) OBP: 0.275, SLG: 0.365	1-0 CS	4-2 BB BB		1-2 G1-3			2-2 F8	2-2 G1-3		3 0 0 0 1 0 2															
Eric Karros, R (1, 3) OBP: 0.292, SLG: 0.411			1-2 P3		2-1 G5-3		1-2 F8		2-1 G6-3	4 0 0 0 0 0 1															
Henry Rodriguez, L (1, 7) OBP: 0.266, SLG: 0.424			4-2 BB			2-3 K		0-2 F7	1-2 P5	3 0 0 0 1 1 0															
Cory Snyder, R (1, 9) OBP: 0.335, SLG: 0.408			1-2 BB			3-2 G5-3		1-2 HR 1B	2-3 K	3 0 1 0 0 0 2	AB 29														
Raul Mondesi, R (8, PR) OBP: 0.255, SLG: 0.333										0 1 0 0 0 0 0	R 3														
Mitch Webster, S (9, PH) OBP: 0.294, SLG: 0.339										1 0 0 0 0 1 0	H 5														
Kevin Gross, R (1, 1) OBP: 0.286, SLG: 0.300										2 0 0 0 0 1 2	RBI 3														
Dave Hansen, L (8, PH) OBP: 0.449, SLG: 0.523										1 1 1 2 0 0 0	BB 4														
Roger McDowell, R (8, 1) OBP: 0.500, SLG: 0.500										0 0 0 0 0 0 0	SO 6														
Todd Worrell, R (8, 1)										0 0 0 0 0 0 0	LOB 11														
Lenny Harris, L (8, 5) OBP: 0.309, SLG: 0.317										0 0 0 0 0 0 0															
Inning Stats	R: 1 E: 0 K: 0 S: 10	H: 2 LOB: 0 BB: 0 P: 14	R: 0 E: 0 K: 0 S: 14	H: 0 LOB: 2 BB: 2 P: 26	R: 0 E: 0 K: 1 S: 8	H: 0 LOB: 0 BB: 0 P: 11	R: 0 E: 0 K: 1 S: 9	H: 0 LOB: 0 BB: 0 P: 15	R: 0 E: 0 K: 2 S: 9	H: 0 LOB: 0 BB: 0 P: 17	R: 0 E: 0 K: 1 S: 10	H: 1 LOB: 1 BB: 0 P: 18	R: 0 E: 0 K: 0 S: 10	H: 0 LOB: 0 BB: 0 P: 13	R: 2 E: 0 K: 0 S: 12	H: 2 LOB: 3 BB: 2 P: 27	R: 0 E: 0 K: 1 S: 9	H: 0 LOB: 0 BB: 0 P: 14	1B: 4 2B: 0 3B: 0 HR: 1	SF: 0 SAC: 2 DP: 0 HBP: 0	WP: 1 PB: 0 SB: 1 CS: 1	PA: 36			
PITCHER	IP WLS BF H R ER SO BB IBB HBP BLK WP HR S P ERA WHIP																								
Charlie Hough, R (1, 1) ERA: 4.27	7.0		27	5	3	3	5	2	0	0	0	0	1	76	123	3.86	1.000								
Joe Klink, L (8, 1) ERA: 4.5	0.0		1	0	0	0	0	1	0	0	0	0	0	4	∞	∞									
Matt Turner, R (8, 1) ERA: 2.65	1.0	W	4	0	0	0	0	1	0	0	0	1	0	6	14	0.00	1.000								
Bryan Harvey, R (9, 1) ERA: 1.71	1.0	S	3	0	0	0	1	0	0	0	0	0	0	9	14	0.00	0.000								

Los Angeles Dodgers @ Florida Marlins
Joe Robbie Stadium, Miami, FL

livebaseballscorecards.com

AB 29
R 3
H 5
RBI 3
BB 4
SO 6
LOB 11



Sun Sep 05 1993, 3:33 AM EDT
Att. 37,366 - Sunny - 88 F

Batter	1	2	3	4	5	6	7	8	9	AB R H RBI BB SO LOB	TOP	
Otis Nixon, S (1, 8) <small>OBP: 0.331, SLG: 0.301</small>	3-3 		1-0 		0-0 		1-0 			4 0 0 0 0 1 4	Atlanta Braves @ Los Angeles Dodgers Dodger Stadium, Los Angeles, CA Mon Sep 06 1993, 7:05 PM PDT Att. 35,636 - Sunny - 80 F	
Jeff Blauser, R (1, 6) <small>OBP: 0.407, SLG: 0.448</small>	2-3 		1-0 		0-0 			2-3 		4 0 0 0 0 2 1		
Terry Pendleton, S (1, 5) <small>OBP: 0.310, SLG: 0.390</small>	2-1 			1-1 		1-0 		0-2 		4 1 2 0 0 0 0		
Fred McGriff, L (1, 3) <small>OBP: 0.368, SLG: 0.543</small>		3-3 		3-1 		0-3 		3-3 		4 0 1 0 0 3 1		
David Justice, L (1, 9) <small>OBP: 0.347, SLG: 0.510</small>		4-1 		2-2 		3-3 		3-3 		3 0 0 0 1 2 2		
Tony Tarasco, L (1, 7) <small>OBP: 0.250, SLG: 0.269</small>		1-1 		2-2 		2-1 		2-2 		3 0 0 1 0 0 1		
Greg Olson, R (1, 2) <small>OBP: 0.297, SLG: 0.313</small> Deion Sanders, L (9, PR) <small>OBP: 0.315, SLG: 0.455</small> Damon Berryhill, S (9, 2) <small>OBP: 0.296, SLG: 0.375</small>		1-2 		2-3 		0-1 		4-1 		3 0 2 0 1 1 1 0 0 0 0 0 0 0 0 0 0 0 0 0 0		
Mark Lemke, S (1, 4) <small>OBP: 0.337, SLG: 0.357</small>		1-1 		3-1 		4-1 		2-3 		3 0 0 0 1 1 3		
29 John Smoltz, R (1, 1) <small>OBP: 0.239, SLG: 0.194</small> Mark Wohlers, R (9, 1)			0-0 		0-0 		0-0 			3 0 1 0 0 0 2 0 0 0 0 0 0 0		
Inning Stats	R: 0 H: 0 E: 0 LOB: 0 K: 2 BB: 0 S: 8 P: 15	R: 0 H: 1 E: 0 LOB: 2 K: 1 BB: 1 S: 12 P: 22	R: 0 H: 0 E: 0 LOB: 0 K: 0 BB: 0 S: 3 P: 5	R: 1 H: 2 E: 0 LOB: 1 K: 1 BB: 0 S: 14 P: 24	R: 0 H: 1 E: 0 LOB: 1 K: 0 BB: 0 S: 5 P: 8	R: 0 H: 0 E: 0 LOB: 0 K: 2 BB: 0 S: 7 P: 11	R: 0 H: 1 E: 1 LOB: 2 K: 0 BB: 1 S: 7 P: 14	R: 0 H: 1 E: 0 LOB: 1 K: 2 BB: 0 S: 9 P: 14	R: 0 H: 0 E: 0 LOB: 1 K: 2 BB: 1 S: 10 P: 21	1B: 6 SF: 1 2B: 1 SAC: 0 3B: 0 DP: 2 HR: 0 HBP: 0		WP: 1 PA: 35 PB: 0 SB: 0 CS: 1
PITCHER Tom Candiotti, R (1, 1) <small>ERA: 2.55</small> Pedro Martinez, R (8, 1) <small>ERA: 2.47</small>	IP WLS BF H R ER SO BB IBB HBP BLK WP HR S P ERA WHIP											PITCHER IP WLS BF H R ER SO BB IBB HBP BLK WP HR S P ERA WHIP

livebaseballscorecards.com

AB	31
R	1
H	6
RBI	1
BB	3
SO	10
LOB	15



Batter	1	2	3	4	5	6	7	8	9	AB R H RBI BB SO LOB
Brett Butler, L OBP: 0.388, SLG: 0.381 (1, 8)	0-3 		0-0 		4-1 		0-0 		2-0 	4 0 1 1 1 1 4
Jose Offerman, S OBP: 0.350, SLG: 0.335 (1, 6)	1-1 		1-1 		0-0 		1-2 			3 0 1 0 0 0 3
Mike Piazza, R OBP: 0.360, SLG: 0.543 (1, 2)	2-1 		2-3 							4 0 0 0 0 1 2
Eric Karros, R OBP: 0.292, SLG: 0.409 (1, 3)	4-2 		0-3 							3 0 0 0 1 1 1
Tim Wallach, R OBP: 0.273, SLG: 0.361 (1, 5)	2-2 				0-0 		1-3 		1-2 	4 0 0 0 0 1 2
Henry Rodriguez, L OBP: 0.273, SLG: 0.430 (1, 7)					2-3 		0-0 		1-1 	3 0 1 0 1 1 0
Raul Mondesi, R OBP: 0.255, SLG: 0.333 (9, PR)										0 0 0 0 0 0 0
Cory Snyder, R OBP: 0.338, SLG: 0.411 (1, 9)					2-1 		0-0 		4-0 	2 1 1 0 2 0 0
Tom Goodwin, L OBP: 0.375, SLG: 0.500 (9, PR)										0 1 0 0 0 0 0
Jody Reed, R OBP: 0.324, SLG: 0.343 (1, 4)					2-1 		4-0 		0-0 	3 0 1 0 1 0 2
Tom Candiotti, R OBP: 0.167, SLG: 0.189 (1, 1)									1-2 	2 0 0 0 0 0 2
Dave Hansen, L OBP: 0.456, SLG: 0.530 (7, PH)									1-2 	1 0 1 1 0 0 0
Jerry Brooks, R (7, PR)									1-2 	0 0 0 0 0 0 0
Pedro Martinez, R (8, 1)									1-2 	0 0 0 0 0 0 0
Lenny Harris, L OBP: 0.307, SLG: 0.314 (9, PH)									1-2 	1 0 0 0 0 0 3

Inning Stats	R: 0	H: 1	E: 0	K: 1	S: 13	R: 0	H: 0	E: 0	K: 0	S: 8	R: 0	H: 1	E: 0	K: 2	S: 13	R: 0	H: 0	E: 0	K: 1	S: 7	R: 0	H: 0	E: 0	K: 0	S: 5	R: 0	H: 0	E: 0	K: 1	S: 7	R: 1	H: 2	E: 0	K: 0	S: 8	R: 0	H: 0	E: 0	K: 0	S: 5	R: 1	H: 2	E: 0	K: 0	S: 6	R: 1	H: 2	E: 0	K: 0	S: 6	1B: 4	2B: 2	3B: 0	HR: 0	SF: 0	SAC: 1	DP: 1	HBP: 0	WP: 2	PB: 0	SB: 0	CS: 0	PA: 37
--------------	------	------	------	------	-------	------	------	------	------	------	------	------	------	------	-------	------	------	------	------	------	------	------	------	------	------	------	------	------	------	------	------	------	------	------	------	------	------	------	------	------	------	------	------	------	------	------	------	------	------	------	-------	-------	-------	-------	-------	--------	-------	--------	-------	-------	-------	-------	--------

PITCHER	IP	WLS	BF	H	R	ER	SO	BB	IBB	HBP	BLK	WP	HR	S	P	ERA	WHIP
29 John Smoltz, R ERA: 3.41 (1, 1)	8.0	L	34	5	2	2	5	6	0	0	0	2	0	68	118	2.25	1.375
Mark Wohlers, R ERA: 3.18 (9, 1)	0.2		3	1	0	0	0	0	0	0	0	0	0	4	7	0.00	1.500

BOTTOM

Atlanta Braves @ Los Angeles Dodgers
Dodger Stadium, Los Angeles, CA

Mon Sep 06 1993, 7:05 PM PDT
Att. 35,636 - Sunny - 80 F

AB	30
R	2
H	6
RBI	2
BB	6
SO	5
LOB	19

Batter	1	2	3	4	5	6	7	8	9	AB R H RBI BB SO LOB	TOP
Otis Nixon, S (1, 8) OBP: 0.330, SLG: 0.300	3-2 		2-3 			1-1 		0-0 		4 0 1 0 0 1 2	
Jeff Blauser, R (1, 6) OBP: 0.408, SLG: 0.447	1-0 			1-2 		4-2 		0-0 		3 0 1 1 1 0 0	
Ron Gant, R (1, 7) OBP: 0.341, SLG: 0.508	2-2 			4-2 		4-2 		0-1 		2 0 0 0 2 0 2	
Fred McGriff, L (1, 3) OBP: 0.365, SLG: 0.538		1-2 		1-3 		1-3 		3-3 		4 0 0 0 0 3 5	
David Justice, L (1, 9) OBP: 0.346, SLG: 0.508		1-0 		2-0 			0-0 		1-2 	4 0 1 0 0 0 1	
Terry Pendleton, S (1, 5) OBP: 0.308, SLG: 0.387		1-1 		3-3 			1-3 		0-0 	4 0 0 0 0 2 1	
Damon Berryhill, S (1, 2) OBP: 0.295, SLG: 0.374			2-2 		2-2 		0-0 		0-3 	4 0 1 0 0 1 0	
Mark Lemke, S (1, 4) OBP: 0.335, SLG: 0.354			0-1 		0-0 			2-1 		3 0 0 0 0 0 1	
Steve Avery, L (1, 1) OBP: 0.191, SLG: 0.239 Greg McMichael, R (9, 1)			0-1 			2-3 		1-0 		3 1 1 0 0 1 1 0 0 0 0 0 0 0	
Inning Stats	R: 0 H: 0 E: 0 LOB: 0 K: 0 BB: 0 S: 11 P: 17	R: 0 H: 0 E: 0 LOB: 0 K: 0 BB: 0 S: 6 P: 9	R: 0 H: 1 E: 0 LOB: 1 K: 1 BB: 0 S: 10 P: 14	R: 0 H: 0 E: 0 LOB: 1 K: 1 BB: 1 S: 9 P: 17	R: 0 H: 0 E: 0 LOB: 0 K: 1 BB: 0 S: 7 P: 12	R: 0 H: 1 E: 0 LOB: 2 K: 2 BB: 2 S: 12 P: 24	R: 0 H: 0 E: 0 LOB: 0 K: 1 BB: 0 S: 7 P: 8	R: 1 H: 2 E: 1 LOB: 2 K: 1 BB: 0 S: 10 P: 16	R: 0 H: 1 E: 0 LOB: 0 K: 1 BB: 0 S: 9 P: 10	1B: 4 SF: 0 2B: 1 SAC: 0 3B: 0 DP: 1 HR: 0 HBP: 0	WP: 1 PA: 34 PB: 0 SB: 0 CS: 1
PITCHER Pedro Astacio, R (1, 1) ERA: 3.97 Pedro Martinez, R (8, 1) ERA: 2.43	IP WLS BF H R ER SO BB IBB HBP BLK WP HR S P ERA WHIP 7.1 L 29 4 1 1 6 3 0 0 0 1 1 0 67 109 1.23 0.955 1.2 5 1 0 0 2 0 0 0 0 0 0 0 14 18 0.00 0.600	PITCHER IP WLS BF H R ER SO BB IBB HBP BLK WP HR S P ERA WHIP									

Atlanta Braves @ Los Angeles Dodgers
 Dodger Stadium, Los Angeles, CA

AB	31
R	1
H	5
RBI	1
BB	3
SO	8
LOB	13



Tue Sep 07 1993, 7:05 PM PDT
 Att. 31,577 - Unknown - 81 F

livebaseballscorecards.com

Batter	1	2	3	4	5	6	7	8	9	AB R H RBI BB SO LOB	TOP	
Otis Nixon, S (1, 8) OBP: 0.331, SLG: 0.301 B C B X	3-1 		3-2 	0-0 	1-0 			3-1 		5 1 2 0 0 0 0	Atlanta Braves @ Los Angeles Dodgers Dodger Stadium, Los Angeles, CA Wed Sep 08 1993, 7:05 PM PDT Att: 34,384 - Unknown	
Jeff Blausen, R (1, 6) OBP: 0.409, SLG: 0.449 X	0-0 		0-0 	1-0 		2-2 		0-1 		5 1 3 0 0 0 2		
Ron Gant, R (1, 7) OBP: 0.343, SLG: 0.507 1 SAFE T X	0-1 		4-0 	1-2 		4-2 		0-0 		3 1 1 0 2 0 3		
Fred McGriff, L (1, 3) OBP: 0.365, SLG: 0.539 B S B X		2-1 	2-0 	1-2 		3-2 		0-0 		5 2 2 2 0 0 5		
David Justice, L (1, 9) OBP: 0.347, SLG: 0.506 B C B B X		4-1 	1-1 	2-3 		1-3 		3-3 		4 1 1 2 1 3 3		
Terry Pendleton, S (1, 5) Bill Pecota, R (5, 5) OBP: 0.308, SLG: 0.385 OBP: 0.351, SLG: 0.400 C T C X		0-3 	0-0 		4-0 		1-1 		1-2 			2 1 0 0 1 1 3 2 0 0 0 0 0 0
Damon Berryhill, S (1, 2) Greg Olson, R (7, PH) OBP: 0.299, SLG: 0.391 OBP: 0.295, SLG: 0.310 S B X		1-1 	1-0 		0-0 		3-2 		1-1 			3 1 2 3 0 0 1 2 0 0 0 0 0 0
Rafael Belliard, R (1, 4) OBP: 0.296, SLG: 0.266 X		0-0 	1-0 		0-1 		0-1 					4 0 1 1 0 0 2
Tom Glavine, L (1, 1) Deion Sanders, L (8, PH) Jay Howell, R (8, 1) Mike Stanton, L (9, 1) Marvin Freeman, R (9, 1) B C B X		2-1 	1-3 		3-3 			2-2 		3 0 0 0 0 2 3 1 0 1 0		
Inning Stats	R: 0 H: 1 E: 0 LOB: 0 K: 0 BB: 0 S: 5 P: 8	R: 1 H: 2 E: 0 LOB: 2 K: 1 BB: 1 S: 11 P: 20	R: 5 H: 5 E: 1 LOB: 1 K: 1 BB: 1 S: 14 P: 27	R: 0 H: 2 E: 0 LOB: 2 K: 1 BB: 0 S: 14 P: 19	R: 2 H: 1 E: 0 LOB: 0 K: 1 BB: 1 S: 8 P: 16	R: 0 H: 0 E: 0 LOB: 1 K: 1 BB: 1 S: 11 P: 21	R: 0 H: 0 E: 0 LOB: 0 K: 0 BB: 0 S: 8 P: 12	R: 0 H: 2 E: 0 LOB: 2 K: 0 BB: 0 S: 9 P: 14	R: 0 H: 0 E: 0 LOB: 0 K: 1 BB: 0 S: 8 P: 13	1B: 9 SF: 0 2B: 3 SAC: 0 3B: 0 DP: 1 HR: 1 HBP: 0		WP: 0 PA: 43 PB: 0 SB: 0 CS: 0
PITCHER Ramon Martinez, R (1, 1) ERA: 3.27 Ricky Tricek, R (3, 1) ERA: 4.11 Omar Daal, L (4, 1) ERA: 3.9 Kip Gross, R (6, 1) ERA: Roger McDowell, R (8, 1) ERA: 2.01	IP WLS BF H R ER SO BB IBB HBP BLK WP HR S P ERA WHIP 2.0 L 14 7 6 4 1 2 0 0 0 0 0 0 24 46 18.00 4.500 1.1 7 3 0 0 1 0 0 0 0 0 0 0 12 17 0.00 2.250 1.2 7 1 2 2 2 1 0 0 0 0 0 1 16 27 10.80 1.200 2.0 7 0 0 0 1 1 0 0 0 0 0 0 19 33 0.00 0.500 0.2 4 2 0 0 0 0 0 0 0 0 0 0 8 13 0.00 3.000	PITCHER Steve Wilson, L (8, 1) ERA: 4.73 Todd Worrell, R (9, 1) ERA: 5.7	IP WLS BF H R ER SO BB IBB HBP BLK WP HR S P ERA WHIP 0.1 1 0 0 0 0 0 0 0 0 0 0 0 1 1 0.00 0.000 1.0 3 0 0 0 1 0 0 0 0 0 0 0 8 13 0.00 0.000									

livebaseballscorecards.com

AB	39
R	8
H	13
RBI	8
BB	4
SO	6
LOB	22



Batter	1	2	3	4	5	6	7	8	9
Brett Butler, L Kip Gross, R Mike Sharperson, R Roger McDowell, R Steve Wilson, L Todd Worrell, R	3-2 F7		0-0 1B		3-2 FC4-6		1-0 1B		
Jody Reed, R	2-2 G5-4-3 1B		0-1 G4-3		1-0 G4-3		1-0 FC6-4 1B		
Jose Offerman, S	0-0 G5-4-3			1-2 G6-3 2B		3-1 HR	1-0 FC6-4		
Mike Piazza, R Carlos Hernandez, R		3-2 G5-3		1-2 G6-3		2-1 F7		2-2 G5-3	
Eric Karros, R		2-3 K		0-0 L4		1-0 F9		0-2 G1-3	
Tim Wallach, R		0-0 G5-3		1-1 P9		2-2 FC6-4 1B		0-3 K	
Cory Snyder, R			1-0 F9		2-2 1B FC4-6 1B		0-1 FC6-4		2-3 K
Raul Mondesi, R Henry Rodriguez, L Jerry Brooks, R			1-2 G3-1		0-0 L4		1-3 K		2-1 P4
Ramon Martinez, R Ricky Trice, R Omar Daali, L Billy Ashiev, R Dave Hansen, L			2-2 1B		2-2 FC4-6 1B		0-0 G4-3		1-0 G4-3

AB	R	H	RBI	BB	SO	LOB
3	0	1	1	0	0	1
0	0	0	0	0	0	0
1	0	1	0	0	0	0
0	0	0	0	0	0	0
0	0	0	0	0	0	0
0	0	0	0	0	0	0

4	0	2	0	0	0	3
---	---	---	---	---	---	---

4	1	2	1	0	0	3
---	---	---	---	---	---	---

3	0	0	0	0	0	1
1	0	0	0	0	0	0

4	0	0	0	0	1	1
---	---	---	---	---	---	---

4	0	1	0	0	1	1
---	---	---	---	---	---	---

4	1	1	0	0	1	1
---	---	---	---	---	---	---

3	0	0	0	0	1	1
0	0	0	0	0	0	0
1	0	0	0	0	0	0

0	0	0	0	0	0	0
1	0	1	0	0	0	0
0	0	0	0	0	0	0
2	0	1	0	0	0	0
1	0	0	0	0	0	0

1B:	8	SF:	0
2B:	1	SAC:	0
3B:	0	DP:	1
HR:	1	HBP:	0

BOTTOM

Atlanta Braves @ Los Angeles Dodgers
Dodger Stadium, Los Angeles, CA

livebaseballscorecards.com

AB	36
R	2
H	10
RBI	2
BB	0
SO	4
LOB	12



WP:	0	PA:	36
PB:	0		
SB:	0		
CS:	0		

PITCHER	IP	WLS	BF	H	R	ER	SO	BB	IBB	HBP	BLK	WP	HR	S	P	ERA	WHIP
Tom Glavine, L ERA: 3.22	(1, 1)	7.0	30	10	2	2	2	0	0	0	0	0	1	66	103	2.57	1.429
Jay Howell, R ERA: 2.7	(8, 1)	1.1	4	0	0	0	2	0	0	0	0	0	0	14	18	0.00	0.000
Mike Stanton, L ERA: 5.04	(9, 1)	0.1	1	0	0	0	0	0	0	0	0	0	0	2	4	0.00	0.000
Marvin Freeman, R ERA: 7.27	(9, 1)	0.1	1	0	0	0	0	0	0	0	0	0	0	1	2	0.00	0.000

Wed Sep 08 1993, 7:05 PM PDT
Att. 34,384 - Unknown

Batter	1	2	3	4	5	6	7	8	9	10	AB R H RBI BB SO LOB	TOP
Chuck Carr, S (1, 8) <small>OBP: 0.328, SLG: 0.342</small>	2-2 			0-1 		1-3 		4-2 	0-1 		4 2 1 0 1 1 1	Florida Marlins @ Los Angeles Dodgers Dodger Stadium, Los Angeles, CA Thu Sep 09 1993, 7:05 PM PDT Att. 31,925 - Unknown - 75 F
Walt Weiss, S (1, 6) <small>OBP: 0.367, SLG: 0.318</small>	1-1 			2-1 		4-2 		2-2 	3-3 		4 1 2 1 1 1 1	
Bret Barberie, S (1, 4) <small>OBP: 0.378, SLG: 0.420</small>	1-0 			1-1 		0-0 		1-1 		1-2 	5 0 2 1 0 0 1	
Gary Sheffield, R (1, 5) <small>OBP: 0.358, SLG: 0.486</small>			0-1 	4-1 		1-2 		1-1 		2-2 	4 0 0 0 1 0 4	
Orestes Destrade, S (1, 3) <small>OBP: 0.329, SLG: 0.421</small>			2-1 	2-2 			0-1 	0-0 		0-0 	5 0 1 1 0 0 1	
Nigel Wilson, L (1, 7) Rich Rodriguez, L (8, 1) Greg Briley, L (9, 9) <small>OBP: 0.251, SLG: 0.289</small>			0-0 		3-3 		1-3 	1-2 			4 0 0 0 0 2 2 0 0 0 0 0 0 0 0 0 0 0 0 0 0	
Benito Santiago, R (1, 2) <small>OBP: 0.295, SLG: 0.387</small>			2-1 	3-3 		0-0 			1-0 		4 1 1 1 0 1 0	
Darrell Whitmore, L (1, 9) John Johnstone, R (5, 1) Jeff Conine, R (8, PH) <small>OBP: 0.360, SLG: 0.412</small>			0-3 	0-0 			3-2 	0-0 			2 0 0 0 0 1 0 0 0 0 0 0 0 0 2 0 1 0 0 0 0	
Jack Armstrong, R (1, 1) <small>OBP: 0.164, SLG: 0.180</small> Richie Lewis, R (4, 1) <small>OBP: 0.500, SLG: 0.500</small> Joe Klinc, L (5, 1) Matias Carrillo, L (5, 9) <small>OBP: 0.316, SLG: 0.474</small> Matt Turner, R (9, 1)			0-3 			2-1 		0-2 	0-0 		1 0 0 0 0 1 0 0 0 0 0 0 0 0 0 0 0 0 0 0 0 2 1 1 0 0 0 0 0 0 0 0 0 0 0	
Inning Stats	R: 0 H: 0 E: 0 LOB: 0 K: 0 BB: 0 S: 6 P: 10	R: 0 H: 0 E: 0 LOB: 0 K: 0 BB: 0 S: 5 P: 7	R: 0 H: 0 E: 0 LOB: 0 K: 2 BB: 0 S: 8 P: 10	R: 1 H: 2 E: 0 LOB: 1 K: 0 BB: 1 S: 11 P: 20	R: 0 H: 0 E: 0 LOB: 0 K: 2 BB: 0 S: 13 P: 19	R: 0 H: 1 E: 0 LOB: 2 K: 1 BB: 1 S: 13 P: 21	R: 0 H: 0 E: 0 LOB: 0 K: 1 BB: 0 S: 6 P: 7	R: 3 H: 4 E: 0 LOB: 2 K: 0 BB: 1 S: 20 P: 32	R: 1 H: 2 E: 0 LOB: 1 K: 1 BB: 0 S: 10 P: 14	R: 0 H: 0 E: 0 LOB: 0 K: 0 BB: 0 S: 7 P: 10	1B: 6 SF: 0 2B: 2 SAC: 1 3B: 0 DP: 1 HR: 1 HBP: 0	
PITCHER Orel Hershiser, R (1, 1) <small>ERA: 3.59</small> Steve Wilson, L (3, 1) <small>ERA: 4.5</small> Kip Gross, R (6, 1) <small>ERA:</small> Todd Worrell, R (8, 1) <small>ERA: 6.53</small> Jim Gott, R (8, 1) <small>ERA: 2.24</small>	IP 2.1 WLS 7 BF 10 H 2 R 1 ER 1 SO 4 BB 1 IBB 0 HBP 0 BLK 0 WP 0 HR 0 S 30 P 45 ERA 3.38 WHIP 1.125					PITCHER Ricky Tricek, R (10, 1) <small>ERA: 4.03</small>	IP 1.0 WLS 3 BF 3 H 0 R 0 ER 0 SO 0 BB 0 IBB 0 HBP 0 BLK 0 WP 0 HR 0 S 7 P 10 ERA 0.00 WHIP 0.000					

livebaseballscores.com



Florida Marlins @ Los Angeles Dodgers
 Dodger Stadium, Los Angeles, CA

Thu Sep 09 1993, 7:05 PM PDT
 Att. 31,925 - Unknown - 75 F

livebaseballscorecards.com



Batter	1	2	3	4	5	6	7	8	9	10
Brett Butler, L OBP: 0.392, SLG: 0.381 (1, 8)	G4-3	G5-3 1B		2B SF8 1B	K		FC6-4 BB		WP IBB	
Jose Offerman, S OBP: 0.352, SLG: 0.345 (1, 6)	E SF7 1B	G5-3		SF8 1-3 2B	FC6 BB		FC6-4		IBB	
Mike Piazza, R OBP: 0.356, SLG: 0.533 (1, 2)	E5			G6-3	FC6		K		G3	
Jim Gott, R (8, 1)	HR									
Mike Sharperson, R OBP: 0.301, SLG: 0.390 (9, PH)										
Ricky Tricek, R OBP: 0.250, SLG: 0.250 (10, 1)										
Eric Karros, R OBP: 0.288, SLG: 0.405 (1, 3)	SF7	F7		SF8		G4-3 2B		G5-3		E5 SH1-4 1B
Henry Rodriguez, L OBP: 0.280, SLG: 0.464 (1, 9)	HR			F8		G4-3		K		SH1-4
Raul Mondesi, R OBP: 0.259, SLG: 0.327 (8, PH)										
Tim Wallach, R OBP: 0.273, SLG: 0.358 (1, 5)	E 1B			L4		P5		P4		F9
Billy Ashley, R OBP: 0.429, SLG: 0.429 (1, 7)	E6			F9		K				
Tom Goodwin, L OBP: 0.444, SLG: 0.556 (9, PR)										
Jody Reed, R OBP: 0.326, SLG: 0.344 (1, 4)	P3			SH1-4 IBB				FC6-4 G5-3 1B		SH1-4
Orel Hershiser, R OBP: 0.398, SLG: 0.446 (1, 1)										
Steve Wilson, L (3, 1)										
Lenny Harris, L OBP: 0.307, SLG: 0.314 (5, PH)										
Cory Snyder, R OBP: 0.336, SLG: 0.405 (5, PH)										
Kip Gross, R (6, 1)										
Dave Hansen, L OBP: 0.444, SLG: 0.515 (7, PH)										
Todd Worrell, R (8, 1)										
Carlos Hernandez, R OBP: 0.264, SLG: 0.353 (8, 2)										

AB	R	H	RBI	BB	SO	LOB
4	1	2	0	2	1	3
4	1	2	1	2	0	3
4	1	0	0	1	1	8
0	0	0	0	0	0	0
1	0	0	0	0	0	3
0	0	0	0	0	0	0
4	1	1	2	0	0	2
4	1	2	2	0	0	2
1	0	0	0	0	1	0
6	1	2	0	0	0	3
5	0	2	0	0	1	3
1	0	1	1	0	0	0
2	0	1	0	1	0	2
1	0	0	0	0	0	0
1	0	0	0	0	0	2
0	0	0	0	0	0	0
0	0	0	0	0	0	0
0	0	0	0	0	0	0
1	0	0	0	0	0	1
0	0	0	0	0	0	0
1	0	0	0	0	0	2

AB	40
R	6
H	13
RBI	6
BB	7
SO	4
LOB	34

Inning Stats	R: 3	H: 3	E: 2	K: 0	S: 15	WLS	BF	H	R	ER	SO	BB	IBB	HBP	BLK	WP	HR	S	P	ERA	WHIP
Jack Armstrong, R ERA: 4.72 (1, 1)	3	3	2	0	15	3.0	20	7	4	1	0	1	1	0	0	0	1	36	64	3.00	2.667
Richie Lewis, R ERA: 3.0 (4, 1)	0	2	0	0	7	1.1	6	2	1	1	0	0	0	0	0	0	0	14	20	6.75	1.500
Joe Klink, L ERA: 4.45 (5, 1)	0	0	0	0	7	0.1	3	0	0	0	1	1	1	0	0	0	0	9	19	0.00	3.000
John Johnstone, R ERA: 2.7 (5, 1)	0	0	0	0	7	2.1	10	2	0	0	2	1	0	0	0	0	0	22	38	0.00	1.286
Rich Rodriguez, L ERA: 3.95 (8, 1)	0	0	0	0	7	1.0	3	0	0	0	1	0	0	0	0	0	0	11	14	0.00	0.000

PITCHER	IP	WLS	BF	H	R	ER	SO	BB	IBB	HBP	BLK	WP	HR	S	P	ERA	WHIP
Matt Turner, R ERA: 2.54 (9, 1)	1.2	0	10	2	1	0	0	0	2	0	0	1	0	15	29	0.00	1.200

WP	1
PA	52
PB	0
SB	0
CS	0

Batter	1	2	3	4	5	6	7	8	9	AB R H RBI BB SO LOB	TOP	
Chuck Carr, S (1, 8) OBP: 0.326, SLG: 0.340 	1-2 G3 		0-2 FC4 			1-0 B1-3 		1-0 SH2-3 		3 0 0 0 0 0 1	Florida Marlins @ Los Angeles Dodgers Dodger Stadium, Los Angeles, CA Fri Sep 10 1993, 7:05 PM PDT Att: 31,547 - Unknown livebaseballscorecards.com	
Rick Renteria, R (1, 5) OBP: 0.321, SLG: 0.341 	1-0 G6-3 			1-1 L8 		0-1 G6-3 		2-3 		4 0 0 0 0 1 1		
Bret Barberie, S (1, 4) OBP: 0.373, SLG: 0.414 	3-2 G4-3 			1-3 K 		0-2 G4-3 		3-2 E4 		4 0 0 0 0 1 1		
Orestes Destrade, S (1, 3) OBP: 0.332, SLG: 0.421 Greg Briley, L (8, 9) OBP: 0.251, SLG: 0.289 		1-1 G6-3 		4-1 		4-2 G6-3 		1-2 FC6-4 		2 1 1 1 2 0 0 0 0 0 0 0 0 0		
Matias Carrillo, L (1, 9) OBP: 0.304, SLG: 0.478 Luis Aquino, R (8, 1) OBP: 0.087, SLG: 0.087 Henry Cotto, R (9, 7) OBP: 0.258, SLG: 0.343 	1-1 G1-3 			0-0 G3-1 		1 SAFE 0-2 G6-3 		1-1 FC6-4 		4 0 1 0 0 0 3 0 0 0 0 0 0 0 0 0 0 0 0 0 0		
Benito Santiago, R (1, 2) OBP: 0.293, SLG: 0.384 		1-0 F9 		1-0 F9 		0-0 G6-3 			1-3 K 	4 0 0 1 0 1 1		
Nigel Wilson, L (1, 7) Bryan Harvey, R (9, 1) 			0-3 K 		0-3 K 	3-H 0-2 G6-3 		2-3 K 		4 0 0 0 0 3 1 0 0 0 0 0 0 0		
Walt Weiss, S (1, 6) OBP: 0.366, SLG: 0.318 			2-1 P5 		1-0 FC6-4 	1-1 G1-3 		1-0 F7 		4 0 1 0 0 0 1		
Charlie Hough, R (1, 1) OBP: 0.083, SLG: 0.035 Gary Sheffield, R (8, PH) OBP: 0.359, SLG: 0.486 Jeff Conine, R (8, 3) OBP: 0.360, SLG: 0.412 			2-2 FC4 		0-0 FC6-4 		4-2 E 			1 0 0 0 0 0 1 0 1 0 0 1 0 0 0 0 0 0 0 0 0		
Inning Stats	R: 0 H: 0 E: 0 LOB: 0 K: 0 BB: 0 S: 8 P: 13	R: 0 H: 0 E: 0 LOB: 0 K: 0 BB: 0 S: 5 P: 8	R: 0 H: 0 E: 0 LOB: 1 K: 1 BB: 0 S: 10 P: 14	R: 0 H: 0 E: 0 LOB: 1 K: 1 BB: 1 S: 7 P: 13	R: 0 H: 1 E: 0 LOB: 1 K: 1 BB: 0 S: 6 P: 8	R: 0 H: 0 E: 0 LOB: 0 K: 0 BB: 0 S: 6 P: 7	R: 1 H: 1 E: 0 LOB: 1 K: 0 BB: 1 S: 11 P: 16	R: 1 H: 1 E: 1 LOB: 2 K: 1 BB: 1 S: 15 P: 27	R: 0 H: 0 E: 0 LOB: 0 K: 2 BB: 0 S: 7 P: 11	1B: 2 SF: 0 2B: 1 SAC: 1 3B: 0 DP: 0 HR: 0 HBP: 1	WP: 0 PA: 35 PB: 0 SB: 0 CS: 0	
PITCHER Kevin Gross, R (1, 1) ERA: 4.23 Pedro Martinez, R (9, 1) ERA: 2.4	IP WLS BF H R ER SO BB IBB HBP BLK WP HR S P ERA WHIP											PITCHER IP WLS BF H R ER SO BB IBB HBP BLK WP HR S P ERA WHIP

Florida Marlins @ Los Angeles Dodgers
 Dodger Stadium, Los Angeles, CA
 Fri Sep 10 1993, 7:05 PM PDT
 Att: 31,547 - Unknown

AB 30
 R 2
 H 3
 RBI 2
 BB 3
 SO 6
 LOB 10



BOTTOM

Florida Marlins @ Los Angeles Dodgers
Dodger Stadium, Los Angeles, CA

livebaseballscorecards.com

AB	31
R	1
H	6
RBI	1
BB	1
SO	4
LOB	12



WP:	1	PA:	32
PB:	0		
SB:	0		
CS:	1		

Fri Sep 10 1993, 7:05 PM PDT
Att. 31,547 - Unknown

AB R H RBI BB SO LOB

4	0	1	0	0	0	1
4	0	0	0	0	0	2
3	0	1	0	0	0	0
1	0	0	0	0	0	0
4	0	1	0	0	0	1
4	1	1	0	0	1	1
2	0	0	0	1	1	1
3	0	1	1	0	0	1
3	0	1	0	0	0	2
0	0	0	0	0	0	0
2	0	0	0	0	1	3
1	0	0	0	0	1	0
0	0	0	0	0	0	0

1B:	4	SF:	0
2B:	2	SAC:	0
3B:	0	DP:	1
HR:	0	HBP:	0

WP	HR	S	P	ERA	WHIP
1	0	1	1	1.29	0.857
0	0	0	0	0.00	1.000
0	0	0	0	0.00	0.000

Batter	1	2	3	4	5	6	7	8	9
Tom Goodwin, L (1, 8) OBP: 0.385, SLG: 0.462	1-0 G3		2-2 G4-3		0-1 FC1-2-5			2-2 G4-6-3 1B	
Jose Offerman, S (1, 6) OBP: 0.350, SLG: 0.342	1-1 G3		0-1 F8		1-2 F8			2-1 G4-6-3 1B	
Raul Mondesi, R (1, 9) OBP: 0.263, SLG: 0.327 Dave Hansen, L (9, PH) OBP: 0.439, SLG: 0.507	0-0 F8		1-0 F8			1-0 CS 1B		2-2 G3-1	
Billy Ashley, R (1, 7) OBP: 0.364, SLG: 0.364		0-0 G4-3		2-0 G1-6-3 1B		2-1 F9 1-2		1-2 G6-3	
Henry Rodriguez, L (1, 3) OBP: 0.279, SLG: 0.465		0-0 1B 2B		2-1 G1-6-3 1-2		0-0 G4-3		1-3 K	
Cory Snyder, R (1, 5) OBP: 0.336, SLG: 0.404		4-1 1B BB		0-3 K			0-0 G5-3		
Carlos Hernandez, R (1, 2) OBP: 0.267, SLG: 0.352		0-1 1-2 2-H 1B		2-1 F7			2-0 F8		
Jody Reed, R (1, 4) OBP: 0.326, SLG: 0.346 Lenny Harris, L (9, 4) OBP: 0.307, SLG: 0.314		0-1 F7			1-1 WP FC1-2-5 2B		1-1 G5-3		
Kevin Gross, R (1, 1) OBP: 0.276, SLG: 0.288 Brett Butler, L (8, PH) OBP: 0.391, SLG: 0.380 Pedro Martinez, R (9, 1)		0-3 K			2-0 G1-3 2-3			2-3 K	

Inning Stats	R: 0	H: 0	E: 0	K: 0	S: 4	R: 1	H: 2	E: 0	K: 1	S: 12	R: 0	H: 0	E: 0	K: 0	S: 6	R: 0	H: 1	E: 0	K: 1	S: 9	R: 0	H: 1	E: 0	K: 0	S: 8	R: 0	H: 1	E: 0	K: 0	S: 4	R: 0	H: 0	E: 0	K: 0	S: 4	R: 0	H: 1	E: 0	K: 1	S: 8	R: 0	H: 0	E: 0	K: 0	S: 7	R: 0	H: 1	E: 0	K: 1	S: 14	R: 0	H: 0	E: 0	K: 1	S: 10
	0	0	0	0	6	1	2	0	1	16	0	0	0	0	9	0	1	0	1	15	0	1	0	0	12	0	0	0	0	7	0	0	0	0	7	0	1	0	0	14	0	0	0	0	14										

PITCHER	IP	WLS	BF	H	R	ER	SO	BB	IBB	HBP	BLK	WP	HR	S	P	ERA	WHIP
Charlie Hough, R (1, 1) ERA: 4.16	7.0	W	26	5	1	1	2	1	0	0	0	1	0	47	72	1.29	0.857
Luis Aquino, R (8, 1) ERA: 3.46	1.0		3	1	0	0	1	0	0	0	0	0	0	8	14	0.00	1.000
Bryan Harvey, R (9, 1) ERA: 1.65	1.0	S	3	0	0	0	1	0	0	0	0	0	0	10	14	0.00	0.000

Batter	1	2	3	4	5	6	7	8	9	AB R H RBI BB SO LOB	TOP											
Chuck Carr, S OBP: 0.328, SLG: 0.342 (1, 8)	2-2 E5		1-0 G4-3		1-1 P5			1-2 CS 1B		4 0 1 0 0 0 1	Florida Marlins @ Los Angeles Dodgers Dodger Stadium, Los Angeles, CA Sun Sep 12 1993, 3:33 AM PDT Att. 35,335 - Sunny - 78 F											
Rick Renteria, R OBP: 0.322, SLG: 0.338 (1, 5)	4-2 G6-4-3 BB			1-3 K		3-1 FC4-6 1B		0-0 F8		3 0 1 0 1 1 1												
Matias Carrillo, L OBP: 0.333, SLG: 0.481 (1, 7)	1-1 F8			2-1 BB 1B		1-0 FC4-6 1B		2-1 F9		4 0 2 0 0 0 3												
Jeff Conine, R OBP: 0.356, SLG: 0.410 (1, 3)	2-1 G6-4-3 1-2f			3-0 F8		0-3 K		1-0 CS 1-2	2-3 K	4 0 0 0 0 2 5												
Bret Barberie, S OBP: 0.368, SLG: 0.405 (1, 4)				4-2 BB 1-2		0-0 FC4-6 1-2f 2-3		3-2 G3-1		3 0 0 0 1 0 2												
Darrell Whitmore, L OBP: 0.247, SLG: 0.318 (1, 9)				0-3 K		3-3 K		2-2 P4		3 0 0 0 0 2 4												
Gary Sheffield, R OBP: 0.359, SLG: 0.485 (9, PH)										1 0 0 0 0 0 0												
Rob Natal, R OBP: 0.271, SLG: 0.333 (1, 2)				2-2 P1		1-3 K2-3		2-2 G6-3		3 0 0 0 0 1 0												
Alex Arias, R OBP: 0.333, SLG: 0.302 (1, 6)				3-2 G6-3		1-2 G6-3		0-1 G6-3		3 0 0 0 0 0 0												
Pat Rapp, R OBP: 0.185, SLG: 0.185 (1, 1)				2-1 G4-3		1-2 WP 1B		0-3 K		2 0 1 0 0 0 0												
Greg Briley, L OBP: 0.254, SLG: 0.287 (7, PH)										1 0 0 0 0 1 0												
Rich Rodriguez, L (7, 1)										0 0 0 0 0 0 0												
Jack Armstrong, R OBP: 0.164, SLG: 0.180 (8, 1)										0 0 0 0 0 0 0												
Inning Stats	R: 0 E: 1 K: 0 S: 10	H: 0 LOB: 1 BB: 1 P: 19	R: 0 E: 0 K: 0 S: 9	H: 0 LOB: 0 BB: 0 P: 15	R: 0 E: 0 K: 0 S: 6	H: 0 LOB: 0 BB: 0 P: 12	R: 0 E: 0 K: 2 S: 11	H: 1 LOB: 2 BB: 1 P: 21	R: 0 E: 0 K: 1 S: 11	H: 1 LOB: 1 BB: 0 P: 15	R: 0 E: 0 K: 2 S: 13	H: 2 LOB: 2 BB: 0 P: 20	R: 0 E: 0 K: 1 S: 8	H: 0 LOB: 0 BB: 0 P: 10	R: 0 E: 0 K: 0 S: 7	H: 1 LOB: 0 BB: 0 P: 10	R: 0 E: 0 K: 1 S: 10	H: 0 LOB: 0 BB: 0 P: 17	1B: 5 2B: 0 3B: 0 HR: 0	SF: 0 SAC: 0 DP: 1 HBP: 0	WP: 1 PB: 0 SB: 1 CS: 1	PA: 34
PITCHER Pedro Astacio, R ERA: 3.75 (1, 1)	IP 9.0	WLS W	BF 33	H 5	R 0	ER 0	SO 7	BB 2	IBB 0	HBP 0	BLK 0	WP 1	HR 0	S 85	P 139	ERA 0.00	WHIP 0.778					

AB	31
R	0
H	5
RBI	0
BB	2
SO	7
LOB	16



Batter	1	2	3	4	5	6	7	8	9	AB	R	H	RBI	BB	SO	LOB
Brett Butler, L OBP: 0.388, SLG: 0.378 (1, 8)	3-2 G3	2-3 K			0-0 G3		1-2 P5			4	0	0	0	0	1	2
Lenny Harris, L OBP: 0.308, SLG: 0.315 (1, 4)	3-1 BB		0-1 F8		0-0 G4-3		2-2 L3			3	0	1	0	0	0	1
Mike Sharperson, R OBP: 0.294, SLG: 0.380 (7, PH)	BB									1	0	0	0	0	0	0
Jody Reed, R OBP: 0.325, SLG: 0.345 (8, 4)	1B									0	0	0	0	0	0	0
Mike Piazza, R OBP: 0.357, SLG: 0.529 (1, 2)	0-0 F9		3-2 P3			4-1 G4-6-3		0-0 G4-3		3	0	0	0	1	0	1
Eric Karros, R OBP: 0.289, SLG: 0.404 (1, 3)	0-2 BB		0-1 F8			3-1 G4-6-3		0-0 F9		4	0	1	0	0	0	1
Dave Hansen, L OBP: 0.448, SLG: 0.493 (1, 5)	4-1 BB			2-2 G6-3		4-0 1B		4-1 PO		1	1	0	0	3	0	0
Tom Goodwin, L OBP: 0.385, SLG: 0.462 (8, PR)	1-2 BB					BB		BB		0	0	0	0	0	0	0
Raul Mondesi, R OBP: 0.259, SLG: 0.321 (9, 7)	2-3 BB							BB		0	0	0	0	0	0	0
Billy Ashley, R OBP: 0.357, SLG: 0.357 (1, 7)	0-0 F9		3-3 K			0-0 E		0-1 PO		3	0	1	0	0	1	3
Tim Wallach, R OBP: 0.271, SLG: 0.355 (9, 5)						1-2 1B		1-2 1B		0	0	0	0	0	0	0
Cory Snyder, R OBP: 0.341, SLG: 0.413 (1, 9)		1-1 F8		1-2 G4-3		1-0 E8		0-1 1B		3	0	1	1	0	0	0
Rafael Bourrigal, R OBP: 0.667, SLG: 1.000 (1, 6)		1-2 2B				0-0 G3		0-0 F9		3	0	2	0	0	0	2
Pedro Astacio, R OBP: 0.151, SLG: 0.151 (1, 1)		0-3 K				2-1 SH1-4		0-1 G4-3		2	0	0	0	0	1	1

Inning Stats	R: 0	H: 2	E: 0	LOB: 3	K: 0	P: 24	R: 0	H: 1	E: 0	LOB: 1	K: 2	P: 18	R: 0	H: 0	E: 0	LOB: 0	K: 0	P: 11	R: 0	H: 0	E: 0	LOB: 0	K: 1	P: 15	R: 0	H: 1	E: 0	LOB: 1	K: 0	P: 7	R: 1	H: 2	E: 1	LOB: 2	K: 0	P: 18	R: 0	H: 0	E: 0	LOB: 0	K: 0	P: 14	R: 0	H: 0	E: 0	LOB: 1	K: 0	P: 8			
Pat Rapp, R ERA: 4.08 (1, 1)	6.0	WLS: 1	BF: 26	H: 6	R: 1	ER: 1	SO: 3	BB: 3	IBB: 0	HBP: 0	BLK: 0	WP: 0	HR: 0	S: 56	P: 93	ERA: 1.50	WHIP: 1.500																																		
Rich Rodriguez, L ERA: 3.88 (7, 1)	1.0	WLS: 3	BF: 0	H: 0	R: 0	ER: 0	SO: 0	BB: 0	IBB: 0	HBP: 0	BLK: 0	WP: 0	HR: 0	S: 11	P: 14	ERA: 0.00	WHIP: 0.000																																		
Jack Armstrong, R ERA: 4.69 (8, 1)	1.0	WLS: 3	BF: 0	H: 0	R: 0	ER: 0	SO: 0	BB: 1	IBB: 0	HBP: 0	BLK: 0	WP: 0	HR: 0	S: 4	P: 8	ERA: 0.00	WHIP: 1.000																																		

BOTTOM

Florida Marlins @ Los Angeles Dodgers
Dodger Stadium, Los Angeles, CA

Sun Sep 12 1993, 3:33 AM PDT
Att: 35,335 - Sunny - 78 F

AB	27
R	1
H	6
RBI	1
BB	4
SO	3
LOB	11



1B: 5	SF: 0	WP: 0	PA: 33
2B: 1	SAC: 1	PB: 0	
3B: 0	DP: 1	SB: 0	
HR: 0	HBP: 0	CS: 0	

PITCHER	IP	WLS	BF	H	R	ER	SO	BB	IBB	HBP	BLK	WP	HR	S	P	ERA	WHIP
Pat Rapp, R ERA: 4.08 (1, 1)	6.0	1	26	6	1	1	3	3	0	0	0	0	0	56	93	1.50	1.500
Rich Rodriguez, L ERA: 3.88 (7, 1)	1.0	3	0	0	0	0	0	0	0	0	0	0	0	11	14	0.00	0.000
Jack Armstrong, R ERA: 4.69 (8, 1)	1.0	3	0	0	0	0	0	1	0	0	0	0	0	4	8	0.00	1.000

Batter	1	2	3	4	5	6	7	8	9	10	11	AB R H RBI BB SO LOB	TOP																	
Brett Butler, L (1, 8) OBP: 0.389, SLG: 0.377	G4-3		K				G6-4-3 BB			B2		4 0 1 1 1 1 0	Los Angeles Dodgers @ San Diego Padres Jack Murphy Stadium, San Diego, CA Mon Sep 13 1993, 10:05 PM EDT Att: 6,021 - Unknown - 67 F																	
Jose Offerman, S (1, 6) OBP: 0.350, SLG: 0.343	F8		1B		SF7		G6-4-3 1-2f			BB		3 0 1 1 1 0 2																		
Mike Piazza, R (1, 2) OBP: 0.354, SLG: 0.524	G4-3		F8		K				F9	G6-3		5 0 0 0 0 1 3																		
Eric Karros, R (1, 3) OBP: 0.290, SLG: 0.408												4 1 1 1 1 1 0																		
Cory Snyder, R (1, 9) OBP: 0.342, SLG: 0.411												4 0 1 0 1 0 1																		
Tom Goodwin, L (11, PR) OBP: 0.385, SLG: 0.462												0 0 0 0 0 0 0																		
Tim Wallach, R (1, 5) OBP: 0.270, SLG: 0.353												5 0 1 0 0 2 1																		
Billy Ashley, R (1, 7) OBP: 0.353, SLG: 0.333												4 0 1 0 0 2 1																		
Pedro Martinez, R (9, 1)												0 0 0 0 0 0 0																		
Dave Hansen, L (11, PH) OBP: 0.455, SLG: 0.493												0 0 0 0 1 0 0																		
Jim Gott, R (11, 1)												0 0 0 0 0 0 0																		
Jody Reed, R (1, 4) OBP: 0.326, SLG: 0.346												5 1 2 0 0 2 4																		
Ramon Martinez, R (1, 1) OBP: 0.123, SLG: 0.141												2 1 1 0 0 1 0																		
Henry Rodriguez, L (9, 7) OBP: 0.273, SLG: 0.455												0 0 0 0 0 0 0																		
Mike Sharperson, R (10, PH) OBP: 0.491, SLG: 0.375												1 0 0 0 0 0 0																		
Raul Mondesi, R (10, 7) OBP: 0.229, SLG: 0.321												0 0 0 0 0 0 0																		
Mitch Webster, S (11, PH) OBP: 0.253, SLG: 0.337												1 0 0 0 0 0 3																		
Inning Stats	R: 0 H: 0 E: 0 K: 0 S: 10	H: 0 LOB: 0 BB: 0 P: 16	R: 1 H: 2 E: 0 K: 1 S: 12	H: 2 LOB: 1 BB: 0 P: 20	R: 0 H: 1 E: 0 K: 2 S: 11	H: 1 LOB: 0 BB: 0 P: 15	R: 0 H: 0 E: 0 K: 0 S: 2	H: 0 LOB: 0 BB: 1 P: 7	R: 2 H: 3 E: 0 K: 2 S: 15	H: 3 LOB: 1 BB: 0 P: 24	R: 0 H: 1 E: 0 K: 0 S: 7	H: 1 LOB: 1 BB: 0 P: 9	R: 0 H: 1 E: 0 K: 0 S: 9	H: 1 LOB: 1 BB: 1 P: 15	R: 0 H: 0 E: 0 K: 1 S: 7	H: 0 LOB: 0 BB: 0 P: 12	R: 0 H: 0 E: 0 K: 3 S: 10	H: 0 LOB: 0 BB: 0 P: 12	R: 0 H: 0 E: 0 K: 3 S: 8	H: 0 LOB: 1 BB: 1 P: 16	R: 0 H: 1 E: 0 K: 1 S: 13	H: 1 LOB: 3 BB: 2 P: 24	1B: 8 SF: 1 2B: 0 SAC: 1 3B: 0 DP: 2 HR: 1 HBP: 0	WP: 0 PA: 45 PB: 1 SB: 0 CS: 0						
PITCHER	IP WLS BF H R ER SO BB IBB HBP BLK WP HR S P ERA WHIP																													
Andy Ashby, R (1, 1) ERA: 7.16	5.0	21	6	3	3	5	1	0	0	0	0	0	1	50	82	5.40	1.400													
Frank Seminara, R (6, 1) ERA: 5.35	1.1	7	2	0	0	0	1	0	0	0	0	0	0	15	23	0.00	2.250													
Pedro Martinez, L (7, 1) ERA: 2.08	2.2	7	0	0	0	4	0	0	0	0	0	0	0	18	25	0.00	0.000													
Mark Davis, L (10, 1) ERA: 4.32	1.0	4	0	0	0	0	1	0	0	0	0	0	0	8	16	0.00	1.000													
Gene Harris, R (11, 1) ERA: 2.79	1.0	W 6	1	0	0	1	1	1	0	0	0	0	0	13	24	0.00	2.000													

AB	38
R	3
H	9
RBI	3
BB	5
SO	10
LOB	15



Batter	1	2	3	4	5	6	7	8	9	10	11	AB R H RBI BB SO LOB	BOTTOM				
Jarvis Brown, R (1, 8) OBP: 0.363, SLG: 0.386	1-2 		2-0 			0-1 	1-2 			4-2 		4 1 0 0 0 0 1	Los Angeles Dodgers @ San Diego Padres Jack Murphy Stadium, San Diego, CA Mon Sep 13 1993, 10:05 PM EDT Att: 6,021 - Unknown - 67 F				
Ricky Gutierrez, R (1, 6) OBP: 0.349, SLG: 0.348 Gene Harris, R (11, 1)	1-3 			3-1 		0-0 		0-3 		1-3 		4 2 1 0 0 3 1 0 0 0 0 0 0 0					
Derek Bell, R (1, 5) OBP: 0.313, SLG: 0.435	0-1 			2-2 		0-1 		0-0 		0-2 		5 0 2 1 0 0 0					
Phil Plantier, L (1, 7) OBP: 0.325, SLG: 0.510		3-3 		2-1 		4-0 		0-3 		1-0 		3 1 1 2 1 2 0					
Archi Cianfrocco, R (1, 3) OBP: 0.298, SLG: 0.432		1-3 		0-3 		1-2 		2-1 				4 0 0 1 0 2 3					
Melvin Nieves, S (1, 9) OBP: 0.160, SLG: 0.250		3-3 		3-3 		0-0 		4-1 				3 0 0 0 1 2 3					
Luis Lopez, S (1, 4) OBP: 0.056, SLG: 0.059 Pedro Martinez, L (7, 1)			2-1 		2-1 	0-1 		2-2 				3 0 0 0 0 0 2 0 0 0 0 0 0 0					
Bill Bean, L (9, PH) OBP: 0.288, SLG: 0.400 Mark Davis, L (10, 1) OBP: 0.250, SLG: 0.250 Craig Shipley, R (11, 6) OBP: 0.270, SLG: 0.317												1 0 0 0 0 0 1 0 0 0 0 0 0 0 0 0 0 0 0 0 0					
Brad Ausmus, R (1, 2) OBP: 0.258, SLG: 0.370 Kevin Higgins, L (10, PH) OBP: 0.304, SLG: 0.250			2-2 		3-2 		0-2 			0-1 		3 0 0 0 0 0 0 1 0 0 0 0 0 0					
Andy Ashby, R (1, 1) OBP: 0.194, SLG: 0.200 Dave Staton, R (5, PH)			4-1 		1-0 		1-2 			1-2 		0 0 0 0 1 0 0 1 0 0 0 0 0 0 0 0 0 0 0 0 0 2 0 0 0 0 0 0					
Frank Seminara, R (6, 1) OBP: 0.222, SLG: 0.222 Jeff Gardner, L (7, 4) OBP: 0.342, SLG: 0.368																	
Inning Stats	R: 0 H: 0 E: 0 LOB: 0 K: 1 BB: 0 S: 9 P: 11	R: 0 H: 0 E: 0 LOB: 0 K: 3 BB: 0 S: 9 P: 16	R: 0 H: 0 E: 0 LOB: 1 K: 0 BB: 1 S: 7 P: 17	R: 1 H: 1 E: 0 LOB: 1 K: 2 BB: 0 S: 13 P: 23	R: 0 H: 0 E: 0 LOB: 0 K: 0 BB: 0 S: 9 P: 15	R: 2 H: 2 E: 1 LOB: 2 K: 0 BB: 1 S: 12 P: 17	R: 0 H: 0 E: 0 LOB: 0 K: 0 BB: 0 S: 9 P: 11	R: 0 H: 0 E: 0 LOB: 0 K: 2 BB: 0 S: 7 P: 7	R: 0 H: 0 E: 0 LOB: 0 K: 0 BB: 1 S: 6 P: 14	R: 0 H: 0 E: 0 LOB: 1 K: 1 BB: 0 S: 10 P: 16	R: 1 H: 1 E: 0 LOB: 0 K: 0 BB: 0 S: 4 P: 5	1B: 3 SF: 1 2B: 0 SAC: 0 3B: 0 DP: 1 HR: 1 HBP: 2	WP: 0 PA: 40 PB: 0 SB: 0 CS: 0				
PITCHER	IP WLS BF H R ER SO BB IBB HBP BLK WP HR S P ERA WHIP												IP WLS BF H R ER SO BB IBB HBP BLK WP HR S P ERA WHIP				
Ramon Martinez, R (1, 1) ERA: 3.23	8.0		31	3	3	2	8	2	0	1	0	0	0	75	117	2.25	0.625
Pedro Martinez, R (9, 1) ERA: 2.33	2.0		7	0	0	0	1	1	0	1	0	0	0	16	30	0.00	0.500
Jim Gott, R (11, 1) ERA: 2.35	0.1	L	2	1	1	1	0	0	0	0	0	0	0	4	5	27.00	3.000

AB	34
R	4
H	4
RBI	4
BB	3
SO	9
LOB	11



Batter	1	2	3	4	5	6	7	8	9	AB R H RBI BB SO LOB	TOP											
Brett Butler, L OBP: 0.389, SLG: 0.378 (1, 8) X	0-0 S E 1B		2-2 G4-3		2-1 F9			1-2 CS 1B		4 1 2 0 0 0 1	Los Angeles Dodgers @ San Diego Padres Jack Murphy Stadium, San Diego, CA Tue Sep 14 1993, 10:05 PM EDT Att. 12,836 - Unknown livebaseballscorecards.com											
Jose Offerman, S OBP: 0.350, SLG: 0.345 (1, 6) B C X	2-1 SH HR 1-H		1-1		3-1 F7			1-1 F7 1-2		3 1 1 0 0 0 2												
Mike Piazza, R OBP: 0.357, SLG: 0.540 (1, 2) B X	1-0 HR 1-H		2-3 K			3-2 G4-3 SF8 2B		0-0 HR		4 3 3 3 0 1 1												
Eric Karros, R OBP: 0.288, SLG: 0.405 Todd Worrell, R (8, 1) X	2-1 F8		3-2 F8		2-1 G4-3			3-0 G4-3		4 0 0 0 0 0 2 0 0 0 0 0 0 0												
Henry Rodriguez, L OBP: 0.266, SLG: 0.444 (1, 7) C X	0-1 P5			0-0 F8		0-1 SF8		1-1 G4-3		3 0 0 1 0 0 0												
Cory Snyder, R OBP: 0.339, SLG: 0.407 (1, 9) B C X (8, 3) X	1-1 G5-3			3-2 F9		3-H 1-3 K		3-3 K		4 0 0 0 0 2 0												
Tim Wallach, R OBP: 0.268, SLG: 0.350 (1, 5) X		0-0 P6		0-3 K			0-0 P6		0-3 K	4 0 0 0 0 2 0												
Jody Reed, R OBP: 0.326, SLG: 0.344 (1, 4) C B B B		2-3 K			4-2 SH1 BB		0-3 K2-3			2 0 0 0 1 2 0												
Orel Hershiser, R OBP: 0.382, SLG: 0.433 Raul Mondesi, R OBP: 0.259, SLG: 0.321 (8, 9) X B X		0-2 G5-3			0-0 SH1		1-0 P5			2 0 0 0 0 0 0 0 0 0 0 0 0 0												
Inning Stats	R: 3 E: 1 K: 0 S: 10	H: 2 LOB: 0 BB: 0 P: 16	R: 0 E: 0 K: 1 S: 7	H: 0 LOB: 0 BB: 0 P: 9	R: 0 E: 0 K: 1 S: 16	H: 1 LOB: 1 BB: 0 P: 24	R: 0 E: 0 K: 1 S: 8	H: 0 LOB: 0 BB: 0 P: 11	R: 0 E: 0 K: 0 S: 7	H: 0 LOB: 1 BB: 1 P: 16	R: 1 E: 0 K: 1 S: 12	H: 1 LOB: 0 BB: 0 P: 18	R: 0 E: 0 K: 1 S: 5	H: 0 LOB: 0 BB: 0 P: 6	R: 1 E: 0 K: 0 S: 7	H: 2 LOB: 0 BB: 0 P: 12	R: 0 E: 0 K: 2 S: 8	H: 0 LOB: 0 BB: 0 P: 12	1B: 2 2B: 2 3B: 0 HR: 2	SF: 1 SAC: 2 DP: 0 HBP: 0	WP: 0 PB: 0 SB: 1 CS: 1	PA: 34
PITCHER Doug Brocail, R ERA: 4.32 Tim Mauser, R ERA: 4.41 Kerry Taylor, R ERA: 5.98	IP 6.0 2.0 1.0	WLS L	BF 24 7 3	H 4 2 0	R 4 1 0	ER 4 1 0	SO 4 1 2	BB 1 0 0	IBB 0 0 0	HBP 0 0 0	BLK 0 0 0	WP 0 0 0	HR 1 1 0	S 60 12 8	P 94 18 12	ERA 6.00 4.50 0.00	WHIP 0.833 1.000 0.000					



Batter	1	2	3	4	5	6	7	8	9	AB R H RBI BB SO LOB
Bill Bean, L OBP: 0.280, SLG: 0.391 (1, 8)	0-3 K2-3		2-1 G4-3			3-1 G4-3		0-0 SF7		3 0 0 1 0 1 0
Jeff Gardner, L OBP: 0.338, SLG: 0.364 (1, 4)	1-0 F7			0-3 K			1-0 G4-3	2-3 K		4 0 0 0 0 2 1
Derek Bell, R OBP: 0.313, SLG: 0.435 (1, 5)	0-2 2B			0-3 K			0-2 L7		2-2 G6-3	4 0 1 0 0 1 0
Phil Plantier, L OBP: 0.322, SLG: 0.505 (1, 7)	2-3 K			0-1 G3-1			1-1 F8		2-3 K	4 0 0 0 0 2 1
Archi Cianfrocco, R OBP: 0.297, SLG: 0.429 (1, 3)		0-0 L3			0-2 G5-3			0-0 P5	0-1 1B	4 0 1 0 0 0 0
Melvin Nieves, S OBP: 0.207, SLG: 0.286 (1, 9)		1-0 1B			0-3 K			3-2 2B 1B	1-3 K	4 1 2 0 0 2 1
Ricky Gutierrez, R OBP: 0.348, SLG: 0.346 (1, 6)		0-0 1-2 L6-3			2-0 F8			4-2 2B 1B BB		2 1 0 0 1 0 1
Brad Ausmus, R OBP: 0.260, SLG: 0.377 (1, 2)			3-2 G6-3			2-1 G6-3		0-0 1B SF7 2B		3 1 1 1 0 0 0
Doug Brocail, L OBP: 0.167, SLG: 0.167 (1, 1)			0-2 B1-3			1-3 K		1-2 1B		1 0 0 0 0 0 0
Dave Staton, R (6, PH)								3-H 2-3 3-H		1 0 0 0 0 1 0
Tim Mauser, R (7, 1)										0 0 0 0 0 0 0
Phil Clark, R (8, PH)										1 0 1 1 0 0 0
Kerry Taylor, R (9, 1)										0 0 0 0 0 0 0

Inning Stats	R: 0	H: 1	E: 0	K: 2	S: 11	H: 1	LOB: 1	BB: 0	P: 14	R: 0	H: 1	E: 0	K: 0	S: 3	R: 0	H: 0	E: 0	K: 0	S: 8	R: 0	H: 0	E: 0	K: 2	S: 8	R: 0	H: 0	E: 0	K: 1	S: 7	R: 0	H: 0	E: 0	K: 0	S: 8	R: 0	H: 0	E: 0	K: 1	S: 8	R: 3	H: 3	E: 0	K: 1	S: 15	R: 0	H: 1	E: 0	K: 2	S: 13	1B: 4	SF: 1	2B: 3	3B: 0	HR: 0
--------------	------	------	------	------	-------	------	--------	-------	-------	------	------	------	------	------	------	------	------	------	------	------	------	------	------	------	------	------	------	------	------	------	------	------	------	------	------	------	------	------	------	------	------	------	------	-------	------	------	------	------	-------	-------	-------	-------	-------	-------

PITCHER	IP	WLS	BF	H	R	ER	SO	BB	IBB	HBP	BLK	WP	HR	S	P	ERA	WHIP
Orel Hershiser, R (1, 1)	7.1	W	27	5	3	3	6	1	0	0	0	0	0	61	88	3.68	0.818
Todd Worrell, R (8, 1)	1.2	S	6	1	0	0	3	0	0	0	0	0	0	18	25	0.00	0.600

BOTTOM

Los Angeles Dodgers @ San Diego Padres
Jack Murphy Stadium, San Diego, CA

Tue Sep 14 1993, 10:05 PM EDT
 Att. 12,836 - Unknown

AB	31
R	3
H	6
RBI	3
BB	1
SO	9
LOB	4



WP	PA	ERA	WHIP
0	33		

Batter	1	2	3	4	5	6	7	8	9	AB R H RBI BB SO LOB	TOP
Brett Butler, L (1, 8) OBP: 0.388, SLG: 0.376	1-0 G3	2-0 1B		0-1 B2-3		3-2 G3			2-1 F9	5 0 1 1 0 0 1	
Jose Offerman, S (1, 6) OBP: 0.349, SLG: 0.342	3-1 P6	2-2 K		4-0 1B BB					1-1 F8	4 0 0 0 1 2 3	
Orel Hershiser, R (1, 5) OBP: 0.382, SLG: 0.433	2-0 F7			0-2 2B 1B		0-1 1-2 1B			1-0 G1-4-3	0 0 0 0 0 0 0	
Dave Hansen, L (1, PH) OBP: 0.457, SLG: 0.493										4 1 2 0 0 0 0	
Tim Wallach, R (7, 5) OBP: 0.268, SLG: 0.350										0 0 0 0 0 0 0	
Mike Piazza, R (1, 2) OBP: 0.356, SLG: 0.540		2-2 E5 1B	1-1 E 2B			3-2 F9			3-2 F8	4 2 1 1 0 0 2	
Eric Karros, R (1, 3) OBP: 0.288, SLG: 0.404		2-1 F8	1-1 F8			1-3 K			0-1 CS 1B	4 0 1 0 0 1 2	
Billy Ashley, R (1, 7) OBP: 0.273, SLG: 0.273		1-3 K	0-0 F8			3-2 F9			1-3 K	4 0 0 0 0 2 3	
Raul Mondesi, R (1, 9) OBP: 0.258, SLG: 0.317		0-0 E5 1B	0-0 E8 1B			2-2 L4			0-1 P6	4 1 1 1 0 0 2	
Jody Reed, R (1, 4) OBP: 0.328, SLG: 0.347		4-1 1B 1B IBB	1-2 F8						1-0 CS	3 1 1 0 1 0 1	
Kevin Gross, R (1, 1) OBP: 0.279, SLG: 0.291		1-1 1B				0-0 F8			0-0 K	3 0 1 2 0 1 0	
Kip Gross, R (7, 1)										0 0 0 0 0 0 0	
Tom Goodwin, L (9, PH) OBP: 0.357, SLG: 0.429		1-2 2-H 3-H 1B				1-3 K			0-3 K	1 0 0 0 0 1 1	
Todd Worrell, R (9, 1)										0 0 0 0 0 0 0	
Inning Stats	R: 0 E: 0 K: 0 S: 4 H: 0 LOB: 0 BB: 0 P: 10	R: 3 E: 2 K: 2 S: 17 H: 2 LOB: 2 BB: 1 P: 31	R: 2 E: 1 K: 0 S: 12 H: 3 LOB: 1 BB: 0 P: 15	R: 0 E: 0 K: 1 S: 11 H: 1 LOB: 2 BB: 1 P: 19	R: 0 E: 0 K: 1 S: 11 H: 0 LOB: 0 BB: 0 P: 17	R: 0 E: 0 K: 0 S: 7 H: 0 LOB: 0 BB: 0 P: 10	R: 0 E: 0 K: 1 S: 10 H: 0 LOB: 0 BB: 0 P: 16	R: 0 E: 0 K: 1 S: 7 H: 1 LOB: 0 BB: 0 P: 9	R: 0 E: 0 K: 1 S: 8 H: 1 LOB: 1 BB: 0 P: 11	1B: 6 2B: 2 3B: 0 HR: 0 SF: 0 SAC: 0 DP: 0 HBP: 0	WP: 0 PB: 0 SB: 0 CS: 1 PA: 39
PITCHER	IP WLS BF H R ER SO BB IBB HBP BLK WP HR S P ERA WHIP										
Tim Worrell, R (1, 1) ERA: 4.59	3.0 L 17 5 5 2 2 0 1 0 0 0 0 0 33 56 6.00 1.667										
Kerry Taylor, R (4, 1) ERA: 5.81	2.0 8 1 0 0 2 1 0 0 0 0 0 0 22 36 0.00 1.000										
Frank Seminara, R (6, 1) ERA: 5.06	2.0 6 0 0 0 1 0 0 0 0 0 0 0 17 26 0.00 0.000										
Trevor Hoffman, R (8, 1) ERA: 3.86	1.1 5 2 0 0 2 0 0 0 0 0 0 0 11 13 0.00 1.500										
Mark Davis, L (9, 1) ERA: 4.27	0.2 2 0 0 0 0 0 0 0 0 0 0 0 4 7 0.00 0.000										

Los Angeles Dodgers @ San Diego Padres
 Jack Murphy Stadium, San Diego, CA
 Wed Sep 15 1993, 10:05 PM EDT
 Att: 8,752 - Unknown - 68 F

AB	36
R	5
H	8
RBI	5
BB	2
SO	7
LOB	15



Batter	1	2	3	4	5	6	7	8	9	AB	R	H	RBI	BB	SO	LOB
Jarvis Brown, R OBP: 0.364, SLG: 0.391 (1, 8)	0-1 G6-3		0-1 4-3		3-1 1B 2B		4-2 F8 1B BB		0-1 G4-3	4	2	1	0	1	0	0
Ricky Gutierrez, R OBP: 0.353, SLG: 0.349 (1, 6)	1-0 1B		0-3 K		2-2 1B 1B		4-1 1B F8 BB		4-2 BB	3	0	2	2	2	1	0
Derek Bell, R OBP: 0.312, SLG: 0.433 (1, 5)	2-3 K		0-1 F9		0-0 1B 1B		0-2 F8		2-2 L6	5	0	1	0	0	1	4
Phil Plantier, L OBP: 0.319, SLG: 0.500 (1, 7)	1-0 G4-3			2-3 K	0-3 K		3-2 F8			4	0	0	0	0	2	5
Guillermo Velasquez, L OBP: 0.267, SLG: 0.291 (1, 3)		1-2 FC4-6 1B		0-1 G6-3	0-0 1B		1-1 1B			3	0	2	0	0	0	0
Frank Seminara, R OBP: 0.222, SLG: 0.222 (6, 1)										0	0	0	0	0	0	0
Bill Bean, L OBP: 0.285, SLG: 0.396 (7, PH)										1	0	1	1	0	0	0
Trevor Hoffman, R OBP: 0.143, SLG: 0.143 (8, 1)										0	0	0	0	0	0	0
Mark Davis, L OBP: 0.250, SLG: 0.250 (9, 1)										0	0	0	0	0	0	0
Melvin Nieves, S OBP: 0.242, SLG: 0.313 (1, 9)		0-1 FC4-6 1B		0-0 1B		2-0 F9-6 1B		0-3 K		4	0	2	0	0	1	1
Luis Lopez, S OBP: 0.045, SLG: 0.048 (1, 4)		0-0 F9		0-3 K		2-1 F9-6		0-0 G1-3		4	0	0	0	0	1	3
Brad Ausmus, R OBP: 0.267, SLG: 0.381 (1, 2)		1-3 K			0-1 2B 1B	3-1 1B		1-2 G4-3		4	1	2	0	0	1	1
Tim Worrell, R OBP: 0.143, SLG: 0.571 (3, PH)			2-1 HR		2-3 K	0-1 G1-3			0-3 K	0	0	0	0	0	0	0
Dave Staton, R OBP: 0.335, SLG: 0.426 (5, PH)										1	1	1	1	0	0	0
Kerry Taylor, R OBP: 0.337, SLG: 0.363 (9, PH)										0	0	0	0	0	0	0
Tim Teufel, R OBP: 0.335, SLG: 0.426 (5, PH)										2	0	0	0	0	1	2
Jeff Gardner, L OBP: 0.337, SLG: 0.363 (9, PH)										1	0	0	0	0	1	0

Inning Stats	R: 0	H: 1	E: 0	LOB: 1	K: 1	P: 11	R: 0	H: 1	E: 0	LOB: 1	K: 1	P: 11	R: 1	H: 1	E: 0	LOB: 0	K: 1	P: 12	R: 0	H: 1	E: 0	LOB: 1	K: 2	P: 11	R: 2	H: 5	E: 0	LOB: 2	K: 2	P: 22	R: 0	H: 2	E: 0	LOB: 1	K: 0	P: 14	R: 1	H: 1	E: 0	LOB: 2	K: 0	P: 25	R: 0	H: 0	E: 0	LOB: 0	K: 1	P: 9	R: 0	H: 0	E: 0	LOB: 1	K: 1	P: 19	1B: 10	SF: 0	2B: 2	SAC: 0	3B: 0	DP: 1	HR: 1	HBP: 0	WP: 0	PA: 39
--------------	------	------	------	--------	------	-------	------	------	------	--------	------	-------	------	------	------	--------	------	-------	------	------	------	--------	------	-------	------	------	------	--------	------	-------	------	------	------	--------	------	-------	------	------	------	--------	------	-------	------	------	------	--------	------	------	------	------	------	--------	------	-------	--------	-------	-------	--------	-------	-------	-------	--------	-------	--------

PITCHER	IP	WLS	BF	H	R	ER	SO	BB	IBB	HBP	BLK	WP	HR	S	P	ERA	WHIP
Kevin Gross, R ERA: 4.29 (1, 1)	6.0	W	29	11	4	4	7	2	0	0	0	0	1	60	92	6.00	2.167
Kip Gross, R ERA: (7, 1)	2.0		6	1	0	0	1	0	0	0	0	0	0	18	23	0.00	0.500
Todd Worrell, R ERA: 6.0 (9, 1)	1.0	S	4	0	0	0	1	1	0	0	0	0	0	13	19	0.00	1.000

BOTTOM

Los Angeles Dodgers @ San Diego Padres
Jack Murphy Stadium, San Diego, CA

livebaseballscorecards.com

AB	36
R	4
H	12
RBI	4
BB	3
SO	9
LOB	16



WP	HR	S	P	ERA	WHIP
0	1	1	1	0	0
0	0	0	0	0	0
2	0	0	0	1	2
1	0	0	0	1	0

Wed Sep 15 1993, 10:05 PM EDT
Att. 8,752 - Unknown - 68 F

Batter	1	2	3	4	5	6	7	8	9	AB R H RBI BB SO LOB	TOP	
Brett Butler, L (1, 8) OBP: 0.386, SLG: 0.374 Tom Goodwin, L (6, 8) OBP: 0.333, SLG: 0.400 Mike Sharperson, R (9, PH) OBP: 0.287, SLG: 0.370	2-1 L7		1-1 L9		0-0 B2-3			1-2 F7	0-3 K	3 0 0 0 0 0 0 1 0 0 0 0 0 0 1 0 0 0 0 1 2	Los Angeles Dodgers @ Colorado Rockies Mile High Stadium, Denver, CO Fri Sep 17 1993, 9:05 PM EDT Att. 56,679 - Unknown - 55 F	
Jose Offerman, S (1, 6) OBP: 0.348, SLG: 0.343	0-1 F7		1-0 L9		1-2 L7			0-0 WP E 2B	3-2 G4-3	5 1 1 0 0 0 2		
Mike Piazza, R (1, 2) OBP: 0.357, SLG: 0.540 Carlos Hernandez, R (6, PH) OBP: 0.261, SLG: 0.344	3-3 K		1-0 FC6-4 1B		2-2 L7			1-2 F9		2 0 1 0 0 1 0 2 0 0 0 0 0 1		
Eric Karros, R (1, 3) OBP: 0.288, SLG: 0.409 Henry Rodriguez, L (6, 3) OBP: 0.264, SLG: 0.441		2-3 K	1-0 FC6-4		0-0 HR			2-1 E8 2-H		3 1 1 1 0 1 1 1 0 0 0 0 0 0		
Tim Wallach, R (1, 5) OBP: 0.268, SLG: 0.349		3-1 2B 1B		1-3 K		0-1 L5-3		2-2 G3		4 0 1 0 0 1 1		
Cory Snyder, R (1, 9) OBP: 0.342, SLG: 0.412 Jerry Brooks, R (6, PH) OBP: 0.333, SLG: 1.333		2-0 2B		1-2 1B		2-2 G4-3			0-0 HR	2 0 2 0 0 0 0 2 1 1 1 0 0 0		
Billy Ashley, R (1, 7) OBP: 0.269, SLG: 0.269		0-0 G1-3		1-0 1B			0-1 G6-3		1-3 K	4 0 1 0 0 1 2		
Jody Reed, R (1, 4) OBP: 0.329, SLG: 0.346 Rafael Bourquigal, R (7, PH) OBP: 0.600, SLG: 0.800		4-0 IBB		2-0 G5-3			0-0 G6-3		0-2 1B 1B	1 0 0 0 0 1 0 1 2 0 1 0 0 0 0		
Tom Candiotti, R (1, 1) OBP: 0.155, SLG: 0.175 Ricky Tricek, R (2, 1) OBP: 0.250, SLG: 0.250 Lenny Harris, L (5, PH) OBP: 0.336, SLG: 0.313 John DeSilva, R (5, 1) Dave Hansen, L (7, PH) OBP: 0.452, SLG: 0.487 Steve Wilson, L (7, 1) Raul Mondesi, R (9, PH) OBP: 0.270, SLG: 0.328		0-0 G6-3		0-1 G1-3			0-0 G3		2-2 1B	1 0 0 0 0 0 0 3 0 0 0 0 0 0 0 0 1 0 0 0 0 0 0 0 0 0 0 0 0 0 0 0 1 0 0 0 0 0 0 0 0 0 0 0 0 0 0 0 1 0 1 0 0 0 0 0		
Inning Stats	R: 0 H: 0 E: 0 LOB: 0 K: 1 BB: 0 S: 7 P: 12	R: 0 H: 2 E: 0 LOB: 3 K: 1 BB: 1 S: 8 P: 19	R: 0 H: 1 E: 0 LOB: 1 K: 0 BB: 0 S: 5 P: 9	R: 0 H: 2 E: 0 LOB: 1 K: 1 BB: 0 S: 9 P: 14	R: 0 H: 0 E: 0 LOB: 0 K: 0 BB: 0 S: 7 P: 8	R: 1 H: 1 E: 0 LOB: 0 K: 0 BB: 0 S: 9 P: 13	R: 0 H: 0 E: 0 LOB: 0 K: 0 BB: 0 S: 4 P: 4	R: 1 H: 1 E: 1 LOB: 1 K: 0 BB: 0 S: 14 P: 20	R: 1 H: 3 E: 0 LOB: 2 K: 2 BB: 0 S: 20 P: 26	1B: 6 SF: 0 2B: 2 SAC: 0 3B: 0 DP: 0 HR: 2 HBP: 0		WP: 2 PA: 38 PB: 0 SB: 0 CS: 0
PITCHER	IP WLS BF H R ER SO BB IBB HBP BLK WP HR S P ERA WHIP											
David Nied, R (1, 1) ERA: 5.13	5.0 W 20 5 0 0 3 0 1 0 0 0 0 0 36 62 0.00 1.000											
Willie Blair, R (6, 1) ERA: 4.94	3.1 16 5 3 2 1 0 0 0 0 2 2 39 52 5.40 1.500											
Gary Wayne, L (9, 1) ERA: 4.97	0.2 2 0 0 0 1 0 0 0 0 0 0 8 11 0.00 0.000											

AB	37
R	3
H	10
RBI	2
BB	1
SO	5
LOB	13



Batter	1	2	3	4	5	6	7	8	9	AB R H RBI BB SO LOB
Raul Mondesi, R (1, 8) OBP: 0.294, SLG: 0.385	0-1 P2		0-0 1B BB	4-2 1B BB		1-3 K		1-1 HR		4 2 2 2 1 1 0
Jose Offerman, S (1, 6) OBP: 0.348, SLG: 0.342	1-2 F7		4-0 1B FC4-6 BB	2-1 G4-3			3-1 CS 1B	0-2 G6-3		4 1 1 0 1 0 2
Mike Piazza, R (1, 2) OBP: 0.357, SLG: 0.537	4-2 BB		0-0 FC4-6 1B		1-0 G5-3		1-3 K		0-0 G1-3	4 0 1 2 1 1 1
Eric Karros, R (1, 3) OBP: 0.287, SLG: 0.409	0-1 P5		0-0 FC4-6 1B		1-0 1B 2B		1-1 F7		0-0 G5-3	5 1 1 1 0 0 3
Tim Wallach, R (1, 5) OBP: 0.267, SLG: 0.348		1-3 K2-3	2-3 K		3-2 1B 1B			1-0 F9	4-1 BB	4 0 1 1 0 2 1
Lenny Harris, L (9, PH) OBP: 0.310, SLG: 0.313										0 0 0 0 1 0 0
Cory Snyder, R (1, 9) OBP: 0.342, SLG: 0.414		1-0 G1-3		1-1 1B 2B		1-1 CS 1B		0-3 K	0-0 L3	5 1 2 0 0 1 1
Billy Ashley, R (1, 7) OBP: 0.241, SLG: 0.241										3 0 0 0 0 3 3
Dave Hansen, L (8, PH) OBP: 0.457, SLG: 0.487										0 1 0 0 1 0 0
Tom Goodwin, L (8, 7) OBP: 0.333, SLG: 0.400										0 0 0 0 0 0 0
Jody Reed, R (1, 4) OBP: 0.330, SLG: 0.347			1-1 BB 1B 1B	2-2 FC1-6 1B		1-3 K		4-1 1B WP BB		1 1 1 0 0 0 0
Mike Sharperson, R (4, PH) OBP: 0.300, SLG: 0.373								1-2 WP BB		2 1 1 1 1 1 0
Pedro Astacio, R (1, 1) OBP: 0.158, SLG: 0.158			0-3 K	0-1 FC1-6 BB		0-0 G3		0-0 WP 1B		4 1 1 1 0 1 2

Inning Stats	R: 0	H: 0	R: 0	H: 0	R: 3	H: 3	R: 1	H: 2	R: 1	H: 3	R: 0	H: 0	R: 0	H: 1	R: 4	H: 2	R: 0	H: 0	R: 0	H: 0	1B: 8	SF: 0	WP: 1	PA: 42
	E: 0	LOB: 1	E: 0	LOB: 0	E: 0	LOB: 1	E: 0	LOB: 2	E: 0	LOB: 2	E: 0	LOB: 0	E: 0	LOB: 0	E: 0	LOB: 0	E: 0	LOB: 1	E: 0	LOB: 1	2B: 3 <td>SAC: 0 <td>PB: 0 <td></td> </td></td>	SAC: 0 <td>PB: 0 <td></td> </td>	PB: 0 <td></td>	
	K: 0	BB: 1	K: 2	BB: 0	K: 2	BB: 1	K: 1	BB: 1	K: 1	BB: 0	K: 1	BB: 0	K: 1	BB: 0	K: 1	BB: 2	K: 0	BB: 1	K: 0	BB: 1	3B: 0	DP: 1 <td>SB: 0</td> <td></td>	SB: 0	
	S: 9	P: 14	S: 7	P: 9	S: 11	P: 18	S: 15	P: 24	S: 10	P: 19	S: 7	P: 9	S: 8	P: 13	S: 12	P: 22	S: 4	P: 8	S: 4	P: 8	HR: 1	HBP: 0	CS: 2	


PITCHER	IP	WLS	BF	H	R	ER	SO	BB	IBB	HBP	BLK	WP	HR	S	P	ERA	WHIP
Bruce Hurst, L (1, 1) ERA: 8.18	3.0	L	14	3	3	3	4	2	0	0	0	0	0	27	41	9.00	1.667
Lance Painter, L (4, 1) ERA: 6.38	2.0		11	5	2	2	2	1	0	0	0	0	0	25	43	9.00	3.000
Mo Sanford, R (6, 1) ERA: 5.51	2.0		6	1	0	0	3	0	0	0	0	0	0	15	22	0.00	0.500
Marcus Moore, R (8, 1) ERA: 7.18	2.0		11	2	4	4	1	3	0	0	0	1	1	16	30	18.00	2.500

TOP

Los Angeles Dodgers @ Colorado Rockies
 Mile High Stadium, Denver, CO

Sat Sep 18 1993, 9:05 PM EDT
 Att. 52,293 - Unknown - 49 F

AB	36
R	9
H	11
RBI	8
BB	6
SO	10
LOB	13



BOTTOM

Los Angeles Dodgers @ Colorado Rockies
Mile High Stadium, Denver, CO

livebaseballscorecards.com

AB	35
R	0
H	7
RBI	0
BB	1
SO	6
LOB	18



WP:	0	PA:	36
PB:	0		
SB:	0		
CS:	0		

Sat Sep 18 1993, 9:05 PM EDT
Att: 52,293 - Unknown - 49 F

AB R H RBI BB SO LOB

4	0	2	0	0	0	1
3	0	1	0	1	1	1
4	0	1	0	0	1	4
4	0	0	0	0	0	4
0	0	0	0	0	0	0
4	0	0	0	0	0	3
4	0	1	0	0	1	0
4	0	1	0	0	1	1
2	0	0	0	0	1	0
1	0	0	0	0	0	1
1	0	0	0	0	0	1
0	0	0	0	0	0	0
1	0	0	0	0	0	0
1	0	0	0	0	0	1
0	0	0	0	0	0	0
0	0	0	0	0	0	0
1	0	0	0	0	0	1
0	0	0	0	0	0	0
1	0	0	0	0	0	1

1B:	5	SF:	0
2B:	2	SAC:	0
3B:	0	DP:	0
HR:	0	HBP:	0

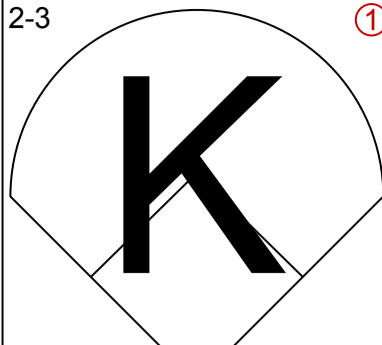
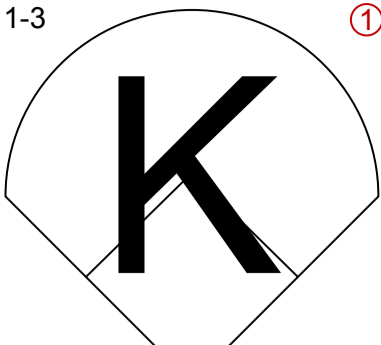
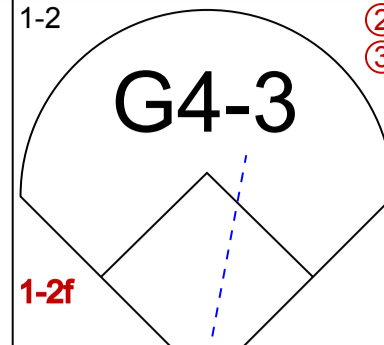
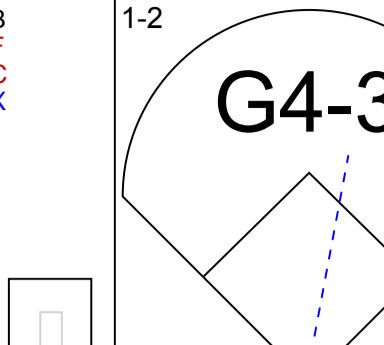
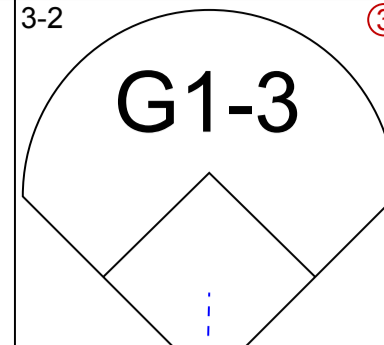
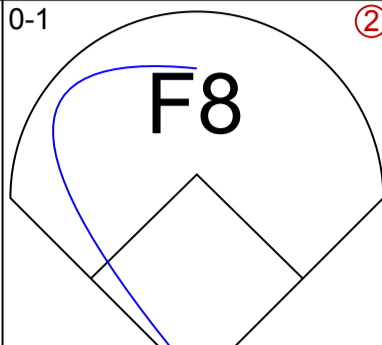
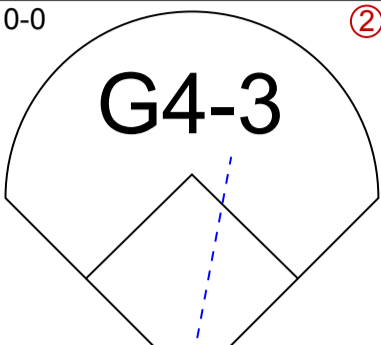
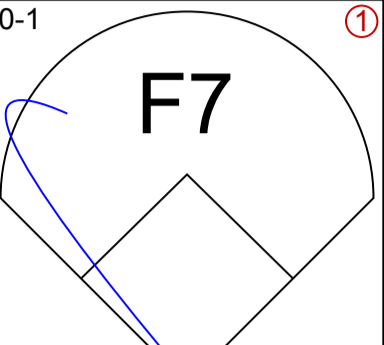
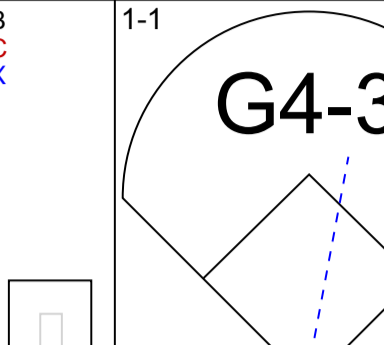
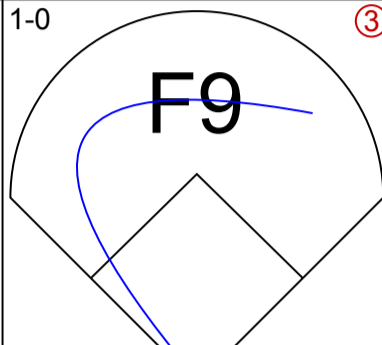
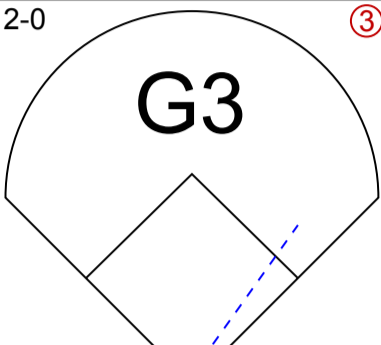
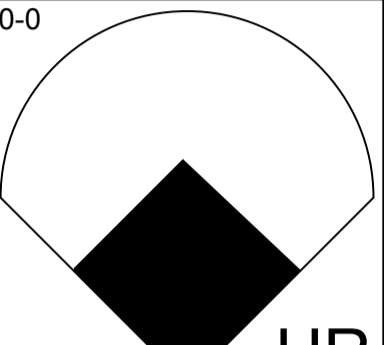
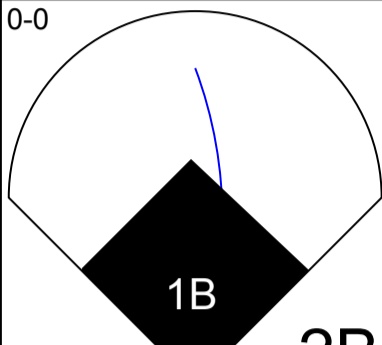
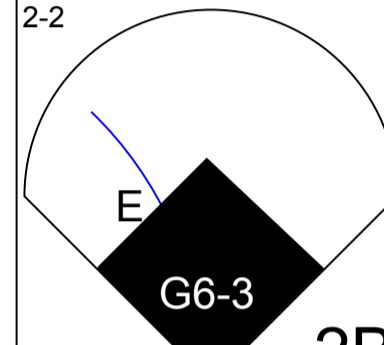
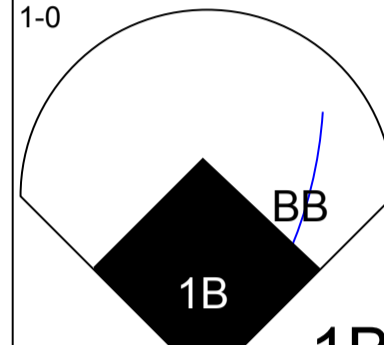
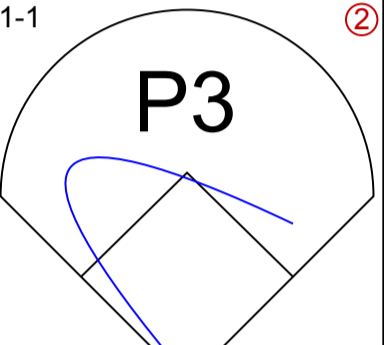
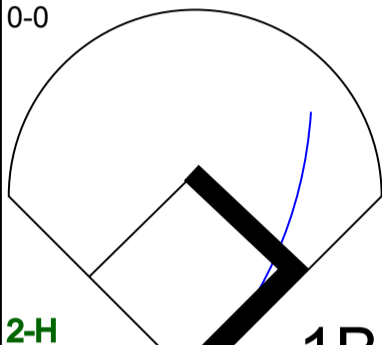
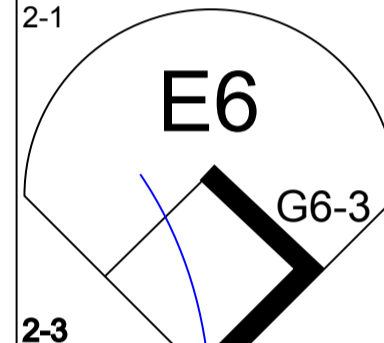
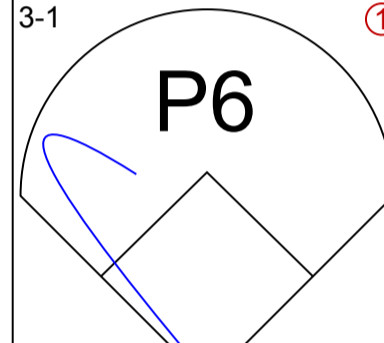
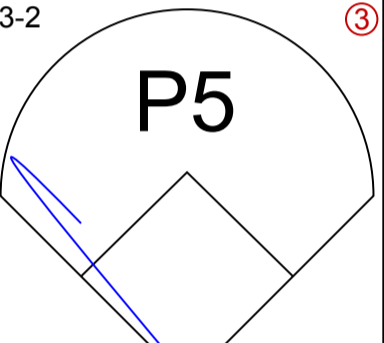
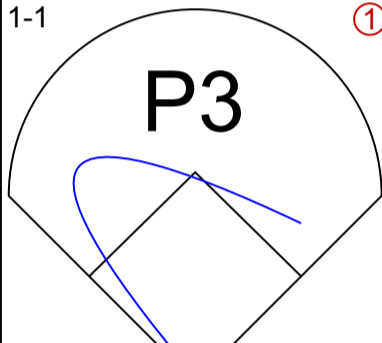
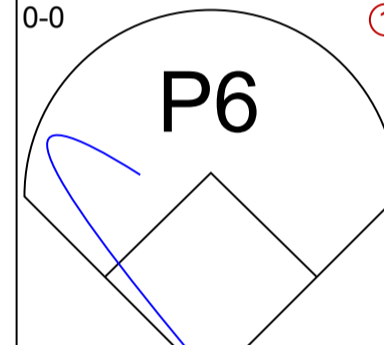
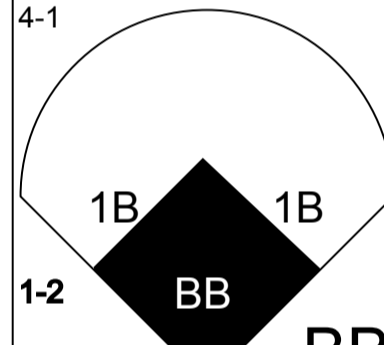
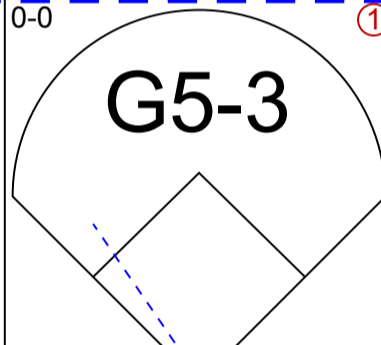
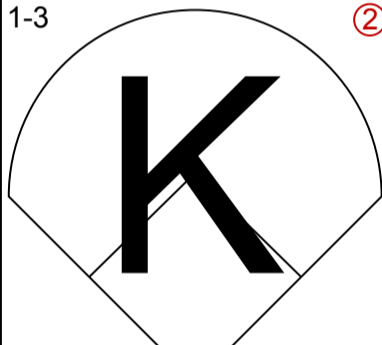
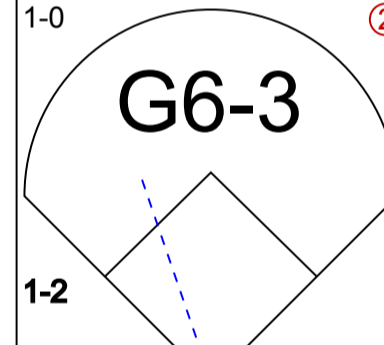
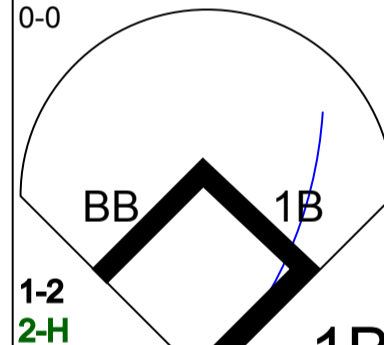
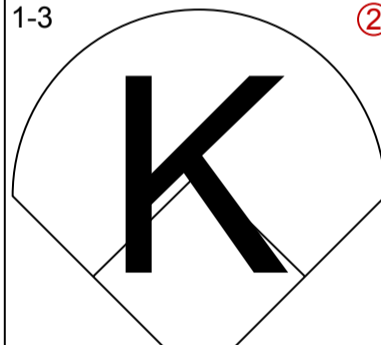
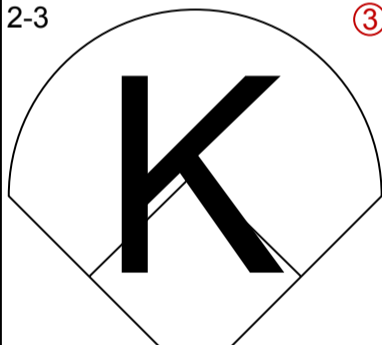
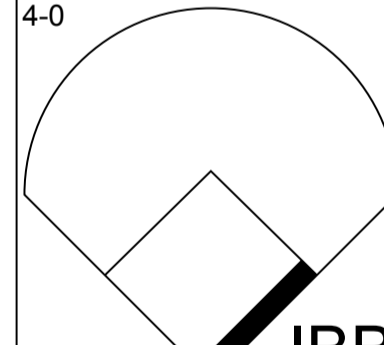
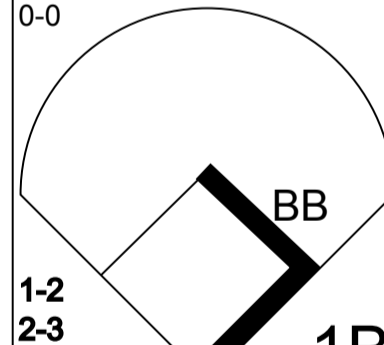
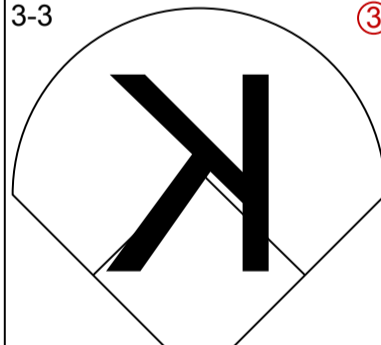
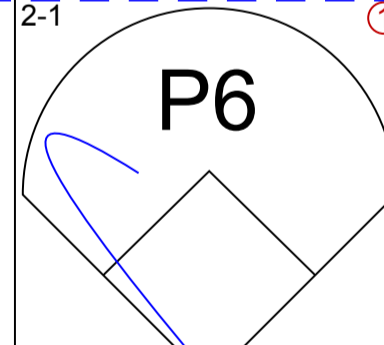
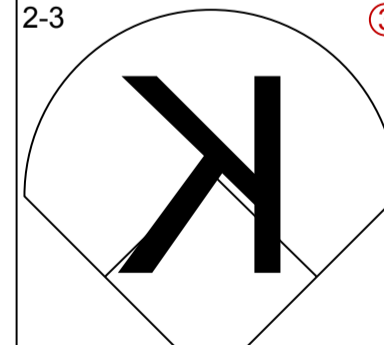
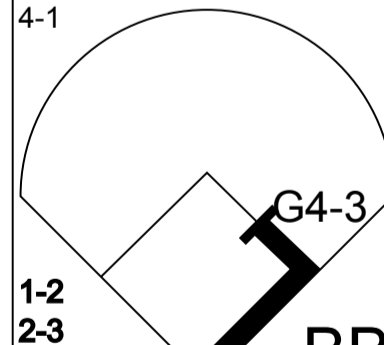
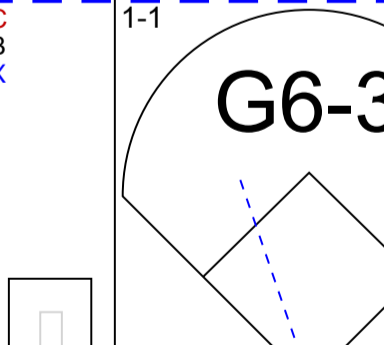
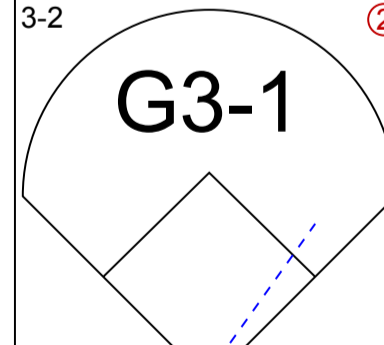
WP: 0 PA: 36
PB: 0
SB: 0
CS: 0

ERA: 0.00 WHIP: 0.889

Batter	1	2	3	4	5	6	7	8	9
Nelson Liriano, S OBP: 0.379, SLG: 0.381 (1, 6) (8, 4)	1-1 G3 2B		3-2 BB 1B		1-0 F8			1-1 P6	
Joe Girardi, R OBP: 0.323, SLG: 0.383 (1, 2)	1-3 K2-3		4-0 BB 1-2 BB			1-0 G5-3		3-1 E 1B	
Daryl Boston, L OBP: 0.321, SLG: 0.444 (1, 8)	3-2 G3 2-3		2-3 K			2-1 G2-3 1B		1-1 E6 FC5-4 1-2	
Andres Galarraga, R OBP: 0.411, SLG: 0.624 Pedro Castellano, R OBP: 0.269, SLG: 0.343 (1, 3) (9, 3)	0-0 G4-3			1-0 F8		0-2 G2-3 1-2		0-0 F8	
Charlie Hayes, R OBP: 0.350, SLG: 0.516 (1, 5)		3-1 G6-3		1-1 F8		0-1 F9		1-0 FC5-4 1-2f	
Jerald Clark, R OBP: 0.323, SLG: 0.442 (1, 9)		1-0 G6-3		2-3 K2-3			1-0 P3	0-0 2B	
Eric Young Sr., R OBP: 0.340, SLG: 0.327 (1, 7)		3-2 K			3-1 G6-3		1-1 FC5-4 1B	0-2 F9	
Roberto Mejia, R OBP: 0.276, SLG: 0.379 Jay Gainer, L OBP: 0.237, SLG: 0.235 Vinny Castilla, R OBP: 0.286, SLG: 0.417 (1, 4) (7, PH) (8, 6)			0-0 B3-1		1-3 K		0-0 F8	0-0 G6-3	
Bruce Hurst, L Eric Wedge, R OBP: 0.300, SLG: 0.500 Lance Poirier, L OBP: 0.364, SLG: 0.500 Alex Cole, L OBP: 0.345, SLG: 0.315 Mo Sanford, R Jim Tatum, R OBP: 0.253, SLG: 0.301 Marcus Moore, S Chris Jones, R OBP: 0.288, SLG: 0.418 (1, 1) (3, PH) (4, 1) (5, PH) (6, 1) (7, PH) (8, 1) (9, PH)			1-0 F9		0-0 1B		1-1 FC5-4 1-2f	2-3 K	

Inning Stats	R: 0 H: 1 E: 0 K: 1 S: 9	H: 1 LOB: 1 BB: 0 P: 14	R: 0 H: 0 E: 0 K: 1 S: 7	H: 0 LOB: 0 BB: 0 P: 14	R: 0 H: 1 E: 0 K: 1 S: 8	H: 1 LOB: 2 BB: 1 P: 18	R: 0 H: 0 E: 0 K: 1 S: 6	H: 0 LOB: 0 BB: 0 P: 10	R: 0 H: 1 E: 0 K: 1 S: 7	H: 1 LOB: 1 BB: 0 P: 12	R: 0 H: 1 E: 0 K: 0 S: 8	H: 1 LOB: 1 BB: 0 P: 11	R: 0 H: 1 E: 0 K: 0 S: 6	H: 1 LOB: 1 BB: 0 P: 9	R: 0 H: 1 E: 1 K: 0 S: 8	H: 1 LOB: 2 BB: 0 P: 14	R: 0 H: 1 E: 0 K: 1 S: 8	H: 1 LOB: 1 BB: 0 P: 10
--------------	--------------------------	-------------------------	--------------------------	-------------------------	--------------------------	-------------------------	--------------------------	-------------------------	--------------------------	-------------------------	--------------------------	-------------------------	--------------------------	------------------------	--------------------------	-------------------------	--------------------------	-------------------------

PITCHER	IP: 9.0 WLS: W BF: 36 H: 7 R: 0 ER: 0 SO: 6 BB: 1 IBB: 0 HBP: 0 BLK: 0 WP: 0 HR: 0 S: 67 P: 112 ERA: 0.00 WHIP: 0.889	IP: 9.0 WLS: W BF: 36 H: 7 R: 0 ER: 0 SO: 6 BB: 1 IBB: 0 HBP: 0 BLK: 0 WP: 0 HR: 0 S: 67 P: 112 ERA: 0.00 WHIP: 0.889
---------	---	---

Batter	1	2	3	4	5	6	7	8	9	AB R H RBI BB SO LOB	TOP		
Brett Butler, L (1, 8) OBP: 0.383, SLG: 0.371	2-3 		1-3 	1-2 G4-3 			1-2 G4-3 		3-2 G1-3 	5 0 0 0 0 2 3			
Jose Offerman, S (1, 6) OBP: 0.346, SLG: 0.339	0-1 F8 		0-0 G4-3 			0-1 F7 	1-1 G4-3 			4 0 0 0 0 0 0			
Henry Rodriguez, L (1, 7) OBP: 0.265, SLG: 0.460 Raul Mondesi, R (8, PH) OBP: 0.304, SLG: 0.409 (8, 7)	1-0 F9 		2-0 G3 			0-0 HR 		0-0 1B 2B 		3 1 1 1 0 0 0 1 1 1 0 0 0 0			
Eric Karros, R (1, 3) OBP: 0.290, SLG: 0.413		2-2 E G6-3 2B 		1-0 BB 1B 		1-1 P3 		0-0 2-H 1B 		4 2 3 1 0 0 0			
Tim Wallach, R (1, 5) OBP: 0.265, SLG: 0.345		2-1 SAFE E6 G6-3 2-3 		3-1 P6 		3-2 P5 		1-1 P3 		4 0 0 0 0 0 3			
Cory Snyder, R (1, 9) OBP: 0.342, SLG: 0.412		0-0 P6 		4-1 1B 1B BB 1-2 		0-0 G5-3 		1-3 K 		3 1 0 0 1 1 3			
Carlos Hernandez, R (1, 2) OBP: 0.260, SLG: 0.340		1-0 G6-3 		0-0 BB 1B 1-2 2-H 		1-3 K 		2-3 K 		4 0 1 2 0 2 2			
Jody Reed, R (1, 4) OBP: 0.332, SLG: 0.347		4-0 IBB 		0-0 BB 1B 1-2 2-3 		3-3 K 			2-1 P6 	3 0 1 0 1 1 0			
Pedro Martinez, R (1, 1) Roger McDowell, R (3, 1) Dave Hansen, L (4, PH) Kip Gross, R (4, 1) Mike Sharperson, R (7, PH) Steve Wilson, L (7, 1) Lenny Harris, L (9, PH)		2-3 K 		4-1 BB G4-3 1-2 2-3 3-H 			1-1 G6-3 		3-2 G3-1 	1 0 0 0 0 0 1 2 0 0 0 0 0 0 0 0 0 0 0 0 1 1 0 0 0 0 0 0 0 0 0 0 1 0 0 0 0 0 0 0 0 0 0 0 0 0 0 0 1 0 0 0 0 0 0 0			
Inning Stats	R: 0 H: 0 E: 0 LOB: 0 K: 1 BB: 0 S: 6 P: 9	R: 1 H: 1 E: 1 LOB: 2 K: 1 BB: 1 S: 10 P: 21	R: 0 H: 0 E: 0 LOB: 0 K: 1 BB: 0 S: 6 P: 9	R: 2 H: 3 E: 0 LOB: 2 K: 0 BB: 2 S: 10 P: 23	R: 1 H: 1 E: 0 LOB: 0 K: 0 BB: 0 S: 8 P: 12	R: 0 H: 0 E: 0 LOB: 0 K: 2 BB: 0 S: 7 P: 11	R: 0 H: 0 E: 0 LOB: 0 K: 0 BB: 0 S: 7 P: 10	R: 1 H: 2 E: 0 LOB: 1 K: 2 BB: 0 S: 10 P: 14	R: 0 H: 0 E: 0 LOB: 0 K: 0 BB: 0 S: 9 P: 17	1B: 4 SF: 0 2B: 2 SAC: 0 3B: 0 DP: 1 HR: 1 HBP: 0	WP: 0 PA: 37 PB: 0 SB: 0 CS: 0		
PITCHER	IP WLS BF H R ER SO BB IBB HBP BLK WP HR S P ERA WHIP											PITCHER	IP WLS BF H R ER SO BB IBB HBP BLK WP HR S P ERA WHIP
Armando Reynoso, R (1, 1) ERA: 3.8	5.0 W 23 5 4 3 3 2 1 0 0 0 1 40 74 5.40 1.400												
Steve Reed, R (6, 1) ERA: 4.62	1.0 3 0 0 0 2 0 0 0 0 0 0 7 11 0.00 0.000												
Bruce Ruffin, L (7, 1) ERA: 4.01	2.0 8 2 1 1 2 0 0 0 0 0 0 17 24 4.50 1.000												
Darren Holmes, R (9, 1) ERA: 4.29	1.0 S 3 0 0 0 0 0 0 0 0 0 0 9 17 0.00 0.000												

Los Angeles Dodgers @ Colorado Rockies
 Mile High Stadium, Denver, CO
 Sun Sep 19 1993, 5:33 AM EDT
 Att. 61,573 - Cloudy - 69 F

AB	34
R	5
H	7
RBI	5
BB	3
SO	7
LOB	13



BOTTOM

Los Angeles Dodgers @ Colorado Rockies
Mile High Stadium, Denver, CO

livebaseballscorecards.com

AB	32
R	8
H	12
RBI	6
BB	7
SO	7
LOB	15



WP:	1	PA:	42
PB:	0		
SB:	4		
CS:	1		

Sun Sep 19 1993, 5:33 AM EDT
Att: 61,573 - Cloudy - 69 F

Batter	1	2	3	4	5	6	7	8	9	AB	R	H	RBI	BB	SO	LOB
Nelson Liriano, S OBP: 0.388, SLG: 0.404 (1, 4)	1-1 1B BB 1B	1-1 1B 1B 3B	2-2 PO 2-3	1-3 K		1-3 K	4-2 BB 1-2 2-3 3-H			4	1	2	3	1	2	0
Joe Girardi, R OBP: 0.331, SLG: 0.391 (1, 2)	4-0 1B 1-2 BB	0-1 BLK 1B		0-1 FC6-4 1B		0-0 2B	1-2 CS	3-1 G5-3		4	0	3	1	1	0	0
Daryl Boston, L OBP: 0.316, SLG: 0.438 Chris Jones, R OBP: 0.286, SLG: 0.416 (1, 8) (8, PH) (9, 8)	1-3 K	2-3 K		1-0 F7		1-0 G4-3		3-0 G5-3		4	0	0	0	0	2	5
Andres Galarraga, R OBP: 0.411, SLG: 0.626 (1, 3)	2-1 G6-4-3 1-2 2-3 1B		0-0 WP 3B	0-1 FC6-4			2-2 G1-3	3-3 K		5	1	2	0	0	1	1
Charlie Hayes, R OBP: 0.349, SLG: 0.514 (1, 5)	0-1 G6-4-3 1-2f		3-2 G6-3		1-1 F8		0-2 E S 1B			4	1	1	0	0	0	3
Jerald Clark, R OBP: 0.327, SLG: 0.447 (1, 9)		4-0 L7 G4-3 3B BB	0-0 1B 3B		0-0 F8		4-2 1B BB 1-3 BB			2	3	1	0	2	0	0
Eric Young Sr., R OBP: 0.343, SLG: 0.331 (1, 7)		0-0 G4-3	1-1 S E 1B		1-2 1B		0-0 BB S 1-3 CS 1B			4	1	3	2	0	0	1
Vinny Castilla, R OBP: 0.289, SLG: 0.415 (1, 6)		1-0 L7	4-2 E2 PO SH2-4 1-H BB		0-0 P4		4-0 BB 1-2 IBB			2	0	0	0	2	0	2
Armando Reynoso, R OBP: 0.175, SLG: 0.233 Steve Reed, R (6, 1)		4-2 3B	1-0 SH2-4			2-3 K	0-3 K			0	1	0	0	1	0	0
Alex Cole, L OBP: 0.344, SLG: 0.314 Bruce Ruffin, S OBP: 0.154, SLG: 0.125 Darren Holmes, R (9, 1)										0	0	0	0	0	0	0
										1	0	0	0	0	1	0
										1	0	0	0	0	1	3
										0	0	0	0	0	0	0
Inning Stats	R: 0 E: 0 K: 1 S: 11	H: 2 LOB: 2 BB: 1 P: 19	R: 3 E: 0 K: 1 S: 12	H: 2 LOB: 1 BB: 2 P: 24	R: 3 E: 1 K: 0 S: 13	H: 3 LOB: 0 BB: 1 P: 24	R: 0 E: 0 K: 1 S: 9	H: 1 LOB: 1 BB: 0 P: 11	R: 0 E: 0 K: 2 S: 8	H: 1 LOB: 1 BB: 0 P: 12	R: 2 E: 0 K: 1 S: 17	H: 2 LOB: 2 BB: 3 P: 32	R: 0 E: 0 K: 1 S: 6	H: 0 LOB: 0 BB: 0 P: 15	1B: 8 2B: 1 3B: 3 HR: 0	SF: 0 SAC: 1 DP: 1 HBP: 0

Batter	1	2	3	4	5	6	7	8	9
Pedro Martinez, R ERA: 2.73 (1, 1)	IP: 2.1 WLS: L	IP: 2.1 WLS: L	IP: 2.1 WLS: L	IP: 2.1 WLS: L	IP: 2.1 WLS: L	IP: 2.1 WLS: L	IP: 2.1 WLS: L	IP: 2.1 WLS: L	IP: 2.1 WLS: L
Roger McDowell, R ERA: 1.99 (3, 1)	IP: 0.2 WLS: L	IP: 0.2 WLS: L	IP: 0.2 WLS: L	IP: 0.2 WLS: L	IP: 0.2 WLS: L	IP: 0.2 WLS: L	IP: 0.2 WLS: L	IP: 0.2 WLS: L	IP: 0.2 WLS: L
Kip Gross, R ERA: (4, 1)	IP: 3.0 WLS: L	IP: 3.0 WLS: L	IP: 3.0 WLS: L	IP: 3.0 WLS: L	IP: 3.0 WLS: L	IP: 3.0 WLS: L	IP: 3.0 WLS: L	IP: 3.0 WLS: L	IP: 3.0 WLS: L
Steve Wilson, L ERA: 4.5 (7, 1)	IP: 2.0 WLS: L	IP: 2.0 WLS: L	IP: 2.0 WLS: L	IP: 2.0 WLS: L	IP: 2.0 WLS: L	IP: 2.0 WLS: L	IP: 2.0 WLS: L	IP: 2.0 WLS: L	IP: 2.0 WLS: L

PITCHER	IP	WLS	BF	H	R	ER	SO	BB	IBB	HBP	BLK	WP	HR	S	P	ERA	WHIP
Pedro Martinez, R ERA: 2.73 (1, 1)	2.1	L	15	6	5	5	2	3	0	0	1	1	0	28	51	19.29	3.857
Roger McDowell, R ERA: 1.99 (3, 1)	0.2		3	1	1	0	0	1	0	0	0	0	0	8	16	0.00	3.000
Kip Gross, R ERA: (4, 1)	3.0		12	3	0	0	3	0	0	0	0	0	0	25	33	0.00	1.000
Steve Wilson, L ERA: 4.5 (7, 1)	2.0		10	2	2	2	2	2	1	0	0	0	0	23	47	9.00	2.000

Batter	1	2	3	4	5	6	7	8	9	AB R H RBI BB SO LOB	TOP											
Brett Butler, L (1, 8) OBP: 0.383, SLG: 0.371	1-2 SH1-4 1B	2-1 G3		3-2 G3			2-1 SH5-3		0-0 SH1-3	3 1 1 0 0 0 1												
Jose Offerman, S (1, 6) OBP: 0.347, SLG: 0.339	0-1 SH1-4	0-0 P5			0-0 1B FC4-6		4-2 2B BB		2-1 F7	3 2 1 0 1 0 1												
Pedro Martinez, R (1, 5) Dave Hansen, L (1, PH) OBP: 0.475, SLG: 0.513	3-0 1B BB		2-3 K		0-0 1B FC4-6		1-0 F9 2B		1-1 G5-3	0 0 0 0 0 0 0 4 0 3 3 0 1 0												
Mike Sharperson, R (7, PR) Tim Wallach, R (7, 5) OBP: 0.297, SLG: 0.369 OBP: 0.265, SLG: 0.344	2-H 1B				1-3 1B		1-H 2-H			0 0 0 0 0 0 0 1 0 0 0 0 0 1												
Mike Piazza, R (1, 2) OBP: 0.356, SLG: 0.534	4-2 1B BB		1-0 L9		0-1 FC4-6		1-2 F9			3 0 0 1 1 0 2												
Eric Karros, R (1, 3) OBP: 0.292, SLG: 0.414	3-2 1B		0-2 1B		1-0 G6-4-3		2-2 G3			4 0 2 0 0 0 3												
Henry Rodriguez, L (1, 7) Raul Mondesi, R (8, 7) OBP: 0.265, SLG: 0.455 OBP: 0.304, SLG: 0.409	2-3 K		3-2 G5-3		1-1 G1-4-3 1B		2-3 K			4 0 1 0 0 2 4 0 0 0 0 0 0 0												
Cory Snyder, R (1, 9) OBP: 0.339, SLG: 0.408	0-3 K			0-0 G6-3		0-3 K		2-1 G5-3		4 0 0 0 0 2 4												
Lenny Harris, L (1, 4) OBP: 0.313, SLG: 0.342		1-2 HR		1-1 G4-3 2B		1-2 G1-4-3		1-2 P3		4 1 2 1 0 0 1												
Ramon Martinez, R (1, 1) Todd Worrell, R (8, 1) Rafael Bourrigal, R (8, 4) OBP: 0.132, SLG: 0.149 OBP: 0.667, SLG: 0.833		0-0 G6-3		1-2 G4-3		2-2 SH5-3 2B 1B		1-2 SH1-3 1B		3 1 1 0 0 0 1 0 0 0 0 0 0 0 1 0 1 0 0 0 0												
Inning Stats	R: 1 E: 0 K: 2 S: 17	H: 3 LOB: 3 BB: 1 P: 30	R: 1 E: 0 K: 0 S: 7	H: 1 LOB: 0 BB: 0 P: 10	R: 0 E: 0 K: 1 S: 11	H: 1 LOB: 1 BB: 0 P: 17	R: 0 E: 0 K: 0 S: 11	H: 1 LOB: 1 BB: 0 P: 16	R: 1 E: 0 K: 1 S: 5	H: 2 LOB: 0 BB: 0 P: 6	R: 0 E: 0 K: 1 S: 9	H: 1 LOB: 0 BB: 0 P: 11	R: 2 E: 0 K: 0 S: 18	H: 2 LOB: 2 BB: 1 P: 30	R: 0 E: 0 K: 1 S: 8	H: 0 LOB: 0 BB: 0 P: 13	R: 0 E: 0 K: 0 S: 8	H: 1 LOB: 1 BB: 0 P: 12	1B: 9 2B: 2 3B: 0 HR: 1	SF: 0 SAC: 3 DP: 2 HBP: 0	WP: 0 PB: 0 SB: 0 CS: 0	PA: 39
PITCHER	IP WLS BF H R ER SO BB IBB HBP BLK WP HR S P ERA WHIP																					
Jose Rijo, R (1, 1) ERA: 2.57	8.0 L 35 11 5 5 5 2 0 0 0 0 0 1 86 133 5.62 1.625																					
Jerry Spradlin, R (9, 1) ERA: 3.83	1.0 4 1 0 0 0 0 0 0 0 0 0 0 8 12 0.00 1.000																					

Los Angeles Dodgers @ Cincinnati Reds
Riverfront Stadium, Cincinnati, OH

Mon Sep 20 1993, 7:05 PM EDT
Att. 20,877 - Unknown - 65 F

AB	34
R	5
H	12
RBI	5
BB	2
SO	5
LOB	18



Batter	1	2	3	4	5	6	7	8	9	AB	R	H	RBI	BB	SO	LOB
Thomas Howard, S (1, 7) OBP: 0.292, SLG: 0.375	1-2 G4-3 3B		3-2 FC6-4 1B		1-0 G3-1			4-0 BB		3	1	2	0	1	0	0
Jacob Brumfield, R (1, 8) OBP: 0.333, SLG: 0.434	0-1 L4		2-0 FC6-4 1-2f 2-3			2-3 K		1-3 K		4	0	0	0	0	2	5
Hal Morris, L (1, 3) OBP: 0.355, SLG: 0.388	1-2 G4-3		1-0 G5-3			3-2 L9		0-0 F7		4	0	0	1	0	0	4
Chris Sabo, R (1, 5) OBP: 0.323, SLG: 0.436	2-3 K			2-3 K2-3		2-2 G3		1-3 K		1	0	0	0	0	1	0
Keith Kessinger, S (2, 6) OBP: 0.375, SLG: 0.875										2	0	0	0	0	1	0
Jack Daugherty, S (8, PH) OBP: 0.333, SLG: 0.392										1	0	0	0	0	1	2
Jerry Spradlin, S (9, 1)										0	0	0	0	0	0	0
Tim Costo, R (1, 9) OBP: 0.303, SLG: 0.479		2-2 G6-3		0-1 F8			0-0 G4-3 2B		0-2 G6-3	4	0	1	0	0	0	0
Joe Oliver, R (1, 2) OBP: 0.273, SLG: 0.389		0-3 K		1-3 K			0-0 G4-3 2-3		1-2 F8	4	0	0	0	0	2	1
Juan Samuel, R (1, 4) OBP: 0.298, SLG: 0.350		1-0 P5			0-0 E6 G4-3 G6-3		1-0 L6		3-2 G6-3	4	1	0	0	0	0	1
Jeff Branson, L (1, 6) OBP: 0.274, SLG: 0.316			1-3 K		0-0 G4-3 2-3		3-3 K			3	0	0	0	0	2	2
Jose Rijo, R (1, 1) OBP: 0.300, SLG: 0.364			1-0 FC6-4 1B		0-2 G6-3 3-H			4-1 BB		2	0	1	1	0	0	0
Gary Varsho, L (8, PH) OBP: 0.316, SLG: 0.379										0	0	0	0	1	0	0

Inning Stats	R: 1	H: 1	E: 0	K: 1	S: 15	R: 0	H: 0	E: 0	K: 1	S: 7	R: 0	H: 2	E: 0	K: 1	S: 11	R: 0	H: 0	E: 0	K: 2	S: 11	R: 1	H: 0	E: 1	K: 0	S: 6	R: 0	H: 0	E: 0	K: 1	S: 10	R: 0	H: 1	E: 0	K: 1	S: 6	R: 0	H: 0	E: 0	K: 2	S: 8	R: 0	H: 0	E: 0	K: 0	S: 15	1B: 2	2B: 1	3B: 1	SF: 0	SAC: 0	DP: 0	HBP: 0	WP: 0	PA: 34
PITCHER	IP	WLS	BF	H	R	ER	SO	BB	IBB	HBP	BLK	WP	HR	S	P	ERA	WHIP																																					
Ramon Martinez, R (1, 1) ERA: 3.16	7.0	W	28	4	2	1	7	2	0	0	0	0	0	67	105	1.29	0.857																																					
Todd Worrell, R (8, 1) ERA: 5.66	2.0	S	6	0	0	0	2	0	0	0	0	0	0	22	28	0.00	0.000																																					

BOTTOM

Los Angeles Dodgers @ Cincinnati Reds
 Riverfront Stadium, Cincinnati, OH
 Mon Sep 20 1993, 7:05 PM EDT
 Att: 20,877 - Unknown - 65 F

livebaseballscorecards.com

AB	32
R	2
H	4
RBI	2
BB	2
SO	9
LOB	15



Batter	1	2	3	4	5	6	7	8	9	10	11	AB R H RBI BB SO LOB	TOP									
Brett Butler, L OBP: 0.382, SLG: 0.371 (1, 8)	G5-3	BB BB		F9			B1-3			G1-3	S 2B	5 0 1 2 1 0 0										
Jose Offerman, S OBP: 0.345, SLG: 0.336 (1, 6)	G1-3	BB BB			L7		F7			E1	F7	5 0 0 1 1 0 1										
Dave Hansen, L OBP: 0.456, SLG: 0.488 Tim Wallach, R OBP: 0.266, SLG: 0.346 (1, 5) (8, 5)	F8	L4			G3		F7			1B		4 0 0 0 0 0 3 1 0 1 0 0 0 0										
Mike Piazza, R OBP: 0.357, SLG: 0.533 (1, 2)		G2-3 BB 1B			F8		G6-3			F9		5 1 2 0 0 0 2										
Eric Karros, R OBP: 0.289, SLG: 0.410 (1, 3)		K		L7			K			F8		5 0 0 0 0 3 4										
Henry Rodriguez, L OBP: 0.266, SLG: 0.448 Cory Snyder, R OBP: 0.340, SLG: 0.409 (1, 7) (9, PH) (9, 9)		BB BB G2-3 BB		K			P5				2B SF9 1B	2 1 0 0 1 1 1 2 1 1 0 0 1 0										
Raul Mondesi, R OBP: 0.297, SLG: 0.394 (1, 9) (9, 7)		G2-3		G4-3			1B			K		5 0 1 0 0 2 4										
Lenny Harris, L OBP: 0.313, SLG: 0.338 Mike Sharperson, R OBP: 0.304, SLG: 0.376 Tom Goodwin, L OBP: 0.333, SLG: 0.400 Todd Worrell, R OBP: 0.300, SLG: 0.500 Roger McDowell, R OBP: 0.260, SLG: 1.500 Jerry Brooks, R OBP: 0.250, SLG: 0.250 (1, 4) (9, PH) (9, PH) (9, 1) (9, 1) (10, 1) (11, PH) (11, 1)		BB BB IBB		G4-3			F9			1B PB 1B	2B 2B	2 1 0 0 1 0 1 1 0 1 0 1 1 1 0 0 0 0 0 0 0 0 0 0 0										
Orel Hershiser, R OBP: 0.380, SLG: 0.420 Kip Gross, R OBP: 0.333, SLG: 0.349 (1, 1) (8, 1) (9, PH) (9, 4)		BB BB		P4			G6-3			1B	SF9	2 0 0 1 1 0 0 0 0 0 0 0 0 0 1 0 1 1 0 0 0										
Inning Stats	R: 0 H: 0 E: 0 K: 0 S: 7	H: 0 LOB: 0 BB: 0 P: 11	R: 3 H: 1 E: 0 K: 1 S: 16	H: 1 LOB: 3 BB: 5 P: 39	R: 0 H: 1 E: 0 K: 1 S: 10	H: 1 LOB: 1 BB: 0 P: 13	R: 0 H: 0 E: 0 K: 0 S: 3	H: 0 LOB: 0 BB: 0 P: 4	R: 0 H: 0 E: 0 K: 0 S: 8	H: 0 LOB: 0 BB: 0 P: 12	R: 0 H: 1 E: 0 K: 1 S: 8	H: 1 LOB: 1 BB: 0 P: 12	R: 0 H: 0 E: 0 K: 1 S: 5	H: 0 LOB: 0 BB: 0 P: 8	R: 0 H: 2 E: 0 K: 2 S: 11	H: 2 LOB: 2 BB: 0 P: 17	R: 0 H: 1 E: 1 K: 0 S: 12	H: 1 LOB: 2 BB: 0 P: 19	R: 2 H: 3 E: 0 K: 1 S: 14	H: 3 LOB: 1 BB: 0 P: 20	1B: 7 SF: 1 2B: 2 SAC: 0 3B: 0 DP: 0 HR: 0 HBP: 0	WP: 0 PA: 47 PB: 1 SB: 2 CS: 0
PITCHER Larry Luebbers, R ERA: 4.57 Johnny Ruffin, R ERA: 3.31 Ross Powell, L ERA: 1.64 Jeff Reardon, R ERA: 3.71 (1, 1) (8, 1) (9, 1) (10, 1)	IP WLS BF H R ER SO BB IBB HBP BLK WP HR S P ERA WHIP	7.0 29 3 3 3 3 4 1 0 0 0 0 56 98 3.86 1.000	1.0 3 0 0 0 1 0 0 0 0 0 0 5 8 0.00 0.000	1.0 4 2 0 0 2 0 0 0 0 0 0 11 17 0.00 2.000	2.0 L 11 4 2 2 1 0 0 0 0 0 0 26 39 9.00 2.000	PITCHER IP WLS BF H R ER SO BB IBB HBP BLK WP HR S P ERA WHIP																

Los Angeles Dodgers @ Cincinnati Reds
 Riverfront Stadium, Cincinnati, OH
 Tue Sep 21 1993, 7:05 PM EDT
 Att: 21,353 - Unknown - 66 F

AB	41
R	5
H	9
RBI	5
BB	5
SO	7
LOB	16



Batter	1	2	3	4	5	6	7	8	9	10	11	AB R H RBI BB SO LOB
Jacob Brumfield, R (1, 8) OBP: 0.331, SLG: 0.429	0-0 FC4-6 1B		1-0 FC1-4 E		3-3 K			1-0 FC3-6 FC5-4 1-2f		2-2 G6-3		5 1 1 0 0 1 2
Thomas Howard, S (1, 7) OBP: 0.294, SLG: 0.374	0-1 FC4-6 1-2f		1-1 E9 1B			1-2 G6-3		4-1 FC5-4 BB		1-3 K		4 0 1 1 1 1 1
Tim Costo, R (1, 9) OBP: 0.284, SLG: 0.449	1-3 K		3-3 K			3-2 P4		1-2 FC5-4		1-0 G1-3		5 0 0 0 0 2 4
Chris Sabo, R (1, 5) OBP: 0.322, SLG: 0.439	0-0 G4-3			0-1 HR		0-2 G6-3		2-2 P4			3-3 K	5 1 1 1 0 1 3
Jack Daugherty, S (1, 3) OBP: 0.308, SLG: 0.357		2-2 G3-1		2-0 G4-3			0-0 G4-3		0-1 L3		0-0 F7	5 0 0 0 0 0 0
Juan Samuel, R (1, 4) OBP: 0.300, SLG: 0.351		1-1 G5-3		0-3 K			0-0 1B		0-0 E S 1B		3-3 K	5 1 2 0 0 2 0
Joe Oliver, R (1, 2) OBP: 0.273, SLG: 0.388		0-1 L4		0-0 G4-3			0-0 F9		1-1 1B			4 0 1 1 0 0 1
Keith Kessinger, S (1, 6) OBP: 0.333, SLG: 0.667			0-0 FC1-6 1B		3-2 G6-3		0-0 F8		1-3 K			4 0 1 0 0 1 2
Larry Luebbers, R (1, 1) OBP: 0.318, SLG: 0.333 Johnny Rutlin, R (8, 1) OBP: 0.333, SLG: 0.333 Gary Varsho, L (8, PH) OBP: 0.323, SLG: 0.386 Greg Tubbs, R (8, PH) OBP: 0.342, SLG: 0.237 Ross Powell, L (9, 1) Hal Morris, L (9, PH) OBP: 0.364, SLG: 0.387 Jeff Reardon, R (10, 1)			0-0 FC1-6 FC1-4		0-2 K		0-0 FC3-6 1B		0-0 F8			2 0 0 0 0 0 1 1 0 0 0 0 0 0 0 0 1 0 1 0 1 0 0 0 0 0 0 1 0 0 0 0 0 0 0 0


Inning Stats	R: 0	H: 1	R: 0	H: 0	R: 1	H: 2	R: 1	H: 1	R: 0	H: 0	R: 0	H: 1	R: 0	H: 1	R: 1	H: 2	R: 0	H: 0	R: 1	H: 2	R: 0	H: 0	R: 0	H: 0	1B: 7	SF: 0	WP: 0	PA: 42
	E: 0	LOB: 1	E: 0	LOB: 0	E: 1	LOB: 1	E: 0	LOB: 0	E: 0	LOB: 0	E: 0	LOB: 1	E: 0	LOB: 2	E: 0	LOB: 1	E: 0	LOB: 0	E: 0	LOB: 1	E: 0	LOB: 0	E: 0	LOB: 0	2B: 0	SAC: 0	PB: 0	
	K: 1	BB: 0	K: 0	BB: 0	K: 1	BB: 0	K: 1	BB: 0	K: 0	BB: 0	K: 0	BB: 0	K: 0	BB: 1	K: 1	BB: 0	K: 1	BB: 0	K: 2	BB: 0	K: 1	BB: 0	K: 2	BB: 0	3B: 0	DP: 0	SB: 4	
	S: 7	P: 8	S: 7	P: 10	S: 9	P: 14	S: 7	P: 9	S: 10	P: 16	S: 10	P: 14	S: 4	P: 4	S: 10	P: 18	S: 9	P: 11	S: 7	P: 13	S: 7	P: 11	S: 7	P: 13	HR: 1	HBP: 0	CS: 0	

PITCHER	IP	WLS	BF	H	R	ER	SO	BB	IBB	HBP	BLK	WP	HR	S	P	ERA	WHIP
Orel Hershiser, R (1, 1) ERA: 3.56	7.0		26	5	2	2	5	0	0	0	0	0	1	54	75	2.57	0.714
Kip Gross, R (8, 1) ERA:	1.0		5	1	0	0	0	1	0	0	0	0	0	10	18	0.00	2.000
Todd Worrell, R (9, 1) ERA: 5.75	1.0		5	2	1	1	1	0	0	0	0	0	0	9	11	9.00	2.000
Roger McDowell, R (10, 1) ERA: 1.96	1.0	W	3	0	0	0	1	0	0	0	0	0	0	7	11	0.00	0.000
Ricky Trliceck, R (11, 1) ERA: 4.11	1.0	S	3	0	0	0	2	0	0	0	0	0	0	7	13	0.00	0.000

PITCHER	IP	WLS	BF	H	R	ER	SO	BB	IBB	HBP	BLK	WP	HR	S	P	ERA	WHIP

Los Angeles Dodgers @ Cincinnati Reds
Riverfront Stadium, Cincinnati, OH
Tue Sep 21 1993, 7:05 PM EDT
Att: 21,353 - Unknown - 66 F

AB	41
R	3
H	8
RBI	3
BB	1
SO	9
LOB	15



Batter	1	2	3	4	5	6	7	8	9	AB R H RBI BB SO LOB	TOP											
Brett Butler, L (1, 8) OBP: 0.381, SLG: 0.370	0-0 E4 1B		2-3 K		1-0 G4-3		0-2 FC3-6 1-2f			4 0 1 0 0 1 1												
Lenny Harris, L (1, 4) OBP: 0.306, SLG: 0.329	0-0 F7		0-0 L8		2-2 G3-1		0-1 F8			4 0 0 0 0 0 2												
Jody Reed, R (7, 4) OBP: 0.333, SLG: 0.349										0 0 0 0 0 0 0												
Dave Hansen, L (1, 5) OBP: 0.458, SLG: 0.483	4-2 G6-4-3 BB			3-1 G3	0-1 G6-3			1-0 CS 1B		3 0 1 0 1 0 0												
Tom Goodwin, L (8, PR) OBP: 0.333, SLG: 0.400										0 0 0 0 0 0 0												
Kip Gross, R (8, 1) Raul Mondesi, R (9, 7) OBP: 0.297, SLG: 0.394										0 0 0 0 0 0 0												
Mike Piazza, R (1, 2) OBP: 0.356, SLG: 0.530	1-2 G6-4-3 1-2f			2-3 K		0-0 FC4-6 1B		3-3 1 SAFE K 1-2		4 0 1 0 0 2 3												
Eric Karros, R (1, 3) OBP: 0.291, SLG: 0.415				4-2 BB 1B BB		0-0 F8		1-0 G4-3		3 2 1 1 1 0 2												
Cory Snyder, R (1, 9) OBP: 0.341, SLG: 0.409			1-0 G6-3		2-2 BB 1B 1B		0-3 K		3-2 1B 1B 1B	4 1 2 0 0 1 1												
Billy Ashley, R (1, 7) OBP: 0.250, SLG: 0.226			0-3 K		4-2 1B BB		2-2 FC4-6 1-2f		3-3 SAFE K	2 0 0 0 1 1 1												
Henry Rodriguez, L (9, PH) OBP: 0.265, SLG: 0.445					1-2 2-3					1 0 0 0 0 1 1												
Omar Daal, L (9, 1) Todd Worrell, R (9, 1)										0 0 0 0 0 0 0												
Rafael Bournigal, R (1, 6) OBP: 0.556, SLG: 0.667			2-1 G6-3		0-0 1B		1-3 K FC3-6		1-3 K	3 0 1 2 0 1 0												
Jose Offerman, S (9, PH) OBP: 0.345, SLG: 0.336					1-3 2-H 3-H					1 0 0 0 0 1 1												
Kevin Gross, R (1, 1) OBP: 0.266, SLG: 0.276			1-3 K		2-1 P4		1-3 K		0-0 1B	3 0 0 0 0 2 3												
Tim Wallach, R (8, 5) OBP: 0.268, SLG: 0.347										1 0 1 0 0 0 0												
Inning Stats	R: 0 E: 1 K: 0 S: 9	H: 1 LOB: 1 BB: 1 P: 14	R: 1 E: 0 K: 1 S: 8	H: 1 LOB: 0 BB: 0 P: 14	R: 0 E: 0 K: 2 S: 7	H: 0 LOB: 0 BB: 0 P: 10	R: 2 E: 0 K: 1 S: 17	H: 2 LOB: 2 BB: 2 P: 34	R: 0 E: 0 K: 0 S: 6	H: 0 LOB: 0 BB: 0 P: 9	R: 0 E: 0 K: 1 S: 8	H: 1 LOB: 1 BB: 0 P: 10	R: 0 E: 0 K: 2 S: 11	H: 0 LOB: 1 BB: 0 P: 13	R: 0 E: 0 K: 1 S: 6	H: 1 LOB: 1 BB: 0 P: 10	R: 0 E: 0 K: 2 S: 10	H: 2 LOB: 2 BB: 0 P: 17	1B: 7 2B: 0 3B: 0 HR: 1	SF: 0 SAC: 0 DP: 1 HBP: 0	WP: 1 PB: 0 SB: 0 CS: 1	PA: 36
PITCHER	IP WLS BF H R ER SO BB IBB HBP BLK WP HR S P ERA WHIP																					
John Roper, R (1, 1) ERA: 5.2	8.0 L 32 6 3 3 8 3 0 0 0 1 1 72 114 3.38 1.125																					
Jerry Spradlin, R (9, 1) ERA: 3.74	1.0 4 2 0 0 2 0 0 0 0 0 0 0 10 17 0.00 2.000																					

Los Angeles Dodgers @ Cincinnati Reds
Riverfront Stadium, Cincinnati, OH

Wed Sep 22 1993, 7:05 PM EDT
Att. 23,933 - Unknown - 70 F

livebaseballscorecards.com

AB	33
R	3
H	8
RBI	3
BB	3
SO	10
LOB	15



Batter	1	2	3	4	5	6	7	8	9	AB R H RBI BB SO LOB
Thomas Howard, S (1, 7) OBP: 0.294, SLG: 0.370	4-0 BB		1-0 G3			2-1 P4		1-1 F8		3 0 0 0 1 0 3
Jacob Brumfield, R (1, 4) OBP: 0.326, SLG: 0.422	2-3 K		1-2 F9			0-0 F7		3-3 K		4 0 0 0 0 2 4
Hal Morris, L (1, 3) OBP: 0.353, SLG: 0.386	2-3 K			0-0 G4-6-3 1B		2-0 F7		0-0 G3-1		4 0 1 0 0 1 0
Reggie Sanders, R (1, 8) OBP: 0.344, SLG: 0.439		2-3 K		1-3 K		1-1 G5-3		0-0 F8		4 0 0 0 0 2 1
Chris Sabo, R (1, 5) OBP: 0.321, SLG: 0.444		2-2 HR		2-2 G4-6-3		3-2 G5-3		2-3 K		4 1 1 1 0 1 1
Tim Costo, R (1, 9) OBP: 0.274, SLG: 0.432		0-1 F9			2-3 K		0-0 F9			3 0 0 0 0 1 0
Joe Oliver, R (1, 2) OBP: 0.275, SLG: 0.390		0-3 K			0-2 FC6-4 1B		2-1 FC1-5 1B			3 0 2 0 0 1 0
Greg Tubbs, R (8, PR) OBP: 0.342, SLG: 0.237										0 0 0 0 0 0 0
Jerry Spradlin, S (9, 1)										0 0 0 0 0 0 0
Jeff Branson, L (1, 6) OBP: 0.275, SLG: 0.316			2-2 F8		0-0 FC6-4		0-1 F8 FC1-5 1B			3 0 1 0 0 0 1
John Roper, R (1, 1) OBP: 0.160, SLG: 0.160			0-0 G3 1B		0-1 G4-3		1-1 FC1-5			2 0 1 0 0 0 1
Gary Varsho, L (8, PH) OBP: 0.320, SLG: 0.382										1 0 0 0 0 0 2
Dan Wilson, R (9, 2) OBP: 0.301, SLG: 0.260										0 0 0 0 0 0 0

Inning Stats	R: 0	H: 0	E: 0	K: 2	S: 7	R: 1	H: 1	E: 0	K: 2	S: 11	R: 0	H: 1	E: 0	K: 1	S: 8	R: 0	H: 1	E: 0	K: 1	S: 9	R: 0	H: 0	E: 0	K: 0	S: 4	R: 0	H: 0	E: 0	K: 0	S: 8	R: 0	H: 2	E: 0	K: 1	S: 12	R: 0	H: 0	E: 0	K: 1	S: 6	1B: 5	2B: 0	3B: 0	HR: 1	SF: 0	SAC: 0	DP: 1	HBP: 0	WP: 0	PB: 0	SB: 0	CS: 0	PA: 32
--------------	------	------	------	------	------	------	------	------	------	-------	------	------	------	------	------	------	------	------	------	------	------	------	------	------	------	------	------	------	------	------	------	------	------	------	-------	------	------	------	------	------	-------	-------	-------	-------	-------	--------	-------	--------	-------	-------	-------	-------	--------

PITCHER	IP	WLS	BF	H	R	ER	SO	BB	IBB	HBP	BLK	WP	HR	S	P	ERA	WHIP
Kevin Gross, R (1, 1) ERA: 4.18	7.0	W	24	4	1	1	6	1	0	0	0	0	1	55	84	1.29	0.714
Kip Gross, R (8, 1) ERA:	1.0		5	2	0	0	1	0	0	0	0	0	0	12	19	0.00	2.000
Omar Daal, L (9, 1) ERA: 3.86	0.1		1	0	0	0	0	0	0	0	0	0	0	1	1	0.00	0.000
Todd Worrell, R (9, 1) ERA: 5.65	0.2	S	2	0	0	0	1	0	0	0	0	0	0	5	7	0.00	0.000

BOTTOM

Los Angeles Dodgers @ Cincinnati Reds
Riverfront Stadium, Cincinnati, OH

Wed Sep 22 1993, 7:05 PM EDT
Att: 23,933 - Unknown - 70 F

livebaseballscorecards.com

AB	31
R	1
H	6
RBI	1
BB	1
SO	8
LOB	13



Batter	1	2	3	4	5	6	7	8	9	AB R H RBI BB SO LOB	TOP		
Brett Butler, L (1, 8) OBP: 0.381, SLG: 0.372 Jerry Brooks, R (7, PH) OBP: 0.400, SLG: 1.200 (7, 9)	1-0 1B 2B	0-0 G6-3			3-3 K		0-1 L6			3 1 1 0 0 1 0 1 0 0 0 0 0 1			
Jody Reed, R (1, 4) OBP: 0.332, SLG: 0.348	1-1 1B FC4-6 1B		1-2 F8			1-0 G6-3		2-2 F8		4 1 1 0 0 0 0			
Dave Hansen, L (1, 5) OBP: 0.459, SLG: 0.478	1-0 FC4-6 1B 1-2 3-H 1B		2-2 P6			2-3 K		4-2 2B BB		3 0 1 1 1 1 0			
Mike Piazza, R (1, 2) OBP: 0.358, SLG: 0.530 Carlos Hernandez, R (6, 2) OBP: 0.268, SLG: 0.358	0-0 FC4-6 1B 1-2 2-3 1B		0-1 G6-3			4-2 1B WP BB		0-0 1-3 2B		2 0 1 0 1 0 0 1 0 1 0 0 0 0			
Eric Karros, R (1, 3) OBP: 0.291, SLG: 0.414	2-3 K			0-0 G5-3		1-1 1-3 1B		0-1 G5-3		4 0 1 0 0 1 5			
Henry Rodriguez, L (1, 7) OBP: 0.259, SLG: 0.436 Raul Mondesi, R (7, 8) OBP: 0.293, SLG: 0.389	2-2 FC4-6 1-2f 2-3 3-H		0-0 F8			2-2 F7		1-3 K		3 0 0 1 0 0 4 1 0 0 0 0 1 2			
Cory Snyder, R (1, 9) OBP: 0.339, SLG: 0.407 John DeSilva, R (7, 1) Billy Ashley, R (9, PH) OBP: 0.242, SLG: 0.219	2-2 G5-3		2-2 G6-3			0-3 K		1-1 F9		3 0 0 0 0 1 2 0 0 0 0 0 0 0 1 0 0 0 0 0 0			
Rafael Bournigal, R (1, 6) OBP: 0.462, SLG: 0.538		0-3 K			0-0 G6-3		1-0 G6-3		0-0 G6-3 1B	4 0 1 0 0 1 0			
Tom Candiotti, R (1, 1) OBP: 0.153, SLG: 0.172 Lenny Harris, L (5, PH) OBP: 0.304, SLG: 0.327 Omar Daal, L (5, 1) Ricky Tricek, R (6, 1) OBP: 0.250, SLG: 0.250 Tom Goodwin, L (7, PH) OBP: 0.353, SLG: 0.375 (7, 7)		2-2 G1-3			0-0 G4-3		4-1 BB		2-0 G6-3 1-2f	1 0 0 0 0 0 0 1 0 1 0 0 0 1 0 1			
Inning Stats	R: 2 H: 4 E: 0 LOB: 2 K: 1 BB: 0 S: 14 P: 23	R: 0 H: 0 E: 0 LOB: 0 K: 1 BB: 0 S: 7 P: 9	R: 0 H: 0 E: 0 LOB: 0 K: 0 BB: 0 S: 8 P: 11	R: 0 H: 0 E: 0 LOB: 0 K: 0 BB: 0 S: 5 P: 7	R: 0 H: 0 E: 0 LOB: 0 K: 1 BB: 0 S: 5 P: 8	R: 0 H: 1 E: 0 LOB: 2 K: 1 BB: 1 S: 13 P: 23	R: 0 H: 0 E: 0 LOB: 1 K: 1 BB: 1 S: 9 P: 14	R: 0 H: 1 E: 0 LOB: 2 K: 1 BB: 1 S: 12 P: 19	R: 0 H: 1 E: 0 LOB: 0 K: 0 BB: 0 S: 4 P: 7	1B: 5 SF: 0 2B: 2 SAC: 0 3B: 0 DP: 1 HR: 0 HBP: 0	WP: 1 PA: 36 PB: 0 SB: 0 CS: 0		
PITCHER	IP WLS BF H R ER SO BB IBB HBP BLK WP HR S P ERA WHIP											PITCHER	IP WLS BF H R ER SO BB IBB HBP BLK WP HR S P ERA WHIP
Tim Pugh, R (1, 1) ERA: 5.56	7.0 W 28 5 2 2 5 2 0 0 0 1 0 61 95 2.57 1.000												
Scott Service, R (8, 1) ERA: 4.5	2.0 8 2 0 0 1 1 0 0 0 0 0 16 26 0.00 1.500												

Los Angeles Dodgers @ Cincinnati Reds
Riverfront Stadium, Cincinnati, OH

Thu Sep 23 1993, 3:33 AM EDT
Att. 25,063 - Cloudy - 67 F

livebaseballscorecards.com

AB	33
R	2
H	7
RBI	2
BB	3
SO	6
LOB	15



Batter	1	2	3	4	5	6	7	8	9	AB R H RBI BB SO LOB	TOP											
Craig Biggio, R (1, 4) OBP: 0.372, SLG: 0.469	2-1 F9			0-3 K	3-3 K			1-3 K		4 0 0 0 0 3 0	Houston Astros @ Los Angeles Dodgers Dodger Stadium, Los Angeles, CA Fri Sep 24 1993, 7:05 PM PDT Att. 29,442 - Unknown - 75 F											
Steve Finley, L (1, 8) OBP: 0.305, SLG: 0.376	3-2 F8			1-0 HR 2B		1-3 K		0-1 P2		4 1 1 0 0 1 0												
Luis Gonzalez, L (1, 7) OBP: 0.361, SLG: 0.466	3-2 L4			1-2 E1 HR		2-1 FC6 1B		4-2 1B BB		3 1 1 0 1 0 1												
Ken Caminiti, S (1, 5) OBP: 0.314, SLG: 0.394		3-2 L9		0-1 HR 1-H 2-H		2-2 F8		2-2 G4-6-3 1B		4 1 2 3 0 0 1												
Kevin Bass, S (1, 9) OBP: 0.342, SLG: 0.396		1-1 G4-3		0-0 G4-3		3-1 FC6 1-2f		1-2 F8		4 0 0 0 0 0 3												
Chris Donnels, L (1, 3) Eric Anthony, L (9, PH) OBP: 0.317, SLG: 0.395		2-3 K		1-0 FC6 1B		0-1 P6		0-0 G4-6-3 1-2f		3 0 1 0 0 1 0 1 0 0 0 0 0 2												
Eddie Taubensee, L (1, 2) OBP: 0.292, SLG: 0.387			1-2 P5	2-2 FC6 1-2f		1-0 F9				3 0 0 0 0 0 1												
Andujar Cedeno, R (1, 6) OBP: 0.343, SLG: 0.395			0-3 K		1-0 G6-3		0-0 F7			3 0 0 0 0 1 0												
Darryl Kile, R (1, 1) Tom Edens, R (4, 1) Mike Brumley, S (5, PH) Shane Reynolds, R (5, 1) Casey Candaele, S (8, PH) Brian Williams, R (8, 1) OBP: 0.200, SLG: 0.300			2-3 K		2-3 K		1-0 F8			1 0 0 0 0 1 0 0 0 0 0 0 0 0 1 0 0 0 0 1 0 0 0 0 0 0 0 0 1 0 0 0 0 0 0 0 0 0 0 0 0 0												
Inning Stats	R: 0 E: 0 K: 0 S: 8	H: 0 LOB: 0 BB: 0 P: 16	R: 0 E: 0 K: 1 S: 8	H: 0 LOB: 0 BB: 0 P: 14	R: 0 E: 0 K: 2 S: 9	H: 0 LOB: 0 BB: 0 P: 12	R: 3 E: 1 K: 1 S: 14	H: 3 LOB: 1 BB: 0 P: 19	R: 0 E: 0 K: 2 S: 7	H: 0 LOB: 0 BB: 0 P: 13		R: 0 E: 0 K: 1 S: 12	H: 1 LOB: 1 BB: 0 P: 20	R: 0 E: 0 K: 0 S: 4	H: 0 LOB: 0 BB: 0 P: 5	R: 0 E: 0 K: 1 S: 8	H: 0 LOB: 0 BB: 0 P: 10	R: 0 E: 0 K: 0 S: 10	H: 1 LOB: 1 BB: 1 P: 17	1B: 3 2B: 1 3B: 0 HR: 1	SF: 0 SAC: 0 DP: 1 HBP: 0	WP: 0 PB: 0 SB: 0 CS: 0
PITCHER Pedro Astacio, R (1, 1) ERA: 3.47	IP 9.0	WLS W	BF 33	H 5	R 3	ER 2	SO 8	BB 1	IBB 0	HBP 0	BLK 0	WP 0	HR 1	S 80	P 126	ERA 2.00	WHIP 0.667					

AB	32
R	3
H	5
RBI	3
BB	1
SO	8
LOB	8



WP: 0	PA: 33
PB: 0	
SB: 0	
CS: 0	

Batter	1	2	3	4	5	6	7	8	9	AB	R	H	RBI	BB	SO	LOB
Brett Butler, L OBP: 0.380, SLG: 0.369 (1, 8)	2-1 L7	2-1 G4-3		4-0 1B 1B BB		2-1 F9		2-0 FC3-6 1-2f 2-3		4	1	0	0	1	0	3
Jose Offerman, S OBP: 0.345, SLG: 0.335 (1, 6)	0-1 G4-3		1-2 P5	2-1 1B 1-3 2-H			3-3 K	4-2 SAFE 1B SAFE 1-2 BB		4	1	1	1	1	1	0
Mike Piazza, R OBP: 0.358, SLG: 0.529 (1, 2)	3-1 FC5-4 1B		3-3 K	1-0 1B 2-H 3-H			0-1 E6 1B	1-3 K		5	0	2	2	0	2	3
Eric Karros, R OBP: 0.290, SLG: 0.413 (1, 3)	2-0 FC5-4 1-2f		2-0 BB 1B	0-0 G1-3			0-1 P6			4	1	1	0	0	0	3
Henry Rodriguez, L OBP: 0.272, SLG: 0.441 Raul Mondesi, R OBP: 0.293, SLG: 0.389 (7, PR) (8, 7)		2-0 F9 2B 1B	4-1 1B 1-2 BB		0-0 F7		0-1 FC6-4 1-2 1B			3	1	2	0	1	0	0
Cory Snyder, R OBP: 0.340, SLG: 0.407 (1, 9)		1-0 SAFE 2B 1B	1-0 1-3 2-H 1B		2-3 K		0-2 FC6-4 1-2f			4	1	2	1	0	1	2
Tim Wallach, R OBP: 0.270, SLG: 0.349 (1, 5)		0-1 F9		2-1 WP 1B 1B		0-0 G6-3		0-1 FC4-6 1B		4	1	2	0	0	0	2
Jody Reed, R OBP: 0.331, SLG: 0.349 (1, 4)		1-0 1-H 3-H 2B		3-1 F7 1-2		1-1 G4-3		1-1 FC4-6 FC3-6 1-2f 1B		4	0	1	2	0	0	2
Pedro Astacio, R OBP: 0.164, SLG: 0.164 (1, 1)		0-3 K		0-1 P4		1-0 G2-3		0-1 SAFE FC3-6 1-2 1B		4	0	1	0	0	1	2

Inning Stats	R: 0	H: 1	E: 0	LOB: 1	K: 0	BB: 0	S: 7	R: 2	H: 3	E: 0	LOB: 1	K: 1	BB: 0	S: 10	R: 1	H: 2	E: 0	LOB: 2	K: 1	BB: 1	S: 9	R: 3	H: 3	E: 0	LOB: 1	K: 0	BB: 1	S: 10	R: 0	H: 0	E: 0	LOB: 0	K: 1	BB: 0	S: 6	R: 0	H: 0	E: 0	LOB: 0	K: 0	BB: 0	S: 5	R: 0	H: 1	E: 1	LOB: 2	K: 1	BB: 0	S: 13	R: 0	H: 2	E: 0	LOB: 3	K: 1	BB: 1	S: 15	1B: 11	SF: 0	2B: 1	SAC: 0	3B: 0	DP: 0	HR: 0	HBP: 0
--------------	------	------	------	--------	------	-------	------	------	------	------	--------	------	-------	-------	------	------	------	--------	------	-------	------	------	------	------	--------	------	-------	-------	------	------	------	--------	------	-------	------	------	------	------	--------	------	-------	------	------	------	------	--------	------	-------	-------	------	------	------	--------	------	-------	-------	--------	-------	-------	--------	-------	-------	-------	--------

PITCHER	IP	WLS	BF	H	R	ER	SO	BB	IBB	HBP	BLK	WP	HR	S	P	ERA	WHIP
Darryl Kile, R ERA: 3.38 (1, 1)	3.2	L	21	9	6	6	2	2	0	0	0	1	0	35	71	14.73	3.000
Tom Edens, R ERA: 3.06 (4, 1)	0.1		1	0	0	0	0	0	0	0	0	0	0	1	1	0.00	0.000
Shane Reynolds, R ERA: (5, 1)	3.0		11	1	0	0	2	0	0	0	0	0	0	24	33	0.00	0.333
Brian Williams, R ERA: 4.95 (8, 1)	1.0		6	2	0	0	1	1	0	0	0	0	0	15	23	0.00	3.000

BOTTOM

Houston Astros @ Los Angeles Dodgers
Dodger Stadium, Los Angeles, CA

Fri Sep 24 1993, 7:05 PM PDT
Att: 29,442 - Unknown - 75 F

AB	36
R	6
H	12
RBI	6
BB	3
SO	5
LOB	17

WP: 1 PA: 39
PB: 0
SB: 1
CS: 0



PITCHER	IP	WLS	BF	H	R	ER	SO	BB	IBB	HBP	BLK	WP	HR	S	P	ERA	WHIP
---------	----	-----	----	---	---	----	----	----	-----	-----	-----	----	----	---	---	-----	------

Batter	1	2	3	4	5	6	7	8	9	AB R H RBI BB SO LOB	TOP											
Craig Biggio, R (1, 4) OBP: 0.374, SLG: 0.475	2-2 L6 1B		4-2 BB		3-2 F7		3-1 F7	0-0 1B 3B	0-1 2B	5 1 3 2 1 0 0												
Steve Finley, L (1, 8) OBP: 0.305, SLG: 0.383	0-0 1B		1-1 G4-3		2-3 K		3-1 HR	0-0 G3-1 1B	0-0 G6-3	6 2 3 2 0 1 2												
Luis Gonzalez, L (1, 7) OBP: 0.361, SLG: 0.465	0-0 F7			1-2 P5		0-2 FC3-6 1B	0-1 2B 1B	1-0 G3-1		5 1 2 0 0 0 3												
Ken Caminiti, S (1, 5) OBP: 0.315, SLG: 0.393	2-2 L6			0-0 1B		0-1 FC3-6 1B	0-0 F8	4-0 1B		4 2 1 0 1 0 4												
Rick Parker, R (8, PR) OBP: 0.381, SLG: 0.410										0 0 0 0 0 0 0												
Xavier Hernandez, L (8, 1)										0 0 0 0 0 0 0												
Doug Jones, R (9, 1)										0 0 0 0 0 0 0												
Kevin Bass, S (1, 9) OBP: 0.348, SLG: 0.403		0-1 G4-3		0-3 K		4-0 F8 1B	1-2 1B 2B	2-1 1B		4 1 2 2 1 1 1												
Chris Donnels, L (1, 3) OBP: 0.322, SLG: 0.373		1-2 F9		2-1 E 1B		3-2 2B 1B	1-0 1B	1-2 P6		5 2 3 1 0 0 2												
Andujar Cedeno, R (1, 6) OBP: 0.344, SLG: 0.395				1-2 E 1B		1-2 2B 1B	2-3 1B			5 2 2 1 0 0 4												
Jose Uribe, S (9, 6) OBP: 0.351, SLG: 0.250		0-1 G5-3		2-2 E2 1B		0-0 F8	3-2 P3		1-0 2B 1B	0 0 0 0 0 0 0												
Scotter Tucker, R (1, 2) OBP: 0.308, SLG: 0.385			3-2 G6-3	2-3 K		0-0 2B		1-0 L9	3-2 F8	5 0 1 2 0 1 1												
Greg Swindell, L (1, 1) OBP: 0.179, SLG: 0.196			1-3 K		0-0 F9	1-2 G1-3		0-2 3B 1B	1-1 F9	3 0 0 0 0 1 1												
Casey Candaele, S (8, PH) OBP: 0.303, SLG: 0.339										2 1 1 0 0 0 1												
Inning Stats	R: 0 E: 0 K: 0 S: 11	H: 2 LOB: 1 BB: 0 P: 15	R: 0 E: 0 K: 0 S: 7	H: 0 LOB: 0 BB: 0 P: 8	R: 0 E: 0 K: 1 S: 14	H: 0 LOB: 1 BB: 1 P: 23	R: 3 E: 1 K: 2 S: 16	H: 3 LOB: 0 BB: 0 P: 23	R: 0 E: 0 K: 1 S: 8	H: 0 LOB: 0 BB: 0 P: 13	R: 3 E: 1 K: 0 S: 13	H: 3 LOB: 1 BB: 1 P: 21	R: 2 E: 0 K: 0 S: 15	H: 4 LOB: 2 BB: 0 P: 26	R: 3 E: 0 K: 0 S: 12	H: 4 LOB: 2 BB: 1 P: 21	R: 1 E: 0 K: 0 S: 10	H: 2 LOB: 1 BB: 0 P: 15	1B: 13 2B: 4 3B: 1 HR: 1	SF: 0 SAC: 0 DP: 1 HBP: 0	WP: 1 PB: 0 SB: 0 CS: 0	PA: 47
PITCHER	IP WLS BF H R ER SO BB IBB HBP BLK WP HR S P ERA WHIP																					
Pedro Martinez, R (1, 1) ERA: 2.68	5.0 L 20 5 3 1 4 1 0 0 0 0 0 0 56 82 1.80 1.200																					
Tom Candiotti, R (6, 1) ERA: 3.19	1.1 9 4 4 4 0 1 0 0 0 0 0 1 17 31 27.00 3.750																					
Steve Wilson, L (7, 1) ERA: 4.79	0.2 5 3 1 1 0 0 0 0 0 0 0 0 11 16 13.50 4.500																					
Roger McDowell, R (8, 1) ERA: 2.35	0.2 7 4 3 3 0 1 0 0 0 0 1 0 9 17 40.50 7.500																					
John DeSilva, R (8, 1) ERA: 7.11	1.1 6 2 1 1 0 0 0 0 0 0 0 0 13 19 6.75 1.500																					

Houston Astros @ Los Angeles Dodgers
Dodger Stadium, Los Angeles, CA
Sat Sep 25 1993, 3:33 AM PDT
Att. 33,461 - Sunny

AB	44
R	12
H	18
RBI	10
BB	3
SO	4
LOB	19



WP: 1	PA: 47
PB: 0	
SB: 0	
CS: 0	

BOTTOM

Houston Astros @ Los Angeles Dodgers
Dodger Stadium, Los Angeles, CA
Sat Sep 25 1993, 3:33 AM PDT
Att. 33,461 - Sunny

livebaseballscorecards.com

AB 35
R 4
H 9
RBI 4
BB 1
SO 8
LOB 12



WP: 0 PA: 36
PB: 0
SB: 1
CS: 0

AB R H RBI BB SO LOB

4 0 0 0 0 0 3

4 0 0 0 0 0 2

4 2 2 2 0 0 0

3 0 0 0 0 1 0

1 0 0 0 0 1 0

3 0 0 0 0 1 0

1 0 0 0 0 1 0

3 0 0 0 0 2 0

1 1 1 0 0 0 0

3 1 3 1 0 0 0

1 0 0 0 0 0 1

2 0 2 0 1 0 0

1 0 1 1 0 0 0

1 0 0 0 0 1 2

1 0 0 0 0 0 1 2

0 0 0 0 0 0 0 0

0 0 0 0 0 0 0 0

1 0 0 0 0 0 0 1

0 0 0 0 0 0 0 0

0 0 0 0 0 0 0 0

1 0 0 0 0 0 0 1

1B: 3 SF: 0
2B: 3 SAC: 0
3B: 0 DP: 1
HR: 3 HBP: 0

Batter	1	2	3	4	5	6	7	8	9
Brett Butler, L (1, 8) OBP: 0.378, SLG: 0.366	0-0 B1-3		1-2 L7		0-2 F8		1-0 G6-3		
Jose Offerman, S (1, 6) OBP: 0.343, SLG: 0.333	1-0 F7		3-2 P3		0-0 G6-3			1-0 G4-3	
Mike Piazza, R (1, 2) OBP: 0.359, SLG: 0.540	1-2 HR		1-1 F9			1-2 HR		0-1 G1-3	
Eric Karros, R (1, 3) OBP: 0.289, SLG: 0.411	0-0 F9			0-3 K		2-1 F7		0-3 K	
Dave Hansen, L (8, PH) OBP: 0.455, SLG: 0.473									
Cory Snyder, R (1, 9) OBP: 0.338, SLG: 0.405		0-0 L7			0-3 K		0-0 G6-3		2-3 K
Tom Goodwin, L (9, 7) OBP: 0.333, SLG: 0.353									
Tim Wallach, R (1, 5) OBP: 0.268, SLG: 0.346		1-3 K			1-3 K		0-0 G5-3		0-2 G3 1B 2B
Henry Rodriguez, L (9, 3) OBP: 0.276, SLG: 0.451									
Raul Mondesi, R (1, 7) OBP: 0.321, SLG: 0.480		1-2 2B			2-2 1B 2B		1-0 HR		1-1 G3
Jerry Brooks, R (9, PH) OBP: 0.333, SLG: 1.000									2-3
Jody Reed, R (1, 4) OBP: 0.336, SLG: 0.353		4-0 IBB			1-0 S 1B		0-1 G6-3 1B		0-1 1B
Rafael Bournigal, R (9, 4) OBP: 0.500, SLG: 0.571									3-H 1B
Pedro Martinez, R (1, 1) OBP: 0.235, SLG: 0.212		1-3 K			3-3 SAFE K		0-0 L7		1-1 G4-3
Mike Sharperson, R (5, PH) OBP: 0.301, SLG: 0.372									
Tom Gandini, R (6, 1) OBP: 0.153, SLG: 0.172									
Steve Wilson, L (7, 1) OBP: 0.153, SLG: 0.172									
Billy Ashley, R (7, PH) OBP: 0.235, SLG: 0.212									
Roger McDowell, R (8, 1) OBP: 0.500, SLG: 0.500									
John DeSilva, R (8, 1) OBP: 0.500, SLG: 0.500									
Lenny Harris, L (9, PH) OBP: 0.302, SLG: 0.325									

Inning Stats	R: 1	H: 1	E: 0	LOB: 0	K: 0	S: 6	R: 0	H: 1	E: 0	LOB: 2	K: 2	S: 11	R: 0	H: 0	E: 0	LOB: 0	K: 0	S: 11	R: 0	H: 2	E: 0	LOB: 2	K: 1	S: 12	R: 1	H: 1	E: 0	LOB: 0	K: 0	S: 7	R: 1	H: 2	E: 0	LOB: 0	K: 0	S: 5	R: 0	H: 0	E: 0	LOB: 0	K: 1	S: 6	R: 1	H: 2	E: 0	LOB: 1	K: 1	S: 12	1B: 3	SF: 0	2B: 3	SAC: 0	3B: 0	DP: 1	HR: 3	HBP: 0	WP: 0	PA: 36
--------------	------	------	------	--------	------	------	------	------	------	--------	------	-------	------	------	------	--------	------	-------	------	------	------	--------	------	-------	------	------	------	--------	------	------	------	------	------	--------	------	------	------	------	------	--------	------	------	------	------	------	--------	------	-------	-------	-------	-------	--------	-------	-------	-------	--------	-------	--------

PITCHER	IP	WLS	BF	H	R	ER	SO	BB	IBB	HBP	BLK	WP	HR	S	P	ERA	WHIP
Greg Swindell, L (1, 1) ERA: 4.37	7.0	W	28	7	3	3	6	0	1	0	0	0	3	61	87	3.86	1.000
Xavier Hernandez, R (8, 1) ERA: 2.68	1.0		3	0	0	0	1	0	0	0	0	0	0	6	7	0.00	0.000
Doug Jones, R (9, 1) ERA: 4.37	1.0		5	2	1	1	1	0	0	0	0	0	0	12	16	9.00	2.000

Houston Astros @ Los Angeles Dodgers
Dodger Stadium, Los Angeles, CA

Sun Sep 26 1993, 3:33 AM PDT
 Att. 29,985 - Sunny - 92 F

AB	32
R	5
H	8
RBI	5
BB	9
SO	3
LOB	15



Batter	1	2	3	4	5	6	7	8	9	AB	R	H	RBI	BB	SO	LOB
Craig Biggio, R (1, 4) OBP: 0.373, SLG: 0.473	0-0 F9			1-3 K	3-1 1B		2-1 G5-3		1-3 K	5	0	1	0	0	2	0
Steve Finley, L (1, 8) OBP: 0.305, SLG: 0.381	1-1 P5			3-2 1B BB	2-0 P4		1-2 G4-3		1-1 G6-3	5	1	1	0	0	0	1
Luis Gonzalez, L (1, 7) OBP: 0.363, SLG: 0.466	4-2 CS BB			4-1 1B BB	1-2 BB		1-2 G4-3		2-2 FC5 2B	3	0	1	0	2	0	0
Ken Caminiti, S (1, 5) OBP: 0.316, SLG: 0.392	0-2 CS	2-2 P5		2-2 F7	3-2 G5-3 BB 1B		0-2 L8		4-0 IBB	4	1	1	0	1	0	2
Kevin Bass, S (1, 9) OBP: 0.353, SLG: 0.405		0-1 G6-3		3-1 1B	4-2 BB G5-3 BB		0-0 2B 1B		0-1 FC5	4	1	2	1	1	0	2
Chris Donnels, L (1, 3) OBP: 0.324, SLG: 0.370			1-1 G3		4-1 HR BB		1-3 K			1	1	0	0	1	0	0
Jim Lindeman, R (6, PH) OBP: 0.222, SLG: 0.333					2-0 G5-3		1-2 2-3			2	0	0	0	0	1	3
Andujar Cedeno, R (1, 6) OBP: 0.349, SLG: 0.406			4-2 G1-6-3 BB		2-2 HR		4-0 IBB		3-2 2B	2	1	2	3	2	0	0
Scotter Tucker, R (1, 2) OBP: 0.353, SLG: 0.333			2-2 F9		1-1 G5-3		4-0 FC6-4 BB		4-1 BB	2	0	0	1	2	0	1
Mark Portugal, R (1, 1) OBP: 0.236, SLG: 0.258			0-2 G1-6-3		1-0 G5-3		1-1 FC6-4		2-2 F8	2	0	0	0	0	0	1
Rick Parker, R (8, PH) OBP: 0.372, SLG: 0.400										1	0	0	0	0	0	3
Xavier Hernandez, L (6, 1) OBP: 0.372, SLG: 0.400										0	0	0	0	0	0	0
Casey Candaele, S (8, PH) OBP: 0.391, SLG: 0.336										1	0	0	0	0	0	2
Todd Jones, L (8, 1) OBP: 0.391, SLG: 0.336										0	0	0	0	0	0	0
Al Osuna, R (8, 1) OBP: 0.391, SLG: 0.336										0	0	0	0	0	0	0
Doug Jones, R (9, 1) OBP: 0.391, SLG: 0.336										0	0	0	0	0	0	0

Inning Stats	R: 0	H: 0	E: 0	LOB: 0	K: 0	S: 7	P: 12	R: 0	H: 0	E: 0	LOB: 0	K: 0	S: 7	P: 10	R: 0	H: 0	E: 0	LOB: 0	K: 0	S: 12	P: 18	R: 1	H: 2	E: 0	LOB: 2	K: 1	S: 13	P: 26	R: 2	H: 2	E: 0	LOB: 1	K: 0	S: 10	P: 23	R: 1	H: 1	E: 0	LOB: 3	K: 0	S: 12	P: 33	R: 0	H: 0	E: 0	LOB: 0	K: 0	S: 8	P: 12	R: 1	H: 2	E: 0	LOB: 2	K: 1	S: 15	P: 25	R: 0	H: 1	E: 0	LOB: 2	K: 1	S: 11	P: 19	1B: 5	SF: 0	2B: 2	SAC: 0	3B: 0	DP: 1	HR: 1	HBP: 0	WP: 0	PA: 42
--------------	------	------	------	--------	------	------	-------	------	------	------	--------	------	------	-------	------	------	------	--------	------	-------	-------	------	------	------	--------	------	-------	-------	------	------	------	--------	------	-------	-------	------	------	------	--------	------	-------	-------	------	------	------	--------	------	------	-------	------	------	------	--------	------	-------	-------	------	------	------	--------	------	-------	-------	-------	-------	-------	--------	-------	-------	-------	--------	-------	--------

PITCHER	IP	WLS	BF	H	R	ER	SO	BB	IBB	HBP	BLK	WP	HR	S	P	ERA	WHIP
Ramon Martinez, R (1, 1) ERA: 3.25	5.1	L	23	5	4	4	1	5	0	0	0	0	1	58	108	6.75	1.875
Omar Daal, L (6, 1) ERA: 4.98	0.1		3	0	0	0	0	1	1	0	0	0	0	1	11	0.00	3.000
Ricky Tricek, R (6, 1) ERA: 4.12	1.1		4	0	0	0	0	0	0	0	0	0	0	10	15	0.00	0.000
Kip Gross, R (8, 1) ERA: 0.75	1.0		6	2	1	1	1	1	0	0	0	0	0	15	25	9.00	3.000
Steve Wilson, L (9, 1) ERA: 4.57	1.0		5	1	0	0	1	0	1	0	0	0	0	11	19	0.00	1.000

livebaseballscorecards.com

Batter	1	2	3	4	5	6	7	8	9	AB	R	H	RBI	BB	SO	LOB
Brett Butler, L OBP: 0.381, SLG: 0.368 (1, 8)	4-2 SH1-3 1B BB	1-1 F7			0-1 WP 1B		1-1 B1-3 2B 1B		4-2 G5-3 SH1-4 BB	3	3	2	0	2	0	1
Jose Offerman, S OBP: 0.342, SLG: 0.331 (1, 6)	0-1 SH1-3 1-2		1-3 K		2-0 F7		0-0 B1-3 1-2		1-0 SH1-4 1-2	3	0	0	0	0	1	2
Mike Piazza, R OBP: 0.365, SLG: 0.545 (1, 2)	0-1 1B 2-H 1B		4-1 E BB		1-1 FC5-4 1-H 1B		0-1 2-H 2B		4-0 G5-3 IBB	3	0	3	3	2	0	0
Eric Karros, R OBP: 0.287, SLG: 0.407 (1, 3)	1-3 K		1-2 L5		0-2 FC5-4 1-2f		1-3 K		3-2 G5-3 1-2 2-3	5	0	0	0	0	2	6
Henry Rodriguez, L OBP: 0.281, SLG: 0.459 (1, 7)	3-2 1B		0-3 K			2-3 K		1-2 1B G4-3-6 2B	3-3 K	4	0	2	0	0	2	1
Raul Mondesi, R OBP: 0.316, SLG: 0.474 (8, PR) (9, 7)	1-2 1B									1	1	0	0	0	1	2
Cory Snyder, R OBP: 0.338, SLG: 0.404 (1, 9)	1-1 F9			0-0 P3		3-2 P6		2-2 G4-3-6 1B		4	0	1	0	0	0	2
Tim Wallach, R OBP: 0.266, SLG: 0.343 (1, 5)		3-1 G5-3		1-3 K		0-0 E5 FC5-4		1-1 G4-3-6 1-2f 3-H		4	0	0	0	0	1	1
Jody Reed, R OBP: 0.337, SLG: 0.351 (1, 4)		4-1 SH3-4 BB		0-0 F7		1-0 FC5-4 1-2f		4-0 WP BB		2	0	0	0	2	0	1
Tom Goodwin, L OBP: 0.333, SLG: 0.353 (8, PR)										0	0	0	0	0	0	0
Steve Wilson, L (9, 1)										0	0	0	0	0	0	0
Ramon Martinez, R OBP: 0.455, SLG: 0.473 (1, 1)		0-0 SH3-4			1-1 F7		0-3 K		1-2 K	1	0	0	0	0	0	0
Omar Daiel, L (6, 1)										0	0	0	0	0	0	0
Ricky Tricek, R OBP: 0.250, SLG: 0.250 (6, 1)										0	0	0	0	0	0	0
Lenny Harris, L OBP: 0.303, SLG: 0.323 (7, PH)										1	0	0	0	0	1	0
Kip Gross, R (8, 1)										0	0	0	0	0	0	0
Dave Hansen, L OBP: 0.455, SLG: 0.473 (8, PH)										0	0	0	0	0	0	0
Mike Sharperson, R OBP: 0.298, SLG: 0.368 (8, PH) (9, 4)		1-2								1	0	0	0	0	1	2

Inning Stats	R: 1	H: 2	E: 0	LOB: 2	K: 19	S: 19	R: 0	H: 0	E: 0	LOB: 1	K: 0	S: 6	R: 0	H: 0	E: 1	LOB: 1	K: 2	S: 10	R: 0	H: 0	E: 0	LOB: 0	K: 1	S: 5	R: 1	H: 2	E: 0	LOB: 1	K: 0	S: 10	R: 0	H: 0	E: 1	LOB: 1	K: 1	S: 13	R: 1	H: 2	E: 0	LOB: 1	K: 2	S: 11	R: 1	H: 2	E: 0	LOB: 3	K: 1	S: 13	R: 0	H: 0	E: 0	LOB: 2	K: 1	S: 11	1B: 6	2B: 2	3B: 0	HR: 0	SF: 0	SAC: 3	DP: 1	HBP: 0	WP: 2	PB: 0	SB: 0	CS: 0	PA: 41
--------------	------	------	------	--------	-------	-------	------	------	------	--------	------	------	------	------	------	--------	------	-------	------	------	------	--------	------	------	------	------	------	--------	------	-------	------	------	------	--------	------	-------	------	------	------	--------	------	-------	------	------	------	--------	------	-------	------	------	------	--------	------	-------	-------	-------	-------	-------	-------	--------	-------	--------	-------	-------	-------	-------	--------

PITCHER	IP	WLS	BF	H	R	ER	SO	BB	IBB	HBP	BLK	WP	HR	S	P	ERA	WHIP
Mark Portugal, R ERA: 2.82 (1, 1)	5.0	W	22	4	2	2	4	3	0	0	0	1	0	50	78	3.60	1.400
Xavier Hernandez, R ERA: 2.72 (6, 1)	2.0		9	2	1	1	3	0	0	0	0	0	0	24	32	4.50	1.000
Todd Jones, R ERA: 3.0 (8, 1)	0.2		4	2	1	1	0	1	0	0	0	0	0	10	18	13.50	4.500
Al Osuna, L ERA: 3.28 (8, 1)	0.2		3	0	0	0	1	1	0	0	0	1	0	6	13	0.00	1.500
Doug Jones, R ERA: 4.34 (9, 1)	0.2	S	3	0	0	0	1	0	1	0	0	0	0	8	18	0.00	0.000

BOTTOM

Houston Astros @ Los Angeles Dodgers
Dodger Stadium, Los Angeles, CA
 Sun Sep 26 1993, 3:33 AM PDT
 Att: 29,985 - Sunny - 92 F

livebaseballscorecards.com

AB	32
R	4
H	8
RBI	3
BB	6
SO	9
LOB	18



Batter	1	2	3	4	5	6	7	8	9	AB R H RBI BB SO LOB	TOP															
Karl Rhodes, L OBP: 0.375, SLG: 0.455 (1, 8) (8, 7)	2-1 E3 F9 1B 1B	2-0 G3		1-0 G3 1-2			1-2 G4-3		1-2 HR 2B	5 2 1 0 0 0 1																
Jose Vizcaino, S OBP: 0.341, SLG: 0.361 (1, 6) (8, 5)	1-2 1B 1-2 1B	4-2 BB		2-3 K			1-0 G4-3		0-1 HR 2-H	4 2 2 2 1 1 1																
Dwight Smith, L OBP: 0.360, SLG: 0.503 Willie Wilson, S OBP: 0.297, SLG: 0.342 (1, 7) (8, 8)	0-3 K	2-3 K			0-0 G3-1			1-2 F8	2-3 K	4 0 0 0 0 2 3 1 0 0 0 0 1 0																
Sammy Sosa, R OBP: 0.306, SLG: 0.484 (1, 9)	2-2 F9		1-1 HR		4-0 CS BB			2-1 G3-1 1B S		3 2 2 1 1 0 2																
Rick Wilkins, L OBP: 0.370, SLG: 0.556 (1, 2)	1-0 1B 1-3 1B 3-H		3-2 G3-1		3-3 K 1-2			2-2 G3-1		4 1 1 1 0 1 2																
Steve Buechele, R OBP: 0.349, SLG: 0.446 (1, 5) (8, 3)	2-1 1B 1-2 1B 3-H		4-1 G5-4-3 BB			0-3 K		1-0 1B 3-H		3 0 2 2 1 1 0																
Eduardo Zambrano, R OBP: 0.273, SLG: 0.273 Randy Myers, L OBP: 0.667, SLG: 1.000 (1, 3) (8, 1)	0-0 1B 1-2 2-H		1-0 G5-4-3			0-0 G5-3		0-0 F7		4 0 1 1 0 0 2 0 0 0 0 0 0 0																
Eric Yelding, R OBP: 0.271, SLG: 0.296 (1, 4)	2-2 P4		3-1 F8		0-3 K			1-0 G4-3		4 0 0 0 0 1 2																
Jose Bautista, R OBP: 0.190, SLG: 0.190 Dan Plesac, L (7, 1) Shawn Boskie, R OBP: 0.273, SLG: 0.273 Rey Sanchez, R OBP: 0.315, SLG: 0.325 (8, 6)		0-0 G6-3		2-2 G3 1B		0-0 P3		3-2 F8		3 0 1 0 0 0 0 0 0 0 0 0 0 0 0 0 0 0 0 0 0 1 0 0 0 0 0 0																
Inning Stats	R: 3 E: 1 K: 1 S: 19	H: 4 LOB: 2 BB: 0 P: 29	R: 0 E: 0 K: 1 S: 8	H: 0 LOB: 1 BB: 1 P: 16	R: 1 E: 0 K: 0 S: 7	H: 1 LOB: 0 BB: 1 P: 16	R: 0 E: 0 K: 1 S: 11	H: 1 LOB: 1 BB: 0 P: 19	R: 0 E: 0 K: 1 S: 4	H: 0 LOB: 0 BB: 1 P: 11	R: 0 E: 0 K: 2 S: 7	H: 0 LOB: 0 BB: 0 P: 7	R: 0 E: 0 K: 0 S: 6	H: 0 LOB: 0 BB: 0 P: 8	R: 1 E: 0 K: 0 S: 11	H: 2 LOB: 1 BB: 0 P: 17	R: 2 E: 0 K: 1 S: 14	H: 2 LOB: 0 BB: 0 P: 21	1B: 7 2B: 1 3B: 0 HR: 2	SF: 0 SAC: 0 DP: 1 HBP: 0	WP: 0 PB: 0 SB: 1 CS: 1	PA: 39				
PITCHER Orel Hershiser, R ERA: 3.48 Todd Worrell, R ERA: 6.05	IP 7.0 2.0	WLS L	BF 29 10	H 6 4	R 4 3	ER 1 3	SO 6 1	BB 3 0	IBB 0 0	HBP 0 0	BLK 0 0	WP 0 0	HR 1 1	S 62 25	P 106 38	ERA 1.29 13.50	WHIP 1.286 2.000									

Chicago Cubs @ Los Angeles Dodgers
Dodger Stadium, Los Angeles, CA
Mon Sep 27 1993, 7:05 PM PDT
Att. 27,536 - Unknown - 82 F

livebaseballscorecards.com

AB	36
R	7
H	10
RBI	7
BB	3
SO	7
LOB	13




Batter	1	2	3	4	5	6	7	8	9	AB	R	H	RBI	BB	SO	LOB
Brett Butler, L OBP: 0.381, SLG: 0.369 (1, 8)	0-1 B5-3	1-1 E3 1B			2-2 F9		1-2 1B			4	0	2	0	0	0	0
Jose Offerman, S OBP: 0.341, SLG: 0.330 (1, 6)	1-0 1B		0-2 G4-3		2-3 K		1-0 F8			4	0	1	0	0	1	2
Dave Hansen, L OBP: 0.461, SLG: 0.473 (1, 5)	0-0 SAFE 1B		0-0 G4-3		4-1 HR BB		1-1 G6-3			2	1	1	0	1	0	0
Tim Wallach, R OBP: 0.265, SLG: 0.343 (7, PH) (8, 5)	1-2 1B									1	0	0	0	0	0	2
Mike Piazza, R OBP: 0.366, SLG: 0.550 (1, 2)	1-0 F9		3-1 1B		1-0 HR			2-2 F9		4	1	2	2	0	0	2
Eric Karros, R OBP: 0.285, SLG: 0.404 (1, 3)	0-0 F9		1-1 L7		0-0 F9			0-1 L4		4	0	0	0	0	0	3
Henry Rodriguez, L OBP: 0.276, SLG: 0.450 (1, 7)		1-0 P5		1-3 K		0-0 F8		1-3 K		3	0	0	0	0	1	0
Raul Mondesi, R OBP: 0.313, SLG: 0.468 (8, PH) (9, 7)										1	0	0	0	0	1	0
Cory Snyder, R OBP: 0.335, SLG: 0.400 (1, 9)		0-0 G1-3		0-0 F7		0-0 G6-3			2-3 K	4	0	0	0	0	1	0
Jody Reed, R OBP: 0.336, SLG: 0.350 (1, 4)		0-2 1B E 1B		0-1 F8			1-1 G4-3		3-2 P2	4	1	1	0	0	0	0
Orel Hershiser, R OBP: 0.384, SLG: 0.423 (1, 1)		0-2 1B E 1B			0-0 G5-3		4-2 1B BB		0-3 K	2	0	1	0	0	0	0
Lenny Harris, L OBP: 0.301, SLG: 0.323 (7, PH)										0	0	0	0	0	0	0
Billy Ashley, R OBP: 0.257, SLG: 0.212 (7, PH)										0	0	0	0	0	1	0
Todd Worrell, R (8, 1)										0	0	0	0	0	0	0
Jerry Brooks, R OBP: 0.286, SLG: 0.857 (9, PH)										1	0	0	0	0	1	0

Inning Stats	R: 0	H: 2	E: 0	K: 0	S: 6	H: 2	LOB: 2	BB: 0	P: 8	R: 1	H: 3	E: 1	K: 0	S: 11	H: 1	LOB: 1	BB: 0	P: 12	R: 0	H: 0	E: 0	K: 0	S: 8	H: 0	LOB: 0	BB: 0	P: 9	R: 0	H: 0	E: 0	K: 1	S: 7	H: 1	LOB: 0	BB: 1	P: 10	R: 0	H: 1	E: 0	K: 0	S: 10	H: 1	LOB: 1	BB: 1	P: 18	R: 0	H: 0	E: 0	K: 1	S: 11	H: 0	LOB: 0	BB: 0	P: 14	R: 0	H: 0	E: 0	K: 2	S: 9	H: 0	LOB: 0	BB: 0	P: 14	1B: 7	2B: 0	3B: 0	HR: 1	SF: 0	SAC: 0	DP: 0	HBP: 0	WP: 0	PB: 0	SB: 0	CS: 0	PA: 36
--------------	------	------	------	------	------	------	--------	-------	------	------	------	------	------	-------	------	--------	-------	-------	------	------	------	------	------	------	--------	-------	------	------	------	------	------	------	------	--------	-------	-------	------	------	------	------	-------	------	--------	-------	-------	------	------	------	------	-------	------	--------	-------	-------	------	------	------	------	------	------	--------	-------	-------	-------	-------	-------	-------	-------	--------	-------	--------	-------	-------	-------	-------	--------

PITCHER	IP	WLS	BF	H	R	ER	SO	BB	IBB	HBP	BLK	WP	HR	S	P	ERA	WHIP
Jose Bautista, R ERA: 2.82 (1, 1)	6.1		26	7	3	2	2	1	0	0	0	0	0	47	66	2.84	1.263
Dan Plesac, L ERA: 4.76 (7, 1)	0.1		3	1	0	0	0	1	0	0	0	0	0	6	12	0.00	6.000
Shawn Boskie, R ERA: 3.48 (7, 1)	1.0		3	0	0	0	0	0	0	0	0	0	0	8	11	0.00	0.000
Randy Myers, L ERA: 3.21 (8, 1)	1.1	S	4	0	0	0	3	0	0	0	0	0	0	14	20	0.00	0.000

Chicago Cubs @ Los Angeles Dodgers
Dodger Stadium, Los Angeles, CA
 Mon Sep 27 1993, 7:05 PM PDT
 Att: 27,536 - Unknown - 82 F

AB	34
R	3
H	8
RBI	2
BB	2
SO	5
LOB	9



Batter	1	2	3	4	5	6	7	8	9	AB R H RBI BB SO LOB	TOP									
Karl Rhodes, L OBP: 0.378, SLG: 0.447 (1, 8) B X	1-0 1B HR	2-2 F8			2-1 P2		1-1 P6		3-2 1B	5 1 2 0 0 0 1										
Jose Vizcaino, S OBP: 0.341, SLG: 0.360 (1, 6) B 1 SAFE (8, 4) X	1-0 F7		4-1 BB		0-0 L8		3-2 1B		1-3 K	4 0 1 0 1 1 2										
Glenallen Hill, R OBP: 0.306, SLG: 0.492 (1, 7) B C B F X	2-2 1-3 HR		1-3 K		0-0 HR		0-1 F9		0-3 K	5 2 2 1 0 2 3										
Sammy Sosa, R OBP: 0.304, SLG: 0.480 (1, 9) C B B F B 1 SAFE	3-2 F9		2-1 P6		0-3 K		3-3 K			4 0 0 0 0 2 4										
Rick Wilkins, L OBP: 0.373, SLG: 0.566 (1, 2) B X	1-0 1-H 3-H HR		1-2 F8			1-1 G4-3 SF7 2B		4-2 WP G2-3 BB		3 2 2 3 1 0 1										
Steve Buechele, R OBP: 0.347, SLG: 0.442 (1, 5) X	0-0 F8			0-1 F9		0-1 G4-3		0-1 G2-3		4 0 0 0 0 0 2										
Eduardo Zambrano, R OBP: 0.333, SLG: 0.286 (1, 3) B X		1-0 F8		0-2 1B		4-2 BB		2-3 K		3 0 1 0 1 1 1										
Eric Yelding, R OBP: 0.276, SLG: 0.293 (1, 4) Willie Wilson, S OBP: 0.296, SLG: 0.342 (6, PH) Tommy Shields, L OBP: 0.160, SLG: 0.125 (6, 4) Derrick May, L OBP: 0.336, SLG: 0.422 (8, PH) Jim Bullinger, R (8, 1)		4-2 FC5-6 BB		1-2 F8		1-2 SF7		3-3 K		1 0 0 0 1 0 1 0 0 0 1 0 0 0 0 0 0 0 0 0 0 1 0 0 0 0 1 1 0 0 0 0 0 0 0										
Mike Harkey, R OBP: 0.106, SLG: 0.111 (1, 1) Turk Wendell, L OBP: 0.250, SLG: 0.250 (2, 1) Kevin Roberson, S OBP: 0.250, SLG: 0.179 (4, PH) Frank Castillo, R OBP: 0.162, SLG: 0.163 (4, 1) Dwight Smith, L OBP: 0.389, SLG: 0.502 (6, PH) Bob Sweeney, R OBP: 0.333, SLG: 0.500 (6, 1) Rey Sanchez, R OBP: 0.315, SLG: 0.324 (8, 8)		0-1 FC5-6		2-3 K		1-1 L9		0-1 F9		1 0 0 0 0 0 1 0 0 0 0 0 0 0 1 0 0 0 0 1 1 0 0 0 0 0 0 0 1 0 0 0 0 0 1 0 0 0 0 0 0 0 1 0 0 0 0 0 0										
Inning Stats	R: 3 E: 0 K: 0 S: 10	H: 3 LOB: 0 BB: 0 P: 18	R: 0 E: 0 K: 0 S: 8	H: 0 LOB: 1 BB: 1 P: 15	R: 0 E: 0 K: 1 S: 10	H: 1 LOB: 1 BB: 0 P: 14	R: 1 E: 0 K: 1 S: 7	H: 1 LOB: 0 BB: 0 P: 9	R: 1 E: 0 K: 0 S: 14	H: 1 LOB: 1 BB: 1 P: 21	R: 0 E: 0 K: 1 S: 13	H: 1 LOB: 1 BB: 0 P: 20	R: 0 E: 0 K: 2 S: 11	H: 0 LOB: 1 BB: 1 P: 20	R: 0 E: 0 K: 2 S: 11	H: 1 LOB: 1 BB: 0 P: 15	1B: 5 2B: 1 3B: 0 HR: 2	SF: 1 SAC: 0 DP: 0 HBP: 0	WP: 1 PA: 39	
PITCHER	IP WLS BF H R ER SO BB IBB HBP BLK WP HR S P ERA WHIP																			
Kevin Gross, R ERA: 4.28 (1, 1)	6.0 W 27 6 5 5 3 3 0 0 0 0 2 60 95 7.50 1.500																			
Pedro Martinez, R ERA: 2.63 (7, 1)	2.0 8 1 0 0 3 1 0 0 0 1 0 24 40 0.00 1.000																			
Jim Gott, R ERA: 2.32 (9, 1)	1.0 S 4 1 0 0 2 0 0 0 0 0 0 11 15 0.00 1.000																			

Chicago Cubs @ Los Angeles Dodgers
Dodger Stadium, Los Angeles, CA
Tue Sep 28 1993, 7:05 PM PDT
Att. 29,457 - Unknown - 76 F

livebaseballscorecards.com

AB	34
R	5
H	8
RBI	5
BB	4
SO	8
LOB	19



Batter	1	2	3	4	5	6	7	8	9
Brett Butler, L OBP: 0.384, SLG: 0.369 (1, 8)	4-2 BB 1B	0-0 FC4-6 1B		0-0 G1-4-3		4-1 CS BB			
Jose Offerman, S OBP: 0.340, SLG: 0.329 (1, 6)	1-1 F7	1-2 FC4-6 1B		4-2 BLK S BB		3-2 CS SAFE 1-2	2-0 G6-3		
Mike Piazza, R OBP: 0.366, SLG: 0.549 (1, 2)	4-1 1B 1B BB	1 SAFE 3-2 1B 1B		3-3 K 1-3		0-0 G4-3			
Eric Karros, R OBP: 0.285, SLG: 0.403 (1, 3)	0-2 1B 1B	3-2 P4		0-0 F7		1-2 F7			
Henry Rodriguez, L OBP: 0.276, SLG: 0.445 (1, 7)	0-1 1B 1B	3-3 K		2-2 F7		0-0 F9			
Jim Gott, R (9, 1)	1-2 2-3 1B								
Cory Snyder, R OBP: 0.335, SLG: 0.399 (1, 9)	1-0 1B 1B		3-2 F8		0-3 K	0-0 F9			
Tim Wallach, R OBP: 0.265, SLG: 0.342 (1, 5)	1-0 1B 1B		0-3 K		3-2 F8	3-2 P3			
Jody Reed, R OBP: 0.336, SLG: 0.350 (1, 4)	1-2 G6-4-3 1B		2-1 1B		0-0 F9				
Kevin Gross, R OBP: 0.273, SLG: 0.283 (1, 1)		0-0 FC4-6 1B 1B		0-3 K		2-3 K			
Lenny Harris, L OBP: 0.299, SLG: 0.321 (6, PH)									
Pedro Martinez, R (7, 1)									
Raul Mondesi, R OBP: 0.313, SLG: 0.468 (9, 7)									

AB	R	H	RBI	BB	SO	LOB
2	1	1	0	2	0	0
3	1	0	0	1	0	3
3	1	1	2	1	1	1
4	1	1	1	0	0	2
4	1	1	0	0	1	1
0	0	0	0	0	0	0
4	0	1	2	0	1	0
4	0	1	1	0	1	0
3	0	1	0	0	0	2
2	1	1	0	0	1	1
1	0	0	0	0	1	0
0	0	0	0	0	0	0
0	0	0	0	0	0	0

AB	R	H	RBI	BB	SO	LOB
30	6	8	6	4	6	10

Inning Stats	R: 4	H: 4	E: 0	LOB: 1	K: 0	P: 30	R: 2	H: 3	E: 0	LOB: 1	K: 1	P: 24	R: 0	H: 1	E: 0	LOB: 1	K: 2	P: 20	R: 0	H: 0	E: 0	LOB: 1	K: 1	P: 16	R: 0	H: 0	E: 0	LOB: 0	K: 1	P: 15	R: 0	H: 0	E: 0	LOB: 0	K: 1	P: 16	R: 0	H: 0	E: 0	LOB: 0	K: 0	P: 8	R: 0	H: 0	E: 0	LOB: 0	K: 0	P: 8			
Mike Harkey, R ERA: 5.26 (1, 1)	IP: 1.1	WLS: 1	BF: 12	H: 7	R: 6	ER: 6	SO: 0	BB: 2	IBB: 0	HBP: 0	BLK: 0	WP: 0	HR: 0	S: 26	P: 42	ERA: 40.50	WHIP: 6.750																																		
Turk Wendell, R ERA: 5.74 (2, 1)	IP: 1.2	WLS: 6	BF: 1	H: 0	R: 0	ER: 0	SO: 3	BB: 0	IBB: 0	HBP: 0	BLK: 0	WP: 0	HR: 0	S: 21	P: 32	ERA: 0.00	WHIP: 0.600																																		
Frank Castillo, R ERA: 4.87 (4, 1)	IP: 2.0	WLS: 7	BF: 0	H: 0	R: 0	ER: 0	SO: 2	BB: 1	IBB: 0	HBP: 0	BLK: 1	WP: 0	HR: 0	S: 19	P: 31	ERA: 0.00	WHIP: 0.500																																		
Bob Scanlan, R ERA: 4.71 (6, 1)	IP: 2.0	WLS: 6	BF: 0	H: 0	R: 0	ER: 0	SO: 1	BB: 1	IBB: 0	HBP: 0	BLK: 0	WP: 0	HR: 0	S: 12	P: 24	ERA: 0.00	WHIP: 0.500																																		
Jim Bullinger, R ERA: 5.14 (8, 1)	IP: 1.0	WLS: 3	BF: 0	H: 0	R: 0	ER: 0	SO: 0	BB: 0	IBB: 0	HBP: 0	BLK: 0	WP: 0	HR: 0	S: 5	P: 8	ERA: 0.00	WHIP: 0.000																																		

Chicago Cubs @ Los Angeles Dodgers
Dodger Stadium, Los Angeles, CA
 Tue Sep 28 1993, 7:05 PM PDT
 Att: 29,457 - Unknown - 76 F

livebaseballscorecards.com

AB 30
R 6
H 8
RBI 6
BB 4
SO 6
LOB 10



WP: 0 PA: 35
 PB: 0
 SB: 1
 CS: 1

Batter	1	2	3	4	5	6	7	8	9	AB R H RBI BB SO LOB	TOP											
Karl Rhodes, L OBP: 0.373, SLG: 0.419 (1, 8) (9, 7)	2-3 K		1-3 K	0-0 1B		2-3 K	4-0 BB		0-0 E1 G3-1	5 0 1 0 1 3 1												
Jose Vizcaino, S OBP: 0.341, SLG: 0.358 (1, 6) (9, 7)	4-1 G3-1 2B BB		0-0 L6	0-0 FC5-4 1B		3-2 P3	1-1 P9		1-0 G3-1	5 1 1 1 1 0 5												
Mark Grace, L OBP: 0.391, SLG: 0.467 (1, 3) (9, 7)	1-0 G3-1 1-2		2-1 WP 1B	1-3 K		1-1 WP 1B		0-0 L3-6 2B	4-0 IBB	5 0 3 0 0 1 1 3												
Glenallen Hill, R OBP: 0.303, SLG: 0.488 Randy Myers, L OBP: 0.667, SLG: 1.000 (1, 7) (9, 1)	0-0 2B		1-2 G1-3	0-0 FC5-4 1-2f		1-3 K		0-0 L3-6	0-3 K	6 0 1 1 0 2 8 0 0 0 0 0 0 0												
Sammy Sosa, R OBP: 0.308, SLG: 0.481 (1, 9) (9, 7)	0-1 F8			4-2 E 1B HBP	4-0 G6-3 BB		1-2 1B S	2-1 WP S 1B		3 1 2 0 1 0 1												
Rick Wilkins, L OBP: 0.376, SLG: 0.563 Jim Bullinger, R (1, 2) (9, 1)			3-3 K	4-2 E 1B BB	0-0 F8		4-1 1B BB	4-1 IBB		2 2 0 0 3 1 1 0 0 0 0 0 0 0 0 0 0 0 0 0 0												
Willie Wilson, S OBP: 0.296, SLG: 0.342 (9, 8)				1-2 1B BB			1-2 1B BB	1-3 IBB														
Tommy Shields, L OBP: 0.200, SLG: 0.143 (1, 5)			2-2 G6-3	1-0 E5 1B E	4-2 G6-3 BB		0-1 1B FC4-2 1B	1-0 G5-3		4 1 1 0 1 0 4												
Eric Yelding, R OBP: 0.289, SLG: 0.311 (1, 4)			0-1 2B	0-3 K	2-2 G6-3		0-0 BB S 1B	4-0 G3-1 E BB		4 0 2 1 1 1 5												
Greg Hibbard, L OBP: 0.119, SLG: 0.108 Bob Scanlan, R OBP: 0.333, SLG: 0.500 Matt Walbeck, S OBP: 0.261, SLG: 0.409 (1, 1) (8, 1) (9, PH) (9, 2)			0-3 K2-3	2-0 E9 1B 1B	1-1 G6-3		1-1 FC4-2 BB	2-1 F7		4 1 1 2 0 1 5 0 0 0 0 0 0 0 1 0 0 0 0 0 1												
Inning Stats	R: 1 E: 0 K: 1 S: 8	H: 1 LOB: 1 BB: 1 P: 15	R: 0 E: 0 K: 2 S: 12	H: 1 LOB: 1 BB: 0 P: 17	R: 0 E: 0 K: 1 S: 11	H: 1 LOB: 1 BB: 0 P: 15	R: 4 E: 2 K: 2 S: 16	H: 3 LOB: 2 BB: 1 P: 28	R: 0 E: 0 K: 0 S: 11	H: 0 LOB: 2 BB: 2 P: 22	R: 0 E: 0 K: 2 S: 11	H: 1 LOB: 1 BB: 0 P: 18	R: 1 E: 0 K: 0 S: 12	H: 3 LOB: 3 BB: 2 P: 23	R: 0 E: 0 K: 0 S: 6	H: 2 LOB: 2 BB: 1 P: 13	R: 0 E: 1 K: 1 S: 7	H: 0 LOB: 3 BB: 2 P: 18	1B: 9 2B: 4 3B: 0 HR: 0	SF: 0 SAC: 0 DP: 1 HBP: 1	WP: 3 PB: 0 SB: 5 CS: 0	PA: 49
PITCHER	IP WLS BF H R ER SO BB IBB HBP BLK WP HR S P ERA WHIP																					
Pedro Astacio, R ERA: 3.57 (1, 1)	5.0 L 27 6 5 4 6 4 0 1 0 1 0 58 97 7.20 2.000																					
Steve Wilson, L ERA: 4.76 (6, 1)	1.0 6 2 1 1 2 1 0 0 0 1 0 16 28 9.00 3.000																					
Ricky Tricek, R ERA: 4.08 (7, 1)	0.2 3 2 0 0 0 0 0 0 0 0 0 5 6 0.00 3.000																					
Omar Daal, L ERA: 4.93 (7, 1)	0.1 2 0 0 0 0 1 0 0 0 0 0 2 7 0.00 3.000																					
Roger McDowell, R ERA: 2.28 (8, 1)	2.0 11 2 0 0 1 1 2 0 0 1 0 13 31 0.00 1.500																					

Chicago Cubs @ Los Angeles Dodgers
Dodger Stadium, Los Angeles, CA
Wed Sep 29 1993, 7:05 PM PDT
Att. 28,285 - Unknown - 78 F

AB	39
R	6
H	12
RBI	5
BB	9
SO	9
LOB	34



BOTTOM

Chicago Cubs @ Los Angeles Dodgers
Dodger Stadium, Los Angeles, CA

Wed Sep 29 1993, 7:05 PM PDT
Att: 28,285 - Unknown - 78 F

livebaseballscorecards.com

AB	36
R	1
H	10
RBI	1
BB	2
SO	2
LOB	17



WP:	0	PA:	38
PB:	0		
SB:	0		
CS:	0		

AB R H RBI BB SO LOB

4	0	2	0	1	1	2
5	0	2	1	0	0	5
4	0	1	0	0	0	3
4	0	0	0	0	0	1
4	0	0	0	0	1	0
4	0	2	0	0	0	0
4	1	1	0	0	0	2
3	0	1	0	0	0	1
1	0	0	0	0	0	0
1	0	0	0	0	0	2
0	0	0	0	0	0	0
0	0	0	0	0	0	0
0	0	0	0	0	0	0
0	0	0	0	0	0	0
1	0	1	0	0	0	0
0	0	0	0	1	0	0
0	0	0	0	0	0	0
0	0	0	0	1	0	0

Batter	1	2	3	4	5	6	7	8	9												
Raul Mondesi, R OBP: 0.329, SLG: 0.469 (1, 8)	2-3 K ①		0-0 2B 1B X		2-2 P3 ②		1-0 1-3 1B B X		4-1 FC5-4 BB B B B B												
Jody Reed, R OBP: 0.337, SLG: 0.353 (1, 4)	0-0 L6 ②		2-0 1-H 2B B B 1 SAFE X		1-1 FC6-4 1B C B X		3-2 L7 ③		1-2 FC5-4 ③ 1-2f												
Cory Snyder, R OBP: 0.334, SLG: 0.398 (1, 9)	1-0 1B B X		1-2 L9 ③		3-0 FC6-4 ③ 1-2f			0-1 G6-3 ①													
Eric Karros, R OBP: 0.283, SLG: 0.401 (1, 3)	1-1 P8 ③			1-0 G6-3 ①		0-0 G6-3 ①		1-1 F9 ②													
Tim Wallach, R OBP: 0.263, SLG: 0.339 (1, 5)		1-0 G5-3 ①		1-3 K ②		0-2 G6-3 ②		3-2 P3 ③													
Billy Ashley, R OBP: 0.282, SLG: 0.243 (1, 7)		3-2 1B C B B B X		0-0 G6-3 ③		3-2 G5-3 ③		0-0 G1-3 G5-3 1B X													
Carlos Hernandez, R OBP: 0.267, SLG: 0.364 (1, 2)		0-0 F8 ②			0-1 1B 1B 2B C X		0-0 G6-3 ①		3-1 G5-3 ① 1-2												
Rafael Bournigal, R OBP: 0.471, SLG: 0.529 Dave Hansen, L OBP: 0.457, SLG: 0.468 (9, PH)		0-0 G5-3 ③		1-2 1B 1B L B S X		0-0 G6-3 ②		1-0 G1-3 ②													
Pedro Astacio, R OBP: 0.161, SLG: 0.161 Jerry Brooks, R OBP: 0.250, SLG: 0.750 Steve Wilson, L OBP: 0.250, SLG: 0.250 Ricky Tricek, R OBP: 0.250, SLG: 0.250 Omar Daal, L OBP: 0.356, SLG: 0.375 Mike Sharperson, R OBP: 0.500, SLG: 0.500 Roger McDowell, R OBP: 0.500, SLG: 0.500 Henry Rodriguez, L OBP: 0.280, SLG: 0.445 (1, 1) (5, PH) (6, 1) (7, 1) (7, 1) (7, PH) (8, 1) (9, PH)			0-0 P3 ①		0-0 L9 ①		0-1 1B 1B C X		4-0 BB BB BB BB												
Inning Stats	R: 0 E: 0 K: 1 S: 9	H: 1 LOB: 1 BB: 0 P: 13	R: 0 E: 0 K: 0 S: 6	H: 1 LOB: 1 BB: 0 P: 10	R: 0 E: 0 K: 0 S: 6	H: 2 LOB: 1 BB: 0 P: 9	R: 0 E: 0 K: 1 S: 5	H: 0 LOB: 0 BB: 0 P: 7	R: 1 E: 0 K: 0 S: 12	H: 3 LOB: 2 BB: 0 P: 19	R: 0 E: 0 K: 0 S: 9	H: 0 LOB: 0 BB: 0 P: 12	R: 0 E: 0 K: 0 S: 9	H: 2 LOB: 2 BB: 0 P: 13	R: 0 E: 0 K: 0 S: 9	H: 0 LOB: 0 BB: 0 P: 13	R: 0 E: 0 K: 0 S: 8	H: 1 LOB: 3 BB: 2 P: 21	1B: 8 2B: 2 3B: 0 HR: 0	SF: 0 SAC: 0 DP: 0 HBP: 0	WP: 0 PA: 38

PITCHER	IP	WLS	BF	H	R	ER	SO	BB	IBB	HBP	BLK	WP	HR	S	P	ERA	WHIP
Greg Hibbard, L ERA: 3.96 (1, 1)	7.0	W	29	9	1	1	2	0	0	0	0	0	0	56	83	1.29	1.286
Bob Scanlan, R ERA: 4.64 (8, 1)	1.0		3	0	0	0	0	0	0	0	0	0	0	9	13	0.00	0.000
Jim Bullinger, R ERA: 4.91 (9, 1)	0.2		5	1	0	0	0	2	0	0	0	0	0	5	17	0.00	4.500
Randy Myers, L ERA: 3.19 (9, 1)	0.1	S	1	0	0	0	0	0	0	0	0	0	0	3	4	0.00	0.000

Batter	1	2	3	4	5	6	7	8	9	AB	R	H	RBI	BB	SO	LOB	TOP										
Darren Lewis, R (1, 8) OBP: 0.305, SLG: 0.327	1-3 K		1-2 2B 3B	1-1 FC6-4		0-1 P6		0-0 G3		5	1	1	0	0	1	1											
Steve Scarfone, R (1, 4) OBP: 0.288, SLG: 0.414 Todd Benzinger, S (9, PH) OBP: 0.332, SLG: 0.452	3-2 G5-3		1-1 L9	1-1 F7		1-3 K		2-3 K		4	0	0	0	0	1	2											
Will Clark, L (1, 3) OBP: 0.363, SLG: 0.427 Mike Benjamin, R (9, 4) OBP: 0.264, SLG: 0.329	1-1 1B		0-0 1B HR		1-0 2B HR		2-1 2B 1B		2-0 G4-3		5	3	4	1	0	0											
Matt Williams, R (1, 5) OBP: 0.325, SLG: 0.563	0-1 1B		1-0 HR		2-1 HR		1-1 P4		0-3 K		5	2	3	0	0	1											
Barry Bonds, L (1, 7) OBP: 0.459, SLG: 0.684	4-0 FC6-4 IBB		2-1 1-H 3-H HR		2-0 2-H 3-H HR		3-0 G3 1-H 2B				3	2	3	7	1	0											
Willie McGee, S (1, 9) OBP: 0.353, SLG: 0.389 Dave Martinez, L (3, 9) OBP: 0.315, SLG: 0.356	2-2 FC6-4		3-3 K		2-1 G3		0-1 G3		2-3 G3		2	0	0	0	0	1											
Royce Clayton, R (1, 6) OBP: 0.329, SLG: 0.372		0-0 G6-3	2-2 G4-3		1-0 P3		3-3 K				4	0	0	0	0	1											
Kirt Manwaring, R (1, 2) OBP: 0.345, SLG: 0.350		1-3 K		4-1 FC6-4 BB		1-0 P6		1-3 K		3	0	0	0	1	2	0											
John Burkett, R (1, 1) OBP: 0.173, SLG: 0.118 John Patterson, S (8, PH) OBP: 0.200, SLG: 0.400 Dave Burba, R (6, 1) OBP: 0.333, SLG: 0.353 Mark Carreon, R (8, PH) OBP: 0.373, SLG: 0.540 Michael Jackson, R (8, 1) OBP: 0.667, SLG: 1.333 Kevin Rogers, L (8, 1) Rod Beck, R (8, 1)		2-1 G6-3	2-3 K		2-3 K		2-3 K		3-2 P3		2	0	0	0	0	1											
Inning Stats	R: 0 E: 0 K: 1 S: 13	H: 2 LOB: 3 BB: 1 P: 24	R: 0 E: 0 K: 1 S: 6	H: 0 LOB: 0 BB: 0 P: 9	R: 4 E: 0 K: 1 S: 18	H: 4 LOB: 0 BB: 0 P: 28	R: 0 E: 0 K: 1 S: 8	H: 0 LOB: 1 BB: 1 P: 16	R: 3 E: 0 K: 0 S: 8	H: 3 LOB: 0 BB: 0 P: 17	R: 0 E: 0 K: 2 S: 9	H: 0 LOB: 0 BB: 0 P: 12	R: 1 E: 0 K: 1 S: 11	H: 2 LOB: 1 BB: 0 P: 20	R: 0 E: 0 K: 1 S: 8	H: 0 LOB: 0 BB: 0 P: 12	R: 0 E: 0 K: 2 S: 8	H: 0 LOB: 0 BB: 0 P: 12	1B: 5 2B: 3 3B: 1 HR: 2	SF: 0 SAC: 0 DP: 0 HBP: 0	WP: 0 PB: 0 SB: 0 CS: 0	PA: 40					
PITCHER	IP	WLS	BF	H	R	ER	SO	BB	IBB	HBP	BLK	WP	HR	S	P	ERA	WHIP										
Ramon Martinez, R (1, 1) ERA: 3.44	4.0	L	22	8	6	6	4	1	1	0	0	0	1	48	83	13.50	2.250										
Omar Daal, L (5, 1) ERA: 5.09	0.1		2	1	1	1	0	0	0	0	0	0	1	3	7	27.00	3.000										
Kip Gross, R (5, 1) ERA: 0.63	1.2		5	0	0	0	2	0	0	0	0	0	0	11	16	0.00	0.000										
Steve Wilson, L (7, 1) ERA: 4.74	2.0		8	2	1	1	2	0	0	0	0	0	0	19	32	4.50	1.000										
Roger McDowell, R (9, 1) ERA: 2.25	1.0		3	0	0	0	2	0	0	0	0	0	0	8	12	0.00	0.000										

San Francisco Giants @ Los Angeles Dodgers
 Dodger Stadium, Los Angeles, CA
 Fri Oct 01 1993, 7:05 PM PDT
 Att: 51,860 - Unknown

AB	38
R	8
H	11
RBI	8
BB	2
SO	10
LOB	10



BOTTOM

San Francisco Giants @ Los Angeles Dodgers
Dodger Stadium, Los Angeles, CA

AB 41
R 7
H 13
RBI 7
BB 2
SO 8
LOB 18



WP: 0 PA: 43
PB: 0
SB: 0
CS: 0

ERA WHIP

AB R H RBI BB SO LOB

4 1 1 0 1 1 1

4 2 2 0 1 1 3

5 3 4 3 0 0 2

5 0 2 1 0 0 2

5 1 2 3 0 0 1

5 0 0 0 0 2 3

5 0 0 0 0 3 3

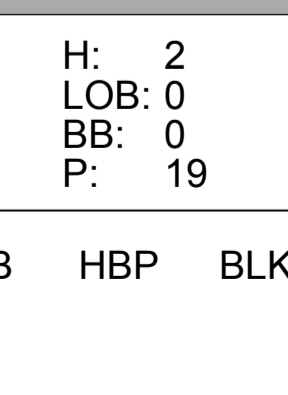
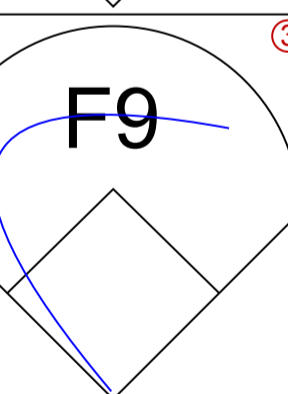
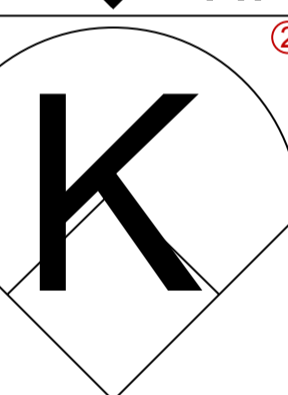
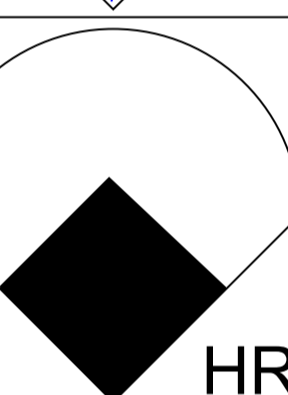
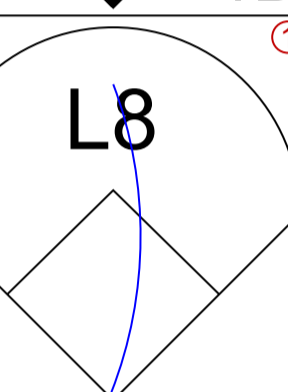
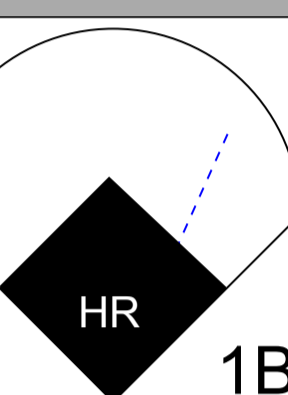
4 0 1 0 0 0 2

2 0 0 0 0 0 1
0 0 0 0 0 0 0
0 0 0 0 0 0 0
1 0 0 0 0 1 0
0 0 0 0 0 0 0
1 0 1 0 0 0 0
0 0 0 0 0 0 0

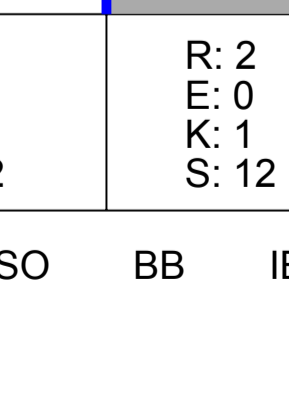
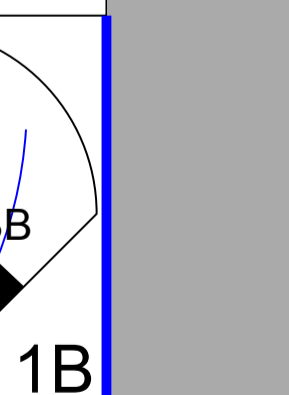
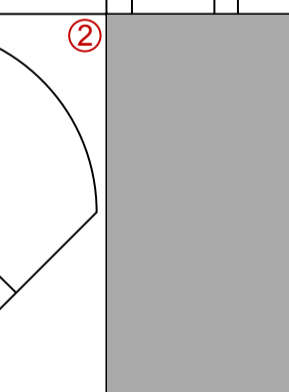
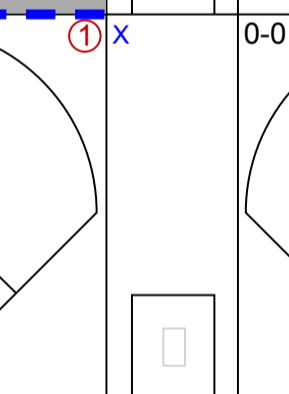
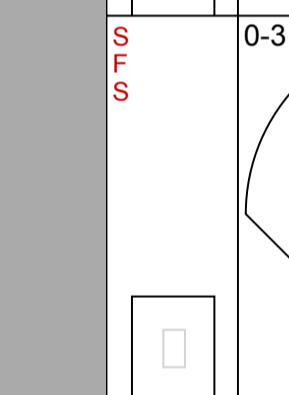
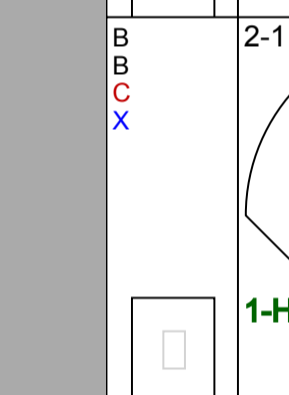
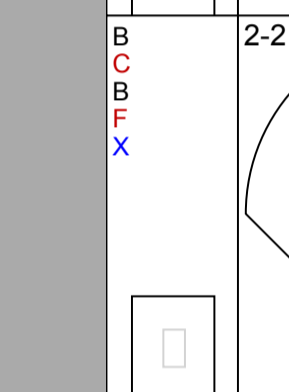
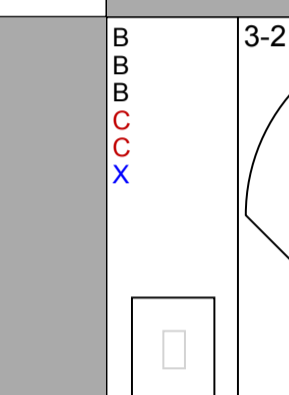
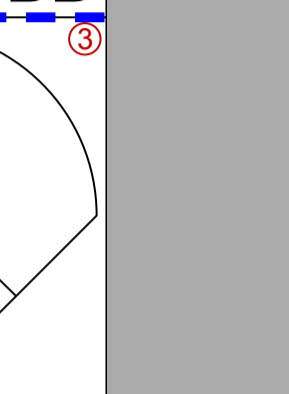

1B: 10 SF: 0
2B: 1 SAC: 0
3B: 0 DP: 0
HR: 2 HBP: 0

IP WLS BF H R ER SO BB IBB HBP BLK WP HR S P ERA WHIP

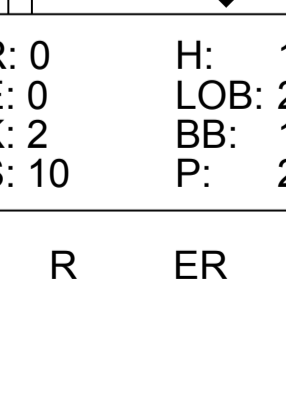
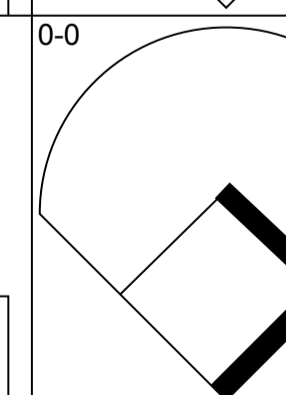
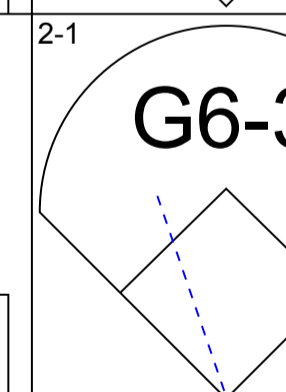
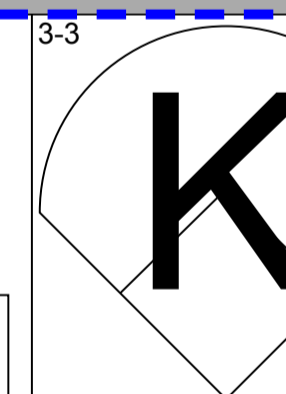
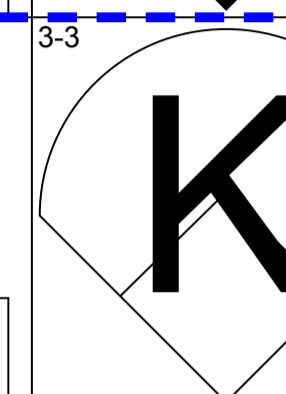
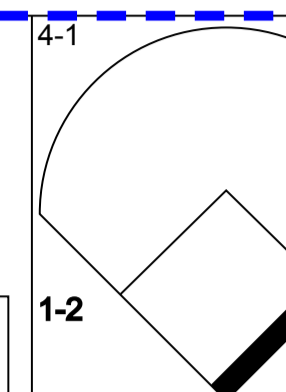
9



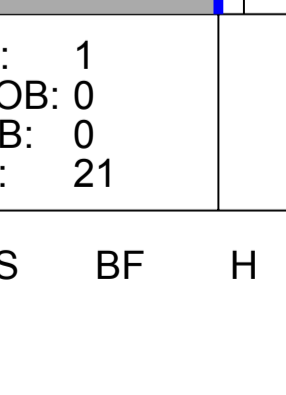
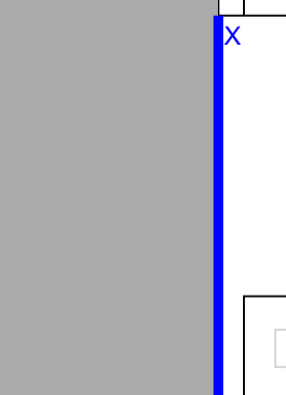
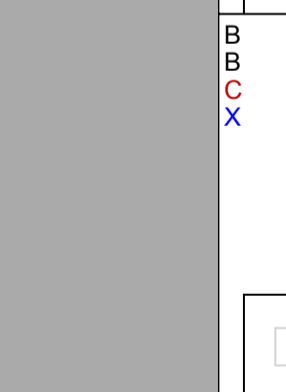

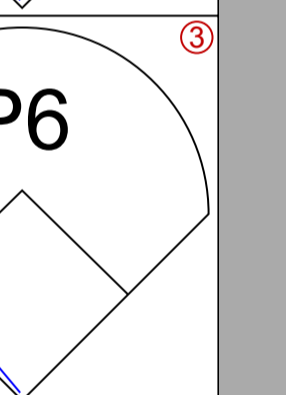
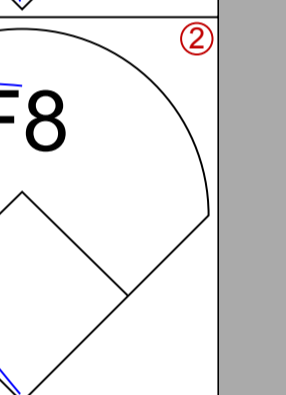
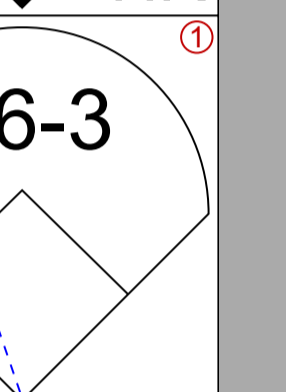



8



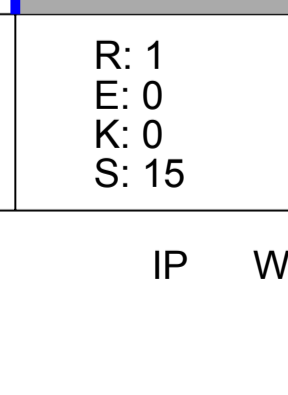


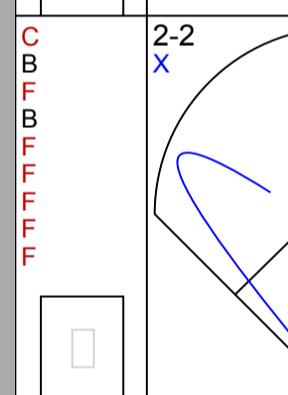
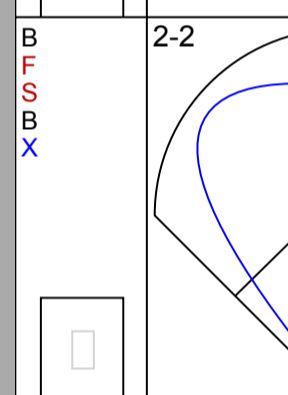
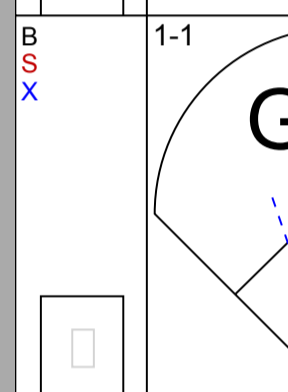
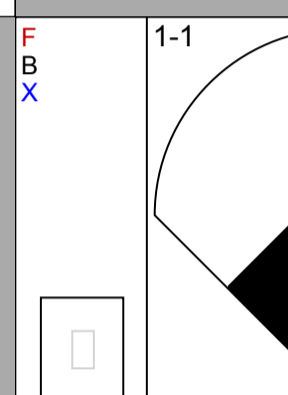


7



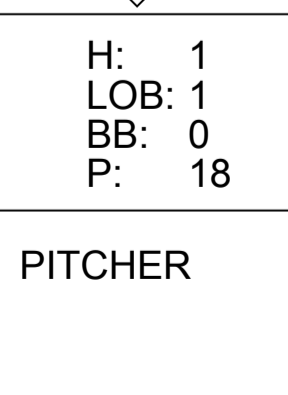
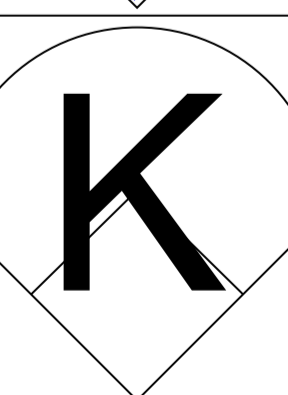
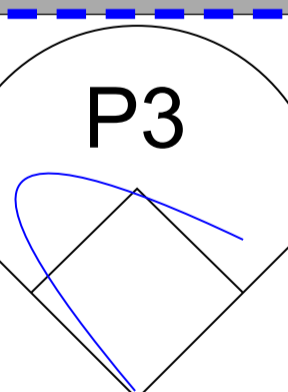
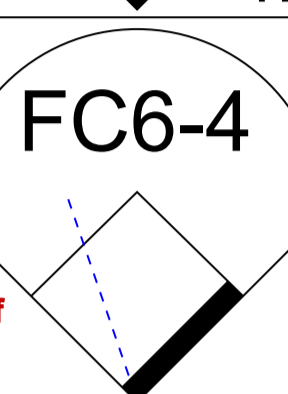
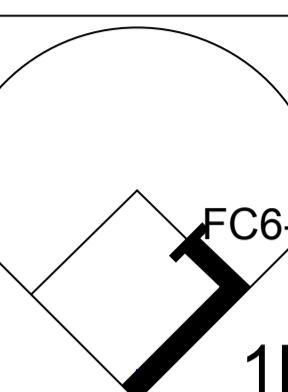
6



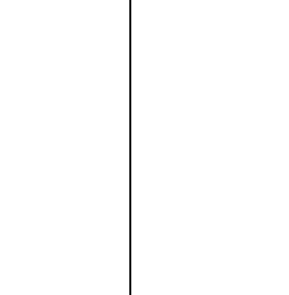
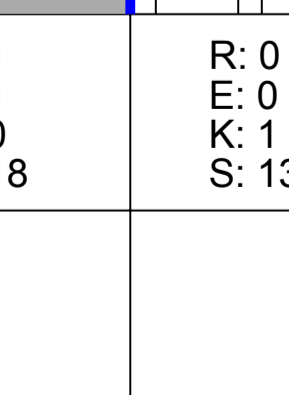
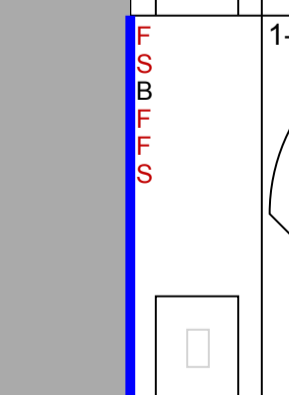
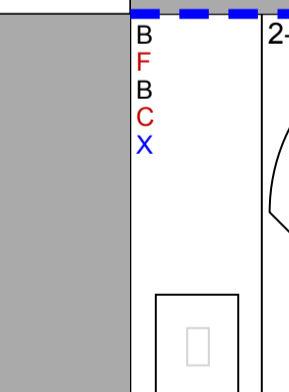
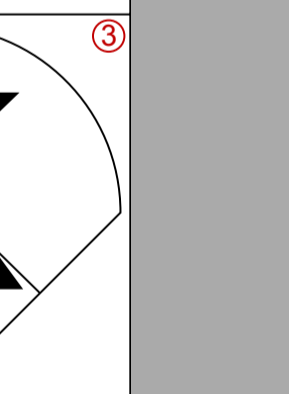
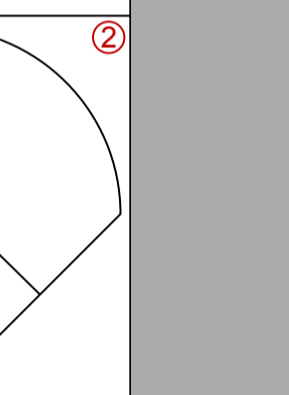
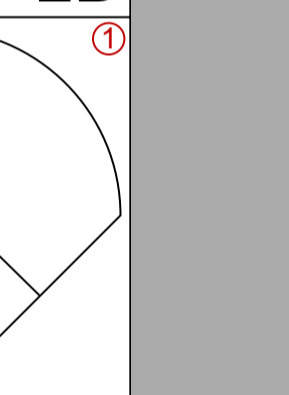
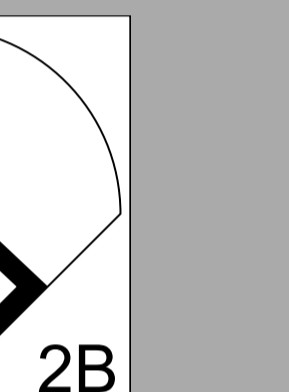
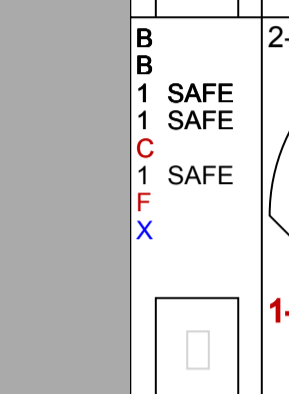
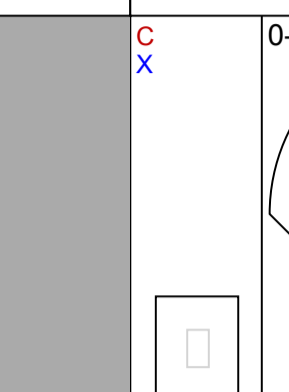
5




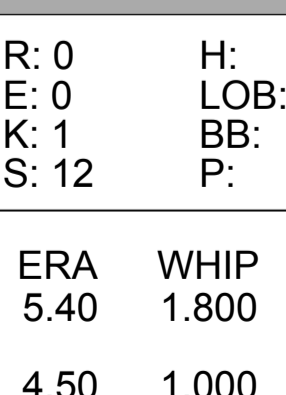
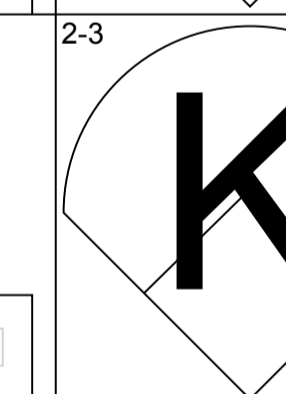
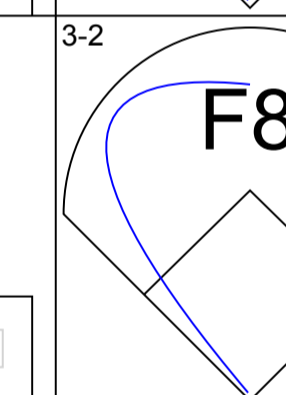
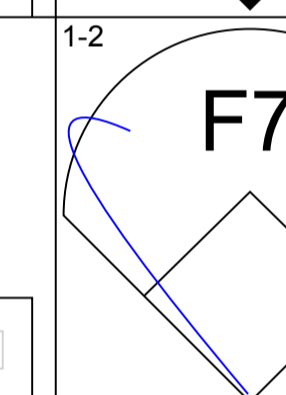
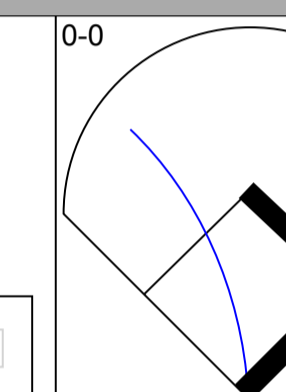
4



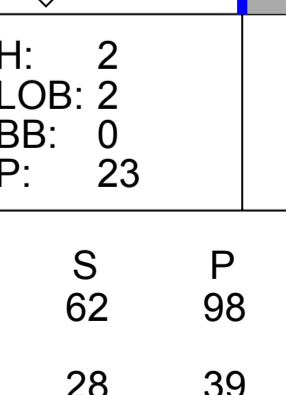
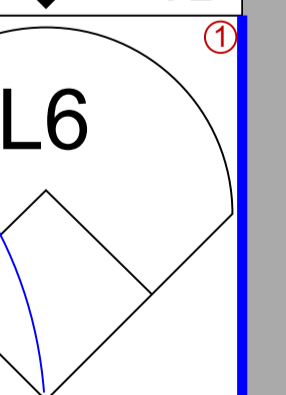
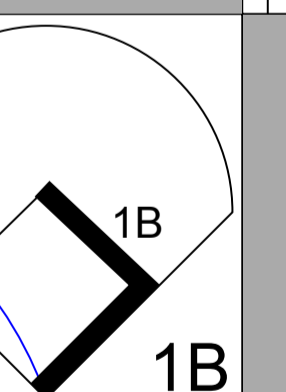

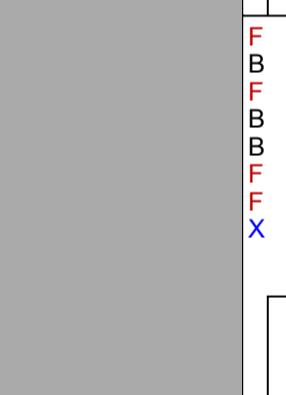
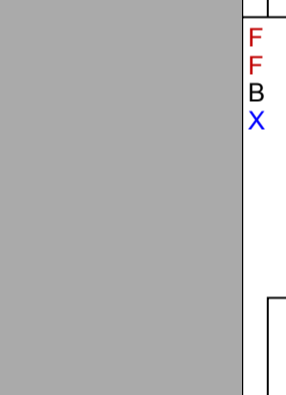

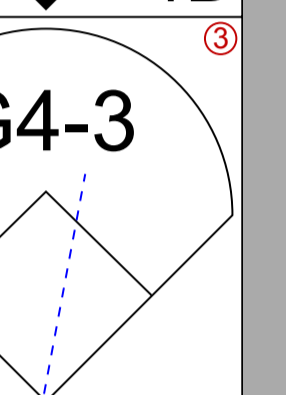
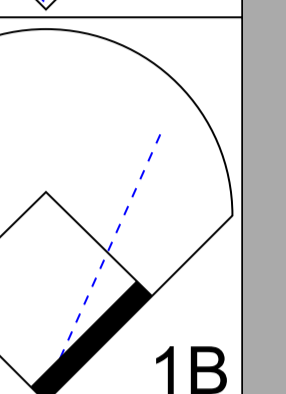

3




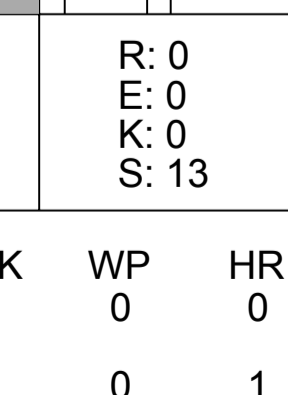
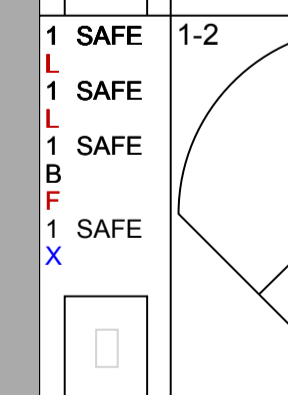
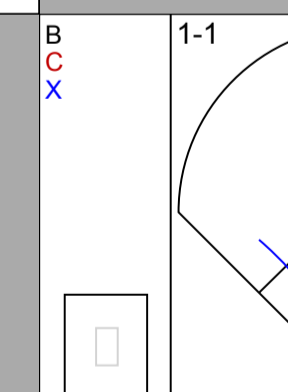
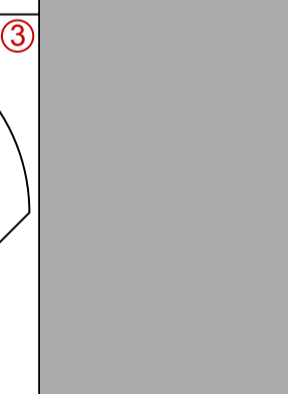
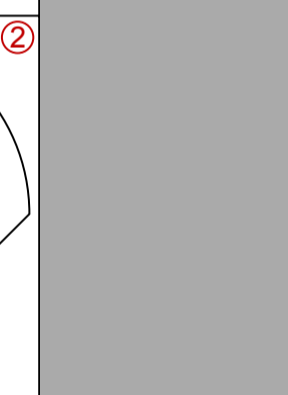
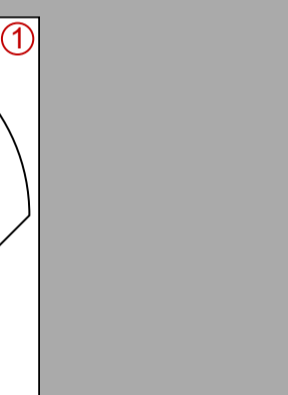
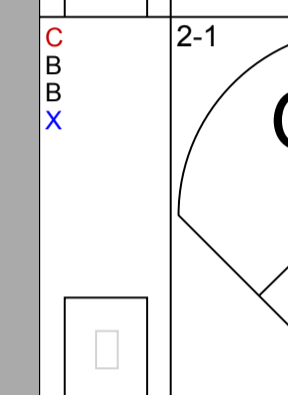
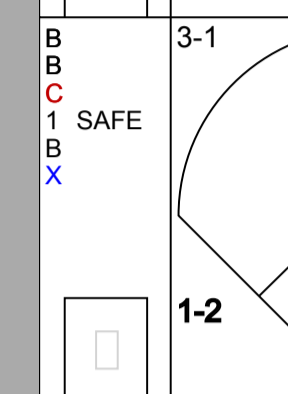
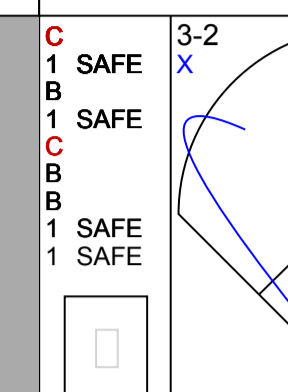
2




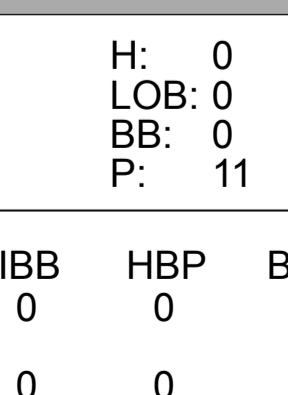
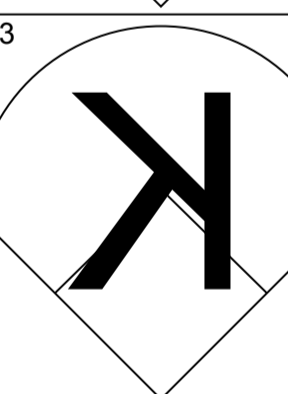
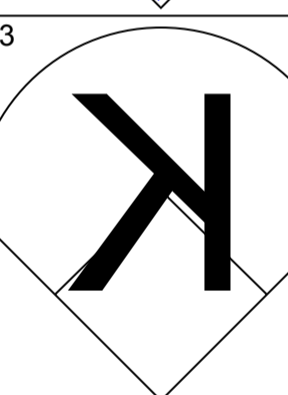
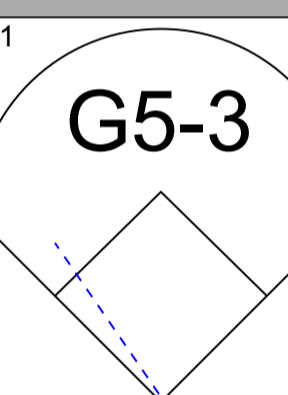
1




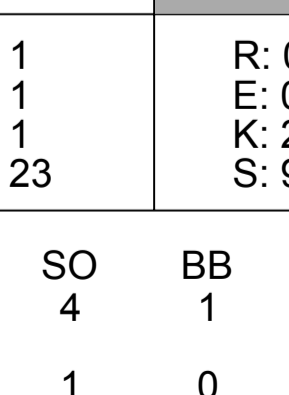
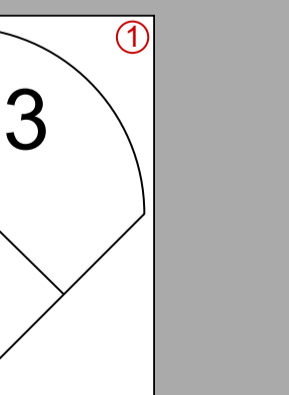
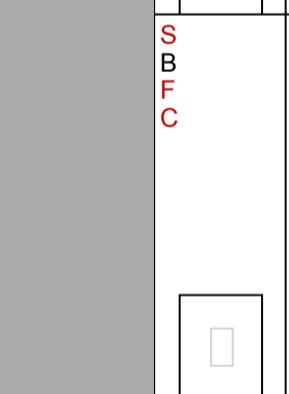
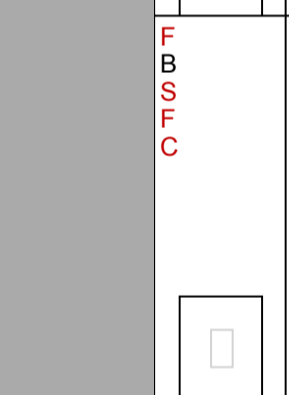
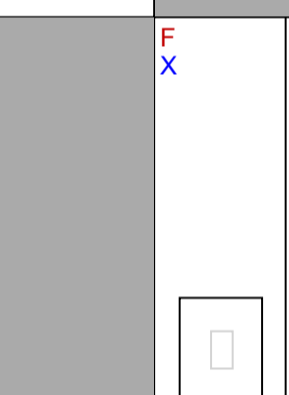
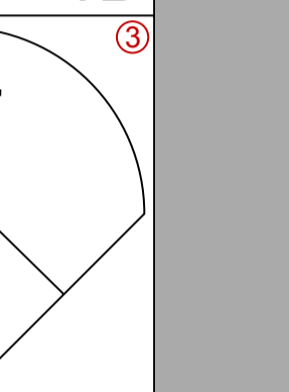
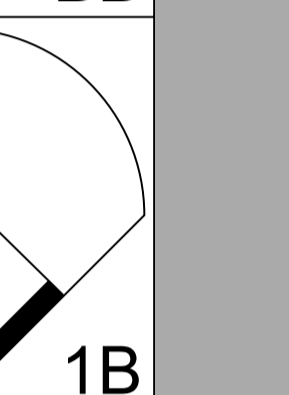
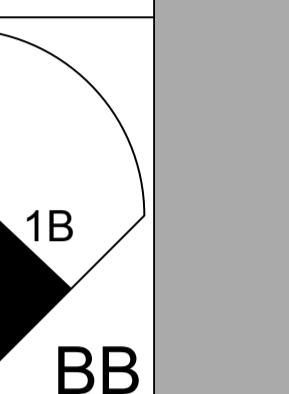

Batter




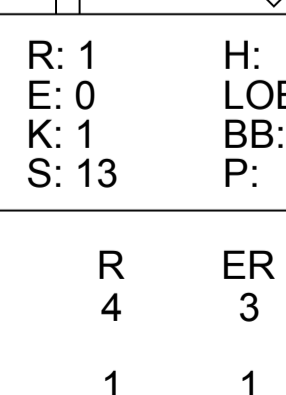
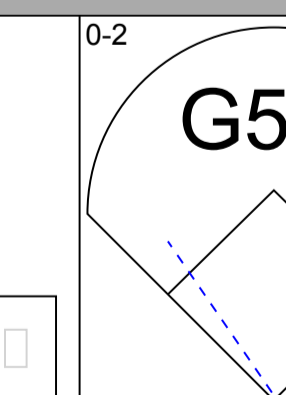
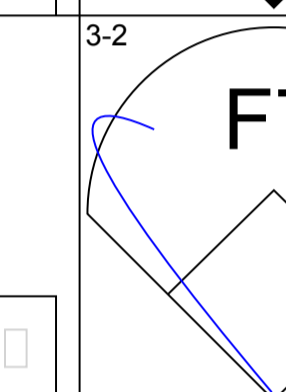
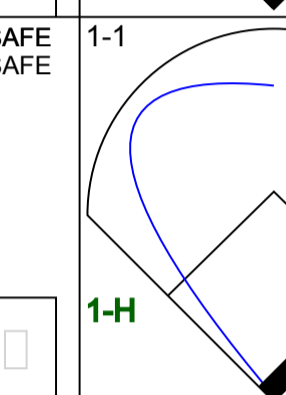
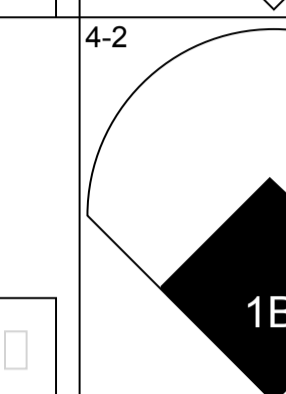
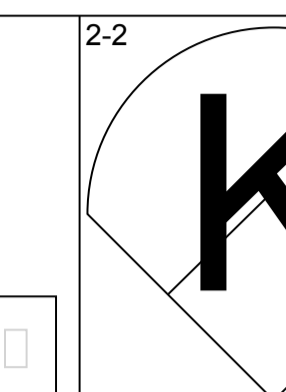
1




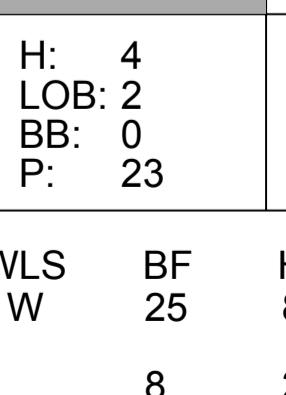

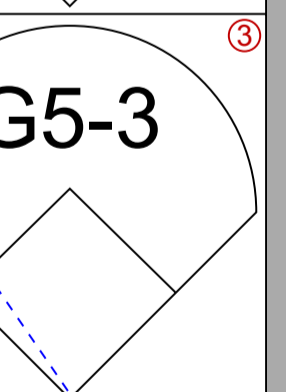
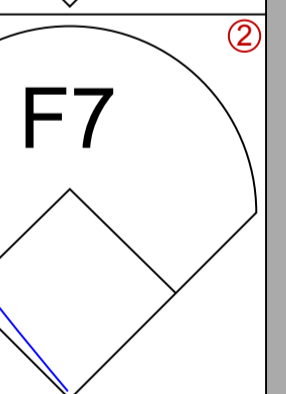
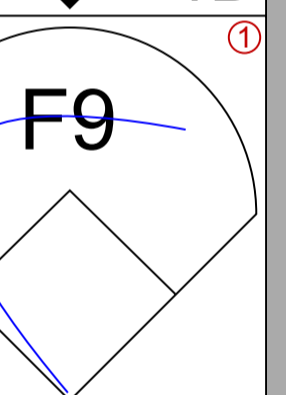
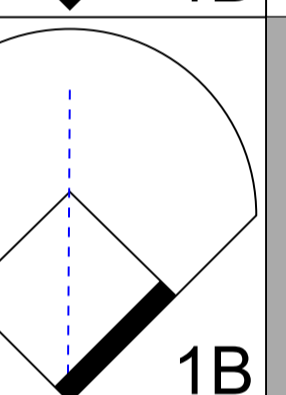
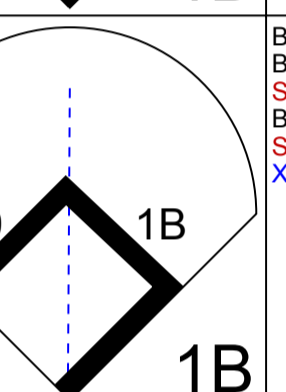
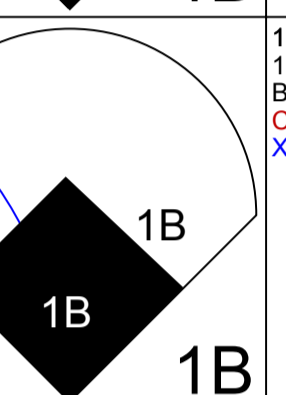
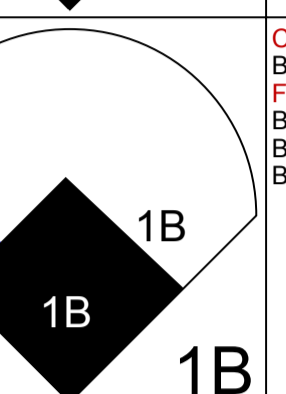
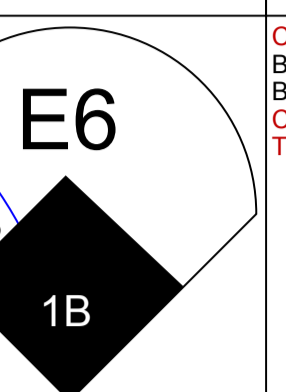
2




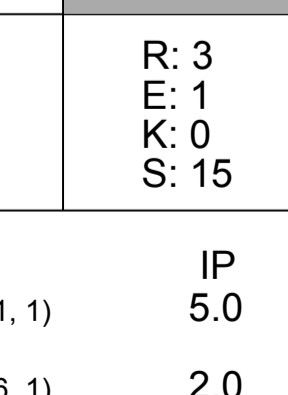
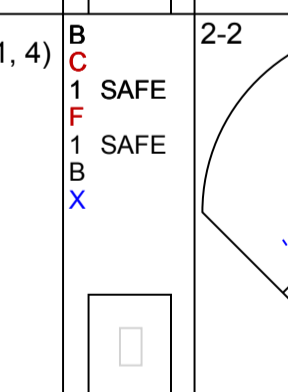
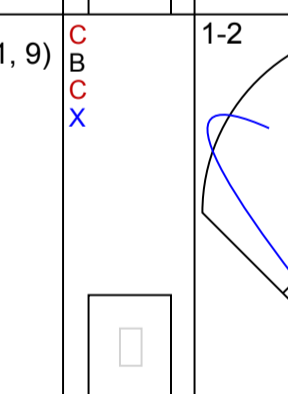
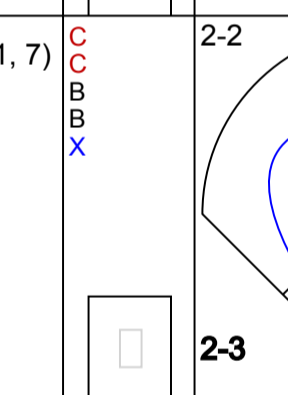
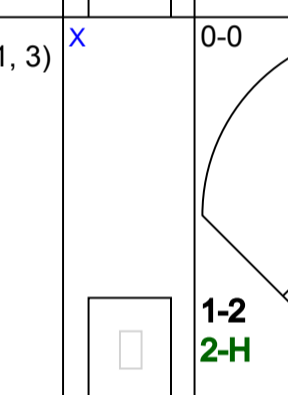
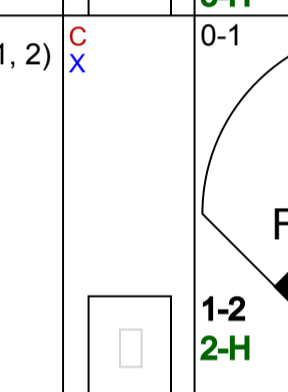
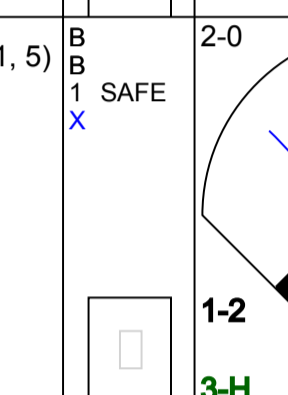
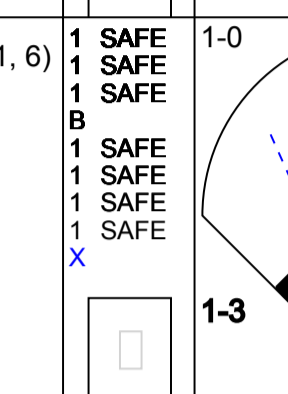
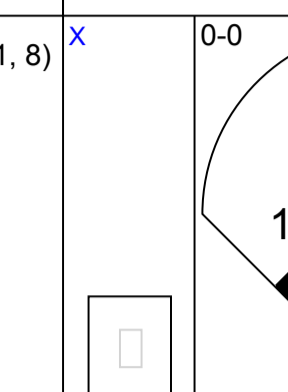
3



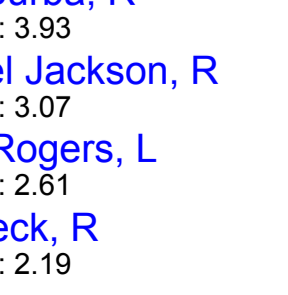
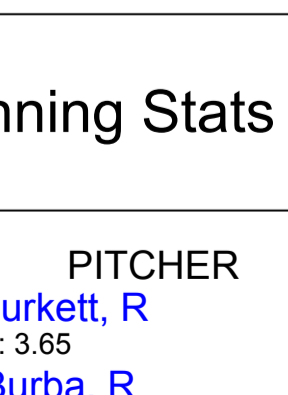
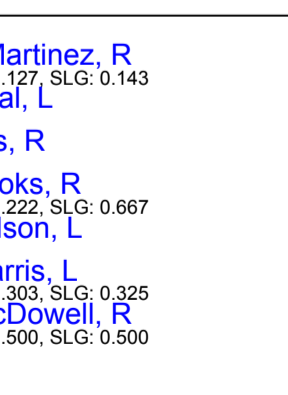
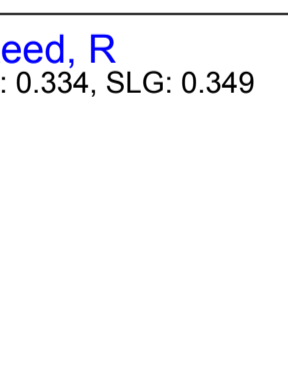
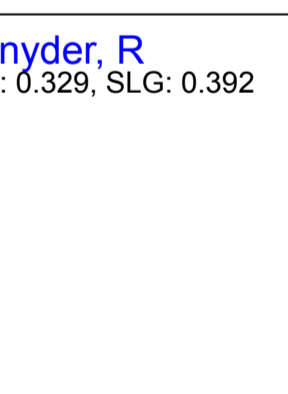
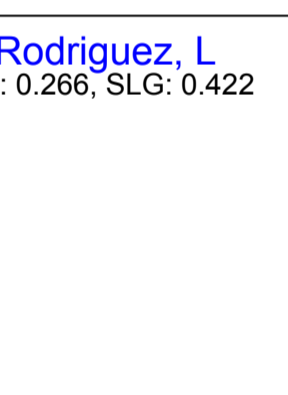
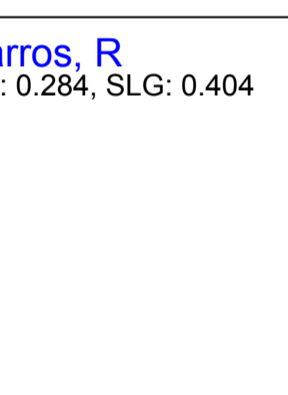
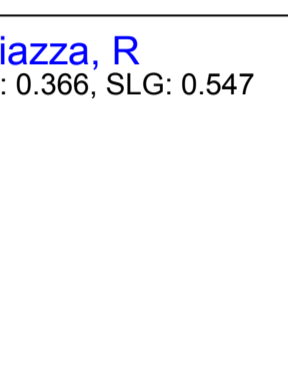
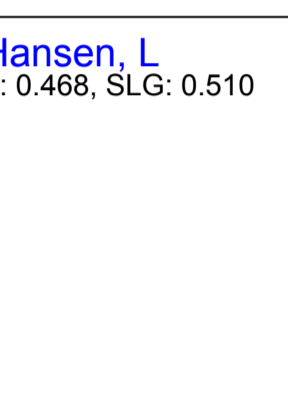
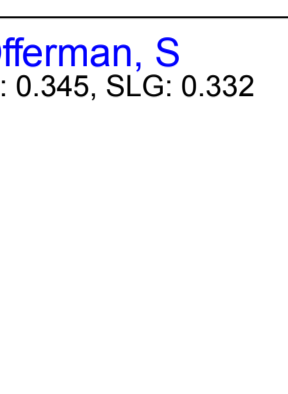
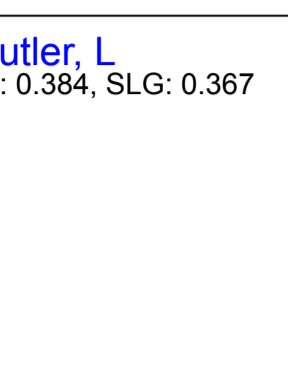
4



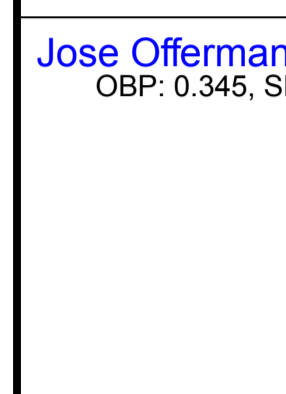
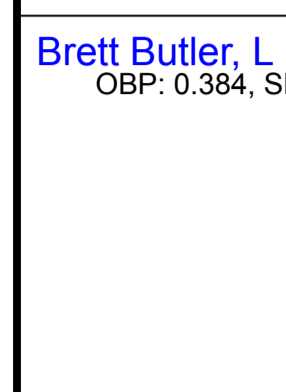
5



6



7



Batter	1	2	3	4	5	6	7	8	9	AB	R	H	RBI	BB	SO	LOB	TOP					
Darren Lewis, R (1, 8) OBP: 0.304, SLG: 0.326	1-1 G3	0-2 1B		2-1 G6-3		1-2 P4		1-0 F8		5	0	1	1	0	0	0						
Steve Scarsons, R (1, 4) OBP: 0.278, SLG: 0.398	1-0 F9	2-3 K		1-3 K2-3		3-1 G5-3			2-3 K	4	0	0	0	0	2	2						
J.R. Phillips, L (9, PH) OBP: 0.313, SLG: 0.688										1	0	0	0	0	1	0						
Mike Benjamin, R (9, 4) OBP: 0.264, SLG: 0.329										0	0	0	0	0	0	0						
Will Clark, L (1, 3) OBP: 0.367, SLG: 0.432	2-2 1B			2-0 2B		1-1 1B		2-1 IBB	2-3 K	5	2	4	0	0	1	0						
Matt Williams, R (1, 5) OBP: 0.325, SLG: 0.563	1-3 K			0-0 2B		1-0 FC1-6		1-0 F7	0-0 G5-3	5	0	2	0	0	1	2						
Barry Bonds, L (1, 7) OBP: 0.461, SLG: 0.682										1	2	0	0	3	0	2						
Dave Martinez, L (1, 9) OBP: 0.318, SLG: 0.363										4	0	2	3	0	0	4						
Royce Clayton, R (1, 6) OBP: 0.329, SLG: 0.370										3	1	0	0	1	0	6						
Jeff Reed, L (1, 2) OBP: 0.348, SLG: 0.441										2	0	0	0	1	0	5						
John Patterson, S (8, PH) OBP: 0.188, SLG: 0.375										1	0	0	0	0	0	0						
Kirt Manwaring, R (8, 2) OBP: 0.345, SLG: 0.350										0	0	0	0	0	0	0						
Bryan Hickerson, L (1, 1) OBP: 0.172, SLG: 0.143										1	0	0	1	0	0	2						
Jeff Brantley, R (3, 1) OBP: 0.107, SLG: 0.107										2	0	0	0	0	1	0						
Kevin Rogers, L (7, 1) OBP: 0.107, SLG: 0.107										1	0	0	0	0	1	0						
Michael Jackson, R (8, 1) OBP: 0.667, SLG: 1.333										0	0	0	0	0	0	0						
Rod Beck, R (8, 1) OBP: 0.667, SLG: 1.333										0	0	0	0	0	0	0						
Inning Stats	R: 0 E: 0 K: 1 S: 10	H: 1 LOB: 1 BB: 0 P: 15	R: 2 E: 0 K: 1 S: 14	H: 2 LOB: 2 BB: 2 P: 29	R: 0 E: 0 K: 0 S: 11	H: 2 LOB: 3 BB: 1 P: 19	R: 0 E: 0 K: 1 S: 8	H: 0 LOB: 0 BB: 0 P: 11	R: 1 E: 0 K: 0 S: 12	H: 2 LOB: 2 BB: 1 P: 24	R: 0 E: 0 K: 1 S: 9	H: 0 LOB: 0 BB: 0 P: 15	R: 2 E: 0 K: 0 S: 6	H: 2 LOB: 0 BB: 1 P: 16	R: 0 E: 0 K: 1 S: 5	H: 0 LOB: 0 BB: 0 P: 6	R: 0 E: 0 K: 2 S: 8	H: 0 LOB: 0 BB: 0 P: 12	1B: 6 2B: 3 3B: 0 HR: 0	SF: 0 SAC: 0 DP: 0 HBP: 0	WP: 1 PB: 0 SB: 1 CS: 0	PA: 40
PITCHER	IP	WLS	BF	H	R	ER	SO	BB	IBB	HBP	BLK	WP	HR	S	P	ERA	WHIP					
Orel Hershiser, R (1, 1) ERA: 3.59	6.1	L	33	9	5	5	4	3	2	0	0	1	0	69	127	7.11	1.895					
Kip Gross, R (7, 1) ERA: 0.6	0.2		1	0	0	0	0	0	0	0	0	0	0	1	2	0.00	0.000					
Steve Wilson, L (8, 1) ERA: 4.56	1.0		3	0	0	0	1	0	0	0	0	0	0	5	6	0.00	0.000					
Pedro Martinez, R (9, 1) ERA: 2.61	1.0		3	0	0	0	2	0	0	0	0	0	0	8	12	0.00	0.000					

San Francisco Giants @ Los Angeles Dodgers
Dodger Stadium, Los Angeles, CA

livebaseballscorecards.com

AB	35
R	5
H	9
RBI	5
BB	5
SO	7
LOB	23



Sat Oct 02 1993, 3:33 AM PDT
Att. 44,828 - Sunny - 85 F

Batter	1	2	3	4	5	6	7	8	9	AB	R	H	RBI	BB	SO	LOB
Brett Butler, L OBP: 0.386, SLG: 0.371 (1, 8)	2-2 1B		3-2 SH1-3 1B 2B		2-1 P7			3-2 2B BB 1B	1-2 G4-3	5	2	3	0	0	0	0
Jose Offerman, S OBP: 0.343, SLG: 0.330 (1, 6)	1-2 F7		1-0 SH1-3 2-3		2-2 G6-3			2-1 P4		3	0	0	0	0	0	2
Mike Piazza, R OBP: 0.369, SLG: 0.551 (1, 2)	1-3 K		1-0 L4-3 1B 3-H				1-1 CS 1B	0-2 BB 1-3 2B		4	0	3	1	0	1	1
Eric Karros, R OBP: 0.283, SLG: 0.402 (1, 3)	2-2 G6-3		1-2 L4-3				1-0 F8	4-2 BB BB		3	0	0	0	1	0	3
Tom Goodwin, L OBP: 0.333, SLG: 0.353 (8, PR) (9, 7)			1-2							0	0	0	0	0	0	0
Cory Snyder, R OBP: 0.329, SLG: 0.391 (1, 9)		0-0 1B E 1B			0-0 P8			0-3 K		4	1	1	0	0	1	4
Tim Wallach, R OBP: 0.268, SLG: 0.341 (1, 5)		1-2 FC6-4 1B			2-1			4-0 BB		2	0	2	1	1	0	0
Raul Mondesi, R OBP: 0.318, SLG: 0.452 (1, 7)		0-2 FC6-4 1B			1-0 P1			1-0 F9		3	0	0	0	0	0	3
Dave Hansen, L OBP: 0.464, SLG: 0.505 (8, PH)		1-2 FC6-4 1B			1-0 P1					1	0	0	0	0	0	3
Pedro Martinez, R (9, 1)		1-2 FC6-4 1B			1-0 P1					0	0	0	0	0	0	0
Jody Reed, R OBP: 0.333, SLG: 0.348 (1, 4)		2-1 CS 1B			0-1 P4			2-2 FC5-4 1-2		4	0	1	0	0	1	2
Orel Hershiser, R OBP: 0.373, SLG: 0.411 (1, 1)		1-2 P6			1-0 F8					2	0	0	0	0	0	2
Kip Gross, R (7, 1)										0	0	0	0	0	0	0
Mike Sharperson, R OBP: 0.299, SLG: 0.367 (7, PH)										1	0	0	0	0	0	1
Steve Wilson, L (8, 1)										0	0	0	0	0	0	0
Henry Rodriguez, L OBP: 0.265, SLG: 0.420 (9, 3)										1	0	0	0	0	1	0

Inning Stats	R: 0	H: 1	E: 0	K: 13	S: 13	H: 3	LOB: 1	BB: 0	P: 18	R: 1	H: 3	E: 1	K: 0	S: 20	R: 1	H: 2	E: 0	K: 10	S: 10	R: 0	H: 0	E: 0	K: 0	S: 5	R: 0	H: 1	E: 0	K: 0	S: 6	R: 0	H: 0	E: 0	K: 0	S: 5	R: 0	H: 1	E: 0	K: 0	S: 9	R: 1	H: 2	E: 0	K: 14	S: 14	R: 0	H: 0	E: 0	K: 10	S: 10	1B: 8	2B: 3	3B: 0	HR: 0	SF: 0	SAC: 1	DP: 1	HBP: 1	WP: 0	PA: 37
--------------	------	------	------	-------	-------	------	--------	-------	-------	------	------	------	------	-------	------	------	------	-------	-------	------	------	------	------	------	------	------	------	------	------	------	------	------	------	------	------	------	------	------	------	------	------	------	-------	-------	------	------	------	-------	-------	-------	-------	-------	-------	-------	--------	-------	--------	-------	--------

PITCHER	IP	WLS	BF	H	R	ER	SO	BB	IBB	HBP	BLK	WP	HR	S	P	ERA	WHIP
Bryan Hickerson, L ERA: 4.26 (1, 1)	2.0		10	5	2	2	1	0	0	0	0	0	0	38	48	9.00	2.500
Jeff Brantley, R ERA: 4.28 (3, 1)	4.0	W	14	3	0	0	0	0	0	1	0	0	0	23	38	0.00	0.750
Kevin Rogers, L ERA: 2.68 (7, 1)	1.1		5	1	1	1	0	0	0	0	0	0	0	12	22	6.75	0.750
Michael Jackson, R ERA: 3.05 (8, 1)	0.1		4	1	0	0	1	2	0	0	0	0	0	8	16	0.00	9.000
Rod Beck, R ERA: 2.16 (8, 1)	1.1	S	4	0	0	0	2	0	0	0	0	0	0	11	18	0.00	0.000

BOTTOM

San Francisco Giants @ Los Angeles Dodgers
Dodger Stadium, Los Angeles, CA
 Sat Oct 02 1993, 3:33 AM PDT
 Att. 44,828 - Sunny - 85 F

livebaseballscorecards.com

AB	33
R	3
H	10
RBI	2
BB	2
SO	4
LOB	21



Batter	1	2	3	4	5	6	7	8	9	AB R H RBI BB SO LOB	TOP									
Darren Lewis, R (1, 8) OBP: 0.302, SLG: 0.324	0-0 G5-3		1-2 G6-3		1-1 G3-1			1-1 G4-3		4 0 0 1 0 0 1	San Francisco Giants @ Los Angeles Dodgers Dodger Stadium, Los Angeles, CA Sun Oct 03 1993, 3:33 AM PDT Att. 54,340 - Sunny - 86 F									
Robby Thompson, R (1, 4) OBP: 0.375, SLG: 0.496	3-1 P2		0-0 F9		1-0 F8			1-3 K		4 0 0 0 0 1 1										
Will Clark, L (1, 3) OBP: 0.367, SLG: 0.432	4-1 BB			3-3 K		0-1 WP 1B		3-2 F8		3 0 1 0 1 1 0										
Matt Williams, R (1, 5) OBP: 0.325, SLG: 0.561	2-1 F9			0-1 FC3-6 1B		2-0 L9		3-1 G5-3		4 0 1 0 0 0 2										
Barry Bonds, L (1, 7) OBP: 0.458, SLG: 0.677		0-3 K		0-0 FC3-6 FC6 1-2f		1-3 K 1-2		1-1 F8		4 0 0 0 0 2 2										
Dave Martinez, L (1, 9) OBP: 0.317, SLG: 0.361		2-2 1B 1B		1-1 FC6 1-2f		1-0 P3		0-0 F7		4 0 1 0 0 0 2										
Royce Clayton, R (1, 6) OBP: 0.331, SLG: 0.372		0-1 G6-4-3 1B			1-1 SH2-4 G3-1 1B 1B		0-0 P2			3 1 2 0 0 0 0										
Kirt Manwaring, R (1, 2) OBP: 0.345, SLG: 0.350		0-0 G6-4-3 1-2f			0-2 G3-1 SH2-4 1B		2-2 F8			3 0 1 0 0 0 2										
Salomon Torres, R (1, 1) OBP: 0.231, SLG: 0.231			2-3 K		1-1 SH2-4		1-1 F8			1 0 0 0 0 0 1 0										
Trevor Wilson, L (4, 1) OBP: 0.194, SLG: 0.241										0 0 0 0 0 0 0 0										
Dave Burba, R (5, 1) OBP: 0.333, SLG: 0.353										0 0 0 0 0 0 0 0										
Michael Jackson, R (6, 1) OBP: 0.697, SLG: 1.333										0 0 0 0 0 0 0 0										
Jeff Reed, L (7, PH) OBP: 0.346, SLG: 0.437										1 0 0 0 0 0 0 0										
Scott Sanderson, R (7, 1) OBP: 1.000, SLG: 1.000										0 0 0 0 0 0 0 0										
Dave Righetti, L (8, 1) OBP: 1.000, SLG: 1.000										0 0 0 0 0 0 0 0										
Jim Deshaies, L (8, 1)										0 0 0 0 0 0 0 0										
Inning Stats	R: 0 E: 0 K: 0 S: 6	H: 0 LOB: 1 BB: 1 P: 15	R: 0 E: 0 K: 1 S: 9	H: 2 LOB: 1 BB: 0 P: 11	R: 0 E: 0 K: 1 S: 7	H: 0 LOB: 0 BB: 0 P: 10	R: 0 E: 0 K: 1 S: 10	H: 1 LOB: 1 BB: 0 P: 14	R: 0 E: 0 K: 1 S: 7	H: 1 LOB: 1 BB: 0 P: 11	R: 0 E: 0 K: 0 S: 6	H: 0 LOB: 0 BB: 0 P: 9	R: 0 E: 0 K: 1 S: 8	H: 0 LOB: 0 BB: 0 P: 13	R: 0 E: 0 K: 0 S: 5	H: 0 LOB: 0 BB: 0 P: 9	1B: 6 2B: 0 3B: 0 HR: 0	SF: 0 SAC: 1 DP: 1 HBP: 0	WP: 1 PB: 0 SB: 0 CS: 0	PA: 33
PITCHER Kevin Gross, R (1, 1) ERA: 4.14	IP 9.0 WLS W BF 33 H 6 R 1 ER 1 SO 5 BB 1 IBB 0 HBP 0 BLK 0 WP 1 HR 0 S 68 P 106 ERA 1.00 WHIP 0.778																			

livebaseballscorecards.com

AB	31
R	1
H	6
RBI	1
BB	1
SO	5
LOB	10



Batter	1	2	3	4	5	6	7	8	9	AB	R	H	RBI	BB	SO	LOB
Brett Butler, L OBP: 0.387, SLG: 0.371 (1, 8)	4-0 G4-3 SH1-3 BB		0-0 SH5-3	4-2 1B BB		2-3 K				3	0	1	0	2	1	2
Jose Offerman, S OBP: 0.346, SLG: 0.331 (1, 6)	0-1 SH1-3		0-1 G3	3-2 L9-4-3 1B		4-0 1B BB		4-2 1B BB		2	2	1	1	2	0	1
Dave Hansen, L OBP: 0.465, SLG: 0.505 Tim Wallach, R OBP: 0.271, SLG: 0.342 (4, PH) (5, 5)	0-0 G4-3		3-1 BB 2B 1B	1-0 L9-4-3		4-1 1B BB		0-0 1B		2	1	1	1	0	0	1
Lenny Harris, L OBP: 0.303, SLG: 0.325 (9, 5)	2-3		3-H	1-2		1-2 BB		1-2 HR		0	0	0	0	0	0	0
Mike Piazza, R OBP: 0.370, SLG: 0.561 Carlos Hernandez, R OBP: 0.267, SLG: 0.364 (1, 2) (9, 2)	1-1 F9		4-1 2B BB			1-2 L7		1-1 HR		4	2	2	4	1	0	3
Eric Karros, R OBP: 0.287, SLG: 0.409 (1, 3)			0-0 2B			4-0 HR BB		0-1 HR		4	2	3	2	1	1	0
Henry Rodriguez, L OBP: 0.266, SLG: 0.415 Raul Mondesi, R OBP: 0.322, SLG: 0.488 (1, 7) (6, 7)	1-0 F7		4-0 IBB			0-0 P6		0-0 HR		2	0	0	0	1	0	1
Cory Snyder, R OBP: 0.331, SLG: 0.397 (1, 9)	1-2 FC6-4 1B		1-1 F9			0-0 HR		4-0 HR		2	1	1	2	0	1	2
Jody Reed, R OBP: 0.333, SLG: 0.346 Rafael Bournigal, R OBP: 0.500, SLG: 0.556 (8, PH) (9, 4)	0-1 FC6-4					2-1 P3		0-0 WP 1B		3	1	0	0	1	0	1
Kevin Gross, R OBP: 0.271, SLG: 0.281 (1, 1)	1-2		1-1 G3 SH5-3 1B			2-3 K		0-3 K		1	0	1	0	0	0	0

Inning Stats	R: 0	H: 0	E: 0	K: 5	S: 5	H: 0	LOB: 1	BB: 1	P: 10	R: 0	H: 1	E: 0	K: 1	S: 12	R: 2	H: 3	E: 0	K: 0	S: 11	R: 1	H: 1	E: 0	K: 0	S: 7	R: 3	H: 2	E: 0	K: 1	S: 8	R: 1	H: 1	E: 0	K: 2	S: 18	R: 0	H: 0	E: 0	K: 1	S: 9	R: 5	H: 6	E: 0	K: 1	S: 15	1B: 8	2B: 2	3B: 1	HR: 4	SF: 0	SAC: 3	DP: 1	HBP: 0	WP: 1	PB: 0	SB: 0	CS: 0	PA: 46
--------------	------	------	------	------	------	------	--------	-------	-------	------	------	------	------	-------	------	------	------	------	-------	------	------	------	------	------	------	------	------	------	------	------	------	------	------	-------	------	------	------	------	------	------	------	------	------	-------	-------	-------	-------	-------	-------	--------	-------	--------	-------	-------	-------	-------	--------

PITCHER	IP	WLS	BF	H	R	ER	SO	BB	IBB	HBP	BLK	WP	HR	S	P	ERA	WHIP
Salomon Torres, R ERA: 4.03 (1, 1)	3.1	L	20	5	3	3	1	4	1	0	0	0	0	34	68	8.10	2.700
Trevor Wilson, L ERA: 3.6 (4, 1)	0.2		1	0	0	0	0	0	0	0	0	0	1	2	0.00	0.000	
Dave Burba, R ERA: 4.25 (5, 1)	1.1		9	2	4	4	2	3	0	0	0	0	2	14	32	27.00	3.750
Michael Jackson, R ERA: 3.03 (6, 1)	0.2		3	1	0	0	1	0	0	0	0	0	0	12	15	0.00	1.500
Scott Sanderson, R ERA: 4.21 (7, 1)	1.0		3	0	0	0	1	0	0	0	0	0	0	9	13	0.00	0.000

BOTTOM

San Francisco Giants @ Los Angeles Dodgers
Dodger Stadium, Los Angeles, CA
 Sun Oct 03 1993, 3:33 AM PDT
 Att: 54,340 - Sunny - 86 F

livebaseballscorecards.com

AB 33
R 12
H 14
RBI 12
BB 10
SO 6
LOB 18

