






Los Angeles Dodgers - 1993


Batter	1	2	3	4	5	6	7	8	9	AB	R	H	RBI	BB	SO	LOB	TOP					
Jose Offerman, S OBP: 0.300, SLG: 0.125	3-3 K	4-0 BB		2-2 F7			2-1 G1-3		0-1 B1-4	4	0	0	0	1	1	3	Los Angeles Dodgers @ Florida Marlins Joe Robbie Stadium, Miami, FL Tue Apr 06 1993, 7:05 PM EDT Att: 42,689 - Unknown - 78 F livebaseballscorecards.com AB 32 R 4 H 8 RBI 4 BB 6 SO 6 LOB 15 					
Brett Butler, L OBP: 0.333, SLG: 0.286	4-1 BB	3-2 F8		1-0 F7			1-2 BLK 2B		4-1 BB BB	3	0	1	1	2	0	3						
Darryl Strawberry, L OBP: 0.300, SLG: 0.250	0-2 P6		1-1 F7		1-1 G4-3		2-2 P3		4-1 BB BB	4	0	0	0	1	0	2						
Eric Davis, R OBP: 0.222, SLG: 0.250	3-1 G5-3		4-2 1B SF4 BB		1-1 G1-3		1-2 G6-3		3-3 K	4	1	0	0	1	1	5						
Tim Wallach, R OBP: 0.375, SLG: 0.750		0-1 1B SF7 1B	0-1 2B		0-0 P3			1-1 G6-3		4	2	2	0	0	0	0						
Eric Karros, R OBP: 0.250, SLG: 0.333	2-3 K	0-1 1B	0-1 SF4 1B		2-1 L5			2-3 K		3	0	0	1	0	2	1						
Mike Piazza, R OBP: 0.375, SLG: 0.500	0-1 BB 1B	1-2 1B	3-H 1-2 2B		1-2 F8			3-2 G5-3		4	0	2	1	0	0	0						
Jody Reed, R OBP: 0.500, SLG: 0.429	2-2 BB 1B	1-2 2-3 1B	3-2 L5		2-3 K			4-2 BB 1B BB		3	0	1	0	1	1	1						
Ramon Martinez, R OBP: 1.000, SLG: 1.000	2-1 SF7		1-3 K				3-2 G1-3 2B 1B		2-1 B1-4 1B	1	0	0	1	0	1	0						
Mitch Webster, S OBP: 1.000, SLG: 1.000										1	1	1	0	0	0	0						
Jim Gott, R OBP: 1.000, SLG: 1.000										0	0	0	0	0	0	0						
Lenny Harris, L OBP: 1.000, SLG: 1.000										1	0	1	0	0	0	0						
Todd Worrell, R OBP: 1.000, SLG: 1.000										0	0	0	0	0	0	0						
Inning Stats	R: 0 E: 0 K: 1 S: 10	H: 0 LOB: 1 BB: 1 P: 20	R: 1 E: 0 K: 1 S: 17	H: 3 LOB: 3 BB: 1 P: 30	R: 2 E: 0 K: 0 S: 17	H: 2 LOB: 1 BB: 1 P: 26	R: 0 E: 0 K: 1 S: 8	H: 0 LOB: 0 BB: 0 P: 12	R: 0 E: 0 K: 1 S: 9	H: 0 LOB: 0 BB: 0 P: 14	R: 1 E: 0 K: 0 S: 17	H: 2 LOB: 1 BB: 0 P: 26	R: 0 E: 0 K: 1 S: 10	H: 0 LOB: 0 BB: 0 P: 16	R: 0 E: 0 K: 1 S: 12	H: 1 LOB: 3 BB: 3 P: 28	1B: 6 2B: 3 3B: 0 HR: 0	SF: 2 SAC: 0 DP: 1 HBP: 0	WP: 0 PB: 0 SB: 0 CS: 0	PA: 40		
PITCHER	IP WLS BF H R ER SO	IP WLS BF H R ER SO	IP WLS BF H R ER SO	IP WLS BF H R ER SO	IP WLS BF H R ER SO	IP WLS BF H R ER SO	IP WLS BF H R ER SO	IP WLS BF H R ER SO	IP WLS BF H R ER SO	IP WLS BF H R ER SO	IP WLS BF H R ER SO	IP WLS BF H R ER SO	IP WLS BF H R ER SO	IP WLS BF H R ER SO	IP WLS BF H R ER SO	IP WLS BF H R ER SO	ERA WHIP	ERA WHIP				
Jack Armstrong, R ERA: 5.68	6.1 L 28 6 4 4 4																5.68 1.421					
Bob McClure, L ERA: 0.00	0.1 2 1 0 0 0																0.00 3.000					
Richie Lewis, R ERA: 0.00	0.1 1 0 0 0 0																0.00 0.000					
Luis Aquino, R ERA: 0.00	1.2 8 1 0 0 1																0.00 2.400					
Trevor Hoffman, R ERA: 0.00	0.1 1 0 0 0 1																0.00 0.000					
Batter	1	2	3	4	5	6	7	8	9	AB	R	H	RBI	BB	SO	LOB	BOTTOM					
Scott Pose, L OBP: 0.333, SLG: 0.444	1-1 CS 1B		3-2 2B		1-3 K		3-1 G5-3			4	0	2	0	0	1	0	Los Angeles Dodgers @ Florida Marlins Joe Robbie Stadium, Miami, FL Tue Apr 06 1993, 7:05 PM EDT Att: 42,689 - Unknown - 78 F livebaseballscorecards.com AB 31 R 2 H 8 RBI 2 BB 5 SO 13 LOB 15 					
Bret Barberie, S OBP: 0.625, SLG: 0.400	2-3 K		4-1 G4-3 BB		4-0 BB			4-0 FC4 BB		1	0	0	0	3	1	1						
Junior Felix, S OBP: 0.250, SLG: 0.375	3-1 1B 2B		3-2 G4-3		1-3 K		1-1 FC4		4-1 1 0 0 1 4	4	1	1	0	0	1	4						
Orestes Destrade, S OBP: 0.250, SLG: 0.375	1-0 2H 1B		1-0 F8		3-3 K		1-3 K		4-0 1 1 1 0 2 2	4	0	1	1	0	2	2						
Dave Magadan, L OBP: 0.375, SLG: 0.167	3-1 F7		4-2 1B 1B BB		4-2 CS BB		1-3 K		2 1 0 0 2 1 2	2	1	0	0	2	1	2						
Benito Santiago, R OBP: 0.250, SLG: 0.250		0-3 K	1-0 F7		3-3 K		1-2 K		4 0 0 0 0 3 2	4	0	0	0	0	3	2						
Jeff Conine, R OBP: 0.750, SLG: 0.750		0-3 K	0-0 1B 1B		1-2 P4				4 0 2 0 0 1 0	4	0	2	0	0	1	0						
Walt Weiss, S OBP: 0.625, SLG: 0.857		3-2 G6-3	3-2 1B		0-1 G4-3				4 0 2 1 0 0 0	4	0	2	1	0	0	0						
Jack Armstrong, R ERA: 3.0			0-3 K		1-3 K				2 0 0 0 0 0 2 2	2	0	0	0	0	2	2						
Bob McClure, R ERA: 0.00									0 0 0 0 0 0 0 0	0	0	0	0	0	0	0						
Richie Lewis, R ERA: 0.00									0 0 0 0 0 0 0 0	0	0	0	0	0	0	0						
Chuck Carr, S ERA: 0.00									1 0 0 0 0 0 0 0	1	0	0	0	0	0	0						
Luis Aquino, R ERA: 0.00									0 0 0 0 0 0 0 0	0	0	0	0	0	0	0						
Trevor Hoffman, R ERA: 0.00									1 0 0 0 0 0 0 0	1	0	0	0	0	0	0						
Greg Britley, L ERA: 0.00									1 0 0 0 0 0 0 0	1	0	0	0	0	0	2						
Inning Stats	R: 1 E: 0 K: 1 S: 10	H: 3 LOB: 0 BB: 0 P: 20	R: 0 E: 0 K: 2 S: 11	H: 0 LOB: 0 BB: 0 P: 14	R: 0 E: 0 K: 1 S: 11	H: 1 LOB: 1 BB: 1 P: 21	R: 1 E: 0 K: 1 S: 11	H: 2 LOB: 2 BB: 1 P: 20	R: 0 E: 0 K: 3 S: 9	H: 0 LOB: 1 BB: 1 P: 18	R: 0 E: 0 K: 1 S: 9	H: 0 LOB: 0 BB: 0 P: 17	R: 0 E: 0 K: 1 S: 8	H: 0 LOB: 0 BB: 0 P: 12	R: 0 E: 0 K: 2 S: 9	H: 0 LOB: 1 BB: 1 P: 16	R: 0 E: 0 K: 1 S: 7	H: 2 LOB: 1 BB: 0 P: 8	1B: 6 2B: 3 3B: 0 HR: 0	SF: 0 SAC: 0 DP: 3 HBP: 0	WP: 0 PB: 0 SB: 0 CS: 2	PA: 36
PITCHER	IP WLS BF H R ER SO	IP WLS BF H R ER SO	IP WLS BF H R ER SO	IP WLS BF H R ER SO	IP WLS BF H R ER SO	IP WLS BF H R ER SO	IP WLS BF H R ER SO	IP WLS BF H R ER SO	IP WLS BF H R ER SO	IP WLS BF H R ER SO	IP WLS BF H R ER SO	IP WLS BF H R ER SO	IP WLS BF H R ER SO	IP WLS BF H R ER SO	IP WLS BF H R ER SO	IP WLS BF H R ER SO	ERA WHIP	ERA WHIP				
Ramon Martinez, R ERA: 3.0	6.0 W 25 6 2 2 9																3.00 1.667					
Jim Gott, R ERA: 0.00	2.0 7 0 0 0 3																0.00 0.500					
Todd Worrell, R ERA: 0.00	1.0 S 4 2 0 0 1																0.00 2.000					

Batter	1	2	3	4	5	6	7	8	9	AB	R	H	RBI	BB	SO	LOB	TOP					
Jose Offerman, S OBP: 0.286, SLG: 0.167	G5-3	G6-4-3		K			G6-3		SH1-4	4	0	1	0	0	1	0	Los Angeles Dodgers @ Florida Marlins Joe Robbie Stadium, Miami, FL Wed Apr 07 1993, 7:05 PM EDT Att: 41,552 - Unknown - 68 F					
Brett Butler, L OBP: 0.429, SLG: 0.300	BB 1B	G6-4-3			F7		WP S BB		WP BB 1B	3	1	1	0	2	0	2						
Darryl Strawberry, L OBP: 0.429, SLG: 0.111	1B 1B BB		G3 1B		G1-6-3		WP BB		WP BB	2	1	1	0	3	0	0						
Eric Davis, R OBP: 0.286, SLG: 0.308	1B		G3 1B		G4-3		K		F9	5	1	2	1	0	1	4						
Tim Wallach, R OBP: 0.308, SLG: 0.538	1B		G3			F7	K		F9	5	0	1	0	0	1	6						
Eric Karros, R OBP: 0.250, SLG: 0.300	K		2H 3H 0-2 1B		G6-3			F7		4	0	1	2	0	1	3						
Mike Piazza, R OBP: 0.333, SLG: 0.417	G5-3		F7			1B	G5-3			4	0	1	0	0	0	3						
Jody Reed, R OBP: 0.500, SLG: 0.400		1B SH1-4 1B		P6		1B	G6-3			3	0	1	0	1	0	0						
Kevin Gross, R		SH1-4		K						2	0	0	0	0	1	2						
Jim Gott, R							F8		1B SH1-4 WP BB	0	0	0	0	0	0	0						
Mitch Webster, S OBP: 1.000, SLG: 1.000										0	0	0	0	0	0	0						
Todd Worrell, R										0	0	0	0	0	0	0						
Roger McDowell, R										0	0	0	0	0	0	0						
Inning Stats	R: 1 E: 0 K: 1 S: 15	H: 2 LOB: 3 BB: 2 P: 29	R: 0 E: 0 K: 0 S: 6	H: 2 LOB: 1 BB: 0 P: 10	R: 2 E: 0 K: 0 S: 12	H: 3 LOB: 0 BB: 0 P: 17	R: 0 E: 0 K: 2 S: 8	H: 0 LOB: 0 BB: 0 P: 14	R: 0 E: 0 K: 0 S: 6	H: 1 LOB: 2 BB: 1 P: 12	R: 0 E: 0 K: 0 S: 10	H: 0 LOB: 0 BB: 2 P: 21	R: 0 E: 0 K: 0 S: 8	H: 0 LOB: 0 BB: 0 P: 10	R: 1 E: 0 K: 0 S: 10	H: 1 LOB: 2 BB: 2 P: 21	1B: 9 2B: 0 3B: 0 HR: 0	SF: 0 SAC: 2 DP: 1 HBP: 0	WP: 2 PB: 0 SB: 1 CS: 0	PA: 41		
PITCHER	IP WLS BF H R ER SO BB IBB HBP BLK WP HR S P ERA WHIP	IP WLS BF H R ER SO BB IBB HBP BLK WP HR S P ERA WHIP	IP WLS BF H R ER SO BB IBB HBP BLK WP HR S P ERA WHIP	IP WLS BF H R ER SO BB IBB HBP BLK WP HR S P ERA WHIP	IP WLS BF H R ER SO BB IBB HBP BLK WP HR S P ERA WHIP	IP WLS BF H R ER SO BB IBB HBP BLK WP HR S P ERA WHIP	IP WLS BF H R ER SO BB IBB HBP BLK WP HR S P ERA WHIP	IP WLS BF H R ER SO BB IBB HBP BLK WP HR S P ERA WHIP	IP WLS BF H R ER SO BB IBB HBP BLK WP HR S P ERA WHIP	IP WLS BF H R ER SO BB IBB HBP BLK WP HR S P ERA WHIP	IP WLS BF H R ER SO BB IBB HBP BLK WP HR S P ERA WHIP	IP WLS BF H R ER SO BB IBB HBP BLK WP HR S P ERA WHIP	IP WLS BF H R ER SO BB IBB HBP BLK WP HR S P ERA WHIP	IP WLS BF H R ER SO BB IBB HBP BLK WP HR S P ERA WHIP	IP WLS BF H R ER SO BB IBB HBP BLK WP HR S P ERA WHIP	IP WLS BF H R ER SO BB IBB HBP BLK WP HR S P ERA WHIP						
Chris Hammond, L ERA: 4.5	6.0	27	8	3	3	3	0	0	0	0	0	0	0	0	0	0	4.50	1.833				
Joe Klink, L ERA:	0.1	3	0	0	0	2	0	0	0	0	0	0	0	0	0	0	0.00	6.000				
Richie Lewis, R ERA: 3.86	2.0	7	0	1	2	1	0	0	0	1	0	0	0	0	0	0	4.50	0.500				
Bob McClure, L ERA:	0.0	2	1	0	0	1	0	0	0	0	0	0	0	0	0	0	∞	∞				
Trevor Hoffman, R ERA:	0.2	2	0	0	0	0	0	0	0	1	0	0	0	0	0	0	0.00	0.000				
Batter	1	2	3	4	5	6	7	8	9	AB	R	H	RBI	BB	SO	LOB	BOTTOM					
Scott Pose, L OBP: 0.357, SLG: 0.385	G6-3		FC6 1B		1B BB		G4-3		K	4	0	1	0	1	1	1	Los Angeles Dodgers @ Florida Marlins Joe Robbie Stadium, Miami, FL Wed Apr 07 1993, 7:05 PM EDT Att: 41,552 - Unknown - 68 F					
Bret Barberie, S OBP: 0.538, SLG: 0.400	G1-3 1B		K		1-2 2H 1B		F8		G6-3	5	1	2	1	0	1	2						
Junior Felix, S OBP: 0.250, SLG: 0.333	G1-3		K		K		CS 1B			4	0	1	0	0	2	4						
Orestes Destrade, S OBP: 0.250, SLG: 0.333	2H 1B		FC6		K		CS		F7	4	0	1	1	0	1	3						
Dave Magadan, L OBP: 0.417, SLG: 0.222	K		G5-3				G3 1B		FC6-5 WP BB	3	0	1	0	1	1	1						
Chuck Carr, S										0	0	0	0	0	0	0						
Alex Arias, R										0	0	0	0	0	0	0						
Benito Santiago, R OBP: 0.167, SLG: 0.167		K		K			F9		FC6-5	4	0	0	0	0	2	2						
Jeff Conine, R OBP: 0.667, SLG: 0.667		1B		K			G3 1B		L4	4	0	2	0	0	1	1						
Walt Weiss, S OBP: 0.500, SLG: 0.600	F7				SH1-4 1B BB		G3		K	3	1	0	0	1	1	3						
Chris Hammond, L ERA: 4.5	6.0	27	7	2	2	2	0	0	0	0	0	0	0	0	0	0	4.50	1.500				
Joe Klink, L ERA:	2.0	7	1	0	0	1	0	0	0	1	0	0	0	0	0	0	0.00	1.000				
Richie Lewis, R ERA: 3.86	0.2	3	1	0	0	0	0	0	0	0	0	0	0	0	0	0	0.00	1.500				
Bob McClure, L ERA:	0.1	1	0	0	0	0	0	0	0	0	0	0	0	0	0	0	0.00	0.000				
Trevor Hoffman, R ERA:	0.1	1	0	0	0	0	0	0	0	0	0	0	0	0	0	0	0.00	0.000				
Inning Stats	R: 1 E: 0 K: 1 S: 14	H: 2 LOB: 1 BB: 0 P: 20	R: 0 E: 0 K: 1 S: 11	H: 1 LOB: 0 BB: 0 P: 20	R: 0 E: 0 K: 2 S: 15	H: 1 LOB: 1 BB: 0 P: 22	R: 0 E: 0 K: 2 S: 7	H: 0 LOB: 0 BB: 0 P: 9	R: 1 E: 0 K: 2 S: 11	H: 1 LOB: 2 BB: 2 P: 22	R: 0 E: 0 K: 1 S: 12	H: 2 LOB: 0 BB: 0 P: 15	R: 0 E: 0 K: 0 S: 10	H: 1 LOB: 0 BB: 0 P: 14	R: 0 E: 0 K: 0 S: 8	H: 0 LOB: 1 BB: 1 P: 13	R: 0 E: 0 K: 2 S: 15	H: 1 LOB: 1 BB: 0 P: 19	1B: 9 2B: 0 3B: 0 HR: 0	SF: 0 SAC: 1 DP: 0 HBP: 0	WP: 1 PB: 0 SB: 0 CS: 1	PA: 39
PITCHER	IP WLS BF H R ER SO BB IBB HBP BLK WP HR S P ERA WHIP	IP WLS BF H R ER SO BB IBB HBP BLK WP HR S P ERA WHIP	IP WLS BF H R ER SO BB IBB HBP BLK WP HR S P ERA WHIP	IP WLS BF H R ER SO BB IBB HBP BLK WP HR S P ERA WHIP	IP WLS BF H R ER SO BB IBB HBP BLK WP HR S P ERA WHIP	IP WLS BF H R ER SO BB IBB HBP BLK WP HR S P ERA WHIP	IP WLS BF H R ER SO BB IBB HBP BLK WP HR S P ERA WHIP	IP WLS BF H R ER SO BB IBB HBP BLK WP HR S P ERA WHIP	IP WLS BF H R ER SO BB IBB HBP BLK WP HR S P ERA WHIP	IP WLS BF H R ER SO BB IBB HBP BLK WP HR S P ERA WHIP	IP WLS BF H R ER SO BB IBB HBP BLK WP HR S P ERA WHIP	IP WLS BF H R ER SO BB IBB HBP BLK WP HR S P ERA WHIP	IP WLS BF H R ER SO BB IBB HBP BLK WP HR S P ERA WHIP	IP WLS BF H R ER SO BB IBB HBP BLK WP HR S P ERA WHIP	IP WLS BF H R ER SO BB IBB HBP BLK WP HR S P ERA WHIP	IP WLS BF H R ER SO BB IBB HBP BLK WP HR S P ERA WHIP						
Kevin Gross, R ERA: 3.0	6.0	27	7	2	2	2	0	0	0	0	0	0	0	0	0	0	3.00	1.500				
Jim Gott, R ERA:	2.0	7	1	0	0	1	0	0	0	1	0	0	0	0	0	0	0.00	1.000				
Todd Worrell, R ERA:	0.2	3	1	0	0	0	0	0	0	0	0	0	0	0	0	0	0.00	1.500				
Roger McDowell, R ERA:	0.1	1	0	0	0	0	0	0	0	0	0	0	0	0	0	0	0.00	0.000				

Batter	1	2	3	4	5	6	7	8	9	AB	R	H	RBI	BB	SO	LOB	TOP										
Jose Offerman, S (1, 6) OBP: 0.281, SLG: 0.150	G4-3		CS		F9			F9		4	0	1	0	0	0	0	Los Angeles Dodgers @ Atlanta Braves Atlanta-Fulton County Stadium, Atlanta, GA Fri Apr 09 1993, 7:05 PM EDT Att: 48,658 - Unknown - 60 F AB 28 R 0 H 3 RBI 0 BB 3 SO 5 LOB 10 										
Brett Butler, L (1, 8) OBP: 0.409, SLG: 0.294	G1-3		CS	FC1-6		G3-1		G1-3	4	0	1	0	0	0	0												
Eric Davis, R (1, 7) OBP: 0.227, SLG: 0.200	K			FC1-6		K		G3	4	0	0	0	0	2	1												
Darryl Strawberry, L (1, 9) OBP: 0.500, SLG: 0.286		FC3-6		BB		F7		F8	3	0	1	0	1	0	0												
Tim Wallach, R (1, 5) OBP: 0.250, SLG: 0.368	F8			BB			G4-6-3		2	0	0	0	1	1	3												
Eric Karros, R (1, 3) OBP: 0.388, SLG: 0.333	FC3-6			BB		G4-6-3			2	0	0	0	1	0	2												
Carlos Hernandez, R (1, 2) OBP: 0.143, SLG: 0.143	K			FC6-4		G3-1			3	0	0	0	0	1	4												
Jody Reed, R (1, 4) OBP: 0.333, SLG: 0.250			P8			K		P6	3	0	0	0	0	1	0												
Pedro Astacio, R (1, 1) Mitsch Webster, S (8, PH) Roger McDowell, R (8, 1)	G5-3		G5-3		G6-3			F9	2	0	0	0	0	0	0												
Inning Stats	R: 0 E: 0 K: 1 S: 8	H: 0 LOB: 0 BB: 0 P: 10	R: 0 E: 0 K: 1 S: 10	H: 1 LOB: 1 BB: 0 P: 18	R: 0 E: 0 K: 0 S: 8	H: 1 LOB: 0 BB: 0 P: 9	R: 0 E: 0 K: 1 S: 15	H: 1 LOB: 3 BB: 2 P: 28	R: 0 E: 0 K: 1 S: 10	H: 0 LOB: 0 BB: 0 P: 13	R: 0 E: 0 K: 0 S: 5	H: 0 LOB: 0 BB: 1 P: 10	R: 0 E: 0 K: 0 S: 8	H: 0 LOB: 0 BB: 0 P: 15	R: 0 E: 0 K: 0 S: 9	H: 0 LOB: 0 BB: 0 P: 12		1B: 3 2B: 0 3B: 0 HR: 0	SF: 0 SAC: 0 DP: 1 HBP: 0	WP: 0 PB: 0 SB: 1 CS: 1	PA: 32						
PITCHER	IP	WLS	BF	H	R	ER	SO	BB	IBB	HBP	BLK	WP	HR	S	P	ERA	WHIP										
Pete Smith, R (1, 1) ERA:	8.0	W	28	3	0	0	5	3	0	0	0	0	0	72	115	0.00	0.750										
Mike Stanton, L (9, 1) ERA:	1.0	S	3	0	0	0	0	0	0	0	0	0	0	9	12	0.00	0.000										

Batter	1	2	3	4	5	6	7	8	9	AB	R	H	RBI	BB	SO	LOB	BOTTOM										
Otis Nixon, S (1, 8) OBP: 0.222, SLG: 0.278	G6-3		G4-3		FC5		G5-3			4	0	1	0	0	0	1	Los Angeles Dodgers @ Atlanta Braves Atlanta-Fulton County Stadium, Atlanta, GA Fri Apr 09 1993, 7:05 PM EDT Att: 48,658 - Unknown - 60 F AB 28 R 2 H 5 RBI 2 BB 3 SO 7 LOB 12 										
Jeff Blauser, R (1, 6) Rafael Belliard, R (9, 6)					BB			E6	2	0	2	0	2	0	0												
Ron Gant, R (1, 7) OBP: 0.190, SLG: 0.278	K		BB		FC5		G1-3	4	0	0	0	0	1	6													
Terry Pendleton, S (1, 5) OBP: 0.333, SLG: 0.278	G4-3				F8		G4-3	4	0	0	0	0	1	2													
David Justice, L (1, 9) OBP: 0.300, SLG: 0.353		G3-1		P5		K		F9	4	0	0	0	0	1	1												
Sid Bream, L (1, 3) OBP: 0.231, SLG: 0.538				L9		G4-3			3	1	1	1	0	0	0												
Damon Berryhill, S (1, 2) Bill Pecota, R (7, PR) Greg Olson, R (8, 2) OBP: 0.273, SLG: 0.200			K		K		G4-3	3	0	1	0	0	2	0													
Mark Lemke, S (1, 4) OBP: 0.444, SLG: 0.308		G4-3		BB		G4-3		G4-3	2	0	0	0	1	0	1												
Pete Smith, R (1, 1) Mike Stanton, L (9, 1)			K		K		SF7	2	0	0	1	0	2	1													
Inning Stats	R: 0 E: 0 K: 1 S: 8	H: 1 LOB: 1 BB: 0 P: 13	R: 1 E: 0 K: 1 S: 8	H: 1 LOB: 0 BB: 0 P: 16	R: 0 E: 0 K: 1 S: 10	H: 0 LOB: 1 BB: 1 P: 20	R: 0 E: 0 K: 0 S: 4	H: 0 LOB: 0 BB: 0 P: 5	R: 0 E: 0 K: 2 S: 10	H: 1 LOB: 3 BB: 2 P: 22	R: 0 E: 0 K: 1 S: 9	H: 0 LOB: 0 BB: 0 P: 15	R: 1 E: 0 K: 0 S: 5	H: 1 LOB: 1 BB: 0 P: 7	R: 0 E: 1 K: 1 S: 10	H: 1 LOB: 1 BB: 0 P: 15		1B: 3 2B: 1 3B: 0 HR: 1	SF: 1 SAC: 0 DP: 0 HBP: 0	WP: 0 PB: 0 SB: 0 CS: 0	PA: 32						
PITCHER	IP	WLS	BF	H	R	ER	SO	BB	IBB	HBP	BLK	WP	HR	S	P	ERA	WHIP										
Pedro Astacio, R (1, 1) ERA: 2.57	7.0	L	28	4	2	2	6	3	0	0	0	0	0	54	98	2.57	1.000										
Roger McDowell, R (8, 1) ERA:	1.0		4	1	0	0	1	0	0	0	0	0	0	10	15	0.00	1.000										


Batter	1	2	3	4	5	6	7	8	9	AB	R	H	RBI	BB	SO	LOB	TOP			
Jose Offerman, S OBP: 0.219, SLG: 0.138	B5-3		F7		F7		K		G6-3	5	0	0	0	0	1	1	Los Angeles Dodgers @ Atlanta Braves Atlanta-Fulton County Stadium, Atlanta, GA Sun Apr 11 1993, 3:33 AM EDT Att: 48,406 - Sunny - 78 F			
Brett Butler, L OBP: 0.452, SLG: 0.273	G6-3		HBP		BB		P7			2	0	0	0	1	0	0				
Eric Davis, R OBP: 0.290, SLG: 0.222					K				1B	2	0	1	0	2	1	1				
Darryl Strawberry, L OBP: 0.367, SLG: 0.182	F8		P7		G3-4-3				K	4	0	0	0	0	1	6				
Tim Wallach, R OBP: 0.286, SLG: 0.400			F7				F7		BB	2	0	0	0	2	0	3				
Eric Karros, R OBP: 0.296, SLG: 0.261	F9				1B		G6-3		K	4	0	1	0	0	1	3				
Mike Piazza, R OBP: 0.350, SLG: 0.421	K				K				F9	4	0	1	0	0	2	4				
Jody Reed, R OBP: 0.308, SLG: 0.250	F7				K		F8		G5-3	4	0	0	0	0	1	3				
Ramon Martinez, R Lenny Harris, L Pedro Martinez, R Steve Wilson, L Ricky Tricek, R Mike Sharperson, R			HBP		K		L5		G5-3	2	0	1	0	0	1	1				
Inning Stats	R: 0 E: 0 K: 0 S: 6	H: 0 LOB: 1 BB: 1 P: 14	R: 0 E: 0 K: 1 S: 9	H: 0 LOB: 1 BB: 1 P: 17	R: 0 E: 0 K: 0 S: 9	H: 1 LOB: 3 BB: 1 P: 22	R: 0 E: 0 K: 3 S: 12	H: 1 LOB: 1 BB: 0 P: 16	R: 0 E: 0 K: 1 S: 8	H: 0 LOB: 1 BB: 1 P: 12	R: 0 E: 0 K: 1 S: 8	H: 0 LOB: 0 BB: 0 P: 8	R: 0 E: 0 K: 2 S: 12	H: 1 LOB: 2 BB: 1 P: 21	R: 0 E: 0 K: 0 S: 9	H: 0 LOB: 0 BB: 0 P: 13	1B: 3 2B: 1 3B: 0 HR: 0	SF: 0 SAC: 0 DP: 0 HBP: 1	WP: 0 PB: 0 SB: 2 CS: 0	PA: 37
PITCHER	IP WLS BF H R ER SO BB IBB HBP BLK WP HR S P ERA WHIP																			
29 John Smoltz, R ERA: 0.56	(1, 1) 8.0 W 34 4 0 0 8 5 0 0 1 0 0 0 0 0 72 124 0.00 1.125																			
Mike Stanton, L ERA:	(9, 1) 1.0 S 3 0 0 0 0 0 0 0 0 0 0 0 0 0 9 13 0.00 0.000																			

Batter	1	2	3	4	5	6	7	8	9	AB	R	H	RBI	BB	SO	LOB	BOTTOM			
Otis Nixon, S OBP: 0.200, SLG: 0.208	G6-3		K					G1-3		3	0	0	0	1	1	1	Los Angeles Dodgers @ Atlanta Braves Atlanta-Fulton County Stadium, Atlanta, GA Sun Apr 11 1993, 3:33 AM EDT Att: 48,406 - Sunny - 78 F			
Jeff Blauser, R OBP: 0.370, SLG: 0.238 Rafael Belliard, R	G1-3		G6-4-3					2B	1B	2	1	0	0	2	0	1				
Ron Gant, R OBP: 0.308, SLG: 0.524								1B	2B	3	2	2	1	1	1	2				
Terry Pendleton, S OBP: 0.276, SLG: 0.269	G3-1							K	K	4	0	0	0	0	2	5				
David Justice, L OBP: 0.321, SLG: 0.273	F8							1B	1B	2	0	0	0	2	0	0				
Sid Bream, L OBP: 0.250, SLG: 0.389 Francisco Cabrera, R Deion Sanders, L Brian Hunter, R								1B	1B	2	0	0	0	1	1	3				
Greg Olson, R OBP: 0.333, SLG: 0.167	P4							G1-3		2	0	0	0	2	0	3				
Mark Lemke, S OBP: 0.360, SLG: 0.250	G4-3							G1-3		3	0	0	0	0	1	3				
29 John Smoltz, R OBP: 0.200, SLG: 0.200 Mike Stanton, L									K	3	0	1	0	0	2	1				
Inning Stats	R: 1 E: 0 K: 0 S: 8	H: 1 LOB: 0 BB: 0 P: 13	R: 0 E: 0 K: 0 S: 10	H: 0 LOB: 1 BB: 1 P: 18	R: 0 E: 0 K: 1 S: 7	H: 1 LOB: 0 BB: 0 P: 10	R: 0 E: 0 K: 0 S: 4	H: 0 LOB: 0 BB: 1 P: 12	R: 0 E: 0 K: 2 S: 9	H: 0 LOB: 1 BB: 1 P: 20	R: 0 E: 0 K: 3 S: 13	H: 0 LOB: 3 BB: 3 P: 30	R: 0 E: 0 K: 1 S: 9	H: 0 LOB: 0 BB: 1 P: 16	R: 2 E: 0 K: 1 S: 9	H: 2 LOB: 2 BB: 2 P: 23	1B: 2 2B: 1 3B: 0 HR: 1	SF: 0 SAC: 0 DP: 3 HBP: 0	WP: 0 PB: 0 SB: 2 CS: 0	PA: 34
PITCHER	IP WLS BF H R ER SO BB IBB HBP BLK WP HR S P ERA WHIP																			
Ramon Martinez, R ERA: 2.25	(1, 1) 6.0 L 24 2 1 1 6 6 0 0 0 0 0 0 0 0 16 31 10.80 1.800																			
Pedro Martinez, R ERA: 10.8	(7, 1) 1.2 7 1 2 2 2 2 0 0 0 0 0 0 0 4 ∞ ∞																			
Steve Wilson, L ERA:	(8, 1) 0.0 1 0 0 0 0 0 0 1 0 0 0 0 0 2 4 ∞ ∞																			
Ricky Tricek, R ERA: 1.93	(8, 1) 0.1 2 1 0 0 0 0 0 0 0 0 0 0 0 2 4 0.00 3.000																			

Batter	1	2	3	4	5	6	7	8	9	10	11	12	13	14	15	AB	R	H	RBI	BB	SO	LOB	TOP							
Gerónimo Peña, S OBP: 0.447, SLG: 0.484 (1.4)	G5-3		F8		K			K		K		G3			SH3-4	6	0	0	0	0	0	3	3							
Ozzie Smith, S OBP: 0.316, SLG: 0.389 (1.6)	F7		G5-3		G4-3			F7		K			G1-4-3		G3-1	7	0	1	0	0	1	3								
Gregg Jefferies, S OBP: 0.324, SLG: 0.625 (1.3)			F8					F7					G3			6	0	2	1	1	0	1								
Ray Lankford, L OBP: 0.385, SLG: 0.238 (1.8)	P6												G4-3			6	0	3	0	1	0	1								
Mark Whiten, S OBP: 0.314, SLG: 0.375 (1.9)																														
Todd Zelle, R OBP: 0.412, SLG: 0.452 (1.5)																														
Bernard Gilkey, R OBP: 0.348, SLG: 0.368 Les Lancaster, R (14.1)																														
Lee Smith, R (15.1)																														
Tom Paganuzzi, R OBP: 0.286, SLG: 0.400 (1.2)																														
Donovan Osborne, S (8.1)																														
Omar Olivares, R (8.1)																														
Luis Alcaes, S (10.1)																														
Rob Murphy, L (10.1)																														
Mike Pineda, S (12.1)																														
Brian Jordan, R (14.7)																														
Inning Stats	R: 0 E: 0 K: 10 S: 10	H: 0 LOB: 1 BB: 1 P: 20	R: 1 E: 0 K: 1 S: 14	H: 2 LOB: 1 BB: 0 P: 23	R: 0 E: 0 K: 0 S: 7	H: 0 LOB: 0 BB: 0 P: 12	R: 0 E: 0 K: 1 S: 7	H: 1 LOB: 0 BB: 0 P: 10	R: 0 E: 0 K: 2 S: 13	H: 1 LOB: 2 BB: 0 P: 18	R: 0 E: 0 K: 0 S: 6	H: 0 LOB: 0 BB: 0 P: 8	R: 0 E: 0 K: 1 S: 11	H: 1 LOB: 1 BB: 0 P: 16	R: 0 E: 0 K: 1 S: 17	H: 2 LOB: 1 BB: 1 P: 28	R: 0 E: 0 K: 2 S: 9	H: 0 LOB: 0 BB: 0 P: 13	R: 0 E: 0 K: 1 S: 8	H: 1 LOB: 1 BB: 0 P: 11	R: 0 E: 0 K: 0 S: 6	H: 0 LOB: 0 BB: 0 P: 6	R: 0 E: 0 K: 0 S: 5	H: 0 LOB: 1 BB: 1 P: 13	R: 0 E: 0 K: 0 S: 9	H: 2 LOB: 2 BB: 1 P: 18	1B: 10 2B: 3 3B: 0 HR: 0	SF: 1 SAC: 2 DP: 2 HBP: 0	WP: 1 PB: 0 SB: 1 CS: 1	PA: 59
Tom Candiotti, R ERA: 3.38 (1.1)	IP: 8.0	WLS: 30	BF: 5	H: 1	R: 1	ER: 1	SO: 6	BB: 1	IBB: 0	HBP: 0	BLK: 0	WP: 0	HR: 0	S: 72	P: 112	ERA: 1.12	WHIP: 0.750													
Jim Gott, R ERA: 3.38 (9.1)	3.0	12	4	0	0	4	1	0	0	0	0	0	0	36	55	0.00	1.667													
Roger McDowell, R ERA: 3.38 (12.1)	2.0	7	1	0	0	1	0	0	0	0	0	0	0	14	17	0.00	0.500													
Ricky Tricek, R ERA: 3.52 (14.1)	2.0	L	10	2	1	1	0	1	1	0	0	1	0	14	31	4.50	1.500													

St. Louis Cardinals @ Los Angeles Dodgers
Dodger Stadium, Los Angeles, CA
Wed Apr 14 1993, 7:05 PM PDT
Att. 31,713 - Unknown - 70 F


AB 52
R 2
H 12
RBI 2
BB 4
SO 11
LOB 22



Batter	1	2	3	4	5	6	7	8	9	10	11	12	13	14	15	AB	R	H	RBI	BB	SO	LOB	BOTTOM									
Brett Butler, L OBP: 0.452, SLG: 0.313 (1.8)	G5-3		G4-3			L5										5	0	1	0	1	0	0										
Jody Reed, R OBP: 0.306, SLG: 0.265 (1.4)																5	0	1	0	0	0	1										
Eric Davis, R OBP: 0.286, SLG: 0.194 (1.7)																4	0	0	0	2	1	2										
Darry Strawberry, L OBP: 0.341, SLG: 0.194 (1.9)																4	0	0	0	2	1	3										
Eric Karros, R OBP: 0.316, SLG: 0.250 (1.3)																5	0	0	0	1	0	5										
Tim Wallach, R OBP: 0.231, SLG: 0.333 (1.5)																6	0	0	0	0	1	1										
Mike Piazza, R OBP: 0.333, SLG: 0.423 Tom Goodwin, L (8.1)																3	0	1	0	0	0	1										
Carlos Hernandez, R OBP: 0.108, SLG: 0.100 (9.2)																3	0	0	0	0	2	0										
Joss Offeman, S OBP: 0.238, SLG: 0.179 (1.6)																6	0	1	1	0	1	0										
Tom Candiotti, R (8.1)																2	0	0	0	0	0	0										
Cory Snyder, R (8.1)																0	0	0	0	0	0	0										
Lenny Harris, L (8.1)																1	0	0	0	0	0	2										
Jim Gott, R (9.1)																0	0	0	0	0	0	0										
Mike Pineda, S (10.1)																1	0	0	0	0	0	1										
Roger McDowell, R (12.1)																0	0	0	0	0	0	0										
Dave Hansen, L (13.1)																1	0	0	0	0	0	0										
Ricky Tricek, R (14.1)																0	0	0	0	0	0	0										
Inning Stats	R: 0 E: 0 K: 10 S: 12	H: 1 LOB: 0 BB: 0 P: 18	R: 0 E: 0 K: 1 S: 12	H: 0 LOB: 1 BB: 1 P: 20	R: 0 E: 0 K: 0 S: 7	H: 0 LOB: 0 BB: 0 P: 9	R: 0 E: 0 K: 1 S: 11	H: 0 LOB: 0 BB: 0 P: 16	R: 0 E: 0 K: 0 S: 10	H: 0 LOB: 0 BB: 0 P: 13	R: 0 E: 0 K: 0 S: 9	H: 0 LOB: 0 BB: 0 P: 15	R: 0 E: 0 K: 1 S: 9	H: 0 LOB: 1 BB: 1 P: 18	R: 0 E: 0 K: 0 S: 7	H: 2 LOB: 1 BB: 1 P: 10	R: 0 E: 0 K: 0 S: 4	H: 0 LOB: 2 BB: 2 P: 14	R: 0 E: 0 K: 1 S: 9	H: 0 LOB: 0 BB: 0 P: 11	R: 0 E: 0 K: 2 S: 10	H: 0 LOB: 0 BB: 0 P: 12	R: 0 E: 0 K: 0 S: 5	H: 0 LOB: 0 BB: 0 P: 10	R: 0 E: 0 K: 1 S: 8	H: 0 LOB: 1 BB: 1 P: 15	R: 0 E: 0 K: 1 S: 5	H: 0 LOB: 0 BB: 0 P: 8	1B: 3 2B: 2 3B: 0 HR: 0	SF: 0 SAC: 1 DP: 3 HBP: 0	WP: 2 PB: 0 SB: 1 CS: 0	PA: 53
PITCHER	IP	WLS	BF	H	R	ER	SO	BB	IBB	HBP	BLK	WP	HR	S	P	ERA	WHIP															
Donovan Osborne, L ERA: 1.26 (1.1)	7.1		26	3	1	2	11	2	0	0	0	0	0	76	117	1.23	0.682															
Omar Olivares, R ERA: 1.26 (8.1)	1.2		6	0	0	0	1	1	1	0	0	0	0	5	16	0.00	0.600															
Rob Murphy, L ERA: 1.26 (10.1)	2.0		8	1	0	0	2	0	1	0	0	0	0	18	30	0.00	0.500															
Mike Perez, R ERA: 1.59 (12.1)	2.0		6	0	0	0	2	0	0	0	0	0	0	15	22	0.00	0.000															
Les Lancaster, R ERA: 3.88 (14.1)	1.0	W	4	0	0	0	1	1	0	0	0	0	0	8	15	0.00	1.000															

St. Louis Cardinals @ Los Angeles Dodgers
Dodger Stadium, Los Angeles, CA
Wed Apr 14 1993, 7:05 PM PDT
Att. 31,713 - Unknown - 70 F

AB 46
R 1
H 4
RBI 1
BB 6
SO 7
LOB 15



Batter	1	2	3	4	5	6	7	8	9	AB	R	H	RBI	BB	SO	LOB	TOP										
Al Martin, L OBP: 0.278, SLG: 0.486 (1, 7)	G5-3		F8		E3		FC6-4			4	1	1	0	0	0	0	Pittsburgh Pirates @ Los Angeles Dodgers Dodger Stadium, Los Angeles, CA Fri Apr 16 1993, 7:05 PM PDT Att: 39,652 - Unknown - 62 F livebaseballscorecards.com										
Lloyd McClendon, R OBP: 0.143, SLG: 0.143 (8, PH)										1	0	0	0	0	0	1											
Jay Bell, R OBP: 0.370, SLG: 0.558 (1, 6)	F7		G6-3		P4		G6-3			5	0	0	0	0	1	2											
Andy Van Slyke, L OBP: 0.383, SLG: 0.535 (1, 8)			F7				K			5	1	2	1	0	1	0											
Jeff King, R OBP: 0.396, SLG: 0.308 (1, 5)					G5-3		G6-3			4	0	0	0	1	0	1											
Orlando Merced, S OBP: 0.395, SLG: 0.364 (1, 9)										4	1	2	1	0	1	2											
Kevin Young, R OBP: 0.395, SLG: 0.474 Paul Wagner, R (7, 1)		G5-3								4	0	1	0	0	1	2											
Don Slaught, R OBP: 0.483, SLG: 0.481 (1, 2)			F7		P2					4	0	2	1	0	0	0											
Carlos Garcia, R OBP: 0.400, SLG: 0.452 (1, 4)							F7			4	1	2	1	0	0	3											
Tim Wakefield, R OBP: 0.250, SLG: 0.375 Lonnie Smith, R (7, PH)										2	0	0	0	0	1	1											
Lonnie Smith, R OBP: 0.400, SLG: 0.417 (7, 7)			K		G4-3					2	0	0	0	0	0	1											
Inning Stats	R: 0 E: 0 K: 0 S: 11	H: 1 LOB: 2 BB: 1 P: 22	R: 0 E: 0 K: 1 S: 11	H: 1 LOB: 1 BB: 0 P: 14	R: 0 E: 0 K: 0 S: 5	H: 0 LOB: 0 BB: 0 P: 11	R: 0 E: 0 K: 1 S: 8	H: 0 LOB: 0 BB: 0 P: 10	R: 1 E: 1 K: 0 S: 6	H: 1 LOB: 1 BB: 0 P: 7	R: 1 E: 0 K: 1 S: 13	H: 3 LOB: 2 BB: 0 P: 20	R: 2 E: 1 K: 1 S: 15	H: 3 LOB: 2 BB: 0 P: 26	R: 0 E: 0 K: 0 S: 4	H: 1 LOB: 0 BB: 0 P: 7	R: 0 E: 0 K: 1 S: 9	H: 0 LOB: 0 BB: 0 P: 13	1B: 6 2B: 3 3B: 0 HR: 1	SF: 0 SAC: 0 DP: 0 HBP: 0	WP: 0 PB: 0 SB: 0 CS: 0	PA: 40					
PITCHER	IP	WLS	BF	H	R	ER	SO	BB	IBB	HBP	BLK	WP	HR	S	P	ERA	WHIP										
Orel Hershiser, R ERA: 3.6	(1, 1)	6.0	W	26	6	2	2	3	1	0	0	0	0	54	84	3.00	1.167										
Roger McDowell, R ERA: 1.13	(7, 1)	1.2		10	4	2	1	1	0	0	0	0	0	18	32	5.40	2.400										
Steve Wilson, L ERA:	(8, 1)	0.1		1	0	0	0	0	0	0	0	0	0	1	1	0.00	0.000										
Jim Gott, R ERA:	(9, 1)	1.0	S	3	0	0	0	1	0	0	0	0	0	9	13	0.00	0.000										

Batter	1	2	3	4	5	6	7	8	9	AB	R	H	RBI	BB	SO	LOB	BOTTOM										
Brett Butler, L OBP: 0.451, SLG: 0.390 (1, 8)	G5-3									5	2	3	3	0	0	0	Pittsburgh Pirates @ Los Angeles Dodgers Dodger Stadium, Los Angeles, CA Fri Apr 16 1993, 7:05 PM PDT Att: 39,652 - Unknown - 62 F livebaseballscorecards.com										
Eric Davis, R OBP: 0.340, SLG: 0.268 (1, 7)										5	0	4	1	0	1	0											
Mike Piazza, R OBP: 0.333, SLG: 0.514 (1, 2)										5	1	2	1	0	1	4											
Darryl Strawberry, L OBP: 0.356, SLG: 0.314 (1, 9)										4	1	2	2	0	0	3											
Eric Karros, R OBP: 0.283, SLG: 0.225 Roger McDowell, R OBP: 1.000, SLG: 1.000 Steve Wilson, L Jim Gott, R (9, 1)										4	0	0	0	0	0	4											
Tim Lincecum, R OBP: 0.213, SLG: 0.279 (1, 5)										3	0	0	0	1	0	2											
Jody Reed, R OBP: 0.295, SLG: 0.286 (1, 4)										4	1	2	0	0	0	0											
Jose Offerman, S OBP: 0.265, SLG: 0.200 (1, 6)										3	1	1	0	1	1	2											
Orel Hershiser, R OBP: 0.286, SLG: 0.429 Dave Hansen, L (6, PH) Cory Snyder, R OBP: 0.143, SLG: 0.143 (7, 3)										2	0	0	0	0	0	3											
Tim Wakefield, R ERA: 5.85 Paul Wagner, R ERA: 1.23 (7, 1)										1	1	1	0	0	0	0											
Inning Stats	R: 0 E: 0 K: 0 S: 7	H: 1 LOB: 1 BB: 0 P: 14	R: 0 E: 0 K: 0 S: 9	H: 1 LOB: 2 BB: 1 P: 20	R: 1 E: 0 K: 0 S: 15	H: 3 LOB: 2 BB: 0 P: 16	R: 0 E: 0 K: 0 S: 7	H: 1 LOB: 0 BB: 0 P: 10	R: 2 E: 0 K: 1 S: 12	H: 2 LOB: 0 BB: 0 P: 20	R: 4 E: 0 K: 0 S: 13	H: 5 LOB: 2 BB: 1 P: 20	R: 0 E: 0 K: 1 S: 10	H: 0 LOB: 0 BB: 0 P: 13	R: 0 E: 0 K: 2 S: 15	H: 2 LOB: 1 BB: 0 P: 21	1B: 11 2B: 2 3B: 1 HR: 1	SF: 0 SAC: 0 DP: 1 HBP: 0	WP: 0 PB: 0 SB: 0 CS: 2	PA: 39							
PITCHER	IP	WLS	BF	H	R	ER	SO	BB	IBB	HBP	BLK	WP	HR	S	P	ERA	WHIP										
Tim Wakefield, R ERA: 5.85	(1, 1)	6.0	L	32	13	7	7	1	2	0	0	0	0	25	34	10.50	2.500										
Paul Wagner, R ERA: 1.23	(7, 1)	2.0		7	2	0	0	3	0	0	0	0	0	25	34	0.00	1.000										



Batter	1	2	3	4	5	6	7	8	9	AB	R	H	RBI	BB	SO	LOB	TOP				
Al Martin, L OBP: 0.300, SLG: 0.513 Dennis Moeller, R (8, 1)	1-1 SH3-4 1B 2B	2-1 1-2 1B			2-2 G3-1			0-3 K		4	1	2	0	0	1	0					
Jay Bell, R OBP: 0.347, SLG: 0.522 (1, 6)	1-0 SH3-4 2-3	3-3 K			2-1 F8			1-1 F9		3	0	0	0	0	1	2					
Andy Van Slyke, L OBP: 0.412, SLG: 0.533 (1, 8)	0-0 WP G6-3 1B			4-2 G6-4-3 BB			3-2 P6		4-2 BB HBP 1B BB	2	2	1	1	2	0	0					
Jeff King, R OBP: 0.385, SLG: 0.302 (1, 5)	0-1 WP 1-2 1B			1-1 G6-4-3 1-2			1-2 F7		0-1 P5	4	0	1	0	0	0	2					
Orlando Merced, S OBP: 0.357, SLG: 0.324 (1, 9)	3-2 G6-3 1-2 2-H			1-2 G4-3			1-1 F8		1-0 F8	4	0	0	1	0	0	2					
Kevin Young, R OBP: 0.356, SLG: 0.439 (1, 3)	1-3 K			0-0 F9			3-3 K		1-2 1B BB HBP	3	0	0	0	0	2	1					
Don Slaught, R OBP: 0.365, SLG: 0.448 (1, 2)				0-0 G1-3			1-0 P6		4-2 1B BB	2	0	0	0	2	0	0					
Carlos Garcia, R OBP: 0.385, SLG: 0.429 (1, 4)				1-2 L9			2-3 K2-3		1-0 1-2 2-3 1B	4	0	1	1	0	1	1					
Dave Otto, L Bias Minor, R Lonnie Smith, R Denny Neagle, L Dave Clark, L (1, 1) (1, 1) (5, Ph) (5, 1) (8, Ph) (8, 7)	3-3 SAFE K			1-0 F7			3-1 G6-3		0-3 K	0	0	0	0	0	0	0					
Inning Stats	R: 2 H: 3 E: 0 K: 1 S: 14	L: 3 W: 30 BF: 0 P: 20	R: 0 H: 1 E: 0 K: 2 S: 11	L: 2 W: 25 BF: 1 P: 25	R: 0 H: 0 E: 0 K: 0 S: 9	L: 0 W: 15 BF: 1 P: 15	R: 0 H: 0 E: 0 K: 0 S: 5	L: 0 W: 6 BF: 0 P: 6	R: 0 H: 0 E: 0 K: 2 S: 6	L: 0 W: 11 BF: 0 P: 11	R: 0 H: 0 E: 0 K: 2 S: 8	L: 0 W: 14 BF: 0 P: 14	R: 0 H: 0 E: 0 K: 1 S: 7	L: 0 W: 11 BF: 0 P: 11	R: 1 H: 1 E: 0 K: 1 S: 13	L: 3 W: 24 BF: 2 P: 24	1B: 4 2B: 1 3B: 0 HR: 0	SF: 0 SAC: 1 DP: 1 HBP: 1	WP: 1 PB: 0 SB: 1 CS: 0	PA: 36	
PITCHER	IP WLS BF H R ER SO BB IBB HBP BLK WP HR S P ERA WHIP	IP WLS BF H R ER SO BB IBB HBP BLK WP HR S P ERA WHIP	IP WLS BF H R ER SO BB IBB HBP BLK WP HR S P ERA WHIP	IP WLS BF H R ER SO BB IBB HBP BLK WP HR S P ERA WHIP	IP WLS BF H R ER SO BB IBB HBP BLK WP HR S P ERA WHIP	IP WLS BF H R ER SO BB IBB HBP BLK WP HR S P ERA WHIP	IP WLS BF H R ER SO BB IBB HBP BLK WP HR S P ERA WHIP	IP WLS BF H R ER SO BB IBB HBP BLK WP HR S P ERA WHIP	IP WLS BF H R ER SO BB IBB HBP BLK WP HR S P ERA WHIP	IP WLS BF H R ER SO BB IBB HBP BLK WP HR S P ERA WHIP	IP WLS BF H R ER SO BB IBB HBP BLK WP HR S P ERA WHIP	IP WLS BF H R ER SO BB IBB HBP BLK WP HR S P ERA WHIP	IP WLS BF H R ER SO BB IBB HBP BLK WP HR S P ERA WHIP	IP WLS BF H R ER SO BB IBB HBP BLK WP HR S P ERA WHIP	IP WLS BF H R ER SO BB IBB HBP BLK WP HR S P ERA WHIP	IP WLS BF H R ER SO BB IBB HBP BLK WP HR S P ERA WHIP	IP WLS BF H R ER SO BB IBB HBP BLK WP HR S P ERA WHIP	IP WLS BF H R ER SO BB IBB HBP BLK WP HR S P ERA WHIP	IP WLS BF H R ER SO BB IBB HBP BLK WP HR S P ERA WHIP	IP WLS BF H R ER SO BB IBB HBP BLK WP HR S P ERA WHIP	IP WLS BF H R ER SO BB IBB HBP BLK WP HR S P ERA WHIP

Pittsburgh Pirates @ Los Angeles Dodgers
Dodger Stadium, Los Angeles, CA
Sat Apr 17 1993, 7:05 PM PDT
Att: 46,034 - Unknown - 61 F

AB	30
R	3
H	5
RBI	3
BB	4
SO	7
LOB	12



Batter	1	2	3	4	5	6	7	8	9	AB	R	H	RBI	BB	SO	LOB	BOTTOM				
Brett Butler, L OBP: 0.482, SLG: 0.422 (1, 8)	1-0 K			0-0 FC6 PB 1B				4-2 1B BB		4	1	3	0	1	1	2					
Eric Davis, R OBP: 0.365, SLG: 0.289 (1, 7)	1-0 HR 1B	3-2 P6		4-1 FC6 BB		1-1 SAFE G6-3		2-1 1-2 1B		4	1	2	0	1	0	1					
Mike Piazza, R OBP: 0.317, SLG: 0.550 (1, 2)	0-1 1-H 2-H HR	1-3 K		1-3 K		0-1 SAFE G6-3		1-3 K		5	1	1	3	0	3	5					
Darryl Strawberry, L OBP: 0.367, SLG: 0.410 (1, 9)	3-1 1B SF9	2-0 HR		1-2 FC6 1-2 2-3				3-3 K		4	2	2	1	0	1	2					
Eric Karros, R OBP: 0.280, SLG: 0.227 (1, 3)	2-2 E 1B	0-1 G5-3		0-2 F9				1-2 P9		4	1	1	0	0	0	2					
Tim Lincecum, R OBP: 0.216, SLG: 0.267 (1, 5)	2-1 SF9			0-1 G4-3		0-0 L8		4-2 BB		2	0	0	1	1	0	0					
Jody Reed, R OBP: 0.292, SLG: 0.304 (1, 4)	1-0 E3 1B	1-2 2B		1-2 K		2-3 K		2-0 SAFE P4		4	0	1	0	0	1	2					
Jose Offerman, S OBP: 0.245, SLG: 0.184 (1, 6)	1-0 P7			0-0 L7		3-2 F8		2-1 G6-3		4	0	0	0	0	0	3					
Ramon Martinez, R OBP: 0.250, SLG: 0.286 Jim Gott, R (9, 1)	0-2 1-3 2-H 1B			0-3 K		1-3 K		0-2 G5-3		4	0	1	1	0	2	1					
Inning Stats	R: 5 H: 6 E: 1 K: 1 S: 22	L: 6 W: 36 BF: 0 P: 36	R: 1 H: 1 E: 0 K: 1 S: 11	L: 1 W: 17 BF: 0 P: 17	R: 0 H: 1 E: 0 K: 1 S: 10	L: 1 W: 11 BF: 0 P: 11	R: 0 H: 1 E: 0 K: 1 S: 7	L: 0 W: 12 BF: 0 P: 12	R: 0 H: 1 E: 0 K: 1 S: 8	L: 1 W: 11 BF: 0 P: 11	R: 0 H: 0 E: 0 K: 1 S: 13	L: 0 W: 23 BF: 1 P: 23	R: 0 H: 1 E: 0 K: 1 S: 13	L: 1 W: 22 BF: 1 P: 22	R: 1 H: 1 E: 0 K: 1 S: 13	L: 3 W: 24 BF: 2 P: 24	1B: 8 2B: 1 3B: 0 HR: 2	SF: 1 SAC: 0 DP: 0 HBP: 0	WP: 0 PB: 1 SB: 1 CS: 0	PA: 39	
PITCHER	IP WLS BF H R ER SO BB IBB HBP BLK WP HR S P ERA WHIP	IP WLS BF H R ER SO BB IBB HBP BLK WP HR S P ERA WHIP	IP WLS BF H R ER SO BB IBB HBP BLK WP HR S P ERA WHIP	IP WLS BF H R ER SO BB IBB HBP BLK WP HR S P ERA WHIP	IP WLS BF H R ER SO BB IBB HBP BLK WP HR S P ERA WHIP	IP WLS BF H R ER SO BB IBB HBP BLK WP HR S P ERA WHIP	IP WLS BF H R ER SO BB IBB HBP BLK WP HR S P ERA WHIP	IP WLS BF H R ER SO BB IBB HBP BLK WP HR S P ERA WHIP	IP WLS BF H R ER SO BB IBB HBP BLK WP HR S P ERA WHIP	IP WLS BF H R ER SO BB IBB HBP BLK WP HR S P ERA WHIP	IP WLS BF H R ER SO BB IBB HBP BLK WP HR S P ERA WHIP	IP WLS BF H R ER SO BB IBB HBP BLK WP HR S P ERA WHIP	IP WLS BF H R ER SO BB IBB HBP BLK WP HR S P ERA WHIP	IP WLS BF H R ER SO BB IBB HBP BLK WP HR S P ERA WHIP	IP WLS BF H R ER SO BB IBB HBP BLK WP HR S P ERA WHIP	IP WLS BF H R ER SO BB IBB HBP BLK WP HR S P ERA WHIP	IP WLS BF H R ER SO BB IBB HBP BLK WP HR S P ERA WHIP	IP WLS BF H R ER SO BB IBB HBP BLK WP HR S P ERA WHIP	IP WLS BF H R ER SO BB IBB HBP BLK WP HR S P ERA WHIP	IP WLS BF H R ER SO BB IBB HBP BLK WP HR S P ERA WHIP	IP WLS BF H R ER SO BB IBB HBP BLK WP HR S P ERA WHIP

Pittsburgh Pirates @ Los Angeles Dodgers
Dodger Stadium, Los Angeles, CA
Sat Apr 17 1993, 7:05 PM PDT
Att: 46,034 - Unknown - 61 F

AB	35
R	6
H	11
RBI	6
BB	3
SO	8
LOB	18



Batter	1	2	3	4	5	6	7	8	9	AB	R	H	RBI	BB	SO	LOB	TOP								
Lonnie Smith, R OBP: 0.381, SLG: 0.353 (1, 7)										4	0	1	0	1	1	1	Pittsburgh Pirates @ Los Angeles Dodgers Dodger Stadium, Los Angeles, CA Sun Apr 18 1993, 7:05 PM PDT Att: 37,949 - Sunny - 72 F								
Jay Bell, R OBP: 0.370, SLG: 0.529 (1, 6)										5	0	3	1	0	0	1									
Andy Van Slyke, L OBP: 0.393, SLG: 0.490 (1, 8)										4	0	0	0	1	0	7									
Jeff King, R OBP: 0.357, SLG: 0.277 Stan Belinda, R (8, 1)										4	0	0	0	0	0	2									
Orlando Merced, S OBP: 0.370, SLG: 0.325 (1, 3)										3	2	1	0	1	2	0									
Dave Clark, L OBP: 0.412, SLG: 0.286 Paul Wagner, R (6, 1)										2	1	1	0	1	0	0									
John Wehner, R OBP: 0.400, SLG: 0.250 (8, 5)										1	1	1	0	0	0	0									
Don Slaught, R OBP: 0.386, SLG: 0.469 (1, 2)										3	0	1	2	1	1	1									
Carlos Garcia, R OBP: 0.349, SLG: 0.395 (1, 4)										3	0	0	1	0	1	1									
Bob Walk, R OBP: 0.333, SLG: 0.333 John Candelaria, L (6, 1)										2	0	1	0	0	0	1									
Al Martin, L OBP: 0.286, SLG: 0.488 (6, 9)										0	0	0	0	0	0	2									
Inning Stats	R: 0 E: 0 K: 0 S: 8	H: 1 LOB: 0 BB: 0 P: 16	R: 2 E: 1 K: 1 S: 12	H: 3 LOB: 1 BB: 0 P: 18	R: 0 E: 0 K: 1 S: 13	H: 1 LOB: 1 BB: 0 P: 21	R: 0 E: 0 K: 1 S: 5	H: 0 LOB: 0 BB: 1 P: 10	R: 0 E: 0 K: 0 S: 9	H: 2 LOB: 2 BB: 0 P: 12	R: 0 E: 0 K: 1 S: 7	H: 0 LOB: 0 BB: 0 P: 13	R: 0 E: 0 K: 1 S: 6	H: 0 LOB: 0 BB: 0 P: 8	R: 0 E: 0 K: 0 S: 9	H: 0 LOB: 1 BB: 0 P: 17	R: 2 E: 0 K: 0 S: 18	H: 2 LOB: 3 BB: 3 P: 38	1B: 8 2B: 1 3B: 0 HR: 0	SF: 1 SAC: 0 DP: 1 HBP: 0	WP: 1 PB: 0 CS: 1	PA: 39			
PITCHER	IP	WLS	BF	H	R	ER	SO	BB	IBB	HBP	BLK	WP	HR	S	P	ERA	WHIP								
Kevin Gross, R ERA: 6.5 (1, 1)	8.0	W	33	8	4	4	5	3	0	0	0	0	0	73	124	4.50	1.375								
Jim Gott, R ERA: (9, 1)	0.2		5	1	0	0	0	2	0	0	0	1	0	12	24	0.00	4.500								
Steve Wilson, L ERA: (9, 1)	0.1	S	1	0	0	0	0	0	0	0	0	0	0	2	5	0.00	0.000								

Batter	1	2	3	4	5	6	7	8	9	AB	R	H	RBI	BB	SO	LOB	BOTTOM								
Brett Butler, L OBP: 0.467, SLG: 0.396 (1, 8)										3	0	0	0	1	0	2	Pittsburgh Pirates @ Los Angeles Dodgers Dodger Stadium, Los Angeles, CA Sun Apr 18 1993, 7:05 PM PDT Att: 37,949 - Sunny - 72 F								
Eric Davis, R OBP: 0.393, SLG: 0.327 (1, 7)										4	2	3	2	0	0	1									
Mike Piazza, R OBP: 0.311, SLG: 0.523 (1, 2)										4	0	1	0	0	1	3									
Darryl Strawberry, L OBP: 0.358, SLG: 0.390 (1, 9)										2	1	0	1	1	0	1									
Eric Karros, R OBP: 0.315, SLG: 0.333 (1, 3)										4	1	3	3	0	0	0									
Tim Lincecum, R OBP: 0.218, SLG: 0.265 (1, 5)										4	0	1	0	0	1	2									
Jody Reed, R OBP: 0.308, SLG: 0.320 (1, 4)										4	1	2	0	0	1	2									
Jose Offerman, S OBP: 0.246, SLG: 0.189 (1, 6)										4	1	1	0	0	1	3									
Kevin Gross, R (1, 1)										3	0	0	0	0	1	3									
Jim Gott, R (9, 1)										0	0	0	0	0	0	0									
Steve Wilson, L (9, 1)										0	0	0	0	0	0	0									
Inning Stats	R: 3 E: 0 K: 1 S: 16	H: 2 LOB: 0 BB: 1 P: 27	R: 0 E: 0 K: 1 S: 6	H: 0 LOB: 0 BB: 0 P: 8	R: 0 E: 0 K: 2 S: 14	H: 2 LOB: 2 BB: 0 P: 23	R: 1 E: 0 K: 0 S: 14	H: 3 LOB: 1 BB: 0 P: 21	R: 2 E: 0 K: 0 S: 11	H: 3 LOB: 1 BB: 0 P: 16	R: 0 E: 0 K: 1 S: 11	H: 0 LOB: 0 BB: 0 P: 15	R: 0 E: 0 K: 0 S: 5	H: 1 LOB: 0 BB: 0 P: 8	R: 0 E: 0 K: 0 S: 5	H: 1 LOB: 0 BB: 0 P: 8	1B: 10 2B: 0 3B: 0 HR: 1	SF: 1 SAC: 1 DP: 1 HBP: 0	WP: 0 PB: 0 CS: 0	PA: 36					
PITCHER	IP	WLS	BF	H	R	ER	SO	BB	IBB	HBP	BLK	WP	HR	S	P	ERA	WHIP								
Bob Walk, R ERA: 5.4 (1, 1)	5.1	L	27	9	6	6	4	2	0	0	0	0	0	64	105	10.12	2.062								
John Candelaria, L ERA: 6.75 (6, 1)	0.1		1	0	0	0	0	0	0	0	0	0	0	2	3	0.00	0.000								
Paul Wagner, R ERA: 1.04 (6, 1)	1.1		5	1	0	0	1	0	0	0	0	0	0	15	20	0.00	0.750								
Stan Belinda, R ERA: 1.42 (8, 1)	1.0		3	1	0	0	0	0	0	0	0	0	0	5	8	0.00	1.000								



Batter	1	2	3	4	5	6	7	8	9	AB	R	H	RBI	BB	SO	LOB	TOP					
Brett Butler, L OBP: 0.456, SLG: 0.400 (1, 8)	1-1 B5-3	0-0 WP 1-3 2B			4-1 E S G6-3 BB			0-2 G6-3		3	1	1	0	1	0	0	Los Angeles Dodgers @ Montreal Expos Olympic Stadium, Montreal, QB Wed Apr 21 1993, 7:05 PM EDT Att: 11,194 - Dome livebaseballscorecards.com					
Eric Davis, R OBP: 0.355, SLG: 0.286 (1, 7)	0-0 F9	2-3 K			1 SAFE 2-2 G5-3 1-H			2-2 F8		4	0	0	1	0	1	1						
Mike Piazza, R OBP: 0.302, SLG: 0.460 (1, 2)	4-2 HR BB		0-2 G5-3		1-2 G1-3			0-3 K		3	1	0	0	1	1	0						
Darryl Strawberry, L OBP: 0.351, SLG: 0.444 (1, 9)	0-0 HR		3-3 K		2-2 G4-3			1-2 G4-3		4	1	1	2	0	1	0						
Eric Karros, R OBP: 0.323, SLG: 0.345 (1, 3)	4-2 BB		2-2 K		1-2 G5-3			0-1 G1-3		3	0	0	0	1	1	0						
Lenny Harris, L OBP: 0.111, SLG: 0.111 Mike Sharperson, R OBP: 0.250, SLG: 0.500 (9, PH)	1-1 L8		0-0 F7		1-1 G4-3			1-2 G5-3		3	0	0	0	0	0	1						
Jody Reed, R OBP: 0.288, SLG: 0.288 (1, 4)		3-2 G6-3		3-2 G6-3			0-1 F7			3	0	0	0	0	0	0						
Jose Offerman, S OBP: 0.234, SLG: 0.183 (1, 6)		1-3 K		3-2 G4-3			3-2 F8			3	0	0	0	0	1	0						
Pedro Astacio, R OBP: 0.200, SLG: 0.200 Cory Snyder, R OBP: 0.162, SLG: 0.100 Pedro Martinez, R (5, PH) Tim Wallach, R OBP: 0.200, SLG: 0.241 Roger McDowell, R OBP: 1.000, SLG: 1.000 (7, 1)	1-1 L8	0-0 2B WP 1B		1-0 L9			2-2 G5-3			1	1	1	0	0	0	0						
Inning Stats	R: 2 E: 0 K: 0 S: 12	H: 1 LOB: 1 BB: 2 P: 22	R: 1 E: 0 K: 2 S: 12	H: 2 LOB: 1 BB: 0 P: 18	R: 0 E: 0 K: 2 S: 9	H: 0 LOB: 0 BB: 0 P: 14	R: 0 E: 0 K: 0 S: 7	H: 0 LOB: 0 BB: 1 P: 13	R: 1 E: 0 K: 0 S: 9	H: 0 LOB: 0 BB: 1 P: 17	R: 0 E: 0 K: 0 S: 8	H: 0 LOB: 0 BB: 0 P: 12	R: 0 E: 0 K: 0 S: 8	H: 0 LOB: 0 BB: 0 P: 13	R: 0 E: 0 K: 1 S: 9	H: 0 LOB: 0 BB: 0 P: 11		R: 0 E: 0 K: 0 S: 10	H: 0 LOB: 0 BB: 0 P: 12	1B: 1 2B: 1 3B: 0 HR: 1	SF: 0 SAC: 0 DP: 0 HBP: 0	WP: 1 PB: 0 SB: 1 CS: 0
PITCHER	IP WLS BF H R ER SO BB IBB HBP BLK WP HR S P ERA WHIP	IP WLS BF H R ER SO BB IBB HBP BLK WP HR S P ERA WHIP																				
Jimmy Jones, R ERA: 4.02 Brian Barnes, L ERA: 6.55	(1, 1) 6.0 W 24 3 4 3 4 3 0 0 0 1 1 1 57 96 4.50 1.000	(7, 1) 3.0 S 9 0 0 0 1 0 0 0 0 0 0 0 27 36 0.00 0.000																				

Batter	1	2	3	4	5	6	7	8	9	AB	R	H	RBI	BB	SO	LOB	BOTTOM			
Delino DeShields, L OBP: 0.407, SLG: 0.455 (1, 4)	2-1 E G1-3 1B	3-1 G6-3		3-2 F9			3-2 PO S 1B			4	1	2	1	0	0	0	Los Angeles Dodgers @ Montreal Expos Olympic Stadium, Montreal, QB Wed Apr 21 1993, 7:05 PM EDT Att: 11,194 - Dome livebaseballscorecards.com			
Mike Lansing, R OBP: 0.435, SLG: 0.655 (1, 5)	4-1 G1-3 1B BB	3-H K		2-2 G4-3		2-1 PO 1-3	0-1 G6-3			3	1	0	0	1	1	0				
Marquis Grissom, R OBP: 0.367, SLG: 0.426 (1, 8)	0-2 G1-3		1-1 F9		4-2 G4-6-3 BB		4-2 S 1B BB			2	1	0	1	2	0	1				
Larry Walker, L OBP: 0.486, SLG: 0.821 (1, 9)	0-0 S 1B		3-3 K		1-0 G4-6-3 1-2		4-0 1B 1-2 IBB			3	0	1	1	1	1	1				
Darrin Fletcher, L OBP: 0.435, SLG: 0.667 (1, 2)	2-0 F7		1-1 E 2B		3-3 K		2 SAFE 3-1 K 1-2 2-H 1B			4	1	2	1	0	1	1				
Moises Alou, R OBP: 0.302, SLG: 0.404 (1, 7)	0-3 K		1-0 E5		2-2 G1-3		0-3 K			4	0	0	0	0	2	3				
Wil Cordero, R OBP: 0.283, SLG: 0.347 (1, 6)		1-1 2B 2B		1-0 F8		1-1 G6-3		1-3 K		4	1	1	0	0	1	3				
Greg Colbrunn, R OBP: 0.333, SLG: 0.667 (1, 3)		2-1 SH2-4 2H G6-3 2B		2-1 L8		0-0 G5-3				3	1	1	1	0	0	0				
Jimmy Jones, R Brian Barnes, L OBP: 0.667, SLG: 0.500 (7, 1)	3-1 SH2-4		0-1 G6-3		0-3 K					1	0	0	0	0	0	0				
Inning Stats	R: 2 E: 1 K: 1 S: 11	H: 2 LOB: 1 BB: 1 P: 19	R: 2 E: 0 K: 1 S: 11	H: 2 LOB: 0 BB: 0 P: 22	R: 1 E: 1 K: 1 S: 9	H: 1 LOB: 1 BB: 0 P: 16	R: 0 E: 0 K: 0 S: 8	H: 0 LOB: 0 BB: 0 P: 13	R: 0 E: 0 K: 1 S: 9	H: 0 LOB: 0 BB: 1 P: 13	R: 0 E: 0 K: 1 S: 9	H: 0 LOB: 0 BB: 0 P: 15	R: 0 E: 0 K: 1 S: 9	H: 1 LOB: 0 BB: 0 P: 14	R: 1 E: 0 K: 2 S: 14	H: 1 LOB: 2 BB: 2 P: 26		1B: 4 2B: 3 3B: 0 HR: 0	SF: 0 SAC: 1 DP: 1 HBP: 0	WP: 0 PB: 0 SB: 3 CS: 0
PITCHER	IP WLS BF H R ER SO BB IBB HBP BLK WP HR S P ERA WHIP	IP WLS BF H R ER SO BB IBB HBP BLK WP HR S P ERA WHIP																		
Pedro Astacio, R ERA: 4.0 Pedro Martinez, R ERA: 6.14 Roger McDowell, R ERA: 1.8	(1, 1) 4.0 L 19 5 5 4 3 1 0 0 0 0 0 0 15 28 9.00 1.500	(5, 1) 2.0 6 0 0 0 1 1 0 0 0 0 0 0 15 28 0.00 0.500	(7, 1) 2.0 9 2 1 1 3 1 1 0 0 0 0 0 23 40 4.50 1.500																	



Batter	1	2	3	4	5	6	7	8	9	AB	R	H	RBI	BB	SO	LOB	TOP					
Brett Butler, L OBP: 0.437, SLG: 0.379 (1, 8)	F7		F8			SH		G6-3		3	0	0	0	0	0	0	Los Angeles Dodgers @ Montreal Expos Olympic Stadium, Montreal, QB Thu Apr 22 1993, 7:05 PM EDT Att: 10,683 - Dome					
Eric Davis, R OBP: 0.338, SLG: 0.267 (1, 7)	F9			F8		G6-4-3		G6-3		4	0	0	0	0	0	1						
Mike Sharperson, R OBP: 0.286, SLG: 0.333 (1, 6)																						
Lenny Harris, L OBP: 0.200, SLG: 0.111 (9, PH)				G6-3																		
Darryl Strawberry, L OBP: 0.344, SLG: 0.417 (1, 9)	G3			F8																		
Eric Karros, R OBP: 0.333, SLG: 0.356 (1, 3)																						
Tim Lincecum, R OBP: 0.222, SLG: 0.250 (1, 5)																						
Jody Reed, R OBP: 0.274, SLG: 0.271 (1, 4)																						
Carlos Hernandez, R OBP: 0.083, SLG: 0.083 (1, 2)																						
Dave Hanson, L OBP: 0.200, SLG: 0.200 (7, PH)																						
Mike Piazza, R OBP: 0.302, SLG: 0.460 (7, 2)				K																		
Orel Hershiser, R OBP: 0.300, SLG: 0.400 (1, 1)																						
Steve Wilson, L (8, 1)				F8																		
Ricky Tricek, R (8, 1)																						
Inning Stats	R: 0 E: 0 K: 0 S: 8	H: 0 LOB: 1 BB: 1 P: 17	R: 0 E: 0 K: 0 S: 5	H: 0 LOB: 0 BB: 1 P: 9	R: 0 E: 0 K: 1 S: 7	H: 0 LOB: 0 BB: 0 P: 10	R: 0 E: 0 K: 0 S: 7	H: 0 LOB: 0 BB: 0 P: 11	R: 0 E: 0 K: 0 S: 8	H: 2 LOB: 1 BB: 0 P: 11	R: 1 E: 1 K: 0 S: 5	H: 1 LOB: 0 BB: 0 P: 9	R: 0 E: 0 K: 0 S: 9	H: 1 LOB: 2 BB: 0 P: 13	R: 0 E: 0 K: 0 S: 4	H: 0 LOB: 0 BB: 1 P: 5	R: 0 E: 0 K: 0 S: 3	H: 0 LOB: 0 BB: 1 P: 9	1B: 4 2B: 0 3B: 0 HR: 0	SF: 0 SAC: 1 DP: 4 HBP: 1	WP: 0 PB: 0 SB: 0 CS: 0	PA: 32
PITCHER	IP WLS BF H R ER SO BB IBB HBP BLK WP HR S P ERA WHIP																					
Kent Bottenfield, R ERA: 3.2 (1, 1)	7.0	26	4	1	0	1	2	0	1	0	0	0	0	49	80	0.00	0.857					
Jeff Fassero, L ERA: 5.87 (8, 1)	1.0	W 3	0	0	0	0	0	0	0	0	0	0	4	5	0.00	0.000						
Mel Rojas, R ERA: 5.87 (9, 1)	1.0	S 3	0	0	0	0	1	0	0	0	0	0	3	9	0.00	1.000						

AB	27
R	1
H	4
RBI	0
BB	3
SO	1
LOB	14



Batter	1	2	3	4	5	6	7	8	9	AB	R	H	RBI	BB	SO	LOB	BOTTOM			
Delino DeShields, L OBP: 0.452, SLG: 0.435 (1, 4)	G1-3									1	0	0	0	3	0	0	Los Angeles Dodgers @ Montreal Expos Olympic Stadium, Montreal, QB Thu Apr 22 1993, 7:05 PM EDT Att: 10,683 - Dome			
Mike Lansing, R OBP: 0.405, SLG: 0.613 (1, 5)	G5-3									4	0	0	0	0	0	5				
Marquis Grissom, R OBP: 0.359, SLG: 0.404 (1, 8)	F8									3	1	0	0	1	0	0				
Larry Walker, L OBP: 0.513, SLG: 0.875 (1, 9)										4	1	3	1	0	0	0				
Darrin Fletcher, L OBP: 0.444, SLG: 0.680 (1, 2)										4	0	2	1	0	0	1				
Lou Frazier, S OBP: 0.400, SLG: 0.308 (8, PR)										0	1	0	0	0	0	0				
Tim Spehr, R OBP: 0.294, SLG: 0.538 (9, 2)										0	0	0	0	0	0	0				
John Vander Wal, L OBP: 0.344, SLG: 0.357 (1, 3)										3	0	0	0	0	0	3				
Greg Colbrunn, R OBP: 0.250, SLG: 0.500 (7, 3)										1	0	0	0	0	1	1				
Wil Cordero, R OBP: 0.316, SLG: 0.404 (1, 6)										3	0	2	1	1	0	1				
Ted Wood, L OBP: 0.276, SLG: 0.231 (1, 7)										2	0	0	0	0	0	1				
Sean Berry, R OBP: 0.482, SLG: 0.188 (8, PH)										0	0	0	0	1	0	0				
Mel Rojas, R (9, 1)										0	0	0	0	0	0	0				
Kent Bottenfield, R OBP: 0.167, SLG: 0.167 (1, 1)										2	0	0	0	0	2	1				
Frank Bolick, S OBP: 0.252, SLG: 0.348 (7, PH)										1	0	0	0	0	1	1				
Jeff Fassero, L (8, 1)										0	0	0	0	0	0	0				
Moises Alou, R OBP: 0.297, SLG: 0.397 (8, PH)										1	0	0	0	0	0	2				
Inning Stats	R: 0 E: 0 K: 0 S: 6	H: 0 LOB: 0 BB: 0 P: 9	R: 0 E: 0 K: 0 S: 6	H: 0 LOB: 0 BB: 0 P: 8	R: 0 E: 0 K: 1 S: 16	H: 1 LOB: 2 BB: 1 P: 27	R: 1 E: 0 K: 0 S: 7	H: 1 LOB: 1 BB: 1 P: 15	R: 0 E: 0 K: 0 S: 8	H: 0 LOB: 1 BB: 1 P: 12	R: 0 E: 0 K: 0 S: 5	H: 2 LOB: 1 BB: 0 P: 9	R: 0 E: 0 K: 1 S: 9	H: 0 LOB: 2 BB: 2 P: 18	R: 2 E: 0 K: 1 S: 14	H: 3 LOB: 2 BB: 1 P: 27	1B: 2 2B: 5 3B: 0 HR: 0	SF: 0 SAC: 1 DP: 1 HBP: 0	WP: 0 PB: 1 SB: 0 CS: 0	PA: 36
PITCHER	IP WLS BF H R ER SO BB IBB HBP BLK WP HR S P ERA WHIP																			
Orel Hershiser, R ERA: 3.58 (1, 1)	7.2	L 34	7	3	3	4	4	1	0	0	0	0	0	69	117	3.52	1.435			
Steve Wilson, L ERA: 5.87 (8, 1)	0.0	1	0	0	0	0	0	1	0	0	0	0	0	4	∞	∞				
Ricky Tricek, R ERA: 4.32 (8, 1)	0.1	1	0	0	0	0	0	0	0	0	0	2	4	0.00	0.000					



Batter	1	2	3	4	5	6	7	8	9	AB	R	H	RBI	BB	SO	LOB	TOP					
Brett Butler, L OBP: 0.450, SLG: 0.385	4-2 CS BB	3-2 1B			1-1 G6-3		2-1 F7		0-1 1B	4	0	2	0	1	0	0	Los Angeles Dodgers @ Philadelphia Phillies Veterans Stadium, Philadelphia, PA Sat Apr 24 1993, 7:05 PM EDT Att: 37,457 - Unknown - 54 F					
Mike Sharperson, R OBP: 0.273, SLG: 0.300	0-1 E7	1-1 G1-2-3			1-3 K		2-3 K		3-2 P6	4	1	1	0	0	2	3						
Lenny Harris, L OBP: 0.192, SLG: 0.100	1B									0	0	0	0	0	0	0						
Mitch Webster, S OBP: 0.308, SLG: 0.333	1-2 G6-3	1B	3-H							1	0	0	0	0	0	2						
Eric Davis, R OBP: 0.329, SLG: 0.265	2-2 G6-3				0-2 G6-3				1-1 G6-3	4	0	1	0	0	0	0						
Eric Karros, R OBP: 0.311, SLG: 0.343	1-0 G6-3				1-3 K		1-1 G5-3		1-1 G1-3	4	0	0	1	0	1	1						
Cory Snyder, R OBP: 0.333, SLG: 0.250	1-0 F9				2-1		4-2 1B SF8		4-2	2	1	1	0	2	0	1						
Tim Lincecum, R OBP: 0.225, SLG: 0.297		1-2			1-2 F9		0-0 BB		3-3 BB	4	1	2	1	0	1	2						
Mike Piazza, R OBP: 0.311, SLG: 0.456	1-1 FC1-5	1B			2-0 G6-3		0-0 SF8		2-1 1B	3	0	2	1	0	0	0						
Jody Reed, R OBP: 0.279, SLG: 0.277	2-2				1-0		0-1 G4-3		0-3 K	3	0	1	0	0	0	1						
Steve Wilson, L (6, 1)										0	0	0	0	0	0	0						
Ricky Tricek, R (7, 1)	1B	FC1-5								0	0	0	0	0	0	0						
Dave Hansen, L OBP: 0.167, SLG: 0.167	1-2 G1-2-3	1B								1	0	0	0	0	1	1						
Kevin Gross, R (1, 1)	0-0	FC1-5			0-3				1-0	2	0	0	0	0	1	2						
Roger McDowell, R OBP: 1.000, SLG: 1.000	1-2 2-3	1B								0	0	0	0	0	0	0						
Jose Offerman, S OBP: 0.221, SLG: 0.172										2	0	0	0	0	0	1						
Inning Stats	R: 1 E: 1 K: 0 S: 14	H: 2 LOB: 1 BB: 1 P: 22	R: 1 E: 0 K: 0 S: 15	H: 4 LOB: 2 BB: 0 P: 23	R: 0 E: 0 K: 1 S: 11	H: 1 LOB: 1 BB: 0 P: 15	R: 0 E: 0 K: 1 S: 5	H: 0 LOB: 0 BB: 0 P: 8	R: 0 E: 0 K: 1 S: 10	H: 0 LOB: 0 BB: 0 P: 12	R: 1 E: 0 K: 0 S: 8	H: 1 LOB: 1 BB: 1 P: 13	R: 0 E: 0 K: 1 S: 6	H: 0 LOB: 0 BB: 0 P: 11	R: 0 E: 0 K: 1 S: 10	H: 0 LOB: 1 BB: 1 P: 19	R: 0 E: 0 K: 1 S: 12	H: 2 LOB: 2 BB: 0 P: 18	1B: 8 2B: 1 3B: 0 HR: 1	SF: 1 SAC: 0 DP: 1 HBP: 0	WP: 0 PB: 0 SB: 0 CS: 1	PA: 38
PITCHER	IP	WLS	BF	H	R	ER	SO	BB	IBB	HBP	BLK	WP	HR	S	P	ERA	WHIP					
Danny Jackson, L ERA: 3.81	7.0	W	29	8	3	2	4	2	0	0	0	0	1	69	104	2.57	1.429					
Larry Andersen, R ERA: 2.25	1.2		8	2	0	0	2	1	0	0	0	0	0	18	30	0.00	1.800					
Mitch Williams, L ERA: 2.25	0.1	S	1	0	0	0	0	0	0	0	0	0	0	4	7	0.00	0.000					

Batter	1	2	3	4	5	6	7	8	9	AB	R	H	RBI	BB	SO	LOB	BOTTOM				
Lenny Dykstra, L OBP: 0.385, SLG: 0.410	4-0 S 1B	0-2 F8		3-2 L4-3		4-0		4-0		2	1	0	0	3	0	3	Los Angeles Dodgers @ Philadelphia Phillies Veterans Stadium, Philadelphia, PA Sat Apr 24 1993, 7:05 PM EDT Att: 37,457 - Unknown - 54 F				
Mickey Morandini, L OBP: 0.309, SLG: 0.300	1-3 K	2-1 1B			1-1 G3	1-3 K		3-2 F7		5	0	1	1	0	2	4					
John Kruk, L OBP: 0.466, SLG: 0.721	4-2 1B	0-0 G4-3			2-0 F7		0-0	FC5-4 1B		3	1	1	0	1	0	2					
Dave Hollins, S OBP: 0.361, SLG: 0.429	3-3 K			2-0 P4	1-0 F8		1-2 FC5-4	3B		4	1	0	0	0	1	3					
Wes Chamberlain, R OBP: 0.360, SLG: 0.542	0-2			1-0		1-0	E4		1-2	3	0	2	1	0	0	0					
Jim Eisenreich, L OBP: 0.294, SLG: 0.286	1B						E	1B	1-H	1	1	1	1	0	0	0					
Pete Incaviglia, R OBP: 0.281, SLG: 0.452	1-2 2-H	1B								4	2	3	2	0	0	1					
Larry Andersen, R OBP: 1.000, SLG: 1.000							E6	2B	1B	0	0	0	0	0	0	0					
Mitch Williams, L (9, 1)	1-3 2-H	1B								0	0	0	0	0	0	0					
Mariano Duncan, R OBP: 0.289, SLG: 0.324			1-1 HBP	1-0	G6-3		1-0	B1	0-1	4	1	1	0	0	0	2					
Todd Pratt, R OBP: 0.333, SLG: 0.667	2-2	F8			2-2	G6-3		0-1	2-H	4	0	1	1	0	0	1					
Danny Jackson, R OBP: 0.333, SLG: 0.286	3-0				4-2		0-3		0-1	1	0	0	0	1	1	1					
Milt Thompson, L OBP: 0.255, SLG: 0.171	1-2	HBP			L4-3	BB				1	0	0	0	0	0	0					
Inning Stats	R: 2 E: 0 K: 2 S: 15	H: 2 LOB: 2 BB: 2 P: 27	R: 1 E: 0 K: 0 S: 11	H: 1 LOB: 2 BB: 0 P: 19	R: 1 E: 0 K: 0 S: 5	H: 1 LOB: 0 BB: 0 P: 10	R: 0 E: 0 K: 0 S: 10	H: 0 LOB: 0 BB: 1 P: 19	R: 0 E: 0 K: 2 S: 12	H: 3 LOB: 2 BB: 1 P: 22	R: 1 E: 0 K: 0 S: 12	H: 2 LOB: 1 BB: 0 P: 16	R: 0 E: 0 K: 0 S: 10	H: 0 LOB: 1 BB: 1 P: 20	R: 0 E: 0 K: 0 S: 10	H: 0 LOB: 1 BB: 1 P: 20	1B: 7 2B: 2 3B: 1 HR: 1	SF: 0 SAC: 0 DP: 1 HBP: 1	WP: 0 PB: 0 SB: 1 CS: 0	PA: 38	
PITCHER	IP	WLS	BF	H	R	ER	SO	BB	IBB	HBP	BLK	WP	HR	S	P	ERA	WHIP				
Kevin Gross, R ERA: 7.04	5.0	L	23	6	5	5	2	3	0	1	0	0	0	8	12	0.00	3.000				
Roger McDowell, R ERA: 1.69	0.2		4	2	1	0	1	0	0	0	0	0	0	8	12	0.00	3.000				
Steve Wilson, L ERA: 2.25	0.2		5	2	1	1	1	1	0	0	0	0	0	10	17	13.50	4.500				
Ricky Tricek, R ERA: 3.6	1.2		6	0	0	0	0	1	0	0	0	0	0	15	27	0.00	0.600				

AB	34
R	3
H	10
RBI	3
BB	3
SO	6
LOB	14



AB	32
R	7
H	10
RBI	6
BB	5
SO	4
LOB	17



Batter	1	2	3	4	5	6	7	8	9	AB	R	H	RBI	BB	SO	LOB	TOP					
Brett Butler, L OBP: 0.446, SLG: 0.382										3	1	1	0	0	0	1	Los Angeles Dodgers @ Philadelphia Phillies Veterans Stadium, Philadelphia, PA Sun Apr 25 1993, 3:33 AM EDT Att: 53,030 - Sunny - 73 F					
Jody Reed, R OBP: 0.276, SLG: 0.275										4	0	1	0	0	1	2						
Eric Davis, R OBP: 0.313, SLG: 0.250										4	0	0	0	0	0	3						
Darryl Strawberry, L OBP: 0.348, SLG: 0.389										3	0	1	1	1	1	1						
Eric Karros, R OBP: 0.295, SLG: 0.324										4	0	0	0	0	4	3						
Tim Lincecum, R OBP: 0.227, SLG: 0.294										4	1	1	0	0	1	1						
Mike Piazza, R OBP: 0.323, SLG: 0.450										3	0	1	0	1	0	0						
Jose Offerman, S OBP: 0.214, SLG: 0.167										2	0	0	0	0	0	2						
Pedro Martinez, R OBP: 0.143, SLG: 0.143										0	0	0	0	0	0	0						
Dave Hansen, L OBP: 0.143, SLG: 0.143										1	0	0	0	0	1	2						
Omar Daal, L OBP: 0.286, SLG: 0.308										0	0	0	0	0	0	0						
Mitch Webster, S OBP: 0.286, SLG: 0.308										1	0	0	0	0	0	0						
Tom Candiotti, R OBP: 0.154, SLG: 0.083										0	0	0	0	1	0	0						
Steve Wilson, L OBP: 0.154, SLG: 0.083										0	0	0	0	0	0	0						
Inning Stats	R: 1 E: 0 K: 2 S: 14	H: 2 LOB: 1 BB: 0 P: 21	R: 0 E: 0 K: 0 S: 7	H: 0 LOB: 0 BB: 0 P: 12	R: 0 E: 0 K: 0 S: 8	H: 0 LOB: 1 BB: 1 P: 14	R: 0 E: 0 K: 2 S: 12	H: 0 LOB: 0 BB: 2 P: 26	R: 0 E: 0 K: 0 S: 8	H: 0 LOB: 0 BB: 0 P: 11	R: 0 E: 0 K: 1 S: 11	H: 2 LOB: 1 BB: 0 P: 15	R: 0 E: 0 K: 2 S: 14	H: 1 LOB: 1 BB: 0 P: 25	R: 0 E: 0 K: 0 S: 8	H: 0 LOB: 0 BB: 0 P: 10	1B: 5 2B: 0 3B: 0 HR: 0	SF: 0 SAC: 1 DP: 0 HBP: 0	WP: 1 PB: 0 SB: 0 CS: 0	PA: 35		
PITCHER	IP	WLS	BF	H	R	ER	SO	BB	IBB	HBP	BLK	WP	HR	S	P	ERA	WHIP					
Tommy Greene, R ERA: 1.85	(1, 1)	7.0	W	28	4	2	2	6	3	0	0	0	0	0	71	116	2.57	1.000				
David West, L ERA: 1.85	(8, 1)	1.0		4	1	0	0	2	0	0	0	0	0	14	25	0.00	1.000					
Mitch Williams, L ERA: 2.0	(9, 1)	1.0	S	3	0	0	0	0	0	0	0	0	0	8	10	0.00	0.000					

Batter	1	2	3	4	5	6	7	8	9	AB	R	H	RBI	BB	SO	LOB	BOTTOM				
Lenny Dykstra, L OBP: 0.386, SLG: 0.400										4	0	1	0	1	0	0	Los Angeles Dodgers @ Philadelphia Phillies Veterans Stadium, Philadelphia, PA Sun Apr 25 1993, 3:33 AM EDT Att: 53,030 - Sunny - 73 F				
Mickey Morandini, L OBP: 0.317, SLG: 0.352										4	1	1	0	1	0	3					
John Kruk, L OBP: 0.482, SLG: 0.688										3	1	0	0	2	1	3					
Dave Hollins, S OBP: 0.364, SLG: 0.409										3	2	0	0	2	1	3					
Darren Daulton, L OBP: 0.457, SLG: 0.558										2	0	0	1	2	1	4					
Pete Incaviglia, R OBP: 0.278, SLG: 0.514										4	1	1	3	0	2	7					
Milt Thompson, L OBP: 0.255, SLG: 0.171										0	0	0	0	0	0	0					
Jim Eisenreich, L OBP: 0.333, SLG: 0.333										4	0	2	1	0	1	2					
Mariano Duncan, R OBP: 0.286, SLG: 0.317										4	0	1	0	0	1	3					
Tommy Greene, R OBP: 0.111, SLG: 0.111										3	0	0	0	0	2	2					
Ricky Jordan, R OBP: 0.625, SLG: 0.400										1	0	0	0	0	0	0					
David West, L ERA: 1.93										0	0	0	0	0	0	0					
Mitch Williams, L ERA: 2.0										0	0	0	0	0	0	0					
Inning Stats	R: 3 E: 0 K: 0 S: 19	H: 2 LOB: 2 BB: 3 P: 39	R: 0 E: 0 K: 1 S: 8	H: 1 LOB: 1 BB: 0 P: 12	R: 2 E: 0 K: 2 S: 14	H: 2 LOB: 1 BB: 1 P: 27	R: 0 E: 2 K: 3 S: 15	H: 0 LOB: 3 BB: 1 P: 24	R: 0 E: 0 K: 1 S: 12	H: 1 LOB: 2 BB: 1 P: 19	R: 0 E: 0 K: 1 S: 6	H: 0 LOB: 0 BB: 2 P: 16	R: 0 E: 0 K: 0 S: 5	H: 0 LOB: 0 BB: 0 P: 8	R: 0 E: 0 K: 1 S: 8	H: 0 LOB: 0 BB: 0 P: 14	1B: 5 2B: 0 3B: 0 HR: 1	SF: 0 SAC: 0 DP: 0 HBP: 0	WP: 0 PB: 0 SB: 0 CS: 0	PA: 40	
PITCHER	IP	WLS	BF	H	R	ER	SO	BB	IBB	HBP	BLK	WP	HR	S	P	ERA	WHIP				
Tom Candiotti, R ERA: 6.55	(1, 1)	3.0	L	18	5	5	3	4	0	0	0	0	0	41	78	15.00	3.000				
Steve Wilson, L ERA: 1.93	(4, 1)	0.2		5	0	0	0	2	1	0	0	0	0	12	19	0.00	1.500				
Pedro Martinez, R ERA: 4.66	(4, 1)	2.1		11	1	0	0	3	3	0	0	0	0	21	40	0.00	1.714				
Omar Daal, L ERA: 2.0	(7, 1)	2.0		6	0	0	0	1	0	0	0	0	0	13	22	0.00	0.000				

Batter	1	2	3	4	5	6	7	8	9	AB	R	H	RBI	BB	SO	LOB	TOP				
Brett Butler, L OBP: 0.442, SLG: 0.371 (1, 8)	4-0 SH1-3 S BB		1-0 B2-3			1-1 G6-3		0-1 SH1-4		2	0	0	0	1	0	0					
Jody Reed, R OBP: 0.280, SLG: 0.268 (1, 4)	1-1 SH1-3		0-0 L5			0-1 G6-3		4-2 BB		2	0	0	0	1	0	0					
Eric Davis, R OBP: 0.298, SLG: 0.237 (1, 7)	2-2 P2			0-0 G5-3			0-1 L4	0-3 K		4	0	0	0	0	1	4					
Darryl Strawberry, L OBP: 0.342, SLG: 0.368 (1, 9)	1-1 G3-1			2-2 L9			4-2 BB	0-1 E9 FC5-4		3	0	0	0	1	0	2					
Eric Karros, R OBP: 0.280, SLG: 0.307 (1, 3)		0-0 F8		1-2 F7			1-0 P4	1-2 FC5-4		4	0	0	0	0	0	3					
Tim Wallach, R OBP: 0.215, SLG: 0.278 (1, 5)		0-2 G1-3			2-2 P3		0-0 L8		2-3 K	4	0	0	0	0	1	1					
Mike Piazza, R OBP: 0.333, SLG: 0.492 (1, 2)		2-1 HR			3-3 K			4-1 E 1B BB	3-2 G6-3	3	2	1	1	1	1	0					
Jose Offerman, S OBP: 0.203, SLG: 0.157 (1, 6)		0-0 G6-3			0-0 B5			3-2 E6 SH1-4 1B E	2-2 G3-1	4	1	0	0	0	0	1					
Orel Hershiser, R OBP: 0.308, SLG: 0.385 (1, 1)			0-2 B5-3			1-1 F8		0-2 SH1-4 E 1B		3	1	1	1	0	0	0					
Inning Stats	R: 0 E: 0 K: 0 S: 7	H: 0 LOB: 1 BB: 1 P: 15	R: 1 E: 0 K: 0 S: 7	H: 1 LOB: 0 BB: 0 P: 9	R: 0 E: 0 K: 0 S: 5	H: 0 LOB: 0 BB: 0 P: 6	R: 0 E: 0 K: 0 S: 8	H: 0 LOB: 0 BB: 0 P: 11	R: 0 E: 0 K: 1 S: 9	H: 0 LOB: 0 BB: 0 P: 14	R: 0 E: 0 K: 0 S: 6	H: 0 LOB: 1 BB: 1 P: 11	R: 3 E: 2 K: 1 S: 23	H: 1 LOB: 2 BB: 2 P: 34	R: 0 E: 0 K: 1 S: 10	H: 0 LOB: 0 BB: 0 P: 17	1B: 1 2B: 0 3B: 0 HR: 1	SF: 0 SAC: 2 DP: 0 HBP: 0	WP: 0 PB: 0 SB: 1 CS: 0	PA: 35	
PITCHER	IP	WLS	BF	H	R	ER	SO	BB	IBB	HBP	BLK	WP	HR	S	P	ERA	WHIP				
Dwight Gooden, R ERA: 2.68 (1, 1)	8.0	L	32	2	4	1	2	4	0	0	0	0	1	71	108	1.12	0.750				
Jeff Innis, R ERA: 2.61 (9, 1)	1.0		3	0	0	0	1	0	0	0	0	0	0	10	17	0.00	0.000				

Los Angeles Dodgers @ New York Mets
Shea Stadium, Flushing, NY
Tue Apr 27 1993, 3:33 AM EDT
Att: 19,344 - Sunny - 54 F

AB 29
R 4
H 2
RBI 2
BB 4
SO 3
LOB 11



Batter	1	2	3	4	5	6	7	8	9	AB	R	H	RBI	BB	SO	LOB	BOTTOM				
Vince Coleman, S OBP: 0.265, SLG: 0.325 (1, 7)	1-1 G4-3		4-1 BB			1-1 F9		0-0 G4-3		3	0	0	0	1	0	1					
Jeff Kent, R OBP: 0.263, SLG: 0.204 (1, 4) (9, 6)	1-3 K		0-0 F8			3-3 K			0-1 E9 G3 SF8	4	1	0	0	0	2	2					
Eddie Murray, S OBP: 0.382, SLG: 0.529 (1, 3)	1-3 K			1-1 F8			2-2 G1-3		0-1 G3	4	0	0	0	0	1	1					
Bobby Bonilla, S OBP: 0.338, SLG: 0.485 (1, 9)		1-0 F8		3-1 G3			1-2 P4		3-2 SF8	3	0	0	1	0	0	0					
Howard Johnson, S OBP: 0.351, SLG: 0.377 (1, 5)		2-1 G5-4-3 1B		2-0 F9			4-2 BB		3-H G3-1	3	0	1	0	1	0	0					
Ryan Thompson, R OBP: 0.185, SLG: 0.229 (1, 8) Joe Orsulak, L OBP: 0.294, SLG: 0.303 (7, PH) (8, 8)		0-2 G5-4-3			1-3 K		1-SAFE G4-3			2	0	0	0	0	1	1					
Tim Bogar, R (1, 6)			0-0 F8		2-0 F8			0-0 G1-6-3		2	0	0	0	0	0	0					
Dave Gallagher, R OBP: 0.500, SLG: 0.636 (8, PH) Jeff Innis, R (9, 1)										1	0	0	0	0	0	0					
Todd Hundley, S OBP: 0.302, SLG: 0.531 (1, 2)			0-0 F7		3-1 G4-3			0-0 L3-1		3	0	0	0	0	0	0					
Dwight Gooden, R OBP: 0.231, SLG: 0.308 (1, 1) Chico Walker, S OBP: 0.231, SLG: 0.182 (8, PH) (9, 4)			0-0 F8			1-3 K		0-1 1B		2	0	1	0	0	1	0					
Inning Stats	R: 0 E: 0 K: 2 S: 9	H: 0 LOB: 0 BB: 0 P: 12	R: 0 E: 0 K: 0 S: 7	H: 1 LOB: 0 BB: 0 P: 10	R: 0 E: 0 K: 0 S: 5	H: 1 LOB: 2 BB: 1 P: 9	R: 0 E: 0 K: 0 S: 5	H: 0 LOB: 0 BB: 0 P: 11	R: 0 E: 0 K: 1 S: 6	H: 0 LOB: 0 BB: 0 P: 12	R: 0 E: 0 K: 2 S: 9	H: 0 LOB: 1 BB: 1 P: 14	R: 0 E: 0 K: 0 S: 13	H: 0 LOB: 1 BB: 1 P: 21	R: 0 E: 0 K: 0 S: 5	R: 1 E: 1 K: 0 S: 12	H: 0 LOB: 0 BB: 0 P: 17	1B: 2 2B: 1 3B: 0 HR: 0	SF: 1 SAC: 0 DP: 1 HBP: 0	WP: 0 PB: 0 SB: 0 CS: 0	PA: 32
PITCHER	IP	WLS	BF	H	R	ER	SO	BB	IBB	HBP	BLK	WP	HR	S	P	ERA	WHIP				
Orel Hershiser, R ERA: 2.7 (1, 1)	9.0	W	32	3	1	0	5	2	0	0	0	0	0	71	111	0.00	0.556				

Los Angeles Dodgers @ New York Mets
Shea Stadium, Flushing, NY
Tue Apr 27 1993, 3:33 AM EDT
Att: 19,344 - Sunny - 54 F

AB 29
R 1
H 3
RBI 1
BB 2
SO 5
LOB 6



Batter	1	2	3	4	5	6	7	8	9	AB	R	H	RBI	BB	SO	LOB	TOP			
Delino DeShields, L OBP: 0.448, SLG: 0.457 (1.4)										5	0	0	0	0	1	3	Montreal Expos @ Los Angeles Dodgers Dodger Stadium, Los Angeles, CA Wed Apr 28 1993, 7:05 PM PDT Att: 35,896 - Unknown - 71 F			
Moises Alou, R OBP: 0.313, SLG: 0.434 (1.7)										5	0	3	0	0	0	0				
Marquis Grissom, R OBP: 0.337, SLG: 0.407 (1.8)										3	0	0	0	1	2	5				
Larry Walker, L OBP: 0.469, SLG: 0.774 (1.9)										4	1	1	0	0	0	2				
John Vander Wal, L OBP: 0.340, SLG: 0.381 (8, PH) Greg Colbrunn, R OBP: 0.333, SLG: 0.529 (8, 3)										2	0	0	0	1	0	0				
Frank Bolick, S OBP: 0.323, SLG: 0.379 (1.5)										3	0	1	0	1	0	3				
Wil Cordero, R OBP: 0.325, SLG: 0.466 (1.6)										4	0	1	0	0	0	3				
Tim Spehr, R OBP: 0.261, SLG: 0.389 (7, PH) Darin Fletcher, L OBP: 0.394, SLG: 0.488 (7, 2)										2	0	0	0	0	0	2				
Dennis Martinez, R OBP: 0.556, SLG: 0.667 (7, PH) Lou Frazier, S OBP: 0.333, SLG: 0.250 (7, 1) Jeff Fassero, L OBP: 0.394, SLG: 0.174 (9, PH)										2	0	1	0	0	0	0				
Inning Stats	R: 0 E: 0 K: 1 S: 11	H: 1 LOB: 0 BB: 0 P: 16	R: 0 E: 0 K: 0 S: 9	H: 1 LOB: 1 BB: 0 P: 12	R: 0 E: 0 K: 0 S: 9	H: 1 LOB: 1 BB: 0 P: 15	R: 1 E: 1 K: 0 S: 7	H: 1 LOB: 1 BB: 1 P: 15	R: 0 E: 0 K: 0 S: 4	H: 0 LOB: 1 BB: 1 P: 19	R: 0 E: 0 K: 3 S: 16	H: 3 LOB: 3 BB: 0 P: 25	R: 0 E: 0 K: 0 S: 10	H: 1 LOB: 2 BB: 1 P: 19	R: 0 E: 0 K: 0 S: 5	H: 0 LOB: 0 BB: 0 P: 10		1B: 9 2B: 0 3B: 0 HR: 0	SF: 0 SAC: 0 DP: 3 HBP: 0	WP: 0 PB: 0 SB: 1 CS: 1
PITCHER	IP WLS BF H R ER SO BB IBB HBP BLK WP HR S P ERA WHIP																			
Pedro Astacio, R ERA: 3.0 (1.1)	6.0 W 25 6 1 0 1 2 0 0 0 0 0 0 52 87 0.00 1.333																			
Pedro Martinez, R ERA: 4.22 (7.1)	1.0 5 2 0 0 3 0 0 0 0 0 0 0 14 22 0.00 2.000																			
Omar Daal, L ERA: (8.1)	0.1 1 0 0 0 0 0 0 0 0 0 0 0 3 5 0.00 0.000																			
Jim Gott, R ERA: (8.1)	1.2 7 1 0 0 0 1 0 0 0 0 0 0 12 24 0.00 1.200																			

Batter	1	2	3	4	5	6	7	8	9	AB	R	H	RBI	BB	SO	LOB	BOTTOM			
Brett Butler, L OBP: 0.449, SLG: 0.384 (1.8)										3	2	2	0	0	0	0	Montreal Expos @ Los Angeles Dodgers Dodger Stadium, Los Angeles, CA Wed Apr 28 1993, 7:05 PM PDT Att: 35,896 - Unknown - 71 F			
Jody Reed, R OBP: 0.286, SLG: 0.264 (1.4)										1	0	0	1	0	0	0				
Darryl Strawberry, L OBP: 0.325, SLG: 0.350 (1.9)										3	0	0	1	0	1	3				
Eric Karros, R OBP: 0.291, SLG: 0.346 (1.3)										3	1	1	1	1	0	2				
Tim Wallach, R OBP: 0.205, SLG: 0.263 (1.5)										4	0	0	0	0	0	3				
Eric Davis, R OBP: 0.307, SLG: 0.288 (1.7)										4	1	2	1	0	1	0				
Mike Piazza, R OBP: 0.329, SLG: 0.478 (1.2)										4	0	1	0	0	1	1				
Jose Offerman, S OBP: 0.231, SLG: 0.178 (1.6)										3	1	2	0	0	0	1				
Pedro Astacio, R OBP: 0.143, SLG: 0.143 (7.1) Mike Sharperson, R OBP: 0.333, SLG: 0.300 (7, PH) Omar Daal, L OBP: 0.394, SLG: 0.174 (9, PH)										2	0	0	0	0	1	1				
Inning Stats	R: 1 E: 1 K: 0 S: 10	H: 1 LOB: 1 BB: 0 P: 17	R: 0 E: 0 K: 1 S: 10	H: 1 LOB: 1 BB: 0 P: 14	R: 1 E: 0 K: 1 S: 10	H: 1 LOB: 0 BB: 0 P: 16	R: 0 E: 0 K: 1 S: 11	H: 1 LOB: 1 BB: 0 P: 17	R: 0 E: 0 K: 1 S: 8	H: 0 LOB: 0 BB: 0 P: 12	R: 1 E: 0 K: 0 S: 18	H: 2 LOB: 1 BB: 0 P: 24	R: 2 E: 1 K: 0 S: 19	H: 1 LOB: 2 BB: 2 P: 30	R: 1 E: 0 K: 1 S: 12	H: 1 LOB: 0 BB: 0 P: 19		1B: 6 2B: 0 3B: 0 HR: 2	SF: 1 SAC: 3 DP: 0 HBP: 2	WP: 0 PB: 0 SB: 5 CS: 3
PITCHER	IP WLS BF H R ER SO BB IBB HBP BLK WP HR S P ERA WHIP																			
Dennis Martinez, R ERA: 4.7 (1.1)	6.0 L 25 6 3 2 4 0 0 1 0 0 0 0 17 28 3.00 1.000																			
Jeff Fassero, L ERA: 6.0 (7.1)	0.2 6 1 2 1 0 2 0 0 0 0 0 0 17 28 13.50 4.500																			
Mike Gardiner, R ERA: 6.75 (7.1)	1.1 5 1 1 1 1 0 0 1 0 0 0 1 14 21 6.75 0.750																			

Batter	1	2	3	4	5	6	7	8	9	AB R H RBI BB SO LOB	TOP											
Delino DeShields, L OBP: 0.429, SLG: 0.431 (1.4)	G6-3		G1-4-3			L6		E6		5 0 1 1 0 0 3	Montreal Expos @ Los Angeles Dodgers Dodger Stadium, Los Angeles, CA Thu Apr 29 1993, 7:05 PM PDT Att: 32,045 - Unknown											
John Vander Wal, L OBP: 0.327, SLG: 0.348 (1.7)	G1-3		G4-3				F7	K	4 1 0 0 1 1 2													
Marquis Grissom, R OBP: 0.362, SLG: 0.471 (1.8)	HR						HR	FC6-4 IBB	4 2 3 2 1 0 0													
Frank Bolick, S OBP: 0.343, SLG: 0.469 (8, PH)	G3							FC6-4	3 1 1 2 1 0 0													
Sean Berry, R OBP: 0.352, SLG: 0.167 (8.5)							HR		1 0 0 0 0 0 2													
Moises Alou, R OBP: 0.341, SLG: 0.475 (1.9)									4 1 3 0 1 1 0													
Darin Fletcher, L OBP: 0.388, SLG: 0.489 (1.2)	G1-6-3								4 0 2 1 1 0 3													
Wil Cordero, R OBP: 0.306, SLG: 0.436 (1.6)	K2-3								5 0 0 0 0 1 5													
Greg Colbrunn, R OBP: 0.435, SLG: 0.591 (1.3)									5 2 4 0 0 1 1													
Ken Hill, R OBP: 0.214, SLG: 0.286 (9.1)									2 0 0 0 0 1 2													
John Wetteland, R (9.1)									0 0 0 0 0 0 0													
Inning Stats	R: 1 E: 0 K: 0 S: 14	H: 1 LOB: 0 BB: 0 P: 25	R: 0 E: 0 K: 2 S: 9	H: 0 LOB: 0 BB: 0 P: 14	R: 0 E: 0 K: 0 S: 8	H: 1 LOB: 1 BB: 0 P: 12	R: 0 E: 0 K: 0 S: 10	H: 1 LOB: 2 BB: 1 P: 17	R: 2 E: 0 K: 0 S: 13	H: 3 LOB: 3 BB: 3 P: 27	R: 0 E: 0 K: 0 S: 14	H: 1 LOB: 1 BB: 0 P: 19	R: 2 E: 0 K: 0 S: 9	H: 4 LOB: 1 BB: 0 P: 16	R: 1 E: 1 K: 2 S: 13	H: 1 LOB: 2 BB: 1 P: 24	R: 1 E: 0 K: 1 S: 9	H: 2 LOB: 1 BB: 0 P: 11	1B: 10 2B: 2 3B: 1 HR: 2	SF: 0 SAC: 3 DP: 1 HBP: 0	WP: 2 PB: 2 SB: 4 CS: 1	PA: 45
PITCHER	IP WLS BF H R ER SO BB IBB HBP BLK WP HR S P ERA WHIP											IP WLS BF H R ER SO BB IBB HBP BLK WP HR S P ERA WHIP										
Ramon Martinez, R ERA: 3.13 (1.1)	4.2 L 23 6 3 3 2 3 1 0 0 0 1 53 94 5.79 1.929																					
Steve Wilson, L ERA: 4.25 (5.1)	1.2 10 5 2 2 0 0 0 0 0 0 1 23 34 10.80 3.000																					
Roger McDowell, R ERA: 1.59 (7.1)	0.2 1 0 0 0 0 0 0 0 0 0 0 1 2 0.00 0.000																					
Ricky Tricek, R ERA: 4.5 (8.1)	2.0 11 3 2 2 3 0 1 0 0 2 0 22 35 9.00 1.500																					

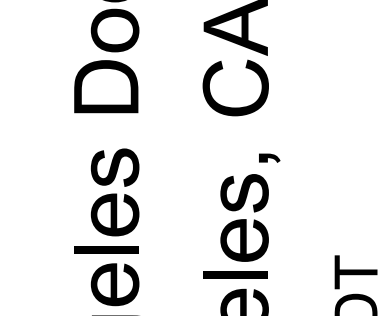
Batter	1	2	3	4	5	6	7	8	9	AB R H RBI BB SO LOB	BOTTOM									
Brett Butler, L OBP: 0.436, SLG: 0.372 (1.8)	L8-3 1B									5 0 1 0 0 2 3	Montreal Expos @ Los Angeles Dodgers Dodger Stadium, Los Angeles, CA Thu Apr 29 1993, 7:05 PM PDT Att: 32,045 - Unknown									
Jody Reed, R OBP: 0.272, SLG: 0.250 (1.4)	L8-3 1-2		L6					F8	4 0 0 0 0 0 1											
Daryl Strawberry, L OBP: 0.399, SLG: 0.328 (1.9)	F7		G3-1					F7	4 0 0 0 0 0 0											
Lenny Harris, L OBP: 0.154, SLG: 0.083 (9.9)									0 0 0 0 0 0 0											
Eric Karros, R OBP: 0.300, SLG: 0.354 (1.3)									4 1 2 0 0 0 0											
Tim Wallach, R OBP: 0.230, SLG: 0.313 (1.5)									4 2 3 0 0 1 0											
Eric Davis, R OBP: 0.293, SLG: 0.277 (1.7)									3 0 0 1 0 1 3											
Mike Piazza, R OBP: 0.338, SLG: 0.479 (1.2)									4 0 2 1 0 1 3											
Jose Offerman, S OBP: 0.256, SLG: 0.187 (1.6)									2 0 1 1 2 0 1											
Ramon Martinez, R OBP: 0.167, SLG: 0.152 (5.1)									2 0 0 0 0 0 4											
Steve Wilson, L OBP: 0.150, SLG: 0.125 (7.1)									0 0 0 0 0 0 0											
Roger McDowell, R OBP: 0.100, SLG: 0.100 (7. PH)									0 0 0 0 0 0 1											
Dave Hansen, L OBP: 0.125, SLG: 0.125 (8.1)									0 0 0 0 0 0 1											
Ricky Tricek, R OBP: 0.207, SLG: 0.236 (8. PH)									1 0 0 0 0 1 2											
Inning Stats	R: 0 E: 0 K: 0 S: 6	H: 1 LOB: 0 BB: 0 P: 9	R: 2 E: 0 K: 0 S: 12	H: 3 LOB: 1 BB: 0 P: 18	R: 0 E: 0 K: 1 S: 6	H: 0 LOB: 0 BB: 0 P: 11	R: 0 E: 0 K: 1 S: 14	H: 2 LOB: 3 BB: 1 P: 22	R: 0 E: 0 K: 2 S: 9	H: 0 LOB: 0 BB: 0 P: 14	R: 0 E: 0 K: 1 S: 10	H: 1 LOB: 1 BB: 0 P: 16	R: 0 E: 0 K: 0 S: 5	H: 0 LOB: 0 BB: 0 P: 9	R: 1 E: 0 K: 2 S: 18	H: 2 LOB: 2 BB: 1 P: 27	1B: 7 2B: 3 3B: 0 HR: 0	SF: 1 SAC: 0 DP: 1 HBP: 0	WP: 0 PB: 1 SB: 0 CS: 0	PA: 37
PITCHER	IP WLS BF H R ER SO BB IBB HBP BLK WP HR S P ERA WHIP											IP WLS BF H R ER SO BB IBB HBP BLK WP HR S P ERA WHIP								
Ken Hill, R ERA: 1.8 (1.1)	8.0 W 32 8 3 3 5 0 0 0 0 0 0 75 117 3.38 1.000																			
John Wetteland, R ERA: 2.7 (9.1)	1.0 5 1 0 0 2 1 0 0 0 0 0 12 19 0.00 2.000																			

Batter	1	2	3	4	5	6	7	8	9	AB	R	H	RBI	BB	SO	LOB	TOP								
Lenny Dykstra, L OBP: 0.361, SLG: 0.398	4-2 2B G3 BB		0-0 1B FC3-6 1B		0-1 G3 E 2B		3-2 G4-3		2-2 F7	4	3	2	0	1	0	0	Philadelphia Phillies @ Los Angeles Dodgers Dodger Stadium, Los Angeles, CA Fri Apr 30 1993, 7:05 PM PDT Att: 43,679 - Unknown								
Mickey Morandini, L OBP: 0.291, SLG: 0.351	1-1 G3 1B		1-2 E6 FC3-6 1B SF7		0-0 G3		0-0 E6		2-0 G4-3	5	2	1	0	0	0	2									
John Kruk, L OBP: 0.459, SLG: 0.657	2-2 G3		0-2 FC3-6 1B		3-2 F7		0-0 F7			4	0	1	1	0	0	2									
Dave Hollins, S OBP: 0.374, SLG: 0.424	2-2 FC6-4 1B		2-2 FC3-6		3-H P5				0-0 HR 1B	4	1	2	2	0	0	2									
Darren Daulton, L OBP: 0.438, SLG: 0.516	3-2 P5		0-0 SF7		4-2 FC4-6 BB				0-1 HR	2	1	1	3	1	0	1									
Wes Chamberlain, R OBP: 0.317, SLG: 0.466 Mark Davis, L Mitch Williams, L	1-0 FC6-4		3-H G4-3		1-0 L5				0-0 G1-3	4	0	0	0	0	0	3									
Milt Thompson, L OBP: 0.279, SLG: 0.226		2-3 K		0-1 G6-3		0-1 FC4-6 1-2		1-2 G3-1	4	0	0	0	0	0	1	1									
Mariano Duncan, R OBP: 0.293, SLG: 0.309		2-2 G6-3		1-1 G6-3		1-0 F7		3-0 F8	4	0	0	0	0	0	0	1									
Tommy Greene, R OBP: 0.091, SLG: 0.091 Jose DeLeon, R Bob Ayrault, R Jim Eisenreich, L OBP: 0.393, SLG: 0.440	1-0 F7		1-0 G5-3		0-0 G5-3		1-3 K		3-1 G4-3	2	0	0	0	0	0	0									
Inning Stats	R: 2 E: 0 K: 0 S: 15	H: 2 LOB: 1 BB: 1 P: 28	R: 0 E: 0 K: 1 S: 8	H: 0 LOB: 0 BB: 0 P: 13	R: 2 E: 1 K: 0 S: 16	H: 2 LOB: 1 BB: 0 P: 21	R: 0 E: 0 K: 0 S: 5	H: 0 LOB: 0 BB: 0 P: 6	R: 1 E: 1 K: 0 S: 10	H: 1 LOB: 0 BB: 0 P: 15	R: 0 E: 0 K: 0 S: 6	H: 0 LOB: 1 BB: 0 P: 12	R: 0 E: 1 K: 1 S: 11	H: 0 LOB: 1 BB: 0 P: 15	R: 2 E: 0 K: 0 S: 8	H: 2 LOB: 0 BB: 0 P: 12		R: 0 E: 0 K: 0 S: 7	H: 0 LOB: 0 BB: 0 P: 14	1B: 4 2B: 2 3B: 0 HR: 1	SF: 1 SAC: 0 DP: 0 HBP: 0	WP: 0 PB: 0 SB: 0 CS: 0	PA: 38		
PITCHER	IP	WLS	BF	H	R	ER	SO	BB	IBB	HBP	BLK	WP	HR	S	P	ERA	WHIP								
Kevin Gross, R ERA: 6.67	(1, 1)	4.0	18	4	4	2	1	1	0	0	0	0	0	44	68	4.50	1.250								
Pedro Martinez, R ERA: 3.55	(5, 1)	2.0	8	1	1	0	0	1	0	0	0	0	0	16	27	0.00	1.000								
Roger McDowell, R ERA: 1.46	(7, 1)	1.0	4	0	0	0	1	0	0	0	0	0	0	11	15	0.00	0.000								
Omar Daal, L ERA: 3.38	(8, 1)	2.0	L 8	2	2	2	0	0	0	0	0	0	1	15	26	9.00	1.000								

Batter	1	2	3	4	5	6	7	8	9	AB	R	H	RBI	BB	SO	LOB	BOTTOM								
Brett Butler, L OBP: 0.450, SLG: 0.390	2-2 F9 G6-3 1B		3-1 B1-3		2-1 1B 2B		4-2 S BB		4-0 G4-3 WP BB	4	1	2	0	2	0	2	Philadelphia Phillies @ Los Angeles Dodgers Dodger Stadium, Los Angeles, CA Fri Apr 30 1993, 7:05 PM PDT Att: 43,679 - Unknown								
Jody Reed, R OBP: 0.279, SLG: 0.250	2-2 G6-3		1-0 L7		0-1 F8 1B SF9		4-2 BB		1-2 G4-3	4	1	1	0	1	0	2									
Daryl Strawberry, L OBP: 0.391, SLG: 0.318 Cory Snyder, R OBP: 0.333, SLG: 0.267	1-1 F9		2-3 K		3-2 SF9 1B		2-2 G1-3		2-3 K	2	0	0	0	0	1	1									
Eric Karros, R OBP: 0.284, SLG: 0.333	2-2 F9				1-2 F8		0-0 F8		2-2 F8	5	0	0	0	0	0	4									
Tim Wallach, R OBP: 0.239, SLG: 0.333		1-0 P3		1-2 FC5-4 1B		1-2 SF9		1-2 F8		3-2 1B 2B	4	1	2	1	0	0									
Eric Davis, R OBP: 0.320, SLG: 0.299		4-1 S BB		0-2 FC5-4 1B		1-2 K		3-2 S 1B		3-2 1B BB	4	2	3	1	1	1									
Mike Piazza, R OBP: 0.354, SLG: 0.520		1-3 K		2-1 FC5-4 BB		2-2 HR		2-2 1B		4-1 L4 1B BB	4	1	2	2	1	3									
Jose Offerman, S OBP: 0.287, SLG: 0.215		1-2 1B		4-2 BB		2-1 G4-3		0-0 1B		1-2 FC6-4 1B	4	0	3	1	1	0									
Kevin Gross, R Dave Hansen, L Pedro Martinez, R Lenny Harris, L Roger McDowell, R Mitch Webster, S Omar Daal, L Mike Sharperson, R	(1, 1) (4, PH) (5, 1) (6, PH) (7, 1) (7, PH) (8, 1) (9, PH)	R: 0 E: 0 K: 0 S: 13	H: 1 LOB: 1 BB: 0 P: 20	R: 1 E: 0 K: 2 S: 13	H: 1 LOB: 1 BB: 1 P: 22	R: 0 E: 0 K: 1 S: 6	H: 0 LOB: 0 BB: 0 P: 12	R: 0 E: 0 K: 0 S: 18	H: 2 LOB: 3 BB: 1 P: 29	R: 2 E: 0 K: 1 S: 15	H: 3 LOB: 1 BB: 0 P: 22	R: 1 E: 0 K: 0 S: 15	H: 2 LOB: 2 BB: 2 P: 31	R: 1 E: 0 K: 0 S: 16	H: 3 LOB: 2 BB: 0 P: 24	R: 0 E: 0 K: 1 S: 11		H: 0 LOB: 1 BB: 1 P: 20	R: 1 E: 0 K: 0 S: 13	H: 3 LOB: 2 BB: 1 P: 25	1B: 11 2B: 4 3B: 0 HR: 1	SF: 1 SAC: 0 DP: 1 HBP: 0	WP: 1 PB: 0 SB: 3 CS: 1	PA: 46	
PITCHER	IP	WLS	BF	H	R	ER	SO	BB	IBB	HBP	BLK	WP	HR	S	P	ERA		WHIP							
Tommy Greene, R ERA: 2.45	(1, 1)	5.0	24	7	3	3	4	2	0	0	0	0	0	65	105	5.40	1.800								
Jose DeLeon, R ERA: 7.27	(6, 1)	0.2	5	2	1	1	0	2	0	0	0	0	1	12	26	13.50	6.000								
Bob Ayrault, R ERA: 6.23	(6, 1)	1.1	W 7	3	1	1	0	0	0	0	0	0	0	19	29	6.75	2.250								
Mark Davis, L ERA: 2.08	(8, 1)	1.0	4	0	0	0	1	1	0	0	0	1	0	11	20	0.00	1.000								
Mitch Williams, L ERA: 3.0	(9, 1)	1.0	S 6	3	1	1	0	1	0	0	0	0	0	13	25	9.00	4.000								

Batter	1	2	3	4	5	6	7	8	9	AB	R	H	RBI	BB	SO	LOB	TOP										
Lenny Dykstra, L (1,8) OBP: 0.366, SLG: 0.402	F8			FC4-6 1B		F9		F7		4	0	2	0	0	0	0	Philadelphia Phillies @ Los Angeles Dodgers Dodger Stadium, Los Angeles, CA Sat May 01 1993, 7:05 PM PDT Att: 44,023 - Unknown - 76 F										
Mickey Morandini, L (1,4) OBP: 0.289, SLG: 0.355	L3			FC4-6 1B		K		F7		4	0	1	0	0	1	1											
John Kruk, L (1,3) OBP: 0.438, SLG: 0.622	G3			K		L9		G4-3		4	0	0	0	0	1	3											
Dave Hollins, S (1,5)		G4-3		FC4-6		G6-3		K		4	0	0	0	0	1	2											
Darren Daulton, L (1,2) OBP: 0.435, SLG: 0.500	G3			G4-3				G4-3		2	0	0	0	1	0	2											
Doug Lindsey, R (8,2) OBP: 1.000, SLG: 1.000								FC6-4 BB		1	0	1	0	0	0	0											
Pete Incaviglia, R (1,9) OBP: 0.285, SLG: 0.420	K					FC6-4 2B		G4-3		4	1	0	0	0	1	2											
Jim Eisenreich, L (1,7) OBP: 0.419, SLG: 0.500			G4-3							3	0	2	1	0	0	0											
Mariano Duncan, R (1,6) OBP: 0.279, SLG: 0.293			K							3	0	0	0	0	3	2											
Ben Rivera, R (1,1)			K							2	0	0	0	0	2	1											
Milt Thompson, L (8,PH) OBP: 0.275, SLG: 0.222			K							1	0	0	0	0	1	0											
Mark Davis, L (8,1)										0	0	0	0	0	0	0											
Bob Ayrault, R (8,1)										0	0	0	0	0	0	0											
Inning Stats	R: 0 E: 0 K: 0 S: 7	H: 0 LOB: 0 BB: 0 P: 11	R: 0 E: 0 K: 1 S: 11	H: 0 LOB: 0 BB: 0 P: 16	R: 0 E: 0 K: 2 S: 7	H: 2 LOB: 2 BB: 0 P: 8	R: 0 E: 0 K: 1 S: 10	H: 1 LOB: 1 BB: 0 P: 25	R: 0 E: 0 K: 1 S: 7	H: 0 LOB: 0 BB: 0 P: 10	R: 1 E: 1 K: 1 S: 14	H: 1 LOB: 1 BB: 1 P: 27	R: 0 E: 0 K: 1 S: 8	H: 1 LOB: 1 BB: 0 P: 10	R: 0 E: 0 K: 1 S: 8	H: 1 LOB: 0 BB: 0 P: 11	1B: 5 2B: 1 3B: 0 HR: 0	SF: 0 SAC: 0 DP: 1 HBP: 0	WP: 0 PB: 0 SB: 1 CS: 0	PA: 33							
PITCHER	IP	WLS	BF	H	R	ER	SO	BB	IBB	HBP	BLK	WP	HR	S	P	ERA	WHIP										
Tom Candiotti, R (1,1) ERA: 5.1	8.0	W	30	5	1	1	9	1	0	0	0	0	0	78	124	1.12	0.750										
Jim Gott, R (9,1) ERA:	1.0		3	1	0	0	1	0	0	0	0	0	0	8	11	0.00	1.000										

Batter	1	2	3	4	5	6	7	8	9	AB	R	H	RBI	BB	SO	LOB	BOTTOM										
Brett Butler, L (1,8) OBP: 0.448, SLG: 0.391	SH3-4 WP SF8 1B		F8		G5-3		G5-3	1B		5	1	2	1	0	0	1	Philadelphia Phillies @ Los Angeles Dodgers Dodger Stadium, Los Angeles, CA Sat May 01 1993, 7:05 PM PDT Att: 44,023 - Unknown - 76 F										
Jody Reed, R (1,4) OBP: 0.289, SLG: 0.262	SH3-4				G4-3		G4-3	1B		4	0	2	1	0	0	0											
Mitch Webster, S (1,7) OBP: 0.238, SLG: 0.263	SF8		F8		F8		E 1B	P5		4	0	1	1	0	0	5											
Eric Karros, R (1,3) OBP: 0.280, SLG: 0.319			G3				G5-3	K		4	0	0	0	1	1	6											
Mike Piazza, R (1,2) OBP: 0.372, SLG: 0.564	F9			HR		2B BB		1B HBP BB 1B		3	2	2	1	1	0	1											
Cory Snyder, R (1,9) OBP: 0.318, SLG: 0.222			K		P4		F8	BB 1B BB 1B HBP		3	1	0	0	0	1	1											
Lenny Harris, L (1,5) OBP: 0.278, SLG: 0.353			G6-3		G4-3			1B BB 1B		4	1	2	0	0	0	0											
Jose Offerman, S (1,6) OBP: 0.308, SLG: 0.222			G5-3					1B 1B BB		2	0	1	1	2	0	0											
Tom Candiotti, R (1,1) OBP: 0.222, SLG: 0.125								1B BB		3	0	1	0	0	0	4											
Mike Sharperson, R (8,PH) OBP: 0.286, SLG: 0.250					FC6-4		G4-3	K		1	0	0	0	0	1	3											
Jim Gott, R (9,1) ERA:										0	0	0	0	0	0	0											
Inning Stats	R: 1 E: 0 K: 0 S: 8	H: 1 LOB: 1 BB: 1 P: 18	R: 0 E: 0 K: 1 S: 11	H: 0 LOB: 0 BB: 0 P: 15	R: 0 E: 0 K: 0 S: 12	H: 2 LOB: 2 BB: 0 P: 21	R: 1 E: 0 K: 0 S: 16	H: 2 LOB: 1 BB: 0 P: 27	R: 0 E: 0 K: 0 S: 5	H: 0 LOB: 0 BB: 0 P: 6	R: 0 E: 0 K: 0 S: 6	H: 1 LOB: 3 BB: 2 P: 21	R: 0 E: 1 K: 0 S: 7	H: 1 LOB: 1 BB: 0 P: 12	R: 3 E: 0 K: 2 S: 24	H: 4 LOB: 3 BB: 1 P: 41	1B: 9 2B: 1 3B: 0 HR: 1	SF: 1 SAC: 1 DP: 0 HBP: 1	WP: 1 PB: 0 SB: 0 CS: 0	PA: 40							
PITCHER	IP	WLS	BF	H	R	ER	SO	BB	IBB	HBP	BLK	WP	HR	S	P	ERA	WHIP										
Ben Rivera, R (1,1) ERA: 5.0	7.0	L	31	7	2	2	1	2	1	0	0	0	0	65	120	2.57	1.286										
Mark Davis, L (8,1) ERA: 5.0	0.1		6	3	3	3	1	1	0	1	0	0	0	15	27	81.00	12.000										
Bob Ayrault, R (8,1) ERA: 5.4	0.2		3	1	0	0	1	0	0	0	0	0	0	9	14	0.00	1.500										



Batter	1	2	3	4	5	6	7	8	9	AB	R	H	RBI	BB	SO	LOB	TOP								
Lenny Dykstra, L OBP: 0.376, SLG: 0.412										5	2	3	1	0	0	0	Philadelphia Phillies @ Los Angeles Dodgers Dodger Stadium, Los Angeles, CA Sun May 02 1993, 3:33 AM PDT Att: 41,102 - Sunny - 80 F								
Mickey Morandini, L OBP: 0.294, SLG: 0.370										5	1	1	1	0	0	3									
John Kruk, L OBP: 0.447, SLG: 0.620										5	1	3	1	0	0	1									
Dave Hollins, S OBP: 0.352, SLG: 0.404										5	1	1	1	0	2	2									
Darren Daulton, L OBP: 0.423, SLG: 0.471										4	1	0	0	1	0	2									
Wes Chamberlain, R OBP: 0.328, SLG: 0.450										2	1	0	0	2	1	2									
Jim Eisenreich, L OBP: 0.438, SLG: 0.552										5	1	3	1	0	2	1									
Milt Thompson, L OBP: 0.297, SLG: 0.250										3	1	1	2	0	2	3									
Mariano Duncan, R OBP: 0.277, SLG: 0.295										4	0	0	0	0	2	2									
Terry Mulholland, R OBP: 0.277, SLG: 0.295										4	0	0	0	0	2	2									
Inning Stats	R: 1 E: 0 K: 1 S: 12	H: 2 LOB: 0 BB: 0 P: 21	R: 1 E: 0 K: 1 S: 8	H: 1 LOB: 1 BB: 1 P: 17	R: 6 E: 1 K: 1 S: 20	H: 6 LOB: 2 BB: 1 P: 29	R: 0 E: 0 K: 1 S: 13	H: 2 LOB: 3 BB: 1 P: 23	R: 0 E: 0 K: 1 S: 9	H: 0 LOB: 0 BB: 0 P: 10	R: 0 E: 0 K: 1 S: 5	H: 0 LOB: 0 BB: 0 P: 7	R: 0 E: 0 K: 2 S: 8	H: 0 LOB: 0 BB: 0 P: 13	R: 0 E: 0 K: 0 S: 7	H: 0 LOB: 0 BB: 0 P: 10	R: 1 E: 0 K: 1 S: 11	H: 2 LOB: 1 BB: 0 P: 18	1B: 10 2B: 2 3B: 1 HR: 0	SF: 1 SAC: 0 DP: 0 HBP: 0	WP: 0 PB: 0 SB: 0 CS: 0	PA: 43			
PITCHER	IP	WLS	BF	H	R	ER	SO	BB	IBB	HBP	BLK	WP	HR	S	P	ERA	WHIP								
Orel Hershiser, R ERA: 3.89	2.2	L	18	8	8	6	3	1	1	0	0	0	0	36	60	20.25	3.375								
Steve Wilson, L ERA: 2.79	3.1		14	3	0	0	3	1	0	0	0	0	0	31	47	0.00	1.200								
Ricky Tricek, R ERA: 4.2	3.0		11	2	1	1	3	0	0	0	0	0	0	26	41	3.00	0.667								

Batter	1	2	3	4	5	6	7	8	9	AB	R	H	RBI	BB	SO	LOB	BOTTOM								
Brett Butler, L OBP: 0.450, SLG: 0.382										2	0	0	0	2	0	3	Philadelphia Phillies @ Los Angeles Dodgers Dodger Stadium, Los Angeles, CA Sun May 02 1993, 3:33 AM PDT Att: 41,102 - Sunny - 80 F								
Jody Reed, R OBP: 0.277, SLG: 0.250										4	0	0	0	0	0	2									
Mitch Webster, S OBP: 0.280, SLG: 0.391										4	0	2	0	0	0	1									
Eric Karros, R OBP: 0.279, SLG: 0.316										4	0	1	0	0	1	3									
Mike Piazza, R OBP: 0.382, SLG: 0.557										1	1	0	0	1	0	1									
Carlos Hernandez, R OBP: 0.077, SLG: 0.077										1	0	0	0	0	0	0									
Tim Lincecum, R OBP: 0.240, SLG: 0.330										4	0	1	0	0	1	3									
Cory Snyder, R OBP: 0.269, SLG: 0.182										4	0	0	0	0	1	2									
Jose Offerman, S OBP: 0.316, SLG: 0.235										4	0	2	1	0	1	0									
Orel Hershiser, R OBP: 0.286, SLG: 0.357										1	0	0	0	0	0	1									
Steve Wilson, L										1	0	0	0	0	0	0									
Mike Sharperson, R OBP: 0.287, SLG: 0.231										1	0	0	0	0	0	2									
Ricky Tricek, R										0	0	0	0	0	0	0									
Lenny Harris, L OBP: 0.283, SLG: 0.333										1	0	0	0	0	0	0									
Inning Stats	R: 0 E: 0 K: 0 S: 13	H: 1 LOB: 3 BB: 2 P: 23	R: 0 E: 0 K: 1 S: 8	H: 1 LOB: 1 BB: 0 P: 11	R: 0 E: 0 K: 1 S: 10	H: 1 LOB: 1 BB: 0 P: 17	R: 0 E: 0 K: 1 S: 9	H: 0 LOB: 0 BB: 0 P: 11	R: 0 E: 0 K: 0 S: 15	H: 1 LOB: 2 BB: 1 P: 22	R: 1 E: 0 K: 0 S: 13	H: 2 LOB: 2 BB: 0 P: 18	R: 0 E: 0 K: 0 S: 4	H: 0 LOB: 0 BB: 0 P: 7	R: 0 E: 0 K: 0 S: 3	H: 0 LOB: 0 BB: 0 P: 4	R: 0 E: 0 K: 1 S: 5	H: 0 LOB: 0 BB: 0 P: 5	1B: 5 2B: 0 3B: 1 HR: 0	SF: 0 SAC: 0 DP: 0 HBP: 1	WP: 1 PB: 0 SB: 0 CS: 0	PA: 37			
PITCHER	IP	WLS	BF	H	R	ER	SO	BB	IBB	HBP	BLK	WP	HR	S	P	ERA	WHIP								
Terry Mulholland, L ERA: 2.6	9.0	W	37	6	1	1	4	3	0	1	0	0	0	80	118	1.00	1.000								

AB 39
R 9
H 13
RBI 8
BB 3
SO 9
LOB 16



AB 33
R 1
H 6
RBI 1
BB 3
SO 4
LOB 18



Batter	1	2	3	4	5	6	7	8	9	AB	R	H	RBI	BB	SO	LOB	TOP					
Vince Coleman, S (1, 7) OBP: 0.304, SLG: 0.336										5	1	3	1	0	1	0						
Tony Fernandez, S (1, 6) OBP: 0.333, SLG: 0.272										5	0	1	1	0	1	3						
Eddie Murray, S (1, 3) OBP: 0.360, SLG: 0.477										4	0	2	1	0	0	1						
Bobby Bonilla, S (1, 9) OBP: 0.314, SLG: 0.400										5	0	0	0	0	3	6						
Howard Johnson, S (1, 5) OBP: 0.379, SLG: 0.383										3	1	2	0	1	0	0						
Joe Orsulak, L (1, 8) OBP: 0.288, SLG: 0.300										4	0	0	0	0	0	5						
Jeff Kent, R (1, 4) OBP: 0.296, SLG: 0.282										3	1	1	1	1	0	2						
Todd Hundley, S (1, 2) OBP: 0.296, SLG: 0.438										4	1	1	0	0	0	2						
Frank Tanana, L (1, 1) OBP: 0.111, SLG: 0.111 Chico Walker, S (6, PH) Mickey Weston, R (6, 1) Mike Draper, R (6, 1) Wayne House, S (6, PH) Jeff Innis, R (8, 1)										2	0	0	0	0	0	1						
Inning Stats	R: 0 E: 0 K: 2 S: 12	H: 1 LOB: 1 BB: 0 P: 17	R: 0 E: 0 K: 0 S: 7	H: 0 LOB: 1 BB: 1 P: 15	R: 1 E: 0 K: 0 S: 9	H: 2 LOB: 1 BB: 0 P: 12	R: 1 E: 1 K: 0 S: 7	H: 1 LOB: 1 BB: 0 P: 12	R: 0 E: 0 K: 1 S: 8	H: 2 LOB: 3 BB: 1 P: 15	R: 2 E: 1 K: 2 S: 15	H: 3 LOB: 2 BB: 0 P: 24	R: 0 E: 0 K: 0 S: 6	H: 1 LOB: 0 BB: 0 P: 9	R: 0 E: 0 K: 1 S: 8	H: 0 LOB: 0 BB: 0 P: 12	R: 0 E: 0 K: 1 S: 8	H: 0 LOB: 0 BB: 0 P: 11	1B: 7 2B: 4 3B: 0 HR: 0	SF: 1 SAC: 0 DP: 1 HBP: 0	WP: 0 PB: 0 SB: 4 CS: 0	PA: 40
PITCHER	IP WLS BF H R ER SO BB IBB HBP BLK WP HR S P ERA WHIP																					
Pedro Astacio, R (1, 1) ERA: 3.41	5.0 W 26 8 4 3 3 1 1 0 0 0 0 47 78 5.40 1.800																					
Pedro Martinez, R (6, 1) ERA: 3.07	2.0 8 2 0 0 2 0 0 0 0 0 0 17 26 0.00 1.000																					
Jim Gott, R (8, 1) ERA:	2.0 6 0 0 0 1 0 0 0 0 0 0 16 23 0.00 0.000																					

New York Mets @ Los Angeles Dodgers
 Dodger Stadium, Los Angeles, CA
 Tue May 04 1993, 7:05 PM PDT
 Att: 34,202 - Unknown - 70 F

AB	37
R	4
H	10
RBI	4
BB	2
SO	6
LOB	22



Batter	1	2	3	4	5	6	7	8	9	AB	R	H	RBI	BB	SO	LOB	BOTTOM			
Brett Butler, L (1, 8) OBP: 0.456, SLG: 0.387										4	1	2	1	1	1	0				
Jody Reed, R (1, 4) OBP: 0.276, SLG: 0.250										4	1	1	0	0	0	3				
Eric Davis, R (1, 7) OBP: 0.324, SLG: 0.297										4	2	1	0	1	1	2				
Tim Wallach, R (1, 5) OBP: 0.238, SLG: 0.355										5	1	1	1	0	0	4				
Mike Piazza, R (1, 2) OBP: 0.404, SLG: 0.573										3	1	2	3	2	1	0				
Eric Karros, R (1, 3) OBP: 0.284, SLG: 0.330										5	1	2	1	0	0	3				
Cory Snyder, R (1, 9) OBP: 0.300, SLG: 0.269										4	0	2	2	0	2	0				
Jose Offerman, S (1, 6) OBP: 0.343, SLG: 0.273										3	1	3	0	1	0	0				
Pedro Astacio, R (1, 1) OBP: 0.100, SLG: 0.100 Pedro Martinez, R (6, 1) Dave Hansen, L (7, PH) Jim Gott, R (8, 1)										3	0	0	0	0	2	6				
Inning Stats	R: 3 E: 0 K: 1 S: 16	H: 4 LOB: 3 BB: 2 P: 30	R: 0 E: 0 K: 1 S: 6	H: 0 LOB: 0 BB: 0 P: 9	R: 1 E: 0 K: 1 S: 9	H: 1 LOB: 0 BB: 1 P: 18	R: 0 E: 0 K: 0 S: 8	H: 1 LOB: 2 BB: 1 P: 17	R: 1 E: 0 K: 2 S: 13	H: 3 LOB: 2 BB: 0 P: 24	R: 2 E: 0 K: 1 S: 14	H: 3 LOB: 1 BB: 0 P: 21	R: 1 E: 0 K: 2 S: 12	H: 2 LOB: 1 BB: 0 P: 20	R: 0 E: 0 K: 0 S: 6	H: 0 LOB: 1 BB: 1 P: 15	1B: 9 2B: 4 3B: 0 HR: 1	SF: 0 SAC: 1 DP: 1 HBP: 0	WP: 0 PB: 0 SB: 3 CS: 0	PA: 42
PITCHER	IP WLS BF H R ER SO BB IBB HBP BLK WP HR S P ERA WHIP																			
Frank Tanana, L (1, 1) ERA: 3.12	5.0 L 27 9 5 5 5 3 1 0 0 0 0 0 8 10 9.00 2.400																			
Mickey Weston, R (6, 1) ERA: 12.97	0.1 3 2 2 2 1 0 0 0 0 0 0 0 8 10 54.00 6.000																			
Mike Draper, R (6, 1) ERA: 4.91	1.2 8 3 1 1 2 0 0 0 0 1 0 0 18 31 5.40 1.800																			
Jeff Innis, R (8, 1) ERA: 3.95	1.0 4 0 0 0 0 0 1 0 0 0 0 0 6 15 0.00 1.000																			

New York Mets @ Los Angeles Dodgers
 Dodger Stadium, Los Angeles, CA
 Tue May 04 1993, 7:05 PM PDT
 Att: 34,202 - Unknown - 70 F

AB	36
R	8
H	14
RBI	8
BB	5
SO	8
LOB	19



Batter	1	2	3	4	5	6	7	8	9	AB	R	H	RBI	BB	SO	LOB	TOP								
Vince Coleman, S (1, 7) OBP: 0.291, SLG: 0.321	1-2 F9	0-1 G5-3		3-2 F8		3-2 G4-3		3-2 G5-3		5	0	0	0	0	0	2									
Tony Fernandez, S (1, 6) OBP: 0.337, SLG: 0.294	1-0 G3		0-1 L6	3-1 F8		0-0 1B 3B		4-1 G4-3 BB		4	1	1	0	1	0	0									
Eddie Murray, S (1, 3) OBP: 0.352, SLG: 0.462	2-1 P6		2-2 G6-3		0-0 F9	3-0 BB 1B		3-1 G4-3	1-2	5	0	1	1	0	0	1									
Bobby Bonilla, S (1, 9) OBP: 0.318, SLG: 0.426		4-1 1B BB E	2-2		1-1 P5	3-H 2-0 F8		3-3 K		4	2	1	1	1	1	2									
Howard Johnson, S (1, 5) OBP: 0.407, SLG: 0.417		2-1 1B SAFE E G1-3 FC3 1B	4-2 1B		1-1 2B	4-0 1-2 BB		1-1 SH5-4 1B		3	2	3	0	2	0	0									
Joe Orsulak, L (1, 8) OBP: 0.316, SLG: 0.315		2-1 1B SAFE G1-3	1-0 1B		4-0 2B	0-0 G3		2-2 SH5-4	1-2	4	0	2	0	1	0	4									
Jeff Kent, R (1, 4) Dave Gallagher, R (9, PH) OBP: 0.478, SLG: 0.706		0-1 E5 SH1-3 FC3	4-0 1-2 BB		0-1 1-3 2-H 2B			0-0 SH5-4	1-2 2-3	3	0	1	2	1	0	1	AB 36 R 5 H 9 RBI 5 BB 7 SO 5 LOB 21								
Todd Hundley, S (1, 2) OBP: 0.289, SLG: 0.412		0-1 FC3 SH1-3	0-0 F8		4-0 IBB			0-0 P5		4	0	0	1	1	1	6									
Bret Saberhagen, R (1, 1) Mike Maddux, L (7, 1) Chico Walker, S (9, PH) OBP: 0.250, SLG: 0.278		0-0 SH1-3		1-3 K	2-3 K			0-0 G4-3	2-3 K	3	0	0	0	0	2	3									
Inning Stats	R: 0 E: 0 K: 0 S: 6	H: 0 LOB: 0 BB: 0 P: 10	R: 2 E: 1 K: 0 S: 12	H: 1 LOB: 2 BB: 1 P: 20	R: 1 E: 0 K: 0 S: 13	H: 2 LOB: 3 BB: 2 P: 26	R: 0 E: 0 K: 1 S: 11	H: 0 LOB: 0 BB: 0 P: 18	R: 1 E: 0 K: 1 S: 10	H: 2 LOB: 3 BB: 2 P: 22	R: 1 E: 0 K: 1 S: 9	H: 2 LOB: 2 BB: 1 P: 21	R: 0 E: 0 K: 1 S: 6	H: 0 LOB: 0 BB: 0 P: 7	R: 0 E: 0 K: 1 S: 10	H: 0 LOB: 1 BB: 1 P: 23	R: 0 E: 0 K: 1 S: 11	H: 2 LOB: 2 BB: 0 P: 16	1B: 5 2B: 2 3B: 1 HR: 1	SF: 0 SAC: 2 DP: 0 HBP: 0	WP: 0 PB: 0 SB: 0 CS: 0	PA: 45			
PITCHER	IP WLS BF H R ER SO BB IBB HBP BLK WP HR S P ERA WHIP																								
Ramon Martinez, R (1, 1) ERA: 3.86	5.2	32	7	5	5	2	4	2	0	0	0	0	0	0	1	60	116	7.94	1.941						
Steve Wilson, L (6, 1) ERA: 2.7	0.1	1	0	0	0	0	0	0	0	0	0	0	0	0	1	1	30	0.00	0.000						
Pedro Martinez, R (7, 1) ERA: 2.7	2.0	W	7	0	0	2	1	0	0	0	0	0	0	0	16	30	0.00	0.500							
Jim Gott, R (9, 1) ERA:	1.0	S	5	2	0	1	0	0	0	0	0	0	0	0	11	16	0.00	2.000							

New York Mets @ Los Angeles Dodgers
Dodger Stadium, Los Angeles, CA
 Wed May 05 1993, 7:05 PM PDT
 Att: 32,651 - Unknown - 70 F

AB	36
R	5
H	9
RBI	5
BB	7
SO	5
LOB	21




Batter	1	2	3	4	5	6	7	8	9	AB	R	H	RBI	BB	SO	LOB	BOTTOM							
Brett Butler, L (1, 8) OBP: 0.458, SLG: 0.392	1-2 F7		2-2 G1-3 FC1-5 1B		1-3 K	0-0 SH2-4		0-0 SH2-4		4	1	2	1	0	1	0								
Jody Reed, R (1, 4) OBP: 0.291, SLG: 0.260	0-0 1B		1-2 FC1-5 1B		0-0 WP 1B	1-2 G4-3		4-2 1B BB		4	1	2	0	1	0	4								
Eric Davis, R (1, 7) OBP: 0.308, SLG: 0.281	0-3 K		1-2 G1-3		1-0 G6-3		1-0 P2	2-3 K		5	0	0	0	0	2	7								
Tim Wallach, R (1, 5) OBP: 0.255, SLG: 0.367	0-1 G5-3		3-2 2-H 3-H 1B		3-3 K		2-2 1B	2-2 1-2 2-H 3-H 1B		5	0	3	4	0	1	2								
Mike Piazza, R (1, 2) OBP: 0.394, SLG: 0.552		0-3 K	0-1 L9		0-3 K		1-2 1B	0-2 P5		5	0	1	0	0	2	3								
Eric Karros, R (1, 3) OBP: 0.292, SLG: 0.337		3-2 F8		1-2 FC4-6 1B		2-2 BB 1B FC4-6 1B		1-3 K		4	1	2	0	0	1	2								
Cory Snyder, R (1, 9) OBP: 0.324, SLG: 0.300		1-2 1B		3-1 F9		2-2 FC4-6 BB 1B		1-3 K		4	1	2	0	0	1	3	AB 37 R 6 H 14 RBI 6 BB 3 SO 10 LOB 26							
Jose Offerman, S (1, 6) OBP: 0.350, SLG: 0.275		1-3 K		1-2 FC4-6		4-2 FC4-6 BB		3-2 SH2-4 BB 1B		3	1	1	0	1	1	2								
Ramon Martinez, R (1, 1) Steve Wilson, L (6, 1) Lenny Harris, L (9, PH) Pedro Martinez, R (7, 1) Mitch Webster, S (9, PH) Jim Gott, R (9, 1)			0-0 FC1-5 1B		0-3 K		0-0 FC4-6 1B	4-2 SH2-4 1B BB		2	0	1	0	0	1	1								
Inning Stats	R: 0 E: 0 K: 1 S: 9	H: 1 LOB: 1 BB: 0 P: 10	R: 0 E: 0 K: 2 S: 12	H: 1 LOB: 0 BB: 0 P: 17	R: 2 E: 0 K: 0 S: 18	H: 3 LOB: 1 BB: 0 P: 25	R: 0 E: 0 K: 1 S: 11	H: 1 LOB: 0 BB: 0 P: 16	R: 0 E: 0 K: 2 S: 8	H: 1 LOB: 1 BB: 0 P: 13	R: 2 E: 0 K: 1 S: 20	H: 3 LOB: 2 BB: 1 P: 29	R: 0 E: 0 K: 2 S: 14	H: 2 LOB: 2 BB: 0 P: 20	R: 2 E: 0 K: 1 S: 20	H: 2 LOB: 2 BB: 2 P: 35	1B: 14 2B: 0 3B: 0 HR: 0	SF: 0 SAC: 1 DP: 0 HBP: 0	WP: 1 PB: 0 SB: 0 CS: 0	PA: 41				
PITCHER	IP WLS BF H R ER SO BB IBB HBP BLK WP HR S P ERA WHIP																							
Bret Saberhagen, R (1, 1) ERA: 4.25	6.1	L	9	2	2	2	2	0	0	0	0	0	0	0	27	44	10.80	2.400						
Mike Maddux, R (7, 1) ERA: 4.5	1.2	L	9	2	2	2	2	0	0	0	0	0	0	0	27	44	10.80	2.400						

New York Mets @ Los Angeles Dodgers
Dodger Stadium, Los Angeles, CA
 Wed May 05 1993, 7:05 PM PDT
 Att: 32,651 - Unknown - 70 F

AB	37
R	6
H	14
RBI	6
BB	3
SO	10
LOB	26



Batter	1	2	3	4	5	6	7	8	9	AB	R	H	RBI	BB	SO	LOB	TOP										
Brett Butler, L OBP: 0.447, SLG: 0.382 (1, 8)	G5-3		G6-3		E5	FC4-6			FC3-6	5	2	1	1	0	0	2	Los Angeles Dodgers @ San Francisco Giants Candlestick Park, San Francisco, CA Fri May 07 1993, 10:05 PM EDT Att: 36,114 - Unknown - 51 F										
Jody Reed, R OBP: 0.306, SLG: 0.277 (1, 4)	F9		F7							5	1	3	0	0	0	0											
Eric Davis, R OBP: 0.313, SLG: 0.273 (1, 7)					F9				K	3	0	0	0	2	1	2											
Tim Wallach, R OBP: 0.261, SLG: 0.373 (1, 5)	P4				SF8				K	4	0	2	2	0	1	1											
Mike Piazza, R OBP: 0.385, SLG: 0.533 (1, 2)		G3-1			P3				K	5	0	1	1	0	1	3											
Eric Karros, R OBP: 0.291, SLG: 0.343 (1, 3)		G4-3				F9			K	4	0	1	0	0	1	2											
Cory Snyder, R OBP: 0.342, SLG: 0.281 (1, 9)					G5-3				K	2	1	0	0	2	1	2											
Jose Offerman, S OBP: 0.355, SLG: 0.284 (1, 6)		G5-3							K	4	1	2	0	0	1	1											
Kevin Gross, R Darryl Strawberry, L Roger McDowell, R Steve Wilson, L Ricky Tricek, R Lenny Harris, L (1, 1)									E6	1	0	0	0	0	1	0											
Inning Stats	R: 0 E: 0 K: 0 S: 8	H: 0 LOB: 1 BB: 1 P: 14	R: 0 E: 0 K: 0 S: 8	H: 0 LOB: 1 BB: 1 P: 14	R: 0 E: 0 K: 1 S: 7	H: 0 LOB: 0 BB: 0 P: 9	R: 0 E: 0 K: 0 S: 10	H: 2 LOB: 2 BB: 0 P: 14	R: 3 E: 1 K: 0 S: 17	H: 4 LOB: 2 BB: 1 P: 30	R: 1 E: 0 K: 1 S: 9	H: 2 LOB: 2 BB: 1 P: 17	R: 0 E: 0 K: 1 S: 8	H: 0 LOB: 0 BB: 0 P: 14	R: 0 E: 0 K: 3 S: 10	H: 0 LOB: 2 BB: 0 P: 14			R: 1 E: 1 K: 2 S: 14	H: 2 LOB: 2 BB: 0 P: 21	1B: 9 2B: 1 3B: 0 HR: 0	SF: 1 SAC: 1 DP: 0 HBP: 0	WP: 0 PB: 0 SB: 0 CS: 0	PA: 41			
PITCHER	IP	WLS	BF	H	R	ER	SO	BB	IBB	HBP	BLK	WP	HR	S	P	ERA	WHIP										
Bud Black, L ERA: 3.6 (1, 1)	5.0	W	25	6	4	4	1	4	0	0	0	0	0	51	86	7.20	2.000										
Dave Burba, R ERA: 4.43 (6, 1)	2.0		7	2	0	0	2	0	0	0	0	0	0	16	26	0.00	1.000										
Michael Jackson, R ERA: 1.65 (8, 1)	1.0		3	0	0	0	3	0	0	0	0	0	0	10	14	0.00	0.000										
Rod Beck, R ERA: 1.96 (9, 1)	1.0		6	2	1	0	2	0	0	0	0	0	0	14	21	0.00	2.000										

Batter	1	2	3	4	5	6	7	8	9	AB	R	H	RBI	BB	SO	LOB	BOTTOM										
Willie McGee, S OBP: 0.319, SLG: 0.330 (1, 9)	S	FC5-4								5	2	2	0	0	1	2	Los Angeles Dodgers @ San Francisco Giants Candlestick Park, San Francisco, CA Fri May 07 1993, 10:05 PM EDT Att: 36,114 - Unknown - 51 F										
Darren Lewis, R OBP: 0.283, SLG: 0.376 (1, 8)	G4-3									4	3	2	2	0	1	0											
Will Clark, L OBP: 0.306, SLG: 0.306 (1, 3)	G4-3									5	0	2	1	0	0	2											
Matt Williams, R OBP: 0.395, SLG: 0.667 (1, 5)										5	1	4	2	0	0	0											
Barry Bonds, L OBP: 0.538, SLG: 0.846 (1, 7)	F7									3	1	0	0	2	0	3											
Robby Thompson, R OBP: 0.283, SLG: 0.256 (1, 4)	G4-3									4	0	0	0	1	0	4											
Royce Clayton, R OBP: 0.303, SLG: 0.383 (1, 6)										4	1	2	0	0	0	1											
Kirt Manwaring, R OBP: 0.333, SLG: 0.387 (1, 2)										3	0	0	0	0	0	3											
Craig Colbert, R OBP: 0.240, SLG: 0.417 (7, PH) (8, 2)										1	0	0	0	0	1	1											
Bud Black, L OBP: 0.286, SLG: 0.286 (1, 1)										3	0	2	1	0	0	2											
Dave Burba, R OBP: 0.333, SLG: 0.590 (6, 1)										0	0	0	0	0	0	0											
Michael Jackson, R (8, 1)										0	0	0	0	0	0	0											
Luis Mercedes, R OBP: 0.364, SLG: 0.321 (8, PH)										1	0	0	0	0	0	0											
Rod Beck, R (9, 1)										0	0	0	0	0	0	0											
Inning Stats	R: 2 E: 0 K: 0 S: 9	H: 3 LOB: 1 BB: 0 P: 14	R: 0 E: 0 K: 0 S: 8	H: 1 LOB: 1 BB: 0 P: 11	R: 3 E: 1 K: 0 S: 10	H: 1 LOB: 2 BB: 2 P: 24	R: 0 E: 0 K: 2 S: 13	H: 2 LOB: 2 BB: 0 P: 16	R: 1 E: 1 K: 0 S: 11	H: 2 LOB: 1 BB: 0 P: 18	R: 0 E: 0 K: 0 S: 8	H: 0 LOB: 0 BB: 0 P: 12	R: 0 E: 0 K: 1 S: 10	H: 1 LOB: 1 BB: 0 P: 14	R: 2 E: 0 K: 0 S: 11	H: 4 LOB: 2 BB: 1 P: 21	1B: 10 2B: 3 3B: 1 HR: 0	SF: 0 SAC: 0 DP: 1 HBP: 1	WP: 0 PB: 0 SB: 2 CS: 0	PA: 42							
PITCHER	IP	WLS	BF	H	R	ER	SO	BB	IBB	HBP	BLK	WP	HR	S	P	ERA	WHIP										
Kevin Gross, R ERA: 6.75 (1, 1)	5.0	L	28	9	6	4	2	1	0	0	0	0	0	24	36	7.71	1.286										
Roger McDowell, R ERA: 2.45 (6, 1)	2.1		10	3	2	2	1	0	0	0	0	0	0	4	10	∞	∞										
Steve Wilson, L ERA: 2.7 (8, 1)	0.0		3	2	0	0	0	1	0	0	0	0	0	4	10	∞	∞										
Ricky Tricek, R ERA: 4.02 (8, 1)	0.2		1	0	0	0	0	0	0	0	0	0	0	1	1	0.00	0.000										



Batter	1	2	3	4	5	6	7	8	9	10	11	12	AB	R	H	RBI	BB	SO	LOB	TOP				
Brett Butler, L OBP: 0.434, SLG: 0.370 (1.8)	G1-3					E4 SH1-3 1B		G6-3		K		L6	6	1	1	0	0	1	1					
Jody Reed, R OBP: 0.304, SLG: 0.269 (1.4)	G6-3					SH1-3 1B BB		K		CS	G3		3	1	0	0	1	1	0					
Eric Davis, R OBP: 0.289, SLG: 0.260 (1.7)	K					P3		G6-3			G4-3		5	0	0	0	0	1	2					
Tim Wallach, R OBP: 0.287, SLG: 0.368 (1.5)											G1-3		4	0	1	1	1	1	0					
Omar Daal, L (11.1)													0	0	0	0	0	0	0					
Jim Gott, R (11.1)													0	0	0	0	0	0	0					
Mike Piazza, R OBP: 0.385, SLG: 0.536 (1.2)													5	1	2	1	0	2	1					
Eric Karros, R OBP: 0.287, SLG: 0.336 (1.3)													5	0	1	0	0	1	3					
Cory Snyder, R OBP: 0.333, SLG: 0.278 (0.9)													4	0	1	0	0	2	0					
Pedro Martinez, R (11.5)													1	1	1	0	0	0	0					
Lenny Harris, L OBP: 0.273, SLG: 0.333 (11.5)													4	0	2	1	0	0	0					
Jose Offerman, S OBP: 0.357, SLG: 0.293 (1.6)													3	0	0	0	0	1	1					
Tom Candiotti, R OBP: 0.167, SLG: 0.091 (1.1)													2	1	1	2	0	1	1					
Mitch Webster, S OBP: 0.321, SLG: 0.520 (9.9)													2	1	1	2	0	1	1					
Inning Stats	R: 0 E: 0 K: 1 S: 6	H: 0 LOB: 0 BB: 0 P: 9	R: 0 E: 0 K: 1 S: 11	H: 0 LOB: 0 BB: 0 P: 14	R: 0 E: 0 K: 1 S: 6	H: 0 LOB: 0 BB: 0 P: 8	R: 1 E: 0 K: 1 S: 19	H: 2 LOB: 0 BB: 2 P: 32	R: 0 E: 0 K: 1 S: 6	H: 0 LOB: 0 BB: 0 P: 7	R: 1 E: 1 K: 1 S: 11	H: 1 LOB: 1 BB: 0 P: 15	R: 0 E: 0 K: 1 S: 9	H: 2 LOB: 2 BB: 0 P: 14	R: 0 E: 0 K: 2 S: 10	H: 1 LOB: 0 BB: 0 P: 15	R: 0 E: 0 K: 0 S: 8	H: 0 LOB: 0 BB: 0 P: 10	R: 3 E: 0 K: 1 S: 17	H: 3 LOB: 0 BB: 0 P: 23	1B: 8 2B: 1 3B: 0 HR: 1	SF: 1 SAC: 1 DP: 0 HBP: 0	WP: 0 PB: 0 SB: 2 CS: 2	PA: 47
PITCHER	IP	WLS	BF	H	R	ER	SO	BB	IBB	HBP	BLK	WP	HR	S	P	ERA	WHIP							
John Burkett, R ERA: 2.59 (1.1)	2.0	7	30	4	2	1	8	2	0	0	0	0	0	21	33	0.00	1.500							
Michael Jackson, R ERA: 1.47 (9.1)	1.2	L	8	3	3	3	0	0	0	0	0	0	1	21	28	16.20	1.800							
Dave Burba, R ERA: 5.25 (11.1)	0.1	1	0	0	0	0	0	0	0	0	0	0	0	4	5	0.00	0.000							
Bryan Hickerson, L ERA: 7.71 (12.1)																								

Los Angeles Dodgers @ San Francisco Giants
Candlestick Park, San Francisco, CA

Sat May 08 1993, 6:33 AM EDT
Att. 47,241 - Sunny - 68 F

AB 42
R 5
H 10
RBI 5
BB 2
SO 11
LOB 9



Batter	1	2	3	4	5	6	7	8	9	10	11	12	AB	R	H	RBI	BB	SO	LOB	BOTTOM						
Wille McGee, S OBP: 0.328, SLG: 0.339 (1.9)	BB 1B 1B		G3	G4-3					B2				6	0	3	0	0	0	0							
Luis Mercedes, R OBP: 0.385, SLG: 0.333 (1.8)			F8					F9					5	0	2	0	0	0	3							
Will Clark, L OBP: 0.315, SLG: 0.304 (1.3)													4	1	1	0	2	2	2							
Matt Williams, R OBP: 0.385, SLG: 0.642 (1.5)													6	1	1	0	0	3	7							
Barry Bonds, L OBP: 0.545, SLG: 0.832 (1.7)													4	0	2	0	2	1	3							
Robby Thompson, R OBP: 0.286, SLG: 0.281 (1.4)													6	0	2	1	0	1	9							
Royce Clayton, R OBP: 0.296, SLG: 0.381 (1.6)													6	0	1	0	0	4	3							
Jeff Reed, L OBP: 0.326, SLG: 0.389 (1.2)													6	0	0	0	0	1	2							
John Burkett, R ERA: 2.59 (1.1)	2.0	11	3	0	0	2	0	0	0	0	0	0	23	37	0.00	1.286										
Pedro Martinez, R ERA: 2.37 (9.1)	0.1	1	0	0	0	1	0	0	0	0	0	0	3	4	0.00	0.000										
Omar Daal, L ERA: 3.18 (11.1)	1.1	W	5	1	0	0	1	0	0	0	0	0	11	17	0.00	0.750										
Jim Gott, R ERA: (11.1)																										
Inning Stats	R: 0 E: 0 K: 2 S: 16	H: 2 LOB: 3 BB: 1 P: 29	R: 0 E: 0 K: 2 S: 8	H: 0 LOB: 0 BB: 0 P: 12	R: 2 E: 1 K: 1 S: 14	H: 2 LOB: 2 BB: 2 P: 27	R: 0 E: 0 K: 0 S: 8	H: 0 LOB: 0 BB: 0 P: 13	R: 0 E: 0 K: 2 S: 12	H: 1 LOB: 2 BB: 0 P: 15	R: 0 E: 0 K: 1 S: 13	H: 1 LOB: 1 BB: 0 P: 10	R: 0 E: 0 K: 1 S: 6	H: 0 LOB: 0 BB: 0 P: 9	R: 0 E: 0 K: 1 S: 9	H: 2 LOB: 3 BB: 1 P: 22	R: 0 E: 0 K: 1 S: 9	H: 0 LOB: 0 BB: 0 P: 12	R: 0 E: 0 K: 1 S: 7	H: 1 LOB: 1 BB: 0 P: 9	R: 0 E: 0 K: 1 S: 10	H: 1 LOB: 1 BB: 0 P: 15	1B: 11 2B: 1 3B: 0 HR: 0	SF: 0 SAC: 0 DP: 0 HBP: 1	WP: 0 PB: 0 SB: 1 CS: 0	PA: 53
PITCHER	IP	WLS	BF	H	R	ER	SO	BB	IBB	HBP	BLK	WP	HR	S	P	ERA	WHIP									
Tom Candiotti, R ERA: 4.26 (1.1)	8.0	11	3	0	0	2	0	0	0	0	0	0	23	37	0.00	1.286										

Los Angeles Dodgers @ San Francisco Giants
Candlestick Park, San Francisco, CA

Sat May 08 1993, 6:33 AM EDT
Att. 47,241 - Sunny - 68 F

AB 48
R 2
H 12
RBI 1
BB 4
SO 13
LOB 30



Batter	1	2	3	4	5	6	7	8	9	AB	R	H	RBI	BB	SO	LOB	TOP								
Brett Butler, L OBP: 0.433, SLG: 0.366 (1, 8)	3-2 3B 1B		0-2 G6-3		2-2 L5		4-1 BB		3-2 G6-3	4	1	1	0	1	0	2	Los Angeles Dodgers @ San Francisco Giants Candlestick Park, San Francisco, CA Sun May 09 1993, 6:33 AM EDT Att: 56,679 - Sunny - 70 F								
Jody Reed, R OBP: 0.310, SLG: 0.324 (1, 4)	1-0 1-H G3 3B		2-1 HR		2-1 F9		0-0 F7			4	2	2	2	0	0	2									
Daryl Strawberry, L OBP: 0.293, SLG: 0.352 Omar Daal, L Jim Gott, R (1, 9) (8, 1) (8, 1)	1-2 G3		0-0 P7		0-0 HR				2-1 G3	4	1	1	2	0	0	0									
Tim Wallach, R OBP: 0.267, SLG: 0.391 (1, 5)	1-3 3-H K		0-0 G5-3		2-2 HR				0-3 K	4	1	1	1	0	2	0									
Mike Piazza, R OBP: 0.372, SLG: 0.515 (1, 2)	0-3 K			1-2 G5-3		1-1 G5-3			0-0 F9	4	0	0	0	0	1	0									
Eric Karros, R OBP: 0.278, SLG: 0.325 (1, 3)		0-3 K		0-0 F8		1-1 P5			1-2 G6-3	4	0	0	0	0	1	0									
Mitch Webster, S OBP: 0.313, SLG: 0.517 (8, 9)		2-2 F7		0-0 F8		0-0 P6			2-2 S FC 2B	4	1	1	0	0	0	0									
Jose Offerman, S OBP: 0.362, SLG: 0.294 (1, 6)		4-2 BB			0-2 SH3-4 1B		1-0 G3		2-2 FC CS	3	0	1	1	1	0	0									
Orel Hershiser, R OBP: 0.250, SLG: 0.313 Eric Davis, R OBP: 0.305, SLG: 0.276 (1, 1) (8, 7)	2-1 P5			0-0 SH3-4		0-3 K			1-1 2-H 2B	2	0	0	0	0	1	1									
Inning Stats	R: 2 E: 0 K: 2 S: 15	H: 2 LOB: 0 BB: 0 P: 21	R: 0 E: 0 K: 1 S: 10	H: 0 LOB: 1 BB: 1 P: 18	R: 1 E: 0 K: 0 S: 7	H: 1 LOB: 0 BB: 0 P: 9	R: 0 E: 0 K: 0 S: 5	H: 0 LOB: 0 BB: 0 P: 6	R: 0 E: 0 K: 0 S: 9	H: 1 LOB: 1 BB: 0 P: 13	R: 2 E: 0 K: 0 S: 9	H: 2 LOB: 0 BB: 0 P: 13	R: 0 E: 0 K: 1 S: 6	H: 0 LOB: 1 BB: 1 P: 11	R: 0 E: 0 K: 1 S: 6	H: 0 LOB: 0 BB: 0 P: 8	R: 1 E: 0 K: 0 S: 15	H: 2 LOB: 1 BB: 0 P: 24	1B: 2 2B: 2 3B: 1 HR: 3	SF: 0 SAC: 1 DP: 0 HBP: 0	WP: 0 PB: 0 SB: 1 CS: 1	PA: 37			
PITCHER	IP	WLS	BF	H	R	ER	SO	BB	IBB	HBP	BLK	WP	HR	S	P	ERA	WHIP								
Jeff Brantley, R ERA: 4.5 Kevin Rogers, L ERA: 3.97	(1, 1) (8, 1)	7.0 L	29 29	6 6	5 5	5 5	4 4	2 2	0 0	0 0	0 0	0 0	3 3	61 21	91 32	6.43 4.50	1.143 1.000								

Batter	1	2	3	4	5	6	7	8	9	AB	R	H	RBI	BB	SO	LOB	BOTTOM								
Willie McGee, S OBP: 0.326, SLG: 0.331 (1, 9)	4-1 G4-3 SH3 HR BB		1-1 G5-3		1-1 G6-3		1-0 L7			3	1	0	0	1	0	1	Los Angeles Dodgers @ San Francisco Giants Candlestick Park, San Francisco, CA Sun May 09 1993, 6:33 AM EDT Att: 56,679 - Sunny - 70 F								
Darren Lewis, R OBP: 0.274, SLG: 0.364 (1, 8)	0-1 SH3 1-2		0-0 G1-3		2-1 F7		0-0 B5-3			3	0	0	0	0	0	1									
Will Clark, L OBP: 0.313, SLG: 0.296 (1, 3)	0-0 G4-3 2-3			1-3 K	4-0 BB				2-1 G1-3	3	0	0	0	1	1	1									
Matt Williams, R OBP: 0.381, SLG: 0.654 (1, 5)	0-0 HR			3-3 K	2-3 K				0-1 L7	4	1	1	2	0	2	1									
Barry Bonds, L OBP: 0.535, SLG: 0.806 (1, 7)	0-0 G3-1			4-1 2B BB					1-2 K	3	1	0	0	1	2	0									
Robby Thompson, R OBP: 0.284, SLG: 0.272 (1, 4)		0-2 L9		0-0 E 2B		1-0 G5-3			1-0 P5	4	1	1	1	0	0	0									
Royce Clayton, R OBP: 0.297, SLG: 0.379 Mark Carreon, R OBP: 0.463, SLG: 0.576 (9, PH) (9, PH)	2-1 CS 1B			1-2 E7 2-H		1-3 K			3-2 P3	3	0	1	0	0	1	0									
Craig Colbert, R OBP: 0.250, SLG: 0.385 Jeff Reed, L OBP: 0.318, SLG: 0.378 (9, PH) (9, PH)	2-3 K 1-2			4-0 IBB					2-1 F8	2	0	0	0	1	2	1									
Jeff Brantley, R OBP: 0.167, SLG: 0.167 Luis Mercedes, R OBP: 0.400, SLG: 0.333 Kevin Rogers, L (8, 1)			0-3 K	0-2 G4-3		1-2 HBP				2	0	0	0	0	1	2									
Inning Stats	R: 2 E: 0 K: 0 S: 6	H: 1 LOB: 0 BB: 1 P: 10	R: 0 E: 0 K: 1 S: 8	H: 1 LOB: 0 BB: 0 P: 12	R: 0 E: 0 K: 1 S: 6	H: 0 LOB: 0 BB: 0 P: 7	R: 2 E: 1 K: 2 S: 18	H: 1 LOB: 2 BB: 2 P: 31	R: 0 E: 0 K: 1 S: 8	H: 0 LOB: 1 BB: 1 P: 17	R: 0 E: 0 K: 2 S: 7	H: 0 LOB: 0 BB: 0 P: 10	R: 0 E: 0 K: 1 S: 7	H: 0 LOB: 1 BB: 0 P: 11	R: 0 E: 0 K: 1 S: 9	H: 0 LOB: 0 BB: 0 P: 12	R: 0 E: 0 K: 0 S: 9	H: 0 LOB: 0 BB: 0 P: 15	1B: 1 2B: 1 3B: 0 HR: 1	SF: 0 SAC: 1 DP: 0 HBP: 1	WP: 0 PB: 0 SB: 0 CS: 1	PA: 35			
PITCHER	IP	WLS	BF	H	R	ER	SO	BB	IBB	HBP	BLK	WP	HR	S	P	ERA	WHIP								
Orel Hershiser, R ERA: 3.88 Omar Daal, L ERA: 3.0 Jim Gott, R ERA:	(1, 1) (8, 1) (8, 1)	0.1 S	1 5	0 0	0 0	0 0	0 1	0 0	0 0	0 0	0 0	0 0	2 16	4 23	0.00 0.00	0.00 0.000									



Batter	1	2	3	4	5	6	7	8	9	AB	R	H	RBI	BB	SO	LOB	TOP				
Brett Butler, L OBP: 0.420, SLG: 0.353 (1, 8)	G1-3			G4-3		G1-3		B5-3		4	0	0	0	0	0	2	Los Angeles Dodgers @ Chicago Cubs Wrigley Field, Chicago, IL Mon May 10 1993, 7:05 PM CDT Att: 31,208 - Unknown - 68 F				
Jody Reed, R OBP: 0.308, SLG: 0.315 (1, 4)	G6-3			G6-3			BB	G5-3		3	0	0	0	1	0	1					
Eric Davis, R OBP: 0.311, SLG: 0.271 (1, 7)	G5-3			L5			BB			2	1	0	0	2	0	0					
Darryl Strawberry, L OBP: 0.283, SLG: 0.333 (1, 9)		G3-1			G3			G6-3		4	0	0	0	0	1	3					
Tim Wallach, R OBP: 0.258, SLG: 0.381 (1, 5)	G6-3			G6-3			P9	SF8		3	0	0	1	0	0	2					
Mike Piazza, R OBP: 0.359, SLG: 0.495 (1, 2)	F7			G2-3			F9	G5-3		4	0	0	0	0	0	2					
Eric Karros, R OBP: 0.287, SLG: 0.342 (1, 3)				K				B2-3		3	1	2	0	0	1	0					
Jose Offerman, S OBP: 0.353, SLG: 0.286 (1, 6)				G5-3			G6-3	B2-3		3	0	0	0	0	0	2					
Pedro Astacio, R OBP: 0.091, SLG: 0.091 (5, 1)				G4-3			G5-3	B5-3		1	0	0	0	0	0	0					
Steve Wilson, L OBP: 0.205, SLG: 0.214 (6, PH)								2B		0	0	0	0	0	0	0					
Mike Sharperson, R OBP: 0.205, SLG: 0.214 (6, PH)										0	0	0	0	0	0	1					
Ricky Tricek, R OBP: 0.205, SLG: 0.214 (6, PH)										0	0	0	0	0	0	0					
Cory Snyder, R OBP: 0.205, SLG: 0.214 (6, PH)										0	0	1	1	0	0	0					
Roger McDowell, R OBP: 1.000, SLG: 1.000 (8, 1)										1	0	0	0	0	0	0					
Inning Stats	R: 0 E: 0 K: 0 S: 6	H: 0 LOB: 0 BB: 0 P: 8	R: 0 E: 0 K: 0 S: 5	H: 0 LOB: 0 BB: 0 P: 10	R: 0 E: 0 K: 1 S: 6	H: 0 LOB: 0 BB: 0 P: 6	R: 0 E: 0 K: 0 S: 6	H: 0 LOB: 0 BB: 0 P: 10	R: 0 E: 0 K: 0 S: 8	H: 1 LOB: 1 BB: 0 P: 9	R: 0 E: 0 K: 1 S: 14	H: 0 LOB: 2 BB: 2 P: 24	R: 1 E: 0 K: 0 S: 9	H: 2 LOB: 1 BB: 0 P: 11	R: 1 E: 0 K: 0 S: 10	H: 0 LOB: 0 BB: 1 P: 18	1B: 1 2B: 2 3B: 0 HR: 0	SF: 1 SAC: 0 DP: 0 HBP: 0	WP: 0 PB: 0 SB: 1 CS: 0	PA: 33	
PITCHER	IP	WLS	BF	H	R	ER	SO	BB	IBB	HBP	BLK	WP	HR	S	P	ERA	WHIP				
Greg Hibbard, L ERA: 4.17 (1, 1)	8.0	W	29	3	1	1	2	2	0	0	0	0	0	61	91	1.12	0.625				
Bob Scanlan, R ERA: 4.5 (9, 1)	1.0		4	0	1	1	0	1	0	0	0	0	0	10	18	9.00	1.000				


Batter	1	2	3	4	5	6	7	8	9	AB	R	H	RBI	BB	SO	LOB	BOTTOM					
Dwight Smith, L OBP: 0.397, SLG: 0.641 (1, 8)	G3			WP				FC4-6		4	2	3	2	0	0	0	Los Angeles Dodgers @ Chicago Cubs Wrigley Field, Chicago, IL Mon May 10 1993, 7:05 PM CDT Att: 31,208 - Unknown - 68 F					
Jose Vizcaino, S OBP: 0.398, SLG: 0.422 (1, 6)	G4-3			23 S			FC4-6			3	1	1	0	1	0	1						
Mark Grace, L OBP: 0.400, SLG: 0.558 (1, 3)	P8			23 S						4	1	2	1	0	0	1						
23 Ryne Sandberg, R OBP: 0.300, SLG: 0.235 (1, 4)	G5-3			K			G5-3	L3-6		4	0	1	0	0	1	3						
Derrick May, L OBP: 0.396, SLG: 0.471 (1, 7)	F8			1B			L8	1B		4	1	2	2	0	0	0						
Steve Buechele, R OBP: 0.308, SLG: 0.425 (1, 5)	G5-3			F9			K	K		4	0	0	0	0	2	4						
Sammy Sosa, R OBP: 0.303, SLG: 0.522 (1, 9)				F7			G4-1	L3-6		4	0	1	1	0	0	3						
Rick Wilkins, L OBP: 0.253, SLG: 0.209 (1, 2)				G3			CS			3	1	1	0	0	0	0						
Greg Hibbard, L (1, 1)				F7			K			3	0	0	0	0	2	1						
Bob Scanlan, R (9, 1)								K		0	0	0	0	0	0	0						
Inning Stats	R: 0 E: 0 K: 0 S: 8	H: 0 LOB: 0 BB: 0 P: 14	R: 0 E: 0 K: 0 S: 6	H: 0 LOB: 0 BB: 0 P: 8	R: 0 E: 0 K: 1 S: 15	H: 0 LOB: 0 BB: 1 P: 28	R: 2 E: 0 K: 1 S: 14	H: 3 LOB: 1 BB: 0 P: 24	R: 0 E: 0 K: 1 S: 7	H: 0 LOB: 0 BB: 0 P: 11	R: 0 E: 0 K: 1 S: 7	H: 1 LOB: 1 BB: 0 P: 9	R: 0 E: 0 K: 1 S: 10	H: 3 LOB: 2 BB: 0 P: 15	R: 0 E: 0 K: 1 S: 10	H: 0 LOB: 0 BB: 1 P: 18	1B: 9 2B: 2 3B: 0 HR: 1	SF: 0 SAC: 0 DP: 1 HBP: 0	WP: 2 PB: 0 SB: 3 CS: 1	PA: 35		
PITCHER	IP	WLS	BF	H	R	ER	SO	BB	IBB	HBP	BLK	WP	HR	S	P	ERA	WHIP					
Pedro Astacio, R ERA: 4.59 (5, 1)	0.2		2	0	0	0	0	0	0	0	0	0	1	0	5	8	0.00	0.000				
Steve Wilson, L ERA: 2.53 (6, 1)	2.0		7	1	0	0	2	0	0	0	0	0	0	14	20	0.00	0.500					
Ricky Tricek, R ERA: 3.57 (8, 1)	1.0		5	3	0	0	1	0	0	0	0	0	0	10	15	0.00	3.000					



Batter	1	2	3	4	5	6	7	8	9	10	AB	R	H	RBI	BB	SO	LOB	TOP								
Brett Butler, L OBP: 0.420, SLG: 0.350 (1, 8)	1-3 K		0-0 P6		1-3 K			4-2 CS BB		0-1 CS 1B	4	0	1	0	1	2	2									
Jody Reed, R OBP: 0.298, SLG: 0.304 (1, 4)	2-1 G5-3		3-3 K		0-0 F9			2-0 B3		0-1 CS	4	0	0	0	0	1	3									
Mitch Webster, S OBP: 0.306, SLG: 0.469 (1, 9)	3-1 F7		4-0 IBB				0-2 G1-3		1-1 F8		3	0	0	0	1	0	1									
Tim Wallach, R OBP: 0.266, SLG: 0.385 (9, PR) Lenny Harris, L OBP: 0.273, SLG: 0.333 (9, 5)		0-0 F7	2-0 F9			0-0 1B		0-0 FC4-6 1B		0-0 FC4-6 FC6-4	4	0	2	0	0	0	3									
Mike Piazza, R OBP: 0.355, SLG: 0.486 (1, 2)	3-3 K		0-0 G6-4-3 1B		0-0 L8		0-1 FC4-6 FC6-4		2-2 FC6-4		4	0	1	0	0	1	2									
Eric Davis, R OBP: 0.302, SLG: 0.281 (1, 7)	1-3 K		3-2 G6-4-3 1-2f		2-1 F9		0-1 FC6-4		0-1 FC6-4		4	0	0	0	0	1	3									
Eric Karros, R OBP: 0.293, SLG: 0.363 (1, 3)			1-1 1B 3B		1-1 FC6-4 1B		1-3 K		2-3 K		4	1	2	0	0	2	1									
Jose Offerman, S OBP: 0.350, SLG: 0.284 (1, 6)			1-2 2B 1B		1-2 FC6-4 1-2f		1-2 G6-3			2-3 K	4	0	1	1	0	1	1									
Ramon Martinez, R OBP: 0.235, SLG: 0.313 Omar Daal, L (8, 1) Pedro Martinez, R (8, 1) Darryl Strawberry, L OBP: 0.280, SLG: 0.329 (10, PH) Jim Gott, R (10, 1)			1-2 1B		3-2 G4-3		0-0 B2-3			2-1 G3-1	3	0	1	0	0	0	0									
Inning Stats	R: 0 E: 0 K: 1 S: 7	H: 0 LOB: 0 BB: 0 P: 13	R: 0 E: 0 K: 2 S: 7	H: 0 LOB: 0 BB: 0 P: 11	R: 1 E: 0 K: 1 S: 14	H: 3 LOB: 3 BB: 1 P: 25	R: 0 E: 0 K: 0 S: 10	H: 2 LOB: 1 BB: 0 P: 15	R: 0 E: 0 K: 1 S: 9	H: 0 LOB: 0 BB: 0 P: 13	R: 0 E: 0 K: 0 S: 9	H: 1 LOB: 1 BB: 1 P: 11	R: 0 E: 0 K: 1 S: 7	H: 0 LOB: 0 BB: 0 P: 9	R: 0 E: 0 K: 0 S: 5	H: 0 LOB: 0 BB: 1 P: 12	R: 0 E: 0 K: 1 S: 9	H: 1 LOB: 2 BB: 0 P: 13	R: 0 E: 0 K: 1 S: 10	H: 1 LOB: 0 BB: 0 P: 14	1B: 6 2B: 1 3B: 1 HR: 0	SF: 0 SAC: 0 DP: 1 HBP: 0	WP: 0 PB: 0 SB: 1 CS: 2	PA: 38		
PITCHER	IP	WLS	BF	H	R	ER	SO	BB	IBB	HBP	BLK	WP	HR	S	P	ERA	WHIP									
Frank Castillo, R ERA: 3.54 Jose Bautista, R ERA: 4.5 Bob Scanlan, R ERA: 3.86	(1, 1) 7.0	(8, 1) 1.0	(9, 1) 2.0	WLS 27	H 6	R 1	ER 1	SO 6	BB 0	IBB 0	HBP 0	BLK 0	WP 0	HR 0	S 63	P 97	ERA 1.29	WHIP 0.857								

Los Angeles Dodgers @ Chicago Cubs
Wrigley Field, Chicago, IL
Tue May 11 1993, 3:33 AM CDT
Att. 19,053 - Sunny - 58 F

AB 35
R 1
H 8
RBI 1
BB 2
SO 8
LOB 16



Batter	1	2	3	4	5	6	7	8	9	10	AB	R	H	RBI	BB	SO	LOB	BOTTOM									
Dwight Smith, L OBP: 0.411, SLG: 0.667 (1, 8)	1-1 WP 1B		3-2 K		0-0 G4-3			2-3 K		0-1 23 1B SH5-4 1B	5	1	3	0	0	1	0										
Jose Vizcaino, S OBP: 0.402, SLG: 0.425 (1, 6)	0-1 F8		0-0 P6		1-0 1B			3-2 G4-6-3 1B		0-0 SH5-4	4	0	2	0	0	0	2										
Mark Grace, L OBP: 0.400, SLG: 0.547 (1, 3)	2-3 K		3-1 23 CS 1B		1-0 F8			0-0 G4-6-3 1-2f		4-0 1B 23 1B IBB	4	0	1	0	1	1	3										
23 Ryne Sandberg, R OBP: 0.356, SLG: 0.270 (1, 4)	2-0 G6-3		2-2 F9 1B 1-2f		4-2 G3-6-1 BB			4-1 BB		2-2 1B 1-2 2-3	3	0	2	0	2	0	1										
Derrick May, L OBP: 0.400, SLG: 0.473 (1, 7)		2-1 G4-6-3 1B	1-1 BB 1-2f		0-0 G3-6-1 1-2f			0-0 G4-3		0-0 1B 1-2 2-3 3-4	4	0	2	0	0	0	2										
Steve Buschele, R OBP: 0.298, SLG: 0.410 (1, 5)		1-2 G4-6-3 1-2f	1-2 F9		3-2 G5-3			1-1 G3-1		1-2 2-3 3-4	4	0	0	0	0	0	3										
Sammy Sosa, R OBP: 0.309, SLG: 0.517 (1, 9)		3-2 P4	4-2 BB 1-2f		0-2 1B			1-1 F7			3	0	1	0	1	0	0										
Rick Wilkins, L OBP: 0.266, SLG: 0.257 (1, 2)			1-2 G4-3		2-3 K			1-2 HR		4-2 BB	3	1	1	1	1	1	3										
Frank Castillo, R ERA: 3.45 Willie Wilson, S ERA: 2.7 Jose Bautista, R ERA: 2.21 Bob Scanlan, R ERA: 3.86 Candy Maldonado, R OBP: 0.222, SLG: 0.300 Rey Sanchez, R OBP: 0.291, SLG: 0.297 (10, PH)	(1, 1) 7.0	(8, 1) 0.2	(8, 1) 1.1	(10, 1) 0.1	WLS 29	H 10	R 1	ER 1	SO 4	BB 2	IBB 0	HBP 0	BLK 0	WP 1	HR 1	S 79	P 125	ERA 1.29	WHIP 1.714								
Inning Stats	R: 0 E: 0 K: 1 S: 8	H: 1 LOB: 1 BB: 0 P: 13	R: 0 E: 0 K: 0 S: 11	H: 1 LOB: 0 BB: 0 P: 17	R: 0 E: 0 K: 0 S: 9	H: 1 LOB: 1 BB: 0 P: 13	R: 0 E: 0 K: 1 S: 16	H: 3 LOB: 3 BB: 1 P: 29	R: 0 E: 0 K: 0 S: 5	H: 1 LOB: 1 BB: 0 P: 7	R: 0 E: 0 K: 0 S: 11	H: 0 LOB: 0 BB: 1 P: 18	R: 1 E: 0 K: 2 S: 13	H: 2 LOB: 0 BB: 0 P: 19	R: 0 E: 0 K: 0 S: 9	H: 1 LOB: 1 BB: 1 P: 16	R: 0 E: 0 K: 0 S: 8	H: 0 LOB: 1 BB: 0 P: 15	R: 1 E: 0 K: 0 S: 7	H: 3 LOB: 3 BB: 1 P: 13	1B: 11 2B: 0 3B: 1 HR: 1	SF: 0 SAC: 1 DP: 3 HBP: 0	WP: 1 PB: 0 SB: 0 CS: 1	PA: 41			
PITCHER	IP	WLS	BF	H	R	ER	SO	BB	IBB	HBP	BLK	WP	HR	S	P	ERA	WHIP										


Los Angeles Dodgers @ Chicago Cubs
Wrigley Field, Chicago, IL
Tue May 11 1993, 3:33 AM CDT
Att. 19,053 - Sunny - 58 F

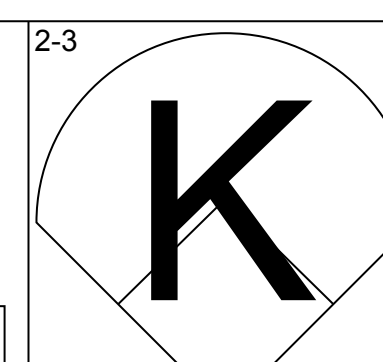
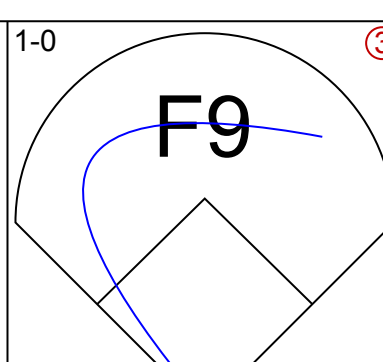
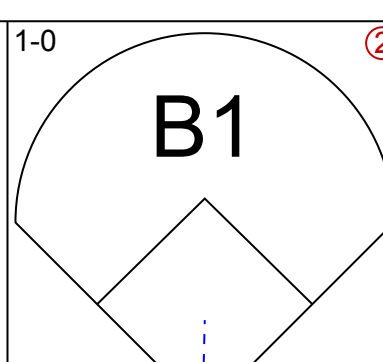
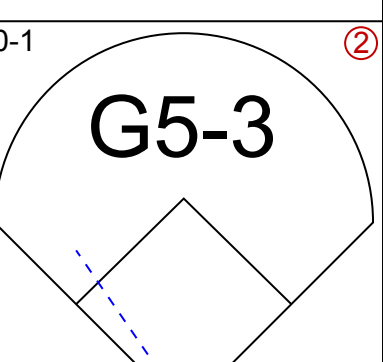
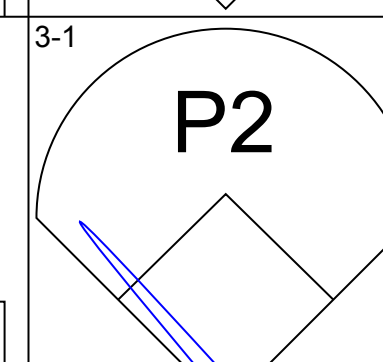
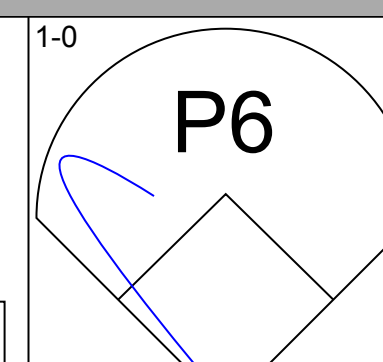
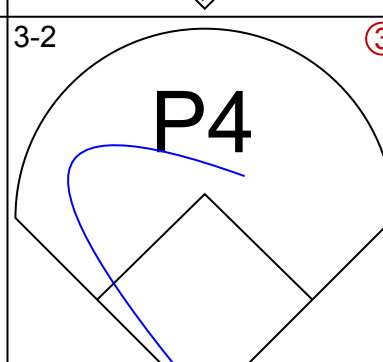
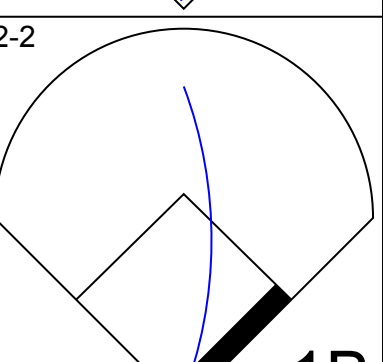
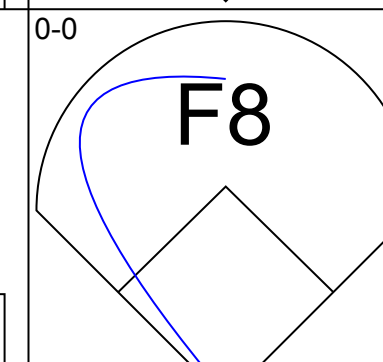
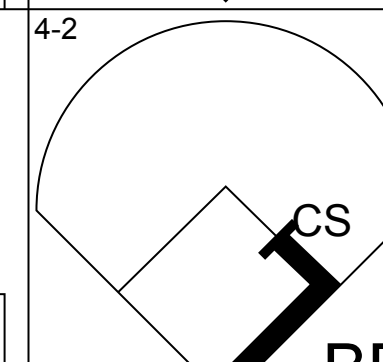
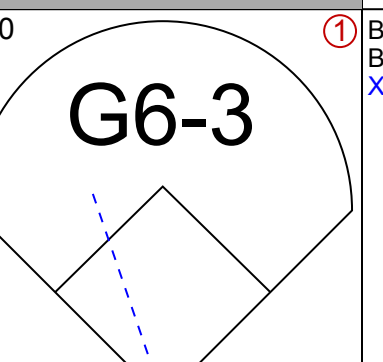
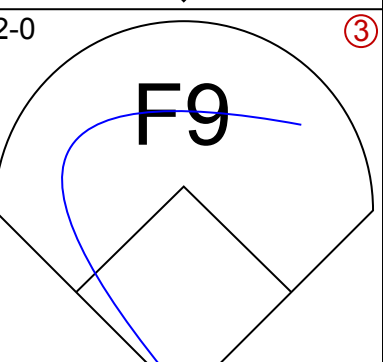
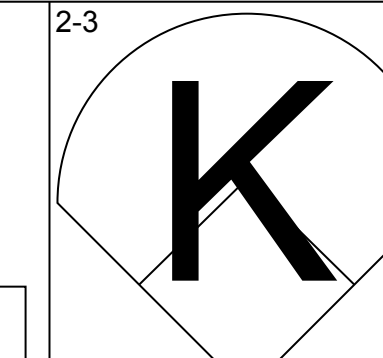
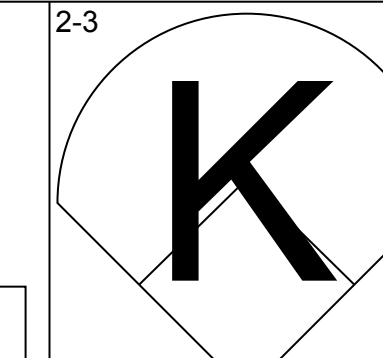
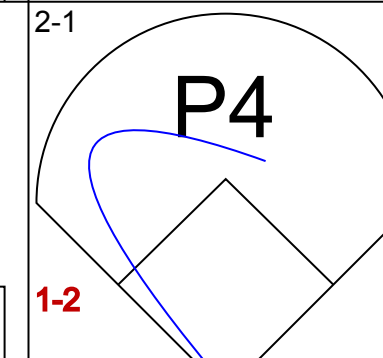
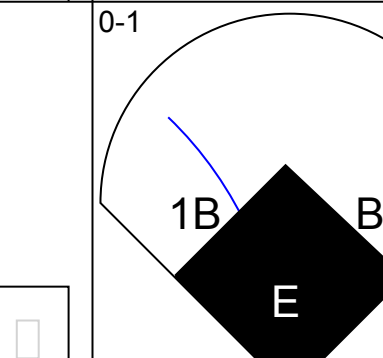
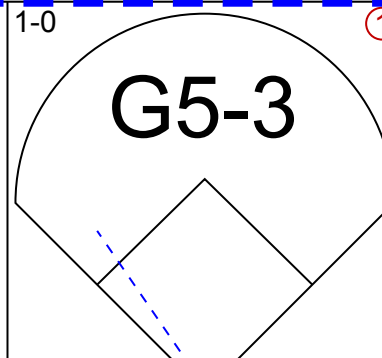
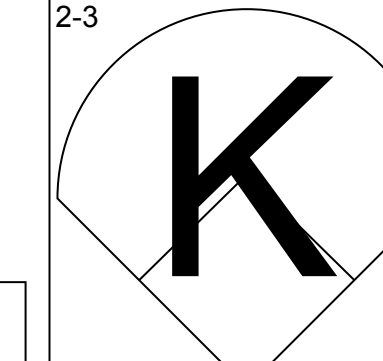
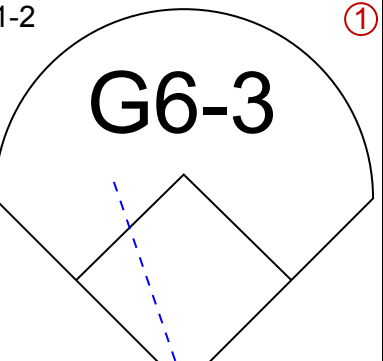
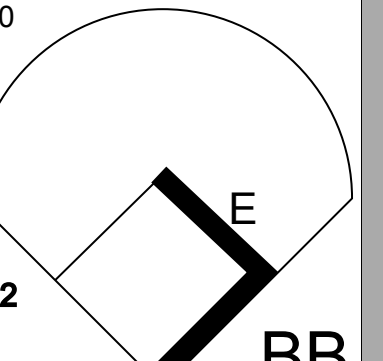
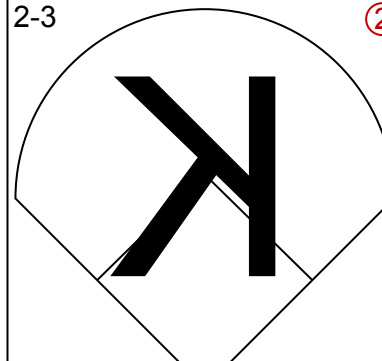
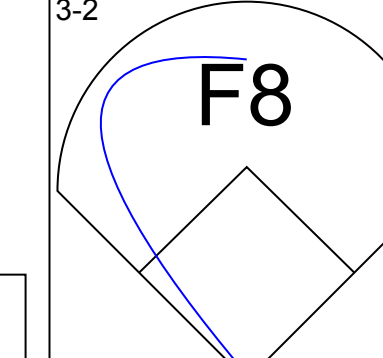
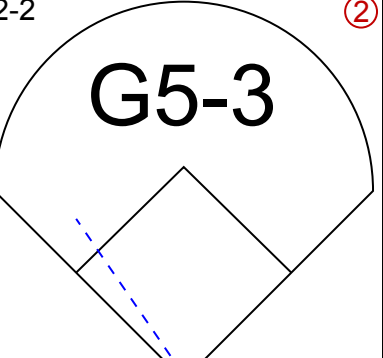
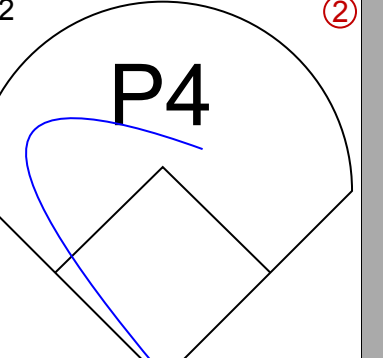
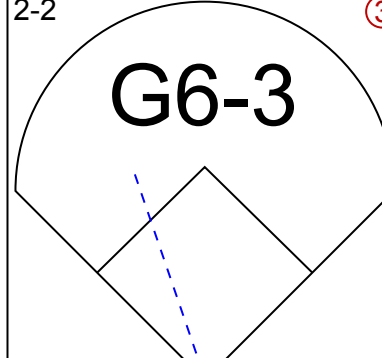
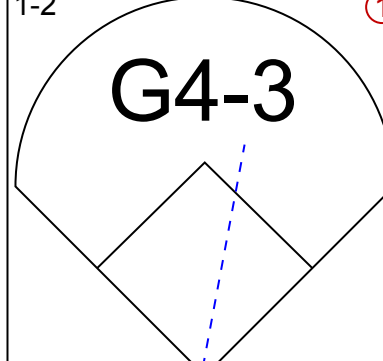
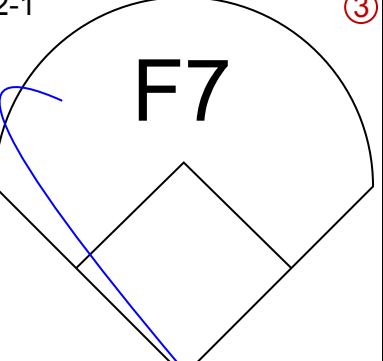
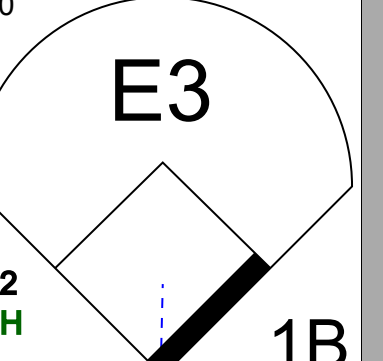
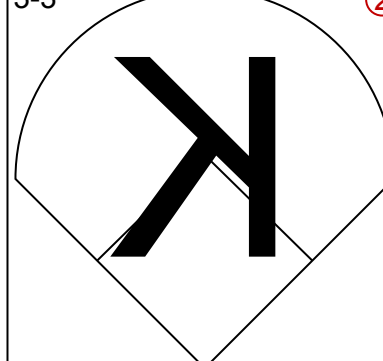
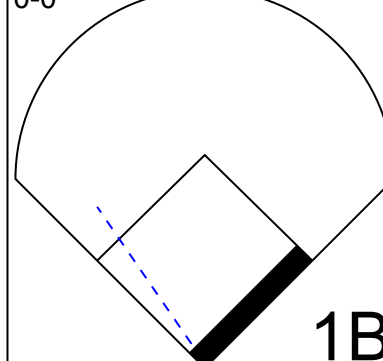

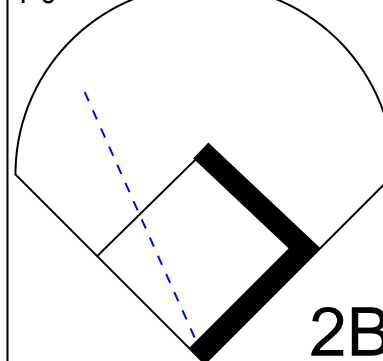

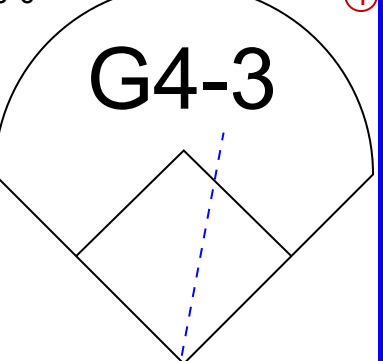

AB 35
R 2
H 13
RBI 2
BB 5
SO 4
LOB 15



Batter	1	2	3	4	5	6	7	8	9	AB	R	H	RBI	BB	SO	LOB	TOP											
Brett Butler, L OBP: 0.412, SLG: 0.344 (1, 8)										5	1	1	1	0	1	4	Los Angeles Dodgers @ Chicago Cubs Wrigley Field, Chicago, IL Wed May 12 1993, 3:33 AM CDT Att: 23,518 - Sunny - 75 F											
Lenny Harris, L OBP: 0.231, SLG: 0.280 Mike Sharperson, R OBP: 0.294, SLG: 0.214 (8, 4)										4	0	0	0	0	0	0												
Mitch Webster, S OBP: 0.341, SLG: 0.486 (1, 7)										5	1	3	0	0	0	2												
Darryl Strawberry, L OBP: 0.274, SLG: 0.321 Cory Snyder, R OBP: 0.370, SLG: 0.375 (1, 9)										2	0	0	0	0	1	2												
Tim Wallach, R OBP: 0.265, SLG: 0.388 (1, 5)										4	1	1	0	0	0	3												
Mike Piazza, R OBP: 0.360, SLG: 0.487 Carlos Hernandez, R OBP: 0.143, SLG: 0.143 (8, 2)										4	0	2	1	0	0	1												
Eric Karros, R OBP: 0.297, SLG: 0.372 (1, 3)										5	1	2	0	0	1	3												
Jose Offerman, S OBP: 0.359, SLG: 0.304 (1, 6)										3	2	1	1	2	0	1												
Kevin Gross, R OBP: 0.182, SLG: 0.273 Omar Daal, L (7, 1)										2	0	2	1	0	0	0												
Roger McDowell, R OBP: 1.000, SLG: 1.000 Dave Hansen, L OBP: 0.167, SLG: 0.167 Jim Gott, R (8, 1)										0	0	0	0	0	0	0												
Inning Stats	R: 0 E: 0 K: 2 S: 11	H: 1 LOB: 1 BB: 0 P: 17	R: 2 E: 0 K: 1 S: 13	H: 3 LOB: 1 BB: 0 P: 21	R: 0 E: 0 K: 0 S: 10	H: 1 LOB: 2 BB: 1 P: 17	R: 0 E: 0 K: 0 S: 11	H: 1 LOB: 0 BB: 0 P: 17	R: 0 E: 0 K: 0 S: 7	H: 1 LOB: 1 BB: 0 P: 8	R: 0 E: 0 K: 0 S: 7	H: 1 LOB: 0 BB: 0 P: 11	R: 7 E: 0 K: 0 S: 28	H: 7 LOB: 2 BB: 2 P: 49	R: 0 E: 0 K: 0 S: 5	H: 1 LOB: 0 BB: 0 P: 6		1B: 11 2B: 5 3B: 1 HR: 0	SF: 0 SAC: 2 DP: 2 HBP: 0	WP: 1 PB: 0 SB: 0 CS: 0	PA: 44							
PITCHER	IP	WLS	BF	H	R	ER	SO	BB	IBB	HBP	BLK	WP	HR	S	P	ERA		WHIP										
Mike Morgan, R ERA: 3.36	7.1	L	32	10	4	4	3	1	0	0	1	0	0	67	98	4.91		1.500										
Bob Scanlan, R ERA: 6.43	0.0		4	3	1	1	0	0	1	0	0	0	0	9	17	∞		∞										
Paul Assenmacher, L ERA: 0.00	0.0		1	1	1	1	0	0	0	0	0	0	0	4	6	∞		∞										
Dan Plesac, L ERA: 6.89	0.2		4	1	3	3	0	1	0	0	0	1	0	11	20	40.50		3.000										
Heathcliff Slocumb, R ERA: 3.6	1.0		3	1	0	0	0	0	0	0	0	0	0	5	6	0.00	1.000											

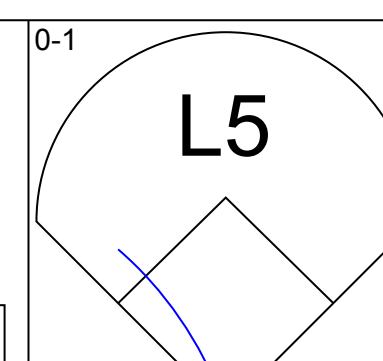
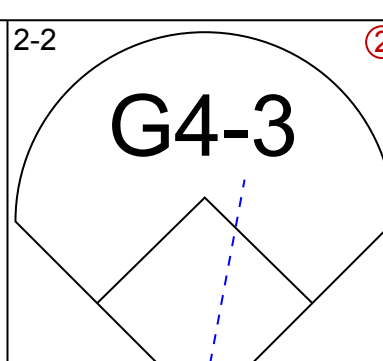
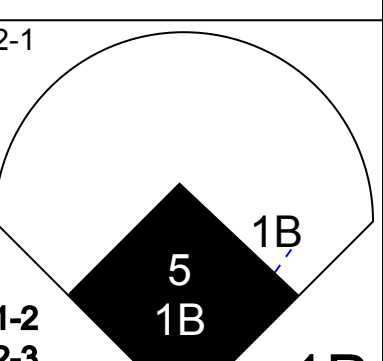
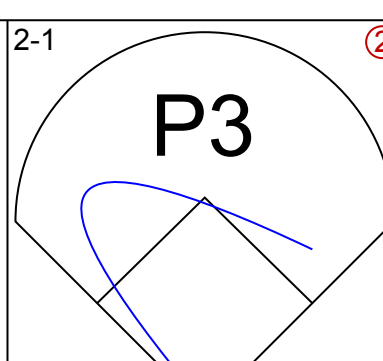
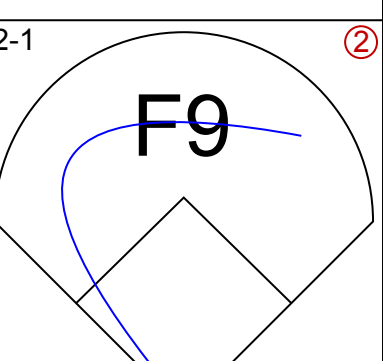
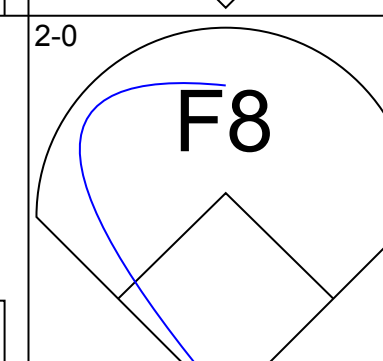
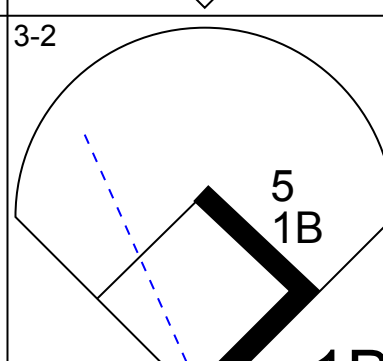
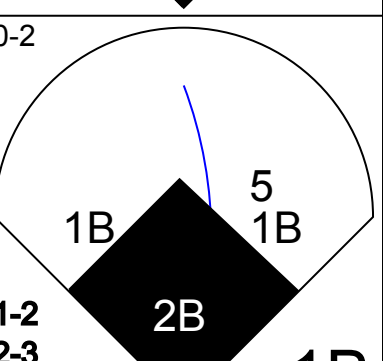
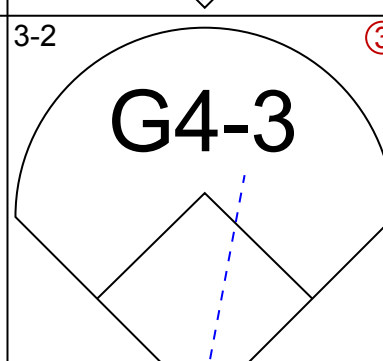
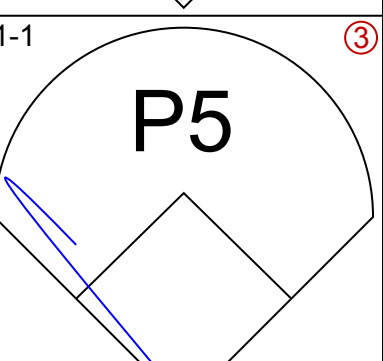
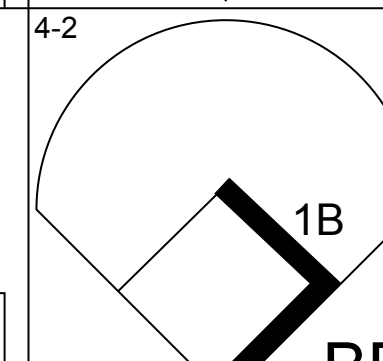
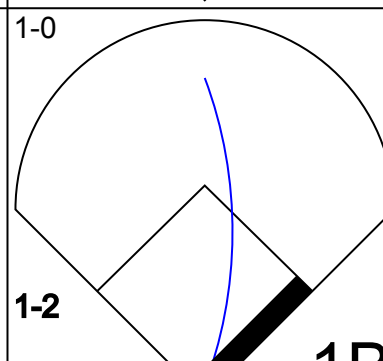
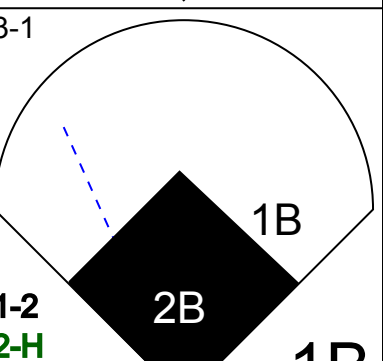
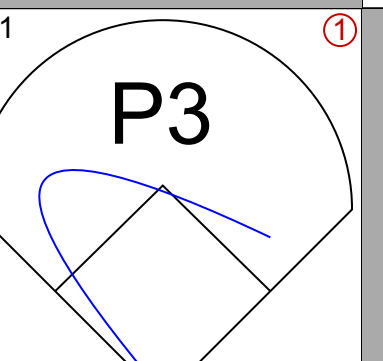
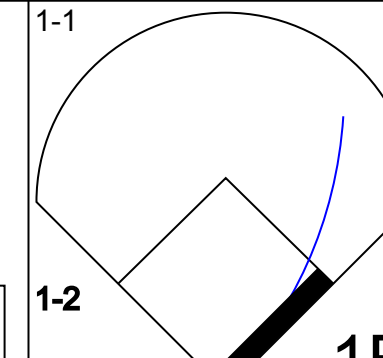
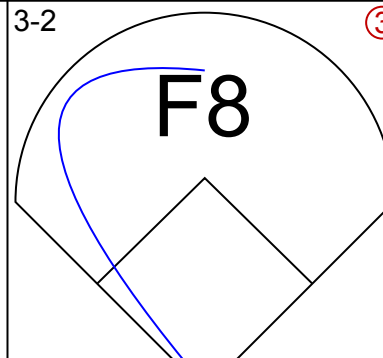
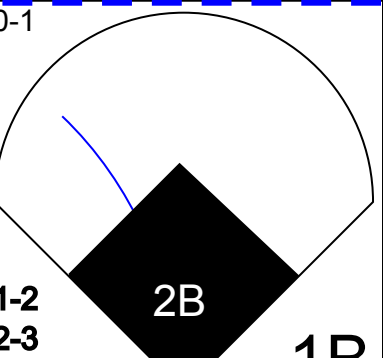
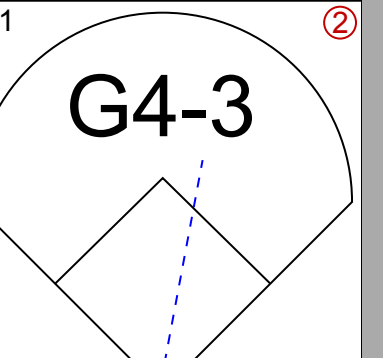
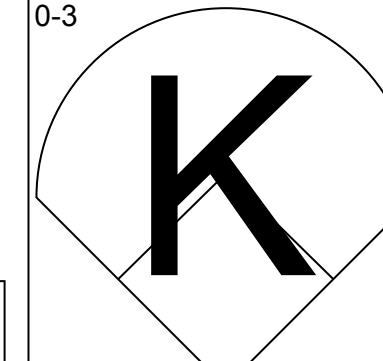
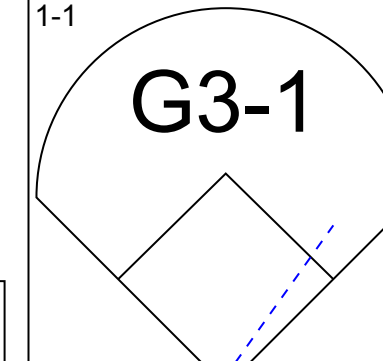
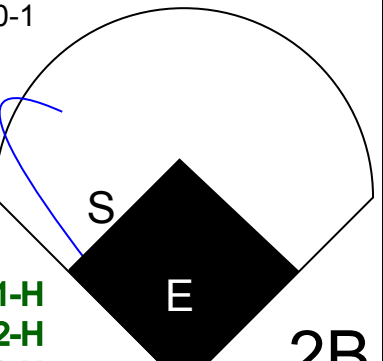
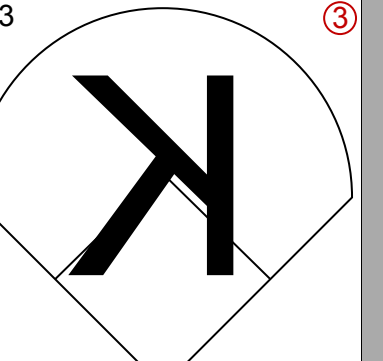
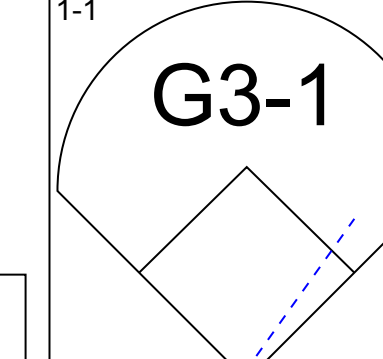
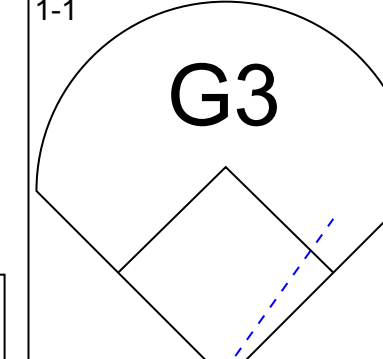
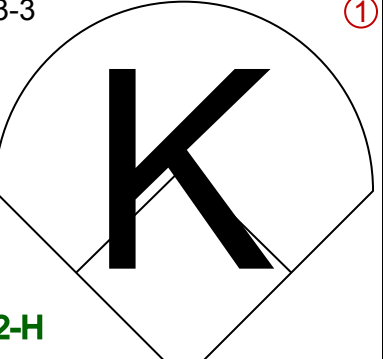
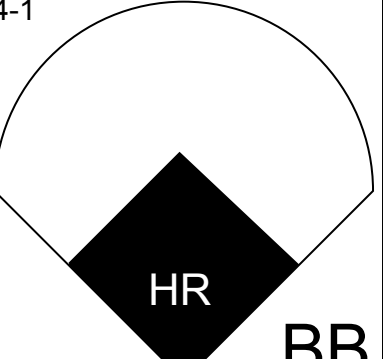
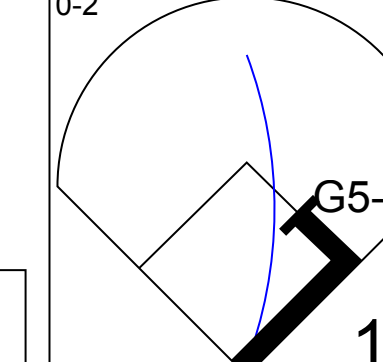
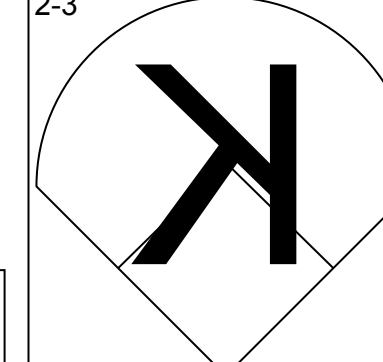
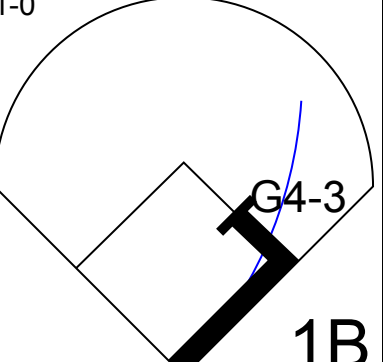
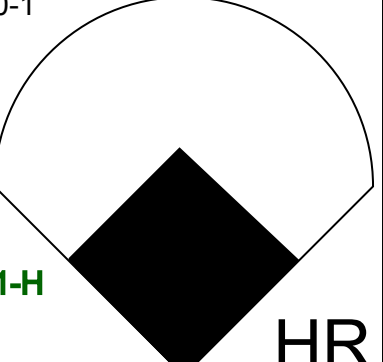
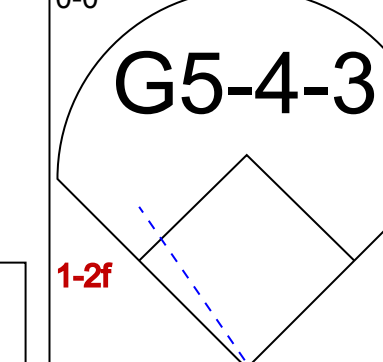
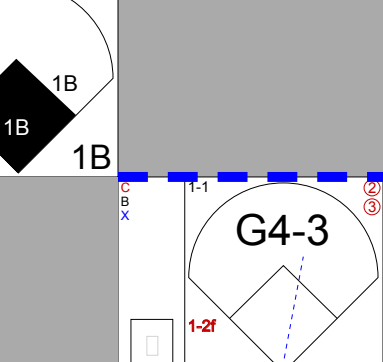
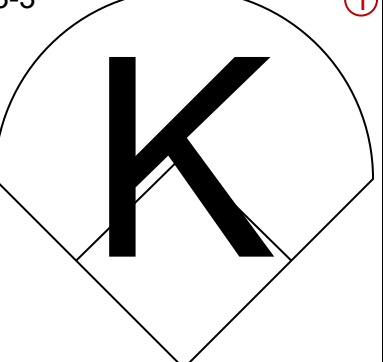

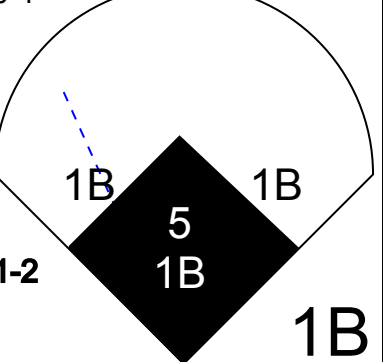
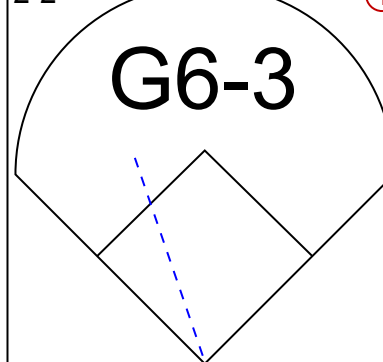
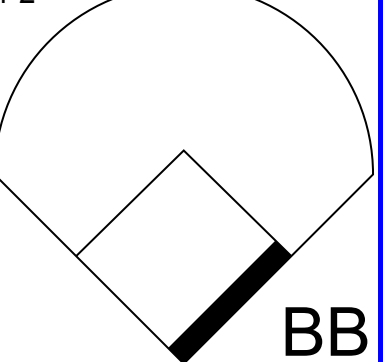
Batter	1	2	3	4	5	6	7	8	9	AB	R	H	RBI	BB	SO	LOB	BOTTOM											
Dwight Smith, L OBP: 0.410, SLG: 0.644 (1, 8)										4	1	1	0	1	1	1	Los Angeles Dodgers @ Chicago Cubs Wrigley Field, Chicago, IL Wed May 12 1993, 3:33 AM CDT Att: 23,518 - Sunny - 75 F											
Jose Vizcaino, S OBP: 0.417, SLG: 0.436 (1, 5)										4	0	3	1	1	0	0												
Mark Grace, L OBP: 0.393, SLG: 0.533 (1, 3)										5	0	1	1	0	1	5												
23 Ryne Sandberg, R OBP: 0.327, SLG: 0.244 (1, 4)										4	0	0	0	0	1	6												
Derrick May, L OBP: 0.385, SLG: 0.453 (1, 7)										4	0	0	0	0	1	1												
Sammy Sosa, R OBP: 0.307, SLG: 0.508 (1, 9)										4	0	1	0	0	1	0												
Rick Wilkins, L OBP: 0.265, SLG: 0.247 Heathcliff Slocumb, R (9, 1)										3	1	0	0	1	2	1												
Rey Sanchez, R OBP: 0.320, SLG: 0.309 (1, 6)										3	1	2	0	1	0	1												
Mike Morgan, R Bob Scanlan, R Paul Assenmacher, L Dan Plesac, L Steve Lake, R Eric Yelding, R OBP: 0.162, SLG: 0.162 (9, 1)										3	0	0	1	0	1	4												
Inning Stats	R: 1 E: 0 K: 0 S: 11	H: 1 LOB: 1 BB: 1 P: 21	R: 0 E: 0 K: 1 S: 11	H: 1 LOB: 0 BB: 1 P: 17	R: 0 E: 0 K: 0 S: 7	H: 1 LOB: 2 BB: 1 P: 11	R: 0 E: 0 K: 2 S: 10	H: 0 LOB: 0 BB: 0 P: 14	R: 1 E: 0 K: 1 S: 14	H: 4 LOB: 1 BB: 0 P: 19	R: 0 E: 1 K: 2 S: 9	H: 0 LOB: 1 BB: 0 P: 13	R: 0 E: 1 K: 1 S: 13	H: 0 LOB: 1 BB: 0 P: 18	1B: 8 2B: 0 3B: 0 HR: 0	SF: 0 SAC: 0 DP: 1 HBP: 0		WP: 0 PB: 0 SB: 1 CS: 1	PA: 39									
PITCHER	IP	WLS	BF	H	R	ER	SO	BB	IBB	HBP	BLK	WP	HR	S	P	ERA		WHIP										
Kevin Gross, R ERA: 6.34	6.1		29	7	3	3	5	3	1	0	0	0	0	66	102	4.26		1.579										
Omar Daal, L ERA: 2.57	0.1	W	1	0	0	0	0	0	0	0	0	0	0	1	2	0.00		3.000										
Roger McDowell, R ERA: 2.25	0.1		1	0	0	0	0	0	0	0	0	0	0	1	1	0.00		0.000										
Jim Gott, R ERA: 0.42	2.0		8	0	0	0	3	0	0	0	0	0	0	22	31	0.00		0.000										



Batter	1	2	3	4	5	6	7	8	9	AB	R	H	RBI	BB	SO	LOB	TOP					
Brett Butler, L OBP: 0.491, SLG: 0.333 (1, 8)										4	0	0	0	0	1	2	Los Angeles Dodgers @ Houston Astros Astrodome, Houston, TX Fri May 14 1993, 8:05 PM EDT Att: 34,445 - Dome					
Jody Read, R OBP: 0.297, SLG: 0.303 (1, 4)										4	0	1	0	0	0	1						
Mitch Webster, S OBP: 0.333, SLG: 0.450 (1, 7)										3	0	0	0	1	0	1						
Tim Wallach, R OBP: 0.265, SLG: 0.384 (1, 5)										4	1	1	0	0	1	1						
Cory Snyder, R OBP: 0.360, SLG: 0.349 (1, 9)										3	0	0	0	1	2	0						
Eric Karros, R OBP: 0.289, SLG: 0.361 (1, 3)										4	0	0	0	0	0	2						
Carlos Hernandez, R OBP: 0.176, SLG: 0.176 (1, 2)										3	0	1	0	0	0	0						
Jose Offerman, S OBP: 0.359, SLG: 0.304 (1, 6)										3	0	1	0	0	2	2						
Tom Candiotti, R OBP: 0.231, SLG: 0.250 Steve Wilson, L (5, 1)										1	0	1	0	0	0	0						
Ricky Tricek, R OBP: 0.154, SLG: 0.154 Dave Hansen, L (8, PH) Omar Daal, L (8, 1)										0	0	0	0	0	0	0						
Inning Stats	R: 0 E: 0 K: 1 S: 6	H: 0 LOB: 0 BB: 0 P: 11	R: 0 E: 0 K: 2 S: 11	H: 0 LOB: 0 BB: 0 P: 18	R: 0 E: 0 K: 1 S: 9	H: 1 LOB: 0 BB: 0 P: 15	R: 0 E: 0 K: 0 S: 5	H: 0 LOB: 0 BB: 1 P: 12	R: 0 E: 0 K: 1 S: 10	H: 0 LOB: 0 BB: 0 P: 15	R: 0 E: 0 K: 1 S: 8	H: 1 LOB: 1 BB: 0 P: 12	R: 1 E: 1 K: 1 S: 11	H: 2 LOB: 2 BB: 1 P: 20	R: 0 E: 0 K: 1 S: 8	H: 1 LOB: 1 BB: 0 P: 12	R: 0 E: 0 K: 1 S: 7	H: 0 LOB: 0 BB: 0 P: 12	1B: 4 2B: 1 3B: 0 HR: 0	SF: 0 SAC: 0 DP: 0 HBP: 0	WP: 0 PB: 0 SB: 0 CS: 1	PA: 33
PITCHER	IP WLS BF H R ER SO BB IBB HBP BLK WP HR S P ERA WHIP																					
Pete Harnisch, R ERA: 3.44 Tom Edens, R ERA: 2.7	(1, 1) 8.0 W 30 5 1 0 6 2 0 0 0 0 0 0 68 115 0.00 0.875																					
(9, 1) 1.0 3 0 0 0 1 0 0 0 0 0 0 0 7 12 0.00 0.000																						

AB	31
R	1
H	5
RBI	0
BB	2
SO	7
LOB	10




Batter	1	2	3	4	5	6	7	8	9	AB	R	H	RBI	BB	SO	LOB	BOTTOM					
Craig Biggio, R OBP: 0.363, SLG: 0.411 (1, 4)										5	1	1	0	0	0	1	Los Angeles Dodgers @ Houston Astros Astrodome, Houston, TX Fri May 14 1993, 8:05 PM EDT Att: 34,445 - Dome					
Steve Finley, L OBP: 0.321, SLG: 0.294 (1, 8)										5	1	2	1	0	0	1						
5 Jeff Bagwell, R OBP: 0.441, SLG: 0.602 (1, 3)										3	1	2	2	1	0	0						
Eric Anthony, L OBP: 0.380, SLG: 0.484 (1, 9)										4	1	2	0	0	0	2						
Ken Caminiti, S OBP: 0.265, SLG: 0.383 (1, 5)										4	1	1	3	0	2	2						
Luis Gonzalez, L OBP: 0.333, SLG: 0.417 (1, 7)										3	1	0	0	1	1	0						
Scott Servais, R OBP: 0.396, SLG: 0.619 (1, 2)										4	1	3	2	0	1	0						
Andujar Cedeno, R OBP: 0.374, SLG: 0.413 (1, 6)										4	1	1	0	0	1	2						
Pete Harnisch, S OBP: 0.250, SLG: 0.267 Rick Parker, R (8, PH) Tom Edens, R (9, 1)										3	1	1	0	0	0	0						
Inning Stats	R: 0 E: 0 K: 1 S: 10	H: 1 LOB: 2 BB: 1 P: 17	R: 0 E: 0 K: 0 S: 6	H: 1 LOB: 0 BB: 0 P: 7	R: 0 E: 0 K: 0 S: 12	H: 2 LOB: 0 BB: 0 P: 21	R: 0 E: 0 K: 1 S: 8	H: 0 LOB: 0 BB: 0 P: 12	R: 7 E: 1 K: 1 S: 21	H: 8 LOB: 0 BB: 0 P: 32	R: 0 E: 0 K: 0 S: 8	H: 0 LOB: 0 BB: 0 P: 15	R: 0 E: 0 K: 1 S: 11	H: 0 LOB: 0 BB: 0 P: 14	R: 2 E: 0 K: 1 S: 12	H: 1 LOB: 1 BB: 2 P: 26		R: 0 E: 0 K: 1 S: 7	H: 0 LOB: 0 BB: 0 P: 12	1B: 11 2B: 1 3B: 0 HR: 1	SF: 0 SAC: 0 DP: 2 HBP: 0	WP: 0 PB: 0 SB: 1 CS: 0
PITCHER	IP WLS BF H R ER SO BB IBB HBP BLK WP HR S P ERA WHIP																					
Tom Candiotti, R ERA: 4.93 Steve Wilson, L ERA: 4.09 Ricky Tricek, R ERA: 3.1 Omar Daal, L ERA: 4.5	(1, 1) 4.0 L 21 9 5 5 2 1 0 0 0 0 0 0 9 73 11.25 2.500																					
(5, 1) 0.1 4 3 2 2 1 0 0 0 0 0 0 0 9 13 54.00 9.000																						
(5, 1) 2.2 7 0 0 0 1 0 0 0 0 0 0 0 21 32 0.00 0.000																						
(8, 1) 1.0 6 1 2 2 1 2 0 0 0 0 0 1 12 26 18.00 3.000																						




Batter	1	2	3	4	5	6	7	8	9	AB	R	H	RBI	BB	SO	LOB	TOP								
Brett Butler, L (1, 8) OBP: 0.397, SLG: 0.331	1-1 1B		0-0 G3-6-3		0-1 L3			1-1 L7		4	0	1	0	0	0	4	Los Angeles Dodgers @ Houston Astros Astrodome, Houston, TX Sat May 15 1993, 4:33 AM EDT Att: 22,618 - Dome								
Jody Reed, R (1, 4) OBP: 0.295, SLG: 0.295	2-1 F7		0-2 L9			0-0 P6		4-1 BB		3	0	0	0	1	0	1									
Mitch Webster, S (1, 7) OBP: 0.306, SLG: 0.409	3-2 F7			0-3 K		2-2 F8		1-3 K		4	0	0	0	0	2	3									
Tim Wallach, R (1, 5) OBP: 0.257, SLG: 0.372	1-2 K			0-0 F8		1-2 P6		0-2 K		4	0	0	0	0	2	3									
Mike Piazza, R (1, 2) OBP: 0.364, SLG: 0.513 Carlos Hernandez, R (9, PR) OBP: 0.176, SLG: 0.176	1-2 L6		2-2 G6-3				0-0 HR	1-0 1B		4	1	2	1	0	0	0									
Cory Snyder, R (1, 9) OBP: 0.352, SLG: 0.340	3-3 K			2-2 S 1B		2-2 G5-3		1-3 K		4	0	1	0	0	2	1									
Eric Karros, R (1, 3) OBP: 0.288, SLG: 0.353	4-2 BB			0-3 K		2-2 G1-3		1-1 F9		3	0	0	0	1	1	2									
Jose Offerman, S (1, 6) OBP: 0.356, SLG: 0.305	0-0 G4-3			2-2 S 1B		2-2 G6-3		0-0 G4-3		3	0	1	0	0	0	1									
Orel Hershiser, R (1, 1) OBP: 0.278, SLG: 0.333 Roger McDowell, R (7, 1) OBP: 1.000, SLG: 1.000 Lenny Harris, L (7, 6) OBP: 0.259, SLG: 0.280 Henry Rodriguez, L (9, PH)	2-2 G3-6-3 1B			1-3 K			4-1 BB BB			2	0	1	0	0	1	2									
Inning Stats	R: 0 E: 0 K: 1 S: 11	H: 1 LOB: 1 BB: 0 P: 18	R: 0 E: 0 K: 1 S: 11	H: 0 LOB: 1 BB: 1 P: 19	R: 0 E: 0 K: 0 S: 8	H: 1 LOB: 0 BB: 0 P: 10	R: 0 E: 0 K: 1 S: 9	H: 0 LOB: 0 BB: 0 P: 11	R: 0 E: 0 K: 2 S: 16	H: 2 LOB: 2 BB: 0 P: 21	R: 0 E: 0 K: 0 S: 7	H: 0 LOB: 0 BB: 0 P: 10	R: 1 E: 0 K: 0 S: 11	H: 1 LOB: 0 BB: 0 P: 17	R: 0 E: 0 K: 2 S: 10	H: 0 LOB: 2 BB: 2 P: 20		R: 0 E: 0 K: 1 S: 7	H: 1 LOB: 1 BB: 0 P: 10	1B: 5 2B: 0 3B: 0 HR: 1	SF: 0 SAC: 0 DP: 1 HBP: 0	WP: 0 PB: 0 SB: 2 CS: 0	PA: 35		
PITCHER	IP	WLS	BF	H	R	ER	SO	BB	IBB	HBP	BLK	WP	HR	S	P	ERA	WHIP								
Mark Portugal, R (1, 1) ERA: 3.26	7.1	W	29	5	1	1	5	3	0	0	0	0	1	77	119	1.23	1.091								
Xavier Hernandez, R (8, 1) ERA: 1.66	0.2		2	0	0	0	2	0	0	0	0	0	0	6	7	0.00	0.000								
Doug Jones, R (9, 1) ERA: 2.61	1.0		4	1	0	0	1	0	0	0	0	0	0	7	10	0.00	1.000								

Batter	1	2	3	4	5	6	7	8	9	AB	R	H	RBI	BB	SO	LOB	BOTTOM								
Craig Biggio, R (1, 4) OBP: 0.358, SLG: 0.425 Doug Jones, R (9, 1)	0-2 G4-3		0-0 G1-4-3		0-3 K2-3		0-2 HR	2-2 P5		5	1	1	1	0	1	3	Los Angeles Dodgers @ Houston Astros Astrodome, Houston, TX Sat May 15 1993, 4:33 AM EDT Att: 22,618 - Dome								
Steve Finley, L (1, 8) OBP: 0.317, SLG: 0.282	1-1 L8			4-1 S BB		1-1 B5	1-0 F7			3	0	0	0	1	0	0									
5 Jeff Bagwell, R (1, 3) OBP: 0.436, SLG: 0.591	3-2 G5-3			0-3 K		0-1 G3-4 2B	0-0 G5-3			4	1	1	0	0	1	1									
Eric Anthony, L (1, 9) OBP: 0.369, SLG: 0.469	2-1 G6-3			3-3 K		0-0 G3-4	2-2 F7			4	0	0	0	0	1	2									
Ken Caminiti, S (1, 5) OBP: 0.271, SLG: 0.394	1-1 G4-3 1B			0-0 F8		2-1 3B 2B		2-0 G1-5-3		4	1	2	1	0	0	1									
Luis Gonzalez, L (1, 7) OBP: 0.338, SLG: 0.431	1-2 G4-3			1-0 2B 3B		4-0 3B IBB		1-1 G2-3		3	2	1	0	1	0	1									
Andujar Cedeno, R (1, 6) OBP: 0.387, SLG: 0.454	1-3 K			0-0 G1 SF8 2B		0-0 G1 IBB		3-2 1B E 1B		4	2	3	3	0	1	1									
Eddie Taubensee, L (1, 2) OBP: 0.301, SLG: 0.378			1-0 G6-3		0-0 G1		4-0 IBB			3	0	1	0	1	0	1									
Mark Portugal, R (1, 1) OBP: 0.353, SLG: 0.286 Xavier Hernandez, L (8, 1) Casey Candaele, S (8, PH) OBP: 0.120, SLG: 0.160	1-2 G1-4-3 1B			2-1 SF8		0-3 K		2-1 E3 WP		2	0	1	1	0	1	2									
Inning Stats	R: 0 E: 0 K: 0 S: 9	H: 0 LOB: 0 BB: 0 P: 13	R: 0 E: 0 K: 1 S: 11	H: 1 LOB: 1 BB: 0 P: 16	R: 0 E: 0 K: 0 S: 5	H: 1 LOB: 0 BB: 0 P: 7	R: 0 E: 0 K: 2 S: 8	H: 0 LOB: 1 BB: 1 P: 15	R: 2 E: 0 K: 1 S: 10	H: 2 LOB: 0 BB: 0 P: 12	R: 3 E: 0 K: 1 S: 12	H: 3 LOB: 2 BB: 2 P: 23	R: 1 E: 0 K: 0 S: 8	H: 1 LOB: 0 BB: 0 P: 11	R: 1 E: 1 K: 0 S: 16	H: 2 LOB: 2 BB: 0 P: 27		R: 0 E: 0 K: 0 S: 7	H: 1 LOB: 1 BB: 0 P: 10	1B: 5 2B: 2 3B: 2 HR: 1	SF: 1 SAC: 0 DP: 1 HBP: 0	WP: 1 PB: 0 SB: 1 CS: 0	PA: 37		
PITCHER	IP	WLS	BF	H	R	ER	SO	BB	IBB	HBP	BLK	WP	HR	S	P	ERA	WHIP								
Orel Hershiser, R (1, 1) ERA: 4.47	6.0	L	28	8	6	6	5	1	0	0	0	1	0	58	89	9.00	1.500								
Roger McDowell, R (7, 1) ERA: 2.0	2.0		9	2	1	0	0	0	0	0	0	1	0	21	35	0.00	1.000								

AB 32
R 1
H 6
RBI 1
BB 3
SO 8
LOB 18



AB 33
R 7
H 10
RBI 6
BB 3
SO 5
LOB 13



Batter	1	2	3	4	5	6	7	8	9	AB	R	H	RBI	BB	SO	LOB	TOP					
Brett Butler, L OBP: 0.391, SLG: 0.326 (1, 8)	G4-3		L5		P6		1B		B1-3	5	0	1	0	0	0	0						
Jose Offerman, S OBP: 0.355, SLG: 0.311 (1, 6)	G4-3		2B			G4-3	1B			4	0	1	0	0	1	1						
Eric Davis, R OBP: 0.300, SLG: 0.254 (1, 7)	K		G5-3			1B	BB		K	3	1	0	0	1	2	1						
Tim Wallach, R OBP: 0.250, SLG: 0.361 (1, 5)		K		G5-3		K			K	4	0	0	0	0	3	1						
Mike Piazza, R OBP: 0.383, SLG: 0.529 (8, PR)										4	1	4	1	0	0	0						
Mike Sharperson, R OBP: 0.234, SLG: 0.214 (8, 2)										0	0	0	0	0	0	0						
Carlos Hernandez, R OBP: 0.176, SLG: 0.176 (8, 2)										0	0	0	0	0	0	0						
Cory Snyder, R OBP: 0.379, SLG: 0.380 (1, 9)										3	0	2	1	1	0	1						
Eric Karros, R OBP: 0.280, SLG: 0.343 (1, 3)										4	0	0	0	0	1	6						
Jody Reed, R OBP: 0.287, SLG: 0.286 (1, 4)										4	0	0	0	0	0	2						
Pedro Astacio, R OBP: 0.077, SLG: 0.077 (7, PH)										2	0	0	0	0	1	0						
Lenny Harris, L OBP: 0.250, SLG: 0.269 (7, 1)										1	0	0	0	0	1	0						
Pedro Martinez, S OBP: 0.300, SLG: 0.400 (9, PH)										0	0	0	0	0	0	0						
Mitch Webster, S OBP: 0.300, SLG: 0.400 (9, PH)										1	0	0	0	0	0	0						
Inning Stats	R: 0 E: 0 K: 1 S: 7	H: 0 LOB: 0 BB: 0 P: 8	R: 0 E: 0 K: 2 S: 12	H: 2 LOB: 2 BB: 0 P: 18	R: 0 E: 0 K: 0 S: 9	H: 1 LOB: 1 BB: 0 P: 12	R: 0 E: 0 K: 0 S: 10	H: 1 LOB: 1 BB: 0 P: 14	R: 0 E: 0 K: 1 S: 7	H: 0 LOB: 0 BB: 0 P: 10	R: 2 E: 0 K: 2 S: 13	H: 2 LOB: 1 BB: 0 P: 21	R: 0 E: 0 K: 2 S: 12	H: 1 LOB: 2 BB: 1 P: 21	R: 0 E: 0 K: 2 S: 12	H: 1 LOB: 2 BB: 1 P: 21	R: 0 E: 0 K: 0 S: 5	H: 0 LOB: 0 BB: 6 P: 6	1B: 6 2B: 2 3B: 0 HR: 0	SF: 0 SAC: 0 DP: 0 HBP: 0	WP: 0 PB: 0 SB: 2 CS: 0	PA: 37
PITCHER	IP	WLS	BF	H	R	ER	SO	BB	IBB	HBP	BLK	WP	HR	S	P	ERA	WHIP					
Doug Drabek, R ERA: 2.67 (1, 1)	7.2	W	33	8	2	2	9	2	0	0	0	0	0	80	118	2.35	1.304					
Xavier Hernandez, R ERA: 1.64 (8, 1)	0.1		1	0	0	0	0	0	0	0	0	0	0	2	4	0.00	0.000					
Doug Jones, R ERA: 2.49 (9, 1)	1.0	S	3	0	0	0	0	0	0	0	0	0	0	5	6	0.00	0.000					

Los Angeles Dodgers @ Houston Astros
Astrodome, Houston, TX
Sun May 16 1993, 4:33 AM EDT
Att: 33,940 - Dome

AB 35
R 2
H 8
RBI 2
BB 2
SO 9
LOB 12



Batter	1	2	3	4	5	6	7	8	9	AB	R	H	RBI	BB	SO	LOB	BOTTOM						
Craig Biggio, R OBP: 0.355, SLG: 0.442 (1, 4)	HR		K		G4-3		F9			4	1	1	1	0	1	1							
Steve Finley, L OBP: 0.314, SLG: 0.270 (1, 8)	G4-3		F8			P4				3	0	0	0	0	0	0							
5 Jeff Bagwell, R OBP: 0.438, SLG: 0.588 (1, 3)	1B		G5-3			FC6-4	1B			4	0	2	0	0	1	1							
Eric Anthony, L OBP: 0.366, SLG: 0.463 (1, 9)	F9					FC6-4	1B			4	0	1	0	0	0	3							
Ken Caminiti, S OBP: 0.271, SLG: 0.390 (1, 5)	G4-3									4	0	1	0	0	1	3							
Luis Gonzalez, L OBP: 0.331, SLG: 0.421 (1, 7)			G3-1							3	0	0	0	0	2	2							
Andujar Cedeno, R OBP: 0.393, SLG: 0.468 (1, 6)										3	1	2	0	0	0	0							
Eddie Taubensee, L OBP: 0.291, SLG: 0.364 (1, 2)										3	0	0	0	0	0	2							
Doug Drabek, R OBP: 0.125, SLG: 0.250 (8, 1)										3	1	2	2	0	0	1							
Xavier Hernandez, L (8, 1)										0	0	0	0	0	0	0							
Doug Jones, R (9, 1)										0	0	0	0	0	0	0							
Inning Stats	R: 1 E: 0 K: 0 S: 8	H: 2 LOB: 1 BB: 0 P: 14	R: 0 E: 0 K: 0 S: 9	H: 1 LOB: 0 BB: 0 P: 13	R: 0 E: 0 K: 2 S: 8	H: 1 LOB: 0 BB: 0 P: 13	R: 0 E: 0 K: 0 S: 7	H: 2 LOB: 0 BB: 0 P: 12	R: 0 E: 0 K: 1 S: 12	H: 2 LOB: 2 BB: 0 P: 17	R: 1 E: 0 K: 0 S: 7	H: 1 LOB: 1 BB: 0 P: 13	R: 0 E: 0 K: 1 S: 9	H: 0 LOB: 1 BB: 0 P: 17	R: 0 E: 0 K: 1 S: 9	H: 0 LOB: 1 BB: 0 P: 17	1B: 6 2B: 1 3B: 0 HR: 2	SF: 0 SAC: 0 DP: 1 HBP: 1	WP: 0 PB: 0 SB: 0 CS: 1	PA: 32			
PITCHER	IP	WLS	BF	H	R	ER	SO	BB	IBB	HBP	BLK	WP	HR	S	P	ERA	WHIP						
Pedro Astacio, R ERA: 4.35 (1, 1)	6.0	L	8	1	1	1	1	0	0	1	0	0	1	16	30	4.50	0.500						
Pedro Martinez, R ERA: 2.42 (7, 1)	2.0							0	0	0	0	0	0	1	51	79	3.00	1.333					

Los Angeles Dodgers @ Houston Astros
Astrodome, Houston, TX
Sun May 16 1993, 4:33 AM EDT
Att: 33,940 - Dome

AB 31
R 3
H 9
RBI 3
BB 0
SO 5
LOB 13



Batter	1	2	3	4	5	6	7	8	9	10	AB	R	H	RBI	BB	SO	LOB	TOP			
Big Roberts, S OBP: 0.333, SLG: 0.284 (1, 4)											5	0	2	0	0	2	4	Cincinnati Reds @ Los Angeles Dodgers Dodger Stadium, Los Angeles, CA Mon May 17 1993, 7:05 PM PDT Att: 31,688 - Unknown - 70 F			
Roberto Kelly, R OBP: 0.340, SLG: 0.449 (1, 8)											5	1	2	0	0	0	4				
Barry Larkin, R OBP: 0.396, SLG: 0.371 (1, 6)											5	0	2	0	0	1	3				
Kevin Mitchell, R OBP: 0.418, SLG: 0.650 (9, 1)											5	0	1	1	0	2	5				
Bill Landrum, R (10, 1)											0	0	0	0	0	0	0				
Chris Sabo, R OBP: 0.292, SLG: 0.427 (1, 5)											5	2	2	0	0	0	3				
Randy Milligan, R OBP: 0.367, SLG: 0.370 (1, 3)											4	1	1	0	1	1	2				
Reggie Sanders, R OBP: 0.347, SLG: 0.465 (1, 9)											5	0	2	0	0	0	2				
Joe Oliver, R OBP: 0.290, SLG: 0.391 (1, 2)											5	0	1	3	0	0	2				
Jose Rijo, R OBP: 0.478, SLG: 0.450 (8, 1)											4	0	3	0	0	0	1				
Cesar Hernandez, R OBP: 0.120, SLG: 0.083 (9, 7)											0	0	0	0	0	0	0				
Cecil Espy, S OBP: 0.385, SLG: 0.256 (10, 7)											1	0	0	0	0	0	1				
Inning Stats	R: 0 E: 0 K: 2 S: 10	H: 1 LOB: 1 P: 14	R: 1 E: 0 K: 18 S: 18	H: 2 LOB: 1 P: 25	R: 0 E: 0 K: 1 S: 12	H: 1 LOB: 1 P: 17	R: 2 E: 0 K: 0 S: 14	H: 3 LOB: 2 P: 21	R: 0 E: 0 K: 1 S: 7	H: 1 LOB: 1 P: 13	R: 1 E: 0 K: 0 S: 13	H: 2 LOB: 1 P: 19	R: 0 E: 0 K: 1 S: 10	H: 1 LOB: 1 P: 13	R: 0 E: 0 K: 0 S: 8	H: 2 LOB: 1 P: 12	R: 0 E: 0 K: 1 S: 8	H: 1 LOB: 1 P: 11	1B: 13 2B: 4 3B: 0 HR: 0	SF: 0 SAC: 0 DP: 1 HBP: 0	WP: 0 PA: 45
PITCHER	IP WLS BF H R ER SO BB IBB HBP BLK WP HR S P ERA WHIP																				
Ramon Martinez, R ERA: 3.73 (1, 1)	6.1	0.2	2	0	0	0	0	0	0	0	0	0	0	0	0	0	0	0	0	0	0
Ricky Tricek, R ERA: 3.0 (7, 1)	0.2	2	0	0	0	0	0	0	0	0	0	0	0	0	0	0	0	0	0	0	0
Roger McDowell, R ERA: 1.8 (8, 1)	2.0	8	3	0	0	1	0	0	0	0	0	0	0	0	0	0	0	0	0	0	0
Jim Gott, R ERA: 0.4 (10, 1)	1.0	W	4	1	0	0	1	0	0	0	0	0	0	0	0	0	0	0	0	0	0

Batter	1	2	3	4	5	6	7	8	9	10	AB	R	H	RBI	BB	SO	LOB	BOTTOM			
Brett Butler, L OBP: 0.386, SLG: 0.324 (1, 8)											4	1	1	1	0	0	1	Cincinnati Reds @ Los Angeles Dodgers Dodger Stadium, Los Angeles, CA Mon May 17 1993, 7:05 PM PDT Att: 31,688 - Unknown - 70 F			
Jose Offerman, S OBP: 0.350, SLG: 0.302 (1, 6)											4	0	0	0	1	1	2				
Mitch Webster, S OBP: 0.309, SLG: 0.388 (1, 7)											4	1	1	0	1	0	2				
Tim Wallach, R OBP: 0.255, SLG: 0.358 (1, 5)											4	0	1	1	1	1	2				
Mike Piazza, R OBP: 0.390, SLG: 0.520 (1, 2)											4	0	1	0	0	2	2				
Carlos Hernandez, R OBP: 0.167, SLG: 0.167 (9, 2)											1	0	0	0	0	0	1				
Henry Rodriguez, L (1, 3)											4	0	0	0	1	2	1				
Cory Snyder, R OBP: 0.397, SLG: 0.407 (1, 9)											4	1	2	1	1	0	0				
Lenny Harris, L OBP: 0.281, SLG: 0.300 (1, 4)											4	1	2	0	0	0	0				
Ramon Martinez, R OBP: 0.211, SLG: 0.278 (7, 1)											2	0	0	0	0	0	2				
Inning Stats	R: 0 E: 0 K: 1 S: 7	H: 0 LOB: 1 BB: 1 P: 12	R: 0 E: 0 K: 2 S: 14	H: 1 LOB: 2 P: 24	R: 1 E: 0 K: 1 S: 14	H: 2 LOB: 1 P: 21	R: 0 E: 0 K: 1 S: 7	H: 0 LOB: 0 P: 11	R: 0 E: 0 K: 1 S: 9	H: 1 LOB: 1 P: 14	R: 0 E: 0 K: 0 S: 9	H: 1 LOB: 1 P: 13	R: 0 E: 0 K: 0 S: 6	H: 0 LOB: 1 P: 16	R: 3 E: 1 K: 0 S: 15	H: 3 LOB: 1 P: 20	R: 1 E: 0 K: 0 S: 9	H: 2 LOB: 2 P: 15	1B: 9 2B: 1 3B: 0 HR: 0	SF: 1 SAC: 0 DP: 1 HBP: 0	WP: 0 PA: 43
PITCHER	IP WLS BF H R ER SO BB IBB HBP BLK WP HR S P ERA WHIP																				
Jose Rijo, R ERA: 2.97 (1, 1)	7.2	1	0	0	1	0	6	4	0	0	0	0	0	0	0	0	0	0	0	0	0
Steve Foster, R ERA: 1.52 (8, 1)	0.1	1	0	0	0	0	0	0	0	0	0	0	0	0	0	0	0	0	0	0	0
Jeff Reardon, R ERA: 3.07 (9, 1)	1.0	6	3	3	2	0	0	0	0	0	0	0	0	0	0	0	0	0	0	0	0
Bill Landrum, R ERA: 1.65 (10, 1)	0.2	L	5	2	1	1	0	0	1	0	0	0	0	0	0	0	0	0	0	0	0

AB	44
R	4
H	16
RBI	4
BB	1
SO	6
LOB	27



Batter	1	2	3	4	5	6	7	8	9	AB	R	H	RBI	BB	SO	LOB	TOP								
Bip Roberts, S OBP: 0.329, SLG: 0.270 (1, 4)										3	1	0	0	1	2	1									
Roberto Kelly, R OBP: 0.341, SLG: 0.445 (1, 8)										4	1	1	0	0	0	1									
Barry Larkin, R OBP: 0.401, SLG: 0.391 (1, 6)										4	0	3	2	0	0	0									
Chris Sabo, R OBP: 0.280, SLG: 0.408 (1, 5)										3	0	0	0	0	0	2									
Randy Milligan, R OBP: 0.387, SLG: 0.360 (1, 3)										3	0	0	0	1	0	2									
Cecil Espy, S OBP: 0.364, SLG: 0.238 (6, 1)										3	0	0	0	0	1	2									
Kevin Mitchell, R OBP: 0.400, SLG: 0.619 (8, PH)										0	0	0	0	0	0	0									
Steve Foster, R (8, 1)										1	0	0	0	0	0	2									
Reggie Sanders, R OBP: 0.348, SLG: 0.455 (6, PH)										1	0	0	0	0	0	0									
Jacob Brumfield, R (6, 9)										1	0	0	0	1	1	0									
Joe Oliver, R OBP: 0.289, SLG: 0.393 (1, 2)										4	0	1	0	0	0	1									
Tim Pugh, R OBP: 0.125, SLG: 0.067 (6, 7)										1	0	0	0	0	0	0									
Keith Hughes, L (6, 7)										2	0	0	0	0	0	0									
Inning Stats	R: 1 E: 0 K: 1 S: 13	H: 2 LOB: 2 BB: 0 P: 19	R: 0 E: 0 K: 1 S: 9	H: 1 LOB: 1 BB: 0 P: 13	R: 0 E: 0 K: 0 S: 9	H: 0 LOB: 0 BB: 0 P: 10	R: 0 E: 0 K: 1 S: 10	H: 0 LOB: 1 BB: 0 P: 18	R: 1 E: 0 K: 0 S: 12	H: 1 LOB: 1 BB: 1 P: 20	R: 0 E: 0 K: 0 S: 9	H: 0 LOB: 0 BB: 0 P: 17	R: 0 E: 0 K: 0 S: 5	H: 0 LOB: 0 BB: 0 P: 9	R: 0 E: 0 K: 0 S: 11	H: 1 LOB: 2 BB: 1 P: 18	R: 0 E: 0 K: 1 S: 8	H: 0 LOB: 0 BB: 0 P: 12	1B: 4 2B: 1 3B: 0 HR: 0	SF: 0 SAC: 2 DP: 0 HBP: 1	WP: 0 PB: 1 SB: 3 CS: 1	PA: 37			
PITCHER	IP	WLS	BF	H	R	ER	SO	BB	IBB	HBP	BLK	WP	HR	S	P	ERA	WHIP								
Tom Candiotti, R ERA: 4.38 (1, 1)	7.1	W	30	5	2	1	3	2	0	1	0	0	0	71	112	1.23	0.955								
Pedro Martinez, R ERA: 2.38 (8, 1)	0.1		2	0	0	0	0	1	0	0	0	0	0	6	11	0.00	3.000								
Jim Gott, R ERA: 0.38 (8, 1)	1.1	S	4	0	0	0	1	0	0	0	0	0	0	9	13	0.00	0.000								

Cincinnati Reds @ Los Angeles Dodgers
Dodger Stadium, Los Angeles, CA
Wed May 19 1993, 7:05 PM PDT
Att: 30,152 - Unknown - 72 F

AB 30
R 2
H 5
RBI 2
BB 3
SO 4
LOB 11



Batter	1	2	3	4	5	6	7	8	9	AB	R	H	RBI	BB	SO	LOB	BOTTOM								
Brett Butler, L OBP: 0.392, SLG: 0.340 (1, 8)										5	1	3	1	0	0	0									
Jose Offerman, S OBP: 0.358, SLG: 0.316 (1, 6)										3	1	2	1	0	0	2									
Mitch Webster, S OBP: 0.297, SLG: 0.357 (1, 7)										2	0	1	2	0	0	2									
Tim Wallach, R OBP: 0.248, SLG: 0.352 (1, 5)										4	0	0	0	0	1	4									
Mike Piazza, R OBP: 0.379, SLG: 0.534 (1, 2)										4	0	2	0	0	0	0									
Cory Snyder, R OBP: 0.394, SLG: 0.383 (1, 9)										3	1	1	0	0	0	1									
Eric Karros, R OBP: 0.291, SLG: 0.342 (1, 3)										4	1	1	0	0	0	3									
Jim Gott, R (8, 1)										0	0	0	0	0	0	0									
Jody Reed, R OBP: 0.313, SLG: 0.305 (1, 4)										2	0	0	0	2	1	2									
Tom Candiotti, R OBP: 0.250, SLG: 0.267 (8, 1)										3	1	1	1	0	0	3									
Pedro Martinez, R (8, 1)										0	0	0	0	0	0	0									
Henry Rodriguez, L (8, 3)										1	0	0	0	0	0	0									
Inning Stats	R: 1 E: 1 K: 1 S: 12	H: 2 LOB: 0 BB: 0 P: 14	R: 0 E: 0 K: 0 S: 8	H: 1 LOB: 2 BB: 1 P: 15	R: 1 E: 0 K: 0 S: 7	H: 1 LOB: 0 BB: 0 P: 11	R: 0 E: 0 K: 0 S: 9	H: 0 LOB: 0 BB: 0 P: 13	R: 0 E: 0 K: 1 S: 6	H: 1 LOB: 3 BB: 1 P: 14	R: 3 E: 0 K: 1 S: 23	H: 5 LOB: 2 BB: 0 P: 31	R: 0 E: 0 K: 0 S: 9	H: 1 LOB: 1 BB: 0 P: 12	R: 0 E: 0 K: 0 S: 6	H: 0 LOB: 0 BB: 0 P: 7	1B: 9 2B: 2 3B: 0 HR: 0	SF: 1 SAC: 1 DP: 1 HBP: 2	WP: 0 PB: 0 SB: 0 CS: 1	PA: 37					
PITCHER	IP	WLS	BF	H	R	ER	SO	BB	IBB	HBP	BLK	WP	HR	S	P	ERA	WHIP								
Tim Pugh, R ERA: 4.79 (1, 1)	5.2	L	29	10	5	4	2	2	0	2	1	1	0	62	94	6.35	2.118								
Bill Landrum, R ERA: 1.53 (6, 1)	1.1		5	1	0	0	0	0	0	0	0	0	0	12	16	0.00	0.750								
Steve Foster, R ERA: 1.46 (8, 1)	1.0		3	0	0	0	0	0	0	0	0	0	0	6	7	0.00	0.000								

Cincinnati Reds @ Los Angeles Dodgers
Dodger Stadium, Los Angeles, CA
Wed May 19 1993, 7:05 PM PDT
Att: 30,152 - Unknown - 72 F

AB 31
R 5
H 11
RBI 5
BB 2
SO 2
LOB 17



Batter	1	2	3	4	5	6	7	8	9	AB	R	H	RBI	BB	SO	LOB	TOP										
Eric Young Sr. R (1.4) OBP: 0.343, SLG: 0.376	G5-3		K			K			L8	4	0	0	0	0	2	2	Colorado Rockies @ Los Angeles Dodgers Dodger Stadium, Los Angeles, CA Fri May 21 1993, 7:05 PM PDT Att: 51,818 - Unknown										
Nelson Liriano S (1.6) OBP: 0.290, SLG: 0.267	L6			G6-3		L9			1B	4	0	1	0	0	0	1											
Daryl Boston L (1.8) OBP: 0.351, SLG: 0.388	B1-3			F8			G5-4-3		K	4	0	1	0	0	1	1											
Dante Bichette R (1.9) OBP: 0.351, SLG: 0.470		CS		F9			G5-4-3			3	0	1	0	0	0	1											
Dale Murphy R (1.7) OBP: 0.224, SLG: 0.167	F8				G5-3		K			3	0	0	0	0	1	1											
Charlie Hayes R (1.5) OBP: 0.331, SLG: 0.516	F9				G6-3			L5		3	0	0	0	0	0	0											
Jerald Clark R (1.3) OBP: 0.305, SLG: 0.453			P3		K			G5-3		3	0	0	0	0	1	0											
Joe Girardi R (1.2) OBP: 0.303, SLG: 0.385						G1-3		G5-3		3	0	2	0	0	0	0											
David Nied R (1.1) OBP: 0.294, SLG: 0.200			K			G1-3			K	1	0	0	0	0	1	1											
Jim Tatum R (6, PH) OBP: 0.171, SLG: 0.268										1	0	0	0	0	0	1											
Mark Grant R (6, PH)										0	0	0	0	0	0	0											
Bruce Ruffin S (8, 1)										0	0	0	0	0	0	0											
Alex Cole L (9, PH)										1	0	0	0	0	1	0											
Inning Stats	R: 0 E: 0 K: 0 S: 5	H: 0 LOB: 0 BB: 0 P: 6	R: 0 E: 0 K: 0 S: 6	H: 1 LOB: 0 BB: 0 P: 8	R: 0 E: 0 K: 2 S: 11	H: 1 LOB: 1 BB: 0 P: 15	R: 0 E: 0 K: 1 S: 4	H: 0 LOB: 0 BB: 0 P: 8	R: 0 E: 0 K: 1 S: 6	H: 0 LOB: 1 BB: 0 P: 9	R: 0 E: 0 K: 1 S: 8	H: 1 LOB: 1 BB: 0 P: 12	R: 0 E: 0 K: 1 S: 13	H: 1 LOB: 0 BB: 0 P: 17	R: 0 E: 0 K: 0 S: 8	H: 0 LOB: 0 BB: 0 P: 10	R: 0 E: 0 K: 2 S: 11	H: 1 LOB: 1 BB: 0 P: 16	1B: 4 2B: 1 3B: 0 HR: 0	SF: 0 SAC: 0 DP: 1 HBP: 0	WP: 0 PB: 0 SB: 0 CS: 1	PA: 30					
PITCHER	IP	WLS	BF	H	R	ER	SO	BB	IBB	HBP	BLK	WP	HR	S	P	ERA	WHIP										
Orel Hershiser R (1.1) ERA: 3.82	9.0	W	30	5	0	0	7	0	0	0	0	0	0	72	101	0.00	0.556										

Batter	1	2	3	4	5	6	7	8	9	AB	R	H	RBI	BB	SO	LOB	BOTTOM										
Brett Butler L (1.8) OBP: 0.398, SLG: 0.351	SH1-4		G4-3		1B	G5-3		FC5-4		4	1	2	0	1	0	1	Colorado Rockies @ Los Angeles Dodgers Dodger Stadium, Los Angeles, CA Fri May 21 1993, 7:05 PM PDT Att: 51,818 - Unknown										
Jose Offerman S (1.6) OBP: 0.368, SLG: 0.324	SH1-4		G4-3		SF7		WP	1B		3	2	2	1	1	0	1											
Mitch Webster S (1.7) OBP: 0.313, SLG: 0.362	SH1-4			F7		HR	WP	1B		2	2	1	0	1	0	0											
Tim Wallach R (1.5) OBP: 0.255, SLG: 0.358	P3				SF7		1B			3	0	2	3	0	0	2											
Mike Sharperson R (8, 5) OBP: 0.333, SLG: 0.267				FC6-4		2-3	1B			0	0	0	0	0	0	0											
Mike Piazza R (1.2) OBP: 0.376, SLG: 0.547	F9			FC6-4		1-H	HR			4	1	1	3	0	0	3											
Carlos Hernandez R (8, 2) OBP: 0.167, SLG: 0.167						1-H				0	0	0	0	0	0	0											
Cory Snyder R (1.9) OBP: 0.400, SLG: 0.381		G5-4-3		K		E5		G5-3		3	0	1	0	1	1	1											
Eric Karros R (1.3) OBP: 0.284, SLG: 0.333		P2			F8			G1-3		4	0	0	0	0	0	2											
Jody Reed R (1.4) OBP: 0.311, SLG: 0.304	G5-4-3				G6-3		L5			4	1	1	0	0	0	1											
Orel Hershiser R (1.1) ERA: 5.4			P4				G6-3			4	1	2	1	0	0	0											
Inning Stats	R: 0 E: 0 K: 0 S: 14	H: 1 LOB: 2 BB: 1 P: 22	R: 0 E: 0 K: 0 S: 5	H: 0 LOB: 0 BB: 1 P: 11	R: 0 E: 0 K: 0 S: 6	H: 1 LOB: 0 BB: 0 P: 7	R: 0 E: 0 K: 1 S: 10	H: 1 LOB: 1 BB: 0 P: 16	R: 0 E: 0 K: 0 S: 19	H: 0 LOB: 1 BB: 2 P: 35	R: 0 E: 0 K: 0 S: 4	H: 0 LOB: 0 BB: 0 P: 5	R: 2 E: 0 K: 0 S: 11	H: 3 LOB: 0 BB: 0 P: 21	R: 0 E: 0 K: 0 S: 9	H: 1 LOB: 1 BB: 0 P: 15	1B: 9 2B: 2 3B: 0 HR: 1	SF: 1 SAC: 1 DP: 2 HBP: 0	WP: 1 PB: 0 SB: 0 CS: 0	PA: 37							
PITCHER	IP	WLS	BF	H	R	ER	SO	BB	IBB	HBP	BLK	WP	HR	S	P	ERA	WHIP										
David Nied R (1.1) ERA: 5.4	5.0	L	25	8	6	6	1	0	0	0	0	0	0	54	91	10.80	2.200										
Mark Grant R (6, 1) ERA: 2.09	2.0		8	3	2	2	0	0	0	0	0	1	0	15	26	9.00	1.500										
Bruce Ruffin L (8, 1) ERA: 5.29	1.0		4	1	0	0	0	0	0	0	0	0	0	9	15	0.00	1.000										



Batter	1	2	3	4	5	6	7	8	9	AB	R	H	RBI	BB	SO	LOB	TOP					
Eric Young Sr. R OBP: 0.339, SLG: 0.365 (1.4)	F9		HBP			L5		G1-3		3	0	0	0	0	0	0						
Nelson Lirio S OBP: 0.278, SLG: 0.235 (1.6)	G3-1		G6-3				BB		P7	3	0	0	0	1	0	2						
Dante Bichette R OBP: 0.340, SLG: 0.450 (1.9)	K			B2		L4			1B BB	3	0	0	0	1	1	1						
Daryl Boston L OBP: 0.352, SLG: 0.380 (1.7)		CS 1B		G3-1			SH1-3 BB		K	3	0	1	0	1	1	1						
Charlie Hayes R OBP: 0.330, SLG: 0.503 (1.5)	P9			K			SH1-3		FC6-4	3	0	1	0	0	1	1						
Joe Girardi R OBP: 0.300, SLG: 0.373 (1.2)	G3-1				K		F9		FC6-4	4	0	0	0	0	1	3						
Jerald Clark R OBP: 0.296, SLG: 0.444 (1.3)			F9		F9		G1-3			3	0	0	0	0	0	1						
Alex Cole L OBP: 0.324, SLG: 0.310 (1.8)						K		L9		3	0	1	0	0	1	0						
Willie Blair R OBP: 0.290, SLG: 0.296 (8. PH) Andy Ashby R OBP: 0.250, SLG: 0.250 (8.1)			K			K		K		2	0	0	0	0	2	1						
Inning Stats	R: 0 E: 0 K: 1 S: 8	H: 0 LOB: 0 BB: 0 P: 14	R: 0 E: 0 K: 0 S: 5	H: 1 LOB: 0 BB: 0 P: 7	R: 0 E: 0 K: 1 S: 12	H: 1 LOB: 2 BB: 0 P: 19	R: 0 E: 0 K: 1 S: 8	H: 0 LOB: 0 BB: 0 P: 12	R: 0 E: 0 K: 2 S: 7	H: 0 LOB: 0 BB: 0 P: 10	R: 0 E: 0 K: 1 S: 10	H: 0 LOB: 1 BB: 1 P: 15	R: 0 E: 0 K: 0 S: 4	H: 0 LOB: 1 BB: 1 P: 9	R: 0 E: 0 K: 1 S: 9	H: 0 LOB: 0 BB: 0 P: 16	R: 0 E: 0 K: 1 S: 9	H: 1 LOB: 2 BB: 1 P: 17	1B: 2 2B: 1 3B: 0 HR: 0	SF: 0 SAC: 1 DP: 0 HBP: 1	WP: 0 PB: 0 SB: 0 CS: 1	PA: 33
PITCHER Ramon Martinez R ERA: 3.17 (1.1)	IP: 9.0 WLS: W BF: 33 H: 3 R: 0 ER: 0 SO: 8 BB: 3 IBB: 0 HBP: 1 BLK: 0 WP: 0 HR: 0 S: 72 P: 119 ERA: 0.00 WHIP: 0.667																					

Colorado Rockies @ Los Angeles Dodgers
Dodger Stadium, Los Angeles, CA
Sun May 23 1993, 3:33 AM PDT
Att. 48,343 - Overcast - 64 F

AB 28
R 0
H 3
RBI 0
BB 3
SO 8
LOB 10



Batter	1	2	3	4	5	6	7	8	9	AB	R	H	RBI	BB	SO	LOB	BOTTOM					
Brett Butler L OBP: 0.391, SLG: 0.348 (1.8)	G4-3		G4-3			B1	SF8			3	0	0	1	0	0	0						
Jose Offerman S OBP: 0.362, SLG: 0.333 (1.6)						G4-3	F8			4	0	2	0	0	0	1						
Eric Davis R OBP: 0.315, SLG: 0.317 (1.7)	K		K					HR		3	1	1	1	1	2	2						
Tim Wallach R OBP: 0.254, SLG: 0.348 (1.5)	K			F8		P7		FC6-4		3	0	0	0	1	1	2						
Mike Piazza R OBP: 0.376, SLG: 0.538 (1.2)					G5-3			L7		4	1	2	0	0	0	1						
Cory Snyder R OBP: 0.386, SLG: 0.366 (1.9)								FC6-4		4	1	1	0	0	1	2						
Eric Karros R OBP: 0.284, SLG: 0.327 (1.3)									P4	4	1	1	1	0	0	2						
Jody Reed R OBP: 0.312, SLG: 0.305 (1.4)										3	0	1	1	0	0	1						
Ramon Martinez R OBP: 0.190, SLG: 0.250 (1.1)										2	0	0	0	0	1	0						
Inning Stats	R: 0 E: 0 K: 2 S: 15	H: 1 LOB: 1 BB: 0 P: 21	R: 0 E: 0 K: 1 S: 10	H: 1 LOB: 0 BB: 0 P: 14	R: 0 E: 0 K: 1 S: 11	H: 1 LOB: 1 BB: 0 P: 14	R: 0 E: 0 K: 0 S: 5	H: 0 LOB: 0 BB: 0 P: 6	R: 0 E: 0 K: 1 S: 5	H: 0 LOB: 0 BB: 0 P: 9	R: 0 E: 0 K: 0 S: 8	H: 0 LOB: 1 BB: 1 P: 16	R: 3 E: 0 K: 0 S: 14	H: 4 LOB: 1 BB: 0 P: 22	R: 1 E: 0 K: 0 S: 10	H: 1 LOB: 1 BB: 1 P: 20	R: 0 E: 0 K: 0 S: 10	H: 1 LOB: 1 BB: 1 P: 20	1B: 5 2B: 2 3B: 0 HR: 1	SF: 1 SAC: 1 DP: 0 HBP: 0	WP: 0 PB: 0 SB: 2 CS: 0	PA: 34
PITCHER Willie Blair R ERA: 3.57 (7.1) Gary Wayne L ERA: 3.24 (8.1) Andy Ashby R ERA: 5.57 (8.1)	IP: 6.1 WLS: L BF: 27 H: 7 R: 3 ER: 3 SO: 3 BB: 1 IBB: 0 HBP: 0 BLK: 0 WP: 0 HR: 0 S: 63 P: 93 ERA: 4.26 WHIP: 1.263																					

Colorado Rockies @ Los Angeles Dodgers
Dodger Stadium, Los Angeles, CA
Sun May 23 1993, 3:33 AM PDT
Att. 48,343 - Overcast - 64 F

AB 30
R 4
H 8
RBI 4
BB 2
SO 5
LOB 11



Batter	1	2	3	4	5	6	7	8	9	AB	R	H	RBI	BB	SO	LOB	TOP																					
Tony Gwynn, L (1, 9) OBP: 0.372, SLG: 0.442	F8			1B G4-3		1B BB	2B			4	1	3	0	0	0	0	San Diego Padres @ Los Angeles Dodgers Dodger Stadium, Los Angeles, CA Mon May 24 1993, 7:05 PM PDT Att: 32,364 - Unknown - 68 F																					
Jeff Gardner, L (1, 4) OBP: 0.310, SLG: 0.355 Tim Teufel, R (7, PH) OBP: 0.392, SLG: 0.578 Rich Rodriguez, L (7, 1)	G3-1			G4-3		1B BB	K			2	1	0	0	1	0	1																						
Gary Sheffield, R (1, 5) OBP: 0.335, SLG: 0.475	F9			1B		1B BB	K			4	1	2	0	0	1	1																						
Fred McGriff, L (1, 3) OBP: 0.342, SLG: 0.424		G4-3		K		K			K	4	0	0	0	0	3	5																						
Phil Plantier, L (1, 7) OBP: 0.281, SLG: 0.430		K		K		F7			F9	4	0	0	0	0	2	5																						
Derek Bell, R (1, 8) OBP: 0.345, SLG: 0.484	F7				BLK 1B	S 1B			P5	4	1	2	2	0	0	0																						
Craig Shiple, R (1, 6) OBP: 0.208, SLG: 0.314				F9	F9	1B			F7	4	0	1	2	0	0	1																						
Bob Geren, R (1, 2) OBP: 0.270, SLG: 0.313 Kurt Stillwell, S (9, PH) OBP: 0.309, SLG: 0.339		G5-3			P6	K			G3	3	0	0	0	0	1	2																						
Greg Harris, R (1, 1) OBP: 0.208, SLG: 0.217 Roger Mason, R (5, 1) Ricky Gutierrez, R (7, PH) OBP: 0.375, SLG: 0.313 Guillermo Velasquez, L (9, PH) OBP: 0.289, SLG: 0.217		K			K		G4-3		K	0	0	0	0	0	0	0																						
Inning Stats	R: 0 E: 0 K: 0 S: 8	H: 0 LOB: 0 BB: 0 P: 13	R: 0 E: 0 K: 1 S: 10	H: 0 LOB: 0 BB: 0 P: 18	R: 0 E: 0 K: 1 S: 6	H: 0 LOB: 0 BB: 0 P: 8	R: 0 E: 0 K: 2 S: 13	H: 2 LOB: 2 BB: 0 P: 17	R: 0 E: 0 K: 1 S: 9	H: 1 LOB: 1 BB: 0 P: 13	R: 4 E: 0 K: 2 S: 20	H: 4 LOB: 1 BB: 1 P: 32	R: 0 E: 0 K: 1 S: 14	H: 1 LOB: 0 BB: 0 P: 24	R: 0 E: 0 K: 1 S: 5	H: 0 LOB: 0 BB: 0 P: 9		R: 0 E: 0 K: 1 S: 5	H: 0 LOB: 0 BB: 0 P: 6	1B: 7 2B: 1 3B: 0 HR: 0	SF: 0 SAC: 0 DP: 0 HBP: 0	WP: 0 PB: 0 SB: 1 CS: 1	PA: 36															
PITCHER	IP	WLS	BF	H	R	ER	SO	BB	IBB	HBP	BLK	WP	HR	S	P	ERA	WHIP	PITCHER				IP	WLS	BF	H	R	ER	SO	BB	IBB	HBP	BLK	WP	HR	S	P	ERA	WHIP
Kevin Gross, R (1, 1) ERA: 5.2	6.1	W	28	8	4	4	7	1	0	0	1	0	0	74	114	5.68	1.421																					
Omar Daal, L (7, 1) ERA: 4.32	0.1		1	0	0	0	1	0	0	0	0	0	0	3	5	0.00	0.000																					
Pedro Martinez, R (7, 1) ERA: 2.0	2.1	S	7	0	0	0	3	0	0	0	0	0	0	13	21	0.00	0.000																					

Batter	1	2	3	4	5	6	7	8	9	AB	R	H	RBI	BB	SO	LOB	BOTTOM																						
Brett Butler, L (1, 8) OBP: 0.399, SLG: 0.358	F8			S 1B		S 1B				4	1	3	0	0	0	0	San Diego Padres @ Los Angeles Dodgers Dodger Stadium, Los Angeles, CA Mon May 24 1993, 7:05 PM PDT Att: 32,364 - Unknown - 68 F																						
Jose Offerman, S (1, 6) OBP: 0.359, SLG: 0.331	F9			K		WP 1B	L6			4	1	1	2	0	1	2																							
Eric Davis, R (1, 7) OBP: 0.313, SLG: 0.315	G5-3			K		1B			G6-3	4	0	1	1	0	1	0																							
Tim Wallach, R (1, 5) OBP: 0.254, SLG: 0.352		F8		CS 2B		G6-3			G6-3	4	0	1	0	0	0	0																							
Mike Piazza, R (1, 2) OBP: 0.373, SLG: 0.527	F9			BB		G5-3			L7	3	0	0	0	1	0	0																							
Cory Snyder, R (1, 9) OBP: 0.372, SLG: 0.351 Pedro Martinez, R (7, 1)	G6-3			K		K				3	0	0	0	0	2	2																							
Eric Karros, R (1, 3) OBP: 0.291, SLG: 0.371				HR		HR			F8	3	2	2	2	0	0	0																							
Jody Reed, R (1, 4) OBP: 0.306, SLG: 0.299				F7		G6-3			K	3	0	0	0	0	1	0																							
Kevin Gross, R (1, 1) OBP: 0.250, SLG: 0.333 Omar Daal, L (7, 1) Mitch Webster, S (7, 9) OBP: 0.304, SLG: 0.350		K				1B 2B			G5-3	2	1	1	0	0	1	0																							
Inning Stats	R: 0 E: 0 K: 0 S: 8	H: 0 LOB: 0 BB: 0 P: 13	R: 0 E: 0 K: 0 S: 10	H: 0 LOB: 0 BB: 0 P: 13	R: 1 E: 0 K: 2 S: 13	H: 2 LOB: 1 BB: 0 P: 16	R: 0 E: 0 K: 2 S: 8	H: 1 LOB: 2 BB: 1 P: 18	R: 4 E: 0 K: 0 S: 16	H: 5 LOB: 0 BB: 0 P: 25	R: 0 E: 0 K: 1 S: 5	H: 0 LOB: 0 BB: 0 P: 8	R: 0 E: 0 K: 1 S: 11	H: 1 LOB: 1 BB: 0 P: 17	R: 0 E: 0 K: 0 S: 6	H: 0 LOB: 0 BB: 0 P: 12		1B: 5 2B: 3 3B: 0 HR: 2	SF: 0 SAC: 0 DP: 1 HBP: 0	WP: 1 PB: 0 SB: 2 CS: 1	PA: 32																		
PITCHER	IP	WLS	BF	H	R	ER	SO	BB	IBB	HBP	BLK	WP	HR	S	P	ERA	WHIP	PITCHER				IP	WLS	BF	H	R	ER	SO	BB	IBB	HBP	BLK	WP	HR	S	P	ERA	WHIP	
Greg Harris, R (1, 1) ERA: 4.48	4.1	L	20	7	5	5	4	1	0	0	0	1	0	10	17	0.00	0.600																						
Roger Mason, R (5, 1) ERA: 1.53	1.2		5	1	0	0	1	0	0	0	0	1	0	10	17	0.00	0.600																						
Rich Rodriguez, L (7, 1) ERA: 4.0	2.0		7	1	0	0	1	0	0	0	0	0	0	17	29	0.00	0.500																						



Batter	1	2	3	4	5	6	7	8	9	10	AB	R	H	RBI	BB	SO	LOB	TOP							
Tony Gwynn, L OBP: 0.371, SLG: 0.435											5	2	1	0	1	1	4								
Jeff Gardner, L OBP: 0.320, SLG: 0.381											6	3	3	0	0	0	3								
Gary Sheffield, R OBP: 0.341, SLG: 0.472											5	2	2	2	1	2	1								
Fred McGriff, L OBP: 0.353, SLG: 0.451											6	1	4	2	0	1	0								
Phil Plantier, L OBP: 0.277, SLG: 0.418											5	0	1	1	0	1	5								
Roger Mason, R OBP: 0.341, SLG: 0.472											0	0	0	0	0	0	0								
Derek Bell, R OBP: 0.353, SLG: 0.490											4	0	2	2	0	1	2								
Kurt Stillwell, S OBP: 0.306, SLG: 0.323											3	1	0	0	1	0	4								
Bob Geren, R OBP: 0.266, SLG: 0.306											5	0	1	0	0	1	3								
Bruce Hurst, L OBP: 0.367, SLG: 0.346											0	0	0	0	0	0	0								
Tom Candiotti, R ERA: 4.47											0	1	0	0	0	0	0								
Ricky Tricek, R ERA: 3.0											0	0	0	0	0	0	0								
Omar Daal, L ERA: 4.15											0	0	0	0	0	0	0								
Roger McDowell, R ERA: 1.66											0	0	0	0	0	0	0								
Jim Gott, R ERA: 1.67											0	0	0	0	0	0	0								
Inning Stats	R: 1 E: 0 K: 0 S: 10	H: 3 LOB: 2 BB: 0 P: 16	R: 0 E: 0 K: 0 S: 7	H: 0 LOB: 2 BB: 2 P: 20	R: 0 E: 0 K: 2 S: 9	H: 0 LOB: 0 BB: 0 P: 12	R: 1 E: 1 K: 1 S: 15	H: 1 LOB: 1 BB: 0 P: 26	R: 2 E: 0 K: 0 S: 8	H: 4 LOB: 1 BB: 0 P: 12	R: 0 E: 0 K: 1 S: 9	H: 0 LOB: 0 BB: 0 P: 12	R: 1 E: 0 K: 0 S: 11	H: 2 LOB: 2 BB: 1 P: 22	R: 4 E: 0 K: 1 S: 17	H: 4 LOB: 0 BB: 0 P: 25	R: 0 E: 0 K: 1 S: 12	H: 1 LOB: 2 BB: 0 P: 17	R: 0 E: 1 K: 1 S: 10	H: 0 LOB: 1 BB: 0 P: 16	1B: 11 2B: 3 3B: 0 HR: 1	SF: 0 SAC: 2 DP: 2 HBP: 1	WP: 0 PB: 1 SB: 2 CS: 0	PA: 50	
PITCHER	IP	WLS	BF	H	R	ER	SO	BB	IBB	HBP	BLK	WP	HR	S	P	ERA	WHIP								
Tom Candiotti, R	(1.1)	5.0	25	8	4	3	3	1	0	0	0	0	0	49	86	5.40	1.800								
Ricky Tricek, R	(6.1)	1.0	5	1	1	1	1	1	0	0	0	0	0	11	19	9.00	2.000								
Omar Daal, L	(7.1)	0.1	2	1	0	0	0	0	0	0	0	0	0	6	8	0.00	3.000								
Roger McDowell, R	(7.1)	0.2	2	0	0	0	0	0	0	1	0	0	0	3	7	0.00	0.000								
Jim Gott, R	(8.1)	2.0	12	5	4	4	2	1	0	0	0	0	1	29	42	18.00	3.000								
PITCHER	IP	WLS	BF	H	R	ER	SO	BB	IBB	HBP	BLK	WP	HR	S	P	ERA	WHIP								
Pedro Martinez, R	(10.1)	1.0	4	0	0	0	1	0	0	0	0	0	0	16	16	0.00	0.000								

San Diego Padres @ Los Angeles Dodgers
 Dodger Stadium, Los Angeles, CA
 Tue May 25 1993, 7:05 PM PDT
 Att: 33,790 - Unknown - 68 F

AB 43
 R 9
 H 15
 RBI 8
 BB 4
 SO 7
 LOB 24

WP: 0 PA: 50
 PB: 1
 SB: 2
 CS: 0

Batter	1	2	3	4	5	6	7	8	9	10	AB	R	H	RBI	BB	SO	LOB	BOTTOM							
Brett Butler, L OBP: 0.407, SLG: 0.371											5	3	3	2	1	0	2								
Jose Offerman, S OBP: 0.364, SLG: 0.333											5	1	2	0	1	1	2								
Eric Davis, R OBP: 0.314, SLG: 0.311											5	0	1	0	1	1	3								
Tim Wallach, R OBP: 0.263, SLG: 0.350											4	2	1	2	2	1	4								
Mike Piazza, R OBP: 0.371, SLG: 0.519											6	1	2	1	0	1	7								
Cory Snyder, R OBP: 0.367, SLG: 0.346											4	0	1	1	0	1	3								
Jim Gott, R OBP: 0.294, SLG: 0.313											0	0	0	0	0	0	0								
Lenny Harris, L OBP: 0.294, SLG: 0.313											2	0	1	1	0	1	0								
Eric Karros, R OBP: 0.294, SLG: 0.372											5	1	2	0	0	0	2								
Jody Reed, R OBP: 0.321, SLG: 0.311											4	1	3	1	1	0	0								
Tom Candiotti, R ERA: 15.0											1	0	0	0	0	0	1								
Matt Winters, S ERA: 5.21											0	0	0	0	0	0	0								
Jose Offerman, S ERA: 3.28											0	0	0	0	0	0	0								
Omar Daal, L ERA: 3.94											0	0	0	0	0	0	0								
Roger McDowell, R ERA: 3.94											0	0	0	0	0	0	0								
Jeremy Hernandez, R ERA: 3.94											0	0	0	0	0	0	0								
Rich Rodriguez, L ERA: 3.0											0	0	0	0	0	0	0								
Inning Stats	R: 1 E: 1 K: 1 S: 15	H: 1 LOB: 1 BB: 1 P: 24	R: 2 E: 1 K: 0 S: 10	H: 3 LOB: 3 BB: 0 P: 15	R: 2 E: 1 K: 1 S: 13	H: 2 LOB: 2 BB: 1 P: 24	R: 0 E: 0 K: 0 S: 7	H: 0 LOB: 0 BB: 0 P: 14	R: 0 E: 0 K: 0 S: 7	H: 2 LOB: 1 BB: 1 P: 19	R: 0 E: 0 K: 1 S: 9	H: 0 LOB: 0 BB: 0 P: 14	R: 2 E: 0 K: 1 S: 11	H: 2 LOB: 0 BB: 1 P: 14	R: 0 E: 0 K: 1 S: 11	H: 3 LOB: 1 BB: 1 P: 25	R: 0 E: 0 K: 1 S: 12	H: 1 LOB: 1 BB: 0 P: 18	R: 1 E: 0 K: 2 S: 17	H: 3 LOB: 3 BB: 1 P: 28	1B: 15 2B: 1 3B: 0 HR: 1	SF: 0 SAC: 1 DP: 2 HBP: 0	WP: 2 PB: 0 SB: 4 CS: 1	PA: 51	
PITCHER	IP	WLS	BF	H	R	ER	SO	BB	IBB	HBP	BLK	WP	HR	S	P	ERA	WHIP								
Bruce Hurst, L	(1.1)	3.0	19	6	5	5	2	2	0	0	0	0	0	38	63	15.00	2.667								
Dave Elland, R	(4.1)	1.0	3	0	0	0	0	0	0	0	0	0	0	7	14	0.00	0.000								
Kerry Taylor, R	(5.1)	1.2	9	3	2	2	0	2	0	0	0	0	0	17	31	10.80	3.000								
Jeremy Hernandez, R	(6.1)	1.1	4	1	0	0	1	0	0	0	0	0	0	10	16	0.00	0.750								
Rich Rodriguez, L	(8.1)	0.0	2	2	2	2	0	0	0	0	0	0	1	5	10	=	=								
PITCHER	IP	WLS	BF	H	R	ER	SO	BB	IBB	HBP	BLK	WP	HR	S	P	ERA	WHIP								
Gene Harris, R	(6.1)	2.0	8	2	0	0	2	0	1	0	0	0	0	18	33	0.00	1.000								
Roger Mason, R	(10.1)	0.2	6	3	1	1	2	0	1	0	0	0	0	17	28	13.50	4.500								

San Diego Padres @ Los Angeles Dodgers
 Dodger Stadium, Los Angeles, CA
 Tue May 25 1993, 7:05 PM PDT
 Att: 33,790 - Unknown - 68 F

AB 44
 R 10
 H 17
 RBI 9
 BB 6
 SO 7
 LOB 29

WP: 2 PA: 51
 PB: 0
 SB: 4
 CS: 1

Batter	1	2	3	4	5	6	7	8	9	AB R H RBI BB SO LOB	TOP											
Brett Butler, L OBP: 0.409, SLG: 0.374 (1, 8)	2-2 SH1-4 S 1B	1-0 SH1-3 1B		1-0 G6-3		0-3 K		3-3 K		5 0 2 0 0 2 1	Los Angeles Dodgers @ Pittsburgh Pirates Three Rivers Stadium, Pittsburgh, PA Sat May 29 1993, 7:05 PM EDT Att: 27,664 - Unknown - 65 F livebaseballscorecards.com											
Jose Offerman, S OBP: 0.371, SLG: 0.348 (1, 6)	2-1 SH1-4 1-3	0-0 SH1-3 1-2 3-H 1-0			3-1 1B 1B	3-3 K		2-0 1B 3B	3 2 2 1 0 1 0													
Eric Davis, R OBP: 0.305, SLG: 0.329 (1, 7)	2-3 K	2-0 G1-6-3			3-1 P3		2-3 K	2-1 G6-3	5 0 0 0 0 2 4													
Tim Wallach, R OBP: 0.285, SLG: 0.379 (1, 5)	4-0 BB		0-0 F8		4-2 1B 1-2 BB		0-0 F7	4-1 BB 1B BB	2 0 0 0 3 0 0													
Mike Piazza, R OBP: 0.370, SLG: 0.512 (1, 2)	1-1 G4-3		1-0		2-2 FC5 1-3 2-H 1B		1-3 K2-3	1-2 BB 1B	5 0 3 2 0 1 2													
Cory Snyder, R OBP: 0.388, SLG: 0.386 (1, 9)		2-2 HR	2-0 G5-3		1-3 K		1-3 K	4-2 BB 1-2 2-3 BB	4 1 1 1 1 2 3													
Eric Karros, R OBP: 0.305, SLG: 0.381 (1, 3)	1-0 2B		1-0 L7		4-1 BB		1-0 3B 1B	1-1 P5	4 2 2 0 1 0 4													
Jody Reed, R OBP: 0.326, SLG: 0.338 (1, 4)	2-1 1B 2H SH1-3 2B		1-1 F8		2-1 FC5		0-1 1-H 3B	0-2 F8	5 1 2 2 0 0 6													
Ramon Martinez, R OBP: 0.160, SLG: 0.208 (1, 1)	1-2 G5-3		0-0 G6-3		1-3 K		0-3 K		4 0 0 0 0 2 2													
Inning Stats	R: 0 E: 0 K: 1 S: 11	H: 1 LOB: 2 BB: 1 P: 22	R: 3 E: 0 K: 0 S: 12	H: 4 LOB: 1 BB: 0 P: 20	R: 0 E: 0 K: 0 S: 4	H: 1 LOB: 1 BB: 0 P: 8	R: 0 E: 0 K: 0 S: 4	H: 0 LOB: 0 BB: 0 P: 6	R: 1 E: 0 K: 1 S: 24	H: 2 LOB: 3 BB: 2 P: 41	R: 0 E: 0 K: 3 S: 9	H: 0 LOB: 0 BB: 0 P: 13	R: 0 E: 0 K: 2 S: 7	H: 0 LOB: 0 BB: 0 P: 10	R: 1 E: 0 K: 3 S: 12	H: 2 LOB: 1 BB: 2 P: 17	R: 1 E: 0 K: 0 S: 16	H: 2 LOB: 3 BB: 2 P: 30	1B: 6 2B: 3 3B: 2 HR: 1	SF: 0 SAC: 2 DP: 0 HBP: 0	WP: 0 PB: 0 SB: 2 CS: 0	PA: 44
PITCHER	IP WLS BF H R ER SO BB IBB HBP BLK WP HR S P ERA WHIP											PITCHER	IP WLS BF H R ER SO BB IBB HBP BLK WP HR S P ERA WHIP									
Dave Otto, L ERA: 4.43	4.1 L 23 8 4 4 1 2 0 0 0 0 0 1 48 83 8.31 2.308																					
Freddie Toliver, R ERA:	1.2 6 0 0 0 0 1 0 0 0 0 0 0 16 27 0.00 0.600																					
Bias Minor, R ERA: 3.81	2.0 2 0 1 1 5 0 0 0 0 0 0 0 19 27 4.50 1.000																					
Mark Petkovsek, R ERA: 9.82	1.0 7 2 1 1 0 2 0 0 0 0 0 0 16 30 9.00 4.000																					

Batter	1	2	3	4	5	6	7	8	9	AB R H RBI BB SO LOB	BOTTOM											
Al Martin, L OBP: 0.258, SLG: 0.415 (1, 7)	1-3 K			3-2 F8		2-2 G4-3			2-1 G4-3 SF9 2B	4 1 1 0 0 1 1	Los Angeles Dodgers @ Pittsburgh Pirates Three Rivers Stadium, Pittsburgh, PA Sat May 29 1993, 7:05 PM EDT Att: 27,664 - Unknown - 65 F livebaseballscorecards.com											
Jay Bell, R OBP: 0.368, SLG: 0.463 (1, 6)	1-2 G4-3			1-1 F9		1-1 G6-3		2-2 G4-3	4 0 0 0 0 0 2													
Andy Van Slyke, L OBP: 0.370, SLG: 0.492 (1, 8)	2-1 G4-3			0-0 1B		3-2 G3-1		2-2 SF9	3 0 1 1 0 0 0													
Orlando Merced, S OBP: 0.458, SLG: 0.465 (1, 3)		1-2 G6-3		2-2 G5-3		1-1 G1-6-3 1B		2-1 G6-3	4 0 1 0 0 0 1													
Dave Clark, L OBP: 0.373, SLG: 0.340 (1, 9)		2-1 G3-1			3-2 F8		1-1 G1-6-3		3 0 0 0 0 0 1													
Jeff King, R OBP: 0.305, SLG: 0.308 (1, 5)		1-1 G5-3			1-2 G6-3			3-2 P5	3 0 0 0 0 0 0													
Don Slaught, R OBP: 0.380, SLG: 0.392 (1, 2)			1-0 G4-3		1-3 K			3-2 E6	3 0 0 0 0 1 0													
Carlos Garcia, R OBP: 0.306, SLG: 0.398 (1, 4)			0-1 G3			2-3 K		3-2 F8	3 0 0 0 0 1 1													
Dave Otto, L OBP: 0.238, SLG: 0.412 (1, 1) Freddie Toliver, R ERA: Lonnie Smith, R OBP: 0.295, SLG: 0.390 Bias Minor, R OBP: 0.271, SLG: 0.290 Tom Foley, L ERA: Mark Petkovsek, R ERA:			1-0 G4-3			2-0 G4-3 1B		1-1 P5	1 0 0 0 0 0 0 0 0 0 0 0 0 0 1 0 1 0 0 0 0 0 0 0 0 0 0 0 1 0 0 0 0 0 1 0 0 0 0 0 0 0													
Inning Stats	R: 0 E: 0 K: 1 S: 11	H: 0 LOB: 0 BB: 0 P: 15	R: 0 E: 0 K: 0 S: 7	H: 0 LOB: 0 BB: 0 P: 11	R: 0 E: 0 K: 0 S: 4	H: 0 LOB: 0 BB: 0 P: 6	R: 0 E: 0 K: 0 S: 9	H: 1 LOB: 1 BB: 0 P: 15	R: 0 E: 0 K: 1 S: 9	H: 0 LOB: 0 BB: 0 P: 14	R: 0 E: 0 K: 1 S: 9	H: 1 LOB: 1 BB: 0 P: 16	R: 0 E: 0 K: 0 S: 7	H: 1 LOB: 0 BB: 0 P: 12	R: 0 E: 1 K: 0 S: 14	H: 0 LOB: 1 BB: 0 P: 24	R: 1 E: 0 K: 0 S: 11	H: 1 LOB: 0 BB: 0 P: 19	1B: 3 2B: 1 3B: 0 HR: 0	SF: 1 SAC: 0 DP: 1 HBP: 0	WP: 0 PB: 0 SB: 0 CS: 0	PA: 31
PITCHER	IP WLS BF H R ER SO BB IBB HBP BLK WP HR S P ERA WHIP											PITCHER	IP WLS BF H R ER SO BB IBB HBP BLK WP HR S P ERA WHIP									
Ramon Martinez, R ERA: 2.88	9.0 W 31 4 1 1 3 0 0 0 0 0 0 0 81 132 1.00 0.444																					

Batter	1	2	3	4	5	6	7	8	9	AB	R	H	RBI	BB	SO	LOB	TOP										
Brett Butler, L OBP: 0.399, SLG: 0.364 (1, 8)	L6		G4-3		P6		F7		F8	5	0	0	0	0	0	1	Los Angeles Dodgers @ Pittsburgh Pirates Three Rivers Stadium, Pittsburgh, PA Sun May 30 1993, 3:33 AM EDT Att: 28,569 - Sunny - 81 F										
Jose Offerman, S OBP: 0.366, SLG: 0.343 (1, 6)	E5 BLK SH1-3		S 1B		L9			G6-3	L8	5	0	1	0	0	0	1											
Mitch Webster, S OBP: 0.311, SLG: 0.354 (1, 7) (8, 9)	SH1-3		G6-3		F7				HR 1B	3	1	1	0	0	0	1											
Tim Wallach, R OBP: 0.284, SLG: 0.393 (1, 5)	K			G6-3		F8			HR 1B	4	1	1	2	0	1	1											
Cory Snyder, R OBP: 0.393, SLG: 0.391 Eric Davis, R OBP: 0.305, SLG: 0.329 (8, 7)		K		F7 1B		G6-3			S 1B	4	0	2	0	0	1	0											
Eric Karros, R OBP: 0.309, SLG: 0.380 (1, 3)		1B BB		1-2 1B		G6-3			1B K	3	0	1	0	1	1	1											
Carlos Hernandez, R OBP: 0.239, SLG: 0.361 Dave Hansen, L OBP: 0.198, SLG: 0.188 Roger McDowell, R OBP: 0.500, SLG: 0.500 Omar Daal, L (8, 1)		1-1 1B		F7 1B					G4-3	3	1	2	1	0	0	2											
Jody Reed, R OBP: 0.330, SLG: 0.344 (1, 4)	L6-3			4-1 1-2 BB			L5		F9 2B	3	0	1	0	1	0	2											
Kevin Gross, R OBP: 0.222, SLG: 0.294 Mike Sharperson, R OBP: 0.292, SLG: 0.400 Pedro Martinez, R (7, 1) Mike Piazza, R OBP: 0.368, SLG: 0.509 (8, 2)			K	1-3 K		K			F9 2-3	2	0	0	0	0	2	3											
Inning Stats	R: 0 E: 1 K: 1 S: 10	H: 0 LOB: 1 BB: 0 P: 16	R: 0 E: 0 K: 1 S: 10	H: 1 LOB: 1 BB: 1 P: 17	R: 0 E: 0 K: 1 S: 12	H: 1 LOB: 0 BB: 0 P: 23	R: 0 E: 0 K: 1 S: 10	H: 2 LOB: 3 BB: 1 P: 19	R: 0 E: 0 K: 0 S: 5	H: 0 LOB: 0 BB: 0 P: 9	R: 0 E: 0 K: 0 S: 7	H: 0 LOB: 0 BB: 0 P: 10	R: 1 E: 0 K: 0 S: 11	H: 1 LOB: 0 BB: 0 P: 16	R: 2 E: 0 K: 1 S: 17	H: 3 LOB: 2 BB: 0 P: 24		R: 0 E: 0 K: 0 S: 9	H: 1 LOB: 1 BB: 0 P: 15	1B: 6 2B: 2 3B: 0 HR: 2	SF: 0 SAC: 1 DP: 1 HBP: 0	WP: 0 PB: 0 SB: 3 CS: 0	PA: 38				
PITCHER	IP	WLS	BF	H	R	ER	SO	BB	IBB	HBP	BLK	WP	HR	S	P	ERA	WHIP										
Steve Cooke, L ERA: 3.63 Stan Belinda, R ERA: 2.96	(1, 1) (8, 1)	7.1 S	31 7	7 2	3 0	3 0	4 1	2 0	0 0	0 0	1 0	0 0	2 0	71 20	119 30	3.68 0.00	1.227 1.200										

Batter	1	2	3	4	5	6	7	8	9	AB	R	H	RBI	BB	SO	LOB	BOTTOM										
Al Martin, L OBP: 0.263, SLG: 0.405 (1, 7)	P6		F7		G4-3 SH1-4 2B BB		K		BB 1B	3	1	0	0	2	1	1	Los Angeles Dodgers @ Pittsburgh Pirates Three Rivers Stadium, Pittsburgh, PA Sun May 30 1993, 3:33 AM EDT Att: 28,569 - Sunny - 81 F										
Jay Bell, R OBP: 0.370, SLG: 0.461 (1, 6)	F7		K		SH1-4			S BB SF8 BB	BB 1B	3	1	1	1	1	1	0											
Andy Van Slyke, L OBP: 0.376, SLG: 0.487 (1, 8)	HBP		K		G4-3			SF8 S BB	BB 1B	2	0	0	0	2	1	1											
Orlando Merced, S OBP: 0.456, SLG: 0.459 (8, 3)	F7			1-1 1B SF8 1B	4-0 2B IBB			1-2 2-3 K	G4-3	4	2	1	0	1	1	6											
Jeff King, R OBP: 0.314, SLG: 0.324 (1, 5)		1-2 1B FC5-2 1B		1-3 1B	3-2 1-1 1B 3-H			2-2 SF8		3	0	3	3	0	0	0											
Kevin Young, R OBP: 0.321, SLG: 0.363 Stan Belinda, R (8, 1)		1-2 F9		1-1 SF8	0-1 F8			2-3 3-H G4-3		3	0	0	1	0	0	3											
Don Slaught, R OBP: 0.363, SLG: 0.395 (1, 2)		0-0 FC5-2 1B		1-2 1B	1-0 P4			0-0 G6-3		4	0	2	0	0	0	0											
Carlos Garcia, R OBP: 0.304, SLG: 0.390 (1, 4)		1-1 FC5-2		2-3 K	2-0 G6-3			4-2 G5-3 1B BB		3	1	0	0	1	1	4											
Steve Cooke, R OBP: 0.087, SLG: 0.130 Lloyd McClendon, R OBP: 0.242, SLG: 0.250 (8, 9)		1-2 3-H K		2-3 K	1-0 K			1-0 G5-3		3	0	1	0	0	2	4											
Inning Stats	R: 0 E: 0 K: 0 S: 7	H: 0 LOB: 1 BB: 0 P: 12	R: 0 E: 0 K: 1 S: 13	H: 2 LOB: 2 BB: 0 P: 16	R: 0 E: 0 K: 2 S: 7	H: 0 LOB: 0 BB: 0 P: 12	R: 1 E: 0 K: 2 S: 17	H: 3 LOB: 2 BB: 0 P: 25	R: 2 E: 0 K: 0 S: 13	H: 1 LOB: 1 BB: 2 P: 27	R: 0 E: 0 K: 1 S: 6	H: 1 LOB: 0 BB: 0 P: 10	R: 1 E: 0 K: 1 S: 11	H: 0 LOB: 2 BB: 2 P: 24	R: 1 E: 0 K: 0 S: 11	H: 1 LOB: 3 BB: 3 P: 28		1B: 7 2B: 1 3B: 0 HR: 0	SF: 2 SAC: 1 DP: 0 HBP: 1	WP: 1 PB: 0 SB: 2 CS: 0	PA: 40						
PITCHER	IP	WLS	BF	H	R	ER	SO	BB	IBB	HBP	BLK	WP	HR	S	P	ERA	WHIP										
Kevin Gross, R ERA: 5.13 Pedro Martinez, R ERA: 2.12 Roger McDowell, R ERA: 2.13 Omar Daal, L ERA: 3.86	(1, 1) (7, 1) (8, 1) (8, 1)	6.0 1.0 0.2 0.1	L 5	28 0	7 1	3 1	3 1	6 1	1 0	1 0	0 0	0 0	0 0	11 9	24 21	9.00 13.50	2.000 4.500										






Batter	1	2	3	4	5	6	7	8	9	AB	R	H	RBI	BB	SO	LOB	TOP										
Brett Butler, L OBP: 0.399, SLG: 0.376 (1, 8)	1-2 1B	0-1 2H 3B		1-1 P2		1-2 G4-3			1-1 G6-3	5	1	2	1	0	0	0	Los Angeles Dodgers @ St. Louis Cardinals Busch Stadium, St. Louis, MO Mon May 31 1993, 3:33 AM CDT Att: 40,208 - Cloudy - 62 F										
Jose Offerman, S OBP: 0.387, SLG: 0.356 (1, 6)	0-1 L6	0-0 G4-3		3-1 1B		0-3 K			0-0 3B	5	0	2	0	0	1	2											
Eric Davis, R OBP: 0.302, SLG: 0.325 (1, 7)	1-2 F9		1-0 1B	0-0 P4					1-3 K	5	1	1	0	0	2	3											
Tim Wallach, R OBP: 0.282, SLG: 0.388 (1, 5)	0-0 1B		0-2 P4		1-1 F9				0-0 L6	5	0	1	0	0	0	2											
Mike Piazza, R OBP: 0.371, SLG: 0.509 (1, 2)	1-2 1B		2-0 G6-3		1-2 HR 1B				2-2 K	4	1	2	1	0	1	1											
Cory Snyder, R OBP: 0.396, SLG: 0.427 (1, 9)	1-3 K		2-2 1B		2-1 HR				1-2 L9	4	1	2	3	0	1	2											
Eric Karros, R OBP: 0.318, SLG: 0.388 (1, 3)		1-0 SH1-4 3B 1B	1-1 1B		1-2 F7				2-2 WP 1B	4	1	3	0	0	0	0											
Jody Reed, R OBP: 0.326, SLG: 0.339 (1, 4)		0-1 L7	2-2 F7		1-1 G3				2-3 K	2	0	0	0	0	0	3											
Lenny Harris, L OBP: 0.276, SLG: 0.294 (4, 4)									1-2 K	2	0	0	0	0	1	1											
Tom Candiotti, R OBP: 0.200, SLG: 0.211 (1, 1)		0-0 SH1-4		0-1 G5-3		0-3 K			3-2 L4	3	0	0	0	0	1	1											
Inning Stats	R: 1 E: 0 K: 1 S: 15	H: 3 LOB: 2 BB: 0 P: 19	R: 1 E: 0 K: 0 S: 7	H: 2 LOB: 1 BB: 0 P: 8	R: 1 E: 0 K: 0 S: 13	H: 3 LOB: 2 BB: 0 P: 21	R: 0 E: 0 K: 0 S: 7	H: 1 LOB: 1 BB: 0 P: 11	R: 2 E: 0 K: 0 S: 12	H: 2 LOB: 0 BB: 0 P: 18	R: 0 E: 0 K: 2 S: 10	H: 0 LOB: 0 BB: 0 P: 11	R: 0 E: 0 K: 1 S: 9	H: 0 LOB: 0 BB: 0 P: 14	R: 0 E: 0 K: 1 S: 15	H: 1 LOB: 1 BB: 0 P: 23	R: 0 E: 0 K: 1 S: 7	H: 1 LOB: 1 BB: 0 P: 9	1B: 10 2B: 0 3B: 2 HR: 1	SF: 0 SAC: 1 DP: 0 HBP: 0	WP: 1 PB: 0 CS: 1 PA: 40						
PITCHER	IP	WLS	BF	H	R	ER	SO	BB	IBB	HBP	BLK	WP	HR	S	P	ERA	WHIP										
Bob Tewksbury, R ERA: 3.72 (1, 1)	5.0	L	26	11	5	5	1	0	0	0	0	0	1	54	77	9.00	2.200										
Les Lancaster, R ERA: 2.94 (6, 1)	1.0		3	0	0	0	2	0	0	0	0	0	0	10	11	0.00	0.000										
Mike Perez, R ERA: 2.48 (7, 1)	2.0		7	1	0	0	3	0	0	0	0	1	0	24	37	0.00	0.500										
Rheal Cormier, L ERA: 3.61 (9, 1)	1.0		4	1	0	0	1	0	0	0	0	0	0	7	9	0.00	1.000										


Batter	1	2	3	4	5	6	7	8	9	AB	R	H	RBI	BB	SO	LOB	BOTTOM										
Bernard Gilkey, R OBP: 0.383, SLG: 0.427 (1, 7)	3-2 L4		0-0 P3			2-1 G6-3			2-2 G5-4-3	4	0	0	0	0	0	3	Los Angeles Dodgers @ St. Louis Cardinals Busch Stadium, St. Louis, MO Mon May 31 1993, 3:33 AM CDT Att: 40,208 - Cloudy - 62 F										
Ozzie Smith, S OBP: 0.309, SLG: 0.330 (1, 6)	0-0 F8		4-1 BB			2-1 G4-3			2-2 SF7 1B	3	1	1	0	1	0	0											
Gregg Jefferies, S OBP: 0.328, SLG: 0.386 (1, 3)	1-1 G3		0-0 P3			1-0 F7			2-1 F9	4	0	0	0	0	0	4											
Ray Lankford, L OBP: 0.386, SLG: 0.345 (1, 8)		0-0 F8		2-3 K			0-1 G4-3		2-0 SF7	3	0	0	1	0	1	0											
Todd Zeile, R OBP: 0.318, SLG: 0.331 (1, 5)		4-2 G4-6-3 BB		1-3 K			1-1 K		1-3 K	3	0	1	0	1	2	0											
Mark Whiten, S OBP: 0.314, SLG: 0.371 (1, 9)		0-1 G4-6-3		1-2 F8			0-3 K			3	0	0	0	0	1	2											
Luis Alica, S OBP: 0.414, SLG: 0.370 (1, 4)			4-2 SH1-4 1B BB		1-1 G4-3		3-2 G4-3			2	0	0	0	1	0	1											
Erik Pappas, R OBP: 0.393, SLG: 0.385 (1, 2)			0-2 SH1-4 1B		3-3 K				2-2 G5-4-3 1B	3	0	2	0	0	1	0											
Bob Tewksbury, R OBP: 0.318, SLG: 0.286 (5, PH)			0-0 SH1-4		2-0 G1-3				1-3 K	0	0	0	0	0	0	0											
Stan Kovach, R OBP: 0.227, SLG: 0.222 (6, PH)										1	0	0	0	0	0	0											
Les Lancaster, R (6, PH)										0	0	0	0	0	0	0											
Mike Perez, R (7, PH)										0	0	0	0	0	0	0											
Rod Brewer, L OBP: 0.366, SLG: 0.250 (8, PH)										1	0	0	0	0	1	1											
Rheal Cormier, L OBP: 0.111, SLG: 0.111 (9, PH)										0	0	0	0	0	0	0											
Inning Stats	R: 0 E: 0 K: 0 S: 7	H: 0 LOB: 0 BB: 0 P: 11	R: 0 E: 0 K: 0 S: 6	H: 0 LOB: 0 BB: 1 P: 10	R: 0 E: 0 K: 0 S: 9	H: 1 LOB: 3 BB: 2 P: 17	R: 0 E: 0 K: 2 S: 11	H: 0 LOB: 0 BB: 0 P: 15	R: 0 E: 0 K: 1 S: 6	H: 0 LOB: 0 BB: 0 P: 12	R: 0 E: 0 K: 0 S: 5	H: 0 LOB: 0 BB: 0 P: 10	R: 0 E: 0 K: 1 S: 10	H: 1 LOB: 1 BB: 0 P: 14	R: 0 E: 0 K: 1 S: 10	H: 1 LOB: 0 BB: 0 P: 15	R: 1 E: 0 K: 1 S: 10	H: 1 LOB: 0 BB: 0 P: 17	1B: 3 2B: 1 3B: 0 HR: 0	SF: 1 SAC: 1 DP: 2 HBP: 0	WP: 0 PB: 0 CS: 0 PA: 32						
PITCHER	IP	WLS	BF	H	R	ER	SO	BB	IBB	HBP	BLK	WP	HR	S	P	ERA	WHIP										
Tom Candiotti, R ERA: 3.98 (1, 1)	9.0	W	32	4	1	1	6	3	0	0	0	0	0	74	121	1.00	0.778										


AB	39
R	5
H	13
RBI	5
BB	0
SO	7
LOB	15




Batter	1	2	3	4	5	6	7	8	9	AB	R	H	RBI	BB	SO	LOB	TOP					
Brett Butler, L OBP: 0.406, SLG: 0.392	3-2 E BB SF7 1B	4-2 E BB		2-0 G5-3 1-2	0-0 1-H 3-H 3B		0-2 G6-3 S 1B		2-0 G4-3	5	1	3	3	1	0	2	Los Angeles Dodgers @ St. Louis Cardinals Busch Stadium, St. Louis, MO Tue Jun 01 1993, 7:05 PM CDT Att: 23,493 - Unknown - 74 F AB 38 R 11 H 14 RBI 10 BB 4 SO 7 LOB 22 					
Jose Offerman, S OBP: 0.368, SLG: 0.352	4-0 E BB	0-0 SF9			1-1 FC6-4 1B		2-2 G6-3			2	1	0	1	2	0	2						
Mitch Webster, S OBP: 0.316, SLG: 0.357	0-0 E4	1-2 E5			1-1 FC6-4 1B		1-1 S 1B			5	1	2	0	0	1	4						
Tim Wallach, R OBP: 0.275, SLG: 0.380	0-1 SF7	0-0 P6			1-0 FC6-4 1B		2-2 F8		1-1 F9	4	1	0	2	0	0	4						
Mike Piazza, R OBP: 0.372, SLG: 0.506	0-3 K		1-1 F7		1-0 HR 1B		0-0 1B		1-3 K	5	1	2	1	0	2	2						
Cory Snyder, R OBP: 0.379, SLG: 0.406	2-2 F7		3-2 G5-3		2-3 K		2-3 K		2-3 K	5	0	0	0	0	3	5						
Eric Karros, R OBP: 0.325, SLG: 0.410		0-2 SH5-4 SF9 1B	0-1 L3		2-1 HR		1-3 K		1-0 G4-3 1B	5	2	3	3	0	1	1						
Jody Reed, R OBP: 0.333, SLG: 0.349		3-2 SF9 SH5-4 E 1B		0-0 L7	2-0 1B 3B 2B		4-0 SH3 1B BB		1-1 F9	4	3	2	0	1	0	1						
Orel Hershiser, R OBP: 0.375, SLG: 0.458	0-1 SH5-4			0-0	0-2		0-0		2-1 G4-3	2	1	2	0	0	0	0						
Pedro Martinez, R OBP: 0.280, SLG: 0.381	1-2 CS 1B			2-3 3B 1B			1-2		1-2	0	0	0	0	0	0	0						
Jim Gott, R										0	0	0	0	0	0	0						
Inning Stats	R: 1 E: 1 K: 1 S: 13	H: 1 LOB: 2 BB: 1 P: 21	R: 2 E: 1 K: 0 S: 15	H: 2 LOB: 2 BB: 1 P: 23	R: 0 E: 0 K: 0 S: 7	H: 0 LOB: 0 BB: 0 P: 11	R: 0 E: 0 K: 0 S: 3	H: 1 LOB: 0 BB: 0 P: 5	R: 6 E: 0 K: 1 S: 17	H: 6 LOB: 1 BB: 1 P: 30	R: 1 E: 0 K: 2 S: 13	H: 2 LOB: 1 BB: 1 P: 19	R: 1 E: 0 K: 1 S: 11	H: 1 LOB: 1 BB: 1 P: 19	R: 0 E: 0 K: 2 S: 9	H: 0 LOB: 0 BB: 0 P: 13	R: 0 E: 0 K: 0 S: 6	H: 1 LOB: 1 BB: 0 P: 12	1B: 11 2B: 1 3B: 1 HR: 1	SF: 2 SAC: 2 DP: 0 HBP: 0	WP: 0 PB: 0 SB: 2 CS: 1	PA: 46
PITCHER	IP WLS BF H R ER SO BB IBB HBP BLK WP HR S P ERA WHIP	IP WLS BF H R ER SO BB IBB HBP BLK WP HR S P ERA WHIP	IP WLS BF H R ER SO BB IBB HBP BLK WP HR S P ERA WHIP	IP WLS BF H R ER SO BB IBB HBP BLK WP HR S P ERA WHIP	IP WLS BF H R ER SO BB IBB HBP BLK WP HR S P ERA WHIP	IP WLS BF H R ER SO BB IBB HBP BLK WP HR S P ERA WHIP	IP WLS BF H R ER SO BB IBB HBP BLK WP HR S P ERA WHIP	IP WLS BF H R ER SO BB IBB HBP BLK WP HR S P ERA WHIP	IP WLS BF H R ER SO BB IBB HBP BLK WP HR S P ERA WHIP	IP WLS BF H R ER SO BB IBB HBP BLK WP HR S P ERA WHIP	IP WLS BF H R ER SO BB IBB HBP BLK WP HR S P ERA WHIP	IP WLS BF H R ER SO BB IBB HBP BLK WP HR S P ERA WHIP	IP WLS BF H R ER SO BB IBB HBP BLK WP HR S P ERA WHIP	IP WLS BF H R ER SO BB IBB HBP BLK WP HR S P ERA WHIP	IP WLS BF H R ER SO BB IBB HBP BLK WP HR S P ERA WHIP	IP WLS BF H R ER SO BB IBB HBP BLK WP HR S P ERA WHIP						
Joe Magrane, L ERA: 4.6	4.1 L	2.0 W	1.0 L	1.0 L	0.0 L	0.0 L	0.0 L	0.0 L	0.0 L	0.0 L	0.0 L	0.0 L	0.0 L	0.0 L	0.0 L	0.0 L	10.38 2.077					
Les Lancaster, R ERA: 3.62	0.2 W	6.4 L	3.3 L	3.3 L	0.0 L	0.0 L	0.0 L	0.0 L	0.0 L	0.0 L	0.0 L	0.0 L	0.0 L	0.0 L	0.0 L	0.0 L	40.50 6.000					
Mike Perez, R ERA: 2.86	2.0 W	10.3 L	2.2 L	2.3 L	1.0 L	0.0 L	0.0 L	0.0 L	0.0 L	0.0 L	0.0 L	0.0 L	0.0 L	0.0 L	0.0 L	0.0 L	9.00 2.000					
Rob Murphy, L ERA: 3.32	1.0 W	3.0 L	0.0 L	0.2 L	0.0 L	0.0 L	0.0 L	0.0 L	0.0 L	0.0 L	0.0 L	0.0 L	0.0 L	0.0 L	0.0 L	0.0 L	0.00 0.000					
Rheal Cormier, L ERA: 3.55	1.0 W	4.1 L	0.0 L	0.0 L	0.0 L	0.0 L	0.0 L	0.0 L	0.0 L	0.0 L	0.0 L	0.0 L	0.0 L	0.0 L	0.0 L	0.0 L	0.00 1.000					
Luis Altea, S OBP: 0.413, SLG: 0.397	0-2 F7	3-1 2B		2-1 2B	2-0 F9				1-3 K	5	0	2	1	0	1	2	Los Angeles Dodgers @ St. Louis Cardinals Busch Stadium, St. Louis, MO Tue Jun 01 1993, 7:05 PM CDT Att: 23,493 - Unknown - 74 F AB 37 R 6 H 9 RBI 6 BB 6 SO 8 LOB 17 					
Ozzie Smith, S OBP: 0.307, SLG: 0.322	2-2 G3	1-0 G5-3		1-2 F8		1-1 G4-3		4-0 BB		4	0	0	0	1	0	2						
Gregg Jefferies, S OBP: 0.335, SLG: 0.403	1-1 BB 1B	3-2 F9		1-0 1B FC6-4 1B		0-1 3B		0-1 P5		5	2	3	0	0	0	2						
Ray Lankford, L OBP: 0.386, SLG: 0.339	4-2 BB 1B BB		0-1 F8		4-0 FC6-4 1B BB		1-3 K		2-2 F7	3	2	0	0	2	1	2						
Todd Zeile, R OBP: 0.320, SLG: 0.330	4-2 BB 1B BB		2-0 G6-3		2-2 FC6-4 1B		2-2 F8		1-2 G5-3	4	0	1	0	1	0	1						
Mark Whiten, S OBP: 0.311, SLG: 0.366	0-2 FC5 BB 1B		0-0 G4-3		0-0 FC6-4 1B		2-3 K		0-3 K	5	1	1	3	0	2	2						
Rod Brewer, L OBP: 0.281, SLG: 0.250	1-2 2-3 3-H BB			0-3 K	1-3 1B		0-2 F8		1-0 G4-1	4	0	1	1	1	1	0						
Erik Pappas, R OBP: 0.400, SLG: 0.382	1-1 FC5		2-1 G4-3		2-1 1B		4-1 BB			3	0	1	1	1	0	3						
Joe Magrane, R ERA: 4.12	4.1 W	8.6 L	0.0 L	0.0 L	0.0 L	0.0 L	0.0 L	0.0 L	0.0 L	0.0 L	0.0 L	0.0 L	0.0 L	0.0 L	0.0 L	0.0 L		10.38 2.769				
Pedro Martinez, R ERA: 1.89	3.2 W	14.1 L	0.0 L	0.4 L	2.0 L	0.0 L	0.0 L	0.0 L	0.0 L	0.0 L	0.0 L	0.0 L	0.0 L	0.0 L	0.0 L	0.0 L		0.00 0.818				
Jim Gott, R ERA: 1.61	1.0 W	3.0 L	0.0 L	0.1 L	0.0 L	0.0 L	0.0 L	0.0 L	0.0 L	0.0 L	0.0 L	0.0 L	0.0 L	0.0 L	0.0 L	0.0 L	0.00 0.000					
Inning Stats	R: 2 E: 0 K: 0 S: 20	H: 2 LOB: 3 BB: 3 P: 36	R: 0 E: 0 K: 1 S: 12	H: 1 LOB: 0 BB: 0 P: 21	R: 0 E: 0 K: 0 S: 4	H: 0 LOB: 0 BB: 0 P: 6	R: 1 E: 0 K: 2 S: 13	H: 1 LOB: 1 BB: 0 P: 19	R: 3 E: 0 K: 0 S: 15	H: 4 LOB: 2 BB: 1 P: 25	R: 0 E: 0 K: 1 S: 11	H: 1 LOB: 1 BB: 0 P: 15	R: 0 E: 0 K: 2 S: 12	H: 0 LOB: 1 BB: 1 P: 19	R: 0 E: 0 K: 1 S: 8	H: 0 LOB: 1 BB: 1 P: 15	R: 0 E: 0 K: 1 S: 8	H: 0 LOB: 0 BB: 0 P: 10	1B: 6 2B: 2 3B: 1 HR: 0	SF: 0 SAC: 0 DP: 0 HBP: 0	WP: 1 PB: 1 SB: 0 CS: 0	PA: 43

Batter	1	2	3	4	5	6	7	8	9	AB R H RBI BB SO LOB	TOP									
Brett Butler, L OBP: 0.399, SLG: 0.384 (1, 8)	B1-3		L1-5-3		G6-3			G6-3		4 0 0 0 0 0 0	Los Angeles Dodgers @ St. Louis Cardinals Busch Stadium, St. Louis, MO Wed Jun 02 1993, 7:05 PM CDT Att: 27,051 - Unknown - 76 F AB 33 R 4 H 9 RBI 4 BB 0 SO 3 LOB 6 									
Jose Offerman, S OBP: 0.366, SLG: 0.361 (1, 6)	SF8 3B		G5-3			F9		F9		4 1 1 0 0 0 0										
Mitch Webster, S OBP: 0.313, SLG: 0.370 (1, 7)	SF8			1B 2B		G5-3		F3		3 1 1 1 0 0 0										
Tim Wallach, R OBP: 0.280, SLG: 0.387 (1, 5)	K			1B 2B				P6		4 0 2 1 0 1 0										
Mike Piazza, R OBP: 0.369, SLG: 0.511 (1, 2)		G5-3		L5 1B		G5-3		1B 3B		4 1 1 0 0 0 1										
Cory Snyder, R OBP: 0.400, SLG: 0.467 (9, PR)							WP 2B			4 1 4 2 0 0 0										
Eric Davis, R OBP: 0.302, SLG: 0.325 (9, PR)		HR						CS 1B		0 0 0 0 0 0 0										
Eric Karros, R OBP: 0.319, SLG: 0.401 (1, 3)		L6		L8		P3		P6		4 0 0 0 0 0 3										
Jody Reed, R OBP: 0.326, SLG: 0.343 (1, 4)		L1			L6		P8	CS		3 0 0 0 0 0 1										
Pedro Astacio, R OBP: 0.105, SLG: 0.105 (7, PH)										2 0 0 0 0 2 0										
Mike Sharperson, R OBP: 0.289, SLG: 0.364 (7, 1)					K2-3					1 0 0 0 0 0 1										
Todd Worrell, R OBP: 0.500, SLG: 0.500 (8, 1)							G5-3			0 0 0 0 0 0 0										
Roger McDowell, R OBP: 0.500, SLG: 0.500 (8, 1)										0 0 0 0 0 0 0										
Inning Stats	R: 1 E: 0 K: 1 S: 8	H: 1 LOB: 0 BB: 0 P: 16	R: 1 E: 0 K: 0 S: 13	H: 1 LOB: 0 BB: 0 P: 21	R: 0 E: 0 K: 1 S: 8	H: 0 LOB: 0 BB: 0 P: 10	R: 1 E: 0 K: 0 S: 10	H: 3 LOB: 1 BB: 0 P: 13	R: 0 E: 0 K: 0 S: 10	H: 1 LOB: 1 BB: 0 P: 9	R: 0 E: 0 K: 0 S: 8	H: 1 LOB: 1 BB: 0 P: 13	R: 0 E: 0 K: 0 S: 8	H: 0 LOB: 0 BB: 0 P: 10	R: 1 E: 0 K: 0 S: 7	H: 2 LOB: 1 BB: 0 P: 12	1B: 3 2B: 3 3B: 2 HR: 1	SF: 1 SAC: 0 DP: 0 HBP: 0	WP: 1 PB: 0 SB: 0 CS: 1	PA: 35
PITCHER	IP WLS BF H R ER SO BB IBB HBP BLK WP HR S P ERA WHIP											IP WLS BF H R ER SO BB IBB HBP BLK WP HR S P ERA WHIP								
Donovan Osborne, L ERA: 3.19 (1, 1)	7.0 W 27 7 3 3 3 0 0 0 0 0 1 1 63 94 3.86 1.000																			
Rob Murphy, L ERA: 3.19 (8, 1)	1.0 3 0 0 0 0 0 0 0 0 0 0 0 8 10 0.00 0.000																			
Lee Smith, R ERA: 3.38 (9, 1)	1.0 S 4 2 1 1 0 0 0 0 0 0 0 0 7 12 9.00 2.000																			

Batter	1	2	3	4	5	6	7	8	9	AB R H RBI BB SO LOB	BOTTOM									
Bernard Gilkey, R OBP: 0.386, SLG: 0.453 (1, 7)	1B BLK 2B		G5-3			1B 3B		F4		4 2 2 0 0 0 1	Los Angeles Dodgers @ St. Louis Cardinals Busch Stadium, St. Louis, MO Wed Jun 02 1993, 7:05 PM CDT Att: 27,051 - Unknown - 76 F AB 31 R 5 H 9 RBI 4 BB 1 SO 3 LOB 8 									
Ozzie Smith, S OBP: 0.310, SLG: 0.326 (1, 6)	BLK HR 1B		P6			G6-3 1B		G3		4 1 2 1 0 0 0										
Gregg Jefferies, S OBP: 0.338, SLG: 0.422 (1, 3)	HR		F9			G6-3		CS WP 1B		4 1 2 2 0 0 1										
Ray Lankford, L OBP: 0.388, SLG: 0.339 (1, 8)	K			K				CS 1B		3 0 1 0 1 2 0										
Todd Zeile, R OBP: 0.319, SLG: 0.328 (1, 5)	L7			G3-6-3 1B		K		F8		4 0 1 0 0 1 3										
Mark Whiten, S OBP: 0.307, SLG: 0.361 (1, 9)	G4-3			G3-6-3				E6 2B		3 1 0 0 0 0 1										
Luis Alicaia, S OBP: 0.400, SLG: 0.383 (1, 4)		F8			G4-3			P8		3 0 0 0 0 0 1										
Erik Pappas, R OBP: 0.397, SLG: 0.397 (1, 2)		F3			G3-1					3 0 1 1 0 0 0										
Donovan Osborne, S OBP: 0.286, SLG: 0.250 (7, PH)										2 0 0 0 0 0 0										
Gerald Perry, L OBP: 0.423, SLG: 0.400 (8, 1)					G4-3			F7		1 0 0 0 0 0 1										
Rob Murphy, L OBP: 1.000, SLG: 1.000 (9, 1)										0 0 0 0 0 0 0										
Lee Smith, R OBP: 1.000, SLG: 1.000 (9, 1)										0 0 0 0 0 0 0										
Inning Stats	R: 3 E: 0 K: 1 S: 14	H: 3 LOB: 0 BB: 0 P: 19	R: 0 E: 0 K: 0 S: 3	H: 0 LOB: 0 BB: 0 P: 6	R: 0 E: 0 K: 0 S: 7	H: 0 LOB: 0 BB: 0 P: 12	R: 0 E: 0 K: 1 S: 7	H: 1 LOB: 0 BB: 0 P: 10	R: 0 E: 0 K: 0 S: 5	H: 0 LOB: 0 BB: 0 P: 9	R: 1 E: 0 K: 1 S: 15	H: 3 LOB: 1 BB: 0 P: 21	R: 1 E: 1 K: 0 S: 9	H: 1 LOB: 1 BB: 0 P: 12	R: 0 E: 0 K: 0 S: 6	H: 1 LOB: 1 BB: 1 P: 13	1B: 5 2B: 2 3B: 1 HR: 1	SF: 0 SAC: 0 DP: 2 HBP: 0	WP: 1 PB: 0 SB: 1 CS: 2	PA: 32
PITCHER	IP WLS BF H R ER SO BB IBB HBP BLK WP HR S P ERA WHIP											IP WLS BF H R ER SO BB IBB HBP BLK WP HR S P ERA WHIP								
Pedro Astacio, R ERA: 4.23 (1, 1)	6.0 L 23 7 4 4 3 0 0 0 0 0 1 1 51 77 6.00 1.167																			
Todd Worrell, R ERA: 4.91 (7, 1)	1.0 5 1 1 0 0 0 0 0 0 0 0 0 9 12 0.00 1.000																			
Roger McDowell, R ERA: 2.05 (8, 1)	1.0 4 1 0 0 0 0 0 1 0 0 1 0 6 13 0.00 1.000																			

Batter	1	2	3	4	5	6	7	8	9	AB	R	H	RBI	BB	SO	LOB	TOP										
Deion Sanders, L (1.8) X	G3-1		G6-3				L8		G1-6-3	4	0	0	0	1	0	1	Atlanta Braves @ Los Angeles Dodgers Dodger Stadium, Los Angeles, CA Fri Jun 04 1993, 7:05 PM PDT Att: 46,566 - Unknown - 70 F livebaseballscorecards.com AB 32 R 4 H 7 RBI 4 BB 5 SO 6 LOB 16 										
Jeff Blauer, R (1.6) B			1B	BB	SAFE		F7			3	1	1	0	1	1												
Terry Pendleton, S (1.5) C	F9		BB	BB	SAFE					4	1	2	0	0	1												
David Justice, L (1.9) B	G6-3		BB	BB	SAFE		L4			3	1	1	0	1	0												
Ron Gant, R (1.7) X		E5	BB	BB	SAFE		P5			3	1	0	1	1	0												
Sid Bream, L (1.3) C	F8		BB	BB	SAFE		K			4	0	0	0	0	3	5											
Greg Olson, R (1.2) C	G3-1		BB	BB	SAFE		CS			3	0	2	3	1	0	0											
Otis Nixon, S (8, PR)			BB	BB	SAFE		G6-3			0	0	0	0	0	0	0											
Damon Berryhill, S (8, 2)	1-H		BB	BB	SAFE					0	0	0	0	0	0	0											
Mark Lemke, S (1.4) X	G3-1		L7				L6			4	0	0	0	0	0	3											
Tom Glavine, L (1.1) B	G6-3						G1-4-3			3	0	0	0	0	1	1											
Greg McMichael, R (7, 1) C										0	0	0	0	0	0	0											
Francisco Cabrera, R (9, PH) X										1	0	1	0	0	0	0											
Bill Pecota, R (9, PR) X										0	0	0	0	0	0	0											
Inning Stats	R: 0 E: 0 K: 0 S: 4	H: 0 LOB: 1 BB: 1 P: 12	R: 1 E: 1 K: 0 S: 8	H: 1 LOB: 1 BB: 0 P: 13	R: 3 E: 0 K: 1 S: 17	H: 3 LOB: 2 BB: 2 P: 28	R: 0 E: 0 K: 3 S: 13	H: 0 LOB: 1 BB: 1 P: 23	R: 0 E: 0 K: 1 S: 12	H: 1 LOB: 1 BB: 0 P: 20	R: 0 E: 0 K: 0 S: 12	H: 0 LOB: 0 BB: 0 P: 18	R: 0 E: 0 K: 0 S: 11	H: 1 LOB: 1 BB: 1 P: 15	R: 0 E: 0 K: 1 S: 11	H: 0 LOB: 1 BB: 1 P: 20	R: 0 E: 0 K: 0 S: 7	H: 1 LOB: 1 BB: 0 P: 13	1B: 6 2B: 1 3B: 0 HR: 0	SF: 0 SAC: 0 DP: 1 HBP: 0	WP: 0 PB: 0 SB: 1 CS: 2	PA: 39					
PITCHER	IP	WLS	BF	H	R	ER	SO	BB	IBB	HBP	BLK	WP	HR	S	P	ERA	WHIP										
Ramon Martinez, R (1, 1)	6.0	W	27	5	4	3	5	4	0	0	0	0	0	66	114	4.50	1.500										
Pedro Martinez, R (7, 1)	2.0		7	1	0	0	1	1	0	0	0	0	0	22	35	0.00	1.000										
Jim Gott, R (9, 1)	1.0	S	3	1	0	0	0	0	0	0	0	0	0	7	13	0.00	1.000										

Batter	1	2	3	4	5	6	7	8	9	AB	R	H	RBI	BB	SO	LOB	BOTTOM										
Brett Butler, L (1.8) C	G6-3		G6-3				G4-3		G6-3	4	0	1	1	0	0	1	Atlanta Braves @ Los Angeles Dodgers Dodger Stadium, Los Angeles, CA Fri Jun 04 1993, 7:05 PM PDT Att: 46,566 - Unknown - 70 F livebaseballscorecards.com AB 28 R 5 H 9 RBI 5 BB 7 SO 7 LOB 16 										
Jose Offerman, S (1.6) B							G5-3		SH1-3	3	0	1	0	0	0	1											
Eric Davis, R (1.7) B	G5-4-3						G5-3		SH1-3	2	0	0	0	2	0	1											
Tim Wallach, R (1.5) C			G1-3				G6-4-3		G6-3	4	1	1	0	0	0	3											
Mike Piazza, R (1.2) B							G6-4-3		F8	3	1	2	1	1	0	1											
Cory Snyder, R (1.9) B									F8	3	2	2	0	1	1	3											
Eric Karros, R (1.3) B									IBB	3	1	1	2	1	2	1											
Jody Reed, R (1.4) C									G6-3	2	0	1	1	2	1	0											
Ramon Martinez, R (1, 1)									G6-3	2	0	0	0	0	2	2											
Mike Sharperson, R (6, PH)									G6-3	1	0	0	0	0	2												
Pedro Martinez, R (7, 1)									G6-3	0	0	0	0	0	0	0											
Henry Rodriguez, L (8, PH)									G6-3	0	0	0	0	0	1	1											
Jim Gott, R (9, 1)									G6-3	0	0	0	0	0	1	1											
Inning Stats	R: 0 E: 0 K: 0 S: 5	H: 1 LOB: 0 BB: 0 P: 10	R: 0 E: 0 K: 1 S: 11	H: 2 LOB: 1 BB: 0 P: 17	R: 0 E: 0 K: 2 S: 7	H: 0 LOB: 0 BB: 0 P: 10	R: 0 E: 0 K: 0 S: 6	H: 0 LOB: 0 BB: 1 P: 12	R: 0 E: 0 K: 1 S: 12	H: 3 LOB: 1 BB: 1 P: 20	R: 2 E: 0 K: 0 S: 14	H: 2 LOB: 2 BB: 2 P: 28	R: 0 E: 0 K: 1 S: 8	H: 1 LOB: 3 BB: 2 P: 20	R: 0 E: 0 K: 2 S: 10	H: 0 LOB: 0 BB: 1 P: 17	1B: 7 2B: 1 3B: 0 HR: 1	SF: 0 SAC: 1 DP: 2 HBP: 0	WP: 0 PB: 0 SB: 0 CS: 2	PA: 36							
PITCHER	IP	WLS	BF	H	R	ER	SO	BB	IBB	HBP	BLK	WP	HR	S	P	ERA	WHIP										
Tom Glavine, L (1, 1)	6.1	L	30	9	5	4	4	4	1	0	0	0	0	59	106	5.68	2.053										
Greg McMichael, R (7, 1)	1.2		6	0	0	0	3	1	1	0	0	0	0	14	28	0.00	0.600										

Batter	1	2	3	4	5	6	7	8	9	AB	R	H	RBI	BB	SO	LOB	TOP				
Deion Sanders, L (1, 8) OBP: 0.288, SLG: 0.406										4	0	0	0	0	2	2	Atlanta Braves @ Los Angeles Dodgers Dodger Stadium, Los Angeles, CA Sat Jun 05 1993, 7:05 PM PDT Att: 48,035 - Unknown				
Jeff Blausler, R (1, 6) OBP: 0.430, SLG: 0.426										4	0	1	0	0	1	1					
Terry Pendleton, S (1, 5) OBP: 0.261, SLG: 0.298										4	1	1	0	0	0	1					
David Justice, L (1, 9) OBP: 0.314, SLG: 0.457										3	0	0	0	1	2	1					
Ron Gant, R (1, 7) OBP: 0.341, SLG: 0.513										4	0	1	1	0	1	0					
Sid Bream, L (1, 3) OBP: 0.310, SLG: 0.381										4	0	0	0	0	1	2					
Damon Berryhill, S (1, 2) OBP: 0.266, SLG: 0.356										4	0	0	0	0	1	0					
Mark Lemke, S (1, 4) OBP: 0.370, SLG: 0.421										2	0	1	0	1	0	0					
Greg Maddux, R (1, 1) OBP: 0.250, SLG: 0.258										1	0	0	0	0	1	1					
Bill Pecota, R (7, PH) OBP: 0.292, SLG: 0.333										1	0	1	0	0	0	0					
Mark Wohlers, R (7, 1)										0	0	0	0	0	0	0					
Inning Stats	R: 0 E: 0 K: 2 S: 10	H: 1 LOB: 1 BB: 0 P: 17	R: 0 E: 0 K: 2 S: 9	H: 0 LOB: 0 BB: 0 P: 13	R: 0 E: 0 K: 2 S: 13	H: 0 LOB: 1 BB: 1 P: 20	R: 0 E: 0 K: 0 S: 5	H: 0 LOB: 0 BB: 0 P: 11	R: 0 E: 0 K: 2 S: 15	H: 1 LOB: 1 BB: 0 P: 20	R: 1 E: 0 K: 0 S: 13	H: 2 LOB: 2 BB: 1 P: 24	R: 0 E: 0 K: 0 S: 8	H: 1 LOB: 1 BB: 0 P: 12	R: 0 E: 0 K: 0 S: 3	H: 0 LOB: 0 BB: 0 P: 3	1B: 4 2B: 1 3B: 0 HR: 0	SF: 0 SAC: 1 DP: 0 HBP: 0	WP: 0 PB: 1 SB: 0 CS: 0	PA: 34	
PITCHER	IP WLS BF H R ER SO BB IBB HBP BLK WP HR S P ERA WHIP	IP WLS BF H R ER SO BB IBB HBP BLK WP HR S P ERA WHIP	IP WLS BF H R ER SO BB IBB HBP BLK WP HR S P ERA WHIP	IP WLS BF H R ER SO BB IBB HBP BLK WP HR S P ERA WHIP	IP WLS BF H R ER SO BB IBB HBP BLK WP HR S P ERA WHIP	IP WLS BF H R ER SO BB IBB HBP BLK WP HR S P ERA WHIP	IP WLS BF H R ER SO BB IBB HBP BLK WP HR S P ERA WHIP	IP WLS BF H R ER SO BB IBB HBP BLK WP HR S P ERA WHIP	IP WLS BF H R ER SO BB IBB HBP BLK WP HR S P ERA WHIP	IP WLS BF H R ER SO BB IBB HBP BLK WP HR S P ERA WHIP	IP WLS BF H R ER SO BB IBB HBP BLK WP HR S P ERA WHIP	IP WLS BF H R ER SO BB IBB HBP BLK WP HR S P ERA WHIP	IP WLS BF H R ER SO BB IBB HBP BLK WP HR S P ERA WHIP	IP WLS BF H R ER SO BB IBB HBP BLK WP HR S P ERA WHIP	IP WLS BF H R ER SO BB IBB HBP BLK WP HR S P ERA WHIP	IP WLS BF H R ER SO BB IBB HBP BLK WP HR S P ERA WHIP	IP WLS BF H R ER SO BB IBB HBP BLK WP HR S P ERA WHIP	IP WLS BF H R ER SO BB IBB HBP BLK WP HR S P ERA WHIP	IP WLS BF H R ER SO BB IBB HBP BLK WP HR S P ERA WHIP	IP WLS BF H R ER SO BB IBB HBP BLK WP HR S P ERA WHIP	IP WLS BF H R ER SO BB IBB HBP BLK WP HR S P ERA WHIP

AB	31
R	1
H	5
RBI	1
BB	2
SO	9
LOB	8



Batter	1	2	3	4	5	6	7	8	9	AB	R	H	RBI	BB	SO	LOB	BOTTOM				
Brett Butler, L (1, 8) OBP: 0.397, SLG: 0.383										4	1	1	0	1	1	3	Atlanta Braves @ Los Angeles Dodgers Dodger Stadium, Los Angeles, CA Sat Jun 05 1993, 7:05 PM PDT Att: 48,035 - Unknown				
Jose Offerman, S (1, 6) OBP: 0.363, SLG: 0.364										4	0	1	1	0	1	1					
Daryl Strawberry, L (1, 7) OBP: 0.273, SLG: 0.309										3	0	0	0	0	2	1					
Jim Gott, R (8, 1)										0	0	0	0	0	0	0					
Todd Worrell, R (9, 1)										0	0	0	0	0	0	0					
Tim Wallach, R (1, 5) OBP: 0.283, SLG: 0.387										4	1	2	0	0	1	1					
Mike Piazza, R (1, 2) OBP: 0.384, SLG: 0.556										4	2	3	2	0	0	1					
Cory Snyder, R (1, 9) OBP: 0.422, SLG: 0.482										4	1	3	0	0	1	1					
Eric Karros, R (1, 3) OBP: 0.270, SLG: 0.286										3	0	0	0	0	0	4					
Mitch Webster, S (6, PR) OBP: 0.310, SLG: 0.365										1	0	0	0	0	1	2					
Jody Reed, R (1, 4) OBP: 0.340, SLG: 0.354										4	0	2	1	0	0	2					
Kevin Gross, R (1, 1) OBP: 0.200, SLG: 0.263										2	0	0	0	0	1	0					
Lenny Harris, L (6, PH) OBP: 0.270, SLG: 0.286										1	0	0	0	0	0	2					
Roger McDowell, R (7, 1) OBP: 0.500, SLG: 0.500										0	0	0	0	0	0	0					
Eric Davis, R (8, 7) OBP: 0.305, SLG: 0.320										0	0	0	1	0	0	0					
Inning Stats	R: 0 E: 0 K: 0 S: 9	H: 0 LOB: 0 BB: 0 P: 16	R: 0 E: 0 K: 1 S: 9	H: 1 LOB: 1 BB: 0 P: 12	R: 0 E: 0 K: 2 S: 8	H: 0 LOB: 1 BB: 1 P: 15	R: 1 E: 0 K: 1 S: 10	H: 3 LOB: 2 BB: 0 P: 14	R: 1 E: 1 K: 0 S: 7	H: 2 LOB: 1 BB: 0 P: 12	R: 1 E: 0 K: 0 S: 11	H: 3 LOB: 2 BB: 0 P: 15	R: 0 E: 0 K: 2 S: 8	H: 0 LOB: 0 BB: 0 P: 14	R: 2 E: 0 K: 2 S: 18	H: 3 LOB: 1 BB: 0 P: 26	1B: 7 2B: 4 3B: 0 HR: 1	SF: 1 SAC: 0 DP: 0 HBP: 1	WP: 0 PB: 0 SB: 0 CS: 0	PA: 38	
PITCHER	IP WLS BF H R ER SO BB IBB HBP BLK WP HR S P ERA WHIP	IP WLS BF H R ER SO BB IBB HBP BLK WP HR S P ERA WHIP	IP WLS BF H R ER SO BB IBB HBP BLK WP HR S P ERA WHIP	IP WLS BF H R ER SO BB IBB HBP BLK WP HR S P ERA WHIP	IP WLS BF H R ER SO BB IBB HBP BLK WP HR S P ERA WHIP	IP WLS BF H R ER SO BB IBB HBP BLK WP HR S P ERA WHIP	IP WLS BF H R ER SO BB IBB HBP BLK WP HR S P ERA WHIP	IP WLS BF H R ER SO BB IBB HBP BLK WP HR S P ERA WHIP	IP WLS BF H R ER SO BB IBB HBP BLK WP HR S P ERA WHIP	IP WLS BF H R ER SO BB IBB HBP BLK WP HR S P ERA WHIP	IP WLS BF H R ER SO BB IBB HBP BLK WP HR S P ERA WHIP	IP WLS BF H R ER SO BB IBB HBP BLK WP HR S P ERA WHIP	IP WLS BF H R ER SO BB IBB HBP BLK WP HR S P ERA WHIP	IP WLS BF H R ER SO BB IBB HBP BLK WP HR S P ERA WHIP	IP WLS BF H R ER SO BB IBB HBP BLK WP HR S P ERA WHIP	IP WLS BF H R ER SO BB IBB HBP BLK WP HR S P ERA WHIP	IP WLS BF H R ER SO BB IBB HBP BLK WP HR S P ERA WHIP	IP WLS BF H R ER SO BB IBB HBP BLK WP HR S P ERA WHIP	IP WLS BF H R ER SO BB IBB HBP BLK WP HR S P ERA WHIP	IP WLS BF H R ER SO BB IBB HBP BLK WP HR S P ERA WHIP	IP WLS BF H R ER SO BB IBB HBP BLK WP HR S P ERA WHIP

AB	34
R	5
H	12
RBI	5
BB	1
SO	8
LOB	18



Batter	1	2	3	4	5	6	7	8	9	AB	R	H	RBI	BB	SO	LOB	TOP				
Deion Sanders, L (1, 8) OBP: 0.286, SLG: 0.389	4-0 S BB		2-0 P6			0-0 F8		1-3 K		3	0	0	0	1	1	0	Atlanta Braves @ Los Angeles Dodgers Dodger Stadium, Los Angeles, CA Sun Jun 06 1993, 3:33 AM PDT Att: 48,882 - Sunny - 72 F				
Jeff Blausler, R (1, 6) OBP: 0.431, SLG: 0.432	2-3 SAFE K			1-2 1B SF9		1-2 G1-3 2B		1-2 L9		4	1	2	0	0	1	1					
Rafael Belliard, R (8, 6) OBP: 0.259, SLG: 0.240	1-2 SAFE K									0	0	0	0	0	0	0					
Terry Pendleton, S (1, 5) OBP: 0.261, SLG: 0.297	0-1 L7			0-0 SF9 1B		1-0 G1-3		2-2 P8		4	0	1	0	0	0	2					
David Justice, L (1, 9) OBP: 0.317, SLG: 0.457	0-1 F8			1-1 SF9 1B		4-1 BB		0-0 3B 1B		2	1	1	1	1	0	1					
Ron Gant, R (1, 7) OBP: 0.335, SLG: 0.502		1-1 P2		0-2 L5		1-3 K		0-0 F8		4	0	0	0	0	1	4					
Sid Bream, L (1, 3) OBP: 0.309, SLG: 0.390		2-2 P5		3-3 K				2-2 3B		4	0	1	1	0	1	1					
Brian Hunter, R (9, PR) OBP: 0.208, SLG: 0.273								1-H 3B		0	0	0	0	0	0	0					
Greg Olson, R (1, 2) OBP: 0.304, SLG: 0.280		3-3 K		1-1 E5 BB		2-2 1B		1-0 G6-3		4	0	1	0	0	1	1					
Mark Lemke, S (1, 4) OBP: 0.373, SLG: 0.416			2-1 G4-3		4-1 BB 29 G6-4-3		0-1 F7		4-0 IBB	2	0	0	0	2	0	1					
29 John Smoltz, R (1, 1) OBP: 0.222, SLG: 0.231			2-3 K		1-2 G6-4-3		3-3 K		3-3 K	4	0	0	0	0	3	4					
Inning Stats	R: 0 E: 0 K: 1 S: 9	H: 0 LOB: 1 BB: 1 P: 15	R: 0 E: 0 K: 1 S: 8	H: 0 LOB: 0 BB: 0 P: 14	R: 0 E: 0 K: 1 S: 6	H: 1 LOB: 1 BB: 0 P: 12	R: 1 E: 0 K: 1 S: 14	H: 2 LOB: 1 BB: 0 P: 19	R: 0 E: 0 K: 1 S: 6	H: 0 LOB: 0 BB: 1 P: 12	R: 0 E: 0 K: 1 S: 10	H: 1 LOB: 1 BB: 0 P: 17	R: 0 E: 0 K: 1 S: 9	H: 0 LOB: 0 BB: 1 P: 13	R: 1 E: 0 K: 1 S: 9	H: 2 LOB: 2 BB: 1 P: 19	1B: 4 2B: 1 3B: 1 HR: 0	SF: 1 SAC: 0 DP: 1 HBP: 0	WP: 0 PB: 0 SB: 1 CS: 0	PA: 36	
PITCHER	IP	WLS	BF	H	R	ER	SO	BB	IBB	HBP	BLK	WP	HR	S	P	ERA	WHIP				
Tom Candiotti, R (1, 1) ERA: 3.66	8.0	L	30	4	1	1	7	3	0	0	0	0	0	71	118	1.12	0.875				
Pedro Martinez, R (9, 1) ERA: 1.98	1.0		6	2	1	1	1	0	1	0	0	0	0	9	19	9.00	2.000				


Batter	1	2	3	4	5	6	7	8	9	AB	R	H	RBI	BB	SO	LOB	BOTTOM				
Brett Butler, L (1, 8) OBP: 0.396, SLG: 0.383	0-1 G1-3		2-1 G4-3		3-2 CS 1B			2-1 SH5-4		3	0	1	0	0	0	0	Atlanta Braves @ Los Angeles Dodgers Dodger Stadium, Los Angeles, CA Sun Jun 06 1993, 3:33 AM PDT Att: 48,882 - Sunny - 72 F				
Jose Offerman, S (1, 6) OBP: 0.361, SLG: 0.361	0-0 B3		2-0 BB 1B		1-3 K			2-3 K		4	0	1	0	0	2	2					
Eric Davis, R (1, 7) OBP: 0.309, SLG: 0.321	1-2 1B		4-2 BB 1B		0-0 G4-3			1-0 G1		3	0	1	0	1	0	1					
Tim Wallach, R (1, 5) OBP: 0.287, SLG: 0.386	1-2 1B		2-2 F8		0-3 K2-3			4-2 BB DI		3	0	1	0	1	1	2					
Mike Piazza, R (1, 2) OBP: 0.382, SLG: 0.547	2-3 K			4-2 BB		1-3 K		2-2 F9		3	0	0	0	1	2	3					
Cory Snyder, R (1, 9) OBP: 0.409, SLG: 0.466		3-2 G5-3		2-3 K				2-3 K		4	0	0	0	0	2	2					
Eric Karros, R (1, 3) OBP: 0.318, SLG: 0.398		3-3 K		0-0 F9				3-3 K		3	0	1	0	0	1	1					
Mitch Webster, S (7, PR) OBP: 0.306, SLG: 0.360								1-2 G6-3 1B		1	0	0	0	0	1	1					
Jody Reed, R (1, 4) OBP: 0.335, SLG: 0.348		0-0 G5-3		3-3 K				1-1 G6-3		3	0	0	0	0	1	2					
Tom Candiotti, R (1, 1) OBP: 0.182, SLG: 0.190			1-3 K		1-3 K			4-1 SH5-4 BB		2	0	0	0	0	2	0					
Lenny Harris, L (8, PH) OBP: 0.289, SLG: 0.286										0	0	0	0	1	0	0					
Pedro Martinez, R (9, 1) ERA: 3.33										0	0	0	0	0	0	0					
Inning Stats	R: 0 E: 0 K: 1 S: 13	H: 2 LOB: 2 BB: 0 P: 16	R: 0 E: 0 K: 1 S: 8	H: 0 LOB: 0 BB: 0 P: 14	R: 0 E: 0 K: 1 S: 11	H: 1 LOB: 2 BB: 1 P: 22	R: 0 E: 0 K: 2 S: 10	H: 0 LOB: 1 BB: 1 P: 19	R: 0 E: 0 K: 2 S: 7	H: 0 LOB: 0 BB: 0 P: 8	R: 0 E: 0 K: 0 S: 7	H: 1 LOB: 1 BB: 0 P: 9	R: 0 E: 0 K: 1 S: 7	H: 0 LOB: 1 BB: 1 P: 16	R: 0 E: 0 K: 2 S: 15	H: 0 LOB: 1 BB: 1 P: 26	1B: 5 2B: 0 3B: 0 HR: 0	SF: 0 SAC: 1 DP: 1 HBP: 0	WP: 0 PB: 0 SB: 0 CS: 1	PA: 34	
PITCHER	IP	WLS	BF	H	R	ER	SO	BB	IBB	HBP	BLK	WP	HR	S	P	ERA	WHIP				
29 John Smoltz, R (1, 1) ERA: 3.33	9.0	W	34	5	0	0	12	4	0	0	0	0	0	87	144	0.00	1.000				




Batter	1	2	3	4	5	6	7	8	9	AB	R	H	RBI	BB	SO	LOB	TOP										
Chuck Carr, S OBP: 0.336, SLG: 0.347 (1, 8)										4	0	1	1	0	0	0	Florida Marlins @ Los Angeles Dodgers Dodger Stadium, Los Angeles, CA Tue Jun 08 1993, 7:05 PM PDT Att: 43,155 - Unknown - 72 F										
Bret Barberie, S OBP: 0.424, SLG: 0.395 (1, 4)										4	0	1	0	0	0	1											
Dave Magadan, L OBP: 0.396, SLG: 0.356 (1, 5)										4	0	0	0	0	0	1											
Orestes Destrade, S OBP: 0.301, SLG: 0.347 (1, 3)										4	0	1	0	0	1	1											
Bento Santiago, R OBP: 0.294, SLG: 0.350 (1, 2)										4	0	1	0	0	2	0											
Greg Britley, L OBP: 0.253, SLG: 0.361 (1, 9)										4	0	1	0	0	1	2											
Jeff Conine, R OBP: 0.381, SLG: 0.369 (1, 7)										4	1	3	0	0	0	1											
Walt Weiss, S OBP: 0.410, SLG: 0.363 (1, 6)										4	0	0	0	0	1	3											
Jack Armstrong, R OBP: 0.156, SLG: 0.156 (7, PH)										2	0	0	0	0	2	1											
Rick Renteria, R OBP: 0.360, SLG: 0.370 (7, 1)										1	0	0	0	0	0	1											
Cris Carpenter, R (7, 1)										0	0	0	0	0	0	0											
Joe Klink, L (8, 1)										0	0	0	0	0	0	0											
Inning Stats	R: 0 E: 0 K: 0 S: 8	H: 0 LOB: 0 BB: 0 P: 14	R: 0 E: 0 K: 1 S: 9	H: 1 LOB: 1 BB: 0 P: 16	R: 0 E: 0 K: 1 S: 8	H: 0 LOB: 0 BB: 0 P: 14	R: 0 E: 0 K: 0 S: 11	H: 2 LOB: 2 BB: 0 P: 19	R: 1 E: 0 K: 1 S: 9	H: 2 LOB: 1 BB: 0 P: 16	R: 0 E: 0 K: 1 S: 7	H: 0 LOB: 0 BB: 0 P: 12	R: 0 E: 0 K: 1 S: 8	H: 1 LOB: 1 BB: 0 P: 16	R: 0 E: 0 K: 1 S: 8	H: 1 LOB: 1 BB: 0 P: 14	R: 0 E: 0 K: 1 S: 10	H: 1 LOB: 1 BB: 0 P: 14	1B: 6 2B: 2 3B: 0 HR: 0	SF: 0 SAC: 0 DP: 0 HBP: 0	WP: 1 PB: 0 SB: 1 CS: 0	PA: 35					
PITCHER	IP	WLS	BF	H	R	ER	SO	BB	IBB	HBP	BLK	WP	HR	S	P	ERA	WHIP										
Pedro Astacio, R ERA: 3.88 (1, 1)	7.1	W	29	7	1	1	5	0	0	0	0	1	0	64	114	1.23	0.955										
Jim Gott, R ERA: 1.38 (8, 1)	1.2	S	6	1	0	0	2	0	0	0	0	0	0	14	21	0.00	0.600										

Batter	1	2	3	4	5	6	7	8	9	AB	R	H	RBI	BB	SO	LOB	BOTTOM										
Brett Butler, L OBP: 0.395, SLG: 0.377 (1, 8)										4	0	0	0	0	1	1	Florida Marlins @ Los Angeles Dodgers Dodger Stadium, Los Angeles, CA Tue Jun 08 1993, 7:05 PM PDT Att: 43,155 - Unknown - 72 F										
Jose Offerman, S OBP: 0.362, SLG: 0.364 (1, 6)										4	0	0	0	0	0	1											
Daryl Strawberry, L OBP: 0.294, SLG: 0.330 Eric Davis, R OBP: 0.309, SLG: 0.321 (1, 7) (9, 7)										3	1	1	1	0	0	0											
Tim Wallach, R OBP: 0.278, SLG: 0.375 (1, 5)										3	0	0	0	0	0	0											
Mike Piazza, R OBP: 0.379, SLG: 0.538 (1, 2)										3	1	1	0	0	1	0											
Cory Snyder, R OBP: 0.403, SLG: 0.446 (1, 9) (8, 3)										2	0	0	0	1	0	1											
Eric Karros, R OBP: 0.317, SLG: 0.396 Jim Gott, R (8, 1)										3	0	1	1	0	0	1											
Jody Reed, R OBP: 0.333, SLG: 0.346 (1, 4)										3	0	1	0	0	1	1											
Pedro Astacio, R OBP: 0.095, SLG: 0.095 Mitch Webster, S OBP: 0.299, SLG: 0.351 (1, 1) (8, 9)										2	0	0	0	0	1	1											
										1	0	0	0	0	0	1											
Inning Stats	R: 1 E: 0 K: 0 S: 8	H: 1 LOB: 0 BB: 0 P: 11	R: 1 E: 0 K: 0 S: 14	H: 2 LOB: 1 BB: 0 P: 25	R: 0 E: 0 K: 0 S: 8	H: 0 LOB: 0 BB: 0 P: 13	R: 0 E: 0 K: 0 S: 9	H: 0 LOB: 1 BB: 1 P: 17	R: 0 E: 0 K: 2 S: 11	H: 0 LOB: 0 BB: 0 P: 16	R: 0 E: 1 K: 0 S: 7	H: 0 LOB: 0 BB: 0 P: 11	R: 0 E: 0 K: 1 S: 9	H: 0 LOB: 0 BB: 0 P: 14	R: 0 E: 0 K: 1 S: 10	H: 1 LOB: 1 BB: 0 P: 13	1B: 2 2B: 1 3B: 0 HR: 1	SF: 0 SAC: 0 DP: 0 HBP: 0	WP: 0 PB: 0 SB: 1 CS: 0	PA: 30							
PITCHER	IP	WLS	BF	H	R	ER	SO	BB	IBB	HBP	BLK	WP	HR	S	P	ERA	WHIP										
Jack Armstrong, R ERA: 3.86 (7, 1)	6.0	L	22	3	2	2	2	1	0	0	0	0	0	14	19	0.00	0.750										
Cris Carpenter, R ERA: 4.79 (8, 1)	1.1		5	1	0	0	1	0	0	0	0	0	0	5	8	0.00	0.000										
Joe Klink, L ERA: 3.46 (8, 1)	0.2		2	0	0	0	1	0	0	0	0	0	0	5	8	0.00	0.000										

AB 35
R 1
H 8
RBI 1
BB 0
SO 7
LOB 11



AB 28
R 2
H 4
RBI 2
BB 1
SO 4
LOB 7



Batter	1	2	3	4	5	6	7	8	9	AB	R	H	RBI	BB	SO	LOB	TOP										
Brett Butler, L OBP: 0.395, SLG: 0.374 (1, 8)										4	0	1	0	1	1	4	Los Angeles Dodgers @ San Diego Padres Jack Murphy Stadium, San Diego, CA Thu Jun 10 1993, 6:33 AM EDT Att: 18,151 - Sunny - 79 F										
Jose Offerman, S OBP: 0.380, SLG: 0.358 Roger McDowell, R OBP: 0.500, SLG: 0.500 Todd Worrell, R (8, 1) Mitch Webster, S OBP: 0.295, SLG: 0.346 (9, PH)										3	0	0	1	1	0	2											
Darryl Strawberry, L OBP: 0.293, SLG: 0.315 (1, 7)										4	0	0	0	0	1	4											
Tim Wallach, R OBP: 0.278, SLG: 0.387 (1, 5)										4	1	1	1	0	0	0											
Cory Snyder, R OBP: 0.392, SLG: 0.432 (1, 9)										4	0	0	0	0	1	0											
Eric Karros, R OBP: 0.320, SLG: 0.403 (1, 3)										4	1	2	0	0	0	0											
Carlos Hernandez, R OBP: 0.280, SLG: 0.480 (1, 2)										4	0	2	0	0	0	2											
Jody Reed, R OBP: 0.333, SLG: 0.346 (1, 4) Lenny Harris, L OBP: 0.292, SLG: 0.278 (9, PH)										3	0	1	0	0	0	3											
Ramon Martinez, R OBP: 0.179, SLG: 0.222 (5, PH) Dave Hansen, L OBP: 0.278, SLG: 0.188 (5, 1) Ricky Tricek, R (8, 1) Omar Daal, L (7, PH) Mike Sharperson, R OBP: 0.141, SLG: 0.320 (7, 9)										1	0	1	0	0	0	0											
Inning Stats	R: 0 E: 0 K: 1 S: 12	H: 0 LOB: 0 BB: 0 P: 16	R: 0 E: 1 K: 0 S: 9	H: 1 LOB: 2 BB: 0 P: 16	R: 0 E: 0 K: 0 S: 9	H: 1 LOB: 0 BB: 0 P: 14	R: 0 E: 0 K: 0 S: 9	H: 0 LOB: 0 BB: 0 P: 12	R: 1 E: 0 K: 0 S: 12	H: 2 LOB: 3 BB: 2 P: 26	R: 1 E: 0 K: 1 S: 7	H: 2 LOB: 1 BB: 0 P: 9	R: 0 E: 0 K: 2 S: 13	H: 1 LOB: 1 BB: 0 P: 17	R: 0 E: 0 K: 0 S: 9	H: 0 LOB: 0 BB: 0 P: 13		R: 0 E: 0 K: 2 S: 10	H: 1 LOB: 2 BB: 1 P: 17	1B: 4 2B: 4 3B: 0 HR: 1	SF: 0 SAC: 0 DP: 1 HBP: 0	WP: 0 PB: 0 SB: 0 CS: 0	PA: 38				
PITCHER	IP WLS BF H R ER SO BB IBB HBP BLK WP HR S P ERA WHIP																										
Wally Whitehurst, R ERA: 4.3	5.2 W 25	6 2 2 2	0 0 0 0	2 0 0 0	2 0 0 0	0 0 0 0	0 0 0 0	0 0 0 0	0 0 0 0	0 1 57 92	3.18 1.412																
Tim Scott, R ERA: 2.52	0.1 1	0 0 0 0	0 0 0 0	0 0 0 0	0 0 0 0	0 0 0 0	0 0 0 0	0 0 0 0	0 0 0 0	0 0 1 1	0.00 0.000																
Rich Rodriguez, L ERA: 3.78	1.0 4	1 0 0 2	0 0 0 0	0 0 0 0	0 0 0 0	0 0 0 0	0 0 0 0	0 0 0 0	0 0 13 17	0.00 1.000																	
Mark Ettles, R ERA: 6.0	1.0 3	0 0 0 0	0 0 0 0	0 0 0 0	0 0 0 0	0 0 0 0	0 0 0 0	0 0 0 0	0 0 9 13	0.00 0.000																	
Roger Mason, R ERA: 2.28	1.0 5	1 0 0 2	1 0 0 0	0 0 0 0	0 0 0 0	0 0 0 0	0 0 0 0	0 0 0 10	0.00 2.000																		

Batter	1	2	3	4	5	6	7	8	9	AB	R	H	RBI	BB	SO	LOB	BOTTOM					
Tony Gwynn, L OBP: 0.365, SLG: 0.428 (1, 9) Phil Clark, R OBP: 0.347, SLG: 0.456 (7, 9) (9, 2)										4	3	3	4	0	0	0	Los Angeles Dodgers @ San Diego Padres Jack Murphy Stadium, San Diego, CA Thu Jun 10 1993, 6:33 AM EDT Att: 18,151 - Sunny - 79 F					
Jeff Gardner, L OBP: 0.351, SLG: 0.384 (1, 4)										5	2	2	1	0	0	1						
Gary Sheffield, R OBP: 0.342, SLG: 0.479 Craig Shipley, R OBP: 0.247, SLG: 0.323 (6, PR) (7, 5)										3	1	2	2	0	0	0						
Fred McGriff, L OBP: 0.325, SLG: 0.429 Rich Rodriguez, L (7, 1) Mark Ettles, R (8, 1) Tim Teufel, R OBP: 0.348, SLG: 0.525 (8, PH) Roger Mason, R (9, 1)										4	0	1	1	0	0	1						
Phil Planter, L OBP: 0.303, SLG: 0.488 (1, 7)										4	1	1	2	1	1	2						
Derek Bell, R OBP: 0.351, SLG: 0.486 (1, 8)										4	0	1	0	1	2	2						
Kevin Higgins, L OBP: 0.229, SLG: 0.212 (9, 9)										4	2	1	0	0	0	4						
Ricky Gutierrez, R OBP: 0.364, SLG: 0.330 (1, 6)										4	2	1	2	1	0	1						
Wally Whitehurst, R OBP: 0.100, SLG: 0.100 Tim Scott, R (6, 1) Guillermo Velasquez, L (6, PH) (7, 3)										2	0	0	0	0	1	0						
Inning Stats	R: 0 E: 0 K: 0 S: 9	H: 0 LOB: 0 BB: 0 P: 13	R: 0 E: 2 K: 2 S: 10	H: 0 LOB: 0 BB: 0 P: 16	R: 4 E: 0 K: 1 S: 21	H: 5 LOB: 2 BB: 1 P: 33	R: 0 E: 0 K: 1 S: 11	H: 0 LOB: 0 BB: 0 P: 16	R: 2 E: 0 K: 0 S: 11	H: 2 LOB: 0 BB: 0 P: 15	R: 5 E: 0 K: 0 S: 16	H: 3 LOB: 3 BB: 3 P: 42	R: 0 E: 0 K: 0 S: 4	H: 0 LOB: 0 BB: 0 P: 7	R: 3 E: 0 K: 0 S: 18	H: 4 LOB: 1 BB: 0 P: 22		1B: 6 2B: 2 3B: 2 HR: 4	SF: 0 SAC: 0 DP: 0 HBP: 2	WP: 0 PB: 0 SB: 0 CS: 0	PA: 44	
PITCHER	IP WLS BF H R ER SO BB IBB HBP BLK WP HR S P ERA WHIP																					
Ramon Martinez, R ERA: 3.32	4.0 L 18	5 4 4 4	4 7 7 0	2 0 2 0	0 0 19 37	47.25 4.500																
Ricky Tricek, R ERA: 4.94	1.1 12	4 7 7 0	2 0 2 0	0 0 8 20	0.00 1.500																	
Omar Daal, L ERA: 3.6	0.2 4	1 0 0 0	0 0 0 0	0 0 4 7	0.00 0.000																	
Roger McDowell, R ERA: 1.91	1.0 3	0 0 0 0	0 0 0 0	0 0 2 18	27.00 4.000																	
Todd Worrell, R ERA: 10.8	1.0 7	4 3 3 0	0 0 0 0	0 0 0 0	0 0 0 0																	



Batter	1	2	3	4	5	6	7	8	9	AB	R	H	RBI	BB	SO	LOB	TOP								
Brett Butler, L OBP: 0.388, SLG: 0.366 (1, 8)	F7		B2-3		G4-3		B2		G6-3	5	0	0	0	0	0	3	Los Angeles Dodgers @ San Diego Padres Jack Murphy Stadium, San Diego, CA Fri Jun 11, 1993, 10:05 PM EDT Att: 21,316 - Unknown								
Jose Offerman, S OBP: 0.382, SLG: 0.361 (1, 6)	G5-3				1B		G6-3		FC6-4 1B	4	0	2	0	0	0	0									
Eric Davis, R OBP: 0.303, SLG: 0.313 (1, 7)	K				F9		F9		FC6-4 1-2	4	0	0	0	0	2										
Tim Wallach, R OBP: 0.277, SLG: 0.398 (1, 5)					K		HR		F8	4	1	1	1	0	1										
Mike Piazza, R OBP: 0.376, SLG: 0.537 (1, 2)	L9				G3-1		HR		G6-3	4	1	1	0	0	0										
Cory Snyder, R OBP: 0.388, SLG: 0.426 (1, 9)					K		HR		K	4	0	1	1	0	3										
Eric Karros, R OBP: 0.319, SLG: 0.400 (1, 3)					K		K		E5 G6-3 BB	4	0	1	0	0	2										
Jody Reed, R OBP: 0.336, SLG: 0.345 (1, 4)					F9		HR		G6-3 BB	3	1	1	0	1	1										
Kevin Gross, R OBP: 0.217, SLG: 0.400 (9, PH)					K		HR		G6-3	3	1	1	2	0	2										
David Hanson, L OBP: 0.278, SLG: 0.388 (9, PH)					K		HR		G6-3	1	0	0	0	0	0										
Mike Sharperson, R OBP: 0.253, SLG: 0.308 (9, PH)										0	0	0	0	0	0										
Pedro Martinez, R (9, PH)										0	0	0	0	0	0										
Jim Gott, R (9, PH)										0	0	0	0	0	0										
Omar Daal, L (9, PH)										0	0	0	0	0	0										
Inning Stats	R: 0 E: 0 K: 1 S: 13	H: 0 LOB: 0 BB: 0 P: 21	R: 0 E: 0 K: 1 S: 7	H: 0 LOB: 0 BB: 0 P: 12	R: 0 E: 0 K: 1 S: 9	H: 1 LOB: 1 BB: 0 P: 11	R: 0 E: 0 K: 2 S: 13	H: 1 LOB: 1 BB: 0 P: 16	R: 2 E: 0 K: 1 S: 15	H: 2 LOB: 0 BB: 0 P: 20	R: 2 E: 0 K: 1 S: 12	H: 3 LOB: 1 BB: 0 P: 18	R: 0 E: 0 K: 0 S: 8	H: 0 LOB: 0 BB: 0 P: 12	R: 0 E: 0 K: 0 S: 8	H: 1 LOB: 1 BB: 0 P: 10	R: 0 E: 1 K: 1 S: 13	H: 0 LOB: 2 BB: 1 P: 23	1B: 5 2B: 1 3B: 0 HR: 2	SF: 0 SAC: 0 DP: 0 HBP: 0	WP: 0 PB: 0 SB: 1 CS: 0	PA: 37			
PITCHER	IP	WLS	BF	H	R	ER	SO	BB	IBB	HBP	BLK	WP	HR	S	P	ERA	WHIP								
Doug Brocail, R ERA: 4.32 (1, 1)	5.2		24	7	4	4	7	0	0	0	0	0	2	65	94	6.35	1.235								
Mark Ettles, R ERA: 3.59 (6, 1)	2.1		8	1	0	0	3	0	0	0	0	0	0	20	26	0.00	0.429								
Kerry Taylor, R ERA: 6.27 (9, 1)	0.1		3	0	0	0	1	1	0	0	0	0	0	9	17	0.00	3.000								
Pat Gomez, L ERA: 4.61 (9, 1)	0.2	W	2	0	0	0	0	0	0	0	0	0	0	4	6	0.00	0.000								

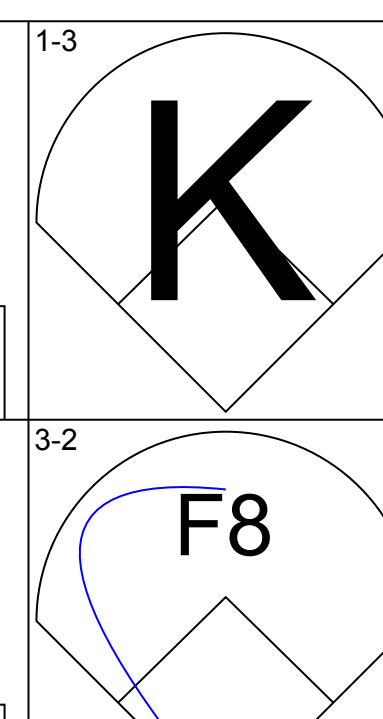
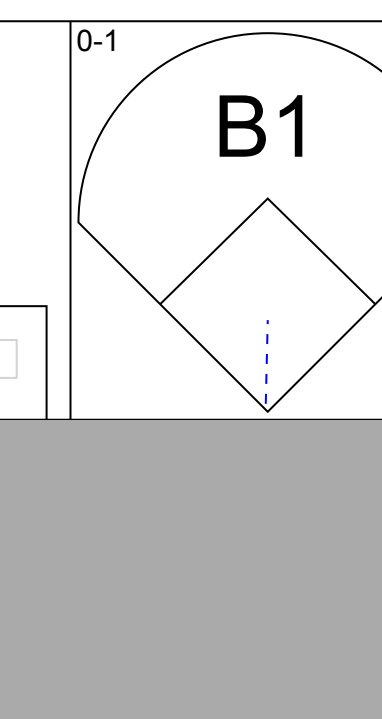
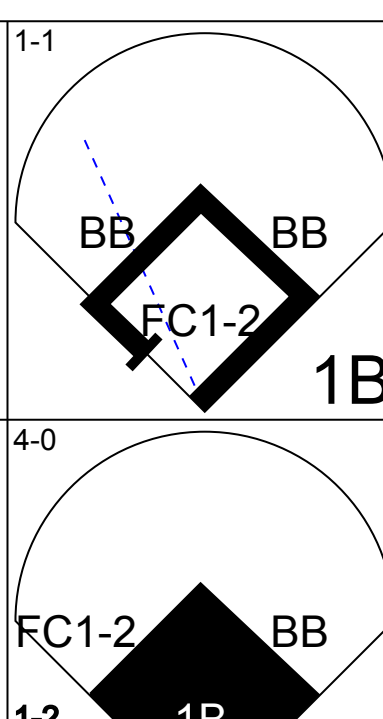
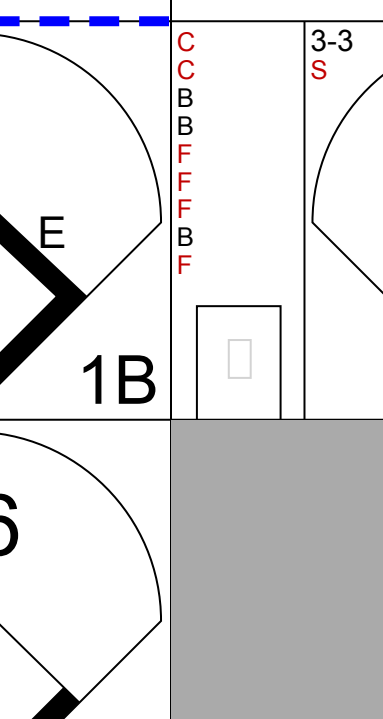
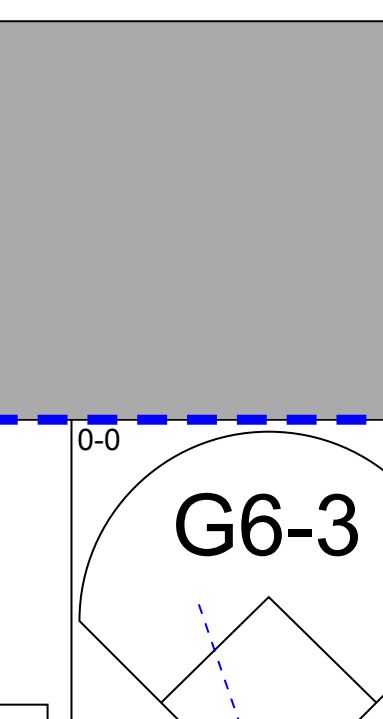

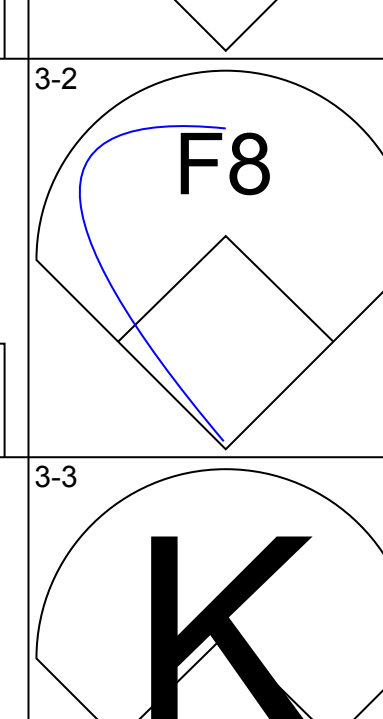
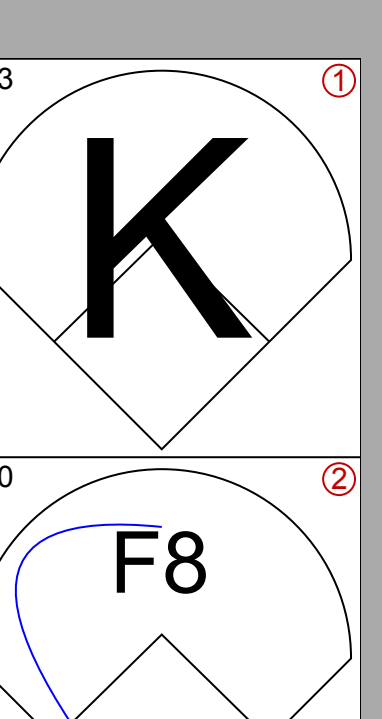
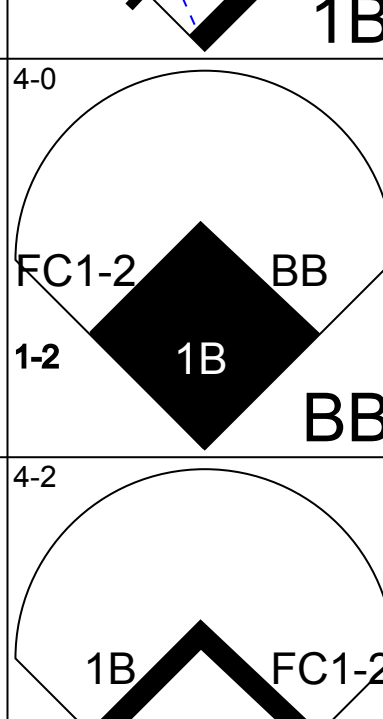
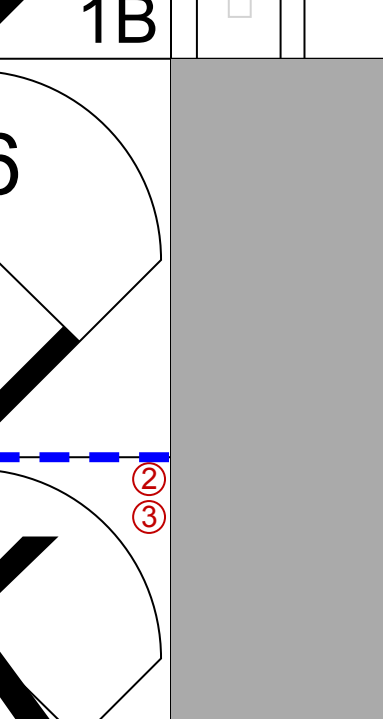
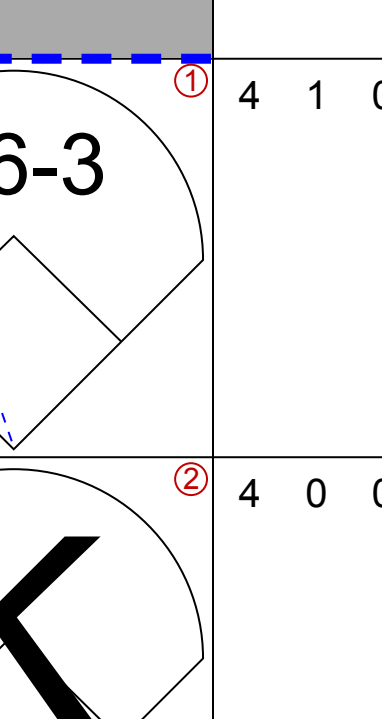
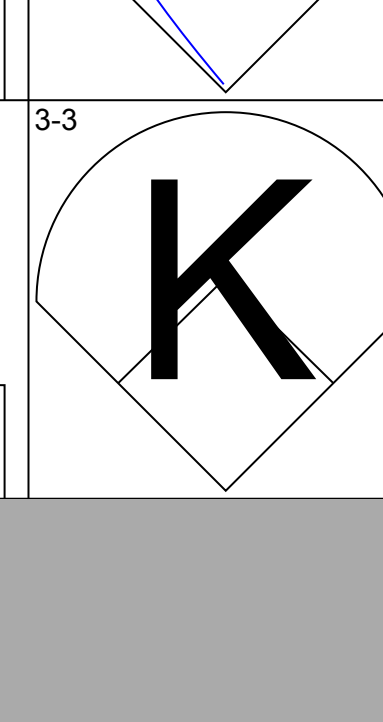
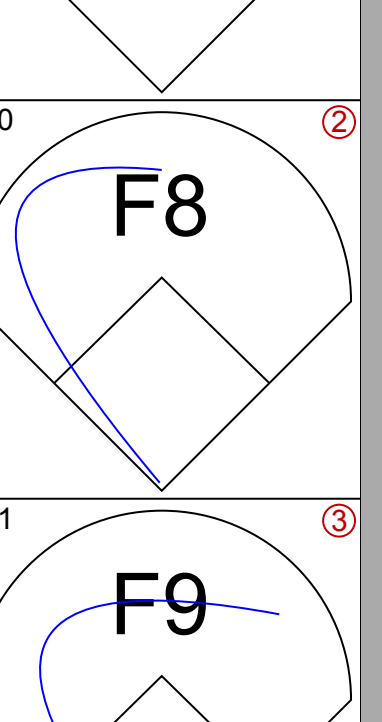
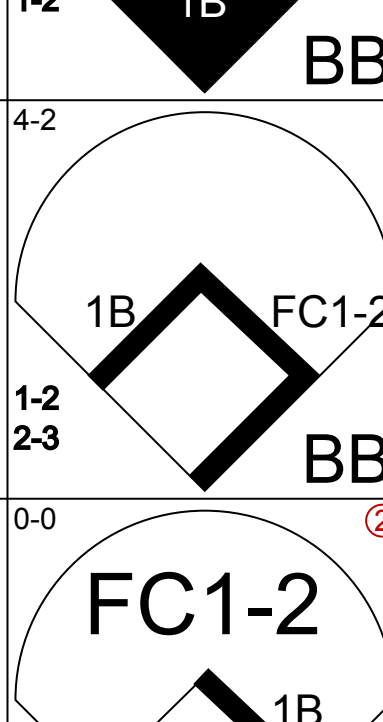
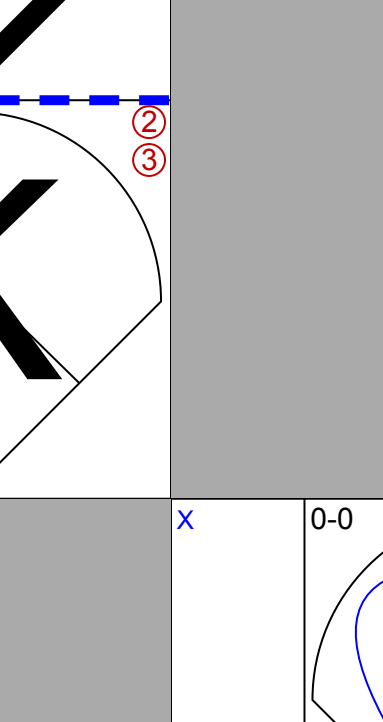
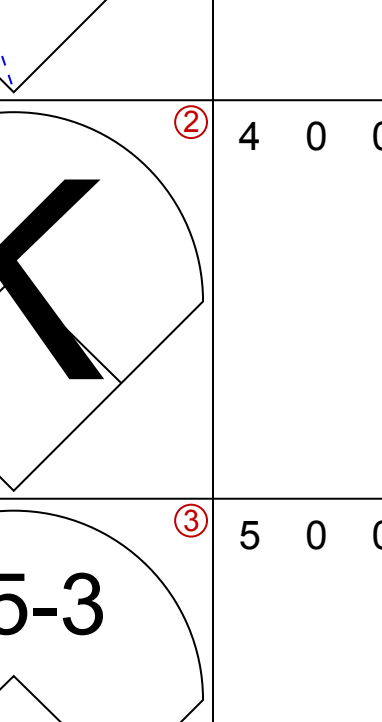
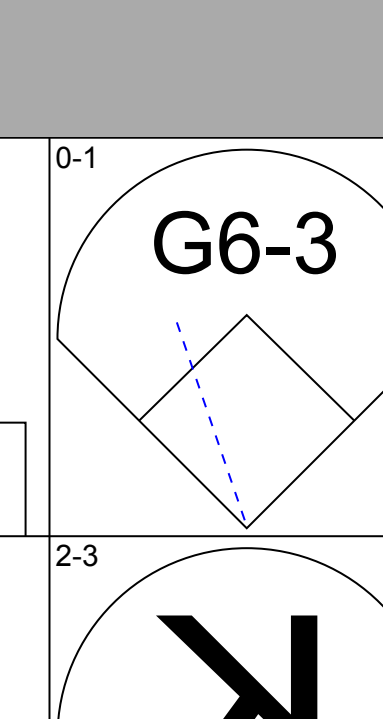
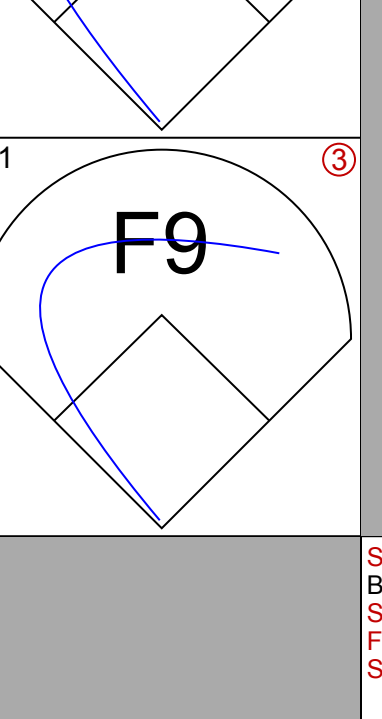
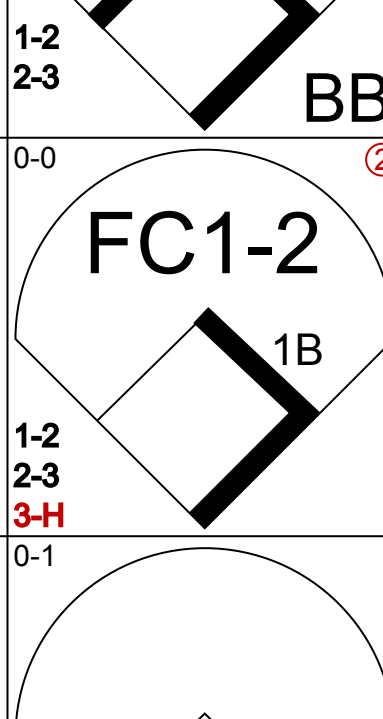
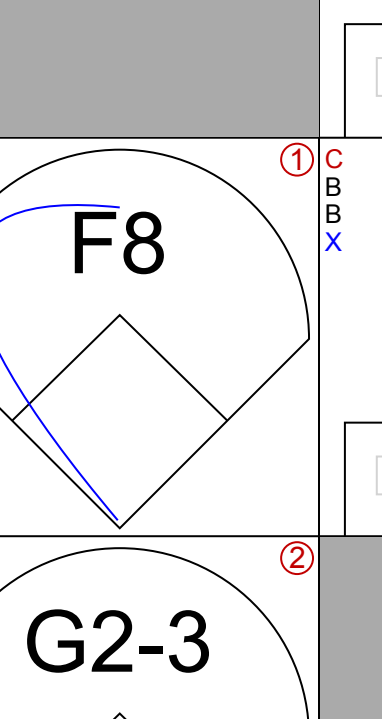
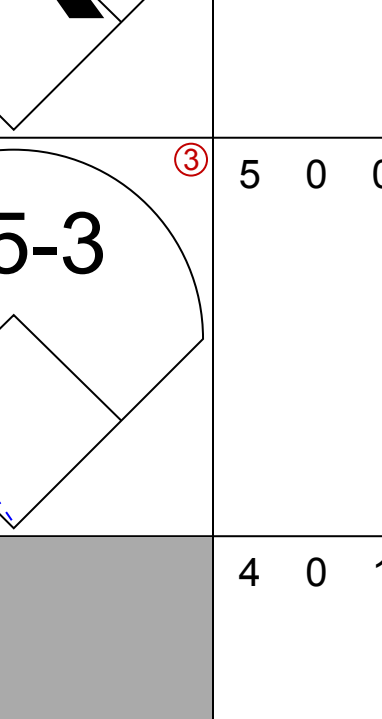


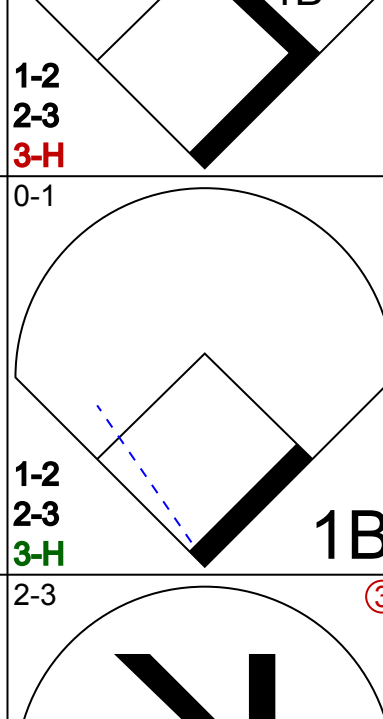
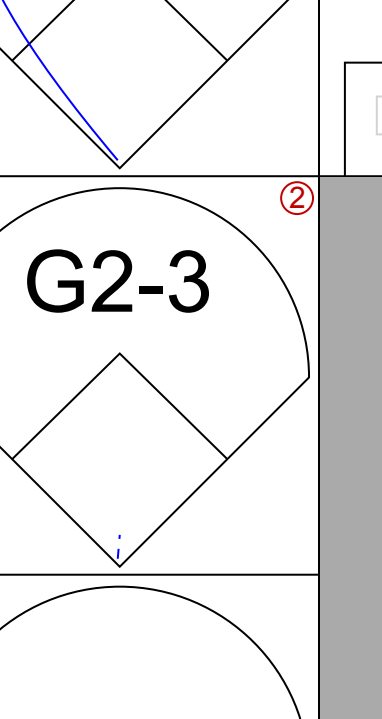


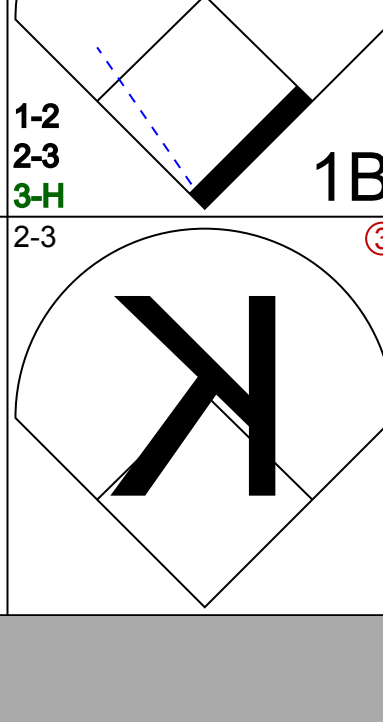
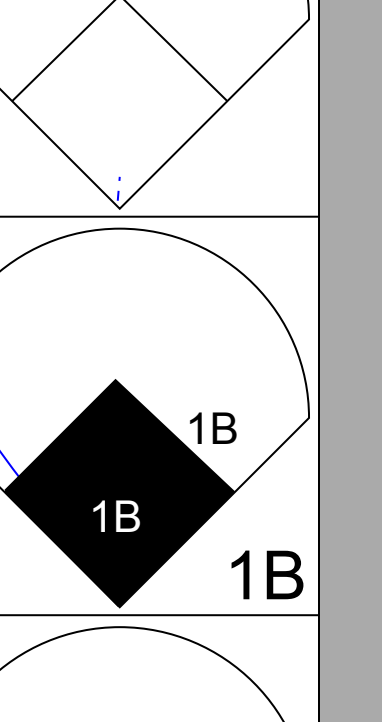


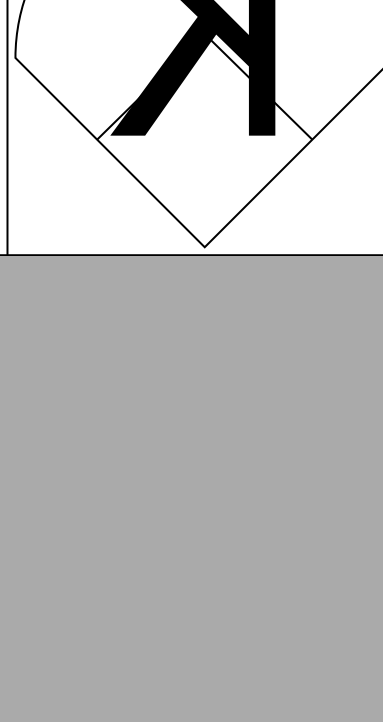
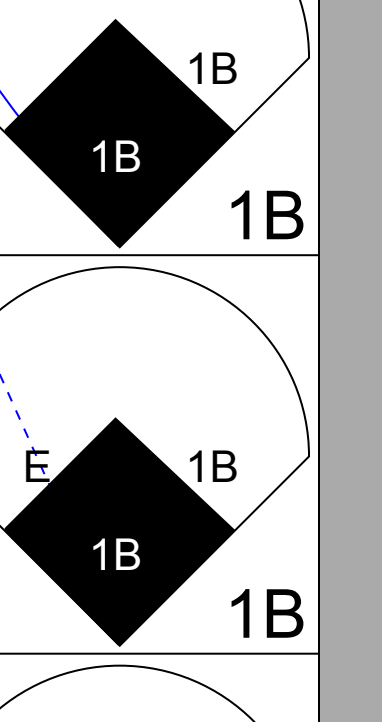
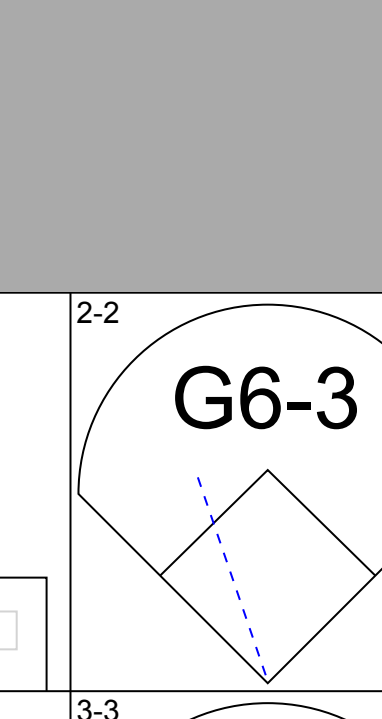


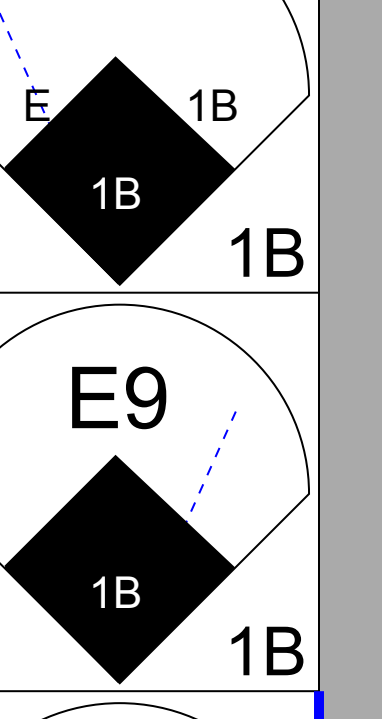
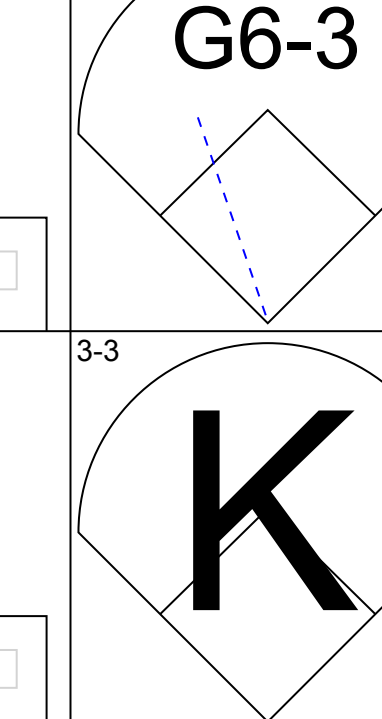
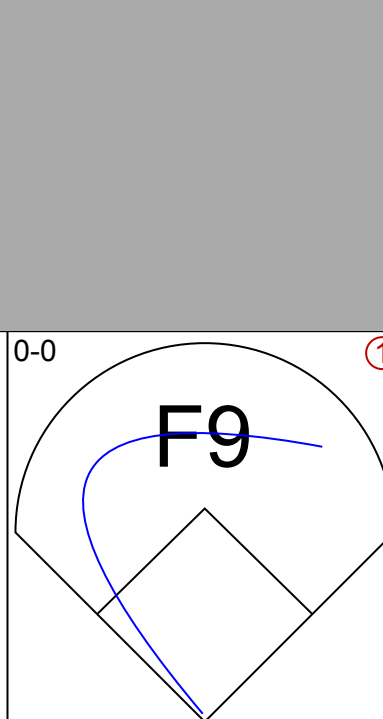
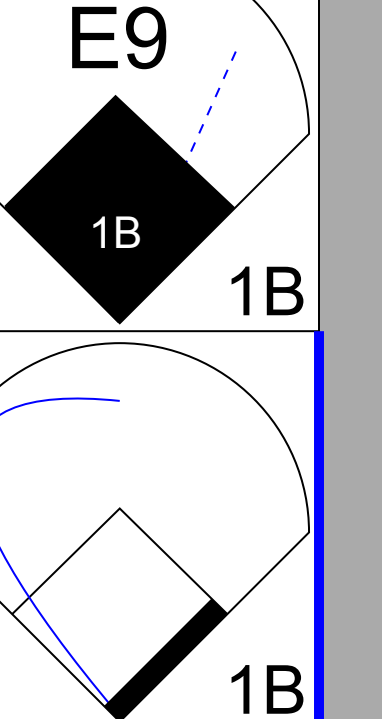
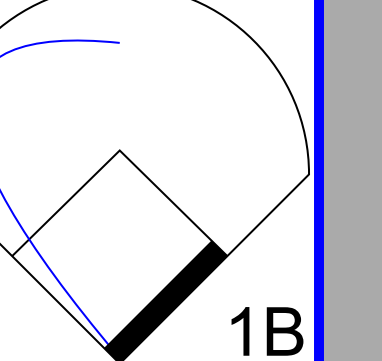
AB	36
R	4
H	8
RBI	4
BB	1
SO	11
LOB	14

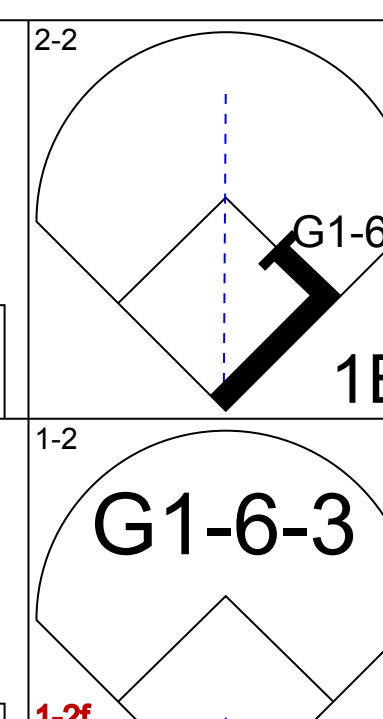
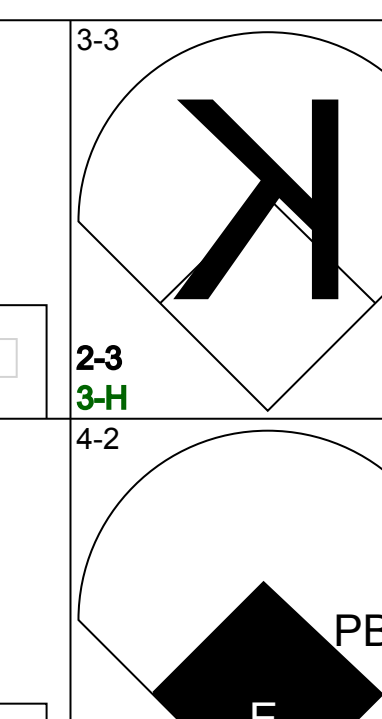
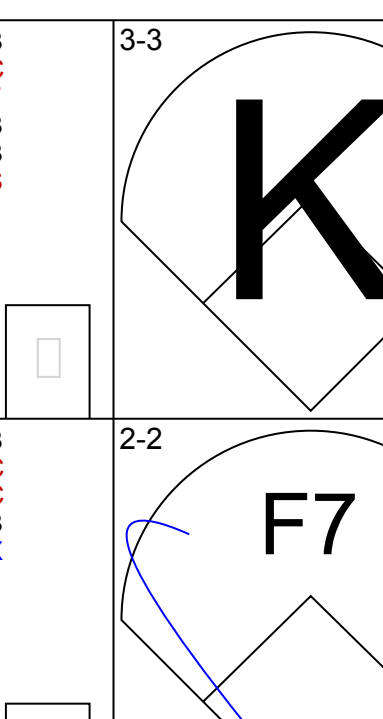
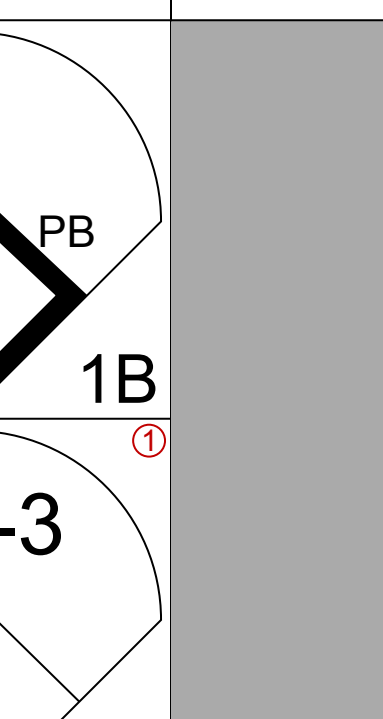
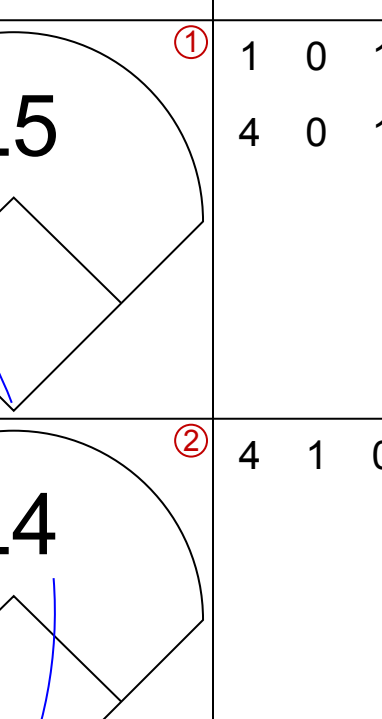

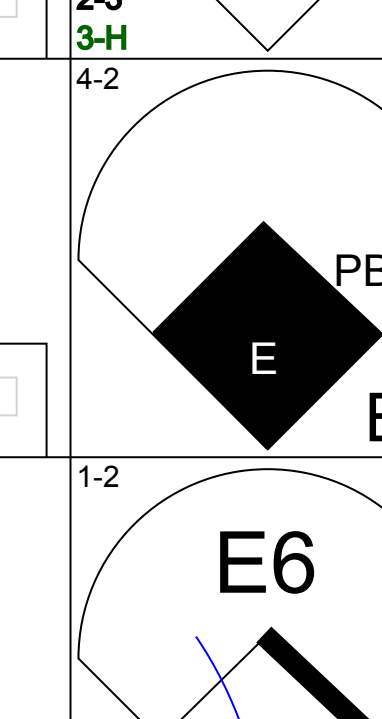
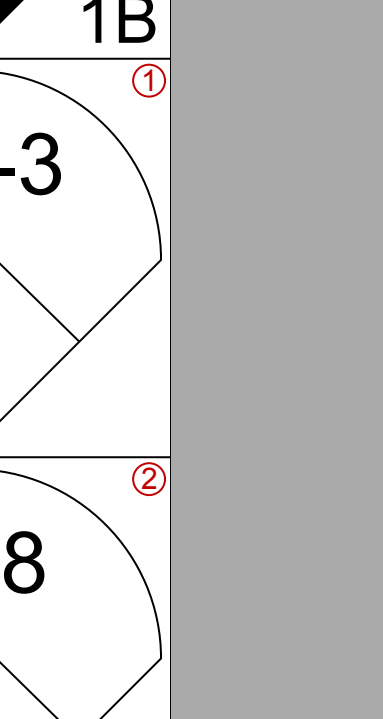
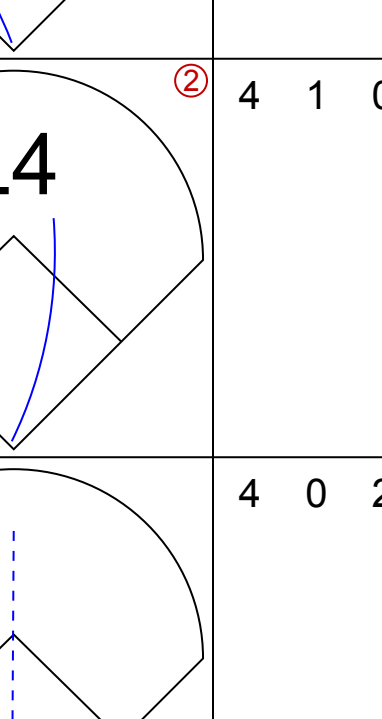
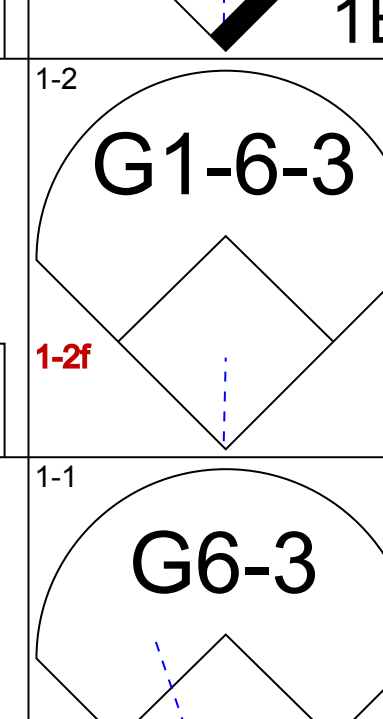
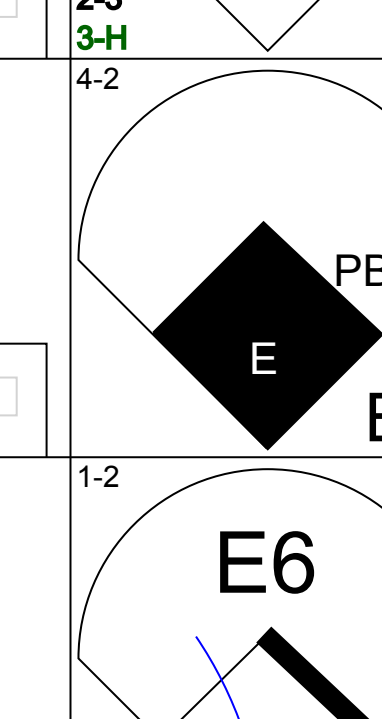
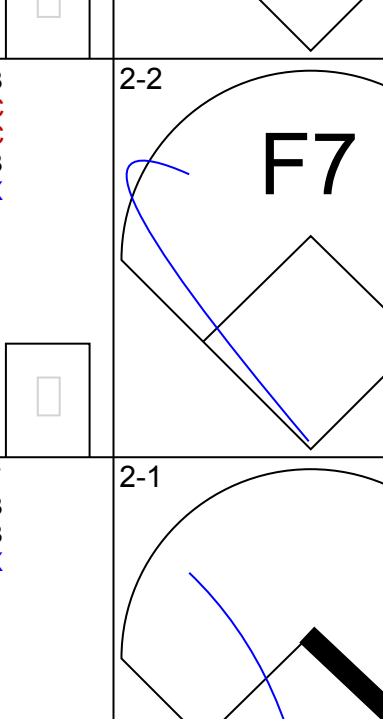
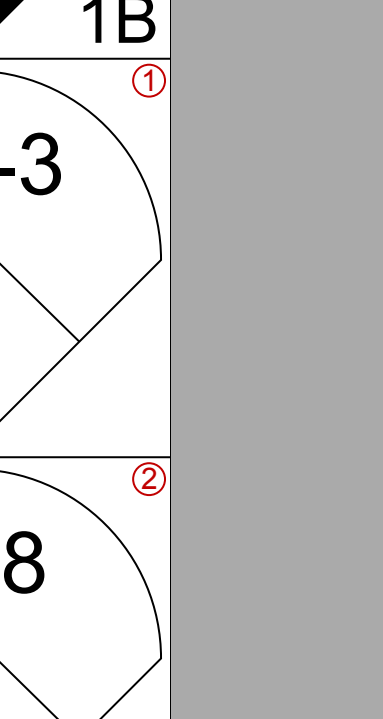
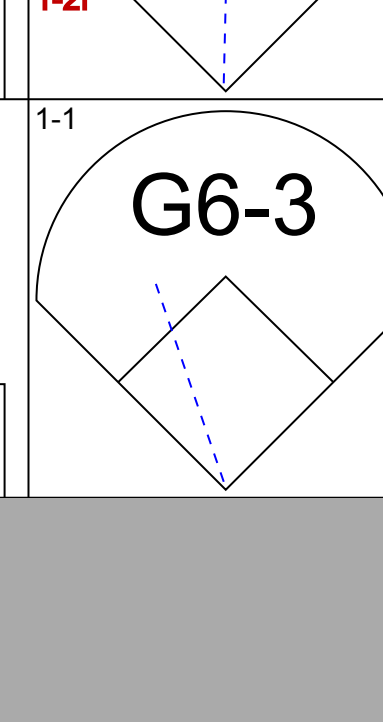
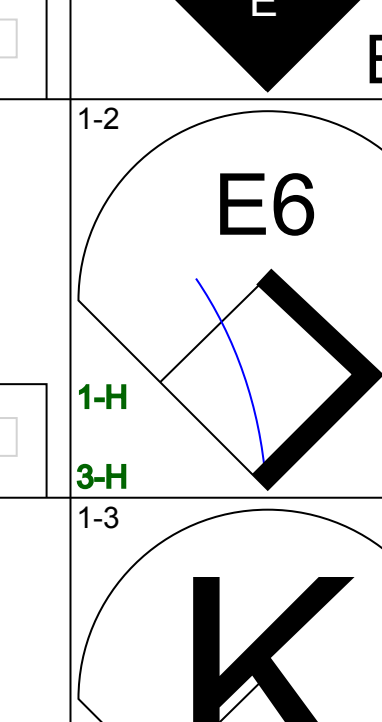
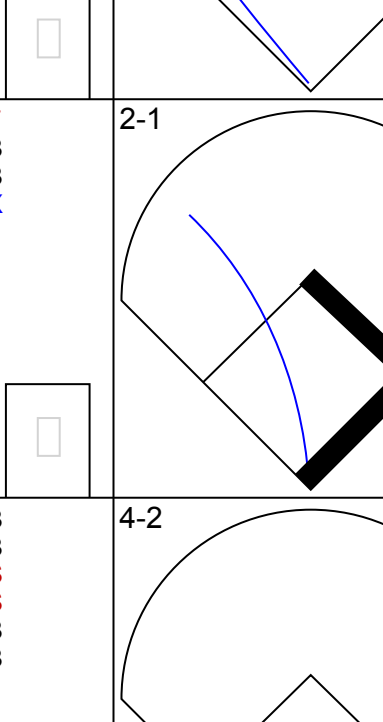
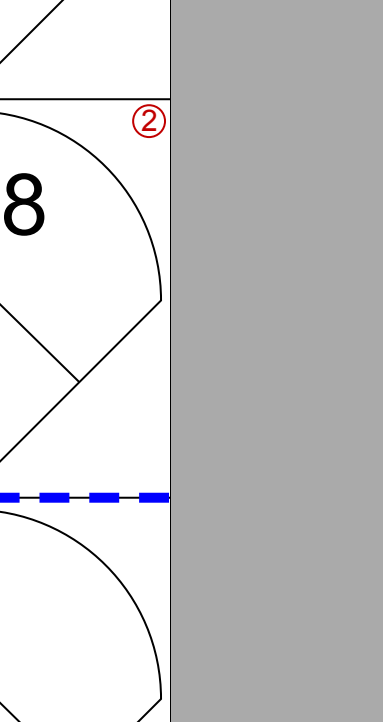
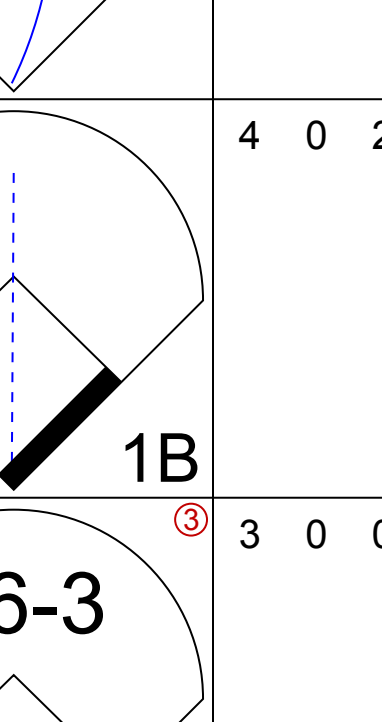
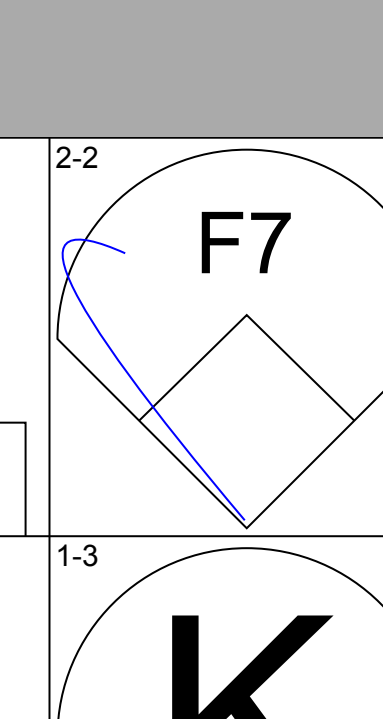
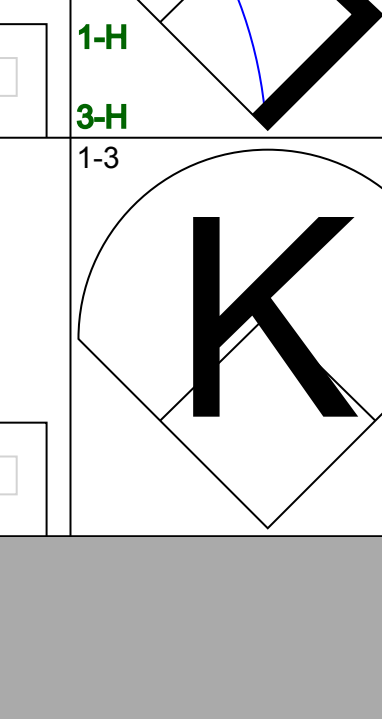
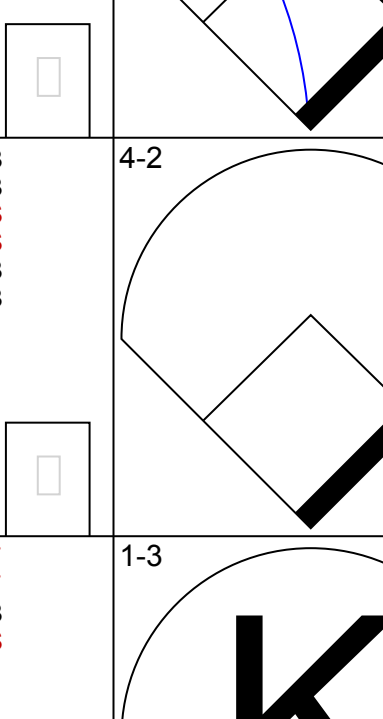

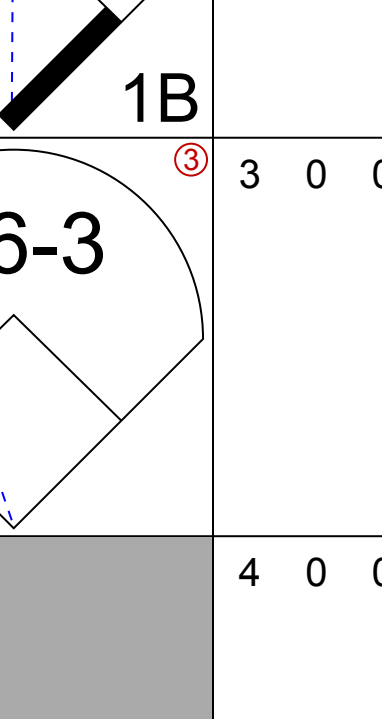

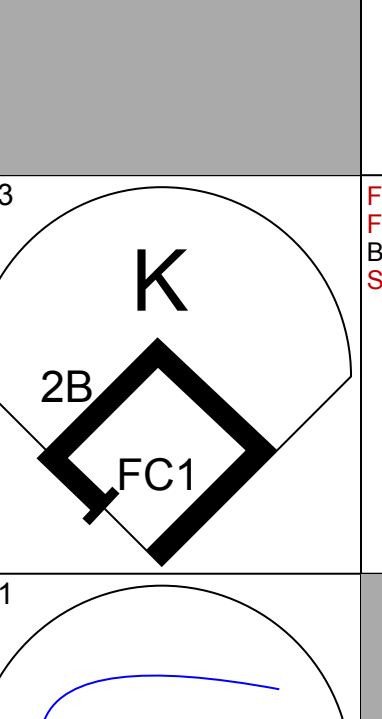
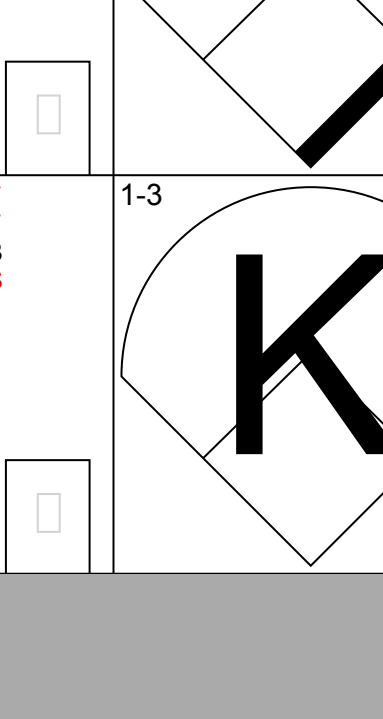
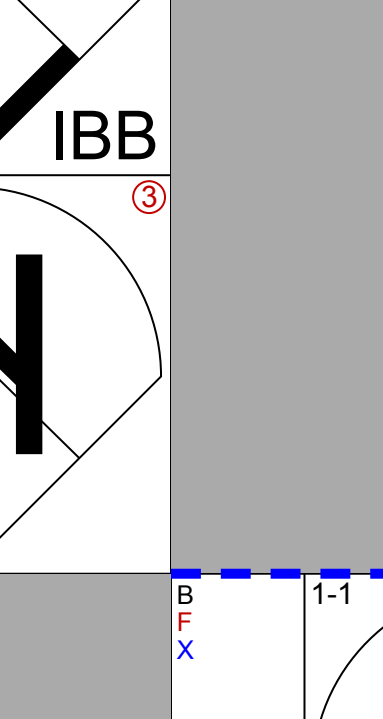

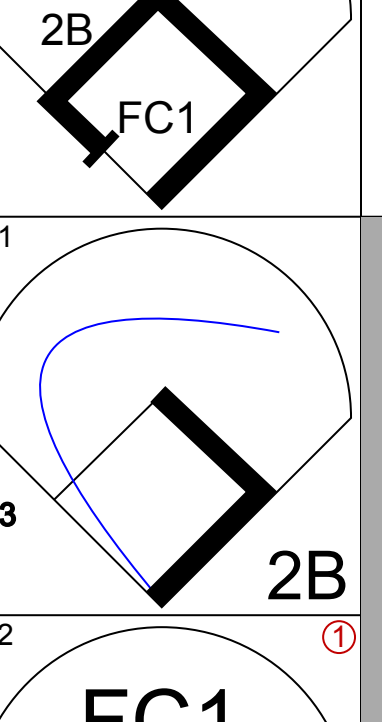
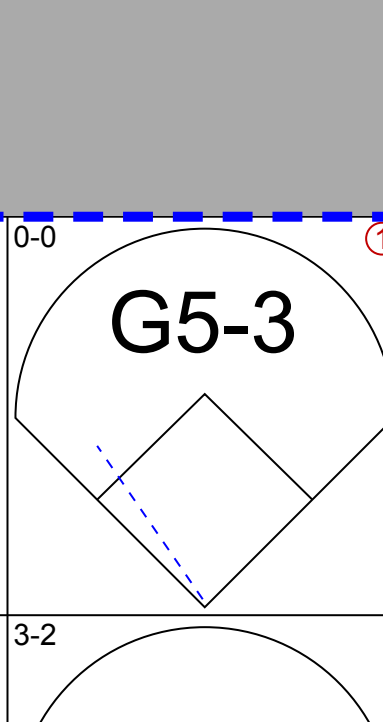
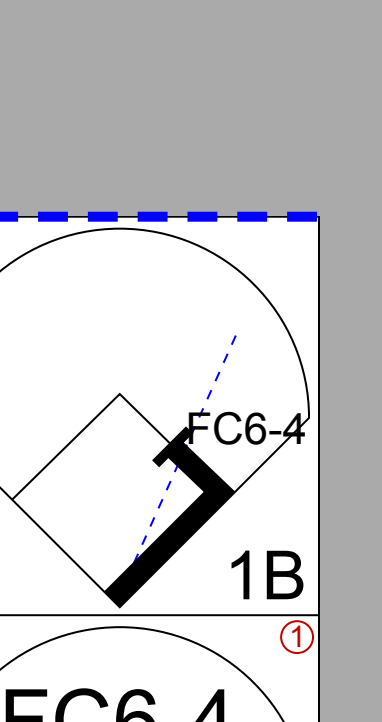
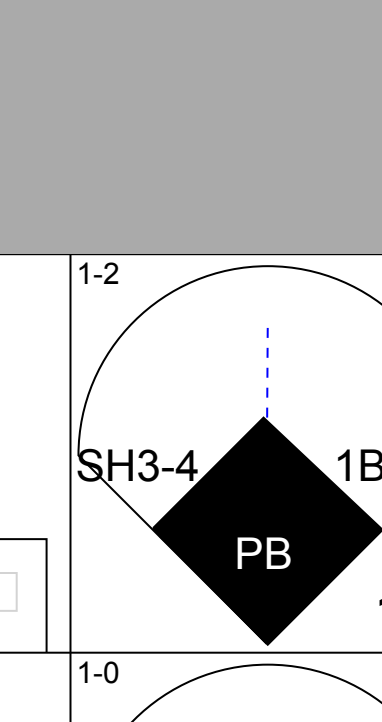
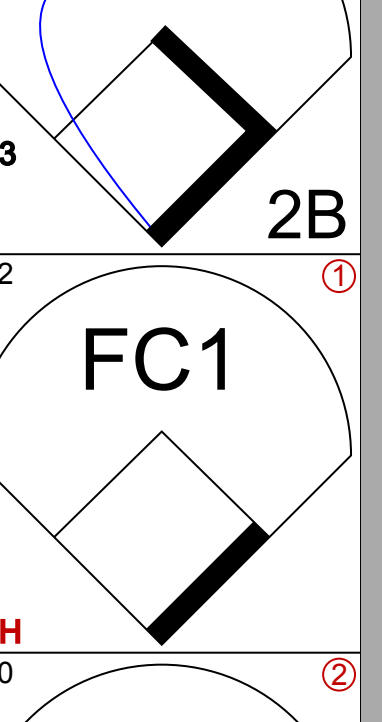
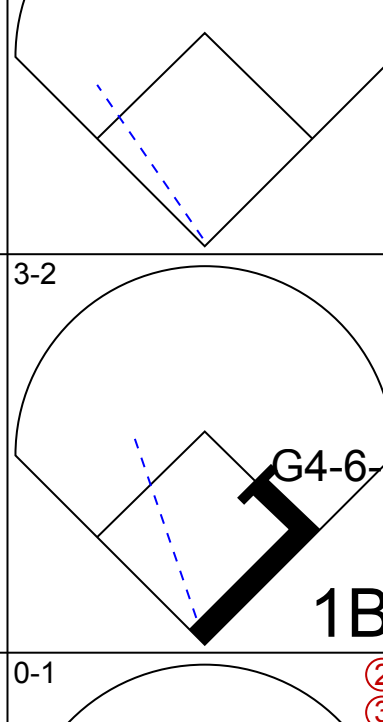
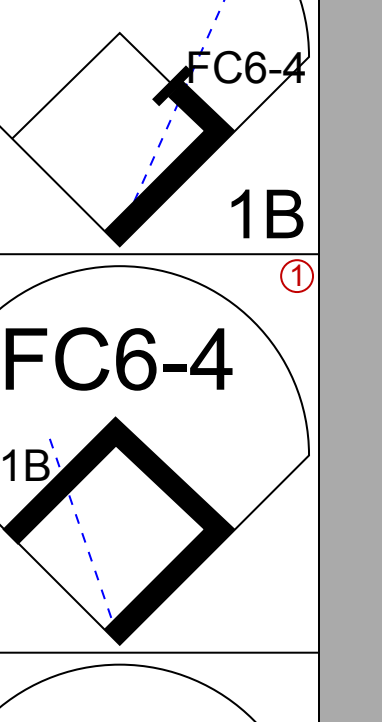
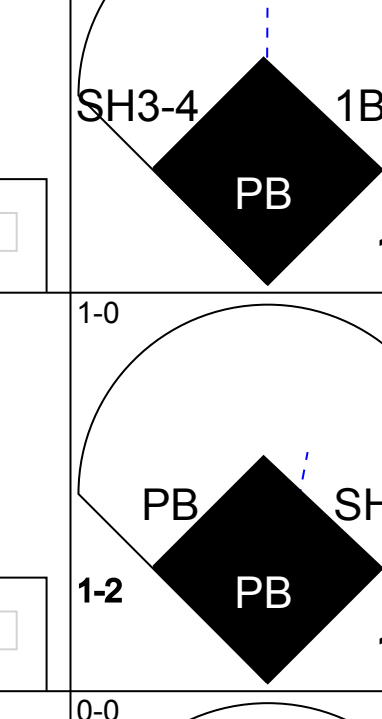
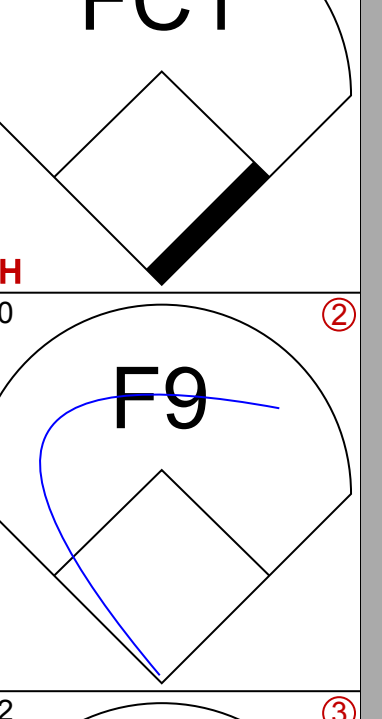
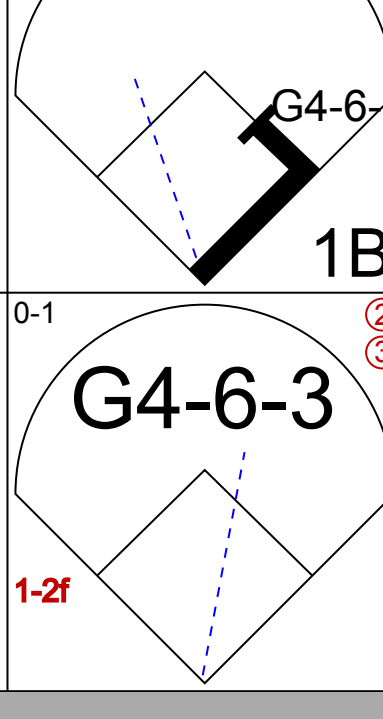
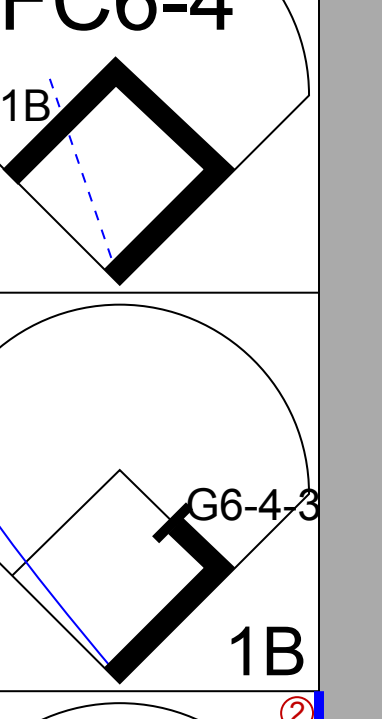
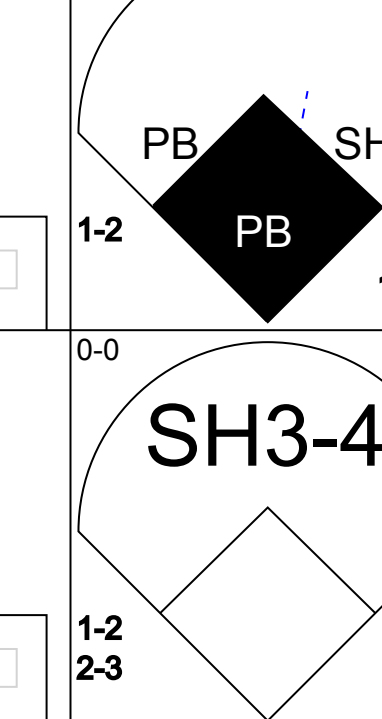
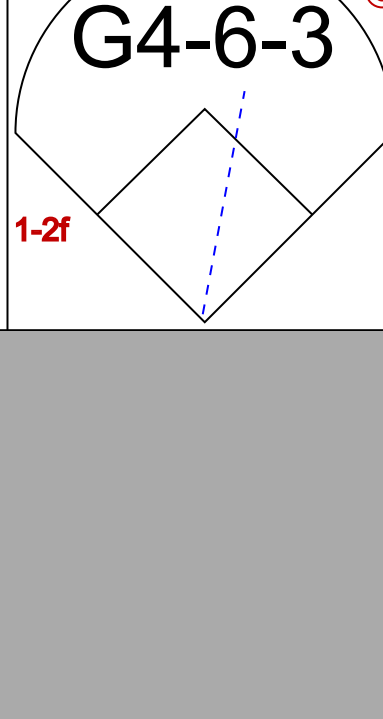
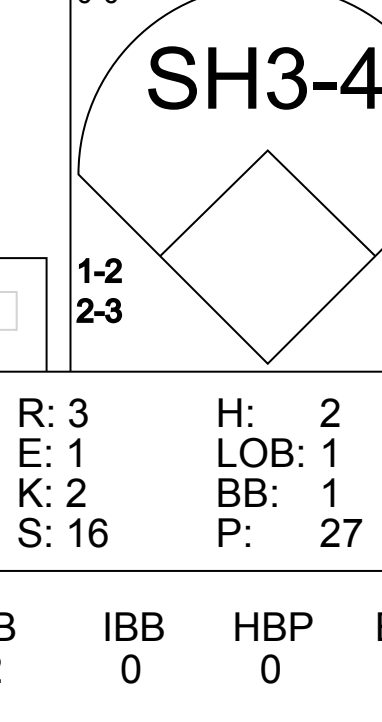
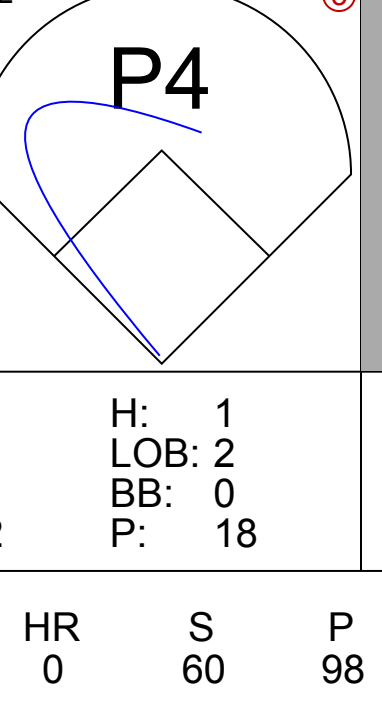

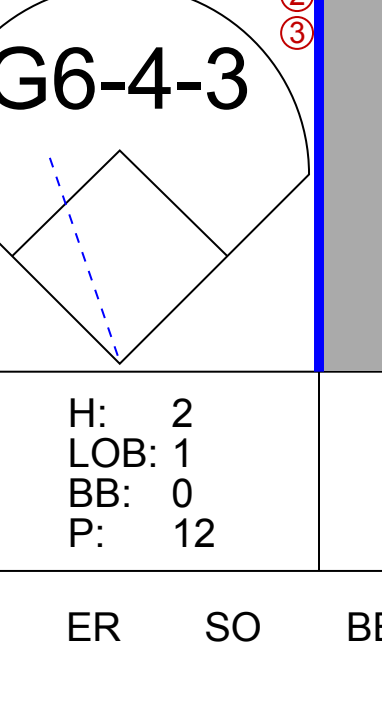


Batter	1	2	3	4	5	6	7	8	9	AB	R	H	RBI	BB	SO	LOB	BOTTOM								
Tony Gwynn, L OBP: 0.362, SLG: 0.427 (1, 9)	K		F8			F8		K	F8	5	0	1	3	0	2	0	Los Angeles Dodgers @ San Diego Padres Jack Murphy Stadium, San Diego, CA Fri Jun 11, 1993, 10:05 PM EDT Att: 21,316 - Unknown								
Jeff Gardner, L OBP: 0.349, SLG: 0.377 (1, 4)	K		F7			BB		G4-3		3	0	0	0	1	1	0									
Gary Sheffield, R OBP: 0.345, SLG: 0.479 (1, 5)	1B		G6-3			G6-3			HR	4	1	2	0	0	0	1									
Fred McGriff, L OBP: 0.328, SLG: 0.444 (1, 3)	1B				P5	K			HR	4	1	2	2	0	1	1									
Phil Plantier, L OBP: 0.295, SLG: 0.474 (1, 7)	F8				K			P5	K	4	0	0	0	0	2	2									
Derek Bell, R OBP: 0.346, SLG: 0.479 (1, 8)			K		F8			G4-3	1B	3	1	0	0	1	1	0									
Kevin Higgins, L OBP: 0.282, SLG: 0.250 (9, PR)									BB	3	0	2	0	1	0	0									
Craig Shipley, R OBP: 0.247, SLG: 0.323 (9, PR)			1B			F7			1B	0	1	0	0	0	0	0									
Ricky Gutierrez, R OBP: 0.359, SLG: 0.326 (1, 6)			L6			F9		G5-3	2B	4	1	1	0	0	0	2									
Doug Brocail, L (9, PH)										2	0	0	0	0	0	1									
Mark Ettles, R (9, PH)										0	0	0	0	0	0	0									
Bill Bean, L (9, PH)										1	0	0	0	0	0	0									
Kerry Taylor, R (9, PH)										0	0	0	0	0	0	0									
Pat Gomez, L (9, PH)										0	0	0	0	0	0	0									
Kurt Stillwell, S OBP: 0.201, SLG: 0.309 (9, PH)										1	0	0	0	0	1	3									
Inning Stats	R: 0 E: 0 K: 2 S: 14	H: 2 LOB: 2 BB: 0 P: 19	R: 0 E: 0 K: 1 S: 12	H: 1 LOB: 0 BB: 0 P: 16	R: 0 E: 0 K: 0 S: 3	H: 0 LOB: 0 BB: 0 P: 3	R: 0 E: 0 K: 1 S: 11	H: 0 LOB: 0 BB: 0 P: 15	R: 0 E: 0 K: 0 S: 6	H: 0 LOB: 0 BB: 0 P: 8	R: 0 E: 0 K: 1 S: 10	H: 0 LOB: 1 BB: 1 P: 18	R: 0 E: 0 K: 0 S: 12	H: 0 LOB: 1 BB: 1 P: 21	R: 0 E: 0 K: 1 S: 10	H: 0 LOB: 0 BB: 0 P: 16	R: 5 E: 0 K: 2 S: 22	H: 5 LOB: 1 BB: 1 P: 30	1B: 6 2B: 1 3B: 0 HR: 1	SF: 0 SAC: 0 DP: 0 HBP: 0	WP: 0 PB: 0 SB: 1 CS: 0	PA: 37			
PITCHER	IP	WLS	BF	H	R	ER	SO	BB	IBB	HBP	BLK	WP	HR	S	P	ERA	WHIP								
Kevin Gross, R ERA: 4.28 (1, 1)	8.0		29	3	0	0	6	2	0	0	0	0	0	78	116	0.00	0.625								
Pedro Martinez, R ERA: 2.95 (9, 1)	0.1		5	3	4	4	1	1	0	0	0	0	1	15	22	108.00	12.000								
Jim Gott, R ERA: 1.64 (9, 1)	0.1	L	2	1	0	0	1	0	0	0	0	0	0	6	6	0.00	3.000								
Omar Daal, L ERA: 3.6 (9, 1)	0.0		1	1	1	1	0	0	0	0	0	0	0	1	2	∞	∞								

AB	34
R	5
H	8
RBI	5
BB	3
SO	8
LOB	10



Batter	1	2	3	4	5	6	7	8	9	AB	R	H	RBI	BB	SO	LOB	TOP					
Brett Butler, L OBP: 0.388, SLG: 0.367 (1, 8)										5	0	2	0	0	2	1	Los Angeles Dodgers @ San Diego Padres Jack Murphy Stadium, San Diego, CA Sat Jun 12 1993, 10:05 PM EDT Att: 35,363 - Unknown AB 37 R 6 H 10 RBI 5 BB 3 SO 12 LOB 13 					
Jose Offerman, S OBP: 0.359, SLG: 0.354 (1, 6)										4	1	0	1	1	1							
Eric Davis, R OBP: 0.300, SLG: 0.305 (1, 7)										4	0	0	0	1	3							
Tim Wallach, R OBP: 0.272, SLG: 0.389 (1, 5)										5	0	0	0	0	3							
Mike Piazza, R OBP: 0.374, SLG: 0.532 (1, 2)										4	0	1	1	0	2							
Cory Snyder, R OBP: 0.397, SLG: 0.432 (1, 9)										3	1	2	0	1	3							
Eric Karros, R OBP: 0.318, SLG: 0.397 (1, 3)										4	1	1	0	0	2							
Jody Reed, R OBP: 0.339, SLG: 0.348 (1, 4)										4	2	2	1	0	0							
Tom Candiotti, R OBP: 0.174, SLG: 0.182 (5, PH)										1	0	0	0	0	0							
Lenny Harris, L OBP: 0.275, SLG: 0.270 (6, PH)										0	0	0	0	0	0							
Roger McDowell, R OBP: 0.250, SLG: 0.250 (7, PH)										0	0	0	0	0	0							
Darryl Strawberry, R OBP: 0.290, SLG: 0.250 (7, PH)										0	0	0	0	0	0							
Pedro Martinez, R OBP: 0.290, SLG: 0.250 (7, PH)										0	0	0	0	0	0							
Omar Daal, L OBP: 0.290, SLG: 0.250 (7, PH)										0	0	0	0	0	0							
Dave Hansen, L OBP: 0.290, SLG: 0.250 (8, PH)										1	0	1	2	0	0							
Jim Gott, R OBP: 0.290, SLG: 0.250 (8, PH)										0	0	0	0	0	0							
Inning Stats	R: 0 E: 0 K: 2 S: 9	H: 0 LOB: 0 BB: 0 P: 16	R: 0 E: 0 K: 2 S: 11	H: 0 LOB: 1 BB: 1 P: 17	R: 0 E: 0 K: 1 S: 10	H: 0 LOB: 0 BB: 0 P: 15	R: 0 E: 0 K: 1 S: 6	H: 0 LOB: 0 BB: 0 P: 9	R: 0 E: 0 K: 1 S: 9	H: 1 LOB: 1 BB: 0 P: 10	R: 1 E: 0 K: 1 S: 12	H: 2 LOB: 3 BB: 2 P: 23	R: 2 E: 1 K: 2 S: 14	H: 3 LOB: 1 BB: 0 P: 21	R: 3 E: 1 K: 1 S: 16	H: 4 LOB: 1 BB: 0 P: 23	R: 0 E: 0 K: 1 S: 7	H: 0 LOB: 0 BB: 0 P: 12	1B: 10 2B: 0 3B: 0 HR: 0	SF: 0 SAC: 0 DP: 0 HBP: 0	WP: 0 PB: 0 SB: 0 CS: 1	PA: 40
PITCHER	IP	WLS	BF	H	R	ER	SO	BB	IBB	HBP	BLK	WP	HR	S	P	ERA	WHIP					
Andy Benes, R ERA: 2.72 (1, 1)	6.1		27	5	3	2	9	3	0	0	0	0	0	63	98	2.84	1.263					
Rich Rodriguez, L ERA: 3.75 (7, 1)	0.0		2	1	0	0	0	0	0	0	0	0	0	4	6	∞	∞					
Roger Mason, R ERA: 2.63 (7, 1)	1.2	L	8	4	3	2	2	0	0	0	0	0	0	20	30	10.80	2.400					
Gene Harris, R ERA: 2.01 (9, 1)	1.0		3	0	0	0	1	0	0	0	0	0	0	7	12	0.00	0.000					

Batter	1	2	3	4	5	6	7	8	9	AB	R	H	RBI	BB	SO	LOB	BOTTOM					
Tony Gwynn, L OBP: 0.365, SLG: 0.430 (1, 9)										1	0	1	0	0	0	0	Los Angeles Dodgers @ San Diego Padres Jack Murphy Stadium, San Diego, CA Sat Jun 12 1993, 10:05 PM EDT Att: 35,363 - Unknown AB 35 R 4 H 11 RBI 1 BB 3 SO 8 LOB 21 					
Bill Bean, L OBP: 0.200, SLG: 0.200 (1, PR) (2, 9)										4	1	0	0	1	0							
Jeff Gardner, L OBP: 0.345, SLG: 0.367 (1, 4)										4	0	2	1	0	0							
Gary Sheffield, R OBP: 0.346, SLG: 0.484 (1, 5)										4	0	2	1	0	0							
Fred McGriff, L OBP: 0.329, SLG: 0.438 (1, 3)										3	0	0	0	2	1							
Phil Plantier, L OBP: 0.288, SLG: 0.460 (1, 7)										4	0	0	0	0	4							
Derek Bell, R OBP: 0.352, SLG: 0.484 (1, 8)										4	0	2	0	0	1							
Ricky Gutierrez, R OBP: 0.368, SLG: 0.337 (1, 6)										3	1	2	0	0	0							
Bob Geren, R OBP: 0.265, SLG: 0.280 (1, 2)										3	1	1	0	0	0							
Kevin Higgins, L OBP: 0.300, SLG: 0.270 (8, PH) (9, 2)										1	0	1	0	0	0							
Andy Benes, R OBP: 0.200, SLG: 0.345 (7, 1)										1	0	0	0	0	0							
Rich Rodriguez, L ERA: 1.54 (7, 1)										0	0	0	0	0	0							
Roger Mason, R ERA: 1.54 (7, 1)										0	0	0	0	0	0							
Craig Shipley, R OBP: 0.337 (7, 6)										2	1	0	0	0	2							
Kurt Stillwell, S OBP: 0.298, SLG: 0.305 (8, PH)										1	0	0	0	0	1							
Gene Harris, R (9, 1)										0	0	0	0	0	0							
Inning Stats	R: 0 E: 0 K: 0 S: 10	H: 1 LOB: 1 BB: 0 P: 14	R: 0 E: 0 K: 2 S: 9	H: 0 LOB: 0 BB: 0 P: 14	R: 3 E: 1 K: 2 S: 16	H: 2 LOB: 1 BB: 1 P: 27	R: 0 E: 0 K: 1 S: 12	H: 1 LOB: 2 BB: 0 P: 18	R: 0 E: 0 K: 2 S: 13	H: 1 LOB: 2 BB: 1 P: 25	R: 0 E: 0 K: 0 S: 7	H: 1 LOB: 0 BB: 0 P: 10	R: 1 E: 0 K: 1 S: 11	H: 2 LOB: 2 BB: 1 P: 24	R: 0 E: 0 K: 0 S: 8	H: 2 LOB: 1 BB: 0 P: 12	R: 0 E: 0 K: 0 S: 7	H: 1 LOB: 1 BB: 0 P: 7	1B: 8 2B: 3 3B: 0 HR: 0	SF: 1 SAC: 1 DP: 3 HBP: 0	WP: 0 PB: 4 SB: 0 CS: 0	PA: 40
PITCHER	IP	WLS	BF	H	R	ER	SO	BB	IBB	HBP	BLK	WP	HR	S	P	ERA	WHIP					
Tom Candiotti, R ERA: 3.42 (1, 1)	5.0		23	5	3	0	0	2	0	0	0	0	0	60	98	0.00	1.400					
Roger McDowell, R ERA: 1.54 (6, 1)	1.0		3	1	0	0	0	0	0	0	0	0	0	7	10	0.00	1.000					
Pedro Martinez, R ERA: 3.13 (7, 1)	0.2		4	2	1	1	0	0	0	0	0	0	0	7	13	13.50	3.000					
Omar Daal, L ERA: 3.48 (7, 1)	0.1	W	2	0	0	0	1	0	1	0	0	0	0	4	11	0.00	0.000					
Jim Gott, R ERA: 1.54 (8, 1)	2.0	S	8	3	0	0	0	0	0	0	0	0	0	15	19	0.00	1.500					

Batter	1	2	3	4	5	6	7	8	9	AB	R	H	RBI	BB	SO	LOB	TOP					
Brett Butler, L OBP: 0.390, SLG: 0.369 (1, 8)										4	0	2	1	0	2	1	Los Angeles Dodgers @ San Diego Padres Jack Murphy Stadium, San Diego, CA Sun Jun 13 1993, 6:33 AM EDT Att: 19,089 - Sunny - 72 F livebaseballscorecards.com					
Jose Offerman, S OBP: 0.357, SLG: 0.352 (1, 6)										4	1	1	0	0	2	2						
Mitch Webster, S OBP: 0.293, SLG: 0.341 (1, 7)										4	0	1	0	0	0	1						
Tim Wallach, R OBP: 0.271, SLG: 0.384 (1, 5)										3	0	0	0	1	0	0						
Mike Piazza, R OBP: 0.376, SLG: 0.536 (1, 2)										4	0	2	1	0	0	0						
Cory Snyder, R OBP: 0.387, SLG: 0.419 (1, 9)										4	0	0	0	0	3	3						
Eric Karros, R OBP: 0.321, SLG: 0.399 (1, 3)										4	1	2	0	0	1	0						
Jody Reed, R OBP: 0.333, SLG: 0.342 (1, 4)										4	0	0	0	0	0	2						
Orel Hershiser, R OBP: 0.379, SLG: 0.429 Jim Gott, R (9, 1)										3	0	1	0	0	0	0						
Inning Stats	R: 1 E: 0 K: 2 S: 18	H: 3 LOB: 2 BB: 1 P: 30	R: 1 E: 0 K: 1 S: 14	H: 2 LOB: 1 BB: 0 P: 17	R: 0 E: 0 K: 1 S: 8	H: 1 LOB: 1 BB: 0 P: 11	R: 0 E: 0 K: 2 S: 12	H: 1 LOB: 1 BB: 0 P: 15	R: 0 E: 0 K: 1 S: 5	H: 0 LOB: 0 BB: 0 P: 8	R: 0 E: 0 K: 0 S: 8	H: 1 LOB: 1 BB: 0 P: 14	R: 0 E: 0 K: 1 S: 8	H: 1 LOB: 1 BB: 0 P: 9	R: 0 E: 0 K: 1 S: 8	H: 0 LOB: 0 BB: 0 P: 11	R: 0 E: 0 K: 0 S: 5	H: 0 LOB: 0 BB: 0 P: 7	1B: 8 2B: 1 3B: 0 HR: 0	SF: 0 SAC: 1 DP: 0 HBP: 0	WP: 0 PB: 0 SB: 1 CS: 1	PA: 36
PITCHER	IP	WLS	BF	H	R	ER	SO	BB	IBB	HBP	BLK	WP	HR	S	P	ERA	WHIP					
Greg Harris, R ERA: 4.0 Gene Harris, R ERA: 1.85	(1, 1) (8, 1)	7.0 2.0	L 6	30 0	9 0	2 0	2 0	7 1	0 0	0 0	0 0	0 0	0 0	73 13	104 18	2.57 0.00	1.429 0.000					

Batter	1	2	3	4	5	6	7	8	9	AB	R	H	RBI	BB	SO	LOB	BOTTOM					
Bill Bean, L OBP: 0.333, SLG: 0.444 (1, 9)										4	0	2	0	0	1	0	Los Angeles Dodgers @ San Diego Padres Jack Murphy Stadium, San Diego, CA Sun Jun 13 1993, 6:33 AM EDT Att: 19,089 - Sunny - 72 F livebaseballscorecards.com					
Jeff Gardner, L OBP: 0.346, SLG: 0.366 (1, 4)										3	0	1	0	1	1	0						
Gary Sheffield, R OBP: 0.348, SLG: 0.489 (1, 5)										4	1	2	0	0	1	2						
Fred McGriff, L OBP: 0.328, SLG: 0.439 (1, 3)										4	0	1	0	0	1	3						
Phil Plantier, L OBP: 0.287, SLG: 0.454 (1, 7)										4	0	1	1	0	1	1						
Derek Bell, R OBP: 0.346, SLG: 0.475 (1, 8)										4	0	0	0	0	0	2						
Kevin Higgins, L OBP: 0.258, SLG: 0.256 Doug Brocail, L (9, PR)										2	0	0	0	2	0	1						
Kurt Stillwell, S OBP: 0.306, SLG: 0.306 (1, 6)										3	0	1	0	1	1	1						
Greg Harris, R OBP: 0.286, SLG: 0.303 Craig Shipley, R OBP: 0.250, SLG: 0.333 Gene Harris, R Tim Teufel, R (9, PH)	(1, 1) (7, PH) (8, 1) (9, PH)	8.2 0.1	W S	34 2	8 0	1 0	1 0	6 0	3 1	0 0	0 0	0 0	0 0	0 0	0 0	0 3						
Inning Stats	R: 0 E: 0 K: 1 S: 11	H: 2 LOB: 1 BB: 0 P: 14	R: 0 E: 0 K: 1 S: 11	H: 1 LOB: 0 BB: 0 P: 18	R: 0 E: 0 K: 0 S: 4	H: 1 LOB: 0 BB: 0 P: 5	R: 1 E: 0 K: 0 S: 5	H: 1 LOB: 0 BB: 0 P: 9	R: 0 E: 0 K: 0 S: 8	H: 0 LOB: 0 BB: 0 P: 12	R: 0 E: 0 K: 1 S: 10	H: 1 LOB: 1 BB: 0 P: 16	R: 0 E: 0 K: 1 S: 14	H: 1 LOB: 2 BB: 1 P: 23	R: 0 E: 0 K: 2 S: 11	H: 0 LOB: 1 BB: 1 P: 18	R: 0 E: 0 K: 0 S: 10	H: 1 LOB: 3 BB: 2 P: 19	1B: 5 2B: 4 3B: 0 HR: 0	SF: 0 SAC: 0 DP: 1 HBP: 0	WP: 0 PB: 0 SB: 0 CS: 2	PA: 36
PITCHER	IP	WLS	BF	H	R	ER	SO	BB	IBB	HBP	BLK	WP	HR	S	P	ERA	WHIP					
Orel Hershiser, R ERA: 3.67 Jim Gott, R ERA: 1.53	(1, 1) (9, 1)	8.2 0.1	W S	34 2	8 0	1 0	1 0	6 0	3 1	0 0	0 0	0 0	0 0	3 3	8	1.04 0.00	1.269 3.000					

Batter	1	2	3	4	5	6	7	8	9	AB	R	H	RBI	BB	SO	LOB	TOP					
Brett Butler, L OBP: 0.388, SLG: 0.373 (1, 8)	G4-3		G6-3		L7			G4-3 1B		6	2	2	1	0	1	4	Los Angeles Dodgers @ Colorado Rockies Mile High Stadium, Denver, CO Tue Jun 15 1993, 9:05 PM EDT Att: 55,772 - Unknown - 89 F					
Jose Offerman, S OBP: 0.347, SLG: 0.341 (1, 6)	F8		F7		G6-3			G4-3		5	1	1	1	0	0	2						
Mitch Webster, S OBP: 0.309, SLG: 0.356 (1, 7)	L9				G1 E			HR		5	2	3	1	0	0	2						
Tim Wallach, R OBP: 0.272, SLG: 0.384 (1, 5)			F8		G1			F9		4	1	0	0	1	0	3						
Mike Sharperson, R OBP: 0.233, SLG: 0.308 (9, 5)					G6-4-3			G6-4-3		0	0	0	0	0	0	0						
Mike Piazza, R OBP: 0.381, SLG: 0.562 (1, 2)					G5-3					5	3	4	5	0	0	1						
Cory Snyder, R OBP: 0.390, SLG: 0.431 (1, 9)					E8			HR		4	1	2	1	0	0	0						
Eric Karros, R OBP: 0.317, SLG: 0.392 (1, 3)					G5-3					5	0	1	0	0	0	5						
Jody Reed, R OBP: 0.345, SLG: 0.368 (1, 4)					G5-3			P4		3	0	1	0	0	0	3						
Lenny Harris, L OBP: 0.266, SLG: 0.263 (8, 4)					G4-6-3			P5		1	1	0	0	1	0	0						
Ramon Martinez, R OBP: 0.167, SLG: 0.207 (1, 1)					G5-3					2	0	0	0	0	1	0						
Roger McDowell, R OBP: 0.500, SLG: 0.500 (7, 1)										0	0	0	0	0	0	0						
Dave Hansen, L OBP: 0.350, SLG: 0.278 (9, PH)										1	0	1	0	0	0	0						
Eric Davis, R OBP: 0.304, SLG: 0.315 (9, PR)										1	1	1	2	0	0	0						
Ricky Tricek, R OBP: 0.304, SLG: 0.315 (9, 1)										0	0	0	0	0	0	0						
Inning Stats	R: 0 E: 0 K: 0 S: 6	H: 0 LOB: 0 BB: 0 P: 9	R: 0 E: 0 K: 0 S: 11	H: 3 LOB: 2 BB: 0 P: 15	R: 0 E: 0 K: 0 S: 10	H: 0 LOB: 0 BB: 0 P: 14	R: 1 E: 1 K: 0 S: 9	H: 1 LOB: 1 BB: 0 P: 14	R: 0 E: 0 K: 0 S: 8	H: 1 LOB: 0 BB: 0 P: 13	R: 1 E: 0 K: 0 S: 13	H: 2 LOB: 0 BB: 0 P: 19	R: 0 E: 0 K: 0 S: 6	H: 0 LOB: 0 BB: 0 P: 8	R: 3 E: 0 K: 0 S: 12	H: 3 LOB: 1 BB: 0 P: 15	R: 7 E: 1 K: 1 S: 32	H: 6 LOB: 3 BB: 2 P: 52	1B: 12 2B: 2 3B: 0 HR: 2	SF: 0 SAC: 1 DP: 2 HBP: 1	WP: 0 PB: 1 SB: 0 CS: 0	PA: 46
PITCHER	IP WLS BF H R ER SO BB IBB HBP BLK WP HR S P ERA WHIP																					
Butch Henry, L ERA: 5.96 (1, 1)	6.0	24	7	2	1	0	0	0	0	0	0	0	0	0	0	0	1.50	1.167				
Keith Shepherd, R ERA: 1.99 (7, 1)	1.2	L 9	3	3	3	1	0	0	1	0	0	1	15	19	16.20	1.800						
Steve Reed, R ERA: 10.22 (8, 1)	0.1	1	0	0	0	0	0	0	0	0	0	3	4	0.00	0.000							
Andy Ashby, R ERA: 7.89 (9, 1)	0.0	2	1	2	2	0	0	0	0	0	0	6	9	∞	∞							
Gary Wayne, L ERA: 6.0 (9, 1)	0.1	3	2	0	0	0	0	0	0	0	0	10	13	0.00	6.000							
Eric Young Sr., R OBP: 0.328, SLG: 0.326 (1, 4)					FC6			G6-3		4	0	2	0	1	0	4	Los Angeles Dodgers @ Colorado Rockies Mile High Stadium, Denver, CO Tue Jun 15 1993, 9:05 PM EDT Att: 55,772 - Unknown - 89 F					
Daryl Boston, L OBP: 0.317, SLG: 0.352 (1, 7)	F7		L8		G3-1			L3		5	1	1	0	0	0	3						
Dante Bichette, R OBP: 0.366, SLG: 0.516 (1, 9)	F9		G4-3					G6-3		5	1	2	1	0	0	1						
Andres Galarraga, R OBP: 0.462, SLG: 0.701 (1, 3)										5	2	4	0	0	0	1						
Charlie Hayes, R OBP: 0.345, SLG: 0.471 (1, 5)										3	0	1	1	0	0	2						
Pedro Castellano, R OBP: 0.316, SLG: 0.294 (7, PR) (8, 5)										1	0	0	0	0	1	1						
Vinny Castilla, R OBP: 0.347, SLG: 0.475 (1, 6)										5	0	1	0	0	0	4						
Alex Cole, L OBP: 0.333, SLG: 0.313 (1, 8)										2	0	0	0	2	0	2						
Danny Sheaffer, R OBP: 0.250, SLG: 0.333 (1, 2)										3	0	1	1	0	1	4						
Butch Henry, L OBP: 0.195, SLG: 0.105 (1, 1)										1	0	0	0	1	1	0						
Jim Gaffney, R OBP: 0.232, SLG: 0.296 (9, PH)										0	0	0	0	0	0	0						
Keith Shepherd, R ERA: 1.99 (7, 1)										0	0	0	0	0	0	0						
Steve Reed, R ERA: 10.22 (8, 1)										0	0	0	0	0	0	0						
Chris Jones, R OBP: 0.357, SLG: 0.525 (8, PH)										1	0	0	0	0	0	1						
Andy Ashby, R OBP: 0.316, SLG: 0.214 (9, 1)										0	0	0	0	0	0	0						
Gary Wayne, L OBP: 0.333, SLG: 0.333 (9, 1)										0	0	0	0	0	0	0						
Jeff Parrett, R ERA: 5.84 (9, 1)										0	0	0	0	0	0	0						
Inning Stats	R: 0 E: 0 K: 0 S: 7	H: 1 LOB: 0 BB: 0 P: 12	R: 0 E: 0 K: 1 S: 9	H: 1 LOB: 2 BB: 1 P: 14	R: 0 E: 0 K: 1 S: 12	H: 0 LOB: 1 BB: 1 P: 20	R: 1 E: 0 K: 0 S: 8	H: 2 LOB: 3 BB: 2 P: 19	R: 2 E: 1 K: 0 S: 12	H: 3 LOB: 2 BB: 0 P: 14	R: 0 E: 0 K: 0 S: 7	H: 1 LOB: 0 BB: 0 P: 9	R: 0 E: 0 K: 0 S: 7	H: 1 LOB: 1 BB: 0 P: 13	R: 0 E: 0 K: 0 S: 9	H: 1 LOB: 1 BB: 0 P: 10	R: 1 E: 0 K: 1 S: 8	H: 2 LOB: 1 BB: 0 P: 11	1B: 9 2B: 4 3B: 0 HR: 0	SF: 1 SAC: 0 DP: 1 HBP: 1	WP: 0 PB: 0 SB: 0 CS: 2	PA: 42
PITCHER	IP WLS BF H R ER SO BB IBB HBP BLK WP HR S P ERA WHIP																					
Ramon Martinez, R ERA: 3.27 (1, 1)	6.2	32	9	3	2	2	0	0	0	0	0	0	0	0	0	0	2.70	1.800				
Roger McDowell, R ERA: 1.72 (7, 1)	1.1	W 5	1	0	0	0	0	0	0	0	0	11	12	0.00	0.750							
Ricky Tricek, R ERA: 5.08 (9, 1)	1.0	5	2	1	1	1	0	0	0	0	0	8	11	9.00	2.000							

Batter	1	2	3	4	5	6	7	8	9	AB	R	H	RBI	BB	SO	LOB	TOP								
Brett Butler, L (1, 8) OBP: 0.387, SLG: 0.368	G4-3		PO BB			L4		G4-6-3		3	0	0	0	1	0	1									
Jose Offerman, S (1, 6) OBP: 0.345, SLG: 0.339	G3		PO	G4-3		G6-3			WP 2B 1B	4	1	1	0	0	0	0									
Daryl Strawberry, L (1, 9) OBP: 0.287, SLG: 0.310	K			K					K	4	0	1	0	0	3	1									
Tim Wallach, R (1, 5) OBP: 0.272, SLG: 0.386		G5-3		F7		F7			1B HR 2B	4	1	1	1	0	0	1									
Mike Piazza, R (1, 2) OBP: 0.383, SLG: 0.561	G3-1					G5-3 1B		P3		4	1	2	0	0	0	0									
Cory Snyder, R (1, 7) OBP: 0.393, SLG: 0.453	G4-3					G5-3 3B 1B		K		4	2	2	3	0	1	0									
Eric Karros, R (1, 3) OBP: 0.316, SLG: 0.403						G5-3		F8		4	1	1	1	0	0	2									
Lenny Harris, L (1, 4) OBP: 0.283, SLG: 0.310			G4-3			G5-3		G4-3	G6-3	4	0	1	1	0	0	0									
Kevin Gross, R (1, 1) OBP: 0.200, SLG: 0.375										2	0	0	0	0	2	1									
Rod Nichols, R (6, 1)										0	0	0	0	0	0	0									
Dave Hansen, L (8, PH) OBP: 0.381, SLG: 0.278										0	0	0	0	1	0	0									
Ricky Tricek, R (8, 1)										0	0	0	0	0	0	0									
Inning Stats	R: 0 E: 0 K: 1 S: 6	H: 0 LOB: 0 BB: 0 P: 8	R: 0 E: 0 K: 0 S: 7	H: 0 LOB: 0 BB: 0 P: 9	R: 1 E: 0 K: 1 S: 13	H: 1 LOB: 0 BB: 1 P: 23	R: 0 E: 0 K: 1 S: 7	H: 0 LOB: 0 BB: 0 P: 14	R: 1 E: 0 K: 1 S: 11	H: 3 LOB: 1 BB: 0 P: 18	R: 0 E: 0 K: 0 S: 9	H: 1 LOB: 1 BB: 0 P: 15	R: 0 E: 0 K: 1 S: 9	H: 0 LOB: 0 BB: 0 P: 13	R: 0 E: 0 K: 0 S: 6	H: 0 LOB: 0 BB: 1 P: 13	R: 4 E: 0 K: 1 S: 12	H: 4 LOB: 0 BB: 0 P: 17	1B: 5 2B: 1 3B: 1 HR: 2	SF: 0 SAC: 0 DP: 2 HBP: 0	WP: 1 PB: 0 SB: 0 CS: 0	PA: 36			
PITCHER	IP	WLS	BF	H	R	ER	SO	BB	IBB	HBP	BLK	WP	HR	S	P	ERA	WHIP								
Armando Reynoso, R (1, 1) ERA: 3.53	8.0	W	28	5	2	2	5	2	0	0	0	0	1	68	113	2.25	0.875								
Gary Wayne, L (9, 1) ERA: 5.29	0.1		2	1	1	1	1	0	0	0	0	0	0	6	8	27.00	3.000								
Keith Shepherd, R (9, 1) ERA: 3.95	0.0	S	3	3	3	3	0	0	0	0	0	0	1	1	4	∞	∞								
Mark Grant, R (9, 1) ERA: 1.72	0.2	S	2	0	0	0	0	0	0	0	0	0	0	2	3	0.00	0.000								

Los Angeles Dodgers @ Colorado Rockies
Mile High Stadium, Denver, CO
Wed Jun 16 1993, 9:05 PM EDT
Att: 51,765 - Unknown - 78 F

AB 33
R 6
H 9
RBI 6
BB 2
SO 6
LOB 6



Batter	1	2	3	4	5	6	7	8	9	AB	R	H	RBI	BB	SO	LOB	BOTTOM								
Eric Young Sr., R (1, 4) OBP: 0.327, SLG: 0.325	G4-3		K	G6-3			1B E 1B			4	1	1	0	0	1	1									
Daryl Boston, L (1, 8) OBP: 0.329, SLG: 0.383	K		2B BB			HR		E9 1B 1B		3	2	2	1	1	1	0									
Dante Bichette, R (1, 9) OBP: 0.364, SLG: 0.516	F9		2B			F7		K		4	0	1	0	0	1	1									
Andres Galarraga, R (1, 3) OBP: 0.463, SLG: 0.706		G5-3	K			E4 3B		G1-3 1B IBB		3	1	1	0	1	1	2									
Charlie Hayes, R (1, 5) OBP: 0.352, SLG: 0.489						1B 1B 1B		G1-3		4	2	3	1	0	0	2									
Jerald Clark, R (1, 7) OBP: 0.330, SLG: 0.430						1B S 1B		G6-3		3	1	2	1	1	0	1									
Vinny Castilla, R (1, 6) OBP: 0.336, SLG: 0.459		P6				K		G6-3		4	0	0	0	0	2	3									
Danny Sheaffer, R (1, 2) OBP: 0.250, SLG: 0.329		K				SH2-4 1B		F8		4	0	1	2	0	1	1									
Armando Reynoso, R (1, 1) OBP: 0.120, SLG: 0.208										2	0	1	0	0	0	0									
Jim Tatum, R (8, PH) OBP: 0.228, SLG: 0.291			G6-3	SH2-4						1	0	0	0	0	1	0									
Gary Wayne, L (9, 1) ERA: 4.5										0	0	0	0	0	0	0									
Keith Shepherd, R (9, 1)										0	0	0	0	0	0	0									
Mark Grant, R (9, 1)										0	0	0	0	0	0	0									
Inning Stats	R: 0 E: 0 K: 1 S: 7	H: 0 LOB: 0 BB: 0 P: 12	R: 1 E: 0 K: 1 S: 13	H: 1 LOB: 1 BB: 1 P: 21	R: 0 E: 0 K: 2 S: 11	H: 1 LOB: 2 BB: 1 P: 19	R: 2 E: 0 K: 1 S: 12	H: 3 LOB: 1 BB: 0 P: 15	R: 2 E: 0 K: 0 S: 8	H: 3 LOB: 0 BB: 0 P: 9	R: 0 E: 0 K: 0 S: 6	H: 1 LOB: 1 BB: 0 P: 9	R: 2 E: 1 K: 1 S: 13	H: 3 LOB: 2 BB: 1 P: 22	R: 0 E: 0 K: 2 S: 9	H: 0 LOB: 0 BB: 0 P: 13	1B: 8 2B: 1 3B: 1 HR: 2	SF: 0 SAC: 1 DP: 1 HBP: 0	WP: 0 PB: 0 SB: 1 CS: 0	PA: 36					
PITCHER	IP	WLS	BF	H	R	ER	SO	BB	IBB	HBP	BLK	WP	HR	S	P	ERA	WHIP								
Kevin Gross, R (1, 1) ERA: 4.58	5.0	L	24	8	5	5	5	2	0	0	0	0	0	19	31	4.50	2.000								
Rod Nichols, R (6, 1) ERA: 4.5	2.0		9	4	2	1	1	0	1	0	0	0	0	9	13	0.00	0.000								
Ricky Tricek, R (8, 1) ERA: 4.91	1.0		3	0	0	0	2	0	0	0	0	0	0	9	13	0.00	0.000								

Los Angeles Dodgers @ Colorado Rockies
Mile High Stadium, Denver, CO
Wed Jun 16 1993, 9:05 PM EDT
Att: 51,765 - Unknown - 78 F

AB 32
R 7
H 12
RBI 5
BB 3
SO 8
LOB 11



Batter	1	2	3	4	5	6	7	8	9	AB	R	H	RBI	BB	SO	LOB	TOP								
Brett Butler, L OBP: 0.384, SLG: 0.363 (1, 8)	G5-3		L6						B1-3	4	0	1	0	1	0	2	Los Angeles Dodgers @ Cincinnati Reds Riverfront Stadium, Cincinnati, OH Sat Jun 19 1993, 3:33 AM EDT Att: 40,808 - Unknown - 86 F								
Jose Offerman, S OBP: 0.341, SLG: 0.332 (1, 6)	K		2B				L8-6			4	1	1	0	0	1	3									
Eric Davis, R OBP: 0.303, SLG: 0.320 (1, 7)	K		2B				G5-3			4	0	1	2	0	1	2									
Tim Wallach, R OBP: 0.264, SLG: 0.373 (1, 5)		L6	F3				G6-3		B1-3	4	0	0	0	0	0	1									
Mike Piazza, R OBP: 0.384, SLG: 0.575 (1, 2)		HR			G4-3		G4-3		G6-3	4	2	2	1	0	0	0									
Cory Snyder, R OBP: 0.386, SLG: 0.439 (1, 9)	P9						G4-3		G5-3	4	0	1	0	0	0	1									
Eric Karros, R OBP: 0.314, SLG: 0.398 (1, 3)	P4				F9		F9			4	0	2	1	0	0	1									
Mike Sharperson, R OBP: 0.212, SLG: 0.276 (1, 4)			G5-3		L5				G4-6-3	3	0	0	0	0	1	2									
Lenny Harris, L OBP: 0.314, SLG: 0.326 (9, PH)							K		G4-6-3	1	0	0	0	0	0	1									
Orel Hershiser, R OBP: 0.387, SLG: 0.433 (1, 1)										2	1	1	0	0	1	0									
Ricky Trliceck, R OBP: 0.310, SLG: 0.464 (7, PH)			1B							0	0	0	0	0	0	0									
Carlos Hernandez, R OBP: 0.500, SLG: 0.500 (7, 1)			2B							1	0	1	0	0	0	0									
Roger McDowell, R OBP: 0.324, SLG: 0.363 (9, PH)			1B							0	0	0	0	0	0	0									
Mitch Webster, S OBP: 0.324, SLG: 0.363 (9, PH)			1B							0	0	0	0	1	0	0									
Inning Stats	R: 0 E: 0 K: 2 S: 11	H: 0 LOB: 0 BB: 0 P: 16	R: 1 E: 0 K: 0 S: 7	H: 1 LOB: 0 BB: 0 P: 11	R: 2 E: 0 K: 0 S: 14	H: 3 LOB: 1 BB: 0 P: 23	R: 0 E: 0 K: 0 S: 5	H: 1 LOB: 1 BB: 0 P: 8	R: 0 E: 0 K: 1 S: 9	H: 0 LOB: 1 BB: 1 P: 16	R: 1 E: 0 K: 1 S: 11	H: 2 LOB: 1 BB: 0 P: 16	R: 0 E: 0 K: 0 S: 8	H: 2 LOB: 1 BB: 0 P: 14	R: 0 E: 0 K: 0 S: 5	H: 0 LOB: 0 BB: 0 P: 6	R: 0 E: 0 K: 0 S: 8	H: 1 LOB: 1 BB: 1 P: 14	1B: 7 2B: 3 3B: 0 HR: 1	SF: 0 SAC: 0 DP: 2 HBP: 0	WP: 0 PB: 0 SB: 0 CS: 0	PA: 37			
PITCHER	IP	WLS	BF	H	R	ER	SO	BB	IBB	HBP	BLK	WP	HR	S	P	ERA	WHIP								
Tom Browning, L ERA: 5.97 (1, 1)	6.0	W	28	9	4	4	4	1	0	0	0	0	1	61	97	6.00	1.667								
Bobby Ayala, R ERA: 2.81 (7, 1)	3.0	S	9	1	0	0	0	1	0	0	0	0	0	17	27	0.00	0.667								

Batter	1	2	3	4	5	6	7	8	9	AB	R	H	RBI	BB	SO	LOB	BOTTOM								
Bip Roberts, S OBP: 0.345, SLG: 0.316 (1, 4)	G6-3	G1-3		F9		1B		1B		5	1	2	0	0	0	0	Los Angeles Dodgers @ Cincinnati Reds Riverfront Stadium, Cincinnati, OH Sat Jun 19 1993, 3:33 AM EDT Att: 40,808 - Unknown - 86 F								
Barry Larkin, R OBP: 0.389, SLG: 0.395 (1, 6)	1B	G6-3		F8		G6-4-3		FC5-2		5	1	3	0	0	0	0									
Hal Morris, L OBP: 0.360, SLG: 0.354 (1, 3)	1B	P5						FC5-2		4	1	3	1	1	0	0									
Kevin Mitchell, R OBP: 0.394, SLG: 0.582 (1, 7)	1B					G6-3				4	1	2	1	0	0	3									
Jacob Brumfield, R OBP: 0.393, SLG: 0.375 (9, PH)	1B		FC5-4		G5-3		G6-4-3		K	1	0	0	0	0	1	3									
Roberto Kelly, R OBP: 0.356, SLG: 0.444 (1, 8)	1B		FC5-4		E7		G1-3		FC5-2	5	1	3	1	0	0	4									
Reggie Sanders, R OBP: 0.335, SLG: 0.426 (1, 9)	K		FC5-4					FC1		5	0	2	1	0	1	7									
Chris Sabo, R OBP: 0.280, SLG: 0.402 (1, 5)		HR	G5-3		K					4	1	2	2	0	1	2									
Dan Wilson, R OBP: 0.340, SLG: 0.293 (1, 2)		HR	G6-3					FC4-6		3	1	1	0	1	0	2									
Tom Browning, L OBP: 0.240, SLG: 0.304 (1, 1)		2B			G4-3					3	1	1	2	0	0	2									
Bobby Ayala, R ERA: 1.62 (7, 1)		HR						F6		1	0	0	0	0	0	1									
Inning Stats	R: 1 E: 0 K: 1 S: 12	H: 4 LOB: 2 BB: 0 P: 17	R: 3 E: 0 K: 0 S: 11	H: 3 LOB: 0 BB: 0 P: 16	R: 1 E: 0 K: 0 S: 11	H: 2 LOB: 1 BB: 0 P: 16	R: 0 E: 0 K: 0 S: 8	H: 0 LOB: 0 BB: 0 P: 11	R: 2 E: 1 K: 1 S: 13	H: 3 LOB: 2 BB: 1 P: 19	R: 1 E: 0 K: 0 S: 9	H: 3 LOB: 1 BB: 0 P: 17	R: 0 E: 0 K: 0 S: 8	H: 2 LOB: 1 BB: 0 P: 9	R: 0 E: 0 K: 1 S: 14	H: 2 LOB: 3 BB: 1 P: 26	1B: 15 2B: 2 3B: 0 HR: 2	SF: 0 SAC: 0 DP: 1 HBP: 0	WP: 0 PB: 0 SB: 2 CS: 0	PA: 42					
PITCHER	IP	WLS	BF	H	R	ER	SO	BB	IBB	HBP	BLK	WP	HR	S	P	ERA	WHIP								
Orel Hershiser, R ERA: 4.11 (1, 1)	4.1	L	24	12	7	6	1	0	1	0	0	0	0	16	29	5.40	1.800								
Ricky Trliceck, R ERA: 4.94 (5, 1)	1.2		8	3	1	1	1	0	1	0	0	0	0	22	35	0.00	2.500								
Roger McDowell, R ERA: 1.62 (7, 1)	2.0		10	4	0	0	1	1	0	0	0	0	0	22	35	0.00	2.500								



Batter	1	2	3	4	5	6	7	8	9	AB	R	H	RBI	BB	SO	LOB	TOP					
Brett Butler, L OBP: 0.380, SLG: 0.358 (1, 8)										4	0	0	0	1	1	1						
Jose Offerman, S OBP: 0.338, SLG: 0.326 (1, 6)										4	0	0	0	1	0	1						
Eric Davis, R OBP: 0.307, SLG: 0.341 (1, 7)										4	2	2	1	0	2	2						
Tim Wallach, R OBP: 0.264, SLG: 0.375 (1, 5)										4	1	1	1	0	0	2						
Mike Piazza, R OBP: 0.382, SLG: 0.582 (1, 2)										4	1	1	2	0	0	0						
Cory Snyder, R OBP: 0.394, SLG: 0.465 (1, 9)										4	1	3	1	0	1	0						
Eric Karros, R OBP: 0.317, SLG: 0.411 (1, 3)										4	1	2	1	0	0	2						
Lenny Harris, L OBP: 0.291, SLG: 0.300 Jim Gott, R (8, 1)										4	0	0	0	0	0	2						
Pedro Astacio, R OBP: 0.148, SLG: 0.148 Pedro Martinez, R (6, 1)										3	0	1	0	0	0	1						
Mike Sharperson, R OBP: 0.206, SLG: 0.267 (8, 4)										1	0	0	0	0	0	0						
Inning Stats	R: 0 E: 0 K: 1 S: 9	H: 0 LOB: 1 BB: 2 P: 22	R: 1 E: 0 K: 0 S: 13	H: 2 LOB: 1 BB: 0 P: 18	R: 3 E: 0 K: 0 S: 16	H: 4 LOB: 1 BB: 0 P: 24	R: 0 E: 0 K: 0 S: 9	H: 1 LOB: 0 BB: 0 P: 13	R: 0 E: 0 K: 1 S: 6	H: 0 LOB: 0 BB: 0 P: 10	R: 1 E: 0 K: 1 S: 8	H: 1 LOB: 0 BB: 0 P: 11	R: 1 E: 0 K: 0 S: 8	H: 1 LOB: 0 BB: 0 P: 13	R: 0 E: 0 K: 0 S: 9	H: 1 LOB: 1 BB: 0 P: 11	R: 0 E: 0 K: 1 S: 9	H: 0 LOB: 0 BB: 0 P: 13	1B: 5 2B: 1 3B: 0 HR: 4	SF: 0 SAC: 0 DP: 1 HBP: 0	WP: 0 PB: 0 SB: 1 CS: 0	PA: 38
PITCHER	IP	WLS	BF	H	R	ER	SO	BB	IBB	HBP	BLK	WP	HR	S	P	ERA	WHIP					
Tim Belcher, R ERA: 3.51 Mitt Hill, R ERA: 4.94 Greg Cadaret, L ERA: 2.42	(1, 1)	6.0	L	27	8	5	5	3	2	0	0	0	0	3	61	98	7.50	1.667				
	(7, 1)	2.0		8	2	1	1	0	0	0	0	0	0	1	17	24	4.50	1.000				
	(9, 1)	1.0		3	0	0	0	1	0	0	0	0	0	0	9	13	0.00	0.000				

Los Angeles Dodgers @ Cincinnati Reds
Riverfront Stadium, Cincinnati, OH
Sun Jun 20 1993, 3:33 AM EDT
Att: 35,911 - Sunny - 77 F

AB 36
R 6
H 10
RBI 6
BB 2
SO 4
LOB 11



Batter	1	2	3	4	5	6	7	8	9	AB	R	H	RBI	BB	SO	LOB	BOTTOM					
Bip Roberts, S OBP: 0.340, SLG: 0.310 (1, 4)										4	0	0	0	0	0	0						
Barry Larkin, R OBP: 0.391, SLG: 0.394 (1, 6)										3	1	1	0	1	0	0						
Hal Morris, L OBP: 0.352, SLG: 0.346 (1, 3)										4	1	1	0	0	0	1						
Kevin Mitchell, R OBP: 0.401, SLG: 0.581 (1, 7)										2	1	1	0	2	0	0						
Roberto Kelly, R OBP: 0.355, SLG: 0.441 (1, 8)										4	0	1	0	0	1	5						
Reggie Sanders, R OBP: 0.333, SLG: 0.425 (1, 9)										3	0	1	3	0	1	2						
Chris Sabo, R OBP: 0.279, SLG: 0.396 (1, 5)										3	0	0	0	1	0	1						
Dan Wilson, R OBP: 0.327, SLG: 0.279 Gary Varsho, L OBP: 0.349, SLG: 0.333 Mitt Hill, R (7, 1) Greg Cadaret, L (9, 1) Jeff Branson, L OBP: 0.348, SLG: 0.417 (9, PH) Tim Belcher, R OBP: 0.188, SLG: 0.194 Joe Oliver, R OBP: 0.280, SLG: 0.400 (7, 2)	(1, 2)	5.1	W	22	4	3	3	0	3	0	0	0	0	0	0	0	5.06	1.312				
	(6, PH)	1.2		7	1	0	0	1	1	0	0	0	0	0	16	29	0.00	1.200				
	(8, 1)	2.0	S	6	0	0	0	2	0	0	0	0	0	14	16	0.00	0.000					
Inning Stats	R: 0 E: 0 K: 0 S: 7	H: 0 LOB: 0 BB: 0 P: 9	R: 1 E: 0 K: 0 S: 7	H: 1 LOB: 0 BB: 1 P: 13	R: 0 E: 0 K: 0 S: 5	H: 0 LOB: 0 BB: 0 P: 6	R: 0 E: 0 K: 0 S: 10	H: 2 LOB: 2 BB: 0 P: 18	R: 0 E: 0 K: 0 S: 8	H: 0 LOB: 0 BB: 0 P: 12	R: 2 E: 0 K: 1 S: 14	H: 2 LOB: 3 BB: 3 P: 32	R: 0 E: 0 K: 0 S: 8	H: 0 LOB: 0 BB: 0 P: 12	R: 0 E: 0 K: 0 S: 6	H: 0 LOB: 0 BB: 0 P: 7	R: 0 E: 0 K: 2 S: 8	H: 0 LOB: 0 BB: 0 P: 9	1B: 5 2B: 0 3B: 0 HR: 0	SF: 1 SAC: 0 DP: 1 HBP: 0	WP: 0 PB: 0 SB: 0 CS: 0	PA: 35
PITCHER	IP	WLS	BF	H	R	ER	SO	BB	IBB	HBP	BLK	WP	HR	S	P	ERA	WHIP					

Los Angeles Dodgers @ Cincinnati Reds
Riverfront Stadium, Cincinnati, OH
Sun Jun 20 1993, 3:33 AM EDT
Att: 35,911 - Sunny - 77 F

AB 30
R 3
H 5
RBI 3
BB 4
SO 3
LOB 12



Batter	1	2	3	4	5	6	7	8	9	AB	R	H	RBI	BB	SO	LOB	TOP		
Craig Biggio, R OBP: 0.364, SLG: 0.498 (1, 4)	1-1 5 BB 1B		3-1 G5-3			4-2 FC4-6 BB		4-2 FC4 BB		2	0	1	0	2	0	0	Houston Astros @ Los Angeles Dodgers Dodger Stadium, Los Angeles, CA Mon Jun 21 1993, 7:05 PM PDT Att: 48,436 - Unknown - 70 F livebaseballscorecards.com		
Steve Finley, L OBP: 0.287, SLG: 0.305 Doug Jones, R (8, 1)	1-1 F8		3-2 P5			0-0 FC4-6 G5-4-3		1-2 FC4		4	0	0	0	0	0	3			
5 Jeff Bagwell, R OBP: 0.395, SLG: 0.520 (1, 3)	4-1 SAFE 1-2 BB		2-1 F8			0-0 G5-4-3			1-0 F8	3	0	0	0	1	0	1			
Ken Caminiti, S OBP: 0.289, SLG: 0.431 (1, 5)	1-3 K			1-3 K				4-1 S BB	0-0 F9	3	0	0	0	1	2	2			
Eric Anthony, L OBP: 0.337, SLG: 0.388 (1, 9)	3-2 G4-3			2-0 F7				3-2 F7	0-1 G4-3	4	0	0	0	0	0	3			
Luis Gonzalez, L OBP: 0.342, SLG: 0.416 (1, 7)		1-1 G3-1 2B		3-2 F8				3-3 K		3	0	1	0	0	1	1			
Andujar Cedeno, R OBP: 0.369, SLG: 0.455 (1, 6)		0-0 F9			0-1 G5-3			1-1 G6-3		3	0	0	0	0	0	2			
Eddie Taubensee, L OBP: 0.310, SLG: 0.368 (1, 2)		3-2 SAFE G3-1			1-3 K			3-2 P5		3	0	0	0	0	1	1			
Mark Portugal, R OBP: 0.296, SLG: 0.375 Casey Candaele, S OBP: 0.327, SLG: 0.340 (8, PH) (8, 8)		0-1 P3			2-2 F9			1-3 K		2	0	0	0	0	0	1			
Inning Stats	R: 0 E: 0 K: 1 S: 11	H: 1 LOB: 2 BB: 1 P: 21	R: 0 E: 0 K: 0 S: 9	H: 1 LOB: 1 BB: 0 P: 13	R: 0 E: 0 K: 0 S: 7	H: 0 LOB: 0 BB: 0 P: 15	R: 0 E: 0 K: 1 S: 7	H: 0 LOB: 0 BB: 0 P: 13	R: 0 E: 0 K: 1 S: 8	H: 0 LOB: 1 BB: 1 P: 12	R: 0 E: 0 K: 1 S: 10	H: 0 LOB: 1 BB: 1 P: 21	R: 0 E: 0 K: 1 S: 14	H: 0 LOB: 1 BB: 1 P: 23	R: 0 E: 0 K: 0 S: 4	H: 0 LOB: 0 BB: 0 P: 5	1B: 1 2B: 1 3B: 0 HR: 0	SF: 0 SAC: 0 DP: 1 HBP: 0	WP: 0 PA: 32 PB: 0 SB: 1 CS: 0
PITCHER Ramon Martinez, R ERA: 2.96 (1, 1)	IP: 9.0 WLS: W BF: 32 H: 2 R: 0 ER: 0 SO: 5 BB: 4 IBB: 0 HBP: 0 BLK: 0 WP: 0 HR: 0 S: 78 P: 134 ERA: 0.00 WHIP: 0.667															PITCHER			

Batter	1	2	3	4	5	6	7	8	9	AB	R	H	RBI	BB	SO	LOB	BOTTOM		
Brett Butler, L OBP: 0.381, SLG: 0.358 (1, 8)	2-2 F7		0-0 F9			2-2 FC6-4 1B		1-0 1B S FC5-2		5	0	2	0	0	1	1	Houston Astros @ Los Angeles Dodgers Dodger Stadium, Los Angeles, CA Mon Jun 21 1993, 7:05 PM PDT Att: 48,436 - Unknown - 70 F livebaseballscorecards.com		
Jose Offerman, S OBP: 0.343, SLG: 0.329 (1, 6)	2-1 G4-3		2-3 BB		0-1 S HR 1B	0-1 F8		3-2 FC5-2 1B		4	2	2	1	1	0	1			
Eric Davis, R OBP: 0.314, SLG: 0.341 (1, 7)	0-0 1B		4-1 BB		4-2 HR BB	0-0 F9		2-2 FC5-2 BB 1B		3	2	1	0	2	0	3			
Tim Wallach, R OBP: 0.260, SLG: 0.369 Mike Sharperson, R OBP: 0.229, SLG: 0.297 (8, PH) (9, 5)	2-0 F9		0-0 F8		0-3 K	0-0 FC6-4		4-1 1B BB		4	0	0	0	0	1	7			
Mike Piazza, R OBP: 0.382, SLG: 0.591 (1, 2)		1-3 K		1-1 F7		0-0 HR		0-2 1B		5	1	2	5	0	1	0			
Cory Snyder, R OBP: 0.400, SLG: 0.466 (1, 9)		1-3 K		4-1 G4-3 BB		0-1 1B		0-0 P4		4	0	2	1	1	1	0			
Eric Karros, R OBP: 0.319, SLG: 0.411 (1, 3)		0-2 G4-3		2-1 G4-3 1B		3-2 WP 1B		0-3 K		5	0	2	0	0	1	2			
Lenny Harris, L OBP: 0.322, SLG: 0.321 (1, 4)			0-0 F9 SH1-4 1B		2-0 G4-3		4-0 IBB		1-1 1B SH3-4 1B	3	1	2	0	1	0	2			
Ramon Martinez, R OBP: 0.156, SLG: 0.194 (1, 1)		1-1 SH1-4		0-3 K		2-3 K		0-2 SH3-4		2	0	0	0	0	2	5			
Inning Stats	R: 0 E: 0 K: 0 S: 11	H: 1 LOB: 1 BB: 0 P: 16	R: 0 E: 0 K: 2 S: 9	H: 0 LOB: 0 BB: 0 P: 11	R: 0 E: 0 K: 0 S: 7	H: 1 LOB: 3 BB: 2 P: 16	R: 0 E: 0 K: 1 S: 9	H: 1 LOB: 2 BB: 1 P: 18	R: 3 E: 0 K: 3 S: 20	H: 4 LOB: 3 BB: 2 P: 34	R: 0 E: 0 K: 0 S: 7	H: 1 LOB: 1 BB: 0 P: 9	R: 0 E: 0 K: 0 S: 4	H: 0 LOB: 0 BB: 0 P: 4	R: 4 E: 0 K: 1 S: 22	H: 5 LOB: 2 BB: 1 P: 33	1B: 12 2B: 0 3B: 0 HR: 1	SF: 0 SAC: 2 DP: 0 HBP: 0	WP: 1 PA: 43 PB: 0 SB: 2 CS: 0
PITCHER Mark Portugal, R ERA: 3.36 Doug Jones, R ERA: 5.96 (8, 1)	IP: 7.0 WLS: L BF: 34 H: 8 R: 3 ER: 4 SO: 3 BB: 1 IBB: 0 HBP: 0 BLK: 0 WP: 0 HR: 1 S: 67 P: 108 ERA: 3.86 WHIP: 1.714															PITCHER			

Batter	1	2	3	4	5	6	7	8	9	AB	R	H	RBI	BB	SO	LOB	TOP								
Craig Biggio, R OBP: 0.358, SLG: 0.488 (1, 4)	F7		L5		F8		K		P4	5	0	0	0	0	1	2									
Kevin Bass, S OBP: 0.295, SLG: 0.385 (1, 9)	G4-3		G4-3			FC3-6 5 1B	G6-3		E2 5 HR	5	2	2	1	0	0	0									
5 Jeff Bagwell, R OBP: 0.398, SLG: 0.536 (1, 3)		2B				FC3-6 S 1B		F9		5	2	3	2	0	1	0									
Ken Caminiti, S OBP: 0.291, SLG: 0.428 (1, 5)	G5-3				K	K			F7	4	0	1	0	1	1	3									
Eric Anthony, L OBP: 0.341, SLG: 0.392 Steve Finley, L OBP: 0.287, SLG: 0.305 (8, PR) (8, 8)			G5-3 1B		F9					3	0	2	0	0	0	1									
Luis Gonzalez, L OBP: 0.337, SLG: 0.410 Chris James, R OBP: 0.338, SLG: 0.529 (8, PH) (8, 7)			F8		L1-3					3	0	0	1	0	0	4									
Casey Candaele, S OBP: 0.327, SLG: 0.340 (9, 7)						FC3-6 E S	K			0	0	0	0	0	0	0									
Scott Servais, R OBP: 0.352, SLG: 0.509 (1, 2)		G5-3			G1-3			FC4-6		4	0	0	0	0	0	4									
Andujar Cedeno, R OBP: 0.367, SLG: 0.456 (1, 6)			K			FC5-4			E6	4	1	1	0	0	1	3									
Darryl Kile, R (1, 1)					F7		K		G6-3	4	0	0	0	0	2	2									
Inning Stats	R: 0 E: 0 K: 0 S: 7	H: 1 LOB: 1 BB: 0 P: 12	R: 0 E: 0 K: 1 S: 9	H: 1 LOB: 1 BB: 0 P: 16	R: 0 E: 0 K: 0 S: 5	H: 0 LOB: 0 BB: 0 P: 7	R: 0 E: 0 K: 1 S: 13	H: 1 LOB: 1 BB: 0 P: 18	R: 0 E: 0 K: 1 S: 8	H: 1 LOB: 2 BB: 0 P: 13	R: 2 E: 2 K: 1 S: 13	H: 2 LOB: 2 BB: 0 P: 20	R: 0 E: 0 K: 1 S: 8	H: 0 LOB: 0 BB: 0 P: 14	R: 0 E: 0 K: 1 S: 17	H: 1 LOB: 2 BB: 1 P: 28	R: 3 E: 3 K: 1 S: 18	H: 2 LOB: 0 BB: 0 P: 23	1B: 6 2B: 2 3B: 0 HR: 1	SF: 0 SAC: 0 DP: 0 HBP: 0	WP: 0 PB: 0 SB: 2 CS: 0	PA: 40			
PITCHER	IP	WLS	BF	H	R	ER	SO	BB	IBB	HBP	BLK	WP	HR	S	P	ERA	WHIP								
Kevin Gross, R ERA: 4.19 (1, 1)	7.1	L	32	7	2	0	5	1	0	0	0	0	0	75	121	0.00	1.091								
Omar Daal, L ERA: 3.27 (8, 1)	0.1		1	0	0	0	1	0	0	0	0	0	0	3	4	0.00	0.000								
Roger McDowell, R ERA: 1.56 (8, 1)	1.1		7	2	3	0	1	0	0	0	0	0	1	20	26	0.00	1.500								

Houston Astros @ Los Angeles Dodgers
Dodger Stadium, Los Angeles, CA
Tue Jun 22 1993, 7:05 PM PDT
Att: 33,039 - Unknown - 76 F

AB	38
R	5
H	9
RBI	4
BB	1
SO	7
LOB	21

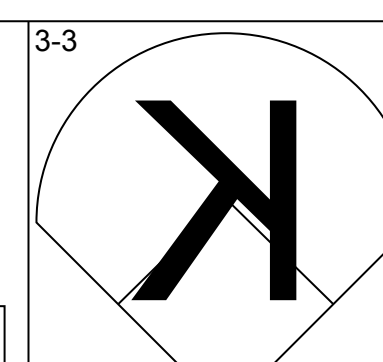
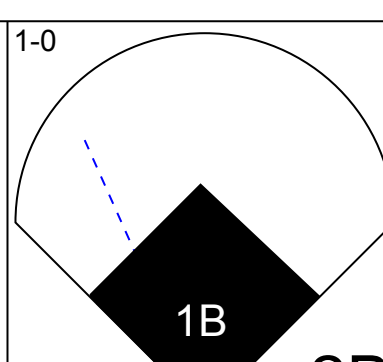
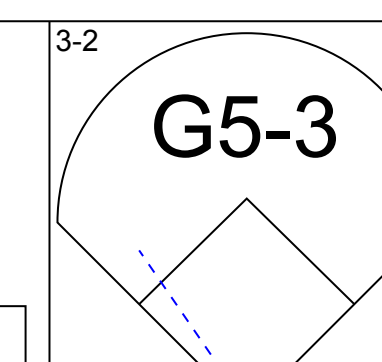
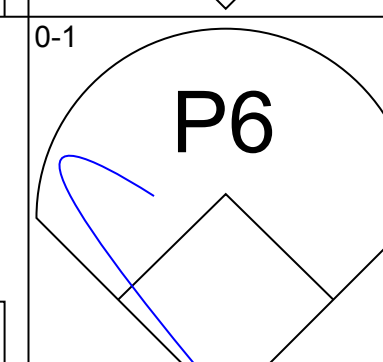
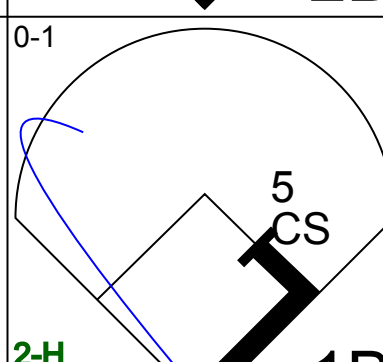
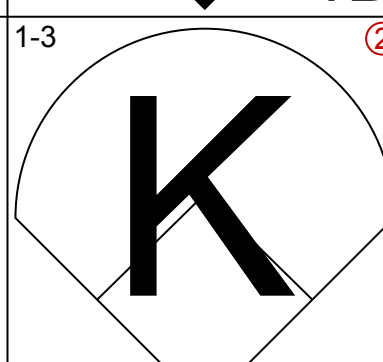
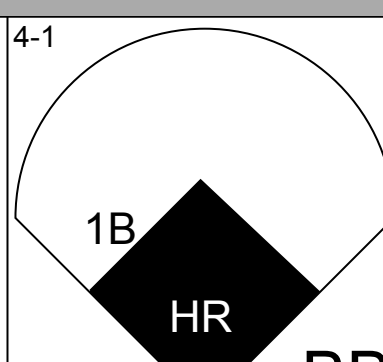
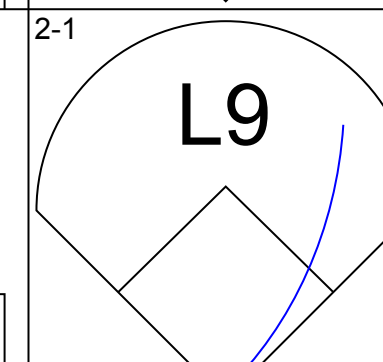
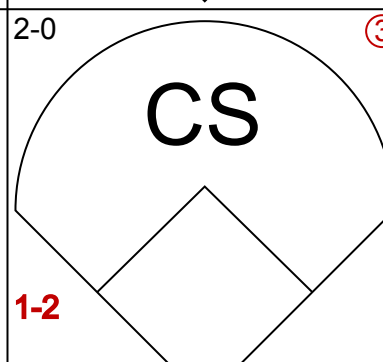
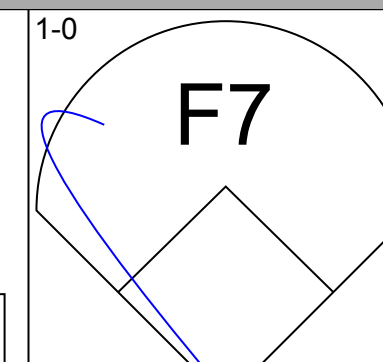
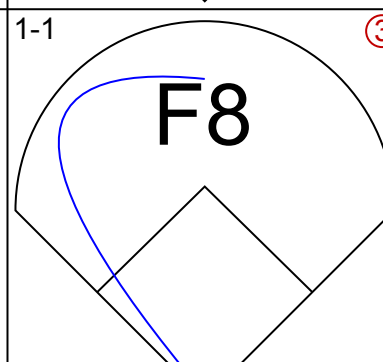
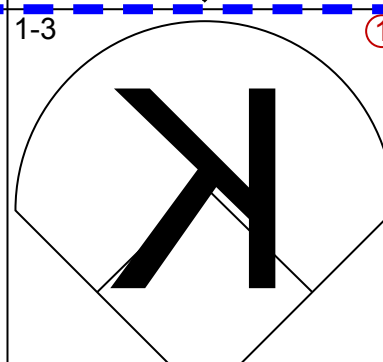
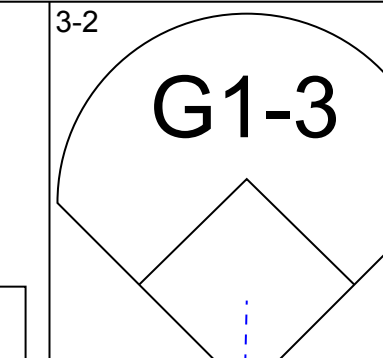
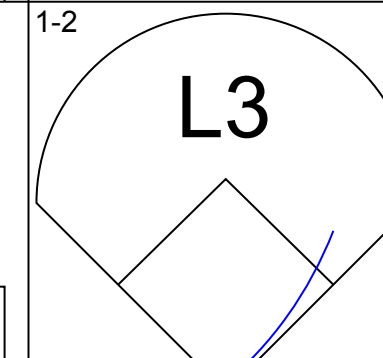
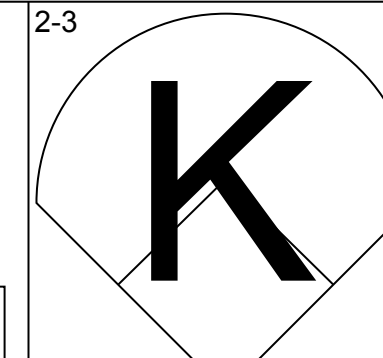
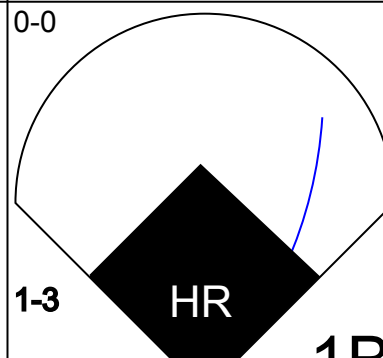
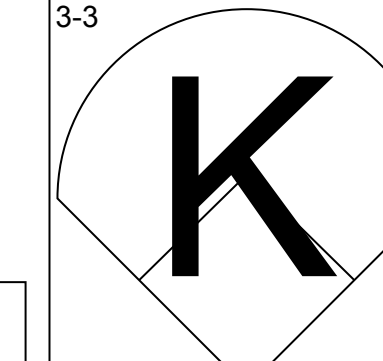
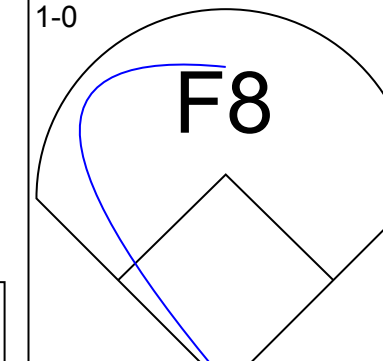
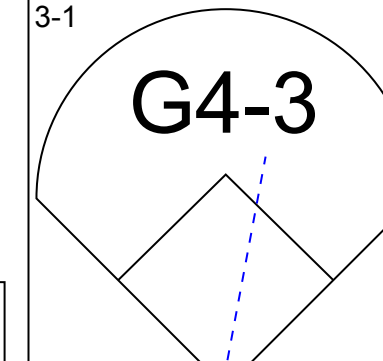
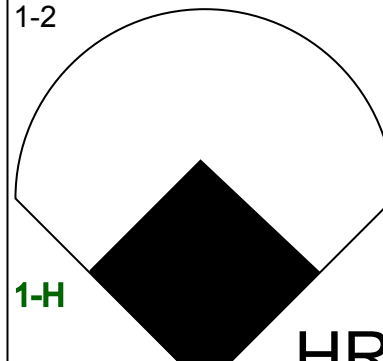
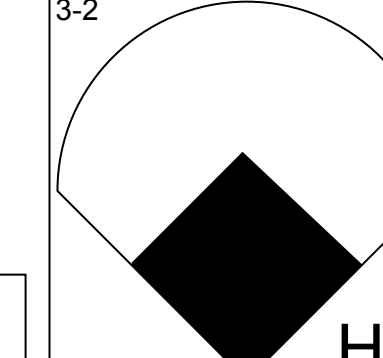
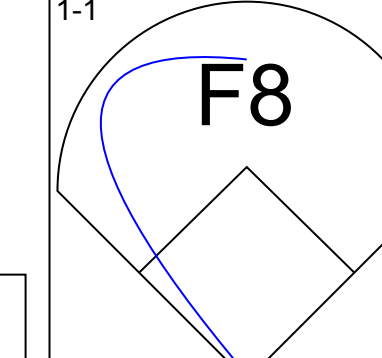
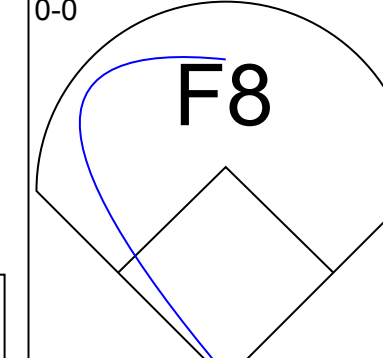
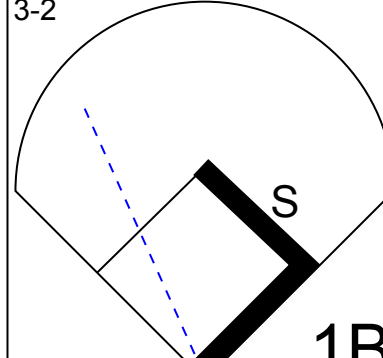
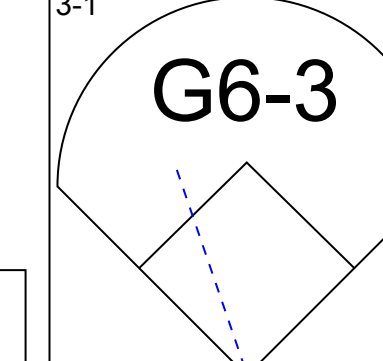
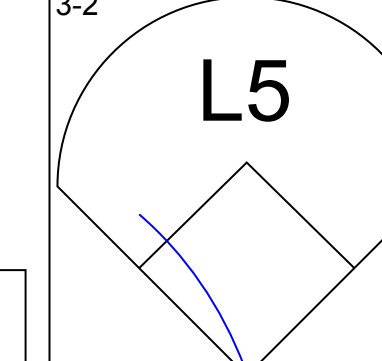
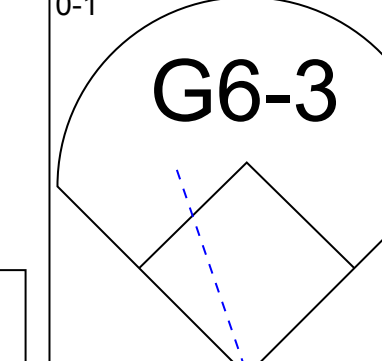
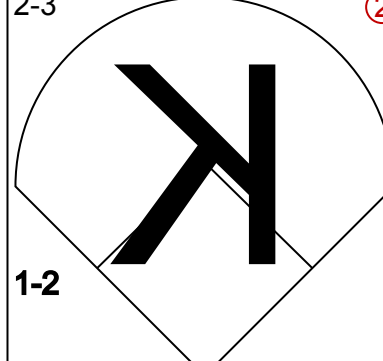
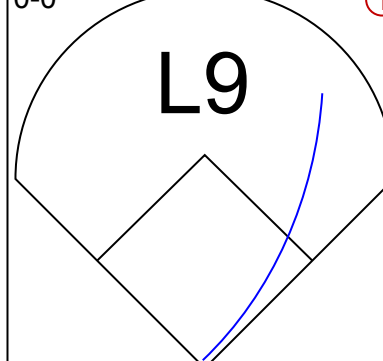
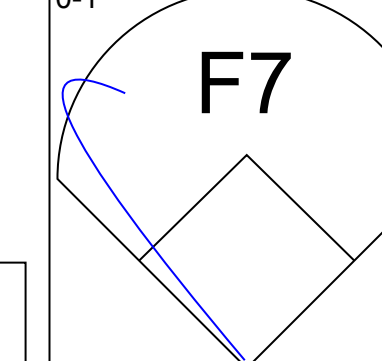
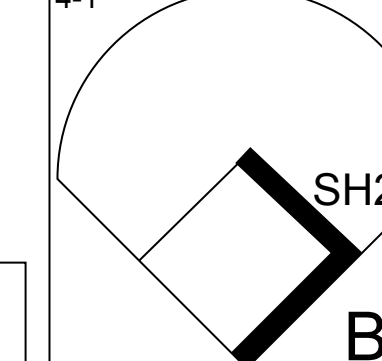
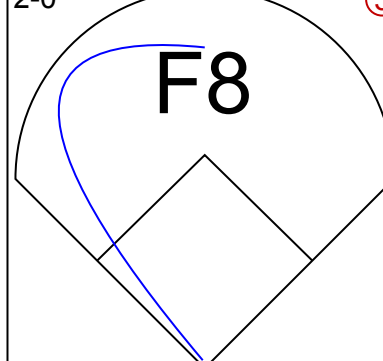
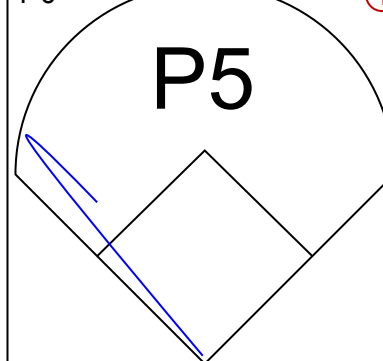
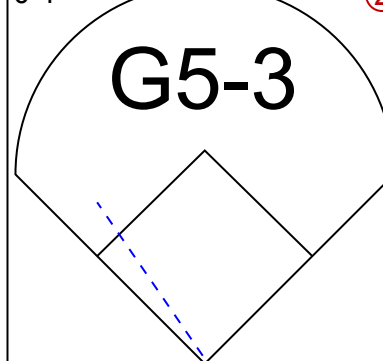
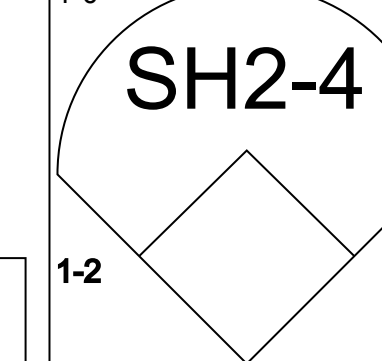


Batter	1	2	3	4	5	6	7	8	9	AB	R	H	RBI	BB	SO	LOB	BOTTOM								
Brett Butler, L OBP: 0.381, SLG: 0.359 (1, 8)	G5-3						L7		FC4-6	5	0	2	0	0	0	1									
Jose Offerman, S OBP: 0.345, SLG: 0.332 (1, 6)						F8				4	0	2	0	0	1	3									
Eric Davis, R OBP: 0.313, SLG: 0.356 (1, 7)	F7					G4-3				4	1	1	1	0	1	3									
Mike Piazza, R OBP: 0.380, SLG: 0.585 Tom Goodwin, L OBP: 0.310, SLG: 0.464 (8, PR) (8, 2)						G3				4	0	1	0	0	0	1									
Carlos Hernandez, R OBP: 0.310, SLG: 0.464 (8, 2)						G1-3				0	0	0	0	0	0	0									
Cory Snyder, R OBP: 0.402, SLG: 0.470 (1, 9)										3	0	1	0	0	1	1									
Eric Karros, R OBP: 0.314, SLG: 0.405 (1, 3)										4	0	0	0	0	0	3									
Dave Hansen, L OBP: 0.385, SLG: 0.273 (1, 5)										3	0	0	0	1	0	1									
Lenny Harris, L OBP: 0.317, SLG: 0.316 (1, 4)										4	0	1	0	0	0	2									
Kevin Gross, R OBP: 0.214, SLG: 0.370 Omar Daal, L OBP: 0.500, SLG: 0.500 Roger McDowell, R OBP: 0.320, SLG: 0.359 (8, PH) (8, 1)										3	0	1	0	0	1	0									
Mitch Webster, S OBP: 0.320, SLG: 0.359 (8, PH)										0	0	0	0	0	0	0									
Inning Stats	R: 0 E: 0 K: 0 S: 9	H: 1 LOB: 0 BB: 0 P: 15	R: 0 E: 0 K: 1 S: 7	H: 0 LOB: 0 BB: 0 P: 13	R: 0 E: 0 K: 1 S: 7	H: 1 LOB: 1 BB: 0 P: 11	R: 1 E: 0 K: 0 S: 11	H: 1 LOB: 1 BB: 0 P: 23	R: 0 E: 0 K: 0 S: 11	H: 1 LOB: 2 BB: 1 P: 18	R: 0 E: 0 K: 1 S: 5	H: 1 LOB: 0 BB: 0 P: 13	R: 0 E: 0 K: 1 S: 11	H: 1 LOB: 0 BB: 0 P: 17	R: 0 E: 0 K: 1 S: 11	H: 1 LOB: 1 BB: 0 P: 13	R: 0 E: 0 K: 0 S: 6	H: 1 LOB: 1 BB: 0 P: 12	1B: 7 2B: 1 3B: 0 HR: 1	SF: 0 SAC: 0 DP: 0 HBP: 1	WP: 1 PB: 0 SB: 0 CS: 1	PA: 38			
PITCHER	IP	WLS	BF	H	R	ER	SO	BB	IBB	HBP	BLK	WP	HR	S	P	ERA	WHIP								
Darryl Kile, R ERA: 2.63 (1, 1)	9.0	W	37	9	1	1	4	1	0	1	0	1	1	78	135	1.00	1.111								

Houston Astros @ Los Angeles Dodgers
Dodger Stadium, Los Angeles, CA
Tue Jun 22 1993, 7:05 PM PDT
Att: 33,039 - Unknown - 76 F

AB	35
R	1
H	9
RBI	1
BB	1
SO	4
LOB	16

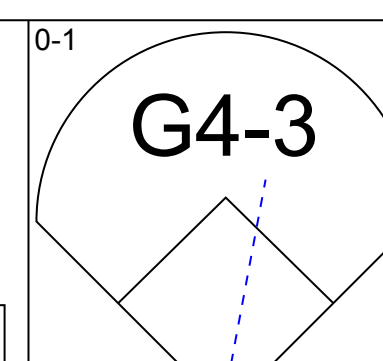
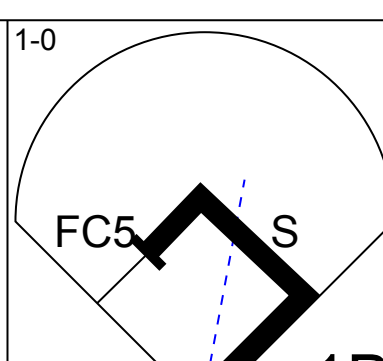
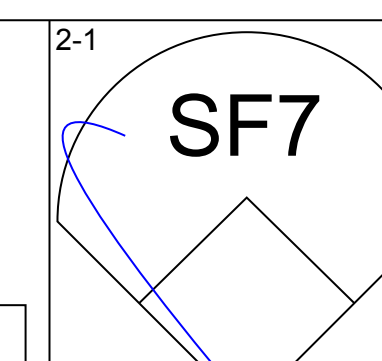
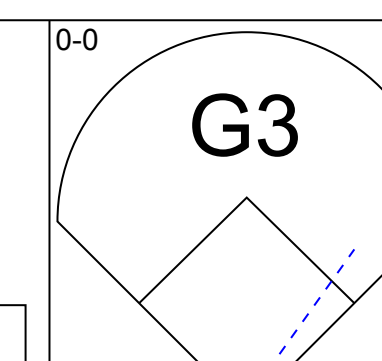
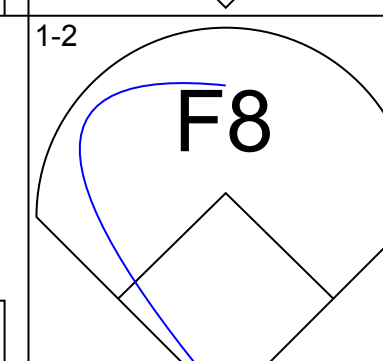
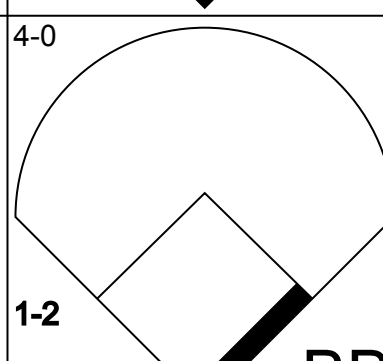
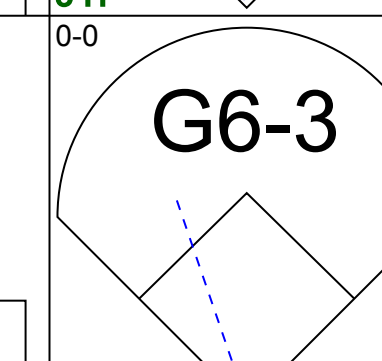
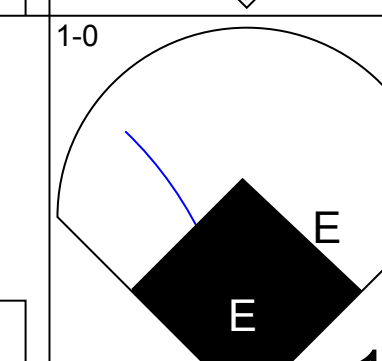
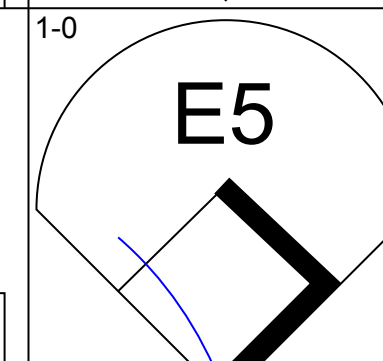
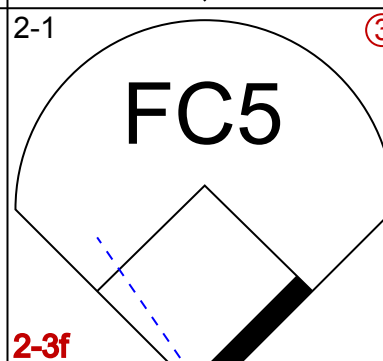
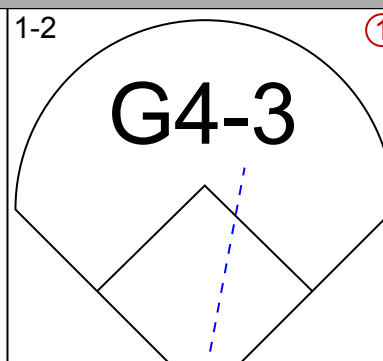
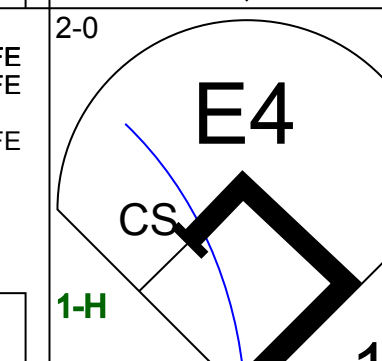
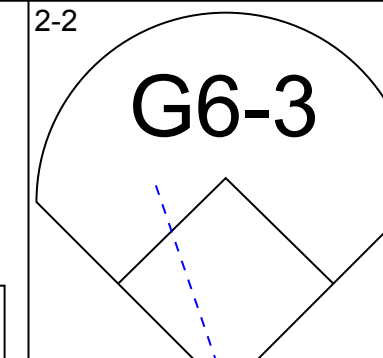
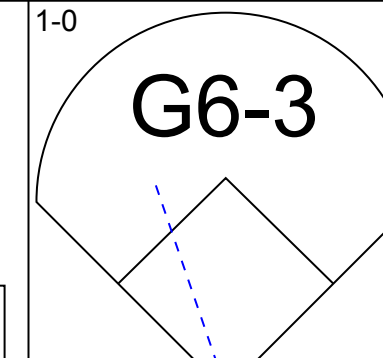
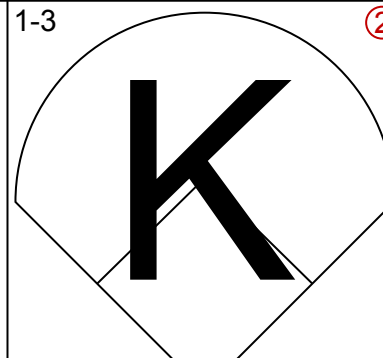
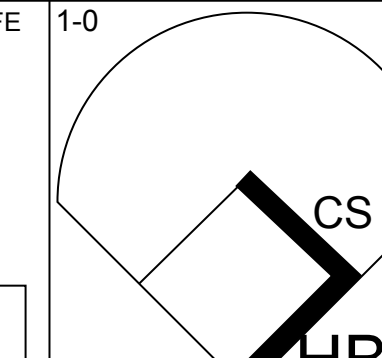
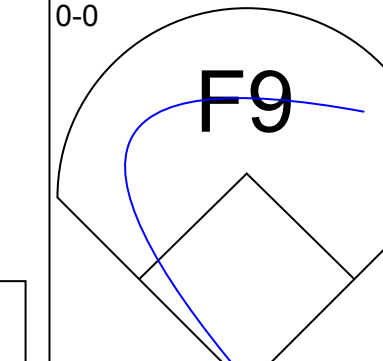
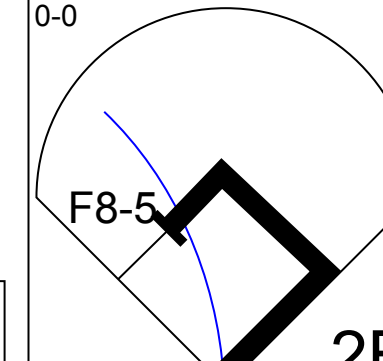
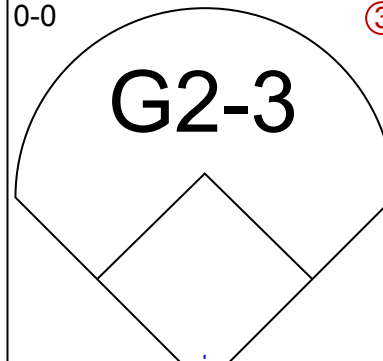
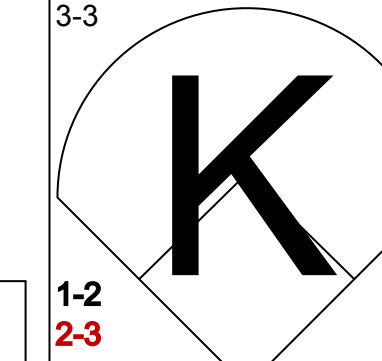
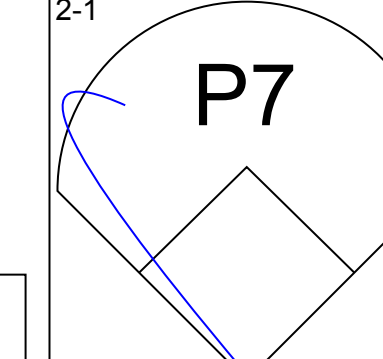
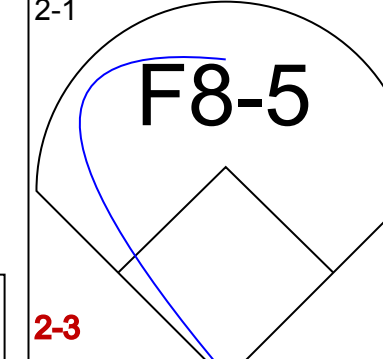
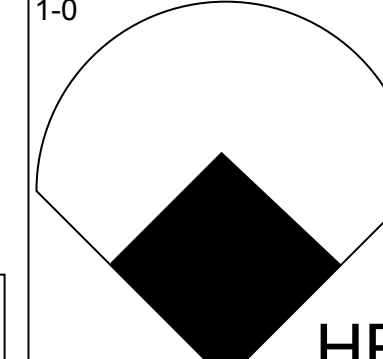
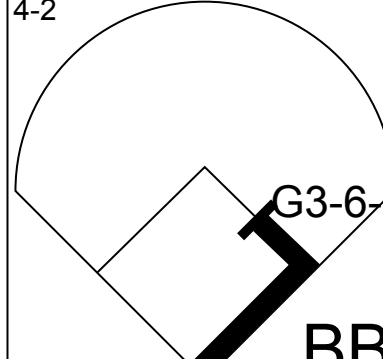
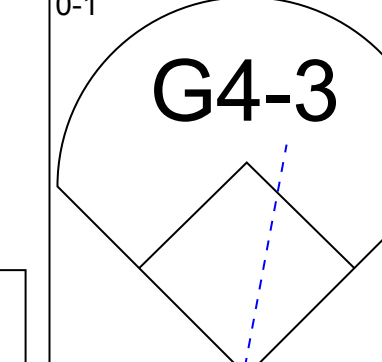
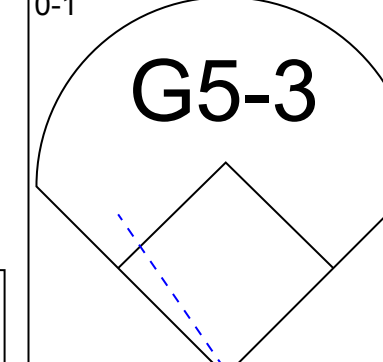
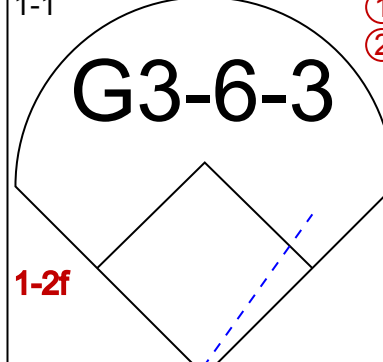
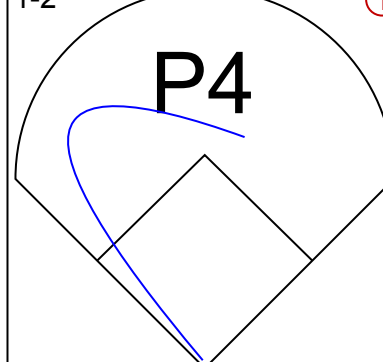
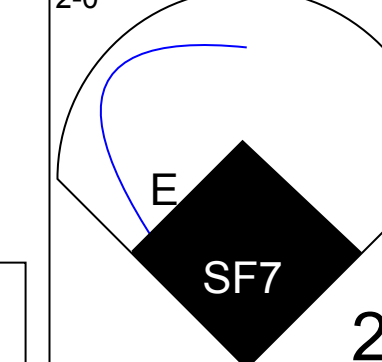
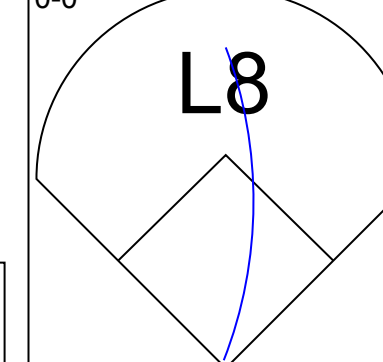
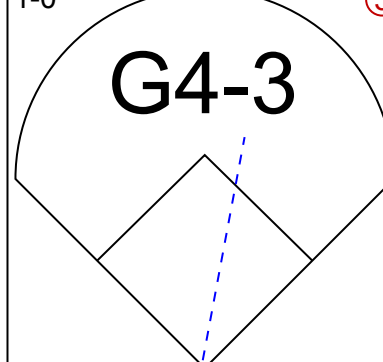
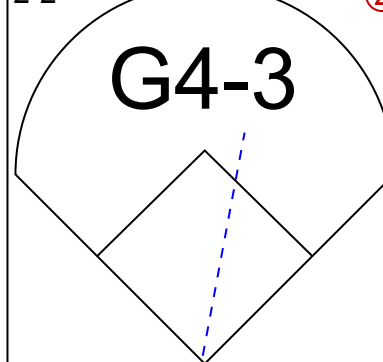
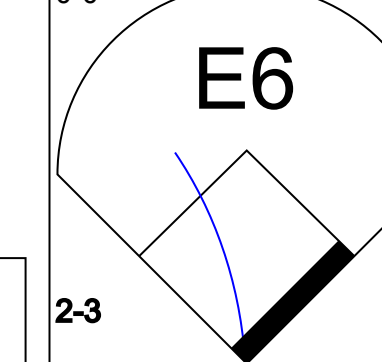
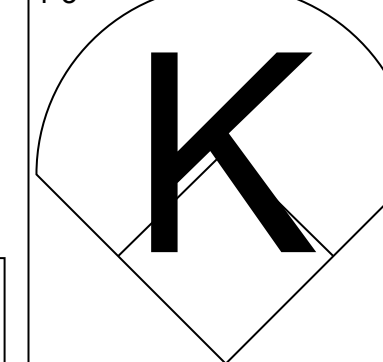


Batter	1	2	3	4	5	6	7	8	9	AB	R	H	RBI	BB	SO	LOB	TOP			
Craig Biggio, R OBP: 0.360, SLG: 0.492										4	1	2	0	0	1	1				
Steve Finley, L OBP: 0.291, SLG: 0.306										3	1	1	1	1	1	1				
5 Jeff Bagwell, R OBP: 0.393, SLG: 0.528										4	0	0	0	0	1	2				
Ken Caminiti, S OBP: 0.291, SLG: 0.425										4	1	1	0	0	1	0				
Eric Anthony, L OBP: 0.340, SLG: 0.402										4	1	1	3	0	1	0				
Luis Gonzalez, L OBP: 0.340, SLG: 0.426										4	1	2	1	0	0	0				
Scott Servais, R OBP: 0.341, SLG: 0.492										4	0	0	0	0	1	1				
Andujar Cedeno, R OBP: 0.365, SLG: 0.450										3	0	0	0	1	0	1				
Doug Drabek, R OBP: 0.111, SLG: 0.222										2	0	0	0	0	0	0				
Brian Williams, R OBP: 0.333, SLG: 0.200										0	0	0	0	0	0	0				
Jose Uribe, S OBP: 0.333, SLG: 0.200										0	0	0	0	0	0	0				
Inning Stats	R: 0 E: 0 K: 1 S: 7	H: 0 LOB: 0 BB: 0 P: 12	R: 1 E: 0 K: 1 S: 12	H: 1 LOB: 0 BB: 0 P: 24	R: 1 E: 0 K: 0 S: 6	H: 2 LOB: 0 BB: 0 P: 9	R: 0 E: 0 K: 0 S: 6	H: 0 LOB: 0 BB: 0 P: 9	R: 0 E: 0 K: 1 S: 9	H: 1 LOB: 1 BB: 0 P: 14	R: 0 E: 0 K: 1 S: 6	H: 0 LOB: 0 BB: 0 P: 11	R: 0 E: 0 K: 0 S: 8	H: 0 LOB: 1 BB: 1 P: 16	R: 3 E: 0 K: 2 S: 19	H: 3 LOB: 1 BB: 1 P: 32	1B: 4 2B: 1 3B: 0 HR: 2	SF: 0 SAC: 1 DP: 0 HBP: 0	WP: 0 PB: 0 SB: 1 CS: 1	PA: 36
PITCHER	IP	WLS	BF	H	R	ER	SO	BB	IBB	HBP	BLK	WP	HR	S	P	ERA	WHIP			
Tom Candiotti, R ERA: 3.49	(1, 1)	8.0	29	4	3	3	4	2	0	0	0	0	1	62	111	3.38	0.750			
Jim Gott, R ERA: 2.09	(9, 1)	1.0	L 6	3	2	2	2	0	0	0	0	0	1	18	27	18.00	3.000			

Houston Astros @ Los Angeles Dodgers
Dodger Stadium, Los Angeles, CA
Wed Jun 23 1993, 7:05 PM PDT
Att: 52,203 - Unknown - 76 F

AB	32
R	5
H	7
RBI	5
BB	2
SO	6
LOB	6



Batter	1	2	3	4	5	6	7	8	9	AB	R	H	RBI	BB	SO	LOB	BOTTOM			
Brett Butler, L OBP: 0.379, SLG: 0.359										3	0	1	1	0	0	0				
Jose Offerman, S OBP: 0.348, SLG: 0.332										3	1	1	0	1	0	1				
Eric Davis, R OBP: 0.311, SLG: 0.353										4	0	1	1	0	0	2				
Tim Wallach, R OBP: 0.260, SLG: 0.365										3	0	0	0	0	1	1				
Cory Snyder, R OBP: 0.399, SLG: 0.471										4	0	1	0	0	1	2				
Eric Karros, R OBP: 0.317, SLG: 0.415										3	1	1	1	1	0	1				
Carlos Hernandez, R OBP: 0.291, SLG: 0.419										3	0	0	0	0	0	0				
Mike Piazza, R OBP: 0.378, SLG: 0.583										1	0	0	0	0	0	1				
Lenny Harris, L OBP: 0.313, SLG: 0.328										4	1	1	0	0	0	0				
Tom Candiotti, R OBP: 0.143, SLG: 0.148										3	0	0	0	0	1	1				
Jim Gott, R ERA: 4.35										0	0	0	0	0	0	0				
Inning Stats	R: 0 E: 1 K: 0 S: 9	H: 0 LOB: 1 BB: 0 P: 13	R: 0 E: 0 K: 0 S: 4	H: 0 LOB: 0 BB: 0 P: 7	R: 0 E: 0 K: 0 S: 9	H: 1 LOB: 2 BB: 1 P: 19	R: 0 E: 0 K: 0 S: 4	H: 1 LOB: 0 BB: 0 P: 7	R: 1 E: 1 K: 0 S: 7	H: 1 LOB: 1 BB: 0 P: 11	R: 0 E: 0 K: 1 S: 8	H: 0 LOB: 0 BB: 0 P: 10	R: 1 E: 1 K: 1 S: 6	H: 2 LOB: 1 BB: 0 P: 13	R: 0 E: 0 K: 0 S: 6	H: 0 LOB: 0 BB: 1 P: 12	1B: 3 2B: 3 3B: 0 HR: 1	SF: 1 SAC: 0 DP: 2 HBP: 1	WP: 0 PB: 0 SB: 1 CS: 2	PA: 35
PITCHER	IP	WLS	BF	H	R	ER	SO	BB	IBB	HBP	BLK	WP	HR	S	P	ERA	WHIP			
Doug Drabek, R ERA: 3.34	(1, 1)	8.0	33	6	3	2	3	2	0	1	0	0	0	3	5	0.00	0.000			
Brian Williams, R ERA: 4.35	(9, 1)	1.0	S 2	0	0	0	0	0	0	0	0	0	0	3	5	0.00	0.000			

Houston Astros @ Los Angeles Dodgers
Dodger Stadium, Los Angeles, CA
Wed Jun 23 1993, 7:05 PM PDT
Att: 52,203 - Unknown - 76 F


AB	31
R	3
H	6
RBI	3
BB	2
SO	3
LOB	9



Batter	1	2	3	4	5	6	7	8	9	AB	R	H	RBI	BB	SO	LOB	TOP			
Craig Biggio, R OBP: 0.357, SLG: 0.487 (1, 4)	G5-3		1B		K		G6-3		F7	5	0	1	0	0	1	1				
Steve Finley, L OBP: 0.295, SLG: 0.306 (1, 8)	G5-3		1B		G4-3		FC4-6 BB			3	0	1	0	1	0	0				
Luis Gonzalez, L OBP: 0.339, SLG: 0.423 (1, 7)	FC6-4 1B		G4-3		F8		FC4-6 1-2			4	0	1	0	0	0	4				
5 Jeff Bagwell, R OBP: 0.391, SLG: 0.524 (1, 3)	FC6-4 1-2		G5-3		G4-3 G1-3 1B		F8			4	0	1	0	0	0	1				
Eric Anthony, L OBP: 0.338, SLG: 0.397 (1, 9)		F8		F7		G1-3 1-2		G6-3 BB		3	0	0	0	1	0	1				
Chris Donnels, L OBP: 0.300, SLG: 0.306 (1, 5)	K		1B		G4-3		G6-3			4	1	1	0	0	1	2				
Scott Servais, R OBP: 0.338, SLG: 0.484 (1, 2)	G6-3		1B		G4-3		G5-3			4	0	1	0	0	0	2				
Andujar Cedeno, R OBP: 0.367, SLG: 0.450 (1, 6)			CS 1B		E6 G6-3 SH3-4		L9			4	0	2	1	0	0	0				
Greg Swindell, L OBP: 0.194, SLG: 0.226 Brian Williams, R (7, 1) Al Osuna, R (9, 1)			K		L5		SH3-4 1-2		K	2	0	0	0	0	1	3				
Inning Stats	R: 0 E: 0 K: 0 S: 6	H: 1 LOB: 1 BB: 0 P: 7	R: 0 E: 0 K: 1 S: 8	H: 0 LOB: 0 BB: 0 P: 10	R: 0 E: 0 K: 1 S: 13	H: 3 LOB: 2 BB: 0 P: 15	R: 1 E: 0 K: 0 S: 11	H: 3 LOB: 2 BB: 0 P: 16	R: 0 E: 0 K: 0 S: 6	H: 0 LOB: 1 BB: 0 P: 11	R: 0 E: 0 K: 0 S: 8	H: 0 LOB: 2 BB: 1 P: 16	R: 0 E: 0 K: 0 S: 5	H: 0 LOB: 1 BB: 1 P: 9	R: 0 E: 0 K: 1 S: 7	H: 0 LOB: 0 BB: 0 P: 8	1B: 8 2B: 1 3B: 0 HR: 0	SF: 0 SAC: 1 DP: 1 HBP: 0	WP: 0 PB: 0 SB: 0 CS: 1	PA: 37
PITCHER Orel Hershiser, R ERA: 3.82 (1, 1)	IP: 9.0 WLS: L BF: 37 H: 8 R: 1 ER: 1 SO: 4 BB: 2 IBB: 0 HBP: 0 BLK: 0 WP: 0 HR: 0 S: 72 P: 104 ERA: 1.00 WHIP: 1.111															PITCHER				

Houston Astros @ Los Angeles Dodgers
Dodger Stadium, Los Angeles, CA
Thu Jun 24 1993, 3:33 AM PDT
Att: 36,765 - Sunny - 94 F


AB 34
R 1
H 8
RBI 1
BB 2
SO 4
LOB 14



Batter	1	2	3	4	5	6	7	8	9	AB	R	H	RBI	BB	SO	LOB	BOTTOM					
Brett Butler, L OBP: 0.384, SLG: 0.368 (1, 8)	F7		E4 1B		1B		1-3 2B			4	0	3	0	0	0	0						
Jose Offerman, S OBP: 0.346, SLG: 0.331 (1, 6)	G5-3		K		FC5-4 1B		G4-3			4	0	1	0	0	1	3						
Eric Davis, R OBP: 0.310, SLG: 0.351 (1, 7)	1B		G5-3		FC5-4 1-2		G1-3			4	0	1	0	0	0	4						
Tim Wallach, R OBP: 0.258, SLG: 0.362 Mitch Webster, S OBP: 0.314, SLG: 0.351 (5, 9)	F8		K		G4-3		F7			2	0	0	0	0	1	1						
Mike Piazza, R OBP: 0.376, SLG: 0.576 (1, 2)			F7		G6-3		G6-4-3 BB		K2-3	3	0	0	0	1	1	0						
Cory Snyder, R OBP: 0.396, SLG: 0.466 (1, 9) (5, 5)			1B		F9		G6-4-3 1-2		G1-3	4	0	1	0	0	0	1						
Eric Karros, R OBP: 0.312, SLG: 0.409 (1, 3)			K		L8		G6-3		G3-1	4	0	0	0	0	1	1						
Mike Sharperson, R OBP: 0.211, SLG: 0.242 Henny Rodriguez, L OBP: 0.200, SLG: 0.111 Tom Goodwin, L (9, FR)			F8		G6-3		E5 2B		1B	3	0	0	0	0	0	1						
Orel Hershiser, R OBP: 0.382, SLG: 0.424 Lenny Harris, L OBP: 0.313, SLG: 0.328 Carlos Hernandez, R OBP: 0.273, SLG: 0.406 (9, PH)			K2-3		1B 1B		K		F8	3	0	1	0	0	2	1						
Inning Stats	R: 0 E: 0 K: 0 S: 12	H: 1 LOB: 1 BB: 0 P: 19	R: 0 E: 0 K: 1 S: 8	H: 1 LOB: 1 BB: 0 P: 9	R: 0 E: 1 K: 2 S: 8	H: 1 LOB: 1 BB: 0 P: 13	R: 0 E: 0 K: 1 S: 7	H: 0 LOB: 0 BB: 0 P: 12	R: 0 E: 0 K: 0 S: 12	H: 3 LOB: 3 BB: 0 P: 21	R: 0 E: 0 K: 0 S: 7	H: 0 LOB: 0 BB: 1 P: 13	R: 0 E: 1 K: 1 S: 11	H: 1 LOB: 2 BB: 0 P: 21	R: 0 E: 0 K: 1 S: 10	H: 0 LOB: 0 BB: 0 P: 14	R: 0 E: 0 K: 0 S: 6	H: 1 LOB: 1 BB: 0 P: 9	1B: 7 2B: 1 3B: 0 HR: 0	SF: 0 SAC: 0 DP: 1 HBP: 0	WP: 0 PB: 0 SB: 0 CS: 0	PA: 36
PITCHER Greg Swindell, L ERA: 4.68 Brian Williams, R ERA: 4.14 Al Osuna, L ERA: 4.82 (9, 1)	IP: 6.2 WLS: W BF: 28 H: 7 R: 0 ER: 0 SO: 5 BB: 1 IBB: 0 HBP: 0 BLK: 0 WP: 0 HR: 0 S: 63 P: 104 ERA: 0.00 WHIP: 1.200															PITCHER						

Houston Astros @ Los Angeles Dodgers
Dodger Stadium, Los Angeles, CA
Thu Jun 24 1993, 3:33 AM PDT
Att: 36,765 - Sunny - 94 F

AB 35
R 0
H 8
RBI 0
BB 1
SO 6
LOB 13



Batter	1	2	3	4	5	6	7	8	9	10	AB	R	H	RBI	BB	SO	LOB	TOP			
Dwight Smith, L OBP: 0.350, SLG: 0.524	(1,8) F8					G3-1			K		4	0	0	0	1	1	3				
Jose Vizcaino, S OBP: 0.372, SLG: 0.404	(1,5) FC6-4					K			K		5	1	2	0	0	2	1				
23 Ryne Sandberg, R OBP: 0.360, SLG: 0.405	(1,4) FC6-4					F8			K		3	0	0	0	1	1	1				
Mark Grace, L OBP: 0.394, SLG: 0.494	(1,3) FC3-6-1-2					CS			F8		3	3	1	0	2	0	2				
Derrick May, L OBP: 0.337, SLG: 0.442						G6-3			2B												
Rick Wilkins, L OBP: 0.377, SLG: 0.560						G6-3			2B												
Sammy Sosa, R OBP: 0.291, SLG: 0.463						2B			K												
Rey Sanchez, R OBP: 0.344, SLG: 0.361						1B			K												
Jose Guzman, R OBP: 0.121, SLG: 0.094						SF9			F9												
Paul Assenmacher, L OBP: 0.500, SLG: 0.500						1B			G4-3												
Bob Scanlan, R OBP: 0.291, SLG: 0.463						2B			K												
Doug Jennings, L OBP: 0.143, SLG: 0.429						G6-3			K												
Randy Myers, L OBP: 0.667, SLG: 1.000						G6-3			FC6-4												
Inning Stats	R: 0 E: 0 K: 0 S: 8	H: 1 LOB: 2 BB: 1 P: 17	R: 0 E: 0 K: 1 S: 14	H: 1 LOB: 2 BB: 1 P: 25	R: 0 E: 0 K: 0 S: 6	H: 0 LOB: 0 BB: 1 P: 14	R: 3 E: 0 K: 1 S: 10	H: 3 LOB: 0 BB: 1 P: 17	R: 0 E: 0 K: 1 S: 7	H: 0 LOB: 0 BB: 0 P: 9	R: 1 E: 0 K: 2 S: 14	H: 1 LOB: 3 BB: 3 P: 31	R: 0 E: 0 K: 2 S: 9	H: 0 LOB: 0 BB: 0 P: 14	R: 0 E: 0 K: 1 S: 7	H: 0 LOB: 0 BB: 0 P: 9	R: 4 E: 2 K: 0 S: 11	H: 2 LOB: 0 BB: 1 P: 17	1B: 3 2B: 4 3B: 0 HR: 1	SF: 1 SAC: 1 DP: 0 HBP: 0	WP: 0 PA: 45 PB: 0 SB: 0 CS: 1
PITCHER	IP WLS BF H R ER SO BB IBB HBP BLK WP HR S P ERA WHIP	IP WLS BF H R ER SO BB IBB HBP BLK WP HR S P ERA WHIP	IP WLS BF H R ER SO BB IBB HBP BLK WP HR S P ERA WHIP	IP WLS BF H R ER SO BB IBB HBP BLK WP HR S P ERA WHIP	IP WLS BF H R ER SO BB IBB HBP BLK WP HR S P ERA WHIP	IP WLS BF H R ER SO BB IBB HBP BLK WP HR S P ERA WHIP	IP WLS BF H R ER SO BB IBB HBP BLK WP HR S P ERA WHIP	IP WLS BF H R ER SO BB IBB HBP BLK WP HR S P ERA WHIP	IP WLS BF H R ER SO BB IBB HBP BLK WP HR S P ERA WHIP	IP WLS BF H R ER SO BB IBB HBP BLK WP HR S P ERA WHIP	IP WLS BF H R ER SO BB IBB HBP BLK WP HR S P ERA WHIP	IP WLS BF H R ER SO BB IBB HBP BLK WP HR S P ERA WHIP	IP WLS BF H R ER SO BB IBB HBP BLK WP HR S P ERA WHIP	IP WLS BF H R ER SO BB IBB HBP BLK WP HR S P ERA WHIP	IP WLS BF H R ER SO BB IBB HBP BLK WP HR S P ERA WHIP	IP WLS BF H R ER SO BB IBB HBP BLK WP HR S P ERA WHIP	IP WLS BF H R ER SO BB IBB HBP BLK WP HR S P ERA WHIP	IP WLS BF H R ER SO BB IBB HBP BLK WP HR S P ERA WHIP	IP WLS BF H R ER SO BB IBB HBP BLK WP HR S P ERA WHIP		
Pedro Astacio, R ERA: 4.16	(1,1) 5.0																				
Pedro Martinez, R ERA: 2.8	(6,1) 2.0																				
Omar Daal, L ERA: 3.09	(8,1) 0.2																				
Jim Gott, R ERA: 2.63	(8,1) 2.1																				

Chicago Cubs @ Los Angeles Dodgers
Dodger Stadium, Los Angeles, CA
Fri Jun 25 1993, 7:05 PM PDT
Att. 40,778 - Unknown

AB	35
R	8
H	8
RBI	8
BB	7
SO	9
LOB	15



Batter	1	2	3	4	5	6	7	8	9	10	AB	R	H	RBI	BB	SO	LOB	BOTTOM					
Brett Butler, L OBP: 0.391, SLG: 0.379	(1,8) L8										5	0	4	1	0	0	0						
Jose Offerman, S OBP: 0.344, SLG: 0.326	(1,6) K										4	0	0	0	1	3	2						
Mitch Webster, S OBP: 0.303, SLG: 0.337	(1,9) F8										4	0	0	0	0	2	5						
Jim Gott, R OBP: 0.295, SLG: 0.334											0	0	0	0	0	0	0						
Carlos Hernandez, R OBP: 0.295, SLG: 0.334											1	0	0	0	0	0	0						
Cory Snyder, R OBP: 0.396, SLG: 0.478	(1,5) G6-3										4	1	1	1	1	2	3						
Mike Piazza, R OBP: 0.369, SLG: 0.564	(1,2) G2-3										5	0	0	0	0	1	2						
Eric Davis, R OBP: 0.309, SLG: 0.346	(1,7) K										3	1	0	0	1	2	0						
Eric Karros, R OBP: 0.308, SLG: 0.403	(1,3) F8										4	0	0	0	0	0	1						
Lenny Harris, L OBP: 0.324, SLG: 0.338	(1,4) K										4	2	2	0	0	1	0						
Pedro Astacio, R ERA: 4.59	(1,1) 6.1																						
Paul Assenmacher, L ERA: 3.86	(7,1) 0.1																						
Bob Scanlan, R ERA: 3.86	(7,1) 1.1																						
Randy Myers, L ERA: 1.93	(8,1) 2.0																						
Inning Stats	R: 0 E: 0 K: 1 S: 7	H: 0 LOB: 0 BB: 0 P: 10	R: 0 E: 0 K: 1 S: 8	H: 0 LOB: 0 BB: 0 P: 12	R: 0 E: 0 K: 2 S: 8	H: 0 LOB: 0 BB: 0 P: 11	R: 0 E: 0 K: 1 S: 11	H: 1 LOB: 2 BB: 1 P: 20	R: 3 E: 0 K: 2 S: 11	H: 3 LOB: 1 BB: 1 P: 23	R: 0 E: 0 K: 1 S: 6	H: 0 LOB: 0 BB: 0 P: 10	R: 1 E: 0 K: 1 S: 14	H: 3 LOB: 3 BB: 1 P: 26	R: 0 E: 0 K: 1 S: 8	H: 0 LOB: 0 BB: 0 P: 12	R: 0 E: 0 K: 2 S: 7	H: 1 LOB: 0 BB: 0 P: 11	R: 1 E: 0 K: 2 S: 11	H: 1 LOB: 0 BB: 0 P: 12	1B: 6 2B: 1 3B: 0 HR: 2	SF: 0 SAC: 0 DP: 0 HBP: 0	WP: 0 PA: 42 PB: 0 SB: 2 CS: 1
PITCHER	IP WLS BF H R ER SO BB IBB HBP BLK WP HR S P ERA WHIP	IP WLS BF H R ER SO BB IBB HBP BLK WP HR S P ERA WHIP	IP WLS BF H R ER SO BB IBB HBP BLK WP HR S P ERA WHIP	IP WLS BF H R ER SO BB IBB HBP BLK WP HR S P ERA WHIP	IP WLS BF H R ER SO BB IBB HBP BLK WP HR S P ERA WHIP	IP WLS BF H R ER SO BB IBB HBP BLK WP HR S P ERA WHIP	IP WLS BF H R ER SO BB IBB HBP BLK WP HR S P ERA WHIP	IP WLS BF H R ER SO BB IBB HBP BLK WP HR S P ERA WHIP	IP WLS BF H R ER SO BB IBB HBP BLK WP HR S P ERA WHIP	IP WLS BF H R ER SO BB IBB HBP BLK WP HR S P ERA WHIP	IP WLS BF H R ER SO BB IBB HBP BLK WP HR S P ERA WHIP	IP WLS BF H R ER SO BB IBB HBP BLK WP HR S P ERA WHIP	IP WLS BF H R ER SO BB IBB HBP BLK WP HR S P ERA WHIP	IP WLS BF H R ER SO BB IBB HBP BLK WP HR S P ERA WHIP	IP WLS BF H R ER SO BB IBB HBP BLK WP HR S P ERA WHIP	IP WLS BF H R ER SO BB IBB HBP BLK WP HR S P ERA WHIP	IP WLS BF H R ER SO BB IBB HBP BLK WP HR S P ERA WHIP	IP WLS BF H R ER SO BB IBB HBP BLK WP HR S P ERA WHIP	IP WLS BF H R ER SO BB IBB HBP BLK WP HR S P ERA WHIP				
Jose Guzman, R ERA: 4.59	(1,1) 6.1																						
Paul Assenmacher, L ERA: 3.86	(7,1) 0.1																						
Bob Scanlan, R ERA: 3.86	(7,1) 1.1																						
Randy Myers, L ERA: 1.93	(8,1) 2.0																						

Chicago Cubs @ Los Angeles Dodgers
Dodger Stadium, Los Angeles, CA
Fri Jun 25 1993, 7:05 PM PDT
Att. 40,778 - Unknown

AB	38
R	5
H	9
RBI	5
BB	3
SO	13
LOB	13



Batter	1	2	3	4	5	6	7	8	9	AB	R	H	RBI	BB	SO	LOB	TOP										
Dwight Smith, L OBP: 0.341, SLG: 0.511 (1, 8)	F9		F9		F9		G4-3		G4-3	5	0	0	0	0	0	0											
Jose Vizcaino, S OBP: 0.371, SLG: 0.402 (1, 5)	K		F7		G3-1		23 1B			4	0	1	0	0	1	0											
23 Ryne Sandberg, R OBP: 0.363, SLG: 0.413 (1, 4)	P3		2B		F9		1B			4	0	2	0	0	0	0											
Mark Grace, L OBP: 0.382, SLG: 0.489 (1, 3)		2B	F7				G4-3			3	1	0	0	1	0	3											
Derrick May, L OBP: 0.340, SLG: 0.443 (1, 7)	F9				FC4-6 1B		HR 1B		F9	4	1	2	0	0	0	1											
Rick Wilkins, L OBP: 0.374, SLG: 0.559 (1, 2)	3B		2B		FC4-6 1B		K		G1-3	4	1	1	1	0	1	2											
Sammy Sosa, R OBP: 0.475, SLG: 0.475 Chuck McElroy, L OBP: 0.374, SLG: 0.559 Jim Bullinger, R OBP: 0.374, SLG: 0.559 (8, 1)	P3		F8		F8		HR		CS 1B	4	1	2	2	0	0	2											
Rey Sanchez, R OBP: 0.347, SLG: 0.374 (1, 6)	2H		3B		1B		F9		CS	4	0	2	1	0	0	0											
Frank Castillo, R OBP: 0.200, SLG: 0.200 Paul Assenmacher, L OBP: 0.200, SLG: 0.200 Bob Scanlan, R OBP: 0.276, SLG: 0.318 Willie Wilson, S OBP: 0.276, SLG: 0.318 (8, 8)	G1-3				P4		G3-1		K	3	0	0	0	0	0	3											
Inning Stats	R: 0 E: 0 K: 1 S: 8	H: 0 LOB: 0 BB: 0 P: 13	R: 2 E: 0 K: 0 S: 14	H: 2 LOB: 1 BB: 1 P: 25	R: 0 E: 0 K: 0 S: 6	H: 1 LOB: 1 BB: 0 P: 11	R: 0 E: 0 K: 0 S: 10	H: 2 LOB: 2 BB: 0 P: 16	R: 0 E: 0 K: 1 S: 9	H: 0 LOB: 0 BB: 0 P: 13	R: 2 E: 0 K: 0 S: 9	H: 2 LOB: 0 BB: 0 P: 15	R: 0 E: 0 K: 0 S: 13	H: 2 LOB: 2 BB: 0 P: 21	R: 0 E: 0 K: 0 S: 8	H: 1 LOB: 0 BB: 0 P: 8	R: 0 E: 0 K: 1 S: 6	H: 0 LOB: 0 BB: 0 P: 8	1B: 6 2B: 2 3B: 1 HR: 1	SF: 0 SAC: 0 DP: 0 HBP: 0	WP: 0 PB: 0 SB: 0 CS: 1	PA: 38					
PITCHER	IP	WLS	BF	H	R	ER	SO	BB	IBB	HBP	BLK	WP	HR	S	P	ERA	WHIP										
Ramon Martinez, R ERA: 3.12 (1, 1)	6.2		30	9	4	4	2	1	0	0	0	0	1	67	109	5.40	1.500										
Omar Daal, L ERA: 3.0 (7, 1)	0.1		1	0	0	0	0	0	0	0	0	0	0	2	5	0.00	0.000										
Roger McDowell, R ERA: 1.51 Jim Gott, R ERA: 2.57 (8, 1)	1.0	W	3	1	0	0	0	0	0	0	0	0	0	8	8	0.00	1.000										
Jim Gott, R ERA: 2.57 (9, 1)	1.0	S	3	0	0	0	1	0	0	0	0	0	0	6	8	0.00	0.000										

Chicago Cubs @ Los Angeles Dodgers
Dodger Stadium, Los Angeles, CA
Sat Jun 26 1993, 7:05 PM PDT
Att: 38,679 - Unknown

AB	36
R	4
H	10
RBI	4
BB	1
SO	3
LOB	11



Batter	1	2	3	4	5	6	7	8	9	AB	R	H	RBI	BB	SO	LOB	BOTTOM										
Brett Butler, L OBP: 0.389, SLG: 0.378 (1, 8)	G6-3		P7				F9		G6-3	4	0	1	1	0	0	0											
Jose Offerman, S OBP: 0.342, SLG: 0.324 (1, 6)	P5				FC5-4 1B		G3		G6-3	4	0	1	0	0	0	2											
Mike Piazza, R OBP: 0.368, SLG: 0.559 Tom Goodwin, L OBP: 0.368, SLG: 0.559 Jim Gott, R OBP: 0.368, SLG: 0.559 (1, 2)	G5-3				FC5-4 1B		K		SH5-4 1B	4	0	1	0	0	1	1											
Eric Karros, R OBP: 0.314, SLG: 0.408 (1, 3)		1B			K		HR 1B		SH5-4 1B	4	1	3	0	0	1	1											
Cory Snyder, R OBP: 0.395, SLG: 0.472 (1, 5)	K				FC5-4 1B		HR		SH5-4 1B	2	1	0	0	1	1	2											
Eric Davis, R OBP: 0.317, SLG: 0.371 (1, 7)	P8						HR		1B	3	1	2	3	1	0	1											
Henry Rodriguez, L OBP: 0.231, SLG: 0.417 Mitch Webster, S OBP: 0.297, SLG: 0.330 (7, PH)	F7				G1-6-3		G4-3		P6	2	0	0	0	0	0	2											
Lenny Harris, L OBP: 0.333, SLG: 0.348 (1, 4)			G6-3		F7		1B		1B	4	1	2	1	0	0	1											
Ramon Martinez, R ERA: 4.88 Omar Daal, L ERA: 4.13 Mike Sharperson, R ERA: 3.96 Roger McDowell, R ERA: 4.75 Carlos Hernandez, R ERA: 5.51 (1, 1)	G6-3				K		1B		K	2	0	0	0	0	1	1											
Inning Stats	R: 0 E: 0 K: 0 S: 8	H: 0 LOB: 0 BB: 0 P: 13	R: 0 E: 0 K: 1 S: 10	H: 1 LOB: 1 BB: 0 P: 15	R: 0 E: 0 K: 0 S: 8	H: 0 LOB: 0 BB: 0 P: 14	R: 0 E: 0 K: 1 S: 9	H: 1 LOB: 1 BB: 0 P: 13	R: 0 E: 0 K: 1 S: 6	H: 1 LOB: 1 BB: 0 P: 7	R: 0 E: 0 K: 1 S: 7	H: 0 LOB: 0 BB: 0 P: 11	R: 4 E: 0 K: 0 S: 17	H: 5 LOB: 1 BB: 1 P: 32	R: 1 E: 0 K: 1 S: 13	H: 3 LOB: 3 BB: 1 P: 19	1B: 9 2B: 1 3B: 0 HR: 1	SF: 0 SAC: 1 DP: 1 HBP: 0	WP: 0 PB: 0 SB: 0 CS: 0	PA: 36							
PITCHER	IP	WLS	BF	H	R	ER	SO	BB	IBB	HBP	BLK	WP	HR	S	P	ERA	WHIP										
Frank Castillo, R ERA: 4.88 (1, 1)	6.0		24	5	3	3	4	1	0	0	0	0	1	52	84	4.50	1.000										
Paul Assenmacher, L ERA: 4.13 (7, 1)	0.1		4	3	1	1	0	0	0	0	0	0	0	9	14	27.00	9.000										
Bob Scanlan, R ERA: 3.96 (7, 1)	1.1	L	6	2	1	1	0	0	1	0	0	0	0	12	20	6.75	1.500										
Chuck McElroy, L ERA: 4.75 Jim Bullinger, R ERA: 5.51 (8, 1)	0.0		1	1	0	0	0	0	0	0	0	0	0	2	2	=	=										
Jim Bullinger, R ERA: 5.51 (8, 1)	0.1		1	0	0	0	1	0	0	0	0	0	0	3	4	0.00	0.000										

Chicago Cubs @ Los Angeles Dodgers
Dodger Stadium, Los Angeles, CA
Sat Jun 26 1993, 7:05 PM PDT
Att: 38,679 - Unknown

AB	33
R	5
H	11
RBI	5
BB	2
SO	5
LOB	17



Batter	1	2	3	4	5	6	7	8	9	AB	R	H	RBI	BB	SO	LOB	TOP				
Darren Lewis, R OBP: 0.314, SLG: 0.354 (1, 8)										4	0	0	0	0	0	2	San Francisco Giants @ Los Angeles Dodgers Dodger Stadium, Los Angeles, CA Mon Jun 28 1993, 7:05 PM PDT Att: 44,514 - Unknown - 74 F				
Robby Thompson, R OBP: 0.375, SLG: 0.479 (1, 4)										4	0	1	0	0	2	0					
Will Clark, L OBP: 0.358, SLG: 0.386 (1, 3)										2	0	0	0	2	1	1					
Barry Bonds, L OBP: 0.465, SLG: 0.703 (1, 7)										4	0	1	0	0	2	2					
Willie McGee, S OBP: 0.377, SLG: 0.422 (1, 9)										3	0	2	0	1	0	0					
Royce Clayton, R OBP: 0.321, SLG: 0.357 (1, 6)										3	0	1	0	0	0	4					
Kirt Manwaring, R OBP: 0.354, SLG: 0.348 (1, 2)										4	0	0	0	0	3	6					
Mike Benjamin, R OBP: 0.232, SLG: 0.326 (1, 5)										4	0	1	0	0	0	2					
Bud Black, L OBP: 0.300, SLG: 0.276 (1, 1)										3	0	1	0	0	0	0					
Dave Righetti, L OBP: 1.000, SLG: 1.000 (8, 1)										0	0	0	0	0	0	0					
Michael Jackson, R OBP: 0.500, SLG: 1.000 (9, 1)										0	0	0	0	0	0	0					
Inning Stats	R: 0 E: 0 K: 2 S: 11	H: 0 LOB: 1 BB: 1 P: 21	R: 0 E: 1 K: 1 S: 9	H: 1 LOB: 1 BB: 0 P: 12	R: 0 E: 0 K: 1 S: 10	H: 0 LOB: 0 BB: 0 P: 18	R: 0 E: 0 K: 2 S: 10	H: 3 LOB: 2 BB: 0 P: 14	R: 0 E: 0 K: 1 S: 11	H: 1 LOB: 3 BB: 2 P: 24	R: 0 E: 0 K: 0 S: 7	H: 0 LOB: 0 BB: 0 P: 12	R: 0 E: 0 K: 0 S: 9	H: 1 LOB: 1 BB: 0 P: 12	R: 0 E: 0 K: 1 S: 6	H: 1 LOB: 1 BB: 0 P: 9	1B: 7 2B: 0 3B: 0 HR: 0	SF: 0 SAC: 1 DP: 1 HBP: 0	WP: 0 PB: 0 SB: 1 CS: 1	PA: 36	
PITCHER	IP	WLS	BF	H	R	ER	SO	BB	IBB	HBP	BLK	WP	HR	S	P	ERA	WHIP				
Tom Candiotti, R ERA: 3.2 (1, 1)	8.0		31	6	0	0	7	3	0	0	0	0	0	77	131	0.00	1.125				
Pedro Martinez, R ERA: 2.74 (9, 1)	1.0	W	4	1	0	0	1	0	0	0	0	0	0	6	9	0.00	1.000				

AB 31
R 0
H 7
RBI 0
BB 3
SO 8
LOB 17



Batter	1	2	3	4	5	6	7	8	9	AB	R	H	RBI	BB	SO	LOB	BOTTOM					
Brett Butler, L OBP: 0.388, SLG: 0.377 (1, 8)										3	0	1	0	0	0	0	San Francisco Giants @ Los Angeles Dodgers Dodger Stadium, Los Angeles, CA Mon Jun 28 1993, 7:05 PM PDT Att: 44,514 - Unknown - 74 F					
Jose Offerman, S OBP: 0.349, SLG: 0.330 (1, 6)										2	0	0	0	1	1	1						
Mike Piazza, R OBP: 0.550, SLG: 0.550 (1, 2)										3	0	0	0	1	0	2						
Tom Goodwin, L (9, PR)										0	1	0	0	0	0	0						
Eric Karros, R OBP: 0.315, SLG: 0.411 (1, 3)										4	1	1	0	0	1	3						
Cory Snyder, R OBP: 0.396, SLG: 0.473 (1, 9)										2	0	0	0	1	0	1						
Eric Davis, R OBP: 0.319, SLG: 0.365 (1, 7)										2	1	0	0	2	0	0						
Tim Wallach, R OBP: 0.358, SLG: 0.358 (1, 5)										3	0	0	0	0	1	3						
Lenny Harris, L OBP: 0.329, SLG: 0.333 (9, PH)										1	0	0	0	0	0	3						
Mike Sharperson, R OBP: 0.233, SLG: 0.263 (1, 4)										3	0	1	0	0	0	0						
Dave Hansen, L OBP: 0.429, SLG: 0.458 (9, PH)										1	1	1	4	0	0	0						
Tom Candiotti, R OBP: 0.133, SLG: 0.138 (1, 1)										2	0	0	0	0	0	1						
Mitch Webster, S OBP: 0.302, SLG: 0.333 (8, PH)										1	0	1	0	0	0	0						
Pedro Martinez, R ERA: 2.36 (9, 1)										0	0	0	0	0	0	0						
Inning Stats	R: 0 E: 0 K: 0 S: 9	H: 1 LOB: 0 BB: 0 P: 13	R: 0 E: 0 K: 0 S: 10	H: 0 LOB: 0 BB: 0 P: 15	R: 0 E: 0 K: 0 S: 4	H: 1 LOB: 0 BB: 0 P: 5	R: 0 E: 0 K: 2 S: 16	H: 0 LOB: 3 BB: 3 P: 34	R: 0 E: 0 K: 0 S: 9	H: 0 LOB: 0 BB: 0 P: 13	R: 0 E: 1 K: 0 S: 5	H: 0 LOB: 1 BB: 0 P: 9	R: 0 E: 0 K: 0 S: 9	H: 0 LOB: 0 BB: 0 P: 17	R: 0 E: 0 K: 1 S: 6	H: 1 LOB: 0 BB: 0 P: 9	R: 4 E: 0 K: 0 S: 8	H: 2 LOB: 1 BB: 2 P: 16	1B: 4 2B: 0 3B: 0 HR: 1	SF: 0 SAC: 3 DP: 1 HBP: 0	WP: 0 PB: 0 SB: 0 CS: 1	PA: 35
PITCHER	IP	WLS	BF	H	R	ER	SO	BB	IBB	HBP	BLK	WP	HR	S	P	ERA	WHIP					
Bud Black, L ERA: 3.13 (1, 1)	7.0		26	2	0	0	2	3	0	0	0	0	0	62	106	0.00	0.714					
Dave Righetti, L ERA: 3.38 (8, 1)	1.0		3	1	0	0	1	0	0	0	0	0	0	6	9	0.00	1.000					
Michael Jackson, R ERA: 2.36 (9, 1)	0.2	L	6	2	4	4	0	1	1	0	0	0	1	8	16	54.00	4.500					

AB 27
R 4
H 5
RBI 4
BB 5
SO 3
LOB 14



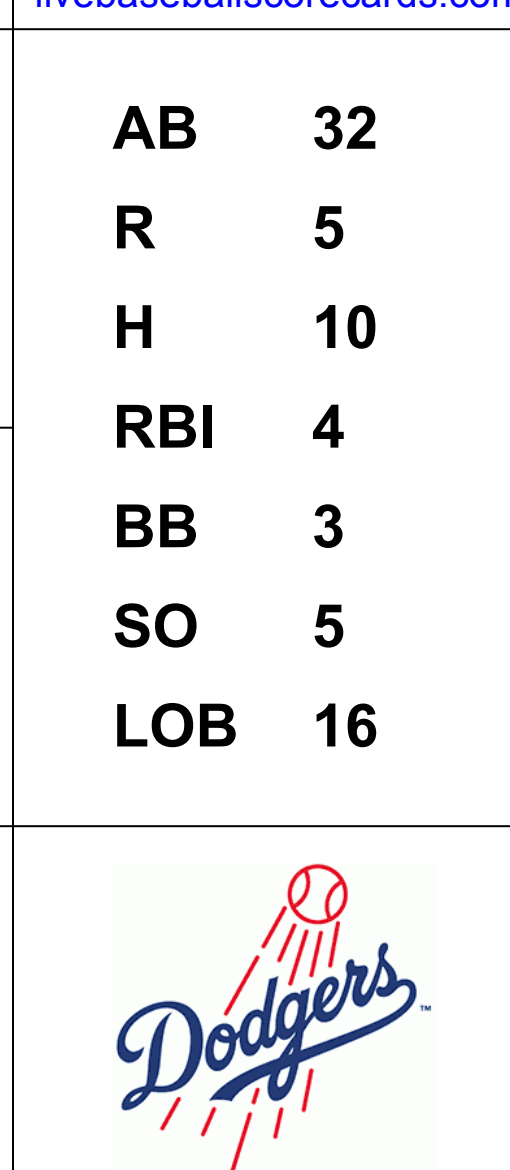
Batter	1	2	3	4	5	6	7	8	9	AB	R	H	RBI	BB	SO	LOB	TOP										
Dave Martinez, L (1, 8) OBP: 0.301, SLG: 0.381 Darren Lewis, R (9, PH) OBP: 0.316, SLG: 0.357										4	0	1	0	0	2	0	San Francisco Giants @ Los Angeles Dodgers Dodger Stadium, Los Angeles, CA Tue Jun 29 1993, 7:05 PM PDT Att: 46,911 - Unknown - 74 F										
Robby Thompson, R (1, 4) OBP: 0.376, SLG: 0.494										4	2	2	1	0	0	2											
Will Clark, L (1, 3) OBP: 0.354, SLG: 0.380										4	0	0	0	0	1	2											
Barry Bonds, L (1, 7) OBP: 0.466, SLG: 0.697										2	1	0	0	2	0	0											
Willie McGee, S (1, 9) OBP: 0.379, SLG: 0.425										3	0	1	2	1	0	0											
Royce Clayton, R (1, 6) OBP: 0.316, SLG: 0.352										4	0	0	0	0	0	4											
Jeff Reed, L (1, 2) Kirt Manwaring, R (9, 2) OBP: 0.354, SLG: 0.348										4	0	2	0	0	0	0											
Mike Benjamin, R (1, 5) OBP: 0.232, SLG: 0.315										3	0	0	0	1	1	1											
John Burkett, R (1, 1) OBP: 0.195, SLG: 0.154 Rod Beck, R (9, 1)										3	0	0	0	1	1	2											
Inning Stats	R: 2 H: 2 E: 0 K: 1 S: 9	H: 2 LOB: 1 BB: 1 P: 19	R: 0 H: 0 E: 0 K: 0 S: 4	H: 0 LOB: 0 BB: 0 P: 4	R: 0 H: 0 E: 0 K: 0 S: 7	H: 0 LOB: 0 BB: 0 P: 9	R: 0 H: 0 E: 0 K: 0 S: 4	H: 0 LOB: 0 BB: 0 P: 8	R: 0 H: 1 E: 0 K: 1 S: 11	H: 1 LOB: 2 BB: 1 P: 16	R: 0 H: 1 E: 0 K: 0 S: 8	H: 1 LOB: 3 BB: 2 P: 19	R: 0 H: 1 E: 0 K: 0 S: 9	H: 1 LOB: 3 BB: 2 P: 19	R: 0 H: 2 E: 0 K: 0 S: 10	H: 2 LOB: 2 BB: 1 P: 20		1B: 3 2B: 3 3B: 0 HR: 1	SF: 0 SAC: 1 DP: 0 HBP: 0	WP: 0 PB: 0 SB: 0 CS: 0	PA: 38						
PITCHER	IP	WLS	BF	H	R	ER	SO	BB	IBB	HBP	BLK	WP	HR	S	P	ERA	WHIP										
Orel Hershiser, R (1, 1) ERA: 3.78	8.0	L	33	5	3	3	5	1	3	0	0	0	1	60	107	3.38	0.750										
Roger McDowell, R (9, 1) ERA: 1.5	0.1		3	1	0	0	0	1	0	0	0	0	0	4	10	0.00	6.000										
Omar Daal, L (9, 1) ERA: 2.84	0.2		2	1	0	0	0	0	0	0	0	0	0	6	10	0.00	1.500										

Batter	1	2	3	4	5	6	7	8	9	AB	R	H	RBI	BB	SO	LOB	BOTTOM										
Brett Butler, L (1, 8) OBP: 0.384, SLG: 0.372										4	0	0	0	0	1	0	San Francisco Giants @ Los Angeles Dodgers Dodger Stadium, Los Angeles, CA Tue Jun 29 1993, 7:05 PM PDT Att: 46,911 - Unknown - 74 F										
Jose Offerman, S (1, 6) OBP: 0.348, SLG: 0.332										4	0	1	0	0	2	0											
Cory Snyder, R (1, 5) OBP: 0.394, SLG: 0.466										3	1	0	0	1	2	1											
Eric Karros, R (1, 3) OBP: 0.318, SLG: 0.413										3	0	1	0	0	0	1											
Mike Piazza, R (1, 2) OBP: 0.363, SLG: 0.544										3	0	0	0	1	1	2											
Eric Davis, R (1, 7) OBP: 0.318, SLG: 0.363										4	0	1	1	0	1	2											
Henry Rodriguez, L (1, 9) OBP: 0.238, SLG: 0.350										4	0	1	0	0	0	4											
Lenny Harris, L (1, 4) OBP: 0.317, SLG: 0.320										3	0	0	0	0	0	3											
Orel Hershiser, R (1, 1) OBP: 0.361, SLG: 0.400 Dave Hansen, L (8, PH) OBP: 0.414, SLG: 0.440 Roger McDowell, R (9, 1) OBP: 0.500, SLG: 0.500 Omar Daal, L (9, 1)										2	0	0	0	0	0	1											
Inning Stats	R: 0 H: 0 E: 0 K: 2 S: 9	H: 1 LOB: 2 BB: 1 P: 13	R: 0 H: 1 E: 0 K: 0 S: 9	H: 1 LOB: 1 BB: 1 P: 17	R: 0 H: 0 E: 0 K: 0 S: 6	H: 0 LOB: 0 BB: 0 P: 8	R: 0 H: 0 E: 0 K: 1 S: 10	H: 0 LOB: 0 BB: 0 P: 15	R: 0 H: 1 E: 0 K: 1 S: 8	H: 1 LOB: 1 BB: 0 P: 12	R: 0 H: 0 E: 0 K: 0 S: 5	H: 0 LOB: 0 BB: 0 P: 9	R: 0 H: 0 E: 0 K: 0 S: 5	H: 0 LOB: 0 BB: 0 P: 8	R: 1 H: 1 E: 0 K: 2 S: 13	H: 1 LOB: 2 BB: 1 P: 23		1B: 2 2B: 2 3B: 0 HR: 0	SF: 0 SAC: 0 DP: 0 HBP: 1	WP: 0 PB: 0 SB: 0 CS: 0	PA: 34						
PITCHER	IP	WLS	BF	H	R	ER	SO	BB	IBB	HBP	BLK	WP	HR	S	P	ERA	WHIP										
John Burkett, R (1, 1) ERA: 3.1	8.1	W	31	3	1	1	6	2	0	1	0	0	0	66	105	1.08	0.600										
Rod Beck, R (9, 1) ERA: 1.46	0.2	S	3	1	0	0	1	0	0	0	0	0	0	7	11	0.00	1.500										

Batter	1	2	3	4	5	6	7	8	9	AB	R	H	RBI	BB	SO	LOB	TOP																			
Darren Lewis, R OBP: 0.312, SLG: 0.352 (1, 8)	B3		G6-3			E6 2B SF8		K		4	1	0	0	0	1	1	San Francisco Giants @ Los Angeles Dodgers Dodger Stadium, Los Angeles, CA Wed Jun 30 1993, 7:05 PM PDT Att: 54,667 - Unknown - 75 F																			
Robby Thompson, R OBP: 0.376, SLG: 0.498 (1, 4)	K		1B			SF8 BLK 2B		F8		4	1	2	1	0	1	0																				
Will Clark, L OBP: 0.352, SLG: 0.377 (1, 3)	L8		G3			SF8		1B BB		2	0	0	1	1	0	1																				
Barry Bonds, L OBP: 0.469, SLG: 0.696 (1, 7)		F7		G3-6-3 BB		BLK S IBB		1B		2	0	1	0	2	0	0																				
Willie McGee, S OBP: 0.374, SLG: 0.418 (1, 9)	G6-3		G3-6-3			G3		F7		4	0	0	0	0	0	4																				
Royce Clayton, R OBP: 0.375, SLG: 0.350 (1, 6)	1B		K			G6-3			G5-3	4	0	1	0	0	1	1																				
Kirt Manwaring, R OBP: 0.348, SLG: 0.340 (1, 2)	G4-3					F8		F9	L4	4	0	0	0	0	0	1																				
Mike Benjamin, R OBP: 0.235, SLG: 0.316 Todd Benzinger, S OBP: 0.275, SLG: 0.292 (9, PH)			SH5-4 1B			P9		K	2B	3	1	1	0	0	1	0																				
Bryan Hickerson, L Jeff Brantley, R Dave Righetti, L Dave Martinez, S Kevin Rogers, L Mark Carreon, R (1, 1) (6, 1) (6, PH) (7, PH) (7, 1) (9, PH)			SH5-4			K		K	F9	1	0	0	0	0	1	0																				
Inning Stats	R: 0 E: 0 K: 1 S: 8	H: 0 LOB: 0 BB: 0 P: 8	R: 0 E: 0 K: 0 S: 7	H: 1 LOB: 1 BB: 0 P: 11	R: 1 E: 0 K: 0 S: 9	H: 2 LOB: 1 BB: 0 P: 13	R: 0 E: 0 K: 1 S: 7	H: 0 LOB: 0 BB: 1 P: 14	R: 0 E: 0 K: 1 S: 10	H: 0 LOB: 0 BB: 0 P: 9	R: 2 E: 1 K: 0 S: 10	H: 1 LOB: 1 BB: 0 P: 22	R: 0 E: 0 K: 1 S: 14	H: 0 LOB: 2 BB: 0 P: 24	R: 0 E: 0 K: 0 S: 8	H: 1 LOB: 1 BB: 0 P: 12		1B: 4 2B: 2 3B: 0 HR: 0	SF: 1 SAC: 1 DP: 1 HBP: 0	WP: 0 PB: 1 SB: 1 CS: 0	PA: 36															
PITCHER	IP	WLS	BF	H	R	ER	SO	BB	IBB	HBP	BLK	WP	HR	S	P	ERA	WHIP	PITCHER		IP	WLS	BF	H	R	ER	SO	BB	IBB	HBP	BLK	WP	HR	S	P	ERA	WHIP
Pedro Astacio, R ERA: 4.08 (1, 1)	6.0		24	4	3	2	3	1	1	0	1	0	0	48	77	3.00	0.833																			
Pedro Martinez, R ERA: 2.53 (7, 1)	2.0	W	8	1	0	0	3	1	0	0	0	0	0	21	37	0.00	1.000																			
Jim Gott, R ERA: 2.51 (9, 1)	1.0	S	4	1	0	0	0	0	0	0	0	0	0	8	12	0.00	1.000																			

Batter	1	2	3	4	5	6	7	8	9	AB	R	H	RBI	BB	SO	LOB	BOTTOM																				
Brett Butler, L OBP: 0.385, SLG: 0.374 (1, 8)	G4-6-3 1B		B4-3					K		4	0	2	1	0	1	0	San Francisco Giants @ Los Angeles Dodgers Dodger Stadium, Los Angeles, CA Wed Jun 30 1993, 7:05 PM PDT Att: 54,667 - Unknown - 75 F																				
Jose Offerman, S OBP: 0.350, SLG: 0.330 (1, 6)	G4-6-3		BB			G4-3		1B BB		2	1	0	0	2	0	2																					
Cory Snyder, R OBP: 0.395, SLG: 0.472 (1, 5)	K		L9			FC5-2 2B		E 1B		4	1	2	0	0	1	1																					
Eric Karros, R OBP: 0.324, SLG: 0.422 (1, 3)	G4-3 1B 2B		G6-3			FC5 FC5-2 1B		E9 1B		4	1	3	1	0	0	0																					
Mike Piazza, R OBP: 0.358, SLG: 0.536 (1, 2)	G4-3		K			FC5-2 BB FC5 1B		P3		4	1	0	0	0	1	4																					
Eric Davis, R OBP: 0.313, SLG: 0.356 (1, 7)	K		F8			FC5 1B BB		F9		4	0	0	0	0	1	4																					
Mitch Webster, S OBP: 0.317, SLG: 0.343 (1, 9)	1B		SH1-4 1B			SH1-4 1B BB		L9		3	1	2	1	1	0	0																					
Mike Sharperson, R OBP: 0.239, SLG: 0.268 Lenny Harris, L OBP: 0.313, SLG: 0.316 (6, PR) (7, 4)	G4-3		F9			F9 1B		G1-6-3		3	0	1	1	0	0	2																					
Pedro Astacio, R Dave Harrison, L Tim Wallach, S Pedro Martinez, R Tom Goodwin, L Jim Gott, R (1, 1) (6, PH) (6, PH) (7, 1) (8, PH) (9, 1)			K			SH1-4 F9		L5		1	0	0	0	0	1	0																					
Inning Stats	R: 0 E: 0 K: 1 S: 7	H: 1 LOB: 0 BB: 0 P: 11	R: 1 E: 0 K: 1 S: 12	H: 2 LOB: 1 BB: 0 P: 15	R: 0 E: 0 K: 1 S: 6	H: 0 LOB: 1 BB: 1 P: 10	R: 0 E: 0 K: 1 S: 8	H: 0 LOB: 0 BB: 0 P: 11	R: 1 E: 0 K: 0 S: 10	H: 2 LOB: 1 BB: 0 P: 10	R: 1 E: 0 K: 0 S: 23	H: 3 LOB: 3 BB: 1 P: 36	R: 2 E: 1 K: 1 S: 13	H: 2 LOB: 1 BB: 1 P: 23	R: 0 E: 0 K: 0 S: 7	H: 0 LOB: 0 BB: 0 P: 9		1B: 8 2B: 2 3B: 0 HR: 0	SF: 0 SAC: 1 DP: 1 HBP: 0	WP: 0 PB: 0 SB: 0 CS: 0	PA: 36																
PITCHER	IP	WLS	BF	H	R	ER	SO	BB	IBB	HBP	BLK	WP	HR	S	P	ERA	WHIP	PITCHER		IP	WLS	BF	H	R	ER	SO	BB	IBB	HBP	BLK	WP	HR	S	P	ERA	WHIP	
Bryan Hickerson, L ERA: 4.47 (1, 1)	5.2		24	7	3	3	4	1	0	0	0	0	0	8	14	∞	∞																				
Jeff Brantley, R ERA: 4.49 (6, 1)	0.0		2	1	0	0	0	1	0	0	0	0	0	8	14	∞	∞																				
Dave Righetti, L ERA: 3.33 (6, 1)	0.1		1	0	0	0	0	0	0	0	0	0	0	6	9	0.00	0.000																				
Kevin Rogers, L ERA: 2.72 (7, 1)	2.0	L	9	2	2	1	1	1	0	0	0	0	0	20	32	4.50	1.500																				

AB	31
R	3
H	6
RBI	2
BB	3
SO	6
LOB	9



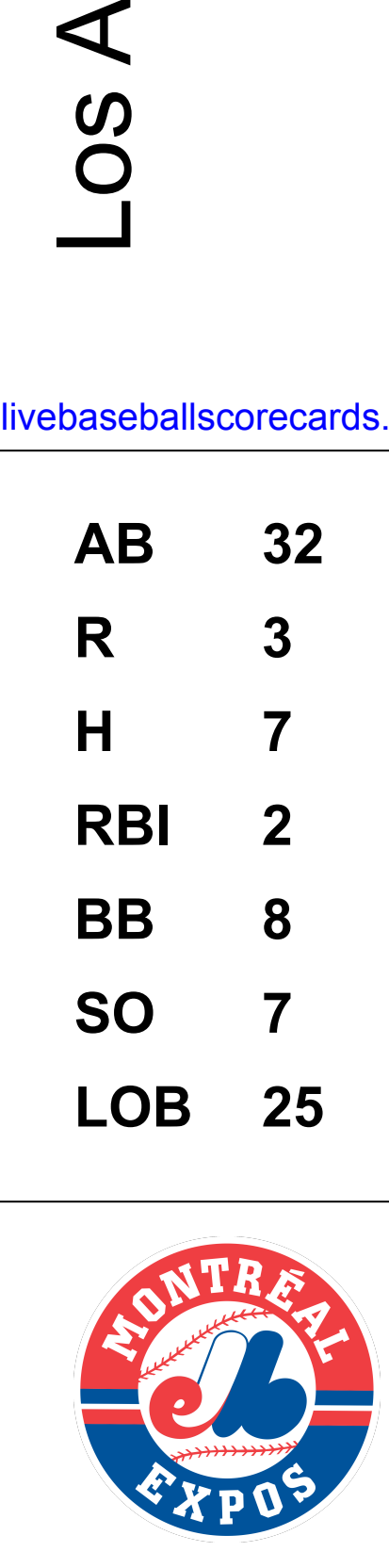
Batter	1	2	3	4	5	6	7	8	9	AB	R	H	RBI	BB	SO	LOB	TOP								
Brett Butler, L OBP: 0.385, SLG: 0.375 (1, 8)										4	2	1	0	1	1	1	Los Angeles Dodgers @ Montreal Expos Olympic Stadium, Montreal, QB Fri Jul 02 1993, 7:05 PM EDT Att: 23,368 - Dome								
Jose Offerman, S OBP: 0.350, SLG: 0.335 (1, 6)										5	1	2	1	0	1	1									
Cory Snyder, R OBP: 0.391, SLG: 0.470 (1, 9)										5	0	1	0	0	1	3									
Eric Karros, R OBP: 0.323, SLG: 0.423 (1, 3)										4	1	1	2	0	0	2									
Mike Piazza, R OBP: 0.356, SLG: 0.530 (1, 2)										3	0	0	0	1	1	1									
Eric Davis, R OBP: 0.316, SLG: 0.363 (1, 7)										4	0	2	1	0	0	1									
Tim Wallach, R OBP: 0.258, SLG: 0.356 (1, 5)										3	0	1	0	1	0	1									
Lenny Harris, L OBP: 0.310, SLG: 0.325 (1, 4)										4	0	1	0	0	1	5									
Ramon Martinez, R OBP: 0.135, SLG: 0.167 (8, PH)										3	0	0	0	0	1	2									
Dave Hansen, L OBP: 0.400, SLG: 0.423 (8, PH)										1	0	0	0	0	0	2									
Pedro Martinez, R OBP: 0.317, SLG: 0.697 (8, 1)										0	0	0	0	0	0	0									
Jim Gott, R OBP: 0.310, SLG: 0.325 (8, 1)										0	0	0	0	0	0	0									
Inning Stats	R: 0 E: 0 K: 1 S: 10	H: 1 LOB: 1 BB: 0 P: 13	R: 0 E: 0 K: 0 S: 2	H: 0 LOB: 0 BB: 1 P: 7	R: 0 E: 0 K: 0 S: 4	H: 1 LOB: 1 BB: 0 P: 7	R: 0 E: 0 K: 0 S: 4	H: 0 LOB: 0 BB: 0 P: 9	R: 0 E: 0 K: 2 S: 12	H: 1 LOB: 1 BB: 0 P: 18	R: 3 E: 0 K: 1 S: 21	H: 3 LOB: 2 BB: 2 P: 33	R: 1 E: 0 K: 0 S: 10	H: 2 LOB: 1 BB: 0 P: 15	R: 0 E: 1 K: 1 S: 9	H: 1 LOB: 2 BB: 0 P: 12	R: 0 E: 0 K: 1 S: 14	H: 0 LOB: 0 BB: 0 P: 21	1B: 3 2B: 6 3B: 0 HR: 0	SF: 0 SAC: 0 DP: 1 HBP: 0	WP: 0 PB: 0 SB: 0 CS: 0	PA: 39			
PITCHER	IP	WLS	BF	H	R	ER	SO	BB	IBB	HBP	BLK	WP	HR	S	P	ERA	WHIP								
Brian Barnes, L ERA: 3.99 (1, 1)	5.1	L	22	5	3	3	4	2	0	0	0	0	0	42	72	5.06	1.312								
Tim Scott, R ERA: 3.12 (6, 1)	0.2		4	1	0	0	0	1	0	0	0	0	0	11	15	0.00	3.000								
Jeff Shaw, R ERA: 3.9 (7, 1)	2.0		10	3	1	1	1	0	0	0	0	0	0	19	27	4.50	1.500								
John Wetteland, R ERA: 1.34 (9, 1)	1.0		3	0	0	0	1	0	0	0	0	0	0	14	21	0.00	0.000								

Batter	1	2	3	4	5	6	7	8	9	AB	R	H	RBI	BB	SO	LOB	BOTTOM								
Delino DeShields, L OBP: 0.373, SLG: 0.331 (1, 4)										4	0	1	0	1	1	3	Los Angeles Dodgers @ Montreal Expos Olympic Stadium, Montreal, QB Fri Jul 02 1993, 7:05 PM EDT Att: 23,368 - Dome								
Mike Lansing, R OBP: 0.340, SLG: 0.377 (9, 1)										3	0	1	0	1	0	3									
Marquis Grissom, R OBP: 0.356, SLG: 0.471 (1, 8)										5	1	2	0	0	1	3									
Larry Walker, L OBP: 0.378, SLG: 0.488 (1, 9)										4	0	0	0	1	1	4									
Frank Bolick, S OBP: 0.358, SLG: 0.407 (1, 3)										3	1	0	0	2	0	2									
Darin Fletcher, L OBP: 0.315, SLG: 0.327 (8, FR)										4	0	2	0	0	0	4									
Tim Laker, R OBP: 0.193, SLG: 0.225 (9, 2)										0	1	0	0	0	0	0									
Moises Alou, R OBP: 0.321, SLG: 0.411 (1, 7)										4	0	0	0	0	1	3									
Wil Cordero, R OBP: 0.305, SLG: 0.370 (1, 6)										1	0	0	0	3	1	0									
Brian Barnes, L OBP: 0.231, SLG: 0.167 (6, 1)										2	0	0	0	0	2	1									
Tim Scott, R OBP: 0.315, SLG: 0.327 (8, FR)										0	0	0	0	0	0	0									
John Vander Wal, L OBP: 0.245, SLG: 0.416 (7, 1)										1	0	0	0	0	0	2									
Jeff Shaw, R OBP: 0.317, SLG: 0.697 (8, PH)										0	0	0	0	0	0	0									
Sean Berry, R OBP: 0.271, SLG: 0.453 (9, 5)										1	0	1	2	0	0	0									
Inning Stats	R: 1 E: 0 K: 0 S: 10	H: 2 LOB: 2 BB: 1 P: 22	R: 0 E: 0 K: 1 S: 10	H: 0 LOB: 1 BB: 1 P: 21	R: 0 E: 0 K: 0 S: 5	H: 0 LOB: 2 BB: 2 P: 16	R: 0 E: 0 K: 2 S: 7	H: 0 LOB: 0 BB: 0 P: 11	R: 0 E: 0 K: 0 S: 7	H: 1 LOB: 1 BB: 1 P: 16	R: 0 E: 0 K: 0 S: 11	H: 1 LOB: 2 BB: 1 P: 18	R: 0 E: 0 K: 0 S: 5	H: 1 LOB: 1 BB: 0 P: 7	R: 2 E: 0 K: 2 S: 15	H: 2 LOB: 3 BB: 2 P: 33	R: 0 E: 0 K: 2 S: 13	H: 0 LOB: 0 BB: 0 P: 21	1B: 7 2B: 0 3B: 0 HR: 0	SF: 0 SAC: 1 DP: 0 HBP: 0	WP: 0 PB: 0 SB: 2 CS: 1	PA: 41			
PITCHER	IP	WLS	BF	H	R	ER	SO	BB	IBB	HBP	BLK	WP	HR	S	P	ERA	WHIP								
Ramon Martinez, R ERA: 3.0 (1, 1)	7.0	W	31	5	1	1	3	5	0	0	1	0	0	55	111	1.29	1.429								
Pedro Martinez, R ERA: 2.98 (8, 1)	0.1		4	1	2	2	1	2	0	0	0	0	0	6	19	54.00	9.000								
Jim Gott, R ERA: 2.42 (8, 1)	1.2	S	6	1	0	0	3	0	0	0	0	0	0	22	35	0.00	0.600								

AB 36
R 4
H 9
RBI 4
BB 3
SO 6
LOB 19




AB 32
R 3
H 7
RBI 2
BB 8
SO 7
LOB 25



Batter	1	2	3	4	5	6	7	8	9	AB	R	H	RBI	BB	SO	LOB	TOP					
Brett Butler, L OBP: 0.381, SLG: 0.370 (1, 8)	L4		P3			G1-3		G6-3		4	0	0	0	0	0	1	Los Angeles Dodgers @ Montreal Expos Olympic Stadium, Montreal, QB Sat Jul 03 1993, 7:05 PM EDT Att: 22,979 - Dome					
Jose Offerman, S OBP: 0.346, SLG: 0.331 (1, 6)	E6 1B		K			SF7		G1-3		3	1	0	1	0	1	0						
Cory Snyder, R OBP: 0.389, SLG: 0.463 (1, 9)	F7				G3-1			K	E 1B 2B BB	3	1	0	0	1	1	1						
Eric Karros, R OBP: 0.325, SLG: 0.424 (1, 3)	FC5-4 1B				G6-3			G5-3	E8 2B 1B	4	0	2	1	0	0	0						
Tim Wallach, R OBP: 0.261, SLG: 0.373 (1, 5)	FC5-4				G4-3			HR	1-3 2B	4	1	2	2	0	0	1						
Eric Davis, R OBP: 0.319, SLG: 0.366 (1, 7)			G5-3			CS G1-3 1B		1B S 1B	2-3 K	4	0	2	0	0	1	2						
Lenny Harris, L OBP: 0.308, SLG: 0.321 (1, 4)			G4-3			G1-3		1B	G3	4	0	1	0	0	0	1						
Carlos Hernandez, R OBP: 0.243, SLG: 0.361 (7, PH)			G6-3			L8		K	F9	2	0	0	0	0	0	1						
Dave Hansen, L OBP: 0.387, SLG: 0.407 (7, 1)								K		1	0	0	0	0	1	2						
Ricky Tricek, R OBP: 0.314, SLG: 0.339 (9, PH)								K		0	0	0	0	0	0	0						
Mitch Webster, S OBP: 0.314, SLG: 0.339 (9, PH)								K		1	0	0	0	0	0	0						
Kevin Gross, R OBP: 0.219, SLG: 0.355 (6, PH)						G1-3 SF7 2B		K	P3	1	0	0	0	0	1	0						
Henry Rodriguez, L OBP: 0.273, SLG: 0.429 (6, PH)								K		1	1	1	0	0	0	0						
Roger McDowell, R OBP: 0.500, SLG: 0.500 (7, PH)								K		0	0	0	0	0	0	0						
Mike Piazza, R OBP: 0.354, SLG: 0.526 (7, 2)								K		2	0	0	0	0	1	2						
Inning Stats	R: 1 E: 1 K: 0 S: 8	H: 1 LOB: 1 BB: 0 P: 15	R: 0 E: 0 K: 0 S: 8	H: 0 LOB: 0 BB: 0 P: 13	R: 0 E: 0 K: 2 S: 7	H: 0 LOB: 0 BB: 0 P: 8	R: 0 E: 0 K: 0 S: 6	H: 0 LOB: 0 BB: 0 P: 11	R: 0 E: 0 K: 0 S: 6	H: 1 LOB: 0 BB: 0 P: 7	R: 1 E: 0 K: 1 S: 10	H: 1 LOB: 2 BB: 0 P: 15	R: 1 E: 0 K: 2 S: 15	H: 3 LOB: 2 BB: 0 P: 20	R: 1 E: 1 K: 1 S: 17	H: 2 LOB: 2 BB: 1 P: 26	R: 0 E: 0 K: 0 S: 10	H: 0 LOB: 0 BB: 0 P: 13	1B: 5 2B: 2 3B: 0 HR: 1	SF: 1 SAC: 0 DP: 0 HBP: 0	WP: 0 PB: 0 SB: 2 CS: 1	PA: 36
PITCHER	IP	WLS	BF	H	R	ER	SO	BB	IBB	HBP	BLK	WP	HR	S	P	ERA	WHIP					
Dennis Martinez, R ERA: 3.29 (1, 1)	6.1	W	24	5	3	2	3	0	0	0	0	0	1	51	77	2.84	0.789					
Mel Rojas, R ERA: 3.7 (7, 1)	1.1		5	1	0	0	2	0	0	0	0	0	0	15	20	0.00	0.750					
John Wetteland, R ERA: 1.3 (8, 1)	1.1	S	7	2	1	1	1	1	0	0	0	0	0	21	31	6.75	2.250					

Batter	1	2	3	4	5	6	7	8	9	AB	R	H	RBI	BB	SO	LOB	BOTTOM				
Delino DeShields, L OBP: 0.377, SLG: 0.336 (1, 4)	1B 1B		G6-3			D S 1B		F9		5	2	3	0	0	0	0	Los Angeles Dodgers @ Montreal Expos Olympic Stadium, Montreal, QB Sat Jul 03 1993, 7:05 PM EDT Att: 22,979 - Dome				
Lou Frazier, S OBP: 0.396, SLG: 0.410 (1, 7)	1B				G6-3 G5-3 1B		K	G5-3		4	1	3	0	0	1	1					
Greg Colbrunn, R OBP: 0.280, SLG: 0.397 (7, 3)	G5-3 1B							G5-3		1	0	0	0	0	0	0					
Marquis Grissom, R OBP: 0.351, SLG: 0.464 (1, 8)	G5-3				G5-3			P6		4	0	0	1	0	0	4					
Larry Walker, L OBP: 0.383, SLG: 0.488 (1, 9)	BB 1B IBB				G6-3			G6-3		2	1	1	0	2	0	1					
Frank Bolick, S OBP: 0.356, SLG: 0.403 (1, 3)	1B							G6-3		4	0	1	2	0	2	5					
Moises Alou, R OBP: 0.321, SLG: 0.411 (7, 7)	1B BB				K			G3-1		0	0	0	0	0	0	0					
Darin Fletcher, L OBP: 0.325, SLG: 0.349 (1, 2)	FC4-2 1B							G1		2	1	1	1	2	0	0					
Mike Lansing, R OBP: 0.339, SLG: 0.375 (1, 5)	FC4-2 1B							G5-3		4	0	1	1	0	1	3					
Wil Cordero, R OBP: 0.307, SLG: 0.383 (1, 6)	FC4-2 1B							G5-3		4	1	2	1	0	0	3					
Dennis Martinez, R OBP: 0.231, SLG: 0.282 (7, 1)	FC4-6							G5-3		3	0	0	0	0	1	3					
Mel Rojas, R (7, 1)								G6-3		1	0	0	0	0	1	1					
John Wetteland, R (8, 1)								K		0	0	0	0	0	0	0					
Inning Stats	R: 3 E: 0 K: 0 S: 13	H: 4 LOB: 3 BB: 2 P: 27	R: 1 E: 0 K: 2 S: 13	H: 3 LOB: 3 BB: 1 P: 19	R: 0 E: 0 K: 1 S: 8	H: 0 LOB: 0 BB: 0 P: 10	R: 0 E: 0 K: 1 S: 8	H: 1 LOB: 1 BB: 0 P: 13	R: 1 E: 0 K: 0 S: 10	H: 1 LOB: 0 BB: 0 P: 17	R: 0 E: 0 K: 1 S: 11	H: 1 LOB: 2 BB: 1 P: 22	R: 1 E: 0 K: 1 S: 11	H: 2 LOB: 0 BB: 0 P: 20	R: 0 E: 0 K: 0 S: 7	H: 0 LOB: 0 BB: 0 P: 12	1B: 10 2B: 0 3B: 0 HR: 2	SF: 1 SAC: 0 DP: 0 HBP: 0	WP: 0 PB: 0 SB: 2 CS: 1	PA: 39	
PITCHER	IP	WLS	BF	H	R	ER	SO	BB	IBB	HBP	BLK	WP	HR	S	P	ERA	WHIP				
Kevin Gross, R ERA: 4.14 (1, 1)	5.0	L	27	9	5	5	4	2	1	0	0	0	1	52	86	9.00	2.200				
Roger McDowell, R ERA: 1.46 (6, 1)	1.0		5	1	0	0	1	0	1	0	0	0	0	11	22	0.00	1.000				
Ricky Tricek, R ERA: 4.91 (7, 1)	2.0		7	2	1	1	1	0	0	0	0	0	1	18	32	4.50	1.000				



Batter	1	2	3	4	5	6	7	8	9	AB	R	H	RBI	BB	SO	LOB	TOP								
Brett Butler, L OBP: 0.379, SLG: 0.366 (1, 8)										4	0	1	1	1	1	2	Los Angeles Dodgers @ Philadelphia Phillies Veterans Stadium, Philadelphia, PA Mon Jul 05 1993, 7:05 PM EDT Att: 33,088 - Unknown - 89 F								
Jose Offerman, S OBP: 0.345, SLG: 0.333 (1, 6)										5	0	2	2	0	1	2									
Cory Snyder, R OBP: 0.377, SLG: 0.445 (1, 9)										5	0	0	0	0	0	6									
Eric Karros, R OBP: 0.320, SLG: 0.416 (1, 3)										4	0	0	0	0	0	2									
Mike Piazza, R OBP: 0.385, SLG: 0.532 Carlos Hernandez, R OBP: 0.256, SLG: 0.368 (7, PH) (7, 2)										2	1	1	1	0	0	0									
Tim Lincecum, R OBP: 0.253, SLG: 0.361 (1, 5)										4	0	0	0	0	1	1									
Henry Rodriguez, L OBP: 0.299, SLG: 0.423 (1, 7)										4	1	1	1	0	1	0									
Lenny Harris, L OBP: 0.316, SLG: 0.315 Mike Sharperson, R OBP: 0.234, SLG: 0.262 (9, PH)										2	1	0	0	1	0	0									
Orel Hershiser, R OBP: 0.378, SLG: 0.417 Tom Gooden, L Ricky Tricek, R Dave Hansen, L Roger McDowell, R Omar Daal, L Mitch Webster, S (6, PH) (6, 1) (7, PH) (7, 1) (8, 1) (9, PH)										1	0	1	0	0	0	0									
Inning Stats	R: 0 E: 0 K: 1 S: 8	H: 0 LOB: 0 BB: 0 P: 11	R: 0 E: 0 K: 0 S: 9	H: 0 LOB: 0 BB: 0 P: 13	R: 0 E: 0 K: 2 S: 14	H: 1 LOB: 1 BB: 0 P: 19	R: 0 E: 0 K: 0 S: 7	H: 0 LOB: 0 BB: 0 P: 11	R: 1 E: 0 K: 0 S: 10	H: 1 LOB: 2 BB: 0 P: 15	R: 0 E: 0 K: 0 S: 12	H: 1 LOB: 2 BB: 1 P: 22	R: 3 E: 0 K: 0 S: 21	H: 4 LOB: 2 BB: 1 P: 32	R: 0 E: 0 K: 1 S: 8	H: 0 LOB: 0 BB: 0 P: 10		R: 1 E: 1 K: 0 S: 12	H: 2 LOB: 2 BB: 0 P: 18	1B: 7 2B: 1 3B: 0 HR: 1	SF: 0 SAC: 0 DP: 0 HBP: 0	WP: 1 PB: 0 SB: 0 CS: 0	PA: 39		
PITCHER	IP	WLS	BF	H	R	ER	SO	BB	IBB	HBP	BLK	WP	HR	S	P	ERA	WHIP								
Tommy Greene, R ERA: 3.48 David West, L ERA: 2.96	(1, 1) 6.1	W 27	27	6	4	4	3	2	0	0	0	1	1	74	114	5.68	1.263								
(7, 1) 2.2			12	3	1	0	1	0	0	0	0	0	0	27	37	0.00	1.125								

Batter	1	2	3	4	5	6	7	8	9	AB	R	H	RBI	BB	SO	LOB	BOTTOM								
Lenny Dykstra, L OBP: 0.410, SLG: 0.451 (1, 8)										4	3	2	0	1	1	0	Los Angeles Dodgers @ Philadelphia Phillies Veterans Stadium, Philadelphia, PA Mon Jul 05 1993, 7:05 PM EDT Att: 33,088 - Unknown - 89 F								
Milt Thompson, L OBP: 0.348, SLG: 0.331 (1, 7)										4	2	0	0	1	0	2									
John Kruk, L OBP: 0.481, SLG: 0.517 (1, 3)										4	2	3	2	1	1	0									
Dave Hollins, S OBP: 0.383, SLG: 0.476 (1, 5)										4	1	3	2	1	0	0									
Darren Daulton, L OBP: 0.388, SLG: 0.496 (1, 2)										3	0	0	0	1	0	6									
Wes Chamberlain, R OBP: 0.317, SLG: 0.510 Jim Eisenreich, L OBP: 0.378, SLG: 0.484 (1, 9) (7, 9)										4	1	1	2	0	1	3									
Mickey Morandini, L OBP: 0.290, SLG: 0.341 (1, 4)										3	0	1	0	1	1	1									
Kim Batiste, R OBP: 0.307, SLG: 0.455 (1, 6)										4	0	1	1	0	1	1									
Tommy Greene, R OBP: 0.190, SLG: 0.231 David West, L OBP: 0.500, SLG: 0.750 (1, 1) (7, 1)										3	0	0	0	0	1	3									
Inning Stats	R: 0 E: 0 K: 0 S: 9	H: 2 LOB: 2 BB: 0 P: 11	R: 0 E: 0 K: 2 S: 9	H: 1 LOB: 1 BB: 0 P: 13	R: 2 E: 1 K: 0 S: 11	H: 1 LOB: 1 BB: 2 P: 25	R: 0 E: 0 K: 0 S: 6	H: 0 LOB: 0 BB: 0 P: 9	R: 4 E: 1 K: 0 S: 21	H: 4 LOB: 2 BB: 2 P: 31	R: 3 E: 0 K: 1 S: 11	H: 3 LOB: 1 BB: 2 P: 23	R: 0 E: 0 K: 2 S: 11	H: 0 LOB: 0 BB: 0 P: 13	R: 0 E: 0 K: 1 S: 8	H: 0 LOB: 0 BB: 0 P: 13		1B: 6 2B: 5 3B: 0 HR: 0	SF: 0 SAC: 0 DP: 2 HBP: 0	WP: 1 PB: 0 SB: 0 CS: 0	PA: 40				
PITCHER	IP	WLS	BF	H	R	ER	SO	BB	IBB	HBP	BLK	WP	HR	S	P	ERA	WHIP								
Orel Hershiser, R ERA: 3.69 Ricky Tricek, R ERA: 5.66 Roger McDowell, R ERA: 1.38 Omar Daal, L ERA: 2.57	(1, 1) 5.0	L 27	27	8	6	1	2	4	0	0	0	1	0	11	23	1.80	2.400								
(6, 1) 1.0			7	3	3	3	1	1	1	0	0	1	0	11	23	27.00	4.000								
(7, 1) 1.0			3	0	0	0	2	0	0	0	0	0	0	11	13	0.00	0.000								
(8, 1) 1.0			3	0	0	0	1	0	0	0	0	0	0	8	13	0.00	0.000								



Batter	1	2	3	4	5	6	7	8	9	10	11	12	13	14	15	16	17	18	19	20	AB	R	H	RBI	BB	SO	LOB					
Bret Butler, L GDP: 0.377, SLG: 0.359	L7		F9		G5-3	FC5			BB			E6			B2					G4-3	9	1	2	0	1	0	5					
Jose Offerman, S GDP: 0.350, SLG: 0.339	F								BB	F8					F7					1B	8	2	4	0	2	0	6					
Cory Snyder, R GDP: 0.370, SLG: 0.440	F9		F9		2B				BB						K					1B	9	0	2	2	1	4	4					
Eric Adams, R GDP: 0.307, SLG: 0.412	E5				F8				BB											1B	6	0	1	1	0	0	3					
Tom Gooden, L GDP: 0.350, SLG: 0.400					F7				BB											1B	1	0	1	0	0	0	0					
Roger McDowell, R GDP: 0.326, SLG: 0.341									BB											1B	3	0	0	0	0	0	1					
Mike Piazza, R GDP: 0.367, SLG: 0.528	P4																			1B	8	2	2	0	0	3	6					
Ricky Trilock, R GDP: 0.316, SLG: 0.336																				1B	2	0	0	0	0	2	2					
Rod Nichols, R																				1B	0	0	0	0	0	0	0					
Eric Davis, R GDP: 0.362, SLG: 0.380	K																			1B	8	0	3	0	1	2	4					
Tim Lincecum, R GDP: 0.299, SLG: 0.365																				1B	3	0	0	1	1	0	1					
Omar Daal, L	P9																			1B	1	0	0	0	0	0	0					
Dave Hansen, L GDP: 0.362, SLG: 0.400																				1B	1	0	0	0	0	0	0					
Jim Gott, R																				1B	4	0	0	0	0	0	0					
Henry Rodriguez, L GDP: 0.219, SLG: 0.355																				1B	3	0	0	0	0	0	3					
Mike Stenerson, R GDP: 0.200, SLG: 0.244	G4-3																			1B	3	0	0	0	0	0	2					
Lenny Harris, L GDP: 0.312, SLG: 0.296																				1B	5	0	0	0	1	1	2					
Ramon Martinez, R GDP: 0.190, SLG: 0.179																				1B	3	0	1	0	0	1	0					
Mitch Webster, S GDP: 0.316, SLG: 0.336																				1B	5	1	1	0	1	0	3					
Inning Stats	R:0 E:1 K:12	H:1 LOB:2 P:19	R:0 E:0 K:7	H:0 LOB:0 BB:10	R:0 E:0 K:7	H:1 LOB:1 BB:10	R:1 E:1 K:13	H:1 LOB:1 BB:0	R:1 E:0 K:11	H:2 LOB:1 BB:1	R:2 E:0 K:17	H:2 LOB:3 BB:35	R:0 E:0 K:7	H:0 LOB:0 BB:14	R:0 E:0 K:12	H:1 LOB:1 BB:9	R:0 E:0 K:11	H:0 LOB:0 BB:7	R:0 E:0 K:10	H:1 LOB:1 BB:15	R:0 E:0 K:7	H:0 LOB:0 BB:9	R:0 E:0 K:12	H:0 LOB:0 BB:9	R:0 E:0 K:10	H:1 LOB:1 BB:4	R:1 E:1 K:11	H:3 LOB:2 BB:7	1B:13 SF:0 2B:4 SAC:0 3B:0 DP:1 HR:0	WP:0 PA:86		
PITCHER	IP:7.0 WLS:8 ER:11.0	WLS:4 BF:31 H:8 R:0	ER:2 SO:3 BB:1	IBB:0 HBP:0 BLK:0	WP:0 HR:0 S:14 P:110	ERA:2.87 WHIP:1.286	PITCHER	IP:3.0 WLS:3 BF:12	H:1 R:0	ER:0 SO:2 BB:0	IBB:0 HBP:0 BLK:0	WP:0 HR:0 S:22 P:39	ERA:1.50 WHIP:1.000																			
Terry Mulholland, L ERA: 2.77																																
Roger Mason, R ERA: 3.06																																
Mike Williams, L ERA: 3.8																																
Larry Anderson, R ERA: 1.53																																
David West, L ERA: 2.85																																

Los Angeles Dodgers @ Philadelphia Phillies
Veterans Stadium, Philadelphia, PA
Wed Jul 07 1993, 7:05 PM EDT
Att. 41,730 - Unknown - 94 F

AB 78
R 6
H 17
RBI 5
BB 8
SO 13
LOB 45



Batter	1	2	3	4	5	6	7	8	9	10	11	12	13	14	15	16	17	18	19	20	AB	R	H	RBI	BB	SO	LOB					
Lenny Dykstra, L GDP: 0.412, SLG: 0.468	G3																				9	2	3	3	1	1	2					
Milt Thompson, L GDP: 0.341, SLG: 0.335	K																				8	0	1	2	1	1	2					
John Kruk, L GDP: 0.470, SLG: 0.516	BB																				7	1	2	2	2	0	1					
Dave Hollins, R GDP: 0.280, SLG: 0.400	BB																				4	0	0	0	1	1	2					
Wes Young, R GDP: 0.280, SLG: 0.400	BB																				0	1	0	0	0	0	0					
Jose Deckler, R GDP: 0.280, SLG: 0.400	BB																				1	0	0	0	0	0	0					
Mike Williams, L ERA: 3.8	BB																				2	0	0	0	0	0	2					
Darren Daulton, L GDP: 0.387, SLG: 0.487	BB																				7	0	1	0	2	2	0					
Jim Eisenreich, L GDP: 0.362, SLG: 0.473	K																				8	1	3	0	1	1	4					
Mickey Morandini, L GDP: 0.297, SLG: 0.340																					8	2	2	0	1	0	5					
Kevin Stocker, S																					6	1	0	0	2	2	5					
Bert Mottus, R GDP: 0.280, SLG: 0.400																					2	0	0	0	0	0	2					
Ricky Trilock, R GDP: 0.316, SLG: 0.336																					1	0	0	0	0	0	0					
Wes Young, R GDP: 0.280, SLG: 0.400																					0	0	0	0	0	0	0					
Larry Anderson, R ERA: 1.53																					0	0	0	0	0	0	0					
Kim Batten, R GDP: 0.300, SLG: 0.400																					5	0	0	0	0	0	3					
Inning Stats	R:0 E:0 K:14	H:1 LOB:3 P:27	R:2 E:0 K:12	H:1 LOB:2 BB:29	R:0 E:0 K:8	H:1 LOB:1 BB:12	R:2 E:0 K:14	H:2 LOB:0 BB:13	R:0 E:0 K:10	H:0 LOB:0 BB:1	R:0 E:0 K:11	H:0 LOB:0 BB:23	R:0 E:0 K:9	H:0 LOB:1 BB:13	R:0 E:0 K:11	H:0 LOB:0 BB:11	R:0 E:0 K:10	H:0 LOB:0 BB:7	R:0 E:0 K:11	H:0 LOB:2 BB:16	R:0 E:0 K:10	H:0 LOB:0 BB:3	R:0 E:0 K:12	H:0 LOB:0 BB:9	R:0 E:0 K:10	H:0 LOB:0 BB:5	R:2 E:0 K:10	H:3 LOB:2 BB:5	1B:7 2B:3 3B:0 4B:0 5B:0	WP:0 PA:82		
PITCHER	IP:7.0 WLS:8 ER:11.0	WLS:3 BF:31 H:8 R:0	ER:2 SO:3 BB:1	IBB:0 HBP:0 BLK:0	WP:0 HR:0 S:14 P:110	ERA:2.87 WHIP:1.286	PITCHER	IP:4.0 WLS:2 BF:16	H:2 R:0	ER:2 SO:2 BB:0	IBB:0 HBP:0 BLK:0	WP:0 HR:0 S:23 P:37	ERA:4.50 WHIP:1.000																			
Ramon Martinez, R ERA: 3.21																																
Omar Daal, L ERA: 2.87																																
Jim Gott, R ERA: 2.19																																
Pedro Martinez, R ERA: 2.13																																
Roger McDowell, R ERA: 1.29																																

Los Angeles Dodgers @ Philadelphia Phillies
Veterans Stadium, Philadelphia, PA
Wed Jul 07 1993, 7:05 PM EDT
Att. 41,730 - Unknown - 94 F


AB 69
R 7
H 12
RBI 7
BB 11
SO 12
LOB 28



Batter	1	2	3	4	5	6	7	8	9	10	AB	R	H	RBI	BB	SO	LOB	TOP						
Jose Offerman, S OBP: 0.349, SLG: 0.338 Brett Butler, L OBP: 0.369, SLG: 0.350	G6-3			G6-3		G3-1		K		E6	1	0	0	0	0	0	0							
Mitch Webster, S OBP: 0.323, SLG: 0.358	G4-3			G4-3		BLK		F8		SH2-4	4	1	2	1	0	0	0							
Cory Snyder, R OBP: 0.364, SLG: 0.434	G5-3			F8		K		K		K	5	0	0	0	0	3	2							
Eric Karros, R OBP: 0.324, SLG: 0.419		L6		G5-3				G5-3		F7	4	0	0	0	1	0	1							
Tim Wallach, R OBP: 0.257, SLG: 0.361		K				K2-3		G5-3		F8	5	0	0	0	0	2	2							
Eric Davis, R OBP: 0.325, SLG: 0.382		K				F9		1B		1B	4	1	2	0	0	1	0							
Carlos Hernandez, R OBP: 0.261, SLG: 0.341				G4-3		G4-3		2B		1B	3	0	1	0	1	0	0							
Mike Sharperson, R OBP: 0.245, SLG: 0.292 Lenny Harris, L OBP: 0.339, SLG: 0.314				G6-3				G3-1		SH1-4	3	1	2	1	0	0	0							
Tom Candiotti, R OBP: 0.152, SLG: 0.156 Dave Hansen, L OBP: 0.369, SLG: 0.406 Pedro Martinez, R OBP: 0.211, SLG: 0.324 Henry Rodriguez, L OBP: 0.211, SLG: 0.324 Rod Nichols, R				G6-3				SH1-4		K	1	0	0	0	0	0	0							
Inning Stats	R: 0 E: 0 K: 0 S: 6	H: 0 LOB: 0 BB: 0 P: 9	R: 0 E: 0 K: 2 S: 8	H: 0 LOB: 0 BB: 0 P: 11	R: 0 E: 0 K: 0 S: 4	H: 0 LOB: 0 BB: 0 P: 7	R: 0 E: 0 K: 0 S: 7	H: 1 LOB: 1 BB: 0 P: 11	R: 0 E: 0 K: 1 S: 7	H: 0 LOB: 0 BB: 0 P: 9	R: 2 E: 0 K: 1 S: 15	H: 2 LOB: 0 BB: 0 P: 18	R: 1 E: 0 K: 1 S: 15	H: 3 LOB: 2 BB: 0 P: 21	R: 0 E: 0 K: 2 S: 12	H: 0 LOB: 0 BB: 0 P: 16	R: 0 E: 0 K: 1 S: 12	H: 2 LOB: 3 BB: 1 P: 23	R: 0 E: 1 K: 1 S: 7	H: 0 LOB: 2 BB: 1 P: 16	1B: 6 2B: 1 3B: 1 HR: 0	SF: 0 SAC: 2 DP: 0 HBP: 0	WP: 0 PB: 0 SB: 1 CS: 0	PA: 41
PITCHER	IP	WLS	BF	H	R	ER	SO	BB	IBB	HBP	BLK	WP	HR	S	P	ERA	WHIP							
Eric Hillman, L ERA: 5.03	7.0		27	6	3	3	5	0	0	0	1	0	0	62	86	3.86	0.857							
Pete Schourek, L ERA: 6.21	1.2		7	1	0	0	2	1	0	0	0	0	0	19	32	0.00	1.200							
Jeff Innis, R ERA: 5.05	1.1	W	7	1	0	0	2	0	1	0	0	0	0	12	23	0.00	0.750							

Los Angeles Dodgers @ New York Mets
Shea Stadium, Flushing, NY
Thu Jul 08 1993, 7:05 PM EDT
Att: 25,186 - Unknown - 93 F


AB 37
R 3
H 8
RBI 2
BB 2
SO 9
LOB 11



Batter	1	2	3	4	5	6	7	8	9	10	AB	R	H	RBI	BB	SO	LOB	BOTTOM						
Vince Coleman, S OBP: 0.312, SLG: 0.367	G5-3	P6			F7		K		G6-3		5	0	0	0	0	1	1							
Joe Orsulak, L OBP: 0.364, SLG: 0.427	3B			F7	WP	SF7		G3		HR	4	3	3	0	1	0	0							
Jeromy Burnitz, L OBP: 0.408, SLG: 0.659	E			F7		F8		P2		HR	4	2	1	1	1	0	2							
Bobby Bonilla, S OBP: 0.331, SLG: 0.498	E4			SF7				K		HR	3	1	1	5	1	1	0							
Dave Gallagher, R OBP: 0.266, SLG: 0.475 Jeff Innis, R	K			K		L3				HR	3	0	0	0	1	2	3							
Jeff Kent, R OBP: 0.284, SLG: 0.379	WP					L6		K			4	0	2	0	0	1	1							
Charlie O'Brien, R OBP: 0.286, SLG: 0.282 Todd Hundley, S OBP: 0.283, SLG: 0.373	K			G6-4-3		G6-4-3		G4-3			2	0	0	0	0	1	3							
Tim Bogar, R OBP: 0.328, SLG: 0.380		K				FC5-4				P6	3	0	0	0	0	1	1							
Eric Hillman, L OBP: 0.077, SLG: 0.077 Pete Schourek, L OBP: 0.227, SLG: 0.158 Jeff McKnight, S OBP: 0.289, SLG: 0.241		K				F8				G6-3	3	0	0	0	0	0	0							
Inning Stats	R: 2 E: 1 K: 2 S: 17	H: 3 LOB: 2 BB: 0 P: 23	R: 0 E: 0 K: 2 S: 10	H: 0 LOB: 0 BB: 0 P: 16	R: 1 E: 0 K: 1 S: 11	H: 1 LOB: 0 BB: 0 P: 16	R: 0 E: 0 K: 0 S: 10	H: 1 LOB: 1 BB: 0 P: 15	R: 0 E: 0 K: 0 S: 7	H: 0 LOB: 0 BB: 0 P: 19	R: 0 E: 0 K: 1 S: 6	H: 0 LOB: 0 BB: 0 P: 14	R: 0 E: 0 K: 1 S: 7	H: 0 LOB: 0 BB: 0 P: 8	R: 0 E: 0 K: 2 S: 9	H: 0 LOB: 1 BB: 1 P: 17	R: 0 E: 0 K: 0 S: 9	H: 1 LOB: 0 BB: 0 P: 11	R: 3 E: 0 K: 0 S: 4	H: 2 LOB: 0 BB: 1 P: 9	1B: 4 2B: 2 3B: 1 HR: 1	SF: 1 SAC: 0 DP: 2 HBP: 2	WP: 2 PB: 0 SB: 0 CS: 0	PA: 40
PITCHER	IP	WLS	BF	H	R	ER	SO	BB	IBB	HBP	BLK	WP	HR	S	P	ERA	WHIP							
Tom Candiotti, R ERA: 3.07	6.0		27	5	3	3	5	2	0	2	0	2	0	61	103	4.50	1.167							
Pedro Martinez, R ERA: 2.63	2.0		7	0	0	0	3	1	0	0	0	0	0	16	25	0.00	0.500							
Rod Nichols, R ERA: 10.8	1.0	L	6	3	3	3	0	0	1	0	0	0	1	13	20	27.00	3.000							

Los Angeles Dodgers @ New York Mets
Shea Stadium, Flushing, NY
Thu Jul 08 1993, 7:05 PM EDT
Att: 25,186 - Unknown - 93 F

AB 33
R 6
H 8
RBI 6
BB 4
SO 8
LOB 14



Batter	1	2	3	4	5	6	7	8	9	AB	R	H	RBI	BB	SO	LOB	TOP			
Brett Butler, L OBP: 0.372, SLG: 0.357 (1, 8)										5	0	3	0	0	1	2				
Jose Offerman, S OBP: 0.347, SLG: 0.340 (1, 6)										4	0	1	0	0	0	1				
Cory Snyder, R OBP: 0.368, SLG: 0.435 (1, 9) (5, 3)										4	1	2	0	1	1	2				
Eric Karros, R OBP: 0.321, SLG: 0.415 Mitch Webster, S OBP: 0.319, SLG: 0.352 (5, 9)										3	0	0	0	0	2	3				
Mike Piazza, R OBP: 0.359, SLG: 0.545 (1, 2)										4	1	1	2	0	0	1				
Eric Davis, R OBP: 0.324, SLG: 0.378 (1, 7)										3	1	0	0	1	1	0				
Tim Wallach, R OBP: 0.260, SLG: 0.360 (1, 5)										3	1	1	0	1	1	0				
Mike Sharperson, R OBP: 0.281, SLG: 0.385 (1, 4)										4	2	3	3	0	0	0				
Orel Hershiser, R OBP: 0.359, SLG: 0.395 (1, 1)										2	0	0	1	0	0	0				
Inning Stats	R: 0 E: 0 K: 2 S: 8	H: 1 LOB: 1 BB: 0 P: 10	R: 1 E: 0 K: 1 S: 12	H: 1 LOB: 2 BB: 2 P: 26	R: 2 E: 0 K: 0 S: 9	H: 2 LOB: 0 BB: 0 P: 15	R: 1 E: 0 K: 0 S: 9	H: 1 LOB: 0 BB: 0 P: 11	R: 0 E: 0 K: 1 S: 10	H: 0 LOB: 0 BB: 0 P: 15	R: 0 E: 0 K: 0 S: 9	H: 1 LOB: 2 BB: 1 P: 18	R: 2 E: 0 K: 1 S: 9	H: 2 LOB: 1 BB: 0 P: 14	R: 0 E: 0 K: 0 S: 6	H: 2 LOB: 1 BB: 0 P: 9	1B: 7 2B: 2 3B: 0 HR: 2	SF: 0 SAC: 3 DP: 0 HBP: 0	WP: 1 PB: 0 SB: 2 CS: 0	PA: 40
PITCHER	IP	WLS	BF	H	R	ER	SO	BB	IBB	HBP	BLK	WP	HR	S	P	ERA	WHIP			
Frank Tanana, L ERA: 5.02	8.0	L	36	9	6	6	6	2	1	0	0	1	2	75	121	6.75	1.375			
Mike Draper, R ERA: 4.1	1.0		4	2	0	0	0	0	0	0	0	0	0	6	9	0.00	2.000			

Los Angeles Dodgers @ New York Mets
Shea Stadium, Flushing, NY
Fri Jul 09 1993, 7:05 PM EDT
Att: 24,258 - Unknown

livebaseballscores.com

AB	34
R	6
H	11
RBI	6
BB	3
SO	6
LOB	12



Batter	1	2	3	4	5	6	7	8	9	AB	R	H	RBI	BB	SO	LOB	BOTTOM					
Vince Coleman, S OBP: 0.314, SLG: 0.369 (1, 7)										4	0	2	0	0	1	0						
Joe Orsulak, L OBP: 0.357, SLG: 0.419 (1, 9)										4	0	0	0	0	0	2						
Eddie Murray, S OBP: 0.308, SLG: 0.420 Jeff McKnight, S OBP: 0.280, SLG: 0.233 (5, PH) (6, 3)										2	0	0	0	0	0	1						
Bobby Bonilla, S OBP: 0.332, SLG: 0.498 (1, 5)										4	1	2	0	0	0	0						
Jeromy Burnitz, L OBP: 0.396, SLG: 0.622 (1, 8)										4	0	1	0	0	1	1						
Jeff Kent, R OBP: 0.288, SLG: 0.382 (1, 4)										3	1	2	0	0	0	0						
Todd Hundley, S OBP: 0.282, SLG: 0.373 (1, 2)										3	0	1	1	0	1	2						
Tim Bogar, R OBP: 0.328, SLG: 0.379 Chico Walker, S OBP: 0.230, SLG: 0.367 (9, PH)										3	0	1	1	0	1	1						
Frank Tanana, L OBP: 0.147, SLG: 0.152 Mike Draper, R OBP: 0.667, SLG: 0.667 (9, 1)										3	0	0	0	0	0	2						
Inning Stats	R: 0 E: 0 K: 1 S: 6	H: 0 LOB: 0 BB: 0 P: 8	R: 1 E: 0 K: 0 S: 7	H: 2 LOB: 1 BB: 0 P: 10	R: 0 E: 1 K: 0 S: 8	H: 1 LOB: 1 BB: 0 P: 10	R: 1 E: 0 K: 0 S: 9	H: 3 LOB: 2 BB: 0 P: 12	R: 0 E: 0 K: 0 S: 11	H: 1 LOB: 0 BB: 0 P: 18	R: 0 E: 0 K: 1 S: 9	H: 0 LOB: 0 BB: 0 P: 11	R: 0 E: 0 K: 1 S: 6	H: 0 LOB: 0 BB: 0 P: 9	R: 0 E: 0 K: 1 S: 7	H: 0 LOB: 0 BB: 0 P: 9	R: 0 E: 0 K: 1 S: 12	H: 2 LOB: 2 BB: 0 P: 17	1B: 9 2B: 0 3B: 0 HR: 0	SF: 1 SAC: 1 DP: 0 HBP: 0	WP: 0 PB: 0 SB: 0 CS: 1	PA: 35
PITCHER	IP	WLS	BF	H	R	ER	SO	BB	IBB	HBP	BLK	WP	HR	S	P	ERA	WHIP					
Orel Hershiser, R ERA: 3.56	9.0	W	35	9	2	2	5	0	0	0	0	0	0	75	104	2.00	1.000					

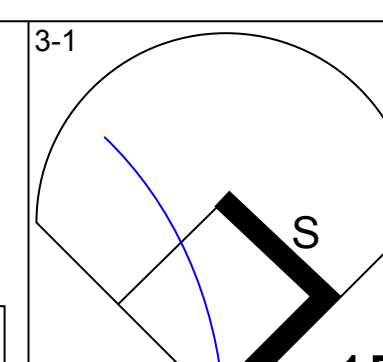
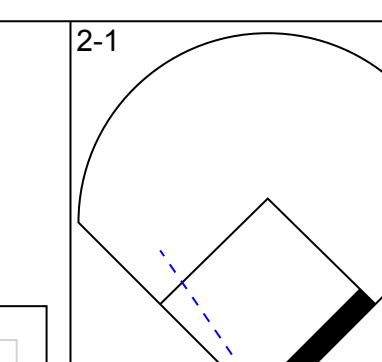
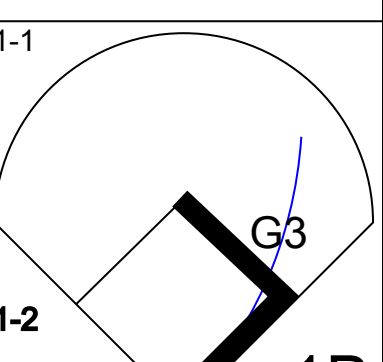
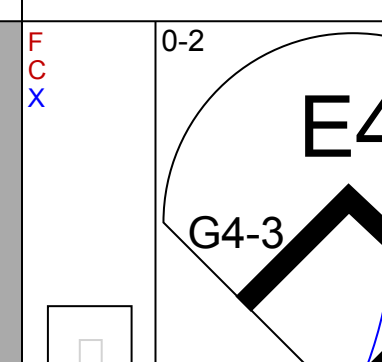
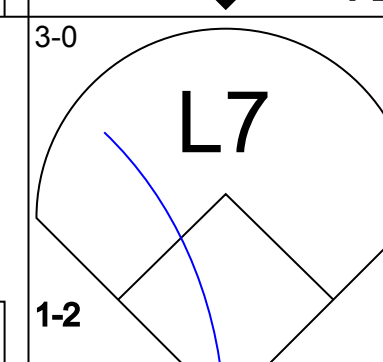
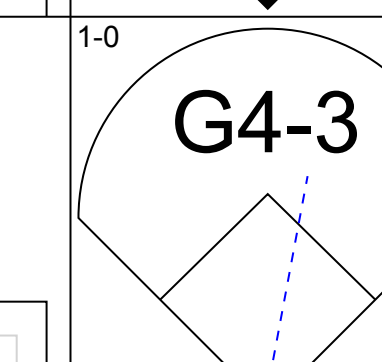
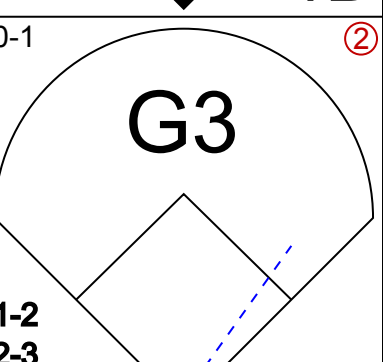
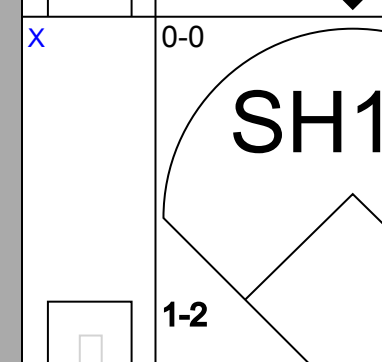
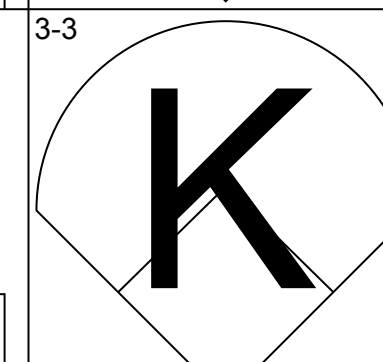
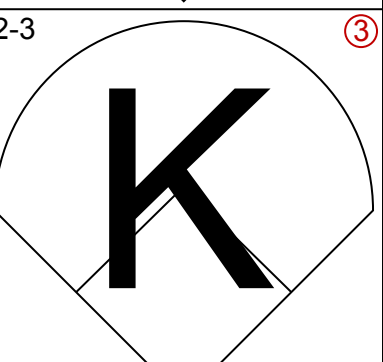
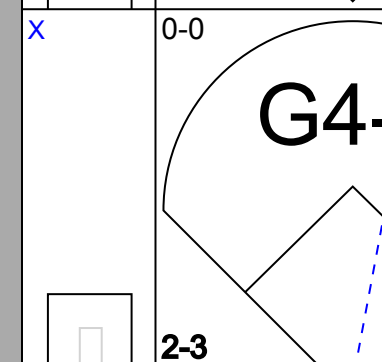
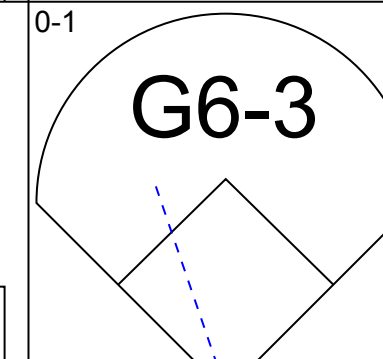

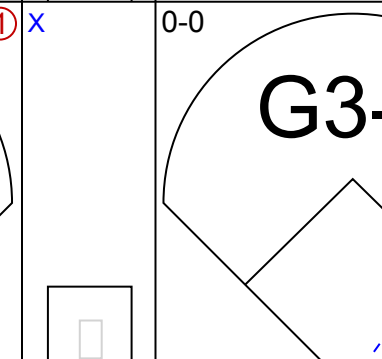
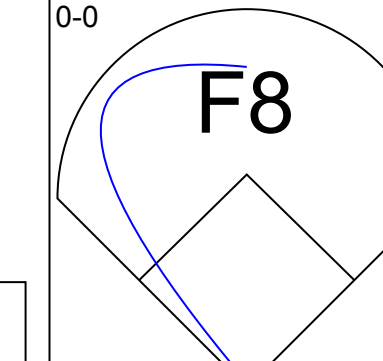
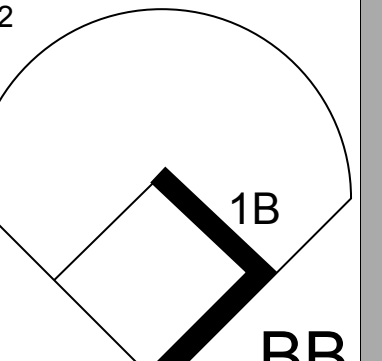
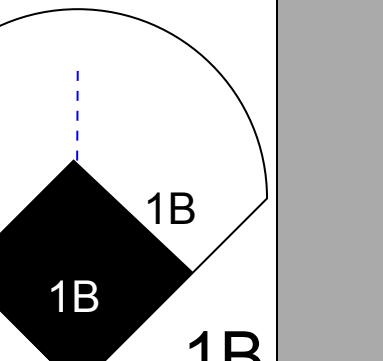
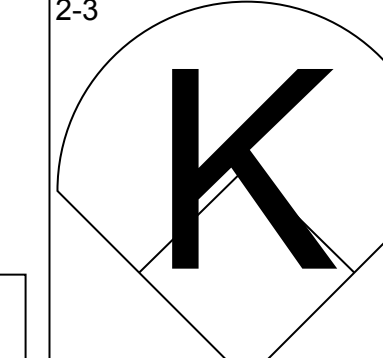
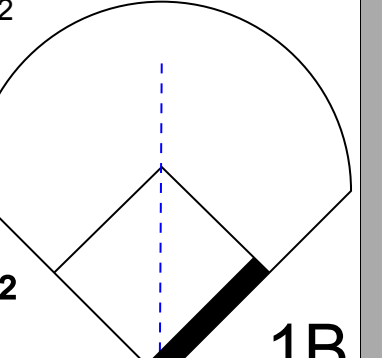
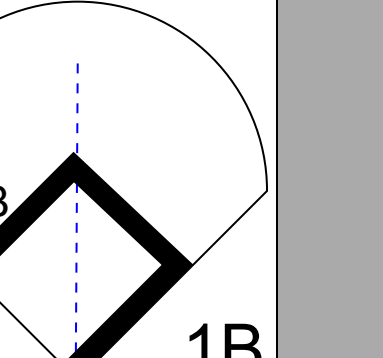
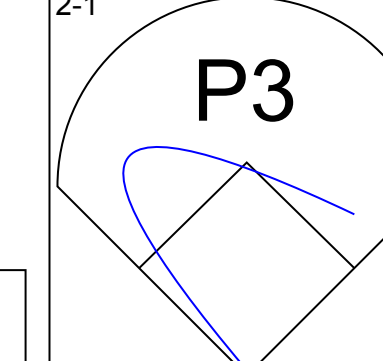
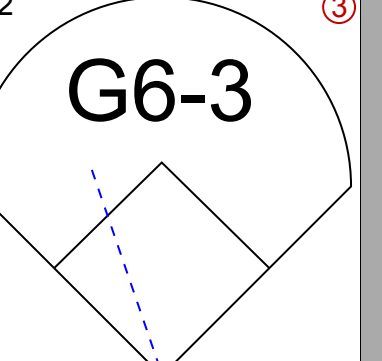
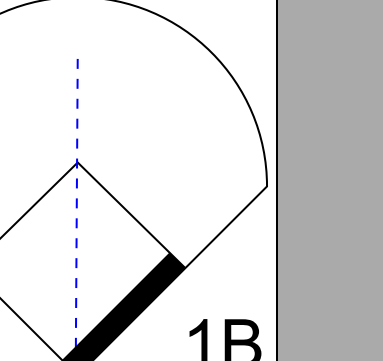
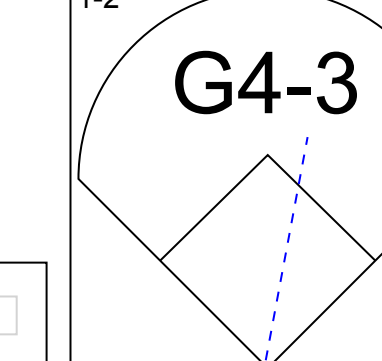
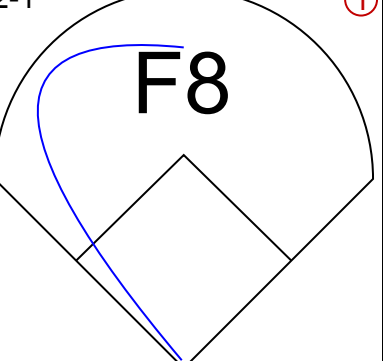

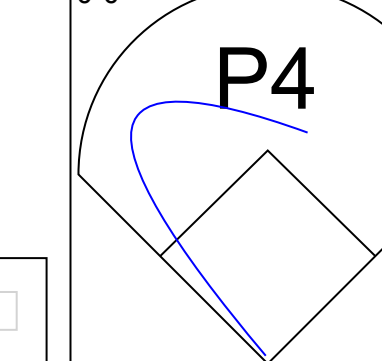
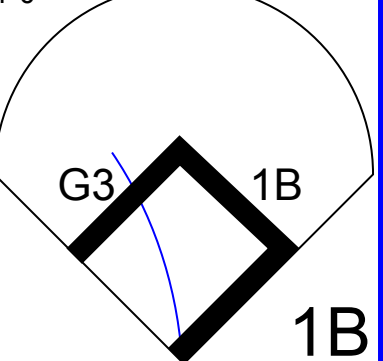

Los Angeles Dodgers @ New York Mets
Shea Stadium, Flushing, NY
Fri Jul 09 1993, 7:05 PM EDT
Att: 24,258 - Unknown

livebaseballscores.com

AB	33
R	2
H	9
RBI	2
BB	0
SO	5
LOB	12




Batter	1	2	3	4	5	6	7	8	9	AB	R	H	RBI	BB	SO	LOB	TOP										
Brett Butler, L (1, 8) OBP: 0.370, SLG: 0.355 Tom Goodwin, L (4, 8) OBP: 0.376, SLG: 0.500 Carlos Hernandez, R (9, PH) OBP: 0.255, SLG: 0.333	3-2 P6			1-2 G1-3		0-2 P6		0-2 1B 2B 1B	2-2 F9	2	0	0	0	0	0	0	Los Angeles Dodgers @ New York Mets Shea Stadium, Flushing, NY Sat Jul 10 1993, 3:33 AM EDT Att: 33,666 - Sunny - 101 F										
Jose Offerman, S (1, 6) OBP: 0.349, SLG: 0.340	2-2 F8			0-0 B1-3			4-2 1B BB	1-1 2B 1B		3	1	1	2	1	0	0											
Cory Snyder, R (1, 9) OBP: 0.370, SLG: 0.440	0-0 P3			1-2 L6			0-0 1B 1B	3-1 G6-3 1B		4	0	2	2	0	0	0											
Eric Karros, R (1, 3) OBP: 0.320, SLG: 0.413		0-1 G5-4-3 1B			1-0 P6		0-1 F8	2-0 G6-3 2B		4	0	1	0	0	0	3											
Mike Piazza, R (1, 2) OBP: 0.358, SLG: 0.541		1-1 G5-4-3 1-2			1-2 1B		0-0 L4-6	2-2 F7		4	0	1	0	0	0	4											
Eric Davis, R (1, 7) OBP: 0.323, SLG: 0.380		1-3 K			2-2 P3			0-2 P4 1B 2B	2-3 K	4	1	1	0	0	2	1											
Tim Wallach, R (1, 5) OBP: 0.260, SLG: 0.369			2-2 G4-3		1-0 P4			1-0 P4 2B	1-2 HR	4	1	1	1	0	0	2											
Lenny Harris, L (1, 4) OBP: 0.339, SLG: 0.314 Mike Sharperson, R (9, PH) OBP: 0.235, SLG: 0.395			1-0 F7		0-1 G4-3			0-2 1B 1B 1B	2-1 1B	3	1	1	1	0	0	0											
Pedro Astacio, R (1, 1) OBP: 0.125, SLG: 0.125 Rod Nichols, R (3, 1) OBP: 0.276, SLG: 0.394 Dave Hansen, L (6, PH) Ricky Tricek, R (6, 1) Henry Rodriguez, L (8, PH) Roger McDowell, R (8, 1) Mitch Webster, S (9, PH) OBP: 0.116, SLG: 0.350			0-2 G1-3		3-1 G3			0-0 1B 1B	1-0 F9	1	0	0	0	0	0	0											
Inning Stats	R: 0 E: 0 K: 0 S: 7	H: 0 LOB: 0 BB: 0 P: 12	R: 0 E: 0 K: 1 S: 7	H: 1 LOB: 0 BB: 0 P: 9	R: 0 E: 0 K: 0 S: 7	H: 0 LOB: 0 BB: 0 P: 10	R: 0 E: 0 K: 0 S: 7	H: 0 LOB: 0 BB: 0 P: 9	R: 0 E: 0 K: 0 S: 9	H: 1 LOB: 1 BB: 0 P: 14	R: 0 E: 0 K: 0 S: 7	H: 0 LOB: 0 BB: 0 P: 10	R: 0 E: 0 K: 0 S: 6	H: 1 LOB: 1 BB: 1 P: 10	R: 5 E: 0 K: 0 S: 22	H: 6 LOB: 1 BB: 0 P: 31		R: 1 E: 0 K: 1 S: 12	H: 2 LOB: 1 BB: 0 P: 20	1B: 8 2B: 3 3B: 0 HR: 1	SF: 0 SAC: 0 DP: 2 HBP: 0	WP: 0 PB: 0 SB: 1 CS: 1	PA: 37				
PITCHER	IP	WLS	BF	H	R	ER	SO	BB	IBB	HBP	BLK	WP	HR	S	P	ERA	WHIP										
Bret Saberhagen, R (1, 1) ERA: 3.17	7.1	W	26	5	2	2	1	1	0	0	0	0	0	59	84	2.46	0.818										
Anthony Young, R (8, 1) ERA: 4.55	0.0		4	4	3	3	0	0	0	0	0	0	0	8	12	∞	∞										
John Franco, L (8, 1) ERA: 3.2	1.2	S	7	2	1	1	1	0	0	0	0	0	1	17	29	5.40	1.200										
Batter	1	2	3	4	5	6	7	8	9	AB	R	H	RBI	BB	SO	LOB	BOTTOM										
Vince Coleman, S (1, 7) OBP: 0.314, SLG: 0.370 Dave Gallagher, R (8, 7) OBP: 0.366, SLG: 0.475	1-1 G4-3 SF7 2B	0-0 FC3-6		2-2 G4-3			0-3 K			4	1	1	0	0	1	1	Los Angeles Dodgers @ New York Mets Shea Stadium, Flushing, NY Sat Jul 10 1993, 3:33 AM EDT Att: 33,666 - Sunny - 101 F										
Howard Johnson, S (1, 5) OBP: 0.348, SLG: 0.376	2-0 G4-3	3-3 K		3-2 P6		3-1 G3				4	0	0	0	0	1	2											
Eddie Murray, S (1, 3) OBP: 0.304, SLG: 0.416	3-2 SF7	1-3 K		0-0 F8		1-0 F7				3	0	0	1	0	1	1											
Bobby Bonilla, S (1, 9) OBP: 0.334, SLG: 0.495	4-2 HR BB		4-2 1B BB G4-3 BB		1-2 F9		0-3 K			2	2	0	0	2	1	0											
Jeremy Burnitz, L (1, 8) OBP: 0.404, SLG: 0.667	0-1 HR		4-2 G4-3 1B BB		1-1 F7		0-1 G3-1			3	1	1	2	1	0	0											
Jeff Kent, R (1, 4) OBP: 0.295, SLG: 0.388	1-1 HR 1B		0-0 G4-3 1B		1-3 K		0-1 2B 1B			4	2	3	0	0	1	0											
Todd Hundley, S (1, 2) OBP: 0.286, SLG: 0.392	0-0 HR		0-0 G4-3		0-2 G4-3		3-2 FC5 2B			4	1	2	4	0	0	2											
Tim Bogar, R (1, 6) OBP: 0.326, SLG: 0.370	1-0 P6		1-2 L1		2-3 K		4-0 IBB			3	0	0	0	1	1	2											
Bret Saberhagen, R (1, 1) OBP: 0.233, SLG: 0.158 Anthony Young, R (8, 1) OBP: 0.273, SLG: 0.200 John Franco, L (8, 1) ERA: 1.42		4-0 FC3-6 BB	3-3 K		0-0 G5-3		0-0 FC5			2	0	0	0	1	1	2											
Inning Stats	R: 5 E: 0 K: 0 S: 17	H: 4 LOB: 0 BB: 1 P: 29	R: 0 E: 0 K: 2 S: 7	H: 0 LOB: 1 BB: 1 P: 15	R: 1 E: 0 K: 1 S: 14	H: 1 LOB: 2 BB: 2 P: 25	R: 0 E: 0 K: 0 S: 7	H: 0 LOB: 0 BB: 0 P: 12	R: 0 E: 0 K: 1 S: 8	H: 0 LOB: 0 BB: 0 P: 11	R: 0 E: 0 K: 1 S: 8	H: 0 LOB: 0 BB: 0 P: 10	R: 0 E: 0 K: 1 S: 6	H: 0 LOB: 0 BB: 0 P: 10	R: 1 E: 0 K: 0 S: 11	H: 2 LOB: 2 BB: 1 P: 18		1B: 3 2B: 2 3B: 0 HR: 2	SF: 1 SAC: 0 DP: 0 HBP: 0	WP: 0 PB: 0 SB: 1 CS: 0	PA: 36						
PITCHER	IP	WLS	BF	H	R	ER	SO	BB	IBB	HBP	BLK	WP	HR	S	P	ERA	WHIP										
Pedro Astacio, R (1, 1) ERA: 4.69	2.0	L	14	4	6	6	2	4	0	0	0	0	0	23	34	0.00	0.333										
Rod Nichols, R (3, 1) ERA: 5.68	3.0		10	1	0	0	2	0	0	0	0	0	0	14	20	0.00	0.000										
Ricky Tricek, R (6, 1) ERA: 5.18	2.0		6	0	0	0	2	0	0	0	0	0	0	11	18	9.00	2.000										
Roger McDowell, R (8, 1) ERA: 1.42	1.0		6	2	1	1	1	0	1	0	0	0	0	11	18	9.00	2.000										

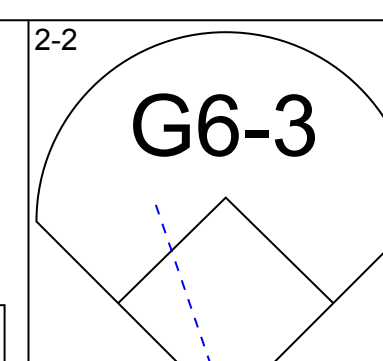
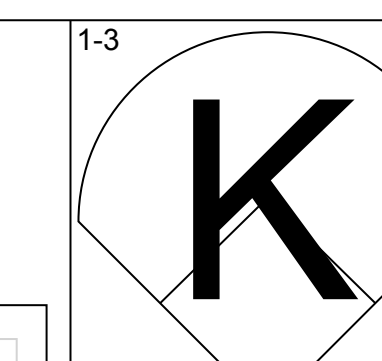
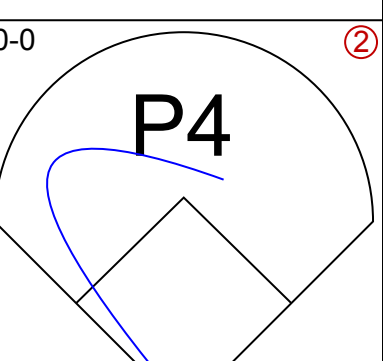

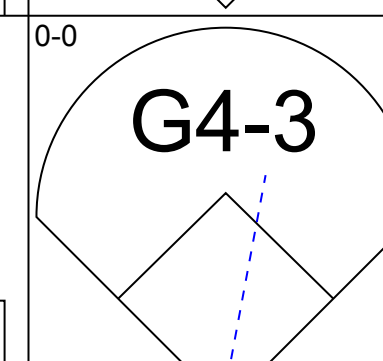
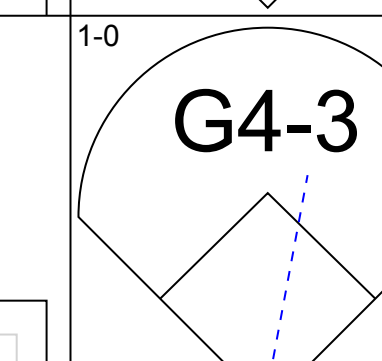
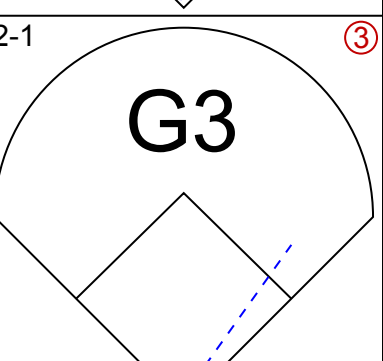

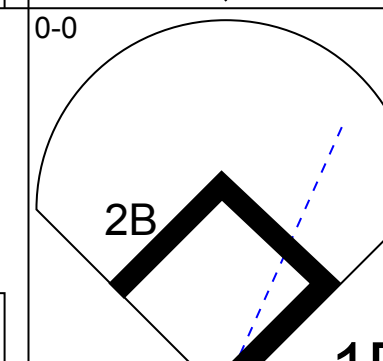
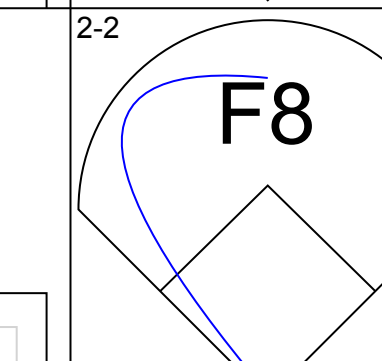


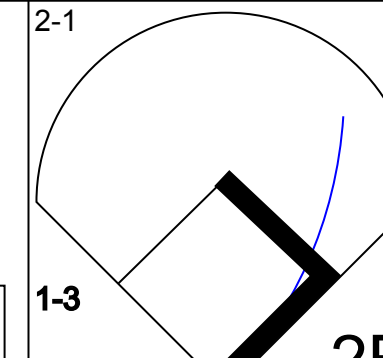


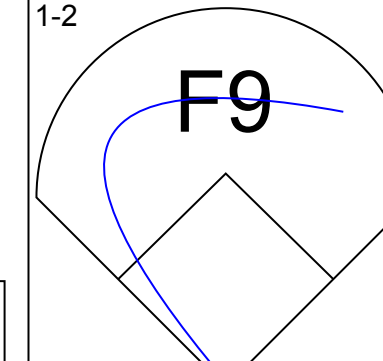


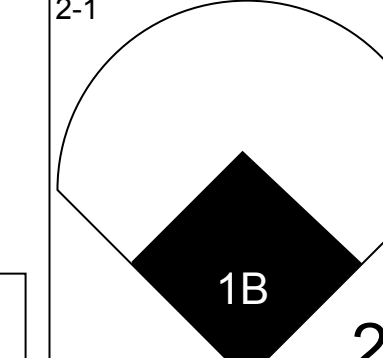

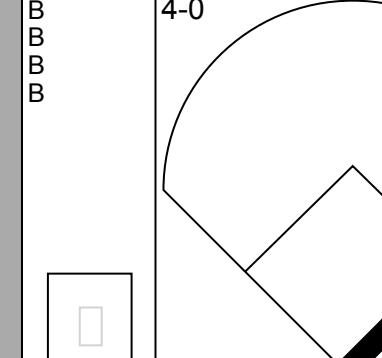
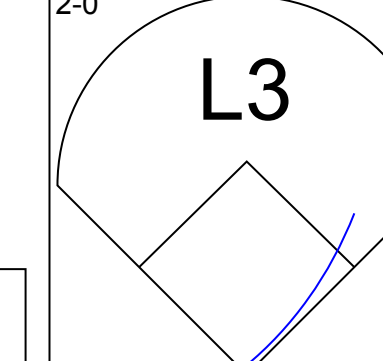

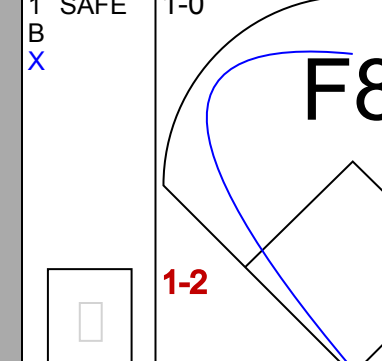
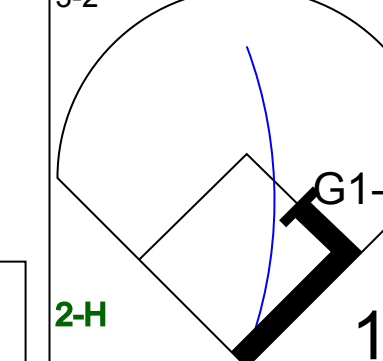

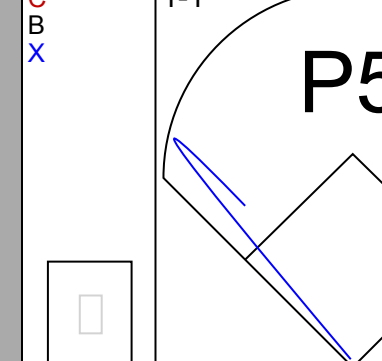
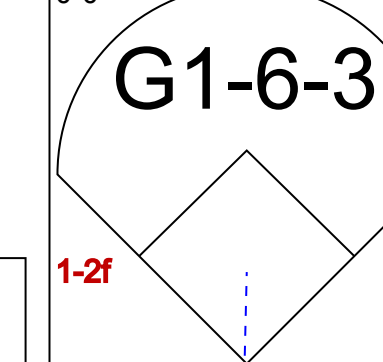
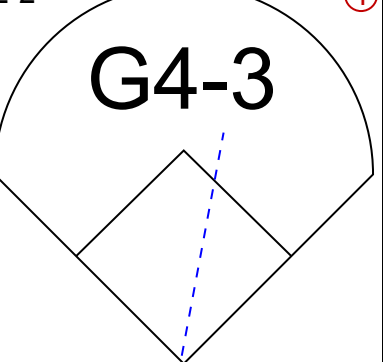

Batter	1	2	3	4	5	6	7	8	9	AB	R	H	RBI	BB	SO	LOB	TOP					
Brett Butler, L OBP: 0.373, SLG: 0.358 (1, 8)	 1B		 1B				 1B		 E4 G4-3 SH1-3													
Jose Offerman, S OBP: 0.348, SLG: 0.339 (1, 6)	 L7		 G4-3				 G3		 SH1-3													
Cory Snyder, R OBP: 0.363, SLG: 0.431 (1, 9)	 K						 K		 G4-3													
Eric Karros, R OBP: 0.316, SLG: 0.408 (1, 3)	 G6-3						 F7		 F9													
Mike Piazza, R OBP: 0.360, SLG: 0.539 (1, 2)		 F8					 1B BB		 1B 1B													
Eric Davis, R OBP: 0.329, SLG: 0.398 (1, 7)		 K					 1B		 1B 1B													
Tim Wallach, R OBP: 0.263, SLG: 0.368 (1, 5)		 P3					 G6-3		 1B 1-3 2-H													
Lenny Harris, L OBP: 0.328, SLG: 0.303 Jim Gott, R (8, 1)			 G4-3				 F8		 K													
Tom Candiotti, R OBP: 0.171, SLG: 0.176 Dave Hansen, L OBP: 0.368, SLG: 0.382 Pedro Martinez, R (6, PH) Mike Sharperson, R OBP: 0.288, SLG: 0.389 (8, 4)		 P4					 G3 1B		 K													
Inning Stats	R: 0 E: 0 K: 1 S: 11	H: 1 LOB: 1 BB: 0 P: 19	R: 0 E: 0 K: 1 S: 7	H: 0 LOB: 0 BB: 0 P: 11	R: 0 E: 0 K: 0 S: 7	H: 1 LOB: 1 BB: 0 P: 11	R: 0 E: 0 K: 1 S: 14	H: 1 LOB: 2 BB: 1 P: 22	R: 0 E: 0 K: 1 S: 11	H: 2 LOB: 2 BB: 0 P: 17	R: 1 E: 0 K: 2 S: 22	H: 3 LOB: 2 BB: 0 P: 29	R: 0 E: 1 K: 0 S: 6	H: 0 LOB: 1 BB: 0 P: 6	R: 1 E: 0 K: 0 S: 8	H: 1 LOB: 1 BB: 1 P: 15	R: 0 E: 0 K: 1 S: 9	H: 1 LOB: 1 BB: 0 P: 18	1B: 9 2B: 0 3B: 0 HR: 1	SF: 0 SAC: 1 DP: 1 HBP: 0	WP: 0 PB: 0 SB: 2 CS: 0	PA: 39
PITCHER	IP	WLS	BF	H	R	ER	SO	BB	IBB	HBP	BLK	WP	HR	S	P	ERA	WHIP					
Dwight Gooden, R ERA: 3.34 Pete Schourek, L ERA: 6.16 Jeff Innis, R ERA: 5.01	(1, 1)	8.0	L	35	9	2	2	6	2	0	0	0	0	1	86	130	2.25	1.375				
	(9, 1)	0.2		3	1	0	0	0	0	0	0	0	0	0	6	13	0.00	1.500				
	(9, 1)	0.1		1	0	0	0	1	0	0	0	0	0	3	5	0.00	0.000					

Los Angeles Dodgers @ New York Mets
Shea Stadium, Flushing, NY
Sun Jul 11 1993, 7:05 PM EDT
Att: 26,239 - Unknown - 91 F

livebaseballscores.com

AB 36
R 2
H 10
RBI 2
BB 2
SO 7
LOB 18



Batter	1	2	3	4	5	6	7	8	9	AB	R	H	RBI	BB	SO	LOB	BOTTOM					
Vince Coleman, S OBP: 0.313, SLG: 0.369 (1, 7)	 G6-3		 K				 P4		 L6-4 1B													
Howard Johnson, S OBP: 0.347, SLG: 0.373 (1, 5)	 G4-3		 G4-3				 G3		 1B													
Eddie Murray, S OBP: 0.304, SLG: 0.413 (1, 3)	 2B 1B		 F8				 G3		 L6-4 2-3													
Bobby Bonilla, S OBP: 0.336, SLG: 0.497 (1, 9)	 2B						 F8		 L6													
Jeromy Burnitz, L OBP: 0.377, SLG: 0.615 (1, 8)	 F9						 F8		 K													
Jeff Kent, R OBP: 0.298, SLG: 0.391 (1, 4)		 1B 2B					 P3		 F8 BB													
Todd Hundley, S OBP: 0.286, SLG: 0.391 (1, 2)		 L3					 1B		 F8 1-2													
Tim Bogar, R OBP: 0.326, SLG: 0.369 (1, 6)		 G1-6-3 2H 1B					 P2		 P5													
Dwight Gooden, R OBP: 0.271, SLG: 0.479 Chico Walker, S OBP: 0.287, SLG: 0.364 Pete Schourek, L OBP: 0.227, SLG: 0.158 Jeff Innis, R (9, 1)		 G1-6-3 1-2					 G4-3		 F8													
Inning Stats	R: 0 E: 0 K: 0 S: 10	H: 2 LOB: 2 BB: 0 P: 15	R: 1 E: 0 K: 0 S: 7	H: 2 LOB: 0 BB: 0 P: 14	R: 0 E: 0 K: 1 S: 7	H: 0 LOB: 0 BB: 0 P: 11	R: 0 E: 0 K: 0 S: 9	H: 1 LOB: 2 BB: 1 P: 15	R: 0 E: 0 K: 0 S: 6	H: 0 LOB: 0 BB: 0 P: 10	R: 0 E: 0 K: 1 S: 7	H: 0 LOB: 0 BB: 0 P: 13	R: 0 E: 0 K: 0 S: 3	H: 0 LOB: 0 BB: 1 P: 9	R: 0 E: 0 K: 0 S: 11	H: 2 LOB: 1 BB: 0 P: 15	R: 0 E: 0 K: 0 S: 6	H: 0 LOB: 0 BB: 0 P: 10	1B: 5 2B: 3 3B: 0 HR: 0	SF: 0 SAC: 0 DP: 2 HBP: 0	WP: 0 PB: 0 SB: 0 CS: 0	PA: 33
PITCHER	IP	WLS	BF	H	R	ER	SO	BB	IBB	HBP	BLK	WP	HR	S	P	ERA	WHIP					
Tom Candiotti, R ERA: 3.02 Pedro Martinez, R ERA: 2.53 Jim Gott, R ERA: 2.09	(1, 1)	5.0		20	5	1	1	1	1	0	0	0	0	0	39	65	1.80	1.200				
	(6, 1)	2.1	W	8	1	0	0	1	1	0	0	0	0	16	31	0.00	0.857					
	(8, 1)	1.2	S	5	1	0	0	0	0	0	0	0	0	11	16	0.00	0.600					

Los Angeles Dodgers @ New York Mets
Shea Stadium, Flushing, NY
Sun Jul 11 1993, 7:05 PM EDT
Att: 26,239 - Unknown - 91 F

livebaseballscores.com

AB 31
R 1
H 7
RBI 1
BB 2
SO 2
LOB 11



Batter	1	2	3	4	5	6	7	8	9	AB	R	H	RBI	BB	SO	LOB	TOP				
Delino DeShields, L OBP: 0.384, SLG: 0.360 (1, 4)	G4-3		1B		F7		G4-3		K	5	0	1	0	0	1	3					
Lou Frazier, S OBP: 0.405, SLG: 0.422 (1, 7)	F8		L6		F8					3	1	1	0	1	0	1					
Marquis Grissom, R OBP: 0.339, SLG: 0.445 (1, 8)	F8				1B		P8		K	4	1	1	0	0	1	2					
Frank Bolick, S OBP: 0.325, SLG: 0.366 (1, 3)	G4-3				1B		F8		K	4	0	1	0	0	1	2					
Darrin Fletcher, L OBP: 0.338, SLG: 0.356 (8, PR) Tim Spehr, R OBP: 0.218, SLG: 0.255 (8, 2)		F7			P5		1B		1B	4	0	2	1	0	0	2					
Moises Alou, R OBP: 0.327, SLG: 0.467 (1, 9)	F8				FC6-4		F7		1B	4	0	1	1	0	0	2					
Mike Lansing, R OBP: 0.343, SLG: 0.371 (1, 5)	L7				G6-3		1B		K	4	0	1	0	0	1	3					
Wil Cordero, R OBP: 0.304, SLG: 0.371 (1, 6)			G4-3		G3-1		1B		K	4	0	1	0	0	1	0					
Dennis Martinez, R OBP: 0.238, SLG: 0.286 (7, PH) John Vander Wal, L OBP: 0.328, SLG: 0.400 (7, 1) Tim Scott, R (7, 1) Brian Barnes, L OBP: 0.305, SLG: 0.158 (7, 1) Jeff Shaw, R OBP: 0.347, SLG: 0.367 (8, PH) Sean Berry, R OBP: 0.301, SLG: 0.464 (8, PH)			G6-3		F8		K		K	2	0	0	0	0	0	0					
Inning Stats	R: 0 E: 0 K: 0 S: 8	H: 0 LOB: 1 BB: 1 P: 16	R: 0 E: 0 K: 0 S: 8	H: 0 LOB: 0 BB: 0 P: 13	R: 0 E: 0 K: 0 S: 8	H: 1 LOB: 1 BB: 0 P: 12	R: 1 E: 0 K: 0 S: 8	H: 2 LOB: 1 BB: 0 P: 15	R: 0 E: 0 K: 0 S: 9	H: 0 LOB: 0 BB: 0 P: 17	R: 0 E: 0 K: 1 S: 11	H: 3 LOB: 3 BB: 0 P: 13	R: 1 E: 0 K: 3 S: 15	H: 3 LOB: 3 BB: 0 P: 24	R: 0 E: 0 K: 3 S: 11	H: 0 LOB: 0 BB: 0 P: 15	1B: 8 2B: 1 3B: 0 HR: 0	SF: 0 SAC: 0 DP: 0 HBP: 0	WP: 0 PB: 0 SB: 2 CS: 0	PA: 37	
PITCHER	IP	WLS	BF	H	R	ER	SO	BB	IBB	HBP	BLK	WP	HR	S	P	ERA	WHIP				
Ramon Martinez, R ERA: 3.17 (1, 1)	7.0	W	29	7	2	2	1	1	0	0	0	0	0	61	100	2.57	1.143				
Pedro Martinez, R ERA: 2.48 (8, 1)	1.0	S	5	2	0	0	3	0	0	0	0	0	0	13	21	0.00	2.000				
Jim Gott, R ERA: 2.05 (9, 1)	1.0	S	3	0	0	0	3	0	0	0	0	0	0	11	15	0.00	0.000				

Montreal Expos @ Los Angeles Dodgers
Dodger Stadium, Los Angeles, CA
Thu Jul 15 1993, 7:05 PM PDT
Att: 40,368 - Unknown - 74 F

AB	36
R	2
H	9
RBI	2
BB	1
SO	7
LOB	18



Batter	1	2	3	4	5	6	7	8	9	AB	R	H	RBI	BB	SO	LOB	BOTTOM				
Brett Butler, L OBP: 0.379, SLG: 0.360 (1, 8)	BLK		E6				FC5-4			1	2	1	0	3	0	0					
Jose Offerman, S OBP: 0.348, SLG: 0.338 (1, 6)	1B		SH2-3		L8		FC5-4			3	1	1	0	0	0	3					
Cory Snyder, R OBP: 0.362, SLG: 0.429 (1, 9)	1B		G4-3		F8		K			4	0	1	1	0	1	4					
Eric Karros, R OBP: 0.313, SLG: 0.404 (1, 3)	G5-3		E6		G5-3				L8	4	0	0	0	0	0	2					
Mike Piazza, R OBP: 0.355, SLG: 0.532 (9, 1)	G6-3		FC5-4		G5-3				F9	4	0	0	1	0	0	2					
Eric Davis, R OBP: 0.328, SLG: 0.395 (1, 7)	K				E6		S		F8	4	0	1	0	0	1	1					
Tim Wallach, R OBP: 0.260, SLG: 0.365 (1, 5)		G5-3			G5-4-3		K			3	0	0	0	0	1	2					
Jody Reed, R OBP: 0.345, SLG: 0.365 (1, 4)		G5-3			G4-3		FC5-4			2	0	0	0	1	0	0					
Ramon Martinez, R OBP: 0.140, SLG: 0.167 (8, 1) Pedro Martinez, R ERA: 2.91 (8, 2) Carlos Hernandez, R OBP: 0.255, SLG: 0.333 (9, 2)		G1-3					L8		K	3	0	0	0	0	1	1					
Inning Stats	R: 2 E: 0 K: 1 S: 16	H: 2 LOB: 1 BB: 1 P: 25	R: 0 E: 0 K: 0 S: 7	H: 0 LOB: 0 BB: 0 P: 10	R: 1 E: 2 K: 0 S: 11	H: 1 LOB: 1 BB: 0 P: 17	R: 0 E: 1 K: 0 S: 5	H: 0 LOB: 0 BB: 0 P: 7	R: 0 E: 0 K: 1 S: 9	H: 1 LOB: 1 BB: 0 P: 15	R: 0 E: 0 K: 2 S: 19	H: 0 LOB: 2 BB: 2 P: 31	R: 0 E: 0 K: 0 S: 6	H: 0 LOB: 0 BB: 0 P: 9	1B: 4 2B: 0 3B: 0 HR: 0	SF: 0 SAC: 1 DP: 1 HBP: 0	WP: 0 PB: 0 SB: 3 CS: 0	PA: 33			
PITCHER	IP	WLS	BF	H	R	ER	SO	BB	IBB	HBP	BLK	WP	HR	S	P	ERA	WHIP				
Dennis Martinez, R ERA: 3.31 (7, 1)	0.1	L	3	0	0	0	1	2	0	0	0	0	0	12	20	0.00	6.000				
Brian Barnes, L ERA: 4.63 (7, 1)	0.1		1	0	0	0	0	0	0	0	0	0	0	2	4	0.00	0.000				
Jeff Shaw, R ERA: 3.58 (7, 1)	1.1		4	0	0	0	1	0	0	0	0	0	0	11	16	0.00	0.000				

Montreal Expos @ Los Angeles Dodgers
Dodger Stadium, Los Angeles, CA
Thu Jul 15 1993, 7:05 PM PDT
Att: 40,368 - Unknown - 74 F

AB	28
R	3
H	4
RBI	2
BB	4
SO	4
LOB	15



Batter	1	2	3	4	5	6	7	8	9	AB	R	H	RBI	BB	SO	LOB	TOP					
Delino DeShields, L OBP: 0.383, SLG: 0.358 (1, 4)	G1-3		1-1 2H 1B		G1-3		F7			4	0	1	0	0	0	2						
Lou Frazier, S OBP: 0.392, SLG: 0.407 (1, 7)	G4-3			B1-3		F8		G6-3		4	0	0	0	0	0	0						
Marquis Grissom, R OBP: 0.341, SLG: 0.444 (1, 8)	HBP			K				G4-3		3	0	1	0	0	1	0						
John Vander Wal, L OBP: 0.326, SLG: 0.419 John Wetteland, R (8, 1)	CS			K	HR		F8	K		4	1	1	1	0	2	1						
Darrin Fletcher, L OBP: 0.342, SLG: 0.356 (1, 2)		G4-3			1B				F7	3	0	1	0	1	0	0						
Moises Alou, R OBP: 0.323, SLG: 0.461 (1, 9)		G5-3			P4				L8	4	0	0	0	0	1	3						
Sean Berry, R OBP: 0.383, SLG: 0.461 (1, 5)						P2		L8		3	0	1	0	1	0	0						
Mike Lansing, R OBP: 0.342, SLG: 0.370 (1, 6)				K		E5			K	4	0	1	0	0	2	2						
Kirk Rueter, L Frank Bolick, S OBP: 0.325, SLG: 0.366 (8, 3)				SH5-4		SH2-4		SH5-4		0	0	0	0	0	0	0						
Inning Stats	R: 0 E: 0 K: 0 S: 6	H: 0 LOB: 0 BB: 0 P: 14	R: 0 E: 0 K: 1 S: 9	H: 0 LOB: 0 BB: 0 P: 14	R: 0 E: 0 K: 1 S: 9	H: 2 LOB: 2 BB: 0 P: 11	R: 1 E: 0 K: 1 S: 8	H: 2 LOB: 1 BB: 0 P: 10	R: 0 E: 1 K: 0 S: 9	H: 0 LOB: 1 BB: 0 P: 16	R: 0 E: 0 K: 1 S: 8	H: 1 LOB: 2 BB: 1 P: 12	R: 0 E: 0 K: 1 S: 8	H: 1 LOB: 1 BB: 0 P: 13	R: 0 E: 0 K: 1 S: 8	H: 0 LOB: 0 BB: 0 P: 13	R: 0 E: 0 K: 1 S: 8	H: 0 LOB: 1 BB: 1 P: 16	1B: 5 2B: 0 3B: 0 HR: 1	SF: 0 SAC: 3 DP: 0 HBP: 1	WP: 0 PB: 0 SB: 1 CS: 1	PA: 36
PITCHER	IP	WLS	BF	H	R	ER	SO	BB	IBB	HBP	BLK	WP	HR	S	P	ERA	WHIP					
Orel Hershiser, R ERA: 3.44 Pedro Martinez, R ERA: 2.4	(1, 1)	7.0	28	6	1	1	4	1	0	1	0	0	0	1	57	90	1.29	1.000				
PITCHER	IP	WLS	BF	H	R	ER	SO	BB	IBB	HBP	BLK	WP	HR	S	P	ERA	WHIP					
Orel Hershiser, R ERA: 3.44 Pedro Martinez, R ERA: 2.4	(8, 1)	2.0	7	0	0	0	2	1	0	0	0	0	0	16	29	0.00	0.500					

Montreal Expos @ Los Angeles Dodgers
Dodger Stadium, Los Angeles, CA
Fri Jul 16 1993, 7:05 PM PDT
Att: 39,878 - Unknown

AB	29
R	1
H	6
RBI	1
BB	2
SO	6
LOB	8



Batter	1	2	3	4	5	6	7	8	9	AB	R	H	RBI	BB	SO	LOB	BOTTOM					
Brett Butler, L OBP: 0.380, SLG: 0.360 (1, 8)	CS		K				F7			3	0	1	0	1	1	2						
Jose Offerman, S OBP: 0.344, SLG: 0.334 (1, 6)	G1-3		P3		F7			F8		4	0	0	0	0	0	3						
Cory Snyder, R OBP: 0.360, SLG: 0.426 (1, 9)	1B			E5	F8			F9		4	0	1	0	0	0	1						
Eric Karros, R OBP: 0.315, SLG: 0.408 (1, 3)	F8			FC6-2	1B		F9		1B	4	1	2	0	0	0	1						
Mike Piazza, R OBP: 0.354, SLG: 0.529 (1, 2)		G5-3		FC6-2	1B		G4-3		1B	4	0	1	0	0	0	2						
Eric Davis, R OBP: 0.323, SLG: 0.389 (1, 7)		G3		P4			G5-3		1B	4	0	0	0	0	0	4						
Tim Wallach, R OBP: 0.283, SLG: 0.367 (1, 5)		F8		FC4-6	1B		G6-3		WP	4	1	2	1	0	0	0						
Jody Reed, R OBP: 0.345, SLG: 0.369 (1, 4)			F8	FC4-6				SH3-4	1B	3	0	1	0	0	0	2						
Orel Hershiser, R OBP: 0.366, SLG: 0.400 Mike Sharperson, R OBP: 0.283, SLG: 0.382 Pedro Martinez, R (8, 1) Dave Hansen, L OBP: 0.385, SLG: 0.400 (8, PH)					F8				1B	2	0	1	0	0	0	0						
Inning Stats	R: 0 E: 0 K: 0 S: 9	H: 2 LOB: 1 BB: 0 P: 18	R: 0 E: 0 K: 0 S: 10	H: 0 LOB: 0 BB: 0 P: 13	R: 0 E: 0 K: 1 S: 12	H: 1 LOB: 1 BB: 0 P: 17	R: 1 E: 1 K: 0 S: 21	H: 2 LOB: 2 BB: 0 P: 32	R: 0 E: 0 K: 0 S: 7	H: 0 LOB: 0 BB: 1 P: 12	R: 0 E: 0 K: 0 S: 5	H: 0 LOB: 0 BB: 0 P: 9	R: 0 E: 0 K: 1 S: 13	H: 1 LOB: 1 BB: 0 P: 20	R: 0 E: 0 K: 0 S: 13	H: 2 LOB: 2 BB: 0 P: 22	R: 1 E: 0 K: 0 S: 7	H: 2 LOB: 1 BB: 0 P: 10	1B: 8 2B: 2 3B: 0 HR: 0	SF: 0 SAC: 1 DP: 0 HBP: 0	WP: 1 PB: 0 SB: 0 CS: 1	PA: 36
PITCHER	IP	WLS	BF	H	R	ER	SO	BB	IBB	HBP	BLK	WP	HR	S	P	ERA	WHIP					
Kirk Rueter, L ERA: 1.55 John Wetteland, R ERA: 1.55	(1, 1)	7.0	28	6	1	1	4	1	0	1	0	0	0	1	77	121	0.00	1.000				
PITCHER	IP	WLS	BF	H	R	ER	SO	BB	IBB	HBP	BLK	WP	HR	S	P	ERA	WHIP					
Kirk Rueter, L ERA: 1.55 John Wetteland, R ERA: 1.55	(8, 1)	1.1	8	4	1	1	0	0	0	0	0	1	0	20	32	6.75	3.000					

Montreal Expos @ Los Angeles Dodgers
Dodger Stadium, Los Angeles, CA
Fri Jul 16 1993, 7:05 PM PDT
Att: 39,878 - Unknown

AB	34
R	2
H	10
RBI	2
BB	1
SO	2
LOB	16



Batter	1	2	3	4	5	6	7	8	9	10	AB	R	H	RBI	BB	SO	LOB	TOP				
Delino DeShields, L OBP: 0.387, SLG: 0.362	4-2 E S 1B BB	3-3 K			3-1 G3-1		0-0 2H 1B		1-0 HR 1B	0-1 1-3 2-H 3-H 1B	5	2	3	3	1	1	0					
John Vander Wal, L OBP: 0.326, SLG: 0.438	3-2 1B BB 1H 1B	3-3 K			1-2 G4-3		2-1 G4-3		1-2 HR 1B	1-0 G4-3	6	2	2	4	0	1	3					
Marquis Grissom, R OBP: 0.341, SLG: 0.442	4-2 1B BB 1-2 BB		0-1 G5-3			0-0 L9		1-2 S 1B	1-2 G5-3		4	0	1	0	1	0	0					
Larry Walker, L OBP: 0.372, SLG: 0.476	0-1 1B 1-2 2-3 1B		1-3 K			1-2 1B 1B		2-2 G1-3		1-1 P4	5	0	2	0	0	1	1					
Darin Fletcher, L OBP: 0.343, SLG: 0.353	3-3 K		0-0 G4-3			2-0 SAFE SAFE 1B		3-1 P5		4-2 BB 1B BB	4	0	1	0	1	1	4					
Tim Spehr, R OBP: 0.218, SLG: 0.255						1-3 G6-4-3 1B		1-0 P5		2-3 BB 1B BB	0	1	0	0	0	0	0					
Moliseh Alou, R OBP: 0.220, SLG: 0.440	2-0 FC4-6 1B				0-0 G5-3		0-0 G6-4-3 1B		1-0 P5		3	0	1	1	0	0	2					
Sean Berry, R OBP: 0.384, SLG: 0.454	2-3 K				3-1 F7		4-1 FC5-4 BB		0-1 G4-3		4	1	1	0	1	1	3					
Mike Lansing, R OBP: 0.343, SLG: 0.368	0-0 FC4-6 1-2				0-1 G6-3		2-2 FC5-4 1B G1		0-0 1B 1B		4	2	1	0	1	0	4					
Ken Hill, R OBP: 0.182, SLG: 0.181					3-2 G4-3		0-0 G1		0-1 1B 1B		2	0	0	0	0	0	0					
Jeff Shaw, R OBP: 0.057, SLG: 0.067							1-2 1B		1-2 HR 1B		0	0	0	0	0	0	0					
Tim Scott, R OBP: 0.368, SLG: 0.409									1-2 HR 1B		2	1	1	1	1	0	1					
Inning Stats	R: 2 E: 0 K: 2 S: 20	H: 3 LOB: 3 BB: 2 P: 38	R: 0 E: 0 K: 2 S: 10	H: 0 LOB: 0 BB: 0 P: 16	R: 0 E: 0 K: 1 S: 6	H: 0 LOB: 0 BB: 0 P: 7	R: 0 E: 0 K: 0 S: 5	H: 0 LOB: 0 BB: 0 P: 8	R: 0 E: 0 K: 1 S: 9	H: 2 LOB: 1 BB: 0 P: 16	R: 1 E: 0 K: 0 S: 11	H: 1 LOB: 1 BB: 1 P: 19	R: 0 E: 0 K: 0 S: 9	H: 1 LOB: 1 BB: 0 P: 16	R: 3 E: 0 K: 0 S: 14	H: 4 LOB: 0 BB: 0 P: 17	R: 3 E: 0 K: 1 S: 16	H: 2 LOB: 2 BB: 3 P: 33	1B: 12 2B: 0 3B: 0 HR: 1	SF: 0 SAC: 0 DP: 1 HBP: 0	WP: 0 PB: 0 SB: 2 CS: 0	PA: 47
PITCHER	IP WLS BF H R ER SO BB IBB HBP BLK WP HR S P ERA WHIP	7.0 4 29 6 3 3 5 3 0 0 0 0 0 0 67 113 3.86 1.286	8.1 1.0 4 1 0 0 0 0 0 0 0 0 0 0 9 16 0.00 1.000	9.1 1.0 6 4 3 3 0 0 0 0 0 0 1 14 17 27.00 4.000	10.1 0.1 L 2 0 1 1 0 1 0 0 0 0 0 5 10 27.00 3.000	10.1 0.2 6 2 2 2 1 2 0 0 0 0 0 0 11 23 27.00 6.000	PITCHER														IP WLS BF H R ER SO BB IBB HBP BLK WP HR S P ERA WHIP	
Kevin Gross, R ERA: 4.35																						
Todd Worrell, R ERA: 9.39																						
Jim Gott, R ERA: 2.52																						
Omar Daal, L ERA: 4.41																						
Roger McDowell, R ERA: 1.8																						

Montreal Expos @ Los Angeles Dodgers
Dodger Stadium, Los Angeles, CA
Sat Jul 17 1993, 7:05 PM PDT
Att: 44,606 - Unknown

AB	41
R	9
H	13
RBI	9
BB	6
SO	6
LOB	20

WP: 0	PA: 47
PB: 0	
SB: 2	
CS: 0	

Batter	1	2	3	4	5	6	7	8	9	10	AB	R	H	RBI	BB	SO	LOB	BOTTOM						
Brett Butler, L OBP: 0.383, SLG: 0.362	4-2 G3 2B BB		2-2 G6-3			0-0 G1		2-2 1-2 2-3 1B		2-2 1B	4	1	2	1	1	0	2							
Jose Offerman, S OBP: 0.340, SLG: 0.329	2-2 G3 1-2		1-1 G4-3			3-3 K		1-0 G1		1 SAFE SAFE L6	5	0	0	0	0	1	4							
Cory Snyder, R OBP: 0.351, SLG: 0.433	1-0 G1-3 2H 1B 2B		0-0 F9			0-0 G6-3 1B 2B		0-3 K		0-3 K	5	2	2	1	0	2	0							
Eric Karros, R OBP: 0.311, SLG: 0.402	0-2 G1-3 2-3				0-3 K		0-2 G6-3		0-0 G5-3		5	0	0	0	0	1	2							
Mike Piazza, R OBP: 0.355, SLG: 0.527	3-2 1B		0-2 F8			0-0 1B 1B		0-2 G5-3		2-3 K	5	1	2	2	0	1	0							
Eric Davis, R OBP: 0.322, SLG: 0.385	2-3 K		1-3 K			4-1 1B 1B		3-2 P5			3	1	0	0	1	2	1							
Tim Wallach, R OBP: 0.267, SLG: 0.367						0-0 FC1-5 HBP		1-2 G5-3			2	0	1	0	0	1	0							
Lenny Harris, L OBP: 0.325, SLG: 0.300						1-2 2-3 1B		1-2 G5-3			1	0	0	0	0	0	0							
Jody Reed, R OBP: 0.347, SLG: 0.369						1 SAFE SAFE G1 FC1-5 BB		2-2 G4-3			3	1	1	2	1	0	0							
Kevin Gross, R ERA: 2.67						1-2 2-3 1B		1-1 G4-3																
Jeff Shaw, R ERA: 3.97						0-0 FC1-5 BB		3-2 F8			2	0	0	0	1	1	2							
Tim Scott, R ERA: 3.09						1-2 2-3 1B					0	0	0	0	0	0	0							
Brian Barnes, L ERA: 4.54						0-0 G1					0	0	0	0	0	0	0							
Mike Gardiner, R ERA: 4.74						1-2 2-3					0	0	0	0	0	0	0							
Inning Stats	R: 2 E: 0 K: 1 S: 15	H: 2 LOB: 1 BB: 1 P: 27	R: 0 E: 0 K: 2 S: 10	H: 0 LOB: 0 BB: 0 P: 16	R: 0 E: 0 K: 0 S: 6	H: 0 LOB: 0 BB: 0 P: 9	R: 0 E: 0 K: 2 S: 9	H: 0 LOB: 0 BB: 0 P: 10	R: 0 E: 0 K: 1 S: 7	H: 0 LOB: 2 BB: 1 P: 18	R: 4 E: 0 K: 1 S: 18	H: 5 LOB: 2 BB: 2 P: 30	R: 0 E: 0 K: 0 S: 5	H: 0 LOB: 0 BB: 0 P: 6	R: 0 E: 0 K: 0 S: 12	H: 0 LOB: 0 BB: 0 P: 16	R: 0 E: 0 K: 0 S: 10	H: 1 LOB: 1 BB: 0 P: 16	R: 0 E: 0 K: 2 S: 8	H: 0 LOB: 0 BB: 0 P: 10	1B: 6 2B: 2 3B: 0 HR: 0	SF: 0 SAC: 0 DP: 0 HBP: 1	WP: 0 PB: 0 SB: 0 CS: 0	PA: 41
PITCHER	IP WLS BF H R ER SO BB IBB HBP BLK WP HR S P ERA WHIP	5.0 0.1 3 2 0 0 0 1 0 0 0 0 0 0 8 12 6.75 0.750	6.1 0.1 4 2 3 3 0 0 0 0 0 0 0 0 6 10 81.00 9.000	6.1 0.1 3 2 0 0 0 1 0 0 0 0 0 0 8 14 0.00 9.000	6.1 1.1 4 1 1 1 1 0 0 0 0 0 0 9 12 6.75 0.750	8.1 2.0 W 7 1 0 0 0 0 0 0 0 0 22 32 0.00 0.500	PITCHER														IP WLS BF H R ER SO BB IBB HBP BLK WP HR S P ERA WHIP			
Ken Hill, R ERA: 2.67																								
Jeff Shaw, R ERA: 3.97																								
Tim Scott, R ERA: 3.09																								
Brian Barnes, L ERA: 4.54																								
Mike Gardiner, R ERA: 4.74																								

Montreal Expos @ Los Angeles Dodgers
Dodger Stadium, Los Angeles, CA
Sat Jul 17 1993, 7:05 PM PDT
Att: 44,606 - Unknown

AB	36
R	6
H	8
RBI	6
BB	4
SO	9
LOB	11

WP: 0	PA: 41
PB: 0	
SB: 0	
CS: 0	

Batter	1	2	3	4	5	6	7	8	9	AB	R	H	RBI	BB	SO	LOB	TOP									
Delino DeShields, L OBP: 0.387, SLG: 0.361	4-2 BB		K2-3		G4-3		G4-3		1B	4	0	1	0	1	1	0										
John Vander Wal, L OBP: 0.322, SLG: 0.425	2-3 K		BB		G1-3		K		K	4	0	0	0	1	3	2										
Marquis Grissom, R OBP: 0.342, SLG: 0.440	2-3 K		BB		1B		K		F9	4	0	1	0	1	2	2										
Larry Walker, L OBP: 0.374, SLG: 0.476	2-1 P5		F7		1B		SH2-4		1B	4	0	2	0	0	0	3										
Darrin Fletcher, L OBP: 0.338, SLG: 0.348		G4-3	F9		F9		SH2-4		1B	3	0	0	0	0	0	4										
Moises Alou, R OBP: 0.328, SLG: 0.471		HR			FC5-4		K		BB	3	1	2	1	1	1	0										
Pete Young, R (8, 1)					1B					0	0	0	0	0	0	0										
Sean Berry, R OBP: 0.067, SLG: 0.443		G5-3			FC5-4		K		K	3	0	0	0	0	1	1										
Frank Botick, S OBP: 0.322, SLG: 0.362					FC6-4				K	1	0	0	0	0	1	2										
Mike Lansing, R OBP: 0.345, SLG: 0.366					1B				K	2	0	0	0	2	1	3										
Jeff Fassero, L (1, 1)					1B																					
Jeff Shaw, R OBP: 0.067, SLG: 0.067		L8			K		P7		K	3	0	0	0	0	1	3										
Brian Barnes, L OBP: 0.200, SLG: 0.158										0	0	0	0	0	0	0										
Lou Frazier, S OBP: 0.395, SLG: 0.405										1	0	0	0	0	1	0										
Inning Stats	R: 0 E: 0 K: 2 S: 12	H: 0 LOB: 1 BB: 1 P: 21	R: 1 E: 0 K: 0 S: 9	H: 1 LOB: 1 BB: 1 P: 16	R: 0 E: 0 K: 1 S: 11	H: 0 LOB: 2 BB: 2 P: 22	R: 0 E: 0 K: 1 S: 12	H: 1 LOB: 1 BB: 0 P: 16	R: 0 E: 0 K: 0 S: 9	H: 2 LOB: 2 BB: 0 P: 15	R: 0 E: 0 K: 2 S: 9	H: 0 LOB: 1 BB: 1 P: 19	R: 0 E: 0 K: 2 S: 9	H: 0 LOB: 0 BB: 0 P: 16	R: 0 E: 0 K: 2 S: 13	H: 1 LOB: 2 BB: 1 P: 23	R: 0 E: 0 K: 2 S: 10	H: 1 LOB: 1 BB: 0 P: 16	1B: 5 2B: 0 3B: 0 HR: 1	SF: 0 SAC: 1 DP: 0 HBP: 0	WP: 0 PB: 0 SB: 1 CS: 1	PA: 39				
PITCHER	IP	WLS	BF	H	R	ER	SO	BB	IBB	HBP	BLK	WP	HR	S	P	ERA	WHIP									
Tom Candiotti, R ERA: 2.92	(1, 1)	7.0	W	30	4	1	1	8	5	0	0	0	0	1	71	125	1.29	1.286								
Omar Daal, L ERA: 4.32	(8, 1)	0.1		2	1	0	0	0	0	0	0	0	0	0	4	7	0.00	3.000								
Pedro Martinez, R ERA: 2.34	(8, 1)	1.2	S	7	1	0	0	4	1	0	0	0	0	0	19	32	0.00	1.200								

Montreal Expos @ Los Angeles Dodgers
Dodger Stadium, Los Angeles, CA

AB 32
R 1
H 6
RBI 1
BB 6
SO 12
LOB 20



WP: 0 PA: 39
PB: 0
SB: 1
CS: 1

Sun Jul 18 1993, 3:33 AM PDT
Att: 35,321 - Sunny - 79 F

Batter	1	2	3	4	5	6	7	8	9	AB	R	H	RBI	BB	SO	LOB	BOTTOM									
Brett Butler, L OBP: 0.379, SLG: 0.358	1-2 G1-3		G6-3		G6-3		L4			4	0	0	0	0	0	1										
Jose Offerman, S OBP: 0.341, SLG: 0.334	0-0 1B		WP		2B		F9			4	0	2	0	0	1	1										
Cory Snyder, R OBP: 0.359, SLG: 0.434	1-3 K		K				F8			4	0	1	0	0	2	2										
Eric Karros, R OBP: 0.313, SLG: 0.401	0-0 L8				B1-3		F9			3	0	1	0	1	0	1										
Eric Davis, R OBP: 0.321, SLG: 0.386			CS		F7		G6-4-3		G1-3	4	0	1	0	0	0	3										
Mitch Webster, S OBP: 0.314, SLG: 0.370			2B		B1-3		HR			3	1	1	1	0	1	2										
Carlos Hernandez, R OBP: 0.280, SLG: 0.417			1B		L8		HR			3	1	2	1	0	0	1										
Jody Reed, R OBP: 0.347, SLG: 0.365			1B		FC6-4		HR			2	0	0	0	1	1	1										
Tom Candiotti, R OBP: 0.162, SLG: 0.167							G5-3			2	0	0	0	0	2	0										
Lenny Harris, L OBP: 0.325, SLG: 0.300							BB			0	0	0	0	0	0	0										
Mike Sharperson, R OBP: 0.279, SLG: 0.375							G5-3			1	0	0	0	0	0	1										
Omar Daal, L (8, 1)										0	0	0	0	0	0	0										
Pedro Martinez, R (8, 1)										0	0	0	0	0	0	0										
Inning Stats	R: 0 E: 0 K: 1 S: 8	H: 1 LOB: 1 BB: 0 P: 10	R: 0 E: 0 K: 1 S: 10	H: 2 LOB: 1 BB: 0 P: 14	R: 0 E: 0 K: 2 S: 9	H: 1 LOB: 1 BB: 0 P: 15	R: 0 E: 0 K: 0 S: 10	H: 1 LOB: 1 BB: 0 P: 16	R: 0 E: 0 K: 2 S: 8	H: 0 LOB: 0 BB: 0 P: 12	R: 0 E: 0 K: 1 S: 8	H: 1 LOB: 1 BB: 1 P: 15	R: 2 E: 0 K: 0 S: 7	H: 2 LOB: 1 BB: 1 P: 13	R: 0 E: 0 K: 0 S: 4	H: 0 LOB: 0 BB: 0 P: 5	1B: 3 2B: 3 3B: 0 HR: 2	SF: 0 SAC: 0 DP: 1 HBP: 0	WP: 1 PB: 0 SB: 0 CS: 1	PA: 32						
PITCHER	IP	WLS	BF	H	R	ER	SO	BB	IBB	HBP	BLK	WP	HR	S	P	ERA	WHIP									
Jeff Fassero, L ERA: 2.02	(1, 1)	5.1	L	4	2	2	2	0	1	0	0	0	0	2	5	9	27.00	4.500								
Jeff Shaw, R ERA: 4.21	(6, 1)	0.2		4	2	2	2	0	1	0	0	0	0	4	6	0.00	0.000									
Brian Barnes, L ERA: 4.48	(7, 1)	1.0		3	0	0	0	0	0	0	0	0	0	4	6	0.00	0.000									
Pete Young, R ERA: 3.38	(8, 1)	1.0		3	0	0	0	0	0	0	0	0	0	4	5	0.00	0.000									

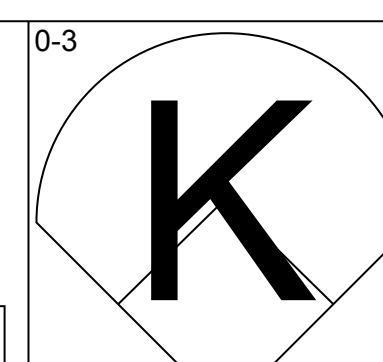
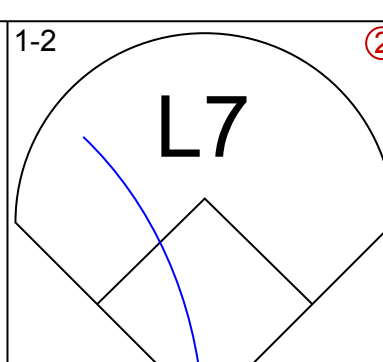
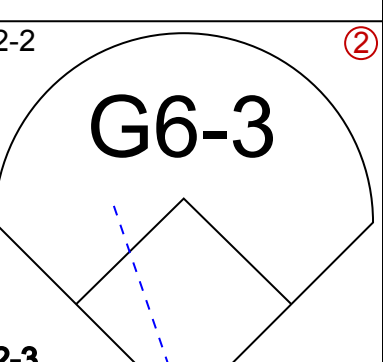
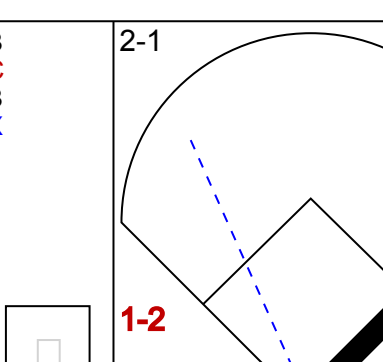

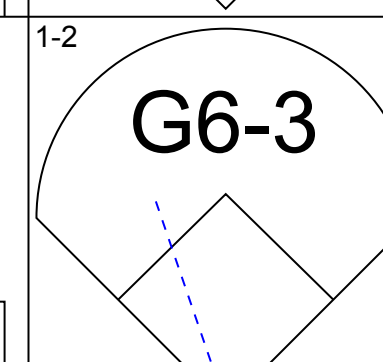
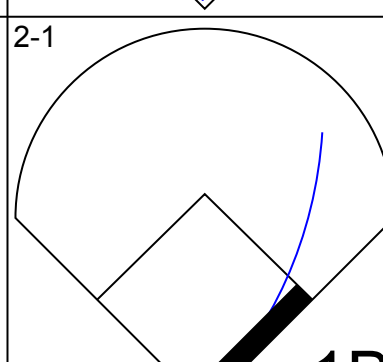
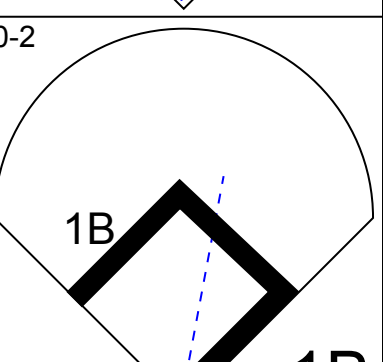
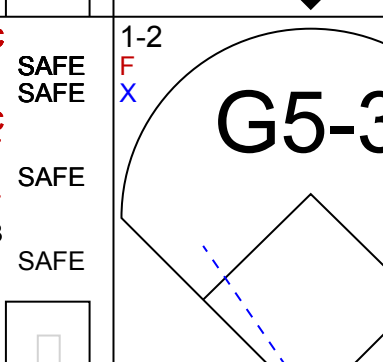
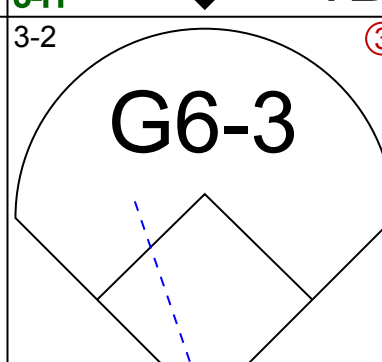
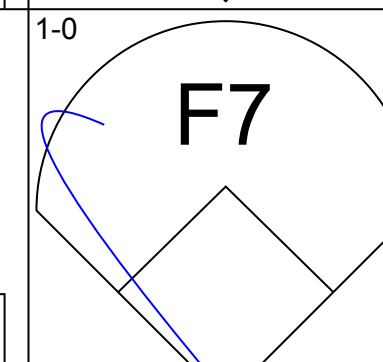
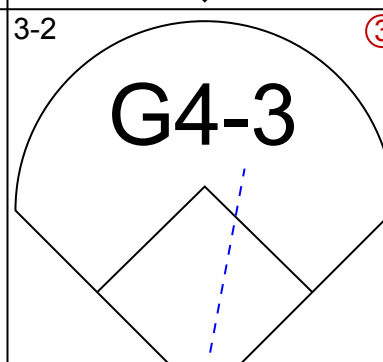
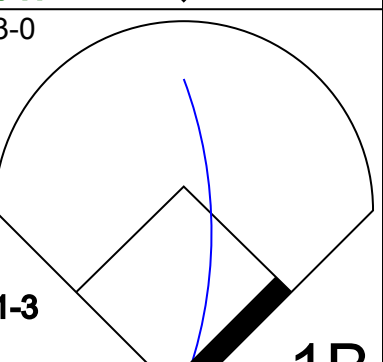

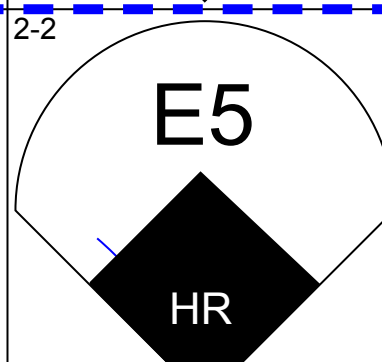
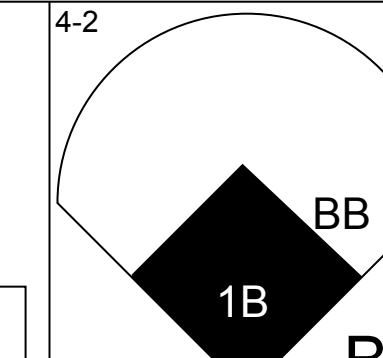
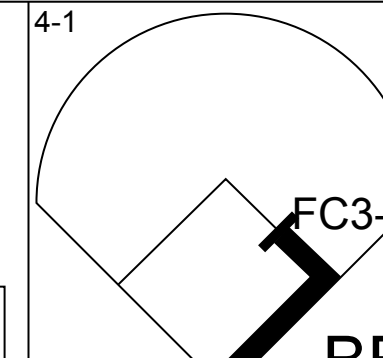
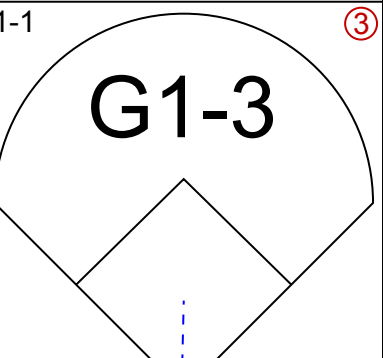

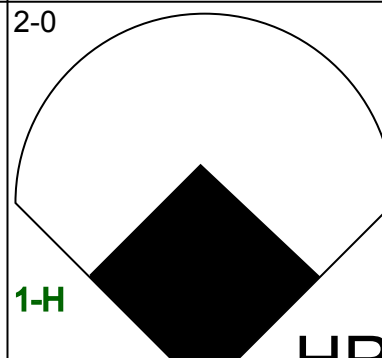

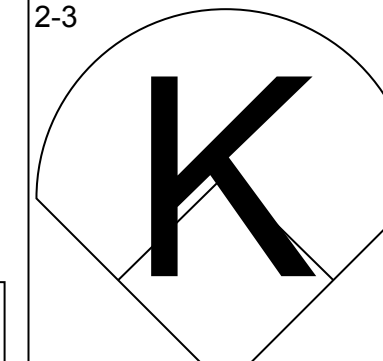
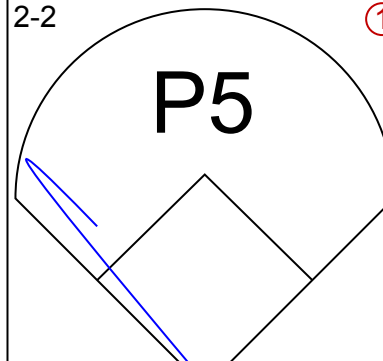

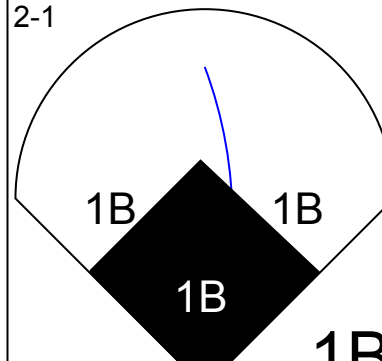

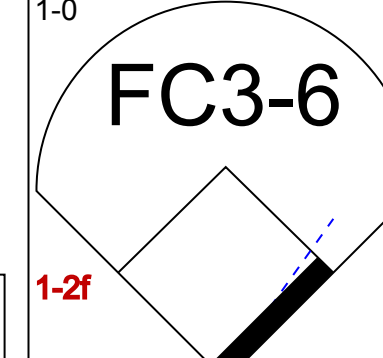
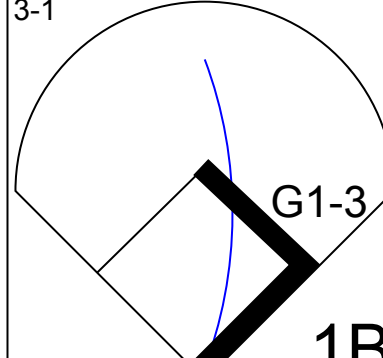

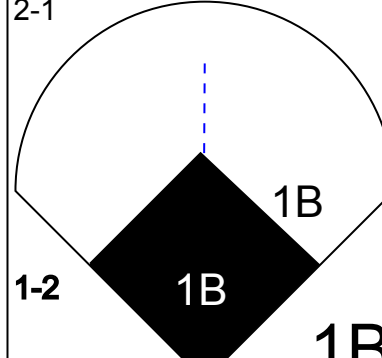

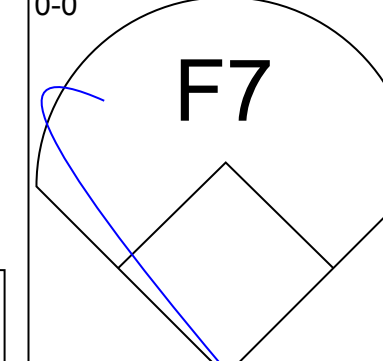
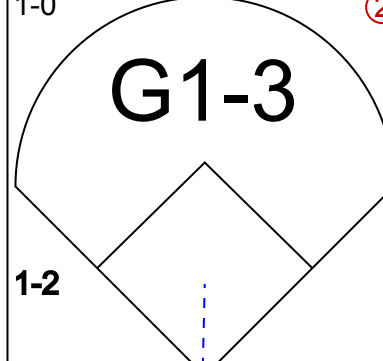

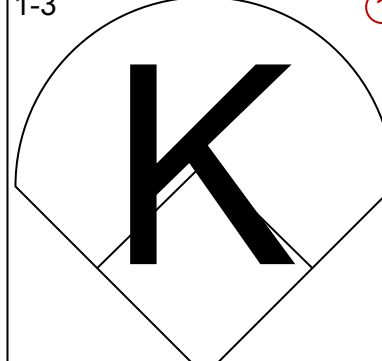

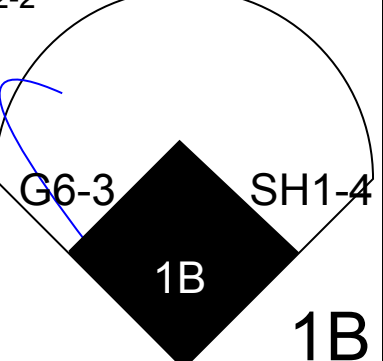
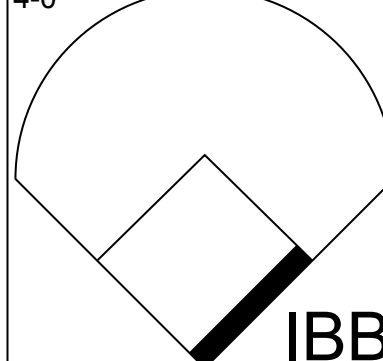
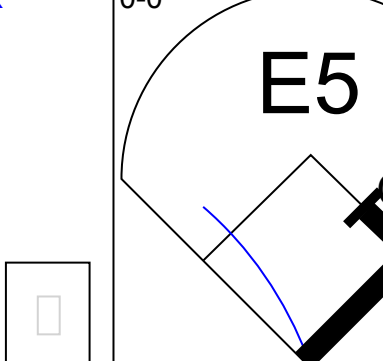
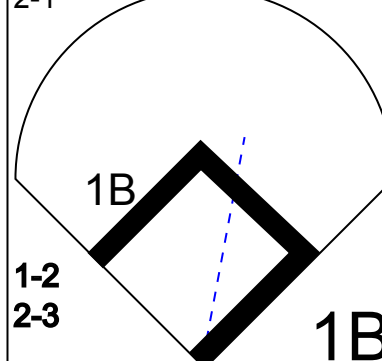

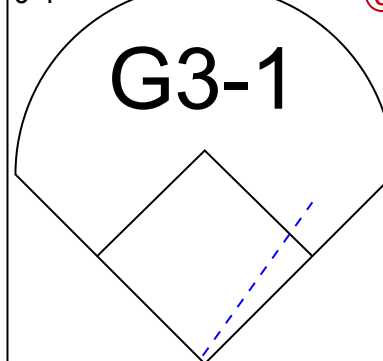
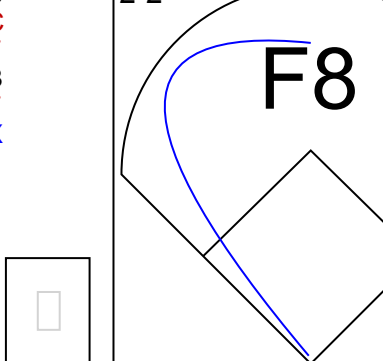

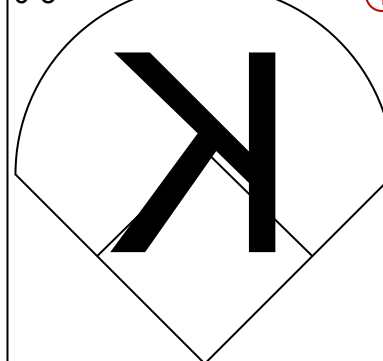
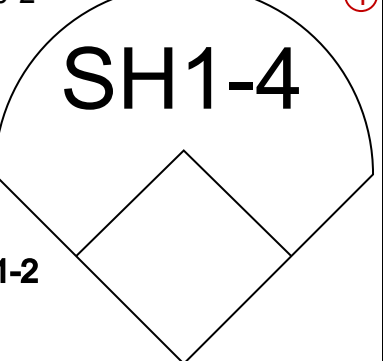
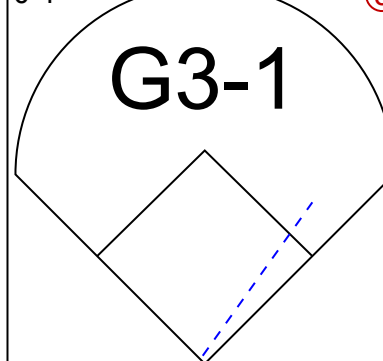
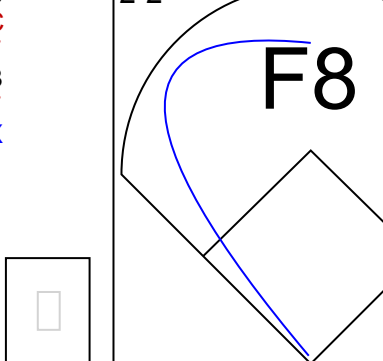

Montreal Expos @ Los Angeles Dodgers
Dodger Stadium, Los Angeles, CA

AB 30
R 2
H 8
RBI 2
BB 2
SO 7
LOB 13



WP: 1 PA: 32
PB: 0
SB: 0
CS: 1

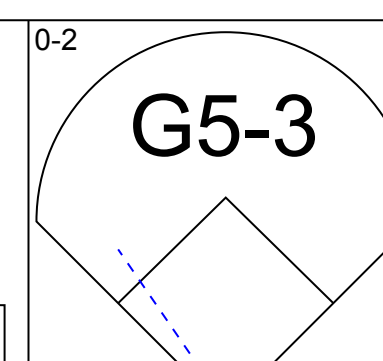
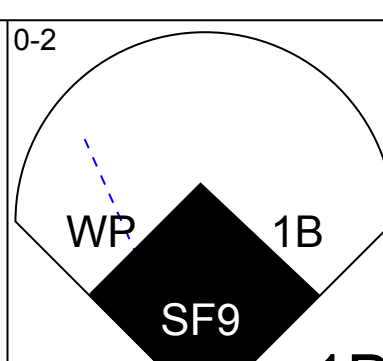
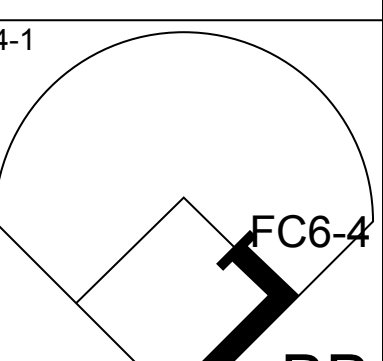
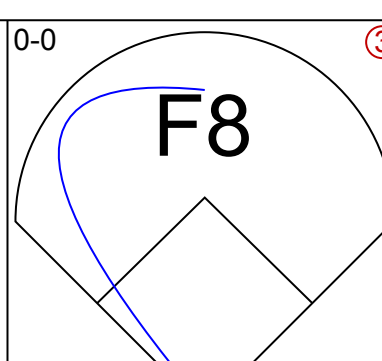
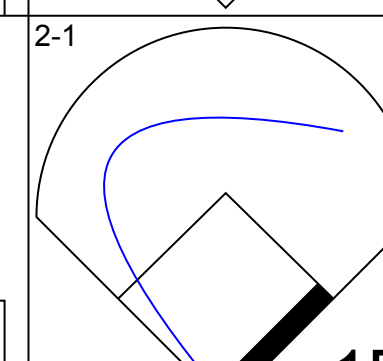
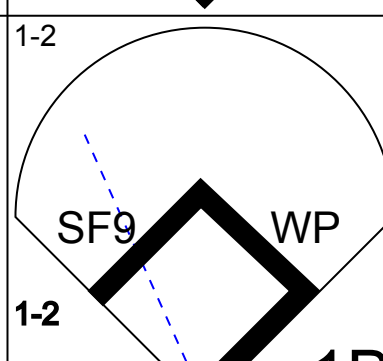
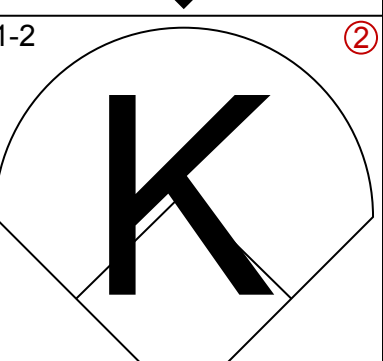

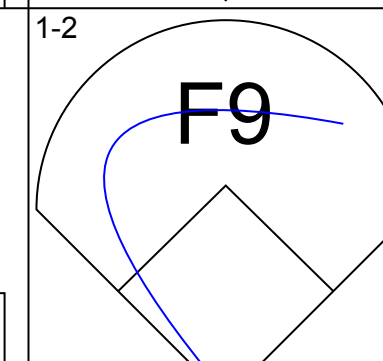
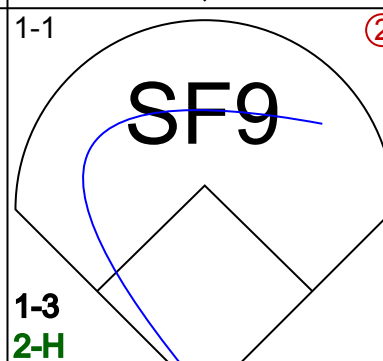
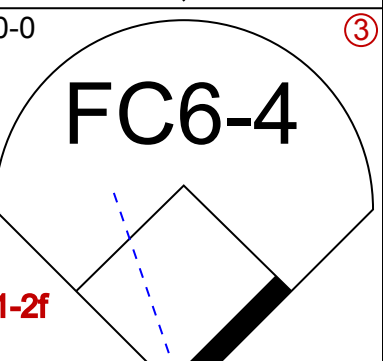

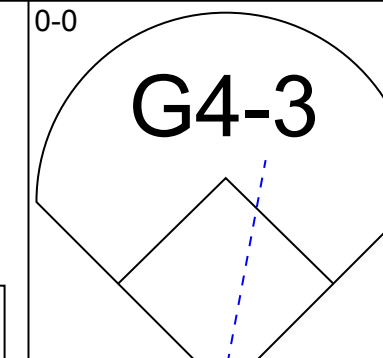
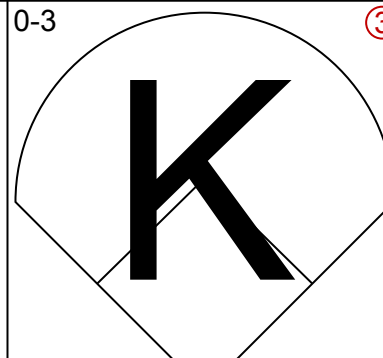

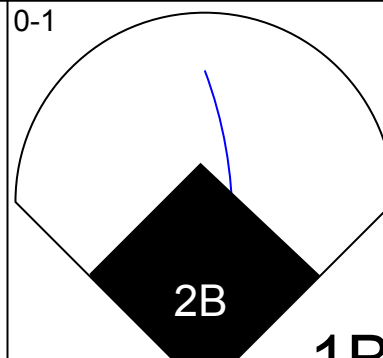



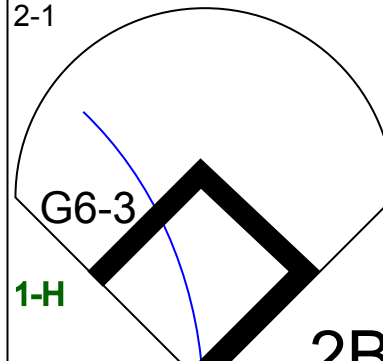
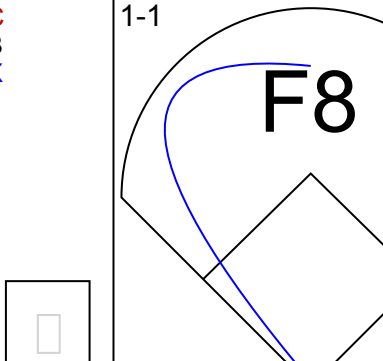
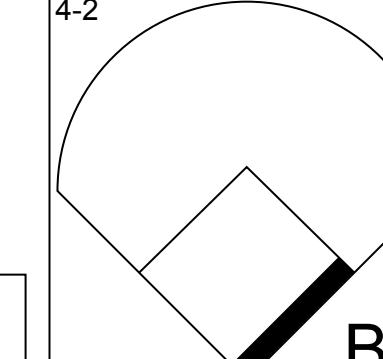
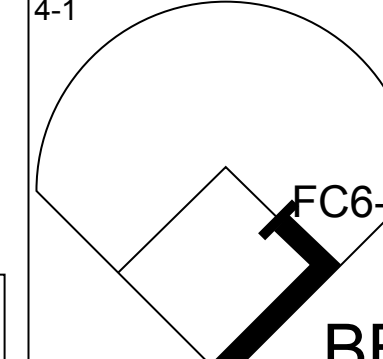
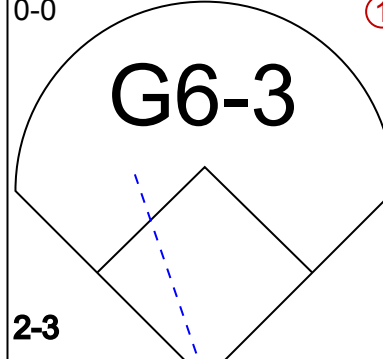
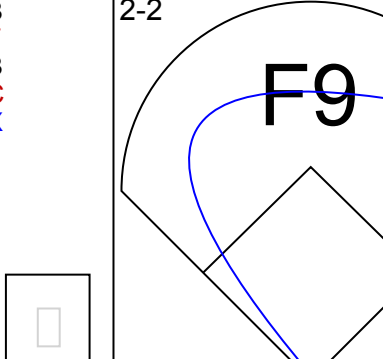
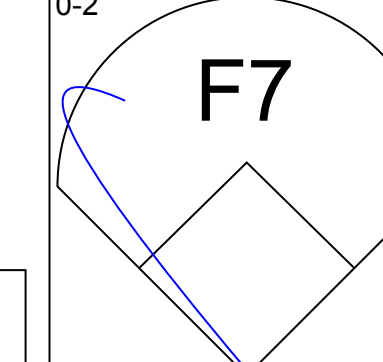
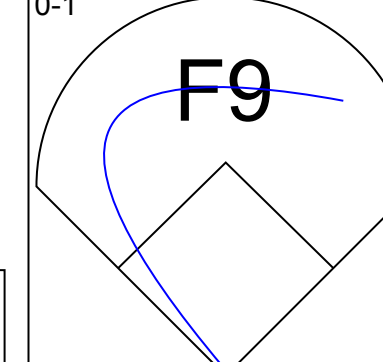
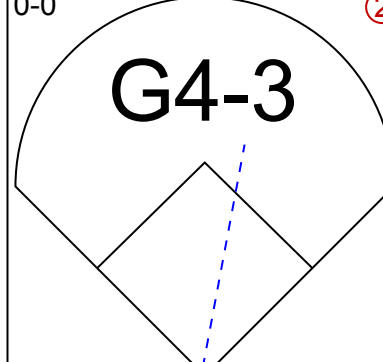

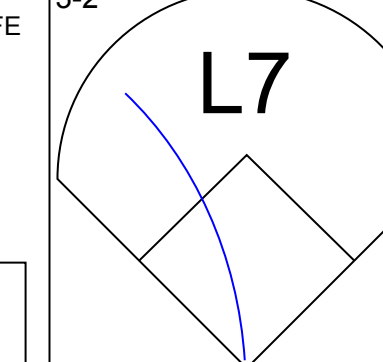
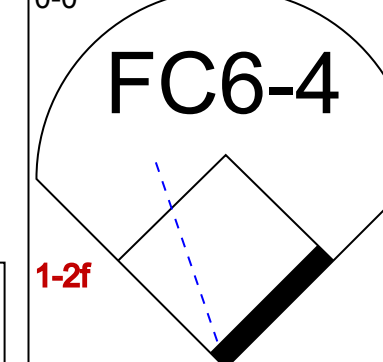
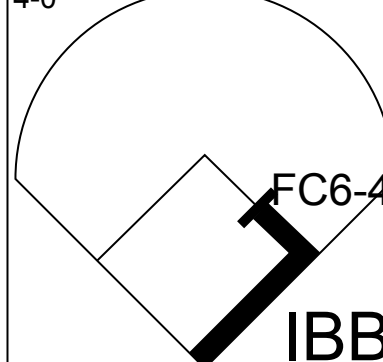
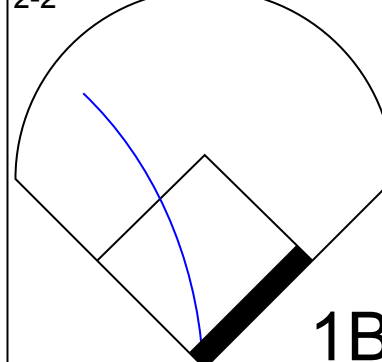


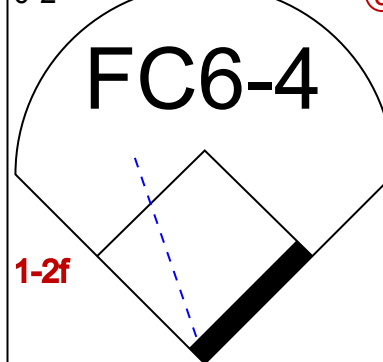
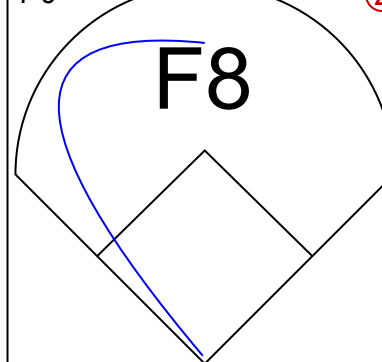
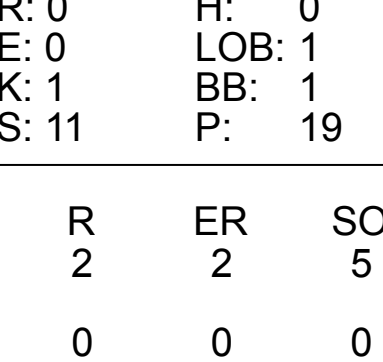
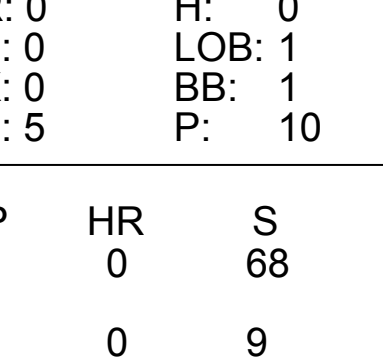
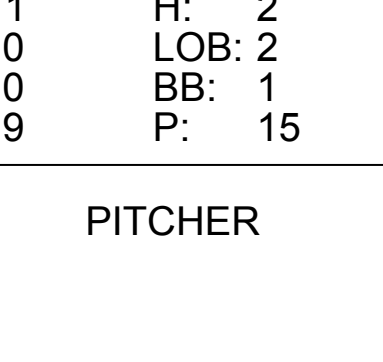
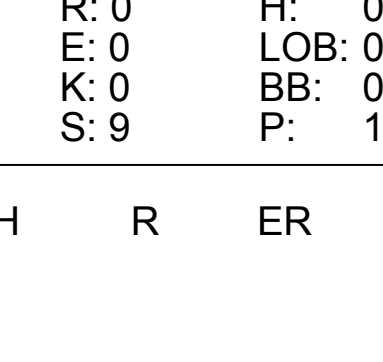
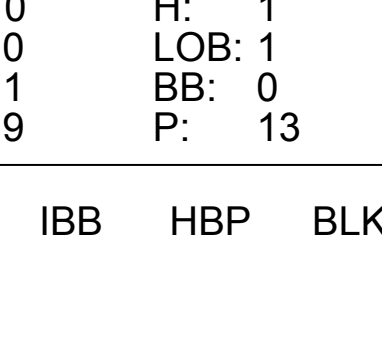

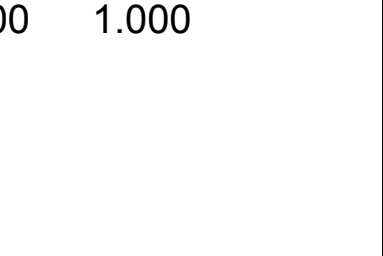


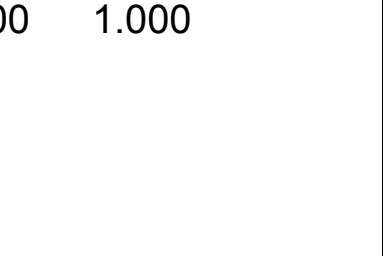


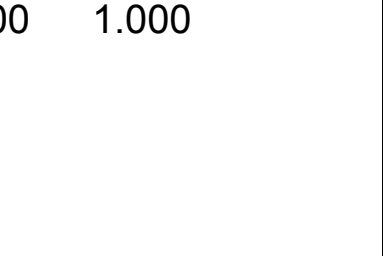


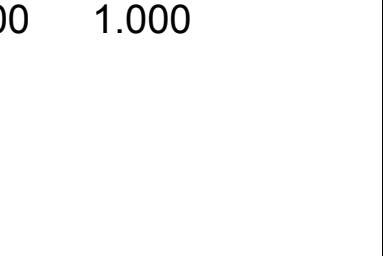


Sun Jul 18 1993, 3:33 AM PDT
Att: 35,321 - Sunny - 79 F

Batter	1	2	3	4	5	6	7	8	9	AB	R	H	RBI	BB	SO	LOB	TOP					
Lenny Dykstra, L (1, 8) OBP: 0.414, SLG: 0.467											6	1	3	3	0	1	1					
Mariano Duncan, R (1, 4) OBP: 0.290, SLG: 0.398											6	1	3	1	0	0	3					
John Kruk, L (1, 3) OBP: 0.473, SLG: 0.516											5	1	2	0	0	0	1					
Dave Hollins, S (1, 5)											3	2	1	2	2	0	4					
Darren Daulton, L (1, 2) OBP: 0.390, SLG: 0.500											3	1	1	0	2	1	1					
Jim Eisenreich, L (1, 9) OBP: 0.388, SLG: 0.466											5	1	3	2	0	0	3					
Milt Thompson, L (1, 7) OBP: 0.336, SLG: 0.341											5	0	0	0	0	1	8					
Kevin Stocker, S (1, 6) OBP: 0.438, SLG: 0.512											3	1	1	0	1	1	1					
Mickey Morandini, L (8, 4) OBP: 0.298, SLG: 0.341											1	0	1	0	0	0	0					
Danny Jackson, R (1, 1) OBP: 0.152, SLG: 0.140											2	0	0	0	0	1	2					
Ricky Jordan, R (8, PH) OBP: 0.345, SLG: 0.481											1	0	0	0	0	0	1					
Larry Andersen, R (8, PH) OBP: 1.000, SLG: 1.000											0	0	0	0	0	0	0					
Pete Incaviglia, R (8, PH) OBP: 0.294, SLG: 0.493											1	0	0	0	0	1	3					
Roger Mason, R (8, 1) OBP: 0.200, SLG: 0.200											0	0	0	0	0	0	0					
Inning Stats	R: 0 E: 0 K: 1 S: 7	H: 0 LOB: 0 BB: 0 P: 9	R: 1 E: 0 K: 1 S: 12	H: 1 LOB: 1 BB: 2 P: 21	R: 0 E: 0 K: 1 S: 11	H: 1 LOB: 1 BB: 0 P: 17	R: 0 E: 0 K: 1 S: 6	H: 0 LOB: 1 BB: 1 P: 13	R: 1 E: 0 K: 0 S: 15	H: 3 LOB: 2 BB: 0 P: 23	R: 0 E: 0 K: 0 S: 8	H: 1 LOB: 2 BB: 1 P: 18	R: 2 E: 0 K: 0 S: 16	H: 3 LOB: 2 BB: 1 P: 29	R: 0 E: 1 K: 0 S: 13	H: 1 LOB: 1 BB: 0 P: 18	R: 4 E: 1 K: 2 S: 24	H: 5 LOB: 2 BB: 0 P: 43	1B: 13 2B: 0 3B: 0 HR: 2	SF: 0 SAC: 1 DP: 1 HBP: 0	WP: 0 PB: 0 SB: 0 CS: 1	PA: 47
PITCHER	IP	WLS	BF	H	R	ER	SO	BB	IBB	HBP	BLK	WP	HR	S	P	ERA	WHIP					
Ramon Martinez, R (1, 1) ERA: 3.3	6.1	L	32	9	4	4	4	4	1	0	0	0	1	71	125	5.68	2.053					
Roger McDowell, R (7, 1) ERA: 1.53	1.2		10	4	4	1	0	0	0	0	0	0	1	27	41	5.40	2.400					
Ricky Tricek, R (8, 1) ERA: 4.81	1.0		5	2	0	0	2	0	0	0	0	0	0	14	25	0.00	2.000					

Philadelphia Phillies @ Los Angeles Dodgers
Dodger Stadium, Los Angeles, CA
Tue Jul 20 1993, 7:05 PM PDT
Att: 35,273 - Unknown - 73 F

AB 41
R 8
H 15
RBI 8
BB 5
SO 6
LOB 28



Batter	1	2	3	4	5	6	7	8	9	AB	R	H	RBI	BB	SO	LOB	BOTTOM					
Brett Butler, L (1, 8) OBP: 0.381, SLG: 0.356										3	1	1	0	1	0	0	0					
Lenny Harris, L (8, PH) OBP: 0.320, SLG: 0.295										1	0	0	0	0	0	1	0					
Jose Offerman, S (1, 6) OBP: 0.342, SLG: 0.335										4	0	2	0	0	2	1	0					
Cory Snyder, R (1, 5) OBP: 0.350, SLG: 0.423										3	0	0	1	0	0	2	0					
Eric Karros, R (1, 3) OBP: 0.311, SLG: 0.396										4	1	1	0	0	1	2	0					
Mike Piazza, R (1, 2) OBP: 0.358, SLG: 0.543										4	0	1	1	0	1	0	0					
Eric Davis, R (1, 7) OBP: 0.326, SLG: 0.383										2	0	0	0	2	0	1	0					
Raul Mondesi, R (1, 9) OBP: 0.200, SLG: 0.200										3	0	0	0	0	0	3	0					
Henry Rodriguez, L (8, PH) OBP: 0.225, SLG: 0.333										1	0	0	0	0	1	0	0					
Jody Reed, R (1, 4) OBP: 0.348, SLG: 0.363										3	0	1	0	1	0	2	0					
Ramon Martinez, R (1, 1) OBP: 0.130, SLG: 0.156										3	0	0	0	0	0	1	2					
Roger McDowell, R (7, 1) OBP: 0.500, SLG: 0.500										0	0	0	0	0	0	0	0					
Ricky Tricek, R (8, 1) OBP: 0.225, SLG: 0.333										0	0	0	0	0	0	0	0					
Dave Hansen, L (8, PH) OBP: 0.375, SLG: 0.389										1	0	0	0	0	0	1	0					
Inning Stats	R: 0 E: 0 K: 0 S: 9	H: 1 LOB: 1 BB: 0 P: 12	R: 0 E: 0 K: 1 S: 11	H: 0 LOB: 1 BB: 1 P: 19	R: 1 E: 0 K: 1 S: 12	H: 2 LOB: 1 BB: 0 P: 14	R: 0 E: 0 K: 0 S: 5	H: 0 LOB: 1 BB: 1 P: 10	R: 0 E: 0 K: 2 S: 8	H: 0 LOB: 2 BB: 1 P: 13	R: 1 E: 0 K: 0 S: 9	H: 2 LOB: 2 BB: 1 P: 15	R: 0 E: 0 K: 1 S: 14	H: 0 LOB: 0 BB: 0 P: 21	R: 0 E: 0 K: 0 S: 9	H: 0 LOB: 0 BB: 0 P: 13	R: 0 E: 0 K: 1 S: 9	H: 1 LOB: 1 BB: 0 P: 13	1B: 5 2B: 1 3B: 0 HR: 0	SF: 1 SAC: 0 DP: 0 HBP: 0	WP: 1 PB: 0 SB: 0 CS: 0	PA: 37
PITCHER	IP	WLS	BF	H	R	ER	SO	BB	IBB	HBP	BLK	WP	HR	S	P	ERA	WHIP					
Danny Jackson, L (1, 1) ERA: 3.91	7.0	W	30	5	2	2	5	3	1	0	0	0	0	68	104	2.57	1.143					
Larry Andersen, R (8, 1) ERA: 1.78	1.0		3	0	0	0	0	0	0	0	0	0	0	9	13	0.00	0.000					
Roger Mason, R (8, 1) ERA: 3.96	1.0		4	1	0	0	1	0	0	0	0	0	0	9	13	0.00	1.000					

Philadelphia Phillies @ Los Angeles Dodgers
Dodger Stadium, Los Angeles, CA
Tue Jul 20 1993, 7:05 PM PDT
Att: 35,273 - Unknown - 73 F

AB 32
R 2
H 6
RBI 2
BB 4
SO 6
LOB 15



Batter	1	2	3	4	5	6	7	8	9	AB R H RBI BB SO LOB	TOP									
Joe Orsulak, L (1, 7) OBP: 0.349, SLG: 0.405	G4-3	HR 1B		PB 1B		G4-3			HR 1B	5 2 3 2 0 0 0	New York Mets @ Los Angeles Dodgers Dodger Stadium, Los Angeles, CA Thu Jul 22 1993, 7:05 PM PDT Att: 32,348 - Unknown - 74 F livebaseballscorecards.com									
Howard Johnson, S (1, 5) Chico Walker, S (1, 5) OBP: 0.354, SLG: 0.379 OBP: 0.283, SLG: 0.359	CS 1B	E4 HR		FC4-6 1B		G3		SF8	1 0 1 0 0 0 0 3 1 1 1 0 0 1											
Eddie Murray, S (1, 3) OBP: 0.310, SLG: 0.446	L7	HR		FC4-6		F8		HR	5 2 2 5 0 0 3											
Bobby Bonilla, S (1, 9) OBP: 0.342, SLG: 0.493						G4-3		HR	4 1 0 0 1 3 0											
Jeromy Burnitz, L (1, 8) OBP: 0.354, SLG: 0.507		K		G5-4-3 1B		L3		P4	4 0 1 0 0 1 1											
Jeff Kent, R (1, 4) OBP: 0.297, SLG: 0.404				G5-4-3		E7		P5	4 1 1 1 0 0 1											
Todd Hundley, S (1, 2) Anthony Young, R (8, 1) OBP: 0.273, SLG: 0.200		E2 1B		F8		L8		K	4 1 0 0 0 1 1 0 0 0 0 0 0 0											
Tim Lincecum, R (1, 6) OBP: 0.300, SLG: 0.325		E5 1B		G5-3		K		G6-3	4 1 0 0 0 1 1											
Bret Saberhagen, R (1, 1) Charlie O'Brien, R (8, 2) OBP: 0.222, SLG: 0.150 OBP: 0.301, SLG: 0.368		SH1-4 1B		G4-3		G6-3		1B SF8 1B	2 0 0 0 0 0 0 1 1 1 0 0 0 0											
Inning Stats	R: 0 E: 0 K: 0 S: 6	H: 1 LOB: 0 BB: 0 P: 11	R: 7 E: 3 K: 2 S: 19	H: 3 LOB: 0 BB: 1 P: 31	R: 0 E: 0 K: 0 S: 8	H: 1 LOB: 2 BB: 0 P: 13	R: 0 E: 0 K: 1 S: 12	H: 0 LOB: 0 BB: 0 P: 14	R: 0 E: 0 K: 1 S: 6	H: 0 LOB: 0 BB: 0 P: 9		R: 0 E: 0 K: 0 S: 4	H: 0 LOB: 0 BB: 0 P: 6	R: 0 E: 0 K: 1 S: 12	H: 0 LOB: 0 BB: 0 P: 17	R: 3 E: 0 K: 1 S: 13	H: 3 LOB: 0 BB: 0 P: 18	1B: 7 2B: 1 3B: 0 HR: 2	SF: 1 SAC: 1 DP: 1 HBP: 0	WP: 0 PB: 1 SB: 1 CS: 1
PITCHER	IP WLS BF H R ER SO BB IBB HBP BLK WP HR S P ERA WHIP											IP WLS BF H R ER SO BB IBB HBP BLK WP HR S P ERA WHIP								
Kevin Gross, R (1, 1) ERA: 4.18	7.0 L 31 7 7 1 4 1 0 0 0 0 1 65 102 1.29 1.143											Todd Worrell, R (8, 1) ERA: 9.28	2.0 9 3 3 3 2 0 0 0 0 0 1 25 35 13.50 1.500							

Batter	1	2	3	4	5	6	7	8	9	AB R H RBI BB SO LOB	BOTTOM									
Brett Butler, L (1, 8) OBP: 0.385, SLG: 0.364	G6-4-3 BB		1B		3B		1B 1B		G6-3	4 1 3 0 1 0 0	New York Mets @ Los Angeles Dodgers Dodger Stadium, Los Angeles, CA Thu Jul 22 1993, 7:05 PM PDT Att: 32,348 - Unknown - 74 F livebaseballscorecards.com									
Jose Offerman, S (1, 6) OBP: 0.347, SLG: 0.341	G6-4-3		1B		G6-3		1B 1B		1B	5 1 3 1 0 0 2										
Cory Snyder, R (1, 5) OBP: 0.343, SLG: 0.413	G1-3		K		P6		1B		K	5 0 1 1 0 2 4										
Eric Karros, R (1, 3) OBP: 0.305, SLG: 0.387		F9		L7		G5-3		F7	4 0 0 0 0 0 4											
Mike Piazza, R (1, 2) OBP: 0.356, SLG: 0.536		HR 1B		F9		G1-3		P3	4 1 1 0 0 0 2											
Eric Davis, R (1, 7) OBP: 0.321, SLG: 0.375		HR 1B		K		G1-3		K2-3	4 1 1 0 0 2 0											
Henry Rodriguez, L (1, 9) OBP: 0.271, SLG: 0.426		HR		K		F7		1B	4 1 2 3 0 1 0											
Jody Reed, R (1, 4) OBP: 0.342, SLG: 0.361		K		K		G6-3		G5-3	4 0 1 0 0 1 1											
Kevin Gross, R (1, 1) Lenny Harris, L (7, PH) Todd Worrell, R (8, 1) Mitch Webster, S (8, PH) OBP: 0.244, SLG: 0.316 OBP: 0.315, SLG: 0.289 OBP: 0.313, SLG: 0.362		K		F8		G1-3		G3-1	2 0 0 0 0 1 1 1 0 0 0 0 0 0 0 0 0 0 0 0 0 1 0 0 0 0 0 0											
Inning Stats	R: 0 E: 0 K: 0 S: 9	H: 0 LOB: 0 BB: 1 P: 14	R: 3 E: 0 K: 2 S: 16	H: 3 LOB: 0 BB: 0 P: 24	R: 0 E: 0 K: 1 S: 11	H: 2 LOB: 0 BB: 0 P: 17	R: 0 E: 0 K: 2 S: 9	H: 1 LOB: 1 BB: 0 P: 14	R: 0 E: 0 K: 0 S: 10	H: 0 LOB: 0 BB: 0 P: 12		R: 2 E: 0 K: 0 S: 14	H: 3 LOB: 1 BB: 0 P: 20	R: 0 E: 0 K: 1 S: 12	H: 1 LOB: 0 BB: 0 P: 18	R: 0 E: 0 K: 1 S: 11	H: 1 LOB: 1 BB: 0 P: 16	1B: 9 2B: 1 3B: 1 HR: 1	SF: 0 SAC: 0 DP: 1 HBP: 0	WP: 0 PB: 0 SB: 1 CS: 0
PITCHER	IP WLS BF H R ER SO BB IBB HBP BLK WP HR S P ERA WHIP											IP WLS BF H R ER SO BB IBB HBP BLK WP HR S P ERA WHIP								
Bret Saberhagen, R (1, 1) ERA: 3.36	7.0 W 31 10 5 5 5 1 0 0 0 0 1 77 111 6.43 1.571											Anthony Young, R (8, 1) ERA: 4.27	2.0 S 8 2 0 0 2 0 0 0 0 0 0 23 34 0.00 1.000							

Batter	1	2	3	4	5	6	7	8	9	AB	R	H	RBI	BB	SO	LOB	TOP					
Vince Coleman, S (1, 7) OBP: 0.320, SLG: 0.380 Kevin Baez, R (8, 6) OBP: 0.182, SLG: 0.273	L3		F8		FC6			G6-3		4	0	0	0	0	0	1						
Todd Hundley, S (1, 2) OBP: 0.294, SLG: 0.357	F9		P2					G2-3		4	0	1	0	0	0	0						
Eddie Murray, S (1, 3) OBP: 0.310, SLG: 0.443	G3							F9		3	0	0	0	1	0	1						
Bobby Bonilla, S (1, 5) OBP: 0.338, SLG: 0.487								F7		4	0	0	0	0	0	1						
Joe Orsulak, L (1, 9) OBP: 0.349, SLG: 0.404										3	1	1	0	0	0	0						
Jeff Kent, R (1, 4) OBP: 0.301, SLG: 0.417										3	1	2	1	0	0	0						
Jeremy Burnitz, L (1, 8) OBP: 0.341, SLG: 0.486										3	0	0	0	0	1	2						
Tim Bogar, R (1, 6) OBP: 0.302, SLG: 0.327 Jeff McKnight, S (8, PH) OBP: 0.301, SLG: 0.250 Jeff Innis, R (8, 1)										2	0	1	0	0	1	1						
Frank Tanana, L (1, 1) OBP: 0.128, SLG: 0.132 Mike Maddux, L (7, 1) Chico Walker, S (8, PH) OBP: 0.281, SLG: 0.356										0	0	0	0	0	0	0						
										1	0	0	0	0	1	0						
Inning Stats	R: 0 E: 0 K: 0 S: 11	H: 0 LOB: 0 BB: 0 P: 18	R: 1 E: 0 K: 1 S: 13	H: 2 LOB: 1 BB: 0 P: 22	R: 0 E: 0 K: 1 S: 7	H: 0 LOB: 0 BB: 0 P: 10	R: 0 E: 0 K: 0 S: 5	H: 0 LOB: 0 BB: 1 P: 10	R: 1 E: 0 K: 1 S: 11	H: 2 LOB: 1 BB: 0 P: 13	R: 0 E: 0 K: 0 S: 6	H: 1 LOB: 0 BB: 0 P: 8	R: 0 E: 0 K: 1 S: 11	H: 0 LOB: 0 BB: 0 P: 15	R: 0 E: 0 K: 1 S: 7	H: 0 LOB: 0 BB: 0 P: 12	R: 0 E: 0 K: 0 S: 7	H: 0 LOB: 0 BB: 0 P: 11	1B: 4 2B: 0 3B: 0 HR: 1	SF: 0 SAC: 0 DP: 2 HBP: 0	WP: 0 PB: 1 SB: 0 CS: 0	PA: 31
PITCHER Tom Candiotti, R (1, 1) ERA: 2.79	IP: 9.0 WLS: W BF: 31 H: 5 R: 2 ER: 1 SO: 5 BB: 1 IBB: 0 HBP: 0 BLK: 0 WP: 0 HR: 1 S: 78 P: 119 ERA: 1.00 WHIP: 0.667																					

New York Mets @ Los Angeles Dodgers
Dodger Stadium, Los Angeles, CA
Fri Jul 23 1993, 7:05 PM PDT
Att: 39,538 - Unknown

AB 30
R 2
H 5
RBI 1
BB 1
SO 5
LOB 7



Batter	1	2	3	4	5	6	7	8	9	AB	R	H	RBI	BB	SO	LOB	BOTTOM					
Brett Butler, L (1, 8) OBP: 0.384, SLG: 0.361	K		F7			B1-3				3	0	0	0	1	1	0						
Jose Offerman, S (1, 6) OBP: 0.343, SLG: 0.337	F9					P4				4	0	0	0	0	1	3						
Eric Davis, R (1, 7) OBP: 0.320, SLG: 0.374	P4					F9				4	1	1	0	0	1	0						
Eric Karros, R (1, 3) OBP: 0.304, SLG: 0.394						G6-3				4	1	1	1	0	0	1						
Mike Piazza, R (1, 2) OBP: 0.357, SLG: 0.543						G5-3				3	1	1	1	1	0	0						
Cory Snyder, R (1, 5) OBP: 0.339, SLG: 0.407						L4				4	0	0	0	0	0	1						
Raul Mondesi, R (1, 9) OBP: 0.333, SLG: 0.333						G5-3				4	2	2	0	0	1	2						
Jody Reed, R (1, 4) OBP: 0.345, SLG: 0.363						F9				4	0	2	1	0	0	2						
Tom Candiotti, R (1, 1) OBP: 0.175, SLG: 0.179						G5-3				3	0	1	1	0	0	1						
Inning Stats	R: 0 E: 0 K: 1 S: 11	H: 0 LOB: 0 BB: 0 P: 14	R: 1 E: 0 K: 0 S: 8	H: 1 LOB: 0 BB: 0 P: 15	R: 0 E: 0 K: 0 S: 6	H: 0 LOB: 0 BB: 0 P: 8	R: 0 E: 0 K: 1 S: 8	H: 0 LOB: 0 BB: 0 P: 12	R: 1 E: 0 K: 0 S: 8	H: 2 LOB: 1 BB: 0 P: 14	R: 0 E: 0 K: 0 S: 6	H: 0 LOB: 0 BB: 0 P: 10	R: 2 E: 0 K: 1 S: 16	H: 4 LOB: 3 BB: 1 P: 24	R: 1 E: 1 K: 1 S: 10	H: 1 LOB: 2 BB: 1 P: 23	R: 0 E: 0 K: 0 S: 7	H: 0 LOB: 0 BB: 0 P: 11	1B: 6 2B: 0 3B: 0 HR: 2	SF: 0 SAC: 0 DP: 0 HBP: 0	WP: 0 PB: 0 SB: 1 CS: 0	PA: 35
PITCHER Frank Tanana, L (1, 1) ERA: 4.82 Mike Maddux, R (7, 1) ERA: 4.07 Jeff Innis, R (8, 1) ERA: 5.32	IP: 6.2 WLS: L BF: 28 H: 7 R: 4 ER: 4 SO: 2 BB: 1 IBB: 0 HBP: 0 BLK: 0 WP: 0 HR: 2 S: 60 P: 94 ERA: 5.40 WHIP: 1.200																					

New York Mets @ Los Angeles Dodgers
Dodger Stadium, Los Angeles, CA
Fri Jul 23 1993, 7:05 PM PDT
Att: 39,538 - Unknown

AB 33
R 5
H 8
RBI 4
BB 2
SO 4
LOB 10



Batter	1	2	3	4	5	6	7	8	9	AB	R	H	RBI	BB	SO	LOB	TOP										
Brett Butler , L (1, 8) OBP: 0.385, SLG: 0.368	L6		2B 1B				B5-3			4	1	2	0	0	0	0	Los Angeles Dodgers @ San Francisco Giants Candlestick Park, San Francisco, CA Wed Jul 28 1993, 6:33 AM EDT Att: 46,025 - Sunny - 71 F										
Jose Offerman , S (1, 6) OBP: 0.345, SLG: 0.340	G4-3		1B 2B				L5	FC6-4 1B	4	0	2	1	0	0	1												
Eric Davis , R (1, 7) OBP: 0.319, SLG: 0.379	K		2-3 3-H 2-2				L6	FC6-4 1B	4	0	2	1	0	1	1												
Eric Karros , R (1, 3) OBP: 0.303, SLG: 0.405		F9	L3				F9	FC6-4 G4-6-3	4	0	0	0	0	0	5												
Mike Piazza , R (1, 2) OBP: 0.354, SLG: 0.541		F8				P3		G4-6-3	3	0	0	0	1	0	2												
Cory Snyder , R (1, 5) OBP: 0.334, SLG: 0.397			F8				K		4	0	1	0	0	2	3												
Raul Mondesi , R (1, 9) OBP: 0.222, SLG: 0.222									2	0	0	0	0	0	1												
Henry Rodriguez , L (6, PH) OBP: 0.271, SLG: 0.466	F7						L7		2	0	0	0	0	0	0												
Jim Gott , R (9, 1)									0	0	0	0	0	0	0												
Jody Reed , R (1, 4) OBP: 0.341, SLG: 0.358			1B SH1-4 2B 1B				F7		4	1	1	0	0	0	0												
Tom Candiotti , R (1, 1) OBP: 0.167, SLG: 0.171			SH1-4				G4-3		2	0	0	0	0	1	0												
Mitch Webster , S (9, 9) OBP: 0.311, SLG: 0.366								K	0	0	0	0	0	0	0												
Inning Stats	R: 0 E: 0 K: 1 S: 9	H: 0 LOB: 0 BB: 0 P: 13	R: 0 E: 0 K: 0 S: 9	H: 1 LOB: 1 BB: 0 P: 13	R: 2 E: 0 K: 0 S: 16	H: 4 LOB: 3 BB: 1 P: 27	R: 0 E: 0 K: 0 S: 3	H: 0 LOB: 0 BB: 0 P: 3	R: 0 E: 0 K: 1 S: 7	H: 1 LOB: 1 BB: 0 P: 12	R: 0 E: 0 K: 0 S: 8	H: 0 LOB: 0 BB: 0 P: 12	R: 0 E: 0 K: 1 S: 7	H: 0 LOB: 0 BB: 0 P: 9	R: 0 E: 0 K: 0 S: 15	H: 2 LOB: 1 BB: 0 P: 21	R: 0 E: 0 K: 1 S: 9	H: 0 LOB: 0 BB: 0 P: 16	1B: 7 2B: 1 3B: 0 HR: 0	SF: 0 SAC: 1 DP: 1 HBP: 0	WP: 0 PB: 0 SB: 1 CS: 0	PA: 35					
PITCHER	IP	WLS	BF	H	R	ER	SO	BB	IBB	HBP	BLK	WP	HR	S	P	ERA	WHIP										
Bud Black , L (1, 1) ERA: 3.54	5.0	L	22	6	2	2	1	0	1	0	0	0	0	44	68	3.60	1.200										
Dave Burba , R (6, 1) ERA: 3.99	2.0		6	0	0	0	2	0	0	0	0	0	0	15	21	0.00	0.000										
Jeff Brantley , R (8, 1) ERA: 4.09	2.0		7	2	0	0	1	0	0	0	0	0	0	24	37	0.00	1.000										

Batter	1	2	3	4	5	6	7	8	9	AB	R	H	RBI	BB	SO	LOB	BOTTOM										
Darren Lewis , R (1, 8) OBP: 0.322, SLG: 0.357	G6-3		K					F7		3	0	0	0	0	1	0	Los Angeles Dodgers @ San Francisco Giants Candlestick Park, San Francisco, CA Wed Jul 28 1993, 6:33 AM EDT Att: 46,025 - Sunny - 71 F										
Robby Thompson , R (1, 4) OBP: 0.395, SLG: 0.474	G5-3		G6-3					F8		3	0	0	0	1	0	0											
Will Clark , L (1, 3) OBP: 0.363, SLG: 0.406								G3-1		3	1	1	0	1	1	2											
Matt Williams , R (1, 5) OBP: 0.324, SLG: 0.558	F9									3	0	0	0	1	0	2											
Barry Bonds , L (1, 7) OBP: 0.451, SLG: 0.676		G3-1								4	0	0	0	0	0	2											
Dave Martinez , L (1, 9) OBP: 0.301, SLG: 0.348		K						F7		4	0	2	1	0	1	0											
Royce Clayton , R (1, 6) OBP: 0.332, SLG: 0.376										3	0	1	0	1	0	3											
Jim McNamara , L (1, 2) OBP: 0.143, SLG: 0.143										3	0	0	0	0	0	2											
Jeff Brantley , R (8, 1) OBP: 0.087, SLG: 0.087										0	0	0	0	0	0	0											
Bud Black , L (1, 1) OBP: 0.270, SLG: 0.250										1	0	0	0	0	1	0											
Steve Scarson , R (5, PH) OBP: 0.385, SLG: 0.532										1	0	1	0	0	0	0											
Dave Burba , R (6, 1) OBP: 0.397, SLG: 0.429										0	0	0	0	0	0	0											
Andy Allanson , R (7, PH) OBP: 0.208, SLG: 0.217										1	0	0	0	0	0	0											
Inning Stats	R: 0 E: 0 K: 0 S: 7	H: 0 LOB: 1 BB: 1 P: 12	R: 0 E: 0 K: 1 S: 10	H: 1 LOB: 0 BB: 0 P: 17	R: 0 E: 0 K: 2 S: 7	H: 0 LOB: 0 BB: 0 P: 8	R: 1 E: 0 K: 0 S: 6	H: 2 LOB: 1 BB: 0 P: 7	R: 0 E: 0 K: 1 S: 14	H: 1 LOB: 2 BB: 1 P: 20	R: 0 E: 0 K: 0 S: 9	H: 0 LOB: 0 BB: 0 P: 13	R: 0 E: 0 K: 0 S: 2	H: 0 LOB: 0 BB: 1 P: 6	R: 0 E: 0 K: 0 S: 5	H: 0 LOB: 0 BB: 0 P: 6	R: 0 E: 0 K: 0 S: 11	H: 1 LOB: 1 BB: 1 P: 21	1B: 4 2B: 2 3B: 0 HR: 0	SF: 0 SAC: 1 DP: 2 HBP: 0	WP: 0 PB: 0 SB: 1 CS: 0	PA: 34					
PITCHER	IP	WLS	BF	H	R	ER	SO	BB	IBB	HBP	BLK	WP	HR	S	P	ERA	WHIP										
Tom Candiotti , R (1, 1) ERA: 2.69	8.1	W	33	5	1	1	4	4	0	0	0	0	0	68	105	1.08	1.080										
Jim Gott , R (9, 1) ERA: 2.35	0.2	S	1	0	0	0	0	0	0	0	0	0	0	3	5	0.00	0.000										



Batter	1	2	3	4	5	6	7	8	9	AB	R	H	RBI	BB	SO	LOB	TOP				
Brett Butler, L (1, 8) OBP: 0.381, SLG: 0.365	G4-3		P6		F8			G6-3		4	0	0	0	0	0	1	Los Angeles Dodgers @ Chicago Cubs Wrigley Field, Chicago, IL Fri Jul 30 1993, 3:33 AM CDT Att: 39,210 - Sunny - 74 F				
Jose Offerman, S (1, 6) OBP: 0.347, SLG: 0.339	K		F8		F8			G6-4-3 BB		3	0	1	1	1	1	0					
Eric Davis, R (1, 7) OBP: 0.318, SLG: 0.380	2B			E6	CS			G6-4-3		4	0	1	0	0	1	1					
Eric Karros, R (1, 3) OBP: 0.305, SLG: 0.407	G5-3			HBP					F7	3	0	1	0	0	0	1					
Mike Piazza, R (1, 2) OBP: 0.352, SLG: 0.538	G5-3			F9					K	4	0	1	0	0	1	2					
Cory Snyder, R (1, 5) OBP: 0.333, SLG: 0.398	2B			K					F9	4	0	1	0	0	1	4					
Henry Rodriguez, L (1, 9) OBP: 0.298, SLG: 0.443	K			G1-3						3	0	0	0	0	1	3					
Jody Reed, R (1, 4) OBP: 0.340, SLG: 0.358	P6				F8 SH1-4 1B					3	1	1	0	0	1	1					
Pedro Astacio, R (1, 1) OBP: 0.135, SLG: 0.135				B1-3						1	0	0	0	0	0	0					
Lenny Harris, L (7, PH) OBP: 0.315, SLG: 0.299					SH1-4					1	0	0	0	0	0	0					
Pedro Martinez, R (7, 1)										0	0	0	0	0	0	0					
Inning Stats	R: 0 E: 0 K: 1 S: 10	H: 1 LOB: 1 BB: 0 P: 15	R: 0 E: 0 K: 1 S: 8	H: 1 LOB: 1 BB: 0 P: 12	R: 0 E: 0 K: 0 S: 7	H: 0 LOB: 0 BB: 0 P: 11	R: 0 E: 1 K: 1 S: 11	H: 0 LOB: 2 BB: 0 P: 15	R: 1 E: 0 K: 0 S: 10	H: 2 LOB: 0 BB: 0 P: 15	R: 0 E: 0 K: 1 S: 9	H: 2 LOB: 1 BB: 0 P: 12	R: 0 E: 0 K: 1 S: 8	H: 0 LOB: 0 BB: 1 P: 14	R: 0 E: 0 K: 1 S: 8	H: 0 LOB: 0 BB: 0 P: 12	1B: 3 2B: 4 3B: 0 HR: 0	SF: 0 SAC: 1 DP: 2 HBP: 1	WP: 0 PB: 0 SB: 0 CS: 1	PA: 34	
PITCHER	IP	WLS	BF	H	R	ER	SO	BB	IBB	HBP	BLK	WP	HR	S	P	ERA	WHIP				
Frank Castillo, R (1, 1) ERA: 4.35	7.0	W	27	6	1	1	5	0	0	1	0	0	0	4	10	0.00	3.000				
Dan Plesac, L (8, 1) ERA: 4.99	0.1		2	0	0	0	0	1	0	0	0	0	0	4	10	0.00	3.000				
Shawn Boskie, R (8, 1) ERA: 3.48	0.2		1	0	0	0	0	0	0	0	0	0	0	2	4	0.00	0.000				
Randy Myers, L (9, 1) ERA: 3.11	1.0	S	3	0	0	0	1	0	0	0	0	0	0	8	12	0.00	0.000				

AB	30
R	1
H	6
RBI	1
BB	1
SO	6
LOB	13



Batter	1	2	3	4	5	6	7	8	9	AB	R	H	RBI	BB	SO	LOB	BOTTOM				
Rey Sanchez, R (1, 6) OBP: 0.346, SLG: 0.370	G6-3		G1-3			G1-3		K		4	0	0	0	0	1	0	Los Angeles Dodgers @ Chicago Cubs Wrigley Field, Chicago, IL Fri Jul 30 1993, 3:33 AM CDT Att: 39,210 - Sunny - 74 F				
23 Ryne Sandberg, R (1, 4) OBP: 0.344, SLG: 0.417	P6-7			G3 1B		P3				3	1	1	0	0	0	0					
Mark Grace, L (1, 3) OBP: 0.389, SLG: 0.482	G4-3			G3		E S 1B				3	0	1	0	0	0	1					
Derrick May, L (1, 7) OBP: 0.351, SLG: 0.440		P5			S 1B	G4-3				3	0	1	1	0	0	1					
Sammy Sosa, R (1, 8) OBP: 0.303, SLG: 0.487		P6		K			P4			3	0	0	0	0	1	1					
Rick Wilkins, L (1, 2) OBP: 0.371, SLG: 0.559		K		K			K			3	0	0	0	0	3	1					
Kevin Roberson, S (1, 9) OBP: 0.278, SLG: 0.510			F8			G4-3				2	0	0	0	1	0	0					
Steve Buechele, R (1, 5) OBP: 0.293, SLG: 0.417				HR		L4		K		3	1	1	1	0	1	1					
Frank Castillo, R (1, 1) OBP: 0.206, SLG: 0.182				G6-3						2	0	0	0	0	0	1					
Dan Plesac, L (8, 1)						G1-4				0	0	0	0	0	0	0					
Shawn Boskie, R (8, 1) OBP: 0.250, SLG: 0.250										0	0	0	0	0	0	0					
Doug Jennings, L (8, PH) OBP: 0.294, SLG: 0.417										1	0	0	0	0	0	0					
Randy Myers, L (9, 1) OBP: 0.367, SLG: 1.000										0	0	0	0	0	0	0					
Inning Stats	R: 0 E: 0 K: 0 S: 9	H: 0 LOB: 0 BB: 0 P: 13	R: 0 E: 0 K: 1 S: 7	H: 0 LOB: 0 BB: 0 P: 11	R: 1 E: 0 K: 0 S: 6	H: 1 LOB: 0 BB: 0 P: 11	R: 1 E: 0 K: 2 S: 11	H: 2 LOB: 1 BB: 0 P: 17	R: 0 E: 0 K: 0 S: 3	H: 0 LOB: 0 BB: 1 P: 9	R: 0 E: 0 K: 0 S: 10	H: 1 LOB: 1 BB: 0 P: 16	R: 0 E: 0 K: 1 S: 6	H: 0 LOB: 0 BB: 0 P: 10	R: 0 E: 0 K: 2 S: 12	H: 0 LOB: 0 BB: 0 P: 14	1B: 2 2B: 1 3B: 0 HR: 1	SF: 0 SAC: 0 DP: 1 HBP: 0	WP: 0 PB: 0 SB: 2 CS: 0	PA: 28	
PITCHER	IP	WLS	BF	H	R	ER	SO	BB	IBB	HBP	BLK	WP	HR	S	P	ERA	WHIP				
Pedro Astacio, R (1, 1) ERA: 4.74	6.0	L	22	4	2	2	3	1	0	0	0	0	0	18	24	0.00	0.833				
Pedro Martinez, R (7, 1) ERA: 2.27	2.0		6	0	0	0	3	0	0	0	0	0	0	18	24	0.00	0.000				



Batter	1	2	3	4	5	6	7	8	9	10	11	12	13	AB	R	H	RBI	BB	SO	LOB	TOP	
Brett Butler, L OBP: 0.361, SLG: 0.374 (1, 8)														6	1	2	0	0	0	0		
Jose Offerman, S OBP: 0.342, SLG: 0.335 (1, 6)														5	0	0	1	0	1	1		
Mich Webster, S OBP: 0.312, SLG: 0.367 (1, 7)														5	2	1	0	0	0	1		
Mike Piazza, R OBP: 0.355, SLG: 0.536 (1, 2)														5	2	2	0	1	0	1		
Cory Snyder, R OBP: 0.333, SLG: 0.406 (1, 9) (9, 3)														6	1	2	3	0	3	1		
Henry Rodriguez, L OBP: 0.273, SLG: 0.436 (9, PR)														3	0	1	0	1	0	2		
Raul Mondesi, R OBP: 0.250, SLG: 0.400 (9, 9)														3	0	2	1	1	0	0		
Dave Hansen, L OBP: 0.447, SLG: 0.450 (9, PR)														2	0	0	0	0	0	0		
Lenny Harris, R OBP: 0.311, SLG: 0.294 (9, 5)														2	0	0	0	0	0	0		
Jody Reed, R OBP: 0.344, SLG: 0.361 (1, 4)														6	0	3	0	0	0	5		
Ramon Martinez, R ERA: 3.61 (1, 1)														3	0	0	0	0	1	1		
Todd Worrell, R ERA: 4.82 (8, 1)														0	0	0	0	0	0	0		
Eric Davis, R ERA: 3.34 (10, 1)														0	0	0	0	0	0	0		
Jim Gott, R ERA: 2.59 (12, 1)														0	0	0	0	0	0	0		
Eric Karpus, R ERA: 4.99 (12, 1)														0	0	0	0	0	0	0		
Pedro Martinez, R ERA: 2.21 (12, 1)														0	0	0	0	0	0	0		
Inning Stats	R: 0 E: 0 K: 1 S: 8	H: 0 LOB: 0 BB: 0 P: 9	R: 1 E: 0 K: 1 S: 11	H: 3 LOB: 2 BB: 1 P: 18	R: 0 E: 0 K: 0 S: 5	H: 0 LOB: 0 BB: 0 P: 7	R: 1 E: 0 K: 0 S: 8	H: 2 LOB: 2 BB: 1 P: 15	R: 0 E: 0 K: 0 S: 5	H: 0 LOB: 0 BB: 0 P: 7	R: 0 E: 0 K: 1 S: 7	H: 1 LOB: 1 BB: 0 P: 12	R: 0 E: 0 K: 0 S: 6	H: 0 LOB: 0 BB: 0 P: 11	R: 0 E: 0 K: 0 S: 8	H: 1 LOB: 1 BB: 1 P: 10	R: 5 E: 0 K: 0 S: 17	H: 4 LOB: 0 BB: 1 P: 31	1B: 7 2B: 3 3B: 3 HR: 1	SF: 1 SAC: 0 DP: 2 HBP: 1	WP: 0 PB: 0 SB: 0 CS: 0	PA: 53
PITCHER	IP	WLS	BF	H	R	ER	SO	BB	IBB	HBP	BLK	WP	HR	S	P	ERA	WHIP					
Mike Morgan, R ERA: 3.61 (1, 1)	7.0		27	6	2	2	4	1	1	1	0	0	0	0	50	2.57	1.000					
Dan Plesac, L ERA: 4.82 (8, 1)	0.2		3	1	0	0	0	0	0	0	0	0	0	8	12	0.00	1.500					
Shawn Boskie, R ERA: 3.34 (10, 1)	1.1		5	2	0	0	1	0	0	0	0	0	0	11	15	0.00	1.500					
Jose Bautista, R ERA: 2.59 (10, 1)	2.0		6	0	0	0	0	0	0	0	0	0	0	12	20	0.00	0.000					
Bob Scanlan, R ERA: 4.99 (12, 1)	1.1	L	10	5	5	5	0	0	1	0	0	0	1	20	34	33.75	3.750					

Los Angeles Dodgers @ Chicago Cubs
Wrigley Field, Chicago, IL
Sat Jul 31 1993, 3:33 AM CDT
Att. 39,763 - Sunny

AB 48
R 7
H 14
RBI 7
BB 3
SO 5
LOB 13



Batter	1	2	3	4	5	6	7	8	9	10	11	12	13	AB	R	H	RBI	BB	SO	LOB	BOTTOM					
Rey Sanchez, R OBP: 0.346, SLG: 0.371 (1, 6)														5	1	1	0	1	0	3						
23 Ryne Sandberg, R OBP: 0.340, SLG: 0.412 (1, 4)														6	0	1	0	0	1	5						
Mark Grace, L OBP: 0.386, SLG: 0.480 (1, 3)														6	0	1	1	0	0	1						
Derrick May, L OBP: 0.351, SLG: 0.441 (1, 7)														6	0	2	0	0	0	3						
Chuck McElroy, L (13, 1)														0	0	0	0	0	0	0						
Sammy Sosa, R OBP: 0.299, SLG: 0.479 (1, 8)															6	0	0	0	0	2						
Rick Wilkins, L OBP: 0.373, SLG: 0.553 (1, 2)															3	1	0	0	3	1						
Kevin Roberson, S OBP: 0.267, SLG: 0.463 (1, 9)															5	0	0	0	1	2	4					
Steve Buechele, R ERA: 3.12 (9, 1)															4	0	3	1	0	0						
Willie Wilson, R ERA: 3.12 (9, 1)															0	0	0	0	0	0						
Jose Bautista, R ERA: 2.21 (12, 1)															0	0	0	0	0	0						
Doug Jennings, R ERA: 2.28 (12, 1)															0	0	0	0	0	0						
Candy Maldonado, R OBP: 0.266, SLG: 0.260 (12, 1)															0	0	0	0	0	0						
Mike Morgan, R ERA: 3.12 (1, 1)														2	0	0	0	0	0	2						
Eric Karpus, R ERA: 4.99 (12, 1)														1	0	0	0	0	0	0						
Shawn Boskie, R ERA: 3.34 (10, 1)														0	0	0	0	0	0	0						
Jose Bautista, R ERA: 2.59 (10, 1)														0	0	0	0	0	0	0						
Pedro Martinez, R ERA: 2.21 (12, 1)														1	0	0	0	0	0	1						
Inning Stats	R: 0 E: 0 K: 0 S: 6	H: 0 LOB: 0 BB: 0 P: 12	R: 1 E: 1 K: 0 S: 12	H: 1 LOB: 2 BB: 2 P: 21	R: 0 E: 0 K: 0 S: 5	H: 0 LOB: 0 BB: 0 P: 8	R: 1 E: 0 K: 0 S: 5	H: 2 LOB: 2 BB: 1 P: 16	R: 0 E: 0 K: 0 S: 8	H: 0 LOB: 0 BB: 0 P: 11	R: 0 E: 1 K: 0 S: 7	H: 1 LOB: 1 BB: 0 P: 8	R: 0 E: 0 K: 0 S: 5	H: 1 LOB: 2 BB: 1 P: 11	R: 0 E: 1 K: 0 S: 9	H: 1 LOB: 2 BB: 0 P: 12	R: 0 E: 0 K: 1 S: 10	H: 0 LOB: 0 BB: 0 P: 15	R: 0 E: 0 K: 1 S: 8	H: 0 LOB: 0 BB: 0 P: 12	R: 0 E: 0 K: 1 S: 8	H: 0 LOB: 0 BB: 0 P: 12	1B: 5 2B: 3 3B: 0 HR: 0	SF: 0 SAC: 1 DP: 1 HBP: 0	WP: 1 PB: 0 SB: 0 CS: 0	PA: 52
PITCHER	IP	WLS	BF	H	R	ER	SO	BB	IBB	HBP	BLK	WP	HR	S	P	ERA	WHIP									
Ramon Martinez, R ERA: 3.12 (1, 1)	8.0		35	7	2	2	1	4	0	0	0	0	0	62	105	2.25	1.375									
Todd Worrell, R ERA: 9.24 (9, 1)	1.0		3	0	0	0	0	0	0	0	0	0	0	6	6	0.00	0.000									
Jim Gott, R ERA: 2.28 (10, 1)	2.0		8	1	0	0	2	0	1	0	0	1	0	19	31	0.00	0.500									
Pedro Martinez, R ERA: 2.21 (12, 1)	2.0	W	6	0	0	0	2	0	0	0	0	0	0	16	24	0.00	0.000									

Los Angeles Dodgers @ Chicago Cubs
Wrigley Field, Chicago, IL
Sat Jul 31 1993, 3:33 AM CDT
Att. 39,763 - Sunny

AB 46
R 2
H 8
RBI 2
BB 5
SO 5
LOB 21



Batter	1	2	3	4	5	6	7	8	9	AB	R	H	RBI	BB	SO	LOB	TOP				
Brett Butler, L OBP: 0.382, SLG: 0.372 Raul Mondesi, R OBP: 0.238, SLG: 0.381	3-2 L9	2-1 L8		4-2 BB			4-1 BB SF9 BB	3-2 G5-3		2	1	0	0	2	0	2					
Jose Offerman, S OBP: 0.340, SLG: 0.333	1-2 L8		0-0 E1 1B G5-3	3-2 L8			1-1 SF9 BB	3-2 G3		5	1	1	0	0	0	2					
Eric Davis, R OBP: 0.315, SLG: 0.374	4-1 BB		2-3 K		2-3 K		0-3 K	0-3 K		4	0	0	0	1	4	3					
Eric Karros, R OBP: 0.303, SLG: 0.402	1 SAFE 0-2 P6		1 SAFE 0-2 G5-3		1-3 K		4-2 BB	0-1 G5-3		4	0	0	0	1	1	2					
Mike Piazza, R OBP: 0.356, SLG: 0.537		1-0 1B WP 1B	1-0 2H 1B		2-3 K		1-1 SF9			3	1	2	2	0	1	0					
Cory Snyder, R OBP: 0.329, SLG: 0.401		3-2 P9	1-3 K		3-2 E7 G5-4-3		1-3 K			4	0	0	0	0	2	4					
Henry Rodriguez, L OBP: 0.286, SLG: 0.433		2-1 1B		0-1 P6		0-0 F7		4-0 BB		3	0	1	0	1	0	1					
Jody Reed, R OBP: 0.340, SLG: 0.357 Omar Daal, L (6, PH) Dave Hansen, L OBP: 0.438, SLG: 0.439 Roger McDowell, R OBP: 0.500, SLG: 0.500	1-1 F8			1-0 L7		1-1 G5-4-3		0-0 P6		3	0	0	0	0	0	3					
Orel Hershiser, R OBP: 0.417, SLG: 0.468 Ricky Trliceck, R (4, 1) Lenny Harris, L OBP: 0.313, SLG: 0.322	1-2 3H 1B			0-0 2B			2-1 HR	1-2 P6		2	0	2	1	0	0	0					
Inning Stats	R: 0 E: 0 K: 0 S: 13	H: 0 LOB: 1 BB: 1 P: 21	R: 1 E: 1 K: 0 S: 14	H: 3 LOB: 2 BB: 0 P: 24	R: 1 E: 1 K: 2 S: 11	H: 1 LOB: 1 BB: 0 P: 15	R: 0 E: 0 K: 0 S: 10	H: 0 LOB: 0 BB: 0 P: 15	R: 0 E: 1 K: 0 S: 7	H: 0 LOB: 0 BB: 0 P: 11	R: 2 E: 0 K: 2 S: 16	H: 2 LOB: 2 BB: 2 P: 29	R: 0 E: 0 K: 0 S: 10	H: 0 LOB: 1 BB: 0 P: 18	R: 0 E: 0 K: 1 S: 8	H: 0 LOB: 0 BB: 0 P: 11	1B: 5 2B: 1 3B: 0 HR: 1	SF: 1 SAC: 0 DP: 1 HBP: 0	WP: 1 PB: 0 SB: 0 CS: 0	PA: 40	
PITCHER	IP	WLS	BF	H	R	ER	SO	BB	IBB	HBP	BLK	WP	HR	S	P	ERA	WHIP				
Jose Guzman, R ERA: 4.14	6.0	W	29	7	4	3	5	3	0	0	0	1	1	71	117	4.50	1.667				
Shawn Boskie, R ERA: 3.15	2.0		8	0	0	0	2	2	0	0	0	0	0	21	35	0.00	1.000				
Jose Bautista, R ERA: 2.54	1.0		3	0	0	0	1	0	0	0	0	0	0	8	11	0.00	0.000				

Los Angeles Dodgers @ Chicago Cubs
Wrigley Field, Chicago, IL
Sun Aug 01 1993, 3:33 AM CDT
Att: 39,100 - Sunny - 80 F

AB 34
R 4
H 7
RBI 4
BB 5
SO 8
LOB 20



Batter	1	2	3	4	5	6	7	8	9	AB	R	H	RBI	BB	SO	LOB	BOTTOM				
Jose Vizcaino, S OBP: 0.351, SLG: 0.378	0-0 23 WP 1B 2B			1-1 1B 1B	2-2 E3 23 1B			1-1 G6-3		5	2	2	0	0	0	1					
23 Ryne Sandberg, R OBP: 0.347, SLG: 0.429	3-2 G4-3 3B	2-1 HR		3-1 L7	0-2 1-2 3H 1B			1-1 G3 1B		5	2	4	3	0	0	1					
Mark Grace, L OBP: 0.384, SLG: 0.476	2-1 G4-3	0-0 G4-3		0-0 1B	1-3 1B			0-0 G3		5	1	1	0	0	0	4					
Derrick May, L OBP: 0.352, SLG: 0.446	3-1 2B 3B			1-0 1B	1-2 3H 1B		1-3 K	2-2 G3		5	1	2	2	0	2	1					
Steve Buechele, R OBP: 0.305, SLG: 0.422	1-1 2B 1B HBP		1-2 F8	1-1 FC4-6 1B	4-2 G6-4-3 BB					2	1	1	1	1	0	0					
Rick Wilkins, L OBP: 0.372, SLG: 0.553	1-1 1B 2B		2-3 K	2-2 FC4-6	0-0 G6-4-3					4	1	1	1	0	1	3					
Sammy Sosa, R OBP: 0.301, SLG: 0.487	0-0 G4-3 S 1B		1-0 HR		0-0 G5-3			1-1 G6-3		4	1	2	3	0	0	0					
Kevin Roberson, S OBP: 0.266, SLG: 0.439	G4-3		3-3 K		4-0 E 23 1B SH3-4 BB			1-3 K		3	1	0	0	1	2	1					
Jose Guzman, R OBP: 0.102, SLG: 0.083 Shawn Boskie, R ERA: 5.0 Jose Bautista, R OBP: 0.111, SLG: 0.111	1-2 G1-3		1-3 K		1-3 K			0-1 F9		2	0	0	0	0	1	1					
Inning Stats	R: 5 E: 0 K: 0 S: 19	H: 5 LOB: 1 BB: 0 P: 31	R: 1 E: 0 K: 1 S: 7	H: 1 LOB: 0 BB: 0 P: 10	R: 1 E: 0 K: 2 S: 11	H: 1 LOB: 0 BB: 0 P: 18	R: 2 E: 0 K: 1 S: 15	H: 4 LOB: 2 BB: 0 P: 24	R: 1 E: 1 K: 0 S: 10	H: 1 LOB: 2 BB: 1 P: 18	R: 0 E: 0 K: 1 S: 7	H: 0 LOB: 0 BB: 1 P: 12	R: 0 E: 0 K: 1 S: 7	H: 0 LOB: 0 BB: 0 P: 9	R: 0 E: 0 K: 0 S: 8	H: 1 LOB: 1 BB: 0 P: 12	1B: 8 2B: 2 3B: 1 HR: 2	SF: 0 SAC: 1 DP: 1 HBP: 1	WP: 1 PB: 0 SB: 1 CS: 0	PA: 40	
PITCHER	IP	WLS	BF	H	R	ER	SO	BB	IBB	HBP	BLK	WP	HR	S	P	ERA	WHIP				
Orel Hershiser, R ERA: 3.85	3.0	L	17	7	7	7	3	0	0	0	0	0	0	25	42	9.00	3.000				
Ricky Trliceck, R ERA: 5.0	2.0		13	5	3	2	1	1	0	0	0	0	0	14	21	0.00	0.500				
Omar Daal, L ERA: 4.91 Roger McDowell, R ERA: 1.85	1.0		4	1	0	0	0	0	0	0	0	0	0	8	12	0.00	1.000				

Los Angeles Dodgers @ Chicago Cubs
Wrigley Field, Chicago, IL
Sun Aug 01 1993, 3:33 AM CDT
Att: 39,100 - Sunny - 80 F

AB 36
R 10
H 13
RBI 10
BB 2
SO 6
LOB 12



Batter	1	2	3	4	5	6	7	8	9	AB	R	H	RBI	BB	SO	LOB	TOP					
Brett Butler, L (1, 8) OBP: 0.383, SLG: 0.374	L8		G6-3			G4-6-3 BB											3 0 1 0 1 0 1					
Jose Offerman, S (1, 6) OBP: 0.339, SLG: 0.332	G3					G4-6-3											2 0 0 1 1 0 2					
Eric Davis, R (1, 7) OBP: 0.315, SLG: 0.371			F9														3 0 0 0 1 0 3					
Eric Karros, R (1, 3) OBP: 0.300, SLG: 0.398	K																4 0 0 0 0 1 1					
Mike Piazza, R (1, 2) OBP: 0.355, SLG: 0.533		L7															3 0 0 0 1 0 0					
Cory Snyder, R (1, 9) OBP: 0.331, SLG: 0.403		G6-3															4 0 2 0 0 1 0					
Dave Hansen, L (1, 5) OBP: 0.423, SLG: 0.422		L7															4 0 1 0 0 1 3					
Jody Reed, R (1, 4) OBP: 0.336, SLG: 0.352			K														4 0 0 0 0 1 1					
Kevin Gross, R (1, 1) OBP: 0.256, SLG: 0.308																	0 0 0 0 1 0 0					
Lenny Harris, L (7, PH) OBP: 0.319, SLG: 0.328			SH3-4														1 1 1 0 0 0 0					
Roger McDowell, R (7, 1) OBP: 0.500, SLG: 0.500																	0 0 0 0 0 0 0					
Todd Worrell, R (8, 1) OBP: 0.310, SLG: 0.364																	0 0 0 0 0 0 0					
Mitch Webster, S (9, PH) OBP: 0.310, SLG: 0.364																	1 0 0 0 0 0 0					
Inning Stats	R: 0 E: 0 K: 1 S: 7	H: 0 LOB: 1 BB: 1 P: 15	R: 0 E: 0 K: 0 S: 7	H: 0 LOB: 0 BB: 0 P: 13	R: 0 E: 0 K: 1 S: 12	H: 0 LOB: 2 BB: 1 P: 20	R: 0 E: 0 K: 1 S: 12	H: 1 LOB: 1 BB: 0 P: 18	R: 0 E: 0 K: 0 S: 5	H: 0 LOB: 1 BB: 2 P: 16	R: 0 E: 0 K: 0 S: 9	H: 1 LOB: 2 BB: 1 P: 19	R: 1 E: 0 K: 0 S: 8	H: 2 LOB: 1 BB: 0 P: 14	R: 0 E: 0 K: 1 S: 6	H: 0 LOB: 0 BB: 0 P: 9	R: 0 E: 0 K: 0 S: 4	H: 1 LOB: 0 BB: 7 P: 7	1B: 4 2B: 1 3B: 0 HR: 0	SF: 1 SAC: 1 DP: 2 HBP: 0	WP: 1 PB: 0 SB: 0 CS: 0	PA: 36
PITCHER	IP WLS BF H R ER SO BB IBB HBP BLK WP HR S P ERA WHIP																					
Mark Portugal, R (1, 1) ERA: 3.04	6.2 W 29 4 1 1 3 5 0 0 0 1 0 57 109 1.35 1.350																					
Xavier Hernandez, R (7, 1) ERA: 2.82	2.1 S 7 1 0 0 1 0 0 0 0 0 0 13 22 0.00 0.429																					

Los Angeles Dodgers @ Houston Astros
Astrodome, Houston, TX
Tue Aug 03 1993, 8:05 PM EDT
Att: 19,132 - Dome

AB 29
R 1
H 5
RBI 1
BB 5
SO 4
LOB 11



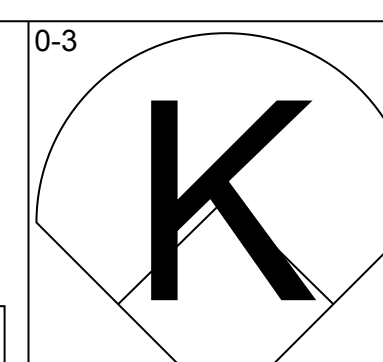
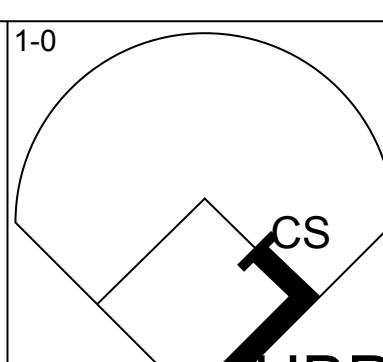
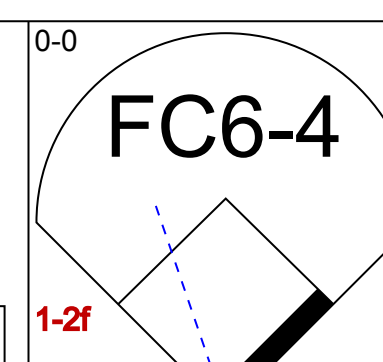
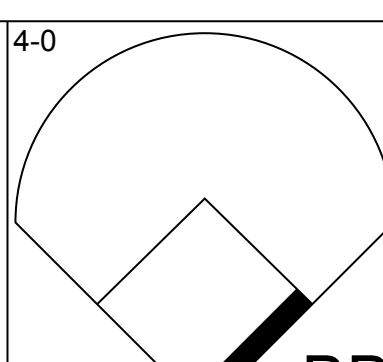
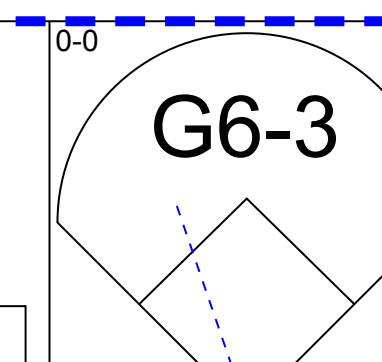
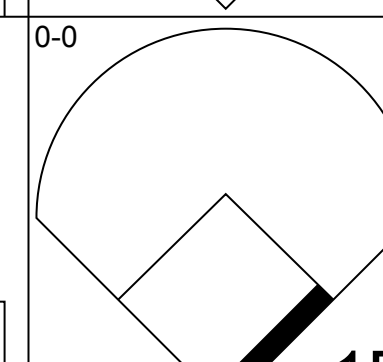
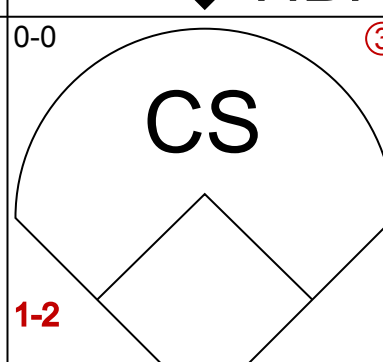
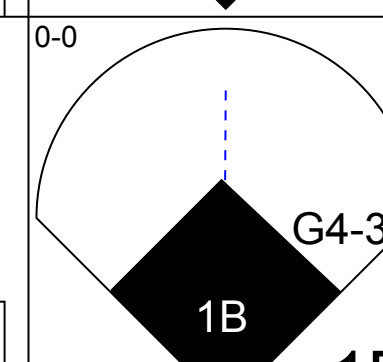
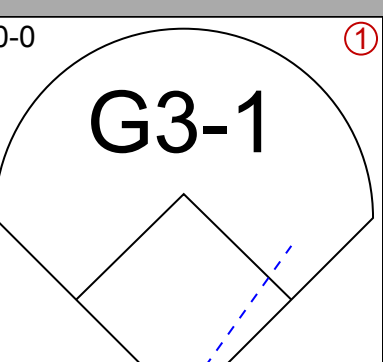
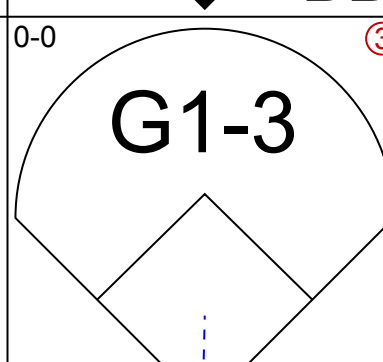
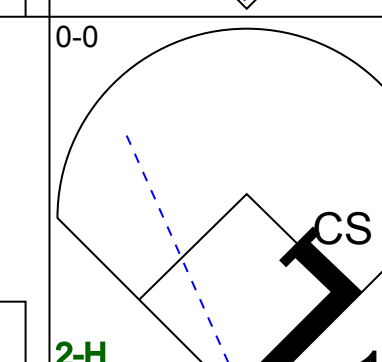
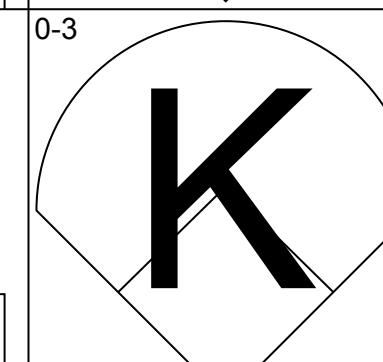
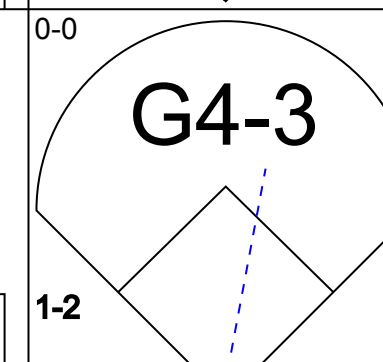
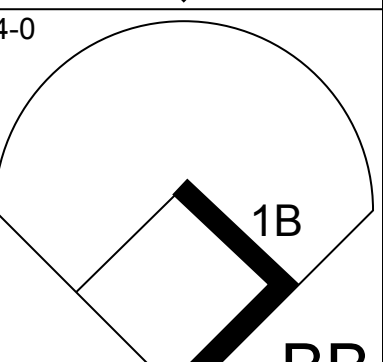
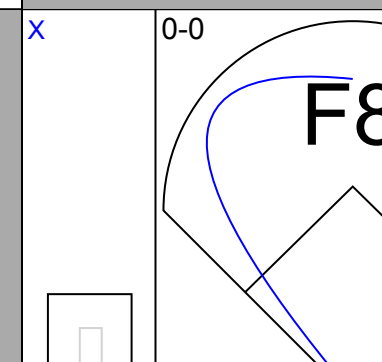
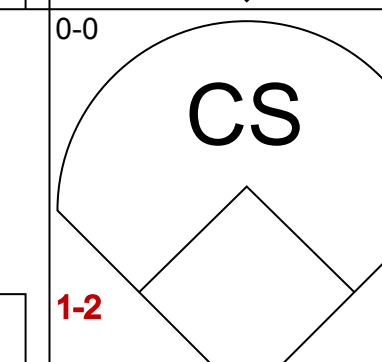
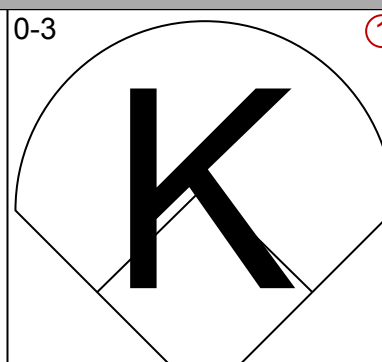
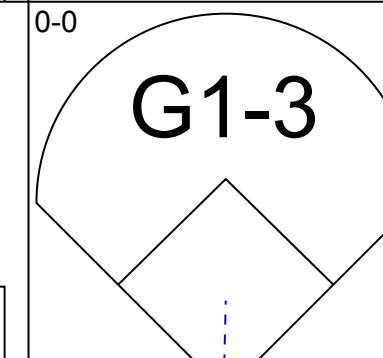
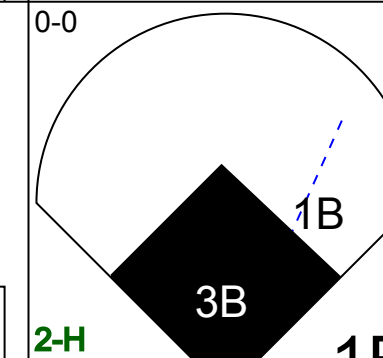
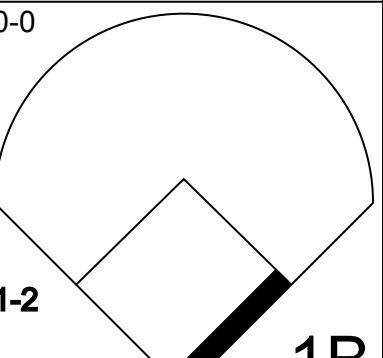
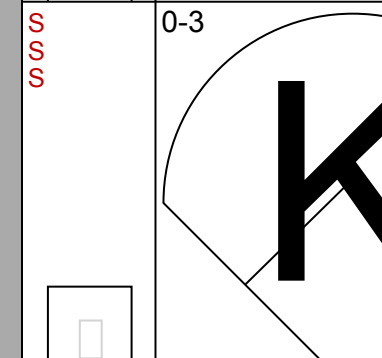
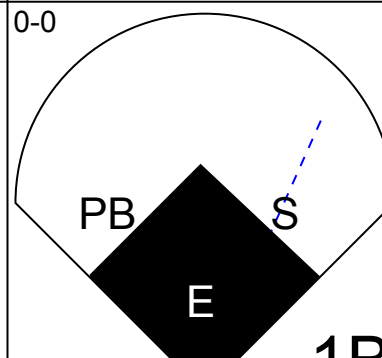
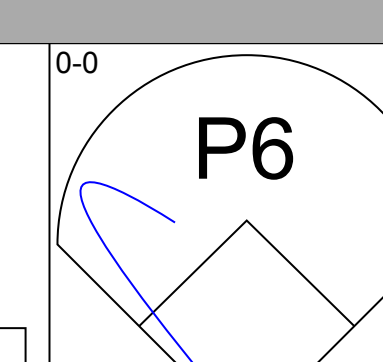
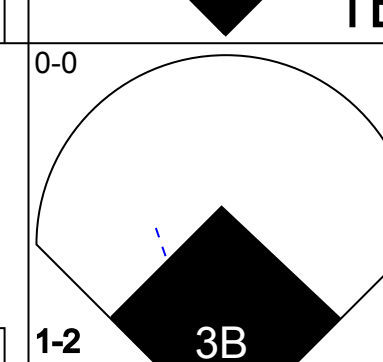
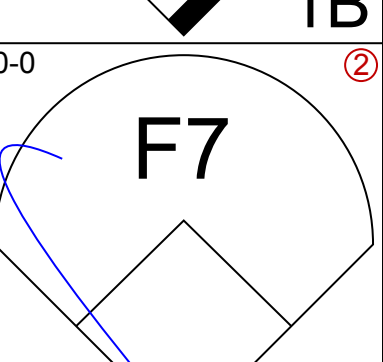
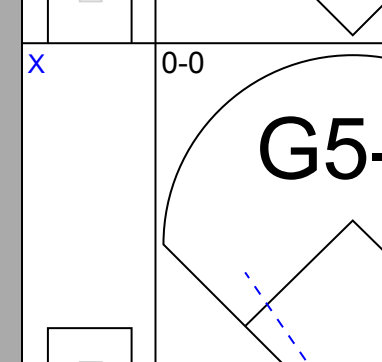
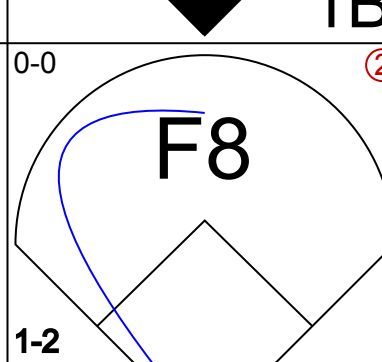
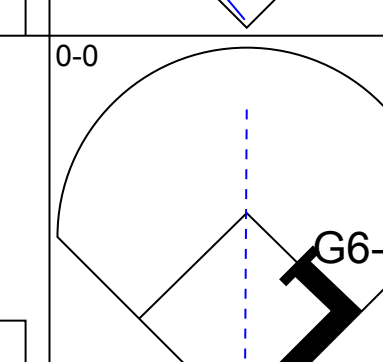
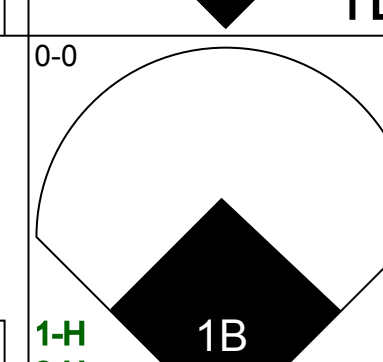
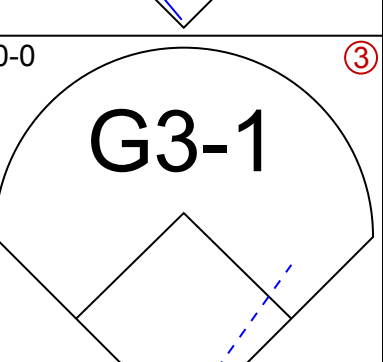
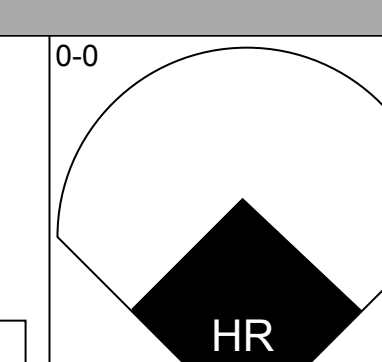
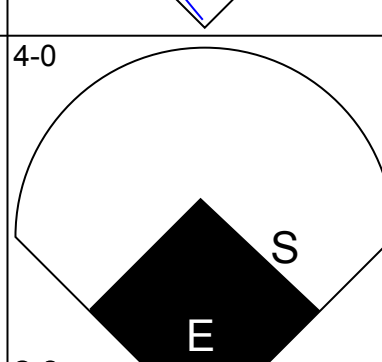
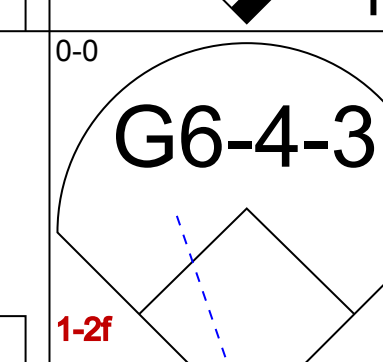
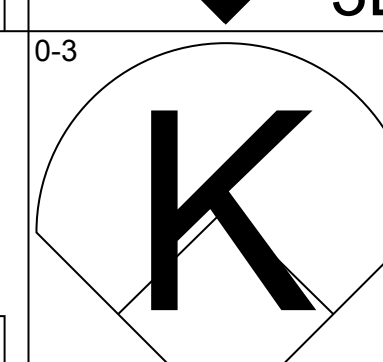
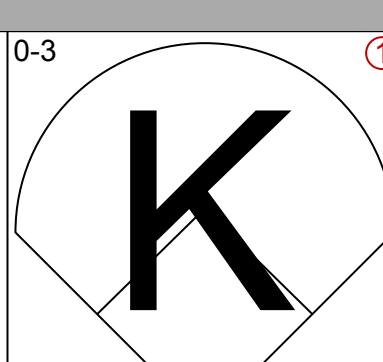
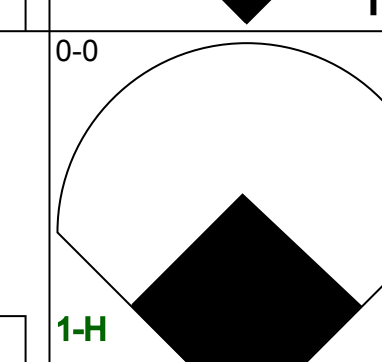
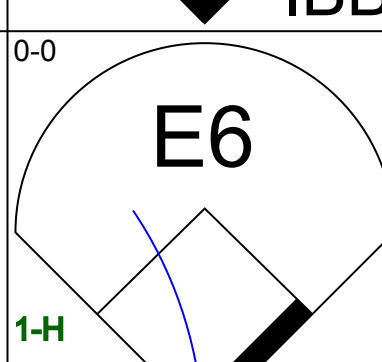
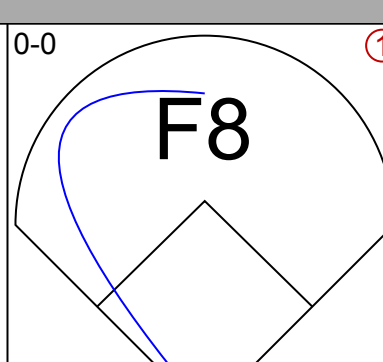
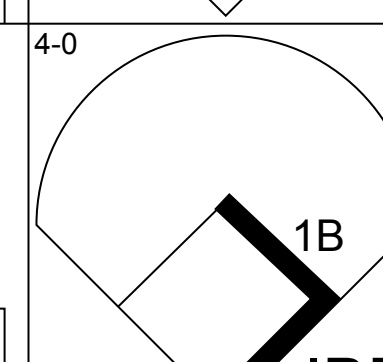
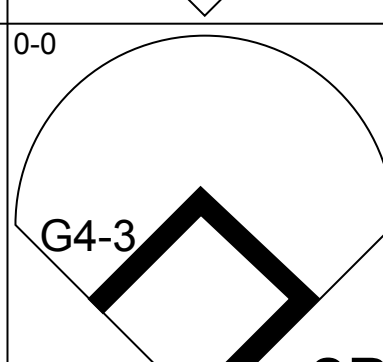
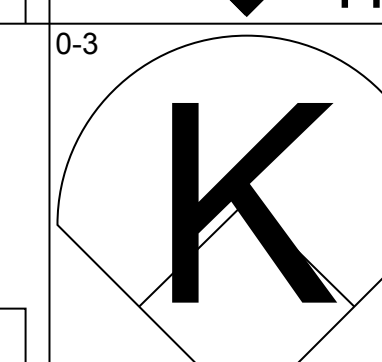
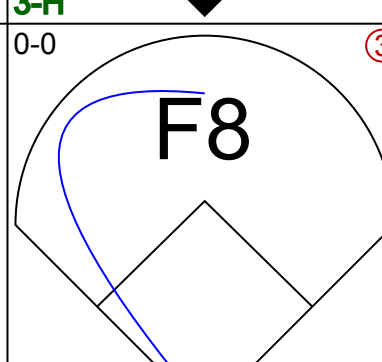
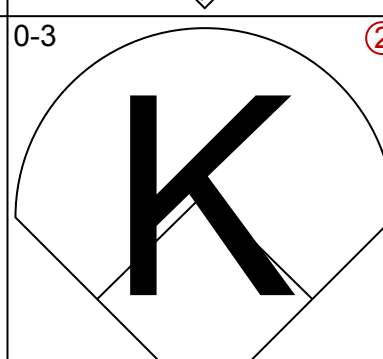
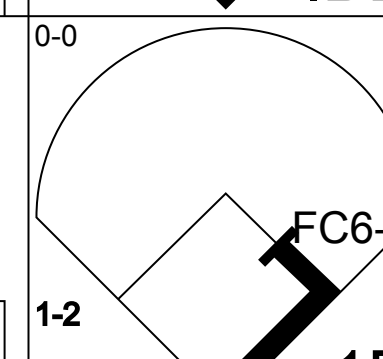
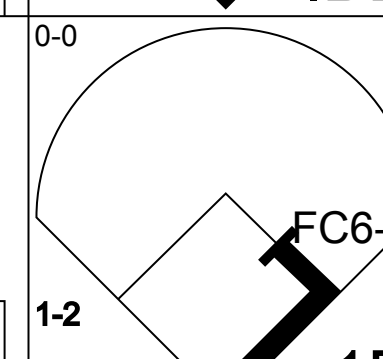
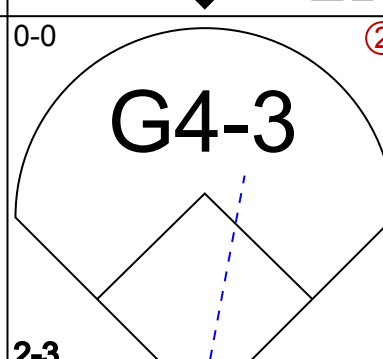
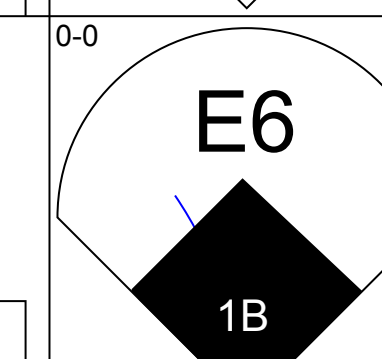
Batter	1	2	3	4	5	6	7	8	9	AB	R	H	RBI	BB	SO	LOB	BOTTOM			
Craig Biggio, R (1, 4) OBP: 0.357, SLG: 0.450	G1-3																4 0 1 1 0 1 1			
Steve Finley, L (1, 8) OBP: 0.303, SLG: 0.351	G4-3 5 BB 1B																5 0 1 0 0 1 2			
5 Jeff Bagwell, R (1, 3) OBP: 0.379, SLG: 0.506	G4-3 BB																3 0 0 0 1 1 0			
Eric Anthony, L (1, 9) OBP: 0.322, SLG: 0.383	G4-3																4 0 0 0 0 0 2			
Ken Caminiti, S (1, 5) OBP: 0.293, SLG: 0.390	K																3 1 1 0 1 1 2			
Luis Gonzalez, L (1, 7) OBP: 0.372, SLG: 0.484																	3 2 3 1 1 0 0			
Andujar Cedeno, R (1, 6) OBP: 0.348, SLG: 0.410																	3 1 1 1 1 0 3			
Eddie Taubensee, L (1, 2) OBP: 0.327, SLG: 0.455																	4 2 2 2 0 0 4			
Mark Portugal, R (1, 1) OBP: 0.238, SLG: 0.262																	3 0 1 1 0 1 3			
Xavier Hernandez, L (7, 1) ERA: 1.99																	0 0 0 0 0 0 0			
Todd Worrell, R (8, 1) ERA: 9.22																	0 0 0 0 0 0 0			
Inning Stats	R: 0 E: 0 K: 1 S: 12	H: 1 LOB: 2 BB: 1 P: 23	R: 1 E: 0 K: 1 S: 13	H: 1 LOB: 1 BB: 1 P: 21	R: 0 E: 0 K: 1 S: 7	H: 0 LOB: 0 BB: 0 P: 12	R: 0 E: 0 K: 1 S: 15	H: 1 LOB: 2 BB: 1 P: 26	R: 0 E: 0 K: 0 S: 8	H: 0 LOB: 0 BB: 0 P: 12	R: 3 E: 0 K: 0 S: 12	H: 5 LOB: 2 BB: 0 P: 16	R: 1 E: 0 K: 0 S: 9	H: 1 LOB: 1 BB: 1 P: 14	R: 1 E: 0 K: 0 S: 7	H: 1 LOB: 0 BB: 0 P: 9	1B: 5 2B: 4 3B: 0 HR: 1	SF: 1 SAC: 1 DP: 0 HBP: 0	WP: 0 PB: 0 SB: 0 CS: 0	PA: 38
PITCHER	IP WLS BF H R ER SO BB IBB HBP BLK WP HR S P ERA WHIP																			
Kevin Gross, R (1, 1) ERA: 4.31	6.0 L 29 8 4 4 5 3 0 0 0 0 0 0 67 110 6.00 1.833																			
Roger McDowell, R (7, 1) ERA: 1.99	1.0 5 1 1 1 0 1 0 0 0 0 0 9 14 9.00 2.000																			
Todd Worrell, R (8, 1) ERA: 9.22	1.0 4 1 1 1 0 0 0 0 0 0 0 7 9 9.00 1.000																			

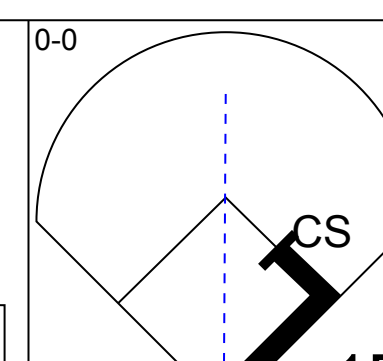
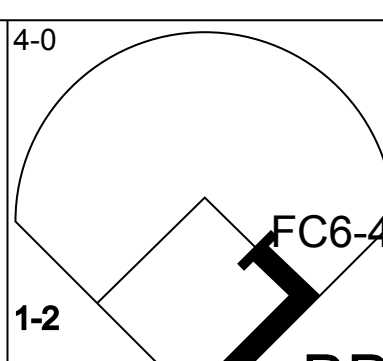
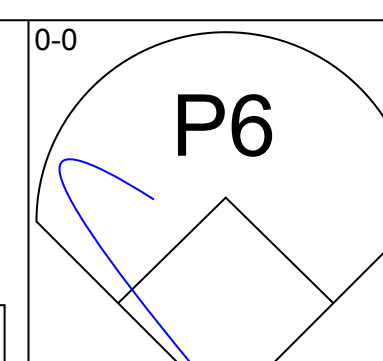
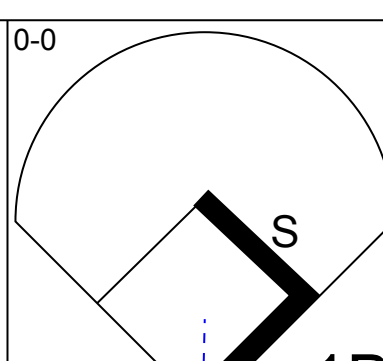

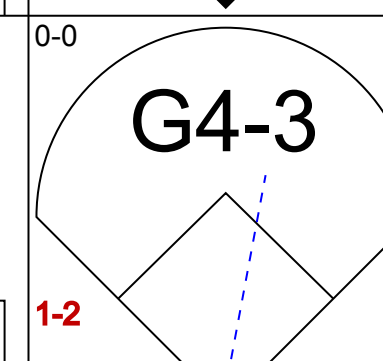
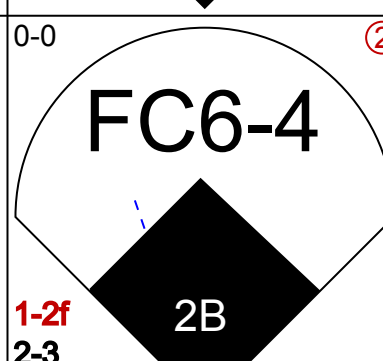
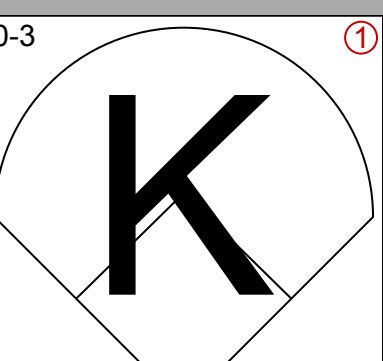
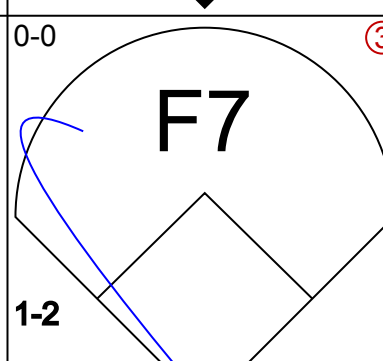

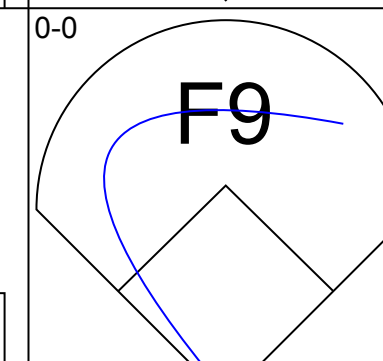
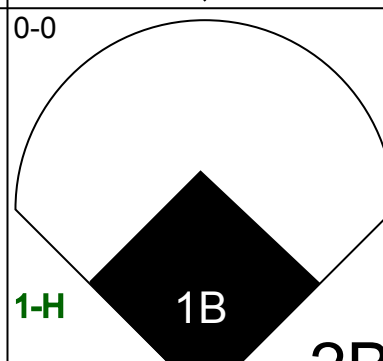
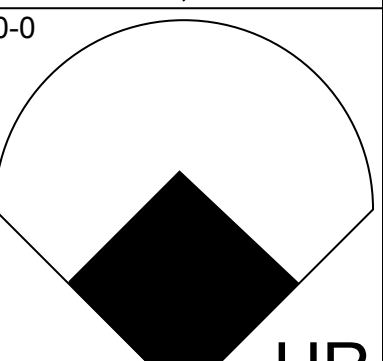
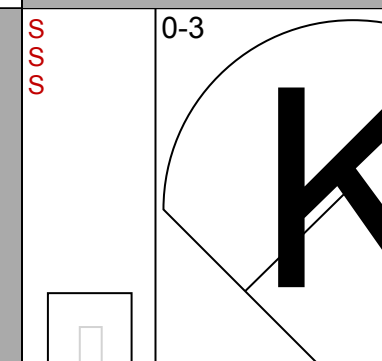
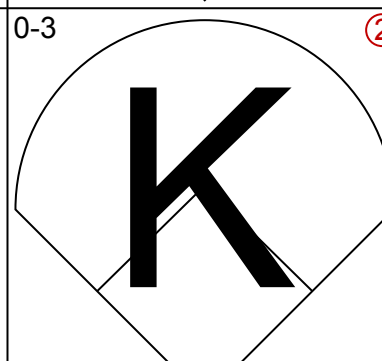
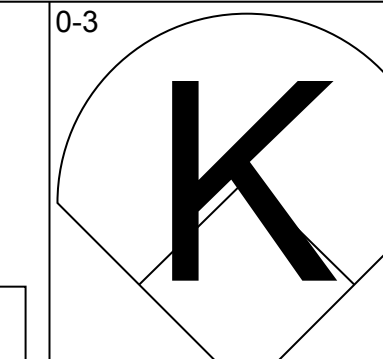
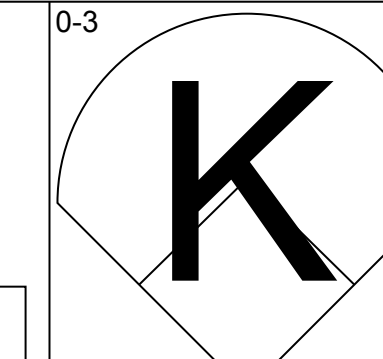
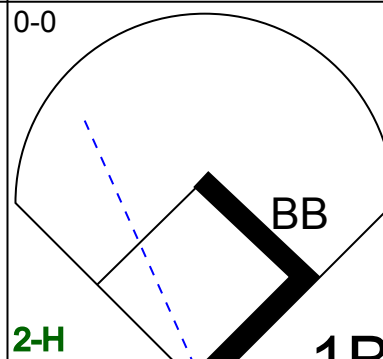
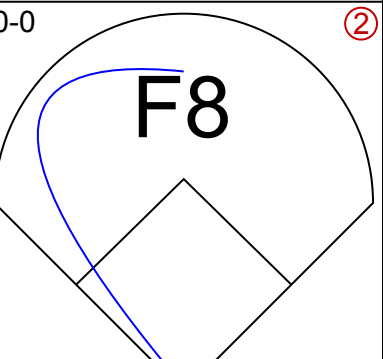
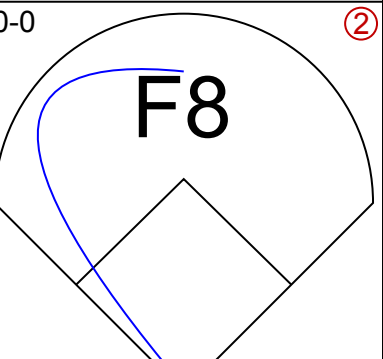
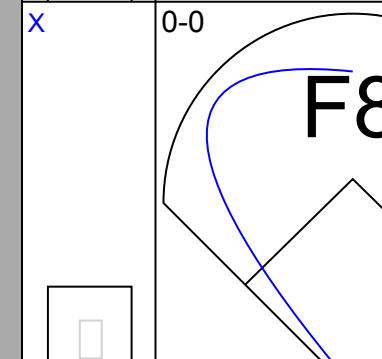
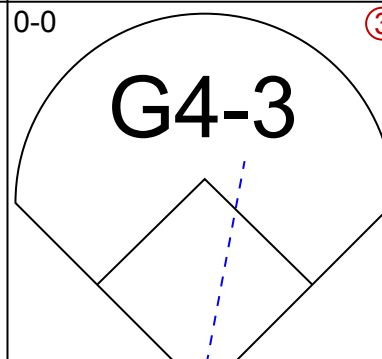
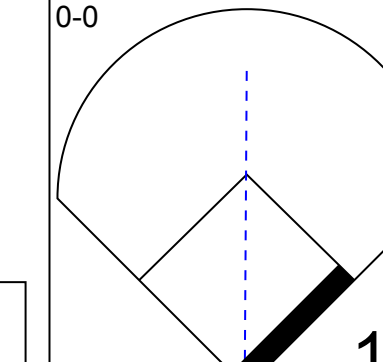
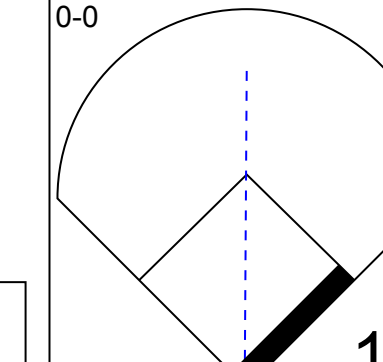
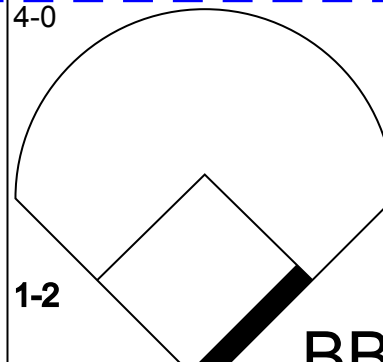
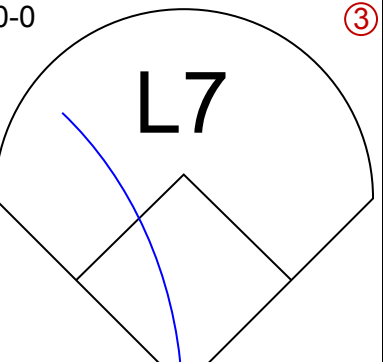
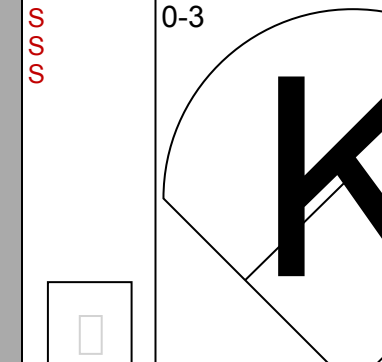
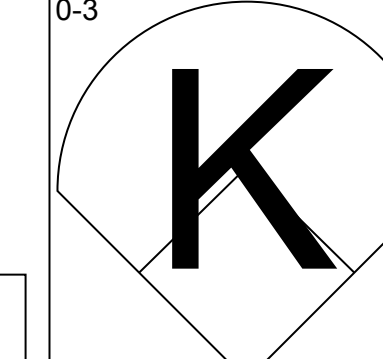
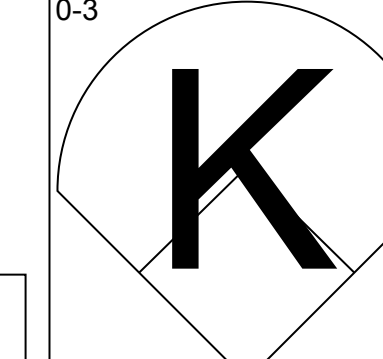
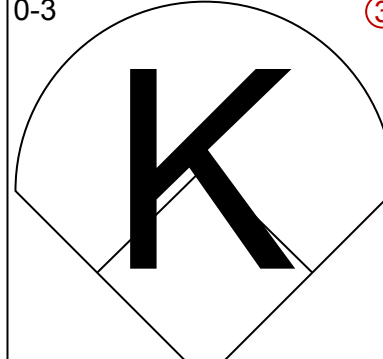
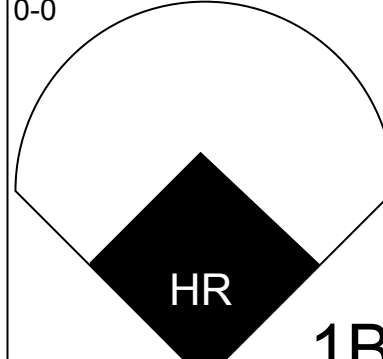
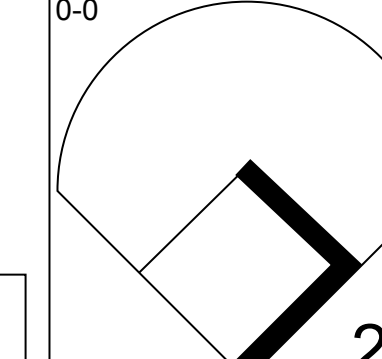
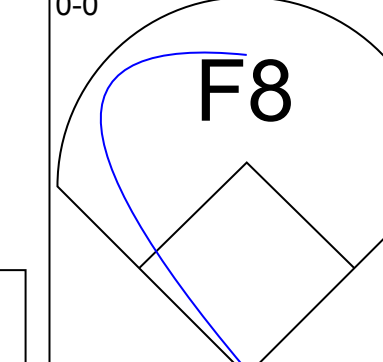
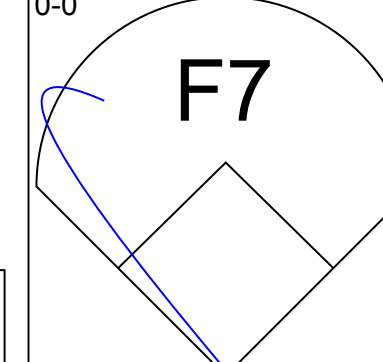
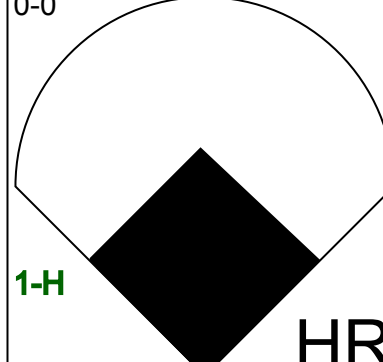
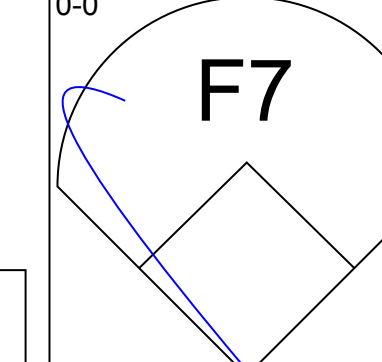
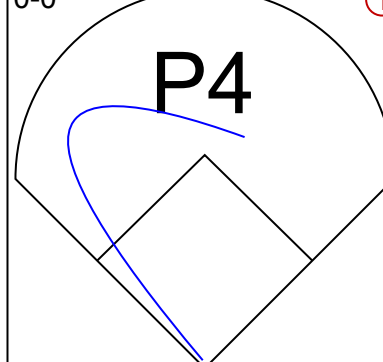
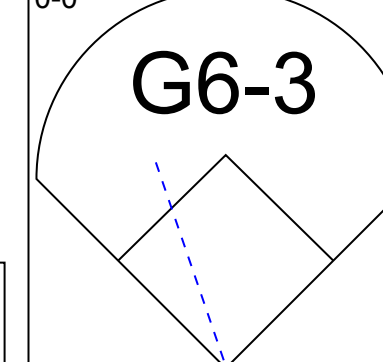
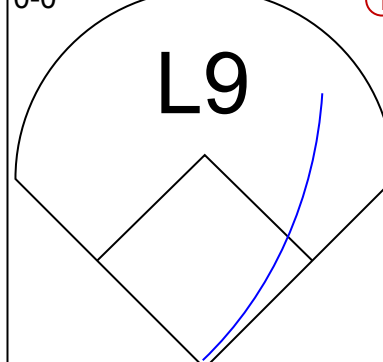
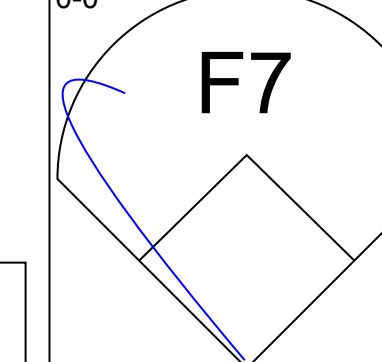

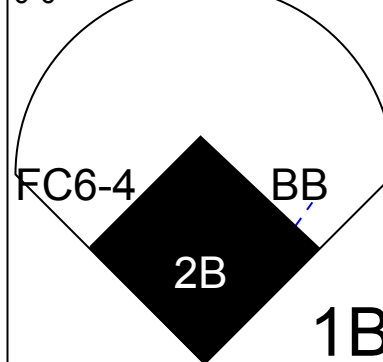
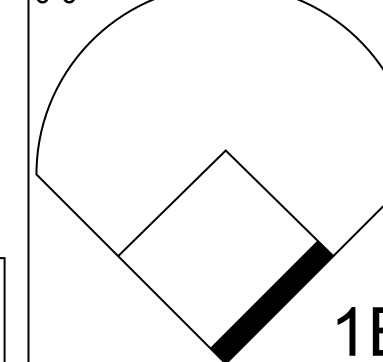
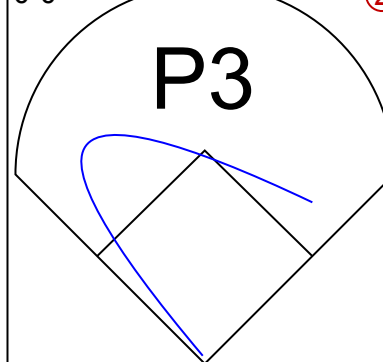
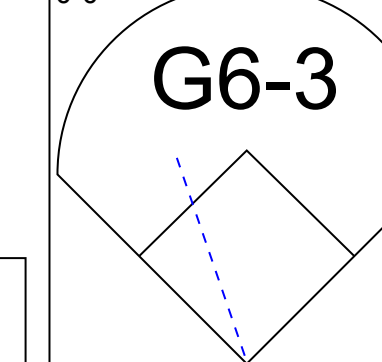
Los Angeles Dodgers @ Houston Astros
Astrodome, Houston, TX
Tue Aug 03 1993, 8:05 PM EDT
Att: 19,132 - Dome

AB 32
R 6
H 10
RBI 6
BB 4
SO 5
LOB 17



Batter	1	2	3	4	5	6	7	8	9	AB	R	H	RBI	BB	SO	LOB	TOP										
Brett Butler , L (1, 8) OBP: 0.388, SLG: 0.385	G6-3 1B		0-0 1B 3B	2-2 1B		0-1 2B		G6-3		5	1	4	0	0	0	0	Los Angeles Dodgers @ Houston Astros Astrodome, Houston, TX Thu Aug 05 1993, 4:33 AM EDT Att: 25,965 - Dome										
Jose Offerman , S (1, 6) OBP: 0.337, SLG: 0.328	K		1-1 HR 1B		2-2 F8	4-1 BB		K		4	1	1	1	1	2	1											
Henry Rodriguez , L (1, 7) OBP: 0.299, SLG: 0.446 Raul Mondesi , R (6, PH) OBP: 0.192, SLG: 0.308 (6, 7)	G6-3		0-3 K		2-2 2B	1-0 1B		K		3	1	1	0	0	1	2											
Eric Karros , R (1, 3) OBP: 0.304, SLG: 0.408	BB		1-1 HR		1-0 WP 2B			L5		4	2	2	3	1	0	0											
Cory Snyder , R (1, 9) OBP: 0.331, SLG: 0.402	K		0-0 G5-3		1-3 K			K		5	0	1	0	0	3	3											
Dave Hansen , L (1, 5) OBP: 0.407, SLG: 0.460 Lenny Harris , L (9, 5) OBP: 0.316, SLG: 0.325		G6-3		G4-3		WP IBB		SF7		2	0	0	1	1	0	0											
Carlos Hernandez , R (1, 2) OBP: 0.254, SLG: 0.368		G5-3		1B 1B		G6-3		G6-3		4	0	1	0	0	0	3											
Jody Reed , R (1, 4) OBP: 0.330, SLG: 0.345		G5-3		1B 1B		F7		G6-3		4	0	1	0	0	0	1											
Pedro Astacio , R (1, 1) OBP: 0.125, SLG: 0.125 Pedro Martinez , R (6, 1)			0-3 K	0-3 K		G4-3		K		3	0	0	0	0	2	2											
Todd Worrell , R (9, 1) Jim Gott , R (9, 1) Mitch Webster , S (9, 7) OBP: 0.314, SLG: 0.369										1	0	0	0	0	1	0											
Inning Stats	R: 0 E: 0 K: 2 S: 10	H: 1 LOB: 2 BB: 1 P: 19	R: 0 E: 0 K: 0 S: 6	H: 0 LOB: 0 BB: 0 P: 10	R: 3 E: 0 K: 2 S: 14	H: 3 LOB: 0 BB: 0 P: 16	R: 0 E: 0 K: 1 S: 10	H: 3 LOB: 2 BB: 1 P: 13	R: 1 E: 0 K: 0 S: 7	H: 2 LOB: 2 BB: 1 P: 30	R: 0 E: 0 K: 0 S: 7	H: 1 LOB: 2 BB: 1 P: 15	R: 1 E: 1 K: 0 S: 11	H: 1 LOB: 1 BB: 0 P: 18	R: 0 E: 0 K: 2 S: 9	H: 0 LOB: 0 BB: 0 P: 11	R: 0 E: 0 K: 2 S: 9	H: 0 LOB: 0 BB: 0 P: 12	1B: 6 2B: 3 3B: 1 HR: 1	SF: 1 SAC: 0 DP: 0 HBP: 0	WP: 1 PB: 0 SB: 2 CS: 0	PA: 41					
PITCHER	IP	WLS	BF	H	R	ER	SO	BB	IBB	HBP	BLK	WP	HR	S	P	ERA	WHIP										
Doug Drabek , R (1, 1) ERA: 3.56	5.2	L	29	10	4	4	6	2	1	0	0	1	1	63	101	6.35	2.118										
Al Osuna , L (6, 1) ERA: 2.59	0.1		1	0	0	0	0	0	0	0	0	0	0	1	2	0.00	0.000										
Todd Jones , R (7, 1) ERA: 1.08	2.0		8	1	1	0	2	0	0	0	0	0	0	20	29	0.00	0.500										
Doug Jones , R (9, 1) ERA: 4.75	1.0		3	0	0	0	2	0	0	0	0	0	0	9	12	0.00	0.000										
Batter	1	2	3	4	5	6	7	8	9	AB	R	H	RBI	BB	SO	LOB	BOTTOM										
Craig Biggio , R (1, 4) OBP: 0.360, SLG: 0.448	5 CS BB		G6-3							1	0	0	0	3	0	0	Los Angeles Dodgers @ Houston Astros Astrodome, Houston, TX Thu Aug 05 1993, 4:33 AM EDT Att: 25,965 - Dome										
Steve Finley , L (1, 8) OBP: 0.301, SLG: 0.346	K			2-3 K		4-0 BB		G4-3		3	0	0	0	1	2	2											
Jeff Bagwell , R (1, 3) OBP: 0.379, SLG: 0.501	SAFE 1-2 BB			3-2 G4-3		3-2 F8				3	1	1	0	1	0	2											
Eric Anthony , L (1, 9) OBP: 0.326, SLG: 0.386	0-1 G4-1			0-1 1B		1-0 F8				4	1	2	0	0	0	3											
Luis Gonzalez , L (1, 7) OBP: 0.369, SLG: 0.478		2-3 K		0-3 K				F7		4	0	1	1	0	2	1											
Andujar Cedeno , R (1, 6) OBP: 0.340, SLG: 0.401		3-3 K				0-2 G6-3				4	0	0	0	0	3	2											
Chris Donnels , L (1, 5) OBP: 0.341, SLG: 0.338		3-2 G4-3				3-2 G3		G3-1		4	0	0	0	0	0	2											
Eddie Taubensee , L (1, 2) OBP: 0.330, SLG: 0.450			2-0 F8		0-3 K					4	0	1	0	0	2	1											
Doug Drabek , R (1, 1) OBP: 0.296, SLG: 0.192 Al Osuna , R (6, PH) OBP: 0.192, SLG: 0.438 Todd Jones , L (7, 1) OBP: 0.336, SLG: 0.373 Kevin Bass , S (8, PH) OBP: 0.336, SLG: 0.373 Doug Jones , R (9, 1)			3-2 L5			1-3 K		F7		1	0	0	0	0	0	0											
Inning Stats	R: 0 E: 0 K: 1 S: 6	H: 0 LOB: 1 BB: 2 P: 14	R: 0 E: 0 K: 2 S: 12	H: 0 LOB: 0 BB: 0 P: 20	R: 0 E: 0 K: 0 S: 6	H: 0 LOB: 0 BB: 0 P: 12	R: 0 E: 0 K: 2 S: 12	H: 1 LOB: 1 BB: 0 P: 17	R: 0 E: 0 K: 1 S: 9	H: 0 LOB: 0 BB: 0 P: 12	R: 0 E: 0 K: 1 S: 9	H: 0 LOB: 2 BB: 2 P: 22	R: 0 E: 0 K: 0 S: 5	H: 0 LOB: 0 BB: 0 P: 8	R: 0 E: 0 K: 0 S: 7	H: 1 LOB: 1 BB: 1 P: 17		R: 2 E: 0 K: 2 S: 11	H: 3 LOB: 1 BB: 0 P: 17	1B: 5 2B: 0 3B: 0 HR: 0	SF: 0 SAC: 0 DP: 0 HBP: 0	WP: 2 PB: 0 SB: 0 CS: 1	PA: 35				
PITCHER	IP	WLS	BF	H	R	ER	SO	BB	IBB	HBP	BLK	WP	HR	S	P	ERA	WHIP										
Pedro Astacio , R (1, 1) ERA: 4.51	5.2	W	21	1	0	0	7	4	0	0	0	0	0	53	95	0.00	0.882										
Pedro Martinez , R (6, 1) ERA: 2.23	2.1		8	1	0	0	1	1	0	0	0	0	0	13	27	0.00	0.857										
Todd Worrell , R (9, 1) ERA: 10.54	0.0		3	3	2	2	0	0	0	0	0	0	0	3	5	∞	∞										
Jim Gott , R (9, 1) ERA: 2.2	1.0	S	3	0	0	0	2	0	0	0	0	1	0	8	12	0.00	0.000										

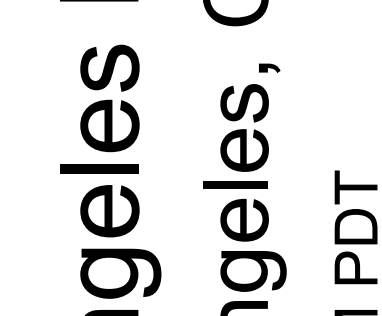
Batter	1	2	3	4	5	6	7	8	9	AB	R	H	RBI	BB	SO	LOB	TOP				
Greg Tubbs, R OBP: 0.493, SLG: 0.318 (1, 8)										3	0	0	0	1	1	3	<p>Cincinnati Reds @ Los Angeles Dodgers Dodger Stadium, Los Angeles, CA Sat Aug 07 1993, 7:05 PM PDT Att: 43,806 - Unknown - 78 F</p>				
Jeff Branson, L OBP: 0.325, SLG: 0.362 (1, 6)										5	1	3	1	0	0	2					
Hal Morris, L OBP: 0.354, SLG: 0.351 (1, 3)										4	0	0	0	1	2	2					
Kevin Mitchell, R OBP: 0.395, SLG: 0.605 Jacob Brumfield, R OBP: 0.359, SLG: 0.473 (9, PR) (9, 8)										5	1	3	1	0	1	1					
Chris Sabo, R OBP: 0.337, SLG: 0.461 (1, 5)										5	1	1	0	0	0	3					
Reggie Sanders, R OBP: 0.343, SLG: 0.442 (1, 9)										4	3	3	2	1	0	2					
Joe Oliver, R OBP: 0.284, SLG: 0.405 (1, 2)										5	1	1	2	0	2	2					
Juan Samuel, R OBP: 0.289, SLG: 0.360 (1, 4)										4	0	1	0	1	1	1					
Tim Pugh, R OBP: 0.206, SLG: 0.182 Scott Service, R OBP: 0.200, SLG: 0.200 Tommy Gregg, L OBP: 0.200, SLG: 0.200 Jerry Spradlin, S OBP: 0.200, SLG: 0.200 Jack Daugherty, S OBP: 0.200, SLG: 0.200 Jeff Reardon, R OBP: 0.200, SLG: 0.200 Rob Dibble, L OBP: 0.200, SLG: 0.200 (1, 1) (3, 1) (6, PH) (6, 1) (8, PH) (8, 1) (9, 1)										1	0	0	0	0	1	0					
Inning Stats	R: 0 E: 0 K: 2 S: 8	H: 1 LOB: 1 BB: 0 P: 8	R: 0 E: 0 K: 0 S: 3	H: 1 LOB: 0 BB: 0 P: 3	R: 0 E: 0 K: 1 S: 4	H: 0 LOB: 0 BB: 0 P: 5	R: 4 E: 0 K: 1 S: 10	H: 5 LOB: 2 BB: 1 P: 14	R: 0 E: 0 K: 0 S: 4	H: 1 LOB: 2 BB: 1 P: 8	R: 0 E: 0 K: 1 S: 5	H: 0 LOB: 0 BB: 0 P: 5	R: 3 E: 1 K: 1 S: 8	H: 3 LOB: 0 BB: 0 P: 8	R: 2 E: 1 K: 1 S: 7	H: 1 LOB: 1 BB: 1 P: 11		1B: 10 2B: 1 3B: 1 HR: 1	SF: 0 SAC: 0 DP: 1 HBP: 1	WP: 0 PB: 1 SB: 2 CS: 2	PA: 46
PITCHER	IP WLS BF H R ER SO BB IBB HBP BLK WP HR S P ERA WHIP	7.1 L 36 11 7 6 7 2 1 1 0 0 1 46 59 7.36 1.773	1.2 8 2 2 0 1 0 1 0 0 0 0 9 13 0.00 1.200																		

Batter	1	2	3	4	5	6	7	8	9	AB	R	H	RBI	BB	SO	LOB	BOTTOM					
Brett Butler, L OBP: 0.393, SLG: 0.387 (1, 8)										4	0	3	0	1	0	1	<p>Cincinnati Reds @ Los Angeles Dodgers Dodger Stadium, Los Angeles, CA Sat Aug 07 1993, 7:05 PM PDT Att: 43,806 - Unknown - 78 F</p>					
Jose Offerman, S OBP: 0.335, SLG: 0.324 (1, 6)										5	1	0	0	0	1	5						
Eric Davis, R OBP: 0.314, SLG: 0.381 (1, 7)										5	2	2	3	0	2	1						
Eric Karros, R OBP: 0.305, SLG: 0.414 Jim Gott, R OBP: 0.314, SLG: 0.323 (1, 3) (8, 1) (9, PH)										4	0	1	1	0	1	0						
Mike Piazza, R OBP: 0.355, SLG: 0.533 (1, 2)										3	0	1	0	1	1	0						
Cory Snyder, R OBP: 0.332, SLG: 0.404 (1, 5)										4	1	2	0	0	2	3						
Henry Rodriguez, L OBP: 0.293, SLG: 0.468 (1, 9) (8, 3)										4	1	1	2	0	0	2						
Jody Reed, R OBP: 0.331, SLG: 0.347 (1, 4)										4	0	0	0	0	0	1						
Orel Hershiser, R OBP: 0.431, SLG: 0.480 Mitch Webster, S OBP: 0.316, SLG: 0.371 (1, 1) (8, 9)										3	1	2	0	0	0	0						
Inning Stats	R: 0 E: 0 K: 0 S: 3	H: 1 LOB: 0 BB: 0 P: 3	R: 0 E: 0 K: 2 S: 8	H: 1 LOB: 1 BB: 0 P: 8	R: 3 E: 0 K: 1 S: 8	H: 3 LOB: 2 BB: 2 P: 16	R: 0 E: 0 K: 0 S: 4	H: 1 LOB: 1 BB: 0 P: 4	R: 1 E: 0 K: 1 S: 6	H: 1 LOB: 0 BB: 0 P: 6	R: 2 E: 0 K: 0 S: 6	H: 3 LOB: 1 BB: 0 P: 6	R: 0 E: 0 K: 2 S: 7	H: 0 LOB: 0 BB: 0 P: 7	R: 0 E: 0 K: 0 S: 4	H: 1 LOB: 1 BB: 0 P: 4		R: 0 E: 0 K: 1 S: 6	H: 1 LOB: 1 BB: 0 P: 6	1B: 8 2B: 2 3B: 0 HR: 2	SF: 0 SAC: 0 DP: 0 HBP: 0	WP: 0 PB: 0 SB: 1 CS: 1
PITCHER	IP WLS BF H R ER SO BB IBB HBP BLK WP HR S P ERA WHIP	2.2 13 5 3 3 2 1 0 0 0 0 1 13 17 3.86 1.286	2.1 W 9 3 2 2 2 0 0 0 0 0 1 13 13 9.00 1.500	1.0 4 1 0 0 0 0 0 0 0 0 0 4 4 0.00 1.000	1.0 S 4 1 0 0 1 0 0 0 0 0 0 6 6 0.00 1.000																	

AB 39
R 9
H 13
RBI 7
BB 4
SO 8
LOB 17



AB 38
R 6
H 12
RBI 6
BB 2
SO 7
LOB 15



Batter	1	2	3	4	5	6	7	8	9	AB	R	H	RBI	BB	SO	LOB	TOP				
Greg Tubbs, R OBP: 0.441, SLG: 0.296 (1, 8)	F9		F9			E5		L7		5	1	1	1	0	0	3	Cincinnati Reds @ Los Angeles Dodgers Dodger Stadium, Los Angeles, CA Sun Aug 08 1993, 3:33 AM PDT Att: 45,679 - Sunny - 79 F				
Jeff Branson, L OBP: 0.322, SLG: 0.359 (1, 4)	K			F7	F7	1B		G1-4-3		5	0	1	2	0	1	5					
Hal Morris, L OBP: 0.355, SLG: 0.352 (1, 3)	FC6-4			FC4-6	FC4-6			G6-3		5	0	2	1	0	0	2					
Chris Sabo, R OBP: 0.336, SLG: 0.458 Juan Samuel, R OBP: 0.290, SLG: 0.359 (1, 5) (4, 4)	FC6-4			K	G1-3				K	2	0	0	0	0	1	2					
Reggie Sanders, R OBP: 0.343, SLG: 0.439 (1, 9)		K			1B	G4-3			K	3	1	0	0	2	2	1					
Tommy Gregg, L OBP: 0.143, SLG: 0.167 Scott Service, R OBP: 0.167, SLG: 0.167 Randy Milligan, R OBP: 0.389, SLG: 0.414 Rob Dibble, L OBP: 1.000, SLG: 1.000 (1, 7) (6, 1) (9, PH) (9, 1)		G5-3			1B	G4-3			G4-3	3	1	1	0	0	0	0					
Willie Greene, L OBP: 0.286, SLG: 0.444 (1, 6)		G4-3			BB	1B				2	2	1	0	2	0	0					
Brian Dorsett, R OBP: 0.333, SLG: 0.538 (1, 2)			L3		1B	FC4-6			G6-3	4	2	2	2	0	0	1					
Larry Luebbers, R OBP: 0.230, SLG: 0.200 Jerry Spradlin, S OBP: 0.305, SLG: 0.687 Jack Daugherty, S OBP: 0.312, SLG: 0.605 Johnny Ruffin, R OBP: 0.339, SLG: 0.605 Kevin Mitchell, R OBP: 0.338, SLG: 0.473 Jacob Brunfield, R OBP: 0.338, SLG: 0.473 (1, 1) (3, 1) (5, PH) (5, 1) (6, PH) (6, 7) (8, PH) (8, 8)		G5-3			FC4-6	1B				1	0	0	0	0	0	0					
Inning Stats	R: 0 E: 0 K: 1 S: 9	H: 1 LOB: 0 BB: 0 P: 11	R: 0 E: 0 K: 1 S: 7	H: 0 LOB: 0 BB: 0 P: 11	R: 0 E: 0 K: 0 S: 11	H: 0 LOB: 0 BB: 0 P: 16	R: 0 E: 0 K: 1 S: 8	H: 1 LOB: 1 BB: 0 P: 13	R: 4 E: 1 K: 0 S: 12	H: 2 LOB: 1 BB: 2 P: 24	R: 0 E: 0 K: 1 S: 10	H: 1 LOB: 1 BB: 0 P: 13	R: 0 E: 0 K: 0 S: 9	H: 1 LOB: 2 BB: 1 P: 17	R: 0 E: 0 K: 1 S: 9	H: 0 LOB: 1 BB: 1 P: 14		1B: 8 2B: 2 3B: 0 HR: 0	SF: 0 SAC: 0 DP: 1 HBP: 0	WP: 1 PB: 0 CS: 2	PA: 42
PITCHER	IP WLS BF H R ER SO BB IBB HBP BLK WP HR S P ERA WHIP	IP WLS BF H R ER SO BB IBB HBP BLK WP HR S P ERA WHIP	IP WLS BF H R ER SO BB IBB HBP BLK WP HR S P ERA WHIP	IP WLS BF H R ER SO BB IBB HBP BLK WP HR S P ERA WHIP	IP WLS BF H R ER SO BB IBB HBP BLK WP HR S P ERA WHIP	IP WLS BF H R ER SO BB IBB HBP BLK WP HR S P ERA WHIP	IP WLS BF H R ER SO BB IBB HBP BLK WP HR S P ERA WHIP	IP WLS BF H R ER SO BB IBB HBP BLK WP HR S P ERA WHIP	IP WLS BF H R ER SO BB IBB HBP BLK WP HR S P ERA WHIP	IP WLS BF H R ER SO BB IBB HBP BLK WP HR S P ERA WHIP	IP WLS BF H R ER SO BB IBB HBP BLK WP HR S P ERA WHIP	IP WLS BF H R ER SO BB IBB HBP BLK WP HR S P ERA WHIP	IP WLS BF H R ER SO BB IBB HBP BLK WP HR S P ERA WHIP	IP WLS BF H R ER SO BB IBB HBP BLK WP HR S P ERA WHIP	IP WLS BF H R ER SO BB IBB HBP BLK WP HR S P ERA WHIP	IP WLS BF H R ER SO BB IBB HBP BLK WP HR S P ERA WHIP	IP WLS BF H R ER SO BB IBB HBP BLK WP HR S P ERA WHIP	IP WLS BF H R ER SO BB IBB HBP BLK WP HR S P ERA WHIP	IP WLS BF H R ER SO BB IBB HBP BLK WP HR S P ERA WHIP	IP WLS BF H R ER SO BB IBB HBP BLK WP HR S P ERA WHIP	IP WLS BF H R ER SO BB IBB HBP BLK WP HR S P ERA WHIP



Batter	1	2	3	4	5	6	7	8	9	AB	R	H	RBI	BB	SO	LOB	BOTTOM					
Brett Butler, L OBP: 0.393, SLG: 0.384 (1, 8)	L5	F8		K						3	0	0	0	2	1	3	Cincinnati Reds @ Los Angeles Dodgers Dodger Stadium, Los Angeles, CA Sun Aug 08 1993, 3:33 AM PDT Att: 45,679 - Sunny - 79 F					
Jose Offerman, S OBP: 0.335, SLG: 0.321 (1, 6)	G4-3		HR	G6-3		P5				3	1	0	0	2	0	1						
Eric Davis, R OBP: 0.313, SLG: 0.376 (1, 7)	F9		HR	P2						4	1	0	0	1	0	2						
Eric Karros, R OBP: 0.306, SLG: 0.420 (1, 3)		G6-3	HR		F9					4	1	1	3	1	2	2						
Mike Piazza, R OBP: 0.354, SLG: 0.530 (1, 2)	G6-3		K							4	0	1	0	0	1	1						
Cory Snyder, R OBP: 0.334, SLG: 0.408 (1, 5)		BB	WP	1B						4	2	2	0	0	2	1						
Henry Rodriguez, L OBP: 0.302, SLG: 0.463 (1, 9)		1B	BB							3	0	1	1	1	2	1						
Jody Reed, R OBP: 0.330, SLG: 0.344 (1, 4)		1B		L8						3	0	0	0	1	0	1						
Kevin Gross, R OBP: 0.287, SLG: 0.317 Omer Daal, L OBP: 0.500, SLG: 0.500 Roger McDowell, R OBP: 0.320, SLG: 0.320 Lenny Harris, L OBP: 0.320, SLG: 0.320 Ricky Tricek, R OBP: 0.320, SLG: 0.320 Todd Worrell, L OBP: 0.320, SLG: 0.320 (1, 1) (5, 1) (5, 1) (6, PH) (7, 1) (9, 1) (9, PH)		1B								2	0	1	1	0	1	1						
Inning Stats	R: 0 E: 0 K: 0 S: 6	H: 0 LOB: 0 BB: 0 P: 11	R: 4 E: 0 K: 2 S: 15	H: 2 LOB: 3 BB: 3 P: 33	R: 4 E: 0 K: 2 S: 16	H: 3 LOB: 1 BB: 2 P: 28	R: 0 E: 0 K: 1 S: 9	H: 0 LOB: 0 BB: 0 P: 13	R: 0 E: 0 K: 2 S: 10	H: 1 LOB: 1 BB: 0 P: 15	R: 0 E: 0 K: 0 S: 9	H: 0 LOB: 1 BB: 1 P: 17	R: 0 E: 0 K: 1 S: 6	H: 0 LOB: 0 BB: 0 P: 12	R: 0 E: 0 K: 2 S: 7	H: 0 LOB: 0 BB: 0 P: 10		R: 0 E: 0 K: 1 S: 8	H: 0 LOB: 2 BB: 2 P: 18	1B: 4 2B: 1 3B: 0 HR: 1	SF: 0 SAC: 0 DP: 1 HBP: 0	WP: 1 PB: 0 SB: 0 CS: 0
PITCHER	IP WLS BF H R ER SO BB IBB HBP BLK WP HR S P ERA WHIP	IP WLS BF H R ER SO BB IBB HBP BLK WP HR S P ERA WHIP	IP WLS BF H R ER SO BB IBB HBP BLK WP HR S P ERA WHIP	IP WLS BF H R ER SO BB IBB HBP BLK WP HR S P ERA WHIP	IP WLS BF H R ER SO BB IBB HBP BLK WP HR S P ERA WHIP	IP WLS BF H R ER SO BB IBB HBP BLK WP HR S P ERA WHIP	IP WLS BF H R ER SO BB IBB HBP BLK WP HR S P ERA WHIP	IP WLS BF H R ER SO BB IBB HBP BLK WP HR S P ERA WHIP	IP WLS BF H R ER SO BB IBB HBP BLK WP HR S P ERA WHIP	IP WLS BF H R ER SO BB IBB HBP BLK WP HR S P ERA WHIP	IP WLS BF H R ER SO BB IBB HBP BLK WP HR S P ERA WHIP	IP WLS BF H R ER SO BB IBB HBP BLK WP HR S P ERA WHIP	IP WLS BF H R ER SO BB IBB HBP BLK WP HR S P ERA WHIP	IP WLS BF H R ER SO BB IBB HBP BLK WP HR S P ERA WHIP	IP WLS BF H R ER SO BB IBB HBP BLK WP HR S P ERA WHIP	IP WLS BF H R ER SO BB IBB HBP BLK WP HR S P ERA WHIP	IP WLS BF H R ER SO BB IBB HBP BLK WP HR S P ERA WHIP	IP WLS BF H R ER SO BB IBB HBP BLK WP HR S P ERA WHIP	IP WLS BF H R ER SO BB IBB HBP BLK WP HR S P ERA WHIP	IP WLS BF H R ER SO BB IBB HBP BLK WP HR S P ERA WHIP	IP WLS BF H R ER SO BB IBB HBP BLK WP HR S P ERA WHIP	



Batter	1	2	3	4	5	6	7	8	9	10	11	AB	R	H	RBI	BB	SO	LOB	TOP																	
Alex Cole, L OBP: 0.351, SLG: 0.326	(1, 8) 2-2 FC4-6 1B		(2, 1) 2-1 G5-3		(1, 1) 2-2 L4	(1, 2) 4-0 BB			(2, 1) 1-1 F8		(1, 1) 4-0 IBB	4	0	1	0	2	0	0																		
Roberto Mejia, R OBP: 0.276, SLG: 0.382	(1, 4) 1-3 K		(3, 0) 0-3 K		(1, 1) 1-1 1B FC6-4	(3, 0) 0-3 K			(3, 0) 3-3 K		(3, 0) 1-3 K	6	1	1	0	0	5	6																		
Daryl Boston, L OBP: 0.305, SLG: 0.392	(1, 7) 2-1 FC4-6 1B			(1, 0) 0-0 G5-3	(1, 1) 2-1 FC6-4 1B		(1, 0) 0-1 F7			(2, 2) 2-2 L9		5	0	1	0	0	0	1																		
Dante Bichette, R OBP: 0.346, SLG: 0.537	(1, 9) 0-1 K			(2, 0) 0-1 G3	(2, 0) 0-1 FC6-4 WP		(2, 1) 1-1 F8			(2, 1) 1-2 P3		5	0	1	1	0	0	1																		
Pedro Castellano, R OBP: 0.311, SLG: 0.428	(1, 5) 0-2 G1-3			(1, 2) 1-2 HR	(3, 0) 1-2 G5-3		(3, 0) 0-0 G6-3			(3, 0) 1-2 F8		5	1	1	1	0	0	3																		
Jerad Clark, R OBP: 0.318, SLG: 0.411	(1, 3) 2-1 F7			(0, 0) 0-0 E6								5	1	1	0	0	0	0																		
Freddie Benavides, R OBP: 0.306, SLG: 0.371	(11, 5) 1-1 K											0	0	0	0	0	0	0																		
Danny Sheaffer, R OBP: 0.282, SLG: 0.381	(1, 2) 3-2 G6-3			(4, 2) 1-3 S BB								4	0	1	0	1	0	0																		
Vinny Castilla, R OBP: 0.306, SLG: 0.442	(1, 6) 2-3 K			(4, 2) 1-2 BB								3	0	1	1	1	1	0																		
Greg Harris, R OBP: 0.219, SLG: 0.220	(1, 1) 2-3 K			(2, 3) 1-2 L9								3	0	1	0	0	1	3																		
Eric Young Sr., R OBP: 0.330, SLG: 0.332	(9, PH) 1-2 G6-3											1	0	0	0	0	0	0																		
Steve Reed, R OBP: 0.267, SLG: 0.329	(9, 1) 1-2 G6-3											0	0	0	0	0	0	0																		
Jim Tatum, R OBP: 0.287, SLG: 0.329	(11, PH) 1-2 G6-3											1	0	0	0	0	1	1																		
Darren Holmes, R OBP: 0.287, SLG: 0.329	(11, 1) 1-2 K											0	0	0	0	0	0	0																		
Inning Stats	R: 0 E: 0 K: 1 S: 15	H: 2 LOB: 2 BB: 0 P: 19	R: 0 E: 0 K: 1 S: 9	H: 0 LOB: 0 BB: 0 P: 16	R: 0 E: 0 K: 2 S: 8	H: 0 LOB: 0 BB: 0 P: 12	R: 1 E: 2 K: 0 S: 14	H: 1 LOB: 3 BB: 2 P: 24	R: 1 E: 0 K: 0 S: 11	H: 2 LOB: 1 BB: 0 P: 17	R: 0 E: 0 K: 1 S: 7	H: 0 LOB: 0 BB: 0 P: 11	R: 0 E: 0 K: 0 S: 5	H: 0 LOB: 0 BB: 0 P: 6	R: 0 E: 0 K: 0 S: 4	H: 0 LOB: 0 BB: 0 P: 4	R: 0 E: 0 K: 1 S: 8	H: 0 LOB: 0 BB: 0 P: 13	R: 0 E: 0 K: 0 S: 10	H: 0 LOB: 0 BB: 0 P: 14	R: 1 E: 0 K: 2 S: 12	H: 2 LOB: 2 BB: 1 P: 24	1B: 8 2B: 0 3B: 0 HR: 1	SF: 1 SAC: 0 DP: 0 HBP: 0	WP: 1 PB: 0 SB: 1 CS: 0	PA: 47										
PITCHER	IP: 8.0 WLS: 2 BF: 35 H: 7 R: 2 ER: 1 SO: 5 BB: 0 IBB: 0 HBP: 0 BLK: 0 WP: 0 HR: 0 S: 23 ERA: 4.50 WHIP: 1.000	IP: 1.0 WLS: 0 BF: 4 H: 0 R: 0 ER: 0 SO: 2 BB: 1 IBB: 0 HBP: 0 BLK: 0 WP: 0 HR: 0 S: 7 ERA: 0.00 WHIP: 0.000																																		

Colorado Rockies @ Los Angeles Dodgers
Dodger Stadium, Los Angeles, CA
Mon Aug 09 1993, 7:05 PM PDT
Att. 31,953 - Unknown - 75 F

livebaseallscorecards.com

AB 42
R 3
H 9
RBI 3
BB 4
SO 8
LOB 15



Batter	1	2	3	4	5	6	7	8	9	10	11	AB	R	H	RBI	BB	SO	LOB	BOTTOM																		
Brett Butler, L OBP: 0.393, SLG: 0.389	(1, 8) 2-3 K	(3, 0) 0-2 FC6-4			(2, 0) 0-0 G6-3			(1, 0) 0-0 1B E		(3, 2) 1-2 G1-2-3 3B		5	1	2	0	0	1	2																			
Jose Offerman, S OBP: 0.336, SLG: 0.320	(1, 6) 1-0 E3		(3, 1) 3-1 G3					(1, 3) 1-3 1B E		(4, 1) 1-2 IBB		4	0	1	0	1	0	0																			
Eric Davis, R OBP: 0.314, SLG: 0.384	(1, 7) 1-0 FC6-4		(3, 2) 3-2 HR				(1, 0) 0-0 G6-3		(1, 0) 0-0 E3		(4, 0) 1-2 IBB	4	1	1	2	1	0	2																			
Eric Karros, R OBP: 0.304, SLG: 0.416	(1, 3) 4-2 BB		(1, 0) 1-0 L7				(1, 3) 1-3 K		(2, 2) 2-2 G1-3		(2, 1) 1-2 G1-2-3	4	0	0	0	1	1	5																			
Henry Rodriguez, L OBP: 0.289, SLG: 0.442	(1, 9) 2-2 G4-3		(3, 3) 3-3 K				(2, 2) 2-2 G3-1		(2, 2) 2-2 F8			4	0	0	0	0	1	4																			
Jim Gott, R OBP: 0.289, SLG: 0.442	(9, 1) 1-2 BB											0	0	0	0	0	0	0																			
Todd Worrell, R OBP: 0.288, SLG: 0.377	(11, 1) 1-2 BB											1	0	1	0	0	0	0																			
Mike Sharperson, R OBP: 0.288, SLG: 0.377	(11, 3) 1-2 BB											1	0	1	0	0	0	0																			
Tim Wallach, R OBP: 0.266, SLG: 0.365	(1, 5) 0-1 F9 1B			(0, 0) 0-0 G3-1				(1, 3) 1-3 K		(3, 1) 1-2 G6-3		5	0	1	0	0	1	1																			
Carlos Hernandez, R OBP: 0.270, SLG: 0.377	(1, 2) 0-0 FC6-4			(2, 1) 2-1 G6-4-3				(1, 2) 1-2 P3				4	0	2	0	0	1	0																			
Mike Piazza, R OBP: 0.353, SLG: 0.529	(11, PH) 1-2 1B											1	0	0	0	0	1	1																			
Jody Reed, R OBP: 0.326, SLG: 0.339	(1, 4) 2-1 F9			(2, 2) 2-2 G6-4-3				(3, 0) 0-0 G5-3				4	0	0	0	0	0	3																			
Dave Hansen, L OBP: 0.410, SLG: 0.451	(11, PH) 2-3 K											0	0	0	0	1	0	0																			
Tom Candiotti, R OBP: 0.174, SLG: 0.200	(1, 1) 0-3 K											2	0	0	0	0	1	2																			
Lenny Harris, L OBP: 0.309, SLG: 0.317	(8, PH) 1-2 BB											1	0	0	0	0	0	0																			
Mitch Webster, S OBP: 0.319, SLG: 0.372	(9, 9) 1-2 1B											2	0	1	0	0	0	2																			
Inning Stats	R: 0 E: 1 K: 1 S: 11	H: 0 LOB: 2 BB: 1 P: 21	R: 0 E: 0 K: 1 S: 11	H: 2 LOB: 2 BB: 0 P: 13	R: 1 E: 0 K: 1 S: 11	H: 1 LOB: 1 BB: 0 P: 21	R: 0 E: 0 K: 0 S: 6	H: 1 LOB: 0 BB: 0 P: 10	R: 0 E: 0 K: 0 S: 3	H: 0 LOB: 0 BB: 0 P: 3	R: 0 E: 0 K: 1 S: 11	H: 0 LOB: 0 BB: 0 P: 14	R: 0 E: 0 K: 0 S: 9	H: 0 LOB: 0 BB: 0 P: 11	R: 1 E: 1 K: 0 S: 20	H: 2 LOB: 2 BB: 0 P: 24	R: 0 E: 0 K: 1 S: 7	H: 0 LOB: 0 BB: 0 P: 12	R: 0 E: 0 K: 0 S: 9	H: 2 LOB: 2 BB: 2 P: 21	R: 0 E: 0 K: 1 S: 14	H: 1 LOB: 2 BB: 1 P: 25	1B: 7 2B: 0 3B: 1 HR: 1	SF: 0 SAC: 0 DP: 2 HBP: 0	WP: 0 PB: 0 SB: 3 CS: 0	PA: 45											
PITCHER	IP: 8.0 WLS: 2 BF: 32 H: 6 R: 2 ER: 2 SO: 5 BB: 1 IBB: 0 HBP: 0 BLK: 1 WP: 0 HR: 1 S: 82 ERA: 2.25 WHIP: 0.875	IP: 2.0 WLS: 0 BF: 8 H: 2 R: 0 ER: 0 SO: 1 BB: 1 IBB: 0 HBP: 0 BLK: 0 WP: 0 HR: 0 S: 16 ERA: 0.00 WHIP: 1.500	IP: 1.0 WLS: 0 BF: 5 H: 1 R: 0 ER: 0 SO: 1 BB: 0 IBB: 0 HBP: 0 BLK: 0 WP: 0 HR: 0 S: 14 ERA: 0.00 WHIP: 2.000																																		

Colorado Rockies @ Los Angeles Dodgers
Dodger Stadium, Los Angeles, CA
Mon Aug 09 1993, 7:05 PM PDT
Att. 31,953 - Unknown - 75 F

livebaseallscorecards.com

AB 41
R 2
H 9
RBI 2
BB 4
SO 7
LOB 22



Batter	1	2	3	4	5	6	7	8	9	AB	R	H	RBI	BB	SO	LOB	TOP		
Alex Cole, L OBP: 0.349, SLG: 0.323 (1, 8)	0-0 BLK SH1 HR 1B	1-0 F9		3-2 G4-3		2-2 G5-3		1-0 G4-3		5	1	1	0	0	0	0			
Roberto Mejia, R OBP: 0.304, SLG: 0.409 (1, 4)	0-0 SH1	1-1			1-2 2B FC4-6	1B		2-1 G4-6-3	1B	4	1	4	0	0	0	0			
Daryl Boston, L OBP: 0.307, SLG: 0.412 (1, 7)	0-0 HR	2-3 SAFE SAFE SAFE SAFE SAFE SAFE			1-0 FC4-6	2B	1-1 G1-3		0-1 G4-6-3	5	1	2	2	0	1	3			
Dante Bichette, R OBP: 0.351, SLG: 0.538 (1, 9)	4-2 BB 1B		1-0 G5-3		4-2 FC4-6	BB		0-0 B1-6 E	1B	3	1	2	0	2	0	0			
Pedro Castellano, R OBP: 0.292, SLG: 0.397 (1, 5)	1-1 F9		2-3 K		1-1 F9		1-1 FC2		1-1 CS	4	0	0	0	0	1	5			
Jerald Clark, R OBP: 0.320, SLG: 0.411 (1, 3)	4-1 1B BB		2-2	FC6-4	1B		0-0 B1-6			3	0	1	1	1	0	4			
Danny Sheaffer, R OBP: 0.287, SLG: 0.380 (1, 2)	1-0 1-2 2-H		0-0 FC6-4	1B		1-2 2-3 3-H	4-0 BB		1-2 F7	3	0	1	1	1	0	2			
Vinny Castilla, R OBP: 0.301, SLG: 0.434 (1, 6)	0-3 K		0-0 F9		2-3 K			0-1 G5-3		4	0	0	0	0	2	5			
Kent Bottenfield, R OBP: 0.222, SLG: 0.176 (1, 1)		0-0 F9		1-0 G5-3		2-3 K		3-3 K		4	0	0	0	0	2	0			
Inning Stats	R: 3 E: 0 K: 1 S: 14	H: 3 LOB: 2 BB: 2 P: 24	R: 0 E: 0 K: 1 S: 7	H: 1 LOB: 1 BB: 0 P: 11	R: 0 E: 0 K: 1 S: 8	H: 1 LOB: 1 BB: 0 P: 13	R: 0 E: 0 K: 0 S: 6	H: 0 LOB: 0 BB: 0 P: 10	R: 1 E: 0 K: 1 S: 13	H: 2 LOB: 3 BB: 2 P: 27	R: 0 E: 1 K: 0 S: 6	H: 1 LOB: 1 BB: 0 P: 7	R: 0 E: 0 K: 1 S: 6	H: 0 LOB: 0 BB: 0 P: 10	R: 0 E: 0 K: 0 S: 7	H: 2 LOB: 0 BB: 0 P: 10	1B: 9 2B: 2 3B: 0 HR: 1	SF: 0 SAC: 1 DP: 2 HBP: 0	WP: 0 PA: 41 PB: 0 SB: 1 CS: 1
PITCHER	IP WLS BF H R ER SO BB IBB HBP BLK WP HR S P ERA WHIP	IP WLS BF H R ER SO BB IBB HBP BLK WP HR S P ERA WHIP																	
Pedro Astacio, R ERA: 4.66 (1, 1)	4.0 L 22 7 4 4 3 3 0 0 0 0 0 1 41 70 9.00 2.500																		
Ricky Tricek, R ERA: 4.69 (5, 1)	1.0 4 0 0 0 1 0 0 0 0 0 0 0 0 7 15 0.00 1.000																		
Omar Daal, L ERA: 4.56 (6, 1)	1.0 4 1 0 0 1 0 0 0 0 0 0 0 0 12 18 0.00 1.000																		
Roger McDowell, R ERA: 1.83 (7, 1)	3.0 10 3 0 0 1 0 0 0 0 0 0 0 0 19 27 0.00 1.000																		

Colorado Rockies @ Los Angeles Dodgers
Dodger Stadium, Los Angeles, CA
Tue Aug 10 1993, 7:05 PM PDT
Att: 34,163 - Unknown - 74 F

AB	35
R	4
H	11
RBI	4
BB	4
SO	6
LOB	19



Batter	1	2	3	4	5	6	7	8	9	AB	R	H	RBI	BB	SO	LOB	BOTTOM		
Brett Butler, L OBP: 0.390, SLG: 0.386 (1, 8)	1-3 K		3-2 G6-3		1-2 FC6-4			1-2 F7		4	0	0	0	0	1	3			
Jose Offerman, S OBP: 0.338, SLG: 0.322 (1, 6)	0-1 K			1-0 CS	1B	1-2 F8		1-0 G4-3		4	0	2	0	0	0	2			
Eric Davis, R OBP: 0.311, SLG: 0.379 (1, 7)	1-3 K		2-2 G4-3		0-0 G5-3		2-1 L3			4	0	0	0	0	1	2			
Eric Karros, R OBP: 0.306, SLG: 0.422 (1, 3)		0-0 F7		4-2 BB		2-0 HR		0-1 L7		3	1	1	1	1	0	0			
Mike Piazza, R OBP: 0.349, SLG: 0.523 (1, 2)		1-1 F9		3-1 F9		1-1 L7		1-1 G5-3		4	0	0	0	0	0	1			
Henry Rodriguez, L OBP: 0.290, SLG: 0.432 (1, 9)		0-1 G3			4-0 1B BB		0-0 F8		2-1 F7	2	1	0	0	1	0	0			
Roger McDowell, R OBP: 0.500, SLG: 0.500 (7, 1)										0	0	0	0	0	0	0			
Lenny Harris, L OBP: 0.307, SLG: 0.315 (9, PH)										1	0	0	0	0	0	0			
Tim Wallach, R OBP: 0.269, SLG: 0.368 (1, 5)			1-2 SH5-3	1B	2-1 1B 1B		2-2 G4-3			3	0	2	0	0	0	0			
Jody Reed, R OBP: 0.326, SLG: 0.339 (1, 4)			0-2 F8		2-1 FC6-4	1B	2-0 F8			3	0	1	1	0	0	1			
Pedro Astacio, R OBP: 0.125, SLG: 0.125 (1, 1)			0-1 SH5-3		1-2 1B		0-0 P8			0	0	0	0	0	0	0			
Ricky Tricek, R (5, 1)										0	0	0	0	0	0	0			
Dave Hansen, L OBP: 0.419, SLG: 0.462 (5, PH)										1	0	1	0	0	0	0			
Omar Daal, L (6, 1)										0	0	0	0	0	0	0			
Mitch Webster, S OBP: 0.317, SLG: 0.370 (7, 9)			1-2		1-2 1B					1	0	0	0	0	0	0			
Inning Stats	R: 0 E: 0 K: 2 S: 8	H: 1 LOB: 0 BB: 0 P: 10	R: 0 E: 0 K: 0 S: 5	H: 0 LOB: 0 BB: 0 P: 6	R: 0 E: 0 K: 0 S: 12	H: 1 LOB: 1 BB: 0 P: 16	R: 0 E: 0 K: 0 S: 8	H: 1 LOB: 1 BB: 1 P: 18	R: 1 E: 0 K: 0 S: 5	H: 1 LOB: 0 BB: 0 P: 8	R: 0 E: 0 K: 0 S: 5	H: 0 LOB: 0 BB: 0 P: 9	R: 0 E: 0 K: 0 S: 6	H: 0 LOB: 0 BB: 0 P: 10	R: 0 E: 0 K: 0 S: 6	H: 0 LOB: 0 BB: 0 P: 9	1B: 6 2B: 0 3B: 0 HR: 1	SF: 0 SAC: 1 DP: 0 HBP: 0	WP: 0 PA: 33 PB: 0 SB: 1 CS: 1
PITCHER	IP WLS BF H R ER SO BB IBB HBP BLK WP HR S P ERA WHIP	IP WLS BF H R ER SO BB IBB HBP BLK WP HR S P ERA WHIP																	
Kent Bottenfield, R ERA: 4.99 (1, 1)	9.0 W 33 7 2 2 2 2 0 0 0 0 0 1 66 109 2.00 1.000																		

Colorado Rockies @ Los Angeles Dodgers
Dodger Stadium, Los Angeles, CA
Tue Aug 10 1993, 7:05 PM PDT
Att: 34,163 - Unknown - 74 F

AB	30
R	2
H	7
RBI	2
BB	2
SO	2
LOB	9



Batter	1	2	3	4	5	6	7	8	9	AB	R	H	RBI	BB	SO	LOB	TOP
Alex Cole, L OBP: 0.348, SLG: 0.324 (1, 8)	1-2 SH E 1B	0-3 K		0-1 G4-3			3-3 K			4	1	1	0	0	2	0	Colorado Rockies @ Los Angeles Dodgers Dodger Stadium, Los Angeles, CA Thu Aug 12 1993, 3:33 AM PDT Att: 38,549 - Sunny - 82 F livebaseballscorecards.com
Roberto Mejia, R OBP: 0.284, SLG: 0.380 (1, 4)	1 SAFE SH 1-H FC1-5-2	0-1 P3			0-0 F8			1-3 K		3	0	0	0	0	1	0	
Daryl Boston, L OBP: 0.312, SLG: 0.417 Chris Jones, R OBP: 0.327, SLG: 0.490 (8, PR) (8, 7)	1-0 G6-3		0-0 CS 1B		1-2 F7			0-1 G1-4-3 1B		4	0	2	0	0	0	1	
Dante Bichette, R OBP: 0.350, SLG: 0.534 (1, 9)	1-1 FC1-5-2 E 2B		1-3 K		1-3 K2-3			0-0 G1-4-3 1-2		4	1	0	0	0	2	3	
Pedro Castellano, R OBP: 0.284, SLG: 0.384 (1, 5)	2-0 E6 2-3 2B		4-1 1B BB		1-3 K			1-0 G6-3		3	1	0	0	1	1	1	
Jerald Clark, R OBP: 0.324, SLG: 0.416 (1, 3)	2-1 1-H 2B		0-1 1-2 1B		2-1 F9			0-3 K		4	0	2	2	0	1	0	
Joe Girardi, R OBP: 0.295, SLG: 0.351 (1, 2)	2-1 G4-3		0-0 F8		2-2 L4			4-2 BB		3	0	0	0	1	0	3	
Vinny Castilla, R OBP: 0.303, SLG: 0.444 (1, 6)		0-0 HR		1-2 G1-3			1-0 G4-3		0-0 G5-3	4	1	1	1	0	0	1	
Willie Blair, R OBP: 0.097, SLG: 0.129 (1, 1)	1-0 G6-3		0-3 K		0-2 F9					3	0	0	0	0	1	0	
Inning Stats	R: 3 E: 2 K: 0 S: 13	H: 2 LOB: 1 BB: 0 P: 22	R: 1 E: 0 K: 1 S: 7	H: 1 LOB: 0 BB: 8	R: 0 E: 0 K: 1 S: 10	H: 2 LOB: 2 BB: 1 P: 15	R: 0 E: 0 K: 1 S: 9	H: 0 LOB: 0 BB: 0 P: 10	R: 0 E: 0 K: 1 S: 8	H: 0 LOB: 0 BB: 0 P: 13	R: 0 E: 0 K: 1 S: 7	H: 1 LOB: 1 BB: 0 P: 11	R: 0 E: 0 K: 1 S: 6	H: 0 LOB: 1 BB: 1 P: 12	1B: 4 2B: 2 3B: 0 HR: 1	SF: 0 SAC: 1 DP: 2 HBP: 0	
PITCHER	IP WLS BF H R ER SO BB IBB HBP BLK WP HR S P ERA WHIP	7.0 L 28 5 4 1 6 1 0 0 0 0 1 62 89 1.29 0.857	2.0 7 1 0 0 2 1 0 0 0 0 0 13 19 0.00 1.000	PITCHER	IP WLS BF H R ER SO BB IBB HBP BLK WP HR S P ERA WHIP	7.0 W 35 7 1 1 4 1 0 0 0 1 81 130 1.00 0.889											

Batter	1	2	3	4	5	6	7	8	9	AB	R	H	RBI	BB	SO	LOB	BOTTOM				
Brett Butler, L OBP: 0.389, SLG: 0.389 (1, 8)	1-2 G4-3		1 SAFE 2-2 G4-3		3-2 F7			0-0 B1-3		4	0	0	0	0	0	2	Colorado Rockies @ Los Angeles Dodgers Dodger Stadium, Los Angeles, CA Thu Aug 12 1993, 3:33 AM PDT Att: 38,549 - Sunny - 82 F livebaseballscorecards.com				
Jose Offerman, S OBP: 0.335, SLG: 0.326 (1, 6)	1-0 2B		0-0 E7 2-H 1B		1-0 F9			1-1 G3		4	0	2	1	0	0	1					
Henry Rodriguez, L OBP: 0.278, SLG: 0.413 (1, 7)	0-0 F7		1-1 F7		3-1 G4-3			0-3 K		4	0	0	0	0	1	2					
Mike Piazza, R OBP: 0.350, SLG: 0.525 (1, 2)	3-1 L9		3-1 2B		3-1 F8			0-1 WP 2B		4	0	2	0	0	0	1					
Eric Karros, R OBP: 0.301, SLG: 0.414 (1, 3)		0-1 P4		0-1 F9		0-1 F9		3-1 F7		4	0	0	0	0	0	2					
Cory Snyder, R OBP: 0.330, SLG: 0.402 (1, 9)		3-3 K		1-2 P3			0-0 F7		2-2 G5-3	4	0	0	0	0	1	2					
Tim Wallach, R OBP: 0.271, SLG: 0.366 (1, 5)		2-2 G6-3		2-3 K			1-1 1B		4-2 BB	3	0	1	0	1	1	1					
Jody Reed, R OBP: 0.326, SLG: 0.339 Eric Davis, R OBP: 0.413, SLG: 0.374 (9, PH) (8, 1)			3-2 G4-3 E 1B		1-1 F7		3-3 K		0-0 G5-3	3	1	1	0	0	1	1					
Orel Hershiser, R OBP: 0.434, SLG: 0.481 Dave Hansen, L OBP: 0.413, SLG: 0.453 Ricky Tricek, R (8, 1)			1 SAFE F9		1-2 1B		1-0 F7			2	0	1	0	0	0	1					
Inning Stats	R: 0 E: 0 K: 0 S: 7	H: 1 LOB: 1 BB: 0 P: 12	R: 0 E: 0 K: 1 S: 11	H: 0 LOB: 0 BB: 0 P: 16	R: 1 E: 1 K: 0 S: 10	H: 2 LOB: 1 BB: 0 P: 16	R: 0 E: 0 K: 1 S: 12	H: 1 LOB: 1 BB: 0 P: 18	R: 0 E: 0 K: 0 S: 9	H: 1 LOB: 1 BB: 0 P: 15	R: 0 E: 0 K: 0 S: 6	H: 0 LOB: 0 BB: 0 P: 12	R: 0 E: 0 K: 1 S: 8	H: 1 LOB: 1 BB: 0 P: 13	R: 0 E: 0 K: 1 S: 7	H: 0 LOB: 0 BB: 0 P: 8		R: 0 E: 0 K: 0 S: 11	H: 1 LOB: 2 BB: 1 P: 20	1B: 4 2B: 3 3B: 0 HR: 0	SF: 0 SAC: 0 DP: 0 HBP: 0
PITCHER	IP WLS BF H R ER SO BB IBB HBP BLK WP HR S P ERA WHIP	9.0 W 35 7 1 1 4 1 0 0 0 1 81 130 1.00 0.889	PITCHER	IP WLS BF H R ER SO BB IBB HBP BLK WP HR S P ERA WHIP	9.0 W 35 7 1 1 4 1 0 0 0 1 81 130 1.00 0.889																



Batter	1	2	3	4	5	6	7	8	9	AB	R	H	RBI	BB	SO	LOB	TOP					
Jeff Gardner, L (1,4) OBP: 0.341, SLG: 0.363										4	0	1	0	0	0	2	San Diego Padres @ Los Angeles Dodgers Dodger Stadium, Los Angeles, CA Fri Aug 13 1993, 7:05 PM PDT Att: 36,684 - Unknown - 74 F livebaseballscores.com					
Ricky Gutierrez, R (1,6) OBP: 0.347, SLG: 0.353										4	1	1	0	1	1	1						
Tony Gwynn, L (1,9) OBP: 0.396, SLG: 0.496										4	1	1	1	1	0	2						
Phil Plantier, L (1,7) OBP: 0.317, SLG: 0.505										3	0	0	0	1	0	2						
Derek Bell, R (1,8) OBP: 0.302, SLG: 0.425										4	1	3	2	0	1	2						
Guillermo Velasquez, L (1,3) OBP: 0.262, SLG: 0.253										4	0	1	0	0	0	0						
Archi Cianfrocco, R (1,5) OBP: 0.299, SLG: 0.469 Gene Harris, R (8,1)										3	1	2	1	1	1	2						
Brad Ausmus, R (1,2) OBP: 0.298, SLG: 0.378										4	0	1	0	0	0	3						
Wally Whitehurst, R (1,1) OBP: 0.087, SLG: 0.087 Tim Teufel, R (8, PH) Tim Worrell, R (6, 1) Craig Shipley, R (8, 5) OBP: 0.284, SLG: 0.343										2	0	0	0	0	2	4						
Inning Stats	R: 0 E: 0 K: 2 S: 11	H: 2 LOB: 2 BB: 0 P: 14	R: 0 E: 0 K: 1 S: 10	H: 2 LOB: 2 BB: 0 P: 14	R: 0 E: 0 K: 0 S: 5	H: 0 LOB: 0 BB: 0 P: 9	R: 0 E: 0 K: 2 S: 12	H: 2 LOB: 2 BB: 0 P: 16	R: 1 E: 1 K: 0 S: 6	H: 0 LOB: 0 BB: 0 P: 9	R: 2 E: 0 K: 0 S: 8	H: 2 LOB: 0 BB: 0 P: 12	R: 1 E: 0 K: 0 S: 9	H: 2 LOB: 2 BB: 2 P: 20	R: 0 E: 0 K: 0 S: 4	H: 0 LOB: 0 BB: 1 P: 9		R: 0 E: 0 K: 0 S: 4	H: 1 LOB: 1 BB: 1 P: 9	1B: 7 2B: 2 3B: 0 HR: 2	SF: 0 SAC: 1 DP: 1 HBP: 0	WP: 0 PB: 0 SB: 1 CS: 2
PITCHER	IP WLS BF H R ER SO BB IBB HBP BLK WP HR S P ERA WHIP	6.2 L 31 9 4 3 5 1 1 0 0 0 2 60 93 4.05 1.500	7.1 1.1 4 1 0 0 0 1 0 0 0 0 0 5 10 0.00 1.500	9.1 1.0 4 1 0 0 0 1 0 0 0 0 0 4 9 0.00 2.000											IP WLS BF H R ER SO BB IBB HBP BLK WP HR S P ERA WHIP							

Batter	1	2	3	4	5	6	7	8	9	AB	R	H	RBI	BB	SO	LOB	BOTTOM					
Brett Butler, L (1,8) OBP: 0.386, SLG: 0.385										4	0	0	0	0	2	3	San Diego Padres @ Los Angeles Dodgers Dodger Stadium, Los Angeles, CA Fri Aug 13 1993, 7:05 PM PDT Att: 36,684 - Unknown - 74 F livebaseballscores.com					
Jose Offerman, S (1,6) OBP: 0.342, SLG: 0.329										3	0	2	0	1	0	0						
Eric Davis, R (1,7) OBP: 0.306, SLG: 0.372										4	0	1	0	0	0	4						
Mike Piazza, R (1,2) OBP: 0.351, SLG: 0.531										3	1	1	1	1	0	1						
Eric Karros, R (1,3) OBP: 0.300, SLG: 0.413										4	0	1	0	0	0	1						
Cory Snyder, R (1,9) OBP: 0.329, SLG: 0.400										4	0	1	0	0	1	1						
Tim Wallach, R (1,5) OBP: 0.274, SLG: 0.366										3	0	1	0	1	1	0						
Jody Reed, R (1,4) OBP: 0.323, SLG: 0.336 Henry Rodriguez, L (9, PH) OBP: 0.276, SLG: 0.409										3	0	0	0	0	0	2						
Kevin Gross, R (1,1) OBP: 0.255, SLG: 0.302 Roger McDowell, R (7, 1) OBP: 0.500, SLG: 0.500 Dave Hansen, L (8, PH) OBP: 0.422, SLG: 0.463 Omar Daal, L (9, 1)										2	0	0	0	0	1	2						
Inning Stats	R: 0 E: 0 K: 0 S: 11	H: 1 LOB: 1 BB: 0 P: 19	R: 0 E: 0 K: 2 S: 9	H: 0 LOB: 0 BB: 0 P: 14	R: 0 E: 0 K: 2 S: 7	H: 0 LOB: 0 BB: 0 P: 8	R: 1 E: 0 K: 0 S: 11	H: 3 LOB: 1 BB: 0 P: 16	R: 0 E: 0 K: 0 S: 11	H: 2 LOB: 2 BB: 0 P: 16	R: 0 E: 0 K: 0 S: 6	H: 0 LOB: 0 BB: 1 P: 12	R: 0 E: 0 K: 0 S: 7	H: 0 LOB: 0 BB: 0 P: 9	R: 0 E: 0 K: 1 S: 17	H: 2 LOB: 2 BB: 0 P: 22		R: 0 E: 0 K: 0 S: 8	H: 0 LOB: 2 BB: 2 P: 17	1B: 7 2B: 0 3B: 0 HR: 1	SF: 0 SAC: 0 DP: 1 HBP: 0	WP: 1 PB: 0 SB: 0 CS: 1
PITCHER	IP WLS BF H R ER SO BB IBB HBP BLK WP HR S P ERA WHIP	5.0 W 19 6 1 1 4 0 0 0 0 0 0 24 35 0.00 1.125	6.1 2.2 10 2 0 0 1 1 0 0 0 0 0 14 25 0.00 1.500	8.1 1.1 S 6 0 0 0 0 2 0 0 0 0 0 0 14 25 0.00 1.500											IP WLS BF H R ER SO BB IBB HBP BLK WP HR S P ERA WHIP							



Batter	1	2	3	4	5	6	7	8	9	AB	R	H	RBI	BB	SO	LOB	TOP																					
Ricky Gutierrez, R OBP: 0.351, SLG: 0.361 (1, 6)	2-1 FC5-4 1B		0-2 FC6-4 1-2		1-1 1B		3-2 BB 1-H 2B	3-2 F9		5	0	3	1	0	0	3																						
Tim Toufel, R OBP: 0.359, SLG: 0.444 Craig Shipley, R OBP: 0.283, SLG: 0.341 (7, FR) (7, 4)	2-2 FC5-4 1B		3-2 G1-3		2-2 G5-3		4-1 BB BB	0-0 F9		3	0	0	0	1	0	3																						
Tony Gwynn, L OBP: 0.403, SLG: 0.504 (1, 9)	0-0 1B			0-0 2B		1-1 1B	4-0 1-2 2-3 BB	0-0 1B		4	1	4	0	1	0	0																						
Phil Plantier, L OBP: 0.315, SLG: 0.503 (1, 7)	3-3 K			3-2 G3-1 2-H		3-2 P5	3-2 F9	2-2 F7		5	0	1	1	0	1	7																						
Derek Bell, R OBP: 0.301, SLG: 0.422 (1, 8)		1-3 K		2-2 G3-1		3-3 K	2-1 1B 2B	3-3 K		5	1	1	0	0	3	3																						
Guillermo Velasquez, L OBP: 0.270, SLG: 0.263 (1, 3)	1-2 G1-4-3 1B			0-1 G1-3		0-2 G3-1	0-0 2B 1-2 1B			4	0	2	0	0	0	2																						
Archi Cianfrocco, R OBP: 0.292, SLG: 0.457 (1, 5)	1-2 G1-4-3			1-1 G6-3			0-3 K2-3	2-3 K		4	0	0	0	0	2	4																						
Brad Ausmus, R OBP: 0.280, SLG: 0.354 Kevin Higgins, L OBP: 0.290, SLG: 0.248 (8, PH) (8, 2)			0-1 F8		0-0 G5-3		1-2 G1-3	1-3 K		3	0	0	0	0	0	0																						
Doug Brocail, L OBP: 0.227, SLG: 0.227 Tim Mauser, R OBP: 0.271, SLG: 0.295 Jarvis Brown, R OBP: 0.271, SLG: 0.295 Kerry Taylor, R OBP: 0.271, SLG: 0.295 Phil Clark, R OBP: 0.271, SLG: 0.295 Trevor Hoffman, R OBP: 0.271, SLG: 0.295 Bill Bean, L OBP: 0.271, SLG: 0.295 Gene Harris, R OBP: 0.271, SLG: 0.295 (1, 1) (4, 1) (5, PH) (5, 1) (7, PH) (7, 1) (8, PH) (8, 1)	1-2 FC6-4 1B			3-3 K		1-1 E6 2B	0-0 1-3 2-H 2B			1	0	1	0	0	0	0																						
Inning Stats	R: 0 E: 0 K: 1 S: 10	H: 2 LOB: 1 BB: 0 P: 17	R: 0 E: 0 K: 1 S: 9	H: 1 LOB: 0 BB: 0 P: 12	R: 0 E: 0 K: 0 S: 12	H: 1 LOB: 1 BB: 0 P: 16	R: 1 E: 0 K: 0 S: 13	H: 2 LOB: 1 BB: 0 P: 19	R: 0 E: 0 K: 1 S: 11	H: 1 LOB: 1 BB: 0 P: 17	R: 0 E: 0 K: 1 S: 11	H: 1 LOB: 1 BB: 0 P: 18	R: 1 E: 0 K: 1 S: 15	H: 1 LOB: 3 BB: 2 P: 31	R: 1 E: 0 K: 2 S: 16	H: 3 LOB: 2 BB: 0 P: 24	R: 0 E: 0 K: 1 S: 8	H: 1 LOB: 1 BB: 0 P: 13	1B: 9 2B: 4 3B: 0 HR: 0	SF: 0 SAC: 0 DP: 1 HBP: 0	WP: 0 PB: 0 SB: 1 CS: 1	PA: 41																
PITCHER	IP	WLS	BF	H	R	ER	SO	BB	IBB	HBP	BLK	WP	HR	S	P	ERA	WHIP	PITCHER				IP	WLS	BF	H	R	ER	SO	BB	IBB	HBP	BLK	WP	HR	S	P	ERA	WHIP
Tom Candiotti, R ERA: 2.49	(1, 1)	7.0	W	31	9	2	1	5	2	0	0	0	0	81	130	1.29	1.571																					
Pedro Martinez, R ERA: 2.42	(8, 1)	0.2	S	5	3	1	1	2	0	0	0	0	0	10	15	13.50	4.500																					
Jim Gott, R ERA: 2.17	(8, 1)	1.1	S	5	1	0	0	1	0	0	0	0	0	14	22	0.00	0.750																					

Batter	1	2	3	4	5	6	7	8	9	AB	R	H	RBI	BB	SO	LOB	BOTTOM																					
Brett Butler, L OBP: 0.385, SLG: 0.383 (1, 8)	2-2 G4-3	0-1 F8		4-0 PB CS BB		3-2 F7				3	0	0	0	1	0	2																						
Jody Reed, R OBP: 0.325, SLG: 0.336 (1, 4)	0-1 2B		1-1 G6-3	4-2 1-3 2-3 BB		1-2 G6-3				3	1	1	0	1	0	0																						
Jose Offerman, S OBP: 0.344, SLG: 0.331 (1, 6)	3-2 1-H G4-3 2B		4-2 BB	2-3 K		2-1 L6				3	1	1	1	1	1	2																						
Mike Piazza, R OBP: 0.350, SLG: 0.528 (1, 2)	1-1 G4-3		4-0 BB	1-2 BB	2-1 G6-3	1-1 G3-1				3	0	0	1	1	0	0																						
Eric Karros, R OBP: 0.298, SLG: 0.409 (1, 3)	3-2 F9		0-1 F7	2-0 P4		0-1 G6-3				4	0	0	0	0	0	2																						
Eric Davis, R OBP: 0.305, SLG: 0.371 (1, 7)		1-1 G6-3	3-2 G6-3	3-2 L9		0-2 E S 1B				4	0	1	0	0	0	2																						
Cory Snyder, R OBP: 0.333, SLG: 0.419 (1, 9)		2-0 HR		0-0 HR		1-3 K		4-0 G6-4-3 1B		3	2	2	2	1	1	0																						
Dave Hansen, L OBP: 0.448, SLG: 0.491 Tim Wallach, R OBP: 0.273, SLG: 0.364 (8, 5)		0-0 SH3 1B		3-1 CS SH3-4 1B		1-2 SH3 1B		0-0 G6-4-3		3	0	3	0	0	0	0																						
Tom Candiotti, R OBP: 0.174, SLG: 0.200 Pedro Martinez, R Jim Gott, R (8, 1)		0-0 SH3		0-0 SH3-4		1-0 SH3				0	0	0	0	0	0	0																						
Inning Stats	R: 2 E: 1 K: 0 S: 16	H: 2 LOB: 0 BB: 0 P: 25	R: 1 E: 0 K: 0 S: 7	H: 2 LOB: 1 BB: 0 P: 10	R: 0 E: 0 K: 0 S: 9	H: 0 LOB: 2 BB: 2 P: 21	R: 1 E: 0 K: 1 S: 9	H: 2 LOB: 2 BB: 2 P: 22	R: 0 E: 0 K: 0 S: 6	H: 0 LOB: 0 BB: 0 P: 13	R: 0 E: 0 K: 1 S: 18	H: 1 LOB: 1 BB: 0 P: 24	R: 0 E: 0 K: 0 S: 8	H: 0 LOB: 0 BB: 0 P: 12	R: 0 E: 0 K: 0 S: 7	H: 1 LOB: 1 BB: 1 P: 11	1B: 5 2B: 1 3B: 0 HR: 2	SF: 0 SAC: 3 DP: 1 HBP: 0	WP: 0 PB: 1 SB: 1 CS: 2	PA: 35																		
PITCHER	IP	WLS	BF	H	R	ER	SO	BB	IBB	HBP	BLK	WP	HR	S	P	ERA	WHIP	PITCHER				IP	WLS	BF	H	R	ER	SO	BB	IBB	HBP	BLK	WP	HR	S	P	ERA	WHIP
Doug Brocail, R ERA: 5.02	(1, 1)	3.2	L	20	6	4	3	0	4	0	0	0	0	3	5	0.00	0.000																					
Tim Mauser, R ERA: 4.46	(4, 1)	0.1		0	0	0	0	1	0	0	0	0	0	3	5	0.00	0.000																					
Kerry Taylor, R ERA: 6.37	(5, 1)	2.0		7	1	0	0	1	0	0	0	0	0	24	37	0.00	0.500																					
Trevor Hoffman, R ERA: 4.24	(7, 1)	1.0		3	0	0	0	0	0	0	0	0	0	8	12	0.00	0.000																					
Gene Harris, R ERA: 2.83	(8, 1)	1.0		4	1	0	0	0	0	1	0	0	0	7	11	0.00	1.000																					

San Diego Padres @ Los Angeles Dodgers
 Dodger Stadium, Los Angeles, CA
 Sat Aug 14 1993, 7:05 PM PDT
 Att: 45,812 - Unknown - 72 F

AB	39
R	3
H	13
RBI	3
BB	2
SO	8
LOB	24



San Diego Padres @ Los Angeles Dodgers
 Dodger Stadium, Los Angeles, CA
 Sat Aug 14 1993, 7:05 PM PDT
 Att: 45,812 - Unknown - 72 F

AB	27
R	4
H	8
RBI	4
BB	5
SO	2
LOB	10



Batter	1	2	3	4	5	6	7	8	9	AB	R	H	RBI	BB	SO	LOB	TOP										
Brett Butler, L (1, 8) OBP: 0.383, SLG: 0.379	1-0 B5-3		1-1 F7			3-2 G4-3		2-1 F9		4	0	0	0	0	0	0	Los Angeles Dodgers @ Atlanta Braves Atlanta-Fulton County Stadium, Atlanta, GA Tue Aug 17 1993, 7:05 PM EDT Att: 49,469 - Unknown - 93 F livebaseballscorecards.com										
Jody Reed, R (1, 4) OBP: 0.327, SLG: 0.341	1-2 1B		1-1 G4-3			1-0 HR 1B		1-1 L1-3		4	1	2	0	0	0	0											
Jose Offerman, S (1, 6) OBP: 0.344, SLG: 0.330	1-1 F7			3-2 F7		1-2 F9		1-2 E4 1B		4	0	0	0	0	0	2											
Mike Piazza, R (1, 2) OBP: 0.352, SLG: 0.535	1-0 P5			0-0 G6-3		0-0 HR		1-1 1B		4	1	2	2	0	0	1											
Eric Karros, R (1, 3) OBP: 0.295, SLG: 0.405		2-2 F7		0-2 F9		1-3 K		1-0 L7		4	0	0	0	0	1	2											
Eric Davis, R (1, 7) OBP: 0.304, SLG: 0.368		3-1 F8			1-2 G5-3		1-2 G6-4-3 1B		1-3 K	4	0	1	0	0	1	0											
Cory Snyder, R (1, 9) Lenny Harris, L (9, PR) OBP: 0.265, SLG: 0.392		0-0 2B			2-0 P3		0-0 G6-4-3 1-2 2B		1-0 2B	4	0	2	0	0	0	1											
Tim Wallach, R (1, 5) OBP: 0.278, SLG: 0.378		3-2 G5-3			4-0 FC6-4 BB		1-2 2B		2-3 K	3	0	1	0	1	1	2											
Ramon Martinez, R (1, 1) Henry Rodriguez, L (7, PH) Pedro Martinez, R (7, 1) Dave Hansen, L (9, PH) OBP: 0.431, SLG: 0.459			1-2 G4-3		1-2 FC6-4 1-2		2-2 F8		2-3 K	2	0	0	0	0	0	1											
Inning Stats	R: 0 E: 0 K: 0 S: 7	H: 1 LOB: 1 BB: 0 P: 11	R: 0 E: 0 K: 0 S: 9	H: 1 LOB: 1 BB: 0 P: 17	R: 0 E: 0 K: 0 S: 7	H: 0 LOB: 0 BB: 0 P: 10	R: 0 E: 0 K: 0 S: 7	H: 0 LOB: 1 BB: 1 P: 10	R: 0 E: 0 K: 1 S: 12	H: 2 LOB: 0 BB: 0 P: 18	R: 0 E: 0 K: 0 S: 10	H: 2 LOB: 1 BB: 0 P: 14	R: 0 E: 1 K: 3 S: 10	H: 1 LOB: 2 BB: 0 P: 16	R: 0 E: 0 K: 3 S: 10	H: 1 LOB: 1 BB: 0 P: 16		1B: 4 2B: 3 3B: 0 HR: 1	SF: 0 SAC: 0 DP: 1 HBP: 0	WP: 0 PB: 0 SB: 0 CS: 0	PA: 36						
PITCHER	IP	WLS	BF	H	R	ER	SO	BB	IBB	HBP	BLK	WP	HR	S	P	ERA	WHIP										
29 John Smoltz, R (1, 1) ERA: 3.39	7.2	W	30	6	2	2	1	1	0	0	0	0	1	67	107	2.35	0.913										
Greg McMichael, R (8, 1) ERA: 2.16	1.1	S	6	2	0	0	3	0	0	0	0	0	0	13	21	0.00	1.500										

Batter	1	2	3	4	5	6	7	8	9	AB	R	H	RBI	BB	SO	LOB	BOTTOM										
Deion Sanders, L (1, 8) OBP: 0.312, SLG: 0.448	4-2 FC1-6 BB			0-0 1B			0-0 F7			3	0	1	1	1	1	3	Los Angeles Dodgers @ Atlanta Braves Atlanta-Fulton County Stadium, Atlanta, GA Tue Aug 17 1993, 7:05 PM EDT Att: 49,469 - Unknown - 93 F livebaseballscorecards.com										
Jeff Blauser, R (1, 6) OBP: 0.395, SLG: 0.416	1-3 K		1-2 BB FC4-6 1B			1-1 F8		2-2 G6-4-3 HBP		3	1	1	0	0	1	2											
Ron Gant, R (1, 7) OBP: 0.339, SLG: 0.538	0-1 P5		0-0 BB 1B		3-1 G6-3		0-0 G6-4-3 1-2			4	1	1	0	0	0	2											
Fred McGriff, L (1, 3) OBP: 0.360, SLG: 0.535	1-0 FC1-6		2-2 F8		3-0 F8			1-1 BB 1B		4	0	1	0	0	0	3											
Otis Nixon, S (9, PR) Sid Bream, L (9, 3) OBP: 0.321, SLG: 0.417										0	0	0	0	0	0	0											
David Justice, L (1, 9) OBP: 0.348, SLG: 0.499		1-0 F8		4-0 FC4-6 BB		0-0 G1-3		1-3 K		3	0	0	0	1	1	1											
Terry Pendleton, S (1, 5) OBP: 0.301, SLG: 0.368		4-1 29 BB S BB		2-1 FC4-6		2-2 G4-3		4-2 BB		2	0	0	1	2	0	1											
Damon Berryhill, S (1, 2) OBP: 0.268, SLG: 0.366		1-0 P4		4-2 29 G6-3 1B BB		1-2 FC4-6 1B		1-3 K		3	1	1	0	1	1	3											
Mark Lemke, S (1, 4) OBP: 0.354, SLG: 0.381		4-1 29 BB BB		1-2 29 G6-3 1B 1B		3-2 FC4-6 1-2		1-1 G4-3		3	0	1	0	1	0	3											
29 John Smoltz, R (1, 1) Greg McMichael, R (8, 1) OBP: 0.224, SLG: 0.170		4-2 BB BB		0-1 G6-3		1-3 K				2	0	0	0	1	1	3											
Inning Stats	R: 0 E: 0 K: 1 S: 10	H: 0 LOB: 1 BB: 1 P: 16	R: 0 E: 0 K: 1 S: 10	H: 0 LOB: 3 BB: 3 P: 26	R: 2 E: 1 K: 0 S: 9	H: 2 LOB: 3 BB: 1 P: 18	R: 1 E: 0 K: 0 S: 10	H: 2 LOB: 1 BB: 1 P: 16	R: 0 E: 0 K: 0 S: 4	H: 0 LOB: 0 BB: 0 P: 10	R: 0 E: 0 K: 1 S: 15	H: 1 LOB: 1 BB: 0 P: 22	R: 0 E: 0 K: 0 S: 4	H: 0 LOB: 0 BB: 0 P: 6	R: 0 E: 0 K: 2 S: 14	H: 1 LOB: 2 BB: 1 P: 21	1B: 6 2B: 0 3B: 0 HR: 0	SF: 0 SAC: 0 DP: 1 HBP: 1	WP: 0 PB: 0 SB: 1 CS: 0	PA: 35							
PITCHER	IP	WLS	BF	H	R	ER	SO	BB	IBB	HBP	BLK	WP	HR	S	P	ERA	WHIP										
Ramon Martinez, R (1, 1) ERA: 3.03	6.0	L	27	5	3	2	3	6	0	0	0	0	0	58	108	3.00	1.833										
Pedro Martinez, R (7, 1) ERA: 2.3	2.0		8	1	0	0	2	1	0	1	0	0	0	18	27	0.00	1.000										

Batter	1	2	3	4	5	6	7	8	9	10	11	12	AB	R	H	RBI	BB	SO	LOB	TOP								
Brett Butler, L OBP: 0.364, SLG: 0.379 (1.8)	G6-3		G4-3 1B		F9		E7		FC6-4 BB		K		5	0	2	1	1	1	1									
Jose Offerman, S OBP: 0.342, SLG: 0.327 (1.6)	K		G4-3			F8		FC6-4 BB		FC6-4		G4-3	5	0	0	0	1	1	3									
Mike Piazza, R OBP: 0.351, SLG: 0.529 (1.2)	G5-3							FC6-4				G6-3	4	0	0	0	2	1	2									
Cory Snyder, R OBP: 0.334, SLG: 0.421 (9.3)			P4		FC6-4							F8	5	0	0	0	1	1	3									
Eric Karros, R OBP: 0.295, SLG: 0.404 (8.1)						G6-3							4	1	1	0	0	1	1									
Jim Gott, R (8.1)													0	0	0	0	0	0	0									
Todd Worrell, R (9.1)													0	0	0	0	0	0	0									
Carlos Hernandez, R OBP: 0.265, SLG: 0.373 (10. PH)													1	0	0	0	0	1	1									
Roger McDowell, R OBP: 0.300, SLG: 0.300 (10.1)			2B										0	0	0	0	0	0	0									
Eric Davis, R OBP: 0.365, SLG: 0.374 (1.7)													5	2	2	1	0	1	1									
Tim Wallach, R OBP: 0.274, SLG: 0.373 (1.5)			SF7										4	0	0	1	0	0	1									
Mike Sharperson, R OBP: 0.280, SLG: 0.375 (1.4)													3	1	1	1	0	1	0									
Lenny Harris, L OBP: 0.315, SLG: 0.323 (9. PH)													2	0	2	0	0	0	0									
Orel Hershiser, R OBP: 0.416, SLG: 0.463 (1.1)													2	0	0	0	0	0	0									
Henry Rodriguez, L OBP: 0.265, SLG: 0.392 (8.3)													0	0	0	0	0	0	0									
Mitch Webster, S OBP: 0.311, SLG: 0.362 (9. PH)													2	0	0	0	0	1	2									
Inning Stats	R: 0 E: 0 K: 1 S: 9	H: 0 LOB: 0 BB: 0 P: 13	R: 2 E: 0 K: 1 S: 12	H: 2 LOB: 0 BB: 0 P: 17	R: 0 E: 0 K: 0 S: 9	H: 1 LOB: 2 BB: 1 P: 14	R: 0 E: 0 K: 0 S: 9	H: 0 LOB: 0 BB: 0 P: 12	R: 0 E: 0 K: 0 S: 5	H: 0 LOB: 0 BB: 0 P: 7	R: 0 E: 0 K: 0 S: 5	H: 0 LOB: 1 BB: 1 P: 12	R: 2 E: 1 K: 0 S: 14	H: 3 LOB: 2 BB: 1 P: 23	R: 0 E: 0 K: 2 S: 7	H: 0 LOB: 0 BB: 0 P: 8	R: 0 E: 0 K: 1 S: 10	H: 1 LOB: 2 BB: 1 P: 17	R: 0 E: 0 K: 3 S: 14	H: 0 LOB: 1 BB: 1 P: 21	R: 0 E: 0 K: 1 S: 7	H: 1 LOB: 1 BB: 0 P: 10	R: 0 E: 0 K: 0 S: 6	H: 0 LOB: 0 BB: 0 P: 8	1B: 6 2B: 2 3B: 0 HR: 0	SF: 1 SAC: 1 DP: 0 HBP: 0	WP: 0 PB: 0 SB: 3 CS: 0	PA: 49
PITCHER	IP	WLS	BF	H	R	ER	SO	BB	IBB	HBP	BLK	WP	HR	S	P	ERA	WHIP											
Steve Avery, L ERA: 2.99 (1.1)	28	6.2	28	6	4	4	2	2	0	0	0	0	0	4	8	0.00	3.000											
Mark Wohlers, R ERA: 3.1 (7.1)	0.1	2	0	0	0	0	0	1	0	0	0	0	0	4	8	0.00	3.000											
Jay Howell, R ERA: 2.98 (8.1)	1.1	5	1	0	0	2	0	0	0	0	0	0	0	10	13	0.00	0.750											
Mike Stanton, L ERA: 4.29 (9.1)	1.2	7	0	0	0	4	2	0	0	0	0	0	0	21	33	0.00	1.200											
Steve Bedrosian, R ERA: 1.43 (11.1)	2.0	W	7	1	0	0	1	0	0	0	0	0	0	13	18	0.00	0.500											

Los Angeles Dodgers @ Atlanta Braves
Atlanta-Fulton County Stadium, Atlanta, GA

Wed Aug 18 1993, 7:05 PM EDT
Att: 45,473 - Unknown - 93 F

AB 42
R 4
H 8
RBI 4
BB 5
SO 9
LOB 15



Batter	1	2	3	4	5	6	7	8	9	10	11	12	AB	R	H	RBI	BB	SO	LOB	BOTTOM							
Deion Sanders, L OBP: 0.313, SLG: 0.455 (1.8)	G3				F8			G4-3		G4-3			5	1	1	1	1	0	0								
Jeff Blauser, R OBP: 0.400, SLG: 0.415 (1.6)	G6-3		F9					G6-3					4	1	1	0	1	0	0								
Ron Gant, R OBP: 0.337, SLG: 0.533 (1.7)			G6-3					G5-3					4	0	0	1	1	1	2								
Fred McGriff, L OBP: 0.358, SLG: 0.538 (1.3)	L9												5	1	1	2	0	2	1								
David Justice, L OBP: 0.349, SLG: 0.497 (1.9)													2	0	0	0	2	0	0								
Otis Nixon, S OBP: 0.316, SLG: 0.281 (9. PR)													1	1	0	0	0	0	0								
Terry Pendleton, S OBP: 0.300, SLG: 0.366 (1.5)													5	0	1	0	0	0	2								
Damon Berryhill, S OBP: 0.272, SLG: 0.373 (1.2)													4	0	2	1	0	0	0								
Bill Pecota, R OBP: 0.353, SLG: 0.408 (9. PR)													0	0	0	0	0	0	0								
Javy Lopez, R (10.2)													1	0	0	0	0	1	1								
Mark Lemke, S OBP: 0.350, SLG: 0.376 (1.4)													5	1	0	0	0	1	4								
Steve Avery, L ERA: 2.99 (1.1)	7.0	6.2	27	3	3	3	4	2	0	1	0	0	2	67	106	3.86	0.714										
Jim Gott, R ERA: 2.11 (8.1)	1.0	3	0	0	0	0	0	0	0	0	0	0	5	6	0.00	0.000											
Todd Worrell, R ERA: 3.68 (9.1)	1.0	5	1	1	1	1	1	1	0	0	0	0	10	16	9.00	2.000											
Roger McDowell, R ERA: 1.71 (10.1)	2.2	L	13	2	1	0	2	1	1	0	0	0	28	42	0.00	1.125											
PITCHER	IP	WLS	BF	H	R	ER	SO	BB	IBB	HBP	BLK	WP	HR	S	P	ERA	WHIP										
Orel Hershiser, R ERA: 3.59 (1.1)	7.0	6.2	27	3	3	3	4	2	0	1	0	0	2	67	106	3.86	0.714										
Jim Gott, R ERA: 2.11 (8.1)	1.0	3	0	0	0	0	0	0	0	0	0	0	5	6	0.00	0.000											
Todd Worrell, R ERA: 3.68 (9.1)	1.0	5	1	1	1	1	1	1	0	0	0	0	10	16	9.00	2.000											
Roger McDowell, R ERA: 1.71 (10.1)	2.2	L	13	2	1	0	2	1	1	0	0	0	28	42	0.00	1.125											
Inning Stats	R: 0 E: 0 K: 0 S: 6	H: 0 LOB: 1 BB: 1 P: 10	R: 0 E: 0 K: 1 S: 12	H: 1 LOB: 2 BB: 1 P: 17	R: 1 E: 0 K: 1 S: 13	H: 1 LOB: 0 BB: 0 P: 18	R: 0 E: 0 K: 0 S: 5	H: 0 LOB: 0 BB: 0 P: 12	R: 0 E: 0 K: 0 S: 7	H: 0 LOB: 0 BB: 0 P: 12	R: 2 E: 0 K: 1 S: 17	H: 1 LOB: 0 BB: 0 P: 25	R: 0 E: 0 K: 1 S: 7	H: 0 LOB: 0 BB: 0 P: 6	R: 0 E: 0 K: 1 S: 10	H: 1 LOB: 2 BB: 1 P: 16	R: 0 E: 0 K: 1 S: 12	H: 1 LOB: 1 BB: 0 P: 14	R: 0 E: 0 K: 1 S: 11	H: 1 LOB: 1 BB: 0 P: 14	R: 1 E: 2 K: 0 S: 6	H: 0 LOB: 2 BB: 2 P: 14	1B: 3 2B: 1 3B: 0 HR: 2	SF: 1 SAC: 0 DP: 0 HBP: 1	WP: 0 PB: 0 SB: 3 CS: 0	PA: 48	

Los Angeles Dodgers @ Atlanta Braves
Atlanta-Fulton County Stadium, Atlanta, GA

Wed Aug 18 1993, 7:05 PM EDT
Att: 45,473 - Unknown - 93 F

AB 41
R 5
H 6
RBI 5
BB 5
SO 7
LOB 13



Batter	1	2	3	4	5	6	7	8	9	AB	R	H	RBI	BB	SO	LOB	TOP								
Brett Butler , L OBP: 0.383, SLG: 0.376	1-1 G6-3	2-1 L1		1-3 K		0-0 F9		4-1 G4-3 BB		4	0	0	0	1	1	1	Los Angeles Dodgers @ Atlanta Braves Atlanta-Fulton County Stadium, Atlanta, GA Thu Aug 19 1993, 7:05 PM EDT Att: 49,212 - Unknown - 87 F livebaseballscorecards.com								
Jose Offerman , S OBP: 0.345, SLG: 0.327	4-1 2B	0-0		4-0 1B BB		1-0 G6-3		0-2 G4-3		3	2	1	1	2	0	1									
Mike Piazza , R OBP: 0.534, SLG: 0.534 Jim Gott , R	0-1 1B	3-2 1B		0-0 1B BB		2-2 1B		2-1 1B		4	1	3	1	0	0	1									
Cory Snyder , R OBP: 0.337, SLG: 0.422	2-2 G5-3			0-2 2B 1B BB		1-0 1B		1-2 1B		4	1	2	1	1	0	3									
Eric Karros , R OBP: 0.296, SLG: 0.406	0-0 HR			2-0 1-3 2B		1-1 P4				5	1	2	1	0	1	4									
Eric Davis , R OBP: 0.305, SLG: 0.382 Henry Rodriguez , L OBP: 0.262, SLG: 0.338 Pedro Martinez , R Carlos Hernandez , R OBP: 0.261, SLG: 0.373	1-0 HR			1-3 G5-3		3-3 K		0-0 E5		3	1	1	2	0	1	4									
Tim Wallach , R OBP: 0.273, SLG: 0.371	3-1 F8			2-1 1B		0-0 L7		2-2 G4-3		5	0	1	1	0	0	1									
Mike Sharperson , R OBP: 0.292, SLG: 0.388 Lenny Harris , L OBP: 0.310, SLG: 0.318		1-2 SH2-3 1B 2B		1-3 K		1-0 G6-3		1-1 F7		3	1	1	0	0	1	2									
Kevin Gross , R OBP: 0.245, SLG: 0.289 Omar Daal , L		1-1 SH2-3		0-0 L4		0-3 K		3-2 L9		2	0	0	0	0	1	2									
Mitch Webster , S OBP: 0.309, SLG: 0.360		2-3								1	0	0	0	0	0	0									
Inning Stats	R: 4 E: 0 K: 0 S: 12	H: 3 LOB: 0 BB: 1 P: 23	R: 1 E: 0 K: 0 S: 12	H: 2 LOB: 1 BB: 0 P: 19	R: 1 E: 0 K: 1 S: 10	H: 2 LOB: 2 BB: 1 P: 20	R: 1 E: 0 K: 3 S: 13	H: 2 LOB: 2 BB: 0 P: 20	R: 0 E: 0 K: 1 S: 5	H: 0 LOB: 0 BB: 0 P: 6	R: 0 E: 0 K: 0 S: 8	H: 2 LOB: 2 BB: 0 P: 13	R: 0 E: 0 K: 1 S: 11	H: 0 LOB: 0 BB: 0 P: 17	R: 0 E: 0 K: 0 S: 12	H: 0 LOB: 1 BB: 0 P: 22	R: 0 E: 1 K: 0 S: 6	H: 0 LOB: 1 BB: 0 P: 7	1B: 7 2B: 3 3B: 0 HR: 1	SF: 0 SAC: 1 DP: 0 HBP: 1	WP: 0 PB: 0 SB: 0 CS: 0	PA: 44			
PITCHER	IP	WLS	BF	H	R	ER	SO	BB	IBB	HBP	BLK	WP	HR	S	P	ERA	WHIP								
Tom Glavine , L ERA: 3.34	2.0	L	14	6	6	6	0	2	0	0	0	0	1	26	50	27.00	4.000								
Marvin Freeman , R ERA: 7.59	3.1		10	3	1	1	4	1	0	0	0	0	0	21	32	4.50	2.000								
Jay Howell , R ERA: 2.84	2.0		8	2	0	0	1	0	0	0	0	0	0	13	19	0.00	1.000								
Mark Wohlers , R ERA: 2.9	2.0		8	0	0	0	1	1	0	1	0	0	0	23	39	0.00	0.500								
Steve Bedrosian , R ERA: 1.4	1.0		4	0	0	0	0	0	0	0	0	0	0	6	7	0.00	0.000								

Batter	1	2	3	4	5	6	7	8	9	AB	R	H	RBI	BB	SO	LOB	BOTTOM								
Otis Nixon , S OBP: 0.320, SLG: 0.286	0-2 G6-4-3 1B 1B	3-2 1B		1-1 G1-3			1-1 P5	0-0 FC6-4 1B		5	1	3	1	0	0	2	Los Angeles Dodgers @ Atlanta Braves Atlanta-Fulton County Stadium, Atlanta, GA Thu Aug 19 1993, 7:05 PM EDT Att: 49,212 - Unknown - 87 F livebaseballscorecards.com								
Jeff Blausler , R OBP: 0.400, SLG: 0.415	1-0 G6-4-3 1B			1-0 G4-6-3 1B		2-0 G4-3	2-2 F9	1-1 FC6-4		5	0	2	0	0	0	2									
Ron Gant , R OBP: 0.340, SLG: 0.533	2-0 G6-4-3 1-2 2-3			2-2 F7		2-1 1B	4-1 1B BB			4	1	2	0	1	0	3									
Fred McGriff , L OBP: 0.361, SLG: 0.538	4-2 1B BB			2-2 G4-6-3 1-2		0-0 F7	0-0 F7			4	1	2	0	1	0	2									
David Justice , L OBP: 0.349, SLG: 0.494	4-1 1B			2-1 F8		0-0 F9	1-2 F9			4	0	1	1	1	0	3									
Terry Pendleton , S OBP: 0.301, SLG: 0.367	2-2 1B			2-1 E BLK 1B		0-1 G6-3		1-3 K		4	1	2	2	0	1	0									
Damon Berryhill , S OBP: 0.275, SLG: 0.371				1-0 P4		4-2 BB BB		3-2 FC3-6 BB 1B		4	1	1	0	1	1	3									
Mark Lemke , S OBP: 0.355, SLG: 0.377		0-1 SH1-3 1B 1B		0-0 E4 BLK		4-1 G6-4-3 BB		4-0 FC3-6 BB		2	0	1	0	3	0	1									
Tom Glavine , L ERA: 3.34 Marvin Freeman , R ERA: 7.59 Sid Bream , L ERA: 4.29 Jay Howell , R ERA: 2.84 Damon Berryhill , S ERA: 2.36 Mark Wohlers , R ERA: 2.9 Steve Bedrosian , R ERA: 1.4		0-0 SH1-3		4-1 1-2 3-H BB		2-2 G6-4-3 1-2		1-2 FC3-6 1B		0	0	0	0	0	0	0									
Inning Stats	R: 2 E: 0 K: 0 S: 14	H: 3 LOB: 2 BB: 2 P: 27	R: 0 E: 0 K: 0 S: 7	H: 2 LOB: 0 BB: 0 P: 10	R: 0 E: 0 K: 0 S: 7	H: 1 LOB: 0 BB: 0 P: 12	R: 1 E: 1 K: 0 S: 9	H: 1 LOB: 2 BB: 1 P: 19	R: 0 E: 0 K: 0 S: 10	H: 0 LOB: 1 BB: 2 P: 20	R: 0 E: 0 K: 0 S: 10	H: 1 LOB: 2 BB: 1 P: 18	R: 0 E: 0 K: 1 S: 13	H: 2 LOB: 2 BB: 1 P: 23	R: 1 E: 0 K: 0 S: 13	H: 3 LOB: 3 BB: 1 P: 24		1B: 14 2B: 0 3B: 0 HR: 0	SF: 0 SAC: 2 DP: 3 HBP: 0	WP: 0 PB: 0 SB: 0 CS: 0	PA: 45				
PITCHER	IP	WLS	BF	H	R	ER	SO	BB	IBB	HBP	BLK	WP	HR	S	P	ERA	WHIP								
Kevin Gross , R ERA: 4.39	5.1	W	26	8	3	2	0	5	0	0	0	0	0	49	92	3.38	2.438								
Omar Daal , L ERA: 4.29	0.2		1	0	0	0	0	0	0	0	0	0	0	3	5	0.00	0.000								
Pedro Martinez , R ERA: 2.36	1.2		10	3	1	1	1	2	0	0	0	0	0	21	38	5.40	3.000								
Jim Gott , R ERA: 2.2	1.1	S	8	3	1	1	1	0	1	0	0	0	0	15	27	6.75	2.250								

Batter	1	2	3	4	5	6	7	8	9	AB	R	H	RBI	BB	SO	LOB	TOP							
Brett Butler, L OBP: 0.382, SLG: 0.379 (1, 8)	2-1 P6		1-0 L5						2-2 P5								4 1 1 0 0 0 1							
Jose Offerman, S OBP: 0.342, SLG: 0.324 (1, 6)	1-0 G4-3			3-2 P7					2-2 FC4-6 FC5-4								4 0 0 1 0 0 1							
Mike Piazza, R OBP: 0.359, SLG: 0.536 (9, PR)	3-2 F9			2-2 2B					1-0 FC5-4								4 0 2 0 0 0 1							
Lenny Harris, L OBP: 0.310, SLG: 0.318 (9, 1)																	0 1 0 0 0 0 0							
Jim Gott, R (9, 1)																	0 0 0 0 0 0 0							
Cory Snyder, R OBP: 0.339, SLG: 0.419 (9, PR)		4-2 BB							0-1 G6-3								2 0 0 0 2 0 1							
Eric Davis, R OBP: 0.305, SLG: 0.382 (9, 7)																	0 1 0 0 0 0 0							
Eric Karros, R OBP: 0.294, SLG: 0.403 (1, 3)		0-0 P4		1-1 G6-3					0-1 G6-3								4 0 0 0 0 0 4							
Henry Rodriguez, L OBP: 0.282, SLG: 0.382 (9, 9)		1-1 F8							0-1 G3								4 0 1 1 0 1 1							
Tim Wallach, R OBP: 0.273, SLG: 0.369 (1, 5)		3-1 P6							2-2 G5-3								4 0 1 1 0 0 1							
Jody Reed, R OBP: 0.324, SLG: 0.336 (1, 4)				2-1 F9					0-1 G4-3								4 0 0 0 0 1 2							
Tom Candiotti, R OBP: 0.188, SLG: 0.213 (8, PH)				0-0 G4-3													2 0 1 0 0 0 0							
Dave Hansen, L OBP: 0.453, SLG: 0.452 (8, 1)																	1 0 0 0 0 0 0							
Todd Worrell, R (9, 2)																	0 0 0 0 0 0 0							
Carlos Hernandez, R OBP: 0.261, SLG: 0.373 (9, 2)																	0 0 0 0 0 0 0							
Inning Stats	R: 0 E: 0 K: 0 S: 6	H: 0 LOB: 0 BB: 0 P: 12	R: 0 E: 0 K: 0 S: 7	H: 0 LOB: 1 BB: 1 P: 15	R: 0 E: 0 K: 0 S: 4	H: 0 LOB: 0 BB: 0 P: 7	R: 0 E: 0 K: 0 S: 10	H: 1 LOB: 1 BB: 0 P: 16	R: 0 E: 0 K: 1 S: 8	H: 0 LOB: 0 BB: 0 P: 11	R: 0 E: 0 K: 0 S: 9	H: 1 LOB: 1 BB: 0 P: 14	R: 0 E: 0 K: 0 S: 5	H: 0 LOB: 0 BB: 0 P: 6	R: 0 E: 0 K: 0 S: 6	H: 0 LOB: 0 BB: 0 P: 8	R: 3 E: 0 K: 1 S: 22	H: 4 LOB: 2 BB: 1 P: 38	1B: 4 2B: 1 3B: 1 HR: 0	SF: 0 SAC: 0 DP: 0 HBP: 0	WP: 0 PB: 1 SB: 0 CS: 1	PA: 35		
PITCHER	IP	WLS	BF	H	R	ER	SO	BB	IBB	HBP	BLK	WP	HR	S	P	ERA	WHIP							
Rene Arocha, R ERA: 3.54 (1, 1)	8.1		30	4	2	2	1	1	0	0	0	0	0	64	106	2.16	0.600							
Lee Smith, R ERA: 4.69 (9, 1)	0.2	L	5	2	1	1	1	1	0	0	0	0	0	13	21	13.50	4.500							

Los Angeles Dodgers @ St. Louis Cardinals
 Busch Stadium, St. Louis, MO
 Fri Aug 20 1993, 7:05 PM CDT
 Att: 33,528 - Unknown - 84 F

AB	33
R	3
H	6
RBI	3
BB	2
SO	2
LOB	12




Batter	1	2	3	4	5	6	7	8	9	AB	R	H	RBI	BB	SO	LOB	BOTTOM							
Luis Altea, S OBP: 0.384, SLG: 0.387 (1, 4)	2-1 SH1-3 1B		0-1 P7						0-0 1B								4 1 2 0 0 0 1							
Ozzie Smith, S OBP: 0.333, SLG: 0.353 (1, 6)	0-0 SH1-3		1-1 F8						2-2 G6-3								3 0 0 0 0 0 2							
Gregg Jefferies, S OBP: 0.399, SLG: 0.505 (1, 3)	2-1 2-H 1B		2-1 HR						2-3 K								4 1 2 2 0 1 1							
Todd Zeile, R OBP: 0.354, SLG: 0.427 (1, 5)	0-2 1-2 1B		1-0 G6-3						3-1 F7								4 0 2 0 0 0 0							
Ray Lankford, L OBP: 0.394, SLG: 0.365 (1, 8)	2-2 P5			1-2 FC6-4 1B					1-3 K								4 0 1 0 0 1 3							
Brian Jordan, R OBP: 0.353, SLG: 0.554 (1, 7)	1-2 P7			1-0 FC6-4 CS					2-3 K								4 0 1 0 0 1 3							
Mark Whiten, S OBP: 0.315, SLG: 0.416 (1, 9)			3-3 K						3-1 F9								4 0 0 0 0 1 2							
Tom Pagnozzi, R OBP: 0.279, SLG: 0.375 (1, 2)			1-1 F7						3-2 G4-3 SH3-4 1B								3 0 1 0 0 0 0							
Rene Arocha, R OBP: 0.130, SLG: 0.133 (9, 1)			0-3 K						1-0 SH3-4								2 0 0 0 0 2 0							
Inning Stats	R: 1 E: 0 K: 0 S: 14	H: 3 LOB: 2 BB: 0 P: 21	R: 0 E: 0 K: 2 S: 12	H: 0 LOB: 0 BB: 0 P: 16	R: 1 E: 0 K: 0 S: 7	H: 1 LOB: 0 BB: 0 P: 11	R: 0 E: 0 K: 0 S: 6	H: 1 LOB: 0 BB: 0 P: 9	R: 0 E: 0 K: 2 S: 10	H: 0 LOB: 0 BB: 0 P: 15	R: 0 E: 0 K: 1 S: 10	H: 0 LOB: 0 BB: 0 P: 18	R: 0 E: 0 K: 1 S: 8	H: 1 LOB: 0 BB: 0 P: 11	R: 0 E: 0 K: 0 S: 10	H: 2 LOB: 1 BB: 0 P: 14	1B: 7 2B: 1 3B: 0 HR: 1	SF: 0 SAC: 2 DP: 0 HBP: 0	WP: 0 PB: 0 SB: 0 CS: 1	PA: 34				
PITCHER	IP	WLS	BF	H	R	ER	SO	BB	IBB	HBP	BLK	WP	HR	S	P	ERA	WHIP							
Tom Candiotti, R ERA: 2.49 (1, 1)	7.0		26	6	2	2	5	0	0	0	0	0	0	68	105	2.57	0.857							
Todd Worrell, R ERA: 8.24 (8, 1)	1.0	W	4	1	0	0	1	0	0	0	0	0	0	8	11	0.00	1.000							
Jim Gott, R ERA: 2.17 (9, 1)	1.0	S	4	2	0	0	0	0	0	0	0	0	0	10	14	0.00	2.000							

Los Angeles Dodgers @ St. Louis Cardinals
 Busch Stadium, St. Louis, MO
 Fri Aug 20 1993, 7:05 PM CDT
 Att: 33,528 - Unknown - 84 F

AB	32
R	2
H	9
RBI	2
BB	0
SO	6
LOB	12



Batter	1	2	3	4	5	6	7	8	9	AB	R	H	RBI	BB	SO	LOB	TOP																					
Jose Offerman, S (1, 6) OBP: 0.346, SLG: 0.331	4-2 G1-6-3 BB		0-1 G1-3			1-1 E4 SF8 1B		0-0 1B FC4-6 1B		3	2	2	0	1	0	1																						
Jody Reed, R (1, 4) OBP: 0.324, SLG: 0.340	0-0 G1-6-3		1-2 G5-3			1-0 SF8		2-1 FC4-6 1B		3	0	1	1	0	0	2																						
Henry Rodriguez, L (1, 9) OBP: 0.261, SLG: 0.387	1-1 F8			1-3 K		1-0 G4-3 2B		3-1 FC4-6 1-2f 3-H		4	0	1	1	0	1	1																						
Cory Snyder, R (1, 8) OBP: 0.334, SLG: 0.412		1-0 F9		2-3 K		1-0 G4-3		0-0 P3		4	0	0	0	0	1	2																						
Eric Karros, R (1, 3) OBP: 0.295, SLG: 0.402	0-2 F7			1-0 G5-3		1-1 G5-3		1 SAFE 3-2 F8		4	0	0	0	0	0	2																						
Eric Davis, R (1, 7) OBP: 0.307, SLG: 0.395	0-0 2B				2-2 HR		0-1 P4		1-1 F9	4	1	2	1	0	0	0																						
Tim Wallach, R (1, 5) OBP: 0.273, SLG: 0.365	2-1 P2				0-1 G6-3		0-0 G5-3 1B		1-0 P4	4	0	1	0	0	0	1	AB 32 R 3 H 8 RBI 3 BB 1 SO 3 LOB 11																					
Carlos Hernandez, R (1, 2) OBP: 0.270, SLG: 0.375			2-0 G1-3 SH2-4 1B		1-0 G5-3		0-0 G5-3		1-1 G4-3	4	0	1	0	0	0	1																						
Ramon Martinez, R (1, 1) OBP: 0.100, SLG: 0.119			0-0 SH2-4		0-3 K		0-0 G4-3			2	0	0	0	0	1	1																						
Inning Stats	R: 0 E: 0 K: 0 S: 5	H: 0 LOB: 0 BB: 1 P: 10	R: 0 E: 0 K: 0 S: 7	H: 1 LOB: 1 BB: 0 P: 10	R: 0 E: 0 K: 0 S: 7	H: 1 LOB: 1 BB: 0 P: 10	R: 0 E: 0 K: 2 S: 8	H: 0 LOB: 0 BB: 0 P: 12	R: 1 E: 0 K: 1 S: 9	H: 1 LOB: 0 BB: 0 P: 12	R: 1 E: 1 K: 0 S: 7	H: 2 LOB: 1 BB: 0 P: 12	R: 0 E: 0 K: 0 S: 5	H: 1 LOB: 1 BB: 0 P: 5	R: 1 E: 0 K: 0 S: 9	H: 2 LOB: 1 BB: 0 P: 17	R: 0 E: 0 K: 0 S: 5	H: 0 LOB: 0 BB: 0 P: 8	1B: 5 2B: 2 3B: 0 HR: 1	SF: 1 SAC: 1 DP: 1 HBP: 0	WP: 0 PB: 0 SB: 1 CS: 0	PA: 35																
PITCHER	IP	WLS	BF	H	R	ER	SO	BB	IBB	HBP	BLK	WP	HR	S	P	ERA	WHIP	PITCHER				IP	WLS	BF	H	R	ER	SO	BB	IBB	HBP	BLK	WP	HR	S	P	ERA	WHIP
Bob Tewksbury, R (1, 1) ERA: 3.78	8.0	L	32	8	3	3	3	1	0	0	0	0	1	57	88	3.38	1.125																					
Mike Perez, R (9, 1) ERA: 2.15	1.0		3	0	0	0	0	0	0	0	0	0	0	5	8	0.00	0.000																					

Los Angeles Dodgers @ St. Louis Cardinals
 Busch Stadium, St. Louis, MO
 Sun Aug 22 1993, 3:33 AM CDT
 Att: 49,677 - Sunny - 88 F

livebaseballscorecards.com



Batter	1	2	3	4	5	6	7	8	9	AB	R	H	RBI	BB	SO	LOB	BOTTOM																					
Bernard Gilkey, R (1, 7) OBP: 0.376, SLG: 0.498	2-2 G5-3		2-2 F7		0-0 P6			1-0 P2		4	0	0	0	0	0	4																						
Luis Alica, S (1, 4) OBP: 0.377, SLG: 0.380	1-1 1B		1-2 G6-4-3 1-2f			1-0 P4		3-2 F7		4	0	1	0	0	0	3																						
Gregg Jefferies, S (1, 3) OBP: 0.397, SLG: 0.501	2-2 F7			2-2 2B		0-1 F7			2-1 G4-3	4	0	1	0	0	0	1																						
Todd Zeile, R (1, 5) OBP: 0.350, SLG: 0.428	2-2 F7			2-2 G6-3		0-1 G6-3			0-0 G5-3	4	0	0	0	0	0	2																						
Ray Lankford, L (1, 8) OBP: 0.386, SLG: 0.356		2-3 K		0-3 K			2-3 K		2-3 K	4	0	0	0	0	4	1																						
Mark Whiten, S (1, 9) OBP: 0.313, SLG: 0.413		3-3 K		3-1 G6-3			0-1 G4-3			3	0	0	0	0	1	1																						
Tom Pagnozzi, R (1, 2) OBP: 0.276, SLG: 0.371			0-0 F8			2-1 G4-3		2-2 P9		3	0	0	0	0	0	0																						
Tim Jones, L (1, 6) OBP: 0.222, SLG: 0.250			4-2 1B BB		1-0 2B			0-1 F9		2	0	1	0	1	0	0																						
Bob Tewksbury, R (1, 1) OBP: 0.246, SLG: 0.237			2-1 BB		1-3 2B			4-1 BB		2	0	1	0	0	1	1																						
Gerald Perry, L (8, PH) OBP: 0.367, SLG: 0.435										0	0	0	0	1	0	0																						
Mike Perez, R (9, 1) ERA: 2.15			1-2 1B							0	0	0	0	0	0	0																						
Inning Stats	R: 0 E: 0 K: 0 S: 12	H: 1 LOB: 1 BB: 0 P: 18	R: 0 E: 0 K: 2 S: 8	H: 0 LOB: 0 BB: 0 P: 13	R: 0 E: 0 K: 0 S: 13	H: 1 LOB: 1 BB: 1 P: 22	R: 0 E: 0 K: 1 S: 11	H: 1 LOB: 1 BB: 0 P: 18	R: 0 E: 0 K: 0 S: 7	H: 1 LOB: 1 BB: 0 P: 11	R: 0 E: 0 K: 0 S: 5	H: 0 LOB: 0 BB: 0 P: 6	R: 0 E: 0 K: 1 S: 10	H: 0 LOB: 0 BB: 0 P: 14	R: 0 E: 0 K: 0 S: 7	H: 0 LOB: 1 BB: 1 P: 15	R: 0 E: 0 K: 1 S: 6	H: 0 LOB: 0 BB: 0 P: 10	1B: 2 2B: 2 3B: 0 HR: 0	SF: 0 SAC: 0 DP: 1 HBP: 0	WP: 0 PB: 0 SB: 0 CS: 0	PA: 32																
PITCHER	IP	WLS	BF	H	R	ER	SO	BB	IBB	HBP	BLK	WP	HR	S	P	ERA	WHIP	PITCHER				IP	WLS	BF	H	R	ER	SO	BB	IBB	HBP	BLK	WP	HR	S	P	ERA	WHIP
Ramon Martinez, R (1, 1) ERA: 2.87	9.0	W	32	4	0	0	6	2	0	0	0	0	0	79	127	0.00	0.667																					

Los Angeles Dodgers @ St. Louis Cardinals
 Busch Stadium, St. Louis, MO
 Sun Aug 22 1993, 3:33 AM CDT
 Att: 49,677 - Sunny - 88 F

livebaseballscorecards.com



Batter	1	2	3	4	5	6	7	8	9	AB	R	H	RBI	BB	SO	LOB	TOP										
Carlos Garcia, R OBP: 0.327, SLG: 0.420	G6-3		F8		P6			FC5-4 G5-3 WP 1B		4	1	0	0	0	0	4	Pittsburgh Pirates @ Los Angeles Dodgers Dodger Stadium, Los Angeles, CA Mon Aug 23 1993, 7:05 PM PDT Att: 38,739 - Unknown - 74 F										
Jay Bell, R OBP: 0.386, SLG: 0.452	G6-3 1B		G3			P6		G5-3		4	0	1	0	0	0	2											
Orlando Merced, S OBP: 0.426, SLG: 0.468	G6-3			F7		G4-3 2B		1B		4	0	2	1	0	0	1											
Jeff King, R OBP: 0.357, SLG: 0.417 Brian Shouse, L OBP: 0.357, SLG: 0.417 Joel Johnston, R OBP: 0.357, SLG: 0.417	G6-3			G4-3		G4-3		K		4	0	0	0	0	1	3											
Al Martin, L OBP: 0.336, SLG: 0.440		G6-3		G3		F2			1B	4	0	1	0	0	0	1											
Lonnie Smith, R OBP: 0.416, SLG: 0.440							G6-3		K	3	0	0	0	0	2	1											
Don Slaught, R OBP: 0.359, SLG: 0.442										4	0	1	0	0	1	1											
Kevin Young, R OBP: 0.304, SLG: 0.322										4	0	2	0	0	0	2											
Zane Smith, L OBP: 0.083, SLG: 0.083 Mark Petkovsek, R OBP: 0.083, SLG: 0.083 Andy Tomberlin, L OBP: 0.083, SLG: 0.083 Bias Minor, R OBP: 0.083, SLG: 0.083 Tom Foley, L OBP: 0.083, SLG: 0.083										1	0	0	0	0	0	1											
Inning Stats	R: 0 E: 0 K: 0 S: 10	H: 1 LOB: 1 BB: 0 P: 15	R: 0 E: 0 K: 1 S: 9	H: 0 LOB: 0 BB: 0 P: 15	R: 0 E: 0 K: 0 S: 4	H: 1 LOB: 1 BB: 0 P: 4	R: 0 E: 0 K: 0 S: 6	H: 0 LOB: 0 BB: 0 P: 10	R: 0 E: 0 K: 1 S: 11	H: 1 LOB: 2 BB: 0 P: 17	R: 0 E: 0 K: 1 S: 9	H: 0 LOB: 0 BB: 0 P: 14	R: 0 E: 0 K: 1 S: 6	H: 0 LOB: 0 BB: 0 P: 11	R: 1 E: 0 K: 1 S: 10	H: 2 LOB: 1 BB: 0 P: 20		R: 0 E: 0 K: 1 S: 11	H: 2 LOB: 1 BB: 0 P: 16	1B: 7 2B: 1 3B: 0 HR: 0	SF: 0 SAC: 0 DP: 1 HBP: 1	WP: 1 PB: 0 SB: 1 CS: 0	PA: 35				
PITCHER	IP	WLS	BF	H	R	ER	SO	BB	IBB	HBP	BLK	WP	HR	S	P	ERA	WHIP										
Orel Hershiser, R ERA: 3.77	7.2	W	30	6	1	1	3	0	0	1	0	1	0	62	102	1.17	0.783										
Pedro Martinez, R ERA: 2.51	0.1		1	0	0	0	1	0	0	0	0	0	0	3	4	0.00	0.000										
Todd Worrell, R ERA: 7.89	1.0		4	2	0	0	1	0	0	0	0	0	0	11	16	0.00	2.000										

Batter	1	2	3	4	5	6	7	8	9	AB	R	H	RBI	BB	SO	LOB	BOTTOM										
Brett Butler, L OBP: 0.379, SLG: 0.373	K		SH5-3 1-2	1B BB	G4-3			G3		3	0	0	0	1	1	3	Pittsburgh Pirates @ Los Angeles Dodgers Dodger Stadium, Los Angeles, CA Mon Aug 23 1993, 7:05 PM PDT Att: 38,739 - Unknown - 74 F										
Jose Offerman, S OBP: 0.348, SLG: 0.336			1B 2B	F9		F8		F9 2B		5	1	3	1	0	0	1											
Mike Piazza, R OBP: 0.359, SLG: 0.532	G5-4-3 1B		2B 1B	FC5-4 1B		F8		F9 2B		5	1	2	1	0	0	2											
Cory Snyder, R OBP: 0.333, SLG: 0.412		G5-3	2B 2B	K		L4		K		5	1	1	1	0	2	3											
Eric Karros, R OBP: 0.295, SLG: 0.401		1B 1B	G6-3	FC5-4		F9		F9		4	0	1	0	0	0	4											
Eric Davis, R OBP: 0.309, SLG: 0.394		1B	2B IBB		G5-3		K			3	1	1	0	1	1	0											
Tim Wallach, R OBP: 0.275, SLG: 0.369			F9	2B	G1-3		FC6-4 1B			4	0	2	3	0	0	2											
Jody Reed, R OBP: 0.326, SLG: 0.340			G4-3	FC6-4 IBB	WP 1B		FC6-4			3	0	1	0	1	0	3											
Orel Hershiser, R OBP: 0.431, SLG: 0.474 Pedro Martinez, R OBP: 0.431, SLG: 0.474 Mike Sharperson, R OBP: 0.301, SLG: 0.397 Todd Worrell, R OBP: 0.301, SLG: 0.397										3	1	2	0	0	0	2											
Inning Stats	R: 0 E: 0 K: 1 S: 5	H: 1 LOB: 0 BB: 0 P: 6	R: 0 E: 0 K: 0 S: 7	H: 2 LOB: 2 BB: 0 P: 10	R: 5 E: 0 K: 0 S: 17	H: 5 LOB: 2 BB: 2 P: 35	R: 0 E: 0 K: 1 S: 13	H: 1 LOB: 2 BB: 1 P: 24	R: 0 E: 0 K: 0 S: 13	H: 2 LOB: 2 BB: 0 P: 20	R: 0 E: 0 K: 0 S: 3	H: 0 LOB: 0 BB: 0 P: 6	R: 0 E: 0 K: 1 S: 10	H: 1 LOB: 1 BB: 0 P: 16	R: 1 E: 0 K: 1 S: 13	H: 2 LOB: 1 BB: 0 P: 22		1B: 11 2B: 3 3B: 0 HR: 0	SF: 0 SAC: 1 DP: 1 HBP: 0	WP: 1 PB: 0 SB: 0 CS: 0	PA: 40						
PITCHER	IP	WLS	BF	H	R	ER	SO	BB	IBB	HBP	BLK	WP	HR	S	P	ERA	WHIP										
Zane Smith, L ERA: 4.66	3.1	L	21	9	5	5	1	0	0	0	0	0	0	5	9	0.00	0.000										
Mark Petkovsek, R ERA: 3.7	0.2		2	0	0	0	1	0	0	0	0	0	0	5	9	0.00	0.000										
Bias Minor, R ERA: 3.78	3.0		12	3	0	0	1	0	0	0	0	1	0	26	42	0.00	1.000										
Brian Shouse, L ERA: 9.0	0.1		2	1	1	1	0	0	0	0	0	0	0	6	11	27.00	3.000										
Joel Johnston, R ERA: 2.49	0.2		3	1	0	0	1	0	0	0	0	0	0	7	11	0.00	1.500										



Batter	1	2	3	4	5	6	7	8	9	AB	R	H	RBI	BB	SO	LOB	TOP				
Tom Foley, L (1,4) OBP: 0.287, SLG: 0.386	G6-3		P2		P5		K		G3	5	0	0	0	0	1	4					
Jay Bell, R (1,6) OBP: 0.388, SLG: 0.452	F9		G4-3			FC5-4 FC6-4 BB		1B	1B	4	1	2	1	1	0	1					
Orlando Merced, S (1,9) OBP: 0.424, SLG: 0.463				F9		E3		F9	K	4	0	0	0	1	1	4					
Jeff King, R (1,5) OBP: 0.356, SLG: 0.416	K			FC4-6 1B		FC5-4 FC6-4		F9		4	0	1	0	0	1	4					
Dave Clark, L (1,7) OBP: 0.356, SLG: 0.378		G6-3		F7		FC6-4		F7		4	0	0	1	0	0	3					
Don Slaught, R (1,2) OBP: 0.356, SLG: 0.438		G4-3		FC4-6		G1-3			1B	3	0	0	0	0	0	2					
Jeff Ballard, L (7,1) OBP: 0.333, SLG: 0.333									1B	0	0	0	0	0	0	0					
Lonnie Smith, R (9, PH) OBP: 0.416, SLG: 0.443									1B	1	1	1	0	0	0	0					
Al Martin, L (1,8) OBP: 0.337, SLG: 0.441					K			G3-1	1B	4	1	2	0	0	1	0					
Kevin Young, R (1,3) OBP: 0.306, SLG: 0.322								G1-3	1B	0	0	0	0	0	0	0					
Andy Tomberlin, L (4,9) OBP: 0.353, SLG: 0.647		CS		SH1-4 HBP		HR			K	3	1	1	1	0	1	2					
Bob Walk, R (1,1) OBP: 0.122, SLG: 0.125										0	0	0	0	0	0	0					
Mark Petkovsek, R (3,1)										0	0	0	0	0	0	0					
Joel Johnston, R (4,1)										1	0	0	0	0	0	0					
Tom Prince, R (7, PH) OBP: 0.253, SLG: 0.269									1B	2	0	1	1	0	0	0					
Inning Stats	R: 0 E: 0 K: 1 S: 8	H: 0 LOB: 1 BB: 1 P: 14	R: 0 E: 0 K: 0 S: 5	H: 1 LOB: 0 BB: 0 P: 7	R: 0 E: 0 K: 0 S: 7	H: 0 LOB: 1 BB: 0 P: 13	R: 0 E: 0 K: 0 S: 6	H: 1 LOB: 1 BB: 0 P: 11	R: 1 E: 0 K: 1 S: 10	H: 1 LOB: 0 BB: 0 P: 15	R: 0 E: 1 K: 1 S: 13	H: 0 LOB: 1 BB: 0 P: 18	R: 0 E: 0 K: 0 S: 6	H: 1 LOB: 1 BB: 0 P: 6	R: 2 E: 0 K: 2 S: 13	H: 4 LOB: 2 BB: 0 P: 19	1B: 7 2B: 0 3B: 0 HR: 1	SF: 0 SAC: 1 DP: 0 HBP: 1	WP: 0 PB: 0 SB: 0 CS: 1	PA: 40	
PITCHER	IP	WLS	BF	H	R	ER	SO	BB	IBB	HBP	BLK	WP	HR	S	P	ERA	WHIP				
Kevin Gross, R (1,1) ERA: 4.34	8.0	W	34	6	4	3	3	2	0	1	0	0	1	66	100	3.38	1.000				
Omar Daal, L (9,1) ERA: 4.1	1.0		5	2	0	0	2	0	0	0	0	0	0	10	14	0.00	2.000				

Pittsburgh Pirates @ Los Angeles Dodgers
Dodger Stadium, Los Angeles, CA
Tue Aug 24 1993, 7:05 PM PDT
Att: 36,133 - Unknown - 74 F

AB 35
R 4
H 8
RBI 4
BB 2
SO 5
LOB 20



Batter	1	2	3	4	5	6	7	8	9	AB	R	H	RBI	BB	SO	LOB	BOTTOM				
Brett Butler, L (1,8) OBP: 0.377, SLG: 0.372	G5-3		G4-3 1B	FC5-4 1B		F7		K		5	2	1	0	0	1	2					
Jose Offerman, S (1,6) OBP: 0.348, SLG: 0.337			G4-3	1B		G6-4-3		G6-3		5	1	2	0	0	0	3					
Mike Piazza, R (1,2) OBP: 0.366, SLG: 0.543				1B				HR		4	3	4	4	1	0	0					
Cory Snyder, R (1,9) OBP: 0.338, SLG: 0.414	G5-4-3		HR	1B				HR		3	3	2	1	2	0	2					
Eric Karros, R (1,3) OBP: 0.298, SLG: 0.416		G5-3		G5-4-3				HR		5	2	3	6	0	0	2					
Eric Davis, R (1,7) OBP: 0.309, SLG: 0.394				HR				HR		3	1	1	0	0	1	0					
Mitch Webster, S (6,7) OBP: 0.304, SLG: 0.359		F8		1B				F9		2	0	0	0	0	0	2					
Tim Wallach, R (1,5) OBP: 0.275, SLG: 0.368										4	0	1	2	0	0	1					
Lenny Harris, L (7, PR) OBP: 0.310, SLG: 0.318										0	0	0	0	0	0	0					
Jody Reed, R (1,4) OBP: 0.323, SLG: 0.337										3	0	0	0	0	1	1					
Mike Sharperson, R (7, PH) OBP: 0.311, SLG: 0.397										0	0	0	0	0	0	0					
Kevin Gross, R (1,1) OBP: 0.283, SLG: 0.298										2	1	1	0	1	0	2					
Omar Daal, L (9,1) ERA: 5.65										0	0	0	0	0	0	0					
Inning Stats	R: 0 E: 0 K: 0 S: 6	H: 1 LOB: 1 BB: 1 P: 10	R: 0 E: 0 K: 0 S: 7	H: 0 LOB: 0 BB: 0 P: 12	R: 6 E: 0 K: 1 S: 20	H: 5 LOB: 1 BB: 1 P: 34	R: 2 E: 0 K: 0 S: 14	H: 4 LOB: 1 BB: 0 P: 23	R: 0 E: 0 K: 1 S: 7	H: 0 LOB: 0 BB: 0 P: 9	R: 0 E: 0 K: 0 S: 6	H: 0 LOB: 0 BB: 1 P: 13	R: 2 E: 0 K: 0 S: 11	H: 3 LOB: 2 BB: 0 P: 19	R: 3 E: 0 K: 1 S: 11	H: 2 LOB: 0 BB: 1 P: 24	1B: 12 2B: 0 3B: 0 HR: 3	SF: 0 SAC: 0 DP: 3 HBP: 2	WP: 0 PB: 0 SB: 2 CS: 0	PA: 42	
PITCHER	IP	WLS	BF	H	R	ER	SO	BB	IBB	HBP	BLK	WP	HR	S	P	ERA	WHIP				
Bob Walk, R (1,1) ERA: 5.51	2.1	L	9	1	1	1	1	1	0	0	0	0	1	16	28	3.86	0.857				
Mark Petkovsek, R (3,1) ERA: 6.04	1.0		12	8	7	7	0	1	0	0	0	0	1	27	45	63.00	9.000				
Joel Johnston, R (4,1) ERA: 2.25	2.2		8	1	0	0	1	1	0	0	0	0	0	17	28	0.00	0.750				
Jeff Ballard, L (7,1) ERA: 5.65	2.0		13	5	5	5	1	1	0	1	0	0	2	22	43	22.50	3.000				

Pittsburgh Pirates @ Los Angeles Dodgers
Dodger Stadium, Los Angeles, CA
Tue Aug 24 1993, 7:05 PM PDT
Att: 36,133 - Unknown - 74 F

AB 36
R 13
H 15
RBI 13
BB 4
SO 3
LOB 15



Batter	1	2	3	4	5	6	7	8	9	10	11	12	AB	R	H	RBI	BB	SO	LOB	TOP
Carlos Garcia, R OBP: 0.325, SLG: 0.417	F8	F8			P4			P3		K			6	0	1	0	0	1	2	
Jay Bell, R OBP: 0.386, SLG: 0.453	1B	3B		P3	K			K			K	F8	6	1	1	0	0	3	2	
Orlando Merced, S OBP: 0.421, SLG: 0.460	BB	1B	E5		L5			F8			G1-3		5	0	1	1	0	0	0	
Jeff King, R OBP: 0.397, SLG: 0.413	1B	BB	F7			P5			P4				3	0	0	0	2	0	1	
Dave Clark, L OBP: 0.353, SLG: 0.374	1B	BB		P5		K			K			G6-3	5	0	1	0	0	2	2	
Al Martin, L OBP: 0.338, SLG: 0.443	F8				K	F8							5	1	2	0	0	1	2	
Andy Tomberlin, L OBP: 0.318, SLG: 0.545			G6-3		G1-3				G3				5	0	1	1	0	1	1	
Tom Prince, R OBP: 0.265, SLG: 0.270				SH5-4	HBP	1B							3	0	1	0	1	2	1	
Paul Wagner, R OBP: 0.161, SLG: 0.133																				
Mark Dewey, R OBP: 0.285, SLG: 0.384			SH5-4																	
Tom Foley, L OBP: 0.285, SLG: 0.384																				
Denny Neagle, L OBP: 0.285, SLG: 0.384																				
Inning Stats	R: 1 E: 0 K: 0 S: 11	H: 3 LOB: 2 BB: 1 P: 16	R: 0 E: 0 K: 0 S: 9	H: 0 LOB: 1 BB: 0 P: 15	R: 0 E: 1 K: 0 S: 12	H: 0 LOB: 1 BB: 0 P: 17	R: 0 E: 0 K: 1 S: 10	H: 0 LOB: 0 BB: 0 P: 14	R: 0 E: 0 K: 2 S: 9	H: 0 LOB: 0 BB: 0 P: 16	R: 0 E: 0 K: 2 S: 10	H: 1 LOB: 1 BB: 1 P: 16	R: 0 E: 0 K: 1 S: 12	H: 0 LOB: 1 BB: 1 P: 19	R: 1 E: 0 K: 2 S: 15	H: 3 LOB: 2 BB: 0 P: 20	1B: 6 2B: 2 3B: 1 HR: 0	SF: 0 SAC: 1 DP: 1 HBP: 1	WP: 0 PB: 0 SB: 0 CS: 1	PA: 47
PITCHER	IP WLS BF H R ER SO BB IBB HBP BLK WP HR S P ERA WHIP	IP WLS BF H R ER SO BB IBB HBP BLK WP HR S P ERA WHIP	IP WLS BF H R ER SO BB IBB HBP BLK WP HR S P ERA WHIP	IP WLS BF H R ER SO BB IBB HBP BLK WP HR S P ERA WHIP	IP WLS BF H R ER SO BB IBB HBP BLK WP HR S P ERA WHIP	IP WLS BF H R ER SO BB IBB HBP BLK WP HR S P ERA WHIP	IP WLS BF H R ER SO BB IBB HBP BLK WP HR S P ERA WHIP	IP WLS BF H R ER SO BB IBB HBP BLK WP HR S P ERA WHIP	IP WLS BF H R ER SO BB IBB HBP BLK WP HR S P ERA WHIP	IP WLS BF H R ER SO BB IBB HBP BLK WP HR S P ERA WHIP	IP WLS BF H R ER SO BB IBB HBP BLK WP HR S P ERA WHIP	IP WLS BF H R ER SO BB IBB HBP BLK WP HR S P ERA WHIP	IP WLS BF H R ER SO BB IBB HBP BLK WP HR S P ERA WHIP	IP WLS BF H R ER SO BB IBB HBP BLK WP HR S P ERA WHIP	IP WLS BF H R ER SO BB IBB HBP BLK WP HR S P ERA WHIP	IP WLS BF H R ER SO BB IBB HBP BLK WP HR S P ERA WHIP	IP WLS BF H R ER SO BB IBB HBP BLK WP HR S P ERA WHIP	IP WLS BF H R ER SO BB IBB HBP BLK WP HR S P ERA WHIP	IP WLS BF H R ER SO BB IBB HBP BLK WP HR S P ERA WHIP	IP WLS BF H R ER SO BB IBB HBP BLK WP HR S P ERA WHIP

Pittsburgh Pirates @ Los Angeles Dodgers
Dodger Stadium, Los Angeles, CA

Wed Aug 25 1993, 7:05 PM PDT
Att: 33,914 - Unknown - 75 F

AB 42
R 2
H 8
RBI 2
BB 3
SO 14
LOB 14



Batter	1	2	3	4	5	6	7	8	9	10	11	12	AB	R	H	RBI	BB	SO	LOB	BOTTOM								
Brett Butler, L OBP: 0.377, SLG: 0.370	B1		G5-3	G4-3									5	0	1	0	1	0	2									
Jose Offerman, S OBP: 0.352, SLG: 0.339	BB		1B		G6-3								3	0	2	1	2	0	0									
Mike Piazza, R OBP: 0.366, SLG: 0.539	G6-4-3		1B		G6-3								5	0	1	0	1	1	5									
Cory Snyder, R OBP: 0.336, SLG: 0.410	G6-4-3		P6										4	0	0	0	2	1	4									
Eric Karros, R OBP: 0.286, SLG: 0.413		G5-3	K		L6								6	0	1	0	0	2	7									
Eric Davis, R OBP: 0.368, SLG: 0.391																												
Mitch Webster, S OBP: 0.302, SLG: 0.357		K																										
Tim Wallach, R OBP: 0.279, SLG: 0.370																												
Lenny Harris, L OBP: 0.313, SLG: 0.321																												
Jody Reed, R OBP: 0.324, SLG: 0.336																												
Tom Candiotti, R OBP: 0.299, SLG: 0.299																												
David Martinez, L OBP: 0.240, SLG: 0.276																												
Henry Rodriguez, L OBP: 0.240, SLG: 0.276																												
Pedro Martinez, R OBP: 0.240, SLG: 0.276																												
Mike Sharperson, R OBP: 0.240, SLG: 0.276																												
Jim Gott, R OBP: 0.240, SLG: 0.276																												
Carlos Hernandez, R OBP: 0.240, SLG: 0.276																												
Inning Stats	R: 0 E: 0 K: 0 S: 7	H: 0 LOB: 1 BB: 2 P: 16	R: 0 E: 0 K: 1 S: 10	H: 1 LOB: 2 BB: 1 P: 16	R: 0 E: 0 K: 1 S: 13	H: 2 LOB: 2 BB: 0 P: 13	R: 0 E: 0 K: 1 S: 13	H: 2 LOB: 2 BB: 0 P: 19	R: 0 E: 0 K: 1 S: 11	H: 1 LOB: 2 BB: 1 P: 19	R: 0 E: 0 K: 0 S: 7	H: 0 LOB: 0 BB: 0 P: 10	R: 0 E: 0 K: 0 S: 6	H: 1 LOB: 3 BB: 2 P: 15	R: 1 E: 0 K: 0 S: 13	H: 1 LOB: 2 BB: 2 P: 24	R: 0 E: 0 K: 0 S: 12	H: 2 LOB: 2 BB: 0 P: 14	R: 0 E: 0 K: 0 S: 7	H: 0 LOB: 0 BB: 0 P: 9	R: 0 E: 0 K: 0 S: 10	H: 0 LOB: 0 BB: 0 P: 13	R: 0 E: 0 K: 0 S: 9	H: 0 LOB: 1 BB: 1 P: 16	1B: 10 2B: 2 3B: 0 HR: 0	SF: 1 SAC: 1 DP: 1 HBP: 0	WP: 0 PB: 0 SB: 3 CS: 0	PA: 54
PITCHER	IP WLS BF H R ER SO BB IBB HBP BLK WP HR S P ERA WHIP	IP WLS BF H R ER SO BB IBB HBP BLK WP HR S P ERA WHIP	IP WLS BF H R ER SO BB IBB HBP BLK WP HR S P ERA WHIP	IP WLS BF H R ER SO BB IBB HBP BLK WP HR S P ERA WHIP	IP WLS BF H R ER SO BB IBB HBP BLK WP HR S P ERA WHIP	IP WLS BF H R ER SO BB IBB HBP BLK WP HR S P ERA WHIP	IP WLS BF H R ER SO BB IBB HBP BLK WP HR S P ERA WHIP	IP WLS BF H R ER SO BB IBB HBP BLK WP HR S P ERA WHIP	IP WLS BF H R ER SO BB IBB HBP BLK WP HR S P ERA WHIP	IP WLS BF H R ER SO BB IBB HBP BLK WP HR S P ERA WHIP	IP WLS BF H R ER SO BB IBB HBP BLK WP HR S P ERA WHIP	IP WLS BF H R ER SO BB IBB HBP BLK WP HR S P ERA WHIP	IP WLS BF H R ER SO BB IBB HBP BLK WP HR S P ERA WHIP	IP WLS BF H R ER SO BB IBB HBP BLK WP HR S P ERA WHIP	IP WLS BF H R ER SO BB IBB HBP BLK WP HR S P ERA WHIP	IP WLS BF H R ER SO BB IBB HBP BLK WP HR S P ERA WHIP	IP WLS BF H R ER SO BB IBB HBP BLK WP HR S P ERA WHIP	IP WLS BF H R ER SO BB IBB HBP BLK WP HR S P ERA WHIP	IP WLS BF H R ER SO BB IBB HBP BLK WP HR S P ERA WHIP	IP WLS BF H R ER SO BB IBB HBP BLK WP HR S P ERA WHIP								

Pittsburgh Pirates @ Los Angeles Dodgers
Dodger Stadium, Los Angeles, CA

Wed Aug 25 1993, 7:05 PM PDT
Att: 33,914 - Unknown - 75 F

AB 43
R 1
H 10
RBI 1
BB 9
SO 8
LOB 33




Batter	1	2	3	4	5	6	7	8	9	10	AB	R	H	RBI	BB	SO	LOB						
Bernard Gilkey, R OBP: 0.371, SLG: 0.488 (1, 7)	L6		P3			K	G6-4-3		K		5	0	0	0	0	2	5						
Tim Jones, L OBP: 0.280, SLG: 0.273 (1, 6)	F7		G3			G4-3		G6-4-3 1B		K	5	0	1	0	0	1	0						
Gregg Jefferies, S OBP: 0.400, SLG: 0.507 (1, 3)	F8			G6-3				G6-4-3 BB			4	1	2	1	1	0	0						
Todd Zeile, R OBP: 0.340, SLG: 0.428 (1, 5)																							
Lee Smith, R (10, 1)																							
Ray Lankford, L OBP: 0.352, SLG: 0.360 (1, 8)																							
Mark Whiten, S OBP: 0.313, SLG: 0.409 (1, 9)																							
Luis Alicaia, S OBP: 0.375, SLG: 0.384 (1, 4)																							
Tom Pagnozzi, R OBP: 0.275, SLG: 0.373 (1, 2)																							
Tom Urbani, L (7, 9)																							
Gerald Perry, L OBP: 0.326, SLG: 0.459 (7, 1)																							
Omar Olivares, R OBP: 0.304, SLG: 0.395 (7, 1)																							
Lee Guetterman, L OBP: 0.300, SLG: 0.350 (8, 1)																							
Mike Perez, R (8, 1)																							
Rod Brewer, L OBP: 0.308, SLG: 0.331 (8, 1)																							
Rob Murphy, L OBP: 0.269, SLG: 0.350 (8, 1)																							
Tracy Woodson, R OBP: 0.211, SLG: 0.232 (10, 9)																							
Inning Stats	R: 0 E: 0 K: 0 S: 11	H: 0 LOB: 0 BB: 0 P: 18	R: 1 E: 0 K: 1 S: 14	H: 2 LOB: 1 BB: 0 P: 21	R: 0 E: 0 K: 0 S: 7	H: 0 LOB: 0 BB: 0 P: 15	R: 0 E: 0 K: 2 S: 11	H: 1 LOB: 1 BB: 0 P: 18	R: 0 E: 0 K: 1 S: 7	H: 0 LOB: 0 BB: 0 P: 10	R: 0 E: 0 K: 2 S: 11	H: 1 LOB: 1 BB: 0 P: 14	R: 1 E: 0 K: 0 S: 9	H: 2 LOB: 2 BB: 2 P: 19	R: 0 E: 0 K: 0 S: 6	H: 1 LOB: 1 BB: 1 P: 13	R: 0 E: 0 K: 1 S: 7	H: 1 LOB: 2 BB: 0 P: 19	R: 1 E: 0 K: 3 S: 12	H: 1 LOB: 0 BB: 0 P: 19	1B: 7 2B: 0 3B: 0 HR: 2	SF: 1 SAC: 0 DP: 2 HBP: 0	WP: 0 PA: 41
PITCHER	IP	WLS	BF	H	R	ER	SO	BB	IBB	HBP	BLK	WP	HR	S	P	ERA	WHIP						
Pedro Astacio, R ERA: 4.34 (1, 1)	6.1		27	6	2	2	6	1	1	0	1	0	1	69	114	2.84	1.105						
Ricky Trlica, R ERA: 4.44 (7, 1)	0.2		1	0	0	0	0	0	0	0	0	0	0	1	1	0.00	0.000						
Todd Worrell, R ERA: 7.23 (8, 1)	2.0		9	2	0	0	1	2	0	0	0	0	0	13	26	0.00	2.000						
Pedro Martinez, R ERA: 2.53 (10, 1)	1.0	L	4	1	1	1	3	0	0	0	0	0	1	12	19	9.00	1.000						

TOP

St. Louis Cardinals @ Los Angeles Dodgers
Dodger Stadium, Los Angeles, CA

Fri Aug 27 1993, 7:05 PM PDT
Att: 35,173 - Unknown - 77 F

AB	36
R	3
H	9
RBI	3
BB	4
SO	10
LOB	14




Batter	1	2	3	4	5	6	7	8	9	10	AB	R	H	RBI	BB	SO	LOB						
Brett Butler, L OBP: 0.375, SLG: 0.368 (1, 8)	G6-3		G6-3			L5	G3				5	0	1	0	0	0	1						
Jose Offerman, S OBP: 0.351, SLG: 0.337 (1, 6)	G6-3			G5-3		1B BB		F7		CS 1B	3	0	0	0	1	0	0						
Mike Piazza, R OBP: 0.365, SLG: 0.537 (1, 2)	G5-3			G6-3		1B FC4-6		K			4	0	1	0	0	1	0						
Cory Snyder, R OBP: 0.335, SLG: 0.406 (1, 9)				F8		K		K			4	0	0	0	0	2	2						
Eric Karros, R OBP: 0.294, SLG: 0.409 (1, 3)				K		G6-3	FC4-6			G6-3	4	0	0	0	0	1	2						
Tim Wallach, R OBP: 0.282, SLG: 0.380 (1, 5)						L6				G6-3	4	2	2	1	0	0	0						
Pedro Martinez, R (10, 1)											0	0	0	0	0	0	0						
Mitch Webster, S OBP: 0.303, SLG: 0.352 (1, 7)											2	0	0	0	1	1	0						
Jody Reed, R OBP: 0.323, SLG: 0.338 (1, 4)											4	0	1	1	0	1	1						
Pedro Astacio, R OBP: 0.338, SLG: 0.330 (7, 1)											2	0	0	0	0	1	2						
Ricky Trlica, R (7, 1)											0	0	0	0	0	0	0						
Henry Rodriguez, L ERA: 4.44 (7, 9)											1	0	0	0	0	0	0						
Mike Sharperson, R OBP: 0.303, SLG: 0.336 (8, 1)											0	0	0	0	0	0	1						
Todd Worrell, R (8, 1)											0	0	0	0	0	0	0						
Lenny Harris, L OBP: 0.313, SLG: 0.319 (10, 9)											1	0	0	0	0	0	0						
Inning Stats	R: 0 E: 0 K: 0 S: 10	H: 0 LOB: 0 BB: 0 P: 13	R: 1 E: 0 K: 1 S: 10	H: 1 LOB: 0 BB: 0 P: 16	R: 0 E: 0 K: 1 S: 9	H: 0 LOB: 0 BB: 0 P: 12	R: 0 E: 0 K: 0 S: 5	H: 0 LOB: 0 BB: 0 P: 8	R: 0 E: 1 K: 1 S: 10	H: 0 LOB: 2 BB: 1 P: 18	R: 0 E: 0 K: 0 S: 12	H: 1 LOB: 1 BB: 1 P: 20	R: 1 E: 0 K: 0 S: 10	H: 2 LOB: 1 BB: 0 P: 14	R: 0 E: 0 K: 2 S: 7	H: 0 LOB: 0 BB: 0 P: 11	R: 0 E: 0 K: 1 S: 7	H: 0 LOB: 0 BB: 0 P: 9	R: 0 E: 0 K: 0 S: 6	H: 1 LOB: 0 BB: 0 P: 9	1B: 3 2B: 1 3B: 0 HR: 1	SF: 0 SAC: 1 DP: 0 HBP: 0	WP: 0 PA: 38
PITCHER	IP	WLS	BF	H	R	ER	SO	BB	IBB	HBP	BLK	WP	HR	S	P	ERA	WHIP						
Tom Urbani, L ERA: 5.79 (1, 1)	6.0		23	2	1	1	4	2	0	0	0	0	0	6	7	1.50	0.667						
Omar Olivares, R ERA: 4.44 (7, 1)	0.1		3	2	1	1	0	0	0	0	0	0	0	6	7	27.00	6.000						
Lee Guetterman, L ERA: 3.9 (7, 1)	0.2		2	0	0	0	0	0	0	0	0	0	0	4	7	0.00	0.000						
Mike Perez, R ERA: 2.06 (8, 1)	1.0		3	0	0	0	2	0	0	0	0	0	0	7	11	0.00	0.000						
Rob Murphy, L ERA: 4.23 (9, 1)	1.0	W	3	0	0	0	1	0	0	0	0	0	0	7	9	0.00	0.000						

BOTTOM

St. Louis Cardinals @ Los Angeles Dodgers
Dodger Stadium, Los Angeles, CA

Fri Aug 27 1993, 7:05 PM PDT
Att: 35,173 - Unknown - 77 F

AB	34
R	2
H	5
RBI	2
BB	2
SO	7
LOB	9



Batter	1	2	3	4	5	6	7	8	9	AB	R	H	RBI	BB	SO	LOB	TOP									
Bernard Gilkey, R OBP: 0.376, SLG: 0.490	1-1 SH1-4 1B	2-2 1B				3-1 1B 2B	2-1 G6-3		4-1 SH1-3 BB	4	1	3	1	1	0	1										
Tim Jones, L OBP: 0.286, SLG: 0.280	1-0 SH1-4	2-3 3-H K				1-1 2B FC6-5 1B		1-3 K	0-1 SH1-3	3	1	1	0	0	2	2										
Gregg Jefferies, S OBP: 0.400, SLG: 0.507	3-1 L6		1-2 G5-3			1-2 FC6-5 1-3 2-H 2B		1-1 G4-3	4-0 G6-4-3 IBB	4	0	1	1	1	0	1										
Todd Zeile, R OBP: 0.346, SLG: 0.426	2-2 F7		0-0 P3			2-2 FC6-5 BB		2-2 S 1B	2-2 G6-4-3	5	0	1	1	0	0	4										
Ray Lankford, L OBP: 0.383, SLG: 0.358		4-2 BB 1B	2-2 G6-3			4-2 G4-6-3 BB		3-2 G4-3		2	1	0	0	2	0	1										
Mark Whiten, S OBP: 0.313, SLG: 0.406		4-0 1B FC1-5-2-6 BB		0-3 K		0-1 G4-6-3		1-0 G3		3	0	0	0	1	1	2										
Luis Alica, S OBP: 0.377, SLG: 0.384		2-3 K		1-2 F8		0-0 SH1-4 1B		4-1 BB		3	0	1	0	1	1	2										
Tom Pagnozzi, R OBP: 0.278, SLG: 0.375		0-1 FC1-5-2-6 1B 1B		0-1 1B		1-1 F8		1-0 F8		4	1	2	1	0	0	2										
Bob Tewksbury, R OBP: 0.238, SLG: 0.230		2-2 FC1-5-2-6		1-3 K		1-2 SH1-4		1-0 G4-3		2	0	0	0	0	1	3										
Rod Brewer, L OBP: 0.323, SLG: 0.328		1B								1	0	0	0	0	0	1										
Mike Perez, R OBP: 0.364, SLG: 0.535		1-3 3-H								0	0	0	0	0	0	0										
Inning Stats	R: 0 E: 0 K: 0 S: 8	H: 1 LOB: 1 BB: 0 P: 15	R: 2 E: 0 K: 2 S: 17	H: 2 LOB: 2 BB: 2 P: 33	R: 0 E: 0 K: 2 S: 10	H: 0 LOB: 0 BB: 0 P: 13	R: 0 E: 0 K: 2 S: 12	H: 1 LOB: 1 BB: 0 P: 14	R: 2 E: 0 K: 0 S: 17	H: 3 LOB: 1 BB: 1 P: 28	R: 0 E: 0 K: 0 S: 8	H: 1 LOB: 1 BB: 0 P: 12	R: 0 E: 0 K: 1 S: 11	H: 1 LOB: 1 BB: 0 P: 18	R: 0 E: 0 K: 0 S: 4	H: 0 LOB: 1 BB: 1 P: 11	R: 0 E: 0 K: 0 S: 6	H: 0 LOB: 1 BB: 2 P: 16	1B: 8 2B: 1 3B: 0 HR: 0	SF: 0 SAC: 3 DP: 2 HBP: 0	WP: 0 PB: 0 SB: 1 CS: 0	PA: 40				
PITCHER	IP	WLS	BF	H	R	ER	SO	BB	IBB	HBP	BLK	WP	HR	S	P	ERA	WHIP									
Ramon Martinez, R ERA: 2.96	(1, 1)	7.0	L	32	9	4	4	5	3	0	0	0	0	83	133	5.14	1.714									
Roger McDowell, R ERA: 1.65	(8, 1)	2.0		8	0	0	0	0	2	1	0	0	0	0	10	27	0.00	1.000								

St. Louis Cardinals @ Los Angeles Dodgers
Dodger Stadium, Los Angeles, CA
 Sat Aug 28 1993, 7:05 PM PDT
 Att: 38,767 - Unknown - 76 F

livebaseballscores.com

AB 31
 R 4
 H 9
 RBI 4
 BB 6
 SO 5
 LOB 19




Batter	1	2	3	4	5	6	7	8	9	AB	R	H	RBI	BB	SO	LOB	BOTTOM								
Brett Butler, L OBP: 0.378, SLG: 0.370	1-1 1B HR		2-2 SH5-3 FC1-4 1B			4-0 G4-3 SH5-3 BB		0-0 SH5-3	1-2 F8	3	1	2	0	1	0	0									
Jody Reed, R OBP: 0.326, SLG: 0.341	0-0 1B HR		1-2 SH5-3 1B			0-1 SH5-3		1-2 F9		3	1	2	0	0	0	1									
Jose Offerman, S OBP: 0.349, SLG: 0.335	1-1 L4		0-0 SH5-3			1-0 G4-3		2-1 G3-1		3	0	0	0	0	0	4									
Eric Karros, R OBP: 0.292, SLG: 0.406	2-2 P4		1-2 FC1-5-4			2-2 G4-3		3-3 K		4	0	0	0	0	1	5									
Henry Rodriguez, L OBP: 0.270, SLG: 0.418	3-1 1-H 3-H HR			1-1 G6-3		1-2 FC6-4 1B		3-2 P6		4	1	2	3	0	0	0									
Cory Snyder, R OBP: 0.336, SLG: 0.406	1-1 F8		2-3 3-H	3-2 1B 1B		0-2 K		1-1 1B		4	0	2	0	0	1	1									
Tim Wallach, R OBP: 0.279, SLG: 0.376		3-2 F9		1-0 P5		0-0 F8		3-1 P6		4	0	0	0	0	0	3									
Carlos Hernandez, R OBP: 0.269, SLG: 0.368		2-1 G1-3		0-0 1B		0-1 FC6-4		2-2 F7		3	0	1	0	0	0	1									
Mitch Webster, S OBP: 0.301, SLG: 0.350				1-2 1B		1-2 1B				1	0	0	0	0	0	0									
Ramon Martinez, R OBP: 0.113, SLG: 0.131		0-3 K		0-1 1B				1-0 SH5-3 1B		2	0	1	0	0	1	0									
Lenny Harris, L OBP: 0.315, SLG: 0.324										1	0	1	0	0	0	0									
Roger McDowell, R OBP: 0.500, SLG: 0.500										0	0	0	0	0	0	0									
Mike Piazza, R OBP: 0.364, SLG: 0.535				1-2 2-H 1B						1	0	0	0	0	0	0									
Inning Stats	R: 3 E: 0 K: 0 S: 12	H: 3 LOB: 0 BB: 0 P: 20	R: 0 E: 0 K: 1 S: 9	H: 0 LOB: 0 BB: 0 P: 14	R: 0 E: 0 K: 0 S: 10	H: 2 LOB: 1 BB: 0 P: 14	R: 0 E: 0 K: 0 S: 11	H: 3 LOB: 2 BB: 0 P: 16	R: 0 E: 0 K: 0 S: 6	H: 0 LOB: 1 BB: 1 P: 13	R: 0 E: 0 K: 1 S: 9	H: 1 LOB: 1 BB: 0 P: 10	R: 0 E: 0 K: 0 S: 7	H: 1 LOB: 1 BB: 0 P: 11	R: 0 E: 0 K: 1 S: 11	H: 1 LOB: 1 BB: 0 P: 21	R: 0 E: 0 K: 0 S: 13	H: 0 LOB: 0 BB: 0 P: 16	1B: 10 2B: 1 3B: 0 HR: 1	SF: 0 SAC: 3 DP: 1 HBP: 0	WP: 0 PB: 0 SB: 0 CS: 0	PA: 37			
PITCHER	IP	WLS	BF	H	R	ER	SO	BB	IBB	HBP	BLK	WP	HR	S	P	ERA	WHIP								
Bob Tewksbury, R ERA: 3.78	(1, 1)	7.0	W	30	10	3	3	2	1	0	0	0	0	64	98	3.86	1.571								
Mike Perez, R ERA: 2.03	(8, 1)	1.0		4	1	0	0	1	0	0	0	0	0	11	21	0.00	1.000								
Lee Smith, R ERA: 4.5	(9, 1)	1.0	S	3	0	0	0	0	0	0	0	0	0	13	16	0.00	0.000								

St. Louis Cardinals @ Los Angeles Dodgers
Dodger Stadium, Los Angeles, CA
 Sat Aug 28 1993, 7:05 PM PDT
 Att: 38,767 - Unknown - 76 F


livebaseballscores.com


AB 33
 R 3
 H 11
 RBI 3
 BB 1
 SO 3
 LOB 15



Batter	1	2	3	4	5	6	7	8	9	AB	R	H	RBI	BB	SO	LOB	TOP			
Bernard Gilkey, R OBP: 0.376, SLG: 0.488 (1, 7)										4	2	1	0	1	1	0	St. Louis Cardinals @ Los Angeles Dodgers Dodger Stadium, Los Angeles, CA Sun Aug 29 1993, 3:33 AM PDT Att: 33,794 - Sunny livebaseballscorecards.com			
Tim Jones, L OBP: 0.364, SLG: 0.296 (1, 6)										2	1	1	0	3	0	0				
Gregg Jefferies, S OBP: 0.398, SLG: 0.503 (1, 3)										5	0	1	0	0	0	5				
Todd Zeile, R OBP: 0.349, SLG: 0.429 (1, 5)										4	0	2	1	1	1	2				
Ray Lankford, L OBP: 0.382, SLG: 0.357 Brian Jordan, R OBP: 0.351, SLG: 0.543 (1, 8) (4, 8)										1	0	0	0	0	0	0				
Mark Whiten, S OBP: 0.313, SLG: 0.405 (1, 9)										4	0	1	1	1	2	3				
Luis Alica, S OBP: 0.378, SLG: 0.381 (1, 4)										2	0	0	0	2	1	4				
Erik Pappas, R OBP: 0.374, SLG: 0.350 (1, 2)										4	0	0	0	0	0	6				
Allen Watson, L OBP: 0.306, SLG: 0.368 Omar Olivares, R OBP: 0.283, SLG: 0.316 Rod Brewer, R OBP: 0.321, SLG: 0.325 Todd Burns, R OBP: 0.397, SLG: 0.453 Gerald Perry, L OBP: 0.300, SLG: 0.300 Lee Guetterman, L OBP: 0.300, SLG: 0.300 (1, 1) (5, 1) (7, Ph) (7, 1) (8, Ph) (8, 1)										2	0	0	0	0	0	0				
Inning Stats	R: 0 E: 0 K: 1 S: 9	H: 0 LOB: 0 BB: 0 P: 13	R: 0 E: 0 K: 1 S: 13	H: 1 LOB: 2 BB: 1 P: 22	R: 0 E: 0 K: 0 S: 10	H: 0 LOB: 1 BB: 1 P: 18	R: 0 E: 0 K: 0 S: 10	H: 0 LOB: 0 BB: 0 P: 17	R: 0 E: 0 K: 2 S: 14	H: 2 LOB: 2 BB: 2 P: 26	R: 1 E: 0 K: 2 S: 14	H: 1 LOB: 1 BB: 1 P: 31	R: 0 E: 0 K: 1 S: 5	H: 0 LOB: 1 BB: 1 P: 13	R: 1 E: 0 K: 1 S: 13	H: 2 LOB: 2 BB: 1 P: 22		1B: 5 2B: 1 3B: 0 HR: 0	SF: 0 SAC: 1 DP: 0 HBP: 0	WP: 0 PB: 0 SB: 0 CS: 0
PITCHER	IP WLS BF H R ER SO BB IBB HBP BLK WP HR S P ERA WHIP																			
Orel Hershiser, R ERA: 3.7 Pedro Martinez, R ERA: 2.92 Todd Worrell, R ERA: 6.84 Roger McDowell, R ERA: 1.77 (1, 1) (7, 1) (7, 1) (9, 1)	6.0 0.2 1.1 1.0	W 5 5 6	BF 26 1 0 2 6	H 3 1 0 2	R 1 1 0 1	ER 1 1 0 1	SO 4 1 2 1	BB 5 2 1 1	IBB 0 0 0 0	HBP 0 0 0 0	BLK 0 0 0 0	WP 0 0 0 0	HR 0 0 8 0	S 62 11 19 13	P 105 25 19 22	ERA 1.50 13.50 0.00 9.00	WHIP 1.333 4.500 0.750 3.000			

Batter	1	2	3	4	5	6	7	8	9	AB	R	H	RBI	BB	SO	LOB	BOTTOM					
Brett Butler, L OBP: 0.382, SLG: 0.373 (1, 8)										4	1	3	1	0	0	0	St. Louis Cardinals @ Los Angeles Dodgers Dodger Stadium, Los Angeles, CA Sun Aug 29 1993, 3:33 AM PDT Att: 33,794 - Sunny livebaseballscorecards.com					
Jody Reed, R OBP: 0.327, SLG: 0.345 (1, 4)										5	0	2	0	0	0	2						
Jose Offerman, S OBP: 0.349, SLG: 0.334 (1, 6)										4	0	1	0	0	1	2						
Mike Piazza, R OBP: 0.365, SLG: 0.550 (1, 2)										3	2	2	3	0	1	1						
Tim Wallach, R OBP: 0.279, SLG: 0.377 (1, 5)										4	1	1	0	0	1	1						
Eric Karros, R OBP: 0.293, SLG: 0.413 (1, 3)										4	2	2	1	0	2	1						
Cory Snyder, R OBP: 0.338, SLG: 0.410 (1, 9)										4	1	2	0	0	1	2						
Mitch Webster, S OBP: 0.306, SLG: 0.354 (1, 7)										4	0	2	1	0	2	2						
Orel Hershiser, R ERA: 4.69 Lenny Harris, L ERA: 4.37 Pedro Martinez, R ERA: 5.5 Todd Burns, R ERA: 5.5 Mike Sharperson, R OBP: 0.300, SLG: 0.300 Roger McDowell, R OBP: 0.300, SLG: 0.300 (1, 1) (5, Ph) (7, 1) (7, 1) (8, Ph) (8, 1) (9, 1)	4.2 1.1 1.0 1.0	W 4 4 5	BF 25 4 4 5	H 11 0 1 4	R 6 0 1 1	ER 5 0 1 1	SO 6 1 1 0	BB 0 0 0 0	IBB 0 0 0 0	HBP 0 1 0 0	BLK 0 0 0 0	WP 0 0 0 0	HR 2 0 1 0	S 64 12 10 10	P 91 19 17 13	ERA 9.64 0.00 9.00 9.00		WHIP 2.357 0.000 1.000 4.000	1B: 9 2B: 5 3B: 0 HR: 3	SF: 1 SAC: 0 DP: 2 HBP: 1	WP: 0 PB: 0 SB: 2 CS: 0	PA: 38
PITCHER	IP WLS BF H R ER SO BB IBB HBP BLK WP HR S P ERA WHIP																					
Allen Watson, L ERA: 4.69 Omar Olivares, R ERA: 4.37 Todd Burns, R ERA: 5.5 Lee Guetterman, L ERA: 4.06 (1, 1) (5, 1) (7, 1) (8, 1)	4.2 1.1 1.0 1.0	L 4 4 5	BF 25 4 4 5	H 11 0 1 4	R 6 0 1 1	ER 5 0 1 1	SO 6 1 1 0	BB 0 0 0 0	IBB 0 0 0 0	HBP 0 1 0 0	BLK 0 0 0 0	WP 0 0 0 0	HR 2 0 1 0	S 64 12 10 10	P 91 19 17 13	ERA 9.64 0.00 9.00 9.00	WHIP 2.357 0.000 1.000 4.000					

Batter	1	2	3	4	5	6	7	8	9	AB R H RBI BB SO LOB	TOP									
Brett Butler, L OBP: 0.379, SLG: 0.370 (1, 8)	G4-3		FC4-6			F8			K	4 0 0 0 0 1 1	Los Angeles Dodgers @ Pittsburgh Pirates Three Rivers Stadium, Pittsburgh, PA Tue Aug 31 1993, 7:05 PM EDT Att: 16,291 - Unknown - 80 F AB 31 R 2 H 4 RBI 1 BB 0 SO 6 LOB 6 									
Jose Offerman, S OBP: 0.348, SLG: 0.333 (1, 6)	K		F9			K			K	4 0 1 0 0 2 1										
Mike Piazza, R OBP: 0.364, SLG: 0.554 (1, 2)	G6-3					F8			F8	4 1 1 1 0 0 1										
Tim Wallach, R OBP: 0.278, SLG: 0.378 (1, 5)						F8			F8	4 1 1 0 0 0 1										
Eric Karros, R OBP: 0.291, SLG: 0.410 (1, 3)						F8			F9	3 0 0 0 0 0 1										
Henry Rodriguez, L OBP: 0.283, SLG: 0.407 (1, 7)						P5			K	3 0 0 0 0 1 1										
Cory Snyder, R OBP: 0.336, SLG: 0.407 (1, 9)						G4-3			G2-3	3 0 0 0 0 1 0										
Jody Reed, R OBP: 0.325, SLG: 0.342 (1, 4)						F8			P3	3 0 0 0 0 1 0										
Kevin Gross, R OBP: 0.266, SLG: 0.313 Other Deal, L Dave Hansen, L Ricky Tricek, R Mike Sharperson, R Todd Worrell, R						F8			F7	1 0 1 0 0 0 0 0 0 0 0 0 0 0 1 0 0 0 0 0 0 0 0 0 0 0 0 0 1 0 0 0 0 0 0 0 0 0 0 0 0 0										
Inning Stats	R: 0 E: 0 K: 1 S: 6	H: 0 LOB: 0 BB: 0 P: 7	R: 1 E: 0 K: 1 S: 9	H: 1 LOB: 0 BB: 0 P: 13	R: 0 E: 0 K: 1 S: 10	H: 1 LOB: 1 BB: 0 P: 14	R: 1 E: 0 K: 0 S: 10	H: 1 LOB: 0 BB: 0 P: 18	R: 0 E: 0 K: 0 S: 8	H: 0 LOB: 0 BB: 0 P: 11		R: 0 E: 0 K: 1 S: 7	H: 0 LOB: 0 BB: 0 P: 9	R: 0 E: 0 K: 0 S: 6	H: 0 LOB: 0 BB: 0 P: 11	R: 0 E: 0 K: 1 S: 12	H: 1 LOB: 1 BB: 0 P: 17	1B: 2 2B: 1 3B: 0 HR: 1	SF: 0 SAC: 0 DP: 0 HBP: 0	WP: 1 PB: 0 SB: 0 CS: 0
PITCHER	IP WLS BF H R ER SO BB IBB HBP BLK WP HR S P ERA WHIP											IP WLS BF H R ER SO BB IBB HBP BLK WP HR S P ERA WHIP								
Paul Wagner, R ERA: 4.89	(1, 1) 2.1 8 1 1 1 3 0 0 0 0 0 1 0 19 25 3.86 0.429																			
Joel Johnston, R ERA: 3.03	(3, 1) 4.1 W 15 2 1 1 1 0 0 0 0 0 0 1 34 53 2.08 0.462																			
Denny Neagle, L ERA: 5.25	(7, 1) 1.2 6 1 0 0 2 0 0 0 0 0 0 0 18 27 0.00 0.600																			
Mark Dewey, R ERA: 1.59	(9, 1) 0.2 2 0 0 0 0 0 0 0 0 0 0 0 5 6 0.00 0.000																			

Batter	1	2	3	4	5	6	7	8	9	AB R H RBI BB SO LOB	BOTTOM									
Carlos Garcia, R OBP: 0.322, SLG: 0.407 (1, 4)	G5-3		G4-3	G3		G3-1 1B			F8	4 0 0 0 1 0 2	Los Angeles Dodgers @ Pittsburgh Pirates Three Rivers Stadium, Pittsburgh, PA Tue Aug 31 1993, 7:05 PM EDT Att: 16,291 - Unknown - 80 F AB 36 R 6 H 12 RBI 5 BB 2 SO 9 LOB 17 									
Jay Bell, R OBP: 0.390, SLG: 0.452 (1, 6)	K		K			G3-1 1B			F8	4 0 1 0 1 2 1										
Orlando Merced, S OBP: 0.422, SLG: 0.458 (1, 9)			BLK			G3-1				4 1 2 1 0 1 4										
Jeff King, R OBP: 0.354, SLG: 0.407 (1, 5)	G4-3		BLK			L4				4 1 1 1 0 1 3										
Dave Clark, L OBP: 0.349, SLG: 0.386 (1, 7)			HR			G3				4 2 3 2 0 0 2										
Al Martin, L OBP: 0.337, SLG: 0.449 (1, 8)			G6-3			G1-6-3			F8	4 1 3 0 0 0 0										
Don Slaught, R OBP: 0.353, SLG: 0.434 (1, 2)	G6-3		K			G1-6-3			G5-3	4 0 0 1 0 1 4										
Kevin Young, R OBP: 0.303, SLG: 0.318 (1, 3)	K					E6			K	4 0 0 0 0 3 0										
Paul Wagner, R OBP: 0.161, SLG: 0.133 Joel Johnston, R OBP: 0.400, SLG: 0.600 Denny Neagle, L Mark Dewey, R			G4-3			K			G4-3	0 0 0 0 0 0 0 3 1 2 0 0 1 1 1 0 0 0 0 0 0 0 0 0 0 0 0 0										
Inning Stats	R: 0 E: 0 K: 1 S: 15	H: 1 LOB: 1 BB: 0 P: 24	R: 1 E: 0 K: 1 S: 9	H: 2 LOB: 0 BB: 0 P: 11	R: 3 E: 0 K: 2 S: 21	H: 5 LOB: 2 BB: 0 P: 30	R: 0 E: 0 K: 2 S: 9	H: 1 LOB: 2 BB: 1 P: 14	R: 2 E: 0 K: 0 S: 7	H: 2 LOB: 1 BB: 0 P: 22		R: 0 E: 0 K: 0 S: 7	H: 1 LOB: 1 BB: 1 P: 13	R: 0 E: 0 K: 1 S: 9	H: 0 LOB: 0 BB: 0 P: 15	R: 0 E: 0 K: 0 S: 7	H: 0 LOB: 0 BB: 0 P: 9	1B: 9 2B: 2 3B: 0 HR: 1	SF: 0 SAC: 0 DP: 0 HBP: 0	WP: 0 PB: 0 SB: 0 CS: 0
PITCHER	IP WLS BF H R ER SO BB IBB HBP BLK WP HR S P ERA WHIP											IP WLS BF H R ER SO BB IBB HBP BLK WP HR S P ERA WHIP								
Kevin Gross, R ERA: 4.46	(1, 1) 3.2 20 9 4 4 5 1 0 0 0 0 0 0 3 3 9.82 2.727																			
Omar Daal, L ERA: 4.05	(4, 1) 0.1 1 0 0 0 1 0 0 0 0 0 0 0 3 3 0.00 0.000																			
Ricky Tricek, R ERA: 4.36	(5, 1) 3.0 14 3 2 1 3 1 0 0 0 0 0 0 30 50 3.00 1.333																			
Todd Worrell, R ERA: 6.58	(8, 1) 1.0 3 0 0 0 0 0 0 0 0 0 0 0 7 9 0.00 0.000																			

Batter	1	2	3	4	5	6	7	8	9	AB	R	H	RBI	BB	SO	LOB	TOP			
Brett Butler, L OBP: 0.382, SLG: 0.373 (1, 8)	1-1 PB SH1-4 1B	1-1 FC6-4 1B			1-2 G6-3		0-2 1B			4	1	3	0	0	0	0				
Jose Offerman, S OBP: 0.348, SLG: 0.332 (1, 6)	0-0 SH1-4	2-3 FC6-4 1B			1-2 FC5-4 HBP		2-2 F7			2	0	0	0	0	0	3				
Mike Piazza, R OBP: 0.383, SLG: 0.551 (1, 2)	1-2 2-H 1B		2-1 P2		2-1 FC5-4 1-2			1-2 G6-3		4	0	1	1	0	0	1				
Tim Wallach, R OBP: 0.276, SLG: 0.374 (1, 5)	1-0 F9		1-1 G6-3		2-0 F7			0-0 P3		4	0	0	0	0	0	1				
Eric Karros, R OBP: 0.291, SLG: 0.409 Jim Gott, R (8, 1)	0-0 1-2 1B		0-0 G6-3		0-0 F9			1-2 F8		4	0	1	0	0	0	0				
Cory Snyder, R OBP: 0.335, SLG: 0.405 (8, 3)	0-0 G6-3		0-3 K		1-0 1B			2-0 G5-3		4	0	1	0	0	1	2				
Raul Mondesi, R OBP: 0.182, SLG: 0.273 (1, 7)		1-2 P5		1-1 L5		1-0 F8		1-2 1B		4	0	1	0	0	0	1	AB 33			
Jody Reed, R OBP: 0.324, SLG: 0.341 (1, 4)		1-1 1B SH1-4 1B		1-3 K		0-1 G5-3		1-1 F9		4	0	1	0	0	1	1	R 1			
Tom Candiotti, R OBP: 0.173, SLG: 0.196 Mike Sharperson, R (7, PH) OBP: 0.291, SLG: 0.370 Omar Daal, L (7, 1) Mitch Webster, S OBP: 0.304, SLG: 0.352 (8, 9)	0-1 SH1-4		0-0 G6-3		1-0 P3			0-0 G3		1	0	0	0	0	0	0	H 8			
Inning Stats	R: 1 E: 0 K: 0 S: 9	H: 3 LOB: 2 BB: 0 P: 12	R: 0 E: 0 K: 0 S: 11	H: 2 LOB: 0 BB: 0 P: 16	R: 0 E: 0 K: 0 S: 5	H: 0 LOB: 0 BB: 0 P: 8	R: 0 E: 0 K: 2 S: 8	H: 0 LOB: 1 BB: 0 P: 10	R: 0 E: 0 K: 0 S: 4	H: 1 LOB: 1 BB: 0 P: 8	R: 0 E: 0 K: 0 S: 10	H: 1 LOB: 1 BB: 0 P: 13	R: 0 E: 0 K: 0 S: 8	H: 0 LOB: 0 BB: 0 P: 10	R: 0 E: 0 K: 0 S: 7	H: 1 LOB: 1 BB: 0 P: 11	1B: 8 2B: 0 3B: 0 HR: 0	SF: 0 SAC: 2 DP: 0 HBP: 1	WP: 0 PB: 1 SB: 0 CS: 0	PA: 36
PITCHER Steve Cooke, L ERA: 3.81 (1, 1)	IP: 9.0 WLS: W BF: 36 H: 8 R: 1 ER: 1 SO: 2 BB: 0 IBB: 0 HBP: 1 BLK: 0 WP: 0 HR: 0 S: 70 P: 100 ERA: 1.00 WHIP: 0.889															PITCHER Steve Cooke, L ERA: 3.81 (1, 1)	IP: 9.0 WLS: W BF: 36 H: 8 R: 1 ER: 1 SO: 2 BB: 0 IBB: 0 HBP: 1 BLK: 0 WP: 0 HR: 0 S: 70 P: 100 ERA: 1.00 WHIP: 0.889			

Los Angeles Dodgers @ Pittsburgh Pirates
Three Rivers Stadium, Pittsburgh, PA
Wed Sep 01 1993, 7:05 PM EDT
Att: 20,778 - Unknown - 72 F

AB 33
R 1
H 8
RBI 1
BB 0
SO 2
LOB 10



Batter	1	2	3	4	5	6	7	8	9	AB	R	H	RBI	BB	SO	LOB	BOTTOM			
Tom Foley, L OBP: 0.295, SLG: 0.398 (1, 4)	0-1 G5-3	0-0 P2		2-2 1B		1-0 F8				4	0	1	0	0	0	1				
Jay Bell, R OBP: 0.391, SLG: 0.452 (1, 6)	4-2 BB 1B	0-0 S 1B		1-0 F8		3-2 F9				3	1	1	0	1	0	2				
Orlando Merced, S OBP: 0.421, SLG: 0.454 (1, 9)	0-1 F7	4-0 BB		2-1 F9		1-1 G4-3				3	0	0	0	1	0	1				
Jeff King, R OBP: 0.355, SLG: 0.407 (1, 5)	4-2 HR BB	1-1 F7		3-1 F9		3-2 G4-3 1B				3	1	1	0	1	0	2				
Dave Clark, L OBP: 0.351, SLG: 0.398 (1, 7)	2-2 HR 1B		0-0 G3		1-0 1B 3B		0-0 G4-3			4	2	2	1	0	0	1				
Al Martin, L OBP: 0.339, SLG: 0.457 (1, 8)	2-2 HR		1-1 F9		0-2 1B		1-3 K			4	1	2	4	0	1	1				
Jerry Goff, L OBP: 0.250, SLG: 0.250 (1, 2)	1-1 1B		1-3 K		0-0 G4-3			1-1 G3-1		4	0	1	0	0	1	1	AB 33			
Kevin Young, R OBP: 0.300, SLG: 0.315 (1, 3)	2-3 K		0-0 F8		2-2 F8			1-0 G3-1		4	0	0	0	0	1	1	R 5			
Steve Cooke, R OBP: 0.156, SLG: 0.175 (1, 1)		1-0 F7		1-0 F7		0-1 1B		2-3 K		4	0	1	0	0	1	0	H 9			
Inning Stats	R: 4 E: 0 K: 1 S: 21	H: 3 LOB: 1 BB: 2 P: 36	R: 0 E: 0 K: 0 S: 5	H: 1 LOB: 2 BB: 1 P: 11	R: 0 E: 0 K: 1 S: 6	H: 0 LOB: 0 BB: 0 P: 8	R: 0 E: 0 K: 0 S: 7	H: 1 LOB: 1 BB: 0 P: 11	R: 1 E: 0 K: 0 S: 9	H: 2 LOB: 1 BB: 0 P: 15	R: 0 E: 0 K: 0 S: 9	H: 1 LOB: 1 BB: 0 P: 15	R: 0 E: 0 K: 1 S: 9	H: 0 LOB: 0 BB: 0 P: 14	R: 0 E: 0 K: 1 S: 6	H: 0 LOB: 0 BB: 0 P: 10	1B: 7 2B: 0 3B: 1 HR: 1	SF: 0 SAC: 0 DP: 0 HBP: 0	WP: 0 PB: 0 SB: 1 CS: 0	PA: 36
PITCHER Tom Candiotti, R ERA: 2.6 (7, 1) Omar Daal, L ERA: 3.9 (8, 1) Jim Gott, R ERA: 2.2 (8, 1)	IP: 6.0 WLS: L BF: 29 H: 8 R: 5 ER: 5 SO: 2 BB: 3 IBB: 0 HBP: 0 BLK: 0 WP: 0 HR: 1 S: 57 P: 96 ERA: 7.50 WHIP: 1.833															PITCHER Tom Candiotti, R ERA: 2.6 (7, 1) Omar Daal, L ERA: 3.9 (8, 1) Jim Gott, R ERA: 2.2 (8, 1)	IP: 6.0 WLS: L BF: 29 H: 8 R: 5 ER: 5 SO: 2 BB: 3 IBB: 0 HBP: 0 BLK: 0 WP: 0 HR: 1 S: 57 P: 96 ERA: 7.50 WHIP: 1.833			

Los Angeles Dodgers @ Pittsburgh Pirates
Three Rivers Stadium, Pittsburgh, PA
Wed Sep 01 1993, 7:05 PM EDT
Att: 20,778 - Unknown - 72 F


AB 33
R 5
H 9
RBI 5
BB 3
SO 4
LOB 10




Batter	1	2	3	4	5	6	7	8	9	AB	R	H	RBI	BB	SO	LOB	TOP										
Raul Mondesi, R OBP: 0.211, SLG: 0.342	G6-3			P2					P2	5	0	2	2	0	0	2	Los Angeles Dodgers @ Pittsburgh Pirates Three Rivers Stadium, Pittsburgh, PA Thu Sep 02 1993, 7:05 PM EDT Att: 14,165 - Unknown - 85 F livebaseballscorecards.com										
Jody Reed, R OBP: 0.325, SLG: 0.342	2B	F9			F7		FC2-5		1B	5	1	2	0	0	0	3											
Jose Offerman, S OBP: 0.345, SLG: 0.329	F8			F7	G3		G3			4	0	0	0	0	0	3											
Mike Piazza, R OBP: 0.364, SLG: 0.552	1B			G6-3			F9			3	0	1	1	1	0	2											
Tim Wallach, R OBP: 0.273, SLG: 0.371	G6-3			G6-3		F7		F8		4	0	0	0	0	0	2											
Eric Karros, R OBP: 0.291, SLG: 0.408		G6-3		F9		1B		G6-3		4	0	1	0	0	0	0											
Cory Snyder, R OBP: 0.336, SLG: 0.406		SH5-4		1B		P8		K2-3		4	2	2	0	0	1	1											
Mitch Webster, S OBP: 0.297, SLG: 0.343	E4			F8		F7		F8		4	1	0	0	0	0	3											
Pedro Astacio, R OBP: 0.167, SLG: 0.167		SH5-4		E9						2	0	2	0	0	0	0											
Mike Sharperson, R OBP: 0.300, SLG: 0.392				1B						1	0	1	0	0	0	0											
Jim Gott, R OBP: 0.341, SLG: 0.454				1B						0	0	0	0	0	0	0											
Inning Stats	R: 1 E: 0 K: 0 S: 9	H: 2 LOB: 1 BB: 0 P: 15	R: 2 E: 1 K: 0 S: 10	H: 2 LOB: 1 BB: 0 P: 16	R: 0 E: 0 K: 0 S: 6	H: 0 LOB: 0 BB: 1 P: 13	R: 1 E: 1 K: 0 S: 11	H: 2 LOB: 1 BB: 0 P: 19	R: 0 E: 0 K: 0 S: 9	H: 1 LOB: 1 BB: 0 P: 19	R: 0 E: 0 K: 0 S: 12	H: 2 LOB: 2 BB: 0 P: 14	R: 0 E: 0 K: 1 S: 10	H: 0 LOB: 0 BB: 0 P: 11	R: 0 E: 0 K: 0 S: 8	H: 2 LOB: 2 BB: 0 P: 13	1B: 8 2B: 2 3B: 1 HR: 0	SF: 0 SAC: 1 DP: 1 HBP: 0	WP: 0 PB: 0 SB: 0 CS: 0	PA: 38							
PITCHER	IP	WLS	BF	H	R	ER	SO	BB	IBB	HBP	BLK	WP	HR	S	P	ERA	WHIP										
Jeff Ballard, L ERA: 5.24	3.0	L	14	4	3	1	0	1	0	0	0	0	0	25	44	3.00	1.667										
Tony Menendez, R ERA: 4.5	3.0		12	3	1	0	0	0	0	0	0	0	0	31	49	0.00	1.000										
Bias Minor, R ERA: 4.45	2.0		8	2	0	0	1	0	0	0	0	0	0	22	25	0.00	1.000										
Rich Robertson, L ERA:	1.0		4	2	0	0	0	0	0	0	0	0	0	8	13	0.00	2.000										

Batter	1	2	3	4	5	6	7	8	9	AB	R	H	RBI	BB	SO	LOB	BOTTOM										
Carlos Garcia, R OBP: 0.323, SLG: 0.408	G5-3			G6-3		FC4-6			1B	4	0	2	0	0	0	1	Los Angeles Dodgers @ Pittsburgh Pirates Three Rivers Stadium, Pittsburgh, PA Thu Sep 02 1993, 7:05 PM EDT Att: 14,165 - Unknown - 85 F livebaseballscorecards.com										
Jay Bell, R OBP: 0.388, SLG: 0.448	G6-3			G6-3		K			K	4	0	0	0	0	2	3											
Orlando Merced, S OBP: 0.417, SLG: 0.450	G3			K					F8	4	0	0	0	0	1	1											
Jeff King, R OBP: 0.352, SLG: 0.404		F9			G6-3				F8	4	0	0	0	0	0	1											
Dave Clark, L OBP: 0.351, SLG: 0.397		F8			WP				G1-3	3	0	1	0	0	0	0											
Al Martin, L OBP: 0.336, SLG: 0.454				K		K			K	3	0	0	0	0	3	1											
Jerry Goff, L OBP: 0.143, SLG: 0.143					P7				G4-3	3	0	0	0	0	1	1											
Kevin Young, R OBP: 0.300, SLG: 0.320				L9		K				3	0	1	0	0	1	0											
Jeff Ballard, L OBP: 0.333, SLG: 0.333				F7						0	0	0	0	0	0	0											
Andy Van Slyke, L OBP: 0.265, SLG: 0.265										1	0	0	0	0	0	0											
Tony Menendez, R OBP: 0.364, SLG: 0.552										0	0	0	0	0	0	0											
Tom Foley, L OBP: 0.295, SLG: 0.398										0	0	0	0	0	1	0											
Bias Minor, R OBP: 0.300, SLG: 0.392										0	0	0	0	0	0	0											
Andy Tomberlin, S OBP: 0.341, SLG: 0.454										1	0	0	0	0	1	1											
Rich Robertson, L ERA:										0	0	0	0	0	0	0											
Inning Stats	R: 0 E: 0 K: 0 S: 8	H: 0 LOB: 0 BB: 0 P: 12	R: 0 E: 0 K: 1 S: 7	H: 0 LOB: 0 BB: 0 P: 12	R: 0 E: 0 K: 0 S: 3	H: 1 LOB: 0 BB: 0 P: 7	R: 0 E: 0 K: 1 S: 6	H: 1 LOB: 1 BB: 0 P: 7	R: 0 E: 0 K: 2 S: 9	H: 1 LOB: 1 BB: 0 P: 12	R: 0 E: 0 K: 2 S: 11	H: 0 LOB: 1 BB: 1 P: 21	R: 0 E: 0 K: 0 S: 4	H: 0 LOB: 0 BB: 0 P: 5	R: 0 E: 0 K: 2 S: 11	H: 1 LOB: 1 BB: 0 P: 15	R: 0 E: 0 K: 1 S: 11	H: 1 LOB: 1 BB: 0 P: 15	1B: 3 2B: 0 3B: 1 HR: 0	SF: 0 SAC: 0 DP: 1 HBP: 0	WP: 1 PB: 0 SB: 1 CS: 0	PA: 31					
PITCHER	IP	WLS	BF	H	R	ER	SO	BB	IBB	HBP	BLK	WP	HR	S	P	ERA	WHIP										
Pedro Astacio, R ERA: 4.1	8.0	W	27	3	0	0	8	1	0	0	0	0	0	59	91	0.00	0.500										
Jim Gott, R ERA: 2.17	1.0		4	1	0	0	1	0	0	0	0	0	0	11	15	0.00	1.000										



Batter	1	2	3	4	5	6	7	8	9	AB	R	H	RBI	BB	SO	LOB	TOP								
Brett Butler, L OBP: 0.387, SLG: 0.382 (1, 8)	B1-3		1B			F8		PB BB		3	0	1	0	2	0	0	Los Angeles Dodgers @ Florida Marlins Joe Robbie Stadium, Miami, FL Sat Sep 04 1993, 7:05 PM EDT Att: 44,427 - Unknown - 87 F								
Jody Reed, R OBP: 0.323, SLG: 0.345 (1, 4)	K		1B							4	1	1	0	0	1	1									
Lenny Harris, L OBP: 0.309, SLG: 0.317 (8, PH)	K		1B							1	0	0	0	0	1	1									
Jose Offerman, S OBP: 0.349, SLG: 0.334 (1, 6)	1B		F7							3	3	1	0	2	0	3									
Tim Wallach, R OBP: 0.275, SLG: 0.367 (1, 5)	1B		G6-4-3							5	0	1	1	0	1	5									
Eric Karros, R OBP: 0.294, SLG: 0.414 (1, 3)	G6-3									5	2	4	4	0	0	1									
Henry Rodriguez, L OBP: 0.267, SLG: 0.435 (5, PH)										2	1	1	1	0	0	1									
Raul Mondesi, R OBP: 0.255, SLG: 0.333 (5, 7)										3	1	1	0	0	0	3									
Cory Snyder, R OBP: 0.335, SLG: 0.408 (1, 9)	K									4	1	2	2	1	1	2	AB 40 R 9 H 13 RBI 9 BB 5 SO 4 LOB 21								
Carlos Hernandez, R OBP: 0.271, SLG: 0.361 (1, 2)	G6-3									5	0	1	1	0	0	2									
Orel Hershiser, R OBP: 0.400, SLG: 0.453 (9, 1)	F9									5	0	0	0	0	0	2									
Inning Stats	R: 1 E: 0 K: 1 S: 13	H: 2 LOB: 1 BB: 0 P: 19	R: 1 E: 0 K: 1 S: 8	H: 1 LOB: 0 BB: 0 P: 13	R: 0 E: 0 K: 0 S: 11	H: 2 LOB: 1 BB: 0 P: 16	R: 2 E: 0 K: 0 S: 7	H: 2 LOB: 0 BB: 0 P: 11	R: 2 E: 1 K: 0 S: 8	H: 1 LOB: 2 BB: 2 P: 19	R: 0 E: 0 K: 0 S: 4	H: 0 LOB: 0 BB: 0 P: 7	R: 2 E: 0 K: 1 S: 19	H: 3 LOB: 2 BB: 1 P: 33	R: 0 E: 0 K: 1 S: 8	H: 0 LOB: 1 BB: 1 P: 16	R: 1 E: 0 K: 0 S: 8	H: 2 LOB: 2 BB: 1 P: 14	1B: 9 2B: 0 3B: 1 HR: 3	SF: 0 SAC: 0 DP: 1 HBP: 0	WP: 1 PB: 1 SB: 3 CS: 0	PA: 45			
PITCHER	IP	WLS	BF	H	R	ER	SO	BB	IBB	HBP	BLK	WP	HR	S	P	ERA	WHIP								
Jack Armstrong, R ERA: 4.75 (1, 1)	4.1	L	23	8	6	6	2	2	0	0	0	1	2	44	74	12.46	2.308								
Rich Rodriguez, L ERA: 4.02 (5, 1)	2.2		12	3	2	2	1	1	0	0	0	0	1	26	44	6.75	1.500								
Robb Nen, R ERA: 7.14 (8, 1)	2.0		10	2	1	1	1	2	0	0	0	0	0	16	30	4.50	2.000								

Batter	1	2	3	4	5	6	7	8	9	AB	R	H	RBI	BB	SO	LOB	BOTTOM								
Chuck Carr, S OBP: 0.323, SLG: 0.344 (1, 8)	E 1B	G6-3								5	1	2	0	0	1	2	Los Angeles Dodgers @ Florida Marlins Joe Robbie Stadium, Miami, FL Sat Sep 04 1993, 7:05 PM EDT Att: 44,427 - Unknown - 87 F								
Bret Barberie, S OBP: 0.375, SLG: 0.413 (1, 4)	CI E 2B	G1-3								1	1	0	0	0	0	0									
Rick Renteria, R OBP: 0.333, SLG: 0.357 (5, 4)	CI E 2B	G1-3								3	0	0	0	0	0	3									
Jeff Conine, R OBP: 0.362, SLG: 0.416 (1, 7)	E6 2B									3	1	0	0	1	1	1									
Gary Sheffield, R OBP: 0.353, SLG: 0.485 (1, 5)	P3									4	1	2	1	0	0	3									
Orestes Destrade, S OBP: 0.330, SLG: 0.428 (1, 3)	G4-3 2B									4	0	2	2	0	1	1									
Matias Carrillo, L OBP: 0.300, SLG: 0.400 (1, 9)	G4-3									4	0	0	0	0	0	4									
Rob Natal, R OBP: 0.286, SLG: 0.339 (1, 2)	HBP									3	0	1	0	0	0	2									
Walt Weiss, S OBP: 0.364, SLG: 0.313 (1, 6)	G1-3									4	0	1	0	0	1	2									
Jack Armstrong, R OBP: 0.167, SLG: 0.183 (5, 1)										2	0	0	0	0	1	0									
Rich Rodriguez, L OBP: 0.293, SLG: 0.293 (7, PH)										0	0	0	0	0	0	0									
Greg Briley, L OBP: 0.259, SLG: 0.293 (8, 1)										1	0	0	0	0	0	0									
Robb Nen, R OBP: 0.249, SLG: 0.332 (9, PH)										1	0	0	0	0	0	2									
Inning Stats	R: 3 E: 2 K: 0 S: 16	H: 2 LOB: 2 BB: 0 P: 26	R: 0 E: 0 K: 0 S: 3	H: 0 LOB: 0 BB: 0 P: 5	R: 0 E: 0 K: 1 S: 5	H: 0 LOB: 1 BB: 1 P: 11	R: 0 E: 0 K: 1 S: 7	H: 0 LOB: 0 BB: 0 P: 10	R: 0 E: 0 K: 1 S: 10	H: 0 LOB: 0 BB: 0 P: 12	R: 0 E: 0 K: 0 S: 11	H: 2 LOB: 1 BB: 0 P: 15	R: 0 E: 0 K: 1 S: 11	H: 1 LOB: 1 BB: 0 P: 20	R: 1 E: 0 K: 0 S: 5	H: 1 LOB: 0 BB: 0 P: 8	R: 0 E: 0 K: 1 S: 21	H: 2 LOB: 2 BB: 0 P: 28	1B: 5 2B: 2 3B: 0 HR: 1	SF: 0 SAC: 0 DP: 1 HBP: 1	WP: 1 PB: 0 SB: 1 CS: 0	PA: 38			
PITCHER	IP	WLS	BF	H	R	ER	SO	BB	IBB	HBP	BLK	WP	HR	S	P	ERA	WHIP								
Orel Hershiser, R ERA: 3.64 (1, 1)	8.0	W	35	8	4	2	4	1	0	1	0	1	0	74	115	2.25	1.125								
Pedro Martinez, R ERA: 2.53 (9, 1)	1.0		3	0	0	0	1	0	0	0	0	1	0	15	20	0.00	0.000								

Batter	1	2	3	4	5	6	7	8	9	AB	R	H	RBI	BB	SO	LOB	TOP					
Otis Nixon, S <small>OBP: 0.331, SLG: 0.301</small> (1, 8)											5	1	2	0	0	0						
Jeff Blauer, R <small>OBP: 0.409, SLG: 0.449</small> (1, 6)										5	1	3	0	0	0	2						
Ron Gant, R <small>OBP: 0.343, SLG: 0.507</small> (1, 7)										3	1	1	0	2	0	3						
Fred McGriff, L <small>OBP: 0.365, SLG: 0.539</small> (1, 3)										5	2	2	2	0	0	5						
David Justice, L <small>OBP: 0.347, SLG: 0.506</small> (1, 9)										4	1	1	2	1	3	3						
Terry Pendleton, S <small>OBP: 0.306, SLG: 0.385</small> Bill Pecota, R <small>OBP: 0.351, SLG: 0.400</small> (5, 5)										2	1	0	0	1	1	3						
Damon Berryhill, S <small>OBP: 0.299, SLG: 0.391</small> Greg Olson, R <small>OBP: 0.295, SLG: 0.310</small> (7, 7)										3	1	2	3	0	0	1						
Rafael Belliard, R <small>OBP: 0.296, SLG: 0.286</small> (1, 4)										4	0	1	1	0	0	2						
Tom Glavine, L <small>OBP: 0.208, SLG: 0.176</small> Deion Sanders, L <small>OBP: 0.318, SLG: 0.457</small> Jay Howell, R (8, 1)										3	0	0	0	0	2	3						
Mike Stanton, L Marvin Freeman, R (9, 1)										1	0	1	0	0	0	0						
Inning Stats	R: 0 E: 0 K: 0 S: 5	H: 1 LOB: 0 BB: 0 P: 8	R: 1 E: 0 K: 1 S: 11	H: 2 LOB: 2 BB: 1 P: 20	R: 5 E: 1 K: 1 S: 14	H: 5 LOB: 1 BB: 1 P: 27	R: 0 E: 0 K: 1 S: 14	H: 2 LOB: 2 BB: 0 P: 19	R: 2 E: 0 K: 1 S: 8	H: 1 LOB: 1 BB: 1 P: 16	R: 0 E: 0 K: 0 S: 11	H: 0 LOB: 1 BB: 1 P: 21	R: 0 E: 0 K: 0 S: 8	H: 0 LOB: 0 BB: 0 P: 12	R: 0 E: 0 K: 0 S: 9	H: 2 LOB: 2 BB: 0 P: 14	R: 0 E: 0 K: 1 S: 8	H: 0 LOB: 0 BB: 0 P: 13	1B: 9 2B: 3 3B: 0 HR: 1	SF: 0 SAC: 0 DP: 1 HBP: 0	WP: 0 PB: 0 SB: 0 CS: 0	PA: 43
PITCHER	IP WLS BF	H R ER SO	BB IBB HBP BLK	WP HR S P	ERA WHIP	IP WLS BF	H R ER SO	BB IBB HBP BLK	WP HR S P	ERA WHIP	IP WLS BF	H R ER SO	BB IBB HBP BLK	WP HR S P	ERA WHIP							
Ramon Martinez, R <small>ERA: 3.27</small> (1, 1)	2.0 L 14	7 6 4 1	2 0 0 0	0 0 12 46	18.00 4.500	Steve Wilson, L <small>ERA: 4.73</small> (8, 1)	0.1 1 0	0 0 0 0	0 0 0 0	0.00 0.000	Todd Worrell, R <small>ERA: 5.7</small> (9, 1)	1.0 3 0	0 0 0 1	0 0 0 0	0 0 8 13	0.00 0.000						

Atlanta Braves @ Los Angeles Dodgers
 Dodger Stadium, Los Angeles, CA
 Wed Sep 08 1993, 7:05 PM PDT
 Att: 34,384 - Unknown

AB 39
 R 8
 H 13
 RBI 8
 BB 4
 SO 6
 LOB 22



Batter	1	2	3	4	5	6	7	8	9	AB	R	H	RBI	BB	SO	LOB	BOTTOM					
Brett Butler, L <small>OBP: 0.389, SLG: 0.380</small> Kip Gross, R <small>ERA: 4.11</small> Mike Sharperson, R <small>OBP: 0.306, SLG: 0.396</small> Roger McDowell, R <small>OBP: 0.300, SLG: 0.500</small> Steve Wilson, L Todd Worrell, R (9, 1)										3	0	1	1	0	0	1						
Jody Reed, R <small>OBP: 0.324, SLG: 0.343</small> (1, 4)										4	0	2	0	0	0	3						
Jose Offerman, S <small>OBP: 0.349, SLG: 0.342</small> (1, 6)										4	1	2	1	0	0	3						
Mike Piazza, R <small>OBP: 0.357, SLG: 0.537</small> Carlos Hernandez, R <small>OBP: 0.267, SLG: 0.357</small> (7, 2)										3	0	0	0	0	0	1						
Eric Karros, R <small>OBP: 0.289, SLG: 0.405</small> (1, 3)										4	0	0	0	0	1	1						
Tim Lincecum, R <small>OBP: 0.272, SLG: 0.359</small> (1, 5)										4	0	1	0	0	1	1						
Cory Snyder, R <small>OBP: 0.335, SLG: 0.405</small> (1, 9)										4	1	1	0	0	1	1						
Raul Mondesi, R <small>OBP: 0.264, SLG: 0.333</small> (8, 8)										3	0	0	0	0	1	1						
Henry Rodriguez, L <small>OBP: 0.273, SLG: 0.430</small> Jerry Brooks, R (9, 7)										0	0	0	0	0	0	0						
Ramon Martinez, R <small>ERA: 3.22</small> Ricky Tricek, R <small>ERA: 2.71</small> Omar Daal, L <small>ERA: 3.9</small> Billy Ashley, R <small>OBP: 0.300, SLG: 0.500</small> Dave Hansen, L <small>OBP: 0.400, SLG: 0.522</small> (9, 7)										1	0	0	0	0	0	0						
Inning Stats	R: 0 E: 0 K: 0 S: 7	H: 1 LOB: 0 BB: 0 P: 12	R: 0 E: 0 K: 1 S: 8	H: 0 LOB: 0 BB: 0 P: 13	R: 0 E: 0 K: 0 S: 10	H: 2 LOB: 2 BB: 0 P: 14	R: 0 E: 0 K: 0 S: 10	H: 1 LOB: 1 BB: 0 P: 13	R: 1 E: 0 K: 0 S: 12	H: 2 LOB: 1 BB: 0 P: 20	R: 1 E: 0 K: 0 S: 11	H: 2 LOB: 1 BB: 0 P: 19	R: 0 E: 0 K: 1 S: 8	H: 2 LOB: 2 BB: 0 P: 12	R: 0 E: 0 K: 1 S: 11	H: 0 LOB: 0 BB: 0 P: 13	R: 0 E: 0 K: 1 S: 6	H: 0 LOB: 0 BB: 0 P: 11	1B: 8 2B: 1 3B: 0 HR: 1	SF: 0 SAC: 0 DP: 1 HBP: 0	WP: 0 PB: 0 SB: 0 CS: 0	PA: 36
PITCHER	IP WLS BF	H R ER SO	BB IBB HBP BLK	WP HR S P	ERA WHIP	IP WLS BF	H R ER SO	BB IBB HBP BLK	WP HR S P	ERA WHIP	IP WLS BF	H R ER SO	BB IBB HBP BLK	WP HR S P	ERA WHIP							
Tom Glavine, L <small>ERA: 3.22</small> (1, 1)	7.0 W 30	10 2 2 2	0 0 0 0	0 0 14 66	10 18 0.00 1.429	Jay Howell, R <small>ERA: 2.7</small> (8, 1)	1.1 4 0	0 0 0 2	0 0 0 0	0.00 0.000	Mike Stanton, L <small>ERA: 5.04</small> (9, 1)	0.1 1 0	0 0 0 0	0 0 0 0	0 0 2 4	0.00 0.000						
Marvin Freeman, R <small>ERA: 7.27</small> (9, 1)	0.1 1 0	0 0 0 0	0 0 0 0	0 0 0 1	0.00 0.000																	

Atlanta Braves @ Los Angeles Dodgers
 Dodger Stadium, Los Angeles, CA
 Wed Sep 08 1993, 7:05 PM PDT
 Att: 34,384 - Unknown

AB 36
 R 2
 H 10
 RBI 2
 SO 4
 LOB 12



Batter	1	2	3	4	5	6	7	8	9	AB	R	H	RBI	BB	SO	LOB	TOP				
Chuck Carr, S OBP: 0.328, SLG: 0.342 (1, 8)	L7		G3-4	1B			1B		FC4-6	5	0	3	1	0	0	1					
Rick Renteria, R OBP: 0.319, SLG: 0.338 (1, 5)	G5-3		2B	1B		F9	F9		FC4-6	5	0	1	1	0	0	4					
Jeff Conine, R OBP: 0.359, SLG: 0.413 (1, 7) (9, 3)	G1-3		2B		L6		P3			4	0	1	0	0	0	2					
Orestes Destrade, S OBP: 0.331, SLG: 0.419 Henry Cotto, R OBP: 0.259, SLG: 0.343 (1, 3) (9, 7)		K		BB		G4-3			G4-3	3	0	0	0	1	1	0					
Bret Barberie, S OBP: 0.369, SLG: 0.409 (1, 4)	B3		K			F8			L6	4	0	0	0	0	1	3					
Darrell Whitmore, L OBP: 0.250, SLG: 0.322 (1, 9)	S				2B	G4-3			G3	4	1	2	0	0	0	0					
Rob Natal, R OBP: 0.284, SLG: 0.349 (1, 2)	F8				1B		F7		L7	4	1	1	0	0	0	1					
Walt Weiss, S OBP: 0.365, SLG: 0.317 (1, 6)			SH1-4	1B	G4-3		G3		P6	4	1	1	1	0	0	1					
David Weathers, R OBP: 0.250, SLG: 0.250 Greg Goff, L OBP: 0.296, SLG: 0.289 Joe Klink, L OBP: 0.300, SLG: 0.500 Rich Rodriguez, L OBP: 0.300, SLG: 0.488 Richie Lewis, R OBP: 0.300, SLG: 0.488 Gary Sheffield, R OBP: 0.300, SLG: 0.488 Bryan Harvey, R OBP: 0.300, SLG: 0.488 (1, 1) (7, PH) (7, 1) (8, 1) (8, 1) (9, PH) (9, 1)			SH1-4	1B		K			1B	1	0	0	0	0	1	1					
Inning Stats	R: 0 E: 0 K: 0 S: 7	H: 0 LOB: 0 BB: 0 P: 11	R: 0 E: 0 K: 1 S: 13	H: 1 LOB: 1 BB: 0 P: 20	R: 1 E: 0 K: 1 S: 17	H: 3 LOB: 3 BB: 1 P: 28	R: 2 E: 0 K: 1 S: 16	H: 3 LOB: 1 BB: 0 P: 21	R: 0 E: 0 K: 0 S: 6	H: 0 LOB: 0 BB: 0 P: 7	R: 0 E: 0 K: 0 S: 11	H: 1 LOB: 2 BB: 1 P: 22	R: 0 E: 0 K: 0 S: 6	H: 0 LOB: 0 BB: 0 P: 6	R: 0 E: 0 K: 0 S: 11	H: 1 LOB: 2 BB: 1 P: 20	1B: 7 2B: 2 3B: 0 HR: 0	SF: 0 SAC: 1 DP: 0 HBP: 0	WP: 0 PB: 0 SB: 2 CS: 0	PA: 38	
PITCHER	IP	WLS	BF	H	R	ER	SO	BB	IBB	HBP	BLK	WP	HR	S	P	ERA	WHIP				
Tom Candiotti, R ERA: 2.58 (1, 1)	8.0	L	33	8	3	3	3	2	0	0	0	0	0	83	125	3.38	1.250				
Pedro Martinez, R ERA: 2.39 (9, 1)	1.0		5	1	0	0	0	1	0	0	0	0	0	11	20	0.00	2.000				

Florida Marlins @ Los Angeles Dodgers
Dodger Stadium, Los Angeles, CA
Sat Sep 11 1993, 7:05 PM PDT
Att: 36,473 - Unknown - 77 F

AB 34
R 3
H 9
RBI 3
BB 3
SO 3
LOB 13



Batter	1	2	3	4	5	6	7	8	9	AB	R	H	RBI	BB	SO	LOB	BOTTOM					
Brett Butler, L OBP: 0.391, SLG: 0.381 (1, 8)	WP		S	1B		G6-3			K	5	0	2	0	0	1	0						
Jose Offerman, S OBP: 0.350, SLG: 0.343 (1, 6)	G5-3		S	1B		G6-3			1B	5	0	2	0	0	0	1						
Mike Piazza, R OBP: 0.533, SLG: 0.533 Tom Goodwin, L OBP: 0.385, SLG: 0.462 (1, 2) (9, PR)			K		WP		G6-3		1B	4	1	2	0	1	1	2						
Eric Karros, R OBP: 0.289, SLG: 0.405 Raul Mondesi, R OBP: 0.259, SLG: 0.321 (1, 3) (8, PR) (9, 9)	K		K		FC6-4		1B		P4	3	0	1	1	1	2	4						
Tim Wallach, R OBP: 0.271, SLG: 0.355 (1, 5)	F8				FC6-4		1B		K	4	0	0	0	0	1	4						
Henry Rodriguez, L OBP: 0.273, SLG: 0.455 Mike Sharperson, R OBP: 0.298, SLG: 0.385 Pedro Martinez, R (1, 7) (8, PH) (9, 1)	G1-3				F7		G4-3		K	3	0	0	0	0	0	0						
Cory Snyder, R OBP: 0.341, SLG: 0.413 (1, 9) (9, 3)			G6-4-3		1B		HR		BB	2	1	2	1	2	0	0						
Jody Reed, R OBP: 0.325, SLG: 0.345 (1, 4)	G6-4-3				1B		F8		F9	4	0	1	0	0	0	3						
Tom Candiotti, R OBP: 0.158, SLG: 0.179 Billy Ashley, R OBP: 0.364, SLG: 0.364 Dave Hanson, L OBP: 0.434, SLG: 0.500 (1, 1) (9, 7) (9, PH)			G6-3		G1-3		G5-3		F8	3	0	0	0	0	0	2						
Inning Stats	R: 0 E: 0 K: 1 S: 11	H: 1 LOB: 2 BB: 1 P: 19	R: 0 E: 0 K: 0 S: 5	H: 0 LOB: 0 BB: 1 P: 13	R: 0 E: 0 K: 2 S: 11	H: 2 LOB: 0 BB: 0 P: 17	R: 0 E: 0 K: 0 S: 11	H: 2 LOB: 2 BB: 0 P: 18	R: 1 E: 0 K: 0 S: 14	H: 2 LOB: 1 BB: 0 P: 23	R: 1 E: 0 K: 0 S: 10	H: 1 LOB: 0 BB: 0 P: 17	R: 0 E: 0 K: 0 S: 5	H: 0 LOB: 0 BB: 0 P: 10	R: 0 E: 0 K: 2 S: 11	H: 0 LOB: 2 BB: 2 P: 21	R: 0 E: 0 K: 1 S: 11	H: 2 LOB: 2 BB: 0 P: 14	1B: 9 2B: 0 3B: 0 HR: 1	SF: 0 SAC: 0 DP: 1 HBP: 0	WP: 2 PB: 0 SB: 3 CS: 0	PA: 40
PITCHER	IP	WLS	BF	H	R	ER	SO	BB	IBB	HBP	BLK	WP	HR	S	P	ERA	WHIP					
David Weathers, R ERA: 3.7 (1, 1)	6.0	W	27	8	2	2	3	2	0	0	0	0	0	62	107	3.00	1.667					
Joe Klink, L ERA: 4.36 (7, 1)	0.2		2	0	0	0	0	0	0	0	0	0	0	4	8	0.00	0.000					
Matt Turner, R ERA: 2.51 (7, 1)	0.2		3	0	0	0	1	1	0	0	0	0	0	5	10	0.00	1.500					
Rich Rodriguez, L ERA: 3.93 (8, 1)	0.1		1	0	0	0	1	0	0	0	0	0	0	3	4	0.00	0.000					
Richie Lewis, R ERA: 2.99 (8, 1)	0.1		2	0	0	0	0	1	0	0	0	0	0	4	9	0.00	3.000					

Florida Marlins @ Los Angeles Dodgers
Dodger Stadium, Los Angeles, CA
Sat Sep 11 1993, 7:05 PM PDT
Att: 36,473 - Unknown - 77 F

AB 36
R 2
H 10
RBI 2
BB 4
SO 6
LOB 19



Batter	1	2	3	4	5	6	7	8	9	AB	R	H	RBI	BB	SO	LOB	TOP					
Chuck Carr, S OBP: 0.328, SLG: 0.342	E5		G4-3				P5										4 0 1 0 0 0 1					
Rick Renteria, R OBP: 0.322, SLG: 0.338								F8									3 0 1 0 1 1 1					
Matias Carrillo, L OBP: 0.333, SLG: 0.481								F9									4 0 2 0 0 0 3					
Jeff Conine, R OBP: 0.356, SLG: 0.410																	4 0 0 0 0 2 5					
Bret Barberie, S OBP: 0.368, SLG: 0.405																	3 0 0 0 1 0 2					
Darrell Whitmore, L OBP: 0.247, SLG: 0.318																	3 0 0 0 0 2 4					
Gary Sheffield, R OBP: 0.359, SLG: 0.485																	1 0 0 0 0 0 0					
Rob Natal, R OBP: 0.271, SLG: 0.333																	3 0 0 0 0 1 0					
Alex Arias, R OBP: 0.333, SLG: 0.302																	3 0 0 0 0 0 0					
Pat Rapp, R OBP: 0.185, SLG: 0.185																	2 0 1 0 0 0 0					
Greg Briley, L OBP: 0.284, SLG: 0.287																	1 0 0 0 0 1 0					
Rich Rodriguez, L OBP: 0.164, SLG: 0.160																	0 0 0 0 0 0 0					
Jack Armstrong, R OBP: 0.164, SLG: 0.160																	0 0 0 0 0 0 0					
Inning Stats	R: 0 E: 1 K: 0 S: 10	H: 0 LOB: 1 BB: 1 P: 19	R: 0 E: 0 K: 0 S: 9	H: 0 LOB: 0 BB: 0 P: 15	R: 0 E: 0 K: 0 S: 6	H: 0 LOB: 0 BB: 0 P: 12	R: 0 E: 0 K: 2 S: 11	H: 1 LOB: 2 BB: 1 P: 21	R: 0 E: 0 K: 1 S: 11	H: 1 LOB: 1 BB: 0 P: 15	R: 0 E: 0 K: 2 S: 13	H: 2 LOB: 2 BB: 0 P: 20	R: 0 E: 0 K: 1 S: 8	H: 0 LOB: 0 BB: 0 P: 10	R: 0 E: 0 K: 0 S: 7	H: 1 LOB: 0 BB: 0 P: 10	R: 0 E: 0 K: 1 S: 10	H: 0 LOB: 0 BB: 0 P: 17	1B: 5 2B: 0 3B: 0 HR: 0	SF: 0 SAC: 0 DP: 1 HBP: 0	WP: 1 PB: 0 SB: 1 CS: 1	PA: 34
PITCHER Pedro Astacio, R ERA: 3.75	IP: 9.0 WLS: W BF: 33 H: 5 R: 0 ER: 0 SO: 7 BB: 2 IBB: 0 HBP: 0 BLK: 0 WP: 1 HR: 0 S: 85 P: 139 ERA: 0.00 WHIP: 0.778																					

Florida Marlins @ Los Angeles Dodgers
Dodger Stadium, Los Angeles, CA
Sun Sep 12 1993, 3:33 AM PDT
Att: 35,335 - Sunny - 78 F

AB	31
R	0
H	5
RBI	0
BB	2
SO	7
LOB	16



Batter	1	2	3	4	5	6	7	8	9	AB	R	H	RBI	BB	SO	LOB	BOTTOM			
Brett Butler, L OBP: 0.388, SLG: 0.378	G3																4 0 0 0 0 1 2			
Lenny Harris, L OBP: 0.308, SLG: 0.315																	3 0 1 0 0 0 1			
Mike Sharperson, R OBP: 0.294, SLG: 0.380																	1 0 0 0 0 0 0			
Jody Reed, R OBP: 0.325, SLG: 0.345																	0 0 0 0 0 0 0			
Mike Piazza, R OBP: 0.357, SLG: 0.529																	3 0 0 0 1 0 1			
Eric Karros, R OBP: 0.289, SLG: 0.404																	4 0 1 0 0 0 1			
Dave Hansen, L OBP: 0.448, SLG: 0.493																	1 1 0 0 3 0 0			
Tom Goodwin, L OBP: 0.385, SLG: 0.462																	0 0 0 0 0 0 0			
Raul Mondesi, R OBP: 0.259, SLG: 0.321																	0 0 0 0 0 0 0			
Billy Ashley, R OBP: 0.357, SLG: 0.357																	3 0 1 0 0 1 3			
Tim Wallach, R OBP: 0.271, SLG: 0.355																	0 0 0 0 0 0 0			
Cory Snyder, R OBP: 0.341, SLG: 0.413																	3 0 1 1 0 0 0			
Rafael Bourimigal, R OBP: 0.667, SLG: 1.000																	3 0 2 0 0 0 2			
Pedro Astacio, R OBP: 0.151, SLG: 0.151																	2 0 0 0 0 1 1			
Inning Stats	R: 0 E: 0 K: 0 S: 14	H: 2 LOB: 3 BB: 1 P: 24	R: 0 E: 0 K: 2 S: 14	H: 1 LOB: 1 BB: 0 P: 18	R: 0 E: 0 K: 0 S: 8	H: 0 LOB: 0 BB: 0 P: 11	R: 0 E: 0 K: 1 S: 9	H: 0 LOB: 0 BB: 0 P: 15	R: 0 E: 0 K: 0 S: 5	H: 1 LOB: 1 BB: 0 P: 7	R: 1 E: 1 K: 0 S: 6	H: 2 LOB: 2 BB: 2 P: 18	R: 0 E: 0 K: 0 S: 11	H: 0 LOB: 0 BB: 0 P: 14	R: 0 E: 0 K: 0 S: 4	H: 0 LOB: 1 BB: 1 P: 8	1B: 5 2B: 1 3B: 0 HR: 0	SF: 0 SAC: 1 DP: 1 HBP: 0	WP: 0 PB: 0 SB: 0 CS: 0	PA: 33
PITCHER Pat Rapp, R ERA: 4.08	IP: 6.0 WLS: L BF: 26 H: 6 R: 1 ER: 1 SO: 3 BB: 3 IBB: 0 HBP: 0 BLK: 0 WP: 0 HR: 0 S: 56 P: 93 ERA: 1.50 WHIP: 1.500																			
Rich Rodriguez, L ERA: 3.69	IP: 1.0 WLS: L BF: 3 H: 0 R: 0 ER: 0 SO: 0 BB: 0 IBB: 0 HBP: 0 BLK: 0 WP: 0 HR: 0 S: 11 P: 14 ERA: 0.00 WHIP: 0.000																			
Jack Armstrong, R ERA: 4.69	IP: 1.0 WLS: L BF: 3 H: 0 R: 0 ER: 0 SO: 0 BB: 0 IBB: 0 HBP: 0 BLK: 0 WP: 0 HR: 0 S: 4 P: 8 ERA: 0.00 WHIP: 1.000																			

Florida Marlins @ Los Angeles Dodgers
Dodger Stadium, Los Angeles, CA
Sun Sep 12 1993, 3:33 AM PDT
Att: 35,335 - Sunny - 78 F

AB	27
R	1
H	6
RBI	1
BB	4
SO	3
LOB	11



Batter	1	2	3	4	5	6	7	8	9	AB	R	H	RBI	BB	SO	LOB	TOP					
Brett Butler, L OBP: 0.389, SLG: 0.378 (1, 8)										4	1	2	0	0	0	1	Los Angeles Dodgers @ San Diego Padres Jack Murphy Stadium, San Diego, CA Tue Sep 14 1993, 10:05 PM EDT Att: 12,836 - Unknown livebaseballscorecards.com					
Jose Offerman, S OBP: 0.350, SLG: 0.345 (1, 6)										3	1	1	0	0	0	2						
Mike Piazza, R OBP: 0.357, SLG: 0.540 (1, 2)										4	3	3	3	0	1	1						
Eric Karros, R OBP: 0.288, SLG: 0.405 Todd Worrell, R OBP: 0.339, SLG: 0.405 (8, 1)										4	0	0	0	0	0	2						
Henry Rodriguez, L OBP: 0.266, SLG: 0.444 (1, 7)										3	0	0	1	0	0	0						
Cory Snyder, R OBP: 0.339, SLG: 0.407 (8, 3)										4	0	0	0	0	2	0						
Tim Wallach, R OBP: 0.268, SLG: 0.350 (1, 5)										4	0	0	0	0	2	0						
Jody Reed, R OBP: 0.326, SLG: 0.344 (1, 4)										2	0	0	0	1	2	0						
Orel Hershiser, R OBP: 0.382, SLG: 0.433 Raul Mondesi, R OBP: 0.259, SLG: 0.321 (8, 9)										2	0	0	0	0	0	0						
Inning Stats	R: 3 E: 1 K: 0 S: 10	H: 2 LOB: 0 BB: 0 P: 16	R: 0 E: 0 K: 1 S: 7	H: 0 LOB: 0 BB: 0 P: 9	R: 0 E: 0 K: 1 S: 16	H: 1 LOB: 1 BB: 0 P: 24	R: 0 E: 0 K: 1 S: 8	H: 0 LOB: 0 BB: 0 P: 11	R: 0 E: 0 K: 0 S: 7	H: 0 LOB: 1 BB: 1 P: 16	R: 1 E: 0 K: 1 S: 12	H: 1 LOB: 0 BB: 0 P: 18	R: 0 E: 0 K: 1 S: 5	H: 0 LOB: 0 BB: 0 P: 6	R: 1 E: 0 K: 0 S: 7	H: 2 LOB: 0 BB: 0 P: 12	R: 0 E: 0 K: 2 S: 8	H: 0 LOB: 0 BB: 0 P: 12	1B: 2 2B: 2 3B: 0 HR: 2	SF: 1 SAC: 2 DP: 0 HBP: 0	WP: 0 PB: 0 SB: 1 CS: 1	PA: 34
PITCHER	IP	WLS	BF	H	R	ER	SO	BB	IBB	HBP	BLK	WP	HR	S	P	ERA	WHIP					
Doug Brocail, R ERA: 4.32 (1, 1)	6.0	L	24	4	4	4	4	1	0	0	0	0	1	60	94	6.00	0.833					
Tim Mauser, R ERA: 4.41 (7, 1)	2.0		7	2	1	1	1	0	0	0	0	0	1	12	18	4.50	1.000					
Kerry Taylor, R ERA: 5.98 (9, 1)	1.0		3	0	0	0	2	0	0	0	0	0	0	8	12	0.00	0.000					


Batter	1	2	3	4	5	6	7	8	9	AB	R	H	RBI	BB	SO	LOB	BOTTOM					
Bill Bean, L OBP: 0.280, SLG: 0.391 (1, 8)										3	0	0	1	0	1	0	Los Angeles Dodgers @ San Diego Padres Jack Murphy Stadium, San Diego, CA Tue Sep 14 1993, 10:05 PM EDT Att: 12,836 - Unknown livebaseballscorecards.com					
Jeff Gardner, L OBP: 0.338, SLG: 0.364 (1, 4)										4	0	0	0	0	2	1						
Derek Bell, R OBP: 0.313, SLG: 0.435 (1, 5)										4	0	1	0	0	1	0						
Phil Plantier, L OBP: 0.322, SLG: 0.505 (1, 7)										4	0	0	0	0	2	1						
Archi Cianfrocco, R OBP: 0.297, SLG: 0.429 (1, 3)										4	0	1	0	0	0	0						
Melvin Nieves, S OBP: 0.207, SLG: 0.286 (1, 9)										4	1	2	0	0	2	1						
Ricky Gutierrez, R OBP: 0.348, SLG: 0.346 (1, 6)										2	1	0	0	1	0	1						
Brad Ausmus, R OBP: 0.260, SLG: 0.377 (1, 2)										3	1	1	1	0	0	0						
Doug Brocail, L OBP: 0.167, SLG: 0.167 Dave Staton, R (6, PH) Tim Mauser, R (7, 1) Phil Clark, R OBP: 0.348, SLG: 0.491 Kerry Taylor, R (9, 1)										1	0	0	0	0	0	0						
Inning Stats	R: 0 E: 0 K: 2 S: 11	H: 1 LOB: 1 BB: 0 P: 14	R: 0 E: 0 K: 0 S: 3	H: 1 LOB: 0 BB: 0 P: 4	R: 0 E: 0 K: 0 S: 8	H: 0 LOB: 0 BB: 0 P: 13	R: 0 E: 0 K: 2 S: 8	H: 0 LOB: 0 BB: 0 P: 8	R: 0 E: 0 K: 1 S: 7	H: 0 LOB: 0 BB: 0 P: 9	R: 0 E: 0 K: 1 S: 8	H: 0 LOB: 0 BB: 0 P: 14	R: 0 E: 0 K: 0 S: 6	H: 0 LOB: 0 BB: 0 P: 8	R: 3 E: 0 K: 1 S: 15	H: 3 LOB: 1 BB: 1 P: 25	R: 0 E: 0 K: 2 S: 13	H: 1 LOB: 1 BB: 0 P: 18	1B: 4 2B: 3 3B: 0 HR: 0	SF: 1 SAC: 0 DP: 1 HBP: 0	WP: 0 PB: 0 SB: 0 CS: 0	PA: 33
PITCHER	IP	WLS	BF	H	R	ER	SO	BB	IBB	HBP	BLK	WP	HR	S	P	ERA	WHIP					
Orel Hershiser, R ERA: 3.59 (1, 1)	7.1	W	27	5	3	3	6	1	0	0	0	0	0	61	88	3.68	0.818					
Todd Worrell, R ERA: 6.19 (8, 1)	1.2	S	6	1	0	0	3	0	0	0	0	0	0	18	25	0.00	0.600					

Batter	1	2	3	4	5	6	7	8	9	AB	R	H	RBI	BB	SO	LOB	TOP				
Brett Butler, L OBP: 0.388, SLG: 0.376	1-0 G3	2-0 1B		0-1 B2-3		3-2 G3			2-1 F9	5	0	1	1	0	0	1					
Jose Offerman, S OBP: 0.349, SLG: 0.342	3-1 P6	2-2 K		4-0 1B BB			2-3 K		1-1 F8	4	0	0	0	1	2	3					
Orel Hershiser, R OBP: 0.382, SLG: 0.433	2-0 F7		0-2 2B	0-1 1B			1-0 G1-4-3			0	0	0	0	0	0	0					
Dave Hansen, L OBP: 0.457, SLG: 0.493										4	1	2	0	0	0	0					
Tim Wallach, R OBP: 0.288, SLG: 0.350				1-2 1B						0	0	0	0	0	0	0					
Mike Piazza, R OBP: 0.356, SLG: 0.540		2-2 E5 1B	1-1 E 2B	3-2 F9			3-2 F8			4	2	1	1	0	0	2					
Eric Karros, R OBP: 0.288, SLG: 0.404		2-1 F8	1-1 F8		1-3 K			0-1 CS 1B		4	0	1	0	0	1	2					
Billy Ashley, R OBP: 0.273, SLG: 0.273		1-3 K	0-0 F8		3-2 F9			1-3 K		4	0	0	0	0	2	3					
Raul Mondesi, R OBP: 0.258, SLG: 0.317		0-0 E5 1B	0-0 E8 1B	2-2 L4			0-1 P6			4	1	1	1	0	0	2					
Jody Reed, R OBP: 0.328, SLG: 0.347		4-1 1B 1B IBB	1-2 F8		0-0 F8			1-0 CS 2B		3	1	1	0	1	0	1					
Kevin Gross, R OBP: 0.279, SLG: 0.291		1-1 1B		1-3 K			0-0 F7		0-3 K	3	0	1	2	0	1	0					
Kip Gross, R										0	0	0	0	0	0	0					
Tom Goodwin, L OBP: 0.357, SLG: 0.429		1-2 1B								1	0	0	0	0	1	1					
Todd Worrell, R										0	0	0	0	0	0	0					
Inning Stats	R: 0 E: 0 K: 0 S: 4	H: 0 LOB: 0 BB: 0 P: 10	R: 3 E: 2 K: 2 S: 17	H: 2 LOB: 2 BB: 1 P: 31	R: 2 E: 1 K: 0 S: 12	H: 3 LOB: 1 BB: 0 P: 15	R: 0 E: 0 K: 1 S: 11	H: 1 LOB: 2 BB: 1 P: 19	R: 0 E: 0 K: 0 S: 7	H: 0 LOB: 0 BB: 0 P: 10	R: 0 E: 0 K: 1 S: 10	H: 0 LOB: 0 BB: 0 P: 16	R: 0 E: 0 K: 1 S: 7	H: 1 LOB: 0 BB: 0 P: 9	R: 0 E: 0 K: 1 S: 8	H: 1 LOB: 1 BB: 0 P: 11	1B: 6 2B: 2 3B: 0 HR: 0	SF: 0 SAC: 0 DP: 0 HBP: 0	WP: 0 PB: 0 SB: 0 CS: 1	PA: 39	
PITCHER	IP	WLS	BF	H	R	ER	SO	BB	IBB	HBP	BLK	WP	HR	S	P	ERA	WHIP				
Tim Worrell, R ERA: 4.59	3.0	L	17	5	5	2	2	0	1	0	0	0	0	33	56	6.00	1.667				
Kerry Taylor, R ERA: 5.51	2.0		8	1	0	0	2	1	0	0	0	0	0	22	36	0.00	1.000				
Frank Seminara, R ERA: 5.06	2.0		6	0	0	0	1	0	0	0	0	0	0	17	26	0.00	0.000				
Trevor Hoffman, R ERA: 3.86	1.1		5	2	0	0	2	0	0	0	0	0	0	11	13	0.00	1.500				
Mark Davis, L ERA: 4.27	0.2		2	0	0	0	0	0	0	0	0	0	0	4	7	0.00	0.000				

Los Angeles Dodgers @ San Diego Padres
Jack Murphy Stadium, San Diego, CA
Wed Sep 15 1993, 10:05 PM EDT
Att: 8,752 - Unknown - 68 F

livebaseballscorecards.com

AB 36
R 5
H 8
RBI 5
BB 2
SO 7
LOB 15




Batter	1	2	3	4	5	6	7	8	9	AB	R	H	RBI	BB	SO	LOB	BOTTOM				
Jarvis Brown, R OBP: 0.364, SLG: 0.391	0-1 G6-3		0-1 4-3		3-1 1B 2B		4-2 F8 1B BB		0-1 G4-3	4	2	1	0	1	0	0					
Ricky Gutierrez, R OBP: 0.353, SLG: 0.349	1-0 1B		0-3 K		2-2 1B 1B		4-1 1B F8 BB		4-2 BB	3	0	2	2	2	1	0					
Derek Bell, R OBP: 0.312, SLG: 0.433	2-3 K		0-1 F9		0-0 1B 1B		0-2 F8		2-2 L6	5	0	1	0	0	1	4					
Phil Plantier, L OBP: 0.319, SLG: 0.500	1-0 G4-3			2-3 K	0-3 K		3-2 F8			4	0	0	0	0	2	5					
Guillermo Velasquez, L OBP: 0.267, SLG: 0.291		1-2 FC4-6 1B		0-1 G6-3	0-0 1B		1-1 1B			3	0	2	0	0	0	0					
Frank Seminara, R										0	0	0	0	0	0	0					
Bill Bean, L OBP: 0.222, SLG: 0.222										1	0	1	1	0	0	0					
Trevor Hoffman, R										0	0	0	0	0	0	0					
Mark Davis, L OBP: 0.250, SLG: 0.250					1-2 1B		2-3 1B			0	0	0	0	0	0	0					
Melvin Nieves, S OBP: 0.242, SLG: 0.313		0-1 FC4-6 1B		0-0 1B		2-0 F9-6 1B		0-3 K		4	0	2	0	0	1	1					
Luis Lopez, S OBP: 0.045, SLG: 0.048		0-0 F9		0-3 K		2-1 F9-6 1B		0-0 G1-3		4	0	0	0	0	1	3					
Brad Ausmus, R OBP: 0.267, SLG: 0.381					0-1 2B 1B		3-1 1B		1-2 G4-3	4	1	2	0	0	1	1					
Tim Worrell, R										0	0	0	0	0	0	0					
Dave Stalon, R ERA: 4.29										1	1	1	1	0	0	0					
Kerry Taylor, R										0	0	0	0	0	0	0					
Tim Teufel, R OBP: 0.338, SLG: 0.426										2	0	0	0	0	1	2					
Jeff Gardner, L OBP: 0.337, SLG: 0.363										1	0	0	0	0	1	0					
Inning Stats	R: 0 E: 0 K: 1 S: 7	H: 1 LOB: 1 BB: 0 P: 11	R: 0 E: 0 K: 1 S: 9	H: 1 LOB: 0 BB: 0 P: 11	R: 1 E: 0 K: 1 S: 10	H: 1 LOB: 0 BB: 0 P: 12	R: 0 E: 0 K: 2 S: 9	H: 1 LOB: 1 BB: 0 P: 11	R: 0 E: 0 K: 0 S: 7	H: 2 LOB: 1 BB: 0 P: 14	R: 1 E: 0 K: 0 S: 13	H: 1 LOB: 2 BB: 2 P: 25	R: 0 E: 0 K: 1 S: 8	H: 0 LOB: 0 BB: 0 P: 9	R: 0 E: 0 K: 1 S: 13	H: 0 LOB: 1 BB: 1 P: 19	1B: 10 2B: 2 3B: 0 HR: 1	SF: 0 SAC: 0 DP: 1 HBP: 0	WP: 0 PB: 0 SB: 1 CS: 0	PA: 39	
PITCHER	IP	WLS	BF	H	R	ER	SO	BB	IBB	HBP	BLK	WP	HR	S	P	ERA	WHIP				
Kevin Gross, R	6.0	W	29	11	4	4	7	2	0	0	0	0	0	60	92	6.00	2.167				
Kip Gross, R	2.0		6	1	0	0	1	0	0	0	0	0	0	18	23	0.00	0.500				
Todd Worrell, R ERA: 6.0	1.0	S	4	0	0	0	1	1	0	0	0	0	0	13	19	0.00	1.000				

Los Angeles Dodgers @ San Diego Padres
Jack Murphy Stadium, San Diego, CA
Wed Sep 15 1993, 10:05 PM EDT
Att: 8,752 - Unknown - 68 F

livebaseballscorecards.com

AB 36
R 4
H 12
RBI 4
BB 3
SO 9
LOB 16



Batter	1	2	3	4	5	6	7	8	9	AB	R	H	RBI	BB	SO	LOB	TOP					
Brett Butler, L (1, 8) OBP: 0.386, SLG: 0.374	L7		L9		B2-3			F7	K	3	0	0	0	0	0	0	Los Angeles Dodgers @ Colorado Rockies Mile High Stadium, Denver, CO Fri Sep 17 1993, 9:05 PM EDT Att: 56,679 - Unknown - 55 F					
Tom Goodwin, L (6, 8) OBP: 0.333, SLG: 0.400										1	0	0	0	0	0							
Mike Sharperson, R (9, PH) OBP: 0.287, SLG: 0.370										1	0	0	0	1	2							
Jose Offerman, S (1, 6) OBP: 0.348, SLG: 0.343	F7		L9		L7			WP E	G4-3	5	1	1	0	0	0	2						
Mike Piazza, R (1, 2) OBP: 0.397, SLG: 0.540										2	0	1	0	0	1	0						
Carlos Hernandez, R (6, PH) OBP: 0.261, SLG: 0.344	K				FC6-4			F9		2	0	0	0	0	0	1						
Eric Karros, R (1, 3) OBP: 0.288, SLG: 0.409										3	1	1	1	0	1	1						
Henry Rodriguez, L (6, 3) OBP: 0.294, SLG: 0.441			K		FC6-4			E8 WP		1	0	0	0	0	0	0						
Tim Wallach, R (1, 5) OBP: 0.268, SLG: 0.349										4	0	1	0	0	1	1						
Cory Snyder, R (1, 9) OBP: 0.342, SLG: 0.412										2	0	2	0	0	0	0						
Jerry Brooks, R (6, PH) OBP: 0.333, SLG: 1.333										2	1	1	1	0	0	0						
Billy Ashley, R (1, 7) OBP: 0.269, SLG: 0.269										4	0	1	0	0	1	2						
Jody Reed, R (1, 4) OBP: 0.329, SLG: 0.346										1	0	0	0	1	0	1						
Rafael Bourquiel, R (7, PH) OBP: 0.600, SLG: 0.800										2	0	1	0	0	0	0						
Tom Candiotti, R (1, 1) OBP: 0.156, SLG: 0.175										1	0	0	0	0	0	3						
Ricky Tricek, R (2, 1) OBP: 0.290, SLG: 0.290										0	0	0	0	0	0	0						
Lenny Harris, R (5, PH) OBP: 0.306, SLG: 0.513										0	0	0	0	0	0	0						
John DeSilva, R (5, 1) OBP: 0.289, SLG: 0.421										1	0	0	0	0	0	0						
Dave Hansen, L (7, PH) OBP: 0.492, SLG: 0.487										0	0	0	0	0	0	0						
Steve Wilson, L (7, 1) OBP: 0.270, SLG: 0.328										1	0	1	0	0	0	0						
Raul Mondesi, R (9, PH) OBP: 0.270, SLG: 0.328										1	0	1	0	0	0	0						
Inning Stats	R: 0 E: 0 K: 1 S: 7	H: 0 LOB: 0 BB: 0 P: 12	R: 0 E: 0 K: 1 S: 8	H: 2 LOB: 3 BB: 1 P: 19	R: 0 E: 0 K: 0 S: 5	H: 1 LOB: 1 BB: 0 P: 9	R: 0 E: 0 K: 1 S: 9	H: 2 LOB: 1 BB: 0 P: 14	R: 0 E: 0 K: 0 S: 7	H: 0 LOB: 0 BB: 0 P: 8	R: 1 E: 0 K: 0 S: 9	H: 1 LOB: 0 BB: 0 P: 13	R: 0 E: 0 K: 0 S: 4	H: 0 LOB: 0 BB: 0 P: 4	R: 1 E: 1 K: 0 S: 14	H: 1 LOB: 1 BB: 0 P: 20	R: 1 E: 0 K: 2 S: 20	H: 3 LOB: 2 BB: 0 P: 26	1B: 6 2B: 2 3B: 0 HR: 2	SF: 0 SAC: 0 DP: 0 HBP: 0	WP: 2 PB: 0 SB: 0 CS: 0	PA: 38
PITCHER	IP WLS BF H R ER SO BB IBB HBP BLK WP HR S P ERA WHIP																					
David Nied, R (1, 1) ERA: 5.13	5.0 W 20 5 0 0 3 0 0 1 0 0 0 0 0 36 62 0.00 1.000																					
Willie Blair, R (6, 1) ERA: 4.54	3.1 16 5 3 2 1 0 0 0 0 2 2 39 52 5.40 1.500																					
Gary Wayne, L (9, 1) ERA: 4.97	0.2 2 0 0 0 1 0 0 0 0 0 0 8 11 0.00 0.000																					

Batter	1	2	3	4	5	6	7	8	9	AB	R	H	RBI	BB	SO	LOB	BOTTOM			
Nelson Liriano, S (1, 6) OBP: 0.375, SLG: 0.366	SH1-3 G4-3	1B	1B		1B		G6-3			5	3	4	0	0	0	0	Los Angeles Dodgers @ Colorado Rockies Mile High Stadium, Denver, CO Fri Sep 17 1993, 9:05 PM EDT Att: 56,679 - Unknown - 55 F			
Joe Girardi, R (1, 2) OBP: 0.321, SLG: 0.383	SH1-3	1B	1B		1B					4	2	3	1	0	0	2				
Danny Sheaffer, R (9, 2) OBP: 0.306, SLG: 0.385		SF7	1B		1B					0	0	0	0	0	0	0				
Daryl Boston, L (1, 8) OBP: 0.322, SLG: 0.447	G4-3	1B	1B		1B					4	1	2	4	0	1	2				
Chris Jones, R (7, PH) OBP: 0.289, SLG: 0.421		HR	1B		1B		G1-3			1	0	0	0	0	0	0				
Andres Galarraga, R (1, 3) OBP: 0.415, SLG: 0.630	BB	SF7	1B		1B					4	0	2	3	0	1	2				
Jim Tatum, R (9, 3) OBP: 0.259, SLG: 0.304	1B		FC4-6		2B					0	0	0	0	0	0	0				
Charlie Hayes, R (1, 5) OBP: 0.353, SLG: 0.520	1B				1B					3	1	1	2	1	1	1				
Willie Blair, R (6, 1) OBP: 0.139, SLG: 0.143	FC4-6	HR			1B					1	0	0	0	0	1	0				
Gary Wayne, L (9, 1) OBP: 1.000, SLG: 1.000	BB	HR			1B					0	0	0	0	0	0	0				
Jerald Clark, R (1, 9) OBP: 0.324, SLG: 0.441	FC4-6	1B			1B					5	1	2	1	0	1	3				
Eric Young Sr., R (1, 7) OBP: 0.340, SLG: 0.328		1B			1B		G4-3			4	1	1	0	0	0	1				
Roberto Mejia, R (1, 4) OBP: 0.279, SLG: 0.383			K		K		F8			4	0	0	0	0	3	1				
David Nied, R (1, 1) OBP: 0.318, SLG: 0.211										1	2	1	1	1	0	0				
Eric Wedge, R (5, PH) OBP: 1.000, SLG: 1.000										1	1	1	0	0	0	0				
Pedro Castellano, R (6, 5) OBP: 0.269, SLG: 0.343										1	0	0	0	0	1	0				
Inning Stats	R: 1 E: 0 K: 0 S: 13	H: 2 LOB: 2 BB: 1 P: 23	R: 6 E: 0 K: 1 S: 15	H: 7 LOB: 1 BB: 0 P: 21	R: 1 E: 0 K: 1 S: 17	H: 2 LOB: 1 BB: 1 P: 30	R: 1 E: 0 K: 0 S: 8	H: 1 LOB: 0 BB: 0 P: 12	R: 3 E: 0 K: 3 S: 17	H: 4 LOB: 1 BB: 0 P: 26	R: 0 E: 0 K: 2 S: 9	H: 0 LOB: 0 BB: 0 P: 13	R: 0 E: 0 K: 0 S: 6	H: 1 LOB: 0 BB: 0 P: 8	R: 0 E: 0 K: 2 S: 8	H: 0 LOB: 0 BB: 0 P: 11	1B: 10 2B: 5 3B: 0 HR: 2	SF: 1 SAC: 1 DP: 0 HBP: 0	WP: 0 PB: 0 SB: 1 CS: 0	PA: 42
PITCHER	IP WLS BF H R ER SO BB IBB HBP BLK WP HR S P ERA WHIP																			
Tom Candiotti, R (1, 1) ERA: 2.88	1.2 L 15 9 7 7 1 1 0 0 0 0 0 1 27 46 37.80 6.000																			
Ricky Tricek, R (2, 1) ERA: 4.18	2.1 11 3 2 2 1 1 0 0 0 0 0 1 27 46 7.71 1.714																			
John DeSilva, R (5, 1) ERA: 12.0	2.0 10 4 3 3 5 0 0 0 0 0 0 26 39 13.50 2.000																			
Steve Wilson, L (7, 1) ERA: 4.0	2.0 6 1 0 0 2 0 0 0 0 0 0 14 19 0.00 0.500																			



Batter	1	2	3	4	5	6	7	8	9	AB	R	H	RBI	BB	SO	LOB	TOP				
Raul Mondesi, R (1, 8) OBP: 0.294, SLG: 0.385	P2		BB 1B	BB		K		HR		4	2	2	2	1	1	0	Los Angeles Dodgers @ Colorado Rockies Mile High Stadium, Denver, CO Sat Sep 18 1993, 9:05 PM EDT Att: 52,293 - Unknown - 49 F				
Jose Offerman, S (1, 6) OBP: 0.348, SLG: 0.342	F7		BB FC4-6	G4-3			CS 1B	G6-3		4	1	1	0	1	0	2					
Mike Piazza, R (1, 2) OBP: 0.357, SLG: 0.537	BB		FC4-6 1B		G5-3		K		G1-3	4	0	1	2	1	1	1					
Eric Karros, R (1, 3) OBP: 0.287, SLG: 0.409	P5		FC4-6 1B		1B		F7		G5-3	5	1	1	1	0	0	3					
Tim Wallach, R (1, 5) OBP: 0.267, SLG: 0.348		K2-3								4	0	1	1	0	2	1					
Lenny Harris, L (9, PH) OBP: 0.310, SLG: 0.313			K							0	0	0	0	1	0	0					
Cory Snyder, R (1, 9) OBP: 0.342, SLG: 0.414	G1-3									5	1	2	0	0	1	1					
Billy Ashley, R (1, 7) OBP: 0.241, SLG: 0.241										3	0	0	0	0	3	3					
Dave Hansen, L (8, PH) OBP: 0.457, SLG: 0.487										0	1	0	0	1	0	0					
Tom Goodwin, L (8, 7) OBP: 0.333, SLG: 0.400										0	0	0	0	0	0	0					
Jody Reed, R (1, 4) OBP: 0.330, SLG: 0.347			BB 1B							1	1	1	0	0	0	0					
Mike Sharperson, R (4, PH) OBP: 0.300, SLG: 0.373			BB 1B	FC1-6 1B				1B WP		2	1	1	1	1	1	0					
Pedro Astacio, R (1, 1) OBP: 0.158, SLG: 0.158			K	FC1-6 BB				WP HR		4	1	1	1	0	1	2					
Inning Stats	R: 0 E: 0 K: 0 S: 9	H: 0 LOB: 1 BB: 1 P: 14	R: 0 E: 0 K: 2 S: 7	H: 0 LOB: 0 BB: 0 P: 9	R: 3 E: 0 K: 2 S: 11	H: 3 LOB: 1 BB: 1 P: 18	R: 1 E: 0 K: 1 S: 15	H: 2 LOB: 2 BB: 1 P: 24	R: 1 E: 0 K: 1 S: 10	H: 3 LOB: 2 BB: 0 P: 19	R: 0 E: 0 K: 2 S: 7	H: 0 LOB: 0 BB: 0 P: 9	R: 0 E: 0 K: 1 S: 8	H: 1 LOB: 0 BB: 0 P: 13	R: 4 E: 0 K: 1 S: 12	H: 2 LOB: 2 BB: 2 P: 22	R: 0 E: 0 K: 0 S: 4	H: 0 LOB: 1 BB: 1 P: 8	1B: 8 2B: 3 3B: 0 HR: 1	SF: 0 SAC: 0 DP: 1 HBP: 0	WP: 1 PA: 42 PB: 0 SB: 0 CS: 2
PITCHER	IP WLS BF H R ER SO BB IBB HBP BLK WP HR S P ERA WHIP	IP WLS BF H R ER SO BB IBB HBP BLK WP HR S P ERA WHIP	IP WLS BF H R ER SO BB IBB HBP BLK WP HR S P ERA WHIP	IP WLS BF H R ER SO BB IBB HBP BLK WP HR S P ERA WHIP	IP WLS BF H R ER SO BB IBB HBP BLK WP HR S P ERA WHIP	IP WLS BF H R ER SO BB IBB HBP BLK WP HR S P ERA WHIP	IP WLS BF H R ER SO BB IBB HBP BLK WP HR S P ERA WHIP	IP WLS BF H R ER SO BB IBB HBP BLK WP HR S P ERA WHIP	IP WLS BF H R ER SO BB IBB HBP BLK WP HR S P ERA WHIP	IP WLS BF H R ER SO BB IBB HBP BLK WP HR S P ERA WHIP	IP WLS BF H R ER SO BB IBB HBP BLK WP HR S P ERA WHIP	IP WLS BF H R ER SO BB IBB HBP BLK WP HR S P ERA WHIP	IP WLS BF H R ER SO BB IBB HBP BLK WP HR S P ERA WHIP	IP WLS BF H R ER SO BB IBB HBP BLK WP HR S P ERA WHIP	IP WLS BF H R ER SO BB IBB HBP BLK WP HR S P ERA WHIP	IP WLS BF H R ER SO BB IBB HBP BLK WP HR S P ERA WHIP	IP WLS BF H R ER SO BB IBB HBP BLK WP HR S P ERA WHIP	IP WLS BF H R ER SO BB IBB HBP BLK WP HR S P ERA WHIP	IP WLS BF H R ER SO BB IBB HBP BLK WP HR S P ERA WHIP	IP WLS BF H R ER SO BB IBB HBP BLK WP HR S P ERA WHIP	

AB	36
R	9
H	11
RBI	8
BB	6
SO	10
LOB	13



Batter	1	2	3	4	5	6	7	8	9	AB	R	H	RBI	BB	SO	LOB	BOTTOM				
Nelson Liriano, S (1, 6) OBP: 0.379, SLG: 0.381	G3 2B		BB 1B					P6		4	0	2	0	0	0	1	Los Angeles Dodgers @ Colorado Rockies Mile High Stadium, Denver, CO Sat Sep 18 1993, 9:05 PM EDT Att: 52,293 - Unknown - 49 F				
Joe Girardi, R (1, 2) OBP: 0.323, SLG: 0.383	K2-3		BB			G5-3		E 1B		3	0	1	0	1	1	1					
Daryl Boston, L (1, 8) OBP: 0.321, SLG: 0.444	G3		K			G2-3 1B		E6 FC5-4		4	0	1	0	0	1	4					
Andres Galarraga, R (1, 3) OBP: 0.411, SLG: 0.624	G4-3					G2-3		F8		4	0	0	0	0	0	4					
Pedro Castellano, R (9, 3) OBP: 0.289, SLG: 0.343										0	0	0	0	0	0	0					
Charlie Hayes, R (1, 5) OBP: 0.350, SLG: 0.516		G6-3				F8		FC5-4		4	0	0	0	0	0	3					
Jerald Clark, R (1, 9) OBP: 0.323, SLG: 0.442		G6-3			K2-3					4	0	1	0	0	1	0					
Eric Young Sr., R (1, 7) OBP: 0.340, SLG: 0.327			K			G6-3		F9		4	0	1	0	0	1	1					
Roberto Mejia, R (1, 4) OBP: 0.276, SLG: 0.379			B3-1			K		G6-3		2	0	0	0	0	1	0					
Jay Garner, L (7, PH) OBP: 0.237, SLG: 0.235										1	0	0	0	0	0	1					
Vinny Castilla, R (8, 6) OBP: 0.286, SLG: 0.417										1	0	0	0	0	0	1					
Bruce Hurst, L (1, 1) OBP: 0.209, SLG: 0.500										0	0	0	0	0	0	0					
Eric Wedge, R (3, PH) OBP: 0.299, SLG: 0.500										1	0	0	0	0	0	0					
Lance Painter, L (4, 1) OBP: 0.344, SLG: 0.500										0	0	0	0	0	0	0					
Alex Cole, L (5, PH) OBP: 0.294, SLG: 0.500										0	0	0	0	0	0	0					
Mo Sanford, R (8, 1) OBP: 0.344, SLG: 0.500										0	0	0	0	0	0	0					
Jim Tatum, R (7, PH) OBP: 0.203, SLG: 0.301										0	0	0	0	0	0	1					
Marcus Moore, S (8, 1) OBP: 0.286, SLG: 0.418										0	0	0	0	0	0	0					
Chris Jones, R (9, PH) OBP: 0.286, SLG: 0.418										1	0	0	0	0	1	1					
Inning Stats	R: 0 E: 0 K: 1 S: 9	H: 1 LOB: 1 BB: 0 P: 14	R: 0 E: 0 K: 1 S: 7	H: 0 LOB: 0 BB: 0 P: 14	R: 0 E: 0 K: 1 S: 8	H: 1 LOB: 2 BB: 1 P: 18	R: 0 E: 0 K: 1 S: 6	H: 0 LOB: 0 BB: 0 P: 10	R: 0 E: 0 K: 1 S: 7	H: 1 LOB: 1 BB: 0 P: 12	R: 0 E: 0 K: 0 S: 8	H: 1 LOB: 1 BB: 0 P: 11	R: 0 E: 0 K: 0 S: 6	H: 1 LOB: 1 BB: 0 P: 9	R: 0 E: 1 K: 0 S: 8	H: 1 LOB: 2 BB: 0 P: 14	R: 0 E: 0 K: 1 S: 8	H: 1 LOB: 1 BB: 0 P: 10	1B: 5 2B: 2 3B: 0 HR: 0	SF: 0 SAC: 0 DP: 0 HBP: 0	WP: 0 PA: 36 PB: 0 SB: 0 CS: 0
PITCHER	IP WLS BF H R ER SO BB IBB HBP BLK WP HR S P ERA WHIP	IP WLS BF H R ER SO BB IBB HBP BLK WP HR S P ERA WHIP	IP WLS BF H R ER SO BB IBB HBP BLK WP HR S P ERA WHIP	IP WLS BF H R ER SO BB IBB HBP BLK WP HR S P ERA WHIP	IP WLS BF H R ER SO BB IBB HBP BLK WP HR S P ERA WHIP	IP WLS BF H R ER SO BB IBB HBP BLK WP HR S P ERA WHIP	IP WLS BF H R ER SO BB IBB HBP BLK WP HR S P ERA WHIP	IP WLS BF H R ER SO BB IBB HBP BLK WP HR S P ERA WHIP	IP WLS BF H R ER SO BB IBB HBP BLK WP HR S P ERA WHIP	IP WLS BF H R ER SO BB IBB HBP BLK WP HR S P ERA WHIP	IP WLS BF H R ER SO BB IBB HBP BLK WP HR S P ERA WHIP	IP WLS BF H R ER SO BB IBB HBP BLK WP HR S P ERA WHIP	IP WLS BF H R ER SO BB IBB HBP BLK WP HR S P ERA WHIP	IP WLS BF H R ER SO BB IBB HBP BLK WP HR S P ERA WHIP	IP WLS BF H R ER SO BB IBB HBP BLK WP HR S P ERA WHIP	IP WLS BF H R ER SO BB IBB HBP BLK WP HR S P ERA WHIP	IP WLS BF H R ER SO BB IBB HBP BLK WP HR S P ERA WHIP	IP WLS BF H R ER SO BB IBB HBP BLK WP HR S P ERA WHIP	IP WLS BF H R ER SO BB IBB HBP BLK WP HR S P ERA WHIP	IP WLS BF H R ER SO BB IBB HBP BLK WP HR S P ERA WHIP	



Batter	1	2	3	4	5	6	7	8	9	AB	R	H	RBI	BB	SO	LOB	TOP					
Brett Butler , L (1, 8) OBP: 0.383, SLG: 0.371										5	0	0	0	0	2	3						
Jose Offerman , S (1, 6) OBP: 0.346, SLG: 0.339										4	0	0	0	0	0	0						
Henry Rodriguez , L (1, 7) Raul Mondesi , R (6, PH) OBP: 0.304, SLG: 0.409										3	1	1	1	0	0	0						
Eric Karros , R (1, 3) OBP: 0.290, SLG: 0.413										4	2	3	1	0	0	0						
Tim Wallach , R (1, 5) OBP: 0.265, SLG: 0.345										4	0	0	0	0	0	3						
Cory Snyder , R (1, 9) OBP: 0.342, SLG: 0.412										3	1	0	0	1	1	3						
Carlos Hernandez , R (1, 2) OBP: 0.260, SLG: 0.340										4	0	1	2	0	2	2						
Jody Reed , R (1, 4) OBP: 0.332, SLG: 0.347										3	0	1	0	1	1	0						
Pedro Martinez , R (1, 1) Roger McDowell , R (3, 1) Dave Harshbarger , L (4, PH) Kip Gross , R (4, 1) Mike Sharperson , R (7, PH) Steve Wilson , L (7, 1) Lenny Harris , L (9, PH) OBP: 0.306, SLG: 0.310										1	0	0	0	0	1	2						
Inning Stats	R: 0 E: 0 K: 1 S: 6	H: 0 LOB: 0 BB: 9	R: 1 E: 1 K: 1 S: 10	H: 1 LOB: 2 BB: 21	R: 0 E: 0 K: 1 S: 6	H: 0 LOB: 0 BB: 9	R: 2 E: 0 K: 0 S: 10	H: 3 LOB: 2 BB: 23	R: 1 E: 0 K: 0 S: 8	H: 1 LOB: 0 BB: 12	R: 0 E: 0 K: 2 S: 7	H: 0 LOB: 0 BB: 11	R: 0 E: 0 K: 0 S: 7	H: 0 LOB: 0 BB: 10	R: 1 E: 0 K: 2 S: 10	H: 2 LOB: 1 BB: 14	R: 0 E: 0 K: 0 S: 9	H: 0 LOB: 0 BB: 17	1B: 4 2B: 2 3B: 0 HR: 1	SF: 0 SAC: 0 DP: 1 HBP: 0	WP: 0 PB: 0 SB: 0 CS: 0	PA: 37
PITCHER	IP	WLS	BF	H	R	ER	SO	BB	IBB	HBP	BLK	WP	HR	S	P	ERA	WHIP					
Armando Reynoso , R (1, 1) ERA: 3.8	5.0	W	23	5	4	3	3	2	1	0	0	0	1	40	74	5.40	1.400					
Steve Reed , R (6, 1) ERA: 4.92	1.0		3	0	0	0	2	0	0	0	0	0	0	7	11	0.00	0.000					
Bruce Ruffin , L (7, 1) ERA: 4.01	2.0		8	2	1	1	2	0	0	0	0	0	0	17	24	4.50	1.000					
Darren Holmes , R (9, 1) ERA: 4.29	1.0	S	3	0	0	0	0	0	0	0	0	0	0	9	17	0.00	0.000					

Los Angeles Dodgers @ Colorado Rockies
Mile High Stadium, Denver, CO
Sun Sep 19 1993, 5:33 AM EDT
Att: 61,573 - Cloudy - 69 F

livebaseballscores.com

AB 34
R 5
H 7
RBI 5
BB 3
SO 7
LOB 13

Batter	1	2	3	4	5	6	7	8	9	AB	R	H	RBI	BB	SO	LOB	BOTTOM					
Nelson Liriano , S (1, 4) OBP: 0.388, SLG: 0.404										4	1	2	3	1	2	0						
Joe Girardi , R (1, 2) OBP: 0.331, SLG: 0.391										4	0	3	1	1	0	0						
Daryl Boston , L (1, 8) Chris Jones , R (6, PH) OBP: 0.286, SLG: 0.416										4	0	0	0	0	2	5						
Andres Galarraga , R (1, 3) OBP: 0.411, SLG: 0.626										5	1	2	0	0	1	1						
Charlie Hayes , R (1, 5) OBP: 0.349, SLG: 0.514										4	1	1	0	0	0	3						
Jerald Clark , R (1, 9) OBP: 0.327, SLG: 0.447										2	3	1	0	2	0	0						
Eric Young Sr. , R (1, 7) OBP: 0.343, SLG: 0.331										4	1	3	2	0	0	1						
Vinny Castilla , R (1, 6) OBP: 0.289, SLG: 0.415										2	0	0	0	2	0	2						
Armando Reynoso , R (1, 1) OBP: 0.175, SLG: 0.233 Steve Reed , R (6, 1) Alex Cole , L (6, PH) OBP: 0.344, SLG: 0.314 Bruce Ruffin , S (7, 1) OBP: 0.154, SLG: 0.125 Darren Holmes , R (9, 1)										0	1	0	0	1	0	0						
Inning Stats	R: 0 E: 0 K: 1 S: 11	H: 2 LOB: 2 BB: 1 P: 19	R: 3 E: 0 K: 1 S: 12	H: 2 LOB: 1 BB: 2 P: 24	R: 3 E: 1 K: 0 S: 13	H: 3 LOB: 0 BB: 1 P: 24	R: 0 E: 0 K: 1 S: 9	H: 1 LOB: 1 BB: 0 P: 11	R: 0 E: 0 K: 2 S: 8	H: 1 LOB: 1 BB: 0 P: 10	R: 0 E: 0 K: 2 S: 8	H: 1 LOB: 2 BB: 3 P: 12	R: 2 E: 0 K: 1 S: 17	H: 2 LOB: 2 BB: 3 P: 32	R: 0 E: 0 K: 1 S: 6	H: 0 LOB: 0 BB: 0 P: 15	1B: 8 2B: 1 3B: 3 HR: 0	SF: 0 SAC: 1 DP: 1 HBP: 0	WP: 1 PB: 0 SB: 4 CS: 1	PA: 42		
PITCHER	IP	WLS	BF	H	R	ER	SO	BB	IBB	HBP	BLK	WP	HR	S	P	ERA	WHIP					
Pedro Martinez , R (1, 1) ERA: 2.73	2.1	L	15	6	5	5	2	3	0	0	1	0	0	8	16	0.00	3.857					
Roger McDowell , R (3, 1) ERA: 1.99	0.2		3	1	1	0	0	1	0	0	0	0	0	8	16	0.00	3.000					
Kip Gross , R (4, 1) ERA:	3.0		12	3	0	0	3	0	0	0	0	0	0	25	33	0.00	1.000					
Steve Wilson , L (7, 1) ERA: 4.5	2.0		10	2	2	2	2	2	1	0	0	0	0	23	47	9.00	2.000					

Los Angeles Dodgers @ Colorado Rockies
Mile High Stadium, Denver, CO
Sun Sep 19 1993, 5:33 AM EDT
Att: 61,573 - Cloudy - 69 F

livebaseballscores.com

AB 32
R 8
H 12
RBI 6
BB 7
SO 7
LOB 15

Batter	1	2	3	4	5	6	7	8	9	AB	R	H	RBI	BB	SO	LOB	TOP				
Brett Butler, L OBP: 0.383, SLG: 0.371 (1, 8)	1-2 SH1-4 1B	2-1 G3		3-2 G3			2-1 SH5-3		0-0 SH1-3	3	1	1	0	0	0	1					
Jose Offerman, S OBP: 0.347, SLG: 0.339 (1, 6)	0-1 SH1-4	0-0 P5			0-0 1B FC4-6		4-2 2B		2-1 F7	3	2	1	0	1	0	1					
Pedro Martinez, R (1, 5)	3-0 1B		2-3 K		0-0 1B FC4-6		1-0 2B		1-1 G5-3	0	0	0	0	0	0	0					
Dave Hansen, L OBP: 0.475, SLG: 0.513 (1, 5)	1B				1-3 1B		1-2 2B			0	0	0	0	0	0	0					
Mike Sharperson, R OBP: 0.287, SLG: 0.369 (7, PR)	2-H 1B				1-3 1B		1-2 2B			0	0	0	0	0	0	0					
Tim Wallach, R OBP: 0.265, SLG: 0.344 (7, 5)					1-3 1B		1-2 2B			1	0	0	0	0	0	1					
Mike Piazza, R OBP: 0.356, SLG: 0.534 (1, 2)	4-2 1B		1-0 L9		0-1 FC4-6		1-2 F9			3	0	0	1	1	0	2					
Eric Karros, R OBP: 0.292, SLG: 0.414 (1, 3)	3-2 1B		0-2 1B		1-0 G6-4-3		2-2 G3			4	0	2	0	0	0	3					
Henry Rodriguez, L OBP: 0.287, SLG: 0.455 Raul Mondesi, R OBP: 0.304, SLG: 0.409 (8, 7)	2-3 K		3-2 G5-3		1-1 G1-4-3 1B			2-3 K		4	0	1	0	0	2	4					
Cory Snyder, R OBP: 0.339, SLG: 0.408 (1, 9)	0-3 K			0-0 G6-3		0-3 K		2-1 G5-3		4	0	0	0	0	2	4					
Lenny Harris, L OBP: 0.313, SLG: 0.342 (1, 4)		1-2 HR		1-1 G4-3 2B		1-2 G1-4-3		1-2 P3		4	1	2	1	0	0	1					
Ramon Martinez, R OBP: 0.132, SLG: 0.149 Todd Worrell, R OBP: 0.067, SLG: 0.833 (8, 4)	0-0 G6-3		1-2 G4-3		1-2 G4-3		2-2 SH5-3 2B		1-2 SH1-3 1B	3	1	1	0	0	0	1					
Inning Stats	R: 1 E: 0 K: 2 S: 17	H: 3 LOB: 3 BB: 1 P: 30	R: 1 E: 0 K: 0 S: 7	H: 1 LOB: 0 BB: 0 P: 10	R: 0 E: 0 K: 1 S: 11	H: 1 LOB: 1 BB: 0 P: 17	R: 0 E: 0 K: 0 S: 11	H: 1 LOB: 1 BB: 0 P: 16	R: 1 E: 0 K: 0 S: 5	H: 2 LOB: 0 BB: 0 P: 6	R: 0 E: 0 K: 1 S: 9	H: 1 LOB: 0 BB: 0 P: 11	R: 2 E: 0 K: 0 S: 18	H: 2 LOB: 2 BB: 1 P: 30	R: 0 E: 0 K: 1 S: 8	H: 0 LOB: 0 BB: 0 P: 13	R: 0 E: 0 K: 0 S: 8	H: 1 LOB: 1 BB: 0 P: 12	1B: 9 2B: 2 3B: 0 HR: 1	SF: 0 SAC: 3 DP: 2 HBP: 0	WP: 0 PA: 39 PB: 0 SB: 0 CS: 0
PITCHER	IP	WLS	BF	H	R	ER	SO	BB	IBB	HBP	BLK	WP	HR	S	P	ERA	WHIP				
Jose Rijo, R ERA: 2.57	8.0	L	35	11	5	5	5	2	0	0	0	0	1	86	133	5.62	1.625				
Jerry Spradlin, R ERA: 3.83	1.0		4	1	0	0	0	0	0	0	0	0	0	8	12	0.00	1.000				

Los Angeles Dodgers @ Cincinnati Reds
Riverfront Stadium, Cincinnati, OH
Mon Sep 20 1993, 7:05 PM EDT
Att: 20,877 - Unknown - 65 F

AB 34
R 5
H 12
RBI 5
BB 2
SO 5
LOB 18



Batter	1	2	3	4	5	6	7	8	9	AB	R	H	RBI	BB	SO	LOB	BOTTOM				
Thomas Howard, S OBP: 0.292, SLG: 0.375 (1, 7)	1-2 G4-3 3B		3-2 FC6-4 1B		1-0 G3-1			4-0 BB		3	1	2	0	1	0	0					
Jacob Brumfield, R OBP: 0.333, SLG: 0.434 (1, 8)	0-1 L4		2-0 FC6-4			2-3 K		1-3 K		4	0	0	0	0	2	5					
Hal Morris, L OBP: 0.355, SLG: 0.388 (1, 3)	1-2 G4-3		1-0 G5-3			3-2 L9		0-0 F7		4	0	0	1	0	0	4					
Chris Sabo, R OBP: 0.323, SLG: 0.436 Keith Kessinger, S OBP: 0.375, SLG: 0.875 Jack Daugherty, S OBP: 0.333, SLG: 0.392 Jerry Spradlin, S (9, 1)	2-3 K		2-3 K2-3			2-2 G3		1-3 K		1	0	0	0	0	1	0					
Tim Costo, R OBP: 0.303, SLG: 0.479 (9, 5)		2-2 G6-3		0-1 F8			0-0 G4-3 2B		0-2 G6-3	4	0	1	0	0	0	0					
Joe Oliver, R OBP: 0.273, SLG: 0.389 (1, 2)		0-3 K		1-3 K			0-0 G4-3		1-2 F8	4	0	0	0	0	2	1					
Juan Samuel, R OBP: 0.298, SLG: 0.350 (2, 5) (9, 4)		1-0 P5			0-0 E6 G4-3 G6-3		1-0 L6		3-2 G6-3	4	1	0	0	0	0	1					
Jeff Branson, L OBP: 0.274, SLG: 0.316 (2, 4) (9, 6)			1-3 K		0-0 G4-3		3-3 K			3	0	0	0	0	2	2					
Jose Rijo, R OBP: 0.300, SLG: 0.364 Gary Varsho, L OBP: 0.316, SLG: 0.379 (8, PH) (9, 9)			1-0 FC6-4 1B		0-2 G6-3			4-1 BB		2	0	1	1	0	0	0					
Inning Stats	R: 1 E: 0 K: 1 S: 15	H: 1 LOB: 0 BB: 0 P: 19	R: 0 E: 0 K: 1 S: 7	H: 0 LOB: 0 BB: 0 P: 10	R: 0 E: 0 K: 1 S: 11	H: 2 LOB: 2 BB: 0 P: 19	R: 0 E: 0 K: 2 S: 11	H: 0 LOB: 0 BB: 0 P: 14	R: 1 E: 1 K: 0 S: 6	H: 0 LOB: 0 BB: 0 P: 7	R: 0 E: 0 K: 1 S: 10	H: 0 LOB: 0 BB: 0 P: 17	R: 0 E: 0 K: 1 S: 6	H: 1 LOB: 1 BB: 0 P: 10	R: 0 E: 0 K: 2 S: 8	H: 0 LOB: 2 BB: 2 P: 18	R: 0 E: 0 K: 0 S: 15	H: 0 LOB: 0 BB: 0 P: 19	1B: 2 2B: 1 3B: 1 HR: 0	SF: 0 SAC: 0 DP: 0 HBP: 0	WP: 0 PA: 34 PB: 0 SB: 0 CS: 0
PITCHER	IP	WLS	BF	H	R	ER	SO	BB	IBB	HBP	BLK	WP	HR	S	P	ERA	WHIP				
Ramon Martinez, R ERA: 3.16	7.0	W	28	4	2	1	7	2	0	0	0	0	0	67	105	1.29	0.857				
Todd Worrell, R ERA: 5.66	2.0	S	6	0	0	0	2	0	0	0	0	0	0	22	28	0.00	0.000				

Los Angeles Dodgers @ Cincinnati Reds
Riverfront Stadium, Cincinnati, OH
Mon Sep 20 1993, 7:05 PM EDT
Att: 20,877 - Unknown - 65 F

AB 32
R 2
H 4
RBI 2
BB 2
SO 9
LOB 15



Batter	1	2	3	4	5	6	7	8	9	10	11	AB	R	H	RBI	BB	SO	LOB	TOP	
Brett Butler, L OBP: 0.382, SLG: 0.371 (1, 8)	G5-3	BB		F9			B1-3			G1-3	2B	5	0	1	2	1	0	0		
Jose Offerman, S OBP: 0.345, SLG: 0.336 (1, 6)	G1-3	BB			L7		F7			E1	F7	5	0	0	1	1	0	1		
Dave Hansen, L OBP: 0.456, SLG: 0.488 (1, 5)	F8	L4			G3			F7				4	0	0	0	0	0	3		
Tim Wallach, R OBP: 0.266, SLG: 0.346 (8, 5)											1B	1	0	1	0	0	0	0		
Mike Piazza, R OBP: 0.357, SLG: 0.533 (1, 2)		G2-3	BB		F8			G6-3		F9		5	1	2	0	0	0	2		
Eric Karros, R OBP: 0.289, SLG: 0.410 (1, 3)		BB		L7				K		F8		5	0	0	0	0	3	4		
Henry Rodriguez, L OBP: 0.290, SLG: 0.448 (1, 7)		G2-3	BB				P5				2B	2	1	0	0	1	1	1		
Cory Snyder, R OBP: 0.340, SLG: 0.409 (9, PH)		BB		K							1B	2	1	1	0	0	1	0		
Raul Mondesi, R OBP: 0.297, SLG: 0.394 (9, 7)		G2-3		G4-3							K	5	0	1	0	0	2	4		
Lenny Harris, L OBP: 0.312, SLG: 0.328 (1, 4)		BB		G4-3								2	1	0	0	1	0	1		
Mike Sharperson, R OBP: 0.342, SLG: 0.376 (9, PH)		BB					F9					2	1	0	0	0	0	0		
Tom Goodwin, R OBP: 0.333, SLG: 0.400 (9, PH)		BB										0	0	0	0	0	0	0		
Todd Worrell, R OBP: 0.305, SLG: 0.300 (9, PH)		BB										0	0	0	0	0	0	0		
Roger McDowell, R OBP: 0.299, SLG: 0.300 (11, PH)		BB										0	0	0	0	0	0	0		
Jerry Brice, R OBP: 0.300, SLG: 1.000 (11, PH)		BB										1	1	0	0	0	0	0		
Ricky Tricek, R OBP: 0.250, SLG: 0.250 (11, 1)		IBB										0	0	0	0	0	0	0		
Orel Hershiser, R OBP: 0.390, SLG: 0.420 (1, 1)		BB										2	0	0	1	1	0	0		
Kip Gross, R (8, 1)		BB										0	0	0	0	0	0	0		
Jody Reed, R OBP: 0.333, SLG: 0.349 (9, PH)		BB										1	0	1	1	0	0	0		
Inning Stats	R: 0 E: 0 K: 0 S: 7	H: 0 LOB: 0 BB: 0 P: 11	R: 3 E: 0 K: 1 S: 16	H: 1 LOB: 3 BB: 5 P: 39	R: 0 E: 0 K: 1 S: 10	H: 1 LOB: 1 BB: 0 P: 13	R: 0 E: 0 K: 0 S: 3	H: 0 LOB: 0 BB: 0 P: 4	R: 0 E: 0 K: 0 S: 8	H: 1 LOB: 1 BB: 0 P: 12	R: 0 E: 0 K: 1 S: 5	H: 0 LOB: 0 BB: 0 P: 8	R: 0 E: 1 K: 0 S: 12	H: 2 LOB: 2 BB: 0 P: 19	R: 2 E: 0 K: 1 S: 14	H: 3 LOB: 1 BB: 0 P: 20	1B: 7 2B: 2 3B: 0 HR: 0	SF: 1 SAC: 0 DP: 0 HBP: 0	WP: 0 PB: 1 SB: 2 CS: 0	PA: 47
PITCHER	IP 7.0	WLS 3	BF 29	H 3	R 3	ER 3	SO 3	BB 0	IBB 0	HBP 0	BLK 0	WP 0	HR 0	S 56	P 98	ERA 3.86	WHIP 1.000			
Larry Luebbers, R ERA: 4.57 (1, 1)	1.0	3	0	0	0	1	0	0	0	0	0	0	0	5	8	0.00	0.000			
Johnny Ruffin, R ERA: 3.31 (8, 1)	1.0	4	2	0	0	2	0	0	0	0	0	0	0	11	17	0.00	2.000			
Ross Powell, L ERA: 1.94 (9, 1)	2.0	L	11	4	2	2	1	0	0	0	0	0	0	26	39	9.00	2.000			
Jeff Reardon, R ERA: 3.71 (10, 1)																				

Los Angeles Dodgers @ Cincinnati Reds
Riverfront Stadium, Cincinnati, OH
Tue Sep 21 1993, 7:05 PM EDT
Att. 21,353 - Unknown - 66 F

livebaseballscores.com

AB 41
R 5
H 9
RBI 5
BB 5
SO 7
LOB 16




Batter	1	2	3	4	5	6	7	8	9	10	11	AB	R	H	RBI	BB	SO	LOB	BOTTOM			
Jacob Brumfield, R OBP: 0.331, SLG: 0.429 (1, 8)	FC4-6		FC1-4		K			FC3-6		G6-3		5	1	1	0	0	1	2				
Thomas Howard, S OBP: 0.294, SLG: 0.374 (1, 7)	FC4-6		E9				G6-3			K		4	0	1	1	1	1	1				
Tim Costo, R OBP: 0.284, SLG: 0.449 (1, 9)	K		K				P4			FC5-4		5	0	0	0	0	2	4				
Chris Sabo, R OBP: 0.322, SLG: 0.439 (1, 5)	G4-3						G6-3			FC5-4		5	1	1	1	0	1	3				
Jack Daugherty, S OBP: 0.308, SLG: 0.357 (1, 3)		G3-1			HR		G4-3					5	0	0	0	0	0	0				
Juan Samuel, R OBP: 0.300, SLG: 0.351 (1, 4)		G5-3					K					5	1	2	0	0	2	0				
Joe Oliver, R OBP: 0.273, SLG: 0.388 (1, 2)		L4					G4-3					4	0	1	1	0	0	1				
Keith Kessinger, S OBP: 0.333, SLG: 0.667 (1, 6)												4	0	1	0	0	1	2				
Larry Luebbers, R ERA: 3.56 (1, 1)	1.0	5	1	0	0	0	0	0	0	0	0	0	0	10	18	0.00	2.000					
Kip Gross, R ERA: 3.75 (8, 1)	1.0	W	3	0	0	0	1	0	0	0	0	0	0	7	11	0.00	0.000					
Todd Worrell, R ERA: 1.96 (9, 1)	1.0	S	3	0	0	0	2	0	0	0	0	0	0	7	13	0.00	0.000					
Roger McDowell, R ERA: 4.11 (10, 1)																						
Inning Stats	R: 0 E: 0 K: 1 S: 7	H: 1 LOB: 1 BB: 0 P: 8	R: 0 E: 0 K: 0 S: 7	H: 0 LOB: 0 BB: 0 P: 10	R: 1 E: 1 K: 1 S: 9	H: 2 LOB: 1 BB: 0 P: 14	R: 1 E: 0 K: 1 S: 7	H: 1 LOB: 1 BB: 0 P: 9	R: 0 E: 0 K: 0 S: 10	H: 0 LOB: 0 BB: 0 P: 14	R: 0 E: 0 K: 0 S: 4	H: 1 LOB: 1 BB: 0 P: 4	R: 0 E: 0 K: 1 S: 10	H: 2 LOB: 2 BB: 1 P: 18	R: 1 E: 0 K: 1 S: 9	H: 2 LOB: 1 BB: 0 P: 11	R: 0 E: 0 K: 1 S: 7	H: 0 LOB: 0 BB: 0 P: 11	1B: 7 2B: 0 3B: 0 HR: 1	SF: 0 SAC: 0 DP: 0 HBP: 0	WP: 0 PB: 0 SB: 4 CS: 0	PA: 42
PITCHER	IP 7.0	WLS 5	BF 26	H 5	R 2	ER 2	SO 5	BB 0	IBB 0	HBP 0	BLK 0	WP 0	HR 1	S 54	P 75	ERA 2.57	WHIP 0.714					
Orel Hershiser, R ERA: 3.56 (1, 1)	1.0	5	1	0	0	0	0	0	0	0	0	0	0	10	18	0.00	2.000					
Kip Gross, R ERA: 3.75 (8, 1)	1.0	W	3	0	0	0	1	0	0	0	0	0	0	7	11	0.00	0.000					
Todd Worrell, R ERA: 1.96 (9, 1)	1.0	S	3	0	0	0	2	0	0	0	0	0	0	7	13	0.00	0.000					
Roger McDowell, R ERA: 4.11 (10, 1)																						


Los Angeles Dodgers @ Cincinnati Reds
Riverfront Stadium, Cincinnati, OH
Tue Sep 21 1993, 7:05 PM EDT
Att. 21,353 - Unknown - 66 F

livebaseballscores.com

AB 41
R 3
H 8
RBI 3
BB 1
SO 9
LOB 15



Batter	1	2	3	4	5	6	7	8	9	AB	R	H	RBI	BB	SO	LOB	TOP				
Brett Butler, L OBP: 0.381, SLG: 0.370 (1, 8)	E4 1B		K		G4-3		FC3-6			4	0	1	0	0	1	1	Los Angeles Dodgers @ Cincinnati Reds Riverfront Stadium, Cincinnati, OH Wed Sep 22 1993, 7:05 PM EDT Att: 23,933 - Unknown - 70 F AB 33 R 3 H 8 RBI 3 BB 3 SO 10 LOB 15 				
Lenny Harris, L OBP: 0.306, SLG: 0.329 (1, 4)	F7		L8		G3-1		F8			4	0	0	0	0	2						
Jody Reed, R OBP: 0.333, SLG: 0.349 (7, 4)										0	0	0	0	0	0						
Dave Hansen, L OBP: 0.458, SLG: 0.483 (6, PR)										3	0	1	0	1	0						
Tom Goodwin, L OBP: 0.333, SLG: 0.400 (8, 1)										0	0	0	0	0	0						
Kip Gross, R (8, 1)										0	0	0	0	0	0						
Raul Mondesi, R OBP: 0.297, SLG: 0.394 (9, 7)	G6-4-3 BB									0	0	0	0	0	0						
Mike Piazza, R OBP: 0.356, SLG: 0.530 (1, 2)	G6-4-3 1-2									4	0	1	0	0	2						
Eric Karros, R OBP: 0.291, SLG: 0.415 (1, 3)										3	2	1	1	1	0						
Cory Snyder, R OBP: 0.341, SLG: 0.409 (1, 9)	G6-3									4	1	2	0	0	1						
Billy Ashley, R OBP: 0.250, SLG: 0.226 (9, PH)										2	0	0	0	1	1						
Henry Rodriguez, L OBP: 0.265, SLG: 0.445 (9, 1)										1	0	0	0	1	1						
Omar Daal, L (9, 1)										0	0	0	0	0	0						
Todd Worrell, R (9, 1)										0	0	0	0	0	0						
Rafael Bourimigal, R OBP: 0.550, SLG: 0.667 (9, PH)										3	0	1	2	0	1						
Jose Offerman, S OBP: 0.345, SLG: 0.336 (9, 6)	G6-3									1	0	0	0	0	1						
Kevin Gross, R OBP: 0.266, SLG: 0.276 (1, 1)										3	0	0	0	0	2						
Tim Wallach, R OBP: 0.268, SLG: 0.347 (8, 5)										1	0	1	0	0	0						
Inning Stats	R: 0 E: 1 K: 0 S: 9	H: 1 LOB: 1 BB: 1 P: 14	R: 1 E: 0 K: 1 S: 8	H: 1 LOB: 0 BB: 0 P: 14	R: 0 E: 0 K: 2 S: 7	H: 0 LOB: 0 BB: 0 P: 10	R: 2 E: 0 K: 1 S: 17	H: 2 LOB: 2 BB: 2 P: 34	R: 0 E: 0 K: 0 S: 6	H: 0 LOB: 0 BB: 0 P: 9	R: 0 E: 0 K: 1 S: 8	H: 1 LOB: 1 BB: 0 P: 10	R: 0 E: 0 K: 2 S: 11	H: 0 LOB: 1 BB: 0 P: 13	R: 0 E: 0 K: 1 S: 6	H: 1 LOB: 2 BB: 0 P: 17	1B: 7 2B: 0 3B: 0 HR: 1	SF: 0 SAC: 0 DP: 1 HBP: 0	WP: 1 PB: 0 SB: 0 CS: 1	PA: 36	
PITCHER	IP	WLS	BF	H	R	ER	SO	BB	IBB	HBP	BLK	WP	HR	S	P	ERA	WHIP				
John Roper, R ERA: 5.2 (1, 1)	8.0	L	32	6	3	3	8	3	0	0	0	1	1	72	114	3.38	1.125				
Jerry Spradlin, R ERA: 3.74 (9, 1)	1.0		4	2	0	0	2	0	0	0	0	0	0	10	17	0.00	2.000				

Batter	1	2	3	4	5	6	7	8	9	AB	R	H	RBI	BB	SO	LOB	BOTTOM						
Thomas Howard, S OBP: 0.294, SLG: 0.370 (1, 7)			G3			P4		F8		3	0	0	0	1	0	3	Los Angeles Dodgers @ Cincinnati Reds Riverfront Stadium, Cincinnati, OH Wed Sep 22 1993, 7:05 PM EDT Att: 23,933 - Unknown - 70 F AB 31 R 1 H 6 RBI 1 BB 1 SO 8 LOB 13 						
Jacob Brumfield, R OBP: 0.326, SLG: 0.422 (1, 4)			F9			F7		K		4	0	0	0	0	2	4							
Hal Morris, L OBP: 0.353, SLG: 0.386 (1, 3)						F7				4	0	1	0	0	1	0							
Reggie Sanders, R OBP: 0.344, SLG: 0.439 (1, 8)										4	0	0	0	0	2	1							
Chris Sabo, R OBP: 0.321, SLG: 0.444 (1, 5)										4	1	1	1	0	1	1							
Tim Coste, R OBP: 0.274, SLG: 0.432 (1, 9)										3	0	0	0	0	1	0							
Joe Oliver, R OBP: 0.160, SLG: 0.390 (1, 2)										3	0	2	0	0	1	0							
Greg Tubbs, R OBP: 0.342, SLG: 0.237 (6, PR)										0	0	0	0	0	0	0							
Jerry Spradlin, S (9, 1)										0	0	0	0	0	0	0							
Jeff Branson, L OBP: 0.275, SLG: 0.316 (1, 6)										3	0	1	0	0	0	1							
John Roper, R OBP: 0.160, SLG: 0.160 (1, 1)										2	0	1	0	0	0	1							
Gary Varsho, L OBP: 0.320, SLG: 0.382 (8, PH)										1	0	0	0	0	0	2							
Dan Wilson, R OBP: 0.301, SLG: 0.260 (9, 2)										0	0	0	0	0	0	0							
Inning Stats	R: 0 E: 0 K: 2 S: 7	H: 0 LOB: 0 BB: 1 P: 15	R: 1 E: 0 K: 2 S: 11	H: 1 LOB: 0 BB: 0 P: 15	R: 0 E: 0 K: 0 S: 8	H: 1 LOB: 1 BB: 0 P: 12	R: 0 E: 0 K: 1 S: 8	H: 1 LOB: 0 BB: 0 P: 11	R: 0 E: 0 K: 0 S: 9	H: 1 LOB: 1 BB: 0 P: 11	R: 0 E: 0 K: 0 S: 4	H: 0 LOB: 0 BB: 0 P: 8	R: 0 E: 0 K: 0 S: 8	H: 0 LOB: 0 BB: 0 P: 12	R: 0 E: 0 K: 1 S: 12	H: 2 LOB: 2 BB: 0 P: 19		R: 0 E: 0 K: 1 S: 6	H: 0 LOB: 0 BB: 0 P: 8	1B: 5 2B: 0 3B: 0 HR: 1	SF: 0 SAC: 0 DP: 1 HBP: 0	WP: 0 PB: 0 SB: 0 CS: 0	PA: 32
PITCHER	IP	WLS	BF	H	R	ER	SO	BB	IBB	HBP	BLK	WP	HR	S	P	ERA		WHIP					
Kevin Gross, R ERA: 4.18 (1, 1)	7.0	W	24	4	1	1	6	1	0	0	0	0	0	55	84	1.29		0.714					
Kip Gross, R ERA: 4.18 (8, 1)	1.0		5	2	0	0	1	0	0	0	0	0	0	12	19	0.00	2.000						
Omar Daal, L ERA: 3.86 (9, 1)	0.1	S	1	0	0	0	0	0	0	0	0	0	0	1	1	0.00	0.000						
Todd Worrell, R ERA: 5.65 (9, 1)	0.2		2	0	0	0	1	0	0	0	0	0	0	5	7	0.00	0.000						

Batter	1	2	3	4	5	6	7	8	9	AB	R	H	RBI	BB	SO	LOB	TOP			
Brett Butler, L OBP: 0.381, SLG: 0.372 Jerry Brooks, R OBP: 0.400, SLG: 1.200										3	1	1	0	0	1	0	Los Angeles Dodgers @ Cincinnati Reds Riverfront Stadium, Cincinnati, OH Thu Sep 23 1993, 3:33 AM EDT Att: 25,063 - Cloudy - 67 F			
Jody Reed, R OBP: 0.332, SLG: 0.348										4	1	1	0	0	0	0				
Dave Hansen, L OBP: 0.459, SLG: 0.478										3	0	1	1	1	1	0				
Mike Piazza, R OBP: 0.359, SLG: 0.530 Carlos Hernandez, R OBP: 0.288, SLG: 0.358										2	0	1	0	1	0	0				
Eric Karros, R OBP: 0.291, SLG: 0.414										4	0	1	0	0	1	5				
Henry Rodriguez, L OBP: 0.295, SLG: 0.436 Raul Mondesi, R OBP: 0.293, SLG: 0.389										3	0	0	1	0	0	4				
Cory Snyder, R OBP: 0.339, SLG: 0.407 John DeSilva, R OBP: 0.242, SLG: 0.219										3	0	0	0	0	1	2				
Rafael Bourimigal, R OBP: 0.462, SLG: 0.538										4	0	1	0	0	1	0				
Tom Candiotti, R OBP: 0.153, SLG: 0.172 Lenny Harris, L OBP: 0.299, SLG: 0.327 Omar Daal, L OBP: 0.256, SLG: 0.250 Ricky Tricek, R OBP: 0.350, SLG: 0.375										1	0	0	0	0	0	0				
Inning Stats	R: 2 E: 0 K: 1 S: 14	H: 4 LOB: 2 BB: 0 P: 23	R: 0 E: 0 K: 1 S: 7	H: 0 LOB: 0 BB: 0 P: 9	R: 0 E: 0 K: 0 S: 8	H: 0 LOB: 0 BB: 0 P: 11	R: 0 E: 0 K: 0 S: 5	H: 0 LOB: 0 BB: 0 P: 7	R: 0 E: 0 K: 1 S: 13	H: 1 LOB: 2 BB: 1 P: 23	R: 0 E: 0 K: 1 S: 9	H: 0 LOB: 1 BB: 1 P: 14	R: 0 E: 0 K: 1 S: 12	H: 1 LOB: 2 BB: 1 P: 19	R: 0 E: 0 K: 0 S: 4	H: 1 LOB: 0 BB: 0 P: 7		1B: 5 2B: 2 3B: 0 HR: 0	SF: 0 SAC: 0 DP: 1 HBP: 0	WP: 1 PB: 0 SB: 0 CS: 0
PITCHER	IP WLS BF H R ER SO BB IBB HBP BLK WP HR S P ERA WHIP																			
Tim Lincecum, R ERA: 5.56	(1, 1) 7.0 W 28 5 2 2 5 2 0 0 0 0 1 0 61 95 2.57 1.000																			
Scott Service, R ERA: 4.5	(8, 1) 2.0 8 2 0 0 1 1 0 0 0 0 0 0 16 26 0.00 1.500																			

AB	33
R	2
H	7
RBI	2
BB	3
SO	6
LOB	15



Batter	1	2	3	4	5	6	7	8	9	AB	R	H	RBI	BB	SO	LOB	BOTTOM			
Thomas Howard, S OBP: 0.295, SLG: 0.372										4	1	1	1	1	0	3	Los Angeles Dodgers @ Cincinnati Reds Riverfront Stadium, Cincinnati, OH Thu Sep 23 1993, 3:33 AM EDT Att: 25,063 - Cloudy - 67 F			
Jeff Branson, L OBP: 0.277, SLG: 0.318										4	1	1	1	1	1	3				
Hal Morris, L OBP: 0.355, SLG: 0.385 Joe Oliver, R OBP: 0.275, SLG: 0.389										3	1	1	0	1	0	0				
Reggie Sanders, R OBP: 0.345, SLG: 0.441										5	2	2	2	0	0	1				
Chris Sabo, R OBP: 0.323, SLG: 0.453										5	2	3	3	0	0	0				
Tim Costo, R OBP: 0.287, SLG: 0.427 Jacob Brumfield, R OBP: 0.325, SLG: 0.421										1	2	0	0	2	0	0				
Brian Dorsett, R OBP: 0.300, SLG: 0.421										3	1	1	1	1	0	2				
Juan Samuel, R OBP: 0.299, SLG: 0.348										2	0	0	1	1	0	1				
Tim Lincecum, R OBP: 0.226, SLG: 0.231 Gary Varsho, L OBP: 0.317, SLG: 0.378 Scott Service, R OBP: 0.143, SLG: 0.143										2	1	2	1	0	0	0				
Inning Stats	R: 0 E: 0 K: 0 S: 5	H: 0 LOB: 1 BB: 1 P: 10	R: 2 E: 0 K: 1 S: 13	H: 2 LOB: 2 BB: 2 P: 27	R: 0 E: 0 K: 0 S: 5	H: 0 LOB: 0 BB: 0 P: 8	R: 3 E: 0 K: 0 S: 19	H: 3 LOB: 1 BB: 1 P: 31	R: 2 E: 0 K: 0 S: 12	H: 2 LOB: 1 BB: 1 P: 22	R: 4 E: 0 K: 0 S: 21	H: 4 LOB: 1 BB: 1 P: 32	R: 0 E: 0 K: 1 S: 9	H: 0 LOB: 0 BB: 0 P: 19	R: 0 E: 0 K: 1 S: 9	H: 0 LOB: 0 BB: 0 P: 11		1B: 5 2B: 5 3B: 0 HR: 1	SF: 1 SAC: 1 DP: 0 HBP: 0	WP: 1 PB: 1 SB: 0 CS: 0
PITCHER	IP WLS BF H R ER SO BB IBB HBP BLK WP HR S P ERA WHIP																			
Tom Candiotti, R ERA: 3.04	(1, 1) 4.0 L 10 4 5 5 0 2 0 0 0 0 0 1 25 42 33.75 4.500																			
Omar Daal, L ERA: 5.03	(5, 1) 1.1 4 5 5 0 2 0 0 0 0 0 0 0 8 12 13.50 3.000																			
Ricky Tricek, R ERA: 4.21	(6, 1) 0.2 7 0 0 0 0 1 0 0 0 0 0 0 18 30 0.00 0.500																			
John DeSilva, R ERA: 7.2	(7, 1) 2.0 7 0 0 0 0 1 0 0 0 0 0 0 18 30 0.00 0.500																			



Batter	1	2	3	4	5	6	7	8	9	AB	R	H	RBI	BB	SO	LOB	TOP			
Craig Biggio, R OBP: 0.372, SLG: 0.469 (1, 4)	F9			K	K			K		4	0	0	0	0	3	0				
Steve Finley, L OBP: 0.303, SLG: 0.376 (1, 8)	F8			HR				P2		4	1	1	0	0	1	0				
Luis Gonzalez, L OBP: 0.361, SLG: 0.466 (1, 7)	L4			E1						3	1	1	0	1	0	1				
Ken Caminiti, S OBP: 0.314, SLG: 0.394 (1, 5)		L9						F8		4	1	2	3	0	0	1				
Kevin Bass, S OBP: 0.342, SLG: 0.396 (1, 9)		G4-3		G4-3				FC6		4	0	0	0	0	0	3				
Chris Donnels, L OBP: 0.314, SLG: 0.365 Eric Anthony, L OBP: 0.317, SLG: 0.395 (9, PH)										3	0	1	0	0	1	0				
Eddie Taubensee, L OBP: 0.292, SLG: 0.387 (1, 2)				P5				F9		3	0	0	0	0	0	1				
Andujar Cedeno, R OBP: 0.343, SLG: 0.395 (1, 6)				K				F7		3	0	0	0	0	1	0				
Darryl Kile, R OBP: 0.132, SLG: 0.176 Tom Edens, R OBP: 0.200, SLG: 0.200 Shane Reynolds, R OBP: 0.300, SLG: 0.356 Casey Candaele, S OBP: 0.200, SLG: 0.300 Brian Williams, R OBP: 0.200, SLG: 0.300 (1, 1) (4, 1) (5, PH) (5, 1) (8, PH) (8, 1)				K				F8		1	0	0	0	0	1	0				
Inning Stats	R: 0 E: 0 K: 0 S: 8	H: 0 LOB: 0 BB: 0 P: 16	R: 0 E: 0 K: 1 S: 8	H: 0 LOB: 0 BB: 0 P: 14	R: 0 E: 0 K: 2 S: 9	H: 0 LOB: 0 BB: 0 P: 12	R: 3 E: 1 K: 1 S: 14	H: 3 LOB: 1 BB: 0 P: 19	R: 0 E: 0 K: 1 S: 12	H: 1 LOB: 1 BB: 0 P: 20	R: 0 E: 0 K: 0 S: 4	H: 0 LOB: 0 BB: 0 P: 5	R: 0 E: 0 K: 1 S: 8	H: 0 LOB: 0 BB: 0 P: 10	R: 0 E: 0 K: 0 S: 10	H: 1 LOB: 1 BB: 1 P: 17	1B: 3 2B: 1 3B: 0 HR: 1	SF: 0 SAC: 0 DP: 1 HBP: 0	WP: 0 PB: 0 SB: 0 CS: 0	PA: 33
PITCHER Pedro Astacio, R ERA: 3.47 (1, 1)	IP: 9.0 WLS: W BF: 33 H: 5 R: 3 ER: 2 SO: 8 BB: 1 IBB: 0 HBP: 0 BLK: 0 WP: 0 HR: 1 S: 80 P: 126 ERA: 2.00 WHIP: 0.667																			

Houston Astros @ Los Angeles Dodgers
Dodger Stadium, Los Angeles, CA
Fri Sep 24 1993, 7:05 PM PDT
Att: 29,442 - Unknown - 75 F

AB	32
R	3
H	5
RBI	3
BB	1
SO	8
LOB	8



Batter	1	2	3	4	5	6	7	8	9	AB	R	H	RBI	BB	SO	LOB	BOTTOM			
Brett Butler, L OBP: 0.380, SLG: 0.369 (1, 8)	L7	G4-3		1B				FC3-6		4	1	0	0	1	0	3				
Jose Offerman, S OBP: 0.345, SLG: 0.335 (1, 6)	G4-3		P5	1B						4	1	1	1	1	1	0				
Mike Piazza, R OBP: 0.358, SLG: 0.529 (1, 2)	FC5-4		K	1B				E6		5	0	2	2	0	2	3				
Eric Karros, R OBP: 0.290, SLG: 0.413 (1, 3)	FC5-4		1B	G1-3				P6		4	1	1	0	0	0	3				
Henry Rodriguez, L OBP: 0.272, SLG: 0.441 Raul Mondesi, R OBP: 0.293, SLG: 0.389 (7, PR) (8, 7)		F9	1B	1B				F7		3	1	2	0	1	0	0				
Cory Snyder, R OBP: 0.340, SLG: 0.407 (1, 9)		1B	1B	1B				FC6-4		0	0	0	0	0	0	0				
Tim Wallach, R OBP: 0.270, SLG: 0.349 (1, 5)		F9		1B				K		4	1	2	1	0	1	2				
Jody Reed, R OBP: 0.331, SLG: 0.349 (1, 4)		1B		1B				FC4-6		4	1	2	0	0	2					
Pedro Astacio, R OBP: 0.164, SLG: 0.164 (1, 1)		K		P4				G2-3		4	0	1	0	0	1	2				
Inning Stats	R: 0 E: 0 K: 0 S: 7	H: 1 LOB: 1 BB: 0 P: 14	R: 2 E: 0 K: 1 S: 10	H: 3 LOB: 1 BB: 0 P: 16	R: 1 E: 0 K: 1 S: 9	H: 2 LOB: 2 BB: 1 P: 20	R: 3 E: 0 K: 0 S: 10	H: 3 LOB: 1 BB: 1 P: 22	R: 0 E: 0 K: 1 S: 6	H: 0 LOB: 0 BB: 0 P: 8	R: 0 E: 0 K: 0 S: 5	H: 0 LOB: 0 BB: 0 P: 9	R: 0 E: 1 K: 1 S: 13	H: 1 LOB: 2 BB: 0 P: 16	R: 0 E: 0 K: 1 S: 15	H: 2 LOB: 3 BB: 1 P: 23	1B: 11 2B: 1 3B: 0 HR: 0	SF: 0 SAC: 0 DP: 0 HBP: 0	WP: 1 PB: 0 SB: 1 CS: 0	PA: 39
PITCHER Darryl Kile, R ERA: 3.38 (1, 1) Tom Edens, R ERA: 3.06 (4, 1) Shane Reynolds, R ERA: (5, 1) Brian Williams, R ERA: 4.95 (8, 1)	IP: 3.2 WLS: L BF: 21 H: 9 R: 6 ER: 6 SO: 6 BB: 2 IBB: 0 HBP: 0 BLK: 0 WP: 1 HR: 0 S: 35 P: 71 ERA: 14.73 WHIP: 3.000																			

Houston Astros @ Los Angeles Dodgers
Dodger Stadium, Los Angeles, CA
Fri Sep 24 1993, 7:05 PM PDT
Att: 29,442 - Unknown - 75 F

AB	36
R	6
H	12
RBI	6
BB	3
SO	5
LOB	17



Batter	1	2	3	4	5	6	7	8	9	AB	R	H	RBI	BB	SO	LOB	TOP										
Craig Biggio, R OBP: 0.374, SLG: 0.475 (1, 4)										5	1	3	2	1	0	0	Houston Astros @ Los Angeles Dodgers Dodger Stadium, Los Angeles, CA Sat Sep 25 1993, 3:33 AM PDT Att: 33,461 - Sunny										
Steve Finley, L OBP: 0.395, SLG: 0.383 (1, 8)										6	2	3	2	0	1	2											
Luis Gonzalez, L OBP: 0.361, SLG: 0.465 (1, 7)										5	1	2	0	0	0	3											
Ken Caminiti, S OBP: 0.344, SLG: 0.393 (8, PH)										4	2	1	0	1	0	4											
Rick Parker, R OBP: 0.381, SLG: 0.410 (8, 1)										0	0	0	0	0	0	0											
Xavier Hernandez, L (8, 1)										0	0	0	0	0	0	0											
Doug Jones, R (9, 1)										0	0	0	0	0	0	0											
Kevin Bass, S OBP: 0.348, SLG: 0.403 (1, 9)										4	1	2	2	1	1	1											
Chris Donnels, L OBP: 0.322, SLG: 0.373 (1, 3)										5	2	3	1	0	0	2											
Andujar Cedeno, R (1, 6)										5	2	2	1	0	0	4											
Jose Uribe, S OBP: 0.351, SLG: 0.250 (9, 6)										0	0	0	0	0	0	0											
Scotter Tucker, R OBP: 0.308, SLG: 0.385 (1, 2)										5	0	1	2	0	1	1											
Greg Swindell, L OBP: 0.179, SLG: 0.196 (1, 1)										3	0	0	0	0	1	1											
Casey Candaele, S OBP: 0.303, SLG: 0.339 (8, 5)										2	1	1	0	0	0	1											
Inning Stats	R: 0 E: 0 K: 0 S: 11	H: 2 LOB: 1 BB: 0 P: 15	R: 0 E: 0 K: 0 S: 7	H: 0 LOB: 0 BB: 0 P: 8	R: 0 E: 0 K: 1 S: 14	H: 0 LOB: 1 BB: 1 P: 23	R: 3 E: 1 K: 2 S: 16	H: 3 LOB: 0 BB: 0 P: 23	R: 0 E: 0 K: 1 S: 8	H: 0 LOB: 0 BB: 0 P: 13	R: 3 E: 1 K: 0 S: 13	H: 3 LOB: 1 BB: 1 P: 21	R: 2 E: 0 K: 0 S: 15	H: 4 LOB: 2 BB: 0 P: 26	R: 3 E: 0 K: 0 S: 12	H: 4 LOB: 2 BB: 1 P: 21	R: 1 E: 0 K: 0 S: 10	H: 2 LOB: 1 BB: 0 P: 15	1B: 13 2B: 4 3B: 1 HR: 1	SF: 0 SAC: 0 DP: 1 HBP: 0	WP: 1 PB: 0 CS: 0	PA: 47					
PITCHER	IP	WLS	BF	H	R	ER	SO	BB	IBB	HBP	BLK	WP	HR	S	P	ERA	WHIP										
Pedro Martinez, R ERA: 2.68 (1, 1)	5.0	L	20	5	3	1	4	1	0	0	0	0	0	56	82	1.80	1.200										
Tom Candiotti, R ERA: 3.19 (6, 1)	1.1		9	4	4	4	0	1	0	0	0	0	1	17	31	27.00	3.750										
Steve Wilson, L ERA: 4.79 (7, 1)	0.2		5	3	1	1	0	0	0	0	0	0	0	11	16	13.50	4.500										
Roger McDowell, R ERA: 2.35 (8, 1)	0.2		7	4	3	3	0	1	0	0	0	1	0	9	17	40.50	7.500										
John DeSilva, R ERA: 7.11 (8, 1)	1.1		6	2	1	1	0	0	0	0	0	0	0	13	19	6.75	1.500										

Batter	1	2	3	4	5	6	7	8	9	AB	R	H	RBI	BB	SO	LOB	BOTTOM											
Brett Butler, L OBP: 0.378, SLG: 0.366 (1, 8)										4	0	0	0	0	0	3	Houston Astros @ Los Angeles Dodgers Dodger Stadium, Los Angeles, CA Sat Sep 25 1993, 3:33 AM PDT Att: 33,461 - Sunny											
Jose Offerman, S OBP: 0.343, SLG: 0.333 (1, 6)										4	0	0	0	0	0	2												
Mike Piazza, R OBP: 0.359, SLG: 0.540 (1, 2)										4	2	2	2	0	0	0												
Eric Karros, R OBP: 0.289, SLG: 0.411 (1, 3)										3	0	0	0	0	1	0												
Dave Hansen, L OBP: 0.455, SLG: 0.473 (9, 5)										1	0	0	0	0	1	0												
Cory Snyder, R OBP: 0.338, SLG: 0.405 (1, 9)										3	0	0	0	0	1	0												
Tom Goodwin, L OBP: 0.333, SLG: 0.353 (9, 7)										1	0	0	0	0	1	0												
Tim Wallach, R OBP: 0.288, SLG: 0.346 (1, 5)										3	0	0	0	0	2	0												
Henry Rodriguez, L OBP: 0.276, SLG: 0.451 (9, 3)										1	1	1	0	0	0	0												
Raul Mondesi, R OBP: 0.321, SLG: 0.480 (1, 7)										3	1	3	1	0	0	0												
Jerry Brooks, R OBP: 0.333, SLG: 1.000 (9, PH)										1	0	0	0	0	0	1												
Jody Reed, R OBP: 0.336, SLG: 0.383 (1, 4)										2	0	2	0	1	0	0												
Rafael Bourquard, R OBP: 0.500, SLG: 0.571 (9, 4)										1	0	1	1	0	0	0												
Pedro Martinez, R ERA: 4.37 (5, PH)	7.0	W	28	7	3	3	6	0	1	0	0	0	0	0	0	0	Houston Astros @ Los Angeles Dodgers Dodger Stadium, Los Angeles, CA Sat Sep 25 1993, 3:33 AM PDT Att: 33,461 - Sunny											
Tom Candiotti, R ERA: 3.19 (6, 1)	1.0		3	0	0	0	1	0	0	0	0	0	0	6	7	0.00		0.000										
Steve Wilson, L ERA: 4.79 (7, 1)	1.0		5	2	1	1	1	0	0	0	0	0	0	12	16	9.00		2.000										
Billy Ashley, R ERA: 2.35 (8, 1)																												
Roger McDowell, R ERA: 7.11 (8, 1)																												
John DeSilva, R ERA: 7.11 (8, 1)																												
Lenny Harris, L ERA: 3.25 (9, PH)																												
Inning Stats	R: 1 E: 0 K: 0 S: 6	H: 1 LOB: 0 BB: 0 P: 8	R: 0 E: 0 K: 2 S: 11	H: 1 LOB: 2 BB: 1 P: 18	R: 0 E: 0 K: 0 S: 11	H: 0 LOB: 0 BB: 0 P: 16	R: 0 E: 0 K: 3 S: 9	H: 0 LOB: 0 BB: 0 P: 10	R: 0 E: 0 K: 1 S: 12	H: 2 LOB: 2 BB: 0 P: 18	R: 1 E: 0 K: 0 S: 7	H: 1 LOB: 0 BB: 0 P: 10	R: 1 E: 0 K: 0 S: 5	H: 2 LOB: 0 BB: 0 P: 7	R: 0 E: 0 K: 1 S: 6	H: 0 LOB: 0 BB: 0 P: 7		R: 1 E: 0 K: 1 S: 12	H: 2 LOB: 1 BB: 0 P: 16	1B: 3 2B: 3 3B: 0 HR: 3	SF: 0 SAC: 0 DP: 1 HBP: 0	WP: 0 PB: 0 CS: 0	PA: 36					
PITCHER	IP	WLS	BF	H	R	ER	SO	BB	IBB	HBP	BLK	WP	HR	S	P	ERA		WHIP										
Greg Swindell, L ERA: 4.37 (1, 1)	7.0		28	7	3	3	6	0	1	0	0	0	0	61	87	3.86		1.000										
Xavier Hernandez, R ERA: 2.68 (8, 1)	1.0		3	0	0	0	1	0	0	0	0	0	0	6	7	0.00	0.000											
Doug Jones, R ERA: 4.37 (9, 1)	1.0		5	2	1	1	1	0	0	0	0	0	0	12	16	9.00	2.000											



Batter	1	2	3	4	5	6	7	8	9	AB	R	H	RBI	BB	SO	LOB	TOP											
Craig Biggio, R OBP: 0.373, SLG: 0.473 (1, 4)	F9			K	1B		G5-3		K	5	0	1	0	0	2	0	Houston Astros @ Los Angeles Dodgers Dodger Stadium, Los Angeles, CA Sun Sep 26 1993, 3:33 AM PDT Att: 29,985 - Sunny - 92 F											
Steve Finley, L OBP: 0.395, SLG: 0.381 (1, 8)	P5			BB	1B		G4-3		G6-3	5	1	1	0	0	0	1												
Luis Gonzalez, L OBP: 0.363, SLG: 0.466 (1, 7)	CS			1B	BB		G4-3		FC5	3	0	1	0	2	0	0												
Ken Caminiti, S OBP: 0.316, SLG: 0.392 (1, 5)	CS	P5		F7			G5-3	BB	L8	4	1	1	0	1	0	2												
Kevin Bass, S OBP: 0.353, SLG: 0.405 (1, 9)		G6-3					BB	G5-3	FC5	4	1	2	1	1	0	2												
Chris Donnels, L OBP: 0.324, SLG: 0.370 Jim Lindeman, R OBP: 0.222, SLG: 0.333 (6, 3)		G3					HR	G5-3	K	1	1	0	0	1	0	0												
Andujar Cedeno, R OBP: 0.349, SLG: 0.406 (1, 6)				G1-6-3			HR	IBB	2B	2	1	2	3	2	0	0												
Scooter Tucker, R OBP: 0.353, SLG: 0.333 (1, 2)				F9			G5-3	FC6-4	BB	2	0	0	1	2	0	1												
Mark Portugal, R OBP: 0.238, SLG: 0.259 Rick Parker, R OBP: 0.372, SLG: 0.470 Xavier Hernandez, L OBP: 0.337, SLG: 0.336 Casey Candaele, S OBP: 0.337, SLG: 0.336 Todd Jones, L OBP: 0.337, SLG: 0.336 Al Osuna, R OBP: 0.337, SLG: 0.336 Doug Jones, R OBP: 0.337, SLG: 0.336 (1, 1)				G1-6-3			G5-3	FC6-4	F8	2	0	0	0	0	0	1												
Inning Stats	R: 0 E: 0 K: 0 S: 7	H: 0 LOB: 0 BB: 1 P: 12	R: 0 E: 0 K: 0 S: 7	H: 0 LOB: 0 BB: 0 P: 10	R: 0 E: 0 K: 0 S: 12	H: 0 LOB: 0 BB: 1 P: 18	R: 1 E: 0 K: 1 S: 13	H: 2 LOB: 2 BB: 1 P: 26	R: 2 E: 0 K: 0 S: 10	H: 2 LOB: 1 BB: 3 P: 23	R: 0 E: 0 K: 0 S: 8	H: 0 LOB: 0 BB: 0 P: 12	R: 1 E: 0 K: 1 S: 15	H: 2 LOB: 2 BB: 1 P: 25	R: 0 E: 0 K: 1 S: 11	H: 1 LOB: 2 BB: 1 P: 19		1B: 5 2B: 2 3B: 0 HR: 1	SF: 0 SAC: 0 DP: 1 HBP: 0	WP: 0 PB: 0 SB: 1 CS: 1	PA: 42							
PITCHER	IP	WLS	BF	H	R	ER	SO	BB	IBB	HBP	BLK	WP	HR	S	P	ERA		WHIP										
Ramon Martinez, R ERA: 3.25 (1, 1)	5.1	L	23	5	4	4	1	5	0	0	0	0	1	58	108	6.75		1.875										
Omar Daal, L ERA: 4.98 (6, 1)	0.1		3	0	0	0	0	1	1	0	0	0	0	1	11	0.00	3.000											
Ricky Tricek, R ERA: 4.12 (6, 1)	1.1		4	0	0	0	0	0	0	0	0	0	0	10	15	0.00	0.000											
Kip Gross, R ERA: 0.75 (8, 1)	1.0		6	2	1	1	1	1	0	0	0	0	0	15	25	9.00	3.000											
Steve Wilson, L ERA: 4.87 (9, 1)	1.0		5	1	0	0	1	0	1	0	0	0	0	11	19	0.00	1.000											

Batter	1	2	3	4	5	6	7	8	9	AB	R	H	RBI	BB	SO	LOB	BOTTOM											
Brett Butler, L OBP: 0.381, SLG: 0.368 (1, 8)	SH1-3	F7			WP		B1-3		G5-3	3	3	2	0	2	0	1	Houston Astros @ Los Angeles Dodgers Dodger Stadium, Los Angeles, CA Sun Sep 26 1993, 3:33 AM PDT Att: 29,985 - Sunny - 92 F											
Jose Offerman, S OBP: 0.342, SLG: 0.331 (1, 6)	SH1-3			K	1B		B1-3		SH1-4	3	0	0	0	0	1	2												
Mike Piazza, R OBP: 0.365, SLG: 0.545 (1, 2)	1B			E	BB		FC5-4		G5-3	3	0	3	3	2	0	0												
Eric Karros, R OBP: 0.287, SLG: 0.407 (1, 3)	K			L5			FC5-4		G5-3	5	0	0	0	0	2	6												
Henry Rodriguez, L OBP: 0.281, SLG: 0.459 Raul Mondesi, R OBP: 0.316, SLG: 0.474 (8, 7)				K			K		K	4	0	2	0	0	2	1												
Cory Snyder, R OBP: 0.338, SLG: 0.404 (1, 9)	F9						P3		P6	4	0	1	0	0	0	2												
Tim Wallach, R OBP: 0.266, SLG: 0.343 (1, 5)				K			K		E5	4	0	0	0	0	1	1												
Jody Reed, R OBP: 0.337, SLG: 0.351 Tom Goodwin, L OBP: 0.353, SLG: 0.353 Steve Wilson, L OBP: 0.337, SLG: 0.336 (8, 1)				F7			F7		FC5-4	2	0	0	0	2	0	1												
Ramon Martinez, R OBP: 0.191, SLG: 0.147 Omar Daal, L OBP: 0.256, SLG: 0.250 Ricky Tricek, R OBP: 0.256, SLG: 0.250 Lenny Harris, R OBP: 0.256, SLG: 0.250 Kip Gross, R OBP: 0.256, SLG: 0.250 Dave Hansen, L OBP: 0.256, SLG: 0.250 Mike Sharperson, R OBP: 0.256, SLG: 0.250 (1, 1)				SH3-4			F7		K	1	0	0	0	0	0	0												
Inning Stats	R: 1 E: 0 K: 1 S: 19	H: 2 LOB: 2 BB: 1 P: 28	R: 0 E: 0 K: 0 S: 6	H: 0 LOB: 1 BB: 1 P: 14	R: 0 E: 1 K: 2 S: 10	H: 0 LOB: 1 BB: 1 P: 16	R: 0 E: 0 K: 1 S: 5	H: 0 LOB: 0 BB: 0 P: 6	R: 1 E: 1 K: 1 S: 10	H: 2 LOB: 1 BB: 0 P: 14	R: 0 E: 0 K: 2 S: 11	H: 0 LOB: 1 BB: 0 P: 13	R: 1 E: 0 K: 1 S: 13	H: 2 LOB: 3 BB: 1 P: 23	R: 0 E: 0 K: 1 S: 11	H: 0 LOB: 2 BB: 2 P: 26		1B: 6 2B: 2 3B: 0 HR: 0	SF: 0 SAC: 3 DP: 1 HBP: 0	WP: 2 PB: 0 SB: 0 CS: 0	PA: 41							
PITCHER	IP	WLS	BF	H	R	ER	SO	BB	IBB	HBP	BLK	WP	HR	S	P	ERA		WHIP										
Mark Portugal, R ERA: 2.82 (1, 1)	5.0	W	22	4	2	2	4	3	0	0	0	0	0	50	78	3.60		1.400										
Xavier Hernandez, R ERA: 2.72 (6, 1)	2.0		9	2	1	1	3	0	0	0	0	0	0	24	32	4.50	1.000											
Todd Jones, R ERA: 3.0 (8, 1)	0.2		4	2	1	1	0	1	0	0	0	0	0	10	18	13.50	4.500											
Al Osuna, L ERA: 3.28 (8, 1)	0.2		3	0	0	0	1	1	0	0	0	1	0	6	13	0.00	1.500											
Doug Jones, R ERA: 4.34 (9, 1)	0.2	S	3	0	0	0	1	0	1	0	0	0	0	8	18	0.00	0.000											



Batter	1	2	3	4	5	6	7	8	9	AB	R	H	RBI	BB	SO	LOB	TOP			
Karl Rhodes, L OBP: 0.375, SLG: 0.455 (1, 8)	2-1 E3 F9 1B 1B	2-0 G3		1-0 G3 1-2			1-2 G4-3		1-2 HR 2B	5	2	1	0	0	0	1	Chicago Cubs @ Los Angeles Dodgers Dodger Stadium, Los Angeles, CA Mon Sep 27 1993, 7:05 PM PDT Att: 27,536 - Unknown - 82 F			
Jose Vizcaino, S OBP: 0.341, SLG: 0.361 (1, 6)	1-2 1B 1B	4-2 BB		2-3 K			1-0 G4-3		0-1 HR	4	2	2	2	1	1	1				
Dwight Smith, L OBP: 0.273, SLG: 0.503 Willie Wilson, S OBP: 0.297, SLG: 0.342 (1, 7)	0-3 K	2-3 K			0-0 G3-1			1-2 F8	2-3 K	4	0	0	0	0	2	3				
Sammy Sosa, R OBP: 0.306, SLG: 0.484 (1, 9)	2-2 F9			1-1 HR	4-0 CS BB			2-1 G3-1 S 1B		3	2	2	1	1	0	2				
Rick Wilkins, L OBP: 0.370, SLG: 0.556 (1, 2)	1-0 1B 1B			3-2 G3-1	3-3 K			2-2 G3-1		4	1	1	1	0	1	2				
Steve Buschete, R OBP: 0.349, SLG: 0.446 (1, 5)	2-1 1B 1B			4-1 G5-4-3 BB			0-3 K	1-0 1B		3	0	2	2	1	1	0				
Eduardo Zambrano, R OBP: 0.273, SLG: 0.273 Randy Myers, L OBP: 0.667, SLG: 1.000 (1, 3)	0-0 1B			1-0 G5-4-3			0-0 G5-3	0-0 F7		4	0	1	1	0	0	2				
Eric Yelding, R OBP: 0.271, SLG: 0.296 (1, 4)	2-2 P4			3-1 F8			0-3 K	1-0 G4-3		4	0	0	0	0	1	2				
Jose Bautista, R OBP: 0.190, SLG: 0.190 Dan Plesac, L (7, 1)		0-0 G6-3		2-2 G3 1B			0-0 P3	3-2 F8		3	0	1	0	0	0	0				
Shawn Boskie, R OBP: 0.273, SLG: 0.273 Rey Sanchez, R OBP: 0.315, SLG: 0.325 (8, 6)										0	0	0	0	0	0	0				
Inning Stats	R: 3 E: 1 K: 1 S: 19	H: 4 LOB: 2 BB: 0 P: 29	R: 0 E: 0 K: 1 S: 8	H: 0 LOB: 1 BB: 1 P: 16	R: 1 E: 0 K: 0 S: 7	H: 1 LOB: 0 BB: 1 P: 16	R: 0 E: 0 K: 1 S: 11	H: 1 LOB: 1 BB: 0 P: 19	R: 0 E: 0 K: 2 S: 4	H: 0 LOB: 0 BB: 0 P: 11	R: 0 E: 0 K: 0 S: 6	H: 0 LOB: 0 BB: 0 P: 8	R: 1 E: 0 K: 0 S: 11	H: 2 LOB: 1 BB: 0 P: 17	R: 2 E: 0 K: 1 S: 14	H: 2 LOB: 0 BB: 0 P: 21	1B: 7 2B: 1 3B: 0 HR: 2	SF: 0 SAC: 0 DP: 1 HBP: 0	WP: 0 PB: 0 SB: 1 CS: 1	PA: 39
PITCHER	IP WLS BF H R ER SO BB IBB HBP BLK WP HR S P ERA WHIP																			
Orel Hershiser, R ERA: 3.48 Todd Worrell, R ERA: 6.05	(1, 1) 7.0 L 29 6 4 1 6 3 0 0 0 0 0 1 62 106 1.29 1.286	(8, 1) 2.0 10 4 3 3 1 0 0 0 0 0 1 25 38 13.50 2.000																		

AB	36
R	7
H	10
RBI	7
BB	3
SO	7
LOB	13



Batter	1	2	3	4	5	6	7	8	9	AB	R	H	RBI	BB	SO	LOB	BOTTOM					
Brett Butler, L OBP: 0.381, SLG: 0.369 (1, 8)	0-1 B5-3	1-1 E3 1-3 2H 1B			2-2 F9		1-2 1B			4	0	2	0	0	0	0	Chicago Cubs @ Los Angeles Dodgers Dodger Stadium, Los Angeles, CA Mon Sep 27 1993, 7:05 PM PDT Att: 27,536 - Unknown - 82 F					
Jose Offerman, S OBP: 0.341, SLG: 0.330 (1, 6)	1-0 1B			0-2 G4-3	2-3 K		1-0 F8			4	0	1	0	0	1	2						
Dave Hansen, L OBP: 0.461, SLG: 0.473 Tim Wallach, R OBP: 0.265, SLG: 0.343 (7, PH)	0-0 1B			0-0 G4-3			4-1 HR BB	1-1 G6-3		2	1	1	0	1	0	0						
Mike Piazza, R OBP: 0.366, SLG: 0.550 (1, 2)	1-0 F9			3-1 1B			1-0 HR 1H HR	2-2 F9		4	1	2	2	0	0	2						
Eric Karros, R OBP: 0.285, SLG: 0.404 (1, 3)	0-0 F9			1-1 L7			0-0 F9	0-1 L4		4	0	0	0	0	0	3						
Henry Rodriguez, L OBP: 0.276, SLG: 0.450 Raul Mondesi, R OBP: 0.313, SLG: 0.468 (8, PH)		1-0 P5		1-3 K			0-0 F8	1-3 K		3	0	0	0	0	1	0						
Cory Snyder, R OBP: 0.335, SLG: 0.490 (1, 9)		0-0 G1-3		0-0 F7			0-0 G6-3		2-3 K	4	0	0	0	0	1	0						
Jody Reed, R OBP: 0.336, SLG: 0.350 (1, 4)		0-2 1B E 1B		0-1 F8			1-1 G4-3	3-2 P2		4	1	1	0	0	0	0						
Orel Hershiser, R OBP: 0.384, SLG: 0.423 Lenny Harris, L OBP: 0.301, SLG: 0.323 Billy Ashley, R OBP: 0.257, SLG: 0.212 Todd Worrell, R (8, 1)		0-2 1B E 1B			0-0 G5-3		4-2 1B BB	0-3 K		2	0	1	0	0	0	0						
Jerry Brooks, R OBP: 0.286, SLG: 0.857 (8, PH)										1	0	0	0	0	1	0						
Inning Stats	R: 0 E: 0 K: 0 S: 6	H: 2 LOB: 2 BB: 0 P: 8	R: 1 E: 1 K: 0 S: 11	H: 3 LOB: 2 BB: 0 P: 13	R: 0 E: 0 K: 0 S: 8	H: 1 LOB: 1 BB: 0 P: 12	R: 0 E: 0 K: 1 S: 8	H: 0 LOB: 0 BB: 0 P: 9	R: 0 E: 0 K: 0 S: 7	H: 0 LOB: 0 BB: 0 P: 11	R: 2 E: 0 K: 0 S: 5	H: 1 LOB: 0 BB: 1 P: 10	R: 0 E: 0 K: 1 S: 10	H: 1 LOB: 2 BB: 1 P: 18	R: 0 E: 0 K: 1 S: 11	H: 0 LOB: 0 BB: 0 P: 14	R: 0 E: 0 K: 2 S: 9	H: 0 LOB: 0 BB: 0 P: 14	1B: 7 2B: 0 3B: 0 HR: 1	SF: 0 SAC: 0 DP: 0 HBP: 0	WP: 0 PB: 0 SB: 0 CS: 0	PA: 36
PITCHER	IP WLS BF H R ER SO BB IBB HBP BLK WP HR S P ERA WHIP																					
Jose Bautista, R ERA: 2.82 Dan Plesac, L ERA: 4.76 Shawn Boskie, R ERA: 3.48 Randy Myers, L ERA: 3.21	(1, 1) 6.1 W 26 7 3 2 2 1 0 0 0 0 0 6 12 0.00 6.000	(7, 1) 1.0 3 0 0 0 0 0 0 0 0 0 0 8 11 0.00 0.000	(8, 1) 1.1 S 4 0 0 0 3 0 0 0 0 0 14 20 0.00 0.000																			

AB	34
R	3
H	8
RBI	2
BB	2
SO	5
LOB	9



Batter	1	2	3	4	5	6	7	8	9	AB	R	H	RBI	BB	SO	LOB	TOP
Karl Rhodes, L OBP: 0.378, SLG: 0.447 (1, 8)										5	1	2	0	0	0	1	
Jose Vizcaino, S OBP: 0.341, SLG: 0.360 (8, 4)										4	0	1	0	1	1	2	
Glenallen Hill, R OBP: 0.306, SLG: 0.492 (1, 7)										5	2	2	1	0	2	3	
Sammy Sosa, R OBP: 0.304, SLG: 0.480 (1, 9)										4	0	0	0	0	2	4	
Rick Wilkins, L OBP: 0.373, SLG: 0.566 (1, 2)										3	2	3	1	0	1		
Steve Buechele, R OBP: 0.347, SLG: 0.442 (1, 5)										4	0	0	0	0	0	2	
Eduardo Zambrano, R OBP: 0.333, SLG: 0.286 (1, 3)										3	0	1	0	1	1		
Eric Yelding, R OBP: 0.275, SLG: 0.293 (6, PH)										1	0	0	0	1	0	1	
Willie Wilson, S OBP: 0.295, SLG: 0.342 (6, PH)										0	0	0	1	0	0	0	
Tommy Shields, L OBP: 0.160, SLG: 0.125 (6, PH)										0	0	0	0	0	0	0	
Derrick May, L OBP: 0.336, SLG: 0.422 (6, PH)										1	0	0	0	0	1	1	
Jim Bullinger, R (8, 1)										0	0	0	0	0	0	0	
Mike Harkey, R OBP: 0.108, SLG: 0.111 (2, 1)										1	0	0	0	0	0	1	
Turk Wendell, L OBP: 0.280, SLG: 0.350 (4, PH)										1	0	0	0	0	1	1	
Kevin Robertson, S OBP: 0.225, SLG: 0.279 (4, 1)										0	0	0	0	0	0	0	
Frank Castillo, R OBP: 0.160, SLG: 0.160 (6, PH)										1	0	0	0	0	1	1	
Dwight Smith, L OBP: 0.300, SLG: 0.500 (6, 1)										0	0	0	0	0	0	0	
Bob Scanlan, R OBP: 0.333, SLG: 0.500 (8, 1)										1	0	0	0	0	0	0	
Rey Sanchez, R OBP: 0.333, SLG: 0.324 (8, 6)										1	0	0	0	0	0	0	
Inning Stats	R: 3 E: 0 K: 0 S: 10	H: 3 LOB: 0 BB: 0 P: 18	R: 0 E: 0 K: 0 S: 8	H: 0 LOB: 1 BB: 1 P: 15	R: 0 E: 0 K: 1 S: 10	H: 1 LOB: 1 BB: 0 P: 14	R: 1 E: 0 K: 0 S: 14	H: 1 LOB: 1 BB: 1 P: 21	R: 0 E: 0 K: 2 S: 13	H: 0 LOB: 1 BB: 1 P: 20	R: 0 E: 0 K: 2 S: 11	H: 1 LOB: 1 BB: 0 P: 15	1B: 5 2B: 1 3B: 0 HR: 2	SF: 1 SAC: 0 DP: 0 HBP: 0	WP: 1 PB: 0 SB: 1 CS: 0	PA: 39	
PITCHER	IP WLS BF H R ER SO BB IBB HBP BLK WP HR S P ERA WHIP																
Kevin Gross, R ERA: 4.28 (1, 1)	6.0 W 27 6 5 5 3 3 0 0 0 0 2 60 95 7.50 1.500																
Pedro Martinez, R ERA: 2.53 (7, 1)	2.0 S 8 1 0 0 3 1 0 0 0 1 0 24 40 0.00 1.000																
Jim Gott, R ERA: 2.32 (9, 1)	1.0 S 4 1 0 0 2 0 0 0 0 0 0 11 15 0.00 1.000																

Chicago Cubs @ Los Angeles Dodgers
Dodger Stadium, Los Angeles, CA
Tue Sep 28 1993, 7:05 PM PDT
Att: 29,457 - Unknown - 76 F

AB	34
R	5
H	8
RBI	5
BB	4
SO	8
LOB	19

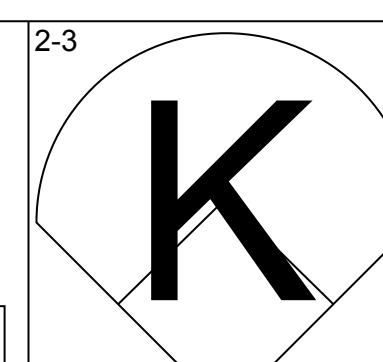
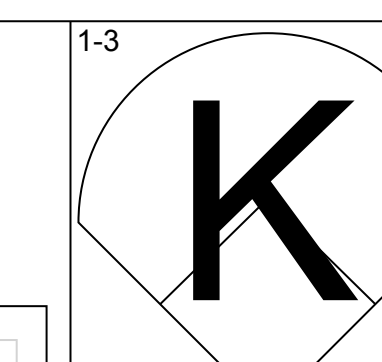
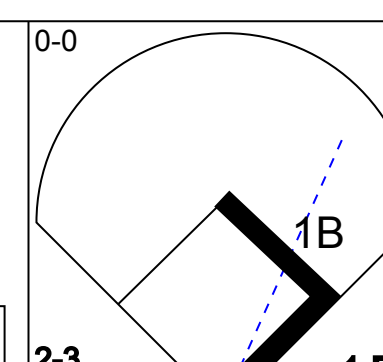
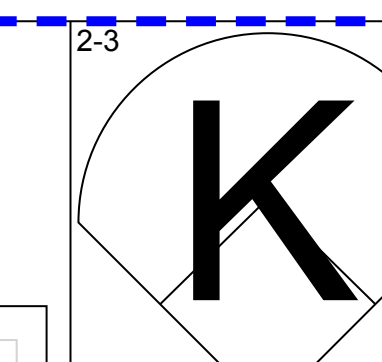
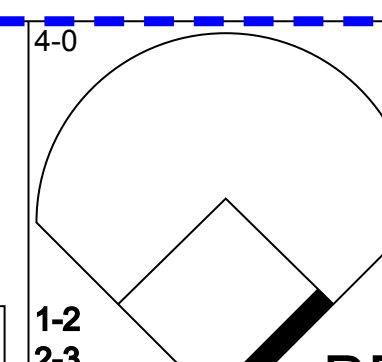
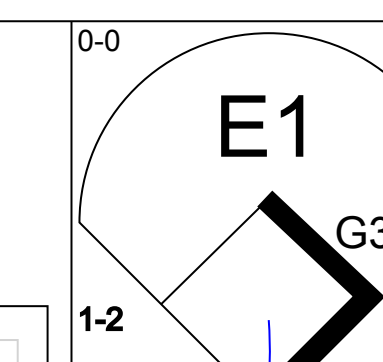
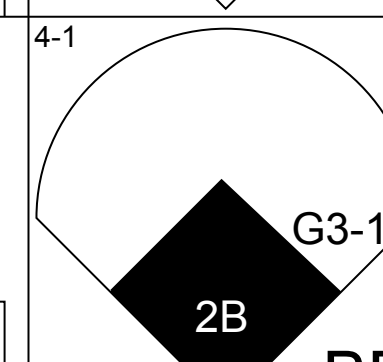
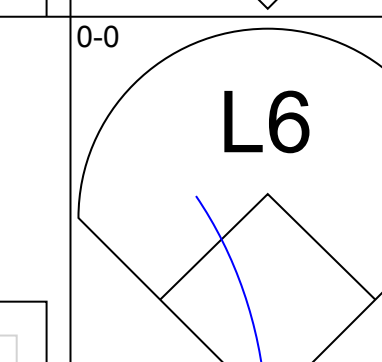
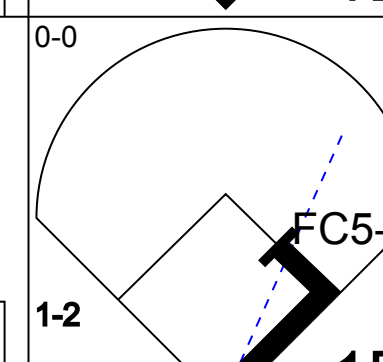
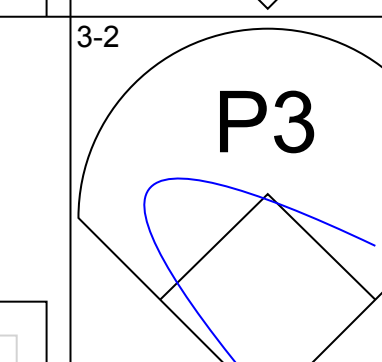
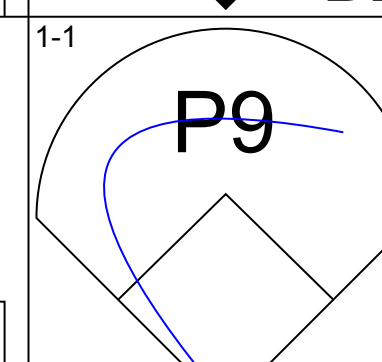
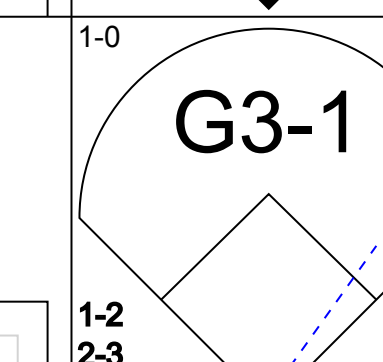
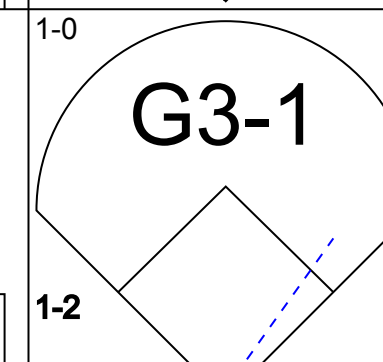
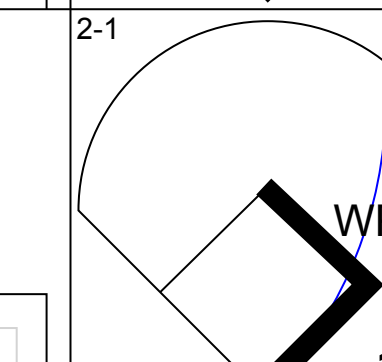
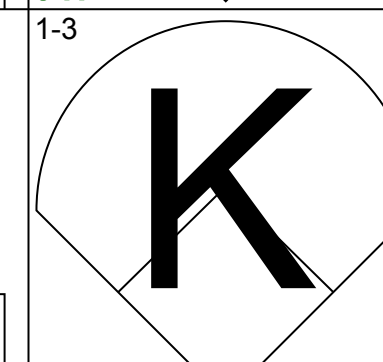
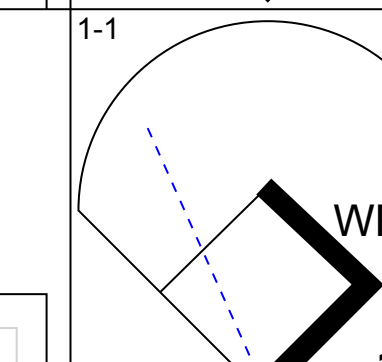
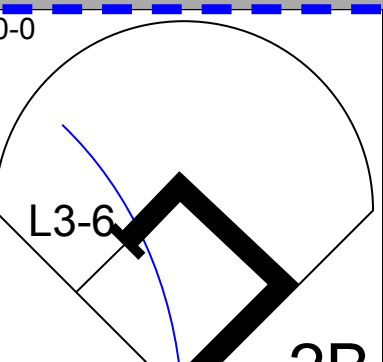
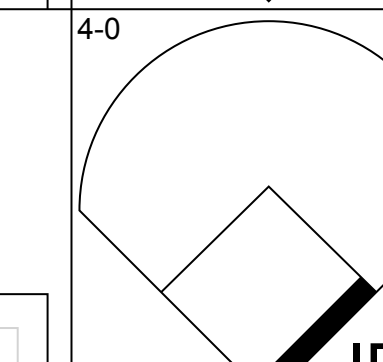
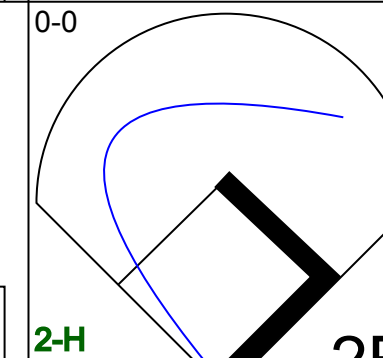
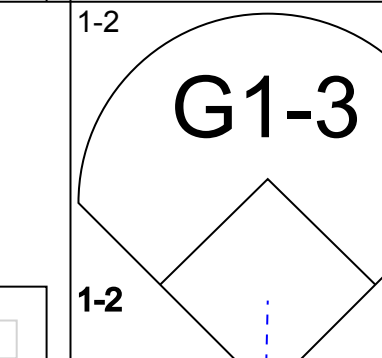
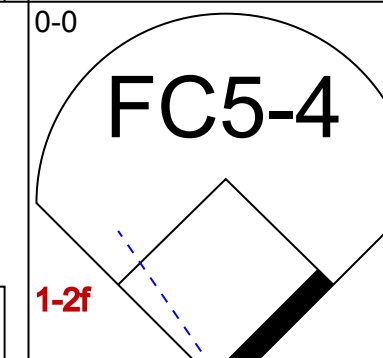
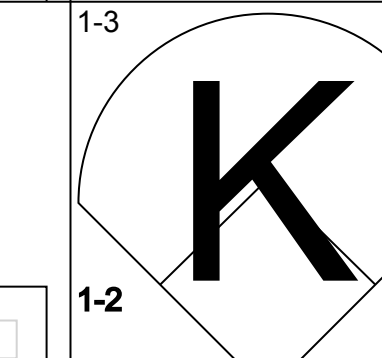
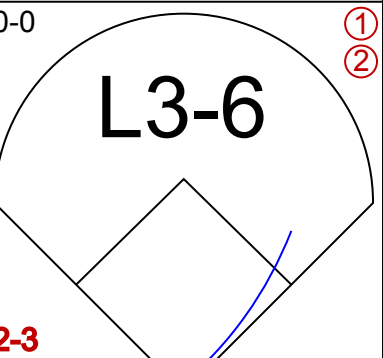
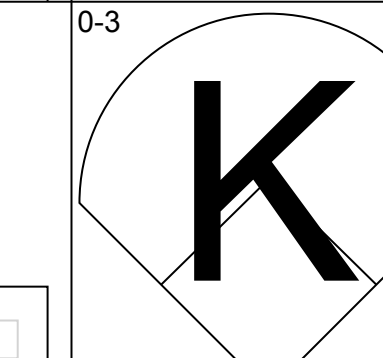
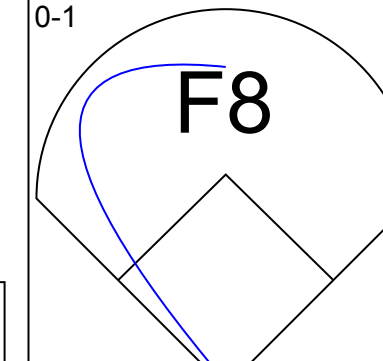
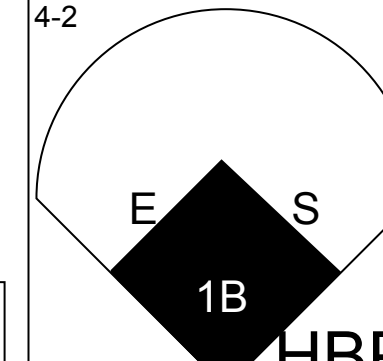
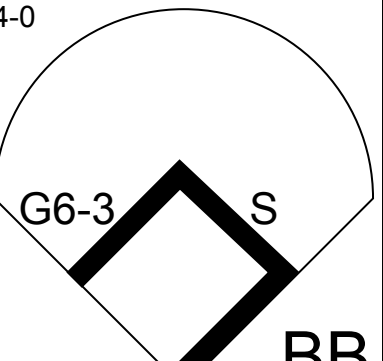
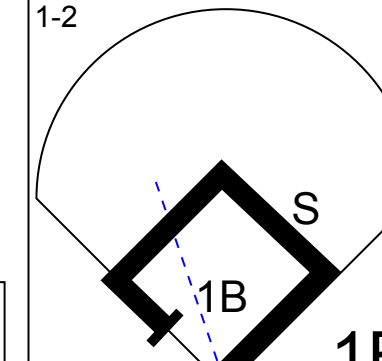
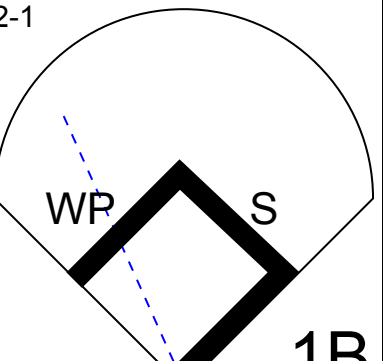
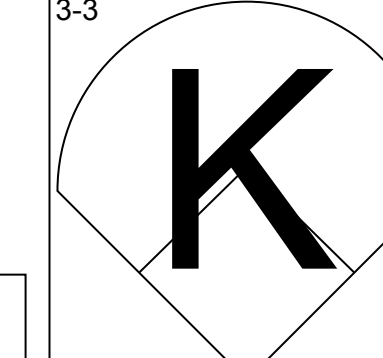
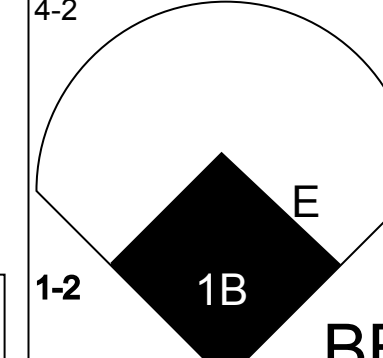
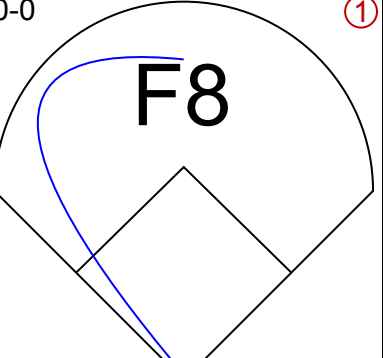
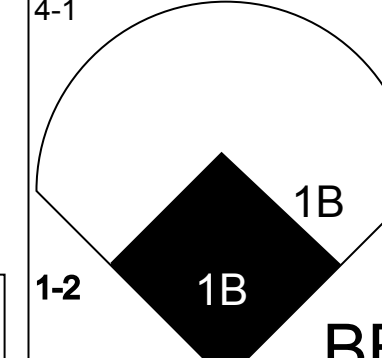
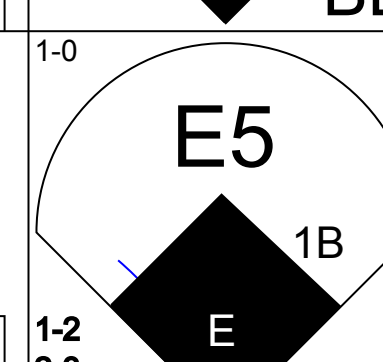
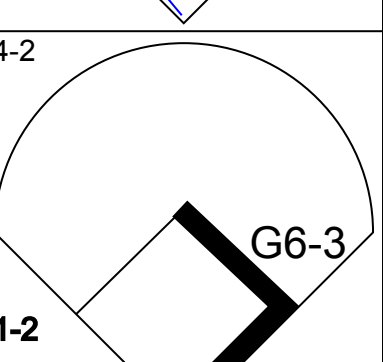
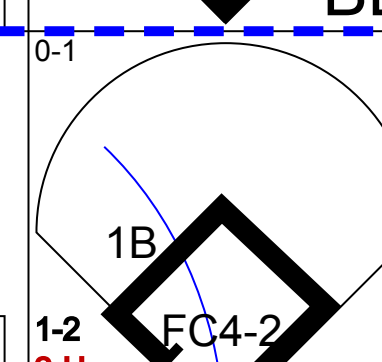
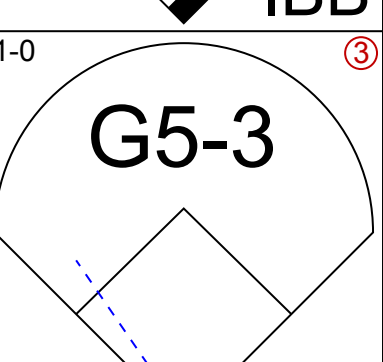
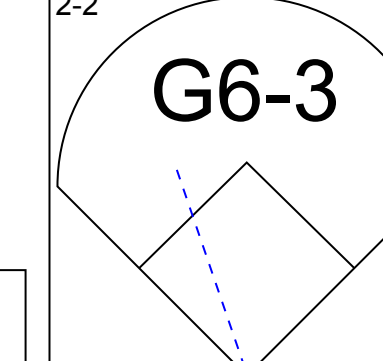
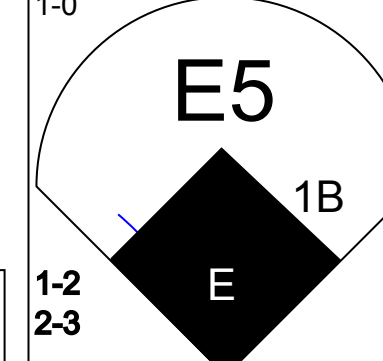
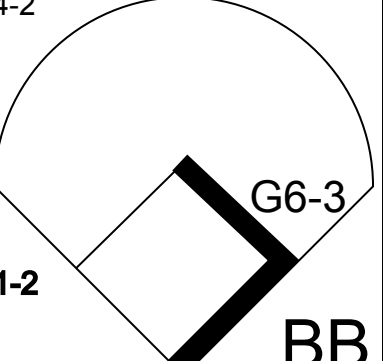
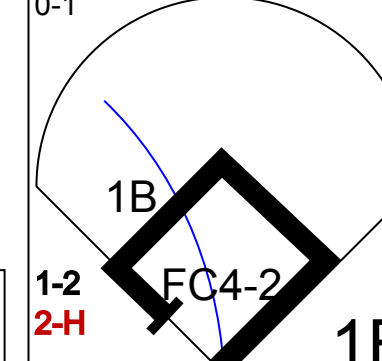
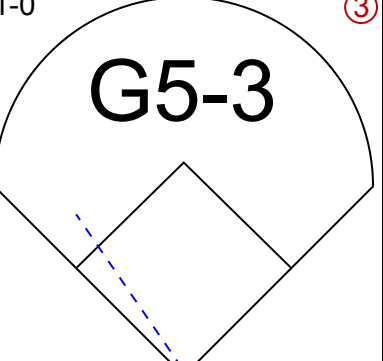

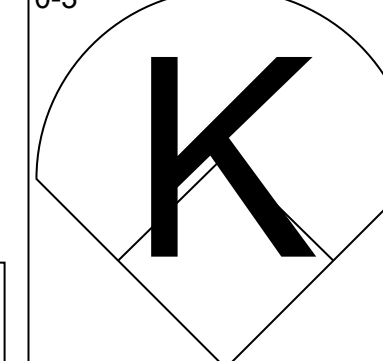
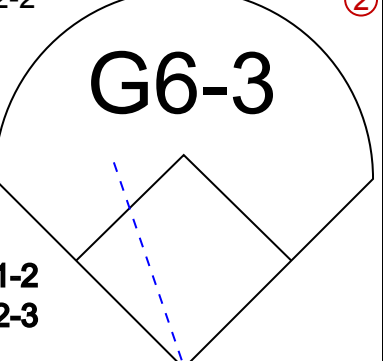
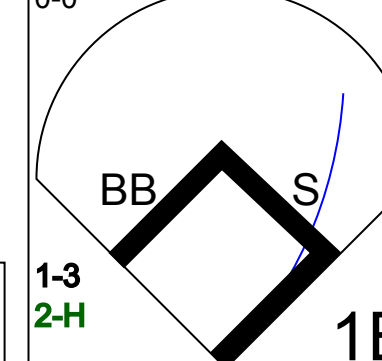
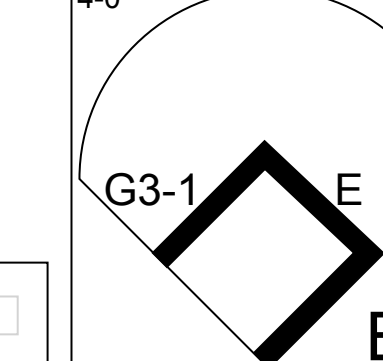
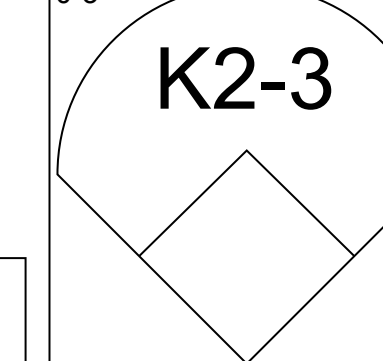
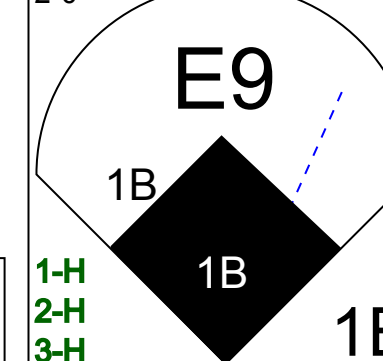
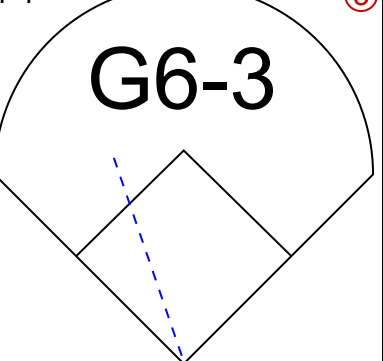
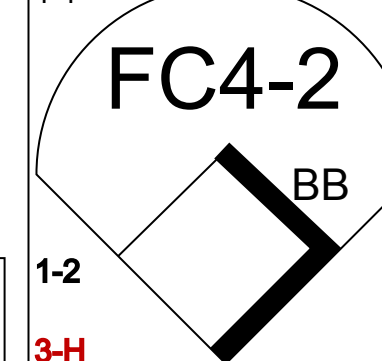
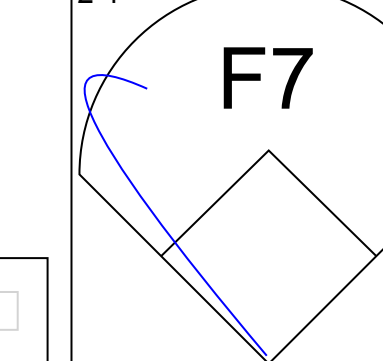


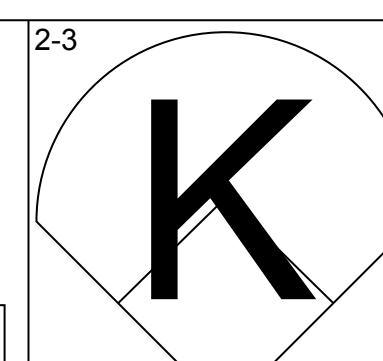
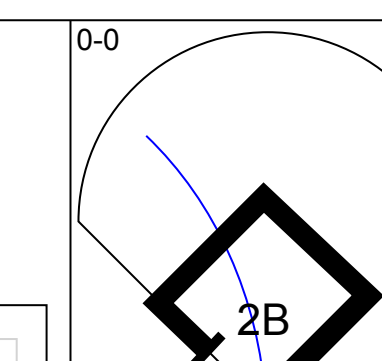
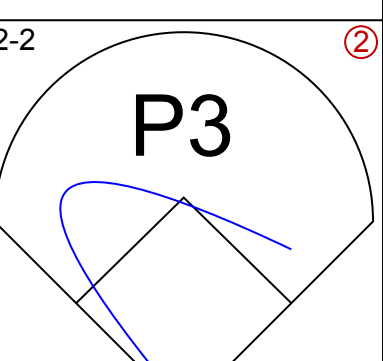
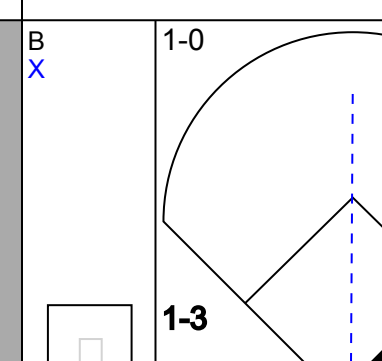
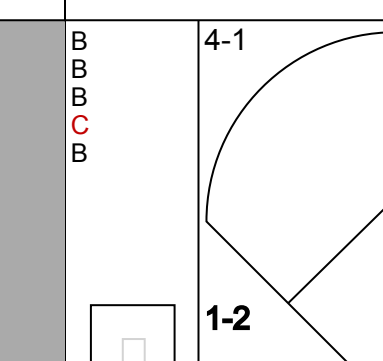
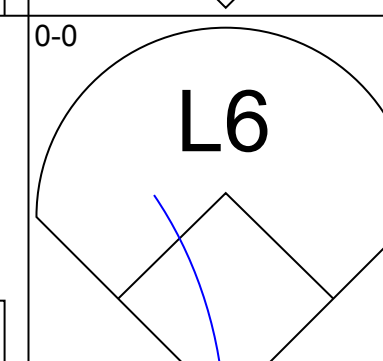
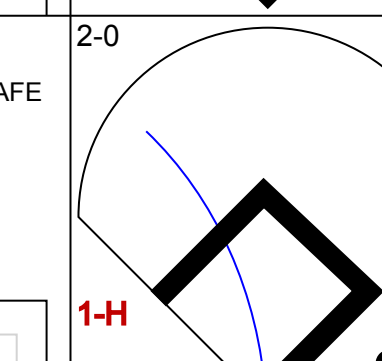
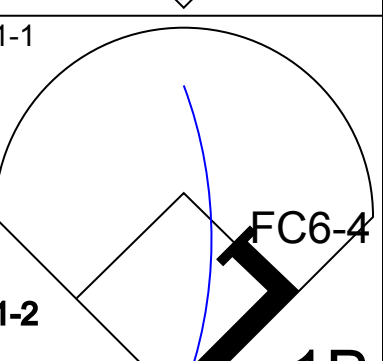
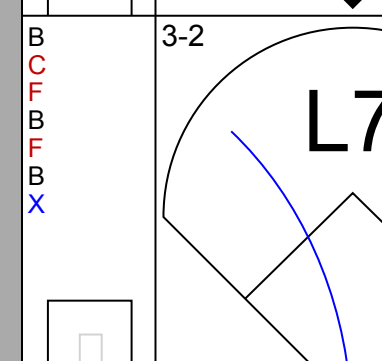
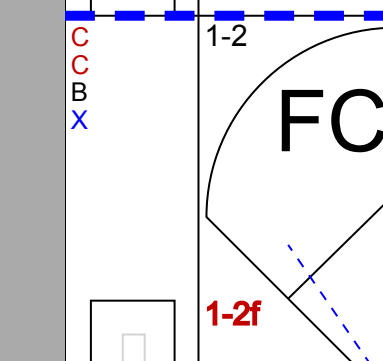
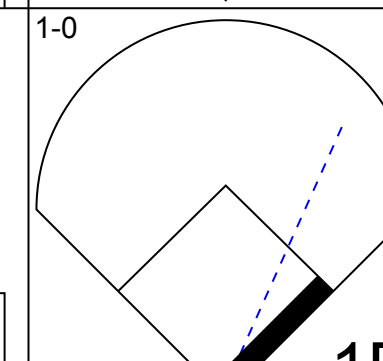
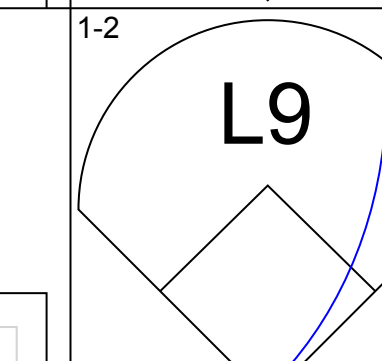
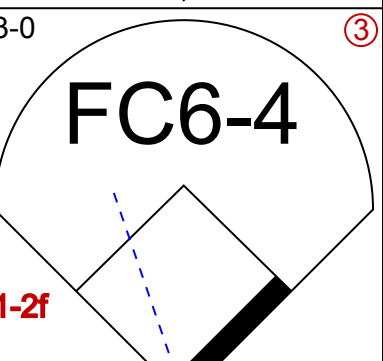
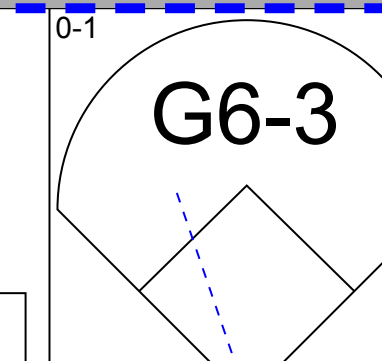
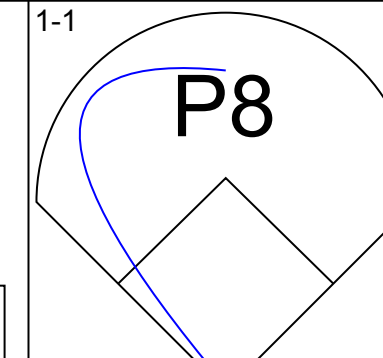
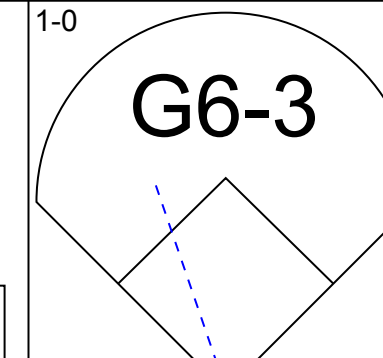
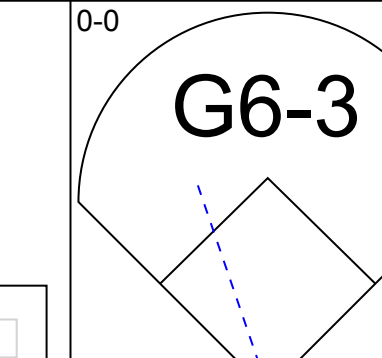
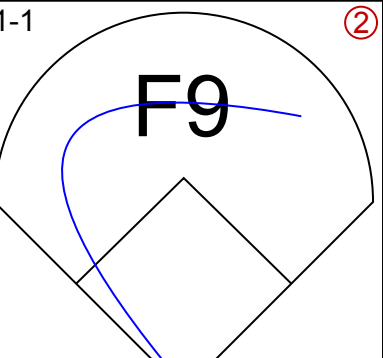
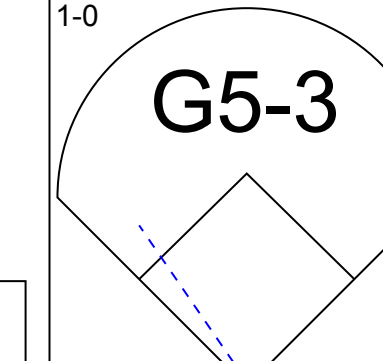
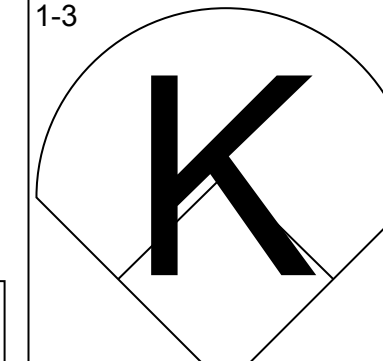
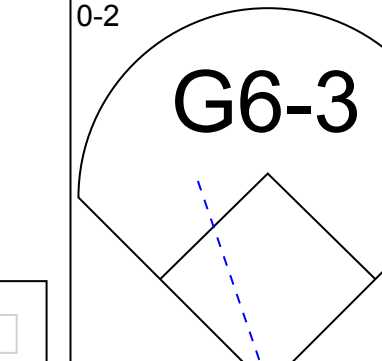
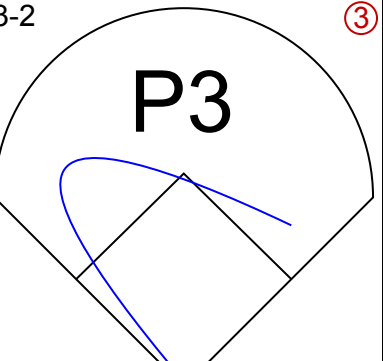
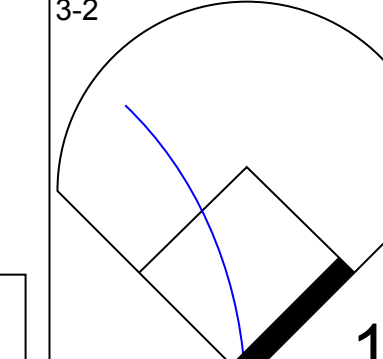
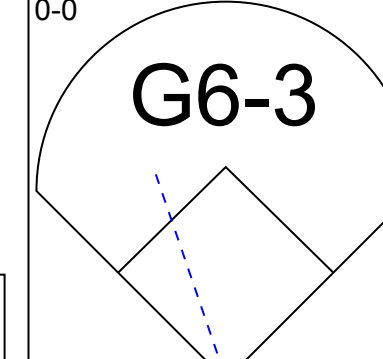
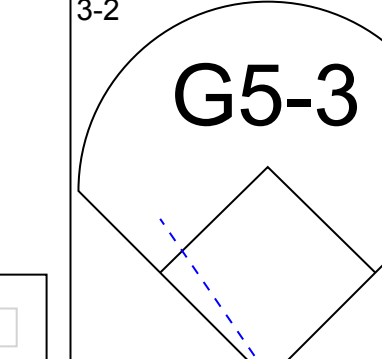
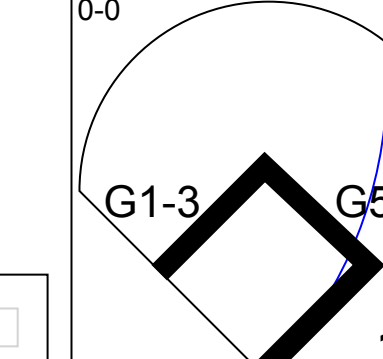

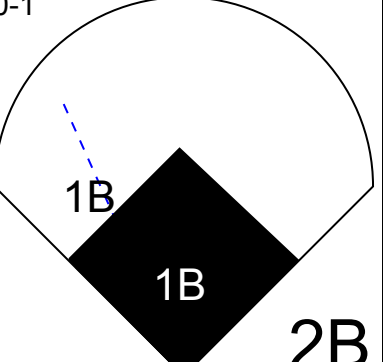
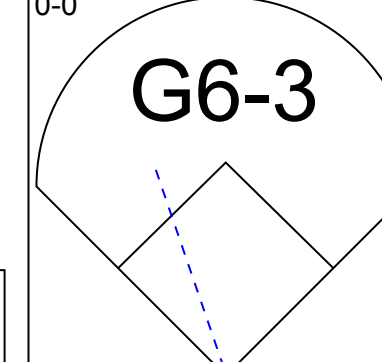
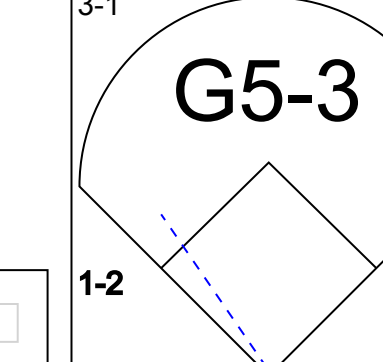

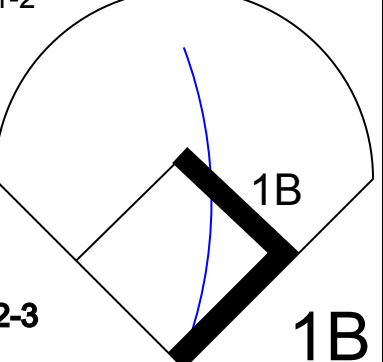
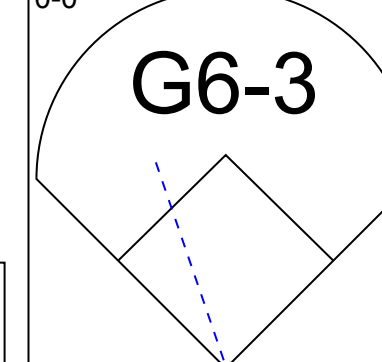
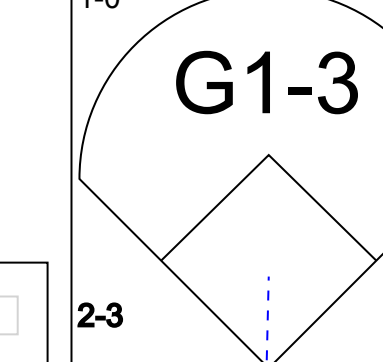
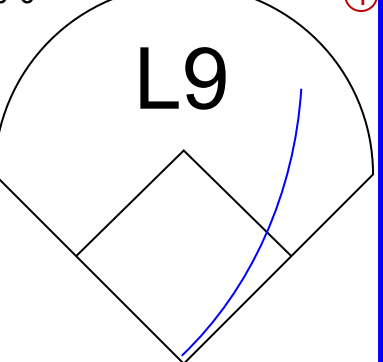
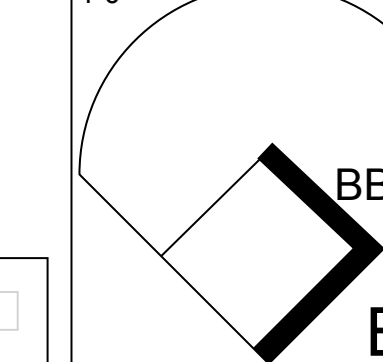
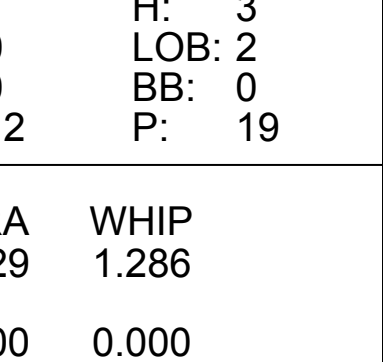
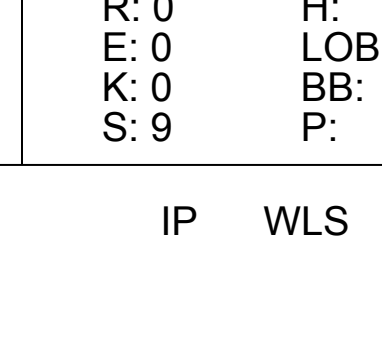
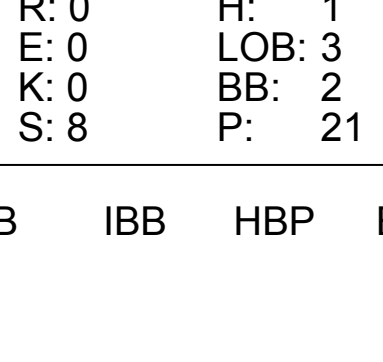
Batter	1	2	3	4	5	6	7	8	9	AB	R	H	RBI	BB	SO	LOB	BOTTOM			
Brett Butler, L OBP: 0.384, SLG: 0.369 (1, 8)										2	1	1	0	2	0	0				
Jose Offerman, S OBP: 0.340, SLG: 0.329 (1, 6)										3	1	0	0	1	0	3				
Mike Piazza, R OBP: 0.366, SLG: 0.549 (1, 2)										3	1	1	2	1	1	1				
Eric Karros, R OBP: 0.285, SLG: 0.403 (1, 3)										4	1	1	1	0	0	2				
Henry Rodriguez, L OBP: 0.276, SLG: 0.445 (1, 7)										4	1	1	0	0	1	1				
Jim Gott, R (9, 1)										0	0	0	0	0	0	0				
Cory Snyder, R OBP: 0.335, SLG: 0.399 (1, 9)										4	0	1	2	0	1	0				
Tim Wallach, R OBP: 0.265, SLG: 0.342 (1, 5)										4	0	1	1	0	1	0				
Jody Reed, R OBP: 0.336, SLG: 0.350 (1, 4)										3	0	1	0	0	0	2				
Kevin Gross, R OBP: 0.273, SLG: 0.283 (1, 1)										2	1	1	0	0	1	1				
Lenny Harris, L OBP: 0.299, SLG: 0.321 (6, PH)										1	0	0	0	0	1	0				
Pedro Martinez, R (7, 1)										0	0	0	0	0	0	0				
Raul Mondesi, R OBP: 0.313, SLG: 0.468 (9, 7)										0	0	0	0	0	0	0				
Inning Stats	R: 4 E: 0 K: 0 S: 18	H: 4 LOB: 1 BB: 2 P: 30	R: 2 E: 0 K: 1 S: 14	H: 3 LOB: 1 BB: 0 P: 24	R: 0 E: 0 K: 2 S: 15	H: 1 LOB: 1 BB: 0 P: 20	R: 0 E: 0 K: 1 S: 9	H: 0 LOB: 1 BB: 1 P: 16	R: 0 E: 0 K: 1 S: 10	H: 0 LOB: 0 BB: 0 P: 15	R: 0 E: 0 K: 1 S: 7	H: 0 LOB: 0 BB: 1 P: 16	R: 0 E: 0 K: 0 S: 5	H: 0 LOB: 0 BB: 0 P: 8	R: 0 E: 0 K: 0 S: 5	H: 0 LOB: 0 BB: 0 P: 8	1B: 8 2B: 0 3B: 0 HR: 0	SF: 0 SAC: 0 DP: 1 HBP: 0	WP: 0 PB: 0 SB: 1 CS: 1	PA: 35
PITCHER	IP WLS BF H R ER SO BB IBB HBP BLK WP HR S P ERA WHIP																			
Mike Harkey, R ERA: 5.26 (1, 1)	1.1 L 12 7 6 6 0 2 0 0 0 0 0 26 42 40.50 6.750																			
Turk Wendell, R ERA: 5.74 (2, 1)	1.2 6 1 0 0 3 0 0 0 0 0 0 21 32 0.00 0.600																			
Frank Castillo, R ERA: 4.87 (4, 1)	2.0 7 0 0 0 2 1 0 0 1 0 0 19 31 0.00 0.500																			
Bob Scanlan, R ERA: 4.71 (6, 1)	2.0 6 0 0 0 1 1 0 0 0 0 0 12 24 0.00 0.500																			
Jim Bullinger, R ERA: 5.14 (8, 1)	1.0 3 0 0 0 0 0 0 0 0 0 0 5 8 0.00 0.000																			

Chicago Cubs @ Los Angeles Dodgers
Dodger Stadium, Los Angeles, CA
Tue Sep 28 1993, 7:05 PM PDT
Att: 29,457 - Unknown - 76 F

AB	30
R	6
H	8
RBI	6
BB	4
SO	6
LOB	10



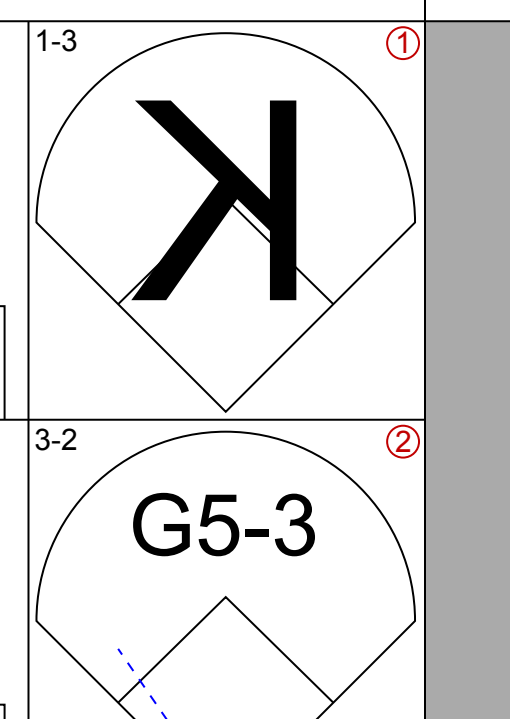
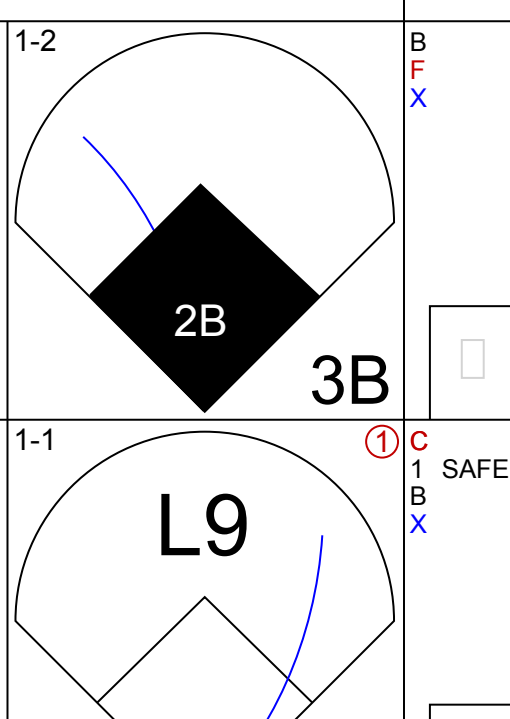
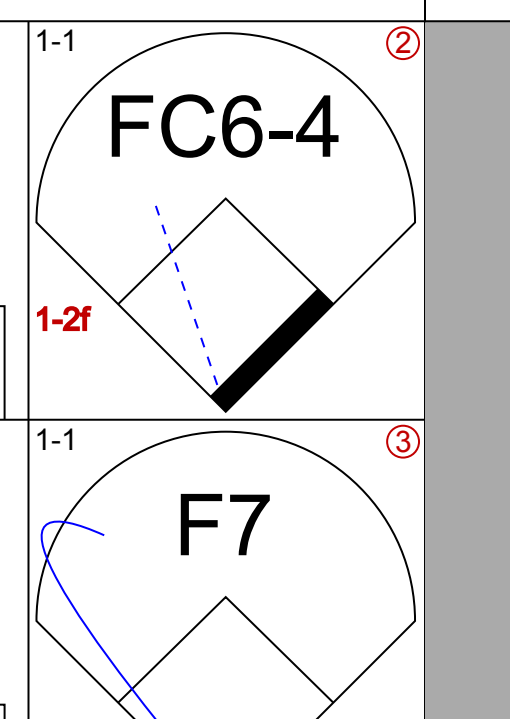
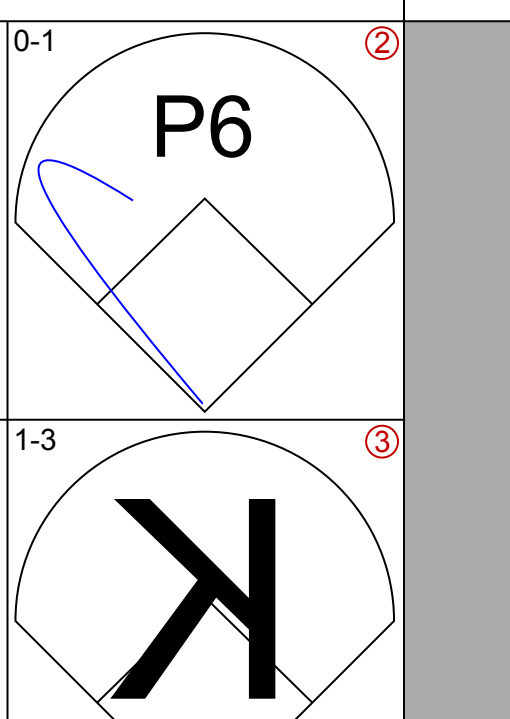
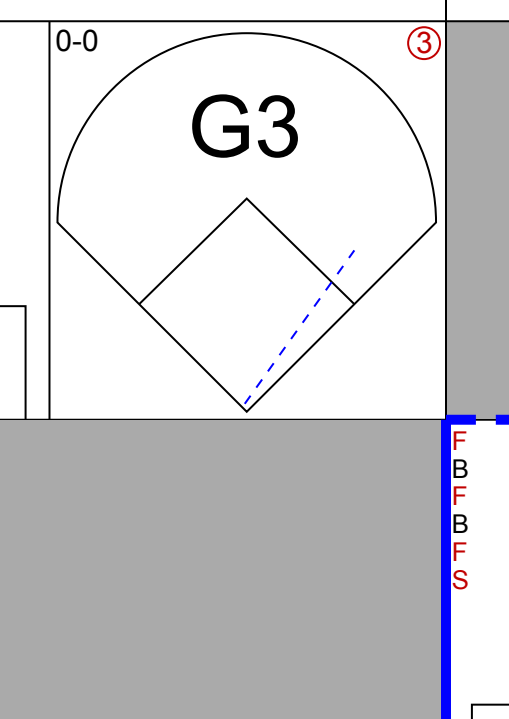
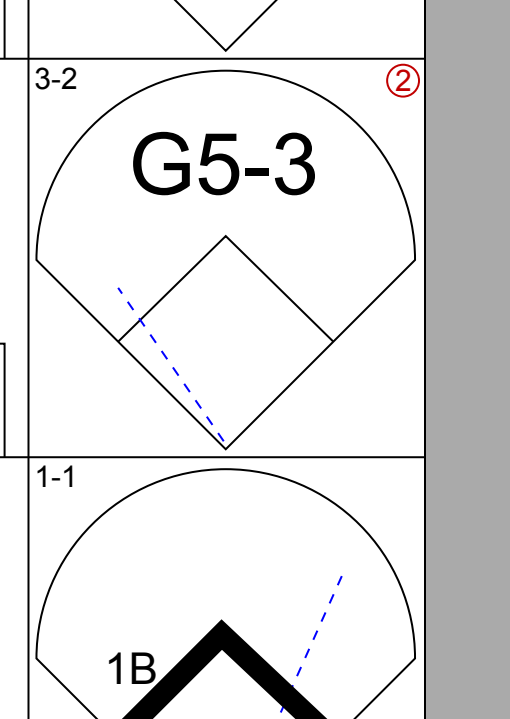
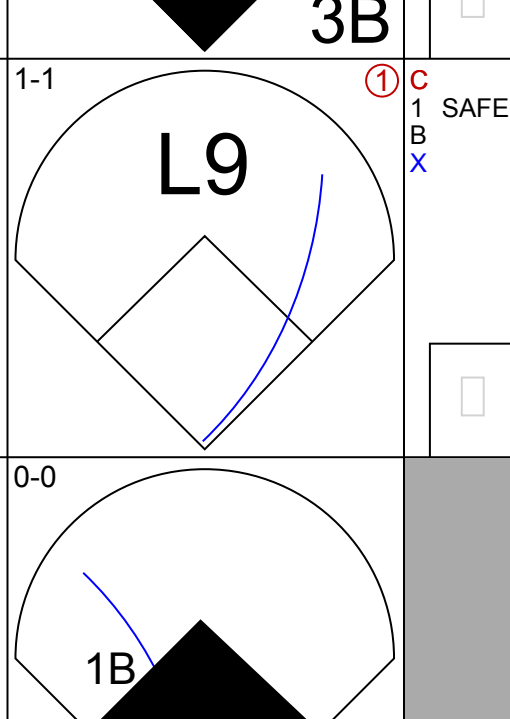
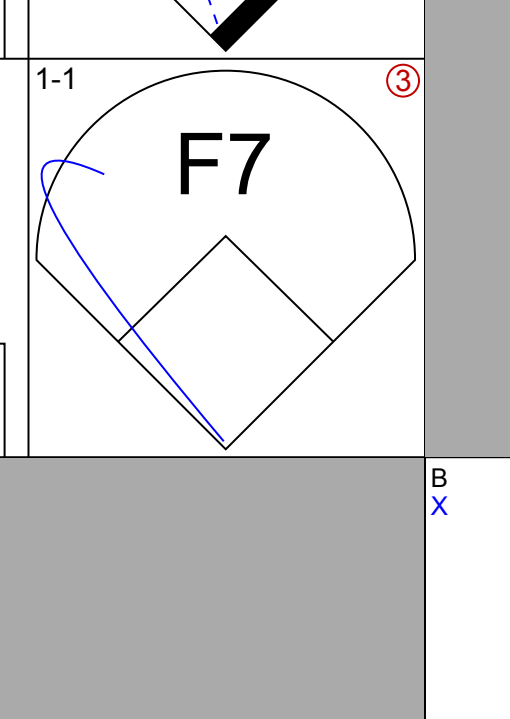
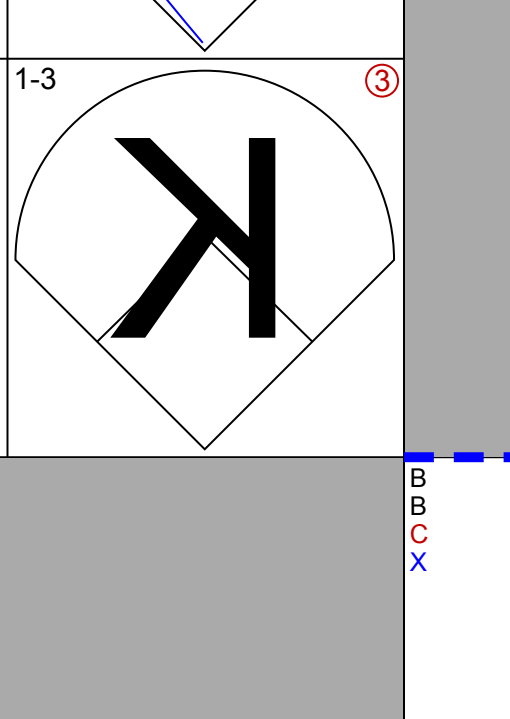
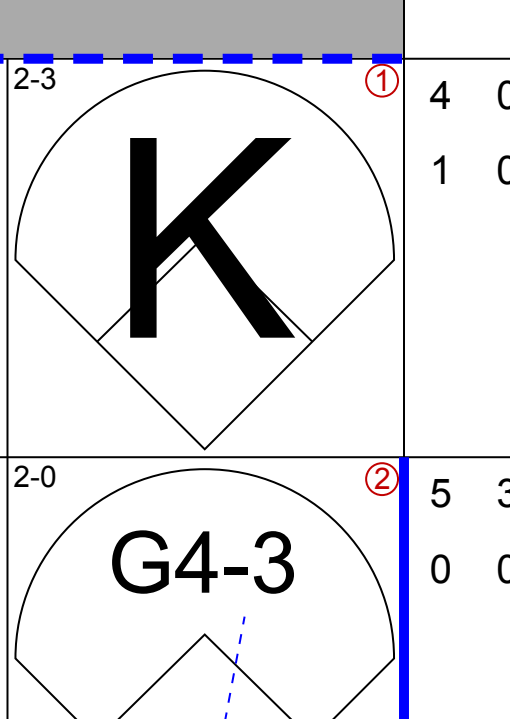
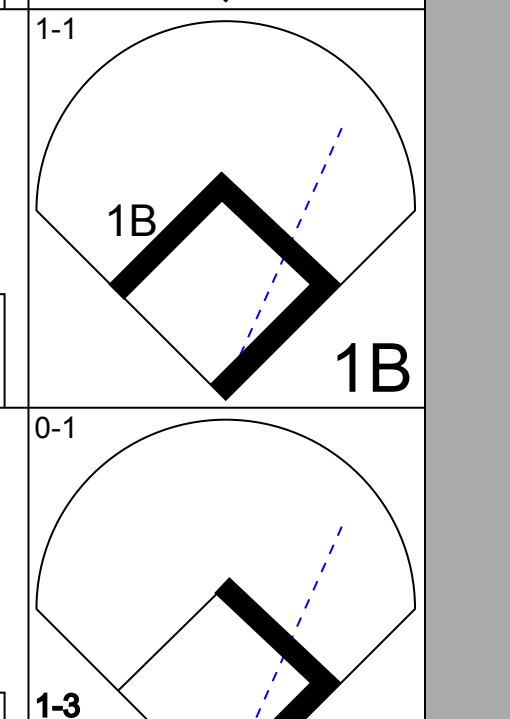
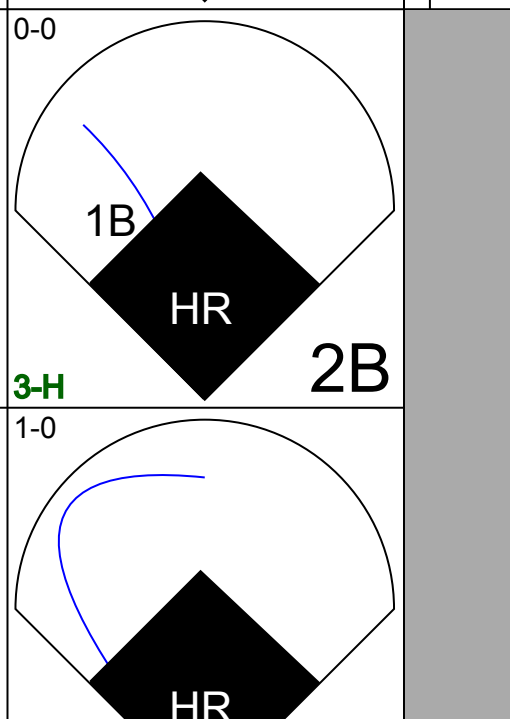
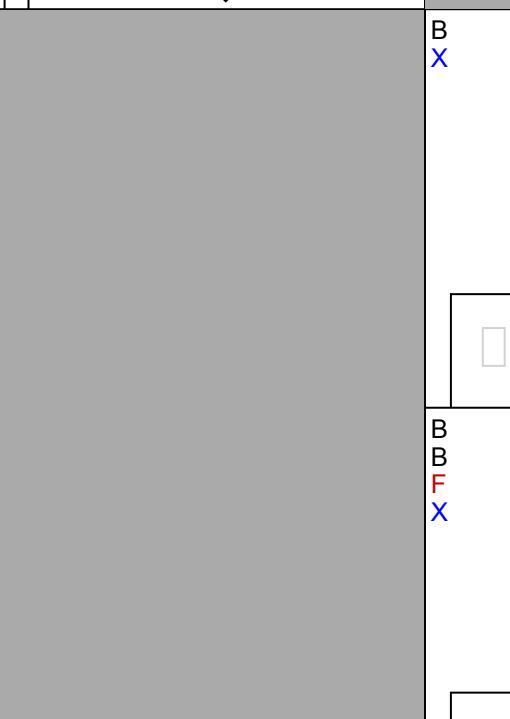
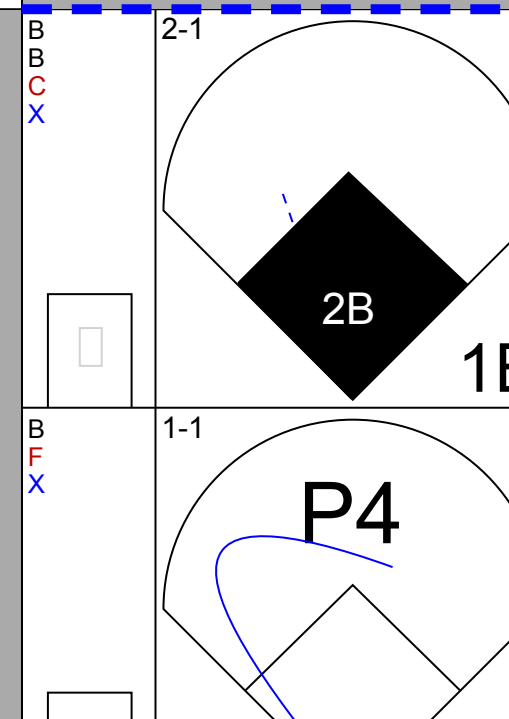
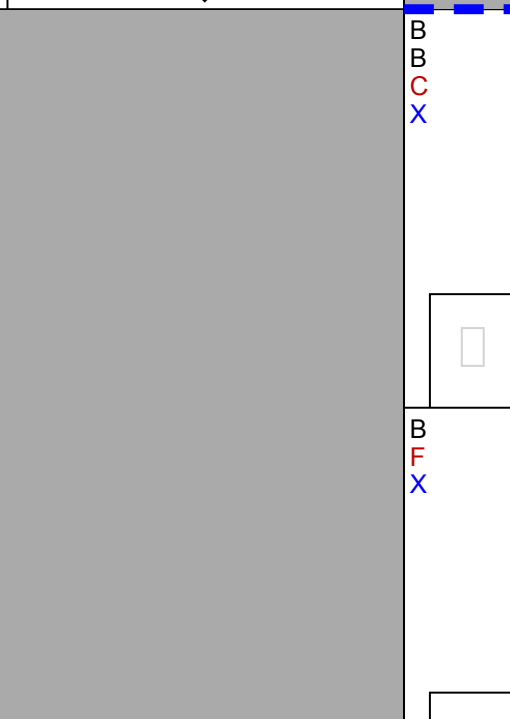
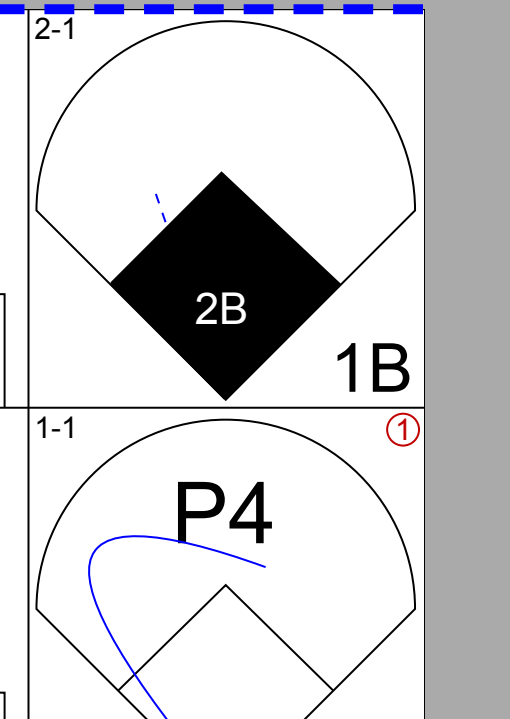
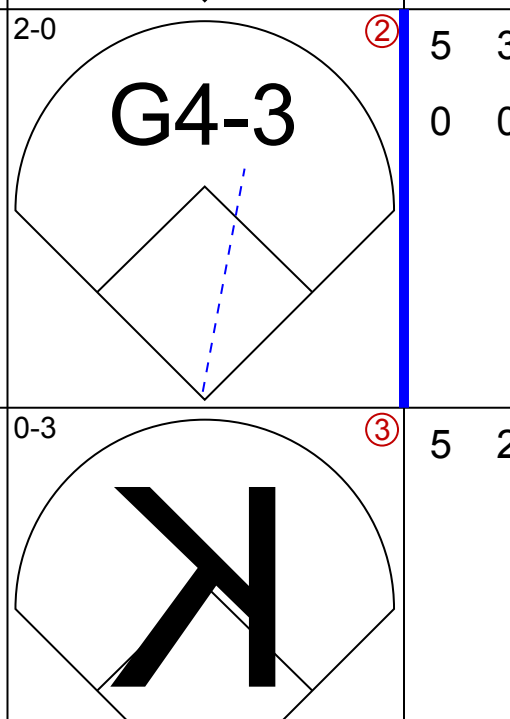
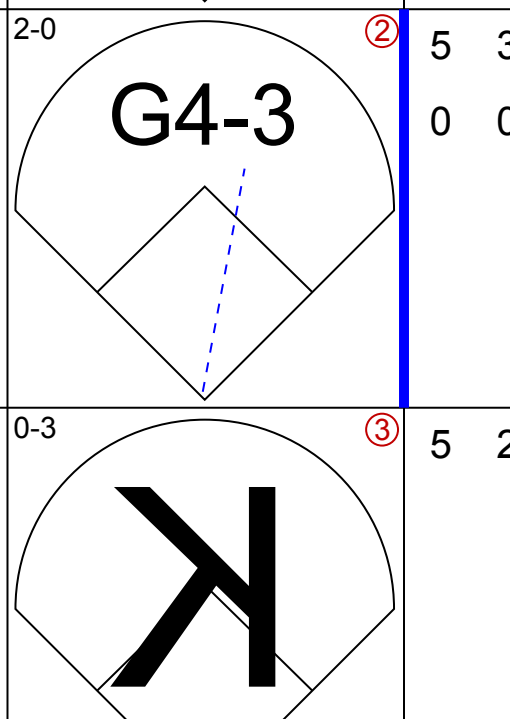
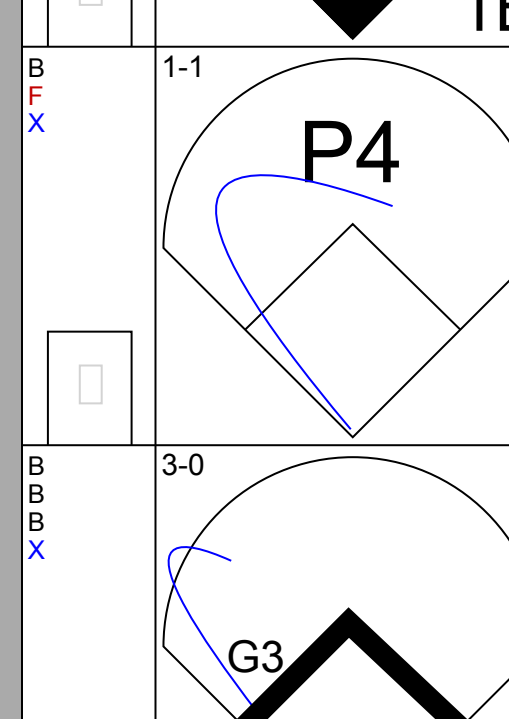
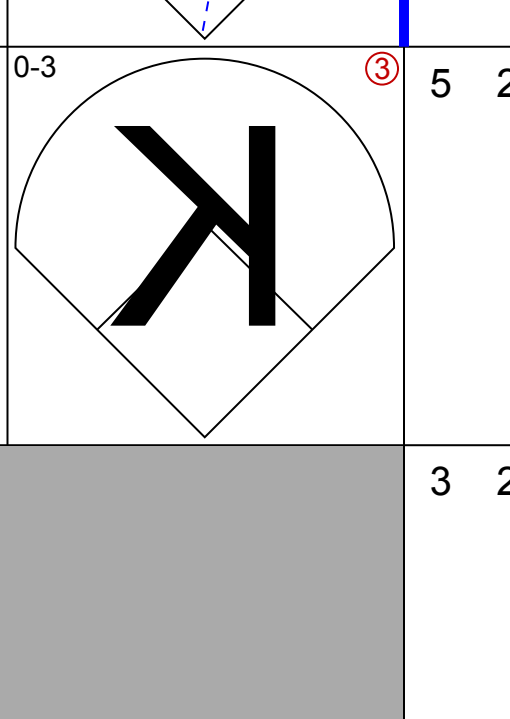
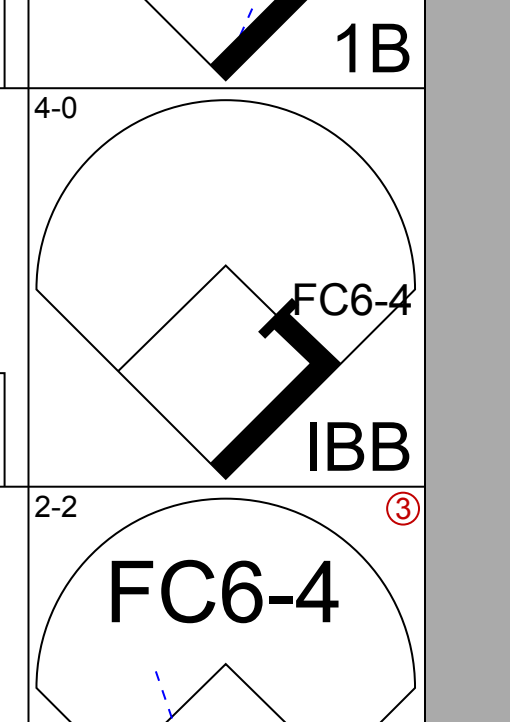
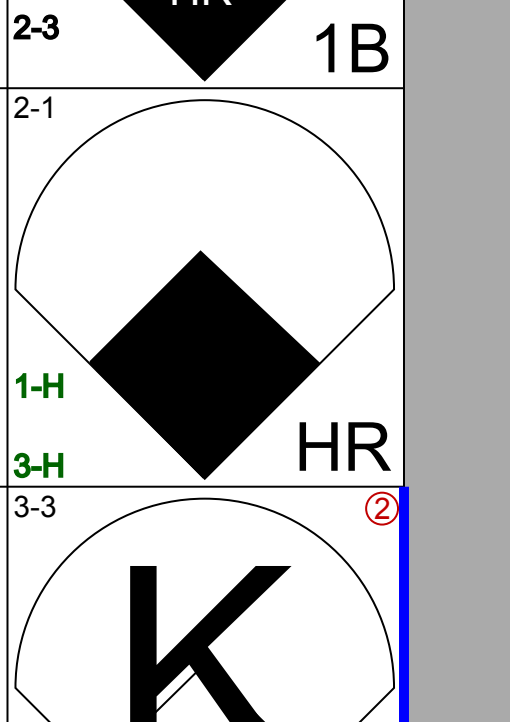
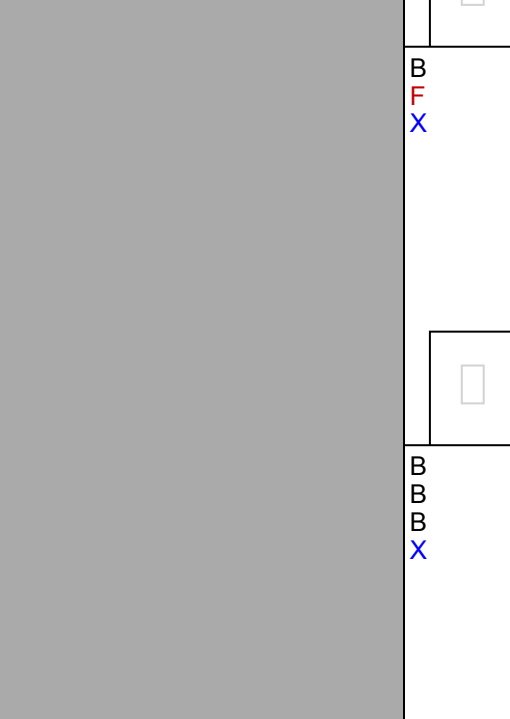
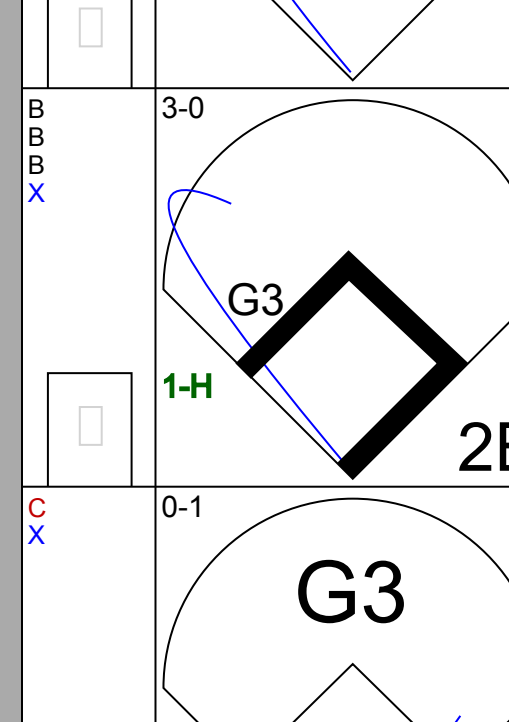
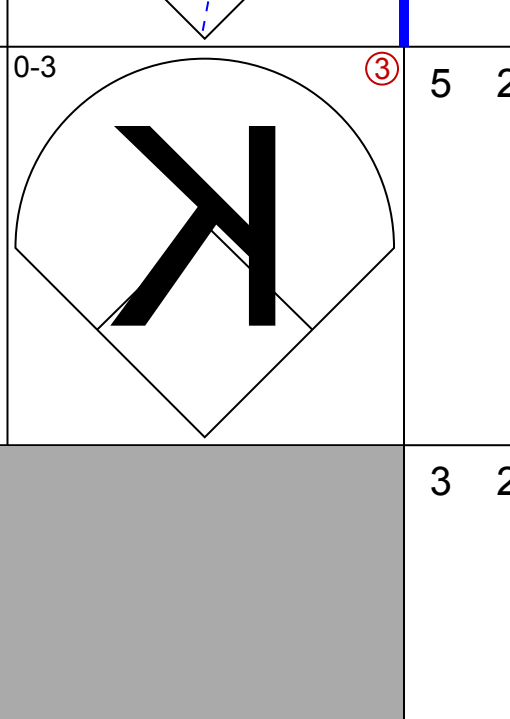
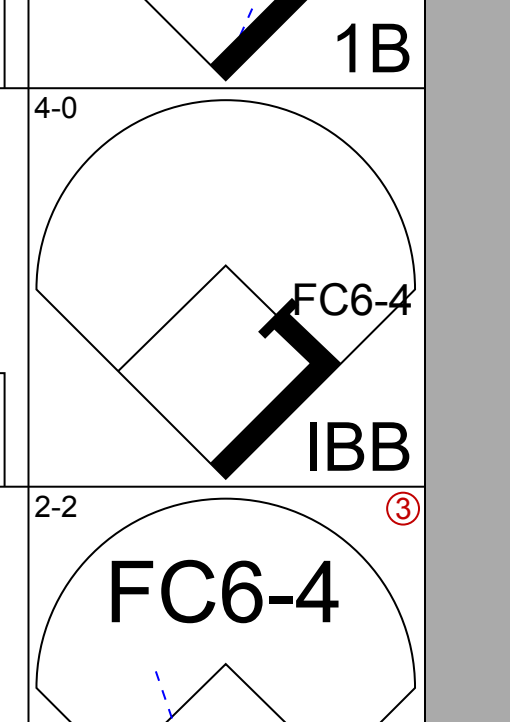
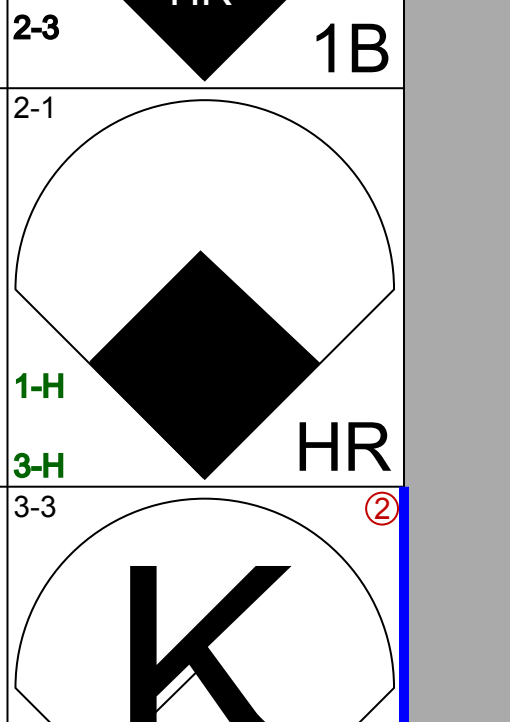
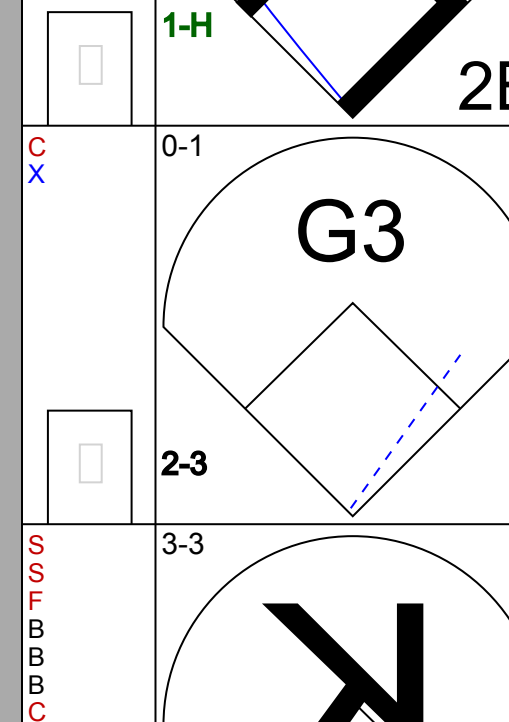
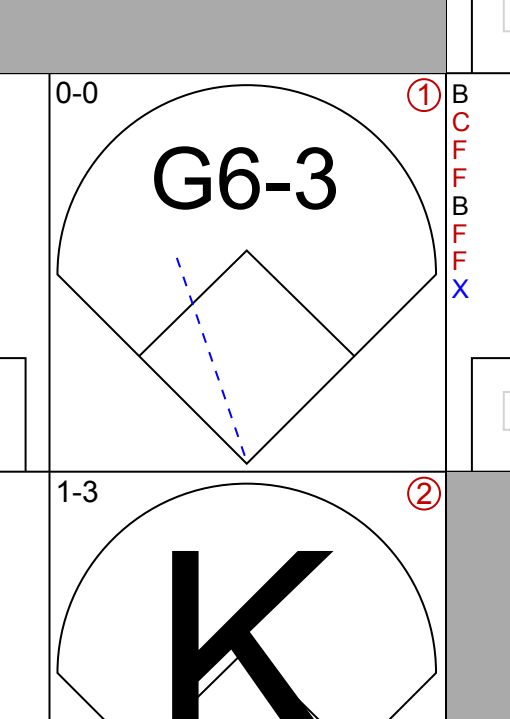
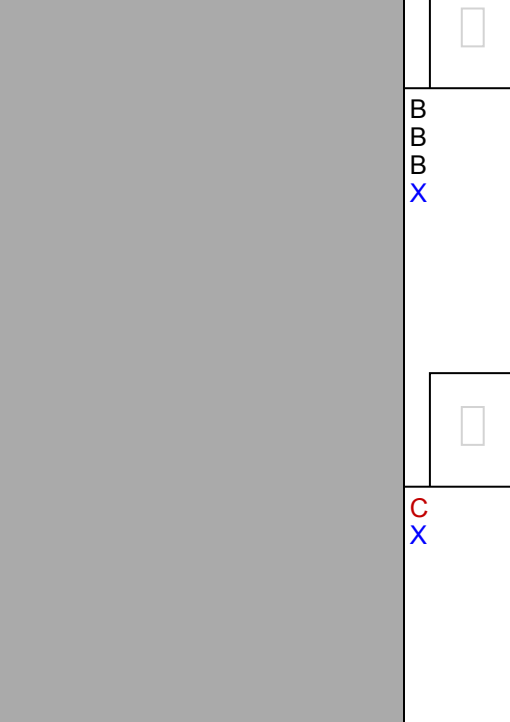
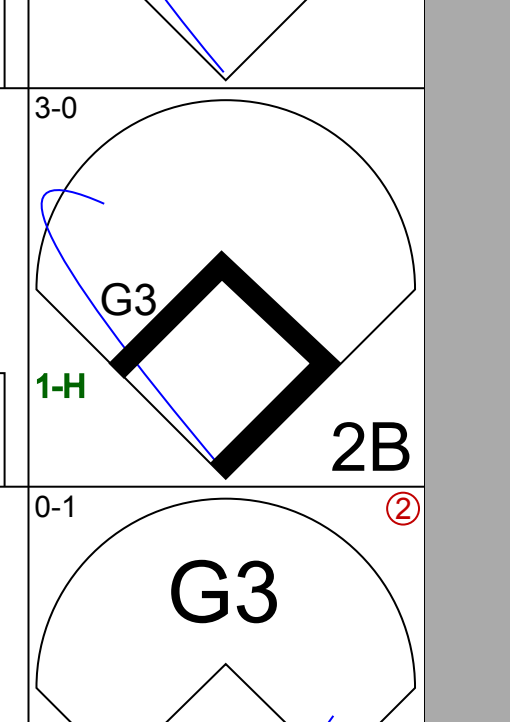
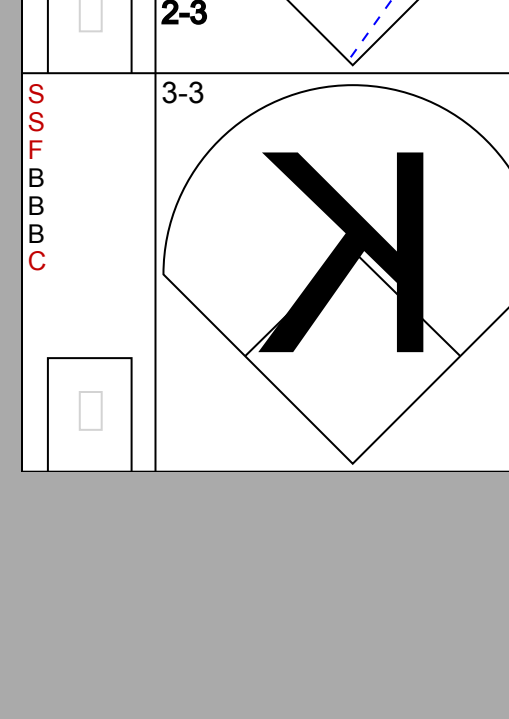
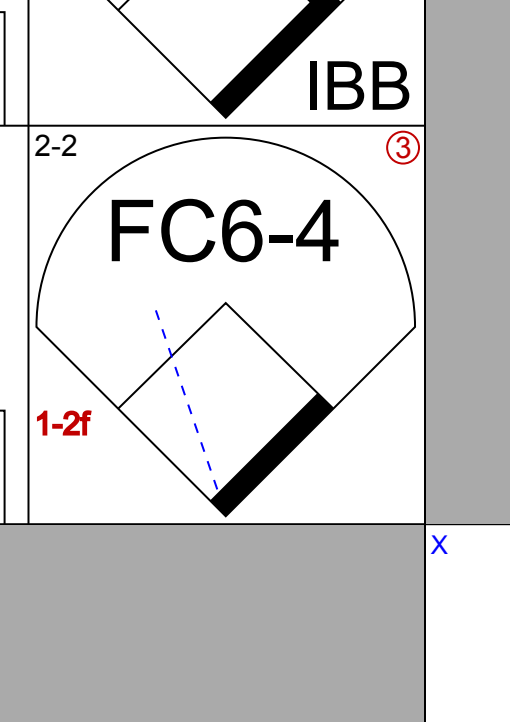
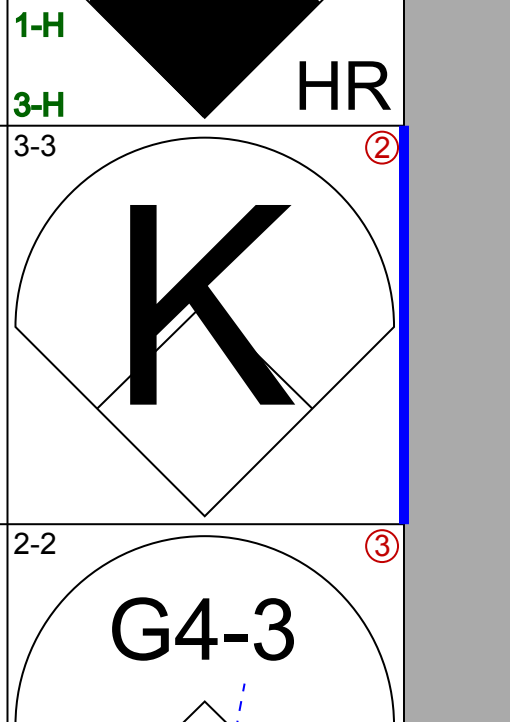
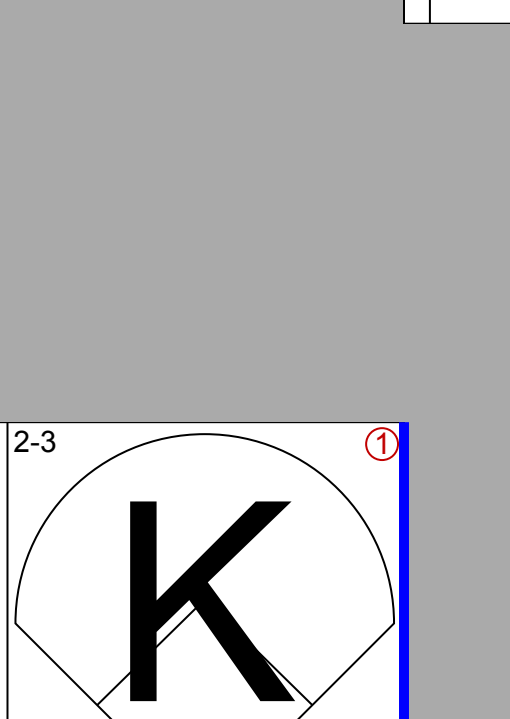
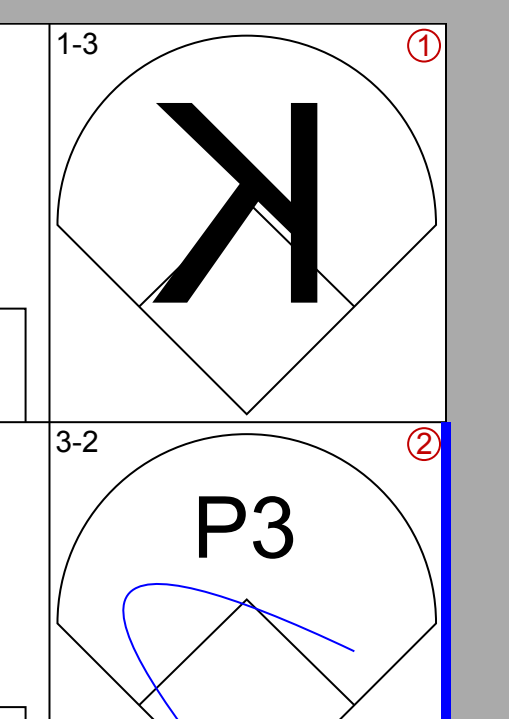
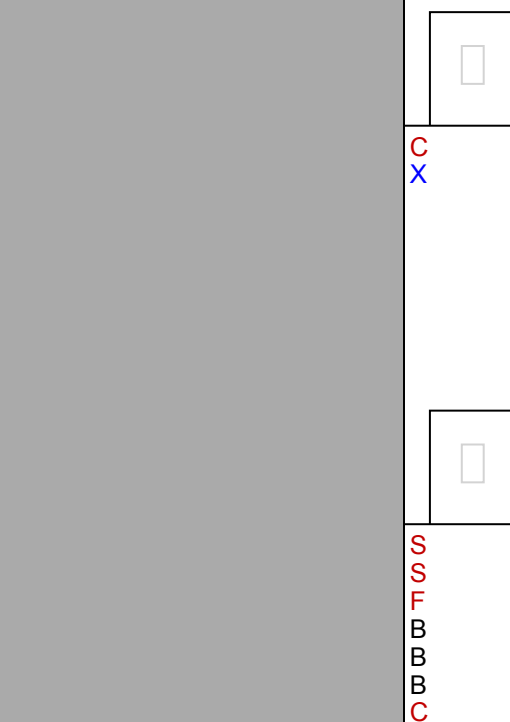
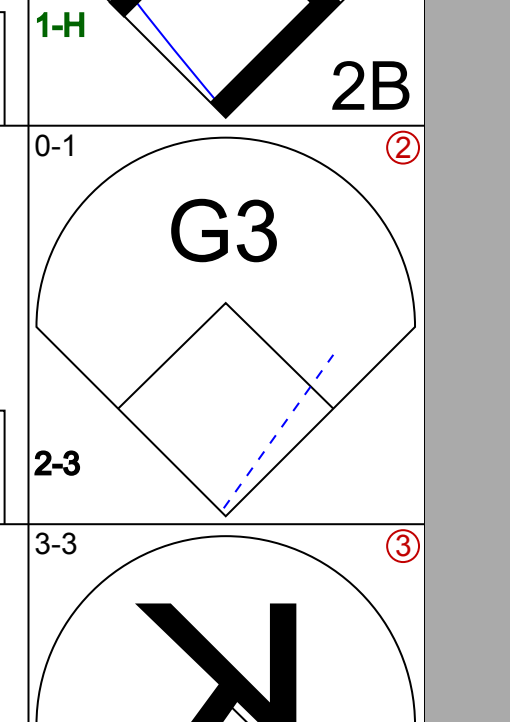

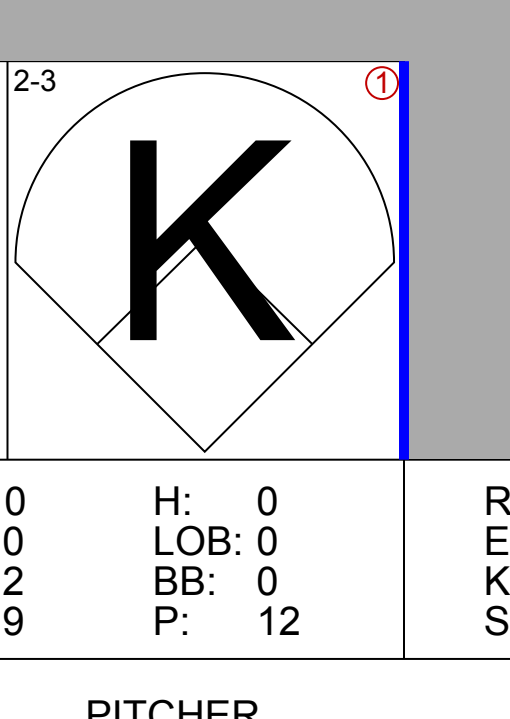
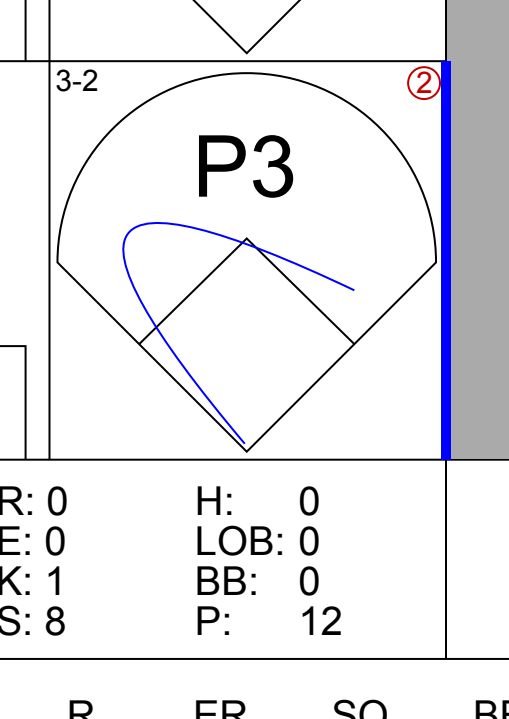
Batter	1	2	3	4	5	6	7	8	9	AB	R	H	RBI	BB	SO	LOB	TOP					
Karl Rhodes, L OBP: 0.373, SLG: 0.419 (1, 8)										5	0	1	0	1	3	1	Chicago Cubs @ Los Angeles Dodgers Dodger Stadium, Los Angeles, CA Wed Sep 29 1993, 7:05 PM PDT Att: 28,285 - Unknown - 78 F					
Jose Vizcaino, S OBP: 0.341, SLG: 0.358 (1, 6)										5	1	1	1	1	0	5						
Mark Grace, L OBP: 0.391, SLG: 0.467 (1, 3)										5	0	3	0	1	1	3						
Glenallen Hill, R OBP: 0.303, SLG: 0.488 Randy Myers, L OBP: 0.597, SLG: 1.000 (9, 1)										6	0	1	1	1	0	28						
Sammy Sosa, R OBP: 0.308, SLG: 0.481 (1, 9)										3	1	2	0	1	0	1						
Rick Wilkins, L OBP: 0.376, SLG: 0.563 Jim Bullinger, R (9, 1)										2	2	0	0	3	1	1						
Willie Wilson, S OBP: 0.296, SLG: 0.342 (9, 8)										0	0	0	0	0	0	0						
Tommy Shields, L OBP: 0.200, SLG: 0.143 (1, 5)										4	1	1	0	1	0	4						
Eric Yelding, R OBP: 0.289, SLG: 0.311 (1, 4)										4	0	2	1	1	1	5						
Greg Hibbard, L OBP: 0.119, SLG: 0.108 Bob Scanlan, R OBP: 0.333, SLG: 0.500 Matt Walbeck, S OBP: 0.261, SLG: 0.409 (9, 2)										4	1	1	2	0	1	5						
Inning Stats	R: 1 E: 0 K: 1 S: 8	H: 1 LOB: 1 BB: 1 P: 15	R: 0 E: 0 K: 2 S: 12	H: 1 LOB: 1 BB: 0 P: 17	R: 0 E: 0 K: 1 S: 11	H: 1 LOB: 1 BB: 0 P: 15	R: 4 E: 2 K: 2 S: 16	H: 3 LOB: 2 BB: 1 P: 28	R: 0 E: 0 K: 0 S: 11	H: 0 LOB: 0 BB: 2 P: 22	R: 0 E: 0 K: 2 S: 11	H: 1 LOB: 1 BB: 0 P: 18	R: 1 E: 0 K: 0 S: 12	H: 3 LOB: 3 BB: 2 P: 23	R: 0 E: 0 K: 0 S: 6	H: 2 LOB: 2 BB: 1 P: 13	R: 0 E: 1 K: 1 S: 7	H: 0 LOB: 3 BB: 2 P: 18	1B: 9 2B: 4 3B: 0 HR: 0	SF: 0 SAC: 0 DP: 1 HBP: 1	WP: 3 PB: 0 SB: 5 CS: 0	PA: 49
PITCHER	IP	WLS	BF	H	R	ER	SO	BB	IBB	HBP	BLK	WP	HR	S	P	ERA	WHIP					
Pedro Astacio, R ERA: 3.57 (1, 1)	5.0	L	27	6	5	4	6	4	0	1	0	1	0	58	97	7.20	2.000					
Steve Wilson, L ERA: 4.75 (6, 1)	1.0		6	2	1	1	2	1	0	0	0	1	0	16	28	9.00	3.000					
Ricky Trlicek, R ERA: 4.08 (7, 1)	0.2		3	2	0	0	0	0	0	0	0	0	0	5	6	0.00	3.000					
Omar Daal, L ERA: 4.93 (7, 1)	0.1		2	0	0	0	0	1	0	0	0	0	0	2	7	0.00	3.000					
Roger McDowell, R ERA: 2.29 (8, 1)	2.0		11	2	0	0	1	1	2	0	0	1	0	13	31	0.00	1.500					

Batter	1	2	3	4	5	6	7	8	9	AB	R	H	RBI	BB	SO	LOB	BOTTOM					
Raul Mondesi, R OBP: 0.329, SLG: 0.469 (1, 8)										4	0	2	0	1	1	2	Chicago Cubs @ Los Angeles Dodgers Dodger Stadium, Los Angeles, CA Wed Sep 29 1993, 7:05 PM PDT Att: 28,285 - Unknown - 78 F					
Jody Reed, R OBP: 0.337, SLG: 0.353 (1, 4)										5	0	2	1	0	0	5						
Cory Snyder, R OBP: 0.334, SLG: 0.398 (1, 9)										4	0	1	0	0	0	3						
Eric Karros, R OBP: 0.283, SLG: 0.401 (1, 3)										4	0	0	0	0	0	1						
Tim Wallach, R OBP: 0.263, SLG: 0.339 (1, 5)										4	0	0	0	0	1	0						
Billy Ashley, R OBP: 0.282, SLG: 0.243 (1, 7)										4	0	2	0	0	0	0						
Carlos Hernandez, R OBP: 0.267, SLG: 0.364 (1, 2)										4	1	1	0	0	0	2						
Rafael Bourmial, R OBP: 0.471, SLG: 0.529 Dave Hansen, L OBP: 0.457, SLG: 0.468 (9, PH)										3	0	1	0	0	0	1						
Pedro Astacio, R OBP: 0.161, SLG: 0.161 Jerry Brubaker, R OBP: 0.220, SLG: 0.750 Steve Wilson, L (9, 1)										1	0	0	0	0	0	0						
Ricky Trlicek, R OBP: 0.220, SLG: 0.220 Omar Daal, L (7, 1)										0	0	0	0	0	0	0						
Inning Stats	R: 0 E: 0 K: 1 S: 9	H: 1 LOB: 0 BB: 0 P: 13	R: 0 E: 0 K: 0 S: 6	H: 1 LOB: 0 BB: 0 P: 10	R: 0 E: 0 K: 1 S: 5	H: 2 LOB: 1 BB: 0 P: 9	R: 0 E: 0 K: 0 S: 12	H: 0 LOB: 0 BB: 0 P: 7	R: 1 E: 0 K: 0 S: 9	H: 3 LOB: 2 BB: 0 P: 19	R: 0 E: 0 K: 0 S: 9	H: 0 LOB: 0 BB: 0 P: 12	R: 0 E: 0 K: 0 S: 9	H: 2 LOB: 2 BB: 0 P: 13	R: 0 E: 0 K: 0 S: 9	H: 0 LOB: 0 BB: 0 P: 13	R: 0 E: 0 K: 0 S: 8	H: 1 LOB: 3 BB: 2 P: 21	1B: 8 2B: 2 3B: 0 HR: 0	SF: 0 SAC: 0 DP: 0 HBP: 0	WP: 0 PB: 0 SB: 0 CS: 0	PA: 38
PITCHER	IP	WLS	BF	H	R	ER	SO	BB	IBB	HBP	BLK	WP	HR	S	P	ERA	WHIP					
Greg Hibbard, L ERA: 3.96 (1, 1)	7.0	W	29	9	1	1	2	0	0	0	0	0	0	9	13	0.00	0.000					
Bob Scanlan, R ERA: 4.64 (8, 1)	1.0		3	0	0	0	0	0	0	0	0	0	0	9	13	0.00	4.500					
Jim Bullinger, R ERA: 4.91 (9, 1)	0.2		5	1	0	0	0	2	0	0	0	0	0	5	17	0.00	4.500					
Randy Myers, L ERA: 3.19 (9, 1)	0.1	S	1	0	0	0	0	0	0	0	0	0	0	3	4	0.00	0.000					

Batter	1	2	3	4	5	6	7	8	9	AB	R	H	RBI	BB	SO	LOB	TOP			
Darren Lewis, R OBP: 0.306, SLG: 0.325	1-2 G6-3		0-0 F9		2-1 P3		1-2 F8		1-2 1B	5	0	1	0	0	0	2	<p>San Francisco Giants @ Los Angeles Dodgers Dodger Stadium, Los Angeles, CA</p> <p>Thu Sep 30 1993, 7:05 PM PDT Att: 36,409 - Unknown</p> <p>livebaseballscorecards.com</p>			
Mike Benjamin, R OBP: 0.354, SLG: 0.329	3-3 K		1-2 F8		1-3 K		1-0 L7		2-2 1B	5	0	1	0	0	2	2				
Will Clark, L OBP: 0.359, SLG: 0.421	2-1 FC6-4 1B		3-3 K2-3		1-2 G4-3			2-1 L6	0-0 FC5-4 1B	5	0	1	0	0	1	2				
Matt Williams, R OBP: 0.322, SLG: 0.561	0-1 FC6-4 1-2			0-0 F8		2-2 F7		1-2 1B		4	1	1	0	0	0	1				
Barry Bonds, L OBP: 0.456, SLG: 0.669		1-3 K		4-1 E G1-3 1B BB		2-2 G4-3		1-0 G3		3	1	0	0	1	1	1				
Willie McGee, S OBP: 0.354, SLG: 0.391		1-0 G3		1-1 G1-3		3-2 P6		0-0 E S 1B		4	0	1	1	0	0	1				
Royce Clayton, R OBP: 0.332, SLG: 0.375		0-1 2B		2-1 E6 1B E			0-1 FC3-6 1B	3-3 K		4	1	2	0	0	1	2				
Kirt Manwaring, R OBP: 0.346, SLG: 0.352		4-0 BB		1-0 E9 1B 1-H 3-H			0-1 FC3-6 1B 1-2	1-2 CS 1B		3	0	2	1	1	0	1				
Bill Swift, R OBP: 0.302, SLG: 0.275		0-3 K		2-1 L5			1-1 1B	1-3 K		3	0	1	0	0	1	3				
Kevin Rogers, L Rod Beck, R										0	0	0	0	0	0	0				
Inning Stats	R: 0 E: 0 K: 1 S: 10	H: 1 LOB: 1 BB: 0 P: 16	R: 0 E: 0 K: 2 S: 9	H: 1 LOB: 2 BB: 1 P: 15	R: 0 E: 0 K: 1 S: 11	H: 0 LOB: 0 BB: 0 P: 15	R: 2 E: 2 K: 0 S: 9	H: 1 LOB: 1 BB: 1 P: 19	R: 0 E: 0 K: 1 S: 8	H: 0 LOB: 0 BB: 0 P: 12	R: 0 E: 0 K: 0 S: 10	H: 2 LOB: 2 BB: 0 P: 13	R: 1 E: 0 K: 1 S: 12	H: 2 LOB: 1 BB: 0 P: 19	R: 0 E: 0 K: 1 S: 15	H: 3 LOB: 2 BB: 0 P: 18	1B: 8 2B: 1 3B: 1 HR: 0	SF: 0 SAC: 0 DP: 0 HBP: 0	WP: 0 PB: 0 SB: 1 CS: 1	PA: 39
PITCHER	IP WLS BF H R ER SO BB IBB HBP BLK WP HR S P ERA WHIP	8.0 L 34 7 3 1 6 2 0 0 0 0 0 0 79 126 1.12 1.125	0.2 4 3 0 0 1 0 0 0 0 0 0 0 0 14 17 0.00 4.500	0.1 1 0 0 0 0 0 0 0 0 0 0 0 0 1 1 0.00 0.000											ERA WHIP					

Batter	1	2	3	4	5	6	7	8	9	AB	R	H	RBI	BB	SO	LOB	BOTTOM					
Brett Butler, L OBP: 0.384, SLG: 0.368	4-1 L5-3 BB		2-0 F9			4-1 S 1B BB		1-3 K		2	1	0	0	2	1	0	<p>San Francisco Giants @ Los Angeles Dodgers Dodger Stadium, Los Angeles, CA</p> <p>Thu Sep 30 1993, 7:05 PM PDT Att: 36,409 - Unknown</p> <p>livebaseballscorecards.com</p>					
Jose Offerman, S OBP: 0.343, SLG: 0.330	1-0 L5-3 1-2			1-0 FC6-4 1B		4-2 1B FC5-2 BB		3-2 1B		3	0	2	0	1	0	1						
Dave Hansen, L OBP: 0.454, SLG: 0.464	3-2 G6-3			2-0 L4		1-2 FC5-2 1B		0-0 F8		3	0	1	1	0	0	1						
Tim Wallach, R OBP: 0.263, SLG: 0.338						1-3 2-H 1B				1	0	0	0	0	0	1						
Mike Piazza, R OBP: 0.366, SLG: 0.547		0-3 K		2-2 F9		1-1 FC5-2		1-2 G5-4-3 1B		4	0	1	0	0	1	3						
Eric Karros, R OBP: 0.283, SLG: 0.399		4-2 FC6-4 BB		2-2 FC6-4 1-2		2-2 K		1-2 G5-4-3		3	0	0	0	1	1	4						
Henry Rodriguez, L OBP: 0.274, SLG: 0.435		0-1 P6			1-3 K		1-0 G1-3		1-2 F9	4	0	0	0	0	1	1						
Cory Snyder, R OBP: 0.332, SLG: 0.396		2-1 FC6-4 1-2			0-3 K		0-1 L7			3	0	0	0	0	1	1						
Jody Reed, R OBP: 0.335, SLG: 0.350			0-1 F8		0-1 G5-3		2-2 G5-3			3	0	0	0	0	0	0						
Tom Candiotti, R OBP: 0.148, SLG: 0.167			0-1 G4-3			0-0 F9		0-0 G4-3		2	0	0	0	0	0	0						
Mike Sharperson, R OBP: 0.302, SLG: 0.371										1	0	0	0	0	0	0						
Kip Gross, R Omar Daal, L										0	0	0	0	0	0	0						
Inning Stats	R: 0 E: 0 K: 0 S: 5	H: 0 LOB: 0 BB: 1 P: 13	R: 0 E: 0 K: 1 S: 9	H: 0 LOB: 1 BB: 1 P: 15	R: 0 E: 0 K: 0 S: 5	H: 0 LOB: 0 BB: 0 P: 7	R: 0 E: 0 K: 0 S: 8	H: 1 LOB: 1 BB: 0 P: 15	R: 0 E: 0 K: 2 S: 8	H: 0 LOB: 0 BB: 0 P: 9	R: 1 E: 0 K: 1 S: 13	H: 1 LOB: 2 BB: 2 P: 23	R: 0 E: 0 K: 0 S: 6	H: 0 LOB: 0 BB: 0 P: 9	R: 0 E: 0 K: 1 S: 8	H: 1 LOB: 1 BB: 0 P: 12	R: 0 E: 0 K: 0 S: 9	H: 1 LOB: 0 BB: 0 P: 12	1B: 4 2B: 1 3B: 0 HR: 0	SF: 0 SAC: 0 DP: 2 HBP: 0	WP: 0 PB: 0 SB: 1 CS: 0	PA: 33
PITCHER	IP WLS BF H R ER SO BB IBB HBP BLK WP HR S P ERA WHIP	7.0 W 26 2 1 1 4 4 0 0 0 0 0 0 54 91 1.29 0.857	0.2 3 1 0 0 1 0 0 0 0 0 0 0 0 7 11 0.00 1.500	1.1 S 4 1 0 0 0 0 0 0 0 0 0 0 10 13 0.00 0.750											ERA WHIP							

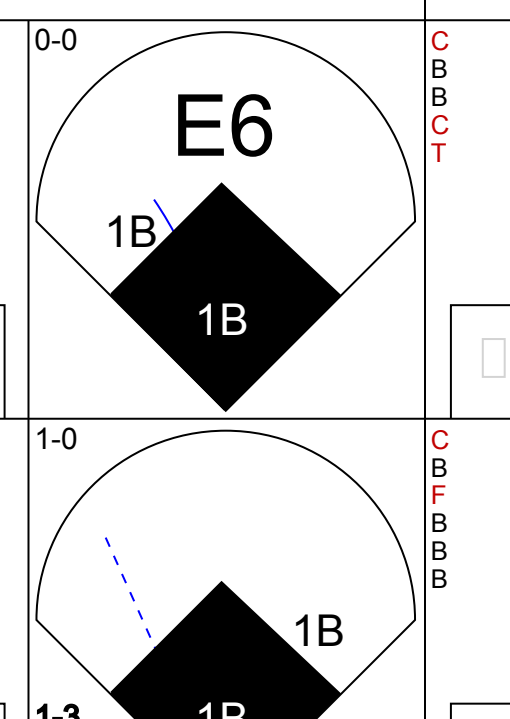
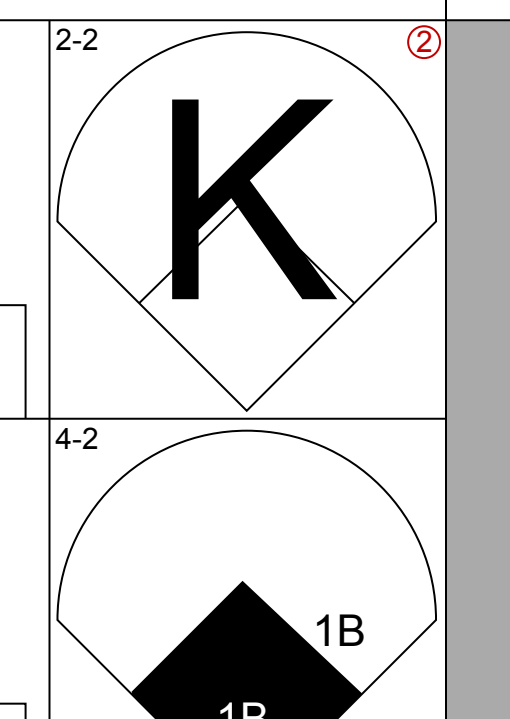
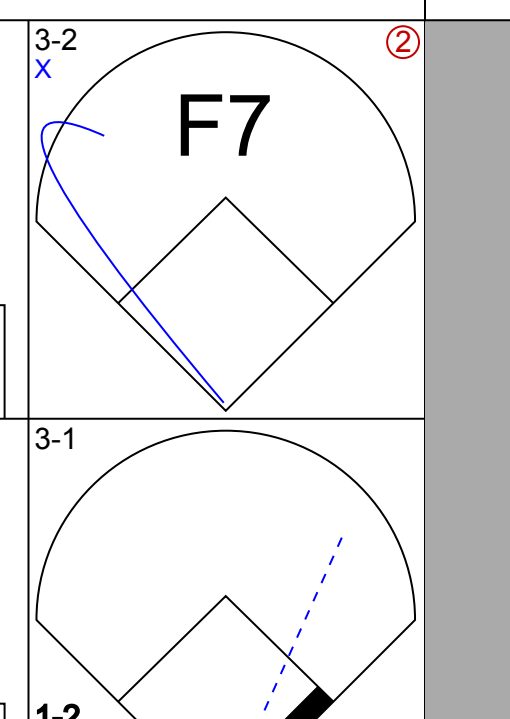
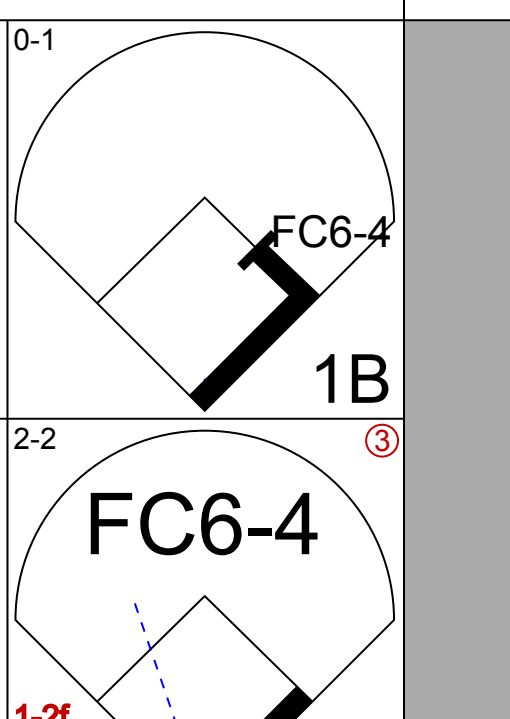
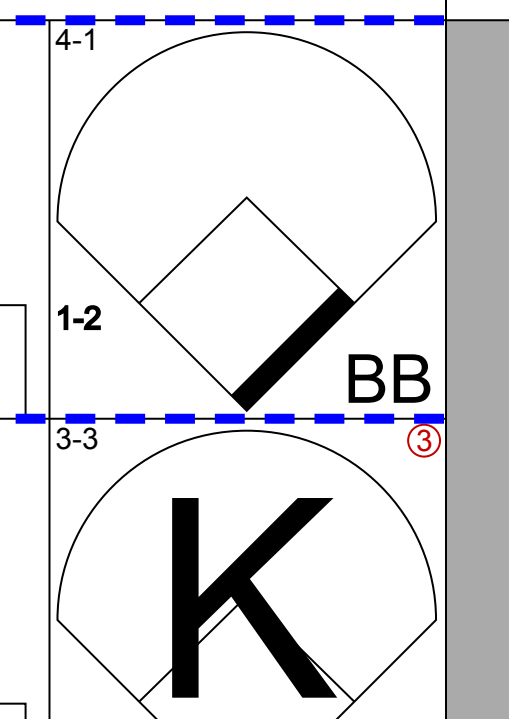
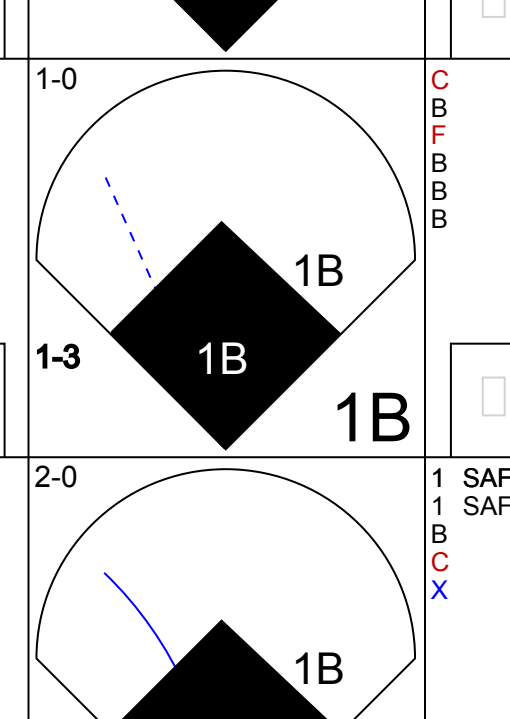
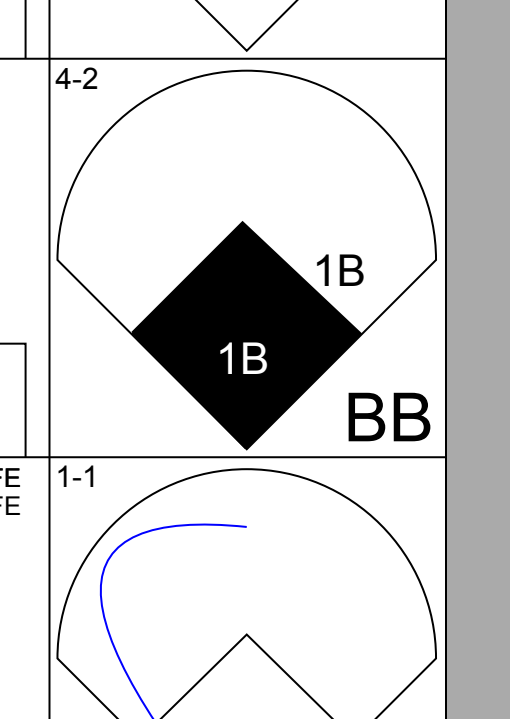
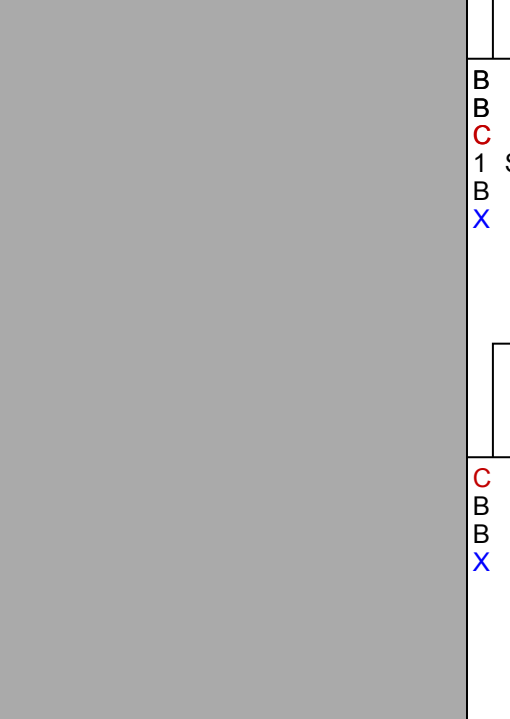
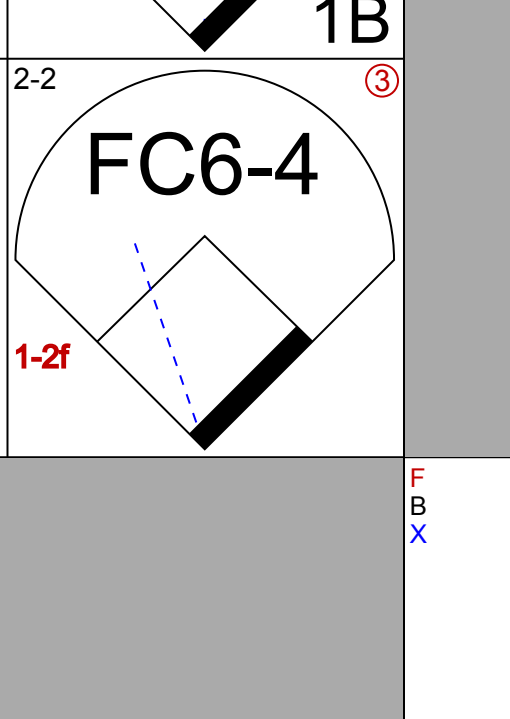
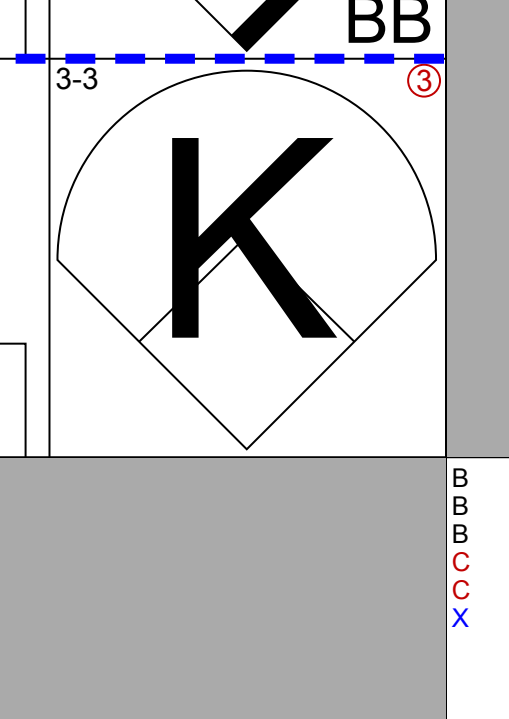
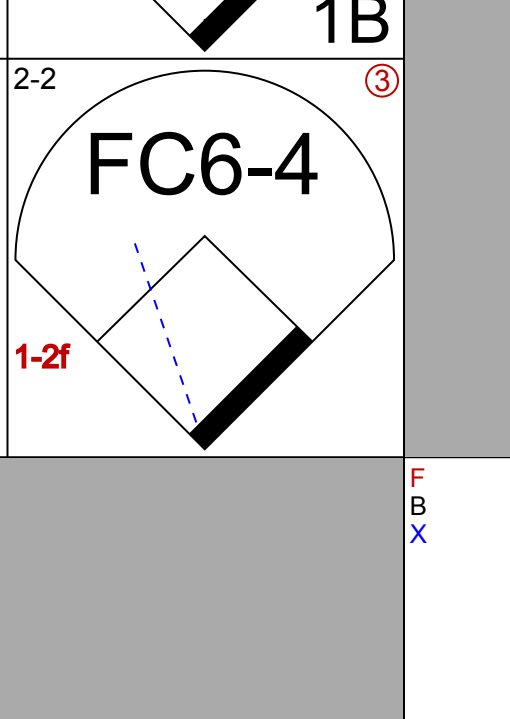
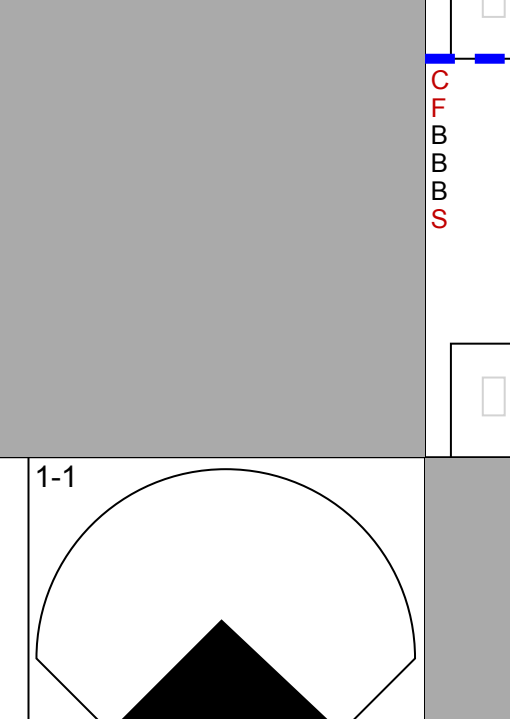
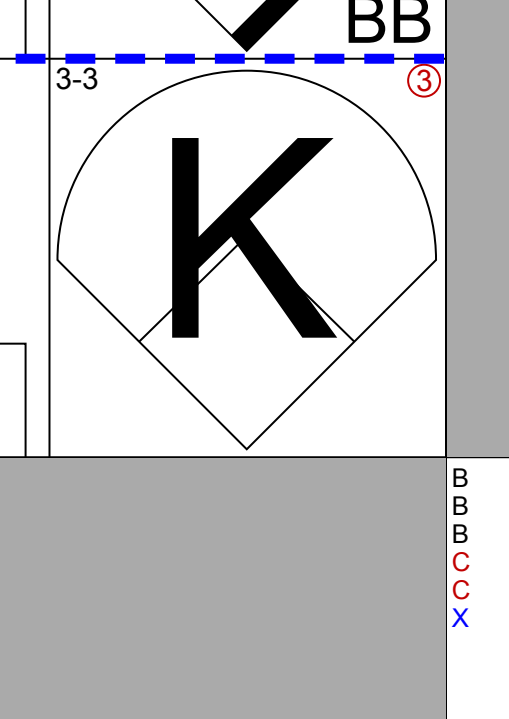
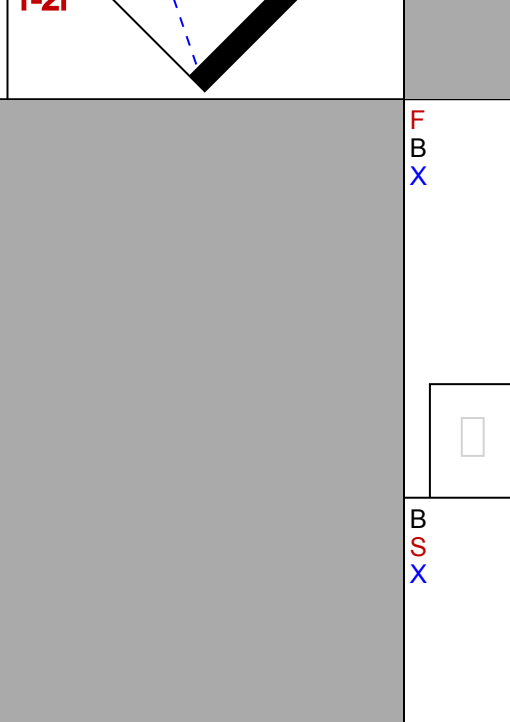
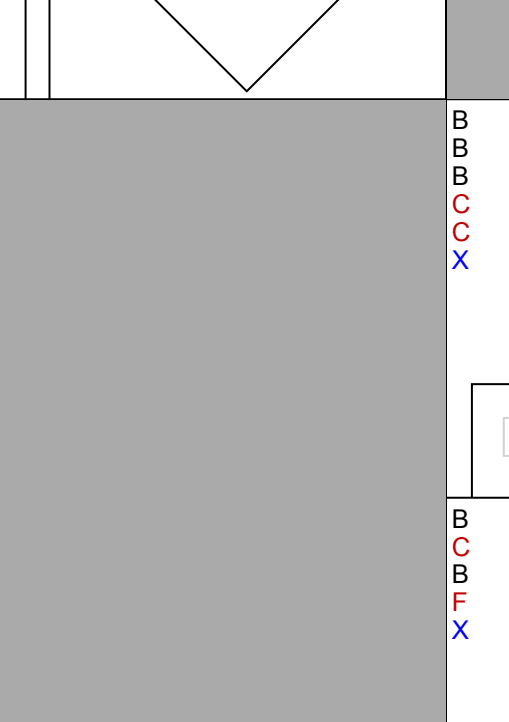
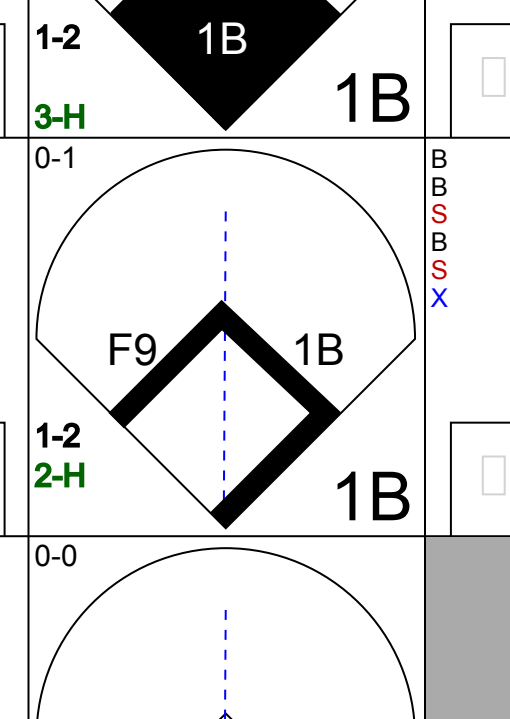
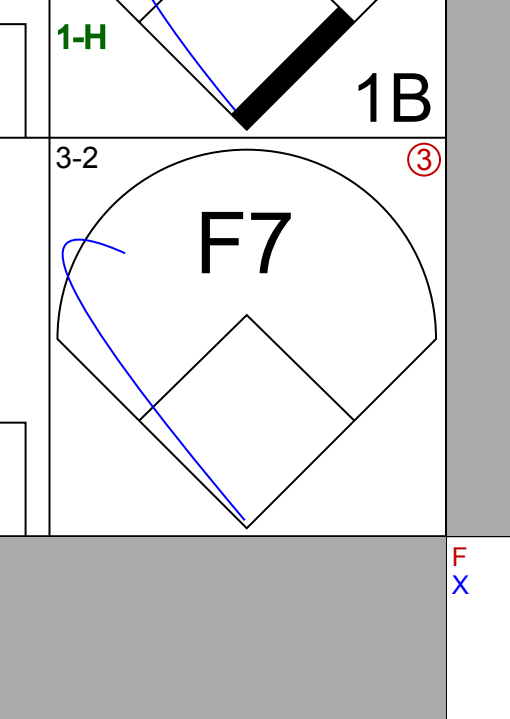
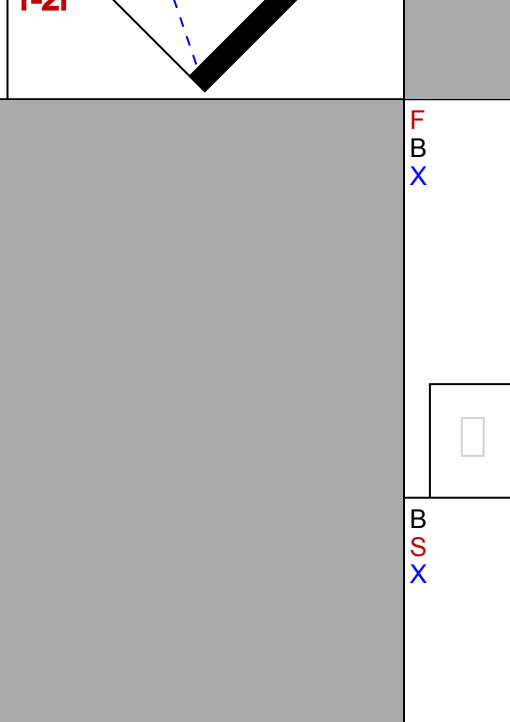
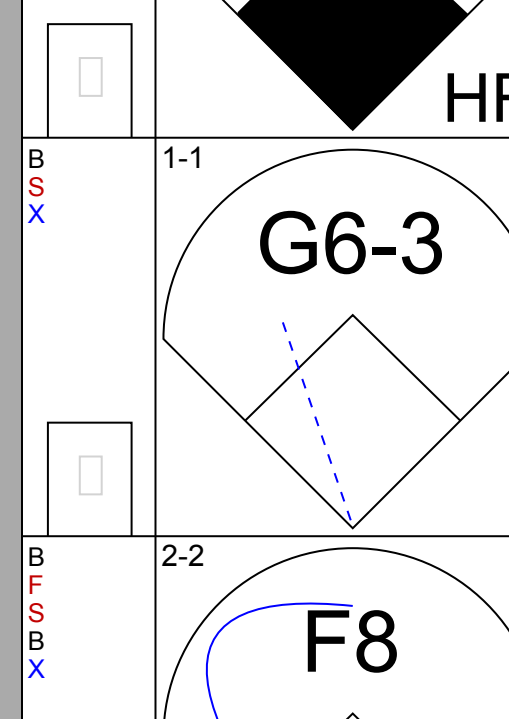
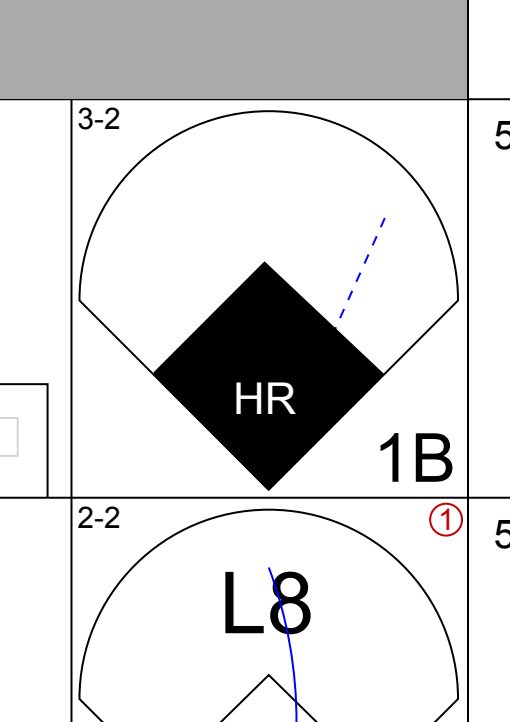
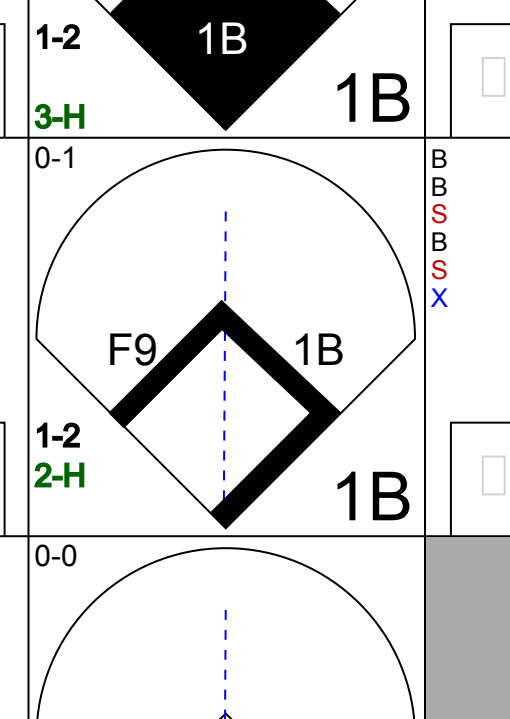
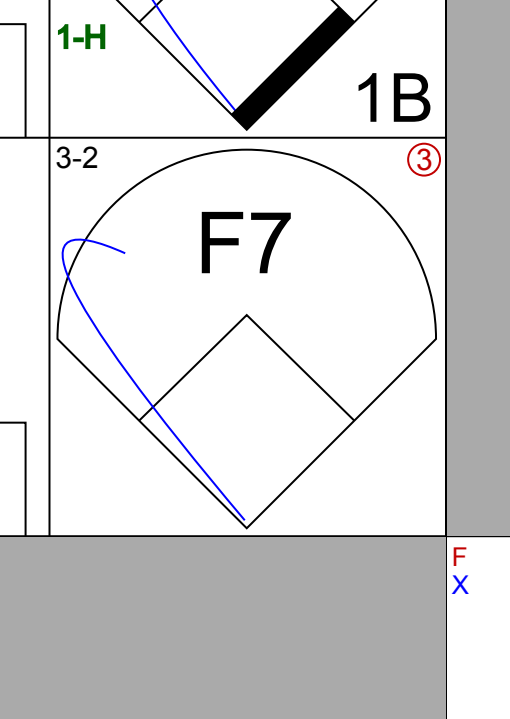
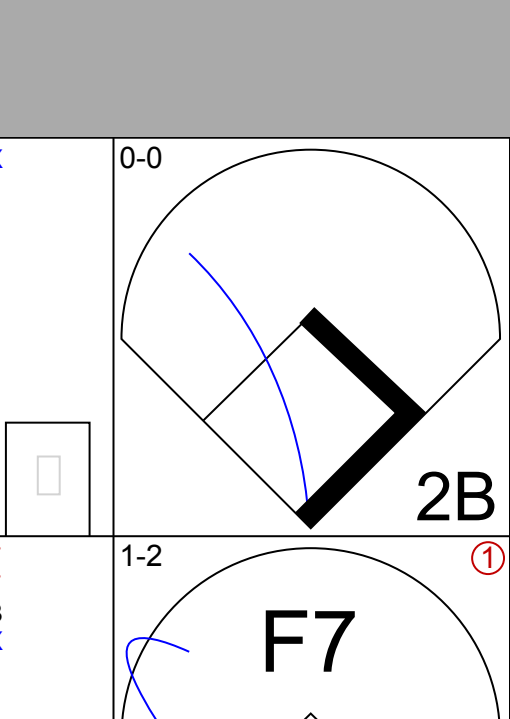
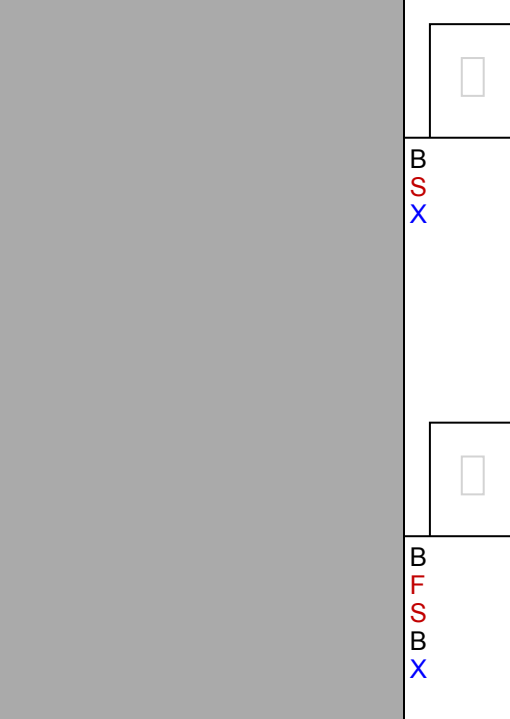
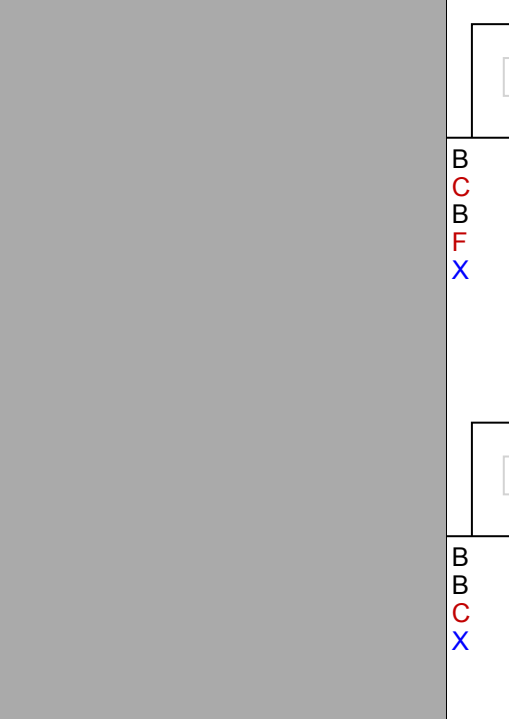
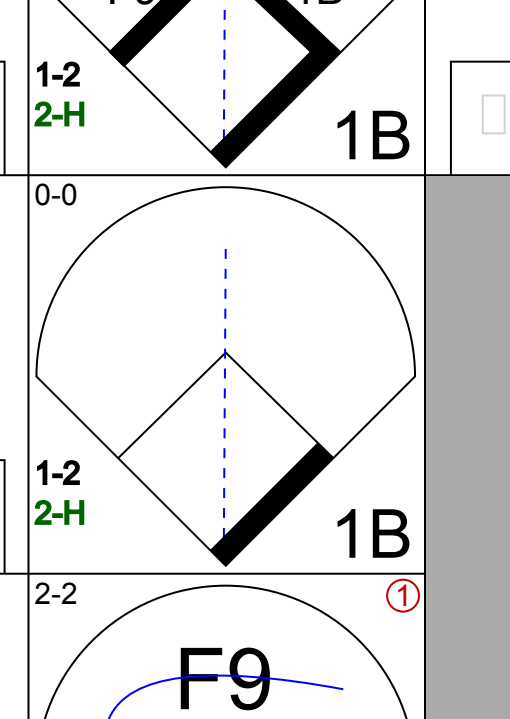
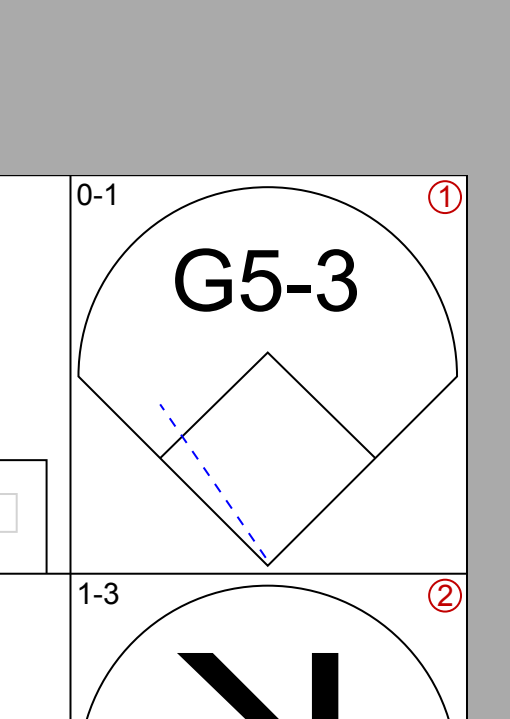

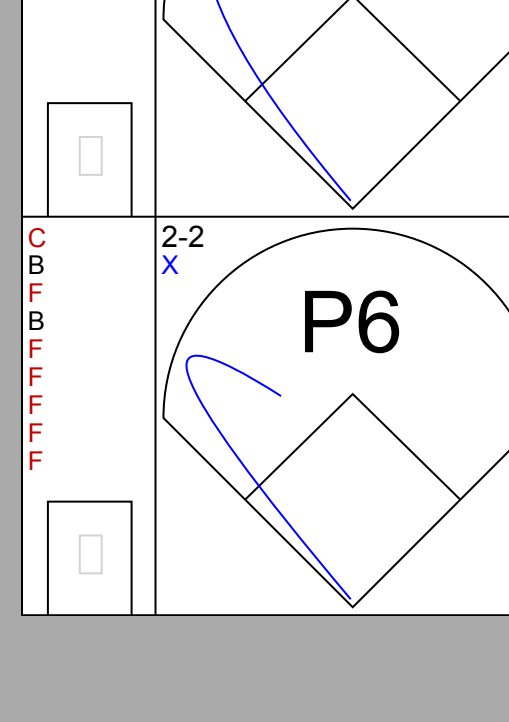
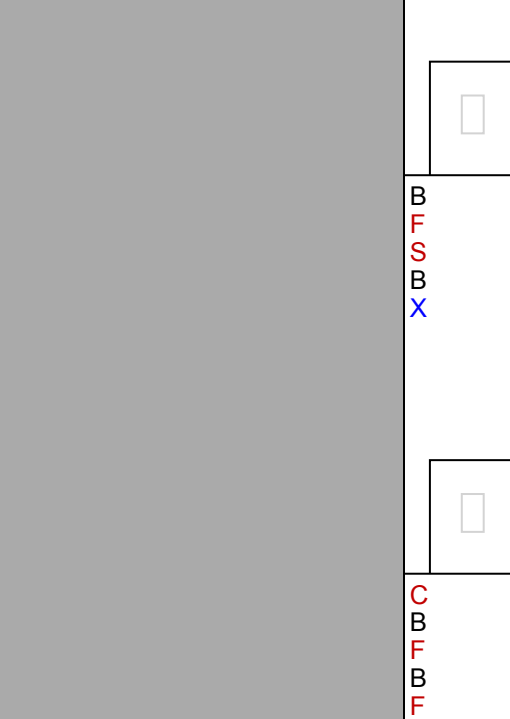
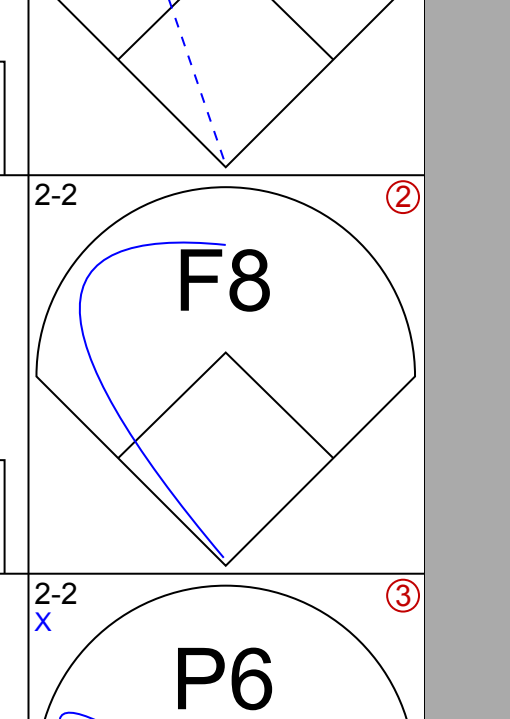
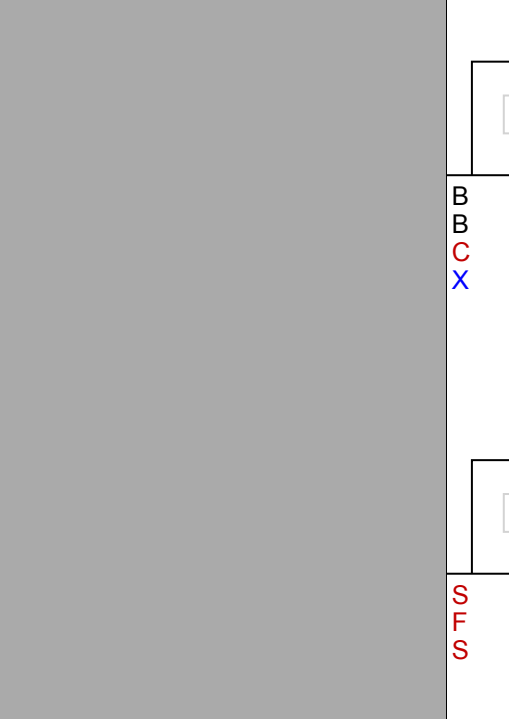
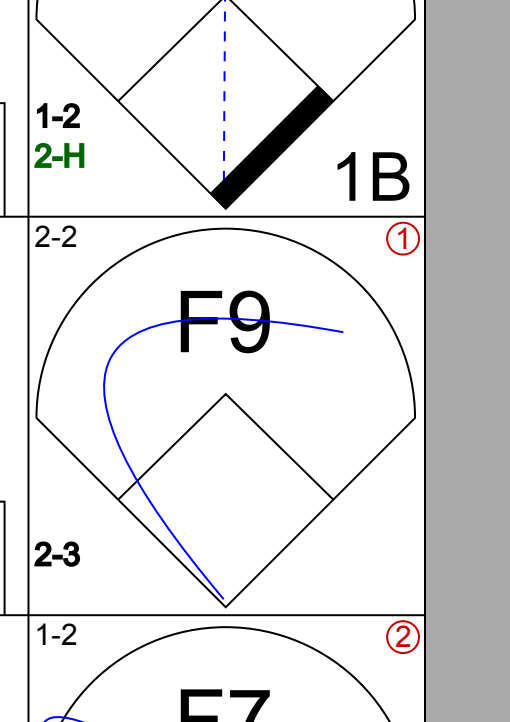
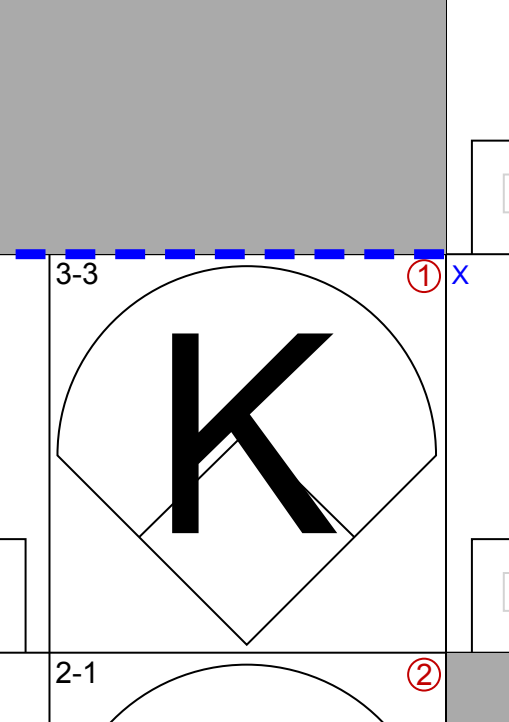
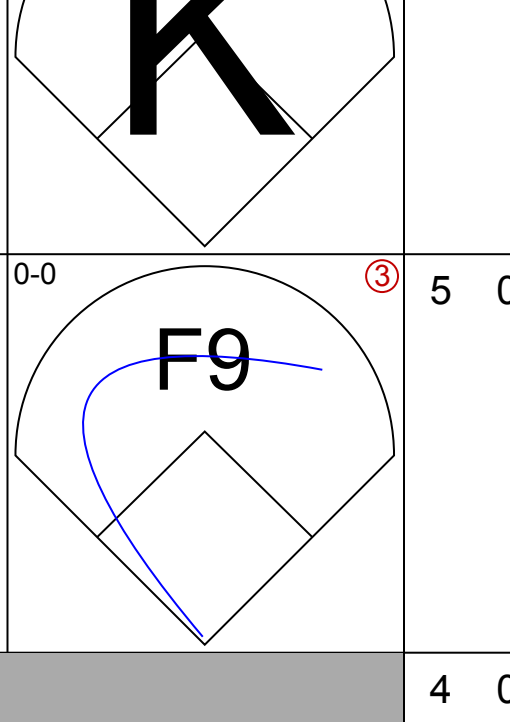
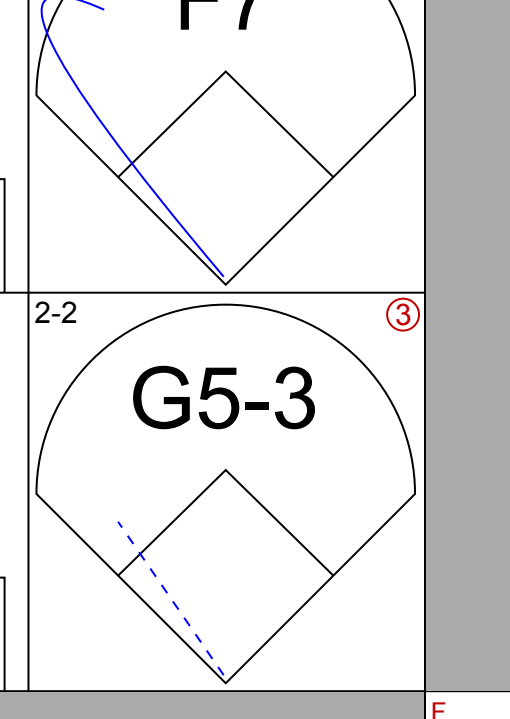
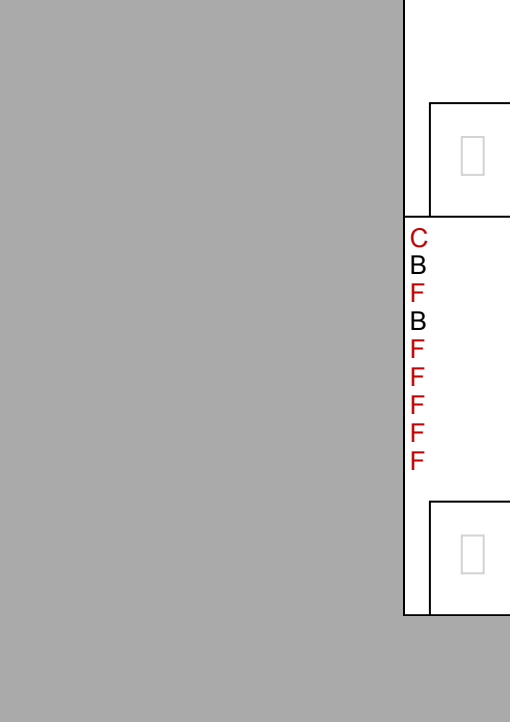
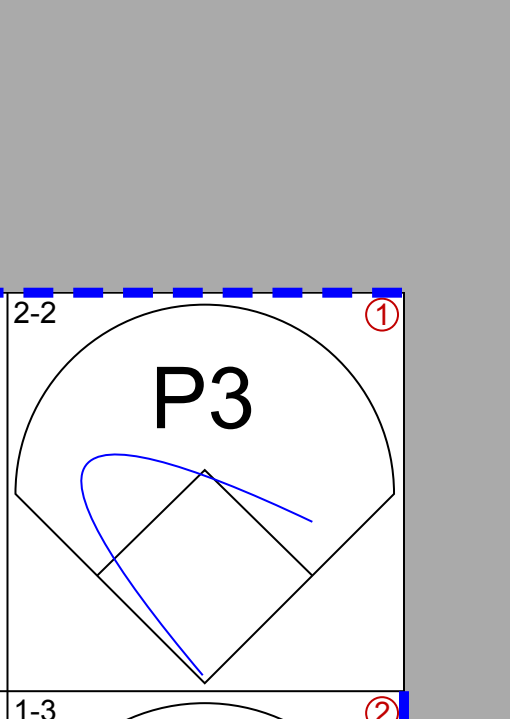
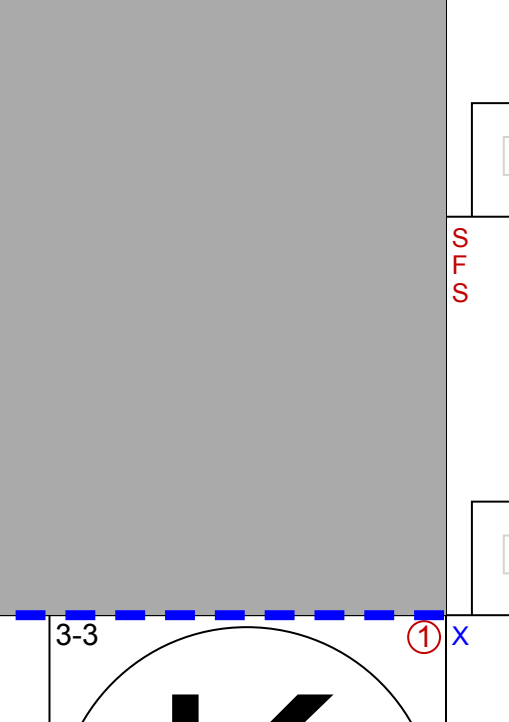
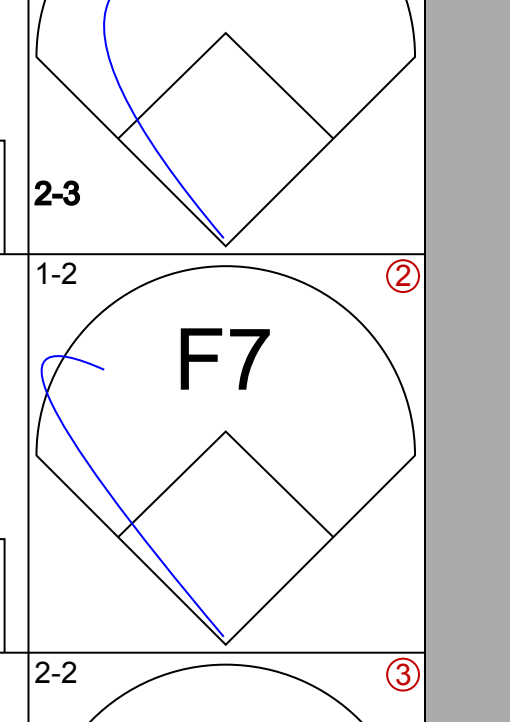
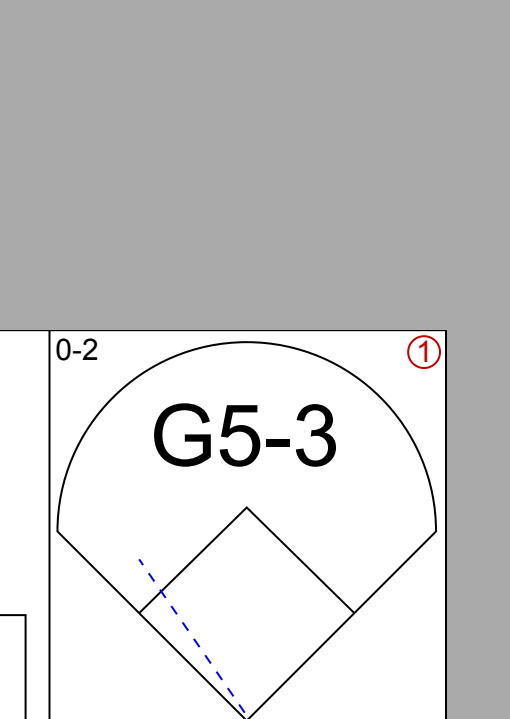

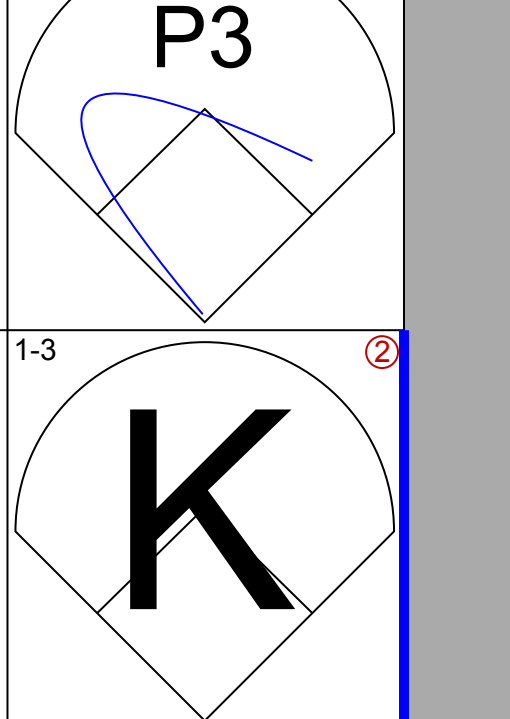
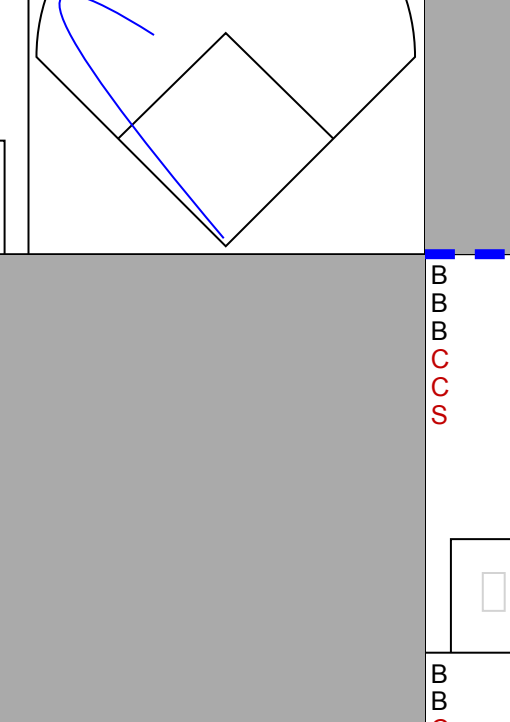
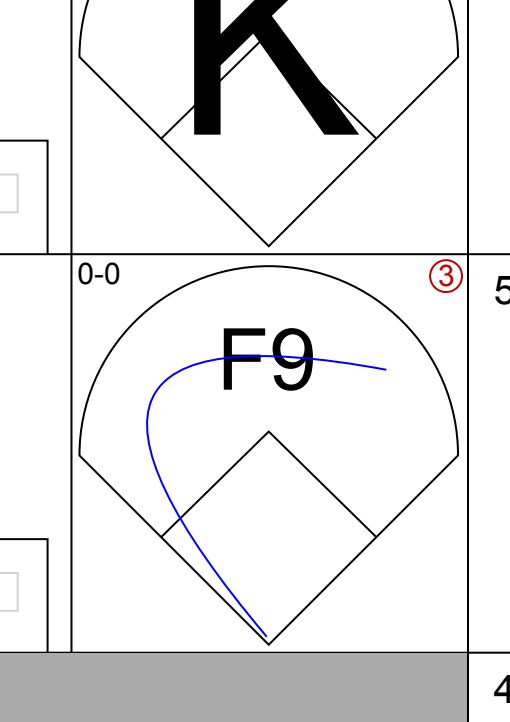


Batter	1	2	3	4	5	6	7	8	9	AB	R	H	RBI	BB	SO	LOB	TOP										
Darren Lewis, R OBP: 0.305, SLG: 0.327 (1, 8)										5	1	1	0	0	1	1											
Steve Scarsons, R OBP: 0.288, SLG: 0.414 Todd Benzinger, S (9, PH) OBP: 0.332, SLG: 0.452 (9, 3)										4	0	0	0	0	1	2											
Will Clark, L OBP: 0.363, SLG: 0.427 Mike Benjamin, R OBP: 0.264, SLG: 0.329 (9, 4)											5	3	4	1	0	0											
Matt Williams, R OBP: 0.325, SLG: 0.563 (1, 5)											5	2	3	0	0	1											
Barry Bonds, L OBP: 0.459, SLG: 0.684 (1, 7)											3	2	3	7	1	0											
Willie McGee, S OBP: 0.353, SLG: 0.389 Dave Martinez, L OBP: 0.315, SLG: 0.356 (3, 9)											2	0	0	0	0	1											
Royce Clayton, R OBP: 0.329, SLG: 0.372 (1, 6)											4	0	0	0	0	1											
Kirt Manwaring, R OBP: 0.345, SLG: 0.350 (1, 2)											3	0	0	0	1	2											
John Burkett, R OBP: 0.173, SLG: 0.119 John Patterson, S OBP: 0.206, SLG: 0.400 Dave Burba, R OBP: 0.333, SLG: 0.553 Mark Barrow, R OBP: 0.267, SLG: 0.526 Michael Jackson, R OBP: 0.307, SLG: 0.333 Kevin Rogers, L OBP: 0.315, SLG: 0.356 Rod Beck, R (8, 1)											2	0	0	0	0	1											
Inning Stats	R: 0 E: 0 K: 1 S: 13	H: 2 LOB: 3 BB: 1 P: 24	R: 0 E: 0 K: 1 S: 6	H: 0 LOB: 0 BB: 0 P: 9	R: 4 E: 0 K: 1 S: 18	H: 4 LOB: 0 BB: 0 P: 28	R: 0 E: 0 K: 1 S: 8	H: 0 LOB: 1 BB: 1 P: 16	R: 3 E: 0 K: 0 S: 8	H: 3 LOB: 0 BB: 0 P: 17	R: 0 E: 0 K: 2 S: 9	H: 0 LOB: 0 BB: 0 P: 12	R: 1 E: 0 K: 1 S: 11	H: 2 LOB: 1 BB: 0 P: 20	R: 0 E: 0 K: 2 S: 8	H: 0 LOB: 0 BB: 0 P: 12	R: 0 E: 0 K: 2 S: 8	H: 0 LOB: 0 BB: 0 P: 12	1B: 5 2B: 3 3B: 1 HR: 2	SF: 0 SAC: 0 DP: 0 HBP: 0	WP: 0 PB: 0 SB: 0 CS: 0	PA: 40					
PITCHER	IP	WLS	BF	H	R	ER	SO	BB	IBB	HBP	BLK	WP	HR	S	P	ERA	WHIP										
Ramon Martinez, R ERA: 3.44 Omar Daal, L ERA: 5.09 Kip Gross, R ERA: 0.63 Steve Wilson, L ERA: 4.74 Roger McDowell, R ERA: 2.25	4.0	L	22	8	6	6	4	1	1	0	0	0	1	48	83	13.50	2.250										

San Francisco Giants @ Los Angeles Dodgers
 Dodger Stadium, Los Angeles, CA
 Fri Oct 01 1993, 7:05 PM PDT
 Att: 51,860 - Unknown

AB	38
R	8
H	11
RBI	8
BB	2
SO	10
LOB	10



Batter	1	2	3	4	5	6	7	8	9	AB	R	H	RBI	BB	SO	LOB	BOTTOM										
Brett Butler, L OBP: 0.384, SLG: 0.367 (1, 8)										4	1	1	0	1	1	1											
Jose Offerman, S OBP: 0.345, SLG: 0.332 (1, 6)										4	2	2	0	1	1	3											
Dave Hansen, L OBP: 0.468, SLG: 0.510 (1, 5)										5	3	4	3	0	0	2											
Mike Piazza, R OBP: 0.366, SLG: 0.547 (1, 2)											5	0	2	1	0	2											
Eric Karros, R OBP: 0.284, SLG: 0.404 (1, 3)											5	1	2	3	0	1											
Henry Rodriguez, L OBP: 0.286, SLG: 0.422 (1, 7)											5	0	0	0	0	2											
Cory Snyder, R OBP: 0.329, SLG: 0.392 (1, 9)											5	0	0	0	0	3											
Jody Reed, R OBP: 0.334, SLG: 0.349 (1, 4)										4	0	1	0	0	0	2											
Ramon Martinez, R OBP: 0.327, SLG: 0.143 Omar Daal, L ERA: 3.65 Kip Gross, R ERA: 3.93 Jerry Brooks, R OBP: 0.222, SLG: 0.687 Steve Wilson, L (7, 1) Lenny Harris, L (8, PH) Rod Beck, R OBP: 0.307, SLG: 0.325 Roger McDowell, R OBP: 0.300, SLG: 0.300 (9, 1)											2	0	0	0	0	0											
Inning Stats	R: 3 E: 1 K: 0 S: 15	H: 4 LOB: 2 BB: 0 P: 23	R: 1 E: 0 K: 1 S: 13	H: 1 LOB: 1 BB: 1 P: 23	R: 0 E: 0 K: 2 S: 9	H: 0 LOB: 0 BB: 0 P: 11	R: 0 E: 0 K: 0 S: 13	H: 2 LOB: 2 BB: 0 P: 23	R: 0 E: 0 K: 1 S: 12	H: 1 LOB: 1 BB: 0 P: 18	R: 0 E: 0 K: 1 S: 13	H: 1 LOB: 1 BB: 0 P: 18	R: 1 E: 0 K: 0 S: 15	H: 1 LOB: 0 BB: 0 P: 21	R: 0 E: 0 K: 2 S: 10	H: 1 LOB: 2 BB: 1 P: 22	R: 2 E: 0 K: 1 S: 12	H: 2 LOB: 0 BB: 0 P: 19	1B: 10 2B: 1 3B: 0 HR: 2	SF: 0 SAC: 0 DP: 0 HBP: 0	WP: 0 PB: 0 SB: 0 CS: 0	PA: 43					
PITCHER	IP	WLS	BF	H	R	ER	SO	BB	IBB	HBP	BLK	WP	HR	S	P	ERA	WHIP										
John Burkett, R ERA: 3.65 Dave Burba, R ERA: 3.93 Michael Jackson, R ERA: 3.07 Kevin Rogers, L ERA: 2.81 Rod Beck, R ERA: 2.19	5.0	W	25	8	4	3	4	1	0	0	0	0	1	28	39	4.50	1.800										

San Francisco Giants @ Los Angeles Dodgers
 Dodger Stadium, Los Angeles, CA
 Fri Oct 01 1993, 7:05 PM PDT
 Att: 51,860 - Unknown

AB	41
R	7
H	13
RBI	7
BB	2
SO	8
LOB	18



Batter	1	2	3	4	5	6	7	8	9	AB	R	H	RBI	BB	SO	LOB	TOP										
Darren Lewis, R OBP: 0.304, SLG: 0.326	G3			G6-3			P4	F8		5	0	1	1	0	0	0	San Francisco Giants @ Los Angeles Dodgers Dodger Stadium, Los Angeles, CA Sat Oct 02 1993, 3:33 AM PDT Att: 44,828 - Sunny - 85 F										
Steve Scarsons, R OBP: 0.278, SLG: 0.398	F9			K2-3			G5-3		4	0	0	0	0	2	2												
J.R. Phillips, L OBP: 0.313, SLG: 0.688									1	0	0	0	0	1	0												
Mike Benjamin, R OBP: 0.264, SLG: 0.329									0	0	0	0	0	0	0												
Will Clark, L OBP: 0.367, SLG: 0.432	1B			2B			1B	IBB	2B	1B	5	2	4	0	0	1											
Matt Williams, R OBP: 0.325, SLG: 0.563	K			2B			F7		G5-3		5	0	2	0	1	2											
Barry Bonds, L OBP: 0.461, SLG: 0.682							P5				1	2	0	0	3	0											
Dave Martinez, L OBP: 0.318, SLG: 0.363							FC1-6				4	0	2	3	0	0											
Royce Clayton, R OBP: 0.329, SLG: 0.370											3	1	0	0	1	0											
Jeff Reed, L OBP: 0.348, SLG: 0.441											2	0	0	0	1	0											
John Patterson, S OBP: 0.188, SLG: 0.375											1	0	0	0	0	0											
Kirt Manwaring, R OBP: 0.345, SLG: 0.350											0	0	0	0	0	0											
Bryan Hickerson, L OBP: 0.172, SLG: 0.143											1	0	0	1	0	0											
Jeff Brantley, R OBP: 0.107, SLG: 0.107											2	0	0	0	0	1											
Kevin Rogers, L											1	0	0	0	0	1											
Michael Jackson, R OBP: 0.667, SLG: 1.333											0	0	0	0	0	0											
Rod Beck, R											0	0	0	0	0	0											
Inning Stats	R: 0 E: 0 K: 1 S: 10	H: 1 LOB: 1 BB: 0 P: 15	R: 2 E: 0 K: 1 S: 14	H: 2 LOB: 2 BB: 2 P: 29	R: 0 E: 0 K: 0 S: 11	H: 2 LOB: 3 BB: 1 P: 19	R: 0 E: 0 K: 1 S: 8	H: 0 LOB: 0 BB: 0 P: 11	R: 1 E: 0 K: 0 S: 12	H: 2 LOB: 2 BB: 1 P: 24	R: 0 E: 0 K: 1 S: 9	H: 0 LOB: 0 BB: 0 P: 15	R: 2 E: 0 K: 0 S: 6	H: 2 LOB: 0 BB: 1 P: 16	R: 0 E: 0 K: 1 S: 5	H: 0 LOB: 0 BB: 0 P: 6	R: 0 E: 0 K: 2 S: 8	H: 0 LOB: 0 BB: 0 P: 12	1B: 6 2B: 3 3B: 0 HR: 0	SF: 0 SAC: 0 DP: 0 HBP: 0	WP: 1 PB: 0 SB: 1 CS: 0	PA: 40					
PITCHER	IP	WLS	BF	H	R	ER	SO	BB	IBB	HBP	BLK	WP	HR	S	P	ERA	WHIP										
Orel Hershiser, R ERA: 3.59	6.1	L	33	9	5	5	4	3	2	0	0	1	0	69	127	7.11	1.895										
Kip Gross, R ERA: 9.5	0.2		1	0	0	0	0	0	0	0	0	0	0	1	2	0.00	0.000										
Steve Wilson, L ERA: 4.56	1.0		3	0	0	0	1	0	0	0	0	0	0	5	6	0.00	0.000										
Pedro Martinez, R ERA: 2.61	1.0		3	0	0	0	2	0	0	0	0	0	0	8	12	0.00	0.000										

Batter	1	2	3	4	5	6	7	8	9	AB	R	H	RBI	BB	SO	LOB	BOTTOM										
Brett Butler, L OBP: 0.386, SLG: 0.371										5	2	3	0	0	0	0	San Francisco Giants @ Los Angeles Dodgers Dodger Stadium, Los Angeles, CA Sat Oct 02 1993, 3:33 AM PDT Att: 44,828 - Sunny - 85 F										
Jose Offerman, S OBP: 0.343, SLG: 0.330	F7									3	0	0	0	0	0	2											
Mike Piazza, R OBP: 0.369, SLG: 0.551	K									4	0	3	1	0	1	1											
Eric Karros, R OBP: 0.283, SLG: 0.402										3	0	0	0	1	0	3											
Tom Goodwin, L OBP: 0.333, SLG: 0.353	G6-3									0	0	0	0	0	0	0											
Cory Snyder, R OBP: 0.329, SLG: 0.391										4	1	1	0	0	1	4											
Tim Wallach, R OBP: 0.288, SLG: 0.341										2	0	2	1	1	0	0											
Raul Mondesi, R OBP: 0.318, SLG: 0.452										3	0	0	0	0	0	3											
Dave Hansen, L OBP: 0.464, SLG: 0.505										1	0	0	0	0	0	3											
Pedro Martinez, R										0	0	0	0	0	0	0											
Jody Reed, R OBP: 0.333, SLG: 0.348										4	0	1	0	0	1	2											
Orel Hershiser, R OBP: 0.373, SLG: 0.411										2	0	0	0	0	0	2											
Kip Gross, R										0	0	0	0	0	0	0											
Mike Sharperson, R OBP: 0.299, SLG: 0.367										1	0	0	0	0	0	1											
Steve Wilson, L										0	0	0	0	0	0	0											
Henry Rodriguez, L OBP: 0.285, SLG: 0.420										1	0	0	0	0	1	0											
Inning Stats	R: 0 E: 0 K: 1 S: 13	H: 1 LOB: 1 BB: 0 P: 18	R: 1 E: 1 K: 0 S: 20	H: 3 LOB: 1 BB: 0 P: 22	R: 1 E: 0 K: 0 S: 10	H: 2 LOB: 0 BB: 0 P: 16	R: 0 E: 0 K: 0 S: 5	H: 0 LOB: 1 BB: 0 P: 8	R: 0 E: 0 K: 0 S: 6	H: 0 LOB: 0 BB: 0 P: 11	R: 0 E: 0 K: 0 S: 5	H: 1 LOB: 0 BB: 0 P: 8	R: 0 E: 0 K: 0 S: 9	H: 1 LOB: 1 BB: 0 P: 15	R: 1 E: 0 K: 1 S: 14	H: 2 LOB: 3 BB: 2 P: 28	R: 0 E: 0 K: 2 S: 10	H: 0 LOB: 0 BB: 0 P: 16	1B: 8 2B: 3 3B: 0 HR: 0	SF: 0 SAC: 1 DP: 1 HBP: 1	WP: 0 PB: 0 SB: 0 CS: 2	PA: 37					
PITCHER	IP	WLS	BF	H	R	ER	SO	BB	IBB	HBP	BLK	WP	HR	S	P	ERA	WHIP										
Bryan Hickerson, L ERA: 4.26	2.0		10	5	2	2	1	0	0	0	0	0	0	23	38	9.00	2.500										
Jeff Brantley, R ERA: 4.29	4.0	W	14	3	0	0	0	0	0	1	0	0	0	23	38	0.00	0.750										
Kevin Rogers, L ERA: 2.68	1.1		5	1	1	1	0	0	0	0	0	0	0	12	22	6.75	0.750										
Michael Jackson, R ERA: 3.05	0.1		4	1	0	0	1	2	0	0	0	0	0	8	16	0.00	9.000										
Rod Beck, R ERA: 2.16	1.1	S	4	0	0	0	2	0	0	0	0	0	0	11	18	0.00	0.000										

AB	35
R	5
H	9
RBI	5
BB	5
SO	7
LOB	23



Batter	1	2	3	4	5	6	7	8	9	AB	R	H	RBI	BB	SO	LOB	TOP					
Darren Lewis, R OBP: 0.302, SLG: 0.324 (1, 8)	G5-3		G6-3		G3-1			G4-3		4	0	0	1	0	0	1	San Francisco Giants @ Los Angeles Dodgers Dodger Stadium, Los Angeles, CA Sun Oct 03 1993, 3:33 AM PDT Att: 54,340 - Sunny - 86 F					
Robby Thompson, R OBP: 0.375, SLG: 0.496 (1, 4)	P2		F9		F8			K		4	0	0	0	0	1							
Will Clark, L OBP: 0.367, SLG: 0.432 (1, 3)	BB				K			F8		3	0	1	0	1	1							
Matt Williams, R OBP: 0.325, SLG: 0.561 (1, 5)	F9				FC3-6 1B			L9		4	0	1	0	0	0	2						
Barry Bonds, L OBP: 0.458, SLG: 0.677 (1, 7)			K		FC3-6 FC6 1-2f			K		4	0	0	0	0	2	2						
Dave Martinez, L OBP: 0.317, SLG: 0.361 (1, 9)			1B		FC6 1-2f			P3		4	0	1	0	0	0	2						
Royce Clayton, R OBP: 0.331, SLG: 0.372 (1, 6)			1B					P2		3	1	2	0	0	0	0						
Kirt Manwaring, R OBP: 0.345, SLG: 0.350 (1, 2)			G6-4-3 1-2f		G3-1 SH2-4 1B			F8		3	0	1	0	0	0	2						
Salomon Torres, R OBP: 0.231, SLG: 0.331 (4, 1)					SH2-4 G3-1 1B			F8		1	0	0	0	0	0	0						
Trevor Wilson, L OBP: 0.194, SLG: 0.241 (5, 1)								F8		0	0	0	0	0	0	0						
Dave Burba, R OBP: 0.353, SLG: 0.525 (5, 1)										0	0	0	0	0	0	0						
Michael Jackson, R OBP: 0.303, SLG: 0.334 (6, 1)										0	0	0	0	0	0	0						
Jeff Reed, L OBP: 0.346, SLG: 0.627 (7, PH)										0	0	0	0	0	0	0						
Scott Sanderson, R OBP: 0.200, SLG: 1.000 (8, 1)										0	0	0	0	0	0	0						
Dave Righetti, L OBP: 0.200, SLG: 1.000 (8, 1)										0	0	0	0	0	0	0						
Jim Deshaies, L (8, 1)										0	0	0	0	0	0	0						
Inning Stats	R: 0 E: 0 K: 0 S: 6	H: 0 LOB: 1 BB: 1 P: 15	R: 0 E: 0 K: 1 S: 9	H: 2 LOB: 1 BB: 0 P: 11	R: 0 E: 0 K: 1 S: 7	H: 0 LOB: 0 BB: 0 P: 10	R: 0 E: 0 K: 1 S: 10	H: 1 LOB: 1 BB: 0 P: 14	R: 1 E: 0 K: 0 S: 10	H: 2 LOB: 1 BB: 0 P: 14	R: 0 E: 0 K: 1 S: 7	H: 1 LOB: 1 BB: 0 P: 11	R: 0 E: 0 K: 0 S: 6	H: 0 LOB: 0 BB: 0 P: 9	R: 0 E: 0 K: 1 S: 8	H: 0 LOB: 0 BB: 0 P: 13	R: 0 E: 0 K: 0 S: 5	H: 0 LOB: 0 BB: 0 P: 9	1B: 6 2B: 0 3B: 0 HR: 0	SF: 0 SAC: 1 DP: 1 HBP: 0	WP: 1 PB: 0 SB: 0 CS: 0	PA: 33
PITCHER Kevin Gross, R ERA: 4.14 (1, 1)	IP: 9.0 WLS: W BF: 33 H: 6 R: 1 ER: 1 SO: 5 BB: 1 IBB: 0 HBP: 0 BLK: 0 WP: 1 HR: 0 S: 68 P: 106 ERA: 1.00 WHIP: 0.778																					

Batter	1	2	3	4	5	6	7	8	9	AB	R	H	RBI	BB	SO	LOB	BOTTOM					
Brett Butler, L OBP: 0.387, SLG: 0.371 (1, 8)	G4-3 SH1-3 BB		SH5-3 1-2	1B		K				3	0	1	0	2	1	2	San Francisco Giants @ Los Angeles Dodgers Dodger Stadium, Los Angeles, CA Sun Oct 03 1993, 3:33 AM PDT Att: 54,340 - Sunny - 86 F					
Jose Offerman, S OBP: 0.346, SLG: 0.331 (1, 6)	SH1-3 1-2		G3	L9-4-3 1B		BB 1B		HR BB		2	2	1	1	2	0	1						
Dave Hansen, L OBP: 0.465, SLG: 0.505 (1, 5)	G4-3		3-1	L9-4-3 1B		BB		HR		2	1	1	1	0	0	1						
Tim Wallach, R OBP: 0.271, SLG: 0.342 (4, PH)			3-1	L9-4-3 1B		BB		HR		2	1	1	0	1	0	2						
Lenny Harris, L OBP: 0.303, SLG: 0.325 (9, 5)	2-3		3-H	1B		BB		HR		0	0	0	0	0	0	0						
Mike Piazza, R OBP: 0.370, SLG: 0.561 (1, 2)	F9		4-1	2B		HR		HR		4	2	2	4	1	0	3						
Carlos Hernandez, R OBP: 0.267, SLG: 0.364 (9, 2)			1-2	BB		HR		HR		0	0	0	0	0	0	0						
Eric Karros, R OBP: 0.287, SLG: 0.409 (1, 3)			3-3	K		HR		HR		4	2	3	2	1	1	0						
Henry Rodriguez, L OBP: 0.286, SLG: 0.415 (1, 7)	F7		1-3	2B		HR		HR		2	0	0	0	1	0	1						
Raul Mondesi, R OBP: 0.322, SLG: 0.488 (6, 7)			4-0	IBB		BB		HR		2	1	1	2	0	1	2						
Cory Snyder, R OBP: 0.331, SLG: 0.397 (1, 9)			1-2	F9		HR		HR		4	1	2	2	1	0	3						
Jody Reed, R OBP: 0.333, SLG: 0.346 (1, 4)			0-1	FC6-4 1B		HR		WP 1B		3	1	0	0	1	0	1						
Rafael Bourquard, R OBP: 0.500, SLG: 0.556 (8, PH)			1-2f	FC6-4 1B		SH1-4 1B		WP 1B		1	0	1	0	0	0	0						
Kevin Gross, R OBP: 0.271, SLG: 0.281 (1, 1)			1-1	G3 SH5-3 1B		SH1-4 1B		K		4	1	1	0	0	3	2						
Inning Stats	R: 0 E: 0 K: 0 S: 5	H: 0 LOB: 1 BB: 1 P: 10	R: 0 E: 0 K: 1 S: 12	H: 1 LOB: 1 BB: 0 P: 17	R: 2 E: 0 K: 0 S: 11	H: 3 LOB: 3 BB: 2 P: 24	R: 1 E: 0 K: 0 S: 7	H: 1 LOB: 1 BB: 2 P: 19	R: 3 E: 0 K: 1 S: 8	H: 2 LOB: 0 BB: 1 P: 16	R: 1 E: 0 K: 2 S: 18	H: 1 LOB: 2 BB: 2 P: 31	R: 0 E: 0 K: 1 S: 9	H: 0 LOB: 0 BB: 0 P: 13	R: 5 E: 0 K: 1 S: 15	H: 6 LOB: 2 BB: 2 P: 25	R: 0 E: 0 K: 1 S: 5	H: 0 LOB: 0 BB: 0 P: 9	1B: 8 2B: 2 3B: 1 HR: 4	SF: 0 SAC: 3 DP: 1 HBP: 0	WP: 1 PB: 0 SB: 0 CS: 0	PA: 46
PITCHER Salomon Torres, R ERA: 4.03 (1, 1)	IP: 3.1 WLS: L BF: 20 H: 5 R: 3 ER: 3 SO: 3 BB: 4 IBB: 1 HBP: 0 BLK: 0 WP: 0 HR: 1 S: 34 P: 68 ERA: 8.10 WHIP: 2.700																					
Trevor Wilson, L ERA: 3.6 (4, 1)	0.2	1	0	0	0	0	0	0	0	0	1	2	0.00	0.000								
Dave Burba, R ERA: 4.25 (5, 1)	1.1	9	2	4	4	2	3	0	0	0	2	14	32	27.00	3.750							
Michael Jackson, R ERA: 3.03 (6, 1)	0.2	3	1	0	0	1	0	0	0	0	0	12	15	0.00	1.500							
Scott Sanderson, R ERA: 4.21 (7, 1)	1.0	3	0	0	0	1	0	0	0	0	0	9	13	0.00	0.000							
PITCHER Dave Righetti, L ERA: 5.7 (8, 1)	IP: 0.1 WLS: L BF: 5 H: 4 R: 4 ER: 4 SO: 4 BB: 1 IBB: 0 HBP: 0 BLK: 0 WP: 0 HR: 1 S: 13 P: 13 ERA: 108.00 WHIP: 15.000																					
Jim Deshaies, L ERA: 4.39 (8, 1)	0.2	5	2	1	1	1	1	0	0	0	1	7	12	13.50	4.500							

