

Los Angeles Dodgers - 1994

Batter	1	2	3	4	5	6	7	8	9
Delino DeShields, L (1, 4) OBP: 0.400, SLG: 0.250	1-1 3B 1B	2-3 K		0-0 G4-3			4-2 SH1-3 1B BB	1-0 G4-3	
Brett Butler, L (1, 8) OBP: 0.333, SLG: 1.000	3-2 E 3B	1-0 G3			1-1 G6-3		1-0 SH1-3		
Mike Piazza, R (1, 2) OBP: 0.250, SLG: 0.250	2-1 E5 1B		0-0 L8		0-0 BB 1B		0-1 L4		
Eric Karros, R (1, 3) OBP: 0.750, SLG: 0.667	3-0 FC4-6 1B		0-0 F7		4-2 G6-4-3 BB		0-0 1B		
Tim Wallach, R (1, 5)	2-0 L5		0-1 F4		0-2 G6-4-3		3-H F9		
Henry Rodriguez, L (1, 7) OBP: 0.750, SLG: 1.000 Mitch Webster, S (8, PR) (9, 7)	0-0 FC4-6		0-0 G1-3 BB 1B		0-1 G3-1 2B		4-2 CS SF8 BB		
Raul Mondesi, R (1, 9)		1-1 F7	0-1 L7		0-0 G1-3		2-1 L5		
Jose Offerman, S (1, 6)		2-1 G4-3	4-1 G1-3 BB		1-1 G3-1		4-2 E S BB		
Orel Hershiser, R (1, 1) Dave Hansen, L (6, PH) Jim Gott, R (7, 1) Jeff Treadway, L (8, PH) Todd Worrell, R (9, 1)		3-2 E8 PB	2-2 G1-3		2-3 K		1-0 SF8		

Inning Stats	R: 2 E: 1 K: 0 S: 10	H: 3 LOB: 1 BB: 0 P: 21	R: 0 E: 1 K: 1 S: 12	H: 0 LOB: 2 BB: 0 P: 21	R: 0 E: 0 K: 0 S: 4	H: 0 LOB: 0 BB: 0 P: 4	R: 0 E: 0 K: 0 S: 8	H: 1 LOB: 2 BB: 1 P: 14	R: 0 E: 0 K: 0 S: 8	H: 1 LOB: 1 BB: 1 P: 13	R: 0 E: 0 K: 1 S: 8	H: 1 LOB: 1 BB: 0 P: 11	R: 1 E: 0 K: 0 S: 11	H: 1 LOB: 1 BB: 1 P: 16	R: 1 E: 0 K: 0 S: 11	H: 0 LOB: 2 BB: 2 P: 22
--------------	-------------------------------	----------------------------------	-------------------------------	----------------------------------	------------------------------	---------------------------------	------------------------------	----------------------------------	------------------------------	----------------------------------	------------------------------	----------------------------------	-------------------------------	----------------------------------	-------------------------------	----------------------------------

PITCHER	IP	WLS	BF	H	R	ER	SO	BB	IBB	HBP	BLK	WP	HR	S	P	ERA	WHIP
Charlie Hough, R (1, 1) ERA: 3.0	6.0		27	6	2	2	2	2	0	0	0	0	0	50	84	3.00	1.333
Yorkis Perez, L (7, 1) ERA: 27.0	0.1		2	0	1	1	0	1	0	0	0	0	0	5	10	27.00	3.000
Jeremy Hernandez, R (7, 1) ERA:	1.2	L	8	1	1	0	0	2	0	0	0	0	0	17	28	0.00	1.800

BOTTOM

Florida Marlins @ Los Angeles Dodgers
Dodger Stadium, Los Angeles, CA

Tue Apr 05 1994, 3:33 AM PDT
Att: 53,761 - Sunny - 74 F

AB	R	H	RBI	BB	SO	LOB
4	2	1	0	1	1	4
3	1	1	1	0	0	2
4	0	1	1	0	0	1
3	0	2	1	1	0	0
4	0	0	0	0	0	4
3	0	2	0	1	0	1
0	1	0	0	0	0	0
4	0	0	0	0	0	3
2	0	0	0	2	0	1
2	0	0	0	0	0	2
1	0	0	0	0	1	1
0	0	0	0	0	0	0
0	0	0	1	0	0	0
0	0	0	0	0	0	0

1B:	5	SF:	1
2B:	1	SAC:	1
3B:	1	DP:	1
HR:	0	HBP:	0

WP:	0	PA:	37
PB:	1		
SB:	2		
CS:	1		

AB 30
R 4
H 7
RBI 4
BB 5
SO 2
LOB 19



livebaseballscorecards.com

Batter	1	2	3	4	5	6	7	8	9	AB R H RBI BB SO LOB	TOP
Chuck Carr, S (1, 8) OBP: 0.375, SLG: 0.429 C F B B B X	3-2 G1-3 ①		2-1 B5-3 ② 1-2		0-0 2B		1-1 P6 ②			4 0 1 0 0 0 2	
Jerry Browne, S (1, 5) B B F X	2-1 G4-3 ②		4-1 BB		1-0 P5 ②		2-3 K ③			3 0 0 0 1 1 2	
Gary Sheffield, R (1, 9) B B B B	4-0 BB		0-0 F9 ③		1-1 G4-3 ③			3-2 FC5-4 1B		3 0 1 0 1 0 3	
Orestes Destrade, S (1, 3) C B B X	2-1 G4-1 ③			2-0 F8 ①		1-0 G3-1 ①		0-3 K ①		4 0 0 0 0 1 2	
Jeff Conine, R (1, 7) OBP: 0.250, SLG: 1.000 B B B X		3-1 L3 ①		3-0 HR		1-0 G6-3 ②		0-1 FC5-4 1-2f		4 1 1 1 0 0 1	
Bret Barberie, S (1, 4) OBP: 0.375, SLG: 0.875 B X		1-0 G5-4-3 1B		0-0 2B		3-2 HR		0-0 F7 ③		4 1 3 1 0 0 1	
Benito Santiago, R (1, 2) S B S X		1-1 G5-4-3 1-2f		0-0 F7 ②		1-0 P6 ③				4 0 0 0 0 0 2	
Kurt Abbott, R (1, 6) OBP: 0.250, SLG: 0.750 C B X			1-1 P4 ①	0-1 L5 ③			0-1 SH5-4 2B			4 0 1 0 0 1 1	
Ryan Bowen, R (1, 1) OBP: 0.500, SLG: 0.500 Greg Colbrunn, R (9, PH)			0-0 B5-3 1B		1-1 P4 ①		0-0 SH5-4 2-3			2 0 1 0 0 0 0 1 0 0 0 0 1 0	
Inning Stats	R: 0 H: 0 E: 0 LOB: 1 K: 0 BB: 1 S: 7 P: 18	R: 0 H: 1 E: 0 LOB: 0 K: 0 BB: 0 S: 5 P: 10	R: 0 H: 1 E: 0 LOB: 2 K: 0 BB: 1 S: 7 P: 14	R: 1 H: 2 E: 0 LOB: 1 K: 0 BB: 0 S: 6 P: 11	R: 0 H: 1 E: 0 LOB: 1 K: 0 BB: 0 S: 6 P: 9	R: 1 H: 1 E: 0 LOB: 0 K: 0 BB: 0 S: 6 P: 12	R: 0 H: 1 E: 0 LOB: 1 K: 1 BB: 0 S: 8 P: 11	R: 0 H: 1 E: 0 LOB: 1 K: 1 BB: 0 S: 9 P: 12	R: 0 H: 0 E: 0 LOB: 0 K: 2 BB: 0 S: 9 P: 13	1B: 3 SF: 0 2B: 3 SAC: 1 3B: 0 DP: 1 HR: 2 HBP: 0	WP: 0 PA: 36 PB: 0 SB: 0 CS: 0
PITCHER Tom Candiotti, R (1, 1) ERA: 2.0	IP WLS BF H R ER SO BB IBB HBP BLK WP HR S P ERA WHIP 9.0 W 36 8 2 2 4 2 0 0 0 0 0 2 63 110 2.00 1.111										

Florida Marlins @ Los Angeles Dodgers
 Dodger Stadium, Los Angeles, CA
 Wed Apr 06 1994, 7:05 PM PDT
 Att. 44,393 - Unknown - 65 F

AB	33
R	2
H	8
RBI	2
BB	2
SO	4
LOB	14



Batter	1	2	3	4	5	6	7	8	9	AB R H RBI BB SO LOB	TOP	
Chuck Carr, S (1, 8) <small>OBP: 0.333, SLG: 0.364</small>	0-0 		0-3 		0-0 			0-0 		4 0 1 0 0 1 0		
Jerry Browne, S (1, 5) <small>OBP: 0.167, SLG: 0.091</small> Bryan Harvey, R (8, 1)	0-0 		0-0 			0-0 		0-0 		4 1 1 0 0 0 1 0 0 0 0 0 0 0		
Gary Sheffield, R (1, 9) <small>OBP: 0.250, SLG: 0.182</small>	0-0 		0-0 			0-3 		0-0 		4 0 0 0 0 1 2		
Orestes Destrade, S (1, 3) <small>OBP: 0.250, SLG: 0.182</small> Matias Carrillo, L (9, 7)	4-0 			0-3 		0-3 		0-0 		3 0 0 0 1 2 0 0 0 0 0 0 0 0		
Jeff Conine, R (1, 7) <small>OBP: 0.333, SLG: 0.833</small>	0-0 			0-0 		0-0 		0-0 		4 0 2 1 0 0 0		
Bret Barberie, S (1, 4) <small>OBP: 0.250, SLG: 0.583</small>	0-3 			0-0 		0-0 		0-0 		4 0 0 0 0 1 3		
Benito Santiago, R (1, 2) <small>OBP: 0.364, SLG: 0.333</small>		0-0 		0-0 		0-0 				3 0 2 0 0 0 1		
Kurt Abbott, R (1, 6) <small>OBP: 0.182, SLG: 0.545</small>		0-3 		0-3 		0-0 				3 0 0 0 0 2 1		
Chris Hammond, L (1, 1) Alex Arias, R (8, 5)		0-3 		0-3 		0-3 				3 0 0 0 0 3 0 0 0 0 0 0 0 0		
Inning Stats	R: 1 H: 2 E: 0 LOB: 2 K: 1 BB: 1 S: 7 P: 11	R: 0 H: 1 E: 0 LOB: 0 K: 2 BB: 0 S: 7 P: 7	R: 0 H: 0 E: 0 LOB: 0 K: 1 BB: 0 S: 5 P: 5	R: 0 H: 1 E: 0 LOB: 1 K: 1 BB: 0 S: 6 P: 6	R: 0 H: 0 E: 0 LOB: 0 K: 2 BB: 0 S: 7 P: 7	R: 0 H: 0 E: 0 LOB: 0 K: 2 BB: 0 S: 7 P: 7	R: 0 H: 1 E: 0 LOB: 1 K: 0 BB: 0 S: 4 P: 4	R: 0 H: 1 E: 0 LOB: 1 K: 1 BB: 0 S: 6 P: 6	R: 0 H: 0 E: 0 LOB: 0 K: 0 BB: 0 S: 3 P: 3	1B: 5 SF: 0 2B: 1 SAC: 0 3B: 0 DP: 0 HR: 0 HBP: 0	WP: 0 PA: 33 PB: 0 SB: 0 CS: 0	
PITCHER Ramon Martinez, R (1, 1) <small>ERA: 1.13</small> 37 Darren Dreifort, R (9, 1) <small>ERA:</small>	IP WLS BF H R ER SO BB IBB HBP BLK WP HR S P ERA WHIP 8.0 L 30 6 1 1 10 1 0 0 0 0 0 0 49 53 1.12 0.875 1.0 3 0 0 0 0 0 0 0 0 0 0 0 3 3 0.00 0.000											PITCHER IP WLS BF H R ER SO BB IBB HBP BLK WP HR S P ERA WHIP

Florida Marlins @ Los Angeles Dodgers
Dodger Stadium, Los Angeles, CA
 Thu Apr 07 1994, 7:05 PM PDT
 Att. 30,027 - Unknown - 62 F

AB	32
R	1
H	6
RBI	1
BB	1
SO	10
LOB	8



Batter	1	2	3	4	5	6	7	8	9	AB R H RBI BB SO LOB	TOP									
Deion Sanders, L (1, 8) OBP: 0.292, SLG: 0.455	2-3 K		2-1 F8		2-3 K			0-0 G6-4-3 1B		4 0 1 0 0 2 0	<p>Atlanta Braves @ Los Angeles Dodgers Dodger Stadium, Los Angeles, CA</p> <p>Fri Apr 08 1994, 7:05 PM PDT Att. 36,546 - Unknown</p>									
Jeff Blauser, R (1, 6) OBP: 0.167, SLG: 0.318	0-0 G6-3		1-3 K		0-2 G5-3			1-2 G6-4-3		4 0 0 0 0 1 1										
Ryan Klesko, L (1, 7) OBP: 0.500, SLG: 0.895 Dave Gallagher, R (8, 7)	3-0 F7		4-2 BB			3-2 K		1-0 P5		3 0 0 0 1 1 0 0 0 0 0 0 0 0										
Fred McGriff, L (1, 3) OBP: 0.500, SLG: 0.556		0-0 HR	1-3 K			2-2 F8			4-1 BB 2B	3 2 1 1 1 1 1										
David Justice, L (1, 9) OBP: 0.278, SLG: 0.375		2-0 F8		1-0 HR		3-3 K			4-1 BB 2B	3 2 1 1 1 1 0										
Terry Pendleton, S (1, 5) OBP: 0.375, SLG: 0.636		2-0 HR		2-3 K			0-0 SF9 3B		0-0 G3 1-H 2-H 2B	4 2 3 3 0 1 0										
Javy Lopez, R (1, 2) OBP: 0.278, SLG: 0.563		1-3 K		2-3 K			0-0 SF9		1-3 K	3 0 0 1 0 3 1										
Mark Lemke, S (1, 4) OBP: 0.500, SLG: 0.375		4-0 BB		2-1 P3			3-H 0-0 F8		1-1 G3	3 0 0 0 1 0 1										
Kent Mercker, L (1, 1)		0-1 G4-3			2-3 K			3-3 K	1-3 K	4 0 0 0 0 3 2										
Inning Stats	R: 0 E: 0 K: 1 S: 5	H: 0 LOB: 0 BB: 0 P: 10	R: 2 E: 0 K: 1 S: 8	H: 2 LOB: 1 BB: 1 P: 17	R: 0 E: 0 K: 2 S: 10	H: 0 LOB: 1 BB: 1 P: 18	R: 1 E: 0 K: 2 S: 13	H: 1 LOB: 0 BB: 0 P: 20	R: 0 E: 0 K: 2 S: 9	H: 0 LOB: 0 BB: 0 P: 13	R: 0 E: 0 K: 1 S: 6	H: 1 LOB: 0 BB: 0 P: 9	R: 0 E: 0 K: 0 S: 5	H: 1 LOB: 0 BB: 0 P: 7	R: 2 E: 0 K: 2 S: 11	H: 1 LOB: 1 BB: 2 P: 22	1B: 1 2B: 1 3B: 1 HR: 3	SF: 1 SAC: 0 DP: 1 HBP: 0	WP: 0 PB: 0 SB: 0 CS: 0	PA: 36
PITCHER	IP WLS BF H R ER SO BB IBB HBP BLK WP HR S P ERA WHIP																			
Pedro Astacio, R (1, 1) ERA: 4.7	7.2 L 29 5 4 4 11 2 0 0 0 0 3 65 110 4.70 0.913																			
Gary Wayne, L (8, 1) ERA:	0.1 1 0 0 0 0 0 0 0 0 0 0 1 2 0.00 0.000																			
Chan Ho Park, R (9, 1) ERA: 18.0	1.0 6 1 2 2 2 2 0 0 0 0 0 0 11 22 18.00 3.000																			

livebaseballscorecards.com

AB	31
R	6
H	6
RBI	6
BB	4
SO	13
LOB	6



Batter	1	2	3	4	5	6	7	8	9	AB	R	H	RBI	BB	SO	LOB
Delino DeShields, L OBP: 0.353, SLG: 0.333 (1, 4)	4-2 BB S BB		1-2 F7 2			0-1 G4-3 1		1-1 G6-3 3		3	0	0	0	1	0	0
Brett Butler, L OBP: 0.500, SLG: 0.545 (1, 8)	0-3 K 1		4-2 FC6-4 BB			4-2 BB			2-3 K 1	2	0	0	0	2	2	1
Mike Piazza, R OBP: 0.063, SLG: 0.063 (1, 2)	2-3 K 1-2		0-0 FC6-4 3 1-2f			1-3 K 2			2-3 K 2	4	0	0	0	0	3	3
Eric Karros, R OBP: 0.313, SLG: 0.154 (1, 3)	4-2 BB				0-1 G6-3 1		1-1 L4 3		0-1 G1-3 3	3	0	0	0	1	0	1
Tim Wallach, R (1, 5)	0-2 F8 3				1-3 K 2		1-0 G5-3 1			3	0	0	0	0	1	2
Raul Mondesi, R (1, 9)		3-2 G5-3 1			1-2 G2-3 3		0-0 F7 2			3	0	0	0	0	0	0
Billy Ashley, R (1, 7)		2-3 K 2			1-3 K 1		3-2 G4-3 3			3	0	0	0	0	2	0
Jose Offerman, S (1, 6)		3-1 G5-3 3			2-1 F8 2			3-1 F8 1		3	0	0	0	0	0	0
Pedro Astacio, R (1, 1)			0-3 K 1			0-3 K 3		0-1 F9 2		2	0	0	0	0	2	0
Gary Wayne, L (8, 1)										0	0	0	0	0	0	0
Mitch Webster, S (8, PH)										1	0	0	0	0	0	0
Chan Ho Park, R (9, 1)										0	0	0	0	0	0	0

Inning Stats	R: 0	H: 0	E: 0	K: 2	S: 16	R: 0	H: 0	E: 0	K: 1	S: 9	R: 0	H: 0	E: 0	K: 1	S: 12	R: 0	H: 0	E: 0	K: 1	S: 9	R: 0	H: 0	E: 0	K: 2	S: 9	R: 0	H: 0	E: 0	K: 0	S: 10	R: 0	H: 0	E: 0	K: 0	S: 5	R: 0	H: 0	E: 0	K: 0	S: 6	R: 0	H: 0	E: 0	K: 2	S: 9	1B: 0	2B: 0	3B: 0	HR: 0	SF: 0	SAC: 0	DP: 0	HBP: 0	WP: 0	PB: 0	SB: 1	CS: 0	PA: 31
PITCHER Kent Mercker, L ERA:	(1, 1)	IP	WLS	BF	H	R	ER	SO	BB	IBB	HBP	BLK	WP	HR	S	P	ERA	WHIP																																								

BOTTOM

Atlanta Braves @ Los Angeles Dodgers
Dodger Stadium, Los Angeles, CA

Fri Apr 08 1994, 7:05 PM PDT
 Att. 36,546 - Unknown

livebaseballscores.com

AB	27
R	0
H	0
RBI	0
BB	4
SO	10
LOB	7



Batter	1	2	3	4	5	6	7	8	9	10	AB R H RBI BB SO LOB	TOP												
Deion Sanders, L (1, 8) OBP: 0.345, SLG: 0.481	1-1 1B S 1B		0-0 E S 1B		1-0 G4-3			2-3 K		0-0 E 1B 1-2 1B	5 1 3 0 0 1 1	<p>Atlanta Braves @ Los Angeles Dodgers</p> <p>Dodger Stadium, Los Angeles, CA</p> <p>Sat Apr 09 1994, 7:05 PM PDT</p> <p>Att. 42,996 - Unknown - 62 F</p>												
Jeff Blauser, R (1, 6) OBP: 0.241, SLG: 0.370	2-2 1B 1-3 1B		1-3 K			1-3 K		1-1 FC4-6 1-3 1B		2-2 E2 1-3 2-H 1B	5 0 3 1 0 2 1													
Ryan Klesko, L (1, 7) OBP: 0.417, SLG: 0.739	2-3 K		1-1 F8			2-3 K		3-1 FC4-6 1-2f		1-0 F8	4 0 0 0 0 2 5 1 0 0 0 0 0 3													
Dave Gallagher, R (8, 7)																								
Fred McGriff, L (1, 3) OBP: 0.464, SLG: 0.500	2-1 1-3 3-H 1B		2-3 K			3-3 K			0-1 F7		4 0 1 1 0 2 1													
David Justice, L (1, 9) OBP: 0.227, SLG: 0.300	0-3 K			1-2 F8			2-0 G4-3		1-1 G4-3		4 0 0 0 0 1 2													
Terry Pendleton, S (1, 5) OBP: 0.321, SLG: 0.538	2-0 P2			1-3 K			1-1 P5		1-2 F9		4 0 0 0 0 1 2													
Javy Lopez, R (1, 2) OBP: 0.273, SLG: 0.474		0-1 G4-3		1-0 CS HBP			2-2 P2			0-0 F7	3 0 0 0 0 0 0													
Mark Lemke, S (1, 4) OBP: 0.462, SLG: 0.350		2-2 F7		2-2 CS	0-3 K			0-0 F7		0-1 1B 1B	4 0 1 0 0 1 0 0 1 0 0 0 0 0 0 0 0 0 0 0 0													
Mike Kelly, R (10, PR) OBP: 0.500, SLG: 1.000				1-2																				
Rafael Belliard, R (10, 4)																								
Greg Maddux, R (1, 1) OBP: 0.200, SLG: 0.200		3-3 K2-3			3-3 K			0-1 1B		0-0 L9	3 0 1 0 0 2 0 1 0 0 0 0 0 1 0 0 0 0 0 0 0													
Tony Tarasco, L (10, PH)																								
Greg McMichael, R (10, 1)																								
Inning Stats	R: 1 E: 0 K: 2 S: 14	H: 3 LOB: 2 BB: 0 P: 23	R: 0 E: 0 K: 1 S: 8	H: 0 LOB: 0 BB: 0 P: 13	R: 0 E: 0 K: 2 S: 10	H: 1 LOB: 1 BB: 0 P: 13	R: 0 E: 0 K: 1 S: 8	H: 0 LOB: 0 BB: 0 P: 11	R: 0 E: 0 K: 3 S: 10	H: 0 LOB: 0 BB: 0 P: 16	R: 0 E: 0 K: 0 S: 6	H: 0 LOB: 0 BB: 0 P: 11	R: 0 E: 0 K: 1 S: 10	H: 2 LOB: 2 BB: 0 P: 16	R: 0 E: 0 K: 0 S: 7	H: 0 LOB: 0 BB: 0 P: 9	R: 1 E: 1 K: 0 S: 9	H: 3 LOB: 3 BB: 0 P: 12	1B: 9 2B: 0 3B: 0 HR: 0	SF: 0 SAC: 0 DP: 0 HBP: 1	WP: 0 PB: 0 SB: 2 CS: 1	PA: 40		
PITCHER	IP WLS BF H R ER SO BB IBB HBP BLK WP HR S P ERA WHIP																							
Kevin Gross, R (1, 1) ERA: 1.29	7.0			4	1	1	11	0	0	1	0	0	0	0	0	0	63	100	1.29	0.571				
Gary Wayne, L (8, 1) ERA:	2.0		8	2	0	0	1	0	0	0	0	0	0	0	0	0	17	25	0.00	1.000				
Todd Worrell, R (10, 1) ERA: 4.5	1.0	L	6	3	1	1	0	0	0	0	0	0	0	0	0	9	12	9.00	3.000					

AB	38
R	2
H	9
RBI	2
BB	0
SO	12
LOB	16



Batter	1	2	3	4	5	6	7	8	9	AB R H RBI BB SO LOB	TOP						
Deion Sanders, L (1, 8) OBP: 0.353, SLG: 0.452	4-0 S HR S BB		3-2 G4-3		1-0 F7		0-1 1B SH5-4 SF8 1B	3-2 F8		4 2 1 0 1 0 1	Atlanta Braves @ Los Angeles Dodgers Dodger Stadium, Los Angeles, CA Sun Apr 10 1994, 3:33 AM PDT Att. 49,294 - Cloudy - 68 F						
Jeff Blauser, R (1, 6) OBP: 0.242, SLG: 0.333	2-3 K		2-1 G5-3		4-2 BB		0-1 SH5-4	1-1 G6-3		3 0 0 0 1 1 1							
Ryan Klesko, L (1, 7) OBP: 0.407, SLG: 0.808 Dave Gallagher, R (7, PH) OBP: 0.333, SLG: 0.200	3-1 HR		2-3 K		1-1 F7		2-1 HR 1B		1-2 E4 FC1-6	3 1 1 2 0 1 2 2 1 1 1 0 0 0							
Fred McGriff, L (1, 3) OBP: 0.394, SLG: 0.423	1-0 G4-3			2-3 K		3-3 K	1-0 SF8		2-1 FC1-6 E3	4 0 0 1 0 2 1							
David Justice, L (1, 9) OBP: 0.217, SLG: 0.286 Tony Tarasco, L (4, PH) OBP: 0.250, SLG: 0.667	0-0 G4-3			2-2 G6-3 2B		1-1 1B 2B	1-0 HR		0-0 E3 1B	1 0 0 0 0 0 0 4 1 3 2 0 0 1							
Terry Pendleton, S (1, 5) OBP: 0.333, SLG: 0.516		2-1 G6-3		0-0 G6-3		0-0 F9	1-0 E 1B		3-2 1B	5 0 2 0 0 0 2							
Javy Lopez, R (1, 2) OBP: 0.308, SLG: 0.478		0-0 FC4-6 1B		0-0 G4-3		0-2 1B	2-2 E6 FC4-6			4 0 2 0 0 0 2							
Mark Lemke, S (1, 4) OBP: 0.400, SLG: 0.292		0-2 K			2-2 G3	3-2 F8	3-1 FC4-6			4 0 0 0 0 1 5							
Tom Glavine, L (1, 1) OBP: 0.333, SLG: 0.200 Mark Wohlers, R (6, 1) Bill Pecota, R (7, PH) OBP: 0.750, SLG: 1.000 Steve Bedrosian, R (7, 1) Greg McMichael, R (9, 1)		1-0 FC4-6			0-0 BB 1B		1-0 SH5-4 1B 1B	2-3 K		2 0 1 0 0 0 1 0 0 0 0 0 0 0 1 1 1 0 0 0 0 1 0 0 0 0 1 0 0 0 0 0 0 0 0							
Inning Stats	R: 2 H: 1 E: 0 LOB: 0 K: 1 BB: 1 S: 8 P: 18	R: 0 H: 1 E: 0 LOB: 1 K: 1 BB: 0 S: 7 P: 10	R: 0 H: 0 E: 0 LOB: 0 K: 1 BB: 0 S: 9 P: 16	R: 0 H: 1 E: 0 LOB: 1 K: 1 BB: 0 S: 10 P: 14	R: 0 H: 1 E: 0 LOB: 2 K: 0 BB: 1 S: 9 P: 17	R: 0 H: 2 E: 0 LOB: 2 K: 1 BB: 0 S: 12 P: 19	R: 4 H: 5 E: 1 LOB: 2 K: 0 BB: 0 S: 16 P: 27	R: 0 H: 0 E: 0 LOB: 0 K: 1 BB: 0 S: 8 P: 14	R: 0 H: 1 E: 2 LOB: 2 K: 0 BB: 0 S: 9 P: 15	1B: 8 SF: 1 2B: 2 SAC: 1 3B: 0 DP: 0 HR: 2 HBP: 0	WP: 0 PA: 42 PB: 0 SB: 3 CS: 0						
PITCHER	IP WLS BF H R ER SO BB IBB HBP BLK WP HR S P ERA WHIP											PITCHER	IP WLS BF H R ER SO BB IBB HBP BLK WP HR S P ERA WHIP				
Orel Hershiser, R (1, 1) ERA: 2.25	6.0																
Jim Gott, R (7, 1) ERA: 15.43	0.1	L	3	2	2	2	0	0	0	0	0	0	0	5	6	54.00	6.000
Gary Wayne, L (7, 1) ERA: 6.75	0.1		4	3	2	2	0	0	0	0	0	1	5	10	54.00	9.000	
37 Darren Dreifort, R (7, 1) ERA:	1.1		5	0	0	0	1	0	0	0	0	0	14	25	0.00	0.000	
Roger McDowell, R (9, 1) ERA:	1.0		4	1	0	0	0	0	0	0	0	0	9	15	0.00	1.000	

AB	38
R	6
H	12
RBI	6
BB	2
SO	6
LOB	16



livebaseballscorecards.com

Batter	1	2	3	4	5	6	7	8	9	AB R H RBI BB SO LOB
Delino DeShields, L OBP: 0.308, SLG: 0.261 (1, 4)	1-1 G4-3	0-1 FC6-4		0-0 F8		4-1 BB			0-0 G6-4-3 1B	4 0 1 0 1 0 3
Brett Butler, L OBP: 0.391, SLG: 0.368 (1, 8)	3-2 2B 1B		2-1 F9	1-1 G1-3		0-0 P4			0-2 G6-4-3 1-2f	5 1 1 0 0 0 5
Mike Piazza, R OBP: 0.080, SLG: 0.200 (1, 2)	2-3 K		0-0 HR		1-0 L5	2-0 F9			1-3 K	5 1 1 1 0 2 4
Eric Karros, R OBP: 0.292, SLG: 0.200 (1, 3)	0-0 1-H 2B		4-0 2B BB		3-1 P3					3 1 1 1 1 1 0
Tim Wallach, R OBP: 0.182, SLG: 0.190 (1, 5)	2-0 G4-3		1-2 1-H 2B		0-0 1B					4 0 2 1 0 1 1
Raul Mondesi, R OBP: 0.143, SLG: 0.238 (1, 9)		1-2 G5-3	2-2 G5-3		2-3 K			1-1 G3		4 0 0 0 0 1 2
Billy Ashley, R OBP: 0.333, SLG: 0.500 Henry Rodriguez, L OBP: 0.333, SLG: 0.786 (8, PH) (9, 7)		1-2 1B 1B	1-1 F9		1-2 FC1-5 2B			2-2 F9		3 0 2 0 0 0 1 1 0 0 0 0 0 0
Jose Offerman, S (1, 6)		2-3 K		4-2 FC1-6 BB		4-2 BB FC1-5 BB		3-2 G3-1		2 0 0 0 2 1 1
Orel Hershiser, R OBP: 0.280, SLG: 0.200 Chris Gwynn, L Jim Gott, R Gary Wayne, L 37 Darren Dreifort, R Dave Hansen, L Roger McDowell, R (1, 1) (6, PR) (7, 1) (7, 1) (8, PH) (8, PH) (9, 1)		0-0 FC6-4 1B		0-1 FC1-6 1-2f		0-0 FC1-5 BB 1-2 2-3f		0-0 G6-3		3 0 1 0 0 0 3 0 1 0 0 0 0 0 0 0 0 0 0 0 0 0

Inning Stats	R: 1	H: 2	E: 0	K: 1	S: 12	LOB: 1	BB: 0	P: 20	R: 0	H: 2	E: 0	K: 1	S: 13	LOB: 2	BB: 0	P: 17	R: 2	H: 2	E: 0	K: 0	S: 12	LOB: 1	BB: 1	P: 22	R: 0	H: 0	E: 0	K: 0	S: 7	LOB: 1	BB: 1	P: 12	R: 0	H: 1	E: 0	K: 1	S: 8	LOB: 1	BB: 0	P: 14	R: 0	H: 1	E: 0	K: 0	S: 10	LOB: 3	BB: 2	P: 21	R: 0	H: 0	E: 0	K: 2	S: 8	LOB: 0	BB: 0	P: 13	R: 0	H: 0	E: 0	K: 0	S: 8	LOB: 0	BB: 0	P: 13	R: 0	H: 1	E: 0	K: 1	S: 7	LOB: 0	BB: 0	P: 8	1B: 5	SF: 0	2B: 3	SAC: 0	3B: 0	DP: 1	HR: 1	HBP: 0	WP: 0	PA: 39
--------------	------	------	------	------	-------	--------	-------	-------	------	------	------	------	-------	--------	-------	-------	------	------	------	------	-------	--------	-------	-------	------	------	------	------	------	--------	-------	-------	------	------	------	------	------	--------	-------	-------	------	------	------	------	-------	--------	-------	-------	------	------	------	------	------	--------	-------	-------	------	------	------	------	------	--------	-------	-------	------	------	------	------	------	--------	-------	------	-------	-------	-------	--------	-------	-------	-------	--------	-------	--------


PITCHER	IP	WLS	BF	H	R	ER	SO	BB	IBB	HBP	BLK	WP	HR	S	P	ERA	WHIP
Tom Glavine, L ERA: 2.13 (1, 1)	5.2		29	8	3	3	3	4	0	0	0	0	1	61	103	4.76	2.118
Mark Wohlers, R ERA: (6, 1)	0.1	W	1	0	0	0	0	0	0	0	0	0	0	1	3	0.00	0.000
Steve Bedrosian, R ERA: 1.93 (7, 1)	2.0		6	0	0	0	2	0	0	0	0	0	0	16	26	0.00	0.000
Greg McMichael, R ERA: 3.6 (9, 1)	1.0	S	3	1	0	0	1	0	0	0	0	0	0	7	8	0.00	1.000

BOTTOM

Atlanta Braves @ Los Angeles Dodgers
Dodger Stadium, Los Angeles, CA

Sun Apr 10 1994, 3:33 AM PDT
Att: 49,294 - Cloudy - 68 F

AB	35
R	3
H	9
RBI	3
BB	4
SO	6
LOB	20



PITCHER	IP	WLS	BF	H	R	ER	SO	BB	IBB	HBP	BLK	WP	HR	S	P	ERA	WHIP
Tom Glavine, L ERA: 2.13 (1, 1)	5.2		29	8	3	3	3	4	0	0	0	0	1	61	103	4.76	2.118
Mark Wohlers, R ERA: (6, 1)	0.1	W	1	0	0	0	0	0	0	0	0	0	0	1	3	0.00	0.000
Steve Bedrosian, R ERA: 1.93 (7, 1)	2.0		6	0	0	0	2	0	0	0	0	0	0	16	26	0.00	0.000
Greg McMichael, R ERA: 3.6 (9, 1)	1.0	S	3	1	0	0	1	0	0	0	0	0	0	7	8	0.00	1.000

Batter	1	2	3	4	5	6	7	8	9	AB R H RBI BB SO LOB	TOP			
Delino DeShields, L (1, 4) OBP: 0.290, SLG: 0.222	0-0 G6-3		1-0 F8	2-2 L9		1-0 G3			4-2 1B 2B BB	4 1 0 0 1 0 2				
Brett Butler, L (1, 8) OBP: 0.393, SLG: 0.375	0-0 G6-3		3-3 K		0-0 HR 1B		1-2 F9		2-1 2B 1B 1-3	5 1 2 0 0 1 0				
Mike Piazza, R (1, 2) OBP: 0.100, SLG: 0.233	0-0 G1-3		1-1 F8		2-2 F7		0-1 G6-3		1-2 G5-3 2B 1-3 3-H	5 0 1 1 0 0 1				
Eric Karros, R (1, 3) OBP: 0.345, SLG: 0.292		0-0 G6-3		3-1 BB 1B	2-2 K		2-0 2B		4-0 IBB	4 1 2 0 1 1 1				
Tim Wallach, R (1, 5) OBP: 0.259, SLG: 0.360		2-0 FC4-6 1B		4-2 1B BB 1-2	1-2 HR 1-H		2-0 G6-3		1-0 G5-3 2-3f	4 2 2 2 1 0 4				
Henry Rodriguez, L (1, 7) OBP: 0.316, SLG: 0.647		2-2 FC4-6 2B 1-2f		2-2 F8	4-2 FC6-4 BB			0-1 G3-1		3 1 0 0 1 0 3				
Mitch Webster, S (8, 7)										0 0 0 0 0 0 0				
Raul Mondesi, R (1, 9) OBP: 0.240, SLG: 0.400		0-0 2B		0-0 1B 1-3 2-H	0-1 FC6-4 1-2f			0-0 L4-6 2B		4 1 3 1 0 0 1				
Jose Offerman, S (1, 6) OBP: 0.250, SLG: 0.105		3-2 2B 2-H 3-H		0-3 K			1-2 L4		0-0 L4-6 2-3	4 0 1 2 0 1 3				
Tom Candiotti, R (1, 1) OBP: 0.286, SLG: 0.286		3-2 G6-3		3-2 1B 1-2 3-H		0-0 G6-3			0-0 G3	4 0 1 1 0 0 1				
Inning Stats	R: 0 E: 0 K: 0 S: 3 H: 0 LOB: 0 BB: 0 P: 3	R: 2 E: 0 K: 0 S: 17 H: 3 LOB: 1 BB: 0 P: 27	R: 0 E: 0 K: 1 S: 6 H: 0 LOB: 0 BB: 0 P: 11	R: 2 E: 0 K: 1 S: 20 H: 3 LOB: 2 BB: 1 P: 34	R: 2 E: 0 K: 1 S: 17 H: 2 LOB: 1 BB: 1 P: 26	R: 0 E: 0 K: 0 S: 5 H: 0 LOB: 0 BB: 0 P: 7	R: 0 E: 0 K: 0 S: 7 H: 1 LOB: 1 BB: 0 P: 12	R: 0 E: 0 K: 0 S: 4 H: 1 LOB: 0 BB: 0 P: 4	R: 1 E: 0 K: 0 S: 11 H: 2 LOB: 2 BB: 2 P: 22	1B: 6 2B: 6 3B: 0 HR: 1 SF: 0 SAC: 0 DP: 2 HBP: 0	WP: 0 PB: 0 SB: 1 CS: 0 PA: 41			
PITCHER	IP WLS BF H R ER SO BB IBB HBP BLK WP HR S P ERA WHIP												PITCHER	IP WLS BF H R ER SO BB IBB HBP BLK WP HR S P ERA WHIP
Rene Arocha, R (1, 1) ERA: 10.57	4.2 L 23 8 6 6 3 1 0 0 0 0 0 1 58 92 11.57 1.929													
Rob Murphy, L (5, 1) ERA: 4.5	0.1 2 0 0 0 0 1 0 0 0 0 0 0 5 9 0.00 3.000													
Tom Urbani, L (6, 1) ERA: 9.0	1.0 3 0 0 0 0 0 0 0 0 0 0 0 5 7 0.00 0.000													
John Habyan, R (7, 1) ERA:	2.0 7 2 0 0 0 0 0 0 0 0 0 0 11 16 0.00 1.000													
Vicente Palacios, R (9, 1) ERA: 3.86	1.0 6 2 1 1 0 1 1 0 0 0 0 0 11 22 9.00 3.000													

Los Angeles Dodgers @ St. Louis Cardinals
 Busch Stadium, St. Louis, MO
 Tue Apr 12 1994, 7:05 PM CDT
 Att. 46,947 - Unknown - 58 F

AB	37
R	7
H	12
RBI	7
BB	4
SO	3
LOB	16



Batter	1	2	3	4	5	6	7	8	9	AB R H RBI BB SO LOB	TOP											
Delino DeShields, L OBP: 0.286, SLG: 0.200 (1, 4)	G6-3	BB			K		G4-6-3			3 0 0 0 1 1 1												
Brett Butler, L OBP: 0.375, SLG: 0.393 (1, 8)	2B	F7-2			F8			L7		4 0 1 0 0 0 3												
Mike Piazza, R OBP: 0.118, SLG: 0.212 (1, 2)	P7				G4-3			BB		3 0 0 0 1 0 1												
Eric Karros, R OBP: 0.303, SLG: 0.250 (1, 3)	G3				P4			K		4 0 0 0 0 1 2												
Tim Wallach, R OBP: 0.258, SLG: 0.345 (1, 5)		1B			F9			F8		4 1 1 0 0 0 1												
Henry Rodriguez, L OBP: 0.391, SLG: 0.810 (1, 7)		1B			2B			2B		4 1 3 0 0 0 0												
Raul Mondesi, R OBP: 0.241, SLG: 0.379 (1, 9)		1B			K			G3		4 0 1 1 0 1 2												
Jose Offerman, S OBP: 0.250, SLG: 0.130 (1, 6)		1B			G6-3			F8		4 0 1 1 0 0 1												
Ramon Martinez, R (1, 1)		F7			K			G4-6-3		2 0 0 0 0 1 3												
Gary Wayne, L (6, 1)										0 0 0 0 0 0 0												
Jeff Treadway, L OBP: 0.333, SLG: 0.500 (7, PH)										1 0 1 0 0 0 0												
37 Darren Dreifort, R (7, 1)										0 0 0 0 0 0 0												
Inning Stats	R: 0 E: 0 K: 0 S: 17	H: 1 LOB: 1 BB: 0 P: 28	R: 2 E: 0 K: 0 S: 13	H: 4 LOB: 2 BB: 1 P: 20	R: 0 E: 0 K: 0 S: 5	H: 0 LOB: 0 BB: 0 P: 10	R: 0 E: 0 K: 2 S: 8	H: 1 LOB: 1 BB: 0 P: 10	R: 0 E: 0 K: 1 S: 9	H: 0 LOB: 0 BB: 0 P: 14	R: 0 E: 0 K: 0 S: 8	H: 1 LOB: 1 BB: 0 P: 15	R: 0 E: 0 K: 0 S: 7	H: 1 LOB: 0 BB: 0 P: 13	R: 0 E: 0 K: 1 S: 7	H: 0 LOB: 1 BB: 1 P: 13	R: 0 E: 0 K: 0 S: 7	H: 0 LOB: 0 BB: 0 P: 9	1B: 4 2B: 5 3B: 0 HR: 0	SF: 0 SAC: 0 DP: 2 HBP: 0	WP: 0 PB: 1 SB: 0 CS: 0	PA: 35
PITCHER	IP WLS BF H R ER SO BB IBB HBP BLK WP HR S P ERA WHIP																					
Rick Sutcliffe, R ERA: 2.0 (1, 1)	6.1 W 27 8 2 2 3 1 0 0 0 0 0 0 65 108 2.84 1.421																					
Rich Rodriguez, L ERA: 2.08 (7, 1)	1.0 3 0 0 0 0 1 0 0 0 0 0 0 4 8 0.00 1.000																					
Vicente Palacios, R ERA: 3.38 (8, 1)	0.2 2 0 0 0 1 0 0 0 0 0 0 0 5 7 0.00 0.000																					
Mike Perez, R ERA: (9, 1)	1.0 S 3 0 0 0 0 0 0 0 0 0 0 0 7 9 0.00 0.000																					

Los Angeles Dodgers @ St. Louis Cardinals
 Busch Stadium, St. Louis, MO
 Wed Apr 13 1994, 7:05 PM CDT
 Att. 21,867 - Unknown - 71 F

AB	33
R	2
H	8
RBI	2
BB	2
SO	4
LOB	14



Batter	1	2	3	4	5	6	7	8	9
Ray Lankford, L OBP: 0.436, SLG: 0.571 (1, 8)	0-0 F8		3-2 HR	1-0 1B		0-1 1B		2-0 G4-3	
Ozzie Smith, S OBP: 0.333, SLG: 0.185 (1, 6)	3-2 G6-3		4-2 F8 BB	0-1 P4		2-1 F8		4-0 HBP BB	
Gregg Jefferies, S OBP: 0.394, SLG: 0.385 Mike Perez, R (1, 3) (9, 1)	0-3 K		4-2 BB		0-0 G5-3 1B		2-0 F7	2-0 HBP	
Todd Zeile, R OBP: 0.323, SLG: 0.393 (1, 5)		4-0 G6-4-3 BB	0-2 F8		1-1 P8		1-0 BB 1B	1-2 P4	
Bernard Gilkey, R OBP: 0.385, SLG: 0.600 (1, 7)		4-2 G6-4-3 BB	2-1 F8		1-0 G5-3		1-3 K		
Mark Whiten, S OBP: 0.345, SLG: 0.280 (1, 9)		2-1 G6-4-3		1-0 SH1-4 1B	3-2 F7		4-0 BB		
Luis Alicea, S OBP: 0.375, SLG: 0.292 (1, 4)		4-0 BB		0-1 P2		1-0 1B	2-2 F7		
Erik Pappas, R OBP: 0.370, SLG: 0.238 (1, 2)		1-3 K		4-0 SH1-4 1B BB		2-3 K		1-2 E1 G4-3 SH1-4	
Rick Sutcliffe, L Rich Rodriguez, L Vicente Palacios, R Geronimo Pena, S Stan Royer, R (1, 1) (7, 1) (8, 1) (8, PH) (9, 3)			3-2 G3-4-1	3-2 SH1-4		2-3 K		1-1 SH1-4	

Inning Stats	R: 0	H: 0	E: 0	K: 1	S: 10	LOB: 0	BB: 0	P: 13	R: 0	H: 0	E: 0	K: 1	S: 7	LOB: 2	BB: 3	P: 22	R: 1	H: 1	E: 0	K: 0	S: 15	LOB: 2	BB: 2	P: 31	R: 2	H: 2	E: 0	K: 0	S: 10	LOB: 1	BB: 1	P: 19	R: 0	H: 1	E: 0	K: 0	S: 7	LOB: 1	BB: 0	P: 12	R: 1	H: 2	E: 0	K: 2	S: 13	LOB: 1	BB: 0	P: 20	R: 0	H: 1	E: 0	K: 1	S: 9	LOB: 2	BB: 1	P: 19	R: 0	H: 0	E: 1	K: 0	S: 9	LOB: 3	BB: 1	P: 20
--------------	------	------	------	------	-------	--------	-------	-------	------	------	------	------	------	--------	-------	-------	------	------	------	------	-------	--------	-------	-------	------	------	------	------	-------	--------	-------	-------	------	------	------	------	------	--------	-------	-------	------	------	------	------	-------	--------	-------	-------	------	------	------	------	------	--------	-------	-------	------	------	------	------	------	--------	-------	-------


PITCHER	IP	WLS	BF	H	R	ER	SO	BB	IBB	HBP	BLK	WP	HR	S	P	ERA	WHIP
Ramon Martinez, R ERA: 3.29 (1, 1)	5.2	L	27	5	4	4	4	6	0	0	0	0	1	58	111	6.35	1.941
Gary Wayne, L ERA: 6.0 (6, 1)	0.1		2	1	0	0	0	0	0	0	0	0	0	4	6	0.00	3.000
37 Darren Dreifort, R ERA: (7, 1)	2.0		11	1	0	0	1	2	0	1	0	0	0	18	39	0.00	1.500

BOTTOM

AB	R	H	RBI	BB	SO	LOB
5	1	3	4	0	0	1
3	0	0	0	2	0	2
3	0	1	0	1	1	0
0	0	0	0	0	0	0
4	0	1	0	1	0	6
3	0	0	0	1	1	4
3	1	1	0	1	0	3
3	1	1	0	1	0	3
3	1	0	0	1	2	3
2	0	0	0	0	1	1
0	0	0	0	0	0	0
0	0	0	0	0	0	0
0	0	0	0	0	0	0
0	0	0	0	0	0	0

Los Angeles Dodgers @ St. Louis Cardinals
Busch Stadium, St. Louis, MO
 Wed Apr 13 1994, 7:05 PM CDT
 Att: 21,867 - Unknown - 71 F

AB	29
R	4
H	7
RBI	4
BB	8
SO	5
LOB	23



WP	PA
0	40
0	
1	
0	

Batter	1	2	3	4	5	6	7	8	9	AB R H RBI BB SO LOB	TOP											
Brett Butler, L (1, 8) OBP: 0.405, SLG: 0.406	0-2 F8 PB 1B		4-1 S 3B BB		0-0 B5-3			2-2 FC4-6 1B	1-1 1B 1B	4 3 2 0 1 0 1	Los Angeles Dodgers @ St. Louis Cardinals Busch Stadium, St. Louis, MO Thu Apr 14 1994, 3:33 AM CDT Att. 28,565 - Sunny - 81 F											
Jose Offerman, S (1, 6) OBP: 0.273, SLG: 0.250	1-3 K 1-2		0-2 SAFE SAFE SAFE 1-H 3B			2-1 F8		2-2 1B 2B 1B	0-3 K 1B	5 1 2 2 0 2 2												
Raul Mondesi, R (1, 9) OBP: 0.265, SLG: 0.382	1-1 F8 2-3		0-3 K			2-2 L5		1-2 2B 1B	1-1 1B 1B	5 1 2 0 0 1 2												
Tim Wallach, R (1, 5) OBP: 0.306, SLG: 0.500	0-0 F9		0-3 K			0-0 HR		1-0 F9 1B 2B	2-1 1B 1B	5 2 3 4 0 1 2												
Eric Karros, R (1, 3) OBP: 0.316, SLG: 0.226					1-1 G5-3			4-2 1B BB BB	2-3 K	3 1 0 0 2 2 2												
Cory Snyder, R (1, 7)					1-3 K			1-1 F9	1-3 K	3 0 0 0 0 1 1												
Henry Rodriguez, L (8, PH) OBP: 0.391, SLG: 0.810								2-3		0 0 0 0 0 0 0												
Mike Piazza, R (8, PH) OBP: 0.111, SLG: 0.200										2 0 0 0 0 1 4												
Tom Prince, R (1, 2)					2-3 K			3-3 K	4-2 1B BB	3 0 0 0 1 2 1												
Jim Gott, R (8, 1)										0 0 0 0 0 0 0												
Jeff Treadway, L (1, 4) OBP: 0.167, SLG: 0.200					2-1 G3			2-2 F9	2-2 1B	3 0 0 0 0 0 1												
Delino DeShields, L (8, PH) OBP: 0.306, SLG: 0.226										1 0 1 2 0 0 0												
Pedro Astacio, R (1, 1)					0-0 G4-3					1 0 0 0 0 0 0												
Roger McDowell, R (4, 1)										0 0 0 0 0 0 0												
Mitch Webster, S (5, PH)										1 0 0 0 0 0 0												
Chan Ho Park, R (5, 1)										0 0 0 0 0 0 0												
Chris Gwynn, L (8, PH) OBP: 0.500, SLG: 0.500										2 0 1 0 0 0 2												
Inning Stats	R: 0 E: 0 K: 1 S: 10	H: 1 LOB: 1 BB: 0 P: 12	R: 0 E: 0 K: 0 S: 8	H: 0 LOB: 1 BB: 1 P: 15	R: 1 E: 0 K: 2 S: 12	H: 1 LOB: 1 BB: 1 P: 16	R: 0 E: 0 K: 2 S: 9	H: 0 LOB: 0 BB: 0 P: 13	R: 0 E: 0 K: 0 S: 4	H: 0 LOB: 0 BB: 0 P: 6	R: 1 E: 0 K: 1 S: 9	H: 1 LOB: 0 BB: 0 P: 14	R: 0 E: 0 K: 1 S: 8	H: 0 LOB: 0 BB: 0 P: 13	R: 5 E: 0 K: 0 S: 27	H: 5 LOB: 2 BB: 2 P: 44	R: 1 E: 0 K: 3 S: 18	H: 3 LOB: 2 BB: 0 P: 25	1B: 8 2B: 1 3B: 1 HR: 1	SF: 0 SAC: 0 DP: 0 HBP: 0	WP: 0 PB: 2 SB: 2 CS: 0	PA: 42
PITCHER	IP WLS BF H R ER SO BB IBB HBP BLK WP HR S P ERA WHIP																					
Allen Watson, L (1, 1) ERA: 4.05	7.1 W 30 6 5 5 7 2 0 0 0 0 1 73 107 6.14 1.091																					
John Habyan, R (8, 1) ERA: 3.86	0.0 2 1 0 0 0 1 0 0 0 0 0 3 8 ∞ ∞																					
Rob Murphy, L (8, 1) ERA: 3.86	0.1 3 1 2 2 0 1 0 0 0 0 0 10 17 54.00 6.000																					
Rich Rodriguez, L (8, 1) ERA: 1.93	0.1 1 0 0 0 0 0 0 0 0 0 0 1 1 0.00 0.000																					
Mike Perez, R (9, 1) ERA: 1.8	1.0 S 6 3 1 1 3 0 0 0 0 0 0 0 18 25 9.00 3.000																					

livebaseballscorecards.com

AB	38
R	8
H	11
RBI	8
BB	4
SO	10
LOB	18

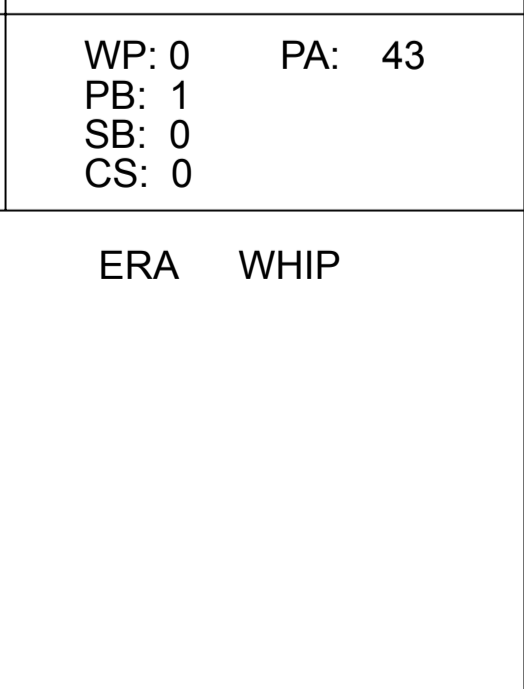


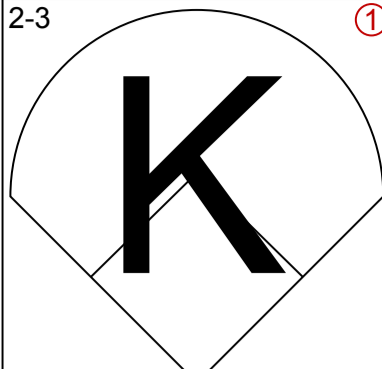
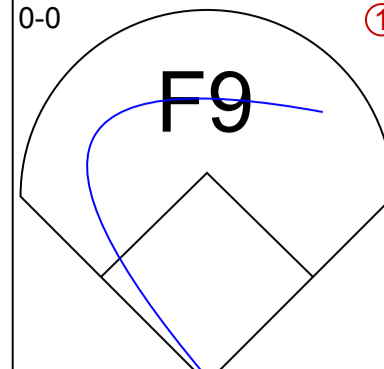
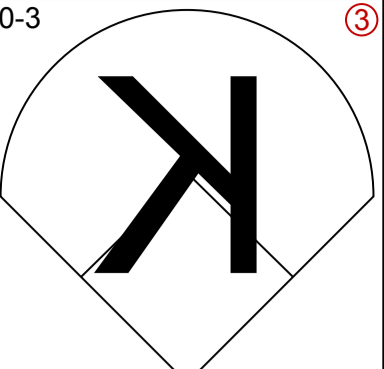
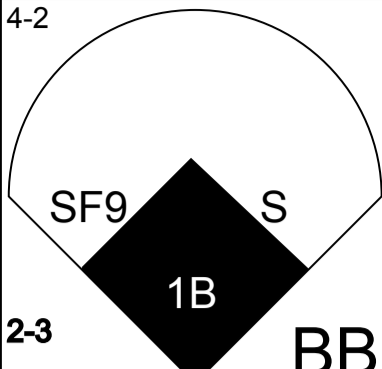
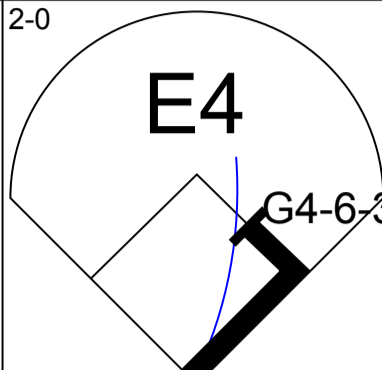
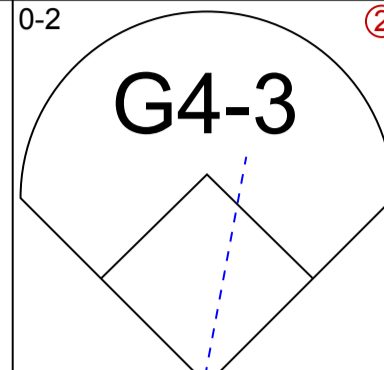
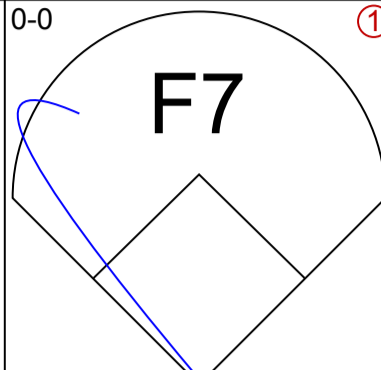
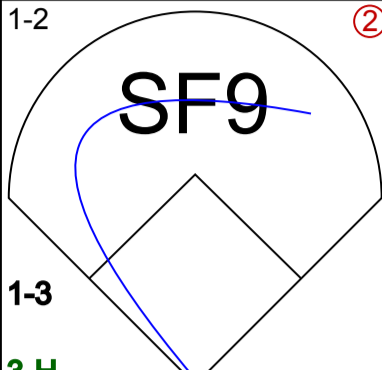
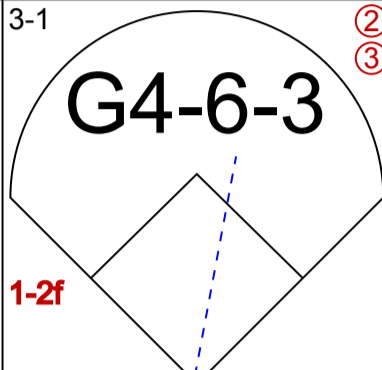
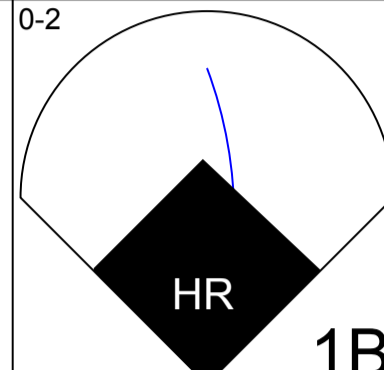
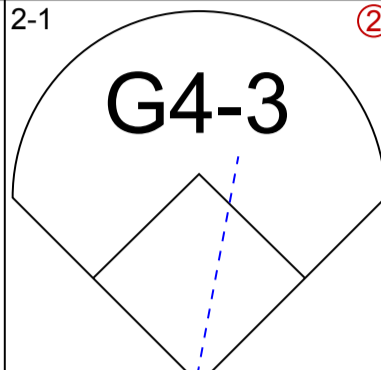
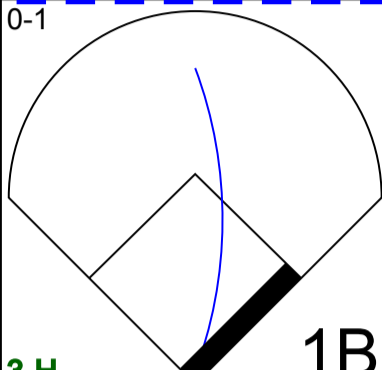
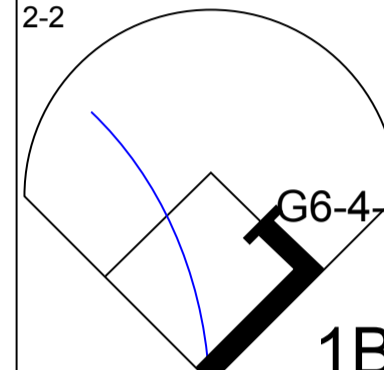
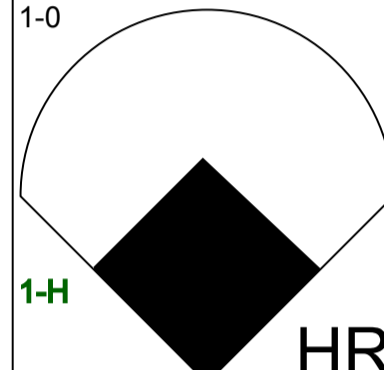
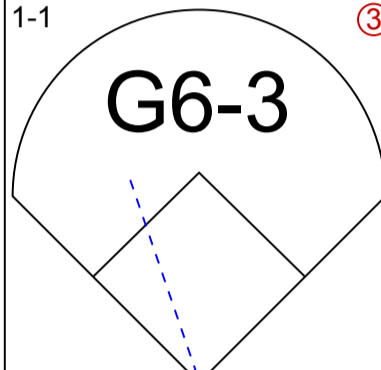
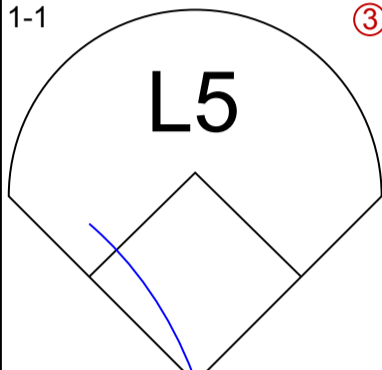
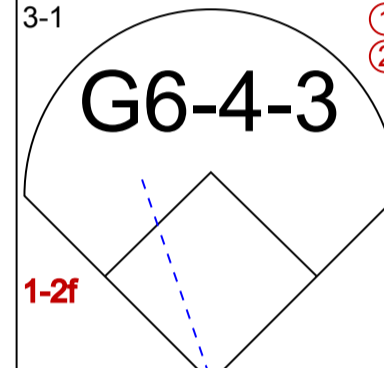
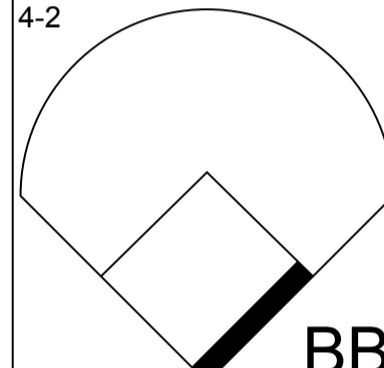
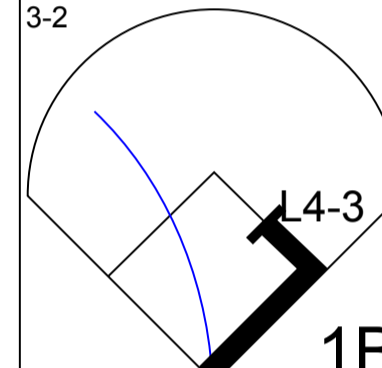
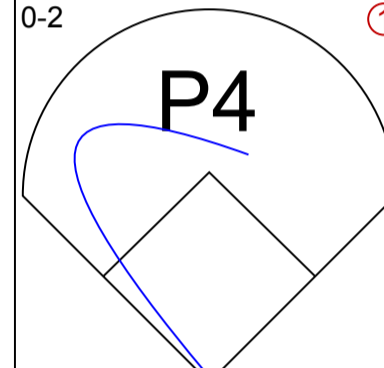
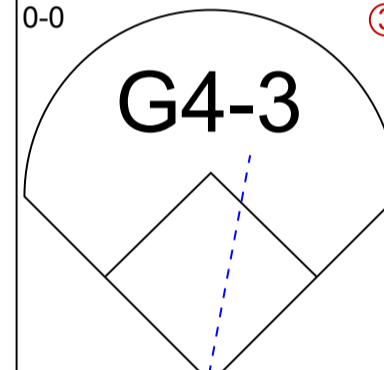
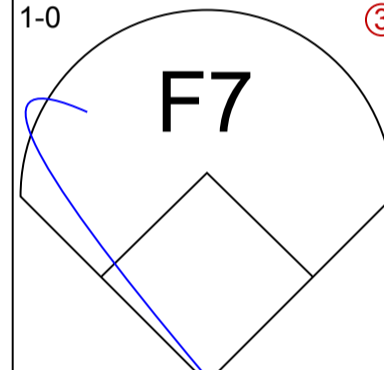
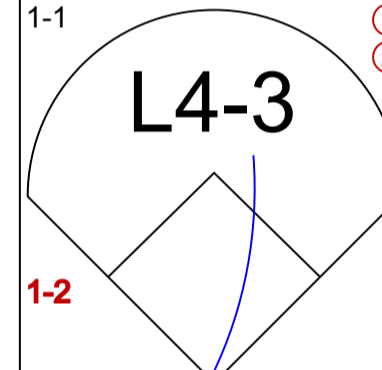
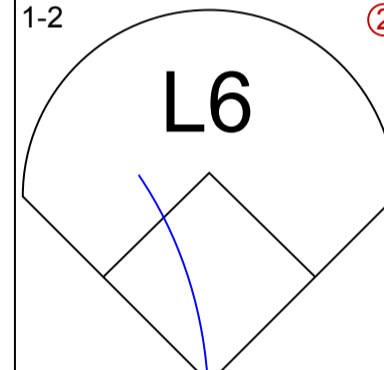
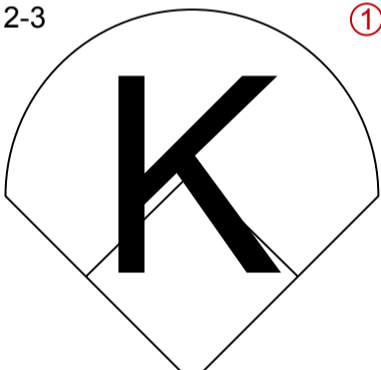
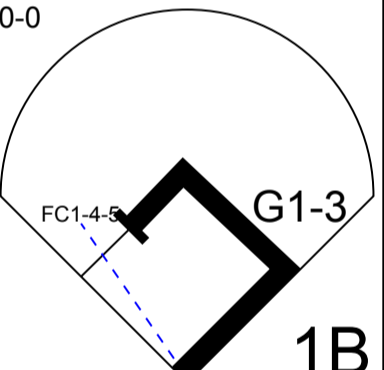
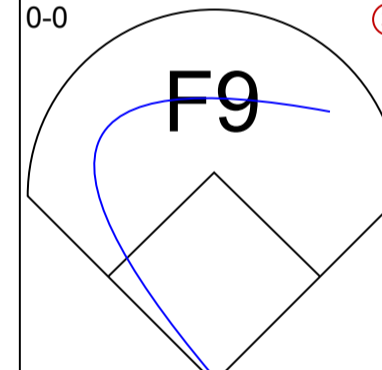
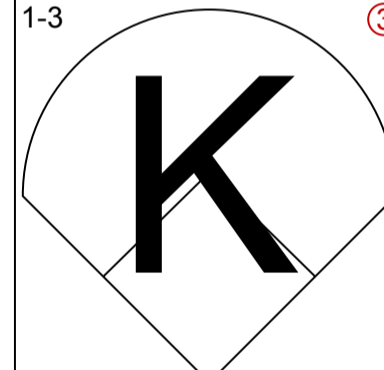
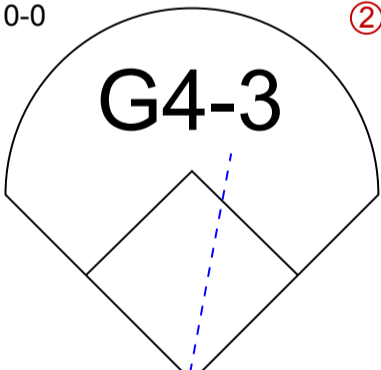
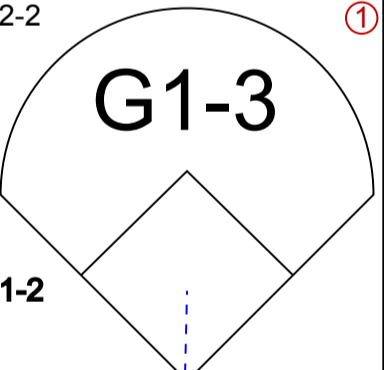
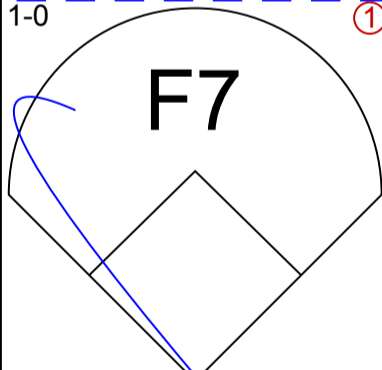
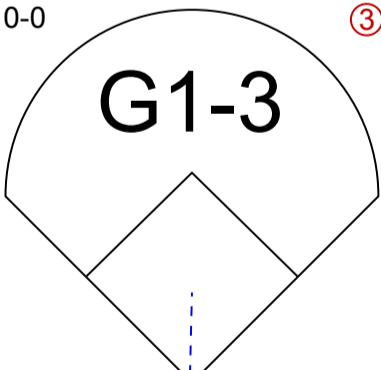
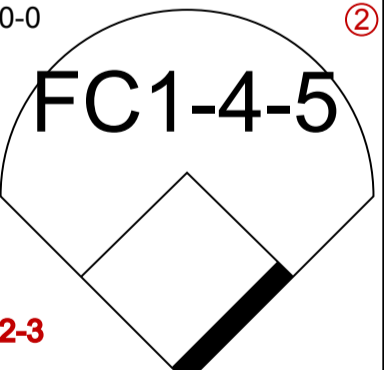
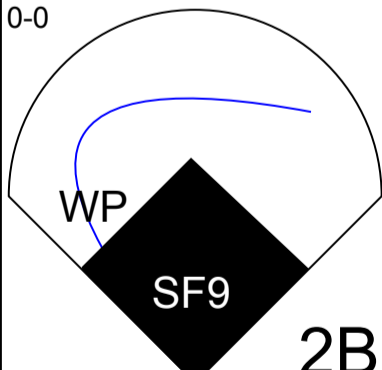
Batter	1	2	3	4	5	6	7	8	9	AB	R	H	RBI	BB	SO	LOB
Ray Lankford, L OBP: 0.455, SLG: 0.590 (1, 8)	G3-1									4	0	2	3	1	1	0
Ozzie Smith, S OBP: 0.342, SLG: 0.167 (1, 6)	G3									3	0	0	1	2	0	3
Gerald Perry, L OBP: 0.417, SLG: 0.364 (1, 3)	G3-1									4	0	2	1	1	0	3
Todd Zeile, R OBP: 0.306, SLG: 0.364 (1, 5)										5	1	1	0	0	2	7
Brian Jordan, R OBP: 0.316, SLG: 0.529 (1, 9)										4	2	2	2	1	0	3
Bernard Gilkey, R OBP: 0.355, SLG: 0.533 (1, 7)										5	0	1	0	0	3	1
Luis Alicea, S OBP: 0.400, SLG: 0.280 (1, 4)										1	3	0	0	1	0	2
Geronimo Pena, S OBP: 0.333, SLG: 0.200 (6, 4)										2	0	0	0	0	1	0
Terry McGriff, R OBP: 0.500, SLG: 0.500 (1, 2)										3	2	2	1	1	0	0
Allen Watson, L OBP: 0.167, SLG: 0.167 (1, 1)										3	1	1	1	0	0	2
John Habyan, R (8, 1)										0	0	0	0	0	0	0
Rob Murphy, L (8, 1)										0	0	0	0	0	0	0
Rich Rodriguez, L (8, 1)										0	0	0	0	0	0	0
Mike Perez, R (9, 1)										0	0	0	0	0	0	0

Inning Stats	R: 0	H: 0	E: 0	K: 6	S: 6	L: 0	LOB: 0	BB: 0	P: 10	R: 0	H: 0	E: 0	K: 2	S: 8	L: 0	LOB: 0	BB: 0	P: 11	R: 2	H: 2	E: 0	K: 0	S: 13	L: 2	LOB: 2	BB: 2	P: 28	R: 4	H: 5	E: 0	K: 1	S: 21	L: 1	LOB: 3	BB: 2	P: 35	R: 1	H: 1	E: 0	K: 1	S: 12	L: 2	LOB: 0	BB: 0	P: 20	R: 2	H: 2	E: 0	K: 2	S: 12	L: 1	LOB: 2	BB: 1	P: 20	R: 0	H: 1	E: 0	K: 1	S: 12	L: 0	LOB: 0	BB: 1	P: 14
--------------	------	------	------	------	------	------	--------	-------	-------	------	------	------	------	------	------	--------	-------	-------	------	------	------	------	-------	------	--------	-------	-------	------	------	------	------	-------	------	--------	-------	-------	------	------	------	------	-------	------	--------	-------	-------	------	------	------	------	-------	------	--------	-------	-------	------	------	------	------	-------	------	--------	-------	-------

PITCHER	IP	WLS	BF	H	R	ER	SO	BB	IBB	HBP	BLK	WP	HR	S	P	ERA	WHIP
Pedro Astacio, R ERA: 8.18 (1, 1)	3.1	L	19	6	6	6	2	3	0	0	0	0	0	36	65	16.20	2.700
Roger McDowell, R ERA: (4, 1)	0.2		4	1	0	0	1	0	0	0	0	0	0	12	19	0.00	1.500
Chan Ho Park, R ERA: 11.25 (5, 1)	3.0		17	4	3	3	4	3	0	1	0	0	1	36	66	9.00	2.333
Jim Gott, R ERA: 10.8 (8, 1)	1.0		3	0	0	0	0	1	0	0	0	0	0	7	14	0.00	1.000

BOTTOM	
Los Angeles Dodgers @ St. Louis Cardinals	
Busch Stadium, St. Louis, MO	
Thu Apr 14 1994, 3:33 AM CDT	
Att: 28,565 - Sunny - 81 F	
AB	34
R	9
H	11
RBI	9
BB	7
SO	7
LOB	21
WP: 0	PA: 43
PB: 1	
SB: 0	
CS: 0	



Batter	1	2	3	4	5	6	7	8	9	AB R H RBI BB SO LOB	TOP														
Delino DeShields, L (1, 4) OBP: 0.300, SLG: 0.206	2-3 			0-0 	0-3 			4-2 		3 1 0 0 1 2 1	Los Angeles Dodgers @ Pittsburgh Pirates Three Rivers Stadium, Pittsburgh, PA Fri Apr 15 1994, 7:05 PM EDT Att. 16,510 - Unknown														
Brett Butler, L (1, 8) OBP: 0.366, SLG: 0.371	2-0 			0-2 		0-0 		1-2 		3 0 0 1 0 0 0															
Mike Piazza, R (1, 2) OBP: 0.150, SLG: 0.231	3-1 			0-2 		2-1 		0-1 		4 1 2 1 0 0 1															
Tim Wallach, R (1, 5) OBP: 0.325, SLG: 0.579		2-2 		1-0 		1-1 		1-1 		4 1 2 2 0 0 1															
Eric Karros, R (1, 3) OBP: 0.333, SLG: 0.235		3-1 		4-2 			3-2 		0-2 	3 0 1 0 1 0 1															
Raul Mondesi, R (1, 9) Chris Gwynn, L (9, PH) OBP: 0.333, SLG: 0.333		0-0 		1-0 		1-1 		1-2 		3 0 0 0 0 0 2 1 0 0 0 0 0 0															
Cory Snyder, R (1, 7) Henry Rodriguez, L (9, PH) OBP: 0.375, SLG: 0.773			2-3 		0-0 		0-0 		1-3 	3 0 1 0 0 1 0 1 0 0 0 0 1 0															
Jose Offerman, S (1, 6) OBP: 0.250, SLG: 0.226			0-0 		2-2 			1-0 		3 0 0 0 0 0 1															
Kevin Gross, R (1, 1) Mitch Webster, S (8, PH) Gary Wayne, L (8, 1) Jim Gott, R (8, 1)			0-0 		0-0 			0-0 		2 0 0 0 0 0 1 1 1 1 0 0 0 0 0 0 0 0 0 0 0 0 0 0 0 0 0 0															
Inning Stats	R: 0 E: 1 K: 1 S: 6	H: 0 LOB: 0 BB: 0 P: 13	R: 0 E: 0 K: 0 S: 8	H: 1 LOB: 0 BB: 0 P: 13	R: 0 E: 0 K: 1 S: 6	H: 0 LOB: 0 BB: 0 P: 8	R: 2 E: 0 K: 0 S: 11	H: 2 LOB: 1 BB: 1 P: 17	R: 0 E: 0 K: 1 S: 8	H: 1 LOB: 1 BB: 0 P: 10		R: 0 E: 0 K: 0 S: 5	H: 0 LOB: 0 BB: 0 P: 8	R: 0 E: 0 K: 0 S: 7	H: 1 LOB: 0 BB: 0 P: 11	R: 2 E: 0 K: 0 S: 13	H: 2 LOB: 1 BB: 1 P: 20	R: 0 E: 0 K: 1 S: 9	H: 0 LOB: 0 BB: 0 P: 11	1B: 5 2B: 2 3B: 0 HR: 1	SF: 1 SAC: 0 DP: 3 HBP: 0	WP: 1 PB: 0 SB: 1 CS: 0	PA: 34		
PITCHER	IP WLS BF H R ER SO BB IBB HBP BLK WP HR S P ERA WHIP																								
Zane Smith, L (1, 1) ERA: 5.51	7.0		25	5	2	2	3	1	0	0	0	0	1	51	80	2.57	0.857								
Ravelo Manzanillo, L (8, 1) ERA: 9.82	0.2		4	1	2	2	0	1	0	0	0	1	0	9	15	27.00	3.000								
Rick White, R (8, 1) ERA: 1.69	1.1	W	5	1	0	0	1	0	0	0	0	0	0	13	16	0.00	0.750								

AB	31
R	4
H	7
RBI	4
BB	2
SO	4
LOB	8



Batter	1	2	3	4	5	6	7	8	9
Carlos Garcia, R (1, 4) OBP: 0.333, SLG: 0.469	0-3 K		3-3 K		3-2 G6-3		1-1 2B 1B	1-1 FC6-4	
Tom Foley, L (1, 6) OBP: 0.231, SLG: 0.182	2-1 L4		4-2 BB		0-2 F7		0-0 1-H 2B		
Andy Van Slyke, L (1, 8) OBP: 0.378, SLG: 0.455	1-0 G4-3		0-1 F8			0-0 HR 1B		4-0 BB SH 1B BB	
Dave Clark, L (1, 9) OBP: 0.556, SLG: 1.250		2-2 E 2B	1-3 K			2-0 1-H HR		0-0 SH BB 1B	
Orlando Merced, S (1, 3) OBP: 0.371, SLG: 0.286		0-1 E9 1B 2-H 1B		1-0 G1-3		0-2 G6-3		4-1 E 1B BB	
Al Martin, L (1, 7) OBP: 0.324, SLG: 0.533 Brian Hunter, R (8, PH) OBP: 0.250, SLG: 0.563 Will Pennyfeather, R (8, PR) (9, 7)		2-3 K		0-0 HR		1-3 K2-3		0-0 E7 1B	
Don Slaught, R (1, 2) OBP: 0.318, SLG: 0.300		0-0 2-3 1B		3-3 K		1-0 G6-3		4-0 FC6-4 BB	
Kevin Young, R (1, 5) OBP: 0.105, SLG: 0.222		1-2 K		1-3 K			0-3 K	1-3 K	
Zane Smith, L (1, 1) OBP: 0.500, SLG: 0.500 Lloyd McClendon, R (7, PH) Ravelo Manzanillo, L (8, 1) Rick White, R (8, 1)		0-3 K			1-0 F9		1-2 G5-3	0-3 K	

AB	R	H	RBI	BB	SO	LOB
5	0	1	0	0	2	3
3	0	1	0	1	0	0
3	2	1	0	1	0	1
3	3	2	2	0	1	1
3	0	1	1	1	0	0
3	1	1	1	0	2	1
1	0	1	2	0	0	0
0	0	0	0	0	0	0
3	0	1	0	1	1	0
4	0	0	0	0	4	5
2	0	0	0	0	1	2
1	0	0	0	0	0	0
0	0	0	0	0	0	0
1	0	0	0	0	1	3

AB	R	H	RBI	BB	SO	LOB
32	6	9	6	4	12	16

Inning Stats	R: 0	H: 0	E: 0	K: 1	S: 6	LOB: 0	BB: 0	P: 9									
Kevin Gross, R (1, 1) ERA: 3.21	IP: 7.0	WLS: 0	BF: 29	H: 8	R: 4	ER: 4	SO: 10	BB: 1	IBB: 0	HBP: 0	BLK: 0	WP: 0	HR: 2	S: 67	P: 98	ERA: 5.14	WHIP: 1.286
Gary Wayne, L (8, 1) ERA: 9.0	0.0	L	3	0	2	1	0	2	0	0	0	0	0	2	10	∞	∞
Jim Gott, R (8, 1) ERA: 8.31	1.0		5	1	0	0	2	1	0	0	0	0	0	12	18	0.00	2.000

Los Angeles Dodgers @ Pittsburgh Pirates
 Three Rivers Stadium, Pittsburgh, PA
 Fri Apr 15 1994, 7:05 PM EDT
 Att. 16,510 - Unknown

WP	PA
0	37



Batter	1	2	3	4	5	6	7	8	9	AB R H RBI BB SO LOB	TOP																
Brett Butler, L OBP: 0.348, SLG: 0.350 (1, 8)	3-2 L8		1-2 2B 1B		0-0 G5-3	0-2 G1-3		3-2 CS	2-1 F8	5 1 1 0 0 0 3																	
Jose Offerman, S OBP: 0.244, SLG: 0.250 (1, 6)	3-2 F8		2-1 1B 2B		2-3 K		2-1 L5		1-0 G6-3	5 1 1 1 0 1 0																	
Delino DeShields, L OBP: 0.311, SLG: 0.211 (1, 4)	3-1 F7		0-1 1B 1B		3-3 K		2-0 G4-3		4-0 BB	4 0 1 1 1 1 0																	
Mike Piazza, R OBP: 0.200, SLG: 0.273 (1, 2)		1-3 K	1-1 BB 1B			2-1 1B 1B	2-2 BB 1B		0-1 P6	5 1 3 0 0 1 1																	
Tim Wallach, R OBP: 0.364, SLG: 0.575 (1, 5)		2-0 F9	4-0 BB			0-2 FC3-6 1B	4-0 BB			2 0 1 0 2 0 0																	
Eric Karros, R OBP: 0.326, SLG: 0.237 37 Darren Dreifort, R (7, 1)		3-2 1B	0-3 K			1-3 K	0-0 F7			4 0 1 0 0 2 7 0 0 0 0 0 0 0																	
Raul Mondesi, R OBP: 0.244, SLG: 0.341 (1, 9)		1-1 P5		3-2 G5-3		0-0 FC3-6 1B		1-2 G6-3		4 0 1 1 0 0 1																	
Cory Snyder, R OBP: 0.125, SLG: 0.125 Henry Rodriguez, L OBP: 0.346, SLG: 0.708 (6, 7) (7, 3)			3-3 K	1-1 P1		2-1 FC3-6 HBP		0-3 K		2 0 0 0 0 1 0 2 0 0 0 0 1 2																	
Orel Hershiser, R OBP: 0.250, SLG: 0.143 Mitch Webster, S OBP: 0.333, SLG: 0.500 (7, 7)			0-0 G5-3	2-1 P6		1-0 HBP		2-2 CS 1B		2 0 0 0 0 0 0 1 0 1 0 0 0 0																	
Inning Stats	R: 0 E: 0 K: 0 S: 9	H: 0 LOB: 0 BB: 0 P: 18	R: 0 E: 0 K: 1 S: 11	H: 1 LOB: 1 BB: 0 P: 18	R: 2 E: 0 K: 2 S: 16	H: 4 LOB: 3 BB: 1 P: 27	R: 0 E: 0 K: 0 S: 10	H: 0 LOB: 0 BB: 0 P: 16	R: 0 E: 0 K: 2 S: 7	H: 0 LOB: 0 BB: 0 P: 12	R: 1 E: 0 K: 1 S: 14	H: 3 LOB: 3 BB: 0 P: 20	R: 0 E: 0 K: 0 S: 7	H: 1 LOB: 2 BB: 1 P: 17	R: 0 E: 0 K: 1 S: 18	H: 1 LOB: 0 BB: 0 P: 23	R: 0 E: 0 K: 0 S: 5	H: 0 LOB: 1 BB: 1 P: 12	1B: 9 2B: 1 3B: 0 HR: 0	SF: 0 SAC: 0 DP: 0 HBP: 1	WP: 0 PB: 0 SB: 0 CS: 1	PA: 41					
PITCHER	IP	WLS	BF	H	R	ER	SO	BB	IBB	HBP	BLK	WP	HR	S	P	ERA	WHIP										
Randy Tomlin, L ERA: 3.38 (1, 1)	5.0		21	5	2	2	5	1	0	0	0	0	0	53	91	3.60	1.200										
Joel Johnston, R ERA: 13.5 (6, 1)	0.2		6	3	1	1	1	0	0	1	0	0	0	11	17	13.50	4.500										
Jeff Ballard, L ERA: (6, 1)	1.0		5	1	0	0	0	1	0	0	0	0	0	9	19	0.00	2.000										
Mark Dewey, R ERA: 1.29 (7, 1)	1.1		4	1	0	0	1	0	0	0	0	0	0	19	24	0.00	0.750										
Ravelo Manzanillo, L ERA: 7.71 (9, 1)	1.0	W	4	0	0	0	0	1	0	0	0	0	0	5	12	0.00	1.000										

Los Angeles Dodgers @ Pittsburgh Pirates
Three Rivers Stadium, Pittsburgh, PA
 Sat Apr 16 1994, 7:05 PM EDT
 Att. 17,180 - Unknown - 50 F

AB	36
R	3
H	10
RBI	3
BB	3
SO	7
LOB	14



BOTTOM

Los Angeles Dodgers @ Pittsburgh Pirates
Three Rivers Stadium, Pittsburgh, PA

Sat Apr 16 1994, 7:05 PM EDT
Att: 17,180 - Unknown - 50 F

livebaseballscorecards.com

AB	35
R	4
H	14
RBI	4
BB	3
SO	3
LOB	19



WP:	0	PA:	40
PB:	0	SB:	1
CS:	0		

AB R H RBI BB SO LOB

4	0	1	0	1	0	5
5	1	2	1	0	0	0
5	0	1	0	0	0	2
5	1	4	1	0	0	0
4	1	1	0	0	0	3
3	0	1	0	1	0	2
3	0	1	1	0	1	3
2	1	1	0	1	1	1
2	0	1	1	0	1	1
0	0	0	0	0	0	0
1	0	1	0	0	0	0
0	0	0	0	0	0	0
1	0	0	0	0	0	2
0	0	0	0	0	0	0

Batter	1	2	3	4	5	6	7	8	9
Carlos Garcia, R OBP: 0.342, SLG: 0.444 (1, 4)	2-2 P4		4-0 L4 1B BB	1-2 F7		3-1 1B 2-H		2-1 G6-3	
Jay Bell, R OBP: 0.211, SLG: 0.194 (1, 6)	0-1 F8		1-1 1B 2-H		1-2 F8		1-1 G3	1-1 1B 1B	
Andy Van Slyke, L OBP: 0.357, SLG: 0.421 (1, 8)	0-1 G6-3		0-0 L4 2-2		3-1 F8		3-2 G6-3	3-2 1B 1B	
Jeff King, R OBP: 0.324, SLG: 0.375 (1, 5)		0-0 G3-1 1B		0-1 G6-3 1B 2B	2-1 G5-3		2-0 1B	2-0 1B	
Orlando Merced, S OBP: 0.359, SLG: 0.313 (1, 9)		0-1 G3-1 1-2		0-1 G6-3 2-3		1-1 G3 1B 2B	1 SAFE 2-1 F9		
Al Martin, L OBP: 0.342, SLG: 0.515 (1, 7)		0-0 G3-1 2-3		4-1 1B S BB		0-0 G3 2-3		0-1 SH1-3 HBP 1B	
Don Slaught, R OBP: 0.346, SLG: 0.304 (1, 2)		3-1 L9		2-3 K 1-2		1-1 1B 1B		1-1 SH1-3 HBP	
Kevin Young, R OBP: 0.182, SLG: 0.300 (1, 3)			2-1 1B 2B	4-0 1B IBB		1-3 K 3-H		2-2 SH1-3 1-2 2-3	
Randy Tomlin, L OBP: 0.090, SLG: 0.500 (6, 1)		2 SAFE 1-3 K		0-0 K 1-2 2-3 3-H 1B		0-0 1B		0-0 G3-1	
Joel Johnston, R OBP: 1.000, SLG: 1.000 (7, 1)									
Jeff Ballard, L OBP: 1.000, SLG: 1.000 (8, PH)									
Mark Dewey, R OBP: 0.167, SLG: 0.167 (9, 1)									
Tom Foley, L OBP: 0.167, SLG: 0.167 (9, 1)									

Inning Stats	R: 0 H: 0 E: 0 K: 9	H: 0 LOB: 0 BB: 0 P: 11	R: 0 H: 1 E: 0 K: 6	H: 1 LOB: 1 BB: 0 P: 9	R: 1 H: 2 E: 0 K: 8	H: 2 LOB: 1 BB: 1 P: 16	R: 1 H: 2 E: 0 K: 12	H: 2 LOB: 3 BB: 2 P: 23	R: 0 H: 0 E: 0 K: 7	H: 0 LOB: 0 BB: 0 P: 13	R: 1 H: 4 E: 0 K: 11	H: 4 LOB: 2 BB: 0 P: 17	R: 0 H: 1 E: 0 K: 8	H: 1 LOB: 1 BB: 0 P: 16	R: 0 H: 1 E: 0 K: 9	H: 1 LOB: 2 BB: 0 P: 14	R: 1 H: 3 E: 0 K: 9	H: 3 LOB: 2 BB: 0 P: 15	1B: 11 2B: 4 3B: 0 HR: 0	SF: 0 SAC: 1 DP: 1 HBP: 1
--------------	---------------------	-------------------------	---------------------	------------------------	---------------------	-------------------------	----------------------	-------------------------	---------------------	-------------------------	----------------------	-------------------------	---------------------	-------------------------	---------------------	-------------------------	---------------------	-------------------------	--------------------------	---------------------------

PITCHER	IP	WLS	BF	H	R	ER	SO	BB	IBB	HBP	BLK	WP	HR	S	P	ERA	WHIP
Orel Hershiser, R ERA: 3.0 (1, 1)	6.0		28	9	3	3	3	2	1	0	0	0	0	53	89	4.50	1.833
37 Darren Dreifort, R ERA: 1.42 (7, 1)	2.0	L	12	5	1	1	0	0	0	1	0	0	0	26	45	4.50	2.500

Batter	1	2	3	4	5	6	7	8	9	AB R H RBI BB SO LOB
Carlos Garcia, R OBP: 0.349, SLG: 0.439 (1, 4)	2-0 L6-4 1B 1B		2-2 S 1B		3-3 K		0-1 G6-3		3-3 K	5 0 2 0 0 2 2
Jay Bell, R OBP: 0.238, SLG: 0.205 (1, 6)	0-2 L6-4 1-2 2B 1B		2-1 G6-3 1-2			4-2 1B 1B BB		0-1 F8		3 2 1 0 1 0 1
Andy Van Slyke, L OBP: 0.370, SLG: 0.415 (1, 8)	2-2 L6-4 1-2 2-3		0-1 G3-1			1-2 1B 1B 1B		4-1 1B BB		3 0 1 0 1 0 3
Jeff King, R OBP: 0.342, SLG: 0.417 (1, 5)	2-2 2-H 2B			3-2 K		1-1 F9		0-1 1B		4 0 2 1 0 1 2
Dave Clark, L OBP: 0.462, SLG: 0.917 (1, 9)	2-1 F8			3-2 G3		1-1 1B 1B		1-3 K		4 0 1 1 0 1 3
Al Martin, L OBP: 0.333, SLG: 0.486 (1, 7)		0-0 G4-3		1-0 L9		0-0 G6-4-3 1B		2-0 F7		4 0 1 0 0 0 2
Brian Hunter, R OBP: 0.250, SLG: 0.500 (1, 3)		3-2 P3			3-2 G6-3 1B	2-2 G6-4-3		0-3 K		4 0 1 0 0 1 3
Jerry Goff, L OBP: 0.143, SLG: 0.143 (1, 2)		3-3 K			0-0 F8		0-3 K2-3		0-0 G3-1	4 0 0 0 0 2 1
Steve Cooke, R Will Pennyfeather, R Joel Johnston, R Jeff Ballard, L Rick White, R Lloyd McClendon, R (1, 1) (5, PH) (6, 1) (7, 1) (9, 1) (9, PH)			0-1 L6		0-1 G6-3		1-0 G4-3		2-0 2B	1 0 0 0 0 0 0 1 0 0 0 0 0 1 0 0 0 0 0 0 0 1 0 0 0 0 0 0 0 0 0 0 0 0 0 1 0 1 0 0 0 0

Inning Stats	R: 1 E: 0 K: 0 S: 16	H: 3 LOB: 1 BB: 0 P: 24	R: 0 E: 0 K: 1 S: 8	H: 0 LOB: 0 BB: 0 P: 14	R: 0 E: 0 K: 0 S: 9	H: 1 LOB: 1 BB: 0 P: 13	R: 0 E: 0 K: 1 S: 8	H: 0 LOB: 0 BB: 0 P: 15	R: 0 E: 0 K: 1 S: 12	H: 1 LOB: 1 BB: 0 P: 18	R: 1 E: 0 K: 0 S: 13	H: 3 LOB: 2 BB: 1 P: 22	R: 0 E: 0 K: 1 S: 6	H: 0 LOB: 0 BB: 0 P: 7	R: 0 E: 0 K: 1 S: 9	H: 1 LOB: 2 BB: 1 P: 16	R: 0 E: 0 K: 2 S: 8	H: 1 LOB: 1 BB: 0 P: 13	1B: 8 2B: 3 3B: 0 HR: 0	SF: 0 SAC: 0 DP: 2 HBP: 0
--------------	-------------------------------	----------------------------------	------------------------------	----------------------------------	------------------------------	----------------------------------	------------------------------	----------------------------------	-------------------------------	----------------------------------	-------------------------------	----------------------------------	------------------------------	---------------------------------	------------------------------	----------------------------------	------------------------------	----------------------------------	----------------------------------	------------------------------------

PITCHER	IP	WLS	BF	H	R	ER	SO	BB	IBB	HBP	BLK	WP	HR	S	P	ERA	WHIP
Tom Candiotti, R ERA: 2.25 (1, 1)	6.0		25	8	2	2	3	1	0	0	0	0	0	66	106	3.00	1.500
Jim Gott, R ERA: 6.75 (7, 1)	1.0		3	0	0	0	1	0	0	0	0	0	0	6	7	0.00	0.000
Roger McDowell, R ERA: (8, 1)	1.0		5	1	0	0	1	1	0	0	0	0	0	9	16	0.00	2.000
Todd Worrell, R ERA: 3.0 (9, 1)	1.0		4	1	0	0	2	0	0	0	0	0	0	8	13	0.00	1.000

BOTTOM

Los Angeles Dodgers @ Pittsburgh Pirates
Three Rivers Stadium, Pittsburgh, PA

Sun Apr 17 1994, 3:33 AM EDT
Att. 22,590 - Cloudy - 57 F

AB	35
R	2
H	10
RBI	2
BB	2
SO	7
LOB	18



WP	PA	ERA	WHIP
0	37		
0			
1			

Batter	1	2	3	4	5	6	7	8	9	AB R H RBI BB SO LOB	TOP																										
Delino DeShields, L (1, 4) OBP: 0.278, SLG: 0.191	2-0 G3	2-1 F7		1-0 CS	1-0 B1		2-1 F7		2-1 F9	5 0 0 0 0 0 5																											
Brett Butler, L (1, 8) OBP: 0.370, SLG: 0.348	4-2 BB		4-1 G6-4-3 1B		1-0 G3		0-0 P5		3-2 1B	3 0 1 0 2 0 2																											
Mike Piazza, R (1, 2) OBP: 0.259, SLG: 0.365	4-2 BB		1-0 G6-4-3 1B		0-0 F9		2-2 HR		1-2 P3	4 1 2 3 1 0 2																											
Henry Rodriguez, L (1, 3) OBP: 0.344, SLG: 0.633 Eric Karros, R (7, PH) OBP: 0.319, SLG: 0.231	0-0 F8		1-2 G6-4-3		1-1 F7		2-3 K			3 0 0 0 0 0 4 1 0 0 0 0 1 1																											
Tim Wallach, R (1, 5) OBP: 0.358, SLG: 0.563	1-2 F7		0-0 F7		4-1 BB		1-2 G6-3			3 0 0 0 1 0 3																											
Raul Mondesi, R (1, 9) OBP: 0.294, SLG: 0.471		1-1 SH2-4 HBP 1B		1-0 F9		0-1 P2		0-0 L4		4 0 1 0 0 0 1																											
Cory Snyder, R (1, 7) OBP: 0.412, SLG: 1.000		1-1 SH2-4 HBP		3-2 1B 2B		0-0 F7		3-3 K		3 1 1 0 0 1 1																											
Jose Offerman, S (1, 6) OBP: 0.275, SLG: 0.273		0-3 K		2-0 1B		4-2 2B HR BB		0-1 L4		3 1 1 1 1 1 2																											
Ramon Martinez, R (1, 1) OBP: 0.200, SLG: 0.200 Dave Hansen, L (7, PH) OBP: 0.250, SLG: 0.500 Chris Gwynn, L (7, PR) OBP: 0.450, SLG: 0.400 Jim Gott, R (7, 1) Jeff Treadway, L (9, PH) OBP: 0.333, SLG: 0.500 Gary Wayne, L (9, 1)		0-0 SH2-4		0-2 CS 1B		3-2 HR 2B		0-1 1B		1 0 1 0 0 0 0 1 0 1 0 0 0 0 0 1 0 0 0 0 0 0 0 0 0 0 0 0 1 0 1 0 0 0 0 0 0 0 0 0 0 0																											
Inning Stats	R: 0 E: 0 K: 0 S: 10	H: 0 LOB: 2 BB: 2 P: 21	R: 0 E: 0 K: 1 S: 9	H: 1 LOB: 2 BB: 0 P: 13	R: 0 E: 0 K: 0 S: 6	H: 1 LOB: 1 BB: 1 P: 12	R: 1 E: 0 K: 0 S: 9	H: 3 LOB: 0 BB: 0 P: 16	R: 0 E: 0 K: 0 S: 3	H: 0 LOB: 0 BB: 0 P: 5	R: 0 E: 0 K: 0 S: 6	H: 0 LOB: 1 BB: 1 P: 11	R: 3 E: 0 K: 1 S: 16	H: 2 LOB: 1 BB: 1 P: 29	R: 0 E: 0 K: 1 S: 10	H: 0 LOB: 0 BB: 0 P: 14	R: 0 E: 0 K: 0 S: 13	H: 2 LOB: 2 BB: 0 P: 19	1B: 6 2B: 2 3B: 0 HR: 1	SF: 0 SAC: 1 DP: 1 HBP: 1	WP: 0 PB: 0 SB: 0 CS: 1	PA: 40															
PITCHER	IP WLS BF H R ER SO BB IBB HBP BLK WP HR S P ERA WHIP																																				
Ben Rivera, R (1, 1) ERA: 5.28	6.0		27	6	3	3	1	5	0	1	0	0	0	49	91	4.50	1.833																				
David West, L (7, 1) ERA: 4.26	2.0		7	1	1	1	2	0	0	0	0	0	1	20	30	4.50	0.500																				
Doug Jones, R (9, 1) ERA: 2.25	1.0	W	5	2	0	0	0	0	0	0	0	0	0	13	19	0.00	2.000																				

Los Angeles Dodgers @ Philadelphia Phillies
Veterans Stadium, Philadelphia, PA

Mon Apr 18 1994, 7:05 PM EDT
Att. 26,666 - Unknown - 65 F

livebaseballscorecards.com

AB	32
R	4
H	9
RBI	4
BB	5
SO	3
LOB	21



Batter	1	2	3	4	5	6	7	8	9	AB	R	H	RBI	BB	SO	LOB
Lenny Dykstra, L OBP: 0.317, SLG: 0.364 (1, 8)	1-0 G3 1B 2B	2-1 1B 2B		3-2 L7		3-1 F8		0-0 G4-3		5	2	2	0	0	0	0
Mariano Duncan, R OBP: 0.283, SLG: 0.471 Mickey Morandini, L OBP: 0.412, SLG: 0.231 (1, 4) (8, 4)	0-0 G3 2-3	2-0 1B		0-3 K		3-2 P2		1-2 F8		4	0	1	1	0	1	1
John Kruk, L OBP: 0.417, SLG: 0.429 (1, 3)	0-0 F8 1B 3-H	2-2 K		1-1 P5			1-2 K		2-0 G4-6-3 1B E	5	1	2	1	0	2	1
Dave Hollins, S OBP: 0.450, SLG: 0.500 (1, 5)	0-0 BB 1-2 1B		1-1 G4-3 WP G3 1B		1-0 F8		2-3 K		1-0 FC1 G4-6-3	5	1	2	0	0	1	1
Darren Daulton, L OBP: 0.500, SLG: 0.829 (1, 2)	3-1 F8 2-3		3-2 G4-3		3-1 FC4-6 1B		1-1 1B 2B		2-0 G4-6-3 1-2f 2-3	5	1	2	0	0	0	5
Jim Eisenreich, L OBP: 0.383, SLG: 0.395 (1, 9)	4-0 FC4-6 1-2 BB		3-2 G3		0-0 FC4-6 1B 1-2f		1-1 2B 1-2 1B		2-2 1B 3-H	4	0	2	2	1	0	1
Milt Thompson, L OBP: 0.409, SLG: 0.650 (1, 7)	2-1 FC4-6 1-2f 2B		0-0 2B		1-2 1B		1-0 1-3 2-H 2B			4	0	3	1	0	0	3
Kevin Stocker, S OBP: 0.391, SLG: 0.250 (1, 6)		1-1 L6-3		4-0 IBB		3-1 L4		0-0 F7		3	0	0	0	1	0	4
Ben Rivera, R David West, L Tony Longmire, L OBP: 0.083, SLG: 0.083 Doug Jones, R (1, 1) (7, 1) (8, PH) (9, 1)		1-3 K		2-3 K			1-3 K		0-3 K	3	0	0	0	0	3	2
										0	0	0	0	0	0	0
										1	0	0	0	0	1	0
										0	0	0	0	0	0	0

Inning Stats	R: 1	H: 3	E: 0	LOB: 3	K: 0	BB: 1	S: 8	P: 18	R: 1	H: 2	E: 0	LOB: 1	K: 2	BB: 0	S: 12	P: 20	R: 1	H: 2	E: 0	LOB: 2	K: 1	BB: 1	S: 13	P: 26	R: 0	H: 0	E: 0	LOB: 0	K: 1	BB: 0	S: 8	P: 12	R: 0	H: 2	E: 0	LOB: 2	K: 0	BB: 0	S: 9	P: 17	R: 0	H: 0	E: 0	LOB: 0	K: 1	BB: 0	S: 10	P: 17	R: 1	H: 3	E: 0	LOB: 2	K: 2	BB: 0	S: 12	P: 18	R: 0	H: 0	E: 1	LOB: 0	K: 0	BB: 0	S: 11	P: 12	R: 1	H: 2	E: 1	LOB: 1	K: 0	BB: 0	S: 6	P: 13	1B: 10	SF: 0	2B: 4	SAC: 0	3B: 0	DP: 1	HR: 0	HBP: 0
--------------	------	------	------	--------	------	-------	------	-------	------	------	------	--------	------	-------	-------	-------	------	------	------	--------	------	-------	-------	-------	------	------	------	--------	------	-------	------	-------	------	------	------	--------	------	-------	------	-------	------	------	------	--------	------	-------	-------	-------	------	------	------	--------	------	-------	-------	-------	------	------	------	--------	------	-------	-------	-------	------	------	------	--------	------	-------	------	-------	--------	-------	-------	--------	-------	-------	-------	--------

PITCHER	IP	WLS	BF	H	R	ER	SO	BB	IBB	HBP	BLK	WP	HR	S	P	ERA	WHIP
Ramon Martinez, R ERA: 3.66 (1, 1)	6.0		29	9	3	3	5	1	1	0	0	1	0	60	110	4.50	1.667
Jim Gott, R ERA: 6.14 (7, 1)	2.0		9	3	1	1	3	0	0	0	0	0	0	23	30	4.50	1.500
Gary Wayne, L ERA: 7.36 (9, 1)	0.2	L	4	2	1	0	0	0	0	0	0	0	0	6	13	0.00	3.000

BOTTOM

Los Angeles Dodgers @ Philadelphia Phillies
Veterans Stadium, Philadelphia, PA
Mon Apr 18 1994, 7:05 PM EDT
Att: 26,666 - Unknown - 65 F

AB	40
R	5
H	14
RBI	5
BB	2
SO	8
LOB	18



WP	PA	ERA	WHIP
1	42		
0			
0			

Batter	1	2	3	4	5	6	7	8	9	AB	R	H	RBI	BB	SO	LOB
Lenny Dykstra, L OBP: 0.324, SLG: 0.345 (1, 8)	4-1 G4-3 BB BB		4-1 3B BB		1-0 F7	0-0 G3			1-1 G3-1	3	2	0	0	2	0	2
Mickey Morandini, L OBP: 0.455, SLG: 0.412 (1, 4)	4-2 G4-3 G4-3 1-2 BB		1-2 G6-3 1-H 3B		2-2 L8			0-0 G4-3	1-0 1B	4	1	2	1	1	0	0
John Kruk, L OBP: 0.448, SLG: 0.391 (1, 3)	2-2 G4-3 1-2 2-3		4-0 G6-3 BB			4-2 FC6-4 BB		4-0 FC4-6 BB	3-2 F8	2	0	0	0	3	0	4
Dave Hollins, S OBP: 0.422, SLG: 0.460 Doug Jones, R Ricky Jordan, R OBP: 0.281, SLG: 0.367 (1, 5) (8, 1) (9, PH)	3-1 G4-3 2-3 3-H		0-0 G6-3 1-2f			0-1 FC6-4 FC4-6 1B 1-2f HR		1-1 FC4-6 1-2f	1-3 K	4	1	0	1	0	0	4
Darren Daulton, L OBP: 0.481, SLG: 0.778 (1, 2)	3-3 K		2-1 F9			1-1 FC4-6 1-2 1B		0-3 K		4	0	1	0	0	2	2
Jim Eisenreich, L OBP: 0.373, SLG: 0.404 (1, 9)		0-2 2B		2-2 L7		0-1 FC4-6 1-2f HR		0-1 G6-3		4	1	1	0	0	0	2
Milt Thompson, L OBP: 0.385, SLG: 0.708 (1, 7)		1-2 F8		1-0 L4		2-0 HR		0-0 G6-3		4	1	1	3	0	0	1
Kevin Stocker, S OBP: 0.400, SLG: 0.256 (1, 6)		4-0 G6-4-3 BB		3-1 L8		1-1 1B 1B		1-3 K		3	1	1	0	1	1	0
Curt Schilling, R OBP: 0.273, SLG: 0.273 Larry Andersen, R David West, L Kim Batiste, R OBP: 0.222, SLG: 0.222 (1, 1) (7, 1) (8, 1) (8, 5)		0-0 G6-4-3 1-2f		1-1 G1-3		0-0 1B		0-1 G3-1 1B		3	0	1	0	0	0	2

Inning Stats	R: 1	H: 0	E: 0	K: 1	S: 15	H: 0	LOB: 1	BB: 2	P: 31	R: 0	H: 1	E: 0	K: 0	S: 7	H: 1	LOB: 1	BB: 1	P: 12	R: 2	H: 1	E: 0	K: 0	S: 8	H: 0	LOB: 0	BB: 2	P: 19	R: 0	H: 0	E: 0	K: 0	S: 6	H: 0	LOB: 0	BB: 0	P: 10	R: 4	H: 4	E: 0	K: 0	S: 13	H: 0	LOB: 1	BB: 1	P: 21	R: 0	H: 0	E: 0	K: 1	S: 6	H: 0	LOB: 1	BB: 1	P: 11	R: 0	H: 0	E: 0	K: 1	S: 6	H: 0	LOB: 0	BB: 0	P: 7	R: 0	H: 2	E: 0	K: 1	S: 13	H: 2	LOB: 2	BB: 0	P: 19	1B: 5	SF: 0	2B: 1	SAC: 0	3B: 1	DP: 2	HR: 1	HBP: 0	WP: 0	PA: 40
--------------	------	------	------	------	-------	------	--------	-------	-------	------	------	------	------	------	------	--------	-------	-------	------	------	------	------	------	------	--------	-------	-------	------	------	------	------	------	------	--------	-------	-------	------	------	------	------	-------	------	--------	-------	-------	------	------	------	------	------	------	--------	-------	-------	------	------	------	------	------	------	--------	-------	------	------	------	------	------	-------	------	--------	-------	-------	-------	-------	-------	--------	-------	-------	-------	--------	-------	--------

PITCHER	IP	WLS	BF	H	R	ER	SO	BB	IBB	HBP	BLK	WP	HR	S	P	ERA	WHIP
Pedro Astacio, R ERA: 9.18 (1, 1)	5.2		27	6	7	7	1	6	0	0	0	0	1	54	104	11.12	2.118
Gary Wayne, L ERA: 6.75 (6, 1)	0.1		1	0	0	0	0	0	0	0	0	0	0	1	1	0.00	0.000
Roger McDowell, R ERA: (7, 1)	1.0		4	0	0	0	1	1	0	0	0	0	0	6	11	0.00	1.000
Todd Worrell, R ERA: 2.25 (8, 1)	1.0	W	3	0	0	0	1	0	0	0	0	0	0	6	7	0.00	0.000
37 Darren Dreifort, R ERA: 1.23 (9, 1)	1.0	S	5	2	0	0	1	0	0	0	0	0	0	13	19	0.00	2.000


BOTTOM

Los Angeles Dodgers @ Philadelphia Phillies
Veterans Stadium, Philadelphia, PA

Tue Apr 19 1994, 3:33 AM EDT
Att: 35,170 - Cloudy - 77 F

livebaseballscores.com

AB	33
R	7
H	8
RBI	5
BB	7
SO	4
LOB	19



Batter	1	2	3	4	5	6	7	8	9	10	11	AB R H RBI BB SO LOB	TOP						
Jose Vizcaino, S OBP: 0.385, SLG: 0.491 (1, 6)	G4-3		F7		G6-3		F7		G6-3		K	6 0 0 0 0 1 5	<div style="display: flex; flex-direction: column; align-items: center;"> <div style="writing-mode: vertical-rl; transform: rotate(180deg); font-weight: bold; font-size: 1.2em;">New York Mets @ Los Angeles Dodgers</div> <div style="writing-mode: vertical-rl; transform: rotate(180deg); font-weight: bold; font-size: 1.1em;">Dodger Stadium, Los Angeles, CA</div> <div style="writing-mode: vertical-rl; transform: rotate(180deg); font-size: 0.8em;">Wed Apr 20 1994, 7:05 PM PDT</div> <div style="writing-mode: vertical-rl; transform: rotate(180deg); font-size: 0.7em;">Att: 34,350 - Unknown - 66 F</div> </div>						
David Segui, S OBP: 0.344, SLG: 0.345 (1, 3)	K		FC6-4		1B		2B 1B		G4-3		FC6-4	6 1 2 0 0 1 4							
Joe Orsulak, L Mike Maddux, L Fernando Vina, L Dave Leighner, R Doug Linton, R Tim Bogar, R (1, 7) (7, 1) (9, PH) (9, 1) (11, 1) (11, 3)	K			HR	G1-3		2B 1B		G4-3			4 1 2 2 0 1 1 0 0 0 0 0 0 0 1 0 0 0 0 0 1 0							
Bobby Bonilla, S OBP: 0.342, SLG: 0.300 (1, 5)		FC6-4 BB		HR BB		K	L6			P3		3 1 0 0 2 1 2							
Jeff Kent, R OBP: 0.459, SLG: 0.930 (1, 4)	K		F9		1B	1B	2B			K		5 0 2 1 0 2 2							
Jeromy Burnitz, L Kevin McReynolds, R OBP: 0.270, SLG: 0.212 OBP: 0.365, SLG: 0.370 (1, 9) (10, PH) (10, 7)	L8		P4		1B				P5		K	4 0 1 0 0 0 2 1 0 0 0 0 1 0							
Ryan Thompson, R OBP: 0.392, SLG: 0.667 (1, 8)	FC6-4		HR		K		K		K		1B SH1-4 BB	4 1 1 2 1 2 3							
Todd Hundley, S OBP: 0.378, SLG: 0.667 (1, 2)			K		G4-3		P6		F8		SH1-4	4 0 0 0 0 1 2							
Pete Smith, R John Cangelosi, S OBP: 0.643, SLG: 0.600 (1, 1) (7, PH) (7, 7) (10, 9)		FC6-4 BB			F9		1B 1B		G4-3 G6-3 BB		FC6-4 1B	1 0 0 0 1 0 0 2 1 2 0 1 0 0							
Inning Stats	R: 0 H: 0 E: 0 K: 2 S: 7	R: 0 H: 0 E: 0 K: 1 S: 5	R: 0 H: 0 E: 0 K: 1 S: 5	R: 3 H: 2 E: 0 K: 0 S: 9	R: 0 H: 1 E: 0 K: 0 S: 9	R: 0 H: 2 E: 0 K: 2 S: 9	R: 2 H: 4 E: 0 K: 0 S: 10	R: 0 H: 0 E: 0 K: 1 S: 8	R: 0 H: 0 E: 0 K: 0 S: 3	R: 0 H: 0 E: 0 K: 2 S: 7	R: 0 H: 1 E: 0 K: 1 S: 12	1B: 7 SF: 0 2B: 1 SAC: 1 3B: 0 DP: 0 HR: 2 HBP: 0		WP: 0 PA: 47 PB: 0 SB: 0 CS: 0					
PITCHER	IP WLS BF H R ER SO BB IBB HBP BLK WP HR S P ERA WHIP																		
Kevin Gross, R ERA: 4.43 (1, 1)	6.1	30	8	5	5	6	3	0	0	0	0	0	0	0	2	51	84	7.11	1.737
Roger McDowell, R ERA: (7, 1)	0.2	2	1	0	0	0	0	0	0	0	0	0	0	0	3	3	0.00	1.500	
37 Darren Dreifort, R ERA: 0.96 (8, 1)	2.0	7	0	0	0	1	1	0	0	0	0	0	0	0	11	21	0.00	0.500	
Todd Worrell, R ERA: 1.5 (10, 1)	2.0	W 8	1	0	0	3	1	0	0	0	0	0	0	0	19	28	0.00	1.000	

livebaseballscores.com

AB	41
R	5
H	10
RBI	5
BB	5
SO	10
LOB	22



BOTTOM

New York Mets @ Los Angeles Dodgers
Dodger Stadium, Los Angeles, CA

Wed Apr 20 1994, 7:05 PM PDT
Att: 34,350 - Unknown - 66 F

livebaseballscores.com

AB	40
R	6
H	13
RBI	6
BB	5
SO	5
LOB	16



WP:	0	PA:	48
PB:	0		
SB:	1		
CS:	1		

Batter	1	2	3	4	5	6	7	8	9	10	11	AB	R	H	RBI	BB	SO	LOB
Deino DeShields, L OBP: 0.288, SLG: 0.196 (1, 4)	G2-3 1B		K 1B			1B S 1B	2B BB		G4-3 1B		SH 1B	4	1	1	0	1	1	1
Brett Butler, L OBP: 0.415, SLG: 0.436 (1, 8)	SF8 3B			F8 1B		1B BB 1B	2B 2-H			1B 1B	1B 1B	6	2	5	2	0	0	0
Mike Piazza, R OBP: 0.234, SLG: 0.328 (1, 2)	SF8 3-H			G4-3 1B		K 1B	K2-3 1B			F8 1B		4	0	0	1	0	2	5
Tim Wallach, R OBP: 0.387, SLG: 0.537 Chris Gwynn, L OBP: 0.333, SLG: 0.333 Cory Snyder, R OBP: 0.364, SLG: 0.800 (1, 5) (8, PR) (9, 5)	L5 3-H			K 1B		1B BB 1-2		G6-4-3 1B		F8 1B		3	0	1	0	1	1	0
Henry Rodriguez, L OBP: 0.381, SLG: 0.590 (1, 7)		G3-1 1B		G4-3 1B		1-3 2-H 3-H 1B		K 1B		1-1 1B		5	0	2	2	0	1	1
Eric Karros, R OBP: 0.351, SLG: 0.333 (1, 3)		FC5-4 1B		HR 1B		F8 1B		G6-4-3 1-2		4-1 BB		4	1	2	1	1	0	3
Raul Mondesi, R OBP: 0.279, SLG: 0.426 (1, 9)		FC5-4 CS 1-2		F7 1B			G6-3 1B		P3 1B		F9 1B	5	0	0	0	0	0	4
Jose Offerman, S OBP: 0.293, SLG: 0.300 (1, 6)	CS 1-2		F8 1B		F8 1B		G4-3 1B		1B 1B		SH 1B 2B	5	1	2	0	0	0	0
Kevin Gross, R Roger McDowell, R Jeff Treadway, L 37 Darren Dreifort, R Dave Hansen, L Todd Worrell, R Mitch Webster, S (1, 1) (7, 1) (7, PH) (8, 1) (9, PH) (10, 1) (11, PH)			L5 1B			F8 1B	BB 2B BB		F7 1B		1B SH IBB	2	0	0	0	0	0	0

Inning Stats	R: 1	H: 1	R: 0	H: 1	R: 0	H: 0	R: 0	H: 0	R: 1	H: 1	R: 2	H: 3	R: 1	H: 1	R: 0	H: 1	R: 0	H: 2	R: 1	H: 2	1B: 9	SF: 1	WP: 0	PA: 48	
	E: 0	LOB: 0	E: 0	LOB: 0	E: 0	LOB: 0	E: 0	LOB: 0	E: 0	LOB: 0	E: 0	LOB: 2	E: 0	LOB: 2	E: 0	LOB: 1	E: 0	LOB: 3	E: 0	LOB: 3	2B: 2	SAC: 1	PB: 0		
	K: 0	BB: 0	K: 0	BB: 0	K: 1	BB: 0	K: 1	BB: 0	K: 0	BB: 0	K: 1	BB: 1	K: 1	BB: 2	K: 1	BB: 0	K: 0	BB: 1	K: 0	BB: 1	3B: 1	DP: 1	SB: 1		
	S: 4	P: 4	S: 3	P: 3	S: 8	P: 12	S: 11	P: 14	S: 8	P: 13	S: 16	P: 28	S: 11	P: 21	S: 7	P: 10	S: 13	P: 21	S: 10	P: 17	S: 7	P: 16	HR: 1	HBP: 0	CS: 1

PITCHER	IP	WLS	BF	H	R	ER	SO	BB	IBB	HBP	BLK	WP	HR	S	P	ERA	WHIP
Pete Smith, R ERA: 6.08 (1, 1)	6.0		24	6	4	4	3	1	0	0	0	0	1	50	74	6.00	1.167
Mike Maddux, R ERA: 4.35 (7, 1)	2.0		9	2	1	1	2	2	0	0	0	0	0	18	31	4.50	2.000
Dave Telgheder, R ERA: 6.43 (9, 1)	2.0	L	13	4	1	1	0	1	1	0	0	0	0	28	51	4.50	2.500
Doug Linton, R ERA: (11, 1)	0.0		1	1	0	0	0	0	0	0	0	0	0	2	3	∞	∞

Batter	1	2	3	4	5	6	7	8	9	AB R H RBI BB SO LOB	TOP											
Jose Vizcaino, S (1, 6) OBP: 0.377, SLG: 0.475 Jonathan Hurst, R (7, 1) Todd Hundley, S (9, PH) OBP: 0.368, SLG: 0.649	0-3 K		0-0 FC5 1B		0-1 G3-1		0-0 G4-6-3		1-2 G6-3	4 0 1 0 0 1 2 0 0 0 0 0 0 0 1 0 0 0 0 0 2	New York Mets @ Los Angeles Dodgers Dodger Stadium, Los Angeles, CA Thu Apr 21 1994, 7:05 PM PDT Att. 34,717 - Unknown - 65 F											
David Segui, S (1, 3) OBP: 0.353, SLG: 0.356 Luis Rivera, R (8, 4) OBP: 0.333, SLG: 1.000	2-2 G4-3		1-2 FC5 1B		3-1 G3			0-0 G6-4-3 1B		4 0 2 1 0 0 0 0 0 0 0 0 0 0												
Joe Orsulak, L (1, 7) OBP: 0.286, SLG: 0.316 (8, 3)	3-3 K		2-2 FC5		0-0 G4-6-3 1B			0-1 G6-4-3		4 0 1 0 0 1 3												
Bobby Bonilla, S (1, 5) OBP: 0.357, SLG: 0.333 Tim Bogar, R (8, 5)		0-1 G4-3 2B	2-0 FC3-6		4-2 SAFE G4-6-3 1B			2-3 K		3 0 1 0 1 1 2 0 0 0 0 0 0 0												
Jeff Kent, R (1, 4) OBP: 0.438, SLG: 0.883 John Cangelosi, S (8, 7) OBP: 0.600, SLG: 0.545		1-2 F7		0-1 F9		0-1 G4-6-3		3-2 F8		3 0 0 0 0 0 3 1 0 0 0 0 0 0												
Jeremy Burnitz, L (1, 9) OBP: 0.268, SLG: 0.194		0-0 G4-3		1-3 K		2-1 P4		4-2 HR		3 1 0 0 1 1 2												
Ryan Thompson, R (1, 8) OBP: 0.418, SLG: 0.755		3-3 K		0-0 1B			0-0 1B 2B		0-1 HR	4 1 3 2 0 1 1												
Kelly Stinnett, R (1, 2) OBP: 0.375, SLG: 0.333 Jeff McKnight, S (9, PH) OBP: 0.333, SLG: 0.500			1-0 1B SH5-4 1B		0-3 SAFE K		3-2 F8		2-2 2B	3 1 1 0 0 1 2 1 0 1 0 0 0 0												
Dwight Gooden, R (1, 1) OBP: 0.250, SLG: 0.250 Doug Linton, R (6, 1) Fernando Vina, L (7, PH) OBP: 0.414, SLG: 0.385 (7, 6)			0-0 SH5-4		0-2 G6-3		2-2 G4-6-3 1B		2-2 G6-3 HBP	1 0 0 0 0 0 0 0 0 0 0 0 0 0 1 0 1 0 0 0 0												
Inning Stats	R: 0 E: 0 K: 2 S: 10	H: 0 LOB: 0 BB: 0 P: 15	R: 0 E: 0 K: 1 S: 9	H: 1 LOB: 1 BB: 0 P: 13	R: 1 E: 0 K: 0 S: 10	H: 3 LOB: 2 BB: 0 P: 16	R: 0 E: 0 K: 2 S: 9	H: 1 LOB: 1 BB: 0 P: 10	R: 0 E: 0 K: 0 S: 7	H: 0 LOB: 0 BB: 0 P: 10	R: 0 E: 0 K: 0 S: 7	H: 1 LOB: 1 BB: 1 P: 13	R: 0 E: 0 K: 0 S: 8	H: 2 LOB: 1 BB: 0 P: 13	R: 0 E: 0 K: 1 S: 7	H: 1 LOB: 0 BB: 0 P: 9	R: 2 E: 0 K: 0 S: 17	H: 2 LOB: 1 BB: 1 P: 29	1B: 7 2B: 3 3B: 0 HR: 1	SF: 0 SAC: 1 DP: 4 HBP: 1	WP: 0 PB: 0 SB: 0 CS: 0	PA: 37
PITCHER	IP WLS BF H R ER SO BB IBB HBP BLK WP HR S P ERA WHIP																					
Orel Hershiser, R (1, 1) ERA: 2.52 Omar Daal, L (8, 1) ERA: Jim Gott, R (9, 1) ERA: 7.56	7.0 W 28 8 1 1 5 1 0 0 0 0 0 0 60 90 1.29 1.286																					
	1.0 3 1 0 0 1 0 0 0 0 0 0 0 7 9 0.00 1.000																					
	1.0 6 2 2 2 0 1 0 1 0 0 0 1 17 29 18.00 3.000																					

livebaseballscorecards.com



Batter	1	2	3	4	5	6	7	8	9	AB	R	H	RBI	BB	SO	LOB
Delino DeShields, L (1, 4) OBP: 0.313, SLG: 0.236	1-0 G6-3			3-2 1B	1-2 1B	0-0 1B	2-2 SF8			4	2	3	2	0	0	0
Brett Butler, L (1, 8) OBP: 0.449, SLG: 0.436 Chris Gwynn, L (7, PH) OBP: 0.286, SLG: 0.286	4-2 G6-3 BB			4-2 1B	4-1 1B	4-0 BB	1-2 F9			0	1	0	0	4	0	0
Mike Piazza, R (1, 2) OBP: 0.235, SLG: 0.328 Tom Prince, R (8, 2) OBP: 0.429, SLG: 0.333	0-0 G6-3			1-3 1B	1-0 1B	0-2 SF7		1-2 G4-3 BB HR 1B		3	0	1	2	0	1	3
Tim Wallach, R (1, 5) OBP: 0.394, SLG: 0.526 Jeff Treadway, L (8, PH) OBP: 0.429, SLG: 0.545				0-1 1B	1-0 1B	3-3 1B		4-0 G4-3 HR BB		3	0	1	2	0	1	2
Henry Rodriguez, L (1, 7) OBP: 0.362, SLG: 0.545				1-2 1B	2-3 K			1-2 G4-3		5	1	1	0	0	2	5
Eric Karros, R (1, 3) OBP: 0.377, SLG: 0.385 Cory Snyder, R (8, 3) OBP: 0.348, SLG: 0.762				1-1 1B		0-1 2B		1-0 F7		4	2	3	1	0	0	0
Raul Mondesi, R (1, 9) OBP: 0.303, SLG: 0.485				0-1 1B	2-0 E8 1B	1-0 3B 1B		2-2 HR		5	3	3	3	0	0	1
Jose Offerman, S (1, 6) OBP: 0.286, SLG: 0.327				0-0 F8	1-2 G6-3	2-0 F8		3-1 F7		5	1	1	2	0	0	1
Orel Hershiser, R (1, 1) OBP: 0.273, SLG: 0.200 Dave Hansen, L (7, PH) OBP: 0.429, SLG: 0.500 Omar Daal, L (8, 1) Jim Gott, R (9, 1)				1-3 K	1-1 B1-3	0-0 1B SF7				3	1	1	0	0	1	0

Inning Stats	R: 0	H: 0	E: 0	K: 0	S: 4	R: 0	H: 0	E: 0	K: 0	S: 7	R: 0	H: 0	E: 0	K: 1	S: 6	R: 3	H: 4	E: 0	K: 1	S: 17	R: 1	H: 2	E: 0	K: 1	S: 19	R: 3	H: 4	E: 1	K: 1	S: 13	R: 3	H: 3	E: 0	K: 1	S: 17	R: 3	H: 2	E: 0	K: 0	S: 12
	0	0	0	1	9	0	0	0	0	11	0	0	0	0	8	3	4	0	1	27	1	2	0	1	29	3	4	1	2	13	3	3	0	1	28	3	2	0	0	23

PITCHER	IP	WLS	BF	H	R	ER	SO	BB	IBB	HBP	BLK	WP	HR	S	P	ERA	WHIP
Dwight Gooden, R (1, 1) ERA: 6.35	5.1	L	28	10	7	7	3	3	0	1	0	0	0	59	94	11.81	2.438
Doug Linton, R (6, 1) ERA:	0.2		3	0	0	0	1	1	0	0	0	1	0	7	14	0.00	1.500
Jonathan Hurst, R (7, 1) ERA: 12.6	2.0		13	5	6	6	1	2	0	0	0	0	1	29	51	27.00	3.500


BOTTOM

New York Mets @ Los Angeles Dodgers
Dodger Stadium, Los Angeles, CA

Thu Apr 21 1994, 7:05 PM PDT
 Att: 34,717 - Unknown - 65 F

AB	35
R	13
H	15
RBI	12
BB	6
SO	5
LOB	15

livebaseballscorecards.com



WP	PA	1B	SF	2B	SAC	3B	DP	HR	HBP
1	44	12	2	1	0	1	1	1	1

Batter	1	2	3	4	5	6	7	8	9	AB	R	H	RBI	BB	SO	LOB	TOP										
Mike Lansing, R (1, 4) OBP: 0.314, SLG: 0.274	2-2 P4		0-0 2B	1-2 G4-3		0-1 G6-4-3		2-0 L6		5	1	1	1	0	0	3											
Cliff Floyd, L (1, 3) OBP: 0.317, SLG: 0.417	1-1 G6-3		0-1 2B	3-1 G3-1			2-0 E6		1-2 L7	5	1	1	1	0	0	0											
Marquis Grissom, R (1, 8) OBP: 0.309, SLG: 0.382	2-2 G6-3		1-1 SF8		1-3 K		3-3 K		2-2 F7	5	1	1	1	0	2	1											
Larry Walker, L (1, 9) OBP: 0.351, SLG: 0.536		2-1 HR	0-0 G4-3		3-3 K		4-0 S		1-0 P4	4	1	1	1	1	1	1											
Moises Alou, R (1, 7) OBP: 0.417, SLG: 0.679		2-2 G6-3	0-0 SF8		1-0 2B		2-3 K			3	0	1	1	0	1	2											
Darrin Fletcher, L (1, 2) OBP: 0.420, SLG: 0.533		2-2 1B	1-0 G4-3		4-0 IBB			1-0 HBP		3	1	2	0	1	0	0											
Tim Spehr, R (8, PR) OBP: 0.250, SLG: 0.143		2B						1B		0	0	0	0	0	0	0											
Wil Cordero, R (1, 6) OBP: 0.333, SLG: 0.422		1-0 F8		0-1 3B	0-1 G4-3			1-2 F8		4	1	1	0	0	0	4											
Sean Berry, R (1, 5) OBP: 0.375, SLG: 0.408		3-2 1B		2-2 F8		1-1 G6-3		1-0 HBP		3	0	1	1	0	0	1											
Kirk Rueter, L (1, 1) Jeff Gardner, L (4, PH) Gil Heredia, R (4, 1) Jeff Shaw, R (4, 1) Lou Frazier, S (8, PH) Tim Scott, R (8, 1) Mel Rojas, R (9, 1)		0-0 G1-3		0-0 G4-3		4-2 BB		2-3 K		1	0	0	0	0	0	1											
Inning Stats	R: 0 E: 0 K: 0 S: 8	H: 0 LOB: 0 BB: 0 P: 13	R: 2 E: 0 K: 0 S: 14	H: 3 LOB: 1 BB: 0 P: 24	R: 3 E: 0 K: 0 S: 8	H: 3 LOB: 0 BB: 0 P: 10	R: 2 E: 0 K: 0 S: 12	H: 2 LOB: 0 BB: 0 P: 18	R: 0 E: 0 K: 2 S: 10	H: 1 LOB: 2 BB: 1 P: 19	R: 0 E: 1 K: 2 S: 10	H: 0 LOB: 1 BB: 1 P: 21	R: 0 E: 0 K: 1 S: 8	H: 1 LOB: 2 BB: 0 P: 15	R: 0 E: 0 K: 0 S: 7	H: 0 LOB: 0 BB: 0 P: 11	1B: 4 2B: 4 3B: 1 HR: 1	SF: 1 SAC: 0 DP: 1 HBP: 1	WP: 0 PB: 0 SB: 2 CS: 2	PA: 40							
PITCHER	IP	WLS	BF	H	R	ER	SO	BB	IBB	HBP	BLK	WP	HR	S	P	ERA	WHIP										
Tom Candiotti, R (1, 1) ERA: 4.28	3.1	L	18	8	7	7	0	0	0	0	0	0	1	36	55	18.90	2.400										
Roger McDowell, R (4, 1) ERA:	0.2		2	0	0	0	0	0	0	0	0	0	0	6	10	0.00	0.000										
37 Darren Dreifort, R (5, 1) ERA: 0.75	3.0		12	1	0	0	4	1	2	0	0	0	0	26	51	0.00	0.667										
Jim Gott, R (8, 1) ERA: 6.75	1.0		5	1	0	0	1	0	0	1	0	0	0	8	15	0.00	1.000										
Gary Wayne, L (9, 1) ERA: 5.4	1.0		3	0	0	0	0	0	0	0	0	0	0	7	11	0.00	0.000										

Montreal Expos @ Los Angeles Dodgers
Dodger Stadium, Los Angeles, CA
 Fri Apr 22 1994, 7:05 PM PDT
 Att: 36,434 - Unknown

AB	35
R	7
H	10
RBI	7
BB	3
SO	5
LOB	15



Batter	1	2	3	4	5	6	7	8	9	AB	R	H	RBI	BB	SO	LOB
Delino DeShields, L (1, 4) OBP: 0.290, SLG: 0.217	1-3 K	1-1 FC4-6		0-3 K	0-3 K			0-0 L7		5	0	0	0	0	3	4
Brett Butler, L (1, 8) OBP: 0.446, SLG: 0.424	2-2 G5-3		4-2 1B BB	0-0 1B		1-3 K			2-3 K	4	1	1	0	1	2	0
Mike Piazza, R (1, 2) OBP: 0.260, SLG: 0.348	0-0 1B		0-0 1B SF9	0-0 1B	1-2 1B	1-2 F9			1-3 K	5	1	3	1	0	1	0
Tim Wallach, R (1, 5) OBP: 0.394, SLG: 0.500 Mitch Webster, S (9, PR) OBP: 0.500, SLG: 0.583	1-2 P3		2-0 F8	4-2 BB		0-2 F7			3-2 HBP	3	0	0	0	1	0	3
Eric Karros, R (1, 3) OBP: 0.379, SLG: 0.375		0-2 F9	2-2 HR 1B	1-0 P6			0-0 F8		4-2 BB	4	1	1	1	1	0	3
Raul Mondesi, R (1, 9) OBP: 0.300, SLG: 0.478 Jeff Treadway, L (9, PH) OBP: 0.400, SLG: 0.500		2-1 BB 1B	0-0 SF9	0-0 P4			2-3 K		0-3 K2-3	3	1	1	1	0	1	3
Cory Snyder, R (1, 7) OBP: 0.370, SLG: 0.840 Jim Gott, R (8, 1) Gary Wayne, L (9, 1)		2-2 L7	0-2 HR		0-0 37 SH5-3 1B		1-1 G5-3			4	1	2	2	0	0	1
Jose Offerman, S (1, 6) OBP: 0.284, SLG: 0.310		4-0 1B BB	1-2 G5-3		1-1 F8			1-3 K		3	0	0	0	1	1	1
Tom Candiotti, R (1, 1) OBP: 0.300, SLG: 0.300 Roger McDowell, R (4, 1) Chris Gwynn, L (4, PH) OBP: 0.375, SLG: 0.286 37 Darren Dreifort, R (5, 1) Henry Rodriguez, L (8, 7) OBP: 0.354, SLG: 0.533		0-0 FC4-6 1B		4-0 1B BB		0-1 SH5-3		2-3 K		1	0	1	1	0	0	0

Inning Stats	R: 0	H: 1	E: 0	LOB: 1	K: 1	S: 13	R: 1	H: 2	E: 0	LOB: 2	K: 0	S: 14	R: 4	H: 3	E: 0	LOB: 0	K: 0	S: 15	R: 1	H: 2	E: 0	LOB: 3	K: 1	S: 9	R: 0	H: 1	E: 0	LOB: 1	K: 1	S: 9	R: 0	H: 0	E: 0	LOB: 0	K: 1	S: 6	R: 0	H: 0	E: 0	LOB: 0	K: 2	S: 8	R: 0	H: 0	E: 0	LOB: 0	K: 1	S: 8	R: 0	H: 0	E: 0	LOB: 2	K: 3	S: 13	1B: 8	SF: 1	2B: 0	SAC: 1	3B: 0	DP: 0	HR: 1	HBP: 1	WP: 0	PA: 42
--------------	------	------	------	--------	------	-------	------	------	------	--------	------	-------	------	------	------	--------	------	-------	------	------	------	--------	------	------	------	------	------	--------	------	------	------	------	------	--------	------	------	------	------	------	--------	------	------	------	------	------	--------	------	------	------	------	------	--------	------	-------	-------	-------	-------	--------	-------	-------	-------	--------	-------	--------

PITCHER	IP	WLS	BF	H	R	ER	SO	BB	IBB	HBP	BLK	WP	HR	S	P	ERA	WHIP
Kirk Rueter, L (1, 1) ERA: 8.04	3.0		17	6	5	5	1	2	0	0	0	0	1	42	64	15.00	2.667
Gil Heredia, R (4, 1) ERA: 6.97	0.1		4	2	1	1	1	0	0	0	0	0	0	5	9	27.00	9.000
Jeff Shaw, R (4, 1) ERA: 2.81	3.2	W	13	1	0	0	3	1	0	0	0	0	0	29	40	0.00	0.545
Tim Scott, R (8, 1) ERA: 4.66	1.0		3	0	0	0	2	0	0	0	0	0	0	8	11	0.00	0.000
Mel Rojas, R (9, 1) ERA: 2.7	1.0	S	5	0	0	0	3	1	0	1	0	0	0	13	23	0.00	1.000

Montreal Expos @ Los Angeles Dodgers
Dodger Stadium, Los Angeles, CA
 Fri Apr 22 1994, 7:05 PM PDT
 Att. 36,434 - Unknown

AB	34
R	6
H	9
RBI	6
BB	5
SO	10
LOB	17



Batter	1	2	3	4	5	6	7	8	9	10	11	AB R H RBI BB SO LOB	TOP															
Mike Lansing, R OBP: 0.303, SLG: 0.254 (1, 4)	G4-3		F7	K			P9	P6		BB		5 0 0 0 1 1 8	Montreal Expos @ Los Angeles Dodgers Dodger Stadium, Los Angeles, CA Sat Apr 23 1994, 7:05 PM PDT Att: 39,157 - Unknown - 54 F															
Cliff Floyd, L OBP: 0.304, SLG: 0.394 (1, 3) (7, 7)	G6-3		K	G3-1			3B 1B		P5	F7		6 1 1 0 0 1 7																
Marquis Grissom, R OBP: 0.322, SLG: 0.400 (1, 8)	K		1B HBP				G3-1 3B		SF8 BB			4 2 1 2 1 1 0																
Larry Walker, L OBP: 0.361, SLG: 0.527 (1, 9)	L7		FC6-4 1B				G3-1		SF8 S BB			5 1 2 3 1 1 1																
Moises Alou, R OBP: 0.349, SLG: 0.650 (7, 1) Gil Heredia, R OBP: 1.000, SLG: 1.000 (8, PH) Randy Milligan, R (8, 1) Tim Scott, R (8, 1) Ken Hill, R OBP: 0.125, SLG: 0.125 (11, PH) Mel Rojas, R (11, 1)		P3	FC6-4				CS 1B		SF8			4 0 1 0 0 0 2																
Darrin Fletcher, L OBP: 0.407, SLG: 0.500 (1, 2) Tim Spehr, R OBP: 0.250, SLG: 0.143 (8, PR) (8, 2)	L8			G4-3			CS		G6-3			3 0 0 0 1 0 0																
Lenny Webster, R OBP: 0.353, SLG: 0.529 (9, PH) (9, 2)							1-2					0 0 0 0 0 0 0																
Wil Cordero, R OBP: 0.333, SLG: 0.406 (1, 6)				2B HBP								2 1 1 2 0 0 1																
Sean Berry, R OBP: 0.377, SLG: 0.415 (1, 5)			HBP 1B BB	1-3 2B			K			FC3-6 S		5 0 1 0 0 1 1																
Rod Henderson, R (1, 1) Jeff Gardner, L OBP: 0.346, SLG: 0.348 (3, PH) Denis Boucher, R (3, 1) Lou Frazier, S OBP: 0.333, SLG: 0.143 (4, PH) Butch Henry, L (4, 1) Freddie Benavides, R OBP: 0.313, SLG: 0.375 (7, 3) (7, 3)			1-2 1B 1B				3B 1B			K		4 1 1 0 1 2 2																
												0 0 0 0 0 0 0																
												1 1 1 0 0 0 0																
												0 0 0 0 0 0 0																
												0 0 0 0 1 0 0																
												0 0 0 0 0 0 0																
												3 1 2 0 0 1 1																
Inning Stats	R: 0 H: 0 E: 0 K: 1 S: 9	H: 0 LOB: 1 BB: 0 P: 12	R: 0 H: 0 E: 0 K: 1 S: 11	H: 0 LOB: 0 BB: 0 P: 15	R: 2 H: 2 E: 0 K: 1 S: 14	H: 2 LOB: 2 BB: 1 P: 25	R: 0 H: 1 E: 0 K: 1 S: 13	H: 1 LOB: 3 BB: 1 P: 24	R: 0 H: 0 E: 0 K: 1 S: 10	H: 0 LOB: 0 BB: 0 P: 15	R: 0 H: 0 E: 0 K: 1 S: 5	H: 0 LOB: 0 BB: 0 P: 8	R: 3 H: 4 E: 0 K: 0 S: 14	H: 4 LOB: 0 BB: 0 P: 22	R: 0 H: 1 E: 0 K: 1 S: 8	H: 1 LOB: 2 BB: 1 P: 16	R: 1 H: 0 E: 0 K: 0 S: 9	H: 0 LOB: 1 BB: 2 P: 21	R: 0 H: 1 E: 0 K: 1 S: 10	H: 1 LOB: 2 BB: 1 P: 18	R: 2 H: 2 E: 0 K: 0 S: 11	H: 2 LOB: 0 BB: 0 P: 17	1B: 8 SF: 1 2B: 1 SAC: 1 3B: 1 DP: 0 HR: 1 HBP: 2	WP: 0 PA: 53 PB: 1 SB: 4 CS: 1				
PITCHER	IP WLS BF H R ER SO BB IBB HBP BLK WP HR S P ERA WHIP												PITCHER	IP WLS BF H R ER SO BB IBB HBP BLK WP HR S P ERA WHIP														
Ramon Martinez, R ERA: 4.5 (1, 1)	6.1	30	6	5	5	6	2	0	0	0	0	0	0	73	114	7.11	1.263											
Omar Daal, L ERA: (7, 1)	0.1	1	0	0	0	0	0	0	0	0	0	0	0	1	1	0.00	0.000											
Jim Gott, R ERA: 6.52 (7, 1)	0.1	2	1	0	0	0	1	0	0	0	0	0	0	3	11	0.00	6.000											
Todd Worrell, R ERA: 2.25 (8, 1)	2.0	9	1	1	1	1	2	0	0	0	0	0	0	16	32	4.50	1.500											
Roger McDowell, R ERA: 2.57 (10, 1)	2.0	L 10	3	2	2	1	1	0	0	0	0	0	1	21	35	9.00	2.000											

AB	42
R	8
H	11
RBI	8
BB	6
SO	8
LOB	23



Batter	1	2	3	4	5	6	7	8	9	10	11	AB R H RBI BB SO LOB	BOTTOM												
Delino DeShields, L OBP: 0.306, SLG: 0.226 Jeff Treadway, L OBP: 0.353, SLG: 0.429	1-0 P5	2-1 1B		4-2 BB			2-1 F9		1-1 L7			2 0 1 2 1 0 0 2 0 0 0 0 0 0	Montreal Expos @ Los Angeles Dodgers Dodger Stadium, Los Angeles, CA Sat Apr 23 1994, 7:05 PM PDT Att: 39,157 - Unknown - 54 F												
Brett Butler, L OBP: 0.443, SLG: 0.403 Roger McDowell, R	4-2 2B BB	2-2 P6		2-2 G5-3			0-1 G6-3		4-1 CS BB			3 1 0 0 2 0 2 0 0 0 0 0 0 0													
Mike Piazza, R OBP: 0.269, SLG: 0.365	1-1 HR	3-3 K				0-0 G6-3	1-2 1B		1-1 CS	1-0 F9		5 1 2 1 0 1 1													
Tim Wallach, R OBP: 0.387, SLG: 0.531 Chris Gwynn, L OBP: 0.333, SLG: 0.250	1-1 HR		2-3 K			3-0 G5-3	0-1 P4			1-2 F7		4 1 1 2 0 1 1 1 0 0 0 0 0 0													
Henry Rodriguez, L OBP: 0.340, SLG: 0.560	0-0 G3-1		2-0 HR			3-3 K		2-3 K		2-3 K		5 1 1 1 0 3 0													
Eric Karros, R OBP: 0.386, SLG: 0.383 Mitch Webster, S OBP: 0.533, SLG: 0.615	2-1 L5		2-1 G5-3			1-0 G5-3 1B		3-2 FC4-6 1B		1-2 G6-4-3 1B		4 0 2 0 0 0 0 1 0 1 0 0 0 0													
Raul Mondesi, R OBP: 0.307, SLG: 0.466		4-2 SH1-4 BB	2-3 K			2-2 G5-3 1B		0-1 FC4-6		0-1 G6-4-3		4 1 1 0 1 1 2													
Jose Offerman, S OBP: 0.278, SLG: 0.290		1-2 SH1-4 BB				3-2 G5-3		1-1 G1-3		2-1 L3		4 1 0 0 1 1 3													
Ramon Martinez, R OBP: 0.143, SLG: 0.143 Omar Daal, L Jim Gott, R Todd Worrell, R Cory Snyder, R OBP: 0.357, SLG: 0.808		0-0 SH1-4	0-2 G3			0-3 K				0-2 L5		2 0 0 0 0 1 1 0 1 0 0 0 0 0 0													
Inning Stats	R: 3 H: 2 E: 0 K: 0 S: 11	H: 2 LOB: 0 BB: 1 P: 20	R: 2 H: 1 E: 0 K: 1 S: 16	H: 1 LOB: 1 BB: 2 P: 31	R: 1 H: 1 E: 0 K: 2 S: 9	H: 1 LOB: 0 BB: 0 P: 17	R: 0 H: 0 E: 0 K: 1 S: 13	H: 0 LOB: 1 BB: 1 P: 21	R: 0 H: 0 E: 0 K: 1 S: 7	H: 0 LOB: 0 BB: 0 P: 13	R: 0 H: 2 E: 0 K: 1 S: 11	H: 1 LOB: 1 BB: 0 P: 17		R: 0 H: 1 E: 0 K: 0 S: 11	H: 1 LOB: 1 BB: 0 P: 14	R: 0 H: 1 E: 0 K: 1 S: 10	H: 1 LOB: 1 BB: 0 P: 16	R: 0 H: 0 E: 0 K: 0 S: 9	H: 0 LOB: 0 BB: 1 P: 15	R: 0 H: 0 E: 0 K: 1 S: 7	H: 0 LOB: 0 BB: 0 P: 11	R: 0 H: 1 E: 0 K: 0 S: 7	H: 1 LOB: 0 BB: 0 P: 10	1B: 6 SF: 0 2B: 1 SAC: 1 3B: 0 DP: 2 HR: 2 HBP: 0	WP: 0 PA: 45 PB: 0 SB: 1 CS: 1
PITCHER	IP WLS BF H R ER SO BB IBB HBP BLK WP HR S P ERA WHIP													PITCHER	IP WLS BF H R ER SO BB IBB HBP BLK WP HR S P ERA WHIP										
Rod Henderson, R ERA: 12.27	(1, 1) 2.0 12 3 5 5 1 3 0 0 0 0 0 1 27 51 22.50 3.000												Mel Rojas, R ERA: 2.51	(11, 1) 1.0 3 1 0 0 0 0 0 0 0 0 0 9 17 9.00 1.000											
Denis Boucher, L ERA: 9.0	(3, 1) 1.0 4 1 1 1 2 0 0 0 0 0 0 1 9 17 9.00 1.000																								
Butch Henry, L ERA:	(4, 1) 3.0 11 2 0 0 3 1 0 0 0 0 0 0 31 51 0.00 1.000																								
Gil Heredia, R ERA: 5.84	(7, 1) 2.0 8 2 0 0 1 0 0 0 0 0 0 0 21 30 0.00 1.000																								
Tim Scott, R ERA: 3.86	(9, 1) 2.0 W 6 0 0 0 1 1 0 0 0 0 0 0 16 26 0.00 0.500																								

livebaseballscores.com

AB	38
R	6
H	9
RBI	6
BB	5
SO	8
LOB	10



Batter	1	2	3	4	5	6	7	8	9	AB R H RBI BB SO LOB	TOP	
Mike Lansing, R (1, 4) OBP: 0.300, SLG: 0.254	3-2 G5-4-3 1B		2-2 G5-3			1-1 F7		2-2 G6-3		4 0 1 0 0 0 1	Montreal Expos @ Los Angeles Dodgers Dodger Stadium, Los Angeles, CA Sun Apr 24 1994, 7:05 PM PDT Att. 38,817 - Unknown - 64 F livebaseballscorecards.com	
Cliff Floyd, L (1, 3) OBP: 0.301, SLG: 0.386 Denis Boucher, R (8, 1)	0-0 G5-4-3 1B		0-0 P3			0-0 G6-3		1-0 G3-1		4 0 1 0 0 0 1 0 0 0 0 0 0 0		
Marquis Grissom, R (1, 8) OBP: 0.308, SLG: 0.381	1-1 G5-4-3 1-2f 2-3			1-2 G5-3		2-2 G5-3			2-2 L9	4 0 0 0 0 0 2		
Larry Walker, L (1, 9) OBP: 0.368, SLG: 0.526	2-0 G3			0-1 G3-1			0-0 FC6-4 FC4-6 1B		2-2 1B	4 1 2 0 0 0 1		
Moises Alou, R (1, 7) OBP: 0.397, SLG: 0.625		0-2 G4-3		0-0 G6-3			1-1 FC6-4 1-2 1B		1-0 F8	4 0 1 0 0 0 1		
Darrin Fletcher, L (1, 2) OBP: 0.379, SLG: 0.462		2-1 P4			2-1 F8		2-1 FC6-4 FC4-6 1-2f 2-3		1-0 F9	4 0 0 0 0 0 3		
Wil Cordero, R (1, 6) OBP: 0.333, SLG: 0.403		1-1 F7			2-1 FC6 1B		1-2 FC4-6 1-2f 3-H			3 0 1 1 0 0 1		
Sean Berry, R (1, 5) OBP: 0.375, SLG: 0.411 Jeff Shaw, R (7, 1) OBP: 0.667, SLG: 0.500 Randy Milligan, R (8, 3)			1-0 SH5-4 1B		2-0 F9		0-0 F8			3 0 1 0 0 0 2 0 0 0 0 0 0 0 0 0 0 0 0 0 0		
Pedro Martinez, R (1, 1) Jeff Gardner, L (7, 5) OBP: 0.333, SLG: 0.333			2-1 SH5-4		1-2 FC6 1-2f			3-2 F8		1 0 0 0 0 0 1 1 0 0 0 0 0 0		
Inning Stats	R: 0 H: 2 E: 0 LOB: 1 K: 0 BB: 0 S: 7 P: 13	R: 0 H: 0 E: 0 LOB: 0 K: 0 BB: 0 S: 7 P: 10	R: 0 H: 1 E: 0 LOB: 1 K: 0 BB: 0 S: 8 P: 13	R: 0 H: 0 E: 0 LOB: 0 K: 0 BB: 0 S: 6 P: 7	R: 0 H: 1 E: 0 LOB: 1 K: 0 BB: 0 S: 9 P: 16	R: 0 H: 0 E: 0 LOB: 0 K: 0 BB: 0 S: 6 P: 9	R: 1 H: 2 E: 0 LOB: 1 K: 0 BB: 0 S: 9 P: 13	R: 0 H: 0 E: 0 LOB: 0 K: 0 BB: 0 S: 7 P: 13	R: 0 H: 1 E: 0 LOB: 1 K: 0 BB: 0 S: 8 P: 14	1B: 7 SF: 0 2B: 0 SAC: 1 3B: 0 DP: 1 HR: 0 HBP: 0		WP: 0 PA: 33 PB: 0 SB: 0 CS: 0
PITCHER Pedro Astacio, R (1, 1) ERA: 6.31	IP WLS BF H R ER SO BB IBB HBP BLK WP HR S P ERA WHIP	9.0 W 33 7 1 1 0 0 0 0 0 0 0 0 67 108 1.00 0.778										

Montreal Expos @ Los Angeles Dodgers
 Dodger Stadium, Los Angeles, CA
 Sun Apr 24 1994, 7:05 PM PDT
 Att. 38,817 - Unknown - 64 F

AB	32
R	1
H	7
RBI	1
BB	0
SO	0
LOB	13



Batter	1	2	3	4	5	6	7	8	9	AB R H RBI BB SO LOB
Brett Butler, L OBP: 0.446, SLG: 0.455 (1, 8)	1-0 E9 HR 2B		1-1 L3	2-1 3B			2-2 FC6-4 2B			4 2 2 0 0 0 1
Jose Offerman, S OBP: 0.276, SLG: 0.277 (1, 6)	1-1 G1-3		4-2 HR BB	2-0 F7			0-0 L8			3 1 0 0 1 0 3
Mike Piazza, R OBP: 0.280, SLG: 0.423 (1, 2)	2-2 HR		1-1 F9			1-2 G5-3	3-2 HR 2B			4 2 2 3 0 0 1
Tim Wallach, R OBP: 0.392, SLG: 0.618 (1, 5)	0-3 K		0-0 HR			0-3 K	0-0 HR			4 2 2 4 0 2 0
Henry Rodriguez, L OBP: 0.351, SLG: 0.556 (1, 7)	2-2 1B		1-2 BB 1B			0-1 L3	3-3 K			4 0 2 0 0 1 0
Eric Karros, R OBP: 0.378, SLG: 0.365 (1, 3)	1-3 K		4-0 BB			3-3 K		2-1 F9		3 0 0 0 1 2 1
Raul Mondesi, R OBP: 0.291, SLG: 0.442 (1, 9)		0-0 F8	0-3 K			2-3 K		0-0 G5-3		4 0 0 0 0 2 2
Jeff Treadway, L OBP: 0.286, SLG: 0.333 (1, 4)		3-3 K		1-2 G5-3		0-0 F8		1-0 G3-1		4 0 0 0 0 1 0
Pedro Astacio, R OBP: 0.125, SLG: 0.125 (1, 1)		0-3 K		0-1 G3			0-3 K FC6-4			3 0 0 0 0 2 0

Inning Stats	R: 2 E: 1 K: 2 S: 15	H: 3 LOB: 1 BB: 0 P: 22	R: 0 E: 0 K: 2 S: 8	H: 0 LOB: 0 BB: 0 P: 11	R: 2 E: 1 K: 1 S: 13	H: 2 LOB: 2 BB: 2 P: 24	R: 0 E: 0 K: 0 S: 12	H: 1 LOB: 1 BB: 0 P: 17	R: 0 E: 0 K: 1 S: 8	H: 0 LOB: 0 BB: 0 P: 9	R: 0 E: 0 K: 2 S: 7	H: 0 LOB: 0 BB: 0 P: 12	R: 3 E: 0 K: 2 S: 18	H: 2 LOB: 0 BB: 0 P: 26	R: 0 E: 0 K: 0 S: 4	H: 0 LOB: 0 BB: 0 P: 7
--------------	-------------------------------	----------------------------------	------------------------------	----------------------------------	-------------------------------	----------------------------------	-------------------------------	----------------------------------	------------------------------	---------------------------------	------------------------------	----------------------------------	-------------------------------	----------------------------------	------------------------------	---------------------------------

PITCHER	IP	WLS	BF	H	R	ER	SO	BB	IBB	HBP	BLK	WP	HR	S	P	ERA	WHIP
Pedro Martinez, R ERA: 2.6 (1, 1)	6.2	L	30	7	6	6	9	2	0	0	0	1	2	75	112	8.10	1.350
Jeff Shaw, R ERA: 3.31 (7, 1)	0.1		2	1	1	1	1	0	0	0	0	0	1	6	9	27.00	3.000
Denis Boucher, L ERA: 8.18 (8, 1)	1.0		3	0	0	0	0	0	0	0	0	0	0	4	7	0.00	0.000

BOTTOM

Montreal Expos @ Los Angeles Dodgers
Dodger Stadium, Los Angeles, CA

Sun Apr 24 1994, 7:05 PM PDT
Att: 38,817 - Unknown - 64 F

AB	33
R	7
H	8
RBI	7
BB	2
SO	10
LOB	8



WP	PA	ERA	WHIP
1	35		
0			
1			
0			

Batter	1	2	3	4	5	6	7	8	9	AB R H RBI BB SO LOB	TOP																
Lenny Dykstra, L OBP: 0.361, SLG: 0.363 (1, 8) C B B X	2-1 P6		4-0 1B FC4-6 1B BB	3-1 G3		2-2 P2		0-1 FC4-6 1-2f		4 1 0 0 1 0 7																	
Mickey Morandini, L OBP: 0.394, SLG: 0.333 Mariano Duncan, R OBP: 0.257, SLG: 0.379 (1, 4) X (9, PH)	0-0 P7		0-0 FC4-6 1B 1-2 2-H 1B		4-2 CS BB		0-0 G3		0-3 K	3 0 1 1 1 0 0 1 0 0 0 0 1 0																	
John Kruk, L OBP: 0.462, SLG: 0.415 (1, 3) B C B X	2-1 1B		0-0 FC4-6 1B 1-2 2-3 1B		3-3 SAFE K		0-1 F8		1-3 K	5 0 2 0 0 2 1																	
Dave Hollins, S OBP: 0.367, SLG: 0.438 (1, 5) B C C B X	2-3 K		0-0 FC4-6 1-2f 2-3 3-H		0-0 G6-3		2-1 P8		0-0 P5	5 0 0 1 0 1 3																	
Darren Daulton, L OBP: 0.443, SLG: 0.692 (1, 2) C B X		1-1 G6-3	0-2 G3			4-0 E HBP BB		0-0 F7		3 0 0 0 1 0 2																	
Wes Chamberlain, R OBP: 0.333, SLG: 0.556 (1, 9) B C B X		2-1 F7		1-0 FC5-4 1B		2-2 F9		2-2 1B 1B 2B		4 1 2 0 0 0 1																	
Milt Thompson, L OBP: 0.349, SLG: 0.525 Pete Incaviglia, R OBP: 0.256, SLG: 0.275 (1, 7) X (8, PH) (8, 7)		0-0 G6-3		1-2 FC5-4 1B G1-3 1-2f		2-2 E HBP		2-2 G6-3		2 0 0 0 0 0 1 1 0 0 0 0 0 1																	
Kevin Stocker, S OBP: 0.405, SLG: 0.295 (1, 6) X F C B B X			0-2 S 1B 1B	1-0 G1-3 1B		3-2 E4 1-2 2-3		2-2 1B 1B		4 1 3 0 0 0 2																	
Tommy Greene, R OBP: 0.250, SLG: 0.250 Ricky Jordan, R OBP: 0.289, SLG: 0.371 Shawn Boskie, R OBP: 0.250, SLG: 0.250 David West, L OBP: 1.000, SLG: 1.000 Jim Eisenreich, L OBP: 0.333, SLG: 0.357 Larry Andersen, R (1, 1) (8, PH) (6, 1) (6, 1) (7, 1) (8, PH) (8, 1)			2-3 K 1-2	3-2 G1-3		2-3 K		0-2 FC4-6 1B		2 0 0 0 0 0 1 3 1 0 0 0 0 0 1 3 0 1 0 1 1 1 0 0 0 0 0 0 0 0 0 0 0																	
Inning Stats	R: 0 E: 0 K: 1 S: 8	H: 1 LOB: 1 BB: 0 P: 14	R: 0 E: 0 K: 0 S: 5	H: 0 LOB: 0 BB: 0 P: 8	R: 2 E: 0 K: 1 S: 12	H: 3 LOB: 2 BB: 1 P: 18	R: 0 E: 0 K: 0 S: 10	H: 2 LOB: 2 BB: 0 P: 19	R: 0 E: 0 K: 1 S: 9	H: 0 LOB: 0 BB: 1 P: 16	R: 0 E: 1 K: 1 S: 18	H: 0 LOB: 3 BB: 1 P: 33	R: 0 E: 0 K: 0 S: 5	H: 0 LOB: 0 BB: 0 P: 7	R: 1 E: 0 K: 0 S: 15	H: 3 LOB: 2 BB: 0 P: 21	R: 0 E: 0 K: 2 S: 8	H: 0 LOB: 0 BB: 0 P: 9	1B: 8 2B: 2 3B: 0 HR: 0	SF: 0 SAC: 0 DP: 1 HBP: 1	WP: 0 PB: 0 SB: 1 CS: 1	PA: 40					
PITCHER	IP	WLS	BF	H	R	ER	SO	BB	IBB	HBP	BLK	WP	HR	S	P	ERA	WHIP										
Kevin Gross, R ERA: 4.1 (1, 1)	6.0		28	6	2	2	4	3	0	1	0	0	0	62	108	3.00	1.500										
Gary Wayne, L ERA: 5.68 (7, 1)	1.1	W	5	1	1	1	0	0	0	0	0	0	0	9	13	6.75	0.750										
37 Darren Dreifort, R ERA: 0.71 (8, 1)	0.1		3	2	0	0	0	0	0	0	0	0	0	9	13	0.00	6.000										
Omar Daal, L ERA: (8, 1)	0.1		1	0	0	0	0	0	0	0	0	0	0	2	2	0.00	0.000										
Todd Worrell, R ERA: 2.0 (9, 1)	1.0	S	3	0	0	0	2	0	0	0	0	0	0	8	9	0.00	0.000										

Philadelphia Phillies @ Los Angeles Dodgers
Dodger Stadium, Los Angeles, CA

Tue Apr 26 1994, 7:05 PM PDT
Att. 28,194 - Unknown - 57 F

livebaseballscorecards.com

AB	36
R	3
H	9
RBI	3
BB	3
SO	6
LOB	24



Batter	1	2	3	4	5	6	7	8	9
Brett Butler, L OBP: 0.455, SLG: 0.441 (1, 8)	4-0 SH5-3 BB		4-2 1B BB		1-2 G4-3		4-1 1B BB	2-3 K	
Jose Offerman, S OBP: 0.288, SLG: 0.290 (1, 6)	0-0 SH5-3		3-2 BB 1B		1-1 G4-3		3-2 BB 1B	2-1 F8	
Mike Piazza, R OBP: 0.267, SLG: 0.402 (1, 2)	1-0 P3		2-3 K		1-2 G6-3		0-0 FC1-2-5 1B BB		
Tim Wallach, R OBP: 0.410, SLG: 0.629 (1, 5)	0-3 K		4-1 BB			1-1 WP 1B 2B	4-1 FC1-2 1B BB		
Henry Rodriguez, L OBP: 0.361, SLG: 0.552 (1, 7)		2-2 FC5 1B	1-0 G3			0-3 K	0-0 FC1-2 1B		
37 Darren Dreifort, R (8, 1)									
Omar Daal, L (8, 1)									
Todd Worrell, R (9, 1)									
Eric Karros, R OBP: 0.385, SLG: 0.373 (1, 3)		1-1 FC5 1B		2-1 G5-3		3-2 1B 1B	2-2 FC1-2 1B		
Raul Mondesi, R OBP: 0.301, SLG: 0.444 (1, 9)		2-0 FC5 G1-6-3		1-0 F8		0-1 1B	0-0 1B		
Jeff Treadway, L OBP: 0.320, SLG: 0.364 (1, 4)		1-1 G1-6-3		2-1 G3		1-0 CS 1B		0-1 F9 S 1B	
Kevin Gross, R (1, 1)			1-3 K			3-3 K		3-2 F9	
Chris Gwynn, L OBP: 0.333, SLG: 0.250 (6, PH)					4-1 G4-3 BB				
Mitch Webster, S OBP: 0.500, SLG: 0.571 (6, PH)									
Gary Wayne, L (7, 1)									
Cory Snyder, R OBP: 0.345, SLG: 0.778 (8, 7)								1-3 F9	

Inning Stats	R: 0 E: 0 K: 1 S: 5	H: 0 LOB: 1 BB: 1 P: 10	R: 0 E: 0 K: 0 S: 8	H: 2 LOB: 1 BB: 0 P: 14	R: 0 E: 0 K: 2 S: 13	H: 1 LOB: 3 BB: 2 P: 28	R: 0 E: 0 K: 0 S: 5	H: 0 LOB: 0 BB: 0 P: 10	R: 0 E: 0 K: 0 S: 9	H: 0 LOB: 1 BB: 1 P: 16	R: 2 E: 0 K: 2 S: 16	H: 4 LOB: 2 BB: 0 P: 24	R: 2 E: 0 K: 0 S: 11	H: 3 LOB: 2 BB: 2 P: 24	R: 0 E: 0 K: 1 S: 10	H: 1 LOB: 1 BB: 0 P: 17
--------------	------------------------------	----------------------------------	------------------------------	----------------------------------	-------------------------------	----------------------------------	------------------------------	----------------------------------	------------------------------	----------------------------------	-------------------------------	----------------------------------	-------------------------------	----------------------------------	-------------------------------	----------------------------------

PITCHER	IP	WLS	BF	H	R	ER	SO	BB	IBB	HBP	BLK	WP	HR	S	P	ERA	WHIP
Tommy Greene, R ERA: 4.5 (1, 1)	5.0		21	3	0	0	3	4	0	0	0	0	0	40	78	0.00	1.400
Shawn Boskie, R ERA: 5.52 (6, 1)	0.1		5	4	2	2	1	0	0	0	0	1	0	11	16	54.00	12.000
David West, L ERA: 6.75 (6, 1)	0.2	L	3	1	2	2	1	1	0	0	0	0	0	9	19	27.00	3.000
Heathcliff Stocumb, R ERA: 2.84 (7, 1)	1.0		5	2	0	0	0	1	0	0	0	0	0	7	13	0.00	3.000
Larry Andersen, R ERA: 3.86 (8, 1)	1.0		4	1	0	0	1	0	0	0	0	0	0	10	17	0.00	1.000

BOTTOM

Philadelphia Phillies @ Los Angeles Dodgers
 Dodger Stadium, Los Angeles, CA

Tue Apr 26 1994, 7:05 PM PDT
 Att: 28,194 - Unknown - 57 F

AB	R	H	RBI	BB	SO	LOB
2	0	0	0	3	1	2
4	1	2	0	0	0	2
4	0	0	0	0	1	6
2	2	1	0	2	1	1
4	0	2	1	0	1	4
0	0	0	0	0	0	0
0	0	0	0	0	0	0
0	0	0	0	0	0	0
4	1	2	1	0	0	3
4	0	2	1	0	0	2
4	0	2	1	0	0	2
1	0	0	0	1	1	0
0	0	0	0	0	0	0
1	0	0	0	0	1	2
0	0	0	0	0	0	0
1	0	0	0	0	0	1

AB	31
R	4
H	11
RBI	4
BB	6
SO	6
LOB	25

WP: 1 PA: 38
 PB: 0
 SB: 1
 CS: 1



WP	HR	S	P	ERA	WHIP
1	0	17	1	0.00	1.000

BOTTOM

Los Angeles Dodgers @ New York Mets
Shea Stadium, Flushing, NY
Fri Apr 29 1994, 7:05 PM EDT
Att. 17,161 - Unknown

livebaseballscorecards.com

AB	32
R	6
H	8
RBI	5
BB	5
SO	8
LOB	21



WP:	0	PA:	39
PB:	0		
SB:	0		
CS:	0		

AB R H RBI BB SO LOB

5 1 2 1 0 0 2

5 1 1 1 0 2 3

4 0 1 1 1 1 3

3 0 2 1 1 1 0

3 0 0 0 1 0 6

2 0 0 0 0 0 3

4 1 1 1 0 0 1

3 1 1 0 0 1 0

1B: 7 SF: 0
2B: 1 SAC: 0
3B: 0 DP: 1
HR: 0 HBP: 2

Batter	1	2	3	4	5	6	7	8	9
Jose Vizcaino, S OBP: 0.398, SLG: 0.453 (1, 6)	3-2 1B		1-2 1B	3-2 G1-3		3-2 F7		2-2 E4	
Jeremy Burnitz, L OBP: 0.250, SLG: 0.241 (1, 9)	2-2 G4-3		2-0 E5 1B	1-2 1B			2-3 K	2-3 K	
Kevin McReynolds, R OBP: 0.350, SLG: 0.417 John Franco, L (9, 1)	4-1 BB		2-2 2B 1B	1-1 F9			0-2 G4-3	2-3 K	
Bobby Bonilla, S OBP: 0.348, SLG: 0.309 Fernando Vina, L OBP: 0.421, SLG: 0.364 (9, 5)	4-2 BB		2-2 2B		0-0 1B		3-3 K		
Jeff Kent, R OBP: 0.411, SLG: 0.750 (1, 4)	4-0 BB		2-3 K		1 SAFE 0-3 K			0-3 K	
David Segui, S OBP: 0.326, SLG: 0.358 Tim Bogar, R (8, PR) (9, 3)	3-1 G4-3		1-0 P5		1-0 P5			4-1 HBP 1B BB	
Ryan Thompson, R OBP: 0.384, SLG: 0.609 Joe Orsulak, L OBP: 0.280, SLG: 0.289 (8, PH) (9, 7)		H 1-0 G4-6-3 HBP	1-1 G6-3		2-1 L5			1-2 BB 1B E HBP	
Todd Hundley, S OBP: 0.352, SLG: 0.647 (1, 2)		2-2 G4-6-3		1-1 G4-3		1-2 F9		1-1 BB E 1B	
Bret Saberhagen, R OBP: 0.133, SLG: 0.071 John Cangelosi, S OBP: 0.480, SLG: 0.400 (8, PH) (9, 8)		1-3 K		0-1 G1-3 1B		2-0 G5-3		4-2 E BB	

Inning Stats	R: 0	H: 1	E: 0	K: 12	LOB: 3	BB: 3	P: 32	R: 0	H: 0	E: 0	K: 7	LOB: 0	BB: 0	P: 11	R: 2	H: 3	E: 1	K: 17	LOB: 2	BB: 0	P: 28	R: 1	H: 2	E: 0	K: 13	LOB: 1	BB: 0	P: 19	R: 0	H: 1	E: 0	K: 9	LOB: 1	BB: 0	P: 12	R: 0	H: 0	E: 0	K: 9	LOB: 0	BB: 0	P: 14	R: 3	H: 1	E: 1	K: 24	LOB: 2	BB: 2	P: 40
--------------	------	------	------	-------	--------	-------	-------	------	------	------	------	--------	-------	-------	------	------	------	-------	--------	-------	-------	------	------	------	-------	--------	-------	-------	------	------	------	------	--------	-------	-------	------	------	------	------	--------	-------	-------	------	------	------	-------	--------	-------	-------

PITCHER	IP	WLS	BF	H	R	ER	SO	BB	IBB	HBP	BLK	WP	HR	S	P	ERA	WHIP
Tom Candiotti, R ERA: 3.93 (1, 1)	7.0		31	7	3	2	5	3	0	1	0	0	0	74	129	2.57	1.429
37 Darren Dreifort, R ERA: 1.38 (8, 1)	0.1		2	0	1	1	1	1	0	0	0	0	0	4	8	27.00	3.000
Gary Wayne, L ERA: 5.14 (8, 1)	0.0	L	3	1	0	0	0	1	0	1	0	0	0	7	13	∞	∞
Todd Worrell, R ERA: 1.74 (8, 1)	0.2		3	0	2	0	2	0	0	0	0	0	0	13	19	0.00	0.000

Batter	1	2	3	4	5	6	7	8	9	AB	R	H	RBI	BB	SO	LOB	TOP					
Brett Butler, L (1, 8) OBP: 0.462, SLG: 0.451	1-2 F8		1-0 P3			0-1 F9 1B BLK	3-2 1B 1B	0-0 1B HR	2-1 F9	6	2	3	0	0	0	1						
Mitch Webster, S (1, 7) OBP: 0.375, SLG: 0.381	0-0 F8			2-1 G6-3		0-1 F9	0-0 1B 1B	2-2 1B HR		3	0	0	0	0	0	1						
Henry Rodriguez, L (7, PH) OBP: 0.377, SLG: 0.554						1-3 1B	1-2 1B	1-3 1B HR		2	1	2	1	0	0	0						
Mike Piazza, R (1, 2) OBP: 0.299, SLG: 0.462	0-2 F7			0-0 2B		1-0 HR	2-2 1B	2-1 HR		5	2	4	4	0	0	0						
Tim Wallach, R (1, 5) OBP: 0.443, SLG: 0.732		0-2 2B		2-2 G5-3		1-0 HR	1-3 K	3-2 HR		5	2	3	3	0	1	4						
Eric Karros, R (1, 3) OBP: 0.374, SLG: 0.392		0-2 P3		1-0 G5-3		2-2 F9	0-0 FC6-4	2-2 HR		4	0	0	0	0	0	5						
Jeff Treadway, L (7, 4) OBP: 0.333, SLG: 0.346							1-2 HBP			0	0	0	0	0	0	0						
Delino DeShields, L (8, PR) OBP: 0.306, SLG: 0.226										0	0	0	0	0	0	0						
Cory Snyder, R (1, 4) OBP: 0.385, SLG: 0.750		2-2 G5-3			3-2 2B	2-1 F7				5	1	2	0	0	0	2						
37 Darren Dreifort, R (8, 1)										0	0	0	0	0	0	0						
Raul Mondesi, R (1, 9) OBP: 0.297, SLG: 0.461		1-1 G5-3			2-3 K		1-2 1B 2B	2-2 P6	2-1 WP	5	2	2	0	0	1	3						
Jose Offerman, S (1, 6) OBP: 0.287, SLG: 0.289					1-3 K		0-1 1B 1B	3-2 F7	3-1 G5-3	5	1	1	1	0	2	3						
Ramon Martinez, R (1, 1) OBP: 0.111, SLG: 0.111					0-0 L4		0-0 G4-3	0-0 HR	4-2 CS	2	0	0	0	0	0	1						
Roger McDowell, R (6, 1) OBP: 0.111, SLG: 0.111										0	0	0	0	0	0	0						
Omar Daal, L (6, 1) OBP: 0.111, SLG: 0.111										0	0	0	0	0	0	0						
Dave Hansen, L (7, PH) OBP: 0.375, SLG: 0.429										1	0	0	0	0	0	1						
Jim Gott, R (7, 1) OBP: 0.375, SLG: 0.429										0	0	0	0	0	0	0						
Chris Gwynn, L (8, PH) OBP: 0.400, SLG: 0.538										1	1	1	2	1	0	0						
Inning Stats	R: 0 E: 0 K: 0 S: 7	H: 0 LOB: 0 BB: 0 P: 8	R: 0 E: 0 K: 0 S: 12	H: 1 LOB: 1 BB: 0 P: 15	R: 0 E: 0 K: 1 S: 6	H: 0 LOB: 0 BB: 0 P: 7	R: 0 E: 0 K: 0 S: 9	H: 1 LOB: 1 BB: 0 P: 14	R: 0 E: 0 K: 2 S: 11	H: 1 LOB: 1 BB: 0 P: 17	R: 3 E: 0 K: 0 S: 11	H: 3 LOB: 0 BB: 0 P: 17	R: 2 E: 0 K: 1 S: 20	H: 5 LOB: 3 BB: 0 P: 27	R: 6 E: 0 K: 0 S: 25	H: 6 LOB: 1 BB: 0 P: 42	R: 1 E: 0 K: 0 S: 10	H: 1 LOB: 0 BB: 1 P: 21	1B: 9 2B: 4 3B: 1 HR: 4	SF: 0 SAC: 0 DP: 0 HBP: 1	WP: 1 PB: 0 SB: 0 CS: 1	PA: 46
PITCHER	IP	WLS	BF	H	R	ER	SO	BB	IBB	HBP	BLK	WP	HR	S	P	ERA	WHIP					
Eric Hillman, L (1, 1) ERA: 6.75	6.0		24	6	3	3	3	0	0	0	1	0	1	56	78	4.50	1.000					
Doug Linton, R (7, 1) ERA: 4.15	0.1		4	3	2	2	0	0	0	0	0	0	0	9	13	54.00	9.000					
Josias Manzanillo, R (7, 1) ERA: 16.2	1.1	L	13	8	6	6	1	0	0	1	0	0	3	34	52	40.50	6.000					
Frank Seminara, R (8, 1) ERA: 6.75	1.1		5	1	1	1	0	1	0	0	0	1	0	12	25	6.75	1.500					

Los Angeles Dodgers @ New York Mets
Shea Stadium, Flushing, NY

Sat Apr 30 1994, 3:33 AM EDT
Att. 21,734 - Cloudy - 72 F



livebaseballscorecards.com

BOTTOM

Los Angeles Dodgers @ New York Mets
Shea Stadium, Flushing, NY
Sat Apr 30 1994, 3:33 AM EDT
Att: 21,734 - Cloudy - 72 F

livebaseballscorecards.com

AB 36
R 10
H 11
RBI 8
BB 5
SO 6
LOB 14



WP: 0 PA: 42
PB: 0
SB: 0
CS: 1

AB R H RBI BB SO LOB

5 0 0 0 0 1 1

3 3 1 1 2 0 0

4 2 1 1 1 0 0

4 1 4 2 0 0 0

4 1 2 1 0 1 1

4 0 0 0 1 1 4

4 1 0 0 0 1 5

3 2 2 2 1 0 0

2 0 0 0 0 2 0
1 0 1 1 0 0 0
0 0 0 0 0 0 0
1 0 0 0 0 0 3
0 0 0 0 0 0 0

1B: 8 SF: 0
2B: 1 SAC: 0
3B: 0 DP: 1
HR: 3 HBP: 1

Batter	1	2	3	4	5	6	7	8	9
Jose Vizcaino, S (1, 6) OBP: 0.376, SLG: 0.425	0-1 F7		0-0 G4-3		0-2 K	0-0 L8		2-1 G6-3	
Jeremy Burnitz, L (1, 9) OBP: 0.277, SLG: 0.298	1-0 F8		4-2 BB 1B BB		3-2 HR		4-1 E 1B BB	0-0 F7	
Joe Orsulak, L (1, 7) OBP: 0.291, SLG: 0.286	1-2 F9		4-0 1B 1B BB		2-1 G3-1		1-2 1B 1B E 1B	0-0 F7	
Bobby Bonilla, S (1, 5) OBP: 0.384, SLG: 0.407 Tim Bogar, R (7, PR) (8, 5) Fernando Vina, L (9, PH) OBP: 0.410, SLG: 0.353		1-0 HR	0-0 1B 1B		3-1 FC6-4 1B		2-1 E 1B	0-1 G5-3	
Jeff Kent, R (1, 4) OBP: 0.421, SLG: 0.739		2-2 CS HBP	0-1 1B 1B		1-1 FC6-4 1B BB		1-2 E2 1B	1-3 K2-3	
David Segui, S (1, 3) OBP: 0.320, SLG: 0.341		3-3 K		1-0 F9		4-2 FC4-6 1B BB	0-1 G1-3	2-2 G1-3	
Ryan Thompson, R (1, 8) OBP: 0.364, SLG: 0.574		2-0 G6-3		2-3 K		0-0 FC4-6 1B BLK	0-1 P5-3		
Todd Hundley, S (1, 2) OBP: 0.379, SLG: 0.704			1-0 HR		1-2 G3-1		1-2 E4 1B		
Eric Hillman, L (1, 1) Jeff McKnight, S (6, PH) Doug Linton, R (7, 1) Josias Manzanillo, R (7, 1) Frank Seminara, R (8, 1)			0-3 K		0-3 K		2-2 1B	1-2 F8	

Inning Stats	R: 0	H: 0	E: 0	K: 0	S: 6	H: 0	LOB: 0	BB: 0	P: 8	R: 1	H: 1	E: 0	K: 1	S: 8	H: 3	LOB: 2	BB: 2	P: 19	R: 0	H: 0	E: 0	K: 1	S: 8	H: 0	LOB: 0	BB: 0	P: 12	R: 1	H: 1	E: 0	K: 2	S: 14	H: 3	LOB: 1	BB: 1	P: 28	R: 2	H: 3	E: 2	K: 0	S: 21	H: 0	LOB: 0	BB: 0	P: 6	R: 0	H: 0	E: 0	K: 1	S: 8	H: 0	LOB: 0	BB: 0	P: 11	1B: 8	SF: 0	2B: 1	SAC: 0	3B: 0	DP: 1	HR: 3	HBP: 1	WP: 0	PA: 42
--------------	------	------	------	------	------	------	--------	-------	------	------	------	------	------	------	------	--------	-------	-------	------	------	------	------	------	------	--------	-------	-------	------	------	------	------	-------	------	--------	-------	-------	------	------	------	------	-------	------	--------	-------	------	------	------	------	------	------	------	--------	-------	-------	-------	-------	-------	--------	-------	-------	-------	--------	-------	--------

PITCHER	IP	WLS	BF	H	R	ER	SO	BB	IBB	HBP	BLK	WP	HR	S	P	ERA	WHIP
Ramon Martinez, R (1, 1) ERA: 5.23	5.0		21	5	5	5	5	2	0	1	0	0	3	46	74	9.00	1.400
Roger McDowell, R (6, 1) ERA: 4.7	0.2		5	2	3	2	0	1	0	0	0	0	0	11	20	27.00	4.500
Omar Daal, L (6, 1) ERA: 3.38	0.1		2	1	0	0	0	0	0	0	1	0	0	6	8	0.00	3.000
Jim Gott, R (7, 1) ERA: 6.94	1.0	W	8	3	2	2	0	1	1	0	0	0	0	21	34	18.00	4.000
37 Darren Dreifort, R (8, 1) ERA: 1.2	2.0	S	6	0	0	0	1	0	0	0	0	0	0	12	17	0.00	0.000

Batter	1	2	3	4	5	6	7	8	9	AB R H RBI BB SO LOB	TOP		
Delino DeShields, L (1, 4) OBP: 0.289, SLG: 0.212 Cory Snyder, R (9, PH) OBP: 0.375, SLG: 0.730	0-1 G6-3		3-3 K		1-2 G4-3		0-1 G6-4-3		2-2 G6-4-3	4 0 0 0 0 1 1 1 0 0 0 0 0 1			
Brett Butler, L (1, 8) OBP: 0.454, SLG: 0.435	1-1 G4-3		1-2 G6-3			1-1 F8				3 0 0 0 1 0 0			
Mike Piazza, R (1, 2) OBP: 0.307, SLG: 0.458	2-2 1B		2-1 G6-3			4-0 FC7-5 BB				3 0 1 0 1 0 1			
Tim Wallach, R (1, 5) OBP: 0.446, SLG: 0.714	0-1 G4-3			1-0 G6-3		4-0 FC7-5 BB		4-0 DI BB		2 1 0 0 2 0 1			
Eric Karros, R (1, 3) OBP: 0.368, SLG: 0.398		1-2 F9 SF8 2B		0-0 F9		0-1 FC7-5 BB		2-2 P2		4 2 1 0 0 0 3			
Henry Rodriguez, L (1, 7) OBP: 0.370, SLG: 0.536		3-2 F9 2B		2-2 G5-3		0-0 1B		1-2 F9		4 0 1 1 0 0 2			
Raul Mondesi, R (1, 9) OBP: 0.301, SLG: 0.500 Chris Gwynn, L (6, PH) OBP: 0.412, SLG: 0.533		0-1 SF8			1-0 HR	0-0 1B		2-0 G3		1 1 1 2 0 0 0 2 0 1 1 0 0 1			
Jose Offerman, S (1, 6) OBP: 0.286, SLG: 0.287		3-H 2-1 1B			0-2 G4-3	2-0 F8			3-2 G5-3	4 0 1 0 0 0 2			
Pedro Astacio, R (1, 1) OBP: 0.100, SLG: 0.100 Roger McDowell, R (5, 1) Jeff Treadway, L (7, PH) OBP: 0.256, SLG: 0.346 Jim Gott, R (7, 1) Omar Daal, L (7, 1) Mitch Webster, S (9, PH) OBP: 0.400, SLG: 0.381		1-2 G1-3			1-3 K		4-2 G6-4-3 BB		4-2 G6-4-3 BB	2 0 0 0 0 0 1 1 0 0 0 0 0 0 0 0 0 0 0 0 0 1 0 1 0 0			
Inning Stats	R: 0 H: 1 E: 0 LOB: 1 K: 0 BB: 0 S: 10 P: 13	R: 1 H: 2 E: 0 LOB: 1 K: 0 BB: 0 S: 13 P: 20	R: 0 H: 0 E: 0 LOB: 0 K: 1 BB: 0 S: 10 P: 16	R: 0 H: 0 E: 0 LOB: 0 K: 0 BB: 0 S: 5 P: 8	R: 1 H: 1 E: 0 LOB: 0 K: 1 BB: 0 S: 10 P: 13	R: 2 H: 2 E: 0 LOB: 2 K: 0 BB: 2 S: 7 P: 18	R: 0 H: 0 E: 0 LOB: 1 K: 0 BB: 2 S: 7 P: 15	R: 0 H: 0 E: 0 LOB: 1 K: 0 BB: 1 S: 9 P: 18	R: 0 H: 0 E: 0 LOB: 0 K: 0 BB: 1 S: 9 P: 18	1B: 4 SF: 1 2B: 1 SAC: 0 3B: 0 DP: 2 HR: 1 HBP: 0	WP: 0 PA: 37 PB: 0 SB: 0 CS: 0		
PITCHER	IP WLS BF H R ER SO BB IBB HBP BLK WP HR S P ERA WHIP											PITCHER	IP WLS BF H R ER SO BB IBB HBP BLK WP HR S P ERA WHIP
Pete Smith, R (1, 1) ERA: 5.73	7.0 W 30 6 4 4 2 4 0 0 0 0 0 1 62 103 5.14 1.429												
Roger Mason, R (8, 1) ERA: 4.66	1.0 4 0 0 0 0 1 0 0 0 0 0 0 9 18 0.00 1.000												
John Franco, L (9, 1) ERA: 2.08	1.0 S 3 0 0 0 0 1 0 0 0 0 0 0 9 18 0.00 1.000												

Los Angeles Dodgers @ New York Mets
 Shea Stadium, Flushing, NY
 Sun May 01 1994, 3:33 AM EDT
 Att. 25,502 - Overcast - 68 F

AB	30
R	4
H	6
RBI	4
BB	6
SO	2
LOB	13



BOTTOM

Los Angeles Dodgers @ New York Mets
Shea Stadium, Flushing, NY
Sun May 01 1994, 3:33 AM EDT
Att. 25,502 - Overcast - 68 F

livebaseballscorecards.com

AB	32
R	7
H	9
RBI	7
BB	8
SO	7
LOB	16



WP:	0	PA:	41
PB:	0	SB:	1
CS:	0		

AB R H RBI BB SO LOB

4 2 2 0 1 0 1
2 2 1 2 2 1 0
1 0 0 0 0 0 2

5 1 2 3 0 0 0

4 0 2 0 1 0 0
0 0 0 0 0 0 0

4 0 0 0 1 2 5

3 2 2 2 0 0 1

3 0 0 0 1 2 2

3 0 0 0 1 0 4

2 0 0 0 1 1 0
1 0 0 0 0 1 1
0 0 0 0 0 0 0
0 0 0 0 0 0 0

1B:	3	SF:	0
2B:	2	SAC:	0
3B:	0	DP:	0
HR:	4	HBP:	1

Batter	1	2	3	4	5	6	7	8	9
Jose Vizcaino, S OBP: 0.388, SLG: 0.429 (1, 6)	1-1 L5		0-1 L8		2-2 HR 1B	2-2 HR 1B	4-2 BB		
Jeromy Burnitz, L OBP: 0.304, SLG: 0.356 David Segui, S OBP: 0.316, SLG: 0.337 (7, PH) (8, 3)	3-3 K		4-0 1B BB		4-1 HR BB	1-0 HR	0-0 G4-3		
Joe Orsulak, L OBP: 0.300, SLG: 0.352 (1, 3) (8, 9)	2-0 G3		0-0 1B		1-0 HR	0-0 F8		1-1 G4-3	
Bobby Bonilla, S OBP: 0.397, SLG: 0.444 John Franco, L (9, 1)		3-2 G6-3	4-2 BB		0-0 F9 2B	0-0 2B		3-2 F8	
Jeff Kent, R OBP: 0.410, SLG: 0.707 (1, 4)		4-1 G1-3 BB	1-3 K		0-0 F9 2B	1-3 K		0-0 P3	
Todd Hundley, S OBP: 0.403, SLG: 0.807 (1, 2)		2-1 G1-3		0-0 HR	2-0 HBP		1-0 HR		
Ryan Thompson, R OBP: 0.358, SLG: 0.549 (1, 8)		4-2 BB		0-3 K	3-2 K		0-2 G5-3		
John Cangelosi, S OBP: 0.448, SLG: 0.348 (1, 7)		3-1 F7		0-0 F8	0-0 G5-3		4-1 S BB		
Pete Smith, R Jeff McKnight, S OBP: 0.250, SLG: 0.333 Roger Mason, R Tim Bogar, R (7, PH) (8, 1) (9, 5)			4-2 1B BB BB		2-1 G4-3		2-3 K		0-3 K

Inning Stats	R: 0	H: 0	E: 0	K: 1	S: 6	H: 0	LOB: 0	BB: 0	P: 12	R: 0	H: 0	E: 0	K: 0	S: 11	R: 0	H: 1	E: 0	K: 1	S: 11	R: 1	H: 1	E: 0	K: 1	S: 7	R: 3	H: 3	E: 0	K: 1	S: 12	R: 2	H: 3	E: 0	K: 2	S: 13	R: 1	H: 1	E: 0	K: 1	S: 13	R: 0	H: 0	E: 0	K: 0	S: 6	H: 0	LOB: 0	BB: 0	P: 10
--------------	------	------	------	------	------	------	--------	-------	-------	------	------	------	------	-------	------	------	------	------	-------	------	------	------	------	------	------	------	------	------	-------	------	------	------	------	-------	------	------	------	------	-------	------	------	------	------	------	------	--------	-------	-------

PITCHER	IP	WLS	BF	H	R	ER	SO	BB	IBB	HBP	BLK	WP	HR	S	P	ERA	WHIP
Pedro Astacio, R ERA: 6.6	4.1		23	5	4	4	3	6	0	0	0	0	2	43	87	8.31	2.538
Roger McDowell, R ERA: 5.79	1.2	L	9	3	2	2	3	0	0	1	0	0	1	17	28	10.80	1.800
Jim Gott, R ERA: 7.3	0.2		5	1	1	1	1	2	0	0	0	0	1	12	21	13.50	4.500
Omar Daal, L ERA: 2.25	1.1		4	0	0	0	0	0	0	0	0	0	0	7	11	0.00	0.000

PITCHER	IP	WLS	BF	H	R	ER	SO	BB	IBB	HBP	BLK	WP	HR	S	P	ERA	WHIP
---------	----	-----	----	---	---	----	----	----	-----	-----	-----	----	----	---	---	-----	------

Batter	1	2	3	4	5	6	7	8	9	AB R H RBI BB SO LOB	TOP											
Delino DeShields, L OBP: 0.299, SLG: 0.250 (1, 4)	4-2 S 1B BB	0-0 2-H 3B		1-1 F8	1-3 K			2-2 F7	2-2 1B	5 0 2 1 1 1 1												
Brett Butler, L OBP: 0.448, SLG: 0.430 (1, 8)	0-2 S 1B	1-2 G6-3		0-1 HR 1B		0-0 L9		2-3 K	0-1 G4-3	4 1 2 0 0 0 1 2 0 0 0 0 1 1												
Cory Snyder, R OBP: 0.357, SLG: 0.692 (7, 9)																						
Mike Piazza, R OBP: 0.327, SLG: 0.514 (1, 2)	3-2 F9		2-2 F8	1-0 1-H HR		3-2 1B 2B		1-2 1B 2B		5 2 3 2 0 0 2												
Tim Wallach, R OBP: 0.427, SLG: 0.663 (1, 5)	0-2 P9		3-2 1B	0-3 K		3-3 K		4-2 1B BB		4 0 1 0 1 2 3												
Henry Rodriguez, L OBP: 0.366, SLG: 0.538 (1, 7) (8, 3)	1-1 L3		2-1 F7		0-3 K	0-2 2-H 1B		0-1 1-2 2-3 1B		5 0 2 1 0 1 3												
Eric Karros, R OBP: 0.350, SLG: 0.385 (1, 3)		0-1 E5 1B SH3	3-2 P8		0-1 2B 2B	3-3 K		1-1 P6		5 2 1 0 0 1 5 0 0 0 0 0 0 0												
Jim Gott, R (8, 1)																						
Raul Mondesi, R OBP: 0.316, SLG: 0.537 (1, 9) (7, 8)		0-3 K		0-0 S 3B 1B	0-1 2B 2B		1-3 K	1-1 SF7 3B		5 3 3 0 0 2 1	AB 42 R 10 H 17 RBI 10 BB 2 SO 8 LOB 18											
Jose Offerman, S OBP: 0.299, SLG: 0.337 (1, 6)		1 SAFE 2-2 SH3 3B 1B		1 SAFE 2-1 1-H SF8 3B	0-0 G3 2B		0-0 F9	0-1 SF7		4 2 3 4 0 0 0												
Orel Hershiser, R OBP: 0.188, SLG: 0.143 (1, 1)		1 SAFE 1-0 SH3		1-1 SF8	0-2 G3		0-1 F7	0-1 L4		2 0 0 2 0 0 1 1 0 0 0 0 0 0												
Mitch Webster, S OBP: 0.393, SLG: 0.348 (8, 7)																						
Inning Stats	R: 0 E: 0 K: 0 S: 16	H: 1 LOB: 2 BB: 1 P: 24	R: 2 E: 1 K: 1 S: 14	H: 2 LOB: 1 BB: 0 P: 18	R: 0 E: 0 K: 0 S: 13	H: 1 LOB: 1 BB: 0 P: 23	R: 4 E: 0 K: 1 S: 13	H: 4 LOB: 0 BB: 0 P: 18	R: 2 E: 0 K: 2 S: 14	H: 3 LOB: 1 BB: 0 P: 15	R: 1 E: 0 K: 2 S: 14	H: 2 LOB: 1 BB: 0 P: 23	R: 0 E: 0 K: 1 S: 6	H: 0 LOB: 0 BB: 0 P: 7	R: 0 E: 0 K: 1 S: 16	H: 2 LOB: 3 BB: 1 P: 26	R: 1 E: 0 K: 0 S: 11	H: 2 LOB: 1 BB: 0 P: 14	1B: 8 2B: 5 3B: 3 HR: 1	SF: 2 SAC: 1 DP: 0 HBP: 0	WP: 0 PB: 0 SB: 3 CS: 0	PA: 47
PITCHER	IP WLS BF H R ER SO BB IBB HBP BLK WP HR S P ERA WHIP																					
Rod Henderson, R ERA: 9.45 (1, 1)	3.0 L 17 6 4 2 1 1 0 0 0 0 0 0 46 70 6.00 2.333																					
Gil Heredia, R ERA: 7.53 (4, 1)	2.0 11 5 4 4 3 0 0 0 0 0 0 1 24 28 18.00 2.500																					
Denis Boucher, L ERA: 6.75 (6, 1)	2.2 13 4 1 1 4 1 0 0 0 0 0 0 34 53 3.38 1.875																					
Jeff Shaw, R ERA: 3.1 (8, 1)	1.1 6 2 1 1 0 0 0 0 0 0 0 0 13 17 6.75 1.500																					

Los Angeles Dodgers @ Montreal Expos
 Olympic Stadium, Montreal, QB
 Tue May 03 1994, 7:05 PM EDT
 Att. 15,413 - Dome

livebaseballscorecards.com



BOTTOM

Los Angeles Dodgers @ Montreal Expos
Olympic Stadium, Montreal, QB
Tue May 03 1994, 7:05 PM EDT
Att. 15,413 - Dome

livebaseballscorecards.com

AB	34
R	4
H	8
RBI	2
BB	2
SO	7
LOB	18



WP:	0	PA:	36
PB:	0		
SB:	3		
CS:	0		

AB R H RBI BB SO LOB

4 1 1 2 0 1 0

4 0 1 0 0 2 0

4 1 2 0 0 0 1

2 1 1 0 1 0 1

1 0 0 0 0 1 2

3 0 0 0 0 1 1

1 0 0 0 0 0 2

1 0 1 0 1 0 0

2 0 1 0 0 0 1

4 0 0 0 0 0 4

2 0 0 0 0 0 2

2 0 1 0 0 0 1

1 0 0 0 0 1 0

0 0 0 0 0 0 0

1 0 0 0 0 0 1

0 0 0 0 0 0 0

2 1 0 0 0 1 2

1B:	5	SF:	0
2B:	2	SAC:	0
3B:	0	DP:	2
HR:	1	HBP:	0

Batter	1	2	3	4	5	6	7	8	9
Mike Lansing, R OBP: 0.330, SLG: 0.354 (1, 4)	1-3 K ①		0-0 L7 ②			2-1 G5-3 ①		0-0 HR ①	
Cliff Floyd, L OBP: 0.320, SLG: 0.404 (1, 3) (8, 9)	1-3 K ②		1-3 K ③			0-1 L6 ②		0-0 1B ①	
Marquis Grissom, R OBP: 0.303, SLG: 0.363 (1, 8)	2-1 E 2B			0-0 G4-6-3 1B		3-1 G4-3 ③		0-1 E6 FC6-4 1-2	
Larry Walker, L OBP: 0.345, SLG: 0.471 Tim Spehr, R OBP: 0.167, SLG: 0.091 (1, 9) (8, 7)	4-0 S BB			0-0 G4-6-3 ① ② 1-2f		0-0 G6-3 FC2-1 2B		2-3 K ②	
Moises Alou, R OBP: 0.412, SLG: 0.604 Randy Milligan, R OBP: 0.286, SLG: 0.125 (1, 7) (8, 3)	3-1 F7 ③ 1-H 2-H			2-3 K ③		0-2 G6-3 ①		2-1 FC6-4 ③ 1-2f	
Darrin Fletcher, L OBP: 0.400, SLG: 0.456 Lenny Webster, R OBP: 0.375, SLG: 0.522 (1, 2) (7, 2)		0-0 FC5-4 1B			4-1 FC4-6 BB		2-3 FC2-1 ② 3-H	0-0 G5-3 1B	
Wil Cordero, R OBP: 0.333, SLG: 0.365 (1, 6)		2-0 FC5-4 G4-3 ① 1-2f			1-1 F9 ①		1-1 G6-3 ③	1-2 F9 ①	
Jeff Gardner, L OBP: 0.303, SLG: 0.300 Freddie Benavides, R OBP: 0.333, SLG: 0.369 (1, 5) (7, 5)		2-2 G4-3 ② ③ 1-2f			0-1 F7 ②			2-1 FC6-4 1B	1-1 G5-3 ② 1-2
Rod Henderson, R OBP: 1.000, SLG: 1.000 Lou Frazier, S OBP: 0.273, SLG: 0.111 Denis Boucher, R OBP: 0.400, SLG: 0.250 (1, 1) (4, 1) (5, PH) (6, 1) (8, 1)			1-3 K ①			0-0 FC4-6 ③ 1-2f		0-1 FC6-4 ① 1-2f HR	0-3 K ③

Inning Stats	R: 2	H: 1	E: 0	K: 2	S: 10	LOB: 0	BB: 1	P: 21	R: 0	H: 1	E: 0	K: 0	S: 5	LOB: 0	BB: 0	P: 9	R: 0	H: 1	E: 0	K: 2	S: 7	LOB: 0	BB: 0	P: 9	R: 0	H: 0	E: 0	K: 1	S: 5	LOB: 0	BB: 0	P: 7	R: 0	H: 0	E: 0	K: 0	S: 6	LOB: 1	BB: 1	P: 11	R: 0	H: 0	E: 0	K: 0	S: 6	LOB: 0	BB: 0	P: 11	R: 0	H: 1	E: 0	K: 0	S: 10	LOB: 1	BB: 0	P: 13	R: 2	H: 3	E: 1	K: 1	S: 13	LOB: 2	BB: 0	P: 19	R: 0	H: 1	E: 0	K: 1	S: 9	LOB: 1	BB: 0	P: 11	1B: 5	SF: 0	2B: 2	SAC: 0	3B: 0	DP: 2	HR: 1	HBP: 0	WP: 0	PA: 36
--------------	------	------	------	------	-------	--------	-------	-------	------	------	------	------	------	--------	-------	------	------	------	------	------	------	--------	-------	------	------	------	------	------	------	--------	-------	------	------	------	------	------	------	--------	-------	-------	------	------	------	------	------	--------	-------	-------	------	------	------	------	-------	--------	-------	-------	------	------	------	------	-------	--------	-------	-------	------	------	------	------	------	--------	-------	-------	-------	-------	-------	--------	-------	-------	-------	--------	-------	--------

PITCHER	IP	WLS	BF	H	R	ER	SO	BB	IBB	HBP	BLK	WP	HR	S	P	ERA	WHIP
Orel Hershiser, R ERA: 2.75 (1, 1)	7.1	W	29	7	4	2	6	2	0	0	0	0	0	55	89	2.46	1.227
Jim Gott, R ERA: 6.43 (8, 1)	1.2		7	1	0	0	2	0	0	0	0	0	0	16	22	0.00	0.600

BOTTOM

Los Angeles Dodgers @ Montreal Expos
Olympic Stadium, Montreal, QB
Wed May 04 1994, 3:33 AM EDT
Att. 16,875 - Dome

livebaseballscorecards.com

AB 35
R 5
H 13
RBI 4
BB 7
SO 8
LOB 27



WP: 1 PA: 44
PB: 0
SB: 2
CS: 0

AB R H RBI BB SO LOB

4 0 2 1 1 1 0
4 1 1 0 0 1 3
0 0 0 0 0 0 0

3 2 1 1 1 1 2

4 0 2 1 0 0 2
0 0 0 0 0 0 0
1 0 1 0 0 0 0

2 0 1 0 3 0 1

4 0 0 0 1 2 6

4 1 1 0 1 1 7

2 0 0 0 0 1 1
1 0 0 0 0 0 2
0 0 0 0 0 0 0
2 0 2 1 0 0 0

2 0 2 0 0 0 0
0 1 0 0 0 0 0
0 0 0 0 0 0 0
2 0 0 0 0 1 3

1B: 8 SF: 1
2B: 5 SAC: 0
3B: 1 DP: 1
HR: 0 HBP: 1

Main table containing batter names, statistics, and play diagrams for each batter in each inning.

Inning Stats table with columns for R, H, E, K, S, LOB, BB, P, and SO for each inning.

Pitcher stats table with columns for IP, WLS, BF, H, R, ER, SO, BB, IBB, HBP, BLK, WP, HR, S, P, ERA, WHIP for each pitcher.

Batter	1	2	3	4	5	6	7	8	9	AB	R	H	RBI	BB	SO	LOB	TOP										
Delino DeShields, L OBP: 0.281, SLG: 0.226 (1, 4)	3-2 G3-1	0-3 K			3-2 F7	1-0 G4-3	0-0 G3			5	0	0	0	0	1	4											
Brett Butler, L OBP: 0.459, SLG: 0.469 (1, 8)	2-2 E S 1B		0-1 G3		4-1 HR BB	1-1 BLK 1B		0-0 HR		4	3	3	1	1	0	0											
Mike Piazza, R OBP: 0.336, SLG: 0.550 (1, 2)	1 SAFE 1 SAFE 1 SAFE 1 SAFE 1 SAFE 1 SAFE 1 SAFE	3-1 SAFE 1B	1-1 G2-3		1-0 HR 1-H	1-1 F8		1-1 G1		5	1	2	3	0	0	1											
Tim Wallach, R OBP: 0.412, SLG: 0.634 (1, 5)	3-2 P6		1-2 G5-3		0-1 BB 1B WP	1-3 K		1-0 1B 2B		5	1	2	0	0	1	2											
Henry Rodriguez, L OBP: 0.360, SLG: 0.524 (1, 7)	3-3 K			1-2 G3	0-1 BB WP 1B		2-2 G3	0-0 1B		4	1	1	0	0	1	1											
Cory Snyder, R OBP: 0.362, SLG: 0.727 (8, PH)					1-2 WP 1B			2-H 1B		1	0	1	0	0	0	0											
Eric Karros, R OBP: 0.366, SLG: 0.444 (1, 3)		2-2 1B		2-0 2B	4-2 WP 2B BB		0-0 HR	2-1 P4		4	2	3	1	1	0	1											
Raul Mondesi, R OBP: 0.308, SLG: 0.510 (1, 9)				0-0 G5-3	1-3 K		1-1 P2	2-3 K		5	0	1	0	0	2	2	AB 40										
Jose Offerman, S OBP: 0.319, SLG: 0.337 (1, 6)		2-3 K		4-0 IBB	4-0 2B IBB		1-0 1B	4-2 G4-3 BB		2	1	1	0	3	1	2	R 9										
Ramon Martinez, R OBP: 0.214, SLG: 0.286 (1, 1)		0-3 K2-3		0-2 P7	0-1 2B		0-2 1B	0-0 G4-3		5	0	2	2	0	1	5	H 16										
Jim Gott, R (9, 1)					1-H 3-H			1-2f		0	0	0	0	0	0	0	RBI 7										
37 Darren Dreifort, R (9, 1)										0	0	0	0	0	0	0	BB 5										
Inning Stats	R: 1 E: 0 K: 1 S: 16	H: 2 LOB: 1 BB: 0 P: 30	R: 0 E: 0 K: 3 S: 14	H: 2 LOB: 2 BB: 0 P: 18	R: 0 E: 0 K: 0 S: 7	H: 0 LOB: 0 BB: 0 P: 9	R: 0 E: 0 K: 0 S: 9	H: 1 LOB: 2 BB: 1 P: 16	R: 6 E: 0 K: 1 S: 16	H: 4 LOB: 1 BB: 3 P: 33	R: 0 E: 0 K: 1 S: 8	H: 1 LOB: 1 BB: 0 P: 12	R: 1 E: 0 K: 0 S: 14	H: 3 LOB: 2 BB: 0 P: 18	R: 1 E: 0 K: 0 S: 7	H: 3 LOB: 1 BB: 0 P: 11	R: 0 E: 0 K: 1 S: 6	H: 0 LOB: 0 BB: 1 P: 12	1B: 10 2B: 3 3B: 0 HR: 3	SF: 0 SAC: 0 DP: 1 HBP: 0	WP: 3 PB: 0 SB: 1 CS: 0	PA: 45					
PITCHER	IP	WLS	BF	H	R	ER	SO	BB	IBB	HBP	BLK	WP	HR	S	P	ERA	WHIP										
John Burkett, R ERA: 2.98 (1, 1)	4.1	L	24	8	6	6	4	2	1	0	0	0	1	57	96	12.46	2.308										
Dave Burba, R ERA: 3.86 (5, 1)	0.2		3	1	1	1	1	0	1	0	0	1	0	5	10	13.50	1.500										
Rich Monteleone, R ERA: 5.11 (6, 1)	2.0		10	4	1	1	1	0	0	0	1	0	1	22	30	4.50	2.000										
Steve Frey, L ERA: 8.1 (8, 1)	2.0		8	3	1	1	1	1	0	0	0	0	1	13	23	4.50	2.000										

Los Angeles Dodgers @ San Francisco Giants
Candlestick Park, San Francisco, CA

Thu May 05 1994, 10:05 PM EDT
Att. 23,272 - Unknown - 60 F

livebaseballscorecards.com



Batter	1	2	3	4	5	6	7	8	9	AB	R	H	RBI	BB	SO	LOB
--------	---	---	---	---	---	---	---	---	---	----	---	---	-----	----	----	-----

<p>Darren Lewis, R (1, 8) OBP: 0.342, SLG: 0.320</p>			<p>SF9 (2) 2-3 3-H</p>			<p>F7 (1) 1-0</p>		<p>P6 (1) 1-1</p>	<p>HBP (2) 1-2 2-3</p>	3	0	0	1	0	1	0
<p>Robby Thompson, R (1, 4) OBP: 0.276, SLG: 0.333</p>	<p>G5-3 (2) 0-1</p>		<p>K (3) 3-3</p>			<p>K (2) 0-3</p>		<p>G4-6-3 (2) BB</p>	<p>K (2) 1-3</p>	4	0	0	0	1	3	4
<p>Dave Martinez, L (1, 7) OBP: 0.244, SLG: 0.243</p>	<p>L8 (3) 2-1</p>			<p>G4-3 (1) BB</p>		<p>K (3) 0-3</p>		<p>G4-6-3 (2) 1-2f</p>	<p>K (3) 2-3</p>	4	0	0	0	1	2	4
<p>Matt Williams, R (1, 5) OBP: 0.352, SLG: 0.706</p>		<p>F9 (1) 3-1</p>		<p>K (1) 1-3</p>		<p>HR (1) 0-0</p>			<p>1B (1) 0-2</p>	4	2	2	1	0	1	1
<p>Willie McGee, S (1, 9) OBP: 0.315, SLG: 0.378</p>		<p>G4-3 (2) 1-1</p>		<p>G4-3 (2) 1-2</p>		<p>G6-3 (1) 1-2</p>		<p>1B (1) 3-1</p>	<p>1B (1) 1-2</p>	4	1	1	0	0	0	1
<p>Royce Clayton, R (1, 6) OBP: 0.333, SLG: 0.416</p>		<p>L6 (3) 2-1</p>		<p>P6 (3) 2-2</p>		<p>G3 (2) 3-2</p>		<p>1B (1) 1-0</p>	<p>2B (1) 1-3 2-H</p>	4	2	2	1	0	0	1
<p>Todd Benzinger, S (1, 3) OBP: 0.291, SLG: 0.307</p>		<p>SH1-4 (1) 1-0</p>		<p>G3 (1) 1-2</p>		<p>G3 (2) 3-2</p>		<p>1B (1) 0-0</p>	<p>1B (1) 2-3 3-H</p>	4	1	2	1	0	0	1
<p>Kirt Manwaring, R (1, 2) OBP: 0.253, SLG: 0.276</p>		<p>SF9 (2) 1-2</p>		<p>L8 (2) 1-0</p>		<p>L8 (1) 1-1</p>		<p>1B (1) 2-2</p>	<p>FC6-4 (1) HBP</p>	4	0	2	2	0	0	1
<p>John Burkett, R (1, 1) Dave Burba, R (5, 1) John Patterson, S (5, PH) Rich Monteleone, R (6, 1) Jeff Reed, L (7, PH) Steve Frey, R (8, 1) Mark Carreon, R (9, PH)</p>		<p>SH1-4 (1) 1-0</p>		<p>F8 (3) 3-1</p>		<p>K (3) 3-3</p>		<p>HBP (1) 1-0</p>	<p>1B (1) 1-2</p>	0	0	0	0	0	0	0

Inning Stats	R: 0	H: 0	E: 0	K: 1	S: 7	R: 0	H: 0	E: 0	K: 0	S: 6	R: 1	H: 2	E: 0	K: 1	S: 11	R: 0	H: 0	E: 0	K: 1	S: 12	R: 0	H: 0	E: 0	K: 2	S: 7	R: 2	H: 3	E: 0	K: 1	S: 16	R: 0	H: 0	E: 0	K: 0	S: 8	R: 3	H: 5	E: 0	K: 2	S: 21	1B: 8	SF: 1	2B: 1	SAC: 1	3B: 0	DP: 1	HR: 1	HBP: 1	WP: 0	PA: 39
--------------	------	------	------	------	------	------	------	------	------	------	------	------	------	------	-------	------	------	------	------	-------	------	------	------	------	------	------	------	------	------	-------	------	------	------	------	------	------	------	------	------	-------	-------	-------	-------	--------	-------	-------	-------	--------	-------	--------

PITCHER	IP	WLS	BF	H	R	ER	SO	BB	IBB	HBP	BLK	WP	HR	S	P	ERA	WHIP
Ramon Martinez, R (1, 1) ERA: 5.31	8.0	W	32	7	5	5	6	2	0	0	0	0	1	80	133	5.62	1.125
Jim Gott, R (9, 1) ERA: 6.32	0.0		2	2	0	0	0	0	0	0	0	0	0	2	3	∞	∞
37 Darren Dreifort, R (9, 1) ERA: 2.79	1.0	S	5	1	1	1	2	0	0	1	0	0	0	13	20	9.00	1.000

BOTTOM

Los Angeles Dodgers @ San Francisco Giants
Candlestick Park, San Francisco, CA
 Thu May 05 1994, 10:05 PM EDT
 Att: 23,272 - Unknown - 60 F

livebaseballscorecards.com

AB	34
R	6
H	10
RBI	6
BB	2
SO	8
LOB	14



Batter	1	2	3	4	5	6	7	8	9	AB R H RBI BB SO LOB	TOP
Brett Butler, L (1, 8) OBP: 0.452, SLG: 0.461	0-0 G3		1-0 BB 1B			2-1 G4-3		2-1 SAFE G5-3		4 0 1 1 0 0 1	Los Angeles Dodgers @ San Francisco Giants Candlestick Park, San Francisco, CA Fri May 06 1994, 10:05 PM EDT Att. 28,824 - Unknown - 57 F
Jose Offerman, S (1, 6) OBP: 0.317, SLG: 0.327	1-2 G3		4-2 SAFE BB FC5-4 BB			3-2 G4-3		0-0 L8		3 0 0 0 1 0 1	
Mike Piazza, R (1, 2) OBP: 0.333, SLG: 0.539	1-1 F9		1-1 FC5-4 1-2f			0-1 1B		0-1 L7		4 0 1 0 0 0 2	
Tim Wallach, R (1, 5) OBP: 0.398, SLG: 0.610		0-0 G4-3		1-3 K		0-3 K		2-1 G6-3		4 0 0 0 0 2 1	
Henry Rodriguez, L (1, 7) OBP: 0.356, SLG: 0.506		2-0 G4-3		1-0 G3			4-1 G6-4-3 BB		2-2 G4-3	3 0 0 0 1 0 0	
Eric Karros, R (1, 3) OBP: 0.357, SLG: 0.431		0-0 G4-3		2-0 G5-3			3-2 SAFE G6-4-3 1-2f			3 0 0 0 0 0 1	
Raul Mondesi, R (1, 9) OBP: 0.300, SLG: 0.495			1-1 G5-3		3-2 G5-3		1-3 K2-3			3 0 0 0 0 1 0	
Delino DeShields, L (1, 4) OBP: 0.283, SLG: 0.241			0-0 G6-3 1B 2B		2-0 G4-3			0-0 G3		3 1 1 0 0 0 0	
Pedro Astacio, R (1, 1) OBP: 0.083, SLG: 0.083 Jeff Treadway, L (8, PH) OBP: 0.394, SLG: 0.393 Roger McDowell, R (8, 1)			1-2 G6-3		1-3 K			0-0 G5-3 1B		2 0 0 0 0 1 1 1 0 1 0 0 0 0 0 0 0 0 0 0 0	
Inning Stats	R: 0 E: 0 K: 0 S: 6 H: 0 LOB: 0 BB: 0 P: 8	R: 0 E: 0 K: 0 S: 3 H: 0 LOB: 0 BB: 0 P: 5	R: 1 E: 0 K: 0 S: 11 H: 2 LOB: 2 BB: 1 P: 19	R: 0 E: 0 K: 1 S: 5 H: 0 LOB: 0 BB: 0 P: 9	R: 0 E: 0 K: 1 S: 7 H: 0 LOB: 0 BB: 0 P: 13	R: 0 E: 0 K: 1 S: 12 H: 1 LOB: 1 BB: 0 P: 17	R: 0 E: 0 K: 1 S: 7 H: 0 LOB: 0 BB: 1 P: 15	R: 0 E: 0 K: 0 S: 5 H: 1 LOB: 1 BB: 0 P: 7	R: 0 E: 0 K: 0 S: 7 H: 0 LOB: 0 BB: 0 P: 11	1B: 3 2B: 1 3B: 0 HR: 0 SF: 0 SAC: 0 DP: 1 HBP: 0	WP: 0 PB: 0 SB: 0 CS: 0 PA: 32
PITCHER Bill Swift, R (1, 1) ERA: 2.74 Rod Beck, R (9, 1) ERA:	IP WLS BF H R ER SO BB IBB HBP BLK WP HR S P ERA WHIP	8.0 W 29 4 1 1 4 2 0 0 0 0 0 0 56 93 1.12 0.750	1.0 S 3 0 0 0 0 0 0 0 0 0 0 0 7 11 0.00 0.000								

AB	30
R	1
H	4
RBI	1
BB	2
SO	4
LOB	7



Batter	1	2	3	4	5	6	7	8	9	10	AB R H RBI BB SO LOB	TOP										
Brett Butler, L (1, 8) OBP: 0.458, SLG: 0.491	3-2 FC6-4 1B		2-3 K			2-0 HR		1-1 B3-4		4-2 1B BB	4 1 2 1 1 1 0	Los Angeles Dodgers @ San Francisco Giants Candlestick Park, San Francisco, CA Sat May 07 1994 6:33 AM EDT Att: 46,788 - Cloudy - 60 F										
Jose Offerman, S (1, 6) OBP: 0.320, SLG: 0.358	0-0 F7		0-0 G2-3			1-1 HR		2-3 K		3-1 1-2 2-H 1B	5 1 2 2 0 1 1											
Mike Piazza, R (1, 2) OBP: 0.320, SLG: 0.517	2-2 FC6-4 PB 1-2f				0-1 F8	0-1 G6-3		0-2 G6-3		0-3 K	5 0 0 0 0 1 3											
Tim Wallach, R (1, 5) OBP: 0.394, SLG: 0.596	2-3 K				0-0 F7	1-0 L7			1-1 SH1-3 1B	0-0 G4-3	4 0 1 0 0 1 1 1 0 0 0 0 0 2 0 0 0 0 0 0 0											
Mitch Webster, S (9, PR) OBP: 0.344, SLG: 0.296																						
37 Darren Dreifort, R (10, 1)	1-2 K																					
Henry Rodriguez, L (1, 7) OBP: 0.366, SLG: 0.506		4-2 FC6-4 BB				0-0 G4-3		2-2 1B	1-1 SH1-3 1-2		2 0 1 0 1 0 0											
Eric Karros, R (1, 3) OBP: 0.345, SLG: 0.415		0-3 K				3-2 F8	0-0 G6-3		1-3 K		4 0 0 0 0 2 4 0 0 0 0 0 0 0											
Cory Snyder, R (9, 5) OBP: 0.362, SLG: 0.727																						
Raul Mondesi, R (1, 9) OBP: 0.289, SLG: 0.477		0-1 FC6-4 S 1-2f				1-0 G5-3		1-1 G6-3	1-3 K		4 0 0 0 0 1 3											
Delino DeShields, L (1, 4) OBP: 0.291, SLG: 0.244		3-2 G3-1				4-1 BB		3-3 K		1-1 SH3-4 1B 1B	3 1 1 0 1 1 1											
Kevin Gross, R (1, 1)																						
Jeff Treadway, L (10, PH) OBP: 0.394, SLG: 0.393						1-1 G1-3		0-3 K		0-1 SH3-4	3 0 0 0 0 2 1 0											
Al Osuna, R (10, 1)																						
Chris Gwynn, L (10, 7) OBP: 0.333, SLG: 0.421																						
Inning Stats	R: 0 E: 0 K: 1 S: 10	H: 1 LOB: 1 BB: 0 P: 17	R: 0 E: 0 K: 1 S: 13	H: 0 LOB: 1 BB: 1 P: 19	R: 0 E: 0 K: 2 S: 8	H: 0 LOB: 0 BB: 0 P: 13	R: 0 E: 0 K: 0 S: 4	H: 0 LOB: 1 BB: 1 P: 17	R: 2 E: 0 K: 0 S: 10	H: 3 LOB: 1 BB: 0 P: 16	R: 0 E: 0 K: 2 S: 8	H: 0 LOB: 0 BB: 0 P: 12	R: 0 E: 0 K: 1 S: 9	H: 0 LOB: 2 BB: 0 P: 12	R: 0 E: 0 K: 2 S: 11	H: 1 LOB: 2 BB: 0 P: 15	R: 1 E: 0 K: 1 S: 15	H: 2 LOB: 2 BB: 1 P: 23	1B: 5 2B: 0 3B: 0 HR: 2	SF: 0 SAC: 2 DP: 0 HBP: 0	WP: 0 PB: 1 SB: 2 CS: 0	PA: 40
PITCHER	IP WLS BF H R ER SO BB IBB HBP BLK WP HR S P ERA WHIP																					
Mark Portugal, R (1, 1) ERA: 3.69	8.0	L	30	4	2	2	7	2	0	0	0	0	0	0	0	2.25	0.750					
Michael Jackson, R (9, 1) ERA: 1.04	2.0	L	10	3	1	1	3	1	0	0	0	0	0	0	0	4.50	2.000					

livebaseballscorecards.com

AB	35
R	3
H	7
RBI	3
BB	3
SO	10
LOB	16



Batter	1	2	3	4	5	6	7	8	9	10	AB	R	H	RBI	BB	SO	LOB
Darren Lewis, R OBP: 0.349, SLG: 0.342 (1, 8)	0-0 1B 3B	3-2 G1		1-0 FC6-4 1-2f			2-2 G4-6-3 1B			1-0 G6-3	5	1	2	0	0	0	4
Robby Thompson, R OBP: 0.272, SLG: 0.324 (1, 4)	3-2 F8		1-3 K		0-3 K		0-1 G4-6-3 1-2f			0-1 G1-3	5	0	0	0	0	2	3
Dave Martinez, L OBP: 0.250, SLG: 0.250 (1, 7) (9, 9)	0-1 G4-6-3 1B 3-H		0-3 K		1-1 G4-3			2-3 K			4	0	1	1	0	2	0
Matt Williams, R OBP: 0.346, SLG: 0.672 (1, 5)	0-0 G4-6-3 1-2f		2-1 1B		1-1 L4			1-0 P4			4	0	1	0	0	0	1
Willie McGee, S OBP: 0.312, SLG: 0.365 Michael Jackson, R (9, 1)		4-1 G1-3 1B BB		3-1 F7		3-1 G1-3		2-2 F9			3	1	0	0	1	0	1
Royce Clayton, R OBP: 0.327, SLG: 0.402 (1, 6)		1-2 G1-3 1-2 SAFE		1-1 S 1B		0-1 G1-3		2-3 K			4	0	1	0	0	1	1
Todd Benzinger, S OBP: 0.291, SLG: 0.299 (1, 3)		4-0 FC1-5 1B BB		1-3 K		0-0 F7		1-3 K			3	0	0	0	1	2	1
Kirt Manwaring, R OBP: 0.267, SLG: 0.289 (1, 2)		1-2 FC1-5 1B 1-2 2-H		2-1 FC6-4 1B			0-0 F8		1-2 P4		4	0	2	1	0	0	0
Mark Portugal, R OBP: 0.278, SLG: 0.375 Barry Bonds, L OBP: 0.371, SLG: 0.523 (1, 1) (9, 7)		0-0 FC1-5 1-2 2-3f		0-0 F8			1-1 1B 1B			2-3 K	3	0	1	0	0	0	4
											1	0	0	0	0	1	0

Inning Stats	R: 1	H: 2	E: 0	LOB: 0	K: 0	S: 7	R: 1	H: 1	E: 0	LOB: 2	K: 0	S: 11	R: 0	H: 1	E: 0	LOB: 1	K: 2	S: 10	R: 0	H: 2	E: 0	LOB: 2	K: 1	S: 9	R: 0	H: 0	E: 0	LOB: 0	K: 0	S: 7	R: 0	H: 0	E: 0	LOB: 0	K: 0	S: 5	R: 0	H: 2	E: 0	LOB: 1	K: 0	S: 9	R: 0	H: 0	E: 0	LOB: 0	K: 1	S: 7	R: 0	H: 0	E: 0	LOB: 0	K: 2	S: 11	R: 0	H: 0	E: 0	LOB: 0	K: 2	S: 7	R: 0	H: 0	E: 0	LOB: 0	K: 1	S: 7	R: 0	H: 0	E: 0	LOB: 0	K: 1	S: 7	R: 0	H: 0	E: 0	LOB: 0	K: 1	S: 7	R: 0	H: 0	E: 0	LOB: 0	K: 1	S: 7	R: 0	H: 0	E: 0	LOB: 0	K: 1	S: 7
PITCHER	IP	WLS	BF	H	R	ER	SO	BB	IBB	HBP	BLK	WP	HR	S	P	ERA	WHIP																																																																									
Kevin Gross, R ERA: 4.08 (1, 1)	9.0	W	35	8	2	2	7	2	0	0	0	0	0	76	120	2.00	1.111																																																																									
Al Osuna, L ERA: (10, 1)	0.1		1	0	0	0	1	0	0	0	0	0	0	4	6	0.00	0.000																																																																									
37 Darren Dreifort, R ERA: 2.7 (10, 1)	0.2	S	2	0	0	0	0	0	0	0	0	0	0	3	4	0.00	0.000																																																																									

BOTTOM

Los Angeles Dodgers @ San Francisco Giants
Candlestick Park, San Francisco, CA

Sat May 07 1994, 6:33 AM EDT
Att. 46,788 - Cloudy - 60 F

livebaseballscorecards.com

AB	36
R	2
H	8
RBI	2
BB	2
SO	8
LOB	15

GIANTS

WP: 0	PA: 38
PB: 0	
SB: 1	
CS: 0	

Batter	1	2	3	4	5	6	7	8	9	AB R H RBI BB SO LOB
Darren Lewis, R OBP: 0.351, SLG: 0.345 (1, 8)	1-3 K		1-3 K		0-3 K		0-0 BB 1B		0-2 1B 1B	5 1 2 0 0 3 2
Robby Thompson, R OBP: 0.276, SLG: 0.327 John Patterson, S OBP: 0.290, SLG: 0.286 (1, 4) (5, PH) (6, 4)	1-2 P3		0-2 1B 1B		0-0 1B		4-2 1B BB		0-0 1B 1B	2 1 1 1 0 0 0 2 0 2 1 1 0 0
Matt Williams, R OBP: 0.348, SLG: 0.661 (1, 5)	1-2 G1-3		0-1 1B 1B		0-1 G3		2-1 F9		1-1 1B	5 0 2 1 0 0 4
Barry Bonds, L OBP: 0.376, SLG: 0.522 (1, 7)		2-0 FC5-4 1B	2-1 1B 1B			2-2 F8			0-0 P5	4 0 2 1 0 0 3
Willie McGee, S OBP: 0.299, SLG: 0.348 (1, 9)		1-0 FC5-4 1-2f	0-0 F8			0-0 L8			2-3 K	4 0 0 0 0 1 3
Royce Clayton, R OBP: 0.318, SLG: 0.390 Dave Burba, R Michael Jackson, R Mark Carreon, R Rod Beck, R (1, 6) (7, 1) (8, 1) (8, PH) (9, 1)		1-3 K		2-2 G4-3		1-0 F9			0-0 G1-3	3 0 0 0 0 1 1 0 0 0 0 0 0 0 0 0 0 0 0 0 0 1 0 0 0 0 0 0 0 0 0 0 0 0 0
Todd Benzing, S OBP: 0.298, SLG: 0.333 (1, 3)		1-2 G3-4-3		3-1 G6-3			2-1 HR		0-2 FC6-4 1B	4 1 2 1 0 0 1
Kirt Manwaring, R OBP: 0.272, SLG: 0.306 Jeff Reed, L OBP: 0.167, SLG: 0.138 (1, 2) (7, 2)			1-2 1B 2B		0-3 K		1-2 F9		0-1 FC6-4	2 1 1 0 0 1 0 2 0 0 0 0 0 1
Salomon Torres, R OBP: 0.222, SLG: 0.222 Steve Frey, R Mike Benjamin, R OBP: 0.583, SLG: 1.000 (1, 1) (6, 1) (7, 6)			0-2 1B		1-1 E9 1B 1B		1-2 E6 1B		4-2 1B BB	2 0 2 0 0 0 0 0 0 0 0 0 0 0 1 1 0 0 1 0 0

Inning Stats	R: 0 E: 0 K: 1 S: 9	H: 0 LOB: 0 BB: 0 P: 12	R: 0 E: 0 K: 1 S: 8	H: 1 LOB: 1 BB: 0 P: 13	R: 2 E: 0 K: 1 S: 19	H: 5 LOB: 2 BB: 0 P: 23	R: 0 E: 0 K: 1 S: 8	H: 0 LOB: 0 BB: 0 P: 13	R: 0 E: 1 K: 1 S: 8	H: 2 LOB: 1 BB: 0 P: 9	R: 0 E: 0 K: 0 S: 5	H: 0 LOB: 0 BB: 0 P: 8	R: 1 E: 1 K: 0 S: 15	H: 2 LOB: 3 BB: 1 P: 25	R: 0 E: 0 K: 1 S: 15	H: 1 LOB: 1 BB: 0 P: 17	R: 2 E: 0 K: 0 S: 9	H: 3 LOB: 2 BB: 1 P: 14	1B: 12 2B: 1 3B: 0 HR: 1	SF: 0 SAC: 0 DP: 0 HBP: 0
--------------	------------------------------	----------------------------------	------------------------------	----------------------------------	-------------------------------	----------------------------------	------------------------------	----------------------------------	------------------------------	---------------------------------	------------------------------	---------------------------------	-------------------------------	----------------------------------	-------------------------------	----------------------------------	------------------------------	----------------------------------	-----------------------------------	------------------------------------

PITCHER	IP	WLS	BF	H	R	ER	SO	BB	IBB	HBP	BLK	WP	HR	S	P	ERA	WHIP
Orel Hershiser, R ERA: 2.98 (1, 1)	6.0		25	9	3	3	5	0	0	0	0	0	1	59	82	4.50	1.500
Al Osuna, L ERA: (7, 1)	0.1		4	1	0	0	0	1	0	0	0	0	0	10	16	0.00	6.000
Jim Gott, R ERA: 6.06 (7, 1)	0.2		2	0	0	0	0	0	0	0	0	0	0	3	5	0.00	0.000
37 Darren Dreifort, R ERA: 3.43 (8, 1)	1.0	L	8	4	2	2	1	1	0	0	0	0	0	24	31	18.00	5.000

BOTTOM

Los Angeles Dodgers @ San Francisco Giants
Candlestick Park, San Francisco, CA

Sun May 08 1994, 10:05 PM EDT
Att: 41,847 - Unknown - 61 F

livebaseballscorecards.com

AB	37
R	5
H	14
RBI	5
BB	2
SO	6
LOB	15



WP: 0	PA: 39
PB: 0	
SB: 0	
CS: 0	

Batter	1	2	3	4	5	6	7	8	9	AB R H RBI BB SO LOB	TOP																
James Mouton, R (1, 9) OBP: 0.317, SLG: 0.319	0-3 K		0-3 K WP 1B			0-0 G4-6-3 1B			0-0 F9	5 1 1 0 0 2 2																	
Steve Finley, L (1, 8) OBP: 0.360, SLG: 0.544	0-3 K		0-0 1B WP 1B	0-0 G4-3		0-0 G4-6-3			0-0 5 BB WP 1B	5 1 2 0 0 1 1																	
Craig Biggio, R (1, 4) OBP: 0.406, SLG: 0.521	0-0 G5-3		1-0 1B HBP	0-0 F8		0-3 K			4-0 5 BB BB	3 1 0 0 1 1 0																	
5 Jeff Bagwell, R (1, 3) OBP: 0.407, SLG: 0.617		0-0 HR	0-0 F2	0-0 F9			4-0 G3-6 BB		4-0 BB BB	3 1 1 1 2 0 3																	
Luis Gonzalez, L (1, 7) OBP: 0.345, SLG: 0.443		0-0 G3 WP 1B	0-0 S 1B 3B 1B		1-0 1B HBP		0-3 K		0-3 K	4 2 2 1 0 2 4																	
Ken Caminiti, S (1, 5) OBP: 0.269, SLG: 0.417		4-0 G3 WP BB	0-0 S 1B 3B		0-0 1B		0-0 G3-6		0-0 P6	4 2 2 2 1 0 4																	
Scott Servais, R (1, 2) OBP: 0.256, SLG: 0.354		0-3 K	0-0 3B		0-0 F9			0-0 G6-3		4 0 1 2 0 1 4	AB 35 R 8 H 9 RBI 6 BB 5 SO 11 LOB 26																
Andujar Cedeno, R (1, 6) OBP: 0.346, SLG: 0.543		0-0 G3	4-0 IBB		0-0 F7			0-0 G6-3		3 0 0 0 1 0 4																	
Darryl Kile, R (1, 1) OBP: 0.059, SLG: 0.118		0-3 K	0-3 K		0-3 K			0-3 K		4 0 0 0 0 4 4																	
John Hudek, S (8, 1)										0 0 0 0 0 0 0																	
Mitch Williams, L (9, 1)										0 0 0 0 0 0 0																	
Inning Stats	R: 0 E: 0 K: 2 S: 7	H: 0 LOB: 0 BB: 0 P: 7	R: 3 E: 0 K: 2 S: 9	H: 2 LOB: 0 BB: 1 P: 13	R: 5 E: 0 K: 2 S: 12	H: 4 LOB: 2 BB: 1 P: 17	R: 0 E: 0 K: 0 S: 3	H: 0 LOB: 0 BB: 0 P: 3	R: 0 E: 0 K: 1 S: 6	H: 1 LOB: 2 BB: 0 P: 7	R: 0 E: 0 K: 1 S: 5	H: 1 LOB: 0 BB: 0 P: 5	R: 0 E: 0 K: 1 S: 4	H: 0 LOB: 0 BB: 1 P: 8	R: 0 E: 0 K: 1 S: 5	H: 0 LOB: 0 BB: 0 P: 5	R: 0 E: 0 K: 1 S: 6	H: 1 LOB: 3 BB: 2 P: 14	1B: 7 2B: 0 3B: 1 HR: 1	SF: 0 SAC: 0 DP: 2 HBP: 2	WP: 4 PB: 1 SB: 3 CS: 0	PA: 42					
PITCHER	IP WLS BF H R ER SO BB IBB HBP BLK WP HR S P ERA WHIP																										
Tom Candiotti, R (1, 1) ERA: 5.23	2.1		16	6	8	7	5	1	0	1	0	2	1	24	29	27.00	3.000										
Gary Wayne, L (3, 1) ERA: 5.25	2.2		11	1	0	0	2	0	1	1	0	0	0	13	18	0.00	0.375										
Omar Daal, L (6, 1) ERA: 3.0	2.0		6	1	0	0	2	1	0	0	0	0	0	9	13	0.00	1.000										
Roger McDowell, R (8, 1) ERA: 4.63	1.1		7	1	0	0	1	2	0	0	0	1	0	7	15	0.00	2.250										
Al Osuna, L (9, 1) ERA:	0.2	W	2	0	0	0	1	0	0	0	0	0	0	4	4	0.00	0.000										

Houston Astros @ Los Angeles Dodgers
Dodger Stadium, Los Angeles, CA

Mon May 09 1994, 7:05 PM PDT
Att. 36,260 - Unknown - 60 F

livebaseballscorecards.com



Batter	1	2	3	4	5	6	7	8	9	AB R H RBI BB SO LOB
Brett Butler, L (1, 8) OBP: 0.457, SLG: 0.473	0-0 F9	0-3 K			4-0 BB			4-0 BB	0-3 K	3 1 0 0 2 2 2
Jose Offerman, S (1, 6) OBP: 0.311, SLG: 0.333	0-3 K		0-0 G4-3		0-0 G3-6-3			4-0 BB	0-0 G5-3	4 1 0 0 1 1 3
Delino DeShields, L (1, 4) Mike Piazza, R (9, PH) OBP: 0.328, SLG: 0.516	0-0 1B		0-0 F8			4-0 BB		0-0 SF8	0-0 HR	3 2 2 1 1 0 0 1 1 1 2 0 0 0
Tim Wallach, R (1, 5) OBP: 0.409, SLG: 0.641	4-0 1B		0-0 1B			0-0 G6-4-3		4-0 BB	0-0 HR	3 1 2 2 2 0 1
Henry Rodriguez, L (1, 7) OBP: 0.376, SLG: 0.538	0-0 1B		0-0 G4-3			0-0 1B		0-0 SF8		3 0 2 2 0 0 1
Eric Karros, R (1, 3) Al Osuna, R (9, 1)	0-0 F9			0-0 G6-3		0-0 L8		0-0 SF8		3 0 0 1 0 0 3 0 0 0 0 0 0 0
Raul Mondesi, R (1, 9) OBP: 0.303, SLG: 0.504		0-0 HR		0-0 F7			0-3 K	0-0 F8		4 1 1 1 0 1 1
Carlos Hernandez, R (1, 2) OBP: 0.333, SLG: 0.333			0-0 G6-3		0-0 G3		0-3 K		0-0 G5-3	4 1 1 0 0 1 0
Tom Candiotti, R (1, 1) Gary Wayne, L (3, 1) Chris Gwynn, L (5, PH) Omar Daal, L (6, 1) Jeff Treadway, L (7, PH) Roger McDowell, R (8, 1) Mitch Webster, S (9, 7)		0-0 F7			0-0 G6-3		0-0 F8		1-2 1B	1 0 0 0 0 0 0 0 0 0 0 0 0 0 1 0 0 0 0 0 0 0 0 0 0 0 0 0 1 0 0 0 0 0 0 0 0 0 0 0 0 0 1 1 1 0 0 0 0

Inning Stats	R: 1	H: 2	E: 0	K: 1	S: 7	LOB: 2	BB: 1	P: 11	R: 1	H: 1	E: 0	K: 1	S: 6	LOB: 0	BB: 0	P: 6	R: 0	H: 1	E: 0	K: 0	S: 4	LOB: 1	BB: 0	P: 4	R: 0	H: 0	E: 0	K: 0	S: 3	LOB: 0	BB: 1	P: 6	R: 0	H: 1	E: 0	K: 2	S: 7	LOB: 1	BB: 1	P: 7	R: 0	H: 0	E: 0	K: 2	S: 7	LOB: 0	BB: 0	P: 7	R: 3	H: 1	E: 0	K: 0	S: 4	LOB: 1	BB: 3	P: 16	R: 4	H: 4	E: 0	K: 1	S: 8	LOB: 0	BB: 0	P: 8	1B: 8	2B: 0	3B: 0	HR: 2	SF: 2	SAC: 0	DP: 2	HBP: 0	WP: 0	PA: 40
PITCHER	IP	WLS	BF	H	R	ER	SO	BB	IBB	HBP	BLK	WP	HR	S	P	ERA	WHIP																																																									
Darryl Kile, R (1, 1) ERA: 3.91	7.0		29	5	4	4	4	5	0	0	0	0	0	32	52	5.14	1.429																																																									
John Hudek, R (8, 1) ERA: 1.08	1.0		5	1	1	1	0	1	0	0	0	0	0	4	8	9.00	2.000																																																									
Mitch Williams, L (9, 1) ERA: 9.45	0.2	L	6	4	4	4	1	0	0	0	0	0	1	8	8	54.00	6.000																																																									

BOTTOM

Houston Astros @ Los Angeles Dodgers
Dodger Stadium, Los Angeles, CA

Mon May 09 1994, 7:05 PM PDT
Att: 36,260 - Unknown - 60 F

livebaseballscorecards.com

AB	32
R	9
H	10
RBI	9
BB	6
SO	5
LOB	11



Batter	1	2	3	4	5	6	7	8	9	10	AB R H RBI BB SO LOB	TOP					
James Mouton, R (1, 9) OBP: 0.315, SLG: 0.316	F8		G5-3			FC6-4 1B		P6			4 0 1 0 0 0 0	Houston Astros @ Los Angeles Dodgers Dodger Stadium, Los Angeles, CA Tue May 10 1994, 7:05 PM PDT Att. 36,766 - Unknown - 63 F					
Steve Finley, L (1, 8) OBP: 0.357, SLG: 0.531	G3-1			2B 5 SF8 BB		FC6-4 CS		G1-3			3 1 0 0 1 0 1						
Craig Biggio, R (1, 4) OBP: 0.408, SLG: 0.528	G5-3			5 SF8 1-3 2B		1-2 1B			G5-3		4 1 2 0 0 0 0						
5 Jeff Bagwell, R (1, 3) OBP: 0.403, SLG: 0.607		K		SF8			4-0 HR BB		K		2 1 0 1 1 2 0						
Luis Gonzalez, L (1, 7) OBP: 0.342, SLG: 0.430	F8			CS BB		F8		G1-3			3 0 0 0 1 0 1						
Ken Caminiti, S (1, 5) OBP: 0.297, SLG: 0.462		PB 2B		SF8		1-H HR			F9		3 1 2 3 0 0 0						
Tony Eusebio, R (1, 2) OBP: 0.161, SLG: 0.333			G6-3	CS	F9	G1-3		G1-3			4 0 0 0 0 0 1						
Andujar Cedeno, R (1, 6) OBP: 0.338, SLG: 0.526			F8		G6-3			F9			3 0 0 0 0 0 0						
Todd Jones, L (7, 1)											0 0 0 0 0 0 0						
Mike Hampton, R (8, 1)											0 0 0 0 0 0 0						
Kevin Bass, S (10, PH) OBP: 0.341, SLG: 0.447											1 0 0 0 0 0 0						
Dave Veres, R (10, 1)											0 0 0 0 0 0 0						
Tom Edens, R (10, 1)											0 0 0 0 0 0 0						
Mitch Williams, L (10, 1)											0 0 0 0 0 0 0						
Greg Swindell, L (1, 1) OBP: 0.267, SLG: 0.400			G5-3		G6-3			F9			2 0 0 0 0 0 0						
Andy Stankiewicz, R (7, 6) OBP: 0.448, SLG: 0.583											1 0 0 0 0 0 0						
Inning Stats	R: 0 H: 0 E: 0 LOB: 0 K: 0 BB: 0 S: 3 P: 3	R: 0 H: 1 E: 0 LOB: 1 K: 1 BB: 0 S: 6 P: 6	R: 0 H: 0 E: 0 LOB: 0 K: 0 BB: 0 S: 3 P: 3	R: 2 H: 1 E: 0 LOB: 0 K: 0 BB: 2 S: 3 P: 11	R: 0 H: 0 E: 0 LOB: 0 K: 0 BB: 0 S: 3 P: 3	R: 0 H: 2 E: 0 LOB: 1 K: 0 BB: 0 S: 3 P: 3	R: 2 H: 1 E: 0 LOB: 0 K: 0 BB: 1 S: 4 P: 8	R: 0 H: 0 E: 0 LOB: 0 K: 0 BB: 0 S: 3 P: 3	R: 0 H: 0 E: 0 LOB: 0 K: 1 BB: 0 S: 5 P: 5	R: 0 H: 0 E: 0 LOB: 0 K: 0 BB: 0 S: 3 P: 3	1B: 2 SF: 2 2B: 2 SAC: 0 3B: 0 DP: 0 HR: 1 HBP: 0	WP: 0 PA: 36 PB: 1 SB: 0 CS: 2					
PITCHER	IP WLS BF H R ER SO BB IBB HBP BLK WP HR S P ERA WHIP																
Ramon Martinez, R (1, 1) ERA: 5.06	9.0	32	5	4	4	2	3	0	0	0	0	0	0	0	0	4.00	0.889
Jim Gott, R (10, 1) ERA: 5.71	1.0	3	0	0	0	0	0	0	0	0	0	0	0	3	3	0.00	0.000

livebaseballscores.com



BOTTOM

Houston Astros @ Los Angeles Dodgers
Dodger Stadium, Los Angeles, CA

Tue May 10 1994, 7:05 PM PDT
Att. 36,766 - Unknown - 63 F

livebaseballscorecards.com

AB 35
R 5
H 13
RBI 4
BB 7
SO 2
LOB 23



WP: 0 PA: 44
PB: 0
SB: 1
CS: 3

AB R H RBI BB SO LOB

2 0 1 0 3 0 1

5 0 0 1 0 1 6

5 0 2 0 0 0 2

4 1 1 0 1 0 1

5 1 3 1 0 1 3

4 0 2 1 0 0 2

0 0 0 0 0 0 0

1 0 0 0 0 0 2

2 0 1 0 0 0 2

1 0 0 0 0 0 2

0 0 0 0 0 0 0

1B: 9 SF: 0
2B: 5 SAC: 1
3B: 0 DP: 4
HR: 1 HBP: 0

Batter	1	2	3	4	5	6	7	8	9	10
Brett Butler, L (1, 8) OBP: 0.469, SLG: 0.474	4-0 BB G6-4-3		0-0 FC4-6 1-2f		0-0 L5-3 1B		4-0 BB G6-3		4-0 BB G5-3	
Jose Offerman, S (1, 6) OBP: 0.300, SLG: 0.320	0-0 F2		0-3 K		0-0 L5-3 1-2		0-0 G6-3		0-0 G5-3	
Mike Piazza, R (1, 2) OBP: 0.331, SLG: 0.511 Chris Gwynn, L (10, PR) OBP: 0.318, SLG: 0.400	0-0 G6-4-3 1-2f			0-0 2B G5-3 1B	0-0 F8		0-0 G3-1			0-0 2B E 1B
Tim Wallach, R (1, 5) OBP: 0.408, SLG: 0.636		0-0 L3		0-0 1B 2B		0-0 F8		4-0 BB G6-3		0-0 F9
Eric Karros, R (1, 3) OBP: 0.348, SLG: 0.440		0-0 HR		0-0 G5-3		0-0 1B		0-3 K		0-0 E 2B
Cory Snyder, R (1, 7) OBP: 0.377, SLG: 0.694		0-0 FC5-4 1B		0-0 2B 1B		0-0 F5		0-0 G6-3 1-2f		4-0 E IBB
Raul Mondesi, R (1, 9) OBP: 0.310, SLG: 0.512 Henry Rodriguez, L (10, PH) OBP: 0.376, SLG: 0.538 Carlos Hernandez, R (10, PH) OBP: 0.300, SLG: 0.300		0-0 FC5-4 CS		0-0 2B		0-0 F8			0-0 FC6-4 CS 1B	0-0 FC5
Delino DeShields, L (1, 4) OBP: 0.313, SLG: 0.253		0-0 CS	0-0 G2-3	4-0 BB			4-0 S SH5-4 G6-3 BB		0-0 FC6-4 1B	
Ramon Martinez, R (1, 1) OBP: 0.250, SLG: 0.313 Mitch Webster, S (9, PH) OBP: 0.343, SLG: 0.300 Jim Gott, R (10, 1)			0-0 FC4-6 1B	0-0 P4			0-0 SH5-4		0-0 FC6-4 CS	

Inning Stats	R: 0	H: 0	E: 0	K: 0	S: 2	R: 1	H: 2	E: 0	K: 0	S: 4	R: 0	H: 1	E: 0	K: 1	S: 6	R: 2	H: 4	E: 0	K: 0	S: 6	R: 0	H: 1	E: 0	K: 0	S: 3	R: 1	H: 0	E: 0	K: 0	S: 3	R: 0	H: 0	E: 0	K: 1	S: 4	R: 0	H: 2	E: 1	K: 0	S: 4	R: 0	H: 2	E: 0	K: 0	S: 4	R: 1	H: 2	E: 1	K: 0	S: 4	1B: 9	2B: 5	3B: 0	HR: 1	SF: 0	SAC: 1	DP: 4	HBP: 0	WP: 0	PA: 44
--------------	------	------	------	------	------	------	------	------	------	------	------	------	------	------	------	------	------	------	------	------	------	------	------	------	------	------	------	------	------	------	------	------	------	------	------	------	------	------	------	------	------	------	------	------	------	------	------	------	------	------	-------	-------	-------	-------	-------	--------	-------	--------	-------	--------

PITCHER	IP	WLS	BF	H	R	ER	SO	BB	IBB	HBP	BLK	WP	HR	S	P	ERA	WHIP
Greg Swindell, L (1, 1) ERA: 2.68	6.2		29	9	4	4	1	4	0	0	0	0	1	27	43	5.40	1.950
Todd Jones, R (7, 1) ERA: 5.06	1.1		5	1	0	0	1	1	0	0	0	0	0	6	10	0.00	1.500
Mike Hampton, L (9, 1) ERA: 5.59	1.0		4	1	0	0	0	1	0	0	0	0	0	3	7	0.00	2.000
Dave Veres, R (10, 1) ERA:	0.1	L	3	2	1	0	0	0	0	0	0	0	0	3	3	0.00	6.000
Tom Edens, R (10, 1) ERA: 3.2	0.0		1	0	0	0	0	0	1	0	0	0	0	0	4	∞	∞
PITCHER	IP	WLS	BF	H	R	ER	SO	BB	IBB	HBP	BLK	WP	HR	S	P	ERA	WHIP
Mitch Williams, L (10, 1) ERA: 9.45	0.0		1	0	0	0	0	0	0	0	0	0	0	1	1	∞	∞

Batter	1	2	3	4	5	6	7	8	9	AB R H RBI BB SO LOB	TOP																						
James Mouton, R (1, 9) OBP: 0.306, SLG: 0.306	1-2 G6-3		1-2 F9			1-0 G6-3		2-3 K2-3		4 0 0 0 0 1 2																							
Steve Finley, L (1, 8) OBP: 0.347, SLG: 0.515	1-2 G6-3			2-3 K		0-2 G4-3			1-0 G3	4 0 0 0 0 1 1																							
Craig Biggio, R (1, 4) OBP: 0.411, SLG: 0.524	3-3 K			1-0 G5-3			2-2 1B		4-1 BB	3 0 1 0 1 1 0																							
5 Jeff Bagwell, R (1, 3) OBP: 0.392, SLG: 0.587		3-1 G5-3		1-2 G6-3			0-0 F8		0-1 F7	4 0 0 0 0 0 2																							
Luis Gonzalez, L (1, 7) OBP: 0.339, SLG: 0.423		0-1 1B			1-1 G3		0-0 L8		0-0 G4-3	4 0 1 0 0 0 2																							
Ken Caminiti, S (1, 5) OBP: 0.289, SLG: 0.450		1-1 P4			0-3 K		1 SAFE F7			3 0 0 0 0 1 2																							
Scott Servais, R (1, 2) OBP: 0.250, SLG: 0.345		2-2 G5-3			1-1 G6-3			2-1 F7		2 0 0 0 0 0 1																							
Mike Felder, S (8, PH) OBP: 0.313, SLG: 0.313										1 0 0 0 0 0 0																							
Tony Eusebio, R (8, 2) OBP: 0.161, SLG: 0.333										0 0 0 0 0 0 0																							
Andujar Cedeno, R (1, 6) OBP: 0.336, SLG: 0.520			0-0 F9			2-1 G6-3 SH1-4 1B		3-2 G1-3		3 0 1 0 0 0 0																							
Shane Reynolds, R (1, 1) OBP: 0.500, SLG: 0.500			1-3 K			0-0 SH1-4		3-1 2B		1 0 0 0 0 1 0																							
Sid Bream, L (8, PH) OBP: 0.448, SLG: 0.583										1 0 1 0 0 0 0																							
Andy Stankiewicz, R (8, PR) OBP: 0.448, SLG: 0.583										0 0 0 0 0 0 0																							
Tom Edens, R (8, 1)										0 0 0 0 0 0 0																							
Inning Stats	R: 0 E: 0 K: 1 S: 9	H: 0 LOB: 0 BB: 0 P: 14	R: 0 E: 0 K: 0 S: 9	H: 1 LOB: 1 BB: 0 P: 15	R: 0 E: 0 K: 1 S: 8	H: 0 LOB: 0 BB: 0 P: 10	R: 0 E: 0 K: 1 S: 7	H: 0 LOB: 0 BB: 0 P: 11	R: 0 E: 0 K: 1 S: 8	H: 0 LOB: 0 BB: 0 P: 10	R: 0 E: 0 K: 0 S: 7	H: 1 LOB: 1 BB: 0 P: 10	R: 0 E: 0 K: 0 S: 6	H: 1 LOB: 1 BB: 0 P: 8	R: 0 E: 0 K: 1 S: 11	H: 1 LOB: 1 BB: 0 P: 21	R: 0 E: 0 K: 0 S: 5	H: 0 LOB: 1 BB: 1 P: 10	1B: 3 2B: 1 3B: 0 HR: 0	SF: 0 SAC: 1 DP: 0 HBP: 0	WP: 0 PB: 0 SB: 1 CS: 0	PA: 32											
PITCHER Pedro Astacio, R (1, 1) ERA: 4.7	IP 9.0	WLS W	BF 32	H 4	R 0	ER 0	SO 5	BB 1	IBB 0	HBP 0	BLK 0	WP 0	HR 0	S 70	P 109	ERA 0.00	WHIP 0.556																
											PITCHER	IP	WLS	BF	H	R	ER	SO	BB	IBB	HBP	BLK	WP	HR	S	P	ERA	WHIP					

Houston Astros @ Los Angeles Dodgers
Dodger Stadium, Los Angeles, CA

Wed May 11 1994, 7:05 PM PDT
Att. 35,587 - Unknown - 62 F

livebaseballscorecards.com

AB	30
R	0
H	4
RBI	0
BB	1
SO	5
LOB	10



Batter	1	2	3	4	5	6	7	8	9	AB R H RBI BB SO LOB	TOP		
Derek Bell, R (1, 8) OBP: 0.312, SLG: 0.403	1-2 G1-2-3 1B		0-1 L9	1-0 G4-3			0-0 G5-3			4 0 1 0 0 0 1	San Diego Padres @ Los Angeles Dodgers Dodger Stadium, Los Angeles, CA Sat May 14 1994, 7:05 PM PDT Att: 46,137 - Unknown		
Tim Hyers, L (1, 3) OBP: 0.303, SLG: 0.290	0-0 1B		2-2 G4-3 1B			1-0 L9		0-0 L9		4 1 2 0 0 0 0			
Tony Gwynn, L (1, 9) OBP: 0.456, SLG: 0.615	0-0 1B		1-0 G4-3 2B			1-3 K		2-1 1B		4 0 3 0 0 1 0			
Phil Plantier, L (1, 7) OBP: 0.328, SLG: 0.596	0-0 P5		4-0 G4-3 IBB			1-2 L4		1-2 P5		3 0 0 0 1 0 4			
Scott Livingstone, L (1, 5) OBP: 0.219, SLG: 0.226	0-0 G1-2-3 3-Hf		3-2 G4-3			0-2 F8		0-0 L7		4 0 0 1 0 0 6			
Brad Ausmus, R (1, 2) OBP: 0.317, SLG: 0.378		1-1 G4-3	1-1 F8			1-2 F7		1-1 B1-3		4 0 0 0 0 0 2			
Luis Lopez, S (1, 4) OBP: 0.359, SLG: 0.389		2-0 F8		1-0 G4-6-3 1B		0-3 K		0-1 F7		2 0 1 0 0 0 0			
Keith Lockhart, L (6, PH) OBP: 0.289, SLG: 0.375										2 0 0 0 0 1 0			
Ricky Gutierrez, R (1, 6) OBP: 0.202, SLG: 0.239		4-0 BB		2-2 G4-6-3 1-2f			0-0 G5-3		0-0 FC4-6 1B	3 0 1 0 1 0 1			
Andy Ashby, R (1, 1) OBP: 0.231, SLG: 0.167		0-3 K		4-1 BB			3-2 G4-3		0-0 FC4-6 1-2f	2 0 0 0 1 1 1			
Bill Bean, L (9, PH) OBP: 0.250, SLG: 0.269										1 0 0 0 0 0 1			
Trevor Hoffman, R (9, 1)										0 0 0 0 0 0 0			
Inning Stats	R: 0 H: 3 E: 0 LOB: 2 K: 0 BB: 0 S: 7 P: 8	R: 0 H: 0 E: 0 LOB: 1 K: 1 BB: 1 S: 6 P: 13	R: 1 H: 2 E: 0 LOB: 2 K: 0 BB: 1 S: 11 P: 22	R: 0 H: 1 E: 0 LOB: 1 K: 0 BB: 1 S: 6 P: 14	R: 0 H: 0 E: 0 LOB: 0 K: 1 BB: 0 S: 7 P: 10	R: 0 H: 0 E: 0 LOB: 0 K: 1 BB: 0 S: 10 P: 11	R: 0 H: 0 E: 0 LOB: 0 K: 0 BB: 0 S: 5 P: 8	R: 0 H: 1 E: 0 LOB: 1 K: 0 BB: 0 S: 8 P: 11	R: 0 H: 1 E: 0 LOB: 1 K: 0 BB: 0 S: 6 P: 7	1B: 7 SF: 0 2B: 1 SAC: 0 3B: 0 DP: 2 HR: 0 HBP: 0	WP: 0 PA: 36 PB: 0 SB: 0 CS: 0		
PITCHER	IP WLS BF H R ER SO BB IBB HBP BLK WP HR S P ERA WHIP											PITCHER	IP WLS BF H R ER SO BB IBB HBP BLK WP HR S P ERA WHIP
Orel Hershiser, R (1, 1) ERA: 2.7	8.0 32 7 1 1 3 2 1 0 0 0 0 60 97 1.12 1.125												
Jim Gott, R (9, 1) ERA: 5.4	1.0 W 4 1 0 0 0 0 0 0 0 0 0 6 7 0.00 1.000												

AB	33
R	1
H	8
RBI	1
BB	3
SO	3
LOB	16



Batter	1	2	3	4	5	6	7	8	9	AB	R	H	RBI	BB	SO	LOB
Brett Butler, L OBP: 0.447, SLG: 0.446 (1, 8)	0-1 S 2B 1B	3-3 K		3-3 K		2-1 F8	1-0 F8			5	1	1	0	0	2	3
Delino DeShields, L OBP: 0.321, SLG: 0.263 Gary Ingram, R (9, 4)	3-3 K 1-2		2-2 1B 3B 1B	2-1 G6-3 1B		1-1 G4-3		0-0 E 1B		5	1	3	0	0	1	1
Mike Piazza, R OBP: 0.316, SLG: 0.503 (1, 2)	3-1 2B 2-H		0-0 3B 1B	1-1 G6-3		1-1 G5-3		2-2 E6 G4-6-3 1-2		5	1	2	1	0	0	2
Tim Wallach, R OBP: 0.405, SLG: 0.618 (1, 5)	2-2 F8		0-0 1-H 3-H SF7 3B	0-1 G5-3			2-1 FC4-6 1B	1-3 K		5	1	2	2	0	1	4
Henry Rodriguez, L OBP: 0.374, SLG: 0.528 Mitch Webster, S OBP: 0.333, SLG: 0.290 (8, PH) (9, 7)	0-0 G3		2-1 SF7		1-1 G5-3 1B 1B		0-0 FC4-6 2B 1-2f	0-0 G4-6-3 1-2f		3	1	1	1	0	0	2
Eric Karros, R OBP: 0.347, SLG: 0.426 (1, 3)			1-1 FC6-4 1B	1-2 G6-3		2-0 G5-3 1B		4-2 2B BB		3	1	2	0	1	0	0
Raul Mondesi, R OBP: 0.326, SLG: 0.556 (1, 9)			1-2 FC6-4 1-2f 1B	0-0 1B 1B		0-0 G5-3 1-2 2-3f 1B		0-1 SH1-3 2B		4	1	2	2	0	0	3
Cory Snyder, R OBP: 0.414, SLG: 0.686 (1, 6)			4-2 BB 1-2 1B	1-1 1-2 1B		4-0 IBB		4-0 SH1-3 S IBB		1	0	1	0	3	0	0
Tom Candiotti, R OBP: 0.188, SLG: 0.188 (1, 1)			0-3 K 2-H G6-3	1-0 G6-3		0-0 P3		1-1 SH1-3 1-3 3-H		3	0	0	1	0	1	6

Inning Stats	R: 1	H: 2	E: 0	K: 1	S: 12	LOB: 1	BB: 0	P: 20	R: 0	H: 1	E: 0	K: 2	S: 13	LOB: 2	BB: 1	P: 22	R: 3	H: 5	E: 0	K: 0	S: 15	LOB: 2	BB: 0	P: 22	R: 0	H: 1	E: 0	K: 1	S: 10	LOB: 1	BB: 1	P: 16	R: 0	H: 0	E: 0	K: 0	S: 6	LOB: 0	BB: 0	P: 10	R: 3	H: 2	E: 0	K: 0	S: 10	LOB: 1	BB: 2	P: 22	R: 0	H: 1	E: 1	K: 1	S: 9	LOB: 1	BB: 0	P: 11
1B: 11	SF: 1	2B: 2	SAC: 1	3B: 1	DP: 2	HR: 0	HBP: 0	WP: 0	PA: 41																																															

PITCHER	IP	WLS	BF	H	R	ER	SO	BB	IBB	HBP	BLK	WP	HR	S	P	ERA	WHIP
A.J. Sager, R ERA: 6.35 (1, 1)	3.0	L	18	8	4	4	3	1	0	0	0	0	0	40	64	12.00	3.000
Jose Martinez, R ERA: 6.75 (4, 1)	3.2		18	5	3	3	1	1	2	0	0	0	0	30	58	7.36	1.636
Jeff Tabaka, L ERA: 13.5 (7, 1)	1.1		5	1	0	0	1	0	0	0	0	0	0	10	13	0.00	0.750

BOTTOM


San Diego Padres @ Los Angeles Dodgers
Dodger Stadium, Los Angeles, CA

Sun May 15 1994, 3:33 AM PDT
Att: 45,917 - Overcast - 63 F

livebaseballscorecards.com

AB	35
R	7
H	14
RBI	7
BB	4
SO	5
LOB	23



Batter	1	2	3	4	5	6	7	8	9	AB R H RBI BB SO LOB	TOP													
Brett Butler, L OBP: 0.461, SLG: 0.466 (1, 8)	3-2 FC4-6 1B	2-2 F7		2-0 CS 1-2	0-0 HR 3B	4-0 1B G6-3 BB	4-1 BB		4-1 1B BB	3 2 2 0 3 0 2														
Delino DeShields, L OBP: 0.321, SLG: 0.267 (1, 4)	0-2 FC4-6 1-2f HR		3-2 G4-3		3-3 K	2-1 1B G6-3 1B	2-2 L8		1-2 FC5-4 1B	6 2 2 1 0 1 4														
Mike Piazza, R OBP: 0.329, SLG: 0.533 (1, 2)	0-1 1-H HR		3-1 2B		4-0 HR IBB	0-0 G6-3		1-2 1B 1B	1-0 F9	5 2 3 3 1 0 3														
Tim Wallach, R OBP: 0.402, SLG: 0.627 37 Darren Dreifort, R (9, 1)	2-3 K		1-0 F9		0-0 1-H 3-H HR	2-1 1B 1B		1-3 K	2-2 FC5-4	6 1 2 4 0 2 4 0 0 0 0 0 0 0														
Henry Rodriguez, L OBP: 0.383, SLG: 0.532 (1, 7)	2-1 G3		1-2 G1-3		1-2 1B 1B	1-2 FC6-4 1B		3-2 G5-3 1B		5 0 3 0 0 0 1														
Eric Karros, R OBP: 0.342, SLG: 0.425 (1, 3)		2-2 F7		0-0 1B 2B	1-0 L7	1-2 FC6-4		1-0 G5-3		5 1 1 0 0 0 5														
Raul Mondesi, R OBP: 0.336, SLG: 0.571 (1, 9)		0-0 3B		0-0 2-H CS 1B	1-1 1B		0-3 K	0-0 L8		5 0 3 1 0 1 2														
Jose Offerman, S OBP: 0.301, SLG: 0.309 (1, 6)		4-0 SH1-3 IBB		0-0 F8	1-3 K		3-1 G6-3		3-2 G3	4 0 0 0 1 1 3														
Ramon Martinez, R OBP: 0.211, SLG: 0.263 Jim Gott, R (7, 1) Jeff Treadway, L OBP: 0.400, SLG: 0.400 (9, PH) (9, 5)		0-1 SH1-3		0-3 K		1-3 K	1-1 E5		1-0 BB 1B	3 0 0 0 0 2 1 0 0 0 0 0 0 0 1 1 1 0 0 0 0														
Inning Stats	R: 2 E: 0 K: 1 S: 16	H: 2 LOB: 0 BB: 0 P: 23	R: 0 E: 0 K: 0 S: 9	H: 1 LOB: 2 BB: 1 P: 17	R: 0 E: 0 K: 0 S: 9	H: 1 LOB: 1 BB: 0 P: 17	R: 1 E: 0 K: 1 S: 8	H: 2 LOB: 0 BB: 0 P: 8	R: 3 E: 0 K: 2 S: 14	H: 4 LOB: 2 BB: 1 P: 25	R: 2 E: 0 K: 1 S: 15	H: 3 LOB: 2 BB: 1 P: 25	R: 0 E: 1 K: 1 S: 11	H: 0 LOB: 2 BB: 1 P: 21	R: 0 E: 0 K: 1 S: 12	H: 2 LOB: 2 BB: 0 P: 18	R: 1 E: 0 K: 0 S: 12	H: 2 LOB: 2 BB: 1 P: 24	1B: 11 2B: 2 3B: 2 HR: 2	SF: 0 SAC: 1 DP: 0 HBP: 0	WP: 0 PB: 0 SB: 0 CS: 1	PA: 50		
PITCHER	IP WLS BF H R ER SO BB IBB HBP BLK WP HR S P ERA WHIP																							
Greg Harris, R ERA: 5.2 Kent Bottenfield, R ERA: 5.4 Willie Blair, R ERA: 8.04 Marcus Moore, R ERA: 5.4	(1, 1) 4.2 L 25 10 6 6 3 0 2 0 0 0 2 53 86 11.57 2.143	(5, 1) 1.1 8 3 2 2 2 1 0 0 0 0 0 18 29 13.50 3.000	(7, 1) 2.0 10 2 0 0 2 1 0 0 0 0 0 23 39 0.00 1.500	(9, 1) 1.0 6 2 1 1 0 1 0 0 0 0 0 12 24 9.00 3.000																				

Los Angeles Dodgers @ Colorado Rockies
Mile High Stadium, Denver, CO
 Mon May 16 1994, 9:05 PM EDT
 Att. 50,507 - Unknown - 78 F

AB	43
R	9
H	17
RBI	9
BB	5
SO	7
LOB	25

WP: 0	PA: 50
PB: 0	
SB: 0	
CS: 1	

Batter	1	2	3	4	5	6	7	8	9	AB R H RBI BB SO LOB	TOP																
Brett Butler, L (1, 8) OBP: 0.465, SLG: 0.478	2-1 G6-4-3 BLK E 1B	1-0 1B			2-2 G4-3		2-1 S 2B		1-1 B1-3	5 1 3 1 0 0 0																	
Delino DeShields, L (1, 4) OBP: 0.319, SLG: 0.260	SAFE SAFE 4-1 G6-4-3 1-2 BB	3-1 G6-3			0-1 P6		3-1 P5 2-3			3 0 0 0 1 0 2																	
Mike Piazza, R (1, 2) OBP: 0.327, SLG: 0.532	0-2 G6-4-3 1-2f 2-3				2-1 G5-3 2B		1-0 G6-3			4 0 1 0 0 0 3																	
Tim Wallach, R (1, 5) OBP: 0.399, SLG: 0.614	4-1 E BB				2-2 G6-3 K			2-3 K		3 1 0 0 1 2 1																	
Henry Rodriguez, L (1, 7) OBP: 0.387, SLG: 0.548 Mitch Webster, S (8, PR) OBP: 0.333, SLG: 0.290	1-1 E6 1-H 3-H 2B				1-2 G6-3		0-1 G3-1		2-2 FC6-5 2B	4 1 2 2 0 0 0 0 0 0 0 0 0 0																	
Eric Karros, R (1, 3) OBP: 0.340, SLG: 0.442	1-0 G1-4-3				2-1 HR		2-2 G1-3		0-2 FC6-5 2-3	4 1 1 1 0 0 1																	
Raul Mondesi, R (1, 9) OBP: 0.333, SLG: 0.563					1-3 K		3-3 K		0-0 F7	4 0 1 0 0 2 2																	
Cory Snyder, R (1, 6) OBP: 0.419, SLG: 0.727					0-0 L7 HR		2-2 SH1-4 2B 1B		1-3 K	4 2 2 1 0 1 0																	
Pedro Astacio, R (1, 1) OBP: 0.067, SLG: 0.067 Jeff Treadway, L (9, PH) OBP: 0.389, SLG: 0.387 37 Darren Dreifort, R (9, 1) Jim Gott, R (9, 1)					0-2 G3		0-0 SH1-4		0-2 G6-3	2 0 0 0 0 0 0 1 0																	
Inning Stats	R: 3 E: 1 K: 0 S: 10	H: 2 LOB: 0 BB: 2 P: 22	R: 1 E: 0 K: 0 S: 10	H: 3 LOB: 1 BB: 0 P: 17	R: 0 E: 0 K: 0 S: 8	H: 0 LOB: 0 BB: 0 P: 11	R: 1 E: 0 K: 1 S: 9	H: 1 LOB: 0 BB: 0 P: 12	R: 0 E: 0 K: 1 S: 11	H: 1 LOB: 1 BB: 0 P: 18	R: 0 E: 0 K: 1 S: 9	H: 0 LOB: 0 BB: 0 P: 14	R: 1 E: 0 K: 0 S: 10	H: 2 LOB: 1 BB: 0 P: 18	R: 0 E: 0 K: 1 S: 11	H: 1 LOB: 2 BB: 0 P: 15	R: 0 E: 0 K: 1 S: 9	H: 0 LOB: 0 BB: 0 P: 11	1B: 4 2B: 4 3B: 0 HR: 2	SF: 0 SAC: 1 DP: 1 HBP: 0	WP: 0 PB: 0 SB: 1 CS: 1	PA: 37					
PITCHER	IP WLS BF H R ER SO BB IBB HBP BLK WP HR S P ERA WHIP																										
Mike Harkey, R (1, 1) ERA: 7.15	6.0		25	7	5	4	3	2	0	0	1	0	2	57	94	6.00	1.500										
Darren Holmes, R (7, 1) ERA: 9.64	0.1		3	2	1	1	0	0	0	0	0	0	0	7	11	27.00	6.000										
Mike Munoz, L (7, 1) ERA: 6.0	0.1		1	0	0	0	0	0	0	0	0	0	0	2	5	0.00	0.000										
Kent Bottenfield, R (7, 1) ERA: 3.18	2.1	W	8	1	0	0	2	0	0	0	0	0	0	21	28	0.00	0.429										

Los Angeles Dodgers @ Colorado Rockies
 Mile High Stadium, Denver, CO
 Tue May 17 1994, 9:05 PM EDT
 Att. 53,589 - Unknown - 83 F

AB	34
R	6
H	10
RBI	5
BB	2
SO	5
LOB	9



Batter	1	2	3	4	5	6	7	8	9	AB R H RBI BB SO LOB
Walt Weiss, S OBP: 0.361, SLG: 0.360 (1, 6)	2-2 P6	1-2 1B		0-1 1B			2-3 K		1 SAFE B 1 SAFE X	5 1 3 0 0 1 0
Joe Girardi, R OBP: 0.313, SLG: 0.280 (1, 2)	2-1 E 1B	1-0 P4		1-3 K			1-0 P3		1-1 SH1-4	4 1 1 0 0 1 3
Dante Bichette, R OBP: 0.349, SLG: 0.617 (1, 9)	0-0 E 2B	0-0 P3					0-1 G5-3		0-1 FC5	5 1 2 1 0 0 3
Andres Galarraga, R OBP: 0.344, SLG: 0.644 (1, 3)	0-1 E6		1-0 HR				2-0 G5-3		2-2 G6-3	5 2 2 2 0 0 2
Ellis Burks, R OBP: 0.421, SLG: 0.738 (1, 8)	2-3 K		2-3 K				0-3 K		2-3 K	4 0 0 0 0 4 3
Charlie Hayes, R OBP: 0.303, SLG: 0.401 (1, 5)	1-2 2B		3-0 L8				2-2 G5-3		2-2 1B	4 0 2 2 0 0 1
Eric Young Sr., R OBP: 0.286, SLG: 0.431 (1, 7)	1-0 P9		3-2 P8				0-2 E5		3-3 K	4 0 0 0 0 1 2
Roberto Mejia, R OBP: 0.327, SLG: 0.465 (1, 4)				2-3 K			2-3 K		2-2 1B	3 0 0 0 0 2 1
Mike Kingery, L OBP: 0.458, SLG: 0.475 (9, PH)									2-2 2B	1 1 1 0 0 0 0
Mike Harkey, R OBP: 0.231, SLG: 0.231 (1, 1)									0-0 1B	2 0 1 0 0 1 0
John Vander Wal, L OBP: 0.286, SLG: 0.346 (6, PH)									SH1-4 1B	1 0 0 0 0 0 1
Darren Holmes, R OBP: 0.286, SLG: 0.346 (7, 1)									FC5 1B	0 0 0 0 0 0 0
Mike Munoz, L OBP: 0.286, SLG: 0.346 (7, 1)										0 0 0 0 0 0 0
Kent Bottenfield, R OBP: 0.286, SLG: 0.346 (7, 1)										0 0 0 0 0 0 0
Howard Johnson, S OBP: 0.290, SLG: 0.367 (9, PH)										1 1 1 1 0 0 0

Inning Stats	R: 3	H: 3	E: 1	K: 1	S: 16	LOB: 1	BB: 0	P: 24	R: 0	H: 2	E: 0	K: 0	S: 11	LOB: 2	BB: 0	P: 17	R: 1	H: 1	E: 0	K: 1	S: 8	LOB: 0	BB: 0	P: 17	R: 0	H: 1	E: 0	K: 3	S: 12	LOB: 1	BB: 1	P: 16	R: 0	H: 1	E: 0	K: 1	S: 9	LOB: 0	BB: 0	P: 13	R: 0	H: 0	E: 1	K: 1	S: 10	LOB: 0	BB: 0	P: 13	R: 0	H: 0	E: 0	K: 1	S: 6	LOB: 0	BB: 0	P: 9	R: 0	H: 1	E: 0	K: 2	S: 14	LOB: 1	BB: 0	P: 23	R: 3	H: 4	E: 0	K: 0	S: 10	LOB: 2	BB: 0	P: 14	1B: 9	2B: 3	3B: 0	HR: 1	SF: 0	SAC: 1	DP: 1	HBP: 0	WP: 0	PA: 40
--------------	------	------	------	------	-------	--------	-------	-------	------	------	------	------	-------	--------	-------	-------	------	------	------	------	------	--------	-------	-------	------	------	------	------	-------	--------	-------	-------	------	------	------	------	------	--------	-------	-------	------	------	------	------	-------	--------	-------	-------	------	------	------	------	------	--------	-------	------	------	------	------	------	-------	--------	-------	-------	------	------	------	------	-------	--------	-------	-------	-------	-------	-------	-------	-------	--------	-------	--------	-------	--------

PITCHER	IP	WLS	BF	H	R	ER	SO	BB	IBB	HBP	BLK	WP	HR	S	P	ERA	WHIP
Pedro Astacio, R ERA: 4.17 (1, 1)	8.0		34	9	4	1	10	0	0	0	0	0	1	86	132	1.12	1.125
37 Darren Dreifort, R ERA: 4.3 (9, 1)	0.0	L	3	3	3	3	0	0	0	0	0	0	0	5	8	∞	∞
Jim Gott, R ERA: 4.79 (9, 1)	0.1		3	1	0	0	0	0	0	0	0	0	0	5	6	0.00	3.000

BOTTOM

Los Angeles Dodgers @ Colorado Rockies
Mile High Stadium, Denver, CO
Tue May 17 1994, 9:05 PM EDT
Att: 53,589 - Unknown - 83 F

livebaseballscores.com

AB	39
R	7
H	13
RBI	6
BB	0
SO	10
LOB	16



Batter	1	2	3	4	5	6	7	8	9	AB R H RBI BB SO LOB	TOP											
Brett Butler, L (1, 8) OBP: 0.458, SLG: 0.469	0-0 L6		0-0 1B		0-0 L9	0-0 F5		0-3 K		5 0 1 0 0 1 4												
Delino DeShields, L (1, 4) OBP: 0.322, SLG: 0.260	0-0 F8		0-0 L8			1B 2B			0-0 G3	4 1 1 1 1 0 2												
Mike Piazza, R (1, 2) OBP: 0.335, SLG: 0.528	0-0 G6-3			4-0 BB		1B K			4-0 BB	3 1 1 0 2 1 3												
Tim Wallach, R (1, 5) OBP: 0.393, SLG: 0.607		0-0 G4-3		0-0 G4-6-3		0-0 1B 2B	0-0 G1-3		0-0 F8	5 1 1 2 0 0 2												
Henry Rodriguez, L (1, 7) OBP: 0.394, SLG: 0.547 Cory Snyder, R (7, PH) OBP: 0.406, SLG: 0.702		0-3 K		0-0 1B		1B 2B BB	0-3 K		0-0 L9	2 1 1 0 1 1 0 2 0 0 0 0 1 1												
Eric Karros, R (1, 3) OBP: 0.344, SLG: 0.444		0-0 F8		0-3 K		0-0 2B 1B	0-0 1B			4 1 2 1 0 1 1												
Raul Mondesi, R (1, 9) OBP: 0.338, SLG: 0.568			0-0 CS 1B		0-0 G4-3	0-0 BB 1B 2B	0-3 K			4 0 2 1 0 1 1												
Jose Offerman, S (1, 6) OBP: 0.306, SLG: 0.309			4-0 1B BB		0-0 SH2-4 1B	0-3 K		0-0 G6-3		3 0 1 0 1 1 2												
Kevin Gross, R (1, 1) Al Osuna, R (7, 1) Jeff Treadway, L (8, PH) OBP: 0.378, SLG: 0.375 Jim Gott, R (8, 1)			0-3 K		0-0 SH2-4	4-0 BB BB		0-3 K		1 0 0 0 1 1 1 0 0 0 0 0 0 0 1 0 0 0 0 1 0 0 0 0 0 0 0 0												
Inning Stats	R: 0 E: 0 K: 0 S: 3	H: 0 LOB: 0 BB: 0 P: 3	R: 0 E: 0 K: 1 S: 5	H: 0 LOB: 0 BB: 0 P: 5	R: 0 E: 0 K: 1 S: 6	H: 2 LOB: 2 BB: 1 P: 10	R: 0 E: 0 K: 1 S: 5	H: 1 LOB: 1 BB: 1 P: 9	R: 0 E: 0 K: 0 S: 4	H: 1 LOB: 1 BB: 0 P: 4	R: 5 E: 0 K: 2 S: 12	H: 5 LOB: 3 BB: 3 P: 24	R: 0 E: 0 K: 2 S: 8	H: 1 LOB: 1 BB: 0 P: 8	R: 0 E: 0 K: 2 S: 7	H: 0 LOB: 0 BB: 0 P: 7	R: 0 E: 0 K: 0 S: 3	H: 0 LOB: 1 BB: 1 P: 7	1B: 8 2B: 2 3B: 0 HR: 0	SF: 0 SAC: 1 DP: 1 HBP: 0	WP: 0 PB: 0 SB: 0 CS: 1	PA: 41
PITCHER	IP WLS BF H R ER SO BB IBB HBP BLK WP HR S P ERA WHIP																					
Willie Blair, R (1, 1) ERA: 7.84	5.0 L 23 7 4 4 3 3 0 0 0 0 0 0 26 38 7.20 2.000																					
Steve Reed, R (6, 1) ERA: 4.29	0.1 4 2 0 0 1 1 0 0 0 0 0 0 5 9 0.00 9.000																					
Mike Munoz, L (6, 1) ERA: 5.06	1.2 7 1 1 1 3 1 0 0 0 0 0 0 12 16 5.40 1.200																					
Marcus Moore, R (8, 1) ERA: 4.61	2.0 7 0 0 0 2 1 0 0 0 0 0 0 10 14 0.00 0.500																					

Los Angeles Dodgers @ Colorado Rockies
 Mile High Stadium, Denver, CO
 Wed May 18 1994, 9:05 PM EDT
 Att. 54,108 - Unknown - 79 F

AB	34
R	5
H	10
RBI	5
BB	6
SO	9
LOB	17



Batter	1	2	3	4	5	6	7	8	9	AB	R	H	RBI	BB	SO	LOB
Walt Weiss, S (1, 6) OBP: 0.353, SLG: 0.351	0-0 F7		0-3 K		0-3 K		0-0 L9-3			4	0	0	0	0	2	1
Joe Girardi, R (1, 2) OBP: 0.311, SLG: 0.272	4-0 S BB		0-3 K			0-0 G4-3		0-3 K		3	0	0	0	1	2	0
Dante Bichette, R (1, 9) OBP: 0.340, SLG: 0.600	0-0 F7		0-0 G5-3			0-0 P6		0-3 K		4	0	0	0	0	1	1
Andres Galarraga, R (1, 3) OBP: 0.341, SLG: 0.634	0-3 K			0-3 K		0-0 3B 1B		0-0 G4-3		4	1	1	0	0	2	1
Howard Johnson, S (1, 7) OBP: 0.309, SLG: 0.402		0-0 WP S FC1-2 1B		4-0 E S BB		0-0 1B 3B		0-0 F9		3	1	2	1	1	0	0
Charlie Hayes, R (1, 5) OBP: 0.308, SLG: 0.400		4-0 FC1-2 WP BB		0-0 L4		0-0 1B		0-0 G6-3		3	0	1	1	1	0	1
Mike Kingery, L (1, 8) OBP: 0.425, SLG: 0.432		0-3 K		0-3 K		0-0 G4-3		0-0 F8		4	0	0	0	0	2	4
Nelson Liriano, S (1, 4) OBP: 0.375, SLG: 0.370		0-0 FC1-2			0-0 G3		0-0 G6-3			3	0	0	0	0	0	2
Willie Blair, R (1, 1) Steve Reed, R (6, 1) Mike Munoz, L (6, 1) Eric Young Sr., R (7, PH) Marcus Moore, S (8, 1)		0-0 F8		0-3 K		4-0 L9-3 BB				2	0	0	0	0	1	2

Inning Stats	R: 0	H: 0	E: 0	K: 1	S: 5	R: 0	H: 1	E: 0	K: 1	S: 6	R: 0	H: 0	E: 0	K: 2	S: 7	R: 0	H: 0	E: 0	K: 2	S: 7	R: 2	H: 3	E: 0	K: 0	S: 6	R: 0	H: 0	E: 0	K: 0	S: 2	R: 0	H: 0	E: 0	K: 2	S: 7	R: 0	H: 0	E: 0	K: 0	S: 3	1B: 3	2B: 1	3B: 1	HR: 0	SF: 0	SAC: 0	DP: 1	HBP: 0	WP: 1	PA: 34
--------------	------	------	------	------	------	------	------	------	------	------	------	------	------	------	------	------	------	------	------	------	------	------	------	------	------	------	------	------	------	------	------	------	------	------	------	------	------	------	------	------	-------	-------	-------	-------	-------	--------	-------	--------	-------	--------

PITCHER	IP	WLS	BF	H	R	ER	SO	BB	IBB	HBP	BLK	WP	HR	S	P	ERA	WHIP
Kevin Gross, R (1, 1) ERA: 3.86	6.0	W	25	4	2	2	8	3	0	0	0	1	0	38	50	3.00	1.167
Al Osuna, L (7, 1) ERA:	1.0		3	0	0	0	0	1	0	0	0	0	0	2	6	0.00	1.000
Jim Gott, R (8, 1) ERA: 4.37	2.0	S	6	0	0	0	2	0	0	0	0	0	0	10	10	0.00	0.000

BOTTOM

Los Angeles Dodgers @ Colorado Rockies
Mile High Stadium, Denver, CO
Wed May 18 1994, 9:05 PM EDT
Att: 54,108 - Unknown - 79 F

livebaseballscores.com

AB	30
R	2
H	4
RBI	2
BB	4
SO	10
LOB	12



Batter	1	2	3	4	5	6	7	8	9	AB R H RBI BB SO LOB	TOP											
Brett Butler, L (1, 8) OBP: 0.456, SLG: 0.480	0-0 B4-3	0-0 P4			3-2 1B	2-0 1B		0-3 K		5 2 2 2 0 1 2	Los Angeles Dodgers @ Colorado Rockies Mile High Stadium, Denver, CO Thu May 19 1994, 5:33 AM EDT Att. 51,515 - Sunny - 84 F											
Delino DeShields, L (1, 4) OBP: 0.338, SLG: 0.269	2-2 G6-3 1B		4-0 P4 BB		2-0 G4-3	0-2 1B		4-2 1B BB		3 0 2 0 2 0 1												
Mike Piazza, R (1, 2) OBP: 0.343, SLG: 0.530 Roger McDowell, R (8, 1)	3-2 G6-3 1-3		3-1 P4 1-2		0-2 1B	1-1 1B		0-1 1B		5 0 3 3 0 0 2 0 0 0 0 0 0 0												
Tim Wallach, R (1, 5) OBP: 0.384, SLG: 0.591 Cory Snyder, R (7, 5)	1-2 G5-3		0-0 P7		0-3 K	0-0 G5-4-3		1-0 P4		4 0 0 0 0 1 4 1 0 0 0 0 0 2												
Henry Rodriguez, L (1, 7) OBP: 0.397, SLG: 0.570 Mitch Webster, S (8, PH)		2-0 HR		1-3 K		0-0 1B 2B		1-0 G6-3		4 2 2 1 0 1 0 1 0 0 0 0 0 2												
Eric Karros, R (1, 3) OBP: 0.339, SLG: 0.435		0-3 K		2-2 G6-3		1-0 2B 1B		0-0 G4-3		5 1 1 0 0 1 0												
Raul Mondesi, R (1, 9) OBP: 0.346, SLG: 0.595		2-2 E6 FC3-6		0-0 2B		0-2 1B 2B		2-2 3B		5 1 3 1 0 1 0												
Jose Offerman, S (1, 6) OBP: 0.303, SLG: 0.301		0-0 FC3-6 1B		2-3 K		4-2 1B 1B BB		G3		4 1 0 0 1 1 3												
Orel Hershiser, R (1, 1) OBP: 0.217, SLG: 0.190 Garey Ingram, R (8, PH) OBP: 1.000, SLG: 4.000 Carlos Hernandez, R (8, 2) OBP: 0.300, SLG: 0.300		1-0 1B		0-3 K		1-2 K		2-2 HR		3 0 1 0 0 2 3 1 1 1 1 0 0 0 0 0 0 0 0 0 0												
Inning Stats	R: 0 E: 0 K: 0 S: 10	H: 1 LOB: 1 BB: 0 P: 16	R: 1 E: 1 K: 1 S: 12	H: 2 LOB: 2 BB: 0 P: 17	R: 0 E: 0 K: 0 S: 3	H: 0 LOB: 0 BB: 1 P: 10	R: 0 E: 0 K: 2 S: 10	H: 1 LOB: 1 BB: 0 P: 15	R: 1 E: 0 K: 2 S: 13	H: 2 LOB: 1 BB: 0 P: 18		R: 5 E: 0 K: 1 S: 18	H: 6 LOB: 1 BB: 1 P: 27	R: 0 E: 0 K: 0 S: 10	H: 1 LOB: 1 BB: 0 P: 14	R: 1 E: 0 K: 1 S: 13	H: 2 LOB: 2 BB: 1 P: 21	R: 0 E: 0 K: 1 S: 6	H: 0 LOB: 0 BB: 0 P: 8	1B: 9 2B: 2 3B: 2 HR: 2	SF: 0 SAC: 0 DP: 1 HBP: 0	WP: 0 PB: 0 SB: 1 CS: 0
PITCHER	IP WLS BF H R ER SO BB IBB HBP BLK WP HR S P ERA WHIP																					
David Nied, R (1, 1) ERA: 4.8	5.0 L 25 9 5 5 5 1 0 0 0 0 1 53 82 9.00 2.000																					
Kent Bottenfield, R (6, 1) ERA: 4.7	2.0 10 4 2 2 1 1 0 0 0 0 0 23 35 9.00 2.500																					
Mike Munoz, L (8, 1) ERA: 5.4	1.0 6 2 1 1 1 1 0 0 0 0 1 13 21 9.00 3.000																					
Bruce Ruffin, L (9, 1) ERA: 2.75	1.0 3 0 0 0 0 1 0 0 0 0 0 6 8 0.00 0.000																					

livebaseballscorecards.com

AB	41
R	8
H	15
RBI	8
BB	3
SO	8
LOB	19



BOTTOM

Los Angeles Dodgers @ Colorado Rockies
Mile High Stadium, Denver, CO

livebaseballscores.com

AB	35
R	2
H	6
RBI	2
BB	1
SO	5
LOB	16



WP	2	PA	36
PB	0	SB	0
CS	0		

Thu May 19 1994, 5:33 AM EDT
Att: 51,515 - Sunny - 84 F

AB	R	H	RBI	BB	SO	LOB
4	1	1	1	0	0	0
4	0	1	0	0	0	1
4	0	1	1	0	1	2
4	0	0	0	0	1	4
3	0	1	0	1	1	2
4	0	1	0	0	1	2
4	0	0	0	0	0	2
3	0	0	0	0	0	2
1	0	0	0	0	0	0
2	0	0	0	0	1	1
0	0	0	0	0	0	0
1	1	1	0	0	0	0
0	0	0	0	0	0	0
0	0	0	0	0	0	0
1	0	0	0	0	0	0

Batter	1	2	3	4	5	6	7	8	9
Walt Weiss, S (1, 6) OBP: 0.350, SLG: 0.348	1-1 G3		1-2 E FC3 1B		2-1 G4-3		1-0 G3 2-H		
Mike Kingery, L (1, 8) OBP: 0.411, SLG: 0.458	2-0 E3 WP		2-2 FC3 FC6-4 1B		1-0		0-0 P5		
Dante Bichette, R (1, 9) OBP: 0.338, SLG: 0.591	1-2 G5-3		0-0 FC6-4 1B		0-0 L4		2-3 K		
Andres Galarraga, R (1, 3) OBP: 0.333, SLG: 0.618	3-3 K		1-2 FC6-4		2-1 G6-3		0-1 G4-3		
Howard Johnson, S (1, 7) OBP: 0.317, SLG: 0.412		1-2 L9 FC1-2-5 2B	0-1 G4-3		2-2 K		4-1 FC4-6 BB		
Charlie Hayes, R (1, 5) OBP: 0.306, SLG: 0.396		1-1 L9		0-0 G4-3 1B		0-3 K	0-0 FC4-6		
Danny Sheaffer, R (1, 2) OBP: 0.289, SLG: 0.229		3-1 FC1-2-5 FC6-4		0-0 G4-3		2-1 G6-3		0-1 L5	
Roberto Mejia, R (1, 4) OBP: 0.319, SLG: 0.451		1-1 FC6-4		1-0 G6-3			0-0 B1-3		3-2 L6
Nelson Liriano, S (9, 4) OBP: 0.364, SLG: 0.357									2-1 G3
David Nied, R (1, 1) OBP: 0.326, SLG: 0.087			2-2 G4-3				1-2 WP G3 2B		
Kent Bottenfield, R (6, 1) OBP: 0.310, SLG: 0.407									
John Vander Wal, L (7, PH) OBP: 0.310, SLG: 0.407									
Mike Munoz, L (8, 1) OBP: 0.364, SLG: 0.357									
Bruce Ruffin, S (9, 1) OBP: 0.293, SLG: 0.423									
Eric Young Sr., R (9, PH) OBP: 0.293, SLG: 0.423									

Inning	R	H	E	K	S	P	IP	WLS	BF	H	R	ER	SO	BB	IBB	HBP	BLK	WP	HR	S	P	ERA	WHIP
1	0	0	1	1	0	0	7.0	0	29	6	2	1	4	0	0	0	0	2	0	61	93	1.29	0.857
2	0	1	0	0	0	0	7.0	0	16	0	0	0	1	1	0	0	0	0	0	14	25	0.00	0.500

PITCHER	IP	WLS	BF	H	R	ER	SO	BB	IBB	HBP	BLK	WP	HR	S	P	ERA	WHIP
Orel Hershiser, R (1, 1) ERA: 2.54	7.0	0	29	6	2	1	4	0	0	0	0	2	0	61	93	1.29	0.857
Roger McDowell, R (8, 1) ERA: 3.95	2.0	0	7	0	0	0	1	1	0	0	0	0	0	14	25	0.00	0.500

BOTTOM

Los Angeles Dodgers @ Cincinnati Reds
Riverfront Stadium, Cincinnati, OH

livebaseballscorecards.com

AB	30
R	3
H	7
RBI	3
BB	3
SO	4
LOB	8



WP	2	PA	35
PB	0		
SB	1		
CS	1		

Fri May 20 1994, 7:05 PM EDT
Att. 33,374 - Unknown

AB	R	H	RBI	BB	SO	LOB
4	0	2	1	0	0	0
4	0	0	0	0	0	3
0	0	0	0	0	0	0
4	0	0	0	0	1	1
4	0	0	0	0	1	1
4	1	1	0	0	1	0
3	1	2	1	0	0	0
1	0	0	0	2	1	0
2	0	0	0	1	0	3
1	1	1	1	0	0	0
2	0	0	0	0	0	0
0	0	0	0	0	0	0
1	0	1	0	0	0	0
0	0	0	0	0	0	0

Batter	1	2	3	4	5	6	7	8	9
Barry Larkin, R OBP: 0.364, SLG: 0.352 (1, 6)	2-1 1B		1-0 F7		0-1 L8		1-0 1B		
Roberto Kelly, R OBP: 0.327, SLG: 0.383 Johnny Ruffin, R (8, 1)	2-1 F9		3-2 F8		1-2 G1-3		0-0 F9		
Hal Morris, L OBP: 0.360, SLG: 0.453 (1, 3)	2-3 K2-3			2-2 G4-3		0-1 F8		1-2 G1-3	
Thomas Howard, S OBP: 0.294, SLG: 0.391 (1, 7)	2-2 F8			2-2 P2		3-3 K		2-1 F7	
Reggie Sanders, R OBP: 0.329, SLG: 0.479 (1, 9)				1-0 WP 1B		2-3 K		3-1 G4-3	
Tony Fernandez, S OBP: 0.368, SLG: 0.446 (1, 5)				1-0 1B				2-2 WP SH3-4 1B	
Bret Boone, R OBP: 0.356, SLG: 0.492 (1, 4)				4-0 BB				2-1 SH3-4	
Brian Dorsett, R OBP: 0.386, SLG: 0.455 Jerome Walton, R OBP: 0.400, SLG: 0.400 (7, PR) (8, 8)				0-1 F9				2-1 1B	
Jose Rijo, R OBP: 0.250, SLG: 0.250 Tim Fortugno, L (7, 1)				0-1 G5-3				0-1 1B	
Lenny Harris, L OBP: 0.379, SLG: 0.500 Eddie Taubensee, L OBP: 0.227, SLG: 0.250 (8, 2)								1-2 1B	

Inning	R	H	E	K	S	H	LOB	BB	P
1	0	1	0	1	18	0	1	0	18
2	0	0	0	0	9	0	0	1	18
3	0	0	0	0	7	0	0	0	11
4	1	2	0	0	13	2	2	1	23
5	0	0	0	0	8	0	0	0	11
6	0	0	0	2	8	0	0	0	13
7	1	2	0	1	14	2	2	1	22
8	0	0	0	0	7	0	0	0	13
9	1	2	0	0	7	1	1	0	13

PITCHER	IP	WLS	BF	H	R	ER	SO	BB	IBB	HBP	BLK	WP	HR	S	P	ERA	WHIP
Tom Candiotti, R ERA: 4.17 Jim Gott, R ERA: 4.7	8.0		32	5	2	2	4	3	0	1	0	1	0	76	129	2.25	1.000
	0.1	L	3	2	1	1	0	0	0	0	0	1	0	7	13	27.00	6.000

Los Angeles Dodgers @ Cincinnati Reds

Riverfront Stadium, Cincinnati, OH

Sat May 21 1994, 7:05 PM EDT
Att. 44,530 - Unknown - 79 F

AB	34
R	6
H	9
RBI	5
BB	7
SO	4
LOB	17



WP:	0	PA:	42
PB:	0		
SB:	0		
CS:	0		

TOP

Batter	1	2	3	4	5	6	7	8	9	AB	R	H	RBI	BB	SO	LOB
Brett Butler, L (1, 8) OBP: 0.458, SLG: 0.471	G3	BB			L6		G5-3	BB 1B		4	1	1	1	1	0	0
Delino DeShields, L (1, 4) OBP: 0.348, SLG: 0.265	1B BB	G3-1			F7		1B F9-2 BB	1B BB		2	0	0	1	3	0	2
Mike Piazza, R (1, 2) OBP: 0.348, SLG: 0.529	1-2 1B				F8		1-3 1B	1-3 2-H 3-H 1B		5	0	3	2	0	0	0
Cory Snyder, R (1, 5) OBP: 0.394, SLG: 0.672	F7				1B		F9-2			5	1	2	0	0	0	4
Henry Rodriguez, L (1, 7) OBP: 0.387, SLG: 0.548	K2-3				K		F7			3	0	0	0	0	2	4
Tim Wallach, R (7, 5) OBP: 0.377, SLG: 0.581					K		2-3 F7			2	0	0	0	0	0	0
Eric Karros, R (1, 3) OBP: 0.341, SLG: 0.429		G6-3			K		0-0 F7			3	0	1	1	1	1	1
Garey Ingram, R (8, PR) OBP: 1.000, SLG: 4.000							3-H 1B			0	1	0	0	0	0	0
Mitch Webster, S (8, 7) OBP: 0.316, SLG: 0.273								BB 1B		1	0	0	0	0	0	0
Raul Mondesi, R (1, 9) OBP: 0.347, SLG: 0.581		1B E HBP			F9		1-2 F9			3	2	1	0	0	0	1
Jose Offerman, S (1, 6) OBP: 0.318, SLG: 0.311		P6			G3		4-0 BB			3	0	0	0	1	0	3
Ramon Martinez, R (1, 1) OBP: 0.227, SLG: 0.273		E7 1B			G3		0-3 K2-3			3	0	1	0	0	1	2
Jeff Treadway, L (8, PH) OBP: 0.395, SLG: 0.375								BB 1B BB		0	1	0	0	1	0	0
37 Darren Dreifort, R (8, 1)										0	0	0	0	0	0	0

Batter	1	2	3	4	5	6	7	8	9
Brett Butler, L (1, 8) OBP: 0.458, SLG: 0.471	0-1 G3	4-0 BB			2-2 L6		1-2 G5-3	0-1 BB 1B	
Delino DeShields, L (1, 4) OBP: 0.348, SLG: 0.265	4-1 1B BB	1-1 G3-1			1-2 F7		4-0 1B F9-2 BB	4-1 1-2 2-3 3-H 1B BB	
Mike Piazza, R (1, 2) OBP: 0.348, SLG: 0.529	1-2 1B				2-1 F8		0-0 1-3 1B	1-0 1-3 2-H 3-H 1B	
Cory Snyder, R (1, 5) OBP: 0.394, SLG: 0.672	2-0 F7				2-0 1B		3-1 F7 1B 2B	0-0 F7	
Henry Rodriguez, L (1, 7) OBP: 0.387, SLG: 0.548	3-3 K2-3				2-3 K		0-0 F7	3-1 G6-3	0-0 P4
Tim Wallach, R (7, 5) OBP: 0.377, SLG: 0.581					K		2-3 F7		
Eric Karros, R (1, 3) OBP: 0.341, SLG: 0.429		2-0 G6-3			1-3 K		0-0 F7	4-2 1B BB	2-1 F9
Garey Ingram, R (8, PR) OBP: 1.000, SLG: 4.000							3-H 1B		
Mitch Webster, S (8, 7) OBP: 0.316, SLG: 0.273								BB 1B	
Raul Mondesi, R (1, 9) OBP: 0.347, SLG: 0.581		1-0 1B E HBP			3-2 F9		1-2 F9	1-2 1B BB 1B	
Jose Offerman, S (1, 6) OBP: 0.318, SLG: 0.311		0-1 P6			1-1 G3		4-0 BB	3-2 P5	
Ramon Martinez, R (1, 1) OBP: 0.227, SLG: 0.273		2-1 E7 1B			0-0 G3		0-3 K2-3	4-2 BB 1B BB	
Jeff Treadway, L (8, PH) OBP: 0.395, SLG: 0.375								1-2 1B BB	
37 Darren Dreifort, R (8, 1)									

Inning Stats	R: 0	H: 1	E: 0	LOB: 2	K: 1	BB: 1	S: 13	P: 23	R: 1	H: 1	E: 1	LOB: 2	K: 0	BB: 1	S: 7	P: 17	R: 0	H: 1	E: 0	LOB: 1	K: 2	BB: 0	S: 9	P: 15	R: 0	H: 0	E: 0	LOB: 0	K: 0	BB: 0	S: 8	P: 12	R: 0	H: 0	E: 0	LOB: 0	K: 0	BB: 0	S: 8	P: 13	R: 1	H: 2	E: 0	LOB: 2	K: 1	BB: 1	S: 12	P: 20	R: 0	H: 1	E: 0	LOB: 1	K: 0	BB: 1	S: 6	P: 11	R: 4	H: 3	E: 0	LOB: 2	K: 0	BB: 3	S: 21	P: 39	R: 0	H: 0	E: 0	LOB: 0	K: 0	BB: 0	S: 4	P: 6	1B: 8	SF: 0	2B: 2	SAC: 0	3B: 0	DP: 1	HR: 0	HBP: 1	WP: 0	PA: 42
--------------	------	------	------	--------	------	-------	-------	-------	------	------	------	--------	------	-------	------	-------	------	------	------	--------	------	-------	------	-------	------	------	------	--------	------	-------	------	-------	------	------	------	--------	------	-------	------	-------	------	------	------	--------	------	-------	-------	-------	------	------	------	--------	------	-------	------	-------	------	------	------	--------	------	-------	-------	-------	------	------	------	--------	------	-------	------	------	-------	-------	-------	--------	-------	-------	-------	--------	-------	--------

PITCHER	IP	WLS	BF	H	R	ER	SO	BB	IBB	HBP	BLK	WP	HR	S	P	ERA	WHIP
John Roper, R (1, 1) ERA: 1.5	6.0		27	5	2	1	4	3	0	1	0	0	0	57	100	1.50	1.333
Chuck McElroy, L (7, 1) ERA: 1.19	1.0		4	1	0	0	0	1	0	0	0	0	0	6	11	0.00	2.000
Jeff Brantley, R (8, 1) ERA: 3.33	1.0	L	8	3	4	4	0	3	0	0	0	0	0	21	39	36.00	6.000
Tim Fortugno, L (9, 1) ERA:	1.0		3	0	0	0	0	0	0	0	0	0	0	4	6	0.00	0.000

AB	R	H	RBI	BB	SO	LOB
----	---	---	-----	----	----	-----

PITCHER	IP	WLS	BF	H	R	ER	SO	BB	IBB	HBP	BLK	WP	HR	S	P	ERA	WHIP
---------	----	-----	----	---	---	----	----	----	-----	-----	-----	----	----	---	---	-----	------

Los Angeles Dodgers @ Cincinnati Reds

Riverfront Stadium, Cincinnati, OH

Sun May 22 1994, 3:33 AM EDT
Att. 33,012 - Sunny - 80 F

AB	36
R	10
H	13
RBI	10
BB	2
SO	7
LOB	6



WP:	1	PA:	40
PB:	0		
SB:	0		
CS:	0		

AB	R	H	RBI	BB	SO	LOB
5	3	4	3	0	1	0
4	1	2	1	0	0	0
1	0	0	0	0	1	0
3	2	2	3	1	0	0
1	0	0	0	0	0	0
4	0	1	0	0	0	1
1	0	0	0	0	0	0
2	1	1	1	0	0	0
1	0	0	0	0	1	0
4	0	0	0	0	1	2
0	0	0	0	0	0	0
4	2	2	1	0	0	0
3	1	1	1	1	1	1
3	0	0	0	0	2	2
0	0	0	0	0	0	0

Batter	1	2	3	4	5	6	7	8	9												
Brett Butler, L OBP: 0.467, SLG: 0.513 (1, 8) X	0-0 G4-3 3B	3-2 1B 1B			3-2 HR	1-1 2B HR 1B		2-3 K													
Delino DeShields, L OBP: 0.352, SLG: 0.279 Garey Ingram, R OBP: 0.500, SLG: 2.000 (1, 4) X (6, 4)	0-0 G4-3	1-0 1B			3-2 P6	1-2 HR 2B		0-3 K													
Mike Piazza, R OBP: 0.357, SLG: 0.549 Carlos Hernandez, R OBP: 0.214, SLG: 0.214 (1, 2) B (8, 2) B	4-0 1B WP SF7 BB		0-0 F9		1-0 1B G5-4-3	0-1 HR		3-1 F8													
Tim Wallach, R OBP: 0.374, SLG: 0.573 Jeff Treadway, L OBP: 0.385, SLG: 0.364 (1, 5) F (7, 5) X	1-2 1B		1-1 G6-3		0-0 G5-4-3	0-1 P6		1-1 G6-3													
Henry Rodriguez, L OBP: 0.386, SLG: 0.555 Cory Snyder, R OBP: 0.389, SLG: 0.662 (1, 7) B (7, PH) X (7, 3)	1-0 SF7		1-1 L9		3-1 2B 2B		0-3 K														
Eric Karros, R OBP: 0.333, SLG: 0.418 Mitch Webster, S OBP: 0.316, SLG: 0.273 (1, 3) F (7, 7) X	0-2 G1-3		0-0 G5-3		2-2 G5-3		3-3 K														
Raul Mondesi, R OBP: 0.351, SLG: 0.591 (1, 9) S X		2-2 F9 1B 2B		2-1 G6-3		0-2 1B 2B		0-1 G4-3													
Jose Offerman, S OBP: 0.322, SLG: 0.311 (1, 6) X		0-0 F9		4-2 BB		2-2 1B 1B		0-3 K													
Pedro Astacio, R OBP: 0.056, SLG: 0.056 Al Osuna, R (1, 1) S (9, 1) F		2-3 K		0-1 L8		0-1 SH5-4		0-3 K													
Inning Stats	R: 2 E: 0 K: 0 S: 9	H: 2 LOB: 1 BB: 1 P: 15	R: 1 E: 0 K: 1 S: 13	H: 3 LOB: 2 BB: 0 P: 21	R: 0 E: 0 K: 0 S: 5	H: 0 LOB: 0 BB: 0 P: 7	R: 0 E: 0 K: 0 S: 8	H: 0 LOB: 1 BB: 1 P: 14	R: 1 E: 0 K: 0 S: 8	H: 2 LOB: 0 BB: 0 P: 15	R: 6 E: 0 K: 0 S: 26	H: 6 LOB: 0 BB: 0 P: 35	R: 0 E: 0 K: 2 S: 12	H: 0 LOB: 0 BB: 0 P: 15	R: 0 E: 0 K: 3 S: 11	H: 0 LOB: 0 BB: 0 P: 13	R: 0 E: 0 K: 1 S: 7	H: 0 LOB: 0 BB: 0 P: 11	1B: 6 2B: 4 3B: 1 HR: 2	SF: 1 SAC: 1 DP: 1 HBP: 0	WP: 1 PA: 40
PITCHER	IP	WLS	BF	H	R	ER	SO	BB	IBB	HBP	BLK	WP	HR	S	P	ERA	WHIP				
Tim Pugh, R ERA: 5.64 (1, 1)	5.0	L	22	7	4	4	1	2	0	0	0	1	1	43	72	7.20	1.800				
Pete Schourek, L ERA: 5.3 (6, 1)	4.0		18	6	6	6	6	0	0	0	0	0	1	56	74	13.50	1.500				

Batter	1	2	3	4	5	6	7	8	9	AB R H RBI BB SO LOB
Barry Larkin, R (1, 6) OBP: 0.364, SLG: 0.349 Jacob Brumfield, R (7, 8) OBP: 0.238, SLG: 0.222	3-2 G6-3		4-1 BB		1-1 1B			3-1 G5-3	2-3 K	2 0 1 0 1 0 0 2 0 0 0 0 1 1
Tony Fernandez, S (1, 5) OBP: 0.350, SLG: 0.420 Lenny Harris, L (7, 5) OBP: 0.406, SLG: 0.516	1-2 L7		0-1 L8		0-2 F7			1-0 3B 1B	0-2 1B 1B	3 0 0 0 0 0 2 2 1 2 0 0 0 0
Hal Morris, L (1, 3) OBP: 0.378, SLG: 0.476	1-0 1B		0-0 L8				0-1 F8	0-2 1-H 3B	0-1 1-2 1B 3-H	5 0 3 2 0 0 1
Roberto Kelly, R (1, 8) OBP: 0.335, SLG: 0.391 Bret Boone, R (7, 4) OBP: 0.348, SLG: 0.476	2-2 F7				2-2 F8		2-2 L3	1-2 P4	0-1 F9	3 0 0 0 0 0 1 2 0 0 0 0 0 3
Reggie Sanders, R (1, 9) OBP: 0.343, SLG: 0.487		2-2 1B			2-1 1B S		0-0 F9	4-2 BB		3 0 2 0 1 0 0
Thomas Howard, S (1, 7) OBP: 0.286, SLG: 0.361		2-1 P6		SAFE	1-3 K		1-2 G3	1-0 G3		4 0 0 0 0 1 4
Jeff Branson, L (1, 4) OBP: 0.293, SLG: 0.237		0-1 F8			1-3 K		1-1 G1-3		0-0 FC3-6 1B	4 0 1 0 0 1 2
Eddie Taubensee, L (1, 2) OBP: 0.229, SLG: 0.250		1-0 F7					1-2 G3-1 1B		1-0 FC3-6 2B	4 1 1 0 0 0 2
Tim Pugh, R (1, 1) OBP: 0.467, SLG: 0.462 Jerome Walton, R (5, PH) OBP: 0.353, SLG: 0.353 Pete Schourek, L (6, 1) OBP: 0.200, SLG: 0.200 Brian Dorsett, R (9, PH) OBP: 0.387, SLG: 0.462			0-2 P3				1-3 K	1-1 G3-1	2-1 1B 1B 2B	1 0 0 0 0 0 0 1 0 0 0 0 1 0 1 0 0 0 0 0 1 1 1 1 1 0 0 0

Inning Stats	R: 0 E: 0 K: 12	H: 1 LOB: 1 BB: 0 P: 19	R: 0 E: 0 K: 9	H: 1 LOB: 1 BB: 0 P: 13	R: 0 E: 0 K: 7	H: 0 LOB: 1 BB: 1 P: 11	R: 0 E: 0 K: 16	H: 1 LOB: 1 BB: 0 P: 22	R: 0 E: 0 K: 12	H: 1 LOB: 1 BB: 0 P: 15	R: 0 E: 0 K: 6	H: 0 LOB: 0 BB: 0 P: 8	R: 0 E: 0 K: 8	H: 1 LOB: 1 BB: 0 P: 13	R: 1 E: 0 K: 16	H: 2 LOB: 2 BB: 1 P: 26	R: 2 E: 0 K: 15	H: 4 LOB: 2 BB: 0 P: 20	1B: 9 2B: 1 3B: 1 HR: 0	SF: 0 SAC: 0 DP: 0 HBP: 0
--------------	-----------------------	----------------------------------	----------------------	----------------------------------	----------------------	----------------------------------	-----------------------	----------------------------------	-----------------------	----------------------------------	----------------------	---------------------------------	----------------------	----------------------------------	-----------------------	----------------------------------	-----------------------	----------------------------------	----------------------------------	------------------------------------

PITCHER	IP	WLS	BF	H	R	ER	SO	BB	IBB	HBP	BLK	WP	HR	S	P	ERA	WHIP
Pedro Astacio, R (1, 1) ERA: 3.77	8.0	W	33	7	1	1	3	2	0	0	0	0	0	86	127	1.12	1.125
Al Osuna, L (9, 1) ERA: 5.4	1.0		7	4	2	2	1	0	0	0	0	0	0	15	20	18.00	4.000

Los Angeles Dodgers @ Cincinnati Reds
Riverfront Stadium, Cincinnati, OH
Sun May 22 1994, 3:33 AM EDT
Att: 33,012 - Sunny - 80 F

AB	38
R	3
H	11
RBI	3
BB	2
SO	4
LOB	17



WP	PA	ERA	WHIP
0	40		

Batter	1	2	3	4	5	6	7	8	9	AB R H RBI BB SO LOB	TOP											
Karl Rhodes, L (1, 8) OBP: 0.360, SLG: 0.487	2-1 G4-3		1-0 L4			0-1 E 23 1B	4-2 BB 23 CS		1-1 L7	4 1 1 0 1 0 1	Chicago Cubs @ Los Angeles Dodgers Dodger Stadium, Los Angeles, CA Mon May 23 1994, 7:05 PM PDT Att. 37,569 - Unknown - 68 F											
Shawon Dunston, R (1, 6) OBP: 0.286, SLG: 0.345	2-3 K		0-0 1B			0-0 F9	2-0 P6		2-3 K	5 0 1 0 0 2 3												
23 Ryne Sandberg, R (1, 4) OBP: 0.339, SLG: 0.445	2-2 G6-3		2-3 K			0-0 E 1-3 HR	2-3 K			4 1 1 0 0 2 2												
Mark Grace, L (1, 3) OBP: 0.400, SLG: 0.400		4-2 G4-3 HR BB		2-0 L7		0-0 E4 HR		2-2 BLK 2B		3 2 1 1 1 0 1												
Derrick May, L (1, 7) OBP: 0.390, SLG: 0.514		1-2 G4-3		1-3 K		0-1 HR		1-0 L5		4 1 1 3 0 1 2												
Sammy Sosa, R (1, 9) OBP: 0.321, SLG: 0.563		3-2 HR		2-3 K		2-2 S 1B		1-3 K		4 1 2 2 0 2 1												
Steve Buechele, R (1, 5) OBP: 0.345, SLG: 0.439		1-3 K			2-1 G6-3	3-2 K		0-1 G2		4 0 0 0 0 2 2												
Dan Plesac, L (8, 1)										0 0 0 0 0 0 0												
Chuck Crim, R (8, 1)										0 0 0 0 0 0 0												
Randy Myers, L (9, 1)										0 0 0 0 0 0 0												
Rick Wilkins, L (1, 2) OBP: 0.317, SLG: 0.371		2-2 G6-3			3-2 F9	4-0 IBB			1-1 L8	3 0 0 0 1 0 0												
Jose Guzman, R (1, 1)			3-2 G4-3		1-0 G4-3	0-3 K			1-0 E6	3 0 0 0 0 1 2												
Jose Bautista, R (7, 1)										0 0 0 0 0 0 0												
Rey Sanchez, R (8, 5) OBP: 0.340, SLG: 0.321										1 0 0 0 0 0 0												
Inning Stats	R: 0 E: 0 K: 1 S: 9	H: 0 LOB: 0 BB: 0 P: 15	R: 2 E: 0 K: 1 S: 16	H: 1 LOB: 0 BB: 1 P: 27	R: 0 E: 0 K: 1 S: 9	H: 1 LOB: 1 BB: 0 P: 15	R: 0 E: 0 K: 2 S: 8	H: 0 LOB: 0 BB: 0 P: 13	R: 0 E: 0 K: 0 S: 6	H: 0 LOB: 0 BB: 0 P: 12	R: 4 E: 1 K: 2 S: 16	H: 4 LOB: 2 BB: 1 P: 25	R: 0 E: 0 K: 1 S: 7	H: 0 LOB: 0 BB: 1 P: 15	R: 0 E: 0 K: 1 S: 10	H: 1 LOB: 1 BB: 0 P: 14	R: 0 E: 1 K: 1 S: 8	H: 0 LOB: 1 BB: 0 P: 13	1B: 4 2B: 1 3B: 0 HR: 2	SF: 0 SAC: 0 DP: 0 HBP: 0	WP: 0 PB: 0 SB: 1 CS: 1	PA: 38
PITCHER	IP WLS BF H R ER SO BB IBB HBP BLK WP HR S P ERA WHIP												IP WLS BF H R ER SO BB IBB HBP BLK WP HR S P ERA WHIP									
Kevin Gross, R (1, 1) ERA: 4.22	6.0 L 27 6 6 5 7 1 1 0 0 0 2 64 107 7.50 1.167																					
Gary Wayne, L (7, 1) ERA: 4.85	1.0 3 0 0 0 1 1 0 0 0 0 0 7 15 0.00 1.000																					
Al Osuna, L (8, 1) ERA: 4.91	0.1 2 1 0 0 0 0 0 0 0 1 0 4 7 0.00 3.000																					
Roger McDowell, R (8, 1) ERA: 3.52	1.2 6 0 0 0 2 0 0 0 0 0 0 14 20 0.00 0.000																					

livebaseballscorecards.com

AB	35
R	6
H	7
RBI	6
BB	3
SO	10
LOB	14



Batter	1	2	3	4	5	6	7	8	9	AB	R	H	RBI	BB	SO	LOB
Brett Butler, L (1, 8) OBP: 0.463, SLG: 0.503 Mitch Webster, S (9, 9) OBP: 0.316, SLG: 0.273	4-0 G6-4-3 1B BB	0-0 G6-3			1-0 L9			1-3 K		3	0	0	0	1	1	1
Delino DeShields, L (1, 4) OBP: 0.355, SLG: 0.280	2-1 G6-4-3 1B		1-2 P6		4-2 FC6-4 BB			2-2 F7		3	0	1	0	1	0	0
Mike Piazza, R (1, 2) OBP: 0.355, SLG: 0.542	1-1 G6-4-3 1-2f 2-3		0-3 K		0-0 FC6-4 1-2f			2-1 1B		4	0	1	0	0	1	4
Tim Wallach, R (1, 5) OBP: 0.366, SLG: 0.560	3-0 G4-3		1-3 K			0-2 G5-3		2-2 F9		4	0	0	0	0	1	2
Henry Rodriguez, L (1, 7) OBP: 0.385, SLG: 0.550 Gary Ingram, R (9, PH) OBP: 0.333, SLG: 1.333		0-0 HR 1B BB		0-0 G6-3		2-1 G4-3		1-2 F7		3	1	1	0	0	0	0
Eric Karros, R (1, 3) OBP: 0.326, SLG: 0.407		3-2 L9		3-1 G4-3		0-3 K		3-2 G4-3		4	0	0	0	0	1	1
Raul Mondesi, R (1, 9) OBP: 0.343, SLG: 0.577 (9, 8)		1-3 K		1-2 G6-3			0-1 L9		1-0 L9	4	0	0	0	0	1	1
Jose Offerman, S (1, 6) OBP: 0.322, SLG: 0.307		4-2 HR BB			1-0 F8		1-1 G6-3			2	1	0	0	1	0	0
Kevin Gross, R (1, 1) OBP: 0.200, SLG: 0.278 Gary Wayne, L (7, 1) Chris Gwynn, L (7, PH) OBP: 0.280, SLG: 0.348 Al Osuna, R (8, 1) Roger McDowell, R (8, 1)		3-2 HR			1-1 BB 1B		0-0 G4-3			2	1	2	3	0	0	0

Inning Stats	R: 0	H: 1	E: 0	K: 5	S: 5	R: 3	H: 2	E: 0	K: 13	S: 13	R: 0	H: 0	E: 0	K: 9	S: 9	R: 0	H: 0	E: 0	K: 6	S: 6	R: 0	H: 1	E: 0	K: 7	S: 7	R: 0	H: 0	E: 0	K: 8	S: 8	R: 0	H: 1	E: 0	K: 11	S: 11	R: 0	H: 0	E: 0	K: 8	S: 8	R: 0	H: 0	E: 0	K: 13	S: 13	1B: 4	2B: 0	3B: 0	HR: 1	SF: 0	SAC: 0	DP: 1	HBP: 0	WP: 0	PB: 0	SB: 0	CS: 0	PA: 34
--------------	------	------	------	------	------	------	------	------	-------	-------	------	------	------	------	------	------	------	------	------	------	------	------	------	------	------	------	------	------	------	------	------	------	------	-------	-------	------	------	------	------	------	------	------	------	-------	-------	-------	-------	-------	-------	-------	--------	-------	--------	-------	-------	-------	-------	--------

PITCHER	IP	WLS	BF	H	R	ER	SO	BB	IBB	HBP	BLK	WP	HR	S	P	ERA	WHIP
Jose Guzman, R (1, 1) ERA: 9.15	6.0		24	4	3	3	4	3	0	0	0	0	1	48	84	4.50	1.167
Jose Bautista, R (7, 1) ERA: 3.86	1.0		3	0	0	0	0	0	0	0	0	0	0	5	6	0.00	0.000
Dan Plesac, L (8, 1) ERA: 3.52	0.2		3	1	0	0	1	0	0	0	0	0	0	8	13	0.00	1.500
Chuck Crim, R (8, 1) ERA: 1.66	0.1		1	0	0	0	0	0	0	0	0	0	0	3	5	0.00	0.000
Randy Myers, L (9, 1) ERA: 0.61	1.0	S	3	0	0	0	0	0	0	0	0	0	0	8	13	0.00	0.000

BOTTOM

Chicago Cubs @ Los Angeles Dodgers
Dodger Stadium, Los Angeles, CA

Mon May 23 1994, 7:05 PM PDT
Att: 37,569 - Unknown - 68 F

livebaseballscorecards.com

AB	31
R	3
H	5
RBI	3
BB	3
SO	5
LOB	9



Batter	1	2	3	4	5	6	7	8	9	AB R H RBI BB SO LOB	TOP
Karl Rhodes, L (1, 8) OBP: 0.352, SLG: 0.474	1-2 L3		1-2 G4-3		1-0 G3			0-3 K		4 0 0 0 0 1 0	
Shawon Dunston, R (1, 6) OBP: 0.300, SLG: 0.353	0-0 G6-3			1-0 F8 23 1B G6-3 1B		0-1 G4-3 BLK 1B		1-2 23 S HBP		3 1 2 0 0 0 0	
23 Ryne Sandberg, R (1, 4) OBP: 0.337, SLG: 0.440	2-2 P4			1 SAFE 0-1 G6-3 F8 1-2 2B 1B		1-1 P2		0-3 K		4 1 1 0 0 1 2	
Mark Grace, L (1, 3) OBP: 0.391, SLG: 0.389		0-0 G4-3		1-0 F8		2-1 G4-3		1-0 L9		4 0 0 0 0 0 4	
Derrick May, L (1, 7) OBP: 0.386, SLG: 0.504		2-0 1B		1-0 G6-3		1-2 G4-3		0-0 P7		4 0 1 1 0 0 2	
Sammy Sosa, R (1, 9) OBP: 0.325, SLG: 0.568		2-3 K		3-2 3-H 2B		3-1 G4-3 S 1B		1-2 F9		4 0 2 1 0 1 1	
Steve Buechele, R (1, 5) OBP: 0.336, SLG: 0.425		0-3 K		2-3 K		2-1 G6-3		0-1 G5-3		4 0 0 0 0 2 3	
Rick Wilkins, L (1, 2) OBP: 0.310, SLG: 0.362			2-0 P6		2-1 F8		0-1 G4-3			3 0 0 0 0 0 1	
Willie Banks, R (1, 1) OBP: 0.095, SLG: 0.143			0-0 F8		1-1 G6-3		0-0 G6-3			3 0 0 0 0 0 1	
Inning Stats	R: 0 E: 0 K: 0 S: 8 H: 0 LOB: 0 BB: 0 P: 11	R: 0 E: 0 K: 2 S: 8 H: 1 LOB: 1 BB: 0 P: 12	R: 0 E: 0 K: 0 S: 5 H: 0 LOB: 0 BB: 0 P: 8	R: 2 E: 0 K: 1 S: 11 H: 3 LOB: 1 BB: 0 P: 19	R: 0 E: 0 K: 0 S: 5 H: 0 LOB: 0 BB: 0 P: 9	R: 0 E: 0 K: 0 S: 9 H: 1 LOB: 1 BB: 0 P: 13	R: 0 E: 0 K: 0 S: 7 H: 1 LOB: 1 BB: 0 P: 12	R: 0 E: 0 K: 2 S: 9 H: 0 LOB: 1 BB: 0 P: 11	R: 0 E: 0 K: 0 S: 6 H: 0 LOB: 0 BB: 0 P: 7	1B: 5 2B: 1 3B: 0 HR: 0 SF: 0 SAC: 0 DP: 0 HBP: 1	WP: 0 PB: 0 SB: 2 CS: 0 PA: 34
PITCHER	IP WLS BF H R ER SO BB IBB HBP BLK WP HR S P ERA WHIP										
Orel Hershiser, R (1, 1) ERA: 2.5	8.0 L 31 6 2 2 5 0 0 1 1 0 0 62 95 2.25 0.750										
Todd Worrell, R (9, 1) ERA: 2.31	1.0 3 0 0 0 0 0 0 0 0 0 0 6 7 0.00 0.000										

Chicago Cubs @ Los Angeles Dodgers
Dodger Stadium, Los Angeles, CA
Tue May 24 1994, 7:05 PM PDT
Att. 31,912 - Unknown - 66 F

livebaseballscorecards.com

AB	33
R	2
H	6
RBI	2
BB	0
SO	5
LOB	14



BOTTOM

Pittsburgh Pirates @ Los Angeles Dodgers
Dodger Stadium, Los Angeles, CA

Fri May 27 1994, 7:05 PM PDT
Att. 44,145 - Unknown - 68 F

livebaseballscores.com

AB 42
R 6
H 13
RBI 6
BB 2
SO 6
LOB 15



WP: 1 PA: 46
PB: 0
SB: 0
CS: 1

AB R H RBI BB SO LOB

5 0 1 0 0 0 1

4 1 1 0 1 1 1

5 1 1 0 0 0 2

4 1 2 2 0 1 0

0 0 0 0 0 0 0

3 0 0 0 0 0 2

2 0 0 0 0 2 1

5 2 4 2 0 0 1

5 1 1 0 0 1 4

3 0 0 0 1 1 0

0 0 0 0 0 0 0

1 0 1 1 0 0 0

4 0 1 0 0 0 3

0 0 0 0 0 0 0

0 0 0 0 0 0 0

1 0 1 1 0 0 0

1B: 9 SF: 0
2B: 3 SAC: 0
3B: 0 DP: 0
HR: 1 HBP: 1

Batter	1	2	3	4	5	6	7	8	9	10
Brett Butler, L (1, 8) OBP: 0.451, SLG: 0.489	3-2 G4-3		2-1 B5-3		2-1 F9		2-1 WP 2B		3-2 G6-3	
Jose Offerman, S (1, 6) OBP: 0.318, SLG: 0.299	0-1 G1-6-3			1-0 2B 1B	0-0 E4 CS		4-2 2-3 BB		3-3 K	
Raul Mondesi, R (1, 9) OBP: 0.342, SLG: 0.564	1-2 G4-3			0-2 SAFE 1-3 1B 2B	1-2 CS	2-2 F7	0-0 P2		1-1 P3	
Tim Wallach, R (1, 5) OBP: 0.363, SLG: 0.542 Jeff Treadway, L (10, PR) OBP: 0.390, SLG: 0.371		2-1 G6-3		2-2 2-H 3-H 1B		1-1 G4-3 1B		2-3 K	2-2 FC5 1B HBP	
Henry Rodriguez, L (1, 7) OBP: 0.383, SLG: 0.525 Cory Snyder, R (8, PH) OBP: 0.372, SLG: 0.614 (9, 7)		2-2 G6-3		1-1 P4		3-2 G4-3		3-3 K	1-3 K	
Eric Karros, R (1, 3) OBP: 0.330, SLG: 0.427		3-1 HR		1-0 P3		3-2 FC6-4 2-H 1B		3-1 2B 1B	1-2 E 1B 1B	
Carlos Hernandez, R (1, 2) OBP: 0.211, SLG: 0.263		1-1 G4-3		2-3 K		1-0 FC6-4 1-2f		3-1 SAFE 1-3 2B	1-0 FC5 1B 1B	
Garey Ingram, R (1, 4) OBP: 0.286, SLG: 0.667 Chris Gwynn, L (10, PH) OBP: 0.286, SLG: 0.346 Mitch Webster, S (10, PH) OBP: 0.350, SLG: 0.314			0-0 G5-3		0-3 K		0-0 G6-3		4-0 IBB	0-0 37 1B 1B
Ramon Martinez, R (1, 1) OBP: 0.231, SLG: 0.269 Todd Worrell, R (9, 1) Al Osuna, R (10, 1) 37 Darren Dreifort, R (10, PH) OBP: 1.000, SLG: 1.000			1-2 G4-3		1-1 E 1B		2-2 G4-3	0-2 F8	1-2 3-H 1B	1-2 2-H 1B

Inning Stats	R: 0	H: 0	E: 0	K: 0	S: 9	R: 1	H: 1	E: 0	K: 0	S: 9	R: 0	H: 0	E: 0	K: 0	S: 6	R: 2	H: 3	E: 0	K: 1	S: 16	R: 0	H: 1	E: 1	K: 1	S: 11	R: 1	H: 2	E: 0	K: 0	S: 13	R: 0	H: 1	E: 0	K: 0	S: 11	R: 0	H: 1	E: 0	K: 0	S: 11	R: 0	H: 2	E: 0	K: 0	S: 11	R: 0	H: 1	E: 0	K: 2	S: 13	R: 0	H: 0	E: 0	K: 1	S: 10	R: 2	H: 3	E: 1	K: 1	S: 14	1B: 9	2B: 3	3B: 0	HR: 1	SF: 0	SAC: 0	DP: 0	HBP: 1	WP: 1	PA: 46
--------------	------	------	------	------	------	------	------	------	------	------	------	------	------	------	------	------	------	------	------	-------	------	------	------	------	-------	------	------	------	------	-------	------	------	------	------	-------	------	------	------	------	-------	------	------	------	------	-------	------	------	------	------	-------	------	------	------	------	-------	------	------	------	------	-------	-------	-------	-------	-------	-------	--------	-------	--------	-------	--------

PITCHER	IP	WLS	BF	H	R	ER	SO	BB	IBB	HBP	BLK	WP	HR	S	P	ERA	WHIP
Jon Lieber, R (1, 1) ERA: 1.89	5.0		20	5	3	3	2	0	0	0	0	0	1	1	76	5.40	1.000
John Hope, R (6, 1) ERA: 7.36	2.0		10	3	1	1	0	1	0	0	0	1	0	24	42	4.50	2.000
Ravelo Manzanillo, L (8, 1) ERA: 2.55	2.0		9	2	0	0	3	0	1	0	0	0	0	23	45	0.00	1.000
Rick White, R (10, 1) ERA: 4.3	0.1	L	3	1	2	2	1	0	0	1	0	0	0	8	12	54.00	3.000
Mark Dewey, R (10, 1) ERA: 1.06	0.1		1	0	0	0	0	0	0	0	0	0	0	1	2	0.00	0.000

PITCHER	IP	WLS	BF	H	R	ER	SO	BB	IBB	HBP	BLK	WP	HR	S	P	ERA	WHIP
Jeff Ballard, L (10, 1) ERA: 3.46	0.0		2	2	0	0	0	0	0	0	0	0	0	5	6	∞	∞

Batter	1	2	3	4	5	6	7	8	9	AB R H RBI BB SO LOB	TOP	
Carlos Garcia, R (1, 4) <small>OBP: 0.347, SLG: 0.389</small>	1-0 2B HBP	3-3 K		0-0 SH1-3		3-1 HR		2-0 G5-3		3 2 1 1 0 1 2	Pittsburgh Pirates @ Los Angeles Dodgers Dodger Stadium, Los Angeles, CA Sat May 28 1994, 7:05 PM PDT Att. 47,771 - Unknown - 71 F	
Jay Bell, R (1, 6) <small>OBP: 0.291, SLG: 0.375</small>	2-3 1-2 K		1-1 G6-3	1-1 G4-3 2B		2-1 G3-6-3 1B		1-0 G5-3		5 0 2 2 0 1 2		
Andy Van Slyke, L (1, 8) <small>OBP: 0.345, SLG: 0.370</small>	3-2 2-H 1B 2B		0-0 G3-1	3-0 G4-3 HBP		2-0 G3-6-3 1-2f		4-1 BB		3 1 1 1 1 0 1		
Dave Clark, L (1, 9) Gary Varsho, L (9, 9) <small>OBP: 0.375, SLG: 0.416</small> <small>OBP: 0.313, SLG: 0.500</small>	1-0 2-H WP 1B		0-0 1B	2-2 G4-3 1-2 2-3		2-1 P6		1-2 G4-3		5 0 2 1 0 0 4 0 0 0 0 0 0 0		
Brian Hunter, R (1, 3) <small>OBP: 0.306, SLG: 0.456</small>	1-3 SAFE K		3-1 F7	4-0 IBB			0-0 F7		1-3 K			3 0 0 0 1 1 2
Al Martin, L (1, 7) <small>OBP: 0.387, SLG: 0.490</small>	1-3 1-2 K			 1B			3-1 3B		2-0 F7			5 1 2 0 0 1 4
Lance Parrish, R (1, 2) <small>OBP: 0.438, SLG: 0.487</small>		0-3 K		4-1 1-2 BB 1B BB	2-2 G5-3		4-1 G6-4-3 BB		2-0 1B			3 1 1 0 2 1 0
Kevin Young, R (1, 5) <small>OBP: 0.264, SLG: 0.318</small>		0-1 2B		4-2 SH1-3 1B 2B BB	1-1 G6-3		1-1 G6-4-3 1-2f		0-1 F9			4 1 1 0 1 0 3
Denny Neagle, L (1, 1) Rick White, R (7, 1) Tom Foley, L (7, 5) Steve Cooke, R (9, 1) <small>OBP: 0.105, SLG: 0.105</small> <small>OBP: 0.293, SLG: 0.373</small> <small>OBP: 0.235, SLG: 0.235</small>		0-3 K		0-1 SH1-3 2B 1B	0-0 G3-1			0-1 G5-3 1B		3 1 1 2 0 1 1 1 0 0 0 0 1 0 1 0 1 0 0 0 0 0 0 0 0 0 0 0		
Inning Stats	R: 2 H: 2 E: 0 LOB: 1 K: 3 BB: 0 S: 14 P: 23	R: 0 H: 1 E: 0 LOB: 1 K: 3 BB: 0 S: 11 P: 14	R: 0 H: 1 E: 0 LOB: 1 K: 0 BB: 0 S: 6 P: 10	R: 4 H: 3 E: 0 LOB: 3 K: 0 BB: 3 S: 16 P: 36	R: 0 H: 0 E: 0 LOB: 0 K: 0 BB: 0 S: 6 P: 9	R: 1 H: 2 E: 0 LOB: 0 K: 0 BB: 0 S: 7 P: 16	R: 0 H: 1 E: 0 LOB: 1 K: 0 BB: 1 S: 6 P: 14	R: 0 H: 1 E: 0 LOB: 2 K: 0 BB: 1 S: 8 P: 16	R: 0 H: 1 E: 0 LOB: 1 K: 1 BB: 0 S: 7 P: 12	1B: 7 SF: 0 2B: 3 SAC: 1 3B: 1 DP: 2 HR: 1 HBP: 2		WP: 1 PA: 44 PB: 0 SB: 1 CS: 0
PITCHER Pedro Astacio, R (1, 1) <small>ERA: 4.41</small> Gary Wayne, L (4, 1) <small>ERA: 4.6</small> Roger McDowell, R (7, 1) <small>ERA: 3.12</small> 37 Darren Dreifort, R (9, 1) <small>ERA: 4.5</small>	IP WLS BF H R ER SO BB IBB HBP BLK WP HR S P ERA WHIP											PITCHER IP WLS BF H R ER SO BB IBB HBP BLK WP HR S P ERA WHIP

AB	36
R	7
H	12
RBI	7
BB	5
SO	7
LOB	19



Batter	1	2	3	4	5	6	7	8	9	AB R H RBI BB SO LOB
Brett Butler, L OBP: 0.450, SLG: 0.497 (1, 8)	1-3 		1-2 		1-1 		0-0 		0-0 	5 1 2 0 0 1 1
Jose Offerman, S OBP: 0.320, SLG: 0.301 Mitch Webster, S OBP: 0.372, SLG: 0.342 (1, 6) (5, 7)	3-1 		1-1 		1-2 		1-1 		0-1 	2 0 1 0 0 0 0 3 0 2 1 0 0 1
Raul Mondesi, R OBP: 0.339, SLG: 0.571 (1, 9)	0-1 		2-2 		2-1 		0-0 		1-2 	5 1 1 1 0 0 5
Tim Wallach, R OBP: 0.356, SLG: 0.530 (1, 5)	2-2 		2-2 		1-2 		3-2 			4 0 0 0 0 0 4
Eric Karros, R OBP: 0.328, SLG: 0.423 (1, 3)		3-3 	2-3 			0-1 	1-0 			4 0 1 0 0 2 3
Cory Snyder, R OBP: 0.354, SLG: 0.581 (1, 7) (5, 6)		0-3 		0-0 		1-3 		1-2 		4 0 0 0 0 2 1
Carlos Hernandez, R OBP: 0.304, SLG: 0.348 (1, 2)		2-1 		0-1 		1-2 		2-2 		4 0 3 0 0 0 0
Garey Ingram, R OBP: 0.273, SLG: 0.500 (1, 4)		3-2 		3-2 		1-3 		0-0 		4 0 1 0 0 1 4
Pedro Astacio, R OBP: 0.053, SLG: 0.053 Gary Wayne, L Henry Rodriguez, L OBP: 0.381, SLG: 0.521 Roger McDowell, R 37 Darren Dreifort, R OBP: 1.000, SLG: 1.000 Dave Hansen, L OBP: 0.364, SLG: 0.400 (1, 1) (4, 1) (6, PH) (7, 1) (9, 1) (9, PH)		1-3 		1-2 		1-2 			0-0 	1 0 0 0 0 0 1 2 1 0 0 0 0 0 0 1 1 0 0 0 0 0 0 2 0 0 0 0 0 0 0 0 0 0 0 0 0 0 0 0 1 0 1 0 0 0 0 0

Inning Stats	R: 1	H: 1	E: 0	K: 1	S: 11	R: 0	H: 1	E: 1	K: 3	S: 20	R: 0	H: 2	E: 0	K: 1	S: 15	R: 0	H: 1	E: 0	K: 0	S: 10	R: 0	H: 1	E: 0	K: 0	S: 10	R: 0	H: 2	E: 0	K: 2	S: 15	R: 1	H: 2	E: 0	K: 0	S: 11	R: 0	H: 1	E: 0	K: 0	S: 7	R: 0	H: 1	E: 0	K: 0	S: 9	1B: 10	2B: 0	3B: 1	SF: 0	SAC: 0	DP: 1	HBP: 0	WP: 0	PA: 39
--------------	------	------	------	------	-------	------	------	------	------	-------	------	------	------	------	-------	------	------	------	------	-------	------	------	------	------	-------	------	------	------	------	-------	------	------	------	------	-------	------	------	------	------	------	------	------	------	------	------	--------	-------	-------	-------	--------	-------	--------	-------	--------

PITCHER	IP	WLS	BF	H	R	ER	SO	BB	IBB	HBP	BLK	WP	HR	S	P	ERA	WHIP
Denny Neagle, L ERA: 4.05 (1, 1)	6.0		28	9	2	2	7	0	0	0	0	0	1	82	118	3.00	1.500
Rick White, R ERA: 3.96 (7, 1)	2.0		8	3	0	0	0	0	0	0	0	0	0	18	26	0.00	1.500
Steve Cooke, L ERA: 4.59 (9, 1)	1.0		3	0	0	0	0	0	0	0	0	0	0	8	9	0.00	0.000

BOTTOM

Pittsburgh Pirates @ Los Angeles Dodgers
Dodger Stadium, Los Angeles, CA

livebaseballscorecards.com

AB	39
R	2
H	12
RBI	2
BB	0
SO	7
LOB	24



Sat May 28 1994, 7:05 PM PDT
Att: 47,771 - Unknown - 71 F

Batter	1	2	3	4	5	6	7	8	9	AB R H RBI BB SO LOB	TOP											
Carlos Garcia, R (1, 4) OBP: 0.354, SLG: 0.392	1-2 P3		0-0 S 1B			0-0 B2-3		2-2 G4-3 1B 1B	4-1 FC6 BB	4 1 2 0 1 0 0	Pittsburgh Pirates @ Los Angeles Dodgers Dodger Stadium, Los Angeles, CA Sun May 29 1994, 3:33 AM PDT Att. 44,622 - Sunny - 95 F											
Jay Bell, R (1, 6) OBP: 0.294, SLG: 0.376	2-2 G6-3		3-2 G5-3			2-2 L3 1B		3-1 G4-3 1B	1-3 BB	5 1 2 0 0 1 3												
Andy Van Slyke, L (1, 8) OBP: 0.337, SLG: 0.360	2-3 K					3-1 L3		0-1 G4-3	0-1 FC6	5 0 0 0 0 1 5												
Dave Clark, L (1, 9) OBP: 0.370, SLG: 0.409		2-3 K				1-0 G4-3		0-0 BB 1B		4 0 1 2 0 1 0												
Al Martin, L (1, 7) OBP: 0.384, SLG: 0.491		2-3 K				2-3 K		3-3 K		4 1 1 0 0 3 1												
Orlando Merced, S (1, 3) OBP: 0.370, SLG: 0.383		0-1 S 1B				1-0 FC6-4 2B		4-1 BB		3 0 3 0 1 0 0												
Don Slaught, R (1, 2) OBP: 0.381, SLG: 0.295		2-2 G1-3				3-1 F7		3-2 FC6-4 1B	2-2 L9	4 0 0 1 0 0 5												
Kevin Young, R (1, 5) OBP: 0.263, SLG: 0.314			2-1 G5-3			3-3 K		0-0 1B	2-2 G6-3	4 0 1 0 0 1 1												
Zane Smith, L (1, 1) OBP: 0.333, SLG: 0.333			1-1 F7			0-2 G4-3		2-3 K	2-1 BB 1B	2 0 0 0 0 0 1												
Gary Varsho, L (7, PH) OBP: 0.313, SLG: 0.500										0 0 0 0 0 0 0												
Brian Hunter, R (7, PH) OBP: 0.303, SLG: 0.451										1 0 0 0 0 1 2												
Alejandro Pena, R (7, 1)										0 0 0 0 0 0 0												
Lloyd McClendon, R (9, PH) OBP: 0.324, SLG: 0.241										1 0 1 0 0 0 0												
Inning Stats	R: 0 E: 0 K: 1 S: 10	H: 0 LOB: 0 BB: 0 P: 15	R: 0 E: 0 K: 2 S: 12	H: 1 LOB: 1 BB: 0 P: 18	R: 0 E: 0 K: 0 S: 10	H: 1 LOB: 1 BB: 0 P: 16	R: 0 E: 0 K: 1 S: 9	H: 0 LOB: 0 BB: 0 P: 14	R: 0 E: 0 K: 1 S: 10	H: 1 LOB: 1 BB: 0 P: 17	R: 0 E: 0 K: 0 S: 7	H: 1 LOB: 0 BB: 0 P: 12	R: 1 E: 0 K: 1 S: 12	H: 3 LOB: 2 BB: 0 P: 19	R: 2 E: 0 K: 1 S: 17	H: 3 LOB: 2 BB: 1 P: 31	R: 0 E: 0 K: 1 S: 12	H: 1 LOB: 2 BB: 1 P: 21	1B: 9 2B: 3 3B: 0 HR: 0	SF: 0 SAC: 0 DP: 1 HBP: 0	WP: 0 PB: 0 SB: 2 CS: 0	PA: 39
PITCHER	IP WLS BF H R ER SO BB IBB HBP BLK WP HR S P ERA WHIP																					
Kevin Gross, R (1, 1) ERA: 3.93	6.2 W 26 7 1 1 5 0 0 0 0 0 0 0 67 106 1.35 1.050																					
Al Osuna, L (7, 1) ERA: 6.75	1.0 7 3 2 2 2 1 0 0 0 0 0 0 16 30 18.00 4.000																					
Jim Gott, R (8, 1) ERA: 4.74	0.1 1 0 0 0 0 0 0 0 0 0 0 0 4 6 0.00 0.000																					
Todd Worrell, R (9, 1) ERA: 2.57	0.1 3 1 0 0 0 1 0 0 0 0 0 0 6 14 0.00 6.000																					
37 Darren Dreifort, R (9, 1) ERA: 4.39	0.2 S 2 0 0 0 1 0 0 0 0 0 0 0 6 7 0.00 0.000																					

livebaseballscorecards.com

AB	37
R	3
H	11
RBI	3
BB	2
SO	8
LOB	18



Batter	1	2	3	4	5	6	7	8	9	AB	R	H	RBI	BB	SO	LOB
Garey Ingram, R OBP: 0.267, SLG: 0.429 (1, 4)	3-2 E8 1B		1-1 F9	1-3 K			3-3 K			4	1	1	0	0	2	0
Mitch Webster, S OBP: 0.383, SLG: 0.357 (1, 7)	1-0 B1		3-2 FC5-4 1B	0-0 K 1B			0-3 K			4	0	2	0	0	1	1
Raul Mondesi, R OBP: 0.337, SLG: 0.564 (1, 8) (9, 9)	1-1 K 1B		0-1 FC5-4 1B 2B	0-1 G6-3			1-3 K			4	1	1	1	0	1	2
Tim Wallach, R OBP: 0.354, SLG: 0.524 (1, 5)	1-0 P4 1B		0-0 2B 1B 1B		0-0 L9			1-0 F9		4	1	1	0	0	0	1
Eric Karros, R OBP: 0.332, SLG: 0.430 (1, 3)	1-0 G4-3		0-0 1B 2B		2-2 G6-3			1-2 WP 1B		4	1	2	1	0	0	1
Cory Snyder, R OBP: 0.360, SLG: 0.566 Todd Worrell, R (9, 1) 37 Darren Dreifort, R OBP: 1.000, SLG: 1.000 (9, 1)		4-2 BB	4-0 1B IBB		2-0 L9			2-2 G5-3		2	0	0	0	2	0	1
Carlos Hernandez, R OBP: 0.296, SLG: 0.333 (1, 2)		0-0 L8	1-1 1B			0-0 G6-3		1-3 K		4	0	1	2	0	1	2
Jose Offerman, S OBP: 0.315, SLG: 0.296 (1, 6)		3-1 F8	3-2 F8			1-3 K				3	0	0	0	0	1	3
Kevin Gross, R OBP: 0.174, SLG: 0.238 Al Osuna, R (7, 1) Jim Gott, R (8, 1) Brett Butler, L OBP: 0.450, SLG: 0.497 (9, 8)		0-1 P4		0-3 K			1-0 G5-3			3	0	0	0	0	1	1

Inning Stats	R: 1	H: 2	E: 1	K: 0	S: 8	H: 2	LOB: 1	BB: 0	P: 15	R: 0	H: 0	E: 0	K: 0	S: 8	H: 0	LOB: 1	BB: 1	P: 14	R: 3	H: 4	E: 0	K: 0	S: 14	H: 4	LOB: 2	BB: 1	P: 26	R: 0	H: 1	E: 0	K: 2	S: 9	H: 0	LOB: 0	BB: 0	P: 9	R: 0	H: 0	E: 0	K: 1	S: 5	H: 0	LOB: 0	BB: 0	P: 7	R: 0	H: 0	E: 0	K: 3	S: 11	H: 0	LOB: 0	BB: 0	P: 15	R: 0	H: 1	E: 0	K: 1	S: 10	H: 1	LOB: 1	BB: 0	P: 15
--------------	------	------	------	------	------	------	--------	-------	-------	------	------	------	------	------	------	--------	-------	-------	------	------	------	------	-------	------	--------	-------	-------	------	------	------	------	------	------	--------	-------	------	------	------	------	------	------	------	--------	-------	------	------	------	------	------	-------	------	--------	-------	-------	------	------	------	------	-------	------	--------	-------	-------

PITCHER	IP	WLS	BF	H	R	ER	SO	BB	IBB	HBP	BLK	WP	HR	S	P	ERA	WHIP
Zane Smith, L ERA: 3.82 (1, 1)	6.0	L	27	7	4	3	3	1	1	0	0	0	0	49	81	4.50	1.333
Alejandro Pena, R ERA: 6.19 (7, 1)	2.0		7	1	0	0	4	0	0	0	0	1	0	21	30	0.00	0.500

BOTTOM

Pittsburgh Pirates @ Los Angeles Dodgers
Dodger Stadium, Los Angeles, CA

Sun May 29 1994, 3:33 AM PDT
Att: 44,622 - Sunny - 95 F

AB	32
R	4
H	8
RBI	4
BB	2
SO	7
LOB	12

livebaseballscorecards.com



WP: 1	PA: 34
PB: 0	SB: 0
CS: 0	

Batter	1	2	3	4	5	6	7	8	9	AB R H RBI BB SO LOB	TOP											
Bernard Gilkey, R (1, 7) OBP: 0.363, SLG: 0.400	0-0 1B SF9 1B		0-0 G3-1 E 2B		0-0 G4-3		0-3 K			4 2 2 0 0 1 0	St. Louis Cardinals @ Los Angeles Dodgers Dodger Stadium, Los Angeles, CA Mon May 30 1994, 7:05 PM PDT Att. 33,628 - Unknown - 74 F											
Luis Alicea, S (1, 4) OBP: 0.346, SLG: 0.367	0-0 1B 1-2 1B		0-3 K		0-0 F8		0-0 G3			4 0 1 0 0 1 1												
Gregg Jefferies, S (1, 3) OBP: 0.415, SLG: 0.474	0-0 1B 1-3 2-3 1B		0-0 G3-1		0-0 2B 1B		0-0 F9			4 1 2 0 0 0 1												
Todd Zeile, R (1, 5) OBP: 0.312, SLG: 0.430	0-0 SF9		0-0 E6		0-0 F8		0-0 G5-3			3 0 0 1 0 0 1												
Ray Lankford, L (1, 8) OBP: 0.413, SLG: 0.563	0-0 G4-3		0-0 F8		0-0 2B 2B		0-0 F7			4 1 1 1 0 0 2												
Mark Whiten, S (1, 9) OBP: 0.353, SLG: 0.500		0-0 HR		0-0 L4		0-0 2B 1B 2B		0-0 G4-3		4 2 2 2 0 0 0												
Tom Pagnozzi, R (1, 2) OBP: 0.385, SLG: 0.556		0-0 F7		0-0 G3		0-0 1B		0-0 F9		4 0 1 1 0 0 0												
Ozzie Smith, S (1, 6) OBP: 0.305, SLG: 0.285		0-0 G3-1		0-0 L7		0-0 L6		0-0 L7		4 0 0 0 0 0 1												
Vicente Palacios, R (1, 1) Bryan Eversgerd, R (7, 1) Rene Arocha, R (7, 1) Geronimo Pena, S (9, PH) Mike Perez, R (9, 1)		0-3 K		0-3 K		0-0 F9		0-3 K		3 0 0 0 0 0 2 1 0 0 0 0 0 0 0 0 0 0 0 0 0 0 0 0 1 0 0 0 0 0 1 0 0 0 0 0 0 0 0 0												
Inning Stats	R: 1 E: 0 K: 0 S: 5	H: 3 LOB: 1 BB: 0 P: 5	R: 1 E: 0 K: 1 S: 6	H: 1 LOB: 0 BB: 0 P: 6	R: 1 E: 1 K: 1 S: 7	H: 1 LOB: 1 BB: 0 P: 7	R: 0 E: 0 K: 0 S: 3	H: 0 LOB: 0 BB: 0 P: 3	R: 0 E: 0 K: 1 S: 5	H: 0 LOB: 0 BB: 0 P: 5	R: 3 E: 0 K: 0 S: 7	H: 4 LOB: 1 BB: 0 P: 7	R: 0 E: 0 K: 1 S: 5	H: 0 LOB: 0 BB: 0 P: 5	R: 0 E: 0 K: 0 S: 3	H: 0 LOB: 0 BB: 0 P: 3	R: 0 E: 0 K: 1 S: 5	H: 0 LOB: 0 BB: 0 P: 5	1B: 5 2B: 3 3B: 0 HR: 1	SF: 1 SAC: 0 DP: 0 HBP: 0	WP: 0 PB: 0 SB: 0 CS: 0	PA: 36
PITCHER	IP WLS BF H R ER SO BB IBB HBP BLK WP HR S P ERA WHIP																					
Orel Hershiser, R (1, 1) ERA: 2.93	5.1 L 25 9 6 5 3 0 0 0 0 0 0 1 31 31 8.44 1.688																					
Roger McDowell, R (6, 1) ERA: 2.84	1.2 5 0 0 0 1 0 0 0 0 0 0 0 7 7 0.00 0.000																					
Todd Worrell, R (8, 1) ERA: 2.4	1.0 3 0 0 0 0 0 0 0 0 0 0 0 3 3 0.00 0.000																					
Gary Wayne, L (9, 1) ERA: 4.32	1.0 3 0 0 0 1 0 0 0 0 0 0 0 5 5 0.00 0.000																					

livebaseballscores.com

AB	35
R	6
H	9
RBI	5
BB	0
SO	5
LOB	7



Batter	1	2	3	4	5	6	7	8	9	AB	R	H	RBI	BB	SO	LOB
Brett Butler, L (1, 8) OBP: 0.444, SLG: 0.489	0-0 G3		0-0 F9		0-3 K		0-0 G6-3		0-0 SH 1B	5	0	1	0	0	1	1
Jose Offerman, S (1, 6) OBP: 0.308, SLG: 0.289	0-3 K		0-0 P5			0-0 F8	0-3 K		0-0 SH FC6-4	4	0	0	0	0	2	0
Mike Piazza, R (1, 2) OBP: 0.357, SLG: 0.547	0-0 G5-3			0-0 F8		0-0 E BB SF7 1B	0-0 HR		0-0 P1	5	2	2	1	0	0	2
Tim Wallach, R (1, 5) OBP: 0.355, SLG: 0.519		0-0 1B 1B		0-0 L4		4-0 E BB 1-2	0-3 K		0-0 F9	4	0	1	0	1	1	2
Henry Rodriguez, L (1, 7) OBP: 0.369, SLG: 0.503		0-0 L9		0-0 G4-3		0-0 E3		0-0 F8	0-0 FC6-4	5	0	0	0	0	0	5
Eric Karros, R (1, 3) OBP: 0.335, SLG: 0.434		0-0 1-2 1B			0-0 G6-3	0-0 SF7		0-0 2B 1B		3	0	2	1	0	0	0
Raul Mondesi, R (1, 9) OBP: 0.335, SLG: 0.563		0-0 F3			0-0 1B 2B	0-0 F9		0-0 F7		4	1	1	0	0	0	5
Garey Ingram, R (1, 4) OBP: 0.368, SLG: 0.556		0-3 K			0-0 1B		0-0 HR 1B	0-0 1-3 2B		4	1	3	1	0	1	2
Orel Hershiser, R (1, 1) OBP: 0.222, SLG: 0.200 Roger McDowell, R (6, 1) Chris Gwynn, L (7, PH) OBP: 0.286, SLG: 0.346 Mitch Webster, S (7, PH) OBP: 0.389, SLG: 0.442 Todd Worrell, R (8, 1) Dave Hansen, L (8, PH) OBP: 0.333, SLG: 0.364 Gary Wayne, L (9, 1)			0-3 K		0-0 1B		0-0 HR	0-0 F7		2	0	1	0	0	1	0

Inning Stats	R: 0	H: 0	E: 0	K: 1	S: 5	H: 0	LOB: 0	BB: 0	P: 5	R: 0	H: 2	E: 0	K: 1	S: 7	H: 0	LOB: 2	BB: 0	P: 7	R: 0	H: 0	E: 0	K: 1	S: 5	H: 0	LOB: 0	BB: 0	P: 5	R: 1	H: 3	E: 0	K: 1	S: 7	H: 1	LOB: 1	BB: 0	P: 7	R: 1	H: 1	E: 1	K: 0	S: 5	H: 1	LOB: 2	BB: 1	P: 9	R: 3	H: 3	E: 0	K: 2	S: 10	H: 0	LOB: 0	BB: 0	P: 10	R: 0	H: 2	E: 0	K: 0	S: 5	H: 1	LOB: 2	BB: 0	P: 5	R: 0	H: 1	E: 1	K: 0	S: 5	H: 1	LOB: 2	BB: 0	P: 5	1B: 8	SF: 1	2B: 2	SAC: 1	3B: 0	DP: 0	HR: 2	HBP: 0	WP: 0	PA: 41	PB: 0	SB: 0	CS: 0
--------------	------	------	------	------	------	------	--------	-------	------	------	------	------	------	------	------	--------	-------	------	------	------	------	------	------	------	--------	-------	------	------	------	------	------	------	------	--------	-------	------	------	------	------	------	------	------	--------	-------	------	------	------	------	------	-------	------	--------	-------	-------	------	------	------	------	------	------	--------	-------	------	------	------	------	------	------	------	--------	-------	------	-------	-------	-------	--------	-------	-------	-------	--------	-------	--------	-------	-------	-------

PITCHER	IP	WLS	BF	H	R	ER	SO	BB	IBB	HBP	BLK	WP	HR	S	P	ERA	WHIP
Vicente Palacios, R (1, 1) ERA: 3.59	6.0	W	26	7	3	2	4	1	0	0	0	0	0	33	37	3.00	1.333
Bryan Eversgerd, L (7, 1) ERA: 2.28	0.2		3	1	1	1	1	0	0	0	0	0	1	5	5	13.50	1.500
Rene Arocha, R (7, 1) ERA: 6.02	1.1		7	3	1	1	1	0	0	0	0	0	1	9	9	6.75	2.250
Mike Perez, R (9, 1) ERA: 7.36	1.0	S	5	1	0	0	0	0	0	0	0	0	0	5	5	0.00	1.000

BOTTOM

St. Louis Cardinals @ Los Angeles Dodgers
Dodger Stadium, Los Angeles, CA
 Mon May 30 1994, 7:05 PM PDT
 Att: 33,628 - Unknown - 74 F

livebaseballscorecards.com

AB	38
R	5
H	12
RBI	5
BB	1
SO	6
LOB	19



Batter	1	2	3	4	5	6	7	8	9	AB R H RBI BB SO LOB	TOP	
Bernard Gilkey, R (1, 7) OBP: 0.364, SLG: 0.406	0-0 F3	0-0 1B		0-0 G6-3		0-0 F8		0-0 2B		5 0 2 2 0 0 1		
Luis Alicea, S (1, 4) OBP: 0.333, SLG: 0.351	0-0 F9	0-0 G3		0-0 F7		0-3 K		0-0 G6-3		5 0 0 0 0 1 4		
Gregg Jefferies, S (1, 3) OBP: 0.414, SLG: 0.472 Stan Royer, R (9, 3) OBP: 0.194, SLG: 0.387	0-0 PB WP 1B		0-0 L6	0-0 G4-3		0-0 G6-4-3 1B		0-0 F8		5 0 2 0 0 0 0 0 0 0 0 0 0 0		
Todd Zeile, R (1, 5) OBP: 0.314, SLG: 0.426	0-0 G5-3		4-0 1B 2B BB		0-0 FC4-6 1B		0-0 G6-4-3	0-3 K		4 1 1 0 1 1 2		
Ray Lankford, L (1, 8) OBP: 0.409, SLG: 0.552		4-0 1B FC5 BB	0-0 F7		0-0 FC4-6		0-0 F7	0-0 E9		4 1 0 0 1 0 2		
Mark Whiten, S (1, 9) OBP: 0.363, SLG: 0.500		0-0 E FC5 FC4-6 1B	0-0 2B 1B		0-3 K			0-0 G3-1	4-0 IBB	4 2 2 0 1 1 1		
Tom Pagnozzi, R (1, 2) OBP: 0.386, SLG: 0.558		0-0 FC5 FC4-6	0-0 2B		0-0 G6-3			0-0 SH1-4 1B 2B 1B	0-0 L9	5 1 2 3 0 0 4		
Ozzie Smith, S (1, 6) OBP: 0.309, SLG: 0.286		0-0 F7	0-0 IBB			0-0 E6 SH1-4		0-0 SH1-4 2B 1B		3 1 1 0 1 0 2		
Rick Sutcliffe, L (1, 1) OBP: 0.125, SLG: 0.125 Rene Arocha, R (8, 1)		0-0 FC4-6 1B	0-3 K			0-0 SH1-4		0-0 SH1-4		2 0 0 1 0 1 3 0 0 0 0 0 0 0		
Inning Stats	R: 0 E: 0 K: 0 S: 4 H: 1 LOB: 1 P: 4	R: 2 E: 1 K: 0 S: 6 H: 2 LOB: 2 BB: 1 P: 10	R: 2 E: 0 K: 1 S: 7 H: 2 LOB: 2 BB: 2 P: 15	R: 0 E: 0 K: 0 S: 3 H: 0 LOB: 0 BB: 0 P: 3	R: 0 E: 0 K: 1 S: 6 H: 1 LOB: 1 BB: 0 P: 6	R: 0 E: 1 K: 1 S: 6 H: 0 LOB: 1 BB: 0 P: 6	R: 0 E: 0 K: 0 S: 3 H: 1 LOB: 0 BB: 0 P: 3	R: 2 E: 0 K: 0 S: 6 H: 3 LOB: 1 BB: 0 P: 6	R: 0 E: 1 K: 1 S: 6 H: 0 LOB: 2 BB: 1 P: 10	1B: 8 2B: 2 3B: 0 HR: 0 SF: 0 SAC: 2 DP: 1 HBP: 0	WP: 1 PB: 1 SB: 1 CS: 0 PA: 43	
PITCHER	IP WLS BF H R ER SO BB IBB HBP BLK WP HR S P ERA WHIP											
Tom Candiotti, R (1, 1) ERA: 4.58	7.2 L 37 10 6 5 3 2 1 0 0 0 1 0 40 52 5.87 1.565											
Gary Wayne, L (8, 1) ERA: 4.24	0.1 1 0 0 0 0 0 0 0 0 0 0 0 1 1 0.00 0.000											
Roger McDowell, R (9, 1) ERA: 2.7	1.0 5 0 0 0 0 1 0 1 0 0 0 0 6 10 0.00 0.000											

St. Louis Cardinals @ Los Angeles Dodgers
Dodger Stadium, Los Angeles, CA
Tue May 31 1994, 7:05 PM PDT
Att. 36,689 - Unknown - 71 F

AB	37
R	6
H	10
RBI	6
BB	4
SO	4
LOB	19



Batter	1	2	3	4	5	6	7	8	9	AB R H RBI BB SO LOB	TOP																													
Bernard Gilkey, R (1, 7) OBP: 0.365, SLG: 0.399	1-0 G3		3-2 G4-3		4-2 BB		2-0 L7		4-1 BB	3 0 0 0 2 0 0																														
Ozzie Smith, S (1, 6) OBP: 0.301, SLG: 0.277	1-0 G3			3-2 F8	1-1 P6			1-1 L6	1-1 G4-3	5 0 0 0 0 0 5																														
Gregg Jefferies, S (1, 3) OBP: 0.407, SLG: 0.462	0-1 G3			3-1 F7		1-1 L6		0-1 P6		4 0 0 0 0 0 0																														
Todd Zeile, R (1, 5) OBP: 0.327, SLG: 0.441		0-1 G3 2B		2-2 1B		2-0 1B		4-2 1B BB		3 0 3 0 1 0 0																														
Ray Lankford, L (1, 8) OBP: 0.406, SLG: 0.545		1-3 K		0-0 P5		1-0 F8		2-2 1B		4 0 1 0 0 1 3																														
Mark Whiten, S (1, 9) OBP: 0.367, SLG: 0.509		1-1 G3			0-0 1B	3-2 1B		0-1 G3		4 0 2 0 0 0 3																														
Tom Pagnozzi, R (1, 2) OBP: 0.379, SLG: 0.543		2-3	3-1 F8		1-0 F9	1-0 L9			0-1 BB 1B	4 0 1 0 0 0 4																														
José Oquendo, S (1, 4) OBP: 0.375, SLG: 0.237			2-3 K		0-0 F7		2-1 F7		0-1 F7	4 0 0 0 0 1 2																														
Bob Tewksbury, R (1, 1) OBP: 0.242, SLG: 0.226			0-0 L9		0-0 BB 1B		1-3 K		1-3 K	1 0 0 0 0 0 0																														
Luis Alicea, S (5, PH) OBP: 0.338, SLG: 0.357										1 0 1 0 0 0 0																														
Tom Urbani, L (5, 1) OBP: 0.394, SLG: 0.300										0 0 0 0 0 0 0																														
Geronimo Pena, S (7, PH) OBP: 0.290, SLG: 0.424										1 0 0 0 0 0 1																														
Bryan Eversgerd, R (7, 1) OBP: 0.290, SLG: 0.424										0 0 0 0 0 0 0																														
John Habyan, R (8, 1) OBP: 0.417, SLG: 0.367										0 0 0 0 0 0 0																														
Gerald Perry, L (9, PH) OBP: 0.417, SLG: 0.367										1 0 0 0 0 1 1																														
Inning Stats	R: 0 E: 0 K: 0 S: 4	H: 0 LOB: 0 BB: 0 P: 6	R: 0 E: 0 K: 1 S: 9	H: 1 LOB: 1 BB: 0 P: 14	R: 0 E: 0 K: 1 S: 7	H: 0 LOB: 0 BB: 0 P: 12	R: 0 E: 0 K: 0 S: 10	H: 1 LOB: 1 BB: 0 P: 18	R: 0 E: 0 K: 0 S: 11	H: 2 LOB: 3 BB: 1 P: 17	R: 0 E: 0 K: 1 S: 8	H: 2 LOB: 2 BB: 0 P: 16	R: 0 E: 0 K: 1 S: 6	H: 0 LOB: 0 BB: 0 P: 11	R: 0 E: 0 K: 0 S: 13	H: 1 LOB: 2 BB: 1 P: 20	R: 0 E: 0 K: 1 S: 10	H: 1 LOB: 2 BB: 1 P: 16	1B: 6 2B: 2 3B: 0 HR: 0	SF: 0 SAC: 0 DP: 0 HBP: 0	WP: 0 PB: 0 SB: 0 CS: 0	PA: 38																		
PITCHER Ramon Martinez, R (1, 1) ERA: 3.91	IP 9.0	WLS W	BF 38	H 8	R 0	ER 0	SO 4	BB 3	IBB 0	HBP 0	BLK 0	WP 0	HR 0	S 78	P 130	ERA 0.00	WHIP 1.222						PITCHER	IP 9.0	WLS W	BF 38	H 8	R 0	ER 0	SO 4	BB 3	IBB 0	HBP 0	BLK 0	WP 0	HR 0	S 78	P 130	ERA 0.00	WHIP 1.222

St. Louis Cardinals @ Los Angeles Dodgers
Dodger Stadium, Los Angeles, CA
Wed Jun 01 1994, 7:05 PM PDT
Att. 53,325 - Unknown - 74 F

AB	35
R	0
H	8
RBI	0
BB	3
SO	4
LOB	18



Batter	1	2	3	4	5	6	7	8	9	AB R H RBI BB SO LOB	TOP											
Brett Butler, L (1, 8) OBP: 0.445, SLG: 0.482	2-1 F8		2-2 1B			3-2 F8		1-2 1B		4 0 2 0 0 0 0	Los Angeles Dodgers @ Atlanta Braves Atlanta-Fulton County Stadium, Atlanta, GA Sat Jun 04 1994, 7:05 PM EDT Att. 49,257 - Unknown - 89 F livebaseballscorecards.com											
Garey Ingram, R (1, 4) OBP: 0.389, SLG: 0.455	0-0 P5		3-3 K			1-2 K		2-2 F8		4 0 0 0 0 2 3												
Mike Piazza, R (1, 2) OBP: 0.356, SLG: 0.539	2-2 G5-3		1-3 K			2-3 K			1-3 K	4 0 0 0 0 3 2												
Tim Wallach, R (1, 5) OBP: 0.342, SLG: 0.502		0-1 P4		1-2 G4-3		1-2 G3-1			1-3 K	4 0 0 0 0 1 0												
Henry Rodriguez, L (1, 7) OBP: 0.353, SLG: 0.477		3-2 L9		0-1 G6-3		1-1 F8			1-3 K	4 0 0 0 0 1 0												
Eric Karros, R (1, 3) OBP: 0.342, SLG: 0.467		0-1 HR		0-3 K		2-2 F9				3 1 1 1 0 1 0												
Raul Mondesi, R (1, 9) OBP: 0.343, SLG: 0.567		1-3 K			0-0 G1-3			1-1 HR		3 1 1 1 0 1 0												
Eddie Pye, R (1, 6) OBP: 0.250, SLG: 0.250			0-3 K		1-1 F9			2-3 K		2 0 0 0 0 1 0												
Dave Hansen, L (8, PH) OBP: 0.286, SLG: 0.308										1 0 0 0 0 1 0												
Jose Offerman, S (8, 6) OBP: 0.302, SLG: 0.279										0 0 0 0 0 0 0												
Kevin Gross, R (1, 1) OBP: 0.200, SLG: 0.261			3-2 1B		2-3 K			2-1 G3		2 0 1 0 0 1 0												
Chris Gwynn, L (8, PH) OBP: 0.303, SLG: 0.355										1 0 0 0 0 0 0												
Todd Worrell, R (8, 1)										0 0 0 0 0 0 0												
Inning Stats	R: 0 E: 0 K: 0 S: 6	H: 0 LOB: 0 BB: 0 P: 10	R: 1 E: 0 K: 1 S: 10	H: 1 LOB: 0 BB: 0 P: 14	R: 0 E: 0 K: 3 S: 16	H: 2 LOB: 2 BB: 0 P: 25	R: 0 E: 0 K: 1 S: 8	H: 0 LOB: 0 BB: 0 P: 9	R: 0 E: 0 K: 1 S: 6	H: 0 LOB: 0 BB: 0 P: 9	R: 0 E: 0 K: 2 S: 10	H: 0 LOB: 0 BB: 0 P: 16	R: 0 E: 0 K: 0 S: 9	H: 0 LOB: 0 BB: 0 P: 13	R: 1 E: 0 K: 1 S: 13	H: 2 LOB: 1 BB: 0 P: 21	R: 0 E: 0 K: 3 S: 10	H: 0 LOB: 0 BB: 0 P: 13	1B: 3 2B: 0 3B: 0 HR: 2	SF: 0 SAC: 0 DP: 0 HBP: 0	WP: 0 PB: 0 SB: 0 CS: 0	PA: 32
PITCHER	IP WLS BF H R ER SO BB IBB HBP BLK WP HR S P ERA WHIP																					
29 John Smoltz, R (1, 1) ERA: 3.31	8.0 W 29 5 2 2 9 0 0 0 0 0 2 78 117 2.25 0.625																					
Greg McMichael, R (9, 1) ERA: 1.91	1.0 S 3 0 0 0 3 0 0 0 0 0 0 0 10 13 0.00 0.000																					

Los Angeles Dodgers @ Atlanta Braves
Atlanta-Fulton County Stadium, Atlanta, GA

Sat Jun 04 1994, 7:05 PM EDT
Att. 49,257 - Unknown - 89 F

AB	32
R	2
H	5
RBI	2
BB	0
SO	12
LOB	5



Batter	1	2	3	4	5	6	7	8	9	AB	R	H	RBI	BB	SO	LOB	
Roberto Kelly, R OBP: 0.355, SLG: 0.409 (1, 8)	G6-3		P4			K			G1-3								4 0 0 0 0 1 2
Jeff Blausler, R OBP: 0.303, SLG: 0.331 (1, 6)	G6-3		K			FC6-4 1B HR			G6-3								4 1 0 0 0 1 1
Ryan Klesko, L OBP: 0.336, SLG: 0.551 (1, 7) Dave Gallagher, R OBP: 0.307, SLG: 0.338 (6, 7)	G3		F8			HR 1B			F9								3 1 1 0 0 0 0 1 0 0 0 0 0 0
Fred McGriff, L OBP: 0.360, SLG: 0.563 (1, 3)			F7			HR			F8								4 1 1 3 0 0 0
David Justice, L OBP: 0.416, SLG: 0.481 (1, 9)			1B 1B			1B			K								4 1 2 0 0 2 0
Terry Pendleton, S OBP: 0.253, SLG: 0.346 (1, 5)			F9			S BB			F8								3 0 0 0 1 0 2
Mark Lemke, S OBP: 0.385, SLG: 0.406 (1, 4)			1B 1B			BB			G4-6-3 1B								3 0 2 0 1 0 0
Charlie O'Brien, R OBP: 0.345, SLG: 0.528 (1, 2)			P3						G4-6-3								3 0 1 1 0 0 3
29 John Smoltz, R OBP: 0.227, SLG: 0.150 (1, 1) Greg McMichael, R (9, 1)			G4-3			1B			FC6-4 1B								3 0 2 0 0 0 2 0 0 0 0 0 0 0

Inning Stats	R: 0	H: 0	E: 0	K: 0	S: 6	H: 0	LOB: 0	BB: 0	P: 9	R: 1	H: 3	E: 0	K: 0	S: 14	H: 0	LOB: 2	BB: 0	P: 20	R: 0	H: 0	E: 0	K: 1	S: 9	H: 0	LOB: 0	BB: 0	P: 15	R: 0	H: 0	E: 0	K: 1	S: 10	R: 3	H: 4	E: 0	K: 1	S: 17	H: 2	LOB: 1	BB: 0	P: 12	R: 0	H: 0	E: 0	K: 0	S: 9	H: 0	LOB: 0	BB: 0	P: 14	R: 0	H: 0	E: 0	K: 1	S: 8	H: 0	LOB: 0	BB: 0	P: 10
	1B: 8	SF: 0	2B: 0	SAC: 0	3B: 0	DP: 1	HR: 1	HBP: 0	WP: 0	PA: 34																																																	

PITCHER	IP	WLS	BF	H	R	ER	SO	BB	IBB	HBP	BLK	WP	HR	S	P	ERA	WHIP
Kevin Gross, R ERA: 4.05 (1, 1)	7.0	L	31	9	4	4	3	2	0	0	0	0	1	74	122	5.14	1.571
Todd Worrell, R ERA: 2.25 (8, 1)	1.0		3	0	0	0	1	0	0	0	0	0	0	8	10	0.00	0.000

BOTTOM

Los Angeles Dodgers @ Atlanta Braves
Atlanta-Fulton County Stadium, Atlanta, GA

Sat Jun 04 1994, 7:05 PM EDT
Att: 49,257 - Unknown - 89 F

livebaseballscorecards.com

AB	32
R	4
H	9
RBI	4
BB	2
SO	4
LOB	10



Batter	1	2	3	4	5	6	7	8	9	AB R H RBI BB SO LOB	TOP									
Brett Butler, L (1, 8) OBP: 0.441, SLG: 0.474	1-0 F9	2-3 K			0-0 B3		0-0 F9		3-2 P6	5 0 0 0 0 1 4										
Jose Offerman, S (1, 6) OBP: 0.304, SLG: 0.283	1-0 L6		4-2 BB		2-2 F8 2B		2-2 F7			3 0 1 0 1 0 0										
Mike Piazza, R (1, 2) OBP: 0.374, SLG: 0.569	1-1 G6-3		3-1 G6-4-3		2-2 F8			3-2 1B		4 0 1 0 0 0 2										
Tim Wallach, R (1, 5) OBP: 0.355, SLG: 0.518		0-0 L7	1-1 1B		0-0 F8			2-3 K		4 0 1 0 0 1 2										
Henry Rodriguez, L (1, 7) OBP: 0.343, SLG: 0.460 Cory Snyder, R (8, 7) OBP: 0.337, SLG: 0.511		2-2 F8	1-0 F8		1-0 1B			2-2 G4-6-3		4 0 1 0 0 0 2 0 0 0 0 0 0 0										
Eric Karros, R (1, 3) OBP: 0.349, SLG: 0.471		0-0 E 2B		0-0 FC5-4 1B		1-0 P3		1-2 FC4-6 1B		4 1 3 0 0 0 1										
Raul Mondesi, R (1, 9) OBP: 0.349, SLG: 0.575		0-1 E7 1B		2-2 FC5-4 1B		0-3 K		1-1 F8		4 1 2 1 0 1 2										
Garey Ingram, R (1, 4) OBP: 0.380, SLG: 0.467		4-0 1B IBB		0-0 FC5-4		2-1 F9		1-0 FC4-6 1B		3 0 1 0 1 0 3										
Ramon Martinez, R (1, 1) OBP: 0.235, SLG: 0.265		0-0 1B		1-2 F8			0-0 G4-3		1-2 FC4-6	4 0 1 1 0 0 3										
Inning Stats	R: 0 E: 0 K: 0 S: 4	H: 0 LOB: 0 BB: 0 P: 7	R: 2 E: 1 K: 1 S: 11	H: 3 LOB: 2 BB: 1 P: 19	R: 0 E: 0 K: 0 S: 8	H: 1 LOB: 1 BB: 1 P: 17	R: 0 E: 0 K: 0 S: 9	H: 2 LOB: 1 BB: 0 P: 12	R: 0 E: 0 K: 1 S: 7	H: 1 LOB: 1 BB: 0 P: 11	R: 0 E: 0 K: 0 S: 6	H: 0 LOB: 0 BB: 0 P: 8	R: 0 E: 0 K: 1 S: 9	H: 1 LOB: 0 BB: 0 P: 16	R: 0 E: 0 K: 0 S: 12	H: 2 LOB: 2 BB: 0 P: 19	1B: 9 2B: 2 3B: 0 HR: 0	SF: 0 SAC: 0 DP: 3 HBP: 0	WP: 0 PB: 0 SB: 0 CS: 0	PA: 37
PITCHER	IP WLS BF H R ER SO BB IBB HBP BLK WP HR S P ERA WHIP																			
David Weathers, R (1, 1) ERA: 3.2	8.0 L 32 9 2 2 3 1 1 0 0 0 0 0 63 103 2.25 1.250																			
Brian Drahan, R (9, 1) ERA:	1.0 5 2 0 0 0 0 0 0 0 0 0 0 12 19 0.00 2.000																			

Los Angeles Dodgers @ Florida Marlins
Joe Robbie Stadium, Miami, FL
 Tue Jun 07 1994, 7:05 PM EDT
 Att. 26,730 - Unknown - 86 F

AB	35
R	2
H	11
RBI	2
BB	2
SO	3
LOB	19



WP: 0	PA: 37
PB: 0	
SB: 0	
CS: 0	

Batter	1	2	3	4	5	6	7	8	9	AB R H RBI BB SO LOB
Chuck Carr, S (1, 8) OBP: 0.361, SLG: 0.371 C X	0-1 P5		3-3 K			1-0 G3-1			0-0 E5 FC6-4	4 0 0 0 0 1 0
Jerry Browne, S (1, 5) OBP: 0.384, SLG: 0.373 B F B X	2-1 F7			3-2 G4-3 1B		3-1 L1-3			0-2 FC6-4 1-2f	4 0 1 0 0 0 1
Matias Carrillo, L (1, 9) OBP: 0.341, SLG: 0.341 X	0-0 1B			3-2 G4-3 1-2		3-3 K			3-3 K	4 0 1 0 0 2 2
Jeff Conine, R (1, 7) OBP: 0.372, SLG: 0.531 B C B B S F X	3-2 P5			1-3 K		0-2 G5-3			2-2 F9	4 0 0 0 0 1 3
Benito Santiago, R (1, 2) OBP: 0.356, SLG: 0.410 B X		1-0 P4		0-3 K		2-3 K				3 0 0 0 0 2 1
Russ Morman, R (1, 3) OBP: 0.308, SLG: 0.435 C X	0-1 P6				1-1 G4-6-3 1B			3-2 HBP		2 0 1 0 0 0 0
Kurt Abbott, R (1, 6) OBP: 0.320, SLG: 0.377 C C C X	1-2 G1-3				1-2 G4-6-3 1-2f			1-3 K		3 0 0 0 0 1 2
Mario Diaz, R (1, 4) OBP: 0.500, SLG: 0.571 Bret Barberie, S (8, PH) OBP: 0.316, SLG: 0.381 (9, 4) B F B X		2-2 G5-3			0-0 P5			1-1 F8		2 0 0 0 0 0 0 1 0 0 0 0 0 1
David Weathers, R (1, 1) OBP: 0.161, SLG: 0.071 Dave Magadan, L (8, PH) OBP: 0.380, SLG: 0.313 Brian Drahrman, R (9, 1) B C C X			1-1 G3-1			0-1 G3-1		3-2 F7		2 0 0 0 0 0 0 1 0 0 0 0 0 1 0 0 0 0 0 0 0

Inning Stats	R: 0	H: 1	E: 0	K: 0	S: 9	R: 0	H: 0	E: 0	K: 0	S: 7	R: 0	H: 0	E: 0	K: 1	S: 8	R: 0	H: 1	E: 0	K: 2	S: 12	R: 0	H: 1	E: 0	K: 0	S: 6	R: 0	H: 0	E: 0	K: 2	S: 5	R: 0	H: 0	E: 0	K: 1	S: 15	R: 0	H: 0	E: 1	K: 1	S: 10	1B: 3	2B: 0	3B: 0	HR: 0	SF: 0	SAC: 0	DP: 1	HBP: 1	WP: 0	PA: 31					
PITCHER Ramon Martinez, R (1, 1) ERA: 3.5	IP	WLS	BF	H	R	ER	SO	BB	IBB	HBP	BLK	WP	HR	S	P	ERA	WHIP																			IP	WLS	BF	H	R	ER	SO	BB	IBB	HBP	BLK	WP	HR	S	P	ERA	WHIP			
	9.0	W	31	3	0	0	7	0	0	1	0	0	0	84	128	0.00	0.333																																						

BOTTOM

Los Angeles Dodgers @ Florida Marlins
 Joe Robbie Stadium, Miami, FL
 Tue Jun 07 1994, 7:05 PM EDT
 Att: 26,730 - Unknown - 86 F

livebaseballscorecards.com

AB	30
R	0
H	3
RBI	0
BB	0
SO	7
LOB	11



Los Angeles Dodgers @ Florida Marlins

Joe Robbie Stadium, Miami, FL

Wed Jun 08 1994, 7:05 PM EDT
Att. 37,109 - Unknown - 90 F

livebaseballscorecards.com

AB	34
R	4
H	10
RBI	4
BB	4
SO	6
LOB	21



Batter	1	2	3	4	5	6	7	8	9	AB R H RBI BB SO LOB	TOP
Jose Offerman, S (1, 6) OBP: 0.303, SLG: 0.283	2-1 G4-3		0-3 K	2-0 E4			1-1 F9-3 1B		0-1 SH1-4	4 0 1 0 0 1 0	
Chris Gwynn, L (1, 7) Cory Snyder, R (7, 9) OBP: 0.289, SLG: 0.333 OBP: 0.333, SLG: 0.506	0-0 G1-3		1-1 1B HR 1B	2-2 F8			3-1 F9-3 1-2		0-3 K	4 1 1 0 0 0 2 1 0 0 0 0 1 1	
Mike Piazza, R (1, 2) OBP: 0.379, SLG: 0.566	4-1 BB		2-2 1-2 HR 1B	0-0 G6-4-3 1-2f			2-3 K		4-0 IBB	3 1 1 0 2 1 1	
Tim Wallach, R (1, 5) OBP: 0.360, SLG: 0.532	2-1 F8		2-2 1-H 2-H HR			1-2 L5-3 1B		4-1 1B BB	3-2 F8	4 1 2 3 1 0 3	
Henry Rodriguez, L (1, 9) Brett Butler, L (9, 8) OBP: 0.341, SLG: 0.455 OBP: 0.441, SLG: 0.474			1-1 G4-3	0-0 2B FC6-4 1B		2-0 P6		0-1 P5		4 1 1 0 0 0 2 0 0 0 0 0 0 0	
Eric Karros, R (1, 3) OBP: 0.352, SLG: 0.476			1-1 HBP 1B	2-2 FC6-4 1-3 2B		0-0 L5-3 1-2		2-3 K		4 0 2 0 0 1 2	
Raul Mondesi, R (1, 8) OBP: 0.356, SLG: 0.574			1-2 HBP	4-0 FC6-4 IBB		1-2 F9		2-1 1-2 1B		2 0 1 0 1 0 0	
Garey Ingram, R (1, 4) Dave Hansen, L (8, PH) Eddie Pye, R (8, 4) OBP: 0.358, SLG: 0.438 OBP: 0.294, SLG: 0.313 OBP: 0.200, SLG: 0.111			0-3 K	1-2 FC6-4 1-2f 2-3 3-H		1-3 K		2-0 SAFE F8		3 0 0 1 0 2 4 1 0 0 0 0 0 2 0 0 0 0 0 0 0	
Pedro Astacio, R (1, 1) Todd Worrell, R (9, 1) Al Osuna, R (9, 1) OBP: 0.083, SLG: 0.083			1-2 G3	0-2 G5-3		1-0 G4-3			3-2 SH1-4 1B	4 0 1 0 0 0 4 0 0 0 0 0 0 0 0 0 0 0 0 0 0	

Inning Stats	R: 0 E: 0 K: 0 S: 6	H: 0 LOB: 1 BB: 1 P: 14	R: 0 E: 0 K: 1 S: 12	H: 1 LOB: 2 BB: 0 P: 16	R: 4 E: 0 K: 1 S: 25	H: 5 LOB: 2 BB: 1 P: 37	R: 0 E: 1 K: 0 S: 5	H: 0 LOB: 0 BB: 0 P: 9	R: 0 E: 0 K: 0 S: 5	H: 1 LOB: 0 BB: 0 P: 8	R: 0 E: 0 K: 1 S: 7	H: 0 LOB: 0 BB: 0 P: 10	R: 0 E: 0 K: 1 S: 8	H: 1 LOB: 0 BB: 0 P: 14	R: 0 E: 0 K: 1 S: 9	H: 1 LOB: 2 BB: 1 P: 19	R: 0 E: 0 K: 1 S: 12	H: 1 LOB: 2 BB: 1 P: 22	1B: 8 2B: 3 3B: 0 HR: 1	SF: 0 SAC: 1 DP: 3 HBP: 1	WP: 0 PB: 0 SB: 0 CS: 0	PA: 40
--------------	------------------------------	----------------------------------	-------------------------------	----------------------------------	-------------------------------	----------------------------------	------------------------------	---------------------------------	------------------------------	---------------------------------	------------------------------	----------------------------------	------------------------------	----------------------------------	------------------------------	----------------------------------	-------------------------------	----------------------------------	----------------------------------	------------------------------------	----------------------------------	--------

PITCHER	IP	WLS	BF	H	R	ER	SO	BB	IBB	HBP	BLK	WP	HR	S	P	ERA	WHIP
Pat Rapp, R (1, 1) ERA: 4.19	4.0		21	6	4	4	2	1	1	1	0	0	1	48	76	9.00	1.750
Richie Lewis, R (5, 1) ERA: 3.95	3.0		9	2	0	0	2	0	0	0	0	0	0	20	32	0.00	0.667
Willie Fraser, R (8, 1) ERA: 1.93	2.0	W	10	2	0	0	2	1	1	0	0	0	0	21	41	0.00	1.500

PITCHER	IP	WLS	BF	H	R	ER	SO	BB	IBB	HBP	BLK	WP	HR	S	P	ERA	WHIP
---------	----	-----	----	---	---	----	----	----	-----	-----	-----	----	----	---	---	-----	------

Batter	1	2	3	4	5	6	7	8	9	AB R H RBI BB SO LOB
Chuck Carr, S (1, 8) <small>OBP: 0.357, SLG: 0.367</small>	1-1 		2-1 		0-0 		2-2 		1-1 	5 2 1 0 0 0 3
Jerry Browne, S (1, 5) <small>OBP: 0.383, SLG: 0.368</small> Willie Fraser, R (8, 1)	2-1 		4-1 		3-3 		0-1 		2-2 	2 0 0 0 1 1 1 0 0 0 0 0 0 0 1 1 1 2 0 0 0
Jesus Tavarez, S (9, PH) <small>OBP: 0.208, SLG: 0.208</small>	1-2 		1-1 		3-3 				1-1 	4 0 0 0 0 1 2 1 0 1 1 0 0 0
Matias Carrillo, L (1, 9) <small>OBP: 0.326, SLG: 0.326</small> Mario Diaz, R (9, PH) <small>OBP: 0.556, SLG: 0.625</small>	0-0 		1-1 		3-3 			1-0 	2-2 	4 0 0 0 0 1 2 1 0 1 1 0 0 0
Jeff Conine, R (1, 7) <small>OBP: 0.371, SLG: 0.526</small>	2-2 			1-1 		1-0 		2-0 		4 0 1 1 0 0 0
Greg Colbrunn, R (1, 3) <small>OBP: 0.400, SLG: 0.481</small>	0-1 			2-2 		4-0 		0-0 		3 0 2 0 1 0 1
Benito Santiago, R (1, 2) <small>OBP: 0.354, SLG: 0.413</small>		2-2 		3-2 		1-0 		2-2 		4 0 1 0 0 0 2
Kurt Abbott, R (1, 6) <small>OBP: 0.324, SLG: 0.389</small>		0-0 		2-1 			0-0 		4-1 	3 2 1 0 1 0 2
Bret Barberie, S (1, 4) <small>OBP: 0.315, SLG: 0.375</small>			3-1 	4-0 			0-1 		1-0 	3 0 0 1 1 0 1
Pat Rapp, R (1, 1) <small>OBP: 0.150, SLG: 0.200</small> Russ Morman, R (4, PH) <small>OBP: 0.296, SLG: 0.417</small> Richie Lewis, R (5, 1) Dave Magadan, L (7, PH) <small>OBP: 0.388, SLG: 0.319</small>			0-1 	2-0 			2-2 		4-1 	1 0 0 0 0 0 0 1 0 0 0 0 0 3 0 0 0 0 0 0 0 1 0 1 0 1 0 0

Inning Stats	R: 1	H: 2	R: 0	H: 0	R: 0	H: 0	R: 0	H: 0	R: 0	H: 0	R: 1	H: 2	R: 0	H: 1	R: 3	H: 2	1B: 7	SF: 0
	E: 0	LOB: 1	E: 0	LOB: 0	E: 0	LOB: 1	E: 0	LOB: 0	E: 0	LOB: 0	E: 0	LOB: 1	E: 0	LOB: 1	E: 1	LOB: 1	2B: 1	SAC: 1
	K: 0	BB: 0	K: 0	BB: 0	K: 0	BB: 1	K: 2	BB: 0	K: 0	BB: 1	K: 0	BB: 0	K: 0	BB: 0	K: 0	BB: 2	3B: 1	DP: 1
	S: 10	P: 15	S: 7	P: 12	S: 7	P: 14	S: 11	P: 25	S: 7	P: 13	S: 12	P: 16	S: 7	P: 12	S: 12	P: 26	HR: 0	HBP: 0

PITCHER	IP	WLS	BF	H	R	ER	SO	BB	IBB	HBP	BLK	WP	HR	S	P	ERA	WHIP
Pedro Astacio, R (1, 1) <small>ERA: 4.97</small>	8.0		34	7	3	3	2	4	0	0	0	0	0	64	120	3.38	1.375
Todd Worrell, R (9, 1) <small>ERA: 2.65</small>	0.2	L	4	1	1	1	0	1	0	0	0	0	0	8	16	13.50	3.000
Al Osuna, L (9, 1) <small>ERA: 5.4</small>	0.0		1	1	1	0	0	0	0	0	0	0	0	3	5	∞	∞

Los Angeles Dodgers @ Florida Marlins
 Joe Robbie Stadium, Miami, FL
 Wed Jun 08 1994, 7:05 PM EDT
 Att: 37,109 - Unknown - 90 F

AB	33
R	5
H	9
RBI	5
BB	5
SO	2
LOB	15

WP	PA	ERA	WHIP
0	39		
0			
1			
0			

Batter	1	2	3	4	5	6	7	8	9	AB R H RBI BB SO LOB	TOP
Brett Butler, L (1, 8) OBP: 0.434, SLG: 0.465	0-0 P5		1-2 G1-3			2-2 G5-3	2-3 K			4 0 0 0 0 1 2	
Jose Offerman, S (1, 6) OBP: 0.302, SLG: 0.278	4-2 F9 BB BB		2-2 G1-3			2-2 G4-3		1-3 K		3 0 0 0 1 1 0	
Mike Piazza, R (1, 2) OBP: 0.381, SLG: 0.561	4-1 SAFE SAFE 1-2 BB			1-2 G4-3		4-2 HR BB		3-3 K		2 1 0 0 2 1 0	
Tim Wallach, R (1, 5) OBP: 0.358, SLG: 0.540	1-0 F9			3-0 P6		2-2 HR		1-2 G6-3		4 1 1 2 0 0 2	
Henry Rodriguez, L (1, 7) OBP: 0.335, SLG: 0.447 Cory Snyder, R (9, PH) OBP: 0.330, SLG: 0.500	1-3 K			0-1 F8		1-1 F9		3-2 G6-3		3 0 0 0 0 1 2 1 0 0 0 0 0 0	
Eric Karros, R (1, 3) OBP: 0.350, SLG: 0.472		1-0 G6-3			0-3 K		3-1 FC3-5 1B 1B		1-1 G5-3	4 0 1 0 0 1 0	
Raul Mondesi, R (1, 9) OBP: 0.354, SLG: 0.568		2-3 K			0-0 1B		1 SAFE F7		1-1 G5-3	4 0 1 0 0 1 1	
Garey Ingram, R (1, 4) OBP: 0.357, SLG: 0.431		1-3 K			0-1 F8		0-0 FC3-5 1B			3 0 1 0 0 1 1	
Kevin Gross, R (1, 1) OBP: 0.179, SLG: 0.231			0-1 G6-3		0-3 K		2-1 FC3-5			3 0 0 0 0 1 3	
Inning Stats	R: 0 E: 0 K: 1 S: 8 H: 0 LOB: 2 BB: 2 P: 18	R: 0 E: 0 K: 2 S: 7 H: 0 LOB: 0 BB: 0 P: 11	R: 0 E: 0 K: 0 S: 11 H: 0 LOB: 0 BB: 0 P: 14	R: 0 E: 0 K: 0 S: 6 H: 0 LOB: 0 BB: 0 P: 10	R: 0 E: 0 K: 2 S: 10 H: 1 LOB: 1 BB: 0 P: 10	R: 2 E: 0 K: 0 S: 15 H: 1 LOB: 0 BB: 1 P: 26	R: 0 E: 0 K: 1 S: 9 H: 2 LOB: 2 BB: 0 P: 16	R: 0 E: 0 K: 2 S: 9 H: 0 LOB: 0 BB: 0 P: 14	R: 0 E: 0 K: 0 S: 9 H: 0 LOB: 0 BB: 0 P: 14	1B: 3 2B: 0 3B: 0 HR: 1 SF: 0 SAC: 0 DP: 0 HBP: 0	WP: 0 PB: 0 SB: 0 CS: 0 PA: 34
PITCHER	IP WLS BF H R ER SO BB IBB HBP BLK WP HR S P ERA WHIP										
Steve Trachsel, R (1, 1) ERA: 4.28	8.0 L 31 4 2 2 8 3 0 0 0 0 0 1 75 119 2.25 0.875										
Dave Otto, L (9, 1) ERA: 5.18	0.1 1 0 0 0 0 0 0 0 0 0 0 0 5 8 0.00 0.000										
Chuck Crim, R (9, 1) ERA: 1.95	0.2 2 0 0 0 0 0 0 0 0 0 0 0 4 6 0.00 0.000										

Los Angeles Dodgers @ Chicago Cubs
Wrigley Field, Chicago, IL
Fri Jun 10 1994, 3:33 AM CDT
Att. 36,348 - Sunny - 61 F

livebaseballscorecards.com

AB	31
R	2
H	4
RBI	2
BB	3
SO	8
LOB	11




Batter	1	2	3	4	5	6	7	8	9	AB R H RBI BB SO LOB
Karl Rhodes, L OBP: 0.327, SLG: 0.414 (1, 8)	2-2 G1-3 23 S 1B		2-1 G4-3 2-3		2-2 F7			4-1 23 FC6-4 BB		3 0 1 0 1 0 3
23 Ryne Sandberg, R OBP: 0.312, SLG: 0.390 (1, 4)	3-2 L4-3 1-2		3-3 K			2-1 G5-3		0-1 FC6-4 1-2f		4 0 0 0 0 1 3
Mark Grace, L OBP: 0.387, SLG: 0.379 (1, 3)	3-2 G1-3 2-3			2-0 F7		1-1 F8		2-1 G4-3		4 0 0 0 0 0 1
Derrick May, L OBP: 0.355, SLG: 0.461 (1, 7)	2-3 K			1-1 G5-3		0-1 G1-3		0-1 G3-1 1B		4 1 1 0 0 1 1
Rick Wilkins, L OBP: 0.311, SLG: 0.379 (1, 2)		2-0 G3-1		0-0 G4-3			2-3 K	1-0 G3-1 1-2		4 0 0 0 0 1 1
Sammy Sosa, R OBP: 0.325, SLG: 0.537 (1, 9)		1-2 G6-4-3 1B			1-0 1B SH1-3 1B		1-2 P6	2-1 1B		4 0 3 1 0 0 0
Steve Buechele, R OBP: 0.325, SLG: 0.388 (1, 5)		1-0 G6-4-3			0-0 SH1-3		3-3 K	0-0 G1-3		2 0 0 0 0 1 1
Glenallen Hill, R OBP: 0.317, SLG: 0.347 (9, PH)		1-2f			1-2					1 0 0 0 0 0 1
Shawon Dunston, R OBP: 0.308, SLG: 0.378 (1, 6)			0-2 G4-3 SH1-4 1B		0-1 SH3-4 1B			2-2 G5-3		3 0 2 0 0 0 0
Steve Trachsel, R OBP: 0.250, SLG: 0.261 (1, 1)			1-0 SH1-4		1-1 SH3-4			3-3 K		0 0 0 0 0 0 0
Kevin Roberson, S OBP: 0.259, SLG: 0.520 (8, PH)			1-2		1-2					1 0 0 0 0 1 0
Dave Otto, L (9, 1)										0 0 0 0 0 0 0
Chuck Crim, R (9, 1)										0 0 0 0 0 0 0

Inning Stats	R: 0	H: 1	R: 0	H: 1	R: 0	H: 0	R: 0	H: 2	R: 0	H: 0	R: 0	H: 0	R: 0	H: 0	R: 1	H: 2	1B: 7	SF: 0	WP: 0	PA: 34	
	E: 0	LOB: 1	E: 0	LOB: 0	E: 0	LOB: 0	E: 0	LOB: 2	E: 0	LOB: 0	E: 0	LOB: 0	E: 0	LOB: 0	E: 0	LOB: 1	2B: 0	SAC: 3	PB: 0		
	K: 1	BB: 0	K: 0	BB: 0	K: 0	BB: 0	K: 0	BB: 0	K: 0	BB: 0	K: 2	BB: 0	K: 1	BB: 1	K: 0	BB: 0	3B: 0	DP: 1	SB: 1		
	S: 14	P: 24	S: 5	P: 9	S: 9	P: 7	S: 9	P: 13	S: 6	P: 9	S: 10	P: 16	S: 9	P: 18	S: 8	P: 13	HR: 0	HBP: 0	CS: 0		
PITCHER Kevin Gross, R ERA: 3.72 (1, 1)	IP: 9.0	WLS: W	BF: 34	H: 7	R: 1	ER: 1	SO: 5	BB: 1	IBB: 0	HBP: 0	BLK: 0	WP: 0	HR: 0	S: 74	P: 124	ERA: 1.00	WHIP: 0.889				
PITCHER	IP	WLS	BF	H	R	ER	SO	BB	IBB	HBP	BLK	WP	HR	S	P	ERA	WHIP				

Los Angeles Dodgers @ Chicago Cubs
 Wrigley Field, Chicago, IL
 Fri Jun 10 1994, 3:33 AM CDT
 Att: 36,348 - Sunny - 61 F

AB	30
R	1
H	7
RBI	1
BB	1
SO	5
LOB	11



Batter	1	2	3	4	5	6	7	8	9	AB R H RBI BB SO LOB	TOP											
Brett Butler, L (1, 8) OBP: 0.430, SLG: 0.459	1-0 G4-3	3-2 G6-3		0-0 CS			1-2 G4-3		1-3 K	5 0 1 2 0 1 3												
Jose Offerman, S (1, 6) OBP: 0.301, SLG: 0.278	3-2 G4-3	1-1 F8		2-1 CS	3-2 G4-3			2-0 FC5-4 1B		4 0 1 0 0 0 2												
Mike Piazza, R (1, 2) OBP: 0.379, SLG: 0.555	3-2 1B		0-0 F9		1-0 F8			2-2 FC5-4 G2-3 1-2f		4 0 1 0 0 0 1												
Tim Wallach, R (1, 5) OBP: 0.353, SLG: 0.530	2-3 K		3-2 G5-3		3-3 K			2-1 G2-3		4 0 0 0 0 2 2												
Henry Rodriguez, L (1, 7) OBP: 0.344, SLG: 0.451		2-1 1B BB 1B	0-0 G4-3		1-0 G6-3 1B			4-0 IBB		3 1 2 0 1 0 0												
Mitch Webster, S (8, PR) OBP: 0.358, SLG: 0.396										0 0 0 0 0 0 0												
Eric Karros, R (1, 3) OBP: 0.352, SLG: 0.477		0-1 BB 1B 1-2 G6-3 1B		2-0 E 2B		1-0 F8		2-1 L7		4 2 2 0 0 0 3												
Raul Mondesi, R (1, 9) OBP: 0.349, SLG: 0.558		0-0 F8		1-1 G6-3		0-0 G6-3 1-2f			1-3 K	4 0 0 0 0 1 4												
Garey Ingram, R (1, 4) OBP: 0.383, SLG: 0.444		2-1 G6-3 BB 1-2 2-3 1B		4-2 FC4-6 BB			1-0 F9		2-2 1B	3 0 2 0 1 0 0												
Orel Hershiser, R (1, 1) OBP: 0.250, SLG: 0.207		4-1 G6-3 BB		1-1 FC4-6 1B			1-0 G6-3		0-2 L6	2 1 0 1 1 0 1												
Al Osuna, R (8, 1)										0 0 0 0 0 0 0												
37 Darren Dreifort, R (8, 1) OBP: 1.000, SLG: 1.000										0 0 0 0 0 0 0												
Cory Snyder, R (9, PH) OBP: 0.327, SLG: 0.495		1-2 2-3 3-H BB		1-2f 2-H 1B						1 0 0 0 0 0 1												
Inning Stats	R: 0 E: 0 K: 1 S: 15	H: 1 LOB: 1 BB: 0 P: 24	R: 2 E: 0 K: 0 S: 13	H: 3 LOB: 2 BB: 1 P: 25	R: 0 E: 0 K: 0 S: 5	H: 0 LOB: 0 BB: 0 P: 8	R: 2 E: 1 K: 0 S: 9	H: 2 LOB: 0 BB: 1 P: 19	R: 0 E: 0 K: 1 S: 8	H: 0 LOB: 0 BB: 0 P: 15	R: 0 E: 0 K: 0 S: 3	H: 1 LOB: 0 BB: 0 P: 5	R: 0 E: 0 K: 0 S: 5	H: 0 LOB: 0 BB: 0 P: 8	R: 0 E: 0 K: 0 S: 9	H: 1 LOB: 2 BB: 1 P: 21	R: 0 E: 0 K: 2 S: 12	H: 1 LOB: 1 BB: 0 P: 16	1B: 8 2B: 1 3B: 0 HR: 0	SF: 0 SAC: 0 DP: 1 HBP: 0	WP: 0 PB: 0 SB: 0 CS: 1	PA: 38
PITCHER	IP WLS BF H R ER SO BB IBB HBP BLK WP HR S P ERA WHIP																					
Willie Banks, R (1, 1) ERA: 4.63	8.0 W 33 8 4 3 2 2 1 0 0 0 0 67 125 3.38 1.250																					
Randy Myers, L (9, 1) ERA: 1.74	1.0 S 4 1 0 0 2 0 0 0 0 0 0 0 12 16 0.00 1.000																					

Los Angeles Dodgers @ Chicago Cubs
Wrigley Field, Chicago, IL
Sat Jun 11 1994, 3:33 AM CDT
Att. 39,019 - Cloudy - 82 F

livebaseballscorecards.com

AB	34
R	4
H	9
RBI	3
BB	3
SO	4
LOB	17



Batter	1	2	3	4	5	6	7	8	9
Karl Rhodes, L (1, 8) OBP: 0.335, SLG: 0.418	1-2 G6-3 1B		4-2 L3 BB		2-2 L3			2-2 L6-3 1B	
Mark Grace, L (1, 3) OBP: 0.380, SLG: 0.371	0-1 G6-3 1-2f		0-0 L3 1-2		1-1 G4-3			1-0 L6-3 1-2	
Sammy Sosa, R (1, 9) OBP: 0.324, SLG: 0.545	1-3 K		0-0 G5-3			2-2 G4-3		2-1 HR	
Derrick May, L (1, 7) OBP: 0.364, SLG: 0.458		4-2 2B 2B BB		0-2 G3-1		4-0 G6-4-3 BB		4-2 1B 1B BB	
Glenallen Hill, R (8, PR) OBP: 0.317, SLG: 0.347									
Rick Wilkins, L (1, 2) OBP: 0.315, SLG: 0.387		1-0 2B 2B		3-3 K		0-1 G6-4-3 1-2f		0-1 1B 1B	
Rey Sanchez, R (1, 4) OBP: 0.320, SLG: 0.307		3-2 F9 2-H 3-H 2B		1-3 K 1B			2-2 G4-3	0-1 1B 1B	
Steve Buechele, R (1, 5) OBP: 0.330, SLG: 0.389		0-3 K		0-0 1B			4-0 L1-3 BB	0-0 1B	
José Hernández, R (7, PR) OBP: 0.333, SLG: 0.435				3-H 1B			0-1 L1-3 BB	1-2 2-H 3-H 1B	
Shawon Dunston, R (1, 6) OBP: 0.302, SLG: 0.369		2-2 F9 2-3		0-2 G5-3			0-1 L1-3 1-2	1-2 F8	
Willie Banks, R (1, 1) OBP: 0.148, SLG: 0.154		1-0 G1-3			0-0 G5-3			0-0 HR	
Kevin Roberson, S (8, PH) OBP: 0.286, SLG: 0.654									
Randy Myers, L (9, 1)									

AB	R	H	RBI	BB	SO	LOB
3	0	2	0	1	0	0
4	0	0	0	0	0	3
4	1	1	1	0	1	0
1	1	0	0	3	0	0
0	1	0	0	0	0	0
4	2	2	0	0	1	1
4	1	2	2	0	1	0
2	0	1	1	1	1	1
1	0	1	2	0	0	0
4	0	0	0	0	0	5
2	0	0	0	0	0	1
1	1	1	1	0	0	0
0	0	0	0	0	0	0

AB	R	H	RBI	BB	SO	LOB
30	7	10	7	5	4	11

Inning	1	2	3	4	5	6	7	8	9
R	0	2	0	1	0	0	0	4	0
H	1	2	0	1	0	0	0	6	0
E	0	0	0	0	0	0	0	0	0
K	1	1	0	2	0	0	0	0	0
S	8	16	4	13	6	5	5	17	0
LOB	0	1	0	1	0	0	1	2	0
BB	0	1	0	1	0	1	1	1	0
P	10	27	8	17	9	11	11	27	0

WP	HR	S	P	ERA	WHIP
1	0	0	35	5.87	1.565

Los Angeles Dodgers @ Chicago Cubs
Wrigley Field, Chicago, IL
Sat Jun 11 1994, 3:33 AM CDT
Att: 39,019 - Cloudy - 82 F

livebaseballscorecards.com



PITCHER	IP	WLS	BF	H	R	ER	SO	BB	IBB	HBP	BLK	WP	HR	S	P	ERA	WHIP
Orel Hershiser, R (1, 1) ERA: 3.19	7.2	L	31	7	6	5	4	5	0	0	0	1	2	66	111	5.87	1.565
Al Osuna, L (8, 1) ERA: 6.48	0.0		1	1	0	0	0	0	0	0	0	0	2	2		∞	∞
37 Darren Dreifort, R (8, 1) ERA: 5.86	0.1		3	2	1	1	0	0	0	0	0	0	6	7		27.00	6.000

Batter	1	2	3	4	5	6	7	8	9	AB R H RBI BB SO LOB	TOP
Brett Butler, L (1, 8) OBP: 0.431, SLG: 0.462	2-1 L9		1-2 F9		4-2 1B BB			0-0 SH1-4 1B 2B		3 1 1 0 1 0 0	
Jose Offerman, S (1, 6) OBP: 0.302, SLG: 0.279	1-0 F8		3-2 F9		0-0 1B			1-1 SH1-4		3 0 1 0 0 0 0	
Mike Piazza, R (1, 2) OBP: 0.377, SLG: 0.550	2-0 G4-3		0-1 F8		2-2 G1-3			0-0 G5-3 BB 1B		4 0 1 1 0 0 2	
Tim Wallach, R (1, 5) OBP: 0.359, SLG: 0.543		1-0 HR		4-0 FC3-6 BB		1-0 L7		4-2 G5-3 BB		2 1 1 1 2 0 0	
Henry Rodriguez, L (1, 7) OBP: 0.344, SLG: 0.449		2-1 FC6-4 BB 1B		0-0 L3		0-1 G4-3		0-0 G5-3		3 0 1 0 0 0 1	
Mitch Webster, S (8, PH) OBP: 0.352, SLG: 0.388								1-2 2-3		1 0 0 0 0 0 2	
Eric Karros, R (1, 3) OBP: 0.351, SLG: 0.471		4-1 FC6-4 BB 1-2		3-1 FC3-6 FC5-4 1-2f		1-2 G1-3		2-3 K		3 0 0 0 1 1 3	
Raul Mondesi, R (1, 9) OBP: 0.343, SLG: 0.549		3-2 FC6-4 FC6-4 1-2f 2-3		0-1 FC5-4 1-2f			3-1 G5-3		0-2 G6-3	4 0 0 0 0 0 3	
Garey Ingram, R (1, 4) OBP: 0.359, SLG: 0.414		1 SAFE 0-0 P2			0-3 K		1-1 G1-3		3-2 F9	4 0 0 0 0 1 2	
Tom Candiotti, R (1, 1) OBP: 0.125, SLG: 0.156		1-0 FC6-4 1-2f			3-2 G3		0-0 G6-3		0-0 F8	4 0 0 0 0 0 2	
Inning Stats	R: 0 H: 0 E: 0 LOB: 0 K: 0 BB: 0 S: 4 P: 9	R: 1 H: 2 E: 0 LOB: 2 K: 0 BB: 1 S: 9 P: 20	R: 0 H: 0 E: 0 LOB: 0 K: 0 BB: 0 S: 10 P: 14	R: 0 H: 0 E: 0 LOB: 1 K: 0 BB: 1 S: 5 P: 12	R: 0 H: 1 E: 0 LOB: 2 K: 1 BB: 1 S: 14 P: 23	R: 0 H: 0 E: 0 LOB: 0 K: 0 BB: 0 S: 6 P: 8	R: 0 H: 0 E: 0 LOB: 0 K: 0 BB: 0 S: 5 P: 9	R: 1 H: 2 E: 0 LOB: 2 K: 1 BB: 1 S: 10 P: 17	R: 0 H: 0 E: 0 LOB: 0 K: 0 BB: 0 S: 9 P: 12	1B: 3 SF: 0 2B: 1 SAC: 1 3B: 0 DP: 0 HR: 1 HBP: 0	WP: 0 PA: 36 PB: 0 SB: 0 CS: 0
PITCHER	IP WLS BF H R ER SO BB IBB HBP BLK WP HR S P ERA WHIP										
Anthony Young, R (1, 1) ERA: 4.56	7.1 L 31 5 2 2 1 4 0 0 0 0 0 1 59 106 2.46 1.227										
Dan Plesac, L (8, 1) ERA: 3.21	0.1 1 0 0 0 0 0 0 0 0 0 0 0 1 1 0.00 0.000										
Jose Bautista, R (8, 1) ERA: 3.74	0.1 1 0 0 0 0 1 0 0 0 0 0 0 3 5 0.00 0.000										
Chuck Crim, R (9, 1) ERA: 1.88	1.0 3 0 0 0 0 0 0 0 0 0 0 0 9 12 0.00 0.000										

Los Angeles Dodgers @ Chicago Cubs
Wrigley Field, Chicago, IL
Sun Jun 12 1994, 3:33 AM CDT
Att. 38,547 - Sunny - 81 F

livebaseballscorecards.com

AB	31
R	2
H	5
RBI	2
BB	4
SO	2
LOB	15



Batter	1	2	3	4	5	6	7	8	9	AB R H RBI BB SO LOB	TOP		
Deion Sanders, L (1, 8) OBP: 0.344, SLG: 0.398	3-2 L4-3 1B		3-3 K		2-3 K		0-0 G6-3		2-2 P5	5 0 1 0 0 2 1			
Barry Larkin, R (1, 6) OBP: 0.344, SLG: 0.358	1-2 L4-3 1-2		1-2 1B SF9 1B		4-1 BB			2-2 1B 3B	3-3 K	4 2 2 0 1 1 1			
Hal Morris, L (1, 3) OBP: 0.398, SLG: 0.502	4-2 BB BB		0-2 1-3 1B		0-1 P7			1-0 FC6 1B 1B		3 1 2 1 1 0 1			
Kevin Mitchell, R (1, 7) OBP: 0.404, SLG: 0.697	4-2 FC6-4 BB		0-0 SF9 3-H		1-1 P3			1-1 FC6 1-2 1B		2 0 1 1 1 0 0			
Reggie Sanders, R (1, 9) OBP: 0.333, SLG: 0.526	1-1 FC6-4 1-2f		3-3 K		3-3 K			2-3 K		4 0 0 0 0 3 5			
Tony Fernandez, S (1, 5) OBP: 0.409, SLG: 0.475		1-0 G5-3		2-1 G4-3		1-2 G6-3		2-0 FC6 1-2f 2-3 1B		4 0 0 0 0 0 2			
Bret Boone, R (1, 4) OBP: 0.353, SLG: 0.455		0-0 F7		1-3 K		0-1 E4 G3		0-0 1-2 3-H 1B		4 0 1 1 0 1 0			
Brian Dorsett, R (1, 2) OBP: 0.340, SLG: 0.379		2-3 K		1-0 P2		2-3 K		1-0 F9		4 0 0 0 0 2 3			
Pete Schourek, L (1, 1) OBP: 0.250, SLG: 0.625 Kevin Jarvis, L (6, 1) Tim Fortugno, L (6, 1) Thomas Howard, S (7, PH) Hector Carrasco, R (7, 1) Lenny Harris, L (9, PH) OBP: 0.417, SLG: 0.474			0-0 HR		0-2 L7		0-0 G3 1-2		0-3 K	2 1 1 1 0 0 0 0 0 0 0 0 0 0 0 0 0 0 0 0 0 1 0 0 0 0 0 1 0 0 0 0 0 0 0 1 0 0 0 0 1 0			
Inning Stats	R: 0 H: 1 E: 0 LOB: 2 K: 0 BB: 2 S: 13 P: 26	R: 0 H: 0 E: 0 LOB: 0 K: 1 BB: 0 S: 5 P: 8	R: 2 H: 3 E: 0 LOB: 1 K: 2 BB: 0 S: 14 P: 21	R: 0 H: 0 E: 0 LOB: 0 K: 1 BB: 0 S: 8 P: 12	R: 0 H: 0 E: 0 LOB: 1 K: 1 BB: 1 S: 9 P: 15	R: 0 H: 0 E: 0 LOB: 0 K: 1 BB: 0 S: 8 P: 13	R: 0 H: 0 E: 1 LOB: 1 K: 1 BB: 0 S: 7 P: 9	R: 2 H: 4 E: 0 LOB: 2 K: 1 BB: 0 S: 13 P: 22	R: 0 H: 0 E: 0 LOB: 0 K: 2 BB: 0 S: 9 P: 14	1B: 6 SF: 1 2B: 1 SAC: 0 3B: 1 DP: 1 HR: 1 HBP: 0	WP: 0 PA: 38 PB: 0 SB: 0 CS: 0		
PITCHER Ramon Martinez, R (1, 1) ERA: 3.59 Todd Worrell, R (9, 1) ERA: 2.5	IP WLS BF H R ER SO BB IBB HBP BLK WP HR S P ERA WHIP	8.0 W 35 8 4 4 8 3 0 0 0 0 0 1 77 126 4.50 1.375	1.0 S 3 0 0 0 2 0 0 0 0 0 0 0 9 14 0.00 0.000										

Cincinnati Reds @ Los Angeles Dodgers
Dodger Stadium, Los Angeles, CA

Mon Jun 13 1994, 7:05 PM PDT
Att. 39,535 - Unknown - 73 F

livebaseballscorecards.com

AB 34
R 4
H 8
RBI 4
BB 3
SO 10
LOB 14



Batter	1	2	3	4	5	6	7	8	9
Brett Butler, L OBP: 0.432, SLG: 0.463 (1, 8)	1-0 CS 1B		2-1 G4-6-3 1-2f 3-H		1-2 FC6-4 1-2f		2-2 CS SH1-3 1B		
Garey Ingram, R OBP: 0.343, SLG: 0.393 (1, 4)	2-2 F9		2-2 F7		1-0 F9		1-0 SH1-3 1-2		
Mike Piazza, R OBP: 0.378, SLG: 0.560 (1, 2)	3-2 G5-3 1-2			0-0 HR	1-3 K		4-1 BB		
Tim Wallach, R OBP: 0.361, SLG: 0.540 (1, 5)		2-3 K		4-2 1B BB		0-0 1B 1B	1-0 F7		
Eric Karros, R OBP: 0.353, SLG: 0.471 (1, 3)		1-2 P4		0-2 1B		3-0 1B 1B	2-0 G6-3		
Raul Mondesi, R OBP: 0.349, SLG: 0.552 (1, 9)		0-0 1B		1-3 K		3-2 1B 1B	0-2 S 1B		
Cory Snyder, R OBP: 0.320, SLG: 0.484 (1, 7)		3-3 K		1-3 K		0-1 1B	0-0 F8		
Dave Hansen, L OBP: 0.294, SLG: 0.313 (6, PH)						1-H 3-H 1B			
Mitch Webster, S OBP: 0.357, SLG: 0.392 (6, PH)									
Todd Worrell, R (9, 1)									
Jose Offerman, S OBP: 0.305, SLG: 0.288 (1, 6)			0-0 1B G4-6-3 1B	1-0 L6		1-2 K 2B	2-0 F7		
Ramon Martinez, R OBP: 0.270, SLG: 0.297 (1, 1)			3-2 G4-6-3 1B		0-1 FC6-4 1B				
Henry Rodriguez, L OBP: 0.344, SLG: 0.449 (9, 7)						2-3 K			

AB	R	H	RBI	BB	SO	LOB
4	0	2	0	0	0	2
3	0	0	0	0	0	2
3	1	1	1	1	1	2
3	1	1	0	1	1	1
4	1	2	0	0	0	0
4	1	3	1	0	1	2
2	0	0	0	0	2	3
0	0	0	0	0	0	0
2	0	1	1	0	0	1
0	0	0	0	0	0	0
4	1	2	0	0	0	3
3	0	2	0	0	1	1
0	0	0	0	0	0	0

WP	HR	S	P	ERA	WHIP
0	1	54	82	3.86	1.714
0	0	9	16	81.00	9.000
0	0	11	14	0.00	2.000
0	0	12	24	0.00	1.500

1B	2B	3B	HR	SF	SAC	DP	HBP
12	1	0	1	0	1	1	0
0	0	0	0	0	0	0	0
0	0	0	0	0	0	0	0
1	1	0	0	0	0	0	0

WP	HR	S	P	ERA	WHIP
0	1	54	82	3.86	1.714

Cincinnati Reds @ Los Angeles Dodgers
 Dodger Stadium, Los Angeles, CA
 Mon Jun 13 1994, 7:05 PM PDT
 Att: 39,535 - Unknown - 73 F

AB	32
R	5
H	14
RBI	3
BB	2
SO	6
LOB	17



PITCHER	IP	WLS	BF	H	R	ER	SO	BB	IBB	HBP	BLK	WP	HR	S	P	ERA	WHIP
Pete Schourek, L ERA: 5.04 (1, 1)	4.2		20	7	2	2	4	1	0	0	0	0	1	54	82	3.86	1.714
Kevin Jarvis, R ERA: 8.25 (5, 1)	0.1	L	4	3	3	3	1	0	0	0	0	0	0	9	16	81.00	9.000
Tim Fortugno, L ERA: 2.2 (6, 1)	1.0		3	2	0	0	1	0	0	0	0	0	0	11	14	0.00	2.000
Hector Carrasco, R ERA: 2.74 (7, 1)	2.0		8	2	0	0	0	1	0	0	0	0	0	12	24	0.00	1.500

Batter	1	2	3	4	5	6	7	8	9	AB R H RBI BB SO LOB	TOP											
Deion Sanders, L OBP: 0.343, SLG: 0.395 (1, 8)	1-0 F7		1-2 G4-6-3 1B			2-2 F7		0-0 F8		4 0 1 0 0 0 0												
Barry Larkin, R OBP: 0.347, SLG: 0.360 (1, 6)	1-1 F8 1B		1-0 G4-6-3 1-2f			3-2 E6 FC5-4 1B		1-1 1B		4 0 2 0 0 0 1												
Hal Morris, L OBP: 0.400, SLG: 0.502 (1, 3)	1-2 F8 1B		2-0 L3			0-0 FC5-4 1B		1-2 K		4 0 2 0 0 1 1												
Kevin Mitchell, R OBP: 0.396, SLG: 0.680 Jeff Brantley, R (8, 1)	3-0 F8				0-0 P5	0-0 FC5-4		2-2 F7		4 0 0 0 0 0 5 0 0 0 0 0 0 0												
Tony Fernandez, S OBP: 0.402, SLG: 0.464 (1, 5)	1-2 P5				2-3 K	1-2 G4-3			0-0 B1	4 0 0 0 0 1 4												
Reggie Sanders, R OBP: 0.332, SLG: 0.535 (1, 9)					2-1 F9				0-2 HR	4 1 1 1 0 0 0												
Bret Boone, R OBP: 0.348, SLG: 0.449 Johnny Ruffin, R Thomas Howard, S OBP: 0.287, SLG: 0.400 (8, 7)						2-1 G6-3			0-0 G3-1 2B	3 0 0 0 0 0 0 0 0 0 0 0 0 0 1 0 1 0 0 0 0	AB 36 R 2 H 9 RBI 2 BB 0 SO 3 LOB 14											
Eddie Taubensee, L OBP: 0.266, SLG: 0.307 (1, 2)						0-0 G5-3			3-1 G3-1	4 0 1 0 0 1 1												
Jose Rijo, R OBP: 0.231, SLG: 0.269 Jeff Branson, L OBP: 0.290, SLG: 0.339 (7, 4)						1-1 B1			2-3 G3-1	2 0 0 0 0 0 1 2 1 1 1 0 0 1												
Inning Stats	R: 0 E: 0 K: 0 S: 11	H: 2 LOB: 2 BB: 0 P: 18	R: 0 E: 0 K: 0 S: 10	H: 1 LOB: 1 BB: 0 P: 13	R: 0 E: 0 K: 0 S: 5	H: 1 LOB: 0 BB: 0 P: 9	R: 0 E: 0 K: 1 S: 6	H: 0 LOB: 0 BB: 0 P: 10	R: 0 E: 0 K: 0 S: 5	H: 0 LOB: 0 BB: 0 P: 8	R: 0 E: 1 K: 0 S: 11	H: 1 LOB: 2 BB: 0 P: 17	R: 0 E: 0 K: 1 S: 5	H: 0 LOB: 0 BB: 0 P: 7	R: 1 E: 0 K: 1 S: 12	H: 2 LOB: 1 BB: 0 P: 18	R: 1 E: 0 K: 0 S: 9	H: 2 LOB: 1 BB: 0 P: 12	1B: 6 2B: 1 3B: 0 HR: 2	SF: 0 SAC: 0 DP: 1 HBP: 0	WP: 0 PB: 0 SB: 0 CS: 0	PA: 36
PITCHER Pedro Astacio, R ERA: 4.66 (1, 1)	IP 9.0 WLS W BF 36 H 9 R 2 ER 2 SO 3 BB 0 IBB 0 HBP 0 BLK 0 WP 0 HR 2 S 74 P 112 ERA 2.00 WHIP 1.000											PITCHER	IP WLS BF H R ER SO BB IBB HBP BLK WP HR S P ERA WHIP									

Cincinnati Reds @ Los Angeles Dodgers
Dodger Stadium, Los Angeles, CA

Tue Jun 14 1994, 7:05 PM PDT
Att. 31,826 - Unknown - 70 F

livebaseballscorecards.com



Batter	1	2	3	4	5	6	7	8	9
Brett Butler, L OBP: 0.435, SLG: 0.461 (1, 8)	4-2 1B BB	3-2 1B CS 1B		4-0 S BB		1-0 P6		0-1 G6-3	
Jose Offerman, S OBP: 0.315, SLG: 0.293 (1, 6)	1-0 1B 1-2 1B	1 SAFE 1 SAFE 1 SAFE 3-2 1 SAFE 1 SAFE 1 SAFE 1-3 1B		4-1 BB		3-2 P5		4-2 1B BB	
Mike Piazza, R OBP: 0.379, SLG: 0.556 (1, 2)	0-0 E 1B 1-2 2-H 1B	2-3 K		2-3 K		0-0 G6-3		1-1 1B 1-3 1B	
Tim Wallach, R OBP: 0.365, SLG: 0.542 (1, 5)	3-1 E7 1B 1-3 2-H 1B	3-2 CS 1-2 3-H	1-3 K		0-0 1B 1B		3-2 FC6-5 WP 1B	3-2 G4-3	
Henry Rodriguez, L OBP: 0.342, SLG: 0.444 (1, 7)	2-0 FC6-4 1B 2-3 3-H		0-1 G4-3		1-2 F8		3-3 K		
Eric Karros, R OBP: 0.352, SLG: 0.467 (1, 3)	0-0 F9		2-2 G6-3		2-0 1B 1-2 1B		3-1 FC6-5 2-3		
Raul Mondesi, R OBP: 0.348, SLG: 0.551 (1, 9)	2-3 K			0-0 S 2B	1-0 F8		2-2 SAFE F9		
Garey Ingram, R OBP: 0.352, SLG: 0.446 (1, 4)	0-0 FC6-4 1-2f			3-3 K	1-2 1B 1-2 2-H 1B			2-0 HR	
Pedro Astacio, R OBP: 0.071, SLG: 0.071 (1, 1)		0-0 G4-3		3-3 K	0-0 G4-3			1-3 K	

Inning Stats	R: 3	H: 4	E: 1	LOB: 2	K: 1	S: 12	P: 24	R: 0	H: 2	E: 0	LOB: 1	K: 1	S: 15	P: 26	R: 0	H: 0	E: 0	LOB: 0	K: 1	S: 9	R: 0	H: 1	E: 0	LOB: 3	K: 3	S: 12	P: 28	R: 1	H: 3	E: 0	LOB: 2	K: 0	S: 10	R: 0	H: 0	E: 0	LOB: 0	K: 0	S: 6	R: 0	H: 1	E: 0	LOB: 1	K: 1	S: 13	P: 24	R: 1	H: 2	E: 0	LOB: 2	K: 1	S: 15	P: 26
--------------	------	------	------	--------	------	-------	-------	------	------	------	--------	------	-------	-------	------	------	------	--------	------	------	------	------	------	--------	------	-------	-------	------	------	------	--------	------	-------	------	------	------	--------	------	------	------	------	------	--------	------	-------	-------	------	------	------	--------	------	-------	-------

PITCHER	IP	WLS	BF	H	R	ER	SO	BB	IBB	HBP	BLK	WP	HR	S	P	ERA	WHIP
Jose Rijo, R ERA: 3.18 (1, 1)	6.0	L	30	10	4	3	6	3	0	0	0	0	0	64	115	4.50	2.167
Johnny Ruffin, R ERA: 2.68 (7, 1)	1.0		4	1	0	0	1	0	0	0	0	1	0	13	24	0.00	1.000
Jeff Brantley, R ERA: 2.62 (8, 1)	1.0		6	2	1	1	1	1	0	0	0	0	1	15	26	9.00	3.000

AB R H RBI BB SO LOB
3 1 1 0 2 0 0
3 1 2 0 2 0 0
5 1 2 1 0 2 5
5 1 3 1 0 1 2
4 0 1 1 0 1 2
4 0 1 0 0 0 3
4 0 1 0 0 1 5
4 1 2 2 0 1 3
4 0 0 0 0 2 3

AB 36
R 5
H 13
RBI 5
BB 4
SO 8
LOB 23

WP: 1 **PA: 41**
PB: 0
SB: 2
CS: 2

WP: 1 **SAC: 0**
DP: 0
HBP: 0


WP: 1 **PA: 41**
ERA **WHIP**

livebaseballscorecards.com

Dodgers

BOTTOM

Cincinnati Reds @ Los Angeles Dodgers
Dodger Stadium, Los Angeles, CA
Tue Jun 14 1994, 7:05 PM PDT
Att: 31,826 - Unknown - 70 F

Batter	1	2	3	4	5	6	7	8	9	AB R H RBI BB SO LOB	TOP		
Deion Sanders, L (1, 8) OBP: 0.345, SLG: 0.395	1-3 K		3-2 G3-1		4-1 1B 1B BB		3-1 BLK 1B 1B			3 2 1 0 1 1 0			
Lenny Harris, L (1, 5) OBP: 0.422, SLG: 0.475	1-0 G3-1			1-0 G6-3	0-1 1B 1B		1-2 1B 1B			4 0 2 1 0 0 0			
Hal Morris, L (1, 3) OBP: 0.401, SLG: 0.506	1-1 G4-3			2-2 1B 2B	0-0 1B		0-0 F7			4 1 2 2 0 0 1			
Kevin Mitchell, R (1, 7) Jeff Brantley, R (8, 1) OBP: 0.388, SLG: 0.665		0-1 P5		2-3 K	1-3 K			0-0 G6-3		4 0 0 0 0 2 3 0 0 0 0 0 0 0			
Tony Fernandez, S (1, 6) OBP: 0.399, SLG: 0.460		0-2 E6 FC4-6		0-0 1B 2-H		2-2 G3-1		1-1 F8		4 0 1 1 0 0 0			
Reggie Sanders, R (1, 9) OBP: 0.326, SLG: 0.525		1-2 FC4-6 E S 1-2f		0-0 FC6-4 1-2f		2-1 G6-3		1-0 P4		4 0 0 0 0 0 2			
Bret Boone, R (1, 4) OBP: 0.342, SLG: 0.440		1 SAFE 1 SAFE 1-3 K			1-3 K	1-1 F7			1-1 G5-3	4 0 0 0 0 2 1	AB 35 R 4 H 7 RBI 4 BB 1 SO 8 LOB 8		
Brian Dorsett, R (1, 2) OBP: 0.338, SLG: 0.375			2-3 K		1-2 1B 1B 1B		3-1 G1-3		3-1 L9	4 1 1 0 0 1 0			
John Roper, R (1, 1) Thomas Howard, S (8, 7) OBP: 0.267, SLG: 0.286			2-3 K		0-3 K		1-1 G4-3		1-2 F9	3 0 0 0 0 2 1 1 0 0 0 0 0 0			
Inning Stats	R: 0 E: 0 K: 1 S: 7 H: 0 LOB: 0 BB: 0 P: 10	R: 0 E: 1 K: 1 S: 11 H: 0 LOB: 1 BB: 0 P: 13	R: 0 E: 0 K: 2 S: 10 H: 0 LOB: 0 BB: 0 P: 17	R: 1 E: 0 K: 1 S: 12 H: 2 LOB: 1 BB: 0 P: 17	R: 2 E: 0 K: 3 S: 17 H: 3 LOB: 2 BB: 1 P: 24	R: 0 E: 0 K: 0 S: 7 H: 0 LOB: 0 BB: 0 P: 12	R: 1 E: 0 K: 0 S: 10 H: 2 LOB: 1 BB: 0 P: 18	R: 0 E: 0 K: 0 S: 4 H: 0 LOB: 0 BB: 0 P: 6	R: 0 E: 0 K: 0 S: 7 H: 0 LOB: 0 BB: 0 P: 12	1B: 6 2B: 1 3B: 0 HR: 0 SF: 0 SAC: 0 DP: 0 HBP: 0	WP: 0 PB: 0 SB: 1 CS: 0 PA: 36		
PITCHER	IP WLS BF H R ER SO BB IBB HBP BLK WP HR S P ERA WHIP											PITCHER	IP WLS BF H R ER SO BB IBB HBP BLK WP HR S P ERA WHIP
Kevin Gross, R (1, 1) ERA: 3.84	6.2 L 29 7 4 4 8 1 0 0 0 0 0 0 73 110 5.40 1.200												
Al Osuna, L (7, 1) ERA: 6.23	0.1 1 0 0 0 0 0 0 0 0 0 0 0 1 1 0.00 0.000												
Ismael Valdez, R (8, 1) ERA:	2.0 6 0 0 0 0 0 0 0 0 0 0 0 0 11 18 0.00 0.000												

Cincinnati Reds @ Los Angeles Dodgers
Dodger Stadium, Los Angeles, CA
Wed Jun 15 1994, 7:05 PM PDT
Att. 51,736 - Unknown - 65 F

livebaseballscorecards.com

Batter	1	2	3	4	5	6	7	8	9	AB	R	H	RBI	BB	SO	LOB
Brett Butler, L OBP: 0.432, SLG: 0.457 (1, 8)	1-3 K	2-2 L8			3-2 FC5-4 1B		2-1 B1-3			4	0	1	0	0	1	3
Jose Offerman, S OBP: 0.314, SLG: 0.289 (1, 6)	1-0 L8		4-1 G6-4-3 1B 2B BB		0-1 F7			3-2 G4-3		3	1	0	0	1	0	1
Mike Piazza, R OBP: 0.377, SLG: 0.551 (1, 2)	1-1 G5-3		0-0 G6-4-3 1B		0-0 F9			0-1 G1-3		4	0	1	0	0	0	1
Tim Wallach, R OBP: 0.364, SLG: 0.541 (1, 5)		0-0 1B SF8 2B	0-1 G6-4-3		2-0 FC5-4			0-2 G6-3		4	1	1	0	0	0	3
Henry Rodriguez, L OBP: 0.350, SLG: 0.457 (1, 7)		1-1 BB 1B	1-1 FC5 2B		2-2 G5-4-3 1B			3-3 K		4	0	3	1	0	1	0
Eric Karros, R OBP: 0.346, SLG: 0.461 (1, 3)		0-0 SF8	0-1 FC5		0-0 G5-4-3			3-2 P6		3	0	0	1	0	0	2
Raul Mondesi, R OBP: 0.346, SLG: 0.547 (1, 9)		0-1 BB 1B		0-1 G6-3		2-3 K		0-0 G4-3		4	0	1	0	0	1	0
Garey Ingram, R OBP: 0.338, SLG: 0.426 (1, 4)		2-3 K		0-0 L7			0-0 G6-3			3	0	0	0	0	1	2
Kevin Gross, R OBP: 0.200, SLG: 0.222 (1, 1)		4-2 BB		0-0 L7			1-2 G3-1			1	0	0	0	1	0	0
Al Osuna, R (7, 1)										0	0	0	0	0	0	0
Chris Gwynn, L OBP: 0.282, SLG: 0.324 (7, PH)										1	0	0	0	0	0	0
Ismael Valdez, R (8, 1)		1-2 2-3 BB								0	0	0	0	0	0	0

Inning Stats	R: 0	H: 0	E: 0	K: 1	S: 6	R: 1	H: 3	E: 0	K: 1	S: 16	R: 1	H: 2	E: 0	K: 0	S: 8	R: 0	H: 0	E: 0	K: 0	S: 4	R: 0	H: 1	E: 0	K: 0	S: 8	R: 0	H: 1	E: 0	K: 1	S: 7	R: 0	H: 0	E: 0	K: 0	S: 7	R: 0	H: 0	E: 0	K: 10	S: 10	R: 0	H: 0	E: 0	K: 1	S: 8	1B: 5	SF: 1	2B: 2	SAC: 0	3B: 0	DP: 2	HR: 0	HBP: 0	WP: 0	PA: 34
--------------	------	------	------	------	------	------	------	------	------	-------	------	------	------	------	------	------	------	------	------	------	------	------	------	------	------	------	------	------	------	------	------	------	------	------	------	------	------	------	-------	-------	------	------	------	------	------	-------	-------	-------	--------	-------	-------	-------	--------	-------	--------

PITCHER	IP	WLS	BF	H	R	ER	SO	BB	IBB	HBP	BLK	WP	HR	S	P	ERA	WHIP
John Roper, R ERA: 3.96 (1, 1)	7.0	W	28	7	2	2	3	2	0	0	0	0	0	56	84	2.57	1.286
Jeff Brantley, R ERA: 2.48 (8, 1)	2.0	S	6	0	0	0	1	0	0	0	0	0	0	18	27	0.00	0.000

BOTTOM

Cincinnati Reds @ Los Angeles Dodgers
Dodger Stadium, Los Angeles, CA
 Wed Jun 15 1994, 7:05 PM PDT
 Att: 51,736 - Unknown - 65 F

livebaseballscorecards.com

AB	31
R	2
H	7
RBI	2
BB	2
SO	4
LOB	12



TOP

Colorado Rockies @ Los Angeles Dodgers
Dodger Stadium, Los Angeles, CA

Fri Jun 17 1994, 7:05 PM PDT
 Att: 39,609 - Unknown



AB 40
 R 13
 H 16
 RBI 11
 BB 3
 SO 5
 LOB 11

AB R H RBI BB SO LOB

5	3	4	2	0	0	0
3	1	0	0	2	0	2
5	1	3	4	0	0	1
5	2	3	2	0	1	1
5	2	2	0	1	2	
5	2	2	0	0	0	1
4	0	1	1	0	1	0
4	1	0	0	1	0	1
3	1	1	0	0	1	3
1	0	0	0	0	1	0

Batter	1	2	3	4	5	6	7	8	9																		
Eric Young Sr., R OBP: 0.345, SLG: 0.448 (1, 7)	1-0 S 2B 2B		3-2 G6-4-3 1B	1-2 WP 2B		3-2 2B 2B		3-2 G3																			
Walt Weiss, S OBP: 0.339, SLG: 0.326 (1, 6)	2-2 L6		0-0 G6-4-3 1-2f	4-2 BB		4-0 2B BB		3-2 F8																			
Dante Bichette, R OBP: 0.337, SLG: 0.555 (1, 9)	2-0 CS 2B			HR 1B		1-1 2B		0-2 L4																			
Andres Galarraga, R OBP: 0.364, SLG: 0.625 (1, 3)	2-2 2-3 1B			1-H HR	2-2 HR 1B	1-3 K		1-0 G5-3																			
Charlie Hayes, R OBP: 0.322, SLG: 0.425 (1, 5)	3-2 F7			SH5-4 2B 1B	0-0 HR	0-3 K		3-2 G6-3																			
Mike Kingery, L OBP: 0.387, SLG: 0.508 (1, 8)		1-1 G3-1		1-0 SH5-4 2B 1B	1-2 G6-3	3-2 G3		1-1 1B 2B																			
Joe Girardi, R OBP: 0.321, SLG: 0.330 (1, 2)		3-2 G3-1		0-0 SH5-4 1-2 2-3	0-2 G2-3		3-3 K	0-1 2-H 1B																			
Nelson Liriano, S OBP: 0.346, SLG: 0.378 (1, 4)		1-0 G1-3		4-0 2B WP IBB	1-0 L6		2-0 G4-3	0-1 G5-3																			
Lance Painter, L OBP: 0.111, SLG: 0.111 (1, 1)			2-2 G1-3																								
Willie Blair, R (6, 1)				2-3 K		3-2 2B 2B 1B																					
Inning Stats	R: 1 E: 0 K: 0 S: 13	H: 3 LOB: 1 BB: 0 P: 23	R: 0 E: 0 K: 0 S: 6	H: 0 LOB: 0 BB: 0 P: 11	R: 0 E: 0 K: 0 S: 8	H: 1 LOB: 0 BB: 0 P: 13	R: 6 E: 0 K: 1 S: 21	H: 5 LOB: 1 BB: 2 P: 38	R: 2 E: 0 K: 0 S: 13	H: 2 LOB: 0 BB: 0 P: 17	R: 3 E: 0 K: 2 S: 19	H: 3 LOB: 1 BB: 1 P: 34	R: 0 E: 0 K: 2 S: 7	H: 0 LOB: 0 BB: 0 P: 14	R: 0 E: 0 K: 0 S: 14	H: 0 LOB: 0 BB: 0 P: 20	R: 1 E: 0 K: 0 S: 10	H: 2 LOB: 1 BB: 0 P: 15	1B: 8 2B: 6 3B: 0 HR: 2	SF: 0 SAC: 1 DP: 1 HBP: 0	WP: 1 PB: 0 SB: 1 CS: 1	PA: 44					
PITCHER	IP	WLS	BF	H	R	ER	SO	BB	IBB	HBP	BLK	WP	HR	S	P	ERA	WHIP										
Orel Hershiser, R ERA: 3.74 (1, 1)	4.0	L	21	9	7	7	1	1	1	0	0	1	1	48	85	15.75	2.500										
Roger McDowell, R ERA: 4.88 (5, 1)	1.0		9	5	5	5	0	1	0	0	0	0	1	23	38	45.00	6.000										
Ismael Valdez, R ERA: (6, 1)	1.0		3	0	0	0	2	0	0	0	0	0	0	9	13	0.00	0.000										
Rudy Seanez, R ERA: (7, 1)	2.0		6	0	0	0	2	0	0	0	0	0	0	21	34	0.00	0.000										
37 Darren Dreifort, R ERA: 5.97 (9, 1)	1.0		5	2	1	1	0	0	0	0	0	0	0	10	15	9.00	2.000										

WP: 1 PA: 44
 PB: 0
 SB: 1
 CS: 1

Batter	1	2	3	4	5	6	7	8	9	AB R H RBI BB SO LOB	TOP											
Eric Young Sr. R (1, 7) OBP: 0.362, SLG: 0.450	1-2 1B	1-1 HBP		3-2 F9		4-0 1B BB BB	1-1 CS 1B	1-1 G4-3		4 1 2 0 1 0 3	Colorado Rockies @ Los Angeles Dodgers Dodger Stadium, Los Angeles, CA Sat Jun 18 1994, 7:05 PM PDT Att. 50,482 - Unknown - 80 F											
Walt Weiss, S (1, 6) OBP: 0.342, SLG: 0.328	1-0 L8	1-0 SF9		4-0 BB		2-1 G1-4-3	0-0 1B		0-0 G6-3 1B	4 0 2 1 1 0 2												
Dante Bichette, R (1, 9) OBP: 0.333, SLG: 0.546	1-3 K	2-3 K		0-0 L5		1-1 BB S 2B 1B	1-1 F8		1-2 F7	6 1 1 0 0 2 7												
Andres Galarraga, R (1, 3) OBP: 0.364, SLG: 0.617	2-3 K			0-2 G5-3		4-1 1B 1B	2-1 G5-3		0-2 G6-3 1-2f	5 2 1 0 1 1 4												
Charlie Hayes, R (1, 5) OBP: 0.331, SLG: 0.430		2-0 1B 1B		2-3 K		0-0 1B 1-2	4-2 2B 1B BB		1-2 FC5-4 1B	4 2 3 1 1 1 0												
Mike Kingery, L (1, 8) OBP: 0.395, SLG: 0.515		0-0 1B 1B		4-0 BB		1-0 L9	0-0 1B 2B		1-2 FC5-4 BB 1B 1-2f	4 1 2 2 1 0 3												
Joe Girardi, R (1, 2) OBP: 0.332, SLG: 0.342		1-1 E 1B 1-2 SF9 1B 3-H		1-1 F7		0-0 1-3 2-H 1B	0-1 2-3 3-H 1B		0-0 BB 1B	5 1 4 3 0 0 1												
Vinny Castilla, R (1, 4) OBP: 0.318, SLG: 0.610		0-1 E 1-2 2-H 1B		1-0 G3-1		4-0 IBB	3-3 K		1-0 P3	4 0 1 1 1 1 4												
Marvin Freeman, R (1, 1) OBP: 0.120, SLG: 0.208		0-1 L9		3-1 HR		0-3 K	1-3 K		4-2 1-2 2-3 BB	4 1 1 1 0 2 6												
Marcus Moore, S (6, 1) Mike Harkey, R (7, 1) John Vander Wal, L (8, PH) Steve Reed, R (8, 1) Mike Munoz, L (8, 1)										0 0 0 0 0 0 0 0 0 0 0 0 0 0 0 0 0 0 0 1 0 0 0 0 0 0 0 0 0 0 0 0 0 0 0 0 0 0												
Inning Stats	R: 0 E: 0 K: 2 S: 11	H: 1 LOB: 1 BB: 0 P: 16	R: 3 E: 1 K: 1 S: 13	H: 4 LOB: 2 BB: 0 P: 20	R: 0 E: 0 K: 1 S: 9	H: 0 LOB: 1 BB: 1 P: 16	R: 1 E: 0 K: 0 S: 7	H: 1 LOB: 1 BB: 1 P: 18	R: 1 E: 0 K: 1 S: 7	H: 3 LOB: 2 BB: 1 P: 13	R: 4 E: 0 K: 2 S: 18	H: 3 LOB: 2 BB: 3 P: 37	R: 0 E: 0 K: 0 S: 7	H: 2 LOB: 1 BB: 0 P: 11	R: 0 E: 0 K: 0 S: 12	H: 2 LOB: 3 BB: 1 P: 20	R: 0 E: 0 K: 0 S: 7	H: 1 LOB: 0 BB: 0 P: 8	1B: 15 2B: 1 3B: 0 HR: 1	SF: 1 SAC: 0 DP: 1 HBP: 1	WP: 0 PB: 0 SB: 1 CS: 1	PA: 49
PITCHER	IP WLS BF H R ER SO BB IBB HBP BLK WP HR S P ERA WHIP																					
Ramon Martinez, R (1, 1) ERA: 4.02	5.1 L 30 10 7 7 5 3 1 1 0 0 0 1 51 94 11.81 2.438																					
Ismael Valdez, R (6, 1) ERA: 6.0	0.0 2 0 0 0 0 1 1 0 0 0 0 0 5 13 ∞ ∞																					
Brian Barnes, L (6, 1) ERA: 5.4	0.0 2 2 2 2 0 0 0 0 0 0 0 0 3 3 ∞ ∞																					
Roger McDowell, R (6, 1) ERA: 4.56	1.2 6 2 0 0 2 0 0 0 0 0 0 0 13 21 0.00 1.200																					
Rudy Seanez, R (8, 1) ERA:	2.0 9 3 0 0 0 1 0 0 0 0 0 0 19 28 0.00 2.000																					

livebaseballscorecards.com

AB	40
R	9
H	17
RBI	9
BB	7
SO	7
LOB	30



BOTTOM

Colorado Rockies @ Los Angeles Dodgers
Dodger Stadium, Los Angeles, CA

AB 33
R 3
H 10
RBI 3
BB 4
SO 2
LOB 16



WP: 0 PA: 38
PB: 0
SB: 0
CS: 0

Sat Jun 18 1994, 7:05 PM PDT
Att: 50,482 - Unknown - 80 F

AB R H RBI BB SO LOB

2	1	2	1	3	0	0
5	0	1	0	0	0	4
3	0	0	0	0	0	3
1	0	0	0	0	0	0
3	1	0	0	1	0	0
3	0	2	1	0	0	0
4	0	2	1	0	0	1
4	1	2	0	0	1	2
3	0	1	0	0	0	1
1	0	0	0	0	0	3
0	0	0	0	0	0	0
0	0	0	0	0	0	0
0	0	0	0	0	0	0
0	0	0	0	0	0	0
1	0	0	0	0	0	1
0	0	0	0	0	0	0
0	0	0	0	0	0	0
1	0	0	0	0	0	0

Batter	1	2	3	4	5	6	7	8	9																										
Brett Butler, L OBP: 0.438, SLG: 0.456 (1, 8)	4-2 BB G6-3		0-0 1B 3-H			2-1 1B G6-4-3	4-2 BB		4-2 BB G6-4-3																										
Jose Offerman, S OBP: 0.311, SLG: 0.286 (1, 6)	1-2 1-2f G6-3		1-0 1-2 1B			1-0 F7	2-2 G4-3		1-2 1-2f G6-4-3																										
Mike Piazza, R OBP: 0.560, SLG: 0.560 (8, PH)	2-1 G6-3		0-0 L9			0-0 G6-4-3		0-0 F9																											
Carlos Hernandez, R OBP: 0.310, SLG: 0.345 (9, 2)																																			
Tim Wallach, R OBP: 0.359, SLG: 0.526 (1, 5)		1-2 G3		3-1 G6-3		4-1 1B BB		1-1 G5-3																											
Henry Rodriguez, L OBP: 0.356, SLG: 0.457 (1, 7)		1-0 G6-4-3 1B		0-0 G4-3		2-2 1B 1-2 2-H 1B		2-2 1B HBP																											
Eric Karros, R OBP: 0.342, SLG: 0.454 (1, 3)		1-1 G6-4-3 1-2f		0-1 F8		0-0 1-3 2-H 1B		1-1 1-2 1B																											
Raul Mondesi, R OBP: 0.355, SLG: 0.553 (1, 9)			1-2 G3 1B 2B		1-3 K	2-1 P2		2-2 1-2 2-3 1B																											
Garey Ingram, R OBP: 0.354, SLG: 0.427 (1, 4)			0-1 G5-3		2-0 G6-3		2-1 G6-4-3 1B	2-1 G3																											
Dave Hansen, L OBP: 0.278, SLG: 0.294 (8, PH)																																			
Eddie Pye, R OBP: 0.182, SLG: 0.100 (9, 4)																																			
Ramon Martinez, R OBP: 0.286, SLG: 0.282 (8, 1)			0-1 G3		1-3 K		0-1 G6-4-3		1-1 L4																										
Ismael Valdez, R (6, 1)																																			
Brian Barnes, L (6, 1)																																			
Roger McDowell, R (6, 1)																																			
Chris Gwynn, L OBP: 0.293, SLG: 0.316 (7, PH)																																			
Rudy Seanez, R (8, 1)																																			
Mitch Webster, S OBP: 0.345, SLG: 0.377 (9, PH)			2-3																																
Inning Stats	R: 0 E: 0 K: 0 S: 7	H: 0 LOB: 0 BB: 1 P: 14	R: 0 E: 0 K: 0 S: 6	H: 1 LOB: 0 BB: 0 P: 9	R: 1 E: 0 K: 0 S: 11	H: 3 LOB: 2 BB: 0 P: 13	R: 0 E: 0 K: 0 S: 5	H: 0 LOB: 0 BB: 0 P: 8	R: 0 E: 0 K: 2 S: 8	H: 0 LOB: 0 BB: 0 P: 12	R: 2 E: 0 K: 0 S: 11	H: 3 LOB: 2 BB: 1 P: 22	R: 0 E: 0 K: 0 S: 9	H: 1 LOB: 1 BB: 1 P: 17	R: 0 E: 0 K: 0 S: 13	H: 2 LOB: 3 BB: 0 P: 21	R: 0 E: 0 K: 0 S: 8	H: 0 LOB: 0 BB: 1 P: 14	1B: 9 2B: 1 3B: 0 HR: 0	SF: 0 SAC: 0 DP: 4 HBP: 1	WP: 0 PB: 0 SB: 0 CS: 0	PA: 38 ERA WHIP													
PITCHER	IP	WLS	BF	H	R	ER	SO	BB	IBB	HBP	BLK	WP	HR	S	P	ERA	WHIP	IP	WLS	BF	H	R	ER	SO	BB	IBB	HBP	BLK	WP	HR	S	P	ERA	WHIP	
Marvin Freeman, R ERA: 3.04 (1, 1)	5.2	W	23	6	3	3	2	2	0	0	0	0	0	45	73	4.76	1.412																		
Marcus Moore, R ERA: 5.6 (6, 1)	0.1		2	1	0	0	0	0	0	0	0	0	0	3	5	0.00	3.000																		
Mike Harkey, R ERA: 6.98 (7, 1)	1.0		4	1	0	0	0	1	0	0	0	0	0	9	17	0.00	2.000																		
Steve Reed, R ERA: 3.0 (8, 1)	1.0		6	2	0	0	0	0	0	1	0	0	0	13	21	0.00	2.000																		
Mike Munoz, L ERA: 3.08 (9, 1)	1.0		3	0	0	0	0	1	0	0	0	0	0	8	14	0.00	1.000																		

livebaseballscores.com

Batter	1	2	3	4	5	6	7	8	9	AB R H RBI BB SO LOB	TOP	
Eric Young Sr. R OBP: 0.367, SLG: 0.441 (1, 7) BB C B B B (7, 4)	4-1 F8 1B BB		1-0 F7			4-1 FC6-4 BB		1-0 P4		2 0 0 0 2 0 0		
Walt Weiss, S OBP: 0.344, SLG: 0.328 (1, 6) B C 1 SAFE 1 SAFE X	1-1 G6-3 1B 1-2			4-1 G6-4-3 BB		0-2 FC6-4 1-2f		0-0 G3		3 0 1 0 1 0 1		
Dante Bichette, R OBP: 0.329, SLG: 0.538 (1, 9) C B F X	1-2 F8 2-3			0-0 G6-4-3 1-2f			1-1 B5		3-2 F7	4 0 0 0 0 0 3		
Andres Galarraga, R OBP: 0.366, SLG: 0.615 (1, 3) X	0-0 G6-3 1-2f			3-3 K			3-1 E 1B		0-0 1B 2B 1B	4 2 2 0 0 1 2		
Charlie Hayes, R OBP: 0.330, SLG: 0.427 (1, 5) B B X		2-0 G5-3			0-2 F9		0-0 E6 1-2		0-1 2B E 1B	4 1 1 0 0 0 1		
Mike Kingery, L OBP: 0.391, SLG: 0.515 (1, 8) C X		0-1 F8			1-0 F7		2-0 F8		1-0 E9 2B	4 0 1 1 0 0 2		
Joe Girardi, R OBP: 0.326, SLG: 0.335 (1, 2) X		0-0 G6-3			0-1 F8		2-2 E6 1-3 2-H		1-3 K	4 0 0 0 0 1 2		
Vinny Castilla, R OBP: 0.304, SLG: 0.581 John Vander Wal, L OBP: 0.292, SLG: 0.525 Danny Sheaffer, R OBP: 0.304, SLG: 0.250 (1, 4) (7, PH) (7, 7)			2-1 P3			3-1 P3		0-2 G4-3	1-1 L4	2 0 0 0 0 0 0 1 0 0 0 0 0 2 1 0 0 0 0 0 1		
Kevin Ritz, R Kent Bottenfield, R Howard Johnson, S OBP: 0.330, SLG: 0.380 Marcus Moore, S (1, 1) (7, 1) (8, PH) (8, 1)			1-3 K			2-3 K			3-1 P6	2 0 0 0 0 2 0 0 0 0 0 0 0 0 1 0 0 0 0 0 0 0 0 0 0 0 0 0		
Inning Stats	R: 0 H: 1 E: 0 LOB: 1 K: 0 BB: 1 S: 7 P: 13	R: 0 H: 0 E: 0 LOB: 0 K: 0 BB: 0 S: 4 P: 6	R: 0 H: 0 E: 0 LOB: 0 K: 1 BB: 0 S: 6 P: 10	R: 0 H: 0 E: 0 LOB: 0 K: 1 BB: 1 S: 6 P: 13	R: 0 H: 0 E: 0 LOB: 0 K: 1 BB: 0 S: 8 P: 9	R: 0 H: 0 E: 0 LOB: 1 K: 1 BB: 1 S: 9 P: 18	R: 1 H: 1 E: 2 LOB: 2 K: 0 BB: 0 S: 12 P: 20	R: 0 H: 0 E: 0 LOB: 0 K: 0 BB: 0 S: 4 P: 8	R: 2 H: 3 E: 1 LOB: 1 K: 1 BB: 0 S: 14 P: 20	1B: 4 SF: 0 2B: 1 SAC: 0 3B: 0 DP: 2 HR: 0 HBP: 0	WP: 0 PA: 35 PB: 0 SB: 0 CS: 0	
PITCHER Pedro Astacio, R ERA: 4.34 Todd Worrell, R ERA: 2.41 (1, 1) (9, 1)	IP WLS BF H R ER SO BB IBB HBP BLK WP HR S P ERA WHIP	8.1 W 33 5 3 1 3 3 0 0 0 0 0 0 63 108 1.08 0.960	0.2 2 0 0 0 1 0 0 0 0 0 0 0 7 9 0.00 0.000	PITCHER IP WLS BF H R ER SO BB IBB HBP BLK WP HR S P ERA WHIP								

Colorado Rockies @ Los Angeles Dodgers
Dodger Stadium, Los Angeles, CA

AB	32
R	3
H	5
RBI	1
BB	3
SO	4
LOB	14



Sun Jun 19 1994, 3:33 AM PDT
Att. 51,015 - Sunny - 84 F

livebaseballscorecards.com

Batter	1	2	3	4	5	6	7	8	9	AB R H RBI BB SO LOB	TOP		
Brett Butler, L (1, 8) OBP: 0.443, SLG: 0.457	1-1 G3-6-1 1B		2-2 CS 1B			3-3 K		4-2 G3 HR BB		3 1 2 0 1 1 0	Los Angeles Dodgers @ San Diego Padres Jack Murphy Stadium, San Diego, CA Mon Jun 20 1994, 10:05 PM EDT Att. 17,371 - Unknown - 69 F		
Delino DeShields, L (1, 4) OBP: 0.350, SLG: 0.275	1-2 G3-6-1 1-2f		1-0 B1-3			2-1 F7		1-2 G3		4 0 0 0 0 0 3			
Mike Piazza, R (1, 2) OBP: 0.382, SLG: 0.572 Jeff Treadway, L (8, PR) OBP: 0.390, SLG: 0.371 Carlos Hernandez, R (8, 2) OBP: 0.310, SLG: 0.345	1-1 1B		1-3 K			3-2 1B		4-2 HR BB		3 0 2 0 1 1 1 0 1 0 0 0 0 0 0 0 0 0 0 0 0			
Tim Wallach, R (1, 5) OBP: 0.360, SLG: 0.533	0-2 F9		3-2 CS 1-2	1-1 F8		0-2 F9		0-0 HR 1-H 2-H		4 1 1 3 0 0 2			
Henry Rodriguez, L (1, 7) OBP: 0.347, SLG: 0.449 Todd Worrell, R (8, 1)		0-0 G4-3		2-3 K		2-1 G4-3		0-0 F7		4 0 0 0 0 1 1 0 0 0 0 0 0 0			
Eric Karros, R (1, 3) OBP: 0.343, SLG: 0.453		0-2 G6-3 2B		2-1 G6-3		1-1 G4-3		0-2 G5-4-3 1B		4 0 2 0 0 0 0			
Raul Mondesi, R (1, 9) OBP: 0.348, SLG: 0.540		0-0 G6-3 2-3		2-3 K		0-0 1B		2-0 G5-4-3 1-2f		4 0 1 0 0 1 2			
Jose Offerman, S (1, 6) OBP: 0.313, SLG: 0.283		4-1 BB		1-1 L4		1-2 P5		0-0 B1-3		3 0 0 0 1 0 1			
Kevin Gross, R (1, 1) OBP: 0.188, SLG: 0.207 Chris Gwynn, L (8, PH) OBP: 0.286, SLG: 0.308 Cory Snyder, R (8, 7) OBP: 0.321, SLG: 0.479		1-1 G5-3		2-2 G5-3				1-1 F7		2 0 0 0 0 0 2 1 0 0 0 0 0 0 0 0 0 0 0 0 0			
Inning Stats	R: 0 H: 2 E: 0 LOB: 1 K: 0 BB: 0 S: 11 P: 14	R: 0 H: 1 E: 0 LOB: 2 K: 0 BB: 1 S: 8 P: 13	R: 0 H: 1 E: 0 LOB: 0 K: 1 BB: 0 S: 9 P: 16	R: 0 H: 0 E: 0 LOB: 0 K: 1 BB: 0 S: 10 P: 15	R: 0 H: 0 E: 0 LOB: 0 K: 1 BB: 0 S: 8 P: 13	R: 0 H: 1 E: 0 LOB: 1 K: 1 BB: 0 S: 12 P: 20	R: 0 H: 1 E: 0 LOB: 1 K: 0 BB: 0 S: 8 P: 12	R: 3 H: 1 E: 0 LOB: 1 K: 0 BB: 2 S: 11 P: 21	R: 0 H: 1 E: 0 LOB: 0 K: 0 BB: 0 S: 5 P: 7	1B: 6 SF: 0 2B: 1 SAC: 0 3B: 0 DP: 2 HR: 1 HBP: 0		WP: 0 PA: 36 PB: 0 SB: 0 CS: 1	
PITCHER	IP WLS BF H R ER SO BB IBB HBP BLK WP HR S P ERA WHIP											PITCHER	IP WLS BF H R ER SO BB IBB HBP BLK WP HR S P ERA WHIP
Joey Hamilton, R (1, 1) ERA: 2.16 Donnie Elliott, R (9, 1) ERA: 1.85	8.0 L 32 7 3 3 4 3 0 0 0 0 0 1 77 124 3.38 1.250												

livebaseballscorecards.com

AB	32
R	3
H	8
RBI	3
BB	3
SO	4
LOB	12



Batter	1	2	3	4	5	6	7	8	9	AB	R	H	RBI	BB	SO	LOB
Bip Roberts, S (1, 4) OBP: 0.391, SLG: 0.374	4-2 F7 BB	0-0 BB 1B		0-1 FC3-6 1B		0-1 G4-3 2B		3-2 G4-3		4	0	3	1	1	0	0
Luis Lopez, S (1, 6) OBP: 0.373, SLG: 0.410	0-0 E4 BB	4-2 BB 1B		0-0 FC3-6 FC4-6 1-2f		0-0 G4-3			4-1 L5-3 BB	3	0	0	0	2	0	3
Tony Gwynn, L (1, 9) OBP: 0.436, SLG: 0.563	1-2 F7	2-2 G1-3		0-0 FC4-6 1-2f		4-0 IBB			3-2 L5-3 1-2	4	0	0	0	1	0	7
Phil Plantier, L (1, 7) OBP: 0.333, SLG: 0.514 Craig Shipley, R (9, PR) OBP: 0.322, SLG: 0.434	4-1 G4-6-3 BB		1-0 F7		4-0 FC4-6 BB	2-0 F7			1-1 FC6-4 HBP	2	0	0	0	2	0	2
Derek Bell, R (1, 8) OBP: 0.325, SLG: 0.405	2-2 G4-6-3 1-2f		2-2 S 1B		0-1 FC4-6 S 1B 1-2f		1-1 G1-3		0-1 FC6-4 1-2f	5	1	1	0	0	0	5
Scott Livingstone, L (1, 5) OBP: 0.282, SLG: 0.362		1-0 1B B5-3-2 2B	2-3 K		0-0 1B		1-0 G6-3			4	0	2	0	0	1	1
Eddie Williams, R (1, 3) OBP: 0.625, SLG: 1.125 Tim Hyers, L (3, PR) OBP: 0.302, SLG: 0.274		1-1 B5-3-2 1B	1-2 1B		1-1 P5		1-0 G3-1			2	1	2	1	0	0	0
Brad Ausmus, R (1, 2) OBP: 0.314, SLG: 0.360		2-3 1B	2-H 1B		1-1 P3			2-1 G6-3		2	0	0	0	0	0	2
Joey Hamilton, R (1, 1) Bill Bean, L (8, PH) Donnie Elliott, R (9, 1)		1-1 B5-3-2 1B	0-0 L7		1-0 P3			2-3 G6-3		4	0	0	0	0	0	5
		4-2 BB 1B BB		1-3 K		3-3 K				2	0	0	0	1	2	0
										1	0	0	0	0	1	0
										0	0	0	0	0	0	0

Inning Stats	R: 0	H: 0	E: 1	K: 0	S: 12	LOB: 2	BB: 2	P: 23	R: 1	H: 3	E: 0	K: 0	S: 16	LOB: 3	BB: 2	P: 29	R: 1	H: 2	E: 0	K: 1	S: 11	LOB: 1	BB: 0	P: 17	R: 0	H: 1	E: 0	K: 1	S: 7	LOB: 1	BB: 0	P: 8	R: 0	H: 1	E: 0	K: 0	S: 6	LOB: 2	BB: 1	P: 12	R: 0	H: 1	E: 0	K: 1	S: 7	LOB: 2	BB: 1	P: 16	R: 0	H: 0	E: 0	K: 0	S: 4	LOB: 0	BB: 0	P: 7	R: 0	H: 0	E: 0	K: 1	S: 8	LOB: 0	BB: 0	P: 15	R: 0	H: 0	E: 0	K: 0	S: 8	LOB: 1	BB: 1	P: 16	1B: 6	SF: 0	2B: 4	SAC: 0	3B: 0	DP: 3	HR: 0	HBP: 1	WP: 0	PA: 41
PITCHER	IP	WLS	BF	H	R	ER	SO	BB	IBB	HBP	BLK	WP	HR	S	P	ERA	WHIP																																																																	
Kevin Gross, R (1, 1) ERA: 3.75	7.0	W	34	8	2	2	3	5	1	0	0	0	0	63	112	2.57	1.857																																																																	
Todd Worrell, R (8, 1) ERA: 2.18	2.0	S	7	0	0	0	1	1	0	1	0	0	0	16	31	0.00	0.500																																																																	

BOTTOM

Los Angeles Dodgers @ San Diego Padres
Jack Murphy Stadium, San Diego, CA

livebaseballscorecards.com

AB	33
R	2
H	8
RBI	2
BB	7
SO	4
LOB	25



WP: 0	PA: 41
PB: 0	SB: 2
CS: 0	

Mon Jun 20 1994, 10:05 PM EDT
 Att: 17,371 - Unknown - 69 F

Batter	1	2	3	4	5	6	7	8	9	AB R H RBI BB SO LOB	TOP																									
Brett Butler, L (1, 8) OBP: 0.434, SLG: 0.444	2-2 G1-3		1-1 P5		4-2 WP BB		1-3 K		0-2 P5	4 0 0 0 1 1 2	Los Angeles Dodgers @ San Diego Padres Jack Murphy Stadium, San Diego, CA Wed Jun 22 1994, 6:33 AM EDT Att. 30,978 - Sunny - 77 F																									
Delino DeShields, L (1, 4) OBP: 0.356, SLG: 0.288	2-2 G4-3		1-3 K		4-2 FC5-4 BB		1-0 HR 1B		1-2 F7	4 1 1 0 1 1 1																										
Raul Mondesi, R (1, 9) OBP: 0.344, SLG: 0.540	2-3 K		3-3 K		0-0 FC5-4		0-0 HR			4 1 1 3 0 2 3																										
Tim Wallach, R (1, 5) OBP: 0.352, SLG: 0.517		4-2 2B BB		0-0 P3		0-2 F9		1-0 G6-3		3 1 0 0 1 0 0																										
Henry Rodriguez, L (1, 7) OBP: 0.345, SLG: 0.458 Cory Snyder, R (8, PH) OBP: 0.324, SLG: 0.490		1-2 1B 2B		1-2 P6		1-3 K		2-1 F7-5-2 2B		3 1 1 1 0 1 0 1 0 1 0 0 0 0																										
Eric Karros, R (1, 3) OBP: 0.336, SLG: 0.439		0-3 K		2-3 K		1-1 G6-3		1-1 G6-3		4 0 0 0 0 2 2																										
Carlos Hernandez, R (1, 2) OBP: 0.303, SLG: 0.424		0-3 K			0-0 P6		3-2 HR	1-1 F7-5-2		4 1 1 1 0 1 2																										
Jose Offerman, S (1, 6) OBP: 0.310, SLG: 0.278		3-2 1B		2-2 L5		2-3 K			4-2 BB	3 0 1 1 1 1 0																										
Orel Hershiser, R (1, 1) OBP: 0.229, SLG: 0.188 Roger McDowell, R (5, 1) Jeff Treadway, L (7, PH) OBP: 0.456, SLG: 0.389 37 Darren Dreifort, R (7, 1) OBP: 1.000, SLG: 1.000 Brian Barnes, L (7, 1) Mike Piazza, R (9, PH) OBP: 0.374, SLG: 0.559		2-1 SAFE F9		1-0 E6 WP PB		1-0 1B HR 1B		1-3 K		2 0 0 0 0 0 0 1 0 0 0 0 0 0 0 0 1 1 1 0 1 0 0 0 0 0 1 1																										
Inning Stats	R: 0 E: 0 K: 1 S: 10	H: 0 LOB: 0 BB: 0 P: 16	R: 2 E: 0 K: 2 S: 20	H: 2 LOB: 1 BB: 1 P: 30	R: 0 E: 0 K: 2 S: 8	H: 0 LOB: 0 BB: 0 P: 13	R: 0 E: 0 K: 1 S: 7	H: 0 LOB: 0 BB: 0 P: 10	R: 0 E: 1 K: 0 S: 12	H: 0 LOB: 3 BB: 2 P: 23		R: 0 E: 0 K: 1 S: 9	H: 0 LOB: 0 BB: 0 P: 11	R: 4 E: 0 K: 2 S: 16	H: 4 LOB: 0 BB: 0 P: 24	R: 0 E: 0 K: 0 S: 6	H: 1 LOB: 0 BB: 0 P: 10	R: 0 E: 0 K: 1 S: 12	H: 0 LOB: 1 BB: 1 P: 18	1B: 3 2B: 3 3B: 0 HR: 2	SF: 0 SAC: 0 DP: 1 HBP: 0	WP: 1 PB: 1 SB: 0 CS: 0	PA: 38													
PITCHER	IP WLS BF H R ER SO BB IBB HBP BLK WP HR S P ERA WHIP																																			
Andy Benes, R (1, 1) ERA: 4.07	6.1		27	4	4	4	8	3	0	0	0	1	1	76	118	5.68	1.105																			
Jeff Tabaka, L (7, 1) ERA: 6.75	0.1		2	1	0	0	1	0	0	0	0	0	0	4	6	0.00	3.000																			
Mike Campbell, R (7, 1) ERA: 10.8	0.1	W	2	1	2	2	0	0	0	0	0	0	1	2	3	54.00	3.000																			
Pedro Martinez, L (8, 1) ERA: 2.38	1.0		4	1	0	0	0	1	0	0	0	0	0	8	16	0.00	2.000																			
Trevor Hoffman, R (9, 1) ERA: 1.8	1.0	S	3	0	0	0	1	0	0	0	0	0	0	10	12	0.00	0.000																			

livebaseballscorecards.com

AB	34
R	6
H	7
RBI	6
BB	4
SO	10
LOB	12



Batter	1	2	3	4	5	6	7	8	9
Luis Lopez, S OBP: 0.384, SLG: 0.429 (1, 4)	1-2 G1-3 1B		0-2 G4-3 BLK 1B	0-1 FC4-6 1B		1-3 K	0-1 WP 2B		
Scott Livingstone, L OBP: 0.291, SLG: 0.376 Craig Shipley, R OBP: 0.344, SLG: 0.466 (1, 5) (7, PH) (8, 5)	0-1 G1-3 1-2		1-0 G4-3 1-3	0-1 FC4-6 1-2f		0-0 BB 1B	4-0 WP IBB		
Tony Gwynn, L OBP: 0.445, SLG: 0.567 Bill Bean, L OBP: 0.240, SLG: 0.250 (1, 9) (6, PR) (7, 9)	2-1 G3-1 1B		4-0 IBB		4-0 HR BB	1-2 BB 1B	2-1 G3		
Phil Plantier, L OBP: 0.327, SLG: 0.509 (1, 7)	2-0 G3-1 2-3		2-1 G3		0-0 HR	1-0 F7		1-1 G6-3	
Derek Bell, R OBP: 0.330, SLG: 0.402 (1, 8)	1-1 F9			1-2 2B 1B	1-1 G4-3 S 1B 1B	4-1 BB		2-3 K	
Phil Clark, R OBP: 0.218, SLG: 0.345 (1, 3)		0-1 F8		0-0 CS 2B	1-0 G4-3	0-1 G5-3		0-1 L6	
Ricky Gutierrez, R OBP: 0.322, SLG: 0.330 (1, 6)		1-2 G6-4-3 1B		3-2 F8 1B 1B	3-0 1B CS 1B		4-2 SH3-2 E 2B BB		
Brian Johnson, R OBP: 0.244, SLG: 0.286 (1, 2) (9, 3)		1-0 G6-4-3 1-2f		0-1 E5 PB CS 1B	0-0 1B		0-0 SH3-2		
Andy Benes, R OBP: 0.187, SLG: 0.143 Jeff Tabaka, R Mike Campbell, R Eddie Williams, R OBP: 0.583, SLG: 1.000 Pedro Martinez, L (1, 1) (7, 1) (7, PH) (7, PR) (8, 1)			3-2 G5-3	1-1 1B	3-3 K		4-0 2B BB		
Trevor Hoffman, R OBP: 0.311, SLG: 0.356 (9, 1) (9, 2)				1-1 1B	3-3 K				

AB	R	H	RBI	BB	SO	LOB
5	1	4	1	0	1	0
4	0	1	0	0	0	4
0	0	0	0	1	0	0
2	1	2	1	2	0	0
1	0	0	0	0	0	2
5	1	1	2	0	0	5
4	2	2	0	1	1	1
5	0	1	1	0	0	4
3	1	2	1	1	0	1
3	1	1	0	0	0	2
3	0	1	1	0	1	2
0	0	0	0	0	0	0
0	0	0	0	0	0	0
0	0	0	0	1	0	0
0	0	0	0	0	0	0
0	0	0	0	0	0	0
0	0	0	0	0	0	0
0	0	0	0	0	0	0


AB	R	H	RBI	BB	SO	LOB
35	7	15	7	6	3	21

Inning Stats	R: 1	H: 2	E: 0	K: 0	S: 11	H: 1	LOB: 1	BB: 0	P: 17	R: 0	H: 1	E: 0	K: 0	S: 7	H: 1	LOB: 0	BB: 0	P: 9	R: 0	H: 1	E: 0	K: 0	S: 9	R: 2	H: 4	E: 1	K: 0	S: 15	H: 4	LOB: 2	BB: 0	P: 20	R: 3	H: 4	E: 0	K: 1	S: 9	H: 2	LOB: 3	BB: 1	P: 17	R: 1	H: 1	E: 1	K: 0	S: 7	H: 0	LOB: 0	BB: 0	P: 10
PITCHER	IP	WLS	BF	H	R	ER	SO	BB	IBB	HBP	BLK	WP	HR	S	P	ERA	WHIP																																	
Orel Hershiser, R ERA: 4.06	(1, 1)	4.0		23	10	6	5	0	1	0	0	0	0	45	73	11.25	2.750																																	
Roger McDowell, R ERA: 4.08	(5, 1)	2.0		10	4	0	2	1	0	0	0	0	0	17	30	0.00	2.500																																	
37 Darren Dreifort, R ERA: 6.21	(7, 1)	0.1	L	3	0	1	0	2	0	0	0	0	0	3	11	27.00	6.000																																	
Brian Barnes, L ERA: 4.5	(7, 1)	1.2		6	1	0	1	0	1	0	0	1	0	11	20	0.00	0.600																																	

Los Angeles Dodgers @ San Diego Padres
Jack Murphy Stadium, San Diego, CA
 Wed Jun 22 1994, 6:33 AM EDT
 Att: 30,978 - Sunny - 77 F

livebaseballscores.com

WP: 1 PA: 42
 PB: 1
 SB: 1
 CS: 3



Batter	1	2	3	4	5	6	7	8	9	AB R H RBI BB SO LOB	TOP
Brett Butler, L (1, 8) OBP: 0.433, SLG: 0.442 Dave Hansen, L (7, PH) OBP: 0.286, SLG: 0.263 (7, 5)	2-1 G4-3 BLK 1B		1-2 G4-3		1-1 L5		4-2 B 1-2 1B BB	1-1 G4-3		3 0 1 0 0 0 0 1 0 0 0 1 0 1	
Delino DeShields, L (1, 4) OBP: 0.359, SLG: 0.293 Brian Barnes, L (7, 1) Omar Daal, L (8, 1) Mitch Webster, S (9, PH) OBP: 0.344, SLG: 0.429	1 SAFE 1 SAFE 0-3 K		2-2 L7		1-2 G4-3 1B	1-2 G4-3 1B	3-2 1-2 2-H 1B	2-3 K		4 1 2 1 0 1 1 0 0 0 0 0 0 0 0 0 0 0 0 0 0 1 0 0 0 0 1 0	
Mike Piazza, R (1, 2) OBP: 0.375, SLG: 0.558 Carlos Hernandez, R (4, 2) OBP: 0.278, SLG: 0.389	0-1 G4-3		1-2 1B		0-3 K	0-1 P6	0-1 F9	0-0 F9		2 0 1 0 0 0 1 3 0 0 0 0 1 3	
Tim Wallach, R (1, 5) OBP: 0.352, SLG: 0.513 Cory Snyder, R (7, PH) OBP: 0.318, SLG: 0.480 (7, 9)	2-2 HBP		2-1 P3		0-1 G4-3	2-3 K	2-3 K	3-3 K		2 0 0 0 0 0 2 2 0 0 0 0 2 2	
Henry Rodriguez, L (1, 3) OBP: 0.344, SLG: 0.451	1-1 G4-3		2-1 F7		1-0 1B HBP		0-3 K			3 0 0 0 0 1 2	
Chris Gwynn, L (1, 7) OBP: 0.304, SLG: 0.395		3-2 F7		0-0 G3		3-2 1-3 2-H 1B	2-2 HR			4 1 2 2 0 0 0	
Raul Mondesi, R (1, 9) OBP: 0.343, SLG: 0.547 (7, 8)		3-1 G5-3		3-3 K		2-0 F9	1-1 HR			4 1 1 1 0 1 2	
Jose Offerman, S (1, 6) OBP: 0.316, SLG: 0.283		0-1 1B		1-2 L6		4-2 BB 1B BB	0-1 G3 1B			3 1 2 0 1 0 0	
Ramon Martinez, R (1, 1) OBP: 0.244, SLG: 0.268 Roger McDowell, R (6, 1) Rudy Seanez, R (6, 1) Jeff Treadway, L (7, PH) OBP: 0.386, SLG: 0.368 (7, 4)	1 SAFE 0-2 G3-4-3		0-2 L8		1-1 L8		1-2 F9	0-0 G3		2 0 0 0 0 0 1 0 0 0 0 0 0 0 0 0 0 0 0 0 0 2 0 0 0 0 0 2	
Inning Stats	R: 0 H: 1 E: 0 LOB: 2 K: 1 BB: 0 S: 11 P: 16	R: 0 H: 1 E: 0 LOB: 1 K: 0 BB: 0 S: 11 P: 17	R: 0 H: 1 E: 0 LOB: 1 K: 0 BB: 0 S: 12 P: 18	R: 0 H: 0 E: 0 LOB: 0 K: 1 BB: 0 S: 6 P: 11	R: 0 H: 0 E: 0 LOB: 0 K: 0 BB: 0 S: 7 P: 10	R: 1 H: 2 E: 0 LOB: 2 K: 1 BB: 0 S: 12 P: 19	R: 1 H: 1 E: 0 LOB: 2 K: 1 BB: 2 S: 20 P: 34	R: 2 H: 3 E: 0 LOB: 1 K: 1 BB: 0 S: 13 P: 17	R: 0 H: 0 E: 0 LOB: 0 K: 2 BB: 0 S: 9 P: 14	1B: 7 SF: 0 2B: 0 SAC: 0 3B: 0 DP: 0 HR: 2 HBP: 2	WP: 0 PA: 40 PB: 0 SB: 0 CS: 0
PITCHER Shane Reynolds, R (1, 1) ERA: 3.47 Dave Veres, R (6, 1) ERA: 2.84 Tom Edens, R (9, 1) ERA: 3.16	IP WLS BF H R ER SO BB IBB HBP BLK WP HR S P ERA WHIP	5.2 W 24 5 1 1 3 0 0 2 1 0 0 58 88 1.59 0.882	2.1 13 4 3 3 2 2 0 0 0 0 2 34 54 11.57 2.571	1.0 3 0 0 0 2 0 0 0 0 0 0 9 14 0.00 0.000	PITCHER IP WLS BF H R ER SO BB IBB HBP BLK WP HR S P ERA WHIP						

Los Angeles Dodgers @ Houston Astros
 Astrodome, Houston, TX
 Fri Jun 24 1994, 8:05 PM EDT
 Att. 34,550 - Dome

livebaseballscorecards.com

AB	36
R	4
H	9
RBI	4
BB	2
SO	7
LOB	17



BOTTOM

Los Angeles Dodgers @ Houston Astros
Astrodome, Houston, TX
Fri Jun 24 1994, 8:05 PM EDT
Att. 34,550 - Dome

livebaseballscorecards.com

AB 40
R 16
H 17
RBI 15
BB 4
SO 8
LOB 12



WP: 4 PA: 46
PB: 0
SB: 0
CS: 0

AB	R	H	RBI	BB	SO	LOB
6	2	2	2	0	1	5
5	2	2	1	0	1	0
5	3	4	6	0	1	0
3	3	1	0	2	1	1
5	2	2	0	0	1	1
4	1	2	3	1	1	0
5	2	2	1	0	0	2
4	1	1	2	0	1	3
2	0	0	0	0	1	0
1	0	1	0	0	0	0
0	0	0	0	1	0	0
0	0	0	0	0	0	0

Batter	1	2	3	4	5	6	7	8	9							
James Mouton, R OBP: 0.312, SLG: 0.292	0-1 G5-3		0-0 2B 1B		3-2 G5-3	0-0 WP 5 HR 1B	1-3 K	0-0 F8								
Craig Biggio, R OBP: 0.392, SLG: 0.437	2-3 K		0-0 5 1B 2B			L9		0-0 F9								
5 Jeff Bagwell, R OBP: 0.431, SLG: 0.713	0-3 K		2-2 G6-4-3 1B			HR		2-1 HR								
Ken Caminiti, S OBP: 0.365, SLG: 0.557		1-1 G4-3 WP 2B	2-0 G6-4-3			1B BB		4-1 1B 2B BB								
Luis Gonzalez, L OBP: 0.314, SLG: 0.368		2-0 G4-3		2-3 K		1 SAFE 0-0 1B 1B	0-0 F8	1-0 2B 1B								
Andujar Cedeno, R OBP: 0.335, SLG: 0.442		4-2 FC3-6 BB		2-1 F7		0-0 WP SH 1B	0-3 K	2-1 WP 2B								
Mike Felder, S OBP: 0.241, SLG: 0.247		0-1 FC3-6		2-1 G4-3		0-0 SH WP 1B	1-0 1B 3B	0-2 E5 WP								
Scott Servais, R OBP: 0.244, SLG: 0.369		2-3 K			1-1 G1-6-3	1-1 SH SH2-4 1B	0-1 1B	0-0 F7								
Shane Reynolds, R OBP: 0.167, SLG: 0.118			1-0 F9		1-3 K	0-1 SH2-4	1-0 1B	4-0 BB								
Dave Veres, R OBP: 0.067, SLG: 0.500																
Andy Stankiewicz, R OBP: 0.393, SLG: 0.404																
Tom Edens, R																
Inning Stats	R: 0 E: 0 K: 2 S: 8	H: 0 LOB: 0 BB: 0 P: 10	R: 1 E: 0 K: 1 S: 12	H: 1 LOB: 1 BB: 1 P: 21	R: 2 E: 0 K: 0 S: 7	H: 3 LOB: 0 BB: 0 P: 12	R: 0 E: 0 K: 1 S: 7	H: 0 LOB: 0 BB: 0 P: 13	R: 0 E: 0 K: 1 S: 11	H: 0 LOB: 0 BB: 0 P: 16	R: 9 E: 0 K: 1 S: 22	H: 7 LOB: 0 BB: 1 P: 31	R: 1 E: 0 K: 2 S: 11	H: 3 LOB: 2 BB: 0 P: 14	R: 3 E: 1 K: 0 S: 12	H: 3 LOB: 3 BB: 2 P: 25

PITCHER	IP	WLS	BF	H	R	ER	SO	BB	IBB	HBP	BLK	WP	HR	S	P	ERA	WHIP
Ramon Martinez, R ERA: 4.42	(1, 1)	5.1	L	24	7	7	5	2	0	0	0	1	0	54	85	11.81	1.688
Roger McDowell, R ERA: 4.97	(6, 1)	0.1		4	2	2	0	0	0	0	0	1	0	6	7	54.00	6.000
Rudy Seanez, R ERA: 7.2	(6, 1)	0.1		3	2	3	1	0	0	0	0	1	1	7	11	81.00	6.000
Brian Barnes, L ERA: 6.11	(7, 1)	1.2		14	6	4	2	2	0	0	0	1	1	22	38	21.60	4.800
Omar Daal, L ERA: 2.84	(8, 1)	0.1		1	0	0	0	0	0	0	0	0	0	1	1	0.00	0.000

Batter	1	2	3	4	5	6	7	8	9	AB R H RBI BB SO LOB	TOP	
Brett Butler, L (1, 8) OBP: 0.432, SLG: 0.451	4-2 1B BB BB		0-0 HR		1-2 G1-3		2-1 P4		2-1 L9	4 1 1 1 1 0 1		
Delino DeShields, L (1, 4) OBP: 0.370, SLG: 0.306	4-1 1B BB BB		1-0 1B		0-1 G3 1B 2B		4-2 HR BB		3-2 F7	3 2 2 0 2 0 1		
Mike Piazza, R (1, 2) OBP: 0.376, SLG: 0.569	1-2 G4-6-3 1B		1-0 F9		0-0 G3		1-0 HR			4 1 2 2 0 0 2		
Tim Wallach, R (1, 5) OBP: 0.351, SLG: 0.509	1-3 K		0-0 F9		0-2 1B		3-3 K			4 0 1 1 0 2 4		
Henry Rodriguez, L (1, 7) OBP: 0.338, SLG: 0.443	1-0 G4-6-3 1-2f		2-0 G3		0-0 G6-3			1-0 F7		4 0 0 0 0 0 5		
Eric Karros, R (1, 3) OBP: 0.331, SLG: 0.432		3-2 P6		1-3 K		1-1 G6-3		0-3 K		4 0 0 0 0 2 0		
Raul Mondesi, R (1, 9) OBP: 0.338, SLG: 0.539		2-3 K		0-0 F9		0-0 G4-3		1-3 K		4 0 0 0 0 2 0		
Jose Offerman, S (1, 6) OBP: 0.319, SLG: 0.292		4-2 BB		0-2 E4		2-1 G4-3			0-1 3B	3 0 1 0 1 0 0		
Pedro Astacio, R (1, 1) OBP: 0.086, SLG: 0.086		0-2 G4-3		1-1 G5-3			0-0 G6-3		1-3 K	4 0 0 0 0 1 3		
Todd Worrell, R (9, 1)										0 0 0 0 0 0 0		
Inning Stats	R: 0 H: 1 E: 0 LOB: 2 K: 1 BB: 2 S: 13 P: 24	R: 0 H: 0 E: 0 LOB: 1 K: 1 BB: 1 S: 14 P: 23	R: 1 H: 2 E: 0 LOB: 1 K: 0 BB: 0 S: 5 P: 9	R: 0 H: 0 E: 1 LOB: 1 K: 1 BB: 0 S: 10 P: 12	R: 1 H: 2 E: 0 LOB: 1 K: 0 BB: 0 S: 10 P: 11	R: 0 H: 0 E: 0 LOB: 0 K: 0 BB: 0 S: 5 P: 8	R: 2 H: 1 E: 0 LOB: 0 K: 1 BB: 1 S: 10 P: 20	R: 0 H: 0 E: 0 LOB: 0 K: 2 BB: 0 S: 7 P: 9	R: 0 H: 1 E: 0 LOB: 1 K: 1 BB: 0 S: 10 P: 16	1B: 3 SF: 0 2B: 1 SAC: 0 3B: 1 DP: 1 HR: 2 HBP: 0	WP: 0 PA: 38 PB: 0 SB: 0 CS: 0	
PITCHER Brian Williams, R (1, 1) ERA: 5.28 Todd Jones, R (8, 1) ERA: 3.18	IP WLS BF H R ER SO BB IBB HBP BLK WP HR S P ERA WHIP	7.0 L 31 6 4 4 4 4 4 0 0 0 0 2 67 107 5.14 1.429	2.0 7 1 0 0 3 0 0 0 0 0 0 0 17 25 0.00 0.500	PITCHER IP WLS BF H R ER SO BB IBB HBP BLK WP HR S P ERA WHIP								

Los Angeles Dodgers @ Houston Astros
 Astrodome, Houston, TX
 Sat Jun 25 1994, 8:05 PM EDT
 Att. 28,247 - Dome

livebaseballscorecards.com

AB	34
R	4
H	7
RBI	4
BB	4
SO	7
LOB	16



BOTTOM

Los Angeles Dodgers @ Houston Astros
Astrodome, Houston, TX
Sat Jun 25 1994, 8:05 PM EDT
Att. 28,247 - Dome

livebaseballscorecards.com

AB	32
R	2
H	7
RBI	2
BB	1
SO	9
LOB	10



WP:	0	PA:	36
PB:	0	SB:	0
CS:	1		

AB R H RBI BB SO LOB

4 0 1 0 0 0 1

3 1 2 2 0 0 0

4 0 1 0 0 1 1

4 0 0 0 0 2 3

4 0 0 0 0 0 2

3 0 0 0 0 3 1

1 0 0 0 0 0 0

3 0 1 0 0 0 0

0 0 0 0 0 0 0

0 0 0 0 1 0 0

0 0 0 0 0 0 0

4 0 1 0 0 2 2

1 0 0 0 0 1 0

1 1 1 0 0 0 0

1B:	4	SF:	1
2B:	2	SAC:	1
3B:	0	DP:	0
HR:	1	HBP:	0

Batter	1	2	3	4	5	6	7	8	9
James Mouton, R OBP: 0.311, SLG: 0.291 (1, 8)	2-2 L6 		0-0 P2 		1-2 G4-3 			0-0 	
Craig Biggio, R OBP: 0.394, SLG: 0.450 (1, 4)	2-2 		2-2 			0-1 P3 		0-2 SF9 	
5 Jeff Bagwell, R OBP: 0.429, SLG: 0.706 (1, 3)	2-0 		3-2 F8 			2-3 K 		1-0 F9 	
Ken Caminiti, S OBP: 0.359, SLG: 0.548 (1, 5)	1-0 F9 			1-3 K 		1-3 K 		0-0 P5 	
Luis Gonzalez, L OBP: 0.309, SLG: 0.362 (1, 7)	1-2 L7 			2-0 E3 			3-1 G3-1 		1-0 F8
Andujar Cedeno, R OBP: 0.331, SLG: 0.436 Chris Donnels, L (9, PH) OBP: 0.400, SLG: 0.483			1-3 K 		2-3 K 				2-2 G4-3
Mike Felder, S OBP: 0.244, SLG: 0.263 Todd Jones, L (8, 1) OBP: 1.000, SLG: 1.000 Sid Bream, L (9, PH) OBP: 0.459, SLG: 0.452 Andy Stankiewicz, R (9, PR) OBP: 0.393, SLG: 0.404			0-0 G4-3 		1-0 CS 		1-1 G4-3 		4-2
Tony Eusebio, R OBP: 0.280, SLG: 0.402 (1, 2)			0-1 G3 				0-0 SH1-4 		0-3 K
Brian Williams, R OBP: 0.294, SLG: 0.294 Kevin Bass, S (8, 9) OBP: 0.363, SLG: 0.414							0-1 SH1-4 		1-0

Inning Stats	R: 0	H: 2	E: 0	LOB: 2	K: 0	S: 14	R: 0	H: 0	E: 0	LOB: 0	K: 1	S: 6	R: 1	H: 1	E: 0	LOB: 0	K: 1	S: 10	R: 0	H: 0	E: 1	LOB: 0	K: 2	S: 7	R: 0	H: 1	E: 0	LOB: 1	K: 0	S: 8	R: 0	H: 0	E: 0	LOB: 0	K: 2	S: 8	R: 0	H: 1	E: 0	LOB: 1	K: 2	S: 9	R: 1	H: 2	E: 0	LOB: 1	K: 0	S: 7	R: 0	H: 0	E: 0	LOB: 1	K: 1	S: 11	1B: 4	SF: 1	2B: 2	SAC: 1	3B: 0	DP: 0	HR: 1	HBP: 0	WP: 0	PA: 36
--------------	------	------	------	--------	------	-------	------	------	------	--------	------	------	------	------	------	--------	------	-------	------	------	------	--------	------	------	------	------	------	--------	------	------	------	------	------	--------	------	------	------	------	------	--------	------	------	------	------	------	--------	------	------	------	------	------	--------	------	-------	-------	-------	-------	--------	-------	-------	-------	--------	-------	--------

PITCHER	IP	WLS	BF	H	R	ER	SO	BB	IBB	HBP	BLK	WP	HR	S	P	ERA	WHIP
Pedro Astacio, R ERA: 4.15 (1, 1)	8.2	W	34	7	2	2	8	1	0	0	0	0	1	76	114	2.08	0.923
Todd Worrell, R ERA: 2.05 (9, 1)	0.1	S	1	0	0	0	1	0	0	0	0	0	0	4	4	0.00	0.000

Batter	1	2	3	4	5	6	7	8	9	AB R H RBI BB SO LOB	TOP	
Brett Butler, L (1, 8) OBP: 0.435, SLG: 0.465	1-1 G4-3 1B	0-2 1B 1-2 3-H 1B			2-3 K G3		2-2 HR		0-0 G3-1	5 1 3 2 0 1 0		
Delino DeShields, L (1, 4) OBP: 0.373, SLG: 0.306	3-1 G4-3 1-2	1-2 1-3 2-H 1B			3-2 G3 1-2		4-2 BB			3 0 1 1 1 0 2		
Mike Piazza, R (1, 2) OBP: 0.375, SLG: 0.575	1-2 G5-3	2-3 K			1-2 HR		3-1 F7			4 1 1 1 0 1 4		
Henry Rodriguez, L (1, 7) OBP: 0.336, SLG: 0.439 Mitch Webster, S (8, PR) OBP: 0.344, SLG: 0.429 (8, 7)	2-0 G3-1		3-3 K		2-3 K			0-0 L5-3 1B		4 0 1 0 0 2 1 0 0 0 0 0 0 0		
Eric Karros, R (1, 3) OBP: 0.330, SLG: 0.430 Todd Worrell, R (8, 1)		3-2 WP SF7 1B 1B	1-0 P5		0-0 P4			3-2 L5-3 1-2		4 1 1 0 0 0 1 0 0 0 0 0 0 0		
Raul Mondesi, R (1, 9) OBP: 0.340, SLG: 0.539		0-0 SF7 WP 1B 1B	2-2 G5-3		3-2 F7			1-0 1B		4 1 2 0 0 0 0		
Dave Hansen, L (1, 5) OBP: 0.292, SLG: 0.238 Tim Wallach, R (8, PH) OBP: 0.350, SLG: 0.507 (8, 5)		4-2 1B 1B BB		2-1 G4-3		2-2 L5		3-2 L5		2 1 0 0 1 0 0 1 0 0 0 0 0 1		
Jose Offerman, S (1, 6) OBP: 0.314, SLG: 0.288		2-1 SF7		1-0 F7			1-2 G6-3		1-1 G4-3	3 0 0 1 0 0 0		
Kevin Gross, R (1, 1) OBP: 0.171, SLG: 0.188 Cory Snyder, R (8, 3) OBP: 0.315, SLG: 0.475		2-3 3-H K		2-3 K			2-3 K		2-3 K	3 0 0 0 0 3 2 1 0 0 0 0 1 0		
Inning Stats	R: 0 E: 0 K: 0 S: 9 H: 1 LOB: 1 BB: 0 P: 15	R: 3 E: 0 K: 2 S: 21 H: 4 LOB: 2 BB: 1 P: 35	R: 0 E: 0 K: 1 S: 8 H: 0 LOB: 0 BB: 0 P: 14	R: 0 E: 0 K: 1 S: 6 H: 0 LOB: 0 BB: 0 P: 11	R: 1 E: 0 K: 2 S: 12 H: 1 LOB: 0 BB: 0 P: 20	R: 0 E: 0 K: 0 S: 8 H: 0 LOB: 0 BB: 0 P: 13	R: 1 E: 0 K: 1 S: 13 H: 1 LOB: 1 BB: 1 P: 25	R: 0 E: 0 K: 0 S: 9 H: 2 LOB: 1 BB: 0 P: 15	R: 0 E: 0 K: 1 S: 7 H: 0 LOB: 0 BB: 0 P: 10	1B: 7 2B: 1 3B: 0 HR: 2 SF: 1 SAC: 0 DP: 1 HBP: 0	WP: 1 PB: 1 SB: 0 CS: 0 PA: 37	
PITCHER	IP WLS BF H R ER SO BB IBB HBP BLK WP HR S P ERA WHIP											
Doug Drabek, R (1, 1) ERA: 2.8	7.0 L 30 7 5 5 7 2 0 0 0 1 2 77 133 6.43 1.286											
Tom Edens, R (8, 1) ERA: 3.11	0.2 3 2 0 0 0 0 0 0 0 0 0 5 9 0.00 3.000											
Mike Hampton, L (8, 1) ERA: 3.76	0.1 1 0 0 0 0 0 0 0 0 0 0 4 6 0.00 0.000											
John Hudek, R (9, 1) ERA: 0.69	1.0 3 0 0 0 0 1 0 0 0 0 0 7 10 0.00 0.000											

Los Angeles Dodgers @ Houston Astros
 Astrodome, Houston, TX
 Sun Jun 26 1994, 4:33 AM EDT
 Att. 27,122 - Dome

livebaseballscorecards.com

AB	34
R	5
H	9
RBI	5
BB	2
SO	8
LOB	11



Batter	1	2	3	4	5	6	7	8	9	AB	R	H	RBI	BB	SO	LOB
James Mouton, R OBP: 0.310, SLG: 0.291 (1, 8)	0-1 G1-4-3 1B		3-2 G6-3		1-3 K		0-1 F8			4	0	1	0	0	1	1
Craig Biggio, R OBP: 0.389, SLG: 0.444 (1, 4)	0-1 G1-4-3			0-1 G4-3	1-1 G5-3		3-2 G5-3			4	0	0	0	0	0	2
5 Jeff Bagwell, R OBP: 0.426, SLG: 0.703 (1, 3)	2-2 F9			3-3 K		1-0 G4-3 2B		2-0 F8		4	1	1	0	0	1	1
Ken Caminiti, S OBP: 0.361, SLG: 0.549 (1, 5)	2-0 G3-1			4-1 1B 2B BB		0-0 G4-3		1-0 2B		3	1	1	0	1	0	2
Luis Gonzalez, L OBP: 0.309, SLG: 0.360 (1, 7)		0-0 F7		0-0 2B 1B		1-1 G4-3		3-3 K		4	1	1	1	0	1	1
Andujar Cedeno, R OBP: 0.333, SLG: 0.439 (1, 6)		2-3 K		0-0 2B 2B		1-1 3-H 4-2 BB		0-2 G6-3		3	1	1	2	1	1	1
Mike Felder, S OBP: 0.244, SLG: 0.274 (1, 9)		1-2 G4-3		1-0 2B		1-3 K				4	0	1	1	0	1	1
Scott Servais, R OBP: 0.240, SLG: 0.363 Chris Donnels, L OBP: 0.394, SLG: 0.475 (1, 2) (9, PH)			1-2 F8	1-1 G4-3			0-1 F9		2-3 K	3	0	0	0	0	0	1
Doug Drabek, R OBP: 0.196, SLG: 0.182 Sid Bream, L OBP: 0.474, SLG: 0.452 Mike Squires, R OBP: 0.083, SLG: 0.167 Tom Edens, R OBP: 0.083, SLG: 0.167 Mike Hampton, R OBP: 0.083, SLG: 0.167 John Hudek, S OBP: 0.083, SLG: 0.167 Kevin Bass, S OBP: 0.360, SLG: 0.410 (1, 1) (7, PH) (7, PH) (8, 1) (8, 1) (9, 1) (9, PH)			0-3 K		1-0 G5-3		4-2 BB		0-1 P4	2	0	0	0	0	1	0

Inning Stats	R: 0	H: 1	E: 0	K: 0	S: 8	R: 0	H: 0	E: 0	K: 1	S: 8	R: 0	H: 0	E: 0	K: 1	S: 9	R: 3	H: 3	E: 0	K: 1	S: 11	R: 0	H: 0	E: 0	K: 1	S: 6	R: 1	H: 1	E: 0	K: 1	S: 10	R: 0	H: 0	E: 0	K: 0	S: 10	R: 0	H: 1	E: 0	K: 1	S: 9	R: 0	H: 0	E: 0	K: 1	S: 8	R: 0	H: 0	E: 0	K: 1	S: 8	1B: 2	2B: 4	3B: 0	HR: 0	SF: 0	SAC: 0	DP: 0	HBP: 0	WP: 0	PB: 0	SB: 2	CS: 0	PA: 36
--------------	------	------	------	------	------	------	------	------	------	------	------	------	------	------	------	------	------	------	------	-------	------	------	------	------	------	------	------	------	------	-------	------	------	------	------	-------	------	------	------	------	------	------	------	------	------	------	------	------	------	------	------	-------	-------	-------	-------	-------	--------	-------	--------	-------	-------	-------	-------	--------

PITCHER	IP	WLS	BF	H	R	ER	SO	BB	IBB	HBP	BLK	WP	HR	S	P	ERA	WHIP
Kevin Gross, R ERA: 3.84 (1, 1)	7.0	W	29	5	4	4	5	3	0	0	0	0	0	62	99	5.14	1.143
Todd Worrell, R ERA: 1.88 (8, 1)	2.0	S	7	1	0	0	2	0	0	0	0	0	0	17	28	0.00	0.500

BOTTOM

Los Angeles Dodgers @ Houston Astros
Astrodome, Houston, TX
Sun Jun 26 1994, 4:33 AM EDT
Att. 27,122 - Dome

livebaseballscorecards.com

AB	33
R	4
H	6
RBI	4
BB	3
SO	7
LOB	10



BOTTOM

San Francisco Giants @ Los Angeles Dodgers
Dodger Stadium, Los Angeles, CA
Mon Jun 27 1994, 7:05 PM PDT
Att. 43,281 - Unknown

livebaseballscorecards.com

AB 31
R 2
H 6
RBI 2
BB 6
SO 4
LOB 16



WP: 0 PA: 39
PB: 0
SB: 0
CS: 0

AB R H RBI BB SO LOB

5 0 1 0 0 1 3

2 1 1 0 3 0 0

5 1 1 2 0 1 7

4 0 0 0 0 1 2

4 0 1 0 0 0 0

4 0 1 0 0 1 1

1 0 0 0 2 0 0

1 0 0 0 0 0 1

2 0 0 0 1 0 2
1 0 1 0 0 0 0

1B: 4 SF: 0
2B: 1 SAC: 2
3B: 0 DP: 0
HR: 1 HBP: 0

2-1

4-0

0-0

3-2

2-2

0-1

1-2

0-1

1-0

R: 0 H: 1
E: 0 LOB: 2
K: 0 BB: 1
S: 6 P: 13

3-3

1-2

0-2

2-2

0-1

1-3

1-2

0-0

1-0

R: 2 H: 3
E: 0 LOB: 1
K: 1 BB: 0
S: 18 P: 23

0-0

4-1

2-1

2-3

0-0

1-2

0-0

0-0

1-0

R: 0 H: 0
E: 0 LOB: 0
K: 1 BB: 0
S: 6 P: 10

0-0

1-2

2-3

0-0

1-2

0-0

0-0

0-0

0-0

R: 0 H: 0
E: 0 LOB: 0
K: 0 BB: 0
S: 5 P: 6

0-0

4-1

2-1

0-0

1-2

0-0

0-0

0-0

0-0

R: 0 H: 1
E: 0 LOB: 2
K: 0 BB: 1
S: 6 P: 12

0-1

4-0

2-3

2-3

1-0

2-2

4-2

4-0

1-1

R: 0 H: 1
E: 0 LOB: 2
K: 1 BB: 1
S: 9 P: 20

0-1

4-0

2-3

3-2

2-2

1-1

4-2

4-0

1-1

R: 0 H: 0
E: 0 LOB: 3
K: 1 BB: 3
S: 10 P: 25

0-0

0-2

0-1

3-2

2-2

1-1

4-2

4-0

1-1

R: 0 H: 0
E: 0 LOB: 0
K: 0 BB: 0
S: 9 P: 15

0-0

0-2

0-1

3-2

2-2

1-1

4-2

4-0

1-1

R: 0 H: 0
E: 0 LOB: 0
K: 0 BB: 0
S: 6 P: 6

Brett Butler, L
OBP: 0.431, SLG: 0.460

Delino DeShields, L
OBP: 0.383, SLG: 0.309

Mike Piazza, R
OBP: 0.372, SLG: 0.579

Tim Wallach, R
OBP: 0.345, SLG: 0.500

Eric Karros, R
OBP: 0.329, SLG: 0.427

Raul Mondesi, R
OBP: 0.339, SLG: 0.538

Cory Snyder, R
OBP: 0.325, SLG: 0.471

Henry Rodriguez, L
OBP: 0.335, SLG: 0.437

Rafael Bournigal, R
OBP: 0.319, SLG: 0.409

Chris Gwynn, L
OBP: 0.319, SLG: 0.409

Tom Candiotti, R
OBP: 0.114, SLG: 0.143

Mitch Webster, S
OBP: 0.339, SLG: 0.421

Rudy Seanez, R
OBP: 0.339, SLG: 0.421

Omar Daal, L
OBP: 0.339, SLG: 0.421

Jeff Treadway, L
OBP: 0.386, SLG: 0.368

Bud Black, L
ERA: 2.08

Rod Beck, R
ERA: 4.15

Inning Stats

PITCHER
IP WLS BF H R ER SO BB IBB HBP BLK WP HR S P ERA WHIP

Bud Black, L (1, 1) 7.0 W 29 3 1 1 3 5 0 0 0 0 0 54 98 1.29 1.143

Rod Beck, R (8, 1) 2.0 S 10 3 1 1 1 1 0 0 0 0 1 21 32 4.50 2.000

Batter	1	2	3	4	5	6	7	8	9	AB R H RBI BB SO LOB	TOP											
Darren Lewis, R (1, 8) OBP: 0.353, SLG: 0.323	3-1 G6-3		2-3 K			0-0 L5		3-2 G4-3		4 0 0 0 0 1 0	<p>San Francisco Giants @ Los Angeles Dodgers Dodger Stadium, Los Angeles, CA</p> <p>Tue Jun 28 1994, 7:05 PM PDT Att. 43,398 - Unknown - 83 F</p>											
Robby Thompson, R (1, 4) OBP: 0.287, SLG: 0.339	3-2 G6-3		2-2 F7			2-2 P5		0-0 G4-3		4 0 0 0 0 0 0												
Barry Bonds, L (1, 7) OBP: 0.422, SLG: 0.583	4-2 BB					3-2 HR		1-0 G3-1		3 1 1 1 1 0 0												
Matt Williams, R (1, 5) OBP: 0.301, SLG: 0.568	0-0 G4-3					0-1 HR		0-0 F9		4 1 2 1 0 0 1												
Dave Martinez, L (1, 9) OBP: 0.333, SLG: 0.381						1-1 G6-3		1-0 G4-3		4 0 0 0 0 0 1												
Royce Clayton, R (1, 6) OBP: 0.304, SLG: 0.357						2-2 L8		1-2 F8		4 0 0 0 0 0 0												
Todd Benzinger, S (1, 3) OBP: 0.289, SLG: 0.376						0-1 F8		1-0 HR		3 2 2 2 0 0 0												
Kirt Manwaring, R (1, 2) OBP: 0.297, SLG: 0.329						1-2 P3		0-0 G5-3		3 0 0 0 0 0 0												
Bryan Hickerson, L (1, 1) OBP: 0.280, SLG: 0.261						0-0 F7		3-2 F9		2 0 0 0 0 0 0												
Dave Burba, R (5, 1)										0 0 0 0 0 0 0												
John Patterson, S (7, PH) OBP: 0.271, SLG: 0.288										1 0 0 0 0 0 0												
Steve Frey, R (7, 1)										0 0 0 0 0 0 0												
Rich Monteleone, R (7, 1)										0 0 0 0 0 0 0												
Inning Stats	R: 0 E: 0 K: 0 S: 8	H: 0 LOB: 1 BB: 1 P: 18	R: 1 E: 0 K: 0 S: 9	H: 1 LOB: 0 BB: 0 P: 18	R: 0 E: 0 K: 1 S: 8	H: 0 LOB: 0 BB: 0 P: 12	R: 1 E: 0 K: 0 S: 10	H: 1 LOB: 0 BB: 0 P: 14	R: 0 E: 0 K: 0 S: 6	H: 0 LOB: 0 BB: 0 P: 7	R: 1 E: 0 K: 0 S: 13	H: 2 LOB: 1 BB: 0 P: 21	R: 1 E: 0 K: 0 S: 6	H: 1 LOB: 0 BB: 0 P: 10	R: 0 E: 0 K: 0 S: 5	H: 0 LOB: 0 BB: 0 P: 9	R: 0 E: 0 K: 0 S: 6	H: 0 LOB: 0 BB: 0 P: 8	1B: 1 2B: 0 3B: 0 HR: 4	SF: 0 SAC: 0 DP: 0 HBP: 0	WP: 0 PB: 0 SB: 0 CS: 0	PA: 33
PITCHER Orel Hershiser, R (1, 1) ERA: 4.05	IP: 9.0 WLS: W BF: 33 H: 5 R: 4 ER: 4 SO: 1 BB: 1 IBB: 0 HBP: 0 BLK: 0 WP: 0 HR: 4 S: 71 P: 117 ERA: 4.05 WHIP: 0.667											PITCHER	IP: WLS: BF: H: R: ER: SO: BB: IBB: HBP: BLK: WP: HR: S: P: ERA: WHIP:									

AB	32
R	4
H	5
RBI	4
BB	1
SO	1
LOB	2



Batter	1	2	3	4	5	6	7	8	9	AB R H RBI BB SO LOB	TOP	
Darren Lewis, R (1, 8) OBP: 0.352, SLG: 0.325	0-0 G6-3		2-2 G4-3			1-2 G6-3		0-0 G3-1 2B		4 0 1 0 0 0 0	San Francisco Giants @ Los Angeles Dodgers Dodger Stadium, Los Angeles, CA Wed Jun 29 1994, 7:05 PM PDT Att. 46,020 - Unknown - 78 F	
Robby Thompson, R (1, 4) OBP: 0.280, SLG: 0.331 John Patterson, S (7, 4) OBP: 0.269, SLG: 0.287	2-0 L5			2-2 F9		1-3 K		0-1 G3-1		3 0 0 0 0 1 0 1 0 0 1 0 0 1		
Barry Bonds, L (1, 7) OBP: 0.416, SLG: 0.574	1-1 F7			1-0 F8		1-3 K		0-0 F7		4 0 0 0 0 1 1		
Matt Williams, R (1, 5) OBP: 0.300, SLG: 0.573		1-1 G4-3		2-1 HR		0-1 F8		1-0 P6		4 1 1 1 0 0 0		
Dave Martinez, L (1, 9) OBP: 0.331, SLG: 0.378		2-1 P6		3-1 P4		3-1 1B		0-1 F8		4 0 1 0 0 0 0		
Royce Clayton, R (1, 6) OBP: 0.307, SLG: 0.357		1-2 S 1B		4-2 G6-3 BB		2-2 F8		0-1 F9		3 0 1 0 1 0 1		
Todd Benzinger, S (1, 3) OBP: 0.286, SLG: 0.372		3-3 SAFE K		2-1 F8		3-2 G1-4-3				3 0 0 0 0 1 3		
Kirt Manwaring, R (1, 2) OBP: 0.298, SLG: 0.329 Pat Gomez, L (8, 1)			0-3 K		0-0 G6-3			0-1 2B G3-1 1B		3 1 1 0 0 1 1 0 0 0 0 0 0 0		
William Van Landingham, R (1, 1) Brad Brink, R (3, 1) Rikkert Faneyte, R (5, PH) Dave Burba, R (5, 1) Jeff Reed, L (8, PH) OBP: 0.227, SLG: 0.149			1-3 K		1-0 L5			0-1 F8		1 0 0 0 0 1 0 0 0 0 0 0 0 0 1 0 0 0 0 0 1 0 0 0 0 0 0 0 1 0 0 0 0 0 1		
Inning Stats	R: 0 H: 0 E: 0 LOB: 0 K: 0 BB: 0 S: 4 P: 7	R: 0 H: 1 E: 0 LOB: 1 K: 1 BB: 0 S: 10 P: 17	R: 0 H: 0 E: 0 LOB: 0 K: 2 BB: 0 S: 10 P: 13	R: 1 H: 1 E: 0 LOB: 0 K: 0 BB: 0 S: 8 P: 16	R: 0 H: 0 E: 0 LOB: 1 K: 0 BB: 1 S: 6 P: 13	R: 0 H: 0 E: 0 LOB: 0 K: 2 BB: 0 S: 12 P: 15	R: 0 H: 1 E: 0 LOB: 1 K: 0 BB: 0 S: 11 P: 19	R: 1 H: 2 E: 0 LOB: 1 K: 0 BB: 0 S: 8 P: 8	R: 0 H: 0 E: 0 LOB: 0 K: 0 BB: 0 S: 5 P: 6	1B: 3 SF: 0 2B: 1 SAC: 0 3B: 0 DP: 0 HR: 1 HBP: 0	WP: 0 PA: 33 PB: 0 SB: 1 CS: 0	
PITCHER Ramon Martinez, R (1, 1) ERA: 4.23	IP WLS BF H R ER SO BB IBB HBP BLK WP HR S P ERA WHIP	9.0 W 33 5 2 2 5 1 0 0 0 0 1 74 114 2.00 0.667										

AB	32
R	2
H	5
RBI	2
BB	1
SO	5
LOB	9



Batter	1	2	3	4	5	6	7	8	9	AB R H RBI BB SO LOB
Brett Butler, L OBP: 0.428, SLG: 0.452 (1, 8) C B B B B	4-1 G4-6-3 BB		0-0 SH1-3 2-3	4-0 FC6-4 BB		0-2 G4-3 2-3				1 0 0 0 2 0 1
Delino DeShields, L OBP: 0.382, SLG: 0.322 (1, 4) C C B 1 B 1 SAFE SAFE SAFE SAFE X	2-2 G4-6-3 1-2f		2-2 WP 3-H 2B	1-1 FC6-4 1-2f		2-0 P6				4 1 1 1 0 0 4
Mike Piazza, R OBP: 0.378, SLG: 0.588 (1, 2) B B C B X	3-1 HR 1B		4-0 WP G3-1 IBB		2-1 G3 1B					3 3 2 0 1 0 0
Tim Wallach, R OBP: 0.343, SLG: 0.502 (1, 5) B B F X	2-1 HR		4-2 G3-1 1-2 2-3 BB		2-1 G3 1-2					3 1 1 2 1 0 1
Henry Rodriguez, L OBP: 0.340, SLG: 0.438 (1, 7) X	0-0 G6-3		3-2 G3-1 1-3 2-H 3-H		1-1 1B 2-H					3 0 1 2 1 0 1
Eric Karros, R OBP: 0.327, SLG: 0.425 (1, 3) B X		1-0 G6-3	3-1 F8		1-2 P4					4 0 0 0 0 0 3
Raul Mondesi, R OBP: 0.340, SLG: 0.542 (1, 9) B B F X		1-2 F8		0-2 G5-3		0-3 K				4 0 0 0 0 1 1
Rafael Bournigal, R OBP: 0.273, SLG: 0.400 (1, 6) B X		1-0 P5		1-0 G6-3		0-1 G6-3				4 0 0 0 0 0 0
Ramon Martinez, R OBP: 0.289, SLG: 0.341 (1, 1) C B F X			1-2 SH1-3 2B	4-0 BB BB		3-2 G4-3 2B				3 1 2 0 1 1 0

Inning Stats	R: 2	H: 2	E: 0	K: 0	S: 9	LOB: 0	BB: 1	P: 20	R: 0	H: 0	E: 0	K: 0	S: 5	LOB: 0	BB: 0	P: 8	R: 3	H: 2	E: 0	K: 0	S: 14	LOB: 1	BB: 2	P: 31	R: 0	H: 0	E: 0	K: 0	S: 6	LOB: 2	BB: 2	P: 16	R: 1	H: 2	E: 0	K: 1	S: 12	LOB: 1	BB: 0	P: 18	R: 0	H: 1	E: 0	K: 0	S: 9	LOB: 1	BB: 0	P: 14	R: 0	H: 0	E: 0	K: 0	S: 11	LOB: 1	BB: 1	P: 18	R: 0	H: 0	E: 0	K: 1	S: 5	LOB: 0	BB: 0	P: 7
--------------	------	------	------	------	------	--------	-------	-------	------	------	------	------	------	--------	-------	------	------	------	------	------	-------	--------	-------	-------	------	------	------	------	------	--------	-------	-------	------	------	------	------	-------	--------	-------	-------	------	------	------	------	------	--------	-------	-------	------	------	------	------	-------	--------	-------	-------	------	------	------	------	------	--------	-------	------

PITCHER	IP	WLS	BF	H	R	ER	SO	BB	IBB	HBP	BLK	WP	HR	S	P	ERA	WHIP
William Van Landingham, R ERA: 3.72 (1, 1)	2.1	L	13	4	5	5	0	2	1	0	0	1	1	23	48	19.29	2.571
Brad Brink, R ERA: (3, 1)	1.2		7	0	0	0	0	2	0	0	0	1	0	11	27	0.00	1.200
Dave Burba, R ERA: 4.27 (5, 1)	3.0		13	3	1	1	1	1	0	0	0	0	0	32	50	3.00	1.333
Pat Gomez, L ERA: 1.08 (8, 1)	1.0		3	0	0	0	1	0	0	0	0	0	0	5	7	0.00	0.000

BOTTOM

San Francisco Giants @ Los Angeles Dodgers
Dodger Stadium, Los Angeles, CA
 Wed Jun 29 1994, 7:05 PM PDT
 Att: 46,020 - Unknown - 78 F

AB	29
R	6
H	7
RBI	5
BB	6
SO	2
LOB	11



WP	HR	S	P	ERA	WHIP							
1B: 3	SF: 0	2B: 3	SAC: 1	3B: 0	DP: 1	HR: 1	HBP: 0	WP: 2	PA: 36	PB: 0	SB: 0	CS: 0

Batter	1	2	3	4	5	6	7	8	9	AB R H RBI BB SO LOB	TOP				
Mickey Morandini, L (1, 4) OBP: 0.383, SLG: 0.404	3-2 G5-3 1B		1-3 K		1-2 F7			0-0 G4-3		4 0 1 0 0 1 0	Philadelphia Phillies @ Los Angeles Dodgers Dodger Stadium, Los Angeles, CA Thu Jun 30 1994, 7:05 PM PDT Att. 31,295 - Unknown - 78 F				
Mariano Duncan, R (1, 5) OBP: 0.320, SLG: 0.413	1-0 G5-3 1-2			1-3 K	3-2 G6-3			1-1 BB 1B		4 0 1 0 0 1 1					
John Kruk, L (1, 3) OBP: 0.410, SLG: 0.431	3-3 K			4-1 HR BB		3-3 K		4-0 FC4-6 BB		2 1 0 0 2 2 1					
Pete Incaviglia, R (1, 7) OBP: 0.298, SLG: 0.472 Heathcliff Slocumb, R (8, 1) OBP: 0.333, SLG: 0.333 Doug Jones, R (9, 1) OBP: 1.000, SLG: 1.000	1-1 F7			1-1 F9		0-1 F7		1-2 P2		4 0 0 0 0 0 4 0 0 0 0 0 0 0 0 0 0 0 0 0 0					
Jim Eisenreich, L (1, 8) OBP: 0.372, SLG: 0.413 (9, 9)		2-1 F9		1-0 HR		2-0 FC4-6 1B		0-1 FC4-6 1-2f		4 1 2 2 0 0 2					
Tony Longmire, L (1, 9) OBP: 0.277, SLG: 0.299 Billy Hatcher, R (9, PH) OBP: 0.297, SLG: 0.357 (9, 8)		3-2 P7		3-2 1B 1B		1-1 FC4-6 1-2f		2-2 WP SH1-4 SH4-3 1B		3 0 1 0 0 0 1 1 1 1 0 0 0 0					
Mike Lieberthal, R (1, 2) OBP: 0.333, SLG: 0.333		0-0 F8		0-1 FC6 1B		3-1 F7		0-0 SH1-4 1-2		3 0 1 0 0 0 0					
Kevin Stocker, S (1, 6) OBP: 0.381, SLG: 0.301			0-1 F8		0-0 FC6 1-2f		1-1 F8		2-0 SH4-3 2-H			3 0 0 1 0 0 2			
Bobby Munoz, R (1, 1) OBP: 0.333, SLG: 0.471 Milt Thompson, L (8, 7) OBP: 0.322, SLG: 0.377			0-0 L9		2-2 G5-3		1-1 P6		2-3 K			3 0 0 0 0 0 0 1 0 0 0 0 1 0			
Inning Stats	R: 0 H: 1 E: 0 LOB: 1 K: 1 BB: 0 S: 9 P: 17	R: 0 H: 0 E: 0 LOB: 0 K: 0 BB: 0 S: 6 P: 11	R: 0 H: 0 E: 0 LOB: 0 K: 1 BB: 0 S: 7 P: 8	R: 2 H: 3 E: 0 LOB: 2 K: 1 BB: 1 S: 13 P: 23	R: 0 H: 0 E: 0 LOB: 0 K: 0 BB: 0 S: 10 P: 16	R: 0 H: 1 E: 0 LOB: 1 K: 1 BB: 0 S: 9 P: 15	R: 0 H: 0 E: 0 LOB: 0 K: 0 BB: 0 S: 6 P: 11	R: 0 H: 1 E: 0 LOB: 2 K: 0 BB: 1 S: 10 P: 16	R: 1 H: 1 E: 0 LOB: 0 K: 1 BB: 0 S: 13 P: 19	1B: 6 SF: 0 2B: 0 SAC: 2 3B: 0 DP: 0 HR: 1 HBP: 0		WP: 1 PA: 36 PB: 0 SB: 0 CS: 0			
PITCHER	IP WLS BF H R ER SO BB IBB HBP BLK WP HR S P ERA WHIP														
Pedro Astacio, R (1, 1) ERA: 4.05	7.0		5 2 2 4 1 0 0 0	0 0 0 0 0 0 0 0	0 1 60 101 2.57 0.857										
Ismael Valdez, R (8, 1) ERA: 3.18	0.2		4 1 0 0 0 1 0 0 0	0 0 0 0 0 0 0 0	0 0 8 14 0.00 3.000										
Omar Daal, L (8, 1) ERA: 2.57	0.1		1 0 0 0 0 0 0 0 0	0 0 0 0 0 0 0 0	0 0 2 2 0.00 0.000										
Rudy Seanez, R (9, 1) ERA: 5.87	1.0 W		4 1 1 1 1 0 0 0 0	0 0 0 0 1 0 13 19	9.00 1.000										

livebaseballscorecards.com

AB 32
R 3
H 7
RBI 3
BB 2
SO 5
LOB 11



Batter	1	2	3	4	5	6	7	8	9	AB R H RBI BB SO LOB
Brett Butler, L OBP: 0.425, SLG: 0.447 (1, 8) B B C F X	2-2 G1-3 ①		1-1 G4-3 ①		1-1 P3 ①		0-2 FC6-4 ② 1-2f 2-3		0-1 2B 1B ②	5 1 1 0 0 0 2
Delino DeShields, L OBP: 0.378, SLG: 0.324 (1, 4) C C B B C	2-3 K ②		3-2 G3 ②		1-0 G3 ②		0-3 K ③ 1-2		1-2 2B ③ 1-H 2-H 3-H	5 0 1 3 0 2 2
Mike Piazza, R OBP: 0.377, SLG: 0.582 (1, 2) B B S B B	4-1 FC5-4 BB ③		0-1 L9 ③		1-3 K ③			1-2 F9 ①		3 0 0 0 1 1 0
Tim Wallach, R OBP: 0.342, SLG: 0.497 (1, 5) C B B X	2-1 FC5-4 1-2f ③			4-1 L9 BB BB ①		1-0 P6 ①		0-0 F8 ②		3 0 0 0 1 0 1
Henry Rodriguez, L OBP: 0.347, SLG: 0.439 (1, 7) B X		1-0 G3-1 ①		4-2 BB BB ①		1-0 G6-4-3 1B ②		4-1 BB ③		2 0 1 0 2 0 0
Eric Karros, R OBP: 0.323, SLG: 0.419 (1, 3) B C X C		1-1 L4 ②		0-0 L9 ① 2-3		0-0 G6-4-3 1-2f ③		1-1 F9 ③		4 0 0 0 0 0 4
Raul Mondesi, R OBP: 0.339, SLG: 0.548 (1, 9) S X		0-1 HR ②		0-3 K ②			0-1 G5-3 ①		2-2 P4 ①	4 1 1 1 0 1 2
Rafael Bournigal, R OBP: 0.429, SLG: 0.455 (1, 6) Jeff Treadway, L OBP: 0.400, SLG: 0.385 (9, PH) C C C X		1-2 1B ②		4-0 BB BB ②			4-0 FC6-4 BB BB ②		2-1 1B 2B 1B ②	1 0 1 0 2 0 0 1 1 1 0 0 0 0
Pedro Astacio, R OBP: 0.081, SLG: 0.081 (1, 1) Chris Gwynn, L OBP: 0.333, SLG: 0.409 (7, PH) Ismael Valdez, R (8, 1) Omar Daal, L (8, 1) Rudy Seanez, R (9, 1) Dave Hansen, L OBP: 0.320, SLG: 0.273 (9, PH) Mitch Webster, S OBP: 0.339, SLG: 0.421 (9, PR) C F L B C		1-3 K ③		0-0 G4-3 ③			SAFE 4-0 FC6-4 BB ③		0-2 1B 2B 1B ③	2 0 0 0 0 0 1 4 0 0 0 0 0 1 0 1 0 1 0 0 0 0 0 0 1 0 0 0 0 0 0

Inning Stats	R: 0 E: 0 K: 1 S: 9	H: 0 LOB: 1 BB: 1 P: 19	R: 1 E: 0 K: 1 S: 11	H: 2 LOB: 1 BB: 0 P: 15	R: 0 E: 0 K: 0 S: 7	H: 0 LOB: 0 BB: 0 P: 11	R: 0 E: 0 K: 1 S: 8	H: 0 LOB: 3 BB: 3 P: 20	R: 0 E: 0 K: 1 S: 6	H: 0 LOB: 0 BB: 0 P: 9	R: 0 E: 0 K: 0 S: 3	H: 1 LOB: 0 BB: 0 P: 5	R: 0 E: 0 K: 1 S: 8	H: 0 LOB: 2 BB: 2 P: 16	R: 0 E: 0 K: 0 S: 7	H: 0 LOB: 1 BB: 1 P: 13	R: 3 E: 0 K: 0 S: 14	H: 4 LOB: 2 BB: 0 P: 19	1B: 5 2B: 1 3B: 0 HR: 1	SF: 0 SAC: 0 DP: 1 HBP: 0	WP: 0 PB: 0 SB: 1 CS: 0	PA: 38
--------------	------------------------------	----------------------------------	-------------------------------	----------------------------------	------------------------------	----------------------------------	------------------------------	----------------------------------	------------------------------	---------------------------------	------------------------------	---------------------------------	------------------------------	----------------------------------	------------------------------	----------------------------------	-------------------------------	----------------------------------	----------------------------------	------------------------------------	----------------------------------	--------

PITCHER	IP	WLS	BF	H	R	ER	SO	BB	IBB	HBP	BLK	WP	HR	S	P	ERA	WHIP
Bobby Munoz, R ERA: 1.96 (1, 1)	7.0		29	3	1	1	5	6	0	0	0	0	1	52	95	1.29	1.286
Heathcliff Slocumb, R ERA: 2.73 (8, 1)	1.0		4	0	0	0	0	1	0	0	0	0	0	7	13	0.00	1.000
Doug Jones, R ERA: 2.33 (9, 1)	0.1	L	5	4	3	3	0	0	0	0	0	0	0	14	19	81.00	12.000

BOTTOM

Philadelphia Phillies @ Los Angeles Dodgers
Dodger Stadium, Los Angeles, CA
 Thu Jun 30 1994, 7:05 PM PDT
 Att: 31,295 - Unknown - 78 F

livebaseballscorecards.com

AB	31
R	4
H	7
RBI	4
BB	7
SO	5
LOB	15



Batter	1	2	3	4	5	6	7	8	9	AB R H RBI BB SO LOB	TOP											
Billy Hatcher, R OBP: 0.299, SLG: 0.356 (1, 8)	2-1 F8		1-2 G4-3		0-0 E8 1B	0-1 F8		4-2 S BB		4 1 1 0 1 0 1												
Mickey Morandini, L OBP: 0.389, SLG: 0.399 (1, 4)	4-0 S BB		4-0 BB BB		4-2 1B BB	2-2 E5		2-0 G4-3		2 1 0 0 3 0 2												
John Kruk, L OBP: 0.415, SLG: 0.429 (1, 3)	2-3 K 1-2		4-0 1-2 BB		0-0 BB 1B 1-2 2-H 3-H	0-0 F8		4-1 FC5-4 BB		3 0 1 2 2 1 3												
Pete Incaviglia, R OBP: 0.295, SLG: 0.464 Milt Thompson, L OBP: 0.322, SLG: 0.377 (1, 7) (9, PR) (9, 7)	0-0 P3		1-3 K		1-2 BB 1B 1-2 2-H		2-3 K	2-0 FC5-4 1-2f		5 0 1 1 0 2 4 0 0 0 0 0 0 0												
Jim Eisenreich, L OBP: 0.373, SLG: 0.406 (1, 9)		4-0 CS BB		2-2 F7	4-1 1-2 2-3 BB		0-1 L4	0-1 L7		3 0 0 0 2 0 1												
Todd Pratt, R OBP: 0.227, SLG: 0.225 (1, 2)		1 SAFE 1-3 K 1-2		0-1 G4-3	1-3 K		1-1 1B	3-3 K		5 0 1 0 0 3 5												
Kim Batiste, R OBP: 0.241, SLG: 0.313 (1, 5)		0-1 2B		1-3 K	0-3 K		1-0 G1-3			4 0 1 0 0 2 4												
Kevin Stocker, S OBP: 0.383, SLG: 0.302 (1, 6)		1-2 G3			4-2 E 1B BB	0-0 F7		1-2 G4-6-3 1B		3 1 1 0 1 0 1												
David West, L OBP: 0.071, SLG: 0.071 Doug Jones, R OBP: 1.000, SLG: 1.000 (1, 1) (9, 1)			1-3 K		1-3 K	1-0 E 1B		0-0 G4-6-3 1-2f		4 0 1 0 0 2 2 0 0 0 0 0 0 0												
Inning Stats	R: 0 E: 0 K: 1 S: 6	H: 0 LOB: 1 BB: 1 P: 14	R: 0 E: 0 K: 1 S: 9	H: 1 LOB: 1 BB: 1 P: 15	R: 0 E: 0 K: 2 S: 10	H: 0 LOB: 2 BB: 2 P: 21	R: 0 E: 0 K: 1 S: 9	H: 0 LOB: 0 BB: 0 P: 12	R: 3 E: 1 K: 3 S: 21	H: 3 LOB: 3 BB: 3 P: 36	R: 0 E: 1 K: 0 S: 8	H: 1 LOB: 2 BB: 0 P: 11	R: 0 E: 0 K: 1 S: 8	H: 1 LOB: 1 BB: 0 P: 12	R: 0 E: 0 K: 0 S: 8	H: 1 LOB: 1 BB: 1 P: 15	R: 0 E: 0 K: 1 S: 8	H: 0 LOB: 1 BB: 1 P: 17	1B: 6 2B: 1 3B: 0 HR: 0	SF: 0 SAC: 0 DP: 1 HBP: 0	WP: 0 PB: 0 SB: 2 CS: 1	PA: 42
PITCHER	IP WLS BF H R ER SO BB IBB HBP BLK WP HR S P ERA WHIP																					
Kevin Gross, R ERA: 3.85 (1, 1)	7.0 L 35 7 3 3 9 7 0 0 0 0 0 0 74 125 3.86 2.000																					
Omar Daal, L ERA: 2.25 (8, 1)	1.0 3 0 0 0 0 1 0 0 0 0 0 0 5 11 0.00 1.000																					
Brian Barnes, L ERA: 5.89 (9, 1)	0.2 3 0 0 0 0 1 0 0 0 0 0 0 4 10 0.00 1.500																					
Roger McDowell, R ERA: 4.91 (9, 1)	0.1 1 0 0 0 0 1 0 0 0 0 0 0 4 7 0.00 0.000																					

Philadelphia Phillies @ Los Angeles Dodgers
Dodger Stadium, Los Angeles, CA

Fri Jul 01 1994, 7:05 PM PDT
Att. 34,978 - Unknown - 78 F

livebaseballscorecards.com

AB	33
R	3
H	7
RBI	3
BB	9
SO	10
LOB	23



Batter	1	2	3	4	5	6	7	8	9
Brett Butler, L OBP: 0.429, SLG: 0.448 (1, 8) Cory Snyder, R OBP: 0.331, SLG: 0.472 (7, 9)	4-2 B S 2B BB	2-2 1B		0-0 P5		2-2 1B 1B HBP	3-3 K		
Delino DeShields, L OBP: 0.378, SLG: 0.323 (1, 4) Jeff Treadway, L OBP: 0.413, SLG: 0.400 (7, PH) (8, 4)	1 SAFE 1 SAFE 2-1 F7	0-2 G6-3			3-2 HR 1B	0-1 1B 1B 1B	0-1 WP 1B		
Raul Mondesi, R OBP: 0.336, SLG: 0.541 (1, 9) (7, 8)	3-3 K 1-2		2-3 K		1-0 F8	0-2 1B 1B	0-1 WP 1B		
Henry Rodriguez, L OBP: 0.352, SLG: 0.460 (1, 3)	2-0 1B 2B		3-2 P5		2-1 HR 1-1	0-0 FC5-4 1B 1B	1-2 F9		
Dave Hansen, L OBP: 0.367, SLG: 0.370 (1, 5)	0-0 1B 1B		1-1 G4-3		2-1 1B 2B	2-2 FC5-4 1B		1-3 K	
Chris Gwynn, L OBP: 0.358, SLG: 0.417 (1, 7)	2-1 1B		0-0 G3		0-0 G1-3 1B	1-2 F8	4-2 G4-3 BB		
Carlos Hernandez, R OBP: 0.262, SLG: 0.381 (1, 2)	1-0 F9		1-2 SH1-4 2B		1-1 G1-3	0-1 FC5-4 FC5-4	2-1 G4-3		
Rafael Bourquigal, R OBP: 0.364, SLG: 0.333 (1, 6)		1-0 G6-3		2-2 SH1-4 HBP	2-1 P4	0-1 FC5-4	2-3 K		
Tom Candiotti, R OBP: 0.132, SLG: 0.158 (1, 1)		0-0 F9		0-0 SH1-4		1-1 1B HBP 1B	0-3 K		

Inning Stats	R: 2 E: 0 K: 1 S: 16	H: 3 LOB: 2 BB: 1 P: 30	R: 0 E: 0 K: 0 S: 11	H: 1 LOB: 1 BB: 0 P: 14	R: 0 E: 0 K: 1 S: 11	H: 0 LOB: 0 BB: 0 P: 17	R: 0 E: 0 K: 0 S: 8	H: 1 LOB: 2 BB: 0 P: 11	R: 3 E: 0 K: 0 S: 13	H: 4 LOB: 1 BB: 0 P: 24	R: 4 E: 0 K: 2 S: 24	H: 5 LOB: 2 BB: 0 P: 30	R: 0 E: 0 K: 2 S: 14	H: 2 LOB: 2 BB: 0 P: 18	R: 0 E: 0 K: 2 S: 10	H: 0 LOB: 1 BB: 1 P: 19
--------------	-------------------------------	----------------------------------	-------------------------------	----------------------------------	-------------------------------	----------------------------------	------------------------------	----------------------------------	-------------------------------	----------------------------------	-------------------------------	----------------------------------	-------------------------------	----------------------------------	-------------------------------	----------------------------------

PITCHER	IP	WLS	BF	H	R	ER	SO	BB	IBB	HBP	BLK	WP	HR	S	P	ERA	WHIP
Paul Quantrill, R ERA: 4.53 (1, 1)	4.0	L	19	5	2	2	2	1	0	0	0	0	0	46	72	4.50	1.500
Andy Carter, L ERA: 5.33 (5, 1)	1.0		10	6	6	6	0	0	0	1	0	0	1	19	33	54.00	6.000
Toby Borland, R ERA: 1.5 (6, 1)	3.0		15	5	1	1	4	1	0	0	0	1	0	42	58	3.00	2.000

BOTTOM

AB	R	H	RBI	BB	SO	LOB
2	2	1	0	1	0	2
1	0	0	0	0	1	0
4	2	2	0	0	0	2
1	0	1	0	0	0	0
5	1	2	1	0	2	2
5	2	3	5	0	0	2
5	1	3	2	0	1	0
4	0	2	1	1	0	2
5	0	1	0	0	0	6
4	0	0	0	0	1	4
3	1	1	0	0	1	0

Philadelphia Phillies @ Los Angeles Dodgers
Dodger Stadium, Los Angeles, CA

Sat Jul 02 1994, 7:05 PM PDT
Att: 38,237 - Unknown - 76 F

AB	39
R	9
H	16
RBI	9
BB	2
SO	6
LOB	20

WP: 1 PA: 44
PB: 0
SB: 1
CS: 0



PITCHER	IP	WLS	BF	H	R	ER	SO	BB	IBB	HBP	BLK	WP	HR	S	P	ERA	WHIP
---------	----	-----	----	---	---	----	----	----	-----	-----	-----	----	----	---	---	-----	------

Batter	1	2	3	4	5	6	7	8	9	AB R H RBI BB SO LOB	TOP		
Milt Thompson, L (1, 8) OBP: 0.324, SLG: 0.374	1-0 G3		1-1 1-2 1B			4-2 E S G3-1 BB		1-2 G4-3		3 1 1 0 1 0 0	Philadelphia Phillies @ Los Angeles Dodgers Dodger Stadium, Los Angeles, CA Sun Jul 03 1994, 3:33 AM PDT Att. 54,167 - Sunny - 76 F		
Mickey Morandini, L (1, 4) OBP: 0.381, SLG: 0.390	1-2 G2-3		0-0 G4-3			2-1 G3-1 1-H		2-0 F7		4 0 0 1 0 0 2			
John Kruk, L (1, 3) OBP: 0.423, SLG: 0.425	1-2 G4-3			2-1 G3-1		4-2 BB		4-2 BB		2 0 0 0 2 0 0			
Pete Incaviglia, R (1, 7)		0-0 G5-3		2-3 K		1-1 P5		0-3 K		4 0 0 0 0 2 2			
Tony Longmire, L (1, 9) OBP: 0.270, SLG: 0.280	1-0 G4-3			2-3 K			4-0 1B BB		2-2 G5-3	3 0 0 0 1 1 0			
Kim Batiste, R (1, 5) OBP: 0.255, SLG: 0.324	1-0 G4-3				1-2 G4-6-3 1B		1-1 SAFE SAFE SAFE SAFE SAFE SAFE 1-3 1B		1-2 P8	4 0 2 0 0 0 0			
Mike Lieberthal, R (1, 2) OBP: 0.364, SLG: 0.400			1-1 G6-3		2-2 G4-6-3 1-2f		1-1 P8		4-2 BB	3 0 0 0 1 0 3			
Kevin Stocker, S (1, 6) OBP: 0.378, SLG: 0.295			2-2 P4		1-0 G3-1		4-0 G6-4-3 BB		2-3 K	3 0 0 0 1 1 1			
Fernando Valenzuela, L (1, 1) OBP: 0.500, SLG: 0.750 Jim Eisenreich, L (7, PH) OBP: 0.366, SLG: 0.398 Heathcliff Stocumb, R (7, 1) OBP: 0.333, SLG: 0.333			1-1 1B			0-0 G3-1		0-1 G6-4-3 1-2f		2 0 1 0 0 0 0 1 0 0 0 0 0 3 0 0 0 0 0 0 0			
Inning Stats	R: 0 E: 0 K: 0 S: 8 H: 0 LOB: 0 BB: 0 P: 11	R: 0 E: 0 K: 0 S: 3 H: 0 LOB: 0 BB: 0 P: 5	R: 0 E: 0 K: 0 S: 12 H: 2 LOB: 2 BB: 0 P: 17	R: 0 E: 0 K: 2 S: 11 H: 0 LOB: 0 BB: 0 P: 17	R: 0 E: 0 K: 0 S: 7 H: 1 LOB: 0 BB: 0 P: 11	R: 1 E: 0 K: 0 S: 14 H: 0 LOB: 1 BB: 2 P: 25	R: 0 E: 0 K: 0 S: 6 H: 1 LOB: 2 BB: 2 P: 16	R: 0 E: 0 K: 1 S: 9 H: 0 LOB: 1 BB: 1 P: 16	R: 0 E: 0 K: 1 S: 14 H: 0 LOB: 1 BB: 1 P: 23	1B: 4 2B: 0 3B: 0 HR: 0 SF: 0 SAC: 0 DP: 2 HBP: 0	WP: 0 PB: 0 SB: 1 CS: 0 PA: 35		
PITCHER	IP WLS BF H R ER SO BB IBB HBP BLK WP HR S P ERA WHIP											PITCHER	IP WLS BF H R ER SO BB IBB HBP BLK WP HR S P ERA WHIP
Orel Hershiser, R (1, 1) ERA: 3.8	7.0 W 27 4 1 0 2 4 0 0 0 0 0 0 61 102 0.00 1.143												
Todd Worrell, R (8, 1) ERA: 1.73	2.0 S 8 0 0 0 2 2 0 0 0 0 0 0 23 39 0.00 1.000												

livebaseballscorecards.com

AB	29
R	1
H	4
RBI	1
BB	6
SO	4
LOB	11



Batter	1	2	3	4	5	6	7	8	9	AB R H RBI BB SO LOB	TOP
Marquis Grissom, R (1, 8) <small>OBP: 0.346, SLG: 0.419</small>	1-0 1B 2B		2-3 K	3-3 K			2-3 K		3-2 G6-3	5 1 1 0 0 3 1	
Lou Frazier, S (1, 7) <small>OBP: 0.404, SLG: 0.340</small>	2-3 K		1-2 G1-3		1-0 G4-3		1-1 1B		1-2 G4-3	5 0 1 0 0 1 1	
Moises Alou, R (1, 9) <small>OBP: 0.414, SLG: 0.587</small>	1-2 SF6 1B 1B		0-0 F7		0-0 F7		1-3 K		1-3 K	5 0 1 0 0 2 1	
Larry Walker, L (1, 3) <small>OBP: 0.390, SLG: 0.595</small>	0-0 SF6 1B 1-2 2-3 1B			0-0 1B 2B 1B	3-3 K			2-1 HR		4 2 3 1 0 1 0	
Darrin Fletcher, L (1, 2) <small>OBP: 0.346, SLG: 0.460</small>	1-2 SF6 1-2 2-3 3-H		3-1 2B 1B 1B		2-0 G3-1		1-3 K		1-3 K	3 1 1 1 0 1 0	
Wil Cordero, R (1, 6) <small>OBP: 0.372, SLG: 0.505</small>	1-1 F9		1-0 1B FC6-4 2B		1-0 F9		2-3 K FC6-4 1B		2-3 K FC6-4 1B	4 1 1 1 0 1 2	
Mike Lansing, R (1, 4) <small>OBP: 0.326, SLG: 0.362</small>		1-1 G4-3		0-0 FC6-4 1B 2-3 3-H		4-2 BB		2-1 FC6-4 1B 1-2		3 0 2 1 1 0 0	
Sean Berry, R (1, 5) <small>OBP: 0.328, SLG: 0.405</small>		0-1 G5-3		0-0 FC6-4 SH1-4 1-2f 3-H		0-1 P9		2-2 FC6-4 1-2f 2-3		4 0 0 1 0 0 4	
Butch Henry, L (1, 1) <small>OBP: 0.364, SLG: 0.350</small> Mel Rojas, R (7, 1) <small>OBP: 0.143, SLG: 0.143</small>		1-3 K		0-0 SH1-4 1-2		0-0 F8		0-0 G4-3		2 0 0 0 0 1 0 1 0 0 0 0 0 2	
Inning Stats	R: 1 H: 3 E: 0 LOB: 2 K: 1 BB: 0 S: 13 P: 19	R: 0 H: 0 E: 0 LOB: 0 K: 1 BB: 0 S: 7 P: 9	R: 0 H: 0 E: 0 LOB: 0 K: 1 BB: 0 S: 7 P: 10	R: 3 H: 4 E: 0 LOB: 1 K: 1 BB: 0 S: 10 P: 17	R: 0 H: 0 E: 0 LOB: 0 K: 1 BB: 0 S: 5 P: 9	R: 0 H: 0 E: 0 LOB: 1 K: 0 BB: 1 S: 6 P: 13	R: 0 H: 1 E: 0 LOB: 1 K: 2 BB: 0 S: 10 P: 14	R: 1 H: 2 E: 0 LOB: 2 K: 2 BB: 0 S: 16 P: 25	R: 0 H: 0 E: 0 LOB: 0 K: 1 BB: 0 S: 13 P: 18	1B: 7 SF: 1 2B: 2 SAC: 1 3B: 0 DP: 0 HR: 1 HBP: 0	WP: 0 PA: 39 PB: 1 SB: 0 CS: 0
PITCHER Ramon Martinez, R (1, 1) <small>ERA: 4.28</small> Omar Daal, L (8, 1) <small>ERA: 3.24</small> Ismael Valdez, R (8, 1) <small>ERA: 2.45</small>	IP WLS BF H R ER SO BB IBB HBP BLK WP HR S P ERA WHIP 7.0 L 30 8 4 4 7 1 0 0 0 0 0 0 58 91 5.14 1.286 0.1 4 2 1 1 2 0 0 0 0 0 0 1 12 19 27.00 6.000 1.2 5 0 0 0 1 0 0 0 0 0 0 0 17 24 0.00 0.000	PITCHER IP WLS BF H R ER SO BB IBB HBP BLK WP HR S P ERA WHIP									

Montreal Expos @ Los Angeles Dodgers
Dodger Stadium, Los Angeles, CA
 Mon Jul 04 1994, 7:05 PM PDT
 Att. 54,859 - Unknown - 76 F

AB	36
R	5
H	10
RBI	5
BB	1
SO	10
LOB	11



Batter	1	2	3	4	5	6	7	8	9	AB R H RBI BB SO LOB
Brett Butler, L OBP: 0.429, SLG: 0.446 (1, 8) BB BB X	3-1 L4 ①			2-0 E G4-3 1B	0-1 G4-3 ③		4-2 1-2 2-3 BB		1-3 K ②	4 0 1 0 1 1 1
Delino DeShields, L OBP: 0.372, SLG: 0.319 (1, 4) (9, 6) C B X	1-1 G1-3 ②			0-1 1 SAFE 1 SAFE G4-3 1-2		1-3 K ①	1-3 K ③		0-0 K 1B	5 0 1 0 0 2 4
Mike Piazza, R OBP: 0.368, SLG: 0.562 (1, 2) C C X	0-2 G4-3 ③			1-1 2 SAFE B S SAFE F8 ②		0-0 L7 ②		0-0 G5-3 ①	1-3 K ③	5 0 0 0 0 1 2
Tim Wallach, R OBP: 0.338, SLG: 0.490 (1, 5) B X			1-1 F9 ①	1-0 E5 BB 2-3		1-2 FC5-4 1B		4-1 1B BB 1B		3 1 1 0 1 0 1
Raul Mondesi, R OBP: 0.338, SLG: 0.540 (1, 9) C C B F			1-3 K ②	4-0 1-2 BB		0-0 FC5-4 ③		2-2 FC6-4 1B 1-2 1B		3 0 1 0 1 1 1
Eric Karros, R OBP: 0.314, SLG: 0.405 (1, 3) C C C			0-3 K ③	1-1 F7 ③			0-1 P5 ①	1-1 FC6-4 1B		4 0 1 1 0 1 3
Cory Snyder, R OBP: 0.323, SLG: 0.456 (1, 7) Chris Gwynn, L OBP: 0.352, SLG: 0.408 (8, PH) (9, 7)			0-0 B1-3 ①		0-0 L4 ①		1-1 F8 ②	2-1 FC6-4 ②		3 0 0 0 0 0 0 1 0 0 0 0 0 2
Rafael Bourrigal, R OBP: 0.407, SLG: 0.391 (1, 6) Jeff Treadway, L OBP: 0.404, SLG: 0.390 (8, PH) (9, 4) B F C B X			1-2 G4-3 ②		0-0 FC1-6 1B		1-1 BB 1B 1B	2-2 G3 ③		3 0 2 0 0 0 0 1 0 0 0 0 0 2
Ramon Martinez, R OBP: 0.277, SLG: 0.326 (1, 1) Mitch Webster, S OBP: 0.328, SLG: 0.403 (7, PH) Omar Daal, L (8, 1) Ismael Valdez, R (8, 1) Henry Rodriguez, L OBP: 0.351, SLG: 0.458 (9, PH)			0-0 G5-3 ③		0-1 FC1-6 ②		0-1 BB 1B		1-3 K ①	2 0 0 0 0 0 1 1 0 1 0 0 0 0 0 0 0 0 0 0 0 0 0 0 0 0 0 0 1 0 0 0 0 1 0

Inning Stats	R: 0 E: 0 K: 0 S: 7	H: 0 LOB: 0 BB: 0 P: 11	R: 0 E: 0 K: 2 S: 8	H: 0 LOB: 0 BB: 0 P: 10	R: 0 E: 0 K: 0 S: 5	H: 0 LOB: 0 BB: 0 P: 6	R: 0 E: 1 K: 0 S: 8	H: 1 LOB: 3 BB: 1 P: 17	R: 0 E: 0 K: 0 S: 6	H: 1 LOB: 1 BB: 0 P: 6	R: 0 E: 0 K: 1 S: 8	H: 1 LOB: 1 BB: 0 P: 10	R: 0 E: 0 K: 1 S: 15	H: 2 LOB: 3 BB: 1 P: 22	R: 1 E: 0 K: 0 S: 13	H: 2 LOB: 2 BB: 1 P: 24	R: 0 E: 0 K: 3 S: 10	H: 1 LOB: 1 BB: 0 P: 13	1B: 8 2B: 0 3B: 0 HR: 0	SF: 0 SAC: 0 DP: 0 HBP: 0
--------------	------------------------------	----------------------------------	------------------------------	----------------------------------	------------------------------	---------------------------------	------------------------------	----------------------------------	------------------------------	---------------------------------	------------------------------	----------------------------------	-------------------------------	----------------------------------	-------------------------------	----------------------------------	-------------------------------	----------------------------------	----------------------------------	------------------------------------

PITCHER	IP	WLS	BF	H	R	ER	SO	BB	IBB	HBP	BLK	WP	HR	S	P	ERA	WHIP
Butch Henry, L ERA: 2.26 (1, 1)	6.2	W	28	5	0	0	3	2	0	0	0	0	0	54	78	0.00	1.050
Mel Rojas, R ERA: 3.47 (7, 1)	2.1	S	11	3	1	1	4	1	0	0	0	0	0	26	41	3.86	1.714

BOTTOM

Montreal Expos @ Los Angeles Dodgers
Dodger Stadium, Los Angeles, CA

Mon Jul 04 1994, 7:05 PM PDT
Att: 54,859 - Unknown - 76 F

AB	36
R	1
H	8
RBI	1
BB	3
SO	7
LOB	17

livebaseballscorecards.com



WP: 0	PA: 39
PB: 0	
SB: 0	
CS: 0	

Batter	1	2	3	4	5	6	7	8	9	10	AB R H RBI BB SO LOB	TOP												
Marquis Grissom, R OBP: 0.345, SLG: 0.415 (1, 8)	4-2 BB G6-4-3 BB		1-2 L9			0-0 G6-3		3-2 G6-3			3 0 0 0 1 0 0													
Wil Cordero, R OBP: 0.367, SLG: 0.498 (1, 6)	0-0 G6-4-3 1-2f			0-1 P9		2-1 G6-3			2-3 K		4 0 0 0 0 1 1													
Moises Alou, R OBP: 0.412, SLG: 0.581 (1, 9)	0-1 L4			2-2 G4-3		4-0 BB			2-2 G5-3		3 0 0 0 1 0 0													
Larry Walker, L OBP: 0.386, SLG: 0.586 (1, 3)		0-0 G6-3		2-3 K		0-0 F7			3-3 K		4 0 0 0 0 2 1													
Cliff Floyd, L OBP: 0.319, SLG: 0.378 John Wetteland, R OBP: 0.250, SLG: 0.250 (1, 7) (10, 1)		1-2 P8			3-3 K		0-0 G5-3			2-1 F7	4 0 0 0 0 1 0 0 0 0 0 0 0 0													
Lenny Webster, R OBP: 0.377, SLG: 0.505 (1, 2)		3-0 HBP			3-1 HR		1-3 K			3-2 F8	3 1 1 1 0 1 0													
Mike Lansing, R OBP: 0.325, SLG: 0.360 (1, 4)		2-3 K			3-2 1B		0-0 F9			1-0 G1-3	4 0 1 0 0 1 1													
Sean Berry, R OBP: 0.323, SLG: 0.399 (1, 5)			2-3 K		1-0 F8			2-1 P9			3 0 0 0 0 1 1													
Jeff Fassero, L OBP: 0.122, SLG: 0.128 Lou Frazier, S OBP: 0.404, SLG: 0.340 (1, 1) (10, 7)			2-3 K		1-3 K			2-3 K			3 0 0 0 0 3 1 0 0 0 0 0 0 0													
Inning Stats	R: 0 E: 0 K: 0 S: 5	H: 0 LOB: 0 BB: 1 P: 9	R: 0 E: 0 K: 1 S: 7	H: 0 LOB: 1 BB: 0 P: 13	R: 0 E: 0 K: 2 S: 10	H: 0 LOB: 0 BB: 0 P: 15	R: 0 E: 0 K: 1 S: 9	H: 0 LOB: 0 BB: 0 P: 13	R: 1 E: 0 K: 2 S: 16	H: 2 LOB: 1 BB: 0 P: 27	R: 0 E: 0 K: 0 S: 4	H: 0 LOB: 1 BB: 1 P: 10	R: 0 E: 0 K: 1 S: 5	H: 0 LOB: 0 BB: 0 P: 6	R: 0 E: 0 K: 1 S: 10	H: 0 LOB: 0 BB: 0 P: 17	R: 0 E: 0 K: 2 S: 9	H: 0 LOB: 0 BB: 0 P: 16	R: 0 E: 0 K: 0 S: 7	H: 0 LOB: 0 BB: 0 P: 13	1B: 1 2B: 0 3B: 0 HR: 1	SF: 0 SAC: 0 DP: 1 HBP: 1	WP: 0 PB: 0 SB: 0 CS: 0	PA: 34
PITCHER	IP WLS BF H R ER SO BB IBB HBP BLK WP HR S P ERA WHIP																							
Pedro Astacio, R ERA: 3.85 Ismael Valdez, R ERA: 1.93	(1, 1) 8.0	W 28	H 2 R 1 ER 1 SO 8 BB 2 IBB 0 HBP 1 BLK 0 WP 0 HR 1 S 66 P 110 ERA 1.12 WHIP 0.500																					
	(9, 1) 2.0	W 6	H 0 R 0 ER 0 SO 2 BB 0 IBB 0 HBP 0 BLK 0 WP 0 HR 0 S 16 P 29 ERA 0.00 WHIP 0.000																					

Montreal Expos @ Los Angeles Dodgers
Dodger Stadium, Los Angeles, CA

Tue Jul 05 1994, 3:33 AM PDT
Att. 32,449 - Sunny - 79 F

livebaseballscorecards.com

AB 31
R 1
H 2
RBI 1
BB 2
SO 10
LOB 5



Batter	1	2	3	4	5	6	7	8	9	10	AB	R	H	RBI	BB	SO	LOB
Brett Butler, L OBP: 0.427, SLG: 0.443 (1, 8) WP	0-1 E8 WP 1B		1-2 L7			0-0 B1-3			2-1 G1-3		4	1	1	0	0	0	0
Delino DeShields, L OBP: 0.366, SLG: 0.313 (1, 4) 2-H	2-3 K		1-1 P8			2-2 G6-3			0-1 G3-1		4	0	0	0	0	1	0
Mike Piazza, R OBP: 0.363, SLG: 0.554 (1, 2)	1-3 K		1-3 K			2-3 K			2-3 K		4	0	0	0	0	4	0
Tim Wallach, R OBP: 0.334, SLG: 0.483 (1, 5)	2-3 K			0-0 G5-3			0-3 K			3-2 P9	4	0	0	0	0	2	0
Raul Mondesi, R OBP: 0.337, SLG: 0.546 (1, 9)		0-0 F8		1-3 K			0-2 G6-3			2-1 HR	4	1	1	1	0	1	0
Eric Karros, R OBP: 0.311, SLG: 0.401 (1, 3)		0-2 G6-3		1-0 L9			0-0 F7				3	0	0	0	0	0	0
Cory Snyder, R OBP: 0.323, SLG: 0.448 (1, 7) 1B BB		4-2 1B BB			2-2 P2			3-3 K			2	0	0	0	1	1	0
Rafael Bournigal, R OBP: 0.400, SLG: 0.385 (1, 6) 1B		0-0 1B		1-0 F8			0-2 G6-3				3	0	1	0	0	0	0
Pedro Astacio, R OBP: 0.077, SLG: 0.077 (1, 1) Mitch Webster, S OBP: 0.324, SLG: 0.397 (8, PH) Ismael Valdez, R (9, 1) G1-3		0-0 G1-3		1-3 K			1-2 G5-3				2	0	0	0	0	1	2
											1	0	0	0	0	0	0
											0	0	0	0	0	0	0


Inning Stats	R: 1	H: 1	R: 0	H: 1	R: 0	H: 0	R: 0	H: 0	R: 0	H: 0	R: 0	H: 0	R: 0	H: 0	R: 0	H: 0	R: 0	H: 0	R: 1	H: 1	1B: 2	SF: 0	WP: 2	PA: 32
	E: 1	LOB: 0	E: 0	LOB: 2	E: 0	LOB: 0	E: 0	LOB: 0	E: 0	LOB: 0	E: 0	LOB: 0	E: 0	LOB: 0	E: 0	LOB: 0	E: 0	LOB: 0	E: 0	LOB: 0	2B: 0	SAC: 0	FB: 0	
	K: 3	BB: 0	K: 0	BB: 1	K: 1	BB: 0	K: 1	BB: 0	K: 1	BB: 0	K: 1	BB: 0	K: 1	BB: 0	K: 1	BB: 0	K: 1	BB: 0	K: 0	BB: 0	3B: 0	DP: 0	SB: 0	
	S: 14	P: 19	S: 8	P: 12	S: 8	P: 11	S: 5	P: 7	S: 7	P: 11	S: 8	P: 12	S: 7	P: 7	S: 9	P: 13	S: 7	P: 11	S: 5	P: 10	HR: 1	HBP: 0	CS: 0	

PITCHER	IP	WLS	BF	H	R	ER	SO	BB	IBB	HBP	BLK	WP	HR	S	P	ERA	WHIP
Jeff Fassero, L ERA: 2.97 (1, 1)	9.0		30	2	1	0	10	1	0	0	0	1	0	73	103	0.00	0.333
John Wetteland, R ERA: 3.19 (10, 1)	0.1	L	2	1	1	1	0	0	0	0	0	0	1	5	10	27.00	3.000

PITCHER	IP	WLS	BF	H	R	ER	SO	BB	IBB	HBP	BLK	WP	HR	S	P	ERA	WHIP

Montreal Expos @ Los Angeles Dodgers
Dodger Stadium, Los Angeles, CA
Tue Jul 05 1994, 3:33 AM PDT
Att. 32,449 - Sunny - 79 F

AB 31
R 2
H 3
RBI 1
BB 1
SO 10
LOB 2



Batter	1	2	3	4	5	6	7	8	9	AB R H RBI BB SO LOB	TOP	
Marquis Grissom, R (1, 8) <small>OBP: 0.341, SLG: 0.410</small>	3-2 		2-1 		2-2 			1-1 		4 0 0 0 0 0 2	Montreal Expos @ Los Angeles Dodgers Dodger Stadium, Los Angeles, CA Wed Jul 06 1994, 7:05 PM PDT Att. 37,741 - Unknown - 76 F livebaseballscorecards.com	
Lou Frazier, S (1, 7) <small>OBP: 0.389, SLG: 0.327</small>	0-0 			0-0 		1-0 		2-3 		4 0 0 0 0 1 0		
Moises Alou, R (1, 9) <small>OBP: 0.407, SLG: 0.574</small>	2-1 			1-0 		3-3 		0-0 		4 0 0 0 0 1 0		
Larry Walker, L (1, 3) <small>OBP: 0.387, SLG: 0.589</small>		1-2 		3-2 		2-2 			0-2 	4 1 2 0 0 0 0		
Darrin Fletcher, L (1, 2) <small>OBP: 0.344, SLG: 0.470</small>		0-0 			2-2 		3-2 		0-1 	4 1 1 2 0 0 1		
Wil Cordero, R (1, 6) <small>OBP: 0.369, SLG: 0.502</small>		3-1 			0-2 		1-1 		1-0 	4 2 2 0 0 0 1		
Mike Lansing, R (1, 4) <small>OBP: 0.327, SLG: 0.362</small>		1-2 			3-1 		2-1 		3-2 	4 0 2 1 0 0 2		
Sean Berry, R (1, 5) <small>OBP: 0.321, SLG: 0.395</small> Cliff Floyd, L (7, PH) <small>OBP: 0.321, SLG: 0.380</small> Freddie Benavides, R (7, 5) <small>OBP: 0.247, SLG: 0.311</small>			0-0 		2-2 		3-1 		0-1 	2 0 0 0 0 0 1 1 0 1 0 0 0 0 1 0 0 1 0 0 0		
Pedro Martinez, R (1, 1) <small>OBP: 0.118, SLG: 0.156</small> Lenny Webster, R (7, PH) <small>OBP: 0.374, SLG: 0.500</small> Tim Scott, R (7, 1) Juan Bell, R (9, PH) <small>OBP: 0.359, SLG: 0.400</small> Mel Rojas, R (9, 1) <small>OBP: 0.143, SLG: 0.143</small>			0-1 		0-1 		0-3 		2-3 	2 0 1 0 0 0 0 1 0 0 0 0 1 2 0 0 0 0 0 0 0 1 0 0 0 0 1 0 0 0 0 0 0 0 0		
Inning Stats	R: 0 H: 0 E: 0 LOB: 0 K: 0 BB: 0 S: 6 P: 11	R: 0 H: 1 E: 0 LOB: 1 K: 0 BB: 0 S: 9 P: 14	R: 0 H: 0 E: 0 LOB: 0 K: 0 BB: 0 S: 5 P: 7	R: 0 H: 0 E: 0 LOB: 0 K: 0 BB: 0 S: 5 P: 9	R: 1 H: 3 E: 0 LOB: 2 K: 0 BB: 0 S: 16 P: 25	R: 0 H: 0 E: 0 LOB: 0 K: 1 BB: 0 S: 12 P: 18	R: 0 H: 2 E: 0 LOB: 2 K: 1 BB: 0 S: 12 P: 21	R: 0 H: 0 E: 0 LOB: 0 K: 1 BB: 0 S: 6 P: 9	R: 3 H: 3 E: 0 LOB: 0 K: 1 BB: 0 S: 15 P: 21	1B: 6 SF: 0 2B: 2 SAC: 0 3B: 0 DP: 0 HR: 1 HBP: 0	WP: 1 PA: 36 PB: 0 SB: 0 CS: 0	
PITCHER Kevin Gross, R (1, 1) <small>ERA: 3.69</small> Todd Worrell, R (8, 1) <small>ERA: 2.57</small>	IP WLS BF H R ER SO BB IBB HBP BLK WP HR S P ERA WHIP											PITCHER IP WLS BF H R ER SO BB IBB HBP BLK WP HR S P ERA WHIP
	7.0 27 6 1 1 2 0 0 0 0 1 0 65 105 1.29 0.857											

Montreal Expos @ Los Angeles Dodgers
 Dodger Stadium, Los Angeles, CA
 Wed Jul 06 1994, 7:05 PM PDT
 Att. 37,741 - Unknown - 76 F

AB	36
R	4
H	9
RBI	4
BB	0
SO	4
LOB	9



Batter	1	2	3	4	5	6	7	8	9	AB	R	H	RBI	BB	SO	LOB						
Brett Butler, L OBP: 0.425, SLG: 0.450 (1, 8) C B B X	2-1 F8 ①		1-0 HR 1-H X			1-2 L8 ① C F F F X		0-2 L8 ② X F T C F X		4	1	1	2	0	0	0						
Delino DeShields, L OBP: 0.368, SLG: 0.316 (1, 4) C B B F S	3-3 K ②		3-2 L6 ③ C B C B B X			1-1 G5-4-3 1B X		1-1 1B ② C B X		4	0	2	0	0	1	0						
Mike Piazza, R OBP: 0.362, SLG: 0.550 (1, 2) B C F X	1-2 G6-3 ③ X			0-1 G5-4-3 1B C X		1-1 G5-4-3 ② ③ 1 SAFE 1 SAFE 1 SAFE 1 SAFE X		0-0 G6-3 ③ X		4	0	1	0	0	0	2						
Tim Wallach, R OBP: 0.330, SLG: 0.477 (1, 5) F S B B C B B		3-3 K ① F S B B C B B		1-2 G5-4-3 ① ② 1-2f C B B B X			0-0 F9 ① X		2-1 G6-3 ① B B C B B		4	0	0	0	0	1	1					
Henry Rodriguez, L OBP: 0.345, SLG: 0.450 (1, 7) (8, 3)		3-2 L7 ② X F S B B C B B		3-2 G6-3 ③ B B B B X			0-1 L3 ② C X		1-3 K ② B B C B B		4	0	0	0	0	1	0					
Raul Mondesi, R OBP: 0.336, SLG: 0.542 (1, 9) X		1-0 F9 ③ X			0-0 G5-3 ① X		1-1 1B ① B B F X		1-0 G5-3 ③ B X		4	0	1	0	0	0						
Eric Karros, R OBP: 0.311, SLG: 0.401 Todd Worrell, R (8, 1)			0-3 K ① C S		0-0 P8 ② X		0-0 FC6-4 1B ① X			3	0	1	0	0	1	0						
Rafael Bournigal, R OBP: 0.394, SLG: 0.357 (1, 6) B X		1-0 G5-3 ② B X		4-2 BB ③ C B B B B			2-1 FC6-4 ③ B B C X			2	0	0	0	1	0	2						
Kevin Gross, R OBP: 0.189, SLG: 0.206 Mitch Webster, S OBP: 0.319, SLG: 0.391 (1, 1) (8, 7) B B B F X			3-2 HR 1B ③ B B B F X		0-3 K ③ F C F			3-3 K ① C B B F S		2	1	1	0	0	1	1						
Inning Stats	R: 0 E: 0 K: 1 S: 8	H: 0 LOB: 0 BB: 0 P: 14	R: 0 E: 0 K: 1 S: 8	H: 0 LOB: 0 BB: 0 P: 15	R: 2 E: 0 K: 1 S: 11	H: 2 LOB: 0 BB: 0 P: 19	R: 0 E: 0 K: 0 S: 9	H: 1 LOB: 0 BB: 0 P: 13	R: 0 E: 0 K: 1 S: 7	H: 0 LOB: 1 BB: 1 P: 11	R: 0 E: 0 K: 0 S: 9	H: 1 LOB: 0 BB: 0 P: 12	R: 0 E: 0 K: 0 S: 8	H: 2 LOB: 2 BB: 0 P: 11	R: 0 E: 0 K: 1 S: 13	H: 1 LOB: 1 BB: 0 P: 17	R: 0 E: 0 K: 1 S: 6	H: 0 LOB: 0 BB: 0 P: 10	1B: 6 2B: 0 3B: 0 HR: 1	SF: 0 SAC: 0 DP: 2 HBP: 0	WP: 0 PB: 0 SB: 0 CS: 0	PA: 33

BOTTOM

Montreal Expos @ Los Angeles Dodgers
Dodger Stadium, Los Angeles, CA
Wed Jul 06 1994, 7:05 PM PDT
Att: 37,741 - Unknown - 76 F

livebaseballscores.com

AB	32
R	2
H	7
RBI	2
BB	1
SO	6
LOB	6



PITCHER	IP	WLS	BF	H	R	ER	SO	BB	IBB	HBP	BLK	WP	HR	S	P	ERA	WHIP
Pedro Martinez, R ERA: 3.36 (1, 1)	6.0		21	4	2	2	4	1	0	0	0	0	0	52	84	3.00	0.833
Tim Scott, R ERA: 3.0 (7, 1)	2.0	W	9	3	0	0	1	0	0	0	0	0	0	21	28	0.00	1.500
Mel Rojas, R ERA: 3.41 (9, 1)	1.0	S	3	0	0	0	1	0	0	0	0	0	0	6	10	0.00	0.000

Batter	1	2	3	4	5	6	7	8	9	AB R H RBI BB SO LOB	TOP
Jose Vizcaino, S (1, 6) OBP: 0.326, SLG: 0.353 	1-2 		2-2 		1-2 			0-0 		4 0 2 0 0 0 0	
Todd Hundley, S (1, 2) OBP: 0.303, SLG: 0.478 	1-2 			3-1 	2-1 			0-0 		4 1 1 1 0 0 2	
Joe Orsulak, L (1, 9) OBP: 0.295, SLG: 0.357 	2-2 			4-1 	0-3 			3-3 		3 1 1 0 1 2 1	
Bobby Bonilla, S (1, 5) OBP: 0.386, SLG: 0.497 Tim Bogar, R (9, 5) OBP: 0.167, SLG: 0.250 	1-0 			2-2 		2-3 		1-3 		4 0 0 0 0 2 3 0 0 0 0 0 0 0	
Jeff Kent, R (1, 4) OBP: 0.347, SLG: 0.483 		0-1 		0-1 		2-2 		0-3 		4 1 1 0 0 1 0	
David Segui, S (1, 7) OBP: 0.328, SLG: 0.440 John Cangelosi, S (9, PR) OBP: 0.371, SLG: 0.288 (9, 7) 		1-1 		2-0 		1-0 		1-2 		4 0 1 1 0 0 1 0 0 0 0 0 0 0	
Rico Brogna, L (1, 3) OBP: 0.262, SLG: 0.561 		3-2 		2-0 		3-2 		2-1 		4 0 1 0 0 0 1	
Ryan Thompson, R (1, 8) OBP: 0.303, SLG: 0.463 			0-1 	1-2 		0-3 		0-3 		2 0 0 1 0 1 0	
Jason Jacome, L (1, 1) 			0-3 	0-3 		0-0 				3 0 0 0 0 2 2	
Inning Stats	R: 0 H: 2 E: 0 LOB: 1 K: 0 BB: 0 S: 11 P: 16	R: 0 H: 0 E: 0 LOB: 0 K: 0 BB: 0 S: 7 P: 11	R: 0 H: 0 E: 0 LOB: 0 K: 1 BB: 0 S: 8 P: 10	R: 3 H: 3 E: 0 LOB: 2 K: 1 BB: 1 S: 18 P: 32	R: 0 H: 0 E: 0 LOB: 0 K: 1 BB: 0 S: 9 P: 12	R: 0 H: 0 E: 0 LOB: 0 K: 1 BB: 0 S: 10 P: 15	R: 0 H: 0 E: 0 LOB: 0 K: 1 BB: 0 S: 7 P: 10	R: 0 H: 1 E: 0 LOB: 1 K: 1 BB: 0 S: 6 P: 9	R: 0 H: 1 E: 0 LOB: 1 K: 2 BB: 0 S: 13 P: 17	1B: 5 SF: 1 2B: 2 SAC: 0 3B: 0 DP: 2 HR: 1 HBP: 0	WP: 0 PA: 34 PB: 0 SB: 0 CS: 1
PITCHER Tom Candiotti, R (1, 1) ERA: 4.0 Ismael Valdez, R (9, 1) ERA: 1.74	IP WLS BF H R ER SO BB IBB HBP BLK WP HR S P ERA WHIP 8.0 L 30 6 3 3 6 1 0 0 0 0 1 76 115 3.38 0.875 1.0 4 1 0 0 2 0 0 0 0 0 0 13 17 0.00 1.000										

New York Mets @ Los Angeles Dodgers
Dodger Stadium, Los Angeles, CA
 Thu Jul 07 1994, 7:05 PM PDT
 Att: 38,194 - Unknown

livebaseballscorecards.com

AB	32
R	3
H	7
RBI	3
BB	1
SO	8
LOB	10



Batter	1	2	3	4	5	6	7	8	9	AB	R	H	RBI	BB	SO	LOB
Brett Butler, L OBP: 0.420, SLG: 0.444 (1, 8) B C B B X	3-1 G3 ①		2-3 K ②			0-0 F7 ①		2-1 G4-3 ②		4	0	0	0	0	1	0
Delino DeShields, L OBP: 0.363, SLG: 0.310 (1, 4) C B C C F C X	1-3 K ②		1-2 F8 ③			3-2 G4-3 ②		2-2 G4-3 ③		4	0	0	0	0	1	0
Raul Mondesi, R OBP: 0.341, SLG: 0.545 (1, 9) X	0-0 1B 1B				0-1 G1-3 ①		0-2 1B		1-1 G6-4-3 1B	4	0	3	0	0	0	0
Tim Wallach, R OBP: 0.332, SLG: 0.477 (1, 5) B C T SAFE X	1-1 1-2 1B				1-0 1B		0-0 F9 ③		3-3 K ①	4	0	2	0	0	1	2
Eric Karros, R OBP: 0.307, SLG: 0.395 (1, 3) F C F B X X	1-2 G6-3 ③				1-0 F9 ②		2-2 G6-3 ①		2-2 G6-4-3 ② ③ 1-2f	4	0	0	0	0	0	4
Cory Snyder, R OBP: 0.323, SLG: 0.454 (1, 7) F B X		1-1 G4-3 ①			2-3 K ③		1-0 G6-3 2B			3	0	1	0	0	1	1
Carlos Hernandez, R OBP: 0.244, SLG: 0.356 (1, 2) X		0-0 G5-3 ②			1-2 L5 ①		1-0 G6-3 ② 2-3			3	0	0	0	0	0	1
Rafael Bournigal, R OBP: 0.361, SLG: 0.323 (1, 6) B C C B X X		2-2 G6-3 ③			1-1 F7 ②		0-1 G5-3 ③			3	0	0	0	0	0	1
Tom Candiotti, R OBP: 0.125, SLG: 0.150 (1, 1) Mitch Webster, S OBP: 0.314, SLG: 0.385 (8, PH) Ismael Valdez, R (9, 1) B X			1-0 G4-3 ①		0-0 L4 ③			2-1 F9 ①		2	0	0	0	0	0	0
										1	0	0	0	0	0	0
										0	0	0	0	0	0	0

Inning Stats	R: 0	H: 2	R: 0	H: 0	R: 0	H: 0	R: 0	H: 1	R: 0	H: 0	R: 0	H: 1	R: 0	H: 1	R: 0	H: 0	R: 0	H: 1	R: 0	H: 1	R: 0	H: 0	R: 0	H: 1
	E: 0	LOB: 2	E: 0	LOB: 0	E: 0	LOB: 0	E: 0	LOB: 1	E: 0	LOB: 0	E: 0	LOB: 1	E: 0	LOB: 1	E: 0	LOB: 0	E: 0	LOB: 0	E: 0	LOB: 0	E: 0	LOB: 0	E: 0	LOB: 0
	K: 1	BB: 0	K: 0	BB: 0	K: 1	BB: 0	K: 1	BB: 0	K: 0	BB: 0	K: 0	BB: 0	K: 0	BB: 0	K: 1	BB: 0	K: 0	BB: 0	K: 1	BB: 0	K: 0	BB: 0	K: 0	BB: 0
	S: 14	P: 20	S: 6	P: 9	S: 7	P: 11	S: 7	P: 11	S: 8	P: 10	S: 7	P: 11	S: 8	P: 11	S: 8	P: 14	S: 9	P: 15	S: 9	P: 15	S: 8	P: 14	S: 9	P: 15

PITCHER	IP	WLS	BF	H	R	ER	SO	BB	IBB	HBP	BLK	WP	HR	S	P	ERA	WHIP
Jason Jacome, L ERA: 1.2 (1, 1)	9.0	W	32	6	0	0	4	0	0	0	0	0	0	74	112	0.00	0.667


BOTTOM

New York Mets @ Los Angeles Dodgers
Dodger Stadium, Los Angeles, CA

Thu Jul 07 1994, 7:05 PM PDT
Att. 38,194 - Unknown

AB	32
R	0
H	6
RBI	0
BB	0
SO	4
LOB	9

livebaseballscorecards.com



WP	PA	3B	SF	SAC	DP	HBP
0	32	0	0	0	1	0

Batter	1	2	3	4	5	6	7	8	9	AB R H RBI BB SO LOB	TOP																
Jose Vizcaino, S OBP: 0.325, SLG: 0.347 (1, 6)	1-2 E6 CS		1-0 G4-3			4-1 E 1B BB		0-0 P5	2-1 L8	4 1 0 0 1 0 2																	
Todd Hundley, S OBP: 0.304, SLG: 0.469 (1, 2)	3-2 P5 1-2		2-3 K			2-0 E9 1B 1B		4-0 1B BB		3 0 1 0 1 1 1																	
Bobby Bonilla, S OBP: 0.388, SLG: 0.493 (1, 5)	3-3 K				3-3 K	0-1 P6		1-1 1B 1B		4 0 1 0 0 2 1																	
Kevin McReynolds, R OBP: 0.314, SLG: 0.411 (1, 7)			1-3 K		1-1 P5	3-2 F9		2-2 P4		4 0 0 0 0 1 3																	
Joe Orsulak, L OBP: 0.293, SLG: 0.354 (1, 8)			1-0 F8		1-0 P5			0-1 G3		4 0 0 0 0 0 2																	
Jeff Kent, R OBP: 0.345, SLG: 0.479 (1, 4)			1-1 BB 1B		3-2 G4-3		0-0 HR 1B		0-0 P3	4 1 2 0 0 0 0																	
Rico Brogna, L OBP: 0.300, SLG: 0.625 (1, 3)			4-2 BB		1-3 K		2-1 HR		3-2 2B	3 1 2 2 1 1 0																	
Jim Lindeman, R OBP: 0.299, SLG: 0.441 (1, 9)			1-3 K		2-3 K		2-1 L7		0-1 L7	4 0 0 0 0 2 3																	
Mike Remlinger, L Mike Maddux, L Fernando Vina, L Doug Linton, R Mauro Gozzo, R Tim Lincecum, R (1, 1) (6, 1) (7, PH) (7, 1) (8, 1) (8, PH)			2-3 K			2-1 F7		1-1 B5		4-1 BB	2 0 0 0 0 0 1 0 0 0 0 0 0 0 0 0 1 0 1 0 0																
Inning Stats	R: 0 E: 1 K: 1 S: 9	H: 0 LOB: 0 BB: 0 P: 16	R: 0 E: 0 K: 2 S: 13	H: 1 LOB: 2 BB: 1 P: 21	R: 0 E: 0 K: 2 S: 8	H: 0 LOB: 0 BB: 0 P: 13	R: 0 E: 0 K: 1 S: 6	H: 0 LOB: 0 BB: 0 P: 11	R: 0 E: 0 K: 2 S: 9	H: 0 LOB: 0 BB: 0 P: 15	R: 1 E: 1 K: 0 S: 9	H: 1 LOB: 1 BB: 1 P: 20	R: 2 E: 0 K: 0 S: 9	H: 2 LOB: 0 BB: 0 P: 17	R: 0 E: 0 K: 0 S: 9	H: 1 LOB: 2 BB: 1 P: 16	R: 0 E: 0 K: 0 S: 10	H: 1 LOB: 2 BB: 1 P: 19	1B: 4 2B: 1 3B: 0 HR: 1	SF: 0 SAC: 0 DP: 0 HBP: 0	WP: 0 PB: 0 SB: 0 CS: 1	PA: 37					
PITCHER Ramon Martinez, R ERA: 4.18 Kevin Gross, R ERA: 3.64	IP 7.1	WLS W	BF 30	H 5	R 3	ER 2	SO 8	BB 3	IBB 0	HBP 0	BLK 0	WP 0	HR 1	S 66	P 121	ERA 2.46	WHIP 1.091										
	IP 1.2	WLS S	BF 7	H 1	R 0	ER 0	SO 0	BB 1	IBB 0	HBP 0	BLK 0	WP 0	HR 0	S 16	P 27	ERA 0.00	WHIP 1.200										

New York Mets @ Los Angeles Dodgers
Dodger Stadium, Los Angeles, CA
Sat Jul 09 1994, 7:05 PM PDT
Att: 39,589 - Unknown

livebaseballscorecards.com

AB	33
R	3
H	6
RBI	2
BB	4
SO	8
LOB	12



Batter	1	2	3	4	5	6	7	8	9
Brett Butler, L OBP: 0.414, SLG: 0.435 (1, 8) X	0-0 B1-3			3-2 G5-3	0-0 F9		0-2 G4-3	4-2 1B BB	
Delino DeShields, L OBP: 0.364, SLG: 0.316 (1, 4) B C C C	1-3 K			2-2 CS 1B	1-0 F7		1-2 BB 2B 1B	2-1 F7	
Mike Piazza, R OBP: 0.366, SLG: 0.566 (1, 2) B F S C C X Carlos Hernandez, R OBP: 0.244, SLG: 0.356 (9, 2) B F S C C X	1-2 G6-3			4-2 1B BB 1-2		0-0 HR	0-0 L9	3-2 FC5-4 1B	
Tim Wallach, R OBP: 0.335, SLG: 0.475 (1, 5) C C C C C X			3-2 L9	3-1 1B		4-2 HR BB	4-0 2B BB	2-2 FC5-4	
Raul Mondesi, R OBP: 0.342, SLG: 0.556 (1, 9) C C C C C X			0-3 K	0-0 F9		0-0 HR	0-0 2B		
Eric Karros, R OBP: 0.309, SLG: 0.393 (1, 3) B B B B B X Kevin Gross, R OBP: 0.189, SLG: 0.206 (8, 1) B B B B B X			2-1 P9		4-2 1B BB	3-0 G5-4-3 1B	0-2 F7		
Cory Snyder, R OBP: 0.328, SLG: 0.455 (1, 7) B B B B B X			3-1 F8		3-2 1B 1B	0-0 G5-4-3		2-2 SH3-4 HR 1B	
Rafael Bournigal, R OBP: 0.381, SLG: 0.351 (1, 6) B X			1-0 P4		1-0 1B	0-1 1B		0-0 SH3-4	
Ramon Martinez, R OBP: 0.260, SLG: 0.306 (1, 1) B B S S S X Henry Rodriguez, L OBP: 0.342, SLG: 0.458 (8, 3) B B S S S X			2-2 L8		2-3 K	1-3 K		0-0 HR	

Inning Stats	R: 0 E: 0 K: 1 S: 8	H: 0 LOB: 0 BB: 0 P: 10	R: 0 E: 0 K: 1 S: 9	H: 0 LOB: 0 BB: 0 P: 14	R: 0 E: 0 K: 0 S: 6	H: 0 LOB: 0 BB: 0 P: 12	R: 0 E: 0 K: 0 S: 13	H: 2 LOB: 2 BB: 1 P: 25	R: 1 E: 0 K: 1 S: 12	H: 2 LOB: 2 BB: 1 P: 23	R: 3 E: 0 K: 1 S: 12	H: 4 LOB: 1 BB: 1 P: 20	R: 2 E: 0 K: 0 S: 13	H: 2 LOB: 1 BB: 1 P: 16	R: 2 E: 0 K: 0 S: 20	H: 3 LOB: 2 BB: 1 P: 33
--------------	------------------------------	----------------------------------	------------------------------	----------------------------------	------------------------------	----------------------------------	-------------------------------	----------------------------------	-------------------------------	----------------------------------	-------------------------------	----------------------------------	-------------------------------	----------------------------------	-------------------------------	----------------------------------

PITCHER	IP	WLS	BF	H	R	ER	SO	BB	IBB	HBP	BLK	WP	HR	S	P	ERA	WHIP
Mike Remlinger, L ERA: 4.02 (1, 1)	5.0	L	23	6	4	4	3	3	0	0	0	0	2	53	93	7.20	1.800
Mike Maddux, R ERA: 5.17 (6, 1)	1.0		4	2	0	0	1	0	0	0	0	0	0	7	11	0.00	2.000
Doug Linton, R ERA: 4.7 (7, 1)	1.2		12	5	4	4	0	2	0	0	0	0	1	28	42	21.60	4.200
Mauro Gozzo, R ERA: 4.53 (8, 1)	0.1		1	0	0	0	0	0	0	0	0	0	0	5	7	0.00	0.000

BOTTOM

New York Mets @ Los Angeles Dodgers
Dodger Stadium, Los Angeles, CA

Sat Jul 09 1994, 7:05 PM PDT
Att. 39,589 - Unknown

AB	R	H	RBI	BB	SO	LOB
4	0	0	0	1	0	2
5	1	2	0	0	1	3
4	1	2	1	1	0	1
0	0	0	0	0	0	0
3	2	1	0	2	0	2
4	1	2	4	0	1	2
3	1	1	0	1	0	1
0	0	0	0	0	0	0
4	1	2	0	0	0	1
3	0	2	1	0	0	0
3	0	0	0	0	2	3
1	1	1	2	0	0	0

AB	34
R	8
H	13
RBI	8
BB	5
SO	4
LOB	15

WP: 0	PA: 40
PB: 0	
SB: 0	
CS: 1	

PITCHER	IP	WLS	BF	H	R	ER	SO	BB	IBB	HBP	BLK	WP	HR	S	P	ERA	WHIP
---------	----	-----	----	---	---	----	----	----	-----	-----	-----	----	----	---	---	-----	------

Batter	1	2	3	4	5	6	7	8	9	AB R H RBI BB SO LOB	TOP											
Jose Vizcaino, S (1, 6) OBP: 0.320, SLG: 0.342	2-1 L7		0-0 G3		0-3 K			0-3 K	0-0 F7	5 0 0 0 0 2 1	New York Mets @ Los Angeles Dodgers Dodger Stadium, Los Angeles, CA Sun Jul 10 1994, 3:33 AM PDT Att. 45,436 - Sunny - 88 F											
Todd Hundley, S (1, 2) OBP: 0.299, SLG: 0.460	3-3 K		1-3 K			1-1 G3-1		1-0 F7		4 0 0 0 0 2 0												
Bobby Bonilla, S (1, 5) OBP: 0.389, SLG: 0.502	4-0 BB		2-3 K			1-3 K		3-1 HR		3 1 1 1 1 2 0												
Kevin McReynolds, R (1, 7) OBP: 0.324, SLG: 0.416	1-3 K			2-1 1B		4-0 BB		0-1 HR		3 1 2 0 1 1 1												
Joe Orsulak, L (1, 8) OBP: 0.293, SLG: 0.364		1-1 G4-3		2-1 F9		0-0 F7		3-0 HR		4 1 1 2 0 0 2												
Jeff Kent, R (1, 4) OBP: 0.344, SLG: 0.474		3-0 HR HBP		3-3 K			0-0 L9	0-0 F7		3 1 0 0 0 1 1												
Rico Brogna, L (1, 3) OBP: 0.333, SLG: 0.706		2-2 HR		3-2 F8			4-2 BB		0-0 2B	3 1 2 2 1 0 1												
Jim Lindeman, R (1, 9) OBP: 0.288, SLG: 0.425		1-3 K			0-0 G6-3		1-3 K		1-2 G5-3	4 0 0 0 0 2 2												
Bret Saberhagen, R (1, 1) OBP: 0.273, SLG: 0.250		0-0 G6-3			2-3 K		1-2 L7		0-0 F8	3 0 0 0 0 1 1												
Fernando Vina, L (9, PH) OBP: 0.355, SLG: 0.283										1 0 0 0 0 0 1												
John Franco, L (9, 1)										0 0 0 0 0 0 0												
Inning Stats	R: 0 E: 0 K: 2 S: 8	H: 0 LOB: 1 BB: 1 P: 18	R: 2 E: 0 K: 1 S: 11	H: 1 LOB: 0 BB: 0 P: 18	R: 0 E: 0 K: 2 S: 7	H: 0 LOB: 0 BB: 0 P: 10	R: 0 E: 0 K: 1 S: 12	H: 1 LOB: 1 BB: 0 P: 22	R: 0 E: 0 K: 2 S: 7	H: 0 LOB: 0 BB: 0 P: 9	R: 0 E: 0 K: 1 S: 6	H: 0 LOB: 1 BB: 1 P: 12	R: 0 E: 0 K: 1 S: 9	H: 0 LOB: 1 BB: 1 P: 15	R: 3 E: 0 K: 1 S: 14	H: 3 LOB: 0 BB: 0 P: 21	R: 0 E: 0 K: 0 S: 6	H: 1 LOB: 1 BB: 0 P: 7	1B: 2 2B: 1 3B: 0 HR: 3	SF: 0 SAC: 0 DP: 0 HBP: 1	WP: 0 PB: 0 SB: 0 CS: 0	PA: 37
PITCHER	IP WLS BF H R ER SO BB IBB HBP BLK WP HR S P ERA WHIP																					
Pedro Astacio, R (1, 1) ERA: 3.77	7.0 L 27 2 2 2 10 3 0 1 0 0 1 60 104 2.57 0.714																					
Ismael Valdez, R (8, 1) ERA: 3.65	1.0 6 3 3 3 1 0 0 0 0 0 2 14 21 27.00 3.000																					
Rudy Seanez, R (9, 1) ERA: 5.19	1.0 4 1 0 0 0 0 0 0 0 0 0 6 7 0.00 1.000																					

livebaseballscorecards.com

AB	33
R	5
H	6
RBI	5
BB	3
SO	11
LOB	10



Batter	1	2	3	4	5	6	7	8	9	AB	R	H	RBI	BB	SO	LOB						
Brett Butler, L (1, 8) OBP: 0.418, SLG: 0.443	0-2 G6-3		0-0 E4 3B		4-2 BB			1-2 G5-3 1B		3	1	2	0	1	0	0						
Delino DeShields, L (1, 4) OBP: 0.358, SLG: 0.310	1-2 G4-3		1-2 G4-3		3-2 G6-3			3-2 G5-3		4	0	0	0	0	0	3						
Mike Piazza, R (1, 2) OBP: 0.364, SLG: 0.563	2-2 1B			1-2 P4			1-2 G4-3	1-3 K		4	0	1	0	0	1	1						
Tim Wallach, R (1, 5) OBP: 0.334, SLG: 0.472	2-0 P4			1-3 K			1-2 FC4-6 1B	0-2 L7		4	0	1	0	0	1	2						
Henry Rodriguez, L (1, 7) OBP: 0.342, SLG: 0.456 Mitch Webster, S (9, PH) OBP: 0.310, SLG: 0.379		0-1 P5		0-0 1B			1-2 FC4-6	1-0 F9		3	0	1	0	0	0	1						
Raul Mondesi, R (1, 9) OBP: 0.338, SLG: 0.549		1-0 F9		1-1 L9			1-3 K	2-3 K		4	0	0	0	0	2	2						
Eric Karros, R (1, 3) OBP: 0.311, SLG: 0.393		2-2 G5-3			0-1 SH1-4 1B			4-2 BB		3	0	1	0	1	0	0						
Rafael Bourrigal, R (1, 6) OBP: 0.356, SLG: 0.325 Cory Snyder, R (9, PH) OBP: 0.326, SLG: 0.452			0-1 G5-3		2-3 K		2-1 G1-3	0-0 F8		3	0	0	0	0	1	1						
Pedro Astacio, R (1, 1) OBP: 0.075, SLG: 0.075 Chris Gwynn, L (7, PH) OBP: 0.322, SLG: 0.370 Ismael Valdez, R (8, 1) Rudy Seanez, R (9, 1)			0-3 K		0-0 SH1-4		1-3 K			1	0	0	0	0	1	0						
Inning Stats	R: 0 E: 0 K: 0 S: 11	H: 1 LOB: 1 BB: 0 P: 16	R: 0 E: 0 K: 0 S: 6	H: 0 LOB: 0 BB: 0 P: 9	R: 1 E: 1 K: 1 S: 9	H: 1 LOB: 0 BB: 0 P: 10	R: 0 E: 0 K: 1 S: 9	H: 1 LOB: 1 BB: 0 P: 12	R: 0 E: 0 K: 1 S: 11	H: 1 LOB: 2 BB: 1 P: 20	R: 0 E: 0 K: 1 S: 16	H: 1 LOB: 1 BB: 0 P: 20	R: 0 E: 0 K: 1 S: 9	H: 0 LOB: 0 BB: 0 P: 14	R: 0 E: 0 K: 1 S: 12	H: 1 LOB: 1 BB: 0 P: 17	R: 0 E: 0 K: 1 S: 9	H: 0 LOB: 1 BB: 1 P: 16	1B: 5 2B: 0 3B: 1 HR: 0	SF: 0 SAC: 1 DP: 0 HBP: 0	WP: 0 PB: 0 SB: 0 CS: 0	PA: 35
PITCHER Bret Saberhagen, R (1, 1) ERA: 3.15 John Franco, L (9, 1) ERA: 2.72	IP 8.0	WLS W	BF 31	H 6	R 1	ER 0	SO 6	BB 1	IBB 0	HBP 0	BLK 0	WP 0	HR 0	S 83	P 118	ERA 0.00	WHIP 0.875					
																	1B: 5	SF: 0	WP: 0	PA: 35		
																	2B: 0	SAC: 1	PB: 0			
																	3B: 1	DP: 0	SB: 0			
																	HR: 0	HBP: 0	CS: 0			

BOTTOM

New York Mets @ Los Angeles Dodgers
Dodger Stadium, Los Angeles, CA
 Sun Jul 10 1994, 3:33 AM PDT
 Att: 45,436 - Sunny - 88 F

livebaseballscorecards.com

AB	32
R	1
H	6
RBI	0
BB	2
SO	7
LOB	11



Batter	1	2	3	4	5	6	7	8	9	AB R H RBI BB SO LOB	TOP																
Brett Butler, L (1, 8) OBP: 0.416, SLG: 0.439	4-0 G6-3 S BB	2-3 K			1-2 L5			1-1 G3 2-3		3 0 0 0 1 1 2																	
Delino DeShields, L (1, 4) OBP: 0.357, SLG: 0.306	4-2 G6-3 BB		0-0 L7			1-3 K		0-1 G3 3-H		3 0 0 1 1 1 0																	
Raul Mondesi, R (1, 9) OBP: 0.334, SLG: 0.543	0-1 G6-3 1-2f 2-3		2-2 P6			1-1 F8		1-0 F8		4 0 0 0 0 0 2																	
Mike Piazza, R (1, 2) OBP: 0.363, SLG: 0.559 Mitch Webster, S (9, PR) OBP: 0.310, SLG: 0.379	1-3 K		3-2 P3			1-1 G4-3			1-2 FC6-4 1B	4 0 1 0 0 1 1 0 0 0 0 0 0 0																	
Tim Wallach, R (1, 5) OBP: 0.333, SLG: 0.469		1-2 WP 2B 1B		0-1 G4-3		3-1 G5-3		1-3 K		4 1 1 0 0 1 1																	
Eric Karros, R (1, 3) OBP: 0.307, SLG: 0.388		2-1 F8		1-0 F8		0-2 F9		0-2 FC6-4 1-2f		4 0 0 0 0 0 2																	
Cory Snyder, R (1, 7) OBP: 0.333, SLG: 0.452 Chris Gwynn, L (9, PH) OBP: 0.317, SLG: 0.364		4-2 WP 2B BB		1-3 K		0-1 1B		2-3 K		2 1 1 0 1 1 0 1 0 0 0 0 1 1																	
Rafael Bournigal, R (1, 6) OBP: 0.354, SLG: 0.349		1-1 1-H 2-H 2B		2-2 G6-3		0-0 F9				3 0 1 2 0 0 1																	
Kevin Gross, R (1, 1) OBP: 0.179, SLG: 0.194 Omar Daal, L (7, 1) Jeff Treadway, L (8, PH) OBP: 0.408, SLG: 0.419 Ismael Valdez, R (8, 1)		1-3 K		3-2 G5-3				3-1 G3 2B		2 0 0 0 0 1 1 0 0 0 0 0 0 0 1 1 1 0 0 0 0 0 0 0 0 0 0 0																	
Inning Stats	R: 0 E: 0 K: 1 S: 8	H: 0 LOB: 1 BB: 2 P: 17	R: 2 E: 0 K: 2 S: 18	H: 2 LOB: 1 BB: 1 P: 29	R: 0 E: 0 K: 0 S: 9	H: 0 LOB: 0 BB: 0 P: 14	R: 0 E: 0 K: 1 S: 6	H: 0 LOB: 0 BB: 0 P: 8	R: 0 E: 0 K: 0 S: 11	H: 0 LOB: 0 BB: 0 P: 17	R: 0 E: 0 K: 1 S: 8	H: 0 LOB: 0 BB: 0 P: 11	R: 0 E: 0 K: 0 S: 8	H: 1 LOB: 1 BB: 0 P: 11	R: 1 E: 0 K: 0 S: 7	H: 1 LOB: 0 BB: 0 P: 12	R: 0 E: 0 K: 2 S: 18	H: 1 LOB: 1 BB: 0 P: 22	1B: 3 2B: 2 3B: 0 HR: 0	SF: 0 SAC: 0 DP: 1 HBP: 0	WP: 1 PB: 0 SB: 1 CS: 0	PA: 34					
PITCHER	IP	WLS	BF	H	R	ER	SO	BB	IBB	HBP	BLK	WP	HR	S	P	ERA	WHIP										
David West, L (1, 1) ERA: 2.74	7.0	W	26	3	2	2	5	3	0	0	0	1	0	68	107	2.57	0.857										
Larry Andersen, R (8, 1) ERA: 3.57	1.0		4	1	1	1	0	0	0	0	0	0	0	7	12	9.00	1.000										
Doug Jones, R (9, 1) ERA: 2.34	1.0	S	4	1	0	0	2	0	0	0	0	0	0	18	22	0.00	1.000										

Los Angeles Dodgers @ Philadelphia Phillies
Veterans Stadium, Philadelphia, PA

livebaseballscorecards.com

AB	31
R	3
H	5
RBI	3
BB	3
SO	7
LOB	11



Fri Jul 15 1994, 3:33 AM EDT
Sunny - 89 F

Batter	1	2	3	4	5	6	7	8	9	AB	R	H	RBI	BB	SO	LOB
Milt Thompson, L OBP: 0.332, SLG: 0.362 (1, 8) (8, 7)	1-0 L8	2-1 G3		3-2 G1-3			4-1 FC4-6 BB			3	0	0	0	1	0	1
Mariano Duncan, R OBP: 0.306, SLG: 0.397 (1, 5)	3-1 P6		3-2 P3		2-3 K		0-0 FC4-6 S 1-2f			4	0	0	0	0	1	1
Tony Longmire, L OBP: 0.262, SLG: 0.290 Larry Andersen, R (8, 1) Doug Jones, R OBP: 1.000, SLG: 1.000 (9, 1)	4-2 S 2B BB		3-3 K		0-1 G4-3		4-1 S BB			2	1	0	0	2	1	0
John Kruk, L OBP: 0.422, SLG: 0.422 (1, 3)	4-1 2B 1B BB		2-2 1B 2B		0-0 1B		0-1 G4-3			3	2	2	0	1	0	2
Jim Eisenreich, L OBP: 0.354, SLG: 0.385 (1, 9)	1-0 1B WP 2B		0-0 1B		2-1 L6		1-2 G6-3			4	1	2	2	0	0	1
Mickey Morandini, L OBP: 0.390, SLG: 0.413 (1, 4)	2-1 S 1B		2-0 F8		1-2 L9		3-1 S 1B			4	0	2	1	0	0	1
Mike Lieberthal, R OBP: 0.375, SLG: 0.455 (1, 2)	3-2 G5-3			1-0 P4		2-1 G6-3		3-3 K		4	0	0	0	0	1	2
Kevin Stocker, S OBP: 0.385, SLG: 0.308 (1, 6)			1-2 G1-3		1-1 2B		2-2 G4-3			4	0	1	0	0	0	1
David West, L OBP: 0.056, SLG: 0.056 Randy Ready, R OBP: 0.462, SLG: 0.364 Billy Hatcher, R OBP: 0.294, SLG: 0.349 (7, PH) (8, 8)			2-1 G4-3		2-3 K		3-2 G5-3			2	0	0	0	0	1	1
										1	0	0	0	0	0	0
										0	0	0	0	0	0	0

Inning Stats	R: 3	H: 2	E: 0	K: 0	S: 13	R: 0	H: 0	E: 0	K: 0	S: 7	R: 1	H: 2	E: 0	K: 1	S: 13	R: 0	H: 1	E: 0	K: 1	S: 11	R: 0	H: 1	E: 0	K: 1	S: 8	R: 0	H: 0	E: 0	K: 0	S: 8	R: 0	H: 0	E: 0	K: 0	S: 8	R: 0	H: 1	E: 0	K: 1	S: 11	R: 0	H: 1	E: 0	K: 1	S: 19	R: 0	H: 1	E: 0	K: 1	S: 20				
	LOB: 1	BB: 2	P: 31			LOB: 0	BB: 0	P: 12			LOB: 1	BB: 0	P: 23			LOB: 1	BB: 0	P: 12			LOB: 0	BB: 0	P: 13			LOB: 2	BB: 2	P: 19			LOB: 1	BB: 0	P: 20																					

PITCHER	IP	WLS	BF	H	R	ER	SO	BB	IBB	HBP	BLK	WP	HR	S	P	ERA	WHIP
Kevin Gross, R ERA: 3.73 (1, 1)	6.2	L	30	6	4	4	3	4	0	0	0	1	0	66	126	5.40	1.500
Omar Daal, L ERA: 3.12 (7, 1)	0.1		1	0	0	0	0	0	0	0	0	0	0	2	2	0.00	0.000
Ismael Valdez, R ERA: 3.38 (8, 1)	1.0		4	1	0	0	1	0	0	0	0	0	0	11	20	0.00	1.000

BOTTOM

Los Angeles Dodgers @ Philadelphia Phillies
Veterans Stadium, Philadelphia, PA

Fri Jul 15 1994, 3:33 AM EDT
Sunny - 89 F

AB	31
R	4
H	7
RBI	3
BB	4
SO	4
LOB	10

WP: 1 PA: 35
PB: 0
SB: 5
CS: 0



PITCHER	IP	WLS	BF	H	R	ER	SO	BB	IBB	HBP	BLK	WP	HR	S	P	ERA	WHIP
Kevin Gross, R ERA: 3.73 (1, 1)	6.2	L	30	6	4	4	3	4	0	0	0	1	0	66	126	5.40	1.500
Omar Daal, L ERA: 3.12 (7, 1)	0.1		1	0	0	0	0	0	0	0	0	0	0	2	2	0.00	0.000
Ismael Valdez, R ERA: 3.38 (8, 1)	1.0		4	1	0	0	1	0	0	0	0	0	0	11	20	0.00	1.000

Batter	1	2	3	4	5	6	7	8	9	AB R H RBI BB SO LOB	TOP																						
Delino DeShields, L OBP: 0.358, SLG: 0.305 (1, 4)	2-0 G6-3		1-0 G3-1		3-1 G6-3		1-1 1B		4-1 BB	4 0 1 0 1 0 2	Los Angeles Dodgers @ Philadelphia Phillies Veterans Stadium, Philadelphia, PA Fri Jul 15 1994, 7:05 PM EDT Att: 58,247 - Unknown																						
Mitch Webster, S OBP: 0.316, SLG: 0.371 (1, 7)	4-1 G6-4-3 BB			3-3 K		2-0 F9	1-0 1B		2-2 G4-3	4 0 1 0 1 1 2																							
Raul Mondesi, R OBP: 0.336, SLG: 0.545 (1, 8)	0-0 G6-4-3 1-2f			0-0 2B		0-1 1B SF7	1-0 L5-4			4 2 2 0 0 0 3																							
Tim Wallach, R OBP: 0.338, SLG: 0.474 (1, 5)		4-1 G6-4-3 BB		1-1 G4-3 1-H		0-0 1B 1B		2-1 G6-3		3 1 2 1 1 0 0																							
Eric Karros, R OBP: 0.304, SLG: 0.384 (1, 3) Todd Worrell, R (8, 1)		2-2 G6-4-3 1-2f		0-2 G4-3		1-0 SF7		3-0 F9		3 0 0 1 0 0 2 0 0 0 0 0 0 0																							
Cory Snyder, R OBP: 0.331, SLG: 0.446 (1, 9)		2-2 F9		1-0 G5-3		0-1 1B 1B		1-0 G4-3		4 0 1 0 0 0 1																							
Carlos Hernandez, R OBP: 0.265, SLG: 0.354 (1, 2)			1-2 K		0-0 G1-3	1-1 1B		4-0 SH1 BB		3 0 1 1 1 1 0																							
Rafael Bournigal, R OBP: 0.353, SLG: 0.348 (1, 6)			0-1 F9		2-2 SH1-4 1B	0-1 P6		1-0 SH1		3 0 1 0 0 0 2																							
Tom Candiotti, R OBP: 0.143, SLG: 0.167 (1, 1) Ismael Valdez, R (7, 1) Henry Rodriguez, L OBP: 0.341, SLG: 0.454 (8, 3)			1-2 1B		0-0 SH1-4		1-1 G4-3		2-1 P6	2 0 1 0 0 0 0 0 0 0 0 0 0 0 1 0 0 0 0 0 1																							
Inning Stats	R: 0 E: 0 K: 0 S: 3	H: 0 LOB: 0 BB: 1 P: 9	R: 0 E: 0 K: 0 S: 9	H: 0 LOB: 0 BB: 1 P: 17	R: 0 E: 0 K: 1 S: 9	H: 1 LOB: 1 BB: 0 P: 12	R: 1 E: 0 K: 1 S: 14	H: 2 LOB: 1 BB: 0 P: 19	R: 0 E: 0 K: 0 S: 7	H: 1 LOB: 1 BB: 0 P: 12		R: 2 E: 0 K: 0 S: 11	H: 4 LOB: 2 BB: 0 P: 15	R: 0 E: 0 K: 0 S: 6	H: 2 LOB: 1 BB: 0 P: 10	R: 0 E: 0 K: 0 S: 4	H: 0 LOB: 0 BB: 0 P: 10	R: 0 E: 0 K: 0 S: 8	H: 0 LOB: 2 BB: 2 P: 21	1B: 8 2B: 3 3B: 0 HR: 0	SF: 1 SAC: 2 DP: 3 HBP: 0	WP: 0 PB: 0 SB: 0 CS: 0	PA: 38										
PITCHER Danny Jackson, L ERA: 3.35 (1, 1) Toby Borland, R ERA: 1.62 (8, 1)	IP 7.0	WLS L	BF 30	H 10	R 3	ER 3	SO 2	BB 2	IBB 0	HBP 0	BLK 0	WP 0	HR 0	S 59	P 94	ERA 3.86	WHIP 1.714																
											PITCHER	IP	WLS	BF	H	R	ER	SO	BB	IBB	HBP	BLK	WP	HR	S	P	ERA	WHIP					

livebaseballscorecards.com

AB	31
R	3
H	10
RBI	3
BB	4
SO	2
LOB	13



Batter	1	2	3	4	5	6	7	8	9	AB	R	H	RBI	BB	SO	LOB
Billy Hatcher, R OBP: 0.293, SLG: 0.348 (1, 8)	1-2 F8		1-0 L4		3-2 FC5-4 1B		2-1 F9			4	0	1	0	0	0	1
Mariano Duncan, R OBP: 0.306, SLG: 0.395 (1, 5)	0-1 G6-3		2-2 1B WP 1B		0-3 K		0-3 K			4	1	1	0	0	2	2
Tony Longmire, L OBP: 0.269, SLG: 0.308 (1, 9)	2-2 PB 2B		2-2 WP PB 1B		0-2 FC5-4 FC6-4 1-2f		1-1 F7			4	0	2	0	0	0	1
Ricky Jordan, R OBP: 0.280, SLG: 0.443 (1, 3)	3-1 G6-3		4-2 WP BB		2-2 FC6-4 1-2f		2-2 G3-1			3	0	0	0	1	0	2
Pete Incaviglia, R OBP: 0.284, SLG: 0.438 (1, 7)		1-1 P5	3-2 G4-3		3-3 K		0-1 G5-3			4	0	0	0	0	1	2
Mickey Morandini, L OBP: 0.384, SLG: 0.405 (1, 4)		3-1 F8		0-0 G4-3		1-1 G4-3		2-3 K		4	0	0	0	0	1	0
Todd Pratt, R OBP: 0.294, SLG: 0.293 (1, 2)		4-1 BB		4-2 BB		2-2 F9		3-1 HR		1	0	0	0	2	0	0
Jim Eisenreich, L OBP: 0.357, SLG: 0.401 (9, PH)										1	1	1	1	0	0	0
Kevin Stocker, S OBP: 0.382, SLG: 0.303 (1, 6)		1-2 G3		0-1 F7		4-2 F9 G5-3 BB		1-3 K		3	0	0	0	1	1	2
Danny Jackson, R OBP: 0.224, SLG: 0.277 (1, 1)			0-2 G6-3		1-3 K		3-2 G5-3		0-3 K	2	0	0	0	0	1	1
Milt Thompson, L OBP: 0.330, SLG: 0.360 (7, PH)										1	0	0	0	0	0	1
Toby Borland, R (8, 1)										0	0	0	0	0	0	0
John Kruk, L OBP: 0.420, SLG: 0.419 (9, PH)										1	0	0	0	0	1	0

Inning Stats	R: 0	H: 1	E: 0	K: 10	S: 10	R: 0	H: 0	E: 0	K: 10	S: 10	R: 1	H: 2	E: 0	K: 16	S: 16	R: 0	H: 0	E: 0	K: 1	S: 8	R: 0	H: 1	E: 0	K: 13	S: 13	R: 0	H: 0	E: 0	K: 9	S: 9	R: 0	H: 0	E: 0	K: 7	S: 7	R: 1	H: 1	E: 0	K: 11	S: 11	1B: 3	2B: 1	3B: 0	HR: 1	SF: 0	SAC: 0	DP: 0	HBP: 0	WP: 1	PB: 2	SB: 0	CS: 0	PA: 36
--------------	------	------	------	-------	-------	------	------	------	-------	-------	------	------	------	-------	-------	------	------	------	------	------	------	------	------	-------	-------	------	------	------	------	------	------	------	------	------	------	------	------	------	-------	-------	-------	-------	-------	-------	-------	--------	-------	--------	-------	-------	-------	-------	--------

PITCHER	IP	WLS	BF	H	R	ER	SO	BB	IBB	HBP	BLK	WP	HR	S	P	ERA	WHIP
Tom Candiotti, R ERA: 3.88 (1, 1)	6.0	W	25	4	1	1	3	3	0	0	0	1	0	66	108	1.50	1.167
Ismael Valdez, R ERA: 3.14 (7, 1)	1.0		4	0	0	0	1	1	0	0	0	0	0	10	19	0.00	1.000
Todd Worrell, R ERA: 2.53 (8, 1)	2.0	S	7	1	1	1	3	0	0	0	0	0	1	18	27	4.50	0.500

BOTTOM

Los Angeles Dodgers @ Philadelphia Phillies
Veterans Stadium, Philadelphia, PA

Fri Jul 15 1994, 7:05 PM EDT
Att. 58,247 - Unknown

livebaseballscorecards.com

AB	32
R	2
H	5
RBI	1
BB	4
SO	7
LOB	12



Batter	1	2	3	4	5	6	7	8	9	AB R H RBI BB SO LOB	TOP											
Brett Butler, L (1, 8) OBP: 0.411, SLG: 0.434	0-1 L1	3-2 SF8			1-1 P6		0-3 K		2-2 F7	4 0 0 1 0 1 2												
Delino DeShields, L (1, 4) OBP: 0.358, SLG: 0.304	1-1 2B 1B	3-1 L6			2-2 G1-3		4-2 1B FC3-2 BB		1-2 G3-1	4 1 1 0 1 0 3												
Mike Piazza, R (1, 2) OBP: 0.366, SLG: 0.562	0-1 1B 2B				0-0 HR 1B		3-1 FC3-2 1B		0-0 L5	5 1 3 2 0 0 0												
Tim Wallach, R (1, 5) OBP: 0.340, SLG: 0.483	1-0 G6-4-3 1B				1-2 HR		1-0 FC3-2			4 1 2 3 0 0 2												
Henry Rodriguez, L (1, 7) OBP: 0.336, SLG: 0.447 Jim Gott, R (7, 1)	2-0 G6-4-3				3-2 F8		0-1 G3			4 0 0 0 0 0 4 0 0 0 0 0 0 0												
Raul Mondesi, R (1, 9) OBP: 0.335, SLG: 0.542		0-0 L6			0-0 F9		2-2 G6-4-3 1B		0-3 K	4 0 1 0 0 1 0												
Eric Karros, R (1, 3) OBP: 0.306, SLG: 0.386		2-2 1B BB SF8 1B			0-1 G5-4-3 1B		1-0 G6-4-3		0-1 G6-3	4 1 2 0 0 0 1												
Rafael Bournigal, R (1, 6) OBP: 0.364, SLG: 0.333		4-0 SF8 1B BB			1-1 G5-4-3		1-0 G5-3		4-2 BB	2 0 0 0 2 0 1												
Orel Hershiser, R (1, 1) OBP: 0.238, SLG: 0.184 Ramon Martinez, R (1, 1) OBP: 0.288, SLG: 0.333 Roger McDowell, R (5, 1) Omar Daal, L (6, 1) Jeff Treadway, L (7, PH) OBP: 0.420, SLG: 0.432 Chris Cwynar, L (7, 7) OBP: 0.311, SLG: 0.357		1-2 1B			0-0 G1-3 1B		0-0 BB 1B		3-1 G3	0 0 0 0 0 0 0 2 1 2 0 0 0 0 0 0 0 0 0 0 0 0 0 0 0 0 0 0 1 1 1 0 0 0 0 1 0 0 0 0 0 1												
Inning Stats	R: 1 E: 0 K: 0 S: 8	H: 3 LOB: 1 BB: 0 P: 12	R: 1 E: 0 K: 0 S: 15	H: 2 LOB: 2 BB: 1 P: 28	R: 0 E: 0 K: 0 S: 7	H: 0 LOB: 0 BB: 0 P: 8	R: 0 E: 0 K: 0 S: 5	H: 1 LOB: 0 BB: 0 P: 6	R: 3 E: 0 K: 0 S: 14	H: 3 LOB: 0 BB: 0 P: 21	R: 0 E: 0 K: 0 S: 6	H: 1 LOB: 0 BB: 0 P: 10	R: 1 E: 0 K: 1 S: 11	H: 2 LOB: 2 BB: 1 P: 19	R: 0 E: 0 K: 1 S: 9	H: 0 LOB: 1 BB: 1 P: 16	R: 0 E: 0 K: 0 S: 7	H: 0 LOB: 0 BB: 0 P: 10	1B: 10 2B: 1 3B: 0 HR: 1	SF: 1 SAC: 0 DP: 3 HBP: 0	WP: 0 PB: 0 SB: 0 CS: 0	PA: 39
PITCHER	IP WLS BF H R ER SO BB IBB HBP BLK WP HR S P ERA WHIP																					
Bobby Munoz, R (1, 1) ERA: 2.43	5.0 W 23 9 5 5 0 1 0 0 0 0 1 49 75 9.00 2.000																					
Paul Quantrill, R (6, 1) ERA: 4.47	1.1 7 3 1 1 1 1 0 0 0 0 0 14 25 6.75 3.000																					
Toby Borland, R (7, 1) ERA: 1.4	2.2 S 9 0 0 0 1 1 0 0 0 0 0 19 30 0.00 0.375																					

Los Angeles Dodgers @ Philadelphia Phillies
Veterans Stadium, Philadelphia, PA

Sat Jul 16 1994, 7:05 PM EDT
Att. 46,679 - Unknown - 86 F

livebaseballscorecards.com

AB	35
R	6
H	12
RBI	6
BB	3
SO	2
LOB	14



Batter	1	2	3	4	5	6	7	8	9	AB R H RBI BB SO LOB	TOP
Brett Butler, L (1, 8) X OBP: 0.410, SLG: 0.433 Mitch Webster, S (8, 7) OBP: 0.333, SLG: 0.423	0-0 		3-2 P4 			1-1 G5-3 				3 0 1 0 0 0 0 1 1 1 1 1 0 0	
Raul Mondesi, R (1, 9) B OBP: 0.336, SLG: 0.538 (8, 8) F X	1-2 G6-4-3 1-2f 		0-0 G6-3 			2-2 F7 				4 1 1 2 1 0 1	
Mike Piazza, R (1, 2) B OBP: 0.363, SLG: 0.557 Carlos Hernandez, R (8, 2) B OBP: 0.275, SLG: 0.420	3-2 G6-3 				1-2 F8 	1-1 G6-3 				3 0 0 0 0 0 0 2 1 1 2 0 0 2	
Tim Wallach, R (1, 5) OBP: 0.339, SLG: 0.480		2-2 F9 			1-0 F8 					4 1 1 0 0 0 0	
Eric Karros, R (1, 3) OBP: 0.311, SLG: 0.390		1-0 			1-0 					4 1 3 0 0 0 0	
Cory Snyder, R (1, 7) OBP: 0.324, SLG: 0.436 (8, 9)		0-1 F7 			0-0 G4-3 					3 0 0 0 0 1 2	
Chris Gwynn, L (9, PH) OBP: 0.323, SLG: 0.368										1 0 1 0 0 0 0	
Jeff Treadway, L (1, 4) OBP: 0.407, SLG: 0.417		1-1 			0-0 G4-3 					4 1 1 1 0 1 2	
Rafael Bournigal, R (1, 6) OBP: 0.345, SLG: 0.314 Delino DeShields, L (9, PH) OBP: 0.357, SLG: 0.303		0-2 P6 			1-1 G1-3 					3 0 0 0 0 0 2 1 0 0 0 0 0 2	
Pedro Astacio, R (1, 1) OBP: 0.073, SLG: 0.073 Rudy Seanez, R (3, 1) (7, 1) Omar Daal, L (8, PH) OBP: 0.490, SLG: 0.419 Roger McDowell, R (8, 1) Henry Rodriguez, L (9, PH) OBP: 0.338, SLG: 0.449			0-0 G4-3 			0-3 K 				1 0 0 0 0 0 0 1 0 0 0 0 1 0 0 0 0 0 0 0 0 1 0 0 0 0 0 0 0 0 0 0 0 0 0 1 1 1 1 0 0 0	
Inning Stats	R: 0 H: 1 E: 0 LOB: 0 K: 0 BB: 0 S: 7 P: 11	R: 0 H: 2 E: 0 LOB: 2 K: 0 BB: 0 S: 11 P: 15	R: 0 H: 0 E: 0 LOB: 0 K: 0 BB: 0 S: 6 P: 9	R: 0 H: 1 E: 0 LOB: 1 K: 0 BB: 0 S: 6 P: 9	R: 0 H: 0 E: 0 LOB: 0 K: 1 BB: 0 S: 6 P: 7	R: 0 H: 0 E: 0 LOB: 0 K: 1 BB: 0 S: 10 P: 14	R: 0 H: 0 E: 0 LOB: 0 K: 1 BB: 0 S: 9 P: 15	R: 0 H: 0 E: 0 LOB: 0 K: 1 BB: 0 S: 5 P: 6	R: 7 H: 7 E: 0 LOB: 2 K: 0 BB: 2 S: 37 P: 56	1B: 9 SF: 0 2B: 0 SAC: 0 3B: 0 DP: 1 HR: 2 HBP: 0	WP: 0 PA: 39 PB: 0 SB: 0 CS: 0
PITCHER Fernando Valenzuela, L (1, 1) ERA: 2.84 Paul Quantrill, R (9, 1) ERA: 4.99 Larry Andersen, R (9, 1) ERA: 3.86 Doug Jones, R (9, 1) ERA: 2.32	IP WLS BF H R ER SO BB IBB HBP BLK WP HR S P ERA WHIP	8.0 W 30 6 3 3 3 1 0 0 0 0 2 72 103 3.38 0.875	0.0 3 3 0 0 0 0 0 0 0 0 0 11 17 ∞ ∞	0.2 4 1 2 2 0 1 0 0 0 0 0 8 15 27.00 3.000	0.1 S 2 1 2 2 0 0 0 0 0 0 0 6 7 54.00 3.000	PITCHER IP WLS BF H R ER SO BB IBB HBP BLK WP HR S P ERA WHIP	7.0 W 30 6 3 3 3 1 0 0 0 0 0 2 72 103 3.38 0.875	0.0 3 3 0 0 0 0 0 0 0 0 0 11 17 ∞ ∞	0.2 4 1 2 2 0 1 0 0 0 0 0 8 15 27.00 3.000	0.1 S 2 1 2 2 0 0 0 0 0 0 0 6 7 54.00 3.000	ERA WHIP

Los Angeles Dodgers @ Philadelphia Phillies
 Veterans Stadium, Philadelphia, PA
 Sun Jul 17 1994, 7:05 PM EDT
 Att: 50,993 - Unknown

livebaseballscorecards.com

AB 37
 R 7
 H 11
 RBI 7
 BB 2
 SO 3
 LOB 11



Batter	1	2	3	4	5	6	7	8	9
Billy Hatcher, R OBP: 0.293, SLG: 0.350 (1, 8) C F B F X	1-2 1B 2B		1-2 WP HR 1B	1-2 G3		0-1 G5-3		1-2 G4-3	
Mariano Duncan, R OBP: 0.308, SLG: 0.408 (1, 5) X	0-0 G6-4-3 2-H 1B		2-2 SAFE SAFE 1-H HR	0-3 K		1-2 G6-3		3-1 1B 2B	
Milt Thompson, L OBP: 0.333, SLG: 0.356 (1, 7) 1 SAFE B X	1-0 G6-4-3 1-2f		1-0 S 1B	0-2 G4-3			2-1 G4-3	3-2 2-H 1B	
John Kruk, L OBP: 0.415, SLG: 0.436 (1, 3) C B C X	1-2 F7		0-0 F9		2-3 K		2-2 HR	0-1 G1-3	
Jim Eisenreich, L OBP: 0.372, SLG: 0.437 (1, 9)		4-1 2B G5-3 BB	2-2 1B SF8 1B		3-1 G6-3 2B		3-1 G3 1B 2B		
Mickey Morandini, L OBP: 0.383, SLG: 0.418 (1, 4) 1 SAFE B 1 SAFE SAFE X		1-1 G5-3 1-3 2B	1-2 SF8 1B		1-2 G6-3		0-1 G3		
Mike Lieberthal, R OBP: 0.406, SLG: 0.567 (1, 2) B B C F C X		3-3 K	0-0 1-2 2-3 1B		1-1 G5-3		0-0 3-H 1B		
Kevin Stocker, S OBP: 0.382, SLG: 0.300 (1, 6) B B B F X		2-2 G5-3	0-2 SF8			4-2 SH1-4 BB		0-2 L9	
Fernando Valenzuela, L OBP: 0.250, SLG: 0.375 (1, 1) C X		0-1 G3	1-0 F7			1-1 SH1-4		0-3 K	
Paul Quantrill, L (9, 1)									
Larry Andersen, R (9, 1)									
Doug Jones, R OBP: 1.000, SLG: 1.000 (9, 1)									

Inning Stats	R: 1	H: 2	E: 0	K: 0	S: 9	LOB: 0	BB: 0	P: 12	R: 1	H: 1	E: 0	K: 1	S: 11	LOB: 1	BB: 1	P: 21	R: 4	H: 6	E: 0	K: 0	S: 23	LOB: 2	BB: 0	P: 31	R: 0	H: 0	E: 0	K: 1	S: 9	LOB: 0	BB: 0	P: 10	R: 0	H: 1	E: 0	K: 1	S: 10	LOB: 1	BB: 0	P: 17	R: 0	H: 0	E: 0	K: 0	S: 9	LOB: 1	BB: 1	P: 15	R: 2	H: 3	E: 0	K: 0	S: 14	LOB: 1	BB: 0	P: 21	R: 1	H: 2	E: 0	K: 1	S: 14	LOB: 1	BB: 0	P: 21
--------------	------	------	------	------	------	--------	-------	-------	------	------	------	------	-------	--------	-------	-------	------	------	------	------	-------	--------	-------	-------	------	------	------	------	------	--------	-------	-------	------	------	------	------	-------	--------	-------	-------	------	------	------	------	------	--------	-------	-------	------	------	------	------	-------	--------	-------	-------	------	------	------	------	-------	--------	-------	-------

PITCHER	IP	WLS	BF	H	R	ER	SO	BB	IBB	HBP	BLK	WP	HR	S	P	ERA	WHIP
Pedro Astacio, R ERA: 4.13 (1, 1)	2.1	L	14	7	6	6	1	1	0	0	0	1	1	33	52	23.14	3.429
Rudy Seanez, R ERA: 4.97 (3, 1)	4.0		18	5	2	2	2	1	0	0	0	0	1	46	69	4.50	1.500
Omar Daal, L ERA: 2.61 (7, 1)	0.2		3	1	0	0	0	0	0	0	0	0	0	6	6	0.00	1.500
Roger McDowell, R ERA: 4.94 (8, 1)	1.0		5	2	1	1	1	0	0	0	0	0	0	14	21	9.00	2.000

BOTTOM

Los Angeles Dodgers @ Philadelphia Phillies
Veterans Stadium, Philadelphia, PA

Sun Jul 17 1994, 7:05 PM EDT
Att. 50,993 - Unknown

AB	R	H	RBI	BB	SO	LOB
5	2	2	0	0	0	1
5	2	3	3	0	1	1
5	1	2	1	0	0	1
5	1	1	1	0	1	2
3	3	3	1	1	0	0
4	0	2	0	0	0	2
4	0	2	1	0	1	3
2	0	0	2	1	0	2
3	0	0	0	0	1	3
0	0	0	0	0	0	0
0	0	0	0	0	0	0
0	0	0	0	0	0	0

1B	8	SF	1
2B	5	SAC	1
3B	0	DP	1
HR	2	HBP	0

WP	1	PA	40
PB	0	SB	1
CS	0		

AB 36
R 9
H 15
RBI 9
BB 2
SO 4
LOB 15



PITCHER	IP	WLS	BF	H	R	ER	SO	BB	IBB	HBP	BLK	WP	HR	S	P	ERA	WHIP
---------	----	-----	----	---	---	----	----	----	-----	-----	-----	----	----	---	---	-----	------

TOP

Los Angeles Dodgers @ New York Mets
Shea Stadium, Flushing, NY
Mon Jul 18 1994, 7:05 PM EDT
Att. 17,538 - Unknown - 74 F

AB 41
R 7
H 12
RBI 7
BB 9
SO 7
LOB 26



WP: 0 PA: 51
PB: 0
SB: 1
CS: 0

AB R H RBI BB SO LOB

4 2 2 0 2 0 1

6 1 1 0 0 2 5

3 2 2 0 2 1 0
0 1 0 0 0 0 0

4 1 2 6 2 1 4

5 0 2 1 1 1 2
0 0 0 0 0 0 0

3 0 0 0 0 1 4
1 0 0 0 1 0 1

1 0 0 0 0 0 2

5 0 1 0 0 0 3
0 0 0 0 0 0 0

5 0 2 0 0 0 1

1 0 0 0 0 0 0
2 0 0 0 1 1 1
1 0 0 0 0 0 2
0 0 0 0 0 0 0
0 0 0 0 0 0 0

1B: 7 SF: 0
2B: 4 SAC: 0
3B: 0 DP: 2
HR: 1 HBP: 1

Batter	1	2	3	4	5	6	7	8	9	10
Brett Butler, L OBP: 0.414, SLG: 0.437	0-1 BB HR 1B	2-0 2B		1-2 FC6-4			4-2 2B BB	4-2 BB FC5-4		3-2 E4 G5-4-3
Raul Mondesi, R OBP: 0.333, SLG: 0.535	1-1 F7	2-3 K			0-3 K		2-2 2B BB	2-0 FC5-4 HBP		0-0 G5-4-3
Mike Piazza, R OBP: 0.371, SLG: 0.561 Delino DeShields, L OBP: 0.357, SLG: 0.303	4-0 HR BB		0-1 F8 2B		0-3 K		4-0 2B IBB	1-0 HBP		1-0 S 1B
Tim Wallach, R OBP: 0.344, SLG: 0.493	3-1 HR		3-3 K		4-0 1B BB		1-1 G3 2B	1-0 P3		4-1 E 1B IBB
Eric Karros, R OBP: 0.314, SLG: 0.390 Jim Gott, R	4-0 BB		1-0 F8 2B		0-1 1B		1-3 K		0-2 F7	3-2 E7 1B
Cory Snyder, R OBP: 0.318, SLG: 0.426 Chris Gwynn, L OBP: 0.328, SLG: 0.362	0-2 P4		2-1 G5-3		2-3 K		0-1 G3		4-1 1B BB	1-2 L7
Mitch Webster, S OBP: 0.329, SLG: 0.417							2-3			
Jeff Treadway, L OBP: 0.390, SLG: 0.396 Carlos Hernandez, R OBP: 0.275, SLG: 0.420	1-0 F7		2-2 G5-3			0-0 G4-6-3 1B	1-2 G6-3		0-0 F7	
Rafael Bourimigal, R OBP: 0.349, SLG: 0.321		1-2 G5-3		1-0 F7		2-1 G4-6-3		0-0 FC5-4 BB 1B	0-1 1B	
Ismael Valdez, R		0-0 F9		4-2 FC6-4 BB		0-0 F9		1-3 K	1-2 G3	
Tom Candiotti, R OBP: 0.156, SLG: 0.159 Dave Hansen, L OBP: 0.389, SLG: 0.406 Todd Worrell, R Henry Rodriguez, L OBP: 0.338, SLG: 0.449										

Inning Stats	R: 3	H: 2	E: 0	LOB: 1	K: 0	S: 10	P: 23	R: 0	H: 1	E: 0	LOB: 1	K: 1	S: 8	P: 13	R: 0	H: 1	E: 0	LOB: 2	K: 3	S: 11	P: 17	R: 0	H: 1	E: 0	LOB: 0	K: 0	S: 4	R: 3	H: 2	E: 0	LOB: 1	K: 1	S: 18	P: 31	R: 0	H: 1	E: 0	LOB: 3	K: 1	S: 11	P: 20	R: 0	H: 1	E: 0	LOB: 2	K: 0	S: 10	P: 15	R: 1	H: 2	E: 2	LOB: 2	K: 0	S: 12	P: 24	1B: 7	2B: 4	3B: 0	HR: 1	SF: 0	SAC: 0	DP: 2	HBP: 1	WP: 0	PA: 51
--------------	------	------	------	--------	------	-------	-------	------	------	------	--------	------	------	-------	------	------	------	--------	------	-------	-------	------	------	------	--------	------	------	------	------	------	--------	------	-------	-------	------	------	------	--------	------	-------	-------	------	------	------	--------	------	-------	-------	------	------	------	--------	------	-------	-------	-------	-------	-------	-------	-------	--------	-------	--------	-------	--------

PITCHER	IP	WLS	BF	H	R	ER	SO	BB	IBB	HBP	BLK	WP	HR	S	P	ERA	WHIP
Mike Remlinger, L ERA: 4.82	6.0		30	7	6	6	5	5	1	0	0	0	1	64	114	9.00	2.000
Josias Manzanillo, R ERA: 2.08	1.0		4	1	0	0	1	0	0	0	0	0	0	10	13	0.00	1.000
Roger Mason, R ERA: 3.91	2.0		11	2	0	0	1	2	0	1	0	0	0	21	35	0.00	2.000
Mauro Gozzo, R ERA: 4.75	0.2	L	5	2	1	1	0	0	1	0	0	0	0	9	20	13.50	3.000
Eric Gunderson, L ERA:	0.1		1	0	0	0	0	0	0	0	0	0	0	3	4	0.00	0.000

BOTTOM

Los Angeles Dodgers @ New York Mets
Shea Stadium, Flushing, NY
Mon Jul 18 1994, 7:05 PM EDT
Att. 17,538 - Unknown - 74 F

livebaseballscorecards.com

AB 42
R 6
H 13
RBI 5
BB 6
SO 9
LOB 27



WP: 0 PA: 49
PB: 0
SB: 0
CS: 1

AB R H RBI BB SO LOB

5 1 2 0 1 1 3

6 0 2 0 0 0 2

5 1 1 0 1 2 4

3 0 1 0 1 1 0
0 0 0 0 0 0 0
1 0 1 1 0 0 0
1 1 0 0 0 1 1

5 1 2 1 0 1 4

5 1 2 1 0 1 3

5 0 2 1 0 0 2

2 1 0 0 3 1 1

2 0 0 1 0 1 3
0 0 0 0 0 0 0
2 0 0 0 0 0 4
0 0 0 0 0 0 0
0 0 0 0 0 0 0

1B: 11 SF: 0
2B: 2 SAC: 1
3B: 0 DP: 1
HR: 0 HBP: 0

Batter	1	2	3	4	5	6	7	8	9	10								
Jose Vizcaino, S OBP: 0.325, SLG: 0.344 (1, 6)	0-1 G6-3	3-3 K		3-2 G3		4-1 E BB			0-2 1B 1B	3-2 CS 1B								
Todd Hundley, S OBP: 0.302, SLG: 0.452 (1, 2)	2-2 2B		1-2 L8		1-1 G3	2-2 E4 1-2 2-H			0-2 F7	3-2 1B								
Bobby Bonilla, S OBP: 0.388, SLG: 0.500 (1, 5)	2-3 K		1-3 K		4-2 1B BB	0-0 F9			1-2 1B 1B	1-1 L9								
Kevin McReynolds, R OBP: 0.321, SLG: 0.394 Roger Mason, R Jim Lindeman, R OBP: 0.287, SLG: 0.404 Tim Bogar, R OBP: 0.176, SLG: 0.226 (1, 7) (8, 1) (9, PH) (9, PR) (10, 3)	4-2 BB		2-2 L8		1-2 1B		1-3 K		3-2 1B FC4-6 1-3 2-H	0-3 K								
Joe Orsulak, L OBP: 0.292, SLG: 0.356 (1, 9)	0-0 G3-1			3-1 G4-3 1B G3 1B	1-3 K		1-1 L6		0-0 FC4-6 1-3 3-H									
Jeff Kent, R OBP: 0.335, SLG: 0.456 (1, 4)		3-2 2B 1B		2-1 G3 G4-3 1-2 1B	1-3 K		1-0 G6-3		2-0 FC4-6 1-2f 3-H									
David Segui, S OBP: 0.322, SLG: 0.441 (1, 3) (10, 7)		1-0 1-H 2B		3-2 G4-3 1-2 2-3		1-1 L8		2-2 G4-3	1-2 BB 1-2 1B									
Ryan Thompson, R OBP: 0.307, SLG: 0.456 (1, 8)		2-3 K		4-2 G3 BB		2-2 E5 SH1-4 E		4-2 G5-4-3 BB	4-2 BB 1-2 2-3 BB									
Mike Reminger, L Josias Manzanillo, R Fernando Vina, L OBP: 0.349, SLG: 0.288 Mauro Gozzo, R OBP: 0.333, SLG: 0.357 Eric Gunderson, R (1, 1) (7, 1) (8, 7) (10, 1) (10, 1)		3-3 K		2-2 G3		0-0 SH1-4		2-0 G5-4-3	2-2 P6									
Inning Stats	R: 0 H: 1 E: 0 LOB: 2 K: 1 BB: 1 S: 11 P: 19	R: 1 H: 2 E: 0 LOB: 1 K: 3 BB: 0 S: 14 P: 26	R: 0 H: 0 E: 0 LOB: 0 K: 1 BB: 0 S: 10 P: 14	R: 1 H: 2 E: 0 LOB: 2 K: 0 BB: 1 S: 15 P: 32	R: 0 H: 1 E: 0 LOB: 2 K: 2 BB: 1 S: 13 P: 21	R: 1 H: 0 E: 2 LOB: 2 K: 0 BB: 1 S: 11 P: 20	R: 0 H: 0 E: 0 LOB: 0 K: 1 BB: 0 S: 6 P: 9	R: 0 H: 0 E: 0 LOB: 0 K: 0 BB: 1 S: 6 P: 14	R: 3 H: 5 E: 0 LOB: 3 K: 0 BB: 1 S: 28 P: 41	R: 0 H: 2 E: 0 LOB: 1 K: 1 BB: 0 S: 13 P: 20								
PITCHER	IP WLS BF H R ER SO BB IBB HBP BLK WP HR S P ERA WHIP																	
Ismael Valdez, R ERA: 3.52 Tom Candiotti, R ERA: 3.74 Todd Worrell, R ERA: 3.27 Jim Gott, R ERA: 4.91	(1, 1) (2, 1) (9, 1) (10, 1)	1.0 7.0 1.0 1.0	WLS 29 W S	BF 7 29 9 4	H 3 5 2	R 1 2 0	ER 1 1 3 0	SO 1 7 0 1	BB 1 4 0 0	IBB 0 0 0 0	HBP 0 0 0 0	BLK 0 0 0 0	WP 0 0 0 0	HR 0 0 0 0	S 16 70 28 13	P 28 127 41 20	ERA 9.00 1.29 27.00 0.00	WHIP 4.000 1.000 6.000 2.000

Los Angeles Dodgers @ New York Mets
 Shea Stadium, Flushing, NY
 Tue Jul 19 1994, 7:05 PM EDT
 Att. 22,045 - Unknown - 83 F

AB	39
R	4
H	12
RBI	3
BB	5
SO	1
LOB	22



WP:	0	PA:	44
PB:	0		
SB:	0		
CS:	0		

AB R H RBI BB SO LOB

5	1	2	0	0	0	2
2	2	1	2	3	0	2
5	1	1	0	0	0	4
5	0	4	1	0	0	0
4	0	0	0	0	0	4
1	0	1	0	0	0	0
2	0	0	0	0	0	1
2	0	0	0	0	0	3
0	0	0	0	1	0	0
4	0	0	0	1	0	2
4	0	1	0	0	0	2
1	0	1	0	0	0	0
0	0	0	0	0	0	0
0	0	0	0	0	0	0
0	0	0	0	0	0	0
3	0	1	0	0	1	0
1	0	1	0	0	0	0
0	0	0	0	0	0	0
0	0	0	0	0	0	0
0	0	0	0	0	0	0
1B:	9	SF:	0			
2B:	2	SAC:	0			
3B:	0	DP:	1			
HR:	1	HBP:	0			

Batter	1	2	3	4	5	6	7	8	9									
Brett Butler, L OBP: 0.414, SLG: 0.439 (1, 8)	1-2 HR 2B		1-2 G1-3		3-1 F8	1-2 L4		1-1 BB 1B										
Delino DeShields, L OBP: 0.365, SLG: 0.317 (1, 4)	3-2 2-H HR		4-0 FC6-4 BB		4-1 1B E BB	2-2 F8		4-2 FC6-4 BB										
Mike Piazza, R OBP: 0.369, SLG: 0.556 (1, 2)	2-2 G1-3		0-1 FC6-4 1-2f		0-2 E9 1B 1B		0-0 G1-3	0-0 FC6-4 1-2f										
Tim Wallach, R OBP: 0.350, SLG: 0.497 (1, 5)	1-2 G4-6-3 1B			1-0 G5-3 1B	2-0 E 1B		1-2 1B	3-2 F9										
Henry Rodriguez, L OBP: 0.333, SLG: 0.442 (1, 7) (4, 9) (7, 7)	2-2 G4-6-3 1-2f			0-1 F7	3-2 E4 1-2		0-0 F9	0-1 G3-1 2B										
Mitch Webster, S OBP: 0.338, SLG: 0.438 (9, PH)																		
Raul Mondesi, R OBP: 0.332, SLG: 0.532 (1, 9)		2-2 G5-3		0-1 G5-3	2-0 G3		2-2 F7	4-1 G3-1 BB										
Chris Gwynn, L OBP: 0.318, SLG: 0.350 (4, 7)																		
Cory Snyder, R OBP: 0.322, SLG: 0.426 (7, 9)																		
Eric Karros, R OBP: 0.313, SLG: 0.386 (1, 3)		1-1 G5-3		4-1 FC6 BB		2-0 G6-3		0-0 P3 1-2 2-3	1-2 G3-1									
Rafael Bournigal, R OBP: 0.343, SLG: 0.317 (1, 6)																		
Carlos Hernandez, R OBP: 0.269, SLG: 0.412 (9, PH)		1-0 G6-3		2-2 FC6 1-2f		0-0 1B 1B		1-0 L5	0-0 G1-3									
Kevin Gross, R OBP: 0.190, SLG: 0.205 (1, 1)																		
Jeff Treadway, L OBP: 0.400, SLG: 0.407 (8, PH)																		
Jim Gott, R (8, 1)																		
Omar Daal, L (8, 1)																		
Roger McDowell, R (8, 1)																		
Inning Stats	R: 2 E: 0 K: 0 S: 19	H: 3 LOB: 0 BB: 0 P: 28	R: 0 E: 0 K: 0 S: 6	H: 0 LOB: 0 BB: 0 P: 10	R: 0 E: 0 K: 1 S: 8	H: 0 LOB: 1 BB: 1 P: 14	R: 0 E: 0 K: 0 S: 9	H: 1 LOB: 2 BB: 1 P: 16	R: 2 E: 2 K: 0 S: 19	H: 2 LOB: 2 BB: 1 P: 33	R: 0 E: 0 K: 0 S: 13	H: 2 LOB: 2 BB: 0 P: 18	R: 0 E: 0 K: 0 S: 8	H: 1 LOB: 1 BB: 0 P: 11	R: 0 E: 0 K: 0 S: 11	H: 2 LOB: 3 BB: 1 P: 17	R: 0 E: 0 K: 0 S: 10	H: 1 LOB: 2 BB: 1 P: 18

PITCHER	IP	WLS	BF	H	R	ER	SO	BB	IBB	HBP	BLK	WP	HR	S	P	ERA	WHIP
Bobby Jones, R ERA: 3.24 (1, 1)	7.0		33	9	4	3	1	3	0	0	0	0	1	82	130	3.86	1.714
Roger Mason, R ERA: 3.86 (8, 1)	0.2		4	2	0	0	0	0	0	0	0	0	0	6	8	0.00	3.000
Eric Gunderson, L ERA: (8, 1)	0.0		1	0	0	0	0	1	0	0	0	0	0	4	8	∞	∞
Josias Manzanillo, R ERA: 2.06 (8, 1)	0.1	W	1	0	0	0	0	0	0	0	0	0	0	1	1	0.00	0.000
John Franco, L ERA: 2.97 (9, 1)	1.0	S	5	1	0	0	0	1	0	0	0	0	0	10	18	0.00	2.000


WP: 0 PA: 44

Batter	1	2	3	4	5	6	7	8	9
Fernando Vina, L OBP: 0.356, SLG: 0.281 (1, 4)	2-1 P3		4-0 HR BB	4-2 FC3-6 BB		1-0 HBP		0-0 F8	
Jose Vizcaino, S OBP: 0.327, SLG: 0.345 (1, 6)	0-1 CS 1B		2-3 SAFE FC	0-2 FC3-6		0-0 F7		1-2 E9 1-H	
Bobby Bonilla, S OBP: 0.368, SLG: 0.509 (1, 5)	3-3 K 1-2		1-0 HR	3-3 K		0-0 F9			
Jim Lindeman, R OBP: 0.299, SLG: 0.437 (1, 7)		1-0 G3 3B	2-0 1B		0-2 F8		3-3 K		
Joe Orsulak, L OBP: 0.292, SLG: 0.354 (1, 9)		1-0 G3	2-1 1B		0-0 F8		3-1 S 1B		
David Segui, S OBP: 0.317, SLG: 0.431 (1, 3)		1-2 FC4-6 1B	0-0 F8		0-0 F7		0-2 P3		
Kelly Stinnett, R OBP: 0.350, SLG: 0.400 (1, 2)		2-2 FC4-6 1-2f		2-1 BB FC3-6 1B		1-2 SH5-4 1B		1-2 G6-3	
Ryan Thompson, R OBP: 0.313, SLG: 0.461 (1, 8)		0-0 F8		3-3 K		1-1 SH5-4 1B		1-2 1B 1B	
Bret Saberhagen, R OBP: 0.265, SLG: 0.244 (1, 1)			2-0 G3-1		0-2 SH5-4		0-3 K		
Josias Manzanillo, R OBP: 0.348, SLG: 0.677 (7, 1)				1-2 E 1B		1-2 2-3			
Rico Brogna, L OBP: 0.348, SLG: 0.677 (8, PH)									
John Franco, L OBP: 0.348, SLG: 0.677 (9, 1)									

AB	R	H	RBI	BB	SO	LOB
2	1	0	0	2	0	1
5	0	2	1	0	1	5
4	1	1	2	0	2	5
4	1	2	0	0	1	0
4	0	2	1	0	0	0
4	0	1	0	0	0	3
4	1	2	0	0	0	2
4	0	2	0	0	1	2
2	1	1	0	0	0	0
0	0	0	0	0	0	0
1	0	0	0	0	1	1
0	0	0	0	0	0	0

Los Angeles Dodgers @ New York Mets
 Shea Stadium, Flushing, NY
 Wed Jul 20 1994, 3:33 AM EDT
 Att: 29,578 - Sunny - 92 F

AB	34
R	5
H	13
RBI	4
BB	2
SO	6
LOB	19



Inning Stats		R: 0	H: 1	R: 1	H: 2	R: 2	H: 3	R: 2	H: 2	R: 0	H: 0	R: 0	H: 1	R: 0	H: 2	R: 1	H: 2	R: 2	H: 3	R: 2	H: 2	R: 0	H: 0	R: 0	H: 2	R: 0	H: 1	R: 0	H: 2	
Ramon Martinez, R (1, 1)		5.0	WLS: 1	24	8	5	4	4	4	2	0	0	0	0	0	0	0	0	0	0	0	0	0	0	0	0	0	0	0	0
Rudy Seanez, R (6, 1)		2.0	WLS: 1	10	3	0	0	1	0	0	0	0	0	0	0	0	0	0	0	0	0	0	0	0	0	0	0	0	0	0
Jim Gott, R (8, 1)		1.0	WLS: 1	4	2	0	0	1	0	0	0	0	0	0	0	0	0	0	0	0	0	0	0	0	0	0	0	0	0	0

WP	HR	S	P	ERA	WHIP
0	0	0	0	7.20	2.000
0	0	0	0	0.00	1.500
0	0	0	0	0.00	2.000

BOTTOM

Los Angeles Dodgers @ Montreal Expos
Olympic Stadium, Montreal, QB

livebaseballscorecards.com

AB	34
R	8
H	14
RBI	8
BB	6
SO	2
LOB	19



WP	2	PA	43
PB	0		
SB	1		
CS	0		

Fri Jul 22 1994, 7:05 PM EDT
Att. 32,253 - Dome

AB R H RBI BB SO LOB

5 1 3 1 0 0 1

4 1 1 1 1 0 3

4 2 2 1 1 0 4

4 1 2 1 1 0 1

4 0 0 1 0 0 4
0 0 0 0 0 0 0

3 1 2 2 1 0 0

5 0 1 1 0 1 4

3 2 2 0 1 1 0

2 0 1 0 1 0 2
0 0 0 0 0 0 0

1B	6	SF	2
2B	8	SAC	1
3B	0	DP	1
HR	0	HBP	0

Batter	1	2	3	4	5	6	7	8	9
Marquis Grissom, R OBP: 0.340, SLG: 0.413 (1, 8)	3-1 1B 2B	1-2 F9 1B	1-1 BB 1B		3-1 G6-4-3 1B		2-2 FC6-4 1-2f		
Cliff Floyd, L OBP: 0.327, SLG: 0.398 (1, 7)	0-1 P4 1B	1-1 S 2B 1B	4-2 BB 1B		2-2 G6-4-3 1-2f		2-2 P6		
Moises Alou, R OBP: 0.400, SLG: 0.582 (1, 9)	1-2 2B SF8 1B	3-2 SAFE G6-3 1-2	2-0 F8			4-1 WP BB SF7 BB		0-0 G3-1 2B	
Larry Walker, L OBP: 0.385, SLG: 0.576 (1, 3)	1-0 SF8 2B 2B	0-0 2B		3-2 G4-3		4-2 WP WP BB		0-0 G3-1	
Darrin Fletcher, L OBP: 0.326, SLG: 0.459 Tim Scott, R (9, 1)	1-1 SF8 2B	3-1 F8		1-0 G6-3		2-1 G3		1-0 G3	
Wil Cordero, R OBP: 0.369, SLG: 0.517 (1, 6)	0-0 2B 2B		1-1 G5-3	0-0 2B		0-1 SF7		4-1 BB	
Mike Lansing, R OBP: 0.334, SLG: 0.371 (1, 4)	1-0 2B		2-1 G3	2-1 F9		1-3 K		1-2 G6-3	
Sean Berry, R OBP: 0.341, SLG: 0.414 (1, 5)	4-0 IBB		3-2 1B BB 1B		1-1 SH1-4 1B 2B		2-3 K		
Ken Hill, R OBP: 0.196, SLG: 0.140 Tim Spehr, R OBP: 0.297, SLG: 0.333 (9, 2)	0-2 L4		2-2 BB 1B 1B		0-1 SH1-4		4-1 FC6-4 BB		

Inning Stats	R	H	E	K	S	WLS	BF	H	R	ER	SO	BB	IBB	HBP	BLK	WP	HR	S	P	ERA	WHIP
	4	5	0	16	27		14	7	5	5	0	0	0	0	0	0	0	27	46	22.50	3.500
	0	1	0	9	15		15	6	2	2	0	1	0	0	0	0	0	34	61	6.00	2.333
	0	1	0	16	27		3	1	1	0	2	1	0	0	0	1	0	6	16	27.00	6.000
	0	0	0	13	19		6	0	0	0	2	1	0	0	0	0	0	16	27	0.00	0.600
	0	0	0	15	19		5	1	0	0	0	1	0	0	0	0	0	7	13	0.00	2.000

PITCHER	IP	WLS	BF	H	R	ER	SO	BB	IBB	HBP	BLK	WP	HR	S	P	ERA	WHIP
Pedro Astacio, R ERA: 4.42 (1, 1)	2.0	L	14	7	5	5	0	0	0	0	0	0	0	27	46	22.50	3.500
Roger McDowell, R ERA: 5.19 (3, 1)	3.0		15	6	2	2	0	1	0	0	0	0	0	34	61	6.00	2.333
Omar Daal, L ERA: 4.22 (6, 1)	0.1		3	0	1	1	0	2	0	0	0	1	0	6	16	27.00	6.000
Rudy Seanez, R ERA: 3.86 (6, 1)	1.2		6	0	0	0	2	1	0	0	0	1	0	16	27	0.00	0.600
Jim Gott, R ERA: 5.4 (8, 1)	1.0		5	1	0	0	0	1	0	0	0	0	0	7	13	0.00	2.000

Batter	1	2	3	4	5	6	7	8	9	AB R H RBI BB SO LOB	TOP											
Brett Butler, L (1, 8) OBP: 0.413, SLG: 0.449	2-2 CS 1B			0-0 G3		2-2 F7			1-3 K	4 0 1 0 0 1 1	Los Angeles Dodgers @ Montreal Expos Olympic Stadium, Montreal, QB Sat Jul 23 1994, 7:05 PM EDT Att. 35,831 - Dome											
Delino DeShields, L (1, 4) OBP: 0.359, SLG: 0.318	0-0 L8			2-2 CS 1B			1-3 K	1-3 K	4 0 1 0 0 2 1													
Raul Mondesi, R (1, 9) OBP: 0.329, SLG: 0.523	0-0 P4			3-2 G6-3			2-2 1B	0-0 P3	4 0 1 0 0 0 1													
Tim Wallach, R (1, 5) OBP: 0.348, SLG: 0.493							3-3 K		3 0 0 0 0 2 0													
Eric Karros, R (1, 3) OBP: 0.310, SLG: 0.390									2 0 0 0 0 1 0													
Henry Rodriguez, L (8, PH) OBP: 0.330, SLG: 0.436									1 0 0 0 0 0 0													
Carlos Hernandez, R (1, 2) OBP: 0.254, SLG: 0.379									2 0 0 0 0 0 0													
Chris Gwynn, L (8, PH) OBP: 0.328, SLG: 0.350									0 0 0 0 1 0 0													
Cory Snyder, R (1, 7) OBP: 0.323, SLG: 0.424									2 0 1 0 0 1 0													
Mike Piazza, R (8, PH) OBP: 0.369, SLG: 0.554									1 0 1 0 0 0 0													
Rafael Bournigal, R (1, 6) OBP: 0.320, SLG: 0.284									2 0 0 0 0 0 1													
Jeff Treadway, L (8, PH) OBP: 0.397, SLG: 0.404									1 0 0 0 0 0 2													
Tom Candiotti, R (1, 1) OBP: 0.170, SLG: 0.174									2 0 1 0 0 0 0													
Dave Hansen, L (8, PH) OBP: 0.359, SLG: 0.371									1 0 0 0 0 0 2													
Ismael Valdez, R (8, 1)									0 0 0 0 0 0 0													
Inning Stats	R: 0 E: 0 K: 0 S: 6	H: 1 LOB: 0 BB: 0 P: 8	R: 0 E: 0 K: 2 S: 7	H: 0 LOB: 0 BB: 0 P: 8	R: 0 E: 0 K: 1 S: 8	H: 0 LOB: 0 BB: 0 P: 13	R: 0 E: 0 K: 0 S: 8	H: 1 LOB: 0 BB: 0 P: 13	R: 0 E: 0 K: 0 S: 6	H: 0 LOB: 0 BB: 0 P: 11	R: 0 E: 0 K: 0 S: 8	H: 2 LOB: 1 BB: 0 P: 12	R: 0 E: 0 K: 2 S: 9	H: 1 LOB: 0 BB: 0 P: 15	R: 0 E: 0 K: 0 S: 13	H: 1 LOB: 2 BB: 1 P: 21	R: 0 E: 0 K: 2 S: 10	H: 0 LOB: 0 BB: 0 P: 12	1B: 6 2B: 0 3B: 0 HR: 0	SF: 0 SAC: 0 DP: 1 HBP: 0	WP: 0 PB: 0 SB: 0 CS: 2	PA: 30
PITCHER	IP WLS BF H R ER SO BB IBB HBP BLK WP HR S P ERA WHIP																					
Jeff Fassero, L (1, 1) ERA: 2.99	6.2 W 21 5 0 0 4 0 0 0 0 0 0 0 49 74 0.00 0.750																					
Mel Rojas, R (7, 1) ERA: 3.31	0.2 4 1 0 0 1 1 0 0 0 0 0 0 10 18 0.00 3.000																					
John Wetteland, R (8, 1) ERA: 2.72	1.2 S 5 0 0 0 2 0 0 0 0 0 0 0 16 21 0.00 0.000																					

livebaseballscorecards.com

AB	29
R	0
H	6
RBI	0
BB	1
SO	7
LOB	8



Batter	1	2	3	4	5	6	7	8	9
Marquis Grissom, R (1, 8) <small>OBP: 0.341, SLG: 0.414</small>	2-1 	2-3 			2-2 		0-0 		
Cliff Floyd, L (1, 7) <small>OBP: 0.326, SLG: 0.399</small>	1-2 		2-2 			1-2 	1-1 		
Moises Alou, R (1, 9) <small>OBP: 0.396, SLG: 0.576</small>	1-1 		3-3 			2-1 		0-0 	
Larry Walker, L (1, 3) <small>OBP: 0.384, SLG: 0.573</small>	2-0 		0-1 			4-1 		3-3 	
Wil Cordero, R (1, 6) <small>OBP: 0.367, SLG: 0.514</small> Freddie Benavides, R (5, 4) <small>OBP: 0.244, SLG: 0.299</small>	2-3 			0-2 		1-1 		2-0 	
Mike Lansing, R (1, 4) <small>OBP: 0.332, SLG: 0.368</small> (5, 6)		2-3 		1-3 			1-0 		
Lenny Webster, R (1, 2) <small>OBP: 0.383, SLG: 0.478</small>		4-2 		0-0 			1-2 		
Sean Berry, R (1, 5) <small>OBP: 0.340, SLG: 0.413</small>		1-0 			0-1 		2-2 		
Jeff Fassero, L (1, 1) <small>OBP: 0.109, SLG: 0.114</small> Mel Rojas, R (7, 1) <small>OBP: 0.222, SLG: 0.222</small> John Wetteland, R (8, 1) <small>OBP: 0.250, SLG: 0.250</small>		1-3 			0-0 		2-2 		

Inning Stats	R: 1	H: 2	E: 0	K: 1	S: 11	LOB: 1	BB: 0	P: 19
	R: 0	H: 1	E: 0	K: 3	S: 13 <td>LOB: 2</td> <td>BB: 1</td> <td>P: 23 </td>	LOB: 2	BB: 1	P: 23
	R: 0	H: 0	E: 0	K: 1	S: 13 <td>LOB: 0</td> <td>BB: 0</td> <td>P: 18 </td>	LOB: 0	BB: 0	P: 18
	R: 0	H: 0	E: 0	K: 1	S: 7 <td>LOB: 0</td> <td>BB: 0</td> <td>P: 8 </td>	LOB: 0	BB: 0	P: 8
	R: 0	H: 0	E: 0	K: 0	S: 7 <td>LOB: 0</td> <td>BB: 0</td> <td>P: 9 </td>	LOB: 0	BB: 0	P: 9
	R: 0	H: 0	E: 0	K: 0	S: 8 <td>LOB: 1</td> <td>BB: 1</td> <td>P: 16 </td>	LOB: 1	BB: 1	P: 16
	R: 1	H: 3	E: 0	K: 0	S: 13 <td>LOB: 2</td> <td>BB: 0</td> <td>P: 20 </td>	LOB: 2	BB: 0	P: 20
	R: 0	H: 0	E: 0	K: 1	S: 5 <td>LOB: 0</td> <td>BB: 0</td> <td>P: 10 </td>	LOB: 0	BB: 0	P: 10

PITCHER	IP	WLS	BF	H	R	ER	SO	BB	IBB	HBP	BLK	WP	HR	S	P	ERA	WHIP
Tom Candiotti, R (1, 1) <small>ERA: 3.68</small>	7.0	L	29	6	2	2	6	2	0	0	0	0	0	72	113	2.57	1.143
Ismael Valdez, R (8, 1) <small>ERA: 3.31</small>	1.0		3	0	0	0	1	0	0	0	0	0	0	5	10	0.00	0.000


BOTTOM

Los Angeles Dodgers @ Montreal Expos
 Olympic Stadium, Montreal, QB

Sat Jul 23 1994, 7:05 PM EDT
 Att. 35,831 - Dome

AB	29
R	2
H	6
RBI	2
BB	2
SO	7
LOB	11

1B: 5	SF: 1	WP: 0	PA: 32
2B: 1	SAC: 0	PB: 0	
3B: 0	DP: 0	SB: 0	
HR: 0	HBP: 0	CS: 0	

Batter	1	2	3	4	5	6	7	8	9	AB R H RBI BB SO LOB	TOP		
Brett Butler, L (1, 8) OBP: 0.415, SLG: 0.451	0-1 BB 1B G4-3 1B		3-2 G5-3		1-1 G6-4-3 1B		3-3 K		0-1 1B	5 1 3 0 0 1 1			
Delino DeShields, L (1, 4) OBP: 0.356, SLG: 0.315	1-2 G4-3 BB 1-2 1B		1-0 G3		0-0 G6-4-3 1-2f			2-3 K	1-3 K	5 0 1 0 0 2 2			
Mike Piazza, R (1, 2) OBP: 0.371, SLG: 0.552	4-1 G4-3 1-2 2-3 BB		1-2 G6-3		0-1 1B			1-0 G5-3		3 0 1 0 1 0 0			
Tim Wallach, R (1, 5) OBP: 0.347, SLG: 0.490	0-0 G4-3 1-2f 2-3 3-H			3-2 G4-3		2-3 K		0-0 1B 1B		4 0 1 0 0 1 3			
Raul Mondesi, R (1, 9) OBP: 0.328, SLG: 0.520	2-0 G4-3			0-3 K		0-0 P5		0-1 1B 1-2 1B		4 0 1 0 0 1 2			
Eric Karros, R (1, 3) OBP: 0.312, SLG: 0.398		4-0 BB		2-1 HR		0-3 K		0-0 P3		3 1 1 1 1 1 3			
Mitch Webster, S (1, 7) OBP: 0.329, SLG: 0.462		1-3 K		0-1 HR		2-3 K			1-2 P6	4 1 1 1 0 2 1	AB 36 R 4 H 10 RBI 3 BB 2 SO 9 LOB 14		
Rafael Bournigal, R (1, 6) OBP: 0.312, SLG: 0.275		1-1 P3		2-2 F8		0-0 G4-3			0-2 F8	2 0 0 0 0 0 1 2 0 0 0 0 0 0			
Jeff Treadway, L (7, PH) OBP: 0.385, SLG: 0.390													
Kevin Gross, R (1, 1) OBP: 0.162, SLG: 0.195		3-3 K		3-1 P4		1-0 E4			2-2 HR	2 0 0 0 0 0 1 1 0 0 0 0 0 0 0 0 0 0 0 0 0 0 0 0 1 0 0 0 0 0 0 0 0 0 0 0 0 0 0 0 1 1 1 1 0 0 0 0			
Rudy Seanez, R (6, 1)													
Omar Daal, L (6, 1)													
Roger McDowell, R (6, 1)													
Dave Hansen, L (7, PH) OBP: 0.250, SLG: 0.361													
Jim Gott, R (7, 1)													
Chris Gwynn, L (9, PH) OBP: 0.338, SLG: 0.410													
Inning Stats	R: 1 H: 2 E: 0 LOB: 1 K: 0 BB: 1 S: 8 P: 15	R: 0 H: 0 E: 0 LOB: 1 K: 2 BB: 1 S: 10 P: 19	R: 0 H: 0 E: 0 LOB: 0 K: 0 BB: 0 S: 7 P: 12	R: 2 H: 2 E: 0 LOB: 0 K: 1 BB: 0 S: 15 P: 22	R: 0 H: 1 E: 0 LOB: 0 K: 0 BB: 0 S: 5 P: 9	R: 0 H: 1 E: 0 LOB: 1 K: 2 BB: 0 S: 10 P: 12	R: 0 H: 0 E: 1 LOB: 1 K: 2 BB: 0 S: 9 P: 15	R: 0 H: 2 E: 0 LOB: 2 K: 1 BB: 0 S: 9 P: 12	R: 1 H: 2 E: 0 LOB: 1 K: 1 BB: 0 S: 16 P: 20	1B: 7 SF: 0 2B: 0 SAC: 0 3B: 0 DP: 2 HR: 3 HBP: 0	WP: 0 PA: 38 PB: 0 SB: 0 CS: 0		
PITCHER	IP WLS BF H R ER SO BB IBB HBP BLK WP HR S P ERA WHIP											PITCHER	IP WLS BF H R ER SO BB IBB HBP BLK WP HR S P ERA WHIP
Kirk Rueter, L (1, 1) ERA: 5.52	5.0 W 20 5 3 3 3 2 0 0 0 0 0 2 45 77 5.40 1.400												
Gil Heredia, R (6, 1) ERA: 4.15	2.2 12 3 0 0 5 0 0 0 0 0 0 0 27 38 0.00 1.125												
John Wetteland, R (8, 1) ERA: 2.82	1.1 S 6 2 1 1 1 0 0 0 0 0 0 1 17 21 6.75 1.500												

Los Angeles Dodgers @ Montreal Expos
 Olympic Stadium, Montreal, QB
 Sun Jul 24 1994, 3:33 AM EDT
 Att. 34,402 - Dome

livebaseballscorecards.com

BOTTOM

Los Angeles Dodgers @ Montreal Expos
Olympic Stadium, Montreal, QB
Sun Jul 24 1994, 3:33 AM EDT
Att. 34,402 - Dome

livebaseballscores.com

AB	40
R	7
H	16
RBI	7
BB	4
SO	5
LOB	27



WP	1	PA	44
PB	0		
SB	2		
CS	0		

AB R H RBI BB SO LOB

4 0 1 0 1 0 2

3 1 1 0 2 1 1

5 1 3 0 0 0 2

5 2 2 0 0 1 5

4 2 4 0 1 0 0

5 1 4 7 0 1 3

5 0 1 0 0 1 8

5 0 0 0 0 1 4

1B	13	SF	0
2B	2	SAC	0
3B	0	DP	0
HR	1	HBP	0

Batter	1	2	3	4	5	6	7	8	9
Marquis Grissom, R OBP: 0.342, SLG: 0.413 (1, 8)	1-2 P4 1B	3-2 S 1B		0-0 P8 1B	1-0 L7 1B		4-2 BB 1B		
Juan Bell, R OBP: 0.360, SLG: 0.384 (1, 4)	1-2 1B 1B 1B	4-0 BB 1B		0-2 F8 1B		4-1 BB 1B BB	1-3 K 1B		
Moises Alou, R OBP: 0.399, SLG: 0.576 (1, 9)	0-0 1B 1B 1B	0-2 F8 1B		0-0 P4 1B		1-2 BB 1B		1-2 WP 1B 1B	
Darrin Fletcher, L OBP: 0.327, SLG: 0.462 (1, 2)	1-2 K 1B		1-1 HR 1B		1-0 E8 2B	0-0 P2 1B		1-0 F9 1B	
Cliff Floyd, L OBP: 0.336, SLG: 0.408 (1, 3)	3-2 1B 1B		1-2 HR 1B		1-1 S 2B	4-0 FC6-4 BB		0-0 1B WP 1B	
Rondell White, R OBP: 0.361, SLG: 0.446 (1, 7)	1-0 1B 1B		1-1 HR 1B		2-2 G3 2B	2-2 K 1B		1-0 1B 1B	
Mike Lansing, R OBP: 0.330, SLG: 0.365 (1, 6)	2-1 F7 1B		0-0 G4-3 1B		1-0 G3 1B	1-1 FC6-4 1-2f		0-3 K 1B	
Sean Berry, R OBP: 0.334, SLG: 0.405 (1, 5)		2-1 F9 1B	0-2 F8 1B		2-2 P3 1B		0-3 K 1B	1-1 G5-3 1B	
Kirk Rueter, L OBP: 0.194, SLG: 0.138 (1, 1)		2-2 G3 1B	0-1 G6-3 1B		2-1 G3 1B		0-0 F9 1B		
Lou Frazier, S OBP: 0.375, SLG: 0.331 (5, PH)									
Gil Heredia, R OBP: 0.375, SLG: 0.375 (6, 1)									
John Wetteland, R OBP: 0.250, SLG: 0.250 (8, 1)									
Inning Stats	R: 1 H: 4 E: 0 LOB: 3 K: 1 BB: 0 S: 19 P: 28	R: 0 H: 1 E: 0 LOB: 2 K: 0 BB: 1 S: 12 P: 23	R: 3 H: 3 E: 0 LOB: 0 K: 0 BB: 0 S: 14 P: 17	R: 0 H: 0 E: 0 LOB: 0 K: 0 BB: 0 S: 5 P: 5	R: 2 H: 4 E: 1 LOB: 2 K: 0 BB: 0 S: 14 P: 24	R: 0 H: 1 E: 0 LOB: 3 K: 1 BB: 2 S: 12 P: 23	R: 0 H: 0 E: 0 LOB: 1 K: 2 BB: 1 S: 10 P: 15	R: 1 H: 3 E: 0 LOB: 2 K: 1 BB: 0 S: 11 P: 15	

PITCHER	IP	WLS	BF	H	R	ER	SO	BB	IBB	HBP	BLK	WP	HR	S	P	ERA	WHIP
Kevin Gross, R ERA: 3.96 (1, 1)	4.0	L	24	11	6	6	1	1	0	0	0	0	1	57	84	13.50	3.000
Rudy Seanez, R ERA: 3.63 (5, 1)	1.0		6	2	0	0	0	1	0	0	0	0	0	12	22	0.00	3.000
Omar Daal, L ERA: 4.09 (6, 1)	0.1		2	0	0	0	0	1	0	0	0	0	0	1	5	0.00	3.000
Roger McDowell, R ERA: 5.09 (6, 1)	0.2		2	0	0	0	1	0	0	0	0	0	0	6	9	0.00	0.000
Jim Gott, R ERA: 5.35 (7, 1)	2.0		10	3	1	1	3	1	0	0	0	1	0	21	30	4.50	2.000

Batter	1	2	3	4	5	6	7	8	9	AB R H RBI BB SO LOB	TOP
Brett Butler, L OBP: 0.414, SLG: 0.448 (1, 8)	2-0 G5-3		0-0 SH5-3		2-2 G5-3	1-1 1B BB		2-2 L7		4 1 1 1 0 0 0	
Delino DeShields, L OBP: 0.360, SLG: 0.313 (1, 4)	4-0 S BB		1-1 E6 WP		4-2 S BB	4-2 1B BB		3-2 G4-3		2 0 0 0 3 0 0	
Mike Piazza, R OBP: 0.371, SLG: 0.550 Carlos Hernandez, R OBP: 0.254, SLG: 0.379 (1, 2) (9, 2)	3-3 K		2-1 P7		1-1 G3	1-2 BB 1B			0-1 BB HR	5 1 2 2 0 1 3 0 0 0 0 0 0 0	
Tim Wallach, R OBP: 0.350, SLG: 0.489 (1, 5)	2-0 F8		1-3 K						4-2 HR BB	3 2 1 0 2 1 2	
Chris Gwynn, L OBP: 0.324, SLG: 0.391 Cory Snyder, R OBP: 0.318, SLG: 0.418 (1, 7) (6, PH) (6, 7)			0-0 P5		2-2 P5				1-3 K	3 0 0 0 0 0 1 2 0 0 0 0 2 5	
Eric Karros, R OBP: 0.319, SLG: 0.424 (1, 3)			1-2 HR		0-0 G6-3				3-1 HR	5 3 4 4 0 0 0	
Raul Mondesi, R OBP: 0.332, SLG: 0.521 (1, 9)			0-0 P7		4-0 FC6 BB				3-2 HR	3 1 1 0 2 0 1	
Rafael Bournigal, R OBP: 0.305, SLG: 0.270 (1, 6)			0-0 G5-3		1-0 FC6				3-3 K	5 1 1 2 0 1 3	
Ramon Martinez, R OBP: 0.276, SLG: 0.316 Mitch Webster, S OBP: 0.326, SLG: 0.456 Todd Worrell, R (9, 1)			0-1 SH5-3 E 1B		0-1 B1-3				1-2 K	4 1 1 0 0 2 2 1 0 0 0 0 1 1 0 0 0 0 0 0 0	
Inning Stats	R: 0 H: 0 E: 0 LOB: 1 K: 1 BB: 1 S: 5 P: 16	R: 1 H: 1 E: 0 LOB: 0 K: 0 BB: 0 S: 6 P: 7	R: 1 H: 1 E: 1 LOB: 1 K: 1 BB: 0 S: 11 P: 15	R: 0 H: 0 E: 0 LOB: 1 K: 0 BB: 1 S: 5 P: 12	R: 0 H: 0 E: 0 LOB: 3 K: 2 BB: 3 S: 29 P: 50	R: 0 H: 1 E: 0 LOB: 0 K: 0 BB: 0 S: 6 P: 9	R: 0 H: 0 E: 0 LOB: 0 K: 1 BB: 0 S: 10 P: 16	R: 3 H: 3 E: 0 LOB: 1 K: 3 BB: 1 S: 21 P: 37	1B: 7 SF: 0 2B: 2 SAC: 1 3B: 0 DP: 1 HR: 2 HBP: 0	WP: 1 PA: 45 PB: 0 SB: 2 CS: 0	
PITCHER	IP WLS BF H R ER SO BB IBB HBP BLK WP HR S P ERA WHIP										
Mark Portugal, R (1, 1) ERA: 3.75	5.2 L 28 6 7 6 3 3 1 0 0 1 1 55 95 9.53 1.588										
Bryan Hickerson, L (6, 1) ERA: 4.91	1.1 7 2 0 0 1 2 0 0 0 0 0 18 32 0.00 3.000										
Pat Gomez, L (8, 1) ERA: 2.25	1.1 7 2 3 3 2 1 0 0 0 0 1 20 34 20.25 2.250										
Steve Frey, L (9, 1) ERA: 4.94	0.2 3 1 0 0 2 0 0 0 0 0 0 11 19 0.00 1.500										

Los Angeles Dodgers @ San Francisco Giants
Candlestick Park, San Francisco, CA

Mon Jul 25 1994, 10:05 PM EDT
Att. 50,144 - Unknown - 69 F

livebaseballscorecards.com

AB	37
R	10
H	11
RBI	9
BB	7
SO	8
LOB	18



Batter	1	2	3	4	5	6	7	8	9	AB R H RBI BB SO LOB	TOP											
Brett Butler, L (1, 8) OBP: 0.410, SLG: 0.444 Cory Snyder, R (9, PH) OBP: 0.323, SLG: 0.423	2-1 B4-3		2-2 G4-3		3-2 G4-3		1-0 B5		0-1 2B G4-3 1B	4 0 0 0 0 0 1 1 1 1 0 0 0 0	<p>Los Angeles Dodgers @ San Francisco Giants Candlestick Park, San Francisco, CA</p> <p>Tue Jul 26 1994, 6:33 AM EDT Att. 55,771 - Sunny - 72 F</p>											
Delino DeShields, L (1, 4) OBP: 0.365, SLG: 0.318 Carlos Hernandez, R (9, PH) OBP: 0.250, SLG: 0.373	4-1 S WP BB		4-0 S BB		0-2 G6-3		3-2 1-3 HR 2B		0-3 K	2 1 1 0 2 0 0 1 0 0 0 0 1 2												
Mike Piazza, R (1, 2) OBP: 0.377, SLG: 0.562	4-1 S BB		4-2 1 SAFE 1 SAFE 1 SAFE S BB		0-2 P3		0-0 2-H 3-H HR		1-0 G4-3 2B	3 1 2 4 2 0 0												
Tim Wallach, R (1, 5) OBP: 0.345, SLG: 0.482	3-3 K		1-0 F8		0-1 F9		2-2 L8		1-2 G4-3	5 0 0 1 0 1 5												
Henry Rodriguez, L (1, 7) OBP: 0.324, SLG: 0.427	0-1 G3-1		2-3 K		0-0 P6		0-0 F8		2-3 3-H 2-0 F7	5 0 0 0 0 1 5												
Eric Karros, R (1, 3) OBP: 0.318, SLG: 0.425		1-2 G5-3		1-1 G6-3		1-1 2B		1-2 P4		4 0 1 0 0 0 0												
Raul Mondesi, R (1, 9) OBP: 0.331, SLG: 0.518		1-2 G4-3		2-2 F8		1-3 K		0-1 E5 1B		4 0 1 0 0 1 1												
Rafael Bournigal, R (1, 6) OBP: 0.314, SLG: 0.295		0-2 1B		0-0 BLK 2B		1-1 P2		2-1 F9		4 0 2 0 0 0 1												
Orel Hershiser, R (1, 1) OBP: 0.227, SLG: 0.175 Rudy Seanez, R (6, 1) Chris Gwynn, L (7, PH) OBP: 0.233, SLG: 0.400 Jim Gott, R (7, 1) Omar Daal, L (7, 1) Roger McDowell, R (7, 1) Mitch Webster, S (9, PH) OBP: 0.333, SLG: 0.456		0-0 F9		0-3 K		3-2 2B HR 1B		1-2 1B 2B HBP	2 0 0 0 0 0 1 2 0 0 0 0 0 0 0 0 1 1 1 0 1 0 0 0 0 0 0													
Inning Stats	R: 0 E: 0 K: 1 S: 10	H: 0 LOB: 2 BB: 2 P: 23	R: 0 E: 0 K: 0 S: 11	H: 1 LOB: 1 BB: 0 P: 13	R: 0 E: 0 K: 1 S: 12	H: 0 LOB: 2 BB: 2 P: 25	R: 0 E: 0 K: 1 S: 9	H: 1 LOB: 1 BB: 0 P: 12	R: 0 E: 0 K: 0 S: 11	H: 0 LOB: 0 BB: 0 P: 14	R: 0 E: 0 K: 1 S: 8	H: 1 LOB: 1 BB: 0 P: 10	R: 3 E: 0 K: 0 S: 14	H: 3 LOB: 0 BB: 0 P: 24	R: 0 E: 1 K: 0 S: 8	H: 1 LOB: 1 BB: 0 P: 11	R: 2 E: 0 K: 1 S: 14	H: 2 LOB: 1 BB: 0 P: 19	1B: 4 2B: 4 3B: 0 HR: 1	SF: 0 SAC: 0 DP: 0 HBP: 1	WP: 1 PB: 0 SB: 3 CS: 0	PA: 41
PITCHER	IP WLS BF H R ER SO BB IBB HBP BLK WP HR S P ERA WHIP																					
William Van Landingham, R (1, 1) ERA: 3.06	6.2 W 29 5 2 2 4 4 0 0 0 1 1 0 71 115 2.70 1.350																					
Rich Monteleone, R (7, 1) ERA: 3.54	0.1 2 1 1 1 0 0 0 0 0 0 0 1 4 6 27.00 3.000																					
Dave Burba, R (8, 1) ERA: 4.35	1.0 4 1 0 0 0 0 0 0 0 0 0 0 8 11 0.00 1.000																					
Steve Frey, L (9, 1) ERA: 5.4	1.0 6 2 2 2 1 0 0 0 1 0 0 0 14 19 18.00 2.000																					

livebaseballscorecards.com

AB	36
R	5
H	9
RBI	5
BB	4
SO	5
LOB	17



Batter	1	2	3	4	5	6	7	8	9
Darren Lewis, R OBP: 0.349, SLG: 0.361 (1, 8)	0-2 G6-3	0-0 G6-3		1-2 G5-3			1B SH1-3 BB		
John Patterson, S OBP: 0.302, SLG: 0.320 (1, 4)	3-2 G1-3		3-2 WP E 1B 1B		1-1 G4-3		SH1-3		
Barry Bonds, L OBP: 0.414, SLG: 0.625 Dave Burba, R (8, 1) Mark Carreon, R OBP: 0.327, SLG: 0.421 Steve Frey, R (9, 1)	4-2 S BB		0-1 L7		1-2 HR 2B		4-0 G3 1B IBB	0-1 G4-3	
Matt Williams, R OBP: 0.310, SLG: 0.588 (1, 5)	1-3 K		1-2 E5 S 1B		3-1 HR		2-0 G3 1B 1B	1-1 F8	
Darryl Strawberry, L OBP: 0.390, SLG: 0.449 Mike Benjamin, R OBP: 0.344, SLG: 0.377 (1, 9) (8, 6)		1-0 3B 1B	3-3 K		4-1 CS BB		1-0 G3	1-1 G1-3	
Todd Benzing, S OBP: 0.284, SLG: 0.369 (1, 3)	1 SAFE BB 1 SAFE	3-1 1-H 3B	2-2 2-H 3-H 1B		3-3 K		1-2 2-3 3-H 4-0 E 1B IBB		
Royce Clayton, R OBP: 0.297, SLG: 0.335 Dave Martinez, L OBP: 0.342, SLG: 0.404 (1, 6) (7, PH) (8, 9)		0-0 G1-3	1-1 F7			0-3 K	1-2 E7 1B 1B		
Jeff Reed, L OBP: 0.233, SLG: 0.172 (1, 2)		4-1 SH1-4 BB		1-0 F8		2-2 F8	0-0 3B 1B		
William Van Landingham, R OBP: 0.042, SLG: 0.042 Rich Monteleone, R (7, 1) Mark Leonard, L OBP: 0.625, SLG: 1.000 (7, PH) (8, 7)		1-0 SH1-4		1-3 K		1-3 K	3-2 1B 3B		

Inning Stats	R: 0	H: 0	E: 0	K: 11	S: 11	LOB: 1	BB: 1	P: 19	R: 1	H: 2	E: 0	K: 0	S: 7	LOB: 2	BB: 1	P: 16	R: 2	H: 2	E: 1	K: 1	S: 17	LOB: 1	BB: 0	P: 27	R: 0	H: 0	E: 0	K: 1	S: 9	LOB: 0	BB: 0	P: 12	R: 2	H: 2	E: 0	K: 12	S: 12	LOB: 1	BB: 1	P: 24	R: 0	H: 0	E: 0	K: 2	S: 10	LOB: 0	BB: 0	P: 13	R: 7	H: 5	E: 1	K: 18	S: 18	LOB: 1	BB: 3	P: 41	R: 0	H: 0	E: 0	K: 0	S: 6	LOB: 0	BB: 0	P: 8
--------------	------	------	------	-------	-------	--------	-------	-------	------	------	------	------	------	--------	-------	-------	------	------	------	------	-------	--------	-------	-------	------	------	------	------	------	--------	-------	-------	------	------	------	-------	-------	--------	-------	-------	------	------	------	------	-------	--------	-------	-------	------	------	------	-------	-------	--------	-------	-------	------	------	------	------	------	--------	-------	------

PITCHER	IP	WLS	BF	H	R	ER	SO	BB	IBB	HBP	BLK	WP	HR	S	P	ERA	WHIP
Orel Hershiser, R ERA: 3.79 (1, 1)	5.0	L	24	6	5	3	4	3	0	0	0	1	1	56	98	5.40	1.800
Rudy Seanez, R ERA: 3.44 (6, 1)	1.0		3	0	0	0	2	0	0	0	0	0	0	10	13	0.00	0.000
Jim Gott, R ERA: 6.09 (7, 1)	0.1		4	1	3	3	0	1	1	0	0	0	0	4	14	81.00	6.000
Omar Daal, L ERA: 3.97 (7, 1)	0.1		1	0	0	0	0	0	0	0	0	0	0	1	2	0.00	0.000
Roger McDowell, R ERA: 5.89 (7, 1)	1.1		9	4	4	4	1	0	1	0	0	0	0	19	33	27.00	3.000

AB R H RBI BB SO LOB

4 1 1 1 1 0 2

4 1 1 0 0 1 1

2 2 1 0 2 0 1

0 0 0 0 0 0 0

1 0 0 0 0 0 0

0 0 0 0 0 0 0

5 3 2 2 0 1 2

3 1 1 1 1 1 4

1 0 0 0 0 0 0

3 1 2 3 1 1 1

3 0 0 0 0 1 2

1 1 1 2 0 0 0

3 1 1 2 1 0 0

2 0 0 0 0 2 0

0 0 0 0 0 0 0

1 1 1 1 0 0 0

1B: 7 SF: 0
2B: 2 SAC: 2
3B: 2 DP: 1
HR: 1 HBP: 0

WP: 1 PA: 41
PB: 0
SB: 2
CS: 1

AB 33
R 12
H 11
RBI 12
BB 6
SO 7
LOB 13

GIANTS

Los Angeles Dodgers @ San Francisco Giants
Candlestick Park, San Francisco, CA

Tue Jul 26 1994, 6:33 AM EDT
Att: 55,771 - Sunny - 72 F

livebaseballscorecards.com

Batter	1	2	3	4	5	6	7	8	9	AB R H RBI BB SO LOB	TOP																	
Brett Butler, L (1, 8) OBP: 0.411, SLG: 0.444	2-1 G6-3		1-1 FC4-6 1B		1-2 L8			1-0 G6-3 1B		4 0 2 1 0 0 0	<p>Los Angeles Dodgers @ San Francisco Giants Candlestick Park, San Francisco, CA</p> <p>Wed Jul 27 1994, 10:05 PM EDT Att. 52,097 - Overcast - 59 F</p>																	
Delino DeShields, L (1, 4) OBP: 0.361, SLG: 0.313	1-1 G6-3		0-0 FC4-6 1-2f			1-1 G5-3		1-2 G6-3 1-3		4 0 0 0 0 0 2																		
Mike Piazza, R (1, 2) OBP: 0.373, SLG: 0.556	2-2 F8			0-0 G5-3		1-2 L9		1-0 P3		4 0 0 0 0 0 1																		
Tim Wallach, R (1, 5) OBP: 0.345, SLG: 0.480		0-0 G1-3		0-2 1B 1B		0-3 K		1-3 K		4 0 1 0 0 2 0																		
Eric Karros, R (1, 3) OBP: 0.317, SLG: 0.423		1-3 K		1-0 FC6 1-2 1B		0-1 G4-3		2-0 F7		4 0 1 0 0 1 0																		
Henry Rodriguez, L (1, 7) OBP: 0.319, SLG: 0.421		0-2 G3		3-2 F8		1-0 G4-3		1-2 G6-3		4 0 0 0 0 0 2																		
Raul Mondesi, R (1, 9) OBP: 0.331, SLG: 0.517			3-2 E 1B 1B		0-2 FC6 1-2f		0-1 E5			3 1 1 0 0 0 2																		
Rafael Bournigal, R (1, 6) OBP: 0.303, SLG: 0.284			1-2 G1-3 1-3		1-2 G3-1		0-1 G5-3			3 0 0 0 0 0 2																		
Tom Candiotti, R (1, 1) OBP: 0.160, SLG: 0.163 Omar Daal, L (8, 1)			1-3 K		2-3 K			2-0 F8		3 0 0 0 0 2 1 0 0 0 0 0 0 0																		
Inning Stats	R: 0 E: 0 K: 0 S: 7	H: 0 LOB: 0 BB: 0 P: 12	R: 0 E: 0 K: 1 S: 7	H: 0 LOB: 0 BB: 0 P: 8	R: 1 E: 1 K: 1 S: 17	H: 2 LOB: 1 BB: 0 P: 22	R: 0 E: 0 K: 0 S: 11	H: 2 LOB: 2 BB: 0 P: 15	R: 0 E: 0 K: 1 S: 12	H: 0 LOB: 0 BB: 0 P: 16	R: 0 E: 1 K: 0 S: 8	H: 0 LOB: 1 BB: 0 P: 10	R: 0 E: 1 K: 0 S: 7	H: 0 LOB: 1 BB: 0 P: 8	R: 0 E: 0 K: 1 S: 6	H: 1 LOB: 1 BB: 0 P: 11	R: 0 E: 0 K: 1 S: 8	H: 0 LOB: 0 BB: 0 P: 12	1B: 5 2B: 0 3B: 0 HR: 0	SF: 0 SAC: 0 DP: 0 HBP: 0	WP: 0 PB: 0 SB: 1 CS: 0	PA: 33						
PITCHER	IP WLS BF H R ER SO BB IBB HBP BLK WP HR S P ERA WHIP																											
Bill Swift, R (1, 1) ERA: 2.85	7.0		26	4	1	0	4	0	0	0	0	0	0	0	69	91	0.00	0.571										
Steve Frey, L (8, 1) ERA: 5.28	0.2		3	1	0	0	0	0	0	0	0	0	0	5	9	0.00	1.500											
Dave Burba, R (8, 1) ERA: 4.33	0.1	W	1	0	0	0	0	0	0	0	0	0	0	1	2	0.00	0.000											
Rod Beck, R (9, 1) ERA: 3.07	1.0	S	3	0	0	0	1	0	0	0	0	0	0	8	12	0.00	0.000											

AB	33
R	1
H	5
RBI	1
BB	0
SO	5
LOB	10



Batter	1	2	3	4	5	6	7	8	9	AB	R	H	RBI	BB	SO	LOB
Darren Lewis, R OBP: 0.348, SLG: 0.359 (1, 8)	0-1 G1-3		1-0 L8		0-1 B3-6			1-0 SH1-4 1B		4	1	1	0	0	0	1
John Patterson, S OBP: 0.302, SLG: 0.320 (1, 4)	0-1 G1-3		2-0 BB S 1B		1-2 G5-3			0-1 SH1-4 1-2		3	0	1	0	0	0	0
Barry Bonds, L OBP: 0.420, SLG: 0.627 (1, 7)	4-2 BB		4-2 BB 1-2 BB			2-0 FC1-4 1B		1-1 2B BB 1B 2-H		2	1	2	1	2	0	0
Matt Williams, R OBP: 0.312, SLG: 0.589 (1, 5)	0-0 P3		4-0 BB 1-2 2-3			1-2 FC1-4 G4-6-3 1-2f		0-0 BB 1-3 2B 2B		3	1	1	0	1	0	2
Darryl Strawberry, L OBP: 0.397, SLG: 0.431 Rod Beck, R (9, 1)		4-1 G4-3 BB	2-3 K			2-1 G4-6-3 1-2f		4-0 BB 2B IBB		2	1	0	0	2	1	4
Dave Martinez, L OBP: 0.341, SLG: 0.398 (9, 9)		0-0 G4-3 1-2		3-1 F8			1-1 G4-3	4-0 2B BB 1-2 2-3 3-H		3	0	0	1	1	0	1
Royce Clayton, R OBP: 0.293, SLG: 0.331 (1, 6)		0-0 G6-3		1-2 G5-3			0-0 G3-1	1-0 L5		4	0	0	0	0	0	4
Kirt Manwaring, R OBP: 0.287, SLG: 0.300 (1, 2)		3-1 P4		0-0 G5-3			3-2 1B	1-2 2B 1-3 2-H 3-H		4	0	2	2	0	0	1
Bill Swift, R OBP: 0.288, SLG: 0.296 Mark Carreon, R OBP: 0.324, SLG: 0.417 Steve Frey, R OBP: 0.285, SLG: 0.368 (8, 9)			0-0 F8		3-1 B3-6 2B		1-0 F8	0-2 F7		2	0	1	0	0	0	0

Inning Stats	R: 0	H: 0	E: 0	K: 0	S: 7	R: 0	H: 0	E: 0	K: 0	S: 5	R: 0	H: 1	E: 0	K: 1	S: 8	R: 0	H: 0	E: 0	K: 0	S: 6	R: 0	H: 1	E: 0	K: 0	S: 7	R: 0	H: 1	E: 0	K: 0	S: 6	R: 0	H: 1	E: 0	K: 0	S: 7	R: 4	H: 4	E: 0	K: 0	S: 13																	
	LOB: 1	BB: 1	LOB: 1	BB: 1	P: 11	LOB: 1	BB: 1	LOB: 1	BB: 1	P: 12	LOB: 3	BB: 2	LOB: 0	BB: 0	P: 10	LOB: 0	BB: 0	LOB: 0	BB: 0	P: 11	LOB: 1	BB: 0	LOB: 1	BB: 0	LOB: 1	BB: 0	LOB: 1	BB: 0	LOB: 2	BB: 2	LOB: 0	BB: 0	LOB: 0	BB: 0	LOB: 2	BB: 2	LOB: 2	BB: 2	P: 25																		
PITCHER	IP	WLS	BF	H	R	ER	SO	BB	IBB	HBP	BLK	WP	HR	S	P	ERA	WHIP													IP	WLS	BF	H	R	ER	SO	BB	IBB	HBP	BLK	WP	HR	S	P	ERA	WHIP											
Tom Candiotti, R ERA: 3.73 Omar Daal, L ERA: 3.86	(1, 1)	7.2	L	35	8	4	4	1	5	1	0	0	0	56	110	4.70	1.696													(8, 1)	0.1	1	0	0	0	0	0	0	0	0	0	3	3	0.00	0.000												


BOTTOM

Los Angeles Dodgers @ San Francisco Giants
Candlestick Park, San Francisco, CA


Wed Jul 27 1994, 10:05 PM EDT
Att: 52,097 - Overcast - 59 F

livebaseballscores.com

AB	29
R	4
H	8
RBI	4
BB	6
SO	1
LOB	16



1B: 5	SF: 0	WP: 0	PA: 36
2B: 4	SAC: 1	PB: 0	
3B: 0	DP: 2	SB: 1	
HR: 0	HBP: 0	CS: 0	

Batter	1	2	3	4	5	6	7	8	9	AB R H RBI BB SO LOB	TOP											
Craig Biggio, R (1, 4) OBP: 0.403, SLG: 0.473	2-2 P2		1-0 G6-3		0-1 FC5		1-2 FC5-4		3-3 K	5 0 0 0 0 1 6												
Steve Finley, L (1, 8) OBP: 0.320, SLG: 0.419	1-1 G3			1-2 G3-1	1-1 G3		0-0 F9			4 0 0 0 0 0 4												
5 Jeff Bagwell, R (1, 3) OBP: 0.446, SLG: 0.743	0-1 G6-3			2-3 K		3-1 G6-3 S G4-3 1B		4-1 BB		3 1 1 0 0 1 0												
Ken Caminiti, S (1, 5) OBP: 0.359, SLG: 0.511		1-0 F9		0-1 1B 1B		1-1 G6-3		1-3 K		4 0 1 0 0 1 2												
Luis Gonzalez, L (1, 7) OBP: 0.340, SLG: 0.417		0-1 G4-3		0-0 FC4-6 1B		0-1 G4-3		0-2 F7		4 0 1 1 0 0 1												
Kevin Bass, S (1, 9) OBP: 0.396, SLG: 0.476		1-3 K		0-0 FC4-6		0-0 F7		3-2 L3		4 0 0 0 0 1 3												
Tom Edens, R (8, 1)				1-2f						0 0 0 0 0 0 0												
Tony Eusebio, R (1, 2) OBP: 0.323, SLG: 0.472			2-2 E4 L1-3		0-0 FC3-5 1B 1B		2-1 FC5-4 WP 1B		1-0 G4-3 2B	4 0 3 0 0 0 0	AB 35											
Orlando Miller, R (1, 6) OBP: 0.421, SLG: 0.588			0-1 L1-3		1-2 FC5 FC3-5 1B		0-3 K		3-2 F8	3 0 1 0 0 1 2	R 1											
Chris Donnels, L (9, PH) OBP: 0.356, SLG: 0.423			1-2		1-2					1 0 0 0 0 0 1	H 7											
Darryl Kile, R (1, 1) OBP: 0.163, SLG: 0.256			1-3 K		1-1 FC3-5 FC5		4-2 FC5-4 BB		1-2 G4-3	2 0 0 0 0 1 3	RBI 1											
Roberto Petagine, L (7, PH)					1-2f					0 0 0 0 0 0 0	BB 2											
Mike Hampton, R (7, 1)										0 0 0 0 0 0 0	SO 6											
Dave Veres, R (7, 1) OBP: 0.667, SLG: 0.500										0 0 0 0 0 0 0	LOB 23											
Mike Felder, S (8, 9) OBP: 0.257, SLG: 0.294										1 0 0 0 0 0 1												
Inning Stats	R: 0 E: 0 K: 0 S: 7	H: 0 LOB: 0 BB: 0 P: 10	R: 0 E: 0 K: 1 S: 6	H: 0 LOB: 0 BB: 0 P: 8	R: 0 E: 1 K: 1 S: 9	H: 0 LOB: 1 BB: 0 P: 13	R: 0 E: 0 K: 1 S: 10	H: 2 LOB: 2 BB: 0 P: 13	R: 0 E: 0 K: 0 S: 11	H: 2 LOB: 2 BB: 0 P: 14	R: 1 E: 0 K: 0 S: 7	H: 1 LOB: 0 BB: 0 P: 11	R: 0 E: 0 K: 1 S: 12	H: 1 LOB: 2 BB: 1 P: 19	R: 0 E: 0 K: 1 S: 14	H: 0 LOB: 1 BB: 1 P: 22	R: 0 E: 0 K: 1 S: 12	H: 1 LOB: 1 BB: 0 P: 20	1B: 6 2B: 1 3B: 0 HR: 0	SF: 0 SAC: 0 DP: 0 HBP: 0	WP: 1 PB: 0 SB: 1 CS: 0	PA: 37
PITCHER	IP WLS BF H R ER SO BB IBB HBP BLK WP HR S P ERA WHIP																					
Kevin Gross, R (1, 1) ERA: 3.86	6.0 W 24 5 1 1 3 0 0 0 0 0 0 0 50 69 1.50 0.833																					
Ismael Valdez, R (7, 1) ERA: 3.1	2.0 9 1 0 0 2 2 0 0 0 1 0 26 41 0.00 1.500																					
Todd Worrell, R (9, 1) ERA: 3.86	1.0 4 1 0 0 1 0 0 0 0 0 0 12 20 0.00 1.000																					

Houston Astros @ Los Angeles Dodgers
Dodger Stadium, Los Angeles, CA
 Sat Jul 30 1994, 7:05 PM PDT
 Att: 50,880 - Unknown

livebaseballscorecards.com

Batter	1	2	3	4	5	6	7	8	9	AB R H RBI BB SO LOB	TOP											
Craig Biggio, R (1, 4) OBP: 0.400, SLG: 0.469	1-2 G6-3		2-3 SAFE K		1-1 F9			2-1 P3		4 0 0 0 0 1 3												
Steve Finley, L (1, 8) OBP: 0.322, SLG: 0.420	3-2 G6-3		0-1 FC5-4 1B		2-3 K			3-1 F9 5 BB 1B		4 0 2 0 0 1 1												
5 Jeff Bagwell, R (1, 3) OBP: 0.447, SLG: 0.748	0-0 F9		1-2 FC5-4			3-2 HR		4-2 1-2 BB		3 1 1 1 1 0 2												
Ken Caminiti, S (1, 5) OBP: 0.357, SLG: 0.508		2-2 G4-3		2-1 FC6-4 1B		2-3 K		3-2 F9		4 0 1 0 0 1 2												
Luis Gonzalez, L (1, 7) OBP: 0.337, SLG: 0.413		0-0 G3-1		0-0 L8		2-0 F9		2-1 F8		4 0 0 0 0 0 3												
James Mouton, R (1, 9) OBP: 0.318, SLG: 0.305		0-0		1-0 FC6-4 S		0-0 G5-3			4-0 BB	3 0 1 0 0 0 1												
Todd Jones, L (6, 1) OBP: 0.500, SLG: 0.500				1-2f						0 0 0 0 0 0 0												
Brian Williams, R (8, 1) OBP: 0.261, SLG: 0.261				1-2f						0 0 0 0 0 0 0												
Mike Felder, S (9, PH) OBP: 0.264, SLG: 0.294				1-2f						0 0 0 0 1 0 0												
Andujar Cedeno, R (1, 6) OBP: 0.334, SLG: 0.431	1 SAFE B X	1-0 G5-3		1 SAFE P B B F X	3-1 G4-3		0-0 L5		3-3 K	4 0 0 0 0 1 3												
Scott Servais, R (1, 2) OBP: 0.248, SLG: 0.380			1-2 1B 1B		2-3 K		1-0 G5-3		1-3 K	3 0 1 0 0 1 0												
Roberto Petagine, L (9, PH)										1 0 0 0 0 1 1												
Greg Swindell, L (1, 1) OBP: 0.250, SLG: 0.300			2-2 1B		1-0 1B		2-3 K		1-3 K	2 0 2 0 0 0 0												
Kevin Bass, S (6, 9) OBP: 0.393, SLG: 0.471			1-2 1B							2 0 0 0 0 2 1												
Inning Stats	R: 0 E: 0 K: 0 S: 9	H: 0 LOB: 0 BB: 0 P: 13	R: 0 E: 0 K: 0 S: 6	H: 1 LOB: 1 BB: 0 P: 9	R: 0 E: 0 K: 1 S: 15	H: 3 LOB: 2 BB: 0 P: 21	R: 0 E: 0 K: 0 S: 7	H: 1 LOB: 1 BB: 0 P: 12	R: 0 E: 0 K: 2 S: 10	H: 1 LOB: 1 BB: 0 P: 16	R: 1 E: 0 K: 1 S: 8	H: 1 LOB: 0 BB: 0 P: 15	R: 0 E: 0 K: 1 S: 5	H: 0 LOB: 0 BB: 0 P: 8	R: 0 E: 0 K: 0 S: 14	H: 1 LOB: 2 BB: 1 P: 27	R: 0 E: 0 K: 3 S: 9	H: 0 LOB: 1 BB: 1 P: 18	1B: 7 2B: 0 3B: 0 HR: 1	SF: 0 SAC: 0 DP: 0 HBP: 0	WP: 0 PB: 0 SB: 1 CS: 0	PA: 36
PITCHER	IP WLS BF H R ER SO BB IBB HBP BLK WP HR S P ERA WHIP																					
Ramon Martinez, R (1, 1) ERA: 4.13	8.0 W 33 8 1 1 5 2 0 0 0 0 0 1 74 125 1.12 1.250																					
Todd Worrell, R (9, 1) ERA: 3.75	1.0 3 0 0 0 3 0 0 0 0 0 0 0 9 14 0.00 0.000																					

Houston Astros @ Los Angeles Dodgers
Dodger Stadium, Los Angeles, CA

Sun Jul 31 1994, 3:33 AM PDT
Att. 43,231 - Sunny - 80 F

AB	34
R	1
H	8
RBI	1
BB	2
SO	8
LOB	17



livebaseballscorecards.com

Batter	1	2	3	4	5	6	7	8	9	AB R H RBI BB SO LOB	TOP											
Bip Roberts, S (1, 4) OBP: 0.375, SLG: 0.384	0-1 FC5-4 1B	3-2 G4-3		0-0 2B		2-1 E1 G4-3		4-1 1B BB		4 1 2 0 1 0 2												
Tony Gwynn, L (1, 9) OBP: 0.450, SLG: 0.559	2-1 FC5-4 G1-3 1B		0-0 L4	0-0 2B		4-0 G4-3 IBB		2-0 G6-4-3 1B		4 1 2 1 1 0 1												
Derek Bell, R (1, 8) OBP: 0.349, SLG: 0.451	1-2 G1-3		2-3 K	2-0 G1-3		0-2 G4-3		2-3 K		5 0 0 1 0 2 6												
Eddie Williams, R (1, 3) OBP: 0.400, SLG: 0.587	0-1 BB 1B		4-0 WP 1B BB		0-2 G6-4-3 1B		1-3 K	1-2 G6-4-3		4 1 2 1 1 1 4												
Phil Plantier, L (1, 7) OBP: 0.312, SLG: 0.456	4-1 1B BB		4-0 1B IBB		0-0 F9		2-2 1B 1B		0-1 F9	3 0 1 0 2 0 1												
Craig Shipley, R (1, 5) OBP: 0.368, SLG: 0.467	1-1 F8		0-1 1B		0-1 G6-4-3		0-0 1B		0-1 F9	5 0 2 1 0 0 3												
Luis Lopez, S (1, 6) OBP: 0.345, SLG: 0.410		1-2 2B	0-3 K			1-2 2B		0-1 P4		5 1 3 0 0 1 4												
Brad Ausmus, R (1, 2) OBP: 0.319, SLG: 0.366		0-3 K		0-0 G4-3		1-2 E G4-3 2B		0-3 K		5 1 1 1 0 2 4												
Joey Hamilton, R (1, 1) Trevor Hoffman, R (8, 1) Bill Bean, L (8, 3) OBP: 0.259, SLG: 0.279		0-3 K		0-2 G6-3		0-3 K		1-0 G4-3		4 0 0 0 0 2 4												
Inning Stats	R: 1 E: 0 K: 0 S: 13	H: 2 LOB: 2 BB: 1 P: 21	R: 0 E: 0 K: 2 S: 13	H: 1 LOB: 1 BB: 0 P: 17	R: 1 E: 0 K: 2 S: 10	H: 1 LOB: 2 BB: 2 P: 20	R: 1 E: 0 K: 0 S: 7	H: 2 LOB: 1 BB: 0 P: 9	R: 0 E: 0 K: 0 S: 6	H: 1 LOB: 0 BB: 0 P: 6	R: 2 E: 1 K: 2 S: 21	H: 2 LOB: 2 BB: 1 P: 30	R: 0 E: 0 K: 1 S: 14	H: 2 LOB: 2 BB: 0 P: 17	R: 0 E: 0 K: 1 S: 8	H: 1 LOB: 1 BB: 1 P: 17	R: 0 E: 0 K: 0 S: 10	H: 1 LOB: 1 BB: 0 P: 14	1B: 9 2B: 4 3B: 0 HR: 0	SF: 0 SAC: 0 DP: 2 HBP: 0	WP: 1 PB: 0 SB: 0 CS: 0	PA: 44
PITCHER	IP WLS BF H R ER SO BB IBB HBP BLK WP HR S P ERA WHIP																					
Orel Hershiser, R (1, 1) ERA: 3.9	6.0 L 33 11 5 4 6 2 2 0 0 1 0 78 113 6.00 2.167																					
Jim Gott, R (7, 1) ERA: 5.91	1.0 3 0 0 0 1 0 0 0 0 0 0 6 7 0.00 0.000																					
Rudy Seanez, R (8, 1) ERA: 3.05	2.0 8 2 0 0 1 1 0 0 0 0 0 18 31 0.00 1.500																					

San Diego Padres @ Los Angeles Dodgers
Dodger Stadium, Los Angeles, CA

Mon Aug 01 1994, 7:05 PM PDT
Att. 39,244 - Unknown - 75 F

AB	39
R	5
H	13
RBI	5
BB	5
SO	8
LOB	29



Batter	1	2	3	4	5	6	7	8	9	AB	R	H	RBI	BB	SO	LOB
Brett Butler, L OBP: 0.408, SLG: 0.444 (1, 8)	1-2 F8		3-2 G5-3		0-0 B1-3			1-2 E 1B 1B 1B	1-1 L9	5	1	1	0	0	0	2
Delino DeShields, L OBP: 0.362, SLG: 0.326 (1, 4) (8, 6)	1-1 G3-1			2-3 K		0-1 F8		1-1 E8 1B SF7 1B		4	1	1	0	0	1	0
Mike Piazza, R OBP: 0.375, SLG: 0.556 (1, 2)	2-2 F9			0-2 HR		2-2 1B		1-2 1B 1-3 3-H 2-3		4	1	3	2	0	0	0
Tim Wallach, R OBP: 0.346, SLG: 0.479 (1, 5)		2-2 G3 2B		1-0 G4-3		1-3 K		2-3 K 3-H		4	0	1	0	0	2	3
Eric Karros, R OBP: 0.317, SLG: 0.417 (1, 3)		1-1 G3		1-2 G6-3		1-0 F9		1-1 SF7		3	0	0	1	0	0	2
Henry Rodriguez, L OBP: 0.315, SLG: 0.412 (1, 7)		2-3 K			1-1 F7		1-1 G3	1-0 F9		4	0	0	0	0	1	2
Raul Mondesi, R OBP: 0.330, SLG: 0.516 (1, 9)		0-0 F8			0-0 E6 1B		2-2 2B		0-0 HR	4	1	2	1	0	0	1
Rafael Bournigal, R OBP: 0.307, SLG: 0.286 (1, 6) Jeff Treadway, L OBP: 0.362, SLG: 0.365 (7, PH) (8, 4)			1-1 B1-3		2-1 F8		0-0 F7		1-3 K	2	0	0	0	0	0	1
Orel Hershiser, R OBP: 0.239, SLG: 0.190 (1, 1) Jim Gott, R (7, 1)			3-2 G5-3		2-2 1B		2 SAFE 1-3 K		1-3 K	2	0	1	0	0	0	0
Dave Hansen, L OBP: 0.349, SLG: 0.359 (7, PH) Rudy Seanez, R (8, 1) Chris Gwynn, L OBP: 0.333, SLG: 0.397 (9, PH)										1	0	0	0	0	0	0
										1	0	0	0	0	0	0
										1	0	0	0	0	1	1
										1	0	0	0	0	1	0

Inning Stats	R: 0	H: 0	E: 0	K: 0	S: 11	H: 0	LOB: 0	BB: 0	P: 15	R: 0	H: 1	E: 0	K: 1	S: 11	H: 1	LOB: 1	BB: 0	P: 15	R: 0	H: 0	E: 0	K: 0	S: 8	H: 0	LOB: 0	BB: 0	P: 15	R: 1	H: 1	E: 0	K: 1	S: 10	H: 1	LOB: 0	BB: 0	P: 14	R: 0	H: 1	E: 1	K: 0	S: 9	H: 1	LOB: 2	BB: 0	P: 14	R: 0	H: 1	E: 0	K: 1	S: 9	H: 1	LOB: 1	BB: 0	P: 13	R: 0	H: 1	E: 0	K: 1	S: 9	H: 1	LOB: 1	BB: 0	P: 13	R: 2	H: 3	E: 1	K: 1	S: 15	H: 3	LOB: 1	BB: 0	P: 22	R: 1	H: 1	E: 0	K: 2	S: 9	H: 1	LOB: 0	BB: 0	P: 12	1B: 5	SF: 1	2B: 2	SAC: 0	3B: 0	DP: 0	HR: 2	HBP: 0	WP: 0	PA: 37
--------------	------	------	------	------	-------	------	--------	-------	-------	------	------	------	------	-------	------	--------	-------	-------	------	------	------	------	------	------	--------	-------	-------	------	------	------	------	-------	------	--------	-------	-------	------	------	------	------	------	------	--------	-------	-------	------	------	------	------	------	------	--------	-------	-------	------	------	------	------	------	------	--------	-------	-------	------	------	------	------	-------	------	--------	-------	-------	------	------	------	------	------	------	--------	-------	-------	-------	-------	-------	--------	-------	-------	-------	--------	-------	--------


PITCHER	IP	WLS	BF	H	R	ER	SO	BB	IBB	HBP	BLK	WP	HR	S	P	ERA	WHIP
Joey Hamilton, R ERA: 2.68 (1, 1)	7.0	W	30	8	3	3	4	0	0	0	0	0	1	76	111	3.86	1.143
Trevor Hoffman, R ERA: 2.61 (8, 1)	2.0	S	7	1	1	1	3	0	0	0	0	0	1	15	22	4.50	0.500


BOTTOM

San Diego Padres @ Los Angeles Dodgers
Dodger Stadium, Los Angeles, CA

Mon Aug 01 1994, 7:05 PM PDT
Att: 39,244 - Unknown - 75 F

AB	36
R	4
H	9
RBI	4
BB	0
SO	7
LOB	13



Batter	1	2	3	4	5	6	7	8	9	10	11	AB R H RBI BB SO LOB	TOP																		
Luis Lopez, S OBP: 0.341, SLG: 0.405 (1, 6)	0-2 1B 2B 1B	1-1 L5-3		1-0 G3		3-2 SF7		0-0 G1-3			0-0 P5	5 1 1 1 0 0 3																			
Tony Gwynn, L OBP: 0.455, SLG: 0.563 (1, 9)	0-1 2B 1B		1-1 1B 2B	4-0 IBB		4-0 FC6-4 IBB		0-0 FC1-6 1B			0-1 G4-3	4 2 3 0 2 0 0																			
Derek Bell, R OBP: 0.347, SLG: 0.448 (1, 8)	0-0 F8		1-1 1B SF8 1B	3-2 G5-3		2-2 FC6-4		1-2 FC1-6 G6-3				5 1 1 1 0 0 7																			
Eddie Williams, R OBP: 0.400, SLG: 0.588 (1, 3)	1-1 SF7 2B		0-0 1B 1B		1-2 G4-3		3-3 K		3-2 G6-3			5 1 2 2 0 1 1																			
Phil Plantier, L OBP: 0.307, SLG: 0.450 (1, 7)	1-1 E6		1-2 SF8		3-2 P4		2-0 G3		0-1 G1-3			4 0 0 1 0 0 2																			
Scott Livingstone, L OBP: 0.275, SLG: 0.339 Tim Mauser, R OBP: 0.400, SLG: 0.250 (1, 5) (10, 1)	0-1 SF7		0-0 G4-3-6 1B		0-1 G4-3		0-2 G4-3				2-2 F8	4 0 1 1 0 0 0 0 0 0 0 0 0 0																			
Ricky Gutierrez, R OBP: 0.328, SLG: 0.313 Bip Roberts, S OBP: 0.375, SLG: 0.384 (1, 4) (8, PH) (8, 4)	2-3 K		0-0 G4-3-6		0-3 K		0-2 SH1-3 1B				1-1 F8	3 0 0 0 0 2 3 2 0 1 0 0 0 0	AB 41 R 6 H 13 RBI 6 BB 2 SO 5 LOB 17																		
Brad Ausmus, R OBP: 0.318, SLG: 0.365 (1, 2)		0-0 G5-3		0-0 G4-3		1-1 WP 1B SF7 1B		0-0 SH1-3			1-3 K	4 1 1 0 0 1 0																			
Bill Krueger, L OBP: 0.500, SLG: 0.625 Doug Brocail, L OBP: 0.255, SLG: 0.361 Archi Cianfrocco, R OBP: 1.000, SLG: 2.000 Jeff Tabaka, R OBP: 0.277, SLG: 0.277 Bryce Florie, R OBP: 0.366, SLG: 0.464 (1, 1) (5, 1) (6, PH) (6, 1) (7, 1) (8, PH) (8, 1) (10, 5)		0-1 L5-3 1B		2-2 G3 1B		0-0 WP 1B		2-3 K			1-2 G6-3	2 0 2 0 0 0 0 0 0 0 0 0 0 0 1 0 1 0 0 0 0 0 0 0 0 0 0 0 0 0 0 0 0 0 0 1 0 0 0 0 0 1 1 0 0 0 0 0 0 0 0 1 0 0 0 0 0 0 0																			
Inning Stats	R: 3 E: 1 S: 16	H: 3 LOB: 1 BB: 0 P: 20	R: 0 E: 0 S: 5	H: 1 LOB: 0 BB: 0 P: 6	R: 2 E: 0 S: 10	H: 4 LOB: 1 BB: 0 P: 13	R: 0 E: 0 S: 11	H: 1 LOB: 2 BB: 1 P: 21	R: 0 E: 0 S: 9	H: 0 LOB: 0 BB: 0 P: 13	R: 1 E: 0 S: 13	H: 2 LOB: 2 BB: 1 P: 23	R: 0 E: 0 S: 8	H: 0 LOB: 0 BB: 0 P: 13	R: 0 E: 0 S: 10	H: 1 LOB: 1 BB: 0 P: 12	R: 0 E: 0 S: 13	H: 1 LOB: 1 BB: 0 P: 15	R: 0 E: 0 S: 8	H: 0 LOB: 0 BB: 0 P: 12	R: 0 E: 0 S: 7	H: 0 LOB: 0 BB: 0 P: 8	1B: 11 2B: 3 3B: 0 HR: 0	SF: 3 SAC: 1 DP: 2 HBP: 0	WP: 1 PB: 0 SB: 0 CS: 0	PA: 47					
PITCHER	IP WLS BF H R ER SO BB IBB HBP BLK WP HR S P ERA WHIP															PITCHER	IP WLS BF H R ER SO BB IBB HBP BLK WP HR S P ERA WHIP														
Tom Candiotti, R ERA: 3.92 (1, 1)	2.1	15	8	5	4	1	0	0	0	0	0	0	30	38	15.43	3.429															
Roger McDowell, R ERA: 5.49 (3, 1)	2.2	9	1	0	0	0	0	1	0	0	0	0	21	35	0.00	0.375															
Jim Gott, R ERA: 6.0 (6, 1)	1.0	6	2	1	1	1	0	1	0	0	1	0	13	23	9.00	2.000															
Ismael Valdez, R ERA: 2.7 (7, 1)	3.0	11	2	0	0	2	0	0	0	0	0	0	31	40	0.00	0.667															
Todd Worrell, R ERA: 3.55 (10, 1)	2.0	W 6	0	0	0	1	0	0	0	0	0	0	15	20	0.00	0.000															

San Diego Padres @ Los Angeles Dodgers
 Dodger Stadium, Los Angeles, CA
 Tue Aug 02 1994, 7:05 PM PDT
 Att: 32,549 - Unknown - 78 F

livebaseballscorecards.com

BOTTOM

San Diego Padres @ Los Angeles Dodgers
Dodger Stadium, Los Angeles, CA

Tue Aug 02 1994, 7:05 PM PDT
Att: 32,549 - Unknown - 78 F

livebaseballscores.com

AB	40
R	7
H	10
RBI	6
BB	6
SO	8
LOB	18



WP:	1	PA:	48
PB:	0		
SB:	3		
CS:	0		

AB R H RBI BB SO LOB

5	2	2	0	1	1	2
3	2	2	1	3	0	1
4	1	1	1	1	2	4
0	0	0	0	0	0	0
1	0	1	1	0	0	0
4	2	2	2	1	0	4
5	0	1	0	0	1	2
5	0	0	0	0	1	4
4	0	0	1	0	2	0
3	0	0	0	0	0	1
1	0	1	0	0	0	0
1	0	0	0	0	0	0
0	0	0	0	0	0	0
1	0	0	0	0	0	0
0	0	0	0	0	0	0
1	0	0	0	0	0	0

11

2-1	BB	1B
4-0	1B	BB
1-2	BB	1B
2-2	1B	1B
1-2	2-H	1B
0-0	1B	1B
1-1	1B	1B
3-1	1B	1B
0-0	1B	1B
0-0	1B	1B
2-0	1B	1B

10

0-0	1B	1B
4-2	1B	1B
1-2	2-3	BB
1-3	1B	1B
1-0	1B	1B
1-1	1B	1B
3-1	1B	1B
0-1	1B	1B
0-2	1B	1B
0-0	1B	1B

9

0-0	FC5-6	BB
4-2	1B	1B
1-2	2-3	BB
1-3	1B	1B
1-0	1B	1B
1-1	1B	1B
3-1	1B	1B
0-1	1B	1B
2-1	1B	1B
0-2	1B	1B

8

1-0	L4	1B
4-1	1B	1B
2-3	1B	1B
1-2	1B	1B
1-2	1B	1B
3-1	1B	1B
3-3	1B	1B
2-1	1B	1B
1-2	1B	1B
1-2	1B	1B

7

4-2	1B	BB
1-2	1B	1B
4-0	1B	1B
1-2	1B	1B
4-0	1B	1B
2-3	1B	1B
1-2	1B	1B
0-1	1B	1B
2-1	1B	1B
1-2	1B	1B

6

4-2	1B	BB
1-2	1B	1B
4-0	1B	1B
1-2	1B	1B
4-0	1B	1B
2-3	1B	1B
1-2	1B	1B
0-1	1B	1B
2-1	1B	1B
1-2	1B	1B

5

4-2	1B	BB
1-2	1B	1B
4-0	1B	1B
1-2	1B	1B
4-0	1B	1B
2-3	1B	1B
1-2	1B	1B
0-1	1B	1B
2-1	1B	1B
1-2	1B	1B

4

4-2	1B	BB
1-2	1B	1B
4-0	1B	1B
1-2	1B	1B
4-0	1B	1B
2-3	1B	1B
1-2	1B	1B
0-1	1B	1B
2-1	1B	1B
1-2	1B	1B

3

1-3	K2-3	1B
0-1	1B	3B
0-1	1B	1B
1-0	1B	HR
1-0	1B	HR
0-0	1B	F9
1-1	1B	FC3-6
0-0	1B	SF9
2-0	1B	L4
0-0	1B	B2-3
0-3	1B	K

2

0-0	1B	1B
3-2	1B	1B
1-1	1B	1B
3-2	1B	1B
1-1	1B	1B
0-1	1B	1B
0-1	1B	1B
0-1	1B	1B
0-0	1B	1B
0-1	1B	1B
0-3	1B	1B

1

0-0	1B	1B
3-2	1B	1B
1-1	1B	1B
3-2	1B	1B
1-1	1B	1B
0-1	1B	1B
0-1	1B	1B
0-1	1B	1B
0-0	1B	1B
0-1	1B	1B
0-3	1B	1B

Batter

Brett Butler, L (1, 8)
Delino DeShields, L (1, 4)
Mike Piazza, R (1, 2)
Todd Worrell, R (10, 1)
Dave Hansen, L (11, PH)
Tim Wallach, R (1, 5)
Eric Karros, R (1, 3)
Raul Mondesi, R (1, 9)
Cory Snyder, R (1, 7)
Rafael Bournigal, R (1, 6)
Mitch Webster, S (9, PH)
Carlos Hernandez, R (10, 2)
Tom Candiotti, R (1, 1)
Roger McDowell, R (3, 1)
Chris Gwynn, L (5, PH)
Jim Gott, R (6, 1)
Henry Rodriguez, L (6, PH)
Ismael Valdez, R (7, 1)
Jeff Treadway, L (9, PH)
(10, 4)

Inning Stats

R: 0	H: 1
E: 0	LOB: 0
K: 0	BB: 0
S: 7	P: 11

Inning Stats

R: 1	H: 2
E: 0	LOB: 1
K: 0	BB: 0
S: 12	P: 19

Inning Stats

R: 3	H: 3
E: 0	LOB: 0
K: 2	BB: 0
S: 13	P: 15

Inning Stats

R: 0	H: 0
E: 0	LOB: 0
K: 0	BB: 0
S: 3	P: 6

Inning Stats

R: 2	H: 1
E: 1	LOB: 2
K: 2	BB: 3
S: 22	P: 38

Inning Stats

R: 0	H: 0
E: 0	LOB: 0
K: 1	BB: 0
S: 8	P: 12

Inning Stats

R: 0	H: 0
E: 1	LOB: 1
K: 1	BB: 1
S: 8	P: 16

Inning Stats

R: 0	H: 0
E: 0	LOB: 0
K: 1	BB: 0
S: 7	P: 13

Inning Stats

R: 0	H: 1
E: 1	LOB: 3
K: 1	BB: 1
S: 11	P: 18

Inning Stats

R: 0	H: 0
E: 0	LOB: 0
K: 0	BB: 0
S: 5	P: 9

Inning Stats

R: 1	H: 2
E: 0	LOB: 2
K: 0	BB: 1
S: 7	P: 17

Inning Stats

1B: 8	SF: 1
2B: 1	SAC: 1
3B: 1	DP: 1
HR: 1	HBP: 0

Inning Stats

WP: 1	PA: 48
PB: 0	
SB: 3	
CS: 0	

PITCHER	IP	WLS	BF	H	R	ER	SO	BB	IBB	HBP	BLK	WP	HR	S	P	ERA	WHIP
Bill Krueger, L (1, 1)	4.1		20	7	6	6	2	1	0	0	0	0	1	47	70	12.46	1.846
Doug Brocail, R (5, 1)	0.2		4	0	0	0	2	0	2	0	0	1	0	10	19	0.00	0.000
Jeff Tabaka, L (6, 1)	1.1		5	0	0	0	1	1	0	0	0	0	0	10	19	0.00	0.750
Bryce Florie, R (7, 1)	0.2		2	0	0	0	1	0	0	0	0	0	0	6	9	0.00	0.000
Pedro Martinez, L (8, 1)	2.0		9	1	0	0	2	1	0	0	0	0	0	18	31	0.00	1.000

PITCHER	IP	WLS	BF	H	R	ER	SO	BB	IBB	HBP	BLK	WP	HR	S	P	ERA	WHIP
Tim Mauser, R (10, 1)	1.2	L	8	2	1	1	0	1	0	0	0	0	0	12	26	5.40	1.800

Batter	1	2	3	4	5	6	7	8	9	AB R H RBI BB SO LOB	TOP																									
Bip Roberts, S (1, 4) OBP: 0.376, SLG: 0.388	2-2 F8 SF8 2B		1-0 CS 1B			3-2 G6-3		0-0 B1-3		4 1 2 0 0 0 0	San Diego Padres @ Los Angeles Dodgers Dodger Stadium, Los Angeles, CA Wed Aug 03 1994, 7:05 PM PDT Att. 43,270 - Unknown - 77 F																									
Tony Gwynn, L (1, 9) OBP: 0.455, SLG: 0.565	0-0 F8 2-3		2-3 K 1-2			2-2 WP 1B		1-0 3B 2B	4 1 2 0 0 1 2																											
Derek Bell, R (1, 8) OBP: 0.346, SLG: 0.446	2-1 SF8 3-H			0-3 K		4-2 G5-4-3 BB		1-3 K	2 0 0 1 1 2 1																											
Eddie Williams, R (1, 3) OBP: 0.402, SLG: 0.599 Doug Brocail, L (9, PR) Trevor Hoffman, R (9, 1)	2-3 K			3-0 CS 1B		2-2 G5-4-3 1-2f		2-2 SH1-3 2-H	4 0 2 1 0 1 2 0 1 0 0 0 0 0 0 0 0 0 0 0 0																											
Phil Plantier, L (1, 7) OBP: 0.305, SLG: 0.446				3-3 SAFE SAFE SAFE 1-2 K		1-1 F9		2-1 SH1-3	3 0 0 1 0 2 1																											
Craig Shipley, R (1, 5) OBP: 0.364, SLG: 0.474					2-2 HR	2-3 K		0-0 G6-3	4 1 1 1 0 2 1																											
Brian Johnson, R (1, 2) OBP: 0.292, SLG: 0.434					0-0 L8	1-3 K			3 0 1 0 0 1 0																											
Luis Lopez, S (1, 6) OBP: 0.336, SLG: 0.399					1-1 F8	1-3 K			3 0 0 0 0 2 1																											
Andy Ashby, R (1, 1) OBP: 0.170, SLG: 0.152 Bill Bean, L (9, 3) OBP: 0.257, SLG: 0.277					0-2 G6-3	1-0 L8		3-3 K	3 0 0 0 0 1 0 0 0 0 0 0 0 0																											
Inning Stats	R: 1 E: 0 K: 1 S: 10	H: 1 LOB: 0 BB: 0 P: 16	R: 0 E: 0 K: 3 S: 11	H: 1 LOB: 1 BB: 0 P: 15	R: 0 E: 0 K: 1 S: 7	H: 1 LOB: 0 BB: 0 P: 10	R: 0 E: 0 K: 2 S: 7	H: 1 LOB: 1 BB: 0 P: 13	R: 1 E: 0 K: 0 S: 7	H: 1 LOB: 0 BB: 0 P: 11		R: 0 E: 0 K: 0 S: 13	H: 1 LOB: 1 BB: 1 P: 24	R: 0 E: 0 K: 2 S: 10	H: 0 LOB: 0 BB: 0 P: 14	R: 0 E: 0 K: 2 S: 7	H: 0 LOB: 0 BB: 0 P: 11	R: 2 E: 0 K: 1 S: 10	H: 2 LOB: 1 BB: 0 P: 16	1B: 4 2B: 3 3B: 1 HR: 1	SF: 1 SAC: 1 DP: 2 HBP: 0	WP: 1 PB: 0 SB: 0 CS: 2	PA: 33													
PITCHER	IP WLS BF H R ER SO BB IBB HBP BLK WP HR S P ERA WHIP																																			
Pedro Astacio, R (1, 1) ERA: 4.31	7.0		25	6	2	2	9	1	0	0	0	1	1	65	103	2.57	1.000																			
Rudy Seanez, R (8, 1) ERA: 2.91	1.0		3	0	0	0	2	0	0	0	0	0	0	7	11	0.00	0.000																			
Ismael Valdez, R (9, 1) ERA: 3.42	0.1	L	3	2	2	2	1	0	0	0	0	0	0	7	11	54.00	6.000																			
Omar Daal, L (9, 1) ERA: 3.65	0.2		2	0	0	0	0	0	0	0	0	0	0	3	5	0.00	0.000																			

AB	30
R	4
H	8
RBI	4
BB	1
SO	12
LOB	8



Batter	1	2	3	4	5	6	7	8	9	AB R H RBI BB SO LOB
Brett Butler, L OBP: 0.407, SLG: 0.441 (1, 8)	1-1 S 1B		2-1 G3		1-0 G1-3		3-1 L7			4 0 1 0 0 0 1
Delino DeShields, L OBP: 0.366, SLG: 0.332 (1, 4) (8, 6)	2-1 SAFE P4 1-2		3-2 G6-3		1-1 G4-3		3-1 G3			4 0 0 0 0 0 2
Mike Piazza, R OBP: 0.379, SLG: 0.556 (1, 2)	4-2 BB		0-0 FC6-4 1B			3-2 1B 2B		2-3 K		3 1 2 0 1 1 0
Tim Wallach, R OBP: 0.345, SLG: 0.482 (1, 5)	0-0 L9		1-0 FC6-4 1-2f			2-2 G6-3		2-0 G5-3		4 0 0 0 0 0 4
Eric Karros, R OBP: 0.315, SLG: 0.421 (1, 3)	1-2 P4			0-0 F7			0-3 K	3-1 HR		4 1 1 1 0 1 3
Henry Rodriguez, L OBP: 0.316, SLG: 0.412 Mitch Webster, S OBP: 0.341, SLG: 0.463 (1, 7) (9, 7)		3-3 K		1-0 1B		0-0 2-H 1B		2-3 K		4 0 2 1 0 2 0 0 0 0 0 0 0 0
Raul Mondesi, R OBP: 0.323, SLG: 0.505 (1, 9)		0-1 G6-3		1-0 F8		3-3 K		0-0 G5-3		4 0 0 0 0 1 2
Rafael Bournigal, R OBP: 0.302, SLG: 0.281 Chris Cawynn, L OBP: 0.338, SLG: 0.400 Rudy Seanez, R (7, PH) (8, 1) Ismael Valdez, R (9, 1) Omar Daal, L (9, 1) Dave Hansen, L OBP: 0.356, SLG: 0.366 (9, PH)		0-1 1B		1-3 K			1-2 SH3-4 1B	2-1 P6		2 0 1 0 0 1 1 1 0 1 0 1 0 0 0 0 0 0
Pedro Astacio, R OBP: 0.067, SLG: 0.067 Jeff Treadway, L OBP: 0.352, SLG: 0.354 (7, PH) (8, 4)		0-3 K			0-3 K		1-0 SH3-4 1-2	2-1 F9		2 0 0 0 0 2 1 1 0 0 0 0 0 0

Inning Stats	R: 0	H: 1	E: 0	LOB: 2	K: 0	P: 18	R: 0	H: 1	E: 0	LOB: 1	K: 2	P: 13	R: 0	H: 1	E: 0	LOB: 1	K: 0	P: 15	R: 0	H: 0	E: 0	LOB: 0	K: 1	P: 8	R: 1	H: 2	E: 0	LOB: 1	K: 2	P: 23	R: 0	H: 1	E: 0	LOB: 1	K: 0	P: 16	R: 1	H: 1	E: 0	LOB: 0	K: 2	P: 23	R: 0	H: 0	E: 0	LOB: 0	K: 0	P: 9	1B: 6	SF: 0	2B: 1	SAC: 1	3B: 0	DP: 0	HR: 1	HBP: 0	WP: 0	PA: 36
PITCHER	IP	WLS	BF	H	R	ER	SO	BB	IBB	HBP	BLK	WP	HR	S	P	ERA	WHIP																																									
Andy Ashby, R ERA: 3.45 (1, 1)	8.0	W	33	8	2	2	8	1	0	0	0	0	0	1	78	2.25	1.125																																									
Trevor Hoffman, R ERA: 2.56 (9, 1)	1.0	S	3	0	0	0	0	0	0	0	0	0	0	5	9	0.00	0.000																																									

BOTTOM

San Diego Padres @ Los Angeles Dodgers
Dodger Stadium, Los Angeles, CA
Wed Aug 03 1994, 7:05 PM PDT
Att: 43,270 - Unknown - 77 F

livebaseballscores.com

AB	34
R	2
H	8
RBI	2
BB	1
SO	8
LOB	14



Batter	1	2	3	4	5	6	7	8	9	AB R H RBI BB SO LOB	TOP											
Bip Roberts, S (1, 4) OBP: 0.375, SLG: 0.387	1-1 F7			0-0 G5-3		0-3 K		0-0 CS 1B		4 0 1 0 0 1 1	San Diego Padres @ Los Angeles Dodgers Dodger Stadium, Los Angeles, CA Thu Aug 04 1994, 3:33 AM PDT Att. 45,183 - Sunny - 84 F livebaseballscorecards.com											
Luis Lopez, S (1, 6) OBP: 0.335, SLG: 0.396	1-2 G4-3 1B			1-0 G3			2-3 K2-3	2-1 CS 1-2	0-0 F7	4 0 1 0 0 1 0												
Derek Bell, R (1, 8) OBP: 0.345, SLG: 0.444	1-0 G4-3 1-2f			1-1 G4-3			0-0 1B 1B 1B		1-2 F9	4 0 1 0 0 0 1												
Phil Plantier, L (1, 7) OBP: 0.304, SLG: 0.444		2-1 F9			2-3 K		1-0 1B 1-2 1B		1-3 K	4 0 1 0 0 2 0												
Craig Shipley, R (1, 5) OBP: 0.364, SLG: 0.472		1-1 G1-3			0-1 F8		1-0 1-2 2-3 1B			3 0 1 0 0 0 0												
Bill Bean, L (1, 9) OBP: 0.252, SLG: 0.271		0-2 F8			0-2 G1-3		0-2 P4			3 0 0 0 0 0 3												
Archi Cianfrocco, R (1, 3) OBP: 0.252, SLG: 0.356			0-1 G1-3			1-1 F9	2-2 F8			2 0 0 0 0 0 0												
Tony Gwynn, L (7, PH) OBP: 0.454, SLG: 0.564										1 0 0 0 0 0 3												
Phil Clark, R (7, 3) OBP: 0.250, SLG: 0.356										0 0 0 0 0 0 0												
Brad Ausmus, R (1, 2) OBP: 0.318, SLG: 0.364			1-3 K			3-2 SH3-4 1B		1-1 P4		3 0 1 0 0 1 0												
Andy Benes, R (1, 1) OBP: 0.184, SLG: 0.188			0-1 G6-3			2-0 SH3-4		0-0 F7		1 0 0 0 0 0 0												
Scott Livingstone, L (8, PH) OBP: 0.273, SLG: 0.337										1 0 0 0 0 0 0												
Bryce Florie, R (8, 1)										0 0 0 0 0 0 0												
Inning Stats	R: 0 E: 0 K: 0 S: 7	H: 1 LOB: 0 BB: 0 P: 10	R: 0 E: 0 K: 0 S: 7	H: 0 LOB: 0 BB: 0 P: 10	R: 0 E: 0 K: 1 S: 7	H: 0 LOB: 0 BB: 0 P: 8	R: 0 E: 0 K: 0 S: 4	H: 0 LOB: 0 BB: 0 P: 6	R: 0 E: 0 K: 1 S: 8	H: 0 LOB: 0 BB: 0 P: 10	R: 0 E: 0 K: 1 S: 10	H: 1 LOB: 1 BB: 0 P: 16	R: 0 E: 0 K: 1 S: 15	H: 3 LOB: 3 BB: 0 P: 21	R: 0 E: 0 K: 0 S: 5	H: 1 LOB: 0 BB: 0 P: 8	R: 0 E: 0 K: 1 S: 10	H: 0 LOB: 0 BB: 0 P: 12	1B: 6 2B: 0 3B: 0 HR: 0	SF: 0 SAC: 1 DP: 1 HBP: 0	WP: 0 PB: 0 SB: 0 CS: 1	PA: 32
PITCHER	IP WLS BF H R ER SO BB IBB HBP BLK WP HR S P ERA WHIP																					
Kevin Gross, R (1, 1) ERA: 3.65	8.0 W 28 6 0 0 4 0 0 0 0 0 0 0 63 89 0.00 0.750																					
Todd Worrell, R (9, 1) ERA: 3.46	1.0 S 3 0 0 0 1 0 0 0 0 0 0 0 10 12 0.00 0.000																					

AB	30
R	0
H	6
RBI	0
BB	0
SO	5
LOB	8



Batter	1	2	3	4	5	6	7	8	9	AB	R	H	RBI	BB	SO	LOB
Brett Butler, L OBP: 0.408, SLG: 0.441 (1, 8)	1-3 K		4-2 BB		0-0 F7		0-0 1B			3	0	1	0	1	1	1
Delino DeShields, L OBP: 0.362, SLG: 0.328 (1, 4)	1-1 F7		1-1 G6-4-3		1-1 F8		0-0 F8			4	0	0	0	0	0	5
Mike Piazza, R OBP: 0.378, SLG: 0.561 (1, 2)	1-2 F8			0-0 HR		1-3 K	2-2 F8			4	1	1	1	0	1	2
Eric Karros, R OBP: 0.312, SLG: 0.416 (1, 3)		0-0 F8		1-2 F8		2-1 F8	2-2 F9			4	0	0	0	0	0	2
Dave Hansen, L OBP: 0.396, SLG: 0.395 (1, 5)		3-2 1B		4-2 BB		2-2 1B		0-2 K		2	0	2	0	1	0	0
Tim Wallach, R OBP: 0.345, SLG: 0.481 (7, 5)										1	0	0	0	0	1	0
Henry Rodriguez, L OBP: 0.315, SLG: 0.410 (1, 7)		1-3 K		0-1 P6		1-2 BB	1-3 1B	2-0 G3-1		4	0	1	0	0	1	2
Mitch Webster, S OBP: 0.341, SLG: 0.463 (9, 7)										0	0	0	0	0	0	0
Raul Mondesi, R OBP: 0.325, SLG: 0.504 (1, 9)		3-3 K		1-2 F9		4-0 BB	1-2 BB	1-2 CS		3	0	1	0	1	1	2
Rafael Bournigal, R OBP: 0.303, SLG: 0.283 (1, 6)			2-1 F9		0-1 SH3-4	0-3 K		0-1 CS		3	0	1	0	0	1	3
Kevin Gross, R OBP: 0.208, SLG: 0.222 (1, 1)			0-0 BB		1-1 SH3-4		1-0 1B			2	0	2	0	0	0	0
Todd Worrell, R (9, 1)					1-2 1B					0	0	0	0	0	0	0

Inning Stats	R: 0	H: 0	E: 0	K: 1	S: 8	LOB: 0	BB: 0	P: 11
	R: 0	H: 1	E: 0	K: 2	S: 12	LOB: 1	BB: 0	P: 19
	R: 0	H: 1	E: 0	K: 0	S: 8	LOB: 1	BB: 1	P: 15
	R: 1	H: 1	E: 0	K: 0	S: 11	LOB: 1	BB: 1	P: 17
	R: 0	H: 1	E: 0	K: 0	S: 7	LOB: 1	BB: 0	P: 9
	R: 0	H: 2	E: 0	K: 2	S: 14	LOB: 3	BB: 1	P: 24
	R: 0	H: 2	E: 0	K: 0	S: 10	LOB: 2	BB: 0	P: 15
	R: 0	H: 1	E: 0	K: 1	S: 8	LOB: 0	BB: 0	P: 11


PITCHER	IP	WLS	BF	H	R	ER	SO	BB	IBB	HBP	BLK	WP	HR	S	P	ERA	WHIP
Andy Benes, R ERA: 3.86 (1, 1)	7.0	L	31	8	1	1	5	3	0	0	0	0	1	70	110	1.29	1.571
Bryce Florie, R ERA: 1.17 (8, 1)	1.0		3	1	0	0	1	0	0	0	0	0	0	8	11	0.00	1.000

BOTTOM

San Diego Padres @ Los Angeles Dodgers
Dodger Stadium, Los Angeles, CA

Thu Aug 04 1994, 3:33 AM PDT
Att: 45,183 - Sunny - 84 F

AB	30
R	1
H	9
RBI	1
BB	3
SO	6
LOB	17



WP	PA	3B	SF	SAC	DP	HBP
0	35	0	0	1	1	0

Batter	1	2	3	4	5	6	7	8	9	AB R H RBI BB SO LOB	TOP											
Brett Butler, L (1, 8) OBP: 0.409, SLG: 0.438	2-2 G1-3		4-0 G4-6-3 BB		0-2 CS	4-2 1B BB	1-2 F7			2 1 0 0 2 0 0												
Delino DeShields, L (1, 4) OBP: 0.361, SLG: 0.327	3-2 G4-3		1-1 G4-6-3 1-2f			2-1 P6		3-1 CS 1B		4 0 1 0 0 0 3												
Mike Piazza, R (1, 2) OBP: 0.377, SLG: 0.557	2-2 F7			4-0 G4-6-3 BB		2-1 F8		3-3 K 1-2		3 0 0 0 1 1 2												
Tim Wallach, R (1, 5) OBP: 0.346, SLG: 0.481		0-1 CS 1B		2-2 G4-6-3 1-2f		2-2 1B 1B		2-2 L4		4 1 2 0 0 0 1												
Eric Karros, R (1, 3) OBP: 0.314, SLG: 0.417		3-3 K 1-2		0-1 1B		2-1 1B 3B 1B		0-3 K		4 1 2 1 0 2 1												
Henry Rodriguez, L (1, 7) Todd Worrell, R (9, 1)		2-2 F8		1-1 G3-1		1-2 3B 1B		2-0 F9		4 1 1 1 0 0 1 0 0 0 0 0 0 0												
Raul Mondesi, R (1, 9) OBP: 0.329, SLG: 0.516			0-0 1B 3B		1-1 G6-3	1-1 1B 3B		3-2 1B		4 1 3 2 0 0 0												
Rafael Bournigal, R (1, 6) OBP: 0.310, SLG: 0.284			1-1 SH2-3 WP 1B		0-0 G6-3		4-2 B5-3 BB	1-0 L7		3 0 1 1 1 0 1												
Ramon Martinez, R (1, 1) Ismael Valdez, R (7, 1) Mitch Webster, S (9, 7) OBP: 0.341, SLG: 0.463			1-0 SH2-3		2-2 CS 1B		0-1 B5-3			2 0 1 0 0 0 1 0 0 0 0 0 0 0 0 0 0 0 0 0 0												
Inning Stats	R: 0 E: 0 K: 0 S: 9	H: 0 LOB: 0 BB: 0 P: 16	R: 0 E: 0 K: 1 S: 8	H: 1 LOB: 0 BB: 0 P: 13	R: 1 E: 0 K: 0 S: 6	H: 2 LOB: 1 BB: 1 P: 13	R: 0 E: 0 K: 0 S: 7	H: 1 LOB: 1 BB: 1 P: 14	R: 0 E: 0 K: 0 S: 8	H: 1 LOB: 0 BB: 0 P: 11	R: 4 E: 0 K: 0 S: 19	H: 4 LOB: 1 BB: 1 P: 33	R: 0 E: 0 K: 0 S: 10	H: 0 LOB: 0 BB: 1 P: 15	R: 0 E: 0 K: 1 S: 8	H: 1 LOB: 0 BB: 0 P: 16	R: 0 E: 0 K: 1 S: 9	H: 1 LOB: 1 BB: 0 P: 15	1B: 9 2B: 2 3B: 2 HR: 0	SF: 0 SAC: 1 DP: 4 HBP: 0	WP: 1 PB: 0 SB: 0 CS: 3	PA: 36
PITCHER	IP WLS BF H R ER SO BB IBB HBP BLK WP HR S P ERA WHIP																					
Curt Lesknic, R (1, 1) ERA: 5.64	5.2 L 24 8 5 5 1 3 0 0 0 1 0 55 97 7.94 1.941																					
Steve Reed, R (6, 1) ERA: 3.67	1.1 4 1 0 0 0 1 0 0 0 0 0 12 18 0.00 1.500																					
Willie Blair, R (8, 1) ERA: 5.86	2.0 7 2 0 0 0 2 0 0 0 0 0 0 17 31 0.00 1.000																					

Los Angeles Dodgers @ Colorado Rockies
 Mile High Stadium, Denver, CO
 Fri Aug 05 1994, 9:05 PM EDT
 Att. 70,283 - Unknown - 83 F

AB	30
R	5
H	11
RBI	5
BB	4
SO	3
LOB	10



Batter	1	2	3	4	5	6	7	8	9	AB R H RBI BB SO LOB	TOP											
Brett Butler, L OBP: 0.410, SLG: 0.441 (1, 8)	2-2 E 2B 1B	1-1 L6			1-0 G3		0-0 SH5-3 1-2		3-1 G3 2B	4 1 2 0 0 0 0												
Delino DeShields, L OBP: 0.356, SLG: 0.321 (1, 4)	2-1 E1 2B G6-3 1-2		2-3 K		0-0 P4		1-0 L7		1-1 G3 2-3	5 1 0 0 0 1 3												
Mike Piazza, R OBP: 0.375, SLG: 0.551 (1, 2)	1-1 P3		1-1 F8		2-1 F9		1-1 F8		4-0 BB IBB	4 0 0 0 1 0 3												
Tim Wallach, R OBP: 0.351, SLG: 0.486 (1, 5)	2-0 G6-3 1-3 2-H 2B		0-0 1B		0-1 F7		3-2 HR 1B		4-2 G6-4-3 BB	4 1 3 1 1 0 0												
Eric Karros, R OBP: 0.315, SLG: 0.427 (1, 3)	3-2 G6-3 2-3 3-H		0-0 P3		1-1 2B		0-0 HR		1-2 G6-4-3 1-2f	5 1 2 3 0 0 5												
Henry Rodriguez, L OBP: 0.313, SLG: 0.416 (1, 7)	1-2 G1-3		0-1 G3		2-3 K		2-2 HR			4 1 1 1 0 1 2												
Mitch Webster, S OBP: 0.341, SLG: 0.463 (8, 7)										0 0 0 0 0 0 0												
Raul Mondesi, R OBP: 0.333, SLG: 0.519 (1, 9)		1-0 SH1-3 SF7 2B		0-1 1B 1B		4-0 IBB		1-1 G4-3		3 1 2 0 1 0 0												
Rafael Bournigal, R OBP: 0.310, SLG: 0.286 (1, 6)		0-0 SH1-3 2-3		3-1 1B 1-3		0-0 F7		0-0 P4		3 0 1 0 0 0 2												
Orel Hershiser, R OBP: 0.245, SLG: 0.205 (1, 1)		1-1 SF7 3-H		0-3 K			2-1 SH5-3 1B			2 0 1 1 0 1 1												
Ismael Valdez, R (7, 1)										1 0 0 0 0 1 0												
Todd Worrell, R (9, 1)										0 0 0 0 0 0 0												
Inning Stats	R: 2 E: 1 K: 0 S: 18	H: 2 LOB: 1 BB: 0 P: 28	R: 1 E: 0 K: 0 S: 6	H: 1 LOB: 0 BB: 0 P: 9	R: 0 E: 0 K: 1 S: 7	H: 1 LOB: 1 BB: 0 P: 10	R: 0 E: 0 K: 1 S: 9	H: 2 LOB: 1 BB: 0 P: 12	R: 0 E: 0 K: 0 S: 4	H: 0 LOB: 0 BB: 0 P: 7	R: 0 E: 0 K: 1 S: 10	H: 1 LOB: 2 BB: 1 P: 17	R: 0 E: 0 K: 0 S: 6	H: 1 LOB: 1 BB: 0 P: 10	R: 3 E: 0 K: 1 S: 16	H: 3 LOB: 0 BB: 0 P: 22	R: 0 E: 0 K: 0 S: 9	H: 1 LOB: 2 BB: 2 P: 22	1B: 6 2B: 4 3B: 0 HR: 2	SF: 1 SAC: 2 DP: 1 HBP: 0	WP: 0 PB: 0 SB: 0 CS: 0	PA: 41
PITCHER	IP WLS BF H R ER SO BB IBB HBP BLK WP HR S P ERA WHIP																					
Greg Harris, R ERA: 6.65 (1, 1)	7.0 L 33 11 6 5 3 0 1 0 0 0 0 2 70 108 6.43 1.571																					
Steve Reed, R ERA: 3.61 (8, 1)	1.0 3 0 0 0 1 0 0 0 0 0 0 6 7 0.00 0.000																					
Mike Munoz, L ERA: 2.8 (9, 1)	0.1 3 1 0 0 0 0 1 0 0 0 0 4 12 0.00 3.000																					
Mike Harkey, R ERA: 5.83 (9, 1)	0.2 2 0 0 0 0 0 1 0 0 0 0 5 10 0.00 1.500																					

Los Angeles Dodgers @ Colorado Rockies
Mile High Stadium, Denver, CO
 Sun Aug 07 1994, 5:33 AM EDT
 Att. 70,372 - Cloudy - 95 F

AB	35
R	6
H	12
RBI	6
BB	3
SO	4
LOB	16



Batter	1	2	3	4	5	6	7	8	9	AB R H RBI BB SO LOB	TOP		
Brett Butler, L OBP: 0.412, SLG: 0.441 (1, 8) C X	0-1 F8		1-1 1B			2-3 K		4-1 2B BB	4-1 FC1-6 BB	3 1 1 0 2 1 0			
Delino DeShields, L OBP: 0.359, SLG: 0.327 (1, 4) B S B B (7, 6)	4-1 BB		2-2 SAFE SAFE 1-3 1B			1-0 G4-3		1-0 2B 2B	1-2 FC1-6 1-2f	4 1 2 1 1 0 1			
Mike Piazza, R OBP: 0.373, SLG: 0.549 (1, 2) B X	1-0 P4		0-1 G4-6-3 1-2f			0-1 G3		1-1 2B 1B 2B	1-0 P4	5 1 1 2 0 0 4			
Tim Wallach, R OBP: 0.355, SLG: 0.496 (1, 5) B F T C L X	1-3 K			2-1 G5-4-3 1B			2-2 HR	0-2 FC4-6 2-H 1B		4 1 3 2 0 1 1			
Eric Karros, R OBP: 0.312, SLG: 0.423 (1, 3)				0-0 G5-4-3 1-2f			1-1 P3	0-0 FC4-6 E S G3 1-2f		4 1 0 0 0 0 2			
Henry Rodriguez, L OBP: 0.311, SLG: 0.411 (1, 7) Cory Snyder, R OBP: 0.307, SLG: 0.403 (8, PH) Rudy Seanez, R (8, 1) Todd Worrell, R (9, 1) Jim Gott, R (9, 1) Carlos Hernandez, R OBP: 0.246, SLG: 0.387 (9, 2)			3-3 K	1-3 K			1-3 K	0-1 E5 G3 1-3		3 0 0 0 0 0 3 0 1 0 0 0 0 0 0 1 0			
Raul Mondesi, R OBP: 0.334, SLG: 0.519 (1, 9)			1-2 1B			0-2 P3		1-2 FC6-4 1B	1-2 G3 1-2 3-H	4 0 2 1 0 0 1			
Rafael Bournigal, R OBP: 0.305, SLG: 0.280 (1, 6) Jeff Treadway, L OBP: 0.342, SLG: 0.343 (7, PH) (7, 4)			3-1 G5-3			0-2 G4-3		1-1 FC6-4 1-2f	3-3 K	2 0 0 0 0 0 1 2 0 0 0 0 1 2			
Pedro Astacio, R OBP: 0.064, SLG: 0.064 (1, 1) Mitch Webster, S OBP: 0.344, SLG: 0.457 (8, PH) (8, 7)			1-1 G6-3			0-0 B1-3		4-1 BB 2B BB	0-0 G6-3	2 0 0 0 0 0 0 1 1 0 0 1 0 0			
Inning Stats	R: 0 E: 0 K: 1 S: 8 H: 0 LOB: 1 BB: 1 P: 14	R: 0 E: 0 K: 1 S: 14 H: 1 LOB: 1 BB: 0 P: 22	R: 0 E: 0 K: 0 S: 10 H: 2 LOB: 1 BB: 0 P: 14	R: 0 E: 0 K: 1 S: 6 H: 1 LOB: 0 BB: 0 P: 9	R: 0 E: 0 K: 0 S: 7 H: 0 LOB: 0 BB: 0 P: 7	R: 0 E: 0 K: 1 S: 6 H: 0 LOB: 0 BB: 0 P: 9	R: 1 E: 0 K: 1 S: 14 H: 2 LOB: 1 BB: 0 P: 21	R: 5 E: 1 K: 1 S: 18 H: 3 LOB: 1 BB: 2 P: 32	R: 0 E: 0 K: 0 S: 6 H: 0 LOB: 1 BB: 1 P: 12	1B: 6 2B: 2 3B: 0 HR: 1 SF: 0 SAC: 0 DP: 2 HBP: 0	WP: 0 PB: 0 SB: 1 CS: 0 PA: 39		
PITCHER	IP WLS BF H R ER SO BB IBB HBP BLK WP HR S P ERA WHIP											PITCHER	IP WLS BF H R ER SO BB IBB HBP BLK WP HR S P ERA WHIP
Marvin Freeman, R ERA: 2.8 (1, 1)	7.0 26 6 1 1 5 1 0 0 0 0 1 65 96 1.29 1.000												
Mike Munoz, L ERA: 3.4 (8, 1)	0.0 3 1 3 3 0 2 0 0 0 0 0 0 3 12 ∞ ∞												
Steve Reed, R ERA: 3.73 (8, 1)	0.1 3 2 1 1 0 0 0 0 0 0 0 0 6 7 27.00 6.000												
Bruce Ruffin, L ERA: 3.9 (8, 1)	1.2 W 7 0 1 0 1 1 0 0 0 0 0 0 15 25 0.00 0.600												

Los Angeles Dodgers @ Colorado Rockies
Mile High Stadium, Denver, CO
 Mon Aug 08 1994, 5:33 AM EDT
 Att: 52,634 - Sunny

AB	35
R	6
H	9
RBI	6
BB	4
SO	6
LOB	13




Batter	1	2	3	4	5	6	7	8	9	AB	R	H	RBI	BB	SO	LOB
Eric Young Sr., R Mike Muñoz, L Steve Reed, R Bruce Ruffin, S Danny Sheaffer, R Ellis Burks, R	L7		HR		L5		E4		SH1-3 1B 2B	4	1	1	1	0	0	3
Walt Weiss, S	G4-3		G4-3			F9 1B 1B	G3-1		SH1-3	4	1	1	0	0	0	3
Dante Bichette, R	CS 1B			G3		F9 1B		K	1B IBB	4	0	2	0	1	1	0
Charlie Hayes, R	CS	1B		2B		F9		K	1B	5	0	3	1	0	1	2
Mike Kingery, L		F8		G3-1		SF7-5-4		E6		3	0	0	1	0	0	1
Joe Girardi, R		K		F7				F8		4	0	0	0	0	1	2
John Vander Wal, L		K		K					BB 1B	4	1	1	0	0	3	1
Nelson Liriano, S			K	2B					1B 2B BB	3	2	2	0	1	1	0
Marvin Freeman, R Howard Johnson, S			K	2B					2B 1B	2	0	1	1	0	1	0

Inning Stats	R: 0	H: 1	R: 0	H: 1	R: 1	H: 1	R: 0	H: 1	R: 1	H: 2	R: 0	H: 0	R: 4	H: 4	1B: 7	SF: 1
	E: 0	LOB: 0	E: 0	LOB: 1	E: 0	LOB: 0	E: 0	LOB: 0	E: 0	LOB: 1	E: 0	LOB: 0	E: 1	LOB: 1	2B: 6 <td>SAC: 1</td>	SAC: 1
	K: 0	BB: 0	K: 2	BB: 0	K: 2	BB: 0	K: 0	BB: 0	K: 1	BB: 0	K: 2	BB: 0	K: 2	BB: 0	3B: 0	DP: 1
	S: 8	P: 13	S: 11	P: 17	S: 13	P: 19	S: 8	P: 10	S: 12	P: 19	S: 9	P: 12	S: 11	P: 10	HR: 1	HBP: 0

PITCHER	IP	WLS	BF	H	R	ER	SO	BB	IBB	HBP	BLK	WP	HR	S	P	ERA	WHIP
Pedro Astacio, R	7.0		29	9	3	3	6	0	1	0	0	0	1	72	108	3.86	1.286
Rudy Seanez, R	1.0		4	0	0	0	2	0	0	0	0	0	0	8	10	0.00	0.000
Todd Worrell, R	0.0	L	4	3	4	4	0	1	0	0	0	0	0	6	13	∞	∞
Jim Gott, R	0.1		3	1	0	0	0	0	1	0	0	0	0	5	10	0.00	3.000

Los Angeles Dodgers @ Colorado Rockies
Mile High Stadium, Denver, CO
Mon Aug 08 1994, 5:33 AM EDT
Att. 52,634 - Sunny

AB	35
R	7
H	13
RBI	7
BB	3
SO	8
LOB	12



Los Angeles Dodgers @ Cincinnati Reds

Riverfront Stadium, Cincinnati, OH

Tue Aug 09 1994, 7:05 PM EDT
Att. 31,177 - Unknown - 76 F

AB	31
R	3
H	5
RBI	2
BB	1
SO	9
LOB	4



AB R H RBI BB SO LOB

4	2	2	0	0	1	0
3	1	0	0	1	2	1
3	0	1	1	0	1	1
1	0	0	0	0	0	0
4	0	2	1	0	1	0
4	0	0	0	0	1	2
3	0	0	0	0	0	0
3	0	0	0	0	2	0
3	0	0	0	0	0	0
1	0	0	0	0	0	0
0	0	0	0	0	0	0
1	0	0	0	0	1	0
0	0	0	0	0	0	0
1	0	0	0	0	0	0
0	0	0	0	0	0	0

Batter	1	2	3	4	5	6	7	8	9
Brett Butler, L (1, 8) OBP: 0.413, SLG: 0.441	2-1 1B		3-1 G6-3			2-2 1B		3-3 K	
Delino DeShields, L (1, 4) OBP: 0.358, SLG: 0.324	3-2 F8			1-3 K		4-1 2B		2-3 K	
Henry Rodriguez, L (1, 7) OBP: 0.311, SLG: 0.411 Cory Snyder, R (9, PH) OBP: 0.305, SLG: 0.400	3-2 1B			0-1 G4-3		3-3 K			
Tim Wallach, R (1, 5) OBP: 0.356, SLG: 0.499	2-3 K			0-2 1B		1-1 2B		3-2 F8	
Eric Karros, R (1, 3) OBP: 0.309, SLG: 0.419				1-2 F7		1-0 P3		0-3 K	
Raul Mondesi, R (1, 9) OBP: 0.332, SLG: 0.515								1-0 F8	
Carlos Hernandez, R (1, 2) OBP: 0.234, SLG: 0.349								2-1 F9	
Rafael Bournigal, R (1, 6) OBP: 0.298, SLG: 0.273								0-0 F7	
Tom Candiotti, R (1, 1) OBP: 0.157, SLG: 0.160 Omar Daal, L (4, 1) OBP: 0.253, SLG: 0.394 Chris Gwynn, L (6, PH) OBP: 0.341, SLG: 0.451 Roger McDowell, R (6, 1) OBP: 0.341, SLG: 0.451 Mitch Webster, S (8, PH) OBP: 0.341, SLG: 0.451 Rudy Seanez, R (8, 1)								0-0 F8	

Inning Stats	R: 1	H: 2	R: 0	H: 0	R: 0	H: 0	R: 0	H: 1	R: 0	H: 0	R: 2	H: 2	R: 0	H: 0	R: 0	H: 0	R: 0	H: 0	R: 0	H: 0	
E: 0	LOB: 0	E: 0	LOB: 0	E: 0	LOB: 0	E: 0	LOB: 1	E: 0	LOB: 0	E: 0	LOB: 0	E: 0	LOB: 0	E: 0	LOB: 0	E: 0	LOB: 0	E: 0	LOB: 0	E: 0	LOB: 0
K: 1	BB: 0	K: 1	BB: 0	K: 0	BB: 0	K: 1	BB: 0	K: 1	BB: 0	K: 0	BB: 0	K: 2	BB: 1	K: 0	BB: 0	K: 2	BB: 0	K: 1	BB: 0	K: 1	BB: 0
S: 13	P: 23	S: 5	P: 5	S: 5	P: 9	S: 12	P: 14	S: 9	P: 15	S: 14	P: 26	S: 4	P: 7	S: 7	P: 12	S: 7	P: 10	S: 7	P: 10	S: 7	P: 10

PITCHER	IP	WLS	BF	H	R	ER	SO	BB	IBB	HBP	BLK	WP	HR	S	P	ERA	WHIP
Kevin Jarvis, R (1, 1) ERA: 7.13	5.2	W	22	5	3	3	6	1	0	0	0	1	0	57	90	4.76	1.059
Johnny Ruffin, R (6, 1) ERA: 3.12	1.1		4	0	0	0	0	0	0	0	0	0	0	5	9	0.00	0.000
Chuck McElroy, L (8, 1) ERA: 2.03	1.0		3	0	0	0	2	0	0	0	0	0	0	7	12	0.00	0.000
Jeff Brantley, R (9, 1) ERA: 2.22	1.0	S	3	0	0	0	1	0	0	0	0	0	0	7	10	0.00	0.000

PITCHER	IP	WLS	BF	H	R	ER	SO	BB	IBB	HBP	BLK	WP	HR	S	P	ERA	WHIP

WP: 1	PA: 32
PB: 0	
SB: 2	
CS: 0	

1B: 4	SF: 0
2B: 1	SAC: 0
3B: 0	DP: 0
HR: 0	HBP: 0

Batter	1	2	3	4	5	6	7	8	9	AB	R	H	RBI	BB	SO	LOB
Deion Sanders, L (1, 8) OBP: 0.340, SLG: 0.374	2-2 L6		1-2 L6	1-0 G4-3			0-1 G4-6-3			4	0	0	0	0	0	3
Barry Larkin, R (1, 6) OBP: 0.372, SLG: 0.424	1-2 L9			2-2 2B	1-0 G1-3		4-0 BB			3	1	1	0	1	0	0
Hal Morris, L (1, 3) OBP: 0.389, SLG: 0.499	0-0 G3-1			0-0 1B	3-2 G4-3		0-0 G4-3			4	1	1	1	0	0	1
Kevin Mitchell, R (1, 7) OBP: 0.431, SLG: 0.686		1-3 K		0-1 G5-3	2-2 1B			4-2 FC6-4 BB		3	0	1	0	1	1	1
Bret Boone, R (1, 4) OBP: 0.367, SLG: 0.491		1-2 F7		0-0 G4-3 HR	3-1 F7			2-2 FC6-4 FC3-8		4	1	1	1	0	0	2
Tony Fernandez, S (1, 5) OBP: 0.357, SLG: 0.423		1-1 F8		2-1 G4-3		0-0 G4-3		0-0 FC3-6		4	0	0	0	0	0	2
Reggie Sanders, R (1, 9) OBP: 0.333, SLG: 0.487			1-0 F7	1-2 HR		0-3 K		4-2 BB		3	1	1	2	1	1	0
Eddie Taubensee, L (1, 2) OBP: 0.342, SLG: 0.486			0-0 SH1-4 1B	4-1 S 1B		0-0 G4-3		3-0 F8		3	1	1	0	1	0	2
Kevin Jarvis, L (1, 1) OBP: 0.250, SLG: 0.250			0-0 SH1-4	3-2 1B						1	0	1	1	0	0	0
Johnny Ruffin, R (6, 1)										0	0	0	0	0	0	0
Lenny Harris, L (7, PH) OBP: 0.343, SLG: 0.364										0	0	0	0	1	0	0
Chuck McElroy, L (8, 1) OBP: 0.167, SLG: 0.167										0	0	0	0	0	0	0
Jeff Brantley, R (9, 1)										0	0	0	0	0	0	0

Inning Stats	R: 0	H: 0	E: 0	K: 0	S: 9	H: 0	LOB: 0	BB: 0	P: 12	R: 0	H: 0	E: 0	K: 1	S: 8	H: 0	LOB: 0	BB: 0	P: 11	R: 0	H: 1	E: 0	K: 0	S: 6	R: 5	H: 5	E: 0	K: 0	S: 17	H: 1	LOB: 1	BB: 0	P: 8	R: 0	H: 1	E: 0	K: 0	S: 9	H: 0	LOB: 0	BB: 0	P: 5	R: 0	H: 0	E: 0	K: 0	S: 3	R: 0	H: 0	E: 0	K: 0	S: 10	H: 0	LOB: 2	BB: 2	P: 23	1B: 4	2B: 2	3B: 0	HR: 1	SF: 0	SAC: 1	DP: 1	HBP: 0	WP: 0	PA: 35
--------------	------	------	------	------	------	------	--------	-------	-------	------	------	------	------	------	------	--------	-------	-------	------	------	------	------	------	------	------	------	------	-------	------	--------	-------	------	------	------	------	------	------	------	--------	-------	------	------	------	------	------	------	------	------	------	------	-------	------	--------	-------	-------	-------	-------	-------	-------	-------	--------	-------	--------	-------	--------

PITCHER	IP	WLS	BF	H	R	ER	SO	BB	IBB	HBP	BLK	WP	HR	S	P	ERA	WHIP
Tom Candiotti, R (1, 1) ERA: 4.12	3.2	L	18	6	5	5	1	1	0	0	0	0	1	39	59	12.27	1.909
Omar Daal, L (4, 1) ERA: 3.29	1.1		5	1	0	0	0	0	0	0	0	0	0	10	20	0.00	0.750
Roger McDowell, R (6, 1) ERA: 5.23	2.0		7	0	0	0	1	2	0	0	0	0	0	8	16	0.00	1.000
Rudy Seanez, R (8, 1) ERA: 2.66	1.0		5	0	0	0	0	2	0	0	0	0	0	10	23	0.00	2.000

Los Angeles Dodgers @ Cincinnati Reds
Riverfront Stadium, Cincinnati, OH
Tue Aug 09 1994, 7:05 PM EDT
Att: 31,177 - Unknown - 76 F

AB	29
R	5
H	7
RBI	5
BB	5
SO	2
LOB	11



Los Angeles Dodgers @ Cincinnati Reds
 Riverfront Stadium, Cincinnati, OH

Wed Aug 10 1994, 7:05 PM EDT
 Att. 28,456 - Unknown - 77 F



Batter	1	2	3	4	5	6	7	8	9	AB R H RBI BB SO LOB
Brett Butler, L (1, 8) OBP: 0.412, SLG: 0.443	0-0 F9			2-2 G1-3		0-0 1B		2-1 G5-3	1-1 L6-4	5 1 2 1 0 0 1
Delino DeShields, L (1, 4) OBP: 0.361, SLG: 0.326	3-2 F8			0-2 G4-3		3-2 1B		4-2 1B	0-0 1B	4 0 2 2 1 0 0
Mike Piazza, R (1, 2) OBP: 0.373, SLG: 0.546	2-3 K2-3			2-2 L5		4-0 IBB		0-0 1B	1-1 L6-4	4 0 1 1 1 1 2
Tim Wallach, R (1, 5) OBP: 0.355, SLG: 0.496		1-1 P3			2-1 1B	0-0 L9		1-2 P3		4 0 1 0 0 0 4
Eric Karros, R (1, 3) OBP: 0.309, SLG: 0.424		1-2 F8			0-0 F8		1-2 G6-3		2-2 HR	4 1 1 1 0 0 1
Raul Mondesi, R (1, 9) OBP: 0.331, SLG: 0.517		0-0 G5-3			2-2 FC6-4		1-2 G4-3		1-0 1B	4 1 1 0 0 0 1
Cory Snyder, R (1, 7) OBP: 0.300, SLG: 0.392			3-3 K		0-3 K		0-3 K		2-3 K	3 0 0 0 0 3 1
Henry Rodriguez, L (9, PH) OBP: 0.310, SLG: 0.409					1-2 K					1 0 0 0 0 1 1
Rafael Bournigal, R (1, 6) OBP: 0.293, SLG: 0.268			0-0 L8			0-2 G5-3		0-0 G4-3	4-0 1B	2 0 0 0 0 0 0
Mitch Webster, S (8, PH) OBP: 0.348, SLG: 0.470										1 1 1 0 0 0 0
Jeff Treadway, L (8, 4) OBP: 0.351, SLG: 0.343										0 1 0 0 1 0 0
Kevin Gross, R (1, 1) OBP: 0.200, SLG: 0.213			2-3 K			0-0 L9		1-1 G4-3	3-1 2B	2 0 0 0 0 1 0
Carlos Hernandez, R (8, PH) OBP: 0.231, SLG: 0.344										1 0 0 0 0 0 1
Ismael Valdez, R (8, 1)										0 0 0 0 0 0 0
Dave Hansen, L (9, PH) OBP: 0.408, SLG: 0.409										1 1 1 1 0 0 0
Todd Worrell, R (9, 1)										0 0 0 0 0 0 0

Inning Stats	R: 0 E: 0 K: 1 S: 8	H: 0 LOB: 0 BB: 0 P: 13	R: 0 E: 0 K: 0 S: 6	H: 0 LOB: 0 BB: 0 P: 8	R: 0 E: 0 K: 2 S: 7	H: 0 LOB: 0 BB: 0 P: 12	R: 0 E: 0 K: 0 S: 11	H: 0 LOB: 0 BB: 0 P: 15	R: 0 E: 0 K: 1 S: 9	H: 1 LOB: 1 BB: 0 P: 13	R: 1 E: 0 K: 0 S: 10	H: 2 LOB: 2 BB: 1 P: 17	R: 0 E: 0 K: 1 S: 9	H: 0 LOB: 0 BB: 0 P: 11	R: 1 E: 0 K: 0 S: 12	H: 2 LOB: 2 BB: 1 P: 20	R: 4 E: 0 K: 1 S: 17	H: 5 LOB: 1 BB: 1 P: 29	1B: 6 2B: 3 3B: 1 HR: 1	SF: 0 SAC: 0 DP: 1 HBP: 0	WP: 0 PB: 0 SB: 2 CS: 0	PA: 39
--------------	------------------------------	----------------------------------	------------------------------	---------------------------------	------------------------------	----------------------------------	-------------------------------	----------------------------------	------------------------------	----------------------------------	-------------------------------	----------------------------------	------------------------------	----------------------------------	-------------------------------	----------------------------------	-------------------------------	----------------------------------	----------------------------------	------------------------------------	----------------------------------	--------

PITCHER	IP	WLS	BF	H	R	ER	SO	BB	IBB	HBP	BLK	WP	HR	S	P	ERA	WHIP
John Smiley, L (1, 1) ERA: 3.86	7.2		29	4	2	2	5	1	1	0	0	0	0	68	104	2.35	0.652
Hector Carrasco, R (8, 1) ERA: 2.28	0.1		2	1	0	0	0	0	0	0	0	0	0	4	5	0.00	3.000
Jeff Brantley, R (9, 1) ERA: 2.48	0.1	L	3	2	2	2	1	0	0	0	0	0	1	8	13	54.00	6.000
Chuck McElroy, L (9, 1) ERA: 2.34	0.0		4	3	2	2	0	1	0	0	0	0	0	7	13	∞	∞
Johnny Ruffin, R (9, 1) ERA: 3.09	0.2		1	0	0	0	0	0	0	0	0	0	0	2	3	0.00	0.000

AB	R	H	RBI	BB	SO	LOB
36	6	10	6	3	6	12

Batter	1	2	3	4	5	6	7	8	9	AB	R	H	RBI	BB	SO	LOB
Deion Sanders, L OBP: 0.341, SLG: 0.377 (1, 8)	2-3 K ①		0-0 B1-3 ③		1-1 G3 ③		1-0 1-H 2B		1-1 1B	5	0	2	0	0	1	1
Tony Fernandez, S OBP: 0.360, SLG: 0.425 (1, 5)	0-0 E1 1B			1-1 G4-3 ①		2-1 2B 1B		0-1 FC4-6 SH1-4 1B	0-0 F8 ③	5	2	3	0	0	0	1
Barry Larkin, R OBP: 0.372, SLG: 0.423 (1, 6)	3-3 K ②			0-0 FC4-6 1B		2-0 L9 ①		2-1 SH1-4 ①		3	0	1	0	0	1	2
Hal Morris, L OBP: 0.388, SLG: 0.495 (1, 3)	1-3 K ③			2-2 FC4-6 1-2f		0-0 L7 ②		4-0 FC4-6 IBB		3	0	0	0	1	1	3
Bret Boone, R OBP: 0.366, SLG: 0.491 (1, 4)		1-2 F8 ①		3-3 K ③		0-2 2B 1-H		0-1 FC4-6 1B 1-2f 2-3		4	0	1	1	0	1	3
Thomas Howard, S OBP: 0.302, SLG: 0.410 Jeff Brantley, R (9, 1) Chuck McElroy, L OBP: 0.167, SLG: 0.167 Johnny Ruffin, R (9, 1)		2-2 P5 ②			1-3 K ①	0-1 G3-1 ③		2-2 1B 1-2 3-H		4	0	1	1	0	1	1
Reggie Sanders, R OBP: 0.330, SLG: 0.482 (1, 9)		1-2 L3 ③			1-1 G6-3 ②		2-3 K ①	0-2 F8 ③		4	0	0	0	0	1	2
Eddie Taubensee, L OBP: 0.340, SLG: 0.486 (1, 2)			2-2 G4-3 ①		0-0 WP 1B 2B		1-2 G5-3 ②		2-2 P3 ①	4	1	1	0	0	0	0
John Smiley, L OBP: 0.254, SLG: 0.255 Hector Carrasco, R (8, 1) Jacob Brumfield, R OBP: 0.381, SLG: 0.525 (9, 7)			0-3 K ②		2-2 1B 2-H		0-0 2B 1B		0-2 G1-3 ②	3	0	2	1	0	1	0

Inning Stats	R: 0	H: 1	E: 1	K: 3	S: 13	R: 0	H: 0	E: 0	K: 0	S: 9	R: 0	H: 0	E: 0	K: 1	S: 7	R: 0	H: 1	E: 0	K: 1	S: 9	R: 1	H: 2	E: 0	K: 1	S: 11	R: 1	H: 2	E: 0	K: 10	R: 0	H: 2	E: 0	K: 8	R: 1	H: 2	E: 0	K: 12	R: 0	H: 1	E: 0	K: 9	S: 9	1B: 8	2B: 3	3B: 0	HR: 0	SF: 0	SAC: 1	DP: 0	HBP: 0	WP: 1	PA: 38
--------------	------	------	------	------	-------	------	------	------	------	------	------	------	------	------	------	------	------	------	------	------	------	------	------	------	-------	------	------	------	-------	------	------	------	------	------	------	------	-------	------	------	------	------	------	-------	-------	-------	-------	-------	--------	-------	--------	-------	--------

PITCHER	IP	WLS	BF	H	R	ER	SO	BB	IBB	HBP	BLK	WP	HR	S	P	ERA	WHIP
Kevin Gross, R ERA: 3.6 (1, 1)	7.0		28	8	2	2	7	0	0	0	0	1	0	67	97	2.57	1.143
Ismael Valdez, R ERA: 3.18 (8, 1)	1.0	W	6	2	1	1	0	0	1	0	0	0	0	12	20	9.00	2.000
Todd Worrell, R ERA: 4.29 (9, 1)	1.0	S	4	1	0	0	0	0	0	0	0	0	0	9	12	0.00	1.000

BOTTOM

Los Angeles Dodgers @ Cincinnati Reds
Riverfront Stadium, Cincinnati, OH
Wed Aug 10 1994, 7:05 PM EDT
Att: 28,456 - Unknown - 77 F

livebaseballscorecards.com

AB	36
R	3
H	11
RBI	3
BB	1
SO	7
LOB	13



Batter	1	2	3	4	5	6	7	8	9	AB R H RBI BB SO LOB	TOP											
Brett Butler, L (1, 8) OBP: 0.411, SLG: 0.446	0-0 		1-0 G5-3 			0-0 		0-3 		4 0 1 0 0 1 0	Los Angeles Dodgers @ Cincinnati Reds Riverfront Stadium, Cincinnati, OH Thu Aug 11 1994, 3:33 AM EDT Att. 33,876 - Unknown - 75 F livebaseballscorecards.com											
Delino DeShields, L (1, 4) OBP: 0.357, SLG: 0.322	0-3 K 			0-1 G6-3 		2-3 K 		3-3 K 		4 0 0 0 0 3 1												
Mike Piazza, R (1, 2) OBP: 0.370, SLG: 0.541	0-0 			0-0 P6 		0-0 G6-3 		2-3 K 		4 0 0 0 0 1 1												
Tim Wallach, R (1, 5) OBP: 0.356, SLG: 0.502		0-0 HR 		2-1 G4-3 		4-0 BB BB 		2-3 K 		3 1 1 1 1 1 0												
Eric Karros, R (1, 3) OBP: 0.310, SLG: 0.426		0-0 F7 			2-0 F8 	4-2 BB BB 		0-0 G4-3 2B 		3 0 1 0 1 0 0												
Henry Rodriguez, L (1, 7) OBP: 0.307, SLG: 0.405		0-3 K 			1-3 K 	1-3 K 		1-0 G4-3 		3 0 0 0 0 3 3												
Mitch Webster, S (7, 7) OBP: 0.344, SLG: 0.464								2-3 K 		1 0 0 0 0 0 1												
Raul Mondesi, R (1, 9) OBP: 0.333, SLG: 0.516		0-3 K 			0-0 BLK 1B 		1-1 G5-3 		4-0 IBB 	3 1 1 0 1 1 0												
Rafael Bournigal, R (1, 6) OBP: 0.291, SLG: 0.267			0-0 P3 		2-2 1B 		0-2 G4-3 		0-0 G6-3 	4 0 1 1 0 0 2												
Ramon Martinez, R (1, 1) OBP: 0.284, SLG: 0.318			1-3 K 		0-3 K 		0-3 K 			3 0 0 0 0 3 1												
Inning Stats	R: 0 E: 0 K: 1 S: 5	H: 0 LOB: 0 BB: 0 P: 5	R: 1 E: 0 K: 2 S: 8	H: 1 LOB: 0 BB: 0 P: 8	R: 0 E: 0 K: 1 S: 5	H: 0 LOB: 0 BB: 0 P: 7	R: 0 E: 0 K: 0 S: 5	H: 0 LOB: 0 BB: 0 P: 7	R: 1 E: 0 K: 2 S: 12	H: 2 LOB: 1 BB: 0 P: 17	R: 0 E: 0 K: 2 S: 11	H: 1 LOB: 3 BB: 2 P: 22	R: 0 E: 0 K: 1 S: 8	H: 0 LOB: 0 BB: 0 P: 9	R: 0 E: 0 K: 3 S: 9	H: 0 LOB: 0 BB: 0 P: 14	R: 0 E: 0 K: 1 S: 6	H: 1 LOB: 2 BB: 1 P: 13	1B: 2 2B: 1 3B: 1 HR: 1	SF: 0 SAC: 0 DP: 0 HBP: 0	WP: 0 PB: 0 SB: 0 CS: 0	PA: 35
PITCHER	IP WLS BF H R ER SO BB IBB HBP BLK WP HR S P ERA WHIP																					
Jose Rijo, R (1, 1) ERA: 3.08	8.0 L 30 4 2 2 12 2 0 0 0 1 0 1 63 89 2.25 0.750																					
Hector Carrasco, R (9, 1) ERA: 2.24	1.0 5 1 0 0 1 0 1 0 0 0 0 6 13 0.00 1.000																					



Batter	1	2	3	4	5	6	7	8	9	AB	R	H	RBI	BB	SO	LOB	
Deion Sanders, L (1, 8) OBP: 0.342, SLG: 0.381	0-0 1B		3-3 K			2-3 K		0-0 G3 2B		4	0	2	0	0	2	0	
Barry Larkin, R (1, 6) OBP: 0.369, SLG: 0.419	0-0 F9		1-1 F8			2-2 G3-1		0-1 G3 2-3		4	0	0	0	0	0	2	
Hal Morris, L (1, 3) OBP: 0.385, SLG: 0.491	0-0 F8		1-3 K			1-3 K		0-1 G3-1		4	0	0	0	0	2	2	
Kevin Mitchell, R (1, 7) OBP: 0.429, SLG: 0.681	0-0 1-3 1B			1-1 F8			0-3 K		3-2 G5-3	4	0	1	0	0	1	0	
Bret Boone, R (1, 4) OBP: 0.368, SLG: 0.491	0-0 F9			1-3 K			2-2 1B		0-0 1B 1B	4	0	2	0	0	1	2	
Tony Fernandez, S (1, 5) OBP: 0.361, SLG: 0.426		2-1 F9			1-0 F7		0-0 1-3 1B		3-2 1-2 1B	4	0	2	0	0	0	0	
Reggie Sanders, R (1, 9) OBP: 0.332, SLG: 0.480			4-2 BB			3-2 F8		4-1 BB		0-3 K	2	0	0	0	2	1	2
Eddie Taubensee, L (1, 2) OBP: 0.333, SLG: 0.476		1 SAFE 0-0 F8				1-0 G3-4-1		1-0 P5		1-1 F8	4	0	0	0	0	5	
Jose Rijo, R (1, 1) OBP: 0.204, SLG: 0.286 Lenny Harris, L (8, PH) OBP: 0.340, SLG: 0.360 Hector Carrasco, R (9, 1)		1-1 G5-3				0-2 P6		2-1 G4-3			2	0	0	0	0	1	
											1	0	0	0	0	0	
											0	0	0	0	0	0	

Inning Stats	R: 0 E: 0 K: 0 S: 5	H: 2 LOB: 2 BB: 0 P: 5	R: 0 E: 0 K: 0 S: 7	H: 0 LOB: 1 BB: 1 P: 14	R: 0 E: 0 K: 2 S: 8	H: 0 LOB: 0 BB: 0 P: 13	R: 0 E: 0 K: 1 S: 6	H: 0 LOB: 0 BB: 0 P: 9	R: 0 E: 0 K: 0 S: 7	H: 0 LOB: 0 BB: 0 P: 11	R: 0 E: 0 K: 2 S: 11	H: 0 LOB: 0 BB: 0 P: 16	R: 0 E: 0 K: 1 S: 11	H: 2 LOB: 2 BB: 1 P: 18	R: 0 E: 0 K: 0 S: 7	H: 1 LOB: 1 BB: 0 P: 9	R: 0 E: 0 K: 1 S: 15	H: 2 LOB: 2 BB: 0 P: 22	1B: 6 2B: 1 3B: 0 HR: 0	SF: 0 SAC: 0 DP: 0 HBP: 0
PITCHER Ramon Martinez, R (1, 1) ERA: 3.97	IP 9.0	WLS W	BF 35	H 7	R 0	ER 0	SO 7	BB 2	IBB 0	HBP 0	BLK 0	WP 0	HR 0	S 77	P 117	ERA 0.00	WHIP 1.000			
PITCHER	IP	WLS	BF	H	R	ER	SO	BB	IBB	HBP	BLK	WP	HR	S	P	ERA	WHIP			

BOTTOM

Los Angeles Dodgers @ Cincinnati Reds
Riverfront Stadium, Cincinnati, OH

Thu Aug 11 1994, 3:33 AM EDT
Att: 33,876 - Unknown - 75 F

AB	33
R	0
H	7
RBI	0
BB	2
SO	7
LOB	14

