

Los Angeles Dodgers - 1994

Batter	1	2	3	4	5	6	7	8	9	AB	R	H	RBI	BB	SO	LOB	TOP					
Chuck Carr, S OBP: 0.500, SLG: 0.333	F9				F9		E			3	0	1	0	1	0	1	Florida Marlins @ Los Angeles Dodgers Dodger Stadium, Los Angeles, CA Tue Apr 05 1994, 3:33 AM PDT Att: 53,761 - Sunny - 74 F					
Jerry Browne, S (1.5)	G1-3		G3		G4-3		G6-3			4	0	0	0	0	0	2						
Gary Sheffield, R OBP: 0.250, SLG: 0.250			G3-1			F8		P4		4	0	1	0	0	0	0						
Orestes Destrade, S (1.3)	G4-3		K			L9		K		4	0	0	0	0	2	1						
Jeff Conine, R OBP: 0.250, SLG: 1.000		HR		K		F8		G4-3		4	1	1	1	0	1	0						
Bret Barberie, S (1.4)		K		G1-3			G3		L3	4	0	0	0	0	1	0						
Benito Santiago, R (1.2)		BB	L7			HR	HR	L6		2	1	0	0	1	0	0						
Kurt Abbott, R OBP: 0.250, SLG: 1.000		K		F9			HR	K		4	1	1	2	0	2	1						
Charlie Hough, R OBP: 1.000, SLG: 1.000 Greg Colbrunn, R (7, PH) Yorkis Perez, L (7, 1) Jeremy Hernandez, R (7, 1)		BB			F9		L8			1	0	1	0	1	0	0						
Inning Stats	R: 0 E: 0 K: 0 S: 11	H: 1 LOB: 1 BB: 0 P: 22	R: 1 E: 0 K: 2 S: 11	H: 2 LOB: 2 BB: 2 P: 22	R: 0 E: 0 K: 1 S: 8	H: 0 LOB: 0 BB: 0 P: 14	R: 0 E: 0 K: 1 S: 8	H: 0 LOB: 0 BB: 0 P: 10	R: 0 E: 0 K: 0 S: 6	H: 1 LOB: 1 BB: 0 P: 8	R: 0 E: 0 K: 0 S: 6	H: 0 LOB: 0 BB: 0 P: 8	R: 2 E: 1 K: 0 S: 9	H: 1 LOB: 1 BB: 1 P: 15	R: 0 E: 0 K: 1 S: 9	H: 0 LOB: 0 BB: 0 P: 15	R: 0 E: 0 K: 1 S: 7	H: 0 LOB: 0 BB: 0 P: 8	1B: 3 2B: 0 3B: 0 HR: 2	SF: 0 SAC: 0 DP: 0 HBP: 1	WP: 0 PB: 0 SB: 0 CS: 0	PA: 35
PITCHER	IP	WLS	BF	H	R	ER	SO	BB	IBB	HBP	BLK	WP	HR	S	P	ERA	WHIP					
Orel Hershiser, R ERA: 1.5	(1, 1)	6.0	23	4	1	1	4	2	0	0	0	0	1	50	84	1.50	1.000					
Jim Gott, R ERA: 9.0	(7, 1)	2.0	W	9	1	2	2	1	1	0	1	0	0	1	18	30	9.00	1.000				
Todd Worrell, R ERA:	(9, 1)	1.0	S	3	0	0	0	1	0	0	0	0	0	0	7	8	0.00	0.000				

Batter	1	2	3	4	5	6	7	8	9	AB	R	H	RBI	BB	SO	LOB	BOTTOM				
Delino DeShields, L OBP: 0.400, SLG: 0.250		K		G4-3			SH1-3	G4-3		4	2	1	0	1	1	4	Florida Marlins @ Los Angeles Dodgers Dodger Stadium, Los Angeles, CA Tue Apr 05 1994, 3:33 AM PDT Att: 53,761 - Sunny - 74 F				
Brett Butler, L OBP: 0.333, SLG: 1.000		G3			G6-3		SH1-3			3	1	1	1	0	0	2					
Mike Piazza, R OBP: 0.250, SLG: 0.250	E5		L8				L4			4	0	1	1	0	0	1					
Eric Karros, R OBP: 0.750, SLG: 0.667		FC4-6		F7		G6-4-3				3	0	2	1	1	0	0					
Tim Wallach, R (1.5)	L5		F4		G6-4-3		F9			4	0	0	0	0	0	4					
Heny Rodriguez, L OBP: 0.750, SLG: 1.000 Mitch Webster, S (8, FR) (9, 7)		FC4-6		G1-3		G3-1		CS		3	0	2	0	1	0	1					
Raul Mondesi, R (1.9)		F7		L7		G1-3		L5		4	0	0	0	0	0	3					
Jose Offerman, S (1.6)		G4-3		G1-3		G3-1		E		2	0	0	0	2	0	1					
Orel Hershiser, R Dave Hansen, L Jim Gott, R Jeff Treadway, L Todd Worrell, R	(1, 1) (6, PH) (7, 1) (8, PH) (9, 1)	E8		G1-3		K		SF8		2	0	0	0	0	0	2					
Inning Stats	R: 2 E: 1 K: 0 S: 10	H: 3 LOB: 1 BB: 0 P: 21	R: 0 E: 1 K: 1 S: 12	H: 0 LOB: 0 BB: 0 P: 21	R: 0 E: 0 K: 0 S: 4	H: 0 LOB: 0 BB: 0 P: 4	R: 0 E: 0 K: 0 S: 8	H: 1 LOB: 2 BB: 1 P: 14	R: 0 E: 0 K: 0 S: 8	H: 1 LOB: 1 BB: 1 P: 13	R: 0 E: 0 K: 1 S: 8	H: 1 LOB: 1 BB: 0 P: 11	R: 1 E: 0 K: 0 S: 11	H: 1 LOB: 1 BB: 1 P: 16	R: 1 E: 0 K: 0 S: 11	H: 0 LOB: 2 BB: 2 P: 22	1B: 5 2B: 1 3B: 1 HR: 0	SF: 1 SAC: 1 DP: 1 HBP: 0	WP: 0 PB: 1 SB: 2 CS: 1	PA: 37	
PITCHER	IP	WLS	BF	H	R	ER	SO	BB	IBB	HBP	BLK	WP	HR	S	P	ERA	WHIP				
Charlie Hough, R ERA: 3.0	(1, 1)	6.0	27	6	2	2	2	2	0	0	0	0	0	50	84	3.00	1.333				
Yorkis Perez, L ERA: 27.0	(7, 1)	0.1	2	0	1	1	0	1	0	0	0	0	0	5	10	27.00	3.000				
Jeremy Hernandez, R ERA:	(7, 1)	1.2	L	8	1	1	0	0	2	0	0	0	0	17	28	0.00	1.800				

AB 31
R 3
H 5
RBI 3
BB 3
SO 6
LOB 5

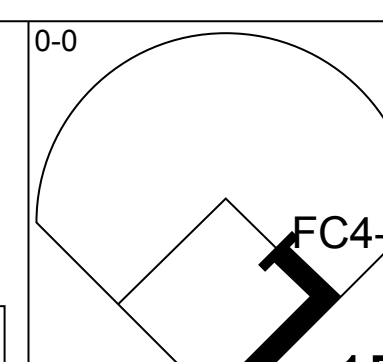
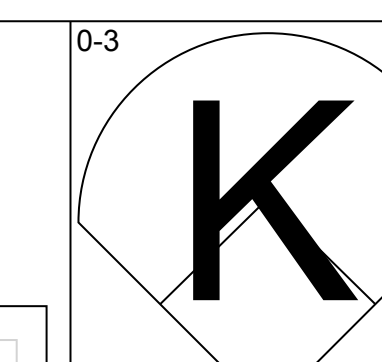
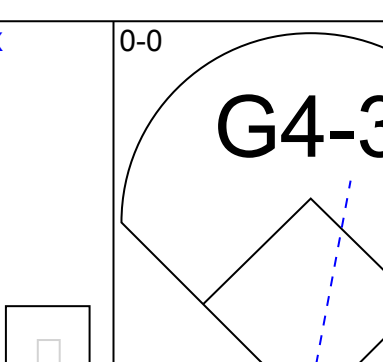
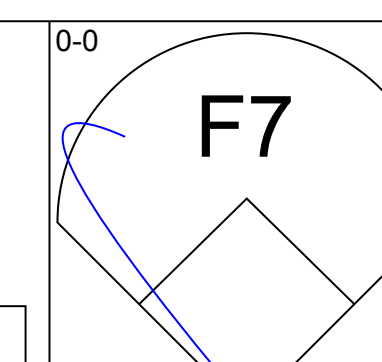
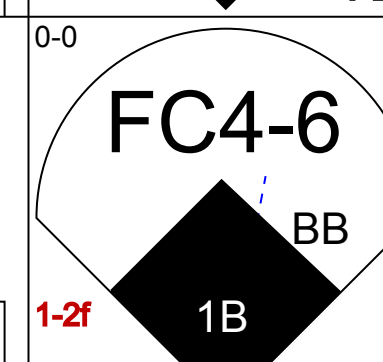
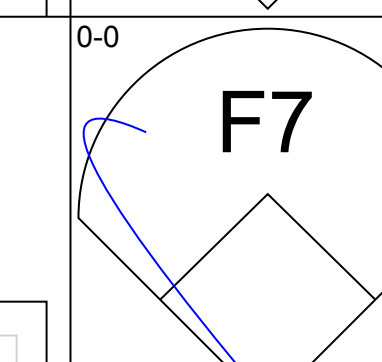
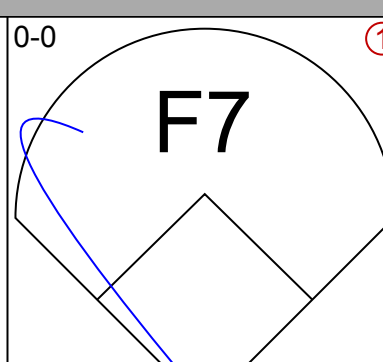
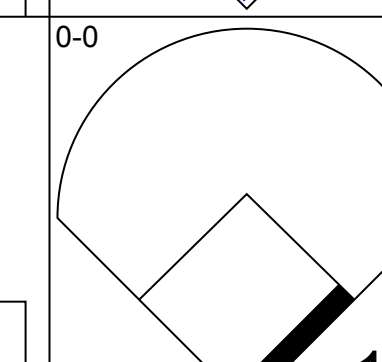
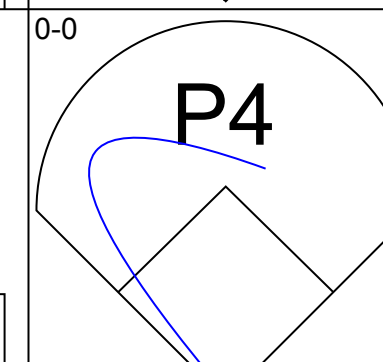
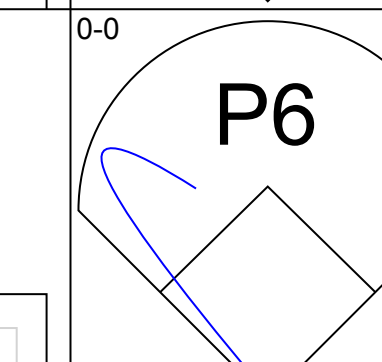
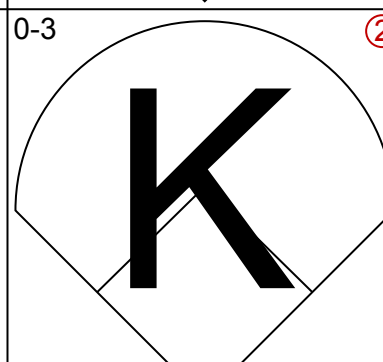
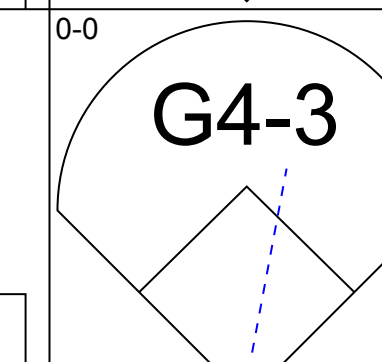
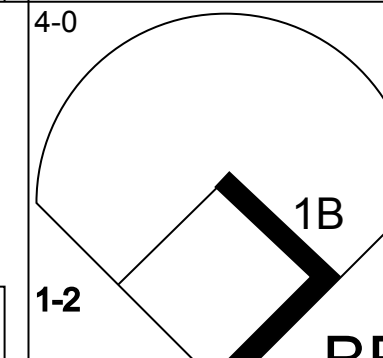

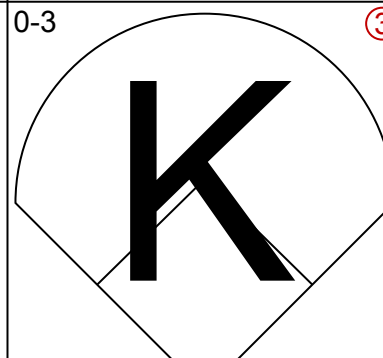
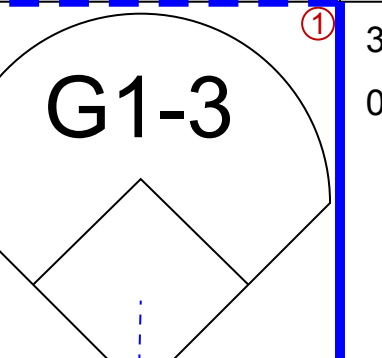
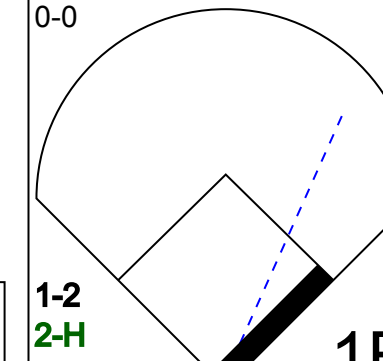
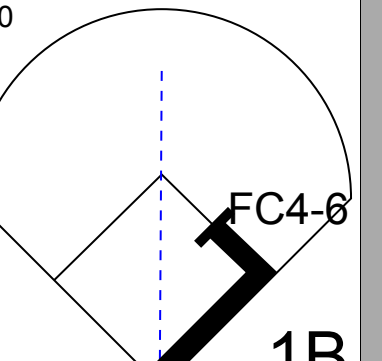
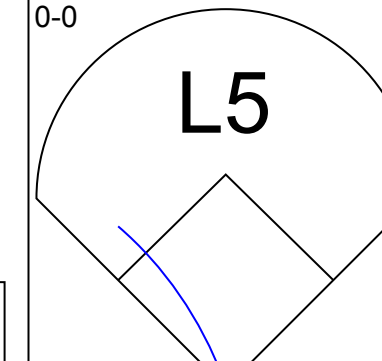
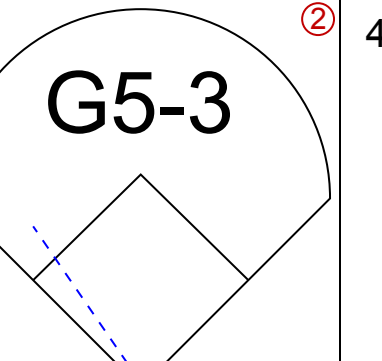
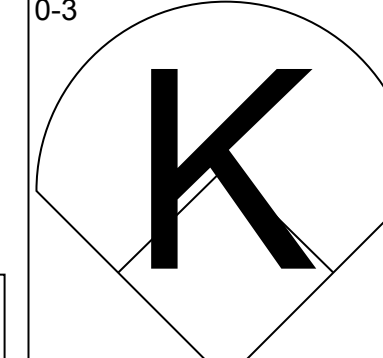
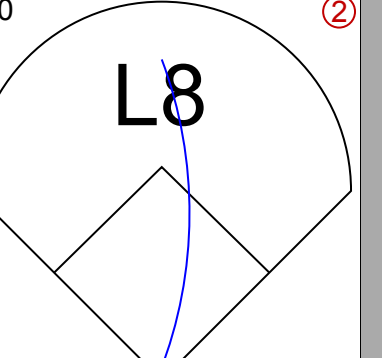
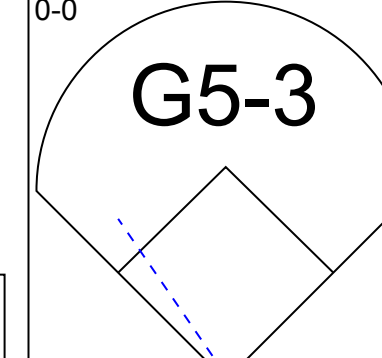
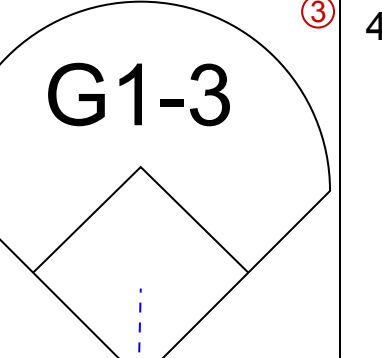
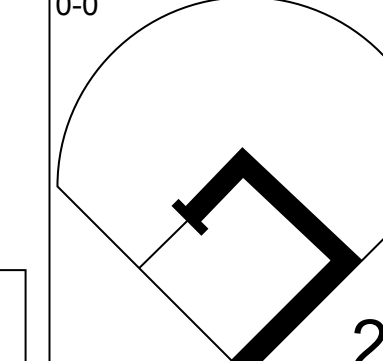
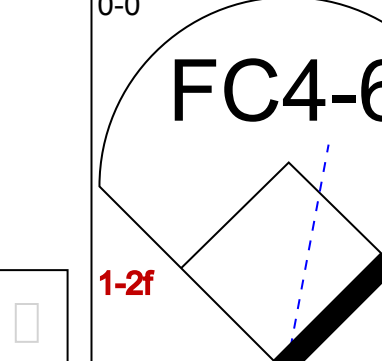
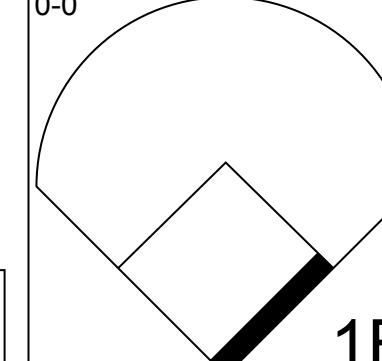
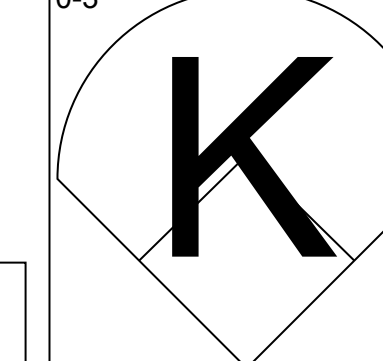
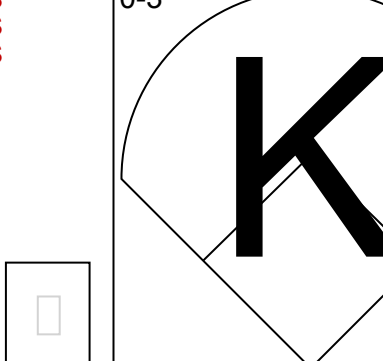
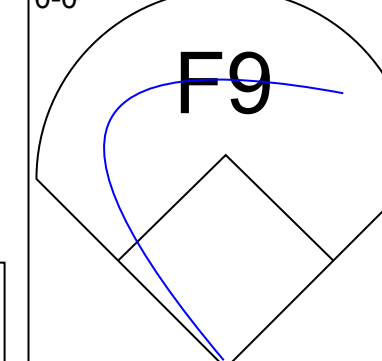
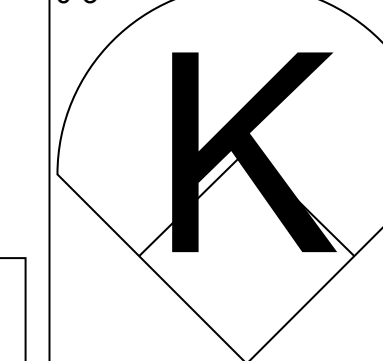
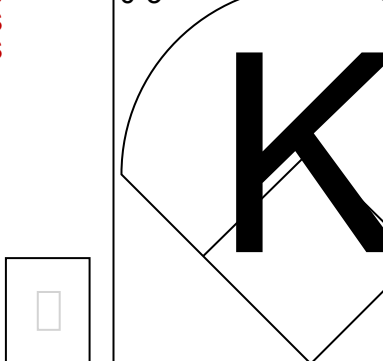
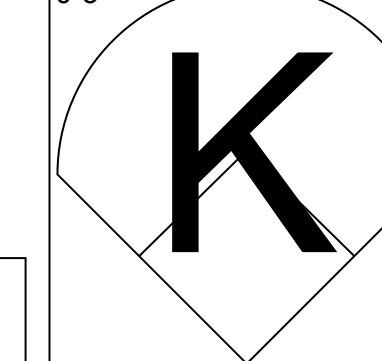


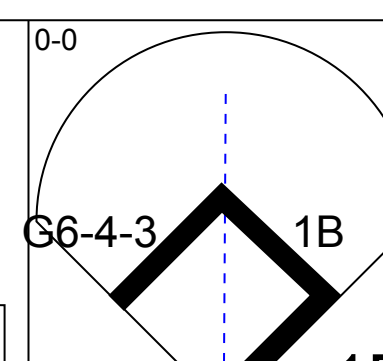
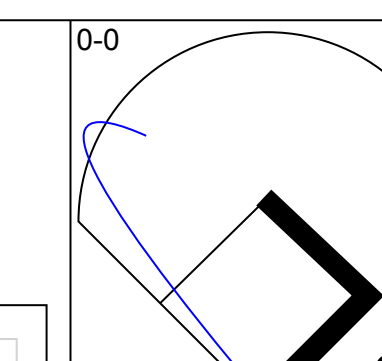
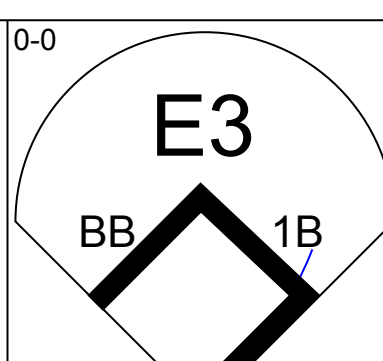
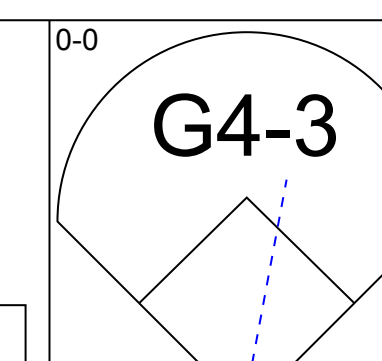
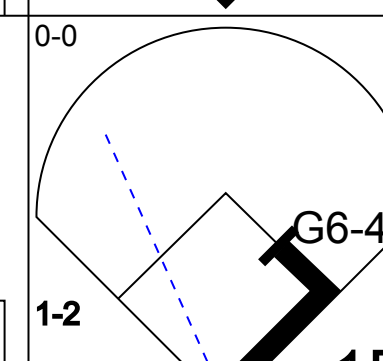
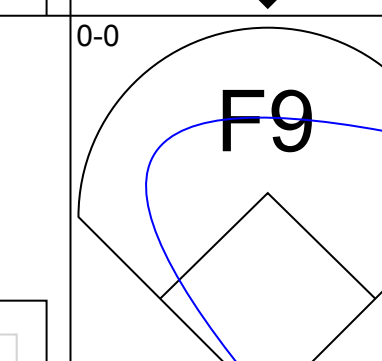
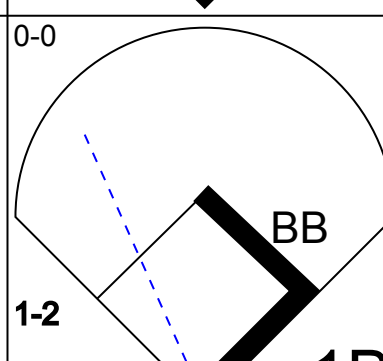
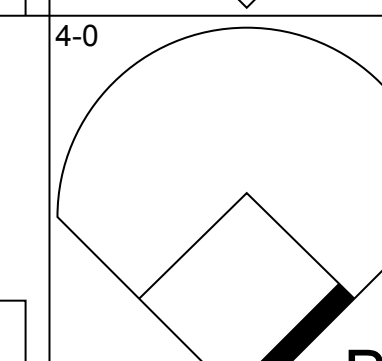
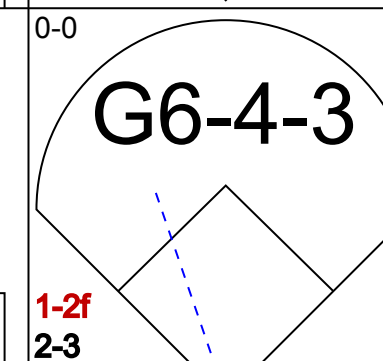
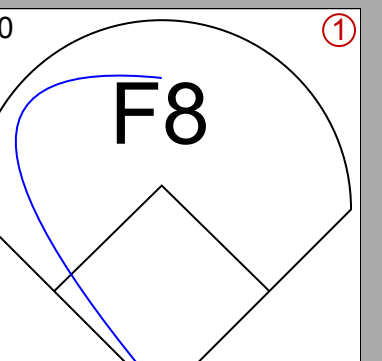
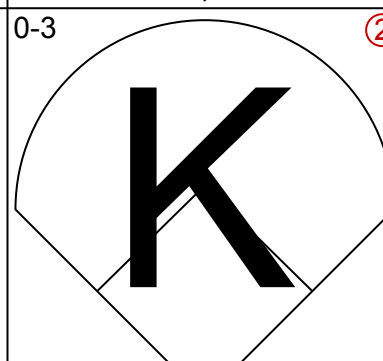
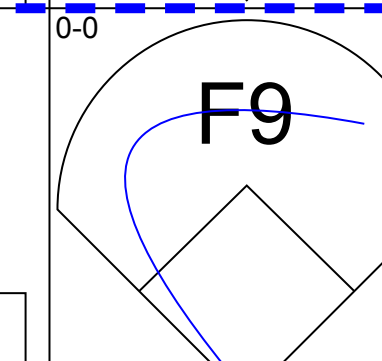
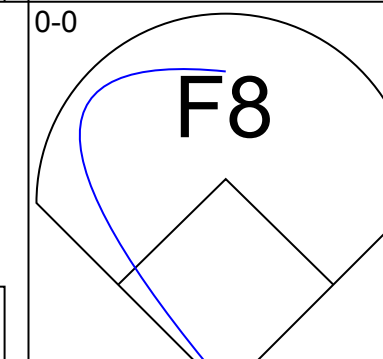
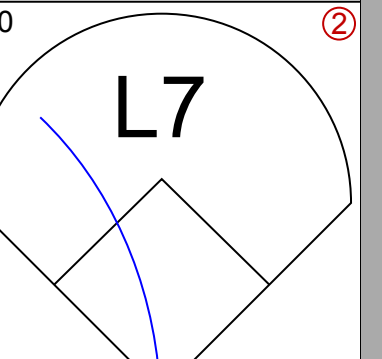
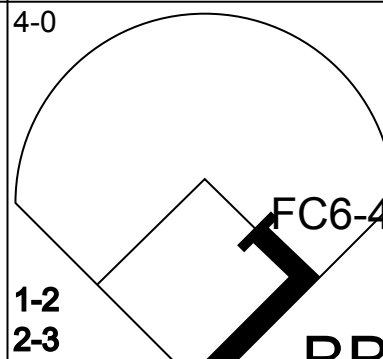

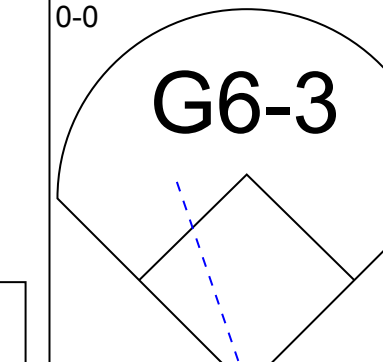
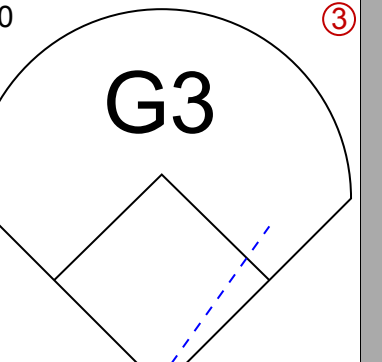
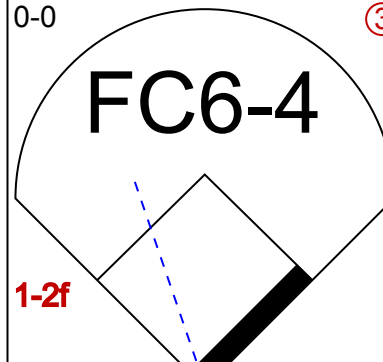

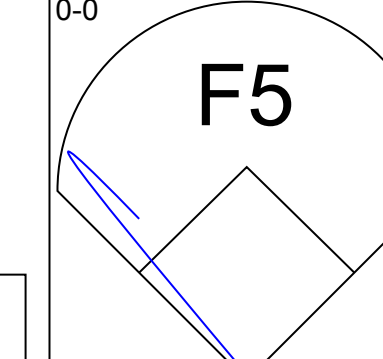
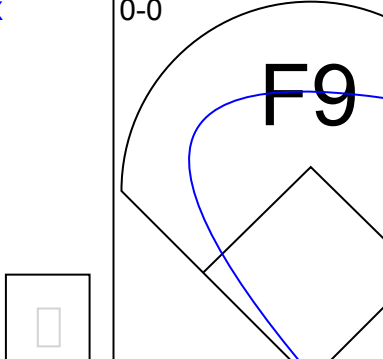
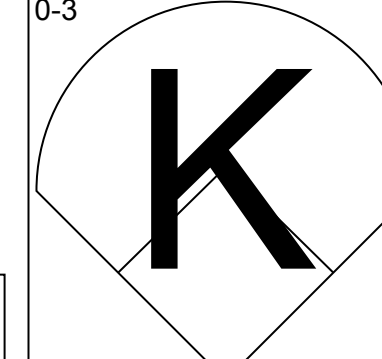
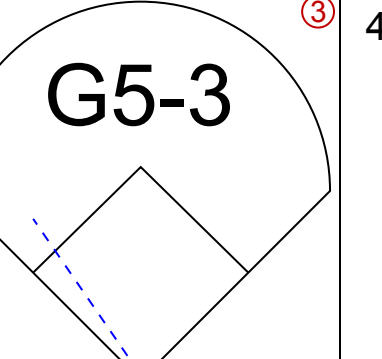
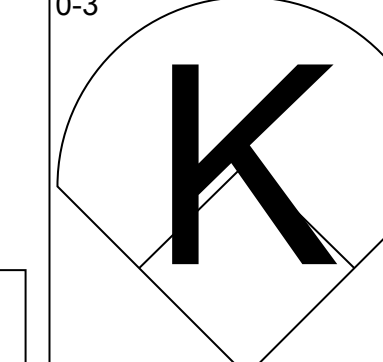
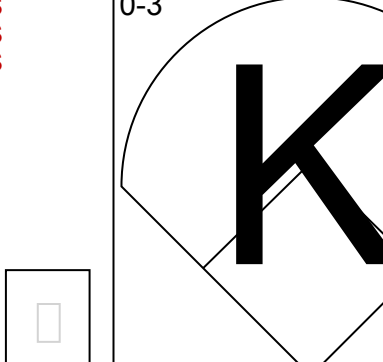
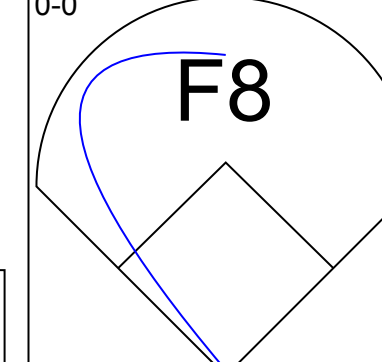
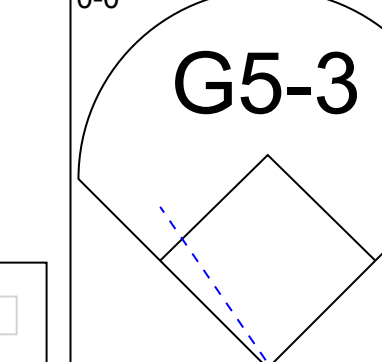
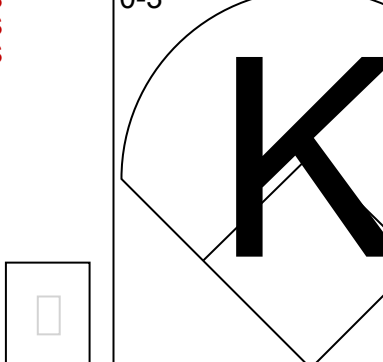
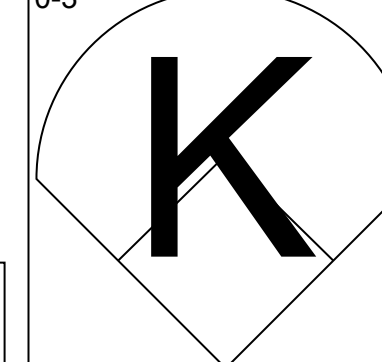
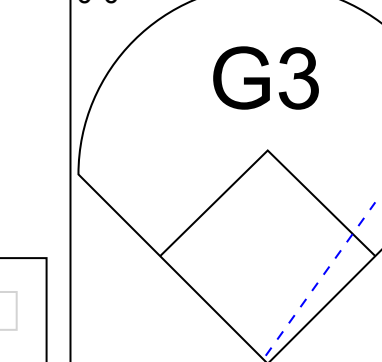

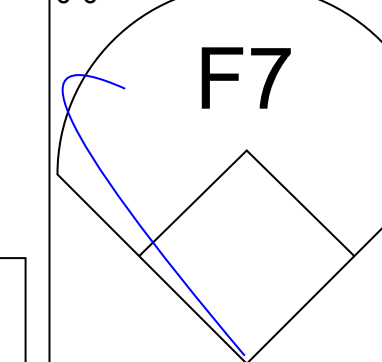
AB 30
R 4
H 7
RBI 4
BB 5
SO 2
LOB 19

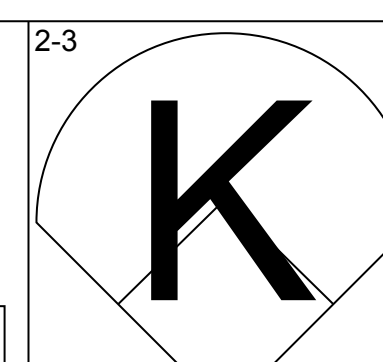
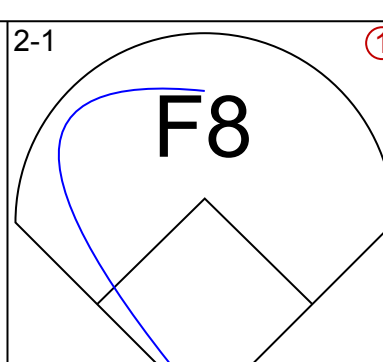
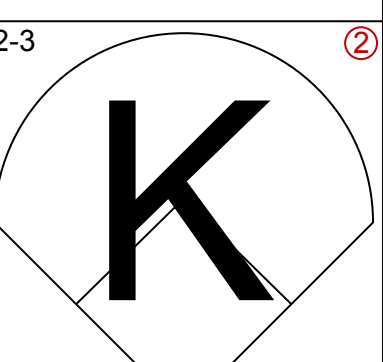
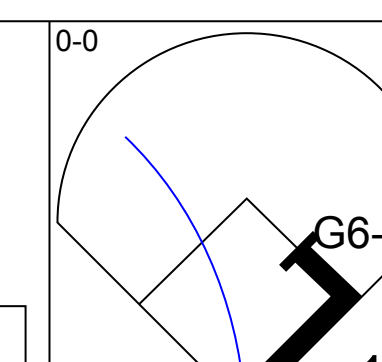
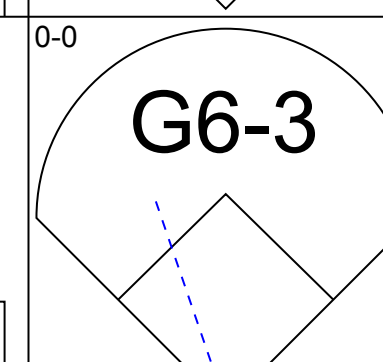
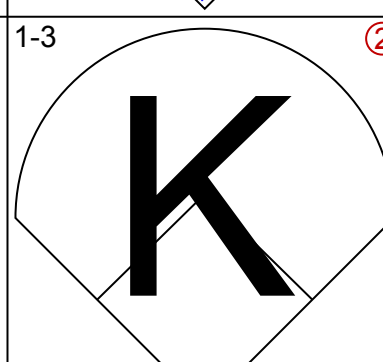
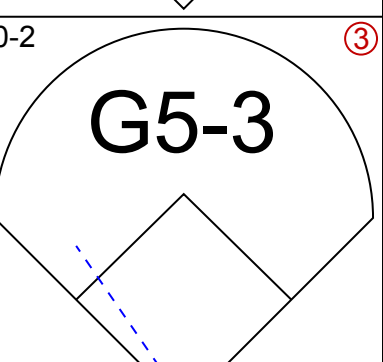
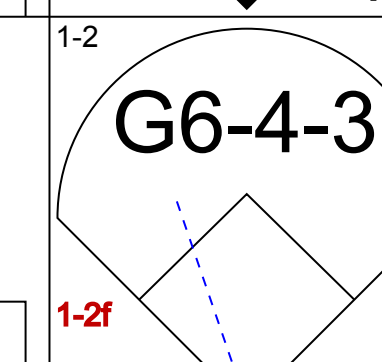
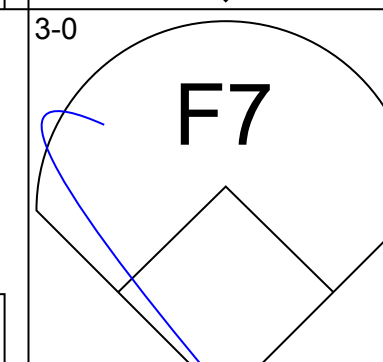
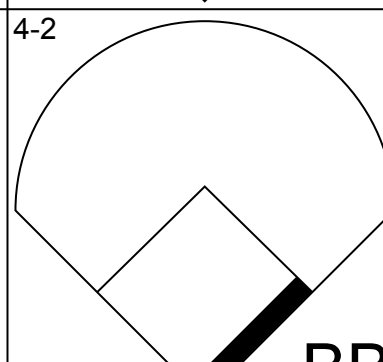

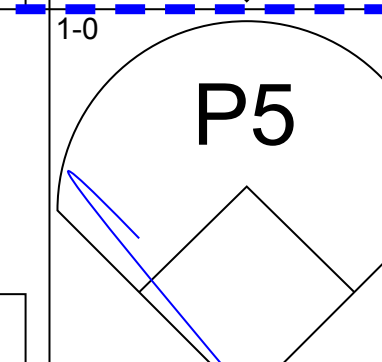

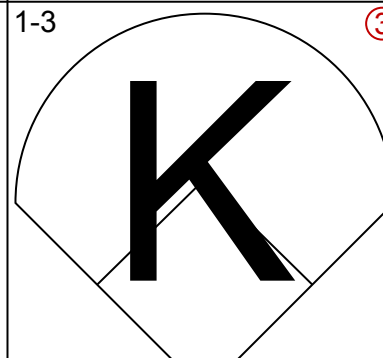








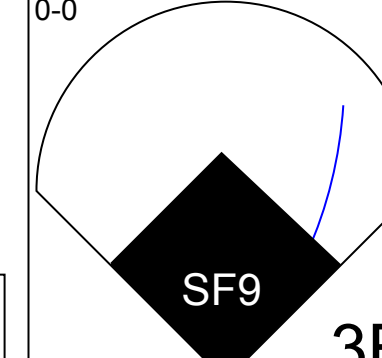



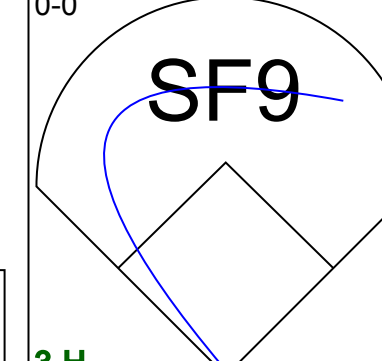



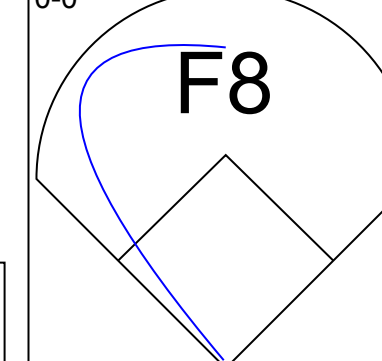



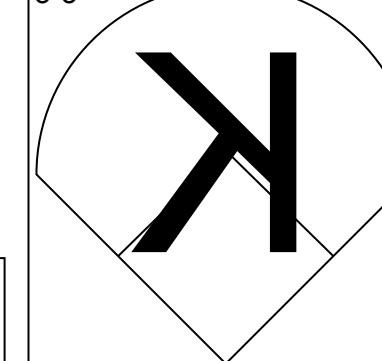



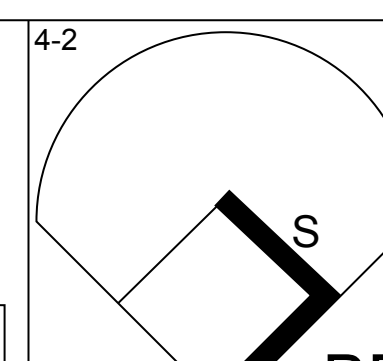
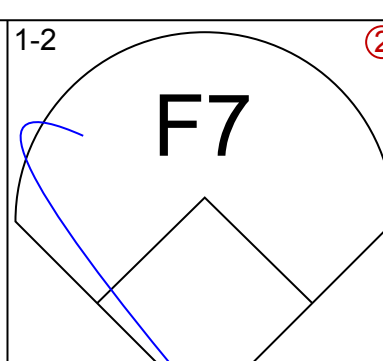

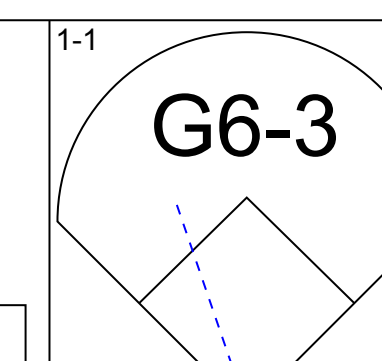
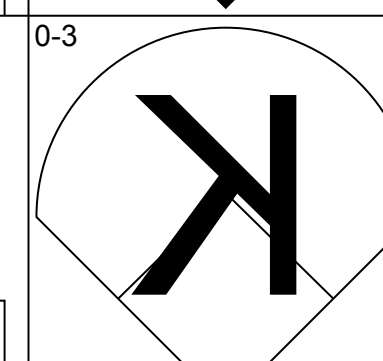
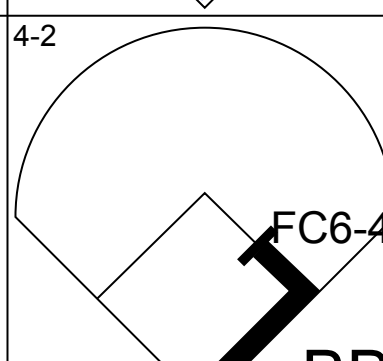


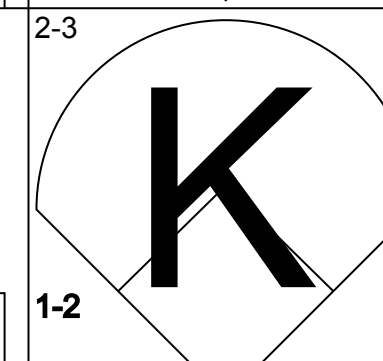
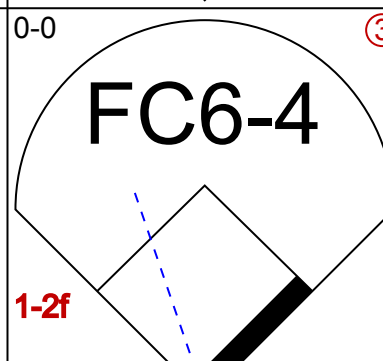


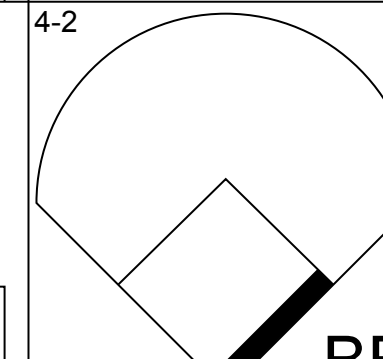



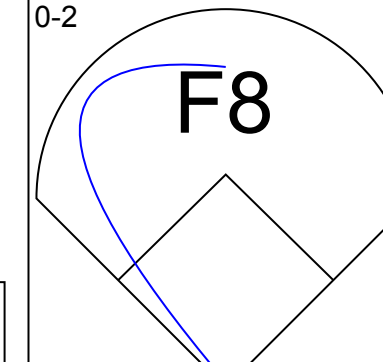




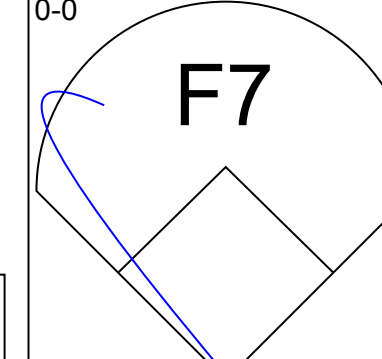



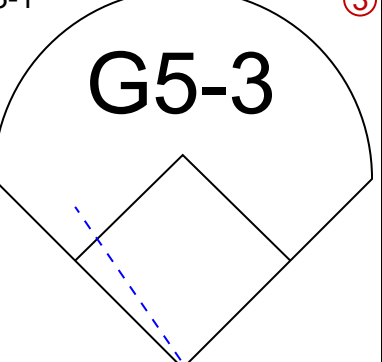
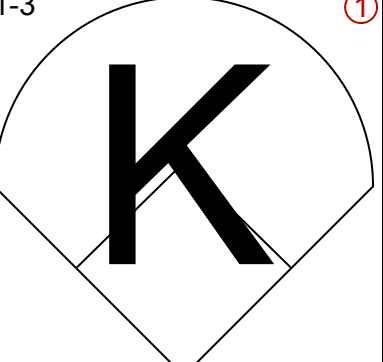



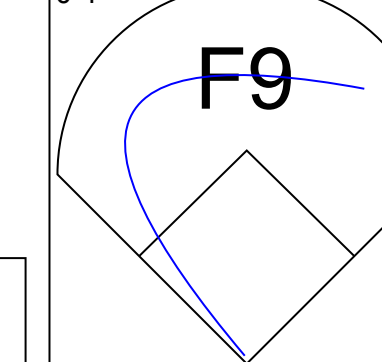
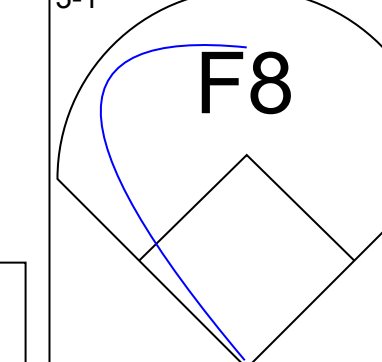

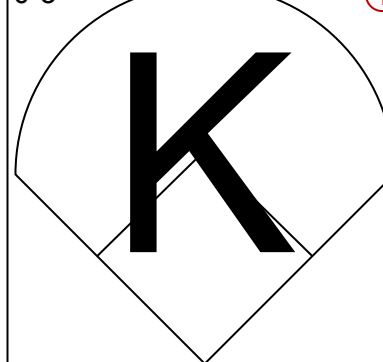
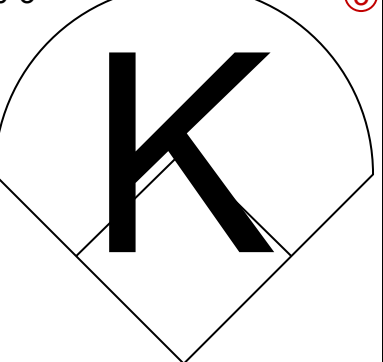
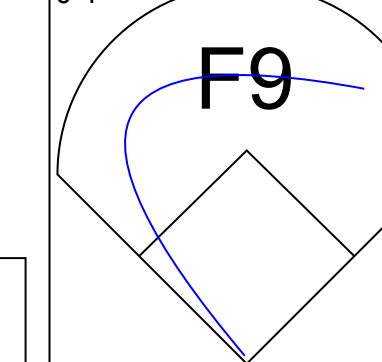
Batter	1	2	3	4	5	6	7	8	9	AB	R	H	RBI	BB	SO	LOB	TOP					
Chuck Carr, S OBP: 0.375, SLG: 0.429 (1, 8)	G1-3		B5-3				P6			4	0	1	0	0	0	2	Florida Marlins @ Los Angeles Dodgers Dodger Stadium, Los Angeles, CA Wed Apr 06 1994, 7:05 PM PDT Att: 44,393 - Unknown - 65 F livebaseballscorecards.com					
Jerry Browne, S (1, 5)	G4-3					P5	K			3	0	0	0	1	1	2						
Gary Sheffield, R OBP: 0.375, SLG: 0.286 (1, 9)										3	0	1	0	1	0	3						
Orestes Destrade, S (1, 3)	G4-1									4	0	0	0	0	1	2						
Jeff Conine, R OBP: 0.250, SLG: 1.000 (1, 7)										4	1	1	1	0	0	1						
Bret Barberie, S OBP: 0.375, SLG: 0.875 (1, 4)										4	1	3	1	0	0	1						
Benito Santiago, R (1, 2)										4	0	0	0	0	0	2						
Kurt Abbott, R OBP: 0.250, SLG: 0.750 (1, 6)										4	0	1	0	0	1	1						
Ryan Bowen, R OBP: 0.500, SLG: 0.500 (1, 1)										2	0	1	0	0	0	0						
Greg Colbrunn, R (9, PH)										1	0	0	0	0	1	0						
Inning Stats	R: 0 E: 0 K: 0 S: 7	H: 0 LOB: 1 BB: 1 P: 18	R: 0 E: 0 K: 0 S: 5	H: 1 LOB: 0 BB: 0 P: 10	R: 0 E: 0 K: 0 S: 7	H: 1 LOB: 2 BB: 1 P: 14	R: 1 E: 0 K: 0 S: 6	H: 2 LOB: 1 BB: 0 P: 11	R: 0 E: 0 K: 0 S: 6	H: 1 LOB: 1 BB: 0 P: 9	R: 1 E: 0 K: 0 S: 6	H: 1 LOB: 1 BB: 0 P: 12	R: 0 E: 0 K: 1 S: 8	H: 1 LOB: 1 BB: 0 P: 11	R: 0 E: 0 K: 1 S: 9	H: 1 LOB: 0 BB: 0 P: 12	R: 0 E: 0 K: 2 S: 9	H: 0 LOB: 0 BB: 0 P: 13	1B: 3 2B: 3 3B: 0 HR: 2	SF: 0 SAC: 1 DP: 1 HBP: 0	WP: 0 PB: 0 SB: 0 CS: 0	PA: 36
PITCHER Tom Candiotti, R ERA: 2.0 (1, 1)	IP: 9.0 WLS: W BF: 36 H: 8 R: 2 ER: 2 SO: 4 BB: 2 IBB: 0 HBP: 0 BLK: 0 WP: 0 HR: 2 S: 63 P: 110 ERA: 2.00 WHIP: 1.111															PITCHER						

Batter	1	2	3	4	5	6	7	8	9	AB	R	H	RBI	BB	SO	LOB	BOTTOM			
Delino DeShields, L OBP: 0.333, SLG: 0.250 (1, 4)	G4-3		FC6-4							4	0	1	0	0	0	1	Florida Marlins @ Los Angeles Dodgers Dodger Stadium, Los Angeles, CA Wed Apr 06 1994, 7:05 PM PDT Att: 44,393 - Unknown - 65 F livebaseballscorecards.com			
Brett Butler, L OBP: 0.333, SLG: 0.667 (1, 8)	G6-3									3	0	1	0	0	0	0				
Mike Piazza, R OBP: 0.125, SLG: 0.125 (1, 2)	G4-3									4	0	0	0	0	1	2				
Eric Karros, R OBP: 0.375, SLG: 0.286 (1, 3)										4	0	0	0	0	1	2				
Tim Wallach, R (1, 5)										2	1	0	0	1	0	0				
Henry Rodriguez, L OBP: 0.714, SLG: 1.833 (1, 7)										3	2	2	3	0	1	0				
Raul Mondesi, R (1, 9)										3	0	0	0	0	0	0				
Jose Offerman, S (1, 6)										2	0	0	0	1	0	0				
Tom Candiotti, R OBP: 0.333, SLG: 0.333 (1, 1)										3	0	1	0	0	0	1				
Inning Stats	R: 0 E: 0 K: 0 S: 7	H: 0 LOB: 0 BB: 0 P: 13	R: 0 E: 0 K: 1 S: 7	H: 0 LOB: 0 BB: 0 P: 13	R: 0 E: 0 K: 0 S: 8	H: 1 LOB: 1 BB: 0 P: 11	R: 0 E: 0 K: 1 S: 6	H: 0 LOB: 0 BB: 0 P: 11	R: 2 E: 0 K: 0 S: 10	H: 1 LOB: 0 BB: 1 P: 18	R: 0 E: 0 K: 1 S: 6	H: 1 LOB: 1 BB: 0 P: 9	R: 1 E: 0 K: 0 S: 9	H: 1 LOB: 1 BB: 1 P: 20	R: 0 E: 0 K: 0 S: 9	H: 1 LOB: 1 BB: 0 P: 13		1B: 3 2B: 0 3B: 0 HR: 2	SF: 0 SAC: 1 DP: 0 HBP: 0	WP: 0 PB: 0 SB: 0 CS: 0
PITCHER Ryan Bowen, R ERA: 3.38 (1, 1)	IP: 8.0 WLS: L BF: 31 H: 5 R: 3 ER: 3 SO: 3 BB: 2 IBB: 0 HBP: 0 BLK: 0 WP: 0 HR: 2 S: 62 P: 108 ERA: 3.38 WHIP: 0.875															PITCHER				

Batter	1	2	3	4	5	6	7	8	9	AB	R	H	RBI	BB	SO	LOB	TOP			
Chuck Carr, S OBP: 0.333, SLG: 0.364 (1, 8)										4	0	1	0	0	1	0	Florida Marlins @ Los Angeles Dodgers Dodger Stadium, Los Angeles, CA Thu Apr 07 1994, 7:05 PM PDT Att: 30,027 - Unknown - 62 F			
Jerry Browne, S OBP: 0.167, SLG: 0.091 Bryan Harvey, R (8, 1)										4	1	1	0	0	0	1				
Gary Sheffield, R OBP: 0.250, SLG: 0.182 (1, 9)										4	0	0	0	0	1	2				
Orestes Destrade, S Matias Carrillo, L (1, 3) (9, 7)										3	0	0	0	1	2	0				
Jeff Conine, R OBP: 0.333, SLG: 0.833 (1, 7) (9, 3)										4	0	2	1	0	0	0				
Bret Barberie, S OBP: 0.250, SLG: 0.583 (1, 4)										4	0	0	0	0	1	3				
Benito Santiago, R OBP: 0.364, SLG: 0.333 (1, 2)										3	0	2	0	0	0	1				
Kurt Abbott, R OBP: 0.182, SLG: 0.545 (1, 6)										3	0	0	0	0	2	1				
Chris Hammond, L Alex Arias, R (1, 1) (8, 5)										3	0	0	0	0	3	0				
Inning Stats	R: 1 E: 0 K: 1 S: 7	H: 2 LOB: 2 BB: 1 P: 11	R: 0 E: 0 K: 1 S: 7	H: 1 LOB: 0 BB: 0 P: 7	R: 0 E: 0 K: 1 S: 5	H: 0 LOB: 0 BB: 0 P: 5	R: 0 E: 0 K: 1 S: 6	H: 1 LOB: 1 BB: 0 P: 6	R: 0 E: 0 K: 2 S: 7	H: 0 LOB: 0 BB: 0 P: 7	R: 0 E: 0 K: 0 S: 4	H: 1 LOB: 1 BB: 0 P: 4	R: 0 E: 0 K: 1 S: 6	H: 1 LOB: 0 BB: 0 P: 6	R: 0 E: 0 K: 0 S: 3	H: 0 LOB: 0 BB: 0 P: 3	1B: 5 2B: 1 3B: 0 HR: 0	SF: 0 SAC: 0 DP: 0 HBP: 0	WP: 0 PB: 0 SB: 0 CS: 0	PA: 33
PITCHER	IP	WLS	BF	H	R	ER	SO	BB	IBB	HBP	BLK	WP	HR	S	P	ERA	WHIP			
Ramon Martinez, R ERA: 1.13 37 Darren Dreifort, R ERA:	8.0	L	30	6	1	1	10	1	0	0	0	0	0	49	53	1.12	0.875			
37 Darren Dreifort, R ERA:	1.0	S	3	0	0	0	0	0	0	0	0	0	0	3	3	0.00	0.000			

Batter	1	2	3	4	5	6	7	8	9	AB	R	H	RBI	BB	SO	LOB	BOTTOM			
Delino DeShields, L OBP: 0.385, SLG: 0.417 (1, 4)										4	0	2	0	0	0	0	Florida Marlins @ Los Angeles Dodgers Dodger Stadium, Los Angeles, CA Thu Apr 07 1994, 7:05 PM PDT Att: 30,027 - Unknown - 62 F			
Brett Butler, L OBP: 0.500, SLG: 0.667 (1, 8)										3	0	2	0	1	0	1				
Mike Piazza, R OBP: 0.083, SLG: 0.083 (1, 2)										4	0	0	0	0	1	5				
Eric Karros, R OBP: 0.333, SLG: 0.200 (1, 3)										3	0	0	0	1	0	1				
Tim Wallach, R (1, 5)										4	0	0	0	0	0	3				
Henry Rodriguez, L OBP: 0.455, SLG: 1.100 (1, 7)										4	0	0	0	0	1	0				
Raul Mondesi, R (1, 9)										3	0	0	0	0	2	0				
Jose Offerman, S (1, 6)										3	0	0	0	0	2	0				
Ramon Martinez, R Mitch Webster, S 37 Darren Dreifort, R (1, 1) (8, PH) (9, 1)										2	0	0	0	0	0	0				
Inning Stats	R: 0 E: 0 K: 0 S: 4	H: 2 LOB: 1 BB: 0 P: 4	R: 0 E: 0 K: 1 S: 5	H: 0 LOB: 0 BB: 0 P: 5	R: 0 E: 0 K: 0 S: 3	H: 0 LOB: 0 BB: 0 P: 3	R: 0 E: 0 K: 2 S: 7	H: 0 LOB: 0 BB: 0 P: 7	R: 0 E: 1 K: 1 S: 7	H: 1 LOB: 3 BB: 1 P: 11	R: 0 E: 0 K: 2 S: 7	H: 0 LOB: 0 BB: 0 P: 7	R: 0 E: 0 K: 0 S: 3	H: 0 LOB: 1 BB: 1 P: 7	R: 0 E: 0 K: 0 S: 3	H: 0 LOB: 0 BB: 0 P: 3	1B: 3 2B: 1 3B: 0 HR: 0	SF: 0 SAC: 0 DP: 1 HBP: 0	WP: 0 PB: 0 SB: 0 CS: 0	PA: 33
PITCHER	IP	WLS	BF	H	R	ER	SO	BB	IBB	HBP	BLK	WP	HR	S	P	ERA	WHIP			
Chris Hammond, L ERA: Bryan Harvey, R ERA:	7.2	W	29	4	0	0	6	2	0	0	0	0	0	39	47	0.00	0.783			
Bryan Harvey, R ERA:	1.1	S	4	0	0	0	0	0	0	0	0	0	0	4	4	0.00	0.000			

Batter	1	2	3	4	5	6	7	8	9	AB	R	H	RBI	BB	SO	LOB	TOP			
Deion Sanders, L (1, 8) OBP: 0.292, SLG: 0.455										4	0	1	0	0	2	0	<p>Atlanta Braves @ Los Angeles Dodgers Dodger Stadium, Los Angeles, CA</p> <p>Fri Apr 08 1994, 7:05 PM PDT Att: 36,546 - Unknown</p> <p>livebaseballscorecards.com</p>			
Jeff Blausler, R (1, 6) OBP: 0.167, SLG: 0.318										4	0	0	0	0	1	1				
Ryan Klesko, L (1, 7) OBP: 0.500, SLG: 0.895 Dave Gallagher, R (8, 7)										3	0	0	0	1	1	0				
Fred McGriff, L (1, 3) OBP: 0.500, SLG: 0.556										3	2	1	1	1	1	1				
David Justice, L (1, 9) OBP: 0.278, SLG: 0.375										3	2	1	1	1	1	0				
Terry Pendleton, S (1, 5) OBP: 0.375, SLG: 0.636										4	2	3	3	0	1	0				
Javy Lopez, R (1, 2) OBP: 0.278, SLG: 0.563										3	0	0	1	0	3	1				
Mark Lemke, S (1, 4) OBP: 0.500, SLG: 0.375										3	0	0	0	1	0	1				
Kent Mercker, L (1, 1)										4	0	0	0	0	3	2				
Inning Stats	R: 0 H: 0 E: 0 K: 1 S: 5	H: 0 R: 0 ER: 0 LOB: 0 P: 10	R: 2 H: 2 E: 0 K: 1 S: 8	H: 2 R: 0 ER: 0 LOB: 1 P: 17	R: 0 H: 0 E: 0 K: 2 S: 10	H: 0 R: 0 ER: 0 LOB: 1 P: 18	R: 1 H: 1 E: 0 K: 2 S: 13	H: 1 R: 0 ER: 0 LOB: 0 P: 20	R: 0 H: 0 E: 0 K: 2 S: 9	H: 0 R: 0 ER: 0 LOB: 0 P: 13	R: 1 H: 1 E: 0 K: 1 S: 6	H: 1 R: 0 ER: 0 LOB: 0 P: 9	R: 0 H: 1 E: 0 K: 0 S: 5	H: 1 R: 0 ER: 0 LOB: 0 P: 7	R: 2 H: 1 E: 0 K: 2 S: 11	H: 1 R: 0 ER: 0 LOB: 2 P: 22		1B: 1 2B: 1 3B: 1 HR: 3	SF: 1 SAC: 0 DP: 1 HBP: 0	WP: 0 PB: 0 SB: 1 CS: 0
PITCHER	IP	WLS	BF	H	R	ER	SO	BB	IBB	HBP	BLK	WP	HR	S	P	ERA	WHIP			
Pedro Astacio, R (1, 1) ERA: 4.7	7.2	L	29	5	4	4	11	2	0	0	0	0	3	65	110	4.70	0.913			
Gary Wayne, L (8, 1) ERA:	0.1		1	0	0	0	0	0	0	0	0	0	0	1	2	0.00	0.000			
Chan Ho Park, R (9, 1) ERA: 18.0	1.0		6	1	2	2	2	2	0	0	0	0	0	11	22	18.00	3.000			

Batter	1	2	3	4	5	6	7	8	9	AB	R	H	RBI	BB	SO	LOB	BOTTOM					
Delino DeShields, L (1, 4) OBP: 0.353, SLG: 0.333										3	0	0	0	1	0	0	<p>Atlanta Braves @ Los Angeles Dodgers Dodger Stadium, Los Angeles, CA</p> <p>Fri Apr 08 1994, 7:05 PM PDT Att: 36,546 - Unknown</p> <p>livebaseballscorecards.com</p>					
Brett Butler, L (1, 8) OBP: 0.500, SLG: 0.545										2	0	0	0	2	2	1						
Mike Piazza, R (1, 2) OBP: 0.063, SLG: 0.063										4	0	0	0	0	3	3						
Eric Karros, R (1, 3) OBP: 0.313, SLG: 0.154										3	0	0	0	1	0	1						
Tim Wallach, R (1, 5)										3	0	0	0	0	1	2						
Raul Mondesi, R (1, 9)										3	0	0	0	0	0	0						
Billy Ashley, R (1, 7)										3	0	0	0	0	2	0						
Jose Offerman, S (1, 6)										3	0	0	0	0	0	0						
Pedro Astacio, R (1, 1) Gary Wayne, L (8, 1) Mitch Webster, S (8, PH) Chan Ho Park, R (9, 1)										2	0	0	0	0	2	0						
Inning Stats	R: 0 H: 0 E: 0 K: 2 S: 16	H: 0 R: 0 ER: 0 LOB: 2 P: 26	R: 0 H: 0 E: 0 K: 1 S: 9	H: 0 R: 0 ER: 0 LOB: 0 P: 17	R: 0 H: 0 E: 0 K: 1 S: 12	H: 0 R: 0 ER: 0 LOB: 1 P: 17	R: 0 H: 0 E: 0 K: 1 S: 9	H: 0 R: 0 ER: 0 LOB: 0 P: 11	R: 0 H: 0 E: 0 K: 2 S: 9	H: 0 R: 0 ER: 0 LOB: 0 P: 12	R: 0 H: 0 E: 0 K: 1 S: 10	H: 0 R: 0 ER: 0 LOB: 1 P: 16	R: 0 H: 0 E: 0 K: 0 S: 5	H: 0 R: 0 ER: 0 LOB: 0 P: 9	R: 0 H: 0 E: 0 K: 0 S: 6	H: 0 R: 0 ER: 0 LOB: 0 P: 10		R: 0 H: 0 E: 0 K: 2 S: 9	H: 0 R: 0 ER: 0 LOB: 0 P: 13	1B: 0 2B: 0 3B: 0 HR: 0	SF: 0 SAC: 0 DP: 0 HBP: 0	WP: 0 PB: 0 SB: 1 CS: 0
PITCHER	IP	WLS	BF	H	R	ER	SO	BB	IBB	HBP	BLK	WP	HR	S	P	ERA	WHIP					
Kent Mercker, L (1, 1) ERA:	9.0	W	31	0	0	0	10	4	0	0	0	0	0	85	131	0.00	0.444					

AB 31
R 6
H 6
RBI 6
BB 4
SO 13
LOB 6



AB 27
R 0
H 0
RBI 0
BB 4
SO 10
LOB 7



Batter	1	2	3	4	5	6	7	8	9	10	AB	R	H	RBI	BB	SO	LOB	TOP	
Deion Sanders, L OBP: 0.345, SLG: 0.481	(1, 8) 1-1 1B		(1, 0) 0-0 1B		(1, 0) 1-0 G4-3			(2, 3) 2-3 K		(1, 2) 0-0 1B	5	1	3	0	0	1	1	Atlanta Braves @ Los Angeles Dodgers Dodger Stadium, Los Angeles, CA Sat. Apr. 09 1994, 7:05 PM PDT Att. 42,996 - Unknown - 62 F	
Jeff Blausler, R OBP: 0.241, SLG: 0.370	(1, 6) 2-2 1B		(1, 3) 1-3 1B		(1, 3) 1-3 K			(1, 1) 1-1 1B		(2, 2) 2-2 1B	5	0	3	1	0	2	1		
Ryan Klesko, L OBP: 0.417, SLG: 0.739 Dave Gallagher, R (8, 7)	(1, 7) 2-3 K		(1, 1) 1-1 F8		(2, 3) 2-3 K			(3, 1) 3-1 FC4-6		(1, 0) 1-0 F8	4	0	0	0	0	2	5		
Fred McGriff, L OBP: 0.404, SLG: 0.500	(1, 3) 2-1 1B		(2, 3) 2-3 K		(3, 3) 3-3 K						4	0	1	1	0	2	1		
David Justice, L OBP: 0.227, SLG: 0.300	(1, 9) 3-3 K				(1, 2) 1-2 F8			(2, 0) 2-0 G4-3		(1, 1) 1-1 G4-3	4	0	0	0	0	1	2		
Terry Pendleton, S OBP: 0.321, SLG: 0.538	(1, 5) 2-0 P2				(1, 3) 1-3 K			(1, 1) 1-1 P5		(1, 2) 1-2 F9	4	0	0	0	0	1	2		
Javy Lopez, R OBP: 0.273, SLG: 0.474	(1, 2)		(1, 0) 0-1 G4-3		(1, 0) 1-0 CS			(2, 2) 2-2 P2		(1, 0) 0-0 F7	3	0	0	0	0	0	0		
Mark Lemke, S OBP: 0.462, SLG: 0.350 Mike Kelly, R (10, PR) Rafael Belliard, R (10, 4)	(1, 4) F7		(2, 2) 2-2 CS		(0, 3) 0-3 K			(0, 0) 0-0 F7		(0, 1) 0-1 1B	4	0	1	0	0	1	0		
Greg Maddux, R OBP: 0.200, SLG: 0.200 Tony Tarasco, L (10, PH) Greg McMichael, R (10, 1)	(1, 1) K2-3		(3, 3) 3-3 K2-3		(3, 3) 3-3 K			(0, 1) 0-1 1B		(0, 0) 0-0 L9	3	0	1	0	0	2	0		
Inning Stats	R: 1 E: 0 K: 2 S: 14	H: 3 LOB: 2 BB: 0 P: 23	R: 0 E: 0 K: 1 S: 8	H: 0 LOB: 0 BB: 0 P: 13	R: 0 E: 0 K: 1 S: 8	H: 0 LOB: 0 BB: 0 P: 13	R: 0 E: 0 K: 2 S: 7	H: 0 LOB: 0 BB: 0 P: 11	R: 0 E: 0 K: 0 S: 6	H: 0 LOB: 0 BB: 0 P: 11	R: 0 E: 0 K: 1 S: 10	H: 0 LOB: 0 BB: 0 P: 16	R: 0 E: 0 K: 0 S: 7	H: 0 LOB: 0 BB: 0 P: 9	R: 1 E: 1 K: 0 S: 9	H: 3 LOB: 3 BB: 0 P: 12	1B: 9 2B: 0 3B: 0 HR: 0		SF: 0 SAC: 0 DP: 0 HBP: 1
PITCHER	IP 7.0	WLS 2	BF 25	H 4	R 1	ER 1	SO 11	BB 0	IBB 0	HBP 1	BLK 0	WP 0	HR 0	S 63	P 100	ERA 1.29	WHIP 0.571		
Kevin Gross, R ERA: 1.29	(8, 1) 2.0	8	2	0	0	1	0	0	0	0	0	0	0	17	25	0.00	1.000		
Gary Wayne, L ERA: 4.5	(10, 1) 1.0	L	6	3	1	1	0	0	0	0	0	0	0	9	12	9.00	3.000		

AB 38
R 2
H 9
RBI 2
BB 0
SO 12
LOB 16



Batter	1	2	3	4	5	6	7	8	9	10	AB	R	H	RBI	BB	SO	LOB	BOTTOM					
Delino DeShields, L OBP: 0.286, SLG: 0.263	(1, 4) 3-3 K		(1, 1) 1-1 G6-3			(0, 1) 0-1 G4-3		(2, 2) 2-2 F7			4	0	0	0	0	1	1	Atlanta Braves @ Los Angeles Dodgers Dodger Stadium, Los Angeles, CA Sat. Apr. 09 1994, 7:05 PM PDT Att. 42,996 - Unknown - 62 F					
Brett Butler, L OBP: 0.444, SLG: 0.429	(1, 8) 1-0 G3		(3, 2) 3-2 F7			(1, 2) 1-2 G1-3				(4, 2) 4-2 BB	3	0	0	0	1	0	0						
Mike Piazza, R OBP: 0.050, SLG: 0.050	(1, 2) 2-2 G5-3				(0, 0) 0-0 G4-3					(3, 1) 3-1 G5-4-3	4	0	0	0	0	1	1						
Eric Karros, R OBP: 0.250, SLG: 0.118	(1, 3)		(2, 2) 2-2 F9		(1, 0) 1-0 G6-3			(1, 2) 1-2 P4		(0, 1) 0-1 G6-3	4	0	0	0	0	0	0						
Tim Wallach, R OBP: 0.111, SLG: 0.059	(1, 5)		(1, 0) 1-0 WP		(0, 0) 0-0 G5-3			(0, 0) 0-0 F9		(2, 3) 2-3 K	4	1	1	0	0	1	0						
Henry Rodriguez, L OBP: 0.357, SLG: 0.846 Gary Wayne, L (8, 1) Todd Worrell, R (10, 1) Jeff Treadway, L (10, PH)	(1, 7) 0-3 K		(0, 1) 0-1 P5			(1, 0) 1-0 L8				(1, 3) 1-3 K	3	0	0	0	0	1	1						
Raul Mondesi, R OBP: 0.176, SLG: 0.294	(1, 9) 1-1 2B				(1, 0) 1-0 2B			(1, 1) 1-1 1B		(3, 1) 3-1 F7	4	0	3	1	0	0	0						
Jose Offerman, S OBP: 0.111, SLG: 0.059	(1, 6) 1-1 G6-3				(3, 2) 3-2 E6			(3, 2) 3-2 P5			3	0	0	0	0	0	3						
Kevin Gross, R ERA: 0.53 Mitch Webster, S (8, 7)	(1, 1) 1-1 K		(1, 3) 1-3 G1-6-3			(0, 1) 0-1 P5					2	0	0	0	0	1	2						
Inning Stats	R: 0 E: 0 K: 1 S: 8	H: 0 LOB: 0 BB: 0 P: 14	R: 1 E: 0 K: 1 S: 11	H: 2 LOB: 1 BB: 0 P: 16	R: 0 E: 0 K: 1 S: 8	H: 0 LOB: 0 BB: 0 P: 13	R: 0 E: 0 K: 0 S: 3	H: 0 LOB: 0 BB: 0 P: 4	R: 0 E: 1 K: 0 S: 8	H: 1 LOB: 1 BB: 0 P: 12	R: 0 E: 0 K: 1 S: 8	H: 0 LOB: 0 BB: 0 P: 10	R: 0 E: 0 K: 0 S: 5	H: 0 LOB: 0 BB: 0 P: 7	R: 0 E: 0 K: 0 S: 10	H: 1 LOB: 1 BB: 0 P: 16	R: 0 E: 0 K: 0 S: 6		H: 0 LOB: 0 BB: 0 P: 13	R: 0 E: 0 K: 2 S: 8	H: 0 LOB: 0 BB: 0 P: 14	1B: 2 2B: 2 3B: 0 HR: 0	SF: 0 SAC: 0 DP: 2 HBP: 0
PITCHER	IP 9.0	WLS 3	BF 31	H 4	R 1	ER 1	SO 4	BB 1	IBB 0	HBP 0	BLK 0	WP 1	HR 0	S 67	P 105	ERA 1.00	WHIP 0.556						
Greg Maddux, R ERA: 0.53	(10, 1) 1.0	S	3	0	0	0	2	0	0	0	0	0	0	8	14	0.00	0.000						
Greg McMichael, R ERA: 4.5	(10, 1) 1.0	S	3	0	0	0	2	0	0	0	0	0	0	8	14	0.00	0.000						

AB 33
R 1
H 4
RBI 1
BB 1
SO 6
LOB 9



Batter	1	2	3	4	5	6	7	8	9	AB	R	H	RBI	BB	SO	LOB	TOP										
Deion Sanders, L (1.8) OBP: 0.353, SLG: 0.452			G4-3		F7		SH5-4 SF8 1B	F8		4	2	1	0	1	0	1	<p>Atlanta Braves @ Los Angeles Dodgers Dodger Stadium, Los Angeles, CA Sun Apr 10 1994, 3:33 AM PDT Att: 49,294 - Cloudy - 68 F</p>										
Jeff Blausler, R (1.6) OBP: 0.242, SLG: 0.333	K		G5-3				SH5-4	G6-3		3	0	0	0	1	1												
Ryan Klesko, L (1.7) OBP: 0.407, SLG: 0.808 Dave Gallagher, R (7.7) OBP: 0.333, SLG: 0.200			K		F7				E4 FC1-6	3	1	1	2	0	1	2											
Fred McGriff, L (1.3) OBP: 0.394, SLG: 0.423	G4-3						SF8		FC1-6 E3	4	0	0	1	0	2	1											
David Justice, L (1.9) OBP: 0.217, SLG: 0.286 Tony Tarasco, L (4.7) OBP: 0.250, SLG: 0.667	G4-3								E3	1	0	0	0	0	0	0											
Terry Pendleton, S (1.5) OBP: 0.333, SLG: 0.516		G6-3		G6-3			F9			5	0	2	0	0	0	2											
Javy Lopez, R (1.2) OBP: 0.308, SLG: 0.478				G4-3						4	0	2	0	0	0	2											
Mark Lemke, S (1.4) OBP: 0.400, SLG: 0.292							F8			4	0	0	0	0	1	5											
Tom Glavine, L (1.1) OBP: 0.333, SLG: 0.200 Mark Wohlers, R (6.1)										2	0	1	0	0	0	1											
Bill Pecota, R (7.7) OBP: 0.750, SLG: 1.000 Steve Bedrosian, R (7.1) Greg McMichael, R (9.1)										0	0	0	0	0	0	0											
Inning Stats	R: 2 E: 0 K: 1 S: 8	H: 1 LOB: 0 BB: 1 P: 18	R: 0 E: 0 K: 1 S: 7	H: 1 LOB: 1 BB: 0 P: 10	R: 0 E: 0 K: 1 S: 9	H: 0 LOB: 0 BB: 0 P: 16	R: 0 E: 0 K: 1 S: 10	H: 1 LOB: 1 BB: 0 P: 14	R: 0 E: 0 K: 0 S: 9	H: 2 LOB: 2 BB: 1 P: 17	R: 0 E: 0 K: 1 S: 12	H: 2 LOB: 2 BB: 0 P: 19	R: 4 E: 1 K: 0 S: 16	H: 5 LOB: 2 BB: 0 P: 27	R: 0 E: 0 K: 1 S: 8	H: 0 LOB: 0 BB: 0 P: 14	R: 0 E: 2 K: 0 S: 9	H: 1 LOB: 2 BB: 0 P: 15	1B: 8 2B: 2 3B: 0 HR: 2	SF: 1 SAC: 1 DP: 0 HBP: 0	WP: 0 PB: 0 SB: 3 CS: 3	PA: 42					
PITCHER	IP	WLS	BF	H	R	ER	SO	BB	IBB	HBP	BLK	WP	HR	S	P	ERA	WHIP										
Orel Hershiser, R (1.1) ERA: 2.25	6.0		26	6	2	2	5	2	0	0	0	0	1	55	94	3.00	1.333										
Jim Gott, R (7.1) ERA: 15.43	0.1	L	3	2	2	2	0	0	0	0	0	0	0	5	6	54.00	6.000										
Gary Wayne, L (7.1) ERA: 6.75	0.1		4	3	2	2	0	0	0	0	0	0	1	5	10	54.00	9.000										
37 Darren Dreifort, R (7.1) ERA	1.1		5	0	0	0	1	0	0	0	0	0	0	14	25	0.00	0.000										
Roger McDowell, R (9.1) ERA	1.0		4	1	0	0	0	0	0	0	0	0	0	9	15	0.00	1.000										

Batter	1	2	3	4	5	6	7	8	9	AB	R	H	RBI	BB	SO	LOB	BOTTOM											
Delino DeShields, L (1.4) OBP: 0.308, SLG: 0.261	G4-3	FC6-4		F8					G6-4-3 1B	4	0	1	0	1	0	3	<p>Atlanta Braves @ Los Angeles Dodgers Dodger Stadium, Los Angeles, CA Sun Apr 10 1994, 3:33 AM PDT Att: 49,294 - Cloudy - 68 F</p>											
Brett Butler, L (1.8) OBP: 0.391, SLG: 0.368			F9	G1-3			P4		G6-4-3	5	1	1	0	0	5													
Mike Piazza, R (1.2) OBP: 0.080, SLG: 0.200	K						F9			5	1	1	1	0	2	4												
Eric Karros, R (1.3) OBP: 0.292, SLG: 0.200							P3			3	1	1	1	1	1	0												
Tim Wallach, R (1.5) OBP: 0.182, SLG: 0.190	G4-3									4	0	2	1	0	1	1												
Raul Mondesi, R (1.9) OBP: 0.143, SLG: 0.238		G5-3	G5-3		K			G3		4	0	0	0	0	1	2												
Billy Ashley, R (1.7) OBP: 0.333, SLG: 0.500 Henry Rodriguez, L (8.7) OBP: 0.333, SLG: 0.786									F9	3	0	2	0	0	0	1												
Jose Offerman, S (1.6)										1	0	0	0	0	0	0												
Orel Hershiser, R (1.1) Chris Covatta, L (6.7) Jim Gott, R (7.1) Gary Wayne, L (7.1) 37 Darren Dreifort, R (7.1) Dave Hansen, L (8.7) Roger McDowell, R (9.1)										0	0	0	0	0	0	0												
Inning Stats	R: 1 E: 0 K: 1 S: 12	H: 2 LOB: 1 BB: 0 P: 20	R: 0 E: 0 K: 1 S: 13	H: 2 LOB: 2 BB: 0 P: 17	R: 2 E: 0 K: 0 S: 12	H: 2 LOB: 1 BB: 1 P: 22	R: 0 E: 0 K: 0 S: 7	H: 0 LOB: 1 BB: 1 P: 12	R: 0 E: 0 K: 0 S: 8	H: 1 LOB: 3 BB: 2 P: 14	R: 0 E: 0 K: 2 S: 8	H: 0 LOB: 0 BB: 0 P: 13	R: 0 E: 0 K: 0 S: 8	H: 0 LOB: 0 BB: 0 P: 13	R: 0 E: 0 K: 1 S: 7	H: 1 LOB: 0 BB: 0 P: 8		1B: 5 2B: 3 3B: 0 HR: 1	SF: 0 SAC: 0 DP: 1 HBP: 0	WP: 0 PB: 0 SB: 0 CS: 0	PA: 39							
PITCHER	IP	WLS	BF	H	R	ER	SO	BB	IBB	HBP	BLK	WP	HR	S	P	ERA	WHIP											
Tom Glavine, L (1.1) ERA: 2.13	5.2		29	8	3	3	3	4	0	0	0	0	0	1	61	103	4.76	2.118										
Mark Wohlers, R (6.1) ERA	0.1	W	1	0	0	0	0	0	0	0	0	0	0	1	3	0.00	0.000											
Steve Bedrosian, R (7.1) ERA: 1.93	2.0		6	0	0	0	2	0	0	0	0	0	0	16	26	0.00	0.000											
Greg McMichael, R (9.1) ERA: 3.6	1.0	S	3	1	0	0	1	0	0	0	0	0	0	7	8	0.00	1.000											

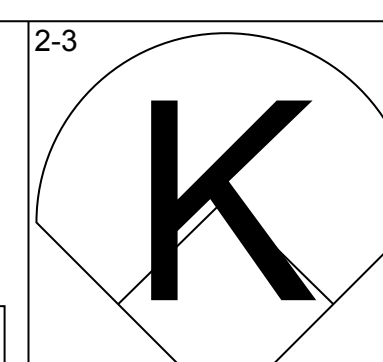
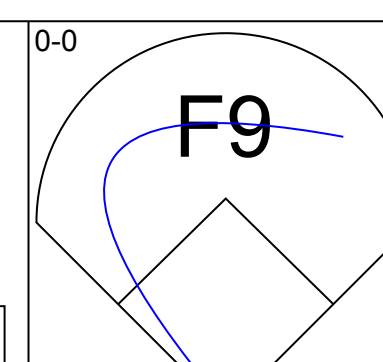
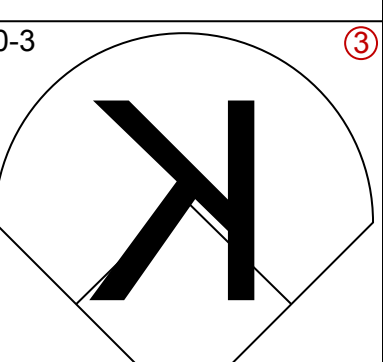
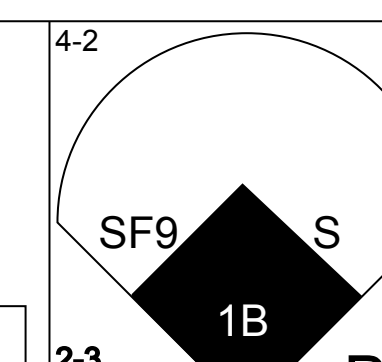
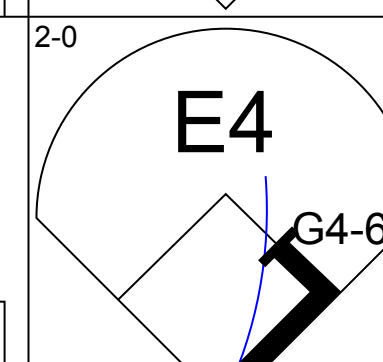
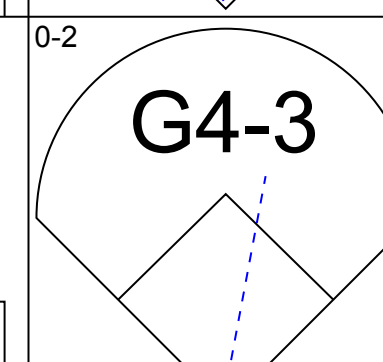
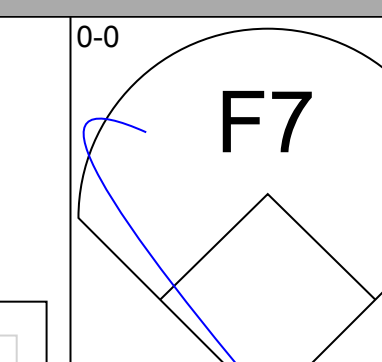
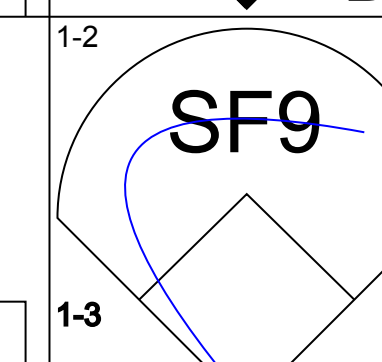
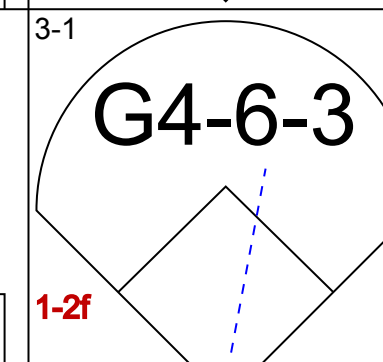
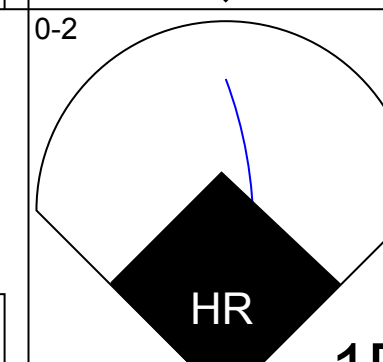

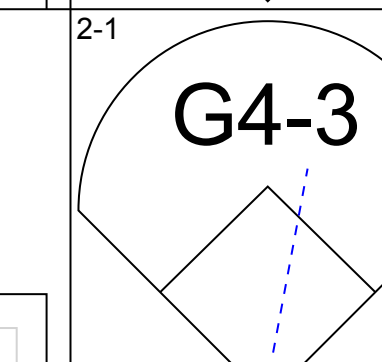
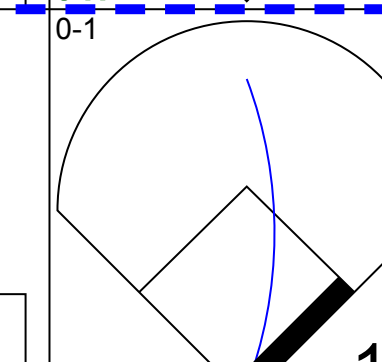
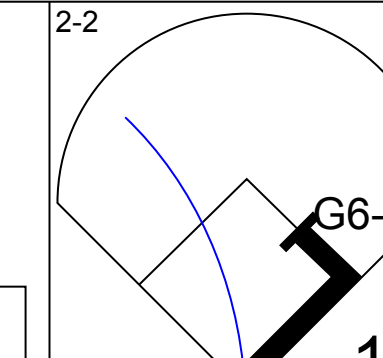
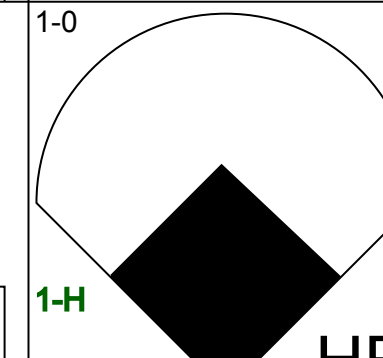
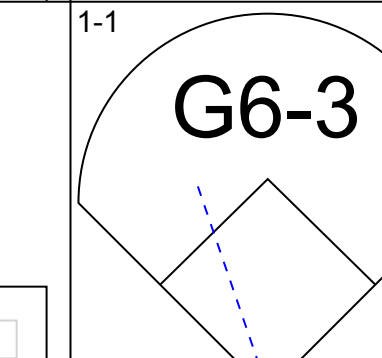
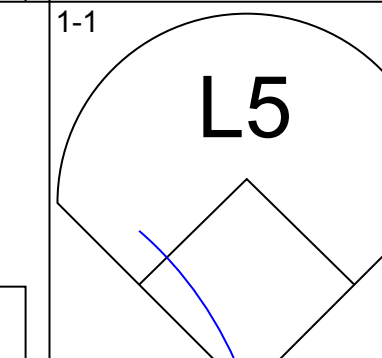
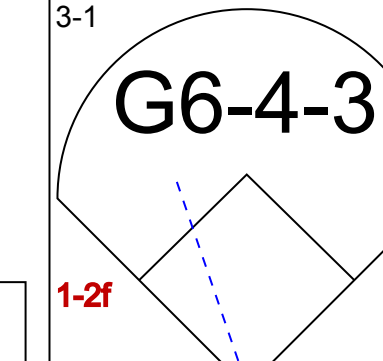
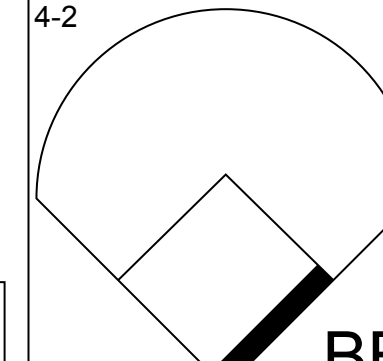
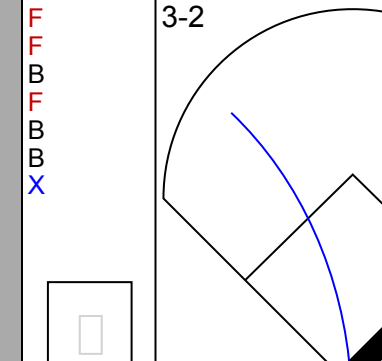
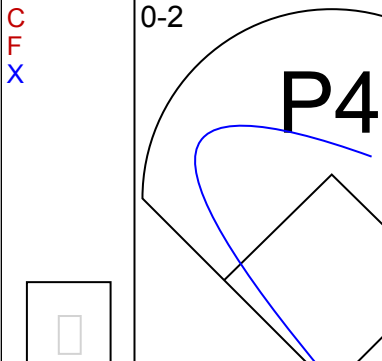

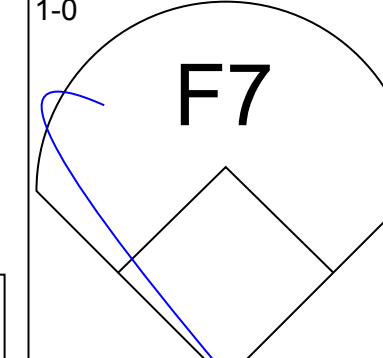
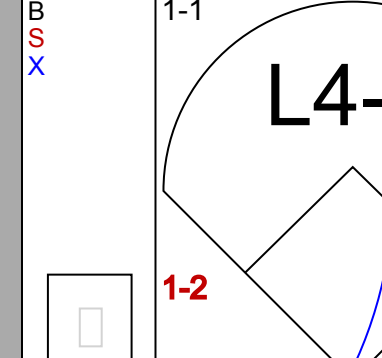
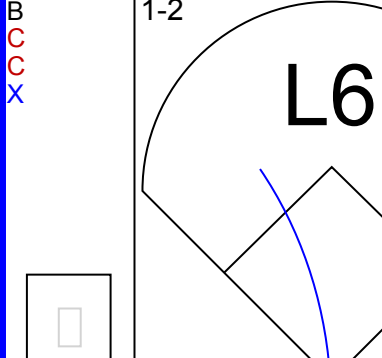
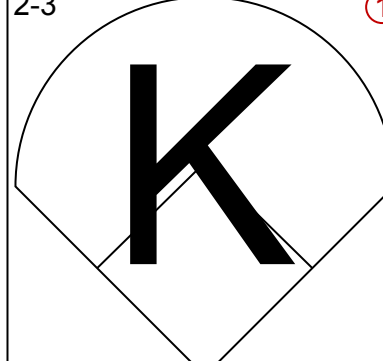
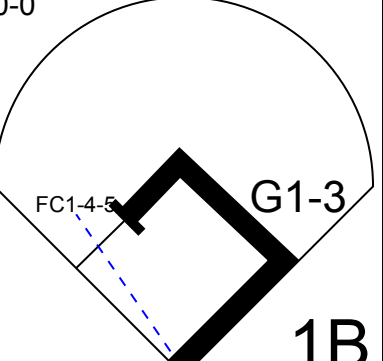
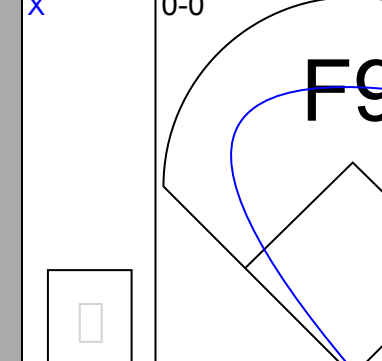
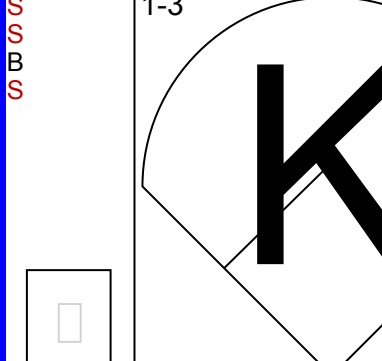
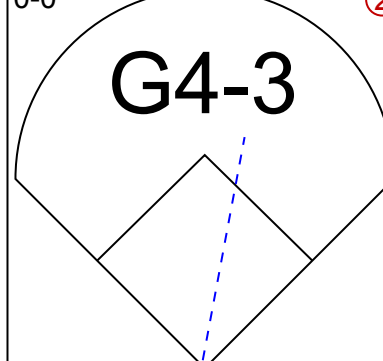
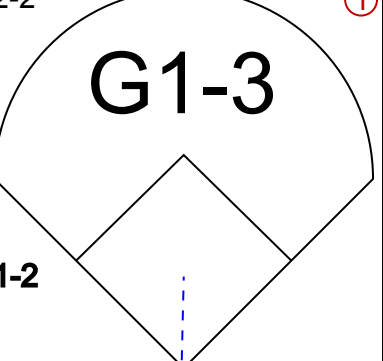
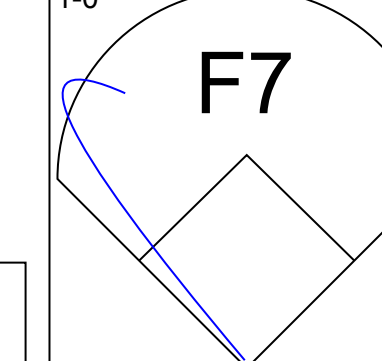
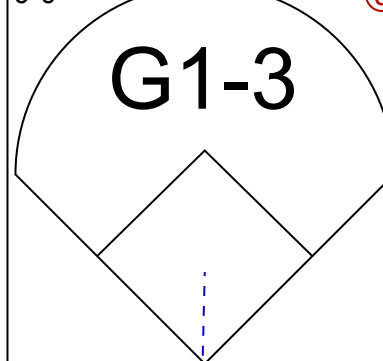
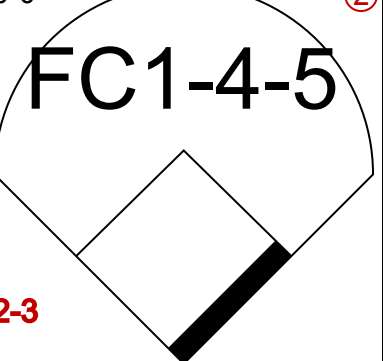
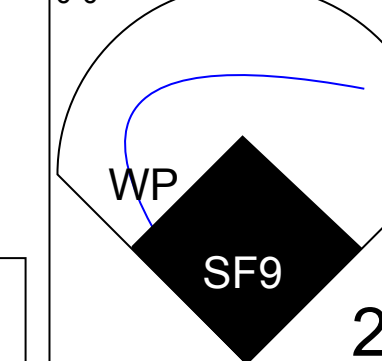


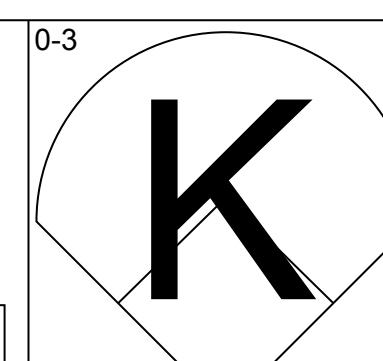
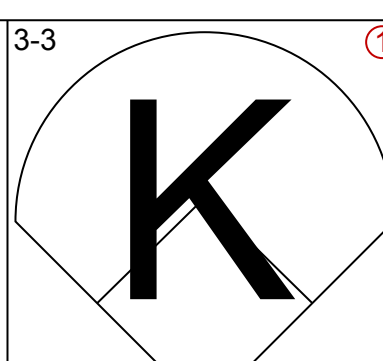
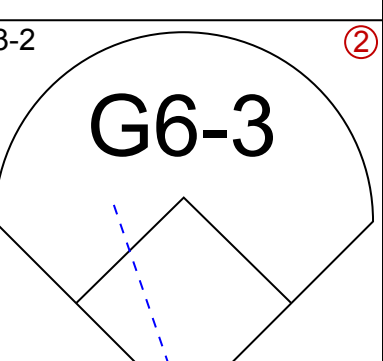
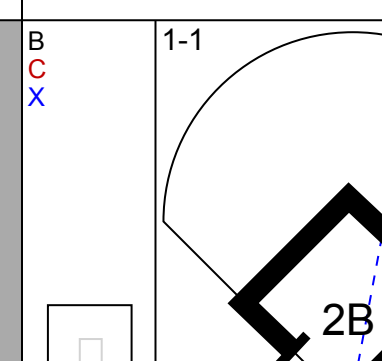
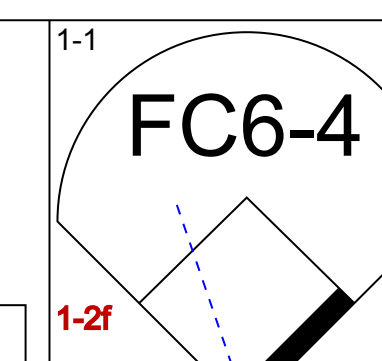
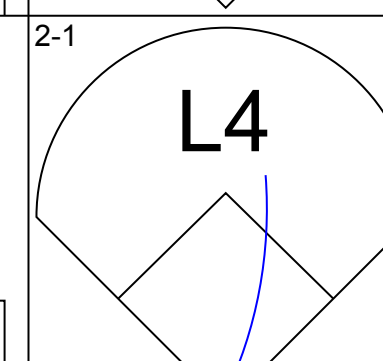
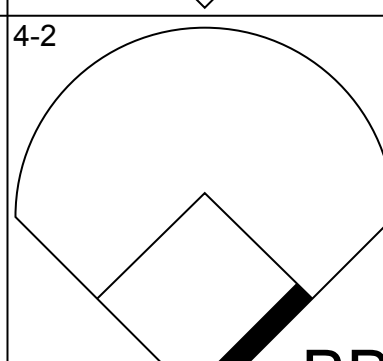
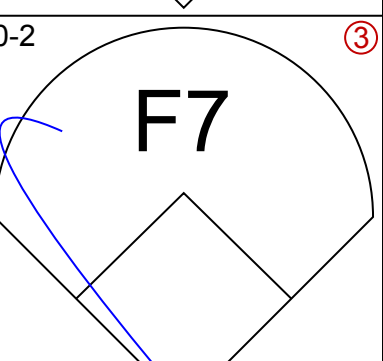
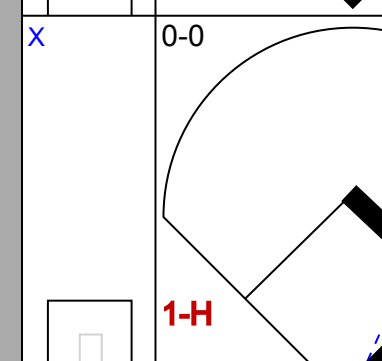
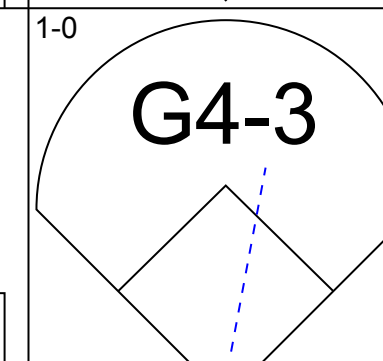
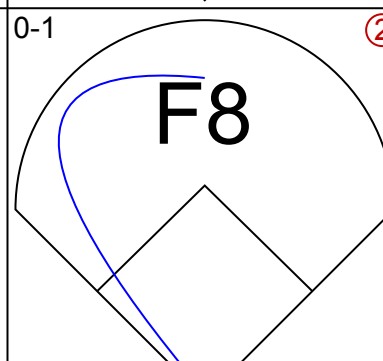
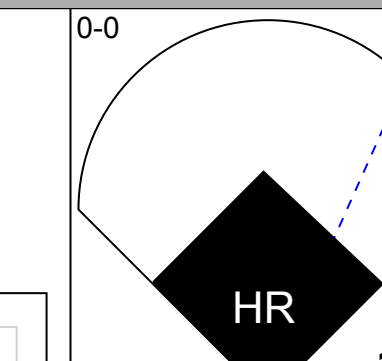
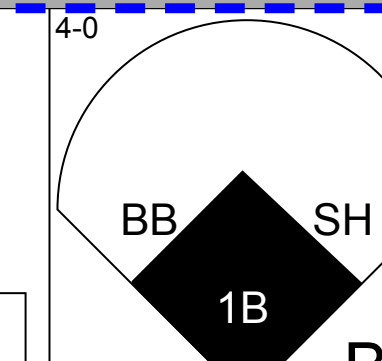
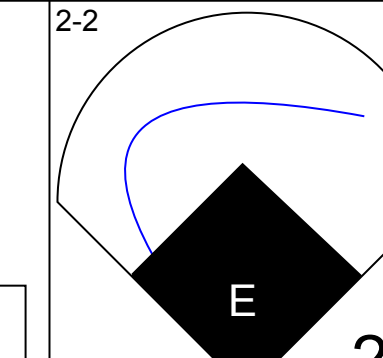
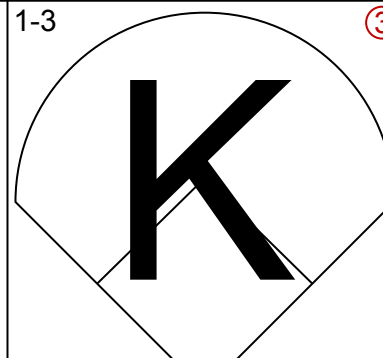
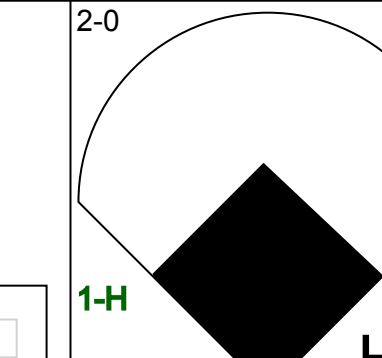
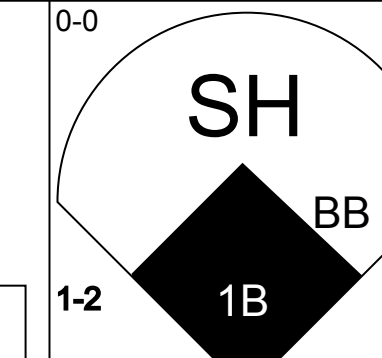
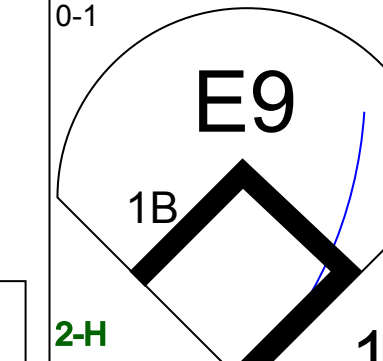
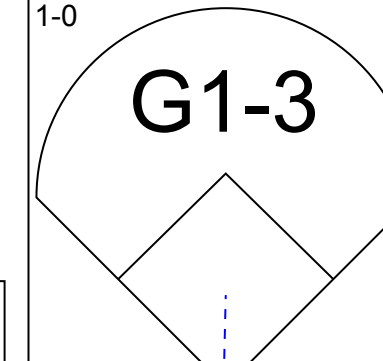
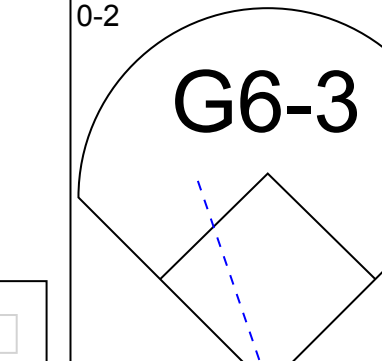
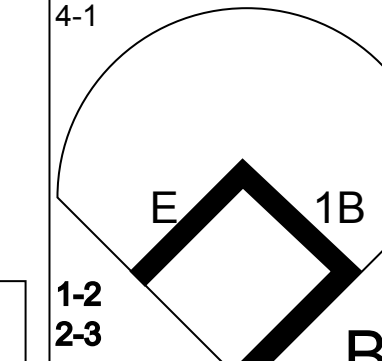
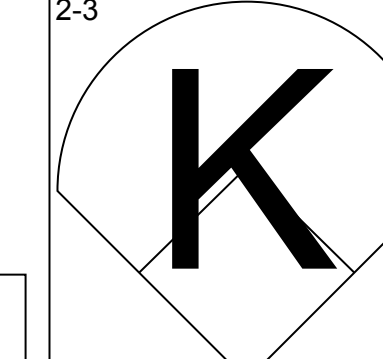
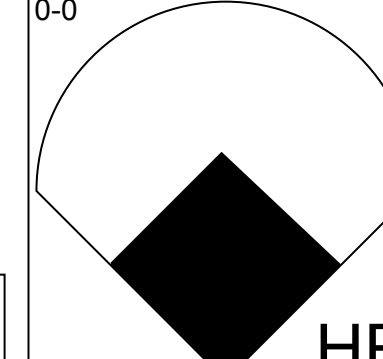
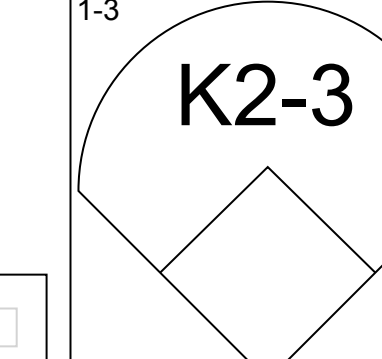
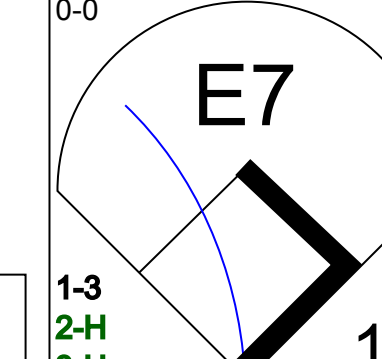
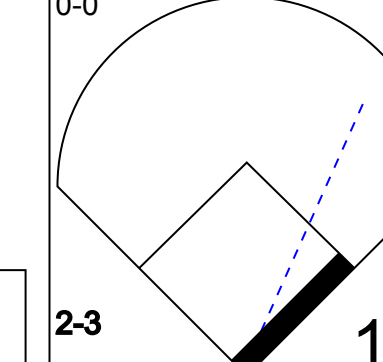
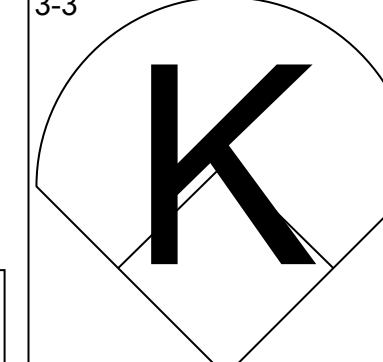
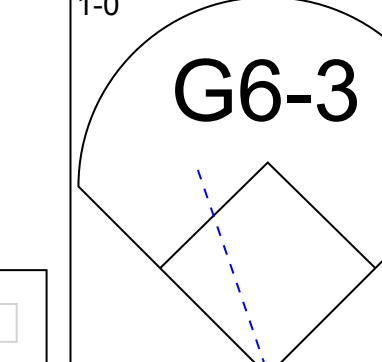
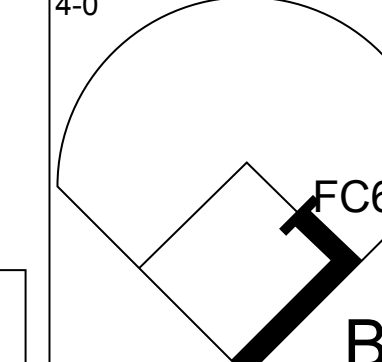
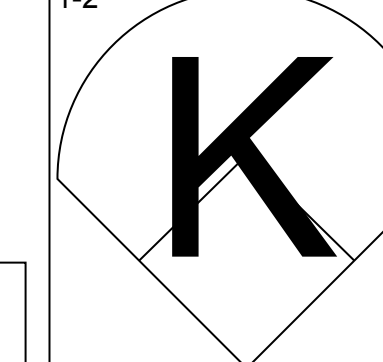
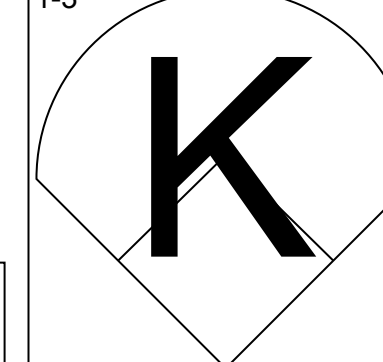
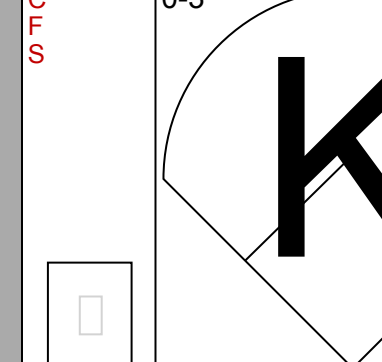
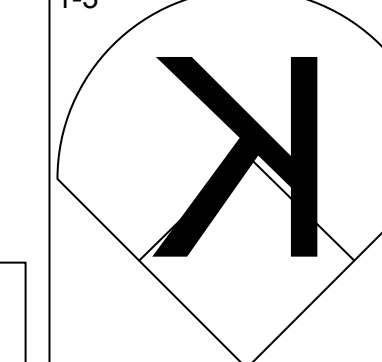
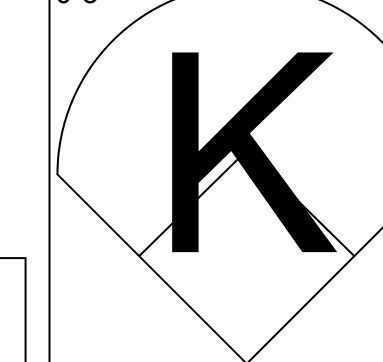
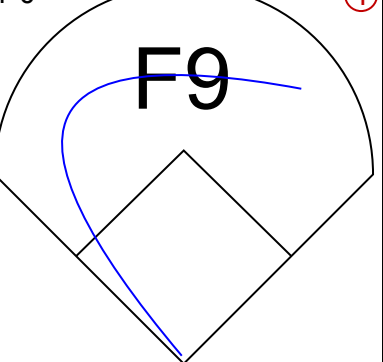
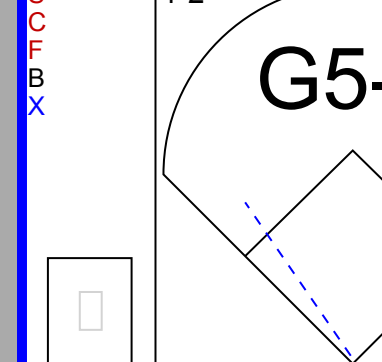
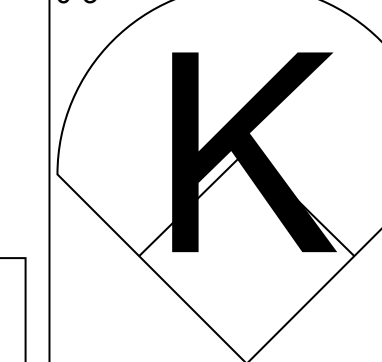
Batter	1	2	3	4	5	6	7	8	9	AB	R	H	RBI	BB	SO	LOB	TOP											
Delino DeShields, L OBP: 0.290, SLG: 0.222 (1.4)	G6-3		F8	L9		G3			1B 2B BB	4	1	0	0	1	0	2	Los Angeles Dodgers @ St. Louis Cardinals Busch Stadium, St. Louis, MO Tue Apr 12 1994, 7:05 PM CDT Att: 46,947 - Unknown - 58 F livebaseballscorecards.com											
Brett Butler, L OBP: 0.393, SLG: 0.375 (1.8)	G6-3		K		HR 1B	F9			2B 1B	5	1	2	0	0	1	0												
Mike Piazza, R OBP: 0.100, SLG: 0.233 (1.2)	G1-3		F8		F7	G6-3			G5-3 2B	5	0	1	1	0	0	1												
Eric Karros, R OBP: 0.345, SLG: 0.292 (1.3)		G6-3		BB 1B	K				2B IBB	4	1	2	0	1	1	1												
Tim Wallach, R OBP: 0.259, SLG: 0.360 (1.5)		FC4-6 1B		1B BB	HR	G6-3			G5-3	4	2	2	2	1	0	4												
Henry Rodriguez, L OBP: 0.316, SLG: 0.647 Mitch Webster, S (8.7)		FC4-6 2B		F8	FC6-4 BB			G3-1		3	1	0	0	1	0	3												
Raul Mondesi, R OBP: 0.240, SLG: 0.400 (1.9)		2B		1B	FC6-4			L4-6 2B		4	1	3	1	0	0	1												
Jose Offerman, S OBP: 0.250, SLG: 0.105 (1.6)		2B		K		L4		L4-6		4	0	1	2	0	1	3												
Tom Candiotti, R OBP: 0.286, SLG: 0.286 (1.1)		G6-3		1B		G6-3		G3		4	0	1	1	0	0	1												
Inning Stats	R: 0 E: 0 K: 0 S: 3	H: 0 LOB: 0 BB: 0 P: 3	R: 2 E: 0 K: 0 S: 17	H: 3 LOB: 1 BB: 0 P: 27	R: 0 E: 0 K: 1 S: 6	H: 0 LOB: 0 BB: 0 P: 11	R: 2 E: 0 K: 1 S: 20	H: 3 LOB: 2 BB: 1 P: 34	R: 2 E: 0 K: 1 S: 17	H: 2 LOB: 1 BB: 1 P: 26	R: 0 E: 0 K: 0 S: 5	H: 0 LOB: 0 BB: 0 P: 7	R: 0 E: 0 K: 0 S: 7	H: 1 LOB: 1 BB: 0 P: 12	R: 0 E: 0 K: 0 S: 4	H: 1 LOB: 0 BB: 0 P: 4		R: 1 E: 0 K: 0 S: 11	H: 2 LOB: 2 BB: 2 P: 22	1B: 6 2B: 6 3B: 0 HR: 1	SF: 0 SAC: 0 DP: 2 HBP: 0	WP: 0 PB: 0 SB: 1 CS: 0	PA: 41					
PITCHER	IP	WLS	BF	H	R	ER	SO	BB	IBB	HBP	BLK	WP	HR	S	P	ERA	WHIP											
Rene Arocha, R ERA: 10.57 Rob Murphy, L ERA: 4.5 Tom Urbani, L ERA: 9.0 John Habyan, R ERA: Vicente Palacios, R ERA: 3.88	(1.1)		4.2	L	23	8	6	6	3	1	0	0	0	0	0	1	58	92	11.57	1.929								
	(5.1)		0.1		2	0	0	0	0	1	0	0	0	0	0	0	5	9	0.00	3.000								
	(6.1)		1.0		3	0	0	0	0	0	0	0	0	0	0	5	7	0.00	0.000									
	(7.1)		2.0		7	2	0	0	0	0	0	0	0	0	0	11	16	0.00	1.000									
	(9.1)		1.0		6	2	1	1	0	1	1	0	0	0	0	11	22	9.00	3.000									

Batter	1	2	3	4	5	6	7	8	9	AB	R	H	RBI	BB	SO	LOB	BOTTOM											
Ray Lankford, L OBP: 0.412, SLG: 0.467 (1.8)	G4-6-3 BB		K			FC6-4 1B		F7		3	0	1	0	1	1	2	Los Angeles Dodgers @ St. Louis Cardinals Busch Stadium, St. Louis, MO Tue Apr 12 1994, 7:05 PM CDT Att: 46,947 - Unknown - 58 F livebaseballscorecards.com											
Ozzie Smith, S OBP: 0.321, SLG: 0.208 (1.6)	P2		1B		FC6-4 E			L1		4	1	1	1	0	0	2												
Gregg Jefferies, S OBP: 0.357, SLG: 0.391 (1.3)	G4-6-3				G4-6-3 BB	F9		F8		3	0	0	0	1	0	2												
Todd Zeile, R OBP: 0.308, SLG: 0.417 (1.5)		G6-3		G4-6-3		G6-3		E 1B		4	0	2	0	0	0	1												
Bernard Gilkey, R OBP: 0.409, SLG: 0.682 (1.7)		G5-3		K		G6-3		E5		4	0	0	0	0	1	2												
Mark Whiten, S OBP: 0.320, SLG: 0.227 (1.9)	P6				K			K		4	0	0	0	0	3	2												
Luis Alicea, S OBP: 0.357, SLG: 0.286 (1.4)				SH1-4 HBP 1B BB		F8		K		3	1	0	0	1	1	2												
Erik Pappas, R OBP: 0.391, SLG: 0.278 (1.2)				SH1-4 HBP 1B		P4		P6		2	0	0	0	0	0	0												
Rene Arocha, R Rob Murphy, L Tom Urbani, L José Oquendo, S OBP: 0.350, SLG: 0.250 John Habyan, R Stan Royer, R Vicente Palacios, R	(1.1)			SH1-4				K		0	0	0	0	0	0	0												
	(5.1)									0	0	0	0	0	0	0												
	(6.1)									0	0	0	0	0	0	0												
	(7.1)									0	1	0	0	0	1	0												
	(8.1)									1	0	0	0	0	1	0												
	(9.1)									0	0	0	0	0	0	0												
Inning Stats	R: 0 E: 0 K: 0 S: 5	H: 0 LOB: 0 BB: 1 P: 11	R: 0 E: 0 K: 0 S: 6	H: 0 LOB: 0 BB: 0 P: 10	R: 1 E: 0 K: 1 S: 8	H: 1 LOB: 2 BB: 1 P: 17	R: 0 E: 0 K: 1 S: 6	H: 0 LOB: 0 BB: 1 P: 15	R: 0 E: 0 K: 1 S: 7	H: 0 LOB: 0 BB: 0 P: 9	R: 2 E: 1 K: 0 S: 14	H: 2 LOB: 1 BB: 1 P: 24	R: 0 E: 0 K: 2 S: 10	H: 0 LOB: 0 BB: 0 P: 18	R: 0 E: 0 K: 1 S: 9	H: 0 LOB: 0 BB: 0 P: 12	R: 0 E: 1 K: 1 S: 11	H: 1 LOB: 2 BB: 0 P: 17	1B: 4 2B: 0 3B: 0 HR: 0	SF: 0 SAC: 1 DP: 2 HBP: 1	WP: 0 PB: 0 SB: 1 CS: 0	PA: 34						
PITCHER	IP	WLS	BF	H	R	ER	SO	BB	IBB	HBP	BLK	WP	HR	S	P	ERA	WHIP											
Tom Candiotti, R ERA: 2.0	(1.1)		9.0	W	34	4	3	2	7	4	0	0	1	0	0	0	76	133	2.00	0.889								

Batter	1	2	3	4	5	6	7	8	9	AB	R	H	RBI	BB	SO	LOB	TOP				
Delino DeShields, L OBP: 0.289, SLG: 0.200	G6-3						G4-6-3			3	0	0	0	1	1	1	Los Angeles Dodgers @ St. Louis Cardinals Busch Stadium, St. Louis, MO Wed Apr 13 1994, 7:05 PM CDT Att: 21,867 - Unknown - 71 F livebaseballscorecards.com				
Brett Butler, L OBP: 0.375, SLG: 0.393		F7-2			F8			L7		4	0	1	0	0	0	3					
Mike Piazza, R OBP: 0.118, SLG: 0.212	P7				G4-3					3	0	0	0	1	0	1					
Eric Karros, R OBP: 0.303, SLG: 0.250	G3				P4					4	0	0	0	0	1	2					
Tim Wallach, R OBP: 0.258, SLG: 0.345					F9					4	1	1	0	0	0	1					
Henry Rodriguez, L OBP: 0.391, SLG: 0.810										4	1	3	0	0	0	0					
Raul Mondesi, R OBP: 0.241, SLG: 0.379										4	0	1	1	0	1	2					
Jose Offerman, S OBP: 0.250, SLG: 0.130										4	0	1	1	0	0	1					
Ramon Martinez, R OBP: 0.333, SLG: 0.500 37 Darren Dreifort, R										2	0	0	0	0	1	3					
Inning Stats	R: 0 E: 0 K: 0 S: 17	H: 1 LOB: 0 BB: 0 P: 28	R: 2 E: 0 K: 0 S: 13	H: 4 LOB: 2 BB: 1 P: 20	R: 0 E: 0 K: 0 S: 5	H: 0 LOB: 0 BB: 0 P: 10	R: 0 E: 0 K: 2 S: 8	H: 1 LOB: 1 BB: 0 P: 10	R: 0 E: 0 K: 1 S: 9	H: 0 LOB: 0 BB: 0 P: 14	R: 0 E: 0 K: 0 S: 7	H: 1 LOB: 1 BB: 0 P: 13	R: 0 E: 0 K: 1 S: 7	H: 0 LOB: 1 BB: 1 P: 13	R: 0 E: 0 K: 0 S: 7	H: 0 LOB: 0 BB: 0 P: 9	1B: 4 2B: 5 3B: 0 HR: 0	SF: 0 SAC: 0 DP: 2 HBP: 0	WP: 0 PB: 1 SB: 0 CS: 0	PA: 35	
PITCHER	IP	WLS	BF	H	R	ER	SO	BB	IBB	HBP	BLK	WP	HR	S	P	ERA	WHIP				
Rick Sutcliffe, R ERA: 2.0	6.1	W	27	8	2	2	3	1	0	0	0	0	0	65	108	2.84	1.421				
Rich Rodriguez, L ERA: 2.08	1.0		3	0	0	0	1	0	0	0	0	0	0	4	8	0.00	1.000				
Vicente Palacios, R ERA: 3.38	0.2		2	0	0	0	1	0	0	0	0	0	0	5	7	0.00	0.000				
Mike Perez, R ERA:	1.0	S	3	0	0	0	0	0	0	0	0	0	0	7	9	0.00	0.000				

Batter	1	2	3	4	5	6	7	8	9	AB	R	H	RBI	BB	SO	LOB	BOTTOM				
Ray Lankford, L OBP: 0.436, SLG: 0.571	F8							G4-3		5	1	3	4	0	0	1	Los Angeles Dodgers @ St. Louis Cardinals Busch Stadium, St. Louis, MO Wed Apr 13 1994, 7:05 PM CDT Att: 21,867 - Unknown - 71 F livebaseballscorecards.com				
Ozzie Smith, S OBP: 0.333, SLG: 0.185	G6-3									3	0	0	0	2	0	2					
Gregg Jefferies, S OBP: 0.394, SLG: 0.385 Mike Perez, R										3	0	1	0	1	1	0					
Todd Zeile, R OBP: 0.323, SLG: 0.393										4	0	1	0	1	0	6					
Bernard Gilkey, R OBP: 0.385, SLG: 0.600										3	0	0	0	1	1	4					
Mark Whiten, S OBP: 0.345, SLG: 0.280										3	1	1	0	1	0	3					
Luis Alica, S OBP: 0.375, SLG: 0.292										3	1	1	0	1	0	3					
Erik Pappas, R OBP: 0.370, SLG: 0.238										3	1	0	0	1	2	3					
Rick Sutcliffe, L OBP: 0.329 Gary Wayne, L ERA: 6.0 37 Darren Dreifort, R										2	0	0	0	0	1	1					
Inning Stats	R: 0 E: 0 K: 1 S: 10	H: 0 LOB: 0 BB: 0 P: 13	R: 0 E: 0 K: 1 S: 7	H: 0 LOB: 3 BB: 3 P: 22	R: 1 E: 0 K: 0 S: 15	H: 1 LOB: 2 BB: 2 P: 31	R: 2 E: 0 K: 0 S: 10	H: 2 LOB: 1 BB: 1 P: 19	R: 0 E: 0 K: 2 S: 13	H: 2 LOB: 1 BB: 0 P: 20	R: 0 E: 0 K: 1 S: 9	H: 1 LOB: 2 BB: 1 P: 19	R: 0 E: 1 K: 0 S: 9	H: 0 LOB: 3 BB: 1 P: 20	1B: 5 2B: 1 3B: 0 HR: 1	SF: 0 SAC: 2 DP: 1 HBP: 1	WP: 0 PB: 0 SB: 1 CS: 0	PA: 40			
PITCHER	IP	WLS	BF	H	R	ER	SO	BB	IBB	HBP	BLK	WP	HR	S	P	ERA	WHIP				
Ramon Martinez, R ERA: 3.29	5.2	L	27	5	4	4	4	6	0	0	0	0	0	1	58	6.35	1.941				
Gary Wayne, L ERA: 6.0	0.1		2	1	0	0	0	0	0	0	0	0	0	4	6	0.00	3.000				
37 Darren Dreifort, R ERA:	2.0		11	1	0	0	1	2	0	1	0	0	0	18	39	0.00	1.500				

Batter	1	2	3	4	5	6	7	8	9	AB	R	H	RBI	BB	SO	LOB	TOP			
Delino DeShields, L (1,4) OBP: 0.300, SLG: 0.206										3	1	0	0	1	2	1	Los Angeles Dodgers @ Pittsburgh Pirates Three Rivers Stadium, Pittsburgh, PA Fri Apr 15 1994, 7:05 PM EDT Att: 16,510 - Unknown livebaseballscorecards.com			
Brett Butler, L (1,8) OBP: 0.366, SLG: 0.371										3	0	0	1	0	0	0				
Mike Piazza, R (1,2) OBP: 0.150, SLG: 0.231										4	1	2	1	0	0	1				
Tim Wallach, R (1,5) OBP: 0.325, SLG: 0.579										4	1	2	2	0	0	1				
Eric Karros, R (1,3) OBP: 0.333, SLG: 0.235										3	0	1	0	1	0	1				
Raul Mondesi, R (1,9) OBP: 0.243, SLG: 0.351 Chris Gwynn, L (9, PH) OBP: 0.333, SLG: 0.333										3	0	0	0	0	0	2				
Cory Snyder, R (1,7) OBP: 0.167, SLG: 0.167 Henry Rodriguez, L (9, PH) OBP: 0.375, SLG: 0.773										3	0	1	0	0	1	0				
Jose Offerman, S (1,6) OBP: 0.250, SLG: 0.226										3	0	0	0	0	0	1				
Kevin Gross, R (1,1) Mitch Webster, S (8, PH) Gary Wayne, L (8, 1) Jim Gott, R (8, 1)										2	0	0	0	0	0	1				
Inning Stats	R: 0 E: 1 K: 1 S: 6	H: 0 LOB: 0 BB: 0 P: 13	R: 0 E: 0 K: 0 S: 8	H: 1 LOB: 0 BB: 0 P: 13	R: 0 E: 0 K: 1 S: 6	H: 0 LOB: 0 BB: 0 P: 8	R: 2 E: 0 K: 0 S: 11	H: 2 LOB: 1 BB: 1 P: 17	R: 0 E: 0 K: 0 S: 5	H: 0 LOB: 0 BB: 0 P: 8	R: 0 E: 0 K: 0 S: 7	H: 1 LOB: 0 BB: 0 P: 11	R: 2 E: 0 K: 0 S: 13	H: 2 LOB: 1 BB: 1 P: 20	R: 0 E: 0 K: 1 S: 9	H: 0 LOB: 0 BB: 0 P: 11		1B: 5 2B: 2 3B: 0 HR: 1	SF: 1 SAC: 0 DP: 3 HBP: 0	WP: 1 PB: 0 SB: 1 CS: 0
PITCHER	IP	WLS	BF	H	R	ER	SO	BB	IBB	HBP	BLK	WP	HR	S	P	ERA	WHIP			
Zane Smith, L (1,1) ERA: 5.51	7.0		25	5	2	2	3	1	0	0	0	0	1	51	80	2.57	0.857			
Ravelo Manzanillo, L (8, 1) ERA: 9.82	0.2		4	1	2	2	0	1	0	0	0	1	0	9	15	27.00	3.000			
Rick White, R (8, 1) ERA: 1.69	1.1	W	5	1	0	0	1	0	0	0	0	0	0	13	16	0.00	0.750			

Batter	1	2	3	4	5	6	7	8	9	AB	R	H	RBI	BB	SO	LOB	BOTTOM			
Carlos Garcia, R (1,4) OBP: 0.333, SLG: 0.469										5	0	1	0	0	2	3	Los Angeles Dodgers @ Pittsburgh Pirates Three Rivers Stadium, Pittsburgh, PA Fri Apr 15 1994, 7:05 PM EDT Att: 16,510 - Unknown livebaseballscorecards.com			
Tom Foley, L (1,6) OBP: 0.231, SLG: 0.182										3	0	1	0	1	0	0				
Andy Van Slyke, L (1,8) OBP: 0.378, SLG: 0.455										3	2	1	0	1	0	1				
Dave Clark, L (1,9) OBP: 0.556, SLG: 1.250										3	3	2	2	0	1	1				
Orlando Merced, S (1,3) OBP: 0.371, SLG: 0.286										3	0	1	1	1	0	0				
Al Martin, L (1,7) OBP: 0.324, SLG: 0.533 Brian Hunter, R (8, PH) OBP: 0.250, SLG: 0.563 Will Pennyfeather, R (9, 7)										3	1	1	1	0	2	1				
Don Slaught, R (1,2) OBP: 0.318, SLG: 0.300										3	0	1	0	1	1	0				
Kevin Young, R (1,5) OBP: 0.105, SLG: 0.222										4	0	0	0	0	4	5				
Zane Smith, L (1,1) OBP: 0.500, SLG: 0.500 Lloyd McClendon, R (7, PH) Ravelo Manzanillo, L (8, 1) Rick White, R (8, 1)										2	0	0	0	0	1	2				
Inning Stats	R: 0 E: 0 K: 1 S: 6	H: 3 LOB: 2 BB: 0 P: 21	R: 0 E: 0 K: 2 S: 11	H: 0 LOB: 1 BB: 1 P: 19	R: 1 E: 0 K: 2 S: 8	H: 1 LOB: 0 BB: 0 P: 13	R: 0 E: 0 K: 0 S: 7	H: 0 LOB: 0 BB: 0 P: 11	R: 2 E: 0 K: 1 S: 9	H: 2 LOB: 0 BB: 0 P: 13	R: 0 E: 0 K: 1 S: 10	H: 2 LOB: 2 BB: 0 P: 12	R: 2 E: 2 K: 2 S: 14	H: 1 LOB: 3 BB: 3 P: 28	R: 0 E: 0 K: 2 S: 9	H: 0 LOB: 0 BB: 0 P: 11		1B: 5 2B: 2 3B: 0 HR: 2	SF: 0 SAC: 1 DP: 0 HBP: 0	WP: 0 PB: 0 SB: 0 CS: 0
PITCHER	IP	WLS	BF	H	R	ER	SO	BB	IBB	HBP	BLK	WP	HR	S	P	ERA	WHIP			
Kevin Gross, R (1,1) ERA: 3.21	7.0		29	8	4	4	10	1	0	0	0	0	0	2	67	5.14	1.286			
Gary Wayne, L (8, 1) ERA: 9.0	0.0	L	3	0	2	1	0	2	0	0	0	0	0	2	10	∞	∞			
Jim Gott, R (8, 1) ERA: 8.31	1.0		5	1	0	0	2	1	0	0	0	0	0	12	18	0.00	2.000			

Batter	1	2	3	4	5	6	7	8	9	AB	R	H	RBI	BB	SO	LOB	TOP					
Brett Butler, L (1, 8) Henry Rodriguez, L (6, PH) OBP: 0.347, SLG: 0.349 OBP: 0.379, SLG: 0.704	G4-3		G6-3	BB 1B		2B 1B	2B 1B	G4-3		3	0	1	1	0	0	0	Los Angeles Dodgers @ Pittsburgh Pirates Three Rivers Stadium, Pittsburgh, PA Sun Apr 17 1994, 3:33 AM EDT Att: 22,590 - Cloudy - 57 F					
Jose Offerman, S (1, 6) OBP: 0.255, SLG: 0.268	G5-3		G5-3	BB		2B	F8	F9		5	0	1	1	1	0	2						
Delino DeShields, L (1, 4) Jeff Treadway, L (6, 4) OBP: 0.330, SLG: 0.214 OBP: 0.290, SLG: 0.429	FC6-4 1B		K	G4-3		E1	2B	G3-1		4	0	1	0	0	1	3						
Mike Piazza, R (1, 2) Tom Prince, R (6, 2) OBP: 0.224, SLG: 0.292 OBP: 0.333, SLG: 0.200	FC6-4 1-2			2B HR 1B		G5-4-3 1B	K	2B 1B		4	1	2	0	0	1	3						
Tim Wallach, R (1, 5) Dave Hansen, L (7, 5) OBP: 0.367, SLG: 0.600	K			HR 2B		G5-4-3	K	HR 2B		5	2	2	2	0	2	3						
Raul Mondesi, R (1, 9) OBP: 0.298, SLG: 0.489	G6-3 HR 1B			HR		1B 3B	K	HR 1B		6	4	4	3	0	1	2						
Mitch Webster, S (1, 7) OBP: 0.455, SLG: 0.600	G6-3			SH2-3 1B 2B		HR 1B				4	3	2	1	1	0	3						
Cory Snyder, R (1, 3) OBP: 0.385, SLG: 1.083	HR			F8		HR				4	4	3	7	1	0	1						
Tom Candiotti, R (1, 1) Chris Gwynn, L (7, PH) Jim Gott, R (7, 1) Roger McDowell, R (8, 1) Todd Worrell, R (9, 1) OBP: 0.222, SLG: 0.222 OBP: 0.400, SLG: 0.400	G4-3			SH2-3 2-3		G4-3				2	0	0	0	0	0	0						
Inning Stats	R: 0 E: 0 K: 0 S: 12	H: 1 LOB: 1 BB: 0 P: 17	R: 2 E: 0 K: 1 S: 11	H: 2 LOB: 0 BB: 0 P: 21	R: 0 E: 0 K: 1 S: 7	H: 0 LOB: 0 BB: 0 P: 10	R: 4 E: 0 K: 0 S: 20	H: 5 LOB: 2 BB: 1 P: 32	R: 3 E: 0 K: 0 S: 11	H: 4 LOB: 0 BB: 0 P: 20	R: 1 E: 1 K: 3 S: 17	H: 2 LOB: 2 BB: 0 P: 25	R: 9 E: 0 K: 0 S: 24	H: 7 LOB: 0 BB: 2 P: 45	R: 0 E: 0 K: 1 S: 9	H: 0 LOB: 0 BB: 0 P: 14		R: 0 E: 0 K: 1 S: 9	H: 0 LOB: 0 BB: 0 P: 11	1B: 11 2B: 5 3B: 1 HR: 4	SF: 0 SAC: 1 DP: 1 HBP: 0	WP: 0 PB: 0 SB: 0 CS: 0
PITCHER	IP WLS BF H R ER SO BB IBB HBP BLK WP HR S P ERA WHIP	5.0 L 27 12 9 9 2 1 0 0 0 0 3 61 100 16.20 2.600	6.1 1.1 14 7 8 8 3 2 0 0 0 0 0 32 57 54.00 6.750	7.1 1.2 7 2 2 2 0 0 0 0 0 1 18 27 10.80 1.200	9.1 1.0 3 0 0 0 1 0 0 0 0 0 0 9 11 0.00 0.000	PITCHER										IP WLS BF H R ER SO BB IBB HBP BLK WP HR S P ERA WHIP						

AB	47
R	19
H	21
RBI	19
BB	3
SO	6
LOB	17



Batter	1	2	3	4	5	6	7	8	9	AB	R	H	RBI	BB	SO	LOB	BOTTOM					
Carlos Garcia, R (1, 4) OBP: 0.349, SLG: 0.439	L6-4 1B		S 1B			K	G6-3		K	5	0	2	0	0	2	2	Los Angeles Dodgers @ Pittsburgh Pirates Three Rivers Stadium, Pittsburgh, PA Sun Apr 17 1994, 3:33 AM EDT Att: 22,590 - Cloudy - 57 F					
Jay Bell, R (1, 6) OBP: 0.238, SLG: 0.205	L6-4 2B 1B		G6-3			1B BB		F8		3	2	1	0	1	0	1						
Andy Van Slyke, L (1, 8) OBP: 0.370, SLG: 0.415	L6-4 1-2 2-3		G3-1			1B 1B 1B		1B BB		3	0	1	0	1	0	3						
Jeff King, R (1, 5) OBP: 0.342, SLG: 0.417	2B					F9		1B		4	0	2	1	0	1	2						
Dave Clark, L (1, 9) OBP: 0.462, SLG: 0.917	F8					G3		K		4	0	1	1	0	1	3						
Al Martin, L (1, 7) OBP: 0.333, SLG: 0.486	G4-3					L9		F7		4	0	1	0	0	0	2						
Brian Hunter, R (1, 3) OBP: 0.250, SLG: 0.500	P3					G6-4-3 1B		K		4	0	1	0	0	1	3						
Jerry Goff, L (1, 2) OBP: 0.143, SLG: 0.143	K					F8		G3-1		4	0	0	0	0	2	1						
Steve Cooke, R (1, 1) Will Pennyfeather, R (5, PH) Joel Johnston, R (8, 1) Jeff Ballard, L (7, 1) Rick White, R (9, 1) Lloyd McClendon, R (9, PH) OBP: 0.330, SLG: 0.500	L6					G6-3		G4-3		1	0	0	0	0	0	0						
Inning Stats	R: 1 E: 0 K: 0 S: 16	H: 3 LOB: 1 BB: 0 P: 24	R: 0 E: 0 K: 1 S: 8	H: 0 LOB: 0 BB: 0 P: 14	R: 0 E: 0 K: 1 S: 9	H: 1 LOB: 1 BB: 0 P: 13	R: 0 E: 0 K: 1 S: 8	H: 0 LOB: 0 BB: 0 P: 15	R: 0 E: 0 K: 1 S: 12	H: 1 LOB: 1 BB: 0 P: 18	R: 1 E: 0 K: 0 S: 13	H: 3 LOB: 2 BB: 1 P: 22	R: 0 E: 0 K: 1 S: 6	H: 0 LOB: 0 BB: 0 P: 7	R: 0 E: 0 K: 1 S: 9	H: 1 LOB: 2 BB: 1 P: 16		R: 0 E: 0 K: 2 S: 8	H: 1 LOB: 1 BB: 0 P: 13	1B: 8 2B: 3 3B: 0 HR: 0	SF: 0 SAC: 0 DP: 2 HBP: 0	WP: 0 PB: 0 SB: 1 CS: 0
PITCHER	IP WLS BF H R ER SO BB IBB HBP BLK WP HR S P ERA WHIP	6.0 W 25 8 2 2 3 1 0 0 0 0 0 6 7 0.00 0.000	7.1 1.0 3 0 0 0 1 0 0 0 0 0 0 6 7 0.00 0.000	8.1 1.0 5 1 0 0 1 1 0 0 0 0 0 9 16 0.00 2.000	9.1 1.0 4 1 0 0 2 0 0 0 0 0 0 8 13 0.00 1.000	PITCHER										IP WLS BF H R ER SO BB IBB HBP BLK WP HR S P ERA WHIP						



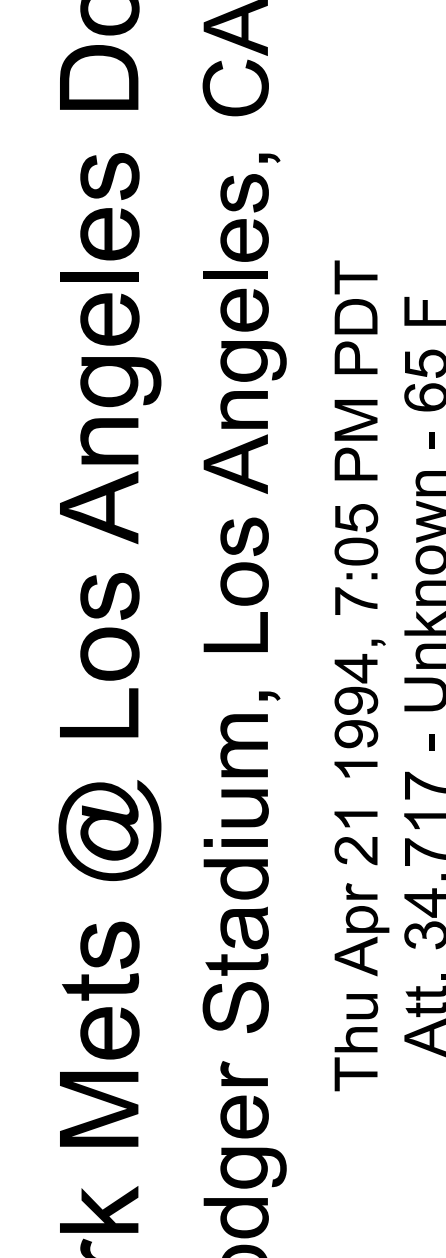
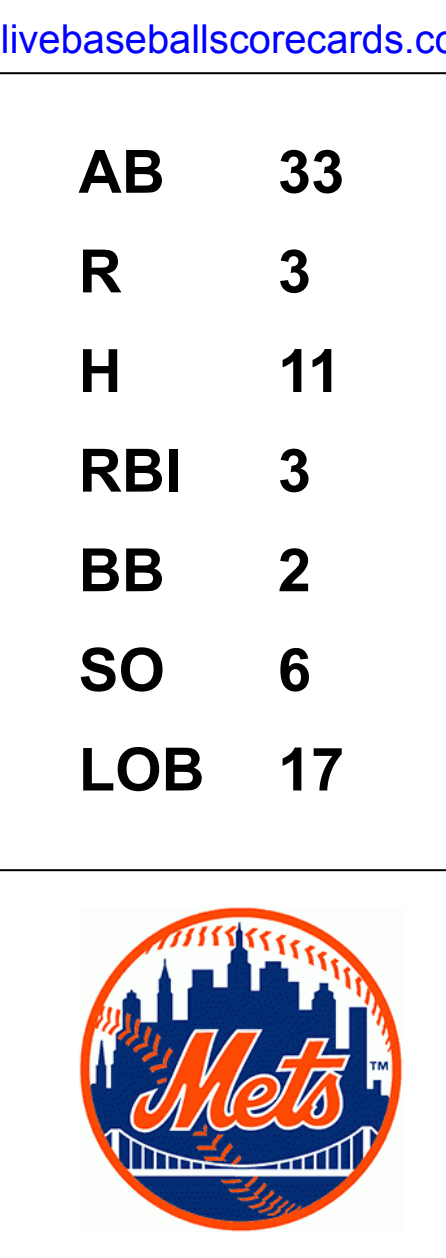
Batter	1	2	3	4	5	6	7	8	9	AB	R	H	RBI	BB	SO	LOB	TOP								
Delino DeShields, L OBP: 0.278, SLG: 0.191 (1, 4)	G3	F7		CS	B1		F7		F9	5	0	0	0	0	0	5	Los Angeles Dodgers @ Philadelphia Phillies Veterans Stadium, Philadelphia, PA Mon Apr 18 1994, 7:05 PM EDT Att: 26,666 - Unknown - 65 F								
Brett Butler, L OBP: 0.370, SLG: 0.348 (1, 8)	BB		G6-4-3		G3		P5		1B	3	0	1	0	2	0	2									
Mike Piazza, R OBP: 0.259, SLG: 0.365 (1, 2)	BB		1B		F9		HR		P3	4	1	2	3	1	0	2									
Henry Rodriguez, L OBP: 0.344, SLG: 0.633 Eric Karros, R OBP: 0.319, SLG: 0.231 (7, PH) (7, 3)	F8		G6-4-3		F7		K			3	0	0	0	0	0	4									
Tim Wallach, R OBP: 0.358, SLG: 0.563 (1, 5)	F7		F7							3	0	0	0	1	0	3									
Raul Mondesi, R OBP: 0.294, SLG: 0.471 (1, 9)		SH2-4		F9					L4	4	0	1	0	0	0	1									
Cory Snyder, R OBP: 0.412, SLG: 1.000 (1, 7)		SH2-4							K	3	1	1	0	0	1	1									
Jose Offerman, S OBP: 0.275, SLG: 0.273 (1, 6)		K							L4	3	1	1	1	1	1	2									
Ramon Martinez, R OBP: 0.256, SLG: 0.200 Dave Harbo, L OBP: 0.291, SLG: 0.500 Chris Cawley, L OBP: 0.261, SLG: 0.400 Jim Gott, R OBP: 0.233, SLG: 0.500 Jeff Treadway, L OBP: 0.233, SLG: 0.500 Gary Wayne, L OBP: 0.233, SLG: 0.500 (1, 1) (7, PH) (7, PH) (7, 1) (6, PH) (9, 1)		SH2-4							1B	1	0	1	0	0	0	0									
Inning Stats	R: 0 E: 0 K: 0 S: 10	H: 0 LOB: 2 BB: 2 P: 21	R: 0 E: 0 K: 1 S: 9	H: 1 LOB: 2 BB: 0 P: 13	R: 0 E: 0 K: 0 S: 6	H: 1 LOB: 1 BB: 1 P: 12	R: 1 E: 0 K: 0 S: 9	H: 3 LOB: 0 BB: 0 P: 16	R: 0 E: 0 K: 0 S: 3	H: 0 LOB: 0 BB: 0 P: 5	R: 0 E: 0 K: 0 S: 6	H: 0 LOB: 1 BB: 1 P: 11	R: 3 E: 0 K: 1 S: 16	H: 2 LOB: 1 BB: 1 P: 29	R: 0 E: 0 K: 1 S: 10	H: 0 LOB: 0 BB: 0 P: 14		R: 0 E: 0 K: 0 S: 13	H: 2 LOB: 2 BB: 0 P: 19	1B: 6 2B: 2 3B: 0 HR: 1	SF: 0 SAC: 1 DP: 1 HBP: 1	WP: 0 PB: 0 SB: 0 CS: 1	PA: 40		
PITCHER	IP	WLS	BF	H	R	ER	SO	BB	IBB	HBP	BLK	WP	HR	S	P	ERA	WHIP								
Ben Rivera, R ERA: 5.28 (1, 1)	6.0		27	6	3	3	1	5	0	1	0	0	0	49	91	4.50	1.833								
David West, L ERA: 4.25 (7, 1)	2.0		7	1	1	1	2	0	0	0	0	0	1	20	30	4.50	0.500								
Doug Jones, R ERA: 2.25 (9, 1)	1.0	W	5	2	0	0	0	0	0	0	0	0	0	13	19	0.00	2.000								

Batter	1	2	3	4	5	6	7	8	9	AB	R	H	RBI	BB	SO	LOB	BOTTOM								
Lenny Dykstra, L OBP: 0.317, SLG: 0.364 (1, 8)	G3			L7		F8		G4-3		5	2	2	0	0	0	0	Los Angeles Dodgers @ Philadelphia Phillies Veterans Stadium, Philadelphia, PA Mon Apr 18 1994, 7:05 PM EDT Att: 26,666 - Unknown - 65 F								
Mariano Duncan, R OBP: 0.283, SLG: 0.471 Mickey Morandini, L OBP: 0.412, SLG: 0.231 (1, 4) (8, 4)	G3			K		P2		F8		4	0	1	1	0	1	1									
John Kruk, L OBP: 0.417, SLG: 0.429 (1, 3)	F8			P5						5	1	2	1	0	2	1									
Dave Hollins, S OBP: 0.450, SLG: 0.500 (1, 5)	BB		G4-3		F8		K		FC1	5	1	2	0	0	1	1									
Darren Daulton, L OBP: 0.500, SLG: 0.829 (1, 2)	F8		G4-3						G4-6-3	5	1	2	0	0	0	5									
Jim Eisenreich, L OBP: 0.383, SLG: 0.395 (1, 9)	FC4-6		G3		FC4-6					4	0	2	2	1	0	1									
Milt Thompson, L OBP: 0.409, SLG: 0.650 (1, 7)	FC4-6									4	0	3	1	0	0	3									
Kevin Stocker, S OBP: 0.391, SLG: 0.250 (1, 6)		L6-3								3	0	0	0	1	0	4									
Ben Rivera, R (1, 1) David West, L (7, 1) Tony Longmire, L OBP: 0.083, SLG: 0.083 (6, PH) Doug Jones, R (9, 1)		K		K						3	0	0	0	0	3	2									
Inning Stats	R: 1 E: 0 K: 0 S: 8	H: 3 LOB: 3 BB: 1 P: 18	R: 1 E: 0 K: 2 S: 12	H: 2 LOB: 0 BB: 0 P: 20	R: 1 E: 0 K: 1 S: 13	H: 2 LOB: 2 BB: 1 P: 26	R: 0 E: 0 K: 1 S: 8	H: 0 LOB: 0 BB: 0 P: 12	R: 0 E: 0 K: 0 S: 9	H: 2 LOB: 2 BB: 0 P: 17	R: 0 E: 0 K: 1 S: 10	H: 0 LOB: 0 BB: 0 P: 17	R: 1 E: 0 K: 2 S: 12	H: 3 LOB: 2 BB: 0 P: 18	R: 0 E: 0 K: 1 S: 11	H: 0 LOB: 0 BB: 0 P: 12		R: 1 E: 1 K: 0 S: 6	H: 2 LOB: 1 BB: 0 P: 13	1B: 10 2B: 4 3B: 0 HR: 0	SF: 0 SAC: 0 DP: 1 HBP: 0	WP: 1 PB: 0 SB: 0 CS: 0	PA: 42		
PITCHER	IP	WLS	BF	H	R	ER	SO	BB	IBB	HBP	BLK	WP	HR	S	P	ERA	WHIP								
Ramon Martinez, R ERA: 3.66 (1, 1)	6.0		29	9	3	3	5	1	0	0	0	0	0	60	110	4.50	1.667								
Jim Gott, R ERA: 6.14 (7, 1)	2.0		9	3	1	1	3	0	0	0	0	0	0	23	30	4.50	1.500								
Gary Wayne, L ERA: 7.36 (9, 1)	0.2	L	4	2	1	0	0	0	0	0	0	0	0	6	13	0.00	3.000								




Batter	1	2	3	4	5	6	7	8	9	AB	R	H	RBI	BB	SO	LOB	TOP					
Jose Vizcaino, S (1,6) OBP: 0.377, SLG: 0.475 Jonathan Hurst, R (7,1)										4	0	1	0	0	1	2	New York Mets @ Los Angeles Dodgers Dodger Stadium, Los Angeles, CA Thu Apr 21 1994, 7:05 PM PDT Att: 34,717 - Unknown - 65 F					
Todd Hundley, S (9,PH) OBP: 0.368, SLG: 0.649										0	0	0	0	0	0	0						
David Segui, S (1,3) OBP: 0.353, SLG: 0.356 Luis Rivera, R (8,4)										4	0	2	1	0	0	0						
Joe Orsulak, L (1,7) OBP: 0.286, SLG: 0.316										4	0	1	0	0	1	3						
Bobby Bonilla, S (1,5) OBP: 0.357, SLG: 0.333 Tim Bogar, R (8,5)										3	0	1	0	1	1	2						
Jeff Kent, R (1,4) OBP: 0.438, SLG: 0.883 John Cangelosi, S (8,7)										3	0	0	0	0	0	3						
Jeremy Burnitz, L (1,9) OBP: 0.286, SLG: 0.194										3	1	0	0	1	1	2						
Ryan Thompson, R (1,8) OBP: 0.418, SLG: 0.755										4	1	3	2	0	1	1						
Kelly Stinnett, R (1,2) OBP: 0.375, SLG: 0.333 Jeff McKnight, S (9,PH) OBP: 0.333, SLG: 0.500										3	1	1	0	0	1	2						
Dwight Gooden, R (1,1) OBP: 0.250, SLG: 0.250 Doug Linton, R (6,1)										1	0	0	0	0	0	0						
Fernando Vina, L (7,PH) OBP: 0.414, SLG: 0.385										1	0	1	0	0	0	0						
Inning Stats	R: 0 E: 0 K: 2 S: 10	H: 0 LOB: 0 BB: 0 P: 15	R: 0 E: 0 K: 1 S: 9	H: 1 LOB: 1 BB: 0 P: 13	R: 1 E: 0 K: 0 S: 10	H: 3 LOB: 2 BB: 0 P: 16	R: 0 E: 0 K: 2 S: 9	H: 1 LOB: 1 BB: 0 P: 10	R: 0 E: 0 K: 0 S: 7	H: 0 LOB: 0 BB: 0 P: 10	R: 0 E: 0 K: 0 S: 7	H: 1 LOB: 1 BB: 1 P: 13	R: 0 E: 0 K: 0 S: 8	H: 2 LOB: 1 BB: 0 P: 13	R: 0 E: 0 K: 1 S: 7	H: 1 LOB: 0 BB: 0 P: 9	R: 2 E: 0 K: 0 S: 17	H: 2 LOB: 1 BB: 1 P: 29	1B: 7 2B: 3 3B: 0 HR: 1	SF: 0 SAC: 1 DP: 4 HBP: 1	WP: 0 PB: 0 SB: 0 CS: 0	PA: 37
PITCHER	IP WLS BF H R ER SO BB IBB HBP BLK WP HR S P ERA WHIP																					
Orel Hershiser, R (1,1) ERA: 2.52	7.0 W 28 8 1 1 5 1 0 0 0 0 0 0 60 90 1.29 1.286																					
Omar Daal, L (8,1) ERA:	1.0 3 1 0 0 1 0 0 0 0 0 0 0 7 9 0.00 1.000																					
Jim Gott, R (9,1) ERA: 7.56	1.0 6 2 2 2 0 1 0 1 0 0 0 1 17 29 18.00 3.000																					

Batter	1	2	3	4	5	6	7	8	9	AB	R	H	RBI	BB	SO	LOB	BOTTOM			
Delino DeShields, L (1,4)										4	2	3	2	0	0	0	New York Mets @ Los Angeles Dodgers Dodger Stadium, Los Angeles, CA Thu Apr 21 1994, 7:05 PM PDT Att: 34,717 - Unknown - 65 F			
Brett Butler, L (1,8) OBP: 0.448, SLG: 0.436 Chris Gwynn, L (7,PH) OBP: 0.286, SLG: 0.286										0	1	0	0	4	0	0				
Mike Piazza, R (1,2) OBP: 0.235, SLG: 0.328 Tom Prince, R (8,2) OBP: 0.428, SLG: 0.333										3	0	1	2	0	1	3				
Tim Wallach, R (1,5) OBP: 0.394, SLG: 0.526 Jeff Treadway, L (8,PH) OBP: 0.429, SLG: 0.545										3	0	1	2	0	1	2				
Henry Rodriguez, L (1,7) OBP: 0.362, SLG: 0.545										0	1	0	0	1	0	0				
Eric Karros, R (1,3) OBP: 0.377, SLG: 0.385 Cory Snyder, R (8,3) OBP: 0.348, SLG: 0.762										4	2	3	1	0	0	0				
Raul Mondesi, R (1,9) OBP: 0.303, SLG: 0.485										5	3	3	3	0	0	1				
Jose Offerman, S (1,6) OBP: 0.286, SLG: 0.327										5	1	1	2	0	0	1				
Orel Hershiser, R (1,1) OBP: 0.273, SLG: 0.200 Dave Hansen, L (7,PH) OBP: 0.429, SLG: 0.500 Omar Daal, L (8,1) Jim Gott, R (9,1)										3	1	1	0	0	1	0				
Inning Stats	R: 0 E: 0 K: 0 S: 4	H: 0 LOB: 0 BB: 1 P: 9	R: 0 E: 0 K: 0 S: 7	H: 0 LOB: 0 BB: 0 P: 11	R: 0 E: 0 K: 1 S: 6	H: 0 LOB: 0 BB: 0 P: 8	R: 3 E: 0 K: 1 S: 17	H: 4 LOB: 1 BB: 1 P: 27	R: 1 E: 0 K: 1 S: 19	H: 2 LOB: 3 BB: 1 P: 29	R: 3 E: 1 K: 1 S: 13	H: 4 LOB: 2 BB: 1 P: 24	R: 3 E: 0 K: 1 S: 17	H: 3 LOB: 1 BB: 1 P: 28	R: 3 E: 0 K: 0 S: 12	H: 2 LOB: 0 BB: 1 P: 23		1B: 12 2B: 1 3B: 1 HR: 1	SF: 2 SAC: 0 DP: 1 HBP: 1	WP: 1 PB: 0 SB: 4 CS: 2
PITCHER	IP WLS BF H R ER SO BB IBB HBP BLK WP HR S P ERA WHIP																			
Dwight Gooden, R (1,1) ERA: 6.35	5.1 L 28 10 7 7 3 1 0 0 0 0 1 0 7 14 0.00 1.500																			
Doug Linton, R (6,1) ERA:	0.2 3 0 0 0 1 1 0 0 0 0 1 0 7 14 0.00 1.500																			
Jonathan Hurst, R (7,1) ERA: 12.6	2.0 13 5 6 6 1 2 0 0 0 0 0 1 29 51 27.00 3.500																			



Batter	1	2	3	4	5	6	7	8	9	AB	R	H	RBI	BB	SO	LOB	TOP								
Mike Lansing, R OBP: 0.314, SLG: 0.274	(1,4) P4		0-0 2B	1-2 G4-3		0-1 G6-4-3		2-0 L6		5	1	1	1	0	0	3									
Cliff Floyd, L OBP: 0.317, SLG: 0.417	(1,3) G6-3		0-1 2B	3-1 G3-1			2-0 E6		1-2 L7	5	1	1	1	0	0	0									
Marquis Grissom, R OBP: 0.309, SLG: 0.382	(1,8) G6-3		1-1 G4-3		1-3 K		3-3 K		2-2 F7	5	1	1	1	0	2	1									
Larry Walker, L OBP: 0.351, SLG: 0.536		2-1 HR	0-0 G4-3		3-3 K		4-0 K		1-0 P4	4	1	1	1	1	1	1									
Moises Alou, R OBP: 0.417, SLG: 0.679	(1,7) G6-3		0-0 SF8		1-0 2B		2-3 K			3	0	1	1	0	1	2									
Darin Fletcher, L OBP: 0.420, SLG: 0.533	(1,2) 1B		3-1 G4-3		4-0 2B					3	1	2	0	1	0	0									
Tim Spehr, R OBP: 0.250, SLG: 0.143	(8, 2) 2B									0	0	0	0	0	0	0									
Wil Cordero, R OBP: 0.333, SLG: 0.422	(1,6) F8		0-1 3B		0-1 G4-3			1-2 F8		4	1	1	0	0	0	4									
Sean Berry, R OBP: 0.375, SLG: 0.408	(1,5) 1B		2-2 F8			1-1 G6-3		1-0 1B		3	0	1	1	0	0	1									
Kirk Rueter, L OBP: 0.320, SLG: 0.318	(1,1) G1-3		0-0 G4-3			4-2 G6-4-3		2-3 K		1	0	0	0	0	0	1									
Jeff Gardner, L OBP: 0.300, SLG: 1.000	(4, 1) 1B									1	1	1	1	0	0	0									
Gi Heredia, R OBP: 0.300, SLG: 0.500	(4, 1) 1B									0	0	0	0	0	0	0									
Jeff Shaw, R OBP: 0.350, SLG: 0.143	(4, 1) 1B									0	0	0	0	0	0	0									
Lou Frazier, S OBP: 0.350, SLG: 0.143	(8, PH) 1B									1	0	0	0	0	0	1									
Tim Scott, R OBP: 0.354, SLG: 0.533	(8, 1) 1B									0	0	0	0	0	0	0									
Mel Rojas, R OBP: 0.354, SLG: 0.533	(9, 1) 1B									0	0	0	0	0	0	0									
Inning Stats	R: 0 E: 0 K: 0 S: 8	H: 0 LOB: 0 BB: 0 P: 13	R: 2 E: 0 K: 0 S: 14	H: 3 LOB: 1 BB: 0 P: 24	R: 3 E: 0 K: 0 S: 8	H: 3 LOB: 0 BB: 0 P: 10	R: 2 E: 0 K: 0 S: 12	H: 2 LOB: 0 BB: 0 P: 18	R: 0 E: 0 K: 2 S: 10	H: 1 LOB: 2 BB: 1 P: 19	R: 0 E: 0 K: 0 S: 6	H: 0 LOB: 0 BB: 1 P: 11	R: 0 E: 1 K: 2 S: 10	H: 0 LOB: 1 BB: 1 P: 21	R: 0 E: 0 K: 1 S: 8	H: 1 LOB: 2 BB: 0 P: 15	R: 0 E: 0 K: 0 S: 7	H: 0 LOB: 0 BB: 0 P: 11	1B: 4 2B: 4 3B: 1 HR: 1	SF: 1 SAC: 0 DP: 1 HBP: 1	WP: 0 PB: 0 SB: 2 CS: 2	PA: 40			
PITCHER	IP	WLS	BF	H	R	ER	SO	BB	IBB	HBP	BLK	WP	HR	S	P	ERA	WHIP								
Tom Candiotti, R ERA: 4.28	3.1	L	18	8	7	7	0	0	0	0	0	0	1	36	55	18.90	2.400								
Roger McDowell, R ERA: 6.75	0.2		2	0	0	0	0	0	0	0	0	0	0	6	10	0.00	0.000								
37 Darren Dreifort, R ERA: 0.73	3.0		12	1	0	0	4	1	2	0	0	0	0	26	51	0.00	0.667								
Jim Gott, R ERA: 6.75	1.0		5	1	0	0	1	0	0	1	0	0	0	8	15	0.00	1.000								
Gary Wayne, L ERA: 5.4	1.0		3	0	0	0	0	0	0	0	0	0	0	7	11	0.00	0.000								


Montreal Expos @ Los Angeles Dodgers
Dodger Stadium, Los Angeles, CA
 Fri Apr 22 1994, 7:05 PM PDT
 Att: 36,434 - Unknown



AB	35
R	7
H	10
RBI	7
BB	3
SO	5
LOB	15

Batter	1	2	3	4	5	6	7	8	9	AB	R	H	RBI	BB	SO	LOB	BOTTOM								
Delino DeShields, L OBP: 0.290, SLG: 0.217	(1,4) K		0-3 FC4-6		0-3 K			0-0 L7		5	0	0	0	0	3	4									
Brett Butler, L OBP: 0.446, SLG: 0.424	(1,8) G5-3		4-2 1B		0-0 1B		1-3 K		2-3 K	4	1	1	0	1	2	0									
Mike Piazza, R OBP: 0.280, SLG: 0.348	(1,2) 1B		0-0 1B		0-0 1B		1-2 F9		1-3 K	5	1	3	1	0	1	0									
Tim Wallach, R OBP: 0.394, SLG: 0.500	(1,5) P3		2-0 F8		4-2 1B		0-2 F7		3-2 HBP	3	0	0	0	1	0	3									
Mitch Webster, S OBP: 0.500, SLG: 0.583	(9, PR) 1B		1-2 F8		1-2 BB					0	0	0	0	0	0	0									
Eric Karros, R OBP: 0.379, SLG: 0.375	(1,3) F9		0-2 F9		1-0 P6			0-0 F8		4	1	1	1	1	0	3									
Raul Mondesi, R OBP: 0.300, SLG: 0.478	(1,9) 1B		1-3 HR		1-0 1B			4-2 BB		4	1	1	1	1	0	3									
Jeff Treadway, L OBP: 0.400, SLG: 0.500	(9, PH) 1B		2-1 SF9		0-0 P4			2-3 K		3	1	1	1	0	1	3									
Cory Snyder, R OBP: 0.370, SLG: 0.840	(1,7) L7		1-2 1B		0-0 HR			0-0 G5-3		4	1	2	2	0	0	1									
Jim Gott, R ERA: 6.75	(8, 1) 1B		2-2 1B		2-H HR					0	0	0	0	0	0	0									
Gary Wayne, L ERA: 5.4	(9, 1) 1B		0-0 1B		0-0 SH5-3					0	0	0	0	0	0	0									
Jose Offerman, S OBP: 0.284, SLG: 0.310	(1,6) 1B		4-0 G5-3		1-2 F8			1-3 K		3	0	0	0	1	1	1									
Tom Candiotti, R OBP: 0.300, SLG: 0.300	(1,1) 1B		0-0 1B		4-0 SH5-3			2-3 K		1	0	1	1	0	0	0									
Roger McDowell, R ERA: 6.75	(4, 1) 1B									0	0	0	0	0	0	0									
Chris Gwynn, L OBP: 0.375, SLG: 0.286	(4, PH) 1B		0-0 FC4-6		0-0 1B					0	1	0	0	1	0	0									
37 Darren Dreifort, R ERA: 0.73	(5, 1) 1B		1-3 1B		1-2 BB					0	0	0	0	0	0	0									
Heny Rodriguez, L OBP: 0.354, SLG: 0.533	(8, 7) 1B		1-3 1B		1-2 BB					1	0	0	0	0	0	1									
Inning Stats	R: 0 E: 0 K: 1 S: 13	H: 1 LOB: 1 BB: 0 P: 17	R: 1 E: 0 K: 0 S: 14	H: 2 LOB: 2 BB: 1 P: 23	R: 4 E: 0 K: 0 S: 15	H: 3 LOB: 0 BB: 1 P: 24	R: 1 E: 0 K: 1 S: 9	H: 2 LOB: 3 BB: 2 P: 18	R: 0 E: 0 K: 1 S: 10	H: 1 LOB: 1 BB: 0 P: 10	R: 0 E: 0 K: 1 S: 10	H: 0 LOB: 0 BB: 0 P: 12	R: 0 E: 0 K: 1 S: 6	H: 0 LOB: 0 BB: 0 P: 9	R: 0 E: 0 K: 2 S: 8	H: 0 LOB: 0 BB: 0 P: 11	R: 0 E: 0 K: 3 S: 13	H: 0 LOB: 2 BB: 1 P: 23	1B: 8 2B: 0 3B: 0 HR: 1	SF: 1 SAC: 1 DP: 0 HBP: 1	WP: 0 PB: 0 SB: 1 CS: 0	PA: 42			
PITCHER	IP	WLS	BF	H	R	ER	SO	BB	IBB	HBP	BLK	WP	HR	S	P	ERA	WHIP								
Kirk Rueter, L ERA: 8.04	3.0		17	6	5	5	1	2	0	0	0	0	0	5	9	27.00	9.000								
Gi Heredia, R ERA: 6.97	0.1		4	2	1	1	1	1	0	0	0	0	0	5	9	27.00	9.000								
Jeff Shaw, R ERA: 2.81	3.2	W	13	1	0	0	3	1	0	0	0	0	0	29	40	0.00	0.545								
Tim Scott, R ERA: 4.66	1.0		3	0	0	0	2	0	0	0	0	0	0	8	11	0.00	0.000								
Mel Rojas, R ERA: 2.7	1.0	S	5	0	0	0	3	1	0	1	0	0	0	13	23	0.00	1.000								

Montreal Expos @ Los Angeles Dodgers
Dodger Stadium, Los Angeles, CA
 Fri Apr 22 1994, 7:05 PM PDT
 Att: 36,434 - Unknown



AB	34
R	6
H	9
RBI	6
BB	5
SO	10
LOB	17

Batter	1	2	3	4	5	6	7	8	9	AB	R	H	RBI	BB	SO	LOB	TOP					
Mike Lansing, R OBP: 0.300, SLG: 0.254										4	0	1	0	0	0	1	Montreal Expos @ Los Angeles Dodgers Dodger Stadium, Los Angeles, CA Sun Apr 24 1994, 7:05 PM PDT Att: 38,817 - Unknown - 64 F					
Cliff Floyd, L OBP: 0.301, SLG: 0.386 Denis Boucher, R (8, 1)										4	0	1	0	0	0	1						
Marquis Grissom, R OBP: 0.308, SLG: 0.381										4	0	0	0	0	2							
Larry Walker, L OBP: 0.368, SLG: 0.526										4	1	2	0	0	1							
Moises Alou, R OBP: 0.397, SLG: 0.625										4	0	1	0	0	1							
Darwin Fletcher, L OBP: 0.379, SLG: 0.462										4	0	0	0	0	3							
Wil Cordero, R OBP: 0.333, SLG: 0.403										3	0	1	1	0	1							
Sean Berry, R OBP: 0.375, SLG: 0.411 Jeff Shaw, R OBP: 0.667, SLG: 0.500 Randy Milligan, R (8, 3)										3	0	1	0	0	2							
Pedro Martinez, R OBP: 0.333, SLG: 0.333										1	0	0	0	0	1							
										1	0	0	0	0	0							
Inning Stats	R: 0 E: 0 K: 0 S: 7	H: 2 LOB: 1 BB: 0 P: 13	R: 0 E: 0 K: 0 S: 7	H: 0 LOB: 0 BB: 0 P: 10	R: 0 E: 0 K: 0 S: 8	H: 1 LOB: 1 BB: 0 P: 13	R: 0 E: 0 K: 0 S: 6	H: 0 LOB: 0 BB: 0 P: 7	R: 0 E: 0 K: 0 S: 9	H: 1 LOB: 1 BB: 0 P: 16	R: 0 E: 0 K: 0 S: 6	H: 0 LOB: 0 BB: 0 P: 9	R: 1 E: 0 K: 0 S: 9	H: 2 LOB: 1 BB: 0 P: 13	R: 0 E: 0 K: 0 S: 7	H: 0 LOB: 0 BB: 0 P: 13	R: 0 E: 0 K: 0 S: 8	H: 1 LOB: 1 BB: 0 P: 14	1B: 7 2B: 0 3B: 0 HR: 0	SF: 0 SAC: 1 DP: 1 HBP: 0	WP: 0 PB: 0 SB: 0 CS: 0	PA: 33
PITCHER Pedro Astacio, R ERA: 6.31	(1, 1)	IP: 9.0 WLS: W BF: 33	H: 7 R: 1 ER: 1 SO: 0	BB: 0 IBB: 0 HBP: 0 BLK: 0	WP: 0 HR: 0 S: 67 P: 108	ERA: 1.00 WHIP: 0.778	PITCHER										IP: 9.0 WLS: W BF: 33	H: 7 R: 1 ER: 1 SO: 0	BB: 0 IBB: 0 HBP: 0 BLK: 0	WP: 0 HR: 0 S: 67 P: 108	ERA: 1.00 WHIP: 0.778	

Batter	1	2	3	4	5	6	7	8	9	AB	R	H	RBI	BB	SO	LOB	BOTTOM				
Brett Butler, L OBP: 0.446, SLG: 0.455										4	2	2	0	0	0	1	Montreal Expos @ Los Angeles Dodgers Dodger Stadium, Los Angeles, CA Sun Apr 24 1994, 7:05 PM PDT Att: 38,817 - Unknown - 64 F				
Jose Offerman, S OBP: 0.276, SLG: 0.277										3	1	0	0	1	0	3					
Mike Piazza, R OBP: 0.280, SLG: 0.423										4	2	2	3	0	0	1					
Tim Wallach, R OBP: 0.392, SLG: 0.618										4	2	2	4	0	2	0					
Henry Rodriguez, L OBP: 0.351, SLG: 0.556										4	0	2	0	0	1	0					
Eric Karros, R OBP: 0.378, SLG: 0.365										3	0	0	0	1	2	1					
Raul Mondesi, R OBP: 0.291, SLG: 0.442										4	0	0	0	0	2	2					
Jeff Treadway, L OBP: 0.286, SLG: 0.333										4	0	0	0	0	1	0					
Pedro Astacio, R OBP: 0.125, SLG: 0.125										3	0	0	0	0	2	0					
Inning Stats	R: 2 E: 1 K: 2 S: 15	H: 3 LOB: 1 BB: 0 P: 22	R: 0 E: 0 K: 2 S: 8	H: 0 LOB: 0 BB: 0 P: 11	R: 2 E: 1 K: 1 S: 13	H: 2 LOB: 2 BB: 2 P: 24	R: 0 E: 0 K: 0 S: 12	H: 1 LOB: 1 BB: 0 P: 17	R: 0 E: 0 K: 1 S: 8	H: 0 LOB: 0 BB: 0 P: 9	R: 0 E: 0 K: 2 S: 7	H: 0 LOB: 0 BB: 0 P: 12	R: 3 E: 0 K: 2 S: 18	H: 2 LOB: 0 BB: 0 P: 26	R: 0 E: 0 K: 0 S: 4	H: 0 LOB: 0 BB: 0 P: 7	1B: 2 2B: 2 3B: 1 HR: 3	SF: 0 SAC: 0 DP: 0 HBP: 0	WP: 1 PB: 0 SB: 1 CS: 0	PA: 35	
PITCHER Pedro Martinez, R ERA: 2.6 Jeff Shaw, R ERA: 3.31 Denis Boucher, L ERA: 8.18	(1, 1)	IP: 6.2 WLS: L BF: 30	H: 7 R: 6 ER: 6 SO: 9	BB: 2 IBB: 0 HBP: 0 BLK: 0	WP: 1 HR: 2 S: 75 P: 112	ERA: 8.10 WHIP: 1.350	PITCHER										IP: 6.2 WLS: L BF: 30	H: 7 R: 6 ER: 6 SO: 9	BB: 2 IBB: 0 HBP: 0 BLK: 0	WP: 1 HR: 2 S: 75 P: 112	ERA: 8.10 WHIP: 1.350

Batter	1	2	3	4	5	6	7	8	9	AB	R	H	RBI	BB	SO	LOB	TOP		
Lenny Dykstra, L OBP: 0.361, SLG: 0.363 (1, 8)	P6		FC4-6 1B BB	G3		P2		FC4-6 1-2		4	1	0	0	1	0	7			
Mickey Morandini, L OBP: 0.334, SLG: 0.333 Mariano Duncan, R OBP: 0.297, SLG: 0.379 (1, 4)	P7		FC4-6 1B 1-2 2-H				G3		K	3	0	1	1	1	0	0			
John Kruk, L OBP: 0.462, SLG: 0.415 (1, 3)	1B		FC4-6 1B 1-2 2-3				F8		K	5	0	2	0	0	2	1			
Dave Hollins, S OBP: 0.367, SLG: 0.438 (1, 5)	K		FC4-6 1-2 2-3 3-H				P8		P5	5	0	0	1	0	1	3			
Darren Daulton, L OBP: 0.443, SLG: 0.692 (1, 2)		G6-3	G3					F7		3	0	0	0	1	0	2			
Wes Chamberlain, R OBP: 0.333, SLG: 0.556 (1, 9)	F7									4	1	2	0	0	0	1			
Milt Thompson, L OBP: 0.349, SLG: 0.525 Pete Incaviglia, R OBP: 0.256, SLG: 0.275 (8, 7)	G6-3									2	0	0	0	0	0	1			
Kevin Stocker, S OBP: 0.405, SLG: 0.295 (1, 6)										4	1	3	0	0	0	2			
Tommy Greene, R OBP: 0.286, SLG: 0.250 Rick Jordan, R OBP: 0.289, SLG: 0.371 Shawn Boskie, R OBP: 0.289, SLG: 0.371 David West, L OBP: 0.289, SLG: 0.371 Heathcliff Slocumb, R OBP: 0.289, SLG: 0.371 Jim Eisenreich, L OBP: 0.289, SLG: 0.371 Larry Andersen, R OBP: 0.289, SLG: 0.371 (1, 1)										2	0	0	0	0	1	3			
Inning Stats	R: 0 E: 0 K: 1 S: 8	H: 1 LOB: 1 BB: 0 P: 14	R: 0 E: 0 K: 0 S: 5	H: 0 LOB: 0 BB: 0 P: 8	R: 2 E: 0 K: 1 S: 12	H: 3 LOB: 2 BB: 1 P: 18	R: 0 E: 0 K: 0 S: 10	H: 2 LOB: 2 BB: 0 P: 19	R: 0 E: 1 K: 1 S: 18	H: 0 LOB: 3 BB: 1 P: 33	R: 0 E: 0 K: 0 S: 5	H: 0 LOB: 0 BB: 0 P: 7	R: 1 E: 0 K: 2 S: 15	H: 3 LOB: 2 BB: 0 P: 21	R: 0 E: 0 K: 2 S: 8	H: 0 LOB: 0 BB: 0 P: 9	1B: 8 2B: 2 3B: 0 HR: 0	SF: 0 SAC: 0 DP: 1 HBP: 1	WP: 0 PA: 40 PB: 0 SB: 1 CS: 1
PITCHER	IP WLS BF H R ER SO BB IBB HBP BLK WP HR S P ERA WHIP	IP WLS BF H R ER SO BB IBB HBP BLK WP HR S P ERA WHIP	IP WLS BF H R ER SO BB IBB HBP BLK WP HR S P ERA WHIP	IP WLS BF H R ER SO BB IBB HBP BLK WP HR S P ERA WHIP	IP WLS BF H R ER SO BB IBB HBP BLK WP HR S P ERA WHIP	IP WLS BF H R ER SO BB IBB HBP BLK WP HR S P ERA WHIP	IP WLS BF H R ER SO BB IBB HBP BLK WP HR S P ERA WHIP	IP WLS BF H R ER SO BB IBB HBP BLK WP HR S P ERA WHIP	IP WLS BF H R ER SO BB IBB HBP BLK WP HR S P ERA WHIP	IP WLS BF H R ER SO BB IBB HBP BLK WP HR S P ERA WHIP	IP WLS BF H R ER SO BB IBB HBP BLK WP HR S P ERA WHIP	IP WLS BF H R ER SO BB IBB HBP BLK WP HR S P ERA WHIP	IP WLS BF H R ER SO BB IBB HBP BLK WP HR S P ERA WHIP	IP WLS BF H R ER SO BB IBB HBP BLK WP HR S P ERA WHIP	IP WLS BF H R ER SO BB IBB HBP BLK WP HR S P ERA WHIP	IP WLS BF H R ER SO BB IBB HBP BLK WP HR S P ERA WHIP	IP WLS BF H R ER SO BB IBB HBP BLK WP HR S P ERA WHIP	IP WLS BF H R ER SO BB IBB HBP BLK WP HR S P ERA WHIP	
Kevin Gross, R ERA: 4.1 (1, 1)	6.0	28	6	2	2	4	3	0	1	0	0	0	0	62	108	3.00	1.500		
Gary Wayne, L ERA: 5.89 (7, 1)	1.1	5	1	1	1	0	0	0	0	0	0	0	0	9	13	6.75	0.750		
37 Darren Dreifort, R ERA: 0.71 (8, 1)	0.1	3	2	0	0	0	0	0	0	0	0	0	0	9	13	0.00	6.000		
Omar Daal, L ERA: 0.71 (8, 1)	0.1	1	0	0	0	0	0	0	0	0	0	0	0	2	2	0.00	0.000		
Todd Worrell, R ERA: 2.0 (9, 1)	1.0	3	0	0	0	2	0	0	0	0	0	0	0	8	9	0.00	0.000		

Philadelphia Phillies @ Los Angeles Dodgers
Dodger Stadium, Los Angeles, CA
Tue Apr 26 1994, 7:05 PM PDT
Att: 28,194 - Unknown - 57 F

AB	36
R	3
H	9
RBI	3
BB	3
SO	6
LOB	24



Batter	1	2	3	4	5	6	7	8	9	AB	R	H	RBI	BB	SO	LOB	BOTTOM		
Brett Butler, L OBP: 0.455, SLG: 0.441 (1, 8)	SH5-3 BB		1B BB							2	0	0	0	3	1	2			
Jose Offerman, S OBP: 0.288, SLG: 0.290 (1, 6)	SH5-3		BB 1B							4	1	2	0	0	0	2			
Mike Piazza, R OBP: 0.267, SLG: 0.402 (1, 2)	P3		K							4	0	0	0	0	1	6			
Tim Wallach, R OBP: 0.410, SLG: 0.629 (1, 5)	K		BB							2	2	1	0	2	1	1			
Henry Rodriguez, L OBP: 0.361, SLG: 0.552 37 Darren Dreifort, R Omar Daal, L Todd Worrell, R (1, 7)										4	0	2	1	0	1	4			
Eric Karros, R OBP: 0.385, SLG: 0.373 (1, 3)										4	1	2	1	0	0	3			
Raul Mondesi, R OBP: 0.301, SLG: 0.444 (1, 9)										4	0	2	1	0	0	2			
Jeff Treadway, L OBP: 0.320, SLG: 0.364 (1, 4)										4	0	2	1	0	0	2			
Kevin Gross, R Chris Gwynn, L Mitch Webster, S Gary Wayne, L Cory Snyder, R OBP: 0.345, SLG: 0.778 (1, 1)										1	0	0	0	1	1	0			
Inning Stats	R: 0 E: 0 K: 1 S: 5	H: 0 LOB: 1 BB: 1 P: 10	R: 0 E: 0 K: 0 S: 8	H: 2 LOB: 0 BB: 0 P: 14	R: 0 E: 0 K: 2 S: 13	H: 1 LOB: 3 BB: 2 P: 28	R: 0 E: 0 K: 0 S: 5	H: 0 LOB: 0 BB: 0 P: 10	R: 0 E: 0 K: 2 S: 16	H: 4 LOB: 2 BB: 0 P: 24	R: 2 E: 0 K: 0 S: 11	H: 3 LOB: 2 BB: 2 P: 24	R: 0 E: 0 K: 1 S: 10	H: 1 LOB: 1 BB: 0 P: 17	R: 0 E: 0 K: 2 S: 8	H: 0 LOB: 0 BB: 0 P: 9	1B: 10 2B: 2 3B: 0 HR: 0	SF: 0 SAC: 1 DP: 2 HBP: 0	WP: 1 PA: 38 PB: 0 SB: 1 CS: 1
PITCHER	IP WLS BF H R ER SO BB IBB HBP BLK WP HR S P ERA WHIP	IP WLS BF H R ER SO BB IBB HBP BLK WP HR S P ERA WHIP	IP WLS BF H R ER SO BB IBB HBP BLK WP HR S P ERA WHIP	IP WLS BF H R ER SO BB IBB HBP BLK WP HR S P ERA WHIP	IP WLS BF H R ER SO BB IBB HBP BLK WP HR S P ERA WHIP	IP WLS BF H R ER SO BB IBB HBP BLK WP HR S P ERA WHIP	IP WLS BF H R ER SO BB IBB HBP BLK WP HR S P ERA WHIP	IP WLS BF H R ER SO BB IBB HBP BLK WP HR S P ERA WHIP	IP WLS BF H R ER SO BB IBB HBP BLK WP HR S P ERA WHIP	IP WLS BF H R ER SO BB IBB HBP BLK WP HR S P ERA WHIP	IP WLS BF H R ER SO BB IBB HBP BLK WP HR S P ERA WHIP	IP WLS BF H R ER SO BB IBB HBP BLK WP HR S P ERA WHIP	IP WLS BF H R ER SO BB IBB HBP BLK WP HR S P ERA WHIP	IP WLS BF H R ER SO BB IBB HBP BLK WP HR S P ERA WHIP	IP WLS BF H R ER SO BB IBB HBP BLK WP HR S P ERA WHIP	IP WLS BF H R ER SO BB IBB HBP BLK WP HR S P ERA WHIP	IP WLS BF H R ER SO BB IBB HBP BLK WP HR S P ERA WHIP	IP WLS BF H R ER SO BB IBB HBP BLK WP HR S P ERA WHIP	
Tommy Greene, R ERA: 4.5 (1, 1)	5.0	21	3	0	0	3	4	0	0	0	0	0	0	11	16	54.00	12.000		
Shawn Boskie, R ERA: 5.52 (6, 1)	0.1	5	4	2	2	1	0	0	0	0	0	0	0	9	19	27.00	3.000		
David West, L ERA: 6.75 (7, 1)	0.2	3	1	2	2	1	1	0	0	0	0	0	0	7	13	0.00	3.000		
Heathcliff Slocumb, R ERA: 2.84 (8, 1)	1.0	5	2	0	0	0	1	0	0	0	0	0	0	7	13	0.00	3.000		
Larry Andersen, R ERA: 3.86 (8, 1)	1.0	4	1	0	0	1	0	0	0	0	0	0	0	10	17	0.00	1.000		

Philadelphia Phillies @ Los Angeles Dodgers
Dodger Stadium, Los Angeles, CA
Tue Apr 26 1994, 7:05 PM PDT
Att: 28,194 - Unknown - 57 F

AB	31
R	4
H	11
RBI	4
BB	6
SO	6
LOB	25



Batter	1	2	3	4	5	6	7	8	9	AB	R	H	RBI	BB	SO	LOB	TOP					
Brett Butler, L OBP: 0.459, SLG: 0.447 (1, 8)										4	2	2	0	1	0	2						
Jose Offerman, S OBP: 0.292, SLG: 0.295 (1, 6)										4	0	1	0	0	0	1						
Mike Piazza, R OBP: 0.272, SLG: 0.398 (1, 2)										5	0	2	1	0	0	3						
Tim Wallach, R OBP: 0.435, SLG: 0.649 (1, 5)										3	1	2	1	1	1	1						
Henry Rodriguez, L OBP: 0.358, SLG: 0.540 (1, 9) (6, 7)										4	0	1	1	0	1	4						
Eric Karros, R OBP: 0.391, SLG: 0.413 (1, 3)										4	1	1	1	0	0	1						
Chris Gwynn, L OBP: 0.308, SLG: 0.250 Cory Snyder, R OBP: 0.382, SLG: 0.774 (6, 9) (8, 4)										3	0	1	0	0	0	0						
Jeff Treadway, L OBP: 0.310, SLG: 0.346 (1, 4)										4	0	1	0	0	0	1						
Tom Candiotti, R OBP: 0.273, SLG: 0.273 37 Darren Dreifort, R (8, 1) Gary Wayne, L (8, 1) Todd Worrell, R (8, 1) Mitch Webster, S OBP: 0.428, SLG: 0.444 (8, 9)										1	0	0	0	0	0	1						
Inning Stats	R: 2 E: 0 K: 0 S: 23	H: 3 LOB: 1 BB: 0 P: 34	R: 0 E: 0 K: 0 S: 13	H: 1 LOB: 1 BB: 0 P: 14	R: 0 E: 0 K: 1 S: 11	H: 2 LOB: 1 BB: 0 P: 11	R: 0 E: 1 K: 1 S: 7	H: 0 LOB: 1 BB: 2 P: 8	R: 1 E: 0 K: 0 S: 15	H: 1 LOB: 1 BB: 2 P: 30	R: 0 E: 0 K: 1 S: 9	H: 1 LOB: 0 BB: 0 P: 13	R: 0 E: 0 K: 0 S: 7	H: 0 LOB: 0 BB: 0 P: 8	R: 0 E: 0 K: 1 S: 6	H: 1 LOB: 1 BB: 0 P: 10	1B: 8 2B: 2 3B: 0 HR: 1	SF: 0 SAC: 3 DP: 1 HBP: 0	WP: 0 PB: 0 SB: 0 CS: 1	PA: 39		
PITCHER	IP WLS BF H R ER SO BB IBB HBP BLK WP HR S P ERA WHIP	8.0 W 35 10 4 4 4 4 2 0 0 0 0 0 1 99 135 4.50 1.500	1.0 S 4 1 0 0 1 0 0 0 0 0 0 0 6 10 0.00 1.000																			

Los Angeles Dodgers @ New York Mets
Shea Stadium, Flushing, NY
Fri Apr 29 1994, 7:05 PM EDT
Att: 17,161 - Unknown

livebaseballscorecards.com

AB 34
R 4
H 11
RBI 4
BB 2
SO 5
LOB 15

Batter	1	2	3	4	5	6	7	8	9	AB	R	H	RBI	BB	SO	LOB	BOTTOM				
Jose Vizcaino, S OBP: 0.398, SLG: 0.453 (1, 6)										5	1	2	1	0	0	2					
Jeromy Burnitz, L OBP: 0.250, SLG: 0.241 (1, 9)										5	1	1	1	0	2	3					
Kevin McReynolds, R OBP: 0.350, SLG: 0.417 John Franco, L (9, 1)										4	0	1	1	1	1	3					
Bobby Bonilla, S OBP: 0.348, SLG: 0.309 Fernando Vina, L OBP: 0.421, SLG: 0.364 (9, 5)										3	0	2	1	1	1	0					
Jeff Kent, R OBP: 0.411, SLG: 0.750 (1, 4)										3	0	0	0	1	3	3					
David Segui, S OBP: 0.326, SLG: 0.358 Tim Bogar, R (8, FR) (9, 3)										3	0	0	0	1	0	6					
Ryan Thompson, R OBP: 0.384, SLG: 0.609 Joe Orsulak, L OBP: 0.280, SLG: 0.289 (8, PH) (9, 7)										2	0	0	0	0	0	3					
Todd Hundley, S OBP: 0.352, SLG: 0.647 (1, 2)										4	1	1	1	0	0	1					
Bret Saberhagen, R OBP: 0.133, SLG: 0.071 John Cangelosi, S OBP: 0.480, SLG: 0.400 (8, PH) (9, 8)										3	1	1	0	0	1	0					
Inning Stats	R: 0 E: 0 K: 0 S: 12	H: 1 LOB: 3 BB: 3 P: 32	R: 0 E: 0 K: 1 S: 7	H: 0 LOB: 0 BB: 0 P: 11	R: 2 E: 1 K: 1 S: 17	H: 3 LOB: 2 BB: 0 P: 28	R: 1 E: 0 K: 0 S: 13	H: 2 LOB: 1 BB: 0 P: 19	R: 0 E: 0 K: 0 S: 7	H: 0 LOB: 0 BB: 0 P: 13	R: 0 E: 0 K: 2 S: 9	H: 0 LOB: 0 BB: 0 P: 14	R: 3 E: 1 K: 3 S: 24	H: 1 LOB: 2 BB: 2 P: 40	1B: 7 2B: 1 3B: 0 HR: 0	SF: 0 SAC: 0 DP: 1 HBP: 2	WP: 0 PB: 0 SB: 0 CS: 0	PA: 39			
PITCHER	IP WLS BF H R ER SO BB IBB HBP BLK WP HR S P ERA WHIP	7.0 31 7 3 2 5 3 0 1 0 0 0 4 8 27.00 3.000	0.1 2 0 1 1 1 1 0 0 0 0 0 0 7 13 ∞ ∞	0.2 3 0 2 0 2 0 0 0 0 0 0 0 13 19 0.00 0.000																	

Los Angeles Dodgers @ New York Mets
Shea Stadium, Flushing, NY
Fri Apr 29 1994, 7:05 PM EDT
Att: 17,161 - Unknown

livebaseballscorecards.com

AB 32
R 6
H 8
RBI 5
BB 5
SO 8
LOB 21

Batter	1	2	3	4	5	6	7	8	9	AB	R	H	RBI	BB	SO	LOB	TOP								
Brett Butler , L (1.8) OBP: 0.462, SLG: 0.451	F8		P3			F9	1B	1B	F9	6	2	3	0	0	0	1									
Mitch Webster , S (1.7) OBP: 0.375, SLG: 0.381	F8			G6-3		F9	1B	1B		3	0	0	0	0	0	1									
Henry Rodriguez , L (7. PH) OBP: 0.377, SLG: 0.554	F8					F9	1B	1B		2	1	2	1	0	0	0									
Mike Piazza , R (1.2) OBP: 0.299, SLG: 0.462	F7					HR	1B	1B		5	2	4	4	0	0	0									
Tim Wallach , R (1.5) OBP: 0.443, SLG: 0.732		2B		G5-3		HR	1B	1B		5	2	3	3	0	1	4									
Eric Karros , R (1.3) OBP: 0.374, SLG: 0.392	P3			G5-3		F9	1B	1B		4	0	0	0	0	0	5									
Jeff Treadway , L (7.4) OBP: 0.333, SLG: 0.346						F9	1B	1B		0	0	0	0	0	0	0									
Delino DeShields , L (8. PH) OBP: 0.306, SLG: 0.226						FC6-4	1B	1B		0	0	0	0	0	0	0									
Cory Snyder , R (1.4) OBP: 0.385, SLG: 0.750	G5-3					F7				5	1	2	0	0	0	2									
37 Darren Dreifort , R (8.1)										0	0	0	0	0	0	0									
Raul Mondesi , R (1.9) OBP: 0.297, SLG: 0.461	G5-3					K				5	2	2	0	0	1	3									
Jose Offerman , S (1.6) OBP: 0.287, SLG: 0.289				K		K				5	1	1	1	0	2	3									
Ramon Martinez , R (1.1) OBP: 0.211, SLG: 0.211				G5-3		L4				2	0	0	0	0	0	1									
Roger McDowell , R (6.1)										0	0	0	0	0	0	0									
Omar Daal , L (6.1)										0	0	0	0	0	0	0									
Dave Hansen , L (7. PH) OBP: 0.313, SLG: 0.429										1	0	0	0	0	0	1									
Jim Gott , R (7.1)										0	0	0	0	0	0	0									
Chris Gwynn , L (8. PH) OBP: 0.500, SLG: 0.538										1	1	2	1	2	0	0									
Inning Stats	R: 0 E: 0 K: 0 S: 7	H: 0 LOB: 0 BB: 0 P: 8	R: 0 E: 0 K: 0 S: 12	H: 1 LOB: 1 BB: 0 P: 15	R: 0 E: 0 K: 1 S: 6	H: 0 LOB: 0 BB: 0 P: 7	R: 0 E: 0 K: 0 S: 9	H: 1 LOB: 1 BB: 0 P: 14	R: 0 E: 0 K: 2 S: 11	H: 1 LOB: 1 BB: 0 P: 17	R: 3 E: 0 K: 0 S: 11	H: 3 LOB: 0 BB: 0 P: 17	R: 2 E: 0 K: 1 S: 20	H: 5 LOB: 3 BB: 0 P: 27	R: 6 E: 0 K: 0 S: 25	H: 6 LOB: 1 BB: 0 P: 42	R: 1 E: 0 K: 0 S: 10	H: 1 LOB: 0 BB: 1 P: 21	1B: 9 2B: 4 3B: 1 HR: 4	SF: 0 SAC: 0 DP: 0 HBP: 1	WP: 1 PB: 0 SB: 0 CS: 1	PA: 46			
PITCHER	IP	WLS	BF	H	R	ER	SO	BB	IBB	HBP	BLK	WP	HR	S	P	ERA	WHIP								
Eric Hillman , L (1.1) ERA: 6.75	6.0	24	6	3	3	3	3	0	0	0	1	0	1	56	78	4.50	1.000								
Doug Linton , R (7.1) ERA: 4.15	0.1	4	3	2	2	0	0	0	0	0	0	0	0	9	13	54.00	9.000								
Josias Manzanillo , R (7.1) ERA: 16.2	1.1	L	13	8	6	6	1	0	0	1	0	0	3	34	52	40.50	6.000								
Frank Seminara , R (8.1) ERA: 6.75	1.1		5	1	1	1	0	1	0	0	0	1	0	12	25	6.75	1.500								

Los Angeles Dodgers @ New York Mets
Shea Stadium, Flushing, NY
Sat Apr 30 1994, 3:33 AM EDT
Att: 21,734 - Cloudy - 72 F

AB 44
R 12
H 18
RBI 11
BB 1
SO 4
LOB 21



Batter	1	2	3	4	5	6	7	8	9	AB	R	H	RBI	BB	SO	LOB	BOTTOM								
Jose Vizcaino , S (1.6) OBP: 0.376, SLG: 0.425	F7		G4-3			L8		G6-3		5	0	0	0	0	1	1									
Jeromy Burnitz , L (1.9) OBP: 0.277, SLG: 0.298	F8		BB			HR		F7		3	3	1	1	2	0	0									
Joe Orsulak , L (1.7) OBP: 0.291, SLG: 0.286	F9		BB			G3-1		F7		4	2	1	1	1	0	0									
Bobby Bonilla , S (1.5) OBP: 0.384, SLG: 0.407								G5-3		4	1	4	2	0	0	0									
Tim Bogar , R (7. PR) OBP: 0.384, SLG: 0.407										0	0	0	0	0	0	0									
Fernando Vina , L (6. PH) OBP: 0.410, SLG: 0.353		HR	1B			FC6-4	1B			1	0	0	0	0	0	0									
Jeff Kent , R (1.4) OBP: 0.421, SLG: 0.739		CS	1B			FC6-4	1B			4	1	2	1	0	1	1									
David Segui , S (1.3) OBP: 0.320, SLG: 0.341	K					F9		G1-3		4	0	0	0	1	1	4									
Ryan Thompson , R (1.8) OBP: 0.364, SLG: 0.574	G6-3					K		G1-3		4	1	0	0	0	1	5									
Todd Hundley , S (1.2) OBP: 0.379, SLG: 0.704						G3-1				3	2	2	2	1	0	0									
Eric Hillman , L (1.1)										2	0	0	0	0	2	0									
Jeff McKnight , S (6. PH) OBP: 0.273, SLG: 0.364										1	0	1	1	0	0	0									
Doug Linton , R (7.1)										0	0	0	0	0	0	0									
Josias Manzanillo , R (7.1)										1	0	0	0	0	0	3									
Frank Seminara , R (8.1)										0	0	0	0	0	0	0									
Inning Stats	R: 0 E: 0 K: 0 S: 6	H: 0 LOB: 0 BB: 0 P: 8	R: 1 E: 0 K: 1 S: 8	H: 1 LOB: 0 BB: 0 P: 16	R: 3 E: 0 K: 1 S: 10	H: 3 LOB: 2 BB: 2 P: 19	R: 0 E: 0 K: 1 S: 8	H: 0 LOB: 0 BB: 0 P: 12	R: 1 E: 0 K: 2 S: 14	H: 1 LOB: 0 BB: 0 P: 19	R: 3 E: 1 K: 0 S: 17	H: 3 LOB: 1 BB: 1 P: 28	R: 2 E: 2 K: 0 S: 21	H: 3 LOB: 3 BB: 2 P: 34	R: 0 E: 0 K: 0 S: 4	H: 0 LOB: 0 BB: 0 P: 6	R: 0 E: 0 K: 1 S: 8	H: 0 LOB: 0 BB: 0 P: 11	1B: 8 2B: 1 3B: 0 HR: 3	SF: 0 SAC: 0 DP: 1 HBP: 1	WP: 0 PB: 0 SB: 0 CS: 1	PA: 42			
PITCHER	IP	WLS	BF	H	R	ER	SO	BB	IBB	HBP	BLK	WP	HR	S	P	ERA	WHIP								
Ramon Martinez , R (1.1) ERA: 5.23	5.0	21	5	5	5	5	5	2	0	1	0	0	0	11	20	27.00	4.500								
Roger McDowell , R (6.1) ERA: 4.7	0.2	5	2	3	2	0	0	1	0	0	0	0	0	6	8	0.00	3.000								
Omar Daal , L (6.1) ERA: 3.38	0.1	2	1	0	0	0	0	0	0	0	0	0	0	6	8	0.00	3.000								
Jim Gott , R (7.1) ERA: 6.94	1.0	W	8	3	2	2	0	1	1	0	0	0	0	21	34	18.00	4.000								
37 Darren Dreifort , R (8.1) ERA: 1.2	2.0	S	6	0	0	0	1	0	0	0	0	0	0	12	17	0.00	0.000								

Los Angeles Dodgers @ New York Mets
Shea Stadium, Flushing, NY
Sat Apr 30 1994, 3:33 AM EDT
Att: 21,734 - Cloudy - 72 F

AB 36
R 10
H 11
RBI 8
BB 5
SO 6
LOB 14



Batter	1	2	3	4	5	6	7	8	9	AB	R	H	RBI	BB	SO	LOB	TOP										
Delino DeShields, L OBP: 0.289, SLG: 0.212 Cory Snyder, R OBP: 0.376, SLG: 0.730	0-1 G6-3		3-3 K		1-2 G4-3		0-1 G6-4-3		2-2 G6-4-3	4	0	0	0	0	1	1											
Brett Butler, L OBP: 0.454, SLG: 0.435	1-1 G4-3		1-2 G6-3			1-1 F8				3	0	0	0	1	0	0											
Mike Piazza, R OBP: 0.307, SLG: 0.458	2-2 1B		2-1 G6-3			4-0 FC7-5 BB				3	0	1	0	1	0	1											
Tim Wallach, R OBP: 0.446, SLG: 0.714	0-1 G4-3			1-0 G6-3		4-0 FC7-5 1B BB				2	1	0	0	2	0	1											
Eric Karros, R OBP: 0.368, SLG: 0.398		1-2 F9 SF8 2B		0-0 F9		0-1 FC7-5 1B BB			2-2 P2	4	2	1	0	0	0	3											
Henry Rodriguez, L OBP: 0.370, SLG: 0.536		3-2 F9		2-2 G5-3		0-0 1B			1-2 2-H 1B	4	0	1	1	0	0	2											
Raul Mondesi, R OBP: 0.301, SLG: 0.500 Chris Gwynn, L OBP: 0.412, SLG: 0.533		0-1 SF8		0-0 HR		0-0 1B			2-0 G3	1	1	1	2	0	0	0											
Jose Offerman, S OBP: 0.286, SLG: 0.287		3-H 2-1 1B		0-2 G4-3		2-0 F8			3-2 G5-3	4	0	1	0	0	0	2											
Pedro Astacio, R OBP: 0.190, SLG: 0.020 Roger McDowell, R OBP: 0.250, SLG: 0.348 Jeff Treadway, L OBP: 0.250, SLG: 0.348 Jim Gott, R OBP: 0.250, SLG: 0.348 Omar Daal, L OBP: 0.250, SLG: 0.348 Mitch Webster, S OBP: 0.250, SLG: 0.348		1-2 G1-3		1-3 K		4-2 G6-4-3 BB			4-2 G6-4-3 BB	2	0	0	0	0	1	1											
Inning Stats	R: 0 E: 0 K: 0 S: 10	H: 1 LOB: 1 BB: 0 P: 13	R: 1 E: 0 K: 0 S: 13	H: 2 LOB: 1 BB: 0 P: 20	R: 0 E: 0 K: 1 S: 10	H: 0 LOB: 0 BB: 0 P: 16	R: 0 E: 0 K: 0 S: 5	H: 0 LOB: 0 BB: 0 P: 8	R: 1 E: 0 K: 1 S: 10	H: 1 LOB: 0 BB: 0 P: 13	R: 2 E: 0 K: 0 S: 7	H: 2 LOB: 1 BB: 2 P: 18	R: 0 E: 0 K: 0 S: 9	H: 0 LOB: 1 BB: 1 P: 15	R: 0 E: 0 K: 0 S: 9	H: 0 LOB: 1 BB: 1 P: 18	R: 0 E: 0 K: 0 S: 9	H: 0 LOB: 0 BB: 1 P: 18	1B: 4 2B: 1 3B: 0 HR: 1	SF: 1 SAC: 0 DP: 2 HBP: 0	WP: 0 PB: 0 SB: 0 CS: 0	PA: 37					
PITCHER	IP	WLS	BF	H	R	ER	SO	BB	IBB	HBP	BLK	WP	HR	S	P	ERA	WHIP										
Pete Smith, R ERA: 5.73	7.0	W	30	6	4	4	2	4	0	0	0	0	1	62	103	5.14	1.429										
Roger Mason, R ERA: 4.95	1.0		4	0	0	0	0	1	0	0	0	0	0	9	18	0.00	1.000										
John Franco, L ERA: 2.08	1.0	S	3	0	0	0	0	1	0	0	0	0	0	9	18	0.00	1.000										

Los Angeles Dodgers @ New York Mets
Shea Stadium, Flushing, NY
Sun May 01, 1994, 3:33 AM EDT
Att: 25,502 - Overcast - 68 F

AB 30
R 4
H 6
RBI 4
BB 6
SO 2
LOB 13



Batter	1	2	3	4	5	6	7	8	9	AB	R	H	RBI	BB	SO	LOB	BOTTOM										
Jose Vizcaino, S OBP: 0.388, SLG: 0.429	1-1 L5		0-1 L8		2-2 HR 1B	2-2 HR 1B	4-2 BB			4	2	2	0	1	0	1											
Jeremy Burnitz, L OBP: 0.304, SLG: 0.356 David Segui, S OBP: 0.316, SLG: 0.337	3-3 K		4-0 1B BB		4-1 HR BB	1-0 HR 1B	0-0 G4-3			2	2	1	2	2	1	0											
Joe Orsulak, L OBP: 0.300, SLG: 0.352	2-0 G3		0-0 1B		1-0 HR	0-0 F8				5	1	2	3	0	0	0											
Bobby Bonilla, S OBP: 0.397, SLG: 0.444 John Franco, L		3-2 G6-3		4-2 BB		0-0 F9 2B			3-2 F8	4	0	2	0	1	0	0											
Jeff Kent, R OBP: 0.410, SLG: 0.707		4-1 G1-3 BB		1-3 K		0-0 F9			0-0 P3	4	0	0	0	1	2	5											
Todd Hundley, S OBP: 0.403, SLG: 0.807		2-1 G1-3		0-0 HR		2-0 HBP			1-0 HR	3	2	2	2	0	0	1											
Ryan Thompson, R OBP: 0.358, SLG: 0.549		4-2 BB		0-3 K		3-2 K			0-2 G5-3	3	0	0	0	1	2	2											
John Cangelosi, S OBP: 0.448, SLG: 0.348		3-1 F7		0-0 F8		0-0 G5-3			4-1 S BB	3	0	0	0	1	0	4											
Pete Smith, R Jeff McKnight, S OBP: 0.250, SLG: 0.333 Roger Mason, R Tim Bogar, R				4-2 1B BB		2-1 G4-3			2-3 K	2	0	0	0	1	1	0											
Inning Stats	R: 0 E: 0 K: 1 S: 6	H: 0 LOB: 0 BB: 0 P: 12	R: 0 E: 0 K: 0 S: 11	H: 0 LOB: 2 BB: 2 P: 27	R: 0 E: 0 K: 1 S: 11	H: 1 LOB: 3 BB: 3 P: 24	R: 1 E: 0 K: 1 S: 7	H: 1 LOB: 0 BB: 0 P: 9	R: 3 E: 0 K: 1 S: 12	H: 3 LOB: 2 BB: 1 P: 24	R: 2 E: 0 K: 2 S: 13	H: 3 LOB: 1 BB: 0 P: 19	R: 1 E: 0 K: 1 S: 13	H: 1 LOB: 2 BB: 2 P: 22	R: 0 E: 0 K: 0 S: 6	H: 0 LOB: 0 BB: 0 P: 10	R: 0 E: 0 K: 0 S: 6	H: 0 LOB: 0 BB: 0 P: 10	1B: 3 2B: 2 3B: 0 HR: 4	SF: 0 SAC: 0 DP: 0 HBP: 1	WP: 0 PB: 0 SB: 1 CS: 0	PA: 41					
PITCHER	IP	WLS	BF	H	R	ER	SO	BB	IBB	HBP	BLK	WP	HR	S	P	ERA	WHIP										
Pedro Astacio, R ERA: 6.6	4.1		23	5	4	4	3	6	0	0	0	0	2	43	87	8.31	2.538										
Roger McDowell, R ERA: 5.79	1.2	L	9	3	2	2	3	0	0	1	0	0	1	17	28	10.80	1.800										
Jim Gott, R ERA: 7.3	0.2		5	1	1	1	1	2	0	0	0	0	1	12	21	13.50	4.500										
Omar Daal, L ERA: 2.25	1.1		4	0	0	0	0	0	0	0	0	0	0	7	11	0.00	0.000										

Los Angeles Dodgers @ New York Mets
Shea Stadium, Flushing, NY
Sun May 01, 1994, 3:33 AM EDT
Att: 25,502 - Overcast - 68 F

AB 32
R 7
H 9
RBI 7
BB 8
SO 7
LOB 16



Batter	1	2	3	4	5	6	7	8	9	AB	R	H	RBI	BB	SO	LOB	TOP					
Delino DeShields, L OBP: 0.284, SLG: 0.211										5	1	1	0	0	2	2	Los Angeles Dodgers @ Montreal Expos Olympic Stadium, Montreal, QB Mon May 02 1994, 7:05 PM EDT Att: 13,262 - Dome					
Brett Butler, L OBP: 0.446, SLG: 0.427										4	1	1	0	0	1	2						
Mike Piazza, R OBP: 0.314, SLG: 0.460										4	1	2	1	0	0	1						
Tim Wallach, R OBP: 0.429, SLG: 0.682										4	0	0	0	0	3	5						
Henry Rodriguez, L OBP: 0.364, SLG: 0.548										4	1	1	2	0	0	1						
Eric Karros, R OBP: 0.357, SLG: 0.384										3	0	0	0	0	1	1						
Jeff Treadway, L OBP: 0.375, SLG: 0.370										1	1	1	0	0	0	0						
Chris Gwynn, L OBP: 0.444										3	0	0	0	0	2	1						
Gary Wayne, L OBP: 0.375										0	0	0	0	0	0	0						
Dave Hansen, L OBP: 0.333, SLG: 0.375										1	0	0	1	0	0	1						
Jose Offerman, S OBP: 0.284, SLG: 0.286										4	0	1	0	0	0	0						
Kevin Gross, R OBP: 0.407, SLG: 0.364										2	0	0	0	0	0	0						
Omar Daal, L OBP: 0.375, SLG: 0.370										0	0	0	0	0	0	0						
37 Darren Dreifort, R OBP: 0.407, SLG: 0.364										0	0	0	0	0	0	0						
Mitch Webster, S OBP: 0.407, SLG: 0.364										1	0	0	1	1	0	1						
Inning Stats	R: 3 E: 0 K: 3 S: 27	H: 4 LOB: 1 BB: 0 P: 33	R: 0 E: 0 K: 1 S: 9	H: 0 LOB: 0 BB: 0 P: 13	R: 0 E: 1 K: 1 S: 15	H: 0 LOB: 1 BB: 0 P: 21	R: 0 E: 0 K: 1 S: 6	H: 0 LOB: 0 BB: 0 P: 8	R: 0 E: 0 K: 0 S: 5	H: 0 LOB: 0 BB: 0 P: 6	R: 0 E: 0 K: 0 S: 7	H: 0 LOB: 0 BB: 0 P: 9	R: 0 E: 0 K: 0 S: 8	H: 0 LOB: 0 BB: 0 P: 10	R: 0 E: 1 K: 2 S: 14	H: 1 LOB: 2 BB: 1 P: 25	R: 2 E: 1 K: 0 S: 14	H: 2 LOB: 1 BB: 0 P: 22	1B: 6 2B: 5 3B: 1 HR: 0	SF: 0 SAC: 0 DP: 0 HBP: 0	WP: 0 PB: 0 SB: 1 CS: 1	PA: 37
PITCHER	IP WLS BF H R ER SO BB IBB HBP BLK WP HR S P ERA WHIP																					
Ken Hill, R ERA: 2.91	(1, 1) 7.2 W 30 5 3 3 8 1 0 0 0 0 0 88 119 3.52 0.783																					
Mel Rojas, R ERA: 1.83	(8, 1) 1.1 S 7 2 2 0 1 0 0 0 0 0 0 17 28 0.00 1.500																					

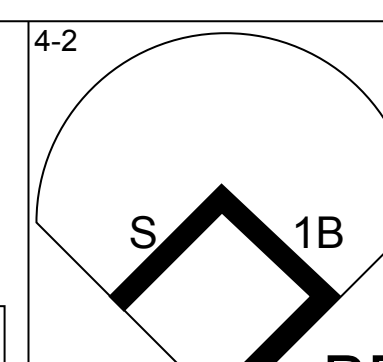
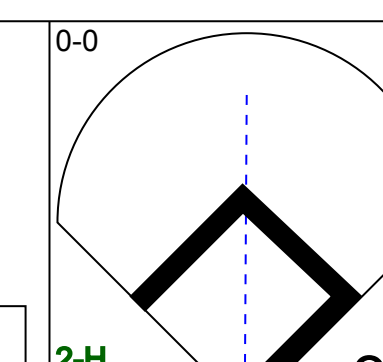
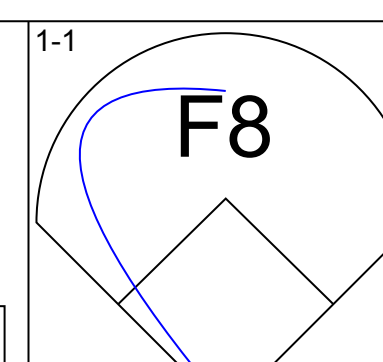
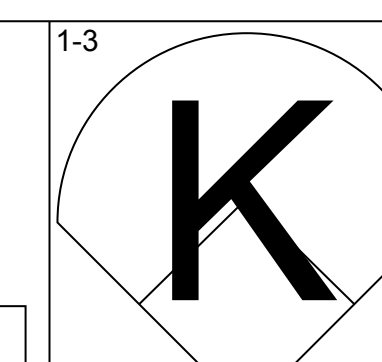
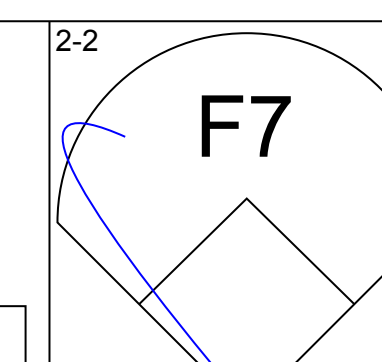
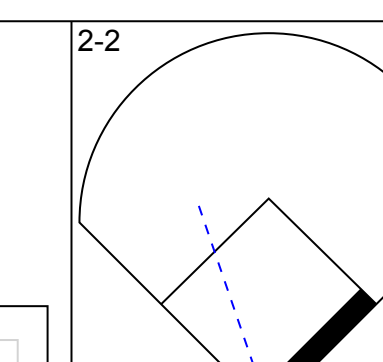
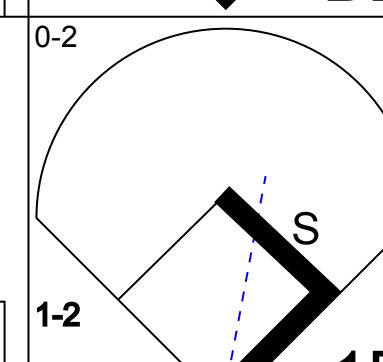
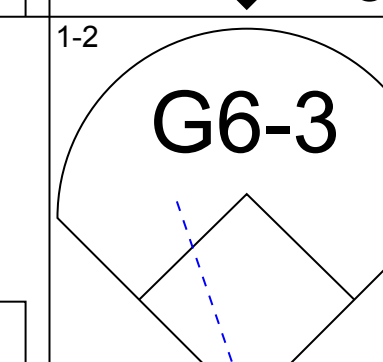
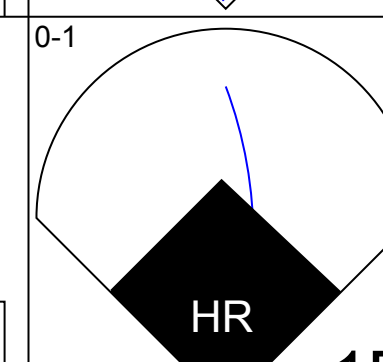
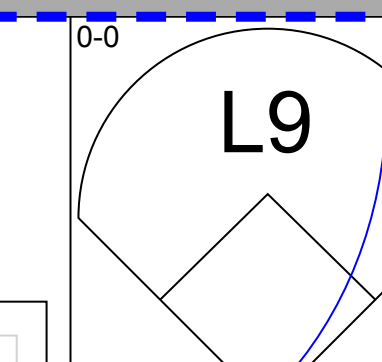
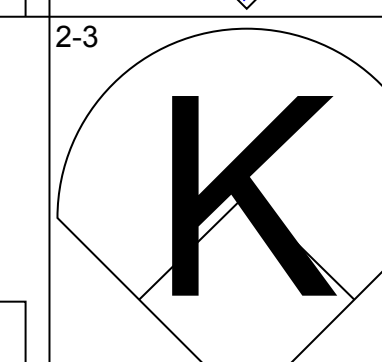
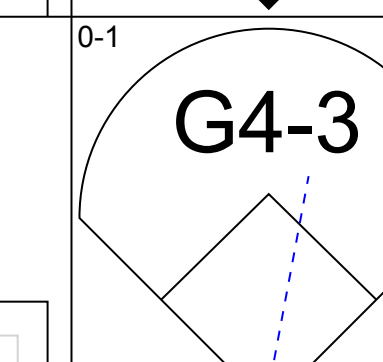
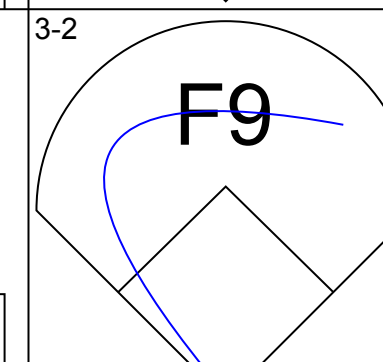
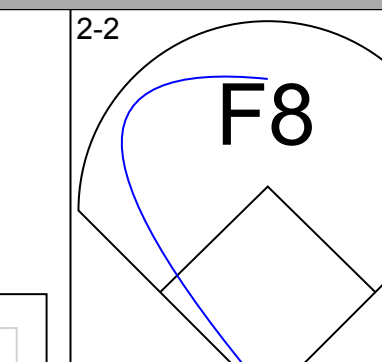
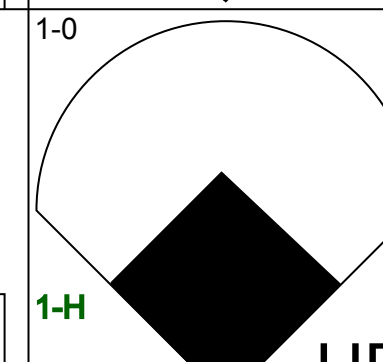
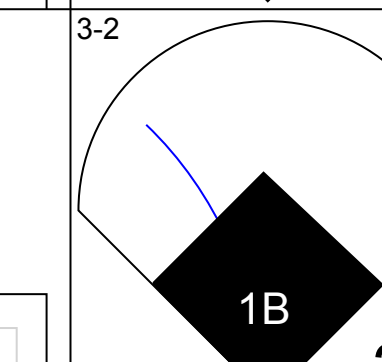
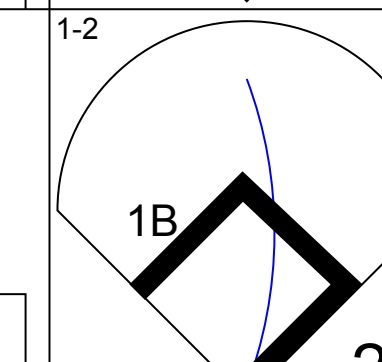
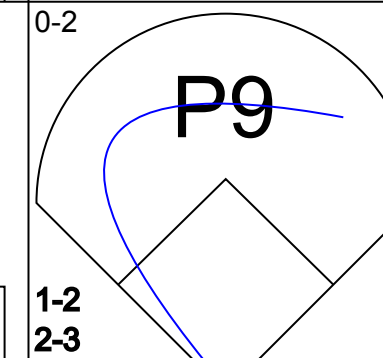
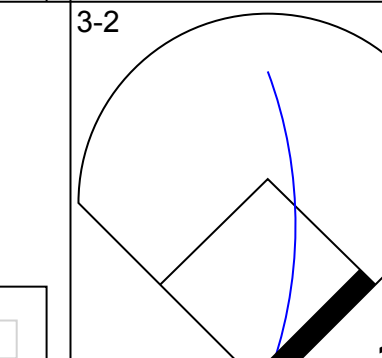
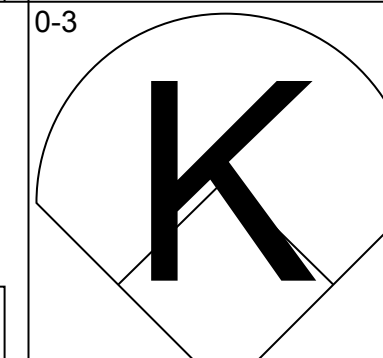
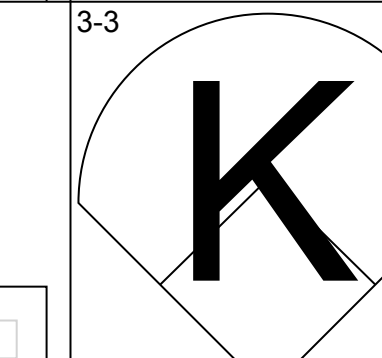
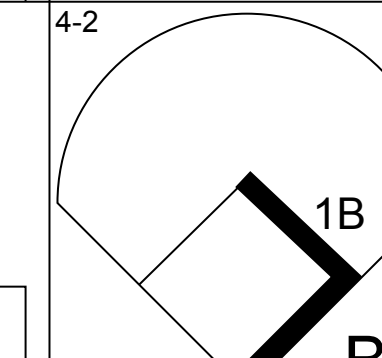
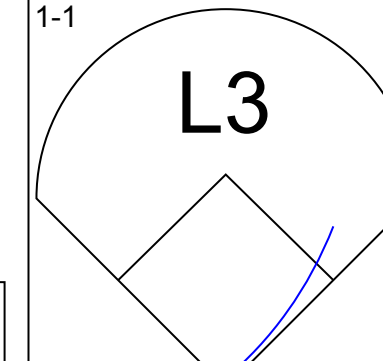
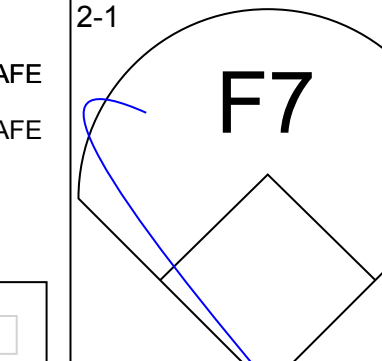
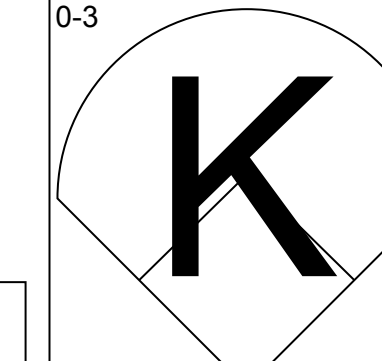
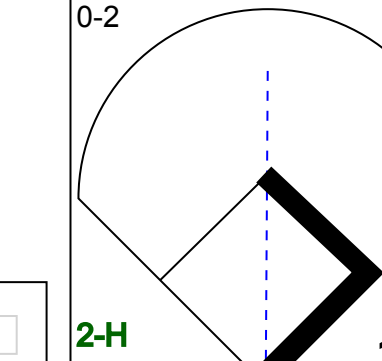
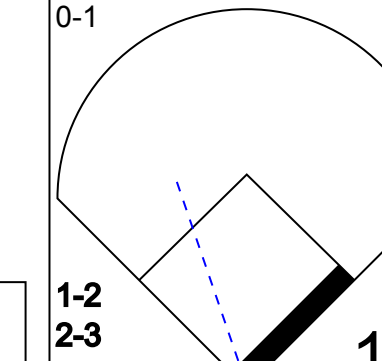
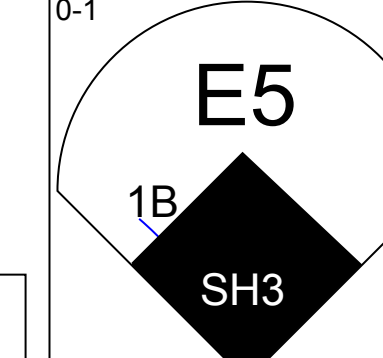
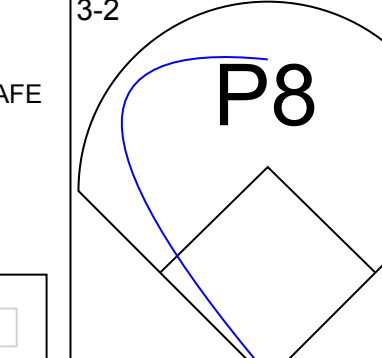
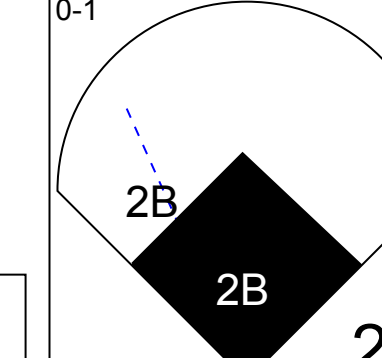
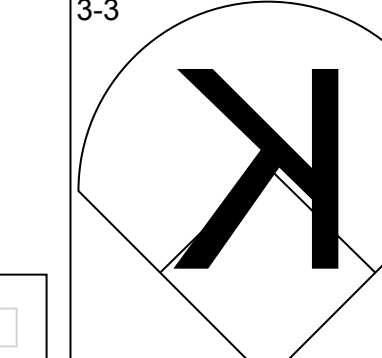
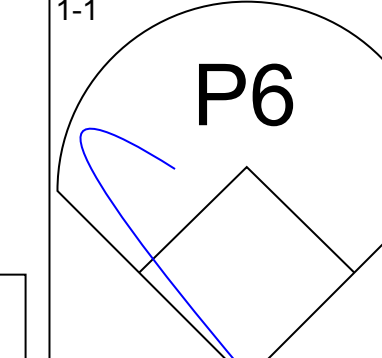
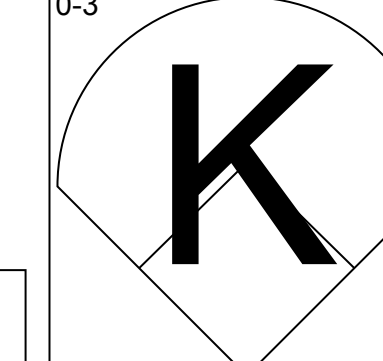

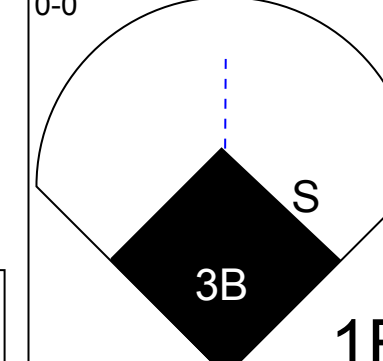

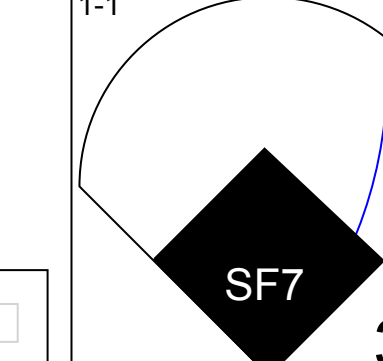
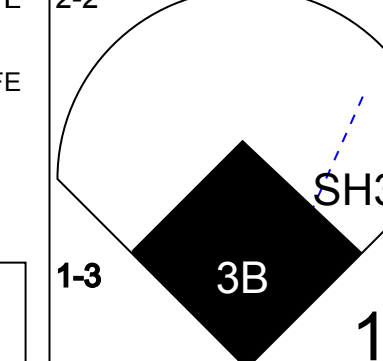

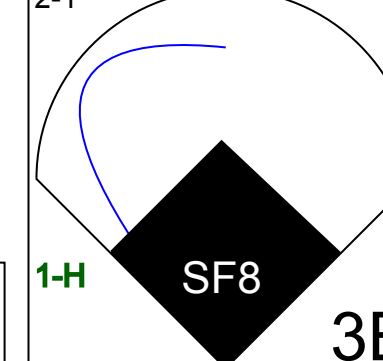

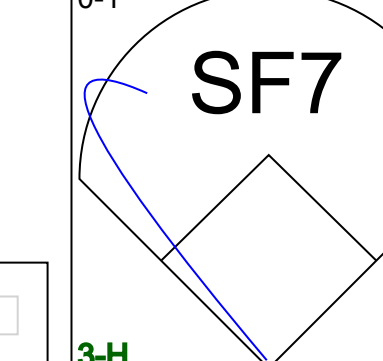
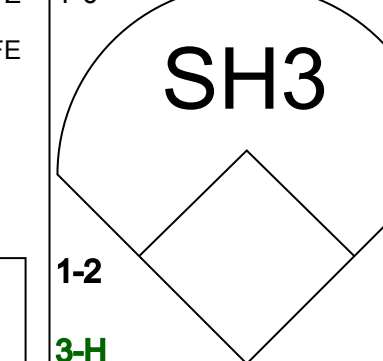

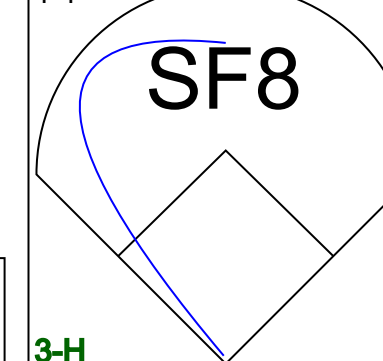

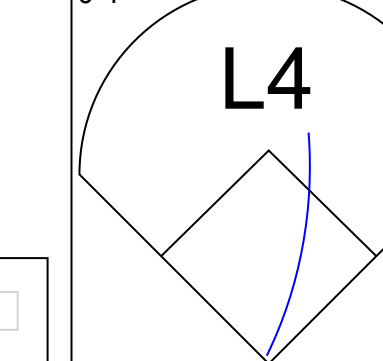
AB	36
R	5
H	7
RBI	5
BB	1
SO	9
LOB	15

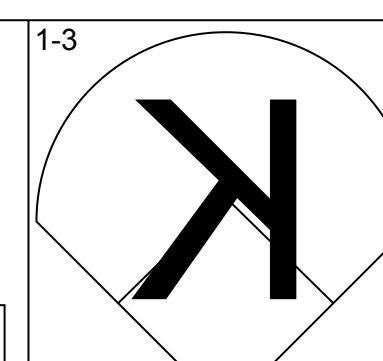
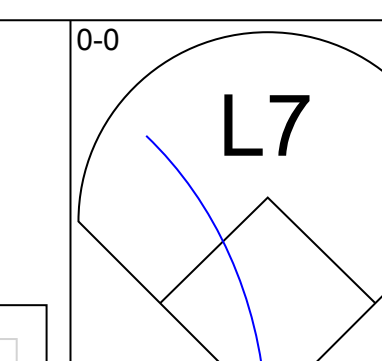
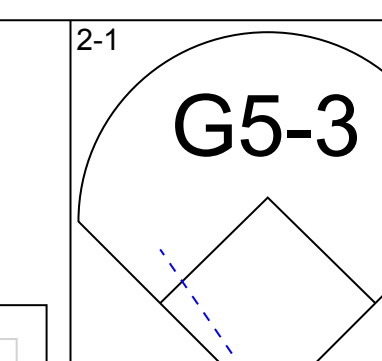
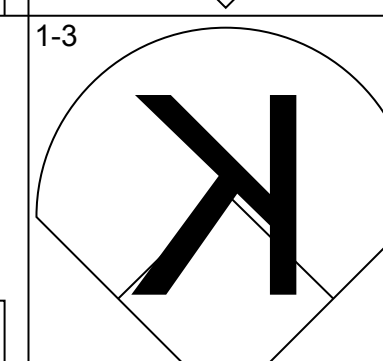
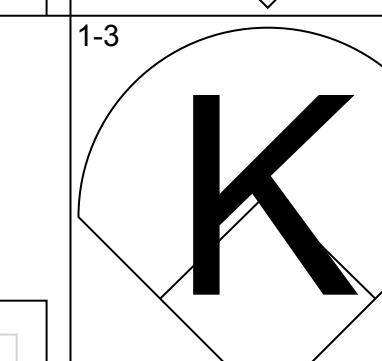
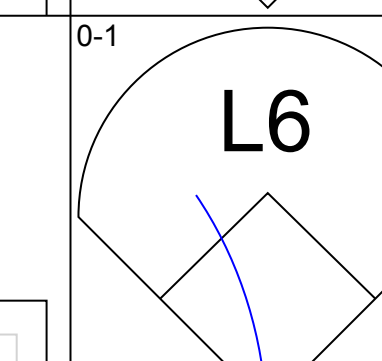
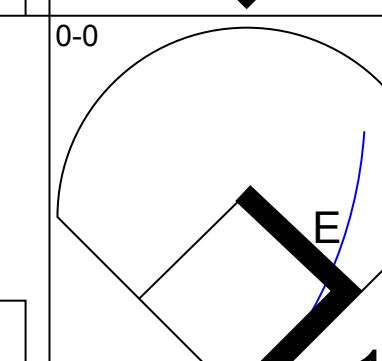
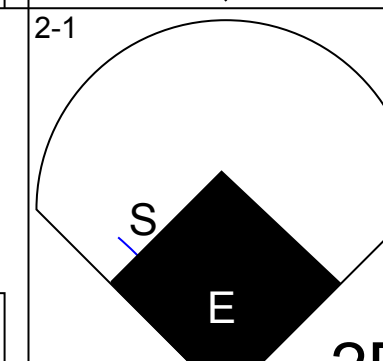
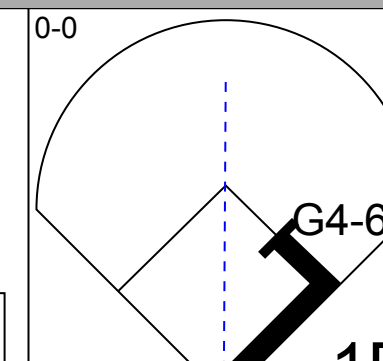
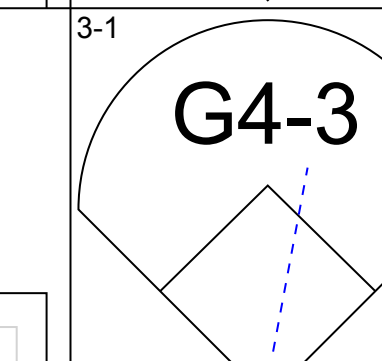
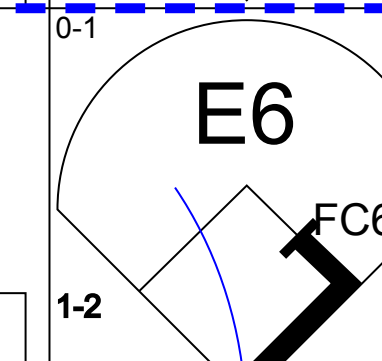
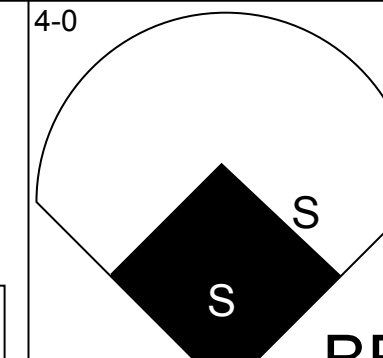
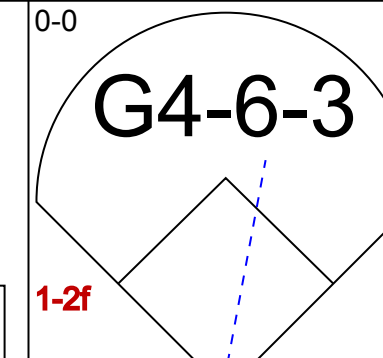

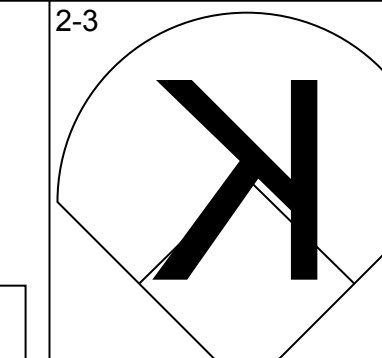
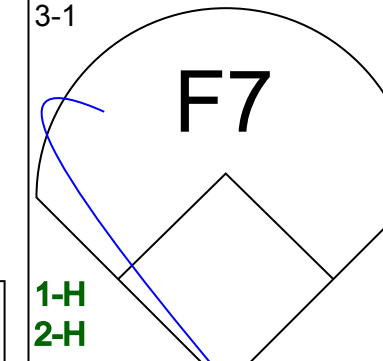
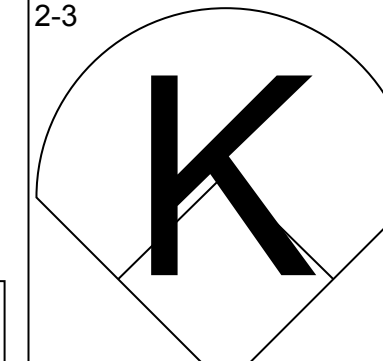

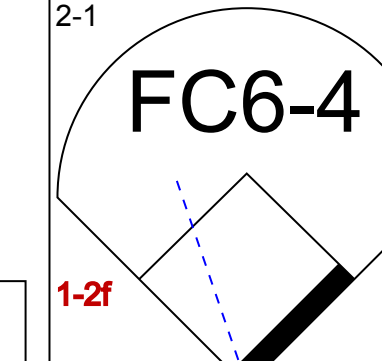
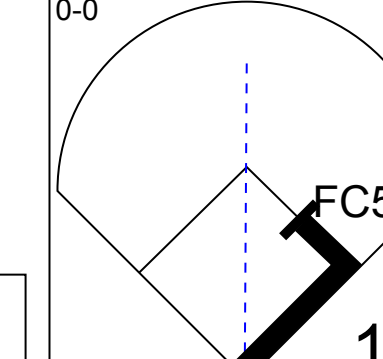
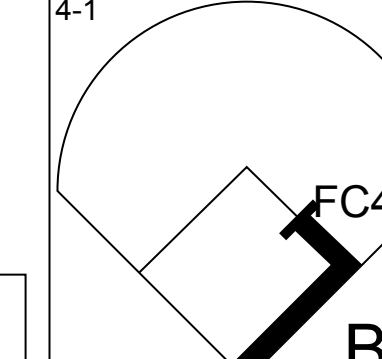

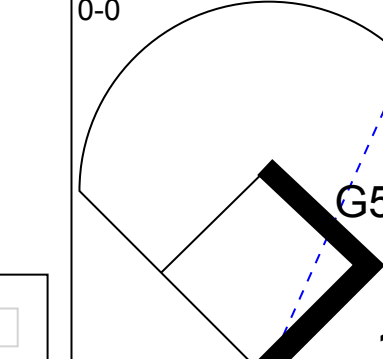
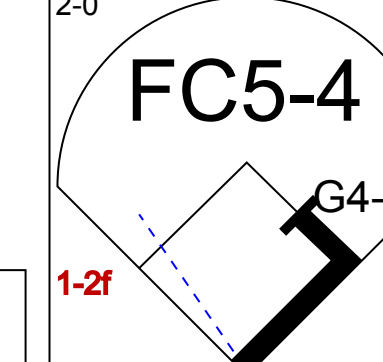
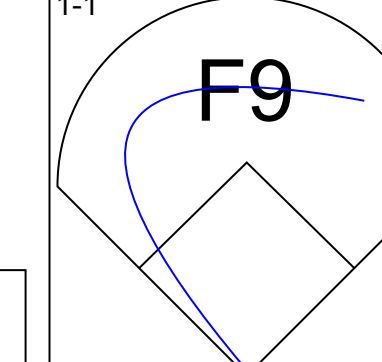

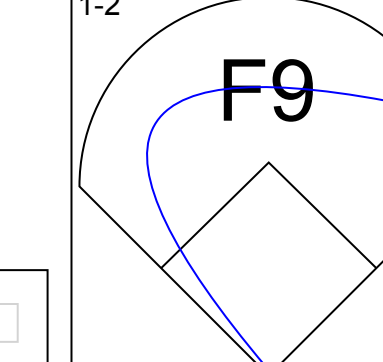
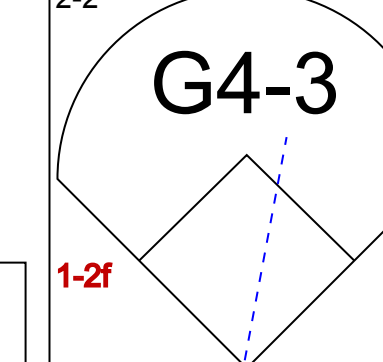
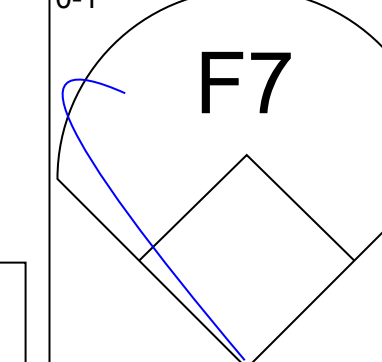

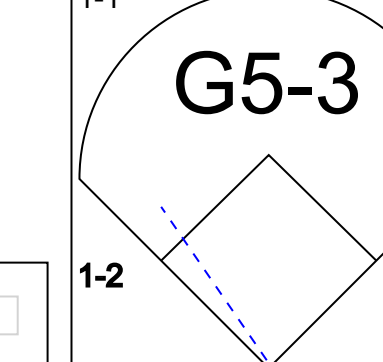
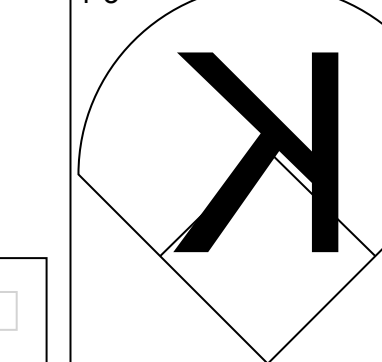
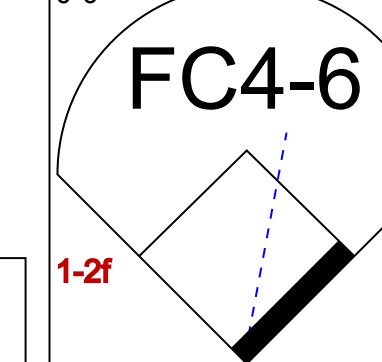

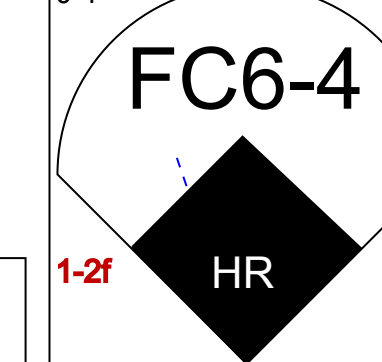
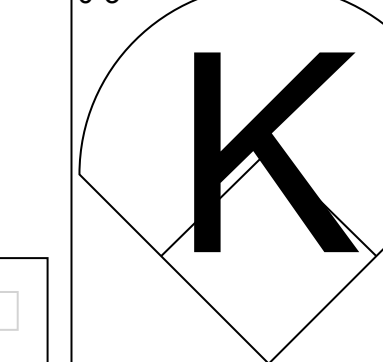


Batter	1	2	3	4	5	6	7	8	9	AB	R	H	RBI	BB	SO	LOB	BOTTOM			
Mike Lansing, R OBP: 0.333, SLG: 0.326										5	2	3	1	0	0	0	Los Angeles Dodgers @ Montreal Expos Olympic Stadium, Montreal, QB Mon May 02 1994, 7:05 PM EDT Att: 13,262 - Dome			
Cliff Floyd, L OBP: 0.323, SLG: 0.411										5	2	3	2	0	1	0				
Marquis Grissom, R OBP: 0.297, SLG: 0.349										5	1	3	1	0	0	1				
Larry Walker, L OBP: 0.336, SLG: 0.461										4	1	2	0	1	1	4				
Moises Alou, R OBP: 0.426, SLG: 0.625										5	1	3	2	0	0	4				
Lou Frazier, S OBP: 0.300, SLG: 0.125										0	0	0	0	0	0	0				
Darin Fletcher, L OBP: 0.385, SLG: 0.448										3	0	2	2	0	1	0				
Mel Rojas, R ERA: 1.83										1	0	0	0	0	1	1				
Wil Cordero, R OBP: 0.346, SLG: 0.380										3	0	0	0	1	0	2				
Sean Berry, R OBP: 0.453, SLG: 0.573										2	2	2	0	0	0	0				
Jeff Gardner, L OBP: 0.323, SLG: 0.321										1	0	0	0	0	1	0				
Ken Hill, R OBP: 0.200, SLG: 0.143										3	1	1	0	0	1	4				
Tim Spehr, R OBP: 0.182, SLG: 0.100										1	0	0	0	0	0	0				
Inning Stats	R: 0 E: 0 K: 0 S: 7	H: 1 LOB: 1 BB: 0 P: 14	R: 0 E: 0 K: 0 S: 10	H: 3 LOB: 2 BB: 1 P: 18	R: 0 E: 0 K: 1 S: 7	H: 0 LOB: 0 BB: 0 P: 8	R: 1 E: 0 K: 0 S: 7	H: 2 LOB: 0 BB: 0 P: 12	R: 3 E: 1 K: 0 S: 17	H: 6 LOB: 1 BB: 1 P: 34	R: 1 E: 0 K: 2 S: 16	H: 3 LOB: 3 BB: 0 P: 22	R: 0 E: 0 K: 2 S: 10	H: 0 LOB: 0 BB: 0 P: 15	R: 3 E: 0 K: 1 S: 16	H: 4 LOB: 1 BB: 0 P: 20	1B: 13 2B: 5 3B: 1 HR: 0	SF: 1 SAC: 0 DP: 2 HBP: 1	WP: 1 PB: 0 SB: 1 CS: 1	PA: 42
PITCHER	IP WLS BF H R ER SO BB IBB HBP BLK WP HR S P ERA WHIP																			
Kevin Gross, R ERA: 4.75	(1, 1) 4.0 L 19 4 4 0 0 0 0 0 0 0 0 0 1 2 ∞ ∞																			
Omar Daal, L ERA: 4.5	(5, 1) 0.0 1 1 0 0 0 0 0 0 0 0 0 0 1 2 ∞ ∞																			
37 Darren Dreifort, R ERA: 2.12	(5, 1) 2.0 5 3 3 2 0 1 1 0 0 0 24 42 13.50 2.500																			
Gary Wayne, L ERA: 7.0	(7, 1) 2.0 4 3 3 3 0 0 0 0 0 1 0 26 35 13.50 2.000																			

AB	38
R	10
H	19
RBI	8
BB	2
SO	6
LOB	16



Batter	1	2	3	4	5	6	7	8	9	AB	R	H	RBI	BB	SO	LOB	TOP								
Delino DeShields, L OBP: 0.299, SLG: 0.250 (1, 4)										5	0	2	1	1	1	1	Los Angeles Dodgers @ Montreal Expos Olympic Stadium, Montreal, QB Tue May 03 1994, 7:05 PM EDT Att: 15,413 - Dome								
Brett Butler, L OBP: 0.448, SLG: 0.430 Cory Snyder, R OBP: 0.357, SLG: 0.692 (1, 8) (7, 9)										4	1	2	0	0	0	1									
Mike Piazza, R OBP: 0.327, SLG: 0.514 (1, 2)										5	2	3	2	0	0	2									
Tim Wallach, R OBP: 0.427, SLG: 0.663 (1, 5)										4	0	1	0	1	2	3									
Henry Rodriguez, L OBP: 0.366, SLG: 0.538 (1, 7) (8, 3)										5	0	2	1	0	1	3									
Eric Karros, R OBP: 0.350, SLG: 0.385 Jim Gott, R (8, 1)										5	2	1	0	0	1	5									
Raul Mondesi, R OBP: 0.316, SLG: 0.537 (7, 8)										5	3	3	0	0	2	1									
Jose Offerman, S OBP: 0.299, SLG: 0.337 (1, 6)										4	2	3	4	0	0	0									
Orel Hershiser, R OBP: 0.188, SLG: 0.143 Mitch Webster, S OBP: 0.393, SLG: 0.348 (1, 1) (8, 7)										2	0	0	2	0	0	1									
Inning Stats	R: 0 E: 0 K: 0 S: 16	H: 1 LOB: 2 BB: 1 P: 24	R: 2 E: 1 K: 1 S: 14	H: 2 LOB: 1 BB: 0 P: 18	R: 0 E: 0 K: 0 S: 13	H: 1 LOB: 0 BB: 0 P: 23	R: 4 E: 0 K: 1 S: 13	H: 4 LOB: 0 BB: 0 P: 18	R: 2 E: 0 K: 2 S: 14	H: 3 LOB: 1 BB: 0 P: 15	R: 1 E: 0 K: 2 S: 14	H: 2 LOB: 0 BB: 0 P: 23	R: 0 E: 0 K: 1 S: 6	H: 0 LOB: 0 BB: 0 P: 7	R: 0 E: 0 K: 1 S: 16	H: 2 LOB: 3 BB: 1 P: 26		R: 1 E: 0 K: 0 S: 11	H: 2 LOB: 1 BB: 0 P: 14	1B: 8 2B: 5 3B: 3 HR: 1	SF: 2 SAC: 1 DP: 0 HBP: 0	WP: 0 PB: 0 SB: 3 CS: 0	PA: 47		
PITCHER	IP	WLS	BF	H	R	ER	SO	BB	IBB	HBP	BLK	WP	HR	S	P	ERA	WHIP								
Rod Henderson, R ERA: 9.45 Gil Heredia, R ERA: 7.53 Denis Boucher, L ERA: 6.75 Jeff Shaw, R ERA: 3.1	(1, 1) (4, 1) (6, 1) (8, 1)	3.0 2.0 2.2 1.1	L 11 13 6	17 5 4 2	6 4 1 1	4 4 1 1	2 3 4 0	1 4 1 0	0 0 0 0	0 0 0 0	0 0 0 0	0 0 0 0	0 1 0 0	46 24 34 13	70 28 58 17	6.00 18.00 3.38 6.75	2.333 2.500 1.875 1.500								

Batter	1	2	3	4	5	6	7	8	9	AB	R	H	RBI	BB	SO	LOB	BOTTOM								
Mike Lansing, R OBP: 0.330, SLG: 0.354 (1, 4)										4	1	1	2	0	1	0	Los Angeles Dodgers @ Montreal Expos Olympic Stadium, Montreal, QB Tue May 03 1994, 7:05 PM EDT Att: 15,413 - Dome								
Cliff Floyd, L OBP: 0.320, SLG: 0.404 (1, 3) (8, 9)										4	0	1	0	0	2	0									
Marquis Grissom, R OBP: 0.303, SLG: 0.363 (1, 8)										4	1	2	0	0	0	1									
Larry Walker, L OBP: 0.345, SLG: 0.471 Tim Spehr, R OBP: 0.187, SLG: 0.091 (1, 9) (8, 7)										2	1	1	0	1	0	1									
Moises Alou, R OBP: 0.412, SLG: 0.604 Randy Milligan, R OBP: 0.288, SLG: 0.125 (1, 7) (8, 3)										3	0	0	0	0	1	1									
Darin Fletcher, L OBP: 0.400, SLG: 0.456 Lenny Webster, R OBP: 0.375, SLG: 0.522 (1, 2) (7, 2)										1	0	1	0	1	0	0									
Wil Cordero, R OBP: 0.333, SLG: 0.365 (1, 6)										4	0	0	0	0	0	4									
Jeff Gardner, L OBP: 0.363, SLG: 0.300 Freddie Benavides, R OBP: 0.333, SLG: 0.389 (1, 5) (7, 5)										2	0	0	0	0	0	2									
Rod Henderson, R Gil Heredia, R Lou Frazier, S Denis Boucher, R Jeff Shaw, R OBP: 0.400, SLG: 0.250 (1, 1) (4, 1) (5, PH) (6, 1) (8, 1)										1	0	0	0	0	1	0									
Inning Stats	R: 2 E: 0 K: 2 S: 10	H: 1 LOB: 0 BB: 1 P: 21	R: 0 E: 0 K: 0 S: 5	H: 1 LOB: 0 BB: 0 P: 9	R: 0 E: 0 K: 2 S: 7	H: 0 LOB: 0 BB: 0 P: 9	R: 0 E: 0 K: 1 S: 5	H: 1 LOB: 0 BB: 0 P: 7	R: 0 E: 0 K: 0 S: 6	H: 0 LOB: 1 BB: 1 P: 11	R: 0 E: 0 K: 0 S: 6	H: 0 LOB: 0 BB: 0 P: 11	R: 0 E: 0 K: 0 S: 10	H: 1 LOB: 1 BB: 0 P: 13	R: 2 E: 1 K: 1 S: 13	H: 3 LOB: 2 BB: 0 P: 19		R: 0 E: 0 K: 1 S: 9	H: 1 LOB: 1 BB: 0 P: 11	1B: 5 2B: 2 3B: 0 HR: 1	SF: 0 SAC: 0 DP: 2 HBP: 0	WP: 0 PB: 0 SB: 3 CS: 0	PA: 36		
PITCHER	IP	WLS	BF	H	R	ER	SO	BB	IBB	HBP	BLK	WP	HR	S	P	ERA	WHIP								
Orel Hershiser, R ERA: 2.75 Jim Gott, R ERA: 6.43	(1, 1) (8, 1)	7.1 1.2	W 7	29 1	0 0	2 0	6 2	0 0	0 0	0 0	0 0	0 0	0 0	55 16	89 22	2.46 0.00	1.227 0.600								


Batter	1	2	3	4	5	6	7	8	9	AB	R	H	RBI	BB	SO	LOB	TOP										
Delino DeShields, L OBP: 0.297, SLG: 0.241 (1, 4)	F7		G3-1			S 1B BB		F8		3	1	0	0	1	0	1	Los Angeles Dodgers @ Montreal Expos Olympic Stadium, Montreal, QB Wed May 04 1994, 3:33 AM EDT Att: 16,875 - Dome										
Jose Offerman, S OBP: 0.297, SLG: 0.333 (1, 6)	G6-3		L6			F7		E9 2H 1B		4	0	1	1	0	0	1											
Raul Mondesi, R OBP: 0.314, SLG: 0.525 (1, 8) (7, 9)	F9				K	S 2H 1B		G1-3		4	0	1	1	0	1	1											
Tim Wallach, R OBP: 0.412, SLG: 0.635 (1, 5)		G5-3			G6-3	G6-3			G6-3	4	0	0	0	0	0	1											
Eric Karros, R OBP: 0.346, SLG: 0.389 (9, 1) Todd Worrell, R (9, 1) Kevin Gross, R (9, 1)		HR 2B			G5-3			P8		4	1	1	0	0	0	0											
Cory Snyder, R OBP: 0.348, SLG: 0.721 (1, 9) (7, 7)		2H HR				K		K		4	1	1	2	0	2	0											
Mitch Webster, S OBP: 0.355, SLG: 0.308 Henry Rodriguez, L OBP: 0.366, SLG: 0.538 (1, 7) (9, 3)		L7				P4		F7		3	0	0	0	0	0	0											
Carlos Hernandez, R OBP: 0.400, SLG: 0.400 Mike Piazza, R OBP: 0.333, SLG: 0.528 (1, 2) (6, PH) (8, 2)		G5-3				G5-3			E 2B	2	0	0	0	0	0	0											
Tom Candiotti, R OBP: 0.260, SLG: 0.250 Gary Wayne, L (5, 1) Chris Gwynn, L OBP: 0.333, SLG: 0.433 37 Darren Dreifort, R Omar Daal, L Jim Gott, R Brett Butler, R OBP: 0.444, SLG: 0.426 (1, 1) (5, 1) (6, PH) (6, 1) (7, 1) (7, 1) (7, 8)						G1-3		P1		1	0	0	0	0	0	0											
Inning Stats	R: 0 E: 0 K: 0 S: 7	H: 0 LOB: 0 BB: 0 P: 8	R: 2 E: 0 K: 0 S: 14	H: 2 LOB: 0 BB: 0 P: 23	R: 0 E: 0 K: 1 S: 6	H: 0 LOB: 0 BB: 0 P: 10	R: 0 E: 0 K: 1 S: 9	H: 0 LOB: 0 BB: 0 P: 14	R: 0 E: 0 K: 1 S: 5	H: 0 LOB: 0 BB: 0 P: 7	R: 1 E: 0 K: 0 S: 11	H: 1 LOB: 1 BB: 1 P: 19	R: 0 E: 0 K: 1 S: 8	H: 0 LOB: 0 BB: 0 P: 13	R: 1 E: 1 K: 0 S: 12	H: 2 LOB: 1 BB: 0 P: 22		R: 0 E: 0 K: 0 S: 5	H: 0 LOB: 0 BB: 0 P: 6	1B: 2 2B: 2 3B: 0 HR: 1	SF: 0 SAC: 0 DP: 0 HBP: 0	WP: 0 PB: 0 SB: 2 CS: 0	PA: 33				
PITCHER	IP	WLS	BF	H	R	ER	SO	BB	IBB	HBP	BLK	WP	HR	S	P	ERA	WHIP										
Kirk Rueter, L ERA: 5.46 (1, 1)	5.0		17	2	2	2	2	0	0	0	0	0	1	41	62	3.60	0.400										
Tim Scott, R ERA: 3.56 (6, 1)	1.0		5	1	1	1	0	1	0	0	0	0	0	11	19	9.00	2.000										
Butch Henry, L ERA: (7, 1)	1.0		3	0	0	0	1	0	0	0	0	0	0	8	13	0.00	0.000										
John Wetteland, R ERA: 3.72 (8, 1)	1.0		5	2	1	1	0	0	0	0	0	0	0	12	22	9.00	2.000										
Mel Rojas, R ERA: 1.74 (9, 1)	1.0	W	3	0	0	0	0	0	0	0	0	0	0	5	6	0.00	0.000										


Batter	1	2	3	4	5	6	7	8	9	AB	R	H	RBI	BB	SO	LOB	BOTTOM										
Mike Lansing, R OBP: 0.342, SLG: 0.369 (1, 5)	G2-3		G6-3 1B		SF9 2B		K			4	0	2	1	1	1	0	Los Angeles Dodgers @ Montreal Expos Olympic Stadium, Montreal, QB Wed May 04 1994, 3:33 AM EDT Att: 16,875 - Dome										
Cliff Floyd, L OBP: 0.324, SLG: 0.418 Mel Rojas, R (1, 3) (9, 1)	G3-1		G6-3				WP 3B	K		4	1	1	0	0	1	3											
Marquis Grissom, R OBP: 0.307, SLG: 0.362 (1, 8)	K		P3		SF9		2B BB		1B 1B	3	2	1	1	1	1	2											
Darrin Fletcher, L OBP: 0.405, SLG: 0.486 John Wetteland, R (8, 1) Randy Milligan, R OBP: 0.318, SLG: 0.176 (9, 3)		G6-3 2B			G3		F8		F8 2B	4	0	2	1	0	0	2											
Moises Alou, R OBP: 0.431, SLG: 0.602 (1, 9)		G6-3				S 1B BB		FC5 1B		2	0	1	0	3	0	1											
Wil Cordero, R OBP: 0.327, SLG: 0.350 (1, 6)					F8			FC5-4 BB		4	0	0	0	1	2	6											
Lou Frazier, S OBP: 0.313, SLG: 0.154 (1, 7)					1B S 1B BB			FC5 FC5-4		4	1	1	0	1	1	7											
Freddie Benavides, R OBP: 0.300, SLG: 0.350 Larry Walker, L OBP: 0.342, SLG: 0.467 Butch Henry, L (1, 4) (6, PH) (7, 1) (8, 2)					K			B2		2	0	0	0	0	1	1											
Kirk Rueter, L OBP: 0.300, SLG: 0.222 Sean Berry, R OBP: 0.453, SLG: 0.573 Tim Scott, R (1, 1) (5, PR) (6, 1) Jeff Gardner, L OBP: 0.286, SLG: 0.281 (6, PH) (7, 4)					K			FC5-4		2	0	0	0	0	0	2											
Inning Stats	R: 0 E: 0 K: 1 S: 7	H: 1 LOB: 0 BB: 0 P: 9	R: 0 E: 0 K: 1 S: 8	H: 1 LOB: 0 BB: 0 P: 15	R: 1 E: 0 K: 1 S: 13	H: 2 LOB: 2 BB: 1 P: 24	R: 0 E: 0 K: 0 S: 13	H: 1 LOB: 2 BB: 1 P: 22	R: 1 E: 0 K: 0 S: 11	H: 2 LOB: 2 BB: 0 P: 19	R: 0 E: 0 K: 1 S: 13	H: 1 LOB: 1 BB: 1 P: 22	R: 2 E: 0 K: 1 S: 15	H: 2 LOB: 2 BB: 2 P: 29	R: 0 E: 0 K: 1 S: 9	H: 1 LOB: 1 BB: 1 P: 15		R: 1 E: 0 K: 2 S: 17	H: 3 LOB: 3 BB: 1 P: 32	1B: 8 2B: 5 3B: 1 HR: 0	SF: 1 SAC: 0 DP: 1 HBP: 1	WP: 1 PB: 0 SB: 2 CS: 0	PA: 44				
PITCHER	IP	WLS	BF	H	R	ER	SO	BB	IBB	HBP	BLK	WP	HR	S	P	ERA	WHIP										
Tom Candiotti, R ERA: 3.92 (1, 1)	4.2		21	6	2	2	3	2	0	1	0	0	0	51	88	3.86	1.714										
Gary Wayne, L ERA: 2.95 (5, 1)	0.1		1	0	0	0	0	0	0	0	0	0	0	1	1	0.00	0.000										
37 Darren Dreifort, R ERA: 2.95 (6, 1)	1.1		8	2	2	2	2	2	0	0	0	1	0	20	36	13.50	3.000										
Omar Daal, L ERA: 4.5 (7, 1)	0.0		1	1	0	0	0	0	0	0	0	0	0	1	3	∞	∞										
Jim Gott, R ERA: 5.74 (7, 1)	1.2		7	1	0	0	1	2	0	0	0	0	0	16	27	0.00	1.800										
PITCHER	IP	WLS	BF	H	R	ER	SO	BB	IBB	HBP	BLK	WP	HR	S	P	ERA	WHIP										
Todd Worrell, R ERA: 2.53 (9, 1)	4		4	2	1	1	1	0	0	0	0	0	0	10	20	27.00	6.000										
Kevin Gross, R ERA: 4.7 (9, 1)	0.1		2	1	0	0	1	0	0	0	0	0	0	7	12	0.00	3.000										



Batter	1	2	3	4	5	6	7	8	9	AB	R	H	RBI	BB	SO	LOB	TOP					
Brett Butler, L OBP: 0.452, SLG: 0.461 (1, 8)	G3		BB 1B			G4-3		G5-3		4	0	1	1	0	0	1	Los Angeles Dodgers @ San Francisco Giants Candlestick Park, San Francisco, CA Fri May 06 1994, 10:05 PM EDT Att: 28,824 - Unknown - 57 F					
Jose Offerman, S OBP: 0.317, SLG: 0.327 (1, 6)	G3		FC5-4 BB			G4-3		L8		3	0	0	0	1	0	1						
Mike Piazza, R OBP: 0.333, SLG: 0.539 (1, 2)	F9		FC5-4						L7	4	0	1	0	0	0	2						
Tim Wallach, R OBP: 0.398, SLG: 0.610 (1, 5)		G4-3		K					G6-3	4	0	0	0	0	2	1						
Henry Rodriguez, L OBP: 0.356, SLG: 0.506 (1, 7)	G4-3			G3					G4-3	3	0	0	0	1	0	0						
Eric Karros, R OBP: 0.357, SLG: 0.431 (1, 3)	G4-3			G5-3						3	0	0	0	0	0	1						
Raul Mondesi, R OBP: 0.300, SLG: 0.495 (1, 9)			G5-3			G5-3				3	0	0	0	0	1	0						
Delino DeShields, L OBP: 0.283, SLG: 0.241 (1, 4)			G6-3 1B			G4-3		G3		3	1	1	0	0	0	0						
Pedro Astacio, R OBP: 0.083, SLG: 0.083 (8, PH)			G6-3							2	0	0	0	0	1	1						
Jeff Treadway, L OBP: 0.394, SLG: 0.393 (8, PH)										1	0	1	0	0	0	0						
Roger McDowell, R OBP: 0.357, SLG: 0.431 (8, 1)										0	0	0	0	0	0	0						
Inning Stats	R: 0 E: 0 K: 0 S: 6	H: 0 LOB: 0 BB: 0 P: 8	R: 0 E: 0 K: 0 S: 3	H: 0 LOB: 0 BB: 0 P: 5	R: 1 E: 0 K: 0 S: 11	H: 2 LOB: 2 BB: 1 P: 19	R: 0 E: 0 K: 1 S: 5	H: 0 LOB: 0 BB: 0 P: 9	R: 0 E: 0 K: 1 S: 7	H: 0 LOB: 0 BB: 0 P: 13	R: 0 E: 0 K: 1 S: 12	H: 1 LOB: 1 BB: 0 P: 17	R: 0 E: 0 K: 1 S: 7	H: 0 LOB: 0 BB: 1 P: 15	R: 0 E: 0 K: 0 S: 5	H: 1 LOB: 1 BB: 0 P: 7	R: 0 E: 0 K: 0 S: 7	H: 0 LOB: 0 BB: 0 P: 11	1B: 3 2B: 1 3B: 0 HR: 0	SF: 0 SAC: 0 DP: 1 HBP: 0	WP: 0 PB: 0 SB: 0 CS: 0	PA: 32
PITCHER	IP	WLS	BF	H	R	ER	SO	BB	IBB	HBP	BLK	WP	HR	S	P	ERA	WHIP					
Bill Swift, R ERA: 2.74 (1, 1)	8.0	W	29	4	1	1	4	2	0	0	0	0	0	56	93	1.12	0.750					
Rod Beck, R ERA: (9, 1)	1.0	S	3	0	0	0	0	0	0	0	0	0	0	7	11	0.00	0.000					

Batter	1	2	3	4	5	6	7	8	9	AB	R	H	RBI	BB	SO	LOB	BOTTOM					
Darren Lewis, R OBP: 0.347, SLG: 0.321 (1, 8)	B1-3		CS 1B							3	1	1	0	1	0	2	Los Angeles Dodgers @ San Francisco Giants Candlestick Park, San Francisco, CA Fri May 06 1994, 10:05 PM EDT Att: 28,824 - Unknown - 57 F					
Robby Thompson, R OBP: 0.294, SLG: 0.340 (1, 4)	P6		1B							4	0	2	0	0	1	1						
Dave Martinez, L OBP: 0.250, SLG: 0.250 (1, 9)	G3		CS							3	0	1	1	0	1	0						
Matt Williams, R OBP: 0.349, SLG: 0.688 (1, 5)										3	0	0	0	1	1	1						
Mark Carreon, R OBP: 0.185, SLG: 0.160 (1, 7)										4	0	1	0	0	1	2						
Royce Clayton, R OBP: 0.330, SLG: 0.409 (1, 6)										4	1	1	0	0	1	3						
Todd Benzinger, S OBP: 0.292, SLG: 0.308 (1, 3)										3	0	1	0	0	1	1						
Kirt Manwaring, R OBP: 0.256, SLG: 0.278 (1, 2)										3	0	1	1	0	1	0						
Bill Swift, R OBP: 0.200, SLG: 0.214 (1, 1)										3	0	0	0	0	2	2						
Rod Beck, R ERA: (9, 1)										0	0	0	0	0	0	0						
Inning Stats	R: 0 E: 0 K: 0 S: 6	H: 0 LOB: 0 BB: 0 P: 7	R: 0 E: 1 K: 2 S: 10	H: 0 LOB: 1 BB: 0 P: 18	R: 0 E: 0 K: 2 S: 9	H: 1 LOB: 1 BB: 1 P: 17	R: 0 E: 0 K: 1 S: 5	H: 1 LOB: 1 BB: 0 P: 8	R: 0 E: 0 K: 0 S: 12	H: 0 LOB: 0 BB: 0 P: 18	R: 1 E: 0 K: 2 S: 13	H: 2 LOB: 1 BB: 0 P: 19	R: 1 E: 0 K: 1 S: 16	H: 3 LOB: 2 BB: 0 P: 23	R: 0 E: 0 K: 1 S: 6	H: 1 LOB: 2 BB: 1 P: 12	R: 0 E: 0 K: 1 S: 6	H: 1 LOB: 2 BB: 1 P: 12	1B: 8 2B: 0 3B: 0 HR: 0	SF: 0 SAC: 1 DP: 0 HBP: 0	WP: 0 PB: 0 SB: 1 CS: 1	PA: 34
PITCHER	IP	WLS	BF	H	R	ER	SO	BB	IBB	HBP	BLK	WP	HR	S	P	ERA	WHIP					
Pedro Astacio, R ERA: 5.84 (1, 1)	7.0	L	28	7	2	2	8	1	0	0	0	0	0	71	110	2.57	1.143					
Roger McDowell, R ERA: 5.23 (8, 1)	1.0		5	1	0	0	1	0	1	0	0	0	0	6	12	0.00	1.000					

Batter	1	2	3	4	5	6	7	8	9	10	AB	R	H	RBI	BB	SO	LOB	TOP									
Brett Butler, L OBP: 0.458, SLG: 0.491	(1, 8) 3-2 FC6-4 1B		(2, 3) 2-3 K			(2, 0) 2-0 HR		(1, 1) 1-1 B3-4		(4, 2) 4-2 1B BB	4	1	2	1	1	1	0	Los Angeles Dodgers @ San Francisco Giants Candlestick Park, San Francisco, CA Sat May 07 1994, 6:33 AM EDT Att. 46,788 - Cloudy - 60 F livebaseballscorecards.com AB 35 R 3 H 7 RBI 3 BB 3 SO 10 LOB 16 									
Jose Offerman, S OBP: 0.320, SLG: 0.358	(1, 6) 0-0 F7		(3, 0) 0-0 G2-3			(1, 1) 1-1 HR		(2, 3) 2-3 K		(3, 1) 3-1 1B 2-H	5	1	2	2	0	1	1										
Mike Piazza, R OBP: 0.320, SLG: 0.517	(1, 2) 2-2 FC6-4 PB			(1, 0) 0-1 F8		(1, 0) 0-1 G6-3		(3, 0) 0-2 G6-3		(2, 0) 0-3 K	5	0	0	0	0	1	3										
Tim Wallach, R OBP: 0.394, SLG: 0.596	(1, 5) 2-3 K		(2, 0) 0-0 F7			(2, 0) 1-0 L7			(1, 1) 1-1 SH1-3 1B	(3, 0) 0-0 G4-3	4	0	1	0	0	1	1										
Mitch Webster, S OBP: 0.344, SLG: 0.296	(9, PR) 0-0 K			(3, 0) 0-0 G4-3					(1, 1) 1-1 SH1-3 1B		2	0	1	0	1	0	0										
37 Darren Dreifort, R (10, 1) 1-2 K																											
Henry Rodriguez, L OBP: 0.366, SLG: 0.506	(1, 7) 4-2 FC6-4 BB																										
Eric Karros, R OBP: 0.345, SLG: 0.415	(1, 3) 0-3 K																										
Cory Snyder, R OBP: 0.362, SLG: 0.727	(9, 5) 3-2 F8																										
Raul Mondesi, R OBP: 0.289, SLG: 0.477	(1, 9) 0-1 FC6-4 S																										
Delino DeShields, L OBP: 0.291, SLG: 0.244	(1, 4) 3-2 G3-1																										
Kevin Gross, R (1, 1) 3-3 K																											
Jeff Treadway, L OBP: 0.394, SLG: 0.393	(10, PH) 1-1 G1-3																										
Al Osuna, R (10, 1) 0-3 K																											
Chris Gwynn, L OBP: 0.333, SLG: 0.421	(10, 7) 1-2 SH3-4																										
Inning Stats	R: 0 E: 0 K: 1 S: 10	H: 1 LOB: 1 BB: 0 P: 17	R: 0 E: 0 K: 13 S: 13	H: 0 LOB: 1 BB: 1 P: 19	R: 0 E: 0 K: 2 S: 8	H: 0 LOB: 0 BB: 0 P: 13	R: 0 E: 0 K: 0 S: 4	H: 0 LOB: 0 BB: 0 P: 4	R: 0 E: 0 K: 2 S: 8	H: 0 LOB: 1 BB: 0 P: 16	R: 0 E: 0 K: 1 S: 9	H: 0 LOB: 0 BB: 0 P: 12	R: 0 E: 0 K: 2 S: 11	H: 1 LOB: 2 BB: 0 P: 15	R: 1 E: 0 K: 1 S: 15	H: 2 LOB: 2 BB: 1 P: 23	1B: 5 2B: 0 3B: 0 HR: 2	SF: 0 SAC: 2 DP: 0 HBP: 0	WP: 0 PA: 40 PB: 1 SB: 2 CS: 0								
PITCHER	IP 8.0	WLS 30	H 4	R 2	ER 2	SO 7	BB 2	IBB 0	HBP 0	BLK 0	WP 0	HR 2	S 70	P 110	ERA 2.25	WHIP 0.750											
Mark Portugal, R ERA: 3.69	(1, 1) 2.0	L	10	3	1	1	3	1	0	0	0	0	0	26	38	4.50	2.000										
Michael Jackson, R ERA: 1.04	(9, 1) 2.0	L	10	3	1	1	3	1	0	0	0	0	0	26	38	4.50	2.000										

Batter	1	2	3	4	5	6	7	8	9	10	AB	R	H	RBI	BB	SO	LOB	BOTTOM								
Darren Lewis, R OBP: 0.349, SLG: 0.342	(1, 8) 0-0 1B 3B			(3, 0) 1-0 FC6-4 1-2F						(2, 0) 1-0 G6-3	5	1	2	0	0	4	Los Angeles Dodgers @ San Francisco Giants Candlestick Park, San Francisco, CA Sat May 07 1994, 6:33 AM EDT Att. 46,788 - Cloudy - 60 F livebaseballscorecards.com AB 36 R 2 H 8 RBI 2 BB 2 SO 8 LOB 15 									
Robby Thompson, R OBP: 0.272, SLG: 0.324	(1, 4) 3-2 F8		(1, 3) 1-3 K							(3, 0) 0-1 G1-3	5	0	0	0	0	2		3								
Dave Martinez, L OBP: 0.250, SLG: 0.250	(1, 7) 0-1 G4-6-3 1B		(2, 0) 0-3 K																							
Matt Williams, R OBP: 0.346, SLG: 0.672	(1, 5) 0-0 G4-6-3 1-2F		(2, 1) 2-1 1B																							
Willie McGee, S OBP: 0.312, SLG: 0.365	(1, 9) 4-1 G1-3 1B		(3, 1) 3-1 F7																							
Michael Jackson, R (9, 1) 1-2 G1-3																										
Royce Clayton, R OBP: 0.327, SLG: 0.402	(1, 6) 1-2 G1-3																									
Todd Benzinger, S OBP: 0.291, SLG: 0.299	(1, 3) 4-0 FC1-5 1B BB																									
Kirt Manwaring, R OBP: 0.267, SLG: 0.289	(1, 2) 1-2 FC1-5 1B																									
Mark Portugal, R OBP: 0.278, SLG: 0.375	(1, 1) 0-0 FC1-5																									
Barry Bonds, L OBP: 0.371, SLG: 0.523	(9, 7) 1-2 2-F																									
Inning Stats	R: 1 E: 0 K: 0 S: 7	H: 2 LOB: 0 BB: 0 P: 10	R: 1 E: 0 K: 0 S: 11	H: 1 LOB: 2 BB: 2 P: 24	R: 0 E: 0 K: 2 S: 10	H: 1 LOB: 1 BB: 0 P: 16	R: 0 E: 0 K: 1 S: 9	H: 2 LOB: 2 BB: 0 P: 14	R: 0 E: 0 K: 1 S: 7	H: 0 LOB: 0 BB: 0 P: 9	R: 0 E: 0 K: 0 S: 5	H: 0 LOB: 0 BB: 0 P: 8	R: 0 E: 0 K: 1 S: 9	H: 2 LOB: 1 BB: 0 P: 12	R: 0 E: 0 K: 2 S: 11	H: 0 LOB: 0 BB: 0 P: 15	R: 0 E: 0 K: 1 S: 7	H: 0 LOB: 0 BB: 0 P: 10	1B: 7 2B: 0 3B: 1 HR: 0	SF: 0 SAC: 0 DP: 2 HBP: 0	WP: 0 PA: 38 PB: 0 SB: 1 CS: 0					
PITCHER	IP 9.0	WLS 35	H 8	R 2	ER 2	SO 7	BB 2	IBB 0	HBP 0	BLK 0	WP 0	HR 0	S 76	P 120	ERA 2.00	WHIP 1.111										
Kevin Gross, R ERA: 4.08	(1, 1) 0.1	0	0	0	1	0	0	0	0	0	0	0	4	6	0.00	0.000										
Al Osuna, L ERA: 2.7	(10, 1) 0.2	S	2	0	0	0	0	0	0	0	0	0	3	4	0.00	0.000										

Batter	1	2	3	4	5	6	7	8	9	AB	R	H	RBI	BB	SO	LOB	TOP										
Brett Butler, L OBP: 0.459, SLG: 0.486 Cory Snyder, R OBP: 0.354, SLG: 0.711	2-2 1B		2-3 K		0-3 K		1-1 HBP		0-3 K	3	0	1	0	0	2	0	Los Angeles Dodgers @ San Francisco Giants Candlestick Park, San Francisco, CA Sun May 08, 1994, 10:05 PM EDT Att: 41,847 - Unknown - 61 F										
Jose Offerman, S OBP: 0.315, SLG: 0.345	1-0 B3			2-1 G4-3	2-2 F7		3-2 F8		4-2 1B BB	4	0	0	0	1	0	3											
Mike Piazza, R OBP: 0.323, SLG: 0.512	1-3 K			0-0 1B		0-1 1B	1-1 FC5-2-5		1-3 K	5	2	2	0	0	2	4											
Tim Wallach, R OBP: 0.394, SLG: 0.614	1-0 P3			2-3 K	1-2 K	0-0 1B	3-3 K		0-1 1B	5	1	2	2	0	2	4											
Henry Rodriguez, L OBP: 0.371, SLG: 0.533 Mitch Webster, S OBP: 0.333, SLG: 0.286			0-3 K		0-1 2H HR		3-2 F9		1-2 P5	3	1	1	2	1	1	0											
Eric Karros, R OBP: 0.350, SLG: 0.407			0-0 F8		4-2 2B BB		1-2 HBP		2-3 K	2	0	0	0	1	1	1											
Raul Mondesi, R OBP: 0.305, SLG: 0.487			2-3 K		0-1 2B		4-1 BB		4-2 BB	2	0	1	0	2	1	0											
Delino DeShields, L OBP: 0.280, SLG: 0.234			1-2 G6-3		3-1 L7		2-2 G6-4-3		1-3 K	4	0	0	0	0	1	6											
Orel Hershiser, R OBP: 0.211, SLG: 0.176 Al Osuna, R Jim Gott, R Dave Hansen, L OBP: 0.300, SLG: 0.333 37 Darren Dreifort, R			0-3 K		0-3 K2-3		1-0 F8 1B		1-3 K	3	0	1	0	0	2	0											
Inning Stats	R: 0 E: 0 K: 1 S: 9	H: 1 LOB: 1 BB: 0 P: 14	R: 0 E: 0 K: 2 S: 7	H: 0 LOB: 0 BB: 0 P: 9	R: 0 E: 0 K: 2 S: 10	H: 0 LOB: 0 BB: 1 P: 13	R: 2 E: 0 K: 1 S: 15	H: 3 LOB: 2 BB: 1 P: 26	R: 0 E: 0 K: 2 S: 9	H: 0 LOB: 0 BB: 0 P: 11	R: 2 E: 0 K: 0 S: 14	H: 2 LOB: 1 BB: 0 P: 24	R: 0 E: 0 K: 1 S: 10	H: 1 LOB: 2 BB: 0 P: 19	R: 0 E: 0 K: 3 S: 13	H: 0 LOB: 2 BB: 2 P: 24		R: 0 E: 0 K: 2 S: 14	H: 1 LOB: 2 BB: 1 P: 20	1B: 5 2B: 1 3B: 0 HR: 2	SF: 0 SAC: 0 DP: 1 HBP: 2	WP: 1 PB: 0 SB: 1 CS: 0	PA: 41				
PITCHER	IP	WLS	BF	H	R	ER	SO	BB	IBB	HBP	BLK	WP	HR	S	P	ERA	WHIP										
Salomon Torres, R ERA: 4.78	(1, 1)	5.1	25	6	4	4	8	2	0	1	0	1	2	60	91	6.75	1.500										
Steve Frey, L ERA: 7.35	(6, 1)	1.0	4	1	0	0	0	0	0	1	0	0	0	9	16	0.00	1.000										
Dave Burba, R ERA: 3.66	(7, 1)	1.0	5	0	0	0	2	2	0	0	0	0	0	12	25	0.00	2.000										
Michael Jackson, R ERA: 1.0	(8, 1)	0.2	2	0	0	0	2	0	0	0	0	0	0	6	8	0.00	0.000										
Rod Beck, R ERA:	(9, 1)	1.0	W	5	1	0	2	1	0	0	0	0	0	14	20	0.00	2.000										

Batter	1	2	3	4	5	6	7	8	9	AB	R	H	RBI	BB	SO	LOB	BOTTOM										
Darren Lewis, R OBP: 0.351, SLG: 0.345	1-3 K		1-3 K		0-3 K		0-0 BB		0-2 1B	5	1	2	0	0	3	2	Los Angeles Dodgers @ San Francisco Giants Candlestick Park, San Francisco, CA Sun May 08, 1994, 10:05 PM EDT Att: 41,847 - Unknown - 61 F										
Robby Thompson, R OBP: 0.276, SLG: 0.327 John Patterson, S OBP: 0.290, SLG: 0.286	1-2 P3		0-2 1B		0-0 1B		4-2 1B		0-0 1B	2	1	1	1	0	0	0											
Matt Williams, R OBP: 0.348, SLG: 0.661	1-2 G1-3		0-1 1B		0-1 G3		2-1 F9		1-1 1B	5	0	2	1	0	0	4											
Barry Bonds, L OBP: 0.376, SLG: 0.522		2-0 FC5-4 1B	2-1 1B		2-2 F8		0-0 P5		0-2 1B	4	0	2	1	0	0	3											
Willie McGee, S OBP: 0.299, SLG: 0.348		1-0 FC5-4	0-0 F8		0-0 L8		2-3 K		1-3 1B	4	0	0	0	0	1	3											
Royce Clayton, R OBP: 0.316, SLG: 0.390 Dave Burba, R Michael Jackson, R Mark Carreon, R OBP: 0.179, SLG: 0.154 Rod Beck, R		1-3 K		2-2 G4-3		1-0 F9		0-0 G1-3		3	0	0	0	0	1	1											
Todd Benzinger, S OBP: 0.298, SLG: 0.333		1-2 G3-4-3		3-1 G6-3			2-1 HR		0-2 FC6-4 1B	4	1	2	1	0	0	1											
Kirt Manwaring, R OBP: 0.272, SLG: 0.306 Jeff Reed, L OBP: 0.167, SLG: 0.138			1-2 1B		0-3 K		1-2 F9		0-1 FC6-4	2	1	1	0	0	1	0											
Salomon Torres, R OBP: 0.222, SLG: 0.222 Steve Frey, R Mike Benjamin, R OBP: 0.583, SLG: 1.000			0-2 1B		1-1 E9		1-2 E6		4-2 1B	2	0	2	0	0	0	0											
Inning Stats	R: 0 E: 0 K: 1 S: 9	H: 0 LOB: 0 BB: 0 P: 12	R: 0 E: 0 K: 1 S: 8	H: 1 LOB: 0 BB: 0 P: 13	R: 2 E: 0 K: 1 S: 19	H: 5 LOB: 0 BB: 0 P: 23	R: 0 E: 0 K: 1 S: 8	H: 0 LOB: 0 BB: 0 P: 13	R: 0 E: 1 K: 0 S: 5	H: 2 LOB: 1 BB: 0 P: 8	R: 1 E: 1 K: 0 S: 15	H: 2 LOB: 3 BB: 1 P: 25	R: 0 E: 0 K: 1 S: 15	H: 1 LOB: 0 BB: 0 P: 17	R: 2 E: 0 K: 0 S: 9	H: 3 LOB: 2 BB: 1 P: 14		1B: 12 2B: 1 3B: 0 HR: 1	SF: 0 SAC: 0 DP: 0 HBP: 0	WP: 0 PB: 0 SB: 0 CS: 0	PA: 39						
PITCHER	IP	WLS	BF	H	R	ER	SO	BB	IBB	HBP	BLK	WP	HR	S	P	ERA	WHIP										
Orel Hershiser, R ERA: 2.98	(1, 1)	0.1	4	1	0	0	0	1	0	0	0	0	0	10	16	0.00	6.000										
Al Osuna, L ERA:	(7, 1)	0.2	2	0	0	0	0	0	0	0	0	0	0	3	5	0.00	0.000										
Jim Gott, R ERA: 6.06 37 Darren Dreifort, R ERA: 3.43	(8, 1)	1.0	L	8	4	2	2	1	0	0	0	0	0	24	31	18.00	5.000										

AB	34
R	4
H	8
RBI	4
BB	5
SO	14
LOB	22



Batter	1	2	3	4	5	6	7	8	9	AB	R	H	RBI	BB	SO	LOB	TOP										
James Mouton, R (1, 9) OBP: 0.317, SLG: 0.319										5	1	1	0	0	2	2											
Steve Finley, L (1, 8) OBP: 0.360, SLG: 0.544										5	1	2	0	0	1	1											
Craig Biggio, R (1, 4) OBP: 0.406, SLG: 0.521										3	1	0	0	1	1	0											
5 Jeff Bagwell, R (1, 3) OBP: 0.407, SLG: 0.617										3	1	1	1	2	0	3											
Luis Gonzalez, L (1, 7) OBP: 0.345, SLG: 0.443										4	2	2	1	0	2	4											
Ken Caminiti, S (1, 5) OBP: 0.289, SLG: 0.417										4	2	2	2	1	0	4											
Scott Servais, R (1, 2) OBP: 0.256, SLG: 0.354										4	0	1	2	0	1	4											
Andujar Cedeno, R (1, 6) OBP: 0.346, SLG: 0.543										3	0	0	0	1	0	4											
Darryl Kile, R (1, 1) OBP: 0.059, SLG: 0.118										4	0	0	0	0	4	4											
John Hudek, S (8, 1)										0	0	0	0	0	0	0											
Mitch Williams, L (9, 1)										0	0	0	0	0	0	0											
Inning Stats	R: 0 E: 0 K: 2 S: 7	H: 0 LOB: 0 BB: 0 P: 7	R: 3 E: 0 K: 2 S: 9	H: 2 LOB: 0 BB: 1 P: 13	R: 5 E: 0 K: 2 S: 12	H: 4 LOB: 2 BB: 1 P: 17	R: 0 E: 0 K: 0 S: 3	H: 0 LOB: 0 BB: 0 P: 3	R: 0 E: 0 K: 1 S: 6	H: 1 LOB: 2 BB: 0 P: 7	R: 0 E: 0 K: 1 S: 5	H: 1 LOB: 0 BB: 0 P: 5	R: 0 E: 0 K: 1 S: 4	H: 0 LOB: 0 BB: 1 P: 8	R: 0 E: 0 K: 1 S: 5	H: 0 LOB: 3 BB: 2 P: 5	R: 0 E: 0 K: 1 S: 6	H: 1 LOB: 3 BB: 2 P: 14	1B: 7 2B: 0 3B: 1 HR: 1	SF: 0 SAC: 0 DP: 2 HBP: 2	WP: 4 PB: 1 CS: 3	PA: 42					
PITCHER	IP	WLS	BF	H	R	ER	SO	BB	IBB	HBP	BLK	WP	HR	S	P	ERA	WHIP										
Tom Candiotti, R (1, 1) ERA: 5.23	2.1		16	6	8	7	5	1	0	1	0	2	1	24	29	27.00	3.000										
Gary Wayne, L (3, 1) ERA: 5.25	2.2		11	1	0	0	2	0	1	1	0	0	0	13	18	0.00	0.375										
Omar Daal, L (6, 1) ERA: 3.0	2.0		6	1	0	0	2	1	0	0	0	0	0	9	13	0.00	1.000										
Roger McDowell, R (8, 1) ERA: 4.63	1.1		7	1	0	0	1	2	0	0	0	1	0	7	15	0.00	2.250										
Al Osuna, L (9, 1) ERA:	0.2	W	2	0	0	0	1	0	0	0	0	0	0	4	4	0.00	0.000										

Houston Astros @ Los Angeles Dodgers
Dodger Stadium, Los Angeles, CA
Mon May 09 1994, 7:05 PM PDT
Att: 36,260 - Unknown - 60 F

AB	35
R	8
H	9
RBI	6
BB	5
SO	11
LOB	26



Batter	1	2	3	4	5	6	7	8	9	AB	R	H	RBI	BB	SO	LOB	BOTTOM										
Brett Butler, L (1, 8) OBP: 0.457, SLG: 0.473										3	1	0	0	2	2	2											
Jose Offerman, S (1, 6) OBP: 0.311, SLG: 0.333										4	1	0	0	1	1	3											
Delino DeShields, L (1, 4) OBP: 0.297, SLG: 0.247										3	2	2	1	1	0	0											
Mike Piazza, R (9, PH) OBP: 0.328, SLG: 0.516										1	1	1	2	0	0	0											
Tim Wallach, R (1, 5) OBP: 0.409, SLG: 0.641										3	1	2	2	2	0	1											
Henry Rodriguez, L (1, 7) OBP: 0.376, SLG: 0.538										3	0	2	2	0	0	1											
Eric Karros, R (1, 3) OBP: 0.339, SLG: 0.396										3	0	0	1	0	0	3											
Al Osuna, R (9, 1) ERA:										0	0	0	0	0	0	0											
Raul Mondesi, R (1, 9) OBP: 0.303, SLG: 0.504										4	1	1	1	0	1	1											
Carlos Hernandez, R (1, 2) OBP: 0.333, SLG: 0.333										4	1	1	0	0	1	0											
Tom Candiotti, R (1, 1) OBP: 0.231, SLG: 0.231										1	0	0	0	0	0	0											
Gary Wayne, L (3, 1) ERA: 5.25										0	0	0	0	0	0	0											
Chris Gwynn, L (5, PH) OBP: 0.319, SLG: 0.400										1	0	0	0	0	0	0											
Omar Daal, L (6, 1) ERA: 3.0										1	0	0	0	0	0	0											
Jeff Treadway, L (7, PH) OBP: 0.352, SLG: 0.379										1	0	0	0	0	0	0											
Roger McDowell, R (8, 1) ERA: 4.63										0	0	0	0	0	0	0											
Mitch Webster, S (9, 7) OBP: 0.335, SLG: 0.310										1	1	1	0	0	0	0											
Inning Stats	R: 1 E: 0 K: 1 S: 7	H: 2 LOB: 2 BB: 1 P: 11	R: 1 E: 0 K: 1 S: 6	H: 1 LOB: 0 BB: 0 P: 6	R: 0 E: 0 K: 0 S: 4	H: 1 LOB: 1 BB: 0 P: 4	R: 0 E: 0 K: 0 S: 3	H: 0 LOB: 0 BB: 0 P: 3	R: 0 E: 0 K: 0 S: 2	H: 0 LOB: 0 BB: 1 P: 6	R: 0 E: 0 K: 0 S: 3	H: 1 LOB: 1 BB: 1 P: 7	R: 0 E: 0 K: 2 S: 7	H: 0 LOB: 0 BB: 0 P: 7	R: 3 E: 0 K: 0 S: 4	H: 1 LOB: 1 BB: 3 P: 16	R: 4 E: 0 K: 1 S: 8	H: 4 LOB: 0 BB: 0 P: 8	1B: 8 2B: 0 3B: 0 HR: 2	SF: 2 SAC: 0 DP: 2 HBP: 0	WP: 0 PB: 0 SB: 2 CS: 0	PA: 40					
PITCHER	IP	WLS	BF	H	R	ER	SO	BB	IBB	HBP	BLK	WP	HR	S	P	ERA	WHIP										
Darryl Kile, R (1, 1) ERA: 3.91	7.0		29	5	4	4	4	5	0	0	0	0	0	4	8	9.00	2.000										
John Hudek, R (8, 1) ERA: 1.09	1.0		5	1	1	1	0	1	0	0	0	0	0	4	8	9.00	2.000										
Mitch Williams, L (9, 1) ERA: 9.45	0.2	L	6	4	4	4	1	0	0	0	0	0	1	8	8	54.00	6.000										

Houston Astros @ Los Angeles Dodgers
Dodger Stadium, Los Angeles, CA
Mon May 09 1994, 7:05 PM PDT
Att: 36,260 - Unknown - 60 F

AB	32
R	9
H	10
RBI	9
BB	6
SO	5
LOB	11



Batter	1	2	3	4	5	6	7	8	9	10	AB	R	H	RBI	BB	SO	LOB	TOP	
James Mouton, R OBP: 0.315, SLG: 0.316	F8		G5-3			FC6-4 1B		P6			4	0	1	0	0	0	0		
Steve Finley, L OBP: 0.357, SLG: 0.531	G3-1			2B 5 SF8 BB		FC6-4 CS		G1-3			3	1	0	0	1	0	1		
Craig Biggio, R OBP: 0.408, SLG: 0.528	G5-3			5 SF8 2B						G5-3	4	1	2	0	0	0	0		
5 Jeff Bagwell, R OBP: 0.403, SLG: 0.607		K			SF8					K	2	1	0	1	1	2	0		
Luis Gonzalez, L OBP: 0.342, SLG: 0.430	F8			2-3 3-H 4-0 BB		CS BB		F8		G1-3	3	0	0	0	1	0	1		
Ken Caminiti, S OBP: 0.297, SLG: 0.462		PB 2B			SF8							3	1	2	3	0	0		
Tony Eusebio, R OBP: 0.161, SLG: 0.333	G6-3			3-H	CS			G1-3			4	0	0	0	0	0	1		
Andujar Cedeno, R OBP: 0.236, SLG: 0.326			F8					F9				3	0	0	0	0	0		
Todd Jones, L OBP: 0.331, SLG: 0.511												0	0	0	0	0	0		
Mike Hampton, R OBP: 0.341, SLG: 0.447												0	0	0	0	0	0		
Kevin Bass, S OBP: 0.341, SLG: 0.447												0	0	0	0	0	0		
Dave Veres, R OBP: 0.318, SLG: 0.400												0	0	0	0	0	0		
Tom Edens, R OBP: 0.318, SLG: 0.400												0	0	0	0	0	0		
Mitch Williams, L OBP: 0.318, SLG: 0.400												0	0	0	0	0	0		
Greg Swindell, L OBP: 0.267, SLG: 0.400			G5-3								2	0	0	0	0	0	0		
Andy Stankiewicz, R OBP: 0.448, SLG: 0.583											1	0	0	0	0	0	0		
Inning Stats	R: 0 E: 0 K: 0 S: 3	H: 0 LOB: 0 BB: 0 P: 3	R: 0 E: 0 K: 1 S: 6	H: 1 LOB: 1 BB: 0 P: 6	R: 0 E: 0 K: 0 S: 3	H: 0 LOB: 0 BB: 0 P: 3	R: 2 E: 0 K: 0 S: 3	H: 1 LOB: 0 BB: 2 P: 11	R: 0 E: 0 K: 0 S: 3	H: 0 LOB: 0 BB: 0 P: 3	R: 0 E: 0 K: 1 S: 5	H: 0 LOB: 0 BB: 0 P: 5	R: 0 E: 0 K: 0 S: 3	H: 0 LOB: 0 BB: 0 P: 3	R: 0 E: 0 K: 0 S: 3	H: 0 LOB: 0 BB: 0 P: 3	1B: 2 2B: 2 3B: 0 HR: 1	SF: 2 SAC: 0 DP: 0 HBP: 0	WP: 0 PA: 36
PITCHER	IP 9.0	WLS 3	BF 32	H 5	R 4	ER 4	SO 2	BB 3	IBB 0	HBP 0	BLK 0	WP 0	HR 1	S 33	P 45	ERA 4.00	WHIP 0.889		
Ramon Martinez, R ERA: 5.06																			
Jim Gott, R ERA: 5.71																			

Houston Astros @ Los Angeles Dodgers
Dodger Stadium, Los Angeles, CA
Tue May 10 1994, 7:05 PM PDT
Att: 36,766 - Unknown - 63 F

AB	30
R	4
H	5
RBI	4
BB	3
SO	2
LOB	3



Batter	1	2	3	4	5	6	7	8	9	10	AB	R	H	RBI	BB	SO	LOB	BOTTOM			
Brett Butler, L OBP: 0.469, SLG: 0.474	G6-4-3 BB		FC4-6 1-2f		L5-3 1B		G6-3 BB		G5-3		2	0	1	0	3	0	1				
Jose Offerman, S OBP: 0.300, SLG: 0.320	F2		K		L5-3		G6-3		G5-3		5	0	0	1	0	1	6				
Mike Piazza, R OBP: 0.331, SLG: 0.511	G6-4-3				F8		G3-1				5	0	2	0	0	0	2				
Chris Gwynn, L OBP: 0.318, SLG: 0.400				2B G5-3 1B							0	1	0	0	0	0	0				
Tim Wallach, R OBP: 0.408, SLG: 0.636		L3									4	1	1	0	1	0	1				
Eric Karros, R OBP: 0.348, SLG: 0.440					G5-3						5	1	3	1	0	1	3				
Cory Snyder, R OBP: 0.377, SLG: 0.694											4	1	2	1	1	0	2				
Raul Mondesi, R OBP: 0.310, SLG: 0.512											4	0	2	1	0	0	2				
Henry Rodriguez, L OBP: 0.378, SLG: 0.538											0	0	0	0	0	0	0				
Carlos Hernandez, R OBP: 0.300, SLG: 0.300											1	0	0	0	0	0	2				
Delino DeShields, L OBP: 0.313, SLG: 0.253											2	1	1	0	2	0	0				
Ramon Martinez, R OBP: 0.250, SLG: 0.313											2	0	1	0	0	0	2				
Mitch Webster, S OBP: 0.343, SLG: 0.300											1	0	0	0	0	0	2				
Jim Gott, R											0	0	0	0	0	0	0				
Inning Stats	R: 0 E: 0 K: 2 S: 2	H: 0 LOB: 0 BB: 1 P: 6	R: 1 E: 0 K: 0 S: 4	H: 2 LOB: 0 BB: 0 P: 4	R: 0 E: 0 K: 1 S: 6	H: 1 LOB: 1 BB: 0 P: 6	R: 2 E: 0 K: 0 S: 6	H: 4 LOB: 2 BB: 1 P: 10	R: 0 E: 0 K: 0 S: 3	H: 1 LOB: 0 BB: 0 P: 3	R: 0 E: 0 K: 0 S: 4	H: 1 LOB: 1 BB: 2 P: 11	R: 0 E: 0 K: 1 S: 4	H: 0 LOB: 0 BB: 1 P: 8	R: 0 E: 0 K: 0 S: 4	H: 2 LOB: 2 BB: 1 P: 8	R: 1 E: 1 K: 0 S: 4	H: 2 LOB: 3 BB: 1 P: 8	1B: 9 2B: 5 3B: 0 HR: 1	SF: 0 SAC: 1 DP: 4 HBP: 0	WP: 0 PA: 44
PITCHER	IP 6.2	WLS 1	BF 29	H 9	R 4	ER 4	SO 1	BB 4	IBB 0	HBP 0	BLK 0	WP 0	HR 1	S 27	P 43	ERA 5.40	WHIP 1.950				
Greg Swindell, L ERA: 2.68																					
Todd Jones, R ERA: 5.06																					
Mike Hampton, L ERA: 5.59																					
Dave Veres, R ERA: 6.000																					
Tom Edens, R ERA: 3.2																					
PITCHER	IP 0.0	WLS 1	BF 1	H 0	R 0	ER 0	SO 0	BB 0	IBB 0	HBP 0	BLK 0	WP 0	HR 0	S 1	P 1	ERA ∞	WHIP ∞				
Mitch Williams, L ERA: 9.45																					

Houston Astros @ Los Angeles Dodgers
Dodger Stadium, Los Angeles, CA
Tue May 10 1994, 7:05 PM PDT
Att: 36,766 - Unknown - 63 F

AB	35
R	5
H	13
RBI	4
BB	7
SO	2
LOB	23



Batter	1	2	3	4	5	6	7	8	9	AB	R	H	RBI	BB	SO	LOB	TOP								
Bip Roberts, S (1, 4) OBP: 0.291, SLG: 0.255										3	0	0	0	0	1	1	San Diego Padres @ Los Angeles Dodgers Dodger Stadium, Los Angeles, CA Fri May 13 1994, 7:05 PM PDT Att: 54,374 - Unknown								
Luis Lopez, S (5, 4) OBP: 0.351, SLG: 0.382										1	0	0	0	0	1	1									
Tim Hyers, L (1, 3) OBP: 0.276, SLG: 0.259										4	0	0	0	0	0	1									
Tony Gwynn, L (1, 9) OBP: 0.446, SLG: 0.602										4	2	3	1	0	0	0									
Phil Plantier, L (1, 7) OBP: 0.331, SLG: 0.613										4	1	2	1	0	1	2									
Derek Bell, R (1, 8) OBP: 0.313, SLG: 0.408										4	0	2	1	0	1	2									
Scott Livingstone, L (1, 5) OBP: 0.250, SLG: 0.259										4	1	1	0	0	2	3									
Brad Ausmus, R (1, 2) OBP: 0.328, SLG: 0.393										4	0	2	1	0	0	2									
Ricky Gutierrez, R (1, 6) OBP: 0.189, SLG: 0.236										4	0	0	0	0	1	2									
Wally Whitehurst, R (1, 1) OBP: 0.235, SLG: 0.133										2	0	0	0	0	2	1									
Donnie Elliott, R (6, 1) OBP: 0.292, SLG: 0.413										0	0	0	0	0	0	0									
Dave Stalon, R (7, PH) OBP: 0.252, SLG: 0.413										0	0	0	0	1	0	0									
Pedro Martinez, L (7, 1) OBP: 0.255, SLG: 0.275										0	0	0	0	0	0	0									
Bill Bean, L (9, PH) OBP: 0.255, SLG: 0.275										1	0	0	0	0	0	1									
Inning Stats	R: 0 E: 0 K: 0 S: 6	H: 0 LOB: 0 BB: 0 P: 11	R: 1 E: 0 K: 0 S: 9	H: 2 LOB: 0 BB: 0 P: 15	R: 0 E: 1 K: 2 S: 14	H: 0 LOB: 1 BB: 0 P: 20	R: 1 E: 0 K: 2 S: 14	H: 2 LOB: 1 BB: 0 P: 21	R: 0 E: 0 K: 1 S: 5	H: 0 LOB: 0 BB: 0 P: 8	R: 1 E: 0 K: 2 S: 13	H: 2 LOB: 1 BB: 1 P: 18	R: 0 E: 0 K: 1 S: 13	H: 1 LOB: 1 BB: 1 P: 22	R: 0 E: 0 K: 0 S: 9	H: 1 LOB: 1 BB: 0 P: 12	R: 1 E: 1 K: 1 S: 12	H: 2 LOB: 0 BB: 0 P: 15	1B: 6 2B: 2 3B: 0 HR: 2	SF: 0 SAC: 0 DP: 3 HBP: 0	WP: 0 PB: 0 SB: 1 CS: 0	PA: 36			
PITCHER	IP	WLS	BF	H	R	ER	SO	BB	IBB	HBP	BLK	WP	HR	S	P	ERA	WHIP								
Kevin Gross, R (1, 1) ERA: 3.97	8.0	W	32	8	3	3	8	1	0	0	0	0	2	83	127	3.38	1.125								
37 Darren Dreifort, R (9, 1) ERA: 3.27	1.0	S	4	2	1	0	1	0	0	0	0	0	0	12	15	0.00	2.000								

AB	35
R	4
H	10
RBI	4
BB	1
SO	9
LOB	16



Batter	1	2	3	4	5	6	7	8	9	AB	R	H	RBI	BB	SO	LOB	BOTTOM								
Brett Butler, L (1, 8) OBP: 0.461, SLG: 0.463										4	0	2	0	0	0	0	San Diego Padres @ Los Angeles Dodgers Dodger Stadium, Los Angeles, CA Fri May 13 1994, 7:05 PM PDT Att: 54,374 - Unknown								
Delino DeShields, L (1, 4) OBP: 0.311, SLG: 0.248										3	1	1	0	1	1	1									
Mike Piazza, R (1, 2) OBP: 0.322, SLG: 0.514										4	1	1	2	0	0	3									
Tim Wallach, R (1, 5) OBP: 0.403, SLG: 0.614										3	1	1	0	1	0	0									
Henry Rodriguez, L (1, 7) OBP: 0.374, SLG: 0.535										3	1	2	0	0	0	1									
Cory Snyder, R (8, PH) OBP: 0.370, SLG: 0.680										1	0	0	0	0	0	0									
Eric Karros, R (1, 3) OBP: 0.345, SLG: 0.434										3	0	1	1	1	0	1									
37 Darren Dreifort, R (9, 1) ERA: 3.27										0	0	0	0	0	0	0									
Raul Mondesi, R (1, 9) OBP: 0.316, SLG: 0.555										4	1	2	1	0	2	1									
Jose Offerman, S (1, 6) OBP: 0.299, SLG: 0.313										3	0	0	0	1	1	2									
Kevin Gross, R (1, 1) ERA: 4.83										3	0	0	0	0	1	2									
Mitch Webster, S (9, 7) OBP: 0.343, SLG: 0.300										0	0	0	0	0	0	0									
Inning Stats	R: 0 E: 0 K: 0 S: 10	H: 1 LOB: 0 BB: 0 P: 13	R: 0 E: 0 K: 0 S: 4	H: 1 LOB: 0 BB: 0 P: 8	R: 1 E: 0 K: 2 S: 14	H: 3 LOB: 2 BB: 0 P: 23	R: 0 E: 0 K: 0 S: 6	H: 1 LOB: 0 BB: 0 P: 11	R: 0 E: 0 K: 1 S: 7	H: 0 LOB: 0 BB: 0 P: 11	R: 4 E: 0 K: 1 S: 16	H: 3 LOB: 2 BB: 3 P: 33	R: 0 E: 0 K: 1 S: 8	H: 0 LOB: 0 BB: 0 P: 13	R: 0 E: 0 K: 0 S: 11	H: 1 LOB: 2 BB: 1 P: 21	1B: 6 2B: 2 3B: 0 HR: 2	SF: 0 SAC: 0 DP: 2 HBP: 0	WP: 1 PB: 0 SB: 0 CS: 1	PA: 35					
PITCHER	IP	WLS	BF	H	R	ER	SO	BB	IBB	HBP	BLK	WP	HR	S	P	ERA	WHIP								
Wally Whitehurst, R (1, 1) ERA: 4.83	5.1	L	23	8	5	5	3	2	0	0	0	0	2	51	87	8.44	1.875								
Donnie Elliott, R (6, 1) ERA: 2.7	0.2		4	1	0	0	1	0	1	0	0	1	0	6	12	0.00	1.500								
Pedro Martinez, L (7, 1) ERA: 2.96	2.0		8	1	0	0	1	1	0	0	0	0	0	19	34	0.00	1.000								

AB	31
R	5
H	10
RBI	4
BB	4
SO	5
LOB	11



Batter	1	2	3	4	5	6	7	8	9	AB	R	H	RBI	BB	SO	LOB	TOP					
Derek Bell, R OBP: 0.310, SLG: 0.398 (1, 8)			G1-3		F8			G5-3		4	0	1	0	0	0	0	San Diego Padres @ Los Angeles Dodgers Dodger Stadium, Los Angeles, CA Sun May 15, 1994, 3:33 AM PDT Att: 45,917 - Overcast - 63 F					
Tim Hyers, L OBP: 0.297, SLG: 0.286 (1, 3)							G4-3	G3-1		4	0	1	0	0	0	1						
Tony Gwynn, L OBP: 0.450, SLG: 0.600 (1, 9)			K				G1 BB		G4-3	3	0	0	0	1	1	2						
Phil Plantier, L OBP: 0.333, SLG: 0.610 (1, 7)	K						G1			2B	4	1	2	0	0	1		2				
Scott Livingstone, L OBP: 0.222, SLG: 0.257 (1, 5)											4	0	1	0	0	0		3				
Brian Johnson, R OBP: 0.083, SLG: 0.091 (7, 1)																						
Jeff Tabaka, R (7, 1)																						
Bill Bean, L OBP: 0.246, SLG: 0.264 (9, PH)																						
Keith Lockhart, L OBP: 0.271, SLG: 0.349 (1, 4)																						
Ricky Gutierrez, R OBP: 0.196, SLG: 0.232 (1, 6)																						
A.J. Sager, R OBP: 0.167, SLG: 0.500 (1, 1)																						
Jose Martinez, R (4, 1)																						
Phil Clark, R OBP: 0.239, SLG: 0.385 (7, 2)																						
Inning Stats	R: 0 E: 0 K: 1 S: 9	H: 1 LOB: 1 BB: 0 P: 10	R: 0 E: 0 K: 2 S: 8	H: 1 LOB: 1 BB: 0 P: 17	R: 0 E: 0 K: 1 S: 11	H: 1 LOB: 0 BB: 0 P: 18	R: 1 E: 0 K: 1 S: 11	H: 1 LOB: 0 BB: 0 P: 18	R: 0 E: 0 K: 0 S: 6	H: 0 LOB: 0 BB: 0 P: 10	R: 0 E: 0 K: 0 S: 9	H: 0 LOB: 0 BB: 1 P: 15	R: 0 E: 0 K: 1 S: 7	H: 0 LOB: 0 BB: 0 P: 11	R: 0 E: 0 K: 0 S: 4	H: 0 LOB: 0 BB: 0 P: 7	R: 0 E: 0 K: 0 S: 11	H: 1 LOB: 1 BB: 0 P: 17	1B: 2 2B: 3 3B: 0 HR: 0	SF: 1 SAC: 0 DP: 0 HBP: 0	WP: 1 PB: 0 SB: 1 CS: 0	PA: 33
PITCHER Tom Candiotti, R ERA: 4.47 (1, 1)	IP: 9.0 WLS: W BF: 33 H: 5 R: 1 ER: 1 SO: 7 BB: 1 IBB: 0 HBP: 0 BLK: 0 WP: 1 HR: 0 S: 76 P: 123 ERA: 1.00 WHIP: 0.667															PITCHER	IP: 9.0 WLS: W BF: 33 H: 5 R: 1 ER: 1 SO: 7 BB: 1 IBB: 0 HBP: 0 BLK: 0 WP: 1 HR: 0 S: 76 P: 123 ERA: 1.00 WHIP: 0.667					

Batter	1	2	3	4	5	6	7	8	9	AB	R	H	RBI	BB	SO	LOB	BOTTOM			
Brett Butler, L OBP: 0.447, SLG: 0.446 (1, 8)										5	1	1	0	0	2	3	San Diego Padres @ Los Angeles Dodgers Dodger Stadium, Los Angeles, CA Sun May 15, 1994, 3:33 AM PDT Att: 45,917 - Overcast - 63 F			
Delino DeShields, L OBP: 0.321, SLG: 0.263 (1, 4)										5	1	3	0	0	1	1				
Garey Ingram, R (9, 4)										0	0	0	0	0	0	0				
Mike Piazza, R OBP: 0.316, SLG: 0.503 (1, 2)										5	1	2	1	0	0	2				
Tim Wallach, R OBP: 0.405, SLG: 0.618 (1, 5)										5	1	2	2	0	1	4				
Henry Rodriguez, L OBP: 0.374, SLG: 0.528 (1, 7)										3	1	1	1	0	0	2				
Mitch Webster, S OBP: 0.333, SLG: 0.290 (8, PH) (9, 7)										1	0	0	0	0	0	2				
Eric Karros, R OBP: 0.347, SLG: 0.426 (1, 3)										3	1	2	0	1	0	0				
Raul Mondesi, R OBP: 0.326, SLG: 0.556 (1, 9)										4	1	2	2	0	0	3				
Cory Snyder, R OBP: 0.414, SLG: 0.686 (1, 6)										1	0	1	0	3	0	0				
Tom Candiotti, R OBP: 0.188, SLG: 0.188 (1, 1)										3	0	0	1	0	1	6				
Inning Stats	R: 1 E: 0 K: 1 S: 12	H: 2 LOB: 1 BB: 0 P: 20	R: 0 E: 0 K: 2 S: 13	H: 1 LOB: 2 BB: 1 P: 22	R: 3 E: 0 K: 0 S: 15	H: 5 LOB: 2 BB: 0 P: 22	R: 0 E: 0 K: 1 S: 10	H: 1 LOB: 1 BB: 0 P: 16	R: 0 E: 0 K: 0 S: 5	H: 2 LOB: 2 BB: 1 P: 12	R: 0 E: 0 K: 0 S: 6	H: 0 LOB: 0 BB: 0 P: 10	R: 3 E: 0 K: 0 S: 10	H: 2 LOB: 1 BB: 2 P: 22	R: 0 E: 1 K: 1 S: 9	H: 1 LOB: 1 BB: 0 P: 11	1B: 11 2B: 2 3B: 1 HR: 0	SF: 1 SAC: 1 DP: 2 HBP: 0	WP: 0 PB: 0 SB: 3 CS: 0	PA: 41
PITCHER A.J. Sager, R ERA: 6.35 (1, 1)	IP: 3.0 WLS: L BF: 18 H: 8 R: 4 ER: 4 SO: 3 BB: 1 IBB: 0 HBP: 0 BLK: 0 WP: 0 HR: 0 S: 40 P: 64 ERA: 12.00 WHIP: 3.000															PITCHER	IP: 3.0 WLS: L BF: 18 H: 8 R: 4 ER: 4 SO: 3 BB: 1 IBB: 0 HBP: 0 BLK: 0 WP: 0 HR: 0 S: 40 P: 64 ERA: 12.00 WHIP: 3.000			
PITCHER Jose Martinez, R ERA: 6.75 (4, 1)	IP: 3.2 WLS: L BF: 18 H: 5 R: 3 ER: 3 SO: 1 BB: 1 IBB: 2 HBP: 0 BLK: 0 WP: 0 HR: 0 S: 30 P: 58 ERA: 7.36 WHIP: 1.636															PITCHER	IP: 3.2 WLS: L BF: 18 H: 5 R: 3 ER: 3 SO: 1 BB: 1 IBB: 2 HBP: 0 BLK: 0 WP: 0 HR: 0 S: 30 P: 58 ERA: 7.36 WHIP: 1.636			
PITCHER Jeff Tabaka, L ERA: 13.5 (7, 1)	IP: 1.1 WLS: L BF: 5 H: 1 R: 0 ER: 0 SO: 1 BB: 0 IBB: 0 HBP: 0 BLK: 0 WP: 0 HR: 0 S: 10 P: 13 ERA: 0.00 WHIP: 0.750															PITCHER	IP: 1.1 WLS: L BF: 5 H: 1 R: 0 ER: 0 SO: 1 BB: 0 IBB: 0 HBP: 0 BLK: 0 WP: 0 HR: 0 S: 10 P: 13 ERA: 0.00 WHIP: 0.750			




Batter	1	2	3	4	5	6	7	8	9	AB R H RBI BB SO LOB	TOP											
Brett Butler, L OBP: 0.461, SLG: 0.466 (1, 8)	3-2 FC4-6 1B	2-2 F7		2-0 CS	0-0 HR 3B	4-0 1B G6-3 BB	4-1 BB		4-1 1B BB	3 2 2 0 3 0 2	Los Angeles Dodgers @ Colorado Rockies Mile High Stadium, Denver, CO Mon May 16 1994, 9:05 PM EDT Att: 50,507 - Unknown - 78 F											
Delino DeShields, L OBP: 0.351, SLG: 0.267 (1, 4)	1-2 FC4-6 HR		3-2 G4-3		3-3 K	2-1 1B G6-3 1B	2-2 L8		1-2 FC5-4 1B	6 2 2 1 0 1 4												
Mike Piazza, R OBP: 0.329, SLG: 0.533 (1, 2)	1-1 HR		3-1 2B		4-0 HR IBB	0-0 G6-3		1-2 1B 1B	1-0 F9	5 2 3 3 1 0 3												
Tim Wallach, R OBP: 0.402, SLG: 0.627 37 Darren Dreifort, R (9, 1)	2-3 K		1-0 F9		0-0 HR	1-1 1B 1B		1-3 K	2-2 FC5-4 1B	6 1 2 4 0 2 4 0 0 0 0 0 0 0												
Henry Rodriguez, L OBP: 0.383, SLG: 0.532 (1, 7)	2-1 G3		1-2 G1-3		1-2 1B 1B	1-2 1B FC6-4 1B		3-2 1B G5-3 1B		5 0 3 0 0 0 1												
Eric Karros, R OBP: 0.342, SLG: 0.425 (1, 3)		2-2 F7		0-0 1B 2B	1-0 L7	1-2 FC6-4		1-0 G5-3		5 1 1 0 0 0 5												
Raul Mondesi, R OBP: 0.336, SLG: 0.571 (1, 9)		0-0 3B		0-0 CS 1B	1-1 1B			0-0 L8		5 0 3 1 0 1 2												
Jose Offerman, S OBP: 0.301, SLG: 0.309 (1, 6)		4-0 SH1-3 IBB		0-0 F8	1-3 K			3-1 G6-3	3-2 G3	4 0 0 0 1 1 3												
Ramon Martinez, R OBP: 0.211, SLG: 0.263 Jim Gott, R (7, 1)	0-1 SH1-3			0-3 K		1-3 K		1-1 E5	1-0 BB 1B	3 0 0 0 0 2 1 0 0 0 0 0 0 0												
Jeff Treadway, L OBP: 0.400, SLG: 0.400 (9, PH) (9, 5)	1-2									1 1 1 0 0 0 0												
Inning Stats	R: 2 E: 0 K: 1 S: 16	H: 2 LOB: 0 BB: 0 P: 23	R: 0 E: 0 K: 0 S: 9	H: 1 LOB: 2 BB: 1 P: 17	R: 0 E: 0 K: 0 S: 9	H: 1 LOB: 1 BB: 0 P: 17	R: 1 E: 0 K: 1 S: 8	H: 2 LOB: 0 BB: 0 P: 8	R: 3 E: 0 K: 2 S: 14	H: 4 LOB: 2 BB: 1 P: 25	R: 2 E: 0 K: 1 S: 15	H: 3 LOB: 2 BB: 1 P: 25	R: 0 E: 0 K: 1 S: 11	H: 0 LOB: 2 BB: 1 P: 21	R: 0 E: 0 K: 1 S: 12	H: 2 LOB: 2 BB: 0 P: 18	R: 1 E: 0 K: 0 S: 12	H: 2 LOB: 2 BB: 1 P: 24	1B: 11 2B: 2 3B: 2 HR: 2	SF: 0 SAC: 1 DP: 0 HBP: 0	WP: 0 PB: 0 SB: 0 CS: 1	PA: 50
PITCHER	IP WLS BF H R ER SO BB IBB HBP BLK WP HR S P ERA WHIP											IP WLS BF H R ER SO BB IBB HBP BLK WP HR S P ERA WHIP										
Greg Harris, R ERA: 5.2	4.2 L 25 10 6 6 3 0 2 0 0 0 0 2 53 86 11.57 2.143																					
Kent Bottenfield, R ERA: 5.4	1.1 8 3 2 2 2 1 0 0 0 0 0 0 18 29 13.50 3.000																					
Willie Blair, R ERA: 6.04	2.0 10 2 0 0 2 1 0 0 0 0 0 0 23 39 0.00 1.500																					
Marcus Moore, R ERA: 5.4	1.0 6 2 1 1 0 1 0 0 0 0 0 0 12 24 9.00 3.000																					


Batter	1	2	3	4	5	6	7	8	9	AB R H RBI BB SO LOB	BOTTOM											
Walt Weiss, S OBP: 0.354, SLG: 0.352 (1, 6)	0-1 G1-3	0-0 L8		0-0 L6			0-1 WP 3B		3-2 G3-1	5 1 1 0 0 0 4	Los Angeles Dodgers @ Colorado Rockies Mile High Stadium, Denver, CO Mon May 16 1994, 9:05 PM EDT Att: 50,507 - Unknown - 78 F											
Joe Girardi, R OBP: 0.315, SLG: 0.281 (1, 2)	3-1 G5-3		0-3 K		1-1 SF8 3B		0-3 K		3-3 K	5 1 1 0 0 3 1												
Ellis Burks, R OBP: 0.433, SLG: 0.762 (1, 8)	2-2 1B		4-0 G5-3 BB		1-3 K		1-3 K 1B		0-0 PB 1B	4 0 2 0 1 2 1												
Andres Galarraga, R OBP: 0.342, SLG: 0.632 (1, 3)	0-1 FC6-4 1B		0-1 G5-3		0-0 SF8		1-0 F9		1-3 K	4 0 1 1 0 1 3												
Charlie Hayes, R OBP: 0.297, SLG: 0.391 (1, 5)	2-0 FC6-4		1-0 G4-3		0-0 1B		0-0 1B			4 0 2 0 0 0 3												
Dante Bichette, R OBP: 0.347, SLG: 0.618 (1, 9)		4-2 SH1-4 BB BB		1-2 G5-3		1-1 F7		1-2 G5-3		3 0 0 0 1 0 3												
Howard Johnson, S OBP: 0.283, SLG: 0.359 Marcus Moore, S (9, 1)		4-0 SH1-4 BB		4-2 L8 BB BB		0-1 P5		0-1 L6		2 0 0 0 2 0 0 0 0 0 0 0 0 0												
Roberto Mejia, R OBP: 0.336, SLG: 0.479 (1, 4)		3-2 P4		4-0 L8 BB BB		0-0 P5		2-2 G6-3		3 0 0 0 1 0 2												
Greg Harris, R OBP: 0.306, SLG: 0.376 Kent Bottenfield, R (9, PH) John Vander Wal, L OBP: 0.286, SLG: 0.360 Willie Blair, R (7, 1) Mike Kingery, L OBP: 0.247, SLG: 0.438 (9, 7)	2-2 SH1-4		0-0 L8		0-0 L8		3-2 G4-3		0-0 G3	1 0 0 0 0 0 2 0 0 0 0 0 0 0 1 0 0 0 0 0 0 0 0 0 0 0 0 0												
Inning Stats	R: 0 E: 0 K: 0 S: 10	H: 2 LOB: 2 BB: 0 P: 17	R: 0 E: 0 K: 0 S: 9	H: 0 LOB: 2 BB: 2 P: 22	R: 0 E: 0 K: 1 S: 6	H: 0 LOB: 1 BB: 1 P: 11	R: 0 E: 0 K: 0 S: 8	H: 0 LOB: 2 BB: 2 P: 17	R: 1 E: 0 K: 1 S: 9	H: 2 LOB: 1 BB: 0 P: 12		R: 0 E: 0 K: 0 S: 8	H: 0 LOB: 0 BB: 0 P: 11	R: 1 E: 0 K: 2 S: 13	H: 2 LOB: 2 BB: 0 P: 16	R: 0 E: 0 K: 0 S: 6	H: 0 LOB: 0 BB: 0 P: 8	R: 0 E: 0 K: 2 S: 10	H: 1 LOB: 1 BB: 0 P: 17	1B: 5 2B: 0 3B: 2 HR: 0	SF: 1 SAC: 1 DP: 0 HBP: 0	WP: 1 PB: 1 SB: 0 CS: 0
PITCHER	IP WLS BF H R ER SO BB IBB HBP BLK WP HR S P ERA WHIP											IP WLS BF H R ER SO BB IBB HBP BLK WP HR S P ERA WHIP										
Ramon Martinez, R ERA: 4.83	6.0 W 28 5 2 2 2 5 0 0 0 0 1 0 52 92 3.00 1.667																					
Jim Gott, R ERA: 4.57	2.0 8 1 0 0 2 0 0 0 0 0 0 0 17 22 0.00 0.500																					
37 Darren Dreifort, R ERA: 3.13	1.0 4 1 0 0 2 0 0 0 0 0 0 0 10 17 0.00 1.000																					



Batter	1	2	3	4	5	6	7	8	9	AB	R	H	RBI	BB	SO	LOB	TOP										
Brett Butler, L OBP: 0.465, SLG: 0.478 (1, 8)	2-1 G6-4-3 BLK E 1B	1-0 1B			2-2 G4-3 1		2-1 S 2B		1-1 B1-3 3	5	1	3	1	0	0	0	Los Angeles Dodgers @ Colorado Rockies Mile High Stadium, Denver, CO Tue May 17 1994, 9:05 PM EDT Att: 53,589 - Unknown - 83 F livebaseballscorecards.com										
Delino DeShields, L OBP: 0.319, SLG: 0.260 (1, 4)	4-1 SAFE SAFE G6-4-3 BB	3-1 SAFE SAFE G6-3 3			0-1 P6 2		3-1 P5 2			3	0	0	0	1	0	2											
Mike Piazza, R OBP: 0.327, SLG: 0.532 (1, 2)	0-2 G6-4-3 1-2 2-3 2		0-0 G5-3 1		2-1 2B 3		1-0 G6-3 3			4	0	1	0	0	0	3											
Tim Wallach, R OBP: 0.399, SLG: 0.614 (1, 5)	4-1 E BB		2-2 G6-3 2		3-3 K 3			2-3 K 1		3	1	0	0	1	2	1											
Henry Rodriguez, L OBP: 0.387, SLG: 0.548 Mitch Webster, S OBP: 0.333, SLG: 0.290 (8, PR) (8, 7)	1-1 E6 1-H 3-H 2B 3		1-2 G6-3 3			0-1 G3-1 1		2-2 FC6-5 2B 2		4	1	2	2	0	0	0											
Eric Karros, R OBP: 0.340, SLG: 0.442 (1, 3)	1-0 G1-4-3 3			2-1 HR		2-2 G1-3 2		0-2 FC6-5 2		4	1	1	1	0	0	1											
Raul Mondesi, R OBP: 0.333, SLG: 0.563 (1, 9)		2-2 CS 1B		1-3 K 1		3-3 K 3		0-0 F7 3		4	0	1	0	0	2	2											
Cory Snyder, R OBP: 0.419, SLG: 0.727 (1, 6)		2-0 1B 1-2 HR		0-0 L7 2		2-2 SH1-4 2B 1B		1-3 K 1		4	2	2	1	0	1	0											
Pedro Astacio, R OBP: 0.067, SLG: 0.067 Jeff Treadway, L OBP: 0.389, SLG: 0.387 37 Darren Dreifort, R Jim Gott, R (9, 1) (9, 1)		0-0 G3 2		0-2 G3 3		0-0 SH1-4 1-2 1		0-2 G6-3 2		2	0	0	0	0	0	0											
Inning Stats	R: 3 E: 1 K: 0 S: 10	H: 2 LOB: 0 BB: 2 P: 22	R: 1 E: 0 K: 0 S: 10	H: 3 LOB: 1 BB: 0 P: 17	R: 0 E: 0 K: 0 S: 8	H: 0 LOB: 0 BB: 0 P: 11	R: 1 E: 0 K: 1 S: 9	H: 1 LOB: 1 BB: 0 P: 12	R: 0 E: 0 K: 1 S: 11	H: 0 LOB: 1 BB: 0 P: 18	R: 0 E: 0 K: 1 S: 9	H: 0 LOB: 0 BB: 0 P: 14	R: 1 E: 0 K: 0 S: 10	H: 2 LOB: 1 BB: 0 P: 18	R: 0 E: 0 K: 1 S: 11	H: 1 LOB: 2 BB: 0 P: 15		R: 0 E: 0 K: 1 S: 9	H: 0 LOB: 0 BB: 0 P: 11	1B: 4 2B: 4 3B: 0 HR: 2	SF: 0 SAC: 1 DP: 1 HBP: 0	WP: 0 PA: 37 PB: 0 SB: 1 CS: 1					
PITCHER	IP	WLS	BF	H	R	ER	SO	BB	IBB	HBP	BLK	WP	HR	S	P	ERA	WHIP										
Mike Harkey, R ERA: 7.15	(1, 1)	6.0	25	7	5	4	3	2	0	0	1	0	2	57	94	6.00	1.500										
Darren Holmes, R ERA: 9.64	(7, 1)	0.1	3	2	1	1	0	0	0	0	0	0	0	7	11	27.00	6.000										
Mike Munoz, L ERA: 6.0	(7, 1)	0.1	1	0	0	0	0	0	0	0	0	0	0	2	5	0.00	0.000										
Kent Bottenfield, R ERA: 3.18	(7, 1)	2.1	W	8	1	0	0	2	0	0	0	0	0	21	28	0.00	0.429										

Batter	1	2	3	4	5	6	7	8	9	AB	R	H	RBI	BB	SO	LOB	BOTTOM										
Walt Weiss, S OBP: 0.361, SLG: 0.360 (1, 6)	2-2 P6 1B	1-2 1B		0-1 1B			2-3 K 1		1-0 SH1-4 1B 1B	5	1	3	0	0	1	0	Los Angeles Dodgers @ Colorado Rockies Mile High Stadium, Denver, CO Tue May 17 1994, 9:05 PM EDT Att: 53,589 - Unknown - 83 F livebaseballscorecards.com										
Joe Girardi, R OBP: 0.313, SLG: 0.280 (1, 2)	2-1 E 1B	1-0 P4 1B		1-3 K 3		1-0 P3 2		1-1 SH1-4 1	4	1	1	0	0	1	3												
Dante Bichette, R OBP: 0.349, SLG: 0.617 (1, 9)	0-0 E 2B 1B	0-0 P3 3			0-1 S 2B		0-1 G5-3 3		0-1 FC5 1B	5	1	2	1	0	0	3											
Andres Galarraga, R OBP: 0.344, SLG: 0.644 (1, 3)	0-1 E6 2B 1-3 2H		1-0 HR		2-0 G5-3 1			2-2 G6-3 1	0-0 1B 1-2 2H	5	2	2	2	0	0	2											
Ellis Burks, R OBP: 0.421, SLG: 0.738 (1, 8)	2-3 K 2		2-3 K 1		0-3 K 2		2-3 K 2		2-3 K 2	4	0	0	0	0	4	3											
Charlie Hayes, R OBP: 0.303, SLG: 0.401 (1, 5)	1-2 1-H 3-H 2B		3-0 L8 2		2-2 G5-3 3			2-2 1B 2		4	0	2	2	0	0	1											
Eric Young Sr., R OBP: 0.286, SLG: 0.431 (1, 7)	P9		3-2 P8 3			0-2 E5 G4-6-3 1		3-3 K 3		4	0	0	0	0	1	2											
Roberto Mejia, R OBP: 0.327, SLG: 0.465 Mike Kingery, L OBP: 0.456, SLG: 0.475 (9, PH) (9, PH)		2-1 G6-3 1		2-3 K 1		2-3 K 1		2-2 K 2	2-2 1B 2B	3	0	0	0	0	2	1											
Mike Harkey, R OBP: 0.231, SLG: 0.231 John Vander Wal, L OBP: 0.296, SLG: 0.346 Darren Holmes, R Mike Munoz, L Kent Bottenfield, R Howard Johnson, S OBP: 0.266, SLG: 0.337 (1, 1) (5, PH) (7, 1) (7, 1) (9, PH)		2-2 1B 1B		1-3 K 2		1-3 K 2		2-2 G4-6-3 3	0-0 SH1-4 1B 2H FC5 1B	2	0	1	0	0	1	0											
Inning Stats	R: 3 E: 1 K: 1 S: 16	H: 3 LOB: 1 BB: 0 P: 24	R: 0 E: 0 K: 0 S: 11	H: 2 LOB: 2 BB: 0 P: 17	R: 1 E: 0 K: 1 S: 8	H: 1 LOB: 0 BB: 0 P: 17	R: 0 E: 0 K: 3 S: 12	H: 1 LOB: 1 BB: 0 P: 16	R: 0 E: 1 K: 1 S: 10	H: 0 LOB: 0 BB: 0 P: 13	R: 0 E: 0 K: 1 S: 6	H: 0 LOB: 0 BB: 0 P: 9	R: 0 E: 0 K: 2 S: 14	H: 1 LOB: 1 BB: 0 P: 23	R: 3 E: 0 K: 0 S: 10	H: 4 LOB: 2 BB: 0 P: 14		1B: 9 2B: 3 3B: 0 HR: 1	SF: 0 SAC: 1 DP: 1 HBP: 0	WP: 0 PA: 40 PB: 0 SB: 1 CS: 0							
PITCHER	IP	WLS	BF	H	R	ER	SO	BB	IBB	HBP	BLK	WP	HR	S	P	ERA	WHIP										
Pedro Astacio, R ERA: 4.17	(1, 1)	8.0	L	34	9	4	10	0	0	0	0	0	0	86	132	1.12	1.125										
37 Darren Dreifort, R ERA: 4.3	(9, 1)	0.0	L	3	3	3	0	0	0	0	0	0	0	5	8	∞	∞										
Jim Gott, R ERA: 4.79	(9, 1)	0.1	L	3	1	0	0	0	0	0	0	0	0	5	6	0.00	3.000										


Batter	1	2	3	4	5	6	7	8	9	AB	R	H	RBI	BB	SO	LOB	TOP										
Brett Butler, L OBP: 0.458, SLG: 0.469 (1, 8)	L6		L9		F5			K		5	0	1	0	0	1	4	Los Angeles Dodgers @ Colorado Rockies Mile High Stadium, Denver, CO Wed May 18 1994, 9:05 PM EDT Att: 54,108 - Unknown - 79 F AB 34 R 5 H 10 RBI 5 BB 6 SO 9 LOB 17 										
Delino DeShields, L OBP: 0.352, SLG: 0.260 (1, 4)	F8		L8						G3	4	1	1	1	1	0	2											
Mike Piazza, R OBP: 0.335, SLG: 0.528 (1, 2)	G6-3									3	1	1	0	2	1	3											
Tim Wallach, R OBP: 0.393, SLG: 0.607 (1, 5)		G4-3		G4-6-3						5	1	1	2	0	0	2											
Henry Rodriguez, L OBP: 0.394, SLG: 0.547 (7, PH)																											
Cory Snyder, R OBP: 0.406, SLG: 0.702 (7, 7)	K									2	1	1	0	1	1	0											
Eric Karros, R OBP: 0.344, SLG: 0.444 (1, 3)										2	0	0	0	0	1	1											
Raul Mondesi, R OBP: 0.338, SLG: 0.568 (1, 9)										4	1	2	1	0	1	1											
Jose Offerman, S OBP: 0.306, SLG: 0.309 (1, 6)										3	0	1	0	1	1	2											
Kevin Gross, R OBP: 0.378, SLG: 0.375 (8, PH)										1	0	0	0	1	1	1											
Al Osuna, R OBP: 0.378, SLG: 0.375 (8, PH)										0	0	0	0	0	0	0											
Jeff Treadway, L OBP: 0.378, SLG: 0.375 (8, PH)										1	0	0	0	0	1	0											
Jim Gott, R OBP: 0.378, SLG: 0.375 (8, PH)										0	0	0	0	0	0	0											
Inning Stats	R: 0 E: 0 K: 0 S: 3	H: 0 LOB: 0 BB: 0 P: 3	R: 0 E: 0 K: 1 S: 5	H: 0 LOB: 0 BB: 0 P: 5	R: 0 E: 0 K: 1 S: 6	H: 2 LOB: 2 BB: 1 P: 10	R: 0 E: 0 K: 1 S: 5	H: 1 LOB: 1 BB: 1 P: 9	R: 0 E: 0 K: 0 S: 4	H: 1 LOB: 1 BB: 0 P: 4	R: 5 E: 0 K: 2 S: 12	H: 5 LOB: 3 BB: 3 P: 24	R: 0 E: 0 K: 2 S: 8	H: 1 LOB: 1 BB: 0 P: 8	R: 0 E: 0 K: 2 S: 7	H: 0 LOB: 0 BB: 0 P: 7		R: 0 E: 0 K: 0 S: 3	H: 0 LOB: 1 BB: 1 P: 7	1B: 8 2B: 2 3B: 0 HR: 0	SF: 0 SAC: 1 DP: 1 HBP: 0	WP: 0 PB: 0 SB: 0 CS: 1	PA: 41				
PITCHER	IP	WLS	BF	H	R	ER	SO	BB	IBB	HBP	BLK	WP	HR	S	P	ERA		WHIP									
Willie Blair, R ERA: 7.84 (1, 1)	5.0	L	23	7	4	4	3	3	0	0	0	0	0	26	38	7.20	2.000										
Steve Reed, R ERA: 4.29 (6, 1)	0.1		4	2	0	0	1	1	0	0	0	0	0	5	9	0.00	9.000										
Mike Munoz, L ERA: 5.06 (6, 1)	1.2		7	1	1	1	3	1	0	0	0	0	0	12	16	5.40	1.200										
Marcus Moore, R ERA: 4.61 (8, 1)	2.0		7	0	0	0	2	1	0	0	0	0	0	10	14	0.00	0.500										


Batter	1	2	3	4	5	6	7	8	9	AB	R	H	RBI	BB	SO	LOB	BOTTOM										
Walt Weiss, S OBP: 0.353, SLG: 0.351 (1, 6)	F7		K						L9-3	4	0	0	0	0	2	1	Los Angeles Dodgers @ Colorado Rockies Mile High Stadium, Denver, CO Wed May 18 1994, 9:05 PM EDT Att: 54,108 - Unknown - 79 F AB 30 R 2 H 4 RBI 2 BB 4 SO 10 LOB 12 										
Joe Girardi, R OBP: 0.311, SLG: 0.272 (1, 2)			K							3	0	0	0	1	2	0											
Dante Bichette, R OBP: 0.340, SLG: 0.600 (1, 9)										4	0	0	0	0	1	1											
Andres Galarraga, R OBP: 0.341, SLG: 0.634 (1, 3)										4	1	1	0	0	2	1											
Howard Johnson, S OBP: 0.309, SLG: 0.402 (1, 7)										3	1	2	1	1	0	0											
Charlie Hayes, R OBP: 0.306, SLG: 0.400 (1, 5)										3	0	1	1	1	0	1											
Mike Kingery, L OBP: 0.423, SLG: 0.432 (1, 8)										4	0	0	0	0	2	4											
Nelson Liriano, S OBP: 0.375, SLG: 0.370 (1, 4)										3	0	0	0	0	0	2											
Willie Blair, R ERA: 3.86 (1, 1)										2	0	0	0	0	1	2											
Steve Reed, R ERA: 3.86 (6, 1)										0	0	0	0	0	0	0											
Mike Munoz, L ERA: 3.86 (6, 1)										0	0	0	0	0	0	0											
Eric Young Sr., R OBP: 0.298, SLG: 0.431 (7, PH)										0	0	0	0	1	0	0											
Marcus Moore, S ERA: 4.37 (8, 1)										0	0	0	0	0	0	0											
Inning Stats	R: 0 E: 0 K: 1 S: 5	H: 0 LOB: 1 BB: 1 P: 9	R: 0 E: 0 K: 1 S: 6	H: 1 LOB: 2 BB: 1 P: 10	R: 0 E: 0 K: 2 S: 7	H: 0 LOB: 0 BB: 0 P: 7	R: 0 E: 0 K: 2 S: 7	H: 0 LOB: 1 BB: 1 P: 11	R: 0 E: 0 K: 2 S: 7	H: 0 LOB: 0 BB: 0 P: 7	R: 2 E: 0 K: 0 S: 6	H: 3 LOB: 1 BB: 0 P: 6	R: 0 E: 0 K: 0 S: 2	H: 0 LOB: 0 BB: 1 P: 6	R: 0 E: 0 K: 2 S: 7	H: 0 LOB: 0 BB: 0 P: 7		R: 0 E: 0 K: 0 S: 3	H: 0 LOB: 0 BB: 0 P: 3	1B: 3 2B: 1 3B: 1 HR: 0	SF: 0 SAC: 0 DP: 1 HBP: 0	WP: 1 PB: 0 SB: 3 CS: 0	PA: 34				
PITCHER	IP	WLS	BF	H	R	ER	SO	BB	IBB	HBP	BLK	WP	HR	S	P	ERA		WHIP									
Kevin Gross, R ERA: 3.86 (1, 1)	6.0	W	25	4	2	2	8	3	0	0	0	0	0	38	50	3.00	1.167										
Al Osuna, L ERA: 3.86 (7, 1)	1.0		3	0	0	0	0	1	0	0	0	0	0	2	6	0.00	1.000										
Jim Gott, R ERA: 4.37 (8, 1)	2.0	S	6	0	0	0	2	0	0	0	0	0	0	10	10	0.00	0.000										

Batter	1	2	3	4	5	6	7	8	9	AB	R	H	RBI	BB	SO	LOB	TOP					
Brett Butler, L OBP: 0.456, SLG: 0.480 (1, 8)	B4-3	P4				1B		K		5	2	2	2	0	1	2	Los Angeles Dodgers @ Colorado Rockies Mile High Stadium, Denver, CO Thu May 19 1994, 5:33 AM EDT Att: 51,515 - Sunny - 84 F					
Delino DeShields, L OBP: 0.338, SLG: 0.299 (1, 4)	G6-3			P4	G4-3	1B		1B	BB	3	0	2	0	2	0	1						
Mike Piazza, R OBP: 0.343, SLG: 0.530 Roger McDowell, R (8, 1)	G6-3		P4							5	0	3	3	0	0	2						
Tim Wallach, R OBP: 0.384, SLG: 0.591 Cory Snyder, R OBP: 0.400, SLG: 0.690 (7, 5)	G5-3									0	0	0	0	0	0	0						
Henry Rodriguez, L OBP: 0.397, SLG: 0.570 Mitch Webster, S OBP: 0.324, SLG: 0.281 (8, 7)										4	2	2	1	0	1	0						
Eric Karros, R OBP: 0.339, SLG: 0.435 (1, 3)		HR								5	1	1	0	0	1	0						
Raul Mondesi, R OBP: 0.346, SLG: 0.595 (1, 9)										5	1	3	1	0	1	0						
Jose Offerman, S OBP: 0.303, SLG: 0.301 (1, 6)										4	1	0	0	1	1	3						
Orel Hershiser, R OBP: 0.217, SLG: 0.190 Garay Ingram, R OBP: 1.000, SLG: 4.000 Carlos Hernandez, R OBP: 0.300, SLG: 0.300 (8, 2)										3	0	1	0	0	2	3						
Inning Stats	R: 0 E: 0 K: 0 S: 10	H: 1 LOB: 1 BB: 0 P: 16	R: 1 E: 1 K: 1 S: 12	H: 2 LOB: 2 BB: 0 P: 17	R: 0 E: 0 K: 0 S: 3	H: 0 LOB: 0 BB: 1 P: 10	R: 0 E: 0 K: 2 S: 10	H: 1 LOB: 1 BB: 0 P: 15	R: 1 E: 0 K: 2 S: 13	H: 2 LOB: 1 BB: 0 P: 18	R: 5 E: 0 K: 1 S: 18	H: 6 LOB: 1 BB: 1 P: 27	R: 0 E: 0 K: 0 S: 10	H: 1 LOB: 1 BB: 0 P: 14	R: 1 E: 0 K: 1 S: 13	H: 2 LOB: 2 BB: 1 P: 21	R: 0 E: 0 K: 1 S: 6	H: 0 LOB: 0 BB: 0 P: 8	1B: 9 2B: 2 3B: 2 HR: 2	SF: 0 SAC: 0 DP: 1 HBP: 0	WP: 0 PB: 0 SB: 1 CS: 0	PA: 44
PITCHER	IP	WLS	BF	H	R	ER	SO	BB	IBB	HBP	BLK	WP	HR	S	P	ERA	WHIP					
David Nied, R ERA: 4.8	(1, 1)	5.0	L	25	9	5	5	1	0	0	0	0	1	53	82	9.00	2.000					
Kent Bottenfield, R ERA: 4.7	(8, 1)	2.0		10	4	2	2	1	0	0	0	0	0	23	35	9.00	2.500					
Mike Munoz, L ERA: 5.4	(8, 1)	1.0		6	2	1	1	1	0	0	0	0	1	13	21	9.00	3.000					
Bruce Ruffin, L ERA: 2.75	(9, 1)	1.0		3	0	0	0	0	0	0	0	0	0	6	8	0.00	0.000					

Batter	1	2	3	4	5	6	7	8	9	AB	R	H	RBI	BB	SO	LOB	BOTTOM				
Walt Weiss, S OBP: 0.350, SLG: 0.348 (1, 6)	G3									4	1	1	1	0	0	0	Los Angeles Dodgers @ Colorado Rockies Mile High Stadium, Denver, CO Thu May 19 1994, 5:33 AM EDT Att: 51,515 - Sunny - 84 F				
Mike Kingery, L OBP: 0.411, SLG: 0.458 (1, 8)	E3									4	0	1	0	0	0	1					
Dante Bichette, R OBP: 0.338, SLG: 0.591 (1, 9)	G5-3									4	0	1	1	0	1	2					
Andres Galarraga, R OBP: 0.333, SLG: 0.618 (1, 3)	K									4	0	0	0	0	1	4					
Howard Johnson, S OBP: 0.317, SLG: 0.412 (1, 7)										3	0	1	0	1	1	2					
Charlie Hayes, R OBP: 0.306, SLG: 0.396 (1, 5)										4	0	1	0	0	1	2					
Danny Sheaffer, R OBP: 0.289, SLG: 0.229 (1, 2)										4	0	0	0	0	0	2					
Roberto Mejia, R OBP: 0.319, SLG: 0.451 Nelson Lirio, S OBP: 0.354, SLG: 0.357 (9, 4)										3	0	0	0	0	0	2					
David Nied, R OBP: 0.125, SLG: 0.067 Kent Bottenfield, R (8, 1)										0	0	0	0	0	0	0					
John Vander Wal, L OBP: 0.210, SLG: 0.407 Mike Munoz, L (8, 1)										1	1	1	0	0	0	0					
Bruce Ruffin, S Eric Young Sr., R OBP: 0.300, SLG: 0.423 (9, PH)										0	0	0	0	0	0	0					
Inning Stats	R: 0 E: 1 K: 1 S: 9	H: 0 LOB: 1 BB: 0 P: 16	R: 0 E: 0 K: 0 S: 9	H: 1 LOB: 1 BB: 0 P: 15	R: 1 E: 1 K: 0 S: 16	H: 2 LOB: 2 BB: 0 P: 21	R: 0 E: 0 K: 1 S: 6	H: 1 LOB: 1 BB: 0 P: 9	R: 0 E: 0 K: 2 S: 8	H: 0 LOB: 0 BB: 0 P: 12	R: 1 E: 0 K: 0 S: 7	H: 1 LOB: 0 BB: 0 P: 9	R: 0 E: 0 K: 1 S: 7	H: 0 LOB: 1 BB: 1 P: 13	R: 0 E: 0 K: 0 S: 7	H: 0 LOB: 0 BB: 0 P: 12	1B: 3 2B: 2 3B: 1 HR: 0	SF: 0 SAC: 0 DP: 0 HBP: 0	WP: 2 PB: 0 SB: 0 CS: 0	PA: 36	
PITCHER	IP	WLS	BF	H	R	ER	SO	BB	IBB	HBP	BLK	WP	HR	S	P	ERA	WHIP				
Orel Hershiser, R ERA: 2.54	(1, 1)	7.0	W	29	6	2	1	4	0	0	0	0	0	61	93	1.29	0.857				
Roger McDowell, R ERA: 3.95	(8, 1)	2.0		7	0	0	0	1	1	0	0	0	0	14	25	0.00	0.500				



Batter	1	2	3	4	5	6	7	8	9	AB	R	H	RBI	BB	SO	LOB	TOP											
Brett Butler, L OBP: 0.458, SLG: 0.471 (1, 8)	G3	BB			L6		G5-3	BB 1B		4	1	1	1	1	0	0	Los Angeles Dodgers @ Cincinnati Reds Riverfront Stadium, Cincinnati, OH Sat May 21 1994, 7:05 PM EDT Att: 44,530 - Unknown - 79 F AB 34 R 6 H 9 RBI 5 BB 7 SO 4 LOB 17 											
Delino DeShields, L OBP: 0.348, SLG: 0.285 (1, 4)	1B BB	G3-1			F7		1B F9-2 BB	1B BB		2	0	0	1	3	0	2												
Mike Piazza, R OBP: 0.348, SLG: 0.529 (1, 2)	SAFE 1-2 1B			G6-3			1-3 1B	1-3 2-H 3-H 1B		5	0	3	2	0	0	0												
Cory Snyder, R OBP: 0.394, SLG: 0.672 (7, 7) (8, 3)	F7			1B			F7 1B 2B		F7	5	1	2	0	0	0	4												
Henry Rodriguez, L OBP: 0.387, SLG: 0.548 Tim Wallach, R OBP: 0.377, SLG: 0.581 (7, 5)	K2-3			K			F7		G6-3	P4	3	0	0	0	0	2		4										
Eric Karros, R OBP: 0.341, SLG: 0.429 Garey Ingram, R OBP: 1.000, SLG: 4.000 Mitch Webster, S OBP: 0.316, SLG: 0.273 (8, 7)		G6-3		K			3-H 1B		1B BB	F9	3	0	1	1	1	1		1										
Raul Mondesi, R OBP: 0.347, SLG: 0.581 (1, 9)		1B E HBP			F9		F9		1B BB 1B		3	2	1	0	0	0		1										
Jose Offerman, S OBP: 0.318, SLG: 0.311 (1, 6)		P6			G3		1-2 BB		P5		3	0	0	0	1	0		3										
Ramon Martinez, R OBP: 0.227, SLG: 0.273 Jeff Treadway, L OBP: 0.396, SLG: 0.375 37 Darren Dreifort, R (8, 1)		E7 1B			G3		K2-3		BB 1B BB		3	0	1	0	0	1		2										
Inning Stats	R: 0 E: 0 K: 1 S: 13	H: 1 LOB: 2 BB: 1 P: 23	R: 1 E: 1 K: 0 S: 7	H: 1 LOB: 2 BB: 1 P: 17	R: 0 E: 0 K: 2 S: 9	H: 1 LOB: 1 BB: 0 P: 15	R: 0 E: 0 K: 0 S: 8	H: 0 LOB: 0 BB: 0 P: 12	R: 0 E: 0 K: 0 S: 8	H: 0 LOB: 0 BB: 0 P: 13	R: 1 E: 0 K: 1 S: 12	H: 2 LOB: 2 BB: 1 P: 20	R: 0 E: 0 K: 0 S: 6	H: 1 LOB: 1 BB: 1 P: 11	R: 4 E: 0 K: 0 S: 21	H: 3 LOB: 2 BB: 3 P: 39		R: 0 E: 0 K: 0 S: 4	H: 0 LOB: 0 BB: 0 P: 6	1B: 8 2B: 2 3B: 0 HR: 0	SF: 0 SAC: 0 DP: 1 HBP: 1	WP: 0 PB: 0 SB: 0 CS: 0	PA: 42					
PITCHER	IP	WLS	BF	H	R	ER	SO	BB	IBB	HBP	BLK	WP	HR	S	P	ERA	WHIP											
John Roper, R ERA: 1.5 (1, 1)	6.0		27	5	2	1	4	3	0	1	0	0	0	0	57	100	1.50	1.333										
Chuck McElroy, L ERA: 1.19 (7, 1)	1.0		4	1	0	0	0	1	0	0	0	0	0	6	11	0.00	2.000											
Jeff Brantley, R ERA: 3.33 (8, 1)	1.0	L	8	3	4	4	0	3	0	0	0	0	0	21	39	36.00	6.000											
Tim Fortugno, L ERA: (9, 1)	1.0		3	0	0	0	0	0	0	0	0	0	0	4	6	0.00	0.000											

Batter	1	2	3	4	5	6	7	8	9	AB	R	H	RBI	BB	SO	LOB	BOTTOM										
Barry Larkin, R OBP: 0.359, SLG: 0.347 (1, 6)	1B HBP 1B		CS 1B		G4-3 2B		G4-3		1B DI 1B	5	0	1	0	0	0	1	Los Angeles Dodgers @ Cincinnati Reds Riverfront Stadium, Cincinnati, OH Sat May 21 1994, 7:05 PM EDT Att: 44,530 - Unknown - 79 F AB 36 R 4 H 12 RBI 3 BB 4 SO 1 LOB 22 										
Roberto Kelly, R OBP: 0.341, SLG: 0.359 (1, 8)	BB 1B HBP		1B		G4-3		BB 1B		1B FC6-4 BB	4	1	3	0	0	0	0											
Hal Morris, L OBP: 0.372, SLG: 0.460 (1, 3)	SAFE 1-2 2-3 1B		F7		B1-3		4-2 SAFE 1-2 BB		FC6-4 1B	4	1	3	1	1	0	1											
Thomas Howard, S OBP: 0.301, SLG: 0.382 (1, 7)	F7		F7				F9		FC6-4 1B	4	0	1	0	1	0	5											
Reggie Sanders, R OBP: 0.333, SLG: 0.483 Jeff Brantley, R (8, 1) Tim Fortugno, L (9, 1) Jeff Branson, L OBP: 0.297, SLG: 0.235 (8, PH)	4-2 BB		CS		F7		SH3-1		G4-3	FC6-4 S	3	1	1	0	1	0		4									
Tony Fernandez, S OBP: 0.358, SLG: 0.431 (1, 5)	1-2 2-3 BB				P4		K		G5-3 1B	G3	4	0	0	1	0	0		5									
Brian Dorsett, R OBP: 0.381, SLG: 0.446 (1, 2)		G3		G4-3			E5		1B		4	0	1	0	0	1		3									
Bret Boone, R OBP: 0.353, SLG: 0.484 (1, 4)		F2					G6-3		G5-3		4	0	1	0	0	0		0									
John Roper, R (1, 1) Lenny Harris, L OBP: 0.387, SLG: 0.483 (6, PH) Chuck McElroy, L (7, 1) Jerome Walton, R OBP: 0.375, SLG: 0.375 (8, 9)		F9			F9				F9	F8	1	1	0	0	1	0		0									
Inning Stats	R: 0 E: 0 K: 0 S: 15	H: 2 LOB: 3 BB: 1 P: 27	R: 0 E: 0 K: 0 S: 5	H: 0 LOB: 0 BB: 0 P: 7	R: 0 E: 0 K: 0 S: 7	H: 2 LOB: 1 BB: 0 P: 8	R: 0 E: 0 K: 0 S: 9	H: 0 LOB: 0 BB: 0 P: 11	R: 1 E: 0 K: 1 S: 10	H: 1 LOB: 1 BB: 1 P: 18	R: 1 E: 1 K: 1 S: 10	H: 1 LOB: 1 BB: 0 P: 17	R: 0 E: 0 K: 0 S: 7	H: 1 LOB: 2 BB: 1 P: 15	R: 0 E: 0 K: 0 S: 9	H: 2 LOB: 1 BB: 0 P: 15		R: 2 E: 0 K: 0 S: 21	H: 3 LOB: 2 BB: 1 P: 31	1B: 10 2B: 2 3B: 0 HR: 0	SF: 0 SAC: 1 DP: 1 HBP: 1	WP: 0 PB: 0 SB: 1 CS: 1	PA: 43				
PITCHER	IP	WLS	BF	H	R	ER	SO	BB	IBB	HBP	BLK	WP	HR	S	P	ERA	WHIP										
Ramon Martinez, R ERA: 4.43 37 Darren Dreifort, R ERA: 4.68 (8, 1)	7.0		31	5	2	2	0	1	0	0	0	0	0	30	46	9.00	3.000										

Batter	1	2	3	4	5	6	7	8	9	AB	R	H	RBI	BB	SO	LOB	TOP								
Karl Rhodes, L (1,8) OBP: 0.360, SLG: 0.487	G4-3		L4			E			L7	4	1	1	0	1	0	1	Chicago Cubs @ Los Angeles Dodgers Dodger Stadium, Los Angeles, CA Mon May 23 1994, 7:05 PM PDT Att: 37,569 - Unknown - 68 F								
Shawon Dunston, R (1,6) OBP: 0.286, SLG: 0.345	K					F9			K	5	0	1	0	0	2	3									
23 Ryne Sandberg, R (1,4) OBP: 0.339, SLG: 0.445	G6-3		K			E			K	4	1	1	0	0	2	2									
Mark Grace, L (1,3) OBP: 0.400, SLG: 0.400						E4				3	2	1	1	1	0	1									
Derrick May, L (1,7) OBP: 0.390, SLG: 0.514	G4-3		K			HR			L5	4	1	1	3	0	1	2									
Sammy Sosa, R (1,9) OBP: 0.321, SLG: 0.563			K			S			K	4	1	2	2	0	2	1									
Steve Buechele, R (1,5) Dan Plesac, L (8,1) Chuck Crim, R (8,1) Randy Myers, L (9,1)	K					G6-3			G2	4	0	0	0	0	2	2									
Rick Wilkins, L (1,2) Jose Guzman, R (1,1) Jose Bautista, R (7,1) Rey Sanchez, R (8,5) OBP: 0.340, SLG: 0.321	G6-3					F9			L8	3	0	0	0	1	0	0									
	G6-3		G4-3			G4-3			E6	3	0	0	0	0	1	2									
						K				0	0	0	0	0	0	0									
Inning Stats	R: 0 E: 0 K: 1 S: 9	H: 0 LOB: 0 BB: 0 P: 15	R: 2 E: 0 K: 1 S: 16	H: 1 LOB: 0 BB: 1 P: 27	R: 0 E: 0 K: 1 S: 9	H: 1 LOB: 1 BB: 0 P: 15	R: 0 E: 0 K: 2 S: 8	H: 0 LOB: 0 BB: 0 P: 13	R: 0 E: 0 K: 0 S: 6	H: 0 LOB: 0 BB: 0 P: 12	R: 4 E: 1 K: 2 S: 16	H: 4 LOB: 2 BB: 1 P: 25	R: 0 E: 0 K: 1 S: 7	H: 0 LOB: 0 BB: 1 P: 15	R: 0 E: 0 K: 1 S: 10	H: 1 LOB: 1 BB: 0 P: 14	R: 0 E: 1 K: 1 S: 8	H: 0 LOB: 1 BB: 1 P: 13	1B: 4 2B: 1 3B: 0 HR: 2	SF: 0 SAC: 0 DP: 0 HBP: 0	WP: 0 PB: 0 SB: 1 CS: 1	PA: 38			
PITCHER	IP	WLS	BF	H	R	ER	SO	BB	IBB	HBP	BLK	WP	HR	S	P	ERA	WHIP								
Kevin Gross, R (1,1) ERA: 4.22	6.0	L	27	6	6	5	7	1	1	0	0	0	2	64	107	7.50	1.167								
Gary Wayne, L (7,1) ERA: 4.55	1.0		3	0	0	0	1	1	0	0	0	0	0	7	15	0.00	1.000								
Al Osuna, L (8,1) ERA: 4.91	0.1		2	1	0	0	0	0	0	0	1	0	0	4	7	0.00	3.000								
Roger McDowell, R (8,1) ERA: 3.52	1.2		6	0	0	0	2	0	0	0	0	0	0	14	20	0.00	0.000								

Batter	1	2	3	4	5	6	7	8	9	AB	R	H	RBI	BB	SO	LOB	BOTTOM								
Brett Butler, L (1,8) OBP: 0.463, SLG: 0.503	G6-4-3								K	3	0	0	0	1	1	1	Chicago Cubs @ Los Angeles Dodgers Dodger Stadium, Los Angeles, CA Mon May 23 1994, 7:05 PM PDT Att: 37,569 - Unknown - 68 F								
Mitch Webster, S (9,9) OBP: 0.316, SLG: 0.273	1B		G6-3							0	0	0	0	0	0	0									
Delino DeShields, L (1,4) OBP: 0.395, SLG: 0.290	G6-4-3		P6						F7	3	0	1	0	1	0	0									
Mike Piazza, R (1,2) OBP: 0.355, SLG: 0.542	G6-4-3		K						FC6-4	4	0	1	0	0	1	4									
Tim Wallach, R (1,5) OBP: 0.366, SLG: 0.560	G4-3		K						1B	4	0	0	0	0	1	2									
Henry Rodriguez, L (1,7) OBP: 0.385, SLG: 0.550									F9	4	0	0	0	0	1	1									
Garey Ingram, R (9,PH) OBP: 0.333, SLG: 1.333			HR						G4-3	3	1	1	0	0	0	0									
Eric Karros, R (1,3) OBP: 0.326, SLG: 0.407			1B						F7	1	0	0	0	0	0	0									
Raul Mondesi, R (1,9) OBP: 0.343, SLG: 0.577			K						G4-3	4	0	0	0	0	1	1									
Jose Offerman, S (1,6) OBP: 0.322, SLG: 0.307									L9	4	0	0	0	0	1	1									
Kevin Gross, R (1,1) OBP: 0.200, SLG: 0.278									F8	2	1	0	0	1	0	0									
Gary Wayne, L (7,1) ERA: 3.52									G6-3	2	1	2	3	0	0	0									
Chris Gwynn, L (7,PH) OBP: 0.280, SLG: 0.348									1B	0	0	0	0	0	0	0									
Al Osuna, R (8,1) Randy Myers, L (9,1) ERA: 1.66									G4-3	1	0	0	0	0	0	0									
Roger McDowell, R (8,1) ERA: 0.61									G4-3	0	0	0	0	0	0	0									
Inning Stats	R: 0 E: 0 K: 0 S: 5	H: 1 LOB: 1 BB: 1 P: 15	R: 3 E: 0 K: 1 S: 13	H: 2 LOB: 0 BB: 1 P: 24	R: 0 E: 0 K: 2 S: 9	H: 0 LOB: 0 BB: 0 P: 11	R: 0 E: 0 K: 0 S: 6	H: 0 LOB: 0 BB: 0 P: 10	R: 0 E: 0 K: 1 S: 7	H: 1 LOB: 2 BB: 1 P: 14	R: 0 E: 0 K: 1 S: 8	H: 0 LOB: 0 BB: 0 P: 10	R: 0 E: 0 K: 0 S: 5	H: 0 LOB: 0 BB: 0 P: 6	R: 0 E: 0 K: 1 S: 11	H: 1 LOB: 1 BB: 0 P: 18	R: 0 E: 0 K: 0 S: 8	H: 0 LOB: 0 BB: 0 P: 13	1B: 4 2B: 0 3B: 0 HR: 1	SF: 0 SAC: 0 DP: 1 HBP: 0	WP: 0 PB: 0 SB: 0 CS: 0	PA: 34			
PITCHER	IP	WLS	BF	H	R	ER	SO	BB	IBB	HBP	BLK	WP	HR	S	P	ERA	WHIP								
Jose Guzman, R (1,1) ERA: 9.15	6.0	W	24	4	3	3	4	3	0	0	0	0	1	48	84	4.50	1.167								
Jose Bautista, R (7,1) ERA: 3.69	1.0		3	0	0	0	0	0	0	0	0	0	0	5	6	0.00	0.000								
Dan Plesac, L (8,1) ERA: 3.52	0.2		3	1	0	0	1	0	0	0	0	0	0	8	13	0.00	1.500								
Chuck Crim, R (8,1) ERA: 1.66	0.1		1	0	0	0	0	0	0	0	0	0	0	3	5	0.00	0.000								
Randy Myers, L (9,1) ERA: 0.61	1.0	S	3	0	0	0	0	0	0	0	0	0	0	8	13	0.00	0.000								

AB	35
R	6
H	7
RBI	6
BB	3
SO	10
LOB	14



Batter	1	2	3	4	5	6	7	8	9	AB	R	H	RBI	BB	SO	LOB	TOP								
Karl Rhodes, L OBP: 0.352, SLG: 0.474 (1, 8)	L3		G4-3		G3			K		4	0	0	0	0	1	0	Chicago Cubs @ Los Angeles Dodgers Dodger Stadium, Los Angeles, CA Tue May 24 1994, 7:05 PM PDT Att: 31,912 - Unknown - 66 F livebaseballscores.com								
Shawon Dunston, R OBP: 0.300, SLG: 0.353 (1, 6)	G6-3			F8	G6-3	G4-3	BLK	HBP		3	1	2	0	0	0	0									
23 Ryne Sandberg, R OBP: 0.337, SLG: 0.440 (1, 4)	P4			G6-3	F8	P2		K		4	1	1	0	0	1	2									
Mark Grace, L OBP: 0.391, SLG: 0.389 (1, 3)		G4-3		F8		G4-3		L9		4	0	0	0	0	0	4									
Derrick May, L OBP: 0.386, SLG: 0.504 (1, 7)		G4-3		G6-3		G4-3			P7	4	0	1	1	0	0	2									
Sammy Sosa, R OBP: 0.325, SLG: 0.568 (1, 9)									F9	4	0	2	1	0	1	1									
Steve Buechele, R OBP: 0.336, SLG: 0.425 (1, 5)									G5-3	4	0	0	0	0	2	3									
Rick Wilkins, L OBP: 0.310, SLG: 0.362 (1, 2)			P6		F8					3	0	0	0	0	0	1									
Willie Banks, R OBP: 0.095, SLG: 0.143 (1, 1)			F8		G6-3					3	0	0	0	0	0	1									
Inning Stats	R: 0 E: 0 K: 0 S: 8	H: 0 LOB: 0 BB: 0 P: 11	R: 0 E: 0 K: 2 S: 8	H: 1 LOB: 1 BB: 0 P: 12	R: 0 E: 0 K: 0 S: 5	H: 0 LOB: 0 BB: 0 P: 8	R: 2 E: 0 K: 1 S: 11	H: 3 LOB: 1 BB: 0 P: 19	R: 0 E: 0 K: 0 S: 5	H: 0 LOB: 0 BB: 0 P: 9	R: 0 E: 0 K: 0 S: 9	H: 1 LOB: 1 BB: 0 P: 13	R: 0 E: 0 K: 2 S: 7	H: 1 LOB: 1 BB: 0 P: 12	R: 0 E: 0 K: 2 S: 9	H: 0 LOB: 0 BB: 0 P: 11	R: 0 E: 0 K: 0 S: 6	H: 0 LOB: 0 BB: 0 P: 7	1B: 5 2B: 1 3B: 0 HR: 0	SF: 0 SAC: 0 DP: 0 HBP: 1	WP: 0 PB: 0 SB: 2 CS: 0	PA: 34			
PITCHER	IP	WLS	BF	H	R	ER	SO	BB	IBB	HBP	BLK	WP	HR	S	P	ERA	WHIP								
Orel Hershiser, R ERA: 2.5 (1, 1)	8.0	L	31	6	2	2	5	0	0	1	1	0	0	62	95	2.25	0.750								
Todd Worrell, R ERA: 2.31 (9, 1)	1.0		3	0	0	0	0	0	0	0	0	0	0	6	7	0.00	0.000								

Batter	1	2	3	4	5	6	7	8	9	AB	R	H	RBI	BB	SO	LOB	BOTTOM								
Brett Butler, L OBP: 0.459, SLG: 0.497 (1, 8)	G4-6-3		P2			F7		FC6-4		4	0	1	0	0	0	1	Chicago Cubs @ Los Angeles Dodgers Dodger Stadium, Los Angeles, CA Tue May 24 1994, 7:05 PM PDT Att: 31,912 - Unknown - 66 F livebaseballscores.com								
Delino DeShields, L OBP: 0.397, SLG: 0.272 (1, 4)	G4-6-3		K			K		F7		4	0	0	0	0	2	2									
Mike Piazza, R OBP: 0.353, SLG: 0.536 (1, 2)						E6			G6-3	4	0	1	0	0	1	0									
Tim Lincecum, R OBP: 0.359, SLG: 0.547 (1, 5)						K			G6-3	4	0	0	0	0	3	2									
Henry Rodriguez, L OBP: 0.395, SLG: 0.549 (1, 7)						WP				2	0	1	0	2	1	0									
Mitch Webster, S OBP: 0.316, SLG: 0.273 (9, PR)						BB			BB	0	0	0	0	0	0	0									
Eric Karros, R OBP: 0.319, SLG: 0.398 (1, 3)						G6-3			L9	4	0	0	0	0	0	3									
Raul Mondesi, R OBP: 0.343, SLG: 0.571 (1, 9)										2	0	0	0	1	0	0									
Jose Offerman, S OBP: 0.317, SLG: 0.301 (1, 6)									P7	3	0	0	0	0	0	1									
Orel Hershiser, R OBP: 0.200, SLG: 0.174 (1, 1)										2	0	0	0	0	0	0									
Jeff Treadway, L OBP: 0.400, SLG: 0.382 (8, PH)										1	0	1	0	0	0	0									
Todd Worrell, R ERA: 2.31 (9, 1)										0	0	0	0	0	0	0									
Inning Stats	R: 0 E: 0 K: 1 S: 12	H: 2 LOB: 1 BB: 0 P: 21	R: 0 E: 0 K: 0 S: 4	H: 1 LOB: 1 BB: 1 P: 10	R: 0 E: 0 K: 1 S: 8	H: 0 LOB: 0 BB: 0 P: 11	R: 0 E: 0 K: 2 S: 12	H: 0 LOB: 1 BB: 1 P: 22	R: 0 E: 0 K: 0 S: 3	H: 0 LOB: 0 BB: 0 P: 6	R: 0 E: 1 K: 2 S: 13	H: 0 LOB: 1 BB: 0 P: 22	R: 0 E: 0 K: 1 S: 10	H: 0 LOB: 0 BB: 0 P: 15	R: 0 E: 0 K: 0 S: 7	H: 1 LOB: 1 BB: 0 P: 10	R: 0 E: 0 K: 0 S: 9	H: 0 LOB: 1 BB: 1 P: 15	1B: 4 2B: 0 3B: 0 HR: 0	SF: 0 SAC: 0 DP: 1 HBP: 0	WP: 1 PB: 0 SB: 0 CS: 1	PA: 33			
PITCHER	IP	WLS	BF	H	R	ER	SO	BB	IBB	HBP	BLK	WP	HR	S	P	ERA	WHIP								
Willie Banks, R ERA: 5.04 (1, 1)	9.0	W	33	4	0	0	7	3	0	0	0	1	0	78	132	0.00	0.778								

Batter	1	2	3	4	5	6	7	8	9	AB	R	H	RBI	BB	SO	LOB	TOP								
Karl Rhodes, L OBP: 0.344, SLG: 0.462	(1, 8) 0-3 K																								
Dave Otto, L (7, 1)			B1-3		G3																				
Jose Bautista, R (7, 1)																									
Kevin Roberson, S (9, PH) OBP: 0.286, SLG: 0.385																									
Dan Plesac, L (9, 1)																									
Shawon Dunston, R OBP: 0.299, SLG: 0.374	(1, 6) 0-0 G1-3		G5-3		G6-3																				
23 Ryne Sandberg, R OBP: 0.335, SLG: 0.442	(1, 4) 0-0 2B																								
Mark Grace, L OBP: 0.393, SLG: 0.388	(1, 3) 4-0 2B																								
Derrick May, L OBP: 0.389, SLG: 0.496	(1, 7) 1-0 G4-3																								
Sammy Sosa, R OBP: 0.324, SLG: 0.560	(1, 9) 3-3 K																								
Steve Buechele, R OBP: 0.340, SLG: 0.419	(1, 5) 1-1 G5-3																								
Rey Sanchez, R OBP: 0.340, SLG: 0.321	(9, PR) 1-1 G5-3																								
Rick Wilkins, L OBP: 0.315, SLG: 0.389	(1, 2) 2-1 G4-3																								
Steve Trachsel, R OBP: 0.238, SLG: 0.250	(1, 1) 3-2 G5-3																								
Jim Bullinger, R OBP: 0.333, SLG: 0.667	(5, 1) 1-1 G5-3																								
Glenallen Hill, R OBP: 0.324, SLG: 0.379	(7, PH) 3-2 G5-3																								
Inning Stats	R: 0 E: 0 K: 1 S: 6	H: 1 LOB: 2 BB: 1 P: 11	R: 0 E: 0 K: 1 S: 7	H: 0 LOB: 0 BB: 0 P: 13	R: 0 E: 0 K: 0 S: 6	H: 0 LOB: 0 BB: 0 P: 9	R: 0 E: 0 K: 0 S: 11	H: 1 LOB: 1 BB: 1 P: 17	R: 2 E: 0 K: 1 S: 13	H: 1 LOB: 0 BB: 1 P: 24	R: 0 E: 0 K: 2 S: 12	H: 0 LOB: 1 BB: 1 P: 20	R: 3 E: 0 K: 1 S: 12	H: 3 LOB: 0 BB: 0 P: 19	R: 0 E: 0 K: 1 S: 7	H: 1 LOB: 0 BB: 0 P: 9	R: 1 E: 0 K: 1 S: 13	H: 1 LOB: 2 BB: 1 P: 20	1B: 4 2B: 2 3B: 0 HR: 2	SF: 0 SAC: 0 DP: 1 HBP: 0	WP: 0 PB: 0 SB: 0 CS: 1	PA: 38			
PITCHER	IP	WLS	BF	H	R	ER	SO	BB	IBB	HBP	BLK	WP	HR	S	P	ERA	WHIP								
Tom Candiotti, R ERA: 4.43	(1, 1) 6.2	29	6	5	5	6	4	0	0	0	0	0	2	66	112	6.75	1.500								
Jim Gott, R ERA: 4.51	(7, 1) 1.1	5	1	1	1	1	1	0	0	0	0	0	0	10	16	6.75	1.500								
Al Osuna, L ERA: 4.5	(9, 1) 0.1	1	0	0	0	1	0	0	0	0	0	0	0	5	5	0.00	0.000								
Todd Worrell, R ERA: 2.19	(9, 1) 0.2	W 2	1	0	0	0	0	0	0	0	0	0	0	6	9	0.00	1.500								

Chicago Cubs @ Los Angeles Dodgers
Dodger Stadium, Los Angeles, CA
Wed May 25 1994, 7:05 PM PDT
Att: 54,709 - Unknown - 65 F

AB 32
R 6
H 8
RBI 6
BB 5
SO 8
LOB 9



Batter	1	2	3	4	5	6	7	8	9	AB	R	H	RBI	BB	SO	LOB	BOTTOM								
Brett Butler, L OBP: 0.457, SLG: 0.491	(1, 8) 0-1 G1-3		G1-3																						
Delino DeShields, L OBP: 0.398, SLG: 0.282	(1, 4) 3-1 WP																								
Jeff Treadway, L OBP: 0.390, SLG: 0.371	(6, 4) 1B																								
Eric Karros, R OBP: 0.317, SLG: 0.398	(9, PH) 1B																								
Raul Mondesi, R OBP: 0.346, SLG: 0.569	(1, 9) 1-3 K																								
Mike Piazza, R OBP: 0.356, SLG: 0.535	(1, 2) 1-1 G6-3																								
Henry Rodriguez, L OBP: 0.391, SLG: 0.537	(1, 3) 0-1 F8																								
Cory Snyder, R OBP: 0.382, SLG: 0.632	(1, 5) 1-3 K																								
Chris Gwynn, L OBP: 0.286, SLG: 0.346	(1, 7) 0-0 F7																								
Tim Lincecum, R OBP: 0.357, SLG: 0.543	(9, 5) 0-2 F7																								
Jose Offerman, S OBP: 0.316, SLG: 0.300	(1, 6) 1-2 G1-3																								
Tom Candiotti, R OBP: 0.136, SLG: 0.136	(1, 1) 1-3 K																								
Jim Gott, R ERA: 4.58	(7, 1) 1-1 G5-3																								
Al Osuna, R (9, 1)																									
Todd Worrell, R (9, 1)																									
Mitch Webster, S OBP: 0.333, SLG: 0.294	(9, PH) 2-3 1B																								
Inning Stats	R: 0 E: 0 K: 1 S: 9	H: 1 LOB: 0 BB: 0 P: 14	R: 0 E: 0 K: 1 S: 7	H: 0 LOB: 0 BB: 0 P: 8	R: 0 E: 0 K: 1 S: 9	H: 0 LOB: 0 BB: 0 P: 13	R: 4 E: 1 K: 1 S: 22	H: 4 LOB: 0 BB: 1 P: 34	R: 2 E: 0 K: 0 S: 13	H: 2 LOB: 2 BB: 2 P: 26	R: 0 E: 0 K: 0 S: 4	H: 0 LOB: 0 BB: 0 P: 7	R: 0 E: 0 K: 0 S: 4	H: 0 LOB: 0 BB: 0 P: 6	R: 0 E: 0 K: 0 S: 5	H: 1 LOB: 0 BB: 0 P: 7	R: 1 E: 1 K: 0 S: 12	H: 2 LOB: 2 BB: 1 P: 20	1B: 10 2B: 0 3B: 0 HR: 0	SF: 1 SAC: 0 DP: 1 HBP: 0	WP: 3 PB: 0 SB: 1 CS: 1	PA: 38			
PITCHER	IP	WLS	BF	H	R	ER	SO	BB	IBB	HBP	BLK	WP	HR	S	P	ERA	WHIP								
Steve Trachsel, R ERA: 4.31	(1, 1) 4.1	20	6	6	5	4	2	0	0	0	0	1	0	12	23	0.00	1.200								
Jim Bullinger, R ERA: 5.02	(5, 1) 1.2	7	1	0	0	0	1	0	0	0	0	0	0	3	5	0.00	0.000								
Dave Otto, L ERA: 5.02	(7, 1) 0.2	2	0	0	0	0	0	0	0	0	0	0	0	6	8	0.00	0.750								
Jose Bautista, R ERA: 3.71	(7, 1) 1.1	4	1	0	0	0	0	0	0	0	0	0	0	6	8	0.00	0.750								
Dan Plesac, L ERA: 3.5	(9, 1) 0.2	L 5	2	1	1	0	1	0	0	0	0	0	0	12	20	13.50	4.500								

Chicago Cubs @ Los Angeles Dodgers
Dodger Stadium, Los Angeles, CA
Wed May 25 1994, 7:05 PM PDT
Att: 54,709 - Unknown - 65 F

AB 33
R 7
H 10
RBI 5
BB 4
SO 4
LOB 10



Batter	1	2	3	4	5	6	7	8	9	10	AB	R	H	RBI	BB	SO	LOB	TOP			
Carlos Garcia, R Ravelo Manzanillo, L Lloyd McClendon, R Rick White, R Mark Dewey, R Jeff Ballard, L	F8			1B		F7		G4-3		K	4	0	1	0	0	0	1	Pittsburgh Pirates @ Los Angeles Dodgers Dodger Stadium, Los Angeles, CA Fri May 27 1994, 7:05 PM PDT Att. 44,145 - Unknown - 68 F			
Jay Bell, R	G4-3			1B		G1			G5-3	HR	5	1	2	1	0	0					
Andy Van Slyke, L	G4-3			K				G4-3	HR	K	5	1	1	1	0	2	2				
Dave Clark, L		F9		P6			P5			HR	4	1	1	0	0	0	2				
Brian Hunter, R		K		P3						1B	4	1	2	0	0	1	2				
Al Martin, L		P6			G4-3					1B	3	1	0	0	1	1					
Don Staight, R										1B	3	0	2	1	0	0	0				
Kevin Young, R										1B	3	0	1	2	1	1	2				
Jon Lieber, L										1B	1	0	0	0	0	0	1				
Gary Varsho, L John Hope, R Tom Foley, L							F9			F8		1	0	0	0	0	0				
Inning Stats	R: 0 E: 0 K: 0 S: 7	H: 0 LOB: 0 BB: 0 P: 12	R: 0 E: 0 K: 1 S: 9	H: 0 LOB: 0 BB: 0 P: 14	R: 0 E: 0 K: 1 S: 6	H: 1 LOB: 0 BB: 0 P: 8	R: 0 E: 0 K: 1 S: 10	H: 2 LOB: 2 BB: 0 P: 15	R: 0 E: 0 K: 0 S: 5	H: 0 LOB: 0 BB: 0 P: 7	R: 0 E: 0 K: 1 S: 9	H: 1 LOB: 1 BB: 0 P: 17	R: 0 E: 0 K: 0 S: 4	H: 0 LOB: 1 BB: 1 P: 9	R: 4 E: 0 K: 0 S: 19	H: 4 LOB: 1 BB: 1 P: 30	R: 1 E: 0 K: 2 S: 11	H: 1 LOB: 0 BB: 0 P: 13	1B: 8 2B: 0 3B: 0 HR: 2	SF: 1 SAC: 0 DP: 2 HBP: 0	WP: 0 PA: 39
PITCHER	IP WLS BF H R ER SO	IP WLS BF H R ER SO	IP WLS BF H R ER SO	IP WLS BF H R ER SO	IP WLS BF H R ER SO	IP WLS BF H R ER SO	IP WLS BF H R ER SO	IP WLS BF H R ER SO	IP WLS BF H R ER SO	IP WLS BF H R ER SO	IP WLS BF H R ER SO	IP WLS BF H R ER SO	IP WLS BF H R ER SO	IP WLS BF H R ER SO	IP WLS BF H R ER SO	IP WLS BF H R ER SO	IP WLS BF H R ER SO	ERA WHIP	ERA WHIP		
Ramon Martinez, R Todd Worrell, R Al Osuna, L	8.1 1.1 0.1	33 5 1	8 2 0	4 1 0	4 1 0	4 1 0	2 0 0	0 0 0	0 0 0	0 0 0	0 0 0	0 0 0	0 0 0	0 0 0	0 0 0	0 0 0	0 0 0	0 0 0	4.41 2.63 4.15	1.200 1.500 0.000	

Batter	1	2	3	4	5	6	7	8	9	10	AB	R	H	RBI	BB	SO	LOB	BOTTOM					
Brett Butler, L	G4-3		B5-3								5	0	1	0	0	0	1	Pittsburgh Pirates @ Los Angeles Dodgers Dodger Stadium, Los Angeles, CA Fri May 27 1994, 7:05 PM PDT Att. 44,145 - Unknown - 68 F					
Jose Offerman, S	G1-6-3			1B	E4					K	4	1	1	0	1	1							
Raul Mondesi, R	G4-3			1B	CS					P3	5	1	1	0	0	0	2						
Tim Wallach, R Jeff Treadway, L		G6-3		1B							4	1	2	2	0	1	0						
Henry Rodriguez, L Cory Snyder, R		G6-3		1B							0	0	0	0	0	0	0						
Eric Karros, R				1B							3	0	0	0	0	0	2						
Carlos Hernandez, R				1B							2	0	0	0	0	2	1						
Eric Karros, R				1B							5	2	4	2	0	0	1						
Carlos Hernandez, R				K							5	1	1	0	0	1	4						
Gary Ingram, R Chris Gwynn, L Mitch Webster, S											3	0	0	0	1	1	0						
Ramon Martinez, R Todd Worrell, R Al Osuna, R											0	0	0	0	0	0	0						
37 Darren Dreifort, R											1	0	1	1	0	0	0						
Inning Stats	R: 0 E: 0 K: 0 S: 9	H: 0 LOB: 0 BB: 0 P: 13	R: 1 E: 0 K: 0 S: 9	H: 1 LOB: 0 BB: 0 P: 17	R: 0 E: 0 K: 0 S: 6	H: 0 LOB: 0 BB: 0 P: 9	R: 2 E: 0 K: 1 S: 16	H: 3 LOB: 1 BB: 0 P: 23	R: 0 E: 1 K: 1 S: 11	H: 1 LOB: 1 BB: 0 P: 14	R: 1 E: 0 K: 0 S: 13	H: 2 LOB: 1 BB: 0 P: 23	R: 0 E: 0 K: 0 S: 11	H: 1 LOB: 2 BB: 1 P: 19	R: 0 E: 0 K: 2 S: 13	H: 2 LOB: 3 BB: 1 P: 28	R: 0 E: 0 K: 1 S: 10	H: 0 LOB: 0 BB: 0 P: 17	R: 2 E: 1 K: 1 S: 14	H: 3 LOB: 2 BB: 0 P: 20	1B: 9 2B: 3 3B: 0 HR: 1	SF: 0 SAC: 0 DP: 0 HBP: 1	WP: 1 PA: 46
PITCHER	IP WLS BF H R ER SO	IP WLS BF H R ER SO	IP WLS BF H R ER SO	IP WLS BF H R ER SO	IP WLS BF H R ER SO	IP WLS BF H R ER SO	IP WLS BF H R ER SO	IP WLS BF H R ER SO	IP WLS BF H R ER SO	IP WLS BF H R ER SO	IP WLS BF H R ER SO	IP WLS BF H R ER SO	IP WLS BF H R ER SO	IP WLS BF H R ER SO	IP WLS BF H R ER SO	IP WLS BF H R ER SO	IP WLS BF H R ER SO	ERA WHIP	ERA WHIP				
Jon Lieber, R John Hope, R Ravelo Manzanillo, L Rick White, R Mark Dewey, R	1.89 1.36 2.59 4.3 1.06	20 10 9 3 1	5 3 2 0 0	3 1 0 3 0	3 2 0 1 0	0 0 0 0 0	0 1 0 0 0	0 0 0 0 0	0 0 0 0 0	0 0 0 0 0	0 0 0 0 0	0 0 0 0 0	0 0 0 0 0	0 0 0 0 0	0 0 0 0 0	0 0 0 0 0	0 0 0 0 0	0 0 0 0 0	1.89 1.36 2.59 4.3 1.06	1.000 2.000 1.000 3.000 0.000			

Batter	1	2	3	4	5	6	7	8	9	AB	R	H	RBI	BB	SO	LOB	TOP											
Carlos Garcia, R OBP: 0.354, SLG: 0.392	1-2 P3		0-0 1B			0-0 B2-3		2-2 G4-3 1B	4-1 FC6 BB	4	1	2	0	1	0	0	Pittsburgh Pirates @ Los Angeles Dodgers Dodger Stadium, Los Angeles, CA Sun May 29 1994, 3:33 AM PDT Att: 44,622 - Sunny - 95 F											
Jay Bell, R OBP: 0.294, SLG: 0.376	2-2 G6-3		3-2 G5-3			2-2 L3 1B		3-1 G4-3 1B	1-3 BB	5	1	2	0	0	1	3												
Andy Van Slyke, L OBP: 0.337, SLG: 0.360	2-3 K			2-2 G4-3		3-1 L3		0-1 G4-3	0-1 FC6	5	0	0	0	0	1	5												
Dave Clark, L OBP: 0.370, SLG: 0.409		2-3 K		1-0 G4-3			1-1 P6	0-0 BB 1B		4	0	1	2	0	1	0												
Al Martin, L OBP: 0.384, SLG: 0.491		2-3 K		2-3 K			1-0 1B FC6-4 2B	3-3 K		4	1	1	0	0	3	1												
Orlando Merced, S OBP: 0.370, SLG: 0.383		0-1 S		1-0 2B			0-1 FC6-4	4-1 BB		3	0	3	0	1	0	0												
Don Slaught, R OBP: 0.361, SLG: 0.295	2-2 G1-3			3-1 F7			2-3 FC6-4 1B	2-2 L9		4	0	0	1	0	0	5												
Kevin Young, R OBP: 0.263, SLG: 0.314			2-1 G5-3		3-3 K		0-0 1B	2-2 G6-3		4	0	1	0	0	1	1												
Zane Smith, L OBP: 0.333, SLG: 0.333			1-1 F7		0-2 G4-3		2-3 K	2-1 BB		2	0	0	0	0	0	1												
Gary Varsho, L OBP: 0.313, SLG: 0.500										0	0	0	0	0	0	0												
Brian Hunter, R OBP: 0.303, SLG: 0.451										1	0	0	0	0	1	2												
Alejandro Pena, R OBP: 0.324, SLG: 0.241										0	0	0	0	0	0	0												
Lloyd McClendon, R OBP: 0.324, SLG: 0.241										1	0	1	0	0	0	0												
Inning Stats	R: 0 E: 0 K: 1 S: 10	H: 0 LOB: 0 BB: 0 P: 15	R: 0 E: 0 K: 2 S: 12	H: 1 LOB: 1 BB: 0 P: 18	R: 0 E: 0 K: 0 S: 10	H: 1 LOB: 1 BB: 0 P: 16	R: 0 E: 0 K: 1 S: 9	H: 0 LOB: 0 BB: 0 P: 14	R: 0 E: 0 K: 1 S: 10	H: 1 LOB: 1 BB: 0 P: 17	R: 0 E: 0 K: 0 S: 7	H: 0 LOB: 0 BB: 0 P: 12	R: 1 E: 0 K: 1 S: 12	H: 3 LOB: 2 BB: 0 P: 19	R: 2 E: 0 K: 1 S: 17	H: 3 LOB: 2 BB: 1 P: 31	R: 0 E: 0 K: 1 S: 12	H: 1 LOB: 2 BB: 1 P: 21	1B: 9 2B: 3 3B: 0 HR: 0	SF: 0 SAC: 0 DP: 1 HBP: 0	WP: 0 PB: 0 SB: 2 CS: 0	PA: 39						
PITCHER	IP	WLS	BF	H	R	ER	SO	BB	IBB	HBP	BLK	WP	HR	S	P	ERA	WHIP											
Kevin Gross, R ERA: 3.93	(1, 1)	6.2	W	26	7	1	1	5	0	0	0	0	0	0	67	106	1.35	1.050										
Al Osuna, L ERA: 6.75	(7, 1)	1.0		7	3	2	2	2	1	0	0	0	0	0	16	30	18.00	4.000										
Jim Gott, R ERA: 4.74	(8, 1)	0.1		1	0	0	0	0	0	0	0	0	0	4	6	0.00	0.000											
Todd Worrell, R ERA: 2.57	(9, 1)	0.1		3	1	0	0	0	1	0	0	0	0	6	14	0.00	6.000											
37 Darren Dreifort, R ERA: 4.39	(9, 1)	0.2	S	2	0	0	0	1	0	0	0	0	0	6	7	0.00	0.000											
Batter	1	2	3	4	5	6	7	8	9	AB	R	H	RBI	BB	SO	LOB	BOTTOM											
Garey Ingram, R OBP: 0.267, SLG: 0.429	3-2 E8 1B		1-1 F9	1-3 K			3-3 K			4	1	1	0	0	2	0	Pittsburgh Pirates @ Los Angeles Dodgers Dodger Stadium, Los Angeles, CA Sun May 29 1994, 3:33 AM PDT Att: 44,622 - Sunny - 95 F											
Mitch Webster, S OBP: 0.383, SLG: 0.357	1-0 B1		3-2 FC5-4 1B	0-0 1B			0-3 K			4	0	2	0	0	1	1												
Raul Mondesi, R OBP: 0.337, SLG: 0.564	1-1 2H 1B		0-1 FC5-4 1B 2B	0-1 G6-3			1-3 K			4	1	1	1	0	1	2												
Tim Wallach, R OBP: 0.354, SLG: 0.524	1-0 P4		0-0 2B 1B		0-0 L9			1-0 F9		4	1	1	0	0	0	1												
Eric Karros, R OBP: 0.332, SLG: 0.430	1-0 G4-3		0-0 1B 2B		2-2 G6-3			1-2 WP 1B		4	1	2	1	0	0	1												
Cory Snyder, R OBP: 0.380, SLG: 0.566		4-2 BB	4-0 1B IBB		2-0 L9			2-2 G5-3		2	0	0	0	2	0	1												
Todd Worrell, R OBP: 1.000, SLG: 1.000										0	0	0	0	0	0	0												
37 Darren Dreifort, R OBP: 1.000, SLG: 1.000										0	0	0	0	0	0	0												
Carlos Hernandez, R OBP: 0.299, SLG: 0.333		0-0 L8	1-1 1B		0-0 G6-3			1-3 K		4	0	1	2	0	1	2												
Jose Offerman, S OBP: 0.315, SLG: 0.296		3-1 F8	3-2 F8		1-3 K					3	0	0	0	0	1	3												
Kevin Gross, R OBP: 0.174, SLG: 0.238		0-1 P4		0-3 K						3	0	0	0	0	1	1												
Al Osuna, R OBP: 0.315, SLG: 0.296										0	0	0	0	0	0	0												
Jim Gott, R OBP: 0.450, SLG: 0.497										0	0	0	0	0	0	0												
Brett Butler, L OBP: 0.450, SLG: 0.497										0	0	0	0	0	0	0												
Inning Stats	R: 1 E: 1 K: 0 S: 8	H: 2 LOB: 1 BB: 0 P: 15	R: 0 E: 0 K: 0 S: 8	H: 0 LOB: 1 BB: 1 P: 14	R: 3 E: 0 K: 0 S: 14	H: 4 LOB: 2 BB: 1 P: 26	R: 0 E: 0 K: 2 S: 9	H: 1 LOB: 1 BB: 0 P: 10	R: 0 E: 0 K: 0 S: 5	H: 0 LOB: 0 BB: 0 P: 7	R: 0 E: 0 K: 3 S: 11	H: 0 LOB: 0 BB: 0 P: 15	R: 0 E: 0 K: 1 S: 10	H: 1 LOB: 1 BB: 0 P: 15	1B: 7 2B: 1 3B: 0 HR: 0	SF: 0 SAC: 0 DP: 0 HBP: 0	WP: 1 PB: 0 SB: 0 CS: 0	PA: 34										
PITCHER	IP	WLS	BF	H	R	ER	SO	BB	IBB	HBP	BLK	WP	HR	S	P	ERA	WHIP											
Zane Smith, L ERA: 3.82	(1, 1)	6.0	L	27	7	4	3	3	1	0	0	0	0	49	81	4.50	1.333											
Alejandro Pena, R ERA: 6.19	(7, 1)	2.0		7	1	0	0	4	0	0	0	0	1	0	21	30	0.00	0.500										

Batter	1	2	3	4	5	6	7	8	9	AB	R	H	RBI	BB	SO	LOB	TOP								
Bernard Gilkey, R OBP: 0.363, SLG: 0.400 (1, 7)										4	2	2	0	0	1	0	St. Louis Cardinals @ Los Angeles Dodgers Dodger Stadium, Los Angeles, CA Mon May 30 1994, 7:05 PM PDT Att: 33,628 - Unknown - 74 F								
Luis Alcaez, S OBP: 0.346, SLG: 0.367 (1, 4)										4	0	1	0	0	1	1									
Gregg Jefferies, S OBP: 0.415, SLG: 0.474 (1, 3)										4	1	2	0	0	0	1									
Todd Zeile, R OBP: 0.312, SLG: 0.430 (1, 5)										3	0	0	1	0	0	1									
Ray Lankford, L OBP: 0.413, SLG: 0.563 (1, 8)										4	1	1	1	0	0	2									
Mark Whiten, S OBP: 0.353, SLG: 0.500 (1, 9)										4	2	2	2	0	0	0									
Tom Pagnozzi, R OBP: 0.385, SLG: 0.556 (1, 2)										4	0	1	1	0	0	0									
Ozzie Smith, S OBP: 0.305, SLG: 0.285 (1, 6)										4	0	0	0	0	0	1									
Vicente Palacios, R (1, 1)										3	0	0	0	0	2	1									
Bryan Eversgerd, R (7, 1)										0	0	0	0	0	0	0									
Rene Arocha, R (7, 1)										0	0	0	0	0	0	0									
Gerónimo Peña, S OBP: 0.294, SLG: 0.431 (9, PH)										1	0	0	0	0	1	0									
Mike Perez, R (9, 1)										0	0	0	0	0	0	0									
Inning Stats	R: 1 E: 0 K: 0 S: 5	H: 3 LOB: 1 BB: 0 P: 5	R: 1 E: 0 K: 1 S: 6	H: 1 LOB: 0 BB: 0 P: 6	R: 1 E: 1 K: 1 S: 7	H: 1 LOB: 1 BB: 0 P: 7	R: 0 E: 0 K: 0 S: 3	H: 0 LOB: 0 BB: 0 P: 3	R: 0 E: 0 K: 1 S: 5	H: 0 LOB: 0 BB: 0 P: 5	R: 0 E: 0 K: 0 S: 3	H: 0 LOB: 0 BB: 0 P: 3	R: 0 E: 0 K: 1 S: 5	H: 0 LOB: 0 BB: 0 P: 5	R: 0 E: 0 K: 0 S: 5	H: 0 LOB: 0 BB: 0 P: 5	1B: 5 2B: 3 3B: 0 HR: 1	SF: 1 SAC: 0 DP: 0 HBP: 0	WP: 0 PB: 0 SB: 0 CS: 0	PA: 36					
PITCHER	IP	WLS	BF	H	R	ER	SO	BB	IBB	HBP	BLK	WP	HR	S	P	ERA	WHIP								
Orel Hershiser, R ERA: 2.93 (1, 1)	5.1	L	25	9	6	5	3	0	0	0	0	0	1	31	31	8.44	1.688								
Roger McDowell, R ERA: 2.94 (6, 1)	1.2		5	0	0	0	1	0	0	0	0	0	0	7	7	0.00	0.000								
Todd Worrell, R ERA: 2.4 (8, 1)	1.0		3	0	0	0	0	0	0	0	0	0	0	3	3	0.00	0.000								
Gary Wayne, L ERA: 4.32 (9, 1)	1.0		3	0	0	0	1	0	0	0	0	0	0	5	5	0.00	0.000								

Batter	1	2	3	4	5	6	7	8	9	AB	R	H	RBI	BB	SO	LOB	BOTTOM								
Brett Butler, L OBP: 0.444, SLG: 0.489 (1, 8)										5	0	1	0	0	1	1	St. Louis Cardinals @ Los Angeles Dodgers Dodger Stadium, Los Angeles, CA Mon May 30 1994, 7:05 PM PDT Att: 33,628 - Unknown - 74 F								
Jose Offerman, S OBP: 0.308, SLG: 0.289 (1, 6)										4	0	0	0	0	2	0									
Mike Piazza, R OBP: 0.397, SLG: 0.547 (1, 2)										5	2	2	1	0	0	2									
Tim Wallach, R OBP: 0.355, SLG: 0.519 (1, 5)										4	0	1	0	1	1	2									
Henry Rodriguez, L OBP: 0.369, SLG: 0.503 (1, 7)										5	0	0	0	0	0	5									
Eric Karros, R OBP: 0.335, SLG: 0.434 (1, 3)										3	0	2	1	0	0	0									
Raul Mondesi, R OBP: 0.335, SLG: 0.563 (1, 9)										4	1	1	0	0	0	5									
Garey Ingram, R OBP: 0.368, SLG: 0.556 (1, 4)										4	1	3	1	0	1	2									
Orel Hershiser, R ERA: 3.99 (1, 1)										2	0	1	0	0	1	0									
Roger McDowell, R ERA: 2.28 (7, PH)										0	0	0	0	0	0	0									
Chris Gwynn, L OBP: 0.296, SLG: 0.346 (7, PH)										0	0	0	0	0	0	0									
Mitch Webster, S OBP: 0.346, SLG: 0.442 (7, PH)										1	1	1	2	0	0	0									
Todd Worrell, R (8, 1)										0	0	0	0	0	0	0									
Dave Hansen, L OBP: 0.333, SLG: 0.364 (8, PH)										1	0	0	0	0	0	0									
Gary Wayne, L (9, 1)										0	0	0	0	0	0	0									
Inning Stats	R: 0 E: 0 K: 1 S: 5	H: 0 LOB: 0 BB: 0 P: 5	R: 0 E: 0 K: 1 S: 7	H: 2 LOB: 2 BB: 0 P: 7	R: 0 E: 0 K: 1 S: 5	H: 0 LOB: 0 BB: 0 P: 5	R: 0 E: 0 K: 0 S: 3	H: 0 LOB: 0 BB: 0 P: 3	R: 1 E: 0 K: 1 S: 7	H: 3 LOB: 1 BB: 0 P: 7	R: 1 E: 1 K: 0 S: 5	H: 1 LOB: 2 BB: 1 P: 9	R: 3 E: 0 K: 2 S: 10	H: 3 LOB: 3 BB: 0 P: 10	R: 0 E: 0 K: 0 S: 5	H: 2 LOB: 2 BB: 0 P: 5	R: 0 E: 1 K: 0 S: 5	H: 1 LOB: 2 BB: 0 P: 5	1B: 8 2B: 2 3B: 0 HR: 2	SF: 1 SAC: 1 DP: 0 HBP: 0	WP: 0 PB: 0 SB: 0 CS: 0	PA: 41			
PITCHER	IP	WLS	BF	H	R	ER	SO	BB	IBB	HBP	BLK	WP	HR	S	P	ERA	WHIP								
Vicente Palacios, R ERA: 3.99 (1, 1)	6.0	W	26	7	3	2	4	1	0	0	0	0	0	33	37	3.00	1.333								
Bryan Eversgerd, L ERA: 2.28 (7, 1)	0.2		3	1	1	1	1	0	0	0	0	0	1	5	5	13.50	1.500								
Rene Arocha, R ERA: 6.02 (7, 1)	1.1		7	3	1	1	1	0	0	0	0	0	1	9	9	6.75	2.250								
Mike Perez, R ERA: 7.36 (9, 1)	1.0	S	5	1	0	0	0	0	0	0	0	0	0	5	5	0.00	1.000								



Batter	1	2	3	4	5	6	7	8	9	AB	R	H	RBI	BB	SO	LOB	TOP				
Bernard Gilkey, R OBP: 0.364, SLG: 0.406 (1, 7)	F3	1B		G6-3		F8		2B		5	0	2	2	0	0	1					
Luis Alcaez, S OBP: 0.333, SLG: 0.351 (1, 4)	F9	G3		F7		K		G6-3		5	0	0	0	0	1	4					
Gregg Jefferies, S OBP: 0.414, SLG: 0.472 Stan Royer, R OBP: 0.194, SLG: 0.387 (1, 3) (9, 3)	1B		L6	G4-3				F8		5	0	2	0	0	0	0					
Todd Zeile, R OBP: 0.314, SLG: 0.426 (1, 5)	G5-3		1B	2B	BB			K		4	1	1	0	1	1	2					
Ray Lankford, L OBP: 0.409, SLG: 0.552 (1, 8)		1B	F7		FC4-6			E9		4	1	0	0	1	0	2					
Mark Whiten, S OBP: 0.383, SLG: 0.500 (1, 9)		1B	1B		K			IBB		4	2	2	0	1	1	1					
Tom Pagnozzi, R OBP: 0.386, SLG: 0.558 (1, 2)		FC5		2B				L9		5	1	2	3	0	0	4					
Ozzie Smith, S OBP: 0.309, SLG: 0.286 (1, 6)		F7		IBB		E6		2B		3	1	1	0	1	0	2					
Rick Sutcliffe, L OBP: 0.125, SLG: 0.125 Rene Arocha, R (8, 1)	FC4-6		K			SH1-4		SH1-4		2	0	0	1	0	1	3					
Inning Stats	R: 0 E: 0 K: 0 S: 4	H: 1 LOB: 1 BB: 0 P: 4	R: 2 E: 1 K: 0 S: 6	H: 2 LOB: 2 BB: 1 P: 10	R: 2 E: 0 K: 1 S: 7	H: 2 LOB: 2 BB: 2 P: 15	R: 0 E: 0 K: 0 S: 3	H: 0 LOB: 0 BB: 0 P: 3	R: 0 E: 0 K: 1 S: 6	H: 1 LOB: 1 BB: 0 P: 6	R: 0 E: 0 K: 0 S: 3	H: 1 LOB: 0 BB: 0 P: 3	R: 2 E: 0 K: 0 S: 6	H: 3 LOB: 1 BB: 0 P: 6	R: 0 E: 1 K: 1 S: 6	H: 0 LOB: 2 BB: 1 P: 10	1B: 8 2B: 2 3B: 0 HR: 0	SF: 0 SAC: 2 DP: 1 HBP: 0	WP: 1 PB: 1 SB: 1 CS: 0	PA: 43	
PITCHER	IP	WLS	BF	H	R	ER	SO	BB	IBB	HBP	BLK	WP	HR	S	P	ERA	WHIP				
Tom Candiotti, R ERA: 4.58 (1, 1)	7.2	L	37	10	6	5	3	2	1	0	0	1	0	40	52	5.87	1.565				
Gary Wayne, L ERA: 4.24 (8, 1)	0.1		1	0	0	0	0	0	0	0	0	0	0	1	1	0.00	0.000				
Roger McDowell, R ERA: 2.7 (9, 1)	1.0		5	0	0	0	1	0	1	0	0	0	0	6	10	0.00	0.000				

St. Louis Cardinals @ Los Angeles Dodgers
 Dodger Stadium, Los Angeles, CA
 Tue May 31 1994, 7:05 PM PDT
 Att: 36,689 - Unknown - 71 F

AB 37
 R 6
 H 10
 RBI 6
 BB 4
 SO 4
 LOB 19



Batter	1	2	3	4	5	6	7	8	9	AB	R	H	RBI	BB	SO	LOB	BOTTOM				
Brett Butler, L OBP: 0.441, SLG: 0.481 (1, 8)	B1-3		F9		G6-3			F7		3	0	0	0	1	0	0					
Jose Offerman, S OBP: 0.307, SLG: 0.288 (1, 6)	F7		F8		G6-3			1B		4	0	1	0	0	0	1					
Mike Piazza, R OBP: 0.380, SLG: 0.546 (1, 2)	G6-3		FC6-4			P4		1B		4	0	2	0	0	0	0					
Tim Wallach, R OBP: 0.353, SLG: 0.510 (1, 5)		F8	FC6-4			G4-3		1B		3	0	0	0	1	0	1					
Henry Rodriguez, L OBP: 0.366, SLG: 0.497 (1, 7)		F9	1B		L3			FC5-4		4	0	1	0	0	0	3					
Eric Karros, R OBP: 0.338, SLG: 0.432 (1, 3)		BB	1B		1B			K		3	0	1	0	1	1	0					
Raul Mondesi, R OBP: 0.333, SLG: 0.556 (1, 9)		F9			1B			G6-3		4	0	1	0	0	0	2					
Garey Ingram, R OBP: 0.348, SLG: 0.476 (1, 4)		FC4-6			G1-6-3			G5-3		3	0	0	0	1	0	2					
Tom Candiotti, R OBP: 0.125, SLG: 0.125 Gary Wayne, L (8, 1) Chris Gwynn, L OBP: 0.310, SLG: 0.370 (8, PH) Roger McDowell, R (9, 1)	FC4-6				G1-3			1B		2	0	0	0	0	0	3					
Inning Stats	R: 0 E: 0 K: 0 S: 3	H: 0 LOB: 0 BB: 0 P: 3	R: 0 E: 0 K: 0 S: 4	H: 1 LOB: 3 BB: 2 P: 12	R: 0 E: 0 K: 0 S: 4	H: 1 LOB: 1 BB: 0 P: 4	R: 0 E: 0 K: 0 S: 4	H: 2 LOB: 1 BB: 0 P: 4	R: 0 E: 0 K: 0 S: 2	H: 0 LOB: 0 BB: 1 P: 6	R: 0 E: 0 K: 0 S: 3	H: 0 LOB: 0 BB: 0 P: 3	R: 0 E: 0 K: 0 S: 5	H: 3 LOB: 3 BB: 1 P: 9	R: 0 E: 0 K: 1 S: 5	H: 0 LOB: 0 BB: 0 P: 5	1B: 7 2B: 0 3B: 0 HR: 0	SF: 0 SAC: 0 DP: 2 HBP: 0	WP: 0 PB: 0 SB: 0 CS: 0	PA: 35	
PITCHER	IP	WLS	BF	H	R	ER	SO	BB	IBB	HBP	BLK	WP	HR	S	P	ERA	WHIP				
Rick Sutcliffe, R ERA: 5.13 (1, 1)	7.2	W	31	7	0	0	0	4	0	0	0	0	0	27	43	0.00	1.435				
Rene Arocha, R ERA: 5.85 (8, 1)	1.1		4	0	0	0	1	0	0	0	0	0	0	6	6	0.00	0.000				

St. Louis Cardinals @ Los Angeles Dodgers
 Dodger Stadium, Los Angeles, CA
 Tue May 31 1994, 7:05 PM PDT
 Att: 36,689 - Unknown - 71 F

AB 31
 R 0
 H 7
 RBI 0
 BB 4
 SO 1
 LOB 12



Batter	1	2	3	4	5	6	7	8	9	AB	R	H	RBI	BB	SO	LOB	TOP					
Bernard Gilkey, R OBP: 0.365, SLG: 0.399 (1, 7)	G3		G4-3				L7			3	0	0	0	2	0	0	St. Louis Cardinals @ Los Angeles Dodgers Dodger Stadium, Los Angeles, CA Wed Jun 01 1994, 7:05 PM PDT Att: 53,325 - Unknown - 74 F livebaseballscorecards.com					
Ozzie Smith, S OBP: 0.301, SLG: 0.277 (1, 6)	G3			F8	P6			L6	G4-3	5	0	0	0	0	5							
Gregg Jefferies, S OBP: 0.407, SLG: 0.462 (1, 3)	G3			F7		L6		P6		4	0	0	0	0	0							
Todd Zeile, R OBP: 0.327, SLG: 0.441 (1, 5)		G3								3	0	3	0	1	0							
Ray Lankford, L OBP: 0.406, SLG: 0.545 (1, 8)		K								4	0	1	0	0	1							
Mark Whiten, S OBP: 0.367, SLG: 0.509 (1, 9)		G3								4	0	2	0	0	3							
Tom Pagnozzi, R OBP: 0.379, SLG: 0.543 (1, 2)			F8							4	0	1	0	0	4							
José Oquendo, S OBP: 0.375, SLG: 0.237 (1, 4)			K							4	0	0	0	0	1							
Bob Tewksbury, R OBP: 0.242, SLG: 0.226 (5, PH)										1	0	0	0	0	0							
Luis Alicea, S OBP: 0.338, SLG: 0.357 (5, PH)										1	0	1	0	0	0							
Tom Urbani, L OBP: 0.346, SLG: 0.500 (7, PH)										0	0	0	0	0	0							
Gerónimo Peña, S OBP: 0.279, SLG: 0.244 (7, PH)										1	0	0	0	0	1							
Bryan Eversgerd, R OBP: 0.255, SLG: 0.255 (7, PH)										0	0	0	0	0	0							
John Habyan, R OBP: 0.417, SLG: 0.367 (8, PH)										0	0	0	0	0	0							
Gerald Perry, L OBP: 0.417, SLG: 0.367 (9, PH)										1	0	0	0	0	1							
Inning Stats	R: 0 E: 0 K: 0 S: 4	H: 0 LOB: 0 BB: 0 P: 6	R: 0 E: 0 K: 1 S: 9	H: 1 LOB: 1 BB: 0 P: 14	R: 0 E: 0 K: 1 S: 7	H: 0 LOB: 0 BB: 0 P: 12	R: 0 E: 0 K: 0 S: 10	H: 1 LOB: 1 BB: 0 P: 18	R: 0 E: 0 K: 0 S: 11	H: 2 LOB: 3 BB: 1 P: 17	R: 0 E: 0 K: 0 S: 8	H: 2 LOB: 0 BB: 0 P: 16	R: 0 E: 0 K: 1 S: 6	H: 0 LOB: 0 BB: 0 P: 11	R: 0 E: 0 K: 0 S: 13	H: 1 LOB: 2 BB: 1 P: 20	R: 0 E: 0 K: 1 S: 10	H: 1 LOB: 2 BB: 1 P: 16	1B: 6 2B: 2 3B: 0 HR: 0	SF: 0 SAC: 0 DP: 0 HBP: 0	WP: 0 PB: 0 SB: 0 CS: 0	PA: 38
PITCHER Ramon Martinez, R ERA: 3.91 (1, 1)	IP: 9.0 WLS: W BF: 38 H: 8 R: 0 ER: 0 SO: 4 BB: 3 IBB: 0 HBP: 0 BLK: 0 WP: 0 HR: 0 S: 78 P: 130 ERA: 0.00 WHIP: 1.222															PITCHER						

Batter	1	2	3	4	5	6	7	8	9	AB	R	H	RBI	BB	SO	LOB	BOTTOM			
Garey Ingram, R OBP: 0.393, SLG: 0.500 (1, 4)	G6-3					G1-3				5	1	3	2	0	1	0	St. Louis Cardinals @ Los Angeles Dodgers Dodger Stadium, Los Angeles, CA Wed Jun 01 1994, 7:05 PM PDT Att: 53,325 - Unknown - 74 F livebaseballscorecards.com			
Chris Cwynn, L OBP: 0.313, SLG: 0.367 (1, 7)	F8					F9				3	0	1	1	0	0	3				
Mitch Webster, S OBP: 0.380, SLG: 0.422 (6, PH)	F8					F9				2	0	0	0	0	0	0				
Mike Piazza, R OBP: 0.357, SLG: 0.545 (1, 2)										4	0	1	0	0	0	2				
Tim Wallach, R OBP: 0.351, SLG: 0.520 (8, 5)										4	1	1	2	0	1	1				
Dave Hansen, L OBP: 0.333, SLG: 0.364 (8, 5)										0	0	0	0	0	0	0				
Henry Rodriguez, L OBP: 0.361, SLG: 0.490 (5, PH)										2	0	0	0	0	1	1				
Cory Snyder, R OBP: 0.364, SLG: 0.564 (6, 9)										2	1	1	0	0	1	0				
Eric Karros, R OBP: 0.346, SLG: 0.455 (1, 3)										4	2	3	2	0	0	0				
Raul Mondesi, R OBP: 0.341, SLG: 0.560 (1, 8)										4	2	3	0	0	0	1				
Jose Offerman, S OBP: 0.303, SLG: 0.283 (1, 6)										3	0	0	0	0	2	3				
Ramon Martinez, R OBP: 0.233, SLG: 0.267 (1, 1)										4	0	1	0	0	1	3				
Inning Stats	R: 1 E: 0 K: 1 S: 13	H: 2 LOB: 1 BB: 0 P: 20	R: 1 E: 1 K: 1 S: 16	H: 3 LOB: 2 BB: 0 P: 18	R: 0 E: 0 K: 0 S: 9	H: 0 LOB: 0 BB: 0 P: 12	R: 2 E: 0 K: 0 S: 16	H: 4 LOB: 2 BB: 0 P: 19	R: 2 E: 0 K: 2 S: 15	H: 3 LOB: 1 BB: 0 P: 21	R: 0 E: 0 K: 0 S: 4	H: 0 LOB: 0 BB: 0 P: 7	R: 1 E: 0 K: 1 S: 15	H: 2 LOB: 1 BB: 0 P: 24	R: 0 E: 0 K: 2 S: 8	H: 0 LOB: 0 BB: 0 P: 12	1B: 11 2B: 1 3B: 0 HR: 2	SF: 0 SAC: 1 DP: 0 HBP: 0	WP: 0 PB: 0 SB: 0 CS: 0	PA: 38
PITCHER Bob Tewksbury, R ERA: 4.71 (5, 1)	IP: 4.0 WLS: L BF: 21 H: 9 R: 4 ER: 4 SO: 2 BB: 0 IBB: 0 HBP: 0 BLK: 0 WP: 0 HR: 0 S: 19 P: 28 ERA: 9.00 WHIP: 2.250															PITCHER				
Tom Urbani, L ERA: 5.71 (7, 1)	IP: 2.0 WLS: L BF: 9 H: 3 R: 2 ER: 2 SO: 2 BB: 0 IBB: 0 HBP: 0 BLK: 0 WP: 0 HR: 1 S: 19 P: 28 ERA: 9.00 WHIP: 1.500																			
Bryan Eversgerd, L ERA: 2.55 (8, 1)	IP: 1.0 WLS: L BF: 5 H: 2 R: 1 ER: 1 SO: 1 BB: 0 IBB: 0 HBP: 0 BLK: 0 WP: 0 HR: 1 S: 15 P: 24 ERA: 9.00 WHIP: 2.000																			
John Habyan, R ERA: 3.41 (8, 1)	IP: 1.0 WLS: L BF: 3 H: 0 R: 0 ER: 0 SO: 2 BB: 0 IBB: 0 HBP: 0 BLK: 0 WP: 0 HR: 0 S: 8 P: 12 ERA: 0.00 WHIP: 0.000																			

Batter	1	2	3	4	5	6	7	8	9	AB	R	H	RBI	BB	SO	LOB	TOP										
Brett Butler, L OBP: 0.444, SLG: 0.482	G5-3	L7		1B		2B		FC6-4		4	1	2	0	1	0	2	Los Angeles Dodgers @ Atlanta Braves Atlanta-Fulton County Stadium, Atlanta, GA Fri Jun 03 1994, 7:05 PM EDT Att: 49,010 - Unknown										
Garey Ingram, R OBP: 0.438, SLG: 0.517 Al Osuna, R (6, 1)	F8		1B	K		2B		F9		3	2	2	0	1	1	1											
Mitch Webster, S OBP: 0.373, SLG: 0.413 Jim Gott, R (8, PH)	1B		SF9			G4-3				1	0	0	0	0	0	0											
Mike Piazza, R OBP: 0.363, SLG: 0.550	1B		K			G4-3		F8		4	1	2	2	1	1	2											
Tim Wallach, R OBP: 0.348, SLG: 0.512	F8		1B	L4		G4-3		FC6-4		5	0	1	1	0	0	6											
Eric Karros, R OBP: 0.343, SLG: 0.453	G5-3		SF9			SF8				3	0	1	2	0	0	2											
Raul Mondesi, R OBP: 0.343, SLG: 0.556		WP	G5-3	1B		G4-3		F8		5	0	2	0	0	1	1											
Cory Snyder, R OBP: 0.355, SLG: 0.542	G5-3		1B			K		K		5	0	1	0	0	2	2											
Jose Offerman, S OBP: 0.302, SLG: 0.279			F8			K		G6-3		3	0	0	0	1	1	4											
Pedro Astacio, R OBP: 0.290, SLG: 0.590 Gary Wayne, L (3, 1) Dave Hansen, L OBP: 0.268, SLG: 0.333 Roger McDowell, R (4, 1) Eddie Pye, R OBP: 0.500, SLG: 0.900 (8, 4)			K			F9		BB		1	0	0	0	0	1	2											
Inning Stats	R: 0 E: 0 K: 0 S: 8	H: 2 LOB: 2 BB: 0 P: 13	R: 0 E: 0 K: 1 S: 17	H: 1 LOB: 2 BB: 1 P: 29	R: 1 E: 0 K: 1 S: 15	H: 4 LOB: 3 BB: 0 P: 22	R: 0 E: 0 K: 1 S: 15	H: 1 LOB: 2 BB: 1 P: 23	R: 0 E: 0 K: 3 S: 11	H: 1 LOB: 1 BB: 0 P: 15	R: 4 E: 0 K: 0 S: 11	H: 3 LOB: 0 BB: 1 P: 18	R: 0 E: 0 K: 1 S: 6	H: 0 LOB: 0 BB: 0 P: 10	R: 0 E: 0 K: 0 S: 11	H: 0 LOB: 0 BB: 0 P: 20	R: 0 E: 0 K: 1 S: 9	H: 0 LOB: 0 BB: 0 P: 16	1B: 11 2B: 1 3B: 0 HR: 0	SF: 2 SAC: 0 DP: 0 HBP: 0	WP: 1 PB: 0 SB: 1 CS: 0	PA: 43					
PITCHER	IP	WLS	BF	H	R	ER	SO	BB	IBB	HBP	BLK	WP	HR	S	P	ERA	WHIP										
Tom Glavine, L ERA: 3.66	5.0	W	29	11	4	4	6	3	0	0	0	1	0	71	113	7.20	2.800										
Mark Wohlers, R ERA: 4.25	2.0		7	1	1	1	1	0	0	0	0	0	0	12	17	4.50	0.500										
Mike Stanton, L ERA: 3.7	1.0	S	3	0	0	0	1	0	0	0	0	0	0	11	20	0.00	1.000										
Greg McMichael, R ERA: 1.97	1.0	S	3	0	0	0	1	0	0	0	0	0	0	9	16	0.00	0.000										

Batter	1	2	3	4	5	6	7	8	9	AB	R	H	RBI	BB	SO	LOB	BOTTOM										
Roberto Kelly, R OBP: 0.362, SLG: 0.418	2B	L7	2B			G6-3		G4-6-3		3	1	1	2	2	0	0	Los Angeles Dodgers @ Atlanta Braves Atlanta-Fulton County Stadium, Atlanta, GA Fri Jun 03 1994, 7:05 PM EDT Att: 49,010 - Unknown										
Jeff Blauser, R OBP: 0.310, SLG: 0.340	HR	P4	K			F8		G4-6-3		5	1	1	0	0	1	3											
Ryan Klesko, L OBP: 0.336, SLG: 0.556 Dave Gallagher, R OBP: 0.311, SLG: 0.344	HR		P5			F7		F8		3	1	1	3	0	0	0											
Fred McGriff, L OBP: 0.362, SLG: 0.554	FC4		G3-1			L4		G4-3		3	0	0	0	1	0	0											
David Justice, L OBP: 0.414, SLG: 0.480	F7		2B			BB		1B		3	1	2	0	1	0	1											
Terry Pendleton, S OBP: 0.283, SLG: 0.351	FC4		1B			K		L9		4	1	1	1	0	1	3											
Javy Lopez, R OBP: 0.307, SLG: 0.503	E8		1B			G1-3		G4-3		3	1	1	0	0	0	1											
Mark Lemke, S OBP: 0.376, SLG: 0.401 Rafael Belliard, R OBP: 0.309, SLG: 0.354	F9		2B			K		K2-3		2	1	1	1	0	0	2											
Tom Glavine, L OBP: 0.267, SLG: 0.250 Mark Wohlers, R OBP: 1.000, SLG: 1.000 Mike Stanton, L OBP: 1.000, SLG: 1.000 Tony Tarasco, L OBP: 0.354, SLG: 0.534 Greg McMichael, R (9, 1)			K			K		BB		0	0	0	0	0	0	0											
Inning Stats	R: 3 E: 1 K: 0 S: 13	H: 3 LOB: 2 BB: 2 P: 28	R: 0 E: 0 K: 1 S: 10	H: 0 LOB: 0 BB: 0 P: 17	R: 5 E: 0 K: 1 S: 17	H: 5 LOB: 1 BB: 0 P: 28	R: 0 E: 0 K: 1 S: 7	H: 0 LOB: 1 BB: 1 P: 14	R: 0 E: 0 K: 2 S: 8	H: 0 LOB: 0 BB: 0 P: 8	R: 0 E: 0 K: 0 S: 9	H: 0 LOB: 0 BB: 0 P: 15	R: 0 E: 0 K: 0 S: 12	H: 1 LOB: 1 BB: 0 P: 18	R: 0 E: 0 K: 1 S: 11	H: 1 LOB: 1 BB: 1 P: 18		1B: 5 2B: 4 3B: 0 HR: 1	SF: 0 SAC: 0 DP: 1 HBP: 1	WP: 0 PB: 0 SB: 0 CS: 0	PA: 38						
PITCHER	IP	WLS	BF	H	R	ER	SO	BB	IBB	HBP	BLK	WP	HR	S	P	ERA	WHIP										
Pedro Astacio, R ERA: 5.16	2.2	L	17	6	7	7	1	2	0	0	0	0	0	10	14	27.00	6.000										
Gary Wayne, L ERA: 4.67	0.1		3	2	1	1	1	0	0	0	0	0	0	15	22	0.00	0.500										
Roger McDowell, R ERA: 2.45	2.0		7	0	0	0	3	1	0	0	0	0	0	21	33	0.00	0.500										
Al Osuna, L ERA: 4.91	2.0		7	1	0	0	0	0	0	0	0	0	0	21	33	0.00	0.500										
Jim Gott, R ERA: 4.56	1.0		4	1	0	0	1	1	0	0	0	0	0	11	18	0.00	2.000										




Batter	1	2	3	4	5	6	7	8	9	AB	R	H	RBI	BB	SO	LOB	TOP								
Brett Butler, L (1, 8) OBP: 0.445, SLG: 0.482	2-1 F8		2-2 1B			3-2 F8		1-2 1B		4	0	2	0	0	0	0	Los Angeles Dodgers @ Atlanta Braves Atlanta-Fulton County Stadium, Atlanta, GA Sat Jun 04 1994, 7:05 PM EDT Att: 49,257 - Unknown - 89 F livebaseballscorecards.com								
Gary Ingram, R (1, 4) OBP: 0.399, SLG: 0.455	0-0 P5		3-3 K			1-2 K		2-2 F8		4	0	0	0	0	2	3									
Mike Piazza, R (1, 2) OBP: 0.356, SLG: 0.539	2-2 G5-3		1-3 K			2-3 K			1-3 K	4	0	0	0	0	3	2									
Tim Wallach, R (1, 5) OBP: 0.342, SLG: 0.502		0-1 P4		1-2 G4-3			1-2 G3-1		1-3 K	4	0	0	0	0	1	0									
Henry Rodriguez, L (1, 7) OBP: 0.353, SLG: 0.477		3-2 L9		0-1 G6-3			1-1 F8		1-3 K	4	0	0	0	0	1	0									
Eric Karros, R (1, 3) OBP: 0.342, SLG: 0.467		0-1 HR		0-3 K			2-2 F9			3	1	1	1	0	1	0									
Raul Mondesi, R (1, 9) OBP: 0.343, SLG: 0.567		1-3 K			0-0 G1-3			1-1 HR		3	1	1	1	0	1	0									
Eddie Pye, R (1, 6) OBP: 0.250, SLG: 0.250			0-3 K		1-1 F9			2-3 K		2	0	0	0	0	1	0									
Dave Hansen, L (8, PH) Jose Offerman, S (8, 6) OBP: 0.302, SLG: 0.279										1	0	0	0	0	1	0									
Kevin Gross, R (1, 1) OBP: 0.200, SLG: 0.261			3-2 1B		2-3 K			2-1 G3		2	0	1	0	0	1	0									
Chris Gwynn, L (8, PH) Todd Worrell, R (8, 1)										1	0	0	0	0	0	0									
Inning Stats	R: 0 E: 0 K: 0 S: 6	H: 0 LOB: 0 BB: 0 P: 10	R: 1 E: 0 K: 1 S: 10	H: 1 LOB: 0 BB: 0 P: 14	R: 0 E: 0 K: 3 S: 16	H: 2 LOB: 2 BB: 0 P: 25	R: 0 E: 0 K: 1 S: 8	H: 0 LOB: 0 BB: 0 P: 9	R: 0 E: 0 K: 1 S: 6	H: 0 LOB: 0 BB: 0 P: 9	R: 0 E: 0 K: 2 S: 10	H: 0 LOB: 0 BB: 0 P: 16	R: 0 E: 0 K: 0 S: 9	H: 0 LOB: 0 BB: 0 P: 13	R: 1 E: 0 K: 1 S: 13	H: 2 LOB: 1 BB: 0 P: 21	R: 0 E: 0 K: 3 S: 10	H: 0 LOB: 0 BB: 0 P: 13	1B: 3 2B: 0 3B: 0 HR: 2	SF: 0 SAC: 0 DP: 0 HBP: 0	WP: 0 PB: 0 SB: 0 CS: 0	PA: 32			
PITCHER	IP	WLS	BF	H	R	ER	SO	BB	IBB	HBP	BLK	WP	HR	S	P	ERA	WHIP								
29 John Smoltz, R (1, 1) ERA: 3.31	8.0	W	29	5	2	2	9	0	0	0	0	0	2	78	117	2.25	0.625								
Greg McMichael, R (9, 1) ERA: 1.91	1.0	S	3	0	0	0	3	0	0	0	0	0	0	10	13	0.00	0.000								

Batter	1	2	3	4	5	6	7	8	9	AB	R	H	RBI	BB	SO	LOB	BOTTOM								
Roberto Kelly, R (1, 8) OBP: 0.355, SLG: 0.409	0-0 G6-3		2-1 P4			3-3 K		1-1 G1-3		4	0	0	0	0	1	2	Los Angeles Dodgers @ Atlanta Braves Atlanta-Fulton County Stadium, Atlanta, GA Sat Jun 04 1994, 7:05 PM EDT Att: 49,257 - Unknown - 89 F livebaseballscorecards.com								
Jeff Blauser, R (1, 6) OBP: 0.303, SLG: 0.331	3-2 G6-3		2-3 K			2-1 FC6-4 1B HR		3-2 G6-3		4	1	0	0	0	1	1									
Ryan Klesko, L (1, 7) OBP: 0.336, SLG: 0.551	0-1 G3		2-2 F8			0-0 HR 1B		0-1 F9		3	1	1	0	0	0	0									
Dave Gallagher, R (6, 7) OBP: 0.307, SLG: 0.338						1-2 HR 1B		2-1 F8		1	0	0	0	0	0	0									
Fred McGriff, L (1, 3) OBP: 0.360, SLG: 0.563		1-1 F7		0-2 F7		3-2 HR		2-1 F8		4	1	1	3	0	0	0									
David Justice, L (1, 9) OBP: 0.416, SLG: 0.481		1-1 1B 1B		3-3 K		3-2 1B		1-3 K		4	1	2	0	0	2	0									
Terry Pendleton, S (1, 5) OBP: 0.283, SLG: 0.346		1-2 F9		4-0 BB		0-0 F8		1-1 G4-3		3	0	0	0	1	0	2									
Mark Lemke, S (1, 4) OBP: 0.385, SLG: 0.406		2-1 1B 1B		4-2 BB		0-0 G4-6-3 1B		0-1 G4-3		3	0	2	0	1	0	0									
Charlie O'Brien, R (1, 2) OBP: 0.345, SLG: 0.528		0-0 1B		2-1 P3		2-2 G4-6-3		0-1 G4-3		3	0	1	1	0	0	3									
29 John Smoltz, R (1, 1) OBP: 0.227, SLG: 0.150		1-2 G4-3				1-2 FC6-4 1B		0-2 1B		3	0	2	0	0	0	2									
Greg McMichael, R (9, 1) ERA: 2.25										0	0	0	0	0	0	0									
Inning Stats	R: 0 E: 0 K: 0 S: 6	H: 0 LOB: 0 BB: 0 P: 9	R: 1 E: 0 K: 0 S: 14	H: 3 LOB: 2 BB: 0 P: 20	R: 0 E: 0 K: 1 S: 9	H: 0 LOB: 0 BB: 0 P: 15	R: 0 E: 0 K: 1 S: 10	H: 0 LOB: 2 BB: 2 P: 23	R: 3 E: 0 K: 1 S: 17	H: 4 LOB: 1 BB: 0 P: 29	R: 0 E: 0 K: 0 S: 9	H: 2 LOB: 1 BB: 0 P: 12	R: 0 E: 0 K: 0 S: 9	H: 0 LOB: 0 BB: 0 P: 14	R: 0 E: 0 K: 1 S: 8	H: 0 LOB: 0 BB: 0 P: 10	1B: 8 2B: 0 3B: 0 HR: 1	SF: 0 SAC: 0 DP: 1 HBP: 0	WP: 0 PB: 0 SB: 1 CS: 0	PA: 34					
PITCHER	IP	WLS	BF	H	R	ER	SO	BB	IBB	HBP	BLK	WP	HR	S	P	ERA	WHIP								
Kevin Gross, R (1, 1) ERA: 4.05	7.0	L	31	4	4	4	3	2	0	0	0	0	1	74	122	5.14	1.571								
Todd Worrell, R (8, 1) ERA: 2.25	1.0		3	0	0	0	1	0	0	0	0	0	0	8	10	0.00	0.000								


Batter	1	2	3	4	5	6	7	8	9	AB	R	H	RBI	BB	SO	LOB	TOP					
Brett Butler, L (1, 8) OBP: 0.449, SLG: 0.488	0-0 WP G4-3 2B		4-2 HR BB	2-2 G6-3			3-2 G5-3		0-0 S 1B	4	2	2	0	1	0	0	Los Angeles Dodgers @ Atlanta Braves Atlanta-Fulton County Stadium, Atlanta, GA Sun Jun 05 1994, 3:33 AM EDT Att: 49,096 - Sunny - 83 F					
Garey Ingram, R (1, 4) OBP: 0.341, SLG: 0.395	2-2 K 2-3		1-3 K	1-1 F8			0-1 G5-3		3-3 K 1-2	5	0	0	0	0	3	4						
Mike Piazza, R (1, 2) OBP: 0.362, SLG: 0.552	0-0 G4-3		0-0 HR 1-H 2-H		1-1 CS 1B			3-2 G6-3	4-0 1B IBB	4	1	2	4	1	0	0						
Tim Wallach, R (1, 5) OBP: 0.347, SLG: 0.502	3-2 1B		4-1 1B BB		3-3 K 1-2			0-0 1B BB 1B	3-1 F9	4	1	2	0	1	1	3						
Eric Karros, R (1, 3) OBP: 0.345, SLG: 0.465	0-0 L4		2-0 1B 1-2 1B		1-0 G6-3			4-2 1B 1-2 BB		3	0	1	0	1	0	1						
Raul Mondesi, R (1, 9) OBP: 0.345, SLG: 0.566		2-3 K 1-2 2-H 1B	2-2 1B			2-1 G4-3		0-0 1-2 2-3 1B		4	0	2	1	0	1	0						
Cory Snyder, R (1, 7) Henry Rodriguez, L (8, PH) Henny Rodriguez, L (8, PH) OBP: 0.351, SLG: 0.474		2-3 K	3-3 K			0-0 G6-3		2-3 K		3	0	0	0	0	2	2						
Todd Worrell, R (8, 1)										1	0	0	0	0	1	3						
Eddie Pye, R (1, 6) Dave Hansen, L (8, PH) Jose Offerman, S (8, 6) OBP: 0.143, SLG: 0.143 OBP: 0.297, SLG: 0.286 OBP: 0.302, SLG: 0.279		2-2 G1-3	3-3 K			0-0 G4-3		2-1 G4-3		3	0	0	0	0	1	2						
Orel Hershiser, R (7, PH) Chris Cowley, L (7, PH) Jim Gott, R (7, 1) Al Osuna, L (7, 1) 37 Darren Dreifort, R (8, 1) Mitch Webster, S (8, 7) OBP: 0.241, SLG: 0.222 OBP: 0.298, SLG: 0.344 OBP: 0.360, SLG: 0.414			2-2 BB HR 1B		3-3 K		1-0 P5		0-3 K	2	1	1	0	0	1	0						
Inning Stats	R: 1 E: 0 K: 1 S: 10	H: 2 LOB: 1 BB: 0 P: 15	R: 0 E: 0 K: 2 S: 9	H: 0 LOB: 0 BB: 0 P: 15	R: 4 E: 0 K: 3 S: 22	H: 4 LOB: 2 BB: 2 P: 43	R: 0 E: 0 K: 1 S: 8	H: 0 LOB: 0 BB: 0 P: 14	R: 0 E: 0 K: 1 S: 7	H: 1 LOB: 0 BB: 0 P: 12	R: 0 E: 0 K: 0 S: 4	H: 0 LOB: 0 BB: 0 P: 6	R: 0 E: 0 K: 0 S: 6	H: 0 LOB: 0 BB: 0 P: 10	R: 0 E: 0 K: 1 S: 13	H: 2 LOB: 3 BB: 1 P: 24	R: 0 E: 0 K: 2 S: 10	H: 1 LOB: 2 BB: 1 P: 20	1B: 8 2B: 2 3B: 0 HR: 1	SF: 0 SAC: 0 DP: 1 HBP: 0	WP: 1 PB: 0 SB: 1 CS: 1	PA: 40
PITCHER	IP WLS BF H R ER SO BB IBB HBP BLK WP HR S P ERA WHIP	IP WLS BF H R ER SO BB IBB HBP BLK WP HR S P ERA WHIP	IP WLS BF H R ER SO BB IBB HBP BLK WP HR S P ERA WHIP	IP WLS BF H R ER SO BB IBB HBP BLK WP HR S P ERA WHIP	IP WLS BF H R ER SO BB IBB HBP BLK WP HR S P ERA WHIP	IP WLS BF H R ER SO BB IBB HBP BLK WP HR S P ERA WHIP	IP WLS BF H R ER SO BB IBB HBP BLK WP HR S P ERA WHIP	IP WLS BF H R ER SO BB IBB HBP BLK WP HR S P ERA WHIP	IP WLS BF H R ER SO BB IBB HBP BLK WP HR S P ERA WHIP	IP WLS BF H R ER SO BB IBB HBP BLK WP HR S P ERA WHIP	IP WLS BF H R ER SO BB IBB HBP BLK WP HR S P ERA WHIP	IP WLS BF H R ER SO BB IBB HBP BLK WP HR S P ERA WHIP	IP WLS BF H R ER SO BB IBB HBP BLK WP HR S P ERA WHIP	IP WLS BF H R ER SO BB IBB HBP BLK WP HR S P ERA WHIP	IP WLS BF H R ER SO BB IBB HBP BLK WP HR S P ERA WHIP	IP WLS BF H R ER SO BB IBB HBP BLK WP HR S P ERA WHIP						
Steve Avery, L (1, 1) ERA: 3.41	2.1 3	14 5	5 5	5 4	2 0	0 0	0 0	0 0	1 1	32 56	19.29 3.000											
Mike Bielecki, R (3, 1) ERA: 3.21	1.2 6	1 0	0 0	3 3	0 0	0 0	0 0	0 0	0 0	17 31	0.00 0.600											
Steve Bedrosian, R (5, 1) ERA: 4.43	2.0 6	1 0	0 0	1 1	0 0	0 0	0 0	0 0	0 0	11 18	0.00 0.500											
Gregg Olson, R (7, 1) ERA: 4.0	1.1 7	2 0	0 0	0 0	1 0	0 0	0 0	0 0	0 0	13 24	0.00 2.250											
Mark Wohlers, R (8, 1) ERA: 4.0	1.2 W	7 1	0 0	3 3	0 1	0 0	0 0	0 0	0 0	16 30	0.00 0.600											
Batter	1	2	3	4	5	6	7	8	9	AB	R	H	RBI	BB	SO	LOB	BOTTOM					
Roberto Kelly, R (1, 8) OBP: 0.360, SLG: 0.414	3-1 F9		2-2 1B SH5-3 1B	1-1 G5-4-3			0-2 G3-1 1B	0-0 2B 1B		5	1	3	0	0	0	2	Los Angeles Dodgers @ Atlanta Braves Atlanta-Fulton County Stadium, Atlanta, GA Sun Jun 05 1994, 3:33 AM EDT Att: 49,096 - Sunny - 83 F					
Jeff Blausler, R (1, 6) OBP: 0.302, SLG: 0.335	3-3 K		1-0 SH5-3 1-2		0-0 G1-3		1-3 K	2-1 1B 1-H 2-H 2B		4	0	1	2	0	2	1						
Tony Tarasco, L (1, 7) OBP: 0.348, SLG: 0.516	0-0 G3-1		1-1 BB 1B		2-2 G4-3		1-0 G3-1			4	0	1	0	0	0	1						
Mark Wohlers, R (8, 1) OBP: 1.000, SLG: 1.000			2-3 1B				1-2 F7			0	0	0	0	0	0	0						
Fred McGriff, L (1, 3) OBP: 0.362, SLG: 0.575		1-0 F8	4-1 BB		1-0 HR		2-2 F7			3	1	1	1	1	0	1						
David Justice, L (1, 9) OBP: 0.423, SLG: 0.487		4-2 1B FC6-4 BB	1-3 K		3-1 2B			4-1 1B BB FC4-6 BB		2	2	1	0	2	1	3						
Terry Pendleton, S (1, 5) OBP: 0.296, SLG: 0.346		0-0 FC6-4 1B	2-2 G4-3		0-1 F8			4-1 FC4-6 1B BB		3	1	1	0	1	0	4						
Javy Lopez, R (1, 2) OBP: 0.311, SLG: 0.500		0-0 FC6-4 1B 1-2 HBP		2-2 1B HBP		0-0 F7		0-0 FC4-6 1B 1-2 2-3 1B		3	0	1	1	0	0	1						
Mark Lemke, S (1, 4) OBP: 0.382, SLG: 0.402		2-2 1B		0-0 F8		2-1 L9		1-0 FC4-6 CS 1-2 2-3 3-H 1B		4	0	1	1	0	0	3						
Steve Avery, L (1, 1) ERA: 2.94 Mike Golecki, R (3, 1) Ryan Klesko, L (4, PH) Steve Bedrosian, R (5, 1) Bill Pasotta, R (8, PH) Gregg Olson, R (7, 1) Dave Gallagher, R (8, 7) OBP: 0.126, SLG: 0.174 OBP: 0.346, SLG: 0.505 OBP: 0.346, SLG: 0.398 OBP: 0.302, SLG: 0.346		1-1 G4-3		1-0 G5-4-3 1B		1-2 G3		0-1 1B 1-2 2B 1B		1	0	0	0	0	0	2						
Inning Stats	R: 0 E: 0 K: 1 S: 6	H: 0 LOB: 0 BB: 0 P: 12	R: 1 E: 0 K: 0 S: 12	H: 2 LOB: 2 BB: 1 P: 20	R: 0 E: 0 K: 1 S: 15	H: 2 LOB: 3 BB: 1 P: 26	R: 0 E: 0 K: 0 S: 6	H: 1 LOB: 1 BB: 0 P: 10	R: 1 E: 0 K: 0 S: 9	H: 2 LOB: 1 BB: 0 P: 15	R: 0 E: 0 K: 0 S: 6	H: 0 LOB: 0 BB: 0 P: 9	R: 0 E: 0 K: 1 S: 10	H: 1 LOB: 1 BB: 0 P: 14	R: 4 E: 0 K: 0 S: 9	H: 4 LOB: 1 BB: 2 P: 20	1B: 9 2B: 2 3B: 0 HR: 1	SF: 0 SAC: 1 DP: 1 HBP: 1	WP: 0 PB: 0 SB: 0 CS: 1	PA: 38		
PITCHER	IP WLS BF H R ER SO BB IBB HBP BLK WP HR S P ERA WHIP	IP WLS BF H R ER SO BB IBB HBP BLK WP HR S P ERA WHIP	IP WLS BF H R ER SO BB IBB HBP BLK WP HR S P ERA WHIP	IP WLS BF H R ER SO BB IBB HBP BLK WP HR S P ERA WHIP	IP WLS BF H R ER SO BB IBB HBP BLK WP HR S P ERA WHIP	IP WLS BF H R ER SO BB IBB HBP BLK WP HR S P ERA WHIP	IP WLS BF H R ER SO BB IBB HBP BLK WP HR S P ERA WHIP	IP WLS BF H R ER SO BB IBB HBP BLK WP HR S P ERA WHIP	IP WLS BF H R ER SO BB IBB HBP BLK WP HR S P ERA WHIP	IP WLS BF H R ER SO BB IBB HBP BLK WP HR S P ERA WHIP	IP WLS BF H R ER SO BB IBB HBP BLK WP HR S P ERA WHIP	IP WLS BF H R ER SO BB IBB HBP BLK WP HR S P ERA WHIP	IP WLS BF H R ER SO BB IBB HBP BLK WP HR S P ERA WHIP	IP WLS BF H R ER SO BB IBB HBP BLK WP HR S P ERA WHIP	IP WLS BF H R ER SO BB IBB HBP BLK WP HR S P ERA WHIP	IP WLS BF H R ER SO BB IBB HBP BLK WP HR S P ERA WHIP						
Orel Hershiser, R (1, 1) ERA: 2.94	6.0 27	3 1	0 0	1 1	0 0	0 0	0 0	0 0	0 0	7 9	0.00 1.500											
Jim Gott, R (7, 1) ERA: 4.44	0.2 3	1 0	0 0	1 1	0 0	0 0	0 0	0 0	0 0	4 10	27.00 3.000											
Al Osuna, L (7, 1) ERA: 5.87	0.1 2	0 1	1 1	0 0	1 0	0 0	0 0	0 0	0 0	6 11	13.50 6.000											
37 Darren Dreifort, R (8, 1) ERA: 5.27	0.2 L	5 3	1 1	0 0	1 0	0 0	0 0	0 0	0 0	2 4	54.00 3.000											
Todd Worrell, R (8, 1) ERA: 2.2	0.1 1	1 2	2 2	0 0	0 0	0 0	0 0	0 0	0 0	2 4	54.00 3.000											


Batter	1	2	3	4	5	6	7	8	9	AB	R	H	RBI	BB	SO	LOB	TOP					
Brett Butler, L OBP: 0.450, SLG: 0.485 (1, 8)										5	1	2	0	1	2	3						
Eddie Pyle, R OBP: 0.200, SLG: 0.111 (1, 6)										2	1	0	0	1	0	0						
Dave Hansen, L OBP: 0.313, SLG: 0.333 (8, PH)										1	0	1	0	0	0	0						
Jose Offerman, S OBP: 0.300, SLG: 0.277 (8, PR)										1	1	0	0	0	1	2						
Mike Piazza, R OBP: 0.376, SLG: 0.575 (1, 2)										4	3	4	4	1	0	0						
Tim Wallach, R OBP: 0.357, SLG: 0.523 (1, 5)										5	1	4	2	0	0	0						
Henry Rodriguez, L OBP: 0.345, SLG: 0.465 (7, PH)										3	0	0	0	0	1	5						
Cory Snyder, R OBP: 0.337, SLG: 0.511 (7, 7)										2	0	0	0	0	1	2						
Eric Karros, R OBP: 0.342, SLG: 0.460 (8, 1)										4	0	1	1	0	1	5						
Roger McDowell, R (8, 1)										0	0	0	0	0	0	0						
Raul Mondesi, R OBP: 0.347, SLG: 0.576 (1, 9)										5	1	2	1	0	0	1						
Garey Ingram, R OBP: 0.370, SLG: 0.476 (1, 4)										4	1	2	1	1	0	0						
Tom Candiotti, R OBP: 0.143, SLG: 0.179 (7, 1)										4	1	1	0	0	1	3						
37 Darren Dreifort, R OBP: 1.000, SLG: 1.000 (7, 1)										0	0	0	0	0	0	0						
Jim Gott, R (7, 1)										0	0	0	0	0	0	0						
Al Osuna, R (7, 1)										0	0	0	0	0	0	0						
Mitch Webster, S OBP: 0.358, SLG: 0.396 (8, 7)										1	0	0	0	0	0	1						
Inning Stats	R: 0 E: 2 K: 2 S: 14	H: 2 LOB: 3 BB: 1 P: 22	R: 4 E: 0 K: 0 S: 13	H: 2 LOB: 0 BB: 2 P: 26	R: 1 E: 0 K: 0 S: 6	H: 1 LOB: 0 BB: 0 P: 7	R: 0 E: 0 K: 1 S: 7	H: 0 LOB: 0 BB: 0 P: 8	R: 1 E: 1 K: 0 S: 9	H: 2 LOB: 1 BB: 0 P: 15	R: 1 E: 0 K: 0 S: 8	H: 1 LOB: 0 BB: 0 P: 10	R: 2 E: 0 K: 3 S: 20	H: 4 LOB: 3 BB: 1 P: 36	R: 1 E: 0 K: 0 S: 11	H: 3 LOB: 2 BB: 0 P: 16	R: 0 E: 0 K: 1 S: 11	H: 2 LOB: 2 BB: 0 P: 17	1B: 12 2B: 1 3B: 0 HR: 4	SF: 1 SAC: 1 DP: 1 HBP: 0	WP: 0 PB: 0 SB: 0 CS: 0	PA: 47
PITCHER	IP	WLS	BF	H	R	ER	SO	BB	IBB	HBP	BLK	WP	HR	S	P	ERA	WHIP					
Mark Gardner, R ERA: 5.35 (1, 1)	4.0		20	5	5	5	3	3	0	0	0	0	2	40	63	11.25	2.000					
Richie Lewis, R ERA: 4.44 (5, 1)	2.0		9	3	2	2	0	0	0	0	0	0	1	17	25	9.00	1.500					
Jeff Mutis, L ERA: 5.93 (7, 1)	1.0		8	4	2	1	3	0	1	0	0	0	1	20	36	9.00	4.000					
Willie Fraser, R ERA: 3.38 (8, 1)	2.0	W	10	5	1	1	1	0	0	0	0	0	0	22	33	4.50	2.500					
Batter	1	2	3	4	5	6	7	8	9	AB	R	H	RBI	BB	SO	LOB	BOTTOM					
Chuck Carr, S OBP: 0.368, SLG: 0.379 (1, 8)										5	0	2	1	1	2	4						
Jerry Browne, S OBP: 0.388, SLG: 0.377 (1, 5)										5	1	2	1	0	0	3						
Willie Fraser, R ERA: 4.44 (8, 1)										0	0	0	0	0	0	0						
Jesus Tavarez, S OBP: 0.174, SLG: 0.174 (9, PH)										1	0	1	1	0	0	0						
Matias Carrillo, L OBP: 0.345, SLG: 0.346 (1, 9)										4	0	0	0	1	1	4						
Jeff Conine, R OBP: 0.379, SLG: 0.541 (1, 7)										5	3	3	1	0	0	1						
Greg Colbrunn, R OBP: 0.346, SLG: 0.458 (1, 3)										5	1	3	2	0	1	0						
Benito Santiago, R OBP: 0.363, SLG: 0.418 (1, 2)										4	2	2	1	1	1	2						
Mario Diaz, R OBP: 0.667, SLG: 0.800 (1, 6)										4	1	3	2	1	0	1						
Bret Barberie, S OBP: 0.318, SLG: 0.383 (1, 4)										5	1	2	1	0	1	3						
Mark Gardner, R ERA: 5.35 (1, 1)										0	0	0	0	0	0	0						
Alex Arias, R OBP: 0.203, SLG: 0.284 (4, PH)										0	0	0	0	0	0	0						
Richie Lewis, R ERA: 4.44 (5, 1)										0	0	0	0	0	0	0						
Russ Morman, R OBP: 0.291, SLG: 0.429 (6, PH)										1	0	0	0	0	1	1						
Jeff Mutis, L ERA: 5.93 (7, 1)										0	0	0	0	0	0	0						
Dave Magadan, L OBP: 0.303, SLG: 0.316 (7, PH)										2	2	2	1	0	0	0						
Inning Stats	R: 2 E: 1 K: 2 S: 18	H: 3 LOB: 1 BB: 0 P: 26	R: 0 E: 0 K: 0 S: 7	H: 1 LOB: 2 BB: 1 P: 16	R: 0 E: 0 K: 1 S: 7	H: 0 LOB: 0 BB: 1 P: 12	R: 1 E: 0 K: 2 S: 21	H: 1 LOB: 3 BB: 3 P: 37	R: 0 E: 0 K: 0 S: 8	H: 1 LOB: 1 BB: 0 P: 12	R: 0 E: 0 K: 1 S: 7	H: 1 LOB: 0 BB: 0 P: 10	R: 6 E: 0 K: 0 S: 21	H: 7 LOB: 1 BB: 0 P: 37	R: 1 E: 0 K: 0 S: 10	H: 3 LOB: 2 BB: 0 P: 17	R: 1 E: 0 K: 1 S: 15	H: 3 LOB: 2 BB: 0 P: 22	1B: 15 2B: 3 3B: 2 HR: 0	SF: 0 SAC: 1 DP: 2 HBP: 0	WP: 1 PB: 0 SB: 0 CS: 0	PA: 47
PITCHER	IP	WLS	BF	H	R	ER	SO	BB	IBB	HBP	BLK	WP	HR	S	P	ERA	WHIP					
Tom Candiotti, R ERA: 4.76 (1, 1)	6.2		32	9	5	5	6	5	0	0	0	0	0	4	8	6.75	2.100					
37 Darren Dreifort, R ERA: 5.93 (7, 1)	0.0		2	2	1	1	0	0	0	0	0	0	0	5	9	∞	∞					
Jim Gott, R ERA: 5.13 (7, 1)	0.0		2	2	2	2	0	0	0	0	0	0	0	6	9	13.50	1.500					
Al Osuna, L ERA: 5.4 (7, 1)	0.2		3	1	1	1	0	0	0	0	0	0	0	6	9	18.00	6.000					
Roger McDowell, R ERA: 3.13 (8, 1)	1.0	L	8	6	2	2	1	0	0	0	0	0	0	24	38	18.00	6.000					

Los Angeles Dodgers @ Florida Marlins

Batter	1	2	3	4	5	6	7	8	9	AB	R	H	RBI	BB	SO	LOB	TOP			
Brett Butler, L OBP: 0.441, SLG: 0.474 (1, 8)	F9	K			B3		F9		P6	5	0	0	0	0	1	4	Los Angeles Dodgers @ Florida Marlins Joe Robbie Stadium, Miami, FL Tue Jun 07 1994, 7:05 PM EDT Att: 26,730 - Unknown - 86 F			
Jose Offerman, S OBP: 0.304, SLG: 0.283 (1, 6)	L6			G6-4-3 BB	F8		F7			3	0	1	0	1	0	0				
Mike Piazza, R OBP: 0.374, SLG: 0.569 (1, 2)	G6-3		G6-4-3		F8			G4-6-3 1B		4	0	1	0	0	0	2				
Tim Wallach, R OBP: 0.355, SLG: 0.518 (1, 5)		L7			F8			K		4	0	1	0	0	1	2				
Henry Rodriguez, L OBP: 0.343, SLG: 0.460 Cory Snyder, R OBP: 0.337, SLG: 0.511 (8, 7)	F8		F8					G4-6-3		4	0	1	0	0	0	2				
Eric Karros, R OBP: 0.349, SLG: 0.471 (1, 3)						P3				4	1	3	0	0	0	1				
Raul Mondesi, R OBP: 0.349, SLG: 0.575 (1, 9)	E7					K			F8	4	1	2	1	0	1	2				
Garey Ingram, R OBP: 0.380, SLG: 0.467 (1, 4)					FC5-4		F9			3	0	1	0	1	0	3				
Ramon Martinez, R OBP: 0.235, SLG: 0.265 (1, 1)					F8			G4-3	FC4-6	4	0	1	1	0	0	3				
Inning Stats	R: 0 E: 0 K: 0 S: 4	H: 0 LOB: 0 BB: 0 P: 7	R: 2 E: 1 K: 1 S: 11	H: 3 LOB: 2 BB: 1 P: 19	R: 0 E: 0 K: 0 S: 8	H: 1 LOB: 1 BB: 1 P: 17	R: 0 E: 0 K: 0 S: 9	H: 2 LOB: 1 BB: 0 P: 12	R: 0 E: 0 K: 1 S: 7	H: 1 LOB: 1 BB: 0 P: 11	R: 0 E: 0 K: 0 S: 6	H: 0 LOB: 0 BB: 0 P: 8	R: 0 E: 0 K: 1 S: 9	H: 1 LOB: 0 BB: 0 P: 16	R: 0 E: 0 K: 0 S: 12	H: 2 LOB: 2 BB: 0 P: 19		1B: 9 2B: 2 3B: 0 HR: 0	SF: 0 SAC: 0 DP: 3 HBP: 0	WP: 0 PB: 0 SB: 0 CS: 0
PITCHER	IP	WLS	BF	H	R	ER	SO	BB	IBB	HBP	BLK	WP	HR	S	P	ERA	WHIP			
David Weathers, R ERA: 3.2 Brian Drahman, R ERA:	8.0	L	32	9	2	2	3	1	1	0	0	0	0	63	103	2.25	1.250			

Batter	1	2	3	4	5	6	7	8	9	AB	R	H	RBI	BB	SO	LOB	BOTTOM					
Chuck Carr, S OBP: 0.361, SLG: 0.371 (1, 8)	P5		K			G3-1			E5	4	0	0	0	0	1	0	Los Angeles Dodgers @ Florida Marlins Joe Robbie Stadium, Miami, FL Tue Jun 07 1994, 7:05 PM EDT Att: 26,730 - Unknown - 86 F					
Jerry Browne, S OBP: 0.384, SLG: 0.373 (1, 5)	F7				G4-3 1B		L1-3		FC6-4	4	0	1	0	0	0	1						
Matias Carrillo, L OBP: 0.341, SLG: 0.341 (1, 9)					G4-3				K	4	0	1	0	0	2	2						
Jeff Conine, R OBP: 0.372, SLG: 0.531 (1, 7)	P5				K		G5-3		F9	4	0	0	0	0	1	3						
Benito Santiago, R OBP: 0.356, SLG: 0.410 (1, 2)					K					3	0	0	0	0	2	1						
Russ Morman, R OBP: 0.308, SLG: 0.435 (1, 3)										2	0	1	0	0	0	0						
Kurt Abbott, R OBP: 0.320, SLG: 0.377 (1, 6)					G4-6-3 1B		G4-6-3		HBP	3	0	0	0	0	1	2						
Mario Diaz, R OBP: 0.500, SLG: 0.571 Bret Barberie, S OBP: 0.316, SLG: 0.381 (8, PH) (9, 4)					G5-3				F8	2	0	0	0	0	0	0						
David Weathers, R OBP: 0.161, SLG: 0.071 Dave Magadan, L OBP: 0.380, SLG: 0.313 Brian Drahman, R ERA: (8, PH) (9, 1)					G3-1				F7	2	0	0	0	0	0	0						
Inning Stats	R: 0 E: 0 K: 0 S: 9	H: 1 LOB: 1 BB: 0 P: 14	R: 0 E: 0 K: 0 S: 7	H: 0 LOB: 0 BB: 0 P: 9	R: 0 E: 0 K: 1 S: 8	H: 0 LOB: 0 BB: 0 P: 14	R: 0 E: 0 K: 2 S: 12	H: 1 LOB: 1 BB: 0 P: 19	R: 0 E: 0 K: 0 S: 6	H: 1 LOB: 0 BB: 0 P: 8	R: 0 E: 0 K: 0 S: 5	H: 0 LOB: 0 BB: 0 P: 9	R: 0 E: 0 K: 2 S: 15	H: 0 LOB: 0 BB: 0 P: 20	R: 0 E: 0 K: 1 S: 12	H: 0 LOB: 1 BB: 0 P: 20	R: 0 E: 1 K: 1 S: 10	H: 0 LOB: 1 BB: 0 P: 15	1B: 3 2B: 0 3B: 0 HR: 0	SF: 0 SAC: 0 DP: 1 HBP: 1	WP: 0 PB: 0 SB: 0 CS: 0	PA: 31
PITCHER	IP	WLS	BF	H	R	ER	SO	BB	IBB	HBP	BLK	WP	HR	S	P	ERA	WHIP					
Ramon Martinez, R ERA: 3.5	9.0	W	31	3	0	0	7	0	0	1	0	0	0	84	128	0.00	0.333					

Batter	1	2	3	4	5	6	7	8	9	AB	R	H	RBI	BB	SO	LOB	TOP										
Jose Offerman, S OBP: 0.303, SLG: 0.283 (1, 6)	G4-3 ①		K ①	E4 G6-4-3			F9-3 1B		SH1-4 ①	4	0	1	0	0	1	0	Los Angeles Dodgers @ Florida Marlins Joe Robbie Stadium, Miami, FL Wed Jun 08 1994, 7:05 PM EDT Att: 37,109 - Unknown - 90 F livebaseballscorecards.com AB 34 R 4 H 10 RBI 4 BB 4 SO 6 LOB 21 										
Chris Cwynn, L OBP: 0.288, SLG: 0.333 Cory Snyder, R OBP: 0.333, SLG: 0.506 (1, 7) (7, 9)	G1-3 ②		1B HR	F8 ①			F9-3 ① ②		K ②	4	1	1	0	0	0	2											
Mike Piazza, R OBP: 0.379, SLG: 0.566 (1, 2)			1B HR	G6-4-3 ② ③			K ③			3	1	1	0	2	1	1											
Tim Wallach, R OBP: 0.360, SLG: 0.532 (1, 5)	F8 ③		HR			L5-3 1B			F8 ③	4	1	2	3	1	0	3											
Henry Rodriguez, L OBP: 0.341, SLG: 0.455 (7, 7)		G4-3 ①		P6 ①				P5 ①		4	1	1	0	0	0	2											
Brett Butler, L OBP: 0.441, SLG: 0.474 (9, 8)			2B FC6-4 1B							0	0	0	0	0	0	0											
Eric Karros, R OBP: 0.352, SLG: 0.476 (1, 3)			HBP 1B	FC6-4 1-3 2B		L5-3 ② ③			K ②	4	0	2	0	0	1	2											
Raul Mondesi, R OBP: 0.356, SLG: 0.574 (9, 9)			HBP 1B	FC6-4 IBB			F9 ①			2	0	1	0	1	0	0											
Garey Ingram, R OBP: 0.358, SLG: 0.438 (8, PH)			K ②	FC6-4 ②			K ②			3	0	0	1	0	2	4											
Dave Hansen, L OBP: 0.294, SLG: 0.313 Eddie Pye, R OBP: 0.200, SLG: 0.111 (8, PH) (8, 4)			K ②	FC6-4 ②			K ②		F8 ③	1	0	0	0	0	0	2											
Pedro Astacio, R OBP: 0.083, SLG: 0.083 Todd Worrell, R (9, 1) Al Osuna, R (9, 1)		G3 ③		G5-3 ③			G4-3 ③		SH1-4 1B	4	0	1	0	0	0	4											
Inning Stats	R: 0 E: 0 K: 0 S: 6	H: 0 LOB: 1 BB: 1 P: 14	R: 0 E: 0 K: 1 S: 12	H: 1 LOB: 2 BB: 0 P: 16	R: 4 E: 0 K: 1 S: 25	H: 5 LOB: 2 BB: 1 P: 37	R: 0 E: 1 K: 0 S: 5	H: 0 LOB: 0 BB: 0 P: 9	R: 0 E: 0 K: 0 S: 5	H: 0 LOB: 0 BB: 0 P: 8	R: 0 E: 0 K: 1 S: 7	H: 0 LOB: 0 BB: 0 P: 10	R: 0 E: 0 K: 1 S: 8	H: 1 LOB: 0 BB: 0 P: 14	R: 0 E: 0 K: 1 S: 9	H: 1 LOB: 2 BB: 1 P: 19	R: 0 E: 0 K: 1 S: 12	H: 1 LOB: 2 BB: 1 P: 22	1B: 8 2B: 3 3B: 0 HR: 1	SF: 0 SAC: 1 DP: 3 HBP: 1	WP: 0 PB: 0 SB: 0 CS: 0	PA: 40					
PITCHER	IP	WLS	BF	H	R	ER	SO	BB	IBB	HBP	BLK	WP	HR	S	P	ERA	WHIP										
Pat Rapp, R ERA: 4.19 Richie Lewis, R ERA: 3.95 Willie Fraser, R ERA: 1.93	(1, 1)	4.0	21	6	4	4	2	1	1	1	0	0	1	48	76	9.00	1.750										
(5, 1)	3.0	9	2	0	0	2	0	0	0	0	0	0	0	20	32	0.00	0.667										
(8, 1)	2.0	W	10	2	0	0	2	1	1	0	0	0	0	21	41	0.00	1.500										

Batter	1	2	3	4	5	6	7	8	9	AB	R	H	RBI	BB	SO	LOB	BOTTOM										
Chuck Carr, S OBP: 0.357, SLG: 0.367 (1, 8)	G4-3 SH1-3 1B		G4-3 ②		F8 ①		G3-1 ②		FC6-4 E ②	5	2	1	0	0	0	3	Los Angeles Dodgers @ Florida Marlins Joe Robbie Stadium, Miami, FL Wed Jun 08 1994, 7:05 PM EDT Att: 37,109 - Unknown - 90 F livebaseballscorecards.com AB 33 R 5 H 9 RBI 5 BB 5 SO 2 LOB 15 										
Jerry Browne, S OBP: 0.383, SLG: 0.368 Willie Fraser, R (8, 1)	SH1-3 ①				K ②				E7 1B ②	2	0	0	0	1	1	1											
Jesus Tavarez, S OBP: 0.208, SLG: 0.208 (9, PH)									1B ②	1	1	1	2	0	0	0											
Matias Carrillo, L OBP: 0.326, SLG: 0.326 Mario Diaz, R OBP: 0.556, SLG: 0.625 (1, 9) (9, PH)			G4-3 ②		G4-3 ③				G3 ①	4	0	0	0	0	1	2											
Jeff Conine, R OBP: 0.371, SLG: 0.526 (1, 7)					F9 ①				G3 ①	4	0	1	1	0	0	0											
Greg Colbrunn, R OBP: 0.400, SLG: 0.481 (1, 3)					F9 ③				G6-3 ②	4	0	1	1	0	0	0											
Benito Santiago, R OBP: 0.354, SLG: 0.413 (1, 2)					F9 ③				G6-4-3 BB ②	3	0	2	0	1	0	1											
Kurt Abbott, R OBP: 0.324, SLG: 0.389 (1, 6)									G6-3 ③	4	0	1	0	0	0	2											
Bret Barberie, S OBP: 0.315, SLG: 0.375 (1, 4)									G4-3 ③	4	0	1	0	0	0	2											
Pat Rapp, R OBP: 0.150, SLG: 0.200 Russ Morman, R OBP: 0.296, SLG: 0.417 Richie Lewis, R (7, PH) Dave Magadan, L OBP: 0.388, SLG: 0.319 (8, 5)									G4-3 ③	4	0	1	0	0	0	2											
Inning Stats	R: 1 E: 0 K: 0 S: 10	H: 2 LOB: 1 BB: 0 P: 15	R: 0 E: 0 K: 0 S: 7	H: 0 LOB: 0 BB: 0 P: 12	R: 0 E: 0 K: 0 S: 7	H: 0 LOB: 1 BB: 1 P: 14	R: 0 E: 0 K: 0 S: 11	H: 2 LOB: 3 BB: 1 P: 25	R: 0 E: 0 K: 2 S: 7	H: 0 LOB: 0 BB: 0 P: 13	R: 0 E: 0 K: 0 S: 2	H: 0 LOB: 0 BB: 1 P: 8	R: 1 E: 0 K: 0 S: 12	H: 2 LOB: 1 BB: 0 P: 16	R: 0 E: 0 K: 0 S: 7	H: 1 LOB: 1 BB: 0 P: 12	R: 3 E: 1 K: 0 S: 12	H: 2 LOB: 1 BB: 2 P: 26	1B: 7 2B: 1 3B: 1 HR: 0	SF: 0 SAC: 1 DP: 1 HBP: 0	WP: 0 PB: 0 SB: 1 CS: 0	PA: 39					
PITCHER	IP	WLS	BF	H	R	ER	SO	BB	IBB	HBP	BLK	WP	HR	S	P	ERA	WHIP										
Pedro Astacio, R ERA: 4.97 Todd Worrell, R ERA: 2.65 Al Osuna, L ERA: 5.4	(1, 1)	8.0	34	7	3	3	2	4	0	0	0	0	0	64	120	3.38	1.375										
(9, 1)	0.2	L	4	1	1	1	0	1	0	0	0	0	0	8	16	13.50	3.000										
(9, 1)	0.0	1	1	1	0	0	0	0	0	0	0	0	0	3	5	∞	∞										

Batter	1	2	3	4	5	6	7	8	9	AB	R	H	RBI	BB	SO	LOB	TOP				
Brett Butler, L (1, 8) OBP: 0.430, SLG: 0.459	G4-3	G6-3		CS 2H 1B			G4-3		K	5	0	1	2	0	1	3	Los Angeles Dodgers @ Chicago Cubs Wrigley Field, Chicago, IL Sat Jun 11 1994, 3:33 AM CDT Att: 39,019 - Cloudy - 82 F				
Jose Offerman, S (1, 6) OBP: 0.301, SLG: 0.278	G4-3	F8		CS	G4-3			FC5-4 1B		4	0	1	0	0	0	2					
Mike Piazza, R (1, 2) OBP: 0.379, SLG: 0.555					F8			FC5-4 G2-3 1-2		4	0	1	0	0	0	1					
Tim Wallach, R (1, 5) OBP: 0.353, SLG: 0.530					G5-3			G2-3		4	0	0	0	0	2	2					
Henry Rodriguez, L (1, 7) OBP: 0.344, SLG: 0.451 Mitch Webster, S (8, PR) OBP: 0.358, SLG: 0.396					G4-3					3	1	2	0	1	0	0					
Eric Karros, R (1, 3) OBP: 0.352, SLG: 0.477										0	0	0	0	0	0	0					
Raul Mondesi, R (1, 9) OBP: 0.349, SLG: 0.558										4	2	2	0	0	0	3					
Garey Ingram, R (1, 4) OBP: 0.383, SLG: 0.444										4	0	0	0	0	1	4					
Orel Hershiser, R (1, 1) OBP: 0.250, SLG: 0.207 Al Osuna, R (8, 1) OBP: 1.000, SLG: 1.000 37 Darren Dreifort, R (8, PH) OBP: 0.327, SLG: 0.495 Cory Snyder, R (9, PH)										3	0	2	0	1	0	0					
Inning Stats	R: 0 E: 0 K: 1 S: 15	H: 1 LOB: 1 BB: 0 P: 24	R: 2 E: 0 K: 0 S: 13	H: 3 LOB: 2 BB: 1 P: 25	R: 0 E: 0 K: 0 S: 5	H: 0 LOB: 0 BB: 0 P: 8	R: 2 E: 1 K: 0 S: 9	H: 2 LOB: 0 BB: 1 P: 19	R: 0 E: 0 K: 1 S: 8	H: 1 LOB: 0 BB: 0 P: 5	R: 0 E: 0 K: 0 S: 5	H: 0 LOB: 0 BB: 0 P: 8	R: 0 E: 0 K: 0 S: 9	H: 1 LOB: 2 BB: 1 P: 21	R: 0 E: 0 K: 2 S: 12	H: 1 LOB: 1 BB: 0 P: 16		1B: 8 2B: 1 3B: 0 HR: 0	SF: 0 SAC: 0 DP: 1 HBP: 0	WP: 0 PB: 0 SB: 0 CS: 1	PA: 38
PITCHER	IP	WLS	BF	H	R	ER	SO	BB	IBB	HBP	BLK	WP	HR	S	P	ERA	WHIP				
Willie Banks, R (1, 1) ERA: 4.63	8.0	W	33	8	4	3	2	2	1	0	0	0	0	67	125	3.38	1.250				
Randy Myers, L (9, 1) ERA: 1.74	1.0	S	4	1	0	0	2	0	0	0	0	0	0	12	16	0.00	1.000				

Batter	1	2	3	4	5	6	7	8	9	AB	R	H	RBI	BB	SO	LOB	BOTTOM				
Karl Rhoades, L (1, 8) OBP: 0.335, SLG: 0.418	G6-3 1B		L3 BB					L6-3 1B		3	0	2	0	1	0	0	Los Angeles Dodgers @ Chicago Cubs Wrigley Field, Chicago, IL Sat Jun 11 1994, 3:33 AM CDT Att: 39,019 - Cloudy - 82 F				
Mark Grace, L (1, 3) OBP: 0.380, SLG: 0.371	G6-3 1-2		L3		G4-3			L6-3		4	0	0	0	0	0	3					
Sammy Sosa, R (1, 9) OBP: 0.324, SLG: 0.545	K		G5-3					G4-3		4	1	1	1	0	1	0					
Derrick May, L (1, 7) OBP: 0.364, SLG: 0.458 Glenallen Hill, R (8, PR) OBP: 0.317, SLG: 0.347										1	1	0	0	3	0	0					
Rick Wilkins, L (1, 2) OBP: 0.315, SLG: 0.387										0	1	0	0	0	0	0					
Rev Sanchez, R (1, 4) OBP: 0.320, SLG: 0.307										4	2	2	0	0	1	1					
Steve Buechele, R (1, 5) OBP: 0.330, SLG: 0.389 José Hernández, R (7, PR) OBP: 0.333, SLG: 0.435										4	1	2	2	0	1	0					
Shawon Dunston, R (1, 6) OBP: 0.302, SLG: 0.369										2	0	1	1	1	1	1					
Willie Banks, R (1, 1) OBP: 0.148, SLG: 0.154 Kevin Roberson, S (8, PH) OBP: 0.286, SLG: 0.654 Randy Myers, L (9, 1)										1	0	1	2	0	0	0					
Inning Stats	R: 0 E: 0 K: 1 S: 8	H: 1 LOB: 0 BB: 0 P: 10	R: 2 E: 0 K: 1 S: 16	H: 2 LOB: 1 BB: 1 P: 27	R: 0 E: 0 K: 0 S: 4	H: 0 LOB: 0 BB: 1 P: 8	R: 1 E: 1 K: 2 S: 13	H: 1 LOB: 1 BB: 0 P: 17	R: 0 E: 0 K: 0 S: 6	H: 0 LOB: 0 BB: 0 P: 9	R: 0 E: 0 K: 0 S: 5	H: 0 LOB: 0 BB: 1 P: 11	R: 0 E: 0 K: 0 S: 5	H: 0 LOB: 1 BB: 1 P: 11	R: 4 E: 0 K: 0 S: 17	H: 6 LOB: 2 BB: 1 P: 27		1B: 6 2B: 5 3B: 0 HR: 2	SF: 0 SAC: 0 DP: 5 HBP: 0	WP: 1 PB: 0 SB: 0 CS: 0	PA: 35
PITCHER	IP	WLS	BF	H	R	ER	SO	BB	IBB	HBP	BLK	WP	HR	S	P	ERA	WHIP				
Orel Hershiser, R (1, 1) ERA: 3.19	7.2	L	31	7	6	5	4	5	0	0	0	0	0	66	111	5.87	1.565				
Al Osuna, L (8, 1) ERA: 8.48	0.0		1	1	0	0	0	0	0	0	0	0	0	2	2	∞	∞				
37 Darren Dreifort, R (8, 1) ERA: 5.86	0.1		3	2	1	1	0	0	0	0	0	0	0	6	7	27.00	6.000				



Batter	1	2	3	4	5	6	7	8	9	AB	R	H	RBI	BB	SO	LOB	TOP										
Brett Butler, L OBP: 0.431, SLG: 0.462 (1, 8)	L9		F9					SH1-4 1B 2B		3	1	1	0	1	0	0											
Jose Offerman, S OBP: 0.302, SLG: 0.279 (1, 6)	F8		F9					SH1-4		3	0	1	0	0	0	0											
Mike Piazza, R OBP: 0.377, SLG: 0.550 (1, 2)	G4-3		F8					G5-3 BB 1B		4	0	1	1	0	0	2											
Tim Wallach, R OBP: 0.359, SLG: 0.543 (1, 5)								L7		2	1	1	1	2	0	0											
Henry Rodriguez, L OBP: 0.344, SLG: 0.449 (1, 7)								G5-3 BB		3	0	1	0	0	0	1											
Mitch Webster, S OBP: 0.352, SLG: 0.388 (8, PH)	FC6-4 BB 1B							G4-3		1	0	0	0	0	0	2											
Eric Karros, R OBP: 0.351, SLG: 0.471 (1, 3)								G1-3		3	0	0	0	1	1	3											
Raul Mondesi, R OBP: 0.343, SLG: 0.549 (1, 9)								G5-3		4	0	0	0	0	0	3											
Garey Ingram, R OBP: 0.359, SLG: 0.414 (1, 4)								G6-3		4	0	0	0	0	1	2											
Tom Candiotti, R OBP: 0.125, SLG: 0.156 (1, 1)								F9		4	0	0	0	0	0	2											
Inning Stats	R: 0 H: 0 E: 0 K: 0 S: 4	H: 0 LOB: 0 BB: 0 P: 9	R: 1 H: 2 E: 0 K: 0 S: 9	H: 2 LOB: 2 BB: 1 P: 20	R: 0 H: 0 E: 0 K: 0 S: 10	H: 0 LOB: 0 BB: 0 P: 14	R: 0 H: 0 E: 0 K: 0 S: 5	H: 0 LOB: 1 BB: 1 P: 12	R: 0 H: 1 E: 0 K: 1 S: 14	H: 0 LOB: 2 BB: 1 P: 23	R: 0 H: 0 E: 0 K: 0 S: 6	H: 0 LOB: 0 BB: 0 P: 8	R: 0 H: 0 E: 0 K: 0 S: 5	H: 0 LOB: 0 BB: 0 P: 9	R: 1 H: 2 E: 0 K: 1 S: 10	H: 2 LOB: 2 BB: 1 P: 17	R: 0 H: 0 E: 0 K: 0 S: 9	H: 0 LOB: 0 BB: 0 P: 12	1B: 3 2B: 1 3B: 0 HR: 1	SF: 0 SAC: 1 DP: 0 HBP: 0	WP: 0 PA: 36 PB: 0 SB: 0 CS: 0						
PITCHER	IP	WLS	BF	H	R	ER	SO	BB	IBB	HBP	BLK	WP	HR	S	P	ERA	WHIP										
Anthony Young, R ERA: 4.56 (1, 1)	7.1	L	31	5	2	2	1	4	0	0	0	0	1	59	106	2.46	1.227										
Dan Plesac, L ERA: 3.21 (8, 1)	0.1		1	0	0	0	0	0	0	0	0	0	0	1	1	0.00	0.000										
Jose Bautista, R ERA: 3.74 (8, 1)	0.1		1	0	0	0	1	0	0	0	0	0	0	3	5	0.00	0.000										
Chuck Crim, R ERA: 1.88 (9, 1)	1.0		3	0	0	0	0	0	0	0	0	0	0	9	12	0.00	0.000										

Los Angeles Dodgers @ Chicago Cubs
Wrigley Field, Chicago, IL
Sun Jun 12 1994, 3:33 AM CDT
Att: 38,547 - Sunny - 81 F

AB 31
R 2
H 5
RBI 2
BB 4
SO 2
LOB 15



Batter	1	2	3	4	5	6	7	8	9	AB	R	H	RBI	BB	SO	LOB	BOTTOM										
Karl Rhodes, L OBP: 0.333, SLG: 0.415 (1, 8)			G5-3					P7		4	0	1	0	0	1	0											
Mark Grace, L OBP: 0.374, SLG: 0.364 (1, 3)								G4-3		4	0	0	0	0	0	1											
Sammy Sosa, R OBP: 0.326, SLG: 0.562 (1, 9)										4	1	2	1	0	1	1											
Derrick May, L OBP: 0.362, SLG: 0.465 (1, 7)										4	0	1	0	0	1	2											
Rick Wilkins, L OBP: 0.310, SLG: 0.381 (1, 2)										3	0	0	0	0	1	1											
Shawon Dunston, R OBP: 0.302, SLG: 0.369 (1, 6)										3	0	1	0	0	0	0											
Steve Buechele, R OBP: 0.325, SLG: 0.382 (1, 5)										3	0	0	0	0	0	1											
José Hernández, R OBP: 0.296, SLG: 0.385 (1, 4)										3	0	0	0	0	1	1											
Anthony Young, R OBP: 0.167, SLG: 0.167 (1, 1)										2	0	0	0	0	1	0											
Dan Plesac, L (8, 1)										0	0	0	0	0	0	0											
Jose Bautista, R (8, 1)										0	0	0	0	0	0	0											
Kevin Roberson, S OBP: 0.276, SLG: 0.630 (8, PH)										1	0	0	0	0	1	0											
Chuck Crim, R (9, 1)										0	0	0	0	0	0	0											
Inning Stats	R: 0 H: 1 E: 0 K: 1 S: 10	H: 0 LOB: 0 BB: 0 P: 17	R: 0 H: 0 E: 0 K: 1 S: 8	H: 0 LOB: 0 BB: 0 P: 12	R: 0 H: 0 E: 0 K: 1 S: 8	H: 0 LOB: 0 BB: 0 P: 14	R: 0 H: 1 E: 0 K: 0 S: 6	H: 1 LOB: 1 BB: 0 P: 13	R: 0 H: 1 E: 0 K: 1 S: 7	H: 1 LOB: 0 BB: 0 P: 8	R: 0 H: 0 E: 0 K: 0 S: 6	H: 0 LOB: 0 BB: 0 P: 9	R: 1 H: 1 E: 0 K: 1 S: 11	H: 1 LOB: 0 BB: 0 P: 17	R: 0 H: 0 E: 0 K: 1 S: 16	H: 0 LOB: 0 BB: 0 P: 23	R: 0 H: 1 E: 0 K: 1 S: 9	H: 1 LOB: 1 BB: 0 P: 14	1B: 2 2B: 1 3B: 1 HR: 1	SF: 0 SAC: 0 DP: 0 HBP: 0	WP: 0 PA: 31 PB: 0 SB: 1 CS: 1						
PITCHER	IP	WLS	BF	H	R	ER	SO	BB	IBB	HBP	BLK	WP	HR	S	P	ERA	WHIP										
Tom Candiotti, R ERA: 4.38 (1, 1)	9.0	W	31	5	1	1	7	0	0	0	0	0	1	81	127	1.00	0.556										

Los Angeles Dodgers @ Chicago Cubs
Wrigley Field, Chicago, IL
Sun Jun 12 1994, 3:33 AM CDT
Att: 38,547 - Sunny - 81 F

AB 31
R 1
H 5
RBI 1
BB 0
SO 7
LOB 7



Batter	1	2	3	4	5	6	7	8	9	AB	R	H	RBI	BB	SO	LOB	TOP								
Deion Sanders, L OBP: 0.344, SLG: 0.398	3-2 L4-3 1B		3-3 K			2-3 K	0-0 G6-3		2-2 P5	5	0	1	0	0	2	1									
Barry Larkin, R OBP: 0.344, SLG: 0.358	1-2 L4-3 1-2		1-2 1B SF9 1B		4-1 BB			2-2 1B 3B	3-3 K	4	2	2	0	1	1	1									
Hal Morris, L OBP: 0.398, SLG: 0.502	4-2 BB BB		0-2 1-3 1B		0-1 P7			1-0 FC6 1B 1B		3	1	2	1	1	0	1									
Kevin Mitchell, R OBP: 0.404, SLG: 0.697	4-2 FC6-4 BB		0-0 SF9		1-1 P3			3-H 1-1 FC6 1B		2	0	1	1	1	0	0									
Reggie Sanders, R OBP: 0.333, SLG: 0.526	1-1 FC6-4		3-3 K		3-3 K			2-3 K		4	0	0	0	0	3	5									
Tony Fernandez, S OBP: 0.409, SLG: 0.475		1-0 G5-3		2-1 G4-3		1-2 G6-3		2-0 FC6 1B		4	0	0	0	0	0	2									
Bret Boone, R OBP: 0.353, SLG: 0.455		0-0 F7		1-3 K			0-1 E4 G3	0-0 1-2 3-H 1B		4	0	1	1	0	1	0									
Brian Dorsett, R OBP: 0.340, SLG: 0.379		2-3 K		1-0 P2			2-3 K	1-0 F9		4	0	0	0	0	2	3									
Pete Schourek, L OBP: 0.256, SLG: 0.625			0-0 HR		0-2 L7		0-0 G3		0-3 K	2	1	1	1	0	0	0									
Inning Stats	R: 0 E: 0 K: 0 S: 13	H: 1 LOB: 2 BB: 2 P: 26	R: 0 E: 0 K: 1 S: 5	H: 0 LOB: 0 BB: 0 P: 8	R: 2 E: 0 K: 2 S: 14	H: 3 LOB: 1 BB: 0 P: 21	R: 0 E: 0 K: 1 S: 8	H: 0 LOB: 0 BB: 0 P: 12	R: 0 E: 0 K: 1 S: 9	H: 0 LOB: 1 BB: 1 P: 15	R: 0 E: 0 K: 1 S: 8	H: 0 LOB: 0 BB: 0 P: 13	R: 0 E: 1 K: 1 S: 7	H: 0 LOB: 1 BB: 0 P: 9	R: 2 E: 0 K: 1 S: 13	H: 4 LOB: 2 BB: 0 P: 22	R: 0 E: 0 K: 2 S: 9	H: 0 LOB: 0 BB: 0 P: 14	1B: 6 2B: 1 3B: 1 HR: 1	SF: 1 SAC: 0 DP: 1 HBP: 0	WP: 0 PB: 0 SB: 0 CS: 0	PA: 38			
PITCHER	IP	WLS	BF	H	R	ER	SO	BB	IBB	HBP	BLK	WP	HR	S	P	ERA	WHIP								
Ramon Martinez, R ERA: 3.59	8.0	W	35	8	4	4	8	3	0	0	0	0	1	77	126	4.50	1.375								
Todd Worrell, R ERA: 2.5	1.0	S	3	0	0	0	2	0	0	0	0	0	0	9	14	0.00	0.000								

Cincinnati Reds @ Los Angeles Dodgers
Dodger Stadium, Los Angeles, CA
 Mon Jun 13 1994, 7:05 PM PDT
 Att: 39,535 - Unknown - 73 F

AB 34
 R 4
 H 8
 RBI 4
 BB 3
 SO 10
 LOB 14



Batter	1	2	3	4	5	6	7	8	9	AB	R	H	RBI	BB	SO	LOB	BOTTOM							
Brett Butler, L OBP: 0.432, SLG: 0.463	1-0 CS 1B		2-1 G4-6-3 1-2 3-H		1-2 FC6-4		2-2 CS SH1-3 1B			4	0	2	0	0	0	2								
Garey Ingram, R OBP: 0.343, SLG: 0.393	2-2 F9		2-2 F7		1-0 F9		1-0 SH1-3			3	0	0	0	0	0	2								
Mike Piazza, R OBP: 0.378, SLG: 0.560	3-2 G5-3 1-2			0-0 HR	0-0 K		4-1 BB			3	1	1	1	1	1	2								
Tim Wallach, R OBP: 0.361, SLG: 0.540		2-3 K		4-2 1B BB		0-0 1B 1B	1-0 F7			3	1	1	0	1	1	1								
Eric Karros, R OBP: 0.353, SLG: 0.471		1-2 P4		0-2 1B		3-0 1B 1B		2-0 G6-3		4	1	2	0	0	0	0								
Raul Mondesi, R OBP: 0.348, SLG: 0.552		0-0 1B		1-3 K		3-2 1B 1B		0-2 S 1B		4	1	3	1	0	1	2								
Cory Snyder, R OBP: 0.320, SLG: 0.484		3-3 K		1-3 K		0-1 1B		0-0 F8		2	0	0	0	0	2	3								
Dave Hansen, L OBP: 0.294, SLG: 0.313							1-H 3-H 1B			0	0	0	0	0	0	0								
Mitch Webster, S OBP: 0.357, SLG: 0.392										2	0	1	1	0	0	1								
Todd Worrell, R										0	0	0	0	0	0	0								
Jose Offerman, S OBP: 0.305, SLG: 0.288			0-0 1B G4-6-3 1B		1-0 L6		1-2 K 2B		2-0 F7	4	1	2	0	0	0	3								
Ramon Martinez, R OBP: 0.270, SLG: 0.297			3-2 1B G4-6-3 1B			0-1 FC6-4 1B				3	0	2	0	0	1	1								
Henry Rodriguez, L OBP: 0.344, SLG: 0.449			1-3 1B			2-3 K				0	0	0	0	0	0	0								
Inning Stats	R: 0 E: 0 K: 0 S: 7	H: 1 LOB: 0 BB: 0 P: 13	R: 0 E: 0 K: 2 S: 13	H: 1 LOB: 1 BB: 0 P: 19	R: 1 E: 0 K: 0 S: 11	H: 2 LOB: 0 BB: 0 P: 18	R: 1 E: 0 K: 2 S: 17	H: 2 LOB: 2 BB: 1 P: 24	R: 0 E: 0 K: 1 S: 10	H: 1 LOB: 1 BB: 0 P: 13	R: 3 E: 0 K: 1 S: 16	H: 5 LOB: 0 BB: 0 P: 25	R: 0 E: 0 K: 0 S: 6	H: 1 LOB: 1 BB: 1 P: 14	R: 0 E: 0 K: 0 S: 6	H: 1 LOB: 1 BB: 0 P: 10	1B: 12 2B: 1 3B: 0 HR: 1	SF: 0 SAC: 1 DP: 1 HBP: 0	WP: 0 PB: 0 SB: 1 CS: 2	PA: 35				
PITCHER	IP	WLS	BF	H	R	ER	SO	BB	IBB	HBP	BLK	WP	HR	S	P	ERA	WHIP							
Pete Schourek, L ERA: 5.04	4.2	L	4	3	3	3	1	0	0	0	0	0	0	9	16	81.00	9.000							
Kevin Jarvis, R ERA: 8.25	0.1							0	0	0	0	0	0	11	14	0.00	2.000							
Tim Fortugno, L ERA: 2.2	1.0		3	2	0	0	1	0	0	0	0	0	0	12	24	0.00	1.500							
Hector Carrasco, R ERA: 2.74	2.0		8	2	0	0	0	1	0	0	0	0	0	12	24	0.00	1.500							

Cincinnati Reds @ Los Angeles Dodgers
Dodger Stadium, Los Angeles, CA
 Mon Jun 13 1994, 7:05 PM PDT
 Att: 39,535 - Unknown - 73 F

AB 32
 R 5
 H 14
 RBI 3
 BB 2
 SO 6
 LOB 17



Batter	1	2	3	4	5	6	7	8	9	AB	R	H	RBI	BB	SO	LOB	TOP								
Deion Sanders, L (1, 8) OBP: 0.345, SLG: 0.395										3	2	1	0	1	1	0									
Lenny Harris, L (1, 5) OBP: 0.422, SLG: 0.475										4	0	2	1	0	0	0									
Hal Morris, L (1, 3) OBP: 0.401, SLG: 0.506										4	1	2	2	0	0	1									
Kevin Mitchell, R (1, 7) Jeff Brantley, R (8, 1)										4	0	0	0	0	2	3									
Tony Fernandez, S (1, 6) OBP: 0.399, SLG: 0.460										4	0	1	1	0	0	0									
Reggie Sanders, R (1, 9) OBP: 0.326, SLG: 0.525										4	0	0	0	0	0	2									
Bret Boone, R (1, 4) OBP: 0.342, SLG: 0.440										4	0	0	0	0	2	1									
Brian Dorsett, R (1, 2) OBP: 0.338, SLG: 0.375										4	1	1	0	0	1	0									
John Roper, R (1, 1) Thomas Howard, S (8, 7)										3	0	0	0	0	2	1									
Inning Stats	R: 0 E: 0 K: 1 S: 7	H: 0 LOB: 0 BB: 0 P: 10	R: 0 E: 1 K: 1 S: 11	H: 0 LOB: 1 BB: 0 P: 13	R: 0 E: 0 K: 2 S: 10	H: 0 LOB: 1 BB: 0 P: 17	R: 1 E: 0 K: 1 S: 12	H: 2 LOB: 1 BB: 0 P: 17	R: 2 E: 0 K: 3 S: 17	H: 3 LOB: 2 BB: 1 P: 24	R: 0 E: 0 K: 0 S: 7	H: 0 LOB: 0 BB: 0 P: 12	R: 1 E: 0 K: 0 S: 10	H: 2 LOB: 1 BB: 0 P: 18	R: 0 E: 0 K: 0 S: 4	H: 0 LOB: 0 BB: 0 P: 6	R: 0 E: 0 K: 0 S: 7	H: 0 LOB: 0 BB: 0 P: 12	1B: 6 2B: 1 3B: 0 HR: 0	SF: 0 SAC: 0 DP: 0 HBP: 0	WP: 0 PB: 0 SB: 1 CS: 0	PA: 36			
PITCHER	IP	WLS	BF	H	R	ER	SO	BB	IBB	HBP	BLK	WP	HR	S	P	ERA	WHIP								
Kevin Gross, R (1, 1) ERA: 3.84	6.2	L	29	7	4	4	8	1	0	0	1	0	0	73	110	5.40	1.200								
Al Osuna, L (7, 1) ERA: 6.23	0.1		1	0	0	0	0	0	0	0	0	0	0	1	1	0.00	0.000								
Ismael Valdez, R (8, 1) ERA:	2.0	S	6	0	0	0	0	0	0	0	0	0	0	11	18	0.00	0.000								

Cincinnati Reds @ Los Angeles Dodgers
Dodger Stadium, Los Angeles, CA
 Wed Jun 15 1994, 7:05 PM PDT
 Att: 51,736 - Unknown - 65 F

AB	35
R	4
H	7
RBI	4
BB	1
SO	8
LOB	8



Batter	1	2	3	4	5	6	7	8	9	AB	R	H	RBI	BB	SO	LOB	BOTTOM								
Brett Butler, L (1, 8) OBP: 0.432, SLG: 0.457										4	0	1	0	0	1	3									
Jose Offerman, S (1, 6) OBP: 0.314, SLG: 0.289										3	1	0	0	1	0	1									
Mike Piazza, R (1, 2) OBP: 0.377, SLG: 0.551										4	0	1	0	0	0	1									
Tim Wallach, R (1, 5) OBP: 0.364, SLG: 0.541										4	1	1	0	0	0	3									
Henry Rodriguez, L (1, 7) OBP: 0.350, SLG: 0.457										4	0	3	1	0	1	0									
Eric Karros, R (1, 3) OBP: 0.346, SLG: 0.461										3	0	0	1	0	0	2									
Raul Mondesi, R (1, 9) OBP: 0.346, SLG: 0.547										4	0	1	0	0	1	0									
Garey Ingram, R (1, 4) OBP: 0.338, SLG: 0.426										3	0	0	0	0	1	2									
Kevin Gross, R (1, 1) OBP: 0.200, SLG: 0.222										1	0	0	0	1	0	0									
Chris Gwynn, L (7, PH) Ismael Valdez, R (8, 1)										0	0	0	0	0	0	0									
Inning Stats	R: 0 E: 0 K: 1 S: 6	H: 3 LOB: 3 BB: 1 P: 9	R: 1 E: 0 K: 1 S: 16	H: 3 LOB: 1 BB: 1 P: 25	R: 1 E: 0 K: 0 S: 8	H: 2 LOB: 1 BB: 1 P: 13	R: 0 E: 0 K: 0 S: 4	H: 0 LOB: 0 BB: 0 P: 4	R: 0 E: 0 K: 0 S: 8	H: 1 LOB: 1 BB: 0 P: 12	R: 0 E: 0 K: 1 S: 7	H: 1 LOB: 0 BB: 0 P: 11	R: 0 E: 0 K: 0 S: 7	H: 0 LOB: 0 BB: 0 P: 10	R: 0 E: 0 K: 0 S: 10	H: 0 LOB: 0 BB: 0 P: 13	R: 0 E: 0 K: 1 S: 8	H: 0 LOB: 0 BB: 0 P: 14	1B: 5 2B: 2 3B: 0 HR: 0	SF: 1 SAC: 0 DP: 2 HBP: 0	WP: 0 PB: 0 SB: 0 CS: 0	PA: 34			
PITCHER	IP	WLS	BF	H	R	ER	SO	BB	IBB	HBP	BLK	WP	HR	S	P	ERA	WHIP								
John Roper, R (1, 1) ERA: 3.96	7.0	W	28	7	2	2	3	2	0	0	0	0	0	56	84	2.57	1.286								
Jeff Brantley, R (8, 1) ERA: 2.45	2.0	S	6	0	0	0	1	0	0	0	0	0	0	18	27	0.00	0.000								

Cincinnati Reds @ Los Angeles Dodgers
Dodger Stadium, Los Angeles, CA
 Wed Jun 15 1994, 7:05 PM PDT
 Att: 51,736 - Unknown - 65 F

AB	31
R	2
H	7
RBI	2
BB	2
SO	4
LOB	12



Batter	1	2	3	4	5	6	7	8	9	AB	R	H	RBI	BB	SO	LOB	TOP										
Eric Young Sr. R OBP: 0.345, SLG: 0.448										5	3	4	2	0	0	0											
Watt Weiss S OBP: 0.339, SLG: 0.326										3	1	0	0	2	0	2											
Dante Bichette R OBP: 0.337, SLG: 0.555										5	1	3	4	0	0	1											
Andres Galarraga R OBP: 0.364, SLG: 0.625										5	2	3	2	0	1	1											
Charlie Hayes R OBP: 0.322, SLG: 0.425										5	2	2	2	0	1	2											
Mike Kingsley L OBP: 0.387, SLG: 0.508										5	2	2	0	0	0	1											
Joe Girardi R OBP: 0.321, SLG: 0.330										4	0	1	1	0	1	0											
Nelson Liriano S OBP: 0.346, SLG: 0.378										4	1	0	0	1	0	1											
Lance Painter L OBP: 0.111, SLG: 0.111										3	1	1	0	0	1	3											
Willie Blair R (6.1)										1	0	0	0	0	1	0											
Inning Stats	R: 1 E: 0 K: 0 S: 13	H: 3 LOB: 1 BB: 0 P: 23	R: 0 E: 0 K: 0 S: 6	H: 0 LOB: 0 BB: 0 P: 11	R: 0 E: 0 K: 0 S: 8	H: 1 LOB: 1 BB: 0 P: 13	R: 6 E: 0 K: 1 S: 21	H: 5 LOB: 1 BB: 2 P: 38	R: 2 E: 0 K: 0 S: 13	H: 2 LOB: 0 BB: 0 P: 17	R: 3 E: 0 K: 2 S: 19	H: 3 LOB: 1 BB: 1 P: 34	R: 0 E: 0 K: 2 S: 7	H: 0 LOB: 0 BB: 0 P: 14	R: 0 E: 0 K: 0 S: 14	H: 0 LOB: 0 BB: 0 P: 20	R: 1 E: 0 K: 0 S: 10	H: 2 LOB: 1 BB: 0 P: 15	1B: 8 2B: 6 3B: 0 HR: 2	SF: 0 SAC: 1 DP: 1 HBP: 0	WP: 1 PB: 0 SB: 1 CS: 1	PA: 44					
PITCHER	IP	WLS	BF	H	R	ER	SO	BB	IBB	HBP	BLK	WP	HR	S	P	ERA	WHIP										
Orel Hershiser R ERA: 3.74	4.0	L	21	9	7	7	1	1	1	0	0	1	1	48	85	15.75	2.500										
Roger McDowell R ERA: 4.99	1.0	9	5	5	5	0	1	0	0	0	0	0	1	23	38	45.00	6.000										
Ismael Valdez R ERA: 4.99	1.0	3	0	0	0	2	0	0	0	0	0	0	0	9	13	0.00	0.000										
Rudy Seanez R ERA: 5.97	2.0	6	0	0	0	2	0	0	0	0	0	0	0	21	34	0.00	0.000										
37 Darren Dreifort R ERA: 5.97	1.0	5	2	1	1	0	0	0	0	0	0	0	0	10	15	9.00	2.000										

Colorado Rockies @ Los Angeles Dodgers
Dodger Stadium, Los Angeles, CA
Fri Jun 17 1994, 7:05 PM PDT
Att: 39,609 - Unknown

AB 40
R 13
H 16
RBI 11
BB 3
SO 5
LOB 11



Batter	1	2	3	4	5	6	7	8	9	AB	R	H	RBI	BB	SO	LOB	BOTTOM										
Brett Butler L OBP: 0.428, SLG: 0.452										5	1	1	0	0	0	4											
Garey Ingram R OBP: 0.354, SLG: 0.431										4	1	2	0	1	1	2											
Mike Piazza R OBP: 0.379, SLG: 0.567										4	2	2	3	0	0	4											
Carlos Hernandez R OBP: 0.321, SLG: 0.357										1	0	1	0	0	0	0											
Tim Wallach R OBP: 0.361, SLG: 0.532										4	0	0	0	1	0	3											
Eric Karros R OBP: 0.340, SLG: 0.453										4	0	0	1	0	0	2											
Raul Mondesi R OBP: 0.352, SLG: 0.550										4	1	3	0	0	0	0											
Cory Snyder R OBP: 0.321, SLG: 0.479										3	0	1	0	0	1	2											
Henry Rodriguez L OBP: 0.348, SLG: 0.454										1	0	0	0	0	0	0											
Jose Offerman S OBP: 0.313, SLG: 0.288										4	0	1	0	0	1	3											
Orel Hershiser R ERA: 3.74	4.0	L	21	9	7	7	1	1	1	0	0	1	1	48	85	15.75	2.500										
Eddie Levy R ERA: 4.99	1.0	9	5	5	5	0	1	0	0	0	0	0	1	23	38	45.00	6.000										
Roger McDowell R ERA: 4.99	1.0	3	0	0	0	2	0	0	0	0	0	0	0	9	13	0.00	0.000										
Ismael Valdez R ERA: 4.99	1.0	3	0	0	0	2	0	0	0	0	0	0	0	9	13	0.00	0.000										
Mitch Webster S ERA: 5.97	2.0	6	0	0	0	2	0	0	0	0	0	0	0	21	34	0.00	0.000										
Rudy Seanez R ERA: 5.97	1.0	5	2	1	1	0	0	0	0	0	0	0	0	10	15	9.00	2.000										
37 Darren Dreifort R ERA: 5.97	1.0	5	2	1	1	0	0	0	0	0	0	0	0	10	15	9.00	2.000										
Inning Stats	R: 3 E: 0 K: 0 S: 25	H: 4 LOB: 1 BB: 0 P: 39	R: 0 E: 0 K: 0 S: 5	H: 0 LOB: 0 BB: 0 P: 8	R: 0 E: 0 K: 0 S: 9	H: 1 LOB: 1 BB: 0 P: 13	R: 0 E: 0 K: 3 S: 11	H: 1 LOB: 1 BB: 0 P: 16	R: 1 E: 0 K: 1 S: 13	H: 1 LOB: 1 BB: 1 P: 24	R: 1 E: 1 K: 0 S: 21	H: 2 LOB: 3 BB: 1 P: 34	R: 0 E: 0 K: 0 S: 6	H: 0 LOB: 0 BB: 0 P: 9	R: 0 E: 0 K: 0 S: 8	H: 1 LOB: 2 BB: 1 P: 18	R: 0 E: 0 K: 0 S: 6	H: 1 LOB: 0 BB: 0 P: 10	1B: 9 2B: 1 3B: 0 HR: 1	SF: 1 SAC: 0 DP: 1 HBP: 0	WP: 0 PB: 1 SB: 0 CS: 0	PA: 41					
PITCHER	IP	WLS	BF	H	R	ER	SO	BB	IBB	HBP	BLK	WP	HR	S	P	ERA	WHIP										
Lance Painter L ERA: 7.13	5.2	W	29	2	0	5	4	2	0	0	0	0	0	81	129	7.94	1.941										
Willie Blair R ERA: 5.99	3.1	S	12	2	0	0	0	1	0	0	0	0	0	23	42	0.00	0.900										

Colorado Rockies @ Los Angeles Dodgers
Dodger Stadium, Los Angeles, CA
Fri Jun 17 1994, 7:05 PM PDT
Att: 39,609 - Unknown

AB 37
R 5
H 11
RBI 5
BB 3
SO 4
LOB 22



Batter	1	2	3	4	5	6	7	8	9	AB	R	H	RBI	BB	SO	LOB	TOP										
Eric Young Sr. R OBP: 0.382, SLG: 0.450	1-2 1B	1-1 HBP		3-2 F9		4-0 1B BB	1-1 CS 1B	1-1 G4-3		4	1	2	0	1	0	3	Colorado Rockies @ Los Angeles Dodgers Dodger Stadium, Los Angeles, CA Sat Jun 18 1994, 7:05 PM PDT Att: 50,482 - Unknown - 80 F										
Watt Weiss S OBP: 0.342, SLG: 0.328	1-0 L8	1-0 SF9		4-0 BB		2-1 G1-4-3	0-0 1B		0-0 1B	4	0	2	1	1	0	2											
Dante Bichette R OBP: 0.333, SLG: 0.546	1-3 K	3-H K		0-0 L5		1-1 BB 2B	1-1 F8		1-2 F7	6	1	1	0	0	2	7											
Andres Galarraga R OBP: 0.364, SLG: 0.617	2-3 K		0-2 G5-3		1-0 1B	4-1 1B BB	2-1 G5-3		0-2 G6-3	5	2	1	0	1	1	4											
Charlie Hayes R OBP: 0.331, SLG: 0.430		2-0 1B 1B	2-3 K		0-0 1B	4-2 2B 1B		1-2 FC5-4		4	2	3	1	1	1	0											
Mike Kingsley L OBP: 0.395, SLG: 0.515	0-0 1B	4-0 BB		1-0 L9		0-0 1B	0-0 FC5-4		1-2 BB 1B	4	1	2	2	1	0	3											
Joe Girardi R OBP: 0.332, SLG: 0.342	1-1 SF9 1B	1-1 BB		0-0 1B		1-3 2-H 3-H	0-1 1B		0-0 BB 1B	5	1	4	3	0	0	1											
Vinny Castilla R OBP: 0.318, SLG: 0.610	0-1 E 1B		1-0 G3-1		4-0 IBB	3-3 K		1-0 P3		4	0	1	1	1	1	4											
Marvin Freeman R OBP: 0.126, SLG: 0.208	0-1 L9		3-1 HR		0-3 K	1-3 K		4-2 BB		4	1	1	1	0	2	6											
Marcus Moore S ERA: 5.0										0	0	0	0	0	0	0											
Mike Harkey R ERA: 5.4										0	0	0	0	0	0	0											
John Vander Wal L ERA: 5.5										0	0	0	0	1	0	0											
Steve Reed R ERA: 5.5										0	0	0	0	0	0	0											
Mike Munoz L ERA: 5.5										0	0	0	0	0	0	0											
Inning Stats	R: 0 E: 0 K: 2 S: 11	H: 1 LOB: 1 BB: 0 P: 16	R: 3 E: 1 K: 1 S: 13	H: 4 LOB: 2 BB: 0 P: 20	R: 0 E: 0 K: 1 S: 9	H: 0 LOB: 1 BB: 1 P: 16	R: 1 E: 0 K: 0 S: 7	H: 1 LOB: 1 BB: 1 P: 18	R: 1 E: 0 K: 1 S: 7	H: 3 LOB: 2 BB: 1 P: 13	R: 4 E: 0 K: 2 S: 18	H: 3 LOB: 2 BB: 3 P: 37	R: 0 E: 0 K: 0 S: 7	H: 2 LOB: 1 BB: 0 P: 11	R: 0 E: 0 K: 0 S: 12	H: 2 LOB: 3 BB: 1 P: 20	R: 0 E: 0 K: 0 S: 7	H: 1 LOB: 0 BB: 0 P: 8	1B: 15 2B: 1 3B: 0 HR: 1	SF: 1 SAC: 0 DP: 1 HBP: 1	WP: 0 PB: 0 SB: 1 CS: 1	PA: 49					
PITCHER	IP	WLS	BF	H	R	ER	SO	BB	IBB	HBP	BLK	WP	HR	S	P	ERA	WHIP										
Ramon Martinez R ERA: 4.02	(1.1)	5.1	L	30	10	7	5	3	1	1	0	0	0	5	13	11.81	2.438										
Ismael Valdez R ERA: 6.0	(6.1)	0.0		2	0	0	0	1	1	0	0	0	0	3	3	∞	∞										
Brian Barnes L ERA: 5.4	(6.1)	0.0		2	2	2	0	0	0	0	0	0	0	3	3	∞	∞										
Roger McDowell R ERA: 4.96	(6.1)	1.2		6	2	0	2	0	0	0	0	0	0	13	21	0.00	1.200										
Rudy Seanez R ERA: 5.5	(8.1)	2.0		9	3	0	0	1	0	0	0	0	0	19	28	0.00	2.000										
Brett Butler L OBP: 0.438, SLG: 0.456	4-2 BB		0-0 1B		2-1 G6-4-3		4-2 BB		4-2 G6-4-3	2	1	2	1	3	0	0	Colorado Rockies @ Los Angeles Dodgers Dodger Stadium, Los Angeles, CA Sat Jun 18 1994, 7:05 PM PDT Att: 50,482 - Unknown - 80 F										
Jose Offerman S OBP: 0.311, SLG: 0.286	1-2 G6-3	1-2 1B		1-0 F7		2-2 G4-3		1-2 G6-4-3	5	0	1	0	0	0	4												
Mike Piazza R OBP: 0.375, SLG: 0.550	2-1 G6-3		0-0 L9		0-0 G6-4-3		0-0 F9		0-0 F9	3	0	0	0	0	3												
Carlos Hernandez R OBP: 0.310, SLG: 0.345										1	0	0	0	0	0												
Tim Wallach R OBP: 0.359, SLG: 0.526		1-2 G3		3-1 G6-3		4-1 1B BB		1-1 G5-3	3	1	0	0	1	0	0												
Henry Rodriguez L OBP: 0.356, SLG: 0.457		1-0 G6-4-3		0-0 G4-3		2-2 1B 1B		2-2 1B 1B	3	0	2	1	0	0	0												
Eric Karros R OBP: 0.342, SLG: 0.454		1-1 G6-4-3		0-1 F8		0-0 1B		1-1 1B	4	0	2	1	0	0	1												
Raul Mondesi R OBP: 0.355, SLG: 0.553			1-2 G3 1B		1-3 K		2-1 P2		2-2 1B	4	1	2	0	0	1	2											
Garey Ingram R OBP: 0.354, SLG: 0.427			0-1 G5-3		2-0 G6-3		2-1 G6-4-3		2-1 G3	3	0	1	0	0	0	1											
Dave Hansen L OBP: 0.278, SLG: 0.294										1	0	0	0	0	3												
Eddie Pye R OBP: 0.182, SLG: 0.100										0	0	0	0	0	0												
Ramon Martinez R ERA: 3.04	(1.1)																										
Ismael Valdez R ERA: 5.0	(6.1)																										
Brian Barnes L ERA: 5.4	(6.1)																										
Roger McDowell R ERA: 4.96	(6.1)																										
Chris Gwynn L ERA: 5.5	(7. PH)																										
Rudy Seanez R ERA: 5.5	(8.1)																										
Mitch Webster S ERA: 3.08	(9. PH)																										
Inning Stats	R: 0 E: 0 K: 0 S: 7	H: 0 LOB: 0 BB: 1 P: 14	R: 0 E: 0 K: 0 S: 6	H: 1 LOB: 0 BB: 0 P: 9	R: 1 E: 0 K: 0 S: 11	H: 3 LOB: 0 BB: 0 P: 13	R: 0 E: 0 K: 0 S: 5	H: 0 LOB: 0 BB: 0 P: 8	R: 0 E: 0 K: 2 S: 8	H: 0 LOB: 0 BB: 0 P: 12	R: 2 E: 0 K: 0 S: 11	H: 3 LOB: 2 BB: 1 P: 22	R: 0 E: 0 K: 0 S: 9	H: 1 LOB: 1 BB: 1 P: 17	R: 0 E: 0 K: 0 S: 13	H: 2 LOB: 3 BB: 0 P: 21	R: 0 E: 0 K: 0 S: 8	H: 0 LOB: 0 BB: 1 P: 14	1B: 9 2B: 1 3B: 0 HR: 0	SF: 0 SAC: 0 DP: 4 HBP: 1	WP: 0 PB: 0 SB: 0 CS: 0	PA: 38					
PITCHER	IP	WLS	BF	H	R	ER	SO	BB	IBB	HBP	BLK	WP	HR	S	P	ERA	WHIP										
Marvin Freeman R ERA: 3.04	(1.1)	5.2	W	23	6	3	3	2	0	0	0	0	0	45	73	4.76	1.412										
Marcus Moore R ERA: 5.0	(6.1)	0.1		2	1	0	0	0	0	0	0	0	0	3	5	0.00	3.000										
Mike Harkey R ERA: 5.98	(7.1)	1.0		4	1	0	0	1	0	0	0	0	0	9	17	0.00	2.000										
Steve Reed R ERA: 3.0	(8.1)	1.0		6	2	0	0	0	0	1	0	0	0	13	21	0.00	2.000										
Mike Munoz L ERA: 3.08	(9.1)	1.0		3	0	0	0	1	0	0	0	0	0	8	14	0.00	1.000										

Batter	1	2	3	4	5	6	7	8	9	AB	R	H	RBI	BB	SO	LOB	TOP					
Eric Young Sr. R OBP: 0.367, SLG: 0.441 (1, 7)										2	0	0	0	2	0	0	Colorado Rockies @ Los Angeles Dodgers Dodger Stadium, Los Angeles, CA Sun Jun 19 1994, 3:33 AM PDT Att: 51,015 - Sunny - 84 F					
Watt Weiss S OBP: 0.344, SLG: 0.328 (1, 6)										3	0	1	0	1	0	1						
Dante Bichette R OBP: 0.329, SLG: 0.538 (1, 9)										4	0	0	0	0	0	3						
Andres Galarraga R OBP: 0.366, SLG: 0.615 (1, 3)										4	2	2	0	0	1	2						
Charlie Hayes R OBP: 0.330, SLG: 0.427 (1, 5)										4	1	1	0	0	0	1						
Mike Kingsley L OBP: 0.391, SLG: 0.515 (1, 8)										4	0	1	1	0	0	2						
Joe Girardi R OBP: 0.326, SLG: 0.335 (1, 2)										4	0	0	0	0	1	2						
Vinny Castilla R OBP: 0.304, SLG: 0.581 (7, PH)										2	0	0	0	0	0	0						
John Vander Wal L OBP: 0.292, SLG: 0.525 (7, 7)										1	0	0	0	0	2							
Danny Sheaffer R OBP: 0.304, SLG: 0.250 (7, 7)										1	0	0	0	0	1							
Kevin Ritz R (7, 1)										2	0	0	0	0	2	0						
Kent Bottenfield R (7, 1)										0	0	0	0	0	0	0						
Howard Johnson S OBP: 0.330, SLG: 0.380 (8, PH)										1	0	0	0	0	0	0						
Marcus Moore S (8, 1)										0	0	0	0	0	0	0						
Inning Stats	R: 0 E: 0 K: 0 S: 7	H: 1 LOB: 1 BB: 1 P: 13	R: 0 E: 0 K: 0 S: 4	H: 0 LOB: 0 BB: 0 P: 6	R: 0 E: 0 K: 1 S: 6	H: 0 LOB: 0 BB: 0 P: 10	R: 0 E: 0 K: 1 S: 6	H: 0 LOB: 0 BB: 1 P: 13	R: 0 E: 0 K: 0 S: 8	H: 0 LOB: 0 BB: 0 P: 9	R: 0 E: 0 K: 1 S: 9	H: 0 LOB: 1 BB: 1 P: 18	R: 1 E: 2 K: 0 S: 12	H: 1 LOB: 2 BB: 0 P: 20	R: 0 E: 0 K: 0 S: 4	H: 0 LOB: 0 BB: 0 P: 8	R: 2 E: 1 K: 1 S: 14	H: 3 LOB: 1 BB: 0 P: 20	1B: 4 2B: 1 3B: 0 HR: 0	SF: 0 SAC: 0 DP: 2 HBP: 0	WP: 0 PB: 0 SB: 0 CS: 0	PA: 35
PITCHER	IP WLS BF H R ER SO BB IBB HBP BLK WP HR S P ERA WHIP																					
Pedro Astacio R ERA: 4.34 (1, 1)	8.1 W 33 5 3 1 3 3 0 0 0 0 0 0 63 108 1.08 0.960																					
Todd Worrell R ERA: 2.41 (9, 1)	0.2 2 0 0 0 1 0 0 0 0 0 0 0 7 9 0.00 0.000																					

Batter	1	2	3	4	5	6	7	8	9	AB	R	H	RBI	BB	SO	LOB	BOTTOM			
Brett Butler L OBP: 0.439, SLG: 0.455 (1, 8)										3	2	1	0	1	0	0	Colorado Rockies @ Los Angeles Dodgers Dodger Stadium, Los Angeles, CA Sun Jun 19 1994, 3:33 AM PDT Att: 51,015 - Sunny - 84 F			
Jose Offerman S OBP: 0.314, SLG: 0.287 (1, 6)										3	1	1	0	1	0	0				
Mike Piazza R OBP: 0.376, SLG: 0.571 (1, 2)										4	2	2	5	0	1	0				
Tim Wallach R OBP: 0.361, SLG: 0.525 (1, 5)										4	1	2	0	0	0	0				
Henry Rodriguez L OBP: 0.354, SLG: 0.458 (1, 7)										4	0	1	2	0	1	1				
Eric Karros R OBP: 0.341, SLG: 0.449 (1, 3)										3	0	0	0	1	1	1				
Cory Snyder R OBP: 0.321, SLG: 0.479 (9, 3)										0	0	0	0	0	0	0				
Raul Mondesi R OBP: 0.349, SLG: 0.544 (1, 9)										4	0	0	0	0	1	1				
Garey Ingram R OBP: 0.341, SLG: 0.410 (1, 4)										3	0	0	0	0	2	0				
Pedro Astacio R OBP: 0.097, SLG: 0.097 (1, 1)										3	1	1	0	0	0	0				
Todd Worrell R (9, 1)										0	0	0	0	0	0	0				
Inning Stats	R: 0 E: 0 K: 1 S: 7	H: 0 LOB: 0 BB: 0 P: 11	R: 0 E: 0 K: 0 S: 8	H: 0 LOB: 1 BB: 1 P: 13	R: 0 E: 0 K: 1 S: 6	H: 0 LOB: 0 BB: 0 P: 9	R: 0 E: 0 K: 1 S: 11	H: 1 LOB: 1 BB: 0 P: 18	R: 0 E: 0 K: 0 S: 6	H: 0 LOB: 0 BB: 0 P: 8	R: 3 E: 0 K: 0 S: 13	H: 5 LOB: 1 BB: 0 P: 18	R: 4 E: 0 K: 1 S: 20	H: 2 LOB: 0 BB: 2 P: 35	R: 0 E: 0 K: 2 S: 9	H: 0 LOB: 0 BB: 0 P: 13	1B: 6 2B: 1 3B: 0 HR: 1	SF: 0 SAC: 0 DP: 0 HBP: 0	WP: 1 PB: 0 SB: 0 CS: 0	PA: 34
PITCHER	IP WLS BF H R ER SO BB IBB HBP BLK WP HR S P ERA WHIP																			
Kevin Ritz R ERA: 4.88 (1, 1)	6.2 L 29 7 6 6 4 3 0 0 0 0 0 0 1 65 104 8.10 1.500																			
Kent Bottenfield R ERA: 5.84 (7, 1)	0.1 2 1 1 1 0 0 0 0 0 0 0 1 6 8 27.00 3.000																			
Marcus Moore R ERA: 5.4 (8, 1)	1.0 3 0 0 0 2 0 0 0 0 0 0 0 9 13 0.00 0.000																			

AB 32
R 3
H 5
RBI 1
BB 3
SO 4
LOB 14

AB 31
R 7
H 8
RBI 7
BB 3
SO 6
LOB 3

Batter	1	2	3	4	5	6	7	8	9	AB	R	H	RBI	BB	SO	LOB	TOP								
Brett Butler, L (1, 8) OBP: 0.443, SLG: 0.457	1-1 G3-6-1 1B		2-2 CS 1B			3-3 K		4-2 HR BB		3	1	2	0	1	1	0	Los Angeles Dodgers @ San Diego Padres Jack Murphy Stadium, San Diego, CA Mon Jun 20 1994, 10:05 PM EDT Att: 17,371 - Unknown - 69 F livebaseballscorecards.com								
Delino DeShields, L (1, 4) OBP: 0.350, SLG: 0.275	1-2 G3-6-1 1-2f		1-0 B1-3			2-1 F7		1-2 G3		4	0	0	0	0	0	3									
Mike Piazza, R (1, 2) OBP: 0.382, SLG: 0.572 Jeff Treadway, L (8, PR) OBP: 0.390, SLG: 0.371 Carlos Hernandez, R (8, 2) OBP: 0.310, SLG: 0.345	1-1 1B		1-3 K			3-2 1B		4-2 HR BB		3	0	2	0	1	1	1									
Tim Wallach, R (1, 5) OBP: 0.360, SLG: 0.533	0-2 F9		3-2 CS 1-2	1-1 F8		0-2 F9		0-0 HR		4	1	1	3	0	0	2									
Henry Rodriguez, L (1, 7) OBP: 0.347, SLG: 0.449 Todd Worrell, R (8, 1)		0-0 G4-3		2-3 K		2-1 G4-3		0-0 F7		4	0	0	0	0	1	1									
Eric Karros, R (1, 3) OBP: 0.343, SLG: 0.453		0-2 G6-3 2B		2-1 G6-3		1-1 G4-3		0-2 G5-4-3 1B		4	0	2	0	0	0	0									
Raul Mondesi, R (1, 9) OBP: 0.348, SLG: 0.540		0-0 G6-3			2-3 K		0-0 1B	2-0 G5-4-3 1B		4	0	1	0	0	1	2									
Jose Offerman, S (1, 6) OBP: 0.313, SLG: 0.283		4-1 BB		1-1 L4		1-2 P5		0-0 B1-3		3	0	0	0	1	0	1									
Kevin Gross, R (1, 1) OBP: 0.188, SLG: 0.207 Chris Gwynn, L (8, PH) OBP: 0.286, SLG: 0.308 Cory Snyder, R (8, 7) OBP: 0.321, SLG: 0.479	1-1 G5-3		2-2 G5-3		2-2 G5-3		1-1 F7			2	0	0	0	0	0	2									
Inning Stats	R: 0 E: 0 K: 0 S: 11	H: 2 LOB: 1 BB: 0 P: 14	R: 0 E: 0 K: 0 S: 8	H: 1 LOB: 2 BB: 1 P: 13	R: 0 E: 0 K: 1 S: 9	H: 1 LOB: 0 BB: 0 P: 16	R: 0 E: 0 K: 1 S: 10	H: 0 LOB: 0 BB: 0 P: 15	R: 0 E: 0 K: 1 S: 8	H: 0 LOB: 0 BB: 0 P: 13	R: 0 E: 0 K: 1 S: 12	H: 1 LOB: 1 BB: 0 P: 20	R: 0 E: 0 K: 0 S: 8	H: 1 LOB: 1 BB: 0 P: 12	R: 3 E: 0 K: 0 S: 11	H: 1 LOB: 1 BB: 2 P: 21		R: 0 E: 0 K: 0 S: 5	H: 1 LOB: 0 BB: 0 P: 7	1B: 6 2B: 1 3B: 0 HR: 1	SF: 0 SAC: 0 DP: 2 HBP: 0	WP: 0 PB: 0 SB: 0 CS: 1	PA: 36		
PITCHER	IP	WLS	BF	H	R	ER	SO	BB	IBB	HBP	BLK	WP	HR	S	P	ERA	WHIP								
Joey Hamilton, R (1, 1) ERA: 2.16	8.0	L	32	7	3	3	4	3	0	0	0	0	1	77	124	3.38	1.250								
Donnie Elliott, R (9, 1) ERA: 1.85	1.0	S	3	1	0	0	0	0	0	0	0	0	0	5	7	0.00	1.000								

Batter	1	2	3	4	5	6	7	8	9	AB	R	H	RBI	BB	SO	LOB	BOTTOM								
Bip Roberts, S (1, 4) OBP: 0.391, SLG: 0.374	4-2 F7 BB	0-0 BB 1-2 2H 1B		0-1 FC3-6 1B		0-1 G4-3 2B		3-2 G4-3		4	0	3	1	1	0	0	Los Angeles Dodgers @ San Diego Padres Jack Murphy Stadium, San Diego, CA Mon Jun 20 1994, 10:05 PM EDT Att: 17,371 - Unknown - 69 F livebaseballscorecards.com								
Luis Lopez, S (1, 6) OBP: 0.373, SLG: 0.410	0-0 E4 BB	4-2 BB		0-0 FC3-6 FC4-6		0-0 G4-3		4-1 L5-3 BB		3	0	0	0	2	0	3									
Tony Gwynn, L (1, 9) OBP: 0.436, SLG: 0.563	1-2 F7	2-2 G1-3		0-0 FC4-6		4-0 IBB		3-2 L5-3		4	0	0	0	1	0	7									
Phil Plantier, L (1, 7) OBP: 0.333, SLG: 0.514 Craig Shipley, R (9, PR) OBP: 0.322, SLG: 0.434	4-1 G4-6-3 BB		1-0 F7		4-0 FC4-6 BB		2-0 F7		1-1 FC6-4 HBP		2	0	0	0	2	2									
Derek Bell, R (1, 8) OBP: 0.325, SLG: 0.405	2-2 G4-6-3 1-2f		2-2 S 1B		0-1 FC4-6 S 1B		1-1 G1-3		0-1 FC6-4		5	1	1	0	0	5									
Scott Livingstone, L (1, 5) OBP: 0.282, SLG: 0.362		1-0 1B B5-3-2 2B		2-3 K		0-0 1B		1-0 G6-3		4	0	2	0	0	1	1									
Eddie Williams, R (1, 3) OBP: 0.325, SLG: 1.125 Tim Hyers, L (3, PR) OBP: 0.302, SLG: 0.274		1-1 B5-3-2 1B		1-2 1B		1-1 P5		1-0 G3-1		2	1	2	1	0	0	0									
Brad Ausmus, R (1, 2) OBP: 0.314, SLG: 0.360		1-1 B5-3-2 1-2 3H		0-0 L7		1-0 P3		2-1 G6-3		4	0	0	0	0	5										
Joey Hamilton, R (1, 1) Bill Bean, L (8, PH) OBP: 0.250, SLG: 0.262 Donnie Elliott, R (9, 1)		4-2 BB 1B BB		1-3 K		3-3 K		2-3 K		2	0	0	0	1	2	0									
Inning Stats	R: 0 E: 1 K: 0 S: 12	H: 0 LOB: 2 BB: 2 P: 23	R: 1 E: 0 K: 0 S: 16	H: 3 LOB: 3 BB: 2 P: 29	R: 1 E: 0 K: 1 S: 11	H: 2 LOB: 1 BB: 0 P: 17	R: 0 E: 0 K: 1 S: 7	H: 1 LOB: 1 BB: 0 P: 8	R: 0 E: 0 K: 0 S: 6	H: 1 LOB: 2 BB: 1 P: 12	R: 0 E: 0 K: 1 S: 7	H: 1 LOB: 2 BB: 1 P: 16	R: 0 E: 0 K: 0 S: 4	H: 0 LOB: 0 BB: 0 P: 7	R: 0 E: 0 K: 1 S: 8	H: 0 LOB: 0 BB: 0 P: 15		R: 0 E: 0 K: 0 S: 8	H: 0 LOB: 1 BB: 1 P: 16	1B: 6 2B: 4 3B: 0 HR: 0	SF: 0 SAC: 0 DP: 3 HBP: 1	WP: 0 PB: 0 SB: 2 CS: 0	PA: 41		
PITCHER	IP	WLS	BF	H	R	ER	SO	BB	IBB	HBP	BLK	WP	HR	S	P	ERA	WHIP								
Kevin Gross, R (1, 1) ERA: 3.75	7.0	W	34	8	2	2	3	5	0	0	0	0	0	63	112	2.57	1.857								
Todd Worrell, R (8, 1) ERA: 2.16	2.0	S	7	0	0	0	1	1	0	1	0	0	0	16	31	0.00	0.500								



Batter	1	2	3	4	5	6	7	8	9	10	11	12	13	AB	R	H	RBI	BB	SO	LOB	TOP							
Brett Butler , L OBP: 0.438, SLG: 0.451 (1, 8)	G4-3		G6-3			G5-3							G6-3	6	0	1	1	0	1	0								
Delino DeShields , L OBP: 0.365, SLG: 0.289 Rudy Seanez , R (13, 1)	F9 2B			G4-3 3B 1B		G6-3		G1-3						6	1	3	0	0	0	1	1							
Mike Piazza , R OBP: 0.375, SLG: 0.561 (1, 2)	F9 2-3			F9		G6-3			G5-3					5	0	0	0	0	0	1	3							
Tim Wallach , R OBP: 0.354, SLG: 0.523 (1, 5)	G5-3			G4-3			G5-3			K			G6-3	5	0	0	0	0	1	3								
Henry Rodriguez , L OBP: 0.345, SLG: 0.345 (1, 7) Ismael Valdez , R (8, 1) Todd Wornell , R (11, 1) Chris Cavanah , L (12, PH) Corey Seidman , R (12, PH) Roger McDowell , R (12, 1) Jeff Treadway , R (13, 4)		F7					F9			F9			K	4	0	1	1	0	0	0	0							
Eric Karros , R OBP: 0.340, SLG: 0.446 (1, 3)		K												4	0	0	0	1	1	1	1							
Raul Mondesi , R OBP: 0.345, SLG: 0.534 (1, 9)			G5-3			G6-3					G5-3		FC6-4 BB	5	0	1	0	0	0	1								
Jose Offerman , S OBP: 0.307, SLG: 0.277 (1, 6)				G4-3		G4-3		E3 G1-3 1B			E8 1B		FC6-4 CS	5	1	0	0	0	1	1								
Tom Candiotti , R OBP: 0.118, SLG: 0.147 (1, 1) Dave Hansen , L OBP: 0.293, SLG: 0.276 (8, PH) Brian Barnes , L (8, 1) Mitch Webster , S OBP: 0.350, SLG: 0.436 (9, 7)			G3-1			F8		G1-3 2-3			K		CS 1-2	2	0	0	0	0	0	0								
Inning Stats	R: 0 E: 0 K: 0 S: 10	H: 1 LOB: 1 BB: 0 P: 13	R: 0 E: 0 K: 1 S: 7	H: 0 LOB: 0 BB: 0 P: 11	R: 0 E: 0 K: 0 S: 10	H: 0 LOB: 0 BB: 0 P: 13	R: 1 E: 0 K: 0 S: 9	H: 2 LOB: 1 BB: 0 P: 16	R: 0 E: 0 K: 0 S: 5	H: 0 LOB: 0 BB: 0 P: 9	R: 0 E: 0 K: 0 S: 7	H: 0 LOB: 0 BB: 0 P: 11	R: 1 E: 1 K: 0 S: 11	H: 1 LOB: 1 BB: 0 P: 16	R: 0 E: 0 K: 1 S: 5	H: 0 LOB: 0 BB: 0 P: 8	R: 0 E: 0 K: 2 S: 13	H: 1 LOB: 1 BB: 0 P: 17	R: 0 E: 0 K: 1 S: 12	H: 0 LOB: 0 BB: 0 P: 20	R: 0 E: 0 K: 1 S: 10	H: 0 LOB: 0 BB: 1 P: 19	R: 1 E: 0 K: 1 S: 8	H: 1 LOB: 0 BB: 0 P: 13	1B: 4 2B: 1 3B: 1 HR: 1	SF: 0 SAC: 0 DP: 0 HBP: 0	WP: 0 PB: 0 SB: 2 CS: 1	PA: 48
PITCHER	IP	WLS	BF	H	R	ER	SO	BB	IBB	HBP	BLK	WP	HR	S	P	ERA	WHIP											
Andy Ashby , R (1, 1) ERA: 2.53	9.0		32	4	2	1	2	0	0	0	0	0	0	72	111	1.00	0.444											
Trevor Hoffman , R (10, 1) ERA: 1.85	2.0		8	2	0	0	4	0	0	0	0	0	0	25	37	0.00	1.000											
Pedro Martinez , L (12, 1) ERA: 2.44	1.0		3	0	0	0	1	1	0	0	0	0	0	10	19	0.00	1.000											
Donnie Elliott , R (13, 1) ERA: 2.19	0.1		2	1	1	1	0	0	0	0	0	0	0	4	7	27.00	3.000											
Jeff Tabaka , L (13, 1) ERA: 6.41	0.2	W	2	0	0	0	1	0	0	0	0	0	0	4	6	0.00	0.000											

Los Angeles Dodgers @ San Diego Padres
Jack Murphy Stadium, San Diego, CA
Tue Jun 21 1994, 10:05 PM EDT
Att. 21,439 - Unknown - 73 F

AB 46
R 3
H 7
RBI 3
BB 1
SO 8
LOB 12





Batter	1	2	3	4	5	6	7	8	9	10	11	12	13	AB	R	H	RBI	BB	SO	LOB	BOTTOM							
Blip Roberts , S OBP: 0.362, SLG: 0.364 (1, 4)	K		F9			K		G4-3					G1-3	6	0	0	0	0	3	0								
Scott Livingstone , L OBP: 0.283, SLG: 0.381 (1, 5) Craig Shipley , R (8, PH) OBP: 0.538, SLG: 0.486 (8, 5)	F8 SF8 3B		F8			F7		F7 1B						3	1	1	0	0	0	0								
Tony Gwynn , L OBP: 0.437, SLG: 0.564 (1, 9)	SF8		E5 1B											5	1	3	2	0	1	2								
Phil Plantier , L OBP: 0.329, SLG: 0.502 (1, 7)			G4-3			F7 1B		K						5	0	0	0	1	2	4								
Derek Bell , R OBP: 0.325, SLG: 0.401 (1, 8)						K								5	1	1	0	1	4	2								
Eddie Williams , R OBP: 0.345, SLG: 1.000 (1, 3) Tim Lincecum , L (7, PH) OBP: 0.302, SLG: 0.274 (8, 3)														3	0	1	0	0	0	1								
Bill Bean , L (9, PH) OBP: 0.242, SLG: 0.253 (10, 3)														3	0	0	0	0	0	3								
Ricky Gutierrez , R (1, 6) OBP: 0.315, SLG: 0.304 (10, 1) Trevor Hoffman , R (12, PH) OBP: 0.328, SLG: 0.342 (12, 1) Donnie Elliott , R (13, 1) OBP: 0.268, SLG: 0.332 (13, PH) Jeff Tabaka , R (13, PH) OBP: 0.268, SLG: 0.332 (13, PH)														4	0	1	1	0	0	1								
Brad Ausmus , R OBP: 0.311, SLG: 0.356 (1, 2)														5	0	1	0	0	1	2								
Andy Ashby , R (1, 1) OBP: 0.226, SLG: 0.200 Luis Lopez , S (10, 6) OBP: 0.387, SLG: 0.402														3	0	0	0	0	1	2								
Inning Stats	R: 1 E: 0 K: 2 S: 12	H: 1 LOB: 0 BB: 0 P: 17	R: 1 E: 0 K: 0 S: 12	H: 1 LOB: 1 BB: 1 P: 23	R: 0 E: 1 K: 0 S: 7	H: 1 LOB: 1 BB: 0 P: 10	R: 0 E: 0 K: 1 S: 7	H: 0 LOB: 0 BB: 0 P: 12	R: 0 E: 0 K: 2 S: 9	H: 1 LOB: 1 BB: 0 P: 14	R: 0 E: 0 K: 0 S: 8	H: 1 LOB: 1 BB: 0 P: 11	R: 0 E: 0 K: 2 S: 11	H: 1 LOB: 1 BB: 0 P: 14	R: 0 E: 0 K: 1 S: 9	H: 0 LOB: 0 BB: 0 P: 15	R: 0 E: 0 K: 3 S: 15	H: 0 LOB: 0 BB: 0 P: 21	R: 0 E: 0 K: 1 S: 7	H: 1 LOB: 1 BB: 0 P: 12	R: 0 E: 0 K: 2 S: 13	H: 1 LOB: 1 BB: 0 P: 20	R: 2 E: 0 K: 0 S: 21	H: 4 LOB: 3 BB: 1 P: 30	1B: 9 2B: 1 3B: 2 HR: 0	SF: 1 SAC: 0 DP: 0 HBP: 0	WP: 1 PB: 0 SB: 5 CS: 0	PA: 52
PITCHER	IP	WLS	BF	H	R	ER	SO	BB	IBB	HBP	BLK	WP	HR	S	P	ERA	WHIP											
Tom Candiotti , R (1, 1) ERA: 4.25	7.0		27	5	2	2	6	1	0	0	0	1	0	62	98	2.57	0.857											
Brian Barnes , L (8, 1) ERA: 5.02	1.0		4	1	0	0	2	0	0	0	0	0	0	11	14	0.00	1.000											
Ismael Valdez , R (8, 1) ERA: 3.8	2.0		6	0	0	0	4	0	0	0	0	0	0	24	36	0.00	0.000											
Todd Wornell , R (11, 1) ERA: 2.08	1.0		4	1	0	0	1	0	0	0	0	0	0	7	12	0.00	1.000											
Roger McDowell , R (12, 1) ERA: 4.39	1.0		4	1	0	0	2	0	0	0	0	0	0	13	20	0.00	1.000											
Rudy Seanez , R (13, 1) ERA: 3.86	0.2													0	0	0	0	0	0	0								

Los Angeles Dodgers @ San Diego Padres
Jack Murphy Stadium, San Diego, CA
Tue Jun 21 1994, 10:05 PM EDT
Att. 21,439 - Unknown - 73 F

AB 49
R 4
H 12
RBI 4
BB 2
SO 15
LOB 18




Batter	1	2	3	4	5	6	7	8	9	AB	R	H	RBI	BB	SO	LOB	TOP								
Brett Butler, L OBP: 0.334, SLG: 0.444 (1, 8)	G1-3		P5				K		P5	4	0	0	0	1	1	2	Los Angeles Dodgers @ San Diego Padres Jack Murphy Stadium, San Diego, CA Wed Jun 22 1994, 6:33 AM EDT Att: 30,978 - Sunny - 77 F AB 34 R 6 H 7 RBI 6 BB 4 SO 10 LOB 12 								
Delino DeShields, L OBP: 0.356, SLG: 0.288 (1, 4)	G4-3		K				HR		F7	4	1	1	0	1	1	1									
Raul Mondesi, R OBP: 0.344, SLG: 0.540 (1, 9)	K		K				HR			4	1	1	3	0	2	3									
Tim Wallach, R OBP: 0.352, SLG: 0.517 (1, 5)										3	1	0	0	1	0	0									
Henry Rodriguez, L OBP: 0.345, SLG: 0.458 Cory Snyder, R OBP: 0.324, SLG: 0.490 (8, PH) (8, 7)										3	1	1	1	0	1	0									
Eric Karros, R OBP: 0.336, SLG: 0.439 (1, 3)										1	0	1	0	0	0	0									
Eric Karros, R OBP: 0.336, SLG: 0.439 (1, 3)										4	0	0	0	0	2	2									
Carlos Hernandez, R OBP: 0.303, SLG: 0.424 (1, 2)										4	1	1	1	0	1	2									
Jose Offerman, S OBP: 0.310, SLG: 0.278 (1, 6)										3	0	1	1	1	1	0									
Orel Hershiser, R OBP: 0.226, SLG: 0.288 Roger McDowell, R OBP: 0.246, SLG: 0.339 37 Darren Dreifort, R Brian Barnes, L Mike Piazza, R OBP: 0.374, SLG: 0.559 (1, 1) (5, 1) (7, PH) (7, 1) (7, 1) (8, PH)										2	0	0	0	0	0	1									
Inning Stats	R: 0 E: 0 K: 1 S: 10	H: 0 LOB: 0 BB: 0 P: 16	R: 2 E: 0 K: 2 S: 20	H: 2 LOB: 1 BB: 1 P: 30	R: 0 E: 0 K: 2 S: 8	H: 0 LOB: 0 BB: 0 P: 13	R: 0 E: 0 K: 1 S: 7	H: 0 LOB: 0 BB: 0 P: 10	R: 0 E: 1 K: 0 S: 12	H: 0 LOB: 3 BB: 2 P: 23	R: 0 E: 0 K: 1 S: 9	H: 0 LOB: 0 BB: 0 P: 11	R: 4 E: 0 K: 2 S: 16	H: 4 LOB: 0 BB: 0 P: 24	R: 0 E: 0 K: 0 S: 6	H: 1 LOB: 0 BB: 0 P: 10	R: 0 E: 0 K: 1 S: 12	H: 0 LOB: 1 BB: 1 P: 18	1B: 3 2B: 3 3B: 0 HR: 2	SF: 0 SAC: 0 DP: 1 HBP: 0	WP: 1 PB: 1 SB: 0 CS: 0	PA: 38			
PITCHER	IP	WLS	BF	H	R	ER	SO	BB	IBB	HBP	BLK	WP	HR	S	P	ERA	WHIP								
Andy Benes, R ERA: 4.07 Jeff Tabaka, L ERA: 8.75 Mike Campbell, R ERA: 10.8 Pedro Martinez, L ERA: 2.38 Trevor Hoffman, R ERA: 1.6	(1, 1)	(7, 1)	(7, 1)	(8, 1)	(9, 1)																				

Batter	1	2	3	4	5	6	7	8	9	AB	R	H	RBI	BB	SO	LOB	BOTTOM								
Luis Lopez, S OBP: 0.384, SLG: 0.429 (1, 4)	G1-3 1B		G4-3 BLK 1B				K			5	1	4	1	0	1	0	Los Angeles Dodgers @ San Diego Padres Jack Murphy Stadium, San Diego, CA Wed Jun 22 1994, 6:33 AM EDT Att: 30,978 - Sunny - 77 F AB 35 R 7 H 15 RBI 7 BB 6 SO 3 LOB 21 								
Scott Livingstone, L OBP: 0.291, SLG: 0.376 Craig Shipley, R OBP: 0.344, SLG: 0.466 (1, 5) (7, PH) (8, 5)	G1-3		G4-3				1B			4	0	1	0	0	0	4									
Tony Gwynn, L OBP: 0.445, SLG: 0.567 Bill Bean, L OBP: 0.240, SLG: 0.250 (1, 9) (6, PR) (7, 9)	G3-1 2H 1B						HR			2	1	2	1	2	0	0									
Phil Plantier, L OBP: 0.327, SLG: 0.509 (1, 7)	G3-1		G3				F7			5	1	1	2	0	0	5									
Derek Bell, R OBP: 0.330, SLG: 0.402 (1, 8)	F9									4	2	2	0	1	1	1									
Phil Clark, R OBP: 0.218, SLG: 0.345 (1, 3)			F8				G4-3			5	0	1	1	0	0	4									
Ricky Gutierrez, R OBP: 0.322, SLG: 0.330 (1, 6)										3	1	2	1	1	0	1									
Brian Johnson, R OBP: 0.244, SLG: 0.286 (1, 2) (9, 3)			G6-4-3 1B							3	1	1	0	0	0	2									
Andy Benes, R OBP: 0.167, SLG: 0.143 Jeff Tabaka, L ERA: 4.08 Mike Campbell, R ERA: 10.8 Eddie Williams, R OBP: 0.246, SLG: 0.300 Pedro Martinez, L ERA: 2.38 Trevor Hoffman, R ERA: 1.6 Brad Ausmus, R OBP: 0.311, SLG: 0.356 (1, 1) (7, 1) (7, 1) (7, PH) (8, 1) (8, 1) (8, 2)										3	0	1	1	0	1	2									
Inning Stats	R: 1 E: 0 K: 0 S: 11	H: 2 LOB: 1 BB: 0 P: 17	R: 0 E: 0 K: 0 S: 7	H: 1 LOB: 0 BB: 0 P: 9	R: 0 E: 0 K: 0 S: 9	H: 1 LOB: 2 BB: 1 P: 19	R: 2 E: 1 K: 0 S: 15	H: 4 LOB: 2 BB: 0 P: 20	R: 3 E: 0 K: 1 S: 11	H: 2 LOB: 3 BB: 1 P: 17	R: 1 E: 1 K: 0 S: 7	H: 1 LOB: 3 BB: 3 P: 21	R: 0 E: 0 K: 1 S: 7	H: 0 LOB: 0 BB: 0 P: 10	1B: 12 2B: 3 3B: 0 HR: 1	SF: 0 SAC: 1 DP: 2 HBP: 0		WP: 1 PB: 1 SB: 1 CS: 3	PA: 42						
PITCHER	IP	WLS	BF	H	R	ER	SO	BB	IBB	HBP	BLK	WP	HR	S	P	ERA	WHIP								
Orel Hershiser, R ERA: 4.06 Roger McDowell, R ERA: 4.08 37 Darren Dreifort, R ERA: 6.21 Brian Barnes, L ERA: 4.5	(1, 1)	(5, 1)	(7, 1)	(7, 1)	(8, 1)																				

Batter	1	2	3	4	5	6	7	8	9	AB	R	H	RBI	BB	SO	LOB	TOP					
Brett Butler, L (1, 8) OBP: 0.433, SLG: 0.442 Dave Hansen, L (7, PH) OBP: 0.286, SLG: 0.263	2-1 G4-3 BLK 1B		1-2 G4-3		1-1 L5		4-2 1B BB	1-1 G4-3		3	0	1	0	0	0	0						
Delino DeShields, L (1, 4) OBP: 0.336, SLG: 0.293 Brian Barnes, L (7, 1) Omar Daal, L (8, 1) Mitch Webster, S (9, PH) OBP: 0.344, SLG: 0.429	1 SAFE 1 SAFE 1 SAFE 1-2 K	0-3 K	2-2 L7			1-2 G4-3 1B 1B	3-2 1B 1B 1-2 2-H	2-3 K	2-3 K	4	1	2	1	0	1	1						
Mike Piazza, R (1, 2) OBP: 0.379, SLG: 0.558 Carlos Hernandez, R (4, 2)	0-1 G4-3		1-2 1B			0-3 K	0-1 P6	0-0 F9		2	0	1	0	0	0	1						
Tim Wallach, R (1, 5) OBP: 0.352, SLG: 0.513 Cory Snyder, R (7, PH) OBP: 0.316, SLG: 0.480	2-2 HBP		2-1 P3			1 SAFE 1 SAFE 1-2 G4-3	2-3 K	3-3 K		2	0	0	0	0	0	2						
Henry Rodriguez, L (1, 3)	1-1 G4-3			2-1 F7		1-0 1B HBP		0-3 K		3	0	0	0	0	1	2						
Chris Gwynn, L (1, 7)		3-2 F7		0-0 G3		3-2 1B 1-3 2-H		2-2 HR		4	1	2	2	0	0							
Raul Mondesi, R (1, 9) OBP: 0.343, SLG: 0.547		3-1 G5-3		3-3 K		2-0 F9		1-1 HR		4	1	1	1	0	1	2						
Jose Offerman, S (1, 6) OBP: 0.316, SLG: 0.283		0-1 1B			1-2 L6		4-2 BB 1B BB	0-1 G3 1B		3	1	2	0	1	0							
Ramon Martinez, R (1, 1) OBP: 0.244, SLG: 0.268 Roger McDowell, R (6, 1) Rudy Seanez, R (6, 1) Jeff Treadway, L (7, PH) OBP: 0.386, SLG: 0.368	1 SAFE 1 SAFE 1 SAFE 1-2 G3-4-3	0-2 G3		1-1 L8		1-2 F9		0-0 G3		2	0	0	0	0	0	1						
Inning Stats	R: 0 E: 0 K: 1 S: 11	H: 1 LOB: 2 BB: 0 P: 16	R: 0 E: 0 K: 0 S: 11	H: 1 LOB: 1 BB: 0 P: 17	R: 0 E: 0 K: 0 S: 12	H: 1 LOB: 1 BB: 0 P: 18	R: 0 E: 0 K: 1 S: 6	H: 0 LOB: 0 BB: 0 P: 11	R: 0 E: 0 K: 0 S: 7	H: 0 LOB: 0 BB: 0 P: 10	R: 1 E: 0 K: 1 S: 12	H: 2 LOB: 2 BB: 0 P: 19	R: 1 E: 0 K: 1 S: 20	H: 1 LOB: 2 BB: 2 P: 34	R: 2 E: 0 K: 1 S: 13	H: 3 LOB: 1 BB: 0 P: 17	R: 0 E: 0 K: 2 S: 9	H: 0 LOB: 0 BB: 0 P: 14	1B: 7 2B: 0 3B: 0 HR: 2	SF: 0 SAC: 0 DP: 0 HBP: 2	WP: 0 PB: 0 SB: 0 CS: 0	PA: 40
PITCHER	IP WLS BF H R ER SO BB IBB HBP BLK WP HR S P ERA WHIP	5.2 W 24 5 1 1 3 0 0 2 1 0 0 58 88 1.59 0.882	2.1 L 13 4 3 3 2 2 0 0 0 0 2 34 54 11.57 2.571	1.0 L 3 0 0 0 2 0 0 0 0 0 0 9 14 0.00 0.000	PITCHER										IP WLS BF H R ER SO BB IBB HBP BLK WP HR S P ERA WHIP	5.2 L 24 5 1 1 3 0 0 2 1 0 0 58 88 1.59 0.882	2.1 L 13 4 3 3 2 2 0 0 0 0 2 34 54 11.57 2.571	1.0 L 3 0 0 0 2 0 0 0 0 0 0 9 14 0.00 0.000				

Los Angeles Dodgers @ Houston Astros
Astrodome, Houston, TX
Fri Jun 24 1994, 8:05 PM EDT
Att: 34,550 - Dome


AB	36
R	4
H	9
RBI	4
BB	2
SO	7
LOB	17



Batter	1	2	3	4	5	6	7	8	9	AB	R	H	RBI	BB	SO	LOB	BOTTOM									
James Mouton, R (1, 8) OBP: 0.312, SLG: 0.292	0-1 G5-3		0-0 2B 1B		3-2 G5-3	0-0 5 WP 2B 5 HR 1B 1B	1-3 K	0-0 F8		6	2	2	2	0	1	5										
Craig Biggio, R (1, 4) OBP: 0.392, SLG: 0.437	2-3 K		1 SAFE 0-0 5 1B 2B			L9		0-0 F9		5	2	2	1	0	1	0										
5 Jeff Bagwell, R (1, 3) OBP: 0.431, SLG: 0.713	0-3 K		2-2 G6-4-3 1B			HR		2-1 HR		5	3	4	6	0	1	0										
Ken Caminiti, S (1, 5) OBP: 0.365, SLG: 0.557		1-1 G4-3 WP 2B	2-0 G6-4-3			HR		4-1 1B 2B BB		3	3	1	0	2	1	1										
Luis Gonzalez, L (1, 7) OBP: 0.314, SLG: 0.368		2-0 G4-3		2-3 K		1 SAFE 0-0 1B 1B	0-0 F8	1-0 2B 1B		5	2	2	0	0	1	1										
Andujar Cedeno, R (1, 6) OBP: 0.335, SLG: 0.442		4-2 FC3-6 BB		2-1 F7		0-0 WP SH 1B	0-3 K	2-1 WP 2B		4	1	2	3	1	1	0										
Mike Felder, S (1, 9) OBP: 0.241, SLG: 0.247	1 SAFE 0-1 FC3-6		1-2 1B		2-1 G4-3		0-0 SH WP 1B 1B	0-2 E5 WP		5	2	2	1	0	0	2										
Scott Servais, R (1, 2) OBP: 0.244, SLG: 0.369		1 SAFE 1 SAFE 1 SAFE 2-3 K		1-1 G1-6-3		1-1 SH SH2-4 1B	0-1 1B 3B	0-0 F7		4	1	1	2	0	1	3										
Shane Reynolds, R (1, 1) OBP: 0.167, SLG: 0.118 Dave Veres, R (6, 1) OBP: 0.607, SLG: 0.500 Andy Stankiewicz, R (8, PH) OBP: 0.393, SLG: 0.404 Tom Edens, R (9, 1)			1-0 F9		1-3 K	0-1 SH 1B	1-0 1B	4-0 1B 2-3 BB		2	0	0	0	0	1	0										
Inning Stats	R: 0 E: 0 K: 2 S: 8	H: 0 LOB: 0 BB: 0 P: 10	R: 1 E: 0 K: 1 S: 12	H: 1 LOB: 1 BB: 1 P: 21	R: 2 E: 0 K: 0 S: 7	H: 3 LOB: 0 BB: 0 P: 12	R: 0 E: 0 K: 1 S: 7	H: 0 LOB: 0 BB: 0 P: 13	R: 0 E: 0 K: 1 S: 11	H: 0 LOB: 0 BB: 0 P: 16	R: 9 E: 0 K: 1 S: 22	H: 7 LOB: 0 BB: 1 P: 31	R: 1 E: 0 K: 2 S: 11	H: 3 LOB: 2 BB: 0 P: 14	R: 3 E: 1 K: 0 S: 12	H: 3 LOB: 3 BB: 2 P: 25	R: 0 E: 0 K: 3 S: 9	H: 0 LOB: 0 BB: 0 P: 14	1B: 10 2B: 3 3B: 1 HR: 3	SF: 0 SAC: 2 DP: 1 HBP: 0	WP: 4 PB: 0 SB: 0 CS: 0	PA: 46				
PITCHER	IP WLS BF H R ER SO BB IBB HBP BLK WP HR S P ERA WHIP	5.1 L 24 7 7 7 5 2 0 0 0 1 0 6 7 54.00 6.000	0.1 L 4 2 2 2 0 0 0 0 0 1 0 6 7 81.00 6.000	0.1 L 3 2 3 3 1 0 0 0 0 1 1 7 11 81.00 6.000	7.2 L 14 6 4 4 2 2 0 0 0 1 1 22 38 21.60 4.800	6.1 L 14 6 4 4 2 2 0 0 0 1 1 22 38 21.60 4.800	6.1 L 14 6 4 4 2 2 0 0 0 1 1 22 38 21.60 4.800	6.1 L 14 6 4 4 2 2 0 0 0 1 1 22 38 21.60 4.800	6.1 L 14 6 4 4 2 2 0 0 0 1 1 22 38 21.60 4.800	6.1 L 14 6 4 4 2 2 0 0 0 1 1 22 38 21.60 4.800	PITCHER										IP WLS BF H R ER SO BB IBB HBP BLK WP HR S P ERA WHIP	5.1 L 24 7 7 7 5 2 0 0 0 1 0 6 7 54.00 6.000	0.1 L 3 2 3 3 1 0 0 0 0 1 1 7 11 81.00 6.000	7.2 L 14 6 4 4 2 2 0 0 0 1 1 22 38 21.60 4.800	6.1 L 14 6 4 4 2 2 0 0 0 1 1 22 38 21.60 4.800	6.1 L 14 6 4 4 2 2 0 0 0 1 1 22 38 21.60 4.800

Los Angeles Dodgers @ Houston Astros
Astrodome, Houston, TX
Fri Jun 24 1994, 8:05 PM EDT
Att: 34,550 - Dome

AB	40
R	16
H	17
RBI	15
BB	4
SO	8
LOB	12



Batter	1	2	3	4	5	6	7	8	9	AB	R	H	RBI	BB	SO	LOB	TOP					
Brett Butler, L OBP: 0.432, SLG: 0.451 (1, 8)	4-2 1B BB BB		0-0 HR		1-2 G1-3		2-1 P4		2-1 L9	4	1	1	1	1	0	1	Los Angeles Dodgers @ Houston Astros Astrodome, Houston, TX Sat Jun 25 1994, 8:05 PM EDT Att: 28,247 - Dome					
Delino DeShields, L OBP: 0.370, SLG: 0.306 (1, 4)	4-1 1B BB		1-0 1B		0-1 G3 1B 2B		4-2 HR BB		3-2 F7	3	2	2	0	2	0	1						
Mike Piazza, R OBP: 0.376, SLG: 0.569 (1, 2)	1-2 G4-6-3 1B		1-0 F9		0-0 G3		1-0 HR			4	1	2	2	0	0	2						
Tim Wallach, R OBP: 0.351, SLG: 0.509 (1, 5)	1-3 K		0-0 F9		0-2 1B		3-3 K			4	0	1	1	0	2	4						
Henry Rodriguez, L OBP: 0.338, SLG: 0.443 (1, 7)	1-0 G4-6-3 1-2		2-0 G3		0-0 G6-3			1-0 F7		4	0	0	0	0	0	5						
Eric Karros, R OBP: 0.331, SLG: 0.432 (1, 3)		3-2 P6		1-3 K		1-1 G6-3		0-3 K		4	0	0	0	0	2	0						
Raul Mondesi, R OBP: 0.338, SLG: 0.539 (1, 9)		2-3 K		0-0 F9		0-0 G4-3		1-3 K		4	0	0	0	0	2	0						
Jose Offerman, S OBP: 0.319, SLG: 0.292 (1, 6)		4-2 BB		0-2 E4		2-1 G4-3		0-1 3B		3	0	1	0	1	0	0						
Pedro Astacio, R OBP: 0.086, SLG: 0.086 Todd Worrell, R (9, 1)	0-2 G4-3		0-2 G5-3		1-1 G6-3		0-0 G6-3		1-3 K	4	0	0	0	0	1	3						
Inning Stats	R: 0 E: 0 K: 1 S: 13	H: 1 LOB: 2 BB: 2 P: 24	R: 0 E: 0 K: 1 S: 14	H: 0 LOB: 1 BB: 1 P: 23	R: 1 E: 0 K: 0 S: 5	H: 2 LOB: 1 BB: 0 P: 9	R: 0 E: 1 K: 1 S: 10	H: 0 LOB: 1 BB: 0 P: 12	R: 1 E: 0 K: 0 S: 10	H: 2 LOB: 1 BB: 0 P: 11	R: 0 E: 0 K: 0 S: 5	H: 0 LOB: 0 BB: 0 P: 8	R: 2 E: 0 K: 1 S: 10	H: 1 LOB: 0 BB: 1 P: 20	R: 0 E: 0 K: 2 S: 7	H: 0 LOB: 0 BB: 0 P: 9	R: 0 E: 0 K: 1 S: 10	H: 1 LOB: 1 BB: 0 P: 16	1B: 3 2B: 1 3B: 1 HR: 2	SF: 0 SAC: 0 DP: 1 HBP: 0	WP: 0 PB: 0 SB: 0 CS: 0	PA: 38
PITCHER	IP	WLS	BF	H	R	ER	SO	BB	IBB	HBP	BLK	WP	HR	S	P	ERA	WHIP					
Brian Williams, R ERA: 5.28 Todd Jones, R ERA: 3.18	(1, 1) (8, 1)	7.0 L	31 31	6 6	4 4	4 4	4 4	4 0	0 0	0 0	0 0	0 0	2 17	67 25	107 25	5.14 0.00	1.429 0.500					

AB	34
R	4
H	7
RBI	4
BB	4
SO	7
LOB	16



Batter	1	2	3	4	5	6	7	8	9	AB	R	H	RBI	BB	SO	LOB	BOTTOM				
James Mouton, R OBP: 0.311, SLG: 0.291 (1, 8)	2-2 L6		0-0 P2		1-2 G4-3			0-0 1B		4	0	1	0	0	0	1	Los Angeles Dodgers @ Houston Astros Astrodome, Houston, TX Sat Jun 25 1994, 8:05 PM EDT Att: 28,247 - Dome				
Craig Biggio, R OBP: 0.394, SLG: 0.450 (1, 4)	2-2 5B 1B		2-2 HR		0-1 P3		0-2 SF9		0-2 SF9	3	1	2	2	0	0	0					
5 Jeff Bagwell, R OBP: 0.429, SLG: 0.706 (1, 3)	2-0 1B		3-2 F8		2-3 K		3-3 K		3-H F9	4	0	1	0	0	1	1					
Ken Caminiti, S OBP: 0.359, SLG: 0.548 (1, 5)	1-0 F9			1-3 K		1-3 K		0-0 P5		4	0	0	0	0	2	3					
Luis Gonzalez, L OBP: 0.309, SLG: 0.362 (1, 7)	1-2 L7			2-0 E3		3-1 G3-1			1-0 F8	4	0	0	0	0	0	2					
Andujar Cedeno, R OBP: 0.331, SLG: 0.436 Chris Donnels, L (9, FH)		1-3 K		2-3 K		0-3 K			2-2 G4-3	3	0	0	0	0	3	1					
Mike Felder, S OBP: 0.244, SLG: 0.263 Todd Jones, L OBP: 1.000, SLG: 1.000 Sid Bream, L OBP: 0.459, SLG: 0.452 Andy Stankiewicz, R OBP: 0.393, SLG: 0.404	(1, 9) (8, 1) (9, PH) (9, PR)	0-0 G4-3		1-0 CS		1-1 G4-3		0-0 2B	4-2 BB	3	0	1	0	0	0	0					
Tony Eusebio, R OBP: 0.280, SLG: 0.402 (1, 2)	0-1 G3			0-0 SH1-4 1B		1-3 K		0-3 K		4	0	1	0	0	2	2					
Brian Williams, R OBP: 0.294, SLG: 0.294 Kevin Bass, S OBP: 0.363, SLG: 0.414 (1, 1) (8, 9)			0-3 K		0-1 SH1-4			1-0 1B SF9 2B		1	0	0	0	0	1	0					
Inning Stats	R: 0 E: 0 K: 0 S: 14	H: 2 LOB: 2 BB: 0 P: 22	R: 0 E: 0 K: 1 S: 6	H: 0 LOB: 0 BB: 0 P: 7	R: 1 E: 0 K: 1 S: 10	H: 1 LOB: 0 BB: 0 P: 15	R: 0 E: 1 K: 2 S: 7	H: 0 LOB: 0 BB: 0 P: 13	R: 0 E: 0 K: 2 S: 8	H: 1 LOB: 1 BB: 0 P: 11	R: 0 E: 0 K: 2 S: 9	H: 1 LOB: 1 BB: 0 P: 13	R: 1 E: 0 K: 0 S: 7	H: 2 LOB: 1 BB: 0 P: 9	R: 0 E: 0 K: 1 S: 11	H: 0 LOB: 1 BB: 1 P: 18	1B: 4 2B: 2 3B: 0 HR: 1	SF: 1 SAC: 1 DP: 0 HBP: 0	WP: 0 PB: 0 SB: 0 CS: 1	PA: 36	
PITCHER	IP	WLS	BF	H	R	ER	SO	BB	IBB	HBP	BLK	WP	HR	S	P	ERA	WHIP				
Pedro Astacio, R ERA: 4.15 Todd Worrell, R ERA: 2.05	(1, 1) (9, 1)	8.2 S	34 1	7 0	2 0	2 0	8 1	0 0	0 0	0 0	0 0	0 0	4 4	76 4	114 4	2.08 0.00	0.923 0.000				

AB	32
R	2
H	7
RBI	2
BB	1
SO	9
LOB	10



Batter	1	2	3	4	5	6	7	8	9	AB	R	H	RBI	BB	SO	LOB	TOP					
Darren Lewis, R (1, 8) OBP: 0.353, SLG: 0.323	G6-3		K			L5		G4-3		4	0	0	0	0	1	0	San Francisco Giants @ Los Angeles Dodgers Dodger Stadium, Los Angeles, CA Tue Jun 28 1994, 7:05 PM PDT Att: 43,398 - Unknown - 83 F					
Robby Thompson, R (1, 4) OBP: 0.297, SLG: 0.339	G6-3		F7			P5		G4-3		4	0	0	0	0	0	0						
Barry Bonds, L (1, 7) OBP: 0.422, SLG: 0.583								G3-1		3	1	1	1	1	0	0						
Matt Williams, R (1, 5) OBP: 0.301, SLG: 0.568	G4-3									4	1	2	1	0	0	1						
Dave Martinez, L (1, 9) OBP: 0.333, SLG: 0.381										4	0	0	0	0	0	1						
Royce Clayton, R (1, 6) OBP: 0.304, SLG: 0.357	G6-3									4	0	0	0	0	0	0						
Todd Benzinger, S (1, 3) OBP: 0.289, SLG: 0.376										3	2	2	2	0	0	0						
Kirt Manwaring, R (1, 2) OBP: 0.297, SLG: 0.329										3	0	0	0	0	0	0						
Bryan Hickerson, L (1, 1) OBP: 0.280, SLG: 0.261										2	0	0	0	0	0	0						
Dave Burba, R (5, 1) John Patterson, S (7, PH) Steve Frey, R (7, 1) Rich Monteleone, R (7, 1)										0	0	0	0	0	0	0						
Inning Stats	R: 0 E: 0 K: 0 S: 8	H: 0 LOB: 1 BB: 1 P: 18	R: 1 E: 0 K: 0 S: 9	H: 1 LOB: 0 BB: 0 P: 18	R: 0 E: 0 K: 1 S: 8	H: 0 LOB: 0 BB: 0 P: 12	R: 1 E: 0 K: 0 S: 10	H: 1 LOB: 0 BB: 0 P: 14	R: 0 E: 0 K: 0 S: 6	H: 0 LOB: 0 BB: 0 P: 7	R: 1 E: 0 K: 0 S: 13	H: 2 LOB: 1 BB: 0 P: 21	R: 1 E: 0 K: 0 S: 6	H: 1 LOB: 0 BB: 0 P: 10	R: 0 E: 0 K: 0 S: 5	H: 0 LOB: 0 BB: 0 P: 9	R: 0 E: 0 K: 0 S: 6	H: 0 LOB: 0 BB: 0 P: 8	1B: 1 2B: 0 3B: 0 HR: 4	SF: 0 SAC: 0 DP: 0 HBP: 0	WP: 0 PB: 0 SB: 0 CS: 0	PA: 33
PITCHER Orel Hershiser, R (1, 1) ERA: 4.05	IP: 9.0 WLS: W BF: 33 H: 5 R: 4 ER: 4 SO: 1 BB: 1 IBB: 0 HBP: 0 BLK: 0 WP: 0 HR: 4 S: 71 P: 117 ERA: 4.00 WHIP: 0.667															PITCHER						

Batter	1	2	3	4	5	6	7	8	9	AB	R	H	RBI	BB	SO	LOB	BOTTOM			
Brett Butler, L (1, 8) OBP: 0.426, SLG: 0.453	G4-3		P6			K		G6-3		4	0	0	0	0	1	2	San Francisco Giants @ Los Angeles Dodgers Dodger Stadium, Los Angeles, CA Tue Jun 28 1994, 7:05 PM PDT Att: 43,398 - Unknown - 83 F			
Delino DeShields, L (1, 4) OBP: 0.385, SLG: 0.318	G6-3		G4-3							4	1	2	2	0	0	0				
Mike Piazza, R (1, 2) OBP: 0.373, SLG: 0.587	F9									3	1	1	2	1	0	1				
Tim Wallach, R (1, 5) OBP: 0.341, SLG: 0.493										4	0	0	0	0	1	1				
Eric Karros, R (1, 3) OBP: 0.331, SLG: 0.432										4	1	2	0	0	0	1				
Raul Mondesi, R (1, 9) OBP: 0.344, SLG: 0.550										3	2	2	1	1	0	1				
Cory Snyder, R (1, 7) OBP: 0.325, SLG: 0.476										3	0	1	0	0	0	1				
Henry Rodriguez, L (6, PH) OBP: 0.338, SLG: 0.440										1	0	1	1	0	0	0				
Mitch Webster, S (9, 7) OBP: 0.339, SLG: 0.421										0	0	0	0	0	0	0				
Rafael Bourquim, R (1, 6) OBP: 0.429, SLG: 0.667										4	1	2	1	0	0	3				
Orel Hershiser, R (1, 1) OBP: 0.237, SLG: 0.176										2	1	0	0	1	0	0				
Inning Stats	R: 0 E: 0 K: 0 S: 15	H: 0 LOB: 0 BB: 0 P: 24	R: 0 E: 0 K: 0 S: 10	H: 2 LOB: 2 BB: 0 P: 14	R: 0 E: 0 K: 0 S: 4	H: 0 LOB: 0 BB: 0 P: 8	R: 0 E: 0 K: 1 S: 10	H: 0 LOB: 0 BB: 1 P: 17	R: 5 E: 0 K: 1 S: 12	H: 4 LOB: 0 BB: 1 P: 19	R: 1 E: 0 K: 0 S: 11	H: 1 LOB: 1 BB: 1 P: 21	R: 0 E: 0 K: 0 S: 10	H: 1 LOB: 0 BB: 0 P: 16	R: 1 E: 0 K: 0 S: 9	H: 3 LOB: 1 BB: 0 P: 11	1B: 5 2B: 3 3B: 1 HR: 2	SF: 0 SAC: 0 DP: 1 HBP: 0	WP: 0 PB: 0 SB: 0 CS: 0	PA: 35
PITCHER Bryan Hickerson, L (1, 1) ERA: 5.11 Dave Burba, R (5, 1) ERA: 4.35 Steve Frey, L (7, 1) ERA: 6.33 Rich Monteleone, R (7, 1) ERA: 4.13	IP: 4.2 WLS: L BF: 20 H: 5 R: 4 ER: 4 SO: 2 BB: 2 IBB: 0 HBP: 0 BLK: 0 WP: 0 HR: 1 S: 49 P: 79 ERA: 7.71 WHIP: 1.500															PITCHER				



Batter	1	2	3	4	5	6	7	8	9	AB	R	H	RBI	BB	SO	LOB	TOP					
Darren Lewis, R (1, 8) OBP: 0.352, SLG: 0.325	G6-3		G4-3			G6-3		G3-1 2B		4	0	1	0	0	0	0	San Francisco Giants @ Los Angeles Dodgers Dodger Stadium, Los Angeles, CA Wed Jun 29 1994, 7:05 PM PDT Att: 46,020 - Unknown - 78 F					
Robby Thompson, R (1, 4) OBP: 0.280, SLG: 0.331 John Patterson, S (7, 4)	L5			F9		K		G3-1		3	0	0	0	0	1	0						
Barry Bonds, L (1, 7) OBP: 0.416, SLG: 0.574	F7			F8		K		F7		4	0	0	0	0	1	1						
Matt Williams, R (1, 5) OBP: 0.300, SLG: 0.573		G4-3			HR			F8		4	1	1	1	0	0	0						
Dave Martinez, L (1, 9) OBP: 0.331, SLG: 0.378		P6			P4			F8		4	0	1	0	0	0	0						
Royce Clayton, R (1, 6) OBP: 0.307, SLG: 0.357								F8		3	0	1	0	1	0	1						
Todd Benzinger, S (1, 3) OBP: 0.286, SLG: 0.372								F8		3	0	0	0	0	1	3						
Kirt Manwaring, R (1, 2) OBP: 0.298, SLG: 0.329 Pat Gomez, L (8, 1)				K		G6-3		G3-1 2B		3	1	1	0	0	1	1						
William Van Landingham, R (1, 1) Brad Brink, R (3, 1) Rikkert Faneyle, R (5, PH) Dave Burba, R (5, 1) Jeff Reed, L (8, PH) OBP: 0.227, SLG: 0.149				K		L5		F8		1	0	0	0	0	1	0						
Inning Stats	R: 0 E: 0 K: 0 S: 4	H: 0 LOB: 0 BB: 0 P: 7	R: 0 E: 0 K: 1 S: 10	H: 1 LOB: 1 BB: 0 P: 17	R: 0 E: 0 K: 2 S: 10	H: 0 LOB: 0 BB: 0 P: 13	R: 1 E: 0 K: 0 S: 8	H: 1 LOB: 0 BB: 0 P: 16	R: 0 E: 0 K: 0 S: 6	H: 0 LOB: 1 BB: 1 P: 13	R: 0 E: 0 K: 2 S: 12	H: 0 LOB: 0 BB: 0 P: 15	R: 0 E: 0 K: 0 S: 11	H: 1 LOB: 1 BB: 0 P: 19	R: 1 E: 0 K: 0 S: 8	H: 2 LOB: 1 BB: 0 P: 8		R: 0 E: 0 K: 0 S: 5	H: 0 LOB: 0 BB: 0 P: 6	1B: 3 2B: 1 3B: 0 HR: 1	SF: 0 SAC: 0 DP: 0 HBP: 0	WP: 0 PB: 0 SB: 1 CS: 0
PITCHER Ramon Martinez, R (1, 1) ERA: 4.23	IP: 9.0 WLS: W BF: 33 H: 5 R: 2 ER: 2 SO: 5 BB: 1 IBB: 0 HBP: 0 BLK: 0 WP: 0 HR: 1 S: 74 P: 114 ERA: 2.00 WHIP: 0.667															PITCHER	IP: 9.0 WLS: W BF: 33 H: 5 R: 2 ER: 2 SO: 5 BB: 1 IBB: 0 HBP: 0 BLK: 0 WP: 0 HR: 1 S: 74 P: 114 ERA: 2.00 WHIP: 0.667					

Batter	1	2	3	4	5	6	7	8	9	AB	R	H	RBI	BB	SO	LOB	BOTTOM			
Brett Butler, L (1, 8) OBP: 0.428, SLG: 0.452	G4-6-3 BB		SH1-3	FC6-4 BB		G4-3				1	0	0	0	2	0	1	San Francisco Giants @ Los Angeles Dodgers Dodger Stadium, Los Angeles, CA Wed Jun 29 1994, 7:05 PM PDT Att: 46,020 - Unknown - 78 F			
Delino DeShields, L (1, 4) OBP: 0.382, SLG: 0.322	G4-6-3 1-2F		WP 2B	FC6-4 1-2F		P6				4	1	1	1	0	0	4				
Mike Piazza, R (1, 2) OBP: 0.378, SLG: 0.588	HR 1B		WP G3-1 IBB		G3 1B		F8			3	3	2	0	1	0	0				
Tim Wallach, R (1, 5) OBP: 0.343, SLG: 0.502	HR		G3-1 WP BB		G3 1-2 2-3		F8			3	1	1	2	1	0	1				
Henry Rodriguez, L (1, 7) OBP: 0.340, SLG: 0.438	G6-3		G3-1		G3-1 1-2 2-3					3	0	1	2	1	0	1				
Eric Karros, R (1, 3) OBP: 0.327, SLG: 0.425		G6-3	F8		P4					4	0	0	0	0	0	3				
Raul Mondesi, R (1, 9) OBP: 0.340, SLG: 0.542		F8		G5-3		K		F9		4	0	0	0	0	1	1				
Rafael Bourmigal, R (1, 6) OBP: 0.273, SLG: 0.400		P5		G6-3		G6-3		L9		4	0	0	0	0	0	0				
Ramon Martinez, R (1, 1) OBP: 0.289, SLG: 0.341			SH1-3 2B		BB BB		G4-3 2B		K	3	1	2	0	1	1	0				
Inning Stats	R: 2 E: 0 K: 0 S: 9	H: 2 LOB: 1 BB: 0 P: 20	R: 0 E: 0 K: 0 S: 5	H: 0 LOB: 0 BB: 0 P: 8	R: 3 E: 0 K: 0 S: 14	H: 2 LOB: 1 BB: 2 P: 31	R: 0 E: 0 K: 0 S: 6	H: 0 LOB: 2 BB: 2 P: 16	R: 1 E: 0 K: 1 S: 12	H: 2 LOB: 1 BB: 0 P: 18	R: 0 E: 0 K: 0 S: 9	H: 1 LOB: 0 BB: 0 P: 14	R: 0 E: 0 K: 0 S: 11	H: 0 LOB: 1 BB: 1 P: 18	R: 0 E: 0 K: 1 S: 5	H: 0 LOB: 0 BB: 0 P: 7		1B: 3 2B: 3 3B: 0 HR: 1	SF: 0 SAC: 1 DP: 1 HBP: 0	WP: 2 PB: 0 SB: 0 CS: 0
PITCHER William Van Landingham, R (1, 1) ERA: 3.72 Brad Brink, R ERA: Dave Burba, L (5, 1) ERA: 4.23 Pat Gomez, L (8, 1) ERA: 1.08	IP: 2.1 WLS: L BF: 13 H: 4 R: 5 ER: 5 SO: 0 BB: 2 IBB: 0 HBP: 0 BLK: 0 WP: 1 HR: 1 S: 23 P: 48 ERA: 19.29 WHIP: 2.571															PITCHER	IP: 2.1 WLS: L BF: 13 H: 4 R: 5 ER: 5 SO: 0 BB: 2 IBB: 0 HBP: 0 BLK: 0 WP: 1 HR: 1 S: 23 P: 48 ERA: 19.29 WHIP: 2.571			



Batter	1	2	3	4	5	6	7	8	9	AB	R	H	RBI	BB	SO	LOB	TOP					
Billy Hatcher, R OBP: 0.299, SLG: 0.356 (1, 8)	F8		G4-3		E8	F8				4	1	1	0	1	0	1	Philadelphia Phillies @ Los Angeles Dodgers Dodger Stadium, Los Angeles, CA Fri Jul 01 1994, 7:05 PM PDT Att: 34,978 - Unknown - 78 F					
Mickey Morandini, L OBP: 0.389, SLG: 0.399 (1, 4)										2	1	0	0	3	0	2						
John Kruk, L OBP: 0.415, SLG: 0.429 (1, 3)										3	0	1	2	2	1	3						
Pete Incaviglia, R OBP: 0.295, SLG: 0.464 Milt Thompson, L OBP: 0.322, SLG: 0.377 (9, PR) (9, 7)										5	0	1	1	0	2	4						
Jim Eisenreich, L OBP: 0.373, SLG: 0.406 (1, 9)										3	0	0	0	2	0	1						
Todd Pratt, R OBP: 0.227, SLG: 0.225 (1, 2)										5	0	1	0	0	3	5						
Kim Batiste, R OBP: 0.241, SLG: 0.313 (1, 5)										4	0	1	0	0	2	4						
Kevin Stocker, S OBP: 0.383, SLG: 0.302 (1, 6)										3	1	1	0	1	0	1						
David West, L OBP: 0.071, SLG: 0.071 Doug Jones, R OBP: 1.000, SLG: 1.000 (9, 1)										4	0	1	0	0	2	2						
Inning Stats	R: 0 E: 0 K: 1 S: 6	H: 0 LOB: 1 BB: 1 P: 14	R: 0 E: 0 K: 1 S: 9	H: 1 LOB: 1 BB: 1 P: 15	R: 0 E: 0 K: 2 S: 10	H: 0 LOB: 2 BB: 2 P: 21	R: 0 E: 0 K: 1 S: 9	H: 0 LOB: 0 BB: 0 P: 12	R: 3 E: 1 K: 3 S: 21	H: 3 LOB: 3 BB: 3 P: 36	R: 0 E: 0 K: 0 S: 8	H: 1 LOB: 2 BB: 0 P: 11	R: 0 E: 0 K: 1 S: 8	H: 1 LOB: 1 BB: 0 P: 12	R: 0 E: 0 K: 0 S: 8	H: 1 LOB: 1 BB: 1 P: 15	R: 0 E: 0 K: 1 S: 8	H: 0 LOB: 1 BB: 1 P: 17	1B: 6 2B: 1 3B: 0 HR: 0	SF: 0 SAC: 0 DP: 1 HBP: 0	WP: 0 PB: 0 SB: 2 CS: 1	PA: 42
PITCHER	IP	WLS	BF	H	R	ER	SO	BB	IBB	HBP	BLK	WP	HR	S	P	ERA	WHIP					
Kevin Gross, R ERA: 3.85 (1, 1)	7.0	L	35	7	3	3	9	7	0	0	0	0	0	74	125	3.86	2.000					
Omar Daal, L ERA: 2.25 (8, 1)	1.0		3	0	0	0	0	1	0	0	0	0	0	5	11	0.00	1.000					
Brian Barnes, L ERA: 5.89 (9, 1)	0.2		3	0	0	0	0	1	0	0	0	0	0	4	10	0.00	1.500					
Roger McDowell, R ERA: 4.91 (9, 1)	0.1		1	0	0	0	1	0	0	0	0	0	0	4	7	0.00	0.000					

AB	33
R	3
H	7
RBI	3
BB	9
SO	10
LOB	23



Batter	1	2	3	4	5	6	7	8	9	AB	R	H	RBI	BB	SO	LOB	BOTTOM					
Delino DeShields, L OBP: 0.376, SLG: 0.319 (1, 4)										3	0	0	0	1	1	1	Philadelphia Phillies @ Los Angeles Dodgers Dodger Stadium, Los Angeles, CA Fri Jul 01 1994, 7:05 PM PDT Att: 34,978 - Unknown - 78 F					
Mitch Webster, S OBP: 0.318, SLG: 0.393 (1, 7)										4	0	0	0	0	2	2						
Mike Piazza, R OBP: 0.375, SLG: 0.577 (1, 2)										4	0	1	0	0	2	0						
Tim Wallach, R OBP: 0.337, SLG: 0.490 (1, 5)										4	0	0	0	0	1	1						
Eric Karros, R OBP: 0.318, SLG: 0.413 (1, 3)										4	0	0	0	0	0	1						
Raul Mondesi, R OBP: 0.335, SLG: 0.543 (1, 8)										3	0	0	0	0	1	1						
Cory Snyder, R OBP: 0.333, SLG: 0.477 (1, 9)										2	0	1	0	1	0	0						
Rafael Bourimigal, R OBP: 0.412, SLG: 0.429 (1, 6)										3	0	1	0	0	0	2						
Kevin Gross, R OBP: 0.171, SLG: 0.188 Omar Daal, L (8, 1)										0	0	0	0	0	0	0						
Carlos Hernandez, R OBP: 0.270, SLG: 0.378 Brian Barnes, L (9, 1)										1	0	0	0	0	0	0						
Roger McDowell, R (9, 1)										0	0	0	0	0	0	0						
Inning Stats	R: 0 E: 0 K: 1 S: 10	H: 0 LOB: 0 BB: 0 P: 15	R: 0 E: 0 K: 1 S: 11	H: 0 LOB: 0 BB: 0 P: 15	R: 0 E: 0 K: 1 S: 11	H: 1 LOB: 2 BB: 1 P: 20	R: 0 E: 0 K: 0 S: 10	H: 1 LOB: 1 BB: 0 P: 14	R: 0 E: 0 K: 0 S: 7	H: 0 LOB: 0 BB: 1 P: 14	R: 0 E: 0 K: 1 S: 9	H: 0 LOB: 0 BB: 0 P: 12	R: 0 E: 0 K: 0 S: 11	H: 1 LOB: 1 BB: 0 P: 19	R: 0 E: 0 K: 1 S: 7	H: 0 LOB: 0 BB: 0 P: 11	R: 0 E: 0 K: 2 S: 8	H: 0 LOB: 0 BB: 0 P: 10	1B: 3 2B: 0 3B: 0 HR: 0	SF: 0 SAC: 2 DP: 0 HBP: 0	WP: 2 PB: 0 SB: 0 CS: 0	PA: 32
PITCHER	IP	WLS	BF	H	R	ER	SO	BB	IBB	HBP	BLK	WP	HR	S	P	ERA	WHIP					
David West, L ERA: 2.58 (1, 1)	8.0	W	29	3	0	0	5	2	0	0	0	0	0	76	120	0.00	0.625					
Doug Jones, R ERA: 2.27 (9, 1)	1.0	S	3	0	0	0	2	0	0	0	0	0	0	8	10	0.00	0.000					

AB	28
R	0
H	3
RBI	0
BB	2
SO	7
LOB	8



Batter	1	2	3	4	5	6	7	8	9	AB	R	H	RBI	BB	SO	LOB	TOP			
Marquis Grissom, R OBP: 0.346, SLG: 0.419										5	1	1	0	0	3	1				
Lou Frazier, S OBP: 0.404, SLG: 0.340										5	0	1	0	0	0	1				
Moises Alou, R OBP: 0.414, SLG: 0.587										5	0	1	0	0	2	1				
Larry Walker, L OBP: 0.390, SLG: 0.595										4	2	3	1	0	1	0				
Darrin Fletcher, L OBP: 0.346, SLG: 0.460										3	1	1	1	0	1	0				
Wil Cordero, R OBP: 0.372, SLG: 0.505										4	1	1	1	0	1	2				
Mike Lansing, R OBP: 0.326, SLG: 0.362										3	0	2	1	1	0	0				
Sean Berry, R OBP: 0.328, SLG: 0.405										4	0	0	1	0	0	4				
Butch Henry, L OBP: 0.364, SLG: 0.350										2	0	0	0	0	1	0				
Mel Rojas, R OBP: 0.143, SLG: 0.143										1	0	0	0	0	0	2				
Inning Stats	R: 1 E: 0 K: 1 S: 13	H: 3 LOB: 2 BB: 0 P: 19	R: 0 E: 0 K: 1 S: 7	H: 0 LOB: 0 BB: 0 P: 9	R: 0 E: 0 K: 1 S: 7	H: 0 LOB: 0 BB: 0 P: 10	R: 3 E: 0 K: 1 S: 10	H: 4 LOB: 1 BB: 0 P: 17	R: 0 E: 0 K: 0 S: 6	H: 0 LOB: 1 BB: 1 P: 13	R: 0 E: 0 K: 2 S: 10	H: 1 LOB: 1 BB: 0 P: 14	R: 1 E: 0 K: 2 S: 16	H: 2 LOB: 2 BB: 0 P: 25	R: 0 E: 0 K: 1 S: 13	H: 0 LOB: 0 BB: 0 P: 18	1B: 7 2B: 2 3B: 0 HR: 1	SF: 1 SAC: 1 DP: 0 HBP: 0	WP: 0 PB: 1 CS: 0	PA: 39
PITCHER	IP WLS BF H R ER SO BB IBB HBP BLK WP HR S P ERA WHIP																			
Ramon Martinez, R ERA: 4.28	(1, 1) 7.0 L 30 8 4 4 7 1 0 0 0 0 0 0 58 91 5.14 1.286																			
Omar Daal, L ERA: 3.24	(8, 1) 0.1 4 2 1 1 2 0 0 0 0 0 0 1 12 19 27.00 6.000																			
Ismael Valdez, R ERA: 2.45	(8, 1) 1.2 5 0 0 0 1 0 0 0 0 0 0 0 17 24 0.00 0.000																			

Montreal Expos @ Los Angeles Dodgers
 Dodger Stadium, Los Angeles, CA
 Mon Jul 04 1994, 7:05 PM PDT
 Att: 54,859 - Unknown - 76 F

AB	36
R	5
H	10
RBI	5
BB	1
SO	10
LOB	11



Batter	1	2	3	4	5	6	7	8	9	AB	R	H	RBI	BB	SO	LOB	BOTTOM			
Brett Butler, L OBP: 0.429, SLG: 0.446										4	0	1	0	1	1	1				
Delino DeShields, L OBP: 0.372, SLG: 0.319										5	0	1	0	0	2	4				
Mike Piazza, R OBP: 0.388, SLG: 0.562										5	0	0	0	0	1	2				
Tim Wallach, R OBP: 0.338, SLG: 0.490										3	1	1	0	1	0	1				
Raul Mondesi, R OBP: 0.338, SLG: 0.540										3	0	1	0	1	1	1				
Eric Karros, R OBP: 0.314, SLG: 0.405										4	0	1	1	0	1	3				
Cory Snyder, R OBP: 0.277, SLG: 0.326										3	0	0	0	0	0	0				
Chris Gwynn, L OBP: 0.352, SLG: 0.408										1	0	0	0	0	0	2				
Rafael Bourimigal, R OBP: 0.407, SLG: 0.391										3	0	2	0	0	0	0				
Jeff Treadway, L OBP: 0.404, SLG: 0.390										1	0	0	0	0	0	2				
Ramon Martinez, R OBP: 0.326, SLG: 0.326										2	0	0	0	0	0	1				
Mitch Webster, S OBP: 0.328, SLG: 0.403										1	0	1	0	0	0	0				
Omar Daal, L OBP: 0.328, SLG: 0.403										0	0	0	0	0	0	0				
Ismael Valdez, R OBP: 0.328, SLG: 0.403										0	0	0	0	0	0	0				
Henry Rodriguez, L OBP: 0.351, SLG: 0.458										1	0	0	0	0	1	0				
Inning Stats	R: 0 E: 0 K: 0 S: 7	H: 0 LOB: 0 BB: 0 P: 11	R: 0 E: 0 K: 2 S: 8	H: 0 LOB: 0 BB: 0 P: 10	R: 0 E: 0 K: 0 S: 5	H: 0 LOB: 0 BB: 0 P: 6	R: 0 E: 1 K: 0 S: 8	H: 1 LOB: 3 BB: 1 P: 17	R: 0 E: 0 K: 0 S: 6	H: 1 LOB: 1 BB: 0 P: 6	R: 0 E: 0 K: 1 S: 8	H: 1 LOB: 1 BB: 0 P: 10	R: 0 E: 0 K: 1 S: 15	H: 2 LOB: 2 BB: 1 P: 22	R: 1 E: 0 K: 3 S: 10	H: 1 LOB: 1 BB: 0 P: 13	1B: 8 2B: 0 3B: 0 HR: 0	SF: 0 SAC: 0 DP: 0 HBP: 0	WP: 0 PB: 0 CS: 0	PA: 39
PITCHER	IP WLS BF H R ER SO BB IBB HBP BLK WP HR S P ERA WHIP																			
Butch Henry, L ERA: 2.26	(1, 1) 6.2 W 28 5 0 0 3 2 0 0 0 0 0 0 54 78 0.00 1.050																			
Mel Rojas, R ERA: 3.47	(7, 1) 2.1 S 11 3 1 1 4 1 0 0 0 0 0 0 26 41 3.86 1.714																			

Montreal Expos @ Los Angeles Dodgers
 Dodger Stadium, Los Angeles, CA
 Mon Jul 04 1994, 7:05 PM PDT
 Att: 54,859 - Unknown - 76 F

AB	36
R	1
H	8
RBI	1
BB	3
SO	7
LOB	17



Batter	1	2	3	4	5	6	7	8	9	10	AB	R	H	RBI	BB	SO	LOB	TOP									
Marquis Grissom, R OBP: 0.345, SLG: 0.415	(1, 8) BB 4-2 G6-4-3 BB		(1, 2) L9			(1) G6-3		(3) G6-3			3	0	0	0	1	0	0	Montreal Expos @ Los Angeles Dodgers Dodger Stadium, Los Angeles, CA Tue Jul 05 1994, 3:33 AM PDT Att. 32,449 - Sunny - 79 F									
Wil Cordero, R OBP: 0.367, SLG: 0.498	(1, 6) 1 SAFE 0-0 G6-4-3				(1) P9	(2) G6-3			(1) K	4	0	0	0	0	1	1											
Moises Alou, R OBP: 0.412, SLG: 0.581	(1, 9) X 0-1 L4				(2) G4-3				(2) G5-3	3	0	0	0	1	0	0											
Larry Walker, L OBP: 0.386, SLG: 0.586					(3) K				(3) BB	4	0	0	0	0	2	1											
Cliff Floyd, L OBP: 0.319, SLG: 0.378																											
John Wetteland, R OBP: 0.250, SLG: 0.250																											
Lenny Webster, R OBP: 0.377, SLG: 0.505																											
Mike Lansing, R OBP: 0.325, SLG: 0.360																											
Sean Berry, R OBP: 0.323, SLG: 0.399																											
Jeff Fassero, L OBP: 0.122, SLG: 0.128																											
Lou Frazier, S OBP: 0.404, SLG: 0.340																											
Inning Stats	R: 0 E: 0 K: 0 S: 5	H: 0 LOB: 0 BB: 1 P: 9	R: 0 E: 0 K: 1 S: 7	H: 0 LOB: 0 BB: 0 P: 13	R: 0 E: 0 K: 2 S: 10	H: 0 LOB: 0 BB: 0 P: 15	R: 0 E: 0 K: 1 S: 9	H: 0 LOB: 0 BB: 0 P: 13	R: 1 E: 0 K: 2 S: 16	H: 2 LOB: 1 BB: 0 P: 27	R: 0 E: 0 K: 0 S: 4	H: 0 LOB: 1 BB: 1 P: 10	R: 0 E: 0 K: 1 S: 5	H: 0 LOB: 0 BB: 0 P: 6	R: 0 E: 0 K: 1 S: 10	H: 0 LOB: 0 BB: 0 P: 17	R: 0 E: 0 K: 2 S: 9	H: 0 LOB: 0 BB: 0 P: 16	R: 0 E: 0 K: 0 S: 7	H: 0 LOB: 0 BB: 0 P: 13	1B: 1 2B: 0 3B: 0 HR: 1	SF: 0 SAC: 0 DP: 1 HBP: 1	WP: 0 PA: 34 PB: 0 SB: 0 CS: 0				
PITCHER	IP 8.0	WLS 28	H 2	R 1	ER 1	SO 8	BB 2	IBB 0	HBP 1	BLK 0	WP 0	HR 1	S 66	P 110	ERA 1.12	WHIP 0.500											
Pedro Astacio, R ERA: 3.85	(1, 1)																										
Ismael Valdez, R ERA: 1.93	(9, 1)	2.0	W	6	0	0	0	2	0	0	0	0	0	16	29	0.00	0.000										

AB	31
R	1
H	2
RBI	1
BB	2
SO	10
LOB	5



Batter	1	2	3	4	5	6	7	8	9	10	AB	R	H	RBI	BB	SO	LOB	BOTTOM									
Brett Butler, L OBP: 0.427, SLG: 0.443	(1, 8) X 0-1 E8 WP 1B		(1) L7			(1) B1-3					4	1	1	0	0	0	0	Montreal Expos @ Los Angeles Dodgers Dodger Stadium, Los Angeles, CA Tue Jul 05 1994, 3:33 AM PDT Att. 32,449 - Sunny - 79 F									
Delino DeShields, L OBP: 0.366, SLG: 0.313	(1, 4) X 2-3 K		(2) P8			(2) G6-3			(2) G3-1	4	0	0	0	0	1	0											
Mike Piazza, R OBP: 0.363, SLG: 0.554	(1, 2) X 1-3 K		(3) K			(3) K			(3) K	4	0	0	0	0	4	0											
Tim Wallach, R OBP: 0.334, SLG: 0.483	(1, 5) X 2-3 K					(1) G5-3																					
Raul Mondesi, R OBP: 0.337, SLG: 0.546																											
Eric Karros, R OBP: 0.311, SLG: 0.401																											
Cory Snyder, R OBP: 0.323, SLG: 0.448																											
Rafael Bourquoin, R OBP: 0.400, SLG: 0.385																											
Pedro Astacio, R OBP: 0.077, SLG: 0.077																											
Mitch Webster, S OBP: 0.324, SLG: 0.397																											
Ismael Valdez, R ERA: 1.93																											
Inning Stats	R: 1 E: 1 K: 3 S: 14	H: 1 LOB: 0 BB: 0 P: 19	R: 0 E: 0 K: 0 S: 8	H: 1 LOB: 2 BB: 1 P: 12	R: 0 E: 0 K: 1 S: 8	H: 0 LOB: 0 BB: 0 P: 11	R: 0 E: 0 K: 1 S: 5	H: 0 LOB: 0 BB: 0 P: 7	R: 0 E: 0 K: 1 S: 7	H: 0 LOB: 0 BB: 0 P: 11	R: 0 E: 0 K: 1 S: 8	H: 0 LOB: 0 BB: 0 P: 12	R: 0 E: 0 K: 1 S: 7	H: 0 LOB: 0 BB: 0 P: 7	R: 0 E: 0 K: 1 S: 9	H: 0 LOB: 0 BB: 0 P: 13	R: 0 E: 0 K: 1 S: 7	H: 0 LOB: 0 BB: 0 P: 11	R: 1 E: 0 K: 0 S: 5	H: 1 LOB: 1 BB: 0 P: 10	1B: 2 2B: 0 3B: 0 HR: 1	SF: 0 SAC: 0 DP: 0 HBP: 0	WP: 2 PA: 32 PB: 0 SB: 0 CS: 0				
PITCHER	IP 9.0	WLS 30	H 2	R 1	ER 0	SO 10	BB 1	IBB 0	HBP 0	BLK 0	WP 1	HR 0	S 73	P 103	ERA 0.00	WHIP 0.333											
Jeff Fassero, L ERA: 2.97	(1, 1)																										
John Wetteland, R ERA: 3.19	(10, 1)	0.1	L	2	1	1	0	0	0	0	0	0	1	5	10	27.00	3.000										

AB	31
R	2
H	3
RBI	1
BB	1
SO	10
LOB	2



Batter	1	2	3	4	5	6	7	8	9	AB	R	H	RBI	BB	SO	LOB	TOP										
Marquis Grissom, R OBP: 0.341, SLG: 0.410	L8		G1-3		G1-3			P3		4	0	0	0	0	0	2	Montreal Expos @ Los Angeles Dodgers Dodger Stadium, Los Angeles, CA Wed Jul 06 1994, 7:05 PM PDT Att: 37,741 - Unknown - 76 F										
Lou Frazier, S OBP: 0.388, SLG: 0.327	F9				G6-3		G6-3	K		4	0	0	0	0	1	0											
Moises Alou, R OBP: 0.407, SLG: 0.574	G6-3				G4-3		K	F9		4	0	0	0	0	1	0											
Larry Walker, L OBP: 0.387, SLG: 0.589					G3-1		G3-1			4	1	2	0	0	0	0											
Darrin Fletcher, L OBP: 0.344, SLG: 0.470	F7						L4			4	1	1	2	0	0	1											
Wil Cordero, R OBP: 0.369, SLG: 0.502	F8						G5-3			4	2	2	0	0	0	1											
Mike Lansing, R OBP: 0.327, SLG: 0.362	G4-3									4	0	2	1	0	0	2											
Sean Berry, R OBP: 0.321, SLG: 0.395										2	0	0	0	0	0	1											
Cliff Floyd, L OBP: 0.321, SLG: 0.380										1	0	1	0	0	0	0											
Freddie Benavides, R OBP: 0.247, SLG: 0.311										1	0	0	1	0	0	0											
Pedro Martinez, R OBP: 0.118, SLG: 0.156										2	0	1	0	0	0	0											
Lenny Webster, R OBP: 0.374, SLG: 0.500										1	0	0	0	0	1	2											
Tim Scott, R OBP: 0.359, SLG: 0.400										0	0	0	0	0	0	1											
Juan Bell, R OBP: 0.359, SLG: 0.400										1	0	0	0	0	1	0											
Mel Rojas, R OBP: 0.143, SLG: 0.143										0	0	0	0	0	0	0											
Inning Stats	R: 0 E: 0 K: 0 S: 6	H: 0 LOB: 0 BB: 0 P: 11	R: 0 E: 0 K: 0 S: 9	H: 1 LOB: 1 BB: 0 P: 14	R: 0 E: 0 K: 0 S: 5	H: 0 LOB: 0 BB: 0 P: 7	R: 0 E: 0 K: 0 S: 5	H: 0 LOB: 0 BB: 0 P: 9	R: 1 E: 0 K: 0 S: 16	H: 3 LOB: 2 BB: 0 P: 25	R: 0 E: 0 K: 1 S: 12	H: 0 LOB: 0 BB: 0 P: 18	R: 0 E: 0 K: 1 S: 12	H: 2 LOB: 2 BB: 0 P: 21	R: 0 E: 0 K: 1 S: 6	H: 0 LOB: 0 BB: 0 P: 9	R: 3 E: 0 K: 1 S: 15	H: 3 LOB: 0 BB: 0 P: 21	1B: 6 2B: 2 3B: 0 HR: 1	SF: 0 SAC: 0 DP: 0 HBP: 0	WP: 1 PB: 0 CS: 0	PA: 36					
PITCHER	IP	WLS	BF	H	R	ER	SO	BB	IBB	HBP	BLK	WP	HR	S	P	ERA	WHIP										
Kevin Gross, R ERA: 3.69	(1, 1)	7.0	27	6	1	1	2	0	0	0	0	1	0	65	105	1.29	0.857										
Todd Worrell, R ERA: 2.57	(8, 1)	2.0	L 9	3	3	3	2	0	0	0	0	0	1	21	30	13.50	1.500										


AB	36
R	4
H	9
RBI	4
BB	0
SO	4
LOB	9




Batter	1	2	3	4	5	6	7	8	9	AB	R	H	RBI	BB	SO	LOB	BOTTOM										
Brett Butler, L OBP: 0.425, SLG: 0.450	F8							L8		4	1	1	2	0	0	0	Montreal Expos @ Los Angeles Dodgers Dodger Stadium, Los Angeles, CA Wed Jul 06 1994, 7:05 PM PDT Att: 37,741 - Unknown - 76 F										
Delino DeShields, L OBP: 0.388, SLG: 0.316	K									4	0	2	0	0	1	0											
Mike Piazza, R OBP: 0.382, SLG: 0.550	G6-3									4	0	1	0	0	0	2											
Tim Wallach, R OBP: 0.330, SLG: 0.477										4	0	0	0	0	1	1											
Henry Rodriguez, L OBP: 0.345, SLG: 0.450										4	0	0	0	0	1	0											
Raul Mondesi, R OBP: 0.336, SLG: 0.542										4	0	1	0	0	0	0											
Eric Karros, R OBP: 0.311, SLG: 0.401										3	0	1	0	0	1	0											
Todd Worrell, R ERA: 3.0										0	0	0	0	0	0	0											
Rafael Bourquimigal, R OBP: 0.394, SLG: 0.357										2	0	0	0	1	0	2											
Kevin Gross, R OBP: 0.189, SLG: 0.206										2	1	1	0	0	1	1											
Mitch Webster, S OBP: 0.319, SLG: 0.391										1	0	0	0	0	1	0											
Inning Stats	R: 0 E: 0 K: 1 S: 8	H: 0 LOB: 0 BB: 0 P: 14	R: 0 E: 0 K: 1 S: 8	H: 0 LOB: 0 BB: 0 P: 15	R: 2 E: 0 K: 1 S: 11	H: 2 LOB: 0 BB: 0 P: 19	R: 0 E: 0 K: 0 S: 9	H: 1 LOB: 0 BB: 0 P: 13	R: 0 E: 0 K: 1 S: 7	H: 0 LOB: 1 BB: 1 P: 11	R: 0 E: 0 K: 0 S: 9	H: 1 LOB: 0 BB: 0 P: 12	R: 0 E: 0 K: 0 S: 8	H: 2 LOB: 2 BB: 0 P: 11	R: 0 E: 0 K: 1 S: 13	H: 1 LOB: 1 BB: 0 P: 17	R: 0 E: 0 K: 1 S: 6	H: 0 LOB: 0 BB: 0 P: 10	1B: 6 2B: 0 3B: 0 HR: 1	SF: 0 SAC: 0 DP: 2 HBP: 0	WP: 0 PB: 0 CS: 0	PA: 33					
PITCHER	IP	WLS	BF	H	R	ER	SO	BB	IBB	HBP	BLK	WP	HR	S	P	ERA	WHIP										
Pedro Martinez, R ERA: 3.36	(1, 1)	6.0	21	4	2	2	4	1	0	0	0	0	0	52	84	3.00	0.833										
Tim Scott, R ERA: 3.0	(7, 1)	2.0	W 9	3	0	0	1	0	0	0	0	0	0	21	28	0.00	1.500										
Mel Rojas, R ERA: 3.41	(9, 1)	1.0	S 3	0	0	0	1	0	0	0	0	0	0	6	10	0.00	0.000										

AB	32
R	2
H	7
RBI	2
BB	1
SO	6
LOB	6



Batter	1	2	3	4	5	6	7	8	9	10	AB	R	H	RBI	BB	SO	LOB	TOP						
Jose Vizcaino, S (1, 6) OBP: 0.327, SLG: 0.351	G4-3		G4-6-3 1B		G6-3					K	4	0	1	0	1	1	0	New York Mets @ Los Angeles Dodgers Dodger Stadium, Los Angeles, CA Fri Jul 08 1994, 7:05 PM PDT Att: 41,017 - Unknown livebaseballscorecards.com AB 37 R 2 H 10 RBI 2 BB 2 SO 8 LOB 17 						
Todd Hundley, S (1, 2) OBP: 0.301, SLG: 0.471	G4-3		G4-6-3 1-2				F8			G3-1	5	0	1	0	0	0	3							
Bobby Bonilla, S (1, 5) OBP: 0.389, SLG: 0.497	K										4	1	2	0	1	1	1							
Kevin McReynolds, R (1, 7)											5	1	2	1	0	3	3							
Joe Orsulak, L (1, 8) OBP: 0.298, SLG: 0.360											4	0	2	0	0	0	2							
Jeff Kent, R (1, 4) OBP: 0.343, SLG: 0.479											3	0	0	1	0	1	4							
Rico Brogna, L (1, 3) OBP: 0.261, SLG: 0.533											4	0	1	0	0	0	1							
Jim Lindeman, R (1, 9) OBP: 0.311, SLG: 0.459											4	0	1	0	0	2	2							
Pete Smith, R (1, 1) OBP: 0.231, SLG: 0.171											3	0	0	0	0	0	1							
Josias Manzanillo, R (8, 1)											0	0	0	0	0	0	0							
Fernando Vina, L (9, PH) OBP: 0.261, SLG: 0.288											1	0	0	0	0	0	0							
Roger Mason, R (9, 1)											0	0	0	0	0	0	0							
Inning Stats	R: 0 E: 0 K: 1 S: 7	H: 0 LOB: 0 BB: 0 P: 10	R: 0 E: 1 K: 1 S: 11	H: 1 LOB: 2 BB: 0 P: 15	R: 0 E: 0 K: 0 S: 5	H: 1 LOB: 0 BB: 0 P: 8	R: 2 E: 0 K: 0 S: 10	H: 3 LOB: 0 BB: 0 P: 13	R: 0 E: 0 K: 1 S: 6	H: 0 LOB: 0 BB: 0 P: 9	R: 0 E: 0 K: 2 S: 15	H: 2 LOB: 2 BB: 0 P: 19	R: 0 E: 0 K: 0 S: 7	H: 2 LOB: 2 BB: 1 P: 14	R: 0 E: 0 K: 2 S: 18	H: 1 LOB: 1 BB: 0 P: 22	R: 0 E: 0 K: 0 S: 8	H: 0 LOB: 0 BB: 0 P: 11	R: 0 E: 0 K: 2 S: 10	H: 0 LOB: 1 BB: 1 P: 16	1B: 9 2B: 2 3B: 0 HR: 0	SF: 1 SAC: 0 DP: 2 HBP: 0	WP: 0 PB: 0 SB: 0 CS: 0	PA: 40
PITCHER	IP WLS BF H R ER SO	IP WLS BF H R ER SO	IP WLS BF H R ER SO	IP WLS BF H R ER SO	IP WLS BF H R ER SO	IP WLS BF H R ER SO	IP WLS BF H R ER SO	IP WLS BF H R ER SO	IP WLS BF H R ER SO	IP WLS BF H R ER SO	IP WLS BF H R ER SO	IP WLS BF H R ER SO	IP WLS BF H R ER SO	IP WLS BF H R ER SO	IP WLS BF H R ER SO	IP WLS BF H R ER SO	IP WLS BF H R ER SO	IP WLS BF H R ER SO	IP WLS BF H R ER SO	IP WLS BF H R ER SO	ERA WHIP	ERA WHIP		
Orel Hershiser, R (1, 1) ERA: 3.73	7.0	29	9	2	2	4	BB: 1	IBB: 0	HBP: 0	BLK: 0	WP: 0	HR: 0	S: 61	P: 88	ERA: 2.57	WHIP: 1.429								
Ismael Valdez, R (8, 1) ERA: 1.59	1.0	4	1	0	0	2	BB: 0	IBB: 0	HBP: 0	BLK: 0	WP: 0	HR: 0	S: 18	P: 22	ERA: 0.00	WHIP: 1.000								
Todd Worrell, R (9, 1) ERA: 2.4	2.0	7	0	0	0	2	BB: 1	IBB: 0	HBP: 0	BLK: 0	WP: 0	HR: 0	S: 18	P: 27	ERA: 0.00	WHIP: 0.500								

Batter	1	2	3	4	5	6	7	8	9	10	AB	R	H	RBI	BB	SO	LOB	BOTTOM						
Brett Butler, L (1, 8) OBP: 0.417, SLG: 0.441	K	P5			G1-3					G3	5	0	1	0	0	1	2	New York Mets @ Los Angeles Dodgers Dodger Stadium, Los Angeles, CA Fri Jul 08 1994, 7:05 PM PDT Att: 41,017 - Unknown livebaseballscorecards.com AB 36 R 3 H 8 RBI 3 BB 2 SO 7 LOB 10 						
Delino DeShields, L (1, 4) OBP: 0.363, SLG: 0.314	HR 2B				G6-3						4	2	1	0	1	0	2							
Mike Piazza, R (1, 2) OBP: 0.362, SLG: 0.558	HR				G1-3						5	1	2	3	0	1	0							
Henry Rodriguez, L (1, 3) OBP: 0.340, SLG: 0.443	F7				G1-3						4	0	0	0	0	2	0							
Raul Mondesi, R (1, 9) OBP: 0.340, SLG: 0.544	K2-3										4	0	1	0	0	1	0							
Chris Gwynn, L (1, 7) OBP: 0.328, SLG: 0.377					G6-3						4	0	0	0	0	1								
Dave Hansen, L (1, 5) OBP: 0.412, SLG: 0.433					G6-3						2	0	2	0	1	0	0							
Mitch Webster, S (7, PR) OBP: 0.314, SLG: 0.385											0	0	0	0	0	0	0							
Tim Lincecum, R (8, 5) OBP: 0.331, SLG: 0.476											1	0	0	0	0	1	0							
Rafael Bournival, R (1, 6) OBP: 0.359, SLG: 0.324											3	0	1	0	0	0	1							
Orel Hershiser, R (1, 1) OBP: 0.238, SLG: 0.184											2	0	0	0	0	0	2							
Jeff Treadway, L (7, PH) OBP: 0.398, SLG: 0.381											1	0	0	0	0	1	2							
Ismael Valdez, R (8, 1)											0	0	0	0	0	0	0							
Todd Worrell, R (9, 1)											0	0	0	0	0	0	0							
Eric Karros, R (10, PH) OBP: 0.308, SLG: 0.394											1	0	0	0	0	0	0							
Inning Stats	R: 2 E: 0 K: 2 S: 15	H: 2 LOB: 0 BB: 0 P: 24	R: 0 E: 0 K: 0 S: 8	H: 2 LOB: 2 BB: 0 P: 13	R: 0 E: 0 K: 1 S: 7	H: 0 LOB: 0 BB: 0 P: 12	R: 0 E: 0 K: 0 S: 8	H: 0 LOB: 1 BB: 1 P: 14	R: 0 E: 0 K: 0 S: 7	H: 0 LOB: 0 BB: 0 P: 10	R: 0 E: 0 K: 2 S: 9	H: 1 LOB: 1 BB: 0 P: 13	R: 0 E: 0 K: 1 S: 13	H: 2 LOB: 2 BB: 0 P: 20	R: 0 E: 0 K: 0 S: 9	H: 0 LOB: 0 BB: 0 P: 13	R: 0 E: 0 K: 1 S: 10	H: 0 LOB: 0 BB: 0 P: 16	R: 1 E: 0 K: 0 S: 10	H: 1 LOB: 1 BB: 1 P: 19	1B: 4 2B: 3 3B: 0 HR: 1	SF: 0 SAC: 1 DP: 0 HBP: 0	WP: 0 PB: 0 SB: 1 CS: 0	PA: 39
PITCHER	IP WLS BF H R ER SO	IP WLS BF H R ER SO	IP WLS BF H R ER SO	IP WLS BF H R ER SO	IP WLS BF H R ER SO	IP WLS BF H R ER SO	IP WLS BF H R ER SO	IP WLS BF H R ER SO	IP WLS BF H R ER SO	IP WLS BF H R ER SO	IP WLS BF H R ER SO	IP WLS BF H R ER SO	IP WLS BF H R ER SO	IP WLS BF H R ER SO	IP WLS BF H R ER SO	IP WLS BF H R ER SO	IP WLS BF H R ER SO	IP WLS BF H R ER SO	IP WLS BF H R ER SO	IP WLS BF H R ER SO	ERA WHIP	ERA WHIP		
Pete Smith, R (1, 1) ERA: 5.54	7.0	29	7	2	2	6	BB: 1	IBB: 0	HBP: 0	BLK: 0	WP: 0	HR: 0	S: 67	P: 106	ERA: 2.57	WHIP: 1.143								
Josias Manzanillo, R (8, 1) ERA: 2.06	1.0	3	0	0	0	0	BB: 0	IBB: 0	HBP: 0	BLK: 0	WP: 0	HR: 0	S: 9	P: 13	ERA: 0.00	WHIP: 0.000								
Roger Mason, R (9, 1) ERA: 4.36	1.2	7	1	1	1	1	BB: 0	IBB: 0	HBP: 0	BLK: 0	WP: 0	HR: 0	S: 20	P: 35	ERA: 5.40	WHIP: 1.200								

Batter	1	2	3	4	5	6	7	8	9	AB	R	H	RBI	BB	SO	LOB	TOP					
Jose Vizcaino, S OBP: 0.325, SLG: 0.347 (1, 6)	E6 CS		G4-3			1B E BB		P5	L8	4	1	0	0	1	0	2						
Todd Hundley, S OBP: 0.304, SLG: 0.469 (1, 2)	P5		K			E9 1-H 1B		1B BB		3	0	1	0	1	1	1						
Bobby Bonilla, S OBP: 0.388, SLG: 0.493 (1, 5)	K			K		P6		1-2 1B		4	0	1	0	0	2	1						
Kevin McReynolds, R OBP: 0.314, SLG: 0.411 (1, 7)		K		P5		F9		P4		4	0	0	0	0	1	3						
Joe Orsulak, L OBP: 0.293, SLG: 0.354 (1, 8)	F8			P5			G4-3	G3		4	0	0	0	0	2							
Jeff Kent, R OBP: 0.345, SLG: 0.479 (1, 4)					G4-3		HR 1B		P3	4	1	2	0	0	0	0						
Rico Brogna, L OBP: 0.300, SLG: 0.625 (1, 3)				K			1-H HR		2B	3	1	2	2	1	1	0						
Jim Lindeman, R OBP: 0.299, SLG: 0.441 (1, 9)				K			L7		L7	4	0	0	0	0	2	3						
Mike Remlinger, L (6, 1)																						
Mike Maddux, L (6, 1)																						
Fernando Vina, L OBP: 0.366, SLG: 0.286 (7, PH)																						
Doug Linton, R (7, 1)																						
Mauro Gozzo, R OBP: 0.303, SLG: 0.357 (8, 1)																						
Tim Bogar, R OBP: 0.194, SLG: 0.270 (8, PH)																						
Inning Stats	R: 0 E: 1 K: 1 S: 9	H: 0 LOB: 0 BB: 0 P: 16	R: 0 E: 0 K: 2 S: 13	H: 1 LOB: 2 BB: 1 P: 21	R: 0 E: 0 K: 1 S: 8	H: 0 LOB: 0 BB: 0 P: 13	R: 0 E: 0 K: 1 S: 6	H: 0 LOB: 0 BB: 0 P: 11	R: 0 E: 0 K: 2 S: 9	H: 0 LOB: 0 BB: 0 P: 15	R: 1 E: 1 K: 0 S: 9	H: 1 LOB: 1 BB: 1 P: 20	R: 2 E: 0 K: 0 S: 9	H: 2 LOB: 2 BB: 0 P: 17	R: 0 E: 0 K: 0 S: 9	H: 1 LOB: 2 BB: 1 P: 16	R: 0 E: 0 K: 0 S: 10	H: 1 LOB: 2 BB: 1 P: 19	1B: 4 2B: 1 3B: 0 HR: 1	SF: 0 SAC: 0 DP: 0 HBP: 0	WP: 0 PB: 0 SB: 0 CS: 1	PA: 37
PITCHER	IP	WLS	BF	H	R	ER	SO	BB	IBB	HBP	BLK	WP	HR	S	P	ERA	WHIP					
Ramon Martinez, R ERA: 4.18 (1, 1)	7.1	W	30	5	3	2	8	3	0	0	0	0	1	66	121	2.46	1.091					
Kevin Gross, R ERA: 3.64 (8, 1)	1.2	S	7	1	0	0	0	1	0	0	0	0	0	16	27	0.00	1.200					

New York Mets @ Los Angeles Dodgers
Dodger Stadium, Los Angeles, CA
Sat Jul 09 1994, 7:05 PM PDT
Att: 39,589 - Unknown

AB 33
R 3
H 6
RBI 2
BB 4
SO 8
LOB 12



Batter	1	2	3	4	5	6	7	8	9	AB	R	H	RBI	BB	SO	LOB	BOTTOM				
Brett Butler, L OBP: 0.414, SLG: 0.435 (1, 8)	B1-3			G5-3	F9		G4-3	1B BB		4	0	0	0	1	0	2					
Delino DeShields, L OBP: 0.394, SLG: 0.316 (1, 4)	K			CS 1B	F7		2B 1B	F7		5	1	2	0	0	1	3					
Mike Piazza, R OBP: 0.369, SLG: 0.556 (1, 2)	G6-3			1B BB			L9	FC5-4 1B		4	1	2	1	1	0	1					
Carlos Hernandez, R OBP: 0.244, SLG: 0.356 (9, 2)										0	0	0	0	0	0	0					
Tim Wallach, R OBP: 0.335, SLG: 0.475 (1, 5)		L9					HR BB	FC5-4		3	2	1	0	2	0	2					
Raul Mondesi, R OBP: 0.342, SLG: 0.556 (1, 9)		K			F9		HR BB	2B		4	1	2	4	0	1	2					
Eric Karros, R OBP: 0.309, SLG: 0.393 (1, 3)							HR BB	2B		3	1	1	0	1	0	1					
Kevin Gross, R OBP: 0.189, SLG: 0.206 (8, 1)		P9						F7		0	0	0	0	0	0	0					
Cory Snyder, R OBP: 0.328, SLG: 0.455 (1, 7)				F8			G5-4-3 1B			4	1	2	0	0	0	1					
Rafael Bourquimigal, R OBP: 0.381, SLG: 0.351 (1, 6)				P4				SH3-4 1B		3	0	2	1	0	0	0					
Ramon Martinez, R OBP: 0.260, SLG: 0.306 (1, 1)										3	0	0	0	0	2	3					
Henry Rodriguez, L OBP: 0.342, SLG: 0.458 (8, 3)				L8			K			1	1	1	2	0	0	0					
Inning Stats	R: 0 E: 0 K: 1 S: 8	H: 0 LOB: 0 BB: 0 P: 10	R: 0 E: 0 K: 1 S: 9	H: 0 LOB: 0 BB: 0 P: 14	R: 0 E: 0 K: 0 S: 6	H: 0 LOB: 0 BB: 0 P: 12	R: 0 E: 0 K: 0 S: 13	H: 2 LOB: 2 BB: 1 P: 25	R: 1 E: 0 K: 1 S: 12	H: 2 LOB: 2 BB: 1 P: 23	R: 3 E: 0 K: 1 S: 12	H: 4 LOB: 1 BB: 1 P: 20	R: 2 E: 0 K: 0 S: 13	H: 2 LOB: 1 BB: 1 P: 16	R: 2 E: 0 K: 0 S: 20	H: 3 LOB: 2 BB: 1 P: 33	1B: 9 2B: 1 3B: 0 HR: 3	SF: 0 SAC: 1 DP: 1 HBP: 0	WP: 0 PB: 0 SB: 0 CS: 1	PA: 40	
PITCHER	IP	WLS	BF	H	R	ER	SO	BB	IBB	HBP	BLK	WP	HR	S	P	ERA	WHIP				
Mike Remlinger, L ERA: 4.02 (1, 1)	5.0	L	23	6	4	4	3	3	0	0	0	0	0	7	11	0.00	2.000				
Mike Maddux, R ERA: 5.17 (6, 1)	1.0		4	2	0	0	1	0	0	0	0	0	0	7	11	0.00	2.000				
Doug Linton, R ERA: 4.7 (7, 1)	1.2		12	5	4	4	0	2	0	0	0	0	1	28	42	21.60	4.200				
Mauro Gozzo, R ERA: 4.53 (8, 1)	0.1		1	0	0	0	0	0	0	0	0	0	0	5	7	0.00	0.000				

New York Mets @ Los Angeles Dodgers
Dodger Stadium, Los Angeles, CA
Sat Jul 09 1994, 7:05 PM PDT
Att: 39,589 - Unknown

AB 34
R 8
H 13
RBI 8
BB 5
SO 4
LOB 15



Batter	1	2	3	4	5	6	7	8	9	AB	R	H	RBI	BB	SO	LOB	TOP																			
Jose Vizcaino, S (1, 6) OBP: 0.320, SLG: 0.342	L7		G3		K			K	F7	5	0	0	0	0	2	1																				
Todd Hundley, S (1, 2) OBP: 0.299, SLG: 0.460	K		K			G3-1		F7		4	0	0	0	0	2	0																				
Bobby Bonilla, S (1, 5) OBP: 0.389, SLG: 0.502	BB		K				K		HR	3	1	1	1	1	2	0																				
Kevin McReynolds, R (1, 7) OBP: 0.324, SLG: 0.416	K				1B			HR	1B	3	1	2	0	1	1	1																				
Joe Orsulak, L (1, 8) OBP: 0.293, SLG: 0.364		G4-3		F9		F7		HR	1B	4	1	1	2	0	0	2																				
Jeff Kent, R (1, 4) OBP: 0.344, SLG: 0.474		HR		K					HR	3	1	0	0	0	1	1																				
Rico Brogna, L (1, 3) OBP: 0.333, SLG: 0.706		HR		F8			BB		2B	3	1	2	2	1	0	1																				
Jim Lindeman, R (1, 9) OBP: 0.288, SLG: 0.425		K				G6-3		K	G5-3	4	0	0	0	0	2	2																				
Bret Saberhagen, R (1, 1) OBP: 0.273, SLG: 0.250								L7		3	0	0	0	0	1	1																				
Fernando Vina, L (9, PH) OBP: 0.355, SLG: 0.283		G6-3							F8	1	0	0	0	0	0	1																				
John Franco, L (9, 1)										0	0	0	0	0	0	0																				
Inning Stats	R: 0 H: 0 E: 0 K: 2 S: 8	H: 0 LOB: 1 BB: 1 P: 18	R: 2 H: 1 E: 0 K: 1 S: 11	H: 1 LOB: 0 BB: 0 P: 18	R: 0 H: 0 E: 0 K: 2 S: 7	H: 0 LOB: 0 BB: 0 P: 10	R: 0 H: 1 E: 0 K: 1 S: 12	H: 1 LOB: 1 BB: 0 P: 22	R: 0 H: 0 E: 0 K: 1 S: 6	H: 0 LOB: 1 BB: 1 P: 12	R: 0 H: 0 E: 0 K: 1 S: 9	H: 0 LOB: 1 BB: 1 P: 15	R: 3 H: 3 E: 0 K: 1 S: 14	H: 3 LOB: 0 BB: 0 P: 21	R: 0 H: 1 E: 0 K: 0 S: 6	H: 1 LOB: 1 BB: 0 P: 7	1B: 2 2B: 1 3B: 0 HR: 3	SF: 0 SAC: 0 DP: 0 HBP: 1	WP: 0 PA: 37 PB: 0 SB: 0 CS: 0																	
PITCHER	IP	WLS	BF	H	R	ER	SO	BB	IBB	HBP	BLK	WP	HR	S	P	ERA	WHIP	PITCHER		IP	WLS	BF	H	R	ER	SO	BB	IBB	HBP	BLK	WP	HR	S	P	ERA	WHIP
Pedro Astacio, R (1, 1) ERA: 3.77	7.0	L	27	2	2	2	10	3	0	1	0	0	1	60	104	2.57	0.714																			
Ismael Valdez, R (8, 1) ERA: 3.65	1.0		6	3	3	3	1	0	0	0	0	0	2	14	21	27.00	3.000																			
Rudy Seanez, R (9, 1) ERA: 5.19	1.0		4	1	0	0	0	0	0	0	0	0	0	6	7	0.00	1.000																			

New York Mets @ Los Angeles Dodgers
 Dodger Stadium, Los Angeles, CA
 Sun Jul 10 1994, 3:33 AM PDT
 Att: 45,436 - Sunny - 88 F

AB	33
R	5
H	6
RBI	5
BB	3
SO	11
LOB	10



Batter	1	2	3	4	5	6	7	8	9	AB	R	H	RBI	BB	SO	LOB	BOTTOM																			
Brett Butler, L (1, 8) OBP: 0.418, SLG: 0.443	G6-3		E4		BB			G5-3		3	1	2	0	1	0	0																				
Delino DeShields, L (1, 4) OBP: 0.398, SLG: 0.310	G4-3		G4-3		G6-3			G5-3		4	0	0	0	0	0	3																				
Mike Piazza, R (1, 2) OBP: 0.364, SLG: 0.563	1B				P4			K		4	0	1	0	0	1	1																				
Tim Wallach, R (1, 5) OBP: 0.334, SLG: 0.472	P4				K			L7		4	0	1	0	0	1	2																				
Henry Rodriguez, L (1, 7) OBP: 0.342, SLG: 0.456		P5						F9		3	0	1	0	0	0	1																				
Mitch Webster, S (9, PH) OBP: 0.310, SLG: 0.379					1B			FC4-6		1	0	0	0	0	0	0																				
Raul Mondesi, R (1, 9) OBP: 0.338, SLG: 0.549		F9			L9			K		4	0	0	0	0	2	2																				
Eric Karros, R (1, 3) OBP: 0.311, SLG: 0.393		G5-3						SH1-4		3	0	1	0	1	0	0																				
Rafael Bourimigal, R (1, 6) OBP: 0.356, SLG: 0.325								1B																												
Cory Snyder, R (9, PH) OBP: 0.326, SLG: 0.452			G5-3		K			G1-3		3	0	0	0	0	1	1																				
Pedro Astacio, R (1, 1) OBP: 0.075, SLG: 0.075									F8	1	0	0	0	0	1	0																				
Chris Gwynn, L (7, PH) OBP: 0.322, SLG: 0.370										1	0	0	0	0	1	0																				
Ismael Valdez, R (8, 1) OBP: 0.310, SLG: 0.379										0	0	0	0	0	0	0																				
Rudy Seanez, R (9, 1)										0	0	0	0	0	0	0																				
Inning Stats	R: 0 H: 1 E: 0 K: 0 S: 11	H: 0 LOB: 0 BB: 0 P: 16	R: 0 H: 0 E: 0 K: 0 S: 6	H: 0 LOB: 0 BB: 0 P: 9	R: 1 H: 1 E: 1 K: 1 S: 9	H: 1 LOB: 0 BB: 0 P: 10	R: 0 H: 1 E: 0 K: 1 S: 9	H: 1 LOB: 1 BB: 0 P: 12	R: 0 H: 1 E: 0 K: 1 S: 16	H: 1 LOB: 2 BB: 1 P: 20	R: 0 H: 0 E: 0 K: 1 S: 9	H: 0 LOB: 0 BB: 0 P: 14	R: 0 H: 1 E: 0 K: 1 S: 12	H: 1 LOB: 1 BB: 0 P: 17	R: 0 H: 0 E: 0 K: 1 S: 9	H: 0 LOB: 1 BB: 1 P: 16	1B: 5 2B: 0 3B: 1 HR: 0	SF: 0 SAC: 1 DP: 0 HBP: 0	WP: 0 PA: 35 PB: 0 SB: 0 CS: 0																	
PITCHER	IP	WLS	BF	H	R	ER	SO	BB	IBB	HBP	BLK	WP	HR	S	P	ERA	WHIP	PITCHER		IP	WLS	BF	H	R	ER	SO	BB	IBB	HBP	BLK	WP	HR	S	P	ERA	WHIP
Bret Saberhagen, R (1, 1) ERA: 3.15	8.0	W	31	6	1	0	6	1	0	0	0	0	0	9	16	0.00	0.875																			
John Franco, L (9, 1) ERA: 2.72	1.0		4	0	0	0	1	1	0	0	0	0	0	9	16	0.00	1.000																			

New York Mets @ Los Angeles Dodgers
 Dodger Stadium, Los Angeles, CA
 Sun Jul 10 1994, 3:33 AM PDT
 Att: 45,436 - Sunny - 88 F

AB	32
R	1
H	6
RBI	0
BB	2
SO	7
LOB	11



Batter	1	2	3	4	5	6	7	8	9	AB	R	H	RBI	BB	SO	LOB	TOP										
Brett Butler, L OBP: 0.416, SLG: 0.439 (1, 8)	4-0 G6-3 S BB	2-3 K			1-2 L5			1-1 G3		3	0	0	0	1	1	2	Los Angeles Dodgers @ Philadelphia Phillies Veterans Stadium, Philadelphia, PA Fri Jul 15 1994, 3:33 AM EDT Sunny - 89 F										
Delino DeShields, L OBP: 0.397, SLG: 0.306 (1, 4)	4-2 G6-3 BB		0-0 L7			1-3 K		0-1 G3		3	0	0	1	1	1	0											
Raul Mondesi, R OBP: 0.334, SLG: 0.543 (1, 9)	0-1 G6-3		2-2 P6			1-1 F8		3-H 1-0 F8		4	0	0	0	0	0	2											
Mike Piazza, R OBP: 0.363, SLG: 0.559 (9, PR) Mitch Webster, S OBP: 0.310, SLG: 0.379	1-3 K		3-2 P3			1-1 G4-3			1-2 FC6-4 1B	4	0	1	0	0	1	1											
Tim Lincecum, R OBP: 0.333, SLG: 0.469 (1, 5)		1-2 WP 2B 1B			0-1 G4-3			3-1 G5-3		4	1	1	0	0	1	1											
Eric Karros, R OBP: 0.307, SLG: 0.388 (1, 3)		2-1 F8			1-0 F8			0-2 F9		4	0	0	0	0	0	2											
Cory Snyder, R OBP: 0.337, SLG: 0.452 (9, PH) Chris Gwynn, L OBP: 0.317, SLG: 0.364	4-2 WP 2B BB		1-3 K			0-1 K		2-3 K		2	1	1	0	1	1	0											
Rafael Bourquard, R OBP: 0.354, SLG: 0.349 (1, 6)		1-1 2B			2-2 G6-3			0-0 F9		3	0	1	2	0	0	1											
Kevin Gross, R OBP: 0.179, SLG: 0.194 (1, 1) Omar Daal, L (7, 1)	1-3 K		3-2 G5-3					3-1 G3 2B		2	0	0	0	0	1	1											
Jeff Treadway, L OBP: 0.408, SLG: 0.419 (8, PH) Ismael Valdez, R (8, 1)										0	0	0	0	0	0	0											
Inning Stats	R: 0 E: 0 K: 1 S: 8	H: 0 LOB: 1 BB: 2 P: 17	R: 2 E: 0 K: 2 S: 18	H: 2 LOB: 1 BB: 1 P: 29	R: 0 E: 0 K: 1 S: 9	H: 0 LOB: 0 BB: 0 P: 14	R: 0 E: 0 K: 1 S: 6	H: 0 LOB: 0 BB: 0 P: 8	R: 0 E: 0 K: 1 S: 11	H: 0 LOB: 0 BB: 0 P: 17	R: 0 E: 0 K: 0 S: 8	H: 0 LOB: 0 BB: 0 P: 11	R: 0 E: 0 K: 0 S: 8	H: 1 LOB: 1 BB: 0 P: 11	R: 1 E: 0 K: 0 S: 7	H: 1 LOB: 0 BB: 0 P: 12	R: 0 E: 0 K: 2 S: 18	H: 1 LOB: 1 BB: 0 P: 22	1B: 3 2B: 2 3B: 0 HR: 0	SF: 0 SAC: 0 DP: 1 HBP: 0	WP: 1 PB: 0 SB: 1 CS: 0	PA: 34					
PITCHER	IP	WLS	BF	H	R	ER	SO	BB	IBB	HBP	BLK	WP	HR	S	P	ERA	WHIP										
David West, L ERA: 2.74 (1, 1)	7.0	W	26	3	2	2	5	3	0	0	0	1	0	68	107	2.57	0.857										
Larry Andersen, R ERA: 3.57 (8, 1)	1.0		4	1	1	1	0	0	0	0	0	0	0	7	12	9.00	1.000										
Doug Jones, R ERA: 2.34 (9, 1)	1.0	S	4	1	0	0	2	0	0	0	0	0	0	18	22	0.00	1.000										

Batter	1	2	3	4	5	6	7	8	9	AB	R	H	RBI	BB	SO	LOB	BOTTOM										
Mitt Thompson, L OBP: 0.332, SLG: 0.362 (1, 8) (8, 7)	1-0 L8	2-1 G3			3-2 G1-3			4-1 FC4-6 BB		3	0	0	0	1	0	1	Los Angeles Dodgers @ Philadelphia Phillies Veterans Stadium, Philadelphia, PA Fri Jul 15 1994, 3:33 AM EDT Sunny - 89 F										
Mariano Duncan, R OBP: 0.306, SLG: 0.397 (1, 5)	3-1 P6		3-2 P3		2-3 K		0-0 FC4-6 S		1-2 1-2	4	0	0	0	0	1	1											
Tony Longmire, L OBP: 0.282, SLG: 0.290 (1, 7) Larry Andersen, R (8, 1) Doug Jones, R OBP: 1.000, SLG: 1.000 (9, 1)	4-2 S 2B BB		3-3 K		0-1 G4-3		4-1 SAFE SAFE SAFE SAFE 1-2 BB			2	1	0	0	2	1	0											
John Kruk, L OBP: 0.422, SLG: 0.422 (1, 3)	4-1 2B 1B BB		2-2 1B 2B		0-0 1B		0-1 G4-3			3	2	2	0	1	0	2											
Jim Eisenreich, L OBP: 0.354, SLG: 0.385 (1, 9)	1-0 1B WP 2B		0-0 1B		2-1 L6			1-2 G6-3		4	1	2	2	0	0	1											
Mickey Morandini, L OBP: 0.380, SLG: 0.413 (1, 4)	2-1 S 1B		2-0 F8			1-2 L9		3-1 S 1B		4	0	2	1	0	0	1											
Mike Lieberthal, R OBP: 0.375, SLG: 0.455 (1, 2)	3-2 G5-3				1-0 P4		2-1 G6-3		3-3 SAFE SAFE SAFE SAFE 1-2 K	4	0	0	0	0	1	2											
Kevin Stocker, S OBP: 0.385, SLG: 0.308 (1, 6)		1-2 G1-3			1-1 2B		2-2 G4-3		2-2 G4-3	4	0	1	0	0	0	1											
David West, L OBP: 0.056, SLG: 0.056 (1, 1) Randy Ready, R OBP: 0.462, SLG: 0.364 (7, PH) Billy Hatcher, R OBP: 0.294, SLG: 0.349 (8, 8)		2-1 G4-3			2-3 K			3-2 G5-3		2	0	0	0	0	1	1											
Inning Stats	R: 3 E: 0 K: 0 S: 13	H: 2 LOB: 1 BB: 2 P: 31	R: 0 E: 0 K: 0 S: 7	H: 0 LOB: 0 BB: 0 P: 12	R: 1 E: 0 K: 1 S: 13	H: 2 LOB: 1 BB: 0 P: 23	R: 0 E: 0 K: 1 S: 11	H: 1 LOB: 1 BB: 0 P: 18	R: 0 E: 0 K: 0 S: 8	H: 0 LOB: 0 BB: 0 P: 12	R: 0 E: 0 K: 0 S: 8	H: 0 LOB: 0 BB: 2 P: 13	R: 0 E: 0 K: 0 S: 8	H: 0 LOB: 2 BB: 2 P: 19	R: 0 E: 0 K: 1 S: 11	H: 1 LOB: 1 BB: 0 P: 20		R: 0 E: 0 K: 1 S: 18	H: 1 LOB: 1 BB: 0 P: 20	1B: 4 2B: 3 3B: 0 HR: 0	SF: 0 SAC: 0 DP: 0 HBP: 0	WP: 1 PB: 0 SB: 5 CS: 0	PA: 35				
PITCHER	IP	WLS	BF	H	R	ER	SO	BB	IBB	HBP	BLK	WP	HR	S	P	ERA	WHIP										
Kevin Gross, R ERA: 3.73 (1, 1)	6.2	L	30	4	4	4	3	4	0	0	0	1	0	66	126	5.40	1.500										
Omar Daal, L ERA: 3.12 (7, 1)	0.1		1	0	0	0	0	0	0	0	0	0	0	2	2	0.00	0.000										
Ismael Valdez, R ERA: 3.38 (8, 1)	1.0		4	1	0	0	1	0	0	0	0	0	0	11	20	0.00	1.000										

AB	31
R	3
H	5
RBI	3
BB	3
SO	7
LOB	11



AB	31
R	4
H	7
RBI	3
BB	4
SO	4
LOB	10



Batter	1	2	3	4	5	6	7	8	9	AB	R	H	RBI	BB	SO	LOB	TOP					
Delino DeShields, L OBP: 0.358, SLG: 0.305 (1,4)																	4 0 1 0 1 0 2					
Mitch Webster, S OBP: 0.316, SLG: 0.371 (1,7)																	4 0 1 0 1 1 2					
Raul Mondesi, R OBP: 0.336, SLG: 0.545 (1,8)																	4 2 2 0 0 0 3					
Tim Wallach, R OBP: 0.338, SLG: 0.474 (1,5)																	3 1 2 1 1 0 0					
Eric Karros, R OBP: 0.304, SLG: 0.384 (1,3)																	3 0 0 1 0 0 2					
Todd Worrell, R (8,1)																	0 0 0 0 0 0 0					
Cory Snyder, R OBP: 0.331, SLG: 0.446 (1,9)																	4 0 1 0 0 0 1					
Carlos Hernandez, R OBP: 0.265, SLG: 0.354 (1,2)																	3 0 1 1 1 1 0					
Rafael Bourimigal, R OBP: 0.353, SLG: 0.348 (1,6)																	3 0 1 0 0 0 2					
Tom Candiotti, R OBP: 0.143, SLG: 0.167 (1,1)																	2 0 1 0 0 0 0					
Ismael Valdez, R (7,1)																	0 0 0 0 0 0 0					
Henny Rodriguez, L OBP: 0.341, SLG: 0.454 (8,3)																	1 0 0 0 0 0 1					
Inning Stats	R: 0 E: 0 K: 0 S: 3	H: 0 LOB: 0 BB: 1 P: 9	R: 0 E: 0 K: 0 S: 9	H: 0 LOB: 0 BB: 1 P: 17	R: 0 E: 0 K: 1 S: 9	H: 1 LOB: 1 BB: 0 P: 12	R: 1 E: 0 K: 1 S: 14	H: 2 LOB: 1 BB: 0 P: 19	R: 0 E: 0 K: 0 S: 7	H: 1 LOB: 1 BB: 0 P: 12	R: 2 E: 0 K: 0 S: 11	H: 4 LOB: 2 BB: 0 P: 15	R: 0 E: 0 K: 0 S: 6	H: 2 LOB: 1 BB: 0 P: 10	R: 0 E: 0 K: 0 S: 4	H: 0 LOB: 0 BB: 0 P: 10	R: 0 E: 0 K: 0 S: 8	H: 0 LOB: 2 BB: 2 P: 21	1B: 8 2B: 3 3B: 0 HR: 0	SF: 1 SAC: 2 DP: 3 HBP: 0	WP: 0 PB: 0 SB: 0 CS: 0	PA: 38
PITCHER	IP	WLS	BF	H	R	ER	SO	BB	IBB	HBP	BLK	WP	HR	S	P	ERA	WHIP					
Danny Jackson, L ERA: 3.35 (1,1)	7.0	L	30	10	3	3	2	2	0	0	0	0	0	59	94	3.86	1.714					
Toby Borland, R ERA: 1.62 (8,1)	2.0		8	0	0	0	0	2	0	0	0	0	0	12	31	0.00	1.000					


Los Angeles Dodgers @ Philadelphia Phillies
Veterans Stadium, Philadelphia, PA
Fri Jul 15 1994, 7:05 PM EDT
Att: 58,247 - Unknown


AB 31
R 3
H 10
RBI 3
BB 4
SO 2
LOB 13

Batter	1	2	3	4	5	6	7	8	9	AB	R	H	RBI	BB	SO	LOB	BOTTOM					
Billy Hatcher, R OBP: 0.293, SLG: 0.348 (1,8)																	4 0 1 0 0 0 1					
Mariano Duncan, R OBP: 0.306, SLG: 0.395 (1,5)																	4 1 1 0 0 2 2					
Tony Longmire, L OBP: 0.289, SLG: 0.308 (1,9)																	4 0 2 0 0 0 1					
Ricky Jordan, R OBP: 0.280, SLG: 0.443 (1,3)																	3 0 0 0 1 0 2					
Pete Incaviglia, R OBP: 0.284, SLG: 0.438 (1,7)																	4 0 0 0 0 1 2					
Mickey Morandini, L OBP: 0.384, SLG: 0.405 (1,4)																	4 0 0 0 0 1 0					
Todd Pratt, R OBP: 0.224, SLG: 0.277 (1,2)																	1 0 0 0 2 0 0					
Jim Eisenreich, L OBP: 0.357, SLG: 0.401 (9, PH)																	1 1 1 1 0 0 0					
Kevin Stocker, S OBP: 0.382, SLG: 0.303 (1,6)																	3 0 0 0 1 1 2					
Danny Jackson, R OBP: 0.224, SLG: 0.277 (1,1)																	2 0 0 0 0 1 1					
Milt Thompson, L OBP: 0.330, SLG: 0.360 (7, PH)																	1 0 0 0 0 0 1					
Toby Borland, R (8,1)																	0 0 0 0 0 0 0					
John Kruk, L OBP: 0.420, SLG: 0.419 (9, PH)																	1 0 0 0 0 1 0					
Inning Stats	R: 0 E: 0 K: 0 S: 10	H: 1 LOB: 1 BB: 0 P: 16	R: 0 E: 0 K: 0 S: 10	H: 0 LOB: 1 BB: 1 P: 19	R: 1 E: 0 K: 0 S: 16	H: 2 LOB: 2 BB: 1 P: 27	R: 0 E: 0 K: 1 S: 8	H: 0 LOB: 1 BB: 1 P: 13	R: 0 E: 0 K: 1 S: 13	H: 1 LOB: 1 BB: 0 P: 18	R: 0 E: 0 K: 1 S: 9	H: 0 LOB: 0 BB: 0 P: 15	R: 0 E: 0 K: 1 S: 10	H: 0 LOB: 1 BB: 1 P: 19	R: 0 E: 0 K: 0 S: 7	H: 0 LOB: 0 BB: 0 P: 10	R: 0 E: 0 K: 3 S: 11	H: 1 LOB: 0 BB: 0 P: 17	1B: 3 2B: 1 3B: 0 HR: 1	SF: 0 SAC: 0 DP: 0 HBP: 0	WP: 1 PB: 2 SB: 0 CS: 0	PA: 36
PITCHER	IP	WLS	BF	H	R	ER	SO	BB	IBB	HBP	BLK	WP	HR	S	P	ERA	WHIP					
Tom Candiotti, R ERA: 3.88 (1,1)	6.0	W	25	4	1	1	3	3	0	0	0	0	0	66	108	1.50	1.167					
Ismael Valdez, R ERA: 3.14 (7,1)	1.0		4	0	0	0	1	1	0	0	0	0	0	10	19	0.00	1.000					
Todd Worrell, R ERA: 2.53 (8,1)	2.0	S	7	1	1	1	3	0	0	0	0	0	1	18	27	4.50	0.500					

Los Angeles Dodgers @ Philadelphia Phillies
Veterans Stadium, Philadelphia, PA
Fri Jul 15 1994, 7:05 PM EDT
Att: 58,247 - Unknown

AB 32
R 2
H 5
RBI 1
BB 4
SO 7
LOB 12

Batter	1	2	3	4	5	6	7	8	9	AB	R	H	RBI	BB	SO	LOB	TOP										
Brett Butler, L OBP: 0.411, SLG: 0.434 (1, 8)	L1	SF8			P6		K		F7	4	0	0	1	0	1	2	Los Angeles Dodgers @ Philadelphia Phillies Veterans Stadium, Philadelphia, PA Sat Jul 16 1994, 7:05 PM EDT Att: 46,679 - Unknown - 86 F AB 35 R 6 H 12 RBI 6 BB 3 SO 2 LOB 14 										
Delino DeShields, L OBP: 0.358, SLG: 0.304 (1, 4)	2B 1B	L6			G1-3		1B FC3-2 BB		G3-1	4	1	1	0	1	0	3											
Mike Piazza, R OBP: 0.366, SLG: 0.562 (1, 2)	1B 2B				F7		FC3-2 1B		L5	5	1	3	2	0	0	0											
Tim Lincecum, R OBP: 0.340, SLG: 0.483 (1, 5)	G6-4-3 1B				F9		FC3-2			4	1	2	3	0	0	2											
Henry Rodriguez, L OBP: 0.336, SLG: 0.447 Jim Gott, R (7, 1)	G6-4-3				G4-3		F8		G3	4	0	0	0	0	0	4											
Raul Mondesi, R OBP: 0.335, SLG: 0.542 (1, 9)		L6			F9		G6-4-3 1B		K	4	0	1	0	0	1	0											
Eric Karros, R OBP: 0.306, SLG: 0.386 (1, 3)	1B SF8 1B				G5-4-3 1B		G6-4-3		G6-3	4	1	2	0	0	0	1											
Rafael Bourquim, R OBP: 0.364, SLG: 0.333 (1, 6)	SF8 1B BB				G5-4-3		G5-3			2	0	0	0	0	2	0											
Orel Hershiser, R OBP: 0.238, SLG: 0.184 Ramon Martinez, R OBP: 0.286, SLG: 0.330 Roger McDowell, R OBP: 0.286, SLG: 0.330 Omar Daal, L OBP: 0.286, SLG: 0.330 Jeff Treadway, L OBP: 0.286, SLG: 0.330 Chris Gwynn, L OBP: 0.286, SLG: 0.330 (1, 1)	1-2 2-3				G1-3 1B				G3	0	0	0	0	0	0	0											
Inning Stats	R: 1 E: 0 K: 0 S: 8	H: 3 LOB: 1 BB: 0 P: 12	R: 1 E: 0 K: 0 S: 15	H: 2 LOB: 2 BB: 1 P: 28	R: 0 E: 0 K: 0 S: 7	H: 0 LOB: 0 BB: 0 P: 8	R: 0 E: 0 K: 0 S: 5	H: 1 LOB: 0 BB: 0 P: 6	R: 3 E: 0 K: 0 S: 14	H: 3 LOB: 0 BB: 0 P: 21	R: 0 E: 0 K: 0 S: 6	H: 1 LOB: 0 BB: 0 P: 10	R: 1 E: 0 K: 1 S: 11	H: 2 LOB: 2 BB: 1 P: 19	R: 0 E: 0 K: 1 S: 9	H: 0 LOB: 1 BB: 1 P: 16		R: 0 E: 0 K: 0 S: 7	H: 0 LOB: 0 BB: 0 P: 10	1B: 10 2B: 1 3B: 0 HR: 1	SF: 1 SAC: 0 DP: 3 HBP: 0	WP: 0 PB: 0 SB: 0 CS: 0	PA: 39				
PITCHER	IP	WLS	BF	H	R	ER	SO	BB	IBB	HBP	BLK	WP	HR	S	P	ERA	WHIP										
Bobby Munoz, R ERA: 2.43 (1, 1)	5.0	W	23	9	5	5	0	1	0	0	0	0	1	49	75	9.00	2.000										
Paul Quantrill, R ERA: 4.47 (6, 1)	1.1		7	3	1	1	1	1	0	0	0	0	0	14	25	6.75	3.000										
Toby Borland, R ERA: 1.4 (7, 1)	2.2	S	9	0	0	0	1	1	0	0	0	0	0	19	30	0.00	0.375										

Batter	1	2	3	4	5	6	7	8	9	AB	R	H	RBI	BB	SO	LOB	BOTTOM										
Billy Hatcher, R OBP: 0.291, SLG: 0.345 (1, 8)	F7		E3 1B SF7	G4-6-3	FC1			G6-4-3 1B		5	1	1	0	0	0	4	Los Angeles Dodgers @ Philadelphia Phillies Veterans Stadium, Philadelphia, PA Sat Jul 16 1994, 7:05 PM EDT Att: 46,679 - Unknown - 86 F AB 35 R 10 H 11 RBI 9 BB 5 SO 3 LOB 16 										
Mariano Duncan, R OBP: 0.304, SLG: 0.391 (1, 5)	G6-3		HR 1B	P7	G4-3			G6-4-3		5	1	1	0	0	0	4											
Milt Thompson, L OBP: 0.332, SLG: 0.354 (1, 7)	G3-1		HR BB	G1-3	K			S 1B BB		3	2	0	0	2	1	0											
John Kruk, L OBP: 0.420, SLG: 0.426 (1, 3)		E3 1B	SF7	E	K			1B		4	2	2	2	0	1	0											
Jim Eisenreich, L OBP: 0.361, SLG: 0.420 (1, 9)	1B BB		HR	E1 3B				F8		4	2	2	3	1	0	1											
Mickey Morandini, L OBP: 0.381, SLG: 0.412 (1, 4)	P4		P5	1B 3B	K					4	1	1	1	0	1	3											
Mike Lieberthal, R OBP: 0.393, SLG: 0.577 (1, 2)	F8		HR	WP FC1 1B	G4-3					4	1	2	2	0	0	2											
Kevin Stocker, S OBP: 0.384, SLG: 0.303 (1, 6)	G6-3		G4-3	FC1 WP BB	G3					3	0	1	1	1	0	0											
Bobby Munoz, R OBP: 0.280, SLG: 0.375 Tony Longmire, L OBP: 0.296, SLG: 0.308 Paul Quantrill, L OBP: 0.286, SLG: 0.330 Toby Borland, R OBP: 0.286, SLG: 0.330 (1, 1)	G6-3		G4-6-3 1B	FC1 IBB	G6-3					2	0	1	0	0	0	2											
Inning Stats	R: 0 E: 0 K: 0 S: 6	H: 0 LOB: 0 BB: 0 P: 11	R: 1 E: 1 K: 0 S: 8	H: 1 LOB: 2 BB: 1 P: 16	R: 5 E: 1 K: 0 S: 12	H: 3 LOB: 0 BB: 1 P: 23	R: 0 E: 0 K: 0 S: 6	H: 1 LOB: 0 BB: 0 P: 11	R: 3 E: 1 K: 0 S: 17	H: 3 LOB: 3 BB: 2 P: 30	R: 0 E: 0 K: 3 S: 13	H: 1 LOB: 1 BB: 0 P: 19	R: 0 E: 0 K: 0 S: 4	H: 0 LOB: 0 BB: 0 P: 6	R: 1 E: 0 K: 0 S: 10	H: 2 LOB: 1 BB: 1 P: 18		R: 0 E: 0 K: 0 S: 7	H: 0 LOB: 0 BB: 0 P: 10	1B: 6 2B: 2 3B: 1 HR: 2	SF: 1 SAC: 0 DP: 2 HBP: 0	WP: 1 PB: 0 SB: 1 CS: 0	PA: 41				
PITCHER	IP	WLS	BF	H	R	ER	SO	BB	IBB	HBP	BLK	WP	HR	S	P	ERA	WHIP										
Orel Hershiser, R ERA: 3.73 (1, 1)	4.1	L	25	8	9	5	0	2	0	0	0	0	2	40	73	10.38	2.308										
Ramon Martinez, R ERA: 4.38 (5, 1)	0.2		4	0	0	0	0	1	1	0	0	1	0	9	18	0.00	1.500										
Omar Daal, L ERA: 2.79 Jim Gott, R ERA: 5.08 (6, 1)	1.0		4	1	0	0	3	0	0	0	0	0	0	13	19	0.00	1.000										
Jim Gott, R ERA: 5.08 (7, 1)	2.0		8	2	1	1	0	1	0	0	0	0	0	14	24	4.50	1.500										

Batter	1	2	3	4	5	6	7	8	9	AB	R	H	RBI	BB	SO	LOB	TOP										
Brett Butler, L OBP: 0.410, SLG: 0.433 Mitch Webster, S OBP: 0.333, SLG: 0.423	0-0 G6-4-3 1B		3-2 P4			1-1 G5-3				3	0	1	0	0	0	0	Los Angeles Dodgers @ Philadelphia Phillies Veterans Stadium, Philadelphia, PA Sun Jul 17 1994, 7:05 PM EDT Att: 50,993 - Unknown										
Raul Mondesi, R OBP: 0.336, SLG: 0.538	1-2 G6-4-3 1-2		0-0 G6-3			2-2 F7				4	1	1	2	1	0	1											
Mike Piazza, R OBP: 0.363, SLG: 0.557 Carlos Hernandez, R OBP: 0.275, SLG: 0.420	3-2 G6-3			1-2 F8		1-1 G6-3				3	0	0	0	0	0	0											
Tim Wallach, R OBP: 0.339, SLG: 0.480		2-2 F9		1-0 F8			3-2 P6		3-2 1B FC3-6 1B	4	1	1	0	0	0	0											
Eric Karros, R OBP: 0.311, SLG: 0.390		1-0 1B		1-0 1B		2-1 G4-3			1-1 FC3-6 1B 1-2 1B 1B	4	1	3	0	0	0	0											
Cory Snyder, R OBP: 0.324, SLG: 0.436		0-1 F7		0-0 G4-3		1-3 K			2-2 FC3-6 1-2 2-3 1B	3	0	0	0	0	1	2											
Chris Gwynn, L OBP: 0.323, SLG: 0.368										1	0	1	0	0	0	0											
Jeff Treadway, L OBP: 0.407, SLG: 0.417		1-1 1B		0-0 G4-3				0-3 K	1-1 FC3-6 1B 1-2 2-3 3-H 1B	4	1	1	1	0	1	2											
Rafael Bourimigal, R OBP: 0.345, SLG: 0.314 Delino DeShields, L OBP: 0.357, SLG: 0.503		0-2 P6		1-1 G1-3				1-0 F7	2-1 F8	3	0	0	0	0	0	2											
Pedro Astacio, R ERA: 2.94 Rudy Seanez, R ERA: 4.99 Omar Daal, L ERA: 2.61 Dave Hansen, L ERA: 4.97 Roger McDowell, R ERA: 4.94 Henry Rodriguez, L ERA: 2.32			0-0 G4-3		0-3 K			0-0 G3	0-1 1B 1B	1	0	0	0	0	0	0											
Inning Stats	R: 0 E: 0 K: 0 S: 7	H: 1 LOB: 0 BB: 0 P: 11	R: 0 E: 0 K: 0 S: 11	H: 2 LOB: 2 BB: 0 P: 15	R: 0 E: 0 K: 0 S: 6	H: 0 LOB: 0 BB: 0 P: 9	R: 0 E: 0 K: 0 S: 6	H: 1 LOB: 1 BB: 0 P: 9	R: 0 E: 0 K: 1 S: 6	H: 0 LOB: 0 BB: 0 P: 7	R: 0 E: 0 K: 0 S: 10	H: 0 LOB: 0 BB: 0 P: 14	R: 0 E: 0 K: 1 S: 9	H: 0 LOB: 0 BB: 0 P: 15	R: 0 E: 0 K: 1 S: 5	H: 0 LOB: 0 BB: 0 P: 6	R: 7 E: 0 K: 0 S: 37	H: 7 LOB: 2 BB: 2 P: 56	1B: 9 2B: 0 3B: 0 HR: 2	SF: 0 SAC: 0 DP: 1 HBP: 0	WP: 0 PB: 0 SB: 0 CS: 0	PA: 39					
PITCHER	IP	WLS	BF	H	R	ER	SO	BB	IBB	HBP	BLK	WP	HR	S	P	ERA	WHIP										
Fernando Valenzuela, L ERA: 2.94	8.0	W	30	6	3	3	3	1	0	0	0	0	2	72	103	3.38	0.875										
Paul Quanttrill, R ERA: 4.99	0.0		3	3	0	0	0	0	0	0	0	0	0	11	17	∞	∞										
Larry Andersen, R ERA: 3.98	0.2		4	1	2	2	0	1	0	0	0	0	0	8	15	27.00	3.000										
Doug Jones, R ERA: 2.32	0.1	S	2	1	2	2	0	0	0	0	0	0	0	6	7	54.00	3.000										

Batter	1	2	3	4	5	6	7	8	9	AB	R	H	RBI	BB	SO	LOB	BOTTOM										
Billy Hatcher, R OBP: 0.293, SLG: 0.350	1-2 1B		1-2 WP HR	1-2 G3		0-1 G5-3		1-2 G4-3		5	2	2	0	0	0	1	Los Angeles Dodgers @ Philadelphia Phillies Veterans Stadium, Philadelphia, PA Sun Jul 17 1994, 7:05 PM EDT Att: 50,993 - Unknown										
Mariano Duncan, R OBP: 0.308, SLG: 0.408	0-0 G6-4-3 2H		2-2 1B 1-H	0-3 K		1-2 G6-3		3-1 1B		5	2	3	3	0	1	1											
Milt Thompson, L OBP: 0.333, SLG: 0.356	1-0 G6-4-3 1-2		1-0 1B	0-2 G4-3			2-1 G4-3	3-2 1B		5	1	2	1	0	0	1											
John Kruk, L OBP: 0.415, SLG: 0.436	1-2 F7		0-0 F9		2-3 K		2-2 HR	0-1 G1-3		5	1	1	1	0	1	2											
Jim Eisenreich, L OBP: 0.372, SLG: 0.437		4-1 2B G6-3	2-2 1B 1B SF8	3-1 G6-3		3-1 G3			3-3 3 1B 2B	3	3	3	1	1	0	0											
Mickey Morandini, L OBP: 0.383, SLG: 0.418		1-1 G5-3	1-2 SF8	1-2 G6-3		0-1 G3				4	0	2	0	0	0	2											
Mike Lieberthal, R OBP: 0.406, SLG: 0.567		3-3 K	0-0 1B	1-2 G5-3		1-1 G5-3		0-0 1B		4	0	2	1	0	1	3											
Kevin Stocker, S OBP: 0.382, SLG: 0.300		2-2 G5-3	0-2 SF8			4-2 SH1-4 BB		0-2 L9		2	0	0	2	1	0	2											
Fernando Valenzuela, L OBP: 0.250, SLG: 0.375 Paul Quanttrill, L ERA: 4.97 Larry Andersen, R ERA: 2.61 Doug Jones, R OBP: 1.000, SLG: 1.000		0-1 G3	1-0 F7			1-1 SH1-4		0-3 K		3	0	0	0	0	1	3											
Inning Stats	R: 1 E: 0 K: 0 S: 9	H: 2 LOB: 0 BB: 0 P: 12	R: 1 E: 0 K: 1 S: 11	H: 1 LOB: 1 BB: 1 P: 21	R: 4 E: 0 K: 0 S: 23	H: 6 LOB: 2 BB: 0 P: 31	R: 0 E: 0 K: 1 S: 9	H: 0 LOB: 0 BB: 0 P: 10	R: 0 E: 0 K: 0 S: 10	H: 1 LOB: 1 BB: 0 P: 17	R: 0 E: 0 K: 0 S: 9	H: 0 LOB: 1 BB: 1 P: 15	R: 2 E: 0 K: 0 S: 14	H: 3 LOB: 1 BB: 0 P: 21	R: 1 E: 0 K: 1 S: 14	H: 2 LOB: 1 BB: 0 P: 21		R: 1 E: 0 K: 0 S: 37	H: 8 LOB: 5 BB: 0 HR: 2	SF: 1 SAC: 1 DP: 1 HBP: 0	WP: 1 PB: 0 SB: 1 CS: 0	PA: 40					
PITCHER	IP	WLS	BF	H	R	ER	SO	BB	IBB	HBP	BLK	WP	HR	S	P	ERA	WHIP										
Pedro Astacio, R ERA: 4.13	2.1	L	14	5	2	2	2	1	0	0	0	0	1	46	69	4.50	1.500										
Rudy Seanez, R ERA: 4.97	4.0		18	5	2	2	2	1	0	0	0	0	1	46	69	4.50	1.500										
Omar Daal, L ERA: 2.61	0.2		3	1	0	0	0	0	0	0	0	0	0	6	6	0.00	1.500										
Roger McDowell, R ERA: 4.94	1.0		5	2	1	1	1	0	0	0	0	0	0	14	21	9.00	2.000										

Batter	1	2	3	4	5	6	7	8	9	AB	R	H	RBI	BB	SO	LOB	TOP																	
Brett Butler, L OBP: 0.416, SLG: 0.453 (1, 8)	P6		HR		G4-3		3B 1B		FC1-5 2B	5	2	3	1	0	0	0	Los Angeles Dodgers @ New York Mets Shea Stadium, Flushing, NY Wed Jul 20 1994, 3:33 AM EDT Att: 29,578 - Sunny - 92 F																	
Delino DeShields, L OBP: 0.366, SLG: 0.324 (1, 4) (8, 6)	1B BB						SF9 3B		FC1-5 CS	4	2	1	1	1	2	1																		
Henry Rodriguez, L OBP: 0.336, SLG: 0.444 Mitch Webster, S OBP: 0.333, SLG: 0.432 (1, 7) (9, PH)	1B 1B				P5		SF9		F8	3	0	2	1	0	0	0																		
Tim Wallach, R OBP: 0.349, SLG: 0.494 (1, 5)					F8		K			4	0	1	0	0	2	3																		
Raul Mondesi, R OBP: 0.333, SLG: 0.532 (1, 9)	FC5-4 1B						L6			4	0	2	1	0	1	0																		
Eric Karros, R OBP: 0.312, SLG: 0.390 (1, 3)	FC5-4				L5		P8			4	0	1	0	0	0	2																		
Carlos Hernandez, R OBP: 0.250, SLG: 0.382 (1, 2)					E5		G1-3			4	0	0	0	0	2	1																		
Rafael Bourimigal, R OBP: 0.343, SLG: 0.306 Jeff Treadway, L OBP: 0.410, SLG: 0.418 (1, 6) (8, PH) (8, 4)	G4-3				F9		HBP		FC6-4 1B	2	0	0	0	0	0	1																		
Ramon Martinez, R OBP: 0.278, SLG: 0.321 Dave Hansen, L OBP: 0.378, SLG: 0.394 Rudy Seanez, R Mike Piazza, R OBP: 0.368, SLG: 0.554 Jim Gott, R (1, 1) (6, PH) (6, 1) (8, 1)	L5				F7		F9		FC6-4	2	0	0	0	0	0	1																		
Inning Stats	R: 1 E: 0 K: 1 S: 17	H: 2 LOB: 2 BB: 1 P: 28	R: 0 E: 0 K: 1 S: 8	H: 0 LOB: 0 BB: 0 P: 11	R: 1 E: 0 K: 1 S: 9	H: 3 LOB: 1 BB: 0 P: 13	R: 0 E: 1 K: 0 S: 10	H: 0 LOB: 1 BB: 0 P: 12	R: 0 E: 0 K: 1 S: 9	H: 1 LOB: 1 BB: 0 P: 14	R: 0 E: 0 K: 1 S: 12	H: 1 LOB: 2 BB: 0 P: 16	R: 2 E: 0 K: 1 S: 15	H: 2 LOB: 0 BB: 0 P: 23	R: 0 E: 0 K: 1 S: 10	H: 1 LOB: 1 BB: 0 P: 17		R: 0 E: 0 K: 0 S: 4	H: 1 LOB: 0 BB: 0 P: 5	1B: 7 2B: 1 3B: 2 HR: 1	SF: 1 SAC: 0 DP: 0 HBP: 1	WP: 0 PB: 0 SB: 0 CS: 1	PA: 40											
PITCHER	IP WLS BF H R ER SO BB IBB HBP BLK WP HR S P ERA WHIP																																	
Bret Saberhagen, R ERA: 3.04 Josias Manzanillo, R ERA: 1.99 John Franco, L ERA: 2.9	(1, 1) (7, 1) (9, 1)	6.1 1.2 1.0	W 6 S	30 6 3	H 9 1	R 4 0	ER 4 0	SO 5 2	BB 1 0	IBB 0 0	HBP 1 0	BLK 0 0	WP 0 0	HR 1 0	S 74 16	P 109 25		ERA 5.68 0.00	WHIP 1.579 0.600															

Batter	1	2	3	4	5	6	7	8	9	AB	R	H	RBI	BB	SO	LOB	BOTTOM																		
Fernando Vina, L OBP: 0.356, SLG: 0.281 (1, 4)	P3		HR BB		FC3-6 BB		HBP		F8	2	1	0	0	2	0	1	Los Angeles Dodgers @ New York Mets Shea Stadium, Flushing, NY Wed Jul 20 1994, 3:33 AM EDT Att: 29,578 - Sunny - 92 F																		
Jose Vizcaino, S OBP: 0.327, SLG: 0.345 (1, 6)	CS 1B				FC3-6		F7		E9	5	0	2	1	0	1	5																			
Bobby Bonilla, S OBP: 0.388, SLG: 0.509 (1, 5)	K				K		F9			4	1	1	2	0	2	5																			
Jim Lindeman, R OBP: 0.299, SLG: 0.437 (1, 7)					F8		K			4	1	2	0	0	1	0																			
Joe Orsulak, L OBP: 0.292, SLG: 0.354 (1, 9)	G3				F8		S 1B			4	0	2	1	0	0	0																			
David Segui, S OBP: 0.317, SLG: 0.431 (1, 3)	FC4-6 1B				F8		F7		P3	4	0	1	0	0	0	3																			
Kelly Stinnett, R OBP: 0.350, SLG: 0.490 (1, 2)	FC4-6				BB 1B FC3-6 1B		SH5-4 1B		G6-3	4	1	2	0	0	0	2																			
Ryan Thompson, R OBP: 0.313, SLG: 0.461 (1, 8)	F8				K		SH5-4 1B		1B 1B	4	0	2	0	0	1	2																			
Bret Saberhagen, R OBP: 0.285, SLG: 0.244 Josias Manzanillo, R Rico Brogna, L OBP: 0.348, SLG: 0.677 John Franco, L (1, 1) (7, 1) (8, PH) (9, 1)	G3-1				G3-1		SH5-4		K	2	1	1	0	0	0	0																			
Inning Stats	R: 0 E: 0 K: 1 S: 7	H: 1 LOB: 1 BB: 0 P: 12	R: 1 E: 0 K: 0 S: 11	H: 2 LOB: 1 BB: 0 P: 16	R: 2 E: 0 K: 1 S: 10	H: 3 LOB: 2 BB: 1 P: 22	R: 2 E: 1 K: 2 S: 19	H: 2 LOB: 1 BB: 1 P: 31	R: 0 E: 0 K: 0 S: 5	H: 0 LOB: 0 BB: 0 P: 5	R: 0 E: 0 K: 0 S: 11	H: 2 LOB: 3 BB: 0 P: 17	R: 0 E: 0 K: 1 S: 12	H: 1 LOB: 1 BB: 0 P: 19	R: 0 E: 1 K: 1 S: 11	H: 2 LOB: 2 BB: 0 P: 13		R: 0 E: 0 K: 1 S: 4	H: 0 LOB: 0 BB: 0 P: 5	1B: 11 2B: 1 3B: 1 HR: 1	SF: 0 SAC: 1 DP: 1 HBP: 1	WP: 0 PB: 0 SB: 1 CS: 1	PA: 38												
PITCHER	IP WLS BF H R ER SO BB IBB HBP BLK WP HR S P ERA WHIP																																		
Ramon Martinez, R ERA: 4.48 Rudy Seanez, R ERA: 4.3 Jim Gott, R ERA: 5.58	(1, 1) (6, 1) (8, 1)	5.0 2.0 1.0	L 10 4	W 3 2	24 3 2	H 8 3	R 4 0	ER 4 0	SO 4 1	BB 4 0	IBB 0 0	HBP 0 1	BLK 0 0	WP 0 0	HR 1 0	S 52 23		P 86 36	ERA 7.20 0.00	WHIP 2.000 1.500															



Batter	1	2	3	4	5	6	7	8	9	AB	R	H	RBI	BB	SO	LOB	TOP				
Brett Butler, L OBP: 0.415, SLG: 0.451 (1, 8)	G5-3			G3 1B		G3-1		G5-3		4	1	1	0	0	0	1					
Delino DeShields, L OBP: 0.391, SLG: 0.319 (1, 4)	L7			G3		G4-3			F9	4	0	0	0	0	0	1					
Mike Piazza, R OBP: 0.399, SLG: 0.552 Carlos Hernandez, R OBP: 0.263, SLG: 0.393 (1, 2) (7, 2)	F8			FC5-4 1B				F9		3	0	1	1	0	0	0					
Tim Wallach, R OBP: 0.350, SLG: 0.497 (1, 5)		G5-3		FC5-4 1-2						4	0	2	1	0	0	1					
Henry Rodriguez, L OBP: 0.331, SLG: 0.438 (1, 7)		F8		K			P5			4	0	0	0	0	2	3					
Raul Mondesi, R OBP: 0.330, SLG: 0.526 (1, 9)		G5-3				F7				4	0	0	0	0	0	2					
Eric Karros, R OBP: 0.312, SLG: 0.392 (1, 3)				F9		P4				3	0	1	0	0	0	0					
Rafael Bourimigal, R OBP: 0.329, SLG: 0.292 (1, 6)				G1-3		G6-3				3	0	0	0	0	0	1					
Pedro Astacio, R OBP: 0.073, SLG: 0.073 Corey Spivey, R OBP: 0.230, SLG: 0.229 Roger McDowell, R OBP: 0.299, SLG: 0.411 Jeff Treadway, L OBP: 0.443, SLG: 0.411 Omar Daal, L OBP: 0.299, SLG: 0.382 Rudy Seanez, R OBP: 0.299, SLG: 0.382 Dave Hansen, L OBP: 0.299, SLG: 0.382 Jim Gott, R OBP: 0.299, SLG: 0.382 (1, 1) (3, PH) (3, PH) (6, PH) (6, PH) (6, PH) (8, 1) (8, 1)				K				G3-1		0	0	0	0	0	0	0					
Inning Stats	R: 0 E: 0 K: 0 S: 9	H: 0 LOB: 0 BB: 0 P: 16	R: 0 E: 0 K: 0 S: 10	H: 0 LOB: 0 BB: 0 P: 15	R: 0 E: 0 K: 1 S: 5	H: 0 LOB: 0 BB: 0 P: 6	R: 1 E: 0 K: 1 S: 12	H: 2 LOB: 1 BB: 0 P: 16	R: 0 E: 0 K: 0 S: 6	H: 0 LOB: 0 BB: 0 P: 10	R: 0 E: 0 K: 0 S: 8	H: 1 LOB: 1 BB: 0 P: 11	R: 0 E: 0 K: 0 S: 9	H: 1 LOB: 1 BB: 0 P: 13	R: 1 E: 0 K: 1 S: 16	H: 2 LOB: 1 BB: 0 P: 22	1B: 4 2B: 2 3B: 0 HR: 0	SF: 0 SAC: 0 DP: 0 HBP: 0	WP: 0 PB: 1 SB: 0 CS: 0	PA: 33	
PITCHER	IP	WLS	BF	H	R	ER	SO	BB	IBB	HBP	BLK	WP	HR	S	P	ERA	WHIP				
Ken Hill, R ERA: 3.18 Tim Scott, R ERA: 2.7	(1, 1) (9, 1)	8.0 1.0	W 5	28 2	4 1	1 0	2 1	0 0	0 0	0 0	0 0	0 0	0 0	64 16	94 22	1.12 0.00	0.500 2.000				

Los Angeles Dodgers @ Montreal Expos
Olympic Stadium, Montreal, QB
Fri Jul 22 1994, 7:05 PM EDT
Att: 32,253 - Dome

AB	33
R	2
H	6
RBI	2
BB	0
SO	3
LOB	10



Batter	1	2	3	4	5	6	7	8	9	AB	R	H	RBI	BB	SO	LOB	BOTTOM				
Marquis Grissom, R OBP: 0.340, SLG: 0.413 (1, 8)	1B 2B	F9	BB 1B		G6-4-3 1B		FC6-4 1-2			5	1	3	1	0	0	1					
Cliff Floyd, L OBP: 0.327, SLG: 0.398 (1, 7)	P4	S 2B 1B	BB 1B		G6-4-3 1-2		P6			4	1	1	1	1	0	3					
Moises Alou, R OBP: 0.400, SLG: 0.582 (1, 9)	2B SF8 1B	G6-3	F8					G3-1 2B		4	2	2	1	1	0	4					
Larry Walker, L OBP: 0.385, SLG: 0.576 (1, 3)	SF8 2B 2B			G4-3				G3-1		4	1	2	1	1	0	1					
Darrin Fletcher, L OBP: 0.326, SLG: 0.459 Tim Scott, R (1, 2) (9, 1)	SF8	F8		G6-3		G3		G3		4	0	0	1	0	0	4					
Wil Cordero, R OBP: 0.369, SLG: 0.517 (1, 6)	2B 2B			G5-3		SF7				3	1	2	2	1	0	0					
Mike Lansing, R OBP: 0.334, SLG: 0.371 (1, 4)	2B			G3		K		G6-3		5	0	1	1	0	1	4					
Sean Berry, R OBP: 0.341, SLG: 0.414 (1, 5)	IBB			1B BB 1B		SH1-4 1B 2B				3	2	2	0	1	1	0					
Ken Hill, R OBP: 0.196, SLG: 0.140 Tim Spehr, R OBP: 0.297, SLG: 0.333 (1, 1) (9, 2)	L4			BB 1B 1B		SH1-4 2-3		FC6-4 BB		2	0	1	0	1	0	2					
Inning Stats	R: 4 E: 0 K: 0 S: 16	H: 5 LOB: 2 BB: 1 P: 27	R: 1 E: 0 K: 0 S: 11	H: 2 LOB: 1 BB: 0 P: 19	R: 1 E: 0 K: 0 S: 16	H: 3 LOB: 3 BB: 1 P: 31	R: 0 E: 0 K: 0 S: 9	H: 1 LOB: 1 BB: 0 P: 15	R: 1 E: 0 K: 1 S: 11	H: 0 LOB: 1 BB: 2 P: 22	R: 0 E: 0 K: 1 S: 11	H: 0 LOB: 1 BB: 1 P: 21	R: 0 E: 0 K: 0 S: 7	H: 1 LOB: 2 BB: 1 P: 13	1B: 6 2B: 8 3B: 0 HR: 0	SF: 2 SAC: 1 DP: 1 HBP: 0	WP: 2 PB: 0 SB: 1 CS: 0	PA: 43			
PITCHER	IP	WLS	BF	H	R	ER	SO	BB	IBB	HBP	BLK	WP	HR	S	P	ERA	WHIP				
Pedro Astacio, R ERA: 4.42 Roger McDowell, R ERA: 5.19 Omar Daal, L ERA: 4.22 Rudy Seanez, R ERA: 3.86 Jim Gott, R ERA: 5.4	(1, 1) (3, 1) (6, 1) (6, 1) (8, 1)	2.0 3.0 0.1 1.2 1.0	L 15	14 6	5 2	5 2	0 0	0 1	0 0	0 0	0 0	0 0	0 0	27 34	46 61	22.50 6.00	3.500 2.333				

Los Angeles Dodgers @ Montreal Expos
Olympic Stadium, Montreal, QB
Fri Jul 22 1994, 7:05 PM EDT
Att: 32,253 - Dome

AB	34
R	8
H	14
RBI	8
BB	6
SO	2
LOB	19

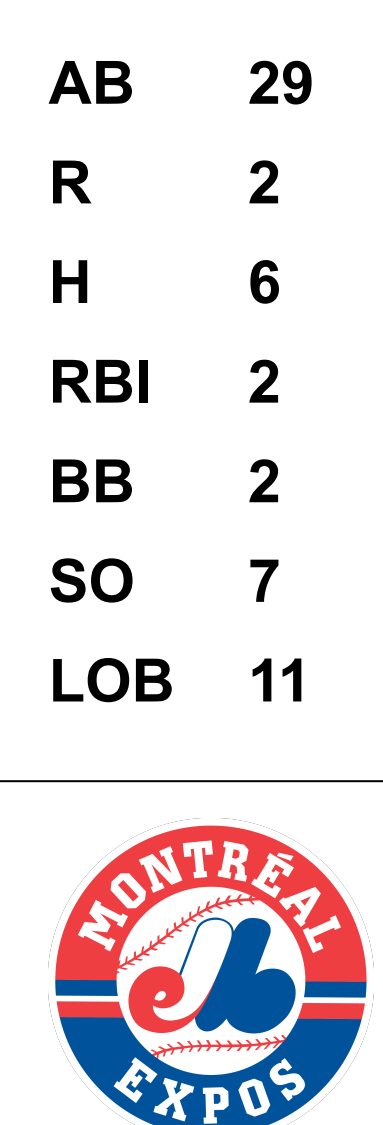


Batter	1	2	3	4	5	6	7	8	9	AB	R	H	RBI	BB	SO	LOB	TOP										
Brett Butler, L OBP: 0.413, SLG: 0.449 (1, 8)	2-2 CS 1B			0-0 G3		2-2 F7			1-3 K	4	0	1	0	0	1	1	Los Angeles Dodgers @ Montreal Expos Olympic Stadium, Montreal, QB Sat Jul 23 1994, 7:05 PM EDT Att: 35,831 - Dome										
Delino DeShields, L OBP: 0.359, SLG: 0.318 (1, 4) (8, 6)	1 SAFE 0-0 L8			2-2 CS 1B					1-3 K	4	0	1	0	0	2	1											
Raul Mondesi, R OBP: 0.329, SLG: 0.523 (1, 9)	0-0 P4			3-2 G6-3					0-0 P3	4	0	1	0	0	0	1											
Tim Wallach, R OBP: 0.348, SLG: 0.493 (1, 5)																											
Eric Karros, R OBP: 0.310, SLG: 0.390 Henry Rodriguez, L OBP: 0.330, SLG: 0.436 (8, 3)																											
Carlos Hernandez, R OBP: 0.254, SLG: 0.379 Chris Gwynn, L OBP: 0.329, SLG: 0.350 (8, 7)																											
Cory Snyder, R OBP: 0.323, SLG: 0.424 Mike Piazza, R OBP: 0.369, SLG: 0.554 (8, 2)																											
Rafael Bourimigal, R OBP: 0.320, SLG: 0.284 Jeff Treadway, L OBP: 0.397, SLG: 0.404 (8, 4)																											
Tom Candiotti, R OBP: 0.170, SLG: 0.174 Dave Hansen, L OBP: 0.359, SLG: 0.371 Ismael Valdez, R (8, 1)																											
Inning Stats	R: 0 E: 0 K: 0 S: 6	H: 1 LOB: 0 BB: 0 P: 8	R: 0 E: 0 K: 2 S: 7	H: 0 LOB: 0 BB: 0 P: 8	R: 0 E: 0 K: 1 S: 8	H: 0 LOB: 0 BB: 0 P: 13	R: 0 E: 0 K: 0 S: 8	H: 1 LOB: 0 BB: 0 P: 13	R: 0 E: 0 K: 0 S: 6	H: 0 LOB: 0 BB: 0 P: 11	R: 0 E: 0 K: 0 S: 8	H: 2 LOB: 1 BB: 0 P: 12	R: 0 E: 0 K: 2 S: 9	H: 1 LOB: 0 BB: 0 P: 15	R: 0 E: 0 K: 0 S: 13	H: 1 LOB: 2 BB: 1 P: 21		R: 0 E: 0 K: 2 S: 10	H: 0 LOB: 0 BB: 0 P: 12	1B: 6 2B: 0 3B: 0 HR: 0	SF: 0 SAC: 0 DP: 1 HBP: 0	WP: 0 PB: 0 SB: 0 CS: 2	PA: 30				
PITCHER	IP	WLS	BF	H	R	ER	SO	BB	IBB	HBP	BLK	WP	HR	S	P	ERA	WHIP										
Jeff Fassero, L ERA: 2.99 Mel Rojas, R ERA: 3.31 John Wetteland, R ERA: 2.72	(1, 1) (7, 1) (8, 1)	6.2 0.2 1.2	W 4 S	21 1 5	5 0 0	0 0 0	4 1 2	0 1 0	0 0 0	0 0 0	0 0 0	0 0 0	0 0 0	49 10 16	74 18 21	0.00 0.00 0.00	0.750 3.000 0.000										


AB	29
R	0
H	6
RBI	0
BB	1
SO	7
LOB	8



Batter	1	2	3	4	5	6	7	8	9	AB	R	H	RBI	BB	SO	LOB	BOTTOM										
Marquis Grissom, R OBP: 0.341, SLG: 0.414 (1, 8)	2-1 2B SF7 1B									4	1	2	1	0	1	2	Los Angeles Dodgers @ Montreal Expos Olympic Stadium, Montreal, QB Sat Jul 23 1994, 7:05 PM EDT Att: 35,831 - Dome										
Cliff Floyd, L OBP: 0.326, SLG: 0.399 (1, 7)	1-2 2B									4	0	1	0	0	0	2											
Moises Alou, R OBP: 0.396, SLG: 0.576 (1, 9)	1-1 P4									4	0	0	0	0	1	2											
Larry Walker, L OBP: 0.384, SLG: 0.573 (1, 3)	2-0 SF7									2	0	0	1	1	1	0											
Wil Cordero, R OBP: 0.367, SLG: 0.514 Freddie Benavides, R OBP: 0.244, SLG: 0.299 (5, 4)	3-H K									2	0	0	0	0	1	1											
Mike Lansing, R OBP: 0.332, SLG: 0.368 (1, 4) (5, 6)										3	0	0	0	0	2	0											
Lenny Webster, R OBP: 0.383, SLG: 0.478 (1, 2)										2	1	1	0	1	0	0											
Sean Berry, R OBP: 0.340, SLG: 0.413 (1, 5)										3	0	1	0	0	0	1											
Jeff Fassero, L OBP: 0.109, SLG: 0.114 Mel Rojas, R OBP: 0.222, SLG: 0.222 John Wetteland, R OBP: 0.250, SLG: 0.250 (7, 1) (8, 1)										2	0	0	0	0	1	2											
Inning Stats	R: 1 E: 0 K: 1 S: 11	H: 2 LOB: 1 BB: 0 P: 19	R: 0 E: 0 K: 3 S: 13	H: 1 LOB: 2 BB: 1 P: 23	R: 0 E: 0 K: 1 S: 13	H: 0 LOB: 0 BB: 0 P: 18	R: 0 E: 0 K: 1 S: 7	H: 0 LOB: 0 BB: 0 P: 8	R: 0 E: 0 K: 0 S: 7	H: 0 LOB: 0 BB: 0 P: 9	R: 0 E: 0 K: 0 S: 8	H: 0 LOB: 1 BB: 1 P: 16	R: 1 E: 0 K: 0 S: 13	H: 3 LOB: 2 BB: 0 P: 20	R: 0 E: 0 K: 1 S: 5	H: 0 LOB: 0 BB: 0 P: 10		1B: 5 2B: 1 3B: 0 HR: 0	SF: 1 SAC: 0 DP: 0 HBP: 0	WP: 0 PB: 0 SB: 0 CS: 0	PA: 32						
PITCHER	IP	WLS	BF	H	R	ER	SO	BB	IBB	HBP	BLK	WP	HR	S	P	ERA	WHIP										
Tom Candiotti, R ERA: 3.88 Ismael Valdez, R ERA: 3.31	(1, 1) (8, 1)	7.0 1.0	L 3	29 0	6 0	2 0	6 1	2 0	0 0	0 0	0 0	0 0	0 5	113 10	2.57 0.00	1.143 0.000											



Batter	1	2	3	4	5	6	7	8	9	AB	R	H	RBI	BB	SO	LOB	TOP								
Brett Butler, L OBP: 0.414, SLG: 0.448 (1, 8)	G5-3		SH5-3		G5-3	1B		L7		4	1	1	1	0	0	0	Los Angeles Dodgers @ San Francisco Giants Candlestick Park, San Francisco, CA Mon Jul 25 1994, 10:05 PM EDT Att: 50,144 - Unknown - 69 F								
Delino DeShields, L OBP: 0.360, SLG: 0.313 (1, 4)			E6			1B		G4-3		2	0	0	0	3	0										
Mike Piazza, R OBP: 0.371, SLG: 0.550 Carlos Hernandez, R OBP: 0.294, SLG: 0.379 (9, 2)			P7		G3					5	1	2	2	0	1	3									
Tim Wallach, R OBP: 0.350, SLG: 0.489 (1, 5)	F8									0	0	0	0	0	0	0									
Chris Gwynn, L OBP: 0.324, SLG: 0.391 Cory Snyder, R OBP: 0.318, SLG: 0.418 (6, 7)			P5		P5					3	0	0	0	0	0	1									
Eric Karros, R OBP: 0.319, SLG: 0.424 (1, 3)					G6-3					2	0	0	0	0	2	5									
Raul Mondesi, R OBP: 0.332, SLG: 0.521 (1, 9)										5	3	4	4	0	0	0									
Rafael Bourimigal, R OBP: 0.305, SLG: 0.270 (1, 6)										3	1	1	0	2	0	1									
Ramon Martinez, R OBP: 0.276, SLG: 0.316 Mitch Webster, S OBP: 0.326, SLG: 0.456 Todd Worrell, R (9, 1)										5	1	1	2	0	1	3									
Inning Stats	R: 0 E: 0 K: 1 S: 5	H: 0 LOB: 1 BB: 1 P: 16	R: 1 E: 0 K: 0 S: 6	H: 1 LOB: 0 BB: 0 P: 7	R: 1 E: 1 K: 1 S: 11	H: 1 LOB: 1 BB: 0 P: 15	R: 0 E: 0 K: 0 S: 5	H: 0 LOB: 1 BB: 1 P: 12	R: 0 E: 0 K: 0 S: 11	H: 0 LOB: 1 BB: 1 P: 18	R: 5 E: 0 K: 2 S: 29	H: 5 LOB: 3 BB: 3 P: 50	R: 0 E: 0 K: 0 S: 6	H: 1 LOB: 0 BB: 0 P: 9	R: 0 E: 0 K: 1 S: 10	H: 0 LOB: 0 BB: 0 P: 16	R: 3 E: 0 K: 3 S: 21	H: 3 LOB: 1 BB: 1 P: 37	1B: 7 2B: 2 3B: 0 HR: 2	SF: 0 SAC: 1 DP: 1 HBP: 0	WP: 1 PB: 0 SB: 2 CS: 0	PA: 45			
PITCHER	IP	WLS	BF	H	R	ER	SO	BB	IBB	HBP	BLK	WP	HR	S	P	ERA	WHIP								
Mark Portugal, R ERA: 3.75 Bryan Hickerson, L ERA: 4.91 Pat Gomez, L ERA: 2.25 Steve Frey, L ERA: 4.94	5.2	L	28	6	7	6	3	3	1	0	0	1	1	55	95	9.53	1.588								
PITCHER	IP	WLS	BF	H	R	ER	SO	BB	IBB	HBP	BLK	WP	HR	S	P	ERA	WHIP								
Mark Portugal, R ERA: 3.75 Bryan Hickerson, L ERA: 4.91 Pat Gomez, L ERA: 2.25 Steve Frey, L ERA: 4.94	5.2	L	28	6	7	6	3	3	1	0	0	1	1	55	95	9.53	1.588								
Batter	1	2	3	4	5	6	7	8	9	AB	R	H	RBI	BB	SO	LOB	BOTTOM								
Darren Lewis, R OBP: 0.349, SLG: 0.362 (1, 8)	G4-3		K			G3-1		FC6-4		4	0	0	0	0	1	2	Los Angeles Dodgers @ San Francisco Giants Candlestick Park, San Francisco, CA Mon Jul 25 1994, 10:05 PM EDT Att: 50,144 - Unknown - 69 F								
Steve Scarsone, R OBP: 0.323, SLG: 0.389 (1, 4)			F9					F2		4	0	0	0	0	2	2									
Barry Bonds, L OBP: 0.411, SLG: 0.623 (1, 7)										4	0	0	0	0	0	1									
Matt Williams, R OBP: 0.309, SLG: 0.583 (1, 5)										4	2	2	1	0	0	0									
Darryl Strawberry, L OBP: 0.382, SLG: 0.457 (1, 9)										4	1	0	0	0	1	1									
Dave Martinez, L OBP: 0.339, SLG: 0.401 (1, 3)										4	1	2	1	0	0	1									
Royce Clayton, R OBP: 0.299, SLG: 0.338 (1, 6)										4	0	0	0	0	2	2									
Kirt Manwaring, R OBP: 0.294, SLG: 0.294 Bryan Hickerson, L OBP: 0.241, SLG: 0.222 Mark Leonard, L OBP: 0.271, SLG: 0.467 Pat Gomez, L (8, 1) Steve Frey, L (9, 1) Todd Benzinger, S OBP: 0.276, SLG: 0.399 (9, 9)										2	0	1	0	0	0	0									
Mark Portugal, R OBP: 0.370, SLG: 0.500 Jeff Reed, L OBP: 0.222, SLG: 0.167 (6, 2)										0	0	0	0	0	0	0									
Inning Stats	R: 0 E: 0 K: 1 S: 10	H: 0 LOB: 0 BB: 0 P: 14	R: 0 E: 0 K: 1 S: 11	H: 1 LOB: 1 BB: 0 P: 16	R: 0 E: 0 K: 1 S: 7	H: 1 LOB: 1 BB: 0 P: 10	R: 0 E: 0 K: 0 S: 6	H: 0 LOB: 0 BB: 0 P: 11	R: 0 E: 0 K: 1 S: 8	H: 0 LOB: 0 BB: 0 P: 11	R: 2 E: 0 K: 0 S: 14	H: 1 LOB: 1 BB: 0 P: 24	R: 0 E: 0 K: 0 S: 7	H: 1 LOB: 0 BB: 0 P: 10	R: 3 E: 0 K: 1 S: 17	H: 3 LOB: 0 BB: 0 P: 26	1B: 3 2B: 1 3B: 1 HR: 2	SF: 0 SAC: 1 DP: 0 HBP: 0	WP: 1 PB: 0 SB: 0 CS: 0	PA: 36					
PITCHER	IP	WLS	BF	H	R	ER	SO	BB	IBB	HBP	BLK	WP	HR	S	P	ERA	WHIP								
Ramon Martinez, R ERA: 4.3 Todd Worrell, R ERA: 3.97	8.0	W	30	4	2	1	5	0	0	0	0	0	1	69	106	1.12	0.500								
PITCHER	IP	WLS	BF	H	R	ER	SO	BB	IBB	HBP	BLK	WP	HR	S	P	ERA	WHIP								
Ramon Martinez, R ERA: 4.3 Todd Worrell, R ERA: 3.97	8.0	W	30	4	2	1	5	0	0	0	0	0	1	69	106	1.12	0.500								

Batter	1	2	3	4	5	6	7	8	9	AB	R	H	RBI	BB	SO	LOB	TOP	
Brett Butler, L OBP: 0.411, SLG: 0.444 (1,8)	G6-3		FC4-6 1B		L8			G6-3 1B		4	0	2	1	0	0	0	Los Angeles Dodgers @ San Francisco Giants Candlestick Park, San Francisco, CA Wed Jul 27 1994, 10:05 PM EDT Att: 52,097 - Overcast - 59 F	
Delino DeShields, L OBP: 0.361, SLG: 0.313 (1,4)	G6-3		FC4-6 1-2			G5-3		G6-3		4	0	0	0	0	0	2		
Mike Piazza, R OBP: 0.373, SLG: 0.556 (1,2)	F8			G5-3		L9		P3		4	0	0	0	0	0	1		
Tim Lincecum, R OBP: 0.345, SLG: 0.480 (1,5)		G1-3		1B 1B		K			K	4	0	1	0	0	2	0		
Eric Karros, R OBP: 0.317, SLG: 0.423 (1,3)		K		1-2 1B			G4-3		F7	4	0	1	0	0	1	0		
Henry Rodriguez, L OBP: 0.319, SLG: 0.421 (1,7)		G3		F8			G4-3		G6-3	4	0	0	0	0	0	2		
Raul Mondesi, R OBP: 0.331, SLG: 0.517 (1,9)			E 1B	FC6 1-2			E5			3	1	1	0	0	0	2		
Rafael Bourquim, R OBP: 0.303, SLG: 0.284 (1,6)		G1-3		G3-1			G5-3			3	0	0	0	0	0	2		
Tom Candiotti, R OBP: 0.160, SLG: 0.163 (1,1)			K		K			F8		3	0	0	0	0	2	1		
Omar Daal, L (8,1)										0	0	0	0	0	0	0		
Inning Stats	R: 0 E: 0 K: 0 S: 7	H: 0 LOB: 0 BB: 0 P: 12	R: 0 E: 0 K: 1 S: 7	H: 0 LOB: 0 BB: 0 P: 8	R: 1 E: 1 K: 1 S: 17	H: 2 LOB: 1 BB: 0 P: 22	R: 0 E: 0 K: 0 S: 11	H: 2 LOB: 2 BB: 0 P: 15	R: 0 E: 0 K: 1 S: 12	H: 0 LOB: 0 BB: 0 P: 16	R: 0 E: 1 K: 0 S: 7	H: 0 LOB: 1 BB: 0 P: 8	R: 0 E: 0 K: 0 S: 6	H: 1 LOB: 1 BB: 0 P: 11	R: 0 E: 0 K: 1 S: 8	H: 0 LOB: 0 BB: 0 P: 12	1B: 5 SF: 0 2B: 0 SAC: 0 3B: 0 DP: 0 HR: 0 HBP: 0	WP: 0 PA: 33 PB: 0 SB: 1 CS: 0
PITCHER	IP WLS BF H R ER SO BB IBB HBP BLK WP HR S P ERA WHIP																	
Bill Swift, R ERA: 2.85 (1,1)	7.0	26	4	1	0	4	0	0	0	0	0	0	0	0	69	91	0.00	0.571
Steve Frey, L ERA: 5.29 (8,1)	0.2	3	1	0	0	0	0	0	0	0	0	0	0	5	9	0.00	1.500	
Dave Burba, R ERA: 4.33 (8,1)	0.1	W	1	0	0	0	0	0	0	0	0	0	0	1	2	0.00	0.000	
Rod Beck, R ERA: 3.07 (9,1)	1.0	S	3	0	0	0	1	0	0	0	0	0	0	8	12	0.00	0.000	

Batter	1	2	3	4	5	6	7	8	9	AB	R	H	RBI	BB	SO	LOB	BOTTOM	
Darren Lewis, R OBP: 0.348, SLG: 0.359 (1,8)	G1-3		L8		B3-6 2-3			SH1-4 1B		4	1	1	0	0	0	1	Los Angeles Dodgers @ San Francisco Giants Candlestick Park, San Francisco, CA Wed Jul 27 1994, 10:05 PM EDT Att: 52,097 - Overcast - 59 F	
John Patterson, S OBP: 0.302, SLG: 0.320 (1,4)	G1-3		BB S 1B		G5-3			SH1-4		3	0	1	0	0	0	0		
Barry Bonds, L OBP: 0.420, SLG: 0.627 (1,7)	BB		BB 1B			FC1-4 1B		2B BB 1B		2	1	2	1	2	0	0		
Matt Williams, R OBP: 0.312, SLG: 0.589 (1,5)	P3		BB BB		BB BB	FC1-4 1-2		BB 2B		3	1	1	0	1	0	2		
Darryl Strawberry, L OBP: 0.397, SLG: 0.431 (1,9)		G4-3 BB		K		G4-6-3		BB 2B		2	1	0	0	2	1	4		
Rod Beck, R (9,1)								BB 2B		0	0	0	0	0	0	0		
Dave Martinez, L OBP: 0.341, SLG: 0.398 (1,3)	G4-3			F8			G4-3	2B BB		3	0	0	1	1	0	1		
Royce Clayton, R OBP: 0.293, SLG: 0.331 (1,6)	G6-3			G5-3			G3-1	L5		4	0	0	0	0	0	4		
Kirt Manwaring, R OBP: 0.287, SLG: 0.300 (1,2)	P4			G5-3			1B	2B		4	0	2	2	0	0	1		
Bill Swift, R OBP: 0.286, SLG: 0.286 (7,PH)										2	0	1	0	0	0	0		
Mark Carlson, R OBP: 0.329, SLG: 0.417 (8,1)										1	0	0	0	0	0	0		
Steve Frey, R (8,1)										0	0	0	0	0	0	0		
Dave Burba, R (8,PH)										0	0	0	0	0	0	0		
Todd Benzinger, S OBP: 0.283, SLG: 0.348 (9,3)					B3-6 2B			F7		1	0	0	0	0	0	2		
Inning Stats	R: 0 E: 0 K: 0 S: 7	H: 0 LOB: 1 BB: 1 P: 11	R: 0 E: 0 K: 0 S: 5	H: 0 LOB: 1 BB: 1 P: 12	R: 0 E: 0 K: 1 S: 8	H: 1 LOB: 2 BB: 0 P: 21	R: 0 E: 0 K: 0 S: 6	H: 0 LOB: 0 BB: 0 P: 10	R: 0 E: 0 K: 0 S: 7	H: 1 LOB: 0 BB: 0 P: 11	R: 0 E: 0 K: 0 S: 6	H: 1 LOB: 0 BB: 0 P: 11	R: 0 E: 0 K: 0 S: 7	H: 1 LOB: 1 BB: 0 P: 12	R: 4 E: 0 K: 0 S: 13	H: 4 LOB: 2 BB: 2 P: 25	1B: 5 SF: 0 2B: 4 SAC: 1 3B: 0 DP: 2 HR: 0 HBP: 0	WP: 0 PA: 36 PB: 0 SB: 1 CS: 0
PITCHER	IP WLS BF H R ER SO BB IBB HBP BLK WP HR S P ERA WHIP																	
Tom Candiotti, R ERA: 3.73 (1,1)	7.2	L	35	8	4	4	4	5	1	0	0	0	0	0	56	110	0.00	1.696
Omar Daal, L ERA: 3.86 (8,1)	0.1	1	0	0	0	0	0	0	0	0	0	0	0	3	3	0.00	0.000	



Batter	1	2	3	4	5	6	7	8	9	AB	R	H	RBI	BB	SO	LOB	TOP					
Craig Biggio, R OBP: 0.307, SLG: 0.479 (1, 4)	G6-3		G4-3			1B	1B		G3	5	1	3	0	0	0	0	Houston Astros @ Los Angeles Dodgers Dodger Stadium, Los Angeles, CA Fri Jul 29 1994, 7:05 PM PDT Att: 42,757 - Unknown AB 33 R 5 H 9 RBI 3 BB 5 SO 6 LOB 14					
Steve Finley, L OBP: 0.323, SLG: 0.424 (1, 8)	1B		G3-1			F9	BB		G3	4	1	1	0	1	0	2						
5 Jeff Bagwell, R OBP: 0.446, SLG: 0.747 (1, 3)	G3				HR	1B	BB		F9	4	2	1	1	1	0	5						
Ken Caminiti, S OBP: 0.360, SLG: 0.514 (1, 5)	1B				K	BB			F7	3	0	1	1	1	1	0						
Luis Gonzalez, L OBP: 0.341, SLG: 0.419 (1, 7)	G3				G4-3	BB			S	3	0	1	1	1	0	1						
Kevin Bass, S OBP: 0.404, SLG: 0.486 (9, 6)		G3			G4-3				K	3	0	0	0	1	1	1						
Orlando Miller, R OBP: 0.429, SLG: 0.613 (9, 9)						G6-4-3	IBB		K	0	0	0	0	0	0	0						
Tony Eusebio, R OBP: 0.311, SLG: 0.457 (1, 2)						G6-4-3			K	4	0	1	0	0	2	4						
Andujar Cedeno, R OBP: 0.336, SLG: 0.436 (9, PR)									1B	4	0	1	0	0	1	1						
James Mouton, R OBP: 0.317, SLG: 0.305 (9, 9)									1B	0	1	0	0	0	0	0						
Shane Reynolds, R OBP: 0.103, SLG: 0.071 (7, 1)									SH3-1	3	0	0	0	0	1	0						
Todd Jones, L OBP: 0.500, SLG: 0.500 (9, PH)									SH3-1	0	0	0	0	0	0	0						
Mike Felder, S OBP: 0.260, SLG: 0.297 (9, PH)									SH3-1	0	0	0	0	0	0	0						
John Hudek, S OBP: 0.260, SLG: 0.297 (9, 1)									SH3-1	0	0	0	0	0	0	0						
Inning Stats	R: 1 E: 0 K: 0 S: 5	H: 2 LOB: 1 BB: 0 P: 5	R: 0 E: 0 K: 0 S: 3	H: 1 LOB: 0 BB: 0 P: 3	R: 0 E: 0 K: 1 S: 11	H: 0 LOB: 0 BB: 0 P: 13	R: 1 E: 0 K: 1 S: 10	H: 1 LOB: 0 BB: 0 P: 14	R: 0 E: 0 K: 2 S: 8	H: 0 LOB: 0 BB: 0 P: 15	R: 2 E: 0 K: 0 S: 6	H: 2 LOB: 2 BB: 3 P: 23	R: 0 E: 0 K: 0 S: 8	H: 1 LOB: 2 BB: 1 P: 16	R: 0 E: 0 K: 2 S: 7	H: 0 LOB: 1 BB: 1 P: 14	R: 1 E: 0 K: 0 S: 10	H: 2 LOB: 2 BB: 0 P: 15	1B: 8 2B: 0 3B: 0 HR: 1	SF: 0 SAC: 1 DP: 2 HBP: 0	WP: 1 PB: 0 SB: 3 CS: 0	PA: 39
PITCHER	IP	WLS	BF	H	R	ER	SO	BB	IBB	HBP	BLK	WP	HR	S	P	ERA	WHIP					
Pedro Astacio, R ERA: 4.4	6.2		29	7	4	3	4	2	2	0	0	1	1	50	87	4.05	1.350					
Rudy Seanez, R ERA: 3.39	0.1	1	0	0	0	0	0	0	0	0	0	0	0	1	2	0.00	0.000					
Ismael Valdez, R ERA: 3.44	2.0	W	9	2	1	1	2	1	0	0	1	0	0	17	29	4.50	1.500					

Batter	1	2	3	4	5	6	7	8	9	AB	R	H	RBI	BB	SO	LOB	BOTTOM					
Brett Butler, L OBP: 0.413, SLG: 0.453 (1, 8)	G4-3		HR			K	1B		HR	4	2	2	2	1	1	0	Houston Astros @ Los Angeles Dodgers Dodger Stadium, Los Angeles, CA Fri Jul 29 1994, 7:05 PM PDT Att: 42,757 - Unknown AB 36 R 7 H 8 RBI 7 BB 2 SO 8 LOB 13					
Delino DeShields, L OBP: 0.361, SLG: 0.326 (8, 6)	1B		F7			K	K		HR	5	1	2	3	0	2	2						
Mike Piazza, R OBP: 0.372, SLG: 0.552 (1, 2)	P3				G6-3	1B	F9			4	0	1	0	0	0	3						
Tim Wallach, R OBP: 0.341, SLG: 0.475 (1, 5)	G1-3				E6	L4			K	4	0	0	0	0	1	2						
Eric Karros, R OBP: 0.317, SLG: 0.421 (1, 3)		P3			P6	BB	1B		K	4	1	1	0	0	1	1						
Henry Rodriguez, L OBP: 0.315, SLG: 0.415 (1, 7)		F8			G3	E6	1B		P6	4	1	0	0	0	0	2						
Raul Mondesi, R OBP: 0.330, SLG: 0.513 (1, 9)		F8				K	G4-3		G5-3	3	1	0	0	1	1	0						
Rafael Bourimigal, R OBP: 0.297, SLG: 0.277 (7, PH)			G6-3			B5			BB	2	0	0	0	0	0	0						
Chris Gwynn, L OBP: 0.342, SLG: 0.409 (8, 1)							G4-3		BB	1	0	1	1	0	0	0						
Dave Hansen, L OBP: 0.389, SLG: 0.378 (9, PH)							1B		HR	1	0	1	0	0	0	0						
Mitch Webster, S OBP: 0.333, SLG: 0.456 (9, PR)							1B		1B	0	1	0	0	0	0	0						
Pedro Astacio, R OBP: 0.070, SLG: 0.070 (7, 1)			K2-3			K			F9	2	0	0	0	0	2	0						
Rudy Seanez, R OBP: 0.373, SLG: 0.377 (7, PH)										2	0	0	1	0	0	3						
Inning Stats	R: 0 E: 0 K: 0 S: 4	H: 1 LOB: 1 BB: 0 P: 4	R: 0 E: 0 K: 0 S: 3	H: 0 LOB: 0 BB: 0 P: 4	R: 1 E: 0 K: 1 S: 6	H: 1 LOB: 0 BB: 0 P: 9	R: 0 E: 0 K: 0 S: 8	H: 0 LOB: 1 BB: 0 P: 13	R: 0 E: 0 K: 2 S: 7	H: 0 LOB: 0 BB: 0 P: 8	R: 3 E: 0 K: 1 S: 26	H: 3 LOB: 2 BB: 1 P: 38	R: 0 E: 0 K: 2 S: 9	H: 0 LOB: 0 BB: 0 P: 13	R: 3 E: 0 K: 0 S: 12	H: 2 LOB: 1 BB: 1 P: 19	1B: 6 2B: 0 3B: 0 HR: 2	SF: 0 SAC: 0 DP: 0 HBP: 0	WP: 1 PB: 0 SB: 1 CS: 0	PA: 38		
PITCHER	IP	WLS	BF	H	R	ER	SO	BB	IBB	HBP	BLK	WP	HR	S	P	ERA	WHIP					
Shane Reynolds, R ERA: 3.06	6.0		25	4	4	3	5	1	0	0	0	0	1	48	69	4.50	0.833					
Todd Jones, R ERA: 3.18	2.0	8	2	0	0	3	0	0	0	0	0	0	0	23	33	0.00	1.000					
John Hudek, R ERA: 2.48	0.2	L	5	2	3	3	0	1	0	0	0	0	1	12	19	40.50	4.500					

Batter	1	2	3	4	5	6	7	8	9	AB	R	H	RBI	BB	SO	LOB	TOP					
Craig Biggio, R OBP: 0.303, SLG: 0.473 (1,4)																	5 0 0 0 0 1 6					
Steve Finley, L OBP: 0.326, SLG: 0.419 (1,8)																	4 0 0 0 0 0 4					
5 Jeff Bagwell, R OBP: 0.446, SLG: 0.743 (1,3)																	3 1 1 0 1 1 0					
Ken Caminiti, S OBP: 0.359, SLG: 0.511 (1,5)																	4 0 1 0 0 1 2					
Luis Gonzalez, L OBP: 0.340, SLG: 0.417 (1,7)																	4 0 1 1 0 0 1					
Kevin Bass, S OBP: 0.396, SLG: 0.476 (1,9)																	4 0 0 0 0 1 3					
Tom Edens, R (8,1)																	0 0 0 0 0 0 0					
Tony Eusebio, R OBP: 0.323, SLG: 0.472 (1,2)																	4 0 3 0 0 0 0					
Orlando Miller, R OBP: 0.421, SLG: 0.588 (1,6)																	3 0 1 0 0 1 2					
Chris Donnels, L OBP: 0.356, SLG: 0.423 (9, PH)																	1 0 0 0 0 0 1					
Darryl Kile, R OBP: 0.163, SLG: 0.256 (1,1)																	2 0 0 0 0 1 3					
Roberto Petagine, L (7, PH)																	0 0 0 0 0 1 0					
Mike Hampton, R (7, 1)																	0 0 0 0 0 0 0					
Dave Veres, R OBP: 0.667, SLG: 0.500 (7, 1)																	0 0 0 0 0 0 0					
Mike Felder, S OBP: 0.257, SLG: 0.294 (8, 9)																	1 0 0 0 0 0 1					
Inning Stats	R: 0 E: 0 K: 0 S: 7	H: 0 LOB: 0 BB: 0 P: 10	R: 0 E: 0 K: 1 S: 6	H: 0 LOB: 0 BB: 0 P: 8	R: 0 E: 1 K: 1 S: 9	H: 0 LOB: 1 BB: 0 P: 13	R: 0 E: 0 K: 1 S: 10	H: 2 LOB: 2 BB: 0 P: 13	R: 0 E: 0 K: 0 S: 11	H: 2 LOB: 2 BB: 0 P: 14	R: 1 E: 0 K: 0 S: 7	H: 1 LOB: 0 BB: 0 P: 11	R: 0 E: 0 K: 1 S: 12	H: 1 LOB: 2 BB: 1 P: 19	R: 0 E: 0 K: 1 S: 14	H: 0 LOB: 1 BB: 1 P: 22	R: 0 E: 0 K: 1 S: 12	H: 1 LOB: 1 BB: 0 P: 20	1B: 6 2B: 1 3B: 0 HR: 0	SF: 0 SAC: 0 DP: 0 HBP: 0	WP: 1 PB: 0 SB: 1 CS: 0	PA: 37
PITCHER	IP	WLS	BF	H	R	ER	SO	BB	IBB	HBP	BLK	WP	HR	S	P	ERA	WHIP					
Kevin Gross, R ERA: 3.86 (1, 1)	6.0	W	24	5	1	1	3	0	0	0	0	0	0	50	69	1.50	0.833					
Ismael Valdez, R ERA: 3.1 (7, 1)	2.0		9	1	0	0	2	2	0	0	0	1	0	26	41	0.00	1.500					
Todd Worrell, R ERA: 3.86 (9, 1)	1.0		4	1	0	0	1	0	0	0	0	0	0	12	20	0.00	1.000					

Houston Astros @ Los Angeles Dodgers
Dodger Stadium, Los Angeles, CA
Sat Jul 30 1994, 7:05 PM PDT
Att: 50,860 - Unknown

AB	35
R	1
H	7
RBI	1
BB	2
SO	6
LOB	23



Batter	1	2	3	4	5	6	7	8	9	AB	R	H	RBI	BB	SO	LOB	BOTTOM				
Brett Butler, L OBP: 0.410, SLG: 0.448 (1,8)																	4 1 0 0 1 1 2				
Delino DeShields, L OBP: 0.362, SLG: 0.325 (1,4)																	4 1 1 0 1 0 2				
Mike Piazza, R OBP: 0.370, SLG: 0.548 (1,2)																	3 1 0 0 1 2 2				
Tim Wallach, R OBP: 0.348, SLG: 0.477 (1,5)																	2 1 2 0 2 0 0				
Eric Karros, R OBP: 0.318, SLG: 0.421 (1,3)																	2 0 1 2 0 0 1				
Henry Rodriguez, L OBP: 0.318, SLG: 0.420 (1,7)																	4 1 2 2 0 0 2				
Mitch Webster, S OBP: 0.333, SLG: 0.456 (8,7)																	0 0 0 0 0 0 0				
Raul Mondesi, R OBP: 0.327, SLG: 0.508 (1,9)																	4 1 0 0 0 1 4				
Rafael Bourdigal, R OBP: 0.316, SLG: 0.294 (1,6)																	2 0 1 0 2 0 0				
Kevin Gross, R OBP: 0.174, SLG: 0.186 (1,1)																	2 0 0 0 0 1 1				
Dave Hansen, L OBP: 0.357, SLG: 0.368 (6, PH)																	1 0 0 0 0 0 1				
Ismael Valdez, R (7, 1)																	0 0 0 0 0 0 0				
Chris Gwynn, L OBP: 0.338, SLG: 0.403 (8, PH)																	1 0 0 0 0 1 1				
Todd Worrell, R ERA: 4.5 (9, 1)																	0 0 0 0 0 0 0				
Inning Stats	R: 1 E: 0 K: 1 S: 11	H: 2 LOB: 2 BB: 1 P: 19	R: 0 E: 0 K: 1 S: 9	H: 0 LOB: 1 BB: 1 P: 18	R: 0 E: 0 K: 0 S: 7	H: 0 LOB: 0 BB: 2 P: 19	R: 0 E: 0 K: 0 S: 6	H: 0 LOB: 0 BB: 0 P: 9	R: 0 E: 0 K: 1 S: 7	H: 0 LOB: 0 BB: 0 P: 13	R: 3 E: 0 K: 1 S: 12	H: 2 LOB: 1 BB: 1 P: 24	R: 2 E: 0 K: 0 S: 13	H: 2 LOB: 2 BB: 2 P: 28	R: 0 E: 0 K: 2 S: 9	H: 1 LOB: 1 BB: 0 P: 15	1B: 5 2B: 2 3B: 0 HR: 0	SF: 1 SAC: 0 DP: 0 HBP: 1	WP: 0 PB: 3 SB: 3 CS: 1	PA: 38	
PITCHER	IP	WLS	BF	H	R	ER	SO	BB	IBB	HBP	BLK	WP	HR	S	P	ERA	WHIP				
Darryl Kile, R ERA: 4.81 (1, 1)	6.0	L	27	4	4	2	4	4	0	0	0	0	0	5	10	27.00	3.000				
Mike Hampton, L ERA: 3.43 (7, 1)	0.1		2	1	1	1	0	0	0	0	0	0	0	8	18	13.50	3.000				
Dave Veres, R ERA: 2.38 (7, 1)	0.2		5	1	1	1	0	1	1	0	0	0	0	9	15	0.00	1.000				
Tom Edens, R ERA: 4.5 (8, 1)	1.0		4	1	0	0	2	0	0	0	0	0	0	9	15	0.00	1.000				

Houston Astros @ Los Angeles Dodgers
Dodger Stadium, Los Angeles, CA
Sat Jul 30 1994, 7:05 PM PDT
Att: 50,860 - Unknown

AB	29
R	6
H	7
RBI	4
BB	7
SO	6
LOB	16



Batter	1	2	3	4	5	6	7	8	9	AB	R	H	RBI	BB	SO	LOB	TOP									
Craig Biggio, R OBP: 0.300, SLG: 0.469 (1, 4)	G6-3		K		F9			P3		4	0	0	0	0	1	3	Houston Astros @ Los Angeles Dodgers Dodger Stadium, Los Angeles, CA Sun Jul 31 1994, 3:33 AM PDT Att: 43,231 - Sunny - 80 F									
Steve Finley, L OBP: 0.322, SLG: 0.420 (1, 8)	G6-3		K		K			F9 1B		4	0	2	0	0	1	1										
5 Jeff Bagwell, R OBP: 0.447, SLG: 0.748 (1, 3)	F9		FC5-4					1B		3	1	1	1	1	0	2										
Ken Caminiti, S OBP: 0.357, SLG: 0.508 (1, 5)		G4-3			HR			F9		4	0	1	0	0	1	2										
Luis Gonzalez, L OBP: 0.337, SLG: 0.413 (1, 7)		G3-1		L8				F8		4	0	0	0	0	0	3										
James Mouton, R OBP: 0.318, SLG: 0.305 (1, 9)				FC6-4						3	0	1	0	0	0	1										
Todd Jones, L OBP: 0.500, SLG: 0.500 (6, 1)				S						0	0	0	0	0	0	0										
Brian Williams, R OBP: 0.291, SLG: 0.261 (8, 1)				1B						0	0	0	0	0	0	0										
Mike Felder, S OBP: 0.264, SLG: 0.294 (9, PH)				1B						0	0	0	0	1	0	0										
Andujar Cedeno, R OBP: 0.334, SLG: 0.431 (1, 6)		G5-3		G4-3				BB		4	0	0	0	0	1	3										
Scott Servais, R OBP: 0.248, SLG: 0.380 (1, 2)										3	0	1	0	0	1	0	AB 34 R 1 H 8 RBI 1 BB 2 SO 8 LOB 17									
Roberto Petagine, L (9, PH)										1	0	0	0	0	1	1										
Greg Swindell, L OBP: 0.250, SLG: 0.300 (1, 1)										2	0	2	0	0	0	0										
Kevin Bass, S OBP: 0.393, SLG: 0.471 (6, 9)										2	0	0	0	0	2	1										
Inning Stats	R: 0 E: 0 K: 0 S: 9	H: 0 LOB: 0 BB: 0 P: 13	R: 0 E: 0 K: 0 S: 6	H: 1 LOB: 1 BB: 0 P: 9	R: 0 E: 0 K: 1 S: 15	H: 3 LOB: 2 BB: 0 P: 21	R: 0 E: 0 K: 0 S: 7	H: 1 LOB: 1 BB: 0 P: 12	R: 0 E: 0 K: 2 S: 10	H: 1 LOB: 1 BB: 0 P: 16	R: 1 E: 0 K: 1 S: 8	H: 1 LOB: 0 BB: 0 P: 15	R: 0 E: 0 K: 1 S: 5	H: 0 LOB: 0 BB: 0 P: 8	R: 0 E: 0 K: 0 S: 14	H: 1 LOB: 2 BB: 1 P: 27		R: 0 E: 0 K: 3 S: 9	H: 0 LOB: 1 BB: 1 P: 18	1B: 7 2B: 0 3B: 0 HR: 1	SF: 0 SAC: 0 DP: 0 HBP: 0	WP: 0 PB: 0 SB: 1 CS: 1	PA: 36			
PITCHER	IP	WLS	BF	H	R	ER	SO	BB	IBB	HBP	BLK	WP	HR	S	P	ERA		WHIP								
Ramon Martinez, R ERA: 4.13 (1, 1)	8.0	W	33	8	1	1	5	2	0	0	0	0	1	74	125	1.12		1.250								
Todd Worrell, R ERA: 3.75 (9, 1)	1.0		3	0	0	0	3	0	0	0	0	0	0	9	14	0.00		0.000								


Batter	1	2	3	4	5	6	7	8	9	AB	R	H	RBI	BB	SO	LOB	BOTTOM									
Brett Butler, L OBP: 0.410, SLG: 0.447 (1, 8)	F7			S 1B		SH5-4		K		3	1	1	0	0	1	1	Houston Astros @ Los Angeles Dodgers Dodger Stadium, Los Angeles, CA Sun Jul 31 1994, 3:33 AM PDT Att: 43,231 - Sunny - 80 F									
Delino DeShields, L OBP: 0.394, SLG: 0.327 (1, 4)	L5			CS		2B		G3		4	1	2	1	0	0	1										
Mike Piazza, R OBP: 0.372, SLG: 0.546 (1, 2)	G4-3			CS		1B		G4-3		3	1	1	0	1	0	0										
Tim Wallach, R OBP: 0.347, SLG: 0.479 (1, 5)				SF7		E		F8		3	1	1	2	0	1	0										
Eric Karros, R OBP: 0.320, SLG: 0.421 (1, 3)				G4-3		E7		1B		3	1	1	1	1	0	2										
Raul Mondesi, R OBP: 0.329, SLG: 0.506 (1, 9)				G6-3		G4-3		1B		3	1	1	0	1	0	1										
Cory Snyder, R OBP: 0.319, SLG: 0.417 (1, 7)						G6-3		1B		2	0	0	0	0	1	1										
Henry Rodriguez, L OBP: 0.319, SLG: 0.418 (6, PH)						G4-3		1B		1	0	0	0	1	0	1										
Mitch Webster, S OBP: 0.333, SLG: 0.456 (9, 7)						1B		IBB		0	0	0	0	0	0	0										
Rafael Bourimigal, R OBP: 0.313, SLG: 0.292 (1, 6)				E5		G1-3		F9		4	0	1	2	0	0	0										
Ramon Martinez, R OBP: 0.290, SLG: 0.328 (1, 1)						SH5-4		G1		4	1	2	0	0	1	3	AB 30 R 7 H 10 RBI 6 BB 4 SO 4 LOB 10									
Todd Worrell, R (9, 1)						1B				0	0	0	0	0	0	0										
Inning Stats	R: 0 E: 0 K: 0 S: 11	H: 0 LOB: 0 BB: 0 P: 16	R: 0 E: 0 K: 1 S: 11	H: 0 LOB: 0 BB: 0 P: 17	R: 0 E: 1 K: 2 S: 12	H: 0 LOB: 0 BB: 0 P: 17	R: 1 E: 0 K: 0 S: 10	H: 2 LOB: 1 BB: 1 P: 19	R: 0 E: 0 K: 0 S: 5	H: 0 LOB: 1 BB: 1 P: 9	R: 4 E: 1 K: 0 S: 16	H: 5 LOB: 1 BB: 0 P: 23	R: 0 E: 0 K: 1 S: 9	H: 1 LOB: 1 BB: 0 P: 15	R: 2 E: 0 K: 0 S: 12	H: 2 LOB: 2 BB: 2 P: 26		1B: 9 2B: 1 3B: 0 HR: 0	SF: 1 SAC: 1 DP: 1 HBP: 0	WP: 0 PB: 0 SB: 2 CS: 2	PA: 36					
PITCHER	IP	WLS	BF	H	R	ER	SO	BB	IBB	HBP	BLK	WP	HR	S	P	ERA		WHIP								
Greg Swindell, L ERA: 4.34 (1, 1)	5.1	L	22	6	5	5	3	2	0	0	0	0	0	59	92	8.44		1.500								
Todd Jones, R ERA: 3.09 (6, 1)	1.2		7	2	0	0	1	0	0	0	0	0	0	15	24	0.00		1.200								
Brian Williams, R ERA: 5.74 (8, 1)	1.0		7	2	2	2	0	1	1	0	0	0	0	12	26	18.00		3.000								



Batter	1	2	3	4	5	6	7	8	9	10	11	AB	R	H	RBI	BB	SO	LOB	TOP				
Luis Lopez, S OBP: 0.341, SLG: 0.405 (1, 6)		L5-3		G3		SF7		G1-3			P5	5	1	1	1	0	0	3					
Tony Gwynn, L OBP: 0.465, SLG: 0.563 (1, 9)											G4-3	4	2	3	0	2	0	0					
Derek Bell, R OBP: 0.347, SLG: 0.448 (1, 8)	F8					FC6-4					FC1-6	5	1	1	1	0	0	7					
Eddie Williams, R OBP: 0.400, SLG: 0.588 (1, 3)											G6-3	5	1	2	2	0	1	1					
Phil Plantier, L OBP: 0.307, SLG: 0.450 (1, 7)	E6										G1-3	4	0	0	1	0	0	2					
Scott Livingstone, L OBP: 0.275, SLG: 0.339 Tim Mauser, R OBP: 0.400, SLG: 0.250 (1, 5)	SF7										F8	4	0	1	1	0	0	0					
Ricky Gutierrez, R OBP: 0.328, SLG: 0.313 Bip Roberts, S OBP: 0.375, SLG: 0.384 (8, PH)	K										F8	3	0	0	0	0	2	3	AB 41				
Brad Ausmus, R OBP: 0.318, SLG: 0.365 (1, 2)											K	2	0	1	0	0	0	0	R 6				
Bill Krueger, L OBP: 0.288, SLG: 0.425 Doug Brocail, L OBP: 0.288, SLG: 0.361 Chris Cavan, L OBP: 0.288, SLG: 0.391 Jeff Tabaka, L OBP: 0.288, SLG: 0.391 Bryce Florie, R OBP: 0.288, SLG: 0.391 Bill Bean, L OBP: 0.288, SLG: 0.391 Pedro Martinez, L OBP: 0.288, SLG: 0.391 Craig Shipley, R OBP: 0.288, SLG: 0.391 (1, 1)											G6-3	2	0	2	0	0	0	0	H 13				
Inning Stats	R: 3 E: 0 K: 1 S: 16	H: 3 LOB: 1 BB: 0 P: 20	R: 0 E: 0 K: 0 S: 5	H: 1 LOB: 0 BB: 0 P: 6	R: 2 E: 0 K: 2 S: 10	H: 4 LOB: 1 BB: 0 P: 13	R: 0 E: 0 K: 0 S: 11	H: 0 LOB: 2 BB: 1 P: 21	R: 0 E: 0 K: 1 S: 9	H: 0 LOB: 0 BB: 0 P: 13	R: 0 E: 0 K: 1 S: 10	H: 1 LOB: 1 BB: 0 P: 12	R: 0 E: 0 K: 1 S: 13	H: 1 LOB: 1 BB: 0 P: 15	R: 0 E: 0 K: 1 S: 8	H: 0 LOB: 0 BB: 0 P: 12	R: 0 E: 0 K: 0 S: 7	H: 0 LOB: 0 BB: 0 P: 8	1B: 11 2B: 3 3B: 0 HR: 0	SF: 3 SAC: 1 DP: 2 HBP: 0	WP: 1 PB: 0 SB: 0 CS: 0	PA: 47	
PITCHER	IP WLS BF H R ER SO BB IBB HBP BLK WP HR S P ERA WHIP	IP WLS BF H R ER SO BB IBB HBP BLK WP HR S P ERA WHIP																		IP WLS BF H R ER SO BB IBB HBP BLK WP HR S P ERA WHIP			
Tom Candiotti, R ERA: 3.92 Roger McDowell, R ERA: 5.49 Jim Gott, R ERA: 5.0 Ismael Valdez, R ERA: 2.7 Todd Worrell, R ERA: 3.55 (1, 1)	2.1 9 15 8 0 4 0 0 0 0 0 0 0 13 30 38 15.43 3.429	3.1 2.2 9 1 0 0 0 0 1 0 0 0 0 21 35 0.00 0.375																		10.1 2.0 W 6 0 0 0 1 0 0 0 0 0 15 20 0.00 0.000			
Brett Butler, L OBP: 0.409, SLG: 0.443 (1, 8)												5	2	2	0	1	1	2					
Delino DeShields, L OBP: 0.371, SLG: 0.537 (1, 4)	L6-3											3	2	2	1	3	0	1					
Mike Piazza, R OBP: 0.376, SLG: 0.553 Todd Worrell, R ERA: 3.55 (1, 2)	G6-3											4	1	1	1	1	2	4					
Dave Hansen, L OBP: 0.364, SLG: 0.375 (11, PH)												0	0	0	0	0	0	0					
Tim Wallach, R OBP: 0.349, SLG: 0.487 (1, 5)												4	2	2	2	1	0	4					
Eric Karros, R OBP: 0.316, SLG: 0.414 (1, 3)												5	0	1	0	0	1	2					
Raul Mondesi, R OBP: 0.328, SLG: 0.510 (1, 9)												5	0	0	0	0	1	4					
Cory Snyder, R OBP: 0.309, SLG: 0.405 (1, 7)												4	0	0	1	0	2	0					
Rafael Bourimigal, R OBP: 0.288, SLG: 0.277 Mitch Webster, S OBP: 0.341, SLG: 0.463 Carlos Hernandez, R OBP: 0.248, SLG: 0.367 (1, 6)												3	0	0	0	0	0	1					
Tom Candiotti, R ERA: 3.92 Roger McDowell, R ERA: 5.49 Chris Cavan, L OBP: 0.288, SLG: 0.391 Jim Gott, R ERA: 5.0 Henry Rodriguez, L OBP: 0.288, SLG: 0.411 Ismael Valdez, R ERA: 2.7 Jeff Treadway, L OBP: 0.288, SLG: 0.359 (1, 1)												0	0	0	0	0	0	0					
Inning Stats	R: 0 E: 0 K: 0 S: 7	H: 1 LOB: 0 BB: 0 P: 11	R: 1 E: 0 K: 0 S: 12	H: 2 LOB: 1 BB: 0 P: 19	R: 3 E: 0 K: 2 S: 13	H: 3 LOB: 0 BB: 0 P: 15	R: 0 E: 0 K: 0 S: 3	H: 0 LOB: 0 BB: 0 P: 6	R: 2 E: 1 K: 2 S: 22	H: 1 LOB: 2 BB: 3 P: 38	R: 0 E: 0 K: 1 S: 8	H: 0 LOB: 1 BB: 1 P: 12	R: 0 E: 1 K: 1 S: 8	H: 0 LOB: 3 BB: 1 P: 18	R: 0 E: 0 K: 0 S: 5	H: 0 LOB: 0 BB: 0 P: 9	R: 1 E: 0 K: 0 S: 7	H: 2 LOB: 1 BB: 1 P: 17	1B: 8 2B: 1 3B: 1 HR: 1	SF: 1 SAC: 1 DP: 1 HBP: 0	WP: 1 PB: 0 SB: 3 CS: 0	PA: 48	
PITCHER	IP WLS BF H R ER SO BB IBB HBP BLK WP HR S P ERA WHIP	IP WLS BF H R ER SO BB IBB HBP BLK WP HR S P ERA WHIP																		IP WLS BF H R ER SO BB IBB HBP BLK WP HR S P ERA WHIP			
Bill Krueger, L ERA: 7.32 Doug Brocail, R ERA: 5.82 Jeff Tabaka, L ERA: 5.31 Bryce Florie, R ERA: 1.35 Pedro Martinez, L ERA: 2.43 (1, 1)	4.1 0.2 1.1 0.2 2.0	4 0 5 0 9	7 0 0 0 1	6 0 0 0 2	6 0 0 0 2	1 0 0 0 0	0 0 0 0 0	1 0 0 0 0	0 0 0 0 0	0 0 6 9 18	1 10 10 19 31	47 70 19 19 31	12.46 1.846	0.000	0.000	0.000	0.000	0.000	0.000	0.000	0.000	0.000	0.000
PITCHER	IP WLS BF H R ER SO BB IBB HBP BLK WP HR S P ERA WHIP	IP WLS BF H R ER SO BB IBB HBP BLK WP HR S P ERA WHIP																		IP WLS BF H R ER SO BB IBB HBP BLK WP HR S P ERA WHIP			

San Diego Padres @ Los Angeles Dodgers
Dodger Stadium, Los Angeles, CA
Tue Aug 02 1994, 7:05 PM PDT
Att. 32,549 - Unknown - 78 F

AB 41
R 6
H 13
RBI 6
BB 2
SO 5
LOB 17



San Diego Padres @ Los Angeles Dodgers
Dodger Stadium, Los Angeles, CA
Tue Aug 02 1994, 7:05 PM PDT
Att. 32,549 - Unknown - 78 F

AB 40
R 7
H 10
RBI 6
BB 6
SO 8
LOB 18



Batter	1	2	3	4	5	6	7	8	9	AB	R	H	RBI	BB	SO	LOB	TOP										
Bip Roberts, S (1,4) OBP: 0.376, SLG: 0.388										4	1	2	0	0	0	0	San Diego Padres @ Los Angeles Dodgers Dodger Stadium, Los Angeles, CA Wed Aug 03 1994, 7:05 PM PDT Att: 43,270 - Unknown - 77 F										
Tony Gwynn, L (1,9) OBP: 0.455, SLG: 0.565										4	1	2	0	0	1	2											
Derek Bell, R (1,8) OBP: 0.346, SLG: 0.446										2	0	0	1	1	2	1											
Eddie Williams, R (1,3) Doug Brocail, L (9, PR) Trevor Hoffman, R (9, 1)										4	0	2	1	0	1	2											
Phil Plantier, L (1,7) OBP: 0.305, SLG: 0.446										3	0	0	1	0	2	1											
Craig Shipley, R (1,5) OBP: 0.584, SLG: 0.474										4	1	1	1	0	2	1											
Brian Johnson, R (1,2) OBP: 0.292, SLG: 0.434										3	0	1	0	0	1	0											
Luis Lopez, S (1,6) OBP: 0.336, SLG: 0.399										3	0	0	0	0	2	1											
Andy Ashby, R (1,1) Bill Bean, L (9, 3) OBP: 0.257, SLG: 0.277										3	0	0	0	0	1	0											
Inning Stats	R: 1 E: 0 K: 1 S: 10	H: 1 LOB: 0 BB: 0 P: 16	R: 0 E: 0 K: 3 S: 11	H: 1 LOB: 1 BB: 0 P: 15	R: 0 E: 0 K: 1 S: 7	H: 1 LOB: 0 BB: 0 P: 10	R: 0 E: 0 K: 2 S: 7	H: 1 LOB: 1 BB: 0 P: 13	R: 1 E: 0 K: 0 S: 7	H: 1 LOB: 0 BB: 0 P: 11	R: 0 E: 0 K: 0 S: 13	H: 1 LOB: 1 BB: 1 P: 24	R: 0 E: 0 K: 2 S: 10	H: 0 LOB: 0 BB: 0 P: 14	R: 0 E: 0 K: 2 S: 7	H: 0 LOB: 0 BB: 0 P: 11		R: 2 E: 0 K: 1 S: 10	H: 2 LOB: 1 BB: 0 P: 16	1B: 4 2B: 3 3B: 1 HR: 1	SF: 1 SAC: 1 DP: 2 HBP: 0	WP: 1 PB: 0 SB: 1 CS: 2	PA: 33				
PITCHER	IP	WLS	BF	H	R	ER	SO	BB	IBB	HBP	BLK	WP	HR	S	P	ERA	WHIP										
Pedro Astacio, R (1, 1) ERA: 4.31	7.0		25	6	2	2	9	1	0	0	0	1	1	65	103	2.57	1.000										
Rudy Seanez, R (8, 1) ERA: 2.91	1.0		3	0	0	0	2	0	0	0	0	0	0	7	11	0.00	0.000										
Ismael Valdez, R (9, 1) ERA: 3.42	0.1	L	3	2	2	2	1	0	0	0	0	0	0	7	11	54.00	6.000										
Omar Daal, L (9, 1) ERA: 3.85	0.2		2	0	0	0	0	0	0	0	0	0	0	3	5	0.00	0.000										

Batter	1	2	3	4	5	6	7	8	9	AB	R	H	RBI	BB	SO	LOB	BOTTOM										
Brett Butler, L (1,8) OBP: 0.407, SLG: 0.441										4	0	1	0	0	0	1	San Diego Padres @ Los Angeles Dodgers Dodger Stadium, Los Angeles, CA Wed Aug 03 1994, 7:05 PM PDT Att: 43,270 - Unknown - 77 F										
Delino DeShields, L (1,4) OBP: 0.396, SLG: 0.332										4	0	0	0	0	0	2											
Mike Piazza, R (1,2) OBP: 0.379, SLG: 0.556										3	1	2	0	1	1	0											
Tim Wallach, R (1,5) OBP: 0.345, SLG: 0.482										4	0	0	0	0	0	4											
Eric Karros, R (1,3) OBP: 0.315, SLG: 0.421										4	1	1	1	0	1	3											
Henry Rodriguez, L (1,7) Mitch Webster, S (9, 7) OBP: 0.316, SLG: 0.412 OBP: 0.341, SLG: 0.483										4	0	2	1	0	2	0											
Raul Mondesi, R (1,9) OBP: 0.323, SLG: 0.505										4	0	0	0	0	1	2											
Rafael Bourjomal, R (1, 6) Chris Gwynn, L (7, PH) Rudy Seanez, R (8, 1) Ismael Valdez, R (9, 1) Omar Daal, L (9, 1) Dave Hansen, L (9, PH) OBP: 0.366, SLG: 0.366										2	0	1	0	0	0	1											
Pedro Astacio, R (1, 1) Jeff Treadway, L (7, PH) OBP: 0.067, SLG: 0.067 OBP: 0.352, SLG: 0.354										2	0	0	0	0	2	1											
Inning Stats	R: 0 E: 0 K: 0 S: 10	H: 1 LOB: 2 BB: 1 P: 18	R: 0 E: 0 K: 2 S: 10	H: 1 LOB: 1 BB: 0 P: 13	R: 0 E: 0 K: 0 S: 9	H: 1 LOB: 1 BB: 0 P: 15	R: 0 E: 0 K: 1 S: 6	H: 1 LOB: 0 BB: 0 P: 9	R: 0 E: 0 K: 1 S: 6	H: 0 LOB: 0 BB: 0 P: 8	R: 1 E: 0 K: 2 S: 15	H: 2 LOB: 1 BB: 0 P: 23	R: 0 E: 0 K: 0 S: 8	H: 1 LOB: 1 BB: 0 P: 16	R: 1 E: 0 K: 2 S: 14	H: 1 LOB: 0 BB: 0 P: 23		R: 0 E: 0 K: 0 S: 5	H: 0 LOB: 0 BB: 0 P: 9	1B: 6 2B: 1 3B: 0 HR: 1	SF: 0 SAC: 1 DP: 0 HBP: 0	WP: 0 PB: 0 SB: 1 CS: 0	PA: 36				
PITCHER	IP	WLS	BF	H	R	ER	SO	BB	IBB	HBP	BLK	WP	HR	S	P	ERA	WHIP										
Andy Ashby, R (1, 1) ERA: 3.45	8.0		33	8	2	2	8	1	0	0	0	0	0	78	125	2.25	1.125										
Trevor Hoffman, R (9, 1) ERA: 2.96	1.0	S	3	0	0	0	0	0	0	0	0	0	0	5	9	0.00	0.000										



Batter	1	2	3	4	5	6	7	8	9	AB	R	H	RBI	BB	SO	LOB	TOP										
Bip Roberts, S OBP: 0.375, SLG: 0.387 (1, 4)	F7			G5-3		K		CS 1B		4	0	1	0	0	1	1	San Diego Padres @ Los Angeles Dodgers Dodger Stadium, Los Angeles, CA Thu Aug 04 1994, 3:33 AM PDT Att: 45,183 - Sunny - 84 F										
Luis Lopez, S OBP: 0.335, SLG: 0.396 (1, 6)	G4-3 1B			G3			K2-3	CS 1-2	F7	4	0	1	0	0	1	0											
Derek Bell, R OBP: 0.345, SLG: 0.444 (1, 8)	G4-3 1-2			G4-3			1B 1B		F9	4	0	1	0	0	0	1											
Phil Plantier, L OBP: 0.304, SLG: 0.444 (1, 7)		F9			K		1-2 1B		K	4	0	1	0	0	2	0											
Craig Shipley, R OBP: 0.364, SLG: 0.472 (1, 5)		G1-3			F8		1-2 2-3 1B			3	0	1	0	0	0	0											
Bill Bean, L OBP: 0.252, SLG: 0.271 (1, 9)		F8			G1-3		0-2 P4			3	0	0	0	0	0	3											
Archi Cianfranco, R OBP: 0.252, SLG: 0.356 (7, PH)				G1-3		F9		F8		2	0	0	0	0	0	0											
Tony Gwynn, L OBP: 0.454, SLG: 0.564 (7, 3)										1	0	0	0	0	0	3											
Phil Clark, R OBP: 0.250, SLG: 0.356 (7, 3)										0	0	0	0	0	0	0											
Brad Ausmus, R OBP: 0.318, SLG: 0.364 (1, 2)				K		SH3-4 1B		P4		3	0	1	0	0	1	0											
Andy Benes, R OBP: 0.184, SLG: 0.188 (8, PH)				G6-3		SH3-4		F7		1	0	0	0	0	0	0											
Scott Livingstone, L OBP: 0.273, SLG: 0.337 (8, 1)										1	0	0	0	0	0	0											
Bryce Florie, R (8, 1)										0	0	0	0	0	0	0											
Inning Stats	R: 0 E: 0 K: 0 S: 7	H: 1 LOB: 0 BB: 0 P: 10	R: 0 E: 0 K: 0 S: 7	H: 0 LOB: 0 BB: 0 P: 10	R: 0 E: 0 K: 1 S: 7	H: 0 LOB: 0 BB: 0 P: 8	R: 0 E: 0 K: 0 S: 4	H: 0 LOB: 0 BB: 0 P: 6	R: 0 E: 0 K: 1 S: 8	H: 0 LOB: 0 BB: 0 P: 10	R: 0 E: 0 K: 1 S: 10	H: 1 LOB: 1 BB: 0 P: 16	R: 0 E: 0 K: 1 S: 15	H: 3 LOB: 3 BB: 0 P: 21	R: 0 E: 0 K: 0 S: 5	H: 1 LOB: 0 BB: 0 P: 8	R: 0 E: 0 K: 1 S: 10	H: 0 LOB: 0 BB: 0 P: 12	1B: 6 2B: 0 3B: 0 HR: 0	SF: 0 SAC: 1 DP: 1 HBP: 0	WP: 0 PB: 0 SB: 0 CS: 1	PA: 32					
PITCHER	IP	WLS	BF	H	R	ER	SO	BB	IBB	HBP	BLK	WP	HR	S	P	ERA	WHIP										
Kevin Gross, R ERA: 3.65	(1, 1)	8.0	W	28	6	0	4	0	0	0	0	0	0	63	89	0.00	0.750										
Todd Worrell, R ERA: 3.46	(9, 1)	1.0	S	3	0	0	1	0	0	0	0	0	0	10	12	0.00	0.000										

AB	30
R	0
H	6
RBI	0
BB	0
SO	5
LOB	8



Batter	1	2	3	4	5	6	7	8	9	AB	R	H	RBI	BB	SO	LOB	BOTTOM										
Brett Butler, L OBP: 0.408, SLG: 0.441 (1, 8)	K		G6-4-3 BB		F7		1-2 1B			3	0	1	0	1	1	1	San Diego Padres @ Los Angeles Dodgers Dodger Stadium, Los Angeles, CA Thu Aug 04 1994, 3:33 AM PDT Att: 45,183 - Sunny - 84 F										
Delino DeShields, L OBP: 0.392, SLG: 0.328 (1, 4)	F7		G6-4-3 1-2		F8		F8			4	0	0	0	0	5												
Mike Piazza, R OBP: 0.378, SLG: 0.561 (1, 2)	F8			HR		K	F8			4	1	1	1	0	1	2											
Eric Karros, R OBP: 0.312, SLG: 0.416 (1, 3)		F8		F8		F8	F9			4	0	0	0	0	2												
Dave Hansen, L OBP: 0.396, SLG: 0.395 (7, 5)		1B		BB		1B		K		2	0	2	0	1	0	0											
Tim Wallach, R OBP: 0.345, SLG: 0.481 (7, 5)										1	0	0	0	0	1	0											
Henry Rodriguez, L OBP: 0.315, SLG: 0.410 (1, 7)										4	0	1	0	0	1	2											
Mitch Webster, S OBP: 0.341, SLG: 0.463 (9, 7)					P6		BB	G3-1		0	0	0	0	0	0	0											
Raul Mondesi, R OBP: 0.325, SLG: 0.504 (1, 9)					F9		BB			3	0	1	0	1	1	2											
Rafael Bourquim, R OBP: 0.303, SLG: 0.283 (1, 6)					F9		SH3-4 1B	CS		3	0	1	0	0	1	3											
Kevin Gross, R OBP: 0.208, SLG: 0.222 (9, 1)					SH3-4 1B					2	0	2	0	0	0	0											
Todd Worrell, R (9, 1)										0	0	0	0	0	0	0											
Inning Stats	R: 0 E: 0 K: 1 S: 8	H: 0 LOB: 0 BB: 0 P: 11	R: 0 E: 0 K: 2 S: 12	H: 1 LOB: 1 BB: 0 P: 19	R: 0 E: 0 K: 0 S: 8	H: 1 LOB: 1 BB: 1 P: 15	R: 1 E: 0 K: 0 S: 11	H: 1 LOB: 1 BB: 1 P: 17	R: 0 E: 0 K: 0 S: 7	H: 1 LOB: 1 BB: 0 P: 9	R: 0 E: 0 K: 2 S: 14	H: 2 LOB: 3 BB: 1 P: 24	R: 0 E: 0 K: 0 S: 10	H: 2 LOB: 2 BB: 0 P: 15	R: 0 E: 0 K: 1 S: 8	H: 1 LOB: 0 BB: 0 P: 11	1B: 8 2B: 0 3B: 0 HR: 1	SF: 0 SAC: 1 DP: 1 HBP: 0	WP: 0 PB: 0 SB: 0 CS: 1	PA: 35							
PITCHER	IP	WLS	BF	H	R	ER	SO	BB	IBB	HBP	BLK	WP	HR	S	P	ERA	WHIP										
Andy Benes, R ERA: 3.86	(1, 1)	7.0	L	31	8	1	5	3	0	0	0	0	0	70	110	1.29	1.571										
Bryce Florie, R ERA: 1.17	(8, 1)	1.0		3	1	0	1	0	0	0	0	0	0	8	11	0.00	1.000										

AB	30
R	1
H	9
RBI	1
BB	3
SO	6
LOB	17



Batter	1	2	3	4	5	6	7	8	9	AB	R	H	RBI	BB	SO	LOB	TOP								
Brett Butler, L OBP: 0.412, SLG: 0.441 (1, 8)	F8		1B			K		2B	FC1-6	3	1	1	0	2	1	0									
Delino DeShields, L OBP: 0.359, SLG: 0.327 (1, 4) (7, 6)	BB		G4-6-3			G4-3		2B	FC1-6	4	1	2	1	1	0	1									
Mike Piazza, R OBP: 0.373, SLG: 0.549 (1, 2)	P4		G4-6-3			G3		1B	P4	5	1	1	2	0	0	4									
Tim Wallach, R OBP: 0.355, SLG: 0.496 (1, 5)	K					G5-4-3		HR	FC4-6	4	1	3	2	0	1	1									
Eric Karros, R OBP: 0.312, SLG: 0.423 (1, 3)			G4-3			G5-4-3		P3	FC4-6	4	1	0	0	0	0	2									
Henry Rodriguez, L OBP: 0.311, SLG: 0.411 Cory Spivey, R OBP: 0.307, SLG: 0.403 Rudy Seanez, R OBP: 0.301, SLG: 0.387 Todd Worrell, R OBP: 0.299, SLG: 0.381 Jim Gott, R OBP: 0.296, SLG: 0.367 (1, 7) (6, PH) (8, PH) (9, 1) (9, 1) (9, 2)	K		K			K		K	E5	3	0	0	0	0	3	0									
Raul Mondesi, R OBP: 0.334, SLG: 0.519 (1, 9)	1B					P3		FC6-4	G3	4	0	2	1	0	0	1									
Rafael Bourimigal, R OBP: 0.305, SLG: 0.280 Jeff Treadway, L OBP: 0.342, SLG: 0.343 (1, 6) (7, PH) (7, 4)	G5-3					G4-3		FC6-4	K	2	0	0	0	0	0	1									
Pedro Astacio, R OBP: 0.064, SLG: 0.064 Mitch Webster, S OBP: 0.344, SLG: 0.457 (1, 1) (8, PH) (8, 7)	G6-3					B1-3		FC6-4	G6-3	2	0	0	0	0	0	0									
Inning Stats	R: 0 E: 0 K: 1 S: 8	H: 0 LOB: 1 BB: 1 P: 14	R: 0 E: 0 K: 1 S: 14	H: 1 LOB: 1 BB: 0 P: 22	R: 0 E: 0 K: 0 S: 10	H: 2 LOB: 1 BB: 0 P: 14	R: 0 E: 0 K: 1 S: 6	H: 1 LOB: 0 BB: 0 P: 9	R: 0 E: 0 K: 0 S: 7	H: 0 LOB: 0 BB: 0 P: 7	R: 0 E: 0 K: 1 S: 6	H: 0 LOB: 0 BB: 0 P: 9	R: 1 E: 0 K: 1 S: 14	H: 2 LOB: 1 BB: 0 P: 21	R: 5 E: 1 K: 1 S: 18	H: 3 LOB: 1 BB: 2 P: 32	R: 0 E: 0 K: 0 S: 6	H: 0 LOB: 1 BB: 1 P: 12	1B: 6 2B: 2 3B: 0 HR: 1	SF: 0 SAC: 0 DP: 2 HBP: 0	WP: 0 PB: 0 SB: 1 CS: 0	PA: 39			
PITCHER	IP	WLS	BF	H	R	ER	SO	BB	IBB	HBP	BLK	WP	HR	S	P	ERA	WHIP								
Marvin Freeman, R ERA: 2.8 (1, 1)	7.0		26	6	1	1	5	1	0	0	0	0	1	65	96	1.29	1.000								
Mike Munoz, L ERA: 3.4 (8, 1)	0.0		3	1	3	3	0	2	0	0	0	0	0	3	12	∞	∞								
Steve Reed, R ERA: 3.73 (8, 1)	0.1		3	2	1	1	0	0	0	0	0	0	0	6	7	27.00	6.000								
Bruce Ruffin, L ERA: 3.9 (8, 1)	1.2	W	7	0	1	0	1	1	0	0	0	0	0	15	25	0.00	0.600								

Los Angeles Dodgers @ Colorado Rockies
Mile High Stadium, Denver, CO
Mon Aug 08 1994, 5:33 AM EDT
Att: 52,634 - Sunny

AB 35
R 6
H 9
RBI 6
BB 4
SO 6
LOB 13



Batter	1	2	3	4	5	6	7	8	9	AB	R	H	RBI	BB	SO	LOB	BOTTOM								
Eric Young Sr., R OBP: 0.382, SLG: 0.429 Mike Munoz, L ERA: 3.4 Steve Reed, R ERA: 3.73 Bruce Ruffin, S OBP: 0.344, SLG: 0.457 Danny Sheatter, R OBP: 0.305, SLG: 0.280 Ellis Burks, R OBP: 0.350, SLG: 0.682 (1, 7) (8, 1) (8, 1) (8, 1) (8, PH) (8, PH) (9, PH)	L7		HR			L5		E4	SH1-3	4	1	1	1	0	0	3									
Walt Weiss, S OBP: 0.343, SLG: 0.311 (1, 6)	G4-3		G4-3			F9		G3-1	SH1-3	4	1	1	0	0	0	3									
Dante Bichette, R OBP: 0.334, SLG: 0.551 (1, 9)	CS					G3		K	1B	4	0	2	0	1	1	0									
Charlie Hayes, R OBP: 0.350, SLG: 0.437 (1, 5)	CS					F9		K	1B	5	0	3	1	0	1	2									
Mike Kingery, L OBP: 0.398, SLG: 0.527 (1, 8)	F8					G3-1		E6		3	0	0	1	0	0	1									
Joe Girardi, R OBP: 0.319, SLG: 0.364 (1, 2)	K					F7		F9	F8	4	0	0	0	0	1	2									
John Vander Wal, L OBP: 0.336, SLG: 0.439 (1, 3)	K					K		K	1B	4	1	1	0	0	3	1									
Nelson Liriano, S OBP: 0.364, SLG: 0.407 (1, 4)			K			2B		2B	1B	3	2	2	0	1	1	0									
Marvin Freeman, R OBP: 0.179, SLG: 0.222 Howard Johnson, S OBP: 0.328, SLG: 0.413 (1, 1) (7, PH) (8, 7)	K					K		E	2B	2	0	1	1	0	1	0									
Inning Stats	R: 0 E: 0 K: 0 S: 8	H: 1 LOB: 0 BB: 0 P: 13	R: 0 E: 0 K: 2 S: 11	H: 1 LOB: 0 BB: 0 P: 17	R: 1 E: 0 K: 2 S: 13	H: 1 LOB: 0 BB: 0 P: 19	R: 0 E: 0 K: 0 S: 8	H: 1 LOB: 0 BB: 0 P: 10	R: 1 E: 0 K: 1 S: 12	H: 2 LOB: 1 BB: 0 P: 19	R: 1 E: 0 K: 0 S: 9	H: 2 LOB: 0 BB: 0 P: 12	R: 0 E: 1 K: 1 S: 11	H: 1 LOB: 3 BB: 1 P: 18	R: 0 E: 1 K: 2 S: 8	H: 0 LOB: 1 BB: 0 P: 10	R: 4 E: 0 K: 0 S: 11	H: 4 LOB: 2 BB: 2 P: 23	1B: 7 2B: 6 3B: 0 HR: 1	SF: 1 SAC: 1 DP: 1 HBP: 0	WP: 0 PB: 0 SB: 0 CS: 1	PA: 41			
PITCHER	IP	WLS	BF	H	R	ER	SO	BB	IBB	HBP	BLK	WP	HR	S	P	ERA	WHIP								
Pedro Astacio, R ERA: 4.29 (1, 1)	7.0		29	9	3	3	6	0	0	0	0	0	1	72	108	3.86	1.286								
Rudy Seanez, R ERA: 2.79 (8, 1)	1.0		4	0	0	0	2	0	0	0	0	0	0	8	10	0.00	0.000								
Todd Worrell, R ERA: 4.39 (9, 1)	0.0	L	4	3	4	4	0	1	0	0	0	0	0	6	13	∞	∞								
Jim Gott, R ERA: 5.94 (9, 1)	0.1		3	1	0	0	0	0	1	0	0	0	0	5	10	0.00	3.000								

Los Angeles Dodgers @ Colorado Rockies
Mile High Stadium, Denver, CO
Mon Aug 08 1994, 5:33 AM EDT
Att: 52,634 - Sunny

AB 35
R 7
H 13
RBI 7
BB 3
SO 8
LOB 12



Batter	1	2	3	4	5	6	7	8	9	AB	R	H	RBI	BB	SO	LOB	TOP										
Brett Butler, L OBP: 0.413, SLG: 0.441 (1, 8)										4	2	2	0	0	1	0	Los Angeles Dodgers @ Cincinnati Reds Riverfront Stadium, Cincinnati, OH Tue Aug 09 1994, 7:05 PM EDT Att: 31,177 - Unknown - 76 F										
Delino DeShields, L OBP: 0.398, SLG: 0.324 (1, 4)										3	1	0	0	1	2	1											
Henry Rodriguez, L OBP: 0.311, SLG: 0.411 (1, 7) Cory Snyder, R OBP: 0.305, SLG: 0.400 (9, PH)										3	0	1	1	0	1	1											
Tim Wallach, R OBP: 0.356, SLG: 0.499 (1, 5)										4	0	2	1	0	1	0											
Eric Karros, R OBP: 0.309, SLG: 0.419 (1, 3)										4	0	0	0	0	1	2											
Raul Mondesi, R OBP: 0.332, SLG: 0.515 (1, 9)										3	0	0	0	0	0	0											
Carlos Hernandez, R OBP: 0.234, SLG: 0.349 (1, 2)										3	0	0	0	0	2	0											
Rafael Bourquim, R OBP: 0.298, SLG: 0.273 (1, 6)										3	0	0	0	0	0	0											
Tom Candiotti, R OBP: 0.177, SLG: 0.160 (1, 1) Omar Daal, L OBP: 0.333, SLG: 0.334 (4, 1) Chris Gwynn, L OBP: 0.341, SLG: 0.451 (6, PH) Roger McDowell, R OBP: 0.341, SLG: 0.451 (6, 1) Mitch Webster, S OBP: 0.341, SLG: 0.451 (8, PH) Rudy Seanez, R OBP: 0.341, SLG: 0.451 (8, 1)										1	0	0	0	0	0	0											
Inning Stats	R: 1 E: 0 K: 1 S: 13	H: 2 LOB: 0 BB: 0 P: 23	R: 0 E: 0 K: 1 S: 5	H: 0 LOB: 0 BB: 0 P: 5	R: 0 E: 0 K: 0 S: 5	H: 0 LOB: 0 BB: 0 P: 9	R: 0 E: 0 K: 1 S: 12	H: 1 LOB: 1 BB: 0 P: 14	R: 0 E: 0 K: 1 S: 9	H: 0 LOB: 0 BB: 0 P: 15	R: 2 E: 0 K: 2 S: 14	H: 2 LOB: 1 BB: 1 P: 26	R: 0 E: 0 K: 0 S: 4	H: 0 LOB: 0 BB: 0 P: 7	R: 0 E: 0 K: 2 S: 7	H: 0 LOB: 0 BB: 0 P: 12		R: 0 E: 0 K: 1 S: 7	H: 0 LOB: 0 BB: 0 P: 10	1B: 4 2B: 1 3B: 0 HR: 0	SF: 0 SAC: 0 DP: 0 HBP: 0	WP: 1 PB: 0 SB: 2 CS: 0	PA: 32				
PITCHER	IP	WLS	BF	H	R	ER	SO	BB	IBB	HBP	BLK	WP	HR	S	P	ERA	WHIP										
Kevin Jarvis, R ERA: 7.13 (1, 1)	5.2	W	22	5	3	3	6	1	0	0	0	1	0	57	90	4.76	1.059										
Johnny Ruffin, R ERA: 3.12 (6, 1)	1.1		4	0	0	0	0	0	0	0	0	0	0	5	9	0.00	0.000										
Chuck McElroy, L ERA: 2.03 (8, 1)	1.0	S	3	0	0	0	2	0	0	0	0	0	0	7	12	0.00	0.000										
Jeff Brantley, R ERA: 2.22 (9, 1)	1.0		3	0	0	0	1	0	0	0	0	0	0	7	10	0.00	0.000										

Batter	1	2	3	4	5	6	7	8	9	AB	R	H	RBI	BB	SO	LOB	BOTTOM										
Deion Sanders, L OBP: 0.340, SLG: 0.374 (1, 8)										4	0	0	0	0	0	3	Los Angeles Dodgers @ Cincinnati Reds Riverfront Stadium, Cincinnati, OH Tue Aug 09 1994, 7:05 PM EDT Att: 31,177 - Unknown - 76 F										
Barry Larkin, R OBP: 0.372, SLG: 0.424 (1, 6)										3	1	1	0	1	0	0											
Hal Morris, L OBP: 0.389, SLG: 0.499 (1, 3)										4	1	1	1	0	0	1											
Kevin Mitchell, R OBP: 0.431, SLG: 0.686 (1, 7)										3	0	1	0	1	1	1											
Bret Boone, R OBP: 0.367, SLG: 0.491 (1, 4)										4	1	1	1	0	0	2											
Tony Fernandez, S OBP: 0.357, SLG: 0.423 (1, 5)										4	0	0	0	0	0	2											
Reggie Sanders, R OBP: 0.333, SLG: 0.487 (1, 9)										3	1	1	2	1	1	0											
Eddie Taubensee, L OBP: 0.342, SLG: 0.486 (1, 2)										3	1	1	0	1	0	2											
Kevin Jarvis, L OBP: 0.250, SLG: 0.250 (1, 1) Johnny Ruffin, R OBP: 0.343, SLG: 0.364 (6, 1) Lenny Harris, L OBP: 0.167, SLG: 0.167 (7, PH) Chuck McElroy, L OBP: 0.167, SLG: 0.167 (8, 1) Jeff Brantley, R OBP: 0.167, SLG: 0.167 (9, 1)										1	0	1	1	0	0	0											
Inning Stats	R: 0 E: 0 K: 0 S: 9	H: 0 LOB: 0 BB: 0 P: 12	R: 0 E: 0 K: 1 S: 8	H: 0 LOB: 0 BB: 0 P: 11	R: 0 E: 0 K: 0 S: 6	H: 1 LOB: 1 BB: 0 P: 8	R: 5 E: 0 K: 0 S: 17	H: 5 LOB: 1 BB: 1 P: 30	R: 0 E: 0 K: 1 S: 5	H: 0 LOB: 1 BB: 0 P: 5	R: 0 E: 0 K: 0 S: 3	H: 0 LOB: 1 BB: 2 P: 11	R: 0 E: 0 K: 0 S: 10	H: 0 LOB: 2 BB: 2 P: 23	R: 0 E: 0 K: 0 S: 10	H: 0 LOB: 2 BB: 2 P: 23		1B: 4 2B: 2 3B: 0 HR: 1	SF: 0 SAC: 1 DP: 1 HBP: 0	WP: 0 PB: 0 SB: 2 CS: 0	PA: 35						
PITCHER	IP	WLS	BF	H	R	ER	SO	BB	IBB	HBP	BLK	WP	HR	S	P	ERA	WHIP										
Tom Candiotti, R ERA: 4.12 (1, 1)	3.2	L	18	6	5	5	1	1	0	0	0	0	0	10	20	0.00	0.750										
Omar Daal, L ERA: 3.29 (4, 1)	1.1		5	1	0	0	0	0	0	0	0	0	0	8	16	0.00	1.000										
Roger McDowell, R ERA: 5.23 (6, 1)	2.0		7	0	0	0	1	2	0	0	0	0	0	8	16	0.00	1.000										
Rudy Seanez, R ERA: 2.66 (8, 1)	1.0		5	0	0	0	0	2	0	0	0	0	0	10	23	0.00	2.000										


AB	31
R	3
H	5
RBI	2
BB	1
SO	9
LOB	4



Batter	1	2	3	4	5	6	7	8	9	AB	R	H	RBI	BB	SO	LOB	TOP								
Brett Butler, L OBP: 0.412, SLG: 0.443	F9			G1-3		S 1B		G5-3	L6-4 1-3 2-H	5	1	2	1	0	0	1									
Delino DeShields, L OBP: 0.361, SLG: 0.326	F8			G4-3		1-H		1B	1B	4	0	2	2	1	0	0									
Mike Piazza, R OBP: 0.373, SLG: 0.546	K2-3			L5				1B	L6-4	4	0	1	1	1	1	2									
Tim Wallach, R OBP: 0.355, SLG: 0.496		P3			FC6-4 1B	L9		P3		4	0	1	0	0	0	4									
Eric Karros, R OBP: 0.309, SLG: 0.424	F8				F8		G6-3		HR	4	1	1	1	0	0	1									
Raul Mondesi, R OBP: 0.331, SLG: 0.517	G5-3			FC6-4 1-2f		G4-3		1B	3B	4	1	1	0	0	0	1									
Cory Snyder, R OBP: 0.300, SLG: 0.392			K							3	0	0	0	0	3	1	AB 36								
Henry Rodriguez, L OBP: 0.310, SLG: 0.409			K							1	0	0	0	0	1	1	R 6								
Rafael Bourimigal, R OBP: 0.293, SLG: 0.268			L8			G5-3		G4-3 1B	2B	2	0	0	0	0	0	0	H 10								
Mitch Webster, S OBP: 0.349, SLG: 0.470									1B	1	1	1	0	0	0	0	RBI 6								
Jeff Treadway, L OBP: 0.351, SLG: 0.343									2B	0	1	0	0	1	0	0	BB 3								
Kevin Gross, R OBP: 0.200, SLG: 0.213			K			L9		G4-3	1B	2	0	0	0	0	1	0	SO 6								
Carlos Hernandez, R OBP: 0.231, SLG: 0.344									2B	1	0	0	0	0	0	0	LOB 12								
Ismael Valdez, R OBP: 0.408, SLG: 0.409									1B	1	1	1	1	0	0	0									
Todd Worrell, R OBP: 0.408, SLG: 0.409									1B	0	0	0	0	0	0	0									
Inning Stats	R: 0 E: 0 K: 1 S: 8	H: 0 LOB: 0 BB: 0 P: 13	R: 0 E: 0 K: 0 S: 6	H: 0 LOB: 0 BB: 0 P: 8	R: 0 E: 0 K: 2 S: 7	H: 0 LOB: 0 BB: 0 P: 12	R: 0 E: 0 K: 0 S: 11	H: 0 LOB: 0 BB: 0 P: 15	R: 0 E: 0 K: 1 S: 9	H: 1 LOB: 1 BB: 0 P: 13	R: 1 E: 0 K: 0 S: 10	H: 2 LOB: 2 BB: 1 P: 17	R: 0 E: 0 K: 1 S: 9	H: 0 LOB: 0 BB: 0 P: 11	R: 1 E: 0 K: 0 S: 12	H: 2 LOB: 2 BB: 1 P: 20	R: 4 E: 0 K: 1 S: 17	H: 5 LOB: 1 BB: 1 P: 29	1B: 6 2B: 3 3B: 1 HR: 1	SF: 0 SAC: 0 DP: 1 HBP: 0	WP: 0 PB: 0 SB: 2 CS: 0	PA: 39			
PITCHER	IP	WLS	BF	H	R	ER	SO	BB	IBB	HBP	BLK	WP	HR	S	P	ERA	WHIP								
John Smiley, L ERA: 3.86	7.2		29	4	2	2	5	1	1	0	0	0	0	68	104	2.35	0.652								
Hector Carrasco, R ERA: 2.29	0.1		2	1	0	0	0	0	0	0	0	0	0	4	5	0.00	3.000								
Jeff Brantley, R ERA: 2.48	0.1	L	3	2	2	2	1	0	0	0	0	0	1	8	13	54.00	6.000								
Chuck McElroy, L ERA: 2.34	0.0		4	3	2	2	0	1	0	0	0	0	0	7	13	∞	∞								
Johnny Ruffin, R ERA: 3.09	0.2		1	0	0	0	0	0	0	0	0	0	0	2	3	0.00	0.000								

Los Angeles Dodgers @ Cincinnati Reds
Riverfront Stadium, Cincinnati, OH
Wed Aug 10 1994, 7:05 PM EDT
Att: 28,456 - Unknown - 77 F


AB 36
R 6
H 10
RBI 6
BB 3
SO 6
LOB 12



Batter	1	2	3	4	5	6	7	8	9	AB	R	H	RBI	BB	SO	LOB	BOTTOM								
Deion Sanders, L OBP: 0.341, SLG: 0.377	K		B1-3		G3		1-H 2B		1B	5	0	2	0	0	1	1									
Tony Fernandez, S OBP: 0.380, SLG: 0.425	E1 1B			G4-3		S 2B 1B		FC4-6 SH1-4 1B	F8	5	2	3	0	0	0	1									
Barry Larkin, R OBP: 0.372, SLG: 0.423	K			FC4-6 1B		L9		SH1-4		3	0	1	0	0	1	2									
Hal Morris, L OBP: 0.388, SLG: 0.495	K			FC4-6 1-2f		L7		FC4-6 IBB		3	0	0	0	1	1	3									
Bret Boone, R OBP: 0.366, SLG: 0.491		F8		K		1-H 2B		FC4-6 1B		4	0	1	1	0	1	3									
Thomas Howard, S OBP: 0.302, SLG: 0.410		P5			K	G3-1				4	0	1	1	0	1	1									
Jeff Brantley, R ERA: 2.48										0	0	0	0	0	0	0									
Chuck McElroy, L OBP: 0.167, SLG: 0.167										0	0	0	0	0	0	0									
Johnny Ruffin, R ERA: 3.09										0	0	0	0	0	0	0									
Reggie Sanders, R OBP: 0.330, SLG: 0.482		L3			G6-3		K	F8		4	0	0	0	0	1	2									
Eddie Taubensee, L OBP: 0.340, SLG: 0.486			G4-3			WP 1B 2B		G5-3	P3	4	1	1	0	0	0	0									
John Smiley, L OBP: 0.254, SLG: 0.255										3	0	2	1	0	1	0									
Hector Carrasco, R ERA: 3.18			K							0	0	0	0	0	0	0									
Jacob Brumfield, R OBP: 0.381, SLG: 0.525						2-H 1B		2B 1B	G1-3	1	0	0	0	0	0	0									
Inning Stats	R: 0 E: 1 K: 3 S: 13	H: 1 LOB: 1 BB: 0 P: 19	R: 0 E: 0 K: 0 S: 9	H: 0 LOB: 0 BB: 0 P: 13	R: 0 E: 0 K: 1 S: 7	H: 0 LOB: 0 BB: 0 P: 9	R: 0 E: 0 K: 1 S: 9	H: 1 LOB: 1 BB: 0 P: 15	R: 1 E: 0 K: 0 S: 11	H: 2 LOB: 1 BB: 0 P: 16	R: 1 E: 0 K: 0 S: 10	H: 2 LOB: 2 BB: 0 P: 13	R: 0 E: 0 K: 1 S: 8	H: 2 LOB: 2 BB: 1 P: 20	R: 1 E: 0 K: 0 S: 12	H: 2 LOB: 2 BB: 1 P: 20	R: 0 E: 0 K: 0 S: 9	H: 1 LOB: 1 BB: 0 P: 12	1B: 8 2B: 3 3B: 0 HR: 0	SF: 0 SAC: 1 DP: 0 HBP: 0	WP: 1 PB: 0 SB: 1 CS: 0	PA: 38			
PITCHER	IP	WLS	BF	H	R	ER	SO	BB	IBB	HBP	BLK	WP	HR	S	P	ERA	WHIP								
Kevin Gross, R ERA: 3.6	7.0		28	8	2	2	7	0	0	0	0	0	0	67	97	2.57	1.143								
Ismael Valdez, R ERA: 3.18	1.0	W	6	2	1	1	0	0	1	0	0	0	0	12	20	9.00	2.000								
Todd Worrell, R ERA: 4.29	1.0	S	4	1	0	0	0	0	0	0	0	0	0	9	12	0.00	1.000								

Los Angeles Dodgers @ Cincinnati Reds
Riverfront Stadium, Cincinnati, OH
Wed Aug 10 1994, 7:05 PM EDT
Att: 28,456 - Unknown - 77 F

AB 36
R 3
H 11
RBI 3
BB 1
SO 7
LOB 13



Batter	1	2	3	4	5	6	7	8	9	AB	R	H	RBI	BB	SO	LOB	TOP								
Brett Butler, L OBP: 0.411, SLG: 0.446 (1, 8)										4	0	1	0	0	1	0									
Delino DeShields, L OBP: 0.397, SLG: 0.322 (1, 4)										4	0	0	0	0	3	1									
Mike Piazza, R OBP: 0.370, SLG: 0.541 (1, 2)										4	0	0	0	0	1	1									
Tim Wallach, R OBP: 0.356, SLG: 0.502 (1, 5)										3	1	1	1	1	1	0									
Eric Karros, R OBP: 0.310, SLG: 0.426 (1, 3)										3	0	1	0	1	0	0									
Henry Rodriguez, L OBP: 0.307, SLG: 0.405 (1, 7)										3	0	0	0	0	3	3									
Mitch Webster, S OBP: 0.344, SLG: 0.464 (7, 7)										1	0	0	0	0	0	1									
Raul Mondesi, R OBP: 0.333, SLG: 0.516 (1, 9)										3	1	1	0	1	1	0									
Rafael Bourimigal, R OBP: 0.291, SLG: 0.267 (1, 6)										4	0	1	1	0	0	2									
Ramon Martinez, R OBP: 0.284, SLG: 0.318 (1, 1)										3	0	0	0	0	3	1									
Inning Stats	R: 0 E: 0 K: 1 S: 5	H: 0 LOB: 0 BB: 0 P: 5	R: 1 E: 0 K: 2 S: 8	H: 1 LOB: 0 BB: 0 P: 8	R: 0 E: 0 K: 1 S: 5	H: 0 LOB: 0 BB: 0 P: 7	R: 0 E: 0 K: 0 S: 5	H: 0 LOB: 0 BB: 0 P: 7	R: 1 E: 0 K: 2 S: 12	H: 2 LOB: 1 BB: 2 P: 17	R: 0 E: 0 K: 1 S: 11	H: 1 LOB: 3 BB: 2 P: 22	R: 0 E: 0 K: 1 S: 8	H: 0 LOB: 0 BB: 0 P: 9	R: 0 E: 0 K: 3 S: 9	H: 1 LOB: 2 BB: 1 P: 14	R: 0 E: 0 K: 1 S: 6	H: 1 LOB: 2 BB: 1 P: 13	1B: 2 2B: 1 3B: 1 HR: 1	SF: 0 SAC: 0 DP: 0 HBP: 0	WP: 0 PB: 0 SB: 0 CS: 0	PA: 35			
PITCHER	IP	WLS	BF	H	R	ER	SO	BB	IBB	HBP	BLK	WP	HR	S	P	ERA	WHIP								
Jose Rijo, R ERA: 3.08 (1, 1)	8.0	L	30	4	2	2	12	2	0	0	1	0	1	63	89	2.25	0.750								
Hector Carrasco, R ERA: 2.24 (9, 1)	1.0		5	1	0	0	1	0	1	0	0	0	0	6	13	0.00	1.000								

Los Angeles Dodgers @ Cincinnati Reds
Riverfront Stadium, Cincinnati, OH
Thu Aug 11 1994, 3:33 AM EDT
Att: 33,876 - Unknown - 75 F

AB 32
R 2
H 5
RBI 2
BB 3
SO 13
LOB 9



Batter	1	2	3	4	5	6	7	8	9	AB	R	H	RBI	BB	SO	LOB	BOTTOM								
Deion Sanders, L OBP: 0.342, SLG: 0.381 (1, 8)										4	0	2	0	0	2	0									
Barry Larkin, R OBP: 0.369, SLG: 0.419 (1, 6)										4	0	0	0	0	0	2									
Hal Morris, L OBP: 0.385, SLG: 0.491 (1, 3)										4	0	0	0	0	2	2									
Kevin Mitchell, R OBP: 0.429, SLG: 0.681 (1, 7)										4	0	1	0	0	1	0									
Bret Boone, R OBP: 0.368, SLG: 0.491 (1, 4)										4	0	2	0	0	1	2									
Tony Fernandez, S OBP: 0.381, SLG: 0.426 (1, 5)										4	0	2	0	0	0	0									
Reggie Sanders, R OBP: 0.332, SLG: 0.480 (1, 9)										2	0	0	0	2	1	2									
Eddie Taubensee, L OBP: 0.333, SLG: 0.476 (1, 2)										4	0	0	0	0	0	5									
Jose Rijo, R OBP: 0.204, SLG: 0.286 (1, 1)										2	0	0	0	0	0	1									
Lenny Harris, L OBP: 0.340, SLG: 0.360 (8, PH)										1	0	0	0	0	0	0									
Hector Carrasco, R ERA: 2.24 (9, 1)										0	0	0	0	0	0	0									
Inning Stats	R: 0 E: 0 K: 0 S: 5	H: 2 LOB: 2 BB: 0 P: 5	R: 0 E: 0 K: 0 S: 7	H: 0 LOB: 1 BB: 1 P: 14	R: 0 E: 0 K: 2 S: 8	H: 0 LOB: 0 BB: 0 P: 13	R: 0 E: 0 K: 1 S: 6	H: 0 LOB: 0 BB: 0 P: 9	R: 0 E: 0 K: 0 S: 7	H: 0 LOB: 0 BB: 0 P: 11	R: 0 E: 0 K: 2 S: 11	H: 0 LOB: 0 BB: 0 P: 16	R: 0 E: 0 K: 1 S: 11	H: 2 LOB: 2 BB: 1 P: 18	R: 0 E: 0 K: 0 S: 7	H: 1 LOB: 1 BB: 0 P: 9	R: 0 E: 0 K: 1 S: 15	H: 2 LOB: 2 BB: 0 P: 22	1B: 6 2B: 1 3B: 0 HR: 0	SF: 0 SAC: 0 DP: 0 HBP: 0	WP: 0 PB: 0 SB: 0 CS: 0	PA: 35			
PITCHER	IP	WLS	BF	H	R	ER	SO	BB	IBB	HBP	BLK	WP	HR	S	P	ERA	WHIP								
Ramon Martinez, R ERA: 3.97 (1, 1)	9.0	W	35	7	0	0	7	2	0	0	0	0	0	77	117	0.00	1.000								

Los Angeles Dodgers @ Cincinnati Reds
Riverfront Stadium, Cincinnati, OH
Thu Aug 11 1994, 3:33 AM EDT
Att: 33,876 - Unknown - 75 F

AB 33
R 0
H 7
RBI 0
BB 2
SO 7
LOB 14

