

Los Angeles Dodgers - 1995

Los Angeles Dodgers @ Florida Marlins

Joe Robbie Stadium, Miami, FL

Tue Apr 25 1995, 7:05 PM EDT
Att. 42,125 - Unknown - 75 F

livebaseballscorecards.com



Batter	1	2	3	4	5	6	7	8	9	AB R H RBI BB SO LOB	TOP		
Delino DeShields, L (1, 4) OBP: 0.400, SLG: 1.000	3-1 F8		0-0 G5-3		1-0 2B		3-2 F8	1-2 3B		5 0 2 1 0 0 0			
Jose Offerman, S (1, 6) OBP: 0.800, SLG: 0.750	0-1 HR		2-3 K		3-1 2B		2-1 HR	4-2 BB		4 3 3 0 1 1 0			
Raul Mondesi, R (1, 8) OBP: 0.800, SLG: 2.500	1-0 HR			4-1 BB	1-0 2B		0-0 HR	2-0 F7		4 2 3 4 1 0 2			
Mike Piazza, R (1, 2) OBP: 0.600, SLG: 0.500 Reggie Williams, S (9, PR)	2-1 G5-3		1-1 F7		4-0 IBB		0-1 E7		1-2 E7	4 1 2 0 1 0 1 0 0 0 0 0 0 0			
Eric Karros, R (1, 3) OBP: 0.600, SLG: 0.667	1-1 P5		1-1 P6		4-2 BB		1-0 G4-3		4-1 BB	3 0 1 2 2 0 1			
Henry Rodriguez, L (1, 9)		1-1 G4-3		1-1 P4	0-1 F7		1-0 G4-3		0-2 L9	5 0 0 0 0 0 7			
Billy Ashley, R (1, 7) Todd Hollandsworth, L (6, 7) Mitch Webster, S (9, PH) Carlos Hernandez, R (9, 2)		2-2 F8		1-3 K	1-1 G5-3		1-1 G4-1		1-2 P3	3 0 0 0 0 1 0 1 0 0 0 0 0 1 0 0 0 0 0 0 0	AB 39		
Dave Hansen, L (1, 5) Garey Ingram, R (8, 5)		1-0 F8		0-0 2B	1-3 K			2-1 P5	3-2 P4	4 1 1 0 0 1 0 1 0 0 0 0 0 3	R 8		
Ramon Martinez, R (1, 1) OBP: 0.333, SLG: 0.667 Antonio Osuna, R (7, 1) Todd Worrell, R (9, 1) Rudy Seanez, R (9, 1)			0-3 K		2-2 2B		0-2 P6			3 1 1 1 0 1 0 1 0	H 13		
Inning Stats	R: 2 H: 2 E: 0 LOB: 0 K: 0 BB: 0 S: 9 P: 16	R: 0 H: 0 E: 0 LOB: 0 K: 0 BB: 0 S: 6 P: 10	R: 0 H: 0 E: 0 LOB: 0 K: 2 BB: 0 S: 7 P: 9	R: 0 H: 0 E: 0 LOB: 1 K: 0 BB: 1 S: 7 P: 14	R: 3 H: 5 E: 0 LOB: 3 K: 1 BB: 2 S: 19 P: 35	R: 0 H: 0 E: 0 LOB: 0 K: 1 BB: 0 S: 9 P: 11	R: 3 H: 4 E: 1 LOB: 1 K: 0 BB: 0 S: 14 P: 22	R: 0 H: 1 E: 0 LOB: 2 K: 0 BB: 1 S: 11 P: 20	R: 0 H: 1 E: 1 LOB: 3 K: 0 BB: 1 S: 13 P: 22	1B: 5 SF: 0 2B: 5 SAC: 0 3B: 1 DP: 0 HR: 2 HBP: 0	WP: 0 PA: 44		
PITCHER	IP WLS BF H R ER SO BB IBB HBP BLK WP HR S P ERA WHIP											PITCHER	IP WLS BF H R ER SO BB IBB HBP BLK WP HR S P ERA WHIP
John Burkett, R (1, 1) ERA: 9.64	4.2 L 20 6 5 5 3 1 0 0 0 0 1 40 67 9.64 1.500												
Terry Mathews, R (5, 1) ERA:	1.1 7 1 0 0 1 1 1 0 0 0 0 17 28 0.00 1.500												
Matt Dunbar, L (7, 1) ERA: 27.0	0.1 2 1 1 1 0 0 0 0 0 0 0 7 12 27.00 3.000												
John Johnstone, R (7, 1) ERA: 10.8	1.2 10 4 2 2 0 1 0 0 0 0 1 18 30 10.80 3.000												
Mike Myers, L (9, 1) ERA:	1.0 5 1 0 0 0 1 0 0 0 0 0 13 22 0.00 2.000												

AB	39
R	8
H	13
RBI	8
BB	5
SO	4
LOB	17

BOTTOM

Los Angeles Dodgers @ Florida Marlins

Joe Robbie Stadium, Miami, FL

Tue Apr 25 1995, 7:05 PM EDT

Att: 42,125 - Unknown - 75 F

livebaseballscorecards.com

AB	35
R	7
H	9
RBI	7
BB	8
SO	7
LOB	18



WP:	1	PA:	43
PB:	0		
SB:	1		
CS:	0		

AB R H RBI BB SO LOB

3	2	1	0	2	1	1
3	0	1	0	2	0	1
5	1	1	2	0	0	5
4	2	1	1	1	0	3
5	1	2	3	0	1	2
5	0	2	1	0	2	0
5	0	0	0	0	2	3
2	0	1	0	1	0	0
0	0	0	0	0	0	0
0	0	0	0	0	0	0
1	0	0	0	0	1	0
2	0	0	0	0	0	3
0	0	0	0	0	0	0
0	0	0	0	0	0	0
0	1	0	0	2	0	0

Batter	1	2	3	4	5	6	7	8	9
Quilvio Veras, S OBP: 0.600, SLG: 0.667 (1, 4)	1-1 G6-3 2B		2-1 G1-3		4-2 BB		1-3 SAFE 1-2		4-1 FC5-4 1B BB
Alex Arias, R OBP: 0.600, SLG: 0.333 (1, 6)	2-2 G6-3 2-3		1-0 F8		4-1 BB		4-2 FC6-4 BB		1-2 FC5-4 1B
Gary Sheffield, R OBP: 0.200, SLG: 0.400 (1, 9)	1-1 G6-3 3-H		1-1 2B		0-2 P1		0-1 FC6-4 1-2f		0-1 FC5-4 1B WP
Jeff Conine, R OBP: 0.400, SLG: 1.000 (1, 7)	2-1 G4-3		2-1 G6-3		0-1 F7			3-1 HR	4-2 1B 1B BB
Terry Pendleton, S OBP: 0.400, SLG: 1.000 (1, 5)		1-1 HR		1-0 L6	3-3 K			1-1 F8	2-2 1B 1B
Greg Colbrunn, R OBP: 0.400, SLG: 0.400 (1, 3)		3-3 K		3-2 G5-3 1B		2-2 K		1-1 P5	3-2 1B
Charles Johnson, R (1, 2)		0-1 P2		3-2 G5-3 1-2		3-3 K		1-2 G5-3	1-3 K
Chuck Carr, S OBP: 0.667, SLG: 0.500 (1, 8)		0-0 1B		4-0 IBB		0-1 B1		1-3 K	1-3 K
John Johnstone, R (7, 1)									
Mike Myers, L (9, 1)									
Andre Dawson, R (9, PH)									
John Burkett, R (1, 1)		2-2 G3-1		0-0 G5-3			4-1 BB		4-0 1B FC5-4 BB
Terry Mathews, L (5, 1)									
Matt Dunbar, L (7, 1)									
Jerry Browne, S (7, 8)									

Inning Stats	R: 1	H: 1	E: 0	LOB: 0	K: 0	S: 10	R: 1	H: 2	E: 0	LOB: 1	K: 1	S: 12	R: 0	H: 1	E: 0	LOB: 1	K: 0	S: 7	R: 0	H: 1	E: 0	LOB: 2	K: 0	S: 9	R: 0	H: 0	E: 0	LOB: 2	K: 1	S: 12	R: 0	H: 0	E: 0	LOB: 0	K: 2	S: 8	R: 0	H: 0	E: 0	LOB: 1	K: 1	S: 8	R: 1	H: 1	E: 0	LOB: 0	K: 0	S: 9	R: 4	H: 3	E: 0	LOB: 2	K: 2	S: 27	1B: 5	SF: 0	2B: 2	SAC: 0	3B: 0	DP: 0	HR: 2	HBP: 0
--------------	------	------	------	--------	------	-------	------	------	------	--------	------	-------	------	------	------	--------	------	------	------	------	------	--------	------	------	------	------	------	--------	------	-------	------	------	------	--------	------	------	------	------	------	--------	------	------	------	------	------	--------	------	------	------	------	------	--------	------	-------	-------	-------	-------	--------	-------	-------	-------	--------

PITCHER	IP	WLS	BF	H	R	ER	SO	BB	IBB	HBP	BLK	WP	HR	S	P	ERA	WHIP
Ramon Martinez, R ERA: 3.0 (1, 1)	6.0	W	26	5	2	2	4	2	1	0	0	0	1	58	103	3.00	1.167
Antonio Osuna, R ERA: 16.88 (7, 1)	2.2		14	2	5	5	2	5	0	0	0	1	1	33	62	16.88	2.625
Todd Worrell, R ERA: (9, 1)	0.0		2	2	0	0	0	0	0	0	0	0	0	8	13	∞	∞
Rudy Seanez, R ERA: (9, 1)	0.1	S	1	0	0	0	1	0	0	0	0	0	0	3	4	0.00	0.000

Batter	1	2	3	4	5	6	7	8	9	AB R H RBI BB SO LOB	TOP											
Delino DeShields, L (1, 4) OBP: 0.333, SLG: 0.667	2-1 G3			2-3 K	2-0 CS 1B		2-1 F7			4 0 1 0 0 1 0												
Jose Offerman, S (1, 6) OBP: 0.556, SLG: 0.500	1-2 G4-3			2-2 F8	1-1 CS	3-2 FC5-4 1B		0-3 K		4 0 1 0 0 1 0												
Raul Mondesi, R (1, 8) OBP: 0.667, SLG: 1.714	3-1 L9			0-0 1B 2B		1-0 FC5-4 1B 2B		4-2 G4-6-3 BB		3 2 1 0 1 0 1												
Mike Piazza, R (1, 2) OBP: 0.625, SLG: 0.571 Todd Hollandsworth, L (6, 7)		2-1 F9		0-0 2B 1B		0-1 2B 1B		0-0 G4-6-3		3 2 2 0 0 0 0 1 0 0 0 0 0 1												
Eric Karros, R (1, 3) OBP: 0.667, SLG: 1.000		2-2 F8		3-2 1-H 3-H 2B		1-1 1-H 2-H 2B		1-1 F8-5 1B		4 0 3 4 0 0 0												
Henry Rodriguez, L (1, 9) OBP: 0.222, SLG: 0.125 Rudy Seanez, R (9, 1)		0-1 L4		4-0 IBB		1-1 F7		0-0 1-2 1B		3 0 1 0 1 0 1 0 0 0 0 0 0 0												
Billy Ashley, R (1, 7) Carlos Hernandez, R (6, 2)			2-3 K	0-2 F7		0-2 L6		2-2 F8-5		3 0 0 0 0 1 3 1 0 0 0 0 0 2												
Dave Hansen, L (1, 5) OBP: 0.167, SLG: 0.333 Dick Schofield, R (7, PH) Jeff Treadway, L (9, PH)			1-0 P3		0-0 L7		2-3 K		0-1 P5	2 0 0 0 0 0 0 1 0 0 0 0 1 0 1 0 0 0 0 0 1												
Tom Candiotti, R (1, 1) Mitch Webster, S (7, PH) Ismael Valdez, R (7, 1) Reggie Williams, S (9, 9)			1-3 K		0-0 G6-3		1-3 K			2 0 0 0 0 1 0 1 0 0 0 0 1 0 0 0 0 0 0 0 0 0 0 0 0 0 0 0												
Inning Stats	R: 0 E: 0 K: 0 S: 7	H: 0 LOB: 0 BB: 0 P: 13	R: 0 E: 0 K: 0 S: 7	H: 0 LOB: 0 BB: 0 P: 11	R: 0 E: 0 K: 2 S: 8	H: 0 LOB: 0 BB: 0 P: 12	R: 2 E: 0 K: 1 S: 15	H: 3 LOB: 2 BB: 1 P: 26	R: 0 E: 0 K: 0 S: 4	H: 1 LOB: 0 BB: 0 P: 7	R: 2 E: 0 K: 0 S: 13	H: 3 LOB: 1 BB: 0 P: 19	R: 0 E: 0 K: 2 S: 9	H: 0 LOB: 0 BB: 0 P: 14	R: 0 E: 0 K: 1 S: 7	H: 0 LOB: 0 BB: 1 P: 11	R: 0 E: 0 K: 0 S: 8	H: 2 LOB: 1 BB: 0 P: 11	1B: 6 2B: 4 3B: 0 HR: 0	SF: 0 SAC: 0 DP: 2 HBP: 0	WP: 0 PB: 0 SB: 0 CS: 1	PA: 36
PITCHER	IP WLS BF H R ER SO BB IBB HBP BLK WP HR S P ERA WHIP																					
Mark Gardner, R (1, 1) ERA: 6.75	5.1 L 23 7 4 4 3 0 1 0 0 0 0 0 49 82 6.75 1.312																					
Yorkis Perez, L (6, 1) ERA:	1.2 5 0 0 0 2 0 0 0 0 0 0 0 14 20 0.00 0.000																					
Robb Nen, R (8, 1) ERA:	2.0 7 2 0 0 1 1 0 0 0 0 0 0 15 22 0.00 1.500																					

Los Angeles Dodgers @ Florida Marlins
Joe Robbie Stadium, Miami, FL

AB 33
R 4
H 9
RBI 4
BB 2
SO 6
LOB 9



Wed Apr 26 1995, 7:05 PM EDT
Att. 18,587 - Unknown - 81 F

livebaseballscorecards.com

Batter	1	2	3	4	5	6	7	8	9	AB	R	H	RBI	BB	SO	LOB
Quilvio Veras, S (1, 4) OBP: 0.444, SLG: 0.429	2-2 G3-1		1-3 K		0-1 L5		0-0 S 1B			4	0	1	0	0	1	0
Alex Arias, R (1, 6) OBP: 0.444, SLG: 0.167	4-1 1B BB		2-2 P3		2-2 F7		3-1 G4-3 1-2			3	0	0	0	1	0	1
Gary Sheffield, R (1, 9) OBP: 0.333, SLG: 0.556	0-2 1-2 1B			2-2 HR 2B	2-2 G4-3			1-2 F7		4	1	2	0	0	0	0
Jeff Conine, R (1, 7) OBP: 0.444, SLG: 1.125	2-3 K			2-2 2-H HR		2-0 G4-3 1B		0-3 K		4	1	2	2	0	2	2
Terry Pendleton, S (1, 5) OBP: 0.333, SLG: 0.625	1-0 G3			1-3 K		0-0 G4-3 1-2		4-0 FC6-4 BB		3	0	0	0	1	1	3
Greg Colbrunn, R (1, 3) OBP: 0.444, SLG: 0.444		3-2 G5-4-3 1B		0-0 F9 BB 1B		3-2 F8		2-0 FC6-4 1-2f		4	0	2	0	0	0	2
Charles Johnson, R (1, 2)		0-0 G5-4-3 1-2f		4-1 SAFE 1-2 BB		0-0 G6-3			1-3 K	3	0	0	0	1	1	2
Chuck Carr, S (1, 8) OBP: 0.286, SLG: 0.167		1-1 G3		2-0 F9 2-3		1-1 B1			0-1 G4-3	4	0	0	0	0	0	2
Mark Gardner, R (1, 1)			0-1 G1-3		1-0 G1-3				1-1 G3-1	2	0	0	0	0	0	2
Yorkis Perez, L (6, 1)										0	0	0	0	0	0	0
Jerry Browne, S (7, PH)										1	0	0	0	0	1	0
Robb Nen, R (8, 1)										0	0	0	0	0	0	0
Andre Dawson, R (9, PH)										1	0	0	0	0	0	0

Inning Stats	R: 0	H: 1	E: 0	K: 1	S: 11	R: 0	H: 1	E: 0	K: 0	S: 7	R: 0	H: 0	E: 0	K: 1	S: 8	R: 2	H: 3	E: 0	K: 1	S: 15	R: 0	H: 0	E: 0	K: 0	S: 9	R: 0	H: 1	E: 0	K: 0	S: 8	R: 0	H: 1	E: 0	K: 1	S: 9	R: 0	H: 0	E: 0	K: 1	S: 7	R: 0	H: 0	E: 0	K: 1	S: 7	R: 0	H: 0	E: 0	K: 1	S: 7	1B: 5	2B: 1	3B: 0	HR: 1	SF: 0	SAC: 0	DP: 1	HBP: 0	WP: 0	PB: 0	SB: 1	CS: 0	PA: 36
--------------	------	------	------	------	-------	------	------	------	------	------	------	------	------	------	------	------	------	------	------	-------	------	------	------	------	------	------	------	------	------	------	------	------	------	------	------	------	------	------	------	------	------	------	------	------	------	------	------	------	------	------	-------	-------	-------	-------	-------	--------	-------	--------	-------	-------	-------	-------	--------

PITCHER	IP	WLS	BF	H	R	ER	SO	BB	IBB	HBP	BLK	WP	HR	S	P	ERA	WHIP
Tom Candiotti, R (1, 1) ERA: 3.0	6.0		25	6	2	2	3	2	0	0	0	0	1	58	95	3.00	1.333
Ismael Valdez, R (7, 1) ERA:	2.0		8	1	0	0	2	1	0	0	0	0	0	16	28	0.00	1.000
Rudy Seanez, R (9, 1) ERA:	1.0	S	3	0	0	0	1	0	0	0	0	0	0	7	9	0.00	0.000

BOTTOM

Los Angeles Dodgers @ Florida Marlins
Joe Robbie Stadium, Miami, FL
Wed Apr 26 1995, 7:05 PM EDT
Att: 18,587 - Unknown - 81 F

AB	33
R	2
H	7
RBI	2
BB	3
SO	6
LOB	14



PITCHER	IP	WLS	BF	H	R	ER	SO	BB	IBB	HBP	BLK	WP	HR	S	P	ERA	WHIP
---------	----	-----	----	---	---	----	----	----	-----	-----	-----	----	----	---	---	-----	------

Batter	1	2	3	4	5	6	7	8	9	AB R H RBI BB SO LOB	TOP
Marquis Grissom, R (1, 8) OBP: 0.357, SLG: 0.273 	3-2 		0-1 		4-2 		0-0 			2 0 0 0 1 0 0	Atlanta Braves @ Los Angeles Dodgers Dodger Stadium, Los Angeles, CA Fri Apr 28 1995, 7:05 PM PDT Att: 51,181 - Unknown livebaseballscorecards.com
Jeff Blauser, R (1, 6) OBP: 0.385, SLG: 0.300 	1-3 		2-3 		1-3 		1-0 			4 0 0 0 0 3 4	
10 Chipper Jones, S (1, 5) OBP: 0.308, SLG: 0.250 	3-2 			1-0 	4-2 		1-0 			3 0 0 1 1 0 1	
Fred McGriff, L (1, 3) OBP: 0.538, SLG: 1.000 		2-1 		4-1 	3-2 		0-1 			3 0 0 0 1 0 3	
David Justice, L (1, 9) OBP: 0.538, SLG: 1.083 		3-3 		3-2 		0-1 	0-0 			4 0 1 0 0 1 1	
Ryan Klesko, L (1, 7) OBP: 0.143, SLG: 0.286 		1-1 		0-0 		2-2 	0-1 			4 0 1 0 0 0 2	
Charlie O'Brien, R (1, 2) 		4-1 		4-1 	1-1 		4-2 			1 1 0 0 3 0 1	
Mark Lemke, S (1, 4) OBP: 0.250, SLG: 0.500 		0-1 		1-0 	1-2 		2-1 			4 0 1 0 0 0 4	
Steve Avery, L Terry Clark, R Dwight Smith, L Jason Schmidt, R Jose Ojeda, R Pedro Borbon, R Mark Wohlers, R Steve Bedrosian, R Mike Kelly, R		0-3 		1-1 	2-3 		0-3 			1 0 0 0 0 0 1 0 0 0 0 0 0 0 0 0 1 0 0 1 0 0 0 0 0 0 0 0 0 0 0 0 1 0 0 0 0 0 1 2 0 1 0 0 0 0 0 1 0	
Inning Stats	R: 0 H: 0 E: 0 LOB: 0 K: 1 BB: 0 S: 9 P: 16	R: 0 H: 1 E: 0 LOB: 2 K: 1 BB: 1 S: 10 P: 20	R: 0 H: 0 E: 0 LOB: 0 K: 2 BB: 0 S: 8 P: 10	R: 0 H: 0 E: 0 LOB: 1 K: 0 BB: 1 S: 6 P: 14	R: 1 H: 1 E: 1 LOB: 3 K: 1 BB: 3 S: 14 P: 32	R: 0 H: 2 E: 0 LOB: 2 K: 1 BB: 0 S: 13 P: 19	R: 0 H: 0 E: 0 LOB: 0 K: 0 BB: 0 S: 3 P: 5	R: 0 H: 0 E: 0 LOB: 0 K: 0 BB: 0 S: 5 P: 5	R: 0 H: 0 E: 0 LOB: 0 K: 1 BB: 1 S: 7 P: 13	1B: 3 SF: 0 2B: 2 SAC: 0 3B: 0 DP: 2 HR: 0 HBP: 1	WP: 0 PA: 36 PB: 0 SB: 0 CS: 0
PITCHER Pedro Astacio, R (1, 1) ERA: 1.93 Omar Daal, L (5, 1) ERA: Greg Hansell, R (6, 1) ERA: Antonio Osuna, R (7, 1) ERA: 12.27 Rob Murphy, L (8, 1) ERA:	IP WLS BF H R ER SO BB IBB HBP BLK WP HR S P ERA WHIP 4.2 0 21 2 1 1 5 5 0 1 0 0 0 44 86 1.93 1.500 0.2 W 3 1 0 0 0 0 0 0 0 0 0 0 8 13 0.00 1.500 0.2 3 1 0 0 1 0 0 0 0 0 0 0 8 12 0.00 1.500 1.0 3 0 0 0 0 0 0 0 0 0 0 3 5 0.00 0.000 1.0 3 0 0 0 0 0 0 0 0 0 0 5 5 0.00 0.000	PITCHER Todd Worrell, R (9, 1) ERA:	IP WLS BF H R ER SO BB IBB HBP BLK WP HR S P ERA WHIP 1.0 0 3 0 0 0 1 1 0 0 0 0 0 0 0 0.00 1.000								



BOTTOM

Atlanta Braves @ Los Angeles Dodgers
Dodger Stadium, Los Angeles, CA
Fri Apr 28 1995, 7:05 PM PDT
Att. 51,181 - Unknown

livebaseballscorecards.com

AB 31
R 9
H 9
RBI 8
BB 8
SO 8
LOB 19



WP: 0 PA: 41
PB: 0
SB: 4
CS: 0

AB	R	H	RBI	BB	SO	LOB
3	2	1	0	2	1	1
0	0	0	0	0	0	0
0	0	0	0	0	0	0
3	2	0	0	2	2	3
4	2	2	1	0	0	0
4	2	2	1	1	0	2
3	1	2	5	0	1	1
1	0	0	0	0	0	0
3	0	0	0	1	2	3
0	0	0	0	0	0	0
3	0	2	1	0	0	0
0	0	0	0	1	0	0
3	0	0	0	1	2	3
2	0	0	0	0	0	3
0	0	0	0	0	0	0
0	0	0	0	0	0	0
1	0	0	0	0	0	1
0	0	0	0	0	0	0
1	0	0	0	0	0	2
1B: 5	SF: 1					
2B: 3	SAC: 0					
3B: 0	DP: 1					
HR: 1	HBP: 1					

Batter	1	2	3	4	5	6	7	8	9
Delino DeShields, L (1, 4) Rob Murphy, L (8, 1) Todd Worrell, R (9, 1)	0-0 S E 2B		3-3 K		4-1 S 1B BB	1-0 G4-3	4-2 1-2 2-3 BB		
Jose Offerman, S (1, 6) OBP: 0.500, SLG: 0.364	3-2 G1-3 2-H		3-3 K		4-2 G6-3 1B 1-2 SF8 BB				
Raul Mondesi, R (1, 8) OBP: 0.643, SLG: 1.364	0-0 F9			1-2 S 2B	1-1 G6-3 1B	1-0 1-2 HR HBP	0-0 P4		
Eric Karros, R (1, 3) OBP: 0.643, SLG: 0.818	0-1 S 1B			4-2 2B 1B BB	3-2 G6-3	2-2 1-2 HR 1B	1-1 F9		
Billy Ashley, R (1, 7) Todd Hollandsworth, L (8, 7)	3-3 K 1-2			0-0 1B 2B	1-2 SF8	1-2 1-1 HR	0-1 G4-3		
Henry Rodriguez, L (1, 9) Reggie Williams, S (7, PR)		1-3 K		2-2 P5	0-3 K	4-1 BB BB BB			
Garey Ingram, R (1, 5) Dave Hansen, L (7, PH)		0-0 F9		0-0 2-3 3-H 1B		0-1 FC6-4 1B	4-0 1-2 BB BB		
Carlos Hernandez, R (1, 2)		2-3 K		4-1 BB		0-0 FC6-4 G1-3 1-2f	0-3 K		
Pedro Astacio, R (1, 1) Omar Daal, L (5, 1) Greg Hansell, R (6, 1) Mitch Webster, S (6, PH) Antonio Osuna, R (7, 1) Jeff Treadway, L (7, PH)			1-0 B2	0-1 G1-2-3 3-Hf		1-2 G1-3	0-1 P1		

Inning Stats	R: 1	H: 2	E: 0	K: 1	S: 11	LOB: 1	BB: 0	P: 17	R: 0	H: 0	E: 0	K: 2	S: 8	LOB: 0	BB: 0	P: 11	R: 0	H: 0	E: 0	K: 0	S: 7	LOB: 0	BB: 0	P: 14	R: 2	H: 3	E: 0	K: 0	S: 18	LOB: 2	BB: 2	P: 29	R: 2	H: 1	E: 0	K: 1	S: 16	LOB: 1	BB: 2	P: 29	R: 0	H: 1	E: 0	K: 0	S: 10	LOB: 1	BB: 0	P: 14	R: 4	H: 2	E: 0	K: 2	S: 21	LOB: 3	BB: 4	P: 42	R: 0	H: 0	E: 0	K: 0	S: 5	LOB: 0	BB: 0	P: 6
--------------	------	------	------	------	-------	--------	-------	-------	------	------	------	------	------	--------	-------	-------	------	------	------	------	------	--------	-------	-------	------	------	------	------	-------	--------	-------	-------	------	------	------	------	-------	--------	-------	-------	------	------	------	------	-------	--------	-------	-------	------	------	------	------	-------	--------	-------	-------	------	------	------	------	------	--------	-------	------

PITCHER	IP	WLS	BF	H	R	ER	SO	BB	IBB	HBP	BLK	WP	HR	S	P	ERA	WHIP
Steve Avery, L (1, 1) ERA: 8.1	3.1	L	16	5	3	3	5	1	0	0	0	0	0	41	64	8.10	1.800
Terry Clark, R (4, 1) ERA:	0.2		2	0	0	0	0	1	0	0	0	0	0	3	7	0.00	1.500
Jason Schmidt, R (5, 1) ERA: 18.0	1.0		6	1	2	2	1	2	0	0	0	0	0	16	29	18.00	3.000
Pedro Borbon, L (6, 1) ERA: 27.0	1.0		7	2	3	3	0	1	0	1	0	0	0	16	27	27.00	3.000
Mark Wohlers, R (7, 1) ERA: 10.8	1.0		7	1	1	1	2	3	0	0	0	0	0	15	29	9.00	4.000

PITCHER	IP	WLS	BF	H	R	ER	SO	BB	IBB	HBP	BLK	WP	HR	S	P	ERA	WHIP
Steve Bedrosian, R (8, 1) ERA:	1.0		3	0	0	0	0	0	0	0	0	0	0	5	6	0.00	0.000

Batter	1	2	3	4	5	6	7	8	9	AB R H RBI BB SO LOB
Delino DeShields, L (1, 4) OBP: 0.316, SLG: 0.471	1-3 K		0-0 G4-3		1 SAFE 0-2 L8		1-2 P5		1-1 G3	5 0 0 0 0 1 1
Jose Offerman, S (1, 6) OBP: 0.500, SLG: 0.429	2-2 G3-1		2-1 WP 2B			4-1 1B BB	3-2 F9			3 1 1 0 1 0 0
Raul Mondesi, R (1, 8) OBP: 0.556, SLG: 1.067	3-1 F9		2-2 P5			3-1 SAFE E 1B G4-3 1B		3-2 G6-3		4 1 1 0 0 0 1
Eric Karros, R (1, 3) OBP: 0.611, SLG: 0.800		1-2 G5-3		1-0 F8		3-0 G4-3 1B 1B		0-1 2B		4 1 2 1 0 0 0
Billy Ashley, R (1, 7) OBP: 0.214, SLG: 0.500		4-2 1B BB		1-1 F9		0-0 G4-3		2-3 K		3 0 0 1 1 1 2
Rob Murphy, L (9, 1)										0 0 0 0 0 0 0
Rudy Seanez, R (9, 1)										0 0 0 0 0 0 0
Garey Ingram, R (1, 5) OBP: 0.500, SLG: 0.500		2-1 SAFE 1B		2-0 G5-3		2-2 3-H 1B		4-0 IBB		2 0 1 0 0 0 0
Dave Hansen, L (6, PH) (7, 5) OBP: 0.444, SLG: 0.429		1-2 1B								1 0 1 1 1 0 0
Reggie Williams, S (1, 9)		0-3 K			4-1 G6-4-3 BB		1-1 F7		0-3 K	1 0 0 0 1 1 2
Henry Rodriguez, L (6, PH) (7, 9) OBP: 0.200, SLG: 0.077										2 0 0 0 0 1 3
Carlos Hernandez, R (1, 2)		1-3 K			1-2 G6-4-3 1-2f		0-0 G5-3		2-3 K	3 0 0 0 0 1 4
Jeff Treadway, L (9, PH)										1 0 0 0 0 1 0
Ismael Valdez, R (1, 1) OBP: 0.500, SLG: 0.500			0-3 K		2-2 1B		2-1 F7		0-3 K	1 0 0 0 0 1 0
Dick Schofield, R (6, PH) OBP: 0.500, SLG: 0.500										1 0 1 0 0 0 0
Omar DaSil, L (6, 1)										0 0 0 0 0 0 0
Todd Williams, R (7, 1)										0 0 0 0 0 0 0
Chris Gwynn, L (7, PH)										1 0 0 0 0 0 0
Antonio Osuna, R (8, 1)										0 0 0 0 0 0 0
Todd Hollandsworth, L (9, 7)										1 0 0 0 0 1 0

Inning Stats	R: 0	H: 0	E: 0	K: 10	S: 10	H: 0	LOB: 0	BB: 0	P: 16	R: 0	H: 1	E: 0	K: 2	S: 15	H: 1	LOB: 2	BB: 1	P: 23	R: 0	H: 1	E: 0	K: 1	S: 10	R: 0	H: 0	E: 0	K: 0	S: 4	R: 0	H: 1	E: 0	K: 0	S: 13	R: 3	H: 3	E: 1	K: 0	S: 11	R: 0	H: 0	E: 0	K: 0	S: 9	R: 0	H: 1	E: 0	K: 2	S: 12	R: 0	H: 0	E: 0	K: 2	S: 8	1B: 5	2B: 2	3B: 0	HR: 0	SF: 0	SAC: 0	DP: 1	HBP: 0
--------------	------	------	------	-------	-------	------	--------	-------	-------	------	------	------	------	-------	------	--------	-------	-------	------	------	------	------	-------	------	------	------	------	------	------	------	------	------	-------	------	------	------	------	-------	------	------	------	------	------	------	------	------	------	-------	------	------	------	------	------	-------	-------	-------	-------	-------	--------	-------	--------

PITCHER	IP	WLS	BF	H	R	ER	SO	BB	IBB	HBP	BLK	WP	HR	S	P	ERA	WHIP
Kent Mercker, L (1, 1) ERA:	5.0		19	3	0	0	4	2	0	0	0	1	0	52	81	0.00	1.000
Brad Woodall, L (6, 1) ERA: 15.43	0.0		2	1	2	2	0	1	0	0	0	0	0	3	10	∞	∞
Steve Bedrosian, R (6, 1) ERA: 3.86	1.0		5	2	1	1	0	0	0	0	0	0	0	8	14	9.00	2.000
Mike Stanton, L (7, 1) ERA:	1.0		3	0	0	0	0	0	0	0	0	0	0	9	15	0.00	0.000
Greg McMichael, R (8, 1) ERA:	2.0	W	8	1	0	0	4	0	1	0	0	0	0	20	32	0.00	0.500

BOTTOM

Atlanta Braves @ Los Angeles Dodgers
Dodger Stadium, Los Angeles, CA

Sat Apr 29 1995, 7:05 PM PDT
Att: 45,885 - Unknown - 64 F

AB	33
R	3
H	7
RBI	3
BB	4
SO	8
LOB	13

livebaseballscorecards.com



Batter	1	2	3	4	5	6	7	8	9	AB R H RBI BB SO LOB
Delino DeShields, L (1, 4) OBP: 0.292, SLG: 0.381	2-3 K		2-1 G4-3		4-1 G6-3 BB		1-0 G4-3		3-2 G5-3	4 0 0 0 1 1 0
Jose Offerman, S (1, 6) OBP: 0.478, SLG: 0.389	0-3 K		2-2 1B		1-1 G6-3 1-2f		4-2 WP 1B BB		2-2 F8	4 1 1 0 1 1 2
Raul Mondesi, R (1, 8) OBP: 0.591, SLG: 1.158	1-0 HR		2-2 G5-3			2-2 S 1B	1-1 1B 1-H			4 2 3 2 0 0 1
Eric Karros, R (1, 3) OBP: 0.636, SLG: 0.789	0-0 1B			0-3 K		1 SAFE 1B 1B	2-1 1B 1B 1-H			4 0 3 1 0 1 0
Henry Rodriguez, L (1, 9) OBP: 0.158, SLG: 0.059	0-2 P5			3-3 K		1 SAFE P7	0-2 K			4 0 0 0 0 2 4
Billy Ashley, R (1, 7) OBP: 0.255, SLG: 0.429		1-3 K		4-2 BB		1 SAFE K		1-2 G4-3		2 0 0 0 1 2 1
Greg Hansell, R (7, 1)										0 0 0 0 0 0 0
Omar Daal, L (7, 1)										0 0 0 0 0 0 0
Todd Williams, R (8, 1)										0 0 0 0 0 0 0
Chris Gwynn, L (8, PH)										1 0 0 0 0 0 0
Todd Worrell, R (9, 1)										0 0 0 0 0 0 0
Dave Hansen, L (1, 5) OBP: 0.385, SLG: 0.364		0-0 G1-3		0-0 G3		1 SAFE 1B		2-2 G6-3		4 0 1 0 0 0 1
Carlos Hernandez, R (1, 2)		1-3 K			4-0 SH3-4 BB		2-2 G4-3		1-0 F7	2 0 0 0 1 1 2
Jeff Treadway, L (8, PH)										1 0 0 0 0 0 0
Noe Munoz, R (9, 2)										0 0 0 0 0 0 0
Ramon Martinez, R (1, 1) OBP: 0.250, SLG: 0.500			0-2 G5-3		1-1 SH3-4		0-0 G6-3		0-0 P2	1 0 0 0 0 0 0
Todd Hollandsworth, L (7, 7)										0 0 0 0 0 0 0
Garey Ingram, R (7, PH) OBP: 0.375, SLG: 0.375										2 0 0 0 0 0 0

Inning Stats	R: 1 E: 0 K: 2 S: 11	H: 2 LOB: 1 BB: 0 P: 14	R: 0 E: 0 K: 2 S: 8	H: 0 LOB: 0 BB: 0 P: 10	R: 0 E: 0 K: 0 S: 11	H: 1 LOB: 1 BB: 0 P: 17	R: 0 E: 0 K: 2 S: 10	H: 0 LOB: 1 BB: 1 P: 17	R: 0 E: 0 K: 0 S: 5	H: 0 LOB: 1 BB: 2 P: 15	R: 1 E: 0 K: 1 S: 16	H: 3 LOB: 2 BB: 0 P: 24	R: 1 E: 0 K: 1 S: 11	H: 2 LOB: 2 BB: 1 P: 19	R: 0 E: 0 K: 0 S: 12	H: 0 LOB: 0 BB: 0 P: 16	R: 0 E: 0 K: 0 S: 7	H: 0 LOB: 0 BB: 0 P: 12	1B: 7 2B: 0 3B: 0 HR: 1	SF: 0 SAC: 1 DP: 1 HBP: 0
--------------	-------------------------------	----------------------------------	------------------------------	----------------------------------	-------------------------------	----------------------------------	-------------------------------	----------------------------------	------------------------------	----------------------------------	-------------------------------	----------------------------------	-------------------------------	----------------------------------	-------------------------------	----------------------------------	------------------------------	----------------------------------	----------------------------------	------------------------------------

BOTTOM

Atlanta Braves @ Los Angeles Dodgers
Dodger Stadium, Los Angeles, CA

Sun Apr 30 1995, 3:33 AM PDT
Att. 40,785 - Overcast - 68 F

AB	33
R	3
H	8
RBI	3
BB	4
SO	8
LOB	11

livebaseballscorecards.com



PITCHER	IP	WLS	BF	H	R	ER	SO	BB	IBB	HBP	BLK	WP	HR	S	P	ERA	WHIP
29 John Smoltz, R (1, 1) ERA: 1.8	5.0		20	3	1	1	6	3	0	0	0	0	1	45	73	1.80	1.200
Steve Bedrosian, R (6, 1) ERA: 5.4	1.0		6	3	1	1	1	0	0	0	0	0	0	16	24	9.00	3.000
Mike Stanton, L (7, 1) ERA: 3.86	0.2		4	1	1	1	0	1	0	0	0	1	0	6	12	13.50	3.000
Greg McMichael, R (7, 1) ERA:	1.1		5	1	0	0	1	0	0	0	0	0	0	17	23	0.00	0.750
Brad Clontz, R (9, 1) ERA: 3.0	1.0	S	3	0	0	0	0	0	0	0	0	0	0	7	12	0.00	0.000

Batter	1	2	3	4	5	6	7	8	9	AB R H RBI BB SO LOB	TOP											
Delino DeShields, L (1, 4) OBP: 0.250, SLG: 0.320	1-0 B3		0-1 F7		0-3 K		0-0 G4-3			4 0 0 0 0 1 0	Los Angeles Dodgers @ San Francisco Giants Candlestick Park, San Francisco, CA Mon May 01 1995, 6:33 AM EDT Att. 10,828 - Sunny - 67 F											
Jose Offerman, S (1, 6) OBP: 0.444, SLG: 0.333	2-1 P5		4-0 BB		0-1 G5-3			0-1 E6		3 0 0 0 1 0 0												
Raul Mondesi, R (1, 8) OBP: 0.577, SLG: 1.045	4-2 1B BB		1-1 P5			1-0 1B 1B		3-3 1-2 K		3 0 1 0 1 1 2												
Eric Karros, R (1, 3) OBP: 0.615, SLG: 0.739	0-1 1-H 1B			1-2 K 1B 1B		0-0 F9		1-3 K		4 0 2 0 0 1 1												
Billy Ashley, R (1, 7) OBP: 0.250, SLG: 0.412 Jeff Treadway, L (9, PH)		1-1 G4-3		2-1 BB 1-2 1B		1-3 K		1-1 G3		3 0 1 0 0 1 1 1 0 0 0 0 0 0												
Henry Rodriguez, L (1, 9) OBP: 0.261, SLG: 0.238		1-0 FC4-6 1B		3-3 K 2-3		0-0 1-2 1B		0-2 F9 2B		4 0 3 0 0 1 2												
Garey Ingram, R (1, 5) OBP: 0.364, SLG: 0.300 Dave Hansen, L (9, PH)		0-0 FC4-6 1-2f		4-0 BB 1-2		0-0 G3		2-2 F9 2-3		2 0 0 0 1 0 3 1 0 0 0 0 0 1												
Carlos Hernandez, R (1, 2) Chris Gwynn, L (9, PH)		0-0 F8		1-2 G5-3			0-0 G5-3		0-1 L8			3 0 0 0 0 0 3 1 0 0 0 0 0 1										
Tom Candiotti, R (1, 1) Greg Hansell, R (6, 1) Dick Schofield, R (7, PH) Todd Williams, R (7, 1) Rob Murphy, L (8, 1)			1-2 G4-3		3-2 G1-3		3-2 L7			2 0 0 0 0 0 0 0 0 0 0 0 0 0 1 0												
Inning Stats	R: 0 E: 0 K: 0 S: 7	H: 1 LOB: 2 BB: 1 P: 14	R: 0 E: 0 K: 0 S: 5	H: 1 LOB: 1 BB: 0 P: 7	R: 0 E: 0 K: 0 S: 7	H: 0 LOB: 1 BB: 1 P: 13	R: 0 E: 0 K: 1 S: 12	H: 2 LOB: 2 BB: 1 P: 23	R: 0 E: 0 K: 1 S: 8	H: 0 LOB: 0 BB: 0 P: 11		R: 0 E: 0 K: 1 S: 9	H: 2 LOB: 2 BB: 0 P: 11	R: 0 E: 0 K: 0 S: 5	H: 0 LOB: 0 BB: 0 P: 8	R: 0 E: 1 K: 2 S: 8	H: 0 LOB: 0 BB: 0 P: 12	R: 0 E: 0 K: 0 S: 10	H: 1 LOB: 1 BB: 0 P: 13	1B: 6 2B: 2 3B: 0 HR: 0	SF: 0 SAC: 0 DP: 1 HBP: 0	WP: 0 PB: 0 SB: 0 CS: 1
PITCHER	IP WLS BF H R ER SO BB IBB HBP BLK WP HR S P ERA WHIP																					
Terry Mulholland, L (1, 1) ERA: 5.0	7.0 W 28 6 0 0 3 3 0 0 0 0 0 0 53 87 0.00 1.286																					
Dave Burba, R (8, 1) ERA: 16.88	1.0 3 0 0 0 2 0 0 0 0 0 0 0 8 12 0.00 0.000																					
Jose Bautista, R (9, 1) ERA: 10.8	1.0 4 1 0 0 0 0 0 0 0 0 0 0 10 13 0.00 1.000																					

livebaseballscorecards.com

AB	32
R	0
H	7
RBI	0
BB	3
SO	5
LOB	14



Batter	1	2	3	4	5	6	7	8	9	AB R H RBI BB SO LOB	TOP																								
Delino DeShields, L OBP: 0.275, SLG: 0.306 (1, 4)	1-0 G4-3			3-1 FC5-4 1B	4-2 2B BB			2-1 B1-3	0-0 3B 1B	4 1 2 0 1 0 0	Los Angeles Dodgers @ San Francisco Giants Candlestick Park, San Francisco, CA Wed May 03 1995, 10:05 PM EDT Att. 22,753 - Unknown - 65 F																								
Jose Offerman, S OBP: 0.513, SLG: 0.500 (1, 6)	2-1 L4		1-0 P5	1-0 2B	1-3 2-H 3-H		1-0 1B 1B	1-1 3B	5 0 3 4 0 0 1																										
Raul Mondesi, R OBP: 0.474, SLG: 0.765 (1, 8)	3-2 L8		0-1 FC5-4 1-2f	0-0 P6			0-0 1B	0-1 G5-3	5 0 1 0 0 0 4																										
Mike Piazza, R OBP: 0.412, SLG: 0.438 (1, 2)		1-1 F9	1-3 K			1-0 L9	1-2 L7	1-1 P2	5 0 0 0 0 1 4																										
Eric Karros, R OBP: 0.514, SLG: 0.706 (1, 3)		3-1 G4-6-3 1B		1-2 HR		0-0 F9	1-2 F9		4 1 2 1 0 0 2																										
Henry Rodriguez, L OBP: 0.324, SLG: 0.267 (1, 9)		2-1 G4-6-3 1-2f		3-2 SH5-4 1B 2B 1B		1-1 G4-3		0-0 2B 1B 1B	4 2 2 0 0 0 1																										
Billy Ashley, R OBP: 0.192, SLG: 0.304 (1, 7)			0-0 P6		1-1 L8		3-1 P4	0-0 1B 2B	3 0 0 0 0 0 1																										
Garey Ingram, R OBP: 0.333, SLG: 0.357 (7, 5)								1-3 1B 2B	1 1 1 0 0 0 0																										
Dave Hansen, L OBP: 0.300, SLG: 0.278 (1, 5)			2-2 L7		0-1 SH5-4 2B 1B		2-2 P4	0-2 SH2-4 3B 1B	3 1 1 0 0 0 0																										
Reggie Williams, S OBP: 0.450, SLG: 0.250 (7, 7)					1-2 2B 1B			2-H 3-H	0 0 0 0 0 0 0																										
Chris Gwynn, L OBP: 0.400, SLG: 0.400 (9, PH)					0-1 SH5-4		1-2 G4-3	0-0 SH2-4	1 0 0 0 0 0 0																										
Rudy Seanez, R OBP: 0.250, SLG: 0.250 (9, 1)					1-2 2-3			1-2	0 0 0 0 0 0 0																										
Omar Daal, L OBP: 0.250, SLG: 0.250 (9, 1)									0 0 0 0 0 0 0																										
Dick Schofield, R OBP: 0.250, SLG: 0.250 (9, 1)									0 0 0 0 0 0 0																										
Todd Worrell, R OBP: 0.250, SLG: 0.250 (9, 1)									0 0 0 0 0 0 0																										
Pedro Astacio, R OBP: 0.250, SLG: 0.250 (1, 1)									0 0 0 0 0 0 0																										
Jeff Treadway, L OBP: 0.250, SLG: 0.250 (7, PH)									0 0 0 0 0 0 0																										
Antonio Osuna, R OBP: 0.250, SLG: 0.250 (7, 1)									0 0 0 0 0 0 0																										
Mitch Webster, S OBP: 0.250, SLG: 0.250 (9, PH)									0 0 0 0 0 0 0																										
Inning Stats	R: 0 E: 0 K: 0 S: 6	H: 0 LOB: 0 BB: 0 P: 12	R: 0 E: 0 K: 0 S: 6	H: 1 LOB: 0 BB: 0 P: 12	R: 0 E: 0 K: 0 S: 8	H: 0 LOB: 0 BB: 0 P: 10	R: 0 E: 0 K: 1 S: 10	H: 1 LOB: 1 BB: 0 P: 14	R: 3 E: 0 K: 0 S: 16	H: 4 LOB: 2 BB: 1 P: 26	R: 0 E: 0 K: 0 S: 4	H: 0 LOB: 0 BB: 0 P: 6	R: 0 E: 0 K: 0 S: 10	H: 0 LOB: 0 BB: 0 P: 16	R: 0 E: 0 K: 0 S: 10	H: 2 LOB: 2 BB: 0 P: 15	R: 4 E: 0 K: 0 S: 13	H: 5 LOB: 1 BB: 0 P: 15	1B: 9 2B: 2 3B: 1 HR: 1	SF: 0 SAC: 2 DP: 1 HBP: 0	WP: 0 PA: 40 PB: 0 SB: 0 CS: 0														
PITCHER	IP WLS BF H R ER SO BB IBB HBP BLK WP HR S P ERA WHIP																																		
Mark Leiter, R ERA: 2.53 (1, 1)	4.2	20	6	3	3	1	1	0	0	0	0	1	45	73	5.79	1.500																			
Chris Hook, R ERA: 2.08 (5, 1)	2.1	7	0	0	0	0	0	0	0	0	0	0	15	23	0.00	0.000																			
Pat Gomez, L ERA: 2.45 (8, 1)	0.1	2	1	0	0	0	0	0	0	0	0	0	3	6	0.00	3.000																			
Jose Bautista, R ERA: 7.71 (8, 1)	0.2	3	1	0	0	0	0	0	0	0	0	0	7	9	0.00	1.500																			
Rod Beck, R ERA: 9.82 (9, 1)	1.0	L 8	5	4	4	0	0	0	0	0	0	0	13	15	36.00	5.000																			

livebaseballscores.com

AB	37
R	7
H	13
RBI	7
BB	1
SO	1
LOB	13



Batter	1	2	3	4	5	6	7	8	9	AB	R	H	RBI	BB	SO	LOB
Darren Lewis, R OBP: 0.308, SLG: 0.324 (1, 8)	2-2 E5 G6-4-3		1-2 G5-3		2-2 G4-3		0-0 G1-6-3 1B		0-0 G3-1 1B	5	1	2	0	0	0	0
Robby Thompson, R OBP: 0.258, SLG: 0.533 Mike Benjamin, R OBP: 0.333, SLG: 0.333 Tom Lampkin, L (9, PH)	2-2 G6-4-3 1-2f		0-0 G6-3		1-1 G6-3		1-3 K		1-2 G3-1 1B 1-2 2-3	3	0	0	0	0	0	1
Barry Bonds, L OBP: 0.457, SLG: 0.320 (1, 7)	1-1 HR 1B		1-2 1B 1B		2-2 SF8 3B		1-0 G1-6-3 1-2f		1-1 S 2-H 3-H 1B	5	2	4	2	0	0	3
Matt Williams, R OBP: 0.472, SLG: 0.742 (1, 5)	1-0 HR 1-H		1-0 FC5-4 1B		2-0 SF8 3-H		0-1 G1-3		1-1 SAFE SAFE G1-3 1-2	4	1	2	3	0	0	1
Glenallen Hill, R OBP: 0.343, SLG: 0.645 (1, 9)	1-1 1B		0-1 FC5-4 1-2f		2-3 K 3-H		3-1 HR		1-1 G3-1	5	1	2	1	0	1	3
Royce Clayton, R OBP: 0.364, SLG: 0.259 (1, 6)	2-3 K		1-0 F9		4-2 WP S BB		0-0 CS 1B			3	0	1	0	1	1	1
J.R. Phillips, L OBP: 0.188, SLG: 0.310 (1, 3)		2-3 K	1-1 F9		3-2 F7		2-1 1B		2-1 1B	4	0	1	0	0	1	1
Kirt Manwaring, R OBP: 0.304, SLG: 0.286 (1, 2)		1-3 K	2-2 L7		1-2 1B 1B		0-1 L8			4	0	1	0	0	1	1
Mark Leiter, R Chris Hook, R John Patterson, S Pat Gomez, L Jose Bautista, R Rod Beck, R Mark Carreon, R		0-3 K	0-2 G4-3						4-1 G3-1 1B BB	1	0	0	0	0	1	0

Inning Stats	R: 2	H: 3	E: 1	LOB: 1	K: 1	P: 16	R: 0	H: 0	E: 0	LOB: 0	K: 3	P: 9	R: 0	H: 2	E: 0	LOB: 2	K: 0	P: 13	R: 0	H: 0	E: 0	LOB: 0	K: 0	P: 9	R: 0	H: 0	E: 0	LOB: 0	K: 0	P: 11	R: 1	H: 1	E: 0	LOB: 1	K: 1	P: 18	R: 0	H: 3	E: 0	LOB: 2	K: 1	P: 13	R: 1	H: 3	E: 0	LOB: 1	K: 0	P: 9	R: 2	H: 2	E: 0	LOB: 1	K: 0	P: 11	1B: 11	SF: 1	2B: 0	SAC: 0	3B: 1	DP: 2	HR: 2	HBP: 0
--------------	------	------	------	--------	------	-------	------	------	------	--------	------	------	------	------	------	--------	------	-------	------	------	------	--------	------	------	------	------	------	--------	------	-------	------	------	------	--------	------	-------	------	------	------	--------	------	-------	------	------	------	--------	------	------	------	------	------	--------	------	-------	--------	-------	-------	--------	-------	-------	-------	--------

PITCHER	IP	WLS	BF	H	R	ER	SO	BB	IBB	HBP	BLK	WP	HR	S	P	ERA	WHIP
Pedro Astacio, R ERA: 3.38 (1, 1)	6.0		25	6	3	3	5	1	0	0	0	1	1	70	104	4.50	1.167
Antonio Osuna, R ERA: 6.23 (7, 1)	2.0	W	10	6	1	1	1	0	0	0	0	0	1	22	31	4.50	3.000
Rudy Seanez, R ERA: 4.5 (9, 1)	0.1		3	1	2	2	0	1	0	0	0	0	0	5	10	54.00	6.000
Omar Daal, L ERA: (9, 1)	0.0		1	1	0	0	0	0	0	0	0	0	0	2	3	∞	∞
Todd Worrell, R ERA: (9, 1)	0.2	S	2	0	0	0	0	0	0	0	0	0	0	4	6	0.00	0.000

Los Angeles Dodgers @ San Francisco Giants
Candlestick Park, San Francisco, CA

Wed May 03 1995, 10:05 PM EDT
Att: 22,753 - Unknown - 65 F

AB	38
R	6
H	14
RBI	6
BB	2
SO	6
LOB	16

GIANTS

PITCHER	IP	WLS	BF	H	R	ER	SO	BB	IBB	HBP	BLK	WP	HR	S	P	ERA	WHIP
Pedro Astacio, R ERA: 3.38 (1, 1)	6.0		25	6	3	3	5	1	0	0	0	1	1	70	104	4.50	1.167
Antonio Osuna, R ERA: 6.23 (7, 1)	2.0	W	10	6	1	1	1	0	0	0	0	0	1	22	31	4.50	3.000
Rudy Seanez, R ERA: 4.5 (9, 1)	0.1		3	1	2	2	0	1	0	0	0	0	0	5	10	54.00	6.000
Omar Daal, L ERA: (9, 1)	0.0		1	1	0	0	0	0	0	0	0	0	0	2	3	∞	∞
Todd Worrell, R ERA: (9, 1)	0.2	S	2	0	0	0	0	0	0	0	0	0	0	4	6	0.00	0.000

Batter	1	2	3	4	5	6	7	8	9	AB R H RBI BB SO LOB	TOP											
Delino DeShields, L OBP: 0.311, SLG: 0.375 (1, 4)	3-2 F8		2-1 1B 3B		4-1 G4-3 2B S BB	1-1 G4-3			1-1 SH1-3 1B	4 3 2 0 1 0 1												
Jose Offerman, S OBP: 0.512, SLG: 0.500 (1, 6)	0-1 WP HR 1B		1-0 G6-3 1B		3-1 G4-3 1-3	2-3 K			0-0 SH1-3 1-2	4 1 2 1 0 1 2												
Raul Mondesi, R OBP: 0.488, SLG: 0.842 (1, 8)	1-1 1-H HR		2-0 G6-3 1-2f		3-1 1B 2B			2-0 F8	4-0 1B IBB	4 2 2 3 1 0 1												
Mike Piazza, R OBP: 0.500, SLG: 0.524 (1, 2)	3-2 1B 1B		3-2 FC6-4 1B		0-1 2B 1B			2-2 P2	1-2 G6-4-3 1B	5 0 4 2 0 0 0 0 0 0 0 0 0 0												
Rudy Seanez, R (9, 1)					2-H				1-3 2-H													
Eric Karros, R OBP: 0.500, SLG: 0.692 (1, 3)	1-1 1-2 1B		0-1 FC6-4 1-2f		3-0 1-3 2B			0-0 F8	0-2 G6-4-3 1-2f	5 0 2 0 0 0 3												
Henry Rodriguez, L OBP: 0.316, SLG: 0.242 (1, 9)	0-2 L3 1-1				3-1 G3	4-0 IBB			0-0 P3	3 0 0 0 1 0 2												
Billy Ashley, R OBP: 0.200, SLG: 0.269 (1, 7)			1-1 G5-3		0-1 G6-3	1-3 K			4-2 BB	3 0 0 0 1 1 3 0 0 0 0 0 0 0												
Reggie Williams, S OBP: 0.400, SLG: 0.250 (8, PR) (8, 7)																						
Dave Hansen, L OBP: 0.304, SLG: 0.250 (1, 5)			1-0 F8		2-3 K			4-1 G4-3 SH1-4 BB	2-2 F9	2 0 0 0 1 1 0 1 0 0 0 0 0 1												
Garey Ingram, R OBP: 0.313, SLG: 0.333 (8, PH) (8, 5)																						
Ramon Martinez, R OBP: 0.167, SLG: 0.333 (1, 1)			1-3 K		0-0 G6-3	0-1 SH1-4			3-1 L9	2 0 0 0 0 0 1 0 1 0 0 0 0 0 0 1 0												
Mitch Webster, S (8, PH) (8, 1)																						
Ismael Valdez, R (8, 1)																						
Todd Worrell, R (9, 1)																						
Omar Daal, L (9, 1)																						
Carlos Hernandez, R OBP: 0.222, SLG: 0.067 (9, 2)																						
Inning Stats	R: 2 E: 0 K: 0 S: 16	H: 4 LOB: 1 BB: 0 P: 24	R: 0 E: 0 K: 1 S: 6	H: 0 LOB: 0 BB: 0 P: 9	R: 1 E: 0 K: 0 S: 9	H: 3 LOB: 1 BB: 0 P: 17	R: 0 E: 0 K: 1 S: 7	H: 0 LOB: 0 BB: 0 P: 12	R: 2 E: 0 K: 1 S: 15	H: 3 LOB: 3 BB: 2 P: 33	R: 0 E: 0 K: 1 S: 8	H: 0 LOB: 1 BB: 1 P: 15	R: 0 E: 0 K: 0 S: 5	H: 0 LOB: 0 BB: 0 P: 9	R: 0 E: 0 K: 0 S: 8	H: 0 LOB: 1 BB: 1 P: 17	R: 1 E: 0 K: 0 S: 10	H: 2 LOB: 1 BB: 1 P: 16	1B: 8 2B: 3 3B: 1 HR: 1	SF: 0 SAC: 2 DP: 3 HBP: 0	WP: 1 PB: 0 SB: 1 CS: 0	PA: 41
PITCHER	IP WLS BF H R ER SO BB IBB HBP BLK WP HR S P ERA WHIP																					
Omar Olivares, R ERA: 2.57 (1, 1)	2.0 L 9 4 2 2 1 0 0 0 0 0 1 1 22 33 9.00 2.000																					
Mark Thompson, R ERA: 4.7 (3, 1)	3.0 16 6 3 3 2 1 1 0 0 0 0 0 31 62 9.00 2.333																					
A.J. Sager, R ERA: 4.05 (6, 1)	2.0 7 0 0 0 1 1 0 0 0 0 0 0 13 24 0.00 0.500																					
Mike Munoz, L ERA: 3.86 (8, 1)	1.0 4 0 0 0 0 1 0 0 0 0 0 0 8 17 0.00 1.000																					
Curt Leskanic, R ERA: 4.09 (9, 1)	1.0 5 2 1 1 0 0 0 1 0 0 0 0 0 10 16 9.00 2.000																					

Los Angeles Dodgers @ Colorado Rockies
Coors Field, Denver, CO
Fri May 05 1995, 7:05 PM MDT
Att. 46,395 - Unknown - 54 F

AB	34
R	6
H	12
RBI	6
BB	5
SO	4
LOB	14




BOTTOM

Los Angeles Dodgers @ Colorado Rockies
Coors Field, Denver, CO

livebaseballscorecards.com

AB	34
R	4
H	9
RBI	4
BB	5
SO	13
LOB	19



WP	0	PA	40
PB	0		
SB	0		
CS	0		

PITCHER	IP	WLS	BF	H	R	ER	SO	BB	IBB	HBP	BLK	WP	HR	S	P	ERA	WHIP
Ramon Martinez, R	(1, 1)	7.0	28	4	1	1	11	4	0	0	0	0	0	66	115	1.29	1.143
Ismael Valdez, R	(8, 1)	1.0	8	4	3	3	1	1	0	0	0	0	0	19	30	27.00	5.000
Todd Worrell, R	(9, 1)	0.1	2	1	0	0	0	0	0	0	0	0	0	3	3	0.00	3.000
Omar Daal, L	(9, 1)	0.1	1	0	0	0	0	0	0	0	0	0	0	3	4	0.00	0.000
Rudy Seanez, R	(9, 1)	0.1	S 1	0	0	0	1	0	0	0	0	0	0	3	4	0.00	0.000

Batter	1	2	3	4	5	6	7	8	9	AB	R	H	RBI	BB	SO	LOB				
Walt Weiss, S OBP: 0.400, SLG: 0.207	(1, 6) BB C C C B	4-2 BB 2B	2-2 F7				0-1 F7		0-0 SF8	3	1	0	1	1	0	3				
Joe Girardi, R OBP: 0.400, SLG: 0.550	(1, 2) X	0-0 1-H 2B			2-1 F9		1-1 F9		0-1 2B 1B	5	1	3	2	0	0	0				
Larry Walker, L OBP: 0.435, SLG: 0.500 Roberto Mejia, R OBP: 0.200, SLG: 0.211	(1, 9) F B F B F C	3-3 1			4-2 2B BB		1-0 F7		2-1 1-H 2B	4	0	1	1	1	1	3				
Andres Galarraga, R OBP: 0.328, SLG: 0.400	(1, 3) F B F T	1-2 K			2-3 K				2-3 K	5	0	1	0	0	4	5				
Dante Bichette, R OBP: 0.357, SLG: 0.564	(1, 7) B F C B S	2-3 K			0-1 2B		2-2 G6-4-3		0-2 P3	4	0	1	0	0	1	3				
Ellis Burks, R	(1, 8)				3-2 F9		2-3 K		0-2 G6-3	4	0	0	0	0	2	3				
Vinny Castilla, R OBP: 0.207, SLG: 0.214 John Vander Wal, L OBP: 0.625, SLG: 0.857	(1, 5) B B B B	4-0 1B BB			0-0 F8				0-0 BB SF8 1B	2	0	0	0	1	1	0				
Jason Bates, S OBP: 0.367, SLG: 0.519	(1, 4) SAFE X	1-0 1B			2-2 K				3-1 BB 1B	4	1	2	0	0	2	0				
Omar Olivares, R Jim Tatum, R OBP: 0.600, SLG: 0.800 Mark Thompson, R OBP: 0.333, SLG: 0.333 A.J. Sager, R Eric Young Sr., R OBP: 0.262, SLG: 0.158 Mike Munoz, L Curt Leskanic, R Mike Kingery, L OBP: 0.400, SLG: 0.321	(1, 1) (2, PH) (3, 1) (8, 1) (7, PH) (8, 1) (9, 1) (9, PH)	2-3 K			0-3 K				4-2 FC3-6 1B BB	0	0	0	0	0	0	0				
Inning Stats	R: 1 E: 0 K: 3 S: 13	H: 1 LOB: 1 BB: 1 P: 23	R: 0 E: 0 K: 1 S: 11	H: 1 LOB: 2 BB: 1 P: 23	R: 0 E: 0 K: 2 S: 13	H: 1 LOB: 2 BB: 1 P: 23	R: 0 E: 0 K: 2 S: 7	H: 0 LOB: 0 BB: 0 P: 9	R: 0 E: 0 K: 1 S: 9	H: 1 LOB: 0 BB: 0 P: 14	R: 0 E: 0 K: 2 S: 8	H: 0 LOB: 1 BB: 1 P: 16	R: 1 E: 0 K: 1 S: 14	H: 2 LOB: 1 BB: 0 P: 18	R: 2 E: 0 K: 1 S: 14	H: 3 LOB: 2 BB: 1 P: 23	1B: 6 2B: 3 3B: 0 HR: 0	SF: 1 SAC: 0 DP: 1 HBP: 0	WP: 0 PB: 0 SB: 0 CS: 0	PA: 40

Batter	1	2	3	4	5	6	7	8	9
Walt Weiss, S OBP: 0.400, SLG: 0.207	(1, 6) BB C C C B	4-2 BB 2B	2-2 F7				0-1 F7		0-0 SF8
Joe Girardi, R OBP: 0.400, SLG: 0.550	(1, 2) X	0-0 1-H 2B			2-1 F9		1-1 F9		0-1 2B 1B
Larry Walker, L OBP: 0.435, SLG: 0.500 Roberto Mejia, R OBP: 0.200, SLG: 0.211	(1, 9) F B F B F C	3-3 1			4-2 2B BB		1-0 F7		2-1 1-H 2B
Andres Galarraga, R OBP: 0.328, SLG: 0.400	(1, 3) F B F T	1-2 K			2-3 K				2-3 K
Dante Bichette, R OBP: 0.357, SLG: 0.564	(1, 7) B F C B S	2-3 K			0-1 2B		2-2 G6-4-3		0-2 P3
Ellis Burks, R	(1, 8)				3-2 F9		2-3 K		0-2 G6-3
Vinny Castilla, R OBP: 0.207, SLG: 0.214 John Vander Wal, L OBP: 0.625, SLG: 0.857	(1, 5) B B B B	4-0 1B BB			0-0 F8				0-0 BB SF8 1B
Jason Bates, S OBP: 0.367, SLG: 0.519	(1, 4) SAFE X	1-0 1B			2-2 K				3-1 BB 1B
Omar Olivares, R Jim Tatum, R OBP: 0.600, SLG: 0.800 Mark Thompson, R OBP: 0.333, SLG: 0.333 A.J. Sager, R Eric Young Sr., R OBP: 0.262, SLG: 0.158 Mike Munoz, L Curt Leskanic, R Mike Kingery, L OBP: 0.400, SLG: 0.321	(1, 1) (2, PH) (3, 1) (8, 1) (7, PH) (8, 1) (9, 1) (9, PH)	2-3 K			0-3 K				4-2 FC3-6 1B BB

Batter	1	2	3	4	5	6	7	8	9	AB R H RBI BB SO LOB	TOP											
Delino DeShields, L OBP: 0.353, SLG: 0.386 (1, 4)	1-1 SH1-3 2B 1B	0-1 F8	1-0 G4-3	1-2 WP 1B		4-1 FC3-6 BB		0-0 SH5-3 1-2 2-3	4-0 WP BB BB	4 1 2 1 2 0 0												
Jose Offerman, S OBP: 0.510, SLG: 0.513 (1, 6)	1-1 SH1-3 1-2	0-0 PB 2B		1-2 WP 3B 1B L9		2-2 FC3-6 FC6-4 1-2f		0-0 P5	4-0 WP BB 1-2 2-3	5 2 2 0 1 0 5												
Raul Mondesi, R OBP: 0.480, SLG: 0.814 (1, 8)	2-1 P4	4-2 PB 1B BB		1-2 HR 3B F8		0-0 FC6-4 1-2f		4-0 IBB	1-3 K 1-2 2-3 3-H	5 2 1 1 2 1 6												
Mike Piazza, R OBP: 0.500, SLG: 0.667 (1, 2)	1-0 1B 2B 2-H	0-3 K 1B 1-3 2-H		0-0 HR 3-H	0-0 PB 2B 1B		1-3 K	0-3 K		6 4 3 3 0 3 4												
Eric Karros, R OBP: 0.521, SLG: 0.705 (1, 3)	3-2 S 2B 1B 2-H	0-2 1B 1-2 1B 3-H		4-2 HR BB	3-1 G1-3 1-H 2B		0-3 K		2-3 K	5 2 3 3 1 2 0												
Henry Rodriguez, L OBP: 0.364, SLG: 0.333 (1, 9)	0-1 1B 2B 1-H	0-0 1-3 2-H 1B		1-3 K	0-2 G1-3 2-3		3-2 1B		0-0 3B 1B	6 2 4 2 0 1 2												
Chris Gwynn, L OBP: 0.429, SLG: 0.429 Mitch Webster, S OBP: 0.125, SLG: 0.500 (4, PH) Antonio Osuna, R Rudy Seanez, R Jeff Treadway, L OBP: 0.125, SLG: 0.375 Todd Worrell, R (9, 1)	2-2 1B 2-H	3-2 G1-3		2-1 HR 1-H	1-3 K		3-2 K		0-1 1B 3B 1-H	2 0 1 1 0 0 2 3 1 1 2 0 2 2 0 0 0 0 0 0 0 0 0 0 0 0 0 0 1 1 1 1 0 0 0 0 0 0 0 0 0 0												
Dave Hansen, L OBP: 0.280, SLG: 0.227 Garey Ingram, R OBP: 0.400, SLG: 0.389 (4, PH) (4, 5)	3-1 G4-3		2-1 P5	4-2 1B BB	1-0 G5-3			3-2 SH5-3 BB 1B	1-1 BB S WP 1B	2 0 0 0 0 0 1 3 2 2 1 1 0 1												
Tom Candiotti, R (1, 1)		0-1 L9-3	2-1 G3	1-2 WP 1B 1-3 1B		0-1 G3		1-2 SH5-3 BB	2-3 K	1 0 0 0 0 0 0 1 0 0 0 0 0 0 2 0 1 0 0 0 0 0 0 0 0 0 0 0 1 0 0 0 1 1 1												
Dick Schofield, R OBP: 0.200, SLG: 0.200 (3, PH)																						
Todd Williams, R OBP: 0.500, SLG: 0.500 (3, 1)																						
Rob Murphy, L (6, 1)																						
Reggie Williams, S OBP: 0.429, SLG: 0.200 (7, 7)																						
Inning Stats	R: 4 E: 0 K: 0 S: 17	H: 5 LOB: 1 BB: 0 P: 30	R: 3 E: 1 K: 1 S: 20	H: 3 LOB: 2 BB: 1 P: 27	R: 0 E: 0 K: 0 S: 5	H: 0 LOB: 0 BB: 0 P: 10	R: 6 E: 0 K: 1 S: 29	H: 6 LOB: 2 BB: 2 P: 49	R: 1 E: 0 K: 1 S: 11	H: 2 LOB: 1 BB: 0 P: 16	R: 0 E: 0 K: 0 S: 7	H: 0 LOB: 1 BB: 1 P: 13	R: 0 E: 0 K: 3 S: 13	H: 1 LOB: 1 BB: 0 P: 20	R: 0 E: 0 K: 1 S: 11	H: 1 LOB: 3 BB: 2 P: 22	R: 3 E: 0 K: 3 S: 15	H: 3 LOB: 2 BB: 2 P: 29	1B: 13 2B: 4 3B: 2 HR: 2	SF: 0 SAC: 2 DP: 0 HBP: 0	WP: 3 PB: 2 SB: 2 CS: 0	PA: 57
PITCHER	IP WLS BF H R ER SO BB IBB HBP BLK WP HR S P ERA WHIP																					
Juan Acevedo, R ERA: 5.14 (1, 1)	2.0 L 16 8 7 4 1 1 0 0 0 0 0 0 37 57 18.00 4.500																					
Lance Painter, L ERA: 40.5 (3, 1)	1.1 12 6 6 6 1 2 0 0 0 1 2 31 52 40.50 6.000																					
Roger Bailey, R ERA: 5.68 (4, 1)	2.2 11 2 1 1 1 1 0 0 0 1 0 21 36 3.38 1.125																					
Steve Reed, R ERA: 1.59 (7, 1)	1.0 4 1 0 0 3 0 0 0 0 0 0 13 20 0.00 1.000																					
Darren Holmes, R ERA: 4.32 (8, 1)	1.1 10 4 3 3 2 1 1 0 0 0 0 19 33 20.25 3.750																					
PITCHER	IP WLS BF H R ER SO BB IBB HBP BLK WP HR S P ERA WHIP																					
Curt Leskanic, R ERA: 3.86 (9, 1)	0.2 4 0 0 0 2 2 0 0 0 1 0 7 18 0.00 3.000																					

Los Angeles Dodgers @ Colorado Rockies
Coors Field, Denver, CO
Sat May 06 1995, 3:33 AM MDT
Att. 48,394 - Sunny - 58 F

AB	47
R	17
H	21
RBI	15
BB	8
SO	10
LOB	24



BOTTOM

Los Angeles Dodgers @ Colorado Rockies
Coors Field, Denver, CO

livebaseballscorecards.com

AB	42
R	11
H	17
RBI	11
BB	3
SO	3
LOB	16



WP	0	PA	45
PB	1		
SB	1		
CS	0		

Sat May 06 1995, 3:33 AM MDT
Att. 48,394 - Sunny - 58 F

Batter	1	2	3	4	5	6	7	8	9	AB	R	H	RBI	BB	SO	LOB					
Walt Weiss, S OBP: 0.422, SLG: 0.242 (1, 6)	P2	FC5-4								4	0	2	0	1	0	1					
Jason Bates, S OBP: 0.371, SLG: 0.531 (1, 5)	1B	K								5	1	2	0	0	1	3					
Larry Walker, L OBP: 0.429, SLG: 0.478 (1, 9)	1B	F8								5	1	2	0	0	0	4					
Andres Galarraga, R OBP: 0.313, SLG: 0.378 (1, 3)	F9		G6-3							5	1	1	0	0	0	3					
Dante Bichette, R OBP: 0.404, SLG: 0.659 (1, 7)	1B	2B	G4-3							5	3	4	3	0	0	0					
Ellis Burks, R (1, 8)	1B	2B	F9							4	1	0	0	1	1	2					
Jorge Brito, R OBP: 0.286, SLG: 0.429 Eric Young Sr., R OBP: 0.280, SLG: 0.150 (9, PH)	2B		G4-3							4	1	2	3	0	0	0					
Roberto Mejia, R OBP: 0.206, SLG: 0.348 Joe Girardi, R OBP: 0.415, SLG: 0.561 (9, PH)	F8		G6-3							4	1	1	1	0	1	3					
Juan Acevedo, R Lance Painter, L Roger Bailey, R John Vander Wal, L Steve Reed, R Mike Kingery, L Darren Holmes, R Curt Lesnar, R Jim Tatum, R		FC5-4	G5-3							0	0	0	0	0	0	0					
Inning Stats	R: 4 E: 0 K: 0 S: 16	H: 4 LOB: 1 BB: 1 P: 31	R: 0 E: 0 K: 1 S: 14	H: 0 LOB: 1 BB: 1 P: 22	R: 0 E: 0 K: 0 S: 7	H: 0 LOB: 0 BB: 0 P: 11	R: 0 E: 0 K: 0 S: 6	H: 1 LOB: 1 BB: 0 P: 8	R: 3 E: 0 K: 2 S: 15	H: 4 LOB: 2 BB: 1 P: 25	R: 4 E: 0 K: 0 S: 13	H: 5 LOB: 1 BB: 0 P: 22	R: 0 E: 0 K: 0 S: 7	H: 2 LOB: 1 BB: 0 P: 9	R: 0 E: 0 K: 0 S: 7	H: 1 LOB: 0 BB: 0 P: 10	1B: 11 2B: 2 3B: 0 HR: 4	SF: 0 SAC: 0 DP: 0 HBP: 0	WP: 0 PB: 1 SB: 1 CS: 0	PA: 45	
PITCHER	IP	WLS	BF	H	R	ER	SO	BB	IBB	HBP	BLK	WP	HR	S	P	ERA	WHIP				
Tom Candiotti, R ERA: 6.92	(1, 1)	2.0		4	4	4	1	2	0	0	0	0	0	30	53	18.00	3.000				
Todd Williams, R ERA: 4.91	(3, 1)	3.2	W	16	4	3	2	1	0	0	0	0	1	32	51	7.36	1.364				
Rob Murphy, L ERA: 13.5	(6, 1)	0.1		2	1	0	0	0	0	0	0	0	0	2	2	0.00	3.000				
Antonio Osuna, R ERA: 9.64	(7, 1)	0.2		7	5	4	4	0	0	0	0	0	3	12	20	54.00	7.500				
Rudy Seanez, R ERA: 3.18	(7, 1)	1.1		5	2	0	0	0	0	0	0	0	0	8	11	0.00	1.500				
PITCHER	IP	WLS	BF	H	R	ER	SO	BB	IBB	HBP	BLK	WP	HR	S	P	ERA	WHIP				
Todd Worrell, R ERA:	(9, 1)	1.0		3	1	0	0	0	0	0	0	0	0	7	10	0.00	1.000				

Batter	1	2	3	4	5	6	7	8	9	AB R H RBI BB SO LOB	TOP																								
Delino DeShields, L OBP: 0.333, SLG: 0.360 (1, 4)	1-0 B2-3		1-1 HR BB 2-3 1B		0-3 K	1-3 K	1-1 G3		0-0 G1-3	6 1 1 0 0 2 4																									
Jose Offerman, S OBP: 0.537, SLG: 0.512 (1, 6)	4-2 BB		4-1 SAFE HR BB 1-2		0-1 1B 1B	4-2 BB		2-2 F8		2 2 1 0 3 0 0																									
Raul Mondesi, R OBP: 0.455, SLG: 0.750 (1, 8)	0-3 K		2-3 K		3-1 1B 1B	0-1 L6		3-3 K		5 1 1 0 0 3 7																									
Mike Piazza, R OBP: 0.545, SLG: 0.906 (1, 2)	SAFE K		2-2 HR 1-H 2-H 3-H		1-0 1B 1-H 2-H		2-2 3B 2B	1-1 HR		5 3 4 6 0 1 1																									
Eric Karros, R OBP: 0.528, SLG: 0.708 (1, 3)		1-2 G6-3	2-3 K			0-1 3B 1B	4-2 3B BB	0-1 1B 2B		4 3 2 0 1 1 0																									
Henry Rodriguez, L OBP: 0.388, SLG: 0.409 (1, 9)		0-0 G3-1		0-0 P8		0-0 3B 1B	1-0 3B 1-H 2-H	0-2 1B 2-H		5 1 3 3 0 0 0																									
Chris Gwynn, L OBP: 0.333, SLG: 0.500 (1, 7)		0-0 G1-3		2-3 K		3-2 3B 1-H 2-H	3-3 K	SAFE K		5 0 1 2 0 3 2																									
Ismael Valdez, R (8, 1)										0 0 0 0 0 0 0																									
Dave Hansen, L OBP: 0.296, SLG: 0.217 (1, 5)			4-1 1B SH1-4 HR BB		1-2 G4-3		4-1 SH2-4 BB	4-0 SH3 BB		1 1 0 0 1 0 0																									
Garey Ingram, R OBP: 0.435, SLG: 0.368 (6, PH) (6, 5)									0-1 F9	1 0 0 0 2 0 0																									
Hideo Nomo, R (1, 1)			0-0 SH1-4			2-1 G3	0-1 SH2-4	1-0 SH3		1 0 0 0 0 0 0																									
Jose Parra, R (5, 1)									1-1 P3	0 0 0 0 0 0 0																									
Omar Daal, L (7, 1)										0 0 0 0 0 0 0																									
Reggie Williams, S OBP: 0.375, SLG: 0.167 (8, 7)			1-2							1 0 0 0 0 0 0																									
Inning Stats	R: 0 E: 0 K: 2 S: 9	H: 0 LOB: 1 BB: 1 P: 16	R: 0 E: 0 K: 0 S: 5	H: 0 LOB: 0 BB: 0 P: 6	R: 4 E: 0 K: 2 S: 14	H: 2 LOB: 0 BB: 2 P: 29	R: 0 E: 0 K: 1 S: 9	H: 0 LOB: 0 BB: 0 P: 12	R: 2 E: 0 K: 1 S: 10	H: 3 LOB: 1 BB: 0 P: 16	R: 2 E: 0 K: 1 S: 18	H: 3 LOB: 3 BB: 2 P: 30	R: 2 E: 0 K: 1 S: 12	H: 2 LOB: 2 BB: 2 P: 28	R: 2 E: 0 K: 2 S: 22	H: 3 LOB: 1 BB: 0 P: 31	R: 0 E: 0 K: 0 S: 5	H: 0 LOB: 0 BB: 0 P: 6	1B: 7 2B: 2 3B: 2 HR: 2	SF: 0 SAC: 3 DP: 0 HBP: 0	WP: 0 PB: 0 SB: 0 CS: 0	PA: 46													
PITCHER	IP WLS BF H R ER SO BB IBB HBP BLK WP HR S P ERA WHIP																																		
Bill Swift, R ERA: 7.94 (1, 1)	5.0	25	8	8	8	6	3	0	0	0	0	1	54	89	14.40	2.200																			
Mike Munoz, L ERA: 3.38 (6, 1)	0.2	4	0	0	0	1	2	0	0	0	0	0	9	18	0.00	3.000																			
Curt Leskanic, R ERA: 5.25 (6, 1)	0.1	4	2	2	2	0	1	0	0	0	0	0	8	15	54.00	9.000																			
A.J. Sager, R ERA: 3.52 (7, 1)	1.0	4	0	0	0	1	1	0	0	0	0	0	6	15	0.00	1.000																			
Steve Reed, R ERA: 4.05 (8, 1)	1.0	L 6	3	2	2	2	0	0	0	0	0	1	22	31	18.00	3.000																			
PITCHER	IP WLS BF H R ER SO BB IBB HBP BLK WP HR S P ERA WHIP																																		
Bruce Ruffin, L ERA: 1.23 (9, 1)	1.0	3	0	0	0	0	0	0	0	0	0	0	5	6	0.00	0.000																			

Los Angeles Dodgers @ Colorado Rockies
Coors Field, Denver, CO
Sun May 07 1995, 3:33 AM MDT
Att: 48,117 - Overcast - 52 F

AB	36
R	12
H	13
RBI	11
BB	7
SO	10
LOB	14



BOTTOM

Los Angeles Dodgers @ Colorado Rockies
Coors Field, Denver, CO
Sun May 07 1995, 3:33 AM MDT
Att: 48,117 - Overcast - 52 F

livebaseballscores.com

AB	40
R	10
H	12
RBI	9
BB	5
SO	10
LOB	17



WP:	1	PA:	46
PB:	0		
SB:	2		
CS:	0		

AB R H RBI BB SO LOB

5	1	1	1	1	0	4
5	0	1	2	0	2	3
5	1	2	1	0	1	2
4	0	1	1	0	2	0
5	1	1	1	0	1	3
5	1	1	0	0	2	0
0	0	0	0	0	0	0
5	1	2	0	0	1	1
3	3	2	0	2	0	1
2	1	1	3	1	1	2
0	0	0	0	0	0	0
0	0	0	0	0	0	0
0	0	0	0	0	0	0
0	1	0	0	0	0	0
0	0	0	0	0	0	0
1	0	0	0	0	0	1

1B: 8 SF: 0
2B: 1 SAC: 0
3B: 0 DP: 0
HR: 3 HBP: 1

Batter	1	2	3	4	5	6	7	8	9
Walt Weiss, S OBP: 0.412, SLG: 0.237 (1, 6)	4-2 S WP 1B BB	1-2 G6-3		0-1 1-3 2-H 1B		0-1 F8	1-0 P5		3-1 G3
Joe Girardi, R OBP: 0.391, SLG: 0.522 (1, 2)	2-0 SAFE G5-3	2-3 K		0-3 K2-3		2-2 G5-3	0-0 E 1B		
Larry Walker, L OBP: 0.424, SLG: 0.571 (1, 9)	1-3 K2-3		0-0 P7		0-0 HR	2-1 FC5 HBP 1B	1 SAFE 0-1 G4-3		
Andres Galarraga, R OBP: 0.321, SLG: 0.367 (1, 3)	2-0 S 1B		2-3 K		1-0 G5-3	3-2 SAFE 1-2 HBP		0-3 K	
Dante Bichette, R OBP: 0.385, SLG: 0.673 (1, 7)	3-3 K		3-1 G6-3		0-1 HR	0-1 FC5 2-3f		0-1 P4	
Mike Kingery, L OBP: 0.390, SLG: 0.412 Bruce Ruffin, S (9, 1)		1-1 1B HR 1B		2-2 L9	3-3 K		1-3 K2-3	0-2 G5-3	
Vinny Castilla, R OBP: 0.235, SLG: 0.273 (1, 5)		1-3 K		0-0 FC3-6 1B	3-2 2B		0-0 E5 BB BB 1B	1-1 F8	
Jason Bates, S OBP: 0.425, SLG: 0.543 (1, 4)		0-1 HR 1B		0-0 FC3-6 BB 1B	4-0 IBB		4-1 BB 1B BB	3-1 1B	
Bill Swift, R OBP: 0.087, SLG: 1.250 Mike Muñoz, L Curt Leskanic, R A.J. Sager, R John Vander Wal, L OBP: 0.700, SLG: 1.250 Roberto Mejia, R OBP: 0.238, SLG: 0.348 Steve Reed, R Ellis Burks, R (8, 1) (9, 8)		2-0 HR		4-2 1B BB	1-3 K		4-1 1B 1-2 E BB	0-0 F8	

Inning Stats	R: 1	H: 1	E: 0	K: 2	S: 11	H: 1	LOB: 1	BB: 1	P: 23	R: 3	H: 3	E: 0	K: 2	S: 14	R: 0	H: 0	E: 0	K: 1	S: 12	R: 1	H: 2	E: 0	K: 1	S: 13	R: 2	H: 3	E: 0	K: 2	S: 13	R: 0	H: 1	E: 0	K: 0	S: 13	R: 3	H: 1	E: 2	K: 1	S: 10	R: 0	H: 0	E: 0	K: 1	S: 8	R: 0	H: 1	E: 0	K: 0	S: 7	1B: 8	SF: 0	2B: 1	SAC: 0	3B: 0	DP: 0	HR: 3	HBP: 1	WP: 1	PA: 46
--------------	------	------	------	------	-------	------	--------	-------	-------	------	------	------	------	-------	------	------	------	------	-------	------	------	------	------	-------	------	------	------	------	-------	------	------	------	------	-------	------	------	------	------	-------	------	------	------	------	------	------	------	------	------	------	-------	-------	-------	--------	-------	-------	-------	--------	-------	--------

PITCHER	IP	WLS	BF	H	R	ER	SO	BB	IBB	HBP	BLK	WP	HR	S	P	ERA	WHIP
Hideo Nomo, R ERA: 6.52 (1, 1)	4.2		25	9	7	7	7	2	0	0	0	1	3	60	97	13.50	2.357
Jose Parra, R ERA: (5, 1)	2.0		13	2	3	0	2	2	1	1	0	0	0	24	46	0.00	2.000
Omar Daal, L ERA: (7, 1)	0.1	W	1	0	0	0	0	0	0	0	0	0	0	2	2	0.00	0.000
Ismael Valdez, R ERA: 4.5 (8, 1)	2.0	S	7	1	0	0	1	0	0	0	0	0	0	15	22	0.00	0.500

Batter	1	2	3	4	5	6	7	8	9	AB R H RBI BB SO LOB	TOP																
Delino DeShields, L (1, 4) OBP: 0.311, SLG: 0.333	1-2 F8			3-2 P5		0-0 G3		2-2 G3-1		4 0 0 0 0 0 0	Los Angeles Dodgers @ San Diego Padres Jack Murphy Stadium, San Diego, CA Mon May 08 1995, 10:05 PM EDT Att: 9,215 - Unknown - 65 F livebaseballscorecards.com																
Jose Offerman, S (1, 6) OBP: 0.534, SLG: 0.500	3-2 F7			1-2 FC4 1B		4-0 1B 1B BB		1-0 F7		3 0 1 0 1 0 0																	
Raul Mondesi, R (1, 8) OBP: 0.458, SLG: 0.725	1-0 F9			0-3 K		0-2 1B 1-H		4-2 FC1-4 BB		3 0 1 0 1 1 1																	
Mike Piazza, R (1, 2) OBP: 0.541, SLG: 0.889		0-1 FC4 1B		0-0 FC4 1-2f		2-1 1B 1B 2B		1-0 FC1-4 1-2f		4 1 2 0 0 0 2																	
Eric Karros, R (1, 3) OBP: 0.526, SLG: 0.692		1-2 G6-4-3 1-2f			0-0 G4-3		0-0 1B 2-3 1B		1-1 G4-3 1B	4 0 2 0 0 0 1																	
Henry Rodriguez, L (1, 9) OBP: 0.396, SLG: 0.479		1-1 G4-3			3-2 HR		1-1 1B 1-2 3-H 1B		2-2 F8	4 1 2 2 0 0 1																	
Chris Gwynn, L (1, 7) OBP: 0.250, SLG: 0.375			3-1 G4-3		2-1 G4-3		0-3 K		2-2 G4-3 1-2	4 0 0 0 0 1 3																	
Dave Hansen, L (1, 5) OBP: 0.258, SLG: 0.185			3-3 K		1-0 G4-3		1-0 F8		2-3 K	4 0 0 0 0 2 3																	
Pedro Astacio, R (1, 1) Jeff Treadway, L (7, PH) Antonio Osuna, R (7, 1) Omar Daal, L (7, 1) Greg Hansell, R (7, 1)			0-0 G3-1			0-3 K		3-2 F9		2 0 0 0 0 1 0 1 0 0 0 0 0 2 0																	
Inning Stats	R: 0 E: 0 K: 0 S: 8	H: 0 LOB: 0 BB: 0 P: 13	R: 0 E: 0 K: 0 S: 7	H: 1 LOB: 0 BB: 0 P: 9	R: 0 E: 0 K: 1 S: 7	H: 0 LOB: 0 BB: 0 P: 13	R: 0 E: 0 K: 1 S: 13	H: 1 LOB: 1 BB: 0 P: 17	R: 1 E: 0 K: 0 S: 7	H: 1 LOB: 0 BB: 0 P: 13	R: 0 E: 0 K: 1 S: 7	H: 1 LOB: 2 BB: 1 P: 11	R: 1 E: 0 K: 1 S: 13	H: 3 LOB: 2 BB: 0 P: 20	R: 0 E: 0 K: 0 S: 7	H: 0 LOB: 1 BB: 1 P: 15	R: 0 E: 0 K: 1 S: 11	H: 1 LOB: 1 BB: 0 P: 18	1B: 6 2B: 1 3B: 0 HR: 1	SF: 0 SAC: 0 DP: 1 HBP: 0	WP: 0 PB: 0 SB: 0 CS: 0	PA: 35					
PITCHER	IP WLS BF H R ER SO BB IBB HBP BLK WP HR S P ERA WHIP																										
Joey Hamilton, R (1, 1) ERA: 4.86	6.0		24	7	2	2	3	1	0	0	0	0	1	54	84	3.00	1.333										
Dustin Hermanson, R (7, 1) ERA:	1.0	W	3	0	0	0	1	0	0	0	0	0	0	8	12	0.00	0.000										
Andres Berumen, R (8, 1) ERA: 3.12	1.0		4	0	0	0	0	1	0	0	0	0	0	7	15	0.00	1.000										
Trevor Hoffman, R (9, 1) ERA: 6.23	1.0	S	4	1	0	0	1	0	0	0	0	0	0	11	18	0.00	1.000										



Batter	1	2	3	4	5	6	7	8	9
Bip Roberts, S (1, 4) OBP: 0.448, SLG: 0.392 Jody Reed, R (8, 4) OBP: 0.393, SLG: 0.304	1-1 1B 1B	1-0 L6-3 1-2		0-0 1B 1B		3-2 1B HBP		1-1 G4-6-3 1-2f	
Steve Finley, L (1, 8) OBP: 0.400, SLG: 0.305	0-0 1B G3 1B		1-3 K	4-2 1B BB		1-0 G4-3		1-0 P5	
Tony Gwynn, L (1, 9) OBP: 0.484, SLG: 0.527 Phil Clark, R (8, 9) OBP: 0.286, SLG: 0.429	0-0 G3 1B		1-0 G6-4-3 1B	0-1 F9		1-0 HR 1B			
Eddie Williams, R (1, 3) OBP: 0.405, SLG: 0.636 Bryce Florie, R (7, 1) Jeff Tabaka, R (9, 1)	2-0 F7		1-2 G6-4-3 1-2f	0-2 F9		0-2 HR			
Ken Caminiti, S (1, 5) OBP: 0.355, SLG: 0.509	1-0 G3			1-2 G4-3	2-3 K	0-1 G6-3			
Melvin Nieves, S (1, 7) OBP: 0.275, SLG: 0.341	3-3 K			0-0 1B 1B	0-1 G4-3		1-3 K		
Andujar Cedeno, R (1, 6) OBP: 0.333, SLG: 0.389		3-2 F9		0-0 E6 1B 1B	0-2 K		0-3 K		
Brad Ausmus, R (1, 2) OBP: 0.364, SLG: 0.439		0-0 1B 2B		0-0 E6 1B 1B		2-2 G4-3 SH1-4 1B 1B		1-2 G6-3	
Scott Sanders, R (1, 1) OBP: 0.500, SLG: 0.667 Roberto Petagine, L (7, 3) OBP: 0.714, SLG: 0.800		0-2 L6-3 1B		1-1 E6 1B		0-0 SH1-4		4-1 G4-6-3 BB	

Inning Stats	R: 2	H: 3	E: 0	K: 1	S: 11	LOB: 1	BB: 0	P: 18	R: 0	H: 2	E: 0	K: 0	S: 8	LOB: 1	BB: 0	P: 12	R: 0	H: 1	E: 0	K: 1	S: 7	LOB: 0	BB: 0	P: 10	R: 3	H: 4	E: 3	K: 0	S: 17	LOB: 3	BB: 1	P: 23	R: 0	H: 0	E: 0	K: 2	S: 9	LOB: 0	BB: 0	P: 11	R: 4	H: 3	E: 0	K: 0	S: 15	LOB: 0	BB: 0	P: 22	R: 0	H: 0	E: 0	K: 2	S: 10	LOB: 0	BB: 0	P: 12	R: 0	H: 0	E: 0	K: 0	S: 4	LOB: 0	BB: 1	P: 10
--------------	------	------	------	------	-------	--------	-------	-------	------	------	------	------	------	--------	-------	-------	------	------	------	------	------	--------	-------	-------	------	------	------	------	-------	--------	-------	-------	------	------	------	------	------	--------	-------	-------	------	------	------	------	-------	--------	-------	-------	------	------	------	------	-------	--------	-------	-------	------	------	------	------	------	--------	-------	-------

AB	R	H	RBI	BB	SO	LOB	
3	2	2	1	0	0	2	
1	0	0	0	0	0	1	
4	1	1	0	1	1	2	
4	1	3	3	0	0	3	
0	0	0	0	0	0	0	
4	1	1	2	0	0	6	
0	0	0	0	0	0	0	
0	0	0	0	0	0	0	
4	0	0	1	0	1	1	
4	1	1	0	0	2	1	
4	1	1	0	0	2	0	
4	2	3	1	0	0	0	
2	0	1	1	0	0	1	
0	0	0	0	1	0	0	
1B: 11	SF: 0	2B: 2	SAC: 1	3B: 0	DP: 3	HR: 1	HBP: 1

WP	HR	S	P	ERA	WHIP
0	0	43	63	9.00	2.750
0	0	17	24	13.50	0.750
0	1	17	21	10.80	1.200
0	0	4	10	0.00	1.000

Los Angeles Dodgers @ San Diego Padres
Jack Murphy Stadium, San Diego, CA
 Tue May 09 1995, 10:05 PM EDT
 Att: 10,845 - Unknown - 66 F

AB	34
R	9
H	13
RBI	9
BB	2
SO	6
LOB	17



Batter	1	2	3	4	5	6	7	8	9	AB R H RBI BB SO LOB	TOP		
Delino DeShields, L OBP: 0.319, SLG: 0.317 (1, 4)	3-2 G4-3		0-0 B1		0-3 K			0-0 F7		4 0 0 0 0 1 2	Los Angeles Dodgers @ San Diego Padres Jack Murphy Stadium, San Diego, CA Wed May 10 1995, 6:33 AM EDT Att. 12,860 - Sunny - 70 F		
Garey Ingram, R OBP: 0.393, SLG: 0.375 (1, 5)	1-1 1B 2B		2-2 G5-3			0-3 K		0-3 K		4 1 1 0 0 2 1			
Raul Mondesi, R OBP: 0.418, SLG: 0.638 (1, 8)	4-2 1B 1B BB		3-3 K			0-0 P5			0-0 G6-3	3 1 0 0 1 1 0			
Mike Piazza, R OBP: 0.548, SLG: 0.927 Carlos Hernandez, R OBP: 0.190, SLG: 0.056 (1, 2) (2, 2)	0-1 1B 1B			0-0 F7		0-0 F8			0-3 K	1 0 1 1 0 0 0 3 0 0 0 0 1 0			
Eric Karros, R OBP: 0.523, SLG: 0.712 (1, 3)	0-1 G4-3 1B			0-0 G6-4-3 1B		0-3 K			0-0 HR	4 1 3 2 0 1 0			
Henry Rodriguez, L OBP: 0.344, SLG: 0.411 (1, 9)	0-0 G4-3			0-0 G6-4-3		0-3 K			0-0 F8	4 0 0 0 0 1 3			
Billy Ashley, R OBP: 0.222, SLG: 0.258 Reggie Williams, S OBP: 0.333, SLG: 0.143 Ismael Valdez, R Rudy Seanez, R Todd Worrell, R (1, 7) (6, 7) (7, 1) (7, 1) (9, 1)		3-3 K			0-0 E6 FC5-4		0-0 F8			2 0 0 0 0 1 0 1 0			
Dick Schofield, R OBP: 0.200, SLG: 0.111 (1, 6)		2-2 P1			0-0 FC5-4 SH1-4			4-0 WP SH5-4 BB		2 0 0 0 1 0 1			
Ramon Martinez, R OBP: 0.143, SLG: 0.286 Chris Gwynn, L OBP: 0.250, SLG: 0.375 Jose Offerman, S OBP: 0.525, SLG: 0.478 Mitch Webster, S OBP: 0.111, SLG: 0.444 (1, 1) (7, 7) (8, PH) (8, 7)		2-2 G4-3			0-0 SH1-4			0-0 SH5-4		1 0			
Inning Stats	R: 2 H: 3 E: 0 LOB: 1 K: 0 BB: 1 S: 13 P: 21	R: 0 H: 0 E: 0 LOB: 0 K: 1 BB: 0 S: 10 P: 17	R: 0 H: 0 E: 0 LOB: 0 K: 1 BB: 0 S: 9 P: 14	R: 0 H: 1 E: 0 LOB: 0 K: 0 BB: 0 S: 3 P: 3	R: 0 H: 0 E: 1 LOB: 1 K: 1 BB: 0 S: 6 P: 6	R: 0 H: 0 E: 0 LOB: 0 K: 1 BB: 0 S: 5 P: 5	R: 0 H: 0 E: 0 LOB: 0 K: 2 BB: 0 S: 7 P: 7	R: 0 H: 0 E: 0 LOB: 1 K: 1 BB: 1 S: 5 P: 9	R: 1 H: 1 E: 0 LOB: 0 K: 1 BB: 0 S: 6 P: 6	1B: 3 SF: 0 2B: 1 SAC: 2 3B: 0 DP: 2 HR: 1 HBP: 0		WP: 1 PA: 33 PB: 0 SB: 0 CS: 0	
PITCHER	IP WLS BF H R ER SO BB IBB HBP BLK WP HR S P ERA WHIP											PITCHER	IP WLS BF H R ER SO BB IBB HBP BLK WP HR S P ERA WHIP
Fernando Valenzuela, L ERA: 6.14 (1, 1)	5.0 L 19 4 2 2 3 1 0 0 0 0 0 0 41 61 3.60 1.000												
Brian Williams, R ERA: 11.74 (6, 1)	1.0 3 0 0 0 1 0 0 0 0 0 0 0 5 5 0.00 0.000												
Andres Berumen, R ERA: 2.79 (7, 1)	1.0 4 0 0 0 2 1 0 0 0 0 0 0 7 11 0.00 1.000												
Bill Krueger, L ERA: 7.36 (8, 1)	0.2 2 0 0 0 0 0 0 0 0 0 0 0 2 2 0.00 0.000												
Dustin Hermanson, R ERA: 3.86 (8, 1)	1.1 5 1 1 1 2 0 0 0 0 1 1 9 9 6.75 0.750												

AB	29
R	3
H	5
RBI	3
BB	2
SO	8
LOB	7



WP: 1	PA: 33
PB: 0	
SB: 0	
CS: 0	

BOTTOM

Los Angeles Dodgers @ San Diego Padres
Jack Murphy Stadium, San Diego, CA

livebaseballscorecards.com

AB 33
R 1
H 8
RBI 1
BB 5
SO 8
LOB 18



WP: 0 PA: 38
PB: 0
SB: 0
CS: 1

ERA WHIP

Wed May 10 1995, 6:33 AM EDT
Att. 12,860 - Sunny - 70 F

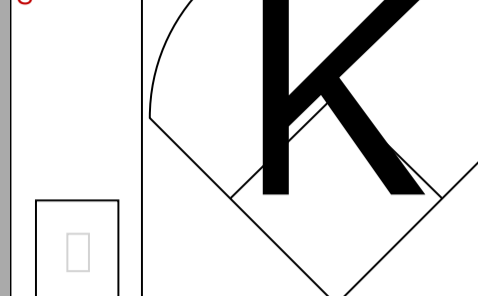
AB R H RBI BB SO LOB

5	1	2	0	0	1	1
5	0	2	0	0	0	3
1	0	0	0	3	0	1
3	0	1	1	1	1	4
4	0	0	0	0	2	5
4	0	0	0	0	2	0
4	0	0	0	0	1	0
4	0	3	0	0	0	0
2	0	0	0	0	0	3
0	0	0	0	0	0	0
1	0	0	0	0	1	1
0	0	0	0	0	0	0
0	0	0	0	0	0	0
0	0	0	0	0	0	0
0	0	0	0	0	0	0
0	0	0	0	0	0	0
0	0	0	0	1	0	0

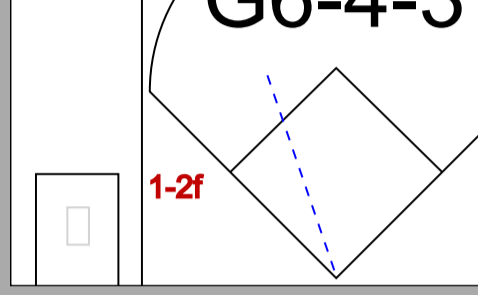
1B: 6 SF: 0
2B: 2 SAC: 0
3B: 0 DP: 2
HR: 0 HBP: 0

IP WLS BF H R ER SO BB IBB HBP BLK WP HR S P ERA WHIP

0-3



0-0



4-0



4-0



0-3



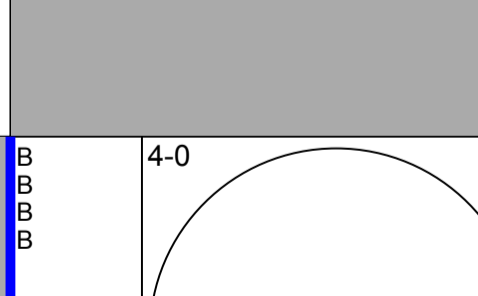
0-3



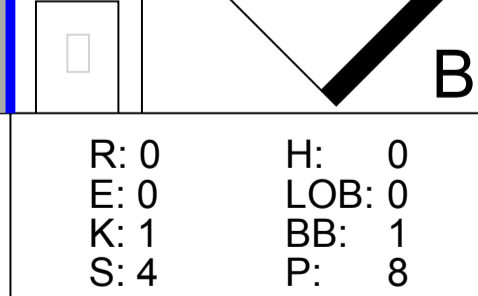
0-0



0-0



4-0



0-0



0-0



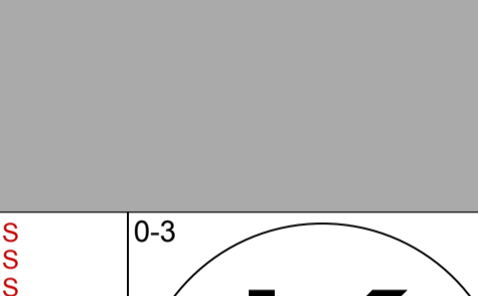
4-0



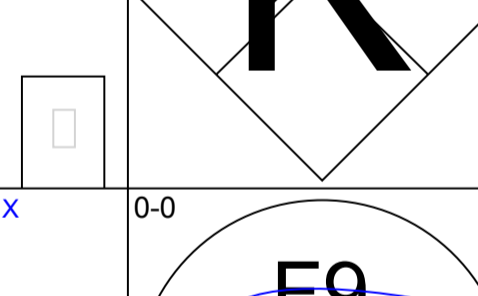
4-0



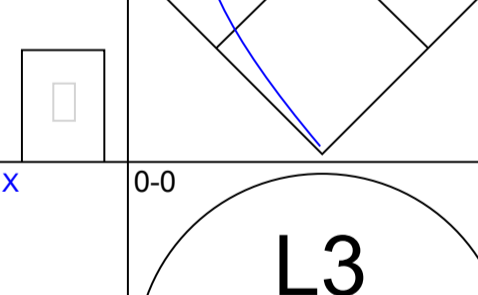
0-3



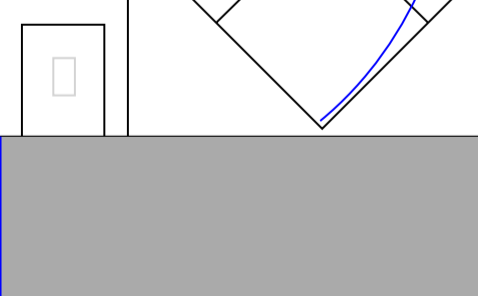
0-0



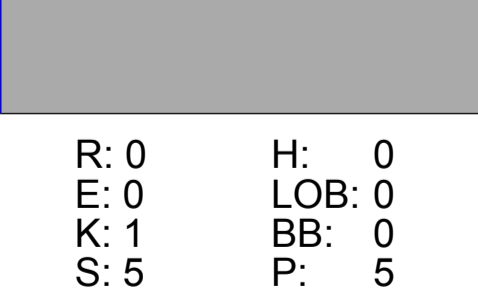
0-3



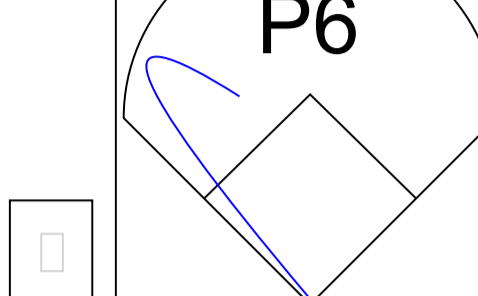
0-0



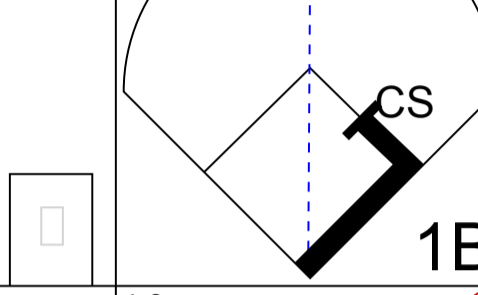
0-3



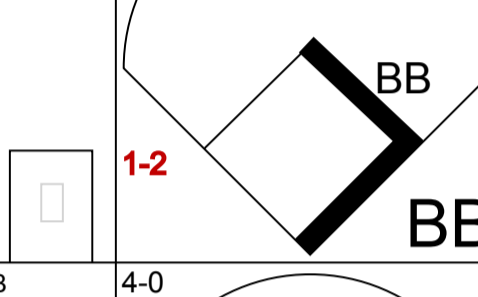
0-0



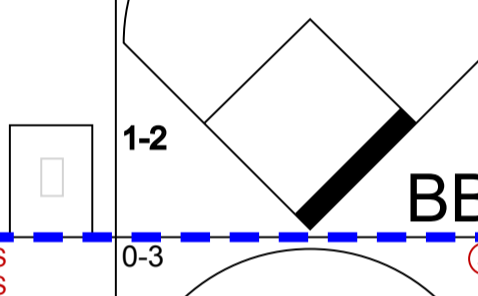
0-0




0-0



2-3



3-H



0-0



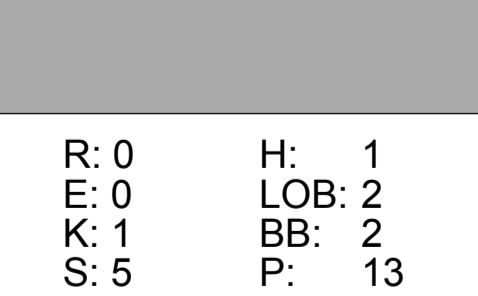
0-3



0-0



0-3



0-0



0-0



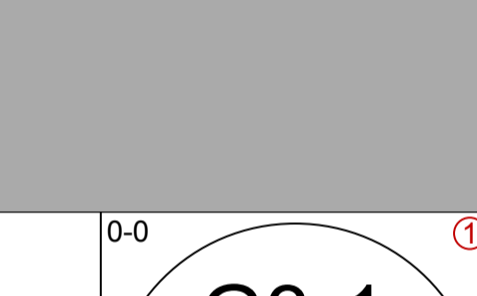
0-0



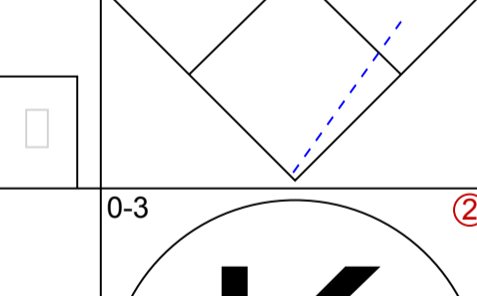
0-0



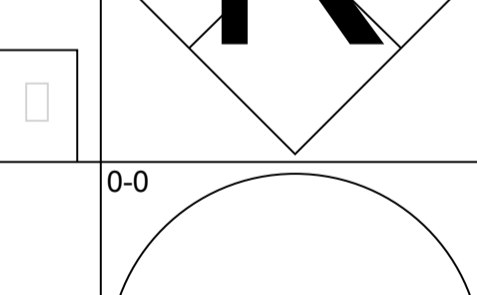
0-0



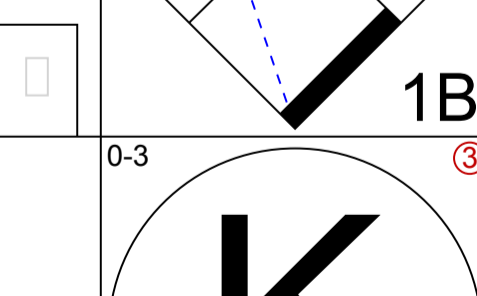
0-0



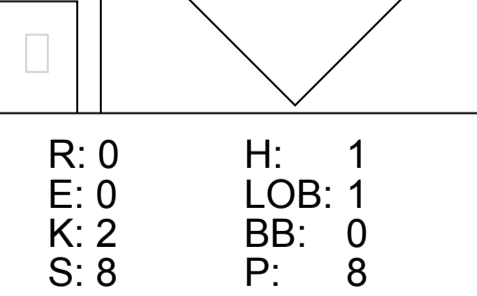
0-0



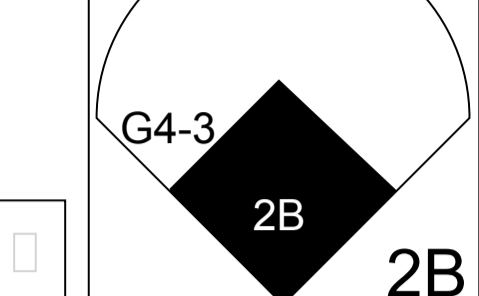
0-0



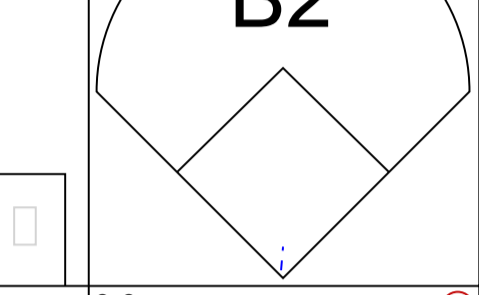
0-0



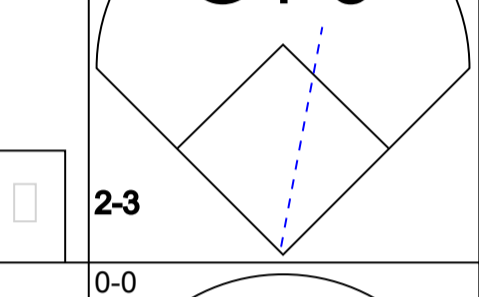
0-0



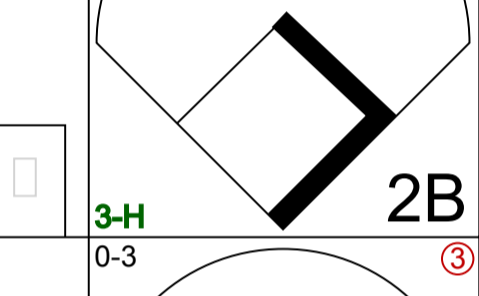
0-0




1-2



0-0



0-0



0-0



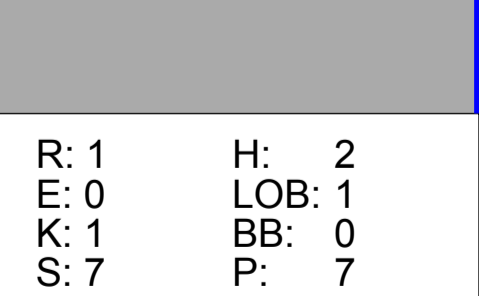
0-0



0-0



0-0



0-0



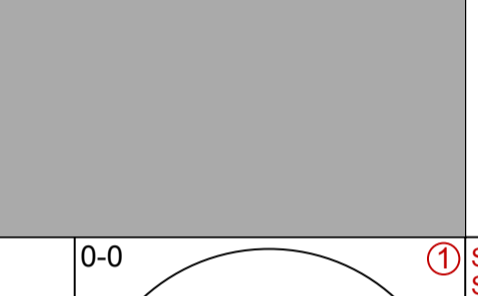
0-0



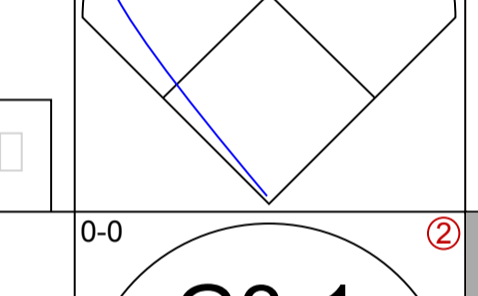
1-2



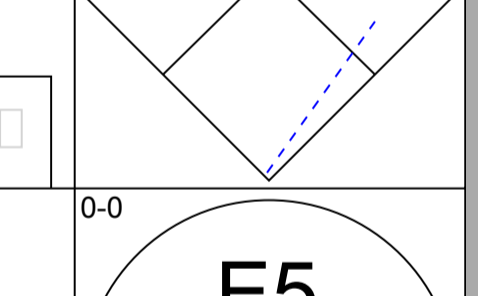
0-0



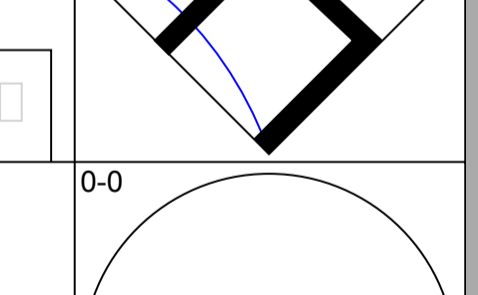
0-0



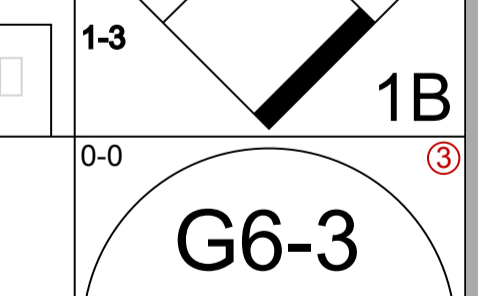
0-0



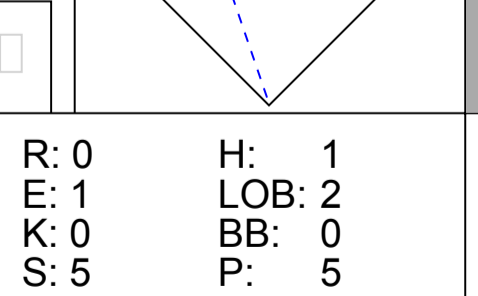
0-0



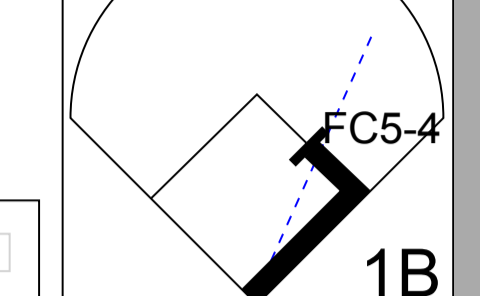
0-0



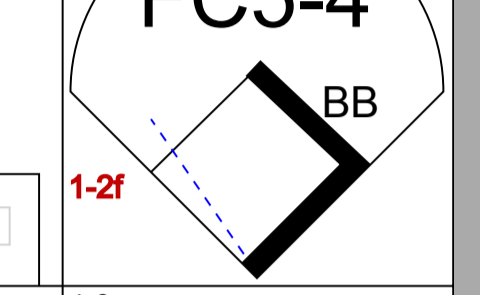
0-0



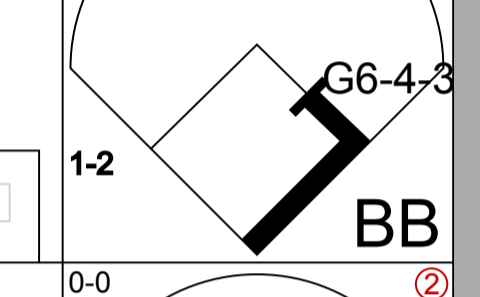
0-0



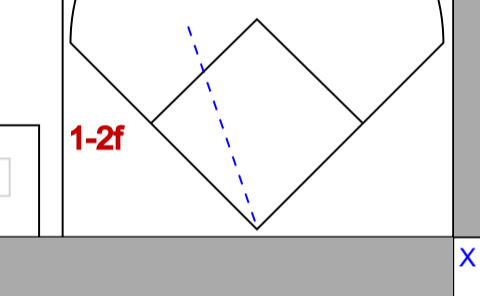
0-0



1-2



0-0



0-0



0-0



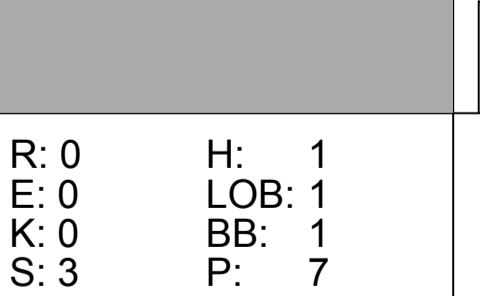
0-0



0-0



0-0



2-2



1-1




4-2




2-3



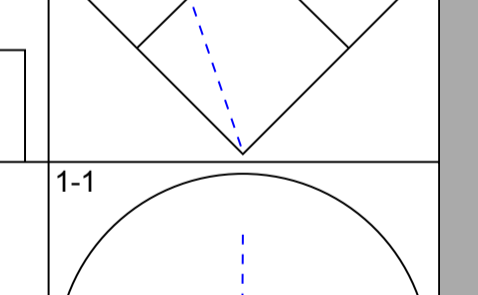
2-0



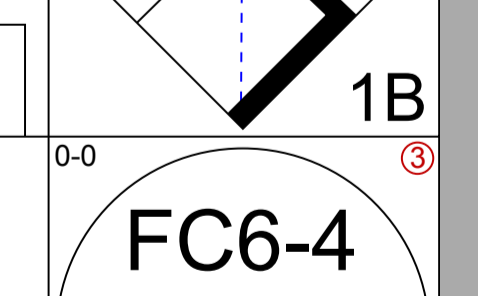
3-3



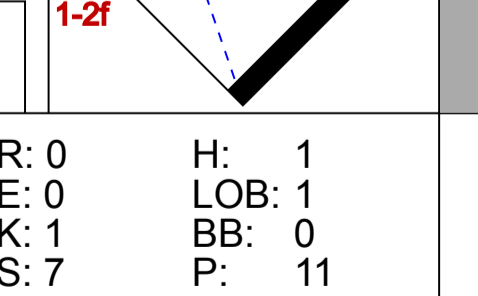
0-0



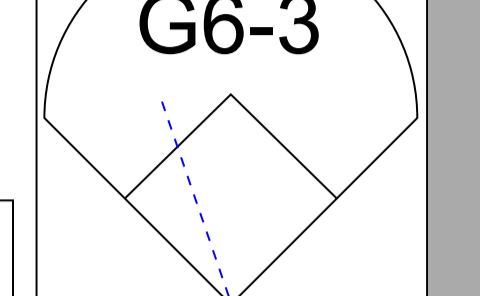
1-1



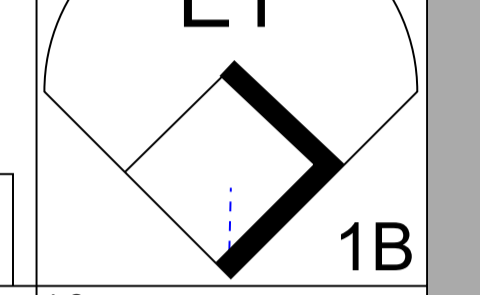
0-0



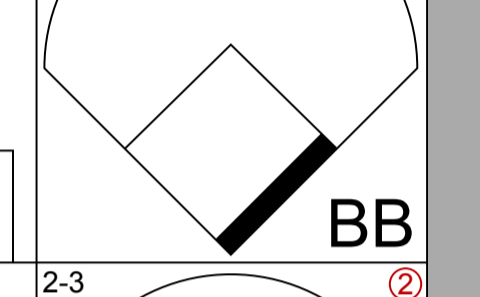
2-2



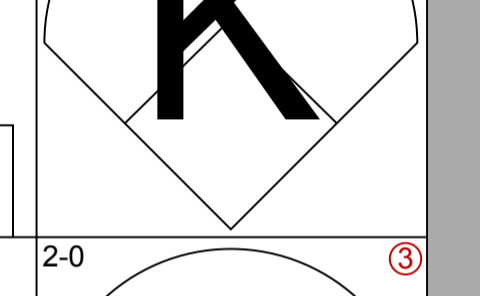
1-1



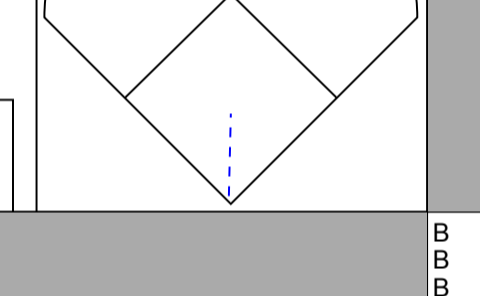
4-2



2-3



2-0



3-3



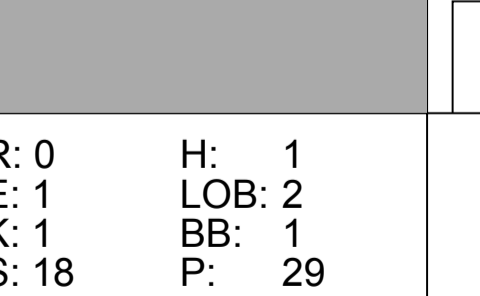
0-0



1-1



0-0



Batter

Bip Roberts, S (1, 7)
OBP: 0.444, SLG: 0.411

Steve Finley, L (1, 8)
OBP: 0.400, SLG: 0.313

Tony Gwynn, L (1, 9)
OBP: 0.500, SLG: 0.518

Eddie Williams, R (1, 3)
OBP: 0.415, SLG: 0.639

Ken Caminiti, S (1, 5)
OBP: 0.333, SLG: 0.475

Andujar Cedeno, R (1, 6)
OBP: 0.311, SLG: 0.362

Jody Reed, R (1, 4)
OBP: 0.344, SLG: 0.259

Brian Johnson, R (1, 2)
OBP: 0.316, SLG: 0.316

Fernando Valenzuela, L (1, 1)
Brian Williams, R (6, 1)
Melvin Nieves, S (6, PH)
Andres Berumen, R (7, 1)
Bill Krueger, L (8, 1)
Dustin Hermanson, R (8, 1)
Roberto Petagine, L (9, PH)
OBP: 0.724, SLG: 0.800

R: 0 H: 1
E: 1 LOB: 2
K: 1 BB: 1
S: 18 P: 29

R: 0 H: 1
E: 0 LOB: 1
K: 1 BB: 0
S: 7 P: 11

R: 0 H: 1
E: 0 LOB: 1
K: 0 BB: 1
S: 3 P: 7

R: 0 H: 1
E: 1 LOB: 2
K: 0 BB: 0
S: 5 P: 5

R: 1 H: 2
E: 0 LOB: 1
K: 1 BB: 0
S: 7 P: 7

R: 0 H: 1
E: 0 LOB: 1
K: 2 BB: 0
S: 8 P: 8

R: 0 H: 1
E: 0 LOB: 2
K: 1 BB: 2
S: 5 P: 13

R: 0 H: 0
E: 0 LOB: 0
K: 1 BB: 0
S: 5 P: 5

R: 0 H: 0
E: 0 LOB: 0
K: 1 BB: 1
S: 4 P: 8

1B: 6 SF: 0
2B: 2 SAC: 0
3B: 0 DP: 2
HR: 0 HBP: 0

IP WLS BF H R ER SO BB IBB HBP BLK WP HR S P ERA WHIP

Ramon Martinez, R (1, 1)
ERA: 2.52

Ismael Valdez, R (7, 1)
ERA: 4.26

Rudy Seanez, R (7, 1)
ERA: 2.57

Todd Worrell, R (9, 1)
ERA:

Batter	1	2	3	4	5	6	7	8	9	AB R H RBI BB SO LOB	TOP										
Bernard Gilkey, R (1, 7) OBP: 0.378, SLG: 0.435	4-2 CS BB	2-0 L9		2-1 E8 G4-3		1-0 1B		0-0 F9		4 0 1 0 1 0 1											
Ozzie Smith, S (1, 6) OBP: 0.296, SLG: 0.265	2-3 SAFE K2-3		4-1 BB WP BB	1-1 G4-3		2-1 G4-3		2-3 K		4 1 0 0 1 2 4											
Ray Lankford, L (1, 8) OBP: 0.311, SLG: 0.485	1-0 E3 BLK S E		1-1 L8	0-2 L8		2-0 L7		1-0 1B E 1B		5 2 1 0 0 0 2											
Todd Zeile, R (1, 3) OBP: 0.583, SLG: 1.222	4-1 BB 1-3 E BB		4-2 BB 1-2 BB BB	3-3 K		0-2 1B		3-1 F7		3 1 1 0 2 1 1											
Scott Cooper, L (1, 5) OBP: 0.472, SLG: 0.467	4-2 E 1-2 BB		4-2 BB 1-2 BB 2-3 BB	2-2 L1-3		1-0 L7		3-2 E 1-3 BB 1B		3 0 1 0 2 0 1											
Brian Jordan, R (1, 9) OBP: 0.316, SLG: 0.519	1-1 E5 1-2 2-H 3-H		0-3 K	0-0 G6-3		2-3 K		0-0 E5 1-3 3-H		5 0 0 0 0 2 6											
Danny Sheaffer, R (1, 2) OBP: 0.476, SLG: 0.588	0-3 K		4-2 BB	1-2 2-3 3-H BB		1-2 G6-3		2-3 K		2 0 0 1 1 1 2											
Scott Hemond, R (8, PH) (8, 2)								1-2 G4-3		2 0 0 0 0 1 2	AB 35										
José Oquendo, S (1, 4) OBP: 0.326, SLG: 0.308		0-0 G4-3	1-1 G3-1			4-1 1B BB		0-0 L6		3 0 0 0 1 0 3	R 4										
Danny Jackson, R (1, 1) OBP: 0.200, SLG: 0.200		3-3 K		0-2 K		2-0 L9		0-1 1B		2 0 0 0 0 2 0	H 5										
Jeff Parrett, R (5, 1)										0 0 0 0 0 0 0	RBI 1										
John Mabry, L (6, PH) OBP: 0.296, SLG: 0.289										1 0 0 0 0 0 1	BB 8										
Vicente Palacios, R (6, 1)										0 0 0 0 0 0 0	SO 9										
Tim Hulett, R (8, PH) OBP: 0.100, SLG: 0.100										1 0 1 0 0 0 0	LOB 23										
John Habyan, R (8, 1)										0 0 0 0 0 0 0											
Inning Stats	R: 2 E: 2 K: 2 S: 16	H: 0 LOB: 2 BB: 3 P: 32	R: 0 E: 0 K: 1 S: 5	H: 0 LOB: 0 BB: 0 P: 10	R: 1 E: 0 K: 1 S: 21	H: 0 LOB: 3 BB: 4 P: 39	R: 0 E: 1 K: 1 S: 10	H: 0 LOB: 1 BB: 0 P: 13	R: 0 E: 0 K: 1 S: 8	H: 1 LOB: 2 BB: 1 P: 18	R: 0 E: 0 K: 1 S: 8	H: 1 LOB: 1 BB: 0 P: 13	R: 0 E: 0 K: 1 S: 8	H: 1 LOB: 1 BB: 0 P: 10	R: 1 E: 1 K: 1 S: 14	H: 2 LOB: 2 BB: 0 P: 23	1B: 5 2B: 0 3B: 0 HR: 0	SF: 0 SAC: 0 DP: 0 HBP: 0	WP: 1 PB: 0 SB: 1 CS: 1	PA: 43	
PITCHER	IP WLS BF H R ER SO BB IBB HBP BLK WP HR S P ERA WHIP																				
Hideo Nomo, R (1, 1) ERA: 5.27	4.0		21	0	3	1	5	7	0	0	1	0	52	94	2.25	1.750					
Todd Williams, R (5, 1) ERA: 3.86	2.0	W	8	1	0	0	1	1	0	0	0	0	16	31	0.00	1.000					
Ismael Valdez, R (7, 1) ERA: 3.68	2.0		8	2	0	0	2	0	0	0	0	0	16	23	0.00	1.000					
Todd Worrell, R (9, 1) ERA:	1.0		6	2	1	0	1	0	0	0	0	0	14	23	0.00	2.000					

St. Louis Cardinals @ Los Angeles Dodgers
Dodger Stadium, Los Angeles, CA

Fri May 12 1995, 7:05 PM PDT
Att. 34,159 - Unknown - 68 F



Batter	1	2	3	4	5	6	7	8	9
Delino DeShields, L (1, 4) OBP: 0.324, SLG: 0.313	2-2 L7	0-1 1B		4-2 E S E BB		3-2 L8		2-3 K	
Jose Offerman, S (1, 6) OBP: 0.523, SLG: 0.469	4-2 2B BB	1-2 FC5-4 1B		3-2 G5-3 1-H		2-2 E3 HR			
Raul Mondesi, R (1, 8) OBP: 0.423, SLG: 0.694	0-0 1B FC5-4 1-H	0-0 FC5-4 1-2f			0-1 G5-3	0-1 HR			
Eric Karros, R (1, 3) OBP: 0.522, SLG: 0.698	2-2 FC5-4 1B		1-2 G6-3		1-1 1B	0-0 G6-3			
Billy Ashley, R (1, 7) OBP: 0.275, SLG: 0.314 Reggie Williams, S (7, PR) OBP: 0.333, SLG: 0.143 (8, 7)	1-2 FC5-4 1B 1-2f 3-H		0-0 FC4-6 1B		1-0 E 1B 1-H		3-2 L4-3 1B		
Henry Rodriguez, L (1, 9) OBP: 0.338, SLG: 0.400	0-0 1B 2-H		1-0 FC4-6 1-2f		0-1 L8		1-1 L4-3 1-2		
Garey Ingram, R (1, 5) OBP: 0.344, SLG: 0.321	1-0 P9		2-2 P4		1-0 E5 2-H		1-1 F8		
Carlos Hernandez, R (1, 2) OBP: 0.160, SLG: 0.045		1-0 F9		2-0 G5-3		1-2 G1		0-3 K	
Hideo Nomo, R (1, 1) Eddie Pye, R (4, PH) Todd Williams, R (5, 1) Jeff Treadway, L (6, PH) Ismael Valdez, R (7, 1) Dave Hansen, L (8, PH) Todd Worrell, R (9, 1)		0-3 K		1-3 K		2-2 L7		2-2 L9	

AB	R	H	RBI	BB	SO	LOB
4	1	1	0	1	1	0
3	2	1	0	1	0	0
4	2	2	3	0	0	2
4	1	2	0	0	0	0
4	2	3	2	0	0	1
0	0	0	0	0	0	0
4	0	1	1	0	0	3
4	0	0	0	0	0	3
4	0	0	0	0	1	1
1	0	0	0	0	1	0
1	0	0	0	0	1	0
0	0	0	0	0	0	0
1	0	0	0	0	0	0
0	0	0	0	0	0	0
1	0	0	0	0	0	0
0	0	0	0	0	0	0

AB	R	H	RBI	BB	SO	LOB
35	8	10	6	2	4	10

Inning	R	H	E	K	S	IP	WLS	BF	H	R	ER	SO	BB	IBB	HBP	BLK	WP	HR	S	P	ERA	WHIP
1	3	3	1	0	10	4.2	L	24	8	6	3	2	2	0	0	0	0	0	51	79	5.79	2.143
5	1	0	0	0	0	0.1		2	0	0	0	0	0	0	0	0	0	4	6	0.00	0.000	
6	0	2	0	0	0	2.0		8	2	2	0	0	0	0	0	0	0	1	19	31	0.00	1.000
8	0	0	0	0	2	1.0		3	0	0	0	2	0	0	0	0	0	9	13	0.00	0.000	

St. Louis Cardinals @ Los Angeles Dodgers
Dodger Stadium, Los Angeles, CA
 Fri May 12 1995, 7:05 PM PDT
 Att: 34,159 - Unknown - 68 F

WP: 0 PA: 37
 PB: 0
 SB: 3
 CS: 0



Batter	1	2	3	4	5	6	7	8	9	AB R H RBI BB SO LOB	TOP
Bernard Gilkey, R (1, 7) OBP: 0.385, SLG: 0.438	1-1 G6-3		1-0 G6-4-3			2-2 1B	1-0 E7			4 1 2 1 0 0 1	St. Louis Cardinals @ Los Angeles Dodgers Dodger Stadium, Los Angeles, CA Sat May 13 1995, 7:05 PM PDT Att. 37,188 - Unknown - 67 F livebaseballscorecards.com
Ozzie Smith, S (1, 6) OBP: 0.310, SLG: 0.269	2-2 HBP		0-0 B2			0-0 1B	1-0 F9			3 1 1 0 0 0 1	
Ray Lankford, L (1, 8) OBP: 0.321, SLG: 0.478	4-1 BB					3-2 G3-1 G5-3 1B				3 0 1 1 1 0 0	
Todd Zeile, R (1, 3) OBP: 0.500, SLG: 0.923	2-3 K					3-2 G5-3 1B				4 0 1 1 0 1 3	
Scott Cooper, L (1, 5) OBP: 0.447, SLG: 0.438	2-2 G3-1					0-0 G3-1				4 0 0 0 0 0 4	
Brian Jordan, R (1, 9) OBP: 0.295, SLG: 0.483						2-3 K				4 0 0 0 0 1 2	
Tom Pagnozzi, R (1, 2) OBP: 0.304, SLG: 0.372										4 0 0 0 0 1 0	
Tripp Cromer, R (1, 4) OBP: 0.233, SLG: 0.222										4 0 0 0 0 0 0	
John Frascatore, R (1, 1) Vicente Palacios, R (6, 1) John Mabry, L (7, PH) Rene Arocha, R (7, 1) Tom Henke, R (9, 1)										1 0 0 0 1 1 0 0 0 0 0 0 0 0 1 1 1 0 0 0 0 0 0 0 0 0 0 0 0 0 0 0 0 0 0	
Inning Stats	R: 0 H: 0 E: 0 LOB: 2 K: 1 BB: 1 S: 13 P: 24	R: 0 H: 0 E: 0 LOB: 0 K: 1 BB: 0 S: 6 P: 8	R: 0 H: 0 E: 0 LOB: 0 K: 0 BB: 1 S: 5 P: 10	R: 0 H: 1 E: 0 LOB: 1 K: 0 BB: 0 S: 10 P: 16	R: 0 H: 0 E: 0 LOB: 0 K: 1 BB: 0 S: 6 P: 8	R: 2 H: 3 E: 0 LOB: 1 K: 1 BB: 0 S: 18 P: 28	R: 1 H: 2 E: 1 LOB: 1 K: 0 BB: 0 S: 9 P: 17	R: 0 H: 0 E: 0 LOB: 0 K: 0 BB: 0 S: 12 P: 17	R: 0 H: 0 E: 0 LOB: 0 K: 0 BB: 0 S: 5 P: 9	1B: 5 SF: 0 2B: 1 SAC: 0 3B: 0 DP: 1 HR: 0 HBP: 1	WP: 0 PA: 35 PB: 0 SB: 0 CS: 0
PITCHER	IP WLS BF H R ER SO BB IBB HBP BLK WP HR S P ERA WHIP										
Pedro Astacio, R (1, 1) ERA: 3.09	6.2 L 28 6 3 3 4 2 0 1 0 0 0 66 109 4.05 1.200										
Felix Rodriguez, R (7, 1) ERA:	0.1 1 0 0 0 0 0 0 0 0 0 0 1 2 0.00 0.000										
Greg Hansell, R (8, 1) ERA: 7.71	2.0 6 0 0 0 0 0 0 0 0 0 0 17 26 0.00 0.000										



Batter	1	2	3	4	5	6	7	8	9	AB R H RBI BB SO LOB
Delino DeShields, L (1, 4) OBP: 0.329, SLG: 0.309	0-3 K	0-0 FC6 1-2f			4-2 1B S BB		1-1 G2-3		3-2 G3-1 S 2-3 1B	4 0 1 0 1 1 3
Jose Offerman, S (1, 6) OBP: 0.529, SLG: 0.462	4-1 FC6-4 BB		1-3 K		0-3 K		3-2 1B		4-2 G3-1 1-2 BB	3 0 1 0 2 2 1
Raul Mondesi, R (1, 8) OBP: 0.421, SLG: 0.672	0-0 FC6-4 1-2f		0-0 S 1B		0-2 S 1B		1-1 B1		1-2 G3-1 1-2 2-3 3-H	5 1 2 1 0 0 4
Eric Karros, R (1, 3) OBP: 0.514, SLG: 0.672	0-2 G5-3		0-2 P3		1-2 F9			2-2 1B	4-2 BB	4 0 1 0 1 0 4
Henry Rodriguez, L (1, 9) OBP: 0.343, SLG: 0.415		0-0 G1-3	1-2 1B		2-2 CS 2B			1-0 P5	1-1 L9	5 0 2 1 0 0 4
Billy Ashley, R (1, 7) OBP: 0.273, SLG: 0.308		2-2 BB 1B		2-3 K		3-3 K		3-3 K		4 0 1 0 0 3 2
Dave Hansen, L (1, 5) OBP: 0.325, SLG: 0.265		2-0 BB 1B		2-2 F8		4-2 CS BB		1-2 L7		3 0 1 0 1 0 1
Carlos Hernandez, R (1, 2) OBP: 0.179, SLG: 0.042 Reggie Williams, S (9, PH) OBP: 0.300, SLG: 0.125		4-2 FC6 1-2 2-3 BB		0-0 P5		3-3 K			0-1 G3	2 0 0 0 1 1 2 1 0 0 0 0 0 0
Pedro Astacio, R (1, 1) Felix Rodriguez, R (7, 1) Jeff Treadway, L (7, PH) OBP: 0.091, SLG: 0.273 Greg Hansell, R (8, 1) Chris Gwynn, L (9, PH) OBP: 0.294, SLG: 0.471		2-3 K		0-3 K			2-2 G4-3		0-1 1B G3-1 2B	2 0 0 0 0 2 3 0 0 0 0 0 0 0 1 0 0 0 0 0 0 0 0 0 0 0 0 0 1 1 1 0 0 0 0

Inning Stats	R: 0 E: 0 K: 1 S: 11	H: 0 LOB: 1 BB: 1 P: 15	R: 0 E: 0 K: 1 S: 12	H: 2 LOB: 3 BB: 1 P: 22	R: 1 E: 0 K: 1 S: 12	H: 2 LOB: 1 BB: 0 P: 14	R: 0 E: 0 K: 1 S: 9	H: 0 LOB: 0 BB: 0 P: 13	R: 0 E: 0 K: 2 S: 16	H: 1 LOB: 2 BB: 1 P: 21	R: 0 E: 0 K: 2 S: 12	H: 1 LOB: 1 BB: 1 P: 24	R: 0 E: 0 K: 0 S: 10	H: 1 LOB: 1 BB: 0 P: 17	R: 0 E: 0 K: 1 S: 11	H: 1 LOB: 1 BB: 0 P: 18	R: 1 E: 0 K: 0 S: 21	H: 2 LOB: 3 BB: 2 P: 34	1B: 8 2B: 2 3B: 0 HR: 0	SF: 0 SAC: 0 DP: 0 HBP: 0	WP: 0 PB: 0 SB: 4 CS: 2	PA: 41
--------------	-------------------------------	----------------------------------	-------------------------------	----------------------------------	-------------------------------	----------------------------------	------------------------------	----------------------------------	-------------------------------	----------------------------------	-------------------------------	----------------------------------	-------------------------------	----------------------------------	-------------------------------	----------------------------------	-------------------------------	----------------------------------	----------------------------------	------------------------------------	----------------------------------	--------

PITCHER	IP	WLS	BF	H	R	ER	SO	BB	IBB	HBP	BLK	WP	HR	S	P	ERA	WHIP
John Frascatore, R (1, 1) ERA: 2.79	5.0	W	22	5	1	1	6	3	0	0	0	0	0	60	85	1.80	1.600
Vicente Palacios, R (6, 1) ERA: 2.08	1.0		4	1	0	0	2	1	0	0	0	0	0	12	24	0.00	2.000
Rene Arocha, R (7, 1) ERA: 2.38	2.0		8	2	0	0	1	0	0	0	0	0	0	21	35	0.00	1.000
Tom Henke, R (9, 1) ERA: 1.42	1.0	S	7	2	1	1	0	2	0	0	0	0	0	21	34	9.00	4.000

BOTTOM

St. Louis Cardinals @ Los Angeles Dodgers
 Dodger Stadium, Los Angeles, CA
 Sat May 13 1995, 7:05 PM PDT
 Att: 37,188 - Unknown - 67 F

livebaseballscorecards.com

AB	35
R	2
H	10
RBI	2
BB	6
SO	9
LOB	24



Batter	1	2	3	4	5	6	7	8	9	10	11	AB R H RBI BB SO LOB	TOP																																					
Bernard Gilkey, R (1, 7) OBP: 0.386, SLG: 0.436	G6-3		2-5 2-H 1B			F8		2-2 E 2B 1B		F9		5 1 2 1 0 0 1	St. Louis Cardinals @ Los Angeles Dodgers Dodger Stadium, Los Angeles, CA Sun May 14 1995, 3:33 AM PDT Att: 29,519 - Cloudy - 67 F																																					
Ozzie Smith, S (1, 6) OBP: 0.302, SLG: 0.281	G3		2-5 2-3	L8		F9		1-1 G3 1-H 2B		L9		5 0 1 1 0 0 1																																						
Ray Lankford, L (1, 8) OBP: 0.313, SLG: 0.473	L7			G4-3			1-1 1B G4-3 2B			G3		5 1 1 0 0 1 1																																						
Todd Zeile, R (1, 3) OBP: 0.476, SLG: 0.765		G6-3		F7			2-0 2-3 G4-3 1B					4 0 1 0 1 1 0																																						
Scott Cooper, L (1, 5) OBP: 0.457, SLG: 0.424		F9			4-2 CS BB		1-2 G4-3 1-2f 3-H					2 1 0 0 3 0 1																																						
John Mabry, L Daniel Coles, R Gerardo Parra, R Rich DelGaudio, R Tony Fossas, L John Mabry, R Rene Arocha, R Scott Hernandez, R Tom Herrick, R		K		0-3 K	2-3 K 1-2		1-1 G5-3			G6-3		3 0 0 0 0 0 2 1 0 0 0 0 0 0 0 0 1 0 0 0 0 0 0 0 0 0 0 0 0 0 0 0 1 0 0 0 0 0 0 0																																						
Tom Pagnozzi, R (1, 2) OBP: 0.294, SLG: 0.340			1-0 G6-3		1-3 K			1-1 E5 HR				4 1 0 0 1 2 0																																						
Tripp Cromer, R (1, 4) OBP: 0.219, SLG: 0.207 Brian Jordan, R (8, PH) OBP: 0.313, SLG: 0.541			0-1 E5 1B			1-2 G1-3		0-0 K 1-H HR				2 1 0 0 0 0 0 3 1 2 3 0 1 0																																						
Donovan Osborne, S (1, 1) Tim Hulett, R (6, PH) OBP: 0.182, SLG: 0.182 Jeff Parrett, R (6, 1) José Oquendo, S (8, PH) OBP: 0.304, SLG: 0.286			1-3 K			3-2 1B		3-2 F8				1 0 0 0 0 1 1 1 0 1 0 0 0 0 0 0 0 0 0 0 0 3 0 0 0 0 0 2																																						
Inning Stats	R: 0 E: 0 K: 0 S: 7	H: 0 LOB: 0 BB: 0 P: 12	R: 0 E: 0 K: 1 S: 7	H: 0 LOB: 0 BB: 0 P: 12	R: 1 E: 1 K: 1 S: 9	H: 1 LOB: 1 BB: 0 P: 13	R: 0 E: 0 K: 2 S: 11	H: 0 LOB: 0 BB: 1 P: 18	R: 0 E: 0 K: 0 S: 13	H: 1 LOB: 1 BB: 0 P: 20	R: 1 E: 0 K: 0 S: 8	H: 2 LOB: 0 BB: 0 P: 13		R: 3 E: 2 K: 0 S: 18	H: 3 LOB: 3 BB: 2 P: 37	R: 0 E: 0 K: 1 S: 10	H: 0 LOB: 0 BB: 0 P: 16	R: 0 E: 0 K: 1 S: 11	H: 0 LOB: 0 BB: 0 P: 17	R: 1 E: 0 K: 1 S: 11	H: 1 LOB: 2 BB: 2 P: 21	1B: 5 2B: 2 3B: 0 HR: 1	SF: 0 SAC: 0 DP: 1 HBP: 0	WP: 0 PB: 0 SB: 1 CS: 1	PA: 45																									
PITCHER	IP WLS BF H R ER SO BB IBB HBP BLK WP HR S P ERA WHIP														PITCHER	IP WLS BF H R ER SO BB IBB HBP BLK WP HR S P ERA WHIP																																		
Tom Candiotti, R (1, 1) ERA: 6.0	7.0		5	4	2	4	1	0	0	0	0	0	0	1	65	103	2.57	0.857														Felix Rodriguez, R (11, 1) ERA:	0.1		1	0	0	0	0	0	0	0	0	0	0	0	0	0	0.00	0.000
Rudy Seanez, R (8, 1) ERA: 2.45	0.1		3	2	1	0	0	0	0	0	0	0	0	0	10	16	0.00	6.000																																
Omar Daal, L (8, 1) ERA: 2.25	0.1		3	0	0	0	0	1	1	0	0	0	0	0	2	11	0.00	3.000																																
Todd Williams, R (8, 1) ERA: 3.72	0.1		1	0	0	0	0	0	0	0	0	0	0	0	3	6	0.00	0.000																																
Antonio Osuna, R (9, 1) ERA: 8.78	2.2	L	11	1	1	1	4	2	0	0	0	0	0	0	29	51	3.38	1.125																																

livebaseballscorecards.com

AB	40
R	6
H	8
RBI	5
BB	5
SO	8
LOB	12



Batter	1	2	3	4	5	6	7	8	9	AB R H RBI BB SO LOB	TOP									
Jacob Brumfield, R (1, 8) OBP: 0.338, SLG: 0.291	0-0 F2			0-0 G6-3		0-0 P6		0-0 F7		4 0 0 0 0 0 0	Pittsburgh Pirates @ Los Angeles Dodgers Dodger Stadium, Los Angeles, CA Mon May 15 1995, 7:05 PM PDT Att. 35,691 - Unknown - 65 F									
Jay Bell, R (1, 6) OBP: 0.333, SLG: 0.270	0-0 G5-3			0-3 K		4-0 BB		0-0 F9	3 0 0 0 1 1 0											
Al Martin, L (1, 7) OBP: 0.306, SLG: 0.250	0-0 G3			4-0 BB		0-0 G4-3		4-0 FC4-6 BB	2 0 0 0 2 0 1											
Dave Clark, L (1, 9) OBP: 0.478, SLG: 0.524		0-0 P6		0-0 F8		0-0 G4-3		0-0 FC4-6 1-2f	4 0 0 0 0 0 2											
Jeff King, R (1, 5) OBP: 0.380, SLG: 0.548		0-0 F8			4-0 BB	0-0 FC4-6 1B		0-0 F8	3 0 1 0 1 0 1											
Mark Johnson, L (1, 3) OBP: 0.229, SLG: 0.469		0-3 K			0-3 K	0-0 FC4-6 1-2f			3 0 0 0 0 2 2											
Mark Parent, R (1, 2) OBP: 0.306, SLG: 0.500			0-3 K		0-3 K	0-0 G5-3			3 0 0 0 0 2 2											
Carlos Garcia, R (1, 4) OBP: 0.220, SLG: 0.200			0-0 F9		0-0 G1-3			0-3 K	3 0 0 0 0 1 1											
Paul Wagner, R (1, 1)			0-0 P4			0-0 F8		0-0 G6-3	1 0 0 0 0 0 0											
Nelson Liriano, S (6, PH) OBP: 0.391, SLG: 0.316									1 0 0 0 0 0 0											
Jeff McCurry, R (6, 1)									0 0 0 0 0 0 0											
Mackey Sasser, L (8, PH) OBP: 0.154, SLG: 0.192									1 0 0 0 0 0 0											
Mike Dyer, R (8, 1)									0 0 0 0 0 0 0											
Inning Stats	R: 0 E: 0 K: 0 S: 3	H: 0 LOB: 0 BB: 0 P: 3	R: 0 E: 0 K: 1 S: 5	H: 0 LOB: 0 BB: 0 P: 5	R: 0 E: 0 K: 1 S: 5	H: 0 LOB: 1 BB: 1 P: 9	R: 0 E: 0 K: 2 S: 7	H: 0 LOB: 1 BB: 1 P: 11	R: 0 E: 0 K: 0 S: 3	H: 0 LOB: 1 BB: 1 P: 7	R: 0 E: 0 K: 0 S: 4	H: 1 LOB: 1 BB: 0 P: 4	R: 0 E: 0 K: 1 S: 5	H: 0 LOB: 0 BB: 0 P: 5	R: 0 E: 0 K: 0 S: 3	H: 0 LOB: 1 BB: 1 P: 7	1B: 1 2B: 0 3B: 0 HR: 0	SF: 0 SAC: 0 DP: 0 HBP: 0	WP: 0 PB: 0 SB: 1 CS: 0	PA: 32
PITCHER	IP WLS BF H R ER SO BB IBB HBP BLK WP HR S P ERA WHIP																			
Ramon Martinez, R (1, 1) ERA: 1.97	7.0 W 25 1 0 0 5 3 0 0 0 0 0 0 32 44 0.00 0.571																			
Rudy Seanez, R (8, 1) ERA: 2.16	1.0 3 0 0 0 1 0 0 0 0 0 0 0 5 5 0.00 0.000																			
Todd Worrell, R (9, 1) ERA:	1.0 4 0 0 0 0 1 0 0 0 0 0 0 3 7 0.00 1.000																			

AB	28
R	0
H	1
RBI	0
BB	4
SO	6
LOB	9



Batter	1	2	3	4	5	6	7	8	9	AB R H RBI BB SO LOB	TOP											
Jacob Brumfield, R (1, 8) OBP: 0.329, SLG: 0.283	0-3 K		2-1 L8		0-3 K		1-2 L1-3		3-1 1B	5 0 1 0 0 2 1	Pittsburgh Pirates @ Los Angeles Dodgers Dodger Stadium, Los Angeles, CA Tue May 16 1995, 7:05 PM PDT Att. 26,928 - Unknown - 69 F											
Jay Bell, R (1, 6) OBP: 0.313, SLG: 0.250	3-1 F7		3-3 K		1-3 K			2-2 G4-3	0-1 L3	5 0 0 0 0 2 2												
Al Martin, L (1, 7) OBP: 0.303, SLG: 0.267	3-2 1B 2B		1-1 G3-1			1-2 G3		2-3 K		4 1 1 0 0 1 0												
Dave Clark, L (1, 9) OBP: 0.556, SLG: 0.696	0-1 1B			4-0 1B BB		3-1 HR		4-2 BB BB		2 1 2 2 2 0 0												
Jeff King, R (1, 5) OBP: 0.373, SLG: 0.523	0-2 G4-3			2-1 F7		0-1 F8		4-2 BB	1-2 BB	3 0 0 0 1 0 2												
Mark Johnson, L (1, 3) OBP: 0.282, SLG: 0.471		4-2 G3-1 BB		0-0 1-2 1B		4-2 BB		3-2 G4-3		2 0 1 0 2 0 2												
Mark Parent, R (1, 2) OBP: 0.275, SLG: 0.447		2-2 G3-1		2-3 K		1-2 G3		1-0 F9		4 0 0 0 0 1 4												
Nelson Liriano, S (1, 4) OBP: 0.370, SLG: 0.273		1-3 K		2-3 K			1-1 E4 L1-3	4-0 1B BB		3 0 0 0 1 2 3												
Denny Neagle, L (1, 1) OBP: 0.091, SLG: 0.091		0-0 G6-3			0-0 F8		0-3 K	2-2 1B	1-2 1B	3 0 0 0 0 1 2												
Jim Gott, R (8, 1)										0 0 0 0 0 0 0												
Rich Aude, R (9, PH) OBP: 0.407, SLG: 0.391										1 0 1 0 0 0 0												
Dan Miceli, R (9, 1)										0 0 0 0 0 0 0												
Inning Stats	R: 1 E: 0 K: 1 S: 14	H: 2 LOB: 1 BB: 0 P: 20	R: 0 E: 0 K: 1 S: 12	H: 0 LOB: 1 BB: 1 P: 19	R: 0 E: 0 K: 1 S: 7	H: 0 LOB: 0 BB: 0 P: 13	R: 0 E: 0 K: 2 S: 9	H: 1 LOB: 2 BB: 1 P: 19	R: 0 E: 0 K: 0 S: 8	H: 0 LOB: 0 BB: 0 P: 9	R: 1 E: 0 K: 0 S: 12	H: 1 LOB: 1 BB: 1 P: 21	R: 0 E: 1 K: 1 S: 9	H: 0 LOB: 0 BB: 0 P: 10	R: 0 E: 0 K: 1 S: 15	H: 0 LOB: 2 BB: 2 P: 30	R: 0 E: 0 K: 0 S: 9	H: 2 LOB: 2 BB: 1 P: 19	1B: 4 2B: 2 3B: 0 HR: 1	SF: 0 SAC: 0 DP: 1 HBP: 0	WP: 0 PB: 0 SB: 0 CS: 0	PA: 38
PITCHER	IP WLS BF H R ER SO BB IBB HBP BLK WP HR S P ERA WHIP																					
Ismael Valdez, R (1, 1) ERA: 3.48	6.0 L 25 4 2 2 7 3 0 0 0 0 0 1 62 101 3.00 1.167																					
Todd Williams, R (7, 1) ERA: 3.38	1.0 3 0 0 0 1 0 0 0 0 0 0 0 9 10 0.00 0.000																					
Omar Daal, L (8, 1) ERA: 1.8	1.0 5 0 0 0 1 2 0 0 0 0 0 0 15 30 0.00 2.000																					
Greg Hansell, R (9, 1) ERA: 6.75	1.0 5 2 0 0 0 1 0 0 0 0 0 0 9 19 0.00 3.000																					

AB	32
R	2
H	6
RBI	2
BB	6
SO	9
LOB	16



Batter	1	2	3	4	5	6	7	8	9	AB	R	H	RBI	BB	SO	LOB
Delino DeShields, L (1, 4) OBP: 0.323, SLG: 0.333	1-1 F7		0-1 1B		0-2 F7		0-1 G3			4	0	1	0	0	0	2
Jose Offerman, S (1, 6) OBP: 0.518, SLG: 0.500	1-1 F9		2-1 F9			3-1 F8		3-2 1B		4	0	1	0	0	0	1
Raul Mondesi, R (1, 8) OBP: 0.404, SLG: 0.688	0-0 1B			2-1 F8		2-3 K		0-3 K		4	0	1	0	0	2	1
Eric Karros, R (1, 3) OBP: 0.477, SLG: 0.597	3-2 G6-3			0-1 P3		0-1 1B		2-0 P3		4	0	1	0	0	0	2
Billy Ashley, R (1, 7) OBP: 0.364, SLG: 0.438		0-3 K		2-0 1B		1-2 1B		1-2 1B		4	0	3	0	0	1	0
Henry Rodriguez, L (1, 9) OBP: 0.301, SLG: 0.372		1-2 G4-3		2-3 K		1-3 K		3-2 F9		4	0	0	0	0	2	5
Eddie Pye, R (1, 5) Jeff Treadway, L (9, PH) OBP: 0.077, SLG: 0.231		2-3 K			2-2 G6-3		3-3 K		0-0 P5	3	0	0	0	0	2	0
Carlos Hernandez, R (1, 2) Dave Hansen, L (9, PH) OBP: 0.319, SLG: 0.250			1-3 K		1-2 SH2-4		2-2 FC4-6		1-0 F7	3	0	2	0	0	1	0
Ismael Valdez, R (1, 1) Todd Williams, R (7, 1) Garvey Ingram, R (7, PH) Omar Daal, L (8, 1) Greg Hansell, R (9, 1) Chris Gwynn, L (9, PH) OBP: 0.316, SLG: 0.474			1-3 K		0-0 SH2-4		1-1 FC4-6		2-2 P6	1	0	0	0	0	1	0

Inning Stats	R: 0	H: 1	E: 0	K: 0	S: 10	R: 0	H: 0	E: 0	K: 2	S: 10	R: 0	H: 1	E: 0	K: 2	S: 10	R: 0	H: 1	E: 0	K: 1	S: 8	R: 0	H: 1	E: 0	K: 0	S: 13	R: 0	H: 2	E: 0	K: 2	S: 13	R: 0	H: 1	E: 0	K: 1	S: 11	R: 0	H: 2	E: 0	K: 1	S: 15	R: 0	H: 0	E: 0	K: 0	S: 5	1B: 9	2B: 0	3B: 0	HR: 0	SF: 0	SAC: 1	DP: 0	HBP: 0	WP: 0	PB: 0	SB: 0	CS: 0	PA: 36
--------------	------	------	------	------	-------	------	------	------	------	-------	------	------	------	------	-------	------	------	------	------	------	------	------	------	------	-------	------	------	------	------	-------	------	------	------	------	-------	------	------	------	------	-------	------	------	------	------	------	-------	-------	-------	-------	-------	--------	-------	--------	-------	-------	-------	-------	--------


PITCHER	IP	WLS	BF	H	R	ER	SO	BB	IBB	HBP	BLK	WP	HR	S	P	ERA	WHIP
Denny Neagle, L (1, 1) ERA: 3.77	7.0	W	28	7	0	0	8	0	0	0	0	0	0	75	109	0.00	1.000
Jim Gott, R (8, 1) ERA: 6.0	1.0		5	2	0	0	1	0	0	0	0	0	0	15	24	0.00	2.000
Dan Miceli, R (9, 1) ERA: 1.17	1.0	S	3	0	0	0	0	0	0	0	0	0	0	5	8	0.00	0.000

BOTTOM

Pittsburgh Pirates @ Los Angeles Dodgers
Dodger Stadium, Los Angeles, CA

Tue May 16 1995, 7:05 PM PDT
Att: 26,928 - Unknown - 69 F

AB	35
R	0
H	9
RBI	0
BB	0
SO	9
LOB	12



Batter	1	2	3	4	5	6	7	8	9	AB R H RBI BB SO LOB	TOP																									
Jacob Brumfield, R (1, 8) OBP: 0.333, SLG: 0.281	1-3 K		2-3 K			4-0 BB BB		1-0 F8	1-1 1B 1-3 2-H	4 0 1 1 1 2 2	Pittsburgh Pirates @ Los Angeles Dodgers Dodger Stadium, Los Angeles, CA Wed May 17 1995, 7:05 PM PDT Att. 28,164 - Unknown - 64 F																									
Jay Bell, R (1, 6) OBP: 0.306, SLG: 0.236	2-3 K			1-3 K		0-3 K		4-1 1B 1-2 BB	2-0 P4	4 1 0 0 1 3 4																										
Al Martin, L (1, 7) OBP: 0.314, SLG: 0.258	2-0 G4-3			1-1 S HBP		4-1 G4-6-3 1-2 2-3 BB		1-3 K		2 0 0 0 1 1 2																										
Dave Clark, L (1, 9) OBP: 0.516, SLG: 0.630		1-3 K		3-3 K 1-2		1-1 G4-6-3 1-2f		3-2 1B 1-2 2-H 1B		4 0 1 1 0 2 4																										
Mark Johnson, L (1, 3) OBP: 0.262, SLG: 0.432 Jeff King, R (8, PH) OBP: 0.382, SLG: 0.530 (8, 4)		2-3 K2-3		0-0 P4			3-2 L7	2-2 1B 1-2 2-H 1B		3 0 0 0 0 1 1 1 0 1 1 0 0 0																										
Nelson Lirjano, S (1, 4) OBP: 0.323, SLG: 0.231 Dan Plesac, L (8, 1) Dan Miceli, R (9, 1)		1-0 G3			1-0 F8		2-3 K	0-2 G3		4 0 0 0 0 1 2 0 0 0 0 0 0 0 0 0 0 0 0 0 0																										
Mark Parent, R (1, 2) OBP: 0.318, SLG: 0.463 2 Angelo Encarnacion, R (9, PR) OBP: 0.333, SLG: 0.333 (9, 2)			1-0 WP 1B		0-3 K		4-2 BB		0-0 SH3-4 1B	3 0 2 0 1 1 0 0 1 0 0 0 0 0																										
Freddy Garcia, R (1, 5) OBP: 0.364, SLG: 0.125		2-3 K 1-2		2-3 K		2-3 K		3-3 K	1-0 SH3-4 1-2	3 0 0 0 0 3 2																										
Rick White, R (1, 1) Jeff McCurdy, R (5, 1) Steve Pagues, R (6, PH) OBP: 0.310, SLG: 0.448 Jason Christiansen, R (6, 1) Orlando Merced, S (8, PH) OBP: 0.385, SLG: 0.511 (8, 3)			1-3 K		1-0 BB 2B			4-2 BB 1B BB	4-0 1B IBB	1 0 0 0 0 1 1 0 0 0 0 0 0 0 1 0 1 0 0 0 0 0 0 0 0 0 0 0 0 1 0 0 2 0 0																										
Inning Stats	R: 0 E: 0 K: 2 S: 7	H: 0 LOB: 0 BB: 0 P: 12	R: 0 E: 0 K: 2 S: 7	H: 0 LOB: 0 BB: 0 P: 11	R: 0 E: 0 K: 3 S: 13	H: 1 LOB: 1 BB: 0 P: 19	R: 0 E: 0 K: 2 S: 8	H: 0 LOB: 1 BB: 0 P: 13	R: 0 E: 0 K: 2 S: 7	H: 0 LOB: 0 BB: 0 P: 10		R: 0 E: 0 K: 1 S: 7	H: 1 LOB: 2 BB: 2 P: 17	R: 0 E: 0 K: 2 S: 13	H: 0 LOB: 1 BB: 1 P: 25	R: 2 E: 0 K: 1 S: 18	H: 2 LOB: 2 BB: 2 P: 33	R: 1 E: 0 K: 0 S: 5	H: 2 LOB: 2 BB: 1 P: 13	1B: 5 2B: 1 3B: 0 HR: 0	SF: 0 SAC: 1 DP: 1 HBP: 1	WP: 1 PB: 0 SB: 1 CS: 0	PA: 38													
PITCHER	IP WLS BF H R ER SO BB IBB HBP BLK WP HR S P ERA WHIP																																			
Hideo Nomo, R (1, 1) ERA: 3.48	7.0		26	2	0	0	14	3	0	1	0	1	0	62	107	0.00	0.714																			
Rudy Seanez, R (8, 1) ERA: 4.15	0.1		3	0	2	2	0	2	0	0	0	0	0	4	13	54.00	6.000																			
Omar Daal, L (8, 1) ERA: 1.69	0.1		2	1	0	0	1	0	0	0	0	0	0	6	10	0.00	3.000																			
Todd Williams, R (8, 1) ERA: 3.97	0.2	L	5	2	1	1	0	0	1	0	0	0	0	10	17	13.50	3.000																			
Antonio Osuna, R (9, 1) ERA: 8.36	0.2		2	1	0	0	0	0	0	0	0	0	0	3	6	0.00	1.500																			

AB	30
R	3
H	6
RBI	3
BB	6
SO	15
LOB	18



Batter	1	2	3	4	5	6	7	8	9	AB	R	H	RBI	BB	SO	LOB
Delino DeShields, L OBP: 0.316, SLG: 0.318 (1, 4)	0-3 K	0-3 K		1-2 P5			2-1 F9		4-1 BB	4	0	0	0	1	2	2
Jose Offerman, S OBP: 0.523, SLG: 0.493 (1, 6)	1-0 G4-3		0-2 F8 1B E 1B		4-2 1B BB		4-2 FC5-4 BB		1-3 K	3	1	1	0	2	1	2
Raul Mondesi, R OBP: 0.415, SLG: 0.682 (1, 8)	2-1 1B 1B		1-2 E 1B FC5-2-6		1-0 1-2 1B		0-0 FC5-4 FC6-4 1-2f		1-3 K	5	1	3	0	0	1	3
Eric Karros, R OBP: 0.467, SLG: 0.580 (1, 3)	0-0 1B 1-2 1B		2-0 F8 2-3		3-0 L8		2-1 FC6-4 1-2f			4	0	1	0	0	0	5
Henry Rodriguez, L OBP: 0.310, SLG: 0.380 (1, 9)	1-2 1B		1-1 FC5-2-6 1-H 3-H		0-2 F7			0-0 G5-3		1	0	1	1	0	0	0
Chris Gwynn, L OBP: 0.286, SLG: 0.429 (1, PR)										2	0	0	0	0	0	3
Mitch Webster, S OBP: 0.162, SLG: 0.455 (8, PH)	1-3 2-H 1B									1	0	0	0	0	0	0
Billy Ashley, R OBP: 0.339, SLG: 0.404 (1, 7)	1-3 K		1-1 F8		0-0 P4			0-3 K		4	0	0	0	0	2	5
Antonio Osuna, R (9, 1)										0	0	0	0	0	0	0
Dave Hansen, L OBP: 0.320, SLG: 0.256 (1, 5)		2-2 G5-3 1B		3-1 F9		3-2 F8		1-1 G4-3		3	0	1	0	0	0	0
Eddie Pye, R (8, PH)										1	0	0	0	0	0	0
Carlos Hernandez, R OBP: 0.190, SLG: 0.105 (1, 2)		1-1 G5-3 1-2 1B		0-0 1B		0-2 G5-3		1-2 P6		4	0	1	0	0	0	1
Hideo Nomo, R (1, 1)		1-3 K		1-3 K		1-3 K		4-2 BB BB		3	0	0	0	0	3	2
Rudy Seanez, R (8, 1)										0	0	0	0	0	0	0
Omar Daal, L (8, 1)										0	0	0	0	0	0	0
Todd Williams, R OBP: 0.500, SLG: 0.500 (8, 1)										0	0	0	0	0	0	0
Garey Ingram, R OBP: 0.351, SLG: 0.313 (9, 7)										0	0	0	0	1	0	0

Inning Stats	R: 1	H: 3	E: 0	K: 2	S: 14	H: 3	LOB: 2	BB: 0	P: 19	R: 0	H: 1	E: 0	K: 2	S: 12	H: 1	LOB: 1	BB: 0	P: 16	R: 1	H: 2	E: 1	K: 0	S: 11	H: 2	LOB: 1	BB: 0	P: 16	R: 0	H: 1	E: 0	K: 1	S: 9	H: 1	LOB: 1	BB: 0	P: 14	R: 0	H: 1	E: 0	K: 0	S: 9	H: 0	LOB: 0	BB: 0	P: 13	R: 0	H: 0	E: 0	K: 1	S: 7	H: 0	LOB: 1	BB: 1	P: 15	R: 0	H: 0	E: 0	K: 1	S: 6	H: 0	LOB: 0	BB: 0	P: 7	R: 0	H: 0	E: 0	K: 2	S: 13	H: 0	LOB: 2	BB: 2	P: 24	1B: 8	2B: 0	3B: 0	HR: 0	SF: 0	SAC: 0	DP: 0	HBP: 0
--------------	------	------	------	------	-------	------	--------	-------	-------	------	------	------	------	-------	------	--------	-------	-------	------	------	------	------	-------	------	--------	-------	-------	------	------	------	------	------	------	--------	-------	-------	------	------	------	------	------	------	--------	-------	-------	------	------	------	------	------	------	--------	-------	-------	------	------	------	------	------	------	--------	-------	------	------	------	------	------	-------	------	--------	-------	-------	-------	-------	-------	-------	-------	--------	-------	--------

PITCHER	IP	WLS	BF	H	R	ER	SO	BB	IBB	HBP	BLK	WP	HR	S	P	ERA	WHIP
Rick White, R ERA: 2.25 (1, 1)	4.0		21	8	2	1	5	1	0	0	0	0	0	49	73	2.25	2.250
Jeff McCurry, R ERA: 6.0 (5, 1)	1.0		3	0	0	0	0	0	0	0	0	0	0	5	8	0.00	0.000
Jason Christiansen, L ERA: 2.0 (6, 1)	2.0		7	0	0	0	1	1	0	0	0	0	0	16	28	0.00	0.500
Dan Plesac, L ERA: (8, 1)	1.1	W	6	0	0	0	1	2	0	0	0	0	0	13	23	0.00	1.500
Dan Miceli, R ERA: 1.08 (9, 1)	0.2	S	2	0	0	0	2	0	0	0	0	0	0	6	8	0.00	0.000

BOTTOM

Pittsburgh Pirates @ Los Angeles Dodgers
Dodger Stadium, Los Angeles, CA

Wed May 17 1995, 7:05 PM PDT
Att: 28,164 - Unknown - 64 F

AB	35
R	2
H	8
RBI	1
BB	4
SO	9
LOB	23



WP	HR	S	P	ERA	WHIP
0	0	0	39		

Batter	1	2	3	4	5	6	7	8	9	AB R H RBI BB SO LOB	TOP																								
Jacob Brumfield, R (1, 8) OBP: 0.338, SLG: 0.277 Steve Pegues, R (2, 7) OBP: 0.313, SLG: 0.438	1-2 G6-3 SAFE	4-2 2B BB		1-2 F7		1-2 1B 1B		2-3 K		1 1 0 0 1 0 0 3 0 1 0 0 1 2	Pittsburgh Pirates @ Los Angeles Dodgers Dodger Stadium, Los Angeles, CA Thu May 18 1995, 7:05 PM PDT Att. 24,495 - Unknown - 71 F																								
Nelson Liriano, S (1, 6) OBP: 0.361, SLG: 0.419 (7, 4)	2-2 HR	0-0 2B 1-H 2-H 3-H		1-0 G4-3		1-0 1B 1-3		1-0 P3		5 1 3 4 0 0 2																									
Al Martin, L (1, 7) OBP: 0.293, SLG: 0.239 (2, 8)	1-2 G3-1	2-3 K			3-3 K	1-2 G1-3		2-0 L3		5 0 0 0 0 2 3																									
Dave Clark, L (1, 9) OBP: 0.472, SLG: 0.563	1-1 G3		1-0 F9		0-0 G4-3	1-1 CS 1B		1-3 K		5 0 1 0 0 1 0																									
Jeff King, R (1, 5) OBP: 0.383, SLG: 0.514		3-2 FC4-6 1B	4-2 CS BB		3-3 K	3-2 F8 1-2		2-2 P4		4 0 1 0 1 1 1																									
Orlando Merced, S (1, 3) OBP: 0.368, SLG: 0.500		0-2 FC4-6 1B 1-2f	3-3 K 1-2			1-3 K 1B	0-0 2B	3-2 G3-1		5 1 1 0 0 2 2																									
Carlos Garcia, R (1, 4) OBP: 0.241, SLG: 0.208 Jay Bell, R (7, 6) OBP: 0.306, SLG: 0.236		1-0 SAFE 1B 2B 1B		0-0 P8		1-1 G5-3 BB BB	4-0 2B BB			3 1 1 0 1 0 0 0 0 0 0 0 0 0																									
2 Angelo Encarnacion, R (1, 2) OBP: 0.462, SLG: 0.417		0-0 P3		2-2 1B 1B		4-2 HR BB	1-2 1B 1-2 2-3			3 1 2 0 1 0 2																									
Esteban Loaiza, R (1, 1) OBP: 0.429, SLG: 0.429 Mike Dyer, R (4, 1) Jason Christiansen, R (5, 1) Rich Aude, R (6, PH) Jeff McCurry, R (6, 1) Mark Johnson, L (7, PH) Dan Plesac, L (7, 1) Jim Gott, R (8, 1)		3-2 BB 2B 1B		0-0 1B		1-0 HR	1-1 P6			2 1 2 1 0 0 0 0 0 0 0 0 0 0 0 0 0 0 0 0 0 1 1 1 2 0 0 0 0 0 0 0 0 0 0 1 0 0 0 0 0 3 0 0 0 0 0 0 0 0 0 0 0 0 0 0																									
Inning Stats	R: 1 H: 1 E: 0 LOB: 0 K: 0 BB: 0 S: 12 P: 17	R: 4 H: 4 E: 0 LOB: 1 K: 1 BB: 1 S: 20 P: 33	R: 0 H: 0 E: 0 LOB: 1 K: 1 BB: 1 S: 9 P: 17	R: 0 H: 2 E: 0 LOB: 2 K: 0 BB: 0 S: 11 P: 15	R: 0 H: 0 E: 0 LOB: 0 K: 2 BB: 0 S: 8 P: 14	R: 2 H: 3 E: 0 LOB: 2 K: 1 BB: 1 S: 15 P: 25	R: 0 H: 3 E: 0 LOB: 3 K: 0 BB: 1 S: 11 P: 21	R: 0 H: 0 E: 0 LOB: 0 K: 1 BB: 0 S: 5 P: 10	R: 0 H: 0 E: 0 LOB: 0 K: 1 BB: 0 S: 11 P: 17	1B: 9 SF: 0 2B: 3 SAC: 0 3B: 0 DP: 1 HR: 2 HBP: 0	WP: 0 PA: 42 PB: 0 SB: 0 CS: 2																								
PITCHER	IP WLS BF H R ER SO BB IBB HBP BLK WP HR S P ERA WHIP											PITCHER	IP WLS BF H R ER SO BB IBB HBP BLK WP HR S P ERA WHIP																						
Pedro Astacio, R (1, 1) ERA: 4.28	4.0		7	5	5	2	2	0	0	0	0	0	1	52	82	11.25	2.250	Todd Worrell, R (9, 1) ERA:	1.0		3	0	0	0	1	0	0	0	0	0	0	0.00	0.000		
Greg Hansell, R (5, 1) ERA: 6.0	1.0		3	0	0	2	0	0	0	0	0	0	0	8	14	0.00	0.000																		
Antonio Osuna, R (6, 1) ERA: 8.16	0.1		1	0	0	1	0	0	0	0	0	0	0	3	4	0.00	0.000																		
Todd Williams, R (6, 1) ERA: 4.97	1.1	L	10	5	2	0	2	0	0	0	0	1	18	35	13.50	5.250																			
Rudy Seanez, R (7, 1) ERA: 3.6	1.1		5	1	0	1	0	0	0	0	0	0	10	17	0.00	0.750																			

AB	38
R	7
H	13
RBI	7
BB	4
SO	7
LOB	15



Batter	1	2	3	4	5	6	7	8	9	AB R H RBI BB SO LOB	TOP
Brian McRae, S (1, 8) OBP: 0.333, SLG: 0.442	0-1 HR 2B		3-3 K		4-2 BB		0-1 FC6-4 2B		2-2 P2	4 2 1 0 1 1 2	<p>Chicago Cubs @ Los Angeles Dodgers Dodger Stadium, Los Angeles, CA</p> <p>Fri May 19 1995, 7:05 PM PDT Att. 48,516 - Unknown - 72 F</p> <p>livebaseballscorecards.com</p>
Rey Sanchez, R (1, 4) OBP: 0.322, SLG: 0.388	0-0 B2-3		0-1 G5-4-3 1B		1-0 P6		3-3 K	1-0 E S 1B	5 0 2 0 0 1 3		
Sammy Sosa, R (1, 9) OBP: 0.360, SLG: 0.622	1-2 HR 2-H		0-0 G5-4-3			4-2 1B HR BB	0-1 2B 2B	4-0 1-3 BB	3 3 2 3 2 0 2		
Mark Grace, L (1, 3) OBP: 0.379, SLG: 0.494	1-2 G6-3			2-1 F7		1-1 HR 1B	2-2 2B	0-1 G4-3	5 1 2 1 0 0 2		
Rick Wilkins, L (1, 2) OBP: 0.413, SLG: 0.281	2-0 G4-3			3-1 FC6-4 1B		0-1 F7	3-3 K		4 0 1 0 0 1 3		
Shawon Dunston, R (1, 6) OBP: 0.271, SLG: 0.485		1-0 F8		0-2 FC6-4 PB 1-2f		0-1 HR 1-H 2-H	2-2 F9		4 1 1 3 0 0 1		
Steve Buechele, R (1, 5) OBP: 0.354, SLG: 0.339		0-0 F8		1-2 G5-3		1-1 P2	1-2 G6-3		4 0 0 0 0 0 1		
Howard Johnson, S (1, 7) OBP: 0.292, SLG: 0.105		1-2 G3			2-3 K	2-3 K	3-1 G4-3		4 0 0 0 0 0 2 0		
Mike Perez, R (8, 1)									0 0 0 0 0 0 0 0		
Randy Myers, L (9, 1)									0 0 0 0 0 0 0 0		
Frank Castillo, R (1, 1) OBP: 0.250, SLG: 0.250			1-2 1B		1-1 G6-3		0-0 FC6-4 1B		3 0 2 0 0 0 0 0		
Bryan Hickerson, L (7, 1) OBP: 1.000, SLG: 1.000								1-1 G6-3	0 0 0 0 0 0 0 0		
Scott Bullett, L (8, 7) OBP: 0.211, SLG: 0.316									1 0 0 0 0 0 0 0		
Inning Stats	R: 2 H: 2 E: 0 LOB: 0 K: 0 BB: 0 S: 10 P: 14	R: 0 H: 0 E: 0 LOB: 0 K: 0 BB: 0 S: 5 P: 7	R: 0 H: 2 E: 0 LOB: 1 K: 1 BB: 0 S: 9 P: 13	R: 0 H: 1 E: 0 LOB: 1 K: 0 BB: 0 S: 11 P: 17	R: 0 H: 0 E: 0 LOB: 1 K: 1 BB: 1 S: 8 P: 16	R: 3 H: 2 E: 0 LOB: 0 K: 1 BB: 1 S: 19 P: 27	R: 2 H: 3 E: 0 LOB: 1 K: 2 BB: 0 S: 18 P: 26	R: 0 H: 0 E: 0 LOB: 0 K: 0 BB: 0 S: 8 P: 14	R: 0 H: 1 E: 0 LOB: 2 K: 0 BB: 1 S: 10 P: 18	1B: 6 SF: 0 2B: 3 SAC: 0 3B: 0 DP: 1 HR: 2 HBP: 0	WP: 0 PA: 40 PB: 1 SB: 2 CS: 0
PITCHER	IP WLS BF H R ER SO BB IBB HBP BLK WP HR S P ERA WHIP										
Tom Candiotti, R (1, 1) ERA: 6.75	6.2 L 30 9 7 7 4 2 0 0 0 0 0 2 73 108 9.45 1.650										
Felix Rodriguez, R (7, 1) ERA:	0.1 2 1 0 0 1 0 0 0 0 0 0 0 7 12 0.00 3.000										
Greg Hansell, R (8, 1) ERA: 4.91	2.0 8 1 0 0 0 1 0 0 0 0 0 0 18 32 0.00 1.000										

Chicago Cubs @ Los Angeles Dodgers
Dodger Stadium, Los Angeles, CA

Fri May 19 1995, 7:05 PM PDT
Att. 48,516 - Unknown - 72 F

livebaseballscorecards.com

AB	37
R	7
H	11
RBI	7
BB	3
SO	5
LOB	14



Batter	1	2	3	4	5	6	7	8	9	AB	R	H	RBI	BB	SO	LOB
Jose Offerman, S (1, 6) OBP: 0.505, SLG: 0.474	0-0 B5-3			1-3 K		2-3 K		1-2 G1-3		4	0	0	0	0	2	0
Garey Ingram, R (1, 4) OBP: 0.370, SLG: 0.289	1-0 P5			0-0 L8		0-1 G6-3		1-2 G6-3		4	0	0	0	0	0	0
Raul Mondesi, R (1, 8) OBP: 0.398, SLG: 0.670	1-2 G3-1			0-0 HR		2-2 P5		0-2 K		4	1	1	1	0	1	0
Eric Karros, R (1, 3) OBP: 0.455, SLG: 0.618			2-0 L9	0-0 HR			2-2 G6-3		0-0 G5-3	4	1	1	1	0	0	0
Billy Ashley, R (1, 7) OBP: 0.353, SLG: 0.525			1-2 G6-3	1-2 2B			2-1 HR		0-0 BB 1B	4	1	3	1	0	0	0
Mitch Webster, S (1, 9) OBP: 0.250, SLG: 0.400			0-0 P4	3-1 F8			4-1 BB		1-2 BB 1B	3	0	1	0	1	0	1
Dave Hansen, L (1, 5) OBP: 0.373, SLG: 0.286			2-1 G4-6-3 1B		1-1 G3-1		4-2 BB		4-0 BB	2	0	1	0	2	0	0
Carlos Hernandez, R (1, 2) OBP: 0.188, SLG: 0.093			0-0 G4-6-3		2-3 K		2-1 F7		2-3 K	2	0	0	0	0	0	1
Chris Gwynn, L (7, PH) OBP: 0.346, SLG: 0.462			1-2f							0	0	0	0	0	0	0
Tom Prince, R (8, 2)										2	0	0	0	0	1	5
Tom Candiotti, R (1, 1)			0-0 F9		0-0 G6-3		1-1 F7		3-3 K	2	0	0	0	0	0	0
Felix Rodriguez, R (7, 1)										0	0	0	0	0	0	0
Eddie Pye, R (7, PH)										1	0	0	0	0	0	2
Greg Hansell, R (8, 1)										0	0	0	0	0	0	0
Jeff Treadway, L (9, PH) OBP: 0.133, SLG: 0.267										1	0	0	0	0	1	3

Inning Stats	R: 0	H: 0	E: 0	K: 5	S: 5	R: 0	H: 0	E: 0	K: 5	S: 5	R: 0	H: 1	E: 0	K: 0	S: 4	R: 2	H: 3	E: 0	K: 1	S: 11	R: 0	H: 0	E: 0	K: 6	S: 6	R: 1	H: 1	E: 0	K: 0	S: 12	R: 0	H: 0	E: 0	K: 1	S: 9	R: 0	H: 2	E: 0	K: 2	S: 12	R: 0	H: 2	E: 0	K: 2	S: 12	1B: 3	2B: 1	3B: 0	HR: 3	SF: 0	SAC: 0	DP: 1	HBP: 0	WP: 0	PB: 0	SB: 0	CS: 0	PA: 36
--------------	------	------	------	------	------	------	------	------	------	------	------	------	------	------	------	------	------	------	------	-------	------	------	------	------	------	------	------	------	------	-------	------	------	------	------	------	------	------	------	------	-------	------	------	------	------	-------	-------	-------	-------	-------	-------	--------	-------	--------	-------	-------	-------	-------	--------

PITCHER	IP	WLS	BF	H	R	ER	SO	BB	IBB	HBP	BLK	WP	HR	S	P	ERA	WHIP
Frank Castillo, R (1, 1) ERA: 2.88	6.1	W	25	5	3	3	3	2	0	0	0	0	3	47	78	4.26	1.105
Bryan Hickerson, L (7, 1) ERA: 3.68	1.0		3	0	0	0	0	0	0	0	0	0	0	7	11	0.00	0.000
Mike Perez, R (8, 1) ERA: 1.74	1.0		5	2	0	0	1	0	0	0	0	0	0	11	13	0.00	2.000
Randy Myers, L (9, 1) ERA: 4.7	0.2	S	3	0	0	0	2	1	0	0	0	0	0	7	16	0.00	1.500

BOTTOM

Chicago Cubs @ Los Angeles Dodgers
 Dodger Stadium, Los Angeles, CA
 Fri May 19 1995, 7:05 PM PDT
 Att: 48,516 - Unknown - 72 F

AB	33
R	3
H	7
RBI	3
BB	3
SO	6
LOB	12



PITCHER	IP	WLS	BF	H	R	ER	SO	BB	IBB	HBP	BLK	WP	HR	S	P	ERA	WHIP
---------	----	-----	----	---	---	----	----	----	-----	-----	-----	----	----	---	---	-----	------

Batter	1	2	3	4	5	6	7	8	9	AB R H RBI BB SO LOB	TOP											
Brian McRae, S OBP: 0.337, SLG: 0.444 (1, 8) C B L H	2-2 1B HBP	0-0 P6			1-3 K	1-1 L7			3-2 E6 2B	4 1 1 0 0 1 1												
Rey Sanchez, R OBP: 0.326, SLG: 0.393 (1, 4) B B X	2-0 F9		4-2 HR BB		1-1 P4		2-1 1B G4-6-3 2B	0-0 P5	4 2 1 0 1 0 2													
Sammy Sosa, R OBP: 0.372, SLG: 0.621 (1, 9) B B X	2-0 1B G4-3 1B		3-2 F9 SAFE		3-2 S 1B		2-2 G4-6-3 1B	2-3 K	5 1 3 0 0 1 2													
Mark Grace, L OBP: 0.402, SLG: 0.538 (1, 3) F B B X	2-1 G4-3 1B		0-0 HR		4-1 BB SAFE		1-2 G4-6-3 1-2f 3-H	4-2 BB	3 2 2 3 2 0 1													
Rick Wilkins, L OBP: 0.400, SLG: 0.262 (1, 2) C B B X	2-1 G4-3		0-1 G3		3-1 P3		4-2 FC4-6 BB	0-0 G3	4 0 0 1 1 0 5													
Shawon Dunston, R OBP: 0.284, SLG: 0.486 (1, 6) José Hernández, R OBP: 0.529, SLG: 0.800 (8, 6) B X	1-0 FC4 1B		0-1 L5		0-1 1B SH1 1B		1-1 FC4-6		4 1 2 1 0 0 1 0 0 0 0 0 0 0													
Steve Buechele, R OBP: 0.333, SLG: 0.317 (1, 5) X	0-0 FC4		3-1 F9		1-2 G1-3			0-2 F9	4 0 0 0 0 0 2													
Scott Bullett, L OBP: 0.238, SLG: 0.317 (1, 7) B B C C B B		4-1 B2-6-4 BB	1-2 P6		0-2 SH1 1B			0-2 G6-3	3 0 1 0 1 0 0													
Jim Bullinger, R OBP: 0.214, SLG: 0.100 (1, 1) Mike Walker, R (9, 1) 1 SAFE X		0-0 B2-6-4	1-0 G4-3		2-0 SH1			0-1 G5-3	3 0 0 1 0 0 1 0 0 0 0 0 0 0													
Inning Stats	R: 3 E: 0 K: 0 S: 10	H: 3 LOB: 1 BB: 0 P: 21	R: 0 E: 0 K: 0 S: 3	H: 0 LOB: 0 BB: 1 P: 7	R: 2 E: 0 K: 0 S: 11	H: 1 LOB: 0 BB: 1 P: 18	R: 0 E: 0 K: 0 S: 6	H: 0 LOB: 0 BB: 0 P: 11	R: 0 E: 0 K: 1 S: 11	H: 1 LOB: 2 BB: 1 P: 23	R: 1 E: 0 K: 0 S: 12	H: 2 LOB: 1 BB: 0 P: 16	R: 1 E: 0 K: 0 S: 13	H: 2 LOB: 1 BB: 1 P: 23	R: 0 E: 0 K: 0 S: 9	H: 0 LOB: 0 BB: 0 P: 9	R: 0 E: 1 K: 1 S: 13	H: 1 LOB: 2 BB: 1 P: 22	1B: 7 2B: 2 3B: 0 HR: 1	SF: 0 SAC: 1 DP: 2 HBP: 1	WP: 0 PB: 0 SB: 1 CS: 0	PA: 41
PITCHER Ramon Martinez, R ERA: 3.32 (1, 1)	IP: 6.0 WLS: L BF: 30 H: 9 R: 7 ER: 7 SO: 1 BB: 3 IBB: 0 HBP: 1 BLK: 0 WP: 0 HR: 1 S: 58 P: 105 ERA: 10.50 WHIP: 2.000																					
Omar Daal, L ERA: 1.42 (7, 1)	IP: 1.0 WLS: 3 BF: 0 H: 0 R: 0 ER: 0 SO: 0 BB: 1 IBB: 0 HBP: 0 BLK: 0 WP: 0 HR: 0 S: 8 P: 14 ERA: 0.00 WHIP: 1.000																					
Felix Rodriguez, R ERA: (8, 1)	IP: 2.0 WLS: 8 BF: 1 H: 0 R: 0 ER: 0 SO: 1 BB: 1 IBB: 0 HBP: 0 BLK: 0 WP: 0 HR: 0 S: 22 P: 31 ERA: 0.00 WHIP: 1.000																					

Chicago Cubs @ Los Angeles Dodgers
Dodger Stadium, Los Angeles, CA
Sat May 20 1995, 7:05 PM PDT
Att: 34,059 - Unknown

livebaseballscorecards.com

AB	34
R	7
H	10
RBI	6
BB	5
SO	2
LOB	15



Batter	1	2	3	4	5	6	7	8	9	AB	R	H	RBI	BB	SO	LOB	BOTTOM												
Delino DeShields, L (1, 4) OBP: 0.311, SLG: 0.303	0-2 G6-3		4-1 1B		2-2 L3			0-1 F7		3	1	0	0	1	0	1	Chicago Cubs @ Los Angeles Dodgers Dodger Stadium, Los Angeles, CA Sat May 20 1995, 7:05 PM PDT Att. 34,059 - Unknown												
Jose Offerman, S (1, 6) OBP: 0.505, SLG: 0.475	1-0 G4-3		0-2 1B			1-2 1B		0-0 F9		4	0	2	1	0	0	0													
Raul Mondesi, R (1, 8) OBP: 0.393, SLG: 0.649	3-2 G6-3		0-0 P6			1-1 F9		4-2 BB		3	0	0	0	1	0	2													
Eric Karros, R (1, 3) OBP: 0.447, SLG: 0.602		2-1 G6-3 1B		2-1 P4		1-3 K		3-1 F7		4	0	1	0	0	1	2													
Billy Ashley, R (1, 7) OBP: 0.347, SLG: 0.508		2-0 G6-3 1B		3-2 G5-3		1-3 K		1-0 F9		4	0	1	0	0	1	1													
Chris Gwynn, L (1, 9) OBP: 0.333, SLG: 0.433		1-0 G6-3		2-2 F7			0-0 FC5-4 1B		3-2 F8		4	0	1	0	0	2													
Tim Wallach, R (1, 5)		1-2 F8		2-3 K			2-2 L6		2-0 F9		4	0	0	0	0	1			2										
Tom Prince, R (1, 2)			0-0 F7		2-1 P5		0-0 FC5-4				3	0	0	0	0	1													
Ramon Martinez, R (1, 1) OBP: 0.250, SLG: 0.333			1-3 K		0-0 K		0-0 G3				2	0	1	0	0	1			0										
Omar Daal, L (7, 1)										0	0	0	0	0	0	0													
Jeff Treadway, L (7, PH) OBP: 0.125, SLG: 0.250										1	0	0	0	0	0	1													
Felix Rodriguez, R (8, 1)										0	0	0	0	0	0	0													
Inning Stats	R: 0 E: 0 K: 0 S: 8	H: 0 LOB: 0 BB: 0 P: 12	R: 0 E: 0 K: 0 S: 7	H: 2 LOB: 1 BB: 0 P: 13	R: 1 E: 0 K: 1 S: 10	H: 1 LOB: 1 BB: 1 P: 15	R: 0 E: 0 K: 0 S: 8	H: 0 LOB: 0 BB: 0 P: 15	R: 0 E: 0 K: 1 S: 11	H: 1 LOB: 1 BB: 0 P: 17	R: 0 E: 0 K: 2 S: 12	H: 1 LOB: 1 BB: 0 P: 16	R: 0 E: 0 K: 0 S: 6	H: 1 LOB: 1 BB: 0 P: 8	R: 0 E: 0 K: 0 S: 7	H: 0 LOB: 1 BB: 1 P: 14	R: 0 E: 0 K: 0 S: 6	H: 0 LOB: 0 BB: 0 P: 12	1B: 6 2B: 0 3B: 0 HR: 0	SF: 0 SAC: 0 DP: 1 HBP: 0	WP: 0 PB: 0 SB: 1 CS: 0	PA: 34							
PITCHER	IP WLS W	WLS W	H R	R ER	SO BB	BB IBB	HBP BLK	WP HR	S P	ERA WHIP	PITCHER										IP WLS W	H R	R ER	SO BB	BB IBB	HBP BLK	WP HR	S P	ERA WHIP
Jim Bullinger, R (1, 1) ERA: 1.95	8.0		6	1	1	4	2	0	0	0	1.12	1.000																	
Mike Walker, R (9, 1) ERA: 1.93	1.0		0	0	0	0	0	0	0	0	0.00	0.000																	

livebaseballscorecards.com

AB	32
R	1
H	6
RBI	1
BB	2
SO	4
LOB	12



Batter	1	2	3	4	5	6	7	8	9	10	11	12	13	AB R H RBI BB SO LOB
--------	---	---	---	---	---	---	---	---	---	----	----	----	----	----------------------

TOP

Brian McRae, S OBP: 0.327, SLG: 0.438 (1, 8)	0-0 FC6-4 1B 2B	2-0 G3		3-3 K			3-2 G6-3			0-0 G3			2-1 F8	6 1 1 0 0 1 2
Rey Sanchez, R OBP: 0.306, SLG: 0.368 (1, 4)	0-2 F9		1-2 L5		0-0 F8		1-3 K			2-3 K			2-1 F9	6 0 0 0 0 2 1
Sammy Sosa, R OBP: 0.390, SLG: 0.652 (1, 9)	0-2 FC6-4 2-3 1B		4-1 G5-3 1B BB		1-0 FC3-6 1B		1-2 P3			3-1 L6			2-1 HR	5 1 3 1 1 0 0
Mark Grace, L OBP: 0.398, SLG: 0.518 (1, 3)	2-1 FC6-4 1-2f 3-H 1B		2-0 1 SAFE 1 SAFE G5-3 1-2 1B		0-1 1 SAFE FC3-6 1-2f 1B		2-1 P6			3-2 F8			4-2 BB	5 0 1 1 1 0 2
Steve Buechele, R OBP: 0.324, SLG: 0.308 (1, 5)	0-2 1B		1-1 G5-3		1-1 P6		0-3 K			0-3 K			1-1 F7	5 0 1 0 0 2 3
Mike Walker, R (11, 1)														0 0 0 0 0 0 0
Kevin Roberson, S OBP: 0.444, SLG: 0.667 (13, PH)														1 0 0 0 0 0 1
Randy Myers, L (13, 1)														0 0 0 0 0 0 0
José Hernández, R OBP: 0.455, SLG: 0.650 (1, 6)	1-2 F8		1-1 L8			0-1 G5-3				3-2 G6-3			2-1 1B	5 0 1 0 0 0 4
Scott Bullett, L OBP: 0.239, SLG: 0.311 (1, 7)						0-1 G3				0-0 G6-3			2-3 K	4 0 1 0 0 0 0
Mike Perez, R (9, 1)													1 SAFE K	0 0 0 0 0 0 0
Larry Casian, R (10, 1)														0 0 0 0 0 0 0
Howard Johnson, S OBP: 0.280, SLG: 0.100 (11, 5)														1 0 0 0 0 1 1
Todd Pratt, R (1, 2)														4 0 0 0 0 3 1
Rick Wilkins, L OBP: 0.395, SLG: 0.258 (12, PH)														1 0 0 0 0 0 1
Steve Trachsel, R OBP: 0.222, SLG: 0.222 (1, 1)														3 0 1 0 0 1 1
Bryan Hickerson, L OBP: 1.000, SLG: 1.000 (8, 1)														0 0 0 0 0 0 0
Karl Rhodes, L OBP: 0.063, SLG: 0.067 (9, 7)														2 0 0 0 0 2 1

Chicago Cubs @ Los Angeles Dodgers
Dodger Stadium, Los Angeles, CA
Sun May 21 1995, 3:33 AM PDT
Att: 40,065 - Sunny - 70 F

livebaseballscores.com

AB	48
R	2
H	9
RBI	2
BB	2
SO	12
LOB	18



Inning Stats	R: 1 E: 0 K: 0 S: 15	H: 3 LOB: 2 BB: 0 P: 18	R: 0 E: 0 K: 1 S: 11	H: 1 LOB: 1 BB: 0 P: 15	R: 0 E: 0 K: 0 S: 10	H: 1 LOB: 2 BB: 1 P: 19	R: 0 E: 0 K: 1 S: 11	H: 1 LOB: 1 BB: 0 P: 16	R: 0 E: 0 K: 0 S: 6	H: 1 LOB: 1 BB: 0 P: 8	R: 0 E: 0 K: 1 S: 7	H: 0 LOB: 0 BB: 0 P: 9	R: 0 E: 0 K: 2 S: 10	H: 0 LOB: 0 BB: 0 P: 16	R: 0 E: 0 K: 1 S: 8	H: 0 LOB: 0 BB: 0 P: 11	R: 0 E: 0 K: 1 S: 9	H: 0 LOB: 0 BB: 0 P: 15	R: 0 E: 0 K: 2 S: 7	H: 0 LOB: 0 BB: 0 P: 9	R: 0 E: 0 K: 1 S: 8	H: 0 LOB: 0 BB: 0 P: 14	R: 0 E: 0 K: 2 S: 10	H: 1 LOB: 1 BB: 0 P: 17	R: 1 E: 0 K: 0 S: 10	H: 1 LOB: 1 BB: 1 P: 21	1B: 7 2B: 1 3B: 0 HR: 1	SF: 0 SAC: 0 DP: 0 HBP: 0	WP: 0 PB: 0 SB: 0 CS: 0	PA: 50
--------------	-------------------------------	----------------------------------	-------------------------------	----------------------------------	-------------------------------	----------------------------------	-------------------------------	----------------------------------	------------------------------	---------------------------------	------------------------------	---------------------------------	-------------------------------	----------------------------------	------------------------------	----------------------------------	------------------------------	----------------------------------	------------------------------	---------------------------------	------------------------------	----------------------------------	-------------------------------	----------------------------------	-------------------------------	----------------------------------	----------------------------------	------------------------------------	----------------------------------	--------

PITCHER	IP	WLS	BF	H	R	ER	SO	BB	IBB	HBP	BLK	WP	HR	S	P	ERA	WHIP
Ismael Valdez, R ERA: 2.83 (1, 1)	8.0		32	7	1	1	6	1	0	0	0	0	0	78	112	1.12	1.000
Rudy Seanez, R ERA: 3.0 (9, 1)	2.0		6	0	0	0	3	0	0	0	0	0	0	16	24	0.00	0.000
Todd Worrell, R ERA: (11, 1)	2.0		7	1	0	0	3	0	0	0	0	0	0	18	31	0.00	0.500
Felix Rodriguez, R ERA: 2.25 (13, 1)	1.0	L	5	1	1	1	0	1	0	0	0	0	1	10	21	9.00	2.000

Batter	1	2	3	4	5	6	7	8	9	10	11	12	13	AB	R	H	RBI	BB	SO	LOB	BOTTOM						
Jose Offerman, S (1, 6) OBP: 0.495, SLG: 0.452	G4-3			BB		F8		P4		BB		CS	F9	4	0	0	0	2	0	2	Chicago Cubs @ Los Angeles Dodgers Dodger Stadium, Los Angeles, CA Sun May 21 1995, 3:33 AM PDT Att: 40,065 - Sunny - 70 F						
Chris Gwynn, L (1, 9) OBP: 0.333, SLG: 0.406	G4-3			BB		CS		K		F7			K	2	1	0	0	1	1	1							
Mitch Webster, S (8, PH) OBP: 0.211, SLG: 0.333	G4-3					CS		K		F7			K	3	0	0	0	0	2	2							
Raul Mondesi, R (1, 8) OBP: 0.381, SLG: 0.631	G6-3			P6		P4				2B			K	6	0	1	0	0	1	2							
Eric Karros, R (1, 3) OBP: 0.454, SLG: 0.594		G5-4-3 1B		F9		F8		2B 1-2 BB		IBB		F8	F8	3	0	1	0	2	0	1							
Billy Ashley, R (1, 7) OBP: 0.338, SLG: 0.478	G5-4-3 1-2			K		F8		F8		K				4	0	0	0	1	2	5							
Tim Wallach, R (1, 5) OBP: 0.111, SLG: 0.222	F8			F9		F8		2B 1-3 2-H		F8			K	5	0	1	1	0	1	3							
Tom Prince, R (1, 2) OBP: 0.397, SLG: 0.280				L6		P6		P6		K			G5-3	2	0	0	0	0	1	0							
Dave Hansen, L (7, PH) OBP: 0.397, SLG: 0.280														1	0	0	0	0	0	2							
Carlos Hernandez, R (8, 2) OBP: 0.180, SLG: 0.089														2	0	0	0	0	1	2							
Delino DeShields, L (1, 4) OBP: 0.315, SLG: 0.301				F7		CS BB		F8		K			CS 1B	4	0	1	0	1	1	0							
Ismael Valdez, R (1, 1) OBP: 0.300, SLG: 0.375				G6-3		K		1B		G4-3			F7	2	0	0	0	0	1	1							
Gary Ingram, R (8, PH) OBP: 0.260, SLG: 0.308														1	0	1	0	0	0	0							
Rudy Seanez, R (9, 1) OBP: 0.113, SLG: 0.235														0	0	0	0	0	0	0							
Jeff Treadway, L (10, PH) OBP: 0.113, SLG: 0.235														1	0	0	0	0	0	0							
Todd Worrell, R (11, 1) OBP: 0.300, SLG: 0.375														0	0	0	0	0	0	0							
Henry Rodriguez, L (12, PH) OBP: 0.300, SLG: 0.375														1	0	0	0	0	0	1							
Felix Rodriguez, R (13, 1) OBP: 0.300, SLG: 0.375														0	0	0	0	0	0	0							
Inning Stats	R: 0 E: 0 K: 0 S: 5	H: 0 LOB: 0 BB: 0 P: 7	R: 0 E: 0 K: 0 S: 5	H: 1 LOB: 0 BB: 0 P: 8	R: 0 E: 0 K: 1 S: 8	H: 0 LOB: 0 BB: 0 P: 12	R: 0 E: 0 K: 1 S: 6	H: 0 LOB: 0 BB: 0 P: 12	R: 0 E: 0 K: 1 S: 13	H: 0 LOB: 0 BB: 1 P: 19	R: 1 E: 0 K: 0 S: 16	H: 1 LOB: 2 BB: 2 P: 27	R: 0 E: 0 K: 1 S: 9	H: 1 LOB: 1 BB: 0 P: 16	R: 0 E: 0 K: 2 S: 10	H: 1 LOB: 2 BB: 1 P: 21	R: 0 E: 0 K: 1 S: 10	H: 0 LOB: 1 BB: 1 P: 17	R: 0 E: 0 K: 1 S: 11	H: 0 LOB: 1 BB: 1 P: 19	R: 0 E: 0 K: 0 S: 6	H: 1 LOB: 0 BB: 0 P: 10	R: 0 E: 0 K: 2 S: 7	H: 0 LOB: 0 BB: 0 P: 13	1B: 3 2B: 2 3B: 0 HR: 0	SF: 0 SAC: 0 DP: 1 HBP: 0	WP: 0 PA: 50
Steve Trachsel, R (1, 1) ERA: 2.35	IP: 7.0	WLS: 25	H: 2	R: 1	ER: 1	SO: 4	BB: 4	IBB: 0	HBP: 0	BLK: 0	WP: 0	HR: 0	S: 63	P: 99	ERA: 1.29	WHIP: 0.857											
Bryan Hickerson, L (8, 1) ERA: 3.24	IP: 1.0	WLS: 4	H: 1	R: 0	ER: 0	SO: 1	BB: 0	IBB: 0	HBP: 0	BLK: 0	WP: 0	HR: 0	S: 9	P: 16	ERA: 0.00	WHIP: 1.000											
Mike Perez, R (9, 1) ERA: 1.59	IP: 1.0	WLS: 5	H: 1	R: 0	ER: 0	SO: 2	BB: 0	IBB: 0	HBP: 0	BLK: 0	WP: 0	HR: 0	S: 10	P: 21	ERA: 0.00	WHIP: 1.000											
Larry Casian, L (10, 1) ERA: 1.59	IP: 1.0	WLS: 4	H: 0	R: 0	ER: 0	SO: 1	BB: 1	IBB: 0	HBP: 0	BLK: 0	WP: 0	HR: 0	S: 10	P: 17	ERA: 0.00	WHIP: 1.000											
Mike Walker, R (11, 1) ERA: 1.59	IP: 2.0	WLS: 7	H: 1	R: 0	ER: 0	SO: 1	BB: 1	IBB: 0	HBP: 0	BLK: 0	WP: 0	HR: 0	S: 17	P: 29	ERA: 0.00	WHIP: 1.000											
PITCHER	IP	WLS	BF	H	R	ER	SO	BB	IBB	HBP	BLK	WP	HR	S	P	ERA	WHIP										
Randy Myers, L (13, 1) ERA: 4.15	IP: 1.0	WLS: 3	BF: 0	H: 0	R: 0	ER: 0	SO: 2	BB: 0	IBB: 0	HBP: 0	BLK: 0	WP: 0	HR: 0	S: 7	P: 13	ERA: 0.00	WHIP: 0.000										

AB	41
R	1
H	5
RBI	1
BB	7
SO	11
LOB	22



Batter	1	2	3	4	5	6	7	8	9	AB R H RBI BB SO LOB	TOP																
Jose Offerman, S OBP: 0.500, SLG: 0.466 (1, 6)	F9		WP 2B		L5-3 HBP		3-2 1B		G3	4 1 2 1 0 0 0																	
Roberto Kelly, R OBP: 0.321, SLG: 0.330 (1, 8)	F8		K		L5-3		G6-3		K	5 0 0 0 0 2 3																	
Raul Mondesi, R OBP: 0.385, SLG: 0.654 (1, 9)	HR		P4 2-H		G6-3			G6-3 3B 1B		4 2 2 1 0 0 0																	
Eric Karros, R OBP: 0.446, SLG: 0.610 (1, 3)	K		HR				F9	F7		4 1 1 1 0 1 1																	
Billy Ashley, R OBP: 0.321, SLG: 0.452 (1, 7)		G5-3	K				G5-3	G6-3		4 0 0 0 0 1 1																	
Rick Parker, R (8, 7)										0 0 0 0 0 0 0																	
Tim Wallach, R OBP: 0.308, SLG: 0.538 (1, 5)		G4-3 BB 1B			FC6-4 1B		P4	1B 3B		4 1 3 1 0 0 0																	
Delino DeShields, L OBP: 0.330, SLG: 0.313 (1, 4)		G4-3 BB			P6		F8 SH1 1B 1B	FC6-4 1B		3 1 2 1 1 0 1																	
Carlos Hernandez, R OBP: 0.170, SLG: 0.083 (1, 2)		G4-3			F9		SH1	FC6-4		3 0 0 0 0 0 4																	
Rudy Seanez, R (8, 1)										0 0 0 0 0 0 0																	
Todd Worrell, R (8, 1)										0 0 0 0 0 0 0																	
Hideo Nomo, R (1, 1)		G5-3			FC6-4		F8		K2-3	2 0 0 0 0 0 3																	
Dave Hansen, L OBP: 0.361, SLG: 0.275 (7, PH)										1 0 0 0 0 0 1																	
Omar Daal, L (7, 1)										0 0 0 0 0 0 0																	
Tom Prince, R (8, 2)										1 0 0 0 0 1 0																	
Inning Stats	R: 1 E: 0 K: 1 S: 12	H: 1 LOB: 0 BB: 0 P: 22	R: 0 E: 0 K: 0 S: 12	H: 1 LOB: 2 BB: 1 P: 21	R: 2 E: 0 K: 2 S: 12	H: 2 LOB: 0 BB: 0 P: 22	R: 0 E: 0 K: 0 S: 6	H: 1 LOB: 1 BB: 0 P: 9	R: 0 E: 0 K: 0 S: 8	H: 0 LOB: 0 BB: 0 P: 12	R: 0 E: 0 K: 0 S: 10	H: 0 LOB: 0 BB: 0 P: 14	R: 1 E: 0 K: 0 S: 12	H: 2 LOB: 1 BB: 0 P: 20	R: 2 E: 0 K: 0 S: 14	H: 3 LOB: 1 BB: 0 P: 21	R: 0 E: 0 K: 2 S: 9	H: 0 LOB: 0 BB: 0 P: 10	1B: 6 2B: 2 3B: 1 HR: 2	SF: 0 SAC: 1 DP: 1 HBP: 1	WP: 1 PB: 0 SB: 1 CS: 0	PA: 38					
PITCHER	IP WLS BF H R ER SO BB IBB HBP BLK WP HR S P ERA WHIP																										
Dave Micki, R ERA: 2.42 (1, 1)	6.2		27	6	4	4	3	1	0	1	0	1	2	66	109	5.40	1.050										
Doug Henry, R ERA: 4.5 (7, 1)	1.0	L	6	3	2	2	0	0	0	0	0	0	0	17	26	18.00	3.000										
Eric Gunderson, L ERA: 3.52 (8, 1)	0.1		2	1	0	0	0	0	0	0	0	0	0	3	6	0.00	3.000										
Blas Minor, R ERA: 1.69 (9, 1)	1.0		3	0	0	0	2	0	0	0	0	0	0	9	10	0.00	0.000										

Los Angeles Dodgers @ New York Mets
 Shea Stadium, Flushing, NY
 Tue May 23 1995, 7:05 PM EDT
 Att. 19,107 - Unknown - 68 F

AB	35
R	6
H	10
RBI	5
BB	1
SO	5
LOB	14



Batter	1	2	3	4	5	6	7	8	9	AB	R	H	RBI	BB	SO	LOB
Brett Butler, L OBP: 0.406, SLG: 0.416 (1, 8)	1-1 P3		4-2 BB	0-3 K		0-0 2-H 1B		1-0 P5		4	0	1	0	1	1	3
Jose Vizcaino, S OBP: 0.301, SLG: 0.319 (1, 6)	2-3 K		1-2 1B 2B 1B	2-3 K			1-3 K		3-3 K	5	1	1	1	0	4	0
Rico Brogna, L OBP: 0.363, SLG: 0.583 (1, 3)	3-3 K		3-2 2B 1B		0-0 G5-3 1B		3-1 G6-3		0-3 K	5	0	2	1	0	2	0
Bobby Bonilla, S OBP: 0.418, SLG: 0.643 (1, 5)		1-1 G4-3	2-1 2B		0-1 F8		0-0 G6-3		0-1 F7	4	0	1	1	0	0	1
Tim Lincecum, R OBP: 0.143, SLG: 0.143 (8, 5)			1-3 3-H 2B							1	0	0	0	0	0	0
Joe Orsulak, L OBP: 0.407, SLG: 0.462 (1, 9)		0-1 WP 1B			1-0 G5-3			4-2 HBP 1B BB		2	0	1	0	1	0	1
Chris Jones, R OBP: 0.375, SLG: 0.318 (8, PH) (9, 9)			4-0 IBB		1-2 G5-3			1-2 HBP 1B		0	0	0	0	1	0	0
Jeff Kent, R OBP: 0.284, SLG: 0.314 (1, 4)		2-2 K	1-3 K		1-2 G5-3			1-2 HBP 1B		4	0	1	0	0	2	5
Todd Hundley, S OBP: 0.381, SLG: 0.534 (1, 2)		2-3 K	1-0 P5			1-1 SH3-4 1B 1B		1-0 HBP		3	0	1	0	0	1	4
David Segui, S OBP: 0.350, SLG: 0.449 (1, 7)			3-1 E1 BB 1B		3-2 HR		1-1 P6		2-3 K	3	2	1	1	0	0	1
Ricky Otero, S OBP: 0.211, SLG: 0.200 (7, 7)										1	0	0	0	0	1	3
Dave Mlicki, R (1, 1)			0-0 B3		2-2 F9		0-0 SH3-4		0-0 P3	2	0	0	0	0	0	1
Doug Henry, R (7, 1)										0	0	0	0	0	0	0
Eric Gunderson, R (8, 1)										0	0	0	0	0	0	0
Edgardo Alfonzo, R OBP: 0.289, SLG: 0.452 (8, PH)										1	0	0	0	0	0	3
Blas Minor, R (9, 1)										0	0	0	0	0	0	0

Inning Stats	R: 0	H: 0	E: 0	K: 2	S: 8	H: 0	LOB: 0	BB: 0	P: 14	R: 0	H: 1	E: 0	K: 2	S: 11	H: 1	LOB: 1	BB: 0	P: 16	R: 3	H: 3	E: 1	K: 1	S: 18	H: 3	LOB: 3	BB: 2	P: 37	R: 1	H: 1	E: 0	K: 2	S: 15	H: 1	LOB: 0	BB: 0	P: 22	R: 0	H: 1	E: 0	K: 0	S: 7	H: 1	LOB: 1	BB: 0	P: 9	R: 0	H: 2	E: 0	K: 0	S: 6	H: 2	LOB: 2	BB: 0	P: 8	R: 0	H: 0	E: 0	K: 1	S: 6	H: 0	LOB: 0	BB: 0	P: 10	R: 0	H: 1	E: 0	K: 1	S: 11	H: 1	LOB: 3	BB: 1	P: 19	R: 0	H: 0	E: 0	K: 2	S: 9	H: 0	LOB: 0	BB: 0	P: 12	1B: 7	SF: 0	2B: 1	SAC: 1	3B: 0	DP: 0	HR: 1	HBP: 1	WP: 1	PA: 40
--------------	------	------	------	------	------	------	--------	-------	-------	------	------	------	------	-------	------	--------	-------	-------	------	------	------	------	-------	------	--------	-------	-------	------	------	------	------	-------	------	--------	-------	-------	------	------	------	------	------	------	--------	-------	------	------	------	------	------	------	------	--------	-------	------	------	------	------	------	------	------	--------	-------	-------	------	------	------	------	-------	------	--------	-------	-------	------	------	------	------	------	------	--------	-------	-------	-------	-------	-------	--------	-------	-------	-------	--------	-------	--------

PITCHER	IP	WLS	BF	H	R	ER	SO	BB	IBB	HBP	BLK	WP	HR	S	P	ERA	WHIP
Hideo Nomo, R ERA: 3.71 (1, 1)	6.0		28	8	4	3	7	1	1	0	0	1	1	65	106	4.50	1.500
Omar Daal, L ERA: 1.23 (7, 1)	1.0	W	3	0	0	0	1	0	0	0	0	0	0	6	10	0.00	0.000
Rudy Seanez, R ERA: 3.0 (8, 1)	0.0		3	1	0	0	0	1	0	1	0	0	0	3	8	∞	∞
Todd Worrell, R ERA: (8, 1)	2.0	S	6	0	0	0	3	0	0	0	0	0	0	17	23	0.00	0.000

Los Angeles Dodgers @ New York Mets
 Shea Stadium, Flushing, NY
 Tue May 23 1995, 7:05 PM EDT
 Att: 19,107 - Unknown - 68 F

AB	35
R	3
H	9
RBI	4
BB	3
SO	11
LOB	22



Batter	1	2	3	4	5	6	7	8	9	AB R H RBI BB SO LOB	TOP											
Jose Offerman, S (1, 6) OBP: 0.483, SLG: 0.446	0-0 4-3		0-0 4-3		0-3 K			0-3 K		4 0 0 0 0 2 0												
Roberto Kelly, R (1, 8) OBP: 0.327, SLG: 0.337	0-0 5-3 1B		0-0 6-3		0-0 WP 1B			0-3 K		4 1 2 0 0 1 0												
Raul Mondesi, R (1, 9) OBP: 0.372, SLG: 0.631	0-0 5-3 1-2		0-0 6-3		0-3 K 1-3			0-0 6-3		4 0 0 0 0 1 2												
Eric Karros, R (1, 3) OBP: 0.440, SLG: 0.625	0-0 F7			0-0 F3		0-0 6-3			0-0 HR	4 1 1 1 0 0 1												
Tim Wallach, R (1, 5) OBP: 0.471, SLG: 0.875		4-0 G6-4-3 BB		0-0 WP 1B		0-0 HR			0-0 WP 1B 2B	3 2 3 1 1 0 0												
Billy Ashley, R (1, 7) OBP: 0.321, SLG: 0.447		0-0 G6-4-3		0-0 1B		0-0 5-3			0-0 S 1B	3 0 1 0 0 0 1												
Rick Parker, R (6, 7) OBP: 1.000, SLG: 1.000		1-2f		1-H					2-H	1 0 1 1 0 0 0												
Delino DeShields, L (1, 4) OBP: 0.328, SLG: 0.320		0-0 WP 3B 2B		0-0 5-3			0-3 K		0-0 F8	4 1 1 0 0 1 2												
Tom Prince, R (1, 2) OBP: 0.077, SLG: 0.231		0-0 3B			0-0 P5		0-0 F8		0-3 K	4 0 1 1 0 1 1												
Pedro Astacio, R (1, 1)		0-0 G3			0-0 6-3		0-3 K		0-0 4-3	4 0 0 0 0 1 2												
Inning Stats	R: 0 E: 0 K: 0 S: 4	H: 1 LOB: 1 BB: 0 P: 4	R: 1 E: 0 K: 0 S: 4	H: 2 LOB: 1 BB: 1 P: 8	R: 0 E: 0 K: 0 S: 3	H: 0 LOB: 0 BB: 0 P: 3	R: 0 E: 0 K: 0 S: 4	H: 2 LOB: 1 BB: 0 P: 4	R: 0 E: 0 K: 1 S: 5	H: 0 LOB: 0 BB: 0 P: 5	R: 2 E: 0 K: 1 S: 7	H: 2 LOB: 0 BB: 0 P: 7	R: 0 E: 0 K: 2 S: 7	H: 0 LOB: 0 BB: 0 P: 7	R: 0 E: 0 K: 2 S: 7	H: 0 LOB: 0 BB: 0 P: 7	R: 2 E: 0 K: 1 S: 8	H: 3 LOB: 1 BB: 0 P: 8	1B: 5 2B: 2 3B: 1 HR: 2	SF: 0 SAC: 0 DP: 1 HBP: 0	WP: 4 PB: 0 SB: 2 CS: 0	PA: 36
PITCHER	IP WLS BF H R ER SO BB IBB HBP BLK WP HR S P ERA WHIP																					
Mike Birkbeck, R (1, 1) ERA: 4.5	6.0 L 24 7 3 3 2 1 0 0 0 0 3 1 27 31 4.50 1.333																					
Jerry Dipoto, R (7, 1) ERA: 6.06	2.0 6 0 0 0 4 0 0 0 0 0 0 0 14 14 0.00 0.000																					
Blas Minor, R (9, 1) ERA: 3.09	1.0 6 3 2 2 1 0 0 0 0 0 1 1 8 8 18.00 3.000																					

Los Angeles Dodgers @ New York Mets
 Shea Stadium, Flushing, NY
 Wed May 24 1995, 7:05 PM EDT
 Att. 14,423 - Unknown - 89 F

AB	35
R	5
H	10
RBI	4
BB	1
SO	7
LOB	9



Los Angeles Dodgers @ New York Mets
Shea Stadium, Flushing, NY

AB	37
R	3
H	11
RBI	3
BB	0
SO	6
LOB	19



Thu May 25 1995, 7:05 PM EDT
Att. 13,728 - Unknown - 63 F

WP	0	PA	37
PB	1		
SB	1		
CS	1		

AB R H RBI BB SO LOB

5	0	1	0	0	0	4
4	0	1	0	0	0	0
4	0	0	0	0	1	1
4	0	2	0	0	1	1
4	0	2	0	0	0	1
3	0	0	0	0	3	2
1	1	1	0	0	0	0
4	1	1	0	0	0	4
4	1	2	2	0	0	4
4	0	1	1	0	1	2

Batter 1 2 3 4 5 6 7 8 9

<p>Jose Offerman, S OBP: 0.471, SLG: 0.433 (1, 6)</p>			<p>G4-3</p>			<p>G3-1</p>		<p>F8</p>	<p>F9</p>
<p>Roberto Kelly, R OBP: 0.325, SLG: 0.333 (1, 8)</p>			<p>G4-3</p>					<p>F9</p>	<p>F7</p>
<p>Raul Mondesi, R OBP: 0.360, SLG: 0.609 (1, 9)</p>				<p>G6-3</p>			<p>F8</p>		
<p>Eric Karros, R OBP: 0.442, SLG: 0.620 (1, 3)</p>				<p>G6-3</p>		<p>F9</p>			
<p>Tim Wallach, R OBP: 0.476, SLG: 0.800 (1, 5)</p>				<p>F9</p>					
<p>Billy Ashley, R OBP: 0.310, SLG: 0.430 (1, 7)</p> <p>Rick Parker, R OBP: 1.000, SLG: 1.000 (7, 7)</p>				<p>F9</p>					
<p>Delino DeShields, L OBP: 0.325, SLG: 0.317 (1, 4)</p>					<p>G6-3</p>				
<p>Tom Prince, R OBP: 0.176, SLG: 0.529 (1, 2)</p>									
<p>Tom Candiotti, R OBP: 0.133, SLG: 0.071 (1, 1)</p>									

<p>Inning Stats</p>	<p>R: 0 H: 2 E: 0 LOB: 1 K: 2 BB: 0 S: 10 P: 15</p>	<p>R: 0 H: 0 E: 0 LOB: 0 K: 1 BB: 0 S: 9 P: 14</p>	<p>R: 1 H: 1 E: 0 LOB: 0 K: 0 BB: 0 S: 6 P: 8</p>	<p>R: 0 H: 1 E: 0 LOB: 1 K: 1 BB: 0 S: 10 P: 15</p>	<p>R: 0 H: 1 E: 0 LOB: 1 K: 1 BB: 0 S: 13 P: 22</p>	<p>R: 0 H: 0 E: 0 LOB: 0 K: 0 BB: 0 S: 6 P: 12</p>	<p>R: 1 H: 2 E: 0 LOB: 1 K: 1 BB: 0 S: 9 P: 10</p>	<p>R: 0 H: 0 E: 0 LOB: 0 K: 0 BB: 0 S: 9 P: 11</p>	<p>R: 1 H: 4 E: 0 LOB: 3 K: 0 BB: 0 S: 11 P: 24</p>
----------------------------	---	--	---	---	---	--	--	--	---

<p>PITCHER</p> <p>IP WLS BF H R ER SO BB IBB HBP BLK WP HR S P ERA WHIP</p>	<p>Pete Harnisch, R ERA: 4.08 (1, 1)</p>	<p>Josias Manzanillo, R ERA: 7.8 (8, 1)</p>	<p>John Franco, L ERA: 3.72 (9, 1)</p>
--	---	--	---

<p>PITCHER</p> <p>IP WLS BF H R ER SO BB IBB HBP BLK WP HR S P ERA WHIP</p>	<p>Pete Harnisch, R ERA: 4.08 (1, 1)</p>	<p>Josias Manzanillo, R ERA: 7.8 (8, 1)</p>	<p>John Franco, L ERA: 3.72 (9, 1)</p>
--	---	--	---

Batter	1	2	3	4	5	6	7	8	9	AB R H RBI BB SO LOB	TOP											
Jose Offerman, S (1, 6) OBP: 0.460, SLG: 0.431	1-3 K		0-1 G6-3		0-0 G3		3-2 F8		0-0 2B	5 0 1 0 0 1 2												
Roberto Kelly, R (1, 8) OBP: 0.336, SLG: 0.357	1-1 2B		2-2 G6-3		2-3 K		1-1 1B 2B		2-2 HBP	4 1 2 1 0 1 0												
Raul Mondesi, R (1, 9) OBP: 0.362, SLG: 0.617	2-3 K2-3			1-0 1B 3B	1-3 K		2-1 1B		1-2 F4	5 1 2 2 0 2 4												
Eric Karros, R (1, 3) OBP: 0.440, SLG: 0.607	4-2 BB			2-2 1B		1-0 L8	2-2 F8		1-1 F7	4 0 1 1 1 0 4												
Tim Wallach, R (1, 5) OBP: 0.417, SLG: 0.696	2-2 G3			0-0 G6-4-3		1-1 F7		0-0 L6		3 0 0 0 0 0 3												
Joey Eischen, L (6, 1)				1-2f G6-4-3						0 0 0 0 0 0 0												
Chris Gwynn, L (8, PH)										1 0 0 0 0 0 0												
Todd Williams, R (8, 1)										0 0 0 0 0 0 0												
Billy Ashley, R (1, 7) OBP: 0.308, SLG: 0.422		2-1 G6-3		0-0 1B		1-3 K		1-1 G6-3		4 0 1 0 0 1 0												
Delino DeShields, L (1, 4) OBP: 0.323, SLG: 0.315		1-3 K		1-0 1B			0-1 F8	2-0 F7		4 0 1 0 0 1 0												
Tom Prince, R (1, 2) OBP: 0.200, SLG: 0.500		1-3 K		2-2 1B			0-0 1B 2B		2-3 K	3 1 1 0 0 1 2												
Mitch Webster, S (9, PH) OBP: 0.200, SLG: 0.316				1-2 2-3 1B						1 0 0 0 0 1 0												
Ramon Martinez, R (1, 1) OBP: 0.214, SLG: 0.286			1-3 K		0-0 F9		0-1 1B		1-0 1B	2 0 0 0 0 1 3												
Greg Hansell, R (5, 1)										0 0 0 0 0 0 0												
Dave Hansen, L (6, 5) OBP: 0.381, SLG: 0.302							1-2 1B			2 1 2 0 0 0 0												
Inning Stats	R: 0 E: 0 K: 2 S: 16	H: 1 LOB: 2 BB: 1 P: 26	R: 0 E: 0 K: 2 S: 9	H: 0 LOB: 0 BB: 0 P: 13	R: 0 E: 0 K: 1 S: 8	H: 0 LOB: 0 BB: 0 P: 11	R: 1 E: 0 K: 0 S: 12	H: 4 LOB: 3 BB: 0 P: 18	R: 0 E: 0 K: 2 S: 7	H: 0 LOB: 0 BB: 0 P: 10	R: 0 E: 0 K: 1 S: 6	H: 0 LOB: 0 BB: 0 P: 9	R: 3 E: 0 K: 0 S: 15	H: 4 LOB: 1 BB: 0 P: 23	R: 0 E: 0 K: 0 S: 4	H: 0 LOB: 0 BB: 0 P: 7	R: 0 E: 0 K: 1 S: 13	H: 2 LOB: 3 BB: 0 P: 20	1B: 7 2B: 3 3B: 1 HR: 0	SF: 0 SAC: 0 DP: 1 HBP: 1	WP: 0 PB: 0 SB: 0 CS: 0	PA: 40
PITCHER	IP WLS BF H R ER SO BB IBB HBP BLK WP HR S P ERA WHIP																					
Gil Heredia, R (1, 1) ERA: 5.17	6.2 W 29 8 4 4 8 1 0 0 0 0 0 0 68 101 5.40 1.350																					
Luis Aquino, R (7, 1) ERA: 5.51	1.2 9 3 0 0 1 0 0 1 0 0 0 0 17 29 0.00 1.800																					
Tim Scott, R (9, 1) ERA: 3.38	0.2 S 2 0 0 0 0 0 0 0 0 0 0 0 5 7 0.00 0.000																					

Los Angeles Dodgers @ Montreal Expos
Olympic Stadium, Montreal, QB

Fri May 26 1995, 7:05 PM EDT
Att. 24,314 - Dome - 65 F

AB	38
R	4
H	11
RBI	4
BB	1
SO	9
LOB	18



Batter	1	2	3	4	5	6	7	8	9
Lou Frazier, S OBP: 0.111, SLG: 0.118 (1, 7)	3-3 K	0-1 SF8		3-2 G4-6-3	0-0 1B			1-1 G6-3	
Wil Cordero, R OBP: 0.352, SLG: 0.414 (1, 6)	3-1 2B	2-1 2B			2-3 3-H 1B			1-1 G6-3	
Tony Tarasco, L OBP: 0.380, SLG: 0.551 (1, 9)	3-3 K	0-0 G4-3			4-1 1B SF7 BB			0-0 G4-3	
Henry Rodriguez, L OBP: 0.320, SLG: 0.407 (1, 3)	0-0 G3-1		4-2 BB		0-2 2B 1B			1-2 P4	
Rondell White, R OBP: 0.403, SLG: 0.580 (1, 8)		2-2 1B 2B	2-3 K		3-2 SF7			4-2 BB	
Mike Lansing, R OBP: 0.325, SLG: 0.427 (1, 4)		3-1 HBP 2B 1B	1 SAFE 0-0 F9		2-1 1B G6-3 2B			1-0 P6	
Mark Grudzielanek, R OBP: 0.318, SLG: 0.443 (1, 5)		1-2 2B HBP	0-2 G4-3		4-0 G6-3 1B IBB			2-3 K	
Tim Laker, R OBP: 0.258, SLG: 0.379 (1, 2)		1-1 SH3-4 SF8 2B		4-2 FC1-6 BB	3-1 1B G6-3 1B			0-0 G5-3	
Gil Heredia, R OBP: 0.200, SLG: 0.200 (1, 1)		0-1 SH3-4		0-2 FC1-6	0-0 G6-3			0-3 K	
Luis Aquino, R OBP: 0.400, SLG: 0.250 (7, 1)				1-2f G4-6-3	1-2 2-3 3-H				
Tim Scott, R OBP: 0.333, SLG: 0.333 (9, 1)									

AB	R	H	RBI	BB	SO	LOB
4	0	1	2	0	1	1
4	1	2	0	1	0	2
4	1	0	0	1	2	2
3	1	1	1	1	0	1
2	1	1	1	1	1	1
4	2	2	1	0	0	2
2	2	0	0	1	1	1
3	1	2	3	1	0	0
2	0	0	1	0	0	3
1	0	0	0	0	1	0
0	0	0	0	0	0	0

AB	29
R	9
H	9
RBI	9
BB	6
SO	6
LOB	13

Inning Stats	R: 0	H: 1	E: 0	K: 2	S: 10	H: 1	LOB: 1	BB: 0	P: 19	R: 4	H: 4	E: 0	K: 0	S: 16	R: 0	H: 0	E: 0	K: 1	S: 11	R: 0	H: 0	E: 0	K: 0	S: 10	R: 5	H: 4	E: 0	K: 0	S: 18	R: 0	H: 0	E: 0	K: 1	S: 10	R: 0	H: 0	E: 0	K: 2	S: 7	R: 0	H: 0	E: 0	K: 0	S: 5	H: 0	LOB: 0	BB: 0	P: 7			
Ramon Martinez, R ERA: 4.5 (1, 1)	IP	WLS	BF	H	R	ER	SO	BB	IBB	HBP	BLK	WP	HR	S	P	ERA	WHIP																																		
Greg Hansell, R ERA: 6.0 (5, 1)	1.0		7	3	2	2	0	0	1	0	0	0	0	11	23	18.00	3.000																																		
Joey Eischen, L ERA: (6, 1)	2.0		7	0	0	0	3	1	0	0	0	0	0	17	25	0.00	0.500																																		
Todd Williams, R ERA: 4.61 (8, 1)	1.0		3	0	0	0	0	0	0	0	0	0	0	5	7	0.00	0.000																																		

WP	PA	39
PB	0	
SB	0	
CS	0	



Los Angeles Dodgers @ Montreal Expos
 Olympic Stadium, Montreal, QB
 Fri May 26 1995, 7:05 PM EDT
 Att. 24,314 - Dome - 65 F

livebaseballscorecards.com

Batter	1	2	3	4	5	6	7	8	9	AB R H RBI BB SO LOB	TOP											
Roberto Kelly, R (1, 8) OBP: 0.346, SLG: 0.368	3-2 G6-3		1-2 E G5-3 1B		2-2 CS 1B		0-0 FC6-5 FC5-4 2-3		1-2 FC5 BB 1B	5 0 3 1 0 0 1												
Jose Offerman, S (1, 6) OBP: 0.458, SLG: 0.425	2-2 G5-3		1-1 G5-3 1-2		1-0 FC6-4 1-2 1B		1-1 FC5-4 1-2f		4-0 FC5 1-2 BB	4 0 1 0 1 0 2												
Raul Mondesi, R (1, 9) OBP: 0.363, SLG: 0.605	2-2 1B 1B		2-1 E5 2-3		0-1 FC6-4 1-2f			4-1 WP BB	1-2 FC5 1-2 2-3f	4 0 1 0 1 0 4												
Eric Karros, R (1, 3) OBP: 0.434, SLG: 0.595	2-1 1-3 1B		0-0 G2-3			2-3 K		0-3 K		4 0 1 0 0 2 3												
Tim Wallach, R (1, 5) OBP: 0.357, SLG: 0.593	1-0 F9		2-2 G4-3		1-1 G5-3		0-0 F7			4 0 0 0 0 0 3												
Billy Ashley, R (1, 7) OBP: 0.316, SLG: 0.425		1-3 K	2-0 1B		0-0 1B		2-3 K			4 0 2 0 0 2 1												
Delino DeShields, L (1, 4) OBP: 0.313, SLG: 0.304		2-3 K	1-0 P6		0-1 G1-3				1-2 G5-3	4 0 0 0 0 1 2												
Tom Prince, R (1, 2) OBP: 0.217, SLG: 0.478 Chris Gwynn, L (9, PH) OBP: 0.343, SLG: 0.441		1-3 K	0-3 K			1-0 FC6-5 WP 1B			2-2 E9 1B 2B	3 0 1 0 0 2 1 1 1 1 0 0 0 0												
Ismael Valdez, R (1, 1) Mitch Webster, S (7, PH) OBP: 0.190, SLG: 0.300 Rudy Seanez, R (7, 1) Todd Williams, R (7, 1) OBP: 0.500, SLG: 0.500 Dave Hansen, L (9, PH) OBP: 0.375, SLG: 0.296			0-3 K		1-0 G1-4-3		3-1 F9 1-2		3-3 K	2 0 0 0 0 1 0 1 0 0 0 0 0 1 0 0 0 0 0 0 0 0 0 0 0 0 0 0 1 0 0 0 0 1 1												
Inning Stats	R: 0 E: 0 K: 0 S: 14	H: 2 LOB: 2 BB: 0 P: 24	R: 0 E: 0 K: 3 S: 10	H: 0 LOB: 0 BB: 0 P: 14	R: 0 E: 1 K: 1 S: 12	H: 1 LOB: 2 BB: 0 P: 16	R: 0 E: 0 K: 1 S: 8	H: 1 LOB: 1 BB: 0 P: 13	R: 0 E: 0 K: 0 S: 7	H: 2 LOB: 1 BB: 0 P: 11	R: 0 E: 0 K: 1 S: 8	H: 1 LOB: 1 BB: 0 P: 11	R: 0 E: 0 K: 0 S: 6	H: 1 LOB: 1 BB: 0 P: 11	R: 0 E: 0 K: 2 S: 12	H: 0 LOB: 1 BB: 1 P: 18	R: 1 E: 1 K: 1 S: 17	H: 2 LOB: 2 BB: 1 P: 29	1B: 9 2B: 1 3B: 0 HR: 0	SF: 0 SAC: 0 DP: 0 HBP: 0	WP: 2 PB: 0 SB: 0 CS: 1	PA: 39
PITCHER	IP WLS BF H R ER SO BB IBB HBP BLK WP HR S P ERA WHIP																					
Carlos Perez, L (1, 1) ERA: 1.61 Mel Rojas, R (8, 1) ERA: 1.42	7.0 W 30 8 0 0 6 1 0 0 0 1 0 66 105 0.00 1.286																					

Los Angeles Dodgers @ Montreal Expos
 Olympic Stadium, Montreal, QB
 Sat May 27 1995, 3:33 AM EDT
 Att. 24,503 - Dome - 65 F

livebaseballscorecards.com

AB	37
R	1
H	10
RBI	1
BB	2
SO	9
LOB	19



Batter	1	2	3	4	5	6	7	8	9
Lou Frazier, S OBP: 0.182, SLG: 0.150 (1, 7) C B B C B	4-2 B1-3 S BB		0-0 F7		2-1 PO 1B			2-1 G6-3	
Wil Cordero, R OBP: 0.348, SLG: 0.403 (1, 6) 1 SAFE 1 SAFE 1 SAFE C B F C	2-3 1-2		4-0 CS BB		0-0 PO 1-2	0-0 G6-3		0-1 G5-3	
Tony Tarasco, L OBP: 0.369, SLG: 0.535 (1, 9) L X	0-1 B1-3 2-3		0-2 F7			1-1 P2			
Henry Rodriguez, L OBP: 0.310, SLG: 0.394 (1, 3) F B B S	2-3 K		2-1 CS 1-2	1-0 G4-3		0-2 G3			
Rondell White, R OBP: 0.415, SLG: 0.660 (1, 8) B B X		2-0 P4		1-1 1B 2B		1-0 HR			
Mike Lansing, R OBP: 0.333, SLG: 0.443 (1, 4) C B B X		2-1 S 2B		3-2 2-H 1B		1-2 G6-3			
Mark Grudzielanek, R OBP: 0.304, SLG: 0.422 (1, 5) C T B B C X		2-3 K 2-3		0-1 G6-3		0-3 K			
Tim Laker, R OBP: 0.265, SLG: 0.355 (1, 2) B B B X		4-0 IBB			0-3 K		0-1 G4-3		
Carlos Perez, L OBP: 0.333, SLG: 0.571 (1, 1) C X		0-1 G4-3			1-3 K			0-0 G6-3	
Mel Rojas, R (8, 1)									
Sean Berry, R OBP: 0.296, SLG: 0.319 (8, 5)									

AB	R	H	RBI	BB	SO	LOB
3	0	1	0	1	0	0
3	0	0	0	1	1	1
3	0	0	0	0	0	2
3	0	0	0	0	1	1
3	2	2	1	0	0	0
3	0	2	1	0	0	0
3	0	0	0	0	2	1
2	0	0	0	1	1	0
2	0	0	0	0	1	2
0	0	0	0	0	0	0
1	0	0	0	0	0	0

AB	R	H	RBI	BB	SO	LOB
26	2	5	2	3	6	7

Inning Stats		R: 0	H: 0	E: 0	K: 2	S: 10	R: 0	H: 1	E: 0	K: 1	S: 9	R: 0	H: 0	E: 0	K: 0	S: 5	R: 1	H: 2	E: 0	K: 0	S: 8	R: 0	H: 1	E: 0	K: 2	S: 8	R: 0	H: 0	E: 0	K: 1	S: 6	R: 1	H: 1	E: 0	K: 1	S: 10	R: 0	H: 0	E: 0	K: 0	S: 5									
IP	WLS	BF	H	R	ER	SO	BB	IBB	HBP	BLK	WP	HR	S	P	ERA	WHIP	IP	WLS	BF	H	R	ER	SO	BB	IBB	HBP	BLK	WP	HR	S	P	ERA	WHIP	IP	WLS	BF	H	R	ER	SO	BB	IBB	HBP	BLK	WP	HR	S	P	ERA	WHIP
Ismael Valdez, R (1, 1)	6.0	L	22	4	1	1	5	2	1	0	0	0	0	79	1.50	1.000																																		
Rudy Seanez, R (7, 1)	0.2		3	1	1	1	0	0	0	0	0	0	1	8	13.50	1.500																																		
Todd Williams, R (7, 1)	1.1		4	0	0	0	0	0	0	0	0	0	0	7	0.00	0.000																																		

BOTTOM

Los Angeles Dodgers @ Montreal Expos
Olympic Stadium, Montreal, QB
Sat May 27 1995, 3:33 AM EDT
Att. 24,503 - Dome - 65 F

livebaseballscorecards.com



Batter	1	2	3	4	5	6	7	8	9	AB R H RBI BB SO LOB	TOP
Roberto Kelly, R (1, 8) OBP: 0.344, SLG: 0.364	2-0 G6-3		3-2 G6-3		1-0 G5-3			0-2 BB 1B 1B		4 0 1 0 0 0 0	Los Angeles Dodgers @ Montreal Expos Olympic Stadium, Montreal, QB Sun May 28 1995, 7:05 PM EDT Att. 16,588 - Dome - 65 F livebaseballscorecards.com
Jose Offerman, S (1, 6) OBP: 0.467, SLG: 0.436	1-1 G5-3		1-2 1B		1-1 1B			2-2 BB 1-2 1B	4 0 3 0 0 0 0		
Raul Mondesi, R (1, 9) OBP: 0.360, SLG: 0.602	3-1 1B 2B		2-2 F9		0-3 K			1-3 K	4 1 1 0 0 2 4		
Eric Karros, R (1, 3) OBP: 0.429, SLG: 0.583	0-1 S 2-H 1B			1-3 K		1-1 G6-3		0-1 L3	4 0 1 1 0 1 2		
Tim Wallach, R (1, 5) OBP: 0.375, SLG: 0.552	1-2 F7 1-2			4-2 FC5 1B BB		0-1 G4-3		4-1 BB 1-2 2-3 BB	2 0 0 0 2 0 1		
Billy Ashley, R (1, 7) OBP: 0.303, SLG: 0.407		2-3 K		2-3 SAFE K		1-2 G6-3		0-3 K	4 0 0 0 0 3 4		
Greg Hansell, R (8, 1)									0 0 0 0 0 0 0		
Delino DeShields, L (1, 4) OBP: 0.311, SLG: 0.302			1-3 K		0-1 SAFE FC5 1-2 1B		3-2 F7	1-2 L7	4 0 1 0 0 1 0		
Tom Prince, R (1, 2) OBP: 0.192, SLG: 0.423		0-0 P3		0-1 SAFE FC5 1-2 2-3f		1-1 G3		1-1 F8	3 0 0 0 0 0 2		
Dave Hansen, L (9, PH) OBP: 0.369, SLG: 0.291									1 0 0 0 0 0 0		
Hideo Nomo, R (1, 1)			1-3 K		3-2 F8		1-3 K	2-2 G6-3	3 0 0 0 0 2 0		
Joey Eischen, L (7, 1)									0 0 0 0 0 0 0		
Felix Rodriguez, R (7, 1)									0 0 0 0 0 0 0		
Omar Daal, L (7, 1)									0 0 0 0 0 0 0		
Chris Gwynn, L (8, 7) OBP: 0.533, SLG: 0.429									1 0 0 0 0 0 0		
Inning Stats	R: 1 H: 2 E: 0 LOB: 1 K: 0 BB: 0 S: 10 P: 17	R: 0 H: 0 E: 0 LOB: 0 K: 2 BB: 0 S: 7 P: 10	R: 0 H: 1 E: 0 LOB: 1 K: 1 BB: 0 S: 14 P: 21	R: 0 H: 1 E: 0 LOB: 2 K: 2 BB: 1 S: 14 P: 21	R: 0 H: 1 E: 0 LOB: 1 K: 1 BB: 0 S: 11 P: 16	R: 0 H: 0 E: 0 LOB: 0 K: 0 BB: 0 S: 7 P: 9	R: 0 H: 0 E: 0 LOB: 0 K: 1 BB: 0 S: 8 P: 13	R: 0 H: 2 E: 0 LOB: 3 K: 2 BB: 1 S: 15 P: 22	R: 0 H: 0 E: 0 LOB: 0 K: 0 BB: 0 S: 8 P: 12	1B: 6 SF: 0 2B: 1 SAC: 0 3B: 0 DP: 0 HR: 0 HBP: 0	WP: 0 PA: 36 PB: 0 SB: 1 CS: 0
PITCHER	IP WLS BF H R ER SO BB IBB HBP BLK WP HR S P ERA WHIP										
Jeff Fassero, L (1, 1) ERA: 2.91	7.0 W 29 7 1 1 7 1 0 0 0 0 0 0 77 115 1.29 1.143										
Tim Scott, R (8, 1) ERA: 3.0	2.0 S 7 0 0 0 2 1 0 0 0 0 0 0 17 26 0.00 0.500										



Batter	1	2	3	4	5	6	7	8	9
Tony Tarasco, L OBP: 0.362, SLG: 0.519 (1, 9)	1-3 		3-2 		0-1 		2-2 	3-3 	
Wil Cordero, R OBP: 0.365, SLG: 0.405 (1, 6)	4-2 		0-1 		4-0 		4-2 	1-2 	
Moises Alou, R OBP: 0.348, SLG: 0.459 (1, 7)	4-1 		0-2 		2-2 		0-1 		
Henry Rodriguez, L OBP: 0.317, SLG: 0.385 (1, 3)	0-3 		3-3 		4-0 		4-0 	1-2 	
Rondell White, R OBP: 0.435, SLG: 0.709 (1, 8)	2-3 			4-1 	4-0 		1-2 	1-2 	
Mike Lansing, R OBP: 0.331, SLG: 0.436 (1, 4)		0-0 		1-3 	1-2 		0-0 		
Darrin Fletcher, L OBP: 0.310, SLG: 0.351 (1, 2)		0-3 		3-2 		0-1 	0-0 		
Sean Berry, R OBP: 0.293, SLG: 0.333 (1, 5)		1-0 		0-2 		0-0 	1-2 		
Jeff Fassero, L (1, 1)		1-3 			1-3 	2-3 		0-2 	
Tim Scott, R OBP: 0.333, SLG: 0.333 (8, 1)									
Tim Spehr, R OBP: 0.429, SLG: 0.833 (8, 2)									

AB	R	H	RBI	BB	SO	LOB
5	1	1	0	0	2	0
2	2	1	0	3	0	0
3	0	1	1	1	0	3
2	1	0	0	2	2	3
2	1	1	4	2	1	2
4	0	1	0	0	1	4
4	0	0	0	0	1	2
4	0	1	0	0	0	2
3	0	0	0	0	3	1
0	0	0	0	0	0	0
1	0	0	0	0	0	0

WP	HR	S	P	ERA	WHIP
0	1	13	13	0.00	0.000
0	0	9	9	0.00	0.000
0	0	13	13	0.00	0.000
0	0	13	13	0.00	0.000

Inning	R	H	E	K	S	R	H	E	K	S	R	H	E	K	S	R	H	E	K	S	R	H	E	K	S
1	0	0	0	3	12	0	0	0	3	8	0	0	0	3	11	0	0	0	3	14	0	0	0	3	13
2	0	1	0	2	23	0	1	0	2	8	0	0	0	2	17	0	0	0	2	14	0	0	0	2	13
3	0	1	0	2	23	0	1	0	2	8	0	0	0	2	17	0	0	0	2	14	0	0	0	2	13
4	0	0	0	3	12	0	0	0	3	8	0	0	0	3	11	0	0	0	3	14	0	0	0	3	13
5	0	0	0	3	12	0	0	0	3	8	0	0	0	3	11	0	0	0	3	14	0	0	0	3	13
6	0	0	0	3	12	0	0	0	3	8	0	0	0	3	11	0	0	0	3	14	0	0	0	3	13
7	0	0	0	3	12	0	0	0	3	8	0	0	0	3	11	0	0	0	3	14	0	0	0	3	13
8	0	0	0	3	12	0	0	0	3	8	0	0	0	3	11	0	0	0	3	14	0	0	0	3	13
9	0	0	0	3	12	0	0	0	3	8	0	0	0	3	11	0	0	0	3	14	0	0	0	3	13

Los Angeles Dodgers @ Montreal Expos
 Olympic Stadium, Montreal, QB
 Sun May 28 1995, 7:05 PM EDT
 Att. 16,588 - Dome - 65 F

AB	30
R	5
H	6
RBI	5
BB	8
SO	10
LOB	17

PITCHER	IP	WLS	BF	H	R	ER	SO	BB	IBB	HBP	BLK	WP	HR	S	P	ERA	WHIP
Hideo Nomo, R ERA: 3.82 (1, 1)	6.1	L	30	4	3	3	9	7	0	0	2	0	0	72	123	4.26	1.737
Joey Eischen, L ERA: 4.5 (7, 1)	0.0		1	0	0	0	0	1	0	0	0	0	0	4	4	∞	∞
Felix Rodriguez, R ERA: 4.5 (7, 1)	0.0		2	2	2	2	0	0	0	0	0	0	1	4	5	∞	∞
Omar Daal, L ERA: 1.13 (7, 1)	0.2		2	0	0	0	0	0	0	0	0	0	0	5	6	0.00	0.000
Greg Hansell, R ERA: 5.54 (8, 1)	1.0		3	0	0	0	1	0	0	0	0	0	0	9	13	0.00	0.000

Batter	1	2	3	4	5	6	7	8	9	AB R H RBI BB SO LOB	TOP											
Delino DeShields, L (1, 4) OBP: 0.307, SLG: 0.322	1-3 K		2-3 K		2-2 HR	2-3 K			0-3 K	5 1 1 1 0 4 3												
Jose Offerman, S (1, 6) OBP: 0.460, SLG: 0.425	4-2 G6-4-3 BB			1-0 F7	0-2 F8			3-3 K		3 0 0 0 1 1 0												
Roberto Kelly, R (1, 8) OBP: 0.341, SLG: 0.360	0-1 G6-4-3 1-2f			0-1 HR 1B		1-0 F8	1-3 K			4 1 1 0 0 1 1												
Eric Karros, R (1, 3) OBP: 0.423, SLG: 0.597		2-0 F9		0-0 HR 1-H		1-1 G6-3	2-2 G6-3			4 1 1 2 0 0 0												
Raul Mondesi, R (1, 9) OBP: 0.364, SLG: 0.606		0-0 G4-3 S 1B		1-1 G6-3		1-1 2B 2B		0-3 K		4 1 2 0 0 1 0												
Tim Wallach, R (1, 5) OBP: 0.361, SLG: 0.545		3-1 G4-3 1-3		1-0 P2		0-0 BB 2B 2-H		1-0 F8		4 1 1 1 0 0 1												
Chris Gwynn, L (1, 7) OBP: 0.350, SLG: 0.447		1-1 F7			0-1 1B G6-3 2B	4-1 BB BB BB		1-3 K		3 1 1 0 1 1 1												
Todd Worrell, R (8, 1)										0 0 0 0 0 0 0												
Tom Prince, R (1, 2) OBP: 0.241, SLG: 0.429			1-0 F7		0-1 G6-3 1B	4-1 BB BB		3-2 K		2 0 1 0 1 0 0												
Mitch Webster, S (9, PH) OBP: 0.182, SLG: 0.286					2-3 G6-3 1B	1-2 2-3 BB BB				1 0 0 0 0 1 0												
Pedro Astacio, R (1, 1)			1-1 G1-3		1-1 G6-3 1-2f 3-H	4-2 BB		1-2 G5-3		1 0 0 0 0 0 0												
Joey Eischen, L (4, 1)										0 0 0 0 0 0 0												
Greg Hansell, R (4, 1)										0 0 0 0 0 0 0												
Dave Hansen, L (5, PH) OBP: 0.394, SLG: 0.286										1 0 0 0 0 0 1												
Omar Daal, L (5, 1)										0 0 0 0 0 0 0												
Billy Ashley, R (6, PH) OBP: 0.310, SLG: 0.407										0 0 0 1 1 0 0												
Felix Rodriguez, R (6, 1)										0 0 0 0 0 0 0												
Rick Parker, R (8, 7) OBP: 0.667, SLG: 0.667										1 0 0 0 0 0 0												
Inning Stats	R: 0 E: 0 K: 1 S: 9	H: 0 LOB: 0 BB: 1 P: 14	R: 0 E: 0 K: 0 S: 6	H: 1 LOB: 1 BB: 0 P: 12	R: 0 E: 0 K: 1 S: 7	H: 0 LOB: 0 BB: 0 P: 11	R: 2 E: 0 K: 0 S: 7	H: 2 LOB: 0 BB: 0 P: 10	R: 2 E: 0 K: 0 S: 14	H: 3 LOB: 0 BB: 0 P: 17	R: 2 E: 0 K: 1 S: 15	H: 2 LOB: 3 BB: 3 P: 32	R: 0 E: 0 K: 2 S: 10	H: 0 LOB: 0 BB: 0 P: 16	R: 0 E: 0 K: 2 S: 7	H: 0 LOB: 0 BB: 0 P: 9	R: 0 E: 0 K: 2 S: 9	H: 0 LOB: 0 BB: 0 P: 13	1B: 3 2B: 3 3B: 0 HR: 2	SF: 0 SAC: 0 DP: 2 HBP: 0	WP: 0 PB: 0 SB: 1 CS: 0	PA: 37
PITCHER	IP WLS BF H R ER SO BB IBB HBP BLK WP HR S P ERA WHIP																					
Paul Quantrill, R (1, 1) ERA: 4.33	5.2 W 25 8 6 6 2 2 0 0 0 0 2 50 78 9.53 1.765																					
Ricky Bottalico, R (6, 1) ERA: 0.54	2.1 9 0 0 0 5 2 0 0 0 0 0 25 43 0.00 0.857																					
Heathcliff Slocumb, R (9, 1) ERA: 1.47	1.0 S 3 0 0 0 2 0 0 0 0 0 0 9 13 0.00 0.000																					

Los Angeles Dodgers @ Philadelphia Phillies
Veterans Stadium, Philadelphia, PA

livebaseballscorecards.com

AB	33
R	6
H	8
RBI	5
BB	4
SO	9
LOB	7



Mon May 29 1995, 7:05 PM EDT
Att. 27,426 - Unknown - 78 F

Batter	1	2	3	4	5	6	7	8	9	AB	R	H	RBI	BB	SO	LOB
Lenny Dykstra, L OBP: 0.382, SLG: 0.340 (1, 8)	K 1-3	FC3-6 0-0 1-2f		G6-3 1-0	SF9 1-1		G3 2-1			4	0	0	1	0	1	1
Mickey Morandini, L OBP: 0.370, SLG: 0.455 (1, 4)	1B 4-1 BB		K 0-3	L9 3-2	K 2-3		F8 2-2			4	0	0	0	1	2	0
Tony Longmire, L OBP: 0.344, SLG: 0.588 Heathcliff Slocumb, R (1, 7) (9, 1)	G4-6-3 1B 0-1 1-3		2B 3-2 2B	1B 4-0 1B		1B 3-2 1B		G3-1 2-2		4	3	3	0	1	0	0
Dave Hollins, S OBP: 0.441, SLG: 0.465 (1, 3)	G4-6-3 1-0 1-2f		G3 1-2 3B 2B	1B 2-0 1B		P4 1-2		1B 1-0		5	1	3	1	0	0	3
Darren Daulton, L OBP: 0.348, SLG: 0.414 (1, 2)		HR 1-1	G3 0-0	BB 2-1 1B		1B 4-1		F8 2-0		4	1	2	2	1	0	1
Jim Eisenreich, L OBP: 0.457, SLG: 0.600 (1, 9)		HR 3-2	2B 1-0 3B	BB 4-1 1B		1B 1-0		1B 1-2		3	2	3	3	1	0	0
Charlie Hayes, R OBP: 0.392, SLG: 0.467 (1, 5)		F7 0-1	2B 0-1	G6-3 3-2		F9 3-2				4	0	1	1	0	0	5
Kevin Stocker, S OBP: 0.306, SLG: 0.250 (1, 6)		K 1-3	IBB 4-0		SH2-3 0-0		F8 0-0			3	1	1	0	1	1	2
Paul Quantrill, L OBP: 0.133, SLG: 0.071 Ricky Bottalico, L (6, 1) Gary Varsho, L OBP: 0.310, SLG: 0.269 (9, 7)		FC3-6 1B 3-2	G4-3 0-0		SH2-3 0-0		K 3-3			2	0	1	0	0	0	2

Inning Stats	R: 0 E: 0 K: 1 S: 7	H: 1 LOB: 1 BB: 1 P: 13	R: 2 E: 0 K: 1 S: 17	H: 3 LOB: 1 BB: 0 P: 25	R: 3 E: 0 K: 1 S: 14	H: 4 LOB: 2 BB: 1 P: 23	R: 1 E: 0 K: 0 S: 14	H: 2 LOB: 3 BB: 2 P: 33	R: 1 E: 0 K: 1 S: 7	H: 1 LOB: 0 BB: 0 P: 10	R: 1 E: 0 K: 0 S: 13	H: 2 LOB: 2 BB: 1 P: 25	R: 0 E: 0 K: 1 S: 9	H: 0 LOB: 0 BB: 0 P: 16	R: 0 E: 0 K: 0 S: 5	H: 1 LOB: 0 BB: 0 P: 10	
PITCHER	IP	WLS	BF	H	R	ER	SO	BB	IBB	HBP	BLK	WP	HR	S	P	ERA	WHIP
Pedro Astacio, R ERA: 4.28 (1, 1)	3.2	L	22	9	6	6	3	2	1	0	0	0	2	43	76	14.73	3.000
Joey Eischen, L ERA: 4.5 (4, 1)	0.0		2	1	0	0	0	1	0	0	0	0	0	3	9	∞	∞
Greg Hansell, R ERA: 5.4 (4, 1)	0.1		1	0	0	0	0	0	0	0	0	0	0	6	9	0.00	0.000
Omar Daal, L ERA: 2.0 (5, 1)	1.0		4	1	1	1	1	0	0	0	0	0	0	7	10	9.00	1.000
Felix Rodriguez, R ERA: 4.5 (6, 1)	2.0		9	2	1	1	1	1	0	0	0	0	0	22	41	4.50	1.500
PITCHER	IP	WLS	BF	H	R	ER	SO	BB	IBB	HBP	BLK	WP	HR	S	P	ERA	WHIP
Todd Worrell, R ERA: (8, 1)	1.0		3	1	0	0	0	0	0	0	0	0	0	5	10	0.00	1.000













































Los Angeles Dodgers @ Philadelphia Phillies
Veterans Stadium, Philadelphia, PA
 Mon May 29 1995, 7:05 PM EDT
 Att: 27,426 - Unknown - 78 F

AB	34
R	8
H	14
RBI	8
BB	5
SO	5
LOB	14



1B: 7	SF: 1	WP: 0	PA: 41
2B: 4	SAC: 1	PB: 0	
3B: 1	DP: 1	SB: 0	
HR: 2	HBP: 0	CS: 0	

livebaseballscores.com

Batter	1	2	3	4	5	6	7	8	9	AB R H RBI BB SO LOB	TOP									
Delino DeShields, L OBP: 0.305, SLG: 0.320 (1, 4) 	1-0  G4-3		3-2  S 1B		3-2  F7		2-1  FC4-6 BB 1-2f 2-3			4 0 1 0 0 0 3	Los Angeles Dodgers @ Philadelphia Phillies Veterans Stadium, Philadelphia, PA Tue May 30 1995, 7:05 PM EDT Att. 26,014 - Unknown - 70 F									
Jose Offerman, S OBP: 0.469, SLG: 0.431 (1, 6) 	1-0  G6-3 1B		3-1  B2		0-0  1-2 1B		4-1  FC6-4 BB 1-2			3 0 2 0 1 0 1										
Roberto Kelly, R OBP: 0.331, SLG: 0.349 (1, 8) 	0-1  G6-3 1-2		2-0  G6-3		1-1  F8		0-1  FC6-4 1-2f			4 0 0 0 0 0 7										
Eric Karros, R OBP: 0.426, SLG: 0.591 (1, 3) 	4-1  BB		1-3  K		0-0  L3 1B		2-2  G6-3			3 0 1 0 1 1 1										
Raul Mondesi, R OBP: 0.361, SLG: 0.593 (1, 9) 	0-2  L8			4-2  E8 BB		0-0  F8		2-3  K		3 0 0 0 1 1 3										
Tim Wallach, R OBP: 0.350, SLG: 0.514 (1, 5) 		2-2  1B		2-0  E8 G4-6-3 1-2		1-2  L3 1-1		1-2  G5-3		4 0 1 0 0 0 2										
Chris Gwynn, L OBP: 0.341, SLG: 0.429 (1, 7) 		2-3  K		1-0  G4-6-3 1-2f		3-2  FC4-6 1B 1B		0-1  G4-3		4 0 1 0 0 1 2										
Tom Prince, R OBP: 0.242, SLG: 0.387 (1, 2) 		0-3  K		4-2  1B BB		1-0  L9		3-2  G5-3		3 0 0 0 1 1 2										
Tom Candiotti, R OBP: 0.125, SLG: 0.067 (5, PH) Garey Ingram, R OBP: 0.375, SLG: 0.300 (5, 1) Joey Eischen, L OBP: 0.373, SLG: 0.298 (7, PH) Dave Hansen, L OBP: 0.500, SLG: 0.500 (7, 1) Omar Daal, L OBP: 0.174, SLG: 0.273 (9, PH)		0-0  G5-3		0-1  F8		0-2  FC4-6 1B 1-2		3-2  P6		1 0 0 0 0 0 1 1 0 0 0 0 0 1 0 0 0 0 0 0 0 1 0 0 1 0 0 0 0 0 0 0 0 0 0 0 0 0 0 0 0 0 1 0 0 0 0 0 0										
Inning Stats	R: 0 E: 0 K: 0 S: 8	H: 1 LOB: 2 BB: 1 P: 14	R: 0 E: 0 K: 2 S: 10	H: 1 LOB: 1 BB: 0 P: 14	R: 0 E: 0 K: 1 S: 11	H: 0 LOB: 0 BB: 1 P: 12	R: 0 E: 0 K: 0 S: 12	H: 1 LOB: 2 BB: 1 P: 20	R: 0 E: 0 K: 0 S: 6	H: 1 LOB: 0 BB: 0 P: 7	R: 0 E: 0 K: 0 S: 12	H: 2 LOB: 3 BB: 1 P: 22	R: 0 E: 0 K: 1 S: 10	H: 0 LOB: 0 BB: 0 P: 15	R: 0 E: 0 K: 0 S: 8	H: 0 LOB: 0 BB: 0 P: 14	1B: 7 2B: 1 3B: 0 HR: 0	SF: 0 SAC: 0 DP: 2 HBP: 0	WP: 0 PB: 0 SB: 1 CS: 0	PA: 36
PITCHER Tyler Green, R ERA: 4.08 (1, 1)	IP: 9.0 WLS: W BFS: 36 H: 7 R: 0 ER: 0 SO: 4 BB: 4 IBB: 0 HBP: 0 BLK: 0 WP: 0 HR: 0 S: 82 P: 137 ERA: 0.00 WHIP: 1.222							PITCHER	IP: 0.0 WLS: 0 BFS: 0 H: 0 R: 0 ER: 0 SO: 0 BB: 0 IBB: 0 HBP: 0 BLK: 0 WP: 0 HR: 0 S: 0 P: 0 ERA: 0.00 WHIP: 0.000											

AB	32
R	0
H	7
RBI	0
BB	4
SO	4
LOB	23



Batter	1	2	3	4	5	6	7	8	9	AB	R	H	RBI	BB	SO	LOB
Lenny Dykstra, L OBP: 0.367, SLG: 0.327 (1, 8)	2-2 P2		3-1 G4-3	3-0 F7		0-2 L7		0-0 SF7		4	0	0	1	0	0	1
Mickey Morandini, L OBP: 0.354, SLG: 0.433 (1, 4)	2-0 G4-3		2-0 E8 WP	1-2 P3			0-1 F8	0-1 G4-3		5	1	0	0	0	0	1
Gregg Jefferies, S OBP: 0.303, SLG: 0.378 (1, 7)	1-1 1B		4-0 WP PB BB BB		1-0 1B		2-2 FC4-6 1B			3	1	3	0	1	0	0
Dave Hollins, S OBP: 0.443, SLG: 0.461 (1, 3)	2-1 G5-3		4-2 PB WP 1B BB		1-0 F9		2-2 SAFE SAFE FC4-6 1B			3	1	1	0	1	0	2
Darren Daulton, L OBP: 0.345, SLG: 0.402 (1, 2)		4-2 G5-4-3 1B BB	0-1 P6		3-2 F8		1-0 FC4-6			3	0	0	0	1	0	6
Jim Eisenreich, L OBP: 0.459, SLG: 0.589 (1, 9)		2-1 G5-4-3 1B	4-1 PB 1B BB		3-2 G4-3		3-2 G1-3			3	1	1	0	1	0	3
Charlie Hayes, R OBP: 0.403, SLG: 0.477 (1, 5)		2-2 G5-4-3	1-1 FC4-6 1B		2-2 G3 1B		1-1 SH1-4 FC4 1B			4	1	3	2	0	0	2
Kevin Stocker, S OBP: 0.304, SLG: 0.241 (1, 6)		4-0 BB	0-2 FC4-6		0-0 G3		3-2 FC4 SH1-4			3	0	0	0	1	0	3
Tyler Green, R OBP: 0.071, SLG: 0.143 (1, 1)		2-3 K		1-3 K		1-3 K	1-0 SH1-4			3	0	0	0	0	3	3

Inning Stats	R: 0	H: 1	E: 0	LOB: 1	K: 0	BB: 0	S: 8	P: 15	R: 0	H: 1	E: 0	LOB: 2	K: 1	BB: 2	S: 11	P: 25	R: 4	H: 1	E: 1	LOB: 1	K: 0	BB: 3	S: 15	P: 33	R: 0	H: 0	E: 0	LOB: 0	K: 1	BB: 0	S: 9	P: 14	R: 0	H: 1	E: 0	LOB: 1	K: 1	BB: 0	S: 10	P: 13	R: 0	H: 2	E: 0	LOB: 2	K: 0	BB: 0	S: 12	P: 20	R: 1	H: 1	E: 0	LOB: 1	K: 0	BB: 0	S: 9	P: 14
--------------	------	------	------	--------	------	-------	------	-------	------	------	------	--------	------	-------	-------	-------	------	------	------	--------	------	-------	-------	-------	------	------	------	--------	------	-------	------	-------	------	------	------	--------	------	-------	-------	-------	------	------	------	--------	------	-------	-------	-------	------	------	------	--------	------	-------	------	-------

PITCHER	IP	WLS	BF	H	R	ER	SO	BB	IBB	HBP	BLK	WP	HR	S	P	ERA	WHIP
Tom Candiotti, R ERA: 4.74 (1, 1)	4.0	L	20	3	4	0	2	5	0	0	0	1	0	43	87	0.00	2.000
Joey Eischen, L ERA: 2.25 (5, 1)	2.0		8	2	0	0	1	0	0	0	0	0	0	18	29	0.00	1.000
Omar Daal, L ERA: 1.8 (7, 1)	1.0		5	2	0	0	0	0	0	0	0	0	0	12	20	0.00	2.000
Todd Williams, R ERA: 4.5 (8, 1)	1.0		5	1	1	1	0	0	0	0	0	0	0	9	14	9.00	1.000

BOTTOM

Los Angeles Dodgers @ Philadelphia Phillies
Veterans Stadium, Philadelphia, PA

Tue May 30 1995, 7:05 PM EDT
Att: 26,014 - Unknown - 70 F

AB	31
R	5
H	8
RBI	3
BB	5
SO	3
LOB	21

WP: 1 PA: 38
PB: 1
SB: 1
CS: 0



PITCHER	IP	WLS	BF	H	R	ER	SO	BB	IBB	HBP	BLK	WP	HR	S	P	ERA	WHIP
---------	----	-----	----	---	---	----	----	----	-----	-----	-----	----	----	---	---	-----	------

Batter	1	2	3	4	5	6	7	8	9	10	AB	R	H	RBI	BB	SO	LOB	TOP				
Delino DeShields, L OBP: 0.301, SLG: 0.315 (1, 4)	2-2 L8		0-1 CS 1B			3-2 L9	3-1 F8			0-3 K	5	0	1	0	0	1	2					
Jose Offerman, S OBP: 0.480, SLG: 0.445 (1, 6)	4-1 G4-6-3 BB		2-1 CS 1-2	2-1 L3		2-2 1B 2B		4-1 F9 SH1-4 BB		1-0 PB 1B	3	2	2	0	2	0	0					
Roberto Kelly, R OBP: 0.333, SLG: 0.346 Rick Parker, R OBP: 0.800, SLG: 0.800 (1, 8) (4, 8)	0-1 G4-6-3 1-2f			1-0 FC6-4 HBP		1-0 1B 2-H		0-0 SH1-4 1-2		2-2 HR 1B 1-H	1	0	0	0	0	0	1					
Eric Karros, R OBP: 0.425, SLG: 0.603 (1, 3)		4-0 1B BB		2-3 K		3-2 L5		0-1 F9 2-3		3-1 HR 2-H	4	1	1	2	1	1	3					
Raul Mondesi, R OBP: 0.349, SLG: 0.571 (1, 9)		3-2 L7		3-1 FC6-4 1-2f		3-3 K		0-2 G5-3		1-1 L6	5	0	0	0	0	1	4					
Tim Wallach, R OBP: 0.386, SLG: 0.525 (1, 5)		1-2 G1-4-3 1B			0-0 1B		4-1 FC1-5 BB BB		0-2 G6-3		3	0	2	0	1	0	0					
Billy Ashley, R OBP: 0.298, SLG: 0.389 Todd Worrell, R (10, 1)		0-1 G1-4-3 1-2f		1-3 K		0-3 K		0-0 P4		0-0 P4	4	0	0	0	0	2	4					
Carlos Hernandez, R OBP: 0.175, SLG: 0.078 (1, 2)			2-3 K		1-0 P4		4-0 FC1-5 BB 1-2		3-2 F9		3	0	0	0	1	1	1					
Ramon Martinez, R OBP: 0.176, SLG: 0.235 Chris Gwynn, L OBP: 0.333, SLG: 0.419 (10, PH) (10, 7)			2-3 K		0-0 G6-3		1-1 FC1-5 1-2 2-3f		2-3 K		3	0	0	0	0	1	3					
Inning Stats	R: 0 E: 0 K: 0 S: 7	H: 0 LOB: 0 BB: 1 P: 13	R: 0 E: 0 K: 0 S: 8	H: 1 LOB: 1 BB: 1 P: 16	R: 0 E: 0 K: 2 S: 10	H: 1 LOB: 0 BB: 0 P: 16	R: 0 E: 0 K: 1 S: 6	H: 1 LOB: 1 BB: 0 P: 8	R: 1 E: 0 K: 1 S: 17	H: 2 LOB: 1 BB: 0 P: 29	R: 0 E: 0 K: 1 S: 9	H: 0 LOB: 2 BB: 2 P: 21	R: 0 E: 0 K: 0 S: 7	H: 0 LOB: 1 BB: 1 P: 11	R: 0 E: 0 K: 0 S: 7	H: 0 LOB: 0 BB: 0 P: 10	R: 3 E: 0 K: 2 S: 14	H: 3 LOB: 0 BB: 0 P: 23	1B: 6 2B: 1 3B: 0 HR: 1	SF: 0 SAC: 1 DP: 2 HBP: 1	WP: 0 PB: 1 SB: 0 CS: 1	PA: 42
PITCHER	IP	WLS	BF	H	R	ER	SO	BB	IBB	HBP	BLK	WP	HR	S	P	ERA	WHIP					
Mike Mims, L ERA: 3.09 Gene Harris, R ERA: 3.24 Ricky Bottalico, R ERA: 1.93	(1, 1) 7.0 (8, 1) 1.0 (9, 1) 2.0		28 4 9	5 0 3	1 0 3	1 0 3	6 0 2	4 0 0	0 0 0	0 0 0	1 0 0	0 0 0	0 0 0	0 0 1	64 7 21	118 11 33	1.29 0.00 13.50	1.286 1.000 1.500				

Los Angeles Dodgers @ Philadelphia Phillies
Veterans Stadium, Philadelphia, PA
Wed May 31 1995, 7:05 PM EDT
Att. 22,480 - Unknown - 84 F

livebaseballscorecards.com

AB 34
R 4
H 8
RBI 4
BB 5
SO 8
LOB 18



BOTTOM

Los Angeles Dodgers @ Philadelphia Phillies
Veterans Stadium, Philadelphia, PA

Wed May 31 1995, 7:05 PM EDT
Att. 22,480 - Unknown - 84 F

livebaseballscorecards.com

AB 29
R 1
H 3
RBI 1
BB 9
SO 7
LOB 18



WP: 1 PA: 38
FB: 0
SB: 0
CS: 0

AB R H RBI BB SO LOB

5 0 0 0 0 1 2

4 0 0 0 1 0 2

2 0 1 0 2 0 0

3 1 0 0 1 1 4

3 0 0 0 1 2 4

4 0 1 0 0 0 3

1 0 0 0 3 0 0

3 0 1 1 1 0 1

2 0 0 0 0 2 0

0 0 0 0 0 0 0

1 0 0 0 0 0 0

0 0 0 0 0 0 0

1 0 0 0 0 1 2

1B: 2 SF: 0
2B: 1 SAC: 0
3B: 0 DP: 2
HR: 0 HBP: 0

Batter	1	2	3	4	5	6	7	8	9	10
Lenny Dykstra, L OBP: 0.353, SLG: 0.313 (1, 8)	2-2 P6		1-3 K			3-1 G6-3		0-2 F8		0-0 F8
Mickey Morandini, L OBP: 0.347, SLG: 0.417 (1, 4)	1-2 G5-3		0-1 G3			4-2 FC6-4 BB		1-0 F7		2-2 G4-3
Gregg Jefferies, S OBP: 0.317, SLG: 0.389 (1, 7)	2-1 G5-3			3-1 1B 2B		4-0 FC6-4 BB			4-1 BB BB	
Dave Hollins, S OBP: 0.438, SLG: 0.448 (1, 3)		4-2 BB BB 1B		1-1 F8		1-0 FC6-4 BB			1-3 K	
Darren Daulton, L OBP: 0.341, SLG: 0.390 (1, 2)	2-1 P6		2-3 K			2-2 K			4-1 G4-6-3 BB	
Jim Eisenreich, L OBP: 0.449, SLG: 0.571 (1, 9)	1-1 F7		2-2 2-H 1B				0-0 G5-3		2-2 G4-6-3	
Charlie Hayes, R OBP: 0.414, SLG: 0.473 (1, 5)	4-1 1B BB			2-0 P3			4-1 G1-6-3 BB			4-2 WP BB
Kevin Stocker, S OBP: 0.311, SLG: 0.244 (1, 6)	0-2 1-H 2-H 1B			2-2 G3-1			1-2 G1-6-3			4-2 BB
Mike Mimbs, L Gene Harris, R Gary Varsho, L Ricky Bottalico, L Tony Longmire, L			2-3 K		1-3 K			0-0 G1-3		1-3 K

Inning Stats	R: 0	H: 0	E: 0	K: 0	S: 10	P: 15	R: 1	H: 1	E: 0	K: 0	S: 11	P: 22	R: 0	H: 0	E: 0	K: 2	S: 9	P: 12	R: 0	H: 2	E: 0	K: 1	S: 12	P: 20	R: 0	H: 0	E: 0	K: 1	S: 8	P: 13	R: 0	H: 0	E: 0	K: 1	S: 12	P: 26	R: 0	H: 0	E: 0	K: 0	S: 5	P: 10	R: 0	H: 0	E: 0	K: 0	S: 5	P: 6	R: 0	H: 0	E: 0	K: 1	S: 8	P: 19	R: 0	H: 0	E: 0	K: 1	S: 15	P: 26	1B: 2	SF: 0	2B: 1	SAC: 0	3B: 0	DP: 2	HR: 0	HBP: 0	WP: 1	PA: 38
--------------	------	------	------	------	-------	-------	------	------	------	------	-------	-------	------	------	------	------	------	-------	------	------	------	------	-------	-------	------	------	------	------	------	-------	------	------	------	------	-------	-------	------	------	------	------	------	-------	------	------	------	------	------	------	------	------	------	------	------	-------	------	------	------	------	-------	-------	-------	-------	-------	--------	-------	-------	-------	--------	-------	--------

PITCHER	IP	WLS	BF	H	R	ER	SO	BB	IBB	HBP	BLK	WP	HR	S	P	ERA	WHIP
Ramon Martinez, R ERA: 3.88 (1, 1)	9.0	W	33	3	1	1	6	7	0	0	0	0	0	80	143	1.00	1.111
Todd Worrell, R ERA: (10, 1)	1.0	S	5	0	0	0	1	2	0	0	0	1	0	15	26	0.00	2.000

Batter	1	2	3	4	5	6	7	8	9	AB R H RBI BB SO LOB	TOP											
Delino DeShields, L OBP: 0.298, SLG: 0.311 (1, 4)	1-1 1B 2B 1B	2-0 F8		2-2 G1-6-3 1-2f			0-3 K		0-1 P6	5 1 1 0 0 1 2												
Jose Offerman, S OBP: 0.484, SLG: 0.472 (1, 6)	0-0 2B 1B		1-1 HR			2-3 K	4-1 2B BB		0-1 L9	4 3 2 1 1 1 0												
Roberto Kelly, R OBP: 0.342, SLG: 0.370 (1, 8)	0-2 1B 2B		2-3 K			1-1 E WP 1B	0-1 1B 2B		0-1 F8	5 2 3 3 0 1 0												
Eric Karros, R OBP: 0.433, SLG: 0.612 (1, 3)	2-2 G6-4-3 1B		3-2 1B 2B			2-1 G5-3	4-1 1B BB			3 0 2 1 1 0 1												
Raul Mondesi, R OBP: 0.346, SLG: 0.563 (1, 9)	1-1 G6-4-3 1-2f		0-0 L7			1-3 K	3-2 1-3 2-H 1B			4 0 1 1 0 1 3												
Tim Wallach, R OBP: 0.375, SLG: 0.500 (1, 5)	1-0 L9		3-1 1B			0-0 G4-3	0-3 K			4 0 1 0 0 1 2												
Billy Ashley, R OBP: 0.287, SLG: 0.374 (1, 7)		1-3 K	2-3 K			1-3 K		1-1 G5-3		4 0 0 0 0 3 2												
Rick Parker, R OBP: 0.800, SLG: 0.800 (8, 7)										0 0 0 0 0 0 0												
Tom Prince, R OBP: 0.270, SLG: 0.364 (1, 2)		4-2 BB		4-2 G1-6-3 BB		3-3 K		1-2 P6		2 0 0 0 2 1 0												
Ismael Valdez, R (1, 1)		0-3 K		0-0 B1			0-3 K	1-3 K		4 0 0 0 0 3 2												
Inning Stats	R: 3 E: 0 K: 0 S: 12	H: 4 LOB: 0 BB: 0 P: 17	R: 0 E: 0 K: 2 S: 10	H: 0 LOB: 1 BB: 1 P: 17	R: 1 E: 0 K: 2 S: 14	H: 3 LOB: 2 BB: 0 P: 25	R: 0 E: 0 K: 0 S: 6	H: 0 LOB: 0 BB: 1 P: 12	R: 0 E: 1 K: 2 S: 10	H: 1 LOB: 1 BB: 0 P: 16	R: 0 E: 0 K: 2 S: 9	H: 0 LOB: 0 BB: 0 P: 13	R: 2 E: 0 K: 3 S: 16	H: 2 LOB: 2 BB: 2 P: 27	R: 0 E: 0 K: 1 S: 8	H: 0 LOB: 0 BB: 0 P: 11	R: 0 E: 0 K: 0 S: 6	H: 0 LOB: 0 BB: 0 P: 6	1B: 6 2B: 3 3B: 0 HR: 1	SF: 0 SAC: 0 DP: 2 HBP: 0	WP: 1 PB: 0 SB: 0 CS: 0	PA: 39
PITCHER	IP WLS BF H R ER SO BB IBB HBP BLK WP HR S P ERA WHIP																					
Kent Mercker, L ERA: 3.89 (1, 1)	6.2 L 30 9 6 6 10 3 0 0 0 1 1 70 113 8.10 1.800																					
Steve Bedrosian, R ERA: 5.56 (7, 1)	0.1 3 1 0 0 1 1 0 0 0 0 0 7 14 0.00 6.000																					
Brad Clontz, R ERA: 3.95 (8, 1)	1.0 3 0 0 0 1 0 0 0 0 0 0 8 11 0.00 0.000																					
Mike Stanton, L ERA: 3.27 (9, 1)	1.0 3 0 0 0 0 0 0 0 0 0 0 6 6 0.00 0.000																					

Los Angeles Dodgers @ Atlanta Braves
Atlanta-Fulton County Stadium, Atlanta, GA

Thu Jun 01 1995, 7:05 PM EDT
Att. 27,796 - Unknown - 86 F

livebaseballscorecards.com

AB 35
R 6
H 10
RBI 6
BB 4
SO 12
LOB 12



Batter	1	2	3	4	5	6	7	8	9	AB	R	H	RBI	BB	SO	LOB	BOTTOM										
Marquis Grissom, R (1, 8) OBP: 0.280, SLG: 0.373 										4	0	1	0	0	0	1											
Jeff Blauser, R (1, 6) OBP: 0.342, SLG: 0.388 										4	0	0	0	0	1	2											
10 Chipper Jones, S (1, 5) OBP: 0.396, SLG: 0.492 										4	1	1	0	0	2	1											
Fred McGriff, L (1, 3) OBP: 0.399, SLG: 0.508 										4	2	2	2	0	1	0											
David Justice, L (1, 9) OBP: 0.398, SLG: 0.500 										4	0	1	0	0	0	1											
Ryan Klesko, L (1, 7) OBP: 0.296, SLG: 0.244 										3	0	0	1	0	1	1											
Javy Lopez, R (1, 2) OBP: 0.356, SLG: 0.516 										3	0	0	0	0	0	0											
Mark Lemke, S (1, 4) OBP: 0.294, SLG: 0.320 										3	0	0	0	0	0	0											
Kent Mercker, L (1, 1) OBP: 0.214, SLG: 0.286 Steve Bedrosian, R (7, 1) Dwight Smith, L (7, PH) OBP: 0.404, SLG: 0.636 Brad Clontz, R (8, 1) Mike Stanton, L (9, 1)										3	0	1	0	0	0	0											
										2	0	1	0	0	1	0											
										0	0	0	0	0	0	0											
										1	0	0	0	0	0	1											
										0	0	0	0	0	0	0											
										0	0	0	0	0	0	0											
										0	0	0	0	0	0	0											
Inning Stats	R: 2 E: 0 K: 1 S: 11	H: 2 LOB: 0 BB: 0 P: 18	R: 0 E: 0 K: 0 S: 6	H: 0 LOB: 0 BB: 0 P: 9	R: 0 E: 0 K: 2 S: 10	H: 1 LOB: 1 BB: 0 P: 15	R: 1 E: 0 K: 0 S: 8	H: 1 LOB: 0 BB: 0 P: 14	R: 0 E: 0 K: 0 S: 8	H: 1 LOB: 1 BB: 0 P: 12	R: 0 E: 0 K: 1 S: 11	H: 1 LOB: 1 BB: 0 P: 19	R: 0 E: 0 K: 0 S: 6	H: 1 LOB: 0 BB: 0 P: 12	R: 0 E: 0 K: 0 S: 4	H: 0 LOB: 0 BB: 0 P: 5	R: 0 E: 0 K: 2 S: 8	H: 0 LOB: 0 BB: 0 P: 11	1B: 4 2B: 2 3B: 0 HR: 1	SF: 1 SAC: 0 DP: 1 HBP: 0	WP: 0 PB: 0 SB: 0 CS: 0	PA: 33					
PITCHER Ismael Valdez, R (1, 1) ERA: 2.68	IP: 9.0	WLS: W	BF: 33	H: 7	R: 3	ER: 3	SO: 6	BB: 0	IBB: 0	HBP: 0	BLK: 1	WP: 0	HR: 1	S: 72	P: 115	ERA: 3.00	WHIP: 0.778										

Los Angeles Dodgers @ Atlanta Braves
 Atlanta-Fulton County Stadium, Atlanta, GA

AB	32
R	3
H	7
RBI	3
BB	0
SO	6
LOB	7



Thu Jun 01 1995, 7:05 PM EDT
 Att: 27,796 - Unknown - 86 F

livebaseballscores.com

Batter	1	2	3	4	5	6	7	8	9	AB R H RBI BB SO LOB	TOP	
Brett Butler, L (1, 8) OBP: 0.343, SLG: 0.341	2-2 L7		1-3 K		2-0 F7			0-0 G6-3		0 0 0 0 0 0 0		
Edgardo Alfonzo, R (1, 5) OBP: 0.244, SLG: 0.309	1-0 F9		3-2 G6-3			2-0 F8		2-1 P3		4 0 0 0 0 0 0		
Rico Brogna, L (1, 3) OBP: 0.345, SLG: 0.509 Tim Bogar, R (9, PR) OBP: 0.200, SLG: 0.158	3-2 F9			1-0 F7		1-1 G3			4-2 HBP BB	3 0 0 0 1 0 0 0 0 0 0 0 0 0		
Bobby Bonilla, S (1, 7) OBP: 0.420, SLG: 0.656		3-1 HR		4-2 BLK WP BB		3-1 1B		2-3 K	2-3 K	3 1 2 1 1 1 1		
Jeff Kent, R (1, 4) OBP: 0.313, SLG: 0.400	1-0 P9		1-2 SAFE F7		3-3 K			1-0 SAFE F8		4 0 0 0 0 1 3		
Todd Hundley, S (1, 2) OBP: 0.378, SLG: 0.506 Alberto Castillo, R (9, PR) OBP: 0.333, SLG: 0.091		0-3 K		4-2 BB		2-2 G4-3		1-1 HBP		2 0 0 0 1 1 0 0 0 0 0 0 0 0		
Ryan Thompson, R (1, 9) OBP: 0.200, SLG: 0.111 David Segui, S (9, PH) OBP: 0.402, SLG: 0.464		2-2 HBP		2-3 K		0-2 P3		1-2 G4-3		2 0 0 0 0 1 2 1 0 0 0 0 0 2		
Jose Vizcaino, S (1, 6) OBP: 0.311, SLG: 0.303		1-3 K			1-2 G3		1-0 F9			3 0 0 0 0 1 1		
Bret Saberhagen, R (1, 1) OBP: 0.250, SLG: 0.333 Joe Orsulak, L (8, PH) OBP: 0.365, SLG: 0.390 Jerry Dipoto, R (8, 1)		1-0 P4			0-0 G6-3			1-3 K		2 0 0 0 0 0 0 1 0 0 0 0 1 0 0 0 0 0 0 0 0		
Inning Stats	R: 0 E: 0 K: 0 S: 8 H: 0 LOB: 0 BB: 0 P: 14	R: 1 E: 0 K: 2 S: 12 H: 1 LOB: 1 BB: 0 P: 19	R: 0 E: 0 K: 1 S: 7 H: 0 LOB: 0 BB: 0 P: 12	R: 0 E: 0 K: 1 S: 13 H: 0 LOB: 2 BB: 2 P: 25	R: 0 E: 0 K: 0 S: 6 H: 0 LOB: 0 BB: 0 P: 9	R: 0 E: 0 K: 1 S: 9 H: 1 LOB: 1 BB: 0 P: 18	R: 0 E: 0 K: 0 S: 7 H: 0 LOB: 0 BB: 0 P: 10	R: 0 E: 0 K: 1 S: 6 H: 0 LOB: 0 BB: 0 P: 9	R: 0 E: 0 K: 1 S: 12 H: 0 LOB: 2 BB: 1 P: 21	1B: 1 2B: 0 3B: 0 HR: 1 SF: 0 SAC: 0 DP: 0 HBP: 2	WP: 1 PB: 0 SB: 0 CS: 0 PA: 34	
PITCHER	IP WLS BF H R ER SO BB IBB HBP BLK WP HR S P ERA WHIP											
Hideo Nomo, R (1, 1) ERA: 3.29	8.0 W 30 2 1 1 6 3 0 1 1 1 1 70 122 1.12 0.625											
Todd Worrell, R (9, 1) ERA:	1.0 S 4 0 0 0 1 0 0 1 0 0 0 10 15 0.00 0.000											

New York Mets @ Los Angeles Dodgers
Dodger Stadium, Los Angeles, CA

AB	25
R	1
H	2
RBI	1
BB	3
SO	6
LOB	9



Fri Jun 02 1995, 7:05 PM PDT
Att. 31,002 - Unknown

livebaseballscorecards.com

Batter	1	2	3	4	5	6	7	8	9
Delino DeShields, L OBP: 0.303, SLG: 0.312 (1, 4)	2-2 FC1 G6-3 1B		3-2 P6		4-2 S BB		0-1 G1-3		
Jose Offerman, S OBP: 0.471, SLG: 0.457 (1, 6)	2-2 G6-3 1-2		1-3 K		2-1 G4-3 1-2		2-1 G6-3		
Roberto Kelly, R OBP: 0.340, SLG: 0.367 (1, 8)	1-1 FC1 2-3		2-2 L9		0-0 1B		1-1 L7		
Eric Karros, R OBP: 0.429, SLG: 0.623 (1, 3)	2-2 F9		3-2 F9		2-2 HR		0-0 L1		
Raul Mondesi, R OBP: 0.340, SLG: 0.551 (1, 9)		2-0 E6 G6-4-3 1B 2B		1-2 G6-3		0-2 F9			
Tim Wallach, R OBP: 0.412, SLG: 0.532 (1, 5)		SAFE 1-2 G6-4-3 1B		1-0 1B		0-1 1B			
Chris Gwynn, L OBP: 0.313, SLG: 0.391 Rick Parker, R OBP: 0.800, SLG: 0.800 (9, 7)		0-2 G6-4-3 1-2f 2-3		0-3 K		0-0 F7			
Tom Prince, R OBP: 0.275, SLG: 0.389 (1, 2)		2-1 2B 3-H		1-2 G6-3		1-1 P3			
Hideo Nomo, R Todd Worrell, R (9, 1)		0-3 K		0-3 K		1-0 G6-3			

Inning Stats	R: 0	H: 1	E: 0	K: 0	S: 13	R: 1	H: 2	E: 1	K: 1	S: 14	R: 0	H: 0	E: 0	K: 1	S: 11	R: 0	H: 1	E: 0	K: 1	S: 11	R: 0	H: 0	E: 0	K: 1	S: 12	R: 1	H: 3	E: 0	K: 0	S: 10	R: 0	H: 0	E: 0	K: 0	S: 5	R: 0	H: 0	E: 0	K: 0	S: 5
	LOB: 1	BB: 0	LOB: 1	BB: 0	LOB: 1	BB: 0	LOB: 1	BB: 0	LOB: 1	BB: 0	LOB: 1	BB: 0	LOB: 1	BB: 1	LOB: 1	BB: 0	LOB: 1	BB: 1	LOB: 1	BB: 0	LOB: 1	BB: 0	LOB: 0	BB: 0	LOB: 0	BB: 0	LOB: 1	BB: 0	LOB: 0	BB: 0	LOB: 0	BB: 0	LOB: 0	BB: 0	LOB: 0	BB: 0	LOB: 0	BB: 0	LOB: 0	

PITCHER	IP	WLS	BF	H	R	ER	SO	BB	IBB	HBP	BLK	WP	HR	S	P	ERA	WHIP
Bret Saberhagen, R ERA: 3.45 (1, 1)	7.0	L	28	7	2	1	4	1	0	0	0	0	1	76	110	1.29	1.143
Jerry Dipoto, R ERA: 5.21 (8, 1)	1.0		3	0	0	0	0	0	0	0	0	0	0	5	8	0.00	0.000


BOTTOM

New York Mets @ Los Angeles Dodgers
Dodger Stadium, Los Angeles, CA

Fri Jun 02 1995, 7:05 PM PDT
Att. 31,002 - Unknown

AB	30
R	2
H	7
RBI	2
BB	1
SO	4
LOB	9

livebaseballscorecards.com



1B: 5	SF: 0	WP: 0	PA: 31
2B: 1	SAC: 0	PB: 0	
3B: 0	DP: 1	SB: 1	
HR: 1	HBP: 0	CS: 0	

Batter	1	2	3	4	5	6	7	8	9	AB R H RBI BB SO LOB	TOP											
Brett Butler, L (1, 8) OBP: 0.338, SLG: 0.336	0-0 G6-3		3-2 G6-3		2-2 E6		0-0 1B		3-2 K	0 0 0 0 0 0 0												
Edgardo Alfonzo, R (1, 5) OBP: 0.256, SLG: 0.318	1-1 HR 1B		2-2 E6		0-1 P3		0-2 1B			4 1 2 0 0 0 1												
Rico Brogna, L (1, 3) OBP: 0.333, SLG: 0.491	1-2 F7		2-1 F9			0-1 L7		1-0 G3-6-3 1-2f		4 0 0 0 0 0 4												
Bobby Bonilla, S (1, 7) OBP: 0.423, SLG: 0.675	0-0 HR			1-0 F7		3-2 1B		1-1 G6-3		4 1 2 2 0 0 0												
Jeff Kent, R (1, 4) OBP: 0.312, SLG: 0.395	2-3 K			1-2 G4-3		0-1 F9		3-1 1B 1B		4 0 1 0 0 1 1												
Todd Hundley, S (1, 2) OBP: 0.372, SLG: 0.494		3-2 G6-3		1-3 K		0-0 F7		0-1 1B		4 0 1 0 0 1 1												
Ryan Thompson, R (1, 9) OBP: 0.214, SLG: 0.154			0-1 L1		0-3 K		0-0 SH2-3 1B 1B		1-1 G6-4-3 1-2f	4 1 1 0 0 1 2												
Jose Vizcaino, S (1, 6) OBP: 0.312, SLG: 0.298		0-0 G5-3			4-2 S SH1-4 E BB		0-1 SH2-3		2-1 L9	2 1 0 0 1 0 0												
Dave Micki, R (1, 1)			1-1 F9		0-0 SH1-4		1-0 E9 1B		2-3 K2-3	1 0 0 0 0 0 0												
Joe Orsulak, L (7, PH) OBP: 0.372, SLG: 0.397										1 1 1 1 0 0 0												
Blas Minor, R (7, 1)										0 0 0 0 0 0 0												
Chris Jones, R (9, PH) OBP: 0.371, SLG: 0.594										1 0 0 0 0 1 0												
John Franco, L (9, 1)										0 0 0 0 0 0 0												
Inning Stats	R: 2 E: 0 K: 1 S: 10	H: 2 LOB: 0 BB: 0 P: 14	R: 0 E: 0 K: 0 S: 6	H: 0 LOB: 0 BB: 0 P: 9	R: 0 E: 1 K: 0 S: 12	H: 0 LOB: 1 BB: 0 P: 20	R: 0 E: 0 K: 1 S: 7	H: 0 LOB: 0 BB: 0 P: 10	R: 1 E: 1 K: 1 S: 12	H: 0 LOB: 1 BB: 1 P: 18	R: 0 E: 0 K: 0 S: 11	H: 1 LOB: 1 BB: 0 P: 14	R: 2 E: 1 K: 0 S: 9	H: 4 LOB: 1 BB: 0 P: 11	R: 0 E: 0 K: 0 S: 8	H: 2 LOB: 1 BB: 0 P: 13	R: 0 E: 0 K: 2 S: 8	H: 0 LOB: 0 BB: 0 P: 15	1B: 8 2B: 0 3B: 0 HR: 1	SF: 0 SAC: 2 DP: 2 HBP: 0	WP: 0 PB: 0 SB: 1 CS: 0	PA: 37
PITCHER	IP WLS BF H R ER SO BB IBB HBP BLK WP HR S P ERA WHIP																					
Pedro Astacio, R (1, 1) ERA: 4.47	6.1 L 27 5 5 4 3 1 0 0 0 0 0 1 62 90 5.68 0.947																					
Omar Daal, L (7, 1) ERA: 1.54	1.2 7 4 0 0 0 0 0 0 0 0 0 0 13 19 0.00 2.400																					
Joey Eischen, L (9, 1) ERA: 1.8	1.0 3 0 0 0 0 2 0 0 0 0 0 0 8 15 0.00 0.000																					

New York Mets @ Los Angeles Dodgers
Dodger Stadium, Los Angeles, CA
 Sat Jun 03 1995, 7:05 PM PDT
 Att. 33,364 - Unknown

livebaseballscorecards.com

AB 29
R 5
H 8
RBI 3
BB 1
SO 4
LOB 9



Batter	1	2	3	4	5	6	7	8	9	AB	R	H	RBI	BB	SO	LOB
Delino DeShields, L (1, 4) OBP: 0.302, SLG: 0.310	3-1 L7		0-0 B3			2-1 BB 1B	3-3 K			4	1	1	0	0	1	2
Jose Offerman, S (1, 6) OBP: 0.475, SLG: 0.465 Chad Fonville, S (7, 6) OBP: 0.308, SLG: 0.308	2-2 2B		2-1 G4-3			4-2 B 1B 2B BB		1-2 G3		2	1	1	0	1	0	1
Roberto Kelly, R (1, 8) OBP: 0.338, SLG: 0.364	2-2 G5-3		1-2 G5-3			1-1 2B 1B		1-0 G1-6-3		4	1	1	1	0	0	2
Eric Karros, R (1, 3) OBP: 0.424, SLG: 0.610	4-2 BB			1-2 G5-3		1-3 K		1-2 G6-3		3	0	0	0	1	1	2
Raul Mondesi, R (1, 9) OBP: 0.331, SLG: 0.536	1-3 K2-3			0-0 G5-3		1-3 K			3-3 K	4	0	0	0	0	3	4
Tim Wallach, R (1, 5) OBP: 0.400, SLG: 0.529		0-0 F8		3-3 K		2-2 2B		1-2 G5-3		4	0	1	2	0	1	0
Chris Gwynn, L (1, 7) OBP: 0.294, SLG: 0.367 Omar Daal, L (7, 1) Joey Eischen, L (9, 1) Mitch Webster, S (9, PH) OBP: 0.208, SLG: 0.304		0-1 G5-3			1-2 G3	3-3 K		0-0 1B		3	0	0	0	0	1	1
Tom Prince, R (1, 2) OBP: 0.262, SLG: 0.368 Carlos Hernandez, R (7, 2) OBP: 0.172, SLG: 0.077 Billy Ashley, R (9, PH) OBP: 0.284, SLG: 0.370		3-3 K			2-2 G5-3		0-3 K		3-3 K	2	0	0	0	0	1	0
Pedro Astacio, R (1, 1) OBP: 0.067, SLG: 0.133 Rick Parker, R (7, 7) OBP: 0.833, SLG: 0.833			0-0 G4-3 2B		0-1 G5-3		0-1 CS 1B			1	0	1	0	0	0	0

Inning Stats	R: 0	H: 1	E: 0	LOB: 2	K: 1	P: 29	R: 0	H: 0	E: 0	LOB: 0	K: 1	P: 9	R: 0	H: 1	E: 0	LOB: 1	K: 0	P: 10	R: 0	H: 0	E: 0	LOB: 0	K: 1	P: 13	R: 0	H: 0	E: 0	LOB: 0	K: 0	P: 11	R: 3	H: 3	E: 0	LOB: 1	K: 3	P: 34	R: 0	H: 1	E: 0	LOB: 1	K: 2	P: 11	R: 0	H: 0	E: 0	LOB: 0	K: 0	P: 10	R: 0	H: 1	E: 0	LOB: 1	K: 2	P: 17	1B: 4	SF: 0	2B: 4	SAC: 0	3B: 0	DP: 1	HR: 0	HBP: 0	WP: 0	PA: 35
--------------	------	------	------	--------	------	-------	------	------	------	--------	------	------	------	------	------	--------	------	-------	------	------	------	--------	------	-------	------	------	------	--------	------	-------	------	------	------	--------	------	-------	------	------	------	--------	------	-------	------	------	------	--------	------	-------	------	------	------	--------	------	-------	-------	-------	-------	--------	-------	-------	-------	--------	-------	--------

PITCHER	IP	WLS	BF	H	R	ER	SO	BB	IBB	HBP	BLK	WP	HR	S	P	ERA	WHIP
Dave Micki, R (1, 1) ERA: 3.23	6.0	W	25	5	3	3	6	2	0	0	0	0	0	67	106	4.50	1.167
Blas Minor, R (7, 1) ERA: 2.7	2.0		6	1	0	0	2	0	0	0	0	0	0	15	21	0.00	0.500
John Franco, L (9, 1) ERA: 3.07	1.0	S	4	1	0	0	2	0	0	0	0	0	0	10	17	0.00	1.000

BOTTOM

New York Mets @ Los Angeles Dodgers
Dodger Stadium, Los Angeles, CA
 Sat Jun 03 1995, 7:05 PM PDT
 Att. 33,364 - Unknown

livebaseballscores.com

AB	33
R	3
H	7
RBI	3
BB	2
SO	10
LOB	13



Batter	1	2	3	4	5	6	7	8	9
Chad Fonville, S OBP: 0.235, SLG: 0.235 (1, 6)	0-1 G4-3		1-3 K		0-3 K		0-3 K		
Roberto Kelly, R OBP: 0.335, SLG: 0.361 (1, 8)	3-3 K		0-0 S 2-H 1B		1-3 K		1-2 L9		
Raul Mondesi, R OBP: 0.341, SLG: 0.548 (1, 9)	2-2 1B		3-3 K 1-2		1-1 HR 1B		2-2 BB 1B 2B		
Mike Piazza, R OBP: 0.543, SLG: 0.955 (1, 2)	2-0 L8			0-0 P4		1-0 HR 1B		4-0 1B BB E IBB	
Eric Karros, R OBP: 0.420, SLG: 0.597 (1, 3)		1-2 G1-3		0-0 G6-3		2-2 F8		4-1 E BB 1-2 2-3 BB	
Tim Wallach, R OBP: 0.373, SLG: 0.491 (1, 5)		1-2 G5-3		3-2 G3-1		1-3 K		1-3 K	
Rick Parker, R OBP: 0.600, SLG: 0.600 (1, 7)		3-3 K			1-0 L7		1-0 P5	1-1 E1 1-3 2-H 3-H 1B	
Delino DeShields, L OBP: 0.313, SLG: 0.308 (1, 4)			4-1 SH1-4 1B BB		0-2 F9		4-1 S BB	4-0 IBB	
Tom Candiotti, R OBP: 0.176, SLG: 0.067 (7, PH) Dave Hansen, L OBP: 0.368, SLG: 0.293 (8, 1) Omar DaSil, L (8, 1) Felix Rodriguez, R (8, 1) Chris Gwynn, L OBP: 0.289, SLG: 0.360 (8, PH) Todd Worrell, R (9, 1)			0-1 SH1-4 1-2		4-2 BB		2-3 K 1-2	3-1 F8	

AB	R	H	RBI	BB	SO	LOB
4	0	0	0	0	3	3
4	0	1	1	0	2	0
4	2	3	0	0	1	1
3	2	1	2	1	0	1
3	0	0	0	1	0	0
4	0	0	0	0	2	3
4	0	1	1	0	1	0
1	1	0	0	3	0	0
0	0	0	0	1	0	0
1	0	0	0	0	1	1
0	0	0	0	0	0	0
0	0	0	0	0	0	0
1	0	0	0	0	0	3
0	0	0	0	0	0	0
1B: 4	SF: 0					
2B: 1	SAC: 1					
3B: 0	DP: 0					
HR: 1	HBP: 0					


BOTTOM

New York Mets @ Los Angeles Dodgers
Dodger Stadium, Los Angeles, CA

Sun Jun 04 1995, 3:33 AM PDT
Att: 36,339 - Sunny - 75 F

livebaseballscorecards.com

AB	29
R	5
H	6
RBI	4
BB	6
SO	10
LOB	12



Inning Stats	R: 0	H: 1	E: 0	K: 1	S: 13	R: 0	H: 0	E: 0	K: 1	S: 11	R: 1	H: 1	E: 0	K: 2	S: 13	R: 0	H: 0	E: 0	K: 0	S: 6	R: 0	H: 0	E: 0	K: 1	S: 11	R: 2	H: 2	E: 0	K: 2	S: 14	R: 0	H: 0	E: 0	K: 2	S: 10	R: 2	H: 2	E: 1	K: 1	S: 16										
PITCHER	IP	WLS	BF	H	R	ER	SO	BB	IBB	HBP	BLK	WP	HR	S	P	ERA	WHIP													IP	WLS	BF	H	R	ER	SO	BB	IBB	HBP	BLK	WP	HR	S	P	ERA	WHIP				
Pete Harnisch, R ERA: 3.47 (1, 1)	6.0		24	4	3	3	7	2	0	0	0	0	0	68	102	4.50	1.000																																	
Doug Henry, R ERA: 4.4 (7, 1)	1.0		4	0	0	0	2	1	0	0	0	0	0	10	16	0.00	1.000																																	
Jerry Dipoto, R ERA: 5.85 (8, 1)	1.0	L	8	2	2	2	1	1	2	0	0	0	0	16	36	18.00	3.000																																	

WP: 0	PA: 36
PB: 0	
SB: 2	
CS: 0	

Batter	1	2	3	4	5	6	7	8	9	AB R H RBI BB SO LOB	TOP											
Lou Frazier, S (1, 8) OBP: 0.294, SLG: 0.250	0-0 P6		4-0 G3 1B BB		0-0 G4-3		0-0 B1-3			3 1 0 0 1 0 0												
Jeff Treadway, L (1, 4) OBP: 0.162, SLG: 0.171	0-0 F7		0-0 G3 1-2		0-0 F8		0-0 F9			0 0 0 0 0 0 0												
Wil Cordero, R (1, 6) OBP: 0.343, SLG: 0.366	0-3 K		4-0 1B BB		0-0 G5-3			0-0 G4-3		3 0 0 0 1 1 0												
Moises Alou, R (1, 7) OBP: 0.384, SLG: 0.534		0-0 F8 1B BB	0-0 BB 1B		0-0 G5-3			0-0 F9		4 0 2 1 0 0 0												
Darrin Fletcher, L (1, 2) OBP: 0.356, SLG: 0.379		0-0 P4	4-0 BB 1B		0-0 1B 1B			0-0 1B		3 0 2 0 1 0 1												
Tim Laker, R (8, PR) OBP: 0.234, SLG: 0.279		1-2 BB	1-2 BB					0-3 1B		0 0 0 0 0 0 0												
Tony Tarasco, L (1, 9) OBP: 0.347, SLG: 0.474		4-0 S BB	0-0 P6		0-0 FC6-4 1B			0-3 K		3 0 1 0 1 1 4												
Shane Andrews, R (1, 3) OBP: 0.318, SLG: 0.468		0-0 F8 2-3		0-3 K		0-3 K		0-3 K		4 0 0 0 0 3 4												
Mark Grudzielanek, R (1, 5) OBP: 0.281, SLG: 0.367		0-0 L8		0-0 G4-3		0-0 FC6-4 1-2f		0-0 L8		3 0 0 0 0 0 4												
Tom Foley, L (9, PH) OBP: 0.250, SLG: 0.500		1-2								1 0 0 0 0 0 0												
Gil Heredia, R (1, 1) OBP: 0.154, SLG: 0.154			0-0 G4-3		0-0 G6-3		0-3 K		0-3 K	2 0 0 0 0 0 0												
Curtis Pride, L (7, PH)										1 0 0 0 0 1 0												
Jeff Shaw, R (7, 1)										0 0 0 0 0 0 0												
Sean Berry, R (9, PH) OBP: 0.288, SLG: 0.362										1 0 0 0 0 1 0												
Inning Stats	R: 0 E: 0 K: 1 S: 5	H: 0 LOB: 0 BB: 0 P: 5	R: 0 E: 0 K: 0 S: 4	H: 1 LOB: 2 BB: 1 P: 8	R: 1 E: 0 K: 0 S: 4	H: 1 LOB: 3 BB: 3 P: 16	R: 0 E: 0 K: 1 S: 5	H: 0 LOB: 0 BB: 0 P: 5	R: 0 E: 0 K: 1 S: 3	H: 0 LOB: 0 BB: 0 P: 3	R: 0 E: 0 K: 1 S: 7	H: 2 LOB: 2 BB: 0 P: 7	R: 0 E: 0 K: 1 S: 5	H: 0 LOB: 0 BB: 0 P: 5	R: 0 E: 0 K: 1 S: 6	H: 1 LOB: 1 BB: 0 P: 6	R: 0 E: 0 K: 2 S: 7	H: 0 LOB: 0 BB: 0 P: 7	1B: 5 2B: 0 3B: 0 HR: 0	SF: 0 SAC: 0 DP: 0 HBP: 0	WP: 0 PB: 0 SB: 1 CS: 0	PA: 36
PITCHER	IP WLS BF H R ER SO BB IBB HBP BLK WP HR S P ERA WHIP																					
Ramon Martinez, R (1, 1) ERA: 3.57	7.0 W 29 4 1 1 4 4 0 0 0 0 0 0 33 49 1.29 1.143																					
Greg Hansell, R (8, 1) ERA: 5.14	0.2 3 1 0 0 0 0 0 0 0 0 0 0 3 3 0.00 1.500																					
Omar Daal, L (8, 1) ERA: 2.25	0.1 1 0 0 0 1 0 0 0 0 0 0 0 3 3 0.00 0.000																					
Todd Worrell, R (9, 1) ERA:	1.0 S 3 0 0 0 2 0 0 0 0 0 0 0 7 7 0.00 0.000																					

Montreal Expos @ Los Angeles Dodgers
Dodger Stadium, Los Angeles, CA

Mon Jun 05 1995, 7:05 PM PDT
Att. 33,231 - Unknown - 67 F

AB	28
R	1
H	5
RBI	1
BB	4
SO	7
LOB	13



WP: 0	PA: 36
-------	--------

Batter	1	2	3	4	5	6	7	8	9
Delino DeShields, L OBP: 0.317, SLG: 0.313 (1, 4)	0-0 CS 1B	0-0 2-H 1B			0-0 F7		0-3 K		
Jose Offerman, S OBP: 0.470, SLG: 0.459 (1, 6)	0-0 G3 1-2	0-0 L8			0-0 1B 1B			0-0 F8	
Raul Mondesi, R OBP: 0.345, SLG: 0.547 (1, 9)	0-0 1B		0-0 G5-3		0-0 1-3 1B			0-0 F7	
Mike Piazza, R OBP: 0.500, SLG: 0.875 (1, 2)	0-0 F7		0-0 F2		0-0 L9			0-0 G6-3	
Eric Karros, R OBP: 0.418, SLG: 0.592 (1, 3)		0-0 1B 1B	0-0 G6-3			0-0 P4			
Roberto Kelly, R OBP: 0.335, SLG: 0.360 (1, 8)		0-0 1-3 1B G1-3 1B		0-0 G6-3		0-0 F8			
Tim Wallach, R OBP: 0.355, SLG: 0.466 (1, 5)		0-0 G1-3 1-2		0-0 F9		0-0 G4-3			
Billy Ashley, R OBP: 0.286, SLG: 0.369 (1, 7)		0-0 SH1-4 1B		0-0 P3		0-0 F7			
Rick Parker, R OBP: 0.600, SLG: 0.600 (8, 7)		2-H 3-H 1B							
Ramon Martinez, R OBP: 0.167, SLG: 0.222 (1, 1)		0-0 SH1-4		0-0 G1-3		0-3 K			
Chris Gwynn, L OBP: 0.283, SLG: 0.353 (7, PH)									
Greg Hansell, R (8, 1)									
Omar Daal, L (8, 1)									
Todd Worrell, R (9, 1)									

AB	R	H	RBI	BB	SO	LOB
4	0	2	1	0	1	0
4	0	1	0	0	0	2
4	0	2	0	0	0	0
4	0	0	0	0	0	3
3	1	1	0	0	0	0
3	1	1	0	0	0	0
3	0	0	0	0	0	2
3	1	1	2	0	0	0
0	0	0	0	0	0	0
1	0	0	0	0	0	0
1	0	0	0	0	1	0
0	0	0	0	0	0	0
0	0	0	0	0	0	0
0	0	0	0	0	0	0

BOTTOM

Montreal Expos @ Los Angeles Dodgers
Dodger Stadium, Los Angeles, CA
 Mon Jun 05 1995, 7:05 PM PDT
 Att: 33,231 - Unknown - 67 F

livebaseballscorecards.com

AB	30
R	3
H	8
RBI	3
BB	0
SO	2
LOB	7



1B: 8	SF: 0
2B: 0	SAC: 1
3B: 0	DP: 0
HR: 0	HBP: 0

WP: 0	PA: 31
PB: 0	
SB: 0	
CS: 1	

Inning Stats	R: 0	H: 2	E: 0	LOB: 1	K: 0	BB: 0	S: 4	P: 4									
PITCHER	IP	WLS	BF	H	R	ER	SO	BB	IBB	HBP	BLK	WP	HR	S	P	ERA	WHIP
Gil Heredia, R ERA: 5.11 (1, 1)	6.0	L	25	8	3	3	0	0	0	0	0	0	0	25	25	4.50	1.333
Jeff Shaw, R ERA: 5.55 (7, 1)	2.0		6	0	0	0	2	0	0	0	0	0	0	10	10	0.00	0.000

Batter	1	2	3	4	5	6	7	8	9	AB R H RBI BB SO LOB	TOP									
Lou Frazier, S (1, 8) OBP: 0.321, SLG: 0.255	2-1 1B HBP	4-2 BB		0-3 K			0-0 G3-6 1B		0-0 G4-3	3 1 1 0 1 1 3										
Tom Foley, L (1, 3) OBP: 0.250, SLG: 0.417	0-1 G6-4-3 1B	0-0 F7			3-3 K		2-0 G3-6			4 0 1 0 0 1 4										
Wil Cordero, R (1, 6) OBP: 0.352, SLG: 0.376	2-0 G6-4-3 1B		0-0 1B		0-1 1B			2-3 K		4 0 3 1 0 1 0										
Moises Alou, R (1, 7) OBP: 0.373, SLG: 0.519	0-0 G6-4-3		1-3 K		2-3 K			1-2 G6-3		4 0 0 0 0 2 4										
Darrin Fletcher, L (1, 2) Tim Spehr, R (8, 2) OBP: 0.438, SLG: 0.769	0-1 L9		3-1 F9		0-0 P5			0-0 P6		4 0 0 0 0 0 3 0 0 0 0 0 0 0										
Tony Tarasco, L (1, 9) OBP: 0.338, SLG: 0.460		0-1 G6-3	3-3 K		1-3 K			0-0 P2		4 0 0 0 0 2 1										
Sean Berry, R (1, 5) OBP: 0.314, SLG: 0.393		4-2 E BB		0-1 SH5-4 1B		1-1 G5-3		0-1 E 2B		3 0 2 0 1 0 0										
Mark Grudzielanek, R (1, 4) OBP: 0.270, SLG: 0.351		1-1 E1		2-1 P8		1-0 G4-3		0-2 E6		4 0 0 0 0 0 3										
Carlos Perez, L (1, 1) OBP: 0.308, SLG: 0.636 Curtis Pride, L (7, PH) Tim Scott, R (7, 1) OBP: 0.333, SLG: 0.333 Luis Aquino, R (7, 1) OBP: 0.400, SLG: 0.250 Shane Andrews, R (9, PH) OBP: 0.315, SLG: 0.462		0-3 K		0-1 SH5-4		2-2 K		2-3 K		1 0 0 0 0 1 2 1 0 0 0 0 1 0 0 0 0 0 0 0 0 0 0 0 0 0 0 0 1 0 0 0 0 1 2										
Inning Stats	R: 1 E: 0 K: 0 S: 7	H: 2 LOB: 1 BB: 0 P: 11	R: 0 E: 1 K: 1 S: 14	H: 0 LOB: 3 BB: 2 P: 23	R: 0 E: 0 K: 2 S: 9	H: 1 LOB: 1 BB: 0 P: 16	R: 0 E: 0 K: 1 S: 9	H: 1 LOB: 1 BB: 0 P: 15	R: 0 E: 0 K: 1 S: 7	H: 0 LOB: 0 BB: 0 P: 10	R: 0 E: 0 K: 1 S: 5	H: 1 LOB: 0 BB: 0 P: 9	R: 0 E: 0 K: 1 S: 9	H: 0 LOB: 0 BB: 0 P: 12	R: 0 E: 1 K: 1 S: 11	H: 1 LOB: 2 BB: 0 P: 13	1B: 6 2B: 1 3B: 0 HR: 0	SF: 0 SAC: 1 DP: 2 HBP: 1	WP: 0 PB: 0 SB: 0 CS: 0	PA: 37
PITCHER Ismael Valdez, R (1, 1) ERA: 2.39	IP: 9.0 WLS: W BF: 37 H: 7 R: 1 ER: 1 SO: 10 BB: 2 IBB: 0 HBP: 1 BLK: 0 WP: 0 HR: 0 S: 81 P: 120 ERA: 1.00 WHIP: 1.000																			PITCHER IP: WLS: BF: H: R: ER: SO: BB: IBB: HBP: BLK: WP: HR: S: P: ERA: WHIP

Montreal Expos @ Los Angeles Dodgers
Dodger Stadium, Los Angeles, CA
 Tue Jun 06 1995, 7:05 PM PDT
 Att. 27,634 - Unknown - 72 F

livebaseballscorecards.com

AB	33
R	1
H	7
RBI	1
BB	2
SO	10
LOB	22



Batter	1	2	3	4	5	6	7	8	9
Delino DeShields, L OBP: 0.316, SLG: 0.318 (1, 4)	1-1 S 1B 2B	1-1 P2		1-0 G3-1			0-1 L8		
Jose Offerman, S OBP: 0.476, SLG: 0.474 (1, 6)	2-1 FC6-4 2-H 1B		0-1 G5-3		2-1 G6-3 2B		1-1 3B 1B		
Raul Mondesi, R OBP: 0.349, SLG: 0.558 (1, 9)	0-1 FC6-4 1-2f 1B		2-2 S 1B		0-1 G6-3		3-0 1-H 2B 3B		
Mike Piazza, R OBP: 0.481, SLG: 0.846 (1, 2)	1-0 P3		0-2 F8		1-3 K		0-0 2B 2B		
Eric Karros, R OBP: 0.420, SLG: 0.596 (1, 3)	2-2 1-H BLK 1B		2-1 G5-3		3-2 G6-3		3-2 2-H 2B		
Roberto Kelly, R OBP: 0.333, SLG: 0.357 (1, 8)	1-1 G4-3			2-2 FC3-5 1B 1B		1-1 G6-3	1-1 P9		
Tim Wallach, R OBP: 0.333, SLG: 0.435 (1, 5)		0-0 P3		0-3 K		1-0 G5-3		1-1 E5 L4-3	
Billy Ashley, R OBP: 0.284, SLG: 0.364 (1, 7)			2-3 K		0-2 FC3-5 1B		0-3 K	1-3 K	
Rick Parker, R OBP: 0.600, SLG: 0.600 (9, 7)				1-2 1B					
Ismael Valdez, R OBP: 0.071, SLG: 0.071 (1, 1)		0-0 1B		0-0 FC3-5 1-2 2-3f			2-3 K	0-0 L4-3 1-2	

Inning Stats	R: 2	H: 3	E: 0	K: 0	S: 16	LOB: 1	BB: 0	P: 23	R: 0	H: 1	E: 0	K: 1	S: 7	LOB: 1	BB: 0	P: 10	R: 0	H: 1	E: 0	K: 0	S: 11	LOB: 1	BB: 0	P: 15	R: 0	H: 1	E: 0	K: 1	S: 11	LOB: 2	BB: 0	P: 14	R: 0	H: 0	E: 0	K: 1	S: 6	LOB: 0	BB: 0	P: 8	R: 3	H: 4	E: 0	K: 1	S: 17	LOB: 1	BB: 0	P: 27	R: 0	H: 0	E: 1	K: 1	S: 7	LOB: 0	BB: 0	P: 9
1B: 7	SF: 0	2B: 5	SAC: 0	3B: 1	DP: 1	HR: 0	HBP: 0	WP: 0	PA: 36																																															

PITCHER	IP	WLS	BF	H	R	ER	SO	BB	IBB	HBP	BLK	WP	HR	S	P	ERA	WHIP
Carlos Perez, L ERA: 1.76 (1, 1)	6.0	L	26	8	2	2	4	0	0	0	1	0	0	62	87	3.00	1.333
Tim Scott, R ERA: 4.22 (7, 1)	0.2		6	4	3	3	1	0	0	0	0	0	0	15	24	40.50	6.000
Luis Aquino, R ERA: 5.4 (7, 1)	1.1		4	0	0	0	1	0	0	0	0	0	0	9	12	0.00	0.000

BOTTOM

Montreal Expos @ Los Angeles Dodgers
Dodger Stadium, Los Angeles, CA
Tue Jun 06 1995, 7:05 PM PDT
Att: 27,634 - Unknown - 72 F

livebaseballscores.com

AB	36
R	5
H	12
RBI	5
BB	0
SO	6
LOB	17



Batter	1	2	3	4	5	6	7	8	9	AB R H RBI BB SO LOB	TOP														
Lou Frazier, S OBP: 0.328, SLG: 0.255 (1, 7) (7, 4)	0-0 S S 1B	0-3 K		0-0 G5-3			4-0 FC3-6 BB		0-0 G5-3	4 0 1 0 1 1 2															
Tom Foley, L OBP: 0.313, SLG: 0.400 (1, 3) (6, 4) Curtis Pride, L (7, PR) (7, 7)	4-0 S BB		0-0 F5		0-0 FC5-4 1B		0-0 FC3-6 1-2f			3 0 1 0 1 0 1 0 0 0 0 0 0 0															
Wil Cordero, R OBP: 0.356, SLG: 0.375 (1, 6)	4-0 1-2 2-3 BB		0-0 1B		0-0 FC5-4 1-2f		0-0 G4-3			3 0 1 0 1 0 2															
Rondell White, R OBP: 0.402, SLG: 0.612 (1, 8)	0-3 K		0-0 F9		0-0 L7		0-0 F8		0-0 F8	4 0 0 0 0 1 5															
Darrin Fletcher, L OBP: 0.349, SLG: 0.400 Mel Rojas, R (1, 2) (8, 1)	0-0 P4		0-0 1B		0-0 F8			0-0 HR		4 1 2 1 0 0 4 0 0 0 0 0 0 0															
Sean Berry, R OBP: 0.297, SLG: 0.369 (1, 5)	0-0 F3		0-3 K			0-0 G3		0-0 G4-3		4 0 0 0 0 1 5															
Tony Tarasco, L OBP: 0.335, SLG: 0.455 (1, 9)		0-0 S 1B		0-0 G3-1		0-0 F6		0-0 G3		4 0 1 0 0 0 0															
Mark Grudzielanek, R OBP: 0.272, SLG: 0.344 Greg Harris, S OBP: 0.333, SLG: 0.667 Gabe White, L Tim Laker, R OBP: 0.229, SLG: 0.273 (1, 4) (6, 1) (7, 1) (8, 2)		0-0 F9		4-0 BB		0-0 G4-3			0-0 G3-1	2 0 0 0 1 0 1 0 0 0 0 0 0 0 0 0 0 0 0 0 0 1 0 0 0 0 0 0															
Jeff Fassero, L Shane Andrews, R OBP: 0.308, SLG: 0.450 (1, 1) (6, 3)		0-3 K		0-0 F2			0-0 G6-3		0-0 F7	2 0 0 0 0 1 2 2 0 0 0 0 0 0															
Inning Stats	R: 0 E: 0 K: 1 S: 6	H: 1 LOB: 3 BB: 2 P: 14	R: 0 E: 0 K: 2 S: 8	H: 1 LOB: 1 BB: 0 P: 8	R: 0 E: 0 K: 1 S: 7	H: 2 LOB: 2 BB: 0 P: 7	R: 0 E: 0 K: 0 S: 3	H: 0 LOB: 1 BB: 1 P: 7	R: 0 E: 0 K: 0 S: 4	H: 1 LOB: 1 BB: 0 P: 4	R: 0 E: 0 K: 0 S: 3	H: 0 LOB: 0 BB: 0 P: 3	R: 0 E: 1 K: 0 S: 3	H: 0 LOB: 1 BB: 1 P: 7	R: 1 E: 0 K: 0 S: 4	H: 1 LOB: 0 BB: 0 P: 4	R: 0 E: 0 K: 0 S: 3	H: 0 LOB: 0 BB: 0 P: 3	1B: 5 2B: 0 3B: 0 HR: 1	SF: 0 SAC: 0 DP: 0 HBP: 0	WP: 0 PB: 0 SB: 4 CS: 0	PA: 37			
PITCHER Hideo Nomo, R ERA: 2.94 Todd Williams, R ERA: 4.24 (1, 1) (9, 1)	IP 8.0 1.0	WLS W 3	BF 34 3	H 6 0	R 1 0	ER 1 0	SO 4 0	BB 4 0	IBB 0 0	HBP 0 0	BLK 0 0	WP 0 0	HR 1 0	S 38 3	P 54 3	ERA 1.12 0.00	WHIP 1.250 0.000								

Montreal Expos @ Los Angeles Dodgers
Dodger Stadium, Los Angeles, CA

Wed Jun 07 1995, 7:05 PM PDT
Att. 36,694 - Unknown - 71 F

AB	33
R	1
H	6
RBI	1
BB	4
SO	4
LOB	22



WP: 0	PA: 37
-------	--------

ERA	WHIP
-----	------

ERA	WHIP
-----	------

ERA	WHIP
-----	------

ERA	WHIP
-----	------

Batter	1	2	3	4	5	6	7	8	9
Delino DeShields, L (1, 4) OBP: 0.318, SLG: 0.321 Todd Williams, R (9, 1) OBP: 0.500, SLG: 0.500	0-0 F7		0-0 G4-3		0-0 G6-3	0-0 E 1B		0-0 1B	
Jose Offerman, S (1, 6) OBP: 0.480, SLG: 0.482	0-0 HR 2B		0-0 F7		4-0 FC4-6 BB	0-0 1B		0-0 G5-3	
Raul Mondesi, R (1, 9) OBP: 0.352, SLG: 0.575	0-0 HR 2B			0-0 2B 1B	0-0 FC4-6 1B	0-3 K			
Mike Piazza, R (1, 2) OBP: 0.466, SLG: 0.804	0-3 K			0-0 F9	0-0 1B		0-0 L9		
Eric Karros, R (1, 3) OBP: 0.410, SLG: 0.581	0-3 K			0-0 K	0-0 L1		0-0 G6-3		
Roberto Kelly, R (1, 8) OBP: 0.337, SLG: 0.367		0-3 K		0-0 2B 2B		0-3 K	0-0 1B		
Tim Wallach, R (1, 5) OBP: 0.343, SLG: 0.455 Dave Hansen, L (8, 5) OBP: 0.368, SLG: 0.293		0-0 G4-3		0-0 2B		0-0 1B 1B	0-3 K		
Billy Ashley, R (1, 7) OBP: 0.292, SLG: 0.364 Rick Parker, R (9, 7) OBP: 0.600, SLG: 0.600		0-3 K		0-0 IBB		0-0 1B E 1B	0-3 K		
Hideo Nomo, R (1, 1) Chad Fonville, S (8, PH) OBP: 0.222, SLG: 0.222			0-3 K	0-0 G1-3		0-3 K		0-0 G4-3	

Inning Stats	R: 2	H: 2	E: 0	K: 2	S: 9	LOB: 0	BB: 0	P: 9	R: 0	H: 0	E: 0	K: 2	S: 7	LOB: 0	BB: 0	P: 7	R: 0	H: 0	E: 0	K: 1	S: 5	LOB: 0	BB: 0	P: 5	R: 2	H: 3	E: 0	K: 1	S: 8	LOB: 2	BB: 1	P: 12	R: 0	H: 1	E: 0	K: 0	S: 4	LOB: 2	BB: 1	P: 8	R: 3	H: 4	E: 1	K: 3	S: 13	LOB: 1	BB: 0	P: 13	R: 0	H: 1	E: 0	K: 1	S: 6	LOB: 1	BB: 0	P: 6	R: 0	H: 1	E: 0	K: 1	S: 6	LOB: 1	BB: 0	P: 6	R: 0	H: 1	E: 0	K: 1	S: 6	LOB: 1	BB: 0	P: 6
1B: 8	2B: 3	3B: 0	HR: 1	SF: 0	SAC: 0	DP: 0	HBP: 0	WP: 0	PA: 38																																																															

PITCHER	IP	WLS	BF	H	R	ER	SO	BB	IBB	HBP	BLK	WP	HR	S	P	ERA	WHIP
Jeff Fassero, L (1, 1) ERA: 3.32	5.2	L	28	9	7	6	8	1	1	0	0	0	1	42	50	9.53	1.765
Greg Harris, R (6, 1) ERA: 3.52	0.1		2	1	0	0	1	0	0	0	0	0	0	4	4	0.00	3.000
Gabe White, L (7, 1) ERA: 4.05	1.0		4	1	0	0	1	0	0	0	0	0	0	6	6	0.00	1.000
Mel Rojas, R (8, 1) ERA: 3.22	1.0		4	1	0	0	1	0	0	0	0	0	0	6	6	0.00	1.000

BOTTOM

Montreal Expos @ Los Angeles Dodgers
Dodger Stadium, Los Angeles, CA

Wed Jun 07 1995, 7:05 PM PDT
 Att: 36,694 - Unknown - 71 F

livebaseballscorecards.com

AB	36
R	7
H	12
RBI	6
BB	2
SO	11
LOB	12



Batter	1	2	3	4	5	6	7	8	9	AB R H RBI BB SO LOB	TOP									
Mickey Morandini, L (1, 4) OBP: 0.359, SLG: 0.446	3-2 G6-3		3-3 K			1-3 K		2-1 HBP	3-3 K	4 0 0 0 0 3 2	Philadelphia Phillies @ Los Angeles Dodgers Dodger Stadium, Los Angeles, CA Fri Jun 09 1995, 7:05 PM PDT Att: 29,679 - Unknown									
Dave Gallagher, R (1, 8) OBP: 0.375, SLG: 0.458	1-0 G6-3 1B			0-1 E6		2-1 L9		0-3 K		4 0 1 0 0 1 1										
Gregg Jefferies, S (1, 7) OBP: 0.318, SLG: 0.396	1-2 G6-3 1-2f			1-1 F7			0-0 F9	2-2 G5-3		4 0 0 0 0 0 3										
Dave Hollins, S (1, 3) OBP: 0.402, SLG: 0.402		4-2 CS BB		3-2 P4			0-2 FC4-6 WP 1B	3-2 2B 1B		3 2 2 0 1 0 1										
Darren Daulton, L (1, 2) OBP: 0.360, SLG: 0.426		0-1 F8		2-3 K			4-1 FC4-6 1-2 BB	2-2 G4-3 1-H 1B 2B		3 1 1 1 1 1 2										
Jim Eisenreich, L (1, 9) OBP: 0.423, SLG: 0.535		3-2 1-2 2B		0-1 G1-3			0-0 FC4-6 1-2f 2-3 1B	0-2 G4-3 2-3		4 1 1 0 0 0 3										
Charlie Hayes, R (1, 5) OBP: 0.386, SLG: 0.426		1-3 K		0-1 G5-3			3-2 1-H 3-H 1B	2-0 1B 1B		4 0 2 2 0 1 1										
Kevin Stocker, S (1, 6) OBP: 0.304, SLG: 0.216			1-0 F8		2-3 K		2-3 K	0-2 F7		4 0 0 0 0 2 2										
Paul Quantrill, L (1, 1) OBP: 0.150, SLG: 0.056 Tony Longmire, L (9, PH) OBP: 0.426, SLG: 0.533 Heathcliff Slocumb, R (9, 1)			1-3 K		1-3 K		0-3 K	1-2 1B		3 0 0 0 0 3 0 1 0 1 0 0 0 0 0 0 0 0 0 0 0										
Inning Stats	R: 0 E: 0 K: 0 S: 8	H: 1 LOB: 0 BB: 0 P: 13	R: 0 E: 0 K: 1 S: 14	H: 1 LOB: 1 BB: 1 P: 22	R: 0 E: 0 K: 2 S: 7	H: 0 LOB: 0 BB: 0 P: 12	R: 0 E: 1 K: 1 S: 10	H: 0 LOB: 1 BB: 0 P: 16	R: 0 E: 0 K: 1 S: 8	H: 0 LOB: 0 BB: 0 P: 10	R: 2 E: 0 K: 1 S: 15	H: 2 LOB: 1 BB: 1 P: 24	R: 0 E: 0 K: 2 S: 10	H: 0 LOB: 1 BB: 0 P: 14	R: 2 E: 0 K: 1 S: 23	H: 4 LOB: 2 BB: 0 P: 34	1B: 6 2B: 2 3B: 0 HR: 0	SF: 0 SAC: 0 DP: 1 HBP: 1	WP: 1 PB: 0 SB: 0 CS: 1	PA: 37
PITCHER	IP WLS BF H R ER SO BB IBB HBP BLK WP HR S P ERA WHIP																			
Pedro Astacio, R (1, 1) ERA: 4.22	7.0 L 26 4 2 2 8 2 0 0 0 0 1 0 70 109 2.57 0.857																			
Greg Hansell, R (8, 1) ERA: 5.4	1.0 5 1 1 1 2 0 0 1 0 0 0 15 22 9.00 1.000																			
Joey Eischen, L (9, 1) ERA: 3.38	0.1 2 1 0 0 0 0 0 0 0 0 0 6 8 0.00 3.000																			
Felix Rodriguez, R (9, 1) ERA: 3.52	0.2 4 2 1 1 1 0 0 0 0 0 0 12 18 13.50 3.000																			

livebaseballscorecards.com

AB	34
R	4
H	8
RBI	3
BB	2
SO	11
LOB	15



Batter	1	2	3	4	5	6	7	8	9	AB	R	H	RBI	BB	SO	LOB
Delino DeShields, L (1, 4) OBP: 0.315, SLG: 0.313	2-3 K	1-2 FC6-4			3-2 L9		4-2 BB		3-2 G4-3	4	0	0	0	1	1	6
Jose Offerman, S (1, 6) OBP: 0.469, SLG: 0.469	1-3 K		3-2 L5		1-3 K		0-1 G4-3			4	0	0	0	0	2	3
Raul Mondesi, R (1, 9) OBP: 0.344, SLG: 0.561	0-1 E6		0-0 G6-3			0-0 F9		1-2 P4		4	0	0	0	0	0	0
Mike Piazza, R (1, 2) OBP: 0.435, SLG: 0.750	0-1 FC6-4		2-1 G4-3			3-1 G4-3		0-2 F9		4	0	0	0	0	0	1
Eric Karros, R (1, 3) OBP: 0.407, SLG: 0.579		1-3 K		1-2 P3		2-1 2B		1-1 G6-3		4	0	1	0	0	1	0
Roberto Kelly, R (1, 8) OBP: 0.329, SLG: 0.358		3-2 G4-3		2-1 G1-3		0-0 G4-3		3-2 G6-3		4	0	0	0	0	0	1
Tim Wallach, R (1, 5) OBP: 0.351, SLG: 0.457		1-2 BB 1B		2-3 K			2-2 G6-4-3 1B		2-3 K	4	0	2	0	0	2	0
Billy Ashley, R (1, 7) OBP: 0.298, SLG: 0.368		0-0 BB 1B		1-3 K		2-2 G6-4-3 1B		1-2 BB 1B		4	0	2	0	0	1	1
Pedro Astacio, R (1, 1) OBP: 0.176, SLG: 0.188 Chris Gwynn, L (7, PH) OBP: 0.296, SLG: 0.353 Greg Hainault, R (8, 1) Joey Eischen, L (9, 1) Felix Rodriguez, R (9, 1) Dave Hansen, L (9, PH) OBP: 0.377, SLG: 0.293		4-2 FC6-4 BB		1-2 1B		1-1 BB HBP		4-2 SAFE BB		1	0	1	0	1	0	0

Inning Stats	R: 0	H: 0	E: 1	K: 2	S: 11	LOB: 1	BB: 0	P: 14	R: 0	H: 2	E: 0	K: 1	S: 18	LOB: 3	BB: 1	P: 28	R: 0	H: 0	E: 0	K: 0	S: 6	LOB: 0	BB: 0	P: 11	R: 0	H: 0	E: 0	K: 1	S: 10	LOB: 0	BB: 0	P: 15	R: 0	H: 1	E: 0	K: 2	S: 13	LOB: 1	BB: 0	P: 19	R: 0	H: 1	E: 0	K: 0	S: 6	LOB: 1	BB: 0	P: 11	R: 0	H: 1	E: 0	K: 0	S: 11	LOB: 2	BB: 1	P: 20	R: 0	H: 0	E: 0	K: 0	S: 9	LOB: 0	BB: 0	P: 11	R: 0	H: 1	E: 0	K: 1	S: 14	LOB: 2	BB: 1	P: 27	1B: 5	SF: 0	2B: 1	SAC: 0	3B: 0	DP: 1	HR: 0	HBP: 1	WP: 0	PA: 37
--------------	------	------	------	------	-------	--------	-------	-------	------	------	------	------	-------	--------	-------	-------	------	------	------	------	------	--------	-------	-------	------	------	------	------	-------	--------	-------	-------	------	------	------	------	-------	--------	-------	-------	------	------	------	------	------	--------	-------	-------	------	------	------	------	-------	--------	-------	-------	------	------	------	------	------	--------	-------	-------	------	------	------	------	-------	--------	-------	-------	-------	-------	-------	--------	-------	-------	-------	--------	-------	--------

PITCHER	IP	WLS	BF	H	R	ER	SO	BB	IBB	HBP	BLK	WP	HR	S	P	ERA	WHIP
Paul Quantrill, R (1, 1) ERA: 3.43	8.0	W	32	5	0	0	6	2	0	1	0	0	0	84	129	0.00	0.875
Heathcliff Slocumb, R (9, 1) ERA: 1.27	1.0		5	1	0	0	1	1	0	0	0	0	0	14	27	0.00	2.000

BOTTOM

Philadelphia Phillies @ Los Angeles Dodgers
 Dodger Stadium, Los Angeles, CA
 Fri Jun 09 1995, 7:05 PM PDT
 Att. 29,679 - Unknown

livebaseballscorecards.com

AB	33
R	0
H	6
RBI	0
BB	3
SO	7
LOB	12



Batter	1	2	3	4	5	6	7	8	9	AB R H RBI BB SO LOB	TOP		
Mickey Morandini, L (1, 4) OBP: 0.354, SLG: 0.437	2-2 FC6-4 SF7 1B		1-1 G4-3		0-0 F9		2-2 F9		2-3 K	5 1 1 0 0 1 2			
Mariano Duncan, R (1, 6) OBP: 0.297, SLG: 0.422	1-1 FC6-4 1B		0-1 F7			2-2 P3		1-2 G5-3	3-2 G5-3	5 0 1 0 0 0 1			
Gregg Jefferies, S (1, 7) OBP: 0.317, SLG: 0.399	0-0 FC6-4 1-2f 2-3		3-2 G3			1-0 G4-3		1-1 1B 2B		4 1 1 0 0 0 2			
Dave Hollins, S (1, 3) OBP: 0.410, SLG: 0.415	1-1 SF7 3-H			0-1 PB G2-3 1B		1-1 1B		1-0 BB 1B 2-H		3 0 3 2 0 0 0			
Darren Daulton, L (1, 2) OBP: 0.351, SLG: 0.414	1-1 G4-3			0-0 G2-3 1-2		0-0 G4-3		0-1 F8		4 0 0 0 0 0 4			
Jim Eisenreich, L (1, 9) OBP: 0.426, SLG: 0.559		1-1 F7		2-1 G3 2-3		2-0 HR		4-1 BB 1-2 BB		3 1 1 1 1 0 1			
Charlie Hayes, R (1, 5) OBP: 0.379, SLG: 0.414		2-2 E8 G4-3		2-2 G4-3		0-0 G4-3		0-2 F9		4 0 0 0 0 0 3			
Dave Gallagher, R (1, 8) OBP: 0.382, SLG: 0.460		2-1 G4-3 2-3			1-0 L9		1-0 FC1-6 1B		3-1 SH1-4 1B	4 0 2 0 0 0 1			
Tyler Green, R (1, 1) OBP: 0.105, SLG: 0.211		0-2 G5-3			2-2 K		0-2 FC1-6 1-2f		0-0 SH1-4	3 0 0 0 0 1 2			
Inning Stats	R: 1 H: 2 E: 0 LOB: 1 K: 0 BB: 0 S: 10 P: 15	R: 0 H: 0 E: 1 LOB: 1 K: 0 BB: 0 S: 10 P: 15	R: 0 H: 0 E: 0 LOB: 0 K: 0 BB: 0 S: 7 P: 11	R: 0 H: 1 E: 0 LOB: 1 K: 0 BB: 0 S: 9 P: 13	R: 0 H: 0 E: 0 LOB: 0 K: 1 BB: 0 S: 5 P: 8	R: 0 H: 1 E: 0 LOB: 1 K: 0 BB: 0 S: 7 P: 11	R: 1 H: 2 E: 0 LOB: 1 K: 0 BB: 0 S: 10 P: 15	R: 1 H: 2 E: 0 LOB: 2 K: 0 BB: 1 S: 13 P: 20	R: 0 H: 1 E: 0 LOB: 1 K: 1 BB: 0 S: 11 P: 19	1B: 7 SF: 1 2B: 1 SAC: 1 3B: 0 DP: 0 HR: 1 HBP: 0	WP: 0 PA: 38 PB: 1 SB: 0 CS: 0		
PITCHER	IP WLS BF H R ER SO BB IBB HBP BLK WP HR S P ERA WHIP											PITCHER	IP WLS BF H R ER SO BB IBB HBP BLK WP HR S P ERA WHIP
Tom Candiotti, R (1, 1) ERA: 4.21	7.0 L 28 6 2 2 1 0 0 0 0 0 0 1 58 88 2.57 0.857												
Greg Hansell, R (8, 1) ERA: 5.87	0.1 3 2 1 1 0 0 0 0 0 0 0 0 7 10 27.00 6.000												
Omar Daal, L (8, 1) ERA: 2.19	0.1 2 0 0 0 0 0 1 0 0 0 0 0 3 7 0.00 3.000												
Todd Williams, R (8, 1) ERA: 3.93	1.1 5 1 0 0 0 1 0 0 0 0 0 0 14 22 0.00 0.750												

Philadelphia Phillies @ Los Angeles Dodgers
Dodger Stadium, Los Angeles, CA

Sat Jun 10 1995, 7:05 PM PDT
Att. 37,220 - Unknown - 69 F

livebaseballscorecards.com

AB	35
R	3
H	9
RBI	3
BB	1
SO	2
LOB	16



Batter	1	2	3	4	5	6	7	8	9	AB R H RBI BB SO LOB	TOP											
Mickey Morandini, L (1, 4) OBP: 0.349, SLG: 0.436	0-0 G4-3	0-0 G4-3			0-3 K		0-0 1B 2B		0-3 K	5 1 1 0 0 2 2	Philadelphia Phillies @ Los Angeles Dodgers Dodger Stadium, Los Angeles, CA Sun Jun 11 1995, 3:33 AM PDT Att. 32,223 - Sunny - 80 F											
Mariano Duncan, R (1, 6) OBP: 0.304, SLG: 0.420	0-0 G6-3		0-0 1B		0-3 K		0-0 BB 1B	0-0 G3-1	5 0 2 1 0 1 0													
Gregg Jefferies, S (1, 7) OBP: 0.321, SLG: 0.408	0-0 2B		0-0 F3			0-0 G3	0-0 BB 1B		4 0 2 0 0 0 1													
Dave Hollins, S (1, 3) OBP: 0.412, SLG: 0.409	4-0 FC6-4 BB		0-0 F2			0-0 G4-3	4-0 G4-6-3 BB		2 0 0 0 2 0 1													
Charlie Hayes, R (1, 5) OBP: 0.376, SLG: 0.409	0-0 FC6-4		0-3 K			0-0 1B 1B	0-0 G4-6-3		4 1 1 0 0 1 6													
Gary Varsho, L (1, 9) OBP: 0.328, SLG: 0.286		0-0 1B 1B		0-3 K		0-0 1B 1B		0-0 L3 1B	4 0 3 0 0 1 0													
Heathcliff Slocumb, R (9, 1)									0 0 0 0 0 0 0													
Lenny Webster, R (1, 2) OBP: 0.233, SLG: 0.214		0-3 K		0-0 G4-3		0-0 1B		0-0 F4	4 0 1 1 0 1 2													
Dave Gallagher, R (1, 8) OBP: 0.361, SLG: 0.433		0-0 F9		0-0 P3		0-0 P6		0-0 L3	4 0 0 0 0 0 4													
Mike Mims, L (1, 1) OBP: 0.063, SLG: 0.063		0-0 1B			0-0 G6-3		0-0 F7		3 0 1 0 0 0 0													
Ricky Bottalico, L (8, 1)									0 0 0 0 0 0 0													
Jim Eisenreich, L (9, PH) (9, 9)		1-2 1B							1 0 0 0 0 0 0													
Inning Stats	R: 0 E: 0 K: 0 S: 4	H: 1 LOB: 2 BB: 1 P: 8	R: 0 E: 0 K: 1 S: 7	H: 2 LOB: 2 BB: 0 P: 7	R: 0 E: 0 K: 1 S: 6	H: 1 LOB: 1 BB: 0 P: 6	R: 0 E: 0 K: 1 S: 5	H: 0 LOB: 0 BB: 0 P: 5	R: 0 E: 0 K: 2 S: 7	H: 0 LOB: 0 BB: 0 P: 7	R: 1 E: 0 K: 0 S: 6	H: 3 LOB: 2 BB: 0 P: 6	R: 1 E: 0 K: 0 S: 5	H: 3 LOB: 2 BB: 1 P: 9	R: 0 E: 0 K: 0 S: 3	H: 1 LOB: 0 BB: 0 P: 3	R: 0 E: 0 K: 1 S: 5	H: 0 LOB: 0 BB: 0 P: 5	1B: 9 2B: 3 3B: 0 HR: 0	SF: 0 SAC: 0 DP: 2 HBP: 0	WP: 0 PB: 0 SB: 0 CS: 0	PA: 38
PITCHER	IP WLS BF H R ER SO BB IBB HBP BLK WP HR S P ERA WHIP																					
Ramon Martinez, R (1, 1) ERA: 3.46	7.0 L 32 10 2 2 5 2 0 0 0 0 0 0 40 48 2.57 1.714																					
Felix Rodriguez, R (8, 1) ERA: 3.12	1.0 3 1 0 0 0 0 0 0 0 0 0 0 3 3 0.00 1.000																					
Todd Worrell, R (9, 1) ERA:	1.0 3 0 0 0 0 1 0 0 0 0 0 0 5 5 0.00 0.000																					

livebaseballscorecards.com

AB	36
R	2
H	11
RBI	2
BB	2
SO	6
LOB	16



Batter	1	2	3	4	5	6	7	8	9	AB	R	H	RBI	BB	SO	LOB	BOTTOM
--------	---	---	---	---	---	---	---	---	---	----	---	---	-----	----	----	-----	--------

Delino DeShields, L (1, 4) <small>OBP: 0.321, SLG: 0.311</small>	0-0 G4-3		4-0 BB BB		4-0 WP BB		0-0 F8		0-0 G3 1B	3	0	1	0	2	0	1	Philadelphia Phillies @ Los Angeles Dodgers Dodger Stadium, Los Angeles, CA Sun Jun 11 1995, 3:33 AM PDT Att. 32,223 - Sunny - 80 F
Jose Offerman, S (1, 6) <small>OBP: 0.457, SLG: 0.447</small>	4-0 FC5-4 BB		4-0 BB		0-0 F9		0-0 P6	0-0 G3	3	0	0	0	2	0	4		
Raul Mondesi, R (1, 9) <small>OBP: 0.340, SLG: 0.542</small> Todd Worrell, R (9, 1) Dave Hansen, L (9, PH) <small>OBP: 0.380, SLG: 0.288</small>	0-0 FC5-4 WP 1-2f		0-0 L7		0-0 G4-3		4-0 1B 1B BB	4-0 IBB	3	1	0	0	1	0	5		
Mike Piazza, R (1, 2) <small>OBP: 0.414, SLG: 0.691</small> Chad Fonville, S (8, PR) <small>OBP: 0.222, SLG: 0.222</small> Carlos Hernandez, R (9, 2) <small>OBP: 0.169, SLG: 0.075</small>	0-0 G3 1-2			0-0 1B		0-0 G1-3	0-0 1B 1B	0-3 K	4	0	2	0	0	0	1		
Eric Karros, R (1, 3) <small>OBP: 0.395, SLG: 0.557</small>		0-0 L9		0-0 L5		0-0 CS 1B	0-3 K		4	0	1	0	0	1	3		
Roberto Kelly, R (1, 8) <small>OBP: 0.331, SLG: 0.359</small>		0-0 G6-3		0-0 F7		0-0 P4	0-0 1B		4	0	1	1	0	0	2		
Tim Wallach, R (1, 5) <small>OBP: 0.329, SLG: 0.423</small>		0-0 G6-3		0-3 K		0-0 CS	0-0 FC6-5 G5-3 1B	0-0 F9	4	0	1	0	0	1	3		
Billy Ashley, R (1, 7) <small>OBP: 0.302, SLG: 0.364</small> Rick Parker, R (7, PH) <small>OBP: 0.500, SLG: 0.500</small>			0-3 K		0-3 K		0-0 G5-3	0-3 K	2	0	0	0	0	2	0		
Ramon Martinez, R (1, 1) <small>OBP: 0.200, SLG: 0.250</small> Mitch Webster, S (7, PH) <small>OBP: 0.200, SLG: 0.292</small> Felix Rodriguez, R (8, 1) Chris Gwynn, L (9, 9) <small>OBP: 0.309, SLG: 0.353</small>			0-0 L9		0-0 WP BB 1B		0-0 FC6-5	4-0 G3 1B BB	2	0	1	0	0	0	0		

Inning Stats	R: 0 E: 0 K: 0 S: 3	H: 0 LOB: 1 BB: 1 P: 7	R: 0 E: 0 K: 0 S: 3	H: 0 LOB: 0 BB: 0 P: 3	R: 0 E: 0 K: 1 S: 5	H: 0 LOB: 2 BB: 2 P: 13	R: 0 E: 0 K: 1 S: 6	H: 1 LOB: 1 BB: 0 P: 6	R: 0 E: 0 K: 1 S: 6	H: 1 LOB: 2 BB: 1 P: 10	R: 0 E: 0 K: 0 S: 3	H: 1 LOB: 0 BB: 0 P: 3	R: 0 E: 0 K: 0 S: 4	H: 1 LOB: 1 BB: 0 P: 4	R: 1 E: 0 K: 1 S: 7	H: 2 LOB: 2 BB: 2 P: 11	R: 0 E: 0 K: 2 S: 8	H: 1 LOB: 3 BB: 2 P: 16	1B: 7 2B: 0 3B: 0 HR: 0	SF: 0 SAC: 0 DP: 0 HBP: 0	WP: 2 PB: 0 SB: 0 CS: 1	PA: 41
---------------------	------------------------------	---------------------------------	------------------------------	---------------------------------	------------------------------	----------------------------------	------------------------------	---------------------------------	------------------------------	----------------------------------	------------------------------	---------------------------------	------------------------------	---------------------------------	------------------------------	----------------------------------	------------------------------	----------------------------------	----------------------------------	------------------------------------	----------------------------------	--------

PITCHER	IP	WLS	BF	H	R	ER	SO	BB	IBB	HBP	BLK	WP	HR	S	P	ERA	WHIP
Mike Mimbs, L (1, 1) <small>ERA: 2.85</small>	7.1	W	31	5	1	1	3	5	0	0	0	2	0	32	52	1.23	1.364
Ricky Bottalico, R (8, 1) <small>ERA: 1.71</small>	0.2		3	1	0	0	1	0	0	0	0	0	0	5	5	0.00	1.500
Heathcliff Slocumb, R (9, 1) <small>ERA: 1.21</small>	1.0	S	6	1	0	0	2	1	1	0	0	0	0	8	16	0.00	2.000

livebaseballscorecards.com

AB	33
R	1
H	7
RBI	1
BB	7
SO	6
LOB	24



Batter	1	2	3	4	5	6	7	8	9	AB R H RBI BB SO LOB	TOP									
Delino DeShields, L OBP: 0.323, SLG: 0.314 (1, 4)	1-1 S 1B	1-3 K		0-0 3B 1B		2-0 F7		2-2 G4-3		5 2 2 0 0 1 3										
Jose Offerman, S OBP: 0.455, SLG: 0.459 (1, 6)	2-3 K	1-2 P6		0-2 3B		0-1 HBP BB 1B		1-2 F7		5 0 2 2 0 1 3										
Mike Piazza, R OBP: 0.413, SLG: 0.671 (1, 2)	0-1 FC1-4 2-H 1B		1-1 F8 SF8 1B	0-0 G5-3		1-1 F9		3-3 K		5 1 2 1 0 1 3										
Eric Karros, R OBP: 0.405, SLG: 0.559 (1, 3)	3-2 FC1-4 1B		1-2 BB 1B	4-1 G6-4-3 BB		4-2 HBP BB		2-0 L6		3 0 2 0 2 0 0										
Roberto Kelly, R OBP: 0.333, SLG: 0.356 (1, 8)	0-1 FC1-4 1-2f 2-3		1-2 F8	1-2 G6-4-3		2-0 HBP		1-0 G6-4-3 1B		4 0 1 1 0 0 6										
Raul Mondesi, R OBP: 0.337, SLG: 0.536 (1, 9)	1-0 G5-3		2-2 SF8		2-0 G6-4-3 1B		2-3 K		0-0 G6-4-3	4 0 1 1 0 1 6										
Tim Wallach, R OBP: 0.337, SLG: 0.432 (1, 5)		2-1 1B 2B	1 SAFE 4-2 BB	0-0 G6-4-3		1-2 F9				3 0 1 0 1 0 1										
Rick Parker, R OBP: 0.438, SLG: 0.438 (1, 7)		0-0 SH1-3 1B	1-0 P6		1-0 G6-3		0-2 F8			4 0 1 0 0 0 2										
Ismael Valdez, R OBP: 0.176, SLG: 0.176 (1, 1)		0-0 SH1-3		0-0 1B 3B 1B		3-2 F9 HBP 1B		0-3 K		3 2 2 0 0 1 0										
Omar Daal, L (8, 1)										0 0 0 0 0 0 0										
Todd Worrell, R (8, 1)										0 0 0 0 0 0 0										
Inning Stats	R: 1 E: 0 K: 1 S: 14	H: 3 LOB: 2 BB: 0 P: 20	R: 0 E: 0 K: 1 S: 10	H: 2 LOB: 2 BB: 0 P: 14	R: 1 E: 0 K: 0 S: 17	H: 2 LOB: 1 BB: 1 P: 27	R: 2 E: 0 K: 0 S: 13	H: 3 LOB: 1 BB: 1 P: 18	R: 0 E: 0 K: 0 S: 3	H: 1 LOB: 0 BB: 0 P: 6	R: 1 E: 0 K: 1 S: 16	H: 2 LOB: 3 BB: 1 P: 30	R: 0 E: 0 K: 1 S: 11	H: 0 LOB: 0 BB: 0 P: 12	R: 0 E: 0 K: 1 S: 10	H: 0 LOB: 0 BB: 0 P: 16	R: 0 E: 0 K: 0 S: 3	H: 1 LOB: 0 BB: 0 P: 6	1B: 12 SF: 1 2B: 1 SAC: 1 3B: 1 DP: 3 HR: 0 HBP: 1	WP: 0 PA: 42 PB: 0 SB: 1 CS: 0
PITCHER	IP WLS BF H R ER SO BB IBB HBP BLK WP HR S P ERA WHIP																			
Jon Lieber, R ERA: 6.58 (1, 1)	3.0 L 20 10 4 4 2 1 0 0 0 0 0 0 48 68 12.00 3.667																			
Mike Dyer, R ERA: 3.66 (4, 1)	2.0 6 1 0 0 0 1 0 0 0 0 0 0 9 17 0.00 1.000																			
Gary Wilson, R ERA: 5.14 (6, 1)	2.0 10 2 1 1 2 1 0 1 0 0 0 0 27 42 4.50 1.500																			
Jason Christiansen, L ERA: 1.2 (8, 1)	1.0 3 0 0 0 1 0 0 0 0 0 0 0 10 16 0.00 0.000																			
Jeff McCurry, R ERA: 2.65 (9, 1)	1.0 3 1 0 0 0 0 0 0 0 0 0 0 3 6 0.00 1.000																			

Los Angeles Dodgers @ Pittsburgh Pirates
Three Rivers Stadium, Pittsburgh, PA
 Tue Jun 13 1995, 7:05 PM EDT
 Att. 17,284 - Unknown - 73 F

AB	36
R	5
H	14
RBI	5
BB	3
SO	5
LOB	24



WP: 0	PA: 42
PB: 0	
SB: 1	
CS: 0	

PITCHER	IP	WLS	BF	H	R	ER	SO	BB	IBB	HBP	BLK	WP	HR	S	P	ERA	WHIP
Jon Lieber, R	3.0	L	20	10	4	4	2	1	0	0	0	0	0	48	68	12.00	3.667
Mike Dyer, R	2.0		6	1	0	0	0	1	0	0	0	0	0	9	17	0.00	1.000
Gary Wilson, R	2.0		10	2	1	1	2	1	0	1	0	0	0	27	42	4.50	1.500
Jason Christiansen, L	1.0		3	0	0	0	1	0	0	0	0	0	0	10	16	0.00	0.000
Jeff McCurry, R	1.0		3	1	0	0	0	0	0	0	0	0	0	3	6	0.00	1.000

Batter	1	2	3	4	5	6	7	8	9	AB	R	H	RBI	BB	SO	LOB
Al Martin, L OBP: 0.317, SLG: 0.385 (1, 8) CBB (9, 7)	2-1 F7 ①		3-3 K ②		0-0 HR ①-H		1-2 F8 ②		3-2 P6 ②	5	1	1	2	0	1	2
Jay Bell, R OBP: 0.326, SLG: 0.268 (1, 6) CSC	0-3 K ②		3-1 F8 ③		1-2 G6-3 ③		1-2 L9 ③		2-2 F9 ③	5	0	0	0	0	1	2
Dave Clark, L OBP: 0.371, SLG: 0.389 Jacob Brumfield, R OBP: 0.340, SLG: 0.307 (1, 7) BSS (8, PH) SSB (9, 8)	4-2 BB ③			1-3 K ①		3-3 K ①		0-0 2B ①		2	0	0	0	1	2	0
Jeff King, R OBP: 0.376, SLG: 0.507 (1, 5) CBS X	1-2 G3 ③			0-2 CS 1B ③		0-0 G3-1 ②		4-0 BB ①		3	0	1	0	1	0	1
Orlando Merced, S OBP: 0.313, SLG: 0.425 (1, 9) CBB X		3-2 F8 ①		3-3 K ② ③		1-1 BB 1B ①		2-3 K ①		4	0	1	0	0	2	3
Mark Johnson, L OBP: 0.337, SLG: 0.477 Rich Aude, R OBP: 0.368, SLG: 0.453 (1, 3) BBS (8, PH) SFB (9, 3)		4-2 BB ②		0-2 FC4-6 1B SAFE SF9 1B		4-2 BB ③		1-3 K ②		1	1	1	0	2	0	0
Mark Parent, R OBP: 0.321, SLG: 0.510 (1, 2) CBB X		2-3 K ②		0-2 FC4-6 1B ③		1-2 G1-3 ③		0-3 K ③		4	0	1	0	0	2	5
Carlos Garcia, R OBP: 0.282, SLG: 0.320 (1, 4) CBB X		1-2 F9 ③		1-1 FC4-6 HR ①		3-2 FC6-4 1B ①		4-2 WP 2 G1-3 BB ①		3	1	1	0	1	0	3
Jon Lieber, L OBP: 0.059, SLG: 0.059 Mike Dyer, R OBP: 1.000, SLG: 1.000 Nelson Lirio, S OBP: 0.333, SLG: 0.388 Gary Wilson, R Steve Pegues, R OBP: 0.279, SLG: 0.404 Jason Christiansen, R Jeff McCurry, R 2 Angelo Encarnacion, R OBP: 0.412, SLG: 0.455 (1, 1) (4, 1) (5, PH) (6, 1) (7, PH) (8, 1) (9, 1) (9, PH)			1-3 K ①		0-0 SF9 ②		2-1 FC6-4 ①		0-1 G1-3 ①	1	0	0	0	0	1	0

Inning Stats	R: 0	H: 0	E: 0	K: 1	S: 10	R: 0	H: 0	E: 0	K: 1	S: 13	R: 0	H: 0	E: 0	K: 2	S: 9	R: 3	H: 3	E: 0	K: 0	S: 15	R: 0	H: 1	E: 0	K: 1	S: 12	R: 0	H: 1	E: 0	K: 0	S: 14	R: 0	H: 1	E: 0	K: 3	S: 10	R: 0	H: 0	E: 0	K: 0	S: 13	1B: 5	SF: 1	2B: 2	SAC: 0	3B: 0	DP: 1	HR: 1	HBP: 0	WP: 1	PA: 38
PITCHER	IP	WLS	BF	H	R	ER	SO	BB	IBB	HBP	BLK	WP	HR	S	P	ERA	WHIP																																	
Ismael Valdez, R ERA: 2.56 (1, 1)	7.0	W	29	6	3	3	7	3	0	0	0	0	1	84	130	3.86	1.286																																	
Omar Daal, L ERA: 2.13 (8, 1)	0.1		3	1	0	0	1	1	0	0	0	0	0	4	10	0.00	6.000																																	
Todd Worrell, R ERA: (8, 1)	1.2	S	6	0	0	0	2	1	0	0	0	1	0	19	29	0.00	0.600																																	


BOTTOM

Los Angeles Dodgers @ Pittsburgh Pirates
Three Rivers Stadium, Pittsburgh, PA

Tue Jun 13 1995, 7:05 PM EDT
Att: 17,284 - Unknown - 73 F

livebaseballscorecards.com

AB	32
R	3
H	7
RBI	3
BB	5
SO	10
LOB	20



Batter	1	2	3	4	5	6	7	8	9	AB R H RBI BB SO LOB	TOP																
Delino DeShields, L OBP: 0.330, SLG: 0.318 (1, 4)	2-0 1B SH1-3 FC5-4 1B		4-2 SH1-3 HR BB		2-2 G6-3		2-0 G4-3		0-1 1B 1B	4 3 2 1 1 0 0																	
Jose Offerman, S OBP: 0.459, SLG: 0.463 (1, 6)	1-1 SH1-3 1-2		0-0 SH1-3 1-2		1-0 1B			0-0 F8 SAFE	2-2 1B 1B	3 1 2 1 0 0 0																	
Mike Piazza, R OBP: 0.438, SLG: 0.753 (1, 2)	0-2 FC5-4 1B 2-3		0-0 HR 2-H		0-0 F9			0-2 HR	4-0 1B IBB	4 2 3 3 1 0 1																	
Eric Karros, R OBP: 0.400, SLG: 0.549 (1, 3)	3-0 FC5-4 1-2f 3-H		0-0 L8		2-3 K			3-2 G5-3	0-0 1B 1-2 2-H	5 0 1 2 0 1 2																	
Roberto Kelly, R OBP: 0.335, SLG: 0.358 (1, 8)	2-3 K		0-1 F9		2-2 G5-3			0-0 1B 1B	0-2 FC5-4 1-3 1B	5 0 2 0 0 1 1																	
Raul Mondesi, R OBP: 0.338, SLG: 0.532 (1, 9)		0-0 G6-4-3 S WP 1B		2-0 F9		0-3 K		2-2 1B 1-2	0-0 FC5-4 1-2f	5 1 2 0 0 1 2																	
Tim Wallach, R OBP: 0.344, SLG: 0.422 (1, 5)		4-0 SAFE G6-4-3 BB		4-2 BB		1-3 K		1-1 P4		2 0 0 0 2 1 2																	
Rick Parker, R OBP: 0.350, SLG: 0.350 (1, 7)		1-2 G6-4-3 1-2f 2-3		2-0 F9			0-1 F7		3-2 F9	4 0 0 0 0 0 3																	
Hideo Nomo, R (1, 1)		2-3 K		1-3 K			2-1 G1-3		0-2 1B 2B	3 0 0 0 0 2 1																	
Mitch Webster, S OBP: 0.231, SLG: 0.360 (9, PH)										1 1 1 0 0 0 0																	
Greg Hansell, R (9, 1)										0 0 0 0 0 0 0																	
Joey Eischen, L (9, 1)										0 0 0 0 0 0 0																	
Todd Worrell, R (9, 1)		3-H								0 0 0 0 0 0 0																	
Inning Stats	R: 1 E: 0 K: 1 S: 11	H: 2 LOB: 1 BB: 0 P: 19	R: 1 E: 0 K: 1 S: 7	H: 1 LOB: 0 BB: 1 P: 14	R: 2 E: 0 K: 0 S: 8	H: 1 LOB: 0 BB: 1 P: 12	R: 0 E: 0 K: 1 S: 10	H: 0 LOB: 1 BB: 1 P: 19	R: 0 E: 0 K: 1 S: 9	H: 1 LOB: 1 BB: 0 P: 14	R: 0 E: 0 K: 2 S: 10	H: 0 LOB: 0 BB: 0 P: 13	R: 0 E: 0 K: 0 S: 5	H: 0 LOB: 0 BB: 0 P: 9	R: 1 E: 0 K: 0 S: 18	H: 3 LOB: 2 BB: 0 P: 24	R: 3 E: 0 K: 0 S: 18	H: 5 LOB: 2 BB: 1 P: 27	1B: 10 2B: 1 3B: 0 HR: 2	SF: 0 SAC: 2 DP: 1 HBP: 0	WP: 1 PB: 0 SB: 1 CS: 0	PA: 42					
PITCHER	IP	WLS	BF	H	R	ER	SO	BB	IBB	HBP	BLK	WP	HR	S	P	ERA	WHIP										
Paul Wagner, R ERA: 6.4 (1, 1)	6.0	L	25	5	4	4	6	3	0	0	0	1	1	55	91	6.00	1.333										
Jeff McCurry, R ERA: 2.84 (7, 1)	2.0		9	3	1	1	0	0	0	0	0	0	1	23	33	4.50	1.500										
Dan Plesac, L ERA: 2.86 (9, 1)	0.2		7	5	3	3	0	0	1	0	0	0	0	17	26	40.50	7.500										
Gary Wilson, R ERA: 5.02 (9, 1)	0.1		1	0	0	0	0	0	0	0	0	0	0	1	1	0.00	0.000										

Los Angeles Dodgers @ Pittsburgh Pirates
Three Rivers Stadium, Pittsburgh, PA
 Wed Jun 14 1995, 7:05 PM EDT
 Att. 10,313 - Unknown - 78 F

AB	36
R	8
H	13
RBI	7
BB	4
SO	6
LOB	12



Batter	1	2	3	4	5	6	7	8	9	AB R H RBI BB SO LOB
Jacob Brumfield, R OBP: 0.343, SLG: 0.323 (1, 8)	1-3 K		2-3 K			2-1 1B		0-0 E8 1B 2B	1-1 L8	5 1 2 2 0 2 1
Jay Bell, R OBP: 0.322, SLG: 0.261 (1, 6)	2-3 K			3-1 F8		1-3 K		2-3 K	4-0 BB BB	4 0 0 0 1 3 3
Al Martin, L OBP: 0.319, SLG: 0.381 (1, 7)	3-3 K			1-3 K		3-3 K		0-0 BB 1B	4-2 BB	4 0 1 1 1 3 2
Jeff King, R OBP: 0.371, SLG: 0.493 (1, 5)		2-0 P6		3-1 P9		0-3 K		4-2 BB	2-3 K	4 0 0 0 1 2 4
Orlando Merced, S OBP: 0.304, SLG: 0.413 (1, 9) (9, 3)		1-2 G4-3			0-3 K		1-1 P6	0-3 K		4 0 0 0 0 2 2
Mark Johnson, L OBP: 0.324, SLG: 0.457 Dan Plesac, L Gary Wilson, R		2-0 F9		1-3 K		3-3 K		1-3 K		4 0 0 0 0 3 2 0 0 0 0 0 0 0 0 0 0 0 0 0 0
Mark Parent, R OBP: 0.327, SLG: 0.510 (1, 2)			1-0 F9		0-0 WP 1B		0-3 K		1-0 E HR 1B	4 1 2 0 0 1 0
Carlos Garcia, R OBP: 0.281, SLG: 0.317 (1, 4)			0-0 G4-3		2-3 K			1-2 E9 1B E 1B	2-2 FC4	4 1 1 0 0 1 2
Paul Wagner, R OBP: 0.286, SLG: 0.250 Nelson Liriano, S OBP: 0.345, SLG: 0.388 Jeff McCurry, R Dave Clark, L OBP: 0.383, SLG: 0.433			4-2 BB			1-0 1B HBP		2-0 E 1B	0-2 HR	0 0 0 0 1 0 0 0 0 0 0 0 0 0 0 0 0 0 0 0 0 2 2 2 2 0 0 0

Inning Stats	R: 0 E: 0 K: 3 S: 9	H: 0 LOB: 0 BB: 0 P: 15	R: 0 E: 0 K: 0 S: 5	H: 0 LOB: 0 BB: 0 P: 10	R: 0 E: 0 K: 1 S: 7	H: 0 LOB: 1 BB: 1 P: 14	R: 0 E: 0 K: 1 S: 7	H: 0 LOB: 0 BB: 0 P: 14	R: 0 E: 0 K: 3 S: 10	H: 1 LOB: 1 BB: 0 P: 13	R: 0 E: 0 K: 3 S: 11	H: 1 LOB: 2 BB: 0 P: 18	R: 0 E: 0 K: 2 S: 8	H: 0 LOB: 0 BB: 0 P: 12	R: 3 E: 2 K: 3 S: 19	H: 4 LOB: 2 BB: 1 P: 29	R: 2 E: 1 K: 1 S: 14	H: 2 LOB: 2 BB: 2 P: 28	1B: 6 2B: 1 3B: 0 HR: 1	SF: 0 SAC: 0 DP: 0 HBP: 1
--------------	------------------------------	----------------------------------	------------------------------	----------------------------------	------------------------------	----------------------------------	------------------------------	----------------------------------	-------------------------------	----------------------------------	-------------------------------	----------------------------------	------------------------------	----------------------------------	-------------------------------	----------------------------------	-------------------------------	----------------------------------	----------------------------------	------------------------------------

PITCHER	IP	WLS	BF	H	R	ER	SO	BB	IBB	HBP	BLK	WP	HR	S	P	ERA	WHIP
Hideo Nomo, R ERA: 2.84 (1, 1)	8.0	W	33	6	3	2	16	2	0	0	0	1	0	76	125	2.25	1.000
Greg Hansell, R ERA: 6.19 (9, 1)	0.2		5	2	2	1	0	1	0	0	0	0	1	9	17	13.50	4.500
Joey Eischen, L ERA: 3.38 (9, 1)	0.0		1	0	0	0	0	1	0	0	0	0	0	2	6	∞	∞
Todd Worrell, R ERA: (9, 1)	0.1	S	1	0	0	0	1	0	0	0	0	0	0	3	5	0.00	0.000

BOTTOM

Los Angeles Dodgers @ Pittsburgh Pirates
 Three Rivers Stadium, Pittsburgh, PA
 Wed Jun 14 1995, 7:05 PM EDT
 Att: 10,313 - Unknown - 78 F

livebaseballscorecards.com

AB	35
R	5
H	8
RBI	5
BB	4
SO	17
LOB	16



WP	PA
1	40
0	
0	
0	

Batter	1	2	3	4	5	6	7	8	9	AB	R	H	RBI	BB	SO	LOB	TOP										
Delino DeShields, L OBP: 0.332, SLG: 0.317 (1, 4)	2-2 G4-3 ①		0-1 G5-4-3 1B		1-2 G3 ③		1-2 L9 ①	4-2 BB		4	0	1	0	1	0	0											
Jose Offerman, S OBP: 0.452, SLG: 0.461 (1, 6)	1-0 G5-3 ②		0-1 G5-4-3 ② 1-2f			1-2 F9 ①	2-2 WP 1B 2B	2-1 E4 1-3		5	1	1	0	0	0	2											
Mike Piazza, R OBP: 0.446, SLG: 0.750 Carlos Hernandez, R OBP: 0.180, SLG: 0.074 (1, 2) (6, PR) (6, 2)	1-1 1B			3-1 FC5-4 1B		1-1 E5 1B E	4-2 1B WP BB	1-0 F7 ③		3	0	2	0	0	0	0											
Eric Karros, R OBP: 0.400, SLG: 0.550 (1, 3)	1-3 K ③			2-2 FC5-4 1B 1-2f		0-0 E 1B 1B	1-3 K ②		1-1 HR 2B	5	2	2	0	0	2	4											
Roberto Kelly, R OBP: 0.337, SLG: 0.359 (1, 8)		1-2 G5-3 ①		1-3 K ②		0-2 E 2B 1B 1-2 2-3	1-0 BB 1B 1-3 2-H		0-3 K ①	5	1	2	1	0	2	2											
Raul Mondesi, R OBP: 0.345, SLG: 0.547 (1, 9)		1-1 G6-3 ②		0-0 1B 1-2		1-1 E3 2B 1-3 2-H 3-H	4-2 BB 1-2		2-2 HR 2-H	4	2	2	3	1	0	1											
Tim Wallach, R OBP: 0.351, SLG: 0.437 Felix Rodriguez, R (7, 1) Chris Gwynn, L OBP: 0.321, SLG: 0.404 (9, PH)		2-1 FC6-4 1B		3-3 K ③		1-1 F9 2B 2-H 3-H	2-2 K ③		1-1 3B	4	0	2	2	0	2	5											
Rick Parker, R OBP: 0.304, SLG: 0.304 Billy Ashley, R OBP: 0.298, SLG: 0.358 (8, PH) (8, 7)		2-2 FC6-4 1-2f			1-3 K ①	0-0 F9 2B 2-3		2-3 K ①	1-0 L3 ②	3	0	0	0	0	1	3											
Pedro Astacio, R OBP: 0.167, SLG: 0.176 Chad Fournier, S OBP: 0.211, SLG: 0.211 Joey Eischen, L (5, PH) (5, 1) Mitch Webster, S OBP: 0.222, SLG: 0.346 Todd Williams, R OBP: 0.500, SLG: 0.500 Dave Hansen, L OBP: 0.370, SLG: 0.279 (6, PH) (6, 1) (7, 5)			0-3 K ①		3-1 G6-3 ②	2-1 F8 ③		0-0 F8 ②	1-1 L9 ③	1	0	0	0	0	1	0											
Inning Stats	R: 0 E: 0 K: 1 S: 10	H: 1 LOB: 1 BB: 0 P: 15	R: 0 E: 0 K: 0 S: 13	H: 1 LOB: 1 BB: 0 P: 19	R: 0 E: 0 K: 1 S: 7	H: 1 LOB: 0 BB: 0 P: 7	R: 0 E: 0 K: 2 S: 14	H: 2 LOB: 2 BB: 0 P: 23	R: 0 E: 0 K: 1 S: 9	H: 0 LOB: 0 BB: 0 P: 14	R: 4 E: 2 K: 0 S: 17	H: 3 LOB: 2 BB: 0 P: 23	R: 1 E: 0 K: 2 S: 18	H: 2 LOB: 3 BB: 2 P: 33	R: 0 E: 1 K: 1 S: 12	H: 0 LOB: 2 BB: 1 P: 21	R: 2 E: 0 K: 1 S: 14	H: 3 LOB: 1 BB: 0 P: 20	1B: 8 2B: 3 3B: 1 HR: 1	SF: 0 SAC: 0 DP: 1 HBP: 0	WP: 1 PB: 0 SB: 0 CS: 0	PA: 45					
PITCHER	IP	WLS	BF	H	R	ER	SO	BB	IBB	HBP	BLK	WP	HR	S	P	ERA	WHIP										
Denny Neagle, L ERA: 3.48 (1, 1)	6.1	W	29	9	5	1	5	0	0	0	0	0	0	76	110	1.42	1.421										
Mike Dyer, R ERA: 3.54 (7, 1)	0.2		5	1	0	0	2	2	0	0	0	1	0	12	24	0.00	4.500										
Jason Christiansen, L ERA: 1.13 (8, 1)	1.0		5	0	0	0	1	1	0	0	0	0	0	12	21	0.00	1.000										
Dan Miceli, R ERA: 3.12 (9, 1)	1.0		6	3	2	2	1	0	0	0	0	0	1	14	20	18.00	3.000										

Los Angeles Dodgers @ Pittsburgh Pirates
Three Rivers Stadium, Pittsburgh, PA

Thu Jun 15 1995, 7:05 PM EDT
Att: 9,869 - Unknown - 80 F

AB	42
R	7
H	13
RBI	6
BB	3
SO	9
LOB	23



Batter	1	2	3	4	5	6	7	8	9	AB	R	H	RBI	BB	SO	LOB
Jacob Brumfield, R OBP: 0.354, SLG: 0.330	(1, 8) S C B X 1-2 F9 E G4-3 1B		(1, 2) S B S X 1-2 L7-3 1B	(0, 3) F S C X 0-3 K	(0, 0) E4 1-3		(4, 1) B B B B B B X 4-1 G1-6-3 BB			4	1	2	0	1	1	1
Nelson Liriano, S OBP: 0.333, SLG: 0.370	(1, 4) 1 SAFE B B F C X 2-2 F9 1-3		(0, 0) X 0-0 L7-3 1-2	(0, 0) F B C X 0-0 S 1B	(1, 2) G4-3		(0, 0) X 0-0 P4			5	0	1	0	0	0	5
Al Martin, L OBP: 0.316, SLG: 0.375	(1, 7) X 0-0 G4-3 3-H		(2, 2) C B F B F X 2-2 S 1B	(1, 2) L S B X 1-2 G4-3 1-2		(3, 2) B C S S B T 3-2 K	(2, 2) B F B B X 2-2 G1-6-3 1-2f			5	0	1	1	0	1	2
Jeff King, R OBP: 0.377, SLG: 0.493	(1, 5) B C X 1-1 S 1B		(2, 2) B B C X 2-2 G6-3 1-2		(0, 1) F B F X 0-1 1B HR 1B	(1, 2) F9		(4, 2) B F C F B B B 4-2 G4-6-3 BB		4	1	2	0	1	0	1
Dave Clark, L OBP: 0.393, SLG: 0.451	(1, 9) B F S S 2-3 K 1-2			(2, 0) B B X 2-0 BB 2B 1B	(2, 2) F B S B X 2-2 HR 1B	(1, 1) C B X 1-1 BB 2B 2B		(2, 1) B B S X 2-1 G4-6-3 1-2f		5	3	3	0	0	1	2
Mark Johnson, L OBP: 0.345, SLG: 0.489	(1, 3) B B B B 4-0 CS BB			(4, 2) 1 SAFE B B B B B 4-2 2B HR BB	(0, 0) I I I I I I 0-0 HR	(4, 0) B B B B 4-0 BB 2B IBB		(1, 2) B B C X 1-2 P2		2	3	1	3	3	0	0
Mark Parent, R OBP: 0.342, SLG: 0.519	(1, 2) C O S 0-3 K			(0, 1) F X 0-1 HR 2B	(4, 0) S B B B B 4-0 FC3-6 BB	(4, 2) S B B B B 4-2 2B BB				2	2	1	1	2	1	1
Carlos Garcia, R OBP: 0.295, SLG: 0.357	(1, 6) B B B B 4-0 1-2 BB			(1, 0) B X 1-0 HR	(0, 0) C X 0-0 FC3-6 E	(0, 1) C X 0-1 2B				3	1	2	6	1	0	1
Denny Neagle, L OBP: 0.100, SLG: 0.069	(1, 1) F B S B X 2-2 L7			(0, 0) X 0-0 F7	(1, 2) B F C X 1-2 F7	(1, 0) B X 1-0 G6-3				4	0	0	0	0	0	3
Mike Dyer, R OBP: 1.000, SLG: 1.000	(7, 1)									0	0	0	0	0	0	0
Jason Christiansen, R OBP: 0.000, SLG: 0.000	(8, 1)									0	0	0	0	0	0	0
Dan Miceli, R OBP: 0.000, SLG: 0.000	(9, 1)									0	0	0	0	0	0	0

Inning Stats	R: 1	H: 2	E: 1	K: 1	S: 12	LOB: 1	BB: 0	P: 18	R: 0	H: 0	E: 0	K: 1	S: 6	LOB: 1	BB: 2	P: 16	R: 0	H: 2	E: 0	K: 0	S: 11	LOB: 1	BB: 0	P: 16	R: 4	H: 4	E: 0	K: 1	S: 14	LOB: 1	BB: 1	P: 22	R: 3	H: 3	E: 1	K: 0	S: 14	LOB: 2	BB: 1	P: 22	R: 3	H: 2	E: 0	K: 1	S: 13	LOB: 1	BB: 2	P: 27	R: 0	H: 0	E: 0	K: 0	S: 5	LOB: 0	BB: 1	P: 11	R: 0	H: 0	E: 0	K: 0	S: 9	LOB: 0	BB: 1	P: 16
--------------	------	------	------	------	-------	--------	-------	-------	------	------	------	------	------	--------	-------	-------	------	------	------	------	-------	--------	-------	-------	------	------	------	------	-------	--------	-------	-------	------	------	------	------	-------	--------	-------	-------	------	------	------	------	-------	--------	-------	-------	------	------	------	------	------	--------	-------	-------	------	------	------	------	------	--------	-------	-------

BOTTOM

Los Angeles Dodgers @ Pittsburgh Pirates
 Three Rivers Stadium, Pittsburgh, PA
 Thu Jun 15 1995, 7:05 PM EDT
 Att. 9,869 - Unknown - 80 F

AB	34
R	11
H	13
RBI	11
BB	8
SO	4
LOB	16



1B:	8	SF:	0	WP:	0	PA:	42
2B:	4	SAC:	0	PB:	0		
3B:	0	DP:	3	SB:	3		
HR:	2	HBP:	0	CS:	1		

PITCHER	IP	WLS	BF	H	R	ER	SO	BB	IBB	HBP	BLK	WP	HR	S	P	ERA	WHIP
Pedro Astacio, R ERA: 4.55	(1, 1)	4.0	21	8	5	4	3	3	0	0	0	0	1	43	72	9.00	2.750
Joey Eischen, L ERA: 7.11	(5, 1)	1.0	8	3	3	3	0	1	0	0	0	0	1	14	22	27.00	4.000
Todd Williams, R ERA: 5.12	(6, 1)	1.0	7	2	3	3	1	1	1	0	0	0	0	13	27	27.00	3.000
Felix Rodriguez, R ERA: 2.53	(7, 1)	2.0	6	0	0	0	0	2	0	0	0	0	0	14	27	0.00	1.000

Batter	1	2	3	4	5	6	7	8	9	AB R H RBI BB SO LOB	TOP																									
Delino DeShields, L (1, 4) OBP: 0.329, SLG: 0.319	0-2 L8		0-3 K		2-2 2B		2-1 G4-3		1-2 G3	5 0 1 0 0 1 0																										
Jose Offerman, S (1, 6) OBP: 0.453, SLG: 0.458	3-2 F8		0-0 1B		3-3 K		4-1 G6-4-3 BB			3 0 1 0 1 1 1																										
Mike Piazza, R (1, 2) OBP: 0.437, SLG: 0.723	3-3 K		1-1 F9		4-0 IBB		0-0 G6-4-3 1-2f			3 0 0 0 1 1 2																										
Eric Karros, R (1, 3) OBP: 0.402, SLG: 0.544		4-1 FC4-6 1B BB		2-3 K		2-2 G4-3		4-2 BB		2 0 0 0 2 1 2																										
Roberto Kelly, R (1, 8) OBP: 0.340, SLG: 0.362		1-3 K		2-2 FC6-4 1B		1-0 G6-3 S 1B		2-2 F8		4 0 2 0 0 1 2																										
Raul Mondesi, R (1, 9) OBP: 0.348, SLG: 0.546		0-2 FC4-6 1B		1-1 FC6-4 1B		2-3 K2-3		1-0 P2		4 0 2 0 0 1 2																										
Tim Wallach, R (1, 5) OBP: 0.337, SLG: 0.418		2-2 FC4-6 1-2f 2-3		1-1 FC6-4 1-2f 2-3		1-0 G6-3 2-3		3-3 K		4 0 0 0 0 1 6																										
Billy Ashley, R (1, 7) OBP: 0.296, SLG: 0.350		2-2 G1-3		0-2 FC6-4 1-2f		4-0 IBB			0-0 F7	3 0 0 0 1 0 4 0 0 0 0 0 0 0																										
Rudy Seanez, R (9, 1)																																				
Tom Candiotti, R (1, 1) OBP: 0.182, SLG: 0.100			1-3 K		1-0 G6-3		3-2 L4		2-3 K	3 0 0 0 0 1 2 0 0 0 0 0 0 0 1 0 0 0 0 1 0																										
Dave Hansen, L (9, PH) OBP: 0.370, SLG: 0.279																																				
Rick Parker, R (9, PH) OBP: 0.292, SLG: 0.292																																				
Inning Stats	R: 0 E: 0 K: 1 S: 10	H: 0 LOB: 0 BB: 0 P: 16	R: 0 E: 0 K: 1 S: 13	H: 1 LOB: 2 BB: 1 P: 22	R: 0 E: 0 K: 2 S: 9	H: 1 LOB: 1 BB: 0 P: 11	R: 0 E: 0 K: 1 S: 13	H: 2 LOB: 2 BB: 0 P: 19	R: 0 E: 0 K: 1 S: 11	H: 1 LOB: 2 BB: 1 P: 23	R: 0 E: 0 K: 0 S: 4	H: 0 LOB: 0 BB: 1 P: 10	R: 0 E: 0 K: 1 S: 9	H: 0 LOB: 1 BB: 1 P: 19	R: 0 E: 0 K: 1 S: 8	H: 0 LOB: 0 BB: 0 P: 11	1B: 5 2B: 1 3B: 0 HR: 0	SF: 0 SAC: 0 DP: 1 HBP: 0	WP: 0 PB: 0 SB: 1 CS: 0	PA: 37																
PITCHER	IP WLS BF H R ER SO BB IBB HBP BLK WP HR S P ERA WHIP																																			
Steve Trachsel, R (1, 1) ERA: 3.94	7.0		30	6	0	0	7	2	2	0	0	0	0	68	120	0.00	1.143																			
Mike Perez, R (8, 1) ERA: 2.92	1.1		5	0	0	0	1	1	0	0	0	0	0	10	20	0.00	0.750																			
Bryan Hickerson, L (9, 1) ERA: 2.55	0.2	W	2	0	0	0	1	0	0	0	0	0	0	7	10	0.00	0.000																			

Los Angeles Dodgers @ Chicago Cubs
 Wrigley Field, Chicago, IL
 Fri Jun 16 1995, 3:33 AM CDT
 Att. 26,077 - Sunny - 84 F

livebaseballscorecards.com

AB	32
R	0
H	6
RBI	0
BB	5
SO	9
LOB	21



Batter	1	2	3	4	5	6	7	8	9	AB	R	H	RBI	BB	SO	LOB
Brian McRae, S OBP: 0.319, SLG: 0.417 (1, 8)	0-1 B5-3		1-3 K			0-0 4-3		4-2 1B BB		3	0	0	0	1	1	0
Rey Sanchez, R OBP: 0.312, SLG: 0.383 (1, 4)	0-0 B1-3			0-0 G5-3		1-1 FC6-4 1B		0-0 1-3 1B		4	0	2	0	0	0	0
Sammy Sosa, R OBP: 0.345, SLG: 0.524 (1, 9)	1-1 G3-1			1-1 P3		0-0 FC6-4 1-2f		0-0 G6-3		4	0	0	0	0	0	3
Mark Grace, L OBP: 0.389, SLG: 0.575 (1, 3)		2-0 G4-3		4-1 BB			3-0 SH3-4 1B		1-1 SH3-4 HR 1B	3	1	2	0	1	0	0
Shawon Dunston, R OBP: 0.333, SLG: 0.526 José Hernández, R OBP: 0.309, SLG: 0.509 (1, 6) (3, 6)		4-2 CS BB		1-3 K			1-0 SH3-4		0-0 SH3-4	0	0	0	0	1	0	0
Howard Johnson, S OBP: 0.286, SLG: 0.323 (1, 5)		4-2 1-2 BB			1-2 P6		4-1 G5-4-3 BB		0-0 2-H HR	2	1	1	2	2	0	0
Ozzie Timmons, R OBP: 0.262, SLG: 0.345 Mike Perez, R Bryan Hickerson, L OBP: 1.000, SLG: 1.000 (1, 7) (8, 1) (9, 1)		3-3 SAFE K			3-2 F8		2-2 G5-4-3 1-2f			3	0	0	0	0	1	3
Todd Pratt, R OBP: 0.176, SLG: 0.125 (1, 2)			2-2 G5-3		1-3 K			2-0 L9		0	0	0	0	0	1	0
Steve Trachsel, R OBP: 0.167, SLG: 0.167 Scott Bullett, L OBP: 0.264, SLG: 0.361 (1, 1) (8, 7)			1-3 K			3-2 G6-3		0-1 G1-3		2	0	0	0	0	1	0

Inning Stats	R: 0	H: 0	E: 0	LOB: 0	K: 0	S: 5	P: 6	R: 0	H: 0	E: 0	LOB: 1	K: 1	BB: 2	S: 9	P: 22	R: 0	H: 0	E: 0	LOB: 0	K: 2	BB: 0	S: 9	P: 13	R: 0	H: 0	E: 0	LOB: 1	K: 1	BB: 1	S: 7	P: 13	R: 0	H: 0	E: 0	LOB: 0	K: 1	BB: 0	S: 10	P: 15	R: 0	H: 1	E: 0	LOB: 1	K: 0	BB: 0	S: 9	P: 13	R: 0	H: 1	E: 0	LOB: 1	K: 0	BB: 1	S: 7	P: 17	R: 0	H: 1	E: 0	LOB: 2	K: 0	BB: 1	S: 7	P: 13	R: 2	H: 2	E: 0	LOB: 0	K: 0	BB: 0	S: 4	P: 5	1B: 4	SF: 0	2B: 0	SAC: 2	3B: 0	DP: 1	HR: 1	HBP: 0	WP: 0	PA: 33
--------------	------	------	------	--------	------	------	------	------	------	------	--------	------	-------	------	-------	------	------	------	--------	------	-------	------	-------	------	------	------	--------	------	-------	------	-------	------	------	------	--------	------	-------	-------	-------	------	------	------	--------	------	-------	------	-------	------	------	------	--------	------	-------	------	-------	------	------	------	--------	------	-------	------	-------	------	------	------	--------	------	-------	------	------	-------	-------	-------	--------	-------	-------	-------	--------	-------	--------

PITCHER	IP	WLS	BF	H	R	ER	SO	BB	IBB	HBP	BLK	WP	HR	S	P	ERA	WHIP
Tom Candiotti, R ERA: 3.7 (1, 1)	8.0		30	3	0	0	5	5	0	0	0	0	0	63	112	0.00	1.000
Rudy Seanez, R ERA: 4.85 (9, 1)	0.1	L	3	2	2	2	0	0	0	0	0	0	1	4	5	54.00	6.000

BOTTOM


Los Angeles Dodgers @ Chicago Cubs
Wrigley Field, Chicago, IL

Fri Jun 16 1995, 3:33 AM CDT
Att: 26,077 - Sunny - 84 F

livebaseballscorecards.com

AB	26
R	2
H	5
RBI	2
BB	5
SO	5
LOB	7



Batter	1	2	3	4	5	6	7	8	9	AB R H RBI BB SO LOB	TOP											
Delino DeShields, L (1, 4) <small>OBP: 0.332, SLG: 0.323</small> Chad Fonville, S (1, 4) <small>OBP: 0.333, SLG: 0.375</small>	0-0 CS 1B	0-1 FC4-6 1-2f 2-3	1-1 1-2 2-3 3-H 1B		1-2 HR 1B		3-2 2B		1-0 1B	1 0 1 0 0 0 0 5 1 4 1 0 0 2												
Jose Offerman, S (1, 6) <small>OBP: 0.445, SLG: 0.448</small> Rick Parker, R (9, 6) <small>OBP: 0.292, SLG: 0.292</small>	2-1 E3 1B WP 1-2	1-1 G4-3	2-1 G3		2-1 HR 1B		1-3 K		2-3 K	6 2 1 0 0 2 8 0 0 0 0 0 0 0												
Mike Piazza, R (1, 2) <small>OBP: 0.435, SLG: 0.736</small> Carlos Hernandez, R (7, 2) <small>OBP: 0.194, SLG: 0.091</small>	2-1 F9		4-1 HR BB	0-2 G4-3	1-1 HR		1-1 G6-3		1-1 G4-3 1B	4 2 1 3 1 0 2 1 0 1 0 0 0 0												
Eric Karros, R (1, 3) <small>OBP: 0.405, SLG: 0.559</small>	2-1 WP 1B 1-3		0-0 HR	2-2 L9	0-3 K			3-2 1B 1B	0-1 G4-3 1-2f	6 2 3 2 0 1 2												
Roberto Kelly, R (1, 8) <small>OBP: 0.337, SLG: 0.354</small>	3-3 K 1-2 3-H		4-1 1B PB 1B BB	1-2 F8		1-0 G5-3		2-1 F9		4 1 0 0 1 1 2												
Raul Mondesi, R (1, 9) <small>OBP: 0.353, SLG: 0.568</small> Rudy Seanez, R (8, 1) Greg Hansell, R (9, 1)		0-0 HR	1-1 F9		0-1 HR 2B	2-0 P6		1-1 1B 1B 1-2		5 2 3 1 0 0 1 0 0 0 0 0 0 0 0 0 0 0 0 0 0												
Tim Wallach, R (1, 5) <small>OBP: 0.333, SLG: 0.404</small> Dave Hansen, L (7, 5) <small>OBP: 0.378, SLG: 0.290</small>		4-1 FC4-6 BB BB	2-1 L9		1-2 G5-3	1-1 G3		0-1 1B 1-3 2-H		3 0 0 0 1 0 2 1 0 1 1 0 0 0	AB 44 R 12 H 18 RBI 11 BB 5 SO 7 LOB 24											
Billy Ashley, R (1, 7) <small>OBP: 0.307, SLG: 0.402</small>		3-3 K	4-2 1B 1B 1-2 BB		2-2 HR		3-1 HR	2-3 K		4 2 2 3 1 2 3												
Ramon Martinez, R (1, 1) <small>OBP: 0.250, SLG: 0.261</small> Mitch Webster, S (8, PH) <small>OBP: 0.214, SLG: 0.333</small> (8, 9)		4-0 FC4-6 1-2 BB	0-2 1B 1-2 2-3		1-3 K		0-1 F9	2-1 F8		3 0 1 0 1 1 0 1 0 0 0 0 0 2												
Inning Stats	R: 1 E: 1 K: 1 S: 11	H: 2 LOB: 1 BB: 0 P: 20	R: 1 E: 0 K: 1 S: 11	H: 1 LOB: 2 BB: 2 P: 23	R: 3 E: 0 K: 0 S: 16	H: 3 LOB: 3 BB: 3 P: 34	R: 0 E: 0 K: 0 S: 10	H: 0 LOB: 0 BB: 0 P: 13	R: 5 E: 0 K: 2 S: 23	H: 5 LOB: 0 BB: 0 P: 31	R: 0 E: 0 K: 0 S: 4	H: 0 LOB: 0 BB: 0 P: 8	R: 1 E: 0 K: 1 S: 13	H: 2 LOB: 1 BB: 0 P: 21	R: 1 E: 0 K: 1 S: 16	H: 3 LOB: 2 BB: 0 P: 26	R: 0 E: 0 K: 1 S: 8	H: 2 LOB: 1 BB: 0 P: 12	1B: 11 2B: 2 3B: 0 HR: 5	SF: 0 SAC: 0 DP: 1 HBP: 0	WP: 2 PB: 1 SB: 0 CS: 1	PA: 49
PITCHER	IP WLS BF H R ER SO BB IBB HBP BLK WP HR S P ERA WHIP																					
Anthony Young, R (1, 1) <small>ERA: 12.46</small>	2.0 L 14 4 5 4 2 4 0 0 0 2 2 25 54 18.00 4.000																					
Turk Wendell, R (3, 1) <small>ERA: 6.55</small>	3.0 17 7 5 5 2 1 0 0 0 0 2 46 67 15.00 2.667																					
Chris Nabholz, L (6, 1) <small>ERA: 3.0</small>	1.2 7 2 1 1 1 0 0 0 0 0 1 15 26 5.40 1.200																					
Mike Walker, R (7, 1) <small>ERA: 2.08</small>	1.1 7 3 1 1 1 0 0 0 0 0 0 18 29 6.75 2.250																					
Bryan Hickerson, L (9, 1) <small>ERA: 2.41</small>	1.0 4 2 0 0 0 1 0 0 0 0 0 8 12 0.00 2.000																					

Los Angeles Dodgers @ Chicago Cubs
 Wrigley Field, Chicago, IL
 Sat Jun 17 1995, 3:33 AM CDT
 Att. 36,310 - Sunny - 89 F

livebaseballscorecards.com



BOTTOM

Los Angeles Dodgers @ Chicago Cubs

Wrigley Field, Chicago, IL

Sat Jun 17 1995, 3:33 AM CDT
Att. 36,310 - Sunny - 89 F

livebaseballscorecards.com

AB	35
R	5
H	9
RBI	5
BB	1
SO	3
LOB	7



WP : 0	PA : 36
PB : 0	
SB : 0	
CS : 0	

AB R H RBI BB SO LOB

3 0 0 0 1 0 0

4 0 0 0 0 0 1

4 1 3 0 0 0 0

4 2 1 2 0 0 2

4 1 2 2 0 0 0

4 0 1 0 0 1 1

4 1 2 1 0 0 1

3 0 0 0 0 1 2

0 0 0 0 0 0 0

0 0 0 0 0 0 0

1 0 0 0 0 0 0

1 0 0 0 0 0 0

0 0 0 0 0 0 0

2 0 0 0 0 0 0

1B: 5 SF: 0

2B: 1 SAC: 0

3B: 0 DP: 1

HR: 3 HBP: 0

Batter	1	2	3	4	5	6	7	8	9
Brian McRae, S OBP: 0.318, SLG: 0.410 (1, 8)	0-1 L8		2-1 G6-3		0-0 G4-3		4-2 G6-4-3 BB		
Rey Sanchez, R OBP: 0.306, SLG: 0.375 (1, 4)	2-0 G6-3			1-0 G6-3		0-0 G4-3	1-0 G6-4-3 1-2f		
Mark Grace, L OBP: 0.396, SLG: 0.584 (1, 3)	3-2 2B			0-2 HR 1B		1-2 FC6 1B		1-0 G4-3	
Sammy Sosa, R OBP: 0.343, SLG: 0.534 (1, 9)	0-1 F8			3-1 HR 1-H		2-2 FC6 HR 1-2f		2-2 F8	
Todd Zeile, R OBP: 0.382, SLG: 0.481 (1, 7) (6, 5)		2-2 G6-3		0-2 1B		1-1 HR 1-H		2-2 G4-3	
Shawon Dunston, R OBP: 0.331, SLG: 0.519 (1, 6)		1-1 G4-3		1-0 F8		3-2 1B 1B		1-3 K	
Rick Wilkins, L OBP: 0.348, SLG: 0.346 (1, 2)		3-2 L8		3-2 G4-3		3-1 1B		3-2 HR	
Howard Johnson, S OBP: 0.275, SLG: 0.308 (1, 5) (6, 7)			3-3 K		1-1 F7	3-2 F8		1-3 K	
Mike Walker, R (7, 1)									
Bryan Hickerson, L OBP: 1.000, SLG: 1.000 (9, 1)									
Kevin Roberson, S OBP: 0.294, SLG: 0.500 (9, PH)									
Anthony Young, R (1, 1)			0-0 G6-3		3-2 P6		3-2 G5-3		0-0 L5
Turk Wendell, L (3, 1)									
Scott Bullett, L OBP: 0.261, SLG: 0.357 (5, PH)									
Chris Nabholz, L (6, 1)									
Ozzie Timmons, R OBP: 0.254, SLG: 0.333 (7, 7)									

Inning Stats	R: 0 E: 0 K: 0 S: 9	H: 1 LOB: 1 BB: 0 P: 14	R: 0 E: 0 K: 0 S: 8	H: 0 LOB: 0 BB: 0 P: 14	R: 0 E: 0 K: 1 S: 6	H: 0 LOB: 0 BB: 0 P: 11	R: 2 E: 0 K: 0 S: 16	H: 3 LOB: 1 BB: 0 P: 24	R: 0 E: 0 K: 0 S: 8	H: 0 LOB: 0 BB: 0 P: 12	R: 2 E: 0 K: 0 S: 18	H: 4 LOB: 2 BB: 0 P: 31	R: 0 E: 0 K: 0 S: 7	H: 0 LOB: 0 BB: 1 P: 15	R: 0 E: 0 K: 0 S: 7	H: 0 LOB: 0 BB: 0 P: 12	R: 1 E: 0 K: 2 S: 12	H: 1 LOB: 0 BB: 0 P: 17
--------------	------------------------------	----------------------------------	------------------------------	----------------------------------	------------------------------	----------------------------------	-------------------------------	----------------------------------	------------------------------	----------------------------------	-------------------------------	----------------------------------	------------------------------	----------------------------------	------------------------------	----------------------------------	-------------------------------	----------------------------------

PITCHER	IP	WLS	BF	H	R	ER	SO	BB	IBB	HBP	BLK	WP	HR	S	P	ERA	WHIP
Ramon Martinez, R ERA: 3.63 (1, 1)	7.0		29	8	4	4	1	1	0	0	0	0	2	72	121	5.14	1.286
Rudy Seanez, R ERA: 4.5 (8, 1)	1.0		3	0	0	0	0	0	0	0	0	0	0	7	12	0.00	0.000
Greg Hansell, R ERA: 6.35 (9, 1)	1.0		4	1	1	1	2	0	0	0	0	0	1	12	17	9.00	1.000

Batter	1	2	3	4	5	6	7	8	9	AB R H RBI BB SO LOB	TOP											
Chad Fonville, S OBP: 0.414, SLG: 0.429 (1, 4) X	0-0 CS 1B	3-2 G6-3			4-0 G6-4-3 BB		2-2 E FC6-2 1B	2-2 1B		4 0 3 0 1 0 0												
Jose Offerman, S OBP: 0.444, SLG: 0.444 (1, 6) B SAFE	4-0 BB HR BB	0-2 F9			1-0 G6-4-3		1-0 E7 FC6-2 SF8 1B	0-0 F8		4 2 1 0 1 0 2												
Mike Piazza, R OBP: 0.443, SLG: 0.719 (1, 2) B SAFE	4-2 HR BB			4-1 FC6-4 BB	3-2 G4-3		4-0 FC6-2 1B IBB		0-0 G6-3	2 2 0 0 3 0 0												
Eric Karros, R OBP: 0.400, SLG: 0.565 (1, 3) B	2-0 HR			0-0 F9		1-0 G6-3	0-2 FC6-2 1B E		0-1 F9	5 2 1 3 0 0 4												
Roberto Kelly, R OBP: 0.329, SLG: 0.347 (1, 8) X	0-0 G4-3			0-2 F8		3-2 F9	0-0 SF8		1-0 L6	4 0 0 1 0 0 1												
Raul Mondesi, R OBP: 0.361, SLG: 0.571 (1, 9) B	1-0 BB 1B			0-0 FC6-4		0-0 2B 1B	1-0 E9 1B			4 0 3 1 0 0 1												
Dave Hansen, L OBP: 0.385, SLG: 0.308 (1, 5) C SAFE	4-2 BB			2-2 L9		1 SAFE 0-0 1-3 2B	3-2 G4-3			3 0 1 0 1 0 1												
Billy Ashley, R OBP: 0.306, SLG: 0.392 (1, 7) B	1-3 K			1-3 K		4-0 IBB		2-1 P6		3 0 0 0 1 2 2												
Rick Parker, R OBP: 0.292, SLG: 0.292 (8, 7) C										0 0 0 0 0 0 0												
Ismael Valdez, R OBP: 0.143, SLG: 0.143 (1, 1) C		0-1 G3-1			1-0 G5-3		1-2 F8	2-3 K		4 0 0 0 0 1 3												
Inning Stats	R: 3 E: 0 K: 1 S: 12	H: 3 LOB: 2 BB: 3 P: 28	R: 0 E: 0 K: 0 S: 8	H: 0 LOB: 0 BB: 0 P: 11	R: 0 E: 0 K: 1 S: 6	H: 0 LOB: 1 BB: 1 P: 10	R: 0 E: 0 K: 1 S: 9	H: 0 LOB: 0 BB: 0 P: 13	R: 0 E: 0 K: 0 S: 6	H: 0 LOB: 0 BB: 1 P: 14	R: 0 E: 2 K: 0 S: 10	H: 2 LOB: 3 BB: 1 P: 19	R: 3 E: 2 K: 0 S: 16	H: 3 LOB: 1 BB: 1 P: 27	R: 0 E: 0 K: 1 S: 10	H: 1 LOB: 1 BB: 0 P: 16	R: 0 E: 0 K: 0 S: 4	H: 0 LOB: 0 BB: 0 P: 5	1B: 7 2B: 1 3B: 0 HR: 1	SF: 1 SAC: 0 DP: 1 HBP: 0	WP: 0 PB: 0 SB: 0 CS: 1	PA: 41
PITCHER	IP WLS BF H R ER SO BB IBB HBP BLK WP HR S P ERA WHIP																					
Jaime Navarro, R ERA: 3.21 (1, 1)	6.0 L 27 5 3 3 2 5 1 0 0 0 0 1 51 95 4.50 1.667																					
Bryan Hickerson, L ERA: 3.38 (7, 1)	0.0 3 2 3 2 0 0 0 1 0 0 0 0 8 15 ∞ ∞																					
Turk Wendell, R ERA: 6.0 (7, 1)	1.0 4 1 0 0 0 0 0 0 0 0 0 0 8 12 0.00 1.000																					
Mike Walker, R ERA: 1.93 (8, 1)	2.0 7 1 0 0 1 0 0 0 0 0 0 0 14 21 0.00 0.500																					

Los Angeles Dodgers @ Chicago Cubs
Wrigley Field, Chicago, IL
Sun Jun 18 1995, 3:33 AM CDT
Att. 32,631 - Sunny - 81 F

livebaseballscorecards.com

AB	33
R	6
H	9
RBI	5
BB	7
SO	3
LOB	14



BOTTOM

Los Angeles Dodgers @ Chicago Cubs

Wrigley Field, Chicago, IL

Sun Jun 18 1995, 3:33 AM CDT

Att. 32,631 - Sunny - 81 F

livebaseballscorecards.com

AB	32
R	0
H	5
RBI	0
BB	5
SO	6
LOB	17



WP:	0	PA:	37
PB:	0	SB:	0
CS:	0		

AB R H RBI BB SO LOB

3	0	0	0	2	0	3
4	0	2	0	0	0	3
3	0	1	0	1	0	1
4	0	0	0	0	2	4
4	0	1	0	0	1	0
4	0	0	0	0	0	1
3	0	0	0	1	1	1
4	0	0	0	0	1	2
2	0	1	0	0	1	0
0	0	0	0	0	0	0
0	0	0	0	0	0	0
0	0	0	0	1	0	0
0	0	0	0	0	0	0
1	0	0	0	0	0	2

Batter	1	2	3	4	5	6	7	8	9
Brian McRae, S OBP: 0.319, SLG: 0.404 (1, 8)	4-2 BB G5-4-3		1-2 FC4-6 BB 1B 1-2f		1-2 G1-3		4-2 BB 1-2		0-0 L8
Rey Sanchez, R OBP: 0.310, SLG: 0.377 (1, 4)	0-2 G5-4-3 1-2f		0-1 BB 1-2 1B		1-2 1B		2-1 G1-3		
Mark Grace, L OBP: 0.398, SLG: 0.586 (1, 3)	2-2 2B		4-1 FC6-4 BB 1-2 2-3		1-0 G1-3		2-2 P4		
Sammy Sosa, R OBP: 0.337, SLG: 0.523 (1, 9)	1-3		0-1 FC6-4 1-2f		3-1 F8		1-3 K		
Todd Zeile, R OBP: 0.378, SLG: 0.474 (1, 7)		0-1 L7		1-0 G4-3 1B		2-3 K		0-0 P6	
Shawon Dunston, R OBP: 0.323, SLG: 0.506 (1, 6)		3-2 F9		0-0 L8		0-0 P3		2-2 L7	
Rick Wilkins, L OBP: 0.346, SLG: 0.338 (1, 2)		1-3 K		0-0 G4-3 1-2		2-2 F8		4-1 E BB	
Howard Johnson, S OBP: 0.262, SLG: 0.290 (1, 5)			1-0 P5	0-3 K		2-2 L6		0-1 E4 1-3	
Jaime Navarro, R OBP: 0.087, SLG: 0.130 (7, 1)			2-1 FC4-6 1B		1-3 K		4-0 BB BB		0-0 P3
Bryan Hickerson, L OBP: 1.000, SLG: 1.000 (7, 1)									
Turk Wendell, L OBP: 0.270, SLG: 0.357 (7, PH)									
Scott Bullitt, L OBP: 0.270, SLG: 0.357 (8, 1)									
Mike Walker, R OBP: 0.286, SLG: 0.483 (9, PH)									

Inning Stats	R: 0 H: 1 E: 0 K: 1 S: 14	R: 0 H: 0 E: 0 K: 1 S: 8	R: 0 H: 2 E: 0 K: 0 S: 11	R: 0 H: 1 E: 0 K: 1 S: 6	R: 0 H: 1 E: 0 K: 1 S: 10	R: 0 H: 0 E: 0 K: 1 S: 6	R: 0 H: 0 E: 0 K: 0 S: 13	R: 0 H: 0 E: 0 K: 1 S: 7	R: 0 H: 0 E: 1 K: 0 S: 8	R: 0 H: 0 E: 1 K: 0 S: 8	1B: 4 2B: 1 3B: 0 HR: 0 SF: 0 SAC: 0 DP: 1 HBP: 0
--------------	---------------------------	--------------------------	---------------------------	--------------------------	---------------------------	--------------------------	---------------------------	--------------------------	--------------------------	--------------------------	---

PITCHER	IP WLS BF H R ER SO BB IBB HBP BLK WP HR S P ERA WHIP	IP WLS BF H R ER SO BB IBB HBP BLK WP HR S P ERA WHIP
Ismael Valdez, R ERA: 2.23 (1, 1)	9.0 W 37 5 0 0 6 5 0 0 0 0 0 83 135 0.00 1.111	

Batter	1	2	3	4	5	6	7	8	9	AB R H RBI BB SO LOB	TOP	
Delino DeShields, L OBP: 0.338, SLG: 0.335 (1, 4)	1-2 SH 2B		1-0 SH3-1 1B		2-1 S 1B		3-2 L1-3		3-3 K	5 1 3 1 0 1 0	Los Angeles Dodgers @ St. Louis Cardinals Busch Stadium, St. Louis, MO Mon Jun 19 1995, 7:05 PM CDT Att. 24,806 - Unknown - 89 F	
Jose Offerman, S OBP: 0.438, SLG: 0.436 (1, 6)	0-0 SH G4-3 2-H		0-0 SH3-1		1-0 L7		2-2 G6-3		2-1 F9	3 1 0 0 0 0 1		
Mike Piazza, R OBP: 0.431, SLG: 0.691 (1, 2)	1-0 G4-3 2-3		0-0 P9		2-2 G1-5-3		0-1 1B 1B		1-0 L8	5 1 1 0 0 0 3		
Eric Karros, R OBP: 0.397, SLG: 0.558 (1, 3)	3-1 G4-3 3-H		2-3 K			1-2 F9	0-0 1B 1-2 1B			4 0 1 1 0 1 1		
Roberto Kelly, R OBP: 0.332, SLG: 0.355 (1, 8)	0-0 G1-3			0-1 G1-3		1-1 3B 2B	3-2 1-3 2-H 1B			4 1 2 1 0 0 0		
Raul Mondesi, R OBP: 0.363, SLG: 0.580 (1, 9)		0-1 G4-3 1B		2-2 P4		0-1 3B	2-0 P4			4 0 2 1 0 0 2		
Tim Wallach, R OBP: 0.330, SLG: 0.392 (1, 5)		1-0 G4-3 1-2f		2-2 G1-3		4-0 IBB		2-3 K		3 0 0 0 1 1 1		
Billy Ashley, R OBP: 0.311, SLG: 0.386 (1, 7)		4-1 BB			4-2 WP 1B SH3-4 BB	0-3 K		2-2 K		2 1 0 0 2 2 2		
Hideo Nomo, R Todd Worrell, R		2-1 G4-3			0-2 SH3-4 1-2	2-2 L9		0-1 G6-3		3 0 0 0 0 0 3 0 0 0 0 0 0 0		
Inning Stats	R: 2 E: 1 K: 0 S: 9 H: 1 LOB: 0 BB: 0 P: 14	R: 0 E: 0 K: 0 S: 6 H: 1 LOB: 1 BB: 1 P: 13	R: 0 E: 0 K: 1 S: 6 H: 1 LOB: 1 BB: 0 P: 9	R: 0 E: 0 K: 0 S: 9 H: 0 LOB: 0 BB: 0 P: 13	R: 1 E: 0 K: 0 S: 11 H: 1 LOB: 1 BB: 1 P: 20	R: 1 E: 0 K: 1 S: 14 H: 2 LOB: 2 BB: 1 P: 22	R: 1 E: 0 K: 0 S: 14 H: 3 LOB: 2 BB: 0 P: 24	R: 0 E: 0 K: 2 S: 8 H: 0 LOB: 0 BB: 0 P: 12	R: 0 E: 0 K: 1 S: 7 H: 0 LOB: 0 BB: 0 P: 13	1B: 6 2B: 2 3B: 1 HR: 0 SF: 0 SAC: 3 DP: 1 HBP: 0		WP: 1 PB: 0 SB: 1 CS: 0 PA: 39
PITCHER Ken Hill, R Rich DeLucia, R Tony Fossas, L	IP WLS BF H R ER SO BB IBB HBP BLK WP HR S P ERA WHIP											PITCHER IP WLS BF H R ER SO BB IBB HBP BLK WP HR S P ERA WHIP
(1, 1) ERA: 3.87	6.2 L 32 9 5 4 2 2 1 0 0 0 1 0 68 112 5.40 1.650											
(7, 1) ERA: 3.21	1.1 4 0 0 0 2 0 0 0 0 0 0 0 9 15 0.00 0.000											
(9, 1) ERA: 0.66	1.0 3 0 0 0 1 0 0 0 0 0 0 0 7 13 0.00 0.000											

AB	33
R	5
H	9
RBI	4
BB	3
SO	5
LOB	13



livebaseballscores.com


Batter	1	2	3	4	5	6	7	8	9	AB	R	H	RBI	BB	SO	LOB
Bernard Gilkey, R (1, 7) OBP: 0.354, SLG: 0.464	0-0 F9		3-2 F9			1-0 P9		0-0 G6-3		4	0	0	0	0	0	1
Tripp Cromer, R (1, 6) OBP: 0.268, SLG: 0.407	3-2 G5-3		1-2 1B			1-3 K			0-0 E6 G3 BB 2B	4	1	1	0	0	1	0
Brian Jordan, R (1, 9) OBP: 0.295, SLG: 0.436	0-0 G6-3		2-3 K			2-3 K			4-2 2B G3 BB	3	1	0	0	1	2	2
Ray Lankford, L (1, 8) OBP: 0.350, SLG: 0.462		2-0 P5		1-2 G4-3		1-3 K			2-2 G3	4	0	0	0	0	1	2
Chris Sabo, R (1, 5) OBP: 0.286, SLG: 0.349		1-3 K		0-0 P4		0-0 G6-3			2-0 2B	4	0	1	2	0	1	0
John Mabry, L (1, 3) OBP: 0.322, SLG: 0.329		0-1 1B		0-0 F8		4-0 BB			1-0 F7	3	0	1	0	1	0	1
Tom Pagnozzi, R (1, 2) OBP: 0.255, SLG: 0.292		2-3 K		1-0 F8		0-0 L8			2-1 F9	4	0	0	0	0	1	3
José Oquendo, S (1, 4) OBP: 0.338, SLG: 0.306			4-0 1B BB		0-1 F7			2-1 F8		2	0	0	0	1	0	0
Ken Hill, R (1, 1) OBP: 0.250, SLG: 0.227			0-3 K		0-2 G5-3			1-3 K		2	0	0	0	0	1	1
Rich DeLucia, R (7, 1) OBP: 0.500, SLG: 0.400										0	0	0	0	0	0	0
Gerald Perry, L (8, PH) OBP: 0.263, SLG: 0.235										1	0	0	0	0	1	0
Tony Fossas, L (9, 1)										0	0	0	0	0	0	0

Inning Stats	R: 0	H: 0	E: 0	K: 0	S: 5	R: 0	H: 1	E: 0	K: 2	S: 10	R: 0	H: 1	E: 0	K: 2	S: 12	R: 0	H: 0	E: 0	K: 0	S: 5	R: 0	H: 0	E: 0	K: 0	S: 7	R: 0	H: 0	E: 0	K: 2	S: 9	R: 0	H: 0	E: 0	K: 1	S: 5	R: 0	H: 0	E: 0	K: 1	S: 6	R: 2	H: 1	E: 1	K: 0	S: 12	1B: 2	2B: 1	3B: 0	HR: 0	SF: 0	SAC: 0	DP: 0	HBP: 0	WP: 0	PB: 0	SB: 0	CS: 0	PA: 34
PITCHER	IP	WLS	BF	H	R	ER	SO	BB	IBB	HBP	BLK	WP	HR	S	P	ERA	WHIP																																									
Hideo Nomo, R (1, 1) ERA: 2.62	8.1	W	32	3	2	1	8	3	0	0	0	0	0	68	108	1.08	0.720																																									
Todd Worrell, R (9, 1) ERA:	0.2	S	2	0	0	0	0	0	0	0	0	0	0	3	6	0.00	0.000																																									

BOTTOM

Los Angeles Dodgers @ St. Louis Cardinals
 Busch Stadium, St. Louis, MO
 Mon Jun 19 1995, 7:05 PM CDT
 Att: 24,806 - Unknown - 89 F

AB	31
R	2
H	3
RBI	2
BB	3
SO	8
LOB	10



Batter	1	2	3	4	5	6	7	8	9	AB R H RBI BB SO LOB	TOP	
Delino DeShields, L (1, 4) OBP: 0.341, SLG: 0.338	2-2 G6-3		0-0 FC4-6			1-2 F8-4 1B		3-2 1B		4 0 2 0 0 0 1	Los Angeles Dodgers @ St. Louis Cardinals Busch Stadium, St. Louis, MO Tue Jun 20 1995, 7:05 PM CDT Att. 22,876 - Unknown - 93 F	
Jose Offerman, S (1, 6) Chad Fonville, S (8, 6) OBP: 0.439, SLG: 0.438 OBP: 0.414, SLG: 0.429	0-0 G6-3 1B		3-2 CS	0-1 F7		0-1 F8-4 1B		1-0 P6		4 0 2 0 0 0 1 0 0 0 0 0 0 0		
Mike Piazza, R (1, 2) OBP: 0.415, SLG: 0.663	1-0 G6-3			1-2 G1-3		0-0 F8-4		0-2 G5-3		4 0 0 0 0 0 3		
Eric Karros, R (1, 3) OBP: 0.399, SLG: 0.560	2-3 K			0-0 FC5 2B		0-0 L7		4-2 BB		3 0 1 0 1 1 2		
Roberto Kelly, R (1, 8) OBP: 0.335, SLG: 0.355		1-0 CS 1B		4-1 BB		0-0 L7		0-2 F8		3 0 1 0 1 0 1		
Raul Mondesi, R (1, 9) OBP: 0.361, SLG: 0.573		3-2 SAFE G1-3-5 1B		2-1 FC5		0-0 G5-3		0-2 L7		4 0 1 0 0 0 3		
Tim Wallach, R (1, 5) Joey Eischen, L (7, 1) OBP: 0.321, SLG: 0.380		1-0 G1-3-5			3-2 G6-3		1-1 G6-3			3 0 0 0 0 0 1 0 0 0 0 0 0 0		
Billy Ashley, R (1, 7) Roger Cedeno, S (8, 7) OBP: 0.305, SLG: 0.378			2-3 K		1-0 G6-3			0-3 K		3 0 0 0 0 0 2 0 0 0 0 0 0 0		
Pedro Astacio, R (1, 1) Omar Daal, L (5, 1) Dave Hansen, L (7, 5) OBP: 0.200, SLG: 0.211			1-2 FC4-6 1B		2-2 G6-3			3-1 G6-3		2 0 1 0 0 0 0 0 0 0 0 0 0 0 1 0 0 0 0 0 0		
Inning Stats	R: 0 H: 1 E: 0 LOB: 1 K: 1 BB: 0 S: 8 P: 13	R: 0 H: 2 E: 0 LOB: 0 K: 0 BB: 0 S: 5 P: 10	R: 0 H: 1 E: 0 LOB: 0 K: 1 BB: 0 S: 11 P: 16	R: 0 H: 1 E: 0 LOB: 2 K: 0 BB: 1 S: 9 P: 16	R: 0 H: 0 E: 0 LOB: 0 K: 0 BB: 0 S: 7 P: 13	R: 0 H: 2 E: 0 LOB: 1 K: 0 BB: 0 S: 7 P: 8	R: 0 H: 0 E: 0 LOB: 0 K: 0 BB: 0 S: 4 P: 5	R: 0 H: 1 E: 0 LOB: 1 K: 1 BB: 0 S: 11 P: 18	R: 0 H: 0 E: 0 LOB: 1 K: 0 BB: 1 S: 14 P: 18	1B: 7 SF: 0 2B: 3 SAC: 0 3B: 0 DP: 2 HR: 0 HBP: 0		WP: 0 PA: 34 PB: 0 SB: 0 CS: 2
PITCHER Mark Petkovsek, R (1, 1) ERA: 2.54	IP WLS BF H R ER SO BB IBB HBP BLK WP HR S P ERA WHIP	9.0 W 33 8 0 0 3 2 0 0 0 0 0 0 76 117 0.00 1.111										

livebaseballscores.com

AB	31
R	0
H	8
RBI	0
BB	2
SO	3
LOB	12



Batter	1	2	3	4	5	6	7	8	9	AB	R	H	RBI	BB	SO	LOB
Brian Jordan, R OBP: 0.305, SLG: 0.459 (1, 9) C S B X	1-2 1B E 1B	2-0 G5-3			2-0 1-H HR	2-1 1-2 2-H 3-H 1B				4	2	3	4	0	0	1
Tripp Cromer, R OBP: 0.275, SLG: 0.410 (1, 6) 1 SAFE C F B X	1-2 G6-3 E 1-3 1B		2-2 G4-6-3 1B		2-2 G6-3	0-3 K				4	0	2	0	0	1	2
Gerald Perry, L OBP: 0.238, SLG: 0.211 (1, 3) B F X	1-1 FC4 G6-3 1-2 3-H		0-0 G4-6-3 1-2f		3-2 G6-3		3-1 F9			4	0	0	1	0	0	2
Ray Lankford, L OBP: 0.344, SLG: 0.453 (1, 8) C B S X	1-2 G6-3 1-2f 2-3		2-3 K			2-2 L4	3-3 K			4	0	0	0	0	2	2
John Mabry, L OBP: 0.330, SLG: 0.348 (1, 7) C X	0-1 G4-3			0-2 G1-3 L8-2 2B		0-2 2B 1B	1-1 G3-1			4	1	2	0	0	0	1
Scott Cooper, L OBP: 0.384, SLG: 0.341 (1, 5) X		0-0 2B 2B		0-2 G1-3 2-3		3-2 1B 1B 2B 1-H		1-0 G4-3		4	2	2	1	0	0	1
Tom Pagnozzi, R OBP: 0.248, SLG: 0.284 (1, 2) C B X		1-1 G6-3		3-1 L8-2 3-H		0-0 G5-3		1-2 F8		4	0	0	0	0	0	3
José Oquendo, S OBP: 0.343, SLG: 0.316 (1, 4) X		0-0 2B 2B 2-H			2-2 P5	4-0 1B 1B IBB		2-0 F8		3	1	1	1	1	0	0
Mark Petkovsek, R OBP: 0.231, SLG: 0.167 (1, 1) C B B X		2-3 K			4-2 HR BB	2-1 1-2 2-3 1B				2	1	1	0	1	1	1

Inning Stats	R: 1	H: 2	E: 1	K: 0	S: 13	LOB: 1	BB: 0	P: 17	R: 1	H: 2	E: 0	K: 1	S: 8	LOB: 1	BB: 0	P: 13	R: 0	H: 1	E: 0	K: 1	S: 7	LOB: 0	BB: 0	P: 11	R: 0	H: 1	E: 0	K: 0	S: 9	LOB: 0	BB: 0	P: 12	R: 2	H: 1	E: 0	K: 0	S: 13	LOB: 0	BB: 1	P: 26	R: 3	H: 4	E: 0	K: 1	S: 18	LOB: 2	BB: 1	P: 31	R: 0	H: 0	E: 0	K: 1	S: 9	LOB: 0	BB: 0	P: 16	R: 0	H: 0	E: 0	K: 0	S: 6	LOB: 0	BB: 0	P: 10
--------------	------	------	------	------	-------	--------	-------	-------	------	------	------	------	------	--------	-------	-------	------	------	------	------	------	--------	-------	-------	------	------	------	------	------	--------	-------	-------	------	------	------	------	-------	--------	-------	-------	------	------	------	------	-------	--------	-------	-------	------	------	------	------	------	--------	-------	-------	------	------	------	------	------	--------	-------	-------

PITCHER	IP	WLS	BF	H	R	ER	SO	BB	IBB	HBP	BLK	WP	HR	S	P	ERA	WHIP
Pedro Astacio, R ERA: 4.82 (1, 1)	4.1	L	19	7	4	4	2	1	0	0	0	0	1	43	67	8.31	1.846
Omar Daal, L ERA: 3.77 (5, 1)	1.2		10	4	3	3	1	0	1	0	0	0	0	25	43	16.20	2.400
Joey Eischen, L ERA: 5.4 (7, 1)	2.0		6	0	0	0	1	0	0	0	0	0	0	15	26	0.00	0.000

BOTTOM

Los Angeles Dodgers @ St. Louis Cardinals
 Busch Stadium, St. Louis, MO
 Tue Jun 20 1995, 7:05 PM CDT
 Att: 22,876 - Unknown - 93 F

AB	33
R	7
H	11
RBI	7
BB	2
SO	4
LOB	13



WP	HR	S	P	ERA	WHIP
0	0	0	0	0	0

Batter	1	2	3	4	5	6	7	8	9	AB R H RBI BB SO LOB	TOP									
Delino DeShields, L (1, 4) OBP: 0.338, SLG: 0.350	0-0 F8	0-0 HR	0-3 K			0-0 F7			0-0 F7	5 1 1 4 0 1 0										
Chad Fonville, S (1, 6) OBP: 0.382, SLG: 0.394	0-0 B3	0-0 HR 1B			0-0 F9		0-0 F7		0-0 G3	5 1 1 0 0 0 0										
Mike Piazza, R (1, 2) OBP: 0.427, SLG: 0.693 Carlos Hernandez, R (8, 2) OBP: 0.190, SLG: 0.089	4-0 BB	0-0 HR			0-0 F8		0-0 G5-4-3 1B		0-0 G6-3	3 1 2 2 1 0 0 1 0 0 0 0 0 0										
Eric Karros, R (1, 3) OBP: 0.392, SLG: 0.549 Chris Gwynn, L (7, 3) OBP: 0.321, SLG: 0.404	0-0 G5-3	0-3 K			0-0 G5-3		0-0 G5-4-3			4 0 0 0 0 1 2 0 0 0 0 0 0 0										
Roberto Kelly, R (1, 8) OBP: 0.330, SLG: 0.350 Roger Cedeno, S (5, 8)		G5-3 K			0-0 G5-3		0-3 K			3 0 0 0 0 1 0 1 0 0 0 0 1 0										
Raul Mondesi, R (1, 9) OBP: 0.364, SLG: 0.570		0-0 HBP 1B HBP	4-0 HR BB		0-3 K		0-0 P6			3 2 1 0 1 1 0										
Dave Hansen, L (1, 5) OBP: 0.398, SLG: 0.377		1-0 1B HR HBP	0-0 HR		0-0 G4-3		0-0 WP 1B 2B			3 3 2 2 0 0 0										
Billy Ashley, R (1, 7) OBP: 0.310, SLG: 0.377 Greg Hansell, R (8, 1) Rudy Seanez, R (9, 1)		1-0 1B HR HBP	0-3 K			0-0 F2		0-0 2-H 1B		3 1 1 1 0 1 0 0 0 0 0 0 0 0 0 0 0 0 0 0 0										
Tom Candiotti, R (1, 1) OBP: 0.200, SLG: 0.130 Mitch Webster, S (8, PH) (8, 7) OBP: 0.207, SLG: 0.321		0-0 HR 1B	0-0 F9			0-3 K		0-0 G3		3 1 1 1 0 1 0 1 0 0 0 0 0 1										
Inning Stats	R: 0 E: 0 K: 0 S: 3	H: 0 LOB: 1 BB: 1 P: 7	R: 7 E: 0 K: 2 S: 12	H: 5 LOB: 0 BB: 0 P: 14	R: 2 E: 0 K: 2 S: 8	H: 1 LOB: 0 BB: 1 P: 12	R: 0 E: 0 K: 0 S: 3	H: 0 LOB: 0 BB: 0 P: 3	R: 0 E: 0 K: 1 S: 5	H: 0 LOB: 0 BB: 0 P: 5	R: 0 E: 0 K: 0 S: 3	H: 1 LOB: 0 BB: 0 P: 3	R: 1 E: 0 K: 1 S: 7	H: 2 LOB: 1 BB: 0 P: 7	R: 0 E: 0 K: 0 S: 3	H: 0 LOB: 0 BB: 0 P: 3	1B: 5 2B: 1 3B: 0 HR: 3	SF: 0 SAC: 0 DP: 1 HBP: 2	WP: 1 PB: 0 SB: 1 CS: 0	PA: 39
PITCHER	IP WLS BF H R ER SO BB IBB HBP BLK WP HR S P ERA WHIP																			
Vicente Palacios, R (1, 1) ERA: 5.8	1.1 L 11 4 6 6 0 1 0 2 0 0 1 8 14 40.50 3.750																			
Rich DeLucia, R (2, 1) ERA: 3.82	1.2 8 2 3 3 4 1 0 0 0 0 2 15 19 16.20 1.800																			
John Habyan, R (4, 1) ERA: 3.09	3.0 9 0 0 0 2 0 0 0 0 0 0 13 13 0.00 0.000																			
Rene Arocha, R (7, 1) ERA: 3.98	1.0 3 1 0 0 0 0 0 0 0 0 0 3 3 0.00 1.000																			
Jeff Parrett, R (8, 1) ERA: 4.13	1.0 5 2 1 1 1 0 0 0 0 0 1 0 7 7 9.00 2.000																			
PITCHER	IP WLS BF H R ER SO BB IBB HBP BLK WP HR S P ERA WHIP																			
Tom Henke, R (9, 1) ERA: 1.25	1.0 3 0 0 0 0 0 0 0 0 0 0 0 3 3 0.00 0.000																			

Los Angeles Dodgers @ St. Louis Cardinals
 Busch Stadium, St. Louis, MO
 Wed Jun 21 1995, 3:33 AM CDT
 Att. 26,778 - Cloudy - 86 F

livebaseballscorecards.com

AB	35
R	10
H	9
RBI	10
BB	2
SO	7
LOB	3



Batter	1	2	3	4	5	6	7	8	9	AB	R	H	RBI	BB	SO	LOB
Brian Jordan, R <small>OBP: 0.303, SLG: 0.455</small> (1, 9)	0-0 CS 1B		0-0 E5		0-3 K			0-0 FC5-4		4	0	1	0	0	1	2
Tripp Cromer, R <small>OBP: 0.268, SLG: 0.399</small> (1, 6)	0-3 K		0-0 P4				0-0 G6-3	0-0 G5-4-3		4	0	0	0	0	1	4
Gerald Perry, L <small>OBP: 0.217, SLG: 0.190</small> (1, 3)	0-0 G4-3		0-0 E4				0-3 K		0-0 F8	4	0	0	0	0	1	2
Ray Lankford, L <small>OBP: 0.342, SLG: 0.449</small> (1, 8)		0-0 G4-6-3 1B	0-3 K				0-0 G3-1		0-0 G1-3	4	0	1	0	0	1	3
John Mabry, L <small>OBP: 0.337, SLG: 0.376</small> (1, 7)		0-0 G4-6-3 1-2f		0-0 G3-1				G4-3 G5-3 2B	0-0 2B	4	1	2	0	0	0	1
Scott Cooper, L <small>OBP: 0.381, SLG: 0.335</small> (1, 5)		4-0 BB		0-3 K				0-0 G4-3	0-3 K	3	0	0	0	1	2	2
Tom Pagnozzi, R <small>OBP: 0.247, SLG: 0.282</small> (1, 2)		0-0 F7		0-0 G6-4-3				0-0 G5-3		1	0	0	0	0	0	1
Danny Sheaffer, R <small>OBP: 0.296, SLG: 0.375</small> (4, PH)				0-0 G6-4-3				0-0 G5-3		2	0	0	1	0	0	1
José Oquendo, S <small>OBP: 0.336, SLG: 0.308</small> (1, 4)			0-3 K					0-0 F7		3	0	0	0	0	1	0
Vicente Palacios, R <small>OBP: 0.187, SLG: 0.187</small> (1, 1)			0-0 E6					0-0 FC5-4		0	0	0	0	0	0	0
Rich DeLucia, R <small>OBP: 0.429, SLG: 0.333</small> (2, 1)										1	0	0	0	0	0	0
John Habyan, R <small>OBP: 0.429, SLG: 0.333</small> (4, 1)										1	0	0	0	0	1	0
Rene Arocha, R <small>OBP: 0.429, SLG: 0.333</small> (7, 1)										0	0	0	0	0	0	0
Jeff Parrett, R <small>OBP: 1.000, SLG: 1.000</small> (8, 1)										0	0	0	0	0	0	0
Darnell Coles, R <small>OBP: 0.302, SLG: 0.388</small> (8, PH)										1	0	1	0	0	0	0
Tom Henke, R <small>OBP: 0.302, SLG: 0.388</small> (9, 1)										0	0	0	0	0	0	0

Inning Stats	R: 0	H: 1	E: 0	LOB: 0	K: 1	P: 5	R: 0	H: 1	E: 0	LOB: 1	K: 0	P: 7	R: 0	H: 0	E: 3	LOB: 3	K: 2	BB: 0	P: 10	R: 0	H: 0	E: 0	LOB: 0	K: 1	P: 5	R: 0	H: 0	E: 0	LOB: 0	K: 2	BB: 0	P: 7	R: 0	H: 0	E: 0	LOB: 0	K: 1	P: 5	R: 1	H: 1	E: 0	LOB: 0	K: 0	P: 4	R: 0	H: 1	E: 0	LOB: 1	K: 1	P: 6
	R: 0	H: 1	E: 0	LOB: 0	K: 1	P: 5	R: 0	H: 1	E: 0	LOB: 1	K: 0	P: 7	R: 0	H: 0	E: 3	LOB: 3	K: 2	BB: 0	P: 10	R: 0	H: 0	E: 0	LOB: 0	K: 1	P: 5	R: 0	H: 0	E: 0	LOB: 0	K: 2	BB: 0	P: 7	R: 0	H: 0	E: 0	LOB: 0	K: 1	P: 5	R: 1	H: 1	E: 0	LOB: 0	K: 0	P: 4	R: 0	H: 1	E: 0	LOB: 1	K: 1	P: 6

BOTTOM

Los Angeles Dodgers @ St. Louis Cardinals

Busch Stadium, St. Louis, MO

Wed Jun 21 1995, 3:33 AM CDT
Att. 26,778 - Cloudy - 86 F

AB	32
R	1
H	5
RBI	1
BB	1
SO	8
LOB	16

WP: 0	PA: 33
PB: 1	
SB: 0	
CS: 1	

Batter	1	2	3	4	5	6	7	8	9	AB R H RBI BB SO LOB	TOP														
Darren Lewis, R (1, 8) OBP: 0.296, SLG: 0.311	0-1 SH1-3 1B		2-2 G4-3		0-1 1-2 1B		1-1 FC3-6 HR	1-1 P6		5 2 2 0 0 0 2															
Robby Thompson, R (1, 4) OBP: 0.278, SLG: 0.328	0-0 SH1-3 1-2		0-0 L8		0-1 F8		0-3 K		3-2 G5-3	4 0 0 0 0 1 3															
Barry Bonds, L (1, 7) OBP: 0.412, SLG: 0.573	1-0 CS 2-H 1B			2-1 P5	0-0 P6		3-0 1-H HR		3-1 P7	5 1 2 3 0 0 2															
Mark Carreon, R (1, 3) OBP: 0.363, SLG: 0.571	2-3 K 1-2			1-0 FC6-4 1B		0-2 1B 2B	1-1 1B		3-3 K	5 1 3 0 0 2 1															
Glenallen Hill, R (1, 9) OBP: 0.329, SLG: 0.455				2-1 FC6-4 2B 1-2f		1-1 G5-4-3 1B 2-H	0-1 P9			4 1 2 1 0 0 2															
Royce Clayton, R (1, 6) OBP: 0.333, SLG: 0.378				0-0 1-H 2B		1-0 G5-4-3 1-2f			3-3 K	4 0 1 1 0 2 2															
Kirt Manwaring, R (1, 2) OBP: 0.327, SLG: 0.338				1-1 L9		2-0 1B			3-2 2B 1B	4 1 2 0 0 1 2															
Mike Benjamin, R (1, 5) OBP: 0.357, SLG: 0.471				1-1 G6-3		1-2 G5-3 K			1-3 K	4 0 0 0 0 2 3															
Jose Bautista, R (1, 1)				0-1 G1-3		4-2 1B BB			2-1 FC3-6 1B	1 0 0 0 1 0 0															
Tom Lampkin, L (7, PH) OBP: 0.361, SLG: 0.387									1-0 1-H 2B	1 0 1 0 0 0 0															
Chris Hook, R (7, 1)										0 0 0 0 0 0 0															
John Patterson, S (8, PH) OBP: 0.223, SLG: 0.216										1 0 1 1 0 0 0															
Dave Burba, R (8, 1)										0 0 0 0 0 0 0															
Inning Stats	R: 1 E: 0 K: 1 S: 7	H: 2 LOB: 0 BB: 0 P: 10	R: 0 E: 0 K: 2 S: 11	H: 1 LOB: 1 BB: 0 P: 19	R: 0 E: 0 K: 0 S: 7	H: 0 LOB: 0 BB: 0 P: 9	R: 1 E: 0 K: 0 S: 8	H: 2 LOB: 1 BB: 0 P: 14	R: 0 E: 0 K: 0 S: 11	H: 1 LOB: 2 BB: 1 P: 16	R: 1 E: 0 K: 1 S: 10	H: 3 LOB: 1 BB: 0 P: 15	R: 2 E: 0 K: 1 S: 12	H: 3 LOB: 1 BB: 0 P: 19	R: 1 E: 0 K: 2 S: 14	H: 2 LOB: 1 BB: 0 P: 23	R: 0 E: 0 K: 1 S: 13	H: 0 LOB: 0 BB: 0 P: 22	1B: 9 2B: 4 3B: 0 HR: 1	SF: 0 SAC: 1 DP: 1 HBP: 0	WP: 0 PB: 1 SB: 0 CS: 1	PA: 40			
PITCHER	IP WLS BF H R ER SO BB IBB HBP BLK WP HR S P ERA WHIP																								
Ramon Martinez, R (1, 1) ERA: 3.89	6.2		31	12	5	5	5	1	0	0	0	0	1	64	100	6.75	1.950								
Rudy Seanez, R (7, 1) ERA: 4.41	1.1	W	6	2	1	1	2	0	0	0	0	0	0	16	25	6.75	1.500								
Todd Worrell, R (9, 1) ERA:	1.0	S	3	0	0	0	1	0	0	0	0	0	0	13	22	0.00	0.000								

San Francisco Giants @ Los Angeles Dodgers
Dodger Stadium, Los Angeles, CA
Thu Jun 22 1995, 7:05 PM PDT
Att. 33,489 - Unknown - 74 F

livebaseballscorecards.com

AB	38
R	6
H	14
RBI	6
BB	1
SO	8
LOB	17



Batter	1	2	3	4	5	6	7	8	9
Delino DeShields, L OBP: 0.332, SLG: 0.343 (1, 4)	1-1 G4-3		1-2 G6-3		0-3 K		2-3 K		
Jose Offerman, S OBP: 0.436, SLG: 0.434 (1, 6)	3-1 HR 1B		1-1 F8		0-0 F8		0-1 L7		
Mike Piazza, R OBP: 0.430, SLG: 0.714 (1, 2)	1-0 HR 1-H		2-2 F8		2-0 1B			1-2 G4-3	
Eric Karros, R OBP: 0.394, SLG: 0.577 (1, 3)	2-1 F9			2-2 HR	1 SAFE 2-3 K			3-1 HR	
Roberto Kelly, R OBP: 0.324, SLG: 0.343 (1, 8)	0-1 F9			3-2 P3		2-1 G6-3		2-3 K	
Raul Mondesi, R OBP: 0.362, SLG: 0.564 (1, 9)		2-0 G5-3		1-1 HR S 1B		0-0 G5-3		1-3 K	
Tim Wallach, R OBP: 0.321, SLG: 0.408 (1, 5)		0-1 G6-3		2-2 HR 1-H		0-2 G4-3			
Billy Ashley, R OBP: 0.316, SLG: 0.404 Roger Cedeno, S (7, PR) (8, 7)		2-1 HR		3-2 G6-3			3-2 1B		
Ramon Martinez, R OBP: 0.231, SLG: 0.240 Rudy Seanez, R (7, 1) Todd Worrell, R (9, 1)		0-1 G6-3		1-0 G4-3			2-3 K		

AB	R	H	RBI	BB	SO	LOB
4	0	0	0	0	2	1
4	1	1	0	0	0	1
4	1	2	2	0	0	0
4	2	2	2	0	1	1
4	0	0	0	0	1	0
4	1	1	0	0	1	0
3	1	1	2	0	0	0
3	1	2	1	0	0	0
0	0	0	0	0	0	0
2	0	0	0	0	0	0
1	0	0	0	0	1	1
0	0	0	0	0	0	0

AB	R	H	RBI	BB	SO	LOB
33	7	9	7	0	6	4

Inning Stats		R: 2	H: 2	E: 0	K: 0	S: 9	R: 1	H: 1	E: 0	K: 0	S: 7	R: 0	H: 0	E: 0	K: 0	S: 9	R: 3	H: 3	E: 0	K: 0	S: 21	R: 0	H: 1	E: 0	K: 2	S: 10	R: 0	H: 0	E: 0	K: 0	S: 6	R: 0	H: 1	E: 0	K: 2	S: 12	R: 1	H: 1	E: 0	K: 2	S: 11
PITCHER		IP	WLS	BF	H	R	ER	SO	BB	IBB	HBP	BLK	WP	HR	S	P	ERA	WHIP																							
Jose Bautista, R ERA: 5.1		(1, 1)	6.0	25	7	6	6	2	0	0	0	0	0	4	62	93	9.00	1.167																							
Chris Hook, R ERA: 4.32		(7, 1)	1.0	4	1	0	0	2	0	0	0	0	0	0	12	18	0.00	1.000																							
Dave Burba, R ERA: 3.86		(8, 1)	1.0	L 4	1	1	1	2	0	0	0	0	0	1	11	18	9.00	1.000																							


BOTTOM

San Francisco Giants @ Los Angeles Dodgers
Dodger Stadium, Los Angeles, CA

Thu Jun 22 1995, 7:05 PM PDT
Att: 33,489 - Unknown - 74 F

livebaseballscorecards.com

AB 33
R 7
H 9
RBI 7
BB 0
SO 6
LOB 4



WP: 0 PA: 33
PB: 0
SB: 1
CS: 0

Batter	1	2	3	4	5	6	7	8	9	AB R H RBI BB SO LOB	TOP
Darren Lewis, R OBP: 0.299, SLG: 0.309 (1, 8) BB BB	4-1 BB 1B BB	2-0 G4-3 BB			0-3 K BB		4-1 BB 1-2 BB			2 1 0 0 2 1 1	<p>San Francisco Giants @ Los Angeles Dodgers Dodger Stadium, Los Angeles, CA</p> <p>Fri Jun 23 1995, 7:05 PM PDT Att: 41,948 - Unknown</p> <p>livebaseballscorecards.com</p>
Robby Thompson, R OBP: 0.294, SLG: 0.339 John Patterson, S OBP: 0.221, SLG: 0.214 (1, 4) (7, PH) (7, 4) SAFE SAFE	4-2 FC5-4 1B 1-2 BB		0-0 G4-6-3 1B			3-1 E 1B	1-0 L6			2 0 2 0 1 0 0 1 0 0 0 0 0 2	
Barry Bonds, L OBP: 0.405, SLG: 0.562 (1, 7) BB BB BB	1-3 K BB		0-0 G4-6-3 1-2f			2-0 L4 1-2	1-1 G3			4 0 0 0 0 1 4	
Mark Carreon, R OBP: 0.358, SLG: 0.557 (1, 3) BB BB BB	2-2 FC5-4 1B 1-2 2-H		0-2 G6-3			1-2 G1-3	0-1 G5-3			4 0 1 1 0 0 1	
Glenallen Hill, R OBP: 0.323, SLG: 0.447 (1, 9) FC FC	0-2 FC5-4 FC4 1-2f 2-3			0-1 P2		0-0 G4-3	0-0 L7			4 0 0 0 0 0 3	
Royce Clayton, R OBP: 0.327, SLG: 0.371 (1, 6) FC FC	0-2 FC4 1-2f			2-3 K			1-1 G6-3		2-2 G5-3	4 0 0 0 0 1 2	
Steve Scarsone, R OBP: 0.429, SLG: 0.761 (1, 5) BB BB BB		2-2 SH1-3 1B		2-2 G5-3			0-0 E6 1B		1-0 G4-3	4 1 1 0 0 0 0	
Kirt Manwaring, R OBP: 0.327, SLG: 0.338 (1, 2) BB BB BB		0-0 SH1-3 1-2			0-0 F7		0-0 BB 1B 2-H		1-1 L5	3 0 1 1 0 0 0	
Mark Portugal, R OBP: 0.095, SLG: 0.050 Steve Mintz, L OBP: 0.396, SLG: 0.311 Jeff Reed, L OBP: 0.396, SLG: 0.311 Enrique Burgos, L (1, 1) (5, 1) (7, PH) (7, 1)		0-3 K			2-1 L9-3		1-3 K			2 0 0 0 0 1 1 0 0 0 0 0 0 0 1 0 0 0 0 1 1 0 0 0 0 0 0 0	

Inning Stats	R: 1 E: 0 K: 1 S: 17	H: 1 LOB: 2 BB: 2 P: 28	R: 0 E: 0 K: 1 S: 9	H: 1 LOB: 1 BB: 0 P: 13	R: 0 E: 0 K: 0 S: 5	H: 1 LOB: 0 BB: 0 P: 5	R: 0 E: 0 K: 1 S: 8	H: 0 LOB: 0 BB: 0 P: 12	R: 0 E: 0 K: 1 S: 6	H: 0 LOB: 0 BB: 0 P: 8	R: 0 E: 1 K: 0 S: 7	H: 1 LOB: 1 BB: 0 P: 13	R: 1 E: 1 K: 1 S: 9	H: 1 LOB: 2 BB: 1 P: 16	R: 0 E: 0 K: 0 S: 5	H: 0 LOB: 0 BB: 0 P: 6	R: 0 E: 0 K: 0 S: 6	H: 0 LOB: 0 BB: 0 P: 10	1B: 5 2B: 0 3B: 0 HR: 0	SF: 0 SAC: 1 DP: 1 HBP: 0	WP: 0 PB: 0 SB: 0 CS: 0	PA: 35
--------------	-------------------------------	----------------------------------	------------------------------	----------------------------------	------------------------------	---------------------------------	------------------------------	----------------------------------	------------------------------	---------------------------------	------------------------------	----------------------------------	------------------------------	----------------------------------	------------------------------	---------------------------------	------------------------------	----------------------------------	----------------------------------	------------------------------------	----------------------------------	--------

PITCHER	IP	WLS	BF	H	R	ER	SO	BB	IBB	HBP	BLK	WP	HR	S	P	ERA	WHIP
Ismael Valdez, R ERA: 2.11 (1, 1)	8.0	W	32	5	2	1	5	3	0	0	0	0	0	66	101	1.12	1.000
Pedro Astacio, R ERA: 4.74 (9, 1)	1.0		3	0	0	0	0	0	0	0	0	0	0	6	10	0.00	0.000



Batter	1	2	3	4	5	6	7	8	9
Delino DeShields, L OBP: 0.342, SLG: 0.348 (1, 4)	1-0 1B S 1B		0-0 HR 1B		4-1 3B BB	0-0 L8		4-2 1B BB	
Jose Offerman, S OBP: 0.443, SLG: 0.451 (1, 6)	1-0 G6-4-3 1B		3-2 L8		0-0 1B 3B	4-2 BB		2-2 1B	
Mike Piazza, R OBP: 0.429, SLG: 0.727 (1, 2)	1-1 P6		0-0 HR		1-1 1B 2B	2-2 P3		1-3 K	
Eric Karros, R OBP: 0.390, SLG: 0.568 (1, 3)	2-2 G6-4-3 1-2f		1-3 K		2-2 2B 1B		1-0 L6	2-3 K	
Raul Mondesi, R OBP: 0.364, SLG: 0.568 (1, 9)		1-0 FC6-5 S 1B		1-3 K	2-1 1B 2B		3-2 P4		
Tim Wallach, R OBP: 0.328, SLG: 0.411 (1, 5)		3-2 FC6-5 FC4-6 1-3		0-3 K	0-0 G6-3 1B		2-2 1B 1B		
Billy Ashley, R OBP: 0.321, SLG: 0.403 (1, 7)		3-2 F9		4-2 BB	2-2 G6-3		2-1 1B		
Roger Cedeno, S (1, 8)		1-0 FC4-6 1-2f		0-3 K	0-1 G4-3		1-3 K		
Ismael Valdez, R OBP: 0.125, SLG: 0.125 (1, 1)			1-3 K		0-0 G6-3	2-1 G4-3		2-2 G6-3	
Mitch Webster, S OBP: 0.200, SLG: 0.310 (8, PH)									
Pedro Astacio, R OBP: 0.200, SLG: 0.211 (9, 1)									

Inning Stats	R: 0 E: 0 K: 0 S: 7	H: 2 LOB: 1 BB: 0 P: 12	R: 0 E: 0 K: 0 S: 10	H: 1 LOB: 1 BB: 0 P: 18	R: 2 E: 0 K: 2 S: 13	H: 2 LOB: 0 BB: 0 P: 18	R: 0 E: 0 K: 3 S: 13	H: 0 LOB: 1 BB: 1 P: 18	R: 5 E: 0 K: 0 S: 18	H: 5 LOB: 1 BB: 1 P: 29	R: 0 E: 0 K: 1 S: 9	H: 0 LOB: 1 BB: 1 P: 17	R: 0 E: 0 K: 1 S: 13	H: 2 LOB: 2 BB: 0 P: 22	R: 0 E: 0 K: 2 S: 14	H: 1 LOB: 2 BB: 1 P: 25
--------------	------------------------------	----------------------------------	-------------------------------	----------------------------------	-------------------------------	----------------------------------	-------------------------------	----------------------------------	-------------------------------	----------------------------------	------------------------------	----------------------------------	-------------------------------	----------------------------------	-------------------------------	----------------------------------

PITCHER	IP	WLS	BF	H	R	ER	SO	BB	IBB	HBP	BLK	WP	HR	S	P	ERA	WHIP
Mark Portugal, R ERA: 3.93 (1, 1)	4.1	L	23	9	7	7	5	2	0	0	0	0	1	55	87	14.54	2.538
Steve Mintz, R ERA: 6.98 (5, 1)	1.2		7	1	0	0	0	1	0	0	0	0	0	15	25	0.00	1.200
Enrique Burgos, L ERA: 4.26 (7, 1)	2.0		10	3	0	0	3	1	0	0	0	0	0	27	47	0.00	2.000

BOTTOM

San Francisco Giants @ Los Angeles Dodgers
 Dodger Stadium, Los Angeles, CA
 Fri Jun 23 1995, 7:05 PM PDT
 Att. 41,948 - Unknown

AB	R	H	RBI	BB	SO	LOB
3	2	2	0	2	0	0
4	1	3	1	1	0	1
5	2	2	3	0	1	5
5	1	1	0	0	2	4
4	1	2	1	0	1	0
4	0	2	1	0	1	1
3	0	1	0	1	0	2
4	0	0	0	0	2	5
3	0	0	0	0	1	0
1	0	0	0	0	0	0
0	0	0	0	0	0	0

AB	36
R	7
H	13
RBI	6
BB	4
SO	8
LOB	18

livebaseballscorecards.com



WP	PA
0	40

Batter	1	2	3	4	5	6	7	8	9	AB R H RBI BB SO LOB	TOP	
Darren Lewis, R OBP: 0.302, SLG: 0.312 (1, 8)	1-1 BB S 1B		1-1 F7			1-1 P4			2-1 WP S 1B	4 0 2 0 0 0 0	San Francisco Giants @ Los Angeles Dodgers Dodger Stadium, Los Angeles, CA Sat Jun 24 1995, 7:05 PM PDT Att. 53,551 - Sunny - 79 F	
Steve Scarsone, R OBP: 0.420, SLG: 0.730 (1, 5)	4-2 BB 1-2 BB		0-3 K			1-3 K			0-0 L9	3 0 0 0 1 2 1		
Barry Bonds, L OBP: 0.398, SLG: 0.551 (1, 7)	3-2 P5		2-3 K			2-2 L8			2-3 K 1-3	4 0 0 0 0 2 3		
Glenallen Hill, R OBP: 0.322, SLG: 0.440 (1, 9)	1-3 K			0-0 F8			0-3 K		4-0 BB	3 0 0 0 1 2 2		
Mark Carreon, R OBP: 0.357, SLG: 0.544 (1, 3) Shawn Barton, R (7, 1) Rod Beck, R OBP: 0.333, SLG: 0.333 (8, 1) Rikkert Faneyte, R OBP: 0.381, SLG: 0.278 (9, PH)	4-0 BB 1-2 2-3 BB			1-0 G1-3			1-2 L9		0-0 P3	2 0 0 0 1 0 0 0 0 0 0 0 0 0 0 0 0 0 0 0 0 1 0 0 0 0 0 2		
Royce Clayton, R OBP: 0.323, SLG: 0.365 (1, 6)	1-3 K			1-3 K			3-3 K			3 0 0 0 0 3 3		
John Patterson, S OBP: 0.215, SLG: 0.208 (1, 4)		2-3 K			0-0 L6			1-1 G4-3		3 0 0 0 0 1 0		
Kirt Manwaring, R OBP: 0.321, SLG: 0.331 (1, 2)		0-0 L8			2-3 K			1-1 F8		3 0 0 0 0 1 0		
Mark Leiter, R OBP: 0.095, SLG: 0.095 (1, 1) Jeff Reed, L OBP: 0.389, SLG: 0.304 (5, PH) Chris Hook, R (5, 1) Dave Burba, R (6, 1) J.R. Phillips, L OBP: 0.184, SLG: 0.228 (7, 3)		0-3 K			1-2 G4-3			0-3 K		1 0 0 0 0 1 0 1 0 1 0 0 0 0 1 0		
Inning Stats	R: 0 H: 1 E: 0 LOB: 3 K: 2 BB: 2 S: 17 P: 31	R: 0 H: 0 E: 0 LOB: 0 K: 2 BB: 0 S: 7 P: 9	R: 0 H: 0 E: 0 LOB: 0 K: 2 BB: 0 S: 8 P: 11	R: 0 H: 0 E: 0 LOB: 0 K: 1 BB: 0 S: 5 P: 7	R: 0 H: 0 E: 0 LOB: 0 K: 1 BB: 0 S: 13 P: 16	R: 0 H: 0 E: 0 LOB: 0 K: 2 BB: 0 S: 9 P: 13	R: 0 H: 0 E: 0 LOB: 0 K: 2 BB: 0 S: 12 P: 16	R: 0 H: 0 E: 0 LOB: 0 K: 1 BB: 0 S: 7 P: 9	R: 0 H: 1 E: 0 LOB: 2 K: 1 BB: 1 S: 8 P: 16	1B: 2 SF: 0 2B: 0 SAC: 0 3B: 0 DP: 0 HR: 0 HBP: 0		WP: 1 PA: 32 PB: 0 SB: 2 CS: 0
PITCHER Hideo Nomo, R ERA: 2.3 (1, 1)	IP WLS BF H R ER SO BB IBB HBP BLK WP HR S P ERA WHIP	9.0 W 32 2 0 0 13 3 0 0 0 1 0 86 128 0.00 0.556										

livebaseballscorecards.com

AB 29
R 0
H 2
RBI 0
BB 3
SO 13
LOB 11



Batter	1	2	3	4	5	6	7	8	9
Delino DeShields, L OBP: 0.351, SLG: 0.357 (1, 4)	2-3 K		3-2 1B 2B	4-2 1-2 BB		4-2 BB	1-2 CS 1B		
Jose Offerman, S OBP: 0.438, SLG: 0.444 (1, 6)	3-2 F8		1-1 1B 2-H 1B	1-1 L7		0-2 L9	0-0 SAFE CS 1-2	0-0 G3-1	
Mike Piazza, R OBP: 0.435, SLG: 0.719 (1, 2)	4-2 BB		2-0 1-3 1B		2-2 FC6-4 1B	0-0 G3-1		0-2 F9	
Eric Karros, R OBP: 0.386, SLG: 0.560 (1, 3)	2-2 F8		2-3 K		2-1 F9		2-1 1B E 1B	0-3 K	
Roberto Kelly, R OBP: 0.328, SLG: 0.360 (1, 8)		2-2 G3		1-2 HR	1-0 FC6-4		1-0 SAFE E9 FC6-4 HR 1B		
Raul Mondesi, R OBP: 0.366, SLG: 0.564 (1, 9)		2-1 G5-3		0-0 S 1B 1B	1-2 F9		4-0 FC6-4 IBB		
Tim Wallach, R OBP: 0.325, SLG: 0.400 (1, 5)		2-2 L9		3-3 SAFE SAFE SAFE K 1B 1B S	1-2 K		0-0 SH2-4 1B HBP HR 1-2f 2-3		
Billy Ashley, R OBP: 0.331, SLG: 0.432 Roger Cedeno, S (8, 7)			2-3 K	0-0 BB 2-H 1B		2-2 SH2-4 1B	1-1 HR		
Hideo Nomo, R (1, 1)			2-3 K	0-3 SAFE SAFE SAFE K	0-3 K	0-0 SH2-4	1-3 K		

Inning Stats	R: 0	H: 0	E: 0	K: 1	S: 13	LOB: 1	BB: 1	P: 24	R: 0	H: 0	E: 0	K: 0	S: 8	LOB: 0	BB: 0	P: 14	R: 1	H: 3	E: 0	K: 3	S: 15	LOB: 2	BB: 0	P: 27	R: 2	H: 3	E: 0	K: 2	S: 16	LOB: 2	BB: 1	P: 24	R: 0	H: 1	E: 0	K: 0	S: 9	LOB: 1	BB: 0	P: 15	R: 0	H: 1	E: 0	K: 0	S: 13	LOB: 3	BB: 1	P: 21	R: 4	H: 4	E: 1	K: 1	S: 12	LOB: 0	BB: 1	P: 22	R: 0	H: 0	E: 0	K: 1	S: 7	LOB: 0	BB: 0	P: 7
--------------	------	------	------	------	-------	--------	-------	-------	------	------	------	------	------	--------	-------	-------	------	------	------	------	-------	--------	-------	-------	------	------	------	------	-------	--------	-------	-------	------	------	------	------	------	--------	-------	-------	------	------	------	------	-------	--------	-------	-------	------	------	------	------	-------	--------	-------	-------	------	------	------	------	------	--------	-------	------

AB	R	H	RBI	BB	SO	LOB	
3	1	2	0	2	1	0	
5	0	1	1	0	0	5	
4	0	2	0	1	0	3	
5	1	1	0	0	2	4	
4	2	2	1	0	0	1	
3	1	1	0	1	0	1	
3	1	0	0	0	1	3	
4	1	3	4	0	1	0	
0	0	0	0	0	0	0	
3	0	0	0	0	3	1	
1B: 9	SF: 0	2B: 1	SAC: 1	3B: 0	DP: 0	HR: 2	HBP: 1

BOTTOM

San Francisco Giants @ Los Angeles Dodgers
Dodger Stadium, Los Angeles, CA

Sat Jun 24 1995, 7:05 PM PDT
Att: 53,551 - Sunny - 79 F

AB	34
R	7
H	12
RBI	6
BB	4
SO	8
LOB	18



WP: 0	PA: 41
PB: 0	
SB: 1	
CS: 1	

PITCHER	IP	WLS	BF	H	R	ER	SO	BB	IBB	HBP	BLK	WP	HR	S	P	ERA	WHIP
Mark Leiter, R ERA: 3.71 (1, 1)	4.0	L	20	6	3	3	6	2	0	0	0	0	1	52	89	6.75	2.000
Chris Hook, R ERA: 4.1 (5, 1)	1.1		8	2	0	0	0	1	0	1	0	0	0	18	32	0.00	2.250
Dave Burba, R ERA: 4.76 (6, 1)	1.1		8	3	4	4	1	0	1	0	0	0	1	13	22	27.00	2.250
Shawn Barton, L ERA: 2.57 (7, 1)	0.1		1	1	0	0	0	0	0	0	0	0	0	3	4	0.00	3.000
Rod Beck, R ERA: 3.0 (8, 1)	1.0		3	0	0	0	1	0	0	0	0	0	0	7	7	0.00	0.000

Batter	1	2	3	4	5	6	7	8	9	AB R H RBI BB SO LOB	TOP		
Darren Lewis, R (1, 8) OBP: 0.304, SLG: 0.314	2-1 G3 1B G6-3 1B		3-2 1B 1B		3-1 P3	2-2 K			0-2 L9	5 1 2 0 0 1 1			
John Patterson, S (1, 4) OBP: 0.232, SLG: 0.236	0-1 1-2 1B		1-3 K		2-2 BB E 1B			1-1 2B	1-3 K	5 0 3 0 0 2 1			
Barry Bonds, L (1, 7) OBP: 0.396, SLG: 0.545	1-1 G3		3-2 1-3 1B		2-1 E6 1-2 BB			3-2 P8		4 0 1 0 0 0 4			
Glenallen Hill, R (1, 9) OBP: 0.321, SLG: 0.434	2-2 G6-3		0-3 K		4-0 1-2 2-3 BB			2-3 K		3 0 0 1 1 2 4			
Royce Clayton, R (1, 6) OBP: 0.317, SLG: 0.358	0-0 G5-3		1-3 K		0-0 P3			0-0 P3		4 0 0 0 0 1 7			
Steve Scarsone, R (1, 5) OBP: 0.400, SLG: 0.692		2-1 F9		0-1 F7		2-3 K		2-3 K		4 0 0 0 0 2 0			
Kirt Manwaring, R (1, 2) OBP: 0.319, SLG: 0.329		0-0 1B		1-0 G5-3		3-3 K		0-1 G6-3		4 0 1 0 0 1 0			
J.R. Phillips, L (1, 3) OBP: 0.185, SLG: 0.229		2-3 K		3-3 K		3-2 2B 1B		2-3 K		4 1 1 0 0 3 1			
William Van Landingham, R (1, 1) OBP: 0.250, SLG: 0.375 Mark Carreon, R (9, PH) OBP: 0.354, SLG: 0.538		0-0 G5-3			1-2 P8	3-2 2B			2-0 G6-3	3 0 1 1 0 0 1 1 0 0 0 0 0 0			
Inning Stats	R: 1 H: 2 E: 0 LOB: 1 K: 0 BB: 0 S: 10 P: 15	R: 0 H: 1 E: 0 LOB: 1 K: 1 BB: 0 S: 7 P: 11	R: 0 H: 2 E: 0 LOB: 2 K: 3 BB: 0 S: 16 P: 23	R: 0 H: 0 E: 0 LOB: 0 K: 1 BB: 0 S: 6 P: 10	R: 0 H: 1 E: 1 LOB: 3 K: 0 BB: 1 S: 11 P: 23	R: 1 H: 2 E: 0 LOB: 1 K: 3 BB: 0 S: 15 P: 28	R: 0 H: 1 E: 0 LOB: 1 K: 1 BB: 0 S: 9 P: 15	R: 0 H: 0 E: 0 LOB: 0 K: 2 BB: 0 S: 8 P: 12	R: 0 H: 0 E: 0 LOB: 0 K: 1 BB: 0 S: 7 P: 10	1B: 7 SF: 0 2B: 2 SAC: 0 3B: 0 DP: 0 HR: 0 HBP: 0	WP: 0 PA: 38 PB: 0 SB: 0 CS: 0		
PITCHER	IP WLS BF H R ER SO BB IBB HBP BLK WP HR S P ERA WHIP											PITCHER	IP WLS BF H R ER SO BB IBB HBP BLK WP HR S P ERA WHIP
Tom Candiotti, R (1, 1) ERA: 3.35	8.0 W 35 9 2 2 11 1 0 0 0 0 0 0 82 137 2.25 1.250												
Todd Worrell, R (9, 1) ERA:	1.0 S 3 0 0 0 1 0 0 0 0 0 0 0 7 10 0.00 0.000												

San Francisco Giants @ Los Angeles Dodgers
 Dodger Stadium, Los Angeles, CA
 Sun Jun 25 1995, 7:05 PM PDT
 Att. 37,758 - Unknown - 80 F

livebaseballscorecards.com

AB	37
R	2
H	9
RBI	2
BB	1
SO	12
LOB	19



Batter	1	2	3	4	5	6	7	8	9
Delino DeShields, L OBP: 0.346, SLG: 0.350 (1, 4) B X	1-0 L6		0-2 P6	1-3 K			1-0 G1-3		
Jose Offerman, S OBP: 0.439, SLG: 0.446 (1, 6) X	0-0 BLK 1B		0-1 1B 1B			0-2 F8	2-1 G3		
Mike Piazza, R OBP: 0.445, SLG: 0.718 (1, 2) B X	1-0 F9		0-1 E 1B SF8 1B			4-1 FC6-4 BB	0-0 BLK 1B		
Eric Karros, R OBP: 0.384, SLG: 0.554 (1, 3) C 1 SAFE S 1 SAFE S	0-3 K		1-1 E3 SF8 1B			0-2 FC6-4	0-3 K		
Roberto Kelly, R OBP: 0.322, SLG: 0.355 (1, 8)		0-3 K	0-0 SF8			2-3 K	2-0 L9		
Raul Mondesi, R OBP: 0.372, SLG: 0.579 (1, 9)		0-2 HR	4-1 BB			3-2 1B	2-3 K		
Tim Wallach, R OBP: 0.315, SLG: 0.386 (1, 5)		2-3 K	0-0 F9			2-3 K	0-3 K		
Billy Ashley, R OBP: 0.331, SLG: 0.430 Roger Cedeno, S (9, 7)	0-0 1B			1-3 K		0-0 P8			
Tom Candiotti, R OBP: 0.179, SLG: 0.115 Todd Worrell, R (9, 1)	1-1 P7			0-1 G1-3		2-2 G2-3			

AB	R	H	RBI	BB	SO	LOB
4	0	0	0	0	1	0
4	1	2	0	0	0	0
3	1	2	0	1	0	1
4	0	1	1	0	2	3
3	0	0	1	0	2	1
3	1	2	1	1	1	0
4	0	0	0	0	3	3
3	0	1	0	0	1	1
0	0	0	0	0	0	0
3	0	0	0	0	0	2
0	0	0	0	0	0	0

AB	R	H	RBI	BB	SO	LOB
31	3	8	3	2	10	11


Inning Stats		R: 0	H: 1	E: 0	LOB: 1	K: 1	BB: 0	S: 6	P: 8
Inning Stats		R: 1	H: 2	E: 0	LOB: 1	K: 2	BB: 0	S: 13	P: 16
Inning Stats		R: 2	H: 3	E: 1	LOB: 2	K: 0	BB: 1	S: 12	P: 17
Inning Stats		R: 0	H: 0	E: 0	LOB: 0	K: 2	BB: 0	S: 8	P: 10
Inning Stats		R: 0	H: 0	E: 0	LOB: 1	K: 1	BB: 1	S: 11	P: 17
Inning Stats		R: 0	H: 1	E: 0	LOB: 1	K: 1	BB: 0	S: 14	P: 20
Inning Stats		R: 0	H: 1	E: 0	LOB: 1	K: 1	BB: 0	S: 8	P: 11
Inning Stats		R: 0	H: 0	E: 0	LOB: 0	K: 2	BB: 0	S: 8	P: 12

PITCHER															PITCHER																				
IP	WLS	BF	H	R	ER	SO	BB	IBB	HBP	BLK	WP	HR	S	P	ERA	WHIP	IP	WLS	BF	H	R	ER	SO	BB	IBB	HBP	BLK	WP	HR	S	P	ERA	WHIP		
8.0	L	34	8	3	2	10	2	0	0	2	0	1	80	111	2.25	1.250																			

San Francisco Giants @ Los Angeles Dodgers
Dodger Stadium, Los Angeles, CA
 Sun Jun 25 1995, 7:05 PM PDT
 Att: 37,758 - Unknown - 80 F

livebaseballscorecards.com

AB 31
R 3
H 8
RBI 3
BB 2
SO 10
LOB 11



WP	PA
0	34

Batter	1	2	3	4	5	6	7	8	9	AB R H RBI BB SO LOB	TOP																									
Bip Roberts, S (1, 7) OBP: 0.367, SLG: 0.387	2-1 G4-6-3 1B 1B		0-1 G3-1 S 2B	0-1 S 2B			1-3 K		2-2 G4-3	5 0 2 1 0 1 0	San Diego Padres @ Los Angeles Dodgers Dodger Stadium, Los Angeles, CA Mon Jun 26 1995, 7:05 PM PDT Att. 52,335 - Unknown - 70 F livebaseballscorecards.com																									
Steve Finley, L (1, 8) OBP: 0.340, SLG: 0.369	2-1 G4-6-3 1B		0-0 F9	1-3 K			1-2 F7		0-1 F9	5 0 1 0 0 1 1																										
Tony Gwynn, L (1, 9) OBP: 0.379, SLG: 0.472	0-0 G4-6-3 1-2f 2-3		4-0 WP 1B BB			0-1 P5	2-1 HR			3 2 1 1 1 0 2																										
Ken Caminiti, S (1, 5) OBP: 0.328, SLG: 0.430	2-1 F7		4-2 1B BB			1-3 K	2-3 K			3 1 0 0 1 2 1																										
Eddie Williams, R (1, 3) OBP: 0.327, SLG: 0.432		0-0 F9	0-1 1B 1B			0-0 1B		0-1 G5-3		4 0 2 1 0 0 0																										
Brian Johnson, R (1, 2) OBP: 0.333, SLG: 0.463		2-0 2B 1B	1-1 1B			1-3 K		1-0 P3		4 1 2 1 0 1 1																										
Jody Reed, R (1, 4) OBP: 0.381, SLG: 0.306		3-1 1-H 2B		2-0 SH5-4 2B 1B		1-2 G1-3		1-1 FC5-4 1B		4 1 3 1 0 0 0																										
Andujar Cedeno, R (1, 6) OBP: 0.265, SLG: 0.346		3-3 K		0-0 F9		1-3 K		0-2 FC5-4		4 0 0 0 0 2 3																										
Andy Benes, R (1, 1) OBP: 0.115, SLG: 0.080		1-3 K2-3		0-0 SH5-4		3-3 K		2-2 P3		1 0 0 0 0 1 1																										
Melvin Nieves, S (8, PH) OBP: 0.284, SLG: 0.360										1 0 0 0 0 1 0																										
Bryce Florie, R (8, 1) OBP: 0.322, SLG: 0.385										0 0 0 0 0 0 0																										
Brian Williams, R (8, 1) OBP: 0.322, SLG: 0.385										0 0 0 0 0 0 0																										
Brad Ausmus, R (8, 2) OBP: 0.322, SLG: 0.385										1 0 0 0 0 0 0																										
Trevor Hoffman, R (8, 1) OBP: 1.000, SLG: 2.000										0 0 0 0 0 0 0																										
Inning Stats	R: 0 E: 0 K: 0 S: 7	H: 2 LOB: 1 BB: 0 P: 13	R: 1 E: 0 K: 2 S: 11	H: 2 LOB: 1 BB: 0 P: 20	R: 2 E: 0 K: 0 S: 9	H: 2 LOB: 2 BB: 2 P: 18	R: 1 E: 0 K: 1 S: 8	H: 2 LOB: 1 BB: 0 P: 11	R: 0 E: 0 K: 2 S: 11	H: 0 LOB: 0 BB: 0 P: 16	R: 1 E: 0 K: 2 S: 11	H: 1 LOB: 0 BB: 0 P: 17	R: 0 E: 0 K: 0 S: 8	H: 1 LOB: 1 BB: 0 P: 10	R: 0 E: 0 K: 0 S: 9	H: 0 LOB: 0 BB: 0 P: 13	1B: 8 2B: 2 3B: 0 HR: 1	SF: 0 SAC: 1 DP: 1 HBP: 0	WP: 1 PB: 0 SB: 1 CS: 0	PA: 38																
PITCHER	IP WLS BF H R ER SO BB IBB HBP BLK WP HR S P ERA WHIP																																			
Willie Banks, R (1, 1) ERA: 12.96	5.0		24	9	4	4	5	2	0	0	0	1	0	44	73	7.20	2.200																			
Pedro Astacio, R (6, 1) ERA: 4.73	2.0		7	1	1	1	4	0	0	0	0	0	1	22	33	4.50	0.500																			
Rudy Seanez, R (8, 1) ERA: 4.15	1.0		4	1	0	0	0	0	0	0	0	0	0	8	10	0.00	1.000																			
Todd Worrell, R (9, 1) ERA:	1.0	W	3	0	0	0	0	0	0	0	0	0	0	9	13	0.00	0.000																			

San Diego Padres @ Los Angeles Dodgers
 Dodger Stadium, Los Angeles, CA
 Mon Jun 26 1995, 7:05 PM PDT
 Att. 52,335 - Unknown - 70 F

AB 35
R 5
H 11
RBI 5
BB 2
SO 9
LOB 9



Batter	1	2	3	4	5	6	7	8	9	AB R H RBI BB SO LOB
Delino DeShields, L (1, 4) OBP: 0.347, SLG: 0.346	3-2 F8		2-2 P5		4-2 1B 1B BB		0-1 4-3		1-1 HR HBP	3 2 0 0 1 0 0
Jose Offerman, S (1, 6) OBP: 0.434, SLG: 0.437	1-1 L3			1-2 K	0-3 K		1-1 G4-3		4-2 1 SAFE 1 SAFE 1-2 HR BB	4 1 0 0 1 2 3
Mike Piazza, R (1, 2) OBP: 0.451, SLG: 0.736	3-3 K			2-2 G6-3	1-1 1B 1B			4-2 BB 1B BB	0-0 1-H 2-H HR	4 2 2 5 1 1 0
Eric Karros, R (1, 3) OBP: 0.386, SLG: 0.551		2-2 G6-3		4-0 1B BB	2-2 1B			3-1 F9		3 0 1 1 1 0 1
Roberto Kelly, R (1, 8) OBP: 0.321, SLG: 0.353		0-1 L5		2-1 1B	1-0 G1-3			2-3 K		4 0 1 0 0 1 3
Raul Mondesi, R (1, 9) OBP: 0.371, SLG: 0.573		2-1 G5-3		1-1 P5		2-1 G4-3		2-2 BB BB 1B		4 0 1 0 0 0 2
Tim Wallach, R (1, 5) OBP: 0.328, SLG: 0.419			0-0 HR		1-2 BB 1B 1B		2-1 F8	4-0 BB BB		3 2 2 1 1 0 0
Billy Ashley, R (1, 7) OBP: 0.329, SLG: 0.422			0-3 K		3-2 F8		3-3 K	4-1 BB		3 0 0 1 1 2 1
Roger Cedeno, S (8, PR) (9, 7)								1-2 2-3 3-H BB		0 0 0 0 0 0 0
Willie Banks, R (1, 1) Chris Gwynn, L (5, PH) Pedro Astacio, R (6, 1) Chad Fournier, S (7, PH) Rudy Seanez, R (8, 1) Dave Hansen, L (8, PH) Todd Worrell, R (9, 1)			1-3 K		4-0 1B BB		1-3 K	3-3 K		1 0 0 0 0 0 1 0 0 1 0 0 1 0 0 0 0 0 0 0 0 0 0 0 1 0 0 0 0 0 1 0 0 0 0 0 0 0 0 0 1 0 0 0 0 0 1 3 0 0 0 0 0 0 0 0

Inning Stats	R: 0 E: 0 K: 1 S: 9	H: 0 LOB: 0 BB: 0 P: 16	R: 0 E: 0 K: 0 S: 7	H: 0 LOB: 0 BB: 0 P: 11	R: 1 E: 0 K: 2 S: 10	H: 1 LOB: 0 BB: 0 P: 13	R: 0 E: 0 K: 1 S: 10	H: 1 LOB: 2 BB: 1 P: 20	R: 3 E: 0 K: 1 S: 19	H: 3 LOB: 2 BB: 2 P: 35	R: 0 E: 0 K: 1 S: 7	H: 0 LOB: 0 BB: 0 P: 14	R: 0 E: 0 K: 1 S: 7	H: 0 LOB: 0 BB: 0 P: 9	R: 1 E: 0 K: 2 S: 15	H: 1 LOB: 3 BB: 3 P: 37	R: 3 E: 0 K: 0 S: 5	H: 1 LOB: 0 BB: 1 P: 10	1B: 5 2B: 0 3B: 0 HR: 2	SF: 0 SAC: 0 DP: 0 HBP: 1
--------------	------------------------------	----------------------------------	------------------------------	----------------------------------	-------------------------------	----------------------------------	-------------------------------	----------------------------------	-------------------------------	----------------------------------	------------------------------	----------------------------------	------------------------------	---------------------------------	-------------------------------	----------------------------------	------------------------------	----------------------------------	----------------------------------	------------------------------------

PITCHER	IP	WLS	BF	H	R	ER	SO	BB	IBB	HBP	BLK	WP	HR	S	P	ERA	WHIP
Andy Benes, R (1, 1) ERA: 3.87	5.0		23	5	4	4	5	3	0	0	0	0	1	55	95	7.20	1.600
Bryce Florie, R (6, 1) ERA: 2.97	2.0		7	0	1	1	2	1	0	0	0	0	0	17	30	4.50	0.500
Brian Williams, R (8, 1) ERA: 5.76	1.0	L	8	1	2	2	2	3	0	1	1	0	0	16	39	18.00	4.000
Trevor Hoffman, R (9, 1) ERA: 4.12	0.0		1	1	1	1	0	0	0	0	0	0	1	1	1	∞	∞

BOTTOM

San Diego Padres @ Los Angeles Dodgers
Dodger Stadium, Los Angeles, CA
 Mon Jun 26 1995, 7:05 PM PDT
 Att: 52,335 - Unknown - 70 F

livebaseballscorecards.com

AB	31
R	8
H	7
RBI	8
BB	7
SO	9
LOB	13



WP: 0	PA: 39
PB: 0	
SB: 0	
CS: 0	

Batter	1	2	3	4	5	6	7	8	9	AB R H RBI BB SO LOB	TOP																
Bip Roberts, S (1, 7) OBP: 0.372, SLG: 0.389 Phil Clark, R (7, 9) OBP: 0.371, SLG: 0.485	0-0 1B 1B		3-1 F8		0-1 E3 SH1 SF7 1B 2-H	4-2 BB FC3-2 HR BB	1-1 G6-3		0-1 FC4 1B	4 2 2 0 1 0 0 1 0 1 0 0 0 0																	
Steve Finley, L (1, 8) OBP: 0.341, SLG: 0.370	3-2 F7			1-0 1B 1B	0-0 SH1	1-2 FC3-2 HR BB	0-0 FC6-4 1B		0-2 FC4 1B 1-2f	5 2 2 0 0 0 5																	
Tony Gwynn, L (1, 9) OBP: 0.384, SLG: 0.475 Willie Blair, R (7, 1) Brian Johnson, R (9, PH) Fernando Valenzuela, L (9, 1) OBP: 0.342, SLG: 0.471 OBP: 0.100, SLG: 0.400	1-2 G4-6-3 1B			2-2 BB 1B 1-3	0-0 SF7	4-0 HR BB	1-1 FC6-4		1-1 1B 1-3	3 2 2 2 1 0 1 0 0 0 0 0 0 0 1 0 1 0 0 0 0 0 0 0 0 0 0 0																	
Ken Caminiti, S (1, 5) Scott Livingstone, L (8, PR) OBP: 0.338, SLG: 0.448 OBP: 0.229, SLG: 0.353	1-0 G4-6-3 1-2f			4-1 1B BB 1-2	4-1 BB	1-2 HR 1-H 2-H 3-H		0-0 HBP BB 1B	2-0 G3-1	3 1 2 4 2 0 2 1 0 0 0 0 0 2																	
Roberto Petagine, L (1, 3) OBP: 0.433, SLG: 0.451			1-0 F7		2-2 G4-3	0-0 F8		1-3 K		5 0 1 2 0 1 2																	
Brad Ausmus, R (1, 2) OBP: 0.331, SLG: 0.388			2-2 F7		1-3 K		1-1 FC1-6-4 1B	4-2 HBP BB		4 1 2 0 1 1 1																	
Jody Reed, R (1, 4) Ray Holbert, R (7, 4) OBP: 0.377, SLG: 0.304 OBP: 0.308, SLG: 0.100			1-3 K		2-0 F7		1-0 FC1-6-4 1B 1-2f	1-0 HR 1B	1-2 G4-6-3 HBP	4 2 1 0 0 1 2 0 0 0 0 0 0 0																	
Andujar Cedeno, R (1, 6) OBP: 0.273, SLG: 0.373			2-3 K		0-0 SH 2B	1-2 FC3-2 1B	2-2 HR 1-H 3-H	1-0 G4-6-3		5 2 3 3 0 1 3																	
Glenn Dishman, R (1, 1) OBP: 0.500, SLG: 0.500 Melvin Nieves, S (7, PH) OBP: 0.260, SLG: 0.354			0-0 G4-3		0-0 SH E 2-H	1-0 FC3-2 BB 1B 1-3 2-H	1-3 K		2-3 K	2 2 1 1 0 0 0 2 0 0 0 0 2 0																	
Inning Stats	R: 0 E: 0 K: 0 S: 8	H: 2 LOB: 1 BB: 0 P: 13	R: 0 E: 0 K: 1 S: 8	H: 0 LOB: 0 BB: 0 P: 12	R: 0 E: 0 K: 1 S: 6	H: 0 LOB: 0 BB: 0 P: 11	R: 2 E: 0 K: 1 S: 12	H: 3 LOB: 1 BB: 1 P: 24	R: 3 E: 2 K: 0 S: 8	H: 2 LOB: 1 BB: 1 P: 12	R: 6 E: 0 K: 0 S: 19	H: 4 LOB: 0 BB: 2 P: 35	R: 3 E: 0 K: 1 S: 14	H: 4 LOB: 1 BB: 0 P: 21	R: 0 E: 0 K: 1 S: 8	H: 1 LOB: 3 BB: 1 P: 15	R: 0 E: 0 K: 1 S: 12	H: 2 LOB: 2 BB: 0 P: 17	1B: 15 2B: 1 3B: 0 HR: 2	SF: 1 SAC: 2 DP: 2 HBP: 1	WP: 0 PB: 0 SB: 0 CS: 0	PA: 49					
PITCHER	IP	WLS	BF	H	R	ER	SO	BB	IBB	HBP	BLK	WP	HR	S	P	ERA	WHIP										
Ramon Martinez, R (1, 1) ERA: 4.39	5.1	L	28	10	9	7	3	3	0	0	0	0	0	52	90	11.81	2.438										
Omar Daal, L (6, 1) ERA: 4.3	0.1		2	0	0	0	0	1	0	0	0	0	0	3	8	0.00	3.000										
Greg Hansell, R (6, 1) ERA: 7.45	1.1		9	5	5	5	1	0	0	0	0	0	2	20	30	33.75	3.750										
Joey Eischen, L (8, 1) ERA: 4.35	2.0		10	3	0	0	2	1	0	1	0	0	0	20	32	0.00	2.000										

San Diego Padres @ Los Angeles Dodgers
 Dodger Stadium, Los Angeles, CA

Tue Jun 27 1995, 7:05 PM PDT
 Att. 29,713 - Unknown - 72 F

AB	40
R	14
H	18
RBI	12
BB	5
SO	6
LOB	18



Batter	1	2	3	4	5	6	7	8	9	AB	R	H	RBI	BB	SO	LOB
Delino DeShields, L (1, 4) OBP: 0.345, SLG: 0.357	3-2 G3		0-0 HR		1-1 G6-3			1-1 G4-3		4	1	1	1	0	0	0
Jose Offerman, S (1, 6) OBP: 0.433, SLG: 0.433 Chad Fonville, S (8, 6) OBP: 0.361, SLG: 0.371	4-1 FC6-4 BB		3-3 K		2-2 G5-3			2-2 G4-3		2	0	0	0	1	1	0
Mike Piazza, R (1, 2) OBP: 0.449, SLG: 0.734 Carlos Hernandez, R (8, 2) OBP: 0.188, SLG: 0.088	0-1 L6		3-2 E 2B		0-0 G1-3			1-3 K		3	1	1	0	0	0	1
Eric Karros, R (1, 3) OBP: 0.381, SLG: 0.544 Joey Eischen, L (8, 1) Mitch Webster, S (9, PH) OBP: 0.194, SLG: 0.300	1-1 FC6-4 1-2f		1-0 P4		0-0 5-3			0-0 G4-3		3	0	0	0	0	0	2
Roberto Kelly, R (1, 8) OBP: 0.315, SLG: 0.347		0-0 L6-3	2-2 E8 2-H		0-1 L4			1-1 F9		4	0	0	0	0	0	0
Raul Mondesi, R (1, 9) OBP: 0.372, SLG: 0.577 Roger Cedeno, S (6, 9)		3-2 E 2B	1-3 K		3-1 G6-3			1-1 G5-3		2	1	1	0	0	1	1
Tim Wallach, R (1, 5) OBP: 0.323, SLG: 0.412 Dave Hansen, L (7, PH) OBP: 0.388, SLG: 0.366		2-2 E6 FC6-4 2-H		0-1 F7			2-1 P5			2	0	0	0	0	0	0
Billy Ashley, R (1, 7) OBP: 0.324, SLG: 0.414		0-3 K		0-0 G4-3			1-3 K			3	0	0	0	0	2	1
Ramon Martinez, R (1, 1) OBP: 0.214, SLG: 0.222 Omar Daal, L (6, 1) Greg Hansell, R (6, 1) Chris Gwynn, L (7, PH) OBP: 0.328, SLG: 0.396		0-2 FC6-4 1-2f		0-3 K			3-2 K			2	0	0	0	0	1	1

BOTTOM

San Diego Padres @ Los Angeles Dodgers
 Dodger Stadium, Los Angeles, CA
 Tue Jun 27 1995, 7:05 PM PDT
 Att: 29,713 - Unknown - 72 F

livebaseballscorecards.com

AB	32
R	3
H	3
RBI	1
BB	1
SO	7
LOB	6



Inning Stats	R: 0	H: 0	E: 0	K: 0	S: 8	R: 1	H: 1	E: 1	K: 1	S: 17	R: 2	H: 2	E: 1	K: 2	S: 16	R: 0	H: 0	E: 0	K: 0	S: 6	R: 0	H: 0	E: 0	K: 0	S: 5	R: 0	H: 0	E: 0	K: 2	S: 10	R: 0	H: 0	E: 0	K: 1	S: 8	R: 0	H: 0	E: 0	K: 0	S: 5	R: 0	H: 0	E: 0	K: 0	S: 7	1B: 0	SF: 0	2B: 2	SAC: 0	3B: 0	DP: 0	HR: 1	HBP: 0	WP: 0	PA: 33
--------------	------	------	------	------	------	------	------	------	------	-------	------	------	------	------	-------	------	------	------	------	------	------	------	------	------	------	------	------	------	------	-------	------	------	------	------	------	------	------	------	------	------	------	------	------	------	------	-------	-------	-------	--------	-------	-------	-------	--------	-------	--------

PITCHER	IP	WLS	BF	H	R	ER	SO	BB	IBB	HBP	BLK	WP	HR	S	P	ERA	WHIP
Glenn Dishman, L (1, 1) ERA: 3.27	6.0	W	24	3	3	1	4	1	0	0	0	0	1	58	87	1.50	0.667
Willie Blair, R (7, 1) ERA: 5.06	2.0		6	0	0	0	3	0	0	0	0	0	0	18	28	0.00	0.000
Fernando Valenzuela, L (9, 1) ERA: 6.49	1.0		3	0	0	0	0	0	0	0	0	0	0	5	7	0.00	0.000

Batter	1	2	3	4	5	6	7	8	9	AB R H RBI BB SO LOB	TOP		
Steve Finley, L (1, 8) OBP: 0.338, SLG: 0.364	4-0 G4-3 SH1-3 HR BB		x 0-0 G3		x 0-0 F7		x 0-0 G3-1		x 0-0 G4-3	4 1 0 0 1 0 0	San Diego Padres @ Los Angeles Dodgers Dodger Stadium, Los Angeles, CA Wed Jun 28 1995, 7:05 PM PDT Att. 28,095 - Unknown - 71 F livebaseballscorecards.com		
Jody Reed, R (1, 4) OBP: 0.374, SLG: 0.302	x 0-0 SH1-3		x 0-0 P5		x 0-0 HR 1B		x 0-0 G4-3		x 0-0 F9	4 1 1 0 0 0 0			
Tony Gwynn, L (1, 9) OBP: 0.393, SLG: 0.484	x 0-0 G4-3		x 0-0 2B		x 0-0 HR 1B			x 0-0 1B 1B	4 2 3 0 1 0 1				
Ken Caminiti, S (1, 5) OBP: 0.347, SLG: 0.484	x 0-0 HR		x 0-0 L6		x 0-0 HR 1-H 2-H			x 0-0 1B FC4-6	5 3 4 5 0 0 1				
Roberto Petagine, L (1, 3) OBP: 0.432, SLG: 0.461	x 0-0 2B			s s 0-3 K	s s 0-3 K			x 0-0 FC4-6 FC6-4 1B	5 1 2 1 0 2 2				
Brian Johnson, R (1, 2) OBP: 0.338, SLG: 0.451	x 0-0 F7			x 0-0 F9		x 0-0 F9		x 4-0 FC4-6 IBB	3 0 0 0 1 0 1				
Melvin Nieves, S (1, 7) OBP: 0.260, SLG: 0.350		x 0-0 F9		x 0-0 1B		x 0-0 G3-1		x 0-0 FC4-6 FC6-4	4 0 1 1 0 0 2				
Andujar Cedeno, R (1, 6) OBP: 0.268, SLG: 0.365		x 0-0 G4-3		s s 0-3 K		x 0-0 F9		x 0-0 FC6-4	4 0 0 1 0 1 2				
Andy Ashby, R (1, 1) OBP: 0.111, SLG: 0.059 Scott Livingstone, L (8, PH) OBP: 0.222, SLG: 0.343 Andres Berumen, R (8, 1) Bryce Florie, R (8, 1)		x 0-0 F9		x 0-0 F8		s s 0-3 K		x 0-0 F9	3 0 0 0 0 1 0 1 0 0 0 0 0 1 0 0 0 0 0 0 0 0 0 0 0 0 0 0				
Inning Stats	R: 2 H: 2 E: 0 LOB: 1 K: 0 BB: 1 S: 5 P: 9	R: 0 H: 0 E: 0 LOB: 0 K: 0 BB: 0 S: 3 P: 3	R: 0 H: 1 E: 0 LOB: 1 K: 0 BB: 0 S: 4 P: 4	R: 0 H: 1 E: 0 LOB: 1 K: 2 BB: 0 S: 8 P: 8	R: 3 H: 3 E: 0 LOB: 0 K: 1 BB: 0 S: 8 P: 8	R: 0 H: 0 E: 0 LOB: 0 K: 0 BB: 0 S: 3 P: 3	R: 0 H: 0 E: 0 LOB: 0 K: 1 BB: 0 S: 5 P: 5	R: 3 H: 3 E: 0 LOB: 1 K: 0 BB: 1 S: 6 P: 10	R: 0 H: 1 E: 0 LOB: 2 K: 0 BB: 1 S: 4 P: 8	1B: 7 SF: 0 2B: 2 SAC: 1 3B: 0 DP: 0 HR: 2 HBP: 0	WP: 0 PA: 41 PB: 0 SB: 0 CS: 0		
PITCHER	IP WLS BF H R ER SO BB IBB HBP BLK WP HR S P ERA WHIP											PITCHER	IP WLS BF H R ER SO BB IBB HBP BLK WP HR S P ERA WHIP
Ismael Valdez, R (1, 1) ERA: 2.53	5.0 L 23 7 5 5 3 1 0 0 0 0 0 2 28 32 9.00 1.600												
Pedro Astacio, R (6, 1) ERA: 4.59	2.0 6 0 0 0 1 0 0 0 0 0 0 0 8 8 0.00 0.000												
Omar Daal, L (8, 1) ERA: 6.14	0.0 4 3 3 3 0 0 0 1 0 0 0 0 3 7 ∞ ∞												
Rudy Seanez, R (8, 1) ERA: 3.93	1.0 3 0 0 0 0 0 0 0 0 0 0 0 3 3 0.00 0.000												
Joey Eischen, L (9, 1) ERA: 3.97	1.0 5 1 0 0 0 1 0 0 0 0 0 0 4 8 0.00 2.000												

AB	37
R	8
H	11
RBI	8
BB	3
SO	4
LOB	10



Batter	1	2	3	4	5	6	7	8	9	AB	R	H	RBI	BB	SO	LOB	BOTTOM
Delino DeShields, L (1, 4) OBP: 0.344, SLG: 0.356	0-0 G3			0-0 G6-3		0-0 L1		0-0 FC3-8 1B		4	0	1	1	0	0	0	San Diego Padres @ Los Angeles Dodgers Dodger Stadium, Los Angeles, CA Wed Jun 28 1995, 7:05 PM PDT Att: 28,095 - Unknown - 71 F
Jose Offerman, S (1, 6) OBP: 0.426, SLG: 0.425	0-3 K			0-0 F7		0-0 G6-3		0-0 FC3-6 1-2f 2-3		4	0	0	0	0	1	2	
Mike Piazza, R (1, 2) OBP: 0.443, SLG: 0.719	0-0 G3			0-0 1B		0-0 F9		0-0 G4-3		4	0	1	0	0	0	2	
Eric Karros, R (1, 3) OBP: 0.379, SLG: 0.537		0-0 G6-3		0-0 F9		0-0 G6-3		4-0 BB		3	0	0	0	1	0	1	
Roberto Kelly, R (1, 8) OBP: 0.314, SLG: 0.345		0-0 F8		0-0 SF7 1B		0-0 P4		0-0 L6		4	1	1	0	0	0	1	
Tim Wallach, R (1, 5) OBP: 0.321, SLG: 0.402		0-3 K		4-0 FC6-4 BB		0-0 G6-3		0-3 K		3	0	0	0	1	2	1	
Billy Ashley, R (1, 7) OBP: 0.328, SLG: 0.413			4-0 G4-6-3 BB		0-0 F9		0-0 FC4-6 1B		0-3 K	3	1	1	0	1	1	3	
Roger Cedeno, S (1, 9)			0-0 G4-6-3 1-2f		0-0 SF7		4-0 FC4-6 BB			1	0	0	1	1	0	1	
Ismael Valdez, R (1, 1) OBP: 0.120, SLG: 0.120 Dave Hansen, L (5, PH) OBP: 0.384, SLG: 0.361 Pedro Astacio, R (6, 1) OBP: 0.200, SLG: 0.211 Omar Daal, L (8, 1) Rudy Seanez, R (8, 1) Chris Gwynn, L (8, PH) OBP: 0.322, SLG: 0.389 Joey Eischen, L (9, 1)			0-3 K		0-0 FC6-4 1-2f		0-0 FC4-6 1B			1	0	0	0	0	0	1	

Inning Stats	R: 0	H: 0	E: 0	K: 1	S: 5	R: 0	H: 0	E: 0	K: 1	S: 5	R: 0	H: 0	E: 0	K: 1	S: 4	R: 0	H: 1	E: 0	K: 0	S: 4	R: 1	H: 1	E: 0	K: 0	S: 4	R: 0	H: 0	E: 0	K: 0	S: 3	R: 0	H: 0	E: 0	K: 0	S: 3	R: 1	H: 2	E: 0	K: 0	S: 5	R: 0	H: 0	E: 0	K: 2	S: 7	1B: 4	2B: 0	3B: 0	HR: 0	SF: 1	SAC: 0	DP: 1	HBP: 0	WP: 0	PA: 34
Andy Ashby, R (1, 1) ERA: 3.32	IP	WLS	BF	H	R	ER	SO	BB	IBB	HBP	BLK	WP	HR	S	P	ERA	WHIP																																						
Andres Berumen, R (8, 1) ERA: 5.57	0.1		4	2	1	1	0	1	0	0	0	0	0	3	7	27.00	9.000																																						
Bryce Florie, R (8, 1) ERA: 2.81	1.2		6	0	0	0	2	1	0	0	0	0	0	9	13	0.00	0.600																																						



Batter	1	2	3	4	5	6	7	8	9	AB R H RBI BB SO LOB	TOP									
Mike Kingery, L (1, 8) OBP: 0.391, SLG: 0.449	1-2 SH3-4 2B		0-0 1B		1-3 K			0-0 G1-2-3 1B		4 0 3 0 0 1 0	Colorado Rockies @ Los Angeles Dodgers Dodger Stadium, Los Angeles, CA Thu Jun 29 1995, 7:05 PM PDT Att. 46,295 - Unknown									
Joe Girardi, R (1, 2) OBP: 0.335, SLG: 0.381	1-1 SH3-4		1-3 K		1-2 F9			1-2 E6 G1-2-3 WP		3 0 0 0 0 1 3										
Larry Walker, L (1, 9) OBP: 0.389, SLG: 0.648	2-3 K		2-3 K		2-3 K2-3			2-2 G1-2-3 HBP		3 0 0 0 0 3 3										
Andres Galarraga, R (1, 3) OBP: 0.339, SLG: 0.493	2-3 K							0-1 G1-2-3		4 0 1 0 0 2 4										
Dante Bichette, R (1, 7) OBP: 0.361, SLG: 0.542		0-1 G6-3		0-0 P3		0-0 P3		0-1 L6		4 0 0 0 0 0 3										
Vinny Castilla, R (1, 5) OBP: 0.348, SLG: 0.568		0-3 K		0-0 BB 1-2 1B		1-3 K				4 0 1 0 0 3 0										
Jason Bates, S (1, 4) OBP: 0.358, SLG: 0.434		0-0 P6		0-3 K		0-0 F7				4 0 0 0 0 1 2										
Walt Weiss, S (1, 6) OBP: 0.376, SLG: 0.311			0-0 SH3-4 1B		4-2 BB		1-0 G4-3			3 0 1 0 1 1 0										
Marvin Freeman, R (1, 1) OBP: 0.067, SLG: 0.267			1-0 SH3-4		3-3 K		1-0 F9			1 0 0 0 0 1 3										
John Vander Wal, L (7, PH) OBP: 0.540, SLG: 0.707			1-2 SH3-4							1 0 0 0 0 0 0										
Steve Reed, R (7, 1) OBP: 0.500, SLG: 0.500										0 0 0 0 0 0 0										
Inning Stats	R: 0 E: 0 K: 2 S: 11	H: 1 LOB: 1 BB: 0 P: 17	R: 0 E: 0 K: 1 S: 6	H: 0 LOB: 0 BB: 0 P: 6	R: 0 E: 0 K: 2 S: 11	H: 2 LOB: 2 BB: 0 P: 15	R: 0 E: 0 K: 2 S: 14	H: 2 LOB: 3 BB: 1 P: 22	R: 0 E: 0 K: 2 S: 9	H: 0 LOB: 0 BB: 0 P: 13	R: 0 E: 0 K: 0 S: 3	H: 0 LOB: 0 BB: 0 P: 5	R: 0 E: 1 K: 0 S: 10	H: 1 LOB: 2 BB: 0 P: 13	R: 0 E: 0 K: 2 S: 8	H: 0 LOB: 0 BB: 0 P: 13	1B: 5 2B: 1 3B: 0 HR: 0	SF: 0 SAC: 2 DP: 1 HBP: 1	WP: 1 PB: 0 SB: 0 CS: 0	PA: 35
PITCHER Hideo Nomo, R (1, 1) ERA: 2.05	IP: 9.0 WLS: W BF: 35 H: 6 R: 0 ER: 0 SO: 13 BB: 1 IBB: 0 HBP: 1 BLK: 0 WP: 1 HR: 0 S: 79 P: 112 ERA: 0.00 WHIP: 0.778											PITCHER	IP: WLS: BF: H: R: ER: SO: BB: IBB: HBP: BLK: WP: HR: S: P: ERA: WHIP:							

livebaseballscorecards.com

AB	31
R	0
H	6
RBI	0
BB	1
SO	13
LOB	18



Batter	1	2	3	4	5	6	7	8	9	AB	R	H	RBI	BB	SO	LOB
--------	---	---	---	---	---	---	---	---	---	----	---	---	-----	----	----	-----

Delino DeShields, L <small>(1, 4)</small> <small>OBP: 0.346, SLG: 0.355</small>										3	0	1	0	1	0	0
Jose Offerman, S <small>(1, 6)</small> <small>OBP: 0.427, SLG: 0.423</small>										3	1	1	0	1	0	5
Mike Piazza, R <small>(1, 2)</small> <small>OBP: 0.451, SLG: 0.750</small>										4	1	3	1	0	0	0
Eric Karros, R <small>(1, 3)</small> <small>OBP: 0.377, SLG: 0.534</small>										3	0	1	1	0	1	2
Roberto Kelly, R <small>(1, 8)</small> <small>OBP: 0.313, SLG: 0.343</small>										4	1	1	0	0	2	2
Raul Mondesi, R <small>(1, 9)</small> <small>OBP: 0.366, SLG: 0.567</small>										4	0	0	0	0	1	2
Tim Wallach, R <small>(1, 5)</small> <small>OBP: 0.326, SLG: 0.400</small>										3	0	1	0	1	0	1
Billy Ashley, R <small>(1, 7)</small> <small>OBP: 0.333, SLG: 0.423</small> Roger Cedeno, S <small>(8, 7)</small>										3	0	2	1	0	0	1
Hideo Nomo, R <small>(1, 1)</small>										1	0	0	0	0	0	0

Inning Stats	R: 0	H: 1	E: 0	LOB: 1	K: 0	BB: 1	S: 11	R: 1	H: 2	E: 0	LOB: 1	K: 1	BB: 0	S: 10	R: 1	H: 2	E: 0	LOB: 3	K: 0	BB: 1	S: 12	R: 0	H: 1	E: 0	LOB: 1	K: 1	BB: 0	S: 10	R: 0	H: 1	E: 1	LOB: 2	K: 1	BB: 1	S: 11	R: 1	H: 1	E: 0	LOB: 0	K: 1	BB: 0	S: 12	R: 0	H: 0	E: 0	LOB: 0	K: 1	BB: 0	S: 8		
	1B: 7	SF: 1	2B: 2	SAC: 1	3B: 0	DP: 1	HR: 1	HR: 1	SAC: 1	DP: 1	HBP: 0	WP: 0	PA: 36	CS: 0																																					

PITCHER	IP	WLS	BF	H	R	ER	SO	BB	IBB	HBP	BLK	WP	HR	S	P	ERA	WHIP
Marvin Freeman, R <small>(1, 1)</small> <small>ERA: 6.38</small>	6.0	L	29	9	2	2	4	3	0	0	0	0	0	65	106	3.00	2.000
Steve Reed, R <small>(7, 1)</small> <small>ERA: 2.48</small>	2.0		7	1	1	1	2	0	0	0	0	0	1	20	27	4.50	0.500

BOTTOM

Colorado Rockies @ Los Angeles Dodgers
Dodger Stadium, Los Angeles, CA

Thu Jun 29 1995, 7:05 PM PDT
Att. 46,295 - Unknown

AB	31
R	3
H	10
RBI	3
BB	3
SO	6
LOB	15

Batter	1	2	3	4	5	6	7	8	9	AB R H RBI BB SO LOB	TOP		
Eric Young Sr. R (1, 4) OBP: 0.275, SLG: 0.194 Jason Bates S (8, 4) OBP: 0.358, SLG: 0.434	3-2 F8	3-2 F8			0-0 E6			2-1 P6		4 0 0 0 0 0 1 0 0 0 0 0 0 0	Colorado Rockies @ Los Angeles Dodgers Dodger Stadium, Los Angeles, CA Fri Jun 30 1995, 7:05 PM PDT Att. 34,253 - Unknown livebaseballscorecards.com		
Mike Kingery L (1, 8) OBP: 0.383, SLG: 0.438	1-2 E5 1B S		0-2 G4-3		2-2 FC4-6			0-1 G4-3		4 1 0 0 0 0 1			
Dante Bichette R (1, 7) OBP: 0.360, SLG: 0.536	1-1 F7		4-0 CS BB				0-0 F7	1-1 F8		3 0 0 0 1 0 1			
Larry Walker L (1, 9) OBP: 0.396, SLG: 0.653	4-2 1B S 1-2 BB		0-0 P6				2-1 CS 1B	0-0 L4 2B		3 1 2 0 1 0 1			
Andres Galarraga R (1, 3) OBP: 0.337, SLG: 0.489	1-2 CS 1B S		3-2 CS 1-2	1-1 F7		0-3 K		0-2 L4 2-2		4 0 1 1 0 1 2			
Vinny Castilla R (1, 5) OBP: 0.342, SLG: 0.558	1-3 K 1-2 3-H			1-3 K		0-1 CS 1-2	1-1 G5-3	0-0 F8		4 0 0 0 0 2 1			
Joe Girardi R (1, 2) OBP: 0.335, SLG: 0.380		2-3 K		1-1 G5-3			0-0 E1 1B			3 0 1 0 0 1 0			
Walt Weiss S (1, 6) OBP: 0.375, SLG: 0.312		3-2 SH1-4 1B			1-1 G4-3		3-3 K			3 0 1 0 0 1 1			
Kevin Ritz R (1, 1) OBP: 0.381, SLG: 0.294 John Vander Wal L (7, PH) OBP: 0.529, SLG: 0.690 Curt Leskanic R (7, 1) Darren Holmes R (9, 1) Mike Munoz L (9, 1) OBP: 1.000, SLG: 2.000		0-0 SH1-4			0-3 K2-3		3-3 K			1 0 0 0 0 1 0 1 0 0 0 0 1 1 0			
Inning Stats	R: 2 H: 1 E: 1 LOB: 1 K: 1 BB: 1 S: 16 P: 27	R: 0 H: 1 E: 0 LOB: 1 K: 1 BB: 0 S: 14 P: 22	R: 0 H: 0 E: 0 LOB: 0 K: 0 BB: 1 S: 6 P: 13	R: 0 H: 0 E: 0 LOB: 0 K: 1 BB: 0 S: 7 P: 10	R: 0 H: 0 E: 1 LOB: 1 K: 1 BB: 0 S: 9 P: 12	R: 0 H: 1 E: 0 LOB: 0 K: 1 BB: 0 S: 7 P: 9	R: 0 H: 1 E: 1 LOB: 1 K: 2 BB: 0 S: 10 P: 17	R: 0 H: 0 E: 0 LOB: 0 K: 0 BB: 0 S: 6 P: 9	R: 0 H: 1 E: 0 LOB: 0 K: 0 BB: 0 S: 5 P: 5	1B: 4 SF: 0 2B: 2 SAC: 1 3B: 0 DP: 1 HR: 0 HBP: 0		WP: 0 PA: 35 PB: 0 SB: 3 CS: 2	
PITCHER	IP WLS BF H R ER SO BB IBB HBP BLK WP HR S P ERA WHIP											PITCHER	IP WLS BF H R ER SO BB IBB HBP BLK WP HR S P ERA WHIP
Tom Candiotti R (1, 1) ERA: 3.08 Rudy Seanez R (8, 1) ERA: 3.54	7.0 L 27 4 2 0 7 2 0 0 0 0 0 0 69 110 0.00 0.857												



Batter	1	2	3	4	5	6	7	8	9	AB	R	H	RBI	BB	SO	LOB
Delino DeShields, L (1, 4) OBP: 0.345, SLG: 0.351	3-1 G1-3		4-0 BB		1-0 F7			1-3 K		3	0	0	0	1	1	0
Jose Offerman, S (1, 6) OBP: 0.429, SLG: 0.422	4-0 BB		0-0 F8		3-1 G4-6-3 1B			2-3 K		3	0	1	0	1	1	1
Mike Piazza, R (1, 2) OBP: 0.439, SLG: 0.728	1-2 P3		0-0 F9		0-0 G4-6-3 1-2f			1-3 K		4	0	0	0	0	1	3
Eric Karros, R (1, 3) OBP: 0.379, SLG: 0.544	1-0 G1-3			4-2 FC6-4 BB			1-3 K		2-2 HR	3	1	1	1	1	1	1
Roberto Kelly, R (1, 8)		2-0 G5-3		1 SAFE 1-0 FC6-4 1B 1-2f		1-0 G6-3		0-0 G5-3		4	0	0	0	0	0	1
Raul Mondesi, R (1, 9) OBP: 0.368, SLG: 0.568		4-2 1B BB		0-1 F7		0-0 G1-3		0-1 G6-3 2B		3	0	1	0	1	0	1
Tim Wallach, R (1, 5) OBP: 0.331, SLG: 0.403		3-1 G6-4-3 1B		1 SAFE 0-1 BB 1-3 1B			1-1 G5-3		2-2 G6-3	4	0	2	0	0	0	1
Billy Ashley, R (1, 7) OBP: 0.342, SLG: 0.421 Roger Cedeno, S (9, PR)		1-1 G6-4-3 1-2f		4-0 1-2 BB			4-2 G3-6-1 BB		4-0 BB	1	0	0	0	3	0	2
Tom Candiotti, R (1, 1) OBP: 0.167, SLG: 0.107 Chris Gwynn, L (7, PH) OBP: 0.317, SLG: 0.382 Rudy Seanez, R (8, 1) Dave Hansen, L (9, PH) OBP: 0.384, SLG: 0.361 Mitch Webster, S (9, PH) OBP: 0.188, SLG: 0.290		2-2 F9		0-0 F7			1-0 G3-6-1 1-2f		1-0 F9	2	0	0	0	0	0	3

Inning Stats	R: 0	H: 0	E: 0	K: 0	S: 6	H: 0	LOB: 1	BB: 1	P: 15	R: 0	H: 1	E: 0	K: 0	S: 8	H: 0	LOB: 1	BB: 1	P: 18	R: 0	H: 0	E: 0	K: 0	S: 6	H: 0	LOB: 1	BB: 1	P: 12	R: 0	H: 1	E: 0	K: 0	S: 9	H: 1	LOB: 3	BB: 2	P: 18	R: 0	H: 1	E: 0	K: 0	S: 4	H: 0	LOB: 0	BB: 0	P: 8	R: 0	H: 0	E: 0	K: 1	S: 5	H: 0	LOB: 0	BB: 0	P: 7	R: 0	H: 0	E: 0	K: 0	S: 5	H: 0	LOB: 0	BB: 1	P: 11	R: 0	H: 0	E: 0	K: 3	S: 9	H: 0	LOB: 0	BB: 0	P: 13	R: 1	H: 2	E: 0	K: 0	S: 11	H: 2	LOB: 2	BB: 1	P: 20	1B: 3	SF: 0	2B: 1	SAC: 0	3B: 0	DP: 3	HR: 1	HBP: 0	WP: 0	PA: 36
--------------	------	------	------	------	------	------	--------	-------	-------	------	------	------	------	------	------	--------	-------	-------	------	------	------	------	------	------	--------	-------	-------	------	------	------	------	------	------	--------	-------	-------	------	------	------	------	------	------	--------	-------	------	------	------	------	------	------	------	--------	-------	------	------	------	------	------	------	------	--------	-------	-------	------	------	------	------	------	------	--------	-------	-------	------	------	------	------	-------	------	--------	-------	-------	-------	-------	-------	--------	-------	-------	-------	--------	-------	--------

PITCHER	IP	WLS	BF	H	R	ER	SO	BB	IBB	HBP	BLK	WP	HR	S	P	ERA	WHIP
Kevin Ritz, R (1, 1) ERA: 3.58	6.0		24	3	0	0	1	5	0	0	0	0	0	38	78	0.00	1.333
Curt Leskanic, R (7, 1) ERA: 3.74	2.1		9	2	1	1	3	1	0	0	0	0	1	21	33	3.86	1.286
Darren Holmes, R (9, 1) ERA: 2.86	0.1		2	0	0	0	0	1	0	0	0	0	0	3	9	0.00	3.000
Mike Munoz, L (9, 1) ERA: 3.74	0.1	S	1	0	0	0	0	0	0	0	0	0	0	1	2	0.00	0.000

BOTTOM

Colorado Rockies @ Los Angeles Dodgers
Dodger Stadium, Los Angeles, CA

livebaseballscores.com

AB	29
R	1
H	5
RBI	1
BB	7
SO	4
LOB	16



Fri Jun 30 1995, 7:05 PM PDT
Att. 34,253 - Unknown

Batter	1	2	3	4	5	6	7	8	9	AB R H RBI BB SO LOB	TOP																									
Eric Young Sr. R (1, 4) OBP: 0.282, SLG: 0.211	1-3 K			4-1 S 1B G3-1 BB	2-1 F9			2-1 G4-3 1B 2B	0-2 G4-3	4 2 1 0 1 1 2	Colorado Rockies @ Los Angeles Dodgers Dodger Stadium, Los Angeles, CA Sat Jul 01 1995, 7:05 PM PDT Att. 54,006 - Unknown - 75 F																									
Mike Kingery L (1, 8) OBP: 0.380, SLG: 0.434	2-3 K			0-0 G3-1 S 1-2 1B		1-1 P6		1-0 G4-3		4 0 1 0 0 1 1																										
Ellis Burks R (1, 7) OBP: 0.331, SLG: 0.436	3-1 P2			3-3 K		1-0 G5-3		2-1 FC5-4 1B		4 0 1 1 0 1 2																										
Larry Walker L (1, 9) OBP: 0.389, SLG: 0.640				1-2 G3-1		1-0 F9		3-H 1-1 FC5-4 1-2f HR		4 1 0 1 0 0 2																										
Andres Galarraga R (1, 3) OBP: 0.336, SLG: 0.496				2-2 F9			0-1 G6-3	0-0 HR		4 1 1 2 0 1 1																										
Vinny Castilla R (1, 5) OBP: 0.344, SLG: 0.557						2-0 G6-3	3-2 1B 1B	0-0 1B		4 0 2 0 0 0 0																										
Joe Girardi R (1, 2) OBP: 0.329, SLG: 0.372				1-0 G5-3		0-0 G4-3	0-3 K	0-2 G1-3		4 0 0 0 0 1 2																										
Walt Weiss S (1, 6) OBP: 0.377, SLG: 0.312				3-2 G4-3		4-1 BB BB	0-0 1B			3 0 1 0 1 0 0																										
Joe Grahe R (1, 1) OBP: 0.333, SLG: 0.444				1-3 K		4-2 SAFE	3-3 K			1 0 0 0 0 0 1 0																										
Jim Tatum R (5, PH) OBP: 0.465, SLG: 0.500										0 0 0 0 0 1 0 0																										
Juan Acevedo R (5, 1)										0 0 0 0 0 0 0 0																										
Dante Bichette R (7, PH) OBP: 0.356, SLG: 0.533										1 0 0 0 0 0 1 2																										
Roger Bailey R (7, 1)										0 0 0 0 0 0 0 0																										
Darren Holmes R (8, 1)										0 0 0 0 0 0 0 0																										
Mike Munoz L (8, 1) OBP: 1.000, SLG: 2.000										0 0 0 0 0 0 0 0																										
John Vander Wal L (9, PH) OBP: 0.519, SLG: 0.674										1 0 0 0 0 0 0 0																										
Inning Stats	R: 0 E: 0 K: 2 S: 8	H: 0 LOB: 0 BB: 0 P: 14	R: 0 E: 0 K: 1 S: 7	H: 0 LOB: 0 BB: 0 P: 8	R: 0 E: 0 K: 1 S: 8	H: 0 LOB: 0 BB: 0 P: 13	R: 1 E: 0 K: 1 S: 12	H: 1 LOB: 1 BB: 1 P: 22	R: 0 E: 0 K: 0 S: 7	H: 0 LOB: 2 BB: 2 P: 19	R: 0 E: 0 K: 2 S: 14	H: 2 LOB: 2 BB: 0 P: 20	R: 3 E: 0 K: 0 S: 12	H: 4 LOB: 1 BB: 0 P: 18	R: 0 E: 0 K: 0 S: 9	H: 0 LOB: 0 BB: 0 P: 11	1B: 5 2B: 1 3B: 0 HR: 1	SF: 0 SAC: 0 DP: 0 HBP: 0	WP: 0 PB: 0 SB: 2 CS: 0	PA: 37																
PITCHER	IP WLS BF H R ER SO BB IBB HBP BLK WP HR S P ERA WHIP																																			
Willie Banks R (1, 1) ERA: 10.38	5.0		19	1	1	1	5	3	0	0	0	0	0	42	76	1.80	0.800																			
Pedro Astacio R (6, 1) ERA: 4.46	2.0		8	2	0	0	2	0	0	0	0	0	0	18	27	0.00	1.000																			
Rudy Seanez R (8, 1) ERA: 4.35	0.1		3	2	2	2	0	0	0	0	0	0	0	5	10	54.00	6.000																			
Todd Worrell R (8, 1) ERA: 0.33	1.2	W	7	2	1	1	0	0	0	0	0	0	1	16	19	5.40	1.200																			

AB	34
R	4
H	7
RBI	4
BB	3
SO	7
LOB	12



Batter	1	2	3	4	5	6	7	8	9
Delino DeShields, L OBP: 0.338, SLG: 0.343 (1, 4)	0-0 B1-3	2-1 G6-3		0-0 G4-3		1-1 G4-3		1-3 K	
Jose Offerman, S OBP: 0.426, SLG: 0.419 (1, 6)	1-0 E 1B	1-0 F9		0-1 G6-3			1-0 F9		
Mike Piazza, R OBP: 0.441, SLG: 0.721 (1, 2)	1-2 K	3-3 K			3-2 1B		1-0 G1-4-3 1B		
Eric Karros, R OBP: 0.381, SLG: 0.544 (1, 3)	0-1 E 1B		1-0 G4-3		1-2 1B		3-2 G1-4-3 1-2f		
Roberto Kelly, R OBP: 0.307, SLG: 0.340 (1, 8)	1-1 S BB 2-3		1-0 G1-3		1-2 L7		3-1 WP SF7 2B		
Raul Mondesi, R OBP: 0.374, SLG: 0.570 (1, 9)	0-1 BB S 1-2 3-H		1-0 2B 1B		0-0 P2		4-1 S BB 2-3 BB		
Tim Wallach, R OBP: 0.342, SLG: 0.412 (1, 5)	4-2 BB 1-2 2-3		1-0 1B 2B		2-3 K		4-0 BB 1-2 BB		
Billy Ashley, R OBP: 0.347, SLG: 0.422 Roger Cedeno, S (8, 7)	4-2 FC6-4 BB		1-1 1B		2-0 G6-3		2-2 SF7		
Chris Gwynn, L OBP: 0.311, SLG: 0.382 Mitch Webster, S OBP: 0.188, SLG: 0.290 (9, 7)	1-2 2-3 3-H		2-H 1B		0-3 K		1-3 K		
Willie Banks, R Pedro Astacio, R OBP: 0.190, SLG: 0.200 Rudy Seanez, R Todd Worrell, R (8, 1)	0-0 FC6-4		2-1 G6-3				2-3		

Inning Stats	R: 3	H: 3	E: 2	LOB: 3	K: 1	BB: 2	S: 19	P: 30	R: 0	H: 0	E: 0	LOB: 0	K: 1	BB: 0	S: 6	P: 12	R: 1	H: 3	E: 0	LOB: 2	K: 0	BB: 0	S: 6	P: 11	R: 0	H: 0	E: 0	LOB: 0	K: 0	BB: 0	S: 5	P: 7	R: 0	H: 2	E: 0	LOB: 2	K: 1	BB: 0	S: 17	P: 24	R: 0	H: 0	E: 0	LOB: 0	K: 1	BB: 0	S: 6	P: 9	R: 0	H: 1	E: 0	LOB: 0	K: 0	BB: 0	S: 6	P: 11	R: 1	H: 1	E: 0	LOB: 2	K: 2	BB: 2	S: 13	P: 28
--------------	------	------	------	--------	------	-------	-------	-------	------	------	------	--------	------	-------	------	-------	------	------	------	--------	------	-------	------	-------	------	------	------	--------	------	-------	------	------	------	------	------	--------	------	-------	-------	-------	------	------	------	--------	------	-------	------	------	------	------	------	--------	------	-------	------	-------	------	------	------	--------	------	-------	-------	-------

PITCHER	IP	WLS	BF	H	R	ER	SO	BB	IBB	HBP	BLK	WP	HR	S	P	ERA	WHIP
Joe Grahe, R ERA: 3.05 (1, 1)	4.0		20	6	4	1	2	2	0	0	0	0	0	36	60	2.25	2.000
Juan Acevedo, R ERA: 5.94 (5, 1)	2.0		8	2	0	0	2	0	0	0	0	0	0	23	33	0.00	1.000
Roger Bailey, R ERA: 3.72 (7, 1)	1.0	L	4	2	1	1	0	0	0	0	0	0	0	8	16	9.00	2.000
Darren Holmes, R ERA: 2.79 (8, 1)	0.2		4	0	0	0	1	2	0	0	0	1	0	8	19	0.00	3.000
Mike Munoz, L ERA: 3.68 (8, 1)	0.1		1	0	0	0	1	0	0	0	0	0	0	3	4	0.00	0.000

BOTTOM

Colorado Rockies @ Los Angeles Dodgers
Dodger Stadium, Los Angeles, CA

Sat Jul 01 1995, 7:05 PM PDT
Att: 54,006 - Unknown - 75 F

AB	R	H	RBI	BB	SO	LOB
5	0	0	0	0	1	2
4	1	1	0	0	0	0
4	0	2	0	0	2	1
4	1	2	0	0	0	1
4	2	1	0	0	0	3
3	1	2	1	1	0	2
2	0	1	1	2	1	2
2	0	1	1	1	0	0
0	0	0	0	0	0	0
0	0	0	1	0	0	0
0	0	0	0	0	0	0
2	0	0	0	0	0	3
1	0	0	0	0	1	0
0	0	0	0	0	0	0
1	0	0	0	0	1	2

AB	32
R	5
H	10
RBI	4
BB	4
SO	6
LOB	16

WP	PA
1	37
PB: 0	
SB: 3	
CS: 0	

livebaseballscorecards.com



Batter	1	2	3	4	5	6	7	8	9	AB R H RBI BB SO LOB	TOP	
Eric Young Sr. R (1, 4) OBP: 0.311, SLG: 0.230	4-1 G6-3 HBP		0-0 F8 HR 1B		4-0 FC6 1B BB	2-2 G4-3			1-0 FC6-4 1B	3 3 2 0 1 0 0	Colorado Rockies @ Los Angeles Dodgers Dodger Stadium, Los Angeles, CA Sun Jul 02 1995, 3:33 AM PDT Att. 37,354 - Sunny - 80 F livebaseballscorecards.com	
Mike Kingery, L (1, 8) OBP: 0.381, SLG: 0.439	1-1 G6-3 G3 2B		3-2 S HR 1B		0-1 F9	1-1 F9		2-3 K	5 2 2 0 0 1 2			
Dante Bichette, R (1, 7) OBP: 0.351, SLG: 0.522	1-2 G6-3		0-0 F8		0-2 FC6 1B SF8		3-1 F7	1-3 K	5 1 0 1 0 1 5			
Larry Walker, L (1, 9) OBP: 0.395, SLG: 0.641	1-1 G3		4-1 HR BB		2-2 SF8 E 1B		1-1 FC6-4 1B	2-1 FC6-4	3 2 2 2 1 0 0 1 0 0 0 0 0 1			
Ellis Burks, R (9, PH) OBP: 0.328, SLG: 0.432	1-1 G3		1-2 HR		1-3 E 1B		1-1 FC6-4 1B	2-1 FC6-4	3 2 2 2 1 0 0 1 0 0 0 0 0 1			
Andres Galarraga, R (1, 3) OBP: 0.335, SLG: 0.509	1-2 G6-3		1-1 HR		2-2 SF8		0-1 FC6-4	0-1 FC6-4	3 1 1 5 0 0 1			
Vinny Castilla, R (1, 5) OBP: 0.339, SLG: 0.547		1-1 F9	1-3 K		2-1 E1 2B E		0-0 F9		4 1 0 0 0 1 1			
Joe Girardi, R (1, 2) OBP: 0.327, SLG: 0.375		2-1 G5-3		2-1 F7	3-1 E9 2B			0-0 L4	4 0 1 0 0 0 0 0 0 0 0 0 0 0			
Jorge Brito, R (8, 2) OBP: 0.267, SLG: 0.286					1-1 E9 2B							
Walt Weiss, S (1, 6) OBP: 0.371, SLG: 0.306		0-1 F8		1-3 K	3-1 P5			2-0 G5-3	4 0 0 0 0 1 1 0 0 0 0 0 0 0			
Jason Bates, S (8, 6) OBP: 0.358, SLG: 0.434												
Bill Swift, R (1, 1) OBP: 0.261, SLG: 0.333			0-1 L8		1-0 G4-3		0-0 G5-3	0-2 G5-3	4 0 0 0 0 0 0 0 0 0 0 0 0 0			
Curt Leskanic, R (9, 1)												
Inning Stats	R: 2 H: 1 E: 0 LOB: 0 K: 0 BB: 0 S: 11 P: 19	R: 0 H: 0 E: 0 LOB: 0 K: 0 BB: 0 S: 6 P: 9	R: 4 H: 3 E: 0 LOB: 0 K: 1 BB: 1 S: 14 P: 22	R: 0 H: 0 E: 0 LOB: 0 K: 1 BB: 0 S: 6 P: 10	R: 4 H: 2 E: 2 LOB: 1 K: 0 BB: 1 S: 18 P: 34	R: 0 H: 0 E: 0 LOB: 0 K: 0 BB: 0 S: 6 P: 9	R: 0 H: 1 E: 0 LOB: 1 K: 0 BB: 0 S: 7 P: 11	R: 0 H: 0 E: 0 LOB: 0 K: 0 BB: 0 S: 6 P: 8	R: 0 H: 1 E: 0 LOB: 1 K: 2 BB: 0 S: 10 P: 16	1B: 5 SF: 1 2B: 2 SAC: 0 3B: 0 DP: 0 HR: 1 HBP: 1	WP: 0 PA: 40 PB: 0 SB: 1 CS: 0	
PITCHER	IP WLS BF H R ER SO BB IBB HBP BLK WP HR S P ERA WHIP											
Ramon Martinez, R (1, 1) ERA: 4.97	4.2 L 24 5 10 8 2 2 0 1 0 0 0 1 51 84 15.43 1.500											
Jose Parra, R (5, 1) ERA:	0.1 2 1 0 0 0 0 0 0 0 0 0 0 4 10 0.00 3.000											
John Cummings, L (6, 1) ERA: 8.59	2.0 7 1 0 0 0 0 0 0 0 0 0 0 13 20 0.00 0.500											
Joey Eischen, L (8, 1) ERA: 3.38	2.0 7 1 0 0 2 0 0 0 0 0 0 0 16 24 0.00 0.500											



Batter	1	2	3	4	5	6	7	8	9	AB	R	H	RBI	BB	SO	LOB
Chad Fonville, S (1, 4) OBP: 0.325, SLG: 0.333	2-1 G5-3		1-3 K		1-3 K			0-3 K		4	0	0	0	0	3	1
Jose Offerman, S (1, 6) OBP: 0.419, SLG: 0.412	2-2 F8			1-2 G6-3		2-1 G3-1			1-2 P5	4	0	0	0	0	0	0
Mike Piazza, R (1, 2) OBP: 0.442, SLG: 0.715	1-2 1B			2-2 1B		0-0 G6-3			0-1 G4-3	4	0	2	0	0	0	0
Eric Karros, R (1, 3) OBP: 0.379, SLG: 0.539	2-1 F9			0-0 F9		0-3 K			1-1 1B	4	0	1	0	0	1	2
Roberto Kelly, R (1, 8) OBP: 0.307, SLG: 0.339		1-1 F8		1-3 K			2-3 K		0-0 1B	4	0	1	0	0	2	1
Raul Mondesi, R (1, 9) OBP: 0.372, SLG: 0.565		1-3 K			0-0 1B		1-3 K		0-1 P6	4	1	1	0	0	2	2
Tim Wallach, R (1, 5) Joey Eischen, L (8, 1) OBP: 0.342, SLG: 0.410		2-2 F8			0-1 1B		0-1 F8			3	0	1	0	0	0	0
Billy Ashley, R (1, 7) OBP: 0.342, SLG: 0.417			3-2 G4-3		1-0 SF9			0-0 G4-3		2	0	0	1	0	0	0
Ramon Martinez, R (1, 1) Jose Parra, R (5, 1) OBP: 0.207, SLG: 0.214			2-3 K		1-3 K			2-1 G3-1		1	0	0	0	0	1	0
Chris Gwynn, L (5, PH) John Cummings, L (6, 1) Dave Hansen, L (8, 5) OBP: 0.306, SLG: 0.375										0	0	0	0	0	0	0
										1	0	0	0	0	1	1
										0	0	0	0	0	0	0
										1	0	0	0	0	0	0

Inning Stats	R: 0	H: 1	E: 0	K: 0	S: 11	R: 0	H: 0	E: 0	K: 1	S: 8	R: 0	H: 0	E: 0	K: 2	S: 12	R: 1	H: 2	E: 0	K: 2	S: 10	R: 0	H: 0	E: 0	K: 1	S: 6	R: 0	H: 0	E: 0	K: 2	S: 11	R: 0	H: 0	E: 0	K: 1	S: 6	R: 0	H: 2	E: 0	K: 0	S: 10	R: 0	H: 2	E: 0	K: 0	S: 10	R: 0	H: 0	E: 0	K: 1	S: 10	R: 0	H: 0	E: 0	K: 1	S: 6	R: 0	H: 2	E: 0	K: 0	S: 10	1B: 6	SF: 1	2B: 0	SAC: 0	3B: 0	DP: 0	HR: 0	HBP: 0	WP: 0	PA: 33
--------------	------	------	------	------	-------	------	------	------	------	------	------	------	------	------	-------	------	------	------	------	-------	------	------	------	------	------	------	------	------	------	-------	------	------	------	------	------	------	------	------	------	-------	------	------	------	------	-------	------	------	------	------	-------	------	------	------	------	------	------	------	------	------	-------	-------	-------	-------	--------	-------	-------	-------	--------	-------	--------

PITCHER	IP	WLS	BF	H	R	ER	SO	BB	IBB	HBP	BLK	WP	HR	S	P	ERA	WHIP
Bill Swift, R (1, 1) ERA: 5.9	8.0	W	28	4	1	1	10	0	0	0	0	0	0	74	105	1.12	0.500
Curt Leskanic, R (9, 1) ERA: 3.66	1.0		5	2	0	0	0	0	0	0	0	0	0	10	12	0.00	2.000


BOTTOM

Colorado Rockies @ Los Angeles Dodgers
Dodger Stadium, Los Angeles, CA

Sun Jul 02 1995, 3:33 AM PDT
Att. 37,354 - Sunny - 80 F

livebaseballscores.com

AB	32
R	1
H	6
RBI	1
BB	0
SO	10
LOB	7



Batter	1	2	3	4	5	6	7	8	9	AB R H RBI BB SO LOB	TOP						
Delino DeShields, L (1, 4) OBP: 0.337, SLG: 0.339	2-3 K		3-1 L7		2-3 K			4-0 E S BB		3 0 0 0 1 2 0	Los Angeles Dodgers @ Atlanta Braves Atlanta-Fulton County Stadium, Atlanta, GA Tue Jul 04 1995, 7:05 PM EDT Att. 49,104 - Unknown - 83 F livebaseballscorecards.com						
Jose Offerman, S (1, 6) OBP: 0.417, SLG: 0.406	0-0 P4		4-0 1B BB		2-3 K			2-2 F8	3 0 0 0 1 1 1								
Mike Piazza, R (1, 2) OBP: 0.444, SLG: 0.707	3-2 P3		1-1 1-3 1B		1-1 G6-3			4-0 1-3 IBB	3 0 1 0 1 0 0								
Eric Karros, R (1, 3) OBP: 0.377, SLG: 0.538		0-0 1B SF8-6 2B	2-3 K			0-0 P4		2-3 K	4 1 1 0 0 2 4								
Roberto Kelly, R (1, 8) OBP: 0.309, SLG: 0.341		1-1 SF8-6 1B		1-0 F8		0-0 CS 1B		0-1 P6	4 0 2 0 0 0 2								
Raul Mondesi, R (1, 9) OBP: 0.370, SLG: 0.560		0-1 SF8-6 1-2 3-H		2-2 F8 BB HBP		2-3 K		0-0 G5-3	2 0 0 1 0 1 1								
Tim Wallach, R (1, 5) OBP: 0.346, SLG: 0.431		2-1 HR		4-2 1-2 BB		3-2 CS 1-2		0-3 K	3 1 1 1 1 1 0								
Billy Ashley, R (1, 7) OBP: 0.337, SLG: 0.409		1-3 K		1-0 F8		2-3 K		2-2 F8	3 0 0 0 0 2 2								
Roger Cedeno, S (7, 7)									0 0 0 0 0 0 0								
Dave Hansen, L (9, PH) OBP: 0.375, SLG: 0.351									1 0 0 0 0 0 0								
Ismael Valdez, R (1, 1) OBP: 0.107, SLG: 0.107			1-2 G6-3		1-3 K		0-3 K		3 0 0 0 0 2 2								
Pedro Astacio, R (8, 1) OBP: 0.190, SLG: 0.200									0 0 0 0 0 0 0								
John Cummings, L (8, 1)									0 0 0 0 0 0 0								
Inning Stats	R: 0 E: 0 K: 1 S: 9 H: 0 LOB: 0 BB: 0 P: 14	R: 2 E: 0 K: 1 S: 10 H: 3 LOB: 0 BB: 0 P: 14	R: 0 E: 0 K: 1 S: 11 H: 1 LOB: 2 BB: 1 P: 22	R: 0 E: 0 K: 1 S: 10 H: 0 LOB: 2 BB: 1 P: 19	R: 0 E: 0 K: 2 S: 9 H: 0 LOB: 0 BB: 0 P: 14	R: 0 E: 0 K: 1 S: 11 H: 1 LOB: 0 BB: 0 P: 16	R: 0 E: 0 K: 2 S: 9 H: 0 LOB: 0 BB: 0 P: 13	R: 0 E: 0 K: 1 S: 8 H: 0 LOB: 2 BB: 2 P: 20	R: 0 E: 0 K: 1 S: 7 H: 0 LOB: 0 BB: 0 P: 9	1B: 3 2B: 2 3B: 0 HR: 1 SF: 1 SAC: 0 DP: 1 HBP: 1	WP: 0 PB: 0 SB: 1 CS: 1 PA: 36						
PITCHER	IP WLS BF H R ER SO BB IBB HBP BLK WP HR S P ERA WHIP																
Kent Mercker, L (1, 1) ERA: 4.54	6.0		24	5	2	2	7	2	0	1	0	0	1	60	99	3.00	1.167
Greg McMichael, R (7, 1) ERA: 3.11	1.1		6	0	0	0	2	1	1	0	0	0	0	12	26	0.00	0.750
Brad Clontz, R (8, 1) ERA: 4.44	0.2	W	2	0	0	0	1	0	0	0	0	0	0	5	7	0.00	0.000
Mark Wohlers, R (9, 1) ERA: 3.08	1.0	S	3	0	0	0	1	0	0	0	0	0	0	7	9	0.00	0.000

Los Angeles Dodgers @ Atlanta Braves
Atlanta-Fulton County Stadium, Atlanta, GA

Tue Jul 04 1995, 7:05 PM EDT
Att. 49,104 - Unknown - 83 F

AB	29
R	2
H	5
RBI	2
BB	4
SO	11
LOB	12



Batter	1	2	3	4	5	6	7	8	9
Marquis Grissom, R OBP: 0.329, SLG: 0.421 (1, 8)	1-0 F7		2-1 G6-3			1-1 F7		4-0 1B IBB	
Jeff Blauser, R OBP: 0.331, SLG: 0.374 (1, 6)	0-0 L7			0-1 10 L3 1B		2-2 F8		3-2 1-3 2-H 1B	
10 Chipper Jones, S OBP: 0.350, SLG: 0.438 (1, 5)	1-0 1B			0-0 L3 1-1		0-1 L7		2-3 1B	
Fred McGriff, L OBP: 0.379, SLG: 0.481 (1, 3)		1-0 F7		0-3 K		2-2 G4-3		1-1 L9	
David Justice, L OBP: 0.411, SLG: 0.535 (1, 9)		1-2 HR			1-1 G6-3		3-2 G6-3		
Ryan Klesko, L OBP: 0.425, SLG: 0.650 Mark Wohlers, R (9, 1)		1-1 G3			0-0 1B 1B		0-2 HR		
Javy Lopez, R OBP: 0.324, SLG: 0.448 (1, 2)		0-0 F7			2-0 1 SAFE 1 SAFE 1B		0-0 P4		
Rafael Belliard, R OBP: 0.291, SLG: 0.278 Dwight Smith, L OBP: 0.328, SLG: 0.468 Mike Kelly, R OBP: 0.282, SLG: 0.355 (8, PH) (9, 7)			2-3 K		0-2 F8		4-2 SH3 1B BB		
Kent Mercker, L OBP: 0.115, SLG: 0.154 Greg McMichael, R (7, 1) Brad Clontz, R (8, 1) Mike Mordecai, R OBP: 0.278, SLG: 0.444 (8, PH) (9, 4)			1-2 G3		0-1 F7		0-0 SH3		

Inning Stats	R: 0	H: 1	E: 0	LOB: 1	K: 0	BB: 0	S: 3	P: 5
	R: 1	H: 1	E: 0	LOB: 0	K: 0	BB: 0	S: 8	P: 11
	R: 0	H: 0	E: 0	LOB: 0	K: 1	BB: 0	S: 8	P: 13
	R: 0	H: 1	E: 0	LOB: 0	K: 1	BB: 0	S: 6	P: 6
	R: 0	H: 2	E: 0	LOB: 2	K: 0	BB: 0	S: 9	P: 12
	R: 0	H: 0	E: 0	LOB: 0	K: 0	BB: 0	S: 7	P: 10
	R: 1	H: 1	E: 0	LOB: 0	K: 0	BB: 0	S: 10	P: 15
	R: 1	H: 1	E: 0	LOB: 2	K: 1	BB: 2	S: 13	P: 27

PITCHER	IP	WLS	BF	H	R	ER	SO	BB	IBB	HBP	BLK	WP	HR	S	P	ERA	WHIP
Ismael Valdez, R ERA: 2.63 (1, 1)	7.1	L	29	7	3	3	2	1	1	0	0	0	2	58	90	3.68	1.091
Pedro Astacio, R ERA: 4.43 (8, 1)	0.1		1	0	0	0	1	0	0	0	0	0	0	4	6	0.00	0.000
John Cummings, L ERA: 8.22 (8, 1)	0.1		1	0	0	0	0	0	0	0	0	0	0	2	3	0.00	0.000

BOTTOM

Los Angeles Dodgers @ Atlanta Braves
Atlanta-Fulton County Stadium, Atlanta, GA

Tue Jul 04 1995, 7:05 PM EDT
Att: 49,104 - Unknown - 83 F

AB	R	H	RBI	BB	SO	LOB
3	0	0	0	1	0	0
4	0	2	1	0	0	0
4	0	1	0	0	1	3
4	0	0	0	0	1	2
3	1	1	1	0	0	0
3	1	2	1	0	0	0
0	0	0	0	0	0	0
3	0	1	0	0	0	0
2	0	0	0	0	1	2
0	1	0	0	1	0	0
0	0	0	0	0	0	0
2	0	0	0	0	0	2
0	0	0	0	0	0	0
0	0	0	0	0	0	0
0	0	0	0	0	0	0

AB	28
R	3
H	7
RBI	3
BB	2
SO	3
LOB	9

livebaseballscorecards.com

Braves

WP	PA
0	31

Batter	1	2	3	4	5	6	7	8	9	AB R H RBI BB SO LOB	TOP														
Delino DeShields, L (1, 4) OBP: 0.335, SLG: 0.336	1-3 		0-0 1B 		2-2 G4-3 		1-3 	2-2 G4-3 		5 0 1 0 0 2 2	Los Angeles Dodgers @ Atlanta Braves Atlanta-Fulton County Stadium, Atlanta, GA Wed Jul 05 1995, 7:05 PM EDT Att. 36,922 - Unknown - 88 F livebaseballscorecards.com														
Jose Offerman, S (1, 6) OBP: 0.413, SLG: 0.402	1-0 		0-0 F8 		2-3 K 		0-3 K 		0-3 	5 0 1 0 0 3 2															
Mike Piazza, R (1, 2) OBP: 0.442, SLG: 0.695	1-3 K 		1-0 WP 1B 		1-1 E3 		4-1 WP 1B BB 		0-3 K 	4 0 1 1 1 2 1															
Eric Karros, R (1, 3) OBP: 0.374, SLG: 0.531	1-2 G5-3 		1-3 K2-3 		2-3 K 		1 SAFE 0-0 WP 1B 		1-3 K 	5 0 1 0 0 3 4															
Roberto Kelly, R (1, 8) OBP: 0.305, SLG: 0.336		3-2 P6 		1-3 K 		0-2 G3 		2-0 G6-3 		4 0 0 0 0 1 2															
Raul Mondesi, R (1, 9) OBP: 0.368, SLG: 0.555		1-3 K 		0-1 1B 		0-0 F8 		3-2 F9 		4 0 1 0 0 1 0															
Tim Wallach, R (1, 5) OBP: 0.350, SLG: 0.440		2-3 K 		2-2 SAFE 1B 		0-1 2B 		0-1 F8 		4 0 2 0 0 1 0															
Billy Ashley, R (1, 7) OBP: 0.345, SLG: 0.420			1-2 C5-2-6 1B 		3-3 K 		4-0 IBB 		1-1 2B 	3 0 2 0 1 1 2															
Roger Cedeno, S (8, PR) (8, 7)										0 0 0 0 0 0 0															
Hideo Nomo, R (1, 1)			0-0 FC5-2-6 1B 		3-3 K 		0-2 G4-3 		4-0 IBB 	3 1 0 0 0 1 5															
Dave Hansen, L (8, PH) OBP: 0.382, SLG: 0.351										0 0 0 0 1 0 0															
John Cummings, L (8, 1)										0 0 0 0 0 0 0															
Pedro Astacio, R (8, 1) OBP: 0.190, SLG: 0.200										0 0 0 0 0 0 0															
Rudy Seanez, R (9, 1)										0 0 0 0 0 0 0															
Inning Stats	R: 0 E: 0 K: 2 S: 11	H: 1 LOB: 1 BB: 0 P: 15	R: 0 E: 0 K: 2 S: 9	H: 0 LOB: 0 BB: 0 P: 15	R: 1 E: 0 K: 1 S: 11	H: 3 LOB: 2 BB: 0 P: 14	R: 0 E: 0 K: 3 S: 16	H: 2 LOB: 2 BB: 0 P: 25	R: 0 E: 1 K: 2 S: 12	H: 0 LOB: 1 BB: 0 P: 19	R: 0 E: 0 K: 0 S: 9	H: 1 LOB: 2 BB: 1 P: 13	R: 0 E: 0 K: 2 S: 9	H: 1 LOB: 2 BB: 1 P: 16	R: 0 E: 0 K: 0 S: 11	H: 1 LOB: 2 BB: 1 P: 21	R: 0 E: 0 K: 3 S: 10	H: 0 LOB: 0 BB: 0 P: 11	1B: 7 2B: 2 3B: 0 HR: 0	SF: 0 SAC: 0 DP: 0 HBP: 0	WP: 2 PB: 0 SB: 0 CS: 0	PA: 40			
PITCHER	IP	WLS	BF	H	R	ER	SO	BB	IBB	HBP	BLK	WP	HR	S	P	ERA	WHIP								
29 John Smoltz, R (1, 1) ERA: 2.84	8.0		37	9	1	1	12	1	2	0	0	2	0	88	138	1.12	1.250								
Mark Wohlers, R (9, 1) ERA: 2.96	1.0	W	3	0	0	0	3	0	0	0	0	0	0	10	11	0.00	0.000								



Batter	1	2	3	4	5	6	7	8	9	AB R H RBI BB SO LOB
Marquis Grissom, R OBP: 0.330, SLG: 0.418 (1, 8)	4-0 WP 1B BB		2-3 K		0-2 F9		0-2 E6 10 BB 1-2		2-0 10 HR 1B 1-2	4 2 1 0 1 1 1
Jeff Blauser, R OBP: 0.332, SLG: 0.375 (1, 6)	2-1 WP 10 S 1-3 1B		2-0 E7		3-1 F7		0-3 K	1 SAFE 1-1 1 SAFE 1-2 1B	5 1 2 0 0 1 2	
10 Chipper Jones, S OBP: 0.351, SLG: 0.447 (1, 5)	3-3 SAFE 1-2 K		2-3 K		1-0 F8		4-1 1-2 2-3 BB	2-0 1-1 2-H HR	4 1 1 3 1 2 3	
Fred McGriff, L OBP: 0.374, SLG: 0.472 (1, 3)	2-3 K2-3		1-1 E1		1-1 G6-3		0-1 P5		4 0 0 0 0 1 6	
David Justice, L OBP: 0.413, SLG: 0.527 (1, 9)	4-1 2-3 3-H BB		0-1 F7		4-1 FC6-4 BB		2-2 G3		2 0 0 0 2 0 2	
Ryan Klesko, L OBP: 0.413, SLG: 0.628 (1, 7)	2-3 K		2-3 K		0-3 K		0-0 G4-3		4 0 0 0 0 3 3	
Javy Lopez, R OBP: 0.322, SLG: 0.444 (1, 2)		0-2 F8		1-1 FC9-6 1B		0-0 FC6-4 1-2f		3-2 P4	4 0 1 0 0 0 1	
Rafael Belliard, R OBP: 0.276, SLG: 0.263 Dwight Smith, L OBP: 0.324, SLG: 0.460 (9, PH)		0-0 F9		0-0 FC9-6 1-2f		0-1 G4-3		2-0 F8	3 0 0 0 0 0 1 1 0 0 0 0 0 0	
29 John Smoltz, R OBP: 0.219, SLG: 0.038 Mark Wohlers, R (9, 1) Jose Oliva, R OBP: 0.205, SLG: 0.349 Mike Kelly, R OBP: 0.282, SLG: 0.355 (9, PR)		3-3 K		1-3 K		4-2 10 BB E BB		3-2 CS 1B	2 0 0 0 0 1 2 1 0 0 0 0 0 0 0 0 1 0 1 0 0 0 0 0 0 0 0 0 0 0 0 0	

Inning Stats	R: 1	H: 1	E: 0	K: 3	S: 14	LOB: 2	BB: 2	P: 31	R: 0	H: 0	E: 0	K: 1	S: 8	LOB: 0	BB: 0	P: 11	R: 0	H: 0	E: 2	K: 2	S: 12	LOB: 2	BB: 0	P: 19	R: 0	H: 1	E: 0	K: 2	S: 10	LOB: 1	BB: 0	P: 14	R: 0	H: 0	E: 0	K: 1	S: 7	LOB: 1	BB: 1	P: 12	R: 0	H: 0	E: 1	K: 1	S: 15	LOB: 3	BB: 2	P: 23	R: 0	H: 0	E: 0	K: 0	S: 7	LOB: 0	BB: 0	P: 12	R: 3	H: 4	E: 0	K: 0	S: 10	LOB: 1	BB: 0	P: 20	1B: 5	2B: 0	3B: 0	HR: 1	SF: 0	SAC: 0	DP: 0	HBP: 0
--------------	------	------	------	------	-------	--------	-------	-------	------	------	------	------	------	--------	-------	-------	------	------	------	------	-------	--------	-------	-------	------	------	------	------	-------	--------	-------	-------	------	------	------	------	------	--------	-------	-------	------	------	------	------	-------	--------	-------	-------	------	------	------	------	------	--------	-------	-------	------	------	------	------	-------	--------	-------	-------	-------	-------	-------	-------	-------	--------	-------	--------

PITCHER	IP	WLS	BF	H	R	ER	SO	BB	IBB	HBP	BLK	WP	HR	S	P	ERA	WHIP
Hideo Nomo, R ERA: 1.99 (1, 1)	7.0		31	2	1	1	10	5	0	0	0	1	0	72	120	1.29	1.000
John Cummings, L ERA: 7.56 (8, 1)	0.2		2	0	0	0	0	0	0	0	0	0	0	4	6	0.00	0.000
Pedro Astacio, R ERA: 4.63 (8, 1)	1.0	L	5	3	2	2	0	0	0	0	0	0	0	12	23	18.00	3.000
Rudy Seanez, R ERA: 4.79 (9, 1)	0.0		1	1	1	1	0	0	0	0	0	0	0	1	3	∞	∞

BOTTOM

Los Angeles Dodgers @ Atlanta Braves
Atlanta-Fulton County Stadium, Atlanta, GA

Wed Jul 05 1995, 7:05 PM EDT
Att: 36,922 - Unknown - 88 F

livebaseballscorecards.com

AB	34
R	4
H	6
RBI	3
BB	5
SO	10
LOB	20

Braves

WP: 1	PA: 39
PB: 0	
SB: 1	
CS: 1	

Batter	1	2	3	4	5	6	7	8	9	AB R H RBI BB SO LOB	TOP																										
Delino DeShields, L (1, 4) OBP: 0.330, SLG: 0.331	2-2 G6-3			2-3 K		0-0 G1-3			0-1 G4-3	4 0 0 0 0 1 0																											
Jose Offerman, S (1, 6) OBP: 0.407, SLG: 0.395	2-2 P5			1-3 K		2-3 K			2-2 G4-3	4 0 0 0 0 2 0																											
Raul Mondesi, R (1, 9) OBP: 0.368, SLG: 0.553	0-0 F8			0-1 P4					0-0 G1-6-3 1B	3 0 1 0 0 0 0																											
Mike Piazza, R (1, 2) OBP: 0.440, SLG: 0.688			1-1 G4-3		1-2 G5-4-3 1B				0-3 K	3 0 1 0 0 1 1																											
Tim Wallach, R (1, 3) OBP: 0.344, SLG: 0.431			1-1 G5-3		0-2 G5-4-3 1-2f				2-1 G1-6-3 1-2f	3 0 0 0 0 0 2																											
Roberto Kelly, R (1, 8) OBP: 0.305, SLG: 0.336			0-1 G4-3		1-1 1B				2-2 G4-3	3 0 1 0 0 0 0																											
Dave Hansen, L (1, 5) OBP: 0.391, SLG: 0.364			2-2 G6-4-3 1B		1-0 1B				1-2 L6	3 0 2 0 0 0 0																											
Chris Gwynn, L (1, 7) OBP: 0.292, SLG: 0.356			1-2 G6-4-3 1-2f		1-0 G3				1-3 K	3 0 0 0 0 1 3																											
Roger Cedeno, S (9, 7)										0 0 0 0 0 0 0																											
Tom Candiotti, R (1, 1) OBP: 0.156, SLG: 0.100			0-3 K						3-2 G3-1	2 0 0 0 0 1 0																											
Chad Fonville, S (9, PH) OBP: 0.317, SLG: 0.325										1 0 0 0 0 0 0																											
Rudy Seanez, R (9, 1)										0 0 0 0 0 0 0																											
John Cummings, L (9, 1)										0 0 0 0 0 0 0																											
Inning Stats	R: 0 E: 0 K: 0 S: 9	H: 0 LOB: 0 BB: 0 P: 13	R: 0 E: 0 K: 0 S: 6	H: 0 LOB: 0 BB: 0 P: 8	R: 0 E: 0 K: 1 S: 9	H: 1 LOB: 0 BB: 0 P: 12	R: 0 E: 0 K: 2 S: 8	H: 0 LOB: 0 BB: 0 P: 11	R: 0 E: 0 K: 0 S: 10	H: 3 LOB: 2 BB: 0 P: 14	R: 0 E: 0 K: 1 S: 5	H: 0 LOB: 0 BB: 0 P: 7	R: 0 E: 0 K: 1 S: 8	H: 1 LOB: 0 BB: 0 P: 10	R: 0 E: 0 K: 1 S: 10	H: 0 LOB: 0 BB: 0 P: 14	R: 0 E: 0 K: 0 S: 8	H: 0 LOB: 0 BB: 0 P: 13	1B: 5 2B: 0 3B: 0 HR: 0	SF: 0 SAC: 0 DP: 3 HBP: 0	WP: 0 PB: 0 SB: 0 CS: 0	PA: 29															
PITCHER	IP WLS BF H R ER SO BB IBB HBP BLK WP HR S P ERA WHIP																																				
Greg Maddux, R (1, 1) ERA: 1.64	8.0	26	5	0	0	6	0	0	0	0	0	0	0	65	89	0.00	0.625																				
Greg McMichael, R (9, 1) ERA: 3.03	1.0	W	3	0	0	0	0	0	0	0	0	0	0	8	13	0.00	0.000																				


Los Angeles Dodgers @ Atlanta Braves
Atlanta-Fulton County Stadium, Atlanta, GA

livebaseballscorecards.com

AB	29
R	0
H	5
RBI	0
BB	0
SO	6
LOB	6



Thu Jul 06 1995, 7:05 PM EDT
Att: 38,497 - Unknown

Batter	1	2	3	4	5	6	7	8	9	AB R H RBI BB SO LOB	BOTTOM
Marquis Grissom, R (1, 8) OBP: 0.332, SLG: 0.419	1-0 G5-3			2-2 P5		2-1 1B			1-2 SH1-3 1B	4 1 2 0 0 0 0	Los Angeles Dodgers @ Atlanta Braves Atlanta-Fulton County Stadium, Atlanta, GA Thu Jul 06 1995, 7:05 PM EDT Att. 38,497 - Unknown AB 29 R 1 H 5 RBI 1 BB 1 SO 5 LOB 4 
Jeff Blauser, R (1, 6) OBP: 0.329, SLG: 0.371	2-2 F8			3-3 K		1-3 K		0-2 SH1-3	3 0 0 0 0 0 2 1		
10 Chipper Jones, S (1, 5) OBP: 0.349, SLG: 0.441	2-2 P2			0-0 G4-3			3-2 G4-3	4-0 1B IBB	3 0 0 0 1 0 0		
Fred McGriff, L (1, 3) OBP: 0.375, SLG: 0.473			3-3 K		1-2 G4-3		0-0 FC6-4 1B	0-1 1B	4 0 2 1 0 1 0		
David Justice, L (1, 9) OBP: 0.406, SLG: 0.517			1-1 P5		2-1 G3		2-2 F8		3 0 0 0 0 0 1		
Ryan Klesko, L (1, 7) OBP: 0.411, SLG: 0.621			1-0 G2-3		0-0 S 1B		0-0 FC6-4 1-2f		3 0 1 0 0 0 1		
Charlie O'Brien, R (1, 2) OBP: 0.389, SLG: 0.558			1-3 K		2-2 F7		1-1 F8		3 0 0 0 0 1 1		
Rafael Belliard, R (1, 4) OBP: 0.262, SLG: 0.250			2-2 L3		0-1 G6-3		1-1 G4-3		3 0 0 0 0 0 0		
Greg Maddux, R (1, 1) OBP: 0.200, SLG: 0.152 Dwight Smith, L (8, PH) OBP: 0.319, SLG: 0.453 Greg McMichael, R (9, 1)			2-2 G6-3		1-3 K		1-0 P6		2 0 0 0 0 1 0 1 0 0 0 0 0 0 0 0 0 0 0 0 0		

Inning Stats	R: 0	H: 0	E: 0	K: 0	S: 7	LOB: 0	BB: 0	P: 12	R: 0	H: 0	E: 0	K: 1	S: 6	LOB: 0	BB: 0	P: 11	R: 0	H: 0	E: 0	K: 1	S: 9	LOB: 0	BB: 0	P: 14	R: 0	H: 0	E: 0	K: 1	S: 8	LOB: 0	BB: 0	P: 13	R: 0	H: 1	E: 0	K: 0	S: 11	LOB: 1	BB: 0	P: 15	R: 0	H: 1	E: 0	K: 0	S: 8	LOB: 1	BB: 0	P: 13	R: 0	H: 0	E: 0	K: 0	S: 5	LOB: 0	BB: 0	P: 8	R: 1	H: 2	E: 0	K: 0	S: 8	LOB: 2	BB: 1	P: 13	1B: 5	SF: 0	2B: 0	SAC: 1	3B: 0	DP: 0	HR: 0	HBP: 0	WP: 0	PA: 31
--------------	------	------	------	------	------	--------	-------	-------	------	------	------	------	------	--------	-------	-------	------	------	------	------	------	--------	-------	-------	------	------	------	------	------	--------	-------	-------	------	------	------	------	-------	--------	-------	-------	------	------	------	------	------	--------	-------	-------	------	------	------	------	------	--------	-------	------	------	------	------	------	------	--------	-------	-------	-------	-------	-------	--------	-------	-------	-------	--------	-------	--------

PITCHER	IP	WLS	BF	H	R	ER	SO	BB	IBB	HBP	BLK	WP	HR	S	P	ERA	WHIP
Tom Candiotti, R (1, 1) ERA: 2.82	8.0		27	3	0	0	5	0	0	0	0	0	0	63	100	0.00	0.375
Rudy Seanez, R (9, 1) ERA: 5.14	0.1	L	3	1	1	1	0	0	1	0	0	0	0	6	11	27.00	3.000
John Cummings, L (9, 1) ERA: 7.56	0.0		1	1	0	0	0	0	0	0	0	0	0	2	2	∞	∞

Batter	1	2	3	4	5	6	7	8	9	AB R H RBI BB SO LOB	TOP											
Jose Offerman, S (1, 6) OBP: 0.408, SLG: 0.397	3-1 1B		0-1 F8		0-0 G3			2-2 1B 2-H 1B		4 0 2 1 0 0 2												
Raul Mondesi, R (1, 9) OBP: 0.363, SLG: 0.544	1-2 P5			1-2 F9		0-0 G6-3		0-3 K		4 0 0 0 0 1 2												
Mike Piazza, R (1, 2) OBP: 0.436, SLG: 0.677	0-3 K			0-2 F8		1-2 F8		0-0 1B 1-3		4 0 1 0 0 1 1												
Eric Karros, R (1, 3) OBP: 0.368, SLG: 0.523	0-2 G5-3			1-2 G4-3		0-0 F9		2-2 G6-3		4 0 0 0 0 0 1												
Tim Wallach, R (1, 5) OBP: 0.341, SLG: 0.426		1-1 G5-3			0-1 F7		2-1 F8		0-2 1B 1B	4 0 1 0 0 0 0												
Chad Fonville, S (9, PR) OBP: 0.317, SLG: 0.325										0 0 0 0 0 0 0												
Roberto Kelly, R (1, 8) OBP: 0.312, SLG: 0.342		1-0 G4-6-3 1B			1-0 BB FC5-4 1B		0-3 K		1-0 1B	4 1 3 0 0 1 0												
Billy Ashley, R (1, 7) OBP: 0.343, SLG: 0.416		0-1 G4-6-3			0-1 FC5-4 BB 1B		1-3 K		1-3 K	4 0 1 0 0 2 3												
Delino DeShields, L (1, 4) OBP: 0.333, SLG: 0.336			3-2 G6-3		4-2 FC5-4 BB			1-0 S 1B 2B		2 1 1 0 1 0 0												
Willie Banks, R (1, 1)			0-3 K		1-2 FC5-4			1-0 L8		1 0 0 0 0 1 0												
Mitch Webster, S (5, PH) OBP: 0.182, SLG: 0.281					1-2 FC5-4					1 0 0 1 0 0 2												
Jose Parra, R (5, 1)										0 0 0 0 0 0 0												
Carlos Hernandez, R (8, PH) OBP: 0.185, SLG: 0.086										1 0 0 0 0 0 1												
Todd Worrell, R (8, 1)										0 0 0 0 0 0 0												
Inning Stats	R: 0 E: 0 K: 1 S: 15	H: 1 LOB: 1 BB: 0 P: 19	R: 0 E: 0 K: 0 S: 5	H: 1 LOB: 0 BB: 0 P: 7	R: 0 E: 0 K: 1 S: 9	H: 0 LOB: 0 BB: 0 P: 12	R: 0 E: 0 K: 0 S: 10	H: 0 LOB: 0 BB: 0 P: 12	R: 1 E: 0 K: 2 S: 11	H: 2 LOB: 2 BB: 1 P: 17	R: 0 E: 0 K: 0 S: 5	H: 0 LOB: 0 BB: 0 P: 6	R: 0 E: 0 K: 2 S: 9	H: 0 LOB: 0 BB: 0 P: 12	R: 1 E: 0 K: 1 S: 9	H: 3 LOB: 2 BB: 0 P: 13	R: 0 E: 0 K: 1 S: 11	H: 2 LOB: 2 BB: 0 P: 15	1B: 8 2B: 1 3B: 0 HR: 0	SF: 0 SAC: 0 DP: 1 HBP: 0	WP: 0 PB: 0 SB: 1 CS: 0	PA: 34
PITCHER	IP WLS BF H R ER SO BB IBB HBP BLK WP HR S P ERA WHIP												PITCHER	IP WLS BF H R ER SO BB IBB HBP BLK WP HR S P ERA WHIP								
John Smiley, L (1, 1) ERA: 3.06	7.1 W 28 6 2 2 4 1 0 0 0 0 0 69 94 2.46 0.955																					
Michael Jackson, R (8, 1) ERA: 4.38	1.2 S 6 3 0 0 2 0 0 0 0 0 0 15 19 0.00 1.800																					

Los Angeles Dodgers @ Cincinnati Reds
Riverfront Stadium, Cincinnati, OH
Fri Jul 07 1995, 7:05 PM EDT
Att. 31,046 - Unknown - 79 F

livebaseballscorecards.com

AB	33
R	2
H	9
RBI	2
BB	1
SO	6
LOB	12



Batter	1	2	3	4	5	6	7	8	9	AB	R	H	RBI	BB	SO	LOB
Thomas Howard, S OBP: 0.377, SLG: 0.417 (1, 8)	1-0 CS S 1B		3-2 F8		3-2 F7		1-1 G5-3			4	0	1	0	0	0	0
Barry Larkin, R OBP: 0.388, SLG: 0.459 (1, 6)	SAFE 1-2 WP CS BB		0-0 G5-3		2-3 K		0-0 L8			3	0	0	0	1	1	0
Ron Gant, R OBP: 0.398, SLG: 0.610 (1, 7)	3-3 K		3-3 K		3-3 K		2-1 P6			4	0	0	0	0	3	2
Reggie Sanders, R OBP: 0.401, SLG: 0.591 (1, 9)	4-1 WP BB			2-2 1B SF7 1B		3-3 K		0-3 K		3	1	1	0	1	2	0
Eric Anthony, L OBP: 0.341, SLG: 0.537 Lenny Harris, L OBP: 0.250, SLG: 0.290 (1, 3) (4, PR) (5, 3)	2-3 K			SAFE 1-2 WP BLK WP 1B		0-1 G4-3		0-0 G1-3		2	0	1	0	0	1	2
Bret Boone, R OBP: 0.335, SLG: 0.401 (1, 4)		2-3 K		0-1 SF7		0-1 HR 1B				2	1	1	1	0	1	0
Jeff Branson, L OBP: 0.344, SLG: 0.489 (1, 5)		2-2 G3		3-H 1-2 G4-3		1-1 HR				3	1	1	2	0	0	1
Damon Berryhill, S OBP: 0.253, SLG: 0.319 (1, 2)		0-1 2B		4-0 WP IBB		0-1 F7				2	0	1	0	1	0	0
John Smiley, L OBP: 0.182, SLG: 0.375 Michael Jackson, R (8, 1)	1-0 G1-3			2-2 G5-3		0-0 F7				3	0	0	0	0	0	2
				1-2 3-H						0	0	0	0	0	0	0

Inning Stats		R: 0	H: 1	R: 0	H: 1	R: 0	H: 0	R: 2	H: 2	R: 0	H: 0	R: 0	H: 0	R: 0	H: 0	R: 0	H: 0
		E: 0	LOB: 2	E: 0	LOB: 1	E: 0	LOB: 0	E: 0	LOB: 2	E: 0	LOB: 0	E: 0	LOB: 0	E: 0	LOB: 0	E: 0	LOB: 0
		K: 2	BB: 2	K: 1	BB: 0	K: 1	BB: 0	K: 1	BB: 0	K: 1	BB: 0	K: 0	BB: 0	K: 1	BB: 0	K: 1	BB: 0
		S: 9	P: 23	S: 11	P: 16	S: 10	P: 16	S: 17	P: 27	S: 10	P: 18	S: 11	P: 15	S: 4	P: 5	S: 6	P: 8

BOTTOM		AB	R	H	RBI	BB	SO	LOB
		4	0	1	0	0	0	0
		3	0	0	0	1	1	0
		4	0	0	0	0	3	2
		3	1	1	0	1	2	0
		2	0	1	0	0	1	2
		2	1	0	0	0	0	0
		2	1	1	1	0	1	0
		3	1	1	2	0	0	1
		2	0	1	0	1	0	0
		3	0	0	0	0	0	2
		0	0	0	0	0	0	0

AB	28
R	4
H	6
RBI	3
BB	3
SO	8
LOB	7



Los Angeles Dodgers @ Cincinnati Reds
Riverfront Stadium, Cincinnati, OH
Fri Jul 07 1995, 7:05 PM EDT
Att: 31,046 - Unknown - 79 F

PITCHER		IP	WLS	BF	H	R	ER	SO	BB	IBB	HBP	BLK	WP	HR	S	P	ERA	WHIP
Willie Banks, R ERA: 9.47 (1, 1)		4.0	L	18	4	2	2	4	2	1	0	1	3	0	47	82	4.50	1.500
Jose Parra, R ERA: 3.38 (5, 1)		3.0		11	2	2	2	3	0	0	0	0	0	1	25	38	6.00	0.667
Todd Worrell, R ERA: 0.32 (8, 1)		1.0		3	0	0	0	1	0	0	0	0	0	0	6	8	0.00	0.000

Batter	1	2	3	4	5	6	7	8	9	AB	R	H	RBI	BB	SO	LOB	TOP											
Chad Fonville, S OBP: 0.298, SLG: 0.304 (1, 4)	0-0 S 2B 1B	0-2 G5-3		1-2 G6-3	0-1 L9		1-3 K	0-0 FC5-4		6	1	1	0	0	1	5												
Jose Offerman, S OBP: 0.407, SLG: 0.393 (1, 6)	2-3 K 1-2		1-1 L8		4-0 WP 1B 3B BB	0-0 2B 1B	1-3 K 1-2		1-2 G5-3	5	2	1	0	1	2	2												
Roberto Kelly, R OBP: 0.317, SLG: 0.355 Pedro Astacio, R OBP: 0.182, SLG: 0.190 Joey Eischen, L (9, 1)	0-1 BB 2-H 2B		2-2 G6-3		0-1 1-2 3B 1B	0-1 1-H E 1B 2B	2-3 K		0-0 G4-3	5	2	3	2	0	1	1												
Eric Karros, R OBP: 0.371, SLG: 0.529 (1, 3)	4-1 BB BB		2-2 G5-3		3-2 1-H 2-H 1B 3B	2-1 E4 FC3-6 1B		3-2 2B SF8 1B	3-1 G5-3	5	2	2	2	1	0	1												
Raul Mondesi, R OBP: 0.363, SLG: 0.545 (1, 9)	2-2 F7			1-2 F7	0-0 S 1B 1B	1-3 K		0-2 1-3 2B 2B		5	2	2	1	0	1	4												
Tim Wallach, R OBP: 0.351, SLG: 0.437 Dave Hansen, L OBP: 0.387, SLG: 0.364 (6, 5)	4-2 BB 1-2 2-3 BB			2-2 HR 2B	0-3 K 1B	0-0 FC3-6 1B		0-1 SF8		3	1	2	1	1	1	1												
Billy Ashley, R OBP: 0.343, SLG: 0.411 Todd Hollandsworth, L (6, PH) (6, 7)	2-1 L4			4-2 HR BB	3-3 K 1-2	0-2 FC3-6		0-3 K		2	1	0	0	1	1	4												
Carlos Hernandez, R OBP: 0.214, SLG: 0.190 (1, 2)		0-0 F8		2-2 1-H 2-H HR	2-1 2B 1B	0-3 K		1-2 2B		5	1	3	5	0	1	2												
Ramon Martinez, R OBP: 0.219, SLG: 0.258 Mitch Webster, S OBP: 0.229, SLG: 0.281 (7, PH) (7, 8)	1-3 K			2-2 G3-1	0-2 2B		4-1 PB BB	4-2 FC5-4 BB		3	0	1	0	0	1	0												
										0	0	0	0	2	0	0												
Inning Stats	R: 1 E: 0 K: 1 S: 22	H: 2 LOB: 3 BB: 2 P: 36	R: 0 E: 0 K: 1 S: 7	H: 0 LOB: 0 BB: 0 P: 8	R: 0 E: 0 K: 0 S: 8	H: 0 LOB: 0 BB: 0 P: 13	R: 3 E: 0 K: 0 S: 22	H: 2 LOB: 0 BB: 1 P: 34	R: 4 E: 0 K: 2 S: 22	H: 5 LOB: 2 BB: 1 P: 34	R: 2 E: 1 K: 2 S: 15	H: 3 LOB: 2 BB: 0 P: 18	R: 0 E: 0 K: 3 S: 10	H: 0 LOB: 1 BB: 1 P: 18	R: 2 E: 0 K: 1 S: 23	H: 3 LOB: 2 BB: 1 P: 31	R: 0 E: 0 K: 0 S: 6	H: 0 LOB: 0 BB: 0 P: 10	1B: 7 2B: 6 3B: 1 HR: 1	SF: 1 SAC: 0 DP: 0 HBP: 0	WP: 1 PB: 1 SB: 2 CS: 0	PA: 49						
PITCHER	IP	WLS	BF	H	R	ER	SO	BB	IBB	HBP	BLK	WP	HR	S	P	ERA	WHIP											
C.J. Nitkowski, L ERA: 5.27 Kevin Jarvis, R ERA: 5.84 Xavier Hernandez, R ERA: 4.18 Brad Pennington, L ERA: 7.04 Chuck McElroy, L ERA: 5.14	(1, 1)	4.0	L	19	4	4	4	2	3	0	0	0	0	1	59	91	9.00	1.750										
	(5, 1)	1.0		11	7	6	6	2	1	0	0	0	1	0	25	37	54.00	8.000										
	(6, 1)	1.0		5	1	0	0	2	0	0	0	0	0	0	12	15	0.00	1.000										
	(7, 1)	2.0		11	3	2	4	2	0	0	0	0	0	0	33	49	9.00	2.500										
	(9, 1)	1.0		3	0	0	0	0	0	0	0	0	0	0	6	10	0.00	0.000										

Los Angeles Dodgers @ Cincinnati Reds
 Riverfront Stadium, Cincinnati, OH
 Sat Jul 08 1995, 7:05 PM EDT
 Att. 37,830 - Unknown - 70 F

AB	42
R	12
H	15
RBI	12
BB	6
SO	10
LOB	23



Batter	1	2	3	4	5	6	7	8	9	AB	R	H	RBI	BB	SO	LOB
Lenny Harris, L OBP: 0.255, SLG: 0.289 (1, 3) (7, 7)	1-1 G3	4-0 BB			1-1 E4		1-0 FC6-4 1B		2-2 F7	4	0	1	0	1	0	1
Barry Larkin, R OBP: 0.383, SLG: 0.452 Mark Lewis, R OBP: 0.411, SLG: 0.529 (1, 6) (7, PH) (8, 5)	2-2 L6	3-2 F8			1-1 F9		1-1 FC6-4 2-4		3-2 F8	3	0	0	0	0	0	4
Ron Gant, R OBP: 0.397, SLG: 0.619 Brad Pennington, L Chuck McElroy, L (1, 7) (7, 1) (9, 1)	1-1 HR				2-2 F8		1-1 F8			3	1	1	1	0	0	1
Reggie Sanders, R OBP: 0.395, SLG: 0.581 (1, 9)	3-3 K				2-2 G2-3		3-1 2-4	2-2 G3-1		4	0	0	0	0	2	1
Thomas Howard, S OBP: 0.382, SLG: 0.414 (1, 8)		1-2 G4-3	2-1 1B		0-2 G4-3			2-1 HBP		3	0	1	0	0	0	0
Benito Santiago, R OBP: 0.358, SLG: 0.580 (1, 2) (7, 3)		2-2 G4-3	1 SAFE 0-0 P4		3-2 G5-3			2-1 F9		4	0	0	0	0	0	2
Bret Boone, R OBP: 0.337, SLG: 0.398 (1, 4)		4-0 1B BB			4-2 1B BB		4-2 1B BB	2-0 P3		2	1	0	0	2	0	1
Jeff Branson, L OBP: 0.354, SLG: 0.493 (1, 5) (8, 6)		2-2 BB 1B 1B			4-2 CS BB		0-1 1B		1-3 K	3	0	2	0	1	1	0
C.J. Nitkowski, L OBP: 0.143, SLG: 0.143 Eddie Taubensee, L OBP: 0.312, SLG: 0.449 Kevin Jarvis, L OBP: 0.182, SLG: 0.190 Xavier Hernandez, L Damon Berryhill, S OBP: 0.299, SLG: 0.315 (1, 1) (4, PH) (5, 1) (6, 1) (6, PH) (7, 2)		1-2 BB 1B			3-3 K		3-3 K	4-0 BB		1	0	1	1	0	0	0

Inning Stats	R: 1	H: 1	E: 0	K: 1	S: 10	LOB: 0	BB: 0	P: 17	R: 1	H: 2	E: 0	K: 0	S: 16	LOB: 3	BB: 2	P: 33	R: 0	H: 1	E: 0	K: 1	S: 8	LOB: 1	BB: 0	P: 13	R: 0	H: 0	E: 0	K: 1	S: 6	LOB: 1	BB: 1	P: 14	R: 0	H: 0	E: 1	K: 0	S: 10	LOB: 1	BB: 0	P: 16	R: 0	H: 1	E: 0	K: 1	S: 15	LOB: 2	BB: 1	P: 25	R: 0	H: 1	E: 0	K: 0	S: 6	LOB: 1	BB: 0	P: 12	R: 0	H: 0	E: 0	K: 0	S: 7	LOB: 1	BB: 0	P: 15	R: 0	H: 0	E: 0	K: 1	S: 13	LOB: 1	BB: 1	P: 23	1B: 5	SF: 0	2B: 1	SAC: 0	3B: 0	DP: 1	HR: 1	HBP: 1	WP: 0	PA: 38
--------------	------	------	------	------	-------	--------	-------	-------	------	------	------	------	-------	--------	-------	-------	------	------	------	------	------	--------	-------	-------	------	------	------	------	------	--------	-------	-------	------	------	------	------	-------	--------	-------	-------	------	------	------	------	-------	--------	-------	-------	------	------	------	------	------	--------	-------	-------	------	------	------	------	------	--------	-------	-------	------	------	------	------	-------	--------	-------	-------	-------	-------	-------	--------	-------	-------	-------	--------	-------	--------

PITCHER	IP	WLS	BF	H	R	ER	SO	BB	IBB	HBP	BLK	WP	HR	S	P	ERA	WHIP
Ramon Martinez, R ERA: 4.85	(1, 1)	6.0	27	5	2	2	4	4	0	0	0	0	1	65	118	3.00	1.500
Pedro Astacio, R ERA: 4.5	(7, 1)	2.0	8	1	0	0	0	0	0	1	0	0	0	13	27	0.00	0.500
Joey Eischen, L ERA: 3.14	(9, 1)	1.0	4	0	0	0	1	1	0	0	0	0	0	13	23	0.00	1.000

BOTTOM

Los Angeles Dodgers @ Cincinnati Reds
Riverfront Stadium, Cincinnati, OH

livebaseballscorecards.com

AB	32
R	2
H	6
RBI	2
BB	5
SO	5
LOB	16



WP: 0	PA: 38
PB: 0	
SB: 0	
CS: 1	

Sat Jul 08 1995, 7:05 PM EDT
Att: 37,830 - Unknown - 70 F

Los Angeles Dodgers @ Cincinnati Reds
 Riverfront Stadium, Cincinnati, OH

Sun Jul 09 1995, 3:33 AM EDT
 Att. 29,589 - Sunny - 81 F



Batter	1	2	3	4	5	6	7	8	9	AB R H RBI BB SO LOB
Jose Offerman, S (1, 6) OBP: 0.405, SLG: 0.390	0-1 1B		1-2 F8			0-0 G5-3		2-1 F7		4 0 1 0 0 0 2
Roberto Kelly, R (1, 8) OBP: 0.316, SLG: 0.353	0-0 F8		0-2 CS		0-0 G5-3	2-1 1B		1-2 G1-3		4 0 1 0 0 0 2
Rudy Seanez, R (8, 1)			1-2							0 0 0 0 0 0 0
Mike Piazza, R (1, 2) OBP: 0.426, SLG: 0.660	1-2 F9				1-3 K	1-2 P4			0-1 G6-3	4 0 0 0 0 1 2
Eric Karros, R (1, 3) OBP: 0.369, SLG: 0.528	2-3 K				3-2 2B	2-3 K			1-3 K	4 0 1 0 0 3 2
Raul Mondesi, R (1, 9) OBP: 0.362, SLG: 0.541			1-3 K		0-1 G6-3		1-0 G5-4-3 1B		0-0 F8	4 0 1 0 0 1 1
Tim Wallach, R (1, 5) OBP: 0.345, SLG: 0.429			2-1 F7		0-0 G6-3		3-2 F7			3 0 0 0 0 0 1
Billy Ashley, R (1, 7) OBP: 0.343, SLG: 0.407			3-3 K		4-2 FC6-4 BB		0-1 G5-4-3			2 0 0 0 1 1 1
Delino DeShields, L (1, 4) OBP: 0.337, SLG: 0.340			1-2 CS 1B		0-1 FC6-4		1-0 1B			3 0 2 0 0 0 1
Ismael Valdez, R (1, 1) OBP: 0.103, SLG: 0.103			0-3 K		0-0 G4-3		2-2 F7			1 0 0 0 0 0 1 1
Jose Parra, R (4, 1) OBP: 0.295, SLG: 0.298										0 0 0 0 0 0 0 0
Chad Fonville, S (5, PH)										1 0 0 0 0 0 0 1
John Cummings, L (5, 1)										0 0 0 0 0 0 0 0
Todd Hollandsworth, L (8, PH)										1 0 0 0 0 0 0 1
Todd Hollandsworth, L (8, 8)										

Inning Stats	R: 0 E: 0 K: 1 S: 9	H: 1 LOB: 1 BB: 0 P: 12	R: 0 E: 0 K: 2 S: 9	H: 0 LOB: 0 BB: 0 P: 15	R: 0 E: 0 K: 1 S: 13	H: 1 LOB: 0 BB: 0 P: 15	R: 0 E: 0 K: 1 S: 10	H: 1 LOB: 1 BB: 0 P: 14	R: 0 E: 0 K: 1 S: 6	H: 0 LOB: 1 BB: 1 P: 10	R: 0 E: 0 K: 1 S: 9	H: 1 LOB: 1 BB: 0 P: 14	R: 0 E: 0 K: 0 S: 6	H: 1 LOB: 0 BB: 0 P: 10	R: 0 E: 0 K: 1 S: 11	H: 1 LOB: 1 BB: 0 P: 17	R: 0 E: 0 K: 1 S: 6	H: 0 LOB: 0 BB: 0 P: 7	1B: 5 2B: 1 3B: 0 HR: 0	SF: 0 SAC: 0 DP: 1 HBP: 0	WP: 0 PB: 0 SB: 0 CS: 1	PA: 33
--------------	------------------------------	----------------------------------	------------------------------	----------------------------------	-------------------------------	----------------------------------	-------------------------------	----------------------------------	------------------------------	----------------------------------	------------------------------	----------------------------------	------------------------------	----------------------------------	-------------------------------	----------------------------------	------------------------------	---------------------------------	----------------------------------	------------------------------------	----------------------------------	--------

PITCHER	IP	WLS	BF	H	R	ER	SO	BB	IBB	HBP	BLK	WP	HR	S	P	ERA	WHIP
Pete Schourek, L (1, 1) ERA: 3.49	7.0	W	25	5	0	0	6	1	0	0	0	0	0	62	90	0.00	0.857
Hector Carrasco, R (8, 1) ERA: 3.3	1.0		4	1	0	0	0	0	0	0	0	0	0	11	17	0.00	1.000
Jeff Brantley, R (9, 1) ERA: 2.88	1.0		3	0	0	0	1	0	0	0	0	0	0	6	7	0.00	0.000

AB	R	H	RBI	BB	SO	LOB
31	0	6	0	1	7	15

Batter	1	2	3	4	5	6	7	8	9	AB	R	H	RBI	BB	SO	LOB
Thomas Howard, S OBP: 0.383, SLG: 0.423 (1, 8) (9, 7)	0-0 F7		0-1 SF7 1B 2B	0-1 2B 1B	0-0 G6-3		0-2 G6-4-3 1-2f			5	2	2	0	0	0	2
Barry Larkin, R OBP: 0.391, SLG: 0.458 (1, 6)	2-2 E S 1B		0-0 HR 1B	4-0 2B BB	1-1 F9			1-2 G6-4-3 1B		4	2	3	0	1	0	0
Ron Gant, R OBP: 0.393, SLG: 0.613 Jeff Brantley, R (1, 7) (9, 1)	3-3 K 1-3		0-1 SF7 1-2 3-H	0-0 P4		0-0 F7		1-0 G6-4-3 1B		4	0	1	1	0	1	4
Reggie Sanders, R OBP: 0.395, SLG: 0.594 (1, 9)	1-3 K		1-0 HR 2-H	0-2 2B 2B		3-2 K		0-0 G6-4-3 1-2f 2-3		5	2	2	4	0	2	3
Eddie Taubensee, L OBP: 0.315, SLG: 0.455 (1, 3) (8, 2)		0-1 E6 BB 1B	3-1 G4-3	1-1 1B 2B		0-2 1B		0-3 K		5	1	2	2	0	1	1
Benito Santiago, R OBP: 0.386, SLG: 0.611 (1, 2) (8, 3)		0-0 L4-6 BB 1B	2-2	1-1 BB 1B		2-2 F8				4	0	3	1	0	0	1
Bret Boone, R OBP: 0.339, SLG: 0.394 (1, 4)		4-2 FC6-4 BB	1-1 L7	4-2 BB			3-2 G4-3			2	0	0	0	2	0	1
Jeff Branson, L OBP: 0.352, SLG: 0.493 (1, 5)		0-0 L4-6 2-3					1-0 2B			4	0	1	0	0	0	5
Pete Schourek, L OBP: 0.217, SLG: 0.217 Mark Lewis, R OBP: 0.417, SLG: 0.529 Hector Carrasco, R OBP: 0.324, SLG: 0.484 (1, 1) (7, PH) (8, 1) (9, 8)		1-0 FC6-4 1-2f					0-0 BB 1B 2B		4-0 G6-4-3 BB	3	1	1	0	0	0	2

Inning Stats	R: 0	H: 1	E: 1	LOB: 1	K: 2	BB: 0	S: 11	R: 0	H: 1	E: 1	LOB: 2	K: 0	BB: 1	S: 7	R: 3	H: 4	E: 0	LOB: 1	K: 0	BB: 0	S: 13	R: 5	H: 5	E: 0	LOB: 2	K: 0	BB: 2	S: 21	R: 0	H: 0	E: 0	LOB: 0	K: 0	BB: 0	S: 6	R: 0	H: 1	E: 0	LOB: 1	K: 1	BB: 0	S: 12	R: 0	H: 1	E: 0	LOB: 1	K: 0	BB: 1	S: 8	R: 0	H: 2	E: 0	LOB: 1	K: 1	BB: 0	S: 8	R: 0	H: 2	E: 0	LOB: 1	K: 1	BB: 0	S: 10
--------------	------	------	------	--------	------	-------	-------	------	------	------	--------	------	-------	------	------	------	------	--------	------	-------	-------	------	------	------	--------	------	-------	-------	------	------	------	--------	------	-------	------	------	------	------	--------	------	-------	-------	------	------	------	--------	------	-------	------	------	------	------	--------	------	-------	------	------	------	------	--------	------	-------	-------

PITCHER	IP	WLS	BF	H	R	ER	SO	BB	IBB	HBP	BLK	WP	HR	S	P	ERA	WHIP
Ismael Valdez, R ERA: 3.3 (1, 1)	3.2	L	23	10	8	8	2	2	0	0	0	0	0	43	68	19.64	3.273
Jose Parra, R ERA: 3.18 (4, 1)	0.1		3	1	0	0	0	1	0	0	0	0	0	9	17	0.00	6.000
John Cummings, L ERA: 5.56 (5, 1)	3.0		11	2	0	0	1	1	0	0	0	0	0	26	40	0.00	1.000
Rudy Seanez, R ERA: 4.91 (8, 1)	1.0		4	2	0	0	1	0	0	0	0	0	0	8	10	0.00	2.000

Los Angeles Dodgers @ Cincinnati Reds
Riverfront Stadium, Cincinnati, OH
Sun Jul 09 1995, 3:33 AM EDT
Att. 29,589 - Sunny - 81 F

AB	36
R	8
H	15
RBI	8
BB	4
SO	4
LOB	19



1B: 9	SF: 1	WP: 0	PA: 41
2B: 6	SAC: 0	PB: 0	
3B: 0	DP: 3	SB: 2	
HR: 1	HBP: 0	CS: 0	

PITCHER	IP	WLS	BF	H	R	ER	SO	BB	IBB	HBP	BLK	WP	HR	S	P	ERA	WHIP
---------	----	-----	----	---	---	----	----	----	-----	-----	-----	----	----	---	---	-----	------

Batter	1	2	3	4	5	6	7	8	9	AB R H RBI BB SO LOB	TOP									
Quilvio Veras, S (1, 4) OBP: 0.356, SLG: 0.329	0-1 	4-0 		1-3 		3-2 		3-2 		4 1 1 0 1 1 3										
Chuck Carr, S (1, 8) OBP: 0.329, SLG: 0.279	2-0 	0-1 		1-3 		4-2 		0-0 		4 1 1 1 1 1 3										
Jeff Conine, R (1, 7) OBP: 0.413, SLG: 0.552	2-2 	3-2 			1-0 	1-2 		3-2 		5 1 1 0 0 0 4										
Terry Pendleton, S (1, 5) OBP: 0.341, SLG: 0.443	0-2 		2-2 		3-3 		1-3 	2-2 		5 0 2 0 0 2 2										
Greg Colbrunn, R (1, 3) OBP: 0.307, SLG: 0.415	1-0 		0-0 		4-2 		0-0 	0-0 		4 1 1 3 1 0 2										
Tommy Gregg, L (1, 9) OBP: 0.295, SLG: 0.408	2-2 		1-1 		3-2 		1-2 			4 0 1 0 0 0 1										
Kurt Abbott, R (1, 6) OBP: 0.302, SLG: 0.443	0-0 		3-2 		2-1 		0-3 			4 0 0 0 0 1 3										
Charles Johnson, R (1, 2) OBP: 0.303, SLG: 0.347		0-0 		3-3 		2-0 		0-0 		4 0 1 0 0 1 0										
Chris Hammond, L (1, 1) OBP: 0.387, SLG: 0.464		1-0 		0-2 		0-0 		0-0 		3 0 3 0 0 0 0										
Inning Stats	R: 4 E: 0 K: 0 S: 14	H: 4 LOB: 0 BB: 0 P: 21	R: 0 E: 0 K: 0 S: 8	H: 1 LOB: 2 BB: 1 P: 16	R: 0 E: 0 K: 0 S: 10	H: 1 LOB: 1 BB: 0 P: 16	R: 0 E: 0 K: 3 S: 12	H: 1 LOB: 1 BB: 0 P: 17	R: 0 E: 0 K: 1 S: 19	H: 1 LOB: 2 BB: 1 P: 32	R: 0 E: 0 K: 1 S: 10	H: 0 LOB: 0 BB: 0 P: 12	R: 0 E: 0 K: 1 S: 8	H: 1 LOB: 1 BB: 0 P: 11	R: 0 E: 0 K: 0 S: 9	H: 1 LOB: 1 BB: 0 P: 14	1B: 9 2B: 0 3B: 1 HR: 1	SF: 0 SAC: 1 DP: 0 HBP: 0	WP: 0 PB: 0 SB: 0 CS: 0	PA: 41
PITCHER	IP WLS BF H R ER SO BB IBB HBP BLK WP HR S P ERA WHIP																			
Tom Candiotti, R (1, 1) ERA: 3.01	6.0 L 30 9 4 4 4 3 0 0 0 0 0 1 74 123 6.00 2.000																			
Jose Parra, R (7, 1) ERA: 2.35	2.0 7 1 0 0 2 0 0 0 0 0 0 0 18 23 0.00 0.500																			
Rudy Seanez, R (9, 1) ERA: 4.7	1.0 4 1 0 0 0 0 0 0 0 0 0 0 9 14 0.00 1.000																			

Florida Marlins @ Los Angeles Dodgers
 Dodger Stadium, Los Angeles, CA
 Thu Jul 13 1995, 7:05 PM PDT
 Att. 34,308 - Unknown - 72 F

AB	37
R	4
H	11
RBI	4
BB	3
SO	6
LOB	18



Batter	1	2	3	4	5	6	7	8	9	AB	R	H	RBI	BB	SO	LOB
--------	---	---	---	---	---	---	---	---	---	----	---	---	-----	----	----	-----

BOTTOM

<p>Jose Offerman, S (1, 6) OBP: 0.399, SLG: 0.384</p>				<p>P4 (1) Count: 3-2</p>		<p>G5-3 (2) Count: 0-2</p>		<p>FC6-4 (3) Count: 0-0</p>		4	0	0	0	0	0	1
<p>Roberto Kelly, R (1, 8) OBP: 0.311, SLG: 0.348</p>	<p>F8 (2) Count: 2-2</p>			<p>G4-3 (2) Count: 1-2</p>		<p>E6 Count: 1-0</p>			<p>G5-3 (1) Count: 1-0</p>	4	0	0	0	0	0	0
<p>Mike Piazza, R (1, 2) OBP: 0.422, SLG: 0.648</p>	<p>G5-3 (3) Count: 1-2</p>			<p>E6 Count: 0-0</p>		<p>G5-3 (3) Count: 1-2</p>			<p>4-1 Count: 4-1</p>	3	0	0	0	1	0	1
<p>Eric Karros, R (1, 3) OBP: 0.371, SLG: 0.528</p>		<p>L9 (1) Count: 1-0</p>		<p>0-0 Count: 0-0</p>			<p>F8 (1) Count: 2-2</p>		<p>1-2 Count: 1-2</p>	4	0	2	0	0	0	0
<p>Raul Mondesi, R (1, 9) OBP: 0.357, SLG: 0.533</p>		<p>K (2) Count: 3-3</p>		<p>1-1 Count: 1-1</p>		<p>FC6-4 (3) Count: 1-1</p>		<p>P4 (2) Count: 0-1</p>	<p>1-0 Count: 1-0</p>	4	0	0	0	0	1	4
<p>Tim Wallach, R (1, 5) OBP: 0.337, SLG: 0.418</p>		<p>G3-1 (3) Count: 0-0</p>		<p>1-1 Count: 1-1</p>		<p>P6 (1) Count: 1-1</p>		<p>L7 (3) Count: 0-2</p>	<p>1-2 Count: 1-2</p>	4	0	0	0	0	0	2
<p>Billy Ashley, R (1, 7) OBP: 0.338, SLG: 0.400</p>			<p>K (1) Count: 0-3</p>		<p>1-0 Count: 1-0</p>	<p>G6-3 (2) Count: 1-0</p>		<p>P9 (1) Count: 2-1</p>		3	0	0	0	0	1	0
<p>Delino DeShields, L (1, 4) OBP: 0.333, SLG: 0.336</p>		<p>K (2) Count: 2-3</p>		<p>1-2 Count: 1-2</p>		<p>F9 (3) Count: 1-2</p>		<p>G6-3 (2) Count: 1-0</p>		3	0	0	0	0	1	0
<p>Tom Candiotti, R (1, 1) OBP: 0.152, SLG: 0.097</p> <p>Chad Fonville, S (6, PH) OBP: 0.286, SLG: 0.292</p> <p>Jose Parra, R (7, 1)</p> <p>Mitch Webster, S (8, PH) OBP: 0.250, SLG: 0.303</p> <p>Rudy Seanez, R (9, 1)</p>			<p>K (3) Count: 1-3</p>		<p>1-2 Count: 1-2</p>	<p>G4-3 (1) Count: 1-2</p>		<p>1-2 Count: 1-2</p>	<p>1B Count: 1-2</p>	1	0	0	0	0	1	0
<p>Inning Stats</p>	<p>R: 0 H: 0 E: 0 LOB: 0 K: 0 BB: 0 S: 7 P: 11</p>	<p>R: 0 H: 0 E: 0 LOB: 0 K: 1 BB: 0 S: 6 P: 10</p>	<p>R: 0 H: 0 E: 0 LOB: 0 K: 3 BB: 0 S: 9 P: 12</p>	<p>R: 0 H: 1 E: 1 LOB: 2 K: 0 BB: 0 S: 11 P: 16</p>	<p>R: 0 H: 0 E: 0 LOB: 0 K: 0 BB: 0 S: 6 P: 9</p>	<p>R: 0 H: 0 E: 1 LOB: 1 K: 0 BB: 0 S: 10 P: 13</p>	<p>R: 0 H: 0 E: 0 LOB: 0 K: 0 BB: 0 S: 8 P: 10</p>	<p>R: 0 H: 1 E: 0 LOB: 1 K: 0 BB: 0 S: 9 P: 13</p>	<p>R: 0 H: 1 E: 0 LOB: 2 K: 0 BB: 1 S: 11 P: 19</p>	<p>1B: 3 SF: 0 2B: 0 SAC: 0 3B: 0 DP: 0 HR: 0 HBP: 0</p>	<p>WP: 0 PA: 33 PB: 0 SB: 0 CS: 0</p>					

Florida Marlins @ Los Angeles Dodgers
Dodger Stadium, Los Angeles, CA

Thu Jul 13 1995, 7:05 PM PDT
Att: 34,308 - Unknown - 72 F

livebaseballscores.com

AB	32
R	0
H	3
RBI	0
BB	1
SO	4
LOB	8



PITCHER	IP	WLS	BF	H	R	ER	SO	BB	IBB	HBP	BLK	WP	HR	S	P	ERA	WHIP
Chris Hammond, L (1, 1) ERA: 2.28	9.0	W	33	3	0	0	4	1	0	0	0	0	0	77	113	0.00	0.444

Batter	1	2	3	4	5	6	7	8	9	AB R H RBI BB SO LOB	TOP											
Quilvio Veras, S (1, 4) OBP: 0.351, SLG: 0.323 C B B C B B X	3-2 G4-3 ①			3-2 F8 ① F B B B C X			2-0 G4-3 ① B B X		2-2 F7 ③ C B B B C X	4 0 0 0 0 0 0	Florida Marlins @ Los Angeles Dodgers Dodger Stadium, Los Angeles, CA Fri Jul 14 1995, 7:05 PM PDT Att. 30,988 - Unknown - 78 F											
Chuck Carr, S (1, 8) OBP: 0.324, SLG: 0.273 C C B F F F T	2-2 K ②			1-1 B4-3 ② F B X		0-0 P4 ② X			3 0 0 0 0 1 0													
Jeff Conine, R (1, 7) OBP: 0.409, SLG: 0.545 F S X	0-2 G6-3 ③			0-1 G1-3 ③ F X		0-3 K ③ S C C			3 0 0 0 0 1 0													
Terry Pendleton, S (1, 5) OBP: 0.337, SLG: 0.437 X T T T B		1-2 P2 ① F B T T B		2-3 K ① F B S B C		0-0 F8 ① X			3 0 0 0 0 1 0													
Greg Colbrunn, R (1, 3) OBP: 0.303, SLG: 0.410 C B T T C		1-2 G3-1 ② X B T T C		0-1 F9 ② C X		1-0 F8 ② B X			3 0 0 0 0 0 0													
Tommy Gregg, L (1, 9) OBP: 0.297, SLG: 0.397 Robb Nen, R (8, 1)		3-2 P3 ③ C B T T B T C		0-1 F8 ③ S X		4-2 BB ③ B B C C B B B			2 0 0 0 1 0 0 0 0 0 0 0 0 0													
Kurt Abbott, R (1, 6) OBP: 0.298, SLG: 0.436 B C C X			1-1 G4-3 ① X B C C		2-2 G4-3 ① F C B B B B C		0-3 K ③ C F F F C		3 0 0 0 0 1 1													
Charles Johnson, R (1, 2) OBP: 0.299, SLG: 0.342 B S B B B			2-3 K ② C S B B B		2-2 G5-3 ② C B C B X			1-3 K ① B C T B	3 0 0 0 0 2 0													
John Burkett, R (1, 1) OBP: 0.200, SLG: 0.176 Mario Diaz, R (8, PH) OBP: 0.208, SLG: 0.302 David Weathers, R (6, 1) OBP: 0.133, SLG: 0.133 Rob Murphy, L (6, 1) OBP: 1.000, SLG: 1.000 Terry Mathews, L (6, 1) OBP: 0.364, SLG: 0.545 Matt Winters, R (7, 1) Jerry Browne, S (8, 9) OBP: 0.353, SLG: 0.315 S C C B			1-3 K ③ S C C B		1-3 K ③ S B B		0-0 G4-3 ② X	1 0 0 0 0 1 0 1 0 0 0 0 1 0 1 0 0 0 0 0 0														
Inning Stats	R: 0 E: 0 K: 1 S: 12	H: 0 LOB: 0 BB: 0 P: 17	R: 0 E: 0 K: 0 S: 11	H: 0 LOB: 0 BB: 0 P: 16	R: 0 E: 0 K: 2 S: 8	H: 0 LOB: 0 BB: 0 P: 12	R: 0 E: 0 K: 0 S: 7	H: 0 LOB: 0 BB: 0 P: 11	R: 0 E: 0 K: 1 S: 7	H: 0 LOB: 0 BB: 0 P: 9	R: 0 E: 0 K: 1 S: 12	H: 0 LOB: 0 BB: 0 P: 17	R: 0 E: 0 K: 1 S: 5	H: 0 LOB: 0 BB: 0 P: 7	R: 0 E: 0 K: 1 S: 8	H: 0 LOB: 1 BB: 1 P: 13	R: 0 E: 0 K: 1 S: 9	H: 0 LOB: 0 BB: 0 P: 12	1B: 0 2B: 0 3B: 0 HR: 0	SF: 0 SAC: 0 DP: 0 HBP: 0	WP: 0 PB: 0 SB: 0 CS: 0	PA: 28
PITCHER Ramon Martinez, R (1, 1) ERA: 4.43	IP: 9.0	WLS: W	BF: 28	H: 0	R: 0	ER: 0	SO: 8	BB: 1	IBB: 0	HBP: 0	BLK: 0	WP: 0	HR: 0	S: 79	P: 114	ERA: 0.00	WHIP: 0.111					
											PITCHER IP: 0 WLS: 0 BF: 0 H: 0 R: 0 ER: 0 SO: 0 BB: 0 IBB: 0 HBP: 0 BLK: 0 WP: 0 HR: 0 S: 0 P: 0 ERA: 0.00 WHIP: 0.000											

AB	27
R	0
H	0
RBI	0
BB	1
SO	8
LOB	1



Batter	1	2	3	4	5	6	7	8	9
Delino DeShields, L OBP: 0.336, SLG: 0.333 (1, 4)	2-2 F7		4-0 1B BB	2-3 K		4-2 3B BB			
Jose Offerman, S OBP: 0.401, SLG: 0.394 (1, 6)	1-3 K		1-2 1B 1B 3-H		3-2 L3	1-0 3B 1-H 2-H 3-H			
Mike Piazza, R OBP: 0.418, SLG: 0.639 (1, 2)	1-3 K		0-1 1B 3-H		2-1 G6-3	2-2 K			
Eric Karros, R OBP: 0.386, SLG: 0.520 (1, 3)		1-3 K	1-0 G3-1		1-3 K		2-3 K		
Roberto Kelly, R OBP: 0.314, SLG: 0.350 (1, 7)		2-1 G4-3		0-1 FC6-4 1B		0-0 1B 1B	0-2 K		
Raul Mondesi, R OBP: 0.355, SLG: 0.529 (1, 9)		3-0 G5-3		0-0 FC6-4 1B 1-2f		3-2 1B 3B 1B	0-0 P3		
Tim Wallach, R OBP: 0.335, SLG: 0.414 (1, 5)			1-2 F7	3-2 SH2-3 1B 1B		2-3 K	0-2 G6-3		
Todd Hollandsworth, L OBP: 0.273, SLG: 0.364 (1, 8)			0-1 G4-3 1B	0-0 SH2-3 1B		0-1 SH1-3 3B 1B	1-0 L9		
Ramon Martinez, R OBP: 0.206, SLG: 0.242 (1, 1)			1-0 G4-3	0-0 SH2-3		0-0 SH1-3	1-3 K		

Inning Stats	R: 0	H: 0	E: 0	K: 2	S: 9	LOB: 0	BB: 0	P: 13	R: 0	H: 0	E: 0	K: 1	S: 6	LOB: 0	BB: 0	P: 12	R: 2	H: 3	E: 0	K: 0	S: 14	LOB: 2	BB: 1	P: 22	R: 1	H: 3	E: 0	K: 1	S: 12	LOB: 2	BB: 0	P: 17	R: 0	H: 0	E: 0	K: 1	S: 9	LOB: 0	BB: 0	P: 15	R: 4	H: 4	E: 0	K: 2	S: 17	LOB: 1	BB: 1	P: 29	R: 0	H: 0	E: 0	K: 2	S: 7	LOB: 0	BB: 0	P: 9	R: 0	H: 0	E: 0	K: 1	S: 7	LOB: 0	BB: 0	P: 9
--------------	------	------	------	------	------	--------	-------	-------	------	------	------	------	------	--------	-------	-------	------	------	------	------	-------	--------	-------	-------	------	------	------	------	-------	--------	-------	-------	------	------	------	------	------	--------	-------	-------	------	------	------	------	-------	--------	-------	-------	------	------	------	------	------	--------	-------	------	------	------	------	------	------	--------	-------	------

AB	R	H	RBI	BB	SO	LOB
2	2	0	0	2	1	2
4	0	2	4	0	1	0
4	0	1	1	0	2	1
4	0	0	0	0	3	2
4	1	2	0	0	1	0
4	2	1	0	0	0	1
4	0	1	0	0	1	2
4	2	3	2	0	0	0
2	0	0	0	0	1	1

PITCHER	IP	WLS	BF	H	R	ER	SO	BB	IBB	HBP	BLK	WP	HR	S	P	ERA	WHIP
John Burkett, R ERA: 4.98	(1, 1)	5.0	L	22	6	3	3	5	1	0	0	0	0	50	79	5.40	1.400
David Weathers, R ERA: 5.59	(6, 1)	0.1		3	2	2	1	0	0	0	0	0	0	7	12	54.00	6.000
Rob Murphy, L ERA: 9.58	(6, 1)	0.1		3	1	0	0	1	0	0	0	0	0	6	10	0.00	6.000
Terry Mathews, R ERA: 2.77	(6, 1)	0.1		2	1	2	1	0	0	0	0	0	0	4	7	54.00	3.000
Matt Mantei, R ERA: 3.0	(7, 1)	1.0		3	0	0	2	0	0	0	0	0	0	7	9	0.00	0.000

PITCHER	IP	WLS	BF	H	R	ER	SO	BB	IBB	HBP	BLK	WP	HR	S	P	ERA	WHIP
Robb Nen, R ERA: 4.13	(8, 1)	1.0		3	0	0	1	0	0	0	0	0	0	7	9	0.00	0.000

BOTTOM

Florida Marlins @ Los Angeles Dodgers
 Dodger Stadium, Los Angeles, CA
 Fri Jul 14 1995, 7:05 PM PDT
 Att: 30,988 - Unknown - 78 F

livebaseballscores.com

AB	32
R	7
H	10
RBI	7
BB	2
SO	10
LOB	9



WP	HR	S	P	ERA	WHIP
0	0	7	9	0.00	0.000

Batter	1	2	3	4	5	6	7	8	9	AB R H RBI BB SO LOB	TOP											
Quilvio Veras, S (1, 4) OBP: 0.353, SLG: 0.323	3-0 SH5-3 SF9 HBP		2-3 K			2-1 K 1B		2-3 K		3 1 1 0 0 2 0	Florida Marlins @ Los Angeles Dodgers Dodger Stadium, Los Angeles, CA Sat Jul 15 1995, 7:05 PM PDT Att: 45,449 - Unknown livebaseballscorecards.com											
Chuck Carr, S (1, 8) OBP: 0.318, SLG: 0.268	2-1 SH5-3		0-0 G3-1			1-3 K 1-2		2-3 K	3 0 0 0 0 2 1													
Jeff Conine, R (1, 7) OBP: 0.403, SLG: 0.538	0-0 SF9				2-3 K	2-3 K		3-1 G5-3	3 0 0 1 0 2 1													
Terry Pendleton, S (1, 5) OBP: 0.332, SLG: 0.430	2-1 F8				1-2 G6-3		0-0 G4-3	0-0 P6	4 0 0 0 0 0 0													
Greg Colbrunn, R (1, 3) OBP: 0.307, SLG: 0.413		0-0 1B			1-2 F9		0-0 1B		3 0 2 0 0 0 0													
Jerry Browne, S (1, 9) OBP: 0.343, SLG: 0.304		0-3 K			0-0 F9		2-3 K 1-2		3 0 0 0 0 2 2													
Kurt Abbott, R (1, 6) OBP: 0.293, SLG: 0.429		1-0 P3			1-0 G5-3		2-1 F9		3 0 0 0 0 0 2													
Steve Decker, R (1, 2) OBP: 0.326, SLG: 0.229		2-1 F7			2-3 K		3-2 G4-3		2 0 0 0 0 1 1													
Alex Arias, R (8, PH) OBP: 0.358, SLG: 0.380									1 0 0 0 0 0 0													
Charles Johnson, R (8, 2) OBP: 0.299, SLG: 0.342									0 0 0 0 0 0 0													
Bobby Witt, R (1, 1) OBP: 0.120, SLG: 0.130			2-2 G5-3			0-3 K		1-1 F8	2 0 0 0 0 1 0													
Tommy Gregg, L (8, PH) OBP: 0.293, SLG: 0.392									1 0 0 0 0 0 0													
Mark Gardner, R (8, 1) OBP: 0.091, SLG: 0.091									0 0 0 0 0 0 0													
Inning Stats	R: 1 E: 0 K: 0 S: 5	H: 0 LOB: 0 BB: 0 P: 12	R: 0 E: 0 K: 1 S: 7	H: 1 LOB: 1 BB: 0 P: 10	R: 0 E: 0 K: 1 S: 8	H: 0 LOB: 0 BB: 0 P: 12	R: 0 E: 0 K: 1 S: 11	H: 0 LOB: 0 BB: 0 P: 15	R: 0 E: 0 K: 1 S: 5	H: 0 LOB: 0 BB: 0 P: 8	R: 0 E: 0 K: 3 S: 11	H: 1 LOB: 1 BB: 0 P: 16	R: 0 E: 0 K: 1 S: 8	H: 1 LOB: 1 BB: 0 P: 12	R: 0 E: 0 K: 1 S: 8	H: 0 LOB: 0 BB: 0 P: 14	R: 0 E: 0 K: 1 S: 6	H: 0 LOB: 0 BB: 0 P: 11	1B: 3 2B: 0 3B: 0 HR: 0	SF: 1 SAC: 1 DP: 0 HBP: 1	WP: 0 PB: 0 SB: 3 CS: 0	PA: 31
PITCHER Hideo Nomo, R (1, 1) ERA: 1.9	IP: 9.0 WLS: W BF: 31 H: 3 R: 1 ER: 1 SO: 10 BB: 0 IBB: 0 HBP: 1 BLK: 0 WP: 0 HR: 0 S: 69 P: 110 ERA: 1.00 WHIP: 0.333											PITCHER IP: WLS: BF: H: R: ER: SO: BB: IBB: HBP: BLK: WP: HR: S: P: ERA: WHIP										



Batter	1	2	3	4	5	6	7	8	9
Delino DeShields, L (1, 4) OBP: 0.334, SLG: 0.332	2-2 HR 1B		3-3 K			2-0 L9	3-3 K		
Jose Offerman, S (1, 6) OBP: 0.402, SLG: 0.405	2-2 HR 1-H		1-1 F7			4-0 1B BB		2-3 K	
Mike Piazza, R (1, 2) OBP: 0.415, SLG: 0.630	0-1 G2-3		3-3 K			0-2 1B		2-3 K	
Eric Karros, R (1, 3) OBP: 0.382, SLG: 0.513	1-2 F9			3-3 K		0-0 E5		3-3 K	
Roberto Kelly, R (1, 7) OBP: 0.311, SLG: 0.346	1-2 G1-3			0-0 F8		1-1 F9			
Raul Mondesi, R (1, 9) OBP: 0.355, SLG: 0.527		0-0 B2-5-4 1B		0-2 G5-3		3-2 G4-3			
Tim Wallach, R (1, 5) OBP: 0.335, SLG: 0.409		1 SAFE 4-1 1-2 BB			1-1 G6-3		3-3 K		
Todd Hollandsworth, L (1, 8) OBP: 0.214, SLG: 0.286			1-3 K		2-2 L4		3-3 K		
Hideo Nomo, R (1, 1) OBP: 0.028, SLG: 0.028		0-0 B2-5-4 2-3f			1-3 K		0-1 1B		

Inning Stats	R: 2	H: 2	E: 0	K: 0	S: 20	H: 2	LOB: 0	BB: 0	P: 26	R: 0	H: 1	E: 0	K: 1	S: 9	H: 1	LOB: 1	BB: 1	P: 14	R: 0	H: 0	E: 0	K: 2	S: 13	H: 0	LOB: 0	BB: 0	P: 20	R: 0	H: 0	E: 0	K: 1	S: 8	H: 0	LOB: 0	BB: 0	P: 12	R: 1	H: 1	E: 1	K: 0	S: 10	H: 1	LOB: 2	BB: 1	P: 20	R: 0	H: 1	E: 0	K: 3	S: 12	H: 0	LOB: 1	BB: 0	P: 21	R: 0	H: 0	E: 0	K: 3	S: 17	H: 0	LOB: 0	BB: 0	P: 24
--------------	------	------	------	------	-------	------	--------	-------	-------	------	------	------	------	------	------	--------	-------	-------	------	------	------	------	-------	------	--------	-------	-------	------	------	------	------	------	------	--------	-------	-------	------	------	------	------	-------	------	--------	-------	-------	------	------	------	------	-------	------	--------	-------	-------	------	------	------	------	-------	------	--------	-------	-------

PITCHER	IP	WLS	BF	H	R	ER	SO	BB	IBB	HBP	BLK	WP	HR	S	P	ERA	WHIP
Bobby Witt, R (1, 1) ERA: 4.67	7.0	L	28	5	3	3	8	2	0	0	0	0	1	80	124	3.86	1.000
Mark Gardner, R (8, 1) ERA: 4.23	1.0		3	0	0	0	3	0	0	0	0	0	0	17	24	0.00	0.000

BOTTOM

AB R H RBI BB SO LOB

4	1	1	0	0	2	1
3	2	1	2	1	1	0
4	0	1	0	0	2	0
4	0	0	1	0	2	1
3	0	0	0	0	0	2
3	0	1	0	0	0	2
2	0	0	0	1	1	0
3	0	0	0	0	2	2
3	0	1	0	0	1	2

AB 29
R 3
H 5
RBI 3
BB 2
SO 11
LOB 10



WP: 0 PA: 31
PB: 0
SB: 1
CS: 0


Florida Marlins @ Los Angeles Dodgers
Dodger Stadium, Los Angeles, CA
 Sat Jul 15 1995, 7:05 PM PDT
 Att. 45,449 - Unknown

livebaseballscorecards.com

Florida Marlins @ Los Angeles Dodgers
 Dodger Stadium, Los Angeles, CA

Sun Jul 16 1995, 3:33 AM PDT
 Att. 35,578 - Overcast

AB	32
R	5
H	8
RBI	5
BB	3
SO	8
LOB	9



TOP

Batter	1	2	3	4	5	6	7	8	9	AB	R	H	RBI	BB	SO	LOB
Chuck Carr, S OBP: 0.324, SLG: 0.282 (1, 8)	3-3 K		2-0 2B			1-1 1B		0-0 SH5-4		3	0	2	0	0	1	0
Jerry Browne, S OBP: 0.339, SLG: 0.295 (1, 4)	1-0 F7		1-2 G4-3			4-1 G4-3 BB		0-0 G4-3		3	0	0	0	1	0	2
Jeff Conine, R OBP: 0.401, SLG: 0.533 (1, 7)	0-1 G6-3			3-3 K		0-0 G4-3		1-2 FC6-4 1B		4	0	1	1	0	1	2
Terry Pendleton, S OBP: 0.331, SLG: 0.425 (1, 5)		4-2 WP 1B BB		0-1 G4-3			1-0 G3-1	0-0 FC6-4		3	1	0	0	1	0	1
Robb Nen, R (8, 1)										0	0	0	0	0	0	0
Greg Colbrunn, R OBP: 0.306, SLG: 0.414 (1, 3)		1 SAFE 0-1 F9		1-0 G6-3			0-2 1B 2B		0-0 F9	4	1	1	0	0	0	1
Tommy Gregg, L OBP: 0.292, SLG: 0.386 (1, 9)		1-2 L5-3 1B			0-1 G3-1		2-3 K		3-3 K	4	0	1	1	0	2	1
Alex Arias, R OBP: 0.362, SLG: 0.378 (1, 6)		0-1 L5-3		2-2 G4-3			0-0 2-H 1B		4-2 HR BB	3	1	1	1	1	0	1
(8, 5)																
Charles Johnson, R OBP: 0.298, SLG: 0.355 (1, 2)			2-0 F9		2-3 K		2-3 K		1-1 HR	4	1	1	2	0	2	1
Pat Rapp, R OBP: 0.217, SLG: 0.261 (1, 1)			3-3 K			0-3 K		1-0 G4-3 SH5-4 1B		2	0	0	0	0	2	0
Terry Mathews, L OBP: 0.417, SLG: 0.583 (7, 1)									1-2 F8	1	1	1	0	0	0	0
Kurt Abbott, R OBP: 0.292, SLG: 0.427 (8, 6)										1	0	0	0	0	0	0

Inning Stats	R: 0	H: 0	E: 0	K: 1	S: 7	R: 1	H: 1	E: 0	K: 0	S: 9	R: 0	H: 1	E: 0	K: 1	S: 8	R: 0	H: 0	E: 0	K: 1	S: 8	R: 0	H: 1	E: 0	K: 2	S: 7	R: 1	H: 2	E: 0	K: 2	S: 14	R: 1	H: 2	E: 0	K: 0	S: 8	R: 2	H: 1	E: 0	K: 1	S: 14	1B: 5	2B: 3	3B: 0	HR: 1	SF: 0	SAC: 1	DP: 2	HBP: 0	WP: 1	PB: 0	SB: 1	CS: 0	PA: 36
--------------	------	------	------	------	------	------	------	------	------	------	------	------	------	------	------	------	------	------	------	------	------	------	------	------	------	------	------	------	------	-------	------	------	------	------	------	------	------	------	------	-------	-------	-------	-------	-------	-------	--------	-------	--------	-------	-------	-------	-------	--------

PITCHER	IP	WLS	BF	H	R	ER	SO	BB	IBB	HBP	BLK	WP	HR	S	P	ERA	WHIP
Ismael Valdez, R ERA: 3.25 (1, 1)	7.0	L	26	5	2	2	7	2	0	0	0	1	0	61	96	2.57	1.000
Pedro Astacio, R ERA: 4.56 (8, 1)	1.0		5	2	1	1	0	0	0	0	0	0	0	8	10	9.00	2.000
Todd Worrell, R ERA: 0.92 (9, 1)	1.0		5	1	2	2	1	1	0	0	0	0	1	14	23	18.00	2.000

livebaseballscorecards.com

Batter	1	2	3	4	5	6	7	8	9	AB	R	H	RBI	BB	SO	LOB
Delino DeShields, L (1, 4) OBP: 0.332, SLG: 0.330	1-3 K		2-3 K			2-2 1B		1-2 G5-3	2-2 F7	5	0	1	0	0	2	2
Jose Offerman, S (1, 6) OBP: 0.403, SLG: 0.406	1-1 1B			2-2 G4-3		2-2 1B		2-3 K		4	0	2	0	0	1	0
Mike Piazza, R (1, 2) OBP: 0.417, SLG: 0.623	3-2 F8			0-0 G1-3		4-0 IBB		4-2 HR BB		2	1	0	0	2	0	1
Eric Karros, R (1, 3) OBP: 0.360, SLG: 0.519	1-3 K			0-3 K		2-1 F8		3-2 HR		4	1	1	2	0	2	4
Roberto Kelly, R (1, 7) OBP: 0.307, SLG: 0.342		1-3 K			1-3 K	1-2 G3-1		3-2 F8		4	0	0	0	0	2	3
Raul Mondesi, R (1, 9) OBP: 0.357, SLG: 0.525		1-1 CS 1B			1-1 E5		4-1 FC1-6 BB		1-3 K	3	0	1	0	1	1	0
Tim Wallach, R (1, 5) OBP: 0.333, SLG: 0.401		2-3 K			0-1 P3		1-0 F9		4-1 FC4-6 BB	3	0	0	0	1	1	3
Chad Fonville, S (9, PR) OBP: 0.286, SLG: 0.292		1-2 K								0	0	0	0	0	0	0
Todd Hollandsworth, L (1, 8) OBP: 0.167, SLG: 0.222			0-0 F9		1-3 K		0-0 FC1-6		3-2 FC4-6 1B	4	0	0	0	0	1	3
Ismael Valdez, R (1, 1) OBP: 0.097, SLG: 0.097			0-2 P4				0-1 F8		3-2 1B	2	0	0	0	0	1	0
Chris Gwynn, L (7, PH) OBP: 0.288, SLG: 0.350									1-3 1B	1	0	0	0	0	0	1
Pedro Astacio, R (8, 1) OBP: 0.182, SLG: 0.190										0	0	0	0	0	0	0
Todd Worrell, R (9, 1)										0	0	0	0	0	0	0
Dave Hansen, L (9, PH) OBP: 0.394, SLG: 0.372										1	0	1	0	0	0	0

Inning Stats	R: 0	H: 1	E: 0	K: 2	S: 12	H: 1	LOB: 1	BB: 0	P: 18	R: 0	H: 1	E: 0	K: 2	S: 9	H: 1	LOB: 1	BB: 0	P: 13	R: 0	H: 0	E: 0	K: 1	S: 7	H: 0	LOB: 0	BB: 0	P: 9	R: 0	H: 0	E: 1	K: 2	S: 10	H: 2	LOB: 3	E: 0	K: 1	S: 14	H: 0	LOB: 1	E: 0	K: 0	S: 5	H: 0	LOB: 0	E: 0	K: 1	S: 20	H: 1	LOB: 0	BB: 1	P: 33	R: 0	H: 1	E: 0	K: 1	S: 13	H: 1	LOB: 2	BB: 1	P: 26	1B: 5	SF: 0	2B: 1	SAC: 0	3B: 0	DP: 1	HR: 1	HBP: 0	WP: 0	PA: 37
--------------	------	------	------	------	-------	------	--------	-------	-------	------	------	------	------	------	------	--------	-------	-------	------	------	------	------	------	------	--------	-------	------	------	------	------	------	-------	------	--------	------	------	-------	------	--------	------	------	------	------	--------	------	------	-------	------	--------	-------	-------	------	------	------	------	-------	------	--------	-------	-------	-------	-------	-------	--------	-------	-------	-------	--------	-------	--------

PITCHER	IP	WLS	BF	H	R	ER	SO	BB	IBB	HBP	BLK	WP	HR	S	P	ERA	WHIP
Pat Rapp, R (1, 1) ERA: 4.58	6.0	W	23	4	0	0	9	0	1	0	0	0	0	59	88	0.00	0.667
Terry Mathews, R (7, 1) ERA: 3.04	1.2		8	1	2	2	1	2	0	0	0	0	1	18	33	10.80	1.800
Robb Nen, R (8, 1) ERA: 3.97	1.1	S	6	1	0	0	1	1	0	0	0	0	0	20	36	0.00	1.500

Florida Marlins @ Los Angeles Dodgers
Dodger Stadium, Los Angeles, CA
 Sun Jul 16 1995, 3:33 AM PDT
 Att. 35,578 - Overcast

AB	33
R	2
H	6
RBI	2
BB	4
SO	11
LOB	17



Houston Astros @ Los Angeles Dodgers
Dodger Stadium, Los Angeles, CA

Mon Jul 17 1995, 7:05 PM PDT
 Att. 33,233 - Unknown - 72 F

AB 32
R 3
H 6
RBI 2
BB 4
SO 5
LOB 16



AB	R	H	RBI	BB	SO	LOB
5	0	0	0	0	3	4
3	1	2	0	1	0	0
3	0	1	1	1	0	2
3	0	0	1	0	0	4
4	0	1	0	0	0	2
4	0	1	0	0	0	0
4	1	1	0	0	0	2
0	0	0	0	0	0	0
3	0	0	0	1	2	1
0	0	0	0	0	0	0
2	1	0	0	1	0	1
1	0	0	0	0	0	0

Batter	1	2	3	4	5	6	7	8	9
Milt Thompson, L OBP: 0.262, SLG: 0.260 (1, 9) (8, 7)	1-0 G5-3		3-1 E4 5 BB	2-3 K			1-3 SAFE K		3-3 K
Craig Biggio, R OBP: 0.399, SLG: 0.469 (1, 4) (8, 7)	1-2 5 G6-4-3 1B		4-1 3-H 5 BB 1-2 BB		1-1 1B		3-2 5 1B SF7 HBP		1-2 G5-3
5 Jeff Bagwell, R OBP: 0.394, SLG: 0.484 (1, 3) (8, 9)	1-0 G6-4-3 1-2f		4-2 FC6-4 1-2 2-3 BB		2-1 F7		2-2 SF7 1B		
Derek Bell, R OBP: 0.389, SLG: 0.442 (1, 8) (8, 9)		2-1 G6-3	0-1 FC6-4 1-2f		0-1 F8		2-2 SF7		
Dave Magadan, L OBP: 0.434, SLG: 0.400 (1, 5) (8, 9)		0-0 G1-3		3-2 G4-6-3 1B		1-1 G3		0-0 G6-3	
Tony Eusebio, R OBP: 0.386, SLG: 0.444 (1, 2) (8, 9)		2-1 G6-3		0-1 G4-6-3 1B		0-2 G4-3		1-0 G4-3	
Derrick May, L OBP: 0.299, SLG: 0.322 Orlando Miller, R OBP: 0.314, SLG: 0.382 (1, 7) (8, 6)			1-1 G5-3 S 1B	1-1 G4-6-3		0-0 G3-1		0-0 P5	
Andy Stankiewicz, R OBP: 0.200, SLG: 0.130 Todd Jones, L (1, 6) (8, 1)			2-3 K	4-0 BB IBB		2-2 F9		3-3 K	
Mike Hampton, R OBP: 0.143, SLG: 0.100 James Mouton, R OBP: 0.306, SLG: 0.372 (1, 1) (8, 8)			0-0 G5-3	4-2 BB		1-1 E6 5 1B HBP		1-0 G6-3	

Inning Stats	R: 0	H: 1	E: 0	LOB: 0	K: 0	BB: 0	S: 5	P: 8	R: 0	H: 0	E: 0	LOB: 0	K: 0	BB: 0	S: 5	P: 9	R: 1	H: 1	E: 1	LOB: 3	K: 1	BB: 2	S: 17	P: 31	R: 0	H: 2	E: 0	LOB: 3	K: 1	BB: 2	S: 13	P: 27	R: 0	H: 1	E: 0	LOB: 1	K: 0	BB: 0	S: 8	P: 12	R: 0	H: 0	E: 0	LOB: 0	K: 0	BB: 0	S: 10	P: 12	R: 2	H: 1	E: 1	LOB: 1	K: 1	BB: 0	S: 15	P: 24	R: 0	H: 0	E: 0	LOB: 0	K: 1	BB: 0	S: 8	P: 13	1B: 6	SF: 1	2B: 0	SAC: 0	3B: 0	DP: 2	HR: 0	HBP: 1	WP: 0	PA: 38
--------------	------	------	------	--------	------	-------	------	------	------	------	------	--------	------	-------	------	------	------	------	------	--------	------	-------	-------	-------	------	------	------	--------	------	-------	-------	-------	------	------	------	--------	------	-------	------	-------	------	------	------	--------	------	-------	-------	-------	------	------	------	--------	------	-------	-------	-------	------	------	------	--------	------	-------	------	-------	-------	-------	-------	--------	-------	-------	-------	--------	-------	--------

PITCHER	IP	WLS	BF	H	R	ER	SO	BB	IBB	HBP	BLK	WP	HR	S	P	ERA	WHIP
Willie Banks, R ERA: 7.59 (1, 1)	6.1	L	30	6	3	0	3	3	1	1	0	0	0	69	117	0.00	1.421
Pedro Astacio, R ERA: 4.54 (7, 1)	0.1		1	0	0	0	0	0	0	0	0	0	0	3	5	0.00	0.000
John Cummings, L ERA: 5.4 (7, 1)	0.1		1	0	0	0	0	0	0	0	0	0	0	1	1	0.00	0.000
Rudy Seanez, R ERA: 4.32 (8, 1)	2.0		6	0	0	0	2	0	0	0	0	0	0	14	23	0.00	0.000

Batter	1	2	3	4	5	6	7	8	9	AB R H RBI BB SO LOB
Delino DeShields, L OBP: 0.330, SLG: 0.335 (1, 4)	0-0 1B 3B	2-1 FC4-6 1-2f		3-2 G1-4-3			1-2 FC4-6 1-2f		2-2 P6	5 1 1 0 0 0 6
Jose Offerman, S OBP: 0.401, SLG: 0.404 (1, 6)	1-2 BB 1B 3-H	1-0 G6-3 1-2			2-1 F8		0-1 G6-3			4 0 1 1 0 0 2
Mike Piazza, R OBP: 0.408, SLG: 0.609 (1, 2)	1-3 K		1-2 G6-3		0-1 G6-3			1-2 F8		4 0 0 0 0 1 1
Eric Karros, R OBP: 0.359, SLG: 0.514 (1, 3)	4-0 BB 1-2 BB		3-2 F9		2-0 G5-3			0-0 G6-3		3 0 0 0 1 0 0
Roberto Kelly, R OBP: 0.303, SLG: 0.337 (1, 7)	0-2 F9		1-0 L4			0-3 K		0-0 G6-3		4 0 0 0 0 1 2
Raul Mondesi, R OBP: 0.356, SLG: 0.519 (1, 9)	4-2 FC6-4 1-2 2-3 BB			1-3 K		2-0 P4			3-1 P2	3 0 0 0 1 1 0
Tim Wallach, R OBP: 0.332, SLG: 0.398 (1, 5)	2-1 FC6-4 1-2f			0-1 FC5-4 1B 1B		3-3 K			2-3 K	4 0 1 0 0 2 3
Todd Hollandsworth, L OBP: 0.273, SLG: 0.286 (1, 8)				0-0 FC5-4 1B 1-2			4-2 FC4-6 BB		2-2 1B 1B	3 0 2 0 1 0 0
Willie Banks, R Pedro Astacio, R John Cummings, L Billy Ashley, R Rudy Seanez, R Dave Hansen, L Chad Fonville, S		1-1 FC4-6 HBP		3-1 FC5-4 1-2f 2-3			0-2 L6		3-2 1B 1B	1 0 0 0 0 0 2 0 0 0 0 0 0 0 0 0 0 0 0 0 0 1 0 0 0 0 0 1 0 0 0 0 0 0 0 1 0 1 0 0 0 0 0 0 0 0 0 0 0

Inning Stats	R: 1 E: 0 K: 1 S: 14	H: 2 LOB: 3 BB: 2 P: 26	R: 0 E: 0 K: 0 S: 6	H: 0 LOB: 1 BB: 0 P: 12	R: 0 E: 0 K: 0 S: 7	H: 0 LOB: 0 BB: 0 P: 12	R: 0 E: 0 K: 1 S: 11	H: 2 LOB: 2 BB: 0 P: 18	R: 0 E: 0 K: 0 S: 5	H: 0 LOB: 0 BB: 0 P: 9	R: 0 E: 0 K: 2 S: 7	H: 0 LOB: 0 BB: 0 P: 12	R: 0 E: 0 K: 0 S: 12	H: 0 LOB: 1 BB: 1 P: 17	R: 0 E: 0 K: 0 S: 5	H: 0 LOB: 0 BB: 0 P: 6	R: 0 E: 0 K: 1 S: 16	H: 2 LOB: 2 BB: 0 P: 28	1B: 5 2B: 0 3B: 1 HR: 0	SF: 0 SAC: 0 DP: 0 HBP: 1
PITCHER	IP WLS BF H R ER SO BB IBB HBP BLK WP HR S P ERA WHIP	IP WLS BF H R ER SO BB IBB HBP BLK WP HR S P ERA WHIP	IP WLS BF H R ER SO BB IBB HBP BLK WP HR S P ERA WHIP	IP WLS BF H R ER SO BB IBB HBP BLK WP HR S P ERA WHIP	IP WLS BF H R ER SO BB IBB HBP BLK WP HR S P ERA WHIP	IP WLS BF H R ER SO BB IBB HBP BLK WP HR S P ERA WHIP	IP WLS BF H R ER SO BB IBB HBP BLK WP HR S P ERA WHIP	IP WLS BF H R ER SO BB IBB HBP BLK WP HR S P ERA WHIP	IP WLS BF H R ER SO BB IBB HBP BLK WP HR S P ERA WHIP	IP WLS BF H R ER SO BB IBB HBP BLK WP HR S P ERA WHIP	IP WLS BF H R ER SO BB IBB HBP BLK WP HR S P ERA WHIP	IP WLS BF H R ER SO BB IBB HBP BLK WP HR S P ERA WHIP	IP WLS BF H R ER SO BB IBB HBP BLK WP HR S P ERA WHIP	IP WLS BF H R ER SO BB IBB HBP BLK WP HR S P ERA WHIP	IP WLS BF H R ER SO BB IBB HBP BLK WP HR S P ERA WHIP	IP WLS BF H R ER SO BB IBB HBP BLK WP HR S P ERA WHIP	IP WLS BF H R ER SO BB IBB HBP BLK WP HR S P ERA WHIP	IP WLS BF H R ER SO BB IBB HBP BLK WP HR S P ERA WHIP	IP WLS BF H R ER SO BB IBB HBP BLK WP HR S P ERA WHIP	
Mike Hampton, L ERA: 2.61	(1, 1) 7.0 W 29	(7, 1) 7.1 L 190	(7, 1) 7.1 L 190	(7, PH) 7.1 L 190	(8, 1) 8.1 R 398	(9, PH) 9.1 L 380	(9, PR) 9.1 R 398	(8, 1) 8.1 R 398	(8, 1) 8.1 R 398	(8, 1) 8.1 R 398	(8, 1) 8.1 R 398	(8, 1) 8.1 R 398	(8, 1) 8.1 R 398	(8, 1) 8.1 R 398	(8, 1) 8.1 R 398	(8, 1) 8.1 R 398	(8, 1) 8.1 R 398	(8, 1) 8.1 R 398	(8, 1) 8.1 R 398	(8, 1) 8.1 R 398
Todd Jones, R ERA: 1.97	(8, 1) 2.0 S 8	(8, 1) 2.0 S 8	(8, 1) 2.0 S 8	(8, 1) 2.0 S 8	(8, 1) 2.0 S 8	(8, 1) 2.0 S 8	(8, 1) 2.0 S 8	(8, 1) 2.0 S 8	(8, 1) 2.0 S 8	(8, 1) 2.0 S 8	(8, 1) 2.0 S 8	(8, 1) 2.0 S 8	(8, 1) 2.0 S 8	(8, 1) 2.0 S 8	(8, 1) 2.0 S 8	(8, 1) 2.0 S 8	(8, 1) 2.0 S 8	(8, 1) 2.0 S 8	(8, 1) 2.0 S 8	(8, 1) 2.0 S 8

BOTTOM

Houston Astros @ Los Angeles Dodgers
Dodger Stadium, Los Angeles, CA

Mon Jul 17 1995, 7:05 PM PDT
Att: 33,233 - Unknown - 72 F

AB	33
R	1
H	6
RBI	1
BB	3
SO	5
LOB	17



Batter	1	2	3	4	5	6	7	8	9	AB	R	H	RBI	BB	SO	LOB	TOP										
James Mouton, R OBP: 0.313, SLG: 0.379 (1, 8)	1-1 PB SF9 2B	2-3 K 1-2 3-H			2-3 K 3B 2B		2-2 G6-4-3 1B	4-2 5 1B BB	2-2 E6 FC5 1B	5	2	2	0	1	2	1											
Craig Biggio, R OBP: 0.401, SLG: 0.473 (1, 4)	3-2 SF9 2-H		2-2 G5-3		2-1 3B 2B		2-3 K SAFE SAFE SAFE SAFE	4-2 5 1B BB	1-1 1B	4	2	2	2	1	1	1											
5 Jeff Bagwell, R OBP: 0.396, SLG: 0.486 (1, 3)	3-3 K 2-H		2-1 CS 2B		4-1 3B BB		0-1 G6-4-3 1-2f	2-0 1B 1B	1-1 FC5 2-3f	5	1	2	2	1	1	3											
Derek Bell, R OBP: 0.392, SLG: 0.451 (1, 9)	2-1 G4-3		1-2 G6-3 2-3		1-2 3B 1-H 2-H			2B 1B 1B		5	1	3	3	0	0	1											
Phil Plantier, L OBP: 0.349, SLG: 0.456 Derrick May, L OBP: 0.301, SLG: 0.331 Dave Veres, R (1, 7) (6, 7) (8, 1)			3-3 K 1		2-1 L1 1		1-0 P6 3			3	0	0	0	0	1	1											
Dave Magadan, L OBP: 0.427, SLG: 0.392 Craig Shipley, R OBP: 0.315, SLG: 0.402 (1, 5) (8, PH) (8, 5)			1-3 K 2		1-2 G3 2		2-3 K 1		2-3 K 1 HBP E 1B	3	0	0	0	0	2	0											
Tony Eusebio, R OBP: 0.396, SLG: 0.453 (1, 2)			1-1 1B 2B		1-1 1B		4-1 G5-3 1B BB		4-0 BB 1B IBB	3	2	2	0	2	1	1											
Orlando Miller, R OBP: 0.320, SLG: 0.382 (1, 6)			4-0 1B PB IBB		2-3 K 3		1-2 1B		0-0 P3	3	2	1	0	1	1	4											
Shane Reynolds, R OBP: 0.132, SLG: 0.108 Milt Thompson, L OBP: 0.267, SLG: 0.266 (1, 1) (8, PH) (8, 7)			1-2 PB 1B 1-3 2-H		1-1 G5-3 1		0-2 G5-3 2-3f		1-1 BB 5 1B 1B 1-2 2-H 3-H	3	0	1	1	0	0	2											
Inning Stats	R: 1 E: 0 K: 1 S: 12	H: 1 LOB: 0 BB: 0 P: 21	R: 2 E: 0 K: 3 S: 15	H: 2 LOB: 1 BB: 1 P: 27	R: 0 E: 0 K: 0 S: 8	H: 1 LOB: 0 BB: 0 P: 13	R: 0 E: 0 K: 1 S: 10	H: 1 LOB: 1 BB: 0 P: 16	R: 2 E: 0 K: 1 S: 12	H: 2 LOB: 1 BB: 1 P: 23	R: 0 E: 0 K: 1 S: 10	H: 1 LOB: 1 BB: 0 P: 17	R: 0 E: 0 K: 1 S: 9	H: 1 LOB: 0 BB: 0 P: 13	R: 6 E: 0 K: 1 S: 20	H: 5 LOB: 2 BB: 3 P: 40	R: 2 E: 1 K: 1 S: 18	H: 2 LOB: 2 BB: 0 P: 28	1B: 10 2B: 5 3B: 1 HR: 0	SF: 1 SAC: 0 DP: 2 HBP: 1	WP: 0 PB: 2 SB: 0 CS: 1	PA: 48					
PITCHER	IP	WLS	BF	H	R	ER	SO	BB	IBB	HBP	BLK	WP	HR	S	P	ERA	WHIP										
Tom Candiotti, R ERA: 3.06 (1, 1)	7.0	L	30	9	5	3	8	2	1	0	0	0	0	76	130	3.86	1.571										
Jose Parra, R ERA: 3.52 (8, 1)	0.0		1	1	1	1	0	0	0	0	0	0	0	2	2	∞	∞										
John Cummings, L ERA: 6.17 (8, 1)	0.0		1	1	0	0	0	0	0	0	0	0	0	1	1	∞	∞										
Rudy Seanez, R ERA: 5.61 (8, 1)	0.2		7	2	4	4	1	2	1	0	0	0	0	12	29	54.00	6.000										
Joey Eischen, L ERA: 2.87 (8, 1)	1.1		9	3	3	1	1	0	0	1	0	0	0	23	36	6.75	2.250										

Houston Astros @ Los Angeles Dodgers
Dodger Stadium, Los Angeles, CA
Tue Jul 18 1995, 7:05 PM PDT
Att. 31,954 - Unknown - 75 F

livebaseballscorecards.com

AB	40
R	13
H	16
RBI	10
BB	6
SO	10
LOB	20



Batter	1	2	3	4	5	6	7	8	9	AB	R	H	RBI	BB	SO	LOB
Chad Fonville, S OBP: 0.269, SLG: 0.275 Delino DeShields, L OBP: 0.328, SLG: 0.332	0-2 G4-3	0-2 FC4			0-2 G3		0-1 FC4-6		3-1 F8	3	0	0	0	0	0	1
Jose Offerman, S OBP: 0.403, SLG: 0.416	0-0 1B		1-1 G4-3		1-0 F8		1-1 CS	0-0 HR		4	2	2	1	0	0	0
Raul Mondesi, R OBP: 0.354, SLG: 0.515	2-2 1B		1-1 G5-3		0-0 G1-3			1-3 K		4	0	1	1	0	1	0
Eric Karros, R OBP: 0.384, SLG: 0.514	0-3 K		0-0 1B		4-1 BB			4-0 BB		2	0	1	0	2	1	1
Dave Hansen, L OBP: 0.394, SLG: 0.366	2-1 G2-3		0-0 F7		0-3 K			4-2 BB		3	0	0	0	1	1	3
Roberto Kelly, R OBP: 0.299, SLG: 0.332		1-0 G5-3		0-1 G6-3		0-0 G6-4-3		1-3 K		4	0	0	0	0	1	3
Todd Hollandsworth, L OBP: 0.346, SLG: 0.600		2-2 HR		3-2 1B		0-2 HR		1-3 K		4	2	3	2	0	1	2
Carlos Hernandez, R OBP: 0.216, SLG: 0.194		2-3 K		1-1 G5-3		0-0 FC4-6		0-1 P2		4	0	1	0	0	1	1
Tom Candiotti, R OBP: 0.171, SLG: 0.121 Chris Gwynn, L OBP: 0.284, SLG: 0.344 Jose Pizarro, R John Cummings, L Rudy Seanez, R Joey Eischen, L Billy Ashley, R OBP: 0.335, SLG: 0.396		0-0 1B		1-3 K		0-3 K		2-2 G3-1		2	0	1	0	0	1	1

Inning Stats	R: 1	H: 2	E: 0	K: 1	S: 12	LOB: 1	BB: 0	P: 16	R: 1	H: 2	E: 0	K: 1	S: 12	LOB: 1	BB: 0	P: 17	R: 0	H: 1	E: 0	K: 0	S: 6	LOB: 1	BB: 0	P: 8	R: 0	H: 1	E: 0	K: 1	S: 10	LOB: 0	BB: 0	P: 6	R: 0	H: 0	E: 0	K: 0	S: 5	LOB: 0	BB: 0	P: 9	R: 1	H: 2	E: 0	K: 1	S: 14	LOB: 0	BB: 0	P: 15	R: 1	H: 1	E: 0	K: 3	S: 12	LOB: 2	BB: 2	P: 23	R: 0	H: 0	E: 0	K: 0	S: 7	LOB: 0	BB: 0	P: 12	1B: 6	2B: 0	3B: 0	HR: 3	SF: 0	SAC: 0	DP: 1	HBP: 0	WP: 0	PA: 38
--------------	------	------	------	------	-------	--------	-------	-------	------	------	------	------	-------	--------	-------	-------	------	------	------	------	------	--------	-------	------	------	------	------	------	-------	--------	-------	------	------	------	------	------	------	--------	-------	------	------	------	------	------	-------	--------	-------	-------	------	------	------	------	-------	--------	-------	-------	------	------	------	------	------	--------	-------	-------	-------	-------	-------	-------	-------	--------	-------	--------	-------	--------

PITCHER	IP	WLS	BF	H	R	ER	SO	BB	IBB	HBP	BLK	WP	HR	S	P	ERA	WHIP
Shane Reynolds, R ERA: 2.66	(1, 1)	7.0	28	8	3	3	5	1	0	0	0	0	2	64	86	3.86	1.286
Dave Veres, R ERA: 1.68	(8, 1)	2.0	9	1	1	1	3	2	0	0	0	0	1	19	35	4.50	1.500


BOTTOM

Houston Astros @ Los Angeles Dodgers
 Dodger Stadium, Los Angeles, CA

Tue Jul 18 1995, 7:05 PM PDT
 Att: 31,954 - Unknown - 75 F

livebaseballscores.com

AB	34
R	4
H	9
RBI	4
BB	3
SO	8
LOB	14



Batter	1	2	3	4	5	6	7	8	9	AB R H RBI BB SO LOB	TOP															
James Mouton, R (1, 8) OBP: 0.304, SLG: 0.367	2-2 4-3	0-3 K		3-3 K		3-3 K			2-3 K	5 0 0 0 0 4 1																
Dave Magadan, L (1, 5) Andy Stankiewicz, R (9, PR) OBP: 0.200, SLG: 0.130	3-2 1B E 1B	0-1 FC6-4 1B			1-1 E8 HR	3-2 1B			2-2 L9-3 1B	5 2 4 0 0 0 0 0 0 0 0 0 0 0																
5 Jeff Bagwell, R (1, 3) OBP: 0.390, SLG: 0.478	3-2 F9	2-2 FC6-4 1-2f			2-3 K	1-1 P3			0-0 L9-3 1-2	5 0 0 0 0 1 6																
Derek Bell, R (1, 9) OBP: 0.390, SLG: 0.448	1-0 E 1B 1-2 1B			0-1 G4-3		1-2 P2			1-0 G6-3	4 1 1 0 0 0 1																
Derrick May, L (1, 7) OBP: 0.306, SLG: 0.356	0-0 E 1B 1-2 2-3 1B			1-1 P5		2-1 HR 2-H			3-3 K	4 2 2 2 0 1 0																
Tony Eusebio, R (1, 2) OBP: 0.398, SLG: 0.451	3-1 FC6 1B 1-2 2-3 3-H			2-2 1B		4-0 BB			2-1 P4	3 0 1 0 1 0 2																
Craig Shipley, R (1, 4) OBP: 0.313, SLG: 0.396	0-1 1B 1-2 2-H 3-H			3-2 G4-3		1-1 P3			0-1 P2	4 0 1 2 0 0 2																
Orlando Miller, R (1, 6) OBP: 0.315, SLG: 0.375	2-2 P2			1-0 P2		3-2 G4-3			0-2 P3	4 0 0 0 0 0 2																
Greg Swindell, L (1, 1) Jim Dougherty, R (6, 1) Todd Jones, L (8, 1)		0-1 F8		1-1 L6		0-0 1B			0-3 K	3 0 1 0 0 0 0 1 0 0 0 0 1 0 0 0 0 0 0 0 0																
Inning Stats	R: 3 E: 1 K: 0 S: 18	H: 4 LOB: 2 BB: 0 P: 32	R: 0 E: 0 K: 1 S: 11	H: 1 LOB: 1 BB: 0 P: 13	R: 0 E: 0 K: 0 S: 13	H: 1 LOB: 1 BB: 0 P: 19	R: 0 E: 0 K: 1 S: 6	H: 0 LOB: 0 BB: 0 P: 11	R: 2 E: 1 K: 1 S: 13	H: 1 LOB: 1 BB: 1 P: 24	R: 0 E: 0 K: 1 S: 13	H: 2 LOB: 2 BB: 0 P: 23	R: 0 E: 0 K: 1 S: 6	H: 0 LOB: 0 BB: 0 P: 12	R: 0 E: 0 K: 1 S: 8	H: 0 LOB: 0 BB: 0 P: 8	R: 0 E: 0 K: 1 S: 7	H: 1 LOB: 1 BB: 0 P: 11	1B: 9 2B: 1 3B: 0 HR: 1	SF: 0 SAC: 0 DP: 1 HBP: 0	WP: 0 PB: 0 SB: 0 CS: 0	PA: 39				
PITCHER	IP WLS BF H R ER SO BB IBB HBP BLK WP HR S P ERA WHIP																									
Ramon Martinez, R (1, 1) ERA: 4.15	7.0	33	9	5	0	5	1	0	0	0	0	1	80	134	0.00	1.429										
Pedro Astacio, R (8, 1) ERA: 4.48	1.0	W	3	0	0	0	1	0	0	0	0	0	8	8	0.00	0.000										
Todd Worrell, R (9, 1) ERA: 0.89	1.0	S	3	1	0	0	1	0	0	0	0	0	7	11	0.00	1.000										

Houston Astros @ Los Angeles Dodgers
Dodger Stadium, Los Angeles, CA

Wed Jul 19 1995, 3:33 AM PDT
Att. 37,350 - Sunny - 81 F

livebaseballscorecards.com

AB	38
R	5
H	10
RBI	4
BB	1
SO	7
LOB	14



Batter	1	2	3	4	5	6	7	8	9	AB	R	H	RBI	BB	SO	LOB
Chad Fonville, S (1, 6) OBP: 0.268, SLG: 0.273	2-3 K		1-0 2B G4-3 1B		1-0 L6		1-2 G6-3			4	1	1	0	0	1	0
Raul Mondesi, R (1, 9) OBP: 0.359, SLG: 0.520	1-1 G5-3		1-0 G4-3 1B 2B			4-2 HR BB		3-2 1B 2B 1B		3	3	2	0	1	0	0
Mike Piazza, R (1, 2) OBP: 0.410, SLG: 0.623	0-1 BB 1B		1-1 G4-3			1-1 HR		0-1 F9		4	1	2	3	0	0	2
Eric Karros, R (1, 3) OBP: 0.368, SLG: 0.515	4-2 FC6-4 BB		1-1 CS 1B			0-2 F8		2-0 2B 1B		3	1	2	1	1	0	0
Tim Wallach, R (1, 5) OBP: 0.330, SLG: 0.400	1-1 FC6-4		0-0 CS	2-3 K		2-3 K		1-2 2B		4	0	1	2	0	2	2
Todd Hollandsworth, L (1, 8) OBP: 0.367, SLG: 0.571		1-3 K		0-0 L8		2-2 1B		4-0 IBB		3	0	1	0	1	1	0
Billy Ashley, R (1, 7) OBP: 0.330, SLG: 0.389		3-3 K		2-2 F9		2-3 K		2-3 K		3	0	0	0	0	2	1
Pedro Astacio, R (8, 1) OBP: 0.182, SLG: 0.190										0	0	0	0	0	0	0
Dave Hansen, L (8, PH) OBP: 0.390, SLG: 0.361										1	0	0	0	0	1	2
Todd Worrell, R (9, 1)										0	0	0	0	0	0	0
Delino DeShields, L (1, 4) OBP: 0.324, SLG: 0.327		1-0 F7		0-1 L9			1-3 K	3-2 P6		4	0	0	0	0	1	2
Ramon Martinez, R (1, 1) OBP: 0.194, SLG: 0.229			0-1 B5-3		0-1 F9					2	0	0	0	0	0	0
Chris Gwynn, L (7, PH) OBP: 0.279, SLG: 0.339										1	0	0	0	0	0	0
Roberto Kelly, R (9, 7)										0	0	0	0	0	0	0

Inning Stats	R: 0	H: 1	E: 0	K: 1	S: 14	R: 0	H: 0	E: 0	K: 2	S: 7	R: 2	H: 3	E: 0	K: 0	S: 8	R: 0	H: 0	E: 0	K: 1	S: 8	R: 0	H: 0	E: 0	K: 0	S: 5	R: 2	H: 2	E: 0	K: 2	S: 19	R: 0	H: 0	E: 0	K: 1	S: 7	R: 2	H: 3	E: 0	K: 1	S: 19
	LOB: 2	BB: 1	P: 22	LOB: 0	BB: 0	P: 12	LOB: 0	BB: 0	P: 12	LOB: 0	BB: 0	P: 12	LOB: 0	BB: 0	P: 6	LOB: 1	BB: 1	P: 29	LOB: 0	BB: 0	P: 9	LOB: 2	BB: 1	P: 34	LOB: 0	BB: 0	P: 9	LOB: 0	BB: 0	P: 9	LOB: 0	BB: 0	P: 9	LOB: 0	BB: 0	P: 9	LOB: 0	BB: 0	P: 9	

PITCHER	IP	WLS	BF	H	R	ER	SO	BB	IBB	HBP	BLK	WP	HR	S	P	ERA	WHIP
Greg Swindell, L (1, 1) ERA: 4.81	5.2		24	6	4	4	5	2	0	0	0	0	1	57	88	6.35	1.412
Jim Dougherty, R (6, 1) ERA: 4.91	1.2	L	7	2	2	2	2	0	0	0	0	0	0	20	28	10.80	1.200
Todd Jones, R (8, 1) ERA: 1.95	0.2		4	1	0	0	1	0	1	0	0	0	0	10	20	0.00	1.500

BOTTOM

Houston Astros @ Los Angeles Dodgers
Dodger Stadium, Los Angeles, CA

Wed Jul 19 1995, 3:33 AM PDT
Att: 37,350 - Sunny - 81 F

AB	32
R	6
H	9
RBI	6
BB	3
SO	8
LOB	9

livebaseballscorecards.com



WP	PA	3B	SF	SAC	DP	HBP
0	36	0	0	0	0	0

Batter	1	2	3	4	5	6	7	8	9	10	AB R H RBI BB SO LOB	TOP													
Todd Hollandsworth, L OBP: 0.371, SLG: 0.531 (1, 8)	0-3 K		0-0 E6 G3 SH1-3 2B		H 1-0 BB HBP		0-0 E 1B 1B		0-0 F7		4 1 1 0 0 1 0	Los Angeles Dodgers @ Florida Marlins Joe Robbie Stadium, Miami, FL Thu Jul 20 1995, 7:05 PM EDT Att. 34,724 - Unknown - 82 F													
Jose Offerman, S OBP: 0.407, SLG: 0.419 (1, 6)	0-0 P5		0-0 SH1-3		B 4-0 CS BB		0-0 E9 1B		0-0 1B 1B	3 1 2 0 1 0 0															
Raul Mondesi, R OBP: 0.360, SLG: 0.518 (1, 9)	0-0 S 1B		0-0 G3		X 0-0 L6		0-0 G3-1		0-0 1B 1-2 SF8 1B	5 1 2 0 0 0 5															
Mike Piazza, R OBP: 0.410, SLG: 0.620 (1, 2)	0-3 K 1-2		0-0 2B		S 0-3 K 1-2		4-0 BB BB		0-0 L8	4 0 1 1 1 2 5															
Eric Karros, R OBP: 0.372, SLG: 0.519 (1, 3)		0-0 PB WP 2B	0-3 K		S 0-3 K		4-0 G6-4-3 BB		0-0 BB 1-3 2-H 1B	4 1 2 1 1 2 1															
Tim Wallach, R OBP: 0.327, SLG: 0.391 (1, 5)		0-3 K 2-3		0-3 K		0-3 K		0-3 K	4-0 BB 1-2	4 0 0 0 1 4 3															
Roberto Kelly, R OBP: 0.294, SLG: 0.328 (1, 7)		0-3 K 3-H	0-0 E4		S 0-3 K		0-0 G6-4-3 1-2f		0-0 SF8 3-H	4 0 0 1 0 2 2															
Chad Fonville, S OBP: 0.271, SLG: 0.263 Chris Gwynn, L OBP: 0.275, SLG: 0.333 Delino DeShields, L OBP: 0.323, SLG: 0.326 (1, 4) (9, PH) (9, 4)		4-0 BB	0-3 K		X 0-0 B1		0-0 G6-3		0-0 G4-3	2 0 0 0 1 1 1 1 0 0 0 0 0 0 1 0 0 0 0 0 2															
Hideo Nomo, R OBP: 0.026, SLG: 0.026 Dave Hansen, L OBP: 0.386, SLG: 0.357 Pedro Astacio, R OBP: 0.182, SLG: 0.190 Todd Worrell, R (1, 1) (9, PH) (9, 1) (10, 1)		0-0 G2	0-3 K		X 0-0 F9		0-3 K			3 0 0 0 0 1 2 1 0 0 0 0 1 0 0 0 0 0 0 0 0 0 0 0 0 0 0 0															
Inning Stats	R: 0 E: 0 K: 2 S: 8	H: 1 LOB: 1 BB: 0 P: 8	R: 1 E: 0 K: 2 S: 8	H: 1 LOB: 1 BB: 1 P: 12	R: 1 E: 1 K: 1 S: 7	H: 1 LOB: 1 BB: 0 P: 7	R: 0 E: 0 K: 3 S: 10	H: 0 LOB: 2 BB: 1 P: 10	R: 0 E: 0 K: 1 S: 4	H: 0 LOB: 2 BB: 1 P: 9	R: 0 E: 0 K: 3 S: 9		H: 0 LOB: 0 BB: 0 P: 9	R: 0 E: 1 K: 0 S: 5	H: 2 LOB: 2 BB: 0 P: 5	R: 0 E: 0 K: 1 S: 4	H: 0 LOB: 1 BB: 2 P: 12	R: 0 E: 0 K: 1 S: 5	H: 0 LOB: 0 BB: 0 P: 5	R: 2 E: 0 K: 0 S: 6	H: 3 LOB: 2 BB: 1 P: 10	1B: 6 2B: 3 3B: 0 HR: 0	SF: 1 SAC: 1 DP: 2 HBP: 1	WP: 1 PB: 1 SB: 1 CS: 1	PA: 44
PITCHER	IP WLS BF H R ER SO BB IBB HBP BLK WP HR S P ERA WHIP																								
Bobby Witt, R ERA: 4.3 (1, 1)	7.0																								
Terry Mathews, R ERA: 3.33 (8, 1)	2.1	L	10	3	2	2	2	1	0	0	0	0	0	0	13	17	7.71	1.714							
Randy Veres, R ERA: 3.0 (10, 1)	0.2		2	0	0	0	0	0	0	0	0	0	0	2	2	0.00	0.000								

AB	36
R	4
H	8
RBI	3
BB	5
SO	14
LOB	21



Batter	1	2	3	4	5	6	7	8	9	10	AB	R	H	RBI	BB	SO	LOB	BOTTOM							
Quilvio Veras, S (1.4) OBP: 0.346, SLG: 0.310	G4-3		F9		F7			B5-3		G3	5	0	0	0	0	0	1	Los Angeles Dodgers @ Florida Marlins Joe Robbie Stadium, Miami, FL Thu Jul 20 1995, 7:05 PM EDT Att. 34,724 - Unknown - 82 F livebaseballscorecards.com							
Chuck Carr, S (1.8) OBP: 0.320, SLG: 0.277	L9		F9			G5-3		G3		G3	5	0	2	1	0	0	0								
Jeff Conine, R (1.7) OBP: 0.406, SLG: 0.537	F9		K			K2-3		K2-3		L9	5	0	0	0	0	3	2								
Terry Pendleton, S (1.5) OBP: 0.333, SLG: 0.418		F7							L7		4	0	1	0	0	1	0								
Greg Colbrunn, R (1.3) OBP: 0.316, SLG: 0.447		K				K		K	FC5	BB	3	0	0	0	1	3	1								
Tommy Gregg, L (1.9) OBP: 0.303, SLG: 0.379 Randy Veres, R (10.1)	E6		K						F7		3	0	0	0	1	1	1								
Kurt Abbott, R (1.6) OBP: 0.297, SLG: 0.443	G6-3										0	0	0	0	0	0	0								
Charles Johnson, R (1.2) OBP: 0.302, SLG: 0.350			F9								4	1	2	1	0	1	2								
Bobby Witt, R (1.1) OBP: 0.111, SLG: 0.120 Terry Mathews, L (8.1) OBP: 0.417, SLG: 0.583 Jerry Browne, S (10.9) OBP: 0.347, SLG: 0.294			F9								3	1	1	0	1	0	2								
Inning Stats	R: 0 E: 0 K: 0 S: 3	H: 0 LOB: 0 BB: 0 P: 3	R: 0 E: 1 K: 1 S: 6	H: 0 LOB: 1 BB: 0 P: 6	R: 1 E: 0 K: 1 S: 7	H: 2 LOB: 1 BB: 0 P: 7	R: 0 E: 0 K: 3 S: 9	H: 0 LOB: 0 BB: 0 P: 9	R: 1 E: 0 K: 0 S: 4	H: 1 LOB: 0 BB: 0 P: 4	R: 0 E: 0 K: 2 S: 8	H: 1 LOB: 1 BB: 0 P: 8	R: 0 E: 0 K: 1 S: 4	H: 0 LOB: 1 BB: 2 P: 12	R: 0 E: 0 K: 1 S: 5	H: 0 LOB: 0 BB: 0 P: 5	R: 0 E: 0 K: 0 S: 4		H: 1 LOB: 2 BB: 1 P: 8	R: 0 E: 0 K: 0 S: 4	H: 1 LOB: 1 BB: 0 P: 4	1B: 5 2B: 1 3B: 0 HR: 1	SF: 0 SAC: 1 DP: 1 HBP: 0	WP: 0 PB: 0 SB: 2 CS: 0	PA: 39
PITCHER	IP	WLS	BF	H	R	ER	SO	BB	IBB	HBP	BLK	WP	HR	S	P	ERA	WHIP								
Hideo Nomo, R (1.1) ERA: 1.93	8.0		30	4	2	2	9	2	0	0	0	0	1	46	54	2.25	0.750								
Pedro Astacio, R (9.1) ERA: 4.42	1.0	W	5	1	0	0	0	1	0	0	0	0	0	4	8	0.00	2.000								
Todd Worrell, R (10.1) ERA: 0.86	1.0	S	4	1	0	0	0	0	0	0	0	0	0	4	4	0.00	1.000								

Los Angeles Dodgers @ Florida Marlins
 Joe Robbie Stadium, Miami, FL

Thu Jul 20 1995, 7:05 PM EDT
 Att. 34,724 - Unknown - 82 F

AB 35
R 2
H 6
RBI 2
BB 3
SO 9
LOB 10



Batter	1	2	3	4	5	6	7	8	9	AB R H RBI BB SO LOB	TOP											
Todd Hollandsworth, L (1, 8) OBP: 0.325, SLG: 0.459	0-0 G6-3		0-3 K		0-3 K	0-3 K			0-0 G1-3	5 0 0 0 0 3 3												
Jose Offerman, S (1, 6) OBP: 0.404, SLG: 0.413	0-0 G4-3			4-0 1B BB	0-0 P6			0-3 K	0-0 P3	4 1 0 0 1 1 0												
Raul Mondesi, R (1, 9) OBP: 0.359, SLG: 0.515	0-0 P4			0-0 1B 1B	0-0 F3			0-0 P4		4 1 1 0 0 0 0												
Mike Piazza, R (1, 2) OBP: 0.407, SLG: 0.613		0-0 F8		0-0 1B 1B		0-0 G4-3		0-0 F8		4 1 1 1 0 0 0												
Eric Karros, R (1, 3) OBP: 0.367, SLG: 0.512		0-3 K		0-0 F9		0-0 G4-3		0-0 G5-3		4 0 0 0 0 1 2												
Dave Hansen, L (1, 5) OBP: 0.381, SLG: 0.352		0-0 G6-3		0-0 G4-3		0-0 1B 1B		0-0 G2-3		4 1 1 0 0 0 2												
Tim Wallach, R (8, 5) OBP: 0.327, SLG: 0.391				1-2		1B 1B				0 0 0 0 0 0 0												
Roberto Kelly, R (1, 7) OBP: 0.297, SLG: 0.330			0-3 K	0-0 1B 1B		0-0 1B 1B		0-0 E5		4 1 2 2 0 1 0												
Chad Fonville, S (1, 4) OBP: 0.302, SLG: 0.311			0-0	0-0 2B 1B		0-0 1B 1B		0-0 F9		4 0 3 1 0 0 1												
Ismael Valdez, R (1, 1) OBP: 0.118, SLG: 0.118			0-0 F8	0-0 F9		0-0 1B		0-3 K		3 0 1 1 0 0 3												
Billy Ashley, R (9, PH) OBP: 0.329, SLG: 0.387										1 0 0 0 0 1 0												
Rudy Seanez, R (9, 1)										0 0 0 0 0 0 0												
Todd Worrell, R (9, 1)										0 0 0 0 0 0 0												
Inning Stats	R: 0 E: 0 K: 0 S: 3	H: 0 LOB: 0 BB: 0 P: 3	R: 0 E: 0 K: 1 S: 5	H: 0 LOB: 0 BB: 0 P: 5	R: 0 E: 0 K: 2 S: 8	H: 1 LOB: 1 BB: 0 P: 8	R: 3 E: 0 K: 0 S: 7	H: 4 LOB: 2 BB: 1 P: 11	R: 0 E: 0 K: 1 S: 5	H: 0 LOB: 0 BB: 0 P: 5	R: 2 E: 0 K: 1 S: 9	H: 4 LOB: 2 BB: 0 P: 9	R: 0 E: 0 K: 1 S: 5	H: 0 LOB: 0 BB: 0 P: 5	R: 0 E: 1 K: 0 S: 4	H: 0 LOB: 1 BB: 0 P: 4	R: 0 E: 0 K: 1 S: 5	H: 0 LOB: 0 BB: 0 P: 5	1B: 8 2B: 1 3B: 0 HR: 0	SF: 0 SAC: 0 DP: 0 HBP: 0	WP: 0 PB: 0 SB: 0 CS: 0	PA: 38
PITCHER	IP WLS BF H R ER SO BB IBB HBP BLK WP HR S P ERA WHIP																					
Pat Rapp, R (1, 1) ERA: 4.8	5.2 L 27 9 5 5 4 1 0 0 0 0 0 0 34 38 7.94 1.765																					
Matt Mantei, R (6, 1) ERA: 2.08	1.1 4 0 0 0 2 0 0 0 0 0 0 0 8 8 0.00 0.000																					
Randy Veres, R (8, 1) ERA: 2.9	1.0 4 0 0 0 0 0 0 0 0 0 0 0 4 4 0.00 0.000																					
Yorkis Perez, L (9, 1) ERA: 6.18	0.2 2 0 0 0 1 0 0 0 0 0 0 0 4 4 0.00 0.000																					
Robb Nen, R (9, 1) ERA: 3.93	0.1 1 0 0 0 0 0 0 0 0 0 0 0 1 1 0.00 0.000																					

Los Angeles Dodgers @ Florida Marlins
Joe Robbie Stadium, Miami, FL

Fri Jul 21 1995, 7:05 PM EDT
Att. 22,652 - Unknown - 88 F

AB	37
R	5
H	9
RBI	5
BB	1
SO	7
LOB	11



BOTTOM

Los Angeles Dodgers @ Florida Marlins
Joe Robbie Stadium, Miami, FL
Fri Jul 21 1995, 7:05 PM EDT
Att: 22,652 - Unknown - 88 F

livebaseballscorecards.com

AB 34
R 3
H 7
RBI 2
BB 4
SO 6
LOB 17



WP: 0 PA: 38
PB: 0
SB: 0
CS: 0

AB R H RBI BB SO LOB

4 0 1 1 1 0 2

4 1 1 0 1 0 2

4 0 0 0 0 1 3

4 0 1 0 0 1 2

4 0 0 0 0 0 3

4 1 1 0 0 1 0

3 1 1 0 1 2 0

3 0 1 0 1 0 2

2 0 0 0 0 0 1
0 0 0 0 0 0 0
1 0 0 0 0 1 2
0 0 0 0 0 0 0
0 0 0 0 0 0 0
1 0 1 1 0 0 0

1B: 5 SF: 0
2B: 2 SAC: 0
3B: 0 DP: 0
HR: 0 HBP: 0

Batter	1	2	3	4	5	6	7	8	9
Chuck Carr, S OBP: 0.322, SLG: 0.282 (1, 8)	4-0 FC6-4 1B BB		0-0 G3		0-0 F9		0-0 F8		0-0 2B
Jerry Browne, S OBP: 0.350, SLG: 0.292 (1, 4)	0-0 FC6-4 1B		4-0 1B E BB		0-0 G4-3			0-0 P4	0-0 G3
Jeff Conine, R OBP: 0.401, SLG: 0.529 (1, 7)	0-0 FC6-4 1-2f 2-3		0-3 K			0-0 F8		0-0 F7	
Terry Pendleton, S OBP: 0.332, SLG: 0.415 Robb Nen, R (9, 1)	0-3 K		0-0 E7 1B			0-0 G4-3		0-0 F9	
Greg Colbrunn, R OBP: 0.312, SLG: 0.440 (1, 3)	0-0 FC6-4 1-2f		0-0 F8			0-0 L5			0-0 G3
Tommy Gregg, L OBP: 0.301, SLG: 0.384 (1, 9)		0-0 F9		0-3 K			0-0 F7		0-0 1B 2B
Kurt Abbott, R OBP: 0.300, SLG: 0.441 (1, 6)		0-3 K		0-3 K			0-0 1B 1B		4-0 1B 2B BB
Charles Johnson, R OBP: 0.306, SLG: 0.350 (1, 2)		4-0 FC6-4 BB		0-0 G4-3			0-0 1-2 1B		0-0 L8
Pat Rapp, R OBP: 0.280, SLG: 0.240 Matt Mantel, R OBP: 0.276, SLG: 0.393 Russ Morman, R Randy Veres, R Yorkis Perez, L Alex Arias, R OBP: 0.373, SLG: 0.388 (1, 1) (6, 1) (7, PH) (8, 1) (9, 1) (9, 5)	0-0 FC6-4 1-2f				0-0 G1-3		0-3 K		0-0 2B 1B

Inning Stats	R: 0	H: 1	E: 0	K: 1	S: 6	LOB: 2	BB: 1	P: 10	R: 0	H: 0	E: 0	K: 1	S: 5	LOB: 1	BB: 1	P: 9	R: 1	H: 1	E: 1	K: 1	S: 6	LOB: 1	BB: 1	P: 10	R: 0	H: 0	E: 0	K: 2	S: 7	LOB: 0	BB: 0	P: 7	R: 0	H: 0	E: 0	K: 0	S: 3	LOB: 0	BB: 0	P: 3	R: 0	H: 2	E: 0	K: 1	S: 7	LOB: 2	BB: 0	P: 7	R: 0	H: 0	E: 0	K: 0	S: 3	LOB: 0	BB: 0	P: 3	R: 0	H: 0	E: 0	K: 0	S: 3	LOB: 0	BB: 0	P: 3	R: 2	H: 3	E: 0	K: 0	S: 6	LOB: 2	BB: 1	P: 10	1B: 5	SF: 0	2B: 2	SAC: 0	3B: 0	DP: 0	HR: 0	HBP: 0	WP: 0	PA: 38
--------------	------	------	------	------	------	--------	-------	-------	------	------	------	------	------	--------	-------	------	------	------	------	------	------	--------	-------	-------	------	------	------	------	------	--------	-------	------	------	------	------	------	------	--------	-------	------	------	------	------	------	------	--------	-------	------	------	------	------	------	------	--------	-------	------	------	------	------	------	------	--------	-------	------	------	------	------	------	------	--------	-------	-------	-------	-------	-------	--------	-------	-------	-------	--------	-------	--------

PITCHER	IP	WLS	BF	H	R	ER	SO	BB	IBB	HBP	BLK	WP	HR	S	P	ERA	WHIP
Ismael Valdez, R ERA: 3.01 (1, 1)	8.0	W	31	4	1	0	6	3	0	0	0	0	0	40	52	0.00	0.875
Rudy Seanez, R ERA: 6.23 (9, 1)	0.1		3	1	2	2	0	1	0	0	0	0	0	2	6	54.00	6.000
Todd Worrell, R ERA: 0.84 (9, 1)	0.2	S	4	2	0	0	0	0	0	0	0	0	0	4	4	0.00	3.000

Batter	1	2	3	4	5	6	7	8	9	AB	R	H	RBI	BB	SO	LOB	TOP								
Todd Hollandsworth, L OBP: 0.400, SLG: 0.575 (1, 8) BB	4-0 G4-3 BB	0-0 1-3 2-H 3-H 1B		0-0 2-H 1B	4-0 1-2 1B		0-0 HR			3	3	3	4	2	0	0									
Jose Offerman, S OBP: 0.406, SLG: 0.415 Delino DeShields, L OBP: 0.324, SLG: 0.327 (1, 6) (5, PH) (5, 4)	0-0 G4-3		0-0 G6-4-3 1B	0-0 1-2 HR 1B	0-0 1-2 HR 1B		0-0 G5-3			3	1	2	0	0	0	1									
Raul Mondesi, R OBP: 0.362, SLG: 0.515 (1, 9) SS	0-3 K		0-0 G6-4-3 1-2f	0-0 1-2 2-H HR 1B	4-0 2-3 BB			0-0 G4-3 1B		4	1	2	1	1	1	2									
Mike Piazza, R OBP: 0.411, SLG: 0.626 (1, 2) SS	0-3 K		4-0 1B BB	0-0 1-H 2-H HR	0-3 K			0-0 1-2 G4-3 1B		4	1	2	3	1	2	2									
Eric Karros, R OBP: 0.368, SLG: 0.510 (1, 3)		0-0 F9	0-0 1-3 BB 1B	0-3 K		0-0 G4-6-3 1B		0-0 1-2f 2-3 G4-3		5	0	2	0	0	1	2									
Dave Hansen, L OBP: 0.391, SLG: 0.344 Pedro Astacio, R OBP: 0.182, SLG: 0.190 (1, 5) (8, 1)		4-0 BB 1B BB	4-0 1-2 BB	4-0 BB		0-0 G4-6-3 1-2f		0-0 G3		2	1	0	0	3	0	2									
Roberto Kelly, R OBP: 0.298, SLG: 0.331 (1, 7)		0-0 1-2 BB 1B	0-0 F8	0-3 K		0-0 F8			0-0 G4-3 1B	5	1	2	0	0	1	4									
Chad Fonville, S OBP: 0.294, SLG: 0.303 (1, 4) (5, 6)		0-0 F8		0-0 SH3-4 1B	0-3 K		0-0 F7		0-0 1-2f G4-3	5	1	1	0	0	1	3									
Willie Banks, R OBP: 0.333, SLG: 0.143 Jose Parra, R (1, 1) (5, 1)		4-0 1B BB	0-0 SH3-4 1B	0-0 SH3-4	0-0 BB 1B		0-3 K		0-3 K	1	1	1	0	1	0	0									
Chris Gwynn, L OBP: 0.271, SLG: 0.328 Rudy Seanez, R Tim Wallach, R OBP: 0.325, SLG: 0.389 (7, PH) (7, 1) (8, 5)		1-2 2-3 BB		1-2 BB						0	0	0	0	0	0	0									
Inning Stats	R: 0 E: 0 K: 2 S: 7	H: 0 LOB: 1 BB: 1 P: 11	R: 2 E: 0 K: 0 S: 4	H: 2 LOB: 2 BB: 2 P: 12	R: 0 E: 0 K: 0 S: 4	H: 2 LOB: 3 BB: 2 P: 12	R: 5 E: 0 K: 2 S: 12	H: 5 LOB: 1 BB: 1 P: 16	R: 2 E: 0 K: 2 S: 8	H: 2 LOB: 1 BB: 2 P: 16	R: 0 E: 0 K: 0 S: 3	H: 1 LOB: 0 BB: 0 P: 3	R: 1 E: 0 K: 1 S: 6	H: 1 LOB: 0 BB: 0 P: 6	R: 0 E: 0 K: 0 S: 4	H: 2 LOB: 1 BB: 0 P: 4	R: 0 E: 0 K: 1 S: 5	H: 1 LOB: 0 BB: 0 P: 5	1B: 14 2B: 0 3B: 0 HR: 2	SF: 0 SAC: 1 DP: 4 HBP: 0	WP: 0 PB: 0 SB: 0 CS: 1	PA: 45			
PITCHER	IP	WLS	BF	H	R	ER	SO	BB	IBB	HBP	BLK	WP	HR	S	P	ERA	WHIP								
David Weathers, R ERA: 6.55 (1, 1)	3.1		21	8	6	6	2	5	0	0	0	0	0	20	40	16.20	3.900								
Matt Mantei, R ERA: 2.89 (4, 1)	0.2		4	1	1	1	2	1	0	0	0	0	1	7	11	13.50	3.000								
Rob Murphy, L ERA: 10.95 (5, 1)	0.1		4	2	2	2	1	1	0	0	0	0	0	5	9	54.00	9.000								
Terry Mathews, R ERA: 3.29 (5, 1)	0.2		2	0	0	0	1	1	0	0	0	0	0	3	7	0.00	1.500								
Mark Gardner, R ERA: 4.28 (6, 1)	2.0		7	2	1	1	1	0	0	0	0	0	1	9	9	4.50	1.000								
PITCHER	IP	WLS	BF	H	R	ER	SO	BB	IBB	HBP	BLK	WP	HR	S	P	ERA	WHIP								
Randy Veres, R ERA: 2.81 (8, 1)	1.0	W	4	2	0	0	0	0	0	0	0	0	0	4	4	0.00	2.000								
Robb Nen, R ERA: 3.82 (9, 1)	1.0	S	3	1	0	0	1	0	0	0	0	0	0	5	5	0.00	1.000								

Los Angeles Dodgers @ Florida Marlins
Joe Robbie Stadium, Miami, FL
Sat Jul 22 1995, 7:05 PM EDT
Att. 25,530 - Unknown - 91 F

AB	36
R	10
H	16
RBI	9
BB	8
SO	8
LOB	16



BOTTOM

Los Angeles Dodgers @ Florida Marlins
Joe Robbie Stadium, Miami, FL

Sat Jul 22 1995, 7:05 PM EDT
Att: 25,530 - Unknown - 91 F

AB	37
R	11
H	13
RBI	9
BB	3
SO	5
LOB	21



WP	0	PA	41
PB	0	SB	2
CS	0		

AB	R	H	RBI	BB	SO	LOB
3	3	0	0	2	0	1
4	1	1	0	1	0	1
4	2	3	4	0	1	2
5	1	1	2	0	2	3
0	0	0	0	0	0	0
5	2	3	2	0	0	1
4	1	1	0	0	1	3
4	1	3	1	0	0	0
4	0	1	0	0	0	4
1	0	0	0	0	1	1
0	0	0	0	0	0	0
1	0	0	0	0	0	2
0	0	0	0	0	0	0
1	0	0	0	0	0	0
0	0	0	0	0	0	1
0	0	0	0	0	0	0
0	0	0	0	0	0	0
1B	9	SF	1	WP	0	PA
2B	2	SAC	0	PB	0	
3B	0	DP	1	SB	2	
HR	3	HBP	0	CS	0	

Batter	1	2	3	4	5	6	7	8	9	
Chuck Carr, S OBP: 0.324, SLG: 0.278 (1, 8) BBB	4-0 F8 BB 1B BB	0-0 G4-3		0-0 E7 1B HR		4-0 F9 BLK SF8 BB		0-0 F9		3 3 0 0 2 0 1
Jerry Browne, S OBP: 0.352, SLG: 0.291 (1, 4) (9, 5) BBB	4-0 1B 1-2 BB		0-0 G4-3	0-0 HR 1B		0-0 F9		0-0 G4-3		4 1 1 0 1 0 1
Jeff Conine, R OBP: 0.404, SLG: 0.543 (1, 7) SSS	0-3 K		0-0 K 1B	0-0 HR		0-0 SF8		0-0 HR 1B		4 2 3 4 0 1 2
Terry Pendleton, S OBP: 0.330, SLG: 0.422 Robb Nen, R (9, 1) X	0-0 F8		0-3 K 1-2	0-3 K		0-0 G4-3		0-0 HR		5 1 1 2 0 2 3 0 0 0 0 0 0 0
Greg Colbrunn, R OBP: 0.317, SLG: 0.454 (1, 3) X	0-0 FC4-6 1-3 3-H 1B		0-0 G4-3		0-0 S 1B		0-0 HR	0-0 G5-3		5 2 3 2 0 0 1
Tommy Gregg, L OBP: 0.299, SLG: 0.379 (1, 9) X	0-0 FC4-6 1-2f		0-0 E 2B 1B	0-3 K 1-2		0-0 F8				4 1 1 0 0 1 3
Kurt Abbott, R OBP: 0.308, SLG: 0.452 (1, 6) X		0-0 FC6-4 1B	0-0 E 2B	0-0 E 3-2 1B		0-0 E5 FC5-4				4 1 3 1 0 0 0
Charles Johnson, R OBP: 0.305, SLG: 0.348 (1, 2) X		0-0 FC6-4 1-2f	0-0 F3	0-0 1B		0-0 F8				4 0 1 0 0 0 4
David Weathers, R Matt Mantle, R Mario Diaz, R Rod Mays, R Terry Matthews, L Russ Morris, R Mark Gardner, R Alex Ariza, R Randy Venen, R Quilvio Veras, S		0-3 K	0-0 G1-3	0-0 3-2		0-0 FC5-4 1-2f				1 0 0 0 0 0 1 1 0 0 0 0 0 0 0 0 1 0 0 0 0 0 0 2 0 0 0 0 0 0 0 0 0 0 0 0 0 0 0 0 1 0 0 0 0 0 0 2 0 0 0 0 0 0 0 0 1 0 0 0 0 0 0 1 0 0 0 0 0 0 0 0 0 0 0 0 0 0 0 0
Inning Stats	R: 1 H: 1 E: 0 LOB: 2 K: 1 BB: 2 S: 6	R: 0 H: 1 E: 0 LOB: 1 K: 1 BB: 0 S: 6	R: 0 H: 1 E: 0 LOB: 1 K: 1 BB: 0 S: 6	R: 5 H: 4 E: 1 LOB: 0 K: 1 BB: 0 S: 10	R: 1 H: 3 E: 0 LOB: 1 K: 1 BB: 0 S: 7	R: 1 H: 0 E: 0 LOB: 0 K: 0 BB: 1 S: 3	R: 1 H: 1 E: 1 LOB: 1 K: 0 BB: 0 S: 5	R: 2 H: 2 E: 0 LOB: 0 K: 0 BB: 0 S: 5		1B: 9 SF: 1 2B: 2 SAC: 0 3B: 0 DP: 1 HR: 3 HBP: 0
PITCHER Willie Banks, R ERA: 7.18 Jose Parra, R ERA: 3.86 Rudy Seanez, R ERA: 6.33 Pedro Astacio, R ERA: 4.6	IP: 4.1 WLS: 1 BF: 25 H: 9 R: 7 ER: 2 SO: 5 BB: 2 IBB: 0 HBP: 0 BLK: 0 WP: 0 HR: 1 S: 33 P: 41 ERA: 4.15 WHIP: 2.538					IP: 1.2 WLS: 0 BF: 6 H: 1 R: 1 ER: 1 SO: 0 BB: 1 IBB: 0 HBP: 0 BLK: 1 WP: 0 HR: 0 S: 9 P: 9 ERA: 5.40 WHIP: 1.200				
	IP: 7.1 WLS: 1 BF: 5 H: 1 R: 1 ER: 1 SO: 0 BB: 0 IBB: 0 HBP: 0 BLK: 0 WP: 0 HR: 1 S: 5 P: 5 ERA: 9.00 WHIP: 1.000					IP: 1.0 WLS: L BF: 5 H: 2 R: 2 ER: 2 SO: 0 BB: 0 IBB: 0 HBP: 0 BLK: 0 WP: 0 HR: 1 S: 5 P: 5 ERA: 18.00 WHIP: 2.000				

livebaseballscorecards.com

Batter	1	2	3	4	5	6	7	8	9	AB R H RBI BB SO LOB	TOP											
Todd Hollandsworth, L OBP: 0.388, SLG: 0.535 (1, 8)	1-3 K		1-3 K			4-1 CS BB		1-1 F8		3 0 0 0 1 2 1												
Jose Offerman, S OBP: 0.407, SLG: 0.424 (1, 6)	0-1 L8			2-3 K		2-2 CS	0-0 CS 1B		1-1 2B 3B	4 1 2 0 0 1 0												
Raul Mondesi, R OBP: 0.358, SLG: 0.508 (1, 9)	3-2 F7			1-0 F7			1-1 F7		3-2 K	4 0 0 0 0 1 2												
Eric Karros, R OBP: 0.370, SLG: 0.507 (1, 3)		2-2 G6-3		1-2 F7			4-2 HR BB		4-0 2B IBB	2 1 0 0 2 0 0												
Roberto Kelly, R OBP: 0.301, SLG: 0.346 (1, 7)		1-3 K			1-3 K		1-2 HR		2-2 2B	4 1 2 3 0 2 0												
Tim Wallach, R OBP: 0.324, SLG: 0.383 (1, 5)		0-3 K			3-1 G6-3		0-3 K2-3		4-0 FC6-4 IBB	3 0 0 0 1 2 0												
Carlos Hernandez, R OBP: 0.211, SLG: 0.188 (1, 2)			2-3 K					1-0 F8	1-3 K	2 0 0 0 0 2 0												
Dave Hansen, L OBP: 0.387, SLG: 0.341 (8, PH)										1 0 0 0 0 0 0												
Pedro Astacio, R OBP: 0.182, SLG: 0.190 (8, 1)										0 0 0 0 0 0 0												
Todd Worrell, R (8, 1)										1 0 0 0 0 1 3												
Chad Fonville, S OBP: 0.278, SLG: 0.286 (1, 4)			1-3 K			3-2 G1-3		2-1 F8	1-1 FC6-4	4 0 0 0 0 1 3												
Tom Candiotti, R OBP: 0.189, SLG: 0.143 (1, 1)										2 0 1 0 0 0 0												
Mike Piazza, R OBP: 0.414, SLG: 0.643 (8, PH)			1-1 1B			2-0 G5-3		0-0 HR		1 1 1 1 0 0 0												
Inning Stats	R: 0 E: 0 K: 1 S: 9	H: 0 LOB: 0 BB: 0 P: 13	R: 0 E: 0 K: 2 S: 11	H: 0 LOB: 0 BB: 0 P: 14	R: 0 E: 0 K: 3 S: 13	H: 1 LOB: 1 BB: 0 P: 18	R: 0 E: 0 K: 1 S: 9	H: 0 LOB: 0 BB: 0 P: 13	R: 0 E: 0 K: 2 S: 10	H: 0 LOB: 0 BB: 0 P: 16	R: 0 E: 0 K: 0 S: 8	H: 0 LOB: 0 BB: 1 P: 19	R: 2 E: 0 K: 1 S: 13	H: 2 LOB: 0 BB: 1 P: 19	R: 1 E: 0 K: 0 S: 6	H: 1 LOB: 0 BB: 0 P: 10	R: 1 E: 0 K: 2 S: 14	H: 2 LOB: 3 BB: 2 P: 30	1B: 2 2B: 1 3B: 1 HR: 2	SF: 0 SAC: 0 DP: 0 HBP: 0	WP: 0 PB: 0 SB: 0 CS: 2	PA: 36
PITCHER	IP WLS BF H R ER SO BB IBB HBP BLK WP HR S P ERA WHIP											PITCHER	IP WLS BF H R ER SO BB IBB HBP BLK WP HR S P ERA WHIP									
Chris Hammond, L ERA: 2.68 (1, 1)	7.0 L 24 3 2 2 10 2 0 0 0 0 1 73 112 2.57 0.714																					
Richie Lewis, R ERA: 5.21 (8, 1)	1.1 9 3 2 2 1 0 0 2 0 0 0 1 15 33 13.50 2.250																					
Mark Gardner, R ERA: 4.23 (9, 1)	0.2 2 0 0 0 0 1 0 0 0 0 0 0 5 7 0.00 0.000																					

Los Angeles Dodgers @ Florida Marlins
Joe Robbie Stadium, Miami, FL
Sun Jul 23 1995, 7:05 PM EDT
Att. 27,418 - Unknown - 90 F

livebaseballscorecards.com

AB	31
R	4
H	6
RBI	4
BB	4
SO	12
LOB	9



Batter	1	2	3	4	5	6	7	8	9	AB	R	H	RBI	BB	SO	LOB	BOTTOM					
Quilvio Veras, S (1, 4) OBP: 0.353, SLG: 0.317	2-2 G6-3 		1-1 1B			4-1 G4-6-3 BB		2-2 FC4 1B	3-2 1B	4	0	3	1	1	0	0						
Chuck Carr, S (1, 8) OBP: 0.316, SLG: 0.270	1-0 P5 		1-2 G4-3 			0-1 G4-6-3 1-2f		1-2 FC4 BB	0-0 F8 	5	0	0	0	0	0	4						
Jeff Conine, R (1, 7) OBP: 0.405, SLG: 0.542	1-1 1B					3-2 1B		2-3 K 		4	0	2	0	0	1	1						
Terry Pendleton, S (1, 5) OBP: 0.332, SLG: 0.421	2-3 K 					0-3 K 		4-0 BB		3	0	1	0	1	2	2						
Greg Colbrunn, R (1, 3) OBP: 0.316, SLG: 0.449			3-0 G3-1 			3-1 F7 		0-0 FC5-4 SF8	4-0 BB	3	1	0	0	1	0	2						
Tommy Gregg, L (1, 9) OBP: 0.298, SLG: 0.374			2-1 G3-1 			2-3 		2-1 HBP	2-2 K 	4	0	1	0	0	2	4						
Kurt Abbott, R (1, 6) OBP: 0.307, SLG: 0.445			2-2 K 			2-3 K 		3-1 HBP	1-3 	3	0	0	0	0	3	0	AB 33 R 2 H 8 RBI 2 BB 3 SO 10 LOB 17					
Charles Johnson, R (1, 2) OBP: 0.304, SLG: 0.348			3-2 G6-3 			0-0 E6 CS		2-1 SF8 	0-1 G3-1 1B	3	1	1	1	0	0	0						
Chris Hammond, L (1, 1) OBP: 0.378, SLG: 0.441 Alex Arias, R (7, PH) OBP: 0.368, SLG: 0.381 Richie Lewis, R (8, 1) Mark Gardner, R (9, 1) OBP: 0.091, SLG: 0.091 Jerry Browne, S (9, PH) OBP: 0.349, SLG: 0.288			1-2 F7 			0-3 K 		3-3 K 	1-2 G3-1	2	0	0	0	0	1	1						
Inning Stats	R: 0 E: 0 K: 1 S: 9	H: 1 LOB: 1 BB: 0 P: 15	R: 0 E: 0 K: 1 S: 6	H: 0 LOB: 0 BB: 0 P: 13	R: 0 E: 0 K: 0 S: 12	H: 1 LOB: 1 BB: 0 P: 18	R: 0 E: 0 K: 2 S: 11	H: 1 LOB: 1 BB: 0 P: 19	R: 0 E: 1 K: 2 S: 7	H: 0 LOB: 1 BB: 0 P: 9	R: 0 E: 0 K: 0 S: 7	H: 0 LOB: 0 BB: 1 P: 14	R: 1 E: 0 K: 1 S: 12	H: 2 LOB: 2 BB: 0 P: 25	R: 0 E: 0 K: 2 S: 14	H: 1 LOB: 3 BB: 2 P: 29	R: 1 E: 0 K: 1 S: 14	H: 2 LOB: 1 BB: 0 P: 19	1B: 8 2B: 1 3B: 0 HR: 0	SF: 1 SAC: 0 DP: 2 HBP: 1	WP: 0 PB: 0 SB: 1 CS: 1	PA: 38 ERA WHIP
PITCHER Tom Candiotti, R (1, 1) ERA: 2.96 Pedro Astacio, R (8, 1) ERA: 4.58 Todd Worrell, R (8, 1) ERA: 1.07	IP WLS W	BF H R	ER SO	BB IBB HBP BLK	WP HR S	P ERA WHIP	PITCHER IP WLS BF H R ER SO BB IBB HBP BLK WP HR S P ERA WHIP															

Los Angeles Dodgers @ Florida Marlins
 Joe Robbie Stadium, Miami, FL
 Sun Jul 23 1995, 7:05 PM EDT
 Att: 27,418 - Unknown - 90 F

livebaseballscorecards.com

Batter	1	2	3	4	5	6	7	8	9	AB R H RBI BB SO LOB	TOP									
Todd Hollandsworth, L (1, 8) OBP: 0.352, SLG: 0.479	0-2 G3-1		2-2 G3-1	0-0 G3			2-3 K	2-2 P5		5 0 0 0 0 1 3										
Jose Offerman, S (1, 6) OBP: 0.410, SLG: 0.425	0-1 1B		0-1 G1-6-3 1B			0-1 G5-3	4-2 BB		0-1 G3	4 0 2 0 1 0 0										
Raul Mondesi, R (1, 9) OBP: 0.353, SLG: 0.500	1-0 F8		1-2 G1-6-3			0-2 G6-3	0-0 G1-3		2-0 G6-3	5 0 0 0 0 0 3										
Mike Piazza, R (1, 2) OBP: 0.423, SLG: 0.645	3-2 F9			0-0 2B SF8 1B		2-1 1B 1B		1-0 WP 1B 1B	4-2 BB	4 2 3 0 1 0 1										
Eric Karros, R (1, 3) OBP: 0.376, SLG: 0.514		2-0 3B 1B		0-2 1B 1B 2B		0-0 1B		1-0 1B WP 1B	0-0 G4-3	5 3 4 0 0 0 1										
Roberto Kelly, R (1, 7) OBP: 0.300, SLG: 0.346		0-0 L7		1-2 SF8		2-3 K		1-2 1B S 1B		3 1 1 2 0 1 1										
Tim Wallach, R (1, 5) OBP: 0.327, SLG: 0.396		1-2 SAFE 1-H 3B		2-2 3-H FC1-6 1B 2-3 1B		2-3 K		2-3 SAFE K		4 0 2 1 0 2 2										
Chad Fonville, S (1, 4) OBP: 0.289, SLG: 0.297		1-3 K		0-0 FC1-6 1B 1-2 1B 3-H		1-1 G6-3		0-1 G4-3 1B 2-H 3-H		4 0 2 3 0 1 1										
Ramon Martinez, R (1, 1) OBP: 0.175, SLG: 0.205		1-2 G4-3		1-2 FC1-6 1-2f 2-3		2-2 G3		0-0 G4-3 2-3		4 0 0 0 0 0 4										
Inning Stats	R: 0 E: 0 K: 0 S: 11	H: 1 LOB: 1 BB: 0 P: 15	R: 1 E: 0 K: 1 S: 14	H: 2 LOB: 1 BB: 0 P: 19	R: 0 E: 0 K: 0 S: 8	H: 1 LOB: 0 BB: 0 P: 11	R: 2 E: 0 K: 0 S: 18	H: 4 LOB: 2 BB: 0 P: 22	R: 0 E: 0 K: 2 S: 9	H: 0 LOB: 0 BB: 0 P: 14	R: 0 E: 0 K: 1 S: 11	H: 0 LOB: 1 BB: 1 P: 19	R: 3 E: 0 K: 1 S: 14	H: 4 LOB: 1 BB: 0 P: 21	R: 0 E: 0 K: 0 S: 6	H: 0 LOB: 1 BB: 1 P: 12	1B: 12 2B: 1 3B: 1 HR: 0	SF: 1 SAC: 0 DP: 1 HBP: 0	WP: 1 PB: 0 SB: 1 CS: 0	PA: 41
PITCHER	IP WLS BF H R ER SO BB IBB HBP BLK WP HR S P ERA WHIP															PITCHER	IP WLS BF H R ER SO BB IBB HBP BLK WP HR S P ERA WHIP			
Greg Swindell, L (1, 1) ERA: 4.74	7.0 L 30 10 3 3 4 1 0 0 0 0 0 79 110 3.86 1.571																			
Jim Dougherty, R (8, 1) ERA: 5.33	0.1 5 4 3 3 1 0 0 0 0 1 0 10 15 81.00 12.000																			
Dean Hartgraves, L (8, 1) ERA: 2.89	1.2 6 0 0 0 0 0 1 0 0 0 0 0 10 18 0.00 0.600																			

Los Angeles Dodgers @ Houston Astros
 Astrodome, Houston, TX
 Mon Jul 24 1995, 8:05 PM EDT
 Att. 15,631 - Dome

livebaseballscorecards.com

AB	38
R	6
H	14
RBI	6
BB	2
SO	5
LOB	16



BOTTOM

Los Angeles Dodgers @ Houston Astros
Astrodome, Houston, TX
Mon Jul 24 1995, 8:05 PM EDT
Att. 15,631 - Dome

livebaseballscorecards.com

AB	34
R	5
H	8
RBI	5
BB	3
SO	8
LOB	9



WP:	0	PA:	37
PB:	0	SB:	0
CS:	0		

AB	4	R	0	H	0	RBI	0	BB	0	SO	0	LOB	0
	1	0	0	0	0	0	0	1	1				

3	0	0	0	0	1	1	0						
---	---	---	---	---	---	---	---	--	--	--	--	--	--

4	0	0	0	0	1	1							
---	---	---	---	---	---	---	--	--	--	--	--	--	--

4	1	2	0	0	2	0							
---	---	---	---	---	---	---	--	--	--	--	--	--	--

3	2	2	0	1	0	2							
---	---	---	---	---	---	---	--	--	--	--	--	--	--

4	1	2	1	0	0	1							
---	---	---	---	---	---	---	--	--	--	--	--	--	--

3	1	1	4	1	0	1							
---	---	---	---	---	---	---	--	--	--	--	--	--	--

4	0	0	0	0	1	2							
---	---	---	---	---	---	---	--	--	--	--	--	--	--

2	0	0	0	0	1	0							
---	---	---	---	---	---	---	--	--	--	--	--	--	--

1	0	0	0	0	1	1							
---	---	---	---	---	---	---	--	--	--	--	--	--	--

0	0	0	0	0	0	0							
---	---	---	---	---	---	---	--	--	--	--	--	--	--

0	0	0	0	0	0	0							
---	---	---	---	---	---	---	--	--	--	--	--	--	--

1	0	1	0	0	0	0							
---	---	---	---	---	---	---	--	--	--	--	--	--	--

1B:	7	SF:	0
2B:	0	SAC:	0
3B:	0	DP:	1
HR:	1	HBP:	0

Batter	1	2	3	4	5	6	7	8	9
Brian Hunter, R (1, 8) OBP: 0.402, SLG: 0.472 Craig Shipley, R (9, PH) OBP: 0.317, SLG: 0.391	P2		G5-3			F7		P4	K
Craig Biggio, R (1, 4) OBP: 0.408, SLG: 0.469	G4-3		G6-3			1B BB		K	
5 Jeff Bagwell, R (1, 3) OBP: 0.391, SLG: 0.484	G6-3				G6-3	L5		K	
Derek Bell, R (1, 9) OBP: 0.394, SLG: 0.457		1B 1B			K	1B		K	
Dave Magadan, L (1, 5) OBP: 0.433, SLG: 0.396		E FC6-5 BB			F7			1B HR	
Tony Eusebio, R (1, 2) OBP: 0.388, SLG: 0.450		E8 FC6-5 1B			G4-3			1B HR	
Derrick May, L (1, 7) OBP: 0.319, SLG: 0.369		FC6-5 G5-4-3			F7			HR	
Orlando Miller, R (1, 6) OBP: 0.310, SLG: 0.377		G5-4-3			G4-3			G6-3	
Greg Swindell, L (1, 1) OBP: 0.306, SLG: 0.371 Milt Thompson, L (7, PH) OBP: 0.267, SLG: 0.259 Jim Dougherty, R (8, 1) OBP: 0.143, SLG: 0.143 Dean Hartgraves, R (8, 1) John Cangelosi, S (9, PH) OBP: 0.469, SLG: 0.470			K			L4		K	1B

Inning Stats	R: 0 E: 0 K: 0 S: 7	H: 0 LOB: 0 BB: 0 P: 9	R: 2 E: 1 K: 0 S: 11	H: 2 LOB: 0 BB: 1 P: 20	R: 0 E: 0 K: 1 S: 7	H: 0 LOB: 0 BB: 0 P: 8	R: 0 E: 0 K: 1 S: 12	H: 1 LOB: 1 BB: 0 P: 17	R: 0 E: 0 K: 0 S: 6	H: 0 LOB: 0 BB: 0 P: 10	R: 0 E: 0 K: 0 S: 11	H: 1 LOB: 2 BB: 1 P: 18	R: 0 E: 0 K: 2 S: 8	H: 0 LOB: 1 BB: 1 P: 17	R: 0 E: 0 K: 2 S: 8	H: 0 LOB: 0 BB: 0 P: 12	R: 3 E: 0 K: 2 S: 18	H: 4 LOB: 1 BB: 0 P: 26	1B: 7 2B: 0 3B: 0 HR: 1	SF: 0 SAC: 0 DP: 1 HBP: 0	WP: 0 PB: 0 SB: 0 CS: 0	PA: 37
--------------	------------------------------	---------------------------------	-------------------------------	----------------------------------	------------------------------	---------------------------------	-------------------------------	----------------------------------	------------------------------	----------------------------------	-------------------------------	----------------------------------	------------------------------	----------------------------------	------------------------------	----------------------------------	-------------------------------	----------------------------------	----------------------------------	------------------------------------	----------------------------------	--------

PITCHER	IP	WLS	BF	H	R	ER	SO	BB	IBB	HBP	BLK	WP	HR	S	P	ERA	WHIP
Ramon Martinez, R (1, 1) ERA: 4.14	9.0	W	37	8	5	4	8	3	0	0	0	0	1	88	137	4.00	1.222

Batter	1	2	3	4	5	6	7	8	9	AB R H RBI BB SO LOB	TOP											
Chad Fonville, S (1, 6) OBP: 0.275, SLG: 0.282	1-2 G3-1		1-2 G3			1-0 G3			1-1 F9	4 0 0 0 0 0 1												
Todd Hollandsworth, L (1, 8) OBP: 0.328, SLG: 0.442	3-3 K				1-0 F9			3-2 G3-1	1-2 FC4	4 0 0 0 0 1 1												
Raul Mondesi, R (1, 9) OBP: 0.352, SLG: 0.500	1-2 2B				1-3 K			2-2 P4	0-0 P4	4 0 1 0 0 1 1												
Mike Piazza, R (1, 2) OBP: 0.417, SLG: 0.635	2-1 G5-3				1-1 G5-3			1-3 K		3 0 0 0 0 1 1												
Eric Karros, R (1, 3) OBP: 0.372, SLG: 0.510			1-3 K		1-0 G1-3			2-2 P6		3 0 0 0 0 1 0												
Roberto Kelly, R (1, 7) OBP: 0.297, SLG: 0.343			2-0 F9		3-2 K			0-0 F8		3 0 0 0 0 1 0												
Mitch Webster, S (8, 7) OBP: 0.250, SLG: 0.303										0 0 0 0 0 0 0												
Tim Wallach, R (1, 5) OBP: 0.327, SLG: 0.395			1-3 K		1-2 G6-3			1-1 1B		3 0 1 0 0 1 0												
Delino DeShields, L (1, 4) OBP: 0.321, SLG: 0.324					2-2 G4-3			1-0 F8		3 0 0 0 0 1 1												
Hideo Nomo, R (1, 1) OBP: 0.025, SLG: 0.025									2-2 FC4	1 0 0 0 0 1 0												
Jose Parra, R (5, 1) OBP: 0.296, SLG: 0.323			0-3 K							0 0 0 0 0 0 0												
Chris Gwynn, L (6, PH)										1 0 0 0 0 1 0												
Rudy Seanez, R (6, 1)										0 0 0 0 0 0 0												
John Cummings, L (8, 1)										0 0 0 0 0 0 0												
Dave Hansen, L (9, PH) OBP: 0.393, SLG: 0.348										1 0 1 0 0 0 0												
Inning Stats	R: 0 E: 0 K: 1 S: 13	H: 1 LOB: 1 BB: 0 P: 20	R: 0 E: 0 K: 2 S: 7	H: 0 LOB: 0 BB: 0 P: 11	R: 0 E: 0 K: 1 S: 10	H: 0 LOB: 0 BB: 0 P: 13	R: 0 E: 0 K: 1 S: 6	H: 0 LOB: 0 BB: 0 P: 9	R: 0 E: 0 K: 1 S: 7	H: 0 LOB: 0 BB: 0 P: 12	R: 0 E: 0 K: 2 S: 7	H: 0 LOB: 0 BB: 0 P: 10	R: 0 E: 0 K: 1 S: 12	H: 0 LOB: 0 BB: 0 P: 18	R: 0 E: 0 K: 1 S: 7	H: 1 LOB: 1 BB: 0 P: 11	R: 0 E: 0 K: 0 S: 9	H: 1 LOB: 1 BB: 0 P: 13	1B: 2 2B: 1 3B: 0 HR: 0	SF: 0 SAC: 0 DP: 0 HBP: 0	WP: 0 PB: 0 SB: 0 CS: 0	PA: 30
PITCHER Doug Drabek, R (1, 1) ERA: 4.65	IP: 9.0 WLS: W BF: 30 H: 3 R: 0 ER: 0 SO: 9 BB: 0 IBB: 0 HBP: 0 BLK: 0 WP: 0 HR: 0 S: 78 P: 117 ERA: 0.00 WHIP: 0.333											PITCHER	IP: WLS: BF: H: R: ER: SO: BB: IBB: HBP: BLK: WP: HR: S: P: ERA: WHIP:									

Los Angeles Dodgers @ Houston Astros
 Astrodome, Houston, TX
 Tue Jul 25 1995, 8:05 PM EDT
 Att. 39,295 - Dome

AB	30
R	0
H	3
RBI	0
BB	0
SO	9
LOB	5



Batter	1	2	3	4	5	6	7	8	9	AB R H RBI BB SO LOB
Brian Hunter, R OBP: 0.397, SLG: 0.482 (1, 8) B F X	1-1 P2	1-2 FC4-6		0-0 F8			1-2 3B			4 0 1 0 0 0 4
Craig Biggio, R OBP: 0.411, SLG: 0.481 (1, 4) B C X	1-1 1B		0-1 L3		1-1 HR		4-2 BB			3 2 2 1 1 0 0
5 Jeff Bagwell, R OBP: 0.392, SLG: 0.492 (1, 3) B B X	3-0 HR		1-1 F8		4-0 BB		0-3 K			3 1 1 1 1 1 2
Derek Bell, R OBP: 0.390, SLG: 0.452 (1, 9) B B X	2-0 P4		2-0 F7		0-1 G3-6-3		0-0 L8			4 0 0 0 0 0 3
Dave Magadan, L OBP: 0.430, SLG: 0.399 (1, 5) C X	0-1 L7			2-1 1B FC6-4 2B	2-1 G4-3		1-0 F7			4 1 1 0 0 0 0
Tony Eusebio, R OBP: 0.386, SLG: 0.443 (1, 2) B C X		1-1 G6-3		4-1 FC6-4 1B BB		1-2 G5-3		2-3 K		3 0 0 0 1 1 0
James Mouton, R OBP: 0.309, SLG: 0.377 (1, 7) B B X		3-3 K		2-1 FC6-4 1B		1-1 G6-3		0-0 2B		4 0 2 0 0 1 0
Orlando Miller, R OBP: 0.313, SLG: 0.375 (1, 6) B B X		4-1 E BB		1-2 FC6-4 SH1-4		1-3 K		4-0 IBB		2 0 0 1 2 1 2
Doug Drabek, R OBP: 0.243, SLG: 0.229 (1, 1) F B X		2-1 E6 FC4-6		1-1 SH1-4		2-3 K		0-0 P2		3 0 0 0 0 1 3

Inning Stats	R: 2	H: 2	E: 0	K: 0	S: 8	R: 0	H: 0	E: 1	K: 1	S: 13	R: 0	H: 0	E: 0	K: 0	S: 5	R: 1	H: 2	E: 0	K: 0	S: 11	R: 1	H: 1	E: 0	K: 0	S: 6	R: 0	H: 0	E: 0	K: 1	S: 9	R: 0	H: 1	E: 0	K: 2	S: 14	R: 0	H: 1	E: 0	K: 1	S: 6
	LOB: 0	BB: 15	LOB: 2	BB: 1	P: 15	LOB: 0	BB: 0	LOB: 2	BB: 1	P: 24	LOB: 0	BB: 0	LOB: 0	BB: 0	P: 8	LOB: 2	BB: 1	LOB: 0	BB: 1	P: 21	LOB: 0	BB: 1	LOB: 0	BB: 1	P: 13	LOB: 2	BB: 2	LOB: 2	BB: 1	P: 12	LOB: 1	BB: 1	LOB: 2	BB: 1	P: 13	LOB: 0	BB: 1	LOB: 2	BB: 1	P: 13

PITCHER	IP	WLS	BF	H	R	ER	SO	BB	IBB	HBP	BLK	WP	HR	S	P	ERA	WHIP
Hideo Nomo, R ERA: 2.1 (1, 1)	4.0	L	19	4	3	3	1	2	0	0	0	0	1	37	68	6.75	1.500
Jose Parra, R ERA: 4.35 (5, 1)	1.0		4	1	1	1	0	1	0	0	0	0	1	6	13	9.00	2.000
Rudy Seanez, R ERA: 5.9 (6, 1)	2.0		8	1	0	0	3	1	0	0	0	0	0	23	33	0.00	1.000
John Cummings, L ERA: 5.68 (8, 1)	1.0		5	1	0	0	1	0	1	0	0	0	0	6	13	0.00	1.000

Los Angeles Dodgers @ Houston Astros
Astrodome, Houston, TX
Tue Jul 25 1995, 8:05 PM EDT
Att. 39,295 - Dome

AB	30
R	4
H	7
RBI	3
BB	5
SO	5
LOB	14



WP	HR	S	P	ERA	WHIP
0	0	0	0	0.00	1.000
0	0	0	0	0.00	1.000
0	0	0	0	0.00	1.000
0	0	0	0	0.00	1.000

Batter	1	2	3	4	5	6	7	8	9	AB R H RBI BB SO LOB	TOP											
Marquis Grissom, R (1, 8) OBP: 0.329, SLG: 0.401	0-0 6-3		3-2 L9			2-2 L7		0-0 1B		4 0 1 0 0 0 1												
Jeff Blauser, R (1, 6) OBP: 0.318, SLG: 0.360	0-0 6-3		0-2 1-2 1B			2-2 10 FC6-4 1B		0-3 SAFE K		4 0 2 0 0 1 1												
10 Chipper Jones, S (1, 5) OBP: 0.359, SLG: 0.435	0-0 F7		1-1 G3-1			2-2 1-2f FC6-4		1-3 K		4 0 0 0 0 1 4												
Fred McGriff, L (1, 3) OBP: 0.361, SLG: 0.470		0-0 F2		2-3 K		0-0 F7		0-0 G3-1		4 0 0 0 0 1 1												
David Justice, L (1, 9) OBP: 0.396, SLG: 0.475		0-3 K		2-2 G3-1			3-1 P6		1-3 K	4 0 0 0 0 2 0												
Ryan Klesko, L (1, 7) OBP: 0.437, SLG: 0.651		0-0 2B		1-2 G6-3			1-0 L7		0-1 F6	4 0 1 0 0 0 0												
Charlie O'Brien, R (1, 2) OBP: 0.388, SLG: 0.510		0-0 F2			3-3 K		1-2 1B			3 0 1 0 0 1 1												
Mark Lemke, S (1, 4) OBP: 0.317, SLG: 0.330			2-3 K		1-2 G4-3		0-0 G6-3			3 0 0 0 0 1 1												
Steve Avery, L (1, 1) OBP: 0.286, SLG: 0.529			2-2 1B		1-3 K			1-3 K		2 0 1 0 0 1 0												
Dwight Smith, L (8, PH) OBP: 0.349, SLG: 0.480										1 0 0 0 0 1 0												
Greg McMichael, R (8, 1)										0 0 0 0 0 0 0												
Inning Stats	R: 0 E: 0 K: 0 S: 3	H: 0 LOB: 0 BB: 0 P: 3	R: 0 E: 0 K: 1 S: 6	H: 1 LOB: 1 BB: 0 P: 6	R: 0 E: 0 K: 1 S: 17	H: 2 LOB: 2 BB: 0 P: 25	R: 0 E: 0 K: 1 S: 10	H: 0 LOB: 0 BB: 0 P: 15	R: 0 E: 0 K: 2 S: 10	H: 0 LOB: 0 BB: 0 P: 15	R: 0 E: 0 K: 0 S: 11	H: 1 LOB: 1 BB: 0 P: 17	R: 0 E: 0 K: 0 S: 7	H: 1 LOB: 1 BB: 0 P: 12	R: 0 E: 0 K: 3 S: 11	H: 1 LOB: 1 BB: 0 P: 13	R: 0 E: 0 K: 1 S: 6	H: 0 LOB: 0 BB: 0 P: 7	1B: 5 2B: 1 3B: 0 HR: 0	SF: 0 SAC: 0 DP: 0 HBP: 0	WP: 0 PB: 0 SB: 0 CS: 0	PA: 33
PITCHER	IP WLS BF H R ER SO BB IBB HBP BLK WP HR S P ERA WHIP																					
Ismael Valdez, R (1, 1) ERA: 2.8	8.0 W 30 6 0 0 8 0 0 0 0 0 0 0 75 106 0.00 0.750																					
Todd Worrell, R (9, 1) ERA: 1.04	1.0 S 3 0 0 0 1 0 0 0 0 0 0 0 6 7 0.00 0.000																					

Atlanta Braves @ Los Angeles Dodgers
Dodger Stadium, Los Angeles, CA
Wed Jul 26 1995, 7:05 PM PDT
Att. 37,491 - Unknown - 78 F

AB	33
R	0
H	6
RBI	0
BB	0
SO	9
LOB	9



Batter	1	2	3	4	5	6	7	8	9	AB R H RBI BB SO LOB	TOP	
Marquis Grissom, R (1, 8) <small>OBP: 0.327, SLG: 0.398</small>	2-2 	1-1 			1-0 		1-2 		1-0 	5 0 1 0 0 0 1		
Jeff Blauser, R (1, 6) <small>OBP: 0.319, SLG: 0.358</small>	4-1 		0-0 		1-0 		0-0 		3-2 	4 2 1 0 1 0 1		
10 Chipper Jones, S (1, 5) <small>OBP: 0.364, SLG: 0.438</small>	4-1 		1-0 		0-0 		2-1 			3 0 2 0 1 0 0		
Fred McGriff, L (1, 3) <small>OBP: 0.363, SLG: 0.471</small>	1-2 		2-0 		1-0 			0-0 		4 1 2 1 0 0 2		
David Justice, L (1, 9) <small>OBP: 0.394, SLG: 0.486</small>	3-2 		0-0 		0-0 			1-1 		4 1 1 3 0 0 4		
Ryan Klesko, L (1, 7) <small>OBP: 0.433, SLG: 0.642</small>	1-2 		0-0 		2-0 			0-0 		4 0 1 0 0 0 4		
Javy Lopez, R (1, 2) <small>OBP: 0.330, SLG: 0.455</small>		0-0 		1-2 		0-3 		0-0 		4 0 1 0 0 1 1		
Mark Lemke, S (1, 4) <small>OBP: 0.311, SLG: 0.323</small>		1-1 		1-2 		2-1 		0-1 		4 0 0 0 0 0 1		
Kent Mercker, L (1, 1) <small>OBP: 0.118, SLG: 0.176</small> Mike Mordecai, R (6, PH) <small>OBP: 0.300, SLG: 0.464</small> Steve Bedrosian, R (6, 1) Mike Stanton, L (8, 1) Jose Oliva, R (9, PH) <small>OBP: 0.196, SLG: 0.319</small>		3-3 		0-0 		2-1 		1-3 		2 0 0 0 0 1 1 1 0 1 0 0 0 0 1 0		
Inning Stats	R: 3 H: 1 E: 0 LOB: 0 K: 0 BB: 2 S: 15 P: 30	R: 0 H: 1 E: 0 LOB: 1 K: 1 BB: 0 S: 8 P: 13	R: 0 H: 2 E: 0 LOB: 2 K: 0 BB: 0 S: 5 P: 8	R: 0 H: 0 E: 0 LOB: 0 K: 0 BB: 0 S: 8 P: 10	R: 1 H: 3 E: 0 LOB: 2 K: 0 BB: 0 S: 6 P: 11	R: 0 H: 0 E: 0 LOB: 0 K: 1 BB: 0 S: 7 P: 11	R: 0 H: 0 E: 0 LOB: 0 K: 0 BB: 0 S: 8 P: 11	R: 0 H: 1 E: 0 LOB: 1 K: 0 BB: 0 S: 5 P: 6	R: 0 H: 1 E: 0 LOB: 1 K: 1 BB: 0 S: 9 P: 14	1B: 8 SF: 0 2B: 0 SAC: 0 3B: 0 DP: 0 HR: 1 HBP: 0	WP: 1 PA: 38 PB: 0 SB: 0 CS: 0	
PITCHER Willie Banks, R (1, 1) <small>ERA: 7.3</small> John Cummings, L (5, 1) <small>ERA: 4.15</small>	IP WLS BF H R ER SO BB IBB HBP BLK WP HR S P ERA WHIP											PITCHER IP WLS BF H R ER SO BB IBB HBP BLK WP HR S P ERA WHIP

Atlanta Braves @ Los Angeles Dodgers
Dodger Stadium, Los Angeles, CA
 Thu Jul 27 1995, 7:05 PM PDT
 Att. 36,942 - Unknown - 80 F

AB	36
R	4
H	9
RBI	4
BB	2
SO	3
LOB	15



Batter	1	2	3	4	5	6	7	8	9
Chad Fonville, S OBP: 0.292, SLG: 0.291 (1, 4)	0-2 G5-3		1-2 1B SF7 1B		0-2 G6-3	0-1 CS 1B		1-1 G4-3 1B	
Jose Offerman, S OBP: 0.408, SLG: 0.418 (1, 6)	1-2 G4-3		1-2 1B 1B		0-0 B2	4-2 1B BB		0-3 K	
Raul Mondesi, R OBP: 0.352, SLG: 0.509 (1, 9)	3-1 G6-3		0-0 SF7		2-1 HR	0-0 E7 1B		1-1 G4-3	
Mike Piazza, R OBP: 0.411, SLG: 0.619 (1, 2)		0-1 G5-3	1-0 1B		0-1 E6 3B	1-3 K			
Eric Karros, R OBP: 0.375, SLG: 0.523 (1, 3)		4-0 BB BB	3-2 G5-3		1-0 1B 3B		0-0 HR		
Roberto Kelly, R OBP: 0.302, SLG: 0.345 (1, 7)		4-1 BB		0-0 F9	1-1 HR 1B		3-1 CS 1B		
Tim Wallach, R OBP: 0.330, SLG: 0.408 (1, 5)		1-3 K		3-2 F7	2-0 HR		2-2 F8		
Todd Hollandsworth, L OBP: 0.338, SLG: 0.483 (1, 8)		1-2 G4-3		1-0 1B	1-0 G4-3		3-1 HR		
Willie Banks, R OBP: 0.273, SLG: 0.111 (1, 1)			1-3 K	2-3 K		3-3 K	1-1 L5		
John Cummings, L (5, 1)									

AB	R	H	RBI	BB	SO	LOB
5	1	3	0	0	0	0
4	1	1	0	1	1	1
4	1	2	2	0	0	1
4	1	1	0	0	1	1
3	2	2	2	1	0	2
3	1	2	1	1	0	0
4	1	1	2	0	1	3
4	1	2	1	0	0	2
2	0	0	0	0	2	1
2	0	0	0	0	1	0


BOTTOM

Atlanta Braves @ Los Angeles Dodgers
Dodger Stadium, Los Angeles, CA

Thu Jul 27 1995, 7:05 PM PDT
Att: 36,942 - Unknown - 80 F

livebaseballscorecards.com

AB	35
R	9
H	14
RBI	8
BB	3
SO	6
LOB	11



Inning Stats	R	H	E	K	S	H	LOB	BB	P	R	H	E	K	S	H	LOB	BB	P	R	H	E	K	S	H	LOB	BB	P
Kent Mercker, L ERA: 3.92 (1, 1)	5.0	8	0	1	26	6	2	3	91	3.60	2.000																
Steve Bedrosian, R ERA: 5.4 (6, 1)	2.0	5	0	1	10	2	2	1	40	9.00	3.000																
Mike Stanton, L ERA: 5.59 (8, 1)	1.0	1	0	0	3	0	1	0	9	0.00	1.000																

WP	HR	S	P	ERA	WHIP
0	2	7	9	3.60	2.000
0	2	23	40	9.00	3.000
0	0	7	9	0.00	1.000

Batter	1	2	3	4	5	6	7	8	9	AB R H RBI BB SO LOB	TOP	
Darren Lewis, R OBP: 0.302, SLG: 0.305 (1, 8) BX	1-0 G1-3 ①		0-0 G6-3 1B ①		3-2 F8 ①		1-0 G5-3 ②			4 1 1 0 0 0 0		
Lenny Harris, L OBP: 0.242, SLG: 0.299 (1, 3) Hal Morris, L OBP: 0.238, SLG: 0.336 (8, 3) FLX	0-2 G1 ②		2-1 G6-3 1-2 ②		2-2 L5 ②		1-3 K ③			4 0 0 0 0 1 1 0 0 0 0 0 0 0		
Barry Larkin, R OBP: 0.397, SLG: 0.503 (1, 6) BBB	4-0 ES BB		0-0 2-H 1B ①		3-2 F8 ③			2-1 G1-3 ①		3 0 1 1 1 0 0		
Ron Gant, R OBP: 0.389, SLG: 0.592 (1, 7) BBB	4-1 1-3 BB		1-3 K ③			1-3 K ①		3-3 K ②		3 0 0 0 1 3 1		
Thomas Howard, S OBP: 0.354, SLG: 0.393 (1, 9) Jeff Brantley, R (9, 1) BF	1-1 F7 ③			1-2 G6-3 ①		1-3 K ②		3-1 CS 1B		4 0 1 0 0 1 2 0 0 0 0 0 0 0		
Bret Boone, R OBP: 0.352, SLG: 0.486 (1, 4) BX		1-0 F9 ①		0-2 G5-3 ②		1-2 HR		2-2 CS 1-2 ③	2-3 K ①	4 1 1 1 0 1 0		
Benito Santiago, R OBP: 0.370, SLG: 0.594 (1, 2) LFB		1-3 K ②		4-1 1B BB		2-3 K ③			1-2 P3 ②	3 0 0 0 1 2 0		
Jeff Branson, L OBP: 0.336, SLG: 0.479 (1, 5) LFB		1-1 G4-3 ③		0-0 1-2 1B			2-1 HR		0-3 K ③	4 1 2 1 0 1 0		
John Smiley, L OBP: 0.171, SLG: 0.333 (1, 1) Jerome Walton, R OBP: 0.336, SLG: 0.496 (9, 9) SBS			1-3 K ①	0-1 G3-1 ③			1-1 L6 ①			3 0 0 0 0 1 2 0 0 0 0 0 0 0		
Inning Stats	R: 0 H: 0 E: 0 LOB: 2 K: 0 BB: 2 S: 7 P: 17	R: 0 H: 0 E: 0 LOB: 0 K: 1 BB: 0 S: 7 P: 10	R: 1 H: 2 E: 0 LOB: 1 K: 2 BB: 0 S: 11 P: 14	R: 0 H: 1 E: 0 LOB: 2 K: 0 BB: 1 S: 10 P: 15	R: 0 H: 0 E: 0 LOB: 0 K: 0 BB: 0 S: 11 P: 19	R: 1 H: 1 E: 0 LOB: 0 K: 3 BB: 0 S: 14 P: 19	R: 1 H: 1 E: 0 LOB: 0 K: 1 BB: 0 S: 8 P: 13	R: 0 H: 1 E: 0 LOB: 0 K: 1 BB: 0 S: 9 P: 19	R: 0 H: 0 E: 0 LOB: 0 K: 2 BB: 0 S: 9 P: 12	1B: 4 SF: 0 2B: 0 SAC: 0 3B: 0 DP: 0 HR: 2 HBP: 0	WP: 0 PA: 36 PB: 0 SB: 1 CS: 1	
PITCHER	IP WLS BF H R ER SO BB IBB HBP BLK WP HR S P ERA WHIP											
Tom Candiotti, R ERA: 2.98 (1, 1)	8.0 L 32 6 3 3 8 3 0 0 0 0 0 2 77 126 3.38 1.125											
Antonio Osuna, R ERA: 7.63 (9, 1)	1.0 3 0 0 0 2 0 0 0 0 0 0 0 9 12 0.00 0.000											

Cincinnati Reds @ Los Angeles Dodgers
Dodger Stadium, Los Angeles, CA
Fri Jul 28 1995, 7:05 PM PDT
Att: 37,146 - Unknown

livebaseballscores.com

AB	32
R	3
H	6
RBI	3
BB	3
SO	10
LOB	6



Batter	1	2	3	4	5	6	7	8	9	AB R H RBI BB SO LOB
Chad Fonville, S (1, 4) <small>OBP: 0.293, SLG: 0.292</small> Delino DeShields, L (9, PH) <small>OBP: 0.320, SLG: 0.323</small>	1-1 		2-3 			2-1 			1-3 	3 1 1 0 0 1 0 1 0 0 0 0 1 0
Jose Offerman, S (1, 6) <small>OBP: 0.409, SLG: 0.417</small>	1-2 		3-3 			0-1 			4-0 	3 1 1 0 0 1 1 0
Raul Mondesi, R (1, 9) <small>OBP: 0.348, SLG: 0.503</small>	1-3 		1-0 			1-1 			2-1 	4 0 0 0 0 1 2
Mike Piazza, R (1, 2) <small>OBP: 0.404, SLG: 0.607</small>	1-2 			2-3 					2-2 	4 0 0 0 0 2 2
Eric Karros, R (1, 3) <small>OBP: 0.375, SLG: 0.522</small>	2-2 			2-3 						3 0 1 1 0 1 0
Roberto Kelly, R (1, 7) <small>OBP: 0.299, SLG: 0.342</small>	2-2 			0-0 					1-0 	3 0 0 0 0 0 1
Tim Wallach, R (1, 5) <small>OBP: 0.326, SLG: 0.402</small>		0-0 			0-2 				2-0 	3 0 0 0 0 0 0
Todd Hollandsworth, L (1, 8) <small>OBP: 0.324, SLG: 0.459</small>		0-1 			0-3 				0-0 	3 0 0 0 0 1 0
Tom Candiotti, R (1, 1) <small>OBP: 0.179, SLG: 0.135</small> Mitch Webster, S (8, PH) <small>OBP: 0.243, SLG: 0.294</small> Antonio Osuna, R (9, 1)		0-2 			0-3 				0-3 	2 0 0 0 0 1 0 1 0 0 0 0 1 0 0 0 0 0 0 0 0

Inning Stats	R: 2	H: 3	E: 0	K: 1	S: 23	H: 3	LOB: 1	BB: 0	P: 31	R: 0	H: 0	E: 0	K: 0	S: 6	R: 0	H: 0	E: 0	K: 2	S: 7	R: 0	H: 0	E: 0	K: 2	S: 8	R: 0	H: 0	E: 0	K: 1	S: 6	R: 0	H: 0	E: 0	K: 1	S: 5	R: 0	H: 0	E: 0	K: 1	S: 5	R: 0	H: 0	E: 0	K: 1	S: 8	1B: 3	2B: 0	3B: 0	HR: 0	SF: 0	SAC: 0	DP: 0	HBP: 0	WP: 2	PB: 0	SB: 0	CS: 0	PA: 31
--------------	------	------	------	------	-------	------	--------	-------	-------	------	------	------	------	------	------	------	------	------	------	------	------	------	------	------	------	------	------	------	------	------	------	------	------	------	------	------	------	------	------	------	------	------	------	------	-------	-------	-------	-------	-------	--------	-------	--------	-------	-------	-------	-------	--------

PITCHER	IP	WLS	BF	H	R	ER	SO	BB	IBB	HBP	BLK	WP	HR	S	P	ERA	WHIP
John Smiley, L (1, 1) <small>ERA: 3.38</small>	8.0	W	27	3	2	2	9	0	0	0	0	1	0	75	101	2.25	0.375
Jeff Brantley, R (9, 1) <small>ERA: 2.76</small>	1.0	S	4	0	0	0	1	1	0	0	0	0	0	8	17	0.00	1.000

BOTTOM

Cincinnati Reds @ Los Angeles Dodgers
 Dodger Stadium, Los Angeles, CA

Fri Jul 28 1995, 7:05 PM PDT
 Att. 37,146 - Unknown

AB 30
R 2
H 3
RBI 1
BB 1
SO 10
LOB 5

PITCHER	IP	WLS	BF	H	R	ER	SO	BB	IBB	HBP	BLK	WP	HR	S	P	ERA	WHIP
---------	----	-----	----	---	---	----	----	----	-----	-----	-----	----	----	---	---	-----	------

Batter	1	2	3	4	5	6	7	8	9	AB R H RBI BB SO LOB	TOP
Darren Lewis, R OBP: 0.301, SLG: 0.305 (1, 8) B C C B B X	3-2 G6-4-3 1B 1B		2-3 K		X 0-0 F9			X 0-0 B1-3		4 0 1 0 0 1 0	
Thomas Howard, S OBP: 0.357, SLG: 0.396 (1, 9) B X	1-0 G6-4-3 1-2 1B 1B		1-0 S 1B			B X 1-0 F8		C B B X 2-1 L5		4 0 2 0 0 0 0	
Barry Larkin, R OBP: 0.395, SLG: 0.500 (1, 6) B C F B X	2-2 G6-4-3 1-2f 2-3		3-3 K 1-2			B C B B X 3-1 FC6-4 1B		F X 0-1 G4-3		4 0 1 0 0 1 3	
Ron Gant, R OBP: 0.387, SLG: 0.586 (1, 7) S B S X	1-2 G5-3		0-1 G1-3			B F X 1-1 FC6-4 1-2f		B B C B B 4-1 1B FC5-4 BB		3 1 0 0 1 0 3	
Hal Morris, L OBP: 0.244, SLG: 0.340 (1, 3) B C B B B X		3-2 G6-3		B F X 1-1 G4-3 1B		B 1 SAFE X 1-0 G4-3		F F X 0-2 FC5-4 1-3 1B		4 0 2 0 0 0 1	
Bret Boone, R OBP: 0.353, SLG: 0.495 (1, 4) B F B X		1-1 E7 1B 1B		C 1 F SAFE B X 1-2 P4		C B X 1-1 HR		F C B B X 1-2 FC5-4 G3 1B 1-2f 3-H		4 1 2 2 0 0 2	
Benito Santiago, R OBP: 0.375, SLG: 0.590 (1, 2) B C B B B X		2-2 E7 1-2 1B		B X 1-0 G4-3 1-2f		X 0-0 G6-3		B B B X 2-0 G3 1-2 1B		4 0 2 0 0 0 1	
Jeff Branson, L OBP: 0.330, SLG: 0.469 (1, 5) B C B B B X		2-2 E7 1-3 2-H		B F C B X 2-2 G4-3		S B B B B F 3-2 G3		S B B X 1-1 G3 1-2 2-3		4 0 0 0 0 0 4	
Mark Portugal, R OBP: 0.162, SLG: 0.194 Xavier Hernandez, L OBP: 0.250, SLG: 0.297 Lenny Harris, L OBP: 0.240, SLG: 0.297 Hector Carrasco, R OBP: 0.319, SLG: 0.339 Brian Hunter, R OBP: 0.319, SLG: 0.339 Rick Reed, R OBP: 0.325, SLG: 0.466		1-3 K		B F C B X 1-2 G4-3		C B B B B B F 3-3 K		B C B B B 0-3 K		1 0 0 0 0 0 1 2 0 0 0 0 0 0 0 0 1 0 0 0 0 0 0 0 0 0 0 0 0 0 0 0 1 0 0 0 0 0 1 0 0 0 0 0 0 0 0 0 1 0 0 0 0 0 1 2	
Inning Stats	R: 0 H: 2 E: 0 LOB: 1 K: 0 BB: 0 S: 10 P: 17	R: 0 H: 2 E: 1 LOB: 2 K: 1 BB: 0 S: 16 P: 25	R: 0 H: 1 E: 0 LOB: 1 K: 2 BB: 0 S: 9 P: 15	R: 0 H: 1 E: 0 LOB: 0 K: 0 BB: 0 S: 6 P: 9	R: 0 H: 0 E: 0 LOB: 0 K: 0 BB: 0 S: 7 P: 10	R: 0 H: 1 E: 0 LOB: 1 K: 0 BB: 0 S: 6 P: 12	R: 1 H: 1 E: 0 LOB: 0 K: 1 BB: 0 S: 11 P: 18	R: 0 H: 0 E: 0 LOB: 0 K: 0 BB: 0 S: 5 P: 7	R: 1 H: 2 E: 0 LOB: 2 K: 1 BB: 1 S: 13 P: 21	1B: 9 SF: 0 2B: 0 SAC: 0 3B: 0 DP: 2 HR: 1 HBP: 0	WP: 0 PA: 36 PB: 0 SB: 1 CS: 0
PITCHER Ramon Martinez, R ERA: 3.95 Todd Worrell, R ERA: 1.26	IP WLS BF H R ER SO BB IBB HBP BLK WP HR S P ERA WHIP	8.0 W 30 8 1 1 4 0 0 0 0 0 1 70 113 1.12 1.000	1.0 S 6 2 1 1 1 1 0 0 0 0 0 0 13 21 9.00 3.000								

Cincinnati Reds @ Los Angeles Dodgers
 Dodger Stadium, Los Angeles, CA
 Sat Jul 29 1995, 7:05 PM PDT
 Att: 41,488 - Unknown

AB	35
R	2
H	10
RBI	2
BB	1
SO	5
LOB	18



Batter	1	2	3	4	5	6	7	8	9
Chad Fonville, S OBP: 0.292, SLG: 0.290 (1, 4)	2-2 WP 1B	3-2 L8			1-1 G3			1-1 B1-3	
Jose Offerman, S OBP: 0.407, SLG: 0.415 (1, 6)	1-1 F7	0-1 1B			2-1 F7			2-2 G3-1	
Raul Mondesi, R OBP: 0.350, SLG: 0.503 (1, 9)	2-2 1B HR	0-0 F7			1-1 P6			2-2 1B	
Mike Piazza, R OBP: 0.402, SLG: 0.601 (1, 2)	1-1 1B HR		1-0 P4			1-3 K		0-0 G5-3	
Eric Karros, R OBP: 0.375, SLG: 0.529 (1, 3)	1-1 HR		0-1 P2			0-3 K			
Todd Hollandsworth, L OBP: 0.324, SLG: 0.453 (1, 8)	3-1 1B S		1-3 K			0-3 K			
Tim Wallach, R OBP: 0.326, SLG: 0.401 (1, 5)	0-3 K			2-1 1B			0-0 F9		
Billy Ashley, R OBP: 0.326, SLG: 0.383 (1, 7)	2-3 K				0-0 G4-3		3-1 F9		
Mitch Webster, S OBP: 0.237, SLG: 0.286 (5, 7)									
Ramon Martinez, R OBP: 0.163, SLG: 0.190 (1, 1)			1-1 G4-3		1-2 P5		2-3 K		
Todd Worrell, R (9, 1)									

AB	R	H	RBI	BB	SO	LOB
4	1	1	0	0	0	0
4	0	1	0	0	0	1
4	1	2	1	0	0	1
4	1	1	0	0	1	1
3	1	1	3	0	1	0
3	0	1	0	0	2	0
3	0	1	0	0	1	1
2	0	0	0	0	1	1
1	0	0	0	0	0	0
3	0	0	0	0	1	0
0	0	0	0	0	0	0

BOTTOM

Cincinnati Reds @ Los Angeles Dodgers
Dodger Stadium, Los Angeles, CA
 Sat Jul 29 1995, 7:05 PM PDT
 Att. 41,488 - Unknown

AB	31
R	4
H	8
RBI	4
BB	0
SO	7
LOB	5



1B: 7	SF: 0
2B: 0	SAC: 0
3B: 0	DP: 0
HR: 1	HBP: 0

WP: 2	PA: 31
PB: 0	
SB: 1	
CS: 0	

Inning Stats		R	H	E	K	S	L	W	B	I	B	H	B	P	ERA	WHIP
R: 4 H: 5 E: 0 K: 2 S: 21		4	5	0	2	21	L									
R: 0 H: 1 E: 0 K: 0 S: 9		0	1	0	0	9										
R: 0 H: 0 E: 0 K: 1 S: 6		0	0	0	1	6										
R: 0 H: 1 E: 0 K: 0 S: 6		0	1	0	0	6										
R: 0 H: 0 E: 0 K: 3 S: 10		0	0	0	3	10										
R: 0 H: 0 E: 0 K: 1 S: 6		0	0	0	1	6										
R: 0 H: 1 E: 0 K: 0 S: 12		0	1	0	0	12										

PITCHER		IP	WLS	BF	H	R	ER	SO	BB	IBB	HBP	BLK	WP	HR	S	P	ERA	WHIP
Mark Portugal, R (1, 1)		2.0	L	12	6	4	4	2	0	0	0	0	1	1	30	46	18.00	3.000
Xavier Hernandez, R (3, 1)		2.0		6	1	0	0	1	0	0	0	0	0	0	12	17	0.00	0.500
Hector Carrasco, R (5, 1)		2.0		6	0	0	0	3	0	0	0	0	0	0	16	21	0.00	0.000
Rick Reed, R (7, 1)		2.0		7	1	0	0	1	0	0	0	0	0	0	18	28	0.00	0.500

Batter	1	2	3	4	5	6	7	8	9	AB R H RBI BB SO LOB	TOP											
Darren Lewis, R (1, 8) OBP: 0.304, SLG: 0.307	0-1 G4-3		1-2 BLK 1B			2-1 G4-3		0-0 1B		4 1 2 0 0 0 0												
Thomas Howard, S (1, 9) OBP: 0.355, SLG: 0.392	1-3 K		1-0 1-H 1B			1-3 K		0-3 K		4 0 1 1 0 3 1												
Barry Larkin, R (1, 6) OBP: 0.394, SLG: 0.500	2-0 F7		0-0 F8			2-0 F8		2-2 S HR 2B		4 1 1 0 0 0 1												
Ron Gant, R (1, 7) OBP: 0.386, SLG: 0.579		2-3 K		2-3 K		0-0 G4-3		4-1 HR BB		3 1 0 0 1 2 0												
Hal Morris, L (1, 3) OBP: 0.244, SLG: 0.356		0-1 G4-3		0-0 G3		1-2 G4-3		0-1 1-H 3-H HR		4 1 1 3 0 0 0												
Bret Boone, R (1, 4) OBP: 0.355, SLG: 0.495		1-1 S 1B		2-1 G1-3		2-2 1B		0-1 F8		4 0 2 0 0 0 0												
Eddie Taubensee, L (1, 2) OBP: 0.317, SLG: 0.454		2-3 K			0-3 K		0-0 G3		1-3 K	4 0 0 0 0 3 2												
Jeff Branson, L (1, 5) OBP: 0.329, SLG: 0.462			0-3 K		1-3 K			2-3 K	4-2 BB	3 0 0 0 1 3 0												
Jerome Walton, R (9, PR) OBP: 0.336, SLG: 0.496										0 0 0 0 0 0 0												
Tim Pugh, R (1, 1) OBP: 0.160, SLG: 0.167			0-2 B5-3		2-3 K			0-0 G6-3	1-1 P3	2 0 0 0 0 1 0												
Dave Burba, R (6, 1)										0 0 0 0 0 0 0												
Lenny Harris, L (8, PH) OBP: 0.239, SLG: 0.295										1 0 0 0 0 0 0												
Chuck McElroy, L (8, 1)										0 0 0 0 0 0 0												
Benito Santiago, R (9, PH) OBP: 0.372, SLG: 0.585										1 0 0 0 0 0 1												
Inning Stats	R: 0 E: 0 K: 1 S: 6	H: 0 LOB: 0 BB: 0 P: 9	R: 0 E: 0 K: 2 S: 10	H: 1 LOB: 1 BB: 0 P: 15	R: 1 E: 0 K: 1 S: 14	H: 2 LOB: 1 BB: 0 P: 16	R: 0 E: 0 K: 1 S: 6	H: 0 LOB: 0 BB: 0 P: 10	R: 0 E: 0 K: 3 S: 11	H: 0 LOB: 0 BB: 0 P: 14	R: 0 E: 0 K: 1 S: 6	H: 0 LOB: 0 BB: 0 P: 11	R: 0 E: 0 K: 0 S: 8	H: 1 LOB: 1 BB: 0 P: 11	R: 0 E: 0 K: 2 S: 8	H: 1 LOB: 1 BB: 0 P: 10	R: 3 E: 0 K: 1 S: 18	H: 2 LOB: 1 BB: 2 P: 30	1B: 5 2B: 1 3B: 0 HR: 1	SF: 0 SAC: 0 DP: 0 HBP: 0	WP: 0 PB: 0 SB: 2 CS: 0	PA: 36
PITCHER	IP WLS BF H R ER SO BB IBB HBP BLK WP HR S P ERA WHIP																					
Hideo Nomo, R (1, 1) ERA: 2.04	8.0 W 29 5 1 1 11 0 0 0 1 0 0 69 96 1.12 0.625																					
Todd Worrell, R (9, 1) ERA: 1.96	1.0 7 2 3 3 1 2 0 0 0 0 0 1 18 30 27.00 4.000																					

Cincinnati Reds @ Los Angeles Dodgers
Dodger Stadium, Los Angeles, CA

Sun Jul 30 1995, 3:33 AM PDT
Att. 53,058 - Sunny - 99 F

AB	34
R	4
H	7
RBI	4
BB	2
SO	12
LOB	5



Batter	1	2	3	4	5	6	7	8	9
Chad Fonville, S OBP: 0.290, SLG: 0.289 (1, 4)	1-2 F7		1-2 G3		1-0 F8		2-2 S 1B		
Jose Offerman, S OBP: 0.403, SLG: 0.410 (1, 6)	3-2 F7		0-2 F7		1-0 G4-3		2-3 K		
Mike Piazza, R OBP: 0.403, SLG: 0.613 (1, 2)	2-1 F9		0-1 G5-3			0-1 HR	0-0 S 1B		
Eric Karros, R OBP: 0.376, SLG: 0.527 (1, 3)		2-2 1B CI SF7 1B		0-0 P6		4-2 HR BB	3-3 K		
Raul Mondesi, R OBP: 0.349, SLG: 0.509 (1, 9)		3-3 K		3-1 F9		2-2 HR	0-1 P4		
Roberto Kelly, R OBP: 0.303, SLG: 0.343 (1, 7)		0-0 CI 1B		1-1 S 1B		4-2 S BB	2-3 K		
Tim Wallach, R OBP: 0.329, SLG: 0.403 (1, 5)		1-1 S 1B		3-3 K		2-3 K	2-2 S 1B		
Todd Hollandsworth, L OBP: 0.307, SLG: 0.433 (1, 8)		3-2 SF7			1-2 F8	1-3 K	1-3 K		
Hideo Nomo, R OBP: 0.047, SLG: 0.047 (1, 1)		0-1 G5-3			0-0 1B	0-1 P4	0-3 K		
Mitch Webster, S OBP: 0.231, SLG: 0.278 (8, PH)									
Todd Worrell, R (9, 1)									

Inning Stats	R: 0 E: 0 K: 0 S: 11	H: 0 LOB: 0 BB: 0 P: 17	R: 1 E: 1 K: 1 S: 15	H: 2 LOB: 2 BB: 0 P: 24	R: 0 E: 0 K: 0 S: 8	H: 0 LOB: 0 BB: 0 P: 9	R: 0 E: 0 K: 1 S: 9	H: 1 LOB: 1 BB: 0 P: 16	R: 0 E: 0 K: 0 S: 6	H: 1 LOB: 1 BB: 0 P: 9	R: 3 E: 0 K: 2 S: 20	H: 2 LOB: 1 BB: 2 P: 33	R: 1 E: 0 K: 2 S: 13	H: 2 LOB: 1 BB: 0 P: 20	R: 0 E: 0 K: 3 S: 15	H: 1 LOB: 1 BB: 0 P: 20
--------------	-------------------------------	----------------------------------	-------------------------------	----------------------------------	------------------------------	---------------------------------	------------------------------	----------------------------------	------------------------------	---------------------------------	-------------------------------	----------------------------------	-------------------------------	----------------------------------	-------------------------------	----------------------------------

PITCHER	IP	WLS	BF	H	R	ER	SO	BB	IBB	HBP	BLK	WP	HR	S	P	ERA	WHIP
Tim Pugh, R ERA: 4.31 (1, 1)	5.0	L	23	6	4	3	2	1	0	0	0	0	2	57	89	5.40	1.400
Dave Burba, R ERA: 4.27 (6, 1)	2.0		9	2	1	1	4	1	0	0	0	0	0	25	39	4.50	1.500
Chuck McElroy, L ERA: 4.05 (8, 1)	1.0		4	1	0	0	3	0	0	0	0	0	0	15	20	0.00	1.000

AB R H RBI BB SO LOB

4 1 1 0 0 0 1

4 0 0 0 0 1 2

4 1 2 2 0 0 0

3 2 1 0 1 1 1

4 1 1 2 0 1 2

2 0 1 0 1 1 0

4 0 2 0 0 2 2

3 0 0 1 0 2 2

3 0 1 0 0 0 3

1 0 0 0 0 1 1

0 0 0 0 0 0 0

1B: 7 SF: 1
2B: 0 SAC: 0
3B: 0 DP: 0
HR: 2 HBP: 0

WP: 0 PA: 36
PB: 0
SB: 4
CS: 0

AB 32
R 5
H 9
RBI 5
BB 2
SO 9
LOB 14

Cincinnati Reds @ Los Angeles Dodgers
Dodger Stadium, Los Angeles, CA
Sun Jul 30 1995, 3:33 AM PDT
Att. 53,058 - Sunny - 99 F



livebaseballscorecards.com

Batter	1	2	3	4	5	6	7	8	9	AB R H RBI BB SO LOB	TOP											
Chad Fonville, S OBP: 0.311, SLG: 0.297 (1, 4) X	0-0 S HR 1B		4-1 HR BB	1-0 G4-3		4-1 SAFE 1B BB		2-3 K	0-1 1B	4 3 2 1 2 1 1												
Jose Offerman, S OBP: 0.399, SLG: 0.405 (1, 6)	2-3 SAFE K		0-0 B1		0-0 G3-1	2-2 E6 1B		1-2 FC6-4 1B	1-3 K	6 0 1 0 0 2 6												
Raul Mondesi, R OBP: 0.352, SLG: 0.528 (1, 9) X	1-0 HR 2-H		0-0 HR 1-H		2-3 K	1-1 1B		1-1 FC6-4 1B		5 2 3 6 0 1 1												
Mike Piazza, R OBP: 0.403, SLG: 0.608 (1, 2)	2-2 F8		1-0 1B		1-3 K	0-0 P4		1-1 FC6-4 1B		5 0 2 0 0 1 2												
Eric Karros, R OBP: 0.376, SLG: 0.524 (1, 3)	1-2 G6-3		2-2 P4			0-1 1B SF9 1B		0-0 FC6-4		4 1 1 0 1 0 3												
Roberto Kelly, R OBP: 0.304, SLG: 0.343 (1, 7)		1-1 E6 FC4-6	3-1 F9			0-0 S 1B		0-1 F7	1-1 G1-3 1B	5 2 2 0 0 0 2												
Tim Wallach, R OBP: 0.326, SLG: 0.397 (1, 5)		1-3 K		4-1 SH3-4 BB		0-0 SF9		1-2 G5-3	1-0 G1-3	3 0 0 1 1 1 3												
Todd Hollandsworth, L OBP: 0.313, SLG: 0.423 (1, 8)		1-2 FC4-6		2-1 L5		2-1 E 1B		4-0 IBB	1-1 F7	4 1 1 1 1 0 3												
Ismael Valdez, R OBP: 0.105, SLG: 0.105 (8, PH)		0-0 G2-3		1-1 SH3-4		0-2 F8		3-3 K	4-0 1B IBB	1 0 0 0 0 0 0 1 1 0 0 0 0 0 0 1 1 0 0 0 0 0 1 2 0 1 0 0 0 0 0 0 0 0 0 0 0												
Mitch Webster, S OBP: 0.225, SLG: 0.270 Pedro Astacio, R OBP: 0.174, SLG: 0.182 John Cummings, L Antonio Osuna, R Chris Gwynn, L OBP: 0.278, SLG: 0.323 Todd Worrell, R																						
Inning Stats	R: 2 E: 0 K: 1 S: 14	H: 2 LOB: 0 BB: 0 P: 19	R: 0 E: 1 K: 1 S: 9	H: 0 LOB: 1 BB: 0 P: 12	R: 2 E: 0 K: 0 S: 9	H: 2 LOB: 1 BB: 1 P: 19	R: 0 E: 0 K: 0 S: 6	H: 0 LOB: 1 BB: 1 P: 14	R: 0 E: 0 K: 2 S: 7	H: 0 LOB: 0 BB: 0 P: 10	R: 4 E: 1 K: 0 S: 18	H: 4 LOB: 2 BB: 1 P: 26	R: 0 E: 0 K: 1 S: 8	H: 0 LOB: 2 BB: 2 P: 20	R: 0 E: 0 K: 1 S: 11	H: 2 LOB: 2 BB: 0 P: 16	R: 1 E: 0 K: 1 S: 14	H: 2 LOB: 2 BB: 1 P: 22	1B: 10 2B: 0 3B: 0 HR: 2	SF: 1 SAC: 1 DP: 0 HBP: 0	WP: 0 PB: 0 SB: 2 CS: 0	PA: 47
PITCHER	IP WLS BF H R ER SO BB IBB HBP BLK WP HR S P ERA WHIP																					
Mark Thompson, R ERA: 5.83	5.1 L 26 7 7 6 4 2 0 0 0 0 0 2 52 82 10.12 1.688																					
Bryan Hickerson, L ERA: 6.75	0.1 3 0 0 0 0 1 0 0 0 0 0 0 8 14 0.00 3.000																					
Steve Reed, R ERA: 1.97	1.1 7 1 1 0 1 1 1 0 0 0 0 0 11 24 0.00 1.500																					
Lance Painter, L ERA: 4.3	1.0 5 2 0 0 1 0 0 0 0 0 0 0 11 16 0.00 2.000																					
Darren Holmes, R ERA: 2.47	1.0 6 2 1 1 1 0 1 0 0 0 0 0 14 22 9.00 2.000																					

Los Angeles Dodgers @ Colorado Rockies
Coors Field, Denver, CO
Tue Aug 01 1995, 7:05 PM MDT
Att. 48,071 - Unknown - 84 F

AB	39
R	9
H	12
RBI	9
BB	6
SO	7
LOB	25



BOTTOM

Los Angeles Dodgers @ Colorado Rockies
Coors Field, Denver, CO

livebaseballscores.com

AB	35
R	6
H	11
RBI	6
BB	1
SO	7
LOB	10



WP	1	PA	37
PB	0		
SB	0		
CS	1		

Tue Aug 01 1995, 7:05 PM MDT
Att: 48,071 - Unknown - 84 F

AB R H RBI BB SO LOB

4 0 2 1 1 0 2
3 1 1 1 0 0 3
1 0 0 0 0 0 2
0 0 0 0 0 0 0
0 0 0 0 0 0 0

4 1 1 1 0 1 3

4 0 0 0 0 2 0

4 1 1 1 0 2 0

4 1 0 0 0 1 0

4 2 2 2 0 0 0

4 0 2 0 0 0 0

1 0 0 0 0 1 0
0 0 0 0 0 0 0
0 0 0 0 0 0 0
2 0 2 0 0 0 0

1B: 7 SF: 0
2B: 0 SAC: 1
3B: 0 DP: 2
HR: 4 HBP: 0

Batter	1	2	3	4	5	6	7	8	9
Eric Young Sr., R OBP: 0.394, SLG: 0.413 (1, 4)	4-0 CS BB			1-1 F8	0-2 G4-3 1B		2-0 1-2 1B		0-2 G1-4-3 1-2f
Mike Kingery, L OBP: 0.372, SLG: 0.451 (1, 8)	1-1 F9			0-0 HR	1-1 G4-3		1-1 F8		
Ellis Burks, R OBP: 0.360, SLG: 0.497 (7, PH)									
Lance Painter, L OBP: 0.333, SLG: 0.400 (8, 1)									
Darren Holmes, R (9, 1)									
Dante Bichette, R OBP: 0.344, SLG: 0.573 (1, 7)	3-2 L4			1-2 HR		1-2 L7	0-3 K		
(8, 9)									
Larry Walker, L OBP: 0.376, SLG: 0.599 (1, 9)		1-3 K		0-0 L6		0-3 K		2-1 G4-3	
(8, 8)									
Andres Galarraga, R OBP: 0.332, SLG: 0.529 (1, 3)		2-3 K		1-0 HR		2-3 K		1-0 G4-3	
(1, 3)									
Vinny Castilla, R OBP: 0.344, SLG: 0.572 (1, 5)		2-1 L5		0-1 G5-3			1-3 K HR	1-1 G6-3	
(1, 5)									
Joe Girardi, R OBP: 0.330, SLG: 0.386 (1, 2)			2-1 G6-3		0-1 SH1-4 1B 1B		0-0 HR		1-1 P4
(1, 2)									
Walt Weiss, S OBP: 0.388, SLG: 0.297 (1, 6)			1-1 G6-3		0-0 1B SH1-4 1B		2-1 G1-3		3-2 1B 1B
(1, 6)									
Mark Thompson, R OBP: 0.364, SLG: 0.364 (1, 1)			1-3 K		1-0 SH1-4		0-0 1B		1-1 G1-4-3 1B
Bryan Hickerson, L OBP: 0.667, SLG: 0.500 (6, 1)									
Steve Reed, R OBP: 0.500, SLG: 0.500 (6, 1)									
John Vander Wal, L OBP: 0.475, SLG: 0.636 (7, PH)					1-2 2-3				
(8, 7)									

Inning Stats	R: 0	H: 0	E: 0	K: 0	S: 6	H: 0	LOB: 0	BB: 1	P: 14	R: 0	H: 0	E: 0	K: 2	S: 10	H: 0	LOB: 0	BB: 0	P: 15	R: 0	H: 0	E: 0	K: 1	S: 7	R: 3	H: 3	E: 0	K: 0	S: 11	H: 3	LOB: 1	BB: 0	P: 11	R: 0	H: 0	E: 0	K: 2	S: 10	H: 0	LOB: 0	BB: 0	P: 13	R: 2	H: 3	E: 0	K: 2	S: 13	H: 3	LOB: 2	BB: 0	P: 19	R: 0	H: 0	E: 0	K: 0	S: 5	H: 0	LOB: 0	BB: 0	P: 9	R: 0	H: 2	E: 0	K: 0	S: 12	H: 2	LOB: 1	BB: 0	P: 17	1B: 7	SF: 0	2B: 0	SAC: 1	3B: 0	DP: 2	HR: 4	HBP: 0	WP: 1	PA: 37
--------------	------	------	------	------	------	------	--------	-------	-------	------	------	------	------	-------	------	--------	-------	-------	------	------	------	------	------	------	------	------	------	-------	------	--------	-------	-------	------	------	------	------	-------	------	--------	-------	-------	------	------	------	------	-------	------	--------	-------	-------	------	------	------	------	------	------	--------	-------	------	------	------	------	------	-------	------	--------	-------	-------	-------	-------	-------	--------	-------	-------	-------	--------	-------	--------

PITCHER	IP	WLS	BF	H	R	ER	SO	BB	IBB	HBP	BLK	WP	HR	S	P	ERA	WHIP
Ismael Valdez, R ERA: 2.98 (1, 1)	5.0	W	20	6	4	4	3	1	0	0	0	0	3	43	65	7.20	1.400
Pedro Astacio, R ERA: 4.73 (6, 1)	1.1		8	3	2	2	3	0	0	0	0	1	1	18	26	13.50	2.250
John Cummings, L ERA: 4.08 (7, 1)	0.1		1	0	0	0	0	0	0	0	0	0	0	2	3	0.00	0.000
Antonio Osuna, R ERA: 7.02 (7, 1)	1.1		4	0	0	0	1	0	0	0	0	0	0	8	12	0.00	0.000
Todd Worrell, R ERA: 1.91 (9, 1)	1.0	S	4	2	0	0	0	0	0	0	0	0	0	12	17	0.00	2.000

Batter	1	2	3	4	5	6	7	8	9	AB R H RBI BB SO LOB	TOP												
Chad Fonville, S OBP: 0.313, SLG: 0.286 (1, 4)	0-1 F8		4-1 L6-4 S BB	0-2 L6		3-2 G1-3		4-1 BB	0-0 FC6-4 1-2f	4 0 0 0 2 0 4													
Jose Offerman, S OBP: 0.402, SLG: 0.404 (1, 6)	0-1 E3 BB HR		4-2 1 SAFE 1 SAFE 1 SAFE BB BB BB BB BB BB	4-0 1B BB		3-1 1B 1B		0-0 L1		3 1 1 1 2 0 1													
Raul Mondesi, R OBP: 0.350, SLG: 0.523 (1, 9)	0-3 K		0-2 L6-4 2-2	0-1 1B 1-3 2-H 3-H		0-0 P4		0-3 K		5 0 1 2 0 2 5													
Mike Piazza, R OBP: 0.403, SLG: 0.602 (1, 2)	4-0 1 SAFE 1 SAFE BB BB BB BB		1-0 G1-3	0-2 L4		0-0 1B 1-3		0-1 F9		4 1 1 0 1 0 4													
Eric Karros, R OBP: 0.379, SLG: 0.546 (1, 3)	1-1 1-H 2-H HR			2-2 1B 2B		2-2 G5-3		0-0 G5-3		5 3 3 4 0 0 2													
Todd Hollandsworth, L OBP: 0.318, SLG: 0.461 (1, 8)	1-0 P6			1-1 1B BB 1B 2-H		0-3 K		0-0 B4-3		5 2 2 2 0 1 0													
Roberto Kelly, R OBP: 0.308, SLG: 0.359 (1, 7)			1-1 G1-3	0-0 BB 1B 1B		0-1 2B		2-0 HR		5 2 3 1 0 0 0													
Dave Hansen, L OBP: 0.383, SLG: 0.344 (1, 5)			0-0 F7	1-0 BB 1B 1-2 2-3		4-0 IBB		1-1 G4-3		4 1 1 0 1 0 0													
Kevin Tapani, R Chris Gwynn, L John Cummings, L Antonio Osuna, R Billy Ashley, R Pedro Astacio, R Todd Worrell, R (1, 1) (7, PH) (7, 1) (8, 1) (9, PH) (9, 1) (9, 1)			3-2 G6-3	1-3 K		2-3 K		2-3 K		3 0 0 0 0 0 2 5 1 0 0 0 0 0 1 0 0 0 0 0 0 0 0 0 0 0 0 0 0 0 0 0 1 0 1 0													
Inning Stats	R: 3 E: 1 K: 1 S: 10	H: 1 LOB: 0 BB: 1 P: 16	R: 0 E: 0 K: 0 S: 6	H: 0 LOB: 0 BB: 0 P: 10	R: 0 E: 0 K: 0 S: 8	H: 0 LOB: 1 BB: 2 P: 17	R: 4 E: 0 K: 1 S: 21	H: 5 LOB: 2 BB: 1 P: 30	R: 0 E: 0 K: 2 S: 11	H: 1 LOB: 2 BB: 1 P: 19	R: 0 E: 0 K: 0 S: 8	H: 2 LOB: 2 BB: 0 P: 14	R: 1 E: 0 K: 1 S: 8	H: 1 LOB: 0 BB: 0 P: 13	R: 0 E: 0 K: 1 S: 7	H: 0 LOB: 1 BB: 1 P: 11	R: 2 E: 0 K: 0 S: 11	H: 3 LOB: 1 BB: 0 P: 20	1B: 7 2B: 3 3B: 0 HR: 4	SF: 0 SAC: 0 DP: 1 HBP: 0	WP: 0 PB: 0 SB: 1 CS: 0	PA: 46	
PITCHER Kevin Ritz, R ERA: 4.13 Marvin Freeman, R ERA: 5.87 Bryan Hickerson, L ERA: 7.09	IP 6.0 2.0 1.0	WLS L	BF 32 8 6	H 9 1 3	R 7 1 2	ER 4 1 2	SO 4 2 0	BB 4 1 0	IBB 1 0 0	HBP 0 0 0	BLK 0 0 0	WP 0 0 0	HR 1 1 2	S 64 15 11	P 106 24 20	ERA 6.00 4.50 18.00	WHIP 2.167 1.000 3.000						PITCHER IP WLS BF H R ER SO BB IBB HBP BLK WP HR S P ERA WHIP

Los Angeles Dodgers @ Colorado Rockies
Coors Field, Denver, CO
Wed Aug 02 1995, 7:05 PM MDT
Att. 48,063 - Unknown - 85 F

AB	40
R	10
H	13
RBI	10
BB	6
SO	6
LOB	21



Batter	1	2	3	4	5	6	7	8	9	AB	R	H	RBI	BB	SO	LOB
Eric Young Sr., R OBP: 0.394, SLG: 0.420 (1, 4) (8, 7)	1-0 2B 3B	4-0 3B BB		0-0 FC6-4 1-2f		0-1 G6-3			2-2 F9	4	2	1	0	1	0	2
Mike Kingery, L OBP: 0.375, SLG: 0.465 Jim Tatum, R OBP: 0.346, SLG: 0.440 Jason Bates, S OBP: 0.345, SLG: 0.430 (1, 8) (7, PH) (8, 4)	3-1 G4-3 HR 2B 3B	1 SAFE 0-0 1-H 3B			1-0 G5-3		1-3 K		3-3 K	3	1	2	2	0	0	0
Larry Walker, L OBP: 0.376, SLG: 0.606 (1, 9) (8, 8)	0-0 G4-3 2-3	3-3 K			1-2 1B 1B		1-3 K		0-0 HR	5	1	2	1	0	2	2
Andres Galarraga, R OBP: 0.331, SLG: 0.524 (1, 3)	1-3 K		1-1 F9		1-0 1B		0-0 G4-3		1-3 K	5	0	1	0	0	2	1
Dante Bichette, R OBP: 0.346, SLG: 0.589 (1, 7) (8, 9)	0-1 HR		0-3 K		1-1 F9			0-0 HR		4	2	2	3	0	1	2
Vinny Castilla, R OBP: 0.343, SLG: 0.577 (1, 5)	1-1 HR		1-1 F8		1-1 G4-3			1-3 K		4	1	1	1	0	1	2
Joe Girardi, R OBP: 0.326, SLG: 0.381 (1, 2)	2-2 F9		0-2 L9		2-1 G4-3			0-0 P9		4	0	0	0	0	0	0
Walt Weiss, S OBP: 0.389, SLG: 0.301 (1, 6)		1-3 K		0-0 F7		2-2 G4-3 2B		4-1 BB		3	0	1	0	1	1	0
Kevin Ritz, R OBP: 0.364, SLG: 0.310 John Vander Wal, L OBP: 0.469, SLG: 0.627 Marvin Freeman, R OBP: 0.091, SLG: 0.227 Ellis Burks, R OBP: 0.358, SLG: 0.494 Bryan Hickerson, L OBP: 0.667, SLG: 0.500 (1, 1) (6, PH) (7, 1) (8, PH) (9, 1)		1-3 K		0-0 FC6-4 1B		1-1 G4-3		2-3 K		2	0	1	0	0	1	0

Inning Stats	R: 4	H: 4	E: 0	K: 1	S: 15	LOB: 0	BB: 0	P: 23	R: 1	H: 1	E: 0	K: 3	S: 12	LOB: 1	BB: 1	P: 21	R: 0	H: 0	E: 0	K: 1	S: 8	LOB: 0	BB: 0	P: 10	R: 0	H: 2	E: 0	K: 0	S: 9	LOB: 2	BB: 0	P: 14	R: 0	H: 1	E: 0	K: 0	S: 9	LOB: 1	BB: 0	P: 14	R: 0	H: 0	E: 0	K: 2	S: 8	LOB: 0	BB: 0	P: 10	R: 1	H: 1	E: 0	K: 2	S: 10	LOB: 1	BB: 1	P: 17	R: 1	H: 1	E: 0	K: 2	S: 12	LOB: 0	BB: 0	P: 18	1B: 3	2B: 2	3B: 2	HR: 4	SF: 0	SAC: 0	DP: 0	HBP: 0	WP: 0	PA: 40
--------------	------	------	------	------	-------	--------	-------	-------	------	------	------	------	-------	--------	-------	-------	------	------	------	------	------	--------	-------	-------	------	------	------	------	------	--------	-------	-------	------	------	------	------	------	--------	-------	-------	------	------	------	------	------	--------	-------	-------	------	------	------	------	-------	--------	-------	-------	------	------	------	------	-------	--------	-------	-------	-------	-------	-------	-------	-------	--------	-------	--------	-------	--------

PITCHER	IP	WLS	BF	H	R	ER	SO	BB	IBB	HBP	BLK	WP	HR	S	P	ERA	WHIP
Kevin Tapani, R ERA: 5.03 (1, 1)	6.0		28	9	5	5	5	1	0	0	0	0	2	59	88	7.50	1.667
John Cummings, L ERA: 4.34 (7, 1)	1.0		4	1	1	1	2	0	0	0	0	0	1	9	11	9.00	1.000
Antonio Osuna, R ERA: 6.62 (8, 1)	1.0		4	0	0	0	2	1	0	0	0	0	0	9	16	0.00	1.000
Pedro Astacio, R ERA: 4.81 (9, 1)	0.2		3	1	1	1	1	0	0	0	0	0	1	9	14	13.50	1.500
Todd Worrell, R ERA: 1.89 (9, 1)	0.1		1	0	0	0	1	0	0	0	0	0	0	3	4	0.00	0.000

BOTTOM

Los Angeles Dodgers @ Colorado Rockies
Coors Field, Denver, CO
Wed Aug 02 1995, 7:05 PM MDT
Att: 48,063 - Unknown - 85 F

livebaseballscorecards.com

AB	38
R	7
H	11
RBI	7
BB	2
SO	11
LOB	11



Batter	1	2	3	4	5	6	7	8	9	AB R H RBI BB SO LOB	TOP											
Chad Fonville, S (1, 4) OBP: 0.314, SLG: 0.282	1-2 P6		1-2 G2-3	4-2 BB		2-2 G3 1B	2-3 K		3-2 L4	5 0 1 0 1 1 3												
Jose Offerman, S (1, 6) OBP: 0.396, SLG: 0.398	3-2 F7		1-3 K	1-1 P6		2-2 G3 1-2		0-0 G1-3		5 0 0 0 0 1 4												
Raul Mondesi, R (1, 9) OBP: 0.354, SLG: 0.524	2-2 1B 1B		0-0 1B		1-1 1B 1B	0-1 L8		0-3 K FC5-4		5 1 3 0 0 1 1												
Mike Piazza, R (1, 2) OBP: 0.403, SLG: 0.597	1 SAFE 0-0 1-3 1B		0-1 F8		0-2 1B BB 1B	1-0 G5-3		0-0 F8		5 0 2 0 0 0 3												
Eric Karros, R (1, 3) OBP: 0.380, SLG: 0.542	0-1 P4			0-0 1B G3 1B 1B	4-0 1-2 BB		2-3 K	2-2 FC5-4 1-2f		4 1 1 0 1 1 3												
Todd Hollandsworth, L (1, 8) OBP: 0.311, SLG: 0.457		0-0 L8		0-3 K	1-3 K		0-1 2B		1-2 F7	5 1 1 0 0 2 4												
Roberto Kelly, R (1, 7) OBP: 0.315, SLG: 0.368		1-3 K		0-2 G3 1B 1-2 1B	0-1 1-2 2-3 3-H 1B		2-1 2B 2B	0-1 S 1B		5 1 4 2 0 1 0												
Dave Hansen, L (1, 5) OBP: 0.402, SLG: 0.360		4-2 BB		1-0 G3 1B 1-2 2-3	3-1 F9		3-2 2B 2B	3-3 K		4 0 2 1 1 1 4												
Ramon Martinez, R (1, 1) OBP: 0.152, SLG: 0.178 Chris Gwynn, L (7, PH) OBP: 0.274, SLG: 0.318 Mitch Webster, S (7, PH) OBP: 0.220, SLG: 0.283 Mark Guthrie, R (7, 1) Rudy Seanez, R (7, 1) John Cummings, L (7, 1) Delino DeShields, L (9, PH) OBP: 0.322, SLG: 0.323		0-3 K		2-2 G3	0-3 K		0-0 G5-3	4-1 BB		3 0 0 1 0 2 6 0 0 0 0 0 0 0 1 0 0 0 0 0 1 0 1 0 0												
Inning Stats	R: 0 E: 0 K: 0 S: 15	H: 2 LOB: 2 BB: 0 P: 21	R: 0 E: 0 K: 2 S: 12	H: 0 LOB: 1 BB: 1 P: 17	R: 0 E: 0 K: 1 S: 9	H: 1 LOB: 1 BB: 0 P: 11	R: 1 E: 0 K: 1 S: 20	H: 3 LOB: 3 BB: 1 P: 28	R: 1 E: 0 K: 2 S: 18	H: 3 LOB: 3 BB: 1 P: 27	R: 0 E: 0 K: 0 S: 9	H: 1 LOB: 1 BB: 0 P: 14	R: 2 E: 0 K: 2 S: 14	H: 3 LOB: 1 BB: 0 P: 23	R: 0 E: 0 K: 1 S: 8	H: 0 LOB: 1 BB: 0 P: 10	R: 0 E: 0 K: 1 S: 14	H: 1 LOB: 2 BB: 1 P: 25	1B: 11 2B: 3 3B: 0 HR: 0	SF: 0 SAC: 0 DP: 0 HBP: 0	WP: 1 PB: 0 SB: 1 CS: 0	PA: 46
PITCHER	IP WLS BF H R ER SO BB IBB HBP BLK WP HR S P ERA WHIP																					
Bret Saberhagen, R (1, 1) ERA: 3.48	6.1 W 35 13 4 4 7 3 0 0 0 0 0 0 93 135 5.68 2.526																					
Lance Painter, L (7, 1) ERA: 4.18	0.2 2 0 0 0 1 0 0 0 0 0 0 0 4 6 0.00 0.000																					
Curt Lesknic, R (8, 1) ERA: 3.0	2.0 9 1 0 0 2 1 0 0 0 0 1 0 22 35 0.00 1.000																					

Los Angeles Dodgers @ Colorado Rockies
Coors Field, Denver, CO
Thu Aug 03 1995, 3:33 AM MDT
Att. 48,024 - Cloudy - 86 F


AB	42
R	4
H	14
RBI	4
BB	4
SO	10
LOB	29



BOTTOM

Los Angeles Dodgers @ Colorado Rockies
Coors Field, Denver, CO

AB	33
R	9
H	10
RBI	9
BB	6
SO	5
LOB	20



WP	0	PA	41
PB	0		
SB	2		
CS	1		

livebaseballscores.com

Thu Aug 03 1995, 3:33 AM MDT
Att: 48,024 - Cloudy - 86 F

AB	R	H	RBI	BB	SO	LOB
4	2	1	0	0	0	0
3	2	1	0	1	2	1
4	2	1	1	1	1	4
5	0	3	3	0	0	3
4	2	1	3	1	1	2
4	1	2	1	0	0	3
3	0	1	0	1	1	1
2	0	0	1	2	0	1
3	0	0	0	0	0	2
0	0	0	0	0	0	0
0	0	0	0	0	0	0
1	0	0	0	0	0	3
0	0	0	0	0	0	0
1B: 3	SF: 0					
2B: 3	SAC: 1					
3B: 1	DP: 0					
HR: 3	HBP: 1					

Batter	1	2	3	4	5	6	7	8	9					
Eric Young Sr., R OBP: 0.394, SLG: 0.422 (1, 4)	2-1 F9 X	0-0 B1-2 3			2-0 G5-3 1		2-2 SH 3B HBP	2-0 1B 2B						
Mike Kingery, L OBP: 0.377, SLG: 0.468 (1, 8)	4-0 BB HR BB		3-3 K		0-0 2B		1-1 SH 3B	0-3 K						
Larry Walker, L OBP: 0.376, SLG: 0.611 (1, 9)	4-0 1-2 HR BB		3-2 HR		0-0 G3-1 2		1-0 P6	0-3 K						
Andres Galarraga, R OBP: 0.334, SLG: 0.531 (1, 3)	2-1 P3 2		1-2 1B		1-0 F7 3		2-2 FC5-2 3B	2-2 1B						
Dante Bichette, R OBP: 0.346, SLG: 0.593 (1, 7)	0-1 HR		2-0 F9 2			1-2 K	4-0 BB FC5-2 IBB	2-2 L8 3						
Vinny Castilla, R OBP: 0.345, SLG: 0.588 (1, 5)	3-2 HR		1-2 G1-3 3			2-0 2B	0-0 FC5-2 BB							
Joe Girardi, R OBP: 0.328, SLG: 0.380 (1, 2)	0-1 G4-3 3			0-0 1B		1-3 K	4-0 BB							
Walt Weiss, S OBP: 0.390, SLG: 0.299 (1, 6)		0-1 L8 1		3-2 L9 2		4-0 IBB	4-0 FC6-4 BB							
Bret Saberhagen, R OBP: 0.128, SLG: 0.132 (1, 1)		2-1 F9 2		0-1 L7 3		0-1 G2-3	3-1 FC6-4							
Lance Painter, L OBP: 0.333, SLG: 0.400 (7, 1)														
John Vander Wal, L OBP: 0.469, SLG: 0.627 (7, PH)														
Ellis Burks, R OBP: 0.356, SLG: 0.491 (7, PH)														
Curt Leskanic, R OBP: 0.250, SLG: 0.250 (8, 1)														
Inning Stats	R: 4 E: 0 K: 0 S: 11	H: 2 LOB: 0 BB: 2 P: 26	R: 0 E: 0 K: 0 S: 5	H: 0 LOB: 0 BB: 0 P: 7	R: 1 E: 0 K: 1 S: 17	H: 2 LOB: 1 BB: 0 P: 27	R: 0 E: 0 K: 0 S: 7	H: 1 LOB: 0 BB: 0 P: 10	R: 0 E: 0 K: 2 S: 9	H: 1 LOB: 2 BB: 1 P: 17	R: 3 E: 1 K: 0 S: 11	H: 1 LOB: 3 BB: 3 P: 32	R: 1 E: 0 K: 2 S: 13	H: 2 LOB: 1 BB: 0 P: 19

PITCHER	IP	WLS	BF	H	R	ER	SO	BB	IBB	HBP	BLK	WP	HR	S	P	ERA	WHIP
Ramon Martinez, R ERA: 4.11 (1, 1)	6.0	L	27	7	5	5	3	2	1	0	0	0	3	53	94	7.50	1.500
Mark Guthrie, L ERA: 4.64 (7, 1)	0.1		3	0	2	2	0	0	0	1	0	0	0	5	9	54.00	0.000
Rudy Seanez, R ERA: 6.14 (7, 1)	0.1		5	1	1	0	0	2	1	0	0	0	0	4	18	0.00	9.000
John Cummings, L ERA: 4.5 (7, 1)	1.1		6	2	1	1	2	0	0	0	0	0	0	15	24	6.75	1.500

Batter	1	2	3	4	5	6	7	8	9	AB R H RBI BB SO LOB	TOP	
Chad Fonville, S (1, 4) <small>OBP: 0.309, SLG: 0.278</small> (7, 6)	1-1 		0-1 		3-2 		2-1 		2-2 	5 0 1 1 0 0 1	Los Angeles Dodgers @ San Francisco Giants Candlestick Park, San Francisco, CA Fri Aug 04 1995, 10:05 PM EDT Att. 25,023 - Unknown - 67 F	
Jose Offerman, S (1, 6) Delino DeShields, L (7, PH) <small>OBP: 0.324, SLG: 0.323</small> (7, 4)	0-0 		0-3 		0-1 		4-2 			3 0 1 0 0 1 3 0 0 0 0 1 0 0		
Raul Mondesi, R (1, 9) Billy Ashley, R (7, PH) <small>OBP: 0.327, SLG: 0.384</small> (7, 7)	2-3 			3-1 	2-2 		2-3 			3 0 1 0 0 2 3 1 0 0 0 0 1 1		
Mike Piazza, R (1, 2) Carlos Hernandez, R (6, 2) <small>OBP: 0.406, SLG: 0.598</small> <small>OBP: 0.208, SLG: 0.186</small>		1-3 		0-0 		1-0 		0-0 		3 0 2 0 0 1 0 1 0 0 0 0 0 0		
Eric Karros, R (1, 3) <small>OBP: 0.381, SLG: 0.539</small>		3-1 		0-0 		4-2 		1-1 		2 0 0 0 1 0 2		
Roberto Kelly, R (1, 7) Mark Guthrie, R (7, 1) Pedro Astacio, R (8, 1) <small>OBP: 0.174, SLG: 0.182</small>		1-2 		1-0 		1-3 		2-2 		3 0 0 0 0 1 5 1 0 0 0 0 0 0 0 0 0 0 0 0 0		
Tim Wallach, R (1, 5) Dave Hansen, L (3, 5) <small>OBP: 0.325, SLG: 0.395</small> <small>OBP: 0.400, SLG: 0.359</small>		0-1 			2-2 	2-1 		2-2 		1 0 0 0 0 0 1 3 1 1 0 0 0 3		
Todd Hollandsworth, L (1, 8) <small>OBP: 0.309, SLG: 0.447</small>			1-2 		0-0 	0-0 		2-2 		4 0 1 0 0 0 2		
Tom Candiotti, R (1, 1) Chris Gwynn, L (5, PH) Rudy Seanez, R (5, 1) Mitch Webster, S (7, PH) <small>OBP: 0.209, SLG: 0.250</small> (7, 9)			4-2 		1-0 		0-1 		1-3 	0 0 0 0 1 0 0 1 0 0 0 0 0 2 0 0 0 0 0 0 0 2 0 0 0 0 1 0		
Inning Stats	R: 0 H: 1 E: 0 LOB: 0 K: 1 BB: 0 S: 6 P: 9	R: 0 H: 0 E: 0 LOB: 1 K: 1 BB: 0 S: 9 P: 14	R: 0 H: 0 E: 0 LOB: 1 K: 1 BB: 1 S: 10 P: 15	R: 0 H: 2 E: 0 LOB: 1 K: 0 BB: 0 S: 5 P: 9	R: 1 H: 3 E: 0 LOB: 2 K: 1 BB: 0 S: 14 P: 22	R: 0 H: 1 E: 0 LOB: 2 K: 1 BB: 1 S: 10 P: 18	R: 0 H: 0 E: 0 LOB: 1 K: 1 BB: 1 S: 10 P: 18	R: 0 H: 0 E: 1 LOB: 1 K: 0 BB: 0 S: 9 P: 14	R: 0 H: 0 E: 0 LOB: 0 K: 1 BB: 0 S: 10 P: 15	1B: 7 SF: 0 2B: 0 SAC: 0 3B: 0 DP: 1 HR: 0 HBP: 1		WP: 0 PA: 37 PB: 0 SB: 0 CS: 1
PITCHER William Van Lanningham, R (1, 1) <small>ERA: 3.96</small> Chris Hook, R (8, 1) <small>ERA: 5.02</small> Terry Mulholland, L (9, 1) <small>ERA: 7.36</small>	IP WLS BF H R ER SO BB IBB HBP BLK WP HR S P ERA WHIP											PITCHER IP WLS BF H R ER SO BB IBB HBP BLK WP HR S P ERA WHIP

livebaseballscorecards.com

AB	33
R	1
H	7
RBI	1
BB	3
SO	7
LOB	23



Batter	1	2	3	4	5	6	7	8	9	AB	R	H	RBI	BB	SO	LOB
Deion Sanders, L (1, 8) Terry Mulholland, R (9, 1) OBP: 0.282, SLG: 0.324 OBP: 0.074, SLG: 0.115	0-0 CS 1B	1-0 WP HBP	3-3 K		0-1 G4-3		0-1 P6			4	1	1	0	0	1	0
Robby Thompson, R (1, 4) John Patterson, S (7, 4) OBP: 0.322, SLG: 0.320 OBP: 0.265, SLG: 0.292	3-1 SAFE G5-3 1-2	1-1 FC6-5 WP 1-3 1B		3-1 F9		1-0 BB 2B 1B	2-1 HR			4	1	2	0	0	0	1
Barry Bonds, L (1, 7) Rikkert Faneyte, R (7, 7) OBP: 0.432, SLG: 0.582 OBP: 0.333, SLG: 0.286	4-2 1B BB	2-1 FC6-5 HR 1-3 3-H		4-2 2B BB		4-1 2B 1B BB	2-3 K			1	4	0	0	3	0	1
Glenallen Hill, R (1, 9) OBP: 0.323, SLG: 0.481	0-1 1B 1B	0-1 HR		1-1 P5		0-2 1B 2B	0-0 F7			5	3	3	3	0	0	1
Mark Carreon, R (1, 3) J.R. Phillips, L (6, PR) OBP: 0.340, SLG: 0.486 OBP: 0.229, SLG: 0.277	2-1 1B 1B 1-H 2-H	2-1 1B HBP		1-0 HR 2B		3-0 F9 2B 1B 2-H 3-H	0-1 G5-3 1B			3	2	3	5	0	0	0
Royce Clayton, R (1, 6) OBP: 0.299, SLG: 0.342	0-0 S 1B	0-0 1B		0-1 HR		0-1 K	3-2 G5-3			5	1	3	3	0	1	2
Kirt Manwaring, R (1, 2) Tom Lampkin, L (8, 2) OBP: 0.331, SLG: 0.362 OBP: 0.346, SLG: 0.348	2-2 SAFE P5 1-2	0-0 L8		0-0 L7		1-1 F9	1-3 K			4	0	0	0	0	0	4
Steve Scarsone, R (1, 5) OBP: 0.332, SLG: 0.521		0-1 P2		1-1 G1-3		0-0 F9	2-2 G5-3 2B			5	0	1	1	0	0	1
William Van Landingham, R (1, 1) Chris Hook, R (8, 1) Jeff Reed, L (9, 2) OBP: 0.192, SLG: 0.385 OBP: 0.392, SLG: 0.305		0-0 HR		0-0 G1-3		2-3 K	1-3 K			4	1	1	1	0	2	1

Inning Stats	R: 3	H: 4	E: 0	K: 0	S: 16	LOB: 1	BB: 1	P: 26	R: 4	H: 4	E: 0	K: 0	S: 12	LOB: 2	BB: 0	P: 18	R: 0	H: 0	E: 0	K: 1	S: 6	LOB: 0	BB: 0	P: 10	R: 3	H: 2	E: 0	K: 0	S: 11	LOB: 0	BB: 1	P: 20	R: 0	H: 0	E: 0	K: 1	S: 6	LOB: 0	BB: 0	P: 8	R: 4	H: 4	E: 0	K: 2	S: 17	LOB: 1	BB: 1	P: 31	R: 1	H: 1	E: 0	K: 1	S: 8	LOB: 0	BB: 0	P: 12	R: 0	H: 1	E: 0	K: 1	S: 14	LOB: 1	BB: 0	P: 20
--------------	------	------	------	------	-------	--------	-------	-------	------	------	------	------	-------	--------	-------	-------	------	------	------	------	------	--------	-------	-------	------	------	------	------	-------	--------	-------	-------	------	------	------	------	------	--------	-------	------	------	------	------	------	-------	--------	-------	-------	------	------	------	------	------	--------	-------	-------	------	------	------	------	-------	--------	-------	-------

PITCHER	IP	WLS	BF	H	R	ER	SO	BB	IBB	HBP	BLK	WP	HR	S	P	ERA	WHIP
Tom Candiotti, R (1, 1) ERA: 3.6	4.0	L	25	10	10	10	1	2	0	0	0	1	3	45	74	22.50	3.000
Rudy Seanez, R (5, 1) ERA: 6.89	2.0		11	4	4	4	3	1	0	0	0	0	0	23	39	18.00	2.500
Mark Guthrie, L (7, 1) ERA: 4.74	1.0		4	1	1	1	1	0	0	0	0	0	1	8	12	9.00	1.000
Pedro Astacio, R (8, 1) ERA: 4.74	1.0		4	1	0	0	1	0	0	0	0	0	0	14	20	0.00	1.000

BOTTOM

Los Angeles Dodgers @ San Francisco Giants
Candlestick Park, San Francisco, CA

Fri Aug 04 1995, 10:05 PM EDT
Att: 25,023 - Unknown - 67 F

AB	39
R	15
H	16
RBI	14
BB	3
SO	6
LOB	12

livebaseballscorecards.com

GIANTS

WP	1	PA	44
PB	0		
SB	1		
CS	1		

Batter	1	2	3	4	5	6	7	8	9	AB R H RBI BB SO LOB	TOP									
Chad Fonville, S OBP: 0.307, SLG: 0.271 (1, 4)	1-1 B1-3		4-1 S 2B BB		1-1 SH1-4		0-3 K		1-0 L6	3 1 0 0 1 1 2										
Jose Offerman, S OBP: 0.394, SLG: 0.394 (1, 6)	2-2 F7		4-2 2B SF9 BB		3-2 FC6-5 FC4-6			0-0 F9		3 1 0 0 1 0 1										
Raul Mondesi, R OBP: 0.352, SLG: 0.522 (1, 9)	2-3 K		2-1 SF9 2B		0-2 FC4-6			0-3 K		4 0 1 1 0 2 1										
Mike Piazza, R OBP: 0.408, SLG: 0.603 (1, 2)		2-2 G6-4-3 1B	0-1 SF9			1-2 G3 2B		1-3 K		3 0 2 1 0 1 0										
Eric Karros, R OBP: 0.377, SLG: 0.533 (1, 3)		2-0 G6-4-3	3-2 P3			1-2 P6		0-2 G5-3		4 0 0 0 0 0 3										
Dave Hansen, L OBP: 0.403, SLG: 0.368 (1, 5)		1-1 2B		2-1 P3		2-2 G3		4-2 1B BB		3 1 1 0 1 0 1										
Roberto Kelly, R OBP: 0.312, SLG: 0.362 (1, 7)		4-1 BB		0-0 P7		0-1 F7		1-0 F8		3 0 0 0 1 0 2										
Todd Hollandsworth, L OBP: 0.306, SLG: 0.438 (1, 8)		1-2 F8		0-0 P6			0-3 K	1-0 1B		4 0 1 0 0 1 2										
Hideo Nomo, R OBP: 0.085, SLG: 0.085 (1, 1)			0-0 G4-3		2-1 FC6-5 SH1-4 1B		1-3 K	2-2 1B		4 0 2 1 0 1 0										
Inning Stats	R: 0 E: 0 K: 1 S: 8	H: 0 LOB: 0 BB: 0 P: 13	R: 0 E: 0 K: 0 S: 11	H: 2 LOB: 2 BB: 1 P: 21	R: 2 E: 0 K: 0 S: 17	H: 1 LOB: 1 BB: 2 P: 30	R: 0 E: 0 K: 0 S: 4	H: 0 LOB: 0 BB: 0 P: 6	R: 0 E: 0 K: 0 S: 10	H: 1 LOB: 1 BB: 0 P: 16	R: 0 E: 0 K: 3 S: 9	H: 0 LOB: 0 BB: 0 P: 10	R: 0 E: 0 K: 2 S: 7	H: 0 LOB: 0 BB: 0 P: 8	R: 1 E: 0 K: 0 S: 13	H: 2 LOB: 2 BB: 1 P: 22	1B: 4 2B: 3 3B: 0 HR: 0	SF: 1 SAC: 1 DP: 1 HBP: 0	WP: 0 PB: 0 SB: 1 CS: 0	PA: 37
PITCHER	IP WLS BF H R ER SO BB IBB HBP BLK WP HR S P ERA WHIP																			
Jamie Brewington, R ERA: 3.32 (1, 1)	6.0 L 25 5 2 2 1 3 0 0 0 0 0 0 61 101 3.00 1.333																			
Terry Mulholland, L ERA: 7.27 (7, 1)	1.0 3 0 0 0 3 0 0 0 0 0 0 0 9 10 0.00 0.000																			
Scott Service, R ERA: 3.0 (8, 1)	1.0 3 0 0 0 2 0 0 0 0 0 0 0 7 8 0.00 0.000																			
Shawn Barton, L ERA: 3.52 (9, 1)	1.0 6 2 1 1 0 1 0 0 0 0 0 0 13 22 9.00 3.000																			

Los Angeles Dodgers @ San Francisco Giants
Candlestick Park, San Francisco, CA
Sat Aug 05 1995, 10:05 PM EDT
Att. 43,167 - Unknown - 63 F

livebaseballscorecards.com

AB	31
R	3
H	7
RBI	3
BB	4
SO	6
LOB	12



Batter	1	2	3	4	5	6	7	8	9	AB R H RBI BB SO LOB	TOP							
Chad Fonville, S (1, 4) OBP: 0.305, SLG: 0.270	1-3 K		1-1 P6		0-1 G3		1-2 1B			4 0 1 0 0 1 0	<p>Los Angeles Dodgers @ San Francisco Giants</p> <p>Candlestick Park, San Francisco, CA</p> <p>Sun Aug 06 1995, 6:33 AM EDT</p> <p>Att. 38,678 - Sunny - 70 F</p>							
Jose Offerman, S (1, 6) OBP: 0.395, SLG: 0.404	1-0 WP 1B		1-0 G1-3		1-0 HR		2-3 K			4 1 2 1 0 1 2								
Raul Mondesi, R (1, 9) OBP: 0.351, SLG: 0.522	2-2 K		2-2 2B		2-1 L7		2-2 F7			4 0 1 0 0 1 1								
Eric Karros, R (1, 3) OBP: 0.376, SLG: 0.528	4-0 1-2 BB		0-3 K		2-2 F9		2-3 K			3 0 0 0 1 2 1								
Roberto Kelly, R (1, 7) OBP: 0.308, SLG: 0.358	0-2 L5		1-1 G6-3		0-1 L7		0-3 K			4 0 0 0 0 1 2								
Dave Hansen, L (1, 5) OBP: 0.391, SLG: 0.355			2-3 K		1-1 G4-3		2-2 P5			4 0 0 0 0 2 0								
Carlos Hernandez, R (1, 2) OBP: 0.213, SLG: 0.181			2-2 F9		3-2 HBP		1-3 K			2 0 0 0 0 1 0								
Delino DeShields, L (9, PH) OBP: 0.323, SLG: 0.322			3-2 HBP		0-0 L8		4-2 1B BB			1 0 0 0 0 1 0								
Todd Hollandsworth, L (1, 8) OBP: 0.314, SLG: 0.435			0-0 L8		0-2 P9		0-2 P8			3 0 1 0 1 0 1								
Ismael Valdez, R (1, 1) OBP: 0.100, SLG: 0.100			0-2 G6-3		0-1 P9					2 0 0 0 0 0 1								
John Cummings, L (6, 1)										0 0 0 0 0 0 0								
Chris Gwynn, L (7, PH) OBP: 0.267, SLG: 0.309										1 0 0 0 0 0 1								
Antonio Osuna, R (7, 1)										0 0 0 0 0 0 0								
Mark Guthrie, R (8, 1)										0 0 0 0 0 0 0								
Inning Stats	R: 0 E: 0 K: 2 S: 11	H: 1 LOB: 2 BB: 1 P: 19	R: 0 E: 0 K: 1 S: 12	H: 1 LOB: 1 BB: 0 P: 19	R: 0 E: 0 K: 1 S: 9	H: 0 LOB: 1 BB: 0 P: 15	R: 1 E: 0 K: 0 S: 7	H: 1 LOB: 0 BB: 0 P: 10	R: 0 E: 0 K: 2 S: 19	H: 1 LOB: 2 BB: 1 P: 27	R: 0 E: 0 K: 2 S: 11	H: 0 LOB: 0 BB: 0 P: 15	R: 0 E: 0 K: 1 S: 11	H: 0 LOB: 0 BB: 0 P: 16	1B: 3 2B: 1 3B: 0 HR: 1	SF: 0 SAC: 0 DP: 0 HBP: 1	WP: 1 PB: 0 SB: 0 CS: 0	PA: 35
PITCHER Mark Leiter, R (1, 1) ERA: 3.21	IP: 9.0 WLS: W BF: 35 H: 5 R: 1 ER: 1 SO: 10 BB: 2 IBB: 0 HBP: 1 BLK: 0 WP: 1 HR: 1 S: 96 P: 144 ERA: 1.00 WHIP: 0.778											PITCHER	IP: WLS: BF: H: R: ER: SO: BB: IBB: HBP: BLK: WP: HR: S: P: ERA: WHIP:					

livebaseballscorecards.com

AB	32
R	1
H	5
RBI	1
BB	2
SO	10
LOB	9



Batter	1	2	3	4	5	6	7	8	9	10	11	12	AB R H RBI BB SO LOB	TOP											
Chad Fonville, S OBP: 0.309, SLG: 0.276 (1, 4)	1-1 E S G5-3 1B		3-2 2B 1B			0-1 G1-3		0-1 G3			0-1 P2		5 1 2 0 0 0 0												
Jose Offerman, S OBP: 0.393, SLG: 0.404 (1, 6)	3-2 SAFE SAFE SAFE SAFE 1-H G5-3		2-1 SAFE 2B			3-3 K		2-2 G3			0-3 K		5 0 1 1 0 2 0												
Raul Mondesi, R OBP: 0.347, SLG: 0.515 (1, 9)	0-1 G1-3		0-1 L8			0-0 F7					1-3 K		5 0 0 0 0 1 2												
Mike Piazza, R OBP: 0.407, SLG: 0.599 (1, 2)	2-2 G6-3																								
Eric Karros, R OBP: 0.376, SLG: 0.534 (1, 3)			1-1 G5-3			1-1 G5-3		1-1 FC5 HBP 1B			2-2 P2		5 1 2 0 0 0 0												
Roberto Kelly, R OBP: 0.307, SLG: 0.354 (1, 7)			0-0 G6-3			3-2 FC5 HBP 1B		2-2 FC5 HBP			2-2 G6-3		4 1 1 2 0 0 0												
Mitch Webster, S OBP: 0.191, SLG: 0.227 Mark Guthrie, R Antonio Osuna, R Chris Gwynn, L OBP: 0.263, SLG: 0.304 Todd Worrell, R			4-2 G1-6-3 BB			2-2 L7		2-2 FC5 1-2 2-3f			1-2 P4		4 0 0 0 1 0 2												
Dave Hansen, L OBP: 0.380, SLG: 0.342 (1, 5)			2-0 G1-6-3			1-1 F8		2-2 P3			2-3 K		4 0 0 0 0 1 3												
Kevin Tapani, R Delino DeShields, L OBP: 0.322, SLG: 0.321 John Cummings, L Pedro Astacio, R OBP: 0.174, SLG: 0.182 Todd Hollandsworth, L OBP: 0.311, SLG: 0.430			1-2f G1-6-3			1-3 K		1-2 F7			0-0 G4-3		4 0 0 0 0 1 2												
Inning Stats	R: 1 E: 0 K: 0 S: 10	H: 1 LOB: 0 BB: 0 P: 16	R: 0 E: 0 K: 0 S: 5	H: 0 LOB: 0 BB: 1 P: 12	R: 0 E: 0 K: 1 S: 13	H: 2 LOB: 2 BB: 0 P: 17	R: 0 E: 0 K: 1 S: 11	H: 0 LOB: 0 BB: 0 P: 15	R: 0 E: 0 K: 1 S: 6	H: 0 LOB: 0 BB: 0 P: 9	R: 0 E: 0 K: 0 S: 8	H: 0 LOB: 0 BB: 0 P: 13	R: 0 E: 0 K: 1 S: 10	H: 0 LOB: 0 BB: 0 P: 15	R: 0 E: 0 K: 1 S: 8	H: 0 LOB: 0 BB: 0 P: 11	R: 0 E: 0 K: 1 S: 7	H: 2 LOB: 0 BB: 0 P: 8	R: 2 E: 0 K: 1 S: 12	H: 2 LOB: 0 BB: 0 P: 18	1B: 4 2B: 1 3B: 0 HR: 1	SF: 0 SAC: 0 DP: 1 HBP: 1	WP: 0 PB: 0 SB: 1 CS: 0	PA: 43	
Trevor Wilson, L ERA: 3.94 Chris Hook, R ERA: 4.89 Scott Service, R ERA: 2.57 Jose Bautista, R ERA: 6.19	IP: 7.0 WLS: 1 BF: 26 H: 4 R: 1 ER: 0 SO: 3 BB: 1 IBB: 0 HBP: 1 BLK: 0 WP: 0 HR: 0 S: 68 P: 104 ERA: 0.00 WHIP: 0.714	IP: 1.0 WLS: 0 BF: 3 H: 0 R: 0 ER: 0 SO: 0 BB: 0 IBB: 0 HBP: 0 BLK: 0 WP: 0 HR: 0 S: 8 P: 13 ERA: 0.00 WHIP: 0.000	IP: 1.0 WLS: 0 BF: 3 H: 0 R: 0 ER: 0 SO: 1 BB: 0 IBB: 0 HBP: 0 BLK: 0 WP: 0 HR: 0 S: 10 P: 15 ERA: 0.00 WHIP: 0.000	IP: 3.0 WLS: L BF: 11 H: 2 R: 2 ER: 2 SO: 3 BB: 0 IBB: 0 HBP: 0 BLK: 0 WP: 0 HR: 1 S: 27 P: 37 ERA: 6.00 WHIP: 0.667																					

Los Angeles Dodgers @ San Francisco Giants
Candlestick Park, San Francisco, CA
Mon Aug 07 1995, 6:33 AM EDT
Att. 23,081 - Sunny - 70 F

livebaseballscorecards.com

AB	41
R	3
H	6
RBI	3
BB	1
SO	7
LOB	9



Batter	1	2	3	4	5	6	7	8	9	10	11	12	AB R H RBI BB SO LOB
Deion Sanders, L OBP: 0.277, SLG: 0.326	2-1 FC6-4 1B		2-1 1B 2B		1-0 G1-3			0-3 K		2-1 F7		1-2 L9	6 1 2 0 0 1 0
Robby Thompson, R OBP: 0.316, SLG: 0.313	1 SAFE 2-2 FC6-4 1-2f		1-0 L9		2-2 P7			2-3 K		0-0 2B		4-2 E BB	5 0 1 0 0 1 1 2
Barry Bonds, L OBP: 0.432, SLG: 0.569	3-2 P2		4-0 1B IBB					4-0 IBB		4-0 IBB		1-2 E4	2 0 0 0 4 0 2
Mark Carreon, R OBP: 0.347, SLG: 0.483	0-0 FC6-4 1-2f		2-2 FC5-4 1B				1 SAFE 2-2 G4-3 1-2	0-0 G4-3		0-2 F8		1-3 K	3 0 1 1 0 0 2 3 0 0 0 0 1 5
J.R. Phillips, L OBP: 0.226, SLG: 0.272													
Glenallen Hill, R OBP: 0.318, SLG: 0.467		2-3 K	3-1 FC5-4 1-2f				1-1 G6-3		1-1 F8	2-2 F7			5 0 0 0 0 1 4
Royce Clayton, R OBP: 0.298, SLG: 0.337		1-1 G6-3			4-2 G6-3 BB			1-1 G5-3		2-2 E5 2B FC5-2		1-3 K	4 0 0 0 1 1 0
Kirt Manwaring, R OBP: 0.332, SLG: 0.364		4-2 BB			1 SAFE 0-1 F9			1-0 SH1-3 1B		1 SAFE 1-2 FC5-2 1-3 2B		0-3 K	4 0 2 0 1 1 1
Mike Benjamin, R OBP: 0.277, SLG: 0.346		2-2 P4			1-2 G6-3 1-2f			1-0 SH1-3		1-0 FC5-2		2-3 K	4 0 0 0 0 1 4
Trevor Wilson, L OBP: 0.233, SLG: 0.267			0-0 B5-3					0-0 G6-3		2-3 3-H 2-2 G4-3		1-2 L4	2 0 0 0 0 1 0 1 0 0 0 0 0 1 0 0 0 0 0 0 0 0 0 0 0 0 0 0 1 0 0 0 0 0 2 0 0 0 0 0 0 0 1 0 0 0 0 0 0
Tom Lamkin, L OBP: 0.340, SLG: 0.340													
Chris Hook, R OBP: 0.281, SLG: 0.288													
Scott Service, R OBP: 0.281, SLG: 0.288													
John Patterson, S OBP: 0.281, SLG: 0.288													
Jose Bautista, R OBP: 0.379, SLG: 0.287													
Jeff Reed, L OBP: 0.379, SLG: 0.287													


Inning Stats	R: 0	H: 1	E: 0	LOB: 1	K: 0	P: 22	R: 0	H: 0	E: 0	LOB: 1	K: 1	P: 19	R: 1	H: 2	E: 0	LOB: 2	K: 0	P: 22	R: 0	H: 0	E: 0	LOB: 0	K: 0	P: 15	R: 0	H: 0	E: 0	LOB: 0	K: 1	P: 13	R: 0	H: 1	E: 0	LOB: 1	K: 0	P: 8	R: 0	H: 0	E: 0	LOB: 1	K: 2	P: 13	R: 0	H: 1	E: 1	LOB: 2	K: 0	P: 20	R: 0	H: 1	E: 0	LOB: 2	K: 0	P: 18	R: 0	H: 0	E: 0	LOB: 0	K: 3	P: 13	R: 0	H: 0	E: 1	LOB: 2	K: 1	P: 22	1B: 3	SF: 0	2B: 3	SAC: 1	3B: 0	DP: 1	HR: 0	HBP: 0	WP: 0	PA: 49
--------------	------	------	------	--------	------	-------	------	------	------	--------	------	-------	------	------	------	--------	------	-------	------	------	------	--------	------	-------	------	------	------	--------	------	-------	------	------	------	--------	------	------	------	------	------	--------	------	-------	------	------	------	--------	------	-------	------	------	------	--------	------	-------	------	------	------	--------	------	-------	------	------	------	--------	------	-------	-------	-------	-------	--------	-------	-------	-------	--------	-------	--------

PITCHER	IP	WLS	BF	H	R	ER	SO	BB	IBB	HBP	BLK	WP	HR	S	P	ERA	WHIP
Kevin Tapani, R ERA: 4.85	(1, 1)	7.0	27	4	1	1	2	3	1	0	0	0	0	75	122	1.29	1.000
John Cummings, L ERA: 4.22	(8, 1)	1.0	4	0	0	0	2	0	1	0	0	0	0	7	13	0.00	0.000
Pedro Astacio, R ERA: 4.69	(9, 1)	1.0	5	1	0	0	0	0	0	0	0	0	0	14	20	0.00	1.000
Mark Guthrie, L ERA: 4.57	(10, 1)	0.2	4	1	0	0	0	0	1	0	0	0	0	7	13	0.00	1.500
Antonio Osuna, R ERA: 5.85	(10, 1)	1.1	W	4	0	0	3	0	0	0	0	0	0	13	18	0.00	0.000

Los Angeles Dodgers @ San Francisco Giants
Candlestick Park, San Francisco, CA
 Mon Aug 07 1995, 6:33 AM EDT
 Att: 23,081 - Sunny - 70 F

livebaseballscorecards.com

AB	41
R	1
H	6
RBI	1
BB	7
SO	8
LOB	23



PITCHER	IP	WLS	BF	H	R	ER	SO	BB	IBB	HBP	BLK	WP	HR	S	P	ERA	WHIP
Todd Worrell, R ERA: 1.85	(12, 1)	1.0	S	5	0	0	1	1	0	0	0	0	0	14	22	0.00	1.000

Batter	1	2	3	4	5	6	7	8	9	AB R H RBI BB SO LOB	TOP						
Ramon Caraballo, S (1, 4) OBP: 0.298, SLG: 0.365	0-0 S 2B 1B		3-1 F8 1		4-2 HBP BB		2-3 K 3			3 1 1 0 1 1 0							
Bernard Gilkey, R (1, 7) OBP: 0.367, SLG: 0.452	4-2 SAFE 2B G1-3 1-2 BB		0-0 P8 2		2-2 HBP		4-2 CS BB			1 1 0 0 2 0 0							
Brian Jordan, R (1, 9) OBP: 0.332, SLG: 0.470	1-2 F8 1		1-2 K 3		0-0 P2 2		1-3 K 1			4 0 0 0 0 2 6							
Ray Lankford, L (1, 8) OBP: 0.347, SLG: 0.474	2-1 G1-3 1-3 2-H 2B			1-3 K 1	3-3 K 3		1-3 K 2 1-2 3			4 0 1 1 0 3 4							
Damell Coles, R (1, 5) OBP: 0.310, SLG: 0.346	0-2 G1-3 2-3 3-H		2-2 F7 2		1-1 P2 1		0-0 G5-3 1			4 0 0 1 0 0 1							
John Mabry, L (1, 3) OBP: 0.318, SLG: 0.349	2-0 G1-3 3		2-0 L8 3		1-1 F8 2		3-3 K 2			4 0 0 0 0 1 1							
Danny Sheaffer, R (1, 2) OBP: 0.307, SLG: 0.369		0-0 G5-3 1			3-2 2B 2B		0-0 P8 3		0-0 1B 1B	4 1 2 0 0 0 0							
José Oquendo, S (1, 6) OBP: 0.336, SLG: 0.307		1-2 G4-3 2			2-2 F7 1		3-2 P6 1		1-2 1B 1B	3 0 0 0 0 0 1							
Gerald Perry, L (9, PH) OBP: 0.228, SLG: 0.219									1-2 1B	1 0 1 0 0 0 0							
Donovan Osborne, S (1, 1) OBP: 0.143, SLG: 0.286		1-3 K 3			0-0 HBP 2B 2-H		1-2 P5 2		2-2 F8 3	2 0 1 1 0 1 0							
Mark Sweeney, L (7, PH) OBP: 0.167, SLG: 0.167										1 0 0 0 0 0 0							
Rich DeLucia, R (7, 1) OBP: 0.300, SLG: 0.222										0 0 0 0 0 0 0							
Jeff Parrett, R (8, 1) OBP: 1.000, SLG: 1.000										0 0 0 0 0 0 0							
Allen Battle, R (9, PH) OBP: 0.346, SLG: 0.290										1 0 0 0 0 0 2							
Inning Stats	R: 2 H: 2 E: 0 LOB: 1 K: 0 BB: 1 S: 12 P: 21	R: 0 H: 0 E: 0 LOB: 0 K: 1 BB: 0 S: 7 P: 9	R: 0 H: 0 E: 0 LOB: 0 K: 1 BB: 0 S: 6 P: 10	R: 0 H: 0 E: 0 LOB: 0 K: 1 BB: 0 S: 8 P: 13	R: 1 H: 2 E: 0 LOB: 3 K: 1 BB: 1 S: 20 P: 34	R: 0 H: 0 E: 0 LOB: 0 K: 0 BB: 0 S: 5 P: 7	R: 0 H: 0 E: 0 LOB: 0 K: 1 BB: 0 S: 9 P: 15	R: 0 H: 0 E: 0 LOB: 1 K: 2 BB: 1 S: 8 P: 14	R: 0 H: 2 E: 0 LOB: 2 K: 1 BB: 0 S: 14 P: 20	1B: 3 SF: 0 2B: 4 SAC: 0 3B: 0 DP: 1 HR: 0 HBP: 1	WP: 0 PA: 36 PB: 0 SB: 1 CS: 1						
PITCHER	IP WLS BF H R ER SO BB IBB HBP BLK WP HR S P ERA WHIP																
Ramon Martinez, R (1, 1) ERA: 4.09	7.0	28	4	3	3	5	2	0	1	0	0	0	0	67	109	3.86	0.857
Pedro Astacio, R (8, 1) ERA: 4.63	1.0	W	3	0	0	0	2	1	0	0	0	0	0	8	14	0.00	1.000
Todd Worrell, R (9, 1) ERA: 1.8	1.0	S	5	2	0	0	1	0	0	0	0	0	0	14	20	0.00	2.000

St. Louis Cardinals @ Los Angeles Dodgers
Dodger Stadium, Los Angeles, CA

Tue Aug 08 1995, 7:05 PM PDT
Att. 33,602 - Unknown - 85 F

AB	32
R	3
H	6
RBI	3
BB	3
SO	8
LOB	15



Batter	1	2	3	4	5	6	7	8	9	AB R H RBI BB SO LOB
Chad Fonville, S OBP: 0.321, SLG: 0.290 (1, 4) C B X	1-1 G5-4-3 1B		0-2 1B		2-3 SAFE K		1-0 1B FC5			4 1 3 0 0 1 1
Jose Offerman, S OBP: 0.391, SLG: 0.401 (1, 6) B X	1-0 G5-4-3 1-2f		1-2 SAFE SAFE P8			4-2 1B G4-3 1B BB	2-2 1B FC5			3 1 0 1 1 0 4
Raul Mondesi, R OBP: 0.348, SLG: 0.514 (1, 9) B S B C S C	2-3 K			4-0 G4-3 1B BB		0-0 G4-3	1-2 1B	1-3 2-H 1B		3 0 1 1 1 1 1
Mike Piazza, R OBP: 0.412, SLG: 0.600 (1, 2) C B B B B B		4-2 G6-3 BB		1-2 SAFE 1-2 G4-3 1B		1-0 1B	3-3 K			3 0 2 0 1 1 1
Eric Karros, R OBP: 0.377, SLG: 0.542 (1, 3) C X		0-1 G6-3 1-2f		2-2 G4-3		2-1 1-2 3-H 1B		2-2 HR		4 1 2 2 0 0 3
Dave Hansen, L OBP: 0.376, SLG: 0.339 (1, 5) B B B B B B X		3-2 1B		0-0 L3		0-3 K		1-3 K		4 0 1 0 0 2 3
Roberto Kelly, R OBP: 0.304, SLG: 0.350 (1, 7) C B B B B B X		1-2 P8			2-1 E6	2-2 L5		0-0 G1-3		4 0 0 0 0 0 3
Todd Hollandsworth, L OBP: 0.308, SLG: 0.417 (1, 8) C F S			0-3 K		1-3 K		4-2 1B BB FC5 BB	1-2 P5		3 1 0 0 1 2 1
Ramon Martinez, R OBP: 0.146, SLG: 0.170 (1, 1) Delino DeShields, L OBP: 0.324, SLG: 0.321 (7, PH) Pedro Astacio, R OBP: 0.174, SLG: 0.182 (8, 1) Todd Worrell, R (9, 1)			1-0 G3-1		2-2 L9		4-2 SAFE FC5 1B BB			2 0 0 0 0 0 1 0 0 0 0 1 0 0 0 0 0 0 0 0 0 0 0 0 0 0 0 0

Inning Stats	R: 0 E: 0 K: 1 S: 6	H: 1 LOB: 0 BB: 0 P: 10	R: 0 E: 0 K: 0 S: 13	H: 1 LOB: 1 BB: 1 P: 21	R: 0 E: 0 K: 1 S: 11	H: 1 LOB: 1 BB: 0 P: 13	R: 0 E: 0 K: 0 S: 7	H: 1 LOB: 1 BB: 1 P: 14	R: 0 E: 1 K: 2 S: 13	H: 0 LOB: 1 BB: 0 P: 20	R: 1 E: 0 K: 1 S: 12	H: 2 LOB: 2 BB: 1 P: 21	R: 2 E: 0 K: 1 S: 18	H: 2 LOB: 1 BB: 2 P: 33	R: 1 E: 0 K: 1 S: 12	H: 1 LOB: 0 BB: 0 P: 16	1B: 8 2B: 0 3B: 0 HR: 1	SF: 0 SAC: 0 DP: 3 HBP: 0	WP: 0 PB: 0 SB: 1 CS: 0	PA: 35	
PITCHER	IP	WLS	BF	H	R	ER	SO	BB	IBB	HBP	BLK	WP	HR	S	P	ERA	WHIP				
Donovan Osborne, L ERA: 4.09 (1, 1)	6.0		25	6	1	1	5	3	0	0	0	0	0	62	99	1.50	1.500				
Rich DeLucia, R ERA: 3.55 (7, 1)	1.0		6	2	2	2	1	2	0	0	0	0	0	18	33	18.00	4.000				
Jeff Parrett, R ERA: 4.53 (8, 1)	1.0	L	4	1	1	1	1	0	0	0	0	0	0	12	16	9.00	1.000				


BOTTOM

St. Louis Cardinals @ Los Angeles Dodgers
Dodger Stadium, Los Angeles, CA

Tue Aug 08 1995, 7:05 PM PDT
Att: 33,602 - Unknown - 85 F

livebaseballscorecards.com

AB	30
R	4
H	9
RBI	4
BB	5
SO	7
LOB	18



Batter	1	2	3	4	5	6	7	8	9	AB R H RBI BB SO LOB	TOP											
Ramon Caraballo, S (1, 4) OBP: 0.293, SLG: 0.356	1-3 K		2-2 G4-3			3-3 K	2-1 HBP 1B		1-3 K2-3	5 0 1 0 0 3 1												
Allen Battle, R (1, 8) OBP: 0.361, SLG: 0.301	3-1 G3-1			2-3 K		2-1 S 1B	2-1 HBP	2-2 2-H 1B	4 1 2 1 0 1 0													
Bernard Gilkey, R (1, 7) OBP: 0.363, SLG: 0.446	1-3 K			0-0 P8		0-1 L8	0-3 K	2-3 K2-3	4 0 0 0 0 2 4													
T.J. Mathews, R (7, 1)									0 0 0 0 0 0 0													
Gerald Perry, L (9, PH) OBP: 0.225, SLG: 0.216									1 0 0 0 0 1 1													
John Mabry, L (1, 9) OBP: 0.329, SLG: 0.358		2-0 F8 1B		2-1 BB 1B		4-1 1B BB		0-1 1B	3 0 3 0 1 0 0													
Damell Coles, R (1, 5) OBP: 0.322, SLG: 0.354		2-2 G6-4-3 1B		4-2 SAFE BB		0-0 FC6-4 1B		1 SAFE F8	3 0 2 1 1 0 1													
Mark Sweeney, L (1, 3) OBP: 0.125, SLG: 0.125		2-0 F8		1-1 L8		1-2 FC6-4		1 SAFE L7	4 0 0 0 0 0 7													
Danny Sheaffer, R (1, 2) OBP: 0.305, SLG: 0.365		1-2 G6-4-3			1-2 F8		3-2 FC4 1B	3-3 K	4 0 1 0 0 1 3													
José Oquendo, S (1, 6) OBP: 0.330, SLG: 0.301			1-0 F9		2-2 L7		0-0 FC4 FC5-4	1-3 K	4 0 0 0 0 1 1													
Mike Morgan, R (1, 1) OBP: 0.095, SLG: 0.050									2 0 0 0 0 2 0													
Brian Jordan, R (7, PH) OBP: 0.333, SLG: 0.473			3-3 K		0-3 K2-3		0-0 FC5-4 1B	0-0 1B 2B	2 1 1 0 0 0 1													
Inning Stats	R: 0 E: 0 K: 2 S: 8	H: 0 LOB: 0 BB: 0 P: 13	R: 0 E: 0 K: 0 S: 8	H: 2 LOB: 1 BB: 0 P: 15	R: 0 E: 0 K: 1 S: 7	H: 0 LOB: 0 BB: 0 P: 13	R: 0 E: 0 K: 1 S: 10	H: 1 LOB: 2 BB: 1 P: 19	R: 0 E: 0 K: 1 S: 9	H: 0 LOB: 0 BB: 0 P: 12	R: 1 E: 0 K: 1 S: 12	H: 2 LOB: 2 BB: 1 P: 22	R: 0 E: 0 K: 1 S: 13	H: 2 LOB: 3 BB: 0 P: 20	R: 0 E: 0 K: 1 S: 13	H: 1 LOB: 1 BB: 0 P: 20	R: 1 E: 0 K: 3 S: 13	H: 2 LOB: 1 BB: 0 P: 19	1B: 9 2B: 1 3B: 0 HR: 0	SF: 0 SAC: 0 DP: 1 HBP: 1	WP: 0 PB: 0 SB: 1 CS: 0	PA: 39
PITCHER	IP WLS BF H R ER SO BB IBB HBP BLK WP HR S P ERA WHIP																				PITCHER	IP WLS BF H R ER SO BB IBB HBP BLK WP HR S P ERA WHIP
Tom Candiotti, R (1, 1) ERA: 3.48	6.2 W 29 7 1 1 6 2 0 1 0 0 0 64 111 1.35 1.350																					
Antonio Osuna, R (7, 1) ERA: 5.48	1.1 S 5 1 0 0 2 0 0 0 0 0 0 16 23 0.00 0.750																					
Todd Worrell, R (9, 1) ERA: 1.98	1.0 S 5 2 1 1 3 0 0 0 0 0 0 13 19 9.00 2.000																					

St. Louis Cardinals @ Los Angeles Dodgers
Dodger Stadium, Los Angeles, CA
Wed Aug 09 1995, 7:05 PM PDT
Att. 30,045 - Unknown - 80 F

AB	36
R	2
H	10
RBI	2
BB	2
SO	11
LOB	19



Batter	1	2	3	4	5	6	7	8	9	AB	R	H	RBI	BB	SO	LOB
Chad Fonville, S OBP: 0.318, SLG: 0.295 (1, 4)	2-2 G4-3		2-1 G4-3			2-3 K		1-2 G3		4	0	0	0	0	1	1
Jose Offerman, S OBP: 0.386, SLG: 0.394 (1, 6)	1-0 G4-3			0-1 F8		3-1 G4-3		0-0 1B		4	0	1	1	0	0	0
Mike Piazza, R OBP: 0.418, SLG: 0.599 (1, 2)	0-1 1B			2-2 FC5 1B		1-0 P7		3-H 1-0 1B		4	0	3	0	0	0	0
Eric Karros, R OBP: 0.377, SLG: 0.545 (1, 3)	1-2 L6			1-0 FC5 1B			4-2 1B BB	1-3 K		3	0	1	0	1	1	3
Raul Mondesi, R OBP: 0.344, SLG: 0.504 (1, 9)		0-1 G5-3		0-1 FC5			4-2 L4 1B		3-3 K	3	0	0	0	1	1	2
Roberto Kelly, R OBP: 0.303, SLG: 0.349 (1, 8)		1-3 K		1-2 FC6-4			0-1 SAFE SAFE		0-0	4	0	1	0	0	1	2
Billy Ashley, R OBP: 0.325, SLG: 0.376 (1, 7)		3-2 G5-3		1-2 FC6-4		1-3 K	2-2 L4			3	0	0	0	0	1	2
Dave Hansen, L OBP: 0.385, SLG: 0.347 (1, 5)			0-0 B1-3			0-0 F8		4-1 G3 1B		2	1	0	0	1	0	0
Hideo Nomo, R OBP: 0.082, SLG: 0.082 (1, 1)			1-3 K		2-2 G4-3			3-2 G1-3		2	0	0	0	0	1	0
Delino DeShields, L OBP: 0.323, SLG: 0.319 (8, PH)								1-2		1	0	0	0	0	0	1
Mark Guthrie, R (9, 1)										0	0	0	0	0	0	0

Inning Stats	R: 0	H: 1	E: 0	K: 0	S: 9	R: 0	H: 0	E: 0	K: 1	S: 8	R: 0	H: 0	E: 0	K: 1	S: 6	R: 0	H: 2	E: 0	K: 0	S: 11	R: 0	H: 0	E: 0	K: 1	S: 8	R: 0	H: 0	E: 0	K: 1	S: 6	R: 0	H: 1	E: 0	K: 0	S: 11	R: 1	H: 2	E: 0	K: 1	S: 13	R: 0	H: 0	E: 0	K: 1	S: 3	1B: 6	SF: 0	2B: 1	SAC: 0	3B: 0	DP: 1	HR: 0	HBP: 0	WP: 0	PA: 33
PITCHER	IP	WLS	BF	H	R	ER	SO	BB	IBB	HBP	BLK	WP	HR	S	P	ERA	WHIP																																						
Mark Petkovsek, R ERA: 3.48 (1, 1)	7.2	W	29	5	1	1	4	3	0	0	0	0	0	67	109	1.17	1.043																																						
T.J. Mathews, R ERA: (8, 1)	0.1		2	1	0	0	1	0	0	0	0	0	0	5	7	0.00	3.000																																						
Tom Henke, R ERA: 1.63 (9, 1)	0.1	S	2	0	0	0	1	0	0	0	0	0	0	3	6	0.00	0.000																																						

BOTTOM

St. Louis Cardinals @ Los Angeles Dodgers
 Dodger Stadium, Los Angeles, CA
 Thu Aug 10 1995, 7:05 PM PDT
 Att. 53,361 - Unknown

livebaseballscorecards.com

AB	30
R	1
H	6
RBI	1
BB	3
SO	6
LOB	11



Batter	1	2	3	4	5	6	7	8	9	AB R H RBI BB SO LOB	TOP		
Jacob Brumfield, R (1, 8) OBP: 0.351, SLG: 0.377	3-2 2B 3B		1-2 G4-3 2B		1-0 P4			1-2 1B 1B		4 1 3 0 0 0 0	Pittsburgh Pirates @ Los Angeles Dodgers Dodger Stadium, Los Angeles, CA Fri Aug 11 1995, 7:05 PM PDT Att. 34,899 - Unknown - 83 F livebaseballscorecards.com		
Al Martin, L (1, 7) OBP: 0.327, SLG: 0.397	0-0 G3		0-0 G4-3			0-0 F7		0-2 F8	1 SAFE 1 SAFE	4 0 0 0 0 0 3			
Orlando Merced, S (1, 9) OBP: 0.361, SLG: 0.495	1-0 2B 2B		2-3 K			0-1 G3		2-1 BB 1B	1 SAFE	4 1 2 1 0 1 1			
Jeff King, R (1, 5) OBP: 0.325, SLG: 0.448	3-2 2B 2B		0-1 G4-3			2-2 G4-3		4-2 BB	B B F C F F B	3 0 1 1 1 0 1			
Nelson Liriano, S (1, 4) OBP: 0.322, SLG: 0.350	1-0 P5			0-0 F8			4-2 BB BB	0-1 L5	F X	3 0 0 0 1 0 4			
Jay Bell, R (1, 6) OBP: 0.324, SLG: 0.369	1-3 K		3-2 F8			1-3 K		1-3 K	1 SAFE 1 SAFE F S	4 0 0 0 0 3 5			
Mark Johnson, L (1, 3) OBP: 0.332, SLG: 0.431		0-0 G3-1		0-0 P4			4-2 FC5-4 BB		B B F F S	3 0 0 0 1 1 0			
2 Angelo Encarnacion, R (1, 2) OBP: 0.307, SLG: 0.300 Midre Cummings, L (9, PH) OBP: 0.281, SLG: 0.340		2-2 F9			0-0 G3-1		0-1 F9		B B F F S	3 0 0 0 0 0 2 1 0 0 0 0 1 0			
John Ericks, R (1, 1) OBP: 0.143, SLG: 0.190 Jeff McCurry, R (8, 1) Steve Pegues, R (9, PH) OBP: 0.254, SLG: 0.412		0-3 K		1-3 K			0-0 FC5-4		B B F F S	3 0 0 0 0 2 2 0 0 0 0 0 0 0 1 0 0 0 0 1 0			
Inning Stats	R: 2 H: 3 E: 0 LOB: 1 K: 1 BB: 0 S: 16 P: 25	R: 0 H: 0 E: 0 LOB: 0 K: 1 BB: 0 S: 7 P: 9	R: 0 H: 1 E: 0 LOB: 1 K: 1 BB: 0 S: 9 P: 12	R: 0 H: 0 E: 0 LOB: 0 K: 0 BB: 0 S: 5 P: 8	R: 0 H: 0 E: 0 LOB: 0 K: 1 BB: 0 S: 5 P: 7	R: 0 H: 0 E: 0 LOB: 0 K: 0 BB: 0 S: 6 P: 8	R: 0 H: 0 E: 0 LOB: 2 K: 1 BB: 2 S: 12 P: 21	R: 0 H: 2 E: 0 LOB: 3 K: 1 BB: 1 S: 17 P: 25	R: 0 H: 0 E: 0 LOB: 0 K: 3 BB: 0 S: 12 P: 18	1B: 2 SF: 0 2B: 3 SAC: 0 3B: 1 DP: 0 HR: 0 HBP: 0		WP: 0 PA: 36 PB: 0 SB: 0 CS: 0	
PITCHER	IP WLS BF H R ER SO BB IBB HBP BLK WP HR S P ERA WHIP											PITCHER	IP WLS BF H R ER SO BB IBB HBP BLK WP HR S P ERA WHIP
Ismael Valdez, R (1, 1) ERA: 3.01	8.0 W 33 6 2 2 6 3 0 0 0 0 0 0 77 115 2.25 1.125												
Todd Worrell, R (9, 1) ERA: 1.93	1.0 S 3 0 0 0 3 0 0 0 0 0 0 0 12 18 0.00 0.000												

AB	33
R	2
H	6
RBI	2
BB	3
SO	9
LOB	18



Batter	1	2	3	4	5	6	7	8	9
Chad Fonville, S OBP: 0.329, SLG: 0.293 (1, 4)	2-1 G6-3		4-2 BB			4-0 BB		4-2 1B BB	
Jose Offerman, S OBP: 0.385, SLG: 0.393 (1, 6)	0-1 F8		1-3 K			0-0 P2		0-1 1B 1-3 2-H	
Mike Piazza, R OBP: 0.416, SLG: 0.594 (1, 2)	2-2 G6-3				1-2 P4			0-0 1B G6-4-3	
Eric Karros, R OBP: 0.378, SLG: 0.543 (1, 3)		2-2 FC6-4 1B		4-2 FC5-4 BB		1-1 CS	1-3 K	2-2 G6-4-3 1-2	
Raul Mondesi, R OBP: 0.344, SLG: 0.503 (1, 9)		0-0 FC6-4 1B		0-2 FC5-4			0-0 F8 1B		
Roberto Kelly, R OBP: 0.304, SLG: 0.349 (1, 7)		3-2 L8-4 1B		0-0 G4-3			2-0 F8		
Dave Hansen, L OBP: 0.384, SLG: 0.346 (1, 5)		0-0 1B			0-0 G4-3		2-3 K		
Tim Wallach, R OBP: 0.325, SLG: 0.395 (9, 5)		1-2 1B							
Roger Cedeno, S (1, 8)		0-0 L8-4						2-2 SH1-4 1B	
Delino DeShields, L OBP: 0.325, SLG: 0.322 (8, PH)									
Todd Worrell, R (9, 1)									
Ismael Valdez, R OBP: 0.095, SLG: 0.095 (1, 1)			1-3 K			2-1 L4		1-1 SH1-4	
Mitch Webster, S OBP: 0.208, SLG: 0.227 (8, PH)								1-2	
Mitch Webster, S (9, 8)									

AB	R	H	RBI	BB	SO	LOB
1	1	0	0	3	0	0
4	0	1	1	0	1	2
4	0	1	1	0	0	1
3	0	1	0	1	1	2
3	1	1	0	0	0	2
3	0	1	1	0	0	2
3	0	1	0	0	1	1
0	0	0	0	0	0	0
2	0	0	0	0	0	2
1	1	1	0	0	0	0
0	0	0	0	0	0	0
2	0	0	0	0	1	0
0	0	0	0	0	0	0

BOTTOM	
AB	26
R	3
H	7
RBI	3
BB	4
SO	4
LOB	12
WP: 0	PA: 32
PB: 0	
SB: 2	
CS: 1	

Pittsburgh Pirates @ Los Angeles Dodgers
Dodger Stadium, Los Angeles, CA

Fri Aug 11 1995, 7:05 PM PDT
Att: 34,899 - Unknown - 83 F

livebaseballscorecards.com



Inning Stats		R: 0	H: 0	E: 0	K: 0	S: 10	R: 1	H: 3	E: 0	K: 0	S: 11	R: 0	H: 0	E: 0	K: 2	S: 9	R: 0	H: 0	E: 0	K: 0	S: 11	R: 0	H: 0	E: 0	K: 0	S: 4	R: 0	H: 0	E: 0	K: 0	S: 3	R: 0	H: 1	E: 0	K: 2	S: 8	R: 2	H: 3	E: 0	K: 0	S: 14	R: 0	H: 0	E: 0	K: 0	S: 11	R: 0	H: 0	E: 0	K: 0	S: 11	R: 0	H: 0	E: 0	K: 0	S: 4	R: 0	H: 0	E: 0	K: 0	S: 3	R: 0	H: 1	E: 0	K: 2	S: 8	R: 0	H: 3	E: 0	K: 0	S: 14	R: 0	H: 0	E: 0	K: 0	S: 11	R: 0	H: 0	E: 0	K: 0	S: 11	R: 0	H: 0	E: 0	K: 0	S: 4	R: 0	H: 0	E: 0	K: 0	S: 3	R: 0	H: 1	E: 0	K: 2	S: 8	R: 2	H: 3	E: 0	K: 0	S: 14	R: 0	H: 0	E: 0	K: 0	S: 11	R: 0	H: 0	E: 0	K: 0	S: 11	R: 0	H: 0	E: 0	K: 0	S: 4	R: 0	H: 0	E: 0	K: 0	S: 3	R: 0	H: 1	E: 0	K: 2	S: 8	R: 2	H: 3	E: 0	K: 0	S: 14	R: 0	H: 0	E: 0	K: 0	S: 11	R: 0	H: 0	E: 0	K: 0	S: 11	R: 0	H: 0	E: 0	K: 0	S: 4	R: 0	H: 0	E: 0	K: 0	S: 3	R: 0	H: 1	E: 0	K: 2	S: 8	R: 2	H: 3	E: 0	K: 0	S: 14	R: 0	H: 0	E: 0	K: 0	S: 11	R: 0	H: 0	E: 0	K: 0	S: 11	R: 0	H: 0	E: 0	K: 0	S: 4	R: 0	H: 0	E: 0	K: 0	S: 3	R: 0	H: 1	E: 0	K: 2	S: 8	R: 2	H: 3	E: 0	K: 0	S: 14	R: 0	H: 0	E: 0	K: 0	S: 11	R: 0	H: 0	E: 0	K: 0	S: 11	R: 0	H: 0	E: 0	K: 0	S: 4	R: 0	H: 0	E: 0	K: 0	S: 3	R: 0	H: 1	E: 0	K: 2	S: 8	R: 2	H: 3	E: 0	K: 0	S: 14	R: 0	H: 0	E: 0	K: 0	S: 11	R: 0	H: 0	E: 0	K: 0	S: 11	R: 0	H: 0	E: 0	K: 0	S: 4	R: 0	H: 0	E: 0	K: 0	S: 3	R: 0	H: 1	E: 0	K: 2	S: 8	R: 2	H: 3	E: 0	K: 0	S: 14	R: 0	H: 0	E: 0	K: 0	S: 11	R: 0	H: 0	E: 0	K: 0	S: 11	R: 0	H: 0	E: 0	K: 0	S: 4	R: 0	H: 0	E: 0	K: 0	S: 3	R: 0	H: 1	E: 0	K: 2	S: 8	R: 2	H: 3	E: 0	K: 0	S: 14	R: 0	H: 0	E: 0	K: 0	S: 11	R: 0	H: 0	E: 0	K: 0	S: 11	R: 0	H: 0	E: 0	K: 0	S: 4	R: 0	H: 0	E: 0	K: 0	S: 3	R: 0	H: 1	E: 0	K: 2	S: 8	R: 2	H: 3	E: 0	K: 0	S: 14	R: 0	H: 0	E: 0	K: 0	S: 11	R: 0	H: 0	E: 0	K: 0	S: 11	R: 0	H: 0	E: 0	K: 0	S: 4	R: 0	H: 0	E: 0	K: 0	S: 3	R: 0	H: 1	E: 0	K: 2	S: 8	R: 2	H: 3	E: 0	K: 0	S: 14	R: 0	H: 0	E: 0	K: 0	S: 11	R: 0	H: 0	E: 0	K: 0	S: 11	R: 0	H: 0	E: 0	K: 0	S: 4	R: 0	H: 0	E: 0	K: 0	S: 3	R: 0	H: 1	E: 0	K: 2	S: 8	R: 2	H: 3	E: 0	K: 0	S: 14	R: 0	H: 0	E: 0	K: 0	S: 11	R: 0	H: 0	E: 0	K: 0	S: 11	R: 0	H: 0	E: 0	K: 0	S: 4	R: 0	H: 0	E: 0	K: 0	S: 3	R: 0	H: 1	E: 0	K: 2	S: 8	R: 2	H: 3	E: 0	K: 0	S: 14	R: 0	H: 0	E: 0	K: 0	S: 11	R: 0	H: 0	E: 0	K: 0	S: 11	R: 0	H: 0	E: 0	K: 0	S: 4	R: 0	H: 0	E: 0	K: 0	S: 3	R: 0	H: 1	E: 0	K: 2	S: 8	R: 2	H: 3	E: 0	K: 0	S: 14	R: 0	H: 0	E: 0	K: 0	S: 11	R: 0	H: 0	E: 0	K: 0	S: 11	R: 0	H: 0	E: 0	K: 0	S: 4	R: 0	H: 0	E: 0	K: 0	S: 3	R: 0	H: 1	E: 0	K: 2	S: 8	R: 2	H: 3	E: 0	K: 0	S: 14	R: 0	H: 0	E: 0	K: 0	S: 11	R: 0	H: 0	E: 0	K: 0	S: 11	R: 0	H: 0	E: 0	K: 0	S: 4	R: 0	H: 0	E: 0	K: 0	S: 3	R: 0	H: 1	E: 0	K: 2	S: 8	R: 2	H: 3	E: 0	K: 0	S: 14	R: 0	H: 0	E: 0	K: 0	S: 11	R: 0	H: 0	E: 0	K: 0	S: 11	R: 0	H: 0	E: 0	K: 0	S: 4	R: 0	H: 0	E: 0	K: 0	S: 3	R: 0	H: 1	E: 0	K: 2	S: 8	R: 2	H: 3	E: 0	K: 0	S: 14	R: 0	H: 0	E: 0	K: 0	S: 11	R: 0	H: 0	E: 0	K: 0	S: 11	R: 0	H: 0	E: 0	K: 0	S: 4	R: 0	H: 0	E: 0	K: 0	S: 3	R: 0	H: 1	E: 0	K: 2	S: 8	R: 2	H: 3	E: 0	K: 0	S: 14	R: 0	H: 0	E: 0	K: 0	S: 11	R: 0	H: 0	E: 0	K: 0	S: 11	R: 0	H: 0	E: 0	K: 0	S: 4	R: 0	H: 0	E: 0	K: 0	S: 3	R: 0	H: 1	E: 0	K: 2	S: 8	R: 2	H: 3	E: 0	K: 0	S: 14	R: 0	H: 0	E: 0	K: 0	S: 11	R: 0	H: 0	E: 0	K: 0	S: 11	R: 0	H: 0	E: 0	K: 0	S: 4	R: 0	H: 0	E: 0	K: 0	S: 3	R: 0	H: 1	E: 0	K: 2	S: 8	R: 2	H: 3	E: 0	K: 0	S: 14	R: 0	H: 0	E: 0	K: 0	S: 11	R: 0	H: 0	E: 0	K: 0	S: 11	R: 0	H: 0	E: 0	K: 0	S: 4	R: 0	H: 0	E: 0	K: 0	S: 3	R: 0	H: 1	E: 0	K: 2	S: 8	R: 2	H: 3	E: 0	K: 0	S: 14	R: 0	H: 0	E: 0	K: 0	S: 11	R: 0	H: 0	E: 0	K: 0	S: 11	R: 0	H: 0	E: 0	K: 0	S: 4	R: 0	H: 0	E: 0	K: 0	S: 3	R: 0	H: 1	E: 0	K: 2	S: 8	R: 2	H: 3	E: 0	K: 0	S: 14	R: 0	H: 0	E: 0	K: 0	S: 11	R: 0	H: 0	E: 0	K: 0	S: 11	R: 0	H: 0	E: 0	K: 0	S: 4	R: 0	H: 0	E: 0	K: 0	S: 3	R: 0	H: 1	E: 0	K: 2	S: 8	R: 2	H: 3	E: 0	K: 0	S: 14	R: 0	H: 0	E: 0	K: 0	S: 11	R: 0	H: 0	E: 0	K: 0	S: 11	R: 0	H: 0	E: 0	K: 0	S: 4	R: 0	H: 0	E: 0	K: 0	S: 3	R: 0	H: 1	E: 0	K: 2	S: 8	R: 2	H: 3	E: 0	K: 0	S: 14	R: 0	H: 0	E: 0	K: 0	S: 11	R: 0	H: 0	E: 0	K: 0	S: 11	R: 0	H: 0	E: 0	K: 0	S: 4	R: 0	H: 0	E: 0	K: 0	S: 3	R: 0	H: 1	E: 0	K: 2	S: 8	R: 2	H: 3	E: 0	K: 0	S: 14	R: 0	H: 0	E: 0	K: 0	S: 11	R: 0	H: 0	E: 0	K: 0	S: 11	R: 0	H: 0	E: 0	K: 0	S: 4	R: 0	H: 0	E: 0	K: 0	S: 3	R: 0	H: 1	E: 0	K: 2	S: 8	R: 2	H: 3	E: 0	K: 0	S: 14	R: 0	H: 0	E: 0	K: 0	S: 11	R: 0	H: 0	E: 0	K: 0	S: 11	R: 0	H: 0	E: 0	K: 0	S: 4	R: 0	H: 0	E: 0	K: 0	S: 3	R: 0	H: 1	E: 0	K: 2	S: 8	R: 2	H: 3	E: 0	K: 0	S: 14	R: 0	H: 0	E: 0	K: 0	S: 11	R: 0	H: 0	E: 0	K: 0	S: 11	R: 0	H: 0	E: 0	K: 0	S: 4	R: 0	H: 0	E: 0	K: 0	S: 3	R: 0	H: 1	E: 0	K: 2	S: 8	R: 2	H: 3	E: 0	K: 0	S: 14	R: 0	H: 0	E: 0	K: 0	S: 11	R: 0	H: 0	E: 0	K: 0	S: 11	R: 0	H: 0	E: 0	K: 0	S: 4	R: 0	H: 0	E: 0	K: 0	S: 3	R: 0	H: 1	E: 0	K: 2	S: 8	R: 2	H: 3	E: 0	K: 0	S: 14	R: 0	H: 0	E: 0	K: 0	S: 11	R: 0	H: 0	E: 0	K: 0	S: 11	R: 0	H: 0	E: 0	K: 0	S: 4	R: 0	H: 0	E: 0	K: 0	S: 3	R: 0	H: 1	E: 0	K: 2	S: 8	R: 2	H: 3	E: 0	K: 0	S: 14	R: 0	H: 0	E: 0	K: 0	S: 11	R: 0	H: 0	E: 0	K: 0	S: 11	R: 0	H: 0	E: 0	K: 0	S: 4	R: 0	H: 0	E: 0	K: 0	S: 3	R: 0	H: 1	E: 0	K: 2	S: 8	R: 2	H: 3	E: 0	K: 0	S: 14	R: 0	H: 0	E: 0	K: 0	S: 11	R: 0	H: 0	E: 0	K: 0	S: 11	R: 0	H: 0	E: 0	K: 0	S: 4	R: 0	H: 0	E: 0	K: 0	S: 3	R: 0	H: 1	E: 0	K: 2	S: 8	R: 2	H: 3	E: 0	K: 0	S: 14	R: 0	H: 0	E: 0	K: 0	S: 11	R: 0	H: 0	E: 0	K: 0	S: 11	R: 0	H: 0	E: 0	K: 0	S: 4	R: 0	H: 0	E: 0	K: 0	S: 3	R: 0	H: 1	E: 0	K: 2	S: 8	R: 2	H: 3	E: 0	K: 0	S: 14	R: 0	H: 0	E: 0	K: 0	S: 11	R: 0	H: 0	E: 0
--------------	--	------	------	------	------	-------	------	------	------	------	-------	------	------	------	------	------	------	------	------	------	-------	------	------	------	------	------	------	------	------	------	------	------	------	------	------	------	------	------	------	------	-------	------	------	------	------	-------	------	------	------	------	-------	------	------	------	------	------	------	------	------	------	------	------	------	------	------	------	------	------	------	------	-------	------	------	------	------	-------	------	------	------	------	-------	------	------	------	------	------	------	------	------	------	------	------	------	------	------	------	------	------	------	------	-------	------	------	------	------	-------	------	------	------	------	-------	------	------	------	------	------	------	------	------	------	------	------	------	------	------	------	------	------	------	------	-------	------	------	------	------	-------	------	------	------	------	-------	------	------	------	------	------	------	------	------	------	------	------	------	------	------	------	------	------	------	------	-------	------	------	------	------	-------	------	------	------	------	-------	------	------	------	------	------	------	------	------	------	------	------	------	------	------	------	------	------	------	------	-------	------	------	------	------	-------	------	------	------	------	-------	------	------	------	------	------	------	------	------	------	------	------	------	------	------	------	------	------	------	------	-------	------	------	------	------	-------	------	------	------	------	-------	------	------	------	------	------	------	------	------	------	------	------	------	------	------	------	------	------	------	------	-------	------	------	------	------	-------	------	------	------	------	-------	------	------	------	------	------	------	------	------	------	------	------	------	------	------	------	------	------	------	------	-------	------	------	------	------	-------	------	------	------	------	-------	------	------	------	------	------	------	------	------	------	------	------	------	------	------	------	------	------	------	------	-------	------	------	------	------	-------	------	------	------	------	-------	------	------	------	------	------	------	------	------	------	------	------	------	------	------	------	------	------	------	------	-------	------	------	------	------	-------	------	------	------	------	-------	------	------	------	------	------	------	------	------	------	------	------	------	------	------	------	------	------	------	------	-------	------	------	------	------	-------	------	------	------	------	-------	------	------	------	------	------	------	------	------	------	------	------	------	------	------	------	------	------	------	------	-------	------	------	------	------	-------	------	------	------	------	-------	------	------	------	------	------	------	------	------	------	------	------	------	------	------	------	------	------	------	------	-------	------	------	------	------	-------	------	------	------	------	-------	------	------	------	------	------	------	------	------	------	------	------	------	------	------	------	------	------	------	------	-------	------	------	------	------	-------	------	------	------	------	-------	------	------	------	------	------	------	------	------	------	------	------	------	------	------	------	------	------	------	------	-------	------	------	------	------	-------	------	------	------	------	-------	------	------	------	------	------	------	------	------	------	------	------	------	------	------	------	------	------	------	------	-------	------	------	------	------	-------	------	------	------	------	-------	------	------	------	------	------	------	------	------	------	------	------	------	------	------	------	------	------	------	------	-------	------	------	------	------	-------	------	------	------	------	-------	------	------	------	------	------	------	------	------	------	------	------	------	------	------	------	------	------	------	------	-------	------	------	------	------	-------	------	------	------	------	-------	------	------	------	------	------	------	------	------	------	------	------	------	------	------	------	------	------	------	------	-------	------	------	------	------	-------	------	------	------	------	-------	------	------	------	------	------	------	------	------	------	------	------	------	------	------	------	------	------	------	------	-------	------	------	------	------	-------	------	------	------	------	-------	------	------	------	------	------	------	------	------	------	------	------	------	------	------	------	------	------	------	------	-------	------	------	------	------	-------	------	------	------	------	-------	------	------	------	------	------	------	------	------	------	------	------	------	------	------	------	------	------	------	------	-------	------	------	------	------	-------	------	------	------	------	-------	------	------	------	------	------	------	------	------	------	------	------	------	------	------	------	------	------	------	------	-------	------	------	------	------	-------	------	------	------	------	-------	------	------	------	------	------	------	------	------	------	------	------	------	------	------	------	------	------	------	------	-------	------	------	------	------	-------	------	------	------	------	-------	------	------	------	------	------	------	------	------	------	------	------	------	------	------	------	------	------	------	------	-------	------	------	------	------	-------	------	------	------	------	-------	------	------	------	------	------	------	------	------	------	------	------	------	------	------	------	------	------	------	------	-------	------	------	------	------	-------	------	------	------	------	-------	------	------	------	------	------	------	------	------	------	------	------	------	------	------	------	------	------	------	------	-------	------	------	------	------	-------	------	------	------	------	-------	------	------	------	------	------	------	------	------	------	------	------	------	------	------	------	------	------	------	------	-------	------	------	------	------	-------	------	------	------	------	-------	------	------	------	------	------	------	------	------	------	------	------	------	------	------	------	------	------	------	------	-------	------	------	------	------	-------	------	------	------	------	-------	------	------	------	------	------	------	------	------	------	------	------	------	------	------	------	------	------	------	------	-------	------	------	------	------	-------	------	------	------	------	-------	------	------	------	------	------	------	------	------	------	------	------	------	------	------	------	------	------	------	------	-------	------	------	------	------	-------	------	------	------	------	-------	------	------	------	------	------	------	------	------	------	------	------	------	------	------	------	------	------	------	------	-------	------	------	------	------	-------	------	------	------

Batter	1	2	3	4	5	6	7	8	9	AB R H RBI BB SO LOB	TOP		
Jacob Brumfield, R (1, 8) OBP: 0.359, SLG: 0.381	3-1 G5-3		3-1 BB 1B		0-2 P2		1-1 G3 1B			4 0 2 0 0 0 0	Pittsburgh Pirates @ Los Angeles Dodgers Dodger Stadium, Los Angeles, CA Sun Aug 13 1995, 3:33 AM PDT Att. 38,023 - Sunny - 89 F livebaseballscorecards.com		
Midre Cummings, L (1, 7) OBP: 0.284, SLG: 0.323	2-3 K		4-1 1 SAFE BB 1 SAFE BB C B			0-0 G4-3	1-2 G3			3 0 0 0 1 1 2			
Orlando Merced, S (1, 9) OBP: 0.358, SLG: 0.488	2-2 F8		1-0 F9			4-1 E E BB	2-1 G4-3			3 0 0 0 1 0 4			
Jeff King, R (1, 5) OBP: 0.326, SLG: 0.457		1-2 F9		3-2 HR		0-0 L4		0-0 P2		4 1 1 1 0 0 1			
Nelson Liriano, S (1, 4) OBP: 0.332, SLG: 0.366		2-2 G4-3 1B		0-0 L9		4-0 E IBB		1-0 G6-3		3 0 1 0 1 0 0			
Jay Bell, R (1, 6) OBP: 0.326, SLG: 0.376		0-1 G4-3		2-2 G6-3		3-2 E5		2-1 F8		4 0 0 0 0 0 3			
Mark Johnson, L (1, 3) OBP: 0.326, SLG: 0.421		3-1 G4-3		1-3 K		2-1 F8				4 0 0 0 0 2 4			
2 Angelo Encarnacion, R (1, 2) OBP: 0.291, SLG: 0.284			2-1 G2-3		2-1 F8		1-3 K			4 0 0 0 0 2 0			
Denny Neagle, L (1, 1) OBP: 0.197, SLG: 0.259 Steve Pegues, R (9, PH) OBP: 0.257, SLG: 0.414			2-2 F7		1-0 G4-3		4-0 G3 1B BB		0-3 K	2 0 0 0 1 0 0 1 0 0 0 0 1 0			
Inning Stats	R: 0 E: 0 K: 1 S: 11 H: 0 LOB: 0 BB: 0 P: 18	R: 0 E: 0 K: 0 S: 10 H: 1 LOB: 1 BB: 0 P: 16	R: 0 E: 0 K: 0 S: 9 H: 1 LOB: 2 BB: 1 P: 21	R: 1 E: 0 K: 1 S: 10 H: 1 LOB: 0 BB: 0 P: 16	R: 0 E: 0 K: 0 S: 6 H: 0 LOB: 0 BB: 0 P: 9	R: 0 E: 2 K: 0 S: 8 H: 0 LOB: 3 BB: 2 P: 21	R: 0 E: 0 K: 1 S: 10 H: 1 LOB: 2 BB: 1 P: 19	R: 0 E: 0 K: 0 S: 4 H: 0 LOB: 0 BB: 0 P: 7	R: 0 E: 0 K: 3 S: 9 H: 0 LOB: 0 BB: 0 P: 9	1B: 3 2B: 0 3B: 0 HR: 1 SF: 0 SAC: 0 DP: 0 HBP: 0	WP: 0 PB: 0 SB: 0 CS: 0 PA: 36		
PITCHER	IP WLS BF H R ER SO BB IBB HBP BLK WP HR S P ERA WHIP											PITCHER	IP WLS BF H R ER SO BB IBB HBP BLK WP HR S P ERA WHIP
Ramon Martinez, R (1, 1) ERA: 3.97	6.2 W 29 4 1 1 3 3 1 0 0 0 1 62 116 1.35 1.050												
Mark Guthrie, L (7, 1) ERA: 4.31	0.1 1 0 0 0 0 0 0 0 0 0 0 2 4 0.00 0.000												
Antonio Osuna, R (8, 1) ERA: 5.92	1.0 3 0 0 0 0 0 0 0 0 0 0 4 7 0.00 0.000												
Todd Worrell, R (9, 1) ERA: 1.88	1.0 S 3 0 0 0 3 0 0 0 0 0 0 9 9 0.00 0.000												

AB	32
R	1
H	4
RBI	1
BB	4
SO	6
LOB	14



Batter	1	2	3	4	5	6	7	8	9	AB	R	H	RBI	BB	SO	LOB
Chad Fonville, S OBP: 0.340, SLG: 0.301 (1, 4)	0-0 CS 1B		0-1 E6 1-3 1B		2-3 K2-3			0-0 B3		4	0	2	0	0	1	2
Jose Offerman, S OBP: 0.385, SLG: 0.394 (1, 6)	1-2 F9 1-2		0-1 F9			0-0 FC2-6 1B		1-0 F7		4	0	1	0	0	0	3
Raul Mondesi, R OBP: 0.344, SLG: 0.505 (1, 9) Mitch Webster, S OBP: 0.241, SLG: 0.286 (5, 9)	1-1 G5-3			0-0 CS 1B		0-1 FC2-6 1-2f HR		2-2 3B		2	0	1	0	0	0	0
Eric Karros, R OBP: 0.381, SLG: 0.553 (1, 3)		0-3 K		1-3 K		1-2 HR		4-0 3B IBB		3	2	1	2	1	2	1
Roberto Kelly, R OBP: 0.303, SLG: 0.353 (1, 7)		1-1 G4-3		1-2 K		2-2 F8		1-0 3B		4	0	1	2	0	1	1
Tim Wallach, R OBP: 0.324, SLG: 0.395 (1, 5)		0-0 G5-3		3-2 CS 1-2	0-0 G6-3	1-2 F7		0-3 K		4	0	0	0	0	1	1
Carlos Hernandez, R OBP: 0.214, SLG: 0.184 (1, 2)		2-2 G5-3		2-1 SH1-4 BB 1B		0-0 F7				3	0	1	0	0	0	0
Roger Cedeno, S OBP: 0.167, SLG: 0.067 (1, 8)		0-0 FC5-4 1B		4-2 SH1-4 BB		0-0 L4				2	0	1	0	1	0	0
Ramon Martinez, R OBP: 0.143, SLG: 0.167 (1, 1) Mark Guthrie, R (7, 1) Garey Ingram, R OBP: 0.360, SLG: 0.286 (7, PH) Antonio Osuna, R (8, 1) Todd Worrell, R (9, 1)		1-2 FC5-4 E 1B 1-2f		2-1 SH1-4		1-2 K				1	0	0	0	0	0	1

Inning Stats	R: 0	H: 1	E: 0	LOB: 0	K: 0	S: 7	P: 9	R: 0	H: 0	E: 0	LOB: 0	K: 1	S: 7	P: 8	R: 0	H: 2	E: 1	LOB: 2	K: 0	S: 13	R: 0	H: 1	E: 0	LOB: 0	K: 2	S: 12	R: 0	H: 1	E: 0	LOB: 2	K: 1	S: 15	R: 2	H: 2	E: 0	LOB: 0	K: 0	S: 16	R: 0	H: 0	E: 0	LOB: 0	K: 1	S: 6	R: 2	H: 2	E: 0	LOB: 1	K: 1	S: 10	P: 18
--------------	------	------	------	--------	------	------	------	------	------	------	--------	------	------	------	------	------	------	--------	------	-------	------	------	------	--------	------	-------	------	------	------	--------	------	-------	------	------	------	--------	------	-------	------	------	------	--------	------	------	------	------	------	--------	------	-------	-------

PITCHER	IP	WLS	BF	H	R	ER	SO	BB	IBB	HBP	BLK	WP	HR	S	P	ERA	WHIP
Denny Neagle, L ERA: 3.1 (1, 1)	8.0	L	33	9	4	4	6	1	1	0	0	0	1	86	120	4.50	1.250

BOTTOM

Pittsburgh Pirates @ Los Angeles Dodgers
Dodger Stadium, Los Angeles, CA
 Sun Aug 13 1995, 3:33 AM PDT
 Att: 38,023 - Sunny - 89 F

AB	30
R	4
H	9
RBI	4
BB	2
SO	6
LOB	10



WP	PA	34
PB	0	
SB	0	
CS	2	

livebaseballscorecards.com

Batter	1	2	3	4	5	6	7	8	9	10	11	AB R H RBI BB SO LOB	TOP														
Brian McRae, S OBP: 0.358, SLG: 0.454 (1, 8)	4-2 2B BB		0-1 G6-4-3 1B		1-3 K		4-2 FC5-4 BB			1-1 FC6-4 1B	1-1 FC5-4 1B	4 2 3 1 2 1 1															
Shawon Dunston, R OBP: 0.349, SLG: 0.543 (1, 6)	0-0 F8		1-1 G6-4-3 1-2f			1-1 PB 1B	1-0 FC5-4 1-2f			0-0 F8	1 SAFE 2-1 FC5-4 1-2f	6 0 1 0 0 0 5															
Mark Grace, L OBP: 0.386, SLG: 0.537 (1, 3)	2-1 HR 2B		2-2 L8			0-2 PB 1B		1-2 G1		1-1 E4 FC6-4		5 1 2 1 0 0 1															
Sammy Sosa, R OBP: 0.338, SLG: 0.463 (1, 9)	0-1 HR			1-1 G6-3 1B		2-3 K	1-2 2-3 K	0-1 F8		1-2 FC6-4 1B		5 1 2 2 0 1 4															
Todd Zeile, R OBP: 0.310, SLG: 0.406 (8, 1) Larry Casian, R (8, 1) Anthony Young, R (10, PH) Howard Johnson, S OBP: 0.282, SLG: 0.277 (10, 1) Randy Myers, L (11, 1)	3-3 K		1 SAFE 0-0 P2		3-3 K		2-1 G1-3		0-0 F8	0-0 1B		4 0 0 0 0 0 2 3 0 0 0 0 0 0 0 0 0 0 0 0 0 0 0 0 1 0 0 1 1 0 0 0 0 0 0 0 0 0 0 0 0 0 0 0 0 0 0 0															
Luis Gonzalez, L OBP: 0.339, SLG: 0.451 (1, 7)	1-1 G4-3		0-0 G6-3 1-2f		4-0 IBB				1-0 F7	0-0 F8		4 0 0 0 1 0 3															
Todd Haney, R OBP: 0.480, SLG: 0.818 (1, 4)		1-2 G4-3		2-1 1B 1B		0-0 F8			1-2 2B		1-0 SH1-3 1B	5 1 3 0 0 0 3															
Scott Servais, R OBP: 0.313, SLG: 0.446 (1, 2)		0-0 G6-3		0-0 L8			2-2 G4-3		1-2 G5-3		0-0 SH1-3	4 0 0 0 0 0 2															
Frank Castillo, R OBP: 0.136, SLG: 0.095 (8, 1) Mike Perez, R (8, 5) José Hernández, R OBP: 0.284, SLG: 0.454		1-1 G5-3		1 SAFE 0-1 1B			1-1 G1-3		1-1 L9		1-2 F8	3 0 1 0 0 0 0 0 0 0 0 0 0 0 2 0 0 0 0 0 2															
Inning Stats	R: 3 E: 0 K: 1 S: 15	H: 2 LOB: 0 BB: 1 P: 25	R: 0 E: 0 K: 0 S: 6	H: 0 LOB: 0 BB: 0 P: 8	R: 0 E: 0 K: 0 S: 7	H: 1 LOB: 0 BB: 0 P: 10	R: 0 E: 0 K: 1 S: 8	H: 2 LOB: 1 BB: 0 P: 11	R: 0 E: 0 K: 2 S: 15	H: 0 LOB: 1 BB: 1 P: 25	R: 0 E: 0 K: 0 S: 7	H: 0 LOB: 0 BB: 0 P: 10	R: 0 E: 0 K: 0 S: 10	H: 1 LOB: 1 BB: 0 P: 14	R: 1 E: 1 K: 0 S: 10	H: 2 LOB: 2 BB: 0 P: 13	R: 1 E: 0 K: 0 S: 9	H: 2 LOB: 1 BB: 0 P: 14	1B: 10 2B: 2 3B: 0 HR: 1	SF: 0 SAC: 1 DP: 2 HBP: 0	WP: 0 PB: 1 SB: 0 CS: 0	PA: 47					
PITCHER	IP	WLS	BF	H	R	ER	SO	BB	IBB	HBP	BLK	WP	HR	S	P	ERA	WHIP										
Tom Candiotti, R ERA: 3.48 (1, 1)	8.0		32	8	3	3	4	2	1	0	0	0	1	71	111	3.38	1.250										
John Cummings, L ERA: 3.65 (9, 1)	1.1		7	2	1	0	0	0	0	0	0	0	0	15	21	0.00	1.500										
Pedro Astacio, R ERA: 4.54 (10, 1)	0.2		3	1	0	0	0	0	0	0	0	0	0	5	6	0.00	1.500										
Mark Guthrie, L ERA: 4.41 (11, 1)	1.0	L	5	2	1	1	0	0	0	0	0	0	0	9	14	9.00	2.000										

Chicago Cubs @ Los Angeles Dodgers
Dodger Stadium, Los Angeles, CA
Mon Aug 14 1995, 7:05 PM PDT
Att: 39,476 - Unknown - 72 F

AB	43
R	5
H	13
RBI	5
BB	3
SO	4
LOB	24



1B	10	SF	0
2B	2	SAC	1
3B	0	DP	2
HR	1	HBP	0

livebaseballscorecards.com

Batter	1	2	3	4	5	6	7	8	9	10	11	AB	R	H	RBI	BB	SO	LOB	BOTTOM							
Chad Fonville, S OBP: 0.345, SLG: 0.309 (1, 4)	1-2 G4-6-3 BB 1B		1-1 1B S FC6-4 1B	1-1 G4-3			0-0 B1-3	1-1 G4-3		0-1 BB 1B		6	2	3	1	0	0	3								
Jose Offerman, S OBP: 0.389, SLG: 0.395 (1, 6)	4-1 G4-6-3 BB		3-2 FC6-4 1B		0-1 F8 WP 1B		2-2 F7		1-1 G4-3	4-2 BB 1B		4	0	2	0	2	0	0								
Mike Piazza, R OBP: 0.416, SLG: 0.588 Mark Guthrie, R (11, 1)	2-2 G4-6-3		1-2 FC6-4		0-0 F9		0-0 1B		2-3 K	0-1 P1		6	0	1	1	0	1	7								
Eric Karros, R OBP: 0.385, SLG: 0.551 (1, 3)	4-1 1B BB		1-3 K		4-2 FC5-4 BB		1-2 1B		4-2 FC6-4 BB			3	0	1	0	3	1	1								
Roberto Kelly, R OBP: 0.301, SLG: 0.350 (1, 7) (3, 9)	0-0 1B		2-0 F9		0-0 F8		2-3 K		0-1 FC6-4			6	0	1	1	0	1	6								
Tim Wallach, R OBP: 0.328, SLG: 0.407 Delino DeShields, L OBP: 0.325, SLG: 0.322 (1, 5) (11, PR)	2-2 G3		1-0 G6-3 1B 2B		2-1 FC5-4		1-0 1B SH5-4 1B		2-3 K	1-1 2B		6	1	3	0	0	1	4								
Mitch Webster, S OBP: 0.241, SLG: 0.286 Billy Ashley, R OBP: 0.319, SLG: 0.369 (1, 9) (2, PH) (3, 7)		0-3 K		0-0 G6-3		0-1 G6-3		0-0 SH5-4		1-2 L3		0	0	0	0	0	0	0								
Garey Ingram, R OBP: 0.346, SLG: 0.273 (7, 7)			2-3 1B				1-2 1B					2	0	0	0	0	0	1								
Roger Cedeno, S OBP: 0.261, SLG: 0.200 (1, 8)		0-3 K		0-1 SH1-4 1B		2-3 K		0-0 1B		1-2 1B 1B		5	1	3	1	0	2	0								
Tom Candiotti, R OBP: 0.182, SLG: 0.122 (8, PH) Dave Hartsen, L OBP: 0.384, SLG: 0.346 Raul Mondesi, R OBP: 0.344, SLG: 0.504 John Cummings, L (8, PH) Pedro Astacio, R OBP: 0.167, SLG: 0.174 Carlos Hernandez, R OBP: 0.224, SLG: 0.195 (1, 1) (8, PH) (8, PH) (8, 1) (10, 1) (10, PH) (11, 2)		0-0 F7		0-1 SH1-4		2-3 K		0-0 P4		2-0 BB 1B 1B		2	0	0	0	0	1	0								
Inning Stats	R: 1 E: 0 K: 0 S: 12	H: 2 LOB: 2 BB: 2 P: 25	R: 0 E: 0 K: 2 S: 7	H: 0 LOB: 0 BB: 0 P: 7	R: 1 E: 0 K: 1 S: 14	H: 2 LOB: 1 BB: 0 P: 21	R: 1 E: 0 K: 0 S: 8	H: 2 LOB: 1 BB: 0 P: 10	R: 0 E: 0 K: 0 S: 8	H: 1 LOB: 2 BB: 1 P: 14	R: 0 E: 0 K: 2 S: 9	H: 0 LOB: 0 BB: 0 P: 13	R: 0 E: 0 K: 1 S: 12	H: 2 LOB: 2 BB: 0 P: 17	R: 0 E: 0 K: 0 S: 6	H: 2 LOB: 2 BB: 0 P: 8	R: 0 E: 0 K: 1 S: 10	H: 0 LOB: 1 BB: 1 P: 17	R: 1 E: 0 K: 1 S: 19	H: 3 LOB: 3 BB: 1 P: 29	R: 0 E: 0 K: 0 S: 9	H: 1 LOB: 1 BB: 0 P: 14	1B: 13 2B: 2 3B: 0 HR: 0	SF: 0 SAC: 2 DP: 1 HBP: 0	WP: 1 PB: 0 SB: 1 CS: 0	PA: 52
PITCHER	IP	WLS	BF	H	R	ER	SO	BB	IBB	HBP	BLK	WP	HR	S	P	ERA	WHIP									
Frank Castillo, R ERA: 2.66 (1, 1)	7.0		32	9	3	3	6	3	0	0	0	1	0	70	107	3.86	1.714									
Mike Perez, R ERA: 3.35 (8, 1)	0.1		3	2	0	0	0	0	0	0	0	0	0	3	4	0.00	6.000									
Larry Casian, L ERA: 1.23 (8, 1)	1.1		5	0	0	0	1	1	0	0	0	0	0	11	19	0.00	0.750									
Anthony Young, R ERA: 4.34 (9, 1)	0.1		1	0	0	0	0	0	0	0	0	0	0	2	2	0.00	0.000									
Randy Myers, L ERA: 4.02 (10, 1)	1.0	W	7	3	1	1	1	1	0	0	0	0	0	19	29	9.00	4.000									
PITCHER	IP	WLS	BF	H	R	ER	SO	BB	IBB	HBP	BLK	WP	HR	S	P	ERA	WHIP									
Terry Adams, R ERA: 2.45 (11, 1)	1.0	S	4	1	0	0	0	0	0	0	0	0	0	9	14	0.00	1.000									

Chicago Cubs @ Los Angeles Dodgers
Dodger Stadium, Los Angeles, CA

Mon Aug 14 1995, 7:05 PM PDT
Att: 39,476 - Unknown - 72 F

AB	45
R	4
H	15
RBI	4
BB	5
SO	8
LOB	25



Batter	1	2	3	4	5	6	7	8	9	AB R H RBI BB SO LOB	TOP									
Brian McRae, S OBP: 0.358, SLG: 0.453 (1, 8) FC BF FX	1-2 G5-3 1B	0-0 1B			0-1 G5-3 1B		0-0 F9		0-2 G1-3	5 0 2 0 0 0 0										
Shawon Dunston, R OBP: 0.350, SLG: 0.542 (1, 6) FB FX	1-1 2B	2-3 K			1-1 G5-3		4-2 1B WP BB		1-3 K	4 2 1 0 1 2 0										
Mark Grace, L OBP: 0.387, SLG: 0.539 (1, 3) FB CX	1-2 2B				2-1 L8		1-1 WP 1B			4 1 2 1 0 0 0										
Sammy Sosa, R OBP: 0.342, SLG: 0.467 (1, 9) BB FX	2-0 1B E 2B				0-2 CS 1B		4-2 K		1-3 BB	3 1 2 1 1 1 0										
Luis Gonzalez, L OBP: 0.340, SLG: 0.452 (1, 7) X	0-0 S 1B				2-1 F7		2-0 WP 1B		0-0 G1-3	4 1 2 0 0 0 3										
Todd Zeile, R OBP: 0.307, SLG: 0.401 (1, 5) CB SS SX	1-3 K				2-0 P4		1-1 F8		2-3 K	4 0 0 0 0 2 2										
Rey Sanchez, R OBP: 0.311, SLG: 0.375 (1, 4) BF FB FB FB B	4-2 BB				0-0 FC5-4 1B		1 SAFE 3-1 1B		0-3 K	3 0 2 1 1 1 0										
Scott Servais, R OBP: 0.306, SLG: 0.434 (1, 2) SB FB FB S	3-3 K				1-3 K		1 SAFE 2-3 K		2-1 G6-3	4 0 0 0 0 3 4										
Steve Trachsel, R OBP: 0.250, SLG: 0.289 (1, 1)		0-2 P3			0-0 FC5-4		2-3 K		2-0 P5	2 0 0 0 0 0 1										
Mike Perez, R (6, 1)										0 0 0 0 0 0 0										
Todd Haney, R OBP: 0.462, SLG: 0.783 (7, PH)										1 0 0 0 0 1 0										
Turk Wendell, L (7, 1)										0 0 0 0 0 0 0										
Howard Johnson, S OBP: 0.250, SLG: 0.274 (9, PH)										1 0 0 0 0 0 0										
Inning Stats	R: 3 E: 1 K: 2 S: 20	H: 4 LOB: 2 BB: 1 P: 33	R: 0 E: 0 K: 1 S: 7	H: 1 LOB: 0 BB: 0 P: 9	R: 0 E: 0 K: 1 S: 6	H: 1 LOB: 1 BB: 0 P: 9	R: 0 E: 0 K: 0 S: 6	H: 1 LOB: 0 BB: 0 P: 9	R: 1 E: 0 K: 2 S: 13	H: 2 LOB: 1 BB: 0 P: 23	R: 1 E: 0 K: 1 S: 14	H: 1 LOB: 2 BB: 2 P: 25	R: 0 E: 0 K: 2 S: 8	H: 0 LOB: 0 BB: 0 P: 12	R: 0 E: 0 K: 1 S: 7	H: 0 LOB: 0 BB: 0 P: 10	1B: 8 2B: 3 3B: 0 HR: 0	SF: 0 SAC: 0 DP: 0 HBP: 0	WP: 4 PB: 0 SB: 1 CS: 1	PA: 38
PITCHER	IP WLS BF H R ER SO BB IBB HBP BLK WP HR S P ERA WHIP																			
Hideo Nomo, R ERA: 2.08 (1, 1)	6.2 W 31 11 5 4 7 3 0 0 0 0 2 0 73 118 5.40 2.100																			
John Cummings, L ERA: 3.6 (7, 1)	0.1 1 0 0 0 0 0 0 0 0 0 0 0 1 1 0.00 0.000																			
Antonio Osuna, R ERA: 5.68 (8, 1)	1.0 3 0 0 0 2 0 0 0 0 0 0 0 8 12 0.00 0.000																			
Todd Worrell, R ERA: 1.84 (9, 1)	1.0 S 3 0 0 0 1 0 0 0 0 0 0 0 7 10 0.00 0.000																			

Chicago Cubs @ Los Angeles Dodgers
Dodger Stadium, Los Angeles, CA
Tue Aug 15 1995, 7:05 PM PDT
Att. 48,449 - Unknown - 69 F

livebaseballscorecards.com

AB	35
R	5
H	11
RBI	3
BB	3
SO	10
LOB	10



Batter	1	2	3	4	5	6	7	8	9	AB	R	H	RBI	BB	SO	LOB
Chad Fonville, S OBP: 0.337, SLG: 0.301 (1, 4)	G3			K	G4-3		G4-3			4	0	0	0	0	1	1
Jose Offerman, S OBP: 0.393, SLG: 0.396 (1, 6)	G6-3			1B HR 1B BB		1B 2B 1B	FC6-4 BB			2	2	1	0	2	0	0
Mike Piazza, R OBP: 0.417, SLG: 0.587 (1, 2)	L8			1B HR 1B		2B SF8 1B	FC6-4			4	2	2	0	0	0	2
Eric Karros, R OBP: 0.386, SLG: 0.553 (1, 3)		F9		1B HR 1B		SF8 SF9 2B		F8		4	2	2	1	0	0	0
Raul Mondesi, R OBP: 0.345, SLG: 0.513 (1, 9)		F9		HR		SF8		S 1B		3	1	2	5	0	0	0
Roberto Kelly, R OBP: 0.299, SLG: 0.347 (1, 7)		L9		G4-3		SF9		F7		3	0	0	1	0	0	1
Tim Wallach, R OBP: 0.323, SLG: 0.400 (1, 5)			F7	P3		L7		G4-3		4	0	0	0	0	0	1
Roger Cedeno, S OBP: 0.269, SLG: 0.217 (1, 8)		G6-3			G3		G4-3 SH1-4 1B			3	0	1	0	0	0	0
Hideo Nomo, R OBP: 0.078, SLG: 0.078 (1, 1)							SH1-4			2	0	0	0	0	2	0
John Cummings, L (7, 1)										0	0	0	0	0	0	0
Delino DeShields, L OBP: 0.325, SLG: 0.322 (7, PH)										0	0	0	0	0	0	0
Antonio Osuna, R (8, 1)										0	0	0	0	0	0	0
Todd Worrell, R (9, 1)										0	0	0	0	0	0	0

Inning Stats	R: 0	H: 0	E: 0	K: 0	S: 8	LOB: 0	BB: 0	P: 13	R: 0	H: 0	E: 0	K: 0	S: 8	LOB: 0	BB: 0	P: 13	R: 0	H: 0	E: 0	K: 1	S: 9	LOB: 0	BB: 0	P: 14	R: 4	H: 3	E: 0	K: 1	S: 21	LOB: 0	BB: 1	P: 35	R: 0	H: 0	E: 0	K: 1	S: 5	LOB: 0	BB: 0	P: 6	R: 3	H: 3	E: 0	K: 0	S: 12	LOB: 0	BB: 0	P: 17	R: 0	H: 1	E: 0	K: 0	S: 12	LOB: 2	BB: 1	P: 19	R: 0	H: 1	E: 0	K: 0	S: 12	LOB: 1	BB: 0	P: 17					
1B: 6	SF: 2	2B: 1	SAC: 1	3B: 0	DP: 0	HR: 1	HBP: 0	WP: 0	HR: 1	S: 3	P: 91	ERA: 12.60	WHIP: 1.400	1B: 0	SF: 0	2B: 0	SAC: 0	3B: 0	DP: 0	HR: 0	HBP: 0	WP: 0	HR: 0	S: 5	P: 7	ERA: 0.00	WHIP: 0.000	1B: 0	SF: 0	2B: 0	SAC: 0	3B: 0	DP: 0	HR: 0	HBP: 0	WP: 0	HR: 0	S: 24	P: 36	ERA: 0.00	WHIP: 1.500	1B: 0	SF: 0	2B: 0	SAC: 0	3B: 0	DP: 0	HR: 0	HBP: 0	WP: 0	HR: 0	S: 12	P: 19	ERA: 0.00	WHIP: 1.500	1B: 0	SF: 0	2B: 0	SAC: 0	3B: 0	DP: 0	HR: 0	HBP: 0	WP: 0	HR: 0	S: 12	P: 17	ERA: 0.00	WHIP: 1.500

PITCHER	IP	WLS	BF	H	R	ER	SO	BB	IBB	HBP	BLK	WP	HR	S	P	ERA	WHIP
Steve Trachsel, R ERA: 4.64 (1, 1)	5.0	L	22	6	7	7	3	1	0	0	0	0	1	58	91	12.60	1.400
Mike Perez, R ERA: 3.29 (6, 1)	1.0		3	0	0	0	0	0	0	0	0	0	0	5	7	0.00	0.000
Turk Wendell, R ERA: 4.84 (7, 1)	2.0		9	2	0	0	0	1	0	0	0	0	0	24	36	0.00	1.500

BOTTOM

Chicago Cubs @ Los Angeles Dodgers
Dodger Stadium, Los Angeles, CA
 Tue Aug 15 1995, 7:05 PM PDT
 Att: 48,449 - Unknown - 69 F

livebaseballscorecards.com

AB	29
R	7
H	8
RBI	7
BB	2
SO	3
LOB	5



WP: 0	PA: 34
PB: 0	
SB: 1	
CS: 0	

Batter	1	2	3	4	5	6	7	8	9	AB R H RBI BB SO LOB	TOP
Brian McRae, S (1, 8) OBP: 0.355, SLG: 0.449	2-1 G6-3		1-0 G6-3			2-1 F9		0-1 F8		4 0 0 0 0 0 1	Chicago Cubs @ Los Angeles Dodgers Dodger Stadium, Los Angeles, CA Wed Aug 16 1995, 3:33 AM PDT Att. 41,090 - Sunny - 85 F
Rey Sanchez, R (1, 4) OBP: 0.313, SLG: 0.376	3-2 F8			3-2 1B		0-0 G4-3		0-0 1B	4 1 2 0 0 0 0		
Mark Grace, L (1, 3) OBP: 0.386, SLG: 0.536	0-2 G5-3			0-0 F8		3-2 1B		1-3 K	4 0 1 0 0 1 2		
Sammy Sosa, R (1, 9) OBP: 0.339, SLG: 0.463		2-3 K		3-1 P3		2-3 K		1-1 FC4	4 0 0 0 0 2 3		
Luis Gonzalez, L (1, 7) OBP: 0.342, SLG: 0.452		2-2 G4-3		0-1 1B		1-1 G6-3		1-3 K	4 0 2 0 0 1 2		
Todd Zeile, R (1, 5) OBP: 0.306, SLG: 0.399		1-3 K		1-3 K		0-0 G6-3		0-0 1B	4 0 1 1 0 2 3		
José Hernández, R (1, 6) OBP: 0.279, SLG: 0.445 Shawon Dunston, R (9, PH) OBP: 0.349, SLG: 0.541			0-0 L5		0-3 K	0-3 K		0-0 G5-3	3 0 0 0 0 2 0 1 0 0 0 0 0 2		
Joe Kmak, R (1, 2) OBP: 0.353, SLG: 0.395		1-2 SH1-4		0-3 K			1-3 K		3 0 1 0 0 2 0		
Jim Bullinger, R (1, 1) OBP: 0.220, SLG: 0.147 Scott Bullett, L (8, PH) OBP: 0.286, SLG: 0.378 Turk Wendell, L (8, 1)		0-0 SH1-4		0-0 F9			2-3 K		1 0 0 0 0 0 0 1 0 0 0 0 1 0 0 0 0 0 0 0 0		
Inning Stats	R: 0 H: 0 E: 0 LOB: 0 K: 0 BB: 0 S: 11 P: 16	R: 0 H: 0 E: 0 LOB: 0 K: 2 BB: 0 S: 12 P: 17	R: 0 H: 1 E: 0 LOB: 1 K: 2 BB: 0 S: 6 P: 8	R: 0 H: 2 E: 0 LOB: 2 K: 1 BB: 0 S: 12 P: 19	R: 0 H: 0 E: 0 LOB: 0 K: 2 BB: 0 S: 7 P: 7	R: 0 H: 1 E: 0 LOB: 1 K: 1 BB: 0 S: 9 P: 16	R: 0 H: 1 E: 0 LOB: 0 K: 1 BB: 0 S: 6 P: 7	R: 0 H: 0 E: 0 LOB: 0 K: 2 BB: 0 S: 10 P: 13	R: 1 H: 2 E: 1 LOB: 2 K: 2 BB: 0 S: 11 P: 14	1B: 7 SF: 0 2B: 0 SAC: 1 3B: 0 DP: 1 HR: 0 HBP: 0	
PITCHER Ismael Valdez, R (1, 1) ERA: 2.83	IP WLS BF H R ER SO BB IBB HBP BLK WP HR S P ERA WHIP										
	9.0 W 34 7 1 0 11 0 0 0 0 0 0 0 84 117 0.00 0.778										

livebaseballscorecards.com

AB	33
R	1
H	7
RBI	1
BB	0
SO	11
LOB	13



Batter	1	2	3	4	5	6	7	8	9	AB R H RBI BB SO LOB
--------	---	---	---	---	---	---	---	---	---	----------------------

Chad Fonville, S OBP: 0.335, SLG: 0.300 (1, 4)	1-2 F7		1-0 G6-3		0-1 G4-3		3-2 E 1B			4 1 1 0 0 0 0
Jose Offerman, S OBP: 0.394, SLG: 0.395 (1, 6)	1-0 HR 1B		4-2 BB		2-0 G4-3		3-1 E6 1-H			3 1 1 0 1 0 0
Mike Piazza, R OBP: 0.415, SLG: 0.593 (1, 2)	0-0 HR		3-3 K			3-1 G6-3	0-0 F9			4 1 1 2 0 1 1
Eric Karros, R OBP: 0.387, SLG: 0.563 (1, 3)	0-0 F9			2-3 K		0-0 HR	0-0 2B			4 1 2 1 0 1 0
Raul Mondesi, R OBP: 0.344, SLG: 0.513 (1, 9)	1-3 K			2-1 E5 HR G1-3		1-1 G4-3 2B	1-1 G4-3			4 1 1 0 0 1 1
Roberto Kelly, R OBP: 0.298, SLG: 0.346 (1, 7)		2-3 K		0-1 G1-3		0-0 G4-3	1-1 1B			4 0 1 0 0 1 2
Tim Wallach, R OBP: 0.326, SLG: 0.412 (1, 5)		0-0 G6-3		1-2 HR		2-3 BB IBB	0-3 K			3 1 1 2 1 1 1
Roger Cedeno, S OBP: 0.267, SLG: 0.192 (1, 8)		2-0 F7		0-2 F9		4-2 BB	3-3 K			3 0 0 0 1 1 1
Ismael Valdez, R OBP: 0.087, SLG: 0.087 (1, 1)			0-3 K		0-0 G1-3	0-3 K	0-3 K			4 0 0 0 0 3 4

Inning Stats	R: 2	H: 2	E: 0	K: 1	S: 15	LOB: 0	BB: 0	P: 18	R: 0	H: 0	E: 0	K: 1	S: 5	LOB: 0	BB: 0	P: 9	R: 0	H: 0	E: 0	K: 2	S: 10	LOB: 1	BB: 1	P: 18	R: 2	H: 1	E: 1	K: 1	S: 12	LOB: 0	BB: 0	P: 19	R: 0	H: 0	E: 0	K: 0	S: 4	LOB: 0	BB: 0	P: 6	R: 1	H: 2	E: 0	K: 1	S: 11	LOB: 3	BB: 2	P: 23	R: 1	H: 2	E: 1	K: 0	S: 9	LOB: 1	BB: 0	P: 16	R: 0	H: 1	E: 0	K: 3	S: 11	LOB: 1	BB: 0	P: 15	1B: 3	2B: 2	3B: 0	HR: 3	SF: 0	SAC: 0	DP: 0	HBP: 0	WP: 0	PB: 0	SB: 1	CS: 0	PA: 36
--------------	------	------	------	------	-------	--------	-------	-------	------	------	------	------	------	--------	-------	------	------	------	------	------	-------	--------	-------	-------	------	------	------	------	-------	--------	-------	-------	------	------	------	------	------	--------	-------	------	------	------	------	------	-------	--------	-------	-------	------	------	------	------	------	--------	-------	-------	------	------	------	------	-------	--------	-------	-------	-------	-------	-------	-------	-------	--------	-------	--------	-------	-------	-------	-------	--------

PITCHER	IP	WLS	BF	H	R	ER	SO	BB	IBB	HBP	BLK	WP	HR	S	P	ERA	WHIP
Jim Bullinger, R ERA: 2.87 (1, 1)	7.0	L	32	7	6	4	6	2	1	0	0	0	3	66	109	5.14	1.286
Turk Wendell, R ERA: 4.71 (8, 1)	1.0		4	1	0	0	3	0	0	0	0	0	11	15	0.00	1.000	

Chicago Cubs @ Los Angeles Dodgers
Dodger Stadium, Los Angeles, CA

Wed Aug 16 1995, 3:33 AM PDT
Att: 41,090 - Sunny - 85 F

AB	33
R	6
H	8
RBI	5
BB	3
SO	9
LOB	10

Batter	1	2	3	4	5	6	7	8	9	AB R H RBI BB SO LOB	TOP																													
Chad Fonville, S OBP: 0.333, SLG: 0.305 (1, 4) C X	0-1 1B 2B		0-0 FC3-6 1B CS 1-2f		1-0 G6-4-3 1-2f 2-3			2-1 F7		4 1 1 0 0 0 3																														
Jose Offerman, S OBP: 0.394, SLG: 0.396 (1, 6) B L C B B X	3-2 FC5-4 2-H 1B		0-1 1-3 1B		2-2 F8			2-2 P9		4 0 2 1 0 0 1																														
Mike Piazza, R OBP: 0.410, SLG: 0.585 (1, 2) S F S	0-3 K		3-3 K 3-H		0-1 G6-3				2-2 G1-3	4 0 0 0 0 2 3																														
Eric Karros, R OBP: 0.386, SLG: 0.565 (1, 3) X	0-0 P3			2-2 SF9 3B		1-0 G4-3			0-1 G4-3	4 1 1 0 0 0 1																														
Raul Mondesi, R OBP: 0.341, SLG: 0.509 (1, 9) F 1 SAFE S B X	1-2 FC5-4 1-2f		1-1 SF9 3-H		1-3 K				0-1 G6-3	3 0 0 1 0 1 1																														
Roberto Kelly, R OBP: 0.296, SLG: 0.343 (1, 7) C X		0-1 G5-3		2-3 K 3-H			3-2 G1-3			3 0 0 0 0 1 0																														
Tim Wallach, R OBP: 0.322, SLG: 0.407 (1, 5) B L C B B X		2-2 G5-3		1-3 K			0-1 G5-3			3 0 0 0 0 1 0																														
Roger Cedeno, S OBP: 0.273, SLG: 0.207 (1, 8) C B C		1-3 K			1-1 G6-4-3 1B 1B		0-1 G5-3			3 0 1 0 0 1 0																														
Kevin Tapani, R OBP: 0.143, SLG: 0.143 (1, 1) Garey Ingram, R OBP: 0.358, SLG: 0.289 (5, PH) Rudy Seanez, R (5, 1) Rick Parker, R OBP: 0.280, SLG: 0.280 (8, PH) Pedro Astacio, R OBP: 0.167, SLG: 0.174 (8, 1)			0-0 FC3-6 1B		0-0 G6-4-3 1B			2-1 P4		1 0 1 0 0 0 0 1 0 1 0 0 0 0 0 0 0 0 0 0 0 1 0 0 0 0 0 0 0 0 0 0 0 0 0																														
Inning Stats	R: 1 E: 0 K: 1 S: 13	H: 2 LOB: 1 BB: 0 P: 17	R: 0 E: 0 K: 1 S: 9	H: 0 LOB: 0 BB: 0 P: 12	R: 0 E: 0 K: 1 S: 8	H: 2 LOB: 2 BB: 0 P: 11	R: 1 E: 0 K: 2 S: 12	H: 1 LOB: 0 BB: 0 P: 18	R: 0 E: 0 K: 2 S: 8	H: 2 LOB: 1 BB: 0 P: 12	R: 0 E: 0 K: 1 S: 6	H: 0 LOB: 0 BB: 0 P: 8	R: 0 E: 0 K: 0 S: 7	H: 0 LOB: 0 BB: 0 P: 10	R: 0 E: 0 K: 0 S: 7	H: 0 LOB: 0 BB: 0 P: 13	R: 0 E: 0 K: 0 S: 7	H: 0 LOB: 0 BB: 0 P: 9	1B: 5 2B: 2 3B: 1 HR: 0	SF: 1 SAC: 0 DP: 2 HBP: 0	WP: 0 PB: 0 SB: 1 CS: 1	PA: 32																		
PITCHER Pete Schourek, L ERA: 3.31 (1, 1)	IP 9.0	WLS W	BF 32	H 7	R 2	ER 2	SO 6	BB 0	IBB 0	HBP 0	BLK 0	WP 0	HR 0	S 77	P 110	ERA 2.00	WHIP 0.778						PITCHER	IP 9.0	WLS W	BF 32	H 7	R 2	ER 2	SO 6	BB 0	IBB 0	HBP 0	BLK 0	WP 0	HR 0	S 77	P 110	ERA 2.00	WHIP 0.778

Los Angeles Dodgers @ Cincinnati Reds
Riverfront Stadium, Cincinnati, OH

Thu Aug 17 1995, 7:05 PM EDT
Att. 25,005 - Unknown - 83 F

livebaseballscorecards.com

AB	31
R	2
H	7
RBI	2
BB	0
SO	6
LOB	9



Batter	1	2	3	4	5	6	7	8	9	AB	R	H	RBI	BB	SO	LOB
Barry Larkin, R OBP: 0.395, SLG: 0.497 (1, 6)	2-2 G5-3		1-0 G1-3		4-1 G6-3 S BB		2-2 G4-6-3 1B			3	1	1	0	1	0	0
Hal Morris, L OBP: 0.295, SLG: 0.418 (1, 3)	1-2 G1-3 2B 2B		0-0 1B 2B		1-1 G6-3 1-H		0-0 G4-6-3 1-3			4	2	2	1	0	0	1
Ron Gant, R OBP: 0.363, SLG: 0.560 (1, 7) Jerome Walton, R OBP: 0.348, SLG: 0.500 (8, 7)	1-0 G1-3		1-2 2-H 1B		0-3 K		2-2 G6-3			4	0	1	1	0	1	2
Reggie Sanders, R OBP: 0.404, SLG: 0.594 (1, 8) (3, 9)	1-0 2B				1-0 FC6-4 1B		0-0 CS 1B		1-1 G6-4-3 1B 1B	4	0	4	1	0	0	0
Eric Anthony, L OBP: 0.371, SLG: 0.543 (1, 9) Thomas Howard, S OBP: 0.360, SLG: 0.406 (3, 8) Darren Lewis, R OBP: 0.306, SLG: 0.308 (7, 8)	1-2 G6-3				0-2 FC6-4 SF8 1-2f		1-0 CS 1-2		2-1 F8	1	0	0	0	0	0	1
Benito Santiago, R OBP: 0.329, SLG: 0.519 (1, 2)					0-0 E6 HR 1-3		0-1 F9		0-0 G6-4-3 1-2f 2-3	4	1	0	0	0	0	3
Bret Boone, R OBP: 0.335, SLG: 0.449 (1, 4)					0-1 SF8		4-2 BB		2-2 F8	2	0	0	1	1	0	1
Jeff Branson, L OBP: 0.322, SLG: 0.447 (1, 5)					1-1 HR 1-H		0-0 F7			3	1	1	2	0	0	1
Pete Schourek, L OBP: 0.154, SLG: 0.154 (1, 1)					0-1 G3		1-0 G6-3			3	0	0	0	0	0	0

Inning Stats	R: 1	H: 2	E: 0	K: 0	S: 11	LOB: 1	BB: 0	P: 17	R: 0	H: 0	E: 0	K: 0	S: 8	LOB: 0	BB: 0	P: 12	R: 1	H: 2	E: 0	K: 0	S: 6	LOB: 1	BB: 0	P: 10	R: 3	H: 2	E: 1	K: 0	S: 11	LOB: 0	BB: 0	P: 13	R: 1	H: 1	E: 0	K: 1	S: 7	LOB: 0	BB: 1	P: 13	R: 0	H: 0	E: 0	K: 0	S: 9	LOB: 1	BB: 1	P: 15	R: 0	H: 1	E: 0	K: 0	S: 10	LOB: 1	BB: 0	P: 15	R: 0	H: 2	E: 0	K: 0	S: 7	LOB: 1	BB: 0	P: 10
--------------	------	------	------	------	-------	--------	-------	-------	------	------	------	------	------	--------	-------	-------	------	------	------	------	------	--------	-------	-------	------	------	------	------	-------	--------	-------	-------	------	------	------	------	------	--------	-------	-------	------	------	------	------	------	--------	-------	-------	------	------	------	------	-------	--------	-------	-------	------	------	------	------	------	--------	-------	-------

PITCHER	IP	WLS	BF	H	R	ER	SO	BB	IBB	HBP	BLK	WP	HR	S	P	ERA	WHIP
Kevin Tapani, R ERA: 5.11 (1, 1)	4.0	L	18	6	5	2	0	0	0	0	0	0	1	36	52	4.50	1.500
Rudy Seanez, R ERA: 6.49 (5, 1)	3.0		12	2	1	1	1	2	0	0	0	0	0	26	43	3.00	1.333
Pedro Astacio, R ERA: 4.48 (8, 1)	1.0		4	2	0	0	0	0	0	0	0	0	0	7	10	0.00	2.000


BOTTOM

Los Angeles Dodgers @ Cincinnati Reds
Riverfront Stadium, Cincinnati, OH

Thu Aug 17 1995, 7:05 PM EDT
Att: 25,005 - Unknown - 83 F

AB	R	H	RBI	BB	SO	LOB
31	6	10	6	2	1	10

WP: 0 PA: 35
PB: 0
SB: 1
CS: 1



PITCHER	IP	WLS	BF	H	R	ER	SO	BB	IBB	HBP	BLK	WP	HR	S	P	ERA	WHIP
---------	----	-----	----	---	---	----	----	----	-----	-----	-----	----	----	---	---	-----	------

Los Angeles Dodgers @ New York Mets
 Shea Stadium, Flushing, NY
 Fri Aug 18 1995, 7:05 PM EDT
 Att: 17,710 - Unknown

AB	28
R	2
H	6
RBI	0
BB	4
SO	8
LOB	19



AB R H RBI BB SO LOB

0	0	0	0	0	0	0
5	0	0	0	0	2	4
0	0	0	0	0	0	0
2	0	1	0	2	0	0
4	0	0	0	0	1	4
4	0	1	0	0	0	1
3	1	2	0	1	1	1
3	0	0	0	0	0	3
0	0	1	0	0	0	0
0	0	0	0	0	0	0
0	0	0	0	0	0	0
0	0	0	0	0	0	0
3	1	1	0	1	2	4
1	0	0	0	0	1	0
0	0	0	0	0	0	0
2	0	0	0	0	1	2

Batter	1	2	3	4	5	6	7	8	9
Brett Butler, L (1, 8) OBP: 0.384, SLG: 0.402	0-1 G4-3		3-1 2B		4-2 BB		2-0 1-H 3-H 3B		2-2 G6-3
Jose Offerman, S (1, 6) Mark Guthrie, R (9, 1)	0-0 G4-3		2-3 K		1-1 L3		0-0 G4-3		1-3 K
Raul Mondesi, R (1, 9) OBP: 0.345, SLG: 0.509	4-1 BB		4-2 FC6-4 BB		1-1 L7		0-0 1B G5-3 1B		
Eric Karros, R (1, 3) OBP: 0.383, SLG: 0.559	2-3 K		0-2 FC6-4		1-1 G5-3		0-0 L9		
Roberto Kelly, R (1, 7) OBP: 0.296, SLG: 0.343		1-1 1B		0-2 G5-3		2-0 F8		1-2 G5-3	
Tim Wallach, R (1, 5) OBP: 0.328, SLG: 0.414		1-3 K		1-0 G6-4-3 1B		1-2 F9 3B 2B		4-0 1B IBB	
Carlos Hernandez, R (1, 2) Antonio Osuna, R (8, PH) Delino DeShields, L (8, PH) John Cummings, L (8, 1) Pedro Astacio, R (9, 1) Garey Ingram, R (9, 4)		0-0 G5-3		0-0 G6-4-3		1-2 G1-3		2-2 1B	
Chad Fonville, S (1, 4) OBP: 0.337, SLG: 0.305		2-3 K		1-2 SH3-4 1B		4-0 3B BB		1-3 K	
Ramon Martinez, R (1, 1) Dave Hansen, L (7, PH) Mike Piazza, R (7, PH)			1-3 K		0-1 SH3-4		0-0 F9		2-3 K

Inning Stats	R: 0	H: 0	E: 0	K: 1	S: 9	R: 0	H: 1	E: 0	K: 2	S: 9	R: 0	H: 1	E: 0	K: 2	S: 15	R: 0	H: 1	E: 0	K: 0	S: 6	R: 0	H: 1	E: 0	K: 0	S: 10	R: 0	H: 0	E: 0	K: 0	S: 5	R: 2	H: 2	E: 0	K: 0	S: 9	R: 0	H: 2	E: 0	K: 1	S: 11	R: 0	H: 0	E: 0	K: 2	S: 16	1B: 5	2B: 3	3B: 1	HR: 0	SF: 0	SAC: 1	DP: 2	HBP: 0	WP: 0	PB: 0	SB: 1	CS: 0	PA: 38
--------------	------	------	------	------	------	------	------	------	------	------	------	------	------	------	-------	------	------	------	------	------	------	------	------	------	-------	------	------	------	------	------	------	------	------	------	------	------	------	------	------	-------	------	------	------	------	-------	-------	-------	-------	-------	-------	--------	-------	--------	-------	-------	-------	-------	--------

PITCHER	IP	WLS	BF	H	R	ER	SO	BB	IBB	HBP	BLK	WP	HR	S	P	ERA	WHIP
Bobby Jones, R (1, 1) ERA: 4.09	6.1		26	5	2	2	5	4	0	0	0	0	0	60	96	2.84	1.421
Don Florence, L (7, 1) ERA:	0.2		3	1	0	0	0	0	0	0	0	0	0	3	5	0.00	1.500
Jerry Dipoto, R (8, 1) ERA: 4.63	1.0		6	2	0	0	1	0	1	0	0	0	0	11	19	0.00	2.000
Doug Henry, R (9, 1) ERA: 3.74	1.0	W	3	0	0	0	2	0	0	0	0	0	0	16	21	0.00	0.000

Batter	1	2	3	4	5	6	7	8	9	AB	R	H	RBI	BB	SO	LOB
--------	---	---	---	---	---	---	---	---	---	----	---	---	-----	----	----	-----

Damon Buford, R OBP: 0.283, SLG: 0.205 (1, 8) C B B B X	2-2 P4 ①		2-3 K ②			2-1 L8 ①		0-0 G4-3 1B 1B		4	0	1	0	0	1	0
Jose Vizcaino, S OBP: 0.332, SLG: 0.364 (1, 6) X	0-0 F7 ②		3-3 K ③			2-0 FC6-4 3B		0-2 SAFE G4-3 1B 1-2		4	1	2	0	0	1	0
Carl Everett, S OBP: 0.288, SLG: 0.392 (1, 9) B S B B X	3-1 F7 ③			0-0 G4-3 ①		4-0 FC6-4 IBB		0-0 G4-3 ②		3	0	0	0	1	0	2
Jeff Kent, R OBP: 0.327, SLG: 0.447 (1, 4)		4-2 G1-3 1B BB		1-1 F9 ②		0-0 FC6-4 ②		4-0 IBB		2	1	0	1	2	0	1
Rico Brogna, L OBP: 0.339, SLG: 0.476 (1, 3) 1 SAFE B B C X		1-1 G1-3 ①		4-0 BB		3-1 G4-3 ③		2-2 L8 ③		3	0	0	0	1	0	5
Ryan Thompson, R OBP: 0.333, SLG: 0.463 (1, 7) B B B B X		1-2 1B 3-H		0-0 G5-3 ③		1-1 F7 ①			1-1 SH3 1B 2B	4	1	2	1	0	0	1
Butch Huskey, R (1, 5) X		0-0 F9 ②		0-3 K ①		1-3 K ②			0-0 SH3 ①	3	0	0	0	0	2	1
Kelly Stinnett, R OBP: 0.353, SLG: 0.370 (1, 2) B B 1 SAFE F S		2-3 K ③		0-3 K ②		0-0 G4-3 ③			0-0 1B 3-H	3	0	0	0	0	2	1
Bill Spiers, L OBP: 0.217, SLG: 0.226 (9, PH) 1 SAFE SAFE				1-0 L9 ③						1	0	1	1	0	0	0
Bobby Jones, R OBP: 0.190, SLG: 0.171 (1, 1) C C B B			1-3 K ①							2	0	0	0	0	1	0
Don Florence, R (7, 1) S: 9										0	0	0	0	0	0	0
Jerry Dipoto, R (8, 1) S: 7										0	0	0	0	0	0	0
Tim Bogar, R OBP: 0.309, SLG: 0.352 (8, PH) S: 4										1	0	0	0	0	1	0
Doug Henry, R (9, 1) S: 9										0	0	0	0	0	0	0

BOTTOM

Los Angeles Dodgers @ New York Mets
Shea Stadium, Flushing, NY
Fri Aug 18 1995, 7:05 PM EDT
Att. 17,710 - Unknown

livebaseballscorecards.com

AB	30
R	3
H	6
RBI	3
BB	4
SO	8
LOB	11

WP : 0	PA : 35
PB : 0	
SB : 0	
CS : 0	

1B : 4	SF : 0
2B : 1	SAC : 1
3B : 1	DP : 0
HR : 0	HBP : 0



Inning Stats																Pitcher Stats																																																																																																																											
R: 0	H: 0	E: 0	K: 0	S: 6	H: 0	LOB: 0	BB: 0	P: 11	R: 1	H: 1	E: 0	K: 1	S: 15	R: 0	H: 0	E: 0	K: 3	S: 9	R: 0	H: 0	E: 0	K: 0	S: 9	R: 0	H: 0	E: 0	K: 2	S: 7	R: 1	H: 1	E: 0	K: 0	S: 6	R: 0	H: 0	E: 0	K: 1	S: 6	R: 0	H: 2	E: 0	K: 1	S: 13	R: 1	H: 2	E: 0	K: 0	S: 4																																																																																											
																<table border="1"> <thead> <tr> <th>PITCHER</th> <th>IP</th> <th>WLS</th> <th>BF</th> <th>H</th> <th>R</th> <th>ER</th> <th>SO</th> <th>BB</th> <th>IBB</th> <th>HBP</th> <th>BLK</th> <th>WP</th> <th>HR</th> <th>S</th> <th>P</th> <th>ERA</th> <th>WHIP</th> </tr> </thead> <tbody> <tr> <td>Ramon Martinez, R ERA: 3.93 (1, 1)</td> <td>6.0</td> <td></td> <td>23</td> <td>2</td> <td>2</td> <td>2</td> <td>6</td> <td>2</td> <td>1</td> <td>0</td> <td>0</td> <td>0</td> <td>0</td> <td>47</td> <td>83</td> <td>3.00</td> <td>0.667</td> </tr> <tr> <td>Antonio Osuna, R ERA: 5.47 (7, 1)</td> <td>1.0</td> <td></td> <td>3</td> <td>0</td> <td>0</td> <td>0</td> <td>1</td> <td>0</td> <td>0</td> <td>0</td> <td>0</td> <td>0</td> <td>0</td> <td>6</td> <td>8</td> <td>0.00</td> <td>0.000</td> </tr> <tr> <td>John Cummings, L ERA: 3.81 (8, 1)</td> <td>1.0</td> <td>L</td> <td>7</td> <td>3</td> <td>1</td> <td>1</td> <td>1</td> <td>0</td> <td>1</td> <td>0</td> <td>0</td> <td>0</td> <td>0</td> <td>15</td> <td>22</td> <td>9.00</td> <td>3.000</td> </tr> <tr> <td>Pedro Astacio, R ERA: 4.46 (9, 1)</td> <td>0.1</td> <td></td> <td>1</td> <td>0</td> <td>0</td> <td>0</td> <td>0</td> <td>0</td> <td>0</td> <td>0</td> <td>0</td> <td>0</td> <td>0</td> <td>1</td> <td>1</td> <td>0.00</td> <td>0.000</td> </tr> <tr> <td>Mark Guthrie, L ERA: 4.41 (9, 1)</td> <td>0.0</td> <td></td> <td>1</td> <td>0</td> <td>0</td> <td>0</td> <td>0</td> <td>0</td> <td>0</td> <td>0</td> <td>0</td> <td>0</td> <td>0</td> <td>1</td> <td>1</td> <td>∞</td> <td>∞</td> </tr> </tbody> </table>																PITCHER	IP	WLS	BF	H	R	ER	SO	BB	IBB	HBP	BLK	WP	HR	S	P	ERA	WHIP	Ramon Martinez, R ERA: 3.93 (1, 1)	6.0		23	2	2	2	6	2	1	0	0	0	0	47	83	3.00	0.667	Antonio Osuna, R ERA: 5.47 (7, 1)	1.0		3	0	0	0	1	0	0	0	0	0	0	6	8	0.00	0.000	John Cummings, L ERA: 3.81 (8, 1)	1.0	L	7	3	1	1	1	0	1	0	0	0	0	15	22	9.00	3.000	Pedro Astacio, R ERA: 4.46 (9, 1)	0.1		1	0	0	0	0	0	0	0	0	0	0	1	1	0.00	0.000	Mark Guthrie, L ERA: 4.41 (9, 1)	0.0		1	0	0	0	0	0	0	0	0	0	0	1	1	∞	∞
PITCHER	IP	WLS	BF	H	R	ER	SO	BB	IBB	HBP	BLK	WP	HR	S	P	ERA	WHIP																																																																																																																										
Ramon Martinez, R ERA: 3.93 (1, 1)	6.0		23	2	2	2	6	2	1	0	0	0	0	47	83	3.00	0.667																																																																																																																										
Antonio Osuna, R ERA: 5.47 (7, 1)	1.0		3	0	0	0	1	0	0	0	0	0	0	6	8	0.00	0.000																																																																																																																										
John Cummings, L ERA: 3.81 (8, 1)	1.0	L	7	3	1	1	1	0	1	0	0	0	0	15	22	9.00	3.000																																																																																																																										
Pedro Astacio, R ERA: 4.46 (9, 1)	0.1		1	0	0	0	0	0	0	0	0	0	0	1	1	0.00	0.000																																																																																																																										
Mark Guthrie, L ERA: 4.41 (9, 1)	0.0		1	0	0	0	0	0	0	0	0	0	0	1	1	∞	∞																																																																																																																										

Batter	1	2	3	4	5	6	7	8	9	AB R H RBI BB SO LOB	TOP											
Brett Butler, L (1, 8) OBP: 0.382, SLG: 0.401	1-0 G6-3		2-1 SF7			1-3 K		3-1 1B		0 0 0 0 0 0 0												
Jose Offerman, S (1, 6) OBP: 0.389, SLG: 0.388	1-0 F7		3-H 1-2 G4-3			3-2 F7		4-1 1B G4-3 BB		3 0 0 0 1 0 0												
Mike Piazza, R (1, 2) OBP: 0.408, SLG: 0.583	2-1 PB 2B				2-3 K	1-2 1B		0-0 G4-3 1-2f		4 0 2 0 0 1 2												
Eric Karros, R (1, 3) OBP: 0.379, SLG: 0.554	3-3 K				2-1 F8	2-1 F9			3-3 K	4 0 0 0 0 2 2												
Raul Mondesi, R (1, 9) OBP: 0.344, SLG: 0.506		0-0 G1-3			1-2 G6-3		0-0 F8		1-1 G6-4-3 1B	4 0 1 0 0 0 0												
Roberto Kelly, R (1, 7) OBP: 0.293, SLG: 0.339		2-3 K			1-2 G5-3		0-0 E5		2-1 G6-4-3 1-2f	4 0 0 0 0 1 1												
Tim Wallach, R (1, 5) OBP: 0.325, SLG: 0.409		1-2 P5			0-0 F9		2-1 F7			3 0 0 0 0 0 1												
Chad Fonville, S (1, 4) OBP: 0.342, SLG: 0.312			2-2 E1 SH1-4 SF7 1B		1-2 FC6 1B		1-2 G3			3 1 2 0 0 0 1												
Tom Candiotti, R (1, 1) OBP: 0.178, SLG: 0.119 Delino DeShields, L (8, PH) OBP: 0.326, SLG: 0.323 Mark Guthrie, R (8, 1)			1-0 SH1-4		2-1 FC6 1-2f		1-2 F7			1 0 0 0 0 0 1 1 0 0 0 0 0 0 0 0 0 0 0 0 0												
Inning Stats	R: 0 E: 0 K: 1 S: 9	H: 1 LOB: 1 BB: 0 P: 16	R: 0 E: 0 K: 1 S: 7	H: 0 LOB: 0 BB: 0 P: 10	R: 1 E: 1 K: 0 S: 9	H: 1 LOB: 0 BB: 0 P: 15	R: 0 E: 0 K: 1 S: 8	H: 0 LOB: 0 BB: 0 P: 13	R: 0 E: 0 K: 1 S: 10	H: 1 LOB: 1 BB: 0 P: 14	R: 0 E: 1 K: 0 S: 12	H: 1 LOB: 1 BB: 0 P: 19	R: 0 E: 1 K: 0 S: 7	H: 0 LOB: 1 BB: 0 P: 10	R: 0 E: 1 K: 0 S: 7	H: 1 LOB: 1 BB: 1 P: 15	R: 0 E: 0 K: 1 S: 7	H: 1 LOB: 0 BB: 0 P: 13	1B: 5 2B: 1 3B: 0 HR: 0	SF: 1 SAC: 1 DP: 2 HBP: 0	WP: 0 PB: 1 SB: 0 CS: 0	PA: 33
PITCHER	IP WLS BF H R ER SO BB IBB HBP BLK WP HR S P ERA WHIP																					
Dave Micki, R (1, 1) ERA: 4.37	7.1 W 28 5 1 0 4 0 0 0 0 0 0 0 67 106 0.00 0.682																					
Jerry Dipoto, R (8, 1) ERA: 4.58	0.2 2 0 0 0 0 1 0 0 0 0 0 0 2 6 0.00 1.500																					
John Franco, L (9, 1) ERA: 2.2	1.0 S 3 1 0 0 1 0 0 0 0 0 0 0 7 13 0.00 1.000																					

Los Angeles Dodgers @ New York Mets
Shea Stadium, Flushing, NY
Sat Aug 19 1995, 7:05 PM EDT
Att. 25,726 - Unknown - 81 F

AB	27
R	1
H	5
RBI	0
BB	1
SO	4
LOB	8



WP: 0	PA: 33
-------	--------

BOTTOM

Los Angeles Dodgers @ New York Mets
Shea Stadium, Flushing, NY
Sat Aug 19 1995, 7:05 PM EDT
Att: 25,726 - Unknown - 81 F

livebaseballscorecards.com

AB 27
R 2
H 3
RBI 2
BB 0
SO 9
LOB 7



WP: 1 PA: 29
PB: 0
SB: 0
CS: 0

AB	R	H	RBI	BB	SO	LOB
4	0	0	0	0	2	0
4	0	0	0	0	1	0
3	1	1	0	0	0	1
2	1	0	0	0	1	1
3	0	2	1	0	0	0
3	0	0	0	0	1	3
2	0	0	1	0	0	0
3	0	0	0	0	3	2
2	0	0	0	0	1	0
0	0	0	0	0	0	0
1	0	0	0	0	0	0
0	0	0	0	0	0	0
1B: 2	SF: 1	WP: 1	PA: 29			
2B: 1	SAC: 0	PB: 0				
3B: 0	DP: 1	SB: 0				
HR: 0	HBP: 1	CS: 0				

Batter	1	2	3	4	5	6	7	8	9
Damon Buford, R (1, 8) OBP: 0.273, SLG: 0.196	0-3 K		1-2 F9		1-3 K			0-0 F9	
Jose Vizcaino, S (1, 6) OBP: 0.328, SLG: 0.360	1-1 E6 F8		2-3 K		0-0 L9			1-2 G5-3	
Carl Everett, S (1, 9) OBP: 0.289, SLG: 0.397	2-0 F8			1-1 WP 1B 2B		2-1 G6-3			
Jeff Kent, R (1, 4) OBP: 0.327, SLG: 0.444	1-0 G3			2-0 1B WP SF9 HBP		3-3 K			
Rico Brogna, L (1, 3) OBP: 0.342, SLG: 0.478		0-0 G5-4-3 1B		2-0 SF9 1-3 2-H 1B		1-0 L7			
Ryan Thompson, R (1, 7) OBP: 0.327, SLG: 0.453		2-1 G5-4-3 1-2f		2-3 K		1-0 G5-3			
Butch Huskey, R (1, 5)		3-2 E5		1-1 SAFE SF9		2-0 P3			
Kelly Stinnett, R (1, 2) OBP: 0.346, SLG: 0.362		2-3 SAFE SAFE K		3-3 SAFE SAFE K2-3		1-3 SAFE SAFE K2-3			
Dave Mlicki, R (1, 1) OBP: 0.152, SLG: 0.034 Jerry Dipoto, R (8, 1) Chris Jones, R (8, PH) John Franco, L (9, 1)			3-2 L8		1-3 K		2-2 F9		

Inning Stats	R: 0	H: 0	R: 0	H: 1	R: 0	H: 0	R: 0	H: 0	R: 0	H: 0	R: 0	H: 0	R: 0	H: 0
	E: 1	LOB: 1	E: 1	LOB: 1	E: 0	LOB: 1	E: 0	LOB: 0	E: 0	LOB: 0	E: 0	LOB: 0	E: 0	LOB: 0
	K: 1	BB: 0	K: 1	BB: 0	K: 2	BB: 0	K: 1	BB: 0	K: 1	BB: 0	K: 1	BB: 0	K: 1	BB: 0
	S: 7	P: 11	S: 11	P: 18	S: 9	P: 15	S: 11	P: 22	S: 7	P: 9	S: 8	P: 14	S: 5	P: 9

PITCHER	IP	WLS	BF	H	R	ER	SO	BB	IBB	HBP	BLK	WP	HR	S	P	ERA	WHIP
Tom Candiotti, R (1, 1) ERA: 3.44	7.0	L	26	3	2	2	9	0	0	1	0	1	0	58	98	2.57	0.429
Mark Guthrie, L (8, 1) ERA: 4.32	1.0		3	0	0	0	0	0	0	0	0	0	0	7	10	0.00	0.000

Batter	1	2	3	4	5	6	7	8	9	AB R H RBI BB SO LOB	TOP											
Brett Butler, L (1, 8) OBP: 0.380, SLG: 0.397	0-3 K		4-2 BB	0-0 B1-3			1-2 L9		1-2 F8	0 0 0 0 0 0 0												
Jose Offerman, S (1, 6) OBP: 0.391, SLG: 0.389	0-1 FC6-4 1B		2-1 F7		2-2 HBP		3-1 1B		2-3 K	4 0 2 0 0 1 1												
Mike Piazza, R (1, 2) OBP: 0.408, SLG: 0.578	1-3 K		4-2 BB		1-2 F9		2-2 1B		0-0 G6-3	4 0 1 0 1 1 2												
Eric Karros, R (1, 3) OBP: 0.376, SLG: 0.548	1-0 FC6-4		1-0 G3		0-0 F8		2-3 K			4 0 0 0 0 1 6												
Raul Mondesi, R (1, 9) OBP: 0.343, SLG: 0.504		1-0 G6-4-3 1B		3-3 K		2-3 K		0-0 G1-3		4 1 1 0 0 2 3												
Delino DeShields, L (1, 4) OBP: 0.331, SLG: 0.339		1-1 G6-4-3 1B		3-2 HR		3-1 G4-3 1B		2-3 K		4 1 3 1 0 1 0												
Dave Hansen, L (1, 5) OBP: 0.387, SLG: 0.346		0-0 G6-4-3		4-2 G3 BB		2-1 G4-3		2-2 1B		3 1 1 0 1 0 2												
Garey Ingram, R (8, PR) OBP: 0.358, SLG: 0.289		1-2 G6-4-3				1-3 G4-3				0 0 0 0 0 0 0	AB 31											
John Cummings, L (8, 1)		3-2 F8		3-2 G3 1B		0-0 F8		2-3 K		0 0 0 0 0 0 0	R 3											
Chad Fonville, S (1, 7) OBP: 0.340, SLG: 0.310		3-2 F8		3-2 G3 1B		0-0 F8		2-3 K		4 0 1 0 0 1 2	H 9											
Hideo Nomo, R (1, 1) OBP: 0.074, SLG: 0.074		0-3 K		2-2 G3		2-3 K		0-3 K		4 0 1 0 0 1 2	RBI 2											
Tim Wallach, R (8, PH) OBP: 0.323, SLG: 0.407				1-3 G3						3 0 0 1 0 2 2	BB 2											
				3-H						1 0 0 0 0 1 1	SO 10											
											LOB 19											
Inning Stats	R: 0 E: 0 K: 2 S: 10	H: 1 LOB: 1 BB: 0 P: 12	R: 1 E: 0 K: 0 S: 7	H: 2 LOB: 0 BB: 0 P: 12	R: 0 E: 0 K: 1 S: 10	H: 0 LOB: 2 BB: 2 P: 21	R: 2 E: 0 K: 1 S: 15	H: 2 LOB: 1 BB: 1 P: 30	R: 0 E: 0 K: 1 S: 9	H: 0 LOB: 1 BB: 0 P: 14	R: 0 E: 0 K: 1 S: 8	H: 1 LOB: 1 BB: 0 P: 15	R: 0 E: 0 K: 1 S: 12	H: 2 LOB: 2 BB: 0 P: 20	R: 0 E: 0 K: 3 S: 14	H: 1 LOB: 1 BB: 0 P: 20	R: 0 E: 0 K: 1 S: 9	H: 0 LOB: 0 BB: 0 P: 12	1B: 8 2B: 0 3B: 0 HR: 1	SF: 0 SAC: 0 DP: 1 HBP: 1	WP: 0 PB: 0 SB: 5 CS: 0	PA: 39
PITCHER	IP WLS BF H R ER SO BB IBB HBP BLK WP HR S P ERA WHIP																					
Jason Isringhausen, R (1, 1) ERA: 3.55	6.0 W 27 6 3 3 6 3 0 1 0 0 1 59 104 4.50 1.500																					
Doug Henry, R (7, 1) ERA: 3.59	2.0 9 3 0 0 4 0 0 0 0 0 0 26 40 0.00 1.500																					
John Franco, L (9, 1) ERA: 2.14	1.0 S 3 0 0 0 1 0 0 0 0 0 0 9 12 0.00 0.000																					

Los Angeles Dodgers @ New York Mets
 Shea Stadium, Flushing, NY
 Sun Aug 20 1995, 3:33 AM EDT
 Att. 33,668 - Sunny - 75 F

livebaseballscorecards.com



Batter	1	2	3	4	5	6	7	8	9	AB R H RBI BB SO LOB
Joe Orsulak, L (1, 7) OBP: 0.324, SLG: 0.394	2-1 G4-3		4-2 HR BB		1-0 F8		1-2 G3			3 1 0 0 1 0 2
Jose Vizcaino, S (1, 6) OBP: 0.327, SLG: 0.367	0-1 F9		1-0 HR		1-2 G3		1-3 K2-3			4 1 1 3 0 1 2
Carl Everett, S (1, 9) OBP: 0.288, SLG: 0.413	1-3 K		3-2 HR		3-3 K			2-1 G4-3		4 1 1 1 0 2 1
Jeff Kent, R (1, 4) OBP: 0.326, SLG: 0.442		0-1 S 1B	2-3 K		1-3 K			3-2 F8		4 0 1 0 0 2 0
Rico Brogna, L (1, 3) OBP: 0.341, SLG: 0.475		2-3 K SAFE	1-3 K		3-1 F8			0-0 1B		4 0 1 0 0 2 1
Ryan Thompson, R (1, 8) OBP: 0.320, SLG: 0.444		2-3 K		0-3 K		2-3 K		0-3 K		3 0 0 0 0 3 1
Doug Henry, R (7, 1)										0 0 0 0 0 0 0
Chris Jones, R (8, PH) OBP: 0.331, SLG: 0.479										1 0 0 0 0 1 1
John Franco, L (9, 1)										0 0 0 0 0 0 0
Butch Huskey, R (1, 5) OBP: 0.111, SLG: 0.500		3-2 F9		2-0 G5-3						3 1 1 1 0 0 1
Kelly Stinnett, R (1, 2) OBP: 0.340, SLG: 0.353			3-3 K		0-3 K					3 0 0 0 0 3 0
Jason Istringhausen, R (1, 1) OBP: 0.200, SLG: 0.214			4-0 HR BB							1 1 1 0 1 0 0
Damon Buford, R (7, 8) OBP: 0.279, SLG: 0.215										1 0 1 0 0 0 0

Inning Stats	R: 0	H: 0	E: 0	K: 1	S: 7	H: 0	LOB: 0	BB: 0	P: 10	R: 0	H: 1	E: 0	K: 2	S: 13	H: 1	LOB: 1	BB: 0	P: 20	R: 4	H: 2	E: 0	K: 3	S: 16	H: 0	LOB: 0	BB: 2	P: 34	R: 0	H: 0	E: 0	K: 2	S: 7	H: 1	LOB: 1	BB: 0	P: 14	R: 0	H: 0	E: 0	K: 2	S: 8	H: 0	LOB: 0	BB: 0	P: 14	R: 1	H: 2	E: 0	K: 2	S: 11	H: 1	LOB: 1	BB: 0	P: 14	R: 0	H: 1	E: 0	K: 1	S: 12	H: 1	LOB: 1	BB: 0	P: 17
PITCHER	IP	WLS	BF	H	R	ER	SO	BB	IBB	HBP	BLK	WP	HR	S	P	ERA	WHIP																																														
Hideo Nomo, R (1, 1) ERA: 2.28	7.0	L	29	6	5	5	13	2	0	0	0	0	3	71	115	6.43	1.143																																														
John Cummings, L (8, 1) ERA: 3.67	1.0		4	1	0	0	1	0	0	0	0	0	0	12	17	0.00	1.000																																														

BOTTOM

Los Angeles Dodgers @ New York Mets
 Shea Stadium, Flushing, NY
 Sun Aug 20 1995, 3:33 AM EDT
 Att. 33,668 - Sunny - 75 F

AB	31
R	5
H	7
RBI	5
BB	2
SO	14
LOB	9



1B: 2	SF: 0	WP: 0	PA: 33
2B: 2	SAC: 0	PB: 0	
3B: 0	DP: 0	SB: 1	
HR: 3	HBP: 0	CS: 0	

PITCHER	IP	WLS	BF	H	R	ER	SO	BB	IBB	HBP	BLK	WP	HR	S	P	ERA	WHIP
Hideo Nomo, R (1, 1) ERA: 2.28	7.0	L	29	6	5	5	13	2	0	0	0	0	3	71	115	6.43	1.143
John Cummings, L (8, 1) ERA: 3.67	1.0		4	1	0	0	1	0	0	0	0	0	0	12	17	0.00	1.000

Los Angeles Dodgers @ Montreal Expos
 Olympic Stadium, Montreal, QB
 Mon Aug 21 1995, 7:05 PM EDT
 Att. 18,083 - Dome

AB	39
R	7
H	11
RBI	7
BB	3
SO	5
LOB	18



AB	R	H	RBI	BB	SO	LOB
4	0	0	0	1	0	5
3	1	0	0	0	0	1
1	0	0	0	0	0	0
5	2	2	1	0	1	0
4	1	1	0	1	2	2
5	2	2	3	0	1	1
5	1	2	1	0	1	4
5	0	2	1	0	0	3
4	0	2	1	0	0	0
3	0	0	0	1	0	2
0	0	0	0	0	0	0

Batter	1	2	3	4	5	6	7	8	9
Brett Butler, L (1, 8) OBP: 0.378, SLG: 0.393	3-2 F9		4-0 BB		2-1 L9	2-1 F8		0-0 G6-3	
Jose Offerman, S (1, 6) Rick Parker, R (7, 7) OBP: 0.269, SLG: 0.269	0-0 L8		1-2 G4-3			2-0 1B 2B HBP	0-0 F7	1-1 G6-3	
Mike Piazza, R (1, 2) OBP: 0.408, SLG: 0.585	2-2 G6-3			1-1 F7		2-2 2B 1B 1B	0-1 HR		3-2 K
Eric Karros, R (1, 3) OBP: 0.376, SLG: 0.545		1-1 G1-3		0-3 K		2-3 K	4-2 WP HR BB		0-1 G3-1 1B
Raul Mondesi, R (1, 9) OBP: 0.344, SLG: 0.512		2-1 G5-3		3-3 K		0-0 1B 2B	1-1 HR		2-2 E6 G3-1
Delino DeShields, L (1, 4) OBP: 0.332, SLG: 0.350		0-0 1B			0-3 K	0-0 L4	2-1 HR		2-2 G3-1
Tim Wallach, R (1, 5) OBP: 0.325, SLG: 0.407		3-1 F8			0-0 1B 1B	0-1 BB 1B 1B	1-2 G3		1-1 F9
Chad Fonville, S (1, 7) (7, 6)			3-2 L1-3		0-2 1B	0-1 BB 1B	0-1 F8		
Ismael Valdez, R (1, 1) Todd Worrell, R (9, 1)			1-2 G5-3		1-2 P8	4-2 BB		0-0 G5-3	

Inning Stats	R: 0	H: 0	E: 0	K: 0	S: 7	P: 12	R: 0	H: 1	E: 0	K: 0	S: 8	P: 13	R: 0	H: 0	E: 0	K: 2	S: 12	P: 16	R: 0	H: 2	E: 0	K: 1	S: 12	P: 15	R: 3	H: 4	E: 0	K: 1	S: 19	P: 31	R: 4	H: 3	E: 0	K: 0	S: 16	P: 24	R: 0	H: 0	E: 0	K: 0	S: 4	P: 5	R: 0	H: 1	E: 1	K: 1	S: 16	P: 24	1B: 7	2B: 1	3B: 0	HR: 3	SF: 0	SAC: 0	DP: 0	HBP: 1	WP: 1	PB: 0	SB: 0	CS: 0	PA: 43
--------------	------	------	------	------	------	-------	------	------	------	------	------	-------	------	------	------	------	-------	-------	------	------	------	------	-------	-------	------	------	------	------	-------	-------	------	------	------	------	-------	-------	------	------	------	------	------	------	------	------	------	------	-------	-------	-------	-------	-------	-------	-------	--------	-------	--------	-------	-------	-------	-------	--------

PITCHER	IP	WLS	BF	H	R	ER	SO	BB	IBB	HBP	BLK	WP	HR	S	P	ERA	WHIP
Tavo Alvarez, R (1, 1) ERA: 4.76	5.2	L	27	7	3	3	4	2	0	1	0	0	0	65	101	4.76	1.588
Willie Fraser, R (6, 1) ERA: 5.4	1.1		8	3	4	4	0	1	0	0	0	1	3	18	28	27.00	3.000
Dave Leiper, L (8, 1) ERA: 3.3	1.0		3	0	0	0	0	0	0	0	0	0	0	4	5	0.00	0.000
Tim Scott, R (9, 1) ERA: 4.14	1.0		5	1	0	0	1	0	0	0	0	0	0	16	24	0.00	1.000

Batter 1 2 3 4 5 6 7 8 9 AB R H RBI BB SO LOB

Rondell White, R (1, 8) K G5-3 F7

F.P. Santangelo, S (1, 7) P4 G5-3 1B F8

Wil Cordero, R (1, 6) G4-3 G3-1 2B K G4-3

David Segui, S (1, 3) E7 SF8 1B G3-1 P6 P5

Darrin Fletcher, L (1, 2) L7 P9 P2 BB

Mike Lansing, R (1, 4) SF8 L6 G6-3 P5

Tony Tarasco, L (1, 9) P6 G3-1 2B 1B HR

Shane Andrews, R (1, 5) K G6-3 P6

Dave Leiper, L (8, 1) K G6-3 K

Tim Scott, R (9, 1) K G6-3 K

Tavo Alvarez, R (1, 1) K Willie Fraser, R (6, 1) Dave Silvestri, R (8, 5) Inning Stats PITCHER IP WLS BF H R ER SO BB IBB HBP BLK WP HR S P ERA WHIP

BOTTOM

Los Angeles Dodgers @ Montreal Expos Olympic Stadium, Montreal, QB Mon Aug 21 1995, 7:05 PM EDT Att. 18,083 - Dome

livebaseballscorecards.com

AB 31 R 2 H 6 RBI 2 BB 1 SO 6 LOB 7



WP: 0 PA: 33 PB: 0 SB: 0 CS: 0

Batter	1	2	3	4	5	6	7	8	9	10	11	AB R H RBI BB SO LOB	TOP																			
Brett Butler, L OBP: 0.373, SLG: 0.387 (1, 8)	G4-3	G5-3		F7		G6-3		L8			P5	6 0 0 1 0 0 6	Los Angeles Dodgers @ Montreal Expos Olympic Stadium, Montreal, QB Tue Aug 22 1995, 7:05 PM EDT Att. 16,057 - Dome																			
Chad Fonville, S OBP: 0.338, SLG: 0.310 (1, 6) (10, 4)	K		B1-3		K	G6-3			P4		WP 1B	6 1 1 0 0 2 1																				
Mike Piazza, R OBP: 0.410, SLG: 0.602 (1, 2)	HR		E6		HR		K		G6-3		HBP 1B IBB	5 3 2 2 1 1 0																				
Eric Karros, R OBP: 0.376, SLG: 0.545 (1, 3)	2B		G5-3		F8	F9			G3		HBP 1B	6 1 2 1 0 0 1																				
Raul Mondesi, R OBP: 0.346, SLG: 0.518 (1, 9)	P3		K		HR	1B				G6-3	1B HBP	5 1 2 1 0 1 2																				
Roberto Kelly, R OBP: 0.293, SLG: 0.339 (1, 7)		1B		L7	F8	F8				L6	1B	6 0 2 2 0 0 1																				
Tim Wallach, R OBP: 0.329, SLG: 0.411 (1, 5)		L6		SH1-4 BB		1B G6-3 2B		G4-3		L6	FC6-4 1B	5 1 2 0 1 0 3																				
Delino DeShields, L OBP: 0.336, SLG: 0.352 Todd Worrell, R (10, 1)		1B		SH1-4 BB		G6-3 S 1B		K		FC6-4		4 0 2 0 1 1 1 0 0 0 0 0 0 0																				
Kevin Tapani, R Gary Ingram, R Pedro Astacio, R John Cummings, L Dave Hanson, L Antonio Osborne, R Billy Ashby, R Rick Phipps, R Mark Gubicin, R Jose Offerman, S		P6		SH1-4		P7		1B			F9	0 0 0 0 0 0 0 1 0 1 0 0 0 0 0 0 0 0 0 0 0 0 0 1 0 0 0 0 0 0																				
Inning Stats	R: 1 E: 0 K: 1 S: 11	H: 2 LOB: 1 BB: 0 P: 19	R: 0 E: 0 K: 0 S: 10	H: 2 LOB: 2 BB: 0 P: 14	R: 0 E: 1 K: 1 S: 8	H: 0 LOB: 1 BB: 0 P: 14	R: 0 E: 0 K: 0 S: 8	H: 0 LOB: 2 BB: 2 P: 16	R: 2 E: 0 K: 1 S: 7	H: 2 LOB: 0 BB: 0 P: 13	R: 1 E: 0 K: 0 S: 11	H: 2 LOB: 1 BB: 0 P: 20		R: 0 E: 0 K: 1 S: 6	H: 1 LOB: 1 BB: 0 P: 7	R: 0 E: 0 K: 1 S: 11	H: 1 LOB: 1 BB: 0 P: 15	R: 0 E: 0 K: 0 S: 8	H: 0 LOB: 0 BB: 0 P: 9	R: 0 E: 0 K: 0 S: 10	H: 1 LOB: 1 BB: 0 P: 15	R: 3 E: 0 K: 0 S: 13	H: 3 LOB: 2 BB: 1 P: 23	1B: 9 2B: 2 3B: 0 HR: 3	SF: 0 SAC: 1 DP: 0 HBP: 1	WP: 1 PB: 0 SB: 1 CS: 0	PA: 52					
PITCHER	IP WLS BF H R ER SO BB IBB HBP BLK WP HR S P ERA WHIP															PITCHER	IP WLS BF H R ER SO BB IBB HBP BLK WP HR S P ERA WHIP															
Carlos Perez, L ERA: 3.46 (1, 1)	4.2	23	6	3	3	3	2	0	0	0	0	0	0	3	43	73	5.79	1.714														
Jeff Shaw, R ERA: 4.8 (5, 1)	0.1	1	0	0	0	0	0	0	0	0	0	0	0	1	3	0.00	0.000															
Greg Harris, R ERA: 2.56 (6, 1)	1.0	5	2	1	1	0	0	0	0	0	0	0	0	11	20	9.00	2.000															
Tim Scott, R ERA: 4.06 (7, 1)	1.0	4	1	0	0	1	0	0	0	0	0	0	0	6	7	0.00	1.000															
Dave Leiper, L ERA: 3.19 (8, 1)	1.0	4	1	0	0	1	0	0	0	0	0	0	0	11	15	0.00	1.000															
Mel Rojas, R ERA: 4.31 (9, 1)	2.0	7	1	0	0	0	0	0	0	0	0	0	0	18	24	0.00	0.500															
Willie Fraser, R ERA: 6.75 (11, 1)	1.0	L 8	3	3	3	0	0	1	1	0	1	0	13	23	27.00	3.000																

AB	47
R	7
H	14
RBI	7
BB	3
SO	5
LOB	19



Batter	1	2	3	4	5	6	7	8	9	10	11	AB R H RBI BB SO LOB
Rondell White, R OBP: 0.345, SLG: 0.453	4-1 G1-3 WP BB		0-3 K		1-0 1-2 2-H BB 1B		0-1 G6-3		2-3 K		4-2 FC6-4 BB	4 1 1 1 2 2 0
F.P. Santangelo, S OBP: 0.417, SLG: 0.431	1-3 G1-3			1-0 G4-3	4-2 1-2 2-3 BB		4-1 BB		2-1 F8	0-0 FC6-4	4 0 0 0 2 0 2	
Wil Cordero, R OBP: 0.350, SLG: 0.433	2-2 P4			0-0 G6-3	2-1 P6		0-0 P6		2-3 K			5 0 0 0 0 1 4
David Segui, S OBP: 0.383, SLG: 0.469	1-2 G5-3			0-0 F9	0-1 F9		2-2 G3		0-1 1B BB 1B			5 0 1 0 0 0 4
Darrin Fletcher, L OBP: 0.383, SLG: 0.479		0-0 P6		1-0 E3 1B 1B	2-2 SH1-3 1B		0-0 L9		4-2 1B BB			4 1 1 0 0 0 0
Mel Rojas, R									1-2 BB			0 0 0 0 0 0 0
Dave Silvestri, R OBP: 0.246, SLG: 0.317												0 0 0 0 1 0 0
Mike Lansing, R OBP: 0.310, SLG: 0.408		3-2 G6-3		0-1 1B BB 1B SF9 1B	1-0 SH1-3		2-1 F9		0-0 1B			4 1 2 0 0 0 0
Tony Tarasco, L OBP: 0.321, SLG: 0.397		1-2 F8		2-2 1B BB 1B	4-0 IBB		2-3 K		2-1 P2			4 1 1 0 1 1 3
Willie Fraser, R												0 0 0 0 0 0 0
Shane Andrews, R OBP: 0.272, SLG: 0.360			0-1 K 2B		0-1 BB 1B 1B		2-3 K		0-1 P4		0-0 G4-6-3 1B	5 0 3 1 0 1 2
Carlos Perez, L												
Jeff Shaw, R												
Sean Hjelm, R												
Greg Harris, S												
Curtis Priddy, L												
Tim Scott, R												
Dave Leiper, L												
Tim Lincecum, R												

Inning Stats	R: 1	H: 0	R: 0	H: 0	R: 0	H: 1	R: 0	H: 0	R: 3	H: 4	R: 0	H: 1	R: 0	H: 0	R: 0	H: 0	R: 0	H: 0	R: 0	H: 2	R: 0	H: 1	R: 0	H: 0	
E: 0	LOB: 0	E: 0	LOB: 0	E: 0	LOB: 0	E: 0	LOB: 0	E: 0	LOB: 2	E: 0	LOB: 1	E: 0	LOB: 0	E: 0	LOB: 0	E: 0	LOB: 0	E: 0	LOB: 0	E: 0	LOB: 3	E: 0	LOB: 0	E: 0	LOB: 0
K: 0	BB: 1	K: 0	BB: 0	K: 2	BB: 0	K: 1	BB: 1	K: 0	BB: 1	K: 1	BB: 1	K: 0	BB: 0	K: 1	BB: 0	K: 0	BB: 0	K: 2	BB: 0	K: 1	BB: 1	K: 0	BB: 0	K: 0	BB: 0
S: 13	P: 22	S: 8	P: 12	S: 8	P: 10	S: 3	P: 4	S: 23	P: 34	S: 10	P: 20	S: 7	P: 13	S: 6	P: 10	S: 9	P: 13	S: 14	P: 24	S: 5	P: 10	S: 1	P: 15	S: 2	P: 1

PITCHER	IP	WLS	BF	H	R	ER	SO	BB	IBB	HBP	BLK	WP	HR	S	P	ERA	WHIP
Kevin Tapani, R ERA: 5.13	1.0	4	0	1	1	1	0	1	0	0	0	1	0	13	22	9.00	1.000
Pedro Astacio, R ERA: 4.52	3.0	13	4	3	2	2	0	0	0	0	0	0	0	27	37	6.00	1.333
John Cummings, L ERA: 3.54	1.0	5	1	0	0	0	1	0	0	0	0	0	0	15	23	0.00	2.000
Antonio Osuna, R ERA: 5.08	2.0	9	1	0	0	1	1	1	0	0	0	0	0	17	33	0.00	1.000
Mark Guthrie, L ERA: 4.1	2.2	10	1	0	0	4	1	0	0	0	0	0	0	26	42	0.00	0.750

PITCHER	IP	WLS	BF	H	R	ER	SO	BB	IBB	HBP	BLK	WP	HR	S	P	ERA	WHIP
Todd Worrell, R ERA: 1.75	1.1	W	6	2	0	0	0	1	0	0	0	0	0	8	15	0.00	2.250

BOTTOM

Los Angeles Dodgers @ Montreal Expos
Olympic Stadium, Montreal, QB
 Tue Aug 22 1995, 7:05 PM EDT
 Att. 16,057 - Dome

livebaseballscorecards.com

AB	39
R	4
H	9
RBI	3
BB	6
SO	7
LOB	19



1B:	8	SF:	1	WP:	1	PA:	47
2B:	1	SAC:	1	PB:	0		
3B:	0	DP:	1	SB:	1		
HR:	0	HBP:	0	CS:	0		

Batter	1	2	3	4	5	6	7	8	9	AB R H RBI BB SO LOB	TOP											
Chad Fonville, S OBP: 0.335, SLG: 0.307 (1, 8)	0-1 G6-3		2-2 G6-3		0-1 FC6-4		1-1 WP 2-H 1B		2-1 G6-3	5 0 1 1 0 0 2												
Jose Offerman, S OBP: 0.388, SLG: 0.382 (1, 6)	4-2 BB			2-3 K		1-3 K	1-2 G3-1			3 0 0 0 1 2 1												
Mike Piazza, R OBP: 0.411, SLG: 0.610 (1, 2)	0-3 K			1-1 G1-3		3-2 HR		2-2 1B		4 1 2 1 0 1 1												
Eric Karros, R OBP: 0.372, SLG: 0.539 (1, 3)	3-3 K			0-3 K		2-3 K		2-3 K		4 0 0 0 0 4 2												
Raul Mondesi, R OBP: 0.347, SLG: 0.517 (1, 9)		1-0 G6-3 1B			3-3 K	4-2 S 1B BB		0-1 P8		3 1 1 0 1 1 1												
Roberto Kelly, R OBP: 0.295, SLG: 0.341 (1, 7)		1-3 K			2-0 HR 1B	1 SAFE 3-1 CS 1B		1-0 G5-3		4 1 2 1 0 1 2												
Tim Wallach, R OBP: 0.331, SLG: 0.424 (1, 5)		3-2 G6-3			1-1 HR	1 SAFE 3-1 CS	1-2 SH1-3 1B 1B		3-2 G4-3	4 2 2 2 0 0 1	AB 33 R 5 H 10 RBI 5 BB 2 SO 9 LOB 11											
Delino DeShields, L OBP: 0.335, SLG: 0.350 (1, 4)			0-1 G4-3		0-1 G3		1-2 L9		1-1 SH1-4 1B	4 0 1 0 0 0 1												
Ramon Martinez, R OBP: 0.154, SLG: 0.176 (1, 1)			0-2 G5-3		0-0 FC6-4 1B		0-1 SH1-3		0-1 SH1-4	2 0 1 0 0 0 0												
Inning Stats	R: 0 E: 0 K: 2 S: 11	H: 0 LOB: 1 BB: 1 P: 18	R: 0 E: 0 K: 1 S: 8	H: 1 LOB: 0 BB: 0 P: 13	R: 0 E: 0 K: 0 S: 8	H: 0 LOB: 0 BB: 0 P: 10	R: 0 E: 0 K: 2 S: 8	H: 0 LOB: 0 BB: 0 P: 11	R: 2 E: 0 K: 1 S: 11	H: 3 LOB: 1 BB: 0 P: 17	R: 2 E: 0 K: 2 S: 17	H: 2 LOB: 0 BB: 1 P: 33	R: 1 E: 0 K: 0 S: 13	H: 2 LOB: 1 BB: 0 P: 17	R: 0 E: 0 K: 1 S: 10	H: 1 LOB: 1 BB: 0 P: 15	R: 0 E: 0 K: 0 S: 9	H: 1 LOB: 1 BB: 0 P: 15	1B: 8 2B: 0 3B: 0 HR: 2	SF: 0 SAC: 2 DP: 1 HBP: 0	WP: 1 PB: 0 SB: 1 CS: 1	PA: 38
PITCHER	IP WLS BF H R ER SO BB IBB HBP BLK WP HR S P ERA WHIP																					
Jeff Fassero, L ERA: 4.07 (1, 1)	6.2 L 28 8 5 5 8 2 0 0 0 0 2 73 115 6.75 1.500																					
Greg Harris, R ERA: 2.45 (7, 1)	1.1 5 1 0 0 1 0 0 0 0 1 0 13 19 0.00 0.750																					
Jeff Shaw, R ERA: 4.72 (9, 1)	1.0 4 1 0 0 0 0 0 0 0 0 0 9 15 0.00 1.000																					

Los Angeles Dodgers @ Montreal Expos
Olympic Stadium, Montreal, QB
Wed Aug 23 1995, 7:05 PM EDT
Att. 15,602 - Dome

livebaseballscorecards.com




Batter	1	2	3	4	5	6	7	8	9	AB	R	H	RBI	BB	SO	LOB
F.P. Santangelo, S OBP: 0.438, SLG: 0.453 (1, 7)	0-0 FC6-4 2B		1-2 G6-3		4-0 FC6-4 BB			4-2 FC6-4 BB		2	0	1	0	2	0	0
Wil Cordero, R OBP: 0.349, SLG: 0.431 Jeff Shaw, R (1, 6) (9, 1)	3-1 G6-3		1-0 1B 1B		2-2 F8			0-2 FC6-4 G6-4-3 1-2f		4	0	1	0	0	0	3
Rondell White, R OBP: 0.347, SLG: 0.452 (1, 8)	4-2 FC6-4 BB		0-0 1-2 1B		1-1 FC6-4 1-2f			2-0 G6-4-3 1-2f		3	0	1	0	1	0	2
David Segui, S OBP: 0.379, SLG: 0.464 (1, 3)	2-2 FC6-4 1-2f 2-3		0-0 L7		1-1 G4-3			2-2 F9		4	0	0	0	0	0	4
Darrin Fletcher, L OBP: 0.379, SLG: 0.473 Greg Harris, S OBP: 0.333, SLG: 0.667 Jeff Treadway, L OBP: 0.266, SLG: 0.283 (1, 2) (7, 1) (9, 4)	2-0 F8		0-1 G3-1		3-1 F9			1-0 1B		3	0	0	0	0	0	4
Mike Lansing, R OBP: 0.307, SLG: 0.404 (1, 4) (9, 6)		0-0 G5-3		0-3 K		0-0 P5		0-0 FC5-4 1-		4	0	0	0	0	1	1
Tony Tarasco, L OBP: 0.320, SLG: 0.393 (1, 9)		2-2 F8		4-2 G4-6-3 BB		1-2 P4		2-0 P3		3	0	0	0	1	0	1
Shane Andrews, R OBP: 0.273, SLG: 0.359 (1, 5)		1-1 1B		0-1 G4-6-3 1-2f		3-1 G5-3				3	0	1	0	0	0	1
Jeff Fassero, L OBP: 0.160, SLG: 0.067 Tim Laker, R OBP: 0.295, SLG: 0.373 (1, 1) (7, 2)		2-3 K		0-1 B1-3		1-2 G1-3				2	0	0	0	0	1	1
										1	0	0	0	0	0	0

Inning Stats	R: 0 E: 0 K: 0 S: 10	H: 1 LOB: 2 BB: 1 P: 21	R: 0 E: 0 K: 1 S: 10	H: 1 LOB: 1 BB: 0 P: 15	R: 0 E: 0 K: 0 S: 8	H: 2 LOB: 2 BB: 0 P: 10	R: 0 E: 0 K: 1 S: 7	H: 0 LOB: 0 BB: 1 P: 11	R: 0 E: 0 K: 0 S: 7	H: 0 LOB: 1 BB: 1 P: 14	R: 0 E: 0 K: 0 S: 5	H: 0 LOB: 0 BB: 0 P: 9	R: 0 E: 0 K: 0 S: 10	H: 0 LOB: 0 BB: 0 P: 15	R: 0 E: 0 K: 0 S: 7	H: 1 LOB: 1 BB: 0 P: 12	1B: 4 2B: 1 3B: 0 HR: 0	SF: 0 SAC: 0 DP: 2 HBP: 0	WP: 0 PB: 0 SB: 0 CS: 0	PA: 34
PITCHER Ramon Martinez, R ERA: 3.71 (1, 1)	IP 9.0	WLS W	BF 34	H 5	R 0	ER 0	SO 2	BB 4	IBB 0	HBP 0	BLK 0	WP 0	HR 0	S 71	P 120	ERA 0.00	WHIP 1.000			
PITCHER	IP	WLS	BF	H	R	ER	SO	BB	IBB	HBP	BLK	WP	HR	S	P	ERA	WHIP			

Los Angeles Dodgers @ Montreal Expos
Olympic Stadium, Montreal, QB
 Wed Aug 23 1995, 7:05 PM EDT
 Att. 15,602 - Dome

livebaseballscorecards.com

AB	30
R	0
H	5
RBI	0
BB	4
SO	2
LOB	17



Batter	1	2	3	4	5	6	7	8	9	10	11	AB R H RBI BB SO LOB	TOP				
Brett Butler, L (1, 8) OBP: 0.373, SLG: 0.385												4 0 1 0 1 0 0	Los Angeles Dodgers @ Philadelphia Phillies Veterans Stadium, Philadelphia, PA Thu Aug 24 1995, 7:05 PM EDT Att: 24,448 - Unknown - 89 F				
Jose Offerman, S (1, 6) Rudy Seanez, R (11, 1)												6 0 0 0 0 2 4 0 0 0 0 0 0 0					
Mike Piazza, R (1, 2) OBP: 0.406, SLG: 0.605												6 1 1 0 0 2 3					
Eric Karros, R (1, 3) OBP: 0.375, SLG: 0.544												4 1 2 1 1 0 0					
Raul Mondesi, R (1, 9) OBP: 0.346, SLG: 0.513												5 1 1 0 0 0 3					
Delino DeShields, L (1, 4) OBP: 0.342, SLG: 0.367												5 3 4 3 0 1 0					
Tim Wallach, R (1, 5) OBP: 0.332, SLG: 0.424												5 0 2 2 0 1 2					
Chad Fonville, S (1, 7) OBP: 0.338, SLG: 0.311 Mark Guttridge, R (8, 1) Todd Worrell, R (9, 1) Dave Hansen, L (11, PH) OBP: 0.389, SLG: 0.344 Garey Ingram, R (11, PR) OBP: 0.352, SLG: 0.283 Pedro Astacio, R (11, 1) OBP: 0.197, SLG: 0.174 Roberto Kelly, R (11, 7) OBP: 0.285, SLG: 0.341												4 0 2 0 0 0 0 1 0 1 0					
Tom Candiotti, R (1, 1) OBP: 0.167, SLG: 0.111 John Cummings, L (7, 1) Antonio Osuna, R (8, 1) Rick Parker, R (8, 7) OBP: 0.296, SLG: 0.269												3 0 0 0 0 2 3 0 0 0 0 0 0 0 0 0 0 0 0 0 0 0 0 0 0 1 0 0					
Inning Stats	R: 0 H: 0 E: 0 K: 1 S: 8 H: 0 LOB: 0 BB: 0 P: 12	R: 1 H: 2 E: 0 K: 0 S: 16 H: 2 LOB: 1 BB: 0 P: 24	R: 0 H: 0 E: 0 K: 0 S: 9 H: 0 LOB: 0 BB: 0 P: 12	R: 2 H: 4 E: 0 K: 1 S: 19 H: 4 LOB: 2 BB: 0 P: 30	R: 1 H: 2 E: 0 K: 0 S: 14 H: 2 LOB: 1 BB: 1 P: 24	R: 0 H: 1 E: 0 K: 3 S: 15 H: 1 LOB: 1 BB: 0 P: 20	R: 0 H: 0 E: 0 K: 2 S: 10 H: 0 LOB: 0 BB: 0 P: 12	R: 2 H: 1 E: 0 K: 0 S: 11 H: 1 LOB: 0 BB: 1 P: 21	R: 0 H: 0 E: 0 K: 0 S: 8 H: 0 LOB: 1 BB: 1 P: 15	R: 0 H: 2 E: 0 K: 0 S: 9 H: 2 LOB: 1 BB: 0 P: 17	R: 0 H: 1 E: 0 K: 1 S: 9 H: 1 LOB: 2 BB: 1 P: 16	1B: 9 SF: 0 2B: 3 SAC: 2 3B: 0 DP: 2 HR: 1 HBP: 0		WP: 1 PA: 48 PB: 0 SB: 2 CS: 0			
PITCHER	IP WLS BF H R ER SO BB IBB HBP BLK WP HR S P ERA WHIP																
Paul Quantrill, R (1, 1) ERA: 4.42	5.0	23	8	4	4	2	1	0	0	0	0	0	0	66	102	7.20	1.800
Russ Springer, R (6, 1) ERA: 5.86	3.0	12	2	2	2	5	1	0	0	0	0	1	36	53	6.00	1.000	
Toby Borland, R (9, 1) ERA: 4.19	2.0	8	2	0	0	0	1	0	0	0	0	1	17	32	0.00	1.500	
Heathcliff Slocumb, R (11, 1) ERA: 2.8	1.0	W	5	1	0	0	1	0	0	0	0	0	9	16	0.00	2.000	

livebaseballscores.com

AB	42
R	6
H	13
RBI	6
BB	4
SO	8
LOB	16



Batter		1	2	3	4	5	6	7	8	9	10	11	AB	R	H	RBI	BB	SO	LOB	BOTTOM							
Mickey Morandini, L (1, 4) OBP: 0.362, SLG: 0.435		2-3 K	1-1 1B	0-0 P7			2-2 F8		3-2 G4-3 1B		1-1 S 1B		6	0	3	1	0	1	3								
Jim Eisenreich, L (1, 7) OBP: 0.367, SLG: 0.444		1-1 FC4-6 1B	2-3 K		2-1 2B		2-1 G1-3		1-1 G4-3		4-2 SAFE BB		5	0	2	0	0	1	4								
Toby Borland, R (9, 1)													0	0	0	0	0	0	0								
Gary Varsho, L (10, PH) OBP: 0.319, SLG: 0.274													0	0	0	0	1	0	0								
Heathcliff Slocumb, R (11, 1)													0	0	0	0	0	0	0								
Gregg Jefferies, S (1, 3) OBP: 0.343, SLG: 0.422		2-1 FC4-6 2B		0-0 E6 BB 2B	0-1 P9		0-2 K		1-1 F8		0-0 G4-3		6	2	0	0	0	1	5								
Mark Whiten, S (1, 9) OBP: 0.318, SLG: 0.374		2-1 PB 2B		4-0 2B SF8 BB	1-3 K			0-2 L1-6 2B		0-1 S 2B 1B		5	2	3	1	1	1	1	1								
Darren Daulton, L (1, 2) OBP: 0.354, SLG: 0.399		2-3 K		2-0 SF8 2B	0-0 F7			2-1 P6		3-2 FC5-3 2B		6	0	2	2	0	1	3									
Charlie Hayes, R (1, 5) OBP: 0.351, SLG: 0.428			0-0 1B 2B	2-2 SF8		2-1 PB WP G4-3 HBP		4-0 BB		1-0 FC5-3		3	2	2	2	1	0	1									
Andy Van Slyke, L (1, 8) OBP: 0.302, SLG: 0.337			3-2 F7	0-2 CI BB		0-3 K		1-0 L1-6		3-2 L9		4	0	0	0	0	1	4									
Kevin Stocker, S (1, 6) OBP: 0.306, SLG: 0.258			4-0 1B BB	4-0 BB BB		2-2 G4-3		2-2 F9 1B 2B			0-1 P6		3	1	1	1	2	0	0								
Paul Quantrill, L (1, 1) OBP: 0.159, SLG: 0.098			1-3 K	1-3 K		0-1 F8			0-2 F9		1-3 K		2	0	0	0	0	2	5								
23 Kevin Jordan, R (5, PH) OBP: 0.200, SLG: 0.292													1	0	0	0	0	0	0								
Russ Springer, R (6, 1)													0	0	0	0	0	0	0								
Kevin Flora, R (8, PH) OBP: 0.306, SLG: 0.471													2	0	0	0	0	1	1								
Inning Stats		R: 1 E: 0 K: 2 S: 12	H: 2 LOB: 1 BB: 0 P: 21	R: 0 E: 0 K: 2 S: 13	H: 2 LOB: 3 BB: 1 P: 24	R: 2 E: 2 K: 1 S: 13	H: 1 LOB: 3 BB: 2 P: 26	R: 0 E: 0 K: 1 S: 8	H: 1 LOB: 1 BB: 0 P: 11	R: 1 E: 0 K: 1 S: 9	H: 0 LOB: 0 BB: 0 P: 13	R: 0 E: 0 K: 1 S: 8	H: 0 LOB: 0 BB: 0 P: 12	R: 0 E: 0 K: 0 S: 6	H: 1 LOB: 1 BB: 1 P: 13	R: 1 E: 0 K: 0 S: 13	H: 2 LOB: 1 BB: 0 P: 20	R: 1 E: 0 K: 0 S: 10	H: 2 LOB: 0 BB: 0 P: 17	R: 0 E: 0 K: 1 S: 12	H: 1 LOB: 2 BB: 1 P: 18	R: 1 E: 0 K: 0 S: 6	H: 1 LOB: 0 BB: 0 P: 12	1B: 5 2B: 9 3B: 0 HR: 1	SF: 1 SAC: 0 DP: 2 HBP: 1	WP: 1 PB: 2 SB: 2 CS: 0	PA: 51
PITCHER		IP	WLS	BF	H	R	ER	SO	BB	IBB	HBP	BLK	WP	HR	S	P	ERA	WHIP									
Tom Candiotti, R (1, 1) ERA: 3.41		6.1		33	7	4	2	8	4	0	1	0	1	0	68	118	2.84	1.737									
John Cummings, L (7, 1) ERA: 3.77		0.2		2	1	1	1	0	0	0	0	0	0	0	4	7	13.50	1.500									
Antonio Osuna, R (8, 1) ERA: 5.02		0.1		2	1	0	0	0	0	0	0	0	0	0	6	9	0.00	3.000									
Mark Guthrie, L (8, 1) ERA: 4.05		0.2		2	0	0	0	0	0	0	0	0	0	0	4	6	0.00	0.000									
Todd Worrell, R (9, 1) ERA: 1.86		2.0		9	3	1	1	1	1	0	0	0	0	0	22	35	4.50	2.000									
PITCHER		IP	WLS	BF	H	R	ER	SO	BB	IBB	HBP	BLK	WP	HR	S	P	ERA	WHIP									
Pedro Astacio, R (11, 1) ERA: 4.48		0.2		2	0	0	0	0	0	0	0	0	0	0	0	9	0.00	0.000									
Rudy Seanez, R (11, 1) ERA: 6.75		0.0	L	1	1	1	1	0	0	0	0	0	0	1	1	3	∞	∞									

Los Angeles Dodgers @ Philadelphia Phillies
Veterans Stadium, Philadelphia, PA

Thu Aug 24 1995, 7:05 PM EDT
Att: 24,448 - Unknown - 89 F

livebaseballscorecards.com

AB 43
R 7
H 13
RBI 7
BB 5
SO 9
LOB 27



Batter	1	2	3	4	5	6	7	8	9	AB R H RBI BB SO LOB	TOP	
Brett Butler, L (1, 8) OBP: 0.371, SLG: 0.382 Rick Parker, R (6, PH) OBP: 0.276, SLG: 0.250 (6, 9)	3-2 		1-1 		0-2 	2-2 			0-2 	3 1 0 0 0 0 1 2 0 0 0 0 0 1	Los Angeles Dodgers @ Philadelphia Phillies Veterans Stadium, Philadelphia, PA Fri Aug 25 1995, 7:05 PM EDT Att. 33,230 - Unknown - 82 F	
Chad Fonville, S (1, 6) OBP: 0.335, SLG: 0.308 (4, 7) (6, 8)	2-2 		1-3 		1-0 				0-0 	5 0 1 0 0 1 1		
Mike Piazza, R (1, 2) OBP: 0.409, SLG: 0.604 Carlos Hernandez, R (5, 2) OBP: 0.213, SLG: 0.185	0-0 			4-1 	0-1 				1-0 	2 1 1 0 1 0 1 1 0 0 0 0 0 0		
Eric Karros, R (1, 3) OBP: 0.374, SLG: 0.541		1-2 		1-2 	0-1 				1-0 	4 0 1 1 0 0 1		
Raul Mondesi, R (1, 9) OBP: 0.343, SLG: 0.509 Billy Ashley, R (6, 7) OBP: 0.325, SLG: 0.375		1-3 		1-2 	0-0 				2-1 	3 0 0 0 0 1 3 1 0 1 0 0 0 0		
Delino DeShields, L (1, 4) OBP: 0.347, SLG: 0.369 Garey Ingram, R (6, 4) OBP: 0.345, SLG: 0.277		4-2 		1-2 	0-0 				1-0 	1 2 1 1 2 0 0 1 0 0 0 0 0 1		
Tim Wallach, R (1, 5) OBP: 0.337, SLG: 0.430 Dave Hansen, L (6, PH) OBP: 0.384, SLG: 0.338 (6, 5)		1-2 		0-1 	1-0 				0-0 	1 0 1 1 0 0 0 2 0 0 0 0 0 2		
Roberto Kelly, R (1, 7) OBP: 0.294, SLG: 0.339 Jim Bruske, R (4, 1) John Cummings, L (4, 1) Pedro Astacio, R (7, 1) OBP: 0.160, SLG: 0.167		2-0 		1-0 					2-2 	2 0 0 0 0 0 3 0 0 0 0 0 0 0 1 0 0 0 0 0 0 1 0 0 0 0 0 1		
Hideo Nomo, R (1, 1) OBP: 0.091, SLG: 0.091 Jose Offerman, S (4, 6) OBP: 0.382, SLG: 0.375			1-0 		1-0 	4-2 			2-1 	1 0 1 0 0 0 0 2 0 0 0 1 0 0		
Inning Stats	R: 0 H: 1 E: 0 LOB: 0 K: 0 BB: 0 S: 8 P: 13	R: 0 H: 0 E: 0 LOB: 2 K: 1 BB: 1 S: 11 P: 20	R: 0 H: 1 E: 0 LOB: 0 K: 1 BB: 0 S: 6 P: 9	R: 2 H: 2 E: 0 LOB: 1 K: 0 BB: 1 S: 13 P: 21	R: 1 H: 2 E: 1 LOB: 2 K: 0 BB: 0 S: 10 P: 12	R: 1 H: 0 E: 0 LOB: 1 K: 0 BB: 2 S: 11 P: 23	R: 0 H: 0 E: 0 LOB: 0 K: 0 BB: 0 S: 4 P: 8	R: 0 H: 1 E: 0 LOB: 1 K: 0 BB: 0 S: 8 P: 13	R: 0 H: 0 E: 0 LOB: 0 K: 0 BB: 0 S: 7 P: 9	1B: 6 SF: 0 2B: 2 SAC: 0 3B: 0 DP: 2 HR: 0 HBP: 1		WP: 1 PA: 38 PB: 0 SB: 0 CS: 0
PITCHER Jeff Juden, R (1, 1) ERA: 3.6	IP WLS BF H R ER SO BB IBB HBP BLK WP HR S P ERA WHIP 9.0 W 38 7 4 3 2 4 0 1 0 1 0 78 128 3.00 1.222	PITCHER IP WLS BF H R ER SO BB IBB HBP BLK WP HR S P ERA WHIP										

livebaseballscorecards.com

AB	33
R	4
H	7
RBI	3
BB	4
SO	2
LOB	15



Batter	1	2	3	4	5	6	7	8	9
Mickey Morandini, L (1, 4) OBP: 0.359, SLG: 0.434	1-3 K		1-0 WP 3B 2B	G4-3 L8		0-0 L7		3-3 K	
Jim Eisenreich, L (1, 7) OBP: 0.374, SLG: 0.452	2-0 HR 2B		4-1 3B BB	1-2 1B WP 1B	0-1 2B 2B 1B	1-3 K			
Gregg Jefferies, S (1, 3) OBP: 0.348, SLG: 0.442	1-2 2-H HR		0-1 1B 3B	1-1 WP 1B 1B	2-2 2B 2B	1-0 G4-3			
Mark Whiten, S (1, 9) OBP: 0.317, SLG: 0.371	2-3 K		2-2 CI 1B 3B	0-1 WP 1B 1B	0-2 F7		2-3 K		
Darren Daulton, L (1, 2) OBP: 0.359, SLG: 0.401 Lenny Webster, R (4, PR) OBP: 0.315, SLG: 0.300 (5, 2)	4-2 BB		2-0 3B 1B	4-1 E 1B HR BB	1-3 K		0-0 G5-3		
Charlie Hayes, R (1, 5) OBP: 0.354, SLG: 0.433	2-3 K		2-1 F9	1-0 HR 1B	1-1 1B 2B		1-1 1B		
Andy Van Slyke, L (1, 8) OBP: 0.301, SLG: 0.335 Kevin Flora, R (7, PH) OBP: 0.297, SLG: 0.457 (8, 8)		0-1 G3-1	1-1 L9	1-0 FC4 HR	3-2 1B 1B		0-3 K		
Kevin Stocker, S (1, 6) OBP: 0.307, SLG: 0.266		3-3 K	2-0 1-H 2-H 3B	0-0 P3	1-1 1B		1-1 F9		
Jeff Juden, R (1, 1) OBP: 0.083, SLG: 0.333		3-3 K	2-3 K	2-2 1-H 2-H 3-H HR	0-2 G5-3		1-2 G4-3		

Inning Stats	R: 2	H: 2	E: 0	K: 3	S: 17	LOB: 1	BB: 1	P: 29
	R: 0	H: 0	E: 0	K: 2	S: 8	LOB: 0	BB: 0	P: 14
	R: 5	H: 4	E: 1	K: 1	S: 18	LOB: 1	BB: 1	P: 34
	R: 7	H: 5	E: 1	K: 0	S: 19	LOB: 1	BB: 1	P: 32
	R: 3	H: 5	E: 0	K: 1	S: 22	LOB: 2	BB: 0	P: 30
	R: 0	H: 0	E: 0	K: 1	S: 5	LOB: 0	BB: 0	P: 7
	R: 0	H: 1	E: 0	K: 2	S: 9	LOB: 1	BB: 0	P: 12
	R: 0	H: 0	E: 0	K: 1	S: 8	LOB: 0	BB: 0	P: 13
	R: 1	H: 4	E: 0	K: 1	S: 5	LOB: 0	BB: 0	P: 2

PITCHER	IP	WLS	BF	H	R	ER	SO	BB	IBB	HBP	BLK	WP	HR	S	P	ERA	WHIP
Hideo Nomo, R (1, 1) ERA: 2.59	3.0	L	18	6	7	6	6	2	0	0	0	1	0	43	77	18.00	2.667
Jim Bruske, R (4, 1) ERA: 81.0	0.1		6	4	5	3	0	1	0	0	0	1	0	12	21	81.00	15.000
John Cummings, L (4, 1) ERA: 4.31	2.2		15	6	5	3	2	0	0	0	0	0	1	34	48	10.12	2.250
Pedro Astacio, R (7, 1) ERA: 4.38	2.0		7	1	0	0	3	0	0	0	0	0	0	17	25	0.00	0.500

BOTTOM

6 1 1 0 0 2 1

4 4 3 0 1 1 0

5 4 4 4 0 0 0

4 2 1 0 0 2 2

1 1 1 1 2 0 0
2 1 0 0 0 1 2

5 2 3 4 0 1 3

4 1 1 1 0 0 4
1 0 0 0 0 1 1

5 0 2 2 0 1 3

5 1 1 4 0 2 3

AB 42
R 17
H 17
RBI 16
BB 3
SO 11
LOB 19

1B: 9 SF: 0
2B: 4 SAC: 0
3B: 2 DP: 0
HR: 2 HBP: 0

WP: 2 PA: 46
PB: 0
SB: 0
CS: 0

Los Angeles Dodgers @ Philadelphia Phillies
Veterans Stadium, Philadelphia, PA

Fri Aug 25 1995, 7:05 PM EDT
Att: 33,230 - Unknown - 82 F

livebaseballscorecards.com



Batter	1	2	3	4	5	6	7	8	9	AB R H RBI BB SO LOB	TOP											
Brett Butler, L (1, 8) OBP: 0.372, SLG: 0.388	2-1 F9		0-2 G5-3			3-2 HR 1B	2-2 1-H 3B			4 1 2 1 0 0 0	Los Angeles Dodgers @ Philadelphia Phillies Veterans Stadium, Philadelphia, PA Sat Aug 26 1995, 7:05 PM EDT Att. 30,126 - Unknown - 82 F											
Jose Offerman, S (1, 6) OBP: 0.381, SLG: 0.373	0-1 F9		3-2 1B			2-2 L4	2-2 L8			4 0 1 0 0 0 2												
Mike Piazza, R (1, 2) OBP: 0.410, SLG: 0.622	3-1 HR		1-3 K			0-2 1-H HR		1-3 K		4 2 2 3 0 2 1												
Eric Karros, R (1, 3) OBP: 0.373, SLG: 0.538	3-2 1B			2-2 P3		2-3 K		1-0 G5-3		4 0 1 0 0 1 0												
Raul Mondesi, R (1, 9) OBP: 0.340, SLG: 0.505	2-3 K			2-3 K		2-3 K		0-3 K		4 0 0 0 0 4 1												
Delino DeShields, L (1, 4) OBP: 0.346, SLG: 0.366		1-1 B1-3		1-3 K		3-1 F7		4-0 FC5-4 BB		3 0 0 0 1 1 1												
Tim Wallach, R (1, 5) OBP: 0.334, SLG: 0.426		0-2 G5-3			3-2 L8		1-1 3B 1B	1-1 FC5-4 G1-3		2 0 0 0 0 0 0												
Rick Parker, R (5, 5) OBP: 0.300, SLG: 0.276								1-2 1-2		1 1 1 0 0 0 0												
Mark Guthrie, R (7, 1) Antonio Osuna, R (8, 1) Garey Ingram, R (9, PH) OBP: 0.339, SLG: 0.271										0 0 0 0 0 0 0												
Chad Fonville, S (1, 7) OBP: 0.329, SLG: 0.302		2-2 G6-3			1-1 G6-3		1-3 K	1-1 G1-3		1 0 0 0 0 1 2												
Ismael Valdez, R (1, 1) OBP: 0.098, SLG: 0.080			0-3 K		1-3 K		2-3 K	0-0 F7		1 0 0 0 0 1 0												
Billy Ashley, R (5, PH) OBP: 0.324, SLG: 0.373										1 0 0 0 0 1 0												
Jim Bruske, R (5, 1) Dave Hansen, L (7, PH) OBP: 0.379, SLG: 0.333										0 0 0 0 0 0 0												
										2 0 0 0 0 1 2												
Inning Stats	R: 1 E: 0 K: 1 S: 14	H: 2 LOB: 1 BB: 0 P: 24	R: 0 E: 0 K: 0 S: 10	H: 0 LOB: 0 BB: 0 P: 13	R: 0 E: 0 K: 2 S: 13	H: 1 LOB: 1 BB: 0 P: 17	R: 0 E: 0 K: 2 S: 11	H: 0 LOB: 0 BB: 0 P: 16	R: 0 E: 0 K: 1 S: 11	H: 0 LOB: 0 BB: 0 P: 16	R: 2 E: 0 K: 2 S: 19	H: 2 LOB: 1 BB: 0 P: 31	R: 1 E: 0 K: 2 S: 16	H: 2 LOB: 1 BB: 0 P: 24	R: 0 E: 0 K: 2 S: 7	H: 0 LOB: 0 BB: 0 P: 9	R: 0 E: 0 K: 0 S: 5	H: 0 LOB: 1 BB: 1 P: 11	1B: 4 2B: 0 3B: 1 HR: 2	SF: 0 SAC: 0 DP: 0 HBP: 0	WP: 1 PB: 0 SB: 0 CS: 0	PA: 36
PITCHER	IP WLS BF H R ER SO BB IBB HBP BLK WP HR S P ERA WHIP																					
Sid Fernandez, L (1, 1) ERA: 4.43	5.1 W 21 5 3 3 6 0 0 0 0 0 2 70 102 5.06 0.938																					
Mike Williams, R (6, 1) ERA: 3.81	1.2 8 2 1 1 4 0 0 0 0 1 0 24 39 5.40 1.200																					
Toby Borland, R (8, 1) ERA: 4.04	2.0 7 0 0 0 2 1 0 0 0 0 0 12 20 0.00 0.500																					

livebaseballscorecards.com

AB	35
R	4
H	7
RBI	4
BB	1
SO	12
LOB	10



Batter	1	2	3	4	5	6	7	8	9
Mickey Morandini, L OBP: 0.360, SLG: 0.436 (1, 4)	3-2 G3-1 ①			1-1 SH E 2B		0-2 G3 ②		0-0 G6-3 ②	
Kevin Stocker, S OBP: 0.304, SLG: 0.263 (1, 6)	1-0 P4 ②			1-1 SH E 1B		1-1 G3 ③		1-2 K ③	
Jim Eisenreich, L OBP: 0.373, SLG: 0.449 (1, 7)	1-1 G3 ③			1-0 E5 1B 1B			2-2 G4-3 ①		
Mark Whiten, S OBP: 0.325, SLG: 0.376 (1, 9)		2-3 K ①		1-0 1B G6-3 1B			4-1 S G5-3 1B BB		
Charlie Hayes, R OBP: 0.353, SLG: 0.431 (1, 5)		1-3 K ②		0-0 G6-3 1B 1B			3-2 SAFE SAFE G5-3 ②		
Andy Van Slyke, L OBP: 0.300, SLG: 0.330 (1, 8)		3-2 P4 ③		0-0 G6-3 ①	1-2 G3-1 ①		4-0 1B BB		
Lenny Webster, R OBP: 0.333, SLG: 0.321 (1, 2)			1-0 G4-6-3 1B	0-0 2B E 1B	1-0 G4-3 ②		3-1 1-2 2-H 1B		
Kevin Elster, R OBP: 0.291, SLG: 0.375 (1, 3)			0-1 G4-6-3 ① ②	0-1 E 1B 2B	0-1 F8 ③		2-2 F9 ③		
Sid Fernandez, L OBP: 0.100, SLG: 0.053 (1, 1)			1-3 K ③	0-1 FC6 1B 1B		2-1 G3 ①		0-3 K ①	
Mike Williams, R OBP: 0.111, SLG: 0.111 (6, 1)									
Toby Borland, R (8, 1)									

Inning Stats	R: 0	H: 0	E: 0	K: 0	S: 7	R: 0	H: 0	E: 0	K: 2	S: 11	R: 0	H: 1	E: 0	K: 1	S: 6	R: 8	H: 8	E: 2	K: 0	S: 23	R: 0	H: 0	E: 0	K: 0	S: 6	R: 0	H: 0	E: 2	K: 0	S: 7	R: 1	H: 1	E: 0	K: 0	S: 13	R: 0	H: 0	E: 0	K: 2	S: 7	
	LOB: 0	BB: 0	P: 12	LOB: 0	BB: 0	P: 17	LOB: 0	BB: 0	P: 8		LOB: 0	BB: 0	P: 8	LOB: 3	BB: 0	P: 30	LOB: 0	BB: 0	P: 8		LOB: 0	BB: 0	P: 10	LOB: 2	BB: 2	P: 31	LOB: 0	BB: 0	P: 8		LOB: 0	BB: 0	P: 8		LOB: 0	BB: 0	P: 8		LOB: 0	BB: 0	P: 8

PITCHER	IP	WLS	BF	H	R	ER	SO	BB	IBB	HBP	BLK	WP	HR	S	P	ERA	WHIP
Ismael Valdez, R ERA: 2.9 (1, 1)	4.0	L	23	9	8	4	3	0	0	0	0	0	0	47	67	9.00	2.250
Jim Bruske, R ERA: 11.57 (5, 1)	2.0		6	0	0	0	0	0	0	0	0	0	0	13	18	0.00	0.000
Mark Guthrie, L ERA: 4.14 (7, 1)	1.0		6	1	1	1	0	2	0	0	0	0	0	13	31	9.00	3.000
Antonio Osuna, R ERA: 4.85 (8, 1)	1.0		3	0	0	0	2	0	0	0	0	0	0	7	8	0.00	0.000

BOTTOM

Los Angeles Dodgers @ Philadelphia Phillies
Veterans Stadium, Philadelphia, PA

Sat Aug 26 1995, 7:05 PM EDT
Att: 30,126 - Unknown - 82 F

AB	R	H	RBI	BB	SO	LOB
5	1	2	1	0	0	0
4	1	0	0	0	1	2
4	1	1	1	0	0	1
3	2	2	2	1	1	0
4	1	1	1	0	1	4
3	0	0	1	1	0	1
4	1	3	2	0	0	0
4	1	1	0	0	0	3
2	1	0	0	0	1	1
1	0	0	0	0	0	0
1	0	0	0	0	1	0

AB	35
R	9
H	10
RBI	8
BB	2
SO	5
LOB	12

livebaseballscorecards.com



WP	PA
0	38

1B	2B	3B	HR	SF	SAC	DP	HBP
8	2	0	0	0	1	1	0

WP	PA	ERA	WHIP
0	38		

Batter	1	2	3	4	5	6	7	8	9	AB R H RBI BB SO LOB	TOP		
Brett Butler, L (1, 8) OBP: 0.372, SLG: 0.387	3-2 L7		4-1 S 2B BB	0-0 F8		0-1 S HR 1B		3-2 G4-3		4 2 1 0 1 0 2	Los Angeles Dodgers @ Philadelphia Phillies Veterans Stadium, Philadelphia, PA Sun Aug 27 1995, 7:05 PM EDT Att. 32,889 - Unknown - 84 F		
Jose Offerman, S (1, 6) OBP: 0.382, SLG: 0.372	2-1 F7		2-3 1 SAFE 1 SAFE 1 SAFE K	2-1 F8		4-0 HR BB		1-2 HR 1B	4 2 1 0 1 1 3				
Mike Piazza, R (1, 2) OBP: 0.418, SLG: 0.651	4-0 BB		0-0 HR 2B		0-1 2B	1-0 HR		1-1 HR	4 3 4 7 1 0 0				
Eric Karros, R (1, 3) OBP: 0.371, SLG: 0.533	1-3 K		2-1 P4		4-1 BB	2-2 G5-3		1-3 K	4 0 0 0 1 2 2				
Raul Mondesi, R (1, 9) OBP: 0.339, SLG: 0.508		0-1 F7	1-2 HR		2-1 P2	3-1 F8		2-3 K FC4-6	5 1 1 2 0 1 2				
Delino DeShields, L (1, 4) OBP: 0.347, SLG: 0.369		0-2 2B	1-0 G6-3		2-2 F9		0-1 FC5-4 1B	0-0 FC4-6 1-2f	5 0 2 0 0 0 3				
Dave Hansen, L (1, 5) OBP: 0.373, SLG: 0.329		1-3 K		2-2 1B 1B	3-3 K		1-0 F7	0-0 P6	5 0 1 0 0 2 4				
Chad Fonville, S (1, 7) OBP: 0.330, SLG: 0.301		1-2 HBP		0-0 1B		0-1 E6 1B SH1-4 HR	1 SAFE 1 SAFE FC5-4 1-2f	3-2 G6-3	4 1 1 0 0 0 1				
Kevin Tapani, R (1, 1) OBP: 0.100, SLG: 0.100 Billy Ashley, R (9, PH) OBP: 0.322, SLG: 0.371 Antonio Osuna, R (9, 1)		2-2 P6		0-3 K		0-0 SH1-4	0-1 P3	0-0 G6-3	3 0 0 0 0 1 5 1 0 0 0 0 0 0 0 0 0 0 0 0 0				
Inning Stats	R: 0 E: 0 K: 1 S: 8 H: 0 LOB: 1 BB: 1 P: 18	R: 0 E: 0 K: 1 S: 13 H: 1 LOB: 2 BB: 0 P: 17	R: 3 E: 0 K: 1 S: 13 H: 2 LOB: 0 BB: 1 P: 22	R: 0 E: 0 K: 1 S: 10 H: 2 LOB: 2 BB: 0 P: 14	R: 0 E: 0 K: 1 S: 13 H: 1 LOB: 2 BB: 1 P: 24	R: 4 E: 1 K: 0 S: 11 H: 2 LOB: 0 BB: 1 P: 21	R: 0 E: 0 K: 0 S: 7 H: 1 LOB: 1 BB: 0 P: 8	R: 2 E: 0 K: 2 S: 16 H: 2 LOB: 1 BB: 0 P: 24	R: 0 E: 0 K: 0 S: 7 H: 0 LOB: 0 BB: 0 P: 10	1B: 5 2B: 3 3B: 0 HR: 3 SF: 0 SAC: 1 DP: 0 HBP: 1	WP: 1 PB: 0 SB: 2 CS: 0 PA: 45		
PITCHER	IP WLS BF H R ER SO BB IBB HBP BLK WP HR S P ERA WHIP											PITCHER	IP WLS BF H R ER SO BB IBB HBP BLK WP HR S P ERA WHIP
Tommy Greene, R (1, 1) ERA: 7.2	5.1 L 30 8 7 6 5 4 0 1 0 0 2 63 106 10.12 2.250												
Paul Fletcher, R (6, 1) ERA: 4.5	2.2 12 3 2 2 2 0 0 0 0 1 1 28 42 6.75 1.125												
Mike Mimbs, L (9, 1) ERA: 4.12	1.0 3 0 0 0 0 0 0 0 0 0 0 7 10 0.00 0.000												

livebaseballscorecards.com



Batter	1	2	3	4	5	6	7	8	9	AB	R	H	RBI	BB	SO	LOB
Mickey Morandini, L (1, 4) OBP: 0.358, SLG: 0.434	2-2 1B 1B		1-2 G6-3			1-1 P8		2-3 K		4	0	1	0	0	1	1
Jim Eisenreich, L (1, 7) OBP: 0.374, SLG: 0.460 Mike Mimbs, L (9, 1) OBP: 0.129, SLG: 0.161	2-2 1-3 1B		2-2 F8			2-2 HR		2-3 K		4	1	2	1	0	1	1
Gregg Jefferies, S (1, 3) OBP: 0.347, SLG: 0.441	2-3 K				1-2 L6	0-0 G6-3			1-0 1B	4	0	1	0	0	1	2
Mark Whiten, S (1, 9) OBP: 0.323, SLG: 0.373	2-3 1-2 K				1-0 1B	0-3 K			3-3 K	4	0	1	0	0	3	3
Charlie Hayes, R (1, 5) OBP: 0.350, SLG: 0.427	1-3 K				1-0 F9		1-0 F9		0-1 F7	4	0	0	0	0	1	4
Andy Van Slyke, L (1, 8) OBP: 0.295, SLG: 0.323		3-2 G4-3			2-2 F8			2-3 K	2-2 K	4	0	0	0	0	2	2
Lenny Webster, R (1, 2) OBP: 0.323, SLG: 0.310		1-1 G6-3				1-3 K		1-2 G4-3		3	0	0	0	0	1	0
Kevin Stocker, S (1, 6) OBP: 0.304, SLG: 0.270		2-2 G4-3				1-2 G4-3			1-1 3B	3	0	1	0	0	0	0
Tommy Greene, R (1, 1) Paul Fletcher, R (6, 1) Gary Varsho, L (8, PH) (9, 7) OBP: 0.315, SLG: 0.271			3-3 K			0-1 P9		0-0 P6		2	0	0	0	0	1	0
										0	0	0	0	0	0	0
										1	0	0	0	0	0	1

Inning Stats	R: 0	H: 2	E: 0	LOB: 2	K: 3	S: 17	R: 0	H: 0	E: 0	LOB: 0	K: 0	S: 10	R: 0	H: 0	E: 0	LOB: 0	K: 1	S: 11	R: 0	H: 1	E: 0	LOB: 1	K: 0	S: 10	R: 0	H: 0	E: 0	LOB: 0	K: 1	S: 8	R: 1	H: 1	E: 0	LOB: 0	K: 1	S: 9	R: 0	H: 0	E: 0	LOB: 0	K: 1	S: 9	R: 0	H: 1	E: 0	LOB: 1	K: 2	S: 9	R: 0	H: 1	E: 0	LOB: 1	K: 2	S: 10	1B: 4	2B: 0	3B: 1	SF: 0	SAC: 0	DP: 0	HBP: 0	WP: 0	PA: 33
PITCHER	IP	WLS	BF	H	R	ER	SO	BB	IBB	HBP	BLK	WP	HR	S	P	ERA	WHIP																																														
Kevin Tapani, R (1, 1) ERA: 4.94	8.0	W	29	5	1	1	9	0	0	0	0	0	0	83	123	1.12	0.625																																														
Antonio Osuna, R (9, 1) ERA: 4.7	1.0		4	1	0	0	2	0	0	0	0	0	0	10	16	0.00	1.000																																														

BOTTOM

Los Angeles Dodgers @ Philadelphia Phillies
Veterans Stadium, Philadelphia, PA

Sun Aug 27 1995, 7:05 PM EDT
Att: 32,889 - Unknown - 84 F

livebaseballscores.com

AB	33
R	1
H	6
RBI	1
BB	0
SO	11
LOB	14



Batter	1		2		3		4		5		6		7		8		9		AB	R	H	RBI	BB	SO	LOB	TOP		
Joe Orsulak, L (1, 7) OBP: 0.321, SLG: 0.386	3-3	K			0-0	P4					2-1	G4-3	1B			4-1	CS	BB	3	1	1	0	1	1	0			
Jose Vizcaino, S (1, 6) OBP: 0.327, SLG: 0.368	1-1	F7							1-1	P5				1 SAFE	0-0	CS			4	0	1	1	0	1	0			
Carl Everett, S (1, 9) OBP: 0.320, SLG: 0.460	2-3	K			3-3				3-3						G4-3				4	0	0	1	0	2	1			
Jeff Kent, R (1, 4) OBP: 0.326, SLG: 0.444				2-0					1-2						F7				4	1	2	1	0	0	1			
Rico Brogna, L (1, 3) OBP: 0.345, SLG: 0.477				3-2					2-1						F7				3	1	1	0	1	0	0			
Ryan Thompson, R (1, 8) OBP: 0.306, SLG: 0.413				1-3					0-3						K				3	0	1	0	1	2	1			
Butch Huskey, R (1, 5) OBP: 0.316, SLG: 0.471				1-3					1-0						K				4	0	1	1	0	1	2			
Kelly Stinnett, R (1, 2) OBP: 0.330, SLG: 0.314					1-3				1-3						K				3	1	0	0	1	2	2			
Bobby Jones, R (1, 1) OBP: 0.182, SLG: 0.163						0-3			0-3						K				2	0	0	0	0	2	0			
Don Florence, R (8, 1)															K				0	0	0	0	0	0	0			
Jerry Dipoto, R (8, 1)															K				0	0	0	0	0	0	0			
John Franco, L (9, 1)															K				0	0	0	0	0	0	0			
Inning Stats	R: 0 E: 0 K: 2 S: 11	H: 0 LOB: 0 BB: 0 P: 17	R: 0 E: 0 K: 2 S: 13	H: 1 LOB: 1 BB: 0 P: 20	R: 0 E: 0 K: 2 S: 7	H: 0 LOB: 0 BB: 0 P: 8	R: 0 E: 0 K: 1 S: 8	H: 1 LOB: 1 BB: 0 P: 13	R: 0 E: 0 K: 1 S: 6	H: 0 LOB: 0 BB: 0 P: 9	R: 2 E: 0 K: 0 S: 12	H: 2 LOB: 1 BB: 1 P: 21	R: 0 E: 0 K: 0 S: 6	H: 0 LOB: 0 BB: 1 P: 12	R: 0 E: 0 K: 1 S: 11	H: 0 LOB: 0 BB: 1 P: 19	R: 2 E: 0 K: 1 S: 20	H: 3 LOB: 2 BB: 1 P: 31	1B: 6 2B: 0 3B: 0 HR: 1	SF: 0 SAC: 1 DP: 1 HBP: 0	WP: 0 PB: 0 SB: 0 CS: 1	PA: 36						
PITCHER Ramon Martinez, R (1, 1) ERA: 3.65	IP: 8.0	WLS: 28	H: 4	R: 2	ER: 2	SO: 10	BB: 3	IBB: 0	HBP: 0	BLK: 0	WP: 0	HR: 0	S: 74	P: 119	ERA: 2.25	WHIP: 0.875												
Todd Worrell, R (9, 1) ERA: 2.19	IP: 1.0	L: 7	H: 3	R: 2	ER: 2	SO: 1	BB: 1	IBB: 0	HBP: 0	BLK: 0	WP: 0	HR: 1	S: 20	P: 31	ERA: 18.00	WHIP: 4.000												

New York Mets @ Los Angeles Dodgers
Dodger Stadium, Los Angeles, CA
Tue Aug 29 1995, 7:05 PM PDT
Att: 38,656 - Unknown

livebaseballscores.com

AB	30
R	4
H	7
RBI	4
BB	4
SO	11
LOB	7



Batter	1	2	3	4	5	6	7	8	9	AB	R	H	RBI	BB	SO	LOB
Brett Butler, L OBP: 0.375, SLG: 0.387 (1, 8)	1-2 G3		3-3 K			1-0 1B		4-2 BB	4-0 BB	3	0	1	0	2	1	0
Jose Offerman, S OBP: 0.380, SLG: 0.369 (1, 6)	4-2 BB			1-0 G6-3		1-3 K		1-0 FC1-5 1B SF8	0-0 F8	4	1	0	0	1	1	4
Mike Piazza, R OBP: 0.419, SLG: 0.649 (1, 2)	2-3 K			0-0 F9		1-0 FC1-4 1B		0-0 BB 1B		4	1	2	1	0	1	1
Eric Karros, R OBP: 0.370, SLG: 0.530 (1, 3)	1-0 F8			2-2 L3		1-3 K		4-2 1B BB		3	0	0	0	1	1	3
Raul Mondesi, R OBP: 0.336, SLG: 0.505 (1, 9)		1-0 P4			2-1 F8	2-0 FC1-4		0-0 SF8		3	0	0	1	0	0	2
Delino DeShields, L OBP: 0.346, SLG: 0.368 (1, 4)		1-3 K			3-1 F8		2-1 F7	1-1 FC6-4 1B		4	0	1	1	0	1	0
Dave Hansen, L OBP: 0.371, SLG: 0.326 (1, 5) Todd Worrell, R (9, 1)		2-0 F7			2-2 1B		1-0 F7	0-0 FC6-4		4	0	1	0	0	0	2
Chad Fonville, S OBP: 0.329, SLG: 0.300 (1, 7)			3-2 G1-3		1-0 1B		1-1 G4-3		1-3 K	4	0	1	0	0	1	0
Ramon Martinez, R OBP: 0.148, SLG: 0.170 (1, 1) Chris Gwynn, L (8, PH) Rick Parker, R OBP: 0.300, SLG: 0.276 (8, PR) (9, 5) Roberto Kelly, R OBP: 0.293, SLG: 0.338 (9, PH)			0-3 K		1-3 K			4-0 FC1-5 BB BB	2-3 K	2	0	0	0	0	2	2

Inning Stats	R: 0	H: 0	E: 0	K: 1	S: 11	H: 0	LOB: 1	BB: 1	P: 19	R: 0	H: 0	E: 0	K: 1	S: 5	H: 0	LOB: 0	BB: 0	P: 9	R: 0	H: 0	E: 0	K: 2	S: 11	H: 0	LOB: 0	BB: 0	P: 17	R: 0	H: 2	E: 0	K: 1	S: 14	H: 2	LOB: 2	BB: 0	P: 23	R: 0	H: 2	E: 0	K: 2	S: 9	H: 0	LOB: 0	BB: 0	P: 9	R: 3	H: 2	E: 0	K: 0	S: 13	H: 2	LOB: 2	BB: 3	P: 27	R: 0	H: 0	E: 0	K: 2	S: 8	H: 0	LOB: 1	BB: 1	P: 15	1B: 6	SF: 1	2B: 0	SAC: 0	3B: 0	DP: 0	HR: 0	HBP: 0	WP: 0	PA: 38
--------------	------	------	------	------	-------	------	--------	-------	-------	------	------	------	------	------	------	--------	-------	------	------	------	------	------	-------	------	--------	-------	-------	------	------	------	------	-------	------	--------	-------	-------	------	------	------	------	------	------	--------	-------	------	------	------	------	------	-------	------	--------	-------	-------	------	------	------	------	------	------	--------	-------	-------	-------	-------	-------	--------	-------	-------	-------	--------	-------	--------

PITCHER	IP	WLS	BF	H	R	ER	SO	BB	IBB	HBP	BLK	WP	HR	S	P	ERA	WHIP
Bobby Jones, R ERA: 3.96 (1, 1)	7.0		27	4	1	1	7	2	0	0	0	0	0	60	104	1.29	0.857
Don Florence, L ERA: 2.16 (8, 1)	0.1		2	0	0	0	0	1	0	0	0	0	0	4	9	0.00	3.000
Jerry Dipoto, R ERA: 4.43 (8, 1)	0.2	W	5	2	2	2	0	1	0	0	0	0	0	9	14	27.00	4.500
John Franco, L ERA: 2.08 (9, 1)	1.0	S	4	0	0	0	2	1	0	0	0	0	0	8	15	0.00	1.000


BOTTOM

New York Mets @ Los Angeles Dodgers
Dodger Stadium, Los Angeles, CA

Tue Aug 29 1995, 7:05 PM PDT
Att. 38,656 - Unknown

livebaseballscorecards.com

AB	32
R	2
H	6
RBI	3
BB	5
SO	9
LOB	14



Batter	1	2	3	4	5	6	7	8	9	AB R H RBI BB SO LOB	TOP											
Joe Orsulak, L (1, 7) OBP: 0.319, SLG: 0.380	0-2 G6-3		1-3 K		1-3 K		0-0 G6-3		4-0 2B FC4-6 BB	4 1 0 0 1 2 3												
Jose Vizcaino, S (1, 6) OBP: 0.325, SLG: 0.365	2-2 P8		2-3 K		1-1 1B		2-3 K		1-3 K	5 0 1 2 0 3 3												
Carl Everett, S (1, 9) OBP: 0.322, SLG: 0.461	4-2 PC WP BB			0-0 G3	2-3 K		2-1 G4-3		0-1 FC4-6 1-3 2-H 2B	4 0 1 1 1 1 1												
Jeff Kent, R (1, 4) OBP: 0.329, SLG: 0.445	1 SAFE BB S 2 SAFE 3-2 PO	0-0 G6-3 WP 1B		1-3 K		0-0 F8		2-0 G1 2B 1B	4-0 FC4-6 IBB	4 1 2 0 1 1 0												
Rico Brogna, L (1, 3) OBP: 0.343, SLG: 0.481			1-2 F8	2-1 G1-3		1-0 HR		1-1 G1	0-1 FC4-6	5 1 1 2 0 0 4												
Ryan Thompson, R (1, 8) OBP: 0.309, SLG: 0.424			2-3 G6-3		2-1 E 2B		0-3 K	0-0 G6-3 2-H 2B	0-3 K	5 1 2 1 0 2 3												
Butch Huskey, R (1, 5) OBP: 0.310, SLG: 0.447			3-2 G6-3		0-2 E6 SH3-4 1B		2-2 2B 1B	0-1 G6-3		4 2 1 0 0 0 2												
Tim Bogar, R (8, 5) OBP: 0.299, SLG: 0.340					2-2 SH3-4 1B			2-3 G6-3		0 0 0 0 0 0 0	AB 37											
Kelly Stinnett, R (1, 2) OBP: 0.333, SLG: 0.325			1-1 G5-3		1-2 1B		0-0 K			4 1 2 1 0 1 1	R 8											
Dave Micki, R (1, 1) OBP: 0.167, SLG: 0.032			4-0 PB BB		0-0 SH3-4		1-1 G6-3			1 0 0 0 1 0 1	H 11											
Doug Henry, R (6, 1) OBP: 1.000, SLG: 1.000					1-2 2-3				1-0 BB 2B 1B	1 1 1 0 0 0 0	RBI 7											
											BB 4											
											SO 10											
											LOB 18											
Inning Stats	R: 0 E: 0 K: 0 S: 12	H: 0 LOB: 0 BB: 1 P: 21	R: 0 E: 0 K: 0 S: 11	H: 1 LOB: 1 BB: 0 P: 19	R: 0 E: 0 K: 2 S: 8	H: 0 LOB: 1 BB: 1 P: 16	R: 0 E: 0 K: 1 S: 8	H: 0 LOB: 0 BB: 0 P: 11	R: 3 E: 1 K: 2 S: 18	H: 3 LOB: 1 BB: 0 P: 26	R: 2 E: 0 K: 1 S: 11	H: 3 LOB: 1 BB: 0 P: 15	R: 0 E: 0 K: 1 S: 6	H: 0 LOB: 0 BB: 0 P: 10	R: 1 E: 0 K: 1 S: 9	H: 2 LOB: 1 BB: 0 P: 12	R: 2 E: 0 K: 2 S: 11	H: 2 LOB: 2 BB: 2 P: 21	1B: 6 2B: 4 3B: 0 HR: 1	SF: 0 SAC: 1 DP: 0 HBP: 0	WP: 2 PB: 1 SB: 0 CS: 0	PA: 43
PITCHER	IP WLS BF H R ER SO BB IBB HBP BLK WP HR S P ERA WHIP																					
Tom Candiotti, R (1, 1) ERA: 3.45	6.0 L 27 7 5 3 6 2 0 0 0 2 1 68 108 4.50 1.500																					
John Cummings, L (7, 1) ERA: 4.18	1.0 3 0 0 0 1 0 0 0 0 0 0 6 10 0.00 0.000																					
Pedro Astacio, R (8, 1) ERA: 4.43	1.0 5 2 1 1 1 0 0 0 0 0 0 9 12 9.00 2.000																					
Mark Guthrie, L (9, 1) ERA: 4.39	1.0 7 2 2 2 2 1 1 0 0 0 0 11 21 18.00 3.000																					

New York Mets @ Los Angeles Dodgers
Dodger Stadium, Los Angeles, CA

Wed Aug 30 1995, 7:05 PM PDT
Att. 40,394 - Unknown - 89 F

livebaseballscorecards.com



BOTTOM

New York Mets @ Los Angeles Dodgers
Dodger Stadium, Los Angeles, CA
Wed Aug 30 1995, 7:05 PM PDT
Att: 40,394 - Unknown - 89 F

livebaseballscores.com

AB 37
R 1
H 11
RBI 1
BB 6
SO 10
LOB 29



WP: 0 PA: 43
PB: 0
SB: 0
CS: 0

Batter	1	2	3	4	5	6	7	8	9	AB	R	H	RBI	BB	SO	LOB
Brett Butler, L OBP: 0.379, SLG: 0.390 (1, 8)	2-1 1B	4-2 BB		1-0 1B		2-1 1B		2-1 F9		4	0	3	0	1	0	0
Jose Offerman, S OBP: 0.382, SLG: 0.368 (1, 6)	0-0 B2	4-2 BB		1-0 FC6-4 1B		4-0 FC6-4 BB		1-1 G3-1		3	0	1	1	2	0	1
Mike Piazza, R OBP: 0.416, SLG: 0.643 (1, 2)	1-1 F9	0-3 K		1-3 K		0-3 K		1-1 FC4-6 1B		5	0	1	0	0	3	10
Eric Karros, R OBP: 0.388, SLG: 0.528 (1, 3)	1-1 2B		0-3 K	1-1 FC6-4		1-1 FC6-4		1-1 FC4-6		5	0	1	0	0	1	7
Raul Mondesi, R OBP: 0.334, SLG: 0.501 John Cummings, L OBP: 0.323, SLG: 0.276 Rick Parker, R OBP: 0.169, SLG: 0.167 Pedro Astacio, R OBP: 0.169, SLG: 0.167 Mark Gutrie, R OBP: 0.169, SLG: 0.167 Mike Busch, R OBP: 0.169, SLG: 0.167 (1, 9)	3-3 K		1-3 K		3-2 F8		4-2 G3 BB		0-3 K	3	0	0	0	0	2	2
Delino DeShields, L OBP: 0.347, SLG: 0.366 (1, 4)		2-3 K	4-2 BB		1-2 P6		2-3 K		1-0 G6-3 1B	4	0	1	0	1	2	1
Dave Hansen, L OBP: 0.366, SLG: 0.322 (1, 5)		0-0 FC1-5 1B	3-3 K		0-2 G4-3		3-2 G3		2-2 G6-3	5	0	1	0	0	1	3
Chad Fonville, S OBP: 0.336, SLG: 0.305 (1, 7)		0-2 BB FC1-5 BB 1B		0-1 1B 1B		1-1 F7		4-0 BB		3	1	2	0	1	0	0
Tom Candiotti, R OBP: 0.160, SLG: 0.106 Roberto Kelly, R OBP: 0.294, SLG: 0.339 (6, PH) (7, 9)		0-0 FC1-5 BB BB		0-1 B3		2-2 BB 1B		1-0 G3		2	0	0	0	0	0	3
										2	0	1	0	0	0	2

Batter	1	2	3	4	5	6	7	8	9									
Inning Stats	R: 0 E: 0 K: 1 S: 11	H: 2 LOB: 2 BB: 0 P: 18	R: 1 E: 0 K: 2 S: 16	H: 2 LOB: 3 BB: 2 P: 26	R: 0 E: 0 K: 3 S: 12	H: 0 LOB: 1 BB: 1 P: 20	R: 0 E: 0 K: 1 S: 12	H: 0 LOB: 0 BB: 0 P: 13	R: 0 E: 0 K: 1 S: 13	H: 2 LOB: 3 BB: 1 P: 23	R: 0 E: 0 K: 1 S: 14	H: 0 LOB: 2 BB: 2 P: 28	R: 0 E: 0 K: 0 S: 8	H: 1 LOB: 1 BB: 0 P: 13	R: 0 E: 0 K: 1 S: 7	H: 1 LOB: 0 BB: 0 P: 10	1B: 10 2B: 1 3B: 0 HR: 0	SF: 0 SAC: 0 DP: 1 HBP: 0

PITCHER	IP	WLS	BF	H	R	ER	SO	BB	IBB	HBP	BLK	WP	HR	S	P	ERA	WHIP
Dave Micki, R ERA: 4.27 (1, 1)	5.1	W	29	9	1	1	7	4	0	0	0	0	0	68	110	1.69	2.438
Doug Henry, R ERA: 3.54 (6, 1)	3.2	S	14	2	0	0	3	2	0	0	0	0	0	34	57	0.00	1.091

Batter	1	2	3	4	5	6	7	8	9	AB R H RBI BB SO LOB	TOP																
Joe Orsulak, L (1, 7) OBP: 0.324, SLG: 0.381 Jerry Dipoto, R (9, 1)	0-2 1B		4-1 BB			3-2 L3		4-2 BB	2-2 SF9-6	2 0 1 1 2 0 0 0 0 0 0 0 0 0																	
Jose Vizcaino, S (1, 6) OBP: 0.322, SLG: 0.362	2-3 SAFE		0-3 K			1-3 K		2-2 F7		4 0 0 0 0 3 5																	
Carl Everett, S (1, 9) OBP: 0.316, SLG: 0.451	2-3 SAFE		1-3 K			3-3 K			3-1 E6 FC1-4	4 0 0 0 0 3 3																	
Jeff Kent, R (1, 4) OBP: 0.326, SLG: 0.440	2-3 SAFE			2-0 G5-3			1-0 E6 G6-3		1-1 FC1-4 1B	4 1 0 0 0 1 2																	
Rico Brogna, L (1, 3) OBP: 0.341, SLG: 0.477 Chris Jones, R (9, PH) OBP: 0.327, SLG: 0.465			1-3 K		0-0 L4		1-0 G6-3		1-2 1B 1B	3 0 0 0 0 1 1 1 1 1 0 0 0 0																	
Ryan Thompson, R (1, 8) OBP: 0.308, SLG: 0.420			3-2 P5		1-2 G5-3		1-3 K		2-2 1B 1B	4 1 1 1 0 1 0																	
Butch Huskey, R (1, 5) OBP: 0.326, SLG: 0.439			0-0 F8			1-2 G6-3		4-2 G3 BB	0-0 1B 1B	3 1 1 1 1 0 0																	
Kelly Stinnett, R (1, 2) OBP: 0.337, SLG: 0.329					1-0 SH3-4 1B		2-3 K		0-0 1B SF9-6 1B	4 1 2 1 0 1 1																	
Dave Telgheder, R (1, 1) Don Florence, R (6, 1) Paul Byrd, R (7, 1) Bill Spiers, L (8, PH) Blas Minor, R (8, 1) Tim Bogar, R (9, PH) OBP: 0.306, SLG: 0.347			0-0 SH3-4		0-0 SH3-4		1-3 K		3-1 SF9-6 1B	1 0 0 0 0 0 1 0 0 0 0 0 0 0 0 0 0 0 0 0 0 0 0 0 1 0 0 0 0 0 0 1 0 0 0 0 0 0 0 0 1 0 1 1 0 0 0 0																	
Inning Stats	R: 0 E: 0 K: 3 S: 13	H: 1 LOB: 1 BB: 0 P: 19	R: 0 E: 0 K: 1 S: 8	H: 0 LOB: 0 BB: 0 P: 12	R: 0 E: 0 K: 2 S: 9	H: 1 LOB: 2 BB: 1 P: 15	R: 0 E: 0 K: 0 S: 5	H: 0 LOB: 0 BB: 0 P: 8	R: 0 E: 0 K: 2 S: 10	H: 0 LOB: 0 BB: 0 P: 14	R: 0 E: 0 K: 2 S: 13	H: 0 LOB: 0 BB: 0 P: 20	R: 0 E: 1 K: 1 S: 7	H: 0 LOB: 0 BB: 0 P: 10	R: 0 E: 0 K: 0 S: 16	H: 0 LOB: 2 BB: 2 P: 31	R: 5 E: 1 K: 0 S: 20	H: 5 LOB: 0 BB: 0 P: 32	1B: 7 2B: 1 3B: 0 HR: 0	SF: 1 SAC: 1 DP: 2 HBP: 0	WP: 0 PB: 0 SB: 0 CS: 0	PA: 37					
PITCHER	IP WLS BF H R ER SO BB IBB HBP BLK WP HR S P ERA WHIP																										
Hideo Nomo, R (1, 1) ERA: 2.47	7.1		26	2	0	0	11	2	0	0	0	0	0	69	108	0.00	0.545										
Antonio Osuna, R (8, 1) ERA: 4.6	0.2		3	0	0	0	0	1	0	0	0	0	0	12	21	0.00	1.500										
Mark Guthrie, L (9, 1) ERA: 4.69	0.1		4	2	3	2	0	0	0	0	0	0	0	10	17	54.00	6.000										
Todd Worrell, R (9, 1) ERA: 2.52	0.2	W	4	3	2	2	0	0	0	0	0	0	0	10	15	27.00	4.500										

New York Mets @ Los Angeles Dodgers
 Dodger Stadium, Los Angeles, CA
 Thu Aug 31 1995, 7:05 PM PDT
 Att. 41,997 - Unknown - 84 F

livebaseballscorecards.com

AB	32
R	5
H	7
RBI	5
BB	3
SO	11
LOB	13



BOTTOM

New York Mets @ Los Angeles Dodgers
Dodger Stadium, Los Angeles, CA

Thu Aug 31 1995, 7:05 PM PDT
Att: 41,997 - Unknown - 84 F

livebaseballscores.com

AB	35
R	3
H	13
RBI	5
BB	3
SO	4
LOB	11



WP:	0	PA:	40
PB:	0		
SB:	3		
CS:	0		

AB R H RBI BB SO LOB

5	0	3	0	0	0	0
3	0	2	0	0	0	0
4	1	1	2	1	1	1
5	1	2	2	0	1	3
4	0	1	0	0	0	1
3	1	1	0	1	0	0
2	0	0	0	0	0	0
2	0	1	0	0	0	1
3	0	2	1	1	1	0
3	0	0	0	0	0	1
0	0	0	0	0	0	0
1	0	0	0	0	0	2
0	0	0	0	0	0	0
0	0	0	0	0	0	0

Batter	1	2	3	4	5	6	7	8	9
Brett Butler, L OBP: 0.382, SLG: 0.395 (1, 8)	0-1 1B		1-1 G6-3			2-1 2B	0-0 L6		1-2 1B
Jose Offerman, S OBP: 0.384, SLG: 0.371 (1, 6)	1-1 SH1-3		3-2 G4-3			2-1 SH1-4	3-1 1B		3-2 1B
Mike Piazza, R OBP: 0.416, SLG: 0.641 (1, 2)	0-0 G4-3		1-3 K			0-0 BLK HR 2B	1-1 P5		4-0 1B
Eric Karros, R OBP: 0.369, SLG: 0.533 (1, 3)	1-2 FC5-4 1B			0-0 G5-3		2-2 HR	0-3 K		0-0 L8
Raul Mondesi, R OBP: 0.333, SLG: 0.501 (1, 9)	0-0 FC5-4			0-0 P3		0-0 1B 2B		0-1 G5-3	
Delino DeShields, L OBP: 0.348, SLG: 0.369 (1, 4)		1-1 F7		2-2 P5		4-0 1B 1B IBB		3-2 2B	
Dave Hansen, L OBP: 0.362, SLG: 0.318 (6, PH)		0-1 G1			0-0 G3	1-1 1B 1B		3-2 P4	
Mike Busch, R OBP: 0.333, SLG: 0.333 (7, 5)						1-3 2-H 1B		4-0 1B IBB	
Chad Fonville, S OBP: 0.343, SLG: 0.310 (1, 7)		1-1 S 1B			1-3 K	2-2 FC6 1B			
Hideo Nomo, R OBP: 0.086, SLG: 0.086 (8, 1)		2-2 SAFE 1B			1-3 K	1-1 FC6		0-1 G6-3	
Antonio Osuna, R (8, 1)									
Chris Gwynn, L OBP: 0.269, SLG: 0.300 (9, 1)									
Mark Guthrie, R (9, 1)									
Todd Worrell, R (9, 1)									

Inning Stats	R: 1	H: 2	E: 0	K: 10	S: 10	LOB: 1	BB: 0	P: 12	R: 0	H: 1	E: 0	K: 10	S: 10	LOB: 1	BB: 0	P: 14	R: 0	H: 0	E: 0	K: 8	S: 8	LOB: 0	BB: 0	P: 13	R: 0	H: 0	E: 0	K: 7	S: 5	LOB: 0	BB: 0	P: 7	R: 0	H: 0	E: 0	K: 7	S: 7	LOB: 0	BB: 0	P: 9	R: 4	H: 6	E: 0	K: 16	S: 16	LOB: 2	BB: 1	P: 30	R: 0	H: 1	E: 0	K: 8	S: 8	LOB: 1	BB: 0	P: 12	R: 0	H: 1	E: 0	K: 14	S: 14	LOB: 2	BB: 1	P: 24	R: 1	H: 2	E: 1	K: 7	S: 7	LOB: 3	BB: 1	P: 15	1B: 8	2B: 4	3B: 0	HR: 1	SF: 0	SAC: 2	DP: 0	HBP: 0	WP: 0	PA: 40
--------------	------	------	------	-------	-------	--------	-------	-------	------	------	------	-------	-------	--------	-------	-------	------	------	------	------	------	--------	-------	-------	------	------	------	------	------	--------	-------	------	------	------	------	------	------	--------	-------	------	------	------	------	-------	-------	--------	-------	-------	------	------	------	------	------	--------	-------	-------	------	------	------	-------	-------	--------	-------	-------	------	------	------	------	------	--------	-------	-------	-------	-------	-------	-------	-------	--------	-------	--------	-------	--------

PITCHER	IP	WLS	BF	H	R	ER	SO	BB	IBB	HBP	BLK	WP	HR	S	P	ERA	WHIP
Dave Telgheder, R ERA: 7.36 (1, 1)	5.1		24	7	5	5	3	0	0	0	1	0	1	49	74	8.44	1.312
Don Florence, L ERA: 1.93 (6, 1)	1.0		5	3	0	0	0	0	0	0	0	0	0	10	17	0.00	3.000
Paul Byrd, R ERA: 2.53 (7, 1)	0.2		2	0	0	0	1	0	0	0	0	0	0	5	6	0.00	0.000
Blas Minor, R ERA: 3.52 (8, 1)	1.0		5	1	0	0	0	0	1	0	0	0	0	14	24	0.00	1.000
Jerry Dipoto, R ERA: 4.41 (9, 1)	0.1	L	4	2	1	0	0	0	1	0	0	0	0	7	15	0.00	6.000

Batter	1	2	3	4	5	6	7	8	9	AB R H RBI BB SO LOB	TOP											
Tony Tarasco, L (1, 9) OBP: 0.319, SLG: 0.383	1-0 G3		2-0 F8		1-1 E4		1 SAFE 2-1 E5		0-1 G5-3	5 0 0 0 0 0 4												
David Segui, S (1, 3) OBP: 0.373, SLG: 0.458	1-2 G6-3		3-2 HR		4-0 FC5-4 IBB		2-1 G6-4-3 1B		2-1 G4-3	4 1 2 4 1 0 1												
Rondell White, R (1, 8) OBP: 0.344, SLG: 0.455	0-1 G6-3		0-0 E5		1-2 FC5-4		1-3 K			4 1 0 0 0 1 4												
Darrin Fletcher, L (1, 2) OBP: 0.366, SLG: 0.463		2-0 P6	2-1 F8		4-2 E 1B BB		1-0 G6-4-3			3 1 0 0 1 0 2												
Sean Berry, R (1, 5) OBP: 0.366, SLG: 0.545		1-0 G6-4-3 1B		1-1 G6-3		1-0 L6		0-3 K2-3		4 0 1 0 0 1 1												
Mike Lansing, R (1, 4) OBP: 0.308, SLG: 0.405		0-1 G6-4-3		2-3 K		2-2 1B 1B		0-0 G3		4 0 1 1 0 1 1												
Wil Cordero, R (1, 7) OBP: 0.342, SLG: 0.416			1-1 FC6-4 1B		1-2 F9		1 SAFE 0-0 F7-3 1B		1-3 K	4 0 2 0 0 1 0												
Mark Grudzielanek, R (1, 6) OBP: 0.294, SLG: 0.312			1-2 FC6-4 F8 SH HR		1-2 G1-3		0-0 F7-3		0-0 B1-3	4 1 0 0 0 0 3												
Tavo Alvarez, R (1, 1) Greg Harris, S (5, 1) F.P. Santangelo, S (7, PH) Tim Scott, R (7, 1) Dave Leiper, L (8, 1) Dave Silvestri, R (8, PH) Mel Rojas, R (9, 1)			1-0 SH		0-2 F9		2-0 E 1B		1-2 G5-3 1B	1 1 0 0 0 0 0 0 0 0 0 0 0 0 1 1 1 0 0 0 0 0 0 0 0 0 0 0 0 0 0 0 0 0 0 1 0 1 0 0 0 0 0 0 0 0 0 0 0												
Inning Stats	R: 0 E: 0 K: 0 S: 7	H: 0 LOB: 0 BB: 0 P: 9	R: 0 E: 0 K: 0 S: 4	H: 1 LOB: 0 BB: 0 P: 7	R: 4 E: 1 K: 0 S: 14	H: 2 LOB: 0 BB: 0 P: 24	R: 0 E: 0 K: 1 S: 9	H: 0 LOB: 0 BB: 0 P: 13	R: 0 E: 1 K: 0 S: 11	H: 0 LOB: 2 BB: 1 P: 18	R: 1 E: 1 K: 0 S: 9	H: 2 LOB: 1 BB: 1 P: 16	R: 1 E: 1 K: 1 S: 9	H: 2 LOB: 1 BB: 0 P: 17	R: 0 E: 0 K: 2 S: 8	H: 0 LOB: 0 BB: 0 P: 9	R: 0 E: 0 K: 0 S: 8	H: 1 LOB: 1 BB: 0 P: 11	1B: 7 2B: 1 3B: 0 HR: 1	SF: 0 SAC: 1 DP: 3 HBP: 0	WP: 0 PB: 0 SB: 1 CS: 0	PA: 38
PITCHER	IP WLS BF H R ER SO BB IBB HBP BLK WP HR S P ERA WHIP																					
Ismael Valdez, R (1, 1) ERA: 3.07	6.0 L 29 7 6 5 1 1 1 0 0 0 0 1 59 98 7.50 1.333																					
Pedro Astacio, R (7, 1) ERA: 4.34	2.0 5 0 0 0 3 0 0 0 0 0 0 0 12 15 0.00 0.000																					
John Cummings, L (9, 1) ERA: 4.05	1.0 4 1 0 0 0 0 0 0 0 0 0 0 8 11 0.00 1.000																					

Montreal Expos @ Los Angeles Dodgers
Dodger Stadium, Los Angeles, CA

Fri Sep 01 1995, 7:05 PM PDT
Att. 31,895 - Unknown - 73 F

livebaseballscorecards.com

AB	35
R	6
H	8
RBI	5
BB	2
SO	4
LOB	16



Batter	1	2	3	4	5	6	7	8	9	AB R H RBI BB SO LOB
Brett Butler, L OBP: 0.380, SLG: 0.393 (1, 8)	2-2 G6-3		0-0 G6-3		0-2 BB 1B	1-2 P6			2-1 F9	5 1 1 0 0 0 2
Jose Offerman, S OBP: 0.388, SLG: 0.376 (1, 6)	2-1 2B		0-0 1B 1B		4-0 1B 1B BB	2-2 G3			2-2 1B	4 1 3 1 1 0 1
Mike Piazza, R OBP: 0.416, SLG: 0.637 (1, 2)	1-0 G6-3		1-0 FC6-4 1B		0-0 BB 1B 1B				0-3 K	5 1 2 1 0 1 2
Eric Karros, R OBP: 0.387, SLG: 0.530 (1, 3)	2-3 K		1-2 FC6-4 1B		1-0 BB 1B 1B				0-0 F8	5 1 1 1 0 1 4
Raul Mondesi, R OBP: 0.333, SLG: 0.498 (1, 9)		1-0 F7		0-0 G5-3	4-1 1B BB				0-0 P3	3 0 0 0 1 0 0
Delino DeShields, L OBP: 0.352, SLG: 0.372 (1, 4)		4-1 G5-3-5 BB		2-1 G4-3	2-1 S 1B				0-1 SH3-4 1B	3 0 2 2 1 0 0
Dave Hansen, L OBP: 0.356, SLG: 0.312 (1, 5)		1-2 G5-3-5		0-0 G3	3-3 K				0-1 SH3-4	3 0 0 0 0 1 3
Garey Ingram, R OBP: 0.339, SLG: 0.271 (8, PH)		1-2 G5-3-5			1-2 K				1-2 SH3-4	0 0 0 0 0 0 0
Mike Busch, R OBP: 0.333, SLG: 0.333 (9, 5)		1-2 G5-3-5			1-2 K				1-2 SH3-4	0 0 0 0 0 0 0
Chad Fonville, S OBP: 0.346, SLG: 0.314 (1, 7)			1-2 G6-3 SH1-4 1B		1-1 G4-3	2-1 SH1-4 1B			0-1 F9	4 1 2 0 0 0 1
Ismael Valdez, R OBP: 0.096, SLG: 0.078 (1, 1)			0-0 SH1-4		1-2 F8	0-0 SH1-4			0-0 G6-3	1 0 0 0 0 0 0
Pedro Astacio, R OBP: 0.160, SLG: 0.167 (7, 1)			1-2 SH1-4			1-2 SH1-4				0 0 0 0 0 0 0
Roberto Kelly, R OBP: 0.293, SLG: 0.338 (8, PH)										1 0 0 0 0 0 1
John Cummings, L OBP: 0.293, SLG: 0.338 (9, 1)										0 0 0 0 0 0 0

Inning Stats	R: 0 E: 0 K: 1 S: 9	H: 1 LOB: 1 BB: 0 P: 16	R: 0 E: 0 K: 0 S: 6	H: 0 LOB: 0 BB: 11 P: 11	R: 1 E: 0 K: 0 S: 11	H: 3 LOB: 2 BB: 0 P: 14	R: 0 E: 0 K: 0 S: 4	H: 0 LOB: 0 BB: 0 P: 6	R: 4 E: 0 K: 1 S: 16	H: 4 LOB: 2 BB: 2 P: 32	R: 0 E: 0 K: 0 S: 11	H: 1 LOB: 1 BB: 0 P: 16	R: 0 E: 0 K: 0 S: 10	H: 0 LOB: 0 BB: 0 P: 12	R: 0 E: 0 K: 0 S: 7	H: 1 LOB: 1 BB: 0 P: 7	R: 0 E: 0 K: 1 S: 10	H: 1 LOB: 1 BB: 0 P: 14	1B: 10 2B: 2 3B: 0 HR: 0	SF: 0 SAC: 3 DP: 1 HBP: 0	WP: 0 PB: 0 SB: 1 CS: 0	PA: 40
--------------	------------------------------	----------------------------------	------------------------------	-----------------------------------	-------------------------------	----------------------------------	------------------------------	---------------------------------	-------------------------------	----------------------------------	-------------------------------	----------------------------------	-------------------------------	----------------------------------	------------------------------	---------------------------------	-------------------------------	----------------------------------	-----------------------------------	------------------------------------	----------------------------------	--------

PITCHER	IP	WLS	BF	H	R	ER	SO	BB	IBB	HBP	BLK	WP	HR	S	P	ERA	WHIP
Tavo Alvarez, R ERA: 4.96 (1, 1)	4.2		23	7	5	5	1	3	0	0	0	0	0	41	69	9.64	2.143
Greg Harris, R ERA: 2.52 (5, 1)	1.1	W	6	2	0	0	1	0	0	0	0	0	0	16	26	0.00	1.500
Tim Scott, R ERA: 3.79 (7, 1)	1.0		4	1	0	0	0	0	0	0	0	0	0	12	14	0.00	1.000
Dave Leiper, L ERA: 3.09 (8, 1)	1.0		3	0	0	0	0	0	0	0	0	0	0	5	5	0.00	0.000
Mel Rojas, R ERA: 4.03 (9, 1)	1.0	S	4	1	0	0	1	0	0	0	0	0	0	10	14	0.00	1.000

BOTTOM

Montreal Expos @ Los Angeles Dodgers
Dodger Stadium, Los Angeles, CA

livebaseballscorecards.com

AB 34
R 5
H 11
RBI 5
BB 3
SO 3
LOB 14



Fri Sep 01 1995, 7:05 PM PDT
Att: 31,895 - Unknown - 73 F

Batter	1	2	3	4	5	6	7	8	9	AB R H RBI BB SO LOB	TOP													
Tony Tarasco, L OBP: 0.324, SLG: 0.385 (1, 9)	1-0 G3 S G6-3 1B	1-0 2B CS 2B 1B		1-1 F9	4-1 BB		2-2 FC6-4 1-2f		4-2 S BB	4 2 2 1 2 0 1														
David Segui, S OBP: 0.373, SLG: 0.459 (1, 3)	1-0 G3	3-2 1B 1H 2-3		2-2 E5 G1-3	3-1 G6-3			2-0 SH1-3 1B	0-2 F7	6 1 2 1 0 0 4														
Rondell White, R OBP: 0.344, SLG: 0.453 (1, 8)	0-0 G6-3	0-2 1B 2-3		2-1 G1-3 1-2		0-2 G5-3		2-0 SH1-3 1B	2-3 K	6 1 2 1 0 1 2														
Darrin Fletcher, L OBP: 0.365, SLG: 0.460 (1, 2)	1-2 HR 1B	0-1 P4		3-2 F8		2-2 G6-3		0-0 SH1-3 1B		4 1 1 0 0 0 3														
Sean Berry, R OBP: 0.374, SLG: 0.565 (1, 5)	0-0 HR 1-H		0-0 L5		1-0 FC4-6 1B	2-1 2B		4-0 2B G3-2-3 IBB		4 1 3 2 1 0 0														
Mike Lansing, R OBP: 0.306, SLG: 0.405 (1, 4)	1-1 F7		0-2 G6-3		0-0 FC4-6 1B 1-2f	1-1 G6-3		2-2 1-3 2-H 3-H		5 1 1 2 0 0 2														
Wil Cordero, R OBP: 0.347, SLG: 0.419 (1, 7)		0-0 1B 2B	4-0 1B BB		1 SAFE 4-0 1B 1-2 G1 IBB		1-0 P3	4-0 IBB		2 2 1 0 3 0 0														
Mark Grudzzielanek, R OBP: 0.302, SLG: 0.316 (1, 6)		4-1 CS 1B BB	1-1 1B 1-2		3-1 G1 S 1B 1-3 2-H		1-2 G4-3	0-0 G3-2-3		4 0 2 1 1 0 3														
Kirk Rueter, L (1, 1) Jose DeLeon, R (6, 1) Willie Fraser, R (7, 1) Tim Scott, R (7, 1) Dave Leipfer, L (8, 1) Greg Harris, S (8, 1) Jeff Treadwell, L (9, PH) Mel Rojas, R (9, 1)		1-3 K	0-3 K		1 SAFE 3-2 G1		4-2 FC6-4 BB		1-2 P5	3 0 0 1 0 2 5 0 0 0 0 1 0														
Inning Stats	R: 3 E: 0 K: 0 S: 9	H: 3 LOB: 0 BB: 0 P: 13	R: 2 E: 0 K: 1 S: 15	H: 4 LOB: 2 BB: 1 P: 24	R: 0 E: 0 K: 1 S: 9	H: 1 LOB: 2 BB: 1 P: 14	R: 0 E: 1 K: 0 S: 11	H: 0 LOB: 1 BB: 0 P: 19	R: 2 E: 0 K: 0 S: 10	H: 2 LOB: 2 BB: 2 P: 28	R: 0 E: 0 K: 0 S: 11	H: 1 LOB: 1 BB: 0 P: 16	R: 0 E: 0 K: 0 S: 9	H: 0 LOB: 1 BB: 1 P: 17	R: 2 E: 0 K: 0 S: 8	H: 3 LOB: 2 BB: 2 P: 22	R: 0 E: 0 K: 1 S: 14	H: 0 LOB: 1 BB: 1 P: 21	1B: 9 2B: 4 3B: 0 HR: 1	SF: 0 SAC: 1 DP: 1 HBP: 0	WP: 0 PB: 0 SB: 4 CS: 2	PA: 48		
PITCHER	IP WLS BF H R ER SO BB IBB HBP BLK WP HR S P ERA WHIP	IP WLS BF H R ER SO BB IBB HBP BLK WP HR S P ERA WHIP	IP WLS BF H R ER SO BB IBB HBP BLK WP HR S P ERA WHIP	IP WLS BF H R ER SO BB IBB HBP BLK WP HR S P ERA WHIP	IP WLS BF H R ER SO BB IBB HBP BLK WP HR S P ERA WHIP	IP WLS BF H R ER SO BB IBB HBP BLK WP HR S P ERA WHIP	IP WLS BF H R ER SO BB IBB HBP BLK WP HR S P ERA WHIP	IP WLS BF H R ER SO BB IBB HBP BLK WP HR S P ERA WHIP	IP WLS BF H R ER SO BB IBB HBP BLK WP HR S P ERA WHIP	IP WLS BF H R ER SO BB IBB HBP BLK WP HR S P ERA WHIP	IP WLS BF H R ER SO BB IBB HBP BLK WP HR S P ERA WHIP	IP WLS BF H R ER SO BB IBB HBP BLK WP HR S P ERA WHIP	IP WLS BF H R ER SO BB IBB HBP BLK WP HR S P ERA WHIP	IP WLS BF H R ER SO BB IBB HBP BLK WP HR S P ERA WHIP	IP WLS BF H R ER SO BB IBB HBP BLK WP HR S P ERA WHIP	IP WLS BF H R ER SO BB IBB HBP BLK WP HR S P ERA WHIP	IP WLS BF H R ER SO BB IBB HBP BLK WP HR S P ERA WHIP	IP WLS BF H R ER SO BB IBB HBP BLK WP HR S P ERA WHIP	IP WLS BF H R ER SO BB IBB HBP BLK WP HR S P ERA WHIP	IP WLS BF H R ER SO BB IBB HBP BLK WP HR S P ERA WHIP	IP WLS BF H R ER SO BB IBB HBP BLK WP HR S P ERA WHIP			
Kevin Tapani, R ERA: 5.16 (1, 1)	1.2	6 1 0 0 1 1 0 0 0 0 0 0 0 1 22 35 27.00 4.800																						
Omar Daal, L ERA: 5.63 (2, 1)	1.1	6 1 0 0 1 1 0 0 0 0 0 0 0 0 11 16 0.00 1.500																						
Joey Eischen, L ERA: 3.63 (4, 1)	1.2	10 2 2 2 0 1 1 0 0 0 0 0 0 0 19 42 10.80 1.800																						
Jim Bruske, R ERA: 7.36 (5, 1)	1.1	5 1 0 0 0 0 0 0 0 0 0 0 0 0 13 21 0.00 0.750																						
John Cummings, L ERA: 4.41 (7, 1)	1.1	8 2 2 2 0 1 1 0 0 0 0 0 0 0 12 28 13.50 2.250																						
PITCHER	IP WLS BF H R ER SO BB IBB HBP BLK WP HR S P ERA WHIP	IP WLS BF H R ER SO BB IBB HBP BLK WP HR S P ERA WHIP	IP WLS BF H R ER SO BB IBB HBP BLK WP HR S P ERA WHIP	IP WLS BF H R ER SO BB IBB HBP BLK WP HR S P ERA WHIP	IP WLS BF H R ER SO BB IBB HBP BLK WP HR S P ERA WHIP	IP WLS BF H R ER SO BB IBB HBP BLK WP HR S P ERA WHIP	IP WLS BF H R ER SO BB IBB HBP BLK WP HR S P ERA WHIP	IP WLS BF H R ER SO BB IBB HBP BLK WP HR S P ERA WHIP	IP WLS BF H R ER SO BB IBB HBP BLK WP HR S P ERA WHIP	IP WLS BF H R ER SO BB IBB HBP BLK WP HR S P ERA WHIP	IP WLS BF H R ER SO BB IBB HBP BLK WP HR S P ERA WHIP	IP WLS BF H R ER SO BB IBB HBP BLK WP HR S P ERA WHIP	IP WLS BF H R ER SO BB IBB HBP BLK WP HR S P ERA WHIP	IP WLS BF H R ER SO BB IBB HBP BLK WP HR S P ERA WHIP	IP WLS BF H R ER SO BB IBB HBP BLK WP HR S P ERA WHIP	IP WLS BF H R ER SO BB IBB HBP BLK WP HR S P ERA WHIP	IP WLS BF H R ER SO BB IBB HBP BLK WP HR S P ERA WHIP	IP WLS BF H R ER SO BB IBB HBP BLK WP HR S P ERA WHIP	IP WLS BF H R ER SO BB IBB HBP BLK WP HR S P ERA WHIP	IP WLS BF H R ER SO BB IBB HBP BLK WP HR S P ERA WHIP	IP WLS BF H R ER SO BB IBB HBP BLK WP HR S P ERA WHIP	IP WLS BF H R ER SO BB IBB HBP BLK WP HR S P ERA WHIP		

Montreal Expos @ Los Angeles Dodgers
Dodger Stadium, Los Angeles, CA

Sat Sep 02 1995, 7:05 PM PDT
Att. 35,323 - Unknown - 78 F

AB	38
R	9
H	14
RBI	9
BB	8
SO	3
LOB	20



Batter	1	2	3	4	5	6	7	8	9	AB	R	H	RBI	BB	SO	LOB
Brett Butler, L (1, 8) OBP: 0.382, SLG: 0.394	1-1 G3-1 SH1-3 1B		0-2 B1		2-1 G4-3		0-1 1-2 1B	4-0 G4-3 BB		4	0	2	0	1	0	0
Chad Fonville, S (1, 6) OBP: 0.340, SLG: 0.308	0-0 SH1-3 1-2		3-2 L4			1-1 L3	3-2 L6	3-2 G4-3 1-2f		4	0	0	0	0	0	4
Mike Piazza, R (1, 2) OBP: 0.415, SLG: 0.633	1-1 G3-1 2-3			0-0 HR 1B		4-2 HR BB	0-3 K		1-3 K	4	2	1	0	1	2	3
Eric Karros, R (1, 3) OBP: 0.385, SLG: 0.526	2-2 P3			2-2 F9		1-3 K		1-0 BB G4-3 1B	2-3 K	5	1	1	0	0	2	3
Raul Mondesi, R (1, 9) OBP: 0.337, SLG: 0.514				0-0 HR		1-0 HR		0-0 G4-3 BB HR 1B	0-1 G5-3	5	3	4	4	0	0	0
Roberto Kelly, R (1, 7) OBP: 0.294, SLG: 0.339		0-1 SAFE		1-1 G6-3		2-2 1B		4-2 HR BB G4-3		2	0	1	0	0	0	0
Jim Bruske, R (5, 1) Chris Gwynn, L (6, PH) John Cummings, L (7, 1) Pedro Astacio, R (8, 1) Jose Offerman, S (8, PH) Juan Castro, R (9, 5)		1-2 1B		2-2 1B		2-2 1B		1-2 2-3 HR BB		0	0	0	0	0	0	0
Delino DeShields, L (1, 4) OBP: 0.351, SLG: 0.370		0-1 G4-3-6-3-4 1-2f 2-3		0-0 CS 1B		1-1 G3		0-2 G4-3 1-2 2-3 3-H		4	0	1	1	0	0	5
Mike Busch, R (1, 5) OBP: 0.200, SLG: 0.200		1-3 K		2-2 CS		3-3 K		1-2 HR		2	0	0	0	0	2	1
Dave Hansen, L (7, PH) OBP: 0.359, SLG: 0.316				1-2 SAFE		1-3 K		0-1 1B		1	0	1	0	0	0	0
Carlos Hernandez, R (8, PH) OBP: 0.222, SLG: 0.232								2-1 HR		1	1	1	3	0	0	0
Antonio Osuna, R (9, 1)										0	0	0	0	0	0	0
Kevin Tapani, R (1, 1) OBP: 0.190, SLG: 0.100										0	0	0	0	0	0	0
Omar Daal, L (2, 1)										0	0	0	0	0	0	0
Garey Ingram, R (3, PH) OBP: 0.333, SLG: 0.265										0	0	0	0	0	0	0
Joey Eischen, L (4, 1)										0	0	0	0	0	0	0
Karim Garcia, L (5, 7)										2	0	0	0	0	1	1
Roger Cedeno, S (8, PH) OBP: 0.294, SLG: 0.267										1	0	1	0	0	0	0

Inning Stats	R: 0	H: 1	E: 0	K: 0	S: 8	H: 2	LOB: 1	E: 0	K: 1	S: 9	R: 0	H: 0	E: 0	K: 0	S: 9	R: 2	H: 3	E: 0	K: 0	S: 10	R: 0	H: 0	E: 0	K: 2	S: 12	R: 2	H: 2	E: 0	K: 1	S: 15	R: 0	H: 2	E: 0	K: 1	S: 13	R: 4	H: 4	E: 0	K: 0	S: 16	R: 0	H: 0	E: 0	K: 2	S: 9	1B: 10	2B: 1	3B: 0	HR: 3	SF: 0	SAC: 1	DP: 2	HBP: 0	WP: 0	PB: 0	SB: 0	CS: 1	PA: 42
--------------	------	------	------	------	------	------	--------	------	------	------	------	------	------	------	------	------	------	------	------	-------	------	------	------	------	-------	------	------	------	------	-------	------	------	------	------	-------	------	------	------	------	-------	------	------	------	------	------	--------	-------	-------	-------	-------	--------	-------	--------	-------	-------	-------	-------	--------

PITCHER	IP	WLS	BF	H	R	ER	SO	BB	IBB	HBP	BLK	WP	HR	S	P	ERA	WHIP
Kirk Rueter, L (1, 1) ERA: 4.57	5.0		19	6	2	2	3	0	0	0	0	0	1	48	72	3.60	1.200
Jose DeLeon, R (6, 1) ERA: 5.3	1.0		7	3	2	2	1	1	0	0	0	0	1	17	27	18.00	4.000
Willie Fraser, R (7, 1) ERA: 5.79	0.2		3	1	0	0	0	0	0	0	0	0	0	8	13	0.00	1.500
Tim Scott, R (7, 1) ERA: 4.25	0.1		4	2	3	3	1	1	0	0	0	0	0	7	12	81.00	9.000
Dave Leiper, L (8, 1) ERA: 3.31	0.1		4	2	1	1	0	1	0	0	0	0	1	8	15	27.00	9.000

Montreal Expos @ Los Angeles Dodgers
Dodger Stadium, Los Angeles, CA
 Sat Sep 02 1995, 7:05 PM PDT
 Att: 35,323 - Unknown - 78 F

AB	37
R	8
H	14
RBI	8
BB	3
SO	7
LOB	17



Batter	1	2	3	4	5	6	7	8	9	AB R H RBI BB SO LOB	TOP											
Tony Tarasco, L (1, 9) OBP: 0.326, SLG: 0.392	2-2 HR		4-2 S 1B WP BB		1-3 K			1-3 K		3 2 1 1 1 2 0	Montreal Expos @ Los Angeles Dodgers Dodger Stadium, Los Angeles, CA Sun Sep 03 1995, 3:33 AM PDT Att. 33,180 - Sunny - 96 F											
Mark Grudzielanek, R (1, 6) OBP: 0.301, SLG: 0.315	3-2 F9		0-1 WP S SF8 1B			1-1 G6-3		2-2 P9	4 1 1 0 0 0 0													
Rondell White, R (1, 8) OBP: 0.343, SLG: 0.452	1-1 G4-3 1B		2-1 SF8 1-H 2-H			0-1 P3		1-2 F8	3 0 1 1 0 0 0													
David Segui, S (1, 3) OBP: 0.369, SLG: 0.454	1-1 G4-3 1-2f		1-1 P6			1-3 K		1-3 K	4 0 0 0 0 2 1													
Sean Berry, R (1, 5) OBP: 0.374, SLG: 0.563		2-3 K		3-2 G4-3			2-1 CS 1B		3 0 1 0 0 1 0													
Mike Lansing, R (1, 4) OBP: 0.306, SLG: 0.403		2-2 E S CS HBP		1-3 K			3-2 SAFE SAFE 1-2 K		2 0 0 0 0 2 1													
Wil Cordero, R (1, 7) OBP: 0.345, SLG: 0.416		0-1 P3		1-1 P3			2-2 P6		3 0 0 0 0 0 1													
Tim Laker, R (1, 2) OBP: 0.306, SLG: 0.372		1 SAFE 4-1		2-3 K			3-3 K		1 0 0 0 1 1 0													
Henry Rodriguez, L (8, PH) OBP: 0.311, SLG: 0.367		1-3 IBB		0-0 G4-3			1-0 G4-3		1 0 0 0 0 1 0													
Bryan Eversgerd, R (8, 1)									0 0 0 0 0 0 0													
Greg Harris, S (8, 1) OBP: 0.333, SLG: 0.667									0 0 0 0 0 0 0													
Jeff Fassero, L (1, 1) OBP: 0.145, SLG: 0.060		2-2 CS 3-H		1-2 P3					2 0 0 0 0 0 0													
Darrin Fletcher, L (8, PH) OBP: 0.363, SLG: 0.458 (8, 2)									1 0 0 0 0 0 0													
Inning Stats	R: 1 E: 0 K: 0 S: 11	H: 2 LOB: 0 BB: 0 P: 18	R: 0 E: 0 K: 1 S: 11	H: 0 LOB: 1 BB: 1 P: 21	R: 2 E: 0 K: 0 S: 11	H: 1 LOB: 0 BB: 1 P: 19	R: 0 E: 0 K: 1 S: 9	H: 0 LOB: 0 BB: 0 P: 14	R: 0 E: 0 K: 1 S: 7	H: 0 LOB: 0 BB: 0 P: 10	R: 0 E: 0 K: 1 S: 7	H: 0 LOB: 0 BB: 0 P: 9	R: 0 E: 0 K: 1 S: 8	H: 1 LOB: 0 BB: 0 P: 15	R: 0 E: 0 K: 2 S: 9	H: 0 LOB: 0 BB: 0 P: 14	R: 0 E: 0 K: 1 S: 9	H: 0 LOB: 0 BB: 0 P: 13	1B: 3 2B: 1 3B: 0 HR: 1	SF: 1 SAC: 0 DP: 2 HBP: 1	WP: 1 PB: 0 SB: 3 CS: 2	PA: 32
PITCHER	IP WLS BF H R ER SO BB IBB HBP BLK WP HR S P ERA WHIP																					
Ramon Martinez, R (1, 1) ERA: 3.65	7.0 W 25 4 3 3 6 1 1 1 0 1 1 64 106 3.86 0.714																					
Antonio Osuna, R (8, 1) ERA: 4.32	1.0 3 0 0 0 2 0 0 0 0 0 0 9 14 0.00 0.000																					
Todd Worrell, R (9, 1) ERA: 2.47	1.0 S 3 0 0 0 1 0 0 0 0 0 0 9 13 0.00 0.000																					

livebaseballscorecards.com

AB	27
R	3
H	4
RBI	2
BB	2
SO	9
LOB	3



Batter	1	2	3	4	5	6	7	8	9
Brett Butler, L OBP: 0.383, SLG: 0.393 (1, 8)	2-1 G6-3		4-2 S E G6-3 BB	0-0 B1			1-0 1-2 1B		
Chad Fonville, S OBP: 0.339, SLG: 0.311 (1, 6)	2-1 1B 2B		1-0 G6-3		0-2 G6-3		0-0 F7		
Raul Mondesi, R OBP: 0.341, SLG: 0.514 (1, 9)	0-0 WP 2-H 1B		4-2 S HR BB		4-0 CS BB		0-1 F8		
Eric Karros, R OBP: 0.386, SLG: 0.531 (1, 3)	0-2 F9		3-2 HR		2-3 K			4-2 2B 1B BB	
Roberto Kelly, R OBP: 0.294, SLG: 0.340 Roger Cedeno, S OBP: 0.294, SLG: 0.267 (8, PR) (9, 7)	2-2 G3		0-1 L9			0-0 F8		1 SAFE 2-1 1B 2B	
Delino DeShields, L OBP: 0.353, SLG: 0.375 (1, 4)		1-2 G4-3	0-1 2B			1-2 G4-3		0-0 2-H 3-H 1B	
Carlos Hernandez, R OBP: 0.223, SLG: 0.233 (1, 2)		1-0 FC6-4 1B	3-3 K			1-3 K		0-0 B2	
Mike Busch, R OBP: 0.125, SLG: 0.125 Dave Hansen, L OBP: 0.357, SLG: 0.314 Juan Castro, R (9, 5)		1-3 K		1-3 K			0-3 K	1-0 P5	
Ramon Martinez, R OBP: 0.158, SLG: 0.179 Antonio Osuna, R (8, 1)		2-2 FC6-4		1-1 F8			1-2 1B	2-1 G1-3	
Chris Gwynn, L OBP: 0.275, SLG: 0.306 Todd Worrell, R (9, 1)									

AB	R	H	RBI	BB	SO	LOB
3	1	1	0	1	0	0
4	1	1	0	0	0	3
2	1	1	1	2	0	2
3	2	1	2	1	1	2
4	0	1	0	0	0	1
0	1	0	0	0	0	0
4	0	2	2	0	0	0
4	0	1	0	0	2	2
3	0	0	0	0	3	1
1	0	0	0	0	0	1
0	0	0	0	0	0	0
3	0	1	0	0	0	1
0	0	0	0	0	0	0
1	0	0	0	0	0	1
0	0	0	0	0	0	0

AB	R	H	RBI	BB	SO	LOB
32	6	9	5	4	6	14


Inning Stats		R: 1	H: 2	E: 0	K: 0	S: 11	R: 0	H: 1	E: 0	K: 1	S: 10	R: 3	H: 2	E: 1	K: 1	S: 18	R: 0	H: 0	E: 0	K: 1	S: 7	R: 0	H: 0	E: 0	K: 1	S: 6	R: 0	H: 0	E: 0	K: 1	S: 7	R: 0	H: 2	E: 0	K: 1	S: 13	R: 2	H: 2	E: 0	K: 0	S: 9
LOB: 1		LOB: 1		LOB: 1		LOB: 1		LOB: 0		LOB: 0		LOB: 0		LOB: 0		LOB: 0		LOB: 2		LOB: 2		LOB: 0		LOB: 1		LOB: 0		LOB: 0		LOB: 0		LOB: 0		LOB: 0		LOB: 1		LOB: 1			
BB: 0		BB: 0		BB: 0		BB: 0		BB: 0		BB: 0		BB: 0		BB: 0		BB: 0		BB: 0		BB: 0		BB: 0		BB: 0		BB: 0		BB: 0		BB: 0		BB: 0		BB: 0		BB: 0		BB: 1		BB: 1	
P: 17		P: 15		P: 33		P: 9		P: 12		P: 15		P: 9		P: 15		P: 18		P: 9		P: 15		P: 18		P: 18		P: 18		P: 18		P: 18		P: 18		P: 18		P: 18		P: 18			

PITCHER		IP	WLS	BF	H	R	ER	SO	BB	IBB	HBP	BLK	WP	HR	S	P	ERA	WHIP
Jeff Fassero, L ERA: 3.99 (1, 1)		7.0	L	30	7	4	4	6	3	0	0	0	1	1	72	110	5.14	1.429
Bryan Eversgerd, L ERA: 9.82 (8, 1)		0.0		3	2	2	2	0	1	0	0	0	0	0	5	11	∞	∞
Greg Harris, R ERA: 2.41 (8, 1)		1.0		3	0	0	0	0	0	0	0	0	0	4	7	0.00	0.000	

Montreal Expos @ Los Angeles Dodgers
Dodger Stadium, Los Angeles, CA
Sun Sep 03 1995, 3:33 AM PDT
Att: 33,180 - Sunny - 96 F

livebaseballscorecards.com

AB 32
R 6
H 9
RBI 5
BB 4
SO 6
LOB 14



Batter	1	2	3	4	5	6	7	8	9	AB R H RBI BB SO LOB	TOP		
Mickey Morandini, L (1, 4) OBP: 0.352, SLG: 0.425	3-2 F7		2-2 1B			0-0 G4-3 BB 1B	1-0 F8			4 0 2 0 0 0 2	Philadelphia Phillies @ Los Angeles Dodgers Dodger Stadium, Los Angeles, CA Mon Sep 04 1995, 3:33 AM PDT Att. 44,910 - Sunny		
Andy Van Slyke, L (1, 8) OBP: 0.308, SLG: 0.341	1-1 2B		1-1 F8			4-1 G4-3 BB 1-2		2-2 F9		3 0 1 0 1 0 1			
Gregg Jefferies, S (1, 3) OBP: 0.343, SLG: 0.442	1-0 F8				1-1 G6-3	1-1 G4-3 1-2f 2-3		1-1 FC4-8 1B		4 0 1 0 0 0 3			
Charlie Hayes, R (1, 5) OBP: 0.345, SLG: 0.417	2-1 P6				3-2 G6-3	1-0 G1-3		1-0 FC4-6 1-2f		4 0 0 0 0 0 3			
Jim Eisenreich, L (1, 9) OBP: 0.373, SLG: 0.460					0-1 G4-3		1-1 G4-3 1B 2B	2-3 K		4 1 1 0 0 2 1			
Gene Schall, R (1, 7) OBP: 0.379, SLG: 0.370					3-3 K		2-2 G4-3 2-3	2-2 P4		4 0 0 0 0 2 1			
Mike Lieberthal, R (1, 2)					1-1 G5-3		0-0 P3	1-1 G4-3		4 0 0 0 0 0 1			
Kevin Stocker, S (1, 6) OBP: 0.310, SLG: 0.275					1-0 P5	4-0 BB	1-0 BB 1B 3-H	2-1 F7		3 0 1 1 1 0 0			
Jeff Juden, R (1, 1) OBP: 0.067, SLG: 0.267					2-3 K	2-3 K	4-1 BB			2 0 0 0 0 2 1			
Gary Varsho, L (7, PH) OBP: 0.327, SLG: 0.281										0 0 0 0 1 0 0			
Russ Springer, R (7, 1)										0 0 0 0 0 0 0			
Inning Stats	R: 0 E: 0 K: 0 S: 8 H: 1 LOB: 1 BB: 0 P: 15	R: 0 E: 0 K: 2 S: 7 H: 0 LOB: 0 BB: 0 P: 11	R: 0 E: 0 K: 1 S: 10 H: 1 LOB: 1 BB: 0 P: 16	R: 0 E: 0 K: 0 S: 7 H: 0 LOB: 0 BB: 0 P: 11	R: 0 E: 0 K: 2 S: 10 H: 0 LOB: 1 BB: 1 P: 20	R: 0 E: 0 K: 0 S: 5 H: 1 LOB: 1 BB: 1 P: 11	R: 1 E: 0 K: 0 S: 9 H: 2 LOB: 2 BB: 1 P: 18	R: 0 E: 0 K: 1 S: 9 H: 1 LOB: 1 BB: 0 P: 15	R: 0 E: 0 K: 0 S: 8 H: 0 LOB: 0 BB: 0 P: 13	1B: 4 2B: 2 3B: 0 HR: 0 SF: 0 SAC: 0 DP: 1 HBP: 0	WP: 0 PB: 0 SB: 0 CS: 0 PA: 35		
PITCHER	IP WLS BF H R ER SO BB IBB HBP BLK WP HR S P ERA WHIP											PITCHER	IP WLS BF H R ER SO BB IBB HBP BLK WP HR S P ERA WHIP
Tom Candiotti, R (1, 1) ERA: 3.37	6.2 W 27 5 1 1 5 3 0 0 0 0 0 0 55 100 1.35 1.200												
Mark Guthrie, L (7, 1) ERA: 4.58	1.1 5 1 0 0 1 0 0 0 0 0 0 0 10 17 0.00 0.750												
Antonio Osuna, R (9, 1) ERA: 4.19	1.0 3 0 0 0 0 0 0 0 0 0 0 0 8 13 0.00 0.000												

livebaseballscorecards.com

AB	32
R	1
H	6
RBI	1
BB	3
SO	6
LOB	13



Batter	1	2	3	4	5	6	7	8	9
Brett Butler, L OBP: 0.384, SLG: 0.394 (1, 8)	2-2 G6-3		1-0 SF9 1-2 1B	3-1 SF9 3-H			4-0 HR BB		
Chad Fonville, S OBP: 0.333, SLG: 0.306 (1, 6)	0-3 K		3-2 FC4 1-2 2-3	1-1 F8			0-0 L7		
Raul Mondesi, R OBP: 0.342, SLG: 0.520 (1, 9)	4-2 BB		0-0 F9		1-0 G5-3		2-1 HR 1-H		
Eric Karros, R OBP: 0.383, SLG: 0.528 (1, 3)	2-2 K		2-0 SF9 2-3 3-H		0-1 G6-3		0-0 F9		
Mike Piazza, R OBP: 0.414, SLG: 0.628 (1, 2)		4-2 G5-3 BB	3-2 G5-3 1-2		0-1 G6-3			3-3 K	
Delino DeShields, L OBP: 0.352, SLG: 0.371 (1, 4)	2-2 G5-3 1-2			4-1 S 1B BB		0-3 K		2-1 F8	
Roberto Kelly, R OBP: 0.294, SLG: 0.339 (7, 1)	0-3 K			4-0 SH5-4 1B 1-2 SF9 BB		1-2 G6-3		1-2 G3-1	
Mark Guthrie, R (7, 1)									
Karim Garcia, L (8, PH)									
Antonio Osuna, R (9, 1)									
Dave Hansen, L OBP: 0.357, SLG: 0.314 (1, 5)	1-1 F9			1-2 SH5-4 1B 1-2 2-H		1-0 G4-3			
Juan Castro, R (9, 5)									
Tom Candiotti, R OBP: 0.176, SLG: 0.125 (1, 1)			1-1 E 1B SF9 1B		1-0 SH5-4		3-2 L7		
Roger Cedeno, S OBP: 0.286, SLG: 0.258 (7, 7)									

AB	R	H	RBI	BB	SO	LOB
2	1	1	1	1	0	0
4	0	0	0	0	1	4
3	1	1	2	1	0	3
3	0	0	1	0	1	1
3	0	0	0	1	1	2
3	1	0	0	1	1	1
2	1	0	0	1	1	1
0	0	0	0	0	0	0
1	0	0	0	0	0	0
3	0	1	1	0	0	1
0	0	0	0	0	0	0
1	1	1	0	0	0	0
1	0	0	0	0	0	0

BOTTOM

Philadelphia Phillies @ Los Angeles Dodgers
 Dodger Stadium, Los Angeles, CA

Mon Sep 04 1995, 3:33 AM PDT
 Att. 44,910 - Sunny

livebaseballscorecards.com

AB	26
R	5
H	4
RBI	5
BB	5
SO	5
LOB	13



Inning Stats		R: 0	H: 0	E: 0	LOB: 1	K: 2	BB: 1	S: 13	P: 21
Inning Stats		R: 0	H: 0	E: 0	LOB: 1	K: 1	BB: 1	S: 13	P: 20
Inning Stats		R: 1	H: 2	E: 1	LOB: 2	K: 0	BB: 0	S: 13	P: 23
Inning Stats		R: 2	H: 1	E: 0	LOB: 1	K: 0	BB: 2	S: 9	P: 23
Inning Stats		R: 0	H: 0	E: 0	LOB: 0	K: 0	BB: 0	S: 5	P: 6
Inning Stats		R: 0	H: 0	E: 0	LOB: 0	K: 1	BB: 0	S: 10	P: 12
Inning Stats		R: 2	H: 1	E: 0	LOB: 0	K: 0	BB: 1	S: 10	P: 19
Inning Stats		R: 0	H: 0	E: 0	LOB: 0	K: 1	BB: 0	S: 8	P: 14

1B:	3	SF:	2	WP:	0	PA:	34
2B:	0	SAC:	1	PB:	0	SB:	3
3B:	0	DP:	0	CS:	0		
HR:	1	HBP:	0				

PITCHER	IP	WLS	BF	H	R	ER	SO	BB	IBB	HBP	BLK	WP	HR	S	P	ERA	WHIP
Jeff Juden, R ERA: 3.8 (1, 1)	6.0	L	26	3	3	2	4	4	0	0	0	0	0	63	105	3.00	1.167
Russ Springer, R ERA: 5.68 (7, 1)	2.0		8	1	2	2	1	1	0	0	0	0	1	18	33	9.00	1.000

Batter	1	2	3	4	5	6	7	8	9	AB R H RBI BB SO LOB	TOP																	
Mickey Morandini, L (1, 4) OBP: 0.351, SLG: 0.424	3-2 K		2-3 K		0-0 2-H 1B			3-1 F7		4 0 1 1 0 2 0																		
Andy Van Slyke, L (1, 8) OBP: 0.311, SLG: 0.341	2-0 G3		1-0 BB 1B		3-3 K			4-1 BB		3 0 1 0 1 1 1																		
Gregg Jefferies, S (1, 3) OBP: 0.343, SLG: 0.439	1-1 G4-3		4-1 BB				2-1 F7	0-1 L7		3 0 0 0 1 0 1																		
Mark Whiten, S (1, 9) OBP: 0.322, SLG: 0.385		2-3 K	3-3 K				3-1 G3	0-3 K		4 0 0 0 0 3 3																		
Charlie Hayes, R (1, 5) OBP: 0.344, SLG: 0.414				2-2 G5-3			2-3 K	0-1 G5-3		3 0 0 0 1 1 0																		
Jim Eisenreich, L (1, 7) OBP: 0.375, SLG: 0.459		4-2 BB BB		1-2 F8				2-2 G4-3		3 0 1 0 1 0 0																		
Lenny Webster, R (1, 2) OBP: 0.330, SLG: 0.346		0-0 P6		1-3 K			0-0 SH1-4 1B	1-0 L5		3 0 0 0 0 1 2																		
Kevin Stocker, S (1, 6) OBP: 0.310, SLG: 0.275		1-0 G4-3			0-0 SH3-4 1B 1B		1-1 F7			3 1 1 0 0 0 3																		
Mike Williams, R (1, 1) OBP: 0.100, SLG: 0.100			2-3 K				2-3 K			1 0 0 0 0 1 0																		
Gary Varsho, L (7, PH) OBP: 0.323, SLG: 0.278										1 0 0 0 0 1 1																		
Toby Borland, R (7, 1)										0 0 0 0 0 0 0																		
Inning Stats	R: 0 E: 0 K: 1 S: 6	H: 0 LOB: 0 BB: 0 P: 12	R: 0 E: 0 K: 1 S: 9	H: 0 LOB: 2 BB: 2 P: 20	R: 0 E: 0 K: 3 S: 17	H: 1 LOB: 2 BB: 1 P: 29	R: 0 E: 0 K: 1 S: 9	H: 0 LOB: 0 BB: 0 P: 13	R: 1 E: 0 K: 1 S: 7	H: 2 LOB: 0 BB: 0 P: 11	R: 0 E: 0 K: 1 S: 7	H: 0 LOB: 0 BB: 0 P: 14	R: 0 E: 0 K: 1 S: 10	H: 1 LOB: 1 BB: 0 P: 16	R: 0 E: 0 K: 1 S: 8	H: 0 LOB: 1 BB: 1 P: 15	R: 0 E: 0 K: 0 S: 6	H: 0 LOB: 0 BB: 0 P: 9	1B: 4 2B: 0 3B: 0 HR: 0	SF: 0 SAC: 2 DP: 0 HBP: 0	WP: 0 PB: 0 SB: 0 CS: 0	PA: 34						
PITCHER	IP WLS BF H R ER SO BB IBB HBP BLK WP HR S P ERA WHIP																											
Hideo Nomo, R (1, 1) ERA: 2.45	5.0		20	3	1	1	7	3	0	0	0	0	0	0	48	85	1.80	1.200										
Kevin Tapani, R (6, 1) ERA: 5.1	2.0		7	1	0	0	2	0	0	0	0	0	0	0	17	30	0.00	0.500										
John Cummings, L (8, 1) ERA: 4.17	2.0	W	7	0	0	0	1	1	0	0	0	0	0	0	14	24	0.00	0.500										

Philadelphia Phillies @ Los Angeles Dodgers
Dodger Stadium, Los Angeles, CA

Tue Sep 05 1995, 7:05 PM PDT
Att. 39,406 - Unknown - 77 F

livebaseballscorecards.com

AB	28
R	1
H	4
RBI	1
BB	4
SO	10
LOB	11



Batter	1	2	3	4	5	6	7	8	9	AB R H RBI BB SO LOB
Brett Butler, L OBP: 0.384, SLG: 0.393 (1, 8)	2-2 1B		1-1 FC2-6 B1-3		0-0 L5			2-1 G1-3	4-2 BB	4 0 1 1 1 0 1
Chad Fonville, S OBP: 0.332, SLG: 0.302 (1, 6)	0-0 B2		1-1 B1-3			4-0 G5-3 1B BB		1-1 G4-3		3 0 0 0 1 0 2
Raul Mondesi, R OBP: 0.341, SLG: 0.517 (1, 9)	3-1 F8		0-0 G5-3			0-0 F7		2-1 1B		4 0 1 0 0 0 3
Eric Karros, R OBP: 0.385, SLG: 0.534 (1, 3)	1-2 G6-3			0-0 HR		1-1 1B		2-1 G5-3		4 1 2 1 0 0 2
Mike Piazza, R OBP: 0.415, SLG: 0.626 (1, 2)		2-2 G3 1B		1-2 G5-3		0-0 G5-3			1-2 1B S FC3-2	4 0 2 0 0 0 2 0 0 0 0 0 0 0
Roger Cedeno, S OBP: 0.286, SLG: 0.258 (9, PR)										
Delino DeShields, L OBP: 0.351, SLG: 0.370 (1, 4)		0-0 G3		1-0 G6-3		1-1 G6-3		2-2 FC3-2 IBB BB 1B		4 1 1 0 0 0 1
Roberto Kelly, R OBP: 0.296, SLG: 0.339 (1, 7)		1-2 F8		1-0 F7		0-1 1B		4-0 BB FC3-2 IBB		3 0 1 0 1 0 1
Dave Hansen, L OBP: 0.351, SLG: 0.309 (1, 5)		1-0 G5-3			0-0 G3-1		0-0 F8	1-0 FC3-2 BB		3 0 0 0 0 0 2 0 0 0 0 0 0 0
Juan Castro, R OBP: 0.388, SLG: 0.376 (8, 5)									1-2 2-3 3-Hf	1 0 0 0 0 0 3
Jose Offerman, S OBP: 0.388, SLG: 0.376 (9, PH)										
Hideo Nomo, R OBP: 0.085, SLG: 0.085 (1, 1)			0-0 E6 FC2-8		0-2 F7		3-2 F8			1 0 0 0 0 0 0 1 0 0 0 0 0 0 0 0 0 0 0 0 0 1 0 0 0 0 0 1 0 0 0 0 0 0 0 1 0 0 0 0 1 3
Karim Garcia, L OBP: 0.100, SLG: 0.100 (5, PH)										
Kevin Tapani, R OBP: 0.100, SLG: 0.100 (6, 1)										
Chris Gwynn, L OBP: 0.272, SLG: 0.301 (7, PH)										
John Cummings, L OBP: 0.221, SLG: 0.230 (8, 1)										
Carlos Hernandez, R OBP: 0.221, SLG: 0.230 (9, PH)										

Inning Stats	R: 0	H: 1	E: 0	K: 0	S: 9	LOB: 1	BB: 0	P: 15	R: 0	H: 1	E: 0	K: 0	S: 8	LOB: 1	BB: 0	P: 12	R: 0	H: 0	E: 1	K: 0	S: 6	LOB: 1	BB: 0	P: 8	R: 1	H: 1	E: 0	K: 0	S: 7	LOB: 0	BB: 0	P: 10	R: 0	H: 0	E: 0	K: 0	S: 5	LOB: 0	BB: 0	P: 5	R: 0	H: 1	E: 0	K: 0	S: 4	LOB: 1	BB: 1	P: 9	R: 0	H: 1	E: 0	K: 0	S: 8	LOB: 1	BB: 0	P: 12	R: 0	H: 1	E: 0	K: 0	S: 8	LOB: 1	BB: 0	P: 15	R: 1	H: 2	E: 0	K: 1	S: 15	LOB: 3	BB: 2	P: 29	1B: 7	2B: 0	3B: 0	HR: 1	SF: 0	SAC: 0	DP: 1	HBP: 0	WP: 0	PA: 37
--------------	------	------	------	------	------	--------	-------	-------	------	------	------	------	------	--------	-------	-------	------	------	------	------	------	--------	-------	------	------	------	------	------	------	--------	-------	-------	------	------	------	------	------	--------	-------	------	------	------	------	------	------	--------	-------	------	------	------	------	------	------	--------	-------	-------	------	------	------	------	------	--------	-------	-------	------	------	------	------	-------	--------	-------	-------	-------	-------	-------	-------	-------	--------	-------	--------	-------	--------

PITCHER	IP	WLS	BF	H	R	ER	SO	BB	IBB	HBP	BLK	WP	HR	S	P	ERA	WHIP
Mike Williams, R ERA: 3.53 (1, 1)	6.0		23	4	1	1	0	1	0	0	0	0	1	39	59	1.50	0.833
Toby Borland, R ERA: 3.73 (7, 1)	2.2	L	14	4	1	1	1	1	1	0	0	0	0	31	56	3.38	1.875

BOTTOM

Philadelphia Phillies @ Los Angeles Dodgers
 Dodger Stadium, Los Angeles, CA
 Tue Sep 05 1995, 7:05 PM PDT
 Att: 39,406 - Unknown - 77 F

AB	34
R	2
H	8
RBI	2
BB	3
SO	1
LOB	21



WP: 0	PA: 37
PB: 0	
SB: 3	
CS: 0	

Batter	1	2	3	4	5	6	7	8	9	AB R H RBI BB SO LOB	TOP	
Mickey Morandini, L (1, 4) OBP: 0.348, SLG: 0.420	2-2 K		1-0 F7			2-3 K			2-2 F9	4 0 0 0 0 2 0	Philadelphia Phillies @ Los Angeles Dodgers Dodger Stadium, Los Angeles, CA Wed Sep 06 1995, 7:05 PM PDT Att. 29,835 - Unknown - 80 F	
Kevin Stocker, S (1, 6) OBP: 0.307, SLG: 0.272	1-0 P3			1-3 K			2-1 G3-1	2-2 G5-3	4 0 0 0 0 1 0			
Gregg Jefferies, S (1, 3) OBP: 0.342, SLG: 0.438	2-1 1B			0-1 G4-3			0-0 G4-3	0-2 G5-3	4 0 1 0 0 0 0			
Mark Whiten, S (1, 9) OBP: 0.318, SLG: 0.380	2-2 P5			1-0 P5			0-0 G1-3		3 0 0 0 0 0 1			
Jim Eisenreich, L (1, 7) OBP: 0.374, SLG: 0.457		1-1 G4-3			0-0 G3			1-1 SH1-4 1B SF7 1B	3 1 1 0 0 0 0			
Andy Van Slyke, L (1, 8) OBP: 0.312, SLG: 0.341		1-2 G1-3			1-1 G6-3			0-0 SF7 SH1-4 1B	3 0 1 0 0 0 0			
Mike Lieberthal, R (1, 2)		0-2 F9			1-0 L9			0-1 SH1-4	2 0 0 0 0 0 0			
Kevin Elster, R (1, 5) OBP: 0.262, SLG: 0.340			1-1 G5-3			1-3 K		3-2 SF7	2 0 0 1 0 1 0			
Mike Grace, R (1, 1)			3-3 K			1-3 K		2-3 3-H G1-3	2 0 0 0 0 2 0			
Gary Varsho, L (8, PH) OBP: 0.320, SLG: 0.275								0-1 G1-3	1 0 0 0 0 0 1			
Ricky Bottalico, L (8, 1)									0 0 0 0 0 0 0			
Heathcliff Slocumb, R (9, 1)									0 0 0 0 0 0 0			
Inning Stats	R: 0 H: 1 E: 0 LOB: 1 K: 1 BB: 0 S: 9 P: 16	R: 0 H: 0 E: 0 LOB: 0 K: 0 BB: 0 S: 10 P: 12	R: 0 H: 0 E: 0 LOB: 0 K: 1 BB: 0 S: 6 P: 11	R: 0 H: 0 E: 0 LOB: 0 K: 1 BB: 0 S: 6 P: 8	R: 0 H: 0 E: 0 LOB: 0 K: 0 BB: 0 S: 4 P: 6	R: 0 H: 0 E: 0 LOB: 0 K: 3 BB: 0 S: 10 P: 14	R: 0 H: 0 E: 0 LOB: 0 K: 0 BB: 0 S: 4 P: 6	R: 1 H: 2 E: 0 LOB: 1 K: 0 BB: 0 S: 12 P: 16	R: 0 H: 0 E: 0 LOB: 0 K: 0 BB: 0 S: 12 P: 16	1B: 3 SF: 1 2B: 0 SAC: 1 3B: 0 DP: 0 HR: 0 HBP: 0	WP: 0 PA: 30 PB: 0 SB: 0 CS: 0	
PITCHER	IP WLS BF H R ER SO BB IBB HBP BLK WP HR S P ERA WHIP											IP WLS BF H R ER SO BB IBB HBP BLK WP HR S P ERA WHIP
Ismael Valdez, R (1, 1) ERA: 2.98	8.0 L 27 3 1 1 6 0 0 0 0 0 0 0 61 89 1.12 0.375											
Mark Guthrie, L (9, 1) ERA: 4.5	1.0 3 0 0 0 0 0 0 0 0 0 0 0 12 16 0.00 0.000											

livebaseballscorecards.com

AB 28
R 1
H 3
RBI 1
BB 0
SO 6
LOB 2



BOTTOM

Philadelphia Phillies @ Los Angeles Dodgers
Dodger Stadium, Los Angeles, CA

Wed Sep 06 1995, 7:05 PM PDT
Att: 29,835 - Unknown - 80 F

AB	27
R	0
H	3
RBI	0
BB	4
SO	5
LOB	9



WP:	0	PA:	33
PB:	0		
SB:	1		
CS:	0		

AB R H RBI BB SO LOB

1	1	0	0	0	2	0	0
2	4	0	1	0	0	0	3
3	4	0	0	0	0	1	3
4	4	0	0	0	0	1	0
5	3	0	0	0	1	0	0
6	4	0	0	0	0	1	1
7	3	0	1	0	0	1	0
8	2	0	0	0	1	1	2
9	0	0	0	0	0	0	0
10	1	0	0	0	0	0	0
11	1	0	1	0	0	0	0
12	0	0	0	0	0	0	0
13	0	0	0	0	0	0	0

Batter	1	2	3	4	5	6	7	8	9
Brett Butler, L (1, 8) OBP: 0.386, SLG: 0.392	3-2 G6-3		4-0 1B BB			4-0 FC4 BB		2-1 SH2-4	
Chad Fonville, S (1, 6) OBP: 0.331, SLG: 0.301	1-2 P5		0-1 1B 1-2 2-H			0-0 FC4 1-2f		1-1 P7	
Raul Mondesi, R (1, 9) OBP: 0.339, SLG: 0.513	0-0 P9				0-0 F8	0-1 F8		1-3 K	
Eric Karros, R (1, 3) OBP: 0.382, SLG: 0.530		2-2 G3-1		1-0 F9		0-3 K		1-0 G6-3	
Mike Piazza, R (1, 2) OBP: 0.413, SLG: 0.621		0-2 G1-3		0-0 P4		4-2 FC6-4 BB		0-1 L9	
Delino DeShields, L (1, 4) OBP: 0.347, SLG: 0.366		2-1 G6-3			0-1 L6	1-2 FC6-4 1B 1-2f		2-3 K	
Roberto Kelly, R (1, 7) OBP: 0.296, SLG: 0.339			0-1 L8		1-2 K	1-1 K 1-3			
Dave Hansen, L (1, 5) Juan Castro, R (8, 5) OBP: 0.351, SLG: 0.305			4-1 SH3 1B BB		2-2 L8	2-3 K 1 SAFE			
Ismael Valdez, R (1, 1) Chris Gwynn, L (8, PH) Roger Cedeno, S (8, PR) Mark Guthrie, R (9, 1) OBP: 0.094, SLG: 0.077 OBP: 0.280, SLG: 0.311 OBP: 0.286, SLG: 0.258			0-0 SH3			1-2 G5-3		0-1 SH2-4 1B	

Inning Stats	R: 0	H: 0	E: 0	K: 0	S: 10	R: 0	H: 0	E: 0	K: 0	S: 9	R: 0	H: 1	E: 0	K: 0	S: 6	R: 0	H: 0	E: 0	K: 1	S: 8	R: 0	H: 0	E: 0	K: 0	S: 6	R: 0	H: 1	E: 0	K: 2	S: 14	R: 0	H: 1	E: 0	K: 1	S: 10	R: 0	H: 0	E: 0	K: 1	S: 6	R: 0	H: 0	E: 0	K: 1	S: 9	1B: 3	2B: 0	3B: 0	HR: 0	SF: 0	SAC: 2	DP: 0	HBP: 0	WP: 0	PB: 0	SB: 1	CS: 0
--------------	------	------	------	------	-------	------	------	------	------	------	------	------	------	------	------	------	------	------	------	------	------	------	------	------	------	------	------	------	------	-------	------	------	------	------	-------	------	------	------	------	------	------	------	------	------	------	-------	-------	-------	-------	-------	--------	-------	--------	-------	-------	-------	-------


PITCHER	IP	WLS	BF	H	R	ER	SO	BB	IBB	HBP	BLK	WP	HR	S	P	ERA	WHIP
Mike Grace, R (1, 1) ERA: 3.18	7.0	W	26	2	0	0	3	4	0	0	0	0	0	56	89	0.00	0.857
Ricky Bottalico, R (8, 1) ERA: 2.28	1.0		4	1	0	0	1	0	0	0	0	0	0	10	14	0.00	1.000
Heathcliff Slocumb, R (9, 1) ERA: 2.73	1.0	S	3	0	0	0	1	0	0	0	0	0	0	6	9	0.00	0.000

Batter	1	2	3	4	5	6	7	8	9	AB R H RBI BB SO LOB	TOP									
Brett Butler, L (1, 8) OBP: 0.384, SLG: 0.388	1-0 G1-3	2-2 G4-3		0-0 G4-3		4-1 BB			2-0 G3	4 0 0 1 1 0 3										
Chad Fonville, S (1, 6) OBP: 0.340, SLG: 0.309 Juan Castro, R (9, 6)	4-2 S BB		3-2 G5-4-3 1B	1-0 2B 1B		1-3 K			3-2 2B 1B	4 2 3 1 1 1 2 0 0 0 0 0 0 0										
Mike Piazza, R (1, 2) OBP: 0.410, SLG: 0.618	2-3 K 1-2		1 SAFE 2-2 G5-4-3 1-2f	2-3 K		0-1 G5-3			3-1 1B 2B	5 1 1 1 0 2 5										
Eric Karros, R (1, 3) OBP: 0.362, SLG: 0.530	1-1 F9		0-0 1B	2-2 1B 2B		1-2 G4-3			1-3 K 2B	5 0 2 1 0 1 2										
Delino DeShields, L (1, 4) OBP: 0.348, SLG: 0.363		4-1 1B S 1B BB	1 SAFE 1-0 G4-3	1-3 K		1-1 F7			4-2 1B BB	3 1 0 0 2 1 2										
Roberto Kelly, R (1, 7) OBP: 0.297, SLG: 0.342 Garey Ingram, R (9, 7) OBP: 0.333, SLG: 0.265		1-0 F8 1-2		1-2 1B 2B	1-3 K		1-1 G6-3		2-1 1B	5 1 2 1 0 1 1 0 0 0 0 0 0 0										
Karim Garcia, L (1, 9) OBP: 0.286, SLG: 0.286 Roger Cedeno, S (8, PH) OBP: 0.278, SLG: 0.250 Billy Ashley, R (9, PH) OBP: 0.321, SLG: 0.370 Mitch Webster, S (9, 9) OBP: 0.241, SLG: 0.286		1-1 SH5-4 1B		2-2 2B 1B	0-2 G5-3			1-0 F9	1-3 K	3 1 2 0 0 0 0 1 0 0 0 0 0 0 1 0 0 0 0 1 2 0 0 0 0 0 0 0	AB 37 R 8 H 13 RBI 8 BB 5 SO 7 LOB 17									
Dave Hansen, L (1, 5) OBP: 0.356, SLG: 0.307 Mike Busch, R (8, PH) OBP: 0.111, SLG: 0.111		0-0 SH5-4 1B		4-0 2B G4-3 BB	3-1 P9			2-2 L6		2 1 1 1 1 0 0 1 0 0 0 0 0 0										
Ramon Martinez, R (1, 1) OBP: 0.183, SLG: 0.237		0-0 SH5-4		0-2 G4-3 1B 2B		1-0 G5-3 2B		1-0 G6-3		3 1 2 2 0 0 0										
Inning Stats	R: 0 E: 0 K: 1 S: 8	H: 0 LOB: 1 BB: 1 P: 16	R: 1 E: 0 K: 0 S: 9	H: 2 LOB: 2 BB: 1 P: 17	R: 0 E: 0 K: 0 S: 8	H: 2 LOB: 1 BB: 0 P: 14	R: 5 E: 0 K: 2 S: 26	H: 5 LOB: 1 BB: 1 P: 39	R: 0 E: 0 K: 1 S: 10	H: 0 LOB: 0 BB: 0 P: 14	R: 0 E: 0 K: 1 S: 7	H: 1 LOB: 1 BB: 1 P: 13	R: 0 E: 0 K: 0 S: 5	H: 0 LOB: 0 BB: 0 P: 9	R: 2 E: 0 K: 2 S: 18	H: 3 LOB: 2 BB: 1 P: 34	1B: 8 2B: 5 3B: 0 HR: 0	SF: 0 SAC: 1 DP: 2 HBP: 0	WP: 0 PB: 0 SB: 2 CS: 0	PA: 43
PITCHER	IP WLS BF H R ER SO BB IBB HBP BLK WP HR S P ERA WHIP																			
Esteban Loaiza, R (1, 1) ERA: 5.32	3.1 L 20 8 6 6 1 3 0 0 0 0 0 0 39 69 16.20 3.300																			
John Ericks, R (4, 1) ERA: 4.22	1.2 6 1 0 0 3 0 0 0 0 0 0 0 22 31 0.00 0.600																			
Ross Powell, L (6, 1) ERA: 7.43	1.0 4 1 0 0 1 1 0 0 0 0 0 0 7 13 0.00 2.000																			
Lee Hancock, L (7, 1) ERA:	2.0 6 0 0 0 0 0 0 0 0 0 0 0 12 19 0.00 0.000																			
Jeff McCurry, R (9, 1) ERA: 5.27	1.0 7 3 2 2 2 1 0 0 0 0 0 0 18 34 18.00 4.000																			

Los Angeles Dodgers @ Pittsburgh Pirates
Three Rivers Stadium, Pittsburgh, PA

Fri Sep 08 1995, 7:05 PM EDT
Att. 10,050 - Unknown - 76 F

livebaseballscorecards.com



Batter	1	2	3	4	5	6	7	8	9	AB	R	H	RBI	BB	SO	LOB
Jacob Brumfield, R OBP: 0.352, SLG: 0.380 (1, 8)	F9		G4-3			1B		K		4	0	1	0	0	1	1
Al Martin, L OBP: 0.349, SLG: 0.417 (1, 7)	F7			BB		F7			G3	3	0	0	0	1	0	1
Orlando Merced, S OBP: 0.361, SLG: 0.488 Lee Hancock, L (7, 1) John Wehner, R OBP: 0.383, SLG: 0.405 (9, 2)	P5			F7		G4-3			BB 2B 1B	3 0 1	0 0 1	0 0 0	0 0 0	0 0 0	0 0 0	2
Jeff King, R OBP: 0.337, SLG: 0.464 Freddy Garcia, R OBP: 0.246, SLG: 0.193 (8, 5)		G4-3		F9-3			P3		K	3 1	0 0	0 0	0 0	0 0	0 1	1
Nelson Liriano, S OBP: 0.356, SLG: 0.407 (1, 4)					G5-3		G3-1		BB 2B	3	1	1	0	1	0	0
Jay Bell, R OBP: 0.340, SLG: 0.395 Carlos Garcia, R OBP: 0.342, SLG: 0.432 (6, 6)						K	G6-3		2B	2 2	0 0	0 1	0 2	0 0	0 0	1
Don Slaught, R OBP: 0.373, SLG: 0.377 Jeff McCurry, R (9, 1) Steve Pegues, R OBP: 0.259, SLG: 0.405 (9, PH)		L3				FC6-4 1B		G4-3	BB BB	3 0 0	0 0 0	1 0 0	0 0 0	0 0 1	0 0 0	1
Rich Aude, R OBP: 0.313, SLG: 0.413 (1, 3)						FC6-4		G4-3 1B	F8	4	0	1	0	0	1	3
Esteban Loaiza, R OBP: 0.167, SLG: 0.152 John Ericks, R OBP: 0.111, SLG: 0.148 Ross Powell, L (6, 1) Midre Cummings, L OBP: 0.285, SLG: 0.325 (7, 9)								G4-3		1 0 0 2	0 0 0 0	0 0 0 0	0 0 0 0	0 0 0 0	1 0 0 1	0

Inning Stats	R: 0 E: 0 K: 0 S: 4	H: 0 LOB: 0 BB: 0 P: 7	R: 0 E: 0 K: 1 S: 8	H: 1 LOB: 1 BB: 0 P: 12	R: 0 E: 0 K: 2 S: 8	H: 0 LOB: 0 BB: 0 P: 12	R: 0 E: 0 K: 0 S: 6	H: 0 LOB: 0 BB: 1 P: 13	R: 0 E: 0 K: 1 S: 13	H: 1 LOB: 1 BB: 0 P: 19	R: 0 E: 0 K: 1 S: 7	H: 1 LOB: 1 BB: 0 P: 11	R: 0 E: 0 K: 0 S: 6	H: 0 LOB: 0 BB: 0 P: 9	R: 0 E: 0 K: 1 S: 6	H: 1 LOB: 1 BB: 0 P: 10	R: 2 E: 0 K: 1 S: 14	H: 2 LOB: 2 BB: 2 P: 29	1B: 5 2B: 2 3B: 0 HR: 0	SF: 0 SAC: 0 DP: 1 HBP: 0	WP: 0 PB: 0 SB: 0 CS: 0	PA: 35
PITCHER Ramon Martinez, R ERA: 3.57 (1, 1)	IP 9.0	WLS W	BF 35	H 6	R 2	ER 2	SO 7	BB 3	IBB 0	HBP 0	BLK 0	WP 0	HR 0	S 72	P 122	ERA 2.00	WHIP 1.000					
PITCHER	IP	WLS	BF	H	R	ER	SO	BB	IBB	HBP	BLK	WP	HR	S	P	ERA	WHIP					

Los Angeles Dodgers @ Pittsburgh Pirates
Three Rivers Stadium, Pittsburgh, PA
 Fri Sep 08 1995, 7:05 PM EDT
 Att: 10,050 - Unknown - 76 F

AB	32
R	2
H	6
RBI	2
BB	3
SO	7
LOB	12



Batter	1	2	3	4	5	6	7	8	9	AB R H RBI BB SO LOB	TOP		
Brett Butler, L (1, 8) <small>OBP: 0.383, SLG: 0.387</small> Mitch Webster, S (8, PH) <small>OBP: 0.236, SLG: 0.280</small> (8, 9)	2-2 	1-3 			3-2 	0-2 		2-3 		4 0 1 0 0 1 1 1 0 0 0 0 1 0			
Chad Fonville, S (1, 6) <small>OBP: 0.348, SLG: 0.313</small>	0-1 		4-2 		0-1 	0-2 		4-1 		3 3 2 0 2 0 1			
Mike Piazza, R (1, 2) <small>OBP: 0.411, SLG: 0.633</small> Tom Prince, R (8, 2) <small>OBP: 0.279, SLG: 0.385</small>	2-1 		1-3 		0-0 		1-2 	0-2 		4 2 2 4 0 1 1 1 1 1 0 0 0 0			
Eric Karros, R (1, 3) <small>OBP: 0.362, SLG: 0.529</small>	0-0 		3-2 		0-0 		0-0 	0-1 		5 1 2 1 0 1 1			
Delino DeShields, L (1, 4) <small>OBP: 0.346, SLG: 0.359</small>	2-2 		4-0 		0-0 		2-3 	3-2 		4 0 0 0 1 1 3			
Roberto Kelly, R (1, 7) <small>OBP: 0.299, SLG: 0.348</small>		0-0 	2-2 		1-1 		4-0 	2-0 		4 1 1 2 1 0 4			
Karim Garcia, L (1, 9) <small>OBP: 0.200, SLG: 0.200</small> Roger Cedeno, S (7, 9) (8, 8)		2-0 		0-1 	0-0 		2-1 	1-1 		3 0 0 0 0 0 0 2 1 1 1 0 0 1	AB 39 R 11 H 12 RBI 11 BB 5 SO 7 LOB 14		
Dave Hansen, L (1, 5) <small>OBP: 0.357, SLG: 0.305</small> Mike Busch, R (6, PH) <small>OBP: 0.182, SLG: 0.455</small> (6, 5)		4-2 		1-1 		0-2 	2-2 	2-2 		1 1 0 0 1 0 0 2 1 1 2 0 0 0			
Chris Gwynn, L (9, PH) <small>OBP: 0.277, SLG: 0.307</small> Todd Worrell, R (9, 1)		0-0 		2-3 		2-3 	1-0 			1 0 0 0 0 0 2 0 0 0 0 0 0 0			
Kevin Tapani, R (1, 1) <small>OBP: 0.143, SLG: 0.214</small> Juan Castro, R (9, 5)										4 0 1 1 0 2 0 0 0 0 0 0 0 0			
Inning Stats	R: 2 H: 2 E: 0 LOB: 0 K: 0 BB: 0 S: 12 P: 18	R: 1 H: 1 E: 0 LOB: 1 K: 1 BB: 1 S: 8 P: 15	R: 0 H: 0 E: 0 LOB: 2 K: 2 BB: 2 S: 12 P: 26	R: 0 H: 0 E: 0 LOB: 0 K: 1 BB: 0 S: 7 P: 10	R: 4 H: 4 E: 0 LOB: 0 K: 0 BB: 0 S: 11 P: 15	R: 0 H: 1 E: 0 LOB: 1 K: 1 BB: 0 S: 12 P: 14	R: 0 H: 0 E: 0 LOB: 0 K: 1 BB: 0 S: 8 P: 11	R: 2 H: 1 E: 0 LOB: 0 K: 1 BB: 1 S: 9 P: 20	R: 2 H: 3 E: 0 LOB: 2 K: 0 BB: 1 S: 15 P: 27	1B: 7 SF: 0 2B: 1 SAC: 0 3B: 0 DP: 0 HR: 4 HBP: 0	WP: 1 PA: 44 PB: 0 SB: 1 CS: 0		
PITCHER	IP WLS BF H R ER SO BB IBB HBP BLK WP HR S P ERA WHIP											PITCHER	IP WLS BF H R ER SO BB IBB HBP BLK WP HR S P ERA WHIP
Paul Wagner, R (1, 1) <small>ERA: 4.99</small> Dan Plesac, L (6, 1) <small>ERA: 3.58</small> Jason Christiansen, L (8, 1) <small>ERA: 4.47</small> Dan Miceli, R (9, 1) <small>ERA: 3.81</small>	5.0 L 25 7 7 7 4 2 1 0 0 1 3 50 84 12.60 1.800												

Los Angeles Dodgers @ Pittsburgh Pirates
 Three Rivers Stadium, Pittsburgh, PA
 Sat Sep 09 1995, 7:05 PM EDT
 Att. 12,773 - Unknown - 74 F

livebaseballscorecards.com



Los Angeles Dodgers @ Pittsburgh Pirates
 Three Rivers Stadium, Pittsburgh, PA

Sun Sep 10 1995, 3:33 AM EDT
 Att. 12,154 - Sunny - 72 F

AB	35
R	5
H	11
RBI	5
BB	1
SO	5
LOB	14



Batter	1	2	3	4	5	6	7	8	9	AB R H RBI BB SO LOB
Brett Butler, L (1, 8) OBP: 0.381, SLG: 0.385	2-2 G4-3		0-0 B2-3		0-0 1B		0-1 F7		0-0 F9	5 0 1 0 0 0 0
Chad Fonville, S (1, 6) OBP: 0.346, SLG: 0.308	1-2 L6		0-2 G6-3		2-2 F7-4		4-2 BB		1-1 G5-3	4 0 0 0 1 0 2
Mike Piazza, R (1, 2) OBP: 0.412, SLG: 0.631	0-1 1B		0-3 K			2-1 2B G3 1B	1-0 G5-3			4 1 2 0 0 1 1
Eric Karros, R (1, 3) OBP: 0.365, SLG: 0.535	2-2 G1-3			1-1 FC3-6 1B		2-1 G3 SF7 2B		0-0 SH3-4 1B 2B		4 2 3 0 0 0 1
Delino DeShields, L (1, 4) OBP: 0.346, SLG: 0.361		0-1 1B 2B		3-2 FC3-6 1-2f		1-1 G3		3-1 SH3-4		3 1 1 1 0 0 2
Roberto Kelly, R (1, 7) OBP: 0.296, SLG: 0.345		0-1 L4		1-0 G5-3		0-0 SF7		0-3 K		3 0 0 1 0 1 3
Raul Mondesi, R (9, 9) OBP: 0.339, SLG: 0.513				1-2		3-H 2-3 K				0 0 0 0 0 0 0
Karim Garcia, L (1, 9) OBP: 0.167, SLG: 0.167		0-3 K		0-0 P5		2-3 K		1-2 1B		2 0 0 0 0 0 1 2
Roger Cedeno, S (6, PH) OBP: 0.262, SLG: 0.237										1 0 0 0 0 0 1 0
Chris Gwynn, L (8, PH) OBP: 0.286, SLG: 0.316										1 0 1 1 0 0 0 0
Antonio Osuna, R (8, 1)										0 0 0 0 0 0 0 0
Todd Worrell, R (9, 1)										0 0 0 0 0 0 0 0
Dave Hansen, L (1, 5) OBP: 0.364, SLG: 0.314		0-2			1-1 FC3-6 1B		2-2 HR		1-0 F8	2 0 2 1 0 0 0
Mike Busch, R (7, PH) OBP: 0.231, SLG: 0.692										2 1 1 1 0 0 1
Tom Candiotti, R (1, 1) OBP: 0.173, SLG: 0.122		1-3 K			1-1 FC3-6 F7-4 1B		2-1 F9		0-0 G3	1 0 0 0 0 0 1 1
Jose Orfeman, S (5, PH) OBP: 0.388, SLG: 0.375										1 0 0 0 0 0 0 1
Jim Bruske, R (5, 1)										0 0 0 0 0 0 0 0
Garey Ingram, R (7, PH) OBP: 0.229, SLG: 0.280										1 0 0 0 0 0 0 0
John Cummings, L (7, 1)										0 0 0 0 0 0 0 0
Mitch Webster, S (8, 9) OBP: 0.232, SLG: 0.275										1 0 0 0 0 0 0 0

Inning Stats	R: 0	H: 1	R: 1	H: 2	R: 0	H: 0	R: 0	H: 1	R: 0	H: 2	R: 2	H: 2	R: 1	H: 1	R: 1	H: 2	R: 0	H: 0	1B: 7	SF: 1	WP: 0	PA: 38	
E: 0	LOB: 1	E: 0	LOB: 1	E: 0	LOB: 0	E: 0	LOB: 1	E: 0	LOB: 0	E: 0	LOB: 0	E: 0	LOB: 1	E: 0	LOB: 1	E: 0	LOB: 0	E: 0	LOB: 0	2B: 4 <td>SAC: 1</td> <td>PB: 0</td> <td></td>	SAC: 1	PB: 0	
K: 0	BB: 0	K: 2	BB: 0	K: 1	BB: 0	K: 0	BB: 0	K: 0	BB: 0	K: 0	BB: 0	K: 1	BB: 0	K: 0	BB: 0	K: 1	BB: 0	K: 0	BB: 0	3B: 0	DP: 1	SB: 1	
S: 12	P: 17	S: 13	P: 14	S: 7	P: 7	S: 7	P: 12	S: 9	P: 13	S: 10	P: 17	S: 12	P: 21	S: 10	P: 15	S: 4	P: 5	S: 4	P: 5	HR: 1	HBP: 0	CS: 0	

PITCHER	IP	WLS	BF	H	R	ER	SO	BB	IBB	HBP	BLK	WP	HR	S	P	ERA	WHIP
Rick White, R (1, 1) ERA: 3.82	5.2		24	8	3	3	3	0	0	0	0	0	0	55	75	4.76	1.412
Dan Plesac, L (6, 1) ERA: 3.56	0.1		1	0	0	0	1	0	0	0	0	0	0	3	5	0.00	0.000
Mike Dyer, R (7, 1) ERA: 4.32	2.0	L	10	3	2	2	1	1	0	0	0	0	1	22	36	9.00	2.000
Lee Hancock, L (9, 1) ERA:	1.0		3	0	0	0	0	0	0	0	0	0	0	4	5	0.00	0.000

WP: 0	PA: 38
PB: 0	
SB: 1	
CS: 0	

Batter	1	2	3	4	5	6	7	8	9	AB	R	H	RBI	BB	SO	LOB
Al Martin, L OBP: 0.345, SLG: 0.420 Jacob Brumfield, R OBP: 0.352, SLG: 0.379 (1, 8) (7, PH) (8, 8)	1-1 HR		0-3 K	2-3 K			1-1 F8			3	1	1	1	0	2	1
Jay Bell, R OBP: 0.339, SLG: 0.395 (1, 6)	0-0 F8		0-0 1B 2B			2-0 1B	1-1 G6-3			4	1	2	0	0	0	0
Orlando Merced, S OBP: 0.361, SLG: 0.487 (1, 9)	3-1 WP 2B 1B		0-0 1B 1B	2-H		2-1 G4-3	3-3 K			4	2	2	1	0	1	0
Jeff King, R OBP: 0.338, SLG: 0.465 (1, 3)	1-2 1-H 2B		2-2 G5-3			1-2 K		2-2 G6-3		4	0	1	1	0	1	1
Carlos Garcia, R OBP: 0.339, SLG: 0.427 (1, 4)	1-1 F8		2-2 FC5-4 1B	2-H		0-1 G5-3		0-3 K		4	0	1	1	0	1	1
Don Slaught, R OBP: 0.356, SLG: 0.358 (1, 2)	2-2 F8		2-2 FC5-4	1-2f		1-2 K		1-1 F8		4	0	0	0	0	1	2
John Wehner, R OBP: 0.381, SLG: 0.402 Midre Cummings, L OBP: 0.280, SLG: 0.319 (1, 7) (9, PH)		2-3 K		1-0 G5-3		0-2 S 1B		0-3 K		3	0	1	0	0	1	0
Kevin Young, R OBP: 0.281, SLG: 0.424 (1, 5)		3-3 K		2-2 G4-3 2B		4-2 BB		0-2 G5-3		3	0	1	0	1	1	0
Rick White, R OBP: 0.111, SLG: 0.222 Dan Plesac, L OBP: 0.250, SLG: 0.250 Mike Dyer, R OBP: 0.571, SLG: 0.571 Lee Hancock, L (9, 1) Nelson Liriano, S OBP: 0.353, SLG: 0.404 (9, PH)		2-1 F8		1-0 G4-3		1-2 K		0-3 K		2	0	0	0	0	0	1

Inning Stats	R: 2	H: 3	E: 0	K: 0	S: 13	H: 3	LOB: 1	BB: 0	P: 21	R: 0	H: 0	E: 0	K: 2	S: 10	H: 0	LOB: 0	BB: 0	P: 17	R: 2	H: 3	E: 0	K: 1	S: 17	H: 3	LOB: 1	BB: 0	P: 23	R: 0	H: 1	E: 0	K: 1	S: 8	H: 1	LOB: 1	BB: 0	P: 14	R: 0	H: 1	E: 0	K: 1	S: 6	H: 1	LOB: 2	BB: 1	P: 21	R: 0	H: 0	E: 0	K: 1	S: 7	H: 0	LOB: 0	BB: 0	P: 12	R: 0	H: 0	E: 0	K: 1	S: 8	H: 0	LOB: 0	BB: 0	P: 11	R: 0	H: 0	E: 0	K: 2	S: 9	H: 0	LOB: 0	BB: 0	P: 9	R: 0	H: 0	E: 0	K: 2	S: 9	H: 0	LOB: 0	BB: 0	P: 9	1B: 5	2B: 3	3B: 0	HR: 1	SF: 0	SAC: 0	DP: 0	HBP: 0	WP: 1	PB: 0	SB: 1	CS: 0	PA: 36
--------------	------	------	------	------	-------	------	--------	-------	-------	------	------	------	------	-------	------	--------	-------	-------	------	------	------	------	-------	------	--------	-------	-------	------	------	------	------	------	------	--------	-------	-------	------	------	------	------	------	------	--------	-------	-------	------	------	------	------	------	------	--------	-------	-------	------	------	------	------	------	------	--------	-------	-------	------	------	------	------	------	------	--------	-------	------	------	------	------	------	------	------	--------	-------	------	-------	-------	-------	-------	-------	--------	-------	--------	-------	-------	-------	-------	--------

PITCHER	IP	WLS	BF	H	R	ER	SO	BB	IBB	HBP	BLK	WP	HR	S	P	ERA	WHIP
Tom Candiotti, R ERA: 3.5 (1, 1)	4.0		19	7	4	4	4	0	0	0	0	1	1	48	75	9.00	1.750
Jim Bruske, R ERA: 4.76 (5, 1)	2.0		8	2	0	0	3	1	0	0	0	0	0	21	32	0.00	1.500
John Cummings, L ERA: 4.06 (7, 1)	1.0	W	3	0	0	0	1	0	0	0	0	0	0	7	12	0.00	0.000
Antonio Osuna, R ERA: 4.08 (8, 1)	1.0		3	0	0	0	1	0	0	0	0	0	0	8	11	0.00	0.000
Todd Worrell, R ERA: 2.38 (9, 1)	1.0	S	3	0	0	0	2	0	0	0	0	0	0	9	9	0.00	0.000

BOTTOM

Los Angeles Dodgers @ Pittsburgh Pirates
Three Rivers Stadium, Pittsburgh, PA

Sun Sep 10 1995, 3:33 AM EDT
 Att. 12,154 - Sunny - 72 F

AB	35
R	4
H	9
RBI	4
BB	1
SO	11
LOB	8



PITCHER	IP	WLS	BF	H	R	ER	SO	BB	IBB	HBP	BLK	WP	HR	S	P	ERA	WHIP
---------	----	-----	----	---	---	----	----	----	-----	-----	-----	----	----	---	---	-----	------

Batter	1	2	3	4	5	6	7	8	9	AB	R	H	RBI	BB	SO	LOB	TOP										
Brett Butler, L (1, 8) OBP: 0.381, SLG: 0.383 Roger Cedeno, S (7, PH) OBP: 0.275, SLG: 0.250 (7, 8)	4-2 FC5-4 BB	1-2 F9			1-2 F7		1-2 K			2	0	0	0	1	0	2											
Chad Fonville, S (1, 6) OBP: 0.342, SLG: 0.304 Billy Ashley, R (7, 7) OBP: 0.320, SLG: 0.368	1-1 FC5-4 E S 1-2f		2-2 F8			1-2 G5-3		1-1 F7		3	0	0	0	0	0	1											
Mike Piazza, R (1, 2) OBP: 0.411, SLG: 0.629 Carlos Hernandez, R (7, 2) OBP: 0.219, SLG: 0.227	2-2 E5 1-3		0-0 G5-3			2-2 1B		2-2 L8		3	0	1	0	0	0	1											
Eric Karros, R (1, 3) OBP: 0.363, SLG: 0.532 Mike Busch, R (7, 3) OBP: 0.214, SLG: 0.643	2-3 K		1-1 G6-3			2-0 L9		1-2 G6-3		3	0	0	0	0	1	3											
Raul Mondesi, R (1, 9) OBP: 0.337, SLG: 0.510 Garey Ingram, R (7, 4) OBP: 0.322, SLG: 0.255	2-1 G4-3				3-2 G5-3		0-1 L8			3	0	0	0	0	0	3											
Delino DeShields, L (1, 4) OBP: 0.348, SLG: 0.369 Mitch Webster, S (7, 9) OBP: 0.228, SLG: 0.269			3-2 G1-3		1-0 G4-3		1-2 HR		2-2 G4-3	3	1	1	1	0	0	0											
Tim Wallach, R (1, 5) OBP: 0.334, SLG: 0.429 Jose Offerman, S (8, 6) OBP: 0.389, SLG: 0.376			1-2 1B 2B		1-3 K		2-2 F9		0-0 1B	3	0	1	0	0	1	0											
Roberto Kelly, R (1, 7) OBP: 0.296, SLG: 0.345 Juan Castro, R (7, 6) (8, 5)			3-2 1B			0-0 G4-3		2-0 L8		2-3 K	3	0	1	0	0	0											
Ismael Valdez, R (1, 1) OBP: 0.093, SLG: 0.075 Pedro Astacio, R (4, 1) OBP: 0.160, SLG: 0.167 Karim Garcia, L (5, PH) OBP: 0.154, SLG: 0.154 Omar Daal, L (5, 1) Jim Bruske, R (6, 1) Dave Hansen, L (7, PH) OBP: 0.367, SLG: 0.324 Chan Ho Park, R (7, 1) Joey Eischen, L (8, 1)			2-3 K			2-3 K		0-0 2B			1	0	0	0	0	1	2										
Inning Stats	R: 0 E: 1 K: 1 S: 14	H: 0 LOB: 2 BB: 1 P: 25	R: 0 E: 0 K: 1 S: 21	H: 2 LOB: 2 BB: 0 P: 30	R: 0 E: 0 K: 0 S: 6	H: 0 LOB: 0 BB: 0 P: 9	R: 0 E: 0 K: 1 S: 7	H: 0 LOB: 0 BB: 0 P: 12	R: 0 E: 0 K: 1 S: 8	H: 0 LOB: 0 BB: 0 P: 11	R: 0 E: 0 K: 0 S: 10	H: 1 LOB: 1 BB: 0 P: 15	R: 1 E: 0 K: 1 S: 12	H: 2 LOB: 1 BB: 0 P: 18	R: 0 E: 0 K: 0 S: 9	H: 0 LOB: 0 BB: 0 P: 13	R: 0 E: 0 K: 1 S: 12	H: 1 LOB: 1 BB: 0 P: 16	1B: 3 2B: 2 3B: 0 HR: 1	SF: 0 SAC: 0 DP: 0 HBP: 0	WP: 0 PB: 0 SB: 1 CS: 0	PA: 35					
PITCHER	IP	WLS	BF	H	R	ER	SO	BB	IBB	HBP	BLK	WP	HR	S	P	ERA	WHIP										
Kevin Foster, R (1, 1) ERA: 4.49	7.0	W	28	5	1	1	5	1	0	0	0	0	1	78	120	1.29	0.857										
Terry Adams, R (8, 1) ERA: 8.74	1.0		3	0	0	0	0	0	0	0	0	0	0	9	13	0.00	0.000										
Mike Walker, R (9, 1) ERA: 2.88	1.0		4	1	0	0	1	0	0	0	0	0	0	12	16	0.00	1.000										

Los Angeles Dodgers @ Chicago Cubs
Wrigley Field, Chicago, IL
 Mon Sep 11 1995, 7:05 PM CDT
 Att: 22,159 - Unknown

AB	34
R	1
H	6
RBI	1
BB	1
SO	6
LOB	14



Batter	1	2	3	4	5	6	7	8	9
Brian McRae, S OBP: 0.354, SLG: 0.450 Mike Walker, R (1, 8) (9, 1)	0-1 G1-3	1-1 L3		2-1 L9				0-0 FC6-4	
Todd Haney, R OBP: 0.426, SLG: 0.583 (1, 4)	3-3 K		1-1 G5-3	1-1 FC1-6-5-6-4 1-H 2B		0-1 2B 2-3 1B	1-2 FC5 2B	2-1 FC6-4	
Mark Grace, L OBP: 0.387, SLG: 0.503 Matt Franco, L OBP: 0.500, SLG: 0.500 (1, 3) (7, PR) (8, 3)	2-2 1B 2B		0-0 G4-3 2B	3-1 FC1-6-5-6-4 2-3		2-1 3B 1-3 3-H	4-2 BB FC5 BLK BB		
Sammy Sosa, R OBP: 0.348, SLG: 0.519 Terry Adams, R Scott Bullett, L OBP: 0.301, SLG: 0.414 (1, 9) (8, 1) (9, 8)	2-2 S 1B		3-2 G4-3	1-3 K		4-0 3B IBB	2-2 FC5 BLK BB		
Howard Johnson, S OBP: 0.274, SLG: 0.339 José Hernández, R OBP: 0.276, SLG: 0.489 (1, 5) (5, 5)	4-1 SAFE 1-2 BB		2-2 F8			1-3 K	2-2 G6-3 1-H 2-H 3-H	3-3 K	
Luis Gonzalez, L OBP: 0.342, SLG: 0.440 (1, 7)	3-3 K			4-2 1B 2B BB	1-2 G6-3	2-2 G6-3 3-H	4-2 BLK BB		
Scott Servais, R OBP: 0.363, SLG: 0.521 Mike Hubbard, R OBP: 0.300, SLG: 0.222 (1, 2) (8, 2)		0-0 1B		0-0 2B 1-2 1B 1B	2-2 1B HBP	1-1 1B 2B	2-3 K		
Rey Sanchez, R OBP: 0.314, SLG: 0.376 (1, 6)		0-2 K		0-0 1B 1-3 2-H	0-0 1B	0-0 G5-3		3-2 G6-3	
Kevin Foster, R OBP: 0.281, SLG: 0.364 Ozzie Timmons, R OBP: 0.305, SLG: 0.434 (1, 1) (8, 9)		0-3 K		2-0 2B 1B	0-3 K	2-1 1B		2-0 FC6-4 1B	

Inning Stats	R: 1	H: 2	E: 0	K: 2	S: 16	LOB: 2	BB: 1	P: 30	R: 0	H: 1	E: 0	K: 2	S: 9	LOB: 1	BB: 0	P: 10	R: 0	H: 1	E: 0	K: 0	S: 10	LOB: 1	BB: 0	P: 16	R: 4	H: 4	E: 0	K: 1	S: 16	LOB: 1	BB: 1	P: 29	R: 0	H: 1	E: 0	K: 2	S: 12	LOB: 2	BB: 0	P: 16	R: 6	H: 6	E: 0	K: 1	S: 22	LOB: 1	BB: 1	P: 39	R: 1	H: 1	E: 0	K: 2	S: 19	LOB: 3	BB: 2	P: 35	R: 0	H: 1	E: 0	K: 0	S: 7	LOB: 1	BB: 0	P: 14
1B: 8	2B: 8	3B: 1	HR: 0	SF: 0	SAC: 0	DP: 0	HBP: 1	WP: 0	PA: 47																																																							

Los Angeles Dodgers @ Chicago Cubs
Wrigley Field, Chicago, IL
Mon Sep 11 1995, 7:05 PM CDT
Att. 22,159 - Unknown

livebaseballscorecards.com

AB	41
R	12
H	17
RBI	11
BB	5
SO	10
LOB	22



PITCHER	IP	WLS	BF	H	R	ER	SO	BB	IBB	HBP	BLK	WP	HR	S	P	ERA	WHIP
Ismael Valdez, R ERA: 3.18 (1, 1)	3.1	L	19	7	5	5	4	2	0	0	0	0	0	44	73	13.50	2.700
Pedro Astacio, R ERA: 4.28 (4, 1)	0.2		3	1	0	0	1	0	0	0	0	0	0	7	12	0.00	1.500
Omar Daal, L ERA: 7.41 (5, 1)	1.0		9	4	4	4	2	0	1	1	0	0	0	20	33	36.00	4.000
Jim Bruske, R ERA: 6.75 (6, 1)	1.0		6	3	2	2	1	0	0	0	0	0	0	14	22	18.00	3.000
Chan Ho Park, R ERA: 9.0 (7, 1)	1.0		6	1	1	1	2	2	0	0	1	0	0	19	35	9.00	3.000
PITCHER	IP	WLS	BF	H	R	ER	SO	BB	IBB	HBP	BLK	WP	HR	S	P	ERA	WHIP
Joey Eischen, L ERA: 3.44 (8, 1)	1.0		4	1	0	0	0	0	0	0	0	0	0	7	14	0.00	1.000

Batter	1	2	3	4	5	6	7	8	9	AB R H RBI BB SO LOB	TOP											
Brett Butler, L OBP: 0.383, SLG: 0.389 (1, 8) X	0-0 1B 1B 2B	2-2 3B 2B		0-1 G4-3		1-2 L6			4-1 WP 1B BB	4 3 2 0 1 0 2												
Chad Fonville, S OBP: 0.343, SLG: 0.314 (1, 6) B X	1-0 1B SF7 1B	0-2 2-H 1B 3B			0-1 F7		0-2 G6-3		1-3 1-2	5 2 2 1 0 1 1												
Mike Piazza, R OBP: 0.414, SLG: 0.629 (1, 2) X	0-0 1-3 3-H 1B	1-0 3-H 1B			3-1 L9		0-3 K		0-1 2-H 1B	5 0 3 3 0 1 0												
Eric Karros, R OBP: 0.360, SLG: 0.527 (1, 3) C X	0-1 SF7 3-H	1-1 L9			1-1 F9		0-1 P3		0-0 F9	4 0 0 1 0 0 2												
Raul Mondesi, R OBP: 0.335, SLG: 0.506 (1, 9) C S B S	1-3 K		X	0-0 G4-3 1B		3-2 F9		1-0 F8	1-1 F9	5 0 1 0 0 1 2												
Delino DeShields, L OBP: 0.345, SLG: 0.366 (1, 4) F B B F F S	3-3 K		C 1 SAFE 1 SAFE 1 SAFE X	0-1 G4-3 1-2f		4-1 WP 1B SF8 BB		3-2 F7		3 1 0 0 1 1 2												
Tim Wallach, R OBP: 0.340, SLG: 0.449 (1, 5) C X		0-1 HR	S C C B F X	1-2 G5-3		2-0 SF8 WP 1-2 1B		2-2 2B		4 1 3 1 0 0 0												
Roberto Kelly, R OBP: 0.298, SLG: 0.344 Todd Hollandsworth, L OBP: 0.308, SLG: 0.417 (1, 7) X (8, 7)		0-0 F8			1-0 G5-3		4-2 SF8 1-2 2-3 IBB		4-0 IBB	2 0 0 0 2 0 0 0 0 0 0 0 0 0												
Hideo Nomo, R OBP: 0.079, SLG: 0.081 Antonio Osuna, R (9, 1) C S B S		0-3 K			0-3 K		1-2 SF8		1-3 K	3 0 0 1 0 3 2 0 0 0 0 0 0 0												
Inning Stats	R: 2 E: 0 K: 2 S: 12	H: 3 LOB: 1 BB: 0 P: 17	R: 3 E: 0 K: 1 S: 19	H: 4 LOB: 1 BB: 0 P: 23	R: 0 E: 0 K: 0 S: 7	H: 1 LOB: 0 BB: 0 P: 8	R: 0 E: 0 K: 1 S: 9	H: 0 LOB: 0 BB: 0 P: 10	R: 0 E: 0 K: 0 S: 6	H: 0 LOB: 0 BB: 0 P: 10	R: 1 E: 0 K: 0 S: 14	H: 1 LOB: 2 BB: 2 P: 29	R: 0 E: 0 K: 1 S: 10	H: 0 LOB: 0 BB: 0 P: 10	R: 0 E: 0 K: 1 S: 12	H: 1 LOB: 2 BB: 1 P: 23	R: 1 E: 0 K: 1 S: 9	H: 1 LOB: 1 BB: 1 P: 15	1B: 6 2B: 3 3B: 1 HR: 1	SF: 2 SAC: 0 DP: 1 HBP: 0	WP: 2 PB: 0 SB: 0 CS: 0	PA: 41
PITCHER	IP WLS BF H R ER SO BB IBB HBP BLK WP HR S P ERA WHIP																					
Jim Bullinger, R ERA: 4.02 (1, 1)	5.2 L 27 9 6 6 4 1 1 0 0 1 1 64 93 9.53 1.765																					
Roberto Rivera, L ERA: (6, 1)	0.1 1 0 0 0 0 0 0 0 0 0 0 3 4 0.00 0.000																					
Dave Swartzbaugh, R ERA: (7, 1)	2.0 8 1 0 0 2 0 1 0 0 0 0 22 33 0.00 0.500																					
Mike Walker, R ERA: 3.02 (9, 1)	1.0 5 1 1 1 1 1 0 0 0 1 0 9 15 9.00 2.000																					

Los Angeles Dodgers @ Chicago Cubs
 Wrigley Field, Chicago, IL
 Tue Sep 12 1995, 7:05 PM CDT
 Att. 24,462 - Unknown - 74 F

AB	35
R	7
H	11
RBI	7
BB	4
SO	7
LOB	11



1B	6	SF	2
2B	3	SAC	0
3B	1	DP	1
HR	1	HBP	0

BOTTOM

Los Angeles Dodgers @ Chicago Cubs
Wrigley Field, Chicago, IL
Tue Sep 12 1995, 7:05 PM CDT
Att: 24,462 - Unknown - 74 F

livebaseballscorecards.com

AB	32
R	1
H	6
RBI	1
BB	0
SO	9
LOB	8



WP	2	PA	33
PB	0		
SB	0		
CS	0		

AB R H RBI BB SO LOB

4	0	1	0	0	3	3
3	0	1	1	0	2	0
4	0	0	0	0	0	3
4	0	0	0	0	3	0
4	0	1	0	0	0	0
4	0	0	0	0	1	1
3	0	0	0	0	0	1
3	1	1	0	0	0	0
1	0	1	0	0	0	0
0	0	0	0	0	0	0
0	0	0	0	0	0	0
0	0	0	0	0	0	0
1	0	1	0	0	0	0
0	0	0	0	0	0	0
1	0	1	0	0	0	0
0	0	0	0	0	0	0

1B	4	SF	1
2B	2	SAC	0
3B	0	DP	0
HR	0	HBP	0

WP	2	PA	33
PB	0		
SB	0		
CS	0		

Batter	1	2	3	4	5	6	7	8	9
Brian McRae, S OBP: 0.353, SLG: 0.449 (1, 8)	1-3 K ①		2-3 K ③			0-0 1B ①		1-3 K ①	
Howard Johnson, S OBP: 0.273, SLG: 0.339 (1, 5)	0-3 K ②			2-3 K ①		3-2 1B ①		0-0 SF8 ②	
Mark Grace, L OBP: 0.384, SLG: 0.499 (1, 3)	0-0 L8 ③			1-0 G4-3 ②		0-0 FC5-4 ③		2-0 P2 ③	
Sammy Sosa, R OBP: 0.346, SLG: 0.515 (1, 9)		0-3 K ①		1-3 K ③		1-3 K ①		0-1 G4-3 ①	
Luis Gonzalez, L OBP: 0.341, SLG: 0.441 (1, 7)		2-1 P7 ②		0-2 G4-3 ①		3-1 G4-3 2B ①		0-1 G4-3 ②	
Shawon Dunston, R OBP: 0.329, SLG: 0.510 (1, 6)		0-1 P3 ③		0-1 L5 ②		2-2 G4-3 ②		0-3 K ③	
Mark Parent, R OBP: 0.292, SLG: 0.459 (1, 2)			1-1 G6-3 ①		2-1 F8 ③		1-1 G6-3 ③		
Rey Sanchez, R OBP: 0.314, SLG: 0.376 (1, 4)			1-2 F7 ②			0-0 G5-3 ①		1-0 WP 1B SF8 1B ①	
Jim Bullinger, R OBP: 0.206, SLG: 0.171 (6, 1)			1-1 WP 2B ①			1-0 F8 ②		0-0 SF8 WP 1B ①	
Roberto Rivera, L OBP: 0.400, SLG: 0.400 (6, PH)									
Matt Franco, L OBP: 0.400, SLG: 0.400 (7, 1)									
Dave Swartzbaugh, R OBP: 0.436, SLG: 0.592 (8, PH)									
Todd Haney, R OBP: 0.436, SLG: 0.592 (8, PH)									
Mike Walker, R (9, 1)									

Inning Stats	R: 0 H: 0 E: 0 K: 2 S: 7	R: 0 H: 0 E: 0 K: 1 S: 7	R: 0 H: 1 E: 0 K: 1 S: 10	R: 0 H: 0 E: 0 K: 2 S: 7	R: 0 H: 0 E: 0 K: 0 S: 7	R: 0 H: 2 E: 0 K: 0 S: 7	R: 0 H: 1 E: 0 K: 1 S: 11	R: 1 H: 2 E: 0 K: 1 S: 8	R: 0 H: 0 E: 0 K: 1 S: 7
	LOB: 0 BB: 0 P: 8	LOB: 0 BB: 0 P: 9	LOB: 1 BB: 0 P: 15	LOB: 0 BB: 0 P: 11	LOB: 0 BB: 0 P: 9	LOB: 2 BB: 0 P: 11	LOB: 1 BB: 0 P: 18	LOB: 1 BB: 0 P: 12	LOB: 0 BB: 0 P: 7

PITCHER	IP	WLS	BF	H	R	ER	SO	BB	IBB	HBP	BLK	WP	HR	S	P	ERA	WHIP
Hideo Nomo, R ERA: 2.39 (1, 1)	8.0	W	30	6	1	1	8	0	0	0	0	2	0	64	93	1.12	0.750
Antonio Osuna, R ERA: 3.96 (9, 1)	1.0		3	0	0	0	1	0	0	0	0	0	0	7	7	0.00	0.000

Batter	1	2	3	4	5	6	7	8	9	10	11	12	13	AB R H RBI BB SO LOB	TOP															
Brett Butler, L OBP: 0.381, SLG: 0.386 (1, 8)	G3	L7			FC6-4		F7		SH5-4		E8			5 0 1 0 0 0 4	Los Angeles Dodgers @ Chicago Cubs Wrigley Field, Chicago, IL Wed Sep 13 1995, 3:33 AM CDT Att: 32,438 - Sunny - 78 F															
Chad Fonville, S OBP: 0.336, SLG: 0.307 (1, 6)	B1-3		G4-3		G6-3		L7		G6-3		FC5-2			6 0 0 0 0 0 5																
Mike Piazza, R OBP: 0.410, SLG: 0.621 (1, 2)	K		L6						L4		K			6 1 1 0 0 3 3																
Eric Karros, R OBP: 0.360, SLG: 0.530 (1, 3)		G3	G6-3			HR				P5		K		5 1 1 2 1 1 0																
Raul Mondesi, R OBP: 0.333, SLG: 0.502 (1, 9)				L5		P2						P3		6 1 1 0 0 2 1																
Delino DeShields, L OBP: 0.347, SLG: 0.367 (1, 4)					G4-3		L7			HR		G3		5 1 2 1 1 0 0																
Tim Wallach, R OBP: 0.343, SLG: 0.460 Garey Ingram, R OBP: 0.322, SLG: 0.255 Mark Guthrie, R (13, 1) Jim Bruske, R (13, 1)														6 1 3 2 0 1 2																
Roberto Kelly, R OBP: 0.298, SLG: 0.350 (1, 7)														0 0 0 0 0 0 0																
Ramon Martinez, R Karin Garcia, L John Cummings, L Chris Caputo, L Pedro Astacio, R Mitch Valdespe, S Antonio Alfonseca, R Dave Hanson, L Todd Hollandsworth, L Todd Worrell, R Mike Piazza, R														0 0 0 0 0 0 0																
Jaime Navarro, R ERA: 3.27 (1, 1)														0 0 0 0 0 0 0																
Randy Myers, L ERA: 4.22 (9, 1)														0 0 0 0 0 0 0																
Mike Perez, R ERA: 3.2 (9, 1)														0 0 0 0 0 0 0																
Anthony Young, R ERA: 4.09 (11, 1)														6 1 2 1 0 1 2																
Larry Casian, L ERA: 2.0 (11, 1)														6 1 2 1 0 1 2																
Inning Stats	R: 0 E: 0 K: 1 S: 10	H: 0 LOB: 0 BB: 0 P: 14	R: 1 E: 0 K: 0 S: 14	H: 4 LOB: 3 BB: 0 P: 21	R: 0 E: 0 K: 0 S: 5	H: 0 LOB: 0 BB: 0 P: 6	R: 0 E: 0 K: 0 S: 11	H: 1 LOB: 1 BB: 0 P: 17	R: 0 E: 0 K: 0 S: 7	H: 1 LOB: 0 BB: 0 P: 11	R: 2 E: 0 K: 0 S: 6	H: 2 LOB: 0 BB: 0 P: 9	R: 0 E: 0 K: 2 S: 9	H: 0 LOB: 0 BB: 0 P: 12	R: 0 E: 0 K: 2 S: 10	H: 0 LOB: 1 BB: 1 P: 20	R: 3 E: 0 K: 0 S: 15	H: 3 LOB: 1 BB: 1 P: 25	R: 0 E: 0 K: 2 S: 9	H: 1 LOB: 1 BB: 0 P: 13	R: 0 E: 0 K: 1 S: 7	H: 0 LOB: 0 BB: 0 P: 7	R: 0 E: 0 K: 1 S: 10	H: 1 LOB: 2 BB: 1 P: 19	R: 0 E: 0 K: 1 S: 10	H: 1 LOB: 1 BB: 0 P: 14	1B: 11 2B: 0 3B: 0 HR: 3	SF: 0 SAC: 1 DP: 1 HBP: 0	WP: 0 PB: 0 SB: 1 CS: 1	PA: 54
PITCHER Jaime Navarro, R ERA: 3.27 (1, 1)	IP: 8.0	WLS: 0	BF: 32	H: 8	R: 3	ER: 3	SO: 5	BB: 1	IBB: 0	HBP: 0	BLK: 0	WP: 0	HR: 1	S: 72	P: 110	ERA: 3.38	WHIP: 1.125													
Randy Myers, L ERA: 4.22 (9, 1)	0.2	6	3	3	3	0	0	1	0	0	0	0	2	13	23	40.50	6.000													
Mike Perez, R ERA: 3.2 (9, 1)	1.1	5	1	0	0	2	0	0	0	0	0	0	0	11	15	0.00	0.750													
Anthony Young, R ERA: 4.09 (11, 1)	0.1	2	0	0	0	0	1	0	0	0	0	0	0	3	8	0.00	3.000													
Larry Casian, L ERA: 2.0 (11, 1)	0.1	2	1	0	0	0	0	0	0	0	0	0	0	4	5	0.00	3.000													
PITCHER Turk Wendell, R ERA: 4.64 Terry Adams, R ERA: 8.03 (11, 1)	IP: 1.1	WLS: 0	BF: 4	H: 0	R: 0	ER: 0	SO: 2	BB: 0	IBB: 0	HBP: 0	BLK: 0	WP: 0	HR: 0	S: 13	P: 13	ERA: 0.00	WHIP: 0.000													
Terry Adams, R ERA: 8.03 (13, 1)	1.0	W	3	1	0	0	1	0	0	0	0	0	0	10	14	0.00	1.000													

livebaseballscorecards.com




Batter	1	2	3	4	5	6	7	8	9	10	11	12	13	AB R H RBI BB SO LOB														
Brian McRae, S OBP: 0.356, SLG: 0.452 (1, 8)	K		2B	3B		G3		G6-3			SH1-4	IBB		5 2 2 0 2 1 1														
Todd Haney, R OBP: 0.441, SLG: 0.596 (1, 4)	F9		HR	1B				B1-3			SH1-4	F9		3 1 1 1 1 0 2														
Rey Sanchez, R OBP: 0.312, SLG: 0.374 (6, PR) (7, 4)			3-H	2B				BB			1-2	1-2		2 0 0 0 0 0 3														
Mark Grace, L OBP: 0.388, SLG: 0.499 (1, 3)	FC6-4		HR	BB		L3		G6-3			S	IBB		4 2 2 1 3 0 2														
Sammy Sosa, R OBP: 0.347, SLG: 0.520 (1, 9)	FC6-4		1-H	2-H							S	IBB		4 2 2 1 3 0 2														
Luis Gonzalez, L OBP: 0.345, SLG: 0.450 (1, 7)		1B	2B	HR		F7					F8			7 1 3 3 0 1 5														
Shawon Dunston, R OBP: 0.328, SLG: 0.506 (1, 6)		2-1	G4-6-3	1B		F9		F9			4-2	BB		5 1 2 1 2 0 2														
Howard Johnson, S OBP: 0.268, SLG: 0.331 (1, 5)		2-2	1B			F9		F9			1-2	2-3		7 0 2 1 0 1 5														
José Hernández, R OBP: 0.271, SLG: 0.481 (7, 5)		P6	K	K		L8		G3			1-2	2-3		7 0 2 1 0 1 5														
Scott Servais, R OBP: 0.366, SLG: 0.523 (1, 2)		0-1	G4-6-3			G6-3					K			3 0 0 0 0 1 2														
Kevin Foster, R OBP: 0.281, SLG: 0.364 (12, PR)		G4-6-3									K			3 0 0 0 0 2 2														
Mark Parent, R OBP: 0.292, SLG: 0.459 (13, 2)		1-2									K			5 0 2 0 1 1 2														
Johnine Navarro, R Randy Myers, L Mike Perez, R Scott Bjugstad, L Anthony Castelli, R Larry Cabell, R Turk Wendel, L Matt Franco, L Tony Adams, R			G4-3	WP		SH2-4		K			K			0 0 0 0 0 0 0														
Inning Stats	R: 0 E: 0 K: 1 S: 9	H: 0 LOB: 1 BB: 1 P: 19	R: 0 E: 0 K: 0 S: 10	H: 2 LOB: 1 BB: 0 P: 17	R: 5 E: 0 K: 2 S: 19	H: 4 LOB: 0 BB: 1 P: 33	R: 1 E: 0 K: 1 S: 12	H: 2 LOB: 2 BB: 1 P: 21	R: 0 E: 0 K: 0 S: 5	H: 0 LOB: 0 BB: 0 P: 10	R: 0 E: 0 K: 1 S: 7	H: 1 LOB: 2 BB: 1 P: 12	R: 0 E: 0 K: 0 S: 6	H: 0 LOB: 0 BB: 0 P: 9	R: 0 E: 0 K: 0 S: 6	H: 0 LOB: 0 BB: 0 P: 10	R: 0 E: 0 K: 3 S: 10	H: 0 LOB: 0 BB: 0 P: 11	R: 0 E: 0 K: 0 S: 9	H: 1 LOB: 3 BB: 2 P: 18	R: 0 E: 0 K: 1 S: 11	H: 1 LOB: 2 BB: 1 P: 21	R: 1 E: 1 K: 0 S: 10	H: 3 LOB: 3 BB: 0 P: 16	1B: 8 2B: 4 3B: 1 HR: 2	SF: 0 SAC: 2 DP: 1 HBP: 0	WP: 1 PB: 0 SB: 3 CS: 0	PA: 60

Los Angeles Dodgers @ Chicago Cubs
 Wrigley Field, Chicago, IL
 Wed Sep 13 1995, 3:33 AM CDT
 Att: 32,438 - Sunny - 78 F

AB	49
R	7
H	15
RBI	7
BB	9
SO	9
LOB	30



PITCHER	IP	WLS	BF	H	R	ER	SO	BB	IBB	HBP	BLK	WP	HR	S	P	ERA	WHIP
Ramon Martinez, R ERA: 3.78 (1, 1)	4.0		22	8	6	6	4	3	0	0	0	1	2	50	90	13.50	2.750
John Cummings, L ERA: 3.86 (5, 1)	2.0		8	1	0	0	0	1	0	0	0	0	0	12	22	0.00	1.000
Pedro Astacio, R ERA: 4.19 (7, 1)	2.0		9	1	0	0	1	1	1	0	0	0	0	16	32	0.00	1.000
Antonio Osuna, R ERA: 3.76 (9, 1)	2.0		6	0	0	0	3	0	0	0	0	0	0	16	21	0.00	0.000
Todd Worrell, R ERA: 2.29 (11, 1)	2.0		11	2	0	0	1	1	2	0	0	0	0	20	39	0.00	1.500
Mark Guthrie, L ERA: 4.5 (13, 1)	0.0		L	3	2	1	0	0	0	0	0	0	0	8	14	∞	∞
Jim Bruske, R ERA: 6.75 (13, 1)	0.0		1	1	0	0	0	0	0	0	0	0	0	2	2	∞	∞

Batter	1	2	3	4	5	6	7	8	9	AB R H RBI BB SO LOB	TOP																									
Brett Butler, L (1, 8) OBP: 0.381, SLG: 0.387	1-1 F7		1-0 1B 1B		0-0 F9 SH1-3 1B 1B		2-3 K		2-3 K	5 2 2 0 0 2 0	Los Angeles Dodgers @ St. Louis Cardinals Busch Stadium, St. Louis, MO Fri Sep 15 1995, 7:05 PM CDT Att. 27,580 - Unknown - 83 F livebaseballscores.com AB 37 R 7 H 12 RBI 7 BB 1 SO 7 LOB 10 																									
Chad Fonville, S (1, 6) OBP: 0.338, SLG: 0.310	2-1 G6-3		0-1 1B 1B		1-0 SH1-3		0-2 G3		2-2 S 1B	4 2 2 0 0 0 0																										
Mike Piazza, R (1, 2) OBP: 0.410, SLG: 0.626	1-1 P6		0-0 1B 1-3 2-H 1B		0-0 F9		3-1 HR		0-0 F8	5 1 2 2 0 0 2																										
Eric Karros, R (1, 3) OBP: 0.362, SLG: 0.531		3-2 G6-3	1-2 HBP 1B 1-3 3-H		0-0 FC5-4 1B 3-H		0-0 L9		1 SAFE 1 SAFE 1 SAFE 1 SAFE 1 SAFE 1 B S SAFE	5 0 3 3 0 0 0																										
Raul Mondesi, R (1, 9) OBP: 0.335, SLG: 0.507		0-3 K	1-0 FC4-6 HBP 1B 1-2		0-1 FC5-4 1-2f			2-1 HR	0-1 CS	3 1 1 1 0 1 1																										
Delino DeShields, L (1, 4) OBP: 0.349, SLG: 0.366		4-1 S BB	2-0 FC4-6 1-2f		1-1 G4-3 S FC4 1B			3-2 P7		3 1 1 0 1 0 3																										
Tim Wallach, R (1, 5) OBP: 0.339, SLG: 0.454	1-2 G6-3			0-1 F8		1-1 G4-3		0-3 K		4 0 0 0 0 1 2																										
Roberto Kelly, R (1, 7) OBP: 0.297, SLG: 0.348			0-2 G5-3		1-3 K		3-1 FC4 B1-6-4		3-2 1B	3 0 0 1 0 1 0																										
Roger Cedeño, S (6, 7) OBP: 0.293, SLG: 0.270										1 0 1 0 0 0 0																										
Tom Candiotti, R (1, 1) OBP: 0.164, SLG: 0.115			2-2 G5-3		2-3 K		0-0 B1-6-4		3-3 K	3 0 0 0 0 1 1																										
Dave Hansen, L (8, PH) OBP: 0.368, SLG: 0.322										1 0 0 0 0 1 1																										
John Cummings, L (8, 1)										0 0 0 0 0 0 0																										
Antonio Osuna, R (8, 1)										0 0 0 0 0 0 0																										
Mark Guthrie, R (8, 1)										0 0 0 0 0 0 0																										
Pedro Astacio, R (8, 1) OBP: 0.160, SLG: 0.167										0 0 0 0 0 0 0																										
Todd Worrell, R (9, 1)										0 0 0 0 0 0 0																										
Inning Stats	R: 0 E: 0 K: 0 S: 6	H: 0 LOB: 0 BB: 0 P: 10	R: 0 E: 0 K: 1 S: 10	H: 0 LOB: 1 BB: 1 P: 18	R: 2 E: 0 K: 0 S: 14	H: 4 LOB: 3 BB: 0 P: 21	R: 0 E: 0 K: 2 S: 8	H: 0 LOB: 0 BB: 0 P: 11	R: 1 E: 0 K: 0 S: 6	H: 2 LOB: 1 BB: 0 P: 7	R: 1 E: 0 K: 0 S: 7	H: 1 LOB: 0 BB: 0 P: 12	R: 1 E: 0 K: 1 S: 9	H: 1 LOB: 0 BB: 0 P: 14	R: 1 E: 0 K: 2 S: 14	H: 2 LOB: 1 BB: 0 P: 25	R: 1 E: 0 K: 1 S: 11	H: 2 LOB: 0 BB: 0 P: 18	1B: 10 2B: 0 3B: 0 HR: 2	SF: 0 SAC: 1 DP: 1 HBP: 1	WP: 0 PB: 0 SB: 3 CS: 1	PA: 41														
PITCHER	IP WLS BF H R ER SO BB IBB HBP BLK WP HR S P ERA WHIP																																			
Mike Morgan, R (1, 1) ERA: 3.57	7.0		31	8	5	5	4	1	0	1	0	0	1	60	93	6.43	1.286																			
Rich DeLucia, R (8, 1) ERA: 3.49	1.0		5	2	1	1	2	0	0	0	0	0	1	14	25	9.00	2.000																			
Tom Henke, R (9, 1) ERA: 1.76	1.0	L	4	2	1	1	1	0	0	0	0	0	0	11	18	9.00	2.000																			

Batter	1	2	3	4	5	6	7	8	9	AB	R	H	RBI	BB	SO	LOB
Bernard Gilkey, R (1, 7) OBP: 0.366, SLG: 0.473	0-0 2B		1-2 L9		0-2 1B		1-2 G1-3	1-3 K		5	0	2	0	0	1	4
Ozzie Smith, S (1, 6) OBP: 0.287, SLG: 0.247	2-3 K		0-0 G5-4-3		3-0 CS	3-1 G1-4-3	3-2 P8		1-1 G6-3	5	0	0	0	0	1	3
Ray Lankford, L (1, 8) OBP: 0.369, SLG: 0.532	4-1 BB			1-1 1B		1-1 HR		1-3 K	1-1 2B	4	1	3	1	1	1	0
Brian Jordan, R (1, 9) OBP: 0.338, SLG: 0.480	1-1 F7			2-2 2B		0-2 1B		0-0 G5-3	1-3 K	5	2	1	0	0	1	4
John Mabry, L (1, 3) OBP: 0.348, SLG: 0.419	3-1 L6			1-0 2B		0-0 1B		2-2 2B	2-2 G1-6-3	5	1	3	0	0	0	3
Jose Oliva, R (1, 5) OBP: 0.207, SLG: 0.296		0-1 G5-3		1-0 G5-3		0-2 G6-3		1-1 2B		4	1	1	2	0	0	2
David Bell, R (1, 4) OBP: 0.282, SLG: 0.408		0-0 G6-3		2-3 K		0-0 F7		1-2 1B		4	1	1	2	0	1	2
Scott Hemond, R (1, 2) OBP: 0.250, SLG: 0.245		1-1 G6-3			1-2 P7		2-2 P7	3-1 WP		3	0	0	0	0	0	0
Mark Sweeney, L (8, PH) OBP: 0.366, SLG: 0.410								2-H 1B		1	0	1	1	0	0	0
Tom Henke, R (9, 1)								1-2 BB		0	0	0	0	0	0	0
Mike Morgan, R (1, 1) OBP: 0.111, SLG: 0.030			4-2 BB		2-3 K		1-0 2B	4-1 BB		1	0	0	0	0	1	1
Allen Battie, R (7, PH) OBP: 0.368, SLG: 0.303										1	0	1	0	0	0	0
Rich DelVecchio, R (8, 1) OBP: 0.273, SLG: 0.200										0	0	0	0	0	0	0
Scott Cooper, L (8, PH) OBP: 0.323, SLG: 0.302										0	0	0	0	0	0	0
Danny Sheaffer, R (8, PH) OBP: 0.311, SLG: 0.364										0	0	0	0	0	1	0

Inning Stats	R: 0	H: 1	E: 0	K: 1	S: 9	H: 0	LOB: 2	BB: 1	P: 19	R: 0	H: 0	E: 0	K: 0	S: 5	R: 0	H: 0	E: 0	K: 0	S: 6	R: 1	H: 2	E: 0	K: 1	S: 10	R: 0	H: 1	E: 0	K: 1	S: 11	R: 2	H: 3	E: 1	K: 0	S: 12	R: 0	H: 1	E: 0	K: 0	S: 12	R: 3	H: 4	E: 0	K: 2	S: 19	R: 0	H: 1	E: 0	K: 1	S: 12	R: 0	H: 1	E: 0	K: 1	S: 17	1B: 7	2B: 5	3B: 0	HR: 1	SF: 0	SAC: 0	DP: 1	HBP: 0	WP: 1	PB: 0	SB: 0	CS: 1	PA: 42
PITCHER	IP	WLS	BF	H	R	ER	LOB	SO	BB	IBB	HBP	BLK	WP	HR	S	P	ERA	WHIP																																																	
Tom Candiotti, R (1, 1) ERA: 3.46	7.0		29	8	3	2	3	3	2	0	0	0	0	0	65	105	2.57	1.429																																																	
John Cummings, L (8, 1) ERA: 4.02	0.2		3	1	1	1	1	0	0	0	0	0	0	0	8	11	13.50	1.500																																																	
Antonio Osuna, R (8, 1) ERA: 4.23	0.0		3	3	2	2	0	0	0	0	0	0	0	0	7	12	∞	∞																																																	
Mark Guthrie, L (8, 1) ERA: 4.5	0.0		1	0	0	0	0	1	0	0	0	0	1	0	1	5	∞	∞																																																	
Pedro Astacio, R (8, 1) ERA: 4.18	0.1	W	1	0	0	0	1	0	0	0	0	0	0	0	3	4	0.00	0.000																																																	
PITCHER	IP	WLS	BF	H	R	ER	LOB	SO	BB	IBB	HBP	BLK	WP	HR	S	P	ERA	WHIP																																																	
Todd Worrell, R (9, 1) ERA: 2.25	1.0		4	1	0	0	0	1	0	0	0	0	0	0	4	17	2.25	1.000																																																	

BOTTOM

Los Angeles Dodgers @ St. Louis Cardinals
 Busch Stadium, St. Louis, MO
 Fri Sep 15 1995, 7:05 PM CDT
 Att: 27,580 - Unknown - 83 F

livebaseballscorecards.com

AB	38
R	6
H	13
RBI	6
BB	3
SO	6
LOB	18



Batter 1 2 3 4 5 6 7 8 9 AB R H RBI BB SO LOB TOP

Brett Butler, L OBP: 0.380, SLG: 0.384 (1, 8)	4-2 FC1-5 SH2-3 BB		2-1 F8		0-0 G1-3		0-0 SH2-3	2-3 K	3 0 0 0 1 1 3
Chad Fonville, S OBP: 0.339, SLG: 0.311 (1, 6)	0-0 SH2-3		0-1 G4-3		3-2 G5-3 1B		2-1 G3	4-1 BB BB 1-2 BB	2 1 1 0 0 0 0 0 0 0 0 0 0 0 1 0 0 0 1 0 2
Mitch Webster, S OBP: 0.241, SLG: 0.283 (7, PH)	1-2 SH2-3				1 SAFE G5-3 1-2		1-2 G3-1	4-2 BB 1-2 BB	4 0 0 0 1 1 4
Jose Offerman, S OBP: 0.389, SLG: 0.375 (7, 6)									
Mike Piazza, R OBP: 0.407, SLG: 0.620 (1, 2)	1-2 FC1-5 FC5 1B 2-3			2-3 K					
Eric Karros, R OBP: 0.362, SLG: 0.529 (1, 3)	2-0 FC5 1-2 1B		1-2 G3		3-3 K		2-3 K	4-2 BB 1-2 BB 2-3 3-H	4 0 1 1 1 2 1
Raul Mondesi, R OBP: 0.333, SLG: 0.504 (1, 9)	0-0 FC5 1-2 2-3f		1-1 G5-3		1-1 1B 2-H		0-1 F9	0-2 P2	5 0 1 1 0 0 5
Delino DeShields, L OBP: 0.348, SLG: 0.364 (1, 4)			3-2 G4-3		0-0 F7		2-1 G3	4-1 S BB	3 0 0 0 1 0 1
Tim Wallach, R OBP: 0.341, SLG: 0.458 (1, 5)			1-3 K2-3		1-0 1B FC5-2 2B		2-2 1B 2B 1B	3-3 K 1-2	4 1 2 0 0 2 1
Roberto Kelly, R OBP: 0.298, SLG: 0.349 (1, 7)			1-3 K		0-0 FC5-2 2-3 1B		1-2 2B 1B	1-1 F9	4 1 2 0 0 1 0
Kevin Tapani, R Chris Gwynn, L Garey Ingram, R Omar Daal, L Jim Bruske, R Dave Hanson, L Todd Hollandsworth, L Pedro Astacio, R Karin Garcia, L Roger Cedeno, S Antonio Osuna, R John Cummings, L			2-3 K		1 SAFE 1 SAFE 3-2 FC5-2 1-2 3-H		2-1 SH2-3 1-H 2-H 2B	1-2 BB BB BB 1B	1 0 0 0 0 0 1 0 1 0 0 0 0 0 0 2 0

Inning Stats	R: 0 H: 1 E: 0 LOB: 2 K: 0 BB: 1 S: 10 P: 17	R: 0 H: 0 E: 0 LOB: 0 K: 2 BB: 0 S: 11 P: 16	R: 0 H: 0 E: 0 LOB: 0 K: 1 BB: 0 S: 7 P: 11	R: 0 H: 0 E: 0 LOB: 0 K: 1 BB: 0 S: 8 P: 12	R: 0 H: 2 E: 0 LOB: 2 K: 0 BB: 0 S: 7 P: 11	R: 1 H: 2 E: 0 LOB: 1 K: 1 BB: 0 S: 13 P: 22	R: 2 H: 3 E: 0 LOB: 2 K: 0 BB: 0 S: 18 P: 25	R: 0 H: 0 E: 0 LOB: 1 K: 2 BB: 1 S: 12 P: 21	R: 1 H: 1 E: 0 LOB: 3 K: 1 BB: 3 S: 20 P: 36	1B: 7 SF: 0 2B: 2 SAC: 2 3B: 0 DP: 0 HR: 0 HBP: 0	WP: 0 PA: 41 PB: 0 SB: 1 CS: 0
---------------------	---	---	--	--	--	---	---	---	---	--	---

PITCHER	IP WLS BF H R ER SO BB IBB HBP BLK WP HR S P ERA WHIP	PITCHER	IP WLS BF H R ER SO BB IBB HBP BLK WP HR S P ERA WHIP
Mark Petkovsek, R ERA: 3.72 (1, 1)	6.0 0 27 8 3 3 5 1 0 0 0 0 0 0 67 105 4.50 1.500		
Tony Fossas, L ERA: 1.53 (7, 1)	0.1 1 0 0 0 0 0 0 0 0 0 0 0 0 1 1 0.00 0.000		
T.J. Mathews, R ERA: 1.38 (7, 1)	1.2 6 0 0 0 2 1 0 0 0 0 0 0 0 18 29 0.00 0.600		
Tom Henke, R ERA: 1.9 (9, 1)	1.0 W 7 1 1 1 1 3 0 0 0 0 0 0 0 20 36 9.00 4.000		

Los Angeles Dodgers @ St. Louis Cardinals
Busch Stadium, St. Louis, MO
Sat Sep 16 1995, 7:05 PM CDT
Att. 25,657 - Unknown - 74 F

AB	34
R	4
H	9
RBI	4
BB	5
SO	8
LOB	19



BOTTOM

Los Angeles Dodgers @ St. Louis Cardinals
 Busch Stadium, St. Louis, MO
 Sat Sep 16 1995, 7:05 PM CDT
 Att: 25,657 - Unknown - 74 F

AB	35
R	5
H	11
RBI	5
BB	1
SO	9
LOB	22



WP	0	PA	38
PB	0		
SB	0		
CS	0		

AB R H RBI BB SO LOB


4	1	2	1	1	1	1
4	0	1	0	0	2	5
1	0	1	1	0	0	0
4	1	1	0	0	2	4
4	2	3	3	0	0	0
4	0	1	0	0	0	2
3	1	0	0	0	1	1
3	0	0	0	0	0	1
4	0	2	0	0	1	2
3	0	0	0	0	1	6
0	0	0	0	0	0	0
0	0	0	0	0	0	0
1	0	0	0	0	1	0
0	0	0	0	0	0	0

Batter	1	2	3	4	5	6	7	8	9
Bernard Gilkey, R (1, 7) OBP: 0.369, SLG: 0.478	0-0 L9	2-2 1B		2-3 K		4-2 BB			1-1 1B 3B
Tripp Cromer, R (1, 6) OBP: 0.250, SLG: 0.316	0-0 1B	1-3 K		2-3 K		0-0 G5-4-3			0-1 1B
Mark Sweeney, L (9, PH) OBP: 0.375, SLG: 0.419						1-2f			3-H
Ray Lankford, L (1, 8) OBP: 0.368, SLG: 0.529	2-1 F7	2-3 K			2-1 HR	2-3 K			
Brian Jordan, R (1, 9) OBP: 0.342, SLG: 0.496	1-1 FC4 1B			0-0 HR	0-0 HR			3-2 P4	
John Mabry, L (1, 3) OBP: 0.347, SLG: 0.417	1-1 FC4			1-1 F9	1-0 FC6-4 HBP 1B			1-2 G6-3	
Jose Oliva, R (1, 5) OBP: 0.208, SLG: 0.290		3-2 1B E 1B HBP		3-3 K	2-2 F8			1-2 G4-3	
David Bell, R (1, 4) OBP: 0.280, SLG: 0.396		1-0 E6 1B 1B		2-0 G1-3	1-0 FC6-4 HBP			1-2 G5-3	
Danny Sheaffer, R (1, 2) OBP: 0.315, SLG: 0.367		0-1 1B 1B		0-0 FC1-6 1B	1-0 FC6-4			2-3 K	
Mark Petkovsek, R (1, 1) OBP: 0.195, SLG: 0.086		1-3 K		0-1 FC1-6	0-1 G4-3			1-2 K	
Tony Fossas, L (7, 1)									
T.J. Mathews, R (7, 1)									
Ray Giannelli, L (8, PH)									
Tom Henke, R (9, 1)									

Inning Stats	R: 0	H: 2	E: 0	LOB: 2	K: 0	P: 12	R: 1	H: 2	E: 1	LOB: 3	K: 3	P: 28	R: 1	H: 1	E: 0	LOB: 0	K: 1	P: 14	R: 0	H: 1	E: 0	LOB: 1	K: 2	P: 13	R: 2	H: 3	E: 0	LOB: 2	K: 0	P: 17	R: 0	H: 0	E: 0	LOB: 0	K: 1	P: 12	R: 0	H: 0	E: 0	LOB: 0	K: 0	P: 15	R: 0	H: 0	E: 0	LOB: 0	K: 2	P: 13	R: 1	H: 2	E: 0	LOB: 1	K: 0	P: 5
--------------	------	------	------	--------	------	-------	------	------	------	--------	------	-------	------	------	------	--------	------	-------	------	------	------	--------	------	-------	------	------	------	--------	------	-------	------	------	------	--------	------	-------	------	------	------	--------	------	-------	------	------	------	--------	------	-------	------	------	------	--------	------	------

PITCHER	IP	WLS	BF	H	R	ER	SO	BB	IBB	HBP	BLK	WP	HR	S	P	ERA	WHIP
Kevin Tapani, R (1, 1) ERA: 4.86	4.0		20	6	2	1	6	0	0	0	0	0	1	43	67	2.25	1.500
Omar Daal, L (5, 1) ERA: 8.47	0.0		3	3	2	2	0	0	0	0	0	0	1	4	7	∞	∞
Jim Bruske, R (5, 1) ERA: 5.19	2.0		7	0	0	0	1	1	0	1	0	0	0	12	22	0.00	0.500
Pedro Astacio, R (7, 1) ERA: 4.09	2.0		6	0	0	0	2	0	0	0	0	0	0	19	28	0.00	0.000
Antonio Osuna, R (9, 1) ERA: 4.46	0.0	L	1	1	1	1	0	0	0	0	0	0	0	2	3	∞	∞

PITCHER	IP	WLS	BF	H	R	ER	SO	BB	IBB	HBP	BLK	WP	HR	S	P	ERA	WHIP
John Cummings, L (9, 1) ERA: 4.02	0.0		1	1	0	0	0	0	0	0	0	0	0	2	2	∞	∞

Batter	1	2	3	4	5	6	7	8	9	AB R H RBI BB SO LOB	TOP											
Brett Butler, L (1, 8) OBP: 0.381, SLG: 0.382 Roger Cedeno, S (8, PH) OBP: 0.286, SLG: 0.263 (8, 8)	1-0 P6	2-2 G6-3		4-2 BB		4-1 F9 G4-3 HR BB		1-3 K		2 1 0 0 2 0 1 1 0 0 0 0 1 0												
Chad Fonville, S (1, 6) OBP: 0.333, SLG: 0.305	1-2 F9		1-2 F9	0-1 G1-3		1-2 G4-3		0-1 G4-3		5 0 0 0 0 0 4												
Mike Piazza, R (1, 2) OBP: 0.407, SLG: 0.625	2-2 1B		2-3 K		0-0 HR	1-0 F9			0-2 G6-3	5 1 2 1 0 1 1												
Eric Karros, R (1, 3) OBP: 0.364, SLG: 0.535	2-3 K		2-3 K		0-0 BB 1B SF8 1B	2-1 HR			1-0 1B	5 2 3 2 0 2 1												
Raul Mondesi, R (1, 9) OBP: 0.334, SLG: 0.507				0-0 G4-3	2-2 SF8 BB 1B	1-1 P5			1-2 F8	5 2 2 0 0 0 1												
Delino DeShields, L (1, 4) OBP: 0.351, SLG: 0.366		2-1 S 1B 2B		4-1 S 1B BB	4-1 BB		2-3 K		2-2 F7	3 2 1 1 2 1 1												
Tim Wallach, R (1, 5) OBP: 0.340, SLG: 0.457 Mike Busch, R (8, 5) OBP: 0.200, SLG: 0.600		1-0 G6-3		3-2 BB 1B 1B	1-1 SF8		2-3 K			3 0 1 2 0 1 1 0 0 0 0 0 0 0	AB 35 R 8 H 11 RBI 8 BB 4 SO 9 LOB 12											
Roberto Kelly, R (1, 7) OBP: 0.298, SLG: 0.349 Todd Hollandsworth, L (7, 7) OBP: 0.308, SLG: 0.417		2-2 SH5-4 1B		1-1 F8	0-2 SAFE SF8		1-3 K			3 0 1 2 0 1 1 0 0 0 0 0 0 0												
Ismael Valdez, R (1, 1) OBP: 0.105, SLG: 0.089		0-1 SH5-4		0-2 BB 1B	0-3 K			0-3 K		3 0 1 0 0 2 1												
Inning Stats	R: 0 E: 0 K: 1 S: 11	H: 1 LOB: 1 BB: 0 P: 17	R: 2 E: 0 K: 0 S: 16	H: 3 LOB: 1 BB: 0 P: 24	R: 0 E: 0 K: 2 S: 10	H: 0 LOB: 0 BB: 0 P: 15	R: 1 E: 0 K: 0 S: 15	H: 2 LOB: 3 BB: 2 P: 27	R: 3 E: 0 K: 1 S: 16	H: 3 LOB: 1 BB: 1 P: 23	R: 2 E: 0 K: 0 S: 10	H: 1 LOB: 0 BB: 1 P: 19	R: 0 E: 0 K: 3 S: 9	H: 0 LOB: 0 BB: 0 P: 14	R: 0 E: 0 K: 2 S: 9	H: 0 LOB: 0 BB: 0 P: 10	R: 0 E: 0 K: 0 S: 11	H: 1 LOB: 1 BB: 0 P: 15	1B: 7 2B: 1 3B: 1 HR: 2	SF: 2 SAC: 1 DP: 0 HBP: 0	WP: 0 PB: 0 SB: 3 CS: 0	PA: 42
PITCHER	IP WLS BF H R ER SO BB IBB HBP BLK WP HR S P ERA WHIP																					
Allen Watson, L (1, 1) ERA: 5.24	4.0 L 22 8 5 5 3 2 0 0 0 0 0 1 54 85 11.25 2.500																					
Brian Barber, R (5, 1) ERA: 4.01	2.0 10 2 3 3 1 2 0 0 0 0 0 1 24 40 13.50 2.000																					
Cory Bailey, R (7, 1) ERA:	1.0 3 0 0 0 3 0 0 0 0 0 0 0 9 14 0.00 0.000																					
Doug Creek, L (8, 1) ERA:	1.0 3 0 0 0 2 0 0 0 0 0 0 0 9 10 0.00 0.000																					
John Frascatore, R (9, 1) ERA: 4.67	1.0 4 1 0 0 0 0 0 0 0 0 0 0 11 15 0.00 1.000																					

Los Angeles Dodgers @ St. Louis Cardinals
Busch Stadium, St. Louis, MO
 Sun Sep 17 1995, 3:33 AM CDT
 Att. 22,644 - Sunny - 76 F

AB	35
R	8
H	11
RBI	8
BB	4
SO	9
LOB	12



Batter	1	2	3	4	5	6	7	8	9	AB	R	H	RBI	BB	SO	LOB
--------	---	---	---	---	---	---	---	---	---	----	---	---	-----	----	----	-----

Bernard Gilkey, R <small>(1, 7) OBP: 0.368, SLG: 0.476</small>	<small>2-2</small> 		<small>3-3</small> 			<small>2-2</small> 			<small>3-2</small> 	4	0	1	0	0	1	1
Ozzie Smith, S <small>(1, 6) OBP: 0.280, SLG: 0.240</small>	<small>2-1</small> 			<small>1-0</small> 		<small>1-1</small> 			<small>2-1</small> 	4	0	0	0	0	0	1
Ray Lankford, L <small>(1, 8) OBP: 0.366, SLG: 0.526</small>	<small>1-0</small> 			<small>3-0</small> 				<small>0-3</small> 		3	0	0	0	0	1	0
Brian Jordan, R <small>(1, 9) OBP: 0.339, SLG: 0.492</small> Doug Creek, L <small>(8, 1)</small> John Frascatore, R <small>(9, 1)</small>		<small>1-3</small> 		<small>1-1</small> 				<small>0-3</small> 		3	0	0	0	0	2	0
John Mabry, L <small>(1, 3) OBP: 0.344, SLG: 0.414</small> <small>(8, 9)</small>		<small>0-0</small> 			<small>0-0</small> 			<small>0-1</small> 		3	0	0	0	0	0	0
Jose Oliva, R <small>(1, 5) OBP: 0.205, SLG: 0.285</small>		<small>2-3</small> 			<small>2-3</small> 			<small>1-3</small> 		3	0	0	0	0	3	0
David Bell, R <small>(1, 4) OBP: 0.273, SLG: 0.385</small>			<small>0-0</small> 		<small>1-1</small> 			<small>0-3</small> 		3	0	0	0	0	1	0
Scott Hemond, R <small>(1, 2) OBP: 0.252, SLG: 0.248</small>			<small>2-2</small> 			<small>0-1</small> 		<small>1-0</small> 		3	0	1	0	0	0	0
Allen Watson, L <small>(1, 1) OBP: 0.424, SLG: 0.531</small> Brian Barber, R <small>(5, 1) OBP: 0.222, SLG: 0.125</small> Terry Bradshaw, L <small>(6, PH) OBP: 0.222, SLG: 0.192</small> Cory Bailey, R <small>(7, 1)</small> Ray Gianneli, L <small>(8, 3)</small>			<small>0-0</small> 			<small>0-3</small> 			<small>2-0</small> 	0	0	0	0	0	0	0
										0	0	0	0	0	0	0
										1	0	0	0	0	1	0
										0	0	0	0	0	0	0
										1	0	0	0	0	0	0

Inning Stats	R: 0	H: 0	R: 0	H: 0	R: 0	H: 0	R: 0	H: 0	R: 0	H: 0	R: 0	H: 0	R: 0	H: 0	R: 0	H: 0	1B: 2	SF: 0	WP: 0	PA: 29
	E: 0	LOB: 0	E: 0	LOB: 0	E: 0	LOB: 0	E: 0	LOB: 0	E: 0	LOB: 1	E: 0	LOB: 0	E: 0	LOB: 0	E: 0	LOB: 0	2B: 0	SAC: 1	PB: 0	
	K: 0	BB: 0	K: 2	BB: 0	K: 0	BB: 0	K: 1	BB: 0	K: 2	BB: 0	K: 2	BB: 0	K: 2	BB: 0	K: 0	BB: 0	3B: 0	DP: 0	SB: 0	
	S: 7	P: 12	S: 7	P: 10	S: 9	P: 14	S: 4	P: 9	S: 6	P: 9	S: 12	P: 15	S: 8	P: 8	S: 10	P: 12	HR: 0	HBP: 0	CS: 0	

PITCHER Ismael Valdez, R <small>(1, 1) ERA: 3.02</small>	IP	WLS	BF	H	R	ER	SO	BB	IBB	HBP	BLK	WP	HR	S	P	ERA	WHIP																		
	9.0	W	29	2	0	0	9	0	0	0	0	0	0	0	71	104	0.00	0.222																	
																		PITCHER	IP	WLS	BF	H	R	ER	SO	BB	IBB	HBP	BLK	WP	HR	S	P	ERA	WHIP

BOTTOM

Los Angeles Dodgers @ St. Louis Cardinals
 Busch Stadium, St. Louis, MO
 Sun Sep 17 1995, 3:33 AM CDT
 Att. 22,644 - Sunny - 76 F

livebaseballscorecards.com

AB	28
R	0
H	2
RBI	0
BB	0
SO	9
LOB	2



Batter	1	2	3	4	5	6	7	8	9	AB R H RBI BB SO LOB	TOP											
Deion Sanders, L (1, 8) OBP: 0.330, SLG: 0.409	4-0 SH1-3 1B S BB	0-3 K		4-0 BB BB		0-0 B1		0-0 G4-3		3 1 0 0 2 1 2												
John Patterson, S (1, 4) OBP: 0.289, SLG: 0.280	0-0 SH1-3 1-3	0-0 F3		0-0 L4		0-3 K2-3		0-3 K		4 0 0 0 0 2 4												
Barry Bonds, L (1, 7) OBP: 0.421, SLG: 0.556	4-0 1B SF9 BB		0-0 F8 WP S 1B		0-0 F2		0-0 HR		0-0 L8	4 3 2 1 1 0 0												
Matt Williams, R (1, 5) OBP: 0.414, SLG: 0.668	0-0 1-3 3-H 1B		0-0 F8 1-3		0-3 K		4-0 FC6-4 BB		0-0 F9	4 0 1 1 1 1 1												
Mark Carreon, R (1, 3) OBP: 0.354, SLG: 0.507	0-0 SF9		0-0 G6-3		0-0 BB 1B		0-0 FC6-4		0-0 F7	4 1 1 1 0 0 1												
J.R. Phillips, L (9, 3) OBP: 0.251, SLG: 0.332	0-0 3-H		0-0 G5-3		0-0 BB 2B 1B		0-0 1-2f			0 0 0 0 0 0 0												
Glenallen Hill, R (1, 9) OBP: 0.318, SLG: 0.477	0-0 P4		0-0 G5-3		0-0 BB 2B 1B				0-0 G6-3	4 1 1 0 0 0 1												
Royce Clayton, R (1, 6) OBP: 0.306, SLG: 0.352		0-0 WP G5-3 1B		0-0 2B	4-0 1-2 2-3 2B BB				0-0 G4-3	3 1 2 0 1 0 0												
Kirt Manwaring, R (1, 2) OBP: 0.311, SLG: 0.333		0-0 G5-3		0-0 G6-3	0-0 1-H 2-H 3-H 2B				0-3 K	4 0 1 3 0 1 2												
Mark Leiter, R (1, 1) OBP: 0.161, SLG: 0.103		4-0 2-3 BB		0-3 K	0-0 G1-3				0-0 G4-3	3 0 0 0 1 1 2												
Shawn Barton, R (8, 1)										0 0 0 0 0 0 0												
Inning Stats	R: 2 E: 0 K: 0 S: 4	H: 1 LOB: 1 BB: 2 P: 12	R: 0 E: 0 K: 1 S: 6	H: 1 LOB: 2 BB: 1 P: 10	R: 1 E: 0 K: 0 S: 4	H: 1 LOB: 0 BB: 0 P: 4	R: 0 E: 0 K: 1 S: 6	H: 1 LOB: 2 BB: 1 P: 10	R: 3 E: 0 K: 1 S: 8	H: 3 LOB: 1 BB: 1 P: 12	R: 1 E: 0 K: 1 S: 6	H: 1 LOB: 1 BB: 1 P: 10	R: 0 E: 0 K: 1 S: 5	H: 0 LOB: 0 BB: 0 P: 5	R: 0 E: 0 K: 1 S: 5	H: 0 LOB: 0 BB: 0 P: 5	R: 0 E: 0 K: 0 S: 3	H: 0 LOB: 0 BB: 0 P: 3	1B: 5 2B: 2 3B: 0 HR: 1	SF: 1 SAC: 1 DP: 0 HBP: 0	WP: 2 PB: 0 SB: 2 CS: 0	PA: 41
PITCHER	IP WLS BF H R ER SO BB IBB HBP BLK WP HR S P ERA WHIP																				PITCHER	IP WLS BF H R ER SO BB IBB HBP BLK WP HR S P ERA WHIP
Hideo Nomo, R (1, 1) ERA: 2.62	5.0 L 27 7 6 6 3 5 0 0 0 2 0 28 48 10.80 2.400																					
Kevin Tapani, R (6, 1) ERA: 4.88	1.0 5 1 1 1 1 1 1 0 0 0 0 1 6 10 9.00 2.000																					
Pedro Astacio, R (7, 1) ERA: 4.05	1.0 3 0 0 0 0 1 0 0 0 0 0 0 5 5 0.00 0.000																					
Mark Guthrie, L (8, 1) ERA: 4.42	1.0 3 0 0 0 0 1 0 0 0 0 0 0 5 5 0.00 0.000																					
John Cummings, L (9, 1) ERA: 3.92	1.0 3 0 0 0 0 0 0 0 0 0 0 0 3 3 0.00 0.000																					

San Francisco Giants @ Los Angeles Dodgers
Dodger Stadium, Los Angeles, CA
Tue Sep 19 1995, 7:05 PM PDT
Att. 38,286 - Unknown - 75 F

livebaseballscorecards.com

AB	33
R	7
H	8
RBI	6
BB	6
SO	6
LOB	13



Batter	1	2	3	4	5	6	7	8	9	AB R H RBI BB SO LOB
Brett Butler, L (1, 8) OBP: 0.380, SLG: 0.381	0-3 K		0-0 SF7		0-0 1B		0-0 G3		0-0 B3	4 0 1 1 0 1 0
Chad Fonville, S (1, 6) OBP: 0.331, SLG: 0.304	0-0 G6-3		0-0 L6		0-0 1B		0-0 L7		0-0 G5-3	5 0 1 0 0 0 0
Mike Piazza, R (1, 2) OBP: 0.409, SLG: 0.625 Carlos Hernandez, R (2, 2) OBP: 0.214, SLG: 0.222 Todd Hollandsworth, L (7, PH) OBP: 0.306, SLG: 0.412 Tom Prince, R (8, 2) OBP: 0.273, SLG: 0.375	1-0 WP HBP				0-0 G6-3		0-0 G6-3		0-0 F8	0 0 0 0 0 0 0 2 0 0 0 0 0 2 1 0 0 0 0 0 0 1 0 0 0 0 0 0
Eric Karros, R (1, 3) OBP: 0.383, SLG: 0.532	0-0 F8				4-0 G6-3 2B BB		0-3 K		0-0 F8	3 1 0 0 1 1 1
Raul Mondesi, R (1, 9) OBP: 0.333, SLG: 0.505		0-3 K2-3			0-0 G6-3		0-0 E S 1B		0-3 K	4 0 1 0 0 2 1
Delino DeShields, L (1, 4) OBP: 0.352, SLG: 0.368		0-3 K			0-0 2B		0-3 K		4-0 1B BB	3 0 1 1 1 2 1
Tim Wallach, R (1, 5) OBP: 0.342, SLG: 0.455 Juan Castro, R (8, PR) John Cummings, L (9, 1)		0-3 K			0-0 G6-3		4-0 E BB		0-0 HBP 1B	3 0 1 0 1 1 1 0 0 0 0 0 0 0 0 0 0 0 0 0 0
Roberto Kelly, R (1, 7) OBP: 0.299, SLG: 0.349			0-0 SH1-4 SF7 1B			0-0 F9		0-0 E5	1-0 HBP	3 1 1 0 0 0 2
Hideo Nomo, R (1, 1) Karin Garcia, L (1, 1) Kevin Tapani, R (1, 1) Chris Gwynn, L (1, 1) Pedro Martinez, R (1, 1) Mark Guthrie, R (1, 1) Dave Hansen, L (1, 1) Mike Busch, R (1, 1)			0-0 SH1-4			0-0 P6		0-0 G3-1	0-0 P3	0 0 0 0 0 0 0 1 0 1 0 0 0 0 0 0

Inning Stats	R: 0	H: 0	E: 0	K: 1	S: 5	LOB: 1	BB: 0	P: 6	R: 0	H: 0	E: 0	K: 3	S: 9	LOB: 0	BB: 0	P: 9	R: 1	H: 1	E: 0	K: 0	S: 4	LOB: 0	BB: 0	P: 4	R: 1	H: 1	E: 0	K: 0	S: 4	LOB: 1	BB: 1	P: 8	R: 0	H: 2	E: 0	K: 0	S: 5	LOB: 2	BB: 0	P: 5	R: 0	H: 1	E: 1	K: 2	S: 9	LOB: 3	BB: 1	P: 13	R: 0	H: 0	E: 0	K: 0	S: 3	LOB: 0	BB: 0	P: 3	R: 0	H: 1	E: 0	K: 1	S: 6	LOB: 3	BB: 1	P: 11	R: 0	H: 0	E: 0	K: 0	S: 3	LOB: 0	BB: 0	P: 3	R: 0	H: 0	E: 0	K: 0	S: 3	LOB: 0	BB: 0	P: 3	1B: 5	SF: 1	2B: 1	SAC: 1	3B: 0	DP: 0	HR: 0	HBP: 2	WP: 1	PA: 39
--------------	------	------	------	------	------	--------	-------	------	------	------	------	------	------	--------	-------	------	------	------	------	------	------	--------	-------	------	------	------	------	------	------	--------	-------	------	------	------	------	------	------	--------	-------	------	------	------	------	------	------	--------	-------	-------	------	------	------	------	------	--------	-------	------	------	------	------	------	------	--------	-------	-------	------	------	------	------	------	--------	-------	------	------	------	------	------	------	--------	-------	------	-------	-------	-------	--------	-------	-------	-------	--------	-------	--------

PITCHER	IP	WLS	BF	H	R	ER	SO	BB	IBB	HBP	BLK	WP	HR	S	P	ERA	WHIP
Mark Leiter, R (1, 1) ERA: 3.53	7.2	W	35	6	2	2	7	3	0	2	0	1	0	44	58	2.35	1.174
Shawn Barton, L (8, 1) ERA: 4.43	1.1	S	4	0	0	0	0	0	0	0	0	0	0	4	4	0.00	0.000

BOTTOM

San Francisco Giants @ Los Angeles Dodgers
Dodger Stadium, Los Angeles, CA

Tue Sep 19 1995, 7:05 PM PDT
Att: 38,286 - Unknown - 75 F

livebaseballscorecards.com

AB	32
R	2
H	6
RBI	2
BB	3
SO	7
LOB	14



Batter	1	2	3	4	5	6	7	8	9	AB R H RBI BB SO LOB	TOP	
Deion Sanders, L (1, 8) OBP: 0.326, SLG: 0.404	0-0 E7 F9		0-0 G1-5-3		0-0 F9		0-0 F8			4 0 0 0 0 0 0	San Francisco Giants @ Los Angeles Dodgers Dodger Stadium, Los Angeles, CA Wed Sep 20 1995, 7:05 PM PDT Att. 34,624 - Unknown - 67 F livebaseballscorecards.com	
John Patterson, S (1, 4) OBP: 0.293, SLG: 0.281	0-0 F8		0-0 P6		4-0 S 1B BB		0-0 1B			3 1 1 0 1 0 1		
Barry Bonds, L (1, 7) OBP: 0.422, SLG: 0.555	0-0 F9 2-3		0-0 2B 1B		0-0 1-H 1B CS		0-0 F7			4 0 2 1 0 0 2		
Matt Williams, R (1, 5) OBP: 0.415, SLG: 0.674	0-0 P4		0-0 1-3 2B		0-0 1-2 CS	0-0 G4-3 3B 2B		0-0 G6-3		4 1 2 0 0 0 1		
Mark Carreon, R (1, 3) OBP: 0.351, SLG: 0.501		0-0 G6-3	0-3 K		0-0 G4-3		0-0 G6-3			4 0 0 0 0 1 3		
Glenallen Hill, R (1, 9) OBP: 0.318, SLG: 0.479		0-3 K		0-0 G1-3		0-0 2-3 3B		0-0 G4-3		4 0 1 1 0 1 0		
Royce Clayton, R (1, 6) OBP: 0.305, SLG: 0.350		4-0 FC5 1B BB		0-0 G5-3		0-3 K		0-3 K		3 0 0 0 1 2 1		
Kirt Manwaring, R (1, 2) OBP: 0.311, SLG: 0.333 Tom Lampkin, L (9, PH) OBP: 0.364, SLG: 0.353		0-0 1-2 1B		0-0 G5-3		0-0 G4-3		0-0 G3		3 0 1 0 0 0 1 1 0 0 0 0 0 0		
Terry Mulholland, R (1, 1) OBP: 0.085, SLG: 0.200 Marvin Benard, L (7, PH) OBP: 0.333, SLG: 0.333 Scott Service, R (7, 1) Mark Leonard, L (9, PH) OBP: 0.462, SLG: 0.700		0-0 FC5 2-3f		0-3 K		0-3 K		0-0 F7		2 0 0 0 0 1 2 1 0 0 0 0 1 0 0 0 0 0 0 0 0 1 0 0 0 0 0 0		
Inning Stats	R: 0 E: 1 K: 0 S: 4 H: 0 LOB: 1 BB: 0 P: 4	R: 0 E: 0 K: 1 S: 6 H: 1 LOB: 2 BB: 1 P: 10	R: 0 E: 0 K: 1 S: 7 H: 2 LOB: 2 BB: 0 P: 7	R: 0 E: 0 K: 0 S: 3 H: 0 LOB: 0 BB: 0 P: 3	R: 1 E: 0 K: 1 S: 5 H: 1 LOB: 0 BB: 1 P: 9	R: 1 E: 0 K: 1 S: 7 H: 2 LOB: 1 BB: 0 P: 7	R: 0 E: 0 K: 1 S: 6 H: 1 LOB: 1 BB: 0 P: 6	R: 0 E: 0 K: 0 S: 3 H: 0 LOB: 0 BB: 0 P: 3	R: 0 E: 0 K: 1 S: 5 H: 0 LOB: 0 BB: 0 P: 5	1B: 4 2B: 2 3B: 1 HR: 0 SF: 0 SAC: 0 DP: 0 HBP: 0	WP: 0 PB: 0 SB: 1 CS: 1 PA: 37	
PITCHER Ramon Martinez, R (1, 1) ERA: 3.72 Todd Worrell, R (9, 1) ERA: 2.21	IP WLS BF H R ER SO BB IBB HBP BLK WP HR S P ERA WHIP	8.0 W 33 7 2 2 5 2 0 0 0 0 0 0 41 49 2.25 1.125	1.0 S 3 0 0 0 1 0 0 0 0 0 0 0 5 5 0.00 0.000									IP WLS BF H R ER SO BB IBB HBP BLK WP HR S P ERA WHIP



Batter	1	2	3	4	5	6	7	8	9	AB	R	H	RBI	BB	SO	LOB
Brett Butler, L OBP: 0.377, SLG: 0.378 (1, 8) X	0-0 G6-3 ①			X 0-0 G6-3 ① X	0-0 FC5-4 ②		X 0-0 F8 ②			4	0	0	0	0	0	2
Chad Fonville, S OBP: 0.333, SLG: 0.304 (1, 6) X	0-0 G1-3 ②			B B B B 4-0 FC6-4 1B E BB	0-0 FC5-4 1B		X 0-0 G6-3 ③			3	1	1	0	1	0	0
Mike Piazza, R OBP: 0.407, SLG: 0.621 (1, 2) X	0-0 G5-3 ③			X 0-0 FC6-4 1-2 1B	0-0 FC5-4 ③		X 0-0 G4-3 ①			4	0	1	0	0	0	2
Eric Karros, R OBP: 0.384, SLG: 0.531 (1, 3)		B B B B 4-0 FC5-4 BB		X 0-0 FC6-4 ② E 1-2f 2-3		X 0-0 FC5-4 1B		S S S S 0-3 K ②		3	1	1	0	1	1	2
Raul Mondesi, R OBP: 0.331, SLG: 0.501 (1, 9) X		X 0-0 FC5-4 ① G4-6-3 1-2f		X 0-0 E5 ① E 1-3 3-H		S S S S 0-3 K ①		S S S S 0-3 K ③		4	1	0	0	0	2	3
Delino DeShields, L OBP: 0.350, SLG: 0.365 (1, 4) X		X 0-0 G4-6-3 ② ③ 1-2f		X 0-0 E3 ③ E 2-H 3-H		X 0-0 F8 ②				3	0	0	0	0	0	2
Tim Wallach, R OBP: 0.338, SLG: 0.451 (1, 5)			X 0-0 G6-3 ① X	X 0-0 L5 ③		X 0-0 FC5-4 ③ 1-2f				3	0	0	0	0	0	2
Roberto Kelly, R OBP: 0.302, SLG: 0.357 (1, 7)			X 0-0 G5-3 ②		X 0-0 SH CS 1B		X 0-0 HR ①			3	1	2	1	0	0	0
Roger Cedeno, S OBP: 0.286, SLG: 0.263 (8, 7)										0	0	0	0	0	0	0
Ramon Martinez, R OBP: 0.190, SLG: 0.242 (1, 1)			X 0-0 L6 ③		X 0-0 SH FC5-4 1-3					2	0	0	0	0	1	0
Todd Worrell, R (9, 1)										0	0	0	0	0	0	0

Inning Stats	R: 0	H: 0	E: 0	K: 0	S: 3	LOB: 0	BB: 0	P: 3	R: 0	H: 0	E: 0	K: 0	S: 2	LOB: 0	BB: 1	P: 6	R: 0	H: 0	E: 0	K: 0	S: 3	LOB: 0	BB: 0	P: 3	R: 3	H: 1	E: 2	K: 0	S: 6	LOB: 1	BB: 1	P: 10	R: 0	H: 2	E: 1	K: 0	S: 5	LOB: 2	BB: 0	P: 5	R: 0	H: 1	E: 0	K: 1	S: 6	LOB: 1	BB: 0	P: 6	R: 1	H: 1	E: 0	K: 1	S: 6	LOB: 0	BB: 0	P: 6	R: 0	H: 0	E: 0	K: 2	S: 7	LOB: 0	BB: 0	P: 7
1B: 4	2B: 0	3B: 0	HR: 1	SF: 0	SAC: 1	DP: 1	HBP: 0	WP: 0	PA: 32																																																							

PITCHER	IP	WLS	BF	H	R	ER	SO	BB	IBB	HBP	BLK	WP	HR	S	P	ERA	WHIP
Terry Mulholland, L ERA: 5.54 (1, 1)	6.0	L	25	4	3	0	1	2	0	0	0	0	0	25	33	0.00	1.000
Scott Service, R ERA: 3.55 (7, 1)	2.0		7	1	1	1	3	0	0	0	0	0	1	13	13	4.50	0.500

BOTTOM

San Francisco Giants @ Los Angeles Dodgers
Dodger Stadium, Los Angeles, CA
 Wed Sep 20 1995, 7:05 PM PDT
 Att: 34,624 - Unknown - 67 F

livebaseballscorecards.com

AB	29
R	4
H	5
RBI	1
BB	2
SO	4
LOB	13



Batter	1	2	3	4	5	6	7	8	9	AB R H RBI BB SO LOB	TOP		
Steve Finley, L (1, 8) OBP: 0.365, SLG: 0.430	0-2 F9 1B	1-1 F9 1B		1-0 G3-6 1-2f		0-1 BB 2-H 1B			0-3 K 1B	5 0 1 1 0 1 3			
Jody Reed, R (1, 4) OBP: 0.358, SLG: 0.328	0-0 G5-3 1B		1-2 F9 1B		3-2 F8 1B	4-0 BB 1-2			3-1 F8 1B	4 0 1 0 1 0 0			
Tony Gwynn, L (1, 9) OBP: 0.401, SLG: 0.473	0-1 G5-3 1-2		2-1 2B 2B		0-2 G4-3 1B	1-1 G1-3 1B			0-0 FC4-6 1B	5 1 2 0 0 0 3			
Ken Caminiti, S (1, 5) OBP: 0.380, SLG: 0.505	1-1 G4-3 1B		2-3 K 1B		0-0 BB 1B				1-2 FC4-6 1-2f	5 0 1 0 0 2 3			
Scott Livingstone, L (1, 3) Arch Cianfrocco, R (7, PH) OBP: 0.380, SLG: 0.480 OBP: 0.333, SLG: 0.457			0-1 G1-3 1B 2B	0-1 BB 1B 2B		1-1 F9 1 SAFE 1B			1-3 K 1B	3 1 1 1 0 0 1 1 0 0 0 0 1 0			
Melvin Nieves, S (1, 7) OBP: 0.278, SLG: 0.403			0-1 F9 E 2B	0-0 BB 1B		1-0 HR 1B			1-1 F9 1B	4 2 3 2 0 0 0			
Brian Johnson, R (1, 2) OBP: 0.288, SLG: 0.337			4-1 E BB	3-1 P4 1B		2-0 SH1-4 1B 1B			2-1 F8 1B	3 1 1 0 1 0 1			
Andujar Cedeno, R (1, 6) OBP: 0.269, SLG: 0.312			1-0 F9 2-3		1-1 G6-3 1B	1-3 K 1B			0-1 F9 1B	4 0 0 0 0 1 3			
Andy Ashby, R (1, 1) Trevor Hoffman, R (9, 1) OBP: 0.188, SLG: 0.191 OBP: 0.500, SLG: 1.000			2-2 E6 1-2 3-H	2-1 G3-6 1B		0-1 SH1-4 1-2			0-3 K 1B	3 0 1 0 0 1 1 0 0 0 0 0 0 0			
Inning Stats	R: 0 H: 1 E: 0 LOB: 1 K: 0 BB: 0 S: 8 P: 9	R: 1 H: 1 E: 1 LOB: 2 K: 0 BB: 1 S: 11 P: 19	R: 2 H: 3 E: 0 LOB: 1 K: 1 BB: 0 S: 14 P: 22	R: 0 H: 1 E: 0 LOB: 0 K: 0 BB: 0 S: 5 P: 9	R: 0 H: 1 E: 0 LOB: 1 K: 0 BB: 0 S: 9 P: 13	R: 2 H: 3 E: 0 LOB: 2 K: 1 BB: 1 S: 11 P: 20	R: 0 H: 0 E: 0 LOB: 0 K: 2 BB: 0 S: 8 P: 11	R: 0 H: 0 E: 0 LOB: 0 K: 1 BB: 0 S: 7 P: 9	R: 0 H: 1 E: 0 LOB: 1 K: 1 BB: 0 S: 10 P: 14	1B: 7 SF: 0 2B: 3 SAC: 1 3B: 0 DP: 1 HR: 1 HBP: 0	WP: 0 PA: 40 PB: 0 SB: 0 CS: 0		
PITCHER	IP WLS BF H R ER SO BB IBB HBP BLK WP HR S P ERA WHIP											PITCHER	IP WLS BF H R ER SO BB IBB HBP BLK WP HR S P ERA WHIP
Tom Candiotti, R (1, 1) ERA: 3.47	5.0 L 23 7 3 2 1 1 0 0 0 0 0 0 47 72 3.60 1.600												
Pedro Astacio, R (6, 1) ERA: 4.2	0.2 4 2 2 2 1 0 0 0 0 0 0 1 7 11 27.00 3.000												
Mark Guthrie, L (6, 1) ERA: 4.33	1.1 6 1 0 0 2 1 0 0 0 0 0 0 12 20 0.00 1.500												
Antonio Osuna, R (8, 1) ERA: 4.35	1.0 3 0 0 0 1 0 0 0 0 0 0 0 7 9 0.00 0.000												
John Cummings, L (9, 1) ERA: 3.83	1.0 4 1 0 0 1 0 0 0 0 0 0 0 10 14 0.00 1.000												

San Diego Padres @ Los Angeles Dodgers
Dodger Stadium, Los Angeles, CA

Thu Sep 21 1995, 7:05 PM PDT
Att. 31,243 - Unknown - 73 F

AB	37
R	5
H	11
RBI	4
BB	2
SO	6
LOB	15



Batter	1	2	3	4	5	6	7	8	9	AB	R	H	RBI	BB	SO	LOB
Brett Butler, L OBP: 0.376, SLG: 0.377 (1, 8)	2-2 G5-3		0-0 G4-3				0-2 G4-3			4	0	1	0	0	0	1
Chad Fonville, S OBP: 0.339, SLG: 0.310 (1, 6)	1-2 G4-3		2-2 1B					0-1 G6-3		4	0	3	0	0	0	0
Mike Piazza, R OBP: 0.406, SLG: 0.617 (1, 2)	1-0 F8		0-1 1B					0-1 P4		4	0	1	0	0	0	3
Eric Karros, R OBP: 0.385, SLG: 0.530 (1, 3)		1-1 G1-3	3-2 1B					0-1 G6-3		3	0	1	0	0	0	1
Raul Mondesi, R OBP: 0.328, SLG: 0.497 (1, 9)		1-1 E5	2-3 K					0-1 F9		4	1	0	0	0	1	4
Delino DeShields, L OBP: 0.349, SLG: 0.363 (1, 4)		4-2 BB		2-1 G4-3				1-0 G6-4-3		3	0	0	0	1	0	1
Tim Wallach, R OBP: 0.337, SLG: 0.448 (1, 5)		0-1 FC6-4		1-0 F8				1-2 G6-3		4	0	1	0	0	0	2
Garey Ingram, R OBP: 0.322, SLG: 0.255 (9, PR)		1-2 WP		2-2 L4				1-1 1B		0	0	0	0	0	0	0
Roberto Kelly, R OBP: 0.303, SLG: 0.358 (1, 7)		2-3 K		2-2 L4				2-1 1B		4	0	2	0	0	1	1
Tom Candiotti, R OBP: 0.161, SLG: 0.113 (1, 1)			1-3 K					2-1 F7		1	0	0	0	0	1	0
Karim Garcia, L OBP: 0.235, SLG: 0.235 (5, PH)										1	0	0	0	0	0	0
Pedro Astacio, R OBP: 0.189, SLG: 0.167 (6, 1)										0	0	0	0	0	0	0
Mark Guthrie, R OBP: 0.189, SLG: 0.167 (6, 1)										0	0	0	0	0	0	0
Chris Gwynn, L OBP: 0.273, SLG: 0.300 (7, PH)										1	0	0	0	0	0	1
Antonio Osuna, R OBP: 0.273, SLG: 0.300 (8, 1)										0	0	0	0	0	0	0
John Cummings, L OBP: 0.273, SLG: 0.300 (9, 1)										0	0	0	0	0	0	0
Dave Hansen, L OBP: 0.369, SLG: 0.329 (9, PH)										1	0	0	0	0	1	2

Inning Stats	R: 0	H: 0	E: 0	K: 0	S: 8	R: 1	H: 0	E: 1	K: 1	S: 11	R: 0	H: 2	E: 0	K: 2	S: 17	R: 0	H: 0	E: 0	K: 0	S: 6	R: 0	H: 2	E: 0	K: 0	S: 12	R: 0	H: 1	E: 0	K: 0	S: 5	R: 0	H: 1	E: 0	K: 0	S: 11	R: 0	H: 1	E: 0	K: 0	S: 6	R: 0	H: 2	E: 0	K: 1	S: 13	1B: 9	SF: 0	2B: 0	SAC: 0	3B: 0	DP: 3	HR: 0	HBP: 1	WP: 1	PA: 36
PITCHER	IP	WLS	BF	H	R	ER	SO	BB	IBB	HBP	BLK	WP	HR	S	P	ERA	WHIP																																						
Andy Ashby, R ERA: 3.03 (1, 1)	8.2	W	35	9	1	0	3	1	0	1	0	1	0	86	130	0.00	1.154																																						
Trevor Hoffman, R ERA: 4.17 (9, 1)	0.1	S	1	0	0	0	1	0	0	0	0	0	0	3	5	0.00	0.000																																						

BOTTOM

San Diego Padres @ Los Angeles Dodgers
Dodger Stadium, Los Angeles, CA

livebaseballscorecards.com

AB	34
R	1
H	9
RBI	0
BB	1
SO	4
LOB	16



WP: 1	PA: 36
PB: 0	
SB: 1	
CS: 0	

Thu Sep 21 1995, 7:05 PM PDT
Att: 31,243 - Unknown - 73 F

Batter	1	2	3	4	5	6	7	8	9	AB R H RBI BB SO LOB	TOP										
Steve Finley, L (1, 8) OBP: 0.365, SLG: 0.429	2-2 P5		4-2 G5-3 BB	1-1 1-2 3-H 1B		1-1 P2		2-3 K		4 0 1 1 1 1 0	San Diego Padres @ Los Angeles Dodgers Dodger Stadium, Los Angeles, CA Fri Sep 22 1995, 7:05 PM PDT Att. 43,627 - Unknown - 75 F										
Jody Reed, R (1, 4) OBP: 0.354, SLG: 0.324	3-2 G5-3		1-3 K	2-3 K		0-0 P4		2-3 K		5 0 0 0 0 3 4											
Tony Gwynn, L (1, 9) OBP: 0.403, SLG: 0.474	2-2 L7		1-1 G5-3		3-2 2B 1B	1-2 S 1B		0-0 1B		5 1 3 0 0 0 1											
Ken Caminiti, S (1, 5)		2-2 FC4-6 1B	4-0 1B		0-0 2B	1-2 F9		2-2 F9		4 1 2 0 1 0 2											
Scott Livingstone, L (1, 3) OBP: 0.386, SLG: 0.505		2-1 FC4-6 1B	0-0 L7		0-2 2B		1-0 HR		0-0 F7	5 2 3 3 0 0 2											
Melvin Nieves, S (1, 7) Ray Holbert, R (9, PR) OBP: 0.279, SLG: 0.237		1-2 FC4-6 1B		3-3 K	3-2 G6-3 2B		1-2 G6-3		2-2 1B	5 0 2 1 0 1 2 0 0 0 0 0 0 0											
Brad Ausmus, R (1, 2) OBP: 0.355, SLG: 0.408		1-3 K		1-0 F9	1-3 K		1-0 1B		1-2 1B	5 0 2 0 0 2 3											
Andujar Cedeno, R (1, 6) OBP: 0.273, SLG: 0.316		4-2 1B		0-0 1B	1-1 G6-3		2-2 FC5-4 1B		1-3 K	4 1 2 0 1 1 3											
Fernando Valenzuela, L Brian Williams, R Phil Platter, L Dustin Hermanson, R Ray McDavid, L Bryce Florio, R Eddie Williams, R Ron Villone, L Roberto Petagine, L		1-2 G1-3		1-2 1B	2-3 K		2-1 FC5-4		0-3 K	1 0 0 0 0 0 0 3 0 0 0 0 0 0 0 0 1 0 0 1 0 0 0 0 0 0 0 0 0 0 0 0 1 0 0 0 0 0 0 1 0 0 0 0 0 0 0 0 1 0 0 0 0 0 0 0 0 0 0 0 0 0 0 0 1 0 0 0 0 0 0 1 1 0 0 0 0 0 0 2											
Inning Stats	R: 0 E: 0 K: 0 S: 12	H: 0 LOB: 0 BB: 0 P: 19	R: 0 E: 0 K: 1 S: 18	H: 2 LOB: 3 BB: 1 P: 29	R: 0 E: 0 K: 1 S: 9	H: 0 LOB: 2 BB: 2 P: 19	R: 1 E: 0 K: 2 S: 13	H: 3 LOB: 2 BB: 0 P: 21	R: 3 E: 0 K: 2 S: 19	H: 4 LOB: 1 BB: 0 P: 29	R: 0 E: 0 K: 0 S: 9	H: 1 LOB: 1 BB: 0 P: 12	R: 1 E: 0 K: 0 S: 11	H: 3 LOB: 1 BB: 0 P: 18	R: 0 E: 0 K: 2 S: 11	H: 1 LOB: 1 BB: 0 P: 17	R: 0 E: 0 K: 2 S: 15	H: 2 LOB: 2 BB: 0 P: 19	1B: 11 2B: 4 3B: 0 HR: 1	SF: 0 SAC: 0 DP: 0 HBP: 0	WP: 1 PA: 45 PB: 0 SB: 3 CS: 1
PITCHER	IP WLS BF H R ER SO BB IBB HBP BLK WP HR S P ERA WHIP	IP WLS BF H R ER SO BB IBB HBP BLK WP HR S P ERA WHIP																			
Kevin Tapani, R (1, 1) ERA: 4.97	4.0		8 4 4 4 2 1 0 0	0 0 0 0 0 0 0 0	0 0 0 0 0 0 0 0	0 0 0 0 0 0 0 0	0 0 0 0 0 0 0 0	0 0 0 0 0 0 0 0	0 0 0 0 0 0 0 0	0 0 0 0 0 0 0 0	0 0 0 0 0 0 0 0	0 0 0 0 0 0 0 0	0 0 0 0 0 0 0 0	0 0 0 0 0 0 0 0	0 0 0 0 0 0 0 0	0 0 0 0 0 0 0 0	0 0 0 0 0 0 0 0	0 0 0 0 0 0 0 0	0 0 0 0 0 0 0 0	0.00 2.500	
Pedro Astacio, R (5, 1) ERA: 4.16	1.0	W	4 1 0 0 2 0 0 0	0 0 0 0 0 0 0 0	0 0 0 0 0 0 0 0	0 0 0 0 0 0 0 0	0 0 0 0 0 0 0 0	0 0 0 0 0 0 0 0	0 0 0 0 0 0 0 0	0 0 0 0 0 0 0 0	0 0 0 0 0 0 0 0	0 0 0 0 0 0 0 0	0 0 0 0 0 0 0 0	0 0 0 0 0 0 0 0	0 0 0 0 0 0 0 0	0 0 0 0 0 0 0 0	0 0 0 0 0 0 0 0	0 0 0 0 0 0 0 0	0 0 0 0 0 0 0 0	0.00 1.000	
John Cummings, L (6, 1) ERA: 3.95	1.0		5 2 1 1 0 0 0 0	0 0 0 0 0 0 0 0	0 0 0 0 0 0 0 0	0 0 0 0 0 0 0 0	0 0 0 0 0 0 0 0	0 0 0 0 0 0 0 0	0 0 0 0 0 0 0 0	0 0 0 0 0 0 0 0	0 0 0 0 0 0 0 0	0 0 0 0 0 0 0 0	0 0 0 0 0 0 0 0	0 0 0 0 0 0 0 0	0 0 0 0 0 0 0 0	0 0 0 0 0 0 0 0	0 0 0 0 0 0 0 0	0 0 0 0 0 0 0 0	0 0 0 0 0 0 0 0	0 0 0 0 0 0 0 0	9.00 2.000
Antonio Osuna, R (7, 1) ERA: 4.24	1.0		4 2 0 0 0 0 0 0	0 0 0 0 0 0 0 0	0 0 0 0 0 0 0 0	0 0 0 0 0 0 0 0	0 0 0 0 0 0 0 0	0 0 0 0 0 0 0 0	0 0 0 0 0 0 0 0	0 0 0 0 0 0 0 0	0 0 0 0 0 0 0 0	0 0 0 0 0 0 0 0	0 0 0 0 0 0 0 0	0 0 0 0 0 0 0 0	0 0 0 0 0 0 0 0	0 0 0 0 0 0 0 0	0 0 0 0 0 0 0 0	0 0 0 0 0 0 0 0	0 0 0 0 0 0 0 0	0 0 0 0 0 0 0 0	0.00 2.000
Mark Guthrie, L (8, 1) ERA: 4.28	0.2		3 1 0 0 2 0 0 0	0 0 0 0 0 0 0 0	0 0 0 0 0 0 0 0	0 0 0 0 0 0 0 0	0 0 0 0 0 0 0 0	0 0 0 0 0 0 0 0	0 0 0 0 0 0 0 0	0 0 0 0 0 0 0 0	0 0 0 0 0 0 0 0	0 0 0 0 0 0 0 0	0 0 0 0 0 0 0 0	0 0 0 0 0 0 0 0	0 0 0 0 0 0 0 0	0 0 0 0 0 0 0 0	0 0 0 0 0 0 0 0	0 0 0 0 0 0 0 0	0 0 0 0 0 0 0 0	0 0 0 0 0 0 0 0	0.00 1.500

AB	42
R	5
H	16
RBI	5
BB	3
SO	10
LOB	24



Batter	1	2	3	4	5	6	7	8	9	AB R H RBI BB SO LOB	TOP	
Steve Finley, L (1, 8) OBP: 0.365, SLG: 0.428	1-2 G1-3		0-0 L1			1-0 F9		0-0 1B FC6		4 1 1 0 0 0 0	San Diego Padres @ Los Angeles Dodgers Dodger Stadium, Los Angeles, CA Sat Sep 23 1995, 7:05 PM PDT Att. 52,082 - Unknown - 72 F	
Jody Reed, R (1, 4) OBP: 0.357, SLG: 0.328 Ray Holbert, R (9, 4) OBP: 0.279, SLG: 0.237	0-1 FC4-6 1B		3-1 F8			2-1 G4-6-3 1B		1-2 FC6 1B	4 0 3 0 0 0 0 0 0 0 0 0 0 0			
Tony Gwynn, L (1, 9) OBP: 0.400, SLG: 0.471	0-0 FC4-6 1-2f		1-2 G1-3			1-1 G4-6-3 1-2f		0-2 FC6 G6-4-3	4 0 0 1 0 0 3			
Ken Caminiti, S (1, 5) OBP: 0.381, SLG: 0.505	2-0 FC4-6 1-2f		1-0 1B			1-2 G4-3		3-1 G6-4-3 1-2f	4 0 1 0 0 0 3			
Scott Livingstone, L (1, 3) OBP: 0.378, SLG: 0.495		0-1 G6-3		1-1 F8		2-1 G6-3		1-0 G4-3	4 0 0 0 0 0 1			
Melvin Nieves, S (1, 7) OBP: 0.280, SLG: 0.405		1-1 G4-3		0-0 F8		2-1 1B		3-3 K	4 0 1 0 0 1 0			
Brad Ausmus, R (1, 2) OBP: 0.351, SLG: 0.403		0-0 G4-3		0-2 G4-3		2-1 L1		1-2 G4-3	4 0 0 0 0 0 1			
Andujar Cedeno, R (1, 6) OBP: 0.273, SLG: 0.315			2-2 G5-3		4-1 BB			0-3 K	2 0 0 0 1 1 0			
Joey Hamilton, R (1, 1) OBP: 0.136, SLG: 0.143 Phil Plantier, L (8, PH) OBP: 0.340, SLG: 0.413 Doug Bochtler, R (8, 1)			1-0 P2		1-3 K			1-0 HR	2 0 0 0 0 1 1 1 1 1 1 0 0 0 0 0 0 0 0 0 0			
Inning Stats	R: 0 H: 1 E: 0 LOB: 1 K: 0 BB: 0 S: 7 P: 10	R: 0 H: 0 E: 0 LOB: 0 K: 0 BB: 0 S: 5 P: 6	R: 0 H: 0 E: 0 LOB: 0 K: 0 BB: 0 S: 6 P: 9	R: 0 H: 1 E: 0 LOB: 1 K: 0 BB: 0 S: 8 P: 14	R: 0 H: 0 E: 0 LOB: 1 K: 1 BB: 1 S: 9 P: 14	R: 0 H: 1 E: 0 LOB: 0 K: 0 BB: 0 S: 6 P: 9	R: 0 H: 1 E: 0 LOB: 1 K: 0 BB: 0 S: 10 P: 17	R: 2 H: 3 E: 0 LOB: 1 K: 1 BB: 0 S: 13 P: 18	R: 0 H: 0 E: 0 LOB: 0 K: 1 BB: 0 S: 8 P: 13	1B: 6 SF: 0 2B: 0 SAC: 0 3B: 0 DP: 2 HR: 1 HBP: 0		WP: 0 PA: 34 PB: 0 SB: 0 CS: 0
PITCHER Ismael Valdez, R (1, 1) ERA: 2.97	IP WLS BF H R ER SO BB IBB HBP BLK WP HR S P ERA WHIP	9.0 W 34 7 2 2 3 1 0 0 0 0 1 72 110 2.00 0.889										

AB	33
R	2
H	7
RBI	2
BB	1
SO	3
LOB	9



BOTTOM

San Diego Padres @ Los Angeles Dodgers
Dodger Stadium, Los Angeles, CA

AB 32
R 4
H 7
RBI 3
BB 3
SO 4
LOB 13



WP: 0 PA: 36
PB: 0
SB: 0
CS: 0

ERA WHIP

Sat Sep 23 1995, 7:05 PM PDT
Att: 52,082 - Unknown - 72 F

AB R H RBI BB SO LOB

4 1 2 0 0 0 0

3 0 0 0 0 0 3

4 0 0 0 0 1 3

2 0 0 0 2 1 0

3 0 1 1 1 1 2

4 0 0 0 0 0 3

4 0 0 0 0 0 0

4 2 3 0 0 0 0

3 0 0 0 0 1 2

1 1 1 2 0 0 0

1B: 5 SF: 0
2B: 1 SAC: 1
3B: 0 DP: 1
HR: 1 HBP: 0

Batter	1	2	3	4	5	6	7	8	9
Brett Butler, L OBP: 0.379, SLG: 0.377 (1, 8)	0-0 L1-4-3 G6-3 1B		1-2 E6 B3-4		1-0 E3 2-H			3-2 SH1-4 1B	
Chad Fonville, S OBP: 0.330, SLG: 0.302 (1, 6)	3-2 G6-3 1-2		0-0 B3-4 1-2		0-1 G4-3			0-0 SH1-4 1-2	
Mike Piazza, R OBP: 0.402, SLG: 0.608 (1, 2)	3-2 L1-4-3 2-3		1-0 G6-3			1-2 G5-3		0-3 K SAFE	
Eric Karros, R OBP: 0.387, SLG: 0.532 (1, 3)	4-2 BB			3-1 F9		2-3 K2-3		4-1 1B BB	
Delino DeShields, L OBP: 0.349, SLG: 0.360 (1, 4)	2-3 K			4-2 G4-3 BB		3-1 F7		2-2 1-3 2-H 1B	
Tim Wallach, R OBP: 0.334, SLG: 0.440 (1, 5)		2-1 P5		2-2 G4-3 1-2f			1-1 G5-3	1-2 L4	
Raul Mondesi, R OBP: 0.326, SLG: 0.493 (1, 9)		0-1 L4			0-0 F8		0-0 G5-3	2-2 F7	
Roberto Kelly, R OBP: 0.310, SLG: 0.366 (1, 7)		0-1 G5-3			1-2 E 2B		3-2 1B	2-2 HR 1B	
Ismael Valdez, R OBP: 0.100, SLG: 0.085 (1, 1)			0-1 G4-3			0-3 K		2-2 1-H HR	
Chris Gwynn, L OBP: 0.281, SLG: 0.346 (9, PH)									

Inning Stats	R: 0	H: 1	E: 0	K: 1	S: 16	LOB: 2	BB: 1	P: 28
	R: 0	H: 0	E: 0	K: 0	S: 6	LOB: 0	BB: 0	P: 8
	R: 0	H: 0	E: 1	K: 0	S: 7	LOB: 1	BB: 0	P: 9
	R: 0	H: 0	E: 0	K: 0	S: 9	LOB: 0	BB: 1	P: 18
	R: 1	H: 1	E: 1	K: 1	S: 11	LOB: 1	BB: 0	P: 13
	R: 0	H: 0	E: 0	K: 1	S: 10	LOB: 0	BB: 0	P: 16
	R: 0	H: 1	E: 0	K: 0	S: 9	LOB: 1	BB: 0	P: 13
	R: 1	H: 2	E: 0	K: 1	S: 18	LOB: 2	BB: 1	P: 28
	R: 2	H: 2	E: 0	K: 0	S: 9	LOB: 0	BB: 0	P: 15

PITCHER	IP	WLS	BF	H	R	ER	SO	BB	IBB	HBP	BLK	WP	HR	S	P	ERA	WHIP
Joey Hamilton, R ERA: 3.06 (1, 1)	7.0		27	3	1	0	3	2	0	0	0	0	0	68	105	0.00	0.714
Doug Bochtler, R ERA: 3.12 (8, 1)	1.1	L	9	4	3	3	1	1	0	0	0	0	1	27	43	20.25	3.750

Batter	1	2	3	4	5	6	7	8	9	AB R H RBI BB SO LOB	TOP											
Steve Finley, L (1, 8) OBP: 0.367, SLG: 0.427	1-2 E S WP 1B		0-0 F9		4-0 CS BB		4-0 BB		0-0 G4-3	3 1 1 0 2 0 2												
Jody Reed, R (1, 4) OBP: 0.355, SLG: 0.325	1-1 F9		3-1 G5-3		3-2 L5		2-3 K			4 0 0 0 0 1 3												
Tony Gwynn, L (1, 9) OBP: 0.401, SLG: 0.470	4-2 WP S 1-3 BB			2-2 F9		1-0 G4-3		2-2 1B		3 0 1 0 1 0 0												
Ken Caminiti, S (1, 5) OBP: 0.382, SLG: 0.507	3-3 K			0-1 2B		0-0 1B		1-3 K		4 1 2 0 0 2 3												
Scott Livingstone, L (1, 3) OBP: 0.376, SLG: 0.489	3-3 K			0-2 G1-3		1-0 1B		2-1 F8		4 0 1 0 0 1 3												
Melvin Nieves, S (1, 7) OBP: 0.279, SLG: 0.407		1-1 P5		2-2 2B		1-3 K		0-0 F8		4 0 1 1 0 1 3												
Archi Cianfrocco, R (1, 6) OBP: 0.333, SLG: 0.449		1-1 F4		4-2 BB		1-3 K		0-3 K		2 0 0 0 1 1 2												
Tim Worrell, R (6, 1)										0 0 0 0 0 0 0												
Glenn Dishman, R (8, 1) OBP: 0.219, SLG: 0.200										0 0 0 0 0 0 0												
Roberto Petagine, L (9, PH) OBP: 0.361, SLG: 0.375										1 0 0 0 0 1 0												
Brian Johnson, R (1, 2) OBP: 0.287, SLG: 0.335		1-1 G6-3		2-2 G3-1		3-3 K		0-0 1B		4 0 1 0 0 1 2												
Brad Ausmus, R (9, PR) OBP: 0.351, SLG: 0.403										0 0 0 0 0 0 0												
Willie Blair, R (1, 1)			2-2 G6-3		2-1 F8		1-2 G6-3		3-3 K	2 0 0 0 0 0 0												
Ray Holbert, R (6, 6) OBP: 0.275, SLG: 0.233										1 0 0 0 0 0 0												
Phil Plantier, L (9, PH) OBP: 0.339, SLG: 0.411										1 0 0 0 0 1 1												
Inning Stats	R: 1 E: 0 K: 2 S: 13	H: 1 LOB: 1 BB: 1 P: 25	R: 0 E: 0 K: 0 S: 6	H: 0 LOB: 0 BB: 0 P: 9	R: 0 E: 0 K: 0 S: 8	H: 0 LOB: 0 BB: 0 P: 13	R: 1 E: 0 K: 0 S: 19	H: 2 LOB: 2 BB: 1 P: 29	R: 0 E: 0 K: 0 S: 5	H: 0 LOB: 0 BB: 1 P: 14	R: 0 E: 0 K: 2 S: 10	H: 2 LOB: 2 BB: 0 P: 14	R: 0 E: 0 K: 2 S: 9	H: 0 LOB: 1 BB: 1 P: 19	R: 0 E: 0 K: 1 S: 10	H: 1 LOB: 1 BB: 0 P: 15	R: 0 E: 0 K: 2 S: 8	H: 1 LOB: 2 BB: 0 P: 11	1B: 5 2B: 2 3B: 0 HR: 0	SF: 0 SAC: 0 DP: 0 HBP: 0	WP: 1 PB: 0 SB: 3 CS: 1	PA: 37
PITCHER	IP WLS BF H R ER SO BB IBB HBP BLK WP HR S P ERA WHIP																					
Hideo Nomo, R (1, 1) ERA: 2.6	5.0 W 20 3 2 1 2 3 0 0 0 1 0 51 90 1.80 1.200																					
John Cummings, L (6, 1) ERA: 3.92	0.1 3 2 0 0 0 0 0 0 0 0 0 0 3 5 0.00 6.000																					
Antonio Osuna, R (6, 1) ERA: 4.07	1.2 6 0 0 0 4 1 0 0 0 0 0 0 16 28 0.00 0.600																					
Mark Guthrie, L (8, 1) ERA: 4.21	1.0 4 1 0 0 1 0 0 0 0 0 0 0 10 15 0.00 1.000																					
Todd Worrell, R (9, 1) ERA: 2.12	1.0 4 1 0 0 2 0 0 0 0 0 0 0 8 11 0.00 1.000																					

San Diego Padres @ Los Angeles Dodgers
 Dodger Stadium, Los Angeles, CA
 Sun Sep 24 1995, 3:33 AM PDT
 Att. 50,135 - Sunny - 83 F

AB	33
R	2
H	7
RBI	1
BB	4
SO	9
LOB	19



Batter	1	2	3	4	5	6	7	8	9
Brett Butler, L (1, 8) OBP: 0.379, SLG: 0.378	1-2 F8		2-2 1B 2B		2-3 K		2-1 F9	4-2 BB	
Chad Fonville, S (1, 6) Billy Ashley, R (8, PH) Todd Worrell, R (9, 1)	1-1 G6-4-3 1B		1-3 K		2-0 F7		1-3 K	0-3 K	
Mike Piazza, R (1, 2) OBP: 0.405, SLG: 0.614	0-0 G6-4-3 1-2f		4-0 1B IBB			1-2 HR	4-1 BB		
Eric Karros, R (1, 3) OBP: 0.386, SLG: 0.530		1-3 K	0-0 1B		2-2 G5-3		1-2 F8		
Delino DeShields, L (1, 4) OBP: 0.353, SLG: 0.360		4-1 G4-3 BB	3-2 F9		4-1 2B E BB		2-2 1B 1B		
Tim Wallach, R (1, 5) OBP: 0.333, SLG: 0.441		0-2 G4-3 1-2f		0-1 P2		1 SAFE 0-0 E 1-3 2B	1-1 P5		
Raul Mondesi, R (1, 9) OBP: 0.323, SLG: 0.489			1-0 G6-3	1-2 F8		2-1 E3	1-2 F7		
Roberto Kelly, R (1, 7) Roger Cedeno, S (8, PR) (9, 7)			3-2 1B 3B	1-0 G5-3		0-1 F9	1-1 1B 1B		
Hideo Nomo, R Karen Garcia, L John Cummings, L Antonio Osuna, R Mark Guthrie, R Dave Hansen, L Mitch Webster, S Garey Ingram, R Juan Castro, R			2-2 2B 1B		1-0 G3	0-2 G5-3	3-1 BB	1-3 1B	

Inning Stats	R: 0	H: 1	E: 0	K: 0	S: 6	LOB: 0	BB: 0	P: 8	R: 0	H: 0	E: 0	K: 1	S: 8	LOB: 0	BB: 1	P: 13	R: 3	H: 4	E: 0	K: 1	S: 18	LOB: 2	BB: 1	P: 34	R: 0	H: 0	E: 0	K: 0	S: 6	LOB: 0	BB: 0	P: 8	R: 0	H: 0	E: 1	K: 0	S: 16	LOB: 2	BB: 1	P: 25	R: 0	H: 0	E: 0	K: 1	S: 10	LOB: 1	BB: 1	P: 18	R: 1	H: 3	E: 0	K: 1	S: 17	LOB: 3	BB: 1	P: 29
Willie Blair, R (1, 1) ERA: 4.58	5.1	WLS L	BF 24	H 7	R 5	ER 5	SO 3	BB 2	IBB 1	HBP 0	BLK 0	WP 0	HR 1	S 52	P 89	ERA 8.44	WHIP 1.688																																							
Tim Worrell, R (6, 1) ERA: 4.38	2.1		11	2	1	1	1	1	0	0	0	0	0	27	42	3.86	1.286																																							
Glenn Dishman, L (8, 1) ERA: 4.97	0.1		3	1	0	0	1	1	0	0	0	0	0	7	14	0.00	6.000																																							

BOTTOM

AB	R	H	RBI	BB	SO	LOB
4	1	1	0	1	1	0
4	0	1	0	0	2	2
1	0	0	0	0	1	3
0	0	0	0	0	0	0
2	1	1	1	2	0	1
4	0	1	2	0	1	1
2	2	1	0	2	0	2
4	0	1	0	0	0	2
4	0	0	1	0	0	2
4	1	2	1	0	0	2
0	0	0	0	0	0	0
1	1	1	1	0	0	0
1	0	0	0	0	0	0
0	0	0	0	0	0	0
1	0	0	0	0	0	2
0	0	0	0	0	0	0
0	0	0	0	0	0	0
1	0	1	0	0	0	0
0	0	0	0	0	0	0
0	0	0	0	0	0	0
0	0	0	0	0	0	0

AB 33
R 6
H 10
RBI 6
BB 5
SO 5
LOB 17



San Diego Padres @ Los Angeles Dodgers
Dodger Stadium, Los Angeles, CA
 Sun Sep 24 1995, 3:33 AM PDT
 Att: 50,135 - Sunny - 83 F

WP: 0 PA: 38
 PB: 0
 SB: 1
 CS: 0

ERA WHIP

Batter	1	2	3	4	5	6	7	8	9	AB R H RBI BB SO LOB	TOP									
Eric Young Sr. R (1, 4) OBP: 0.397, SLG: 0.450	2-1 G4-3		1-2 2B		3-2 G5-3		1-1 F9			4 0 1 0 0 0 2	Colorado Rockies @ Los Angeles Dodgers Dodger Stadium, Los Angeles, CA Mon Sep 25 1995, 7:05 PM PDT Att. 41,984 - Unknown - 72 F									
Mike Kingery, L (1, 8) OBP: 0.350, SLG: 0.405	2-1 E3		2-1 G3		3-H 2-2 F7		1-1 G4-3			4 0 0 0 0 0 3										
Dante Bichette, R (1, 7) OBP: 0.366, SLG: 0.627	1-3 K			1-0 G5-3		0-0 HR		0-0 F9		4 1 1 1 0 1 1										
Larry Walker, L (1, 9) OBP: 0.379, SLG: 0.585		1-0 F7		1-0 SF9 1B		2-2 G4-3		1-0 F8		4 1 1 0 0 0 0										
Vinny Castilla, R (1, 5) OBP: 0.350, SLG: 0.572		0-1 FC6-4 1B		0-0 E5		2-1 G5-3		0-2 F9		4 0 1 0 0 0 1										
Andres Galarraga, R (1, 3) OBP: 0.329, SLG: 0.508		1-0 F9		2-2 SF9		0-3 K		0-0 F9		3 0 0 1 0 1 1										
Joe Girardi, R (1, 2) OBP: 0.305, SLG: 0.352		0-0 FC6-4		3-H 1-1 F9			2-2 F9		0-3 K	3 0 0 0 0 0 2										
Matt Nokes, L (9, PH) OBP: 0.200, SLG: 0.271		1-2								1 0 0 0 0 1 0										
Walt Weiss, S (1, 6) OBP: 0.403, SLG: 0.321			1-1 F9		2-1 SH3 S WP 1B		1-2 1B		3-2 1B	4 1 3 0 0 0 0										
Bill Swift, R (1, 1) OBP: 0.222, SLG: 0.294			2-2 G6-3		0-2 SH3		2-2 1B		1-0 F9	1 0 0 0 0 0 0										
John Vander Wal, L (7, PH) OBP: 0.421, SLG: 0.582										1 0 1 0 0 0 0										
Quinton McCracken, S (7, PR)										0 0 0 0 0 0 0										
Steve Reed, R (7, 1) OBP: 0.333, SLG: 0.333										0 0 0 0 0 0 0										
Mike Munoz, L (8, 1) OBP: 0.750, SLG: 1.000										0 0 0 0 0 0 0										
Curt Lesketic, R (8, 1) OBP: 0.143, SLG: 0.143										0 0 0 0 0 0 0										
Ellis Burks, R (9, PH) OBP: 0.365, SLG: 0.502										1 0 0 0 0 0 1										
Inning Stats	R: 0 E: 1 K: 1 S: 8	H: 0 LOB: 0 BB: 0 P: 13	R: 0 E: 0 K: 0 S: 5	H: 1 LOB: 1 BB: 0 P: 7	R: 0 E: 0 K: 0 S: 11	H: 1 LOB: 1 BB: 0 P: 17	R: 1 E: 1 K: 0 S: 11	H: 1 LOB: 1 BB: 0 P: 16	R: 1 E: 0 K: 1 S: 9	H: 1 LOB: 0 BB: 0 P: 13	R: 0 E: 0 K: 0 S: 14	H: 2 LOB: 2 BB: 0 P: 21	R: 0 E: 0 K: 0 S: 5	H: 0 LOB: 0 BB: 0 P: 6	R: 0 E: 0 K: 1 S: 12	H: 1 LOB: 1 BB: 0 P: 16	1B: 6 2B: 1 3B: 0 HR: 1	SF: 1 SAC: 1 DP: 0 HBP: 0	WP: 1 PB: 0 SB: 1 CS: 1	PA: 36
PITCHER	IP WLS BF H R ER SO BB IBB HBP BLK WP HR S P ERA WHIP																			
Ramon Martinez, R (1, 1) ERA: 3.66	8.0 W 32 7 3 2 2 0 0 0 0 1 1 75 112 2.25 0.875																			
Todd Worrell, R (9, 1) ERA: 2.09	1.0 S 4 1 0 0 1 0 0 0 0 0 0 0 12 16 0.00 1.000																			

livebaseballscores.com

AB	34
R	3
H	8
RBI	2
BB	0
SO	3
LOB	11



Batter	1	2	3	4	5	6	7	8	9
Brett Butler, L OBP: 0.378, SLG: 0.377 (1, 8)	2-1 E 2B 1B	2-2 G6-3			1-2 G5-3		3-2 F7		
Chad Fonville, S OBP: 0.325, SLG: 0.297 (1, 6)	0-1 E6 2B 1-2		0-0 E6 G4-6-3		2-1 B2-3			2-0 G1-3	
Mike Piazza, R OBP: 0.406, SLG: 0.616 (1, 2)	0-0 2B 1-H 2-H		0-0 G4-6-3 1-2f		2-1 E6 HR			1-0 BB 1B	
Eric Karros, R OBP: 0.370, SLG: 0.537 (1, 3)	4-2 BB G1-6-3		0-1 1B		2-0 HR 1-H			4-1 SAFE BB 1-2	
Delino DeShields, L OBP: 0.350, SLG: 0.357 (1, 4)	1-2 F7		1-1 G6-3		1-3 K			3-2 P3	
Tim Wallach, R OBP: 0.329, SLG: 0.435 (1, 5)	0-1 G1-6-3 1-2f			0-1 F7		0-1 G6-3		0-1 F7	
Raul Mondesi, R OBP: 0.325, SLG: 0.490 (1, 9)		1-0 FC5-4 1B		2-1 CS 1B		2-1 G6-3			
Roberto Kelly, R OBP: 0.310, SLG: 0.369 Roger Cedeno, S OBP: 0.286, SLG: 0.263 (1, 7) (9, 7)		1-0 FC5-4 SH2-4 1-2f		2-3 K 1-2			1-2 G5-3		
Ramon Martinez, R OBP: 0.185, SLG: 0.234 Todd Worrell, R (9, 1)		0-0 SH2-4 1-2			0-2 G6-3		1-3 K		

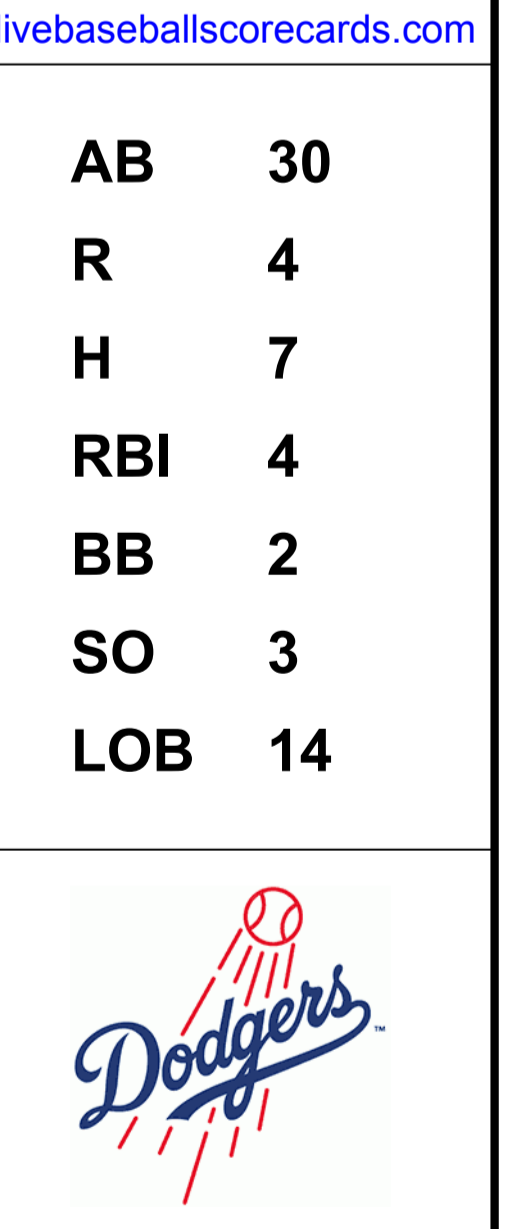
AB	R	H	RBI	BB	SO	LOB
4	1	1	0	0	0	1
4	1	0	0	0	0	1
4	1	2	2	0	0	1
2	1	2	2	2	0	0
4	0	0	0	0	1	5
4	0	0	0	0	0	4
3	0	2	0	0	0	0
3	0	0	0	0	1	2
0	0	0	0	0	0	0
2	0	0	0	0	1	0
0	0	0	0	0	0	0

AB	R	H	RBI	BB	SO	LOB
30	4	7	4	2	3	14

Inning Stats		R	H	E	K	S	H	LOB	BB	P	R	H	E	K	S	ERA	WHIP
1		2	2	1	0	12	2	1	19		0	0	0	0	6	3.00	1.167
2		0	1	0	0	6	1	10			0	0	0	4	0.00	0.000	
3		0	1	0	0	7	1	7			0	0	0	15	0.00	1.500	
4		0	1	0	1	11	1	11			0	0	0	4	0.00	0.000	
5		0	0	0	0	8	0	8			0	0	0	2	0.00	0.000	
6		2	1	0	1	18	1	18			0	0	0	27	0.00	1.500	
7		0	0	0	1	17	0	17			0	0	0	7	0.00	0.000	
8		0	1	0	0	19	1	19			0	0	0	2	0.00	0.000	
9		0	0	0	0	0	0	0			0	0	0	2	0.00	0.000	

WP	HR	S	P	ERA	WHIP
33	0	0	0	0	1

Colorado Rockies @ Los Angeles Dodgers
 Dodger Stadium, Los Angeles, CA
 Mon Sep 25 1995, 7:05 PM PDT
 Att: 41,984 - Unknown - 72 F



PITCHER	IP	WLS	BF	H	R	ER	SO	BB	IBB	HBP	BLK	WP	HR	S	P	ERA	WHIP
Bill Swift, R ERA: 5.13 (1, 1)	6.0	L	25	6	4	2	2	1	0	0	0	0	1	50	76	3.00	1.167
Steve Reed, R ERA: 1.94 (7, 1)	1.1		6	1	0	0	1	1	0	0	0	0	0	15	27	0.00	1.500
Mike Munoz, L ERA: 7.12 (8, 1)	0.1		1	0	0	0	0	0	0	0	0	0	0	4	7	0.00	0.000
Curt Lesknic, R ERA: 3.14 (8, 1)	0.1		1	0	0	0	0	0	0	0	0	0	0	2	2	0.00	0.000

Batter	1	2	3	4	5	6	7	8	9	AB R H RBI BB SO LOB	TOP		
Eric Young Sr. R (1, 4) OBP: 0.396, SLG: 0.448 Bruce Ruffin, S (7, 1)	1-2 P4		0-3 K		1-1 1B		0-0 G4-3		2-3 K	4 0 1 1 0 1 0 0 0 0 0 0 0 0 0 0 0 0 0 0 0 1 0 0 0 0 1 1 0 0 0 0 0 0 0	Colorado Rockies @ Los Angeles Dodgers Dodger Stadium, Los Angeles, CA Tue Sep 26 1995, 7:05 PM PDT Att. 44,415 - Unknown - 71 F		
Steve Reed, R (7, 1) OBP: 0.333, SLG: 0.333 Harvey Pulliam, R (9, PH) Curt Leskanic, R (9, 1) Joe Girardi, R (1, 2) OBP: 0.306, SLG: 0.352	1-2 E4 FC3-6 1B		2-3 K		0-0 B1-3			0-0 G1 WP 1B	1-1 1B	5 1 2 1 0 1 1			
Dante Bichette, R (1, 7) OBP: 0.367, SLG: 0.625	0-0 FC3-6 1-2 1B			1-0 G6-3		4-1 HR BB		3-2 G1 1-3	0-1 L5	4 1 1 0 1 0 2			
Larry Walker, L (1, 9) OBP: 0.382, SLG: 0.598	1-0 FC3-6 1-2f 2-3			1-0 HR		2-1 HR 1-H		4-0 S 1B IBB		3 3 2 3 1 0 2			
Andres Galarraga, R (1, 3) OBP: 0.326, SLG: 0.505	0-2 P3			2-2 G4-3		0-0 F8		3-3 K 1-2		4 0 0 0 0 1 4			
Ellis Burks, R (1, 8) Mike Kingery, L (8, 8)		2-2 G6-3		0-1 F7		2-3 K		1-1 1B 2-H 3-H		4 0 1 2 0 1 0 0 0 0 0 0 0 0			
Vinny Castilla, R (1, 5) OBP: 0.347, SLG: 0.568		3-3 K			2-3 K	1-0 G5-3		0-3 K		4 0 0 0 0 3 1			
Walt Weiss, S (1, 6) OBP: 0.402, SLG: 0.320		3-2 G3-1			1-1 G1-3		3-2 G4-3		0-0 S 1B 1B	4 1 1 0 0 0 0			
Bret Saberhagen, R (1, 1) Mike Munoz, L (6, 1) Darren Holmes, R (6, 1) Trenidad Hubbard, R (7, PH) Jason Bates, S (7, 4) OBP: 0.357, SLG: 0.423			1-1 G6-3		2-2 PB 1B		1-1 G6-3		2-2 F9	2 1 1 0 0 0 0 0 0 0 0 0 0 0 0 0 0 0 0 0 0 1 0 0 0 0 0 0 1 0 0 0 0 0 1			
Inning Stats	R: 0 H: 1 E: 1 LOB: 2 K: 0 BB: 0 S: 13 P: 16	R: 0 H: 0 E: 0 LOB: 0 K: 1 BB: 0 S: 9 P: 17	R: 0 H: 0 E: 0 LOB: 0 K: 2 BB: 0 S: 8 P: 11	R: 1 H: 1 E: 0 LOB: 0 K: 0 BB: 0 S: 7 P: 11	R: 1 H: 2 E: 0 LOB: 1 K: 1 BB: 0 S: 11 P: 17	R: 2 H: 1 E: 0 LOB: 0 K: 1 BB: 1 S: 8 P: 17	R: 0 H: 0 E: 0 LOB: 0 K: 0 BB: 0 S: 6 P: 10	R: 2 H: 2 E: 0 LOB: 1 K: 2 BB: 1 S: 12 P: 23	R: 1 H: 2 E: 0 LOB: 1 K: 1 BB: 0 S: 12 P: 17	1B: 7 SF: 0 2B: 0 SAC: 0 3B: 0 DP: 0 HR: 2 HBP: 0		WP: 1 PA: 39 PB: 1 SB: 2 CS: 0	
PITCHER	IP WLS BF H R ER SO BB IBB HBP BLK WP HR S P ERA WHIP											PITCHER	IP WLS BF H R ER SO BB IBB HBP BLK WP HR S P ERA WHIP
Tom Candiotti, R (1, 1) ERA: 3.5	6.0 L 25 5 4 3 5 1 0 0 0 0 2 56 89 4.50 1.000												
Pedro Astacio, R (7, 1) ERA: 4.25	2.0 9 2 2 2 2 0 1 0 0 1 0 18 33 9.00 1.000												
John Cummings, L (9, 1) ERA: 4.06	0.2 3 1 1 1 1 0 0 0 0 0 0 8 12 13.50 1.500												
Jim Bruske, R (9, 1) ERA: 5.0	0.1 2 1 0 0 0 0 0 0 0 0 0 4 5 0.00 3.000												

livebaseballscorecards.com

AB	37
R	7
H	9
RBI	7
BB	2
SO	8
LOB	12



Batter	1	2	3	4	5	6	7	8	9	AB R H RBI BB SO LOB
Brett Butler, L OBP: 0.378, SLG: 0.377 (1, 8) C M B B F X	2-2 G1-3		1-1 P5		1-1 1B 1B	0-2 1B BB		0-0 B2-3		5 1 2 1 0 0 0
Chad Fonville, S OBP: 0.329, SLG: 0.300 (1, 6) C F X	0-2 F7		0-2 E1 1B		0-0 B2	4-0 BB 1B		1-2 WP G2-3 1B		4 0 2 0 1 0 1
Mike Piazza, R OBP: 0.404, SLG: 0.610 (1, 2) B B B	4-0 BB		0-0 P2		1-3 K	2-1 P4		1-2 G2-3		4 0 0 0 1 1 6
Eric Karros, R OBP: 0.369, SLG: 0.534 (1, 3) C X	0-1 G3		0-0 P3		0-0 1B 1B	2-3 K		2-3 K		5 0 1 0 0 2 6
Delino DeShields, L OBP: 0.350, SLG: 0.356 (1, 4) C F B B B		4-2 HBP 1B BB		1-3 K	1-1 1B 1-2 2-H		2-1 G4-3		1-3 K	4 1 1 1 1 2 1
Tim Wallach, R OBP: 0.329, SLG: 0.431 (1, 5) 1 SAFE 1 SAFE H		1-0 G4-3 1B HBP		1-3 K	2-2 G5-3		1-3 K			3 0 0 0 0 2 2
Raul Mondesi, R OBP: 0.326, SLG: 0.492 (1, 9) X		0-0 G4-3 1B 1-2 2-H		0-0 2B		2-1 E5 1B 1B		1-0 G5-3		4 1 2 1 0 0 0
Roberto Kelly, R OBP: 0.309, SLG: 0.367 (1, 7) X		0-0 G4-3		4-0 IBB		0-2 P4		0-1 G1-3		3 0 0 0 1 0 3
Tom Candiotti, R OBP: 0.150, SLG: 0.109 (6, PH) Dave Hansen, L OBP: 0.376, SLG: 0.337 (6, PR) Garey Ingram, R OBP: 0.322, SLG: 0.255 (7, 1) Pedro Astacio, R OBP: 0.160, SLG: 0.167 (8, PH) Chris Gwynn, L OBP: 0.279, SLG: 0.341 (9, 1) John Cummings, L OBP: 0.160, SLG: 0.167 (9, 1) Jim Bruske, R OBP: 0.160, SLG: 0.167 (9, 1)		0-1 G3		1-2 P6		2-2 BB 1B 1-2 1B		0-1 G6-3		2 0 0 0 0 0 3 1 0 1 0 0 0 0 0 0 0 0 0 0 0 0 0 0 0 0 0 0 1 0

Inning Stats	R: 0	H: 0	E: 0	K: 0	S: 9	LOB: 1	BB: 1	P: 15	R: 1	H: 1	E: 0	K: 0	S: 7	LOB: 1	BB: 1	P: 12	R: 0	H: 1	E: 1	K: 0	S: 7	LOB: 1	BB: 0	P: 8	R: 0	H: 1	E: 0	K: 2	S: 11	LOB: 2	BB: 1	P: 18	R: 1	H: 3	E: 0	K: 1	S: 14	LOB: 2	BB: 0	P: 19	R: 0	H: 0	E: 0	K: 1	S: 6	LOB: 0	BB: 0	P: 10	R: 0	H: 0	E: 0	K: 0	S: 5	LOB: 0	BB: 0	P: 5	R: 0	H: 1	E: 0	K: 2	S: 12	LOB: 1	BB: 0	P: 17	1B: 8	2B: 1	3B: 0	HR: 0	SF: 0	SAC: 0	DP: 1	HBP: 1	WP: 1	PA: 41
PITCHER	IP	WLS	BF	H	R	ER	SO	BB	IBB	HBP	BLK	WP	HR	S	P	ERA	WHIP																																																									
Bret Saberhagen, R ERA: 3.87 (1, 1)	5.1		27	7	3	2	3	2	1	0	0	0	0	60	88	3.38	1.688																																																									
Mike Munoz, L ERA: 7.12 (6, 1)	0.0		2	1	0	0	0	1	0	0	0	0	0	4	8	∞	∞																																																									
Darren Holmes, R ERA: 3.2 (6, 1)	0.2		2	0	0	0	1	0	0	0	0	0	0	7	11	0.00	0.000																																																									
Bruce Ruffin, L ERA: 2.05 (7, 1)	0.1		1	0	0	0	0	0	0	0	0	0	0	2	4	0.00	0.000																																																									
Steve Reed, R ERA: 1.9 (7, 1)	1.2		5	0	0	0	1	0	0	0	0	0	0	9	11	0.00	0.000																																																									
PITCHER	IP	WLS	BF	H	R	ER	SO	BB	IBB	HBP	BLK	WP	HR	S	P	ERA	WHIP																																																									
Curt Leskanic, R ERA: 3.1 (9, 1)	1.0		4	1	0	0	2	0	0	0	0	0	0	12	17	0.00	1.000																																																									

BOTTOM

Colorado Rockies @ Los Angeles Dodgers
Dodger Stadium, Los Angeles, CA

Tue Sep 26 1995, 7:05 PM PDT
Att: 44,415 - Unknown - 71 F

livebaseballscorecards.com

AB 36
R 3
H 9
RBI 3
BB 4
SO 7
LOB 22



Batter	1	2	3	4	5	6	7	8	9	AB R H RBI BB SO LOB	TOP												
Eric Young Sr. R (1, 4) OBP: 0.399, SLG: 0.452 John Vander Wal L (8, 3) OBP: 0.426, SLG: 0.586	0-2 G5-3		4-0 FC4-6 BB		0-0 1B 2B		3-2 BB 1B		1-1 G6-4-3 1B	3 0 2 0 1 0 0 1 0 1 0 0 0 0	Colorado Rockies @ Los Angeles Dodgers Dodger Stadium, Los Angeles, CA Wed Sep 27 1995, 7:05 PM PDT Att. 53,856 - Unknown - 70 F												
Joe Girardi R (1, 2) OBP: 0.307, SLG: 0.351	2-3 K		1-1 FC4-6 HR		1-2 1B		4-2 BB		0-0 G6-4-3	4 1 1 0 1 1 3													
Dante Bichette R (1, 7) OBP: 0.366, SLG: 0.627	3-2 P1		1-0 HR		1-2 G5-3		0-0 F7			4 1 1 3 0 0 4													
Larry Walker L (1, 9) OBP: 0.383, SLG: 0.602		0-0 G4-3 1B	0-0 G3		1-0 G1-3		1-2 SF8 3B			4 1 2 0 0 0 0													
Andres Galarraga R (1, 3) OBP: 0.328, SLG: 0.504 Quinton McCracken S (8, PR) Joe Grahe R (8, 1) Lance Painter L (8, 1) OBP: 0.417, SLG: 0.500 OBP: 0.200, SLG: 0.222	1-1 G4-3		1-2 G6-3		1-2 FC6-4 1B		1-1 PB HBP			3 0 1 0 0 0 1 0													
Ellis Burks R (1, 8) OBP: 0.362, SLG: 0.496	3-2 1B		2-1 G6-3		0-0 F9		2-1 SF8			3 0 1 1 0 0 1													
Vinny Castilla R (1, 5) OBP: 0.345, SLG: 0.563	0-0 F9		1-1 P3		1-0 FC6-4		1-3 K			4 0 0 0 0 1 3													
Walt Weiss S (1, 6) OBP: 0.399, SLG: 0.317		2-2 G4-3		2-3 K		1-2 G5-3		0-0 F7		4 0 0 0 0 1 2													
Kevin Ritz R (1, 1) OBP: 0.250, SLG: 0.208 Matt Nokes L (7, PH) OBP: 0.197, SLG: 0.267 Roger Bailey R (7, 1) OBP: 0.176, SLG: 0.125 Jason Bates S (8, 4) OBP: 0.356, SLG: 0.422		1-1 FC4-6 BB HR 1B		0-2 G5-3		0-1 G6-3		0-2 P6		2 1 1 0 0 0 0 1 0 0 0 0 0 0 0 0 0 0 0 0 0 1 0 0 0 0 0 0													
Inning Stats	R: 0 E: 0 K: 1 S: 9	H: 0 LOB: 0 BB: 0 P: 14	R: 0 E: 0 K: 0 S: 7	H: 2 LOB: 1 BB: 0 P: 11	R: 3 E: 0 K: 0 S: 9	H: 2 LOB: 0 BB: 1 P: 18	R: 0 E: 0 K: 0 S: 8	H: 0 LOB: 0 BB: 0 P: 12	R: 0 E: 0 K: 1 S: 13	H: 2 LOB: 2 BB: 0 P: 17		R: 0 E: 0 K: 0 S: 6	H: 1 LOB: 1 BB: 0 P: 9	R: 0 E: 0 K: 0 S: 12	H: 1 LOB: 2 BB: 1 P: 20	R: 1 E: 0 K: 1 S: 11	H: 1 LOB: 2 BB: 0 P: 16	R: 0 E: 0 K: 0 S: 6	H: 1 LOB: 0 BB: 0 P: 7	1B: 7 2B: 1 3B: 1 HR: 1	SF: 1 SAC: 0 DP: 2 HBP: 1	WP: 0 PB: 1 SB: 0 CS: 0	PA: 38
PITCHER	IP WLS BF H R ER SO BB IBB HBP BLK WP HR S P ERA WHIP												IP WLS BF H R ER SO BB IBB HBP BLK WP HR S P ERA WHIP										
Kevin Tapani R (1, 1) ERA: 4.96	6.0 W 25 7 3 3 2 1 0 0 0 0 1 52 81 4.50 1.333																						
Antonio Osuna R (7, 1) ERA: 4.09	2.0 10 2 1 1 1 1 0 1 0 0 0 23 36 4.50 1.500																						
Todd Worrell R (9, 1) ERA: 2.05	1.0 S 3 1 0 0 0 0 0 0 0 0 0 6 7 0.00 1.000																						

livebaseballscorecards.com

AB	34
R	4
H	10
RBI	4
BB	2
SO	3
LOB	14



Batter	1	2	3	4	5	6	7	8	9	AB	R	H	RBI	BB	SO	LOB
Brett Butler, L OBP: 0.378, SLG: 0.377 (1, 8)	1-1 1B 1B SF7 1B	1-0 FC4-6 G6-3 S 1-2f 3-H		1-0 B1-3		2-1 1B		0-0 FC6-4 S 1-2		5	1	2	1	0	0	3
Chad Fonville, S OBP: 0.327, SLG: 0.298 (1, 6)	0-0 1B 1-2 1B	1-2 G6-3 1-3		3-3 K		0-0 F7		1-1 G4-3 1-2		5	0	1	0	0	1	4
Mike Piazza, R OBP: 0.403, SLG: 0.607 (1, 2)	0-0 1-2 2-3 1B	1-0 F7		1-0 G1-3				2-1 F9		4	0	1	0	0	0	1
Eric Karros, R OBP: 0.371, SLG: 0.542 (1, 3)	3-3 K			4-2 2B G4-3 BB		0-0 G4-3 SF8 2B		2-2 HR		3	3	2	1	1	1	3
Delino DeShields, L OBP: 0.351, SLG: 0.361 (1, 4)	3-2 SF7 3-H 2-1			1-0 G4-3 1-3 2B		3-1 G4-3 2-3		2-2 S E SF8 1B		3	1	2	1	0	0	1
Tim Wallach, R OBP: 0.325, SLG: 0.428 (1, 5)	F9			1-0 G6-3		0-1 SF8 3-H		2-1 SF8 1-H		2	0	0	2	0	0	4
Raul Mondesi, R OBP: 0.326, SLG: 0.491 (1, 9)		1-2 2B 1B 1B		1-2 G4-3 2-3 3-H		1-0 G1-3		0-0 P5		4	1	1	1	0	0	1
Roberto Kelly, R OBP: 0.313, SLG: 0.373 Roger Cedeno, S OBP: 0.286, SLG: 0.263 (8, PR) (9, 7)		3-2 SAFE SAFE 1B SAFE 1B SAFE SAFE		3-2 SAFE 1B FC4-6 2B 1-3		4-0 IBB		1-2 G5-3		3	1	2	0	1	0	0
Kevin Tapani, R OBP: 0.235 Todd Hollandsworth, L OBP: 0.303, SLG: 0.408 Antonio Osuna, R (7, 1) Chris Gwynn, L OBP: 0.278, SLG: 0.341 Garey Ingram, R OBP: 0.217, SLG: 0.250 Todd Worrell, R (9, 1)		0-0 FC4-6 1B 2-3 3-H		0-1 G6-3		1-3 K		0-0 FC5-6 FC6-4 2B 2-3		2	0	1	1	0	0	2

Inning Stats	R: 1	H: 3	E: 0	LOB: 2	K: 1	S: 14	R: 2	H: 3	E: 0	LOB: 1	K: 0	S: 13	R: 1	H: 1	E: 0	LOB: 2	K: 0	S: 9	R: 0	H: 0	E: 0	LOB: 0	K: 1	S: 6	R: 1	H: 1	E: 0	LOB: 0	K: 0	S: 6	R: 0	H: 1	E: 0	LOB: 1	K: 1	S: 10	R: 2	H: 2	E: 1	LOB: 0	K: 0	S: 11	R: 0	H: 1	E: 0	LOB: 1	K: 0	S: 8	1B: 7	SF: 3	2B: 4	SAC: 0	3B: 0	DP: 0	HR: 1	HBP: 0	WP: 0	PA: 38
--------------	------	------	------	--------	------	-------	------	------	------	--------	------	-------	------	------	------	--------	------	------	------	------	------	--------	------	------	------	------	------	--------	------	------	------	------	------	--------	------	-------	------	------	------	--------	------	-------	------	------	------	--------	------	------	-------	-------	-------	--------	-------	-------	-------	--------	-------	--------

PITCHER	IP	WLS	BF	H	R	ER	SO	BB	IBB	HBP	BLK	WP	HR	S	P	ERA	WHIP
Kevin Ritz, R ERA: 4.21 (1, 1)	6.0	L	29	9	5	5	3	1	1	0	0	0	0	58	97	7.50	1.667
Roger Bailey, R ERA: 4.82 (7, 1)	1.0		5	2	2	1	0	0	0	0	0	0	1	11	19	9.00	2.000
Joe Grahe, R ERA: 5.08 (8, 1)	0.0		1	1	0	0	0	0	0	0	0	0	0	4	5	∞	∞
Lance Painter, L ERA: 4.3 (8, 1)	1.0		3	0	0	0	0	0	0	0	0	0	0	4	5	0.00	0.000


BOTTOM

Colorado Rockies @ Los Angeles Dodgers
Dodger Stadium, Los Angeles, CA

Wed Sep 27 1995, 7:05 PM PDT
Att: 53,856 - Unknown - 70 F

AB	33
R	7
H	12
RBI	7
BB	2
SO	3
LOB	20



Batter	1	2	3	4	5	6	7	8	9	AB R H RBI BB SO LOB	TOP												
Brett Butler, L (1, 8) OBP: 0.376, SLG: 0.375	0-1 B1-3		2-1 FC6-4		0-0 SF7		3-1 G4-3			3 0 0 1 0 0 1													
Chad Fonville, S (1, 6) OBP: 0.329, SLG: 0.304	1-2 G5-3			0-1 F8	0-1 1B			1-1 E 2B		4 1 2 1 0 0 0													
Mike Piazza, R (1, 2) OBP: 0.399, SLG: 0.601	2-3 K			0-0 F9	2-3 K			2-2 F8		4 0 0 0 0 2 1													
Eric Karros, R (1, 3) OBP: 0.370, SLG: 0.539		4-2 G6-4-3 BB		1-0 G5-3		2-2 G3		2-2 G4-3		3 0 0 0 1 0 0													
Delino DeShields, L (1, 4) OBP: 0.353, SLG: 0.367		2-1 F7			1-0 1B	2-3 K		3-1 2B		4 1 2 0 0 1 1													
Tim Wallach, R (1, 5) OBP: 0.327, SLG: 0.427		1-2 G6-4-3			2-2 1B E HBP	0-1 1B		1-0 F8		3 1 1 0 0 0 2													
Raul Mondesi, R (1, 9) OBP: 0.326, SLG: 0.491			3-2 F9		3-2 E 1B	2-2 F7			1-3 K	2 0 1 1 0 0 0 1 1 0 0 0 0 1 1 0 0 0 0 1 0	AB 33												
Todd Hollandsworth, L (5, PR) OBP: 0.300, SLG: 0.404											R 5												
Chris Gwynn, L (9, PH) OBP: 0.275, SLG: 0.337											H 8												
Roberto Kelly, R (1, 7) OBP: 0.312, SLG: 0.372			3-2 G4-3		1-2 E 1B		0-0 L7		0-1 P4	4 1 1 0 0 0 0	RBI 3												
Ismael Valdez, R (1, 1) OBP: 0.111, SLG: 0.097					1-2 E5				0-3 K	3 0 1 0 0 0 2	BB 1												
Antonio Osuna, R (8, 1)										0 0 0 0 0 0 0	SO 5												
Mark Guthrie, R (8, 1)										0 0 0 0 0 0 0	LOB 8												
Pedro Astacio, R (8, 1) OBP: 0.160, SLG: 0.167										0 0 0 0 0 0 0													
Dave Hansen, L (9, PH) OBP: 0.374, SLG: 0.335										1 0 0 0 0 1 0													
Inning Stats	R: 0 E: 0 K: 1 S: 9	H: 0 LOB: 0 BB: 0 P: 12	R: 0 E: 0 K: 0 S: 7	H: 0 LOB: 0 BB: 1 P: 14	R: 0 E: 0 K: 0 S: 10	H: 1 LOB: 1 BB: 0 P: 18	R: 0 E: 0 K: 0 S: 4	H: 0 LOB: 0 BB: 0 P: 5	R: 4 E: 2 K: 1 S: 24	H: 4 LOB: 2 BB: 0 P: 34	R: 0 E: 0 K: 1 S: 11	H: 1 LOB: 1 BB: 0 P: 17	R: 0 E: 0 K: 0 S: 6	H: 0 LOB: 0 BB: 0 P: 9	R: 1 E: 1 K: 0 S: 11	H: 2 LOB: 1 BB: 0 P: 20	R: 0 E: 0 K: 2 S: 9	H: 0 LOB: 0 BB: 0 P: 10	1B: 5 2B: 3 3B: 0 HR: 0	SF: 1 SAC: 0 DP: 1 HBP: 1	WP: 0 PB: 0 SB: 0 CS: 0	PA: 36	
PITCHER	IP WLS BF H R ER SO BB IBB HBP BLK WP HR S P ERA WHIP																						
Joey Hamilton, R (1, 1) ERA: 3.08	7.0		28	6	4	3	3	1	0	1	0	0	0	71	109	3.86	1.000						
Tim Worrell, R (8, 1) ERA: 4.73	1.0	W	5	2	1	1	0	0	0	0	0	0	0	11	20	9.00	2.000						
Trevor Hoffman, R (9, 1) ERA: 3.88	1.0	S	3	0	0	0	2	0	0	0	0	0	0	9	10	0.00	0.000						

Los Angeles Dodgers @ San Diego Padres
Jack Murphy Stadium, San Diego, CA

Fri Sep 29 1995, 10:05 PM EDT
Att. 25,699 - Unknown - 70 F

AB	33
R	5
H	8
RBI	3
BB	1
SO	5
LOB	8

BOTTOM

Los Angeles Dodgers @ San Diego Padres
Jack Murphy Stadium, San Diego, CA

AB	34
R	6
H	10
RBI	6
BB	4
SO	4
LOB	16



WP:	0	PA:	38
PB:	0		
SB:	1		
CS:	0		

Fri Sep 29 1995, 10:05 PM EDT
Att: 25,699 - Unknown - 70 F

AB	R	H	RBI	BB	SO	LOB
4	0	0	0	1	0	1
5	1	1	0	0	0	4
4	2	3	2	0	0	0
4	1	1	2	0	1	1
3	0	2	0	1	0	0
0	1	0	0	0	0	0
0	0	0	0	0	0	0
4	1	1	0	0	0	2
4	0	0	0	0	1	5
2	0	1	0	1	0	0
0	0	0	0	1	0	0
0	0	0	0	0	0	0
2	0	0	0	0	2	3
1	0	0	0	0	0	0
0	0	0	0	0	0	0
1	0	1	2	0	0	0
0	0	0	0	0	0	0
1B:	4	SF:	0			
2B:	4	SAC:	0			
3B:	0	DP:	0			
HR:	2	HBP:	0			

Batter	1	2	3	4	5	6	7	8	9
Steve Finley, L OBP: 0.368, SLG: 0.423 (1, 8)	2-1 G6-3 ①		0-2 G3 ②		0-0 F9 ①		1-1 G4-3 ③	4-0 BB	
Jody Reed, R OBP: 0.349, SLG: 0.322 (1, 4)	0-0 P5 ②		3-1 F7 ③		1-1 F8 ②			HR 2B G3-1	
Tony Gwynn, L OBP: 0.404, SLG: 0.479 (1, 9)	0-1 F8 ③			0-0 HR 2B	1-2 1B			0-0 2-H HR	
Ken Caminiti, S OBP: 0.380, SLG: 0.515 (1, 5)		1-3 K ①		1-2 2-H HR	1-1 G4-3 ③			2-2 F8 ①	
Scott Livingstone, L OBP: 0.383, SLG: 0.497 (1, 3)		1-1 1B		1-1 G3 2B		1-0 G4-3 ①		4-1 E 2B BB	
Ray McDavid, L OBP: 0.278, SLG: 0.188 (8, PR)									
Archi Cianfrocco, R OBP: 0.333, SLG: 0.449 (9, 3)									
Melvin Nieves, S OBP: 0.280, SLG: 0.430 (1, 7)		2-0 F8 ②		0-0 G3 ①		3-2 P5 ②		1-2 E9 2B 1B	
Brad Ausmus, R OBP: 0.352, SLG: 0.410 (1, 2)		1-2 F8 ③		0-0 G4-3 ②		0-2 G1-3 ③		1-3 K ②	
Andujar Cedeno, R OBP: 0.273, SLG: 0.313 (1, 6)			2-2 G3 1B		4-0 IBB		0-0 G1-3 ①	4-0 2B IBB	
Phil Plantier, L OBP: 0.341, SLG: 0.411 (8, PH)									
Ray Holbert, R OBP: 0.284, SLG: 0.324 (8, PR)									
Joey Hamilton, R OBP: 0.132, SLG: 0.138 (1, 1)			0-3 SAFE K ①		0-3 K ③		0-0 F7 ②	2-1 1-3 2-H 3-H 2B	
Roberto Petagine, L OBP: 0.362, SLG: 0.371 (7, PH)									
Tim Worrell, R (8, 1)									
Marc Newfield, R OBP: 0.271, SLG: 0.399 (8, PH)									
Trevor Hoffman, R OBP: 0.500, SLG: 1.000 (9, 1)									

Inning Stats	R: 0	H: 0	E: 0	K: 5	S: 5	H: 0	LOB: 0	BB: 0	P: 7	R: 0	H: 1	E: 0	K: 1	S: 9	R: 0	H: 1	E: 0	K: 1	S: 11	R: 2	H: 3	E: 0	K: 1	S: 11	R: 0	H: 1	E: 0	K: 0	S: 8	R: 0	H: 0	E: 0	K: 0	S: 9	R: 0	H: 0	E: 0	K: 0	S: 4	R: 4	H: 4	E: 1	K: 1	S: 18	H: 4	LOB: 3	BB: 3	P: 38	1B: 4	SF: 0	2B: 4	SAC: 0	3B: 0	DP: 0	HR: 2	HBP: 0	WP: 0	PA: 38
--------------	------	------	------	------	------	------	--------	-------	------	------	------	------	------	------	------	------	------	------	-------	------	------	------	------	-------	------	------	------	------	------	------	------	------	------	------	------	------	------	------	------	------	------	------	------	-------	------	--------	-------	-------	-------	-------	-------	--------	-------	-------	-------	--------	-------	--------

PITCHER	IP	WLS	BF	H	R	ER	SO	BB	IBB	HBP	BLK	WP	HR	S	P	ERA	WHIP
Ismael Valdez, R ERA: 3.05 (1, 1)	7.0		30	8	4	4	3	0	0	0	0	0	2	60	86	5.14	1.143
Antonio Osuna, R ERA: 4.43 (8, 1)	0.2	L	6	2	2	2	1	1	1	0	0	0	0	12	26	27.00	4.500
Mark Guthrie, L ERA: 4.21 (8, 1)	0.0		1	0	0	0	0	1	0	0	0	0	0	4	∞	∞	
Pedro Astacio, R ERA: 4.24 (8, 1)	0.1		1	0	0	0	0	0	0	0	0	0	0	3	5	0.00	0.000

Batter	1	2	3	4	5	6	7	8	9	AB R H RBI BB SO LOB	TOP																
Brett Butler, L (1, 8) OBP: 0.376, SLG: 0.375	0-1 G6-3		2-2 G4-3			1-2 L7		3-2 SH1-4 HR 1B	2-1 2-H 1B	5 1 2 1 0 0 0																	
Chad Fonville, S (1, 6) OBP: 0.328, SLG: 0.303	1-2 P5			2-1 1B 1B		2-1 G4-3		0-1 SH1-4 1-2	0-2 G4-3	4 0 1 0 0 0 2																	
Mike Piazza, R (1, 2) OBP: 0.400, SLG: 0.606	2-3 K			0-1 P3		4-1 BB		2-2 HR 2-H		3 1 1 2 1 1 1																	
Eric Karros, R (1, 3) OBP: 0.370, SLG: 0.537		1-2 CS 1B		0-0 P4		0-0 G5-3		0-3 K		4 0 1 0 0 1 2																	
Delino DeShields, L (1, 4) OBP: 0.354, SLG: 0.370		1-1 CS 2B		0-1 1-H 1B			1-0 G4-3	0-3 K		4 1 2 0 0 1 0																	
Tim Wallach, R (1, 5) OBP: 0.326, SLG: 0.428		3-2 P3 2-H			0-0 G5-3		0-0 HR 2B		1-0 P5	4 1 1 0 0 0 0																	
Raul Mondesi, R (1, 9) OBP: 0.328, SLG: 0.496		1-0 G5-3			2-1 1B		2-0 2-H HR		0-0 F7	4 1 2 2 0 0 0																	
Roberto Kelly, R (1, 7) OBP: 0.312, SLG: 0.373			0-0 G4-3		0-3 K		2-2 L8		1-2 2B 2B	4 1 1 0 0 1 1 0 0 0 0 0 0 0																	
Roger Cedeno, S (9, 7) OBP: 0.286, SLG: 0.263					1-1 F8				0-2 2-H 1B 2B	3 0 0 0 0 1 1 1 0 1 1 0 0 0 0 1 0 0 0 0 0 0 0 0 0 0 0 0																	
Hideo Nomo, R (1, 1) OBP: 0.090, SLG: 0.091																											
Dave Hansen, L (9, PH) OBP: 0.377, SLG: 0.345																											
Garey Ingram, R (9, PR) OBP: 0.317, SLG: 0.250																											
Todd Worrell, R (9, 1) OBP: 0.317, SLG: 0.250																											
Inning Stats	R: 0 E: 0 K: 1 S: 9	H: 0 LOB: 0 BB: 0 P: 12	R: 1 E: 0 K: 0 S: 9	H: 2 LOB: 0 BB: 0 P: 15	R: 0 E: 0 K: 0 S: 6	H: 0 LOB: 0 BB: 0 P: 9	R: 0 E: 0 K: 0 S: 7	H: 2 LOB: 2 BB: 0 P: 9	R: 0 E: 0 K: 1 S: 9	H: 1 LOB: 1 BB: 0 P: 12	R: 0 E: 0 K: 0 S: 7	H: 0 LOB: 1 BB: 1 P: 14	R: 2 E: 0 K: 1 S: 9	H: 2 LOB: 0 BB: 0 P: 14	R: 2 E: 0 K: 2 S: 16	H: 2 LOB: 0 BB: 0 P: 21	R: 2 E: 0 K: 0 S: 17	H: 3 LOB: 2 BB: 0 P: 21	1B: 6 2B: 4 3B: 0 HR: 2	SF: 0 SAC: 1 DP: 0 HBP: 0	WP: 0 PB: 0 SB: 0 CS: 2	PA: 38					
PITCHER	IP WLS BF H R ER SO BB IBB HBP BLK WP HR S P ERA WHIP																										
Willie Blair, R (1, 1) ERA: 4.34	6.0		22	5	1	0	2	1	0	0	0	0	0	47	71	0.00	1.000										
Doug Bochtler, R (7, 1) ERA: 3.57	0.1	L	3	2	2	2	0	0	0	0	0	0	1	3	6	54.00	6.000										
Glenn Dishman, L (7, 1) ERA: 5.01	1.0		4	1	1	1	1	0	0	0	0	0	0	12	17	9.00	1.000										
Dustin Hermanson, R (8, 1) ERA: 6.82	1.1		8	4	3	3	2	0	0	0	0	0	1	24	30	20.25	3.000										
Andres Berumen, R (9, 1) ERA: 5.88	0.1		1	0	0	0	0	0	0	0	0	0	0	3	3	0.00	0.000										

Los Angeles Dodgers @ San Diego Padres
Jack Murphy Stadium, San Diego, CA
 Sat Sep 30 1995, 10:05 PM EDT
 Att: 39,853 - Unknown

AB	36
R	7
H	12
RBI	6
BB	1
SO	5
LOB	7



Batter	1	2	3	4	5	6	7	8	9	AB	R	H	RBI	BB	SO	LOB	BOTTOM			
Steve Finley, L OBP: 0.368, SLG: 0.422 (1, 8) C F S	0-3 K		1-1 F9			0-0 P7		0-1 SF8 1B		4	1	1	0	0	1	0				
Jody Reed, R OBP: 0.348, SLG: 0.322 (1, 4) B X	1-0 G6-3		1-2 P2			2-1 BB 1B 1B		2-1 SF8 1-H		3	0	1	1	0	0	0				
Tony Gwynn, L OBP: 0.404, SLG: 0.483 (1, 9) B F C B X	3-2 1B 3B				0-0 G4-3	1-2 BB 1B		1-1 G4-3		4	1	2	0	0	0	0				
Ken Caminiti, S OBP: 0.381, SLG: 0.514 (1, 5) B B C B X	3-1 1B			4-2 G4-3 BB		1-3 K		3-3 K		3	0	1	1	1	2	2				
Scott Livingstone, L OBP: 0.380, SLG: 0.490 (1, 3) C F B SAFE F S	1-3 K			0-0 G4-3		4-0 BB			0-1 F7	3	0	0	0	1	1	2				
Melvin Nieves, S OBP: 0.276, SLG: 0.424 (7, 1) Doug Bochler, R OBP: 0.219, SLG: 0.290 (7, 1) Glenn Dishman, R OBP: 0.219, SLG: 0.290 (8, 1) Dustin Hermanson, R OBP: 0.219, SLG: 0.290 (9, 1) Andres Berumen, R OBP: 0.340, SLG: 0.409 (9, PH)		1-3 K2-3		1-3 K		0-3 K			1-3 K	3	0	0	0	0	3	4				
Brad Ausmus, R OBP: 0.353, SLG: 0.412 (1, 2) X	0-0 F7				3-2 1B			1-1 G6-3		4	0	2	0	0	0	0				
Andujar Cedeno, R OBP: 0.271, SLG: 0.309 (1, 6) C T B B S	2-3 K				0-0 G1-4-6-3 1-2f			2-2 K		4	0	0	0	0	2	2				
Willie Blair, R OBP: 0.269, SLG: 0.396 (7, 7) C F B S			1-3 K			3-3 K		0-2 G5-3		2	0	0	0	0	2	0				
Inning Stats	R: 1 E: 0 K: 2 S: 13	H: 2 LOB: 1 BB: 0 P: 21	R: 0 E: 0 K: 2 S: 7	H: 0 LOB: 0 BB: 0 P: 10	R: 0 E: 0 K: 1 S: 8	H: 0 LOB: 1 BB: 1 P: 13	R: 0 E: 0 K: 1 S: 7	H: 1 LOB: 0 BB: 0 P: 13	R: 0 E: 0 K: 2 S: 13	H: 2 LOB: 3 BB: 1 P: 20	R: 0 E: 0 K: 1 S: 9	H: 0 LOB: 0 BB: 0 P: 12	R: 1 E: 0 K: 1 S: 11	H: 1 LOB: 0 BB: 0 P: 17	R: 0 E: 0 K: 1 S: 9	H: 1 LOB: 1 BB: 0 P: 11	1B: 6 2B: 0 3B: 1 HR: 0	SF: 1 SAC: 0 DP: 1 HBP: 0	WP: 0 PB: 0 SB: 1 CS: 0	PA: 35
PITCHER	IP WLS W	BF 31	H 6	R 2	ER 1	SO 11	BB 2	IBB 0	HBP 0	BLK 0	WP 0	HR 0	S 76	P 117	ERA 1.12	WHIP 1.000				
Hideo Nomo, R ERA: 2.54 (1, 1)	8.0																			
Todd Worrell, R ERA: 2.02 (9, 1)	1.0																			
PITCHER	IP	WLS	BF	H	R	ER	SO	BB	IBB	HBP	BLK	WP	HR	S	P	ERA	WHIP			

Los Angeles Dodgers @ San Diego Padres
Jack Murphy Stadium, San Diego, CA

Sat Sep 30 1995, 10:05 PM EDT
Att. 39,853 - Unknown

AB 32
R 2
H 7
RBI 2
BB 2
SO 12
LOB 10



WP: 0
PB: 0
SB: 1
CS: 0

ERA WHIP

Batter	1	2	3	4	5	6	7	8	9	AB R H RBI BB SO LOB	TOP																		
Brett Butler, L (1, 8) <small>OBP: 0.377, SLG: 0.376</small> Roger Cedeno, S (1, 8) <small>OBP: 0.283, SLG: 0.286</small>	1-2 1B S 1B		0-0 G4-3 2B	1-1 F9			1-2 G6-3		1-2 P4	1 0 1 0 0 0 0 4 0 1 0 0 0 2	Los Angeles Dodgers @ San Diego Padres Jack Murphy Stadium, San Diego, CA Sun Oct.01 1995, 6:33 AM EDT Att. 22,077 - Sunny - 65 F																		
Garey Ingram, R (1, 4) <small>OBP: 0.313, SLG: 0.236</small> Delino DeShields, L (7, PR) <small>OBP: 0.353, SLG: 0.369</small>	1-0 F9		4-0 G4-3 BB		1-2 F8		1-0 E5 PB HR		0-1 G4-3	3 0 0 0 1 0 1 1 1 0 0 0 0 0																			
Todd Hollandsworth, L (1, 9) <small>OBP: 0.304, SLG: 0.398</small>	0-1 G6-3 1B		1-1 G4-3		1-2 F8		4-0 HR BB		2-3 K	4 1 1 0 1 1 2																			
Eric Karros, R (1, 3) <small>OBP: 0.369, SLG: 0.535</small> Mike Busch, R (5, 3) <small>OBP: 0.235, SLG: 0.765</small>	3-1 G6-3 1-2f		4-0 IBB		3-3 K		2-0 HR			2 0 0 0 1 1 2 1 1 1 3 0 0 0																			
Billy Ashley, R (1, 7) <small>OBP: 0.320, SLG: 0.372</small> Karim Garcia, L (5, 7) <small>OBP: 0.200, SLG: 0.200</small>		3-2 1B G6-4-3 2B	2-1 F8		0-0 F7		2-3 K			2 1 1 0 0 0 3 2 0 0 0 0 1 1																			
Dave Hansen, L (1, 5) <small>OBP: 0.384, SLG: 0.359</small>		3-0 G6-4-3 1B		0-0 1B 2B		2-0 G5-3		3-2 1B		4 0 3 0 0 0 0																			
Carlos Hernandez, R (1, 2) <small>OBP: 0.216, SLG: 0.223</small> Tom Prince, R (8, 2) <small>OBP: 0.273, SLG: 0.375</small>		0-1 G6-4-3 1-2f 3-H		1-3 K		0-0 1B		3-3 K		4 0 1 0 0 2 2 0 0 0 0 0 0 0																			
Juan Castro, R (1, 6) <small>OBP: 0.400, SLG: 0.250</small>		2-2 F7		1-2 1B		1-2 F7		4-1 BB		3 0 1 0 1 0 1																			
Chan Ho Park, R (1, 1) Chris Gwynn, L (4, PH) <small>OBP: 0.272, SLG: 0.333</small> Omar Daal, L (4, 1) Mitch Webster, S (7, PH) <small>OBP: 0.246, SLG: 0.286</small> Joey Eischen, L (7, 1) Jim Bruske, R (8, 1)			0-3 K		0-3 K		0-0 P4		1-3 K2-3	1 0 0 0 0 1 0 1 0 0 0 0 1 2 0 0 0 0 0 0 0 1 0 0 0 0 0 0 1 0 0 0 0 1 1 0 0 0 0 0 0 0																			
Inning Stats	R: 0 E: 0 K: 0 S: 8	H: 2 LOB: 1 BB: 0 P: 13	R: 1 E: 0 K: 0 S: 10	H: 2 LOB: 0 BB: 0 P: 18	R: 0 E: 0 K: 1 S: 8	H: 1 LOB: 3 BB: 2 P: 19	R: 0 E: 0 K: 2 S: 14	H: 2 LOB: 2 BB: 0 P: 17	R: 0 E: 0 K: 1 S: 9	H: 0 LOB: 0 BB: 0 P: 14	R: 0 E: 0 K: 0 S: 6	H: 1 LOB: 1 BB: 0 P: 9	R: 3 E: 1 K: 1 S: 10	H: 1 LOB: 1 BB: 1 P: 20	R: 0 E: 0 K: 2 S: 11	H: 1 LOB: 1 BB: 1 P: 21	R: 0 E: 0 K: 1 S: 10	H: 0 LOB: 0 BB: 0 P: 13	1B: 6 2B: 3 3B: 0 HR: 1	SF: 0 SAC: 0 DP: 2 HBP: 0	WP: 0 PB: 1 SB: 2 CS: 0	PA: 39							
PITCHER	IP WLS BF H R ER SO BB IBB HBP BLK WP HR S P ERA WHIP																												
Andy Ashby, R (1, 1) <small>ERA: 2.94</small> Brian Williams, R (7, 1) <small>ERA: 6.0</small> Ron Villone, L (9, 1) <small>ERA: 5.8</small>	6.0		26	8	1	1	4	1	1	0	0	0	0	0	55	90	1.50	1.500											
	2.0	L	10	2	3	0	3	2	0	0	0	0	1	21	41	0.00	2.000												
	1.0		3	0	0	0	1	0	0	0	0	0	0	10	13	0.00	0.000												

livebaseballscorecards.com

AB	35
R	4
H	10
RBI	3
BB	4
SO	8
LOB	17



BOTTOM

Los Angeles Dodgers @ San Diego Padres
Jack Murphy Stadium, San Diego, CA

livebaseballscores.com

AB 29
R 1
H 4
RBI 1
BB 3
SO 8
LOB 11



WP: 1 PA: 32
PB: 1
SB: 0
CS: 0

ERA WHIP

AB R H RBI BB SO LOB
3 0 0 0 0 0 1
1 0 0 0 0 1 1

4 1 1 1 0 0 0

3 0 1 0 0 0 0
1 0 0 0 0 0 0

1 0 0 0 0 0 0
2 0 0 0 0 1 1
0 0 0 0 1 0 0

3 0 0 0 1 2 3

3 0 0 0 0 1 3

3 0 1 0 0 1 0

2 0 0 0 1 1 1

1 0 0 0 0 1 0
1 0 1 0 0 0 0
0 0 0 0 0 0 0
1 0 0 0 0 0 1
0 0 0 0 0 0 0

1B: 2 SF: 0
2B: 1 SAC: 0
3B: 0 DP: 2
HR: 1 HBP: 0

IP WLS BF H R ER SO BB IBB HBP BLK WP HR S P ERA WHIP

Sun Oct 01 1995, 6:33 AM EDT
Att. 22,077 - Sunny - 65 F

Batter	1	2	3	4	5	6	7	8	9
Steve Finley, L (1, 8) OBP: 0.366, SLG: 0.420 Ray McDavid, L (8, 8) OBP: 0.263, SLG: 0.176	1-0 G3		1-0 G6-3			0-0 G3-6 1-2f		3-3 K 1-2	
Jody Reed, R (1, 4) OBP: 0.348, SLG: 0.328	2-0 HR			0-0 F8		1-2 G6-3		0-0 F7	
Tony Gwynn, L (1, 9) OBP: 0.404, SLG: 0.484 Marc Newfield, R (7, PR) OBP: 0.267, SLG: 0.393 (8, 7)	1-2 F7			3-2 F7			2-0 WP 2B	2-2 G5-3	
Ken Caminiti, S (1, 5) OBP: 0.380, SLG: 0.513 Ray Holbert, R (2, 6) OBP: 0.277, SLG: 0.315 Roberto Petagine, L (9, PH) OBP: 0.367, SLG: 0.371	0-0 F8			2-3 K			2-1 G5-3 2-3	4-2 BB	
Melvin Nieves, S (1, 7) OBP: 0.276, SLG: 0.419 (8, 9)		0-3 K			4-2 G6-4-3 BB		1-3 K	3-1 G4-3	
Eddie Williams, R (1, 3) OBP: 0.320, SLG: 0.426		1-3 K			2-1 G6-4-3 1-2f		3-1 F7		
Brian Johnson, R (1, 2) OBP: 0.287, SLG: 0.338		1-3 K			0-0 FC6-4 1B			0-0 F9	
Andujar Cedeno, R (1, 6) OBP: 0.271, SLG: 0.308 (2, 5)			2-3 K		2-2 FC6-4 1-2			4-2 PB BB	
Andy Ashby, R (1, 1) OBP: 0.180, SLG: 0.184 Phil Clark, R (6, PH) OBP: 0.278, SLG: 0.309 Brian Williams, R (7, 1) OBP: 0.071, SLG: 0.143 Phil Plantier, L (8, PH) OBP: 0.339, SLG: 0.407 Ron Villone, L (9, 1)			0-3 K			1-0 G3-6 1B		2-0 P3	

Inning Stats	R: 1	H: 1	E: 0	K: 0	S: 7	R: 0	H: 0	E: 0	K: 3	S: 10	R: 0	H: 0	E: 0	K: 2	S: 7	R: 0	H: 0	E: 0	K: 1	S: 7	R: 0	H: 1	E: 0	K: 0	S: 5	R: 0	H: 1	E: 0	K: 1	S: 9	R: 0	H: 0	E: 0	K: 1	S: 7	R: 0	H: 0	E: 0	K: 0	S: 8	R: 0	H: 0	E: 0	K: 1	S: 7	R: 0	H: 0	E: 0	K: 0	S: 8
	LOB: 0	BB: 11	LOB: 0	BB: 0		LOB: 0	BB: 0		LOB: 0		LOB: 0	BB: 0		LOB: 0		LOB: 1	BB: 1		LOB: 0	BB: 0		LOB: 2	BB: 0		LOB: 1	BB: 1		LOB: 1	BB: 1		LOB: 1	BB: 1		LOB: 1	BB: 1		LOB: 1	BB: 1		LOB: 1	BB: 1		LOB: 1	BB: 1		LOB: 1	BB: 1		LOB: 1	BB: 1

PITCHER	IP	WLS	BF	H	R	ER	SO	BB	IBB	HBP	BLK	WP	HR	S	P	ERA	WHIP
Chan Ho Park, R (1, 1) ERA: 4.5	3.0		10	1	1	1	5	0	0	0	0	0	0	24	33	3.00	0.333
Omar Daal, L (4, 1) ERA: 7.2	3.0	W	10	2	0	0	1	1	0	0	0	0	0	21	36	0.00	1.000
Joey Eischen, L (7, 1) ERA: 3.1	2.0		8	1	0	0	2	1	0	0	0	1	0	16	33	0.00	1.000
Jim Bruske, R (9, 1) ERA: 4.5	1.0	S	4	0	0	0	0	1	0	0	0	0	0	8	17	0.00	1.000

Batter	1	2	3	4	5	6	7	8	9	AB R H RBI BB SO LOB	TOP											
Thomas Howard, S (1, 8) OBP: 0.333, SLG: 0.667 Jerome Walton, R (5, PH) (5, 8) (9, 7)	2-3 K	2-1 G4-3		1-0 2B	2-2 F9			2-3 K		3 0 1 0 0 1 1 2 0 0 0 0 1 1												
Barry Larkin, R (1, 6) OBP: 0.600, SLG: 0.500	2-1 1B 2B 1B	1-3 K		4-1 FC6-4 BB		3-2 G1-3		3-2 S 1B		4 1 2 0 1 1 1												
Ron Gant, R (1, 7) OBP: 0.200, SLG: 0.200 Darren Lewis, R (9, 8)	3-2 2B 1B			2-0 FC6-4		2-3 K		2-2 F7		5 1 1 0 0 1 3 0 0 0 0 0 0 0												
Reggie Sanders, R (1, 9) OBP: 0.200, SLG: 0.400	1-1 P2			1-1 G5-3		0-0 1B SF9 2B		0-3 K		5 1 1 0 0 2 3												
Hal Morris, L (1, 3) OBP: 0.800, SLG: 1.000	1-2 1-H 3-H 2B HR			1-2 BB 1B		0-0 2B 2B 1B		0-1 G4-3		4 2 3 2 1 0 0												
Benito Santiago, R (1, 2) OBP: 0.400, SLG: 1.333	2-1 2-H HR			4-2 1-2 BB		1-1 SF9		2-3 K		3 1 1 3 1 1 2												
Bret Boone, R (1, 4) OBP: 0.250, SLG: 0.500	2-3 K			1-1 F7		1-1 SAFE 1-3 2B		3-3 K		4 1 1 0 0 2 2												
Jeff Branson, L (1, 5) OBP: 0.750, SLG: 1.000				2-1 P2		1-1 2-H 3-H 2B		4-1 G6-4-3 BB		3 0 2 2 1 0 0												
Pete Schourek, L (1, 1) Mariano Duncan, R (8, PH) Michael Jackson, R (8, 1) Jeff Brantley, R (9, 1)		1-1 SH1-3		0-2 F9		0-3 K		0-0 G6-4-3 1-2f		2 0 0 0 0 1 1 1 0 0 0 0 0 1 0 0 0 0 0 0 0 0 0 0 0 0 0 0												
Inning Stats	R: 4 E: 0 K: 2 S: 20	H: 4 LOB: 0 BB: 0 P: 33	R: 0 E: 0 K: 1 S: 8	H: 1 LOB: 1 BB: 0 P: 12	R: 0 E: 0 K: 0 S: 13	H: 1 LOB: 2 BB: 1 P: 23	R: 0 E: 0 K: 0 S: 8	H: 1 LOB: 2 BB: 1 P: 17	R: 3 E: 0 K: 1 S: 14	H: 4 LOB: 1 BB: 0 P: 19	R: 0 E: 0 K: 2 S: 12	H: 0 LOB: 0 BB: 0 P: 18	R: 0 E: 0 K: 2 S: 8	H: 0 LOB: 0 BB: 0 P: 13	R: 0 E: 0 K: 1 S: 5	H: 0 LOB: 0 BB: 1 P: 11	R: 0 E: 0 K: 1 S: 15	H: 1 LOB: 2 BB: 1 P: 26	1B: 6 2B: 5 3B: 0 HR: 1	SF: 1 SAC: 1 DP: 1 HBP: 0	WP: 0 PB: 0 SB: 2 CS: 0	PA: 42
PITCHER	IP WLS BF H R ER SO BB IBB HBP BLK WP HR S P ERA WHIP																				PITCHER	IP WLS BF H R ER SO BB IBB HBP BLK WP HR S P ERA WHIP
Ramon Martinez, R (1, 1) ERA: 14.54	4.1 L 25 10 7 7 3 2 0 0 0 0 1 55 93 14.54 2.769																					
John Cummings, L (5, 1) ERA:	0.2 3 1 0 0 1 0 0 0 0 0 0 0 8 11 0.00 1.500																					
Pedro Astacio, R (6, 1) ERA:	2.0 6 0 0 0 4 0 0 0 0 0 0 0 20 31 0.00 0.000																					
Mark Guthrie, L (8, 1) ERA:	1.0 3 0 0 0 1 1 0 0 0 0 0 0 5 11 0.00 1.000																					
Antonio Osuna, R (9, 1) ERA:	1.0 5 1 0 0 1 0 1 0 0 0 0 0 15 26 0.00 1.000																					

Cincinnati Reds @ Los Angeles Dodgers
Dodger Stadium, Los Angeles, CA
Tue Oct 03 1995, 7:05 PM PDT
Att. 44,199 - Sunny - 85 F

AB	36
R	7
H	12
RBI	7
BB	4
SO	10
LOB	15



Batter	1	2	3	4	5	6	7	8	9	AB	R	H	RBI	BB	SO	LOB
Brett Butler, L OBP: 0.200, SLG: 0.200 (1, 8)	1-3 K		0-0 G4-3		0-2 G1-6-3 1B		0-0 F8		2-2 FC6-4	5	0	1	1	0	1	2
Chad Fonville, S OBP: 0.250, SLG: 0.250 (1, 6)	2-1 G6-3		0-3 K		1-1 G1-6-3			0-1 FC5-2 1B		4	0	1	0	0	1	2
Mike Piazza, R OBP: 0.500, SLG: 1.250 (1, 2)	2-0 F8			3-2 F7		2-1 HR		3-1 FC5-2 1B		4	1	2	1	0	0	0
Eric Karros, R OBP: 0.250, SLG: 0.250 (1, 3)		0-1 1B		2-1 P4		0-1 G4-3		2-0 FC5-2 FC5-4		4	0	1	0	0	0	2
Tim Wallach, R (1, 5)		2-3 K		4-1 BB		0-1 G4-3		1-2 P4		3	0	0	0	1	1	3
Raul Mondesi, R (1, 9)		2-3 SAFE K		2-1 F7		1-3 K		0-0 FC5-4		4	0	0	0	0	2	4
Delino DeShields, L OBP: 0.750, SLG: 0.667 (1, 4)		0-0 FC5-4 1B		2-2 BB 1B		4-2 FC3-6 BB		1-2 F7		3	1	2	0	1	0	0
Roberto Kelly, R OBP: 0.250, SLG: 0.250 (1, 7)		0-2 FC5-4		1-0 F9		1-1 F9		1-2 FC6-4 1B		4	0	1	0	0	0	4
Ramon Martinez, R John Cummings, L Billy Ashley, R Pedro Astacio, R Mitch Webster, S Mark Guthrie, R Antonio Osuna, R Dave Hansen, L			1-2 G5-3		4-2 SAFE 1B BB		1-2 FC3-6		1-1 F8		1	0	0	0	0	0

Inning Stats	R: 0	H: 0	E: 0	K: 1	S: 6	R: 0	H: 2	E: 0	K: 2	S: 13	R: 0	H: 0	E: 0	K: 1	S: 7	R: 0	H: 0	E: 0	K: 0	S: 8	R: 1	H: 2	E: 0	K: 0	S: 13	R: 1	H: 1	E: 0	K: 1	S: 9	R: 0	H: 0	E: 0	K: 0	S: 9	R: 0	H: 2	E: 0	K: 10	S: 10	R: 0	H: 1	E: 0	K: 0	S: 12	1B: 7	2B: 0	3B: 0	HR: 1	SF: 0	SAC: 0	DP: 1	HBP: 0	WP: 0	PA: 37
--------------	------	------	------	------	------	------	------	------	------	-------	------	------	------	------	------	------	------	------	------	------	------	------	------	------	-------	------	------	------	------	------	------	------	------	------	------	------	------	------	-------	-------	------	------	------	------	-------	-------	-------	-------	-------	-------	--------	-------	--------	-------	--------

PITCHER	IP	WLS	BF	H	R	ER	SO	BB	IBB	HBP	BLK	WP	HR	S	P	ERA	WHIP
Pete Schourek, L ERA: 2.57 (1, 1)	7.0	W	28	5	2	2	5	3	0	0	0	0	1	65	103	2.57	1.143
Michael Jackson, R ERA: (8, 1)	1.0		5	2	0	0	0	0	0	0	0	0	0	10	16	0.00	2.000
Jeff Brantley, R ERA: (9, 1)	1.0		4	1	0	0	0	0	0	0	0	0	0	12	17	0.00	1.000

BOTTOM

Cincinnati Reds @ Los Angeles Dodgers
 Dodger Stadium, Los Angeles, CA
 Tue Oct 03 1995, 7:05 PM PDT
 Att: 44,199 - Sunny - 85 F

livebaseballscores.com

AB	34
R	2
H	8
RBI	2
BB	3
SO	5
LOB	19



Batter	1	2	3	4	5	6	7	8	9	AB R H RBI BB SO LOB	TOP																	
Thomas Howard, S OBP: 0.143, SLG: 0.286 Darren Lewis, R (1, 8) (8, 8)	2-1 G6-3			1-2 G4-3		1-2 F8		3-2 F7	1-1 FC1-4	4 0 0 0 0 0 1 1 0 0 0 0 0 2																		
Barry Larkin, R OBP: 0.444, SLG: 0.375 (1, 6)	0-0 F8			2-3 K		2-2 L3		2-2 1B		4 0 1 1 0 1 0																		
Ron Gant, R OBP: 0.111, SLG: 0.111 Michael Jackson, R Jeff Brantley, R (1, 7) (8, 1) (9, 1)	2-1 P4			2-2 E6 HR			3-3 K	0-0 P6		4 1 0 0 0 0 1 1 0 0 0 0 0 0 0 0 0 0 0 0 0 0																		
Reggie Sanders, R OBP: 0.333, SLG: 0.750 (1, 9)			1-3 K	1-1 HR			3-3 K		4-1 FC6-4 BB	3 2 1 2 1 2 0																		
Hal Morris, L OBP: 0.667, SLG: 0.714 (1, 3)			2-1 F8	0-1 F7			0-0 1B		4-1 FC6-4 1B IBB	3 1 1 0 1 0 0																		
Benito Santiago, R OBP: 0.444, SLG: 0.833 (1, 2)			1-1 F9		2-2 G6-4-3 1B		4-2 1B		1-3 K	3 0 1 0 1 1 2																		
Bret Boone, R OBP: 0.143, SLG: 0.286 Dave Burba, R Jerome Walton, R (1, 4) (7, 1) (8, 7)			0-0 P3		2-0 F8		2-3 K		4-2 FC6-4 BB	3 0 0 0 0 0 1 3 0 0 0 0 0 0 0 0 0 0 0 1 0 0																		
Jeff Branson, L OBP: 0.429, SLG: 0.500 Mark Lewis, R (1, 5) (9, PH) (9, 5)			2-0 P5		1-0 G6-4-3			0-1 G4-3	0-0 FC6-4 1B	3 0 0 0 0 0 0 1 1 0 0 1 0 0 2																		
John Smiley, L Mariano Duncan, R OBP: 0.667, SLG: 0.667 (1, 1) (7, 4)			2-3 K		0-0 F7			2-2 1B	1-2 FC1-4 1B	2 0 0 0 0 0 1 0 2 1 2 1 0 0 0																		
Inning Stats	R: 0 E: 0 K: 0 S: 5	H: 0 LOB: 0 BB: 0 P: 9	R: 0 E: 0 K: 1 S: 7	H: 0 LOB: 0 BB: 0 P: 11	R: 0 E: 0 K: 1 S: 6	H: 0 LOB: 0 BB: 0 P: 10	R: 2 E: 1 K: 1 S: 15	H: 1 LOB: 0 BB: 0 P: 21	R: 0 E: 0 K: 0 S: 7	H: 1 LOB: 0 BB: 0 P: 12	R: 0 E: 0 K: 3 S: 13	H: 1 LOB: 2 BB: 1 P: 25	R: 1 E: 1 K: 0 S: 21	H: 2 LOB: 1 BB: 0 P: 27	R: 2 E: 0 K: 1 S: 16	H: 1 LOB: 2 BB: 3 P: 31	1B: 5 2B: 0 3B: 0 HR: 1	SF: 0 SAC: 0 DP: 1 HBP: 0	WP: 0 PB: 0 SB: 4 CS: 0	PA: 37								
PITCHER	IP WLS BF H R ER SO BB IBB HBP BLK WP HR S P ERA WHIP																											
Ismael Valdez, R ERA: (1, 1)	7.0		25	3	2	0	6	1	0	0	0	0	1	61	99	0.00	0.571											
Antonio Osuna, R ERA: 4.5 (8, 1)	1.0	L	5	2	1	1	0	0	0	0	0	0	0	21	27	9.00	2.000											
Kevin Tapani, R ERA: 54.0 (9, 1)	0.1		4	0	2	2	1	2	1	0	0	0	0	10	23	54.00	6.000											
Mark Guthrie, L ERA: (9, 1)	0.1		1	0	0	0	0	0	0	0	0	0	0	1	1	0.00	0.000											
Pedro Astacio, R ERA: (9, 1)	0.1		2	1	0	0	0	0	0	0	0	0	0	5	7	0.00	3.000											

Cincinnati Reds @ Los Angeles Dodgers
Dodger Stadium, Los Angeles, CA
Wed Oct 04 1995, 7:05 PM PDT
Att. 46,051 - Sunny - 75 F

AB	33
R	5
H	6
RBI	5
BB	4
SO	7
LOB	12



Batter	1	2	3	4	5	6	7	8	9	AB	R	H	RBI	BB	SO	LOB
Brett Butler, L OBP: 0.400, SLG: 0.400 (1, 8)	1-2 SH1-3 2B 1B		0-0 F8		3-1 1B 1B		3-2 BB FC5-2 1B	0-1 G4-3		5	1	3	0	0	0	1
Chad Fonville, S OBP: 0.625, SLG: 0.625 (1, 6)	0-0 SH1-3 1-2		1-1 1B		1-0 1-2 1B		1-2 FC5-2 BB 1B		1-0 HR 1B	4	1	4	0	0	0	0
Mike Piazza, R OBP: 0.222, SLG: 0.556 (1, 2)	3-1 F9		0-1 P4		1-2 P3		3-2 SAFE F7		2-3 K	5	0	0	0	0	1	7
Eric Karros, R OBP: 0.556, SLG: 1.375 (1, 3)	0-0 2-H 2B			1-0 HR		2-0 F8	4-1 FC5-2 BB		1-1 1-H HR	4	2	3	4	1	0	0
Tim Wallach, R OBP: 0.222, SLG: 0.125 (1, 5)	0-3 K			1-0 G5-3		0-2 1B 1B 1B	1-0 FC5-2		0-1 P6	5	0	1	0	0	1	4
Delino DeShields, L OBP: 0.333, SLG: 0.250 (1, 4)		2-0 P4		2-2 F7		3-1 F7	3-2 P5		2-2 F8	5	0	0	0	0	0	4
Raul Mondesi, R OBP: 0.143, SLG: 0.143 (1, 9)		2-1 G5-3		0-0 F7		0-1 1B 1B		0-0 B1		3	0	1	0	0	0	0
Todd Hollandsworth, L (8, 9)						1-2 1B 1B				1	0	0	0	0	0	0
Roberto Kelly, R OBP: 0.250, SLG: 0.250 (1, 7)		0-1 F8				1-0 G6-3	1-2 1-2 2-3 1B		1-0 G6-3	4	0	1	0	0	0	0
Ismael Valdez, R (1, 1)			0-0 G6-3			1-2 F9	0-1 F8		2-2 1B	3	0	0	0	0	0	3
Antonio Osuna, R (8, 1)										0	0	0	0	0	0	0
Dave Hansen, L OBP: 0.500, SLG: 0.500 (8, PH)										0	0	0	0	0	0	0
Jose Offerman, S (8, PR)										0	0	0	0	0	0	0
Kevin Tapani, R (9, 1)										0	0	0	0	0	0	0
Mark Guthrie, R (9, 1)										0	0	0	0	0	0	0
Pedro Astacio, R (9, 1)										0	0	0	0	0	0	0

Inning Stats	R: 1	H: 2	E: 0	K: 1	S: 14	H: 2	LOB: 1	BB: 0	P: 18	R: 0	H: 0	E: 0	K: 0	S: 5	R: 0	H: 1	E: 0	K: 0	S: 6	R: 1	H: 1	E: 0	K: 0	S: 6	R: 0	H: 2	E: 0	K: 0	S: 10	R: 0	H: 3	E: 0	K: 0	S: 13	R: 0	H: 2	E: 0	K: 0	S: 17	R: 0	H: 1	E: 0	K: 0	S: 7	R: 2	H: 2	E: 0	K: 1	S: 11	1B: 11	SF: 0	2B: 1	3B: 0	HR: 2	SAC: 1	DP: 0	HBP: 0	WP: 0	PA: 42
--------------	------	------	------	------	-------	------	--------	-------	-------	------	------	------	------	------	------	------	------	------	------	------	------	------	------	------	------	------	------	------	-------	------	------	------	------	-------	------	------	------	------	-------	------	------	------	------	------	------	------	------	------	-------	--------	-------	-------	-------	-------	--------	-------	--------	-------	--------

PITCHER	IP	WLS	BF	H	R	ER	SO	BB	IBB	HBP	BLK	WP	HR	S	P	ERA	WHIP
John Smiley, L ERA: 3.0 (1, 1)	6.0		27	9	2	2	1	0	0	0	0	0	1	54	80	3.00	1.500
Dave Burba, R ERA: (7, 1)	1.0	W	6	2	0	0	0	1	0	0	0	0	0	17	32	0.00	3.000
Michael Jackson, R ERA: (8, 1)	1.0		4	1	0	0	0	0	0	0	0	0	0	7	10	0.00	1.000
Jeff Brantley, R ERA: 9.0 (9, 1)	1.0	S	5	2	2	2	1	0	0	0	0	0	1	11	17	18.00	2.000

BOTTOM

Cincinnati Reds @ Los Angeles Dodgers
Dodger Stadium, Los Angeles, CA
 Wed Oct 04 1995, 7:05 PM PDT
 Att: 46,051 - Sunny - 75 F


livebaseballscorecards.com

AB	40
R	4
H	14
RBI	4
BB	1
SO	2
LOB	19



Batter	1	2	3	4	5	6	7	8	9	AB R H RBI BB SO LOB	TOP
Brett Butler, L (1, 8) OBP: 0.267, SLG: 0.267	1-3 K		3-2 G3-1		1-2 K		2-2 E5 B1-3		0-1 F7	5 0 0 0 0 2 3	Los Angeles Dodgers @ Cincinnati Reds Riverfront Stadium, Cincinnati, OH Fri Oct 06 1995, 7:05 PM EDT Att. 53,276 - Unknown - 65 F livebaseballscorecards.com
Chad Fonville, S (1, 6) OBP: 0.500, SLG: 0.500 Chris Gwynn, L (9, PH)	2-2 G1-3		2-1 2B 1B		2-2 G3		1-1 B1-3	1-3 K	4 0 1 0 0 0 2 1 0 0 0 0 1 2		
Mike Piazza, R (1, 2) OBP: 0.214, SLG: 0.500	2-3 K		0-1 2B		1-2 F9		0-0 P7	0-2 L8	5 0 1 0 0 1 4		
Eric Karros, R (1, 3) OBP: 0.538, SLG: 1.083		0-1 G4-3 1B		0-0 E9 1B		1-0 1B		1-1 G6-3	4 1 2 0 0 0 0		
Tim Wallach, R (1, 5) OBP: 0.154, SLG: 0.083		2-2 G4-3		0-0 G5-3		2-0 F9		0-3 K	4 0 0 0 0 1 3		
Delino DeShields, L (1, 4) OBP: 0.308, SLG: 0.250		1-3 K		1-3 K		0-3 K		0-1 1B	4 0 1 0 0 3 3		
Raul Mondesi, R (1, 9) OBP: 0.300, SLG: 0.222 Todd Hollandsworth, L (8, PH) (8, 9)		3-2 HBP		0-0 2-H 1B		2-1 F7		1-0 G4-3	2 0 1 1 0 0 1 1 0 0 0 0 0 1		
Roberto Kelly, R (1, 7) OBP: 0.417, SLG: 0.364		1-2 P3		0-1 1-2 1B		4-0 B1-3 E BB		1-2 1B 1B	3 0 2 0 1 0 2		
Hideo Nomo, R (1, 1) Kevin Tapani, R (6, 1) Mark Guthrie, R (6, 1) Pedro Astacio, R (6, 1) Mitch Webster, S (7, PH) John Cummings, L (7, 1) Antonio Osuna, R (7, 1) Dave Hansen, L (9, PH) OBP: 0.667, SLG: 0.667			0-3 K	1-3 K		1-1 F9		0-2 1-2 1B	2 0 0 0 0 0 2 2 0 0 0 0 0 0 0 0 0 0 0 0 0 0 0 0 1 0 0 0 0 0 0 1 0 0 0 0 0 0 0 0 0 0 0 0 0 0 0 0 1 0 1 0 0 0 0 0		
Inning Stats	R: 0 H: 0 E: 0 LOB: 0 K: 2 BB: 0 S: 13 P: 18	R: 0 H: 1 E: 0 LOB: 2 K: 1 BB: 0 S: 16 P: 23	R: 0 H: 2 E: 0 LOB: 2 K: 1 BB: 0 S: 17 P: 22	R: 1 H: 2 E: 1 LOB: 2 K: 2 BB: 0 S: 12 P: 14	R: 0 H: 0 E: 0 LOB: 0 K: 1 BB: 0 S: 10 P: 14	R: 0 H: 1 E: 0 LOB: 1 K: 1 BB: 0 S: 7 P: 12	R: 0 H: 0 E: 1 LOB: 2 K: 0 BB: 1 S: 8 P: 16	R: 0 H: 1 E: 0 LOB: 1 K: 1 BB: 0 S: 8 P: 10	R: 0 H: 2 E: 0 LOB: 2 K: 1 BB: 0 S: 17 P: 19	1B: 8 SF: 0 2B: 1 SAC: 0 3B: 0 DP: 0 HR: 0 HBP: 1	WP: 0 PA: 39 PB: 0 SB: 0 CS: 0
PITCHER David Wells, L (1, 1) ERA: Michael Jackson, R (7, 1) ERA: Jeff Brantley, R (9, 1) ERA: 6.0	IP WLS BF H R ER SO BB IBB HBP BLK WP HR S P ERA WHIP	6.1 W 28 6 1 0 8 1 0 1 0 0 0 0 80 115 0.00 1.105	1.2 6 1 0 0 1 0 0 0 0 0 0 0 11 14 0.00 0.600	1.0 5 2 0 0 1 0 0 0 0 0 0 0 17 19 0.00 2.000	PITCHER IP WLS BF H R ER SO BB IBB HBP BLK WP HR S P ERA WHIP						

AB	37
R	1
H	9
RBI	1
BB	1
SO	10
LOB	24



Batter	1	2	3	4	5	6	7	8	9
Thomas Howard, S (1, 8) Darren Lewis, R (6, PH) (7, 8)	1-0 F7		0-0 P7		0-3 K	1-0 B2	1-3 K		
Barry Larkin, R (1, 6)	0-1 S S 1B		0-0 HR 1B		3-2 G4-3	3-2 L8		2-1 F7	
Ron Gant, R (1, 7) Jerome Walton, R (8, 7)	2-1 L8		1-0 HR 1B		2-2 1B	2-3 K		2-1 G6-3	
Reggie Sanders, R (1, 9)	3-3 K		0-3 K		2-3 K		2-3 K	1-3 K	
Hal Morris, L (1, 3)		2-1 L9	1-3 K			1-1 1B HR WP 1B	4-0 1B 2B		
Benito Santiago, R (1, 2)		4-2 FC6-4 BB		3-1 F9		2-2 1B HR BB 1B	0-3 K		
Bret Boone, R (1, 4)		0-1 FC6-4 1-2 HR		1-0 HR		4-2 1B HR BB 1B	2-2 2B 1B		
Jeff Branson, L (1, 5) Mark Lewis, R (6, PH) (7, 5)		4-2 IBB		0-1 G5-3		2-2 1B HR 1-H 2-H 3-H	4-0 2B IBB		
David Wells, L (1, 1) Michael Jackson, R (7, 1) Jeff Brantley, R (9, 1)		1-3 K		0-0 F8		0-2 1B	0-0 1-H 2-H 3-H 2B		

Inning Stats	R: 0	H: 1	E: 0	LOB: 1	K: 1	BB: 0	S: 8	P: 14
	R: 0	H: 0	E: 0	LOB: 2	K: 1	BB: 2	S: 13	P: 24
	R: 2	H: 2	E: 0	LOB: 0	K: 2	BB: 0	S: 13	P: 14
	R: 1	H: 1	E: 0	LOB: 0	K: 0	BB: 0	S: 6	P: 10
	R: 0	H: 1	E: 0	LOB: 1	K: 2	BB: 0	S: 14	P: 21
	R: 4	H: 4	E: 0	LOB: 1	K: 1	BB: 1	S: 22	P: 37
	R: 3	H: 2	E: 0	LOB: 1	K: 3	BB: 2	S: 13	P: 26
	R: 0	H: 0	E: 0	LOB: 0	K: 1	BB: 0	S: 7	P: 12

PITCHER															PITCHER																					
Hideo Nomo, R (1, 1)	IP: 5.0	WLS: 0	BF: 24	H: 7	R: 5	ER: 5	SO: 6	BB: 1	IBB: 1	HBP: 0	BLK: 0	WP: 1	HR: 2	S: 60	P: 92	ERA: 9.00	WHIP: 1.600	Antonio Osuna, R (7, 1)	IP: 1.1	WLS: 0	BF: 4	H: 0	R: 0	ER: 0	SO: 2	BB: 0	IBB: 0	HBP: 0	BLK: 0	WP: 0	HR: 0	S: 10	P: 16	ERA: 0.00	WHIP: 0.000	
Kevin Tapani, R (6, 1)	0.0		1	0	0	0	0	1	0	0	0	0	0	2	6	∞	∞																			
Mark Guthrie, L (6, 1)	0.0		2	2	2	2	0	0	0	0	0	0	0	1	6	8	∞	∞																		
Pedro Astacio, R (6, 1)	1.0		3	0	0	0	1	0	0	0	0	0	0	0	8	14	0.00	0.000																		
John Cummings, L (7, 1)	0.2		6	2	3	3	2	1	1	0	0	0	0	0	10	22	40.50	4.500																		

Los Angeles Dodgers @ Cincinnati Reds
Riverfront Stadium, Cincinnati, OH
Fri Oct 06 1995, 7:05 PM EDT
Att: 53,276 - Unknown - 65 F

AB	R	H	RBI	BB	SO	LOB
3	0	0	0	0	1	0
2	0	0	0	0	1	2
5	1	2	0	0	0	1
4	1	2	2	0	1	2
1	0	0	0	0	0	0
5	0	0	0	0	5	2
3	2	1	0	1	1	0
3	1	1	0	1	1	1
3	3	2	1	1	0	1
1	0	0	0	1	0	0
1	2	1	4	1	0	0
3	0	1	0	0	1	2
1	0	1	3	0	0	0
0	0	0	0	0	0	0

AB	35
R	10
H	11
RBI	10
BB	5
SO	11
LOB	11

WP: 1 PA: 40
PB: 0
SB: 3
CS: 0

