

Los Angeles Dodgers - 1995

Batter	1	2	3	4	5	6	7	8	9	AB	R	H	RBI	BB	SO	LOB	TOP						
Delino DeShields, L OBP: 0.400, SLG: 1.000	F8		G5-3		2B		F8	3B		5	0	2	1	0	0	0	Los Angeles Dodgers @ Florida Marlins Joe Robbie Stadium, Miami, FL Tue Apr 25 1995, 7:05 PM EDT Att: 42,125 - Unknown - 75 F livebaseballscores.com						
Jose Offerman, S OBP: 0.800, SLG: 0.750	HR		K		2B		HR	BB		4	3	3	0	1	1	0							
Raul Mondesi, R OBP: 0.800, SLG: 2.500	HR			BB	2B		HR	F7		4	2	3	4	1	0	2							
Mike Piazza, R OBP: 0.600, SLG: 0.500 Reggie Williams, S (9, PR)	G5-3			F7	BB		E7	2B	E7	4	1	2	0	1	0	1							
Eric Karros, R OBP: 0.600, SLG: 0.667	P5			P6	IBB		G4-3	BB		3	0	1	2	2	0	1							
Henry Rodriguez, L (1, 9)		G4-3		P4	F7		G4-3	L9		5	0	0	0	0	0	7							
Billy Ashley, R Todd Hollandsworth, L Mitch Webster, S Carlos Hernandez, R	F8				K		G5-3	G4-1	P3	3	0	0	0	0	1	0							
Dave Hansen, L Garey Ingram, R	F8			2B	K			P5	P4	4	1	1	0	0	1	0							
Ramon Martinez, R Antonio Osuna, R Todd Worrell, R Rudy Seanez, R			K		2B		P6	P4		1	0	0	0	0	0	0							
Inning Stats	R: 2 E: 0 K: 0 S: 9	H: 2 LOB: 0 BB: 0 P: 16	R: 0 E: 0 K: 0 S: 6	H: 0 LOB: 0 BB: 0 P: 10	R: 0 E: 0 K: 2 S: 7	H: 0 LOB: 0 BB: 0 P: 9	R: 0 E: 0 K: 0 S: 7	H: 0 LOB: 1 BB: 1 P: 14	R: 3 E: 0 K: 1 S: 19	H: 5 LOB: 3 BB: 2 P: 35	R: 0 E: 0 K: 1 S: 9	H: 0 LOB: 0 BB: 0 P: 11	R: 3 E: 1 K: 0 S: 14	H: 4 LOB: 1 BB: 0 P: 22	R: 0 E: 0 K: 0 S: 11	H: 1 LOB: 2 BB: 1 P: 20		R: 0 E: 1 K: 0 S: 13	H: 1 LOB: 3 BB: 1 P: 22	1B: 5 2B: 5 3B: 1 HR: 2	SF: 0 SAC: 0 DP: 0 HBP: 0	WP: 0 PB: 0 SB: 0 CS: 0	PA: 44
PITCHER	IP	WLS	BF	H	R	ER	SO	BB	IBB	HBP	BLK	WP	HR	S	P	ERA	WHIP						
John Burkett, R ERA: 9.64	4.2	L	20	6	5	5	3	1	0	0	0	0	0	1	40	67	9.64	1.500					
Terry Mathews, R ERA:	1.1		7	1	0	0	1	1	1	0	0	0	0	0	7	28	0.00	1.500					
Matt Dunbar, L ERA: 27.0	0.1		2	1	1	1	0	0	0	0	0	0	0	0	1	12	27.00	3.000					
John Johnstone, R ERA: 10.8	1.2		10	4	2	2	0	1	0	0	0	0	0	1	18	30	10.80	3.000					
Mike Myers, L ERA:	1.0		5	1	0	0	0	1	0	0	0	0	0	0	13	22	0.00	2.000					
Batter	1	2	3	4	5	6	7	8	9	AB	R	H	RBI	BB	SO	LOB	BOTTOM						
QuiVio Veras, S OBP: 0.600, SLG: 0.667	G6-3		G1-3		BB		K		FC5-4	3	2	1	0	2	1	1	Los Angeles Dodgers @ Florida Marlins Joe Robbie Stadium, Miami, FL Tue Apr 25 1995, 7:05 PM EDT Att: 42,125 - Unknown - 75 F livebaseballscores.com						
Alex Arias, R OBP: 0.600, SLG: 0.333	G6-3		F8		BB		FC6-4	BB	FC5-4	3	0	1	0	2	0	1							
Gary Sheffield, R OBP: 0.200, SLG: 0.400	G6-3		P1		BB		FC6-4	BB	FC5-4	5	1	1	2	0	0	5							
Jeff Conine, R OBP: 0.400, SLG: 1.000	G4-3		G6-3		F7			HR	1B	4	2	1	1	1	0	3							
Terry Pendleton, S OBP: 0.400, SLG: 1.000		HR		L6	K			F8	1B	5	1	2	3	0	1	2							
Greg Colbrunn, R OBP: 0.400, SLG: 0.400		K		G5-3	1B		K	P5	1B	5	0	2	1	0	2	0							
Charles Johnson, R (1, 2)		P2		G5-3	1B		K	G5-3	K	5	0	0	0	0	2	3							
Chuck Carr, S OBP: 0.667, SLG: 0.500 John Johnstone, R Mike Myers, L Andre Dawson, R		1B			IBB		B1		K	2	0	1	0	1	0	0							
John Burkett, R Terry Mathews, L Matt Dunbar, L Jerry Browne, S	G3-1			G5-3				BB	1B	0	0	0	0	0	0	0							
Inning Stats	R: 1 E: 0 K: 0 S: 10	H: 1 LOB: 0 BB: 0 P: 16	R: 1 E: 0 K: 1 S: 12	H: 2 LOB: 1 BB: 0 P: 18	R: 0 E: 0 K: 0 S: 7	H: 1 LOB: 2 BB: 1 P: 13	R: 0 E: 0 K: 1 S: 9	H: 0 LOB: 0 BB: 2 P: 20	R: 0 E: 0 K: 2 S: 8	H: 0 LOB: 0 BB: 0 P: 13	R: 0 E: 0 K: 1 S: 8	H: 0 LOB: 1 BB: 2 P: 17	R: 0 E: 0 K: 0 S: 9	H: 1 LOB: 0 BB: 0 P: 15	R: 4 E: 0 K: 2 S: 27	H: 3 LOB: 2 BB: 3 P: 47		1B: 5 2B: 2 3B: 0 HR: 2	SF: 0 SAC: 0 DP: 0 HBP: 0	WP: 1 PB: 0 SB: 1 CS: 0	PA: 43		
PITCHER	IP	WLS	BF	H	R	ER	SO	BB	IBB	HBP	BLK	WP	HR	S	P	ERA	WHIP						
Ramon Martinez, R ERA: 3.0	6.0	W	26	5	2	2	4	2	1	0	0	0	1	1	33	62	3.00	1.167					
Antonio Osuna, R ERA: 16.88	2.2		14	2	5	5	2	5	0	0	0	0	0	0	8	13	16.88	2.625					
Todd Worrell, R ERA:	0.0	S	2	2	0	0	0	0	0	0	0	0	0	0	0	0	∞	∞					
Rudy Seanez, R ERA:	0.1		1	0	0	0	1	0	0	0	0	0	0	0	3	4	0.00	0.000					

Batter	1	2	3	4	5	6	7	8	9	AB	R	H	RBI	BB	SO	LOB	TOP								
Delino DeShields, L OBP: 0.333, SLG: 0.667	G3			K	CS		F7			4	0	1	0	0	1	0	Los Angeles Dodgers @ Florida Marlins Joe Robbie Stadium, Miami, FL Wed Apr 26 1995, 7:05 PM EDT Att: 18,587 - Unknown - 81 F								
Jose Offerman, S OBP: 0.556, SLG: 0.500	G4-3			F8	CS		CS			4	0	1	0	0	1	0									
Raul Mondesi, R OBP: 0.667, SLG: 1.714	L9			1B			FC5-4			3	2	1	0	1	0	1									
Mike Piazza, R OBP: 0.625, SLG: 0.571 Todd Hollandsworth, L OBP: 0.667, SLG: 1.714	F9			2B			FC5-4			3	2	2	0	0	0	0									
Eric Karros, R OBP: 0.667, SLG: 1.000	F8			2B			FC5-4			1	0	0	0	0	0	1									
Henry Rodriguez, L OBP: 0.222, SLG: 0.125 Rudy Seanez, R	L4			1B			FC5-4			3	0	1	0	1	0	1									
Billy Ashley, R Carlos Hernandez, R				IBB			FC5-4			0	0	0	0	0	0	0									
Dave Hansen, L OBP: 0.167, SLG: 0.333 Dick Schofield, R				F7			FC5-4			3	0	0	0	0	1	3									
Jeff Treadway, L							FC5-4			1	0	0	0	0	0	2									
Tom Candiotti, R Mitch Webster, S Ismael Valdez, R Reggie Williams, S							FC5-4			2	0	0	0	0	1	0									
Inning Stats	R: 0 E: 0 K: 0 S: 7	H: 0 LOB: 0 BB: 0 P: 13	R: 0 E: 0 K: 0 S: 7	H: 0 LOB: 0 BB: 0 P: 11	R: 0 E: 0 K: 2 S: 8	H: 3 LOB: 2 BB: 1 P: 12	R: 2 E: 0 K: 1 S: 15	H: 3 LOB: 2 BB: 1 P: 26	R: 0 E: 0 K: 0 S: 4	H: 1 LOB: 0 BB: 0 P: 7	R: 2 E: 0 K: 0 S: 13	H: 3 LOB: 1 BB: 0 P: 19	R: 0 E: 0 K: 2 S: 9	H: 0 LOB: 0 BB: 0 P: 14	R: 0 E: 0 K: 1 S: 7	H: 0 LOB: 0 BB: 1 P: 11	R: 0 E: 0 K: 0 S: 8	H: 2 LOB: 1 BB: 0 P: 11	1B: 6 2B: 4 3B: 0 HR: 0	SF: 0 SAC: 0 DP: 2 HBP: 0	WP: 0 PB: 0 SB: 1 CS: 0	PA: 36			
PITCHER	IP	WLS	BF	H	R	ER	SO	BB	IBB	HBP	BLK	WP	HR	S	P	ERA	WHIP								
Mark Gardner, R ERA: 6.75	5.1	L	23	7	4	4	3	0	1	0	0	0	0	49	82	6.75	1.312								
Yorkis Perez, L ERA:	1.2		5	0	0	0	2	0	0	0	0	0	0	14	20	0.00	0.000								
Robb Nen, R ERA:	2.0		7	2	0	0	1	1	0	0	0	0	0	15	22	0.00	1.500								

Batter	1	2	3	4	5	6	7	8	9	AB	R	H	RBI	BB	SO	LOB	BOTTOM								
Quilvio Veras, S OBP: 0.444, SLG: 0.429	G3-1			K			L5			4	0	1	0	0	1	0	Los Angeles Dodgers @ Florida Marlins Joe Robbie Stadium, Miami, FL Wed Apr 26 1995, 7:05 PM EDT Att: 18,587 - Unknown - 81 F								
Alex Arias, R OBP: 0.444, SLG: 0.167	1B			P3			F7			3	0	0	0	1	0	1									
Gary Sheffield, R OBP: 0.333, SLG: 0.556	1B						G4-3			4	1	2	0	0	0	0									
Jeff Conine, R OBP: 0.444, SLG: 1.125	K			HR			G4-3			4	1	2	2	0	2	2									
Terry Pendleton, S OBP: 0.333, SLG: 0.625	G3						G4-3			3	0	0	0	1	1	3									
Greg Colbrunn, R OBP: 0.444, SLG: 0.444							F8			4	0	2	0	0	0	2									
Charles Johnson, R							G6-3			3	0	0	0	1	1	2									
Chuck Carr, S OBP: 0.286, SLG: 0.167	G3						F9			4	0	0	0	0	0	2									
Mark Gardner, R Yorkis Perez, L Jerry Browne, S Robb Nen, R Andre Dawson, R							G1-3			2	0	0	0	0	0	2									
Inning Stats	R: 0 E: 0 K: 1 S: 11	H: 1 LOB: 2 BB: 1 P: 20	R: 0 E: 0 K: 0 S: 7	H: 1 LOB: 0 BB: 0 P: 11	R: 0 E: 0 K: 1 S: 8	H: 0 LOB: 0 BB: 0 P: 11	R: 2 E: 0 K: 1 S: 15	H: 3 LOB: 2 BB: 1 P: 27	R: 0 E: 0 K: 0 S: 9	H: 0 LOB: 0 BB: 0 P: 13	R: 0 E: 0 K: 0 S: 8	H: 1 LOB: 1 BB: 0 P: 13	R: 0 E: 0 K: 1 S: 9	H: 1 LOB: 1 BB: 0 P: 14	R: 0 E: 0 K: 1 S: 7	H: 0 LOB: 1 BB: 1 P: 14		R: 0 E: 0 K: 1 S: 7	H: 0 LOB: 0 BB: 0 P: 9	1B: 5 2B: 1 3B: 0 HR: 1	SF: 0 SAC: 0 DP: 1 HBP: 0	WP: 0 PB: 0 SB: 1 CS: 0	PA: 36		
PITCHER	IP	WLS	BF	H	R	ER	SO	BB	IBB	HBP	BLK	WP	HR	S	P	ERA	WHIP								
Tom Candiotti, R ERA: 3.0	6.0	W	25	6	2	2	3	2	0	0	0	0	0	58	95	3.00	1.333								
Ismael Valdez, R ERA:	2.0		8	1	0	0	2	1	0	0	0	0	0	16	28	0.00	1.000								
Rudy Seanez, R ERA:	1.0	S	3	0	0	0	1	0	0	0	0	0	0	7	9	0.00	0.000								

Batter	1	2	3	4	5	6	7	8	9	AB	R	H	RBI	BB	SO	LOB	TOP								
Marquis Grissom, R OBP: 0.333, SLG: 0.267	G1-3		F8					G4-3		4	0	1	1	0	0	0	Atlanta Braves @ Los Angeles Dodgers Dodger Stadium, Los Angeles, CA Sat Apr 29 1995, 7:05 PM PDT Att: 45,885 - Unknown - 64 F								
Jeff Blauer, R OBP: 0.294, SLG: 0.214	G5-3		G5-3					L8		4	0	0	0	0	1	2									
10 Chipper Jones, S Greg McMichael, R	P8			G4-3				L7		4	0	0	0	0	0	0									
Fred McGriff, L OBP: 0.471, SLG: 0.800		P5		K				G4-3		4	1	1	0	0	1	0									
David Justice, L OBP: 0.471, SLG: 0.875		K		P5				P5		4	0	1	0	0	1	1									
Ryan Klecko, L Brad Woodall, S Steve Bedrosian, R Mike Stanton, L		HR						L9		1	1	0	0	0	2	0									
Jose Oliva, R Javy Lopez, R		HR						G4-3		0	0	0	0	0	0	0									
Mark Lemke, S		HR						L9		0	0	0	0	0	0	0									
Kent Mercker, L Mike Kelly, R			G4-3					L9		1	0	1	0	0	0	0									
			G6-3					K		1	0	1	0	0	0	0									
Inning Stats	R: 0 E: 0 K: 0 S: 5	H: 0 LOB: 0 BB: 0 P: 10	R: 2 E: 0 K: 1 S: 10	H: 1 LOB: 0 BB: 1 P: 19	R: 0 E: 0 K: 0 S: 8	H: 0 LOB: 0 BB: 0 P: 11	R: 0 E: 0 K: 1 S: 7	H: 0 LOB: 0 BB: 0 P: 10	R: 1 E: 0 K: 0 S: 12	H: 1 LOB: 2 BB: 2 P: 24	R: 0 E: 0 K: 0 S: 9	H: 1 LOB: 1 BB: 0 P: 14	R: 0 E: 0 K: 0 S: 7	H: 0 LOB: 0 BB: 0 P: 11	R: 0 E: 0 K: 0 S: 7	H: 0 LOB: 0 BB: 0 P: 12	R: 1 E: 0 K: 1 S: 13	H: 3 LOB: 2 BB: 0 P: 21	1B: 5 2B: 0 3B: 0 HR: 1	SF: 0 SAC: 0 DP: 0 HBP: 0	WP: 0 PB: 0 SB: 0 CS: 0	PA: 36			
PITCHER	IP	WLS	BF	H	R	ER	SO	BB	IBB	HBP	BLK	WP	HR	S	P	ERA	WHIP								
Ismael Valdez, R ERA: 3.86	5.0		20	2	3	3	3	3	0	0	0	0	1	42	74	5.40	1.000								
Omar Daal, L ERA:	1.0		4	1	0	0	0	0	0	0	0	0	0	9	14	0.00	1.000								
Todd Williams, R ERA:	1.0		3	0	0	0	0	0	0	0	0	0	0	7	11	0.00	0.000								
Antonio Osuna, R ERA: 9.64	1.0		3	0	0	0	0	0	0	0	0	0	0	7	12	0.00	0.000								
Rob Murphy, L ERA: 6.75	0.1	L	2	1	1	1	0	0	0	0	0	0	0	5	7	27.00	3.000								

AB	33
R	4
H	6
RBI	4
BB	3
SO	4
LOB	11



Batter	1	2	3	4	5	6	7	8	9	AB	R	H	RBI	BB	SO	LOB	BOTTOM								
Delino DeShields, L OBP: 0.316, SLG: 0.471	K		G4-3					P5		5	0	0	0	0	1	1	Atlanta Braves @ Los Angeles Dodgers Dodger Stadium, Los Angeles, CA Sat Apr 29 1995, 7:05 PM PDT Att: 45,885 - Unknown - 64 F								
Jose Offerman, S	G3-1		WP					F9		3	1	1	0	1	0	0									
Raul Mondesi, R	F9		P5					G6-3		4	1	1	0	0	0	1									
Eric Karros, R	G5-3							E7		4	1	2	1	0	0	0									
Billy Ashley, R Rob Murphy, L Rudy Seanez, R		1B						G4-3		3	0	0	1	1	1	2									
Garey Ingram, R Dave Hansen, L		BB						K		0	0	0	0	0	0	0									
Reggie Williams, S Henry Rodriguez, L		1B						K		0	0	0	0	0	0	0									
Carlos Hernandez, R Jeff Treadway, L								K		2	0	0	0	0	1	3									
Ismael Valdez, R Dick Schofield, R Omar Daal, L Todd Williams, R Chris Gwynn, L Antonio Osuna, R Todd Hollandsworth, L								K		1	0	0	0	0	1	0									
								K		1	0	0	0	0	0	0									
Inning Stats	R: 0 E: 0 K: 1 S: 10	H: 1 LOB: 2 BB: 1 P: 16	R: 0 E: 0 K: 2 S: 15	H: 1 LOB: 1 BB: 1 P: 23	R: 0 E: 0 K: 1 S: 10	H: 1 LOB: 0 BB: 0 P: 14	R: 0 E: 0 K: 0 S: 4	H: 0 LOB: 0 BB: 0 P: 8	R: 0 E: 0 K: 0 S: 13	H: 1 LOB: 1 BB: 1 P: 20	R: 3 E: 1 K: 0 S: 11	H: 3 LOB: 1 BB: 1 P: 24	R: 0 E: 0 K: 0 S: 9	H: 0 LOB: 0 BB: 0 P: 15	R: 0 E: 0 K: 2 S: 12	H: 1 LOB: 2 BB: 1 P: 21	R: 0 E: 0 K: 2 S: 8	H: 0 LOB: 0 BB: 0 P: 11	1B: 5 2B: 2 3B: 0 HR: 0	SF: 0 SAC: 0 DP: 1 HBP: 0	WP: 1 PB: 0 SB: 0 CS: 0	PA: 37			
PITCHER	IP	WLS	BF	H	R	ER	SO	BB	IBB	HBP	BLK	WP	HR	S	P	ERA	WHIP								
Kent Mercker, L ERA:	1.1		19	3	0	0	0	2	0	0	0	0	0	3	10	0.00	1.000								
Brad Woodall, L ERA: 15.43	0.0		2	1	2	2	0	1	0	0	0	0	0	3	10	∞	∞								
Steve Bedrosian, R ERA: 3.86	1.0		5	2	1	1	0	0	0	0	0	0	0	8	14	9.00	2.000								
Mike Stanton, L ERA:	1.0		3	0	0	0	0	0	0	0	0	0	0	9	15	0.00	0.000								
Greg McMichael, R ERA:	2.0	W	8	1	0	0	4	0	1	0	0	0	0	20	32	0.00	0.500								


AB	33
R	3
H	7
RBI	3
BB	4
SO	8
LOB	13



Batter	1	2	3	4	5	6	7	8	9	AB	R	H	RBI	BB	SO	LOB	TOP					
Delino DeShields, L OBP: 0.250, SLG: 0.320	B3		F7		K		G4-3			4	0	0	0	0	1	0						
Jose Offerman, S OBP: 0.444, SLG: 0.333	P5				G5-3			E6		3	0	0	0	1	0	0						
Raul Mondesi, R OBP: 0.577, SLG: 1.045	1B		P5			1B		K		3	0	1	0	1	1	2						
Eric Karros, R OBP: 0.615, SLG: 0.739	1B				1B		F9		K	4	0	2	0	0	1	1						
Billy Ashley, R OBP: 0.250, SLG: 0.412 Jeff Treadway, L (9, PH)		G4-3			1B		K		G3	3	0	1	0	0	1	1						
Henry Rodriguez, L OBP: 0.261, SLG: 0.238					1B			F9		4	0	3	0	0	1	2						
Garey Ingram, R OBP: 0.364, SLG: 0.300 Dave Hansen, L (9, PH)		FC4-6					G3		F9	2	0	0	0	1	0	3						
Carlos Hernandez, R Chris Gwynn, L (9, PH)					BB				L8	3	0	0	0	0	0	3						
Tom Candiotti, R Greg Hansell, R Dick Schofield, R OBP: 0.333, SLG: 0.333 Todd Williams, R Rob Murphy, L (8, 1)					G4-3		G1-3		L7	2	0	0	0	0	0	0						
Inning Stats	R: 0 E: 0 K: 0 S: 7	H: 1 LOB: 2 BB: 1 P: 14	R: 0 E: 0 K: 0 S: 5	H: 1 LOB: 1 BB: 0 P: 7	R: 0 E: 0 K: 0 S: 7	H: 0 LOB: 1 BB: 1 P: 13	R: 0 E: 0 K: 1 S: 12	H: 2 LOB: 2 BB: 1 P: 23	R: 0 E: 0 K: 1 S: 8	H: 0 LOB: 0 BB: 0 P: 11	R: 0 E: 0 K: 0 S: 9	H: 2 LOB: 2 BB: 0 P: 11	R: 0 E: 0 K: 0 S: 5	H: 0 LOB: 0 BB: 0 P: 8	R: 0 E: 1 K: 2 S: 8	H: 0 LOB: 0 BB: 0 P: 12	R: 0 E: 0 K: 0 S: 10	H: 1 LOB: 1 BB: 0 P: 13	1B: 6 2B: 2 3B: 0 HR: 0	SF: 0 SAC: 0 DP: 1 HBP: 0	WP: 0 PB: 0 SB: 0 CS: 1	PA: 35
PITCHER	IP	WLS	BF	H	R	ER	SO	BB	IBB	HBP	BLK	WP	HR	S	P	ERA	WHIP					
Terry Mulholland, L ERA: 5.0	7.0	W	28	6	0	0	3	3	0	0	0	0	0	53	87	0.00	1.286					
Dave Burba, R ERA: 16.88	1.0		3	0	0	0	2	0	0	0	0	0	0	8	12	0.00	0.000					
Jose Bautista, R ERA: 10.8	1.0		4	1	0	0	0	0	0	0	0	0	0	10	13	0.00	1.000					

Los Angeles Dodgers @ San Francisco Giants
Candlestick Park, San Francisco, CA
Mon May 01 1995, 6:33 AM EDT
Att. 10,828 - Sunny - 67 F


AB 32
R 0
H 7
RBI 0
BB 3
SO 5
LOB 14



Batter	1	2	3	4	5	6	7	8	9	AB	R	H	RBI	BB	SO	LOB	BOTTOM				
Darren Lewis, R OBP: 0.296, SLG: 0.320	SH					G6-3		G6-4-3		5	1	1	0	0	1	4					
Robby Thompson, R OBP: 0.286, SLG: 0.500	SH				K					3	1	0	0	0	1	3					
Barry Bonds, L OBP: 0.391, SLG: 0.067	FC5-4									4	0	1	1	0	1	0					
Matt Williams, R OBP: 0.458, SLG: 0.667	P4				HR					4	1	3	0	0	0	2					
Glenallen Hill, R OBP: 0.292, SLG: 0.652	FC5-4									3	1	1	2	1	1	3					
Royce Clayton, R OBP: 0.391, SLG: 0.316	S				E6					3	2	1	1	1	0	0					
J.R. Phillips, L OBP: 0.227, SLG: 0.421	P3				K					4	1	1	2	0	1	3					
Kirt Manwaring, R OBP: 0.313, SLG: 0.286					E5					3	0	1	0	1	1	1					
Terry Mulholland, R Dave Burba, R Mark Carreon, R Jose Bautista, R (9, 1)		SH2-4								1	0	0	0	1	0	0					
Inning Stats	R: 2 E: 0 K: 0 S: 15	H: 3 LOB: 2 BB: 0 P: 25	R: 0 E: 0 K: 0 S: 8	H: 1 LOB: 0 BB: 0 P: 13	R: 0 E: 0 K: 1 S: 11	H: 1 LOB: 0 BB: 1 P: 19	R: 2 E: 2 K: 3 S: 18	H: 0 LOB: 2 BB: 1 P: 29	R: 2 E: 0 K: 0 S: 8	H: 2 LOB: 0 BB: 0 P: 15	R: 0 E: 0 K: 1 S: 8	H: 0 LOB: 0 BB: 0 P: 13	R: 0 E: 0 K: 1 S: 8	H: 1 LOB: 1 BB: 0 P: 12	R: 2 E: 0 K: 0 S: 11	H: 1 LOB: 0 BB: 2 P: 23	1B: 5 2B: 2 3B: 0 HR: 2	SF: 0 SAC: 2 DP: 1 HBP: 0	WP: 1 PB: 0 SB: 2 CS: 1	PA: 38	
PITCHER	IP	WLS	BF	H	R	ER	SO	BB	IBB	HBP	BLK	WP	HR	S	P	ERA	WHIP				
Tom Candiotti, R ERA: 4.91	5.0	L	25	7	5	4	4	2	0	0	0	0	0	60	101	7.20	1.800				
Greg Hansell, R ERA: 7.71	1.0		3	0	0	0	1	0	0	0	0	0	0	8	13	0.00	0.000				
Todd Williams, R ERA: 3.38	1.0		4	1	0	0	1	0	0	0	0	0	0	8	12	0.00	1.000				
Rob Murphy, L ERA: 11.57	1.0		5	1	2	2	0	2	0	0	0	1	1	11	23	18.00	3.000				

Los Angeles Dodgers @ San Francisco Giants
Candlestick Park, San Francisco, CA
Mon May 01 1995, 6:33 AM EDT
Att. 10,828 - Sunny - 67 F

AB 31
R 7
H 9
RBI 6
BB 4
SO 6
LOB 17



Batter	1	2	3	4	5	6	7	8	9	AB	R	H	RBI	BB	SO	LOB	TOP				
Delino DeShields, L OBP: 0.275, SLG: 0.306	G4-3			FC5-4 1B	2B			B1-3	3B 1B	4	1	2	0	1	0	0	Los Angeles Dodgers @ San Francisco Giants Candlestick Park, San Francisco, CA Wed May 03 1995, 10:05 PM EDT Att: 22,753 - Unknown - 65 F livebaseballscorecards.com				
Jose Offerman, S OBP: 0.513, SLG: 0.500	L4			P5	2B			1B	3B 1B	5	0	3	4	0	0	1					
Raul Mondesi, R OBP: 0.474, SLG: 0.765	L8			FC5-4 1-2	P6			1B	G5-3	5	0	1	0	0	0	4					
Mike Piazza, R OBP: 0.412, SLG: 0.438				K				L7	P2	5	0	0	0	0	1	4					
Eric Karros, R OBP: 0.514, SLG: 0.706								F9		4	1	2	1	0	0	2					
Henry Rodriguez, L OBP: 0.324, SLG: 0.267	G4-6-3								2B 1B	4	2	2	0	0	0	1					
Billy Ashley, R OBP: 0.192, SLG: 0.304				P6	L8				1B 2B	3	0	0	0	0	0	1					
Garey Ingram, R OBP: 0.333, SLG: 0.357								P4		1	1	1	0	0	0	0					
Dave Hansen, L OBP: 0.265, SLG: 0.278				L7				P4		3	1	1	0	0	0	0					
Reggie Williams, S OBP: 0.446, SLG: 0.526									SH2-4 1B	0	0	0	0	0	0	0					
Chris Gwynn, L OBP: 0.400, SLG: 0.490										0	0	0	0	0	0	0					
Rudy Seanez, R OBP: 0.400, SLG: 0.490										0	0	0	0	0	0	0					
Omar Daal, L OBP: 0.250, SLG: 0.250										0	0	0	0	0	0	0					
Dick Schofield, R OBP: 0.250, SLG: 0.250										0	0	0	0	0	0	0					
Todd Worrell, R OBP: 0.250, SLG: 0.250										0	0	0	0	0	0	0					
Pedro Astacio, R OBP: 0.472, SLG: 0.742				F8	SH5-4			G4-3	SH2-4	1	0	0	0	0	0	0					
Jeff Treadway, L OBP: 0.472, SLG: 0.742										1	0	0	0	0	0	0					
Antonio Osuna, R OBP: 0.343, SLG: 0.645										0	0	0	0	0	0	0					
Mitch Webster, S OBP: 0.343, SLG: 0.645										0	0	0	0	0	0	0					
Inning Stats	R: 0 E: 0 K: 0 S: 6	H: 0 LOB: 0 BB: 0 P: 12	R: 0 E: 0 K: 0 S: 6	H: 1 LOB: 0 BB: 0 P: 12	R: 0 E: 0 K: 0 S: 8	H: 0 LOB: 0 BB: 0 P: 10	R: 0 E: 0 K: 1 S: 10	H: 1 LOB: 1 BB: 0 P: 14	R: 3 E: 0 K: 0 S: 16	H: 4 LOB: 2 BB: 0 P: 26	R: 0 E: 0 K: 0 S: 4	H: 0 LOB: 0 BB: 0 P: 6	R: 0 E: 0 K: 0 S: 10	H: 0 LOB: 2 BB: 0 P: 15	R: 4 E: 0 K: 0 S: 13	H: 5 LOB: 1 BB: 0 P: 15	1B: 9 2B: 2 3B: 1 HR: 1	SF: 0 SAC: 2 DP: 1 HBP: 0	WP: 0 PB: 0 SB: 0 CS: 0	PA: 40	
PITCHER	IP	WLS	BF	H	R	ER	SO	BB	IBB	HBP	BLK	WP	HR	S	P	ERA	WHIP				
Mark Leiter, R ERA: 2.53	4.2		20	6	3	3	1	1	0	0	0	0	1	45	73	5.79	1.500				
Chris Hook, R ERA: 2.09	2.1		7	0	0	0	0	0	0	0	0	0	0	15	23	0.00	0.000				
Pat Gomez, L ERA: 2.45	0.1		2	1	0	0	0	0	0	0	0	0	0	3	6	0.00	3.000				
Jose Bautista, R ERA: 7.71	0.2		3	1	0	0	0	0	0	0	0	0	0	7	9	0.00	1.500				
Rod Beck, R ERA: 9.82	1.0	L	8	5	4	4	0	0	0	0	0	0	0	13	15	36.00	5.000				

Batter	1	2	3	4	5	6	7	8	9	AB	R	H	RBI	BB	SO	LOB	BOTTOM				
Darren Lewis, R OBP: 0.308, SLG: 0.324	E5		G5-3		G4-3				G3-1	5	1	2	0	0	0	0	Los Angeles Dodgers @ San Francisco Giants Candlestick Park, San Francisco, CA Wed May 03 1995, 10:05 PM EDT Att: 22,753 - Unknown - 65 F livebaseballscorecards.com				
Robby Thompson, R OBP: 0.298, SLG: 0.533	G6-4-3		G6-3		G6-3			1B	G3-1	3	0	0	0	0	0	1					
Mike Benjamin, R OBP: 0.333, SLG: 0.333										1	0	0	0	0	1	3					
Tom Lampkin, L OBP: 0.333, SLG: 0.333										1	0	0	0	0	0	2					
Barry Bonds, L OBP: 0.457, SLG: 0.320	HR		1B					G1-6-3	1B	5	2	4	2	0	0	3					
Matt Williams, R OBP: 0.472, SLG: 0.742	1B		1B					SF8	1B	4	1	2	3	0	0	1					
Glenallen Hill, R OBP: 0.343, SLG: 0.645	HR		1B					G1-3	G1-3	4	1	2	3	0	0	1					
Glenallen Hill, R OBP: 0.343, SLG: 0.645			FC5-4						G3-1	5	1	2	1	0	1	3					
Royce Clayton, R OBP: 0.364, SLG: 0.259	K				F9					3	0	1	0	1	1	1					
J.R. Phillips, L OBP: 0.186, SLG: 0.310			K		F9					4	0	1	0	0	1	1					
Kirt Manwaring, R OBP: 0.304, SLG: 0.286			K		L7					4	0	1	0	0	1	1					
Mark Leiter, R ERA: 2.53										1	0	0	0	0	1	0					
Chris Hook, R ERA: 2.09										1	0	0	0	0	0	0					
John Patterson, S ERA: 6.23										1	0	1	0	0	0	0					
Pat Gomez, L ERA: 2.45										0	0	0	0	0	0	0					
Jose Bautista, R ERA: 7.71										0	0	0	0	0	0	0					
Rod Beck, R ERA: 9.82										0	0	0	0	0	0	0					
Mark Carreon, R ERA: 9.82										0	1	0	0	1	0	0					
Inning Stats	R: 2 E: 1 K: 1 S: 16	H: 3 LOB: 1 BB: 0 P: 25	R: 0 E: 0 K: 3 S: 9	H: 0 LOB: 0 BB: 0 P: 12	R: 0 E: 0 K: 0 S: 10	H: 2 LOB: 2 BB: 0 P: 13	R: 0 E: 0 K: 0 S: 9	H: 0 LOB: 0 BB: 0 P: 13	R: 1 E: 0 K: 1 S: 18	H: 1 LOB: 1 BB: 1 P: 30	R: 0 E: 0 K: 1 S: 13	H: 3 LOB: 2 BB: 0 P: 17	R: 1 E: 0 K: 0 S: 9	H: 3 LOB: 1 BB: 0 P: 14	R: 2 E: 0 K: 0 S: 11	H: 2 LOB: 1 BB: 1 P: 19	1B: 11 2B: 0 3B: 1 HR: 2	SF: 1 SAC: 0 DP: 2 HBP: 0	WP: 1 PB: 0 SB: 2 CS: 1	PA: 41	
PITCHER	IP	WLS	BF	H	R	ER	SO	BB	IBB	HBP	BLK	WP	HR	S	P	ERA	WHIP				
Pedro Astacio, R ERA: 3.38	6.0		25	6	1	1	1	0	0	0	0	0	1	22	31	4.50	1.167				
Antonio Osuna, R ERA: 6.23	2.0	W	10	6	1	1	1	0	0	0	0	0	1	22	31	4.50	3.000				
Rudy Seanez, R ERA: 4.5	0.1		3	1	2	2	0	1	0	0	0	0	0	5	10	54.00	6.000				
Omar Daal, L ERA: 7.71	0.0		1	1	0	0	0	0	0	0	0	0	0	2	3	∞	∞				
Todd Worrell, R ERA: 9.82	0.2	S	2	0	0	0	0	0	0	0	0	0	0	4	6	0.00	0.000				



Batter	1	2	3	4	5	6	7	8	9	AB	R	H	RBI	BB	SO	LOB	TOP								
Delino DeShields, L OBP: 0.311, SLG: 0.375										4	3	2	0	1	0	1									
Jose Offerman, S OBP: 0.512, SLG: 0.500										4	1	2	1	0	1	2									
Raul Mondesi, R OBP: 0.488, SLG: 0.842										4	2	2	3	1	0	1									
Mike Piazza, R OBP: 0.500, SLG: 0.524										5	0	4	2	0	0	0									
Rudy Seanez, R										0	0	0	0	0	0	0									
Eric Karros, R OBP: 0.500, SLG: 0.692										5	0	2	0	0	0	3									
Henry Rodriguez, L OBP: 0.316, SLG: 0.242										3	0	0	0	1	0	2									
Billy Ashley, R OBP: 0.269										3	0	0	0	1	1	3									
Reggie Williams, S OBP: 0.400, SLG: 0.250										2	0	0	0	1	1	0									
Dave Hansen, L OBP: 0.304, SLG: 0.250										1	0	0	0	0	0	1									
Garey Ingram, R OBP: 0.313, SLG: 0.333										1	0	0	0	0	0	1									
Ramon Martinez, R OBP: 0.167, SLG: 0.333										2	0	0	0	0	1	0									
Mitch Webster, S										1	0	0	0	0	0	1									
Ismael Valdez, R										0	0	0	0	0	0	0									
Todd Worrell, R										0	0	0	0	0	0	0									
Omar Daal, L										0	0	0	0	0	0	0									
Carlos Hernandez, R OBP: 0.222, SLG: 0.367										0	0	0	0	0	0	0									
Inning Stats	R: 2 E: 0 K: 0 S: 16	H: 4 LOB: 1 BB: 0 P: 24	R: 0 E: 0 K: 1 S: 6	H: 0 LOB: 0 BB: 0 P: 9	R: 1 E: 0 K: 0 S: 9	H: 3 LOB: 1 BB: 0 P: 17	R: 0 E: 0 K: 1 S: 7	H: 0 LOB: 0 BB: 0 P: 12	R: 2 E: 0 K: 1 S: 15	H: 3 LOB: 3 BB: 2 P: 33	R: 0 E: 0 K: 1 S: 8	H: 0 LOB: 1 BB: 1 P: 15	R: 0 E: 0 K: 0 S: 5	H: 0 LOB: 0 BB: 0 P: 9	R: 0 E: 0 K: 0 S: 8	H: 0 LOB: 1 BB: 1 P: 17	R: 1 E: 0 K: 0 S: 10	H: 2 LOB: 1 BB: 1 P: 16	1B: 8 2B: 3 3B: 1 HR: 1	SF: 0 SAC: 2 DP: 3 HBP: 0	WP: 1 PB: 0 SB: 1 CS: 0	PA: 41			
PITCHER	IP	WLS	BF	H	R	ER	SO	BB	IBB	HBP	BLK	WP	HR	S	P	ERA	WHIP								
Omar Olivares, R ERA: 2.57	2.0	L	9	4	2	2	1	0	0	0	0	1	1	22	33	9.00	2.000								
Mark Thompson, R ERA: 4.7	3.0		16	6	3	3	2	1	1	0	0	0	0	31	62	9.00	2.333								
A.J. Sager, R ERA: 4.05	2.0		7	0	0	0	1	1	0	0	0	0	0	13	24	0.00	0.500								
Mike Munoz, L ERA: 3.86	1.0		4	0	0	0	0	1	0	0	0	0	0	8	17	0.00	1.000								
Curt Leskanic, R ERA: 4.09	1.0		5	2	1	1	0	0	1	0	0	0	0	10	16	9.00	2.000								

Los Angeles Dodgers @ Colorado Rockies
Coors Field, Denver, CO
Fri May 05 1995, 7:05 PM MDT
Att: 46,395 - Unknown - 54 F


AB	34
R	6
H	12
RBI	6
BB	5
SO	4
LOB	14



Batter	1	2	3	4	5	6	7	8	9	AB	R	H	RBI	BB	SO	LOB	BOTTOM								
Walt Weiss, S OBP: 0.400, SLG: 0.207										3	1	0	1	1	0	3									
Joe Girardi, R OBP: 0.400, SLG: 0.550										5	1	3	2	0	0	0									
Lary Walker, L OBP: 0.435, SLG: 0.500										4	0	1	1	1	1	3									
Roberto Mejia, R OBP: 0.200, SLG: 0.211										0	0	0	0	0	0	0									
Andres Galarraga, R OBP: 0.326, SLG: 0.400										5	0	1	0	0	4	5									
Dante Bichette, R OBP: 0.357, SLG: 0.564										4	0	1	0	0	1	3									
Ellis Burks, R										4	0	0	0	0	2	3									
Vinny Castilla, R OBP: 0.207, SLG: 0.214										2	0	0	0	1	1	0									
John Vander Wal, L OBP: 0.625, SLG: 0.857										1	1	1	0	0	0	0									
Jason Bates, S OBP: 0.367, SLG: 0.519										4	1	2	0	0	2	0									
Omar Olivares, R										0	0	0	0	0	0	0									
Jim Tatum, R OBP: 0.200, SLG: 0.300										1	0	0	0	0	1	2									
Mark Thompson, R ERA: 5.4										1	0	0	0	0	1	0									
A.J. Sager, R										0	0	0	0	0	0	0									
Eric Young Sr., R OBP: 0.362, SLG: 0.158										0	0	0	0	0	1	0									
Mike Munoz, L										0	0	0	0	0	0	0									
Curt Leskanic, R										0	0	0	0	0	0	0									
Mike Kingery, L OBP: 0.400, SLG: 0.321										0	0	0	0	0	0	0									
Inning Stats	R: 1 E: 0 K: 3 S: 13	H: 1 LOB: 1 BB: 1 P: 23	R: 0 E: 0 K: 1 S: 11	H: 1 LOB: 1 BB: 1 P: 23	R: 0 E: 0 K: 2 S: 13	H: 1 LOB: 2 BB: 1 P: 23	R: 0 E: 0 K: 2 S: 7	H: 0 LOB: 0 BB: 0 P: 9	R: 0 E: 0 K: 1 S: 9	H: 1 LOB: 0 BB: 0 P: 14	R: 0 E: 0 K: 2 S: 8	H: 0 LOB: 1 BB: 1 P: 16	R: 0 E: 0 K: 1 S: 14	H: 2 LOB: 1 BB: 0 P: 18	R: 1 E: 0 K: 1 S: 14	H: 3 LOB: 2 BB: 1 P: 23	1B: 6 2B: 3 3B: 0 HR: 0	SF: 1 SAC: 0 DP: 1 HBP: 0	WP: 0 PB: 0 SB: 0 CS: 0	PA: 40					
PITCHER	IP	WLS	BF	H	R	ER	SO	BB	IBB	HBP	BLK	WP	HR	S	P	ERA	WHIP								
Ramon Martinez, R ERA: 2.84	7.0	W	28	4	1	1	11	4	0	0	0	0	0	66	115	1.29	1.143								
Ismael Valdez, R ERA: 5.4	1.0		8	4	3	3	1	1	0	0	0	0	0	19	30	27.00	5.000								
Todd Worrell, R ERA: 5.4	0.1		2	1	0	0	0	0	0	0	0	0	0	3	3	0.00	3.000								
Omar Daal, L ERA: 5.4	0.1		1	0	0	0	0	0	0	0	0	0	0	3	4	0.00	0.000								
Rudy Seanez, R ERA: 4.15	0.1	S	1	0	0	0	1	0	0	0	0	0	0	3	4	0.00	0.000								

Los Angeles Dodgers @ Colorado Rockies
Coors Field, Denver, CO
Fri May 05 1995, 7:05 PM MDT
Att: 46,395 - Unknown - 54 F

AB	34
R	4
H	9
RBI	4
BB	5
SO	13
LOB	19



Batter	1	2	3	4	5	6	7	8	9	AB	R	H	RBI	BB	SO	LOB	TOP					
Delino DeShields, L OBP: 0.333, SLG: 0.360	B2-3		HR 1B		K	K	G3		G1-3	6	1	1	0	0	2	4	Los Angeles Dodgers @ Colorado Rockies Coors Field, Denver, CO Sun May 07 1995, 3:33 AM MDT Att: 48,117 - Overcast - 52 F					
Jose Offerman, S OBP: 0.537, SLG: 0.512	BB		HR BB		1B			F8		2	2	1	0	3	0	0						
Raul Mondesi, R OBP: 0.455, SLG: 0.750	K		K		1B	L6		K		5	1	1	0	0	3	7						
Mike Piazza, R OBP: 0.545, SLG: 0.906	K		HR		1B			HR		5	3	4	6	0	1	1						
Eric Karros, R OBP: 0.528, SLG: 0.708		G6-3	K					HR		4	3	2	0	1	1	0						
Henry Rodriguez, L OBP: 0.385, SLG: 0.409	G3-1				P8					5	1	3	3	0	0	0						
Chris Gwynn, L OBP: 0.500, SLG: 0.500	G1-3				K					5	0	1	2	0	3	2						
Ismael Valdez, R										0	0	0	0	0	0	0						
Dave Hansen, L OBP: 0.296, SLG: 0.217			HR SH1-4 BB		G4-3				F9	1	1	0	0	1	0	0						
Garey Ingram, R OBP: 0.368, SLG: 0.368										1	0	0	0	2	0	0						
Hideo Nomo, R										1	0	0	0	0	0	0						
Jose Parra, R										0	0	0	0	0	0	0						
Omar Daal, L										0	0	0	0	0	0	0						
Reggie Williams, S OBP: 0.375, SLG: 0.167										1	0	0	0	0	0	0						
Inning Stats	R: 0 E: 0 K: 2 S: 9	H: 0 LOB: 1 BB: 1 P: 16	R: 0 E: 0 K: 0 S: 5	H: 0 LOB: 0 BB: 0 P: 6	R: 4 E: 0 K: 2 S: 14	H: 2 LOB: 0 BB: 2 P: 29	R: 0 E: 0 K: 1 S: 9	H: 0 LOB: 0 BB: 0 P: 12	R: 2 E: 0 K: 1 S: 10	H: 3 LOB: 1 BB: 0 P: 16	R: 2 E: 0 K: 1 S: 18	H: 3 LOB: 2 BB: 2 P: 30	R: 2 E: 0 K: 1 S: 12	H: 2 LOB: 2 BB: 2 P: 28	R: 2 E: 0 K: 2 S: 22	H: 3 LOB: 1 BB: 0 P: 31	R: 0 E: 0 K: 0 S: 5	H: 0 LOB: 0 BB: 0 P: 6	1B: 7 2B: 2 3B: 2 HR: 2	SF: 0 SAC: 3 DP: 0 HBP: 0	WP: 0 PB: 0 SB: 0 CS: 0	PA: 46
PITCHER	IP	WLS	BF	H	R	ER	SO	BB	IBB	HBP	BLK	WP	HR	S	P	ERA	WHIP					
Bill Swift, R ERA: 7.94	5.0	25	8	8	8	6	3	0	0	0	0	0	1	54	89	14.40	2.200					
Mike Munoz, L ERA: 3.39	0.2	4	0	0	0	1	2	0	0	0	0	0	0	9	18	0.00	3.000					
Curt Leskanic, R ERA: 5.25	0.1	4	2	2	2	0	1	0	0	0	0	0	0	8	15	54.00	9.000					
A.J. Sager, R ERA: 3.52	1.0	L	4	0	0	0	1	1	0	0	0	0	0	6	15	0.00	1.000					
Steve Reed, R ERA: 4.05	1.0	L	6	3	2	2	2	0	0	0	0	0	1	22	31	18.00	3.000					

Batter	1	2	3	4	5	6	7	8	9	AB	R	H	RBI	BB	SO	LOB	BOTTOM					
Walt Weiss, S OBP: 0.412, SLG: 0.237	S WP 1B BB	G6-3		1-3 2-H 1B		F8	P5		G3	5	1	1	1	1	0	4	Los Angeles Dodgers @ Colorado Rockies Coors Field, Denver, CO Sun May 07 1995, 3:33 AM MDT Att: 48,117 - Overcast - 52 F					
Joe Girardi, R OBP: 0.391, SLG: 0.522	G5-3	K		K2-3		G5-3	E			5	0	1	2	0	2	3						
Larry Walker, L OBP: 0.424, SLG: 0.571	K2-3		P7		HR	FC5 HBP 1B	G4-3			5	1	2	1	0	1	2						
Andres Galarraga, R OBP: 0.321, SLG: 0.367	S 1B		K		G5-3	HBP		K		4	0	1	1	0	2	0						
Dante Bichette, R OBP: 0.385, SLG: 0.673	K		G6-3		HR	FC5	P4			5	1	1	1	0	1	3						
Mike Kingery, L OBP: 0.390, SLG: 0.412		1-1 1B HR 1B			L9					5	1	1	0	0	2	0						
Bruce Ruffin, S										0	0	0	0	0	0	0						
Vinny Castilla, R OBP: 0.235, SLG: 0.273	K				FC3-6 1B		E5 BB 1B		F8	5	1	2	0	0	1	1						
Jason Bates, S OBP: 0.425, SLG: 0.543					FC3-6 BB 1B		BB 1B BB			3	3	2	0	2	0	1						
Bill Swift, R ERA: 5.87, SLG: 1.250										2	1	1	3	1	1	2						
Mike Munoz, L ERA: 3.39										0	0	0	0	0	0	0						
Curt Leskanic, R ERA: 5.25										0	0	0	0	0	0	0						
A.J. Sager, R ERA: 3.52										0	0	0	0	0	0	0						
John Vander Wal, L OBP: 0.170, SLG: 0.126										0	0	0	0	0	0	0						
Roberto Mejia, R OBP: 0.208, SLG: 0.348										0	0	0	0	0	0	0						
Steve Reed, R ERA: 4.05										0	0	0	0	0	0	0						
Elia Burks, R										1	0	0	0	0	0	1						
Inning Stats	R: 1 E: 0 K: 2 S: 11	H: 1 LOB: 1 BB: 1 P: 23	R: 3 E: 0 K: 2 S: 14	H: 3 LOB: 0 BB: 0 P: 21	R: 0 E: 0 K: 1 S: 12	H: 0 LOB: 0 BB: 0 P: 17	R: 1 E: 0 K: 1 S: 13	H: 2 LOB: 2 BB: 1 P: 19	R: 2 E: 0 K: 0 S: 13	H: 3 LOB: 2 BB: 1 P: 25	R: 0 E: 0 K: 0 S: 13	H: 1 LOB: 2 BB: 0 P: 20	R: 3 E: 2 K: 1 S: 10	H: 1 LOB: 2 BB: 2 P: 20	R: 0 E: 0 K: 1 S: 8	H: 0 LOB: 0 BB: 0 P: 8	R: 0 E: 0 K: 0 S: 7	H: 1 LOB: 1 BB: 0 P: 14	1B: 8 2B: 1 3B: 0 HR: 3	SF: 0 SAC: 0 DP: 0 HBP: 1	WP: 1 PB: 0 SB: 2 CS: 0	PA: 46
PITCHER	IP	WLS	BF	H	R	ER	SO	BB	IBB	HBP	BLK	WP	HR	S	P	ERA	WHIP					
Hideo Nomo, R ERA: 6.52	4.2	13	2	3	0	2	2	1	1	0	0	0	0	24	46	0.00	2.000					
Jose Parra, R ERA: 7.00	0.1	W	1	0	0	0	0	0	0	0	0	0	0	2	2	0.00	0.000					
Omar Daal, L ERA: 3.52	2.0	S	7	1	0	0	1	0	0	0	0	0	0	15	22	0.00	0.500					

AB 36
R 12
H 13
RBI 11
BB 7
SO 10
LOB 14



AB 40
R 10
H 12
RBI 9
BB 5
SO 10
LOB 17



Batter	1	2	3	4	5	6	7	8	9	AB	R	H	RBI	BB	SO	LOB	TOP								
Delino DeShields, L (1.4) OBP: 0.311, SLG: 0.333	1-2 F8			3-2 P5		0-0 G3		2-2 G3-1		4	0	0	0	0	0	0	Los Angeles Dodgers @ San Diego Padres Jack Murphy Stadium, San Diego, CA Mon May 08 1995, 10:05 PM EDT Alt. 9:2:15 - Unknown - 65 F AB 33 R 2 H 8 RBI 2 BB 2 SO 5 LOB 13								
Jose Offerman, S (1.6) OBP: 0.534, SLG: 0.500	3-2 F7			1-2 FC4 1B		4-0 1B BB		1-0 F7		3	0	1	0	1	0										
Raul Mondesi, R (1.8) OBP: 0.458, SLG: 0.725	1-0 F9			0-3 K		0-2 1B		4-2 FC1-4 BB		3	0	1	0	1	1										
Mike Piazza, R (1.2) OBP: 0.541, SLG: 0.889		0-1 G6-4-3 1B		0-0 FC4			2-1 1B 2B	1-0 FC1-4 BB		4	1	2	0	0	2										
Eric Karros, R (1.3) OBP: 0.526, SLG: 0.692		1-2 G6-4-3			0-0 G4-3		0-0 1B	1-1 G4-3 1B		4	0	2	0	0	0	1									
Henry Rodriguez, L (1.9) OBP: 0.396, SLG: 0.479		1-1 G4-3			3-2 HR		1-1 1B	2-2 F8		4	1	2	2	0	0	1									
Chris Gwynn, L (1.7) OBP: 0.250, SLG: 0.375			3-1 G4-3		2-1 G4-3		0-3 K	2-2 G4-3		4	0	0	0	0	1	3									
Dave Hansen, L (1.5) OBP: 0.258, SLG: 0.185			3-3 K		1-0 G4-3		1-0 F8	2-3 K		4	0	0	0	0	2	3									
Pedro Astacio, R (1.1) OBP: 0.111, SLG: 0.333			0-0 G3-1			0-3 K	3-2 F9			2	0	0	0	0	1	0									
Jeff Treadway, L (7, PH) OBP: 0.111, SLG: 0.333										1	0	0	0	0	0	2									
Antonio Osuna, R (7.1) OBP: 0.111, SLG: 0.333										0	0	0	0	0	0	0									
Omar Daal, L (7.1) OBP: 0.111, SLG: 0.333										0	0	0	0	0	0	0									
Greg Hansell, R (7.1) OBP: 0.111, SLG: 0.333										0	0	0	0	0	0	0									
Inning Stats	R: 0 E: 0 K: 0 S: 8	H: 0 LOB: 0 BB: 0 P: 13	R: 0 E: 0 K: 0 S: 7	H: 1 LOB: 0 BB: 0 P: 9	R: 0 E: 0 K: 1 S: 7	H: 0 LOB: 0 BB: 0 P: 13	R: 0 E: 0 K: 1 S: 13	H: 1 LOB: 1 BB: 0 P: 17	R: 1 E: 0 K: 0 S: 7	H: 1 LOB: 0 BB: 0 P: 13	R: 0 E: 0 K: 1 S: 7	H: 1 LOB: 2 BB: 1 P: 11	R: 1 E: 0 K: 0 S: 13	H: 3 LOB: 0 BB: 0 P: 20	R: 0 E: 0 K: 0 S: 7	H: 0 LOB: 1 BB: 1 P: 15	R: 0 E: 0 K: 1 S: 11	H: 1 LOB: 1 BB: 0 P: 18	1B: 6 2B: 1 3B: 0 HR: 1	SF: 0 SAC: 0 DP: 1 HBP: 0	WP: 0 PB: 0 SB: 0 CS: 0	PA: 35			
PITCHER	IP	WLS	BF	H	R	ER	SO	BB	IBB	HBP	BLK	WP	HR	S	P	ERA	WHIP								
Joey Hamilton, R (1.1) ERA: 4.88	6.0		24	7	2	2	3	1	0	0	0	0	1	54	84	3.00	1.333								
Dustin Hermanson, R (7.1) ERA: 4.88	1.0	W	3	0	0	0	1	0	0	0	0	0	0	8	12	0.00	0.000								
Andres Berumen, R (8.1) ERA: 3.12	1.0		4	0	0	0	0	1	0	0	0	0	0	7	15	0.00	1.000								
Trevor Hoffman, R (9.1) ERA: 6.23	1.0	S	4	1	0	0	1	0	0	0	0	0	0	11	18	0.00	1.000								

Batter	1	2	3	4	5	6	7	8	9	AB	R	H	RBI	BB	SO	LOB	BOTTOM								
Bip Roberts, S (1.4) OBP: 0.426, SLG: 0.375	2-1 E8 1B		4-1 L5-3 BB		0-1 F7		0-0 G4-3 PB 1B	1-3 K		4	1	2	0	1	1	2	Los Angeles Dodgers @ San Diego Padres Jack Murphy Stadium, San Diego, CA Mon May 08 1995, 10:05 PM EDT Alt. 9:2:15 - Unknown - 65 F AB 31 R 5 H 8 RBI 3 BB 4 SO 6 LOB 20								
Steve Finley, L (1.8) OBP: 0.400, SLG: 0.309	1-0 FC4-6 1B		1-0 L5-3		2-1 FC6-4 1B		4-1 1B BB			3	1	2	0	1	0	1									
Tony Gwynn, L (1.9) OBP: 0.466, SLG: 0.510	2-2 F7			2-2 E6 2B SF8	0-0 FC6-4		0-0 G4-3			4	1	0	0	0	0	5									
Eddie Williams, R (1.3) OBP: 0.424, SLG: 0.586	1-3 K			0-1 SF8 WP 2B		1-2 1B	0-0 1B			4	1	3	2	0	1	2									
Andres Berumen, R (8.1) OBP: 0.424, SLG: 0.586										0	0	0	0	0	0	0									
Trevor Hoffman, R (9.1) OBP: 0.424, SLG: 0.586										0	0	0	0	0	0	0									
Ken Caminiti, S (1.5) OBP: 0.379, SLG: 0.547	1-1 FC4-6		0-1 SF8		0-1 SF8		1-3 K	0-0 G3-4		3	0	0	1	0	1	4									
Melvin Nieves, S (1.7) OBP: 0.277, SLG: 0.350		3-1 G4-3		2-3 3H 3-3 K		2-2 F9		4-2 FC5-4 BB		3	0	0	0	1	1	1									
Andujar Cedeno, R (1.6) OBP: 0.340, SLG: 0.490	1-0 P4		1-0 P4		3-2 F8		0-1 G1-3		0-0 FC5-4 BB	4	0	0	0	0	0	3									
Brad Ausmus, R (1.2) OBP: 0.325, SLG: 0.378	1-2 P4			0-0 F8			0-0 F8		1-0 F9	4	1	1	0	0	0	2									
Joey Hamilton, R (1.1) OBP: 0.325, SLG: 0.378					0-3 K		2-1 SH1-4 PB 1B	4-2 F9		2	0	0	0	0	2	0									
Dustin Hermanson, R (7.1) OBP: 0.325, SLG: 0.378										0	0	0	0	0	0	0									
Ray Holbert, R (7, PH) OBP: 0.333, SLG: 0.333										0	0	0	0	0	0	0									
Roberto Petagine, L (8.3) OBP: 0.704, SLG: 0.800										0	0	0	0	1	0	0									
Inning Stats	R: 0 E: 1 K: 1 S: 12	H: 2 LOB: 2 BB: 0 P: 19	R: 0 E: 0 K: 0 S: 6	H: 0 LOB: 0 BB: 0 P: 11	R: 0 E: 0 K: 1 S: 5	H: 0 LOB: 0 BB: 1 P: 10	R: 2 E: 1 K: 1 S: 15	H: 1 LOB: 1 BB: 0 P: 23	R: 0 E: 0 K: 1 S: 8	H: 1 LOB: 1 BB: 0 P: 10	R: 0 E: 0 K: 0 S: 12	H: 1 LOB: 1 BB: 0 P: 16	R: 3 E: 0 K: 0 S: 8	H: 3 LOB: 1 BB: 1 P: 15	R: 0 E: 0 K: 1 S: 11	H: 0 LOB: 2 BB: 2 P: 21	1B: 7 2B: 2 3B: 0 HR: 0	SF: 1 SAC: 1 DP: 1 HBP: 0	WP: 1 PB: 1 SB: 0 CS: 0	PA: 37					
PITCHER	IP	WLS	BF	H	R	ER	SO	BB	IBB	HBP	BLK	WP	HR	S	P	ERA	WHIP								
Pedro Astacio, R (1.1) ERA: 2.7	6.0		25	5	2	1	5	1	0	0	0	0	0	4	6	54.00	6.000								
Antonio Osuna, R (7.1) ERA: 11.17	0.1	L	3	2	2	2	0	0	0	0	0	0	0	4	6										
Omar Daal, L (7.1) ERA: 2.45	0.1		2	0	0	0	0	1	0	0	0	0	0	2	7	0.00	3.000								
Greg Hansell, R (7.1) ERA: 9.82	1.1		7	1	1	1	1	2	0	0	0	0	0	13	23	6.75	2.250								



Batter	1	2	3	4	5	6	7	8	9	AB	R	H	RBI	BB	SO	LOB	TOP										
Delino DeShields, L OBP: 0.338, SLG: 0.339 Garay Ingram, R OBP: 0.417, SLG: 0.350	4-2 CS BB		0-0 WP 1B		4-1 BB		0-0 G4-6-3 1-2		2-3 K	2	0	1	1	2	0	2											
Jose Offerman, S OBP: 0.525, SLG: 0.478 Dick Schofield, R OBP: 0.143, SLG: 0.143	4-2 G6-3 BB		3-3 K		0-2 F8			0-3 K	3-2 P4	2	0	0	0	1	1	3											
Raul Mondesi, R OBP: 0.429, SLG: 0.673 Reggie Williams, S OBP: 0.375, SLG: 0.167	0-1 G6-3		2-3 K		0-2 F7			0-1 G5-3		4	0	0	0	0	1	4											
Mike Piazza, R OBP: 0.537, SLG: 0.925 Carlos Hernandez, R OBP: 0.222, SLG: 0.067		1-3 K		2-2 BB 1B		2-3 K		0-1 HR		4	1	2	1	0	2	0											
Eric Karros, R OBP: 0.508, SLG: 0.655		0-0 F9		1-1 L5		0-0 F7		1-0 HBP		3	0	0	0	0	0	1											
Henry Rodriguez, L OBP: 0.388, SLG: 0.442		2-3 K		1-3 K		0-1 F7		1-1 F8		4	0	0	0	0	2	2											
Billy Ashley, R OBP: 0.235, SLG: 0.276			0-1 F8	4-2 BB			1-3 K		1-2 2B 1B	3	0	1	0	1	1	0											
Dave Hansen, L OBP: 0.314, SLG: 0.267		2-0 BB 1B	2-1 G3		4-2 1B BB			3-2 2B		3	1	2	0	1	0	2											
Tom Candiotti, R OBP: 0.111, SLG: 0.444 Eddie Pye, R Greg Hansell, R Rob Murphy, L Antonio Osuna, R Mitch Webster, S		4-0 WP 1B BB		0-3 K		3-2 G4-6-3 1B		3-3 K		0	0	0	0	1	0	0											
Inning Stats	R: 0 E: 0 K: 0 S: 7	H: 0 LOB: 0 BB: 2 P: 15	R: 0 E: 0 K: 2 S: 9	H: 0 LOB: 0 BB: 0 P: 12	R: 1 E: 0 K: 2 S: 11	H: 2 LOB: 2 BB: 1 P: 22	R: 0 E: 0 K: 1 S: 14	H: 1 LOB: 1 BB: 1 P: 24	R: 0 E: 0 K: 1 S: 10	H: 0 LOB: 0 BB: 0 P: 8	R: 0 E: 0 K: 1 S: 10	H: 1 LOB: 1 BB: 1 P: 18	R: 1 E: 0 K: 1 S: 9	H: 1 LOB: 1 BB: 0 P: 11	R: 0 E: 0 K: 2 S: 20	H: 2 LOB: 2 BB: 0 P: 32	1B: 5 2B: 1 3B: 0 HR: 1	SF: 0 SAC: 0 DP: 2 HBP: 1	WP: 1 PB: 0 SB: 0 CS: 1	PA: 38							
PITCHER	IP	WLS	BF	H	R	ER	SO	BB	IBB	HBP	BLK	WP	HR	S	P	ERA	WHIP										
Scott Sanders, R ERA: 1.59	6.0	W	24	3	1	1	7	5	0	0	0	1	0	57	95	1.50	1.333										
Bryce Florie, R ERA: 4.5	2.0		9	2	1	1	2	1	0	1	0	0	1	19	29	4.50	1.500										
Jeff Tabaka, L ERA: 13.5	1.0		5	2	0	0	2	0	0	0	0	0	0	20	32	0.00	2.000										

Los Angeles Dodgers @ San Diego Padres
Jack Murphy Stadium, San Diego, CA
Tue May 09 1995, 10:05 PM EDT
Att: 10,845 - Unknown - 66 F

AB 31
R 2
H 7
RBI 2
BB 6
SO 11
LOB 20



Batter	1	2	3	4	5	6	7	8	9	AB	R	H	RBI	BB	SO	LOB	BOTTOM										
Bip Roberts, S OBP: 0.448, SLG: 0.392 Jody Reed, R OBP: 0.393, SLG: 0.304	1-1 1B 1B	1-0 L6-3		0-0 BB 1B		3-2 G4-3 HBP		1-1 G4-6-3		3	2	2	1	0	0	2											
Steve Finley, L OBP: 0.400, SLG: 0.305	0-0 1B G3 1B		1-3 K	4-2 3H BB		1-0 G4-3		1-0 P5		4	1	1	0	1	1	2											
Tony Gwynn, L OBP: 0.484, SLG: 0.527 Phil Clark, R OBP: 0.286, SLG: 0.429	0-0 G3 1B		1-0 G6-4-3 1B	0-1 F9		1-0 HR 1B				4	1	3	3	0	0	3											
Eddie Williams, R OBP: 0.405, SLG: 0.636 Bryce Florie, R Jeff Tabaka, R	2-0 F7		1-2 G6-4-3 1B	0-2 F9		0-2 HR				4	1	1	2	0	0	6											
Ken Caminiti, S OBP: 0.355, SLG: 0.509	1-0 G3			1-2 G4-3	2-3 K	0-1 G6-3				4	0	0	1	0	1	1											
Melvin Nieves, S OBP: 0.275, SLG: 0.341	2-3 3H K			0-0 E 1B 1B	0-1 G4-3		1-3 K			4	1	1	0	0	2	1											
Andujar Cedeno, R OBP: 0.333, SLG: 0.389		3-2 F9		0-0 E 1B 1B	0-2 K		0-3 K			4	1	1	0	0	2	0											
Brad Ausmus, R OBP: 0.364, SLG: 0.439		0-0 1B 2B		0-0 E 1B 1B	2-2 G4-3 SH1-4 1B	1-2 G6-3				4	2	3	1	0	0	0											
Scott Sanders, R OBP: 0.500, SLG: 0.667 Roberto Petagine, L OBP: 0.714, SLG: 0.900		0-2 L6-3 1B		1-1 E 1B	0-0 SH1-4		4-1 G4-6-3 BB			2	0	1	1	0	0	1											
Inning Stats	R: 2 E: 0 K: 1 S: 11	H: 3 LOB: 1 BB: 0 P: 18	R: 0 E: 0 K: 0 S: 8	H: 2 LOB: 1 BB: 0 P: 12	R: 0 E: 0 K: 1 S: 7	H: 1 LOB: 0 BB: 0 P: 10	R: 3 E: 3 K: 0 S: 17	H: 4 LOB: 3 BB: 1 P: 23	R: 0 E: 0 K: 2 S: 9	H: 0 LOB: 0 BB: 0 P: 11	R: 4 E: 0 K: 0 S: 15	H: 3 LOB: 0 BB: 0 P: 22	R: 0 E: 0 K: 2 S: 10	H: 0 LOB: 0 BB: 0 P: 12	R: 0 E: 0 K: 0 S: 4	H: 0 LOB: 0 BB: 1 P: 10	1B: 11 2B: 2 3B: 0 HR: 1	SF: 0 SAC: 1 DP: 3 HBP: 1	WP: 0 PB: 0 SB: 0 CS: 0	PA: 38							
PITCHER	IP	WLS	BF	H	R	ER	SO	BB	IBB	HBP	BLK	WP	HR	S	P	ERA	WHIP										
Tom Candiotti, R ERA: 7.41	1.1	L	22	10	5	4	2	0	0	1	0	0	0	17	24	13.50	0.750										
Greg Hansell, R ERA: 10.8	1.2		7	2	2	2	2	0	0	0	0	0	1	17	21	10.80	1.200										
Rob Murphy, L ERA: 12.6	1.0		3	0	0	0	0	1	0	0	0	0	0	4	10	0.00	1.000										

Los Angeles Dodgers @ San Diego Padres
Jack Murphy Stadium, San Diego, CA
Tue May 09 1995, 10:05 PM EDT
Att: 10,845 - Unknown - 66 F

AB 34
R 9
H 13
RBI 9
BB 2
SO 6
LOB 17



Batter	1	2	3	4	5	6	7	8	9	AB	R	H	RBI	BB	SO	LOB	TOP										
Delino DeShields, L OBP: 0.319, SLG: 0.317	G4-3		B1					F7		4	0	0	0	0	1	2	Los Angeles Dodgers @ San Diego Padres Jack Murphy Stadium, San Diego, CA Wed May 10 1995, 6:33 AM EDT Att. 12,860 - Sunny - 70 F livebaseballscorecards.com										
Garey Ingram, R OBP: 0.393, SLG: 0.375	1B 2B		G5-3					K		4	1	1	0	0	2	1											
Raul Mondesi, R OBP: 0.418, SLG: 0.638	1B BB		K					P5		3	1	0	0	1	1	0											
Mike Piazza, R OBP: 0.548, SLG: 0.927 Carlos Hernandez, R OBP: 0.190, SLG: 0.056	1B 1-3 2H							F7		1	0	1	1	0	0	0											
Eric Karros, R OBP: 0.523, SLG: 0.712	1B							F8		3	0	0	0	0	1	0											
Henry Rodriguez, L OBP: 0.344, SLG: 0.411	G4-3							K		4	1	3	2	0	1	0											
Billy Ashley, R OBP: 0.222, SLG: 0.258 Reggie Williams, S OBP: 0.333, SLG: 0.143 Ismael Valdez, R			K					K		2	0	0	0	0	1	0											
Rudy Seanez, R Todd Worrell, R								F8		1	0	0	0	0	0	0											
Dick Schofield, R OBP: 0.200, SLG: 0.111			P1					FC5-4		2	0	0	0	1	0	1											
Ramon Martinez, R OBP: 0.143, SLG: 0.286 Chris Gwynn, L OBP: 0.250, SLG: 0.375 Jose Offerman, S OBP: 0.525, SLG: 0.478 Mitch Webster, S OBP: 0.111, SLG: 0.444			G4-3					SH1-4		1	0	0	0	0	0	0											
Inning Stats	R: 2 E: 0 K: 0 S: 13	H: 3 LOB: 1 BB: 1 P: 21	R: 0 E: 0 K: 1 S: 10	H: 0 LOB: 0 BB: 0 P: 17	R: 0 E: 0 K: 1 S: 9	H: 0 LOB: 0 BB: 0 P: 14	R: 0 E: 0 K: 0 S: 3	H: 1 LOB: 0 BB: 0 P: 3	R: 0 E: 0 K: 1 S: 6	H: 0 LOB: 1 BB: 0 P: 6	R: 0 E: 0 K: 2 S: 5	H: 0 LOB: 0 BB: 0 P: 5	R: 0 E: 0 K: 2 S: 7	H: 0 LOB: 0 BB: 0 P: 7	R: 0 E: 0 K: 1 S: 5	H: 0 LOB: 1 BB: 1 P: 9	R: 1 E: 0 K: 1 S: 6	H: 1 LOB: 0 BB: 0 P: 6	1B: 3 2B: 1 3B: 0 HR: 1	SF: 0 SAC: 2 DP: 2 HBP: 0	WP: 1 PB: 0 CS: 0	PA: 33					
PITCHER	IP	WLS	BF	H	R	ER	SO	BB	IBB	HBP	BLK	WP	HR	S	P	ERA	WHIP										
Fernando Valenzuela, L ERA: 6.14 Brian Williams, R ERA: 11.74 Andres Berumen, R ERA: 2.75 Bill Krueger, L ERA: 7.36 Dustin Hermanson, R ERA: 3.86	5.0	L	19	4	2	2	3	1	0	0	0	0	0	41	61	3.60	1.000										
Batter	1	2	3	4	5	6	7	8	9	AB	R	H	RBI	BB	SO	LOB	BOTTOM										
Bip Roberts, S OBP: 0.444, SLG: 0.411	G6-3									5	1	2	0	0	1	1	Los Angeles Dodgers @ San Diego Padres Jack Murphy Stadium, San Diego, CA Wed May 10 1995, 6:33 AM EDT Att. 12,860 - Sunny - 70 F livebaseballscorecards.com										
Steve Finley, L OBP: 0.400, SLG: 0.313	E1 1B		FC5-4 BB							5	0	2	0	0	0	3											
Tony Gwynn, L OBP: 0.500, SLG: 0.518										1	0	0	0	3	0	1											
Eddie Williams, R OBP: 0.415, SLG: 0.639	K									3	0	1	1	1	1	4											
Ken Caminiti, S OBP: 0.333, SLG: 0.475	G1-3									4	0	0	0	0	2	5											
Andujar Cedeno, R OBP: 0.311, SLG: 0.362			K							4	0	0	0	0	2	0											
Jody Reed, R OBP: 0.344, SLG: 0.259	G6-3									4	0	0	0	0	1	0											
Brian Johnson, R OBP: 0.316, SLG: 0.316										4	0	3	0	0	0	0											
Fernando Valenzuela, L Brian Williams, R Melvin Nieves, S Andres Berumen, R Bill Krueger, L Dustin Hermanson, R Roberto Petagine, L			FC6-4							2	0	0	0	0	0	3											
Inning Stats	R: 0 E: 1 K: 1 S: 18	H: 1 LOB: 2 BB: 1 P: 29	R: 0 E: 0 K: 1 S: 7	H: 1 LOB: 0 BB: 0 P: 11	R: 0 E: 0 K: 0 S: 3	H: 1 LOB: 1 BB: 1 P: 7	R: 0 E: 1 K: 0 S: 5	H: 1 LOB: 2 BB: 0 P: 5	R: 1 E: 0 K: 1 S: 7	H: 2 LOB: 1 BB: 0 P: 7	R: 0 E: 0 K: 2 S: 8	H: 1 LOB: 2 BB: 2 P: 13	R: 0 E: 0 K: 1 S: 5	H: 0 LOB: 0 BB: 0 P: 5	R: 0 E: 0 K: 1 S: 4	H: 0 LOB: 0 BB: 1 P: 8		1B: 6 2B: 2 3B: 0 HR: 0	SF: 0 SAC: 0 DP: 2 HBP: 0	WP: 0 PB: 0 SB: 0 CS: 1	PA: 38						
PITCHER	IP	WLS	BF	H	R	ER	SO	BB	IBB	HBP	BLK	WP	HR	S	P	ERA	WHIP										
Ramon Martinez, R ERA: 2.52 Ismael Valdez, R ERA: 4.25 Rudy Seanez, R ERA: 2.57 Todd Worrell, R ERA:	6.0	W	27	7	1	1	5	2	0	0	0	0	0	2	10	0.00	4.500										

Batter	1	2	3	4	5	6	7	8	9	AB	R	H	RBI	BB	SO	LOB	TOP										
Bernard Gilkey, R OBP: 0.385, SLG: 0.438 (1, 7)	G6-3		G6-4-3				E7			4	1	2	1	0	0	1	St. Louis Cardinals @ Los Angeles Dodgers Dodger Stadium, Los Angeles, CA Sat May 13 1995, 7:05 PM PDT Att: 37,188 - Unknown - 67 F livebaseballscorecards.com										
Ozzie Smith, S OBP: 0.310, SLG: 0.269 (1, 6)	HBP		B2			G5-3	F9			3	1	1	0	0	0	1											
Ray Lankford, L OBP: 0.321, SLG: 0.478 (1, 8)	BB			G6-3		G3-1	G5-3	G4-3		3	0	1	1	1	0	0											
Todd Zeile, R OBP: 0.500, SLG: 0.923 (1, 3)	K			FC3-6		G5-3	G4-3	G4-3		4	0	1	1	0	1	3											
Scott Cooper, L OBP: 0.447, SLG: 0.438 (1, 5)	G3-1			FC3-6		G3-1	G3	G3		4	0	0	0	0	0	4											
Brian Jordan, R OBP: 0.295, SLG: 0.483 (1, 9)		G5-3		F8		K			F7	4	0	0	0	0	1	2											
Tom Pagnozzi, R OBP: 0.304, SLG: 0.372 (1, 2)	K				F9		G4-3		L6	4	0	0	0	0	1	0											
Tripp Cromer, R OBP: 0.233, SLG: 0.222 (1, 4)	G4-3				F8		L9		F9	4	0	0	0	0	0	0											
John Frascatore, R (1, 1)										1	0	0	0	1	1	0											
Vicente Palacios, R (6, 1)										0	0	0	0	0	0	0											
John Mabry, L OBP: 0.313, SLG: 0.326 (7, PH)										1	1	1	0	0	0	0											
Rene Arocha, R (7, 1)										0	0	0	0	0	0	0											
Tom Henke, R (9, 1)										0	0	0	0	0	0	0											
Inning Stats	R: 0 E: 0 K: 1 S: 13	H: 0 LOB: 2 BB: 1 P: 24	R: 0 E: 0 K: 1 S: 6	H: 0 LOB: 0 BB: 0 P: 8	R: 0 E: 0 K: 0 S: 5	H: 0 LOB: 0 BB: 1 P: 10	R: 0 E: 0 K: 0 S: 10	H: 1 LOB: 1 BB: 0 P: 16	R: 0 E: 0 K: 1 S: 6	H: 0 LOB: 0 BB: 0 P: 8	R: 2 E: 0 K: 1 S: 18	H: 3 LOB: 1 BB: 0 P: 28	R: 1 E: 1 K: 0 S: 9	H: 2 LOB: 1 BB: 0 P: 17	R: 0 E: 0 K: 0 S: 12	H: 0 LOB: 0 BB: 0 P: 17	R: 0 E: 0 K: 0 S: 5	H: 0 LOB: 0 BB: 0 P: 9	1B: 5 2B: 1 3B: 0 HR: 0	SF: 0 SAC: 0 DP: 1 HBP: 1	WP: 0 PB: 0 SB: 0 CS: 0	PA: 35					
PITCHER	IP	WLS	BF	H	R	ER	SO	BB	IBB	HBP	BLK	WP	HR	S	P	ERA	WHIP										
Pedro Astacio, R ERA: 3.09 (1, 1)	6.2	L	28	6	3	3	4	2	0	1	0	0	0	66	109	4.05	1.200										
Felix Rodriguez, R ERA: (7, 1)	0.1		1	0	0	0	0	0	0	0	0	0	0	1	2	0.00	0.000										
Greg Hansell, R ERA: 7.71 (8, 1)	2.0		6	0	0	0	0	0	0	0	0	0	0	17	26	0.00	0.000										

Batter	1	2	3	4	5	6	7	8	9	AB	R	H	RBI	BB	SO	LOB	BOTTOM										
Delino DeShields, L OBP: 0.329, SLG: 0.309 (1, 4)	K	FC6					G2-3		G3-1	4	0	1	0	1	1	3	St. Louis Cardinals @ Los Angeles Dodgers Dodger Stadium, Los Angeles, CA Sat May 13 1995, 7:05 PM PDT Att: 37,188 - Unknown - 67 F livebaseballscorecards.com										
Jose Offerman, S OBP: 0.529, SLG: 0.462 (1, 6)	FC6-4		K			K			G3-1	3	0	1	0	2	2	1											
Raul Mondesi, R OBP: 0.421, SLG: 0.672 (1, 8)	FC6-4						B1		G3-1	5	1	2	1	0	0	4											
Eric Karros, R OBP: 0.514, SLG: 0.672 (1, 3)	G5-3		P3			F9				4	0	1	0	1	0	4											
Henry Rodriguez, L OBP: 0.343, SLG: 0.415 (1, 9)		G1-3				CS		P5	L9	5	0	2	1	0	0	4											
Billy Ashley, R OBP: 0.273, SLG: 0.308 (1, 7)		BB				K				4	0	1	0	0	3	2											
Dave Hansen, L OBP: 0.325, SLG: 0.265 (1, 5)		BB				F8		CS	L7	3	0	1	0	1	0	1											
Carlos Hernandez, R OBP: 0.179, SLG: 0.042 (1, 2)										2	0	0	0	1	1	2											
Reggie Williams, S OBP: 0.300, SLG: 0.125 (9, PH)									G3	1	0	0	0	0	0	0											
Pedro Astacio, R (1, 1)										2	0	0	0	0	2	3											
Felix Rodriguez, R (7, 1)										0	0	0	0	0	0	0											
Jeff Treadway, L OBP: 0.091, SLG: 0.273 (7, PH)										1	0	0	0	0	0	0											
Greg Hansell, R (8, 1)										0	0	0	0	0	0	0											
Chris Gwynn, L OBP: 0.294, SLG: 0.471 (9, PH)									G3-1	1	1	1	0	0	0	0											
Inning Stats	R: 0 E: 0 K: 1 S: 11	H: 0 LOB: 1 BB: 1 P: 15	R: 0 E: 0 K: 1 S: 12	H: 2 LOB: 3 BB: 1 P: 22	R: 1 E: 0 K: 1 S: 12	H: 2 LOB: 1 BB: 0 P: 14	R: 0 E: 0 K: 1 S: 9	H: 0 LOB: 0 BB: 0 P: 13	R: 0 E: 0 K: 2 S: 16	H: 1 LOB: 2 BB: 1 P: 21	R: 0 E: 0 K: 2 S: 12	H: 1 LOB: 1 BB: 1 P: 24	R: 0 E: 0 K: 0 S: 10	H: 1 LOB: 1 BB: 0 P: 17	R: 0 E: 0 K: 1 S: 11	H: 1 LOB: 1 BB: 0 P: 18	R: 1 E: 0 K: 0 S: 21	H: 2 LOB: 3 BB: 2 P: 34	1B: 8 2B: 2 3B: 0 HR: 0	SF: 0 SAC: 0 DP: 0 HBP: 0	WP: 0 PB: 0 SB: 4 CS: 2	PA: 41					
PITCHER	IP	WLS	BF	H	R	ER	SO	BB	IBB	HBP	BLK	WP	HR	S	P	ERA	WHIP										
John Frascatore, R ERA: 2.79 (1, 1)	1.0	W	22	5	1	1	6	3	0	0	0	0	0	12	24	0.00	2.000										
Vicente Palacios, R ERA: 2.08 (6, 1)	1.0		4	1	0	0	2	1	0	0	0	0	0	21	35	0.00	1.000										
Rene Arocha, R ERA: 2.38 (7, 1)	2.0		8	2	0	0	1	0	0	0	0	0	0	21	34	9.00	4.000										
Tom Henke, R ERA: 1.42 (9, 1)	1.0	S	7	2	1	1	0	2	0	0	0	0	0	21	34	9.00	4.000										



Batter	1	2	3	4	5	6	7	8	9	10	11	AB	R	H	RBI	BB	SO	LOB	TOP												
Bernard Gilkey, R OBP: 0.386, SLG: 0.436	(1, 7) 1-2 G6-3		(1, 0) 0-0 2-5 1B			(1, 2) 1-2 F8		(2, 2) 2-2 E 2B 1B		(1, 2) 1-2 F9		5	1	2	1	0	0	1													
Ozzie Smith, S OBP: 0.302, SLG: 0.281	(1, 6) 3-1 G3		(2, 2) 2-2 2-5	(1, 0) 0-0 L8		(2, 1) 2-1 F9		(1, 1) 1-1 G3 1-H 2B		(3, 2) 3-2 L9		5	0	1	1	0	0	1													
Ray Lankford, L OBP: 0.313, SLG: 0.473	(1, 8) 1-1 L7		(2, 2) 2-2 G4-3			(1, 1) 1-1 1B G4-3 2B		(2, 3) 2-3 G3		(2, 3) 2-3 K		5	1	1	0	0	1	1													
Todd Zelle, R OBP: 0.476, SLG: 0.765	(1, 3) 2-1 G6-3		(2, 2) 2-2 F7			(2, 0) 2-0 G4-3 1B		(4, 0) 4-0 S 1B		(1, 3) 1-3 K		4	0	1	0	1	1	0													
Scott Cooper, L OBP: 0.457, SLG: 0.424	(1, 5) 3-1 F9		(4, 2) 4-2 CS BB			(1, 2) 1-2 G4-3		(4, 0) 4-0 BB		(4, 2) 4-2 BB 1B BB		2	1	0	0	3	0	1													
John Mabry, L David Eckstein, R Gerard Jones, L Ryan O'Rourke, R Rory Fossas, L John Habyan, R Scott Humber, R Tom Henke, R	(1, 3) 0-3 K		(2, 3) 2-3 K			(1, 1) 1-1 G5-3		(3, 2) 3-2 G6-3		(0, 0) 0-0 F9		3	0	0	0	0	0	1													
Tom Pagnozzi, R OBP: 0.294, SLG: 0.340	(1, 2) 1-0 G6-3		(1, 3) 1-3 K			(1, 1) 1-1 E5 HR		(2, 3) 2-3 K		(4, 0) 4-0 1B BB		4	1	0	0	1	2	0													
Tripp Cramer, R OBP: 0.219, SLG: 0.207	(1, 4) 0-1 E5 1B		(1, 2) 1-2 G1-3			(0, 0) 0-0 1-H HR		(1, 2) 1-2 K		(1, 1) 1-1 1B		2	1	0	0	0	0	0													
Brian Jordan, R OBP: 0.313, SLG: 0.541	(8, PH) (8, 9) 1-3 K		(3, 2) 3-2 1B			(3, 2) 3-2 F8		(3, 2) 3-2 L7		(0, 2) 0-2 G4-3		1	0	0	0	0	1	1													
Donovan Osborne, S OBP: 0.182, SLG: 0.182	(6, PH) (6, 1) 1-3 K											1	0	0	0	0	1	1													
Tim Hulett, R OBP: 0.304, SLG: 0.286	(8, PH) (8, 4) 1-3 K											1	0	0	0	0	0	0													
Inning Stats	R: 0 E: 0 K: 0 S: 7	H: 0 LOB: 0 BB: 0 P: 12	R: 0 E: 0 K: 1 S: 7	H: 0 LOB: 0 BB: 0 P: 12	R: 1 E: 1 K: 1 S: 9	H: 1 LOB: 1 BB: 0 P: 13	R: 0 E: 0 K: 0 S: 7	H: 0 LOB: 0 BB: 0 P: 11	R: 0 E: 0 K: 2 S: 11	H: 0 LOB: 0 BB: 1 P: 18	R: 0 E: 0 K: 1 S: 13	H: 1 LOB: 1 BB: 0 P: 20	R: 1 E: 0 K: 0 S: 8	H: 2 LOB: 0 BB: 0 P: 13	R: 3 E: 2 K: 0 S: 18	H: 3 LOB: 3 BB: 2 P: 37	R: 0 E: 0 K: 2 S: 10	H: 0 LOB: 0 BB: 0 P: 16	R: 0 E: 0 K: 1 S: 11	H: 0 LOB: 0 BB: 2 P: 17	R: 1 E: 0 K: 1 S: 11	H: 1 LOB: 2 BB: 2 P: 21	1B: 5 2B: 2 3B: 0 HR: 1	SF: 0 SAC: 0 DP: 1 HBP: 0	WP: 0 PB: 0 SB: 1 CS: 1	PA: 45					
PITCHER	IP ERA	WLS BF	H R	ER SO	BB IBB	HBP BLK	WP HR	S P	ERA WHIP	PITCHER	IP ERA	WLS BF	H R	ER SO	BB IBB	HBP BLK	WP HR	S P	ERA WHIP												
Tom Candiotti, R ERA: 6.0	(1, 1) 7.0		5	4	0	4	0	65	2.57	Felix Rodriguez, R ERA: (11, 1)	(11, 1) 0.1		0	0	0	0	0	0	0.00	0.000											
Rudy Seanez, R ERA: 2.45	(8, 1) 0.1	3	2	1	0	0	0	10	0.00																						
Omar Daal, L ERA: 2.25	(8, 1) 0.1	3	0	0	0	0	1	11	0.00																						
Todd Williams, R ERA: 3.72	(8, 1) 0.1	1	0	0	0	0	0	3	0.00																						
Antonio Osuna, R ERA: 6.75	(9, 1) 2.2	L 11	1	1	1	4	2	29	3.38	1.125																					

St. Louis Cardinals @ Los Angeles Dodgers
Dodger Stadium, Los Angeles, CA
Sun May 14 1995, 3:33 AM PDT
Att: 29,519 - Cloudy - 67 F

livebaseballscores.com

AB 40
R 6
H 8
RBI 5
BB 5
SO 8
LOB 12



Batter	1	2	3	4	5	6	7	8	9	10	11	AB	R	H	RBI	BB	SO	LOB	BOTTOM												
Delino DeShields, L OBP: 0.329, SLG: 0.342	(1, 4) 1-0 HR		(3, 2) 3-2 G1-3			(2, 0) 2-0 G3		(4, 2) 4-2 BB		(0, 1) 0-1 G4-3		5	1	1	1	1	1	0													
Jose Offerman, S OBP: 0.507, SLG: 0.456	(1, 6) 3-3 K		(1, 2) 1-2 G5-3			(1, 2) 1-2 HR 2B		(2, 3) 2-3 K		(3, 2) 3-2 F7		5	1	1	0	0	2	1													
Raul Mondesi, R OBP: 0.420, SLG: 0.694	(1, 8) 1-1 1B		(0, 1) 0-1 G6-3			(0, 0) 0-0 HR		(1, 3) 1-3 K		(2, 2) 2-2 G6-3		5	1	2	2	0	1	1													
Eric Karros, R OBP: 0.500, SLG: 0.643	(1, 3) 1 SAFE L9					(1, 0) 1-0 G5-3		(1, 2) 1-2 L7		(4, 1) 4-1 FC2-6 BB		3	0	0	0	1	0	1													
Eddie Pye, R OBP: 0.200, SLG: 0.500	(8, PR) (9, 7) 0-0 L9									(2, 1) 2-1 FC6-4 1B		0	0	0	0	0	0	0													
Billy Ashley, R OBP: 0.161, SLG: 0.037	(1, 7) 0-0 1B					(2, 0) 2-0 HR		(4, 0) 4-0 BB		(0, 0) 0-0 FC2-6 BB 1B		2	1	2	1	1	0	0													
Reggie Williams, S OBP: 0.250, SLG: 0.100	(6, PR) (7, 7) 1-2 1B									(1, 2) 1-2 FC6-4		2	1	0	0	0	0	2													
Henry Rodriguez, L OBP: 0.333, SLG: 0.414	(1, 9) 0-3 K		(0, 3) 0-3 K			(2, 1) 2-1 HR		(0, 3) 0-3 BB		(0, 1) 0-1 P4		5	0	1	0	0	2	5													
Garey Ingram, R OBP: 0.343, SLG: 0.323	(1, 5) 1-0 G6-3 1B					(1, 3) 1-3 K		(0, 3) 0-3 K		(4, 2) 4-2 1B BB		3	0	1	0	0	2	2													
Dave Hansen, L OBP: 0.333, SLG: 0.257	(8, PH) (9, 5) 1-2 G6-3 1B									(2, 2) 2-2 F8		1	0	0	0	1	0	1													
Carlos Hernandez, R OBP: 0.161, SLG: 0.037	(1, 2) 1 SAFE G6-3					(0, 0) 0-0 G5-3		(2, 0) 2-0 G4-3		(1, 0) 1-0 1B		3	0	0	0	0	0	3													
Chris Gwynn, L OBP: 0.333, SLG: 0.500	(8, PH) (9, 2) 1-2 G6-3									(1, 2) 1-2 2-H 1B		1	0	1	1	0	0	0													
Noe Munoz, R	(9, 2) 1-2 G6-3											1	0	0	0	0	0	0													
Tom Candiotti, R ERA: 4.00	(1, 1) 2-1 L6					(0, 3) 0-3 K		(0, 3) 0-3 K		(1, 2) 1-2 G4-3		3	0	0	0	0	2	0													
Rudy Seanez, R ERA: 6.52	(8, 1) 0.1	8	0	0	0	5	2	0	0	0	0	0	0	0	0	0	0	0													
Chris DeLuzia, R ERA: 3.6	(8, PH) (8, 1) 0.1	1	0	0	0	0	0	0	0	0	0	0	0	0	0	0	0	0													
Tony Fossas, L ERA: 1.17	(8, 1) 0.0	1	0	0	0	0	1	0	0	0	0	0	0	0	0	0	0	0													
John Habyan, R ERA: 1.17	(8, 1) 0.0	1	0	0	0	0	1	0	0	0	0	0	0	0	0	0	0	0													
Inning Stats	R: 1 E: 0 K: 2 S: 11	H: 3 LOB: 2 BB: 0 P: 16	R: 0 E: 0 K: 0 S: 6	H: 1 LOB: 0 BB: 0 P: 10	R: 0 E: 0 K: 0 S: 9	H: 0 LOB: 0 BB: 0 P: 13	R: 1 E: 0 K: 1 S: 9	H: 2 LOB: 1 BB: 0 P: 15	R: 2 E: 0 K: 1 S: 12	H: 2 LOB: 0 BB: 0 P: 16	R: 0 E: 0 K: 2 S: 9	H: 0 LOB: 1 BB: 1 P: 14	R: 0 E: 0 K: 3 S: 12	H: 0 LOB: 0 BB: 1 P: 19	R: 1 E: 0 K: 0 S: 10	H: 1 LOB: 2 BB: 2 P: 20	R: 0 E: 0 K: 0 S: 8	H: 0 LOB: 0 BB: 0 P: 13	R: 0 E: 0 K: 0 S: 9	H: 1 LOB: 1 BB: 0 P: 15	R: 0 E: 0 K: 1 S: 6	H: 0 LOB: 0 BB: 0 P: 7	1B: 5 2B: 2 3B: 0 HR: 3	SF: 0 SAC: 0 DP: 1 HBP: 0	WP: 0 PB: 0 SB: 0 CS: 0	PA: 46					
PITCHER	IP ERA	WLS BF	H R	ER SO	BB IBB	HBP BLK	WP HR	S P	ERA WHIP	PITCHER	IP ERA	WLS BF	H R	ER SO	BB IBB	HBP BLK	WP HR	S P	ERA WHIP												
Donovan Osborne, L ERA: 4.00	(1, 1) 5.0		8	4	4	5	2	0	21	33	0.00	1.000																			
Jeff Parrett, R ERA: 6.52	(6, 1) 2.0	8	0	0	0	4	0	0	0	0	0	0	0	0	0	0	0	0	0.00	1.000											
Rich DeLucia, R ERA: 3.6	(8, 1) 0.1	2	0	1	1	0	1	0	0	0	0	0	0	0	0	0	0	0	27.00	3.000											
Tony Fossas, L ERA: 1.17	(8, 1) 0.1	1	0	0	0	0	0	0	0	0	0	0	0	0	0	0	0	0	0.00	0.000											
John Habyan, R ERA: 1.17	(8, 1) 0.0	1	0	0	0	0	1	0	0	0	0	0	0	0	0	0	0	0	∞	∞											

St. Louis Cardinals @ Los Angeles Dodgers
Dodger Stadium, Los Angeles, CA
Sun May 14 1995, 3:33 AM PDT
Att: 29,519 - Cloudy - 67 F

livebaseballscores.com

AB 42
R 5
H 10
RBI 5
BB 4
SO 10
LOB 18




Batter	1	2	3	4	5	6	7	8	9	AB	R	H	RBI	BB	SO	LOB	TOP										
Jacob Brumfield, R OBP: 0.338, SLG: 0.291 (1, 8)	F2			G6-3		P6		F7		4	0	0	0	0	0	0											
Jay Bell, R OBP: 0.333, SLG: 0.270 (1, 6)	G5-3			K					F9	3	0	0	0	1	1	0											
Al Martin, L OBP: 0.306, SLG: 0.250 (1, 7)	G3									2	0	0	0	2	0	1											
Dave Clark, L OBP: 0.478, SLG: 0.524 (1, 9)		P6								4	0	0	0	0	0	2											
Jeff King, R OBP: 0.380, SLG: 0.548 (1, 5)	F8									3	0	1	0	1	0	1											
Mark Johnson, L OBP: 0.229, SLG: 0.469 (1, 3)	K									3	0	0	0	0	2	2											
Mark Parent, R OBP: 0.306, SLG: 0.500 (1, 2)				K						3	0	0	0	0	2	2											
Carlos Garcia, R OBP: 0.220, SLG: 0.200 (1, 4)										3	0	0	0	0	1	1											
Paul Wagner, R (1, 1)										1	0	0	0	0	0	0											
Nelson Liriano, S OBP: 0.391, SLG: 0.316 (6, PH)										1	0	0	0	0	0	0											
Jeff McCurry, R (6, 1)										0	0	0	0	0	0	0											
Mackey Sasser, L OBP: 0.154, SLG: 0.192 (8, PH)										1	0	0	0	0	0	0											
Mike Dyer, R (8, 1)										0	0	0	0	0	0	0											
Inning Stats	R: 0 E: 0 K: 0 S: 3	H: 0 LOB: 0 BB: 0 P: 3	R: 0 E: 0 K: 1 S: 5	H: 0 LOB: 0 BB: 0 P: 5	R: 0 E: 0 K: 1 S: 5	H: 0 LOB: 0 BB: 0 P: 5	R: 0 E: 0 K: 1 S: 5	H: 0 LOB: 1 BB: 1 P: 9	R: 0 E: 0 K: 2 S: 7	H: 0 LOB: 1 BB: 1 P: 11	R: 0 E: 0 K: 0 S: 4	H: 1 LOB: 1 BB: 0 P: 4	R: 0 E: 0 K: 1 S: 5	H: 0 LOB: 0 BB: 0 P: 5	R: 0 E: 0 K: 0 S: 3	H: 0 LOB: 1 BB: 1 P: 7	1B: 1 2B: 0 3B: 0 HR: 0	SF: 0 SAC: 0 DP: 0 HBP: 0	WP: 0 PB: 0 SB: 1 CS: 0	PA: 32							
PITCHER	IP	WLS	BF	H	R	ER	SO	BB	IBB	HBP	BLK	WP	HR	S	P	ERA	WHIP										
Ramon Martinez, R ERA: 1.97 (1, 1)	7.0	W	25	1	0	0	5	3	0	0	0	0	0	32	44	0.00	0.571										
Rudy Seanez, R ERA: 2.19 (8, 1)	1.0		3	0	0	0	1	0	0	0	0	0	0	5	5	0.00	0.000										
Todd Worrell, R ERA: (9, 1)	1.0		4	0	0	0	0	1	0	0	0	0	0	3	7	0.00	1.000										

Pittsburgh Pirates @ Los Angeles Dodgers
Dodger Stadium, Los Angeles, CA
 Mon May 15 1995, 7:05 PM PDT
 Att: 35,691 - Unknown - 65 F

livebaseballscores.com

AB	28
R	0
H	1
RBI	0
BB	4
SO	6
LOB	9




Batter	1	2	3	4	5	6	7	8	9	AB	R	H	RBI	BB	SO	LOB	BOTTOM										
Delino DeShields, L OBP: 0.328, SLG: 0.338 (1, 4)	HR	L4		F8		F9				4	1	1	0	0	0	2											
Jose Offerman, S OBP: 0.532, SLG: 0.517 (1, 6)	HR									3	2	3	0	1	0	0											
Raul Mondesi, R OBP: 0.412, SLG: 0.711 (1, 8)	HR	K								4	1	1	3	0	2	4											
Eric Karros, R OBP: 0.488, SLG: 0.616 (1, 3)	G1-3			F8		FC6		G5-3		3	0	0	1	1	0	0											
Henry Rodriguez, L OBP: 0.316, SLG: 0.392 (1, 9)	F5			G4-3		F7		F8		4	0	0	0	0	0	2											
Billy Ashley, R OBP: 0.333, SLG: 0.409 (1, 7)										3	0	1	0	1	1	0											
Rudy Seanez, R ERA: 7.3 (8, 1)				K						0	0	0	0	0	0	0											
Todd Worrell, R (9, 1)										0	0	0	0	0	0	0											
Dave Hansen, L OBP: 0.326, SLG: 0.256 (1, 5)	G1-3									4	0	1	0	0	1	4											
Carlos Hernandez, R OBP: 0.143, SLG: 0.032 (1, 2)	P4			L6		G5-3		G5-3		4	0	0	0	0	0	3											
Ramon Martinez, R OBP: 0.200, SLG: 0.300 (1, 1)										3	0	1	0	0	1	1											
Reggie Williams, S OBP: 0.231, SLG: 0.091 (8, 7)	G5-3			K						1	0	0	0	0	0	0											
Inning Stats	R: 3 E: 0 K: 0 S: 6	H: 3 LOB: 2 BB: 2 P: 14	R: 0 E: 0 K: 1 S: 6	H: 1 LOB: 0 BB: 0 P: 6	R: 0 E: 0 K: 1 S: 6	H: 0 LOB: 0 BB: 0 P: 5	R: 0 E: 0 K: 1 S: 6	H: 1 LOB: 1 BB: 0 P: 6	R: 1 E: 0 K: 2 S: 9	H: 1 LOB: 2 BB: 1 P: 13	R: 0 E: 0 K: 0 S: 5	H: 2 LOB: 2 BB: 0 P: 5	R: 0 E: 0 K: 0 S: 3	H: 0 LOB: 0 BB: 0 P: 3	R: 0 E: 0 K: 0 S: 3	H: 0 LOB: 0 BB: 0 P: 3	1B: 6 2B: 0 3B: 1 HR: 1	SF: 0 SAC: 0 DP: 0 HBP: 0	WP: 2 PB: 0 SB: 1 CS: 0	PA: 36							
PITCHER	IP	WLS	BF	H	R	ER	SO	BB	IBB	HBP	BLK	WP	HR	S	P	ERA	WHIP										
Paul Wagner, R ERA: 8.49 (1, 1)	5.0	L	25	6	4	4	5	3	0	0	0	0	1	32	44	7.20	1.800										
Jeff McCurry, R ERA: 7.3 (6, 1)	2.0		8	2	0	0	0	0	0	0	0	1	0	8	8	0.00	1.000										
Mike Dyer, R ERA: 3.68 (8, 1)	1.0		3	0	0	0	0	0	0	0	0	0	0	3	3	0.00	0.000										

Pittsburgh Pirates @ Los Angeles Dodgers
Dodger Stadium, Los Angeles, CA
 Mon May 15 1995, 7:05 PM PDT
 Att: 35,691 - Unknown - 65 F

livebaseballscores.com

AB	33
R	4
H	8
RBI	4
BB	3
SO	5
LOB	16



Batter	1	2	3	4	5	6	7	8	9	AB	R	H	RBI	BB	SO	LOB	TOP										
Jacob Brumfield, R OBP: 0.329, SLG: 0.283 (1, 8)										5	0	1	0	0	2	1	Pittsburgh Pirates @ Los Angeles Dodgers Dodger Stadium, Los Angeles, CA Tue May 16 1995, 7:05 PM PDT Att: 26,928 - Unknown - 69 F										
Jay Bell, R OBP: 0.313, SLG: 0.250 (1, 6)										5	0	0	0	0	2	2											
Al Martin, L OBP: 0.303, SLG: 0.267 (1, 7)										4	1	1	0	0	1	0											
Dave Clark, L OBP: 0.556, SLG: 0.696 (1, 9)										2	1	2	2	2	0	0											
Jeff King, R OBP: 0.373, SLG: 0.523 (1, 5)										3	0	0	0	1	0	2											
Mark Johnson, L OBP: 0.282, SLG: 0.471 (1, 3)										2	0	1	0	2	0	2											
Mark Parent, R OBP: 0.275, SLG: 0.447 (1, 2)										4	0	0	0	0	1	4											
Nelson Liriano, S OBP: 0.370, SLG: 0.273 (1, 4)										3	0	0	0	1	2	3											
Denny Neagle, L OBP: 0.091, SLG: 0.091 Jim Gott, R Rich Aude, R Dan Miceli, R										3	0	0	0	0	1	2											
Inning Stats	R: 1 E: 0 K: 1 S: 14	H: 2 LOB: 1 BB: 0 P: 20	R: 0 E: 0 K: 1 S: 12	H: 0 LOB: 1 BB: 1 P: 19	R: 0 E: 0 K: 1 S: 7	H: 0 LOB: 0 BB: 1 P: 13	R: 0 E: 0 K: 2 S: 9	H: 1 LOB: 2 BB: 1 P: 19	R: 0 E: 0 K: 0 S: 8	H: 0 LOB: 0 BB: 0 P: 9	R: 1 E: 0 K: 0 S: 12	H: 1 LOB: 1 BB: 1 P: 21	R: 0 E: 1 K: 1 S: 9	H: 0 LOB: 0 BB: 0 P: 10	R: 0 E: 0 K: 1 S: 15	H: 0 LOB: 2 BB: 2 P: 30	R: 0 E: 0 K: 0 S: 9	H: 2 LOB: 2 BB: 1 P: 19	1B: 4 2B: 2 3B: 0 HR: 1	SF: 0 SAC: 0 DP: 1 HBP: 0	WP: 0 PB: 0 SB: 0 CS: 0	PA: 38					
PITCHER	IP	WLS	BF	H	R	ER	SO	BB	IBB	HBP	BLK	WP	HR	S	P	ERA	WHIP										
Ismael Valdez, R ERA: 3.48	6.0	L	25	4	2	2	7	3	0	0	0	0	1	62	101	3.00	1.167										
Todd Williams, R ERA: 3.39	1.0		3	0	0	0	1	0	0	0	0	0	0	9	10	0.00	0.000										
Omar Daal, L ERA: 1.8	1.0		5	0	0	0	1	2	0	0	0	0	0	15	30	0.00	2.000										
Greg Hansell, R ERA: 6.75	1.0		5	2	0	0	0	1	0	0	0	0	0	9	19	0.00	3.000										

AB	32
R	2
H	6
RBI	2
BB	6
SO	9
LOB	16



Batter	1	2	3	4	5	6	7	8	9	AB	R	H	RBI	BB	SO	LOB	BOTTOM										
Delino DeShields, L OBP: 0.323, SLG: 0.333 (1, 4)										4	0	1	0	0	0	2	Pittsburgh Pirates @ Los Angeles Dodgers Dodger Stadium, Los Angeles, CA Tue May 16 1995, 7:05 PM PDT Att: 26,928 - Unknown - 69 F										
Jose Offerman, S OBP: 0.518, SLG: 0.500 (1, 6)										4	0	1	0	0	0	1											
Raul Mondesi, R OBP: 0.404, SLG: 0.688 (1, 8)										4	0	1	0	0	2	1											
Eric Karros, R OBP: 0.477, SLG: 0.597 (1, 3)										4	0	1	0	0	0	2											
Billy Ashley, R OBP: 0.364, SLG: 0.438 (1, 7)										4	0	3	0	0	1	0											
Henry Rodriguez, L OBP: 0.301, SLG: 0.372 (1, 9)										4	0	0	0	0	2	5											
Eddie Pye, R Jeff Treadway, L										3	0	0	0	0	2	0											
Carlos Hernandez, R Dave Hansen, L										3	0	2	0	0	1	0											
Ismael Valdez, R Todd Williams, R Gary Ingram, R Omar Daal, L Greg Hansell, R Chris Gwynn, L										1	0	0	0	0	1	0											
Inning Stats	R: 0 E: 0 K: 0 S: 10	H: 1 LOB: 1 BB: 0 P: 15	R: 0 E: 0 K: 2 S: 10	H: 0 LOB: 0 BB: 0 P: 13	R: 0 E: 0 K: 2 S: 10	H: 1 LOB: 1 BB: 0 P: 14	R: 0 E: 0 K: 1 S: 8	H: 1 LOB: 1 BB: 0 P: 14	R: 0 E: 0 K: 0 S: 13	H: 2 LOB: 2 BB: 0 P: 20	R: 0 E: 0 K: 1 S: 11	H: 1 LOB: 1 BB: 0 P: 17	R: 0 E: 0 K: 1 S: 15	H: 2 LOB: 2 BB: 0 P: 24	R: 0 E: 0 K: 0 S: 5	H: 0 LOB: 0 BB: 0 P: 8	1B: 9 2B: 0 3B: 0 HR: 0	SF: 0 SAC: 1 DP: 0 HBP: 0	WP: 0 PB: 0 SB: 0 CS: 0	PA: 36							
PITCHER	IP	WLS	BF	H	R	ER	SO	BB	IBB	HBP	BLK	WP	HR	S	P	ERA	WHIP										
Denny Neagle, L ERA: 3.77	7.0	W	28	7	0	0	8	7	0	0	0	0	0	75	109	0.00	1.000										
Jim Gott, R ERA: 6.0	1.0		5	2	0	0	1	0	0	0	0	0	0	15	24	0.00	2.000										
Dan Miceli, R ERA: 1.17	1.0	S	3	0	0	0	0	0	0	0	0	0	0	5	8	0.00	0.000										

AB	35
R	0
H	9
RBI	0
BB	0
SO	9
LOB	12



Batter	1	2	3	4	5	6	7	8	9	AB	R	H	RBI	BB	SO	LOB	TOP								
Brian McRae, S (1.8) OBP: 0.333, SLG: 0.442	0-1 HR 2B		3-3 K		4-2 BB		0-1 FC6-4 S 2B		2-2 P2	4	2	1	0	1	1	2	Chicago Cubs @ Los Angeles Dodgers Dodger Stadium, Los Angeles, CA Fri May 19 1995, 7:05 PM PDT Att: 48,516 - Unknown - 72 F livebaseballscorecards.com								
Rey Sanchez, R (1.4) OBP: 0.322, SLG: 0.388	0-0 B2-3		0-1 G5-4-3 1B		1-0 P6		3-3 K		1-0 E S 1B	5	0	2	0	0	1	3									
Sammy Sosa, R (1.9) OBP: 0.360, SLG: 0.622	1-2 2H HR		0-0 G5-4-3			4-2 1B HR BB	0-1 2B		4-0 1B BB	3	3	2	3	2	0	2									
Mark Grace, L (1.3) OBP: 0.379, SLG: 0.494	1-2 G6-3			2-1 F7		1-1 HR 1B	2-2 2B		0-1 G4-3	5	1	2	1	0	0	2									
Rick Wilkins, L (1.2) OBP: 0.413, SLG: 0.281	2-0 G4-3			3-1 FC6-4 1B		0-1 F7	3-3 K			4	0	1	0	0	1	3									
Shawon Dunston, R (1.6) OBP: 0.271, SLG: 0.485		1-0 F8		0-2 FC6-4 PB		0-1 HR	2-2 F9			4	1	1	3	0	0	1									
Steve Buechele, R (1.5) OBP: 0.354, SLG: 0.339		0-0 F8		1-2 G5-3		1-1 P2	1-2 G6-3			4	0	0	0	0	0	1									
Howard Johnson, S (1.7) OBP: 0.292, SLG: 0.105		1-2 G3			2-3 K	2-3 K	3-1 G4-3			4	0	0	0	0	2	0									
Mike Perez, R (8.1)										0	0	0	0	0	0	0									
Randy Myers, L (9.1)										0	0	0	0	0	0	0									
Frank Castillo, R (1.1) OBP: 0.250, SLG: 0.250			1-2 1B		1-1 G6-3		0-0 FC6-4 1B		1-1 G6-3	3	0	2	0	0	0	0									
Bryan Hickerson, L (7.1) OBP: 1.000, SLG: 1.000										0	0	0	0	0	0	0									
Scott Bullett, L (8.7) OBP: 0.211, SLG: 0.316										1	0	0	0	0	0	0									
Inning Stats	R: 2 E: 0 K: 0 S: 10	H: 2 LOB: 0 BB: 0 P: 14	R: 0 E: 0 K: 0 S: 5	H: 0 LOB: 0 BB: 0 P: 7	R: 0 E: 0 K: 1 S: 9	H: 2 LOB: 1 BB: 0 P: 13	R: 0 E: 0 K: 0 S: 11	H: 1 LOB: 1 BB: 0 P: 17	R: 0 E: 0 K: 1 S: 8	H: 0 LOB: 1 BB: 1 P: 16	R: 3 E: 0 K: 1 S: 19	H: 2 LOB: 0 BB: 1 P: 27	R: 2 E: 0 K: 2 S: 18	H: 3 LOB: 1 BB: 0 P: 26	R: 0 E: 0 K: 0 S: 8	H: 0 LOB: 0 BB: 0 P: 14	R: 0 E: 0 K: 0 S: 10	H: 1 LOB: 2 BB: 1 P: 18	1B: 6 2B: 3 3B: 0 HR: 2	SF: 0 SAC: 0 DP: 1 HBP: 0	WP: 0 PB: 1 SB: 2 CS: 0	PA: 40			
PITCHER	IP WLS BF H R ER SO BB IBB HBP BLK WP HR S P ERA WHIP	IP WLS BF H R ER SO BB IBB HBP BLK WP HR S P ERA WHIP	IP WLS BF H R ER SO BB IBB HBP BLK WP HR S P ERA WHIP	IP WLS BF H R ER SO BB IBB HBP BLK WP HR S P ERA WHIP	IP WLS BF H R ER SO BB IBB HBP BLK WP HR S P ERA WHIP	IP WLS BF H R ER SO BB IBB HBP BLK WP HR S P ERA WHIP	IP WLS BF H R ER SO BB IBB HBP BLK WP HR S P ERA WHIP	IP WLS BF H R ER SO BB IBB HBP BLK WP HR S P ERA WHIP	IP WLS BF H R ER SO BB IBB HBP BLK WP HR S P ERA WHIP	IP WLS BF H R ER SO BB IBB HBP BLK WP HR S P ERA WHIP	IP WLS BF H R ER SO BB IBB HBP BLK WP HR S P ERA WHIP	IP WLS BF H R ER SO BB IBB HBP BLK WP HR S P ERA WHIP	IP WLS BF H R ER SO BB IBB HBP BLK WP HR S P ERA WHIP	IP WLS BF H R ER SO BB IBB HBP BLK WP HR S P ERA WHIP	IP WLS BF H R ER SO BB IBB HBP BLK WP HR S P ERA WHIP	IP WLS BF H R ER SO BB IBB HBP BLK WP HR S P ERA WHIP	IP WLS BF H R ER SO BB IBB HBP BLK WP HR S P ERA WHIP	IP WLS BF H R ER SO BB IBB HBP BLK WP HR S P ERA WHIP	IP WLS BF H R ER SO BB IBB HBP BLK WP HR S P ERA WHIP	IP WLS BF H R ER SO BB IBB HBP BLK WP HR S P ERA WHIP	IP WLS BF H R ER SO BB IBB HBP BLK WP HR S P ERA WHIP	IP WLS BF H R ER SO BB IBB HBP BLK WP HR S P ERA WHIP	IP WLS BF H R ER SO BB IBB HBP BLK WP HR S P ERA WHIP	IP WLS BF H R ER SO BB IBB HBP BLK WP HR S P ERA WHIP	IP WLS BF H R ER SO BB IBB HBP BLK WP HR S P ERA WHIP

AB	37
R	7
H	11
RBI	7
BB	3
SO	5
LOB	14



Batter	1	2	3	4	5	6	7	8	9	AB	R	H	RBI	BB	SO	LOB	BOTTOM								
Jose Offerman, S (1.6) OBP: 0.505, SLG: 0.474	0-0 B5-3			1-3 K		2-3 K		1-2 G1-3		4	0	0	0	0	2	0	Chicago Cubs @ Los Angeles Dodgers Dodger Stadium, Los Angeles, CA Fri May 19 1995, 7:05 PM PDT Att: 48,516 - Unknown - 72 F livebaseballscorecards.com								
Garey Ingram, R (1.4) OBP: 0.370, SLG: 0.289	1-0 P5			0-0 L8		0-1 G6-3		1-2 G6-3		4	0	0	0	0	0	0									
Raul Mondesi, R (1.8) OBP: 0.398, SLG: 0.670	1-2 G3-1			0-0 HR		2-2 P5		0-2 K		4	1	1	1	0	1	0									
Eric Karros, R (1.3) OBP: 0.455, SLG: 0.618		2-0 L9		0-0 HR			2-2 G6-3		0-0 G5-3	4	1	1	1	0	0	0									
Billy Ashley, R (1.7) OBP: 0.353, SLG: 0.525		1-2 G6-3		1-2 HR			2-1 HR		0-0 BB 1B	4	1	3	1	0	0	0									
Mitch Webster, S (1.9) OBP: 0.250, SLG: 0.400		0-0 P4		3-1 F8			4-1 BB BB		1-2 BB	3	0	1	0	1	0	1									
Dave Hansen, L (1.5) OBP: 0.373, SLG: 0.286			2-1 G4-6-3 1B		1-1 G3-1		4-2 BB		4-0 BB	2	0	1	0	2	0	0									
Carlos Hernandez, R (1.2) OBP: 0.188, SLG: 0.093			0-0 G4-6-3		2-3 K		2-1 F7		2-3 K	2	0	0	0	0	1	1									
Chris Cwynn, L (7. PH) OBP: 0.346, SLG: 0.462										0	0	0	0	0	0	0									
Tom Prince, R (8.2)										2	0	0	0	0	1	5									
Tom Candiotti, R (1.1)			0-0 F9		0-0 G6-3		1-1 F7		3-3 K	2	0	0	0	0	0	0									
Felix Rodriguez, R (7.1)										0	0	0	0	0	0	0									
Eddie Pye, R (7. PH)										1	0	0	0	0	0	2									
Greg Hansell, R (8.1)										0	0	0	0	0	0	0									
Jeff Treadway, L (9. PH) OBP: 0.133, SLG: 0.267										1	0	0	0	0	1	3									
Inning Stats	R: 0 E: 0 K: 0 S: 5	H: 0 LOB: 0 BB: 0 P: 7	R: 0 E: 0 K: 0 S: 5	H: 0 LOB: 0 BB: 0 P: 8	R: 0 E: 0 K: 0 S: 4	H: 1 LOB: 0 BB: 0 P: 6	R: 2 E: 0 K: 1 S: 11	H: 3 LOB: 1 BB: 0 P: 16	R: 0 E: 0 K: 1 S: 6	H: 0 LOB: 0 BB: 0 P: 9	R: 0 E: 0 K: 1 S: 8	H: 0 LOB: 0 BB: 0 P: 12	R: 1 E: 0 K: 0 S: 12	H: 1 LOB: 2 BB: 2 P: 27	R: 0 E: 0 K: 1 S: 9	H: 0 LOB: 0 BB: 0 P: 11	R: 0 E: 0 K: 2 S: 12	H: 2 LOB: 3 BB: 1 P: 22	1B: 3 2B: 1 3B: 0 HR: 3	SF: 0 SAC: 0 DP: 1 HBP: 0	WP: 0 PB: 0 SB: 0 CS: 0	PA: 36			
PITCHER	IP WLS BF H R ER SO BB IBB HBP BLK WP HR S P ERA WHIP	IP WLS BF H R ER SO BB IBB HBP BLK WP HR S P ERA WHIP	IP WLS BF H R ER SO BB IBB HBP BLK WP HR S P ERA WHIP	IP WLS BF H R ER SO BB IBB HBP BLK WP HR S P ERA WHIP	IP WLS BF H R ER SO BB IBB HBP BLK WP HR S P ERA WHIP	IP WLS BF H R ER SO BB IBB HBP BLK WP HR S P ERA WHIP	IP WLS BF H R ER SO BB IBB HBP BLK WP HR S P ERA WHIP	IP WLS BF H R ER SO BB IBB HBP BLK WP HR S P ERA WHIP	IP WLS BF H R ER SO BB IBB HBP BLK WP HR S P ERA WHIP	IP WLS BF H R ER SO BB IBB HBP BLK WP HR S P ERA WHIP	IP WLS BF H R ER SO BB IBB HBP BLK WP HR S P ERA WHIP	IP WLS BF H R ER SO BB IBB HBP BLK WP HR S P ERA WHIP	IP WLS BF H R ER SO BB IBB HBP BLK WP HR S P ERA WHIP	IP WLS BF H R ER SO BB IBB HBP BLK WP HR S P ERA WHIP	IP WLS BF H R ER SO BB IBB HBP BLK WP HR S P ERA WHIP	IP WLS BF H R ER SO BB IBB HBP BLK WP HR S P ERA WHIP	IP WLS BF H R ER SO BB IBB HBP BLK WP HR S P ERA WHIP	IP WLS BF H R ER SO BB IBB HBP BLK WP HR S P ERA WHIP	IP WLS BF H R ER SO BB IBB HBP BLK WP HR S P ERA WHIP	IP WLS BF H R ER SO BB IBB HBP BLK WP HR S P ERA WHIP	IP WLS BF H R ER SO BB IBB HBP BLK WP HR S P ERA WHIP	IP WLS BF H R ER SO BB IBB HBP BLK WP HR S P ERA WHIP	IP WLS BF H R ER SO BB IBB HBP BLK WP HR S P ERA WHIP	IP WLS BF H R ER SO BB IBB HBP BLK WP HR S P ERA WHIP	IP WLS BF H R ER SO BB IBB HBP BLK WP HR S P ERA WHIP



Batter	1	2	3	4	5	6	7	8	9	AB	R	H	RBI	BB	SO	LOB	TOP										
Brian McRae, S (1, 8) OBP: 0.337, SLG: 0.444	2-2 1B HBP	0-0 P6				1-3 K	1-1 L7		3-2 E6 2B	4	1	1	0	0	1	1											
Rey Sanchez, R (1, 4) OBP: 0.326, SLG: 0.393	2-0 F9		4-2 HR BB			1-1 P4		2-1 1B G4-6-3 2B	0-0 P5	4	2	1	0	1	0	2											
Sammy Sosa, R (1, 9) OBP: 0.372, SLG: 0.621	2-0 1B G4-3 1B		3-2 F9			3-2 S 1B		2-2 G4-6-3 1B	2-3 K	5	1	3	0	0	1	2											
Mark Grace, L (1, 3) OBP: 0.402, SLG: 0.538	2-1 1B G4-3 1B		0-0 HR			4-1 1B BB		1-2 G4-6-3	4-2 BB	3	2	2	3	2	0	1											
Rick Wilkins, L (1, 2) OBP: 0.400, SLG: 0.262	2-1 G4-3		0-1 G3			3-1 P3		1-2 FC4-6 BB	0-0 G3	4	0	0	1	1	0	5											
Shawon Dunston, R (1, 6) OBP: 0.284, SLG: 0.486	1-0 FC4 1B		0-1 L5			0-1 1B SH1 1B		1-1 FC4-6		4	1	2	1	0	0	1											
José Hernández, R (8, 6) OBP: 0.529, SLG: 0.800										0	0	0	0	0	0	0											
Steve Buechele, R (1, 5) OBP: 0.333, SLG: 0.317	0-0 FC4					3-1 F9		1-2 G1-3	0-2 F9	4	0	0	0	0	0	2											
Scott Bulett, L (1, 7) OBP: 0.238, SLG: 0.317		4-1 B2-6-4 BB				1-2 P6		0-2 SH1 1B	0-2 G6-3	3	0	1	0	1	0	0											
Jim Bullinger, R (1, 1) OBP: 0.214, SLG: 0.100		0-0 B2-6-4				1-0 G4-3		1-2 SH1	0-1 G5-3	3	0	0	1	0	0	1											
Mike Walker, R (9, 1) OBP: 0.100, SLG: 0.100		1-2						3-H		0	0	0	0	0	0	0											
Inning Stats	R: 3 E: 0 K: 0 S: 10	H: 3 LOB: 1 BB: 0 P: 21	R: 0 E: 0 K: 0 S: 3	H: 0 LOB: 0 BB: 1 P: 7	R: 2 E: 0 K: 0 S: 11	H: 1 LOB: 0 BB: 1 P: 18	R: 0 E: 0 K: 0 S: 6	H: 0 LOB: 0 BB: 0 P: 11	R: 0 E: 0 K: 1 S: 11	H: 1 LOB: 2 BB: 1 P: 23	R: 1 E: 0 K: 0 S: 13	H: 2 LOB: 1 BB: 1 P: 23	R: 0 E: 0 K: 0 S: 9	H: 0 LOB: 0 BB: 0 P: 9	R: 0 E: 1 K: 1 S: 13	H: 1 LOB: 2 BB: 1 P: 22	1B: 7 2B: 2 3B: 0 HR: 1	SF: 0 SAC: 1 DP: 2 HBP: 1	WP: 0 PB: 0 SB: 1 CS: 0	PA: 41							
PITCHER	IP	WLS	BF	H	R	ER	SO	BB	IBB	HBP	BLK	WP	HR	S	P	ERA	WHIP										
Ramon Martinez, R (1, 1) ERA: 3.32	6.0	L	30	9	7	7	1	3	0	1	0	0	1	58	105	10.50	2.000										
Omar Daal, L (7, 1) ERA: 1.42	1.0		3	0	0	0	0	1	0	0	0	0	0	8	14	0.00	1.000										
Felix Rodriguez, R (8, 1) ERA:	2.0		8	1	0	0	1	1	0	0	0	0	0	22	31	0.00	1.000										

Chicago Cubs @ Los Angeles Dodgers
Dodger Stadium, Los Angeles, CA
Sat May 20 1995, 7:05 PM PDT
Att: 34,059 - Unknown



AB	34
R	7
H	10
RBI	6
BB	5
SO	2
LOB	15

Batter	1	2	3	4	5	6	7	8	9	AB	R	H	RBI	BB	SO	LOB	BOTTOM										
Delino DeShields, L (1, 4) OBP: 0.311, SLG: 0.303	0-2 G6-3		4-1 S 1B BB					0-1 F7		3	1	0	0	1	0	1											
Jose Offerman, S (1, 6) OBP: 0.505, SLG: 0.475	1-0 G4-3		0-2 1B					0-0 F9		4	0	2	1	0	0	0											
Raul Mondesi, R (1, 8) OBP: 0.393, SLG: 0.649	3-2 G6-3		0-0 P6					1-1 F9	4-2 BB	3	0	0	0	1	0	2											
Eric Karros, R (1, 3) OBP: 0.447, SLG: 0.602		2-1 G6-3 1B						1-3 K	3-1 F7	4	0	1	0	0	1	2											
Billy Ashley, R (1, 7) OBP: 0.347, SLG: 0.508		2-0 G6-3 1B						1-3 K	1-0 F9	4	0	1	0	0	1	1											
Chris Gwynn, L (1, 9) OBP: 0.333, SLG: 0.433		1-0 G6-3						0-0 FC5-4 1B	3-2 F8	4	0	1	0	0	0	2											
Tim Wallach, R (1, 5) OBP: 0.333, SLG: 0.433		1-2 F8						2-2 L6	2-0 F9	4	0	0	0	0	1	2											
Tom Prince, R (1, 2) OBP: 0.333, SLG: 0.433			0-0 F7					2-1 P5	0-0 FC5-4	3	0	0	0	0	0	1											
Ramon Martinez, R (1, 1) OBP: 0.250, SLG: 0.333			1-3 K					0-0 G3		2	0	1	0	0	1	0											
Omar Daal, L (7, 1) ERA: 1.95										0	0	0	0	0	0	0											
Jeff Treadway, L (7, PH) OBP: 0.125, SLG: 0.250										1	0	0	0	0	0	1											
Felix Rodriguez, R (8, 1) ERA: 1.93										0	0	0	0	0	0	0											
Inning Stats	R: 0 E: 0 K: 0 S: 8	H: 0 LOB: 0 BB: 0 P: 12	R: 0 E: 0 K: 0 S: 7	H: 2 LOB: 1 BB: 0 P: 13	R: 1 E: 0 K: 1 S: 10	H: 1 LOB: 1 BB: 1 P: 15	R: 0 E: 0 K: 0 S: 8	H: 0 LOB: 0 BB: 0 P: 15	R: 0 E: 0 K: 2 S: 12	H: 1 LOB: 1 BB: 0 P: 16	R: 0 E: 0 K: 0 S: 6	H: 1 LOB: 1 BB: 0 P: 8	R: 0 E: 0 K: 0 S: 7	H: 0 LOB: 1 BB: 1 P: 14	R: 0 E: 0 K: 0 S: 6	H: 0 LOB: 0 BB: 0 P: 12	1B: 6 2B: 0 3B: 0 HR: 0	SF: 0 SAC: 0 DP: 1 HBP: 0	WP: 0 PB: 0 SB: 1 CS: 0	PA: 34							
PITCHER	IP	WLS	BF	H	R	ER	SO	BB	IBB	HBP	BLK	WP	HR	S	P	ERA	WHIP										
Jim Bullinger, R (1, 1) ERA: 1.95	8.0	W	31	6	1	1	4	2	0	0	0	0	0	69	110	1.12	1.000										
Mike Walker, R (9, 1) ERA: 1.93	1.0		3	0	0	0	0	0	0	0	0	0	0	6	12	0.00	0.000										

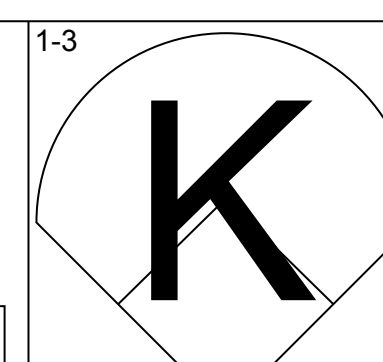
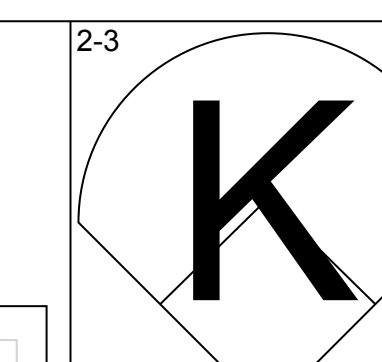
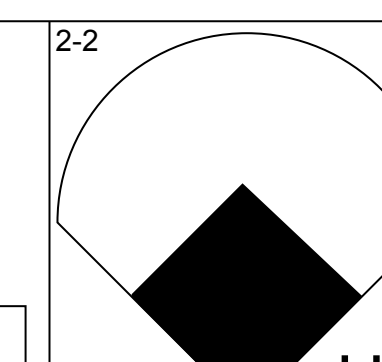
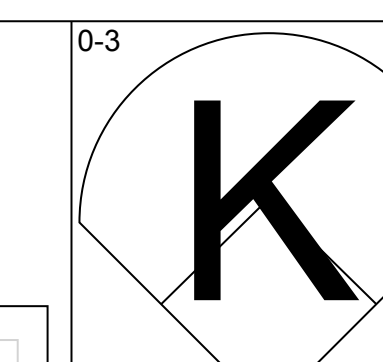
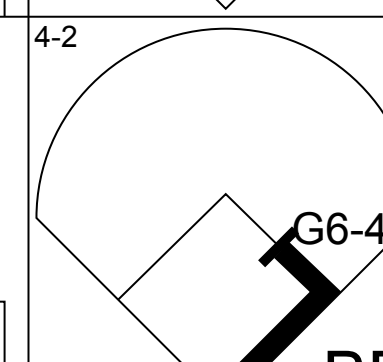
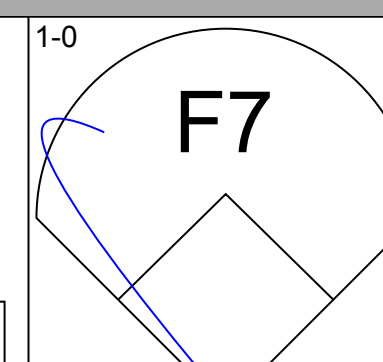
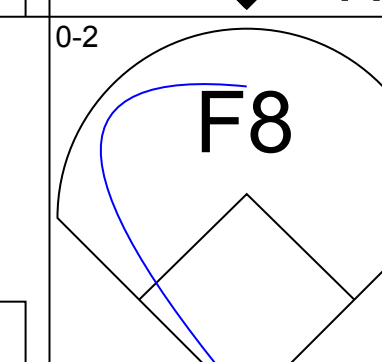
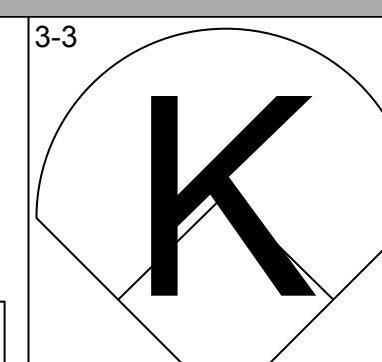
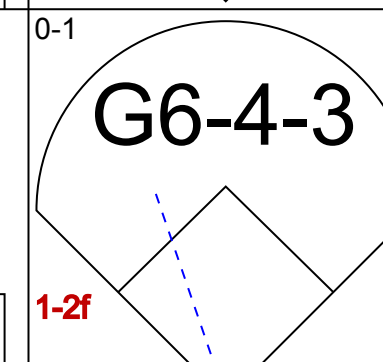
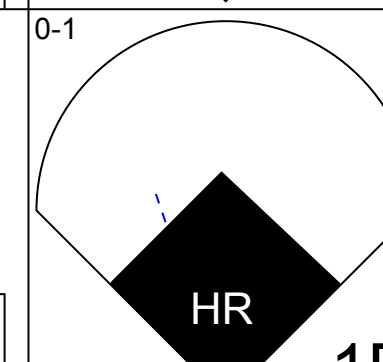
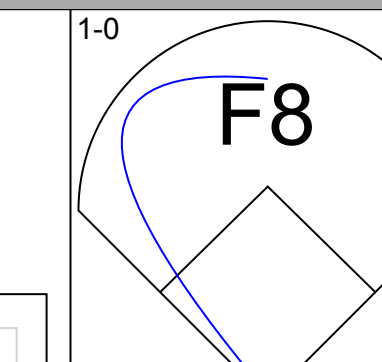
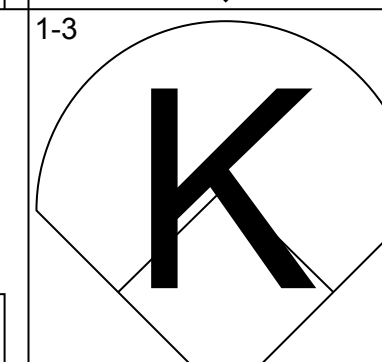
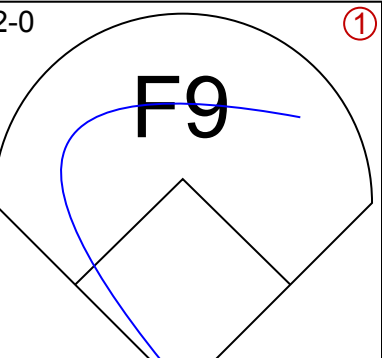
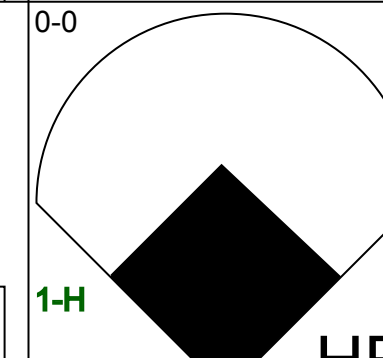
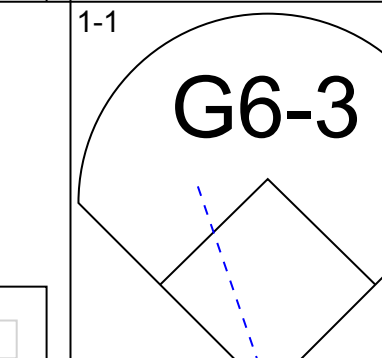
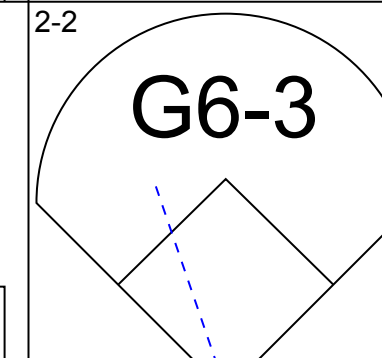
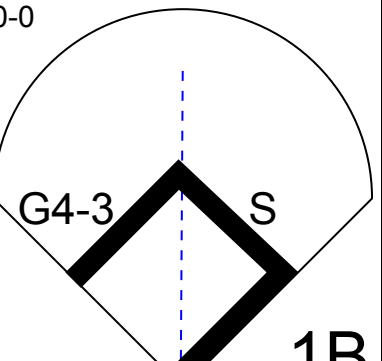
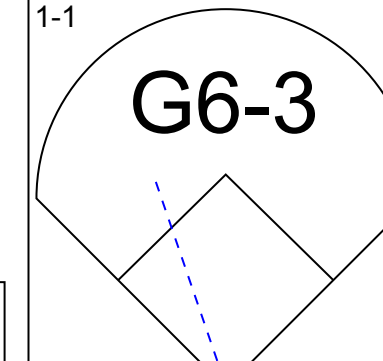
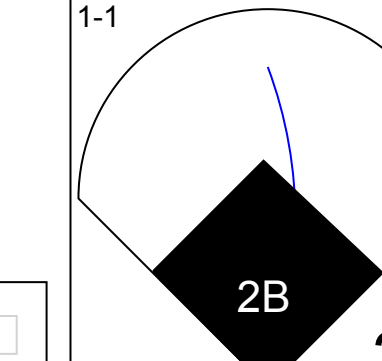
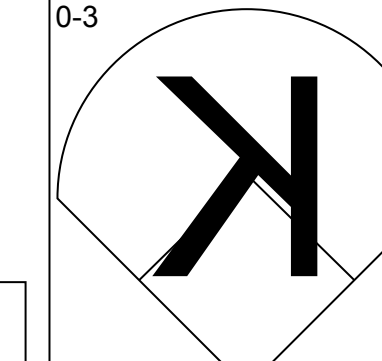
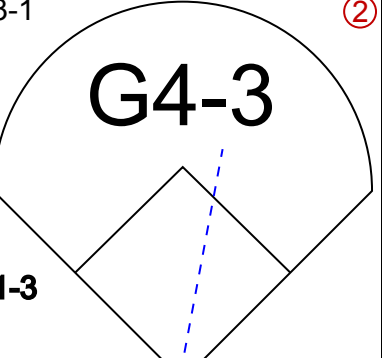
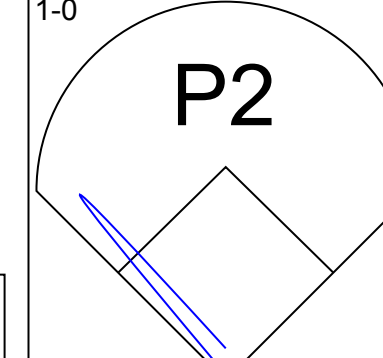
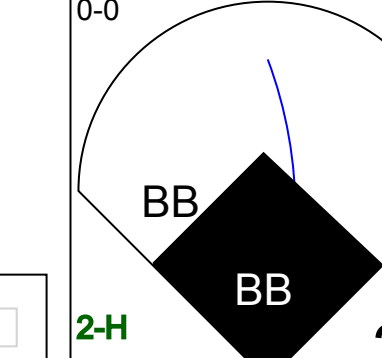
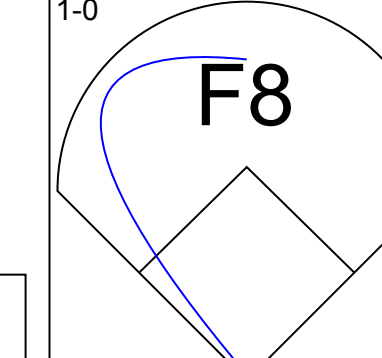
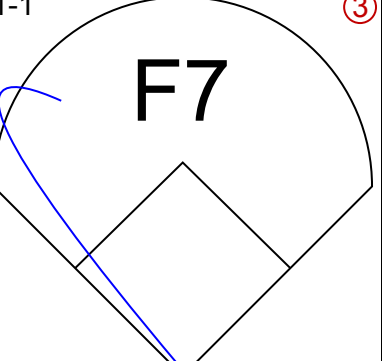
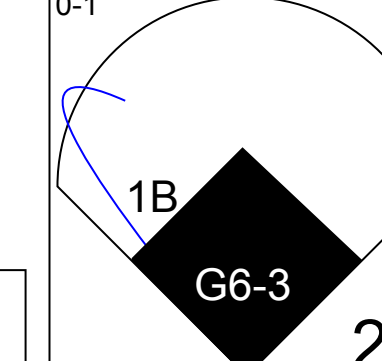
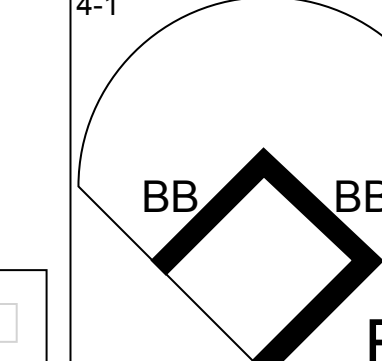

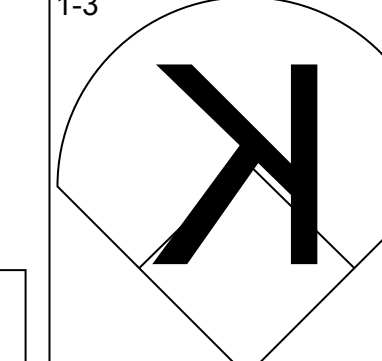
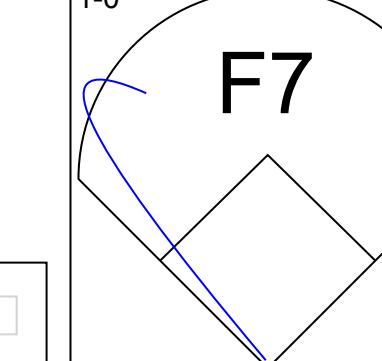
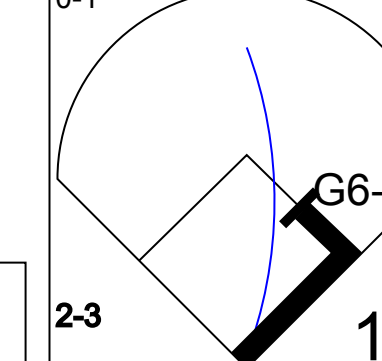
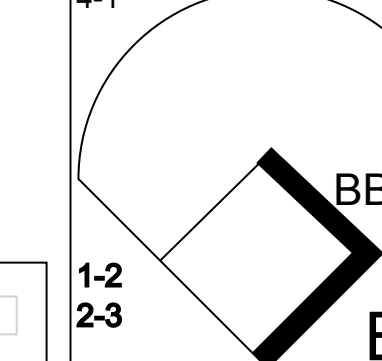

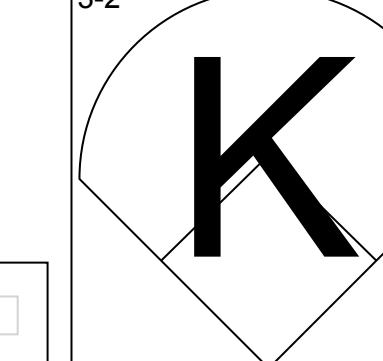
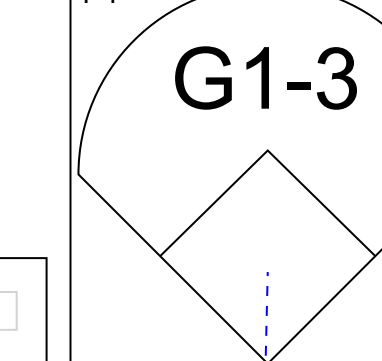
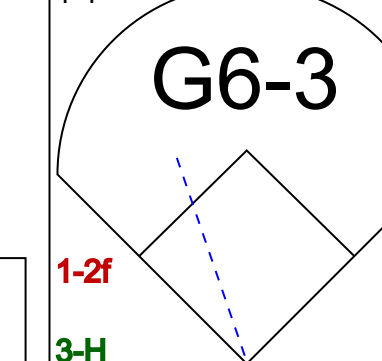
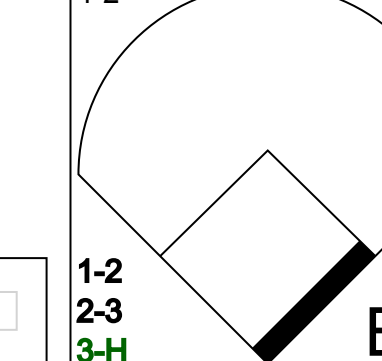
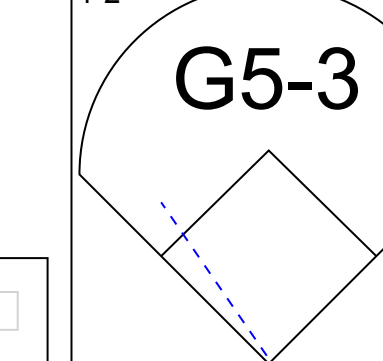
Chicago Cubs @ Los Angeles Dodgers
Dodger Stadium, Los Angeles, CA
Sat May 20 1995, 7:05 PM PDT
Att: 34,059 - Unknown



AB	32
R	1
H	6
RBI	1
BB	2
SO	4
LOB	12

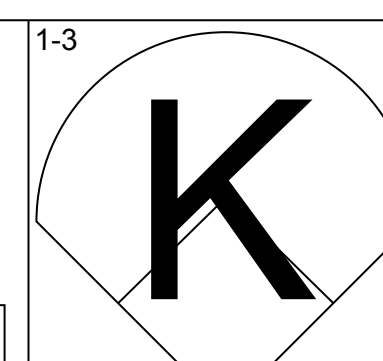
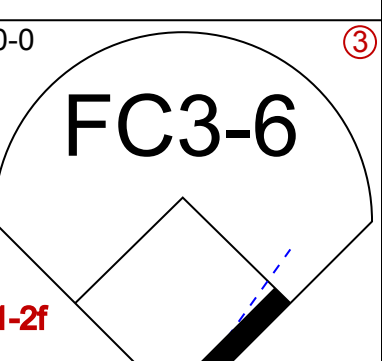
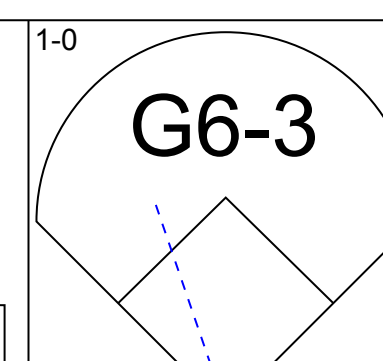
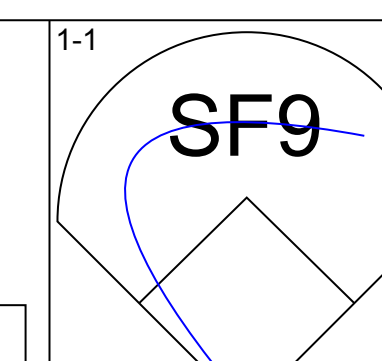

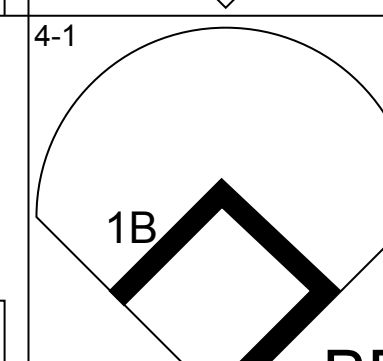
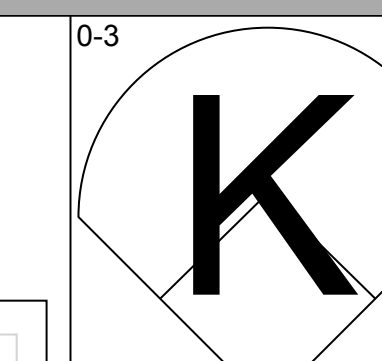
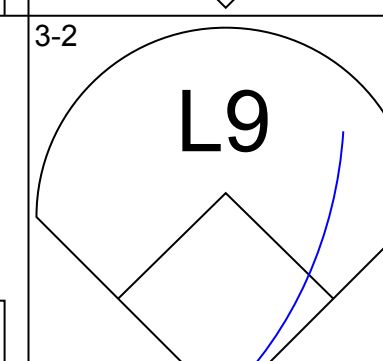
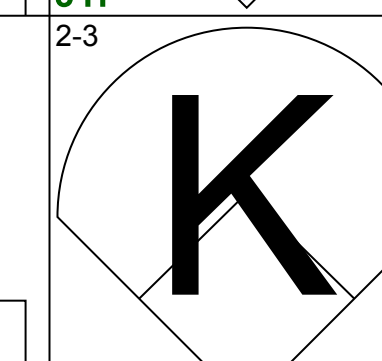
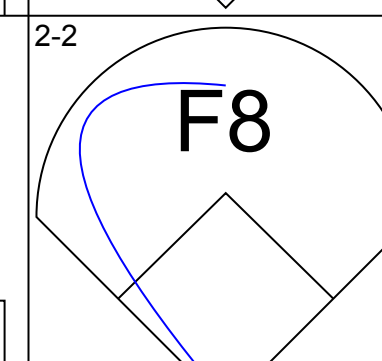
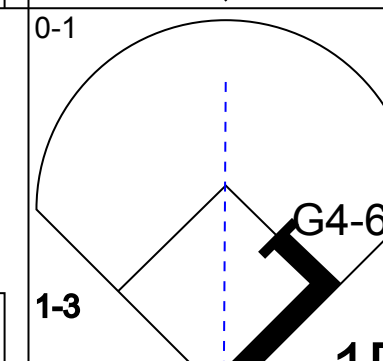
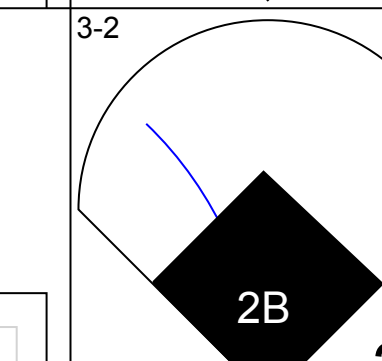
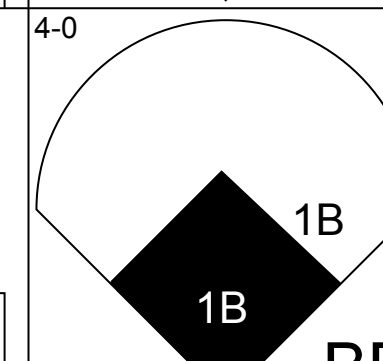

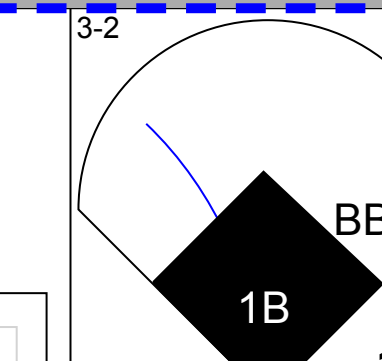

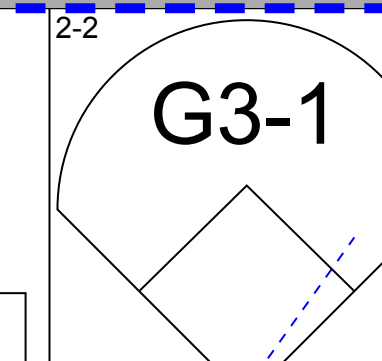
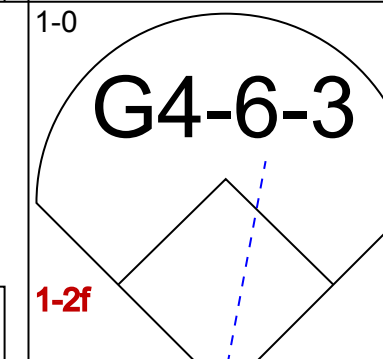
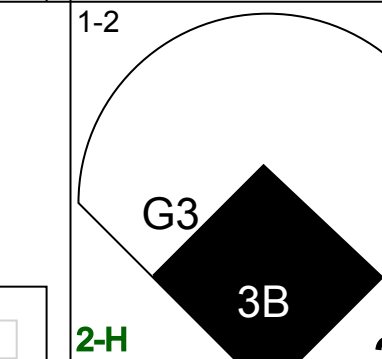
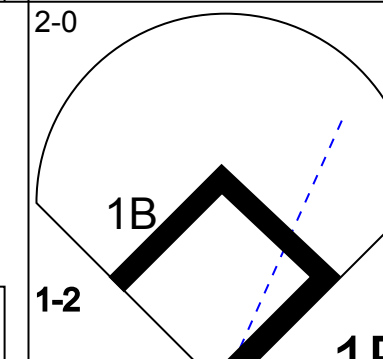

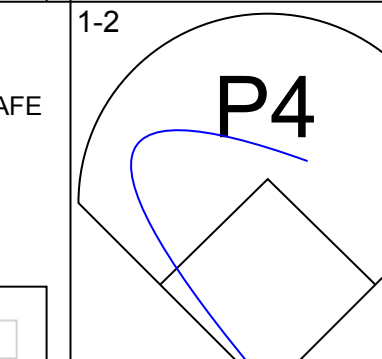
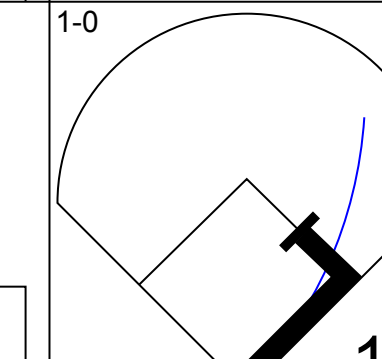
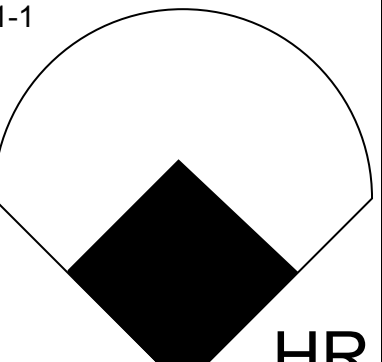
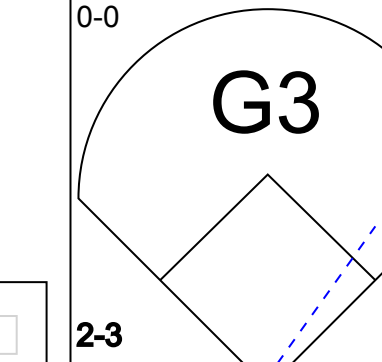
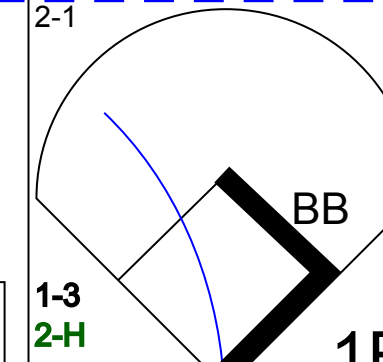

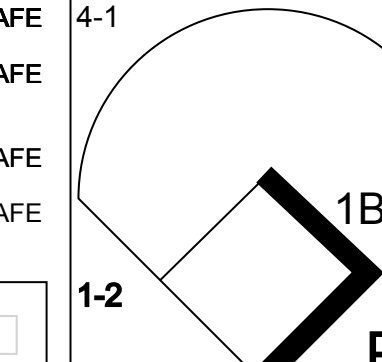

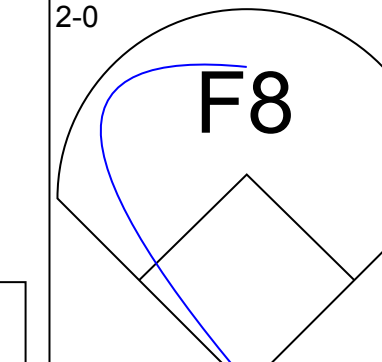
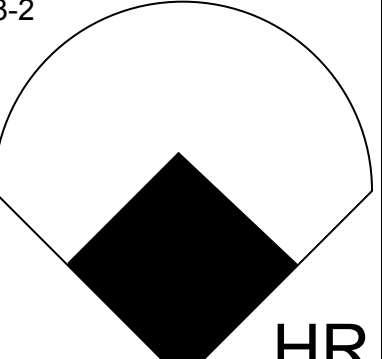
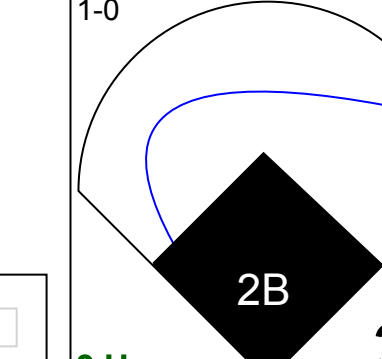
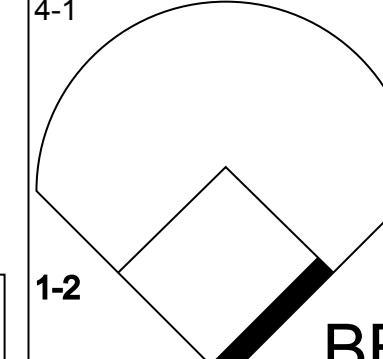

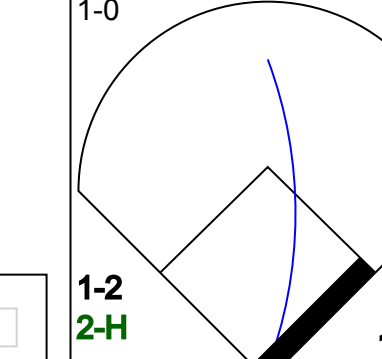


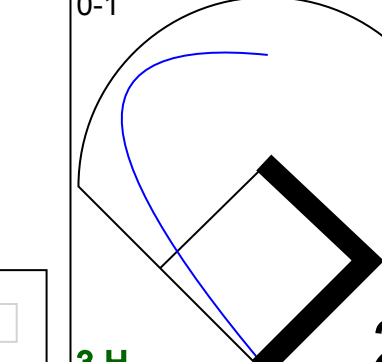
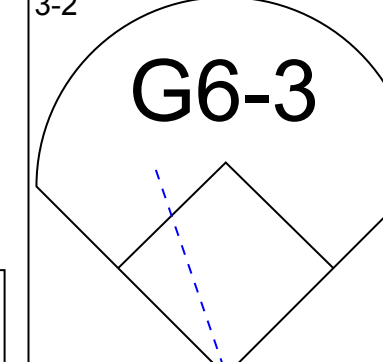

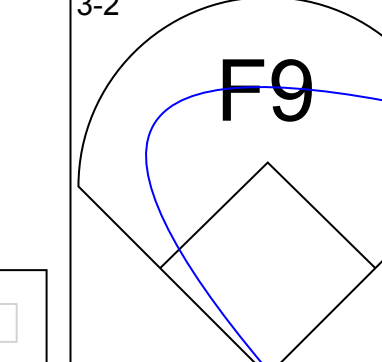

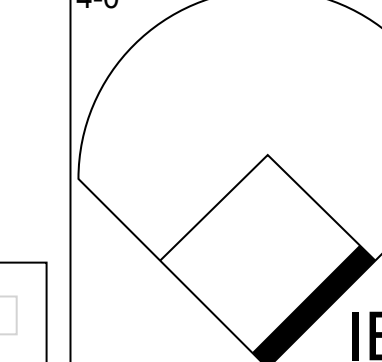

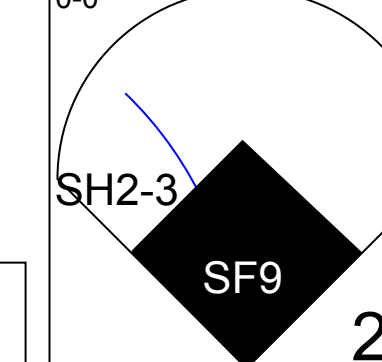
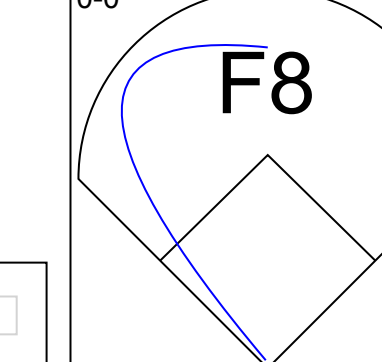


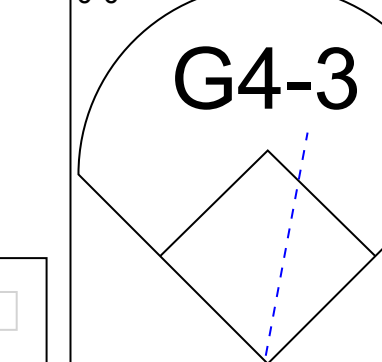

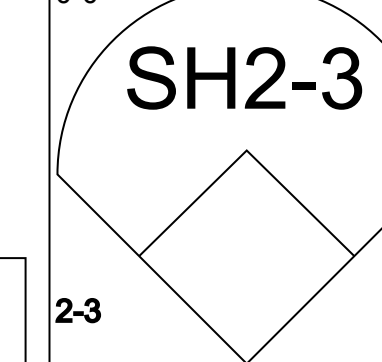
Batter	1	2	3	4	5	6	7	8	9	AB	R	H	RBI	BB	SO	LOB	TOP					
Roberto Kelly, R OBP: 0.344, SLG: 0.364 (1, 8)	G6-3		G6-3		G5-3			BB 1B 1B		4	0	1	0	0	0	0	Los Angeles Dodgers @ Montreal Expos Olympic Stadium, Montreal, QB Sun May 28 1995, 7:05 PM EDT Att: 16,588 - Dome - G5 F					
Jose Offerman, S OBP: 0.467, SLG: 0.436 (1, 6)	G5-3		1B		1B			BB 1B		4	0	3	0	0	0	0						
Raul Mondesi, R OBP: 0.360, SLG: 0.602 (1, 9)	1B 2B		F9		K			K		4	1	1	0	0	2	4						
Eric Karros, R OBP: 0.429, SLG: 0.583 (1, 3)	2H 1B			K		G6-3		L3		4	0	1	1	0	1	2						
Tim Wallach, R OBP: 0.375, SLG: 0.552 (1, 5)	F7		FC5 1B BB		G4-3			BB		2	0	0	0	2	0	1						
Billy Ashley, R OBP: 0.303, SLG: 0.407 Greg Hansell, R (8, 1)		K	K		G6-3			K		4	0	0	0	0	3	4						
Delino DeShields, L OBP: 0.311, SLG: 0.362 (1, 4)	K		FC5 1B				F7	L7		4	0	1	0	0	1	0						
Tom Prince, R OBP: 0.192, SLG: 0.423 Dave Hansen, L (9, PH) OBP: 0.369, SLG: 0.291	P3		FC5				G3	F8		3	0	0	0	0	0	2						
Hideo Nomo, R Joey Eischen, L Felix Rodriguez, R Omar Daal, L Chris Gwynn, L (8, 7)			K		F8		K	G6-3		3	0	0	0	0	2	0						
Inning Stats	R: 1 E: 0 K: 0 S: 10	H: 2 LOB: 1 BB: 0 P: 17	R: 0 E: 0 K: 2 S: 7	H: 0 LOB: 0 BB: 0 P: 10	R: 0 E: 0 K: 1 S: 14	H: 1 LOB: 1 BB: 0 P: 21	R: 0 E: 0 K: 2 S: 14	H: 1 LOB: 2 BB: 1 P: 21	R: 0 E: 0 K: 1 S: 11	H: 0 LOB: 0 BB: 0 P: 16	R: 0 E: 0 K: 0 S: 7	H: 0 LOB: 0 BB: 0 P: 9	R: 0 E: 0 K: 1 S: 8	H: 0 LOB: 0 BB: 0 P: 13	R: 0 E: 0 K: 2 S: 15	H: 2 LOB: 3 BB: 1 P: 22		R: 0 E: 0 K: 0 S: 8	H: 0 LOB: 0 BB: 0 P: 12	1B: 6 2B: 1 3B: 0 HR: 0	SF: 0 SAC: 0 DP: 0 HBP: 0	WP: 0 PB: 0 SB: 1 CS: 0
PITCHER	IP	WLS	BF	H	R	ER	SO	BB	IBB	HBP	BLK	WP	HR	S	P	ERA	WHIP					
Jeff Fassero, L ERA: 2.91 Tim Scott, R ERA: 3.0	(1, 1) (8, 1)	7.0 S	29 7	7 0	1 0	1 0	7 2	1 1	0 0	0 0	0 0	0 0	0 0	77 17	115 26	1.29 0.00	1.143 0.500					

Batter	1	2	3	4	5	6	7	8	9	AB	R	H	RBI	BB	SO	LOB	BOTTOM					
Tony Tarasco, L OBP: 0.362, SLG: 0.519 (1, 9)	K		G1-3		G4-3		BB HR 1B	K		5	1	1	0	0	2	0	Los Angeles Dodgers @ Montreal Expos Olympic Stadium, Montreal, QB Sun May 28 1995, 7:05 PM EDT Att: 16,588 - Dome - G5 F					
Wil Cordero, R OBP: 0.395, SLG: 0.405 (1, 6)	S BB		FC4-6 1B		S 2B BB		HR BB	G5-3		2	2	1	0	3	0	0						
Moises Alou, R OBP: 0.348, SLG: 0.459 (1, 7)	BB		FC4-6 1-2		BLK 1H 2B		L7			3	0	1	1	1	0	3						
Henry Rodriguez, L OBP: 0.317, SLG: 0.385 (1, 3)	K		K		BLK BB		HR BB			2	1	0	0	2	2	3						
Rondell White, R OBP: 0.435, SLG: 0.709 (1, 8)	K			BLK BB	1-2 2-3 BB		HR			2	1	1	4	2	1	2						
Mike Lansing, R OBP: 0.331, SLG: 0.436 (1, 4)	G6-3			K	G3-1		FC6-4 1B			4	0	1	0	0	1	4						
Darrin Fletcher, L OBP: 0.310, SLG: 0.351 (1, 2)	K		L8			P6	FC6-4 1-2			4	0	0	0	0	1	2						
Sean Berry, R OBP: 0.293, SLG: 0.333 (1, 5)	2B		G5-3			F9	F9			4	0	1	0	0	0	2						
Jeff Fassero, L Tim Scott, R Tim Spehr, R (8, 2)	K		K		K			L9		3	0	0	0	0	3	1						
Inning Stats	R: 0 E: 0 K: 3 S: 12	H: 0 LOB: 2 BB: 2 P: 23	R: 0 E: 0 K: 2 S: 8	H: 1 LOB: 1 BB: 0 P: 10	R: 0 E: 0 K: 1 S: 11	H: 1 LOB: 1 BB: 0 P: 17	R: 0 E: 0 K: 1 S: 14	H: 0 LOB: 1 BB: 1 P: 22	R: 1 E: 0 K: 1 S: 13	H: 1 LOB: 3 BB: 3 P: 29	R: 0 E: 0 K: 1 S: 6	H: 0 LOB: 0 BB: 0 P: 8	R: 4 E: 0 K: 0 S: 17	H: 3 LOB: 1 BB: 2 P: 29	R: 0 E: 0 K: 1 S: 9	H: 0 LOB: 0 BB: 0 P: 13		1B: 3 2B: 2 3B: 0 HR: 1	SF: 0 SAC: 0 DP: 0 HBP: 0	WP: 0 PB: 0 SB: 2 CS: 0	PA: 38	
PITCHER	IP	WLS	BF	H	R	ER	SO	BB	IBB	HBP	BLK	WP	HR	S	P	ERA	WHIP					
Hideo Nomo, R ERA: 3.82 Joey Eischen, L ERA: 4.5 Felix Rodriguez, R ERA: 4.5 Omar Daal, L ERA: 1.13 Greg Hansell, R ERA: 5.54	(1, 1) (7, 1) (7, 1) (7, 1) (8, 1)	6.1 0.0 0.0 0.2 1.0	L 1 2 2 0	30 0 2 0 0	4 0 0 0 0	3 0 2 0 0	3 0 0 0 1	0 0 0 0 0	0 0 0 0 0	0 0 0 0 0	0 0 0 0 0	0 0 0 0 0	0 0 0 0 0	0 0 0 0 0	4 5 6 9	2 5 6 13	4.26 ∞ ∞ 0.00 0.00	1.737 ∞ ∞ 0.00 0.00				

Batter	1	2	3	4	5	6	7	8	9	AB	R	H	RBI	BB	SO	LOB	TOP											
Delino DeShields, L OBP: 0.307, SLG: 0.322 (1, 4)										5	1	1	1	0	4	3	Los Angeles Dodgers @ Philadelphia Phillies Veterans Stadium, Philadelphia, PA Mon May 29 1995, 7:05 PM EDT Att: 27,426 - Unknown - 78 F											
Jose Offerman, S OBP: 0.460, SLG: 0.425 (1, 6)										3	0	0	0	1	1	0												
Roberto Kelly, R OBP: 0.341, SLG: 0.360 (1, 8)										4	1	1	0	0	1	1												
Eric Karros, R OBP: 0.423, SLG: 0.597 (1, 3)										4	1	1	2	0	0	0												
Raul Mondesi, R OBP: 0.364, SLG: 0.606 (1, 9)										4	1	2	0	0	1	0												
Tim Lincecum, R OBP: 0.381, SLG: 0.545 (1, 5)										4	1	1	1	0	0	1												
Chris Gwynn, L OBP: 0.350, SLG: 0.447 Todd Worrell, R (8, 1)										3	1	1	0	1	1	1												
Tom Prince, R OBP: 0.241, SLG: 0.429 Mitch Webster, S OBP: 0.182, SLG: 0.286 (9, PH)										2	0	1	0	1	0	0												
Pedro Astacio, R OBP: 0.286, SLG: 0.286 Joey Eischen, L OBP: 0.286, SLG: 0.286 Greg Hansell, R OBP: 0.286, SLG: 0.286 Dave Hansen, L OBP: 0.286, SLG: 0.286 Omar Daal, L OBP: 0.286, SLG: 0.286 Billy Ashley, R OBP: 0.286, SLG: 0.286 Felix Rodriguez, R OBP: 0.286, SLG: 0.286 Rick Parker, R OBP: 0.286, SLG: 0.286 (11, 1)										1	0	0	0	0	0	0												
Inning Stats	R: 0 E: 0 K: 1 S: 9	H: 0 LOB: 0 BB: 1 P: 14	R: 0 E: 0 K: 0 S: 6	H: 1 LOB: 1 BB: 0 P: 12	R: 0 E: 0 K: 1 S: 7	H: 0 LOB: 0 BB: 0 P: 11	R: 2 E: 0 K: 0 S: 7	H: 2 LOB: 0 BB: 0 P: 10	R: 2 E: 0 K: 0 S: 14	H: 3 LOB: 0 BB: 0 P: 17	R: 2 E: 0 K: 1 S: 15	H: 2 LOB: 3 BB: 3 P: 32	R: 0 E: 0 K: 2 S: 10	H: 0 LOB: 0 BB: 0 P: 16	R: 0 E: 0 K: 2 S: 7	H: 0 LOB: 0 BB: 0 P: 9		R: 0 E: 0 K: 2 S: 9	H: 0 LOB: 0 BB: 0 P: 13	1B: 3 2B: 3 3B: 0 HR: 2	SF: 0 SAC: 0 DP: 2 HBP: 0	WP: 0 PB: 0 SB: 1 CS: 0	PA: 37					
PITCHER	IP	WLS	BF	H	R	ER	SO	BB	IBB	HBP	BLK	WP	HR	S	P	ERA	WHIP											
Paul Quantrill, R ERA: 4.33 Ricky Bottalico, R ERA: 0.54 Heathcliff Slocumb, R ERA: 1.47	(1, 1)		5.2	W	25	8	6	6	2	2	0	0	0	0	0	2	50	78	9.53	1.765								
	(6, 1)		2.1		9	0	0	0	5	2	0	0	0	0	0	0	25	43	0.00	0.857								
	(9, 1)	S	1.0		3	0	0	0	2	0	0	0	0	0	0	0	9	13	0.00	0.000								


AB	33
R	6
H	8
RBI	5
BB	4
SO	9
LOB	7




Batter	1	2	3	4	5	6	7	8	9	AB	R	H	RBI	BB	SO	LOB	BOTTOM											
Lenny Dykstra, L OBP: 0.382, SLG: 0.340 (1, 8)										4	0	0	1	0	1	1	Los Angeles Dodgers @ Philadelphia Phillies Veterans Stadium, Philadelphia, PA Mon May 29 1995, 7:05 PM EDT Att: 27,426 - Unknown - 78 F											
Mickey Morandini, L OBP: 0.370, SLG: 0.455 (1, 4)										4	0	0	0	1	2	0												
Tony Longmire, L OBP: 0.244, SLG: 0.588 Heathcliff Slocumb, R (9, 1)										4	3	3	0	1	0	0												
Dave Hollins, S OBP: 0.441, SLG: 0.465 (1, 3)										5	1	3	1	0	0	3												
Darren Daulton, L OBP: 0.348, SLG: 0.414 (1, 2)										4	1	2	2	1	0	1												
Jim Eisenreich, L OBP: 0.457, SLG: 0.600 (1, 9)										3	2	3	3	1	0	0												
Charlie Hayes, R OBP: 0.392, SLG: 0.467 (1, 5)										4	0	1	1	0	0	5												
Kevin Stocker, S OBP: 0.306, SLG: 0.250 (1, 6)										3	1	1	0	1	1	2												
Paul Quantrill, L OBP: 0.133, SLG: 0.071 Ricky Bottalico, L OBP: 0.310, SLG: 0.269 (9, 7)										2	0	1	0	0	0	2												
Inning Stats	R: 0 E: 0 K: 1 S: 7	H: 1 LOB: 1 BB: 1 P: 13	R: 2 E: 0 K: 1 S: 17	H: 3 LOB: 1 BB: 0 P: 25	R: 3 E: 0 K: 1 S: 14	H: 4 LOB: 2 BB: 1 P: 23	R: 1 E: 0 K: 0 S: 14	H: 2 LOB: 3 BB: 2 P: 33	R: 1 E: 0 K: 1 S: 7	H: 1 LOB: 0 BB: 0 P: 10	R: 1 E: 0 K: 0 S: 13	H: 2 LOB: 2 BB: 1 P: 25	R: 0 E: 0 K: 1 S: 9	H: 0 LOB: 0 BB: 0 P: 16	R: 0 E: 0 K: 0 S: 5	H: 1 LOB: 0 BB: 0 P: 10		1B: 7 2B: 4 3B: 1 HR: 2	SF: 1 SAC: 1 DP: 1 HBP: 0	WP: 0 PB: 0 SB: 0 CS: 0	PA: 41							
PITCHER	IP	WLS	BF	H	R	ER	SO	BB	IBB	HBP	BLK	WP	HR	S	P	ERA	WHIP											
Pedro Astacio, R ERA: 4.28 Joey Eischen, L ERA: 4.5 Greg Hansell, R ERA: 5.4 Omar Daal, L ERA: 2.0 Felix Rodriguez, R ERA: 4.5	(1, 1)		3.2	L	22	9	6	6	3	2	1	0	0	0	0	2	43	76	14.73	3.000								
	(4, 1)		0.0		2	1	0	0	0	1	0	0	0	0	0	0	3	9	∞	∞								
	(4, 1)		0.1		1	0	0	0	0	0	0	0	0	0	0	0	6	9	0.00	0.000								
	(5, 1)		1.0		4	1	1	1	1	0	0	0	0	0	0	0	7	10	9.00	1.000								
	(6, 1)		2.0		9	2	1	1	1	1	0	0	0	0	0	0	22	41	4.50	1.500								
PITCHER	IP	WLS	BF	H	R	ER	SO	BB	IBB	HBP	BLK	WP	HR	S	P	ERA	WHIP											
Todd Worrell, R ERA: 4.5 (8, 1)	(1, 0)		1.0		3	1	0	0	0	0	0	0	0	0	0	0	5	10	0.00	1.000								

AB	34
R	8
H	14
RBI	8
BB	5
SO	5
LOB	14



Batter	1	2	3	4	5	6	7	8	9	AB	R	H	RBI	BB	SO	LOB	TOP			
Delino DeShields, L OBP: 0.305, SLG: 0.320 (1, 4)	G4-3		S		F7		FC4-6			4	0	1	0	0	0	3	Los Angeles Dodgers @ Philadelphia Phillies Veterans Stadium, Philadelphia, PA Tue May 30 1995, 7:05 PM EDT Att: 26,014 - Unknown - 70 F AB 32 R 0 H 7 RBI 0 BB 4 SO 4 LOB 23			
Jose Offerman, S OBP: 0.469, SLG: 0.431 (1, 6)	G6-3		B2				FC6-4			3	0	2	0	1	0	1				
Roberto Kelly, R OBP: 0.331, SLG: 0.349 (1, 8)	G6-3		G6-3		F8		FC6-4			4	0	0	0	0	0	7				
Eric Karros, R OBP: 0.426, SLG: 0.591 (1, 3)			K			L3		G6-3		3	0	1	0	1	1	1				
Raul Mondesi, R OBP: 0.361, SLG: 0.593 (1, 9)	L8			E8	F8			K		3	0	0	0	1	1	3				
Tim Lincecum, R OBP: 0.350, SLG: 0.514 (1, 5)				E8	L3			G5-3		4	0	1	0	0	0	2				
Chris Gwynn, L OBP: 0.341, SLG: 0.429 (1, 7)			G4-6-3				FC4-6	G4-3		4	0	1	0	0	1	2				
Tom Prince, R OBP: 0.242, SLG: 0.387 (1, 2)							L9	G5-3		3	0	0	0	1	1	2				
Tom Candiotti, R OBP: 0.126, SLG: 0.087 (5, PH) Gary Ingram, R OBP: 0.275, SLG: 0.300 (5, PH) Joey Eschen, L OBP: 0.295, SLG: 0.298 (7, PH) Dave Hansen, L OBP: 0.209, SLG: 0.200 (8, PH) Omar Daal, L OBP: 0.174, SLG: 0.273 (9, PH)	G5-3				F8		FC4-6	P6		1	0	0	0	0	0	1				
Inning Stats	R: 0 E: 0 K: 0 S: 8	H: 1 LOB: 2 BB: 1 P: 14	R: 0 E: 0 K: 2 S: 10	H: 1 LOB: 1 BB: 0 P: 14	R: 0 E: 1 K: 1 S: 11	H: 1 LOB: 2 BB: 1 P: 19	R: 0 E: 0 K: 0 S: 5	H: 0 LOB: 0 BB: 0 P: 12	R: 0 E: 0 K: 0 S: 12	H: 1 LOB: 2 BB: 1 P: 20	R: 0 E: 0 K: 0 S: 6	H: 2 LOB: 3 BB: 1 P: 22	R: 0 E: 0 K: 1 S: 10	H: 0 LOB: 0 BB: 0 P: 15	R: 0 E: 0 K: 0 S: 8	H: 0 LOB: 0 BB: 0 P: 14		1B: 7 2B: 1 3B: 0 HR: 0	SF: 0 SAC: 0 DP: 2 HBP: 0	WP: 0 PB: 0 SB: 1 CS: 0
PITCHER Tyler Green, R ERA: 4.08 (1, 1)	IP: 9.0 WLS: W BF: 36 H: 7 R: 0 ER: 0 SO: 4 BB: 4 IBB: 0 HBP: 0 BLK: 0 WP: 0 HR: 0 S: 82 P: 137 ERA: 0.00 WHIP: 1.222															PITCHER				

Batter	1	2	3	4	5	6	7	8	9	AB	R	H	RBI	BB	SO	LOB	BOTTOM			
Lenny Dykstra, L OBP: 0.367, SLG: 0.327 (1, 8)	P2		G4-3		F7		L7		SF7	4	0	0	1	0	0	1	Los Angeles Dodgers @ Philadelphia Phillies Veterans Stadium, Philadelphia, PA Tue May 30 1995, 7:05 PM EDT Att: 26,014 - Unknown - 70 F AB 31 R 5 H 8 RBI 3 BB 5 SO 3 LOB 21			
Mickey Morandini, L OBP: 0.354, SLG: 0.433 (1, 4)	G4-3		E8		P3		F8	G4-3		5	1	0	0	0	0	1				
Gregg Jefferies, S OBP: 0.303, SLG: 0.378 (1, 7)			WP					FC4-6		3	1	3	0	1	0	0				
Dave Hollins, S OBP: 0.443, SLG: 0.461 (1, 3)	G5-3		WP		F9		FC4-6			3	1	1	0	1	0	2				
Darren Daulton, L OBP: 0.345, SLG: 0.402 (1, 2)			P6		F8		FC4-6			3	0	0	0	1	0	6				
Jim Eisenreich, L OBP: 0.459, SLG: 0.589 (1, 9)					G4-3		G1-3			3	1	1	0	1	0	3				
Charlie Hayes, R OBP: 0.403, SLG: 0.477 (1, 5)	G5-4-3		FC4-6				G3	SH1-4		4	1	3	2	0	0	2				
Kevin Stocker, S OBP: 0.304, SLG: 0.241 (1, 6)			FC4-6				G3	FC4		3	0	0	0	1	0	3				
Tyler Green, R OBP: 0.071, SLG: 0.143 (1, 1)	K				K		K	SH1-4		3	0	0	0	0	3	3				
Inning Stats	R: 0 E: 0 K: 0 S: 8	H: 1 LOB: 1 BB: 0 P: 15	R: 0 E: 1 K: 1 S: 11	H: 1 LOB: 2 BB: 2 P: 25	R: 4 E: 1 K: 0 S: 15	H: 1 LOB: 1 BB: 3 P: 33	R: 0 E: 0 K: 1 S: 9	H: 0 LOB: 0 BB: 0 P: 14	R: 0 E: 0 K: 0 S: 8	H: 1 LOB: 1 BB: 0 P: 16	R: 0 E: 0 K: 1 S: 10	H: 1 LOB: 2 BB: 0 P: 13	R: 0 E: 0 K: 0 S: 12	H: 2 LOB: 2 BB: 0 P: 20	R: 1 E: 0 K: 0 S: 9	H: 1 LOB: 1 BB: 0 P: 14		1B: 8 2B: 0 3B: 0 HR: 0	SF: 1 SAC: 1 DP: 1 HBP: 0	WP: 1 PB: 1 SB: 1 CS: 0
PITCHER Tom Candiotti, R ERA: 4.74 Joey Eschen, L ERA: 2.25 Omar Daal, L ERA: 1.8 Todd Williams, R ERA: 4.5	IP: 4.0 WLS: L BF: 20 H: 3 R: 4 ER: 0 SO: 2 BB: 5 IBB: 0 HBP: 0 BLK: 0 WP: 0 HR: 0 S: 43 P: 87 ERA: 0.00 WHIP: 2.000															PITCHER				

Batter	1	2	3	4	5	6	7	8	9	10	AB	R	H	RBI	BB	SO	LOB	TOP						
Delino DeShields, L OBP: 0.301, SLG: 0.315	L8		CS			L9	F8			K	5	0	1	0	0	1	2	Los Angeles Dodgers @ Philadelphia Phillies Veterans Stadium, Philadelphia, PA Wed May 31 1995, 7:05 PM EDT Att: 22,480 - Unknown - 84 F						
Jose Offerman, S OBP: 0.480, SLG: 0.445	G4-6-3 BB		CS	L3		1B	2B	F9 SH1-4 BB		1B	3	2	2	0	2	0	0							
Roberto Kelly, R OBP: 0.333, SLG: 0.346	G4-6-3							SH1-4		1B	1	0	0	0	0	0	1							
Rick Parker, R OBP: 0.800, SLG: 0.800	G4-6-3			FC6-4 HBP			1B			1B	2	1	2	2	0	0	0							
Eric Karros, R OBP: 0.425, SLG: 0.603		1B				L5		F9		1B	4	1	1	2	1	1	3							
Raul Mondesi, R OBP: 0.349, SLG: 0.571	L7			FC6-4				G5-3		L6	5	0	0	0	0	1	4							
Tim Wallach, R OBP: 0.386, SLG: 0.525																								
Billy Ashley, R OBP: 0.288, SLG: 0.389	G1-4-3 1B																							
Todd Worrell, R (10, 1)	G1-4-3																							
Carlos Hernandez, R OBP: 0.175, SLG: 0.078																								
Ramon Martinez, R OBP: 0.176, SLG: 0.235																								
Chris Gwynn, L OBP: 0.333, SLG: 0.419																								
Inning Stats	R: 0 E: 0 K: 0 S: 7	H: 0 LOB: 0 BB: 1 P: 13	R: 0 E: 0 K: 0 S: 8	H: 1 LOB: 1 BB: 1 P: 16	R: 0 E: 0 K: 2 S: 10	H: 1 LOB: 0 BB: 0 P: 16	R: 0 E: 0 K: 1 S: 6	H: 1 LOB: 1 BB: 0 P: 8	R: 1 E: 0 K: 1 S: 17	H: 2 LOB: 1 BB: 0 P: 29	R: 0 E: 0 K: 1 S: 9	H: 0 LOB: 2 BB: 2 P: 21	R: 0 E: 0 K: 0 S: 7	H: 0 LOB: 1 BB: 1 P: 11	R: 0 E: 0 K: 0 S: 7	H: 0 LOB: 0 BB: 0 P: 10	R: 3 E: 0 K: 2 S: 14	H: 3 LOB: 0 BB: 0 P: 23	1B: 6 2B: 1 3B: 0 HR: 1	SF: 0 SAC: 1 DP: 2 HBP: 1	WP: 0 PB: 1 SB: 0 CS: 1	PA: 42		
PITCHER	IP	WLS	BF	H	R	ER	SO	BB	IBB	HBP	BLK	WP	HR	S	P	ERA	WHIP							
Mike Mims, L ERA: 3.09	7.0		28	5	1	1	6	4	0	0	0	0	0	64	118	1.29	1.286							
Gene Harris, R ERA: 3.24	1.0		4	0	0	0	0	1	0	0	0	0	0	7	11	0.00	1.000							
Ricky Bottalico, R ERA: 1.93	2.0	L	9	3	3	3	2	0	0	0	0	0	1	21	33	13.50	1.500							

AB	34
R	4
H	8
RBI	4
BB	5
SO	8
LOB	18



Batter	1	2	3	4	5	6	7	8	9	10	AB	R	H	RBI	BB	SO	LOB	BOTTOM					
Lenny Dykstra, L OBP: 0.353, SLG: 0.313	P6		K			G6-3		F8		F8	5	0	0	0	0	1	2	Los Angeles Dodgers @ Philadelphia Phillies Veterans Stadium, Philadelphia, PA Wed May 31 1995, 7:05 PM EDT Att: 22,480 - Unknown - 84 F					
Mickey Morandini, L OBP: 0.347, SLG: 0.417	G5-3		G3			FC6-4 BB		F7		G4-3	4	0	0	0	1	0	2						
Gregg Jefferies, S OBP: 0.317, SLG: 0.389	G5-3					1B	2B	FC6-4 BB		BB	2	0	1	0	2	0	0						
Dave Hollins, S OBP: 0.438, SLG: 0.448		1B				F8		FC6-4		K	3	1	0	0	1	1	4						
Darren Daulton, L OBP: 0.341, SLG: 0.390		P6				K		K			3	0	0	0	1	2	4						
Jim Eisenreich, L OBP: 0.449, SLG: 0.571		F7								G4-6-3 BB	4	0	1	0	0	0	3						
Charlie Hayes, R OBP: 0.414, SLG: 0.473																							
Kevin Stocker, S OBP: 0.311, SLG: 0.244																							
Mike Mims, L (1, 1)																							
Gene Harris, R (8, 1)																							
Gary Varsho, L OBP: 0.300, SLG: 0.259																							
Ricky Bottalico, L (9, 1)																							
Tony Longmire, L OBP: 0.432, SLG: 0.571																							
Inning Stats	R: 0 E: 0 K: 0 S: 10	H: 1 LOB: 1 BB: 2 P: 22	R: 0 E: 0 K: 2 S: 9	H: 0 LOB: 0 BB: 0 P: 12	R: 0 E: 0 K: 1 S: 12	H: 2 LOB: 2 BB: 0 P: 20	R: 0 E: 0 K: 1 S: 8	H: 0 LOB: 0 BB: 1 P: 13	R: 0 E: 0 K: 0 S: 5	H: 0 LOB: 0 BB: 1 P: 10	R: 0 E: 0 K: 0 S: 5	H: 0 LOB: 1 BB: 2 P: 19	R: 0 E: 0 K: 1 S: 15	H: 0 LOB: 2 BB: 2 P: 26	1B: 2 2B: 1 3B: 0 HR: 0	SF: 0 SAC: 0 DP: 2 HBP: 0	WP: 1 PB: 0 SB: 0 CS: 0	PA: 38					
PITCHER	IP	WLS	BF	H	R	ER	SO	BB	IBB	HBP	BLK	WP	HR	S	P	ERA	WHIP						
Ramon Martinez, R ERA: 3.88	9.0	W	33	3	1	1	6	7	0	0	0	0	0	80	143	1.00	1.111						
Todd Worrell, R ERA:	1.0	S	5	0	0	0	1	2	0	0	0	1	0	15	26	0.00	2.000						



Batter	1	2	3	4	5	6	7	8	9	AB	R	H	RBI	BB	SO	LOB	TOP						
Delino DeShields, L OBP: 0.298, SLG: 0.311	1-1 1B 2B	SAFE 2-0 F8		SAFE 2-2 G1-6-3			0-3 K		0-1 P6	5	1	1	0	0	1	2							
Jose Offerman, S OBP: 0.484, SLG: 0.472	0-0 2B 1B		1-1 HR		2-3 K		4-1 2B BB		0-1 L9	4	3	2	1	1	1	0							
Roberto Kelly, R OBP: 0.342, SLG: 0.370	0-2 1B 2B		2-3 K		1-1 E WP 1B		0-1 1B 2B		0-1 F8	5	2	3	3	0	1	0							
Eric Karros, R OBP: 0.433, SLG: 0.612	2-2 2B 1B		3-2 1B 2B		2-1 G5-3		4-1 1B BB			3	0	2	1	1	0	1							
Raul Mondesi, R OBP: 0.346, SLG: 0.563	1-1 G6-4-3		0-0 L7		1-3 K		3-2 BB		1-3 2H 1B	4	0	1	1	0	1	3							
Tim Lincecum, R OBP: 0.375, SLG: 0.500	1-0 L9		3-1 1B		0-0 G4-3		0-3 K			4	0	1	0	0	1	2							
Billy Ashley, R OBP: 0.287, SLG: 0.374		1-3 K	2-3 K		1-3 K		1-1 G5-3			4	0	0	0	0	3	2							
Rick Parker, R OBP: 0.800, SLG: 0.800										0	0	0	0	0	0	0							
Tom Prince, R OBP: 0.270, SLG: 0.364		4-2 BB		4-2 G1-6-3 BB		3-3 K		1-2 P6		2	0	0	0	2	1	0							
Ismael Valdez, R OBP: 0.375, SLG: 0.500		0-3 K		0-0 B1			0-3 K		1-3 K	4	0	0	0	0	3	2							
Inning Stats	R: 3 H: 4 E: 0 K: 0 S: 12	L: 30 R: 6 ER: 6 SO: 10 BB: 0 IBB: 0 HBP: 0 BLK: 0	R: 0 H: 0 E: 0 K: 2 S: 10	R: 1 H: 3 E: 0 K: 2 S: 14	R: 0 H: 0 E: 0 K: 0 S: 6	R: 0 H: 1 E: 1 K: 2 S: 10	R: 0 H: 0 E: 0 K: 2 S: 9	R: 2 H: 2 E: 0 K: 3 S: 16	R: 0 H: 0 E: 0 K: 1 S: 8	R: 0 H: 0 E: 0 K: 0 S: 6	1B: 6 2B: 3 3B: 0 HR: 1	SF: 0 SAC: 0 DP: 2 HBP: 0	WP: 1 PB: 0 SB: 0 CS: 0	PA: 39									
PITCHER	IP WLS BF H R ER SO BB IBB HBP BLK WP HR S P ERA WHIP	IP WLS BF H R ER SO BB IBB HBP BLK WP HR S P ERA WHIP	IP WLS BF H R ER SO BB IBB HBP BLK WP HR S P ERA WHIP	IP WLS BF H R ER SO BB IBB HBP BLK WP HR S P ERA WHIP	IP WLS BF H R ER SO BB IBB HBP BLK WP HR S P ERA WHIP	IP WLS BF H R ER SO BB IBB HBP BLK WP HR S P ERA WHIP	IP WLS BF H R ER SO BB IBB HBP BLK WP HR S P ERA WHIP	IP WLS BF H R ER SO BB IBB HBP BLK WP HR S P ERA WHIP	IP WLS BF H R ER SO BB IBB HBP BLK WP HR S P ERA WHIP														
Kent Mercker, L ERA: 3.89	(1, 1)	6.2	L	30	9	6	6	10	3	0	0	0	0	0	0	0	1	1	70	113	8.10	1.800	
Steve Bedrosian, R ERA: 5.95	(7, 1)	0.1		3	1	0	0	1	1	0	0	0	0	0	0	0	0	0	0	7	14	0.00	6.000
Brad Clontz, R ERA: 3.95	(8, 1)	1.0		3	0	0	0	1	0	0	0	0	0	0	0	0	0	0	8	11	0.00	0.000	
Mike Stanton, L ERA: 3.27	(9, 1)	1.0		3	0	0	0	0	0	0	0	0	0	0	0	0	0	0	6	6	0.00	0.000	

Los Angeles Dodgers @ Atlanta Braves
Atlanta-Fulton County Stadium, Atlanta, GA
Thu Jun 01 1995, 7:05 PM EDT
Att: 27,796 - Unknown - 86 F

AB 35
R 6
H 10
RBI 6
BB 4
SO 12
LOB 12



Batter	1	2	3	4	5	6	7	8	9	AB	R	H	RBI	BB	SO	LOB	BOTTOM					
Marquis Grissom, R OBP: 0.280, SLG: 0.373	2-1 P9		1-0 FC5-4 1B		3-2 F9			1-1 G6-3		4	0	1	0	0	0	1						
Jeff Blauser, R OBP: 0.342, SLG: 0.388	3-3 K		2-2 FC5-4		1-2 G4-3			0-0 P4		4	0	0	0	0	1	2						
10 Chipper Jones, S OBP: 0.396, SLG: 0.492	0-0 HR 1B		0-3 K		3-3 K			0-0 P4		4	1	1	0	0	2	1						
Fred McGriff, L OBP: 0.399, SLG: 0.508	0-0 1H HR		1-0 G3 SF7 2B		0-1 P3			2-3 K		4	2	2	2	0	1	0						
David Justice, L OBP: 0.398, SLG: 0.500	2-2 G6-3		0-0 G3		3-2 2B			0-1 F9		4	0	1	0	0	0	1						
Ryan Klesko, L OBP: 0.296, SLG: 0.244		0-2 G5-3		3-2 SF7			2-0 F9		1-3 K	3	0	0	1	0	1	1						
Javy Lopez, R OBP: 0.356, SLG: 0.516		1-0 G6-3		3H 2-1 G5-3			3-1 P2			3	0	0	0	0	0	0						
Mark Lemke, S OBP: 0.294, SLG: 0.320		2-1 G1-3			0-0 L6			3-1 G3-6 1B		3	0	1	0	0	0	0						
Kent Mercker, L OBP: 0.214, SLG: 0.286	(1, 1)		2-3 K		0-0 F9 BLK 1B			0-1 G3-6		2	0	1	0	0	1	0						
Steve Bedrosian, R OBP: 0.404, SLG: 0.636	(7, PH)									0	0	0	0	0	0	0						
Dwight Smith, L OBP: 0.404, SLG: 0.636	(8, 1)									0	0	0	0	0	0	0						
Brad Clontz, R OBP: 0.375, SLG: 0.500	(9, 1)									0	0	0	0	0	0	0						
Inning Stats	R: 2 H: 2 E: 0 K: 1 S: 11	R: 0 H: 0 E: 0 K: 0 S: 6	R: 0 H: 1 E: 0 K: 2 S: 10	R: 1 H: 1 E: 0 K: 0 S: 8	R: 0 H: 1 E: 0 K: 0 S: 8	R: 0 H: 1 E: 0 K: 1 S: 11	R: 0 H: 1 E: 0 K: 0 S: 6	R: 0 H: 1 E: 0 K: 0 S: 4	R: 0 H: 0 E: 0 K: 2 S: 8	R: 0 H: 0 E: 0 K: 0 S: 6	1B: 4 2B: 2 3B: 0 HR: 1	SF: 1 SAC: 0 DP: 1 HBP: 0	WP: 0 PB: 0 SB: 0 CS: 0	PA: 33								
PITCHER	IP WLS BF H R ER SO BB IBB HBP BLK WP HR S P ERA WHIP	IP WLS BF H R ER SO BB IBB HBP BLK WP HR S P ERA WHIP	IP WLS BF H R ER SO BB IBB HBP BLK WP HR S P ERA WHIP	IP WLS BF H R ER SO BB IBB HBP BLK WP HR S P ERA WHIP	IP WLS BF H R ER SO BB IBB HBP BLK WP HR S P ERA WHIP	IP WLS BF H R ER SO BB IBB HBP BLK WP HR S P ERA WHIP	IP WLS BF H R ER SO BB IBB HBP BLK WP HR S P ERA WHIP	IP WLS BF H R ER SO BB IBB HBP BLK WP HR S P ERA WHIP	IP WLS BF H R ER SO BB IBB HBP BLK WP HR S P ERA WHIP													
Ismael Valdez, R ERA: 2.88	(1, 1)	9.0	W	33	7	3	3	6	0	0	0	0	0	0	0	0	0	1	72	115	3.00	0.778

Los Angeles Dodgers @ Atlanta Braves
Atlanta-Fulton County Stadium, Atlanta, GA
Thu Jun 01 1995, 7:05 PM EDT
Att: 27,796 - Unknown - 86 F

AB 32
R 3
H 7
RBI 3
BB 0
SO 6
LOB 7



Batter	1	2	3	4	5	6	7	8	9	AB	R	H	RBI	BB	SO	LOB	TOP			
Brett Butler, L (1, 8) OBP: 0.343, SLG: 0.341	L7		K		F7			G6-3		0	0	0	0	0	0	0				
Eduardo Alfonso, R (1, 5) OBP: 0.244, SLG: 0.309	F9		G6-3			F8		P3		4	0	0	0	0	0	0				
Rico Brogna, L (1, 3) OBP: 0.345, SLG: 0.509 Tim Bogar, R (9, PR) OBP: 0.200, SLG: 0.158	F9			F7		G3			HBP BB	3	0	0	0	1	0	0				
Bobby Bonilla, S (1, 7) OBP: 0.420, SLG: 0.656		HR		BLK WP BB						3	1	2	1	1	1	1				
Jeff Kent, R (1, 4) OBP: 0.313, SLG: 0.400	P9			F7				F8		4	0	0	0	0	1	3				
Todd Hundley, S (1, 2) OBP: 0.376, SLG: 0.506 Alberto Castillo, R (9, PR) OBP: 0.333, SLG: 0.091	K							G4-3		2	0	0	0	1	1	0				
Ryan Thompson, R (1, 9) OBP: 0.200, SLG: 0.111 David Segui, S (9, PH) OBP: 0.302, SLG: 0.464									HBP	2	0	0	0	0	1	2				
Jose Vizcaino, S (1, 6) OBP: 0.311, SLG: 0.303										1	0	0	0	0	0	2				
Bret Saberhagen, R (1, 1) OBP: 0.250, SLG: 0.333 Joe Orsulak, L (8, PH) OBP: 0.365, SLG: 0.390 Jerry Dipoto, R (8, 1)										2	0	0	0	0	1	1				
										3	0	0	0	0	1	1				
										2	0	0	0	0	0	0				
										1	0	0	0	0	1	0				
										0	0	0	0	0	0	0				
Inning Stats	R: 0 H: 0 E: 0 K: 0 S: 8	H: 0 LOB: 1 BB: 0 P: 14	R: 1 H: 1 E: 0 K: 2 S: 12	H: 1 LOB: 1 BB: 0 P: 19	R: 0 H: 0 E: 0 K: 1 S: 7	H: 0 LOB: 0 BB: 0 P: 12	R: 0 H: 0 E: 0 K: 1 S: 13	H: 0 LOB: 2 BB: 2 P: 25	R: 0 H: 0 E: 0 K: 0 S: 6	H: 1 LOB: 1 BB: 0 P: 18	R: 0 H: 0 E: 0 K: 0 S: 7	H: 0 LOB: 0 BB: 0 P: 10	R: 0 H: 0 E: 0 K: 1 S: 6	H: 0 LOB: 0 BB: 1 P: 9	R: 0 H: 0 E: 0 K: 1 S: 12	H: 0 LOB: 2 BB: 1 P: 21	1B: 1 2B: 0 3B: 0 HR: 1	SF: 0 SAC: 0 DP: 0 HBP: 2	WP: 1 PB: 0 SB: 1 CS: 0	PA: 34
PITCHER	IP WLS BF H R ER SO BB IBB HBP BLK WP HR S P ERA WHIP	IP WLS BF H R ER SO BB IBB HBP BLK WP HR S P ERA WHIP	IP WLS BF H R ER SO BB IBB HBP BLK WP HR S P ERA WHIP	IP WLS BF H R ER SO BB IBB HBP BLK WP HR S P ERA WHIP	IP WLS BF H R ER SO BB IBB HBP BLK WP HR S P ERA WHIP	IP WLS BF H R ER SO BB IBB HBP BLK WP HR S P ERA WHIP	IP WLS BF H R ER SO BB IBB HBP BLK WP HR S P ERA WHIP	IP WLS BF H R ER SO BB IBB HBP BLK WP HR S P ERA WHIP	IP WLS BF H R ER SO BB IBB HBP BLK WP HR S P ERA WHIP	IP WLS BF H R ER SO BB IBB HBP BLK WP HR S P ERA WHIP	IP WLS BF H R ER SO BB IBB HBP BLK WP HR S P ERA WHIP	IP WLS BF H R ER SO BB IBB HBP BLK WP HR S P ERA WHIP	IP WLS BF H R ER SO BB IBB HBP BLK WP HR S P ERA WHIP	IP WLS BF H R ER SO BB IBB HBP BLK WP HR S P ERA WHIP	IP WLS BF H R ER SO BB IBB HBP BLK WP HR S P ERA WHIP	IP WLS BF H R ER SO BB IBB HBP BLK WP HR S P ERA WHIP	IP WLS BF H R ER SO BB IBB HBP BLK WP HR S P ERA WHIP	IP WLS BF H R ER SO BB IBB HBP BLK WP HR S P ERA WHIP	IP WLS BF H R ER SO BB IBB HBP BLK WP HR S P ERA WHIP	IP WLS BF H R ER SO BB IBB HBP BLK WP HR S P ERA WHIP

New York Mets @ Los Angeles Dodgers
Dodger Stadium, Los Angeles, CA
Fri Jun 02 1995, 7:05 PM PDT
Att: 31,002 - Unknown

AB 25
R 1
H 2
RBI 1
BB 3
SO 6
LOB 9



Batter	1	2	3	4	5	6	7	8	9	AB	R	H	RBI	BB	SO	LOB	BOTTOM			
Delino DeShields, L (1, 4) OBP: 0.303, SLG: 0.312	FC1 G6-3 1B		P6		S BB			G1-3		3	0	1	0	1	0	0				
Jose Offerman, S (1, 6) OBP: 0.471, SLG: 0.457	G6-3		K		G4-3			G6-3		4	0	0	0	0	1	2				
Roberto Kelly, R (1, 8) OBP: 0.340, SLG: 0.367	FC1		L9					L7		4	0	1	0	0	0	1				
Eric Karros, R (1, 3) OBP: 0.429, SLG: 0.623	F9			F9				L1		4	1	1	1	0	0	1				
Raul Mondesi, R (1, 9) OBP: 0.340, SLG: 0.551		E6 G6-4-3 1B 2B		G6-3		F9				3	1	0	0	0	0	0				
Tim Wallach, R (1, 5) OBP: 0.412, SLG: 0.532		G6-4-3 1B								3	0	3	0	0	0	0				
Chris Gwynn, L (1, 7) OBP: 0.313, SLG: 0.391 Rick Parker, R (9, 7) OBP: 0.800, SLG: 0.800		G6-4-3		K				F7		3	0	0	0	0	1	4				
Tom Prince, R (1, 2) OBP: 0.275, SLG: 0.389										0	0	0	0	0	0	0				
Hideo Nomo, R (1, 1) Todd Worrell, R (9, 1)										3	0	0	0	0	2	1				
										0	0	0	0	0	0	0				
Inning Stats	R: 0 H: 1 E: 0 K: 0 S: 13	H: 2 LOB: 1 BB: 0 P: 20	R: 1 H: 1 E: 0 K: 1 S: 14	H: 2 LOB: 1 BB: 0 P: 19	R: 0 H: 0 E: 0 K: 1 S: 11	H: 0 LOB: 0 BB: 0 P: 17	R: 0 H: 1 E: 0 K: 1 S: 11	H: 1 LOB: 1 BB: 0 P: 16	R: 0 H: 0 E: 0 K: 1 S: 12	H: 3 LOB: 1 BB: 1 P: 19	R: 1 H: 3 E: 0 K: 0 S: 10	H: 0 LOB: 0 BB: 0 P: 7	R: 0 H: 0 E: 0 K: 0 S: 5	H: 0 LOB: 0 BB: 0 P: 8	R: 0 H: 0 E: 0 K: 0 S: 5	H: 0 LOB: 0 BB: 0 P: 7	1B: 5 2B: 1 3B: 0 HR: 1	SF: 0 SAC: 0 DP: 1 HBP: 0	WP: 0 PB: 0 SB: 1 CS: 0	PA: 31
PITCHER	IP WLS BF H R ER SO BB IBB HBP BLK WP HR S P ERA WHIP	IP WLS BF H R ER SO BB IBB HBP BLK WP HR S P ERA WHIP	IP WLS BF H R ER SO BB IBB HBP BLK WP HR S P ERA WHIP	IP WLS BF H R ER SO BB IBB HBP BLK WP HR S P ERA WHIP	IP WLS BF H R ER SO BB IBB HBP BLK WP HR S P ERA WHIP	IP WLS BF H R ER SO BB IBB HBP BLK WP HR S P ERA WHIP	IP WLS BF H R ER SO BB IBB HBP BLK WP HR S P ERA WHIP	IP WLS BF H R ER SO BB IBB HBP BLK WP HR S P ERA WHIP	IP WLS BF H R ER SO BB IBB HBP BLK WP HR S P ERA WHIP	IP WLS BF H R ER SO BB IBB HBP BLK WP HR S P ERA WHIP	IP WLS BF H R ER SO BB IBB HBP BLK WP HR S P ERA WHIP	IP WLS BF H R ER SO BB IBB HBP BLK WP HR S P ERA WHIP	IP WLS BF H R ER SO BB IBB HBP BLK WP HR S P ERA WHIP	IP WLS BF H R ER SO BB IBB HBP BLK WP HR S P ERA WHIP	IP WLS BF H R ER SO BB IBB HBP BLK WP HR S P ERA WHIP	IP WLS BF H R ER SO BB IBB HBP BLK WP HR S P ERA WHIP	IP WLS BF H R ER SO BB IBB HBP BLK WP HR S P ERA WHIP	IP WLS BF H R ER SO BB IBB HBP BLK WP HR S P ERA WHIP	IP WLS BF H R ER SO BB IBB HBP BLK WP HR S P ERA WHIP	IP WLS BF H R ER SO BB IBB HBP BLK WP HR S P ERA WHIP

New York Mets @ Los Angeles Dodgers
Dodger Stadium, Los Angeles, CA
Fri Jun 02 1995, 7:05 PM PDT
Att: 31,002 - Unknown

AB 30
R 2
H 7
RBI 2
BB 1
SO 4
LOB 9



Batter	1	2	3	4	5	6	7	8	9	AB	R	H	RBI	BB	SO	LOB	TOP										
Brett Butler, L OBP: 0.338, SLG: 0.336 (1, 8)	G6-3		G6-3			E6			K	0	0	0	0	0	0	0	New York Mets @ Los Angeles Dodgers Dodger Stadium, Los Angeles, CA Sat Jun 03 1995, 7:05 PM PDT Att: 33,364 - Unknown										
Edgardo Alfonso, R OBP: 0.256, SLG: 0.318 (1, 5)	HR		E6			P3			G3-6-3	4	1	2	0	0	0	1											
Rico Brogna, L OBP: 0.333, SLG: 0.491 (1, 3)	F7		F9			L7			G3-6-3	4	0	0	0	0	0	4											
Bobby Bonilla, S OBP: 0.423, SLG: 0.675 (1, 7)	HR					F7			G6-3	4	1	2	2	0	0	0											
Jeff Kent, R OBP: 0.312, SLG: 0.395 (1, 4)	K					G4-3			F9	4	0	1	0	0	1	1											
Todd Hundley, S OBP: 0.372, SLG: 0.494 (1, 2)			G6-3			K			F7	4	0	1	0	0	1	1											
Ryan Thompson, R OBP: 0.214, SLG: 0.154 (1, 9)			L1			K				4	1	1	0	0	1	2											
Jose Vizcaino, S OBP: 0.312, SLG: 0.298 (1, 6)			G5-3						SH2-3	2	1	0	0	1	0	0											
Dave Micki, R (1, 1)									L9	1	0	0	0	0	0	0											
Joe Orsulak, L OBP: 0.372, SLG: 0.397 (7, PH)									K2-3	1	1	1	1	0	0	0											
Blas Minor, R (7, 1)										0	0	0	0	0	0	0											
Chris Jones, R OBP: 0.371, SLG: 0.594 (9, PH)										1	0	0	0	0	1	0											
John Franco, L (9, 1)										0	0	0	0	0	0	0											
Inning Stats	R: 2 E: 0 K: 1 S: 10	H: 2 LOB: 0 BB: 0 P: 14	R: 0 E: 0 K: 0 S: 6	H: 0 LOB: 0 BB: 0 P: 9	R: 0 E: 1 K: 0 S: 12	H: 0 LOB: 1 BB: 0 P: 20	R: 0 E: 0 K: 1 S: 7	H: 0 LOB: 0 BB: 0 P: 10	R: 1 E: 1 K: 1 S: 12	H: 0 LOB: 1 BB: 1 P: 18	R: 0 E: 0 K: 0 S: 11	H: 1 LOB: 1 BB: 0 P: 14	R: 2 E: 1 K: 0 S: 9	H: 4 LOB: 1 BB: 0 P: 11	R: 0 E: 0 K: 0 S: 8	H: 2 LOB: 1 BB: 0 P: 13	R: 0 E: 0 K: 2 S: 8	H: 0 LOB: 0 BB: 0 P: 15	1B: 8 2B: 0 3B: 0 HR: 1	SF: 0 SAC: 2 DP: 2 HBP: 0	WP: 0 PB: 0 SB: 1 CS: 1	PA: 37					
PITCHER	IP	WLS	BF	H	R	ER	SO	BB	IBB	HBP	BLK	WP	HR	S	P	ERA	WHIP										
Pedro Astacio, R ERA: 4.47 (1, 1)	6.1	L	27	5	5	4	3	1	0	0	0	0	1	62	90	5.68	0.947										
Omar Daal, L ERA: 1.54 (7, 1)	1.2		7	4	0	0	0	0	0	0	1	0	0	13	19	0.00	2.400										
Joey Eischen, L ERA: 1.8 (9, 1)	1.0	S	3	0	0	0	2	0	0	0	0	0	0	8	15	0.00	0.000										

Batter	1	2	3	4	5	6	7	8	9	AB	R	H	RBI	BB	SO	LOB	BOTTOM										
Delino DeShields, L OBP: 0.302, SLG: 0.310 (1, 4)	L7		B3						K	4	1	1	0	0	1	2	New York Mets @ Los Angeles Dodgers Dodger Stadium, Los Angeles, CA Sat Jun 03 1995, 7:05 PM PDT Att: 33,364 - Unknown										
Jose Offerman, S OBP: 0.475, SLG: 0.465 (1, 6)									G3	2	1	1	0	1	0	1											
Chad Fonville, S OBP: 0.308, SLG: 0.308 (7, 6)										1	0	0	0	0	0	0											
Roberto Kelly, R OBP: 0.338, SLG: 0.364 (1, 8)	G5-3		G5-3						G1-6-3	4	1	1	1	0	0	2											
Eric Karros, R OBP: 0.424, SLG: 0.610 (1, 3)									G6-3	3	0	0	0	1	1	2											
Raul Mondesi, R OBP: 0.331, SLG: 0.536 (1, 9)	K2-3								K	4	0	0	0	0	3	4											
Tim Lincecum, R OBP: 0.400, SLG: 0.529 (1, 5)									G5-3	4	0	1	2	0	1	0											
Chris Gwynn, L OBP: 0.294, SLG: 0.367 (1, 7)										3	0	0	0	0	1	1											
Omar Daal, L ERA: 2.7 (7, 1)										0	0	0	0	0	0	0											
Joey Eischen, L (9, 1)										0	0	0	0	0	0	0											
Mitch Webster, S OBP: 0.208, SLG: 0.304 (9, PH)										1	0	1	0	0	0	0											
Tom Prince, R OBP: 0.262, SLG: 0.368 (1, 2)										2	0	0	0	0	1	0											
Carlos Hernandez, R OBP: 0.172, SLG: 0.077 (7, 2)										1	0	0	0	0	1	0											
Billy Ashley, R OBP: 0.254, SLG: 0.370 (9, PH)										1	0	0	0	0	1	1											
Pedro Astacio, R OBP: 0.067, SLG: 0.133 (1, 1)										2	0	1	0	0	0	0											
Rick Parker, R OBP: 0.833, SLG: 0.833 (7, 7)										1	0	1	0	0	0	0											
Inning Stats	R: 0 E: 0 K: 1 S: 17	H: 1 LOB: 2 BB: 1 P: 29	R: 0 E: 0 K: 1 S: 6	H: 0 LOB: 0 BB: 0 P: 9	R: 0 E: 0 K: 0 S: 7	H: 1 LOB: 1 BB: 0 P: 10	R: 0 E: 0 K: 1 S: 9	H: 0 LOB: 0 BB: 0 P: 13	R: 0 E: 0 K: 0 S: 8	H: 0 LOB: 0 BB: 0 P: 11	R: 3 E: 0 K: 3 S: 20	H: 3 LOB: 1 BB: 1 P: 34	R: 0 E: 0 K: 2 S: 8	H: 1 LOB: 1 BB: 0 P: 11	R: 0 E: 0 K: 0 S: 7	H: 0 LOB: 0 BB: 0 P: 10	R: 0 E: 0 K: 2 S: 10	H: 1 LOB: 1 BB: 0 P: 17	1B: 4 2B: 4 3B: 0 HR: 0	SF: 0 SAC: 0 DP: 1 HBP: 0	WP: 0 PB: 0 SB: 0 CS: 1	PA: 35					
PITCHER	IP	WLS	BF	H	R	ER	SO	BB	IBB	HBP	BLK	WP	HR	S	P	ERA	WHIP										
Dave Micki, R ERA: 3.23 (1, 1)	6.0	W	25	5	3	3	6	2	0	0	0	0	0	67	106	4.50	1.167										
Blas Minor, R ERA: 2.7 (7, 1)	2.0		6	1	0	0	2	0	0	0	0	0	0	15	21	0.00	0.500										
John Franco, L ERA: 3.07 (9, 1)	1.0	S	4	1	0	0	2	0	0	0	0	0	0	10	17	0.00	1.000										

Batter	1	2	3	4	5	6	7	8	9	AB	R	H	RBI	BB	SO	LOB	TOP
Brett Butler, L (1, 8) OBP: 0.340, SLG: 0.333	G6-3						G1-3		G6-3	0	1	0	0	0	0	0	New York Mets @ Los Angeles Dodgers Dodger Stadium, Los Angeles, CA Sun Jun 04 1995, 3:33 AM PDT Att: 36,339 - Sunny - 75 F
Edgardo Alfonso, R (1, 5) OBP: 0.263, SLG: 0.322	G6-3		G5-3			FC6-4 1B	G3		F9	5	0	2	0	0	0	1	
Rico Brogna, L (1, 3) OBP: 0.336, SLG: 0.487	G5-3		G6-3			FC6-4 1B	G3			5	0	2	2	0	2		
Bobby Bonilla, S (1, 7) OBP: 0.415, SLG: 0.656		BB 1B	G4-3			FC6-4 1B	P4			5	0	1	0	0	1	5	
Joe Orsulak, L (1, 9) OBP: 0.371, SLG: 0.395				G4-3	G4-3					3	0	1	0	0	0	2	
Chris Jones, R (8, PH) OBP: 0.389, SLG: 0.594										0	1	0	0	1	0	0	
Jeff Kent, R (1, 4) OBP: 0.310, SLG: 0.386		L7								3	0	0	0	0	2	3	
Todd Hundley, S (1, 2) OBP: 0.367, SLG: 0.476					F8		G4-3		F7	3	0	0	0	1	0	2	
Tim Bogar, R (1, 6) OBP: 0.174, SLG: 0.136										3	0	0	0	0	0	4	
David Segui, S (8, PH) OBP: 0.410, SLG: 0.486					L1					1	0	1	1	0	0	0	
Jerry Dipoto, R (8, 1) OBP: 0.309, SLG: 0.296										0	0	0	0	0	0	0	
Pete Harnisch, S (1, 1) OBP: 0.133, SLG: 0.133										2	0	0	0	0	0	3	
Ryan Thompson, R (7, PH) OBP: 0.267, SLG: 0.214										1	1	1	0	0	0	0	
Doug Henry, R (7, 1) OBP: 0.309, SLG: 0.296										0	0	0	0	0	0	0	
Jose Vizcaino, S (8, PH) OBP: 0.309, SLG: 0.296										1	0	0	0	0	0	1	
Inning Stats	R: 0 E: 0 K: 0 S: 6	H: 0 LOB: 0 BB: 0 P: 7	H: 2 LOB: 3 BB: 1 P: 22	H: 0 LOB: 1 BB: 1 P: 18	H: 0 LOB: 1 BB: 0 P: 11	H: 3 LOB: 2 BB: 0 P: 17	H: 0 LOB: 0 BB: 0 P: 9	H: 2 LOB: 1 BB: 0 P: 17	H: 1 LOB: 1 BB: 1 P: 33	H: 1 LOB: 1 BB: 0 P: 16	1B: 8 2B: 1 3B: 0 HR: 0	SF: 0 SAC: 0 DP: 0 HBP: 1	WP: 0 PB: 0 SB: 0 CS: 0	PA: 40			
PITCHER	IP WLS BF H R ER SO BB IBB HBP BLK WP HR S P ERA WHIP																
Tom Candiotti, R (1, 1) ERA: 4.44	7.0 31 7 2 2 1 2 0 1 0 0 0 62 101 2.57 1.286																
Omar Daal, L (8, 1) ERA: 2.31	0.0 1 0 1 1 0 1 0 0 0 0 0 2 6 ∞ ∞																
Felix Rodriguez, R (8, 1) ERA: 3.86	1.0 W 4 1 0 0 1 0 0 0 0 0 0 19 27 0.00 1.000																
Todd Worrell, R (9, 1) ERA:	1.0 S 4 1 0 0 1 0 0 0 0 0 0 9 16 0.00 1.000																

livebaseballscorecards.com


AB	32
R	3
H	8
RBI	3
BB	2
SO	3
LOB	23




Batter	1	2	3	4	5	6	7	8	9	AB	R	H	RBI	BB	SO	LOB	BOTTOM
Chad Fonville, S (1, 6) OBP: 0.235, SLG: 0.235	G4-3									4	0	0	0	0	3	3	New York Mets @ Los Angeles Dodgers Dodger Stadium, Los Angeles, CA Sun Jun 04 1995, 3:33 AM PDT Att: 36,339 - Sunny - 75 F
Roberto Kelly, R (1, 8) OBP: 0.335, SLG: 0.361	K									4	0	1	1	0	2	0	
Raul Mondesi, R (1, 9) OBP: 0.341, SLG: 0.548										4	2	3	0	0	1	1	
Mike Piazza, R (1, 2) OBP: 0.543, SLG: 0.955	L8									3	2	1	2	1	0	1	
Eric Karros, R (1, 3) OBP: 0.420, SLG: 0.597										3	0	0	0	1	0	0	
Tim Lincecum, R (1, 5) OBP: 0.373, SLG: 0.491										4	0	0	0	0	2	3	
Rick Parker, R (1, 7) OBP: 0.600, SLG: 0.600										4	0	1	1	0	1	0	
Delino DeShields, L (1, 4) OBP: 0.313, SLG: 0.308										1	1	0	0	3	0	0	
Tom Candiotti, R (1, 1) OBP: 0.176, SLG: 0.087										0	0	0	0	1	0	0	
Dave Hanson, L (7, PH) OBP: 0.309, SLG: 0.290										1	0	0	0	0	0	0	
Omar Daal, L (8, 1) ERA: 4.44										0	0	0	0	0	0	0	
Felix Rodriguez, R (8, 1) ERA: 3.86										1	0	0	0	0	0	3	
Chris Gwynn, L (8, PH) OBP: 0.309, SLG: 0.296										0	0	0	0	0	0	0	
Todd Worrell, R (9, 1) ERA:										0	0	0	0	0	0	0	
Inning Stats	R: 0 E: 0 K: 1 S: 13	H: 1 LOB: 1 BB: 0 P: 20	H: 0 LOB: 0 BB: 0 P: 16	H: 1 LOB: 1 BB: 1 P: 21	H: 0 LOB: 0 BB: 0 P: 9	H: 0 LOB: 1 BB: 1 P: 16	H: 2 LOB: 0 BB: 0 P: 20	H: 0 LOB: 1 BB: 1 P: 16	H: 2 LOB: 3 BB: 3 P: 36	H: 2 LOB: 3 BB: 0 P: 16	1B: 4 2B: 1 3B: 0 HR: 1	SF: 0 SAC: 1 DP: 0 HBP: 0	WP: 0 PB: 0 SB: 2 CS: 0	PA: 36			
PITCHER	IP WLS BF H R ER SO BB IBB HBP BLK WP HR S P ERA WHIP																
Pete Harnisch, R (1, 1) ERA: 3.47	6.0 24 4 3 3 7 2 0 0 0 0 0 68 102 4.50 1.000																
Doug Henry, R (7, 1) ERA: 4.44	1.0 4 0 0 0 2 1 0 0 0 0 0 10 16 0.00 1.000																
Jerry Dipoto, R (8, 1) ERA: 5.85	1.0 L 8 2 2 2 1 1 2 0 0 0 0 0 16 36 18.00 3.000																

livebaseballscorecards.com



Batter	1	2	3	4	5	6	7	8	9	AB	R	H	RBI	BB	SO	LOB	TOP										
Lou Frazier, S (1, 8) OBP: 0.294, SLG: 0.250	P6		G3 1B BB		G4-3		B1-3			3	1	0	0	1	0	0	Montreal Expos @ Los Angeles Dodgers Dodger Stadium, Los Angeles, CA Mon Jun 05 1995, 7:05 PM PDT Att: 33,231 - Unknown - 67 F AB 28 R 1 H 5 RBI 1 BB 4 SO 7 LOB 13 										
Jeff Treadway, L (1, 4) OBP: 0.162, SLG: 0.171	F7		G3 1-2		F8		F9			0	0	0	0	0	0	0											
Wil Cordero, R (1, 6) OBP: 0.343, SLG: 0.366	K		G3 1B BB		G5-3			G4-3		3	0	0	0	1	1	0											
Moises Alou, R (1, 7) OBP: 0.384, SLG: 0.534			F8 BB 1B		G5-3			F9		4	0	2	1	0	0	0											
Darrin Fletcher, L (1, 2) OBP: 0.356, SLG: 0.379			P4 BB 1B							3	0	2	0	1	0	1											
Tim Laker, R (8, PR) OBP: 0.234, SLG: 0.279										0	0	0	0	0	0	0											
Tony Tarasco, L (1, 9) OBP: 0.347, SLG: 0.474										3	0	1	0	1	1	4											
Shane Andrews, R (1, 3) OBP: 0.318, SLG: 0.468			F8 2-3		K					4	0	0	0	0	3	4											
Mark Grudzielanek, R (1, 5) OBP: 0.281, SLG: 0.367			L8 1-2		G4-3					3	0	0	0	0	0	4											
Tom Foley, L (9, PH) OBP: 0.250, SLG: 0.500					FC6-4 1-2					1	0	0	0	0	0	0											
Gil Heredia, R (1, 1) OBP: 0.154, SLG: 0.154					G4-3					2	0	0	0	0	0	0											
Curtis Pride, L (7, PH)					G6-3					1	0	0	0	0	1	0											
Jeff Shaw, R (7, 1)										0	0	0	0	0	0	1											
Sean Berry, R (9, PH) OBP: 0.288, SLG: 0.362										1	0	0	0	0	1	0											
Inning Stats	R: 0 E: 0 K: 1 S: 5	H: 0 LOB: 0 BB: 0 P: 5	R: 0 E: 0 K: 0 S: 4	H: 1 LOB: 2 BB: 1 P: 8	R: 1 E: 0 K: 0 S: 4	H: 1 LOB: 3 BB: 3 P: 16	R: 0 E: 0 K: 1 S: 5	H: 0 LOB: 0 BB: 0 P: 5	R: 0 E: 0 K: 0 S: 3	H: 2 LOB: 2 BB: 0 P: 7	R: 0 E: 0 K: 1 S: 5	H: 0 LOB: 0 BB: 0 P: 5	R: 0 E: 0 K: 1 S: 6	H: 1 LOB: 1 BB: 0 P: 6	R: 0 E: 0 K: 2 S: 7	H: 0 LOB: 0 BB: 0 P: 7	1B: 5 2B: 0 3B: 0 HR: 0	SF: 0 SAC: 0 DP: 0 HBP: 0	WP: 0 PB: 0 SB: 1 CS: 0	PA: 36							
PITCHER	IP	WLS	BF	H	R	ER	SO	BB	IBB	HBP	BLK	WP	HR	S	P	ERA	WHIP										
Ramon Martinez, R (1, 1) ERA: 3.57	7.0	W	29	4	1	1	4	4	0	0	0	0	0	33	49	1.29	1.143										
Greg Hansell, R (8, 1) ERA: 5.14	0.2		3	1	0	0	0	0	0	0	0	0	0	3	3	0.00	1.500										
Omar Daal, L (8, 1) ERA: 2.25	0.1		1	0	0	0	1	0	0	0	0	0	0	3	3	0.00	0.000										
Todd Worrell, R (9, 1) ERA:	1.0	S	3	0	0	0	2	0	0	0	0	0	0	7	7	0.00	0.000										

Batter	1	2	3	4	5	6	7	8	9	AB	R	H	RBI	BB	SO	LOB	BOTTOM										
Delino DeShields, L (1, 4) OBP: 0.317, SLG: 0.313										4	0	2	1	0	1	0	Montreal Expos @ Los Angeles Dodgers Dodger Stadium, Los Angeles, CA Mon Jun 05 1995, 7:05 PM PDT Att: 33,231 - Unknown - 67 F AB 30 R 3 H 8 RBI 3 BB 0 SO 2 LOB 7 										
Jose Offerman, S (1, 6) OBP: 0.470, SLG: 0.459										4	0	1	0	0	0	2											
Raul Mondesi, R (1, 9) OBP: 0.345, SLG: 0.547										4	0	2	0	0	0	0											
Mike Piazza, R (1, 2) OBP: 0.500, SLG: 0.875										4	0	0	0	0	0	3											
Eric Karros, R (1, 3) OBP: 0.418, SLG: 0.592										3	1	1	0	0	0	0											
Roberto Kelly, R (1, 8) OBP: 0.335, SLG: 0.360										3	1	1	0	0	0	0											
Tim Wallach, R (1, 5) OBP: 0.355, SLG: 0.466										3	0	0	0	0	0	2											
Billy Ashley, R (1, 7) OBP: 0.286, SLG: 0.369										3	1	1	2	0	0	0											
Rick Parker, R (8, 7) OBP: 0.600, SLG: 0.600										0	0	0	0	0	0	0											
Ramon Martinez, R (1, 1) OBP: 0.167, SLG: 0.222										1	0	0	0	0	0	0											
Chris Gwynn, L (7, PH) OBP: 0.283, SLG: 0.353										1	0	0	0	0	1	0											
Greg Hansell, R (8, 1) ERA: 5.14										0	0	0	0	0	0	0											
Omar Daal, L (8, 1) ERA: 2.25										0	0	0	0	0	0	0											
Todd Worrell, R (9, 1) ERA:										0	0	0	0	0	0	0											
Inning Stats	R: 0 E: 0 K: 0 S: 4	H: 2 LOB: 1 BB: 0 P: 4	R: 3 E: 0 K: 0 S: 7	H: 4 LOB: 1 BB: 0 P: 7	R: 0 E: 0 K: 0 S: 3	H: 0 LOB: 0 BB: 0 P: 3	R: 0 E: 0 K: 0 S: 3	H: 0 LOB: 0 BB: 0 P: 3	R: 0 E: 0 K: 2 S: 7	H: 0 LOB: 0 BB: 0 P: 7	R: 0 E: 0 K: 0 S: 3	H: 0 LOB: 0 BB: 0 P: 3	R: 0 E: 0 K: 1 S: 3	H: 0 LOB: 0 BB: 0 P: 3	1B: 8 2B: 0 3B: 0 HR: 0	SF: 0 SAC: 1 DP: 0 HBP: 0	WP: 0 PB: 0 SB: 0 CS: 1	PA: 31									
PITCHER	IP	WLS	BF	H	R	ER	SO	BB	IBB	HBP	BLK	WP	HR	S	P	ERA	WHIP										
Gil Heredia, R (1, 1) ERA: 5.11	6.0	L	25	8	3	3	0	0	0	0	0	0	0	25	25	4.50	1.333										
Jeff Shaw, R (7, 1) ERA: 5.55	2.0		6	0	0	0	2	0	0	0	0	0	0	10	10	0.00	0.000										

Batter	1	2	3	4	5	6	7	8	9	AB	R	H	RBI	BB	SO	LOB	TOP								
Lou Frazier, S OBP: 0.321, SLG: 0.255 (1, 8)	2-1 1B HBP	4-2 BB		0-3 K			0-0 G3-6 1B		0-0 G4-3	3	1	1	0	1	1	3									
Tom Foley, L OBP: 0.250, SLG: 0.417 (1, 3)	0-1 G6-4-3 1B	0-0 F7			3-3 K		2-0 G3-6 1-2			4	0	1	0	0	1	4									
Wil Cordero, R OBP: 0.352, SLG: 0.376 (1, 6)	2-0 G6-4-3 1B		0-0 1B		0-1 1B			2-3 K		4	0	3	1	0	1	0									
Moises Alou, R OBP: 0.373, SLG: 0.519 (1, 7)	0-0 G6-4-3 1-2 2-3		1-3 K		2-3 K			1-2 G6-3		4	0	0	0	0	2	4									
Darrin Fletcher, L OBP: 0.343, SLG: 0.363 (1, 2)	0-1 L9		3-1 F9		0-0 P5			0-0 P6		4	0	0	0	0	0	3									
Tim Spehr, R OBP: 0.438, SLG: 0.769 (8, 2)										0	0	0	0	0	0	0									
Tony Tarasco, L OBP: 0.338, SLG: 0.460 (1, 9)		0-1 G6-3	3-3 K			1-3 K			0-0 P2	4	0	0	0	0	2	1									
Sean Berry, R OBP: 0.314, SLG: 0.393 (1, 5)		4-2 E BB		0-1 SH5-4 1B		1-1 G5-3			0-1 E 2B	3	0	2	0	1	0	0									
Mark Grudzielanek, R OBP: 0.270, SLG: 0.351 (1, 4)		1-1 E1	2-1 P8		1-0 G4-3				0-2 E6	4	0	0	0	0	0	3									
Carlos Perez, L OBP: 0.308, SLG: 0.636 (7, PH)				0-1 SH5-4			2-2 K		2-3 K	1	0	0	0	0	1	2									
Tim Scott, R OBP: 0.333, SLG: 0.333 (7, 1)										1	0	0	0	0	1	0									
Luis Aquino, R OBP: 0.400, SLG: 0.250 (9, PH)				1-2						0	0	0	0	0	0	0									
Shane Andrews, R OBP: 0.315, SLG: 0.462 (9, PH)										1	0	0	0	0	1	2									
Inning Stats	R: 1 E: 0 K: 0 S: 7	H: 2 LOB: 1 BB: 0 P: 11	R: 0 E: 1 K: 1 S: 14	H: 0 LOB: 3 BB: 2 P: 23	R: 0 E: 0 K: 2 S: 9	H: 1 LOB: 1 BB: 0 P: 16	R: 0 E: 0 K: 1 S: 9	H: 1 LOB: 1 BB: 0 P: 11	R: 0 E: 0 K: 1 S: 10	H: 0 LOB: 0 BB: 0 P: 15	R: 0 E: 0 K: 1 S: 7	H: 0 LOB: 0 BB: 0 P: 10	R: 0 E: 0 K: 1 S: 5	H: 1 LOB: 0 BB: 0 P: 9	R: 0 E: 0 K: 1 S: 9	H: 0 LOB: 0 BB: 0 P: 12	R: 0 E: 0 K: 1 S: 11	H: 1 LOB: 2 BB: 0 P: 13	1B: 6 2B: 1 3B: 0 HR: 0	SF: 0 SAC: 1 DP: 2 HBP: 1	WP: 0 PB: 0 SB: 0 CS: 0	PA: 37			
PITCHER Ismael Valdez, R ERA: 2.39 (1, 1)	IP: 9.0 WLS: W BF: 37 H: 7 R: 1 ER: 1 SO: 10 BB: 2 IBB: 0 HBP: 1 BLK: 0 WP: 0 HR: 0 S: 81 P: 120 ERA: 1.00 WHIP: 1.000																								

Montreal Expos @ Los Angeles Dodgers
Dodger Stadium, Los Angeles, CA
Tue Jun 06 1995, 7:05 PM PDT
Att: 27,634 - Unknown - 72 F

AB	33
R	1
H	7
RBI	1
BB	2
SO	10
LOB	22



Batter	1	2	3	4	5	6	7	8	9	AB	R	H	RBI	BB	SO	LOB	BOTTOM							
Delino DeShields, L OBP: 0.316, SLG: 0.318 (1, 4)	1-1 S 1B 2B	1-1 P2		1-0 G3-1			0-1 L8			4	1	1	0	0	0	3								
Jose Offerman, S OBP: 0.476, SLG: 0.474 (1, 6)	2-1 FC6-4 1B		0-1 G5-3		2-1 G6-3 2B		1-1 3B 1B			4	1	3	1	0	0	0								
Raul Mondesi, R OBP: 0.349, SLG: 0.558 (1, 9)	0-1 FC6-4 1B		2-2 S 1B		0-1 G6-3		3-0 1H 2B 3B			4	2	2	1	0	0	2								
Mike Piazza, R OBP: 0.481, SLG: 0.846 (1, 2)	1-0 P3		0-2 F8		1-3 K		0-0 2B 2B			4	1	1	1	0	1	3								
Eric Karros, R OBP: 0.420, SLG: 0.596 (1, 3)	2-2 BLK 1B		2-1 G5-3		3-2 G6-3		3-2 2H 2B			4	0	2	2	0	0	2								
Roberto Kelly, R OBP: 0.333, SLG: 0.357 (1, 8)	1-1 G4-3			2-2 FC3-5 1B		1-1 G6-3		1-1 P9		4	0	1	0	0	0	2								
Tim Wallach, R OBP: 0.333, SLG: 0.435 (1, 5)		0-0 P3		0-3 K		1-0 G5-3		1-1 E5		4	0	0	0	0	1	1								
Billy Ashley, R OBP: 0.284, SLG: 0.364 (1, 7)		2-3 K		0-2 FC3-5 1B		0-3 K		1-3 K		4	0	1	0	0	3	1								
Rick Parker, R OBP: 0.600, SLG: 0.600 (9, 7)				1-2 FC3-5 1B						0	0	0	0	0	0	0								
Ismael Valdez, R OBP: 0.071, SLG: 0.071 (1, 1)		0-0 1B		0-0 FC3-5			2-3 K		0-0 L4-3	4	0	1	0	0	1	3								
Inning Stats	R: 2 E: 0 K: 0 S: 16	H: 3 LOB: 1 BB: 0 P: 23	R: 0 E: 0 K: 1 S: 7	H: 1 LOB: 0 BB: 0 P: 10	R: 0 E: 0 K: 1 S: 11	H: 1 LOB: 1 BB: 0 P: 15	R: 0 E: 0 K: 1 S: 11	H: 2 LOB: 2 BB: 0 P: 14	R: 0 E: 0 K: 1 S: 6	H: 1 LOB: 1 BB: 0 P: 17	R: 3 E: 0 K: 1 S: 17	H: 4 LOB: 1 BB: 0 P: 27	R: 0 E: 1 K: 1 S: 7	H: 0 LOB: 0 BB: 0 P: 9	R: 0 E: 1 K: 1 S: 7	H: 0 LOB: 0 BB: 0 P: 9	1B: 7 2B: 5 3B: 1 HR: 0	SF: 0 SAC: 0 DP: 1 HBP: 0	WP: 0 PB: 0 SB: 3 CS: 0	PA: 36				
PITCHER Carlos Perez, L ERA: 1.76 (7, 1)	IP: 6.0 WLS: L BF: 26 H: 8 R: 2 ER: 2 SO: 4 BB: 0 IBB: 0 HBP: 0 BLK: 0 WP: 0 HR: 0 S: 62 P: 87 ERA: 3.00 WHIP: 1.333																							
Tim Scott, R ERA: 4.22 (7, 1)	0.2	6	4	3	3	1	0	0	0	0	0	15	24	40.50	6.000									
Luis Aquino, R ERA: 5.4 (7, 1)	1.1	4	0	0	0	1	0	0	0	0	0	9	12	0.00	0.000									

Montreal Expos @ Los Angeles Dodgers
Dodger Stadium, Los Angeles, CA
Tue Jun 06 1995, 7:05 PM PDT
Att: 27,634 - Unknown - 72 F


AB	36
R	5
H	12
RBI	5
BB	0
SO	6
LOB	17




Batter	1	2	3	4	5	6	7	8	9	AB	R	H	RBI	BB	SO	LOB	TOP										
Lou Frazier, S OBP: 0.328, SLG: 0.255 (1, 7) (7, 4)										4	0	1	0	1	1	2	Montreal Expos @ Los Angeles Dodgers Dodger Stadium, Los Angeles, CA Wed Jun 07 1995, 7:05 PM PDT Att: 36,694 - Unknown - 71 F livebaseballscorecards.com										
Tom Foley, L OBP: 0.313, SLG: 0.400 (1, 3) (6, 4)										3	0	1	0	1	0	1											
Curtis Pride, L (7, PR) (7, 7)										0	0	0	0	0	0	0											
Wil Cordero, R OBP: 0.356, SLG: 0.375 (1, 6) (6, 6)										3	0	1	0	1	0	2											
Rondell White, R OBP: 0.402, SLG: 0.612 (1, 8) (8, 8)										4	0	0	0	0	1	5											
Darrin Fletcher, L OBP: 0.349, SLG: 0.400 (1, 2) (8, 1)										4	1	2	1	0	0	4											
Mel Rojas, R (8, 1)										0	0	0	0	0	0	0											
Sean Berry, R OBP: 0.297, SLG: 0.369 (1, 5) (5, 5)										4	0	0	0	0	1	5											
Tony Tarasco, L OBP: 0.335, SLG: 0.455 (1, 9) (9, 9)										4	0	1	0	0	0	0											
Mark Grudzielanek, R OBP: 0.272, SLG: 0.344 (1, 4) (6, 1)										2	0	0	0	0	1	0											
Greg Harris, S OBP: 0.333, SLG: 0.667 (7, 1) (8, 2)										0	0	0	0	0	0	0											
Gabe White, L (7, 1)										0	0	0	0	0	0	0											
Tim Laker, R OBP: 0.229, SLG: 0.273 (8, 2)										1	0	0	0	0	0	0											
Jeff Fassero, L (1, 1)										2	0	0	0	0	1	2											
Shane Andrews, R OBP: 0.308, SLG: 0.450 (6, 3) (3, 3)										2	0	0	0	0	0	0											
Inning Stats	R: 0 E: 0 K: 1 S: 6	H: 1 LOB: 3 BB: 2 P: 14	R: 0 E: 0 K: 2 S: 8	H: 1 LOB: 1 BB: 0 P: 8	R: 0 E: 0 K: 1 S: 7	H: 2 LOB: 2 BB: 0 P: 7	R: 0 E: 0 K: 0 S: 3	H: 0 LOB: 1 BB: 1 P: 7	R: 0 E: 0 K: 0 S: 4	H: 1 LOB: 1 BB: 0 P: 4	R: 0 E: 0 K: 0 S: 3	H: 0 LOB: 0 BB: 1 P: 3	R: 0 E: 1 K: 0 S: 3	H: 0 LOB: 1 BB: 1 P: 7	R: 1 E: 0 K: 0 S: 4	H: 1 LOB: 0 BB: 0 P: 4	R: 0 E: 0 K: 0 S: 3	H: 0 LOB: 0 BB: 0 P: 3	1B: 5 2B: 0 3B: 0 HR: 1	SF: 0 SAC: 0 DP: 0 HBP: 0	WP: 0 PB: 0 CS: 4	PA: 37					
PITCHER	IP	WLS	BF	H	R	ER	SO	BB	IBB	HBP	BLK	WP	HR	S	P	ERA	WHIP										
Hideo Nomo, R ERA: 2.94 (1, 1)	8.0	W	34	6	1	1	4	4	0	0	0	0	1	38	54	1.12	1.250										
Todd Williams, R ERA: 4.24 (9, 1)	1.0		3	0	0	0	0	0	0	0	0	0	0	3	3	0.00	0.000										

Batter	1	2	3	4	5	6	7	8	9	AB	R	H	RBI	BB	SO	LOB	BOTTOM										
Delino DeShields, L OBP: 0.318, SLG: 0.321 (1, 4) (9, 1)										5	1	2	1	0	0	0	Montreal Expos @ Los Angeles Dodgers Dodger Stadium, Los Angeles, CA Wed Jun 07 1995, 7:05 PM PDT Att: 36,694 - Unknown - 71 F livebaseballscorecards.com										
Todd Williams, R OBP: 0.500, SLG: 0.500 (9, 1)										0	0	0	0	0	0	0											
Jose Offerman, S OBP: 0.480, SLG: 0.482 (1, 6) (6, 6)										4	1	2	1	1	0	1											
Raul Mondesi, R OBP: 0.352, SLG: 0.575 (1, 9) (9, 9)										4	2	2	2	0	1	2											
Mike Piazza, R OBP: 0.466, SLG: 0.804 (1, 2) (2, 2)										4	0	1	0	0	1	1											
Eric Karros, R OBP: 0.410, SLG: 0.581 (1, 3) (3, 3)										4	0	0	0	0	2	3											
Roberto Kelly, R OBP: 0.337, SLG: 0.367 (1, 8) (8, 8)										4	1	2	0	0	2	0											
Tim Wallach, R OBP: 0.343, SLG: 0.455 (1, 5) (5, 5)										4	1	2	2	0	1	1											
Dave Hansen, L OBP: 0.368, SLG: 0.293 (8, 5) (5, 5)										0	0	0	0	0	0	0											
Billy Ashley, R OBP: 0.292, SLG: 0.364 (1, 7) (7, 7)										3	1	1	0	1	2	0											
Rick Parker, R OBP: 0.600, SLG: 0.600 (9, 7) (7, 7)										0	0	0	0	0	0	0											
Hideo Nomo, R (1, 1)										3	0	0	0	0	2	4											
Chad Fonville, S OBP: 0.222, SLG: 0.222 (8, PH) (9, 4)										1	0	0	0	0	0	0											
Inning Stats	R: 2 E: 0 K: 2 S: 9	H: 2 LOB: 0 BB: 0 P: 9	R: 0 E: 0 K: 2 S: 7	H: 0 LOB: 0 BB: 0 P: 7	R: 0 E: 0 K: 1 S: 5	H: 0 LOB: 0 BB: 0 P: 5	R: 2 E: 0 K: 1 S: 8	H: 3 LOB: 2 BB: 1 P: 12	R: 0 E: 0 K: 0 S: 4	H: 1 LOB: 1 BB: 1 P: 8	R: 3 E: 1 K: 3 S: 13	H: 4 LOB: 1 BB: 0 P: 13	R: 0 E: 0 K: 1 S: 6	H: 1 LOB: 1 BB: 0 P: 6	R: 0 E: 0 K: 1 S: 6	H: 1 LOB: 1 BB: 0 P: 6	1B: 8 2B: 3 3B: 0 HR: 1	SF: 0 SAC: 0 DP: 0 HBP: 0	WP: 0 PB: 0 CS: 0	PA: 38							
PITCHER	IP	WLS	BF	H	R	ER	SO	BB	IBB	HBP	BLK	WP	HR	S	P	ERA	WHIP										
Jeff Fassero, L ERA: 3.32 (1, 1)	5.2	L	28	9	7	6	8	1	0	0	0	0	0	4	4	0.00	3.000										
Greg Harris, R ERA: 3.52 (6, 1)	0.1		2	1	0	0	1	0	0	0	0	0	0	4	4	0.00	3.000										
Gabe White, L ERA: 4.05 (7, 1)	1.0		4	1	0	0	1	0	0	0	0	0	0	6	6	0.00	1.000										
Mel Rojas, R ERA: 3.22 (8, 1)	1.0		4	1	0	0	1	0	0	0	0	0	0	6	6	0.00	1.000										



Batter	1	2	3	4	5	6	7	8	9	AB	R	H	RBI	BB	SO	LOB	TOP										
Mickey Morandini, L (1.4) OBP: 0.359, SLG: 0.446	G6-3		K			K			K	4	0	0	0	0	3	2	Philadelphia Phillies @ Los Angeles Dodgers Dodger Stadium, Los Angeles, CA Fri Jun 09 1995, 7:05 PM PDT Att: 29,679 - Unknown										
Dave Gallagher, R (1.8) OBP: 0.375, SLG: 0.458	G6-3 1B			E6		L9			K	4	0	1	0	0	1	1											
Gregg Jefferies, S (1.7) OBP: 0.318, SLG: 0.396	G6-3 1-2			F7			F9		G5-3	4	0	0	0	0	0	3											
Dave Hollins, S (1.3) OBP: 0.402, SLG: 0.402		CS BB		P4			FC4-6 BB WP 1B		2B 1B	3	2	2	0	1	0	1											
Darren Daulton, L (1.2) OBP: 0.360, SLG: 0.426	F8			K			FC4-6 BB 1-2		G4-3 1-H 1B 2B	3	1	1	1	1	1	2											
Jim Eisenreich, L (1.9) OBP: 0.423, SLG: 0.535	2B				G1-3		FC4-6 WP 1B 1-2 2-3		G4-3	4	1	1	0	0	0	3											
Charlie Hayes, R (1.5) OBP: 0.368, SLG: 0.426	K				G5-3		1-H 3-H 1B 2-3		1B 1B	4	0	2	2	0	1	1											
Kevin Stocker, S (1.6) OBP: 0.304, SLG: 0.216			F8		K		K		F7	4	0	0	0	0	2	2											
Paul Quantrill, L (1.1) OBP: 0.150, SLG: 0.056 Tony Longmire, L (9. PH) OBP: 0.269, SLG: 0.533 Heathcliff Slocumb, R (9.1)			K			K		K	1-2 1B	3	0	0	0	0	3	0	livebaseballscores.com AB 34 R 4 H 8 RBI 3 BB 2 SO 11 LOB 15 										
Inning Stats	R: 0 E: 0 K: 0 S: 8	H: 1 LOB: 0 BB: 0 P: 13	R: 0 E: 0 K: 1 S: 14	H: 1 LOB: 1 BB: 2 P: 22	R: 0 E: 0 K: 2 S: 7	H: 0 LOB: 0 BB: 0 P: 12	R: 0 E: 1 K: 1 S: 10	H: 0 LOB: 1 BB: 0 P: 16	R: 0 E: 0 K: 2 S: 8	H: 0 LOB: 0 BB: 0 P: 10	R: 2 E: 0 K: 1 S: 15	H: 2 LOB: 1 BB: 1 P: 24	R: 0 E: 0 K: 2 S: 10	H: 0 LOB: 1 BB: 0 P: 14	R: 2 E: 0 K: 1 S: 23	H: 4 LOB: 2 BB: 0 P: 34		1B: 6 2B: 2 3B: 0 HR: 0	SF: 0 SAC: 0 DP: 1 HBP: 1	WP: 1 PB: 0 SB: 0 CS: 1	PA: 37						
PITCHER	IP	WLS	BF	H	R	ER	SO	BB	IBB	HBP	BLK	WP	HR	S	P	ERA	WHIP										
Pedro Astacio, R (1.1) ERA: 4.22	7.0	L	26	4	2	2	8	2	0	0	0	1	0	70	109	2.57	0.857										
Greg Hansell, R (8.1) ERA: 5.4	1.0		5	1	1	1	2	0	0	1	0	0	0	15	22	9.00	1.000										
Joey Eischen, L (9.1) ERA: 3.38	0.1		2	1	0	0	0	0	0	0	0	0	0	6	8	0.00	3.000										
Felix Rodriguez, R (9.1) ERA: 3.52	0.2		4	2	1	1	1	0	0	0	0	0	0	12	18	13.50	3.000										

Batter	1	2	3	4	5	6	7	8	9	AB	R	H	RBI	BB	SO	LOB	BOTTOM										
Delino DeShields, L (1.4) OBP: 0.315, SLG: 0.313	K	FC6-4 1-2			L9				G4-3	4	0	0	0	1	1	6	Philadelphia Phillies @ Los Angeles Dodgers Dodger Stadium, Los Angeles, CA Fri Jun 09 1995, 7:05 PM PDT Att: 29,679 - Unknown										
Jose Offerman, S (1.6) OBP: 0.469, SLG: 0.469	K		L5		K		G4-3			4	0	0	0	0	2	3											
Raul Mondesi, R (1.9) OBP: 0.344, SLG: 0.561	E6 FC6-4		G6-3			F9			P4	4	0	0	0	0	0	0											
Mike Piazza, R (1.2) OBP: 0.435, SLG: 0.750	FC6-4 1-2		G4-3			G4-3			F9	4	0	0	0	0	0	1											
Eric Karros, R (1.3) OBP: 0.407, SLG: 0.579			K		P3				G6-3	4	0	1	0	0	1	0											
Roberto Kelly, R (1.8) OBP: 0.329, SLG: 0.358		G4-3		G1-3		G4-3			G6-3	4	0	0	0	0	0	1											
Tim Wallach, R (1.5) OBP: 0.351, SLG: 0.457		BB 1B 1B		K			G6-4-3 1B		K	4	0	2	0	0	2	0											
Billy Ashley, R (1.7) OBP: 0.298, SLG: 0.368		BB 1B			K		G6-4-3 1-2		BB 1B	4	0	2	0	0	1	1											
Pedro Astacio, R (1.1) OBP: 0.176, SLG: 0.188 Chris Covatta, L (7. PH) OBP: 0.296, SLG: 0.353 Greg Hansell, R (8.1) ERA: 3.43 Joey Eischen, L (9.1) ERA: 3.38 Felix Rodriguez, R (9.1) ERA: 3.52 Dave Hansen, L (9. PH) OBP: 0.377, SLG: 0.293		FC6-4 1-2 2-3 BB					BB HBP		BB	1	0	1	0	1	0	0	livebaseballscores.com AB 33 R 0 H 6 RBI 0 BB 3 SO 7 LOB 12 										
Inning Stats	R: 0 E: 1 K: 2 S: 11	H: 0 LOB: 1 BB: 0 P: 14	R: 0 E: 0 K: 1 S: 18	H: 2 LOB: 3 BB: 1 P: 28	R: 0 E: 0 K: 0 S: 6	H: 0 LOB: 0 BB: 0 P: 11	R: 0 E: 0 K: 1 S: 10	H: 0 LOB: 0 BB: 0 P: 15	R: 0 E: 0 K: 2 S: 13	H: 1 LOB: 1 BB: 0 P: 19	R: 0 E: 0 K: 0 S: 6	H: 1 LOB: 1 BB: 0 P: 11	R: 0 E: 0 K: 0 S: 11	H: 0 LOB: 2 BB: 1 P: 20	R: 0 E: 0 K: 0 S: 9	H: 0 LOB: 0 BB: 0 P: 11		R: 0 E: 0 K: 1 S: 14	H: 1 LOB: 2 BB: 1 P: 27	1B: 5 2B: 1 3B: 0 HR: 0	SF: 0 SAC: 0 DP: 1 HBP: 1	WP: 0 PB: 0 SB: 0 CS: 0	PA: 37				
PITCHER	IP	WLS	BF	H	R	ER	SO	BB	IBB	HBP	BLK	WP	HR	S	P	ERA	WHIP										
Paul Quantrill, R (1.1) ERA: 3.43	8.0	W	32	5	0	0	6	2	0	1	0	0	0	84	129	0.00	0.875										
Heathcliff Slocumb, R (9.1) ERA: 1.27	1.0		5	1	0	0	1	1	0	0	0	0	0	14	27	0.00	2.000										

Batter	1	2	3	4	5	6	7	8	9	AB	R	H	RBI	BB	SO	LOB	TOP								
Mickey Morandini, L (1.4)	2-2 FC6-4 1B SF7		1-1 G4-3		0-0 F9		2-2 F9		2-3 K	5	1	1	0	0	1	2									
Mariano Duncan, R (1.6)	1-1 FC6-4 1B		0-1 F7			2-2 P3		1-2 G5-3	3-2 G5-3	5	0	1	0	0	0	1									
Gregg Jefferies, S (1.7)	0-0 FC6-4		3-2 G3			1-0 G4-3		1-1 1B		4	1	1	0	0	0	2									
Dave Hollins, S (1.3)	1-1 SF7			0-1 PB G2-3 1B		1-1 1B		1-0 2B		3	0	3	2	0	0	0									
Darren Daulton, L (1.2)	1-1 G4-3			0-0 G2-3 1B		0-0 G4-3		0-1 F8		4	0	0	0	0	0	4									
Jim Eisenreich, L (1.9)		1-1 F7		2-1 G3			2-0 HR	4-1 1B		3	1	1	1	1	0	1									
Charlie Hayes, R (1.5)		2-2 E8 G4-3		2-2 G4-3			0-0 G4-3	0-2 F9		4	0	0	0	0	0	3									
Dave Gallagher, R (1.8)		2-1 G4-3			1-0 L9		1-0 FC1-6 1B	3-1 SH1-4 1B		4	0	2	0	0	0	1									
Tyler Green, R (1.1)		0-2 G5-3			2-2 K		0-2 FC1-6	0-0 SH1-4		3	0	0	0	0	1	2									
Inning Stats	R: 1 E: 0 K: 0 S: 10	H: 2 LOB: 1 BB: 0 P: 15	R: 0 E: 1 K: 0 S: 10	H: 0 LOB: 1 BB: 0 P: 15	R: 0 E: 0 K: 0 S: 7	H: 0 LOB: 0 BB: 0 P: 11	R: 0 E: 0 K: 1 S: 9	H: 1 LOB: 1 BB: 0 P: 13	R: 0 E: 0 K: 1 S: 5	H: 0 LOB: 0 BB: 0 P: 8	R: 0 E: 0 K: 0 S: 7	H: 1 LOB: 1 BB: 0 P: 11	R: 1 E: 0 K: 0 S: 10	H: 2 LOB: 1 BB: 0 P: 15	R: 0 E: 0 K: 0 S: 13	H: 2 LOB: 2 BB: 1 P: 20	R: 0 E: 0 K: 1 S: 11	H: 1 LOB: 1 BB: 0 P: 19	1B: 7 2B: 1 3B: 0 HR: 1	SF: 1 SAC: 1 DP: 0 HBP: 0	WP: 0 PB: 1 CS: 0	PA: 38			
PITCHER	IP	WLS	BF	H	R	ER	SO	BB	IBB	HBP	BLK	WP	HR	S	P	ERA	WHIP								
Tom Candiotti, R (1.1)	7.0	L	28	6	2	2	1	0	0	0	0	0	1	58	88	2.57	0.857								
Greg Hansell, R (8.1)	0.1	3	2	1	1	0	0	0	0	0	0	0	0	7	10	27.00	6.000								
Omar Daal, L (8.1)	0.1	2	0	0	0	0	1	0	0	0	0	0	0	3	7	0.00	3.000								
Todd Williams, R (8.1)	1.1	5	1	0	0	1	0	0	0	0	0	0	0	14	22	0.00	0.750								

Philadelphia Phillies @ Los Angeles Dodgers
 Dodger Stadium, Los Angeles, CA
 Sat Jun 10 1995, 7:05 PM PDT
 Att: 37,220 - Unknown - 69 F

AB	35
R	3
H	9
RBI	3
BB	1
SO	2
LOB	16



Batter	1	2	3	4	5	6	7	8	9	AB	R	H	RBI	BB	SO	LOB	BOTTOM								
Delino DeShields, L (1.4)	0-0 F9 G4-3 1B				0-3 K			3-2 G3		4	0	1	0	0	1	3									
Jose Offerman, S (1.6)	1-2 G4-3		0-3 K		1-2 G6-3			2-2 P5		4	0	0	0	0	1	1									
Raul Mondesi, R (1.9)	4-2 BB		0-0 F9			0-0 G6-3		0-0 P2		3	0	0	0	1	0	0									
Mike Piazza, R (1.2)	1-1 F9		2-3 K			0-1 E6 FC6-4		1-1 F9		4	0	0	0	0	1	2									
Eric Karros, R (1.3)	1-1 G6-3			1-1 P4		1-1 F8		2-2 G3		4	0	0	0	0	0	3									
Roberto Kelly, R (1.8)		1-1 CS 1B		0-0 1B		0-0 FC6-4		1-0 F9		4	0	2	0	0	0	1									
Tim Wallach, R (1.5)		0-1 F8		2-2 P3			0-0 G6-3		3-2 F8	4	0	0	0	0	0	2									
Billy Ashley, R (1.7)		2-1 1B		0-3 K			3-1 FC4-6 HBP			2	0	1	0	0	1	1									
Tom Candiotti, R (1.1)		0-0 1B			0-0 G6-3		2-0 FC4-6			2	0	1	0	0	0	0									
Dave Hansen, L (7, PH)										1	0	0	0	0	0	1									
Greg Hansell, R (8.1)										0	0	0	0	0	0	0									
Omar Daal, L (8.1)										0	0	0	0	0	0	0									
Todd Williams, R (8.1)										0	0	0	0	0	0	0									
Inning Stats	R: 0 E: 0 K: 0 S: 11	H: 1 LOB: 2 BB: 1 P: 18	R: 0 E: 0 K: 0 S: 10	H: 3 LOB: 2 BB: 0 P: 15	R: 0 E: 0 K: 2 S: 8	H: 0 LOB: 0 BB: 0 P: 10	R: 0 E: 0 K: 1 S: 10	H: 1 LOB: 1 BB: 0 P: 13	R: 0 E: 0 K: 1 S: 7	H: 0 LOB: 0 BB: 0 P: 8	R: 0 E: 1 K: 0 S: 6	H: 0 LOB: 1 BB: 0 P: 7	R: 0 E: 0 K: 0 S: 7	H: 0 LOB: 0 BB: 0 P: 15	R: 0 E: 0 K: 0 S: 7	H: 0 LOB: 0 BB: 0 P: 10	R: 0 E: 0 K: 0 S: 8	H: 0 LOB: 0 BB: 0 P: 14	1B: 5 2B: 0 3B: 0 HR: 0	SF: 0 SAC: 0 DP: 0 HBP: 1	WP: 0 PB: 0 CS: 1	PA: 34			
PITCHER	IP	WLS	BF	H	R	ER	SO	BB	IBB	HBP	BLK	WP	HR	S	P	ERA	WHIP								
Tyler Green, R (1.1)	9.0	W	34	5	0	0	4	1	0	1	0	0	0	74	110	0.00	0.667								

Philadelphia Phillies @ Los Angeles Dodgers
 Dodger Stadium, Los Angeles, CA
 Sat Jun 10 1995, 7:05 PM PDT
 Att: 37,220 - Unknown - 69 F

AB	32
R	0
H	5
RBI	0
BB	1
SO	4
LOB	14



Batter	1	2	3	4	5	6	7	8	9	AB	R	H	RBI	BB	SO	LOB	TOP				
Mickey Morandini, L OBP: 0.349, SLG: 0.436 (1, 4)	G4-3	G4-3			K				K	5	1	1	0	0	2	2	Philadelphia Phillies @ Los Angeles Dodgers Dodger Stadium, Los Angeles, CA Sun Jun 11 1995, 3:33 AM PDT Att: 32,223 - Sunny - 80 F				
Mariano Duncan, R OBP: 0.304, SLG: 0.420 (1, 6)	G6-3				K				G3-1	5	0	2	1	0	1	0					
Gregg Jefferies, S OBP: 0.321, SLG: 0.408 (1, 7)					F3					4	0	2	0	0	0	1					
Dave Hollins, S OBP: 0.412, SLG: 0.409 (1, 3)					F2					2	0	0	0	2	0	1					
Charlie Hayes, R OBP: 0.376, SLG: 0.409 (1, 5)	FC6-4				K					4	1	1	0	0	1	6					
Gary Varsho, L OBP: 0.328, SLG: 0.286 Heathcliff Slocumb, R (9, 1)					K					4	0	3	0	0	1	0					
Lenny Webster, R OBP: 0.233, SLG: 0.214 (1, 2)					G4-3					4	0	1	1	0	1	2					
Dave Gallagher, R OBP: 0.361, SLG: 0.433 (1, 8)					P3					4	0	0	0	0	0	4					
Mike Mims, L OBP: 0.063, SLG: 0.063 Ricky Bottalico, L (8, 1)					G6-3					3	0	1	0	0	0	0					
Jim Eisenreich, L OBP: 0.422, SLG: 0.553 (9, PH) (9, 9)										0	0	0	0	0	0	0					
Inning Stats	R: 0 E: 0 K: 0 S: 4	H: 1 LOB: 2 BB: 1 P: 8	R: 0 E: 0 K: 1 S: 7	H: 2 LOB: 2 BB: 0 P: 7	R: 0 E: 0 K: 1 S: 6	H: 1 LOB: 1 BB: 0 P: 6	R: 0 E: 0 K: 1 S: 5	H: 0 LOB: 0 BB: 0 P: 5	R: 0 E: 0 K: 2 S: 7	H: 3 LOB: 2 BB: 0 P: 7	R: 1 E: 0 K: 0 S: 6	H: 3 LOB: 2 BB: 1 P: 9	R: 0 E: 0 K: 0 S: 3	H: 1 LOB: 0 BB: 0 P: 3	R: 0 E: 0 K: 1 S: 5	H: 0 LOB: 0 BB: 0 P: 5	1B: 9 2B: 3 3B: 0 HR: 0	SF: 0 SAC: 0 DP: 2 HBP: 0	WP: 0 PB: 0 SB: 0 CS: 0	PA: 38	
PITCHER	IP	WLS	BF	H	R	ER	SO	BB	IBB	HBP	BLK	WP	HR	S	P	ERA	WHIP				
Ramon Martinez, R ERA: 3.46 (1, 1)	7.0	L	32	10	2	2	5	2	0	0	0	0	0	40	48	2.57	1.714				
Felix Rodriguez, R ERA: 3.12 (8, 1)	1.0		3	1	0	0	0	0	0	0	0	0	0	3	3	0.00	1.000				
Todd Worrell, R ERA: (9, 1)	1.0		3	0	0	0	1	0	0	0	0	0	0	5	5	0.00	0.000				

Batter	1	2	3	4	5	6	7	8	9	AB	R	H	RBI	BB	SO	LOB	BOTTOM				
Delino DeShields, L OBP: 0.321, SLG: 0.311 (1, 4)	G4-3									3	0	1	0	2	0	1	Philadelphia Phillies @ Los Angeles Dodgers Dodger Stadium, Los Angeles, CA Sun Jun 11 1995, 3:33 AM PDT Att: 32,223 - Sunny - 80 F				
Jose Offerman, S OBP: 0.457, SLG: 0.447 (1, 6)										3	0	0	0	2	0	4					
Raul Mondesi, R OBP: 0.340, SLG: 0.542 Todd Worrell, R (9, PH) (9, 1)										3	1	0	0	1	0	5					
Dave Hansen, L OBP: 0.380, SLG: 0.288 (9, PH) (9, 9)										0	0	0	0	1	0	0					
Mike Piazza, R OBP: 0.414, SLG: 0.691 Chad Foyville, S OBP: 0.222, SLG: 0.222 Carlos Hernandez, R OBP: 0.169, SLG: 0.075 (1, 2) (8, PR) (9, 2)										4	0	2	0	0	0	1					
Eric Karros, R OBP: 0.395, SLG: 0.557 (1, 3)										4	0	1	0	0	1	3					
Roberto Kelly, R OBP: 0.331, SLG: 0.359 (1, 8)										4	0	1	1	0	0	2					
Tim Wallach, R OBP: 0.329, SLG: 0.423 (1, 5)										4	0	1	0	0	1	3					
Billy Ashley, R OBP: 0.302, SLG: 0.364 Rick Parker, R OBP: 0.500, SLG: 0.500 (7, PH) (8, 7)										2	0	0	0	0	2	0					
Ramon Martinez, R OBP: 0.200, SLG: 0.250 Mitch Webster, S OBP: 0.200, SLG: 0.292 Felix Rodriguez, R (8, 1) Chris Gwynn, L OBP: 0.309, SLG: 0.353 (9, 9)										2	0	1	0	0	0	0					
Inning Stats	R: 0 E: 0 K: 0 S: 3	H: 0 LOB: 1 BB: 1 P: 7	R: 0 E: 0 K: 0 S: 3	H: 0 LOB: 0 BB: 0 P: 3	R: 0 E: 0 K: 1 S: 5	H: 0 LOB: 2 BB: 2 P: 13	R: 0 E: 0 K: 1 S: 6	H: 1 LOB: 1 BB: 0 P: 6	R: 0 E: 0 K: 1 S: 6	H: 1 LOB: 2 BB: 1 P: 10	R: 0 E: 0 K: 0 S: 3	H: 1 LOB: 0 BB: 0 P: 3	R: 0 E: 0 K: 1 S: 4	H: 2 LOB: 2 BB: 1 P: 11	R: 0 E: 0 K: 2 S: 8	H: 1 LOB: 3 BB: 2 P: 16	1B: 7 2B: 0 3B: 0 HR: 0	SF: 0 SAC: 0 DP: 0 HBP: 0	WP: 2 PB: 0 SB: 0 CS: 1	PA: 41	
PITCHER	IP	WLS	BF	H	R	ER	SO	BB	IBB	HBP	BLK	WP	HR	S	P	ERA	WHIP				
Mike Mims, L ERA: 2.85 (1, 1)	7.1	W	31	5	1	1	3	5	0	0	0	0	0	32	52	1.23	1.364				
Ricky Bottalico, R ERA: 1.71 (8, 1)	0.2		3	1	0	0	1	0	0	0	0	0	0	5	5	0.00	1.500				
Heathcliff Slocumb, R ERA: 1.21 (9, 1)	1.0	S	6	1	0	0	2	1	1	0	0	0	0	8	16	0.00	2.000				

AB	36
R	2
H	11
RBI	2
BB	2
SO	6
LOB	16



AB	33
R	1
H	7
RBI	1
BB	7
SO	6
LOB	24



Batter	1	2	3	4	5	6	7	8	9	AB	R	H	RBI	BB	SO	LOB	TOP			
Delino DeShields, L (1.4) OBP: 0.330, SLG: 0.318	2-0 1B SH1-3 FC5-4		4-2 SH1-3 HR BB		2-2 G6-3		2-0 G4-3		0-1 1B 2H	4	3	2	1	1	0	0	Los Angeles Dodgers @ Pittsburgh Pirates Three Rivers Stadium, Pittsburgh, PA Wed Jun 14 1995, 7:05 PM EDT Att: 10,313 - Unknown - 78 F			
Jose Offerman, S (1.6) OBP: 0.459, SLG: 0.463	1-1 SH1-3		0-0 SH1-3		1-0 1B		0-0 F8		2-2 1B	3	1	2	1	0	0	0				
Mike Piazza, R (1.2) OBP: 0.438, SLG: 0.753	0-2 1B FC5-4		0-0 HR		0-0 F9		0-2 HR		4-0 1B IBB	4	2	3	3	1	0	1				
Eric Karros, R (1.3) OBP: 0.400, SLG: 0.549	3-0 1B FC5-4		0-0 L8		2-3 K		3-2 G5-3		0-0 1B 2H	5	0	1	2	0	1	2				
Roberto Kelly, R (1.8) OBP: 0.335, SLG: 0.358	2-3 K		0-1 F9		2-2 G5-3		0-0 1B		0-2 1B FC5-4	5	0	2	0	0	1	1				
Raul Mondesi, R (1.9) OBP: 0.338, SLG: 0.532		0-0 G6-4-3 S WP 1B		2-0 F9		0-3 K		2-2 1B		0-0 FC5-4	5	1	2	0	0	1		2		
Tim Wallach, R (1.5) OBP: 0.344, SLG: 0.422		4-0 1B G6-4-3 BB		4-2 BB		1-3 K		1-1 P4		2	0	0	0	2	1	2				
Rick Parker, R (1.7) OBP: 0.350, SLG: 0.350		1-2 G6-4-3		2-0 F9		0-1 F7		3-2 F9		4	0	0	0	0	0	3				
Hideo Nomo, R (1.1) OBP: 0.231, SLG: 0.360		2-3 K		1-3 K		2-1 G1-3		0-2 1B		3	0	0	0	0	2	1				
Mitch Webster, S (9, PH) OBP: 0.231, SLG: 0.360										1	1	1	0	0	0	0				
Greg Hansell, R (9.1) OBP: 0.231, SLG: 0.360										0	0	0	0	0	0	0				
Joey Eischen, L (9.1) OBP: 0.231, SLG: 0.360										0	0	0	0	0	0	0				
Todd Worrell, R (9.1) OBP: 0.231, SLG: 0.360										0	0	0	0	0	0	0				
Inning Stats	R: 1 E: 0 K: 1 S: 11	H: 2 LOB: 1 BB: 0 P: 19	R: 1 E: 0 K: 1 S: 7	H: 1 LOB: 0 BB: 1 P: 14	R: 2 E: 0 K: 0 S: 8	H: 1 LOB: 0 BB: 1 P: 12	R: 0 E: 0 K: 1 S: 10	H: 0 LOB: 1 BB: 0 P: 19	R: 0 E: 0 K: 2 S: 10	H: 0 LOB: 0 BB: 0 P: 13	R: 0 E: 0 K: 0 S: 5	H: 0 LOB: 0 BB: 0 P: 9	R: 1 E: 0 K: 0 S: 18	H: 3 LOB: 2 BB: 0 P: 24	R: 3 E: 0 K: 0 S: 18	H: 5 LOB: 2 BB: 1 P: 27	1B: 10 2B: 1 3B: 0 HR: 2	SF: 0 SAC: 2 DP: 1 HBP: 0	WP: 1 PB: 0 SB: 1 CS: 0	PA: 42
PITCHER	IP WLS BF H R ER SO BB IBB HBP BLK WP HR S P ERA WHIP	IP WLS BF H R ER SO BB IBB HBP BLK WP HR S P ERA WHIP	IP WLS BF H R ER SO BB IBB HBP BLK WP HR S P ERA WHIP	IP WLS BF H R ER SO BB IBB HBP BLK WP HR S P ERA WHIP	IP WLS BF H R ER SO BB IBB HBP BLK WP HR S P ERA WHIP	IP WLS BF H R ER SO BB IBB HBP BLK WP HR S P ERA WHIP	IP WLS BF H R ER SO BB IBB HBP BLK WP HR S P ERA WHIP	IP WLS BF H R ER SO BB IBB HBP BLK WP HR S P ERA WHIP	IP WLS BF H R ER SO BB IBB HBP BLK WP HR S P ERA WHIP	IP WLS BF H R ER SO BB IBB HBP BLK WP HR S P ERA WHIP	IP WLS BF H R ER SO BB IBB HBP BLK WP HR S P ERA WHIP	IP WLS BF H R ER SO BB IBB HBP BLK WP HR S P ERA WHIP	IP WLS BF H R ER SO BB IBB HBP BLK WP HR S P ERA WHIP	IP WLS BF H R ER SO BB IBB HBP BLK WP HR S P ERA WHIP	IP WLS BF H R ER SO BB IBB HBP BLK WP HR S P ERA WHIP	IP WLS BF H R ER SO BB IBB HBP BLK WP HR S P ERA WHIP				
Paul Wagner, R (1.1) ERA: 6.4	6.0 L	25 5	4 4	4 6	3 3	0 0	0 0	0 0	0 0	1 1	55 91	6.00 1.333								
Jeff McCurry, R (7.1) ERA: 2.94	2.0 9	3 1	1 1	0 0	0 0	0 0	0 0	0 0	0 0	1 23	33 33	4.50 1.500								
Dan Plesac, L (9.1) ERA: 2.86	0.2 7	5 3	3 3	0 0	0 0	1 0	0 0	0 0	0 0	0 17	26 26	40.50 7.500								
Gary Wilson, R (9.1) ERA: 5.02	0.1 1	0 0	0 0	0 0	0 0	0 0	0 0	0 0	0 0	0 1	1 1	0.00 0.000								

AB 36
R 8
H 13
RBI 7
BB 4
SO 6
LOB 12



Batter	1	2	3	4	5	6	7	8	9	AB	R	H	RBI	BB	SO	LOB	BOTTOM			
Jacob Brumfield, R (1.8) OBP: 0.343, SLG: 0.323	1-3 K		2-3 K			2-1 1B		0-0 E8 1B 2B	1-1 L8	5	1	2	2	0	2	1	Los Angeles Dodgers @ Pittsburgh Pirates Three Rivers Stadium, Pittsburgh, PA Wed Jun 14 1995, 7:05 PM EDT Att: 10,313 - Unknown - 78 F			
Jay Bell, R (1.6) OBP: 0.322, SLG: 0.261	2-3 K			3-1 F8		1-3 K		2-3 K	4-0 BB BB	4	0	0	0	1	3	3				
Al Martin, L (1.7) OBP: 0.319, SLG: 0.381	3-3 K			1-3 K		3-3 K		0-0 BB 1B	4-2 BB	4	0	1	1	1	3	2				
Jeff King, R (1.5) OBP: 0.371, SLG: 0.493		2-0 P6		3-1 P9		0-3 K		4-2 BB	2-3 K	4	0	0	0	1	2	4				
Orlando Merced, S (1.9) OBP: 0.304, SLG: 0.413		1-2 G4-3			0-3 K		1-1 P6	0-3 K		4	0	0	0	0	2	2				
Mark Johnson, L (1.3) OBP: 0.324, SLG: 0.457		2-0 F9			1-3 K		3-3 K	1-3 K		4	0	0	0	0	3	2				
Dan Plesac, L (9.1) OBP: 0.345, SLG: 0.388										0	0	0	0	0	0	0				
Gary Wilson, R (9.1) OBP: 0.383, SLG: 0.433										0	0	0	0	0	0	0				
Mark Parent, R (1.2) OBP: 0.327, SLG: 0.510			1-0 F9		0-0 WP 1B		0-3 K		1-0 E HR 1B	4	1	2	0	0	1	0				
Carlos Garcia, R (1.4) OBP: 0.281, SLG: 0.317			0-0 G4-3		2-3 K			1-2 E9 1B	2-2 FC4	4	1	1	0	0	1	2				
Paul Wagner, R (1.1) OBP: 0.286, SLG: 0.250			4-2 BB			1-0 HBP 1B		2-0 E 1B	0-2 HR	0	0	0	0	1	0	0				
Nelson Liriano, S (6, PH) OBP: 0.345, SLG: 0.388										0	0	0	0	0	0	0				
Jeff McCurry, R (7.1) ERA: 2.94										0	0	0	0	0	0	0				
Dave Clark, L (8, PH) OBP: 0.383, SLG: 0.433										2	2	2	2	0	0	0				
Inning Stats	R: 0 E: 0 K: 3 S: 9	H: 0 LOB: 0 BB: 0 P: 15	R: 0 E: 0 K: 0 S: 5	H: 0 LOB: 0 BB: 0 P: 10	R: 0 E: 0 K: 1 S: 7	H: 0 LOB: 1 BB: 1 P: 14	R: 0 E: 0 K: 1 S: 7	H: 0 LOB: 0 BB: 0 P: 14	R: 0 E: 0 K: 3 S: 10	H: 1 LOB: 2 BB: 0 P: 13	R: 0 E: 0 K: 2 S: 8	H: 0 LOB: 0 BB: 0 P: 12	R: 3 E: 2 K: 3 S: 19	H: 4 LOB: 2 BB: 1 P: 29	R: 2 E: 1 K: 1 S: 14	H: 2 LOB: 2 BB: 2 P: 28	1B: 6 2B: 1 3B: 0 HR: 1	SF: 0 SAC: 0 DP: 0 HBP: 1	WP: 1 PB: 0 SB: 0 CS: 0	PA: 40
PITCHER	IP WLS BF H R ER SO BB IBB HBP BLK WP HR S P ERA WHIP	IP WLS BF H R ER SO BB IBB HBP BLK WP HR S P ERA WHIP	IP WLS BF H R ER SO BB IBB HBP BLK WP HR S P ERA WHIP	IP WLS BF H R ER SO BB IBB HBP BLK WP HR S P ERA WHIP	IP WLS BF H R ER SO BB IBB HBP BLK WP HR S P ERA WHIP	IP WLS BF H R ER SO BB IBB HBP BLK WP HR S P ERA WHIP	IP WLS BF H R ER SO BB IBB HBP BLK WP HR S P ERA WHIP	IP WLS BF H R ER SO BB IBB HBP BLK WP HR S P ERA WHIP	IP WLS BF H R ER SO BB IBB HBP BLK WP HR S P ERA WHIP	IP WLS BF H R ER SO BB IBB HBP BLK WP HR S P ERA WHIP	IP WLS BF H R ER SO BB IBB HBP BLK WP HR S P ERA WHIP	IP WLS BF H R ER SO BB IBB HBP BLK WP HR S P ERA WHIP	IP WLS BF H R ER SO BB IBB HBP BLK WP HR S P ERA WHIP	IP WLS BF H R ER SO BB IBB HBP BLK WP HR S P ERA WHIP	IP WLS BF H R ER SO BB IBB HBP BLK WP HR S P ERA WHIP	IP WLS BF H R ER SO BB IBB HBP BLK WP HR S P ERA WHIP				
Hideo Nomo, R (1.1) ERA: 2.84	8.0 W	33 6	3 2	2 16	2 2	0 1	0 1	0 0	0 0	1 9	17 17	13.50 4.500								
Greg Hansell, R (9.1) ERA: 8.19	0.2 5	2 2	1 1	0 0	0 0	0 0	0 0	0 0	0 0	0 2	6 6	∞ ∞								
Joey Eischen, L (9.1) ERA: 3.38	0.0 S	1 1	0 0	0 0	0 0	0 0	0 0	0 0	0 0	0 3	5 5	0.00 0.000								
Todd Worrell, R (9.1) ERA: 5.02																				



Batter	1	2	3	4	5	6	7	8	9	AB	R	H	RBI	BB	SO	LOB	TOP								
Delino DeShields, L OBP: 0.332, SLG: 0.517	G4-3		G5-4-3 1B		G3		L9	E BB		4	0	1	0	1	0	0	Los Angeles Dodgers @ Pittsburgh Pirates Three Rivers Stadium, Pittsburgh, PA Thu Jun 15 1995, 7:05 PM EDT Alt: 9,869 - Unknown - 80 F AB 42 R 7 H 13 RBI 6 BB 3 SO 9 LOB 23								
Jose Offerman, S OBP: 0.452, SLG: 0.461	G5-3		G5-4-3 1-2			F9	WP 1B 2B	E4		5	1	1	0	0	0	2									
Mike Piazza, R OBP: 0.446, SLG: 0.750 Carlos Hernandez, R OBP: 0.190, SLG: 0.074	1B			FC5-4 1B		E5 1B 1B E	1B WP BB	F7		3	0	2	0	0	0	0									
Eric Karros, R OBP: 0.400, SLG: 0.550	K			FC5-4 1B 1-2		E 1B 1B	K			5	2	2	0	0	2	4									
Roberto Kelly, R OBP: 0.337, SLG: 0.359		G5-3		K		E 2B 1B	BB	K		5	1	2	1	0	2	2									
Raul Mondesi, R OBP: 0.345, SLG: 0.547		G6-3		1B		E3 2B	1B			4	2	2	3	1	0	1									
Tim Wallach, R OBP: 0.351, SLG: 0.437 Felix Rodriguez, R OBP: 0.321, SLG: 0.404			FC6-4 1B		K	F9 2B		K		4	0	2	2	0	2	5									
Rick Parker, R OBP: 0.304, SLG: 0.304 Billy Ashley, R OBP: 0.236, SLG: 0.358		FC6-4 1-2			K	F9 2B				3	0	0	0	0	1	3									
Pedro Astacio, R OBP: 0.167, SLG: 0.176 Chad Forman, S OBP: 0.211, SLG: 0.211 Joey Eschen, L OBP: 0.235, SLG: 0.348 Mitch Webster, S OBP: 0.190, SLG: 0.050 Todd Williams, R OBP: 0.370, SLG: 0.279			K		G6-3	F8		F8		1	0	0	0	0	1	0									
Inning Stats	R: 0 E: 0 K: 1 S: 10	H: 1 LOB: 1 BB: 0 P: 15	R: 0 E: 0 K: 0 S: 13	H: 1 LOB: 1 BB: 0 P: 19	R: 0 E: 0 K: 1 S: 7	H: 1 LOB: 0 BB: 0 P: 7	R: 0 E: 0 K: 2 S: 14	H: 2 LOB: 2 BB: 0 P: 23	R: 0 E: 0 K: 1 S: 9	H: 0 LOB: 0 BB: 0 P: 14	R: 4 E: 2 K: 0 S: 17	H: 3 LOB: 2 BB: 0 P: 23	R: 1 E: 0 K: 2 S: 18	H: 2 LOB: 3 BB: 2 P: 33	R: 0 E: 1 K: 1 S: 12	H: 0 LOB: 2 BB: 1 P: 21		R: 2 E: 0 K: 1 S: 14	H: 3 LOB: 1 BB: 0 P: 20	1B: 8 2B: 3 3B: 1 HR: 1	SF: 0 SAC: 0 DP: 1 HBP: 0	WP: 1 PB: 0 SB: 0 CS: 0	PA: 45		
PITCHER	IP	WLS	BF	H	R	ER	SO	BB	IBB	HBP	BLK	WP	HR	S	P	ERA	WHIP								
Denny Neagle, L ERA: 3.48	6.1	W	29	9	5	1	5	0	0	0	0	0	0	76	110	1.42	1.421								
Mike Dyer, R ERA: 3.54	0.2		5	1	0	0	2	2	0	0	0	1	0	12	24	0.00	4.500								
Jason Christiansen, L ERA: 1.13	1.0		5	0	0	0	1	1	0	0	0	0	0	12	21	0.00	1.000								
Dan Miceli, R ERA: 3.12	1.0		6	3	2	2	1	0	0	0	0	0	1	14	20	18.00	3.000								

Batter	1	2	3	4	5	6	7	8	9	AB	R	H	RBI	BB	SO	LOB	BOTTOM								
Jacob Brumfield, R OBP: 0.354, SLG: 0.330	F9 E G4-3 1B		L7-3 1B		E4		G1-6-3 BB			4	1	2	0	1	1	1	Los Angeles Dodgers @ Pittsburgh Pirates Three Rivers Stadium, Pittsburgh, PA Thu Jun 15 1995, 7:05 PM EDT Alt: 9,869 - Unknown - 80 F AB 34 R 11 H 13 RBI 11 BB 8 SO 4 LOB 16								
Nelson Lirio, S OBP: 0.333, SLG: 0.370	F9		L7-3 1-2		G4-3		P4			5	0	1	0	0	0	5									
Al Martin, L OBP: 0.316, SLG: 0.375	G4-3		S 1B		G4-3		K			5	0	1	1	0	1	2									
Jeff King, R OBP: 0.377, SLG: 0.493	S 1B		G6-3		HR 1B		F9			4	1	2	0	1	0	1									
Dave Clark, L OBP: 0.393, SLG: 0.451	K			BB 2B 1B	HR 1B		BB 2B 2B			5	3	3	0	0	1	2									
Mark Johnson, L OBP: 0.345, SLG: 0.489		CS BB		2B HR BB	HR 1B 1B		BB 2B IBB			2	3	1	3	3	0	0									
Mark Parent, R OBP: 0.342, SLG: 0.519		K		HR 2B	FC3-6 BB		2B BB			2	2	1	1	2	1	1									
Carlos Garcia, R OBP: 0.295, SLG: 0.357				HR 2B	FC3-6 E		2B			3	1	2	6	1	0	1									
Denny Neagle, L OBP: 0.100, SLG: 0.069 Mike Dyer, R OBP: 1.000, SLG: 1.000 Jason Christiansen, R OBP: 0.100, SLG: 0.069			L7		F7		F7			4	0	0	0	0	0	3									
Inning Stats	R: 1 E: 1 K: 1 S: 12	H: 2 LOB: 1 BB: 0 P: 18	R: 0 E: 0 K: 1 S: 6	H: 0 LOB: 2 BB: 2 P: 16	R: 0 E: 0 K: 0 S: 11	H: 2 LOB: 1 BB: 0 P: 16	R: 4 E: 0 K: 1 S: 14	H: 4 LOB: 1 BB: 1 P: 22	R: 3 E: 1 K: 0 S: 14	H: 3 LOB: 2 BB: 1 P: 22	R: 3 E: 0 K: 1 S: 13	H: 2 LOB: 1 BB: 2 P: 27	R: 0 E: 0 K: 0 S: 5	H: 0 LOB: 0 BB: 1 P: 11	R: 0 E: 0 K: 0 S: 9	H: 0 LOB: 0 BB: 1 P: 16		1B: 8 2B: 4 3B: 0 HR: 2	SF: 0 SAC: 0 DP: 3 HBP: 0	WP: 0 PB: 0 SB: 3 CS: 1	PA: 42				
PITCHER	IP	WLS	BF	H	R	ER	SO	BB	IBB	HBP	BLK	WP	HR	S	P	ERA	WHIP								
Pedro Astacio, R ERA: 4.55	4.0	L	21	8	5	4	3	3	0	0	0	0	1	43	72	9.00	2.750								
Joey Eschen, L ERA: 7.11	1.0		8	3	3	3	0	1	0	0	0	0	1	14	22	27.00	4.000								
Todd Williams, R ERA: 5.12	1.0		7	2	3	3	1	1	1	0	0	0	0	13	27	27.00	3.000								
Felix Rodriguez, R ERA: 2.53	2.0		6	0	0	0	0	2	0	0	0	0	0	14	27	0.00	1.000								

Batter	1	2	3	4	5	6	7	8	9	AB	R	H	RBI	BB	SO	LOB	TOP				
Delino DeShields, L (1,4) OBP: 0.329, SLG: 0.319	L8		K				G4-3		G3	5	0	1	0	0	1	0	Los Angeles Dodgers @ Chicago Cubs Wrigley Field, Chicago, IL Fri Jun 16 1995, 3:33 AM CDT Att: 26,077 - Sunny - 84 F				
Jose Offerman, S (1,6) OBP: 0.453, SLG: 0.458	F8						G6-4-3			3	0	1	0	1	1	1					
Mike Piazza, R (1,2) OBP: 0.437, SLG: 0.723	K		F9				G6-4-3			3	0	0	0	1	1	2					
Eric Karros, R (1,3) OBP: 0.402, SLG: 0.544							G4-3			2	0	0	0	2	1	2					
Roberto Kelly, R (1,8) OBP: 0.340, SLG: 0.362							G6-3		F8	4	0	2	0	0	1	2					
Raul Mondesi, R (1,9) OBP: 0.348, SLG: 0.546							K2-3		P2	4	0	2	0	0	1	2					
Tim Wallach, R (1,5) OBP: 0.337, SLG: 0.418							G6-3			4	0	0	0	0	1	6					
Billy Ashley, R (1,7) OBP: 0.296, SLG: 0.350										3	0	0	0	1	0	4					
Rudy Seanez, R (9,1)									F7	0	0	0	0	0	0	0					
Tom Candiotti, R (1,1) OBP: 0.182, SLG: 0.100										3	0	0	0	0	1	2					
Dave Hansen, L (9,PH) OBP: 0.370, SLG: 0.279										0	0	0	0	0	0	0					
Rick Parker, R (9,PH) OBP: 0.292, SLG: 0.292										1	0	0	0	0	1	0					
Inning Stats	R: 0 E: 0 K: 1 S: 10	H: 0 LOB: 0 BB: 0 P: 16	R: 0 E: 0 K: 1 S: 13	H: 1 LOB: 2 BB: 1 P: 22	R: 0 E: 0 K: 2 S: 9	H: 1 LOB: 1 BB: 0 P: 11	R: 0 E: 0 K: 1 S: 13	H: 2 LOB: 2 BB: 0 P: 19	R: 0 E: 0 K: 1 S: 11	H: 1 LOB: 2 BB: 1 P: 23	R: 0 E: 0 K: 0 S: 4	H: 0 LOB: 0 BB: 1 P: 10	R: 0 E: 0 K: 1 S: 9	H: 0 LOB: 1 BB: 0 P: 19	R: 0 E: 0 K: 1 S: 8	H: 0 LOB: 0 BB: 0 P: 11	1B: 5 2B: 1 3B: 0 HR: 0	SF: 0 SAC: 0 DP: 1 HBP: 0	WP: 0 PB: 0 SB: 1 CS: 0	PA: 37	
PITCHER	IP	WLS	BF	H	R	ER	SO	BB	IBB	HBP	BLK	WP	HR	S	P	ERA	WHIP				
Steve Trachsel, R (1,1) ERA: 3.94	7.0		30	6	0	0	7	2	2	0	0	0	0	68	120	0.00	1.143				
Mike Perez, R (8,1) ERA: 2.92	1.1		5	0	0	0	1	1	0	0	0	0	0	10	20	0.00	0.750				
Bryan Hickerson, L (9,1) ERA: 2.55	0.2	W	2	0	0	0	1	0	0	0	0	0	0	7	10	0.00	0.000				

Batter	1	2	3	4	5	6	7	8	9	AB	R	H	RBI	BB	SO	LOB	BOTTOM				
Brian McRae, S (1,8) OBP: 0.319, SLG: 0.417	B5-3		K				4-3			3	0	0	0	1	1	0	Los Angeles Dodgers @ Chicago Cubs Wrigley Field, Chicago, IL Fri Jun 16 1995, 3:33 AM CDT Att: 26,077 - Sunny - 84 F				
Rey Sanchez, R (1,4) OBP: 0.312, SLG: 0.383	B1-3						G5-3			4	0	2	0	0	0	0					
Sammy Sosa, R (1,9) OBP: 0.345, SLG: 0.524	G3-1						P3			4	0	0	0	0	0	3					
Mark Grace, L (1,3) OBP: 0.389, SLG: 0.575							G4-3			3	1	2	0	1	0	0					
Shawon Dunston, R (1,6) OBP: 0.333, SLG: 0.526										0	0	0	0	1	0	0					
José Hernández, R (3,6) OBP: 0.309, SLG: 0.509										1	0	0	0	0	1	1					
Howard Johnson, S (1,5) OBP: 0.286, SLG: 0.323										2	1	1	2	2	0	0					
Ozzie Timmons, R (1,7) OBP: 0.262, SLG: 0.345										3	0	0	0	0	1	3					
Mike Perez, R (8,1) OBP: 1.000, SLG: 1.000										0	0	0	0	0	0	0					
Bryan Hickerson, L (9,1) OBP: 1.000, SLG: 1.000										0	0	0	0	0	0	0					
Todd Pratt, R (1,2) OBP: 0.176, SLG: 0.125										3	0	0	0	0	1	0					
Steve Trachsel, R (1,1) OBP: 0.167, SLG: 0.167										2	0	0	0	0	1	0					
Scott Bullett, L (8,7) OBP: 0.264, SLG: 0.361										1	0	0	0	0	0	0					
Inning Stats	R: 0 E: 0 K: 0 S: 5	H: 0 LOB: 0 BB: 0 P: 6	R: 0 E: 0 K: 1 S: 9	H: 0 LOB: 1 BB: 2 P: 22	R: 0 E: 0 K: 2 S: 9	H: 0 LOB: 0 BB: 0 P: 13	R: 0 E: 0 K: 1 S: 7	H: 0 LOB: 1 BB: 1 P: 13	R: 0 E: 0 K: 0 S: 9	H: 1 LOB: 1 BB: 0 P: 13	R: 0 E: 0 K: 0 S: 7	H: 1 LOB: 1 BB: 1 P: 17	R: 0 E: 0 K: 0 S: 7	H: 1 LOB: 2 BB: 1 P: 13	R: 2 E: 0 K: 0 S: 4	H: 2 LOB: 0 BB: 0 P: 5	1B: 4 2B: 0 3B: 0 HR: 1	SF: 0 SAC: 2 DP: 1 HBP: 0	WP: 0 PB: 0 SB: 0 CS: 1	PA: 33	
PITCHER	IP	WLS	BF	H	R	ER	SO	BB	IBB	HBP	BLK	WP	HR	S	P	ERA	WHIP				
Tom Candiotti, R (1,1) ERA: 3.7			3	0	0	0	5	0	0	0	0	0	0	63	112	0.00	1.000				
Rudy Seanez, R (9,1) ERA: 4.85	0.1	L	3	2	2	2	0	0	0	0	0	0	1	4	5	54.00	6.000				



Batter	1	2	3	4	5	6	7	8	9	AB	R	H	RBI	BB	SO	LOB	TOP										
Delino DeShields, L OBP: 0.332, SLG: 0.323 Chad Forville, S OBP: 0.333, SLG: 0.375	0-0 CS 1B	0-1 FC4-6	1-1 1B		1-2 HR 1B		3-2 2B		1-0 1B	1	0	1	0	0	0	0	Los Angeles Dodgers @ Chicago Cubs Wrigley Field, Chicago, IL Sat Jun 17 1995, 3:33 AM CDT Att: 36,310 - Sunny - 89 F										
Jose Offerman, S OBP: 0.445, SLG: 0.448 Rick Parker, R OBP: 0.292, SLG: 0.292	2-1 E3 1B WP 1-2 WP	1-1 G4-3	2-1 G3		2-1 HR 1B		1-3 K		2-3 K	6	2	1	0	0	2	8											
Mike Piazza, R OBP: 0.433, SLG: 0.736 Carlos Hernandez, R OBP: 0.194, SLG: 0.091	2-1 F9		4-1 HR BB	0-2 G4-3	1-1 HR		1-1 G6-3		1-1 G4-3 1B	4	2	1	3	1	0	2											
Eric Karros, R OBP: 0.405, SLG: 0.559	2-1 WP 1B		0-0 HR	2-2 L9	0-3 K			3-2 1B 1B	0-1 G4-3	6	2	3	2	0	1	2											
Roberto Kelly, R OBP: 0.337, SLG: 0.354	3-3 K		4-1 1B 1B BB	1-2 F8			1-0 G5-3	2-1 F9		4	1	0	0	1	1	2											
Raul Mondesi, R OBP: 0.253, SLG: 0.568 Rudy Seanez, R Greg Hansell, R		0-0 HR	1-1 F9		0-1 HR 2B		2-0 P6	1-1 1B 1B		5	2	3	1	0	0	1											
Tim Wallach, R OBP: 0.333, SLG: 0.404 Dave Hansen, L OBP: 0.378, SLG: 0.290		4-1 FC4-6 BB	2-1 L9		1-2 G5-3		1-1 G3	0-1 1B 2-H		3	0	0	0	1	0	2											
Billy Ashley, R OBP: 0.307, SLG: 0.402		3-3 K	4-2 1B 1B BB		2-2 HR		3-1 HR	2-3 K		4	2	2	3	1	2	3											
Ramon Martinez, R OBP: 0.250, SLG: 0.261 Mitch Webster, S OBP: 0.214, SLG: 0.333		4-0 FC4-6 BB	0-2 1B		1-3 K		0-1 F9	2-1 F8		3	0	1	0	1	1	0											
Inning Stats	R: 1 E: 1 K: 1 S: 11	H: 2 LOB: 1 BB: 0 P: 20	R: 1 E: 0 K: 1 S: 11	H: 1 LOB: 2 BB: 2 P: 23	R: 3 E: 0 K: 0 S: 16	H: 3 LOB: 3 BB: 3 P: 34	R: 0 E: 0 K: 0 S: 10	H: 0 LOB: 0 BB: 0 P: 13	R: 5 E: 0 K: 2 S: 23	H: 5 LOB: 0 BB: 0 P: 31	R: 0 E: 0 K: 0 S: 4	H: 0 LOB: 0 BB: 0 P: 8	R: 1 E: 0 K: 1 S: 13	H: 2 LOB: 1 BB: 0 P: 21	R: 1 E: 0 K: 1 S: 16	H: 3 LOB: 2 BB: 0 P: 26		R: 0 E: 0 K: 1 S: 8	H: 2 LOB: 1 BB: 0 P: 12	1B: 11 2B: 2 3B: 0 HR: 5	SF: 0 SAC: 0 DP: 1 HBP: 0	WP: 2 PB: 1 SB: 0 CS: 1	PA: 49				
PITCHER	IP	WLS	BF	H	R	ER	SO	BB	IBB	HBP	BLK	WP	HR	S	P	ERA	WHIP										
Anthony Young, R ERA: 12.46	2.0	L	14	4	5	4	2	4	0	0	0	2	2	25	54	18.00	4.000										
Turk Wendell, L ERA: 6.55	3.0	7	7	5	5	2	1	0	0	0	0	0	2	46	67	15.00	2.667										
Chris Nabholz, L ERA: 3.0	1.2	7	2	1	1	1	2	0	0	0	0	0	1	15	26	5.40	1.200										
Mike Walker, R ERA: 2.08	1.1	7	3	1	1	1	1	0	0	0	0	0	0	18	29	6.75	2.250										
Bryan Hickerson, L ERA: 2.41	1.0	4	2	0	0	0	1	0	0	0	0	0	0	8	12	0.00	2.000										

Batter	1	2	3	4	5	6	7	8	9	AB	R	H	RBI	BB	SO	LOB	BOTTOM										
Brian McRae, S OBP: 0.318, SLG: 0.410	0-1 L8		2-1 G6-3		0-0 G4-3		4-2 G6-4-3 BB			3	0	0	0	1	0	0	Los Angeles Dodgers @ Chicago Cubs Wrigley Field, Chicago, IL Sat Jun 17 1995, 3:33 AM CDT Att: 36,310 - Sunny - 89 F										
Rey Sanchez, R OBP: 0.306, SLG: 0.375	2-0 G6-3			1-0 G6-3		0-0 G4-3	1-0 G6-4-3			4	0	0	0	0	0	1											
Mark Grace, L OBP: 0.396, SLG: 0.584	3-2 2B			0-2 HR 1B		1-2 FC6 1B		1-0 G4-3		4	1	3	0	0	0	0											
Sammy Sosa, R OBP: 0.343, SLG: 0.534	0-1 F8			3-1 HR		2-2 FC6 HR 1-2 HR		2-2 F8		4	2	1	2	0	0	2											
Todd Zeile, R OBP: 0.382, SLG: 0.481		2-2 G6-3		0-2 1B		1-1 HR		2-2 G4-3		4	1	2	2	0	0	0											
Shawon Dunston, R OBP: 0.331, SLG: 0.519		1-1 G4-3		1-0 F8		3-2 1B 1B			1-3 K	4	0	1	0	0	1	1											
Rick Wilkins, L OBP: 0.348, SLG: 0.346		3-2 L8		3-2 G4-3		3-1 1B 1B			3-2 HR	4	1	2	1	0	0	1											
Howard Johnson, S OBP: 0.275, SLG: 0.308			3-3 K		1-1 F7		3-2 F8		1-3 K	3	0	0	0	0	1	2											
Mike Walker, R										0	0	0	0	0	0	0											
Bryan Hickerson, S OBP: 1.000, SLG: 1.000 Kevin Roberson, S OBP: 0.294, SLG: 0.500										1	0	0	0	0	1	0											
Anthony Young, R Turk Wendell, L Scott Bullett, L OBP: 0.261, SLG: 0.357 Chris Nabholz, R Ozzie Timmons, R OBP: 0.254, SLG: 0.333										0	0	0	0	0	0	0											
Inning Stats	R: 0 E: 0 K: 0 S: 9	H: 1 LOB: 1 BB: 0 P: 14	R: 0 E: 0 K: 0 S: 8	H: 0 LOB: 0 BB: 0 P: 14	R: 0 E: 0 K: 1 S: 6	H: 0 LOB: 0 BB: 0 P: 11	R: 2 E: 0 K: 0 S: 16	H: 3 LOB: 1 BB: 0 P: 24	R: 0 E: 0 K: 0 S: 8	H: 0 LOB: 0 BB: 0 P: 12	R: 2 E: 0 K: 0 S: 18	H: 4 LOB: 2 BB: 0 P: 31	R: 0 E: 0 K: 0 S: 7	H: 0 LOB: 0 BB: 1 P: 15	R: 0 E: 0 K: 0 S: 7	H: 0 LOB: 0 BB: 0 P: 12	R: 1 E: 0 K: 2 S: 12	H: 1 LOB: 0 BB: 0 P: 17	1B: 5 2B: 1 3B: 0 HR: 3	SF: 0 SAC: 0 DP: 1 HBP: 0	WP: 0 PB: 0 SB: 0 CS: 0	PA: 36					
PITCHER	IP	WLS	BF	H	R	ER	SO	BB	IBB	HBP	BLK	WP	HR	S	P	ERA	WHIP										
Ramon Martinez, R ERA: 3.63	7.0	W	29	8	4	4	1	8	4	4	1	2	72	121	5.14	1.286											
Rudy Seanez, R ERA: 4.5	1.0	3	0	0	0	0	0	0	0	0	0	0	0	7	12	0.00	0.000										
Greg Hansell, R ERA: 6.35	1.0	4	1	1	1	2	0	0	0	0	0	0	1	12	17	9.00	1.000										

AB	44
R	12
H	18
RBI	11
BB	5
SO	7
LOB	24



Batter	1	2	3	4	5	6	7	8	9	AB	R	H	RBI	BB	SO	LOB	TOP			
Chad Fonville, S OBP: 0.414, SLG: 0.429 (1, 4)											4	0	3	0	1	0	0			
Jose Offerman, S OBP: 0.444, SLG: 0.444 (1, 6)											4	2	1	0	1	0	2			
Mike Piazza, R OBP: 0.443, SLG: 0.719 (1, 2)												2	2	0	0	3	0			
Eric Karros, R OBP: 0.400, SLG: 0.565 (1, 3)											5	2	1	3	0	0	4			
Roberto Kelly, R OBP: 0.329, SLG: 0.347 (1, 8)											4	0	0	1	0	0	1			
Raul Mondesi, R OBP: 0.381, SLG: 0.571 (1, 9)											4	0	3	1	0	0	1			
Dave Hansen, L OBP: 0.385, SLG: 0.308 (1, 5)											3	0	1	0	1	0	1			
Billy Ashley, R OBP: 0.306, SLG: 0.392 Rick Parker, R OBP: 0.292, SLG: 0.292 (1, 7) (8, 7)											3	0	0	0	1	2	2			
Ismael Valdez, R OBP: 0.143, SLG: 0.143 (1, 1)											0	0	0	0	0	1	3			
Inning Stats	R: 3 E: 0 K: 1 S: 12	H: 3 LOB: 2 BB: 3 P: 28	R: 0 E: 0 K: 0 S: 8	H: 0 LOB: 0 BB: 0 P: 11	R: 0 E: 0 K: 0 S: 6	H: 0 LOB: 1 BB: 1 P: 10	R: 0 E: 0 K: 1 S: 9	H: 0 LOB: 0 BB: 0 P: 13	R: 0 E: 0 K: 0 S: 6	H: 2 LOB: 3 BB: 1 P: 19	R: 3 E: 2 K: 0 S: 16	H: 3 LOB: 1 BB: 1 P: 27	R: 0 E: 0 K: 1 S: 10	H: 1 LOB: 1 BB: 0 P: 16	R: 0 E: 0 K: 0 S: 4	H: 0 LOB: 0 BB: 0 P: 5	1B: 7 2B: 1 3B: 0 HR: 1	SF: 1 SAC: 0 DP: 1 HBP: 0	WP: 0 PB: 0 SB: 0 CS: 1	PA: 41
PITCHER	IP WLS BF H R ER SO BB IBB HBP BLK WP HR S P ERA WHIP																			
Jaime Navarro, R ERA: 3.21 Bryan Hickerson, L ERA: 3.39 Turk Wendell, R ERA: 6.0 Mike Walker, R ERA: 1.93 (1, 1) (7, 1) (7, 1) (8, 1)	6.0 0.0 1.0 2.0	3 4 1 7	27 3 1 1	5 2 1 0	3 3 0 0	2 2 0 1	2 0 0 1	0 0 0 0	0 0 0 0	0 0 0 0	0 0 0 0	0 0 8 14	51 8 15 21	95 8 12 21	4.50 ∞ 0.00 0.00	1.667 ∞ 1.000 0.500				

Los Angeles Dodgers @ Chicago Cubs
Wrigley Field, Chicago, IL
Sun Jun 18 1995, 3:33 AM CDT
Att: 32,631 - Sunny - 81 F

AB	33
R	6
H	9
RBI	5
BB	7
SO	3
LOB	14



Batter	1	2	3	4	5	6	7	8	9	AB	R	H	RBI	BB	SO	LOB	BOTTOM					
Brian McRae, S OBP: 0.319, SLG: 0.404 (1, 8)											3	0	0	0	2	0	3					
Rey Sanchez, R OBP: 0.310, SLG: 0.377 (1, 4)											4	0	2	0	0	0	3					
Mark Grace, L OBP: 0.398, SLG: 0.586 (1, 3)											3	0	1	0	1	0	1					
Sammy Sosa, R OBP: 0.337, SLG: 0.523 (1, 9)											4	0	0	0	0	2	4					
Todd Zeile, R OBP: 0.378, SLG: 0.474 (1, 7)											4	0	1	0	0	1	0					
Shawn Dunston, R OBP: 0.323, SLG: 0.506 (1, 6)											4	0	0	0	0	0	1					
Rick Wilkins, L OBP: 0.346, SLG: 0.338 (1, 2)											3	0	0	0	1	1	1					
Howard Johnson, S OBP: 0.262, SLG: 0.290 (1, 5)											4	0	0	0	0	1	2					
Jaime Navarro, R OBP: 0.387, SLG: 0.130 Bryan Hickerson, L OBP: 0.209, SLG: 1.000 Turk Wendell, L ERA: 3.39 Scott Bullitt, L OBP: 0.276, SLG: 0.357 Mike Walker, R ERA: 1.93 Kevin Robertson, S OBP: 0.296, SLG: 0.443 (1, 1) (7, 1) (7, 1) (7, PH) (8, 1) (8, PH)	9.0 0.0 1.0 2.0	W 3 1 7	37 3 1 1	5 2 1 0	0 0 0 0	0 0 0 0	0 0 0 0	0 0 8 14	0 0 15 21	0 0 8 14	0 0 11 13	0 0 27 27	0 0 10 10	0 0 1 14	0 0 0 14	0 0 0 2	1B: 4 2B: 1 3B: 0 HR: 0	SF: 0 SAC: 0 DP: 1 HBP: 0	WP: 0 PB: 0 SB: 0 CS: 0	PA: 37		
PITCHER	IP WLS BF H R ER SO BB IBB HBP BLK WP HR S P ERA WHIP																					
Ismael Valdez, R ERA: 2.23 (1, 1)	9.0	W	37	5	0	0	6	5	0	0	0	0	0	0	83	135	0.00	1.111				

Los Angeles Dodgers @ Chicago Cubs
Wrigley Field, Chicago, IL
Sun Jun 18 1995, 3:33 AM CDT
Att: 32,631 - Sunny - 81 F

AB	32
R	0
H	5
RBI	0
BB	5
SO	6
LOB	17



Batter	1	2	3	4	5	6	7	8	9	AB R H RBI BB SO LOB	TOP								
Delino DeShields, L OBP: 0.338, SLG: 0.335	1-2 SH 2B		1-0 SH3-1 1B		2-1 2H 1B		3-2 L1-3		3-3 K	5 1 3 1 0 1 0	Los Angeles Dodgers @ St. Louis Cardinals Busch Stadium, St. Louis, MO Mon Jun 19 1995, 7:05 PM CDT Att: 24,806 - Unknown - 89 F livebaseballscorecards.com								
Jose Offerman, S OBP: 0.438, SLG: 0.436	0-0 SH G4-3 2H		0-0 SH3-1		1-0 L7		2-2 G6-3		2-1 F9	3 1 0 0 0 0 1									
Mike Piazza, R OBP: 0.431, SLG: 0.691	1-0 G4-3 2-3		0-0 P9		2-2 G1-5-3		0-1 1B 1B		1-0 L8	5 1 1 0 0 0 3									
Eric Karros, R OBP: 0.397, SLG: 0.558	3-1 G4-3		2-3 K				1-2 F9		0-0 1B 1B	4 0 1 1 0 1 1									
Roberto Kelly, R OBP: 0.332, SLG: 0.355	0-0 G1-3				0-1 G1-3		1-1 3B 2B		3-2 1-3 2H 1B	4 1 2 1 0 0 0									
Raul Mondesi, R OBP: 0.383, SLG: 0.580					2-2 P4		0-1 2H 3B		2-0 P4	4 0 2 1 0 0 2									
Tim Wallach, R OBP: 0.330, SLG: 0.392					2-2 G1-3		4-0 IBB		2-3 K	3 0 0 0 1 1 1									
Billy Ashley, R OBP: 0.311, SLG: 0.386							4-2 WP 1B SH3-4 BB		2-2 K	2 1 0 0 2 2 2									
Hideo Nomo, R Todd Worrell, R					0-2 SH3-4		2-2 L9		0-1 G6-3	3 0 0 0 0 0 3 0 0 0 0 0 0 0									
Inning Stats	R: 2 E: 1 K: 0 S: 9	H: 1 LOB: 0 BB: 0 P: 14	R: 0 E: 0 K: 0 S: 6	H: 1 LOB: 1 BB: 1 P: 13	R: 0 E: 0 K: 1 S: 6	H: 1 LOB: 0 BB: 0 P: 13	R: 1 E: 0 K: 0 S: 11	H: 1 LOB: 1 BB: 1 P: 20	R: 1 E: 0 K: 1 S: 14	H: 2 LOB: 2 BB: 1 P: 22		R: 1 E: 0 K: 0 S: 14	H: 3 LOB: 2 BB: 0 P: 24	R: 0 E: 0 K: 1 S: 8	H: 0 LOB: 0 BB: 0 P: 12	R: 0 E: 0 K: 1 S: 7	H: 0 LOB: 0 BB: 0 P: 13	1B: 6 2B: 2 3B: 1 HR: 0	SF: 0 SAC: 3 DP: 1 HBP: 0
PITCHER	IP WLS BF H R ER SO BB IBB HBP BLK WP HR S P ERA WHIP											IP WLS BF H R ER SO BB IBB HBP BLK WP HR S P ERA WHIP							
Ken Hill, R ERA: 3.87	6.2 L 32 9 5 4 2 2 2 1 0 0 1 0 68 112 5.40 1.650																		
Rich DeLucia, R ERA: 3.21	1.1 4 0 0 0 2 0 0 0 0 0 0 9 15 0.00 0.000																		
Tony Fossas, L ERA: 0.66	1.0 3 0 0 0 1 0 0 0 0 0 0 7 13 0.00 0.000																		

Batter	1	2	3	4	5	6	7	8	9	AB R H RBI BB SO LOB	BOTTOM								
Bernard Gilkey, R OBP: 0.354, SLG: 0.464	0-0 F9		3-2 F9						0-0 G6-3	4 0 0 0 0 0 1	Los Angeles Dodgers @ St. Louis Cardinals Busch Stadium, St. Louis, MO Mon Jun 19 1995, 7:05 PM CDT Att: 24,806 - Unknown - 89 F livebaseballscorecards.com								
Tripp Cramer, R OBP: 0.288, SLG: 0.407	3-2 G5-3		1-2 1B						0-0 E6 BB 2B	4 1 1 0 0 1 0									
Brian Jordan, R OBP: 0.295, SLG: 0.436	0-0 G6-3		2-3 K						4-2 2B BB	3 1 0 0 1 2 2									
Ray Lankford, L OBP: 0.350, SLG: 0.462					1-2 G4-3		1-3 K		2-2 G3	4 0 0 0 0 1 2									
Chris Sabo, R OBP: 0.286, SLG: 0.349					0-0 P4		0-0 G6-3		2-0 2B	4 0 1 2 0 1 0									
John Mabry, L OBP: 0.322, SLG: 0.329					0-0 F8		4-0 BB		2H 3H 1-0 F7	3 0 1 0 1 0 1									
Tom Pagnozzi, R OBP: 0.255, SLG: 0.292							0-0 L8		2-1 F9	4 0 0 0 0 1 3									
José Oquendo, S OBP: 0.338, SLG: 0.306					4-0 1B BB		0-1 F7		2-1 F8	2 0 0 0 1 0 0									
Ken Hill, R OBP: 0.250, SLG: 0.227					0-3 K		0-2 G5-3		1-3 K	2 0 0 0 0 1 1 0 0 0 0 0 0 0 1 0 0 0 0 1 0 0 0 0 0 0 0 0									
Rich DeLucia, R OBP: 0.500, SLG: 0.400																			
Gerald Perry, L OBP: 0.263, SLG: 0.235																			
Tony Fossas, L																			
Inning Stats	R: 0 E: 0 K: 0 S: 5	H: 0 LOB: 0 BB: 0 P: 8	R: 0 E: 0 K: 2 S: 10	H: 1 LOB: 1 BB: 0 P: 15	R: 0 E: 0 K: 2 S: 12	H: 1 LOB: 2 BB: 1 P: 22	R: 0 E: 0 K: 0 S: 5	H: 0 LOB: 0 BB: 0 P: 6	R: 0 E: 0 K: 0 S: 7	H: 0 LOB: 0 BB: 0 P: 8	R: 0 E: 0 K: 2 S: 9	H: 0 LOB: 1 BB: 1 P: 10	R: 0 E: 0 K: 1 S: 6	H: 0 LOB: 0 BB: 0 P: 9	R: 2 E: 1 K: 0 S: 12	H: 1 LOB: 1 BB: 1 P: 23	1B: 2 2B: 1 3B: 0 HR: 0	SF: 0 SAC: 0 DP: 0 HBP: 0	WP: 0 PA: 34 PB: 0 SB: 0 CS: 0
PITCHER	IP WLS BF H R ER SO BB IBB HBP BLK WP HR S P ERA WHIP											IP WLS BF H R ER SO BB IBB HBP BLK WP HR S P ERA WHIP							
Hideo Nomo, R ERA: 2.62	8.1 W 32 3 2 1 8 3 0 0 0 0 0 0 68 108 1.08 0.720																		
Todd Worrell, R ERA:	0.2 S 2 0 0 0 0 0 0 0 0 0 0 3 6 0.00 0.000																		

Batter	1	2	3	4	5	6	7	8	9	AB	R	H	RBI	BB	SO	LOB	TOP					
Delino DeShields, L (1, 4) OBP: 0.341, SLG: 0.338	G6-3		FC4-6			F8-4				4	0	2	0	0	0	1	Los Angeles Dodgers @ St. Louis Cardinals Busch Stadium, St. Louis, MO Tue Jun 20 1995, 7:05 PM CDT Att: 22,876 - Unknown - 93 F livebaseballscorecards.com					
Jose Offerman, S (1, 6) OBP: 0.439, SLG: 0.438 Chad Fonville, S (8, 6) OBP: 0.414, SLG: 0.429	G6-3		CS		F7	F8-4		P6		4	0	2	0	0	0	1						
Mike Piazza, R (1, 2) OBP: 0.415, SLG: 0.663	G6-3				G1-3	F8-4				4	0	0	0	0	0	3						
Eric Karros, R (1, 3) OBP: 0.399, SLG: 0.560	K				FC5	L7				3	0	1	0	1	1	2						
Roberto Kelly, R (1, 8) OBP: 0.335, SLG: 0.355						L7				3	0	1	0	1	0	1						
Raul Mondesi, R (1, 9) OBP: 0.361, SLG: 0.573					FC5					4	0	1	0	0	0	3						
Tim Wallach, R (1, 5) OBP: 0.321, SLG: 0.380 Joey Eischen, L (7, 1)										3	0	0	0	0	0	1						
Billy Ashley, R (1, 7) OBP: 0.305, SLG: 0.378 Roger Cedeno, S (8, 7)			K			G6-3				3	0	0	0	0	2	0						
Pedro Astacio, R (1, 1) OBP: 0.200, SLG: 0.211 Omar Daal, L (5, 1)						G6-3				0	0	0	0	0	0	0						
Dave Hansen, L (7, 5) OBP: 0.380, SLG: 0.303						G6-3				1	0	0	0	0	0	0						
Inning Stats	R: 0 E: 0 K: 1 S: 8	H: 1 LOB: 1 BB: 0 P: 13	R: 0 E: 0 K: 0 S: 5	H: 2 LOB: 0 BB: 0 P: 10	R: 0 E: 0 K: 1 S: 11	H: 1 LOB: 0 BB: 0 P: 16	R: 0 E: 0 K: 0 S: 9	H: 1 LOB: 2 BB: 1 P: 16	R: 0 E: 0 K: 0 S: 7	H: 0 LOB: 0 BB: 0 P: 13	R: 0 E: 0 K: 0 S: 7	H: 2 LOB: 1 BB: 0 P: 8	R: 0 E: 0 K: 0 S: 4	H: 0 LOB: 0 BB: 0 P: 5	R: 0 E: 0 K: 1 S: 11	H: 1 LOB: 1 BB: 0 P: 18	R: 0 E: 0 K: 0 S: 14	H: 0 LOB: 1 BB: 1 P: 18	1B: 7 2B: 3 3B: 0 HR: 0	SF: 0 SAC: 0 DP: 2 HBP: 0	WP: 0 PB: 0 SB: 0 CS: 2	PA: 34
PITCHER Mark Petkovsek, R (1, 1) ERA: 2.54	IP: 9.0 WLS: W BF: 33 H: 8 R: 0 ER: 0 SO: 3 BB: 2 IBB: 0 HBP: 0 BLK: 0 WP: 0 HR: 0 S: 76 P: 117 ERA: 0.00 WHIP: 1.111																					

Batter	1	2	3	4	5	6	7	8	9	AB	R	H	RBI	BB	SO	LOB	BOTTOM					
Brian Jordan, R (1, 9) OBP: 0.305, SLG: 0.459	1B	G5-3				HR				4	2	3	4	0	0	1	Los Angeles Dodgers @ St. Louis Cardinals Busch Stadium, St. Louis, MO Tue Jun 20 1995, 7:05 PM CDT Att: 22,876 - Unknown - 93 F livebaseballscorecards.com					
Tripp Cromer, R (1, 6) OBP: 0.275, SLG: 0.410	1B				G6-3	K				4	0	2	0	0	1	2						
Gerald Perry, L (1, 3) OBP: 0.236, SLG: 0.211	FC4				G4-6-3			F9		4	0	0	1	0	0	2						
Ray Lankford, L (1, 8) OBP: 0.344, SLG: 0.453	G6-3				K	L4		K		4	0	0	0	0	2	2						
John Mabry, L (1, 7) OBP: 0.330, SLG: 0.348	G4-3				G1-3	2B		G3-1		4	1	2	0	0	0	1						
Scott Cooper, L (1, 5) OBP: 0.384, SLG: 0.341		2B			G1-3	1B		G4-3		4	2	2	1	0	0	1						
Tom Pagnozzi, R (1, 2) OBP: 0.248, SLG: 0.284		G6-3			L8-2	G5-3		F8		4	0	0	0	0	0	3						
José Oquendo, S (1, 4) OBP: 0.343, SLG: 0.316					P5	1B		F8		3	1	1	1	1	0	0						
Mark Petkovsek, R (1, 1) OBP: 0.231, SLG: 0.167		K			HR	1B				2	1	1	0	1	1	1						
Inning Stats	R: 1 E: 1 K: 0 S: 13	H: 2 LOB: 1 BB: 0 P: 17	R: 1 E: 0 K: 1 S: 8	H: 2 LOB: 1 BB: 0 P: 13	R: 0 E: 0 K: 1 S: 7	H: 1 LOB: 0 BB: 0 P: 11	R: 0 E: 0 K: 0 S: 9	H: 1 LOB: 0 BB: 0 P: 12	R: 2 E: 0 K: 1 S: 13	H: 1 LOB: 0 BB: 1 P: 26	R: 3 E: 0 K: 1 S: 18	H: 4 LOB: 2 BB: 1 P: 31	R: 0 E: 0 K: 1 S: 9	H: 0 LOB: 0 BB: 0 P: 16	R: 0 E: 0 K: 0 S: 6	H: 0 LOB: 0 BB: 0 P: 10		R: 0 E: 0 K: 0 S: 6	H: 0 LOB: 0 BB: 0 P: 10	1B: 6 2B: 5 3B: 0 HR: 1	SF: 0 SAC: 0 DP: 3 HBP: 0	WP: 0 PB: 0 SB: 0 CS: 0
PITCHER Pedro Astacio, R (1, 1) ERA: 4.82 Omar Daal, L (5, 1) ERA: 3.77 Joey Eischen, L (7, 1) ERA: 5.4	IP: 4.1 WLS: L BF: 19 H: 7 R: 4 ER: 4 SO: 2 BB: 1 IBB: 0 HBP: 0 BLK: 0 WP: 0 HR: 1 S: 43 P: 67 ERA: 8.31 WHIP: 1.846																					

Batter	1	2	3	4	5	6	7	8	9	AB	R	H	RBI	BB	SO	LOB	TOP					
Darren Lewis, R OBP: 0.296, SLG: 0.311 (1, 8)	0-1 SH1-3 1B		2-2 G4-3				0-1 1-2 1B	1-1 FC3-6 HR	1-1 P6								5 2 2 0 0 0 2					
Robby Thompson, R OBP: 0.276, SLG: 0.328 (1, 4)	0-0 SH1-3 1-2		0-0 L8				0-1 F8	0-3 K	3-2 G5-3								4 0 0 0 0 1 3					
Barry Bonds, L OBP: 0.412, SLG: 0.573 (1, 7)	1-0 CS 2H 1B			2-1 P5			0-0 P6	3-0 HR	3-1 P7								5 1 2 3 0 0 2					
Mark Carreon, R OBP: 0.363, SLG: 0.571 (1, 3)	2-3 K			1-0 FC6-4 1B			0-2 1B	1-1 1B	3-3 K								5 1 3 0 0 2 1					
Glenallen Hill, R OBP: 0.329, SLG: 0.455 (1, 9)		3-2 PB 2B		2-1 FC6-4 2B			1-1 G5-4-3 1B	0-1 P9									4 1 2 1 0 0 2					
Royce Clayton, R OBP: 0.333, SLG: 0.378 (1, 6)		3-3 K		0-0 1-1 2B			1-0 G5-4-3		3-3 K								4 0 1 1 0 2 2					
Kirt Manwaring, R OBP: 0.327, SLG: 0.338 (1, 2)		2-3 K		1-1 L9			2-0 1B	3-2 2B									4 1 2 0 0 1 2					
Mike Benjamin, R OBP: 0.357, SLG: 0.471 (1, 5)		1-1 G6-3					1-2 G5-3	1-3 K	1-3 K								4 0 0 0 0 2 3					
Jose Bautista, R (1, 1)				0-1 G1-3			4-2 1B	2-1 FC3-6 1B	1-0 1-1 2B								1 0 0 0 1 0 0					
Tom Lampkin, L OBP: 0.361, SLG: 0.387 (7, PH)																	1 0 1 0 0 0 0					
Chris Hook, R (7, 1)																	0 0 0 0 0 0 0					
John Patterson, S OBP: 0.223, SLG: 0.216 (8, PH)																	1 0 1 1 0 0 0					
Dave Burba, R (8, 1)																	0 0 0 0 0 0 0					
Inning Stats	R: 1 E: 0 K: 1 S: 7	H: 2 LOB: 0 BB: 0 P: 10	R: 0 E: 0 K: 2 S: 11	H: 1 LOB: 1 BB: 0 P: 19	R: 0 E: 0 K: 0 S: 7	H: 0 LOB: 0 BB: 0 P: 9	R: 1 E: 0 K: 0 S: 8	H: 2 LOB: 1 BB: 0 P: 14	R: 0 E: 0 K: 1 S: 11	H: 1 LOB: 2 BB: 1 P: 16	R: 1 E: 0 K: 1 S: 10	H: 3 LOB: 1 BB: 0 P: 15	R: 2 E: 0 K: 1 S: 12	H: 3 LOB: 1 BB: 0 P: 19	R: 1 E: 0 K: 2 S: 14	H: 2 LOB: 1 BB: 0 P: 23	R: 0 E: 0 K: 1 S: 13	H: 0 LOB: 0 BB: 0 P: 22	1B: 9 2B: 4 3B: 0 HR: 1	SF: 0 SAC: 1 DP: 1 HBP: 0	WP: 0 PB: 1 SB: 0 CS: 1	PA: 40
PITCHER	IP WLS BF H R ER SO BB IBB HBP BLK WP HR S P ERA WHIP																					
Ramon Martinez, R ERA: 3.89 (1, 1)	6.2	31	12	5	5	5	1	0	0	0	0	0	0	1	64	100	6.75	1.950				
Rudy Seanez, R ERA: 4.41 (7, 1)	1.1	W	6	2	1	1	2	0	0	0	0	0	0	0	16	25	6.75	1.500				
Todd Worrell, R ERA: (9, 1)	1.0	S	3	0	0	0	1	0	0	0	0	0	0	0	13	22	0.00	0.000				

San Francisco Giants @ Los Angeles Dodgers
Dodger Stadium, Los Angeles, CA
Thu Jun 22 1995, 7:05 PM PDT
Att: 33,489 - Unknown - 74 F

AB 38
R 6
H 14
RBI 6
BB 1
SO 8
LOB 17



Batter	1	2	3	4	5	6	7	8	9	AB	R	H	RBI	BB	SO	LOB	BOTTOM					
Delino DeShields, L OBP: 0.332, SLG: 0.343 (1, 4)	1-1 G4-3		1-2 G6-3				0-3 K	1 SAFE 2-3 K									4 0 0 0 0 2 1					
Jose Offerman, S OBP: 0.436, SLG: 0.434 (1, 6)	3-1 HR 1B		1-1 F8				0-0 F8	0-1 L7									4 1 1 0 0 0 1					
Mike Piazza, R OBP: 0.430, SLG: 0.714 (1, 2)	1-0 1H HR		2-2 F8				2-0 1B	1-2 G4-3									4 1 2 2 0 0 0					
Eric Karros, R OBP: 0.394, SLG: 0.577 (1, 3)	2-1 F9			2-2 HR			1 SAFE 2-3 K	3-1 HR									4 2 2 2 0 1 1					
Roberto Kelly, R OBP: 0.324, SLG: 0.343 (1, 8)	0-1 F9			3-2 P3			2-1 G6-3	2-3 K									4 0 0 0 0 1 0					
Raul Mondesi, R OBP: 0.382, SLG: 0.564 (1, 9)		2-0 G5-3		1-1 HR 1B			0-0 G5-3	1-3 K									4 1 1 0 0 1 0					
Tim Wallach, R OBP: 0.321, SLG: 0.408 (1, 5)		0-1 G6-3		2-2 HR			0-2 G4-3										3 1 1 2 0 0 0					
Billy Ashley, R OBP: 0.316, SLG: 0.404 (7, PR)		2-1 HR		3-2 G6-3			3-2 1B										3 1 2 1 0 0 0					
Roger Cedeno, S (8, 7)																	0 0 0 0 0 0 0					
Ramon Martinez, R OBP: 0.231, SLG: 0.240 (1, 1)		0-1 G6-3		1-0 G4-3			1 SAFE 2-3 K										2 0 0 0 0 0 0					
Rudy Seanez, R (7, 1)																	1 0 0 0 0 1 1					
Todd Worrell, R (9, 1)																	0 0 0 0 0 0 0					
Inning Stats	R: 2 E: 0 K: 0 S: 9	H: 2 LOB: 0 BB: 0 P: 16	R: 1 E: 0 K: 0 S: 7	H: 1 LOB: 0 BB: 0 P: 11	R: 0 E: 0 K: 0 S: 9	H: 0 LOB: 0 BB: 0 P: 13	R: 3 E: 0 K: 0 S: 21	H: 3 LOB: 0 BB: 0 P: 32	R: 0 E: 0 K: 2 S: 10	H: 1 LOB: 1 BB: 0 P: 13	R: 0 E: 0 K: 0 S: 6	H: 0 LOB: 0 BB: 0 P: 8	R: 0 E: 0 K: 2 S: 12	H: 1 LOB: 1 BB: 0 P: 18	R: 1 E: 0 K: 2 S: 11	H: 1 LOB: 0 BB: 0 P: 18	R: 0 E: 0 K: 0 S: 13	H: 0 LOB: 0 BB: 0 P: 22	1B: 4 2B: 0 3B: 0 HR: 5	SF: 0 SAC: 0 DP: 0 HBP: 0	WP: 0 PB: 1 SB: 1 CS: 0	PA: 33
PITCHER	IP WLS BF H R ER SO BB IBB HBP BLK WP HR S P ERA WHIP																					
Jose Bautista, R ERA: 5.1 (1, 1)	6.0	25	7	6	6	2	0	0	0	0	0	0	0	4	62	93	9.00	1.167				
Chris Hook, R ERA: 4.32 (7, 1)	1.0	4	1	0	0	2	0	0	0	0	0	0	0	12	18	0.00	1.000					
Dave Burba, R ERA: 3.86 (8, 1)	1.0	L	4	1	1	1	2	0	0	0	0	0	0	1	11	18	9.00	1.000				

San Francisco Giants @ Los Angeles Dodgers
Dodger Stadium, Los Angeles, CA
Thu Jun 22 1995, 7:05 PM PDT
Att: 33,489 - Unknown - 74 F

AB 33
R 7
H 9
RBI 7
BB 0
SO 6
LOB 4



Batter	1	2	3	4	5	6	7	8	9	AB	R	H	RBI	BB	SO	LOB	TOP					
Darren Lewis, R (1, 8) OBP: 0.299, SLG: 0.309	4-1 BB 1B BB	G4-3			K		4-1 BB 1-2 BB			2	1	0	0	2	1	1	San Francisco Giants @ Los Angeles Dodgers Dodger Stadium, Los Angeles, CA Fri Jun 23 1995, 7:05 PM PDT Att: 41,948 - Unknown					
Robby Thompson, R (1, 4) OBP: 0.294, SLG: 0.339 John Patterson, S (7, PH) OBP: 0.221, SLG: 0.214	1-2 FC5-4 1-2 BB		0-0 G4-6-3 1B			3-1 E 1B	1-0 L6			2	0	2	0	1	0	0						
Barry Bonds, L (1, 7) OBP: 0.405, SLG: 0.562	1-3 K		0-0 G4-6-3 1-2			2-0 L4 1-2		1-1 G3		4	0	0	0	0	1	4						
Mark Carreon, R (1, 3) OBP: 0.358, SLG: 0.557	2-2 FC5-4 1-2 2H 1B		0-2 G6-3			1-2 G1-3		0-1 G5-3		4	0	1	1	0	0	1						
Glenallen Hill, R (1, 9) OBP: 0.323, SLG: 0.447	0-2 FC5-4 1-2 FC4 1-2 2-3			0-1 P2		0-0 G4-3		0-0 L7		4	0	0	0	0	0	3						
Royce Clayton, R (1, 6) OBP: 0.327, SLG: 0.371	0-2 FC4 1-2			2-3 K			1-1 G6-3		2-2 G5-3	4	0	0	0	0	1	2						
Steve Scarosone, R (1, 5) OBP: 0.429, SLG: 0.761		2-2 SH1-3 1B			2-2 G5-3		0-0 E6 1B		1-0 G4-3	4	1	1	0	0	0	0						
Kirt Manwaring, R (1, 2) OBP: 0.327, SLG: 0.338		0-0 SH1-3 1-2			0-0 F7		0-0 BB 2H 1B		1-1 L5	3	0	1	1	0	0	0						
Mark Portugal, R (1, 1) OBP: 0.095, SLG: 0.050 Steve Mintz, L (5, 1) Jeff Reed, L (7, PH) OBP: 0.396, SLG: 0.311 Enrique Burgos, L (7, 1)				0-3 K		2-1 L9-3		1-3 K		2	0	0	0	0	1	1						
Inning Stats	R: 1 E: 0 K: 1 S: 17	H: 1 LOB: 2 BB: 2 P: 28	R: 0 E: 0 K: 1 S: 9	H: 1 LOB: 1 BB: 0 P: 13	R: 0 E: 0 K: 0 S: 5	H: 1 LOB: 0 BB: 0 P: 5	R: 0 E: 0 K: 1 S: 8	H: 0 LOB: 0 BB: 0 P: 12	R: 0 E: 0 K: 1 S: 6	H: 1 LOB: 1 BB: 0 P: 8	R: 0 E: 1 K: 0 S: 7	H: 1 LOB: 1 BB: 0 P: 13	R: 1 E: 1 K: 1 S: 9	H: 1 LOB: 2 BB: 1 P: 16	R: 0 E: 0 K: 0 S: 5	H: 0 LOB: 0 BB: 0 P: 6		R: 0 E: 0 K: 0 S: 6	H: 0 LOB: 0 BB: 0 P: 10	1B: 5 2B: 0 3B: 0 HR: 0	SF: 0 SAC: 1 DP: 1 HBP: 0	WP: 0 PB: 0 SB: 0 CS: 0
PITCHER	IP WLS BF H R ER SO BB IBB HBP BLK WP HR S P ERA WHIP																					
Ismael Valdez, R (1, 1) ERA: 2.11 Pedro Astacio, R (9, 1) ERA: 4.74	8.0 W 32 5 2 1 5 3 0 0 0 0 0 0 66 101 1.12 1.000																					

Batter	1	2	3	4	5	6	7	8	9	AB	R	H	RBI	BB	SO	LOB	BOTTOM			
Delino DeShields, L (1, 4) OBP: 0.342, SLG: 0.348	1-0 1B S 1B		0-0 HR 1B			4-1 3B BB		4-2 L8		4-2 1B BB	3	2	2	0	2	0	San Francisco Giants @ Los Angeles Dodgers Dodger Stadium, Los Angeles, CA Fri Jun 23 1995, 7:05 PM PDT Att: 41,948 - Unknown			
Jose Offerman, S (1, 6) OBP: 0.443, SLG: 0.451	1-0 G6-4-3 1-3 1B		3-2 L8		0-0 1B 3B	4-2 BB		2-2 1B 1-3 1B		4	1	3	1	1	0	1				
Mike Piazza, R (1, 2) OBP: 0.429, SLG: 0.727	1-1 P6		0-0 1H HR		1-1 1B 2B 1B	2-2 P3		1-3 K		5	2	2	3	0	1	5				
Eric Karros, R (1, 3) OBP: 0.390, SLG: 0.568	2-2 G6-4-3 1-2		1-3 K		2-2 2B 1B		1-0 L6		2-3 K	5	1	1	0	0	2	4				
Raul Mondesi, R (1, 9) OBP: 0.364, SLG: 0.568		1-0 FC6-5 S 1B		1-3 K	2-1 1B 2B		3-2 P4			4	1	2	1	0	1	0				
Tim Wallach, R (1, 5) OBP: 0.328, SLG: 0.411		3-2 FC6-5 FC4-6 1-3		0-3 K	0-0 G6-3 2H 1B		2-2 1B 1B			4	0	2	1	0	1	1				
Billy Ashley, R (1, 7) OBP: 0.321, SLG: 0.403		3-2 F9		4-2 BB	2-2 G6-3		2-1 1B 1B			3	0	1	0	1	0	2				
Roger Cedeno, S (1, 8)		1-0 FC4-6 1-2		0-3 K	0-1 G4-3		1-3 K			4	0	0	0	0	2	5				
Ismael Valdez, R (1, 1) OBP: 0.125, SLG: 0.125 Mitch Webster, S (8, PH) OBP: 0.200, SLG: 0.310 Pedro Astacio, R (9, 1) OBP: 0.200, SLG: 0.211			1-3 K		0-0 G6-3		2-1 G4-3		2-2 G6-3	3	0	0	0	0	1	0				
Inning Stats	R: 0 E: 0 K: 0 S: 7	H: 2 LOB: 1 BB: 0 P: 12	R: 0 E: 0 K: 0 S: 10	H: 1 LOB: 0 BB: 0 P: 18	R: 2 E: 0 K: 2 S: 13	H: 2 LOB: 0 BB: 0 P: 18	R: 0 E: 0 K: 3 S: 13	H: 0 LOB: 1 BB: 1 P: 18	R: 5 E: 0 K: 0 S: 18	H: 5 LOB: 1 BB: 1 P: 29	R: 0 E: 0 K: 0 S: 9	H: 0 LOB: 1 BB: 1 P: 17	R: 0 E: 0 K: 1 S: 13	H: 2 LOB: 2 BB: 0 P: 22	R: 0 E: 0 K: 2 S: 14	H: 1 LOB: 2 BB: 1 P: 25		1B: 10 2B: 1 3B: 1 HR: 1	SF: 0 SAC: 0 DP: 1 HBP: 0	WP: 0 PB: 0 SB: 2 CS: 0
PITCHER	IP WLS BF H R ER SO BB IBB HBP BLK WP HR S P ERA WHIP																			
Mark Portugal, R (1, 1) ERA: 3.93 Steve Mintz, R (5, 1) ERA: 5.99 Enrique Burgos, L (7, 1) ERA: 4.26	4.1 L 23 9 7 7 5 2 0 0 0 0 0 0 15 25 0.00 1.200																			

Batter	1	2	3	4	5	6	7	8	9	AB	R	H	RBI	BB	SO	LOB	TOP									
Darren Lewis, R OBP: 0.302, SLG: 0.312 (1, 8)	1-1 BB S 1B		1-1 F7			1-1 P4			2-1 WP S 1B	4	0	2	0	0	0	0	San Francisco Giants @ Los Angeles Dodgers Dodger Stadium, Los Angeles, CA Sat Jun 24 1995, 7:05 PM PDT Att: 53,551 - Sunny - 79 F									
Steve Scarsons, R OBP: 0.420, SLG: 0.730 (1, 5)	4-2 BB 1-2 BB		0-3 K			1-3 K			0-0 L9	3	0	0	0	1	2	1										
Barry Bonds, L OBP: 0.398, SLG: 0.551 (1, 7)	3-2 P5		2-3 K			2-2 L8			2-3 K	4	0	0	0	0	2	3										
Glenallen Hill, R OBP: 0.322, SLG: 0.440 (1, 9)	1-3 K			0-0 F8					4-0 BB	3	0	0	0	1	2	2										
Mark Carreon, R OBP: 0.357, SLG: 0.544 (7, 1) Shawn Barton, R	4-0 BB BB			1-0 G1-3					0-0 P3	2	0	0	0	0	1	0										
Rod Beck, R OBP: 0.333, SLG: 0.333 (8, 1) Rikkert Fanezey, R (9, PH) OBP: 0.381, SLG: 0.278	1-2 2-3 BB			1-3 K					1-3 K	0	0	0	0	0	0	0										
Royce Clayton, R OBP: 0.323, SLG: 0.365 (1, 6)	1-3 K									3	0	0	0	0	3	3										
John Patterson, S OBP: 0.215, SLG: 0.208 (1, 4)		2-3 K				0-0 L6			1-1 G4-3	3	0	0	0	0	1	0										
Kirt Manwaring, R OBP: 0.321, SLG: 0.331 (1, 2)		0-0 L8				2-3 K			1-1 F8	3	0	0	0	0	1	0										
Mark Leiter, R OBP: 0.095, SLG: 0.095 (1, 1) Jeff Reed, L (5, PH) OBP: 0.369, SLG: 0.304 Chris Hook, R (5, 1) Dave Burba, R (6, 1) J.R. Phillips, L (7, 3) OBP: 0.184, SLG: 0.228		0-3 K				1-2 G4-3			0-3 K	1	0	0	0	0	1	0										
Inning Stats	R: 0 E: 0 K: 2 S: 17	H: 1 LOB: 3 BB: 2 P: 31	R: 0 E: 0 K: 2 S: 7	H: 0 LOB: 0 BB: 0 P: 9	R: 0 E: 0 K: 2 S: 8	H: 0 LOB: 0 BB: 0 P: 11	R: 0 E: 0 K: 1 S: 5	H: 0 LOB: 0 BB: 0 P: 7	R: 0 E: 0 K: 1 S: 13	H: 0 LOB: 0 BB: 0 P: 16	R: 0 E: 0 K: 2 S: 9	H: 0 LOB: 0 BB: 0 P: 13	R: 0 E: 0 K: 1 S: 12	H: 0 LOB: 0 BB: 0 P: 16	R: 0 E: 0 K: 1 S: 7	H: 0 LOB: 0 BB: 0 P: 9	R: 0 E: 0 K: 1 S: 8	H: 1 LOB: 2 BB: 1 P: 16	1B: 2 2B: 0 3B: 0 HR: 0	SF: 0 SAC: 0 DP: 0 HBP: 0	WP: 1 PB: 0 SB: 2 CS: 0	PA: 32				
PITCHER Hideo Nomo, R ERA: 2.3 (1, 1)	IP: 9.0 WLS: W BF: 32	H: 2 R: 0 ER: 0 SO: 13	BB: 3 IBB: 0 HBP: 0 BLK: 0	WP: 1 HR: 0 S: 86 P: 128	ERA: 0.00 WHIP: 0.556											ERA: 0.00 WHIP: 0.556										

AB	29
R	0
H	2
RBI	0
BB	3
SO	13
LOB	11



Batter	1	2	3	4	5	6	7	8	9	AB	R	H	RBI	BB	SO	LOB	BOTTOM						
Delino DeShields, L OBP: 0.351, SLG: 0.357 (1, 4)	2-3 K		3-2 1B 2B	4-2 BB		4-2 BB	1-2 CS			3	1	2	0	2	1	0	San Francisco Giants @ Los Angeles Dodgers Dodger Stadium, Los Angeles, CA Sat Jun 24 1995, 7:05 PM PDT Att: 53,551 - Sunny - 79 F						
Jose Offerman, S OBP: 0.438, SLG: 0.444 (1, 6)	3-2 F8		1-1 1B	1-1 L7		0-2 L9	0-0 CS	0-0 G3-1		5	0	1	1	0	0	5							
Mike Piazza, R OBP: 0.435, SLG: 0.719 (1, 2)	4-2 BB		2-0 1B	1-3 1B	2-2 FC6-4 1B	0-0 G3-1		0-2 F9		4	0	2	0	1	0	3							
Eric Karros, R OBP: 0.386, SLG: 0.560 (1, 3)	2-2 F8		2-3 K		2-1 F9		2-1 1B E 1B	0-3 K		5	1	1	0	0	2	4							
Roberto Kelly, R OBP: 0.328, SLG: 0.360 (1, 8)		2-2 G3		1-2 HR	1-0 FC6-4		1-0 E9 FC6-4 HR 1B			4	2	2	1	0	0	1							
Raul Mondesi, R OBP: 0.396, SLG: 0.564 (1, 9)		2-1 G5-3		0-0 1B	1-2 F9		4-0 FC6-4 IBB			3	1	1	0	1	0	1							
Tim Wallach, R OBP: 0.325, SLG: 0.490 (1, 5)		2-2 L9		3-3 K		2-2 SH2-4 HBP	0-0 FC6-4 HR			3	1	0	0	0	1	3							
Billy Ashley, R OBP: 0.331, SLG: 0.432 (1, 7) Roger Cedeno, S (8, 7)			2-3 K	0-0 BB 2H 1B		2-2 SH2-4 1B	1-1 HR			4	1	3	4	0	1	0							
Hideo Nomo, R OBP: 0.325, SLG: 0.490 (1, 1)			2-3 K	0-3 K		0-0 SH2-4	1-3 K			3	0	0	0	0	3	1							
Inning Stats	R: 0 E: 0 K: 1 S: 13	H: 0 LOB: 1 BB: 1 P: 24	R: 0 E: 0 K: 0 S: 8	H: 0 LOB: 0 BB: 0 P: 14	R: 1 E: 0 K: 3 S: 15	H: 3 LOB: 2 BB: 0 P: 27	R: 2 E: 0 K: 2 S: 16	H: 3 LOB: 2 BB: 1 P: 24	R: 0 E: 0 K: 0 S: 9	H: 1 LOB: 1 BB: 0 P: 15	R: 0 E: 0 K: 0 S: 13	H: 1 LOB: 3 BB: 1 P: 21	R: 4 E: 1 K: 1 S: 12	H: 4 LOB: 0 BB: 1 P: 22	R: 0 E: 0 K: 1 S: 7	H: 0 LOB: 0 BB: 0 P: 7		1B: 9 2B: 1 3B: 0 HR: 2	SF: 0 SAC: 1 DP: 0 HBP: 1	WP: 0 PB: 0 SB: 1 CS: 1	PA: 41		
PITCHER Mark Leiter, R ERA: 3.71 (1, 1) Chris Hook, R ERA: 4.1 (5, 1) Dave Burba, R ERA: 4.76 (6, 1) Shawn Barton, L ERA: 2.57 (7, 1) Rod Beck, R ERA: 3.0 (8, 1)	IP: 4.0 WLS: L BF: 20	H: 6 R: 3 ER: 3 SO: 6	BB: 2 IBB: 0 HBP: 1 BLK: 0	WP: 0 HR: 0 S: 18 P: 32	ERA: 0.00 WHIP: 2.250	IP: 1.1 WLS: L BF: 8	H: 2 R: 0 ER: 0 SO: 0	BB: 1 IBB: 0 HBP: 0 BLK: 0	WP: 0 HR: 0 S: 13 P: 21	ERA: 0.00 WHIP: 2.250	IP: 1.1 WLS: L BF: 8	H: 3 R: 4 ER: 4 SO: 1	BB: 3 IBB: 0 HBP: 0 BLK: 0	WP: 0 HR: 0 S: 13 P: 22	ERA: 0.00 WHIP: 3.000	IP: 1.0 WLS: L BF: 3	H: 0 R: 0 ER: 0 SO: 1	BB: 0 IBB: 0 HBP: 0 BLK: 0	WP: 0 HR: 0 S: 7 P: 7	1B: 9 2B: 1 3B: 0 HR: 2	SF: 0 SAC: 1 DP: 0 HBP: 1	WP: 0 PB: 0 SB: 1 CS: 1	PA: 41



Batter	1	2	3	4	5	6	7	8	9	AB	R	H	RBI	BB	SO	LOB	TOP								
Darren Lewis, R OBP: 0.304, SLG: 0.314										5	1	2	0	0	1	1	San Francisco Giants @ Los Angeles Dodgers Dodger Stadium, Los Angeles, CA Sun Jun 25 1995, 7:05 PM PDT Att: 37,758 - Unknown - 80 F								
John Patterson, S OBP: 0.232, SLG: 0.236										5	0	3	0	0	2	1									
Barry Bonds, L OBP: 0.396, SLG: 0.545										4	0	1	0	0	0	4									
Glenallen Hill, R OBP: 0.321, SLG: 0.434										3	0	0	1	1	2	4									
Royce Clayton, R OBP: 0.317, SLG: 0.358										4	0	0	0	0	1	7									
Steve Scarsone, R OBP: 0.400, SLG: 0.692										4	0	0	0	0	2	0									
Kirt Manwaring, R OBP: 0.319, SLG: 0.329										4	0	1	0	0	1	0									
J.R. Phillips, L OBP: 0.185, SLG: 0.229										4	1	1	0	0	3	1									
William Van Landingham, R OBP: 0.250, SLG: 0.375										3	0	1	1	0	0	1									
Mark Carreon, R OBP: 0.354, SLG: 0.538										1	0	0	0	0	0	0									
Inning Stats	R: 1 E: 0 K: 0 S: 10	H: 2 LOB: 1 BB: 0 P: 15	R: 0 E: 0 K: 1 S: 7	H: 1 LOB: 1 BB: 0 P: 11	R: 0 E: 0 K: 3 S: 16	H: 2 LOB: 2 BB: 0 P: 23	R: 0 E: 0 K: 1 S: 6	H: 0 LOB: 0 BB: 0 P: 10	R: 0 E: 1 K: 0 S: 11	H: 1 LOB: 3 BB: 1 P: 23	R: 1 E: 0 K: 3 S: 15	H: 2 LOB: 1 BB: 0 P: 28	R: 0 E: 0 K: 2 S: 9	H: 1 LOB: 1 BB: 0 P: 15	R: 0 E: 0 K: 2 S: 8	H: 0 LOB: 0 BB: 0 P: 12	R: 0 E: 0 K: 1 S: 7	H: 0 LOB: 0 BB: 0 P: 10	1B: 7 2B: 2 3B: 0 HR: 0	SF: 0 SAC: 0 DP: 0 HBP: 0	WP: 0 PB: 0 SB: 0 CS: 0	PA: 38			
PITCHER	IP	WLS	BF	H	R	ER	SO	BB	IBB	HBP	BLK	WP	HR	S	P	ERA	WHIP								
Tom Candiotti, R ERA: 3.35	(1, 1)	8.0	W	35	9	2	2	11	1	0	0	0	0	82	137	2.25	1.250								
Todd Worrell, R ERA:	(9, 1)	1.0	S	3	0	0	0	1	0	0	0	0	0	7	10	0.00	0.000								

Batter	1	2	3	4	5	6	7	8	9	AB	R	H	RBI	BB	SO	LOB	BOTTOM								
Delino DeShields, L OBP: 0.346, SLG: 0.350										4	0	0	0	0	1	0	San Francisco Giants @ Los Angeles Dodgers Dodger Stadium, Los Angeles, CA Sun Jun 25 1995, 7:05 PM PDT Att: 37,758 - Unknown - 80 F								
Jose Offerman, S OBP: 0.439, SLG: 0.446										4	1	2	0	0	0	0									
Mike Piazza, R OBP: 0.445, SLG: 0.718										3	1	2	0	1	0	1									
Eric Karros, R OBP: 0.384, SLG: 0.554										4	0	1	1	0	2	3									
Roberto Kelly, R OBP: 0.322, SLG: 0.355										3	0	0	1	0	2	1									
Raul Mondesi, R OBP: 0.372, SLG: 0.579										3	1	2	1	1	1	0									
Tim Wallach, R OBP: 0.315, SLG: 0.386										4	0	0	0	0	3	3									
Billy Ashley, R OBP: 0.331, SLG: 0.430										3	0	1	0	0	1	1									
Roger Cedeno, S OBP: 0.279, SLG: 0.115										0	0	0	0	0	0	0									
Inning Stats	R: 0 E: 0 K: 1 S: 6	H: 1 LOB: 1 BB: 0 P: 8	R: 1 E: 0 K: 2 S: 13	H: 2 LOB: 1 BB: 0 P: 16	R: 2 E: 1 K: 0 S: 12	H: 3 LOB: 2 BB: 1 P: 17	R: 0 E: 0 K: 2 S: 8	H: 0 LOB: 0 BB: 0 P: 10	R: 0 E: 0 K: 1 S: 11	H: 0 LOB: 1 BB: 1 P: 17	R: 0 E: 0 K: 1 S: 14	H: 1 LOB: 1 BB: 0 P: 20	R: 0 E: 0 K: 1 S: 8	H: 1 LOB: 1 BB: 0 P: 11	R: 0 E: 0 K: 2 S: 8	H: 0 LOB: 0 BB: 0 P: 12	R: 0 E: 0 K: 2 S: 8	H: 0 LOB: 0 BB: 0 P: 12	1B: 7 2B: 0 3B: 0 HR: 1	SF: 1 SAC: 0 DP: 0 HBP: 0	WP: 0 PB: 0 SB: 0 CS: 0	PA: 34			
PITCHER	IP	WLS	BF	H	R	ER	SO	BB	IBB	HBP	BLK	WP	HR	S	P	ERA	WHIP								
William Van Landingham, R ERA: 4.94	(1, 1)	8.0	L	34	8	3	2	10	2	0	0	2	1	80	111	2.25	1.250								

AB	37
R	2
H	9
RBI	2
BB	1
SO	12
LOB	19



AB	31
R	3
H	8
RBI	3
BB	2
SO	10
LOB	11



Batter	1	2	3	4	5	6	7	8	9	AB	R	H	RBI	BB	SO	LOB	TOP										
Bip Roberts, S OBP: 0.367, SLG: 0.387 (1, 7)										5	0	2	1	0	1	0	San Diego Padres @ Los Angeles Dodgers Dodger Stadium, Los Angeles, CA Mon Jun 26 1995, 7:05 PM PDT Att: 52,335 - Unknown - 70 F livebaseballscorecards.com										
Steve Finley, L OBP: 0.340, SLG: 0.369 (1, 8)										5	0	1	0	0	1	1											
Tony Gwynn, L OBP: 0.379, SLG: 0.472 (1, 9)										3	2	1	1	1	0	2											
Ken Caminiti, S OBP: 0.328, SLG: 0.430 (1, 5)										3	1	0	0	1	2	1											
Eddie Williams, R OBP: 0.327, SLG: 0.432 (1, 3)										4	0	2	1	0	0	0											
Brian Johnson, R OBP: 0.333, SLG: 0.463 (1, 2)										4	1	2	1	0	1	1											
Jody Reed, R OBP: 0.381, SLG: 0.306 (1, 4)										4	1	3	1	0	0	0											
Andujar Cedeno, R OBP: 0.265, SLG: 0.346 (1, 6)										4	0	0	0	0	2	3											
Andy Benes, R Melvin Nieves, S Bryce Florie, R Brian Williams, R Brad Ausmus, R Trevor Hoffman, R (1, 1) (5, PR) (8, 1) (8, 1) (8, 2) (9, 1)										1	0	0	0	0	1	1											
Inning Stats	R: 0 E: 0 K: 0 S: 7	H: 2 LOB: 1 BB: 0 P: 13	R: 1 E: 0 K: 2 S: 11	H: 2 LOB: 1 BB: 0 P: 20	R: 2 E: 0 K: 0 S: 9	H: 2 LOB: 1 BB: 2 P: 18	R: 1 E: 0 K: 1 S: 8	H: 2 LOB: 1 BB: 0 P: 11	R: 0 E: 0 K: 2 S: 11	H: 0 LOB: 0 BB: 0 P: 16	R: 1 E: 0 K: 2 S: 11	H: 1 LOB: 0 BB: 0 P: 17	R: 0 E: 0 K: 0 S: 8	H: 1 LOB: 1 BB: 0 P: 10	R: 0 E: 0 K: 0 S: 9	H: 0 LOB: 0 BB: 0 P: 13		1B: 8 2B: 2 3B: 0 HR: 1	SF: 0 SAC: 1 DP: 1 HBP: 0	WP: 1 PB: 0 CS: 1 SB: 0	PA: 38						
PITCHER	IP	WLS	BF	H	R	ER	SO	BB	IBB	HBP	BLK	WP	HR	S	P	ERA	WHIP										
Willie Banks, R ERA: 12.96 (1, 1)	5.0		24	9	4	4	5	2	0	0	0	1	0	44	73	7.20	2.200										
Pedro Astacio, R ERA: 4.73 (6, 1)	2.0		7	1	1	1	4	0	0	0	0	0	1	22	33	4.50	0.500										
Rudy Seanez, R ERA: 4.15 (8, 1)	1.0		4	1	0	0	0	0	0	0	0	0	0	8	10	0.00	1.000										
Todd Worrell, R ERA: (9, 1)	1.0	W	3	0	0	0	0	0	0	0	0	0	0	9	13	0.00	0.000										

Batter	1	2	3	4	5	6	7	8	9	AB	R	H	RBI	BB	SO	LOB	BOTTOM										
Delino DeShields, L OBP: 0.347, SLG: 0.346 (1, 4)										3	2	0	0	1	0	0	San Diego Padres @ Los Angeles Dodgers Dodger Stadium, Los Angeles, CA Mon Jun 26 1995, 7:05 PM PDT Att: 52,335 - Unknown - 70 F livebaseballscorecards.com										
Jose Offerman, S OBP: 0.434, SLG: 0.437 (1, 6)										4	1	0	0	1	2	3											
Mike Piazza, R OBP: 0.451, SLG: 0.736 (1, 2)										4	2	2	5	1	1	0											
Eric Karros, R OBP: 0.386, SLG: 0.551 (1, 3)										3	0	1	1	1	0	1											
Roberto Kelly, R OBP: 0.321, SLG: 0.353 (1, 8)										4	0	1	0	0	1	3											
Raul Mondesi, R OBP: 0.371, SLG: 0.573 (1, 9)										4	0	1	0	0	0	2											
Tim Wallach, R OBP: 0.328, SLG: 0.419 (1, 5)										3	2	2	1	1	0	0											
Billy Ashley, R OBP: 0.329, SLG: 0.422 Roger Cedeno, S (8, PR) (9, 7)										3	0	0	1	1	2	1											
Willie Banks, R Chris Gwynn, L Pedro Astacio, R Chad Fournier, S Rudy Seanez, R Dave Hansen, L Todd Worrell, R (1, 1) (5, PR) (8, 1) (7, PR) (8, 1) (8, PR) (9, 1)										1	0	0	0	0	1	0											
Inning Stats	R: 0 E: 0 K: 1 S: 9	H: 0 LOB: 0 BB: 0 P: 16	R: 0 E: 0 K: 0 S: 7	H: 0 LOB: 0 BB: 0 P: 11	R: 1 E: 0 K: 2 S: 10	H: 1 LOB: 2 BB: 1 P: 20	R: 0 E: 0 K: 1 S: 10	H: 1 LOB: 1 BB: 1 P: 14	R: 0 E: 0 K: 1 S: 7	H: 0 LOB: 0 BB: 0 P: 9	R: 1 E: 0 K: 2 S: 15	H: 1 LOB: 3 BB: 3 P: 37	R: 3 E: 0 K: 0 S: 5	H: 1 LOB: 0 BB: 1 P: 10	1B: 5 2B: 0 3B: 0 HR: 2	SF: 0 SAC: 0 DP: 0 HBP: 1		WP: 0 PB: 0 CS: 0	PA: 39								
PITCHER	IP	WLS	BF	H	R	ER	SO	BB	IBB	HBP	BLK	WP	HR	S	P	ERA	WHIP										
Andy Benes, R ERA: 3.87 (1, 1)	5.0		23	5	4	4	5	3	0	0	0	0	1	55	95	7.20	1.600										
Bryce Florie, R ERA: 2.97 (6, 1)	2.0		7	0	1	1	2	1	0	0	0	0	0	17	30	4.50	0.500										
Brian Williams, R ERA: 5.76 (8, 1)	1.0	L	8	1	2	2	2	3	0	1	1	0	0	16	39	18.00	4.000										
Trevor Hoffman, R ERA: 4.12 (9, 1)	0.0		1	1	1	1	0	0	0	0	0	0	1	1	1	∞	∞										



Batter	1	2	3	4	5	6	7	8	9	AB	R	H	RBI	BB	SO	LOB	TOP										
Bip Roberts, S OBP: 0.372, SLG: 0.389 Phil Clark, R OBP: 0.371, SLG: 0.485	0-0 1B		3-1 F8		0-1 SH1 SF7	4-2 BB FC3-2 HR BB	1-1 G6-3		0-1 FC4	4	2	2	0	1	0	0	San Diego Padres @ Los Angeles Dodgers Dodger Stadium, Los Angeles, CA Tue Jun 27 1995, 7:05 PM PDT Att: 29,713 - Unknown - 72 F										
Steve Finley, L OBP: 0.341, SLG: 0.370	3-2 F7			1-0 1B	0-0 SH1	1-2 FC3-2 BB	0-0 FC6-4	0-2 FC4	5	2	2	0	0	0	5												
Tony Gwynn, L OBP: 0.377, SLG: 0.475 Willie Blair, R OBP: 0.342, SLG: 0.471 Fernando Valenzuela, L OBP: 0.190, SLG: 0.400	1-2 G4-6-3 1B			2-2 BB 1B	0-0 SF7	1-2 HR BB	1-1 FC6-4	1-1 FC4	3	2	2	2	1	0	1												
Ken Caminiti, S OBP: 0.338, SLG: 0.448 Scott Livingstone, L OBP: 0.229, SLG: 0.353	1-0 G4-6-3			4-1 1B	4-1 BB	1-2 HR BB		2-0 G3-1	3	1	2	4	2	0	2												
Roberto Petagine, L OBP: 0.433, SLG: 0.451		1-0 F7		2-2 1B	0-0 G4-3	2-2 F8		1-3 HBP BB 1B	5	0	1	2	0	1	2												
Brad Ausmus, R OBP: 0.331, SLG: 0.388		2-2 F7		1-3 K		1-1 1B	1-0 1B	4-2 HBP BB	4	1	2	0	1	1	1												
Jody Reed, R OBP: 0.304 Ray Holbert, R OBP: 0.308, SLG: 0.100		1-3 K		2-0 F7		1-0 FC1-6-4 1B	1-0 HR 1B	1-0 G4-6-3 HBP	4	2	1	0	0	1	2												
Andujar Cedeno, R OBP: 0.273, SLG: 0.373			2-3 K		0-0 SH 2B	1-2 FC3-2 1B	2-2 HR	1-0 G4-6-3	5	2	3	3	0	1	3												
Glenn Dishman, R OBP: 0.500, SLG: 0.500 Melvin Nieves, S OBP: 0.260, SLG: 0.354			0-0 G4-3		0-0 SH E	1-0 FC3-2 BB 1B	1-3 K	2-3 K	2	2	1	1	0	0	0												
Inning Stats	R: 0 E: 0 K: 0 S: 8	H: 2 LOB: 1 BB: 0 P: 13	R: 0 E: 0 K: 1 S: 8	H: 0 LOB: 0 BB: 0 P: 12	R: 0 E: 0 K: 1 S: 6	H: 0 LOB: 0 BB: 0 P: 11	R: 2 E: 0 K: 1 S: 12	H: 3 LOB: 1 BB: 1 P: 24	R: 3 E: 2 K: 0 S: 8	H: 2 LOB: 1 BB: 1 P: 12	R: 6 E: 0 K: 0 S: 19	H: 4 LOB: 0 BB: 2 P: 35	R: 3 E: 0 K: 1 S: 14	H: 4 LOB: 1 BB: 0 P: 21	R: 0 E: 0 K: 1 S: 8	H: 1 LOB: 3 BB: 1 P: 15		R: 0 E: 0 K: 1 S: 12	H: 2 LOB: 2 BB: 0 P: 17	1B: 15 2B: 1 3B: 0 HR: 2	SF: 1 SAC: 2 DP: 2 HBP: 1	WP: 0 PB: 0 SB: 0 CS: 0	PA: 49				
PITCHER	IP	WLS	BF	H	R	ER	SO	BB	IBB	HBP	BLK	WP	HR	S	P	ERA	WHIP										
Ramon Martinez, R ERA: 4.39	5.1	L	28	10	9	7	3	3	0	0	0	0	0	52	90	11.81	2.438										
Omar Daal, L ERA: 4.3	0.1		2	0	0	0	0	1	0	0	0	0	0	3	8	0.00	3.000										
Greg Hansell, R ERA: 7.45	1.1		9	5	5	5	1	0	0	0	0	0	2	20	30	33.75	3.750										
Joey Eischen, L ERA: 4.35	2.0		10	3	0	0	2	1	0	1	0	0	0	20	32	0.00	2.000										

Batter	1	2	3	4	5	6	7	8	9	AB	R	H	RBI	BB	SO	LOB	BOTTOM										
Delino DeShields, L OBP: 0.345, SLG: 0.357	3-2 G3		0-0 HR		1-1 G6-3			1-1 G4-3		4	1	1	1	0	0	0	San Diego Padres @ Los Angeles Dodgers Dodger Stadium, Los Angeles, CA Tue Jun 27 1995, 7:05 PM PDT Att: 29,713 - Unknown - 72 F										
Jose Offerman, S OBP: 0.433, SLG: 0.433 Chad Fonville, S OBP: 0.361, SLG: 0.371	4-1 FC6-4 BB		3-3 K		2-2 G5-3			2-2 G4-3		2	0	0	0	1	1	0											
Mike Piazza, R OBP: 0.449, SLG: 0.734 Carlos Hernandez, R OBP: 0.188, SLG: 0.088	0-1 L6		3-2 E 2B		0-0 G1-3			1-3 K		3	1	1	0	0	0	1											
Eric Karros, R OBP: 0.381, SLG: 0.544 Joey Eischen, L OBP: 0.194, SLG: 0.300	1-1 FC6-4		1-0 P4		0-0 5-3			0-0 G4-3		3	0	0	0	0	0	2											
Roberto Kelly, R OBP: 0.315, SLG: 0.347		0-0 L6-3	2-2 E8		0-1 L4			1-1 F9		4	0	0	0	0	0	0											
Raul Mondesi, R OBP: 0.372, SLG: 0.577 Roger Cedeno, S		3-2 E 2B	1-3 K		3-1 G6-3			1-1 G5-3		2	1	1	0	0	1	1											
Tim Wallach, R ERA: 3.27 Dave Hansen, L OBP: 0.388, SLG: 0.366		2-2 E6 FC6-4		0-1 F7			2-1 P5			2	0	0	0	0	0	0											
Billy Ashley, R OBP: 0.324, SLG: 0.414		0-3 K		0-0 G4-3			1-3 K			3	0	0	0	0	2	1											
Ramon Martinez, R OBP: 0.214, SLG: 0.222 Omar Daal, L Greg Hansell, R Chris Gwynn, L OBP: 0.328, SLG: 0.396		0-2 FC6-4		0-3 K			3-2 K			2	0	0	0	0	1	1											
Inning Stats	R: 0 E: 0 K: 0 S: 8	H: 0 LOB: 1 BB: 1 P: 16	R: 1 E: 1 K: 1 S: 17	H: 1 LOB: 1 BB: 0 P: 22	R: 2 E: 1 K: 2 S: 16	H: 2 LOB: 1 BB: 0 P: 26	R: 0 E: 0 K: 1 S: 6	H: 0 LOB: 0 BB: 0 P: 6	R: 0 E: 0 K: 0 S: 5	H: 0 LOB: 0 BB: 0 P: 8	R: 0 E: 0 K: 2 S: 10	H: 0 LOB: 0 BB: 0 P: 16	R: 0 E: 0 K: 1 S: 8	H: 0 LOB: 0 BB: 0 P: 12	R: 0 E: 0 K: 0 S: 5	H: 0 LOB: 0 BB: 0 P: 7		1B: 0 2B: 2 3B: 0 HR: 1	SF: 0 SAC: 0 DP: 0 HBP: 0	WP: 0 PB: 0 SB: 0 CS: 0	PA: 33						
PITCHER	IP	WLS	BF	H	R	ER	SO	BB	IBB	HBP	BLK	WP	HR	S	P	ERA	WHIP										
Glenn Dishman, L ERA: 3.27	6.0	W	24	3	3	1	4	1	0	0	0	0	0	18	28	0.00	0.667										
Willie Blair, R ERA: 5.06	2.0		6	0	0	0	3	0	0	0	0	0	0	18	28	0.00	0.000										
Fernando Valenzuela, L ERA: 6.48	1.0		3	0	0	0	0	0	0	0	0	0	0	5	7	0.00	0.000										

AB 40
R 14
H 18
RBI 12
BB 5
SO 6
LOB 18



Batter	1	2	3	4	5	6	7	8	9	AB	R	H	RBI	BB	SO	LOB	TOP
Steve Finley, L (1.8) OBP: 0.338, SLG: 0.364	G4-3 SH1-3 HR BB		G3		F7		G3-1		G4-3	4	1	0	0	1	0	0	
Jody Reed, R (1.4) OBP: 0.374, SLG: 0.302	SH1-3		P5		1B HR		G4-3		F9	4	1	1	0	0	0	0	
Tony Gwynn, L (1.9) OBP: 0.393, SLG: 0.484	G4-3		2B		1B HR			1B	1B BB	4	2	3	0	1	0	1	
Ken Caminiti, S (1.5) OBP: 0.347, SLG: 0.484	HR		L6		1B HR			1B	1B BB	5	3	4	5	0	0	1	
Roberto Petagine, L (1.3) OBP: 0.432, SLG: 0.461	2B			K	K			1B FC4-6	1B F7	5	1	2	1	0	2	2	
Brian Johnson, R (1.2) OBP: 0.338, SLG: 0.451	F7			F9				1B FC4-6	IBB	3	0	0	0	1	0	1	
Melvin Nieves, S (1.7) OBP: 0.260, SLG: 0.350		F9		1B				1B FC4-6	FC6-4	4	0	1	1	0	0	2	
Andujar Cedeno, R (1.6) OBP: 0.268, SLG: 0.365	G4-3			K				1B FC6-4	FC6-4	4	0	0	1	0	1	2	
Andy Ashby, R (1.1) OBP: 0.111, SLG: 0.059	F9							1B FC6-4	F9	3	0	0	0	0	1	0	
Scott Livingstone, L (8. PH) OBP: 0.252, SLG: 0.343	F9				F8					1	0	0	0	0	0	1	
Andres Berumen, R (8. 1)							K			0	0	0	0	0	0	0	
Bryce Florie, R (8. 1)										0	0	0	0	0	0	0	
Inning Stats	R: 2 H: 2 E: 0 LOB: 1 K: 0 BB: 1 S: 5 P: 9	R: 0 H: 0 E: 0 LOB: 0 K: 0 BB: 0 S: 3 P: 3	R: 0 H: 1 E: 0 LOB: 1 K: 0 BB: 0 S: 4 P: 4	R: 0 H: 1 E: 0 LOB: 1 K: 2 BB: 0 S: 8 P: 8	R: 3 H: 3 E: 0 LOB: 0 K: 1 BB: 0 S: 8 P: 8	R: 0 H: 0 E: 0 LOB: 0 K: 0 BB: 0 S: 3 P: 3	R: 0 H: 0 E: 0 LOB: 0 K: 1 BB: 0 S: 5 P: 5	R: 3 H: 3 E: 0 LOB: 1 K: 0 BB: 1 S: 6 P: 10	R: 0 H: 1 E: 0 LOB: 2 K: 0 BB: 1 S: 4 P: 8	1B: 7 SF: 0 2B: 2 SAC: 1 3B: 0 DP: 0 HR: 2 HBP: 0	WP: 0 PA: 41 PB: 0 SB: 0 CS: 0						
PITCHER	IP WLS BF H R ER SO BB IBB HBP BLK WP HR S P ERA WHIP																
Ismael Valdez, R (1.1) ERA: 2.53	5.0 L 23 7 5 5 3 1 0 0 0 0 0 2 28 32 9.00 1.600																
Pedro Astacio, R (6. 1) ERA: 4.59	2.0 6 0 0 0 1 0 0 0 0 0 0 0 8 8 0.00 0.000																
Omar Daal, L (8. 1) ERA: 6.14	0.0 4 3 3 3 0 0 1 0 0 0 0 0 3 7 ∞ ∞																
Rudy Seanez, R (8. 1) ERA: 3.93	1.0 3 0 0 0 0 0 0 0 0 0 0 0 3 3 0.00 0.000																
Joey Eischen, L (9. 1) ERA: 3.97	1.0 5 1 0 0 0 1 0 0 0 0 0 0 4 8 0.00 2.000																

San Diego Padres @ Los Angeles Dodgers
 Dodger Stadium, Los Angeles, CA
 Wed Jun 28 1995, 7:05 PM PDT
 Att: 28,095 - Unknown - 71 F

AB	37
R	8
H	11
RBI	8
BB	3
SO	4
LOB	10



Batter	1	2	3	4	5	6	7	8	9	AB	R	H	RBI	BB	SO	LOB	BOTTOM
Delino DeShields, L (1.4) OBP: 0.344, SLG: 0.356	G3			G6-3		L1		1B FC3-6		4	0	1	1	0	0	0	
Jose Offerman, S (1.6) OBP: 0.426, SLG: 0.425	K			F7		G6-3		1B FC3-6		4	0	0	0	0	1	2	
Mike Piazza, R (1.2) OBP: 0.443, SLG: 0.719	G3			1B		F9		G4-3		4	0	1	0	0	0	2	
Eric Karros, R (1.3) OBP: 0.379, SLG: 0.537		G6-3		F9		G6-3			BB	3	0	0	0	1	0	1	
Roberto Kelly, R (1.8) OBP: 0.314, SLG: 0.345		F8			F9 BB SF7		P4		L6	4	1	1	0	0	0	1	
Tim Lincecum, R (1.5) OBP: 0.321, SLG: 0.402				K		G6-3		1B FC6-4		3	0	0	0	1	2	1	
Billy Ashley, R (1.7) OBP: 0.328, SLG: 0.413				G4-6-3		F9		1B FC4-6		3	1	1	0	1	1	3	
Roger Cedeno, S (1.9) OBP: 0.320, SLG: 0.389				G4-6-3		SF7		1B FC4-6		1	0	0	1	1	0	1	
Ismael Valdez, R (1.1) ERA: 2.53				K		FC6-4		1B FC4-6		1	0	0	0	0	1	0	
Dave Hansen, L (5. PH) OBP: 0.305, SLG: 0.361										1	0	0	0	0	0	1	
Pedro Astacio, R (6. 1) ERA: 4.59										0	0	0	0	0	0	0	
Omar Daal, L (8. 1) ERA: 6.14										0	0	0	0	0	0	0	
Rudy Seanez, R (8. 1) ERA: 3.93										0	0	0	0	0	0	0	
Chris Gwynn, L (8. PH) OBP: 0.302, SLG: 0.389										1	0	0	0	0	0	2	
Joey Eischen, L (9. 1) ERA: 3.97										0	0	0	0	0	0	0	
Inning Stats	R: 0 H: 0 E: 0 LOB: 0 K: 1 BB: 0 S: 5 P: 5	R: 0 H: 0 E: 0 LOB: 0 K: 1 BB: 0 S: 5 P: 5	R: 0 H: 0 E: 0 LOB: 0 K: 1 BB: 1 S: 4 P: 8	R: 0 H: 1 E: 0 LOB: 1 K: 0 BB: 0 S: 4 P: 4	R: 1 H: 1 E: 0 LOB: 1 K: 0 BB: 1 S: 4 P: 8	R: 0 H: 0 E: 0 LOB: 0 K: 0 BB: 0 S: 3 P: 3	R: 0 H: 0 E: 0 LOB: 0 K: 0 BB: 0 S: 3 P: 3	R: 1 H: 2 E: 0 LOB: 2 K: 0 BB: 1 S: 5 P: 9	R: 0 H: 0 E: 0 LOB: 1 K: 2 BB: 1 S: 7 P: 11	1B: 4 SF: 1 2B: 0 SAC: 0 3B: 0 DP: 1 HR: 0 HBP: 0	WP: 0 PA: 34 PB: 0 SB: 0 CS: 0						
PITCHER	IP WLS BF H R ER SO BB IBB HBP BLK WP HR S P ERA WHIP																
Andy Ashby, R (1.1) ERA: 3.32	7.0 W 24 2 1 1 3 2 0 0 0 0 0 0 3 7 1.29 0.571																
Andres Berumen, R (8. 1) ERA: 5.97	0.1 4 2 1 1 0 1 0 0 0 0 0 0 3 7 27.00 9.000																
Bryce Florie, R (8. 1) ERA: 2.81	1.2 6 0 0 0 0 2 1 0 0 0 0 0 0 9 13 0.00 0.600																

San Diego Padres @ Los Angeles Dodgers
 Dodger Stadium, Los Angeles, CA
 Wed Jun 28 1995, 7:05 PM PDT
 Att: 28,095 - Unknown - 71 F


AB	29
R	2
H	4
RBI	2
BB	4
SO	5
LOB	14



Batter	1	2	3	4	5	6	7	8	9	AB	R	H	RBI	BB	SO	LOB	TOP			
Mike Kingery, L (1, 8) OBP: 0.391, SLG: 0.449	1-2 SH3-4 2B		0-0 1B		1-3 K			0-0 WP G1-2-3 1B		4	0	3	0	0	1	0	Colorado Rockies @ Los Angeles Dodgers Dodger Stadium, Los Angeles, CA Thu Jun 29 1995, 7:05 PM PDT Att: 46,295 - Unknown			
Joe Girardi, R (1, 2) OBP: 0.335, SLG: 0.381	1-1 SH3-4 2-3		1-3 K		1-2 F9			1-2 E6 G1-2-3 WP		3	0	0	0	0	1	3				
Larry Walker, L (1, 9) OBP: 0.389, SLG: 0.648	2-3 K		2-3 K		2-3 K2-3			2-2 G1-2-3 1-2 2-3 HBP		3	0	0	0	0	3	3				
Andres Galarraga, R (1, 3) OBP: 0.339, SLG: 0.493	2-3 K			1-2 BB 1B				0-1 G1-2-3 1-2 2-3 3-H		4	0	1	0	0	2	4				
Dante Bichette, R (1, 7)		0-1 G6-3		0-0 P3				0-1 L6		4	0	0	0	0	0	3				
Vinny Castilla, R (1, 5) OBP: 0.348, SLG: 0.568		0-3 K		0-0 BB 1B						4	0	1	0	0	3	0				
Jason Bates, S (1, 4) OBP: 0.358, SLG: 0.434		0-0 P6		0-3 K						4	0	0	0	0	1	2				
Walt Weiss, S (1, 6) OBP: 0.376, SLG: 0.311			0-0 SH3-4 1B	4-2 BB						3	0	1	0	1	1	0				
Marvin Freeman, R (1, 1) OBP: 0.067, SLG: 0.267			1-0 SH3-4	3-3 K						1	0	0	0	0	1	3				
John Vander Wal, L (7, PH) OBP: 0.540, SLG: 0.707			1-2 SH3-4							1	0	0	0	0	0	0				
Steve Reed, R (7, 1) OBP: 0.500, SLG: 0.500										0	0	0	0	0	0	0				
Inning Stats	R: 0 E: 0 K: 2 S: 11	H: 1 LOB: 1 BB: 0 P: 17	R: 0 E: 0 K: 1 S: 6	H: 0 LOB: 0 BB: 0 P: 6	R: 0 E: 0 K: 2 S: 11	H: 2 LOB: 2 BB: 0 P: 15	R: 0 E: 0 K: 2 S: 14	H: 2 LOB: 3 BB: 1 P: 22	R: 0 E: 0 K: 2 S: 9	H: 0 LOB: 0 BB: 0 P: 13	R: 0 E: 0 K: 0 S: 3	H: 0 LOB: 0 BB: 0 P: 5	R: 0 E: 1 K: 0 S: 10	H: 1 LOB: 2 BB: 0 P: 13	R: 0 E: 0 K: 2 S: 8	H: 0 LOB: 0 BB: 0 P: 13	1B: 5 2B: 1 3B: 0 HR: 0	SF: 0 SAC: 2 DP: 1 HBP: 1	WP: 1 PB: 0 SB: 0 CS: 0	PA: 35
PITCHER Hideo Nomo, R (1, 1) ERA: 2.05	IP: 9.0 WLS: W BF: 35 H: 6 R: 0 ER: 0 SO: 13 BB: 1 IBB: 0 HBP: 1 BLK: 0 WP: 1 HR: 0 S: 79 P: 112 ERA: 0.00 WHIP: 0.778															PITCHER				

Batter	1	2	3	4	5	6	7	8	9	AB	R	H	RBI	BB	SO	LOB	BOTTOM	
Delino DeShields, L (1, 4) OBP: 0.346, SLG: 0.355	3-2 G6-3		3-2 G2-3	4-1 BB		0-0 E1 1B				3	0	1	0	1	0	0	Colorado Rockies @ Los Angeles Dodgers Dodger Stadium, Los Angeles, CA Thu Jun 29 1995, 7:05 PM PDT Att: 46,295 - Unknown	
Jose Offerman, S (1, 6) OBP: 0.427, SLG: 0.423	4-0 1B BB		0-1 2B SF7 1B	0-1 F7		2-1 L9				3	1	1	0	1	0	5		
Mike Piazza, R (1, 2) OBP: 0.451, SLG: 0.750	1-1 G6-4-3 1B		0-0 1B	1-3 2B		1-1 F9		2-2 HR		4	1	3	1	0	0	0		
Eric Karros, R (1, 3) OBP: 0.377, SLG: 0.534	0-1 G6-4-3 1-2		0-1 SF7	3-H 2-3 K		1-1 FC5-4 1B		2-3 K		3	0	1	1	0	1	2		
Roberto Kelly, R (1, 8) OBP: 0.313, SLG: 0.343		2-1 G4-3 2B 1B	2-3 K		0-3 K			1-2 G1-3		4	1	1	0	0	2	2		
Raul Mondesi, R (1, 9) OBP: 0.396, SLG: 0.567		1-3 K		2-1 G3		0-0 FC5-4 1-2		1-2 P3		4	0	0	0	0	1	2		
Tim Wallach, R (1, 5) OBP: 0.326, SLG: 0.490		3-1 G4-3		0-1 SH2-4 1B		4-2 E 1B BB		1-1 F9		3	0	1	0	1	0	1		
Billy Ashley, R (1, 7) OBP: 0.333, SLG: 0.423		1-1 2-3		2-1 SH2-4 1B		1-1 F8		0-2 P6		3	0	2	1	0	0	1		
Roger Cedeno, S (8, 7)		3-H 0-0 2B		1-2 SH2-4 1B						1	0	0	0	0	0	0		
Hideo Nomo, R (1, 1)		0-0 G6-3		3-2 SH2-4 1-2 2-3		1-3 K		0-3 K		3	0	0	0	0	2	2		
Inning Stats	R: 0 E: 0 K: 0 S: 11	H: 1 LOB: 1 BB: 1 P: 19	R: 1 E: 0 K: 1 S: 10	H: 2 LOB: 1 BB: 0 P: 17	R: 1 E: 0 K: 1 S: 11	H: 2 LOB: 1 BB: 0 P: 16	R: 0 E: 0 K: 0 S: 12	H: 2 LOB: 3 BB: 1 P: 23	R: 0 E: 1 K: 1 S: 11	H: 1 LOB: 2 BB: 1 P: 19	R: 1 E: 0 K: 1 S: 12	H: 1 LOB: 0 BB: 0 P: 18	R: 0 E: 0 K: 1 S: 8	H: 0 LOB: 0 BB: 0 P: 9	1B: 7 2B: 2 3B: 0 HR: 1	SF: 1 SAC: 1 DP: 1 HBP: 0	WP: 0 PB: 0 SB: 2 CS: 0	PA: 36
PITCHER Marvin Freeman, R (1, 1) ERA: 6.38	IP: 6.0 WLS: L BF: 29 H: 9 R: 2 ER: 2 SO: 4 BB: 3 IBB: 0 HBP: 0 BLK: 0 WP: 0 HR: 0 S: 65 P: 106 ERA: 3.00 WHIP: 2.000															PITCHER		
Steve Reed, R (7, 1) ERA: 2.49	IP: 2.0 WLS: 7 BF: 1 H: 1 R: 1 ER: 1 SO: 2 BB: 0 IBB: 0 HBP: 0 BLK: 0 WP: 0 HR: 1 S: 20 P: 27 ERA: 4.50 WHIP: 0.500															PITCHER		

AB 31
R 0
H 6
RBI 0
BB 1
SO 13
LOB 18



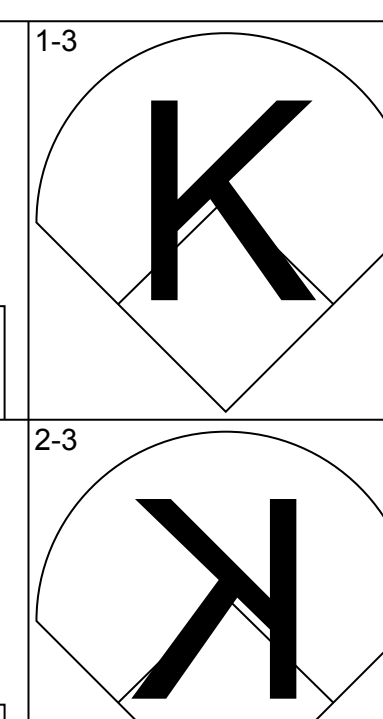
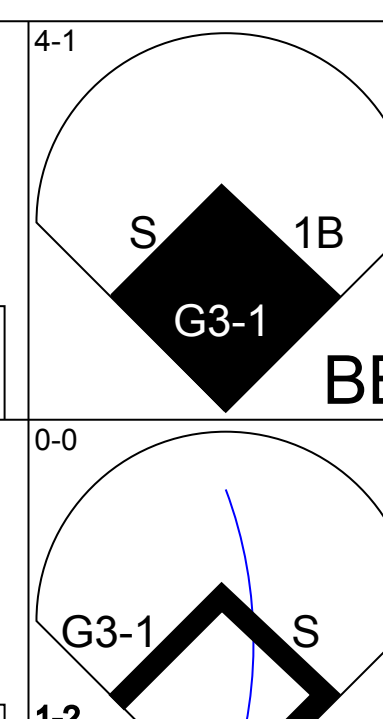
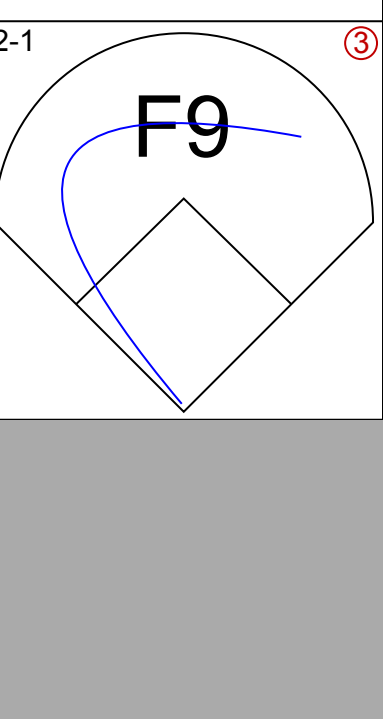
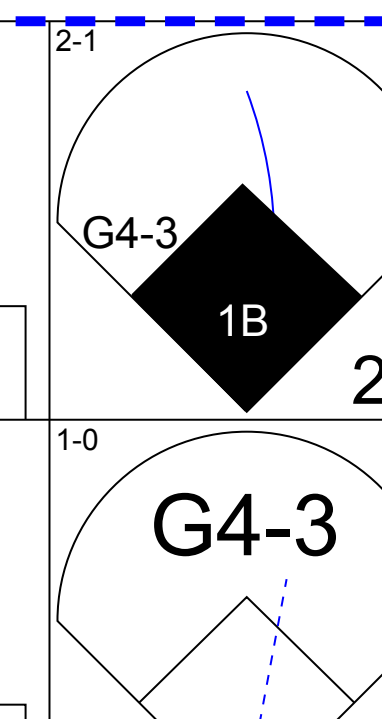
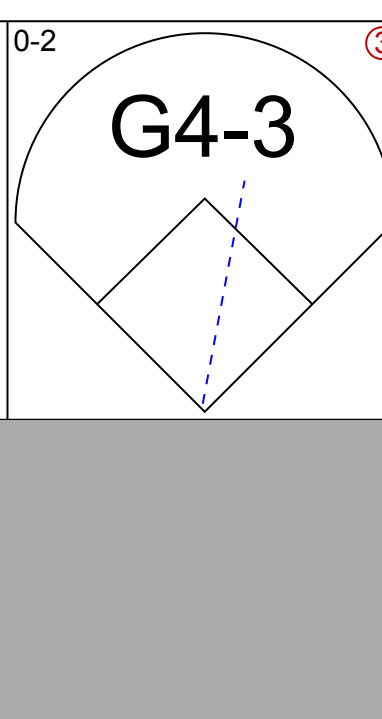
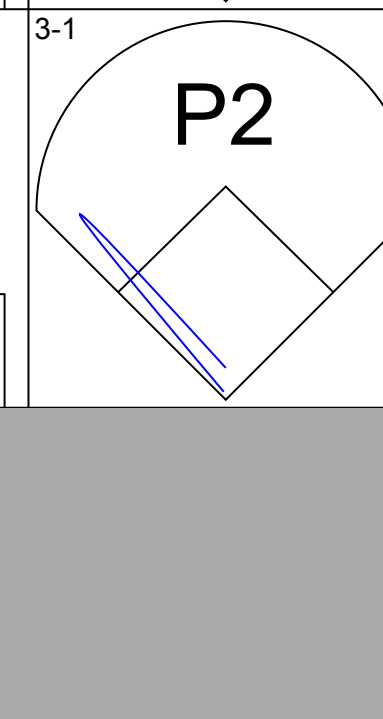
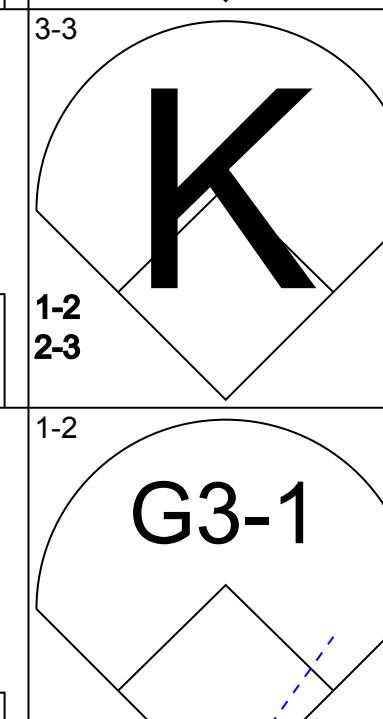
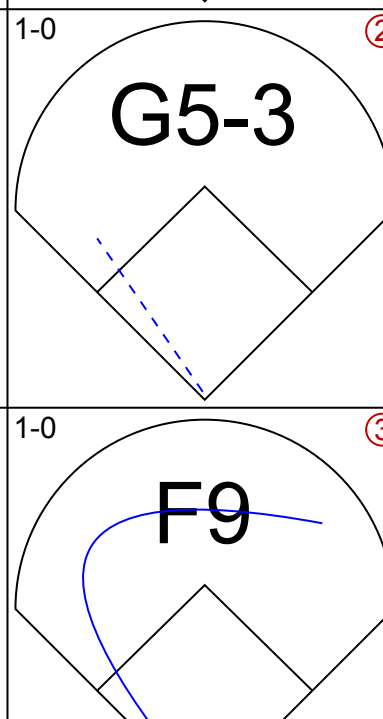
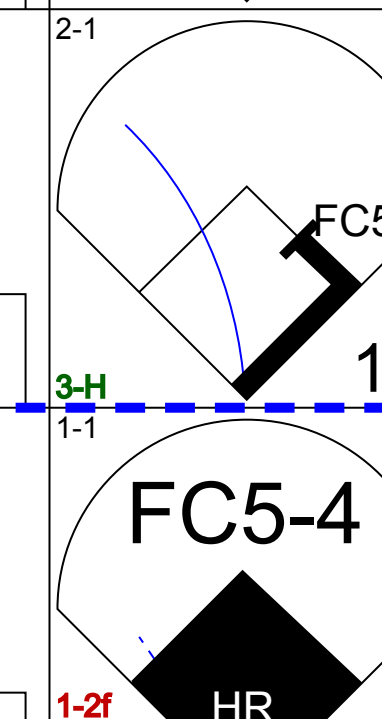

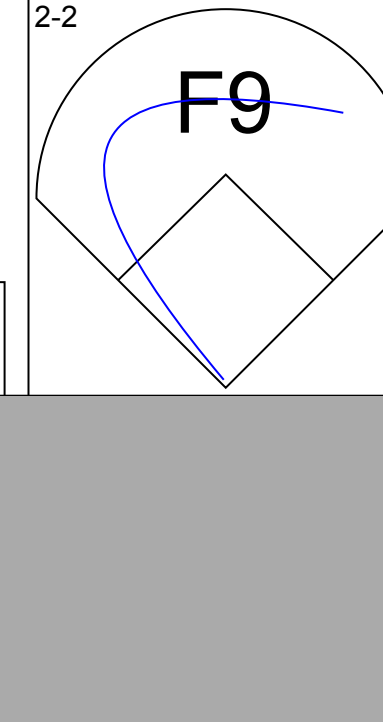

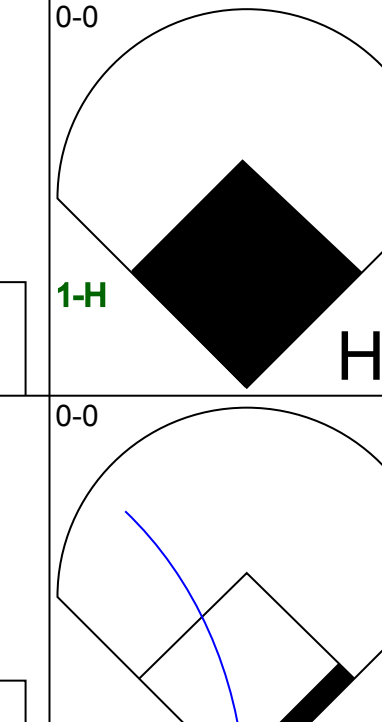
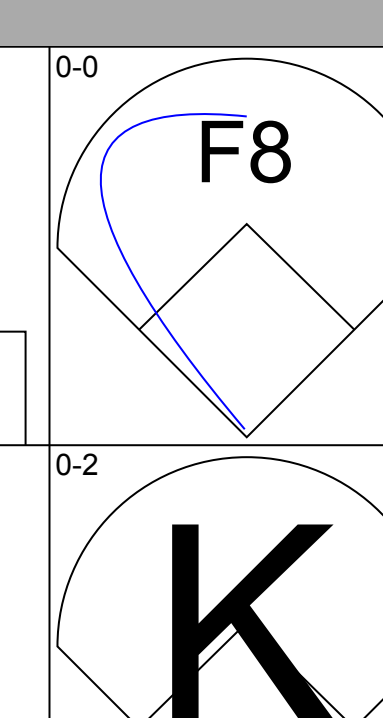
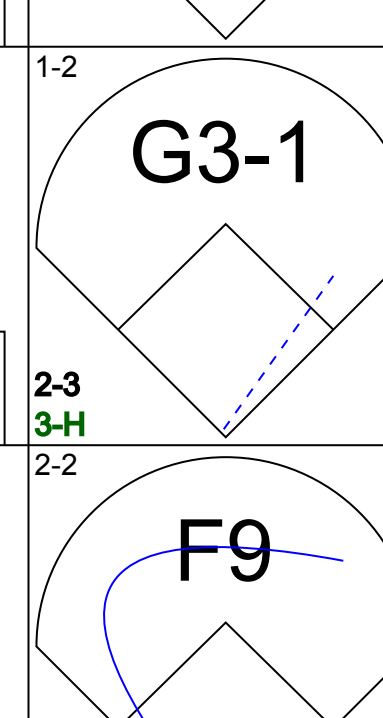
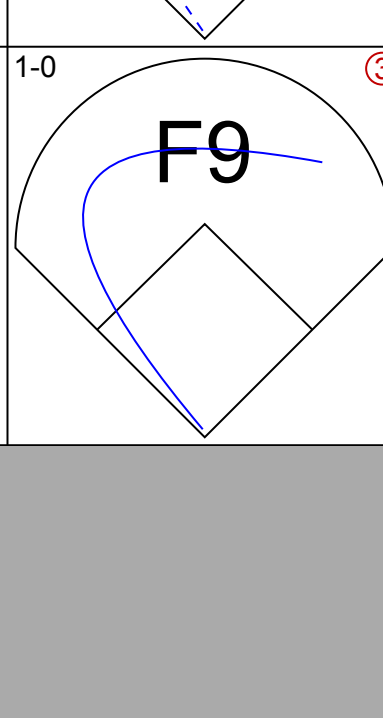
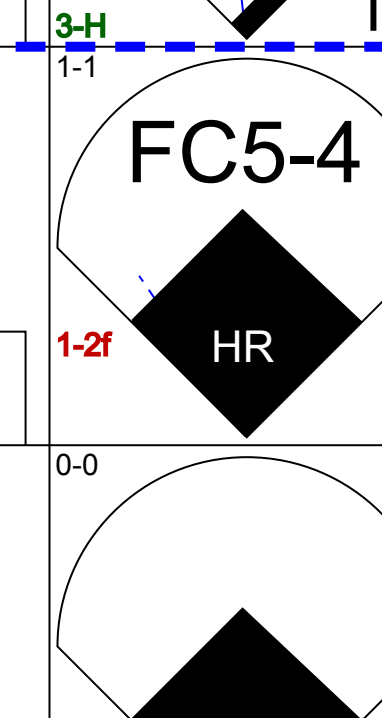
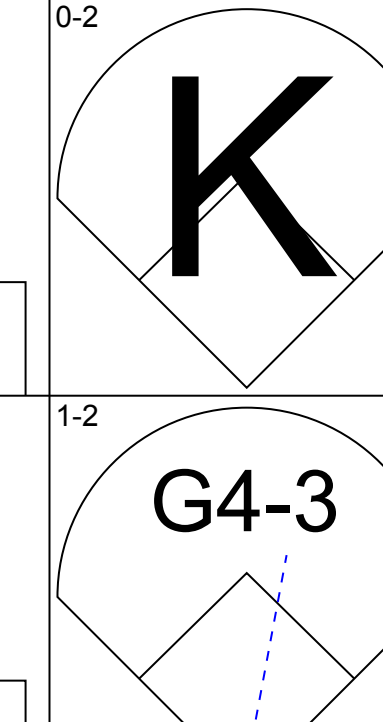
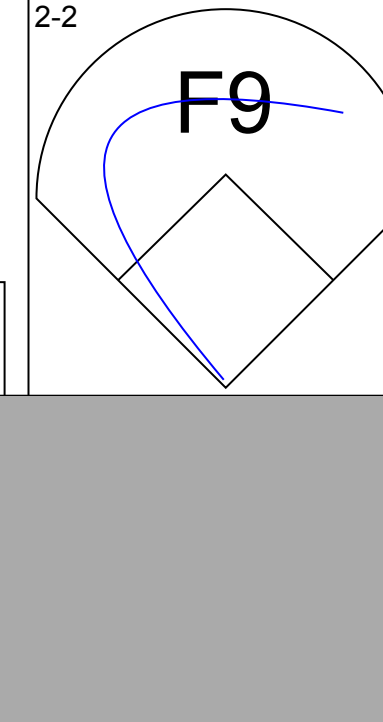
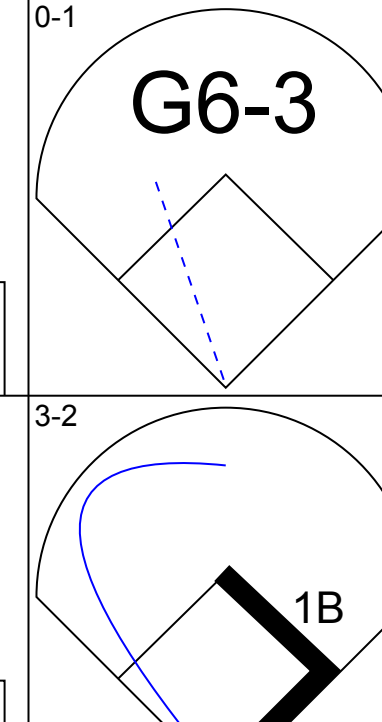
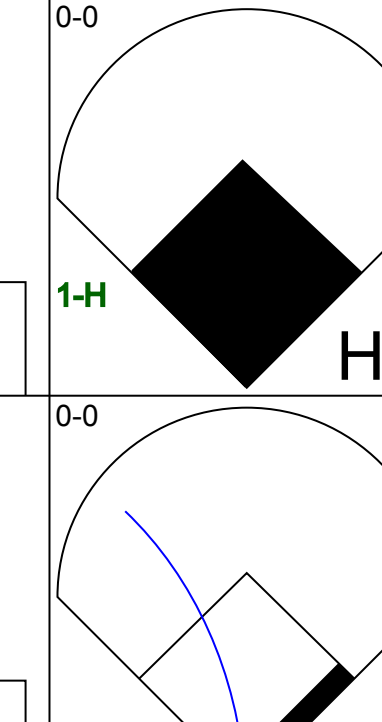
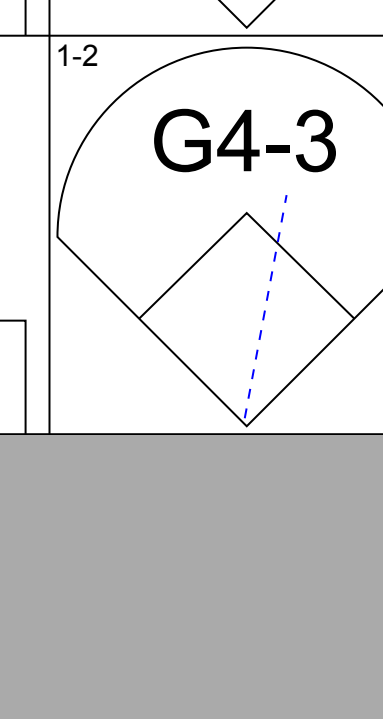
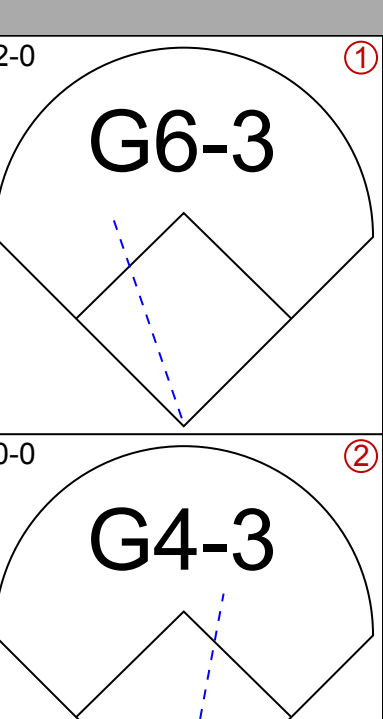
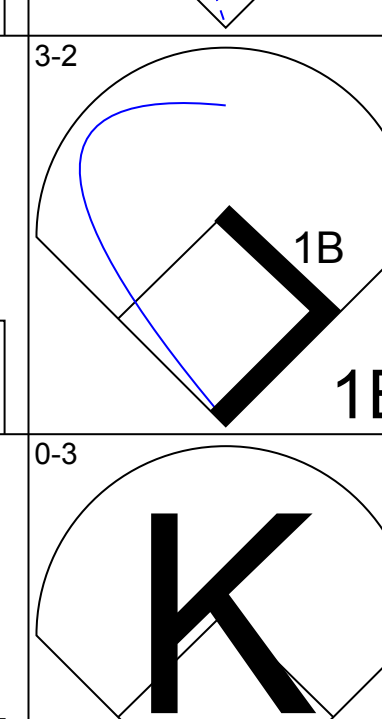
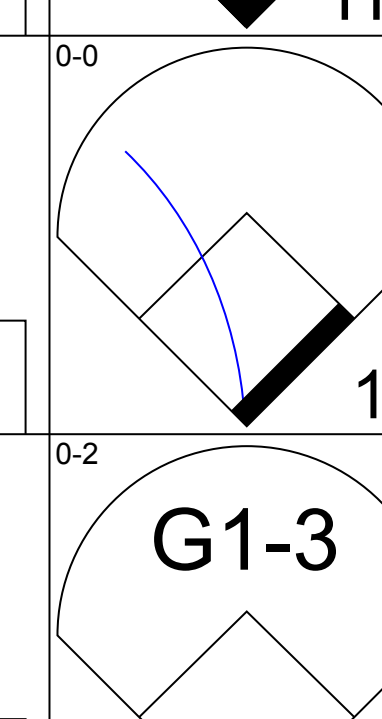
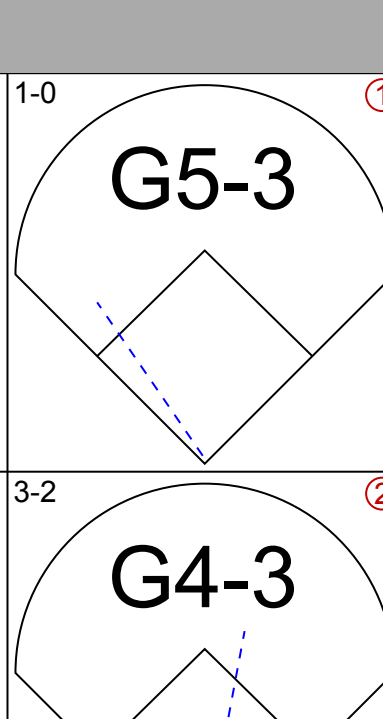
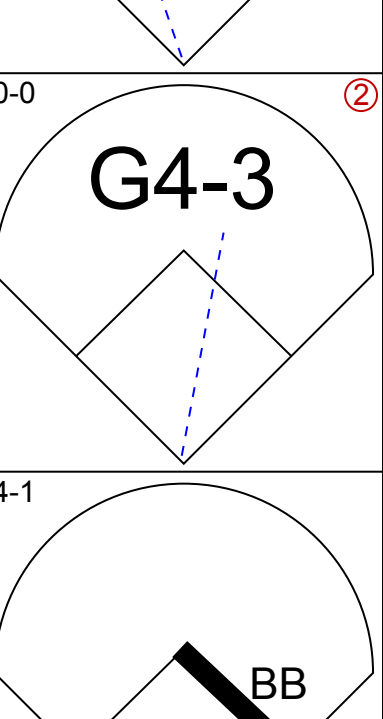
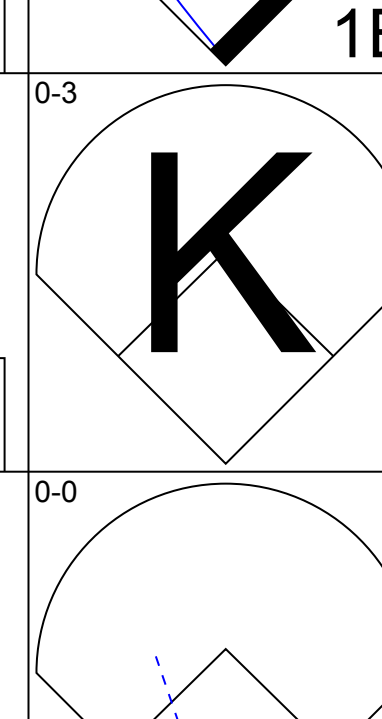
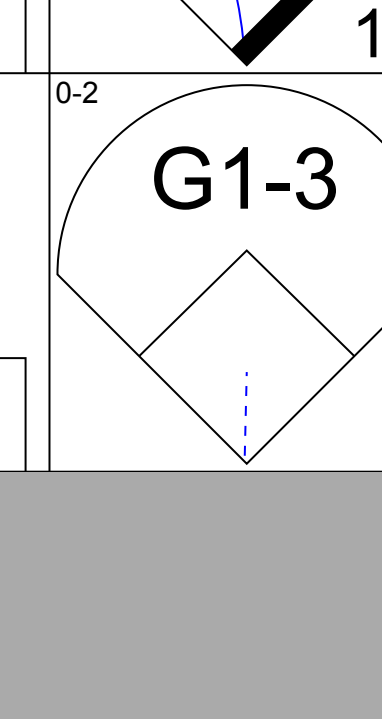
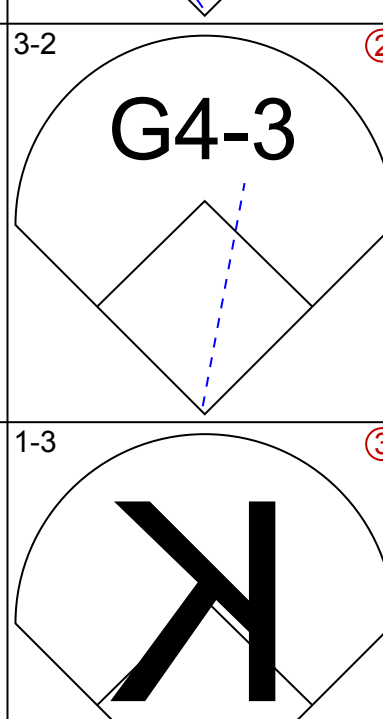
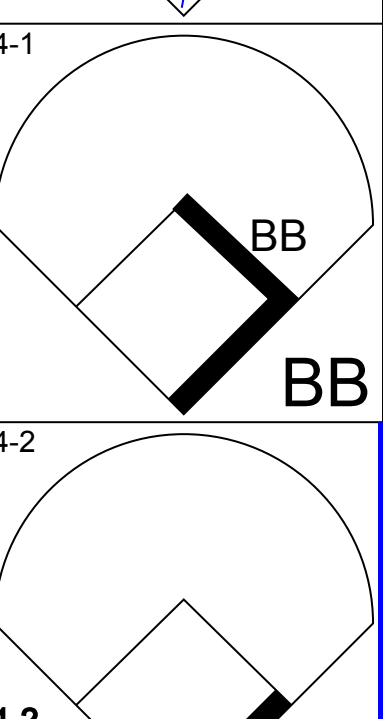
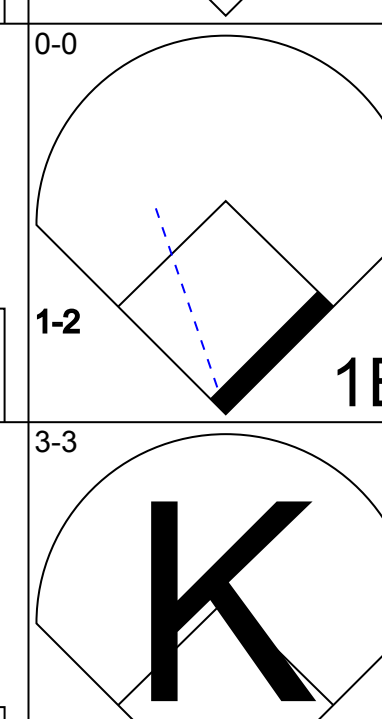
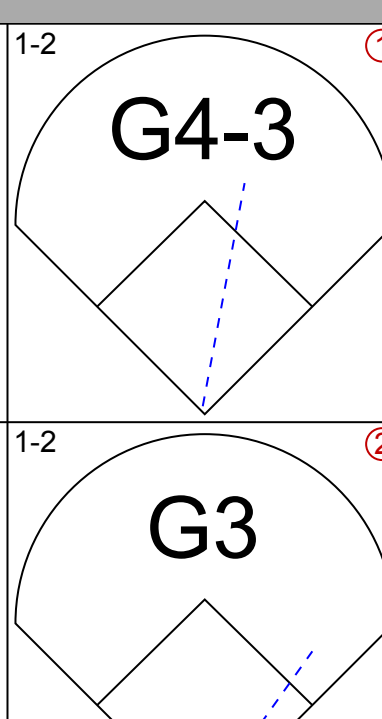
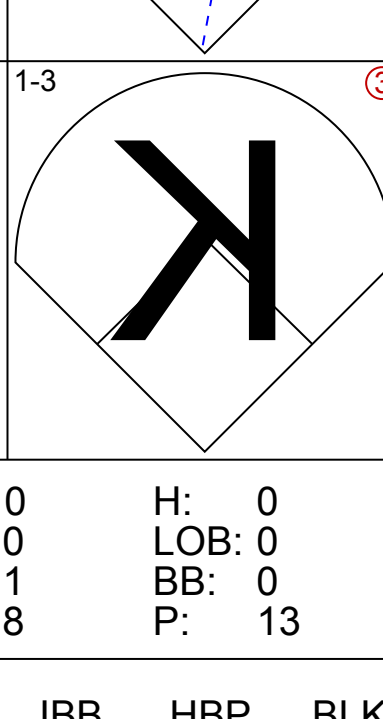
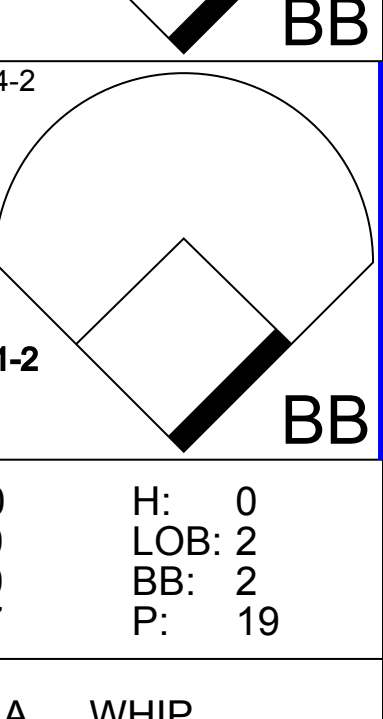
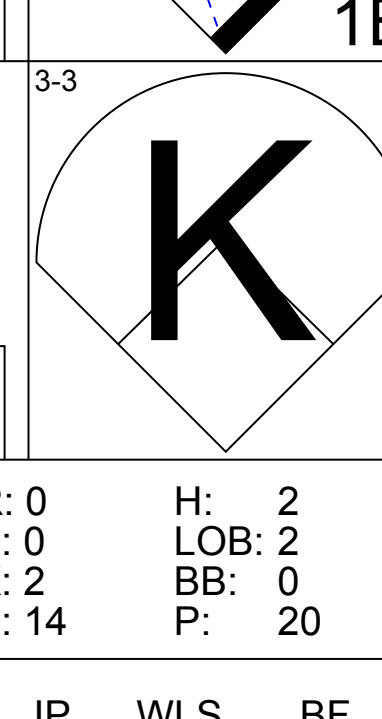
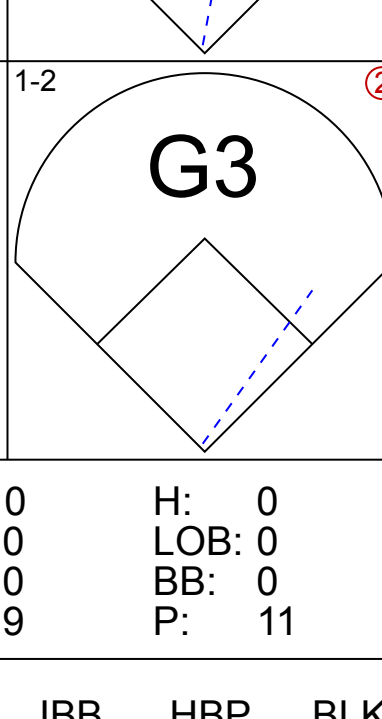
AB 31
R 3
H 10
RBI 3
BB 3
SO 6
LOB 15



Batter	1	2	3	4	5	6	7	8	9	AB	R	H	RBI	BB	SO	LOB	TOP					
Eric Young Sr. R (1,4) OBP: 0.275, SLG: 0.194 Jason Bates. S (8,4) OBP: 0.358, SLG: 0.434	F8	F8			E6			P6		4	0	0	0	0	0	1	Colorado Rockies @ Los Angeles Dodgers Dodger Stadium, Los Angeles, CA Fri Jun 30 1995, 7:05 PM PDT Att: 34,253 - Unknown livebaseballscorecards.com					
Mike Kingery. L (1,8) OBP: 0.383, SLG: 0.438	E5		G4-3		FC4-6			G4-3		4	1	0	0	0	0	1						
Dante Bichette. R (1,7) OBP: 0.360, SLG: 0.536	F7							F8		3	0	0	0	1	0	1						
Larry Walker. L (1,9) OBP: 0.396, SLG: 0.653	1B		P6							3	1	2	0	1	0	1						
Andres Galarraga. R (1,3) OBP: 0.337, SLG: 0.489			CS		F7			L4		4	0	1	1	0	1	2						
Vinny Castilla. R (1,5) OBP: 0.342, SLG: 0.558	K				K					4	0	0	0	0	2	1						
Joe Girardi. R (1,2) OBP: 0.335, SLG: 0.380			K		G5-3					3	0	1	0	0	1	0						
Walt Weiss. S (1,6) OBP: 0.375, SLG: 0.312					G4-3					3	0	1	0	0	1	1						
Kevin Ritz. R (1,1) OBP: 0.381, SLG: 0.294 (7, PH) John Vander Wal. L (7, PH) OBP: 0.529, SLG: 0.690 Curt Leskanic. R (7,1) Darren Holmes. R (9,1) Mike Munoz. L (9,1) OBP: 1.000, SLG: 2.000			SH1-4					K		1	0	0	0	0	1	0						
					K2-3					1	0	0	0	0	1	1						
										0	0	0	0	0	0	0						
										0	0	0	0	0	0	0						
Inning Stats	R: 2 E: 1 K: 1 S: 16	H: 1 LOB: 1 BB: 1 P: 27	R: 0 E: 0 K: 1 S: 14	H: 1 LOB: 1 BB: 0 P: 22	R: 0 E: 0 K: 0 S: 6	H: 0 LOB: 0 BB: 1 P: 13	R: 0 E: 0 K: 1 S: 7	H: 0 LOB: 0 BB: 0 P: 10	R: 0 E: 1 K: 1 S: 9	H: 0 LOB: 1 BB: 0 P: 12	R: 0 E: 0 K: 1 S: 7	H: 1 LOB: 0 BB: 0 P: 9	R: 0 E: 1 K: 2 S: 10	H: 1 LOB: 1 BB: 0 P: 17	R: 0 E: 0 K: 0 S: 6	H: 0 LOB: 0 BB: 0 P: 9	R: 0 E: 0 K: 0 S: 5	H: 1 LOB: 0 BB: 0 P: 5	1B: 4 2B: 2 3B: 0 HR: 0	SF: 0 SAC: 1 DP: 1 HBP: 0	WP: 0 PB: 0 SB: 3 CS: 2	PA: 35
PITCHER	IP WLS BF L	H R ER SO	BB IBB HBP BLK	WP HR S P	ERA WHIP	PITCHER										IP WLS BF H R ER SO	BB IBB HBP BLK	WP HR S P	ERA WHIP			
Tom Candiotti. R (1,1) ERA: 3.08 Rudy Seanez. R (8,1) ERA: 3.54	7.0 L 27	4 2 0 7	2 0 0 0	0 0 11 14	0.00 0.857											6 1 0 0	0 0 0 0	0 0 11 14	0.00 0.500			


Batter	1	2	3	4	5	6	7	8	9	AB	R	H	RBI	BB	SO	LOB	BOTTOM					
Delino DeShields. L (1,4) OBP: 0.381, SLG: 0.351	G1-3				F7			K		3	0	0	0	1	1	0	Colorado Rockies @ Los Angeles Dodgers Dodger Stadium, Los Angeles, CA Fri Jun 30 1995, 7:05 PM PDT Att: 34,253 - Unknown livebaseballscorecards.com					
Jose Offerman. S (1,6) OBP: 0.429, SLG: 0.422					F8			K		3	0	1	0	1	1	1						
Mike Piazza. R (1,2) OBP: 0.439, SLG: 0.728	P3				F9			K		4	0	0	0	0	1	3						
Eric Karros. R (1,3) OBP: 0.379, SLG: 0.544	G1-3									3	1	1	1	1	1	1						
Roberto Kelly. R (1,8) OBP: 0.308, SLG: 0.338										4	0	0	0	0	0	1						
Raul Mondesi. R (1,9) OBP: 0.398, SLG: 0.568										3	0	1	0	1	0	1						
Tim Wallach. R (1,5) OBP: 0.331, SLG: 0.403										4	0	2	0	0	0	1						
Billy Ashley. R (1,7) OBP: 0.342, SLG: 0.421 Roger Cedeno. S (9, PR)										1	0	0	0	3	0	2						
										0	0	0	0	0	0	0						
										0	0	0	0	0	0	0						
										1	0	0	0	0	0	2						
Inning Stats	R: 0 E: 0 K: 0 S: 6	H: 0 LOB: 1 BB: 1 P: 15	R: 0 E: 0 K: 0 S: 8	H: 1 LOB: 1 BB: 1 P: 18	R: 0 E: 0 K: 0 S: 6	H: 0 LOB: 1 BB: 1 P: 12	R: 0 E: 0 K: 0 S: 9	H: 1 LOB: 3 BB: 2 P: 18	R: 0 E: 0 K: 0 S: 4	H: 1 LOB: 0 BB: 0 P: 8	R: 0 E: 0 K: 1 S: 5	H: 0 LOB: 0 BB: 0 P: 7	R: 0 E: 0 K: 0 S: 5	H: 0 LOB: 0 BB: 1 P: 11	R: 0 E: 0 K: 3 S: 9	H: 0 LOB: 0 BB: 0 P: 13	R: 1 E: 0 K: 0 S: 11	H: 2 LOB: 2 BB: 1 P: 20	1B: 3 2B: 1 3B: 0 HR: 1	SF: 0 SAC: 0 DP: 3 HBP: 0	WP: 0 PB: 0 SB: 0 CS: 0	PA: 36
PITCHER	IP WLS BF	H R ER SO	BB IBB HBP BLK	WP HR S P	ERA WHIP	PITCHER										IP WLS BF H R ER SO	BB IBB HBP BLK	WP HR S P	ERA WHIP			
Kevin Ritz. R (1,1) ERA: 3.58 Curt Leskanic. R (7,1) ERA: 3.74 Darren Holmes. R (9,1) ERA: 2.86 Mike Munoz. L (9,1) ERA: 3.74	6.0 W 24	3 1 1 3	1 0 0 0	0 1 21 33	3.86 1.286											2.1 9	2 1 1 3	1 0 0 0	0 0 3 9	0.00 3.000		

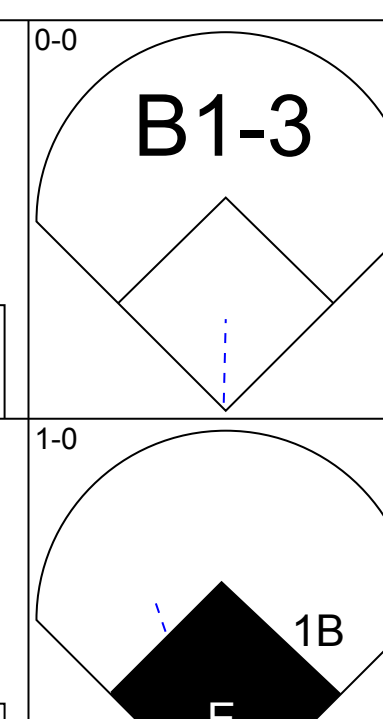
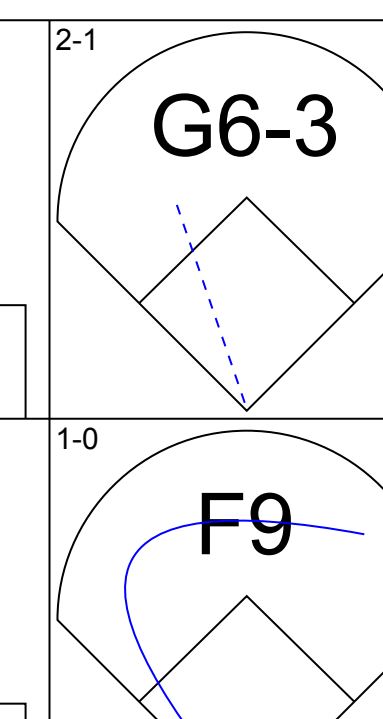
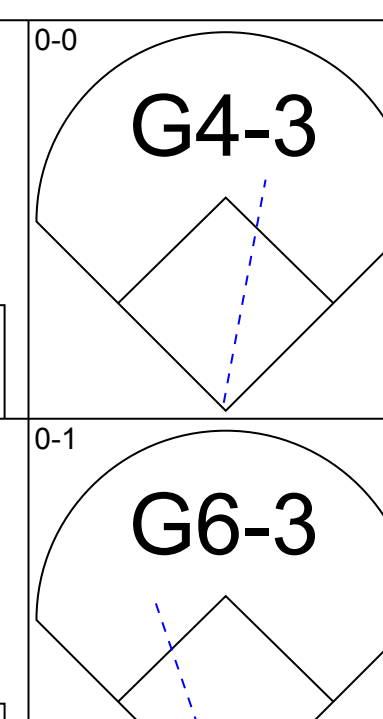
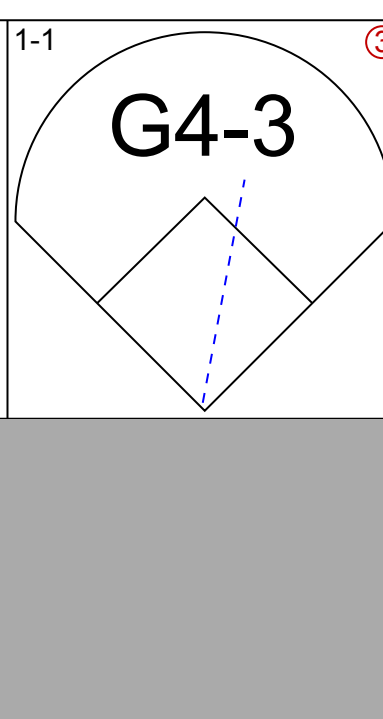
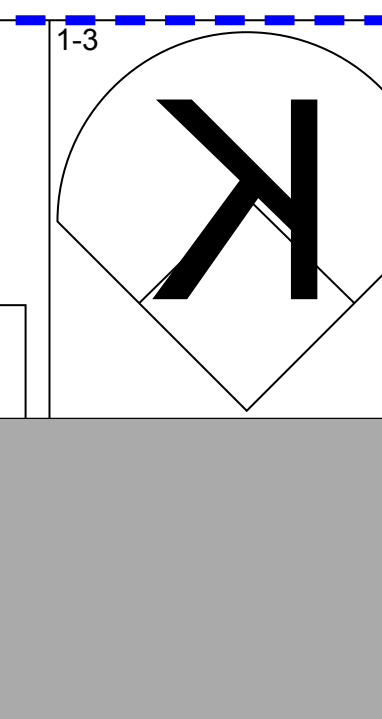
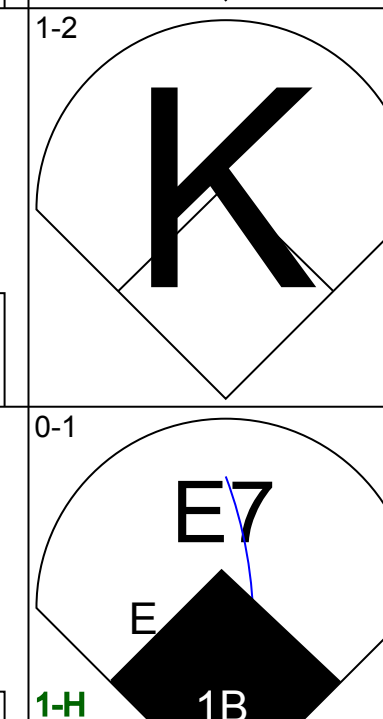
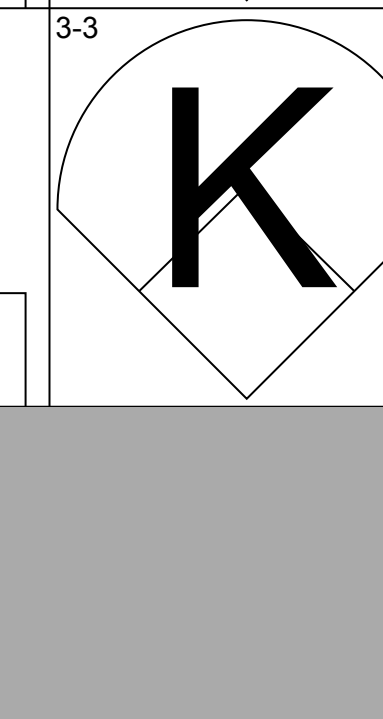


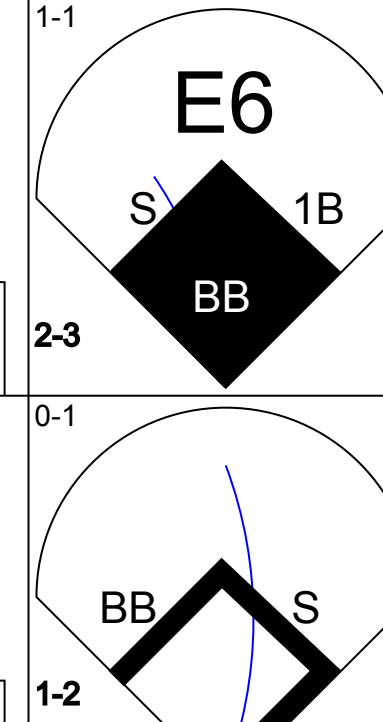

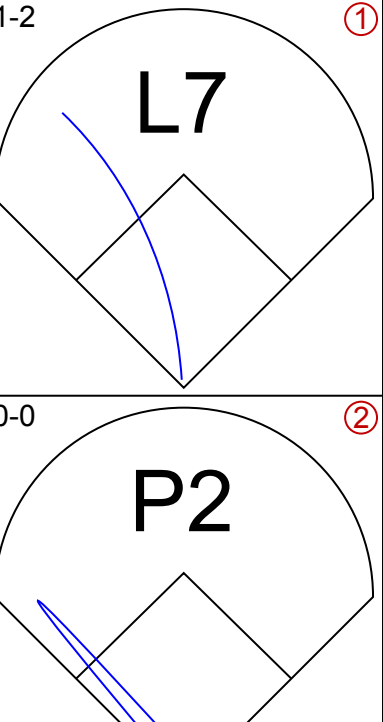

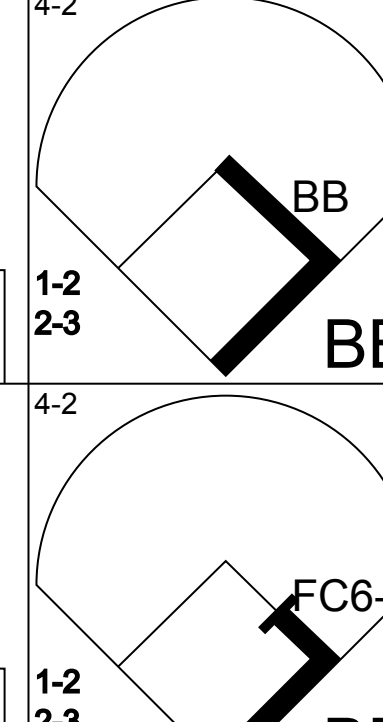
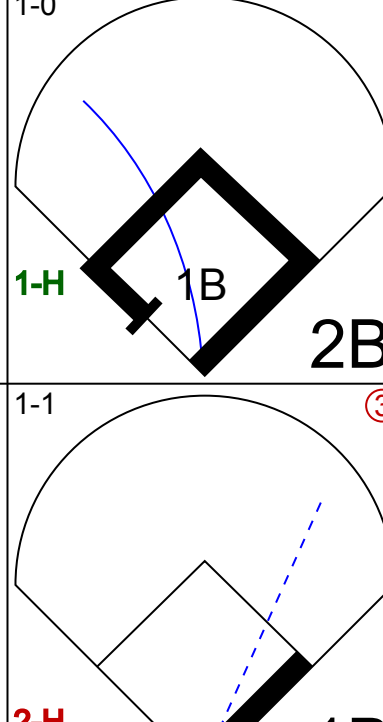


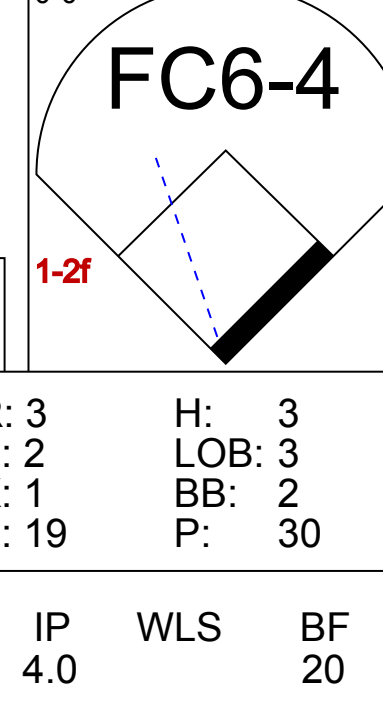
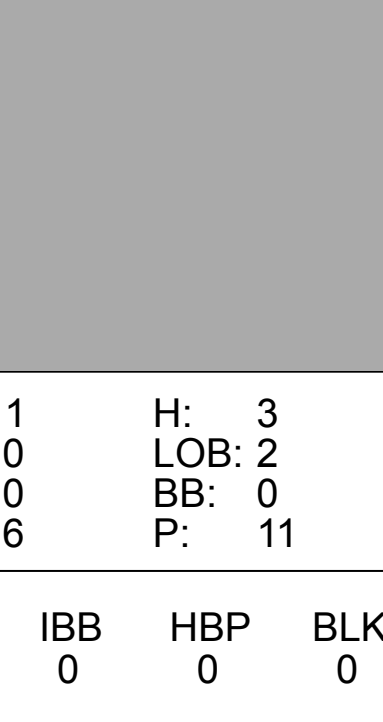
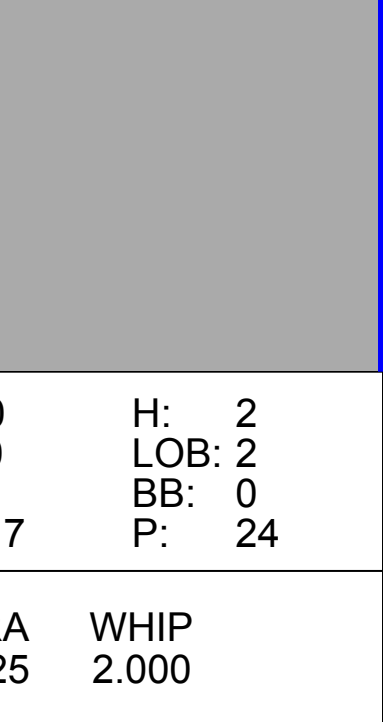
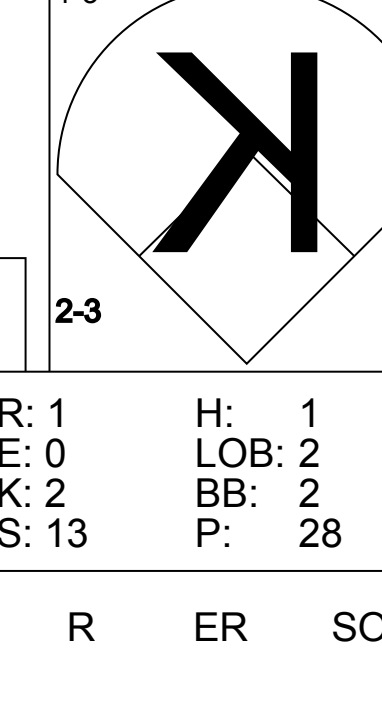


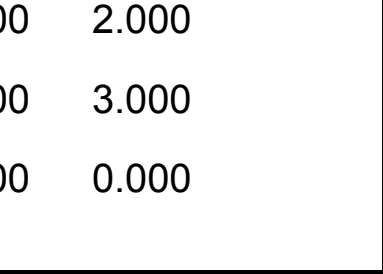



Batter	1	2	3	4	5	6	7	8	9	AB	R	H	RBI	BB	SO	LOB	TOP			
Eric Young Sr., R OBP: 0.282, SLG: 0.211										4	2	1	0	1	1	2				
Mike Kingery, L OBP: 0.380, SLG: 0.434										4	0	1	0	0	0	1				
Ellis Burks, R OBP: 0.331, SLG: 0.436										4	0	1	1	0	1	2				
Larry Walker, L OBP: 0.389, SLG: 0.640										4	1	0	1	0	0	2				
Andres Galarraga, R OBP: 0.336, SLG: 0.498										4	1	1	2	0	1	1				
Vinny Castilla, R OBP: 0.344, SLG: 0.557										4	0	2	0	0	0	0				
Joe Girardi, R OBP: 0.329, SLG: 0.372										4	0	0	0	0	1	2				
Walt Weiss, S OBP: 0.377, SLG: 0.312										3	0	1	0	1	0	0				
Joe Grahe, R OBP: 0.333, SLG: 0.444										1	0	0	0	0	0	1	0			
Inning Stats	R: 0 E: 0 K: 2 S: 8	H: 0 LOB: 0 BB: 0 P: 14	R: 0 E: 0 K: 1 S: 7	H: 0 LOB: 0 BB: 0 P: 8	R: 0 E: 0 K: 1 S: 8	H: 0 LOB: 0 BB: 0 P: 13	R: 1 E: 0 K: 1 S: 12	H: 1 LOB: 1 BB: 1 P: 22	R: 0 E: 0 K: 0 S: 4	H: 0 LOB: 2 BB: 0 P: 7	R: 0 E: 0 K: 2 S: 14	H: 2 LOB: 2 BB: 0 P: 20	R: 3 E: 0 K: 0 S: 12	H: 4 LOB: 1 BB: 0 P: 18	R: 0 E: 0 K: 0 S: 9	H: 0 LOB: 0 BB: 0 P: 11	1B: 5 2B: 1 3B: 0 HR: 1	SF: 0 SAC: 0 DP: 0 HBP: 0	WP: 0 PB: 0 SB: 2 CS: 0	PA: 37
PITCHER	IP WLS BF H R ER SO BB IBB HBP BLK WP HR S P ERA WHIP																			
Willie Banks, R ERA: 10.38	(1, 1) 5.0 19 1 1 1 5 3 0 0 0 0 0 0 0 42 76 1.80 0.800																			
Pedro Astacio, R ERA: 4.45	(6, 1) 2.0 8 2 0 0 2 0 0 0 0 0 0 0 0 18 27 0.00 1.000																			
Rudy Seanez, R ERA: 4.35	(8, 1) 0.1 3 2 2 2 0 0 0 0 0 0 0 0 0 5 10 54.00 6.000																			
Todd Worrell, R ERA: 0.33	(8, 1) 1.2 W 7 2 1 1 0 0 0 0 0 0 0 0 1 16 19 5.40 1.200																			

Colorado Rockies @ Los Angeles Dodgers
Dodger Stadium, Los Angeles, CA
 Sat Jul 01 1995, 7:05 PM PDT
 Att: 54,006 - Unknown - 75 F


AB 34
 R 4
 H 7
 RBI 4
 BB 3
 SO 7
 LOB 12





Batter	1	2	3	4	5	6	7	8	9	AB	R	H	RBI	BB	SO	LOB	BOTTOM			
Delino DeShields, L OBP: 0.338, SLG: 0.343										5	0	0	0	0	1	2				
Jose Offerman, S OBP: 0.426, SLG: 0.419										4	1	1	0	0	0	0				
Mike Piazza, R OBP: 0.441, SLG: 0.721										4	0	2	0	0	2	1				
Eric Karros, R OBP: 0.381, SLG: 0.544										4	1	2	0	0	0	1				
Roberto Kelly, R OBP: 0.307, SLG: 0.340										4	2	1	0	0	0	3				
Raul Mondesi, R OBP: 0.374, SLG: 0.570										3	1	2	1	1	0	2				
Tim Wallach, R OBP: 0.342, SLG: 0.412										2	0	1	1	2	1	2				
Billy Ashley, R OBP: 0.347, SLG: 0.422										2	0	1	1	1	0	0				
Roger Cedeno, S										0	0	0	0	0	0	0				
Chris Gwynn, L OBP: 0.311, SLG: 0.382										0	0	0	1	0	0	0				
Mitch Webster, S OBP: 0.188, SLG: 0.290										0	0	0	0	0	0	0				
Willie Banks, R										2	0	0	0	0	0	3				
Pedro Astacio, R										1	0	0	0	0	1	0				
Rudy Seanez, R										0	0	0	0	0	0	0				
Todd Worrell, R										1	0	0	0	0	1	2				
Inning Stats	R: 3 E: 2 K: 1 S: 19	H: 3 LOB: 3 BB: 2 P: 30	R: 0 E: 0 K: 1 S: 6	H: 0 LOB: 0 BB: 0 P: 12	R: 1 E: 0 K: 0 S: 6	H: 3 LOB: 0 BB: 0 P: 11	R: 0 E: 0 K: 0 S: 5	H: 0 LOB: 0 BB: 0 P: 7	R: 0 E: 0 K: 1 S: 17	H: 2 LOB: 2 BB: 0 P: 24	R: 0 E: 0 K: 1 S: 6	H: 0 LOB: 0 BB: 0 P: 9	R: 0 E: 0 K: 0 S: 6	H: 1 LOB: 0 BB: 0 P: 11	R: 1 E: 0 K: 2 S: 13	H: 1 LOB: 2 BB: 2 P: 28	1B: 8 2B: 2 3B: 0 HR: 0	SF: 1 SAC: 0 DP: 1 HBP: 0	WP: 1 PB: 0 SB: 3 CS: 0	PA: 37
PITCHER	IP WLS BF H R ER SO BB IBB HBP BLK WP HR S P ERA WHIP																			
Joe Grahe, R ERA: 3.05	(1, 1) 4.0 20 6 4 1 2 2 0 0 0 0 0 0 0 23 33 0.00 1.000																			
Juan Acevedo, R ERA: 5.94	(5, 1) 2.0 8 2 0 0 2 0 0 0 0 0 0 0 0 8 16 9.00 2.000																			
Roger Bailey, R ERA: 3.72	(7, 1) 1.0 L 4 2 1 1 0 0 0 0 0 0 0 0 0 8 19 0.00 3.000																			
Darren Holmes, R ERA: 2.79	(8, 1) 0.2 4 0 0 0 0 1 2 0 0 0 0 1 0 8 19 0.00 3.000																			
Mike Munoz, L ERA: 3.69	(8, 1) 0.1 1 0 0 0 0 1 0 0 0 0 0 0 0 3 4 0.00 0.000																			


Colorado Rockies @ Los Angeles Dodgers
Dodger Stadium, Los Angeles, CA
 Sat Jul 01 1995, 7:05 PM PDT
 Att: 54,006 - Unknown - 75 F


AB 32
 R 5
 H 10
 RBI 4
 BB 4
 SO 6
 LOB 16



Batter	1	2	3	4	5	6	7	8	9	AB	R	H	RBI	BB	SO	LOB	TOP			
Delino DeShields, L (1.4) OBP: 0.337, SLG: 0.539	2-3 K		3-1 L7		2-3 K			4-0 E S BB		3	0	0	0	1	2	0	Los Angeles Dodgers @ Atlanta Braves Atlanta-Fulton County Stadium, Atlanta, GA Tue Jul 04 1995, 7:05 PM EDT Att: 49,104 - Unknown - 83 F AB 29 R 2 H 5 RBI 2 BB 4 SO 11 LOB 12 			
Jose Offerman, S (1.6) OBP: 0.417, SLG: 0.406	0-0 P4		4-0 1B BB		2-3 K			2-2 F8		3	0	0	0	1	1	1				
Mike Piazza, R (1.2) OBP: 0.444, SLG: 0.707	3-2 P3		1-1 1B		1-1 G6-3			4-0 1B BB		3	0	1	0	1	0	0				
Eric Karros, R (1.3) OBP: 0.377, SLG: 0.538		0-0 1B SF8-6 2B	2-3 K				0-0 P4	2-3 K		4	1	1	0	0	2	4				
Roberto Kelly, R (1.8) OBP: 0.309, SLG: 0.341		1-1 SF8-6 1B		1-0 F8			0-0 CS 1B	0-1 P6		4	0	2	0	0	0	2				
Raul Mondesi, R (1.9) OBP: 0.370, SLG: 0.560		0-1 SF8-6		2-2 F8 BB HBP			2-3 K		0-0 G5-3	2	0	0	1	0	1	1				
Tim Wallach, R (1.5) OBP: 0.346, SLG: 0.431		2-1 HR		1-2 BB			3-2 CS	2-2 G5-3	0-3 K	3	1	1	1	1	1	0				
Billy Ashley, R (1.7) OBP: 0.337, SLG: 0.409		1-3 K		1-0 F8			2-3 K		2-2 F8	3	0	0	0	0	2	2				
Roger Cedeno, S (7.7)										0	0	0	0	0	0	0				
Dave Hansen, L (9. PH) OBP: 0.375, SLG: 0.351										1	0	0	0	0	0	0				
Ismael Valdez, R (1.1) OBP: 0.107, SLG: 0.107			1-2 G6-3		1-3 K			0-3 K		3	0	0	0	0	2	2				
Pedro Astacio, R (8.1) OBP: 0.190, SLG: 0.200										0	0	0	0	0	0	0				
John Cummings, L (8.1)										0	0	0	0	0	0	0				
Inning Stats	R: 0 E: 0 K: 1 S: 9	H: 0 LOB: 0 BB: 0 P: 14	R: 2 E: 0 K: 1 S: 10	H: 3 LOB: 0 BB: 0 P: 14	R: 0 E: 0 K: 1 S: 11	H: 1 LOB: 2 BB: 1 P: 22	R: 0 E: 0 K: 1 S: 10	H: 0 LOB: 0 BB: 0 P: 19	R: 0 E: 0 K: 2 S: 9	H: 1 LOB: 0 BB: 0 P: 16	R: 0 E: 0 K: 1 S: 11	H: 0 LOB: 0 BB: 0 P: 13	R: 0 E: 0 K: 1 S: 8	H: 0 LOB: 2 BB: 2 P: 20	R: 0 E: 0 K: 1 S: 7	H: 0 LOB: 0 BB: 0 P: 9	1B: 3 2B: 2 3B: 0 HR: 1	SF: 1 SAC: 0 DP: 1 HBP: 1	WP: 0 PA: 36 PB: 0 SB: 1 CS: 1	
PITCHER	IP	WLS	BF	H	R	ER	SO	BB	IBB	HBP	BLK	WP	HR	S	P	ERA	WHIP			
Kent Mercker, L (1.1) ERA: 4.54	6.0		24	5	2	2	7	2	0	1	0	0	1	60	99	3.00	1.167			
Greg McMichael, R (7.1) ERA: 3.11	1.1		6	0	0	0	2	1	1	0	0	0	0	12	26	0.00	0.750			
Brad Clontz, R (8.1) ERA: 4.44	0.2	W	2	0	0	0	1	0	0	0	0	0	0	5	7	0.00	0.000			
Mark Wohlers, R (9.1) ERA: 3.08	1.0	S	3	0	0	0	1	0	0	0	0	0	0	7	9	0.00	0.000			

Batter	1	2	3	4	5	6	7	8	9	AB	R	H	RBI	BB	SO	LOB	BOTTOM			
Marquis Grissom, R (1.8) OBP: 0.329, SLG: 0.421	1-0 F7		2-1 G6-3			1-1 F7		4-0 1B IBB		3	0	0	0	1	0	0	Los Angeles Dodgers @ Atlanta Braves Atlanta-Fulton County Stadium, Atlanta, GA Tue Jul 04 1995, 7:05 PM EDT Att: 49,104 - Unknown - 83 F AB 28 R 3 H 7 RBI 3 BB 2 SO 3 LOB 9 			
Jeff Blauser, R (1.6) OBP: 0.331, SLG: 0.374	0-0 L7			0-1 10 L3 1B		2-2 F8		3-2 1B 2-H		4	0	2	1	0	0	0				
10 Chipper Jones, S (1.5) OBP: 0.350, SLG: 0.438	1-0 1B			0-0 L3		0-1 L7		2-3 K		4	0	1	0	0	1	3				
Fred McGriff, L (1.3) OBP: 0.379, SLG: 0.481		1-0 F7		0-3 K		2-2 G4-3		1-1 L9		4	0	0	0	0	1	2				
David Justice, L (1.9) OBP: 0.411, SLG: 0.535		1-2 HR		1-1 G6-3		3-2 G6-3				3	1	1	1	0	0	0				
Ryan Klesko, L (1.7) OBP: 0.425, SLG: 0.650		1-1 G3		0-0 1B		0-2 HR				3	1	2	1	0	0	0				
Mark Wohlers, R (9.1)										0	0	0	0	0	0	0				
Javy Lopez, R (1.2) OBP: 0.324, SLG: 0.448		0-0 F7		2-0 1B		0-0 P4				3	0	1	0	0	0	0				
Rafael Belliard, R (1.4) OBP: 0.291, SLG: 0.278			2-3 K		0-2 F8			4-2 SH3 1B BB		2	0	0	0	0	1	2				
Dwight Smith, L (8. PH) OBP: 0.328, SLG: 0.468										0	1	0	0	1	0	0				
Mike Kelly, R (9.7) OBP: 0.282, SLG: 0.355										0	0	0	0	0	0	0				
Kent Mercker, L (1.1) OBP: 0.115, SLG: 0.154			1-2 G3		0-1 F7			0-0 SH3		2	0	0	0	0	0	2				
Greg McMichael, R (7.1)										0	0	0	0	0	0	0				
Brad Clontz, R (8.1)										0	0	0	0	0	0	0				
Mike Mordecai, R (8. PH) OBP: 0.278, SLG: 0.444								1-2 SH3		0	0	0	0	0	0	0				
Inning Stats	R: 0 E: 0 K: 0 S: 3	H: 1 LOB: 1 BB: 0 P: 5	R: 1 E: 0 K: 0 S: 8	H: 1 LOB: 0 BB: 0 P: 11	R: 0 E: 0 K: 1 S: 8	H: 0 LOB: 0 BB: 0 P: 13	R: 0 E: 0 K: 1 S: 6	H: 1 LOB: 0 BB: 0 P: 6	R: 0 E: 0 K: 0 S: 9	H: 2 LOB: 2 BB: 0 P: 12	R: 0 E: 0 K: 0 S: 7	H: 0 LOB: 0 BB: 0 P: 10	R: 1 E: 0 K: 0 S: 10	H: 1 LOB: 1 BB: 0 P: 15	R: 1 E: 0 K: 1 S: 13	H: 1 LOB: 2 BB: 2 P: 27	1B: 5 2B: 1 3B: 0 HR: 2	SF: 0 SAC: 1 DP: 1 HBP: 0	WP: 0 PA: 31 PB: 0 SB: 0 CS: 0	
PITCHER	IP	WLS	BF	H	R	ER	SO	BB	IBB	HBP	BLK	WP	HR	S	P	ERA	WHIP			
Ismael Valdez, R (1.1) ERA: 2.63	7.1	L	29	7	3	3	2	1	0	0	0	0	0	2	58	3.68	1.091			
Pedro Astacio, R (8.1) ERA: 4.43	0.1		1	0	0	0	1	0	0	0	0	0	0	4	6	0.00	0.000			
John Cummings, L (8.1) ERA: 8.22	0.1		1	0	0	0	0	0	0	0	0	0	0	2	3	0.00	0.000			

Batter	1	2	3	4	5	6	7	8	9	AB	R	H	RBI	BB	SO	LOB	TOP					
Delino DeShields, L OBP: 0.335, SLG: 0.336 (1, 4)	1-3 K		0-0 1B		2-2 G4-3		1-3 K	2-2 G4-3		5	0	1	0	0	2	2	Los Angeles Dodgers @ Atlanta Braves Atlanta-Fulton County Stadium, Atlanta, GA Wed Jul 05 1995, 7:05 PM EDT Att: 36,922 - Unknown - 88 F AB 37 R 1 H 9 RBI 1 BB 3 SO 15 LOB 18 					
Jose Offerman, S OBP: 0.413, SLG: 0.402 (1, 6)	1-0 1B		0-0 F8		2-3 K		0-3 K		0-3 K	5	0	1	0	0	3	2						
Mike Piazza, R OBP: 0.442, SLG: 0.695 (1, 2)	1-3 K		1-0 WP 1B		1-1 E3		4-1 WP 1B BB		0-3 K	4	0	1	1	1	2	1						
Eric Karros, R OBP: 0.374, SLG: 0.531 (1, 3)	1-2 G5-3		1-3 K2-3		2-3 K		0-0 WP 1B		1-3 K	5	0	1	0	0	3	4						
Roberto Kelly, R OBP: 0.305, SLG: 0.336 (1, 8)		3-2 P6		1-3 K		0-2 G3		2-0 G6-3		4	0	0	0	0	1	2						
Raul Mondesi, R OBP: 0.388, SLG: 0.555 (1, 9)		1-3 K		0-1 1B		0-0 F8		3-2 F9		4	0	1	0	0	1	0						
Tim Wallach, R OBP: 0.350, SLG: 0.440 (1, 5)		2-3 K		2-2 1B		0-1 2B		0-1 F8		4	0	2	0	0	1	0						
Billy Ashley, R OBP: 0.345, SLG: 0.420 (8, PR)			1-2 1B		3-3 K		4-0 IBB		1-1 2B	3	0	2	0	1	1	2						
Roger Cedeno, S (8, PR)			0-0 1B		3-3 K				1-1 2B	0	0	0	0	0	0	0						
Hideo Nomo, R (1, 1)			0-0 1B		3-3 K		0-2 G4-3		4-0 IBB	3	1	0	0	0	1	5						
Dave Hansen, L OBP: 0.382, SLG: 0.351 (8, PH)			FC5-2-6 1B							0	0	0	0	1	0	0						
John Cummings, L (8, 1)										0	0	0	0	0	0	0						
Pedro Astacio, R OBP: 0.190, SLG: 0.200 (8, 1)										0	0	0	0	0	0	0						
Rudy Seanez, R (9, 1)										0	0	0	0	0	0	0						
Inning Stats	R: 0 E: 0 K: 2 S: 11	H: 1 LOB: 1 BB: 0 P: 15	R: 0 E: 0 K: 2 S: 9	H: 0 LOB: 0 BB: 0 P: 15	R: 1 E: 0 K: 1 S: 11	H: 3 LOB: 2 BB: 0 P: 14	R: 0 E: 0 K: 3 S: 16	H: 2 LOB: 2 BB: 0 P: 25	R: 0 E: 1 K: 2 S: 12	H: 0 LOB: 1 BB: 1 P: 19	R: 0 E: 0 K: 0 S: 9	H: 1 LOB: 2 BB: 1 P: 13	R: 0 E: 0 K: 2 S: 9	H: 1 LOB: 2 BB: 1 P: 16	R: 0 E: 0 K: 0 S: 11	H: 1 LOB: 2 BB: 1 P: 21	R: 0 E: 0 K: 3 S: 10	H: 0 LOB: 0 BB: 0 P: 11	1B: 7 2B: 2 3B: 0 HR: 0	SF: 0 SAC: 0 DP: 0 HBP: 0	WP: 2 PB: 0 SB: 0 CS: 0	PA: 40
PITCHER	IP	WLS	BF	H	R	ER	SO	BB	IBB	HBP	BLK	WP	HR	S	P	ERA	WHIP					
29 John Smoltz, R ERA: 2.84	(1, 1)	8.0	37	9	1	1	12	1	2	0	0	2	0	88	138	1.12	1.250					
Mark Wohlers, R ERA: 2.96	(9, 1)	1.0	W 3	0	0	0	3	0	0	0	0	0	0	10	11	0.00	0.000					

Batter	1	2	3	4	5	6	7	8	9	AB	R	H	RBI	BB	SO	LOB	BOTTOM					
Marquis Grissom, R OBP: 0.330, SLG: 0.418 (1, 8)	4-0 1B WP BB		2-3 K		0-2 F9		0-2 E6 10 BB		2-0 1B 10 HR	4	2	1	0	1	1	1	Los Angeles Dodgers @ Atlanta Braves Atlanta-Fulton County Stadium, Atlanta, GA Wed Jul 05 1995, 7:05 PM EDT Att: 36,922 - Unknown - 88 F AB 34 R 4 H 6 RBI 3 BB 5 SO 10 LOB 20 					
Jeff Blauser, R OBP: 0.332, SLG: 0.375 (1, 6)	2-1 WP 10 S 1B		2-0 E7		3-1 F7		0-3 K		1-1 10 HR 1B	5	1	2	0	0	1	2						
10 Chipper Jones, S OBP: 0.351, SLG: 0.447 (1, 5)	3-3 K		2-3 K		1-0 F8		4-1 BB		2-0 HR	4	1	1	3	1	2	3						
Fred McGriff, L OBP: 0.374, SLG: 0.472 (1, 3)	2-3 K2-3		1-1 E1		1-1 G6-3		0-1 P5			4	0	0	0	0	1	6						
David Justice, L OBP: 0.413, SLG: 0.527 (1, 9)	4-1 BB		0-1 F7		4-1 FC6-4 BB		2-2 G3			2	0	0	0	2	0	2						
Ryan Klesko, L OBP: 0.413, SLG: 0.628 (1, 7)	2-3 K				2-3 K		0-3 K		0-0 G4-3	4	0	0	0	0	3	3						
Javy Lopez, R OBP: 0.322, SLG: 0.444 (1, 2)		0-2 F8		1-1 FC9-6 1B		0-0 FC6-4 1-2		3-2 P4		4	0	1	0	0	0	1						
Rafael Belliard, R OBP: 0.276, SLG: 0.263 (9, PH)		0-0 F9		0-0 FC9-6 1-2		0-1 G4-3		2-0 F8		3	0	0	0	0	0	1						
Dwight Smith, L OBP: 0.324, SLG: 0.460 (9, PH)										1	0	0	0	0	0	0						
29 John Smoltz, R OBP: 0.219, SLG: 0.038 Mark Wohlers, R (9, 1)										2	0	0	0	1	2	1						
Jose Oliva, R OBP: 0.205, SLG: 0.349 (9, PH)										1	0	1	0	0	0	0						
Mike Kelly, R OBP: 0.282, SLG: 0.355 (9, PR)										0	0	0	0	0	0	0						
Inning Stats	R: 1 E: 0 K: 3 S: 14	H: 1 LOB: 2 BB: 2 P: 31	R: 0 E: 0 K: 1 S: 8	H: 0 LOB: 0 BB: 0 P: 11	R: 0 E: 0 K: 2 S: 12	H: 0 LOB: 2 BB: 0 P: 19	R: 0 E: 0 K: 2 S: 10	H: 1 LOB: 1 BB: 0 P: 14	R: 0 E: 0 K: 0 S: 6	H: 0 LOB: 0 BB: 0 P: 10	R: 0 E: 0 K: 1 S: 7	H: 0 LOB: 3 BB: 1 P: 12	R: 0 E: 1 K: 1 S: 15	H: 0 LOB: 2 BB: 2 P: 23	R: 0 E: 0 K: 0 S: 7	H: 0 LOB: 0 BB: 0 P: 12		R: 3 E: 0 K: 0 S: 10	H: 4 LOB: 1 BB: 0 P: 20	1B: 5 2B: 0 3B: 0 HR: 1	SF: 0 SAC: 0 DP: 0 HBP: 0	WP: 1 PB: 0 SB: 1 CS: 1
PITCHER	IP	WLS	BF	H	R	ER	SO	BB	IBB	HBP	BLK	WP	HR	S	P	ERA	WHIP					
Hideo Nomo, R ERA: 1.99	(1, 1)	7.0	31	2	1	1	10	5	0	0	0	0	0	4	6	0.00	0.000					
John Cummings, L ERA: 7.56	(8, 1)	0.2	2	0	0	0	0	0	0	0	0	0	0	4	6	0.00	0.000					
Pedro Astacio, R ERA: 4.63	(8, 1)	1.0	L 5	3	2	2	0	0	0	0	0	0	0	12	23	18.00	3.000					
Rudy Seanez, R ERA: 4.79	(9, 1)	0.0	1	1	1	1	0	0	0	0	0	0	1	1	3	∞	∞					

Batter	1	2	3	4	5	6	7	8	9	AB	R	H	RBI	BB	SO	LOB	TOP										
Delino DeShields, L (1,4) OBP: 0.330, SLG: 0.331	G6-3			K		G1-3			G4-3	4	0	0	0	0	1	0	Los Angeles Dodgers @ Atlanta Braves Atlanta-Fulton County Stadium, Atlanta, GA Thu Jul 06 1995, 7:05 PM EDT Att: 38,497 - Unknown livebaseballscorecards.com										
Jose Offerman, S (1,6) OBP: 0.407, SLG: 0.395	P5			K		K			G4-3	4	0	0	0	0	2	0											
Raul Mondesi, R (1,9) OBP: 0.368, SLG: 0.553	F8			P4					G1-6-3 1B	3	0	1	0	0	0	0											
Mike Piazza, R (1,2) OBP: 0.440, SLG: 0.688		G4-3				G5-4-3 1B			K	3	0	1	0	0	1	1											
Tim Wallach, R (1,3) OBP: 0.344, SLG: 0.431		G5-3				G5-4-3 1-2			G1-6-3 1-2	3	0	0	0	0	0	2											
Roberto Kelly, R (1,8) OBP: 0.305, SLG: 0.336		G4-3				1B			G4-3	3	0	1	0	0	0	0											
Dave Hansen, L (1,5) OBP: 0.391, SLG: 0.364				G6-4-3 1B		1B			L6	3	0	2	0	0	0	0											
Chris Gwynn, L (1,7) OBP: 0.292, SLG: 0.356				G6-4-3 1-2		G3			K	3	0	0	0	0	1	3											
Roger Cedeno, S (9,7)										0	0	0	0	0	0	0											
Tom Candiotti, R (1,1) OBP: 0.156, SLG: 0.100						G6-3			G3-1	2	0	0	0	0	1	0											
Chad Fonville, S (9,PH) OBP: 0.317, SLG: 0.325										1	0	0	0	0	0	0											
Rudy Seanez, R (9,1)										0	0	0	0	0	0	0											
John Cummings, L (9,1)										0	0	0	0	0	0	0											
Inning Stats	R: 0 H: 0 E: 0 K: 0 S: 9	H: 0 LOB: 0 BB: 0 P: 13	R: 0 H: 0 E: 0 K: 0 S: 6	H: 0 LOB: 0 BB: 0 P: 8	R: 0 H: 1 E: 0 K: 1 S: 9	H: 0 LOB: 0 BB: 0 P: 12	R: 0 H: 0 E: 0 K: 2 S: 8	H: 0 LOB: 0 BB: 0 P: 11	R: 0 H: 3 E: 0 K: 0 S: 10	H: 0 LOB: 2 BB: 0 P: 14	R: 0 H: 0 E: 0 K: 1 S: 5	H: 0 LOB: 0 BB: 0 P: 7	R: 0 H: 1 E: 0 K: 1 S: 8	H: 0 LOB: 0 BB: 0 P: 10	R: 0 H: 0 E: 0 K: 1 S: 10	H: 0 LOB: 0 BB: 0 P: 14	R: 0 H: 0 E: 0 K: 0 S: 8	H: 0 LOB: 0 BB: 0 P: 13	1B: 5 2B: 0 3B: 0 HR: 0	SF: 0 SAC: 0 DP: 3 HBP: 0	WP: 0 PA: 29 PB: 0 SB: 0 CS: 0						
PITCHER	IP	WLS	BF	H	R	ER	SO	BB	IBB	HBP	BLK	WP	HR	S	P	ERA	WHIP										
Greg Maddux, R (1,1) ERA: 1.64	8.0		26	5	0	0	6	0	0	0	0	0	0	65	89	0.00	0.625										
Greg McMichael, R (9,1) ERA: 3.03	1.0	W	3	0	0	0	0	0	0	0	0	0	0	8	13	0.00	0.000										

Batter	1	2	3	4	5	6	7	8	9	AB	R	H	RBI	BB	SO	LOB	BOTTOM										
Marquis Grissom, R (1,8) OBP: 0.332, SLG: 0.419	G5-3			P5		2-1 1B			SH1-3 1B	4	1	2	0	0	0	0	Los Angeles Dodgers @ Atlanta Braves Atlanta-Fulton County Stadium, Atlanta, GA Thu Jul 06 1995, 7:05 PM EDT Att: 38,497 - Unknown livebaseballscorecards.com										
Jeff Blauser, R (1,6) OBP: 0.329, SLG: 0.371	F8			K		K			SH1-3	3	0	0	0	0	2	1											
10 Chipper Jones, S (1,5) OBP: 0.349, SLG: 0.441	P2			G4-3					1B IBB	3	0	0	0	1	0	0											
Fred McGriff, L (1,3) OBP: 0.375, SLG: 0.473				K		G4-3			FC6-4 1B	4	0	2	1	0	1	0											
David Justice, L (1,9) OBP: 0.406, SLG: 0.517				P5		G3			F8	3	0	0	0	0	0	1											
Ryan Klesko, L (1,7) OBP: 0.411, SLG: 0.621				G2-3		S 1B			FC6-4 1-2	3	0	1	0	0	0	1											
Charlie O'Brien, R (1,2) OBP: 0.389, SLG: 0.558				K		F7			F8	3	0	0	0	0	1	1											
Rafael Belliard, R (1,4) OBP: 0.262, SLG: 0.250				L3					G4-3	3	0	0	0	0	0	0											
Greg Maddux, R (1,1) OBP: 0.200, SLG: 0.152				G6-3					P6	2	0	0	0	0	1	0											
Dwight Smith, L (8,PH) ERA: 5.14										1	0	0	0	0	0	0											
Greg McMichael, R (9,1)										0	0	0	0	0	0	0											
Inning Stats	R: 0 H: 0 E: 0 K: 0 S: 7	H: 0 LOB: 0 BB: 0 P: 12	R: 0 H: 0 E: 0 K: 1 S: 6	H: 0 LOB: 0 BB: 0 P: 11	R: 0 H: 0 E: 0 K: 1 S: 9	H: 0 LOB: 0 BB: 0 P: 14	R: 0 H: 0 E: 0 K: 1 S: 8	H: 0 LOB: 0 BB: 0 P: 13	R: 0 H: 1 E: 0 K: 0 S: 9	H: 1 LOB: 1 BB: 0 P: 14	R: 0 H: 1 E: 0 K: 2 S: 11	H: 1 LOB: 1 BB: 0 P: 15	R: 0 H: 1 E: 0 K: 0 S: 8	H: 1 LOB: 1 BB: 0 P: 13	R: 0 H: 0 E: 0 K: 0 S: 5	H: 0 LOB: 0 BB: 0 P: 8	R: 1 H: 2 E: 0 K: 0 S: 8	H: 2 LOB: 2 BB: 1 P: 13	1B: 5 2B: 0 3B: 0 HR: 0	SF: 0 SAC: 1 DP: 0 HBP: 0	WP: 0 PA: 31 PB: 0 SB: 1 CS: 0						
PITCHER	IP	WLS	BF	H	R	ER	SO	BB	IBB	HBP	BLK	WP	HR	S	P	ERA	WHIP										
Tom Candiotti, R (1,1) ERA: 2.82	8.0		27	3	0	0	5	0	0	0	0	0	0	63	100	0.00	0.375										
Rudy Seanez, R (9,1) ERA: 5.14	0.1	L	3	1	1	1	0	0	1	0	0	0	0	6	11	27.00	3.000										
John Cummings, L (9,1) ERA: 7.56	0.0		1	1	0	0	0	0	0	0	0	0	0	2	2	∞	∞										

Batter	1	2	3	4	5	6	7	8	9	AB	R	H	RBI	BB	SO	LOB	TOP					
Jose Offerman, S (1, 6) OBP: 0.408, SLG: 0.397	3-1 1B		0-1 F8		0-0 G3			2-2 1B 2H 1B		4	0	2	1	0	0	2						
Raul Mondesi, R (1, 9) OBP: 0.393, SLG: 0.544	1-2 P5			1-2 F9		0-0 G6-3		0-3 K		4	0	0	0	0	1	2						
Mike Piazza, R (1, 2) OBP: 0.436, SLG: 0.677	0-3 K			0-2 F8		1-2 F8		0-0 1B 1-3		4	0	1	0	0	1	1						
Eric Karros, R (1, 3) OBP: 0.368, SLG: 0.523	0-2 G5-3			1-2 G4-3		0-0 F9			2-2 G6-3	4	0	0	0	0	0	1						
Tim Wallach, R (1, 5) OBP: 0.341, SLG: 0.426 Chad Fonville, S (9, PR) OBP: 0.317, SLG: 0.325		1-1 G5-3			0-1 F7		2-1 F8		0-2 1B 1B	4	0	1	0	0	0	0						
Roberto Kelly, R (1, 8) OBP: 0.312, SLG: 0.342		1-0 G4-6-3 1B			1-0 BB FC5-4 1B		0-3 K		1-0 1B 1-3 1B	4	1	3	0	0	1	0						
Billy Ashley, R (1, 7) OBP: 0.343, SLG: 0.416		0-1 G4-6-3 1-2			0-1 FC5-4 BB 1B		1-3 K		1-3 K	4	0	1	0	0	2	3						
Delino DeShields, L (1, 4) OBP: 0.333, SLG: 0.336			3-2 G6-3		4-2 FC5-4 BB			1-0 S 1B 2B		2	1	1	0	1	0	0						
Willie Banks, R (1, 1) Mitch Webster, S (5, PH) OBP: 0.182, SLG: 0.281 Jose Parra, R (5, 1) Carlos Hernandez, R (8, PH) OBP: 0.185, SLG: 0.086 Todd Worrell, R (8, 1)			0-3 K		1-2 FC5-4 1-2 2-3 3-H		1-0 L8			1	0	0	0	0	1	0						
Inning Stats	R: 0 E: 0 K: 1 S: 15	H: 1 LOB: 1 BB: 0 P: 19	R: 0 E: 0 K: 0 S: 5	H: 1 LOB: 0 BB: 0 P: 7	R: 0 E: 0 K: 1 S: 9	H: 0 LOB: 0 BB: 0 P: 12	R: 0 E: 0 K: 0 S: 10	H: 0 LOB: 0 BB: 0 P: 12	R: 1 E: 0 K: 0 S: 11	H: 3 LOB: 2 BB: 0 P: 17	R: 0 E: 0 K: 2 S: 5	H: 0 LOB: 0 BB: 0 P: 6	R: 0 E: 0 K: 2 S: 9	H: 0 LOB: 0 BB: 0 P: 12	R: 1 E: 0 K: 1 S: 9	H: 3 LOB: 2 BB: 0 P: 13	R: 0 E: 0 K: 1 S: 11	H: 2 LOB: 2 BB: 0 P: 15	1B: 8 2B: 1 3B: 0 HR: 0	SF: 0 SAC: 0 DP: 1 HBP: 0	WP: 0 PB: 0 SB: 1 CS: 0	PA: 34
PITCHER	IP	WLS	BF	H	R	ER	SO	BB	IBB	HBP	BLK	WP	HR	S	P	ERA	WHIP					
John Smiley, L (1, 1) ERA: 3.06	7.1	W	28	6	2	2	4	1	0	0	0	0	0	69	94	2.46	0.955					
Michael Jackson, R (8, 1) ERA: 4.38	1.2	S	6	3	0	0	2	0	0	0	0	0	0	15	19	0.00	1.800					

Los Angeles Dodgers @ Cincinnati Reds
Riverfront Stadium, Cincinnati, OH

AB 33
R 2
H 9
RBI 2
BB 1
SO 6
LOB 12



WP: 0 PA: 34
PB: 0
SB: 1
CS: 0

Fri Jul 07 1995, 7:05 PM EDT
Att: 31,046 - Unknown - 79 F

Batter	1	2	3	4	5	6	7	8	9	AB	R	H	RBI	BB	SO	LOB	BOTTOM					
Thomas Howard, S (1, 8) OBP: 0.377, SLG: 0.417	1-0 CS S 1B		3-2 F8		3-2 F7		1-1 G5-3			4	0	1	0	0	0	0						
Barry Larkin, R (1, 6) OBP: 0.388, SLG: 0.459	4-1 WP CS BB		0-0 G5-3		2-3 K		0-0 L8			3	0	0	0	1	1	0						
Ron Gant, R (1, 7) OBP: 0.398, SLG: 0.610	3-3 K 1-2 2-3		3-3 K		3-3 K			2-1 P6		4	0	0	0	0	3	2						
Reggie Sanders, R (1, 9) OBP: 0.401, SLG: 0.591	4-1 WP BB			2-2 1B SF7 1B		3-3 K		0-3 K		3	1	1	0	1	2	0						
Eric Anthony, L (1, 3) OBP: 0.341, SLG: 0.537 Lenny Harris, L (4, PR) OBP: 0.250, SLG: 0.290	2-3 K 1-2 2-3			1-2 WP BLK WP 1B		0-1 G4-3		0-0 G1-3		2	0	1	0	0	1	2						
Bret Boone, R (1, 4) OBP: 0.335, SLG: 0.401		2-3 K		0-1 SF7		0-1 HR 1B				2	1	1	1	0	1	0						
Jeff Branson, L (1, 5) OBP: 0.344, SLG: 0.489		2-2 G3		3-H G4-3		1-1 HR 1B				3	1	1	2	0	0	1						
Damon Berryhill, S (1, 2) OBP: 0.253, SLG: 0.319		0-1 2B		4-0 WP IBB		0-1 F7				2	0	1	0	1	0	0						
John Smiley, L (1, 1) OBP: 0.182, SLG: 0.375 Michael Jackson, R (8, 1)		1-0 G1-3		2-2 G5-3		0-0 F7				3	0	0	0	0	0	2						
Inning Stats	R: 0 E: 0 K: 2 S: 9	H: 1 LOB: 2 BB: 2 P: 23	R: 0 E: 0 K: 1 S: 11	H: 1 LOB: 1 BB: 0 P: 16	R: 0 E: 0 K: 1 S: 10	H: 0 LOB: 0 BB: 0 P: 16	R: 2 E: 0 K: 0 S: 17	H: 2 LOB: 2 BB: 1 P: 27	R: 0 E: 0 K: 2 S: 10	H: 0 LOB: 0 BB: 0 P: 18	R: 2 E: 0 K: 1 S: 11	H: 2 LOB: 0 BB: 0 P: 15	R: 0 E: 0 K: 0 S: 4	H: 0 LOB: 0 BB: 0 P: 5	R: 0 E: 0 K: 1 S: 6	H: 0 LOB: 0 BB: 0 P: 8	R: 0 E: 0 K: 1 S: 6	H: 0 LOB: 0 BB: 0 P: 8	1B: 4 2B: 2 3B: 0 HR: 1	SF: 1 SAC: 0 DP: 1 HBP: 0	WP: 3 PB: 0 SB: 1 CS: 2	PA: 32
PITCHER	IP	WLS	BF	H	R	ER	SO	BB	IBB	HBP	BLK	WP	HR	S	P	ERA	WHIP					
Willie Banks, R (1, 1) ERA: 9.47	4.0	L	18	4	2	2	4	2	1	0	1	0	1	47	82	4.50	1.500					
Jose Parra, R (5, 1) ERA: 3.38	3.0		11	2	2	2	3	0	0	0	0	0	1	25	38	6.00	0.667					
Todd Worrell, R (8, 1) ERA: 0.32	1.0		3	0	0	0	1	0	0	0	0	0	0	6	8	0.00	0.000					

Los Angeles Dodgers @ Cincinnati Reds
Riverfront Stadium, Cincinnati, OH

AB 28
R 4
H 6
RBI 3
BB 3
SO 8
LOB 7





WP: 3 PA: 32
PB: 0
SB: 1
CS: 2

Fri Jul 07 1995, 7:05 PM EDT
Att: 31,046 - Unknown - 79 F

Batter	1	2	3	4	5	6	7	8	9	AB	R	H	RBI	BB	SO	LOB	TOP										
Chad Fonville, S OBP: 0.298, SLG: 0.304 (1, 4)										6	1	1	0	0	1	5	Los Angeles Dodgers @ Cincinnati Reds Riverfront Stadium, Cincinnati, OH Sat Jul 08 1995, 7:05 PM EDT Att: 37,830 - Unknown - 70 F AB 42 R 12 H 15 RBI 12 BB 6 SO 10 LOB 23 										
Jose Offerman, S OBP: 0.407, SLG: 0.393 (1, 6)										5	2	1	0	1	2	2											
Roberto Kelly, R OBP: 0.317, SLG: 0.355 (1, 8)										5	2	3	2	0	1	1											
Pedro Astacio, R OBP: 0.182, SLG: 0.190 (7, 1)										1	0	0	0	0	0	0											
Joey Eischen, L (9, 1)										0	0	0	0	0	0	0											
Eric Karros, R OBP: 0.371, SLG: 0.529 (1, 3)										5	2	2	2	1	0	1											
Raul Mondesi, R OBP: 0.363, SLG: 0.545 (1, 9)										5	2	2	1	0	1	4											
Tim Lincecum, R OBP: 0.351, SLG: 0.437 (1, 5)										3	1	2	1	1	1	1											
Dave Hansen, L OBP: 0.387, SLG: 0.364 (6, 5)										0	0	0	1	0	0	0											
Billy Ashley, R OBP: 0.411, SLG: 0.411 (1, 7)										2	1	0	0	1	1	4											
Todd Hollandsworth, L (6, PH) (6, 7)										2	0	0	0	0	1	3											
Carlos Hernandez, R OBP: 0.214, SLG: 0.190 (1, 2)										5	1	3	5	0	1	2											
Ramon Martinez, R OBP: 0.219, SLG: 0.258 (1, 1)										3	0	1	0	0	1	0											
Mitch Webster, S OBP: 0.229, SLG: 0.281 (7, PH) (7, 8)										0	0	0	0	2	0	0											
Inning Stats	R: 1 E: 0 K: 1 S: 22	H: 2 LOB: 3 BB: 2 P: 36	R: 0 E: 0 K: 1 S: 7	H: 0 LOB: 0 BB: 0 P: 8	R: 0 E: 0 K: 0 S: 8	H: 0 LOB: 0 BB: 0 P: 13	R: 3 E: 0 K: 0 S: 22	H: 2 LOB: 0 BB: 1 P: 34	R: 4 E: 1 K: 2 S: 15	H: 3 LOB: 2 BB: 0 P: 18	R: 0 E: 0 K: 3 S: 10	H: 0 LOB: 1 BB: 1 P: 18	R: 2 E: 0 K: 1 S: 23	H: 3 LOB: 2 BB: 1 P: 31	R: 0 E: 0 K: 0 S: 6	H: 0 LOB: 0 BB: 0 P: 10	1B: 7 2B: 8 3B: 1 HR: 1	SF: 1 SAC: 0 DP: 0 HBP: 0	WP: 1 PB: 1 SB: 2 CS: 0	PA: 49							
PITCHER	IP	WLS	BF	H	R	ER	SO	BB	IBB	HBP	BLK	WP	HR	S	P	ERA	WHIP										
C.J. Nitkowski, L ERA: 5.27 (1, 1)	4.0	L	19	4	4	4	2	3	0	0	0	0	1	59	91	9.00	1.750										
Kevin Jarvis, R ERA: 5.84 (5, 1)	1.0		11	7	6	6	2	1	0	0	0	1	0	25	37	54.00	8.000										
Xavier Hernandez, R ERA: 4.18 (6, 1)	1.0		5	1	0	0	2	0	0	0	0	0	0	12	15	0.00	1.000										
Brad Pennington, L ERA: 7.04 (7, 1)	2.0		11	3	2	2	4	2	0	0	0	0	0	33	49	9.00	2.500										
Chuck McElroy, L ERA: 5.14 (9, 1)	1.0		3	0	0	0	0	0	0	0	0	0	0	6	10	0.00	0.000										

Batter	1	2	3	4	5	6	7	8	9	AB	R	H	RBI	BB	SO	LOB	BOTTOM										
Lenny Harris, L OBP: 0.255, SLG: 0.289 (1, 3) (7, 7)										4	0	1	0	1	0	1	Los Angeles Dodgers @ Cincinnati Reds Riverfront Stadium, Cincinnati, OH Sat Jul 08 1995, 7:05 PM EDT Att: 37,830 - Unknown - 70 F AB 32 R 2 H 6 RBI 2 BB 5 SO 5 LOB 16 										
Bary Larkin, R OBP: 0.383, SLG: 0.452 (1, 6)										3	0	0	0	0	4	4											
Mark Lewis, R OBP: 0.411, SLG: 0.529 (7, PH) (8, 5)										2	0	0	0	0	2	2											
Ron Gant, R OBP: 0.397, SLG: 0.619 (1, 7)										3	1	1	1	0	0	1											
Brad Pennington, L (7, 1)										1	0	0	0	0	0	1											
Chuck McElroy, L (9, 1)										0	0	0	0	0	0	0											
Reggie Sanders, R OBP: 0.395, SLG: 0.581 (1, 9)										4	0	0	0	0	2	1											
Thomas Howard, S OBP: 0.382, SLG: 0.414 (1, 8)										3	0	1	0	0	0	0											
Bento Santiago, R OBP: 0.358, SLG: 0.580 (1, 2) (7, 3)										4	0	0	0	0	0	2											
Bret Boone, R OBP: 0.337, SLG: 0.398 (1, 4)										2	1	0	0	2	0	1											
Jeff Branson, L OBP: 0.354, SLG: 0.493 (1, 5) (8, 6)										3	0	2	0	1	1	0											
C.J. Nitkowski, L OBP: 0.143, SLG: 0.143 (4, PH) (5, 1)										1	0	1	1	0	0	0											
Eddie Taubensee, L OBP: 0.312, SLG: 0.449 (5, 1)										1	0	0	0	0	0	1											
Kevin Jarvis, R OBP: 0.182, SLG: 0.190 (6, 1)										0	0	0	0	0	0	0											
Xavier Hernandez, L (6, PH) (7, 2)										1	0	0	1	1	2	2											
Damon Berryhill, S OBP: 0.259, SLG: 0.315 (7, 2)										0	0	0	1	1	2	2											
Inning Stats	R: 1 E: 0 K: 1 S: 10	H: 1 LOB: 0 BB: 0 P: 17	R: 1 E: 0 K: 0 S: 16	H: 2 LOB: 3 BB: 2 P: 33	R: 0 E: 0 K: 1 S: 8	H: 1 LOB: 1 BB: 0 P: 13	R: 0 E: 0 K: 1 S: 6	H: 0 LOB: 1 BB: 1 P: 14	R: 0 E: 0 K: 0 S: 10	H: 0 LOB: 1 BB: 0 P: 16	R: 0 E: 0 K: 1 S: 15	H: 1 LOB: 2 BB: 1 P: 25	R: 0 E: 0 K: 0 S: 6	H: 1 LOB: 1 BB: 0 P: 12	R: 0 E: 0 K: 0 S: 7	H: 0 LOB: 1 BB: 0 P: 15	R: 0 E: 0 K: 1 S: 13	H: 0 LOB: 1 BB: 1 P: 23	1B: 5 2B: 1 3B: 0 HR: 1	SF: 0 SAC: 0 DP: 1 HBP: 1	WP: 0 PB: 0 SB: 0 CS: 1	PA: 38					
PITCHER	IP	WLS	BF	H	R	ER	SO	BB	IBB	HBP	BLK	WP	HR	S	P	ERA	WHIP										
Ramon Martinez, R ERA: 4.85 (1, 1)	6.0	W	27	4	2	2	4	4	0	0	0	0	0	65	118	3.00	1.500										
Pedro Astacio, R ERA: 4.5 (7, 1)	2.0		8	1	0	0	0	0	0	1	0	0	0	13	27	0.00	0.500										
Joey Eischen, L ERA: 3.14 (9, 1)	1.0		4	0	0	0	1	1	0	0	0	0	0	13	23	0.00	1.000										

Batter	1	2	3	4	5	6	7	8	9	AB	R	H	RBI	BB	SO	LOB	TOP										
Jose Offerman, S OBP: 0.405, SLG: 0.390 (1, 6)	0-1 1B		1-2 F8			0-0 G5-3		2-1 F7		4	0	1	0	0	0	2	Los Angeles Dodgers @ Cincinnati Reds Riverfront Stadium, Cincinnati, OH Sun Jul 09 1995, 3:33 AM EDT Att: 29,589 - Sunny - 81 F AB 31 R 0 H 6 RBI 0 BB 1 SO 7 LOB 15 										
Roberto Kelly, R OBP: 0.316, SLG: 0.353 Rudy Seanez, R (8, 1)	0-0 F8		0-2 CS	0-0 G5-3		2-1 1B		1-2 G1-3		4	0	1	0	0	0	2											
Mike Piazza, R OBP: 0.426, SLG: 0.660 (1, 2)	1-2 F9			1-3 K		1-2 P4			0-1 G6-3	4	0	0	0	0	1	2											
Eric Karros, R OBP: 0.369, SLG: 0.528 (1, 3)	2-3 K			3-2 2B		2-3 K			1-3 K	4	0	1	0	0	3	2											
Raul Mondesi, R OBP: 0.362, SLG: 0.541 (1, 9)		1-3 K		0-1 G6-3			1-0 G5-4-3 1B		0-0 F8	4	0	1	0	0	1	1											
Tim Lincecum, R OBP: 0.345, SLG: 0.429 (1, 5)	2-1 F7				0-0 G6-3		3-2 F7			3	0	0	0	0	0	1											
Billy Ashley, R OBP: 0.343, SLG: 0.407 (1, 7)					4-2 FC6-4 BB		0-1 G5-4-3			2	0	0	0	1	1	1											
Delino DeShields, L OBP: 0.337, SLG: 0.340 (1, 4)			1-2 CS 1B		0-1 FC6-4		1-0 1B			3	0	2	0	0	0	1											
Ismael Valdez, R OBP: 0.103, SLG: 0.103 Jose Parra, R (4, 1) Chad Fournier, S OBP: 0.220, SLG: 0.220 John Cummings, L (5, 1) Todd Hollandsworth, L (8, 9)			0-3 K		0-0 G4-3			2-2 F7		1	0	0	0	0	1	1											
Inning Stats	R: 0 E: 0 K: 1 S: 9	H: 1 LOB: 1 BB: 0 P: 12	R: 0 E: 0 K: 2 S: 9	H: 0 LOB: 0 BB: 0 P: 15	R: 0 E: 0 K: 1 S: 13	H: 1 LOB: 0 BB: 0 P: 15	R: 0 E: 0 K: 1 S: 10	H: 1 LOB: 1 BB: 0 P: 14	R: 0 E: 0 K: 0 S: 6	H: 1 LOB: 1 BB: 0 P: 10	R: 0 E: 0 K: 0 S: 6	H: 1 LOB: 0 BB: 0 P: 10	R: 0 E: 0 K: 0 S: 11	H: 1 LOB: 1 BB: 0 P: 17	R: 0 E: 0 K: 1 S: 6	H: 0 LOB: 0 BB: 0 P: 7	1B: 5 2B: 1 3B: 0 HR: 0	SF: 0 SAC: 0 DP: 1 HBP: 0	WP: 0 PB: 0 SB: 0 CS: 1	PA: 33							
PITCHER	IP	WLS	BF	H	R	ER	SO	BB	IBB	HBP	BLK	WP	HR	S	P	ERA	WHIP										
Pete Schourek, L ERA: 3.49 Hector Carrasco, R ERA: 3.3 Jeff Brantley, R ERA: 2.88	(1, 1) (8, 1) (9, 1)	7.0 1.0 1.0	W 4 3	25 1 0	5 0 0	0 0 0	6 0 1	1 0 0	0 0 0	0 0 0	0 0 0	0 0 0	0 0 6	0 11 7	90 17 7	0.00 0.00 0.00	0.857 1.000 0.000										

Batter	1	2	3	4	5	6	7	8	9	AB	R	H	RBI	BB	SO	LOB	BOTTOM										
Thomas Howard, S OBP: 0.383, SLG: 0.423 (1, 8)	0-0 F7		0-1 1B SF7	0-1 BB 2B	0-0 G6-3		0-2 G6-4-3			5	2	2	0	0	0	2	Los Angeles Dodgers @ Cincinnati Reds Riverfront Stadium, Cincinnati, OH Sun Jul 09 1995, 3:33 AM EDT Att: 29,589 - Sunny - 81 F AB 36 R 8 H 15 RBI 8 BB 4 SO 4 LOB 19 										
Barry Larkin, R OBP: 0.391, SLG: 0.458 (1, 6)	2-2 E S 1B		0-0 S HR	4-0 2B 2B BB	1-1 F9			1-2 G6-4-3 1B		4	2	3	0	1	0	0											
Ron Gant, R OBP: 0.393, SLG: 0.613 Jeff Brantley, R (1, 7)	3-3 K		0-1 SF7	0-0 P4		0-0 F7		1-0 G6-4-3 1B		4	0	1	1	0	1	4											
Reggie Sanders, R OBP: 0.395, SLG: 0.594 (1, 9)	1-3 K		1-2 3-H 1-0	0-2 2B		3-2 K		0-0 G6-4-3		5	2	2	4	0	2	3											
Eddie Taubensee, L OBP: 0.315, SLG: 0.455 (1, 3)		0-1 E6 BB 1B	3-1 G4-3	1-1 BB 2B		0-2 1B		0-3 K		5	1	2	2	0	1	1											
Bento Santiago, R OBP: 0.386, SLG: 0.611 (1, 2)	0-0 L4-6 BB 1B		2-2 BB	1-1 BB 1B		2-2 F8				4	0	3	1	0	0	1											
Bret Boone, R OBP: 0.339, SLG: 0.394 (1, 4)	4-2 FC6-4 BB		1-1 L7	4-2 BB			3-2 G4-3			2	0	0	0	2	0	1											
Jeff Branson, L OBP: 0.352, SLG: 0.493 (1, 5)	0-0 L4-6				0-0 F8 G4-3			1-0 2B		4	0	1	0	0	0	5											
Pete Schourek, L OBP: 0.217, SLG: 0.217 Mark Lewis, R OBP: 0.417, SLG: 0.529 Hector Carrasco, R Jerome Walton, R OBP: 0.324, SLG: 0.484 (1, 1) (7, PH) (8, 1) (9, 8)	1-0 FC6-4				0-0 BB 1B 2B		4-0 G6-4-3 BB			3	1	1	0	0	0	2											
Inning Stats	R: 0 E: 1 K: 2 S: 11	H: 1 LOB: 1 BB: 0 P: 17	R: 0 E: 1 K: 0 S: 7	H: 1 LOB: 2 BB: 1 P: 12	R: 3 E: 0 K: 0 S: 13	H: 4 LOB: 1 BB: 0 P: 20	R: 5 E: 0 K: 0 S: 21	H: 5 LOB: 2 BB: 2 P: 36	R: 0 E: 0 K: 0 S: 6	H: 0 LOB: 0 BB: 0 P: 7	R: 0 E: 0 K: 1 S: 12	H: 1 LOB: 1 BB: 0 P: 17	R: 0 E: 0 K: 0 S: 8	H: 1 LOB: 1 BB: 1 P: 16	R: 0 E: 0 K: 1 S: 8	H: 2 LOB: 1 BB: 0 P: 10	1B: 9 2B: 6 3B: 0 HR: 1	SF: 1 SAC: 0 DP: 3 HBP: 0	WP: 0 PB: 0 SB: 2 CS: 0	PA: 41							
PITCHER	IP	WLS	BF	H	R	ER	SO	BB	IBB	HBP	BLK	WP	HR	S	P	ERA	WHIP										
Ismael Valdez, R ERA: 3.3 Jose Parra, R ERA: 3.18 John Cummings, L ERA: 5.56 Rudy Seanez, R ERA: 4.91	(1, 1) (4, 1) (5, 1) (8, 1)	3.2 0.1 3.0 1.0	L 3 11 4	23 1 2 2	10 0 0 0	8 0 0 0	8 0 1 1	2 0 0 0	0 0 0 0	0 0 0 0	0 0 0 0	0 0 0 0	0 0 0 0	9 9 26 8	17 17 40 10	0.00 0.00 0.00 0.00	6.000 1.000 2.000										

Batter	1	2	3	4	5	6	7	8	9	AB	R	H	RBI	BB	SO	LOB	TOP				
Quilvio Veras, S OBP: 0.356, SLG: 0.329	0-1 1B	4-0 BB		1-3 K		3-2 F7		3-2 G5-3		4	1	1	0	1	1	3					
Chuck Carr, S OBP: 0.329, SLG: 0.279	2-0 1B HR	0-1 F9		1-3 K		4-2 BB		0-0 G3		4	1	1	1	1	1	3					
Jeff Conine, R OBP: 0.413, SLG: 0.552	1-2 HR	3-2 G6-3			1-0 F8	1-2 G4-3		3-2 F8		5	1	1	0	0	0	4					
Terry Pendleton, S OBP: 0.341, SLG: 0.443	0-2 F9		2-2 1B		3-3 K		1-3 K		2-2 1B	5	0	2	0	0	2	2					
Greg Colbrunn, R OBP: 0.307, SLG: 0.415	1-0 HR		0-0 F7		4-2 1B BB		0-0 F9		0-0 F9	4	1	1	3	1	0	2					
Tommy Gregg, L OBP: 0.295, SLG: 0.408	2-2 P2		1-1 F8		3-2 1B		1-2 G1-3			4	0	1	0	0	0	1					
Kurt Abbott, R OBP: 0.302, SLG: 0.443	0-0 L6		3-2 P2		2-1 G1-3			0-3 K		4	0	0	0	0	1	3					
Charles Johnson, R OBP: 0.303, SLG: 0.347		0-0 SH3-4 1B		3-3 K		2-0 F8		0-0 G6-3		4	0	1	0	0	1	0					
Chris Hammond, L OBP: 0.387, SLG: 0.464		1-0 SH3-4		0-2 1B		0-0 BB 1B		0-0 1B		3	0	3	0	0	0	0					
Inning Stats	R: 4 E: 0 K: 0 S: 14	H: 4 LOB: 0 BB: 0 P: 21	R: 0 E: 0 K: 0 S: 8	H: 1 LOB: 2 BB: 1 P: 16	R: 0 E: 0 K: 0 S: 10	H: 1 LOB: 1 BB: 0 P: 16	R: 0 E: 0 K: 3 S: 12	H: 1 LOB: 2 BB: 1 P: 17	R: 0 E: 0 K: 1 S: 19	H: 1 LOB: 2 BB: 1 P: 32	R: 0 E: 0 K: 1 S: 10	H: 0 LOB: 0 BB: 0 P: 12	R: 0 E: 0 K: 1 S: 8	H: 1 LOB: 1 BB: 0 P: 11	R: 0 E: 0 K: 0 S: 9	H: 1 LOB: 1 BB: 0 P: 14	1B: 9 2B: 0 3B: 1 HR: 1	SF: 0 SAC: 1 DP: 0 HBP: 0	WP: 0 PB: 0 SB: 0 CS: 0	PA: 41	
PITCHER	IP WLS BF H R ER SO BB IBB HBP BLK WP HR S P ERA WHIP	IP WLS BF H R ER SO BB IBB HBP BLK WP HR S P ERA WHIP																			
Tom Candiotti, R ERA: 3.01	(1, 1)	6.0	L	30	9	4	4	4	3	0	0	0	0	0	0	0	1	74	123	6.00	2.000
Jose Parra, R ERA: 2.35	(7, 1)	2.0		7	1	0	0	2	0	0	0	0	0	0	0	0	0	18	23	0.00	0.500
Rudy Seanez, R ERA: 4.7	(9, 1)	1.0		4	1	0	0	0	0	0	0	0	0	0	0	0	0	9	14	0.00	1.000

Florida Marlins @ Los Angeles Dodgers
Dodger Stadium, Los Angeles, CA
Thu Jul 13 1995, 7:05 PM PDT
Att: 34,308 - Unknown - 72 F

AB	37
R	4
H	11
RBI	4
BB	3
SO	6
LOB	18



Batter	1	2	3	4	5	6	7	8	9	AB	R	H	RBI	BB	SO	LOB	BOTTOM					
Jose Offerman, S OBP: 0.399, SLG: 0.384	1-0 G6-3			3-2 P4		0-2 G5-3		0-0 FC6-4		4	0	0	0	0	0	1						
Roberto Kelly, R OBP: 0.311, SLG: 0.348	2-2 F8			1-2 G4-3		1-0 E6		1-0 G5-3		4	0	0	0	0	0	0						
Mike Piazza, R OBP: 0.422, SLG: 0.648	1-2 G5-3			0-0 E6 1B		1-2 G5-3		4-1 1B BB		3	0	0	0	1	0	1						
Eric Karros, R OBP: 0.371, SLG: 0.528		1-0 L9		0-0 FC6-4 1B		2-2 F8		1-2 1B		4	0	2	0	0	0	0						
Raul Mondesi, R OBP: 0.357, SLG: 0.533		3-3 K		1-1 FC6-4		0-1 P4		1-0 P5		4	0	0	0	0	1	4						
Tim Lincecum, R OBP: 0.337, SLG: 0.418		0-0 G3-1			1-1 P6		0-2 L7		1-2 F8	4	0	0	0	0	0	2						
Billy Ashley, R OBP: 0.338, SLG: 0.490			0-3 K		1-0 G6-3			2-1 P9		3	0	0	0	0	1	0						
Delino DeShields, L OBP: 0.333, SLG: 0.336			2-3 K		1-2 F9			1-0 G6-3		3	0	0	0	0	1	0						
Tom Candiotti, R OBP: 0.152, SLG: 0.097	(1, 1)			1-3 K		1-2 G4-3		1-2 FC6-4 1B		1	0	0	0	0	1	0						
Chad Fonville, S OBP: 0.286, SLG: 0.292	(6, PH)									1	0	0	0	0	0	0						
Jose Parra, R	(7, 1)									0	0	0	0	0	0	0						
Mitch Webster, S OBP: 0.250, SLG: 0.303	(8, PH)									1	0	1	0	0	0	0						
Rudy Seanez, R	(9, 1)									0	0	0	0	0	0	0						
Inning Stats	R: 0 E: 0 K: 0 S: 7	H: 0 LOB: 0 BB: 0 P: 11	R: 0 E: 0 K: 1 S: 6	H: 0 LOB: 0 BB: 0 P: 10	R: 0 E: 0 K: 3 S: 9	H: 0 LOB: 0 BB: 0 P: 12	R: 0 E: 1 K: 0 S: 11	H: 1 LOB: 2 BB: 0 P: 16	R: 0 E: 0 K: 0 S: 6	H: 0 LOB: 0 BB: 0 P: 9	R: 0 E: 1 K: 0 S: 10	H: 0 LOB: 1 BB: 0 P: 13	R: 0 E: 0 K: 0 S: 8	H: 0 LOB: 0 BB: 0 P: 10	R: 0 E: 0 K: 0 S: 9	H: 1 LOB: 1 BB: 0 P: 13	R: 0 E: 0 K: 0 S: 11	H: 1 LOB: 2 BB: 1 P: 19	1B: 3 2B: 0 3B: 0 HR: 0	SF: 0 SAC: 0 DP: 0 HBP: 0	WP: 0 PB: 0 SB: 0 CS: 0	PA: 33
PITCHER	IP WLS BF H R ER SO BB IBB HBP BLK WP HR S P ERA WHIP	IP WLS BF H R ER SO BB IBB HBP BLK WP HR S P ERA WHIP																				
Chris Hammond, L ERA: 2.28	(1, 1)	9.0	W	33	3	0	0	4	1	0	0	0	0	0	0	0	0	77	113	0.00	0.444	

Florida Marlins @ Los Angeles Dodgers
Dodger Stadium, Los Angeles, CA
Thu Jul 13 1995, 7:05 PM PDT
Att: 34,308 - Unknown - 72 F


AB	32
R	0
H	3
RBI	0
BB	1
SO	4
LOB	8



Batter	1	2	3	4	5	6	7	8	9	AB	R	H	RBI	BB	SO	LOB	TOP					
Quilvio Veras, S OBP: 0.391, SLG: 0.323	G4-3			F8			G4-3		F7	4	0	0	0	0	0	0						
Chuck Carr, S OBP: 0.324, SLG: 0.273	K			B4-3			P4			3	0	0	0	0	1	0						
Jeff Conine, R OBP: 0.409, SLG: 0.545	G6-3			G1-3			K			3	0	0	0	0	1	0						
Terry Pendleton, S OBP: 0.337, SLG: 0.437		P2			K			F8		3	0	0	0	0	1	0						
Greg Colbrunn, R OBP: 0.303, SLG: 0.410		G3-1			F9			F8		3	0	0	0	0	0	0						
Tommy Gregg, L OBP: 0.297, SLG: 0.397			P3		F8					2	0	0	0	1	0	0						
Robb Nen, R										0	0	0	0	0	0	0						
Kurt Abbott, R OBP: 0.298, SLG: 0.436				G4-3			G4-3			3	0	0	0	0	1	1	AB 27					
Charles Johnson, R OBP: 0.299, SLG: 0.342				K			G5-3			3	0	0	0	0	2	0	R 0					
John Burkett, R OBP: 0.200, SLG: 0.176				K						1	0	0	0	0	1	0	H 0					
Mario Diaz, R OBP: 0.200, SLG: 0.302										0	0	0	0	0	0	0	RBI 0					
David Weathers, R OBP: 0.133, SLG: 0.133										0	0	0	0	0	0	0	BB 1					
Rob Murphy, L OBP: 0.133, SLG: 0.133										0	0	0	0	0	0	0	SO 8					
Terry Mathews, L OBP: 0.266, SLG: 0.545										0	0	0	0	0	0	0	LOB 1					
Matt Mantel, R OBP: 0.350, SLG: 0.545										1	0	0	0	0	0	0						
Jerry Browne, S OBP: 0.350, SLG: 0.315										0	0	0	0	0	0	0						
Inning Stats	R: 0 E: 0 K: 1 S: 12	H: 0 LOB: 0 BB: 0 P: 17	R: 0 E: 0 K: 0 S: 11	H: 0 LOB: 0 BB: 0 P: 16	R: 0 E: 0 K: 2 S: 8	H: 0 LOB: 0 BB: 0 P: 12	R: 0 E: 0 K: 0 S: 7	H: 0 LOB: 0 BB: 0 P: 11	R: 0 E: 0 K: 1 S: 7	H: 0 LOB: 0 BB: 0 P: 9	R: 0 E: 0 K: 1 S: 12	H: 0 LOB: 0 BB: 0 P: 17	R: 0 E: 0 K: 1 S: 5	H: 0 LOB: 0 BB: 0 P: 7	R: 0 E: 0 K: 1 S: 8	H: 0 LOB: 1 BB: 1 P: 13	R: 0 E: 0 K: 1 S: 9	H: 0 LOB: 0 BB: 0 P: 12	1B: 0 2B: 0 3B: 0 HR: 0	SF: 0 SAC: 0 DP: 0 HBP: 0	WP: 0 PB: 0 SB: 0 CS: 0	PA: 28
PITCHER Ramon Martinez, R ERA: 4.43	IP: 9.0 WLS: W BF: 28 H: 0 R: 0 ER: 0 SO: 8 BB: 1 IBB: 0 HBP: 0 BLK: 0 WP: 0 HR: 0 S: 79 P: 114 ERA: 0.00 WHIP: 0.111															PITCHER						

Florida Marlins @ Los Angeles Dodgers
Dodger Stadium, Los Angeles, CA

AB 27
R 0
H 0
RBI 0
BB 1
SO 8
LOB 1



WP: 0 PA: 28
PB: 0
SB: 0
CS: 0

Batter	1	2	3	4	5	6	7	8	9	AB	R	H	RBI	BB	SO	LOB	BOTTOM			
Delino DeShields, L OBP: 0.336, SLG: 0.333	F7		1B 1B BB	K		3B BB				2	2	0	0	2	1	2				
Jose Offerman, S OBP: 0.401, SLG: 0.394	K		1B 1B 3-H		L3	3B 3B 3-H				4	0	2	4	0	1	0				
Mike Piazza, R OBP: 0.418, SLG: 0.639	K		1B 1B 3-H		G6-3	K				4	0	1	1	0	2	1				
Eric Karros, R OBP: 0.366, SLG: 0.520		K	G3-1		K		K			4	0	0	0	0	3	2				
Roberto Kelly, R OBP: 0.314, SLG: 0.350	G4-3			FC6-4 1B		S 1B 1B		K		4	1	2	0	0	1	0				
Raul Mondesi, R OBP: 0.395, SLG: 0.529	G5-3			FC6-4 1B 1-2		1B 3B 1B		P3		4	2	1	0	0	0	1				
Tim Wallach, R OBP: 0.335, SLG: 0.414			F7	SH2-3 1B 1B		K		G6-3		4	0	1	0	0	1	2	AB 32			
Todd Hollandsworth, L OBP: 0.273, SLG: 0.364			G4-3	1B 2B		SH1-3 3B 1B		L9		4	2	3	2	0	0	0	R 7			
Ramon Martinez, R OBP: 0.206, SLG: 0.242			G4-3	SH2-3		SH1-3		K		2	0	0	0	0	1	1	H 10			
Inning Stats	R: 0 E: 0 K: 2 S: 9	H: 0 LOB: 0 BB: 0 P: 13	R: 0 E: 0 K: 1 S: 6	H: 0 LOB: 0 BB: 0 P: 12	R: 2 E: 0 K: 0 S: 14	H: 3 LOB: 2 BB: 1 P: 22	R: 1 E: 0 K: 1 S: 12	H: 3 LOB: 2 BB: 0 P: 17	R: 0 E: 0 K: 1 S: 9	H: 0 LOB: 0 BB: 0 P: 15	R: 4 E: 0 K: 2 S: 17	H: 4 LOB: 1 BB: 1 P: 29	R: 0 E: 0 K: 2 S: 7	H: 0 LOB: 0 BB: 0 P: 9	R: 0 E: 0 K: 1 S: 7	H: 0 LOB: 0 BB: 0 P: 9	1B: 8 2B: 1 3B: 1 HR: 0	SF: 0 SAC: 2 DP: 0 HBP: 0	WP: 0 PB: 0 SB: 0 CS: 0	PA: 36
PITCHER John Burkett, R ERA: 4.98	IP: 5.0 WLS: L BF: 22 H: 6 R: 3 ER: 3 SO: 5 BB: 1 IBB: 0 HBP: 0 BLK: 0 WP: 0 HR: 0 S: 50 P: 79 ERA: 5.40 WHIP: 1.400															PITCHER Robb Nen, R ERA: 4.13				
David Weathers, R ERA: 5.59	0.1	3	2	2	2	1	0	0	0	0	0	7	12	54.00	6.000					
Rob Murphy, L ERA: 9.58	0.1	3	1	0	0	0	1	0	0	0	0	6	10	0.00	6.000					
Terry Mathews, R ERA: 2.77	0.1	2	1	2	2	1	0	0	0	0	0	4	7	54.00	3.000					
Matt Mantel, R ERA: 3.0	1.0	3	0	0	0	2	0	0	0	0	0	7	9	0.00	0.000					

Florida Marlins @ Los Angeles Dodgers
Dodger Stadium, Los Angeles, CA

AB 32
R 7
H 10
RBI 7
BB 2
SO 10
LOB 9



WP: 0 PA: 36
PB: 0
SB: 0
CS: 0

Batter	1	2	3	4	5	6	7	8	9	AB	R	H	RBI	BB	SO	LOB	TOP					
Quilvio Veras, S (1,4) OBP: 0.353, SLG: 0.323	3-0 SH5-3 SF9 HBP		2-3 K			2-1 S 1B		2-3 K		3	1	1	0	0	2	0						
Chuck Carr, S (1,8) OBP: 0.318, SLG: 0.268	2-1 SH5-3		0-0 G3-1			1-3 K		2-3 K		3	0	0	0	0	2	1						
Jeff Conine, R (1,7) OBP: 0.403, SLG: 0.538	0-0 SF9			2-3 K		2-3 K			3-1 G5-3	3	0	0	1	0	2	1						
Terry Pendleton, S (1,5) OBP: 0.332, SLG: 0.430	2-1 F8			1-2 G6-3			0-0 G4-3		0-0 P6	4	0	0	0	0	0	0						
Greg Colbrunn, R (1,3) OBP: 0.307, SLG: 0.413		0-0 1B		1-2 F9			0-0 1B			3	0	2	0	0	0	0						
Jerry Browne, S (1,9) OBP: 0.343, SLG: 0.304		0-3 K			0-0 F9		2-3 K			3	0	0	0	0	2	2						
Kurt Abbott, R (1,6) OBP: 0.293, SLG: 0.429		1-0 P3			1-0 G5-3		2-1 F9			3	0	0	0	0	0	2						
Steve Decker, R (1,2) OBP: 0.326, SLG: 0.229 (8, PH)		2-1 F7			2-3 K			3-2 G4-3		2	0	0	0	0	1	1						
Alex Arias, R (8, PH) OBP: 0.358, SLG: 0.380										1	0	0	0	0	0	0						
Charles Johnson, R (8,2) OBP: 0.299, SLG: 0.342										0	0	0	0	0	0	0						
Bobby Witt, R (1,1) OBP: 0.120, SLG: 0.130			2-2 G5-3			0-3 K			1-1 F8	2	0	0	0	0	1	0						
Tommy Gregg, L (8, PH) OBP: 0.293, SLG: 0.392										1	0	0	0	0	0	0						
Mark Gardner, R (8,1) OBP: 0.091, SLG: 0.091										0	0	0	0	0	0	0						
Inning Stats	R: 1 E: 0 K: 0 S: 5	H: 0 LOB: 0 BB: 0 P: 12	R: 0 E: 0 K: 1 S: 7	H: 1 LOB: 1 BB: 0 P: 10	R: 0 E: 0 K: 1 S: 8	H: 0 LOB: 0 BB: 0 P: 12	R: 0 E: 0 K: 1 S: 11	H: 0 LOB: 0 BB: 0 P: 15	R: 0 E: 0 K: 1 S: 5	H: 0 LOB: 0 BB: 0 P: 8	R: 0 E: 0 K: 3 S: 11	H: 1 LOB: 1 BB: 0 P: 16	R: 0 E: 0 K: 1 S: 8	H: 1 LOB: 1 BB: 0 P: 12	R: 0 E: 0 K: 1 S: 8	H: 0 LOB: 0 BB: 0 P: 14	R: 0 E: 0 K: 1 S: 6	H: 0 LOB: 0 BB: 0 P: 11	1B: 3 2B: 0 3B: 0 HR: 0	SF: 1 SAC: 1 DP: 0 HBP: 1	WP: 0 PB: 0 SB: 3 CS: 0	PA: 31
PITCHER Hideo Nomo, R (1,1) ERA: 1.9	IP: 9.0 WLS: W BF: 31 H: 3 R: 1 ER: 1 SO: 10 BB: 0 IBB: 0 HBP: 1 BLK: 0 WP: 0 HR: 0 S: 69 P: 110 ERA: 1.00 WHIP: 0.333															PITCHER	IP: 9.0 WLS: W BF: 31 H: 3 R: 1 ER: 1 SO: 10 BB: 0 IBB: 0 HBP: 1 BLK: 0 WP: 0 HR: 0 S: 69 P: 110 ERA: 1.00 WHIP: 0.333					

Florida Marlins @ Los Angeles Dodgers
Dodger Stadium, Los Angeles, CA
Sat Jul 15 1995, 7:05 PM PDT
Att: 45,449 - Unknown

AB 28
R 1
H 3
RBI 1
BB 0
SO 10
LOB 7

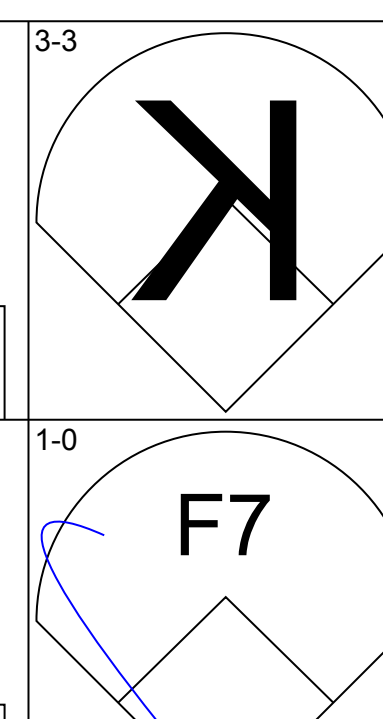
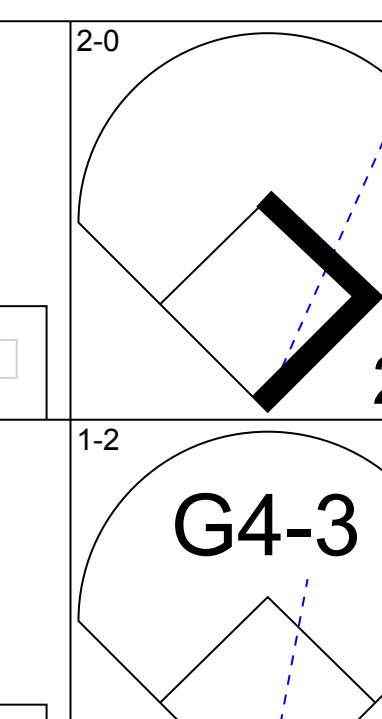
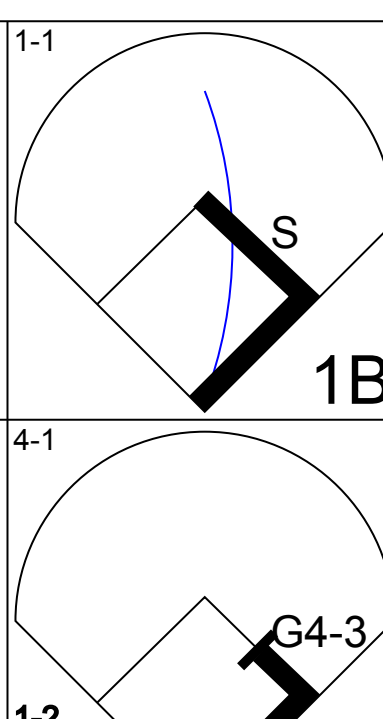
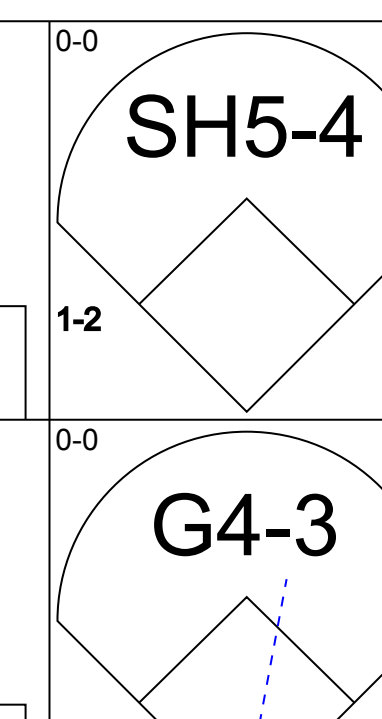
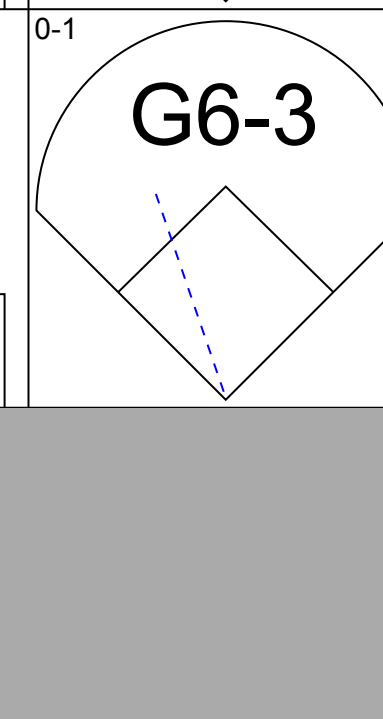

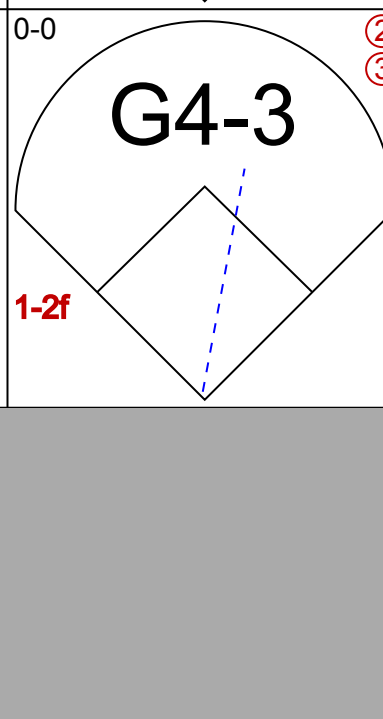
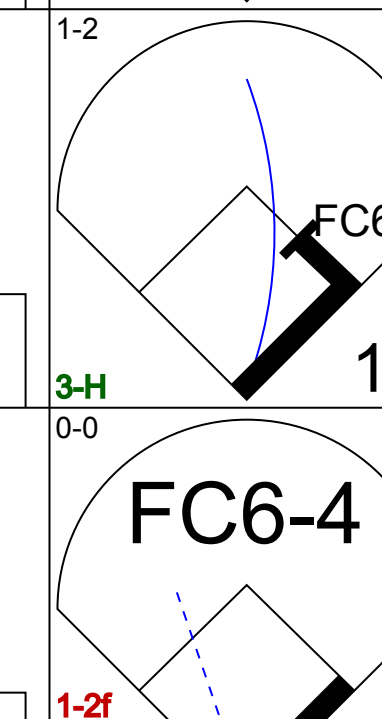

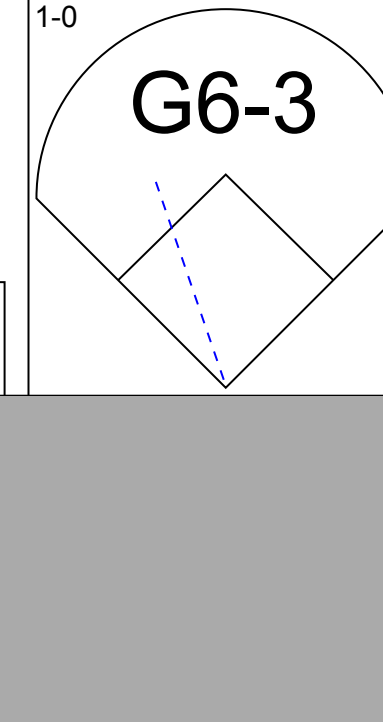


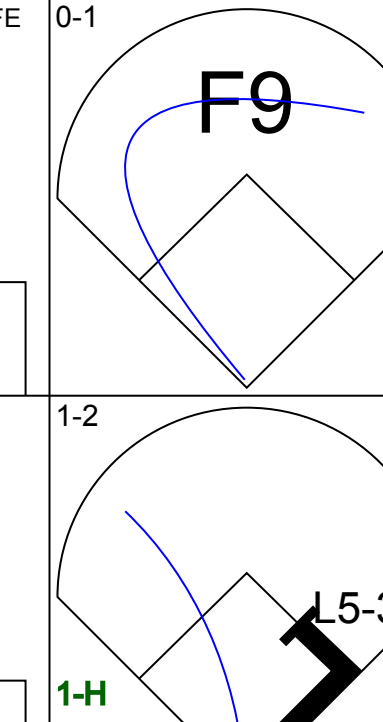
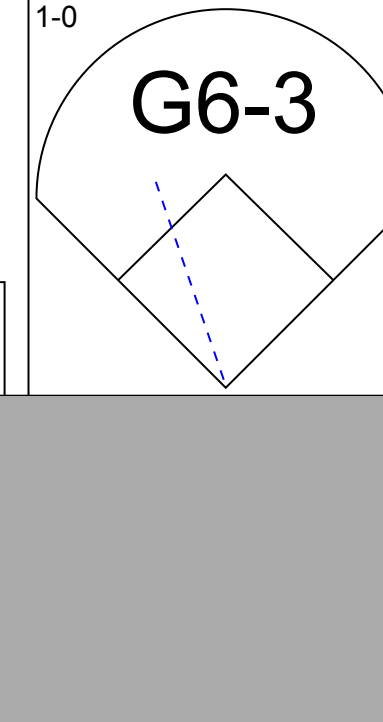
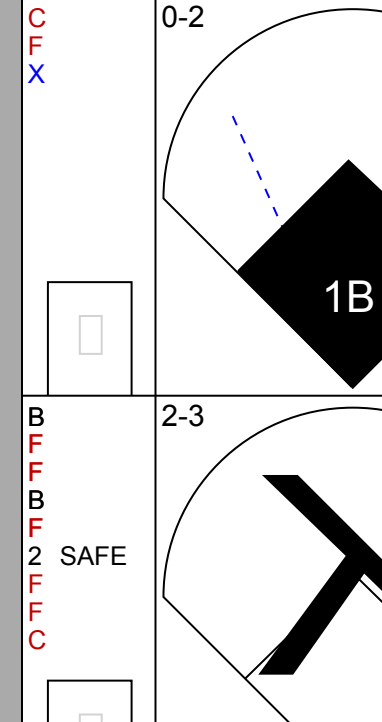
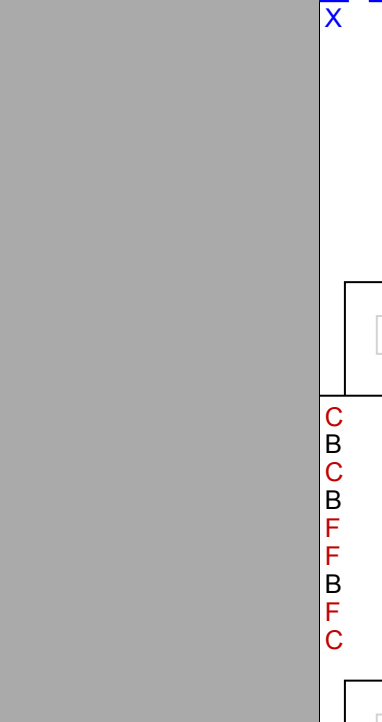
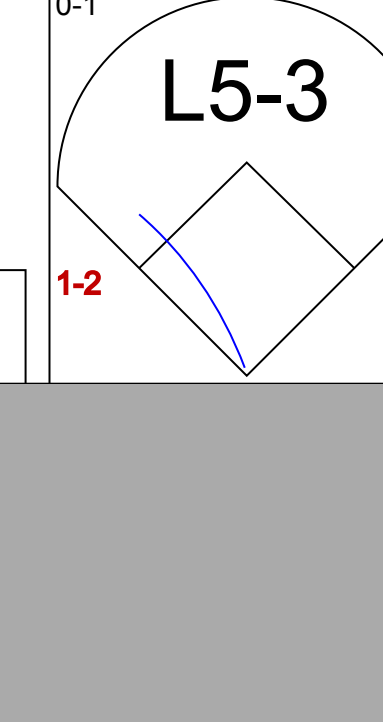

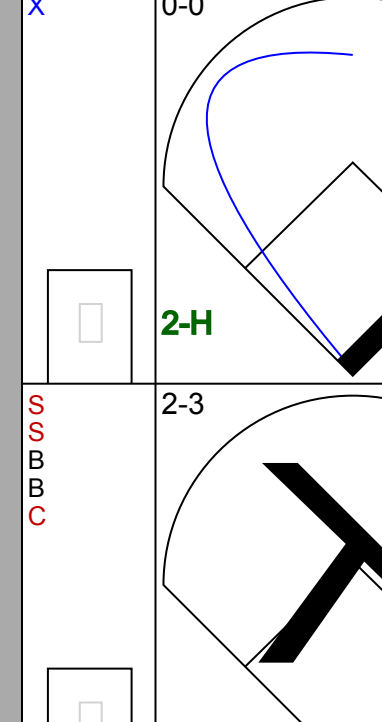
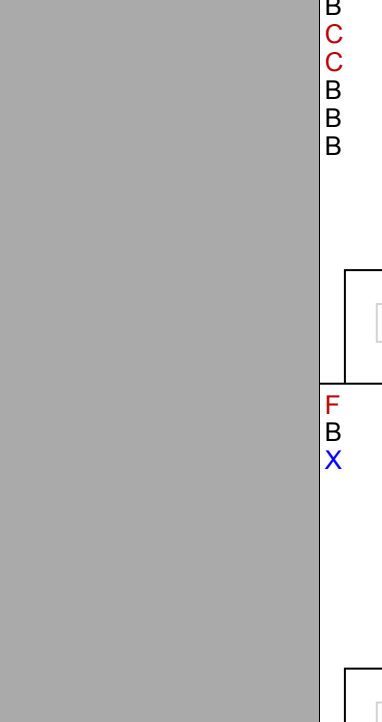

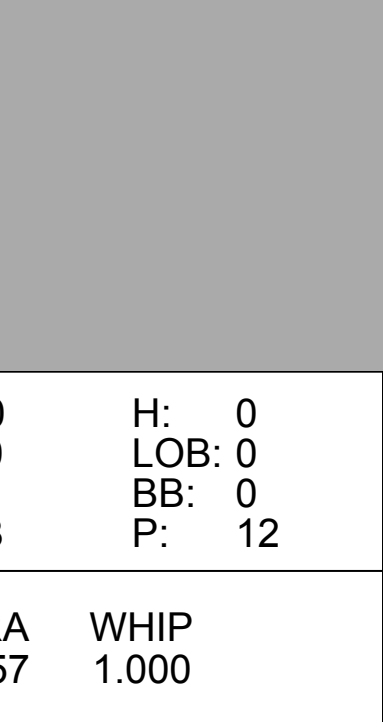
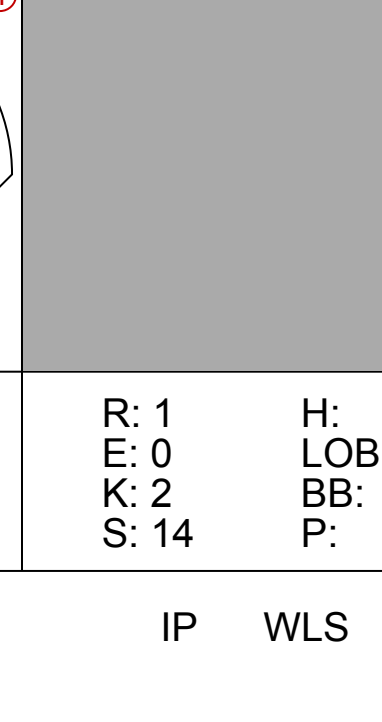
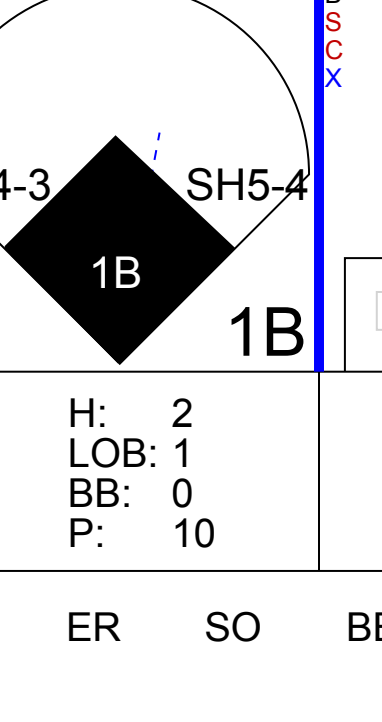
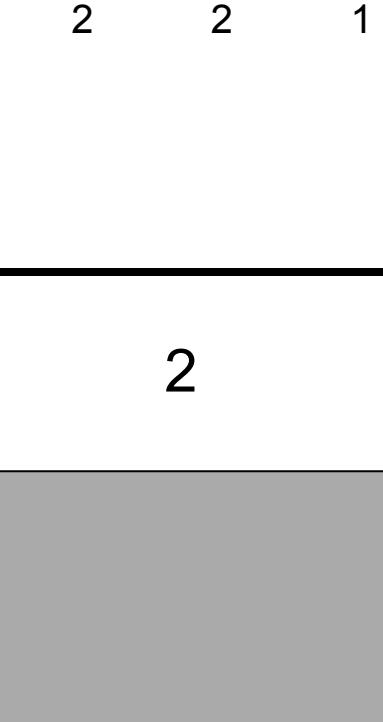
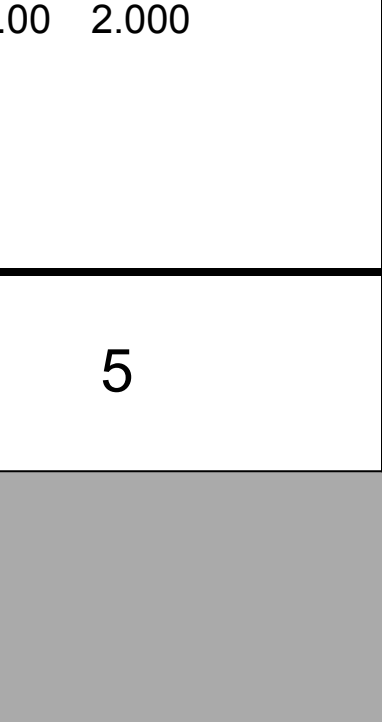
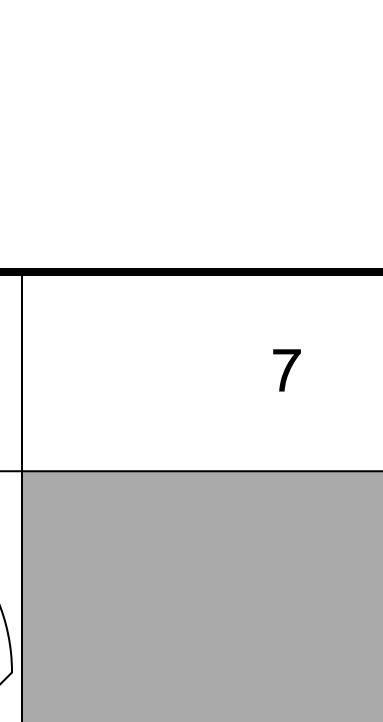
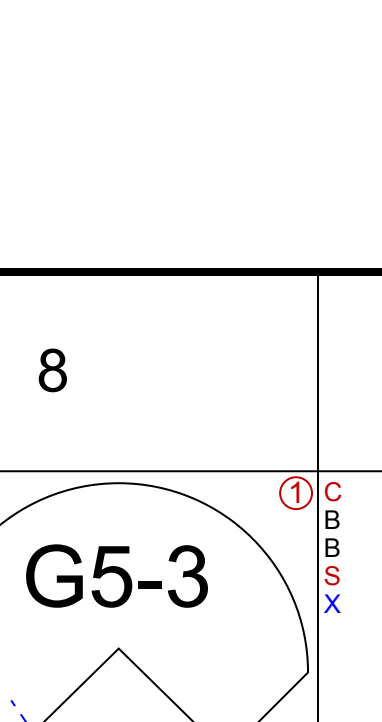



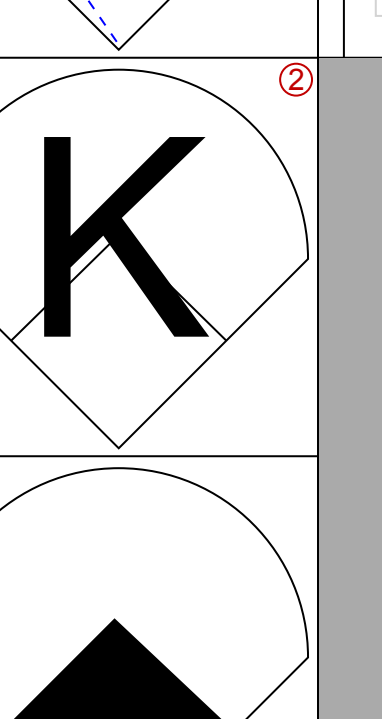

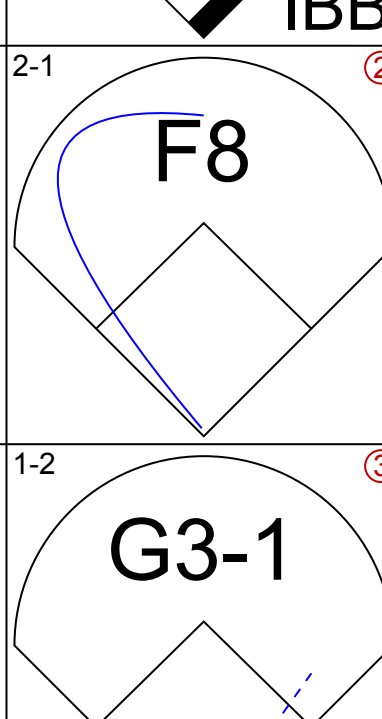
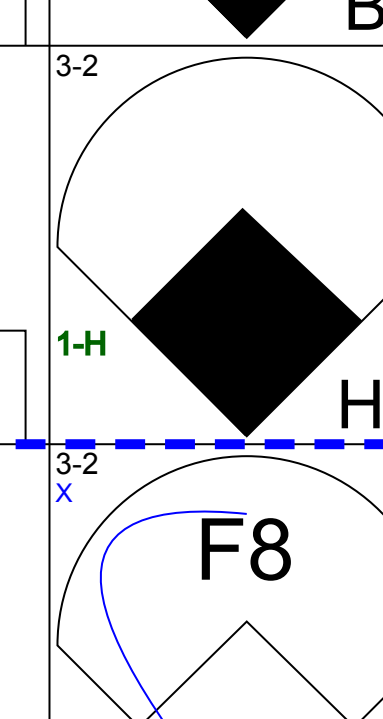
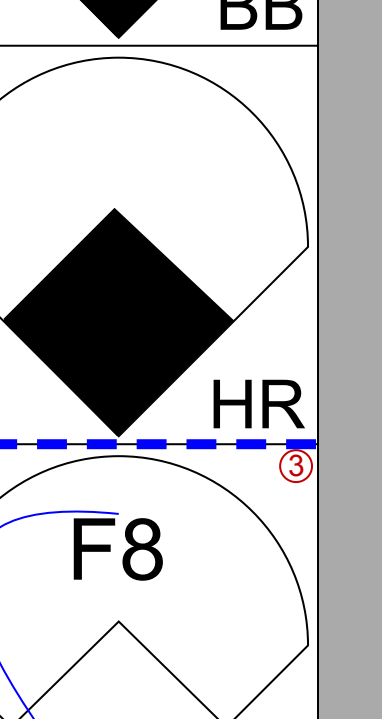


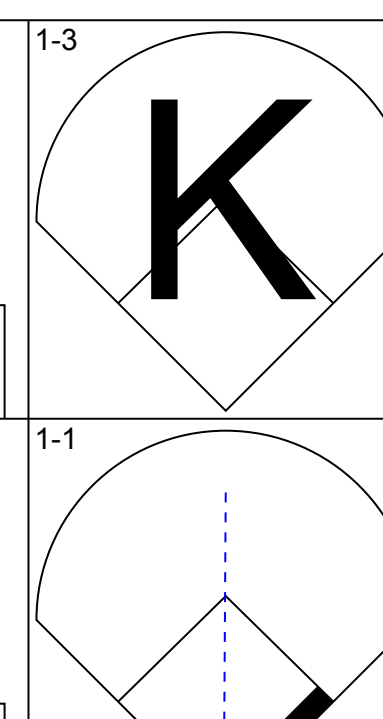
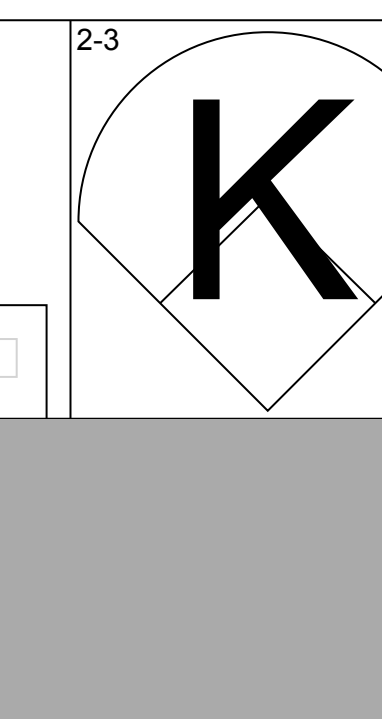
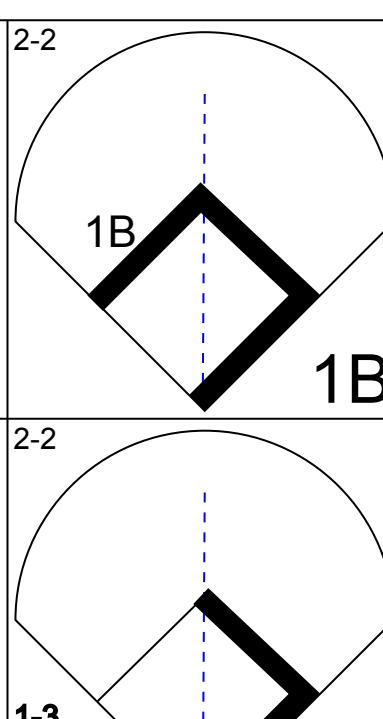
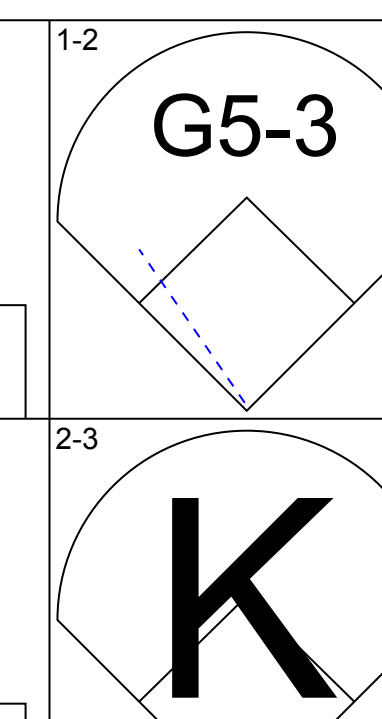
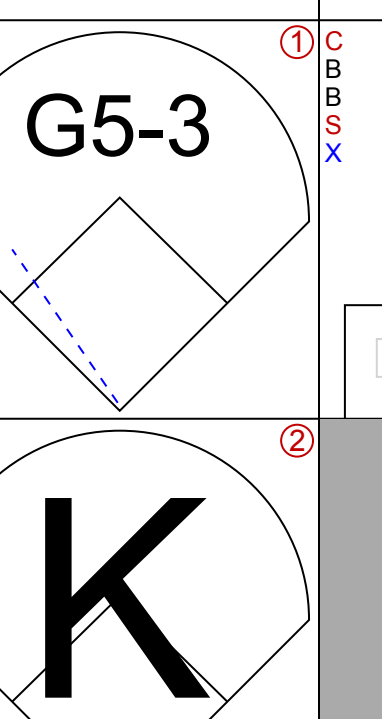
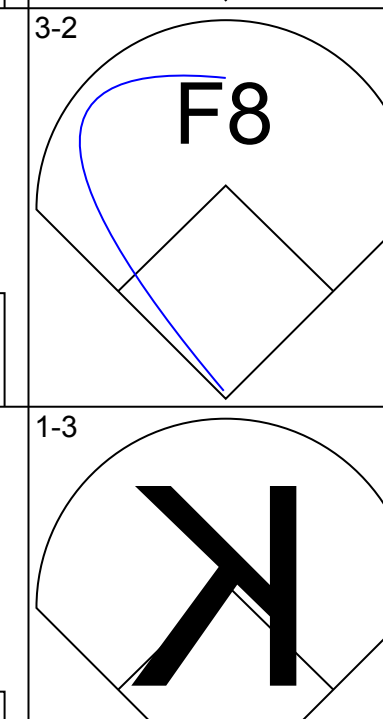
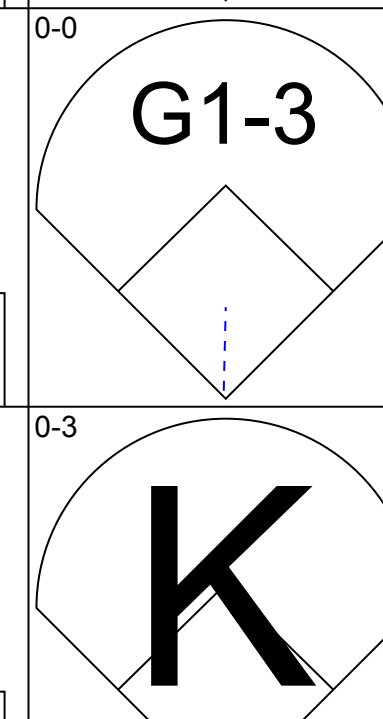
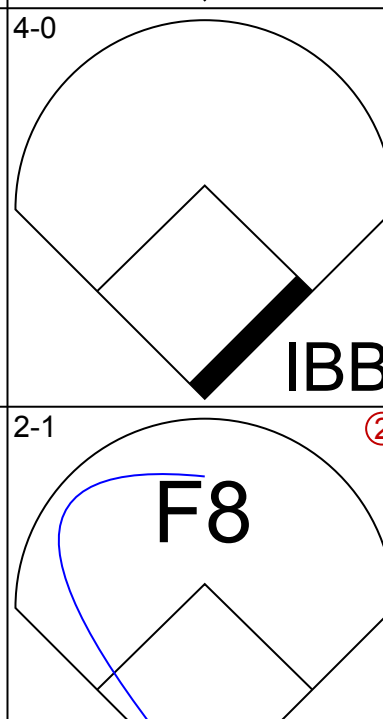
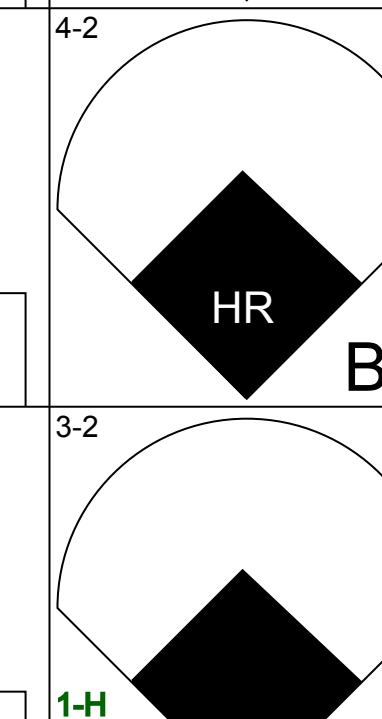


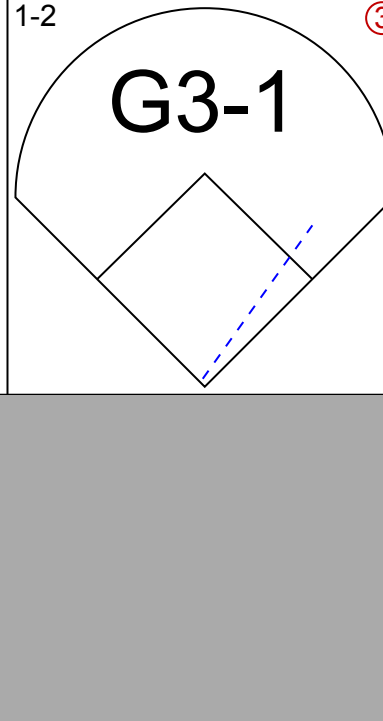
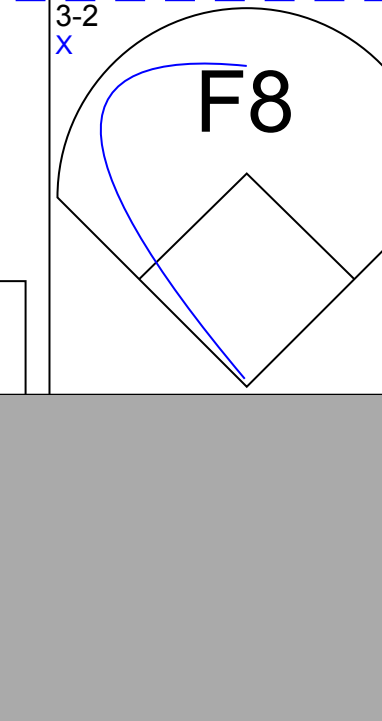




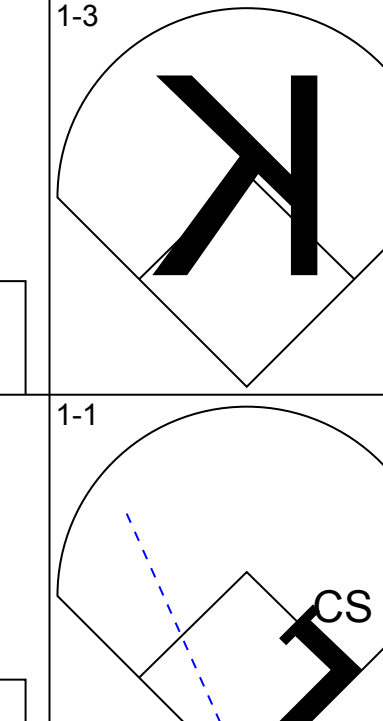
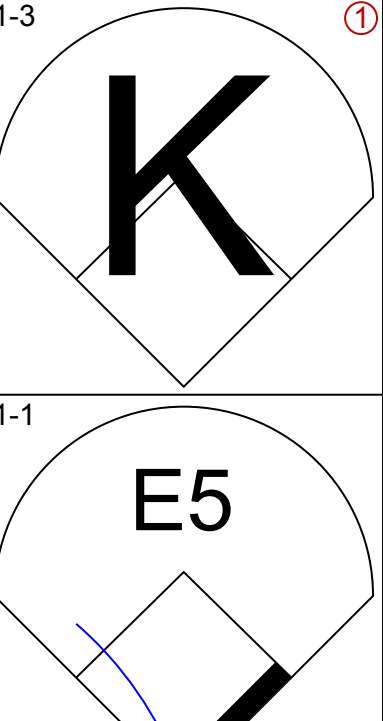
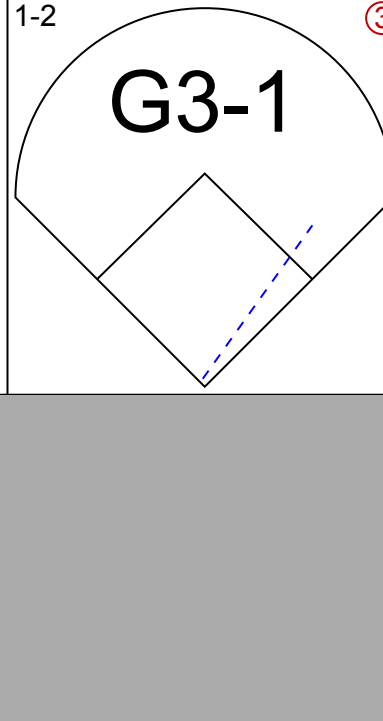
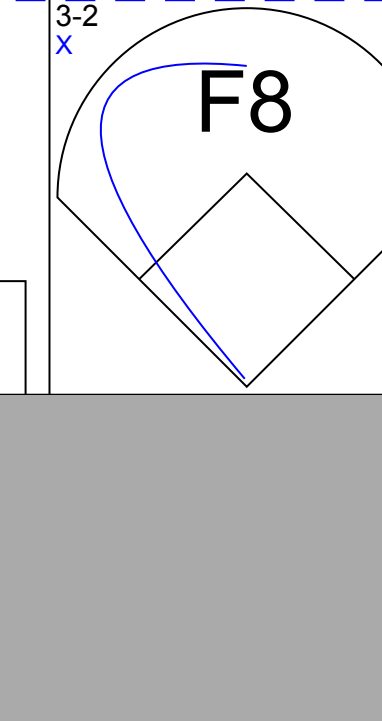
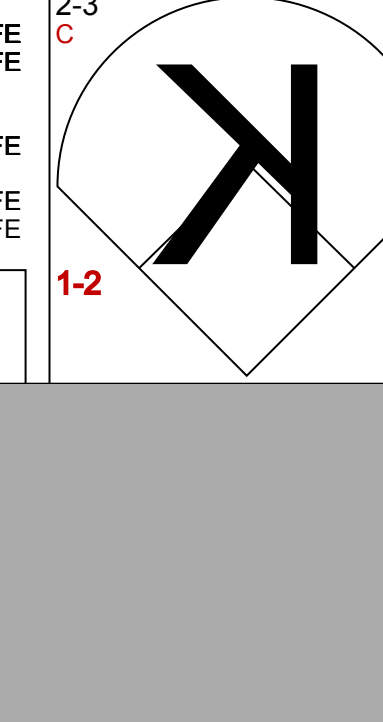
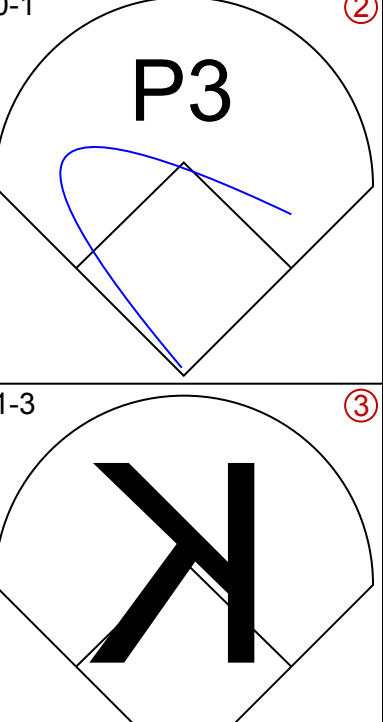
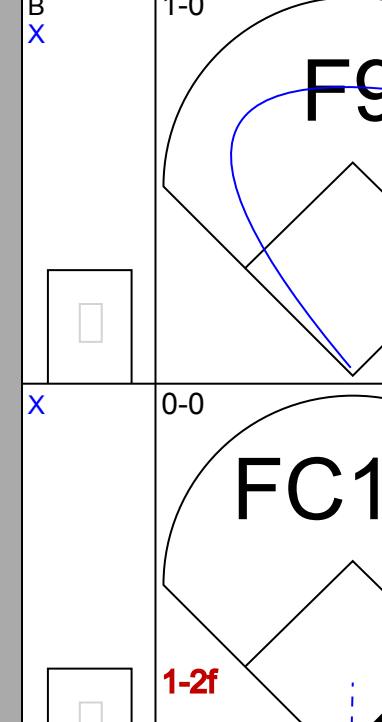
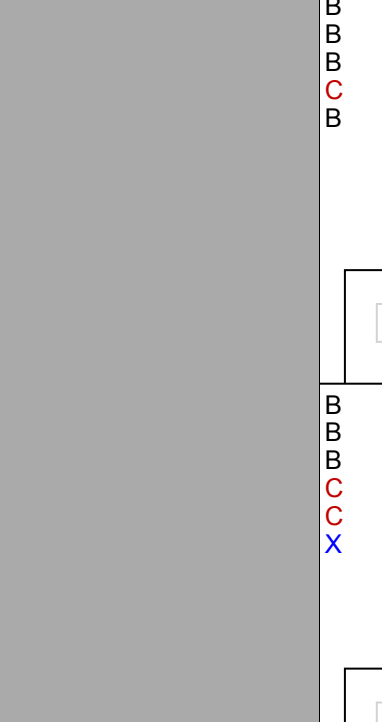
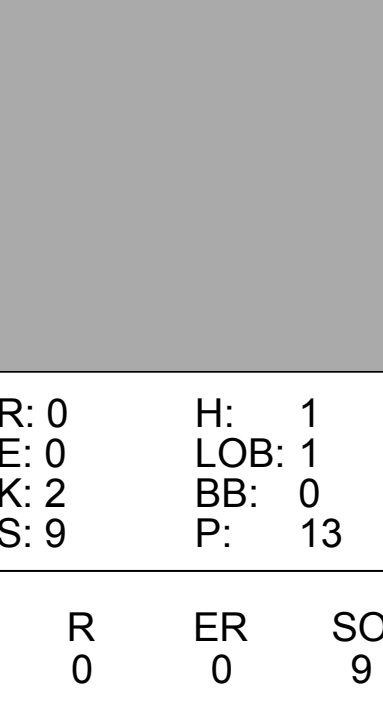
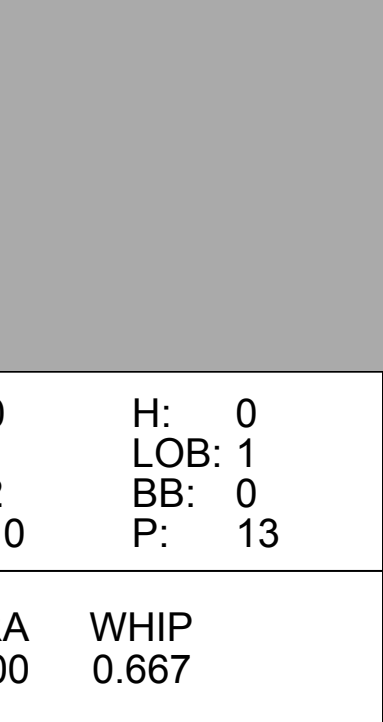
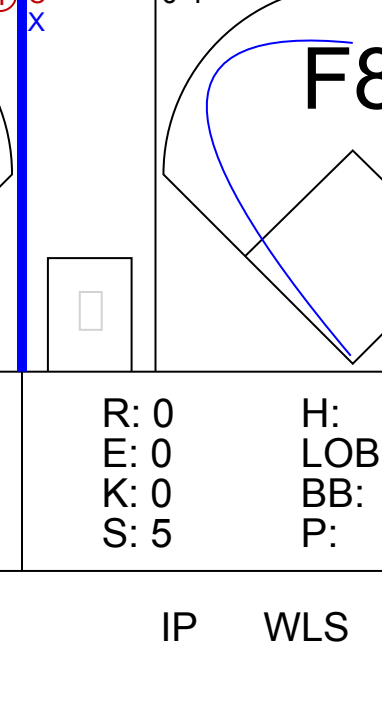
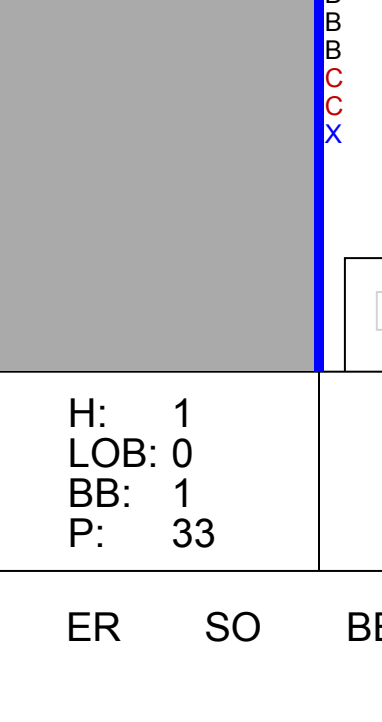
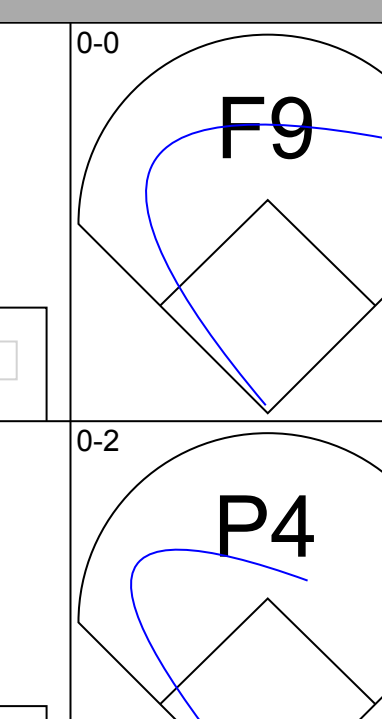
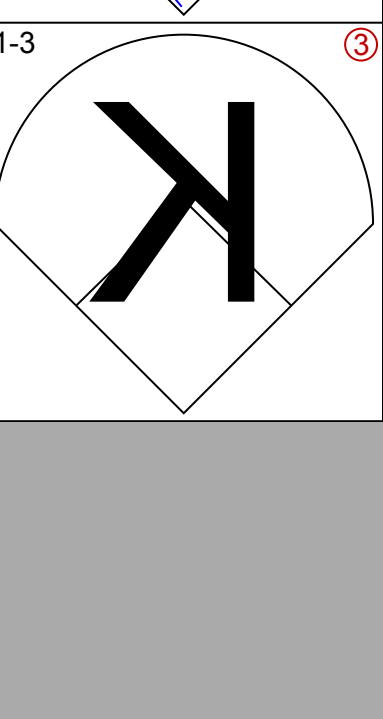
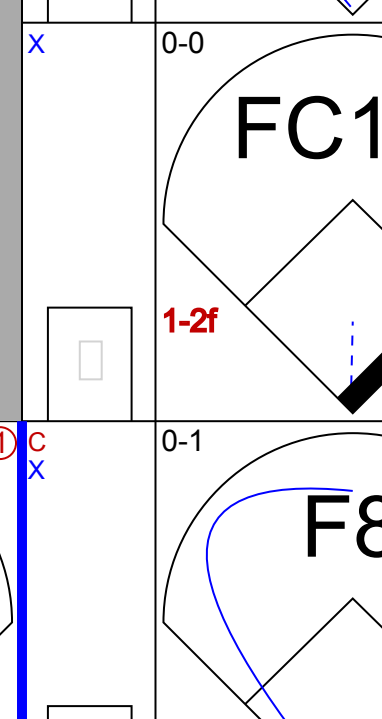
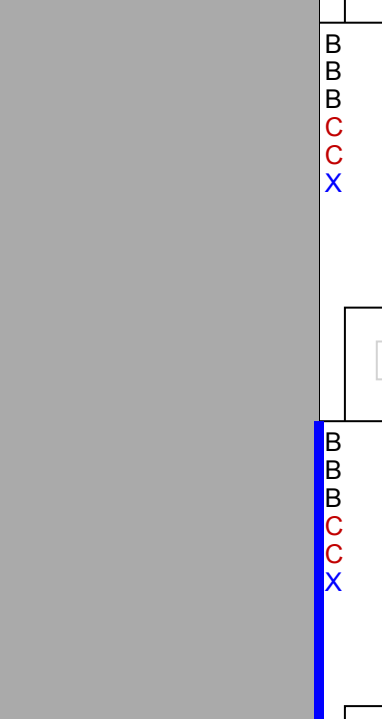
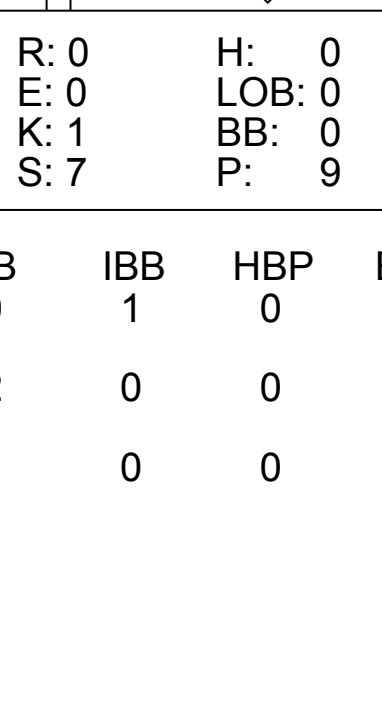
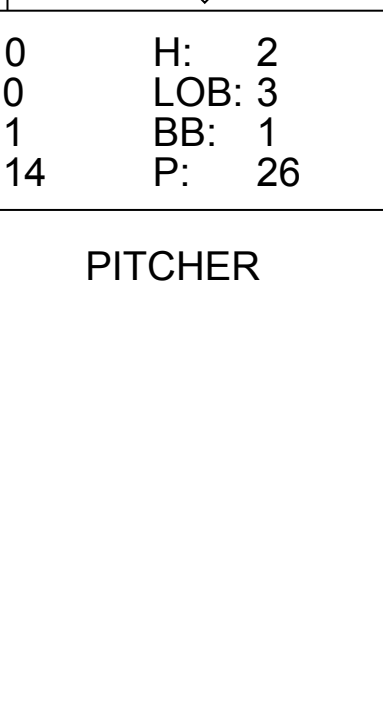
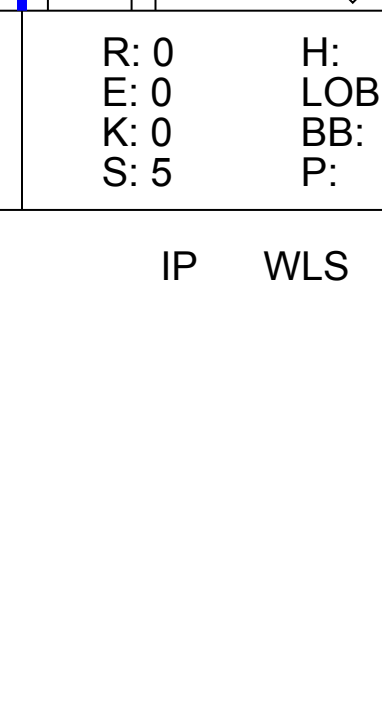
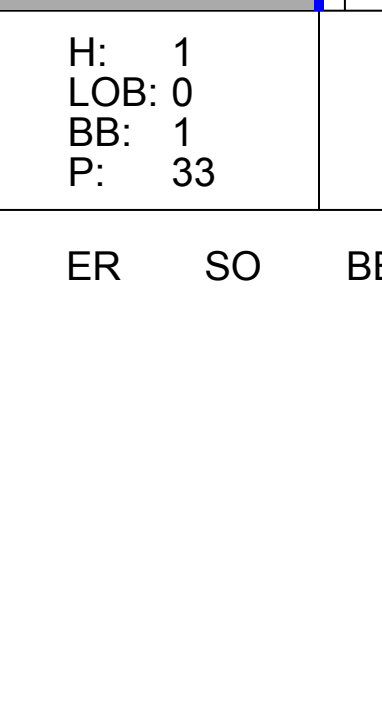
Batter	1	2	3	4	5	6	7	8	9	AB	R	H	RBI	BB	SO	LOB	BOTTOM			
Delino DeShields, L (1,4) OBP: 0.334, SLG: 0.332	2-2 HR 1B		3-3 K			2-0 L9	3-3 K			4	1	1	0	0	2	1				
Jose Offerman, S (1,6) OBP: 0.402, SLG: 0.405	2-2 HR		1-1 F7			4-0 1B BB		2-3 K		3	2	1	2	1	1	0				
Mike Piazza, R (1,2) OBP: 0.415, SLG: 0.630	0-1 G2-3		3-3 K			0-2 E 1B		2-3 K		4	0	1	0	0	2	0				
Eric Karros, R (1,3) OBP: 0.362, SLG: 0.513	1-2 F9			3-3 K		0-0 E5		3-3 K		4	0	0	1	0	2	1				
Roberto Kelly, R (1,7) OBP: 0.311, SLG: 0.346	1-2 G1-3			0-0 F8		1-2 3-H F9		1-1 F9		3	0	0	0	0	0	2				
Raul Mondesi, R (1,9) OBP: 0.395, SLG: 0.527		0-0 B2-5-4 1B		0-2 G5-3		3-2 G4-3				3	0	1	0	0	0	2				
Tim Wallach, R (1,5) OBP: 0.335, SLG: 0.409		4-1 1 SAFE BB			1-1 G6-3		3-3 K			2	0	0	0	1	1	0				
Todd Hollandsworth, L (1,8) OBP: 0.214, SLG: 0.286		1-3 K			2-2 L4		3-3 K			3	0	0	0	0	2	2				
Hideo Nomo, R (1,1) OBP: 0.028, SLG: 0.028		0-0 B2-5-4			1-3 K		0-1 1B			3	0	1	0	0	1	2				
Inning Stats	R: 2 E: 0 K: 0 S: 20	H: 2 LOB: 0 BB: 0 P: 26	R: 0 E: 0 K: 1 S: 9	H: 1 LOB: 1 BB: 1 P: 14	R: 0 E: 0 K: 2 S: 13	H: 0 LOB: 0 BB: 0 P: 20	R: 0 E: 0 K: 1 S: 8	H: 0 LOB: 0 BB: 0 P: 11	R: 0 E: 0 K: 1 S: 10	H: 0 LOB: 0 BB: 0 P: 12	R: 1 E: 1 K: 0 S: 10	H: 1 LOB: 2 BB: 1 P: 20	R: 0 E: 0 K: 3 S: 12	H: 1 LOB: 1 BB: 0 P: 21	R: 0 E: 0 K: 3 S: 17	H: 0 LOB: 0 BB: 0 P: 24	1B: 4 2B: 0 3B: 0 HR: 1	SF: 0 SAC: 0 DP: 1 HBP: 0	WP: 0 PB: 0 SB: 1 CS: 0	PA: 31
PITCHER Bobby Witt, R (1,1) ERA: 4.67	IP: 7.0 WLS: L BF: 28 H: 5 R: 3 ER: 3 SO: 8 BB: 2 IBB: 0 HBP: 0 BLK: 0 WP: 0 HR: 1 S: 80 P: 124 ERA: 3.86 WHIP: 1.000															PITCHER Mark Gardner, R (8,1) ERA: 4.23	IP: 1.0 WLS: 3 BF: 0 H: 0 R: 0 ER: 0 SO: 3 BB: 0 IBB: 0 HBP: 0 BLK: 0 WP: 0 HR: 0 S: 17 P: 24 ERA: 0.00 WHIP: 0.000			

Florida Marlins @ Los Angeles Dodgers
Dodger Stadium, Los Angeles, CA
Sat Jul 15 1995, 7:05 PM PDT
Att: 45,449 - Unknown

AB 29
R 3
H 5
RBI 3
BB 2
SO 11
LOB 10



Batter	1	2	3	4	5	6	7	8	9	AB	R	H	RBI	BB	SO	LOB	TOP			
Chuck Carr, S OBP: 0.324, SLG: 0.282 (1, 8)										3	0	2	0	0	1	0	Florida Marlins @ Los Angeles Dodgers Dodger Stadium, Los Angeles, CA Sun Jul 16 1995, 3:33 AM PDT Att: 35,578 - Overcast			
Jerry Browne, S OBP: 0.338, SLG: 0.295 (1, 4)										3	0	0	0	1	0	2				
Jeff Conine, R OBP: 0.401, SLG: 0.533 (1, 7)										4	0	1	1	0	1	2				
Terry Pendleton, S OBP: 0.331, SLG: 0.425 Robb Nen, R (8, 1)										3	1	0	0	1	0	1				
Greg Colbrunn, R OBP: 0.306, SLG: 0.414 (1, 3)										4	1	1	0	0	0	1				
Tommy Gregg, L OBP: 0.292, SLG: 0.386 (1, 9)										4	0	1	1	0	2	1				
Alex Arias, R OBP: 0.362, SLG: 0.378 (8, 5)										3	1	1	1	1	0	1				
Charles Johnson, R OBP: 0.298, SLG: 0.355 (1, 2)										4	1	1	2	0	2	1				
Pat Rapp, R OBP: 0.217, SLG: 0.261 Terry Mathews, L OBP: 0.417, SLG: 0.583 Kurt Abbott, R OBP: 0.292, SLG: 0.427 (1, 1) (7, 1) (8, 6)										2	0	0	0	0	2	0				
Inning Stats	R: 0 E: 0 K: 1 S: 7	H: 0 LOB: 0 BB: 0 P: 11	R: 1 E: 0 K: 0 S: 9	H: 1 LOB: 0 BB: 1 P: 14	R: 0 E: 0 K: 1 S: 8	H: 1 LOB: 1 BB: 0 P: 16	R: 0 E: 0 K: 1 S: 8	H: 0 LOB: 0 BB: 0 P: 12	R: 0 E: 0 K: 1 S: 7	H: 1 LOB: 1 BB: 1 P: 12	R: 1 E: 0 K: 2 S: 14	H: 2 LOB: 1 BB: 0 P: 19	R: 1 E: 0 K: 0 S: 8	H: 2 LOB: 1 BB: 0 P: 10	R: 2 E: 0 K: 1 S: 14	H: 1 LOB: 0 BB: 1 P: 23		1B: 5 2B: 3 3B: 0 HR: 1	SF: 0 SAC: 1 DP: 2 HBP: 0	WP: 1 PB: 0 SB: 1 CS: 0
PITCHER	IP	WLS	BF	H	R	ER	SO	BB	IBB	HBP	BLK	WP	HR	S	P	ERA	WHIP			
Ismael Valdez, R ERA: 3.25 (1, 1)	7.0	L	26	5	2	2	7	2	0	0	0	1	0	61	96	2.57	1.000			
Pedro Astacio, R ERA: 4.59 (8, 1)	1.0		5	2	1	1	0	0	0	0	0	0	0	8	10	9.00	2.000			
Todd Worrell, R ERA: 0.92 (9, 1)	1.0		5	1	2	2	1	1	0	0	0	0	1	14	23	18.00	2.000			

Batter	1	2	3	4	5	6	7	8	9	AB	R	H	RBI	BB	SO	LOB	BOTTOM			
Delino DeShields, L OBP: 0.332, SLG: 0.330 (1, 4)										5	0	1	0	0	2	2	Florida Marlins @ Los Angeles Dodgers Dodger Stadium, Los Angeles, CA Sun Jul 16 1995, 3:33 AM PDT Att: 35,578 - Overcast			
Jose Offerman, S OBP: 0.403, SLG: 0.406 (1, 6)										4	0	2	0	0	1	0				
Mike Piazza, R OBP: 0.417, SLG: 0.623 (1, 2)										2	1	0	0	2	0	1				
Eric Karros, R OBP: 0.360, SLG: 0.519 (1, 3)										4	1	1	2	0	2	4				
Roberto Kelly, R OBP: 0.307, SLG: 0.342 (1, 7)										4	0	0	0	0	2	3				
Raul Mondesi, R OBP: 0.397, SLG: 0.525 (1, 9)										3	0	1	0	1	1	0				
Tim Wallach, R OBP: 0.333, SLG: 0.401 Chad Fonville, S OBP: 0.286, SLG: 0.292 (9, PH) (9, PR)										3	0	0	0	1	1	3				
Todd Hollandsworth, L OBP: 0.167, SLG: 0.222 (1, 8)										4	0	0	0	0	1	3				
Ismael Valdez, R OBP: 0.097, SLG: 0.097 Chris Gwynn, L OBP: 0.288, SLG: 0.350 Pedro Astacio, R OBP: 0.182, SLG: 0.190 Todd Worrell, R (9, PH) Dave Hansen, L OBP: 0.394, SLG: 0.372 (9, PH)										2	0	0	0	0	1	0				
Inning Stats	R: 0 E: 0 K: 2 S: 12	H: 1 LOB: 1 BB: 0 P: 18	R: 0 E: 0 K: 2 S: 9	H: 1 LOB: 1 BB: 0 P: 13	R: 0 E: 0 K: 1 S: 7	H: 0 LOB: 0 BB: 0 P: 9	R: 0 E: 0 K: 1 S: 7	H: 0 LOB: 0 BB: 0 P: 9	R: 0 E: 0 K: 1 S: 14	H: 2 LOB: 3 BB: 1 P: 26	R: 0 E: 0 K: 0 S: 5	H: 0 LOB: 1 BB: 1 P: 10	R: 2 E: 0 K: 1 S: 20	H: 1 LOB: 0 BB: 1 P: 33	R: 0 E: 0 K: 1 S: 13	H: 1 LOB: 2 BB: 1 P: 26		1B: 5 2B: 1 3B: 0 HR: 1	SF: 0 SAC: 0 DP: 1 HBP: 0	WP: 0 PB: 0 SB: 0 CS: 1
PITCHER	IP	WLS	BF	H	R	ER	SO	BB	IBB	HBP	BLK	WP	HR	S	P	ERA	WHIP			
Pat Rapp, R ERA: 4.88 (1, 1)	6.0	W	23	4	0	0	9	0	0	0	0	0	0	59	88	0.00	0.667			
Terry Mathews, R ERA: 3.04 (7, 1)	1.2		8	1	2	2	1	2	0	0	0	0	1	18	33	10.80	1.800			
Robb Nen, R ERA: 3.97 (8, 1)	1.1	S	6	1	0	0	1	1	0	0	0	0	0	20	36	0.00	1.500			

AB 32
R 5
H 8
RBI 5
BB 3
SO 8
LOB 9



AB 33
R 2
H 6
RBI 2
BB 4
SO 11
LOB 17



Batter	1	2	3	4	5	6	7	8	9	AB	R	H	RBI	BB	SO	LOB	TOP			
James Mouton, R (1, 8) OBP: 0.304, SLG: 0.367	2-2 4-3	0-3 K		3-3 K		3-3 K			2-3 K	5	0	0	0	0	4	1				
Dave Magadan, L (1, 5) OBP: 0.317, SLG: 0.405 Andy Stankiewicz, R (9, PH) OBP: 0.200, SLG: 0.130	3-2 1B	0-1 1B			1-1 E8 HR	3-2 1B			2-2 1B	5	2	4	0	0	0	0				
5 Jeff Bagwell, R (1, 3) OBP: 0.390, SLG: 0.478	3-2 F9	2-2 FC6-4			2-3 K	1-1 P3			0-0 L9-3	5	0	0	0	0	1	6				
Derek Bell, R (1, 9) OBP: 0.390, SLG: 0.448	1-0 1B			0-1 G4-3	1-2 P2			1-0 G6-3		4	1	1	0	0	0	1				
Derrick May, L (1, 7) OBP: 0.306, SLG: 0.356	0-0 1B			1-1 P5	2-1 HR			3-3 K		4	2	2	2	0	1	0				
Tony Eusebio, R (1, 2) OBP: 0.398, SLG: 0.451	3-1 FC6			2-2 1B	3-1 BB			2-1 P4		3	0	1	0	1	0	2				
Craig Shipley, R (1, 4) OBP: 0.313, SLG: 0.396	0-1 1B			3-2 G4-3	1-1 P3			0-1 P2		4	0	1	2	0	0	2				
Orlando Miller, R (1, 6) OBP: 0.315, SLG: 0.375				1-0 P2				3-2 G4-3	0-2 P3	4	0	0	0	0	0	2				
Greg Swindell, L (1, 1) OBP: 0.324, SLG: 0.394 Jim Dougherty, R (6, 1) OBP: 0.143, SLG: 0.143 Todd Jones, L (8, 1)		0-1 F8		1-1 L6				0-0 1B	0-3 K	3	0	1	0	0	0	0				
Inning Stats	R: 3 E: 1 K: 0 S: 18	H: 4 LOB: 2 BB: 0 P: 32	R: 0 E: 0 K: 1 S: 11	H: 1 LOB: 1 BB: 0 P: 13	R: 0 E: 0 K: 0 S: 13	H: 1 LOB: 0 BB: 0 P: 19	R: 0 E: 0 K: 1 S: 6	H: 0 LOB: 0 BB: 0 P: 11	R: 2 E: 1 K: 1 S: 13	H: 1 LOB: 1 BB: 1 P: 24	R: 0 E: 0 K: 1 S: 6	H: 0 LOB: 0 BB: 0 P: 12	R: 0 E: 0 K: 1 S: 8	H: 0 LOB: 0 BB: 0 P: 8	R: 0 E: 0 K: 1 S: 7	H: 1 LOB: 1 BB: 0 P: 11	1B: 9 2B: 1 3B: 0 HR: 1	SF: 0 SAC: 0 DP: 1 HBP: 0	WP: 0 PB: 0 SB: 0 CS: 0	PA: 39
PITCHER	IP	WLS	BF	H	R	ER	SO	BB	IBB	HBP	BLK	WP	HR	S	P	ERA	WHIP			
Ramon Martinez, R (1, 1) ERA: 4.15	7.0		33	9	5	0	5	1	0	0	0	0	1	80	134	0.00	1.429			
Pedro Astacio, R (8, 1) ERA: 4.49	1.0	W	3	0	0	0	1	0	0	0	0	0	0	8	8	0.00	0.000			
Todd Worrell, R (9, 1) ERA: 0.89	1.0	S	3	1	0	0	1	0	0	0	0	0	0	7	11	0.00	1.000			

Houston Astros @ Los Angeles Dodgers
Dodger Stadium, Los Angeles, CA
Wed Jul 19 1995, 3:33 AM PDT
Att: 37,350 - Sunny - 81 F

AB	38
R	5
H	10
RBI	4
BB	1
SO	7
LOB	14



Batter	1	2	3	4	5	6	7	8	9	AB	R	H	RBI	BB	SO	LOB	BOTTOM			
Chad Fonville, S (1, 6) OBP: 0.268, SLG: 0.273	2-3 K		1-0 2B G4-3 1B		1-0 L6		1-2 G6-3			4	1	1	0	0	1	0				
Raul Mondesi, R (1, 9) OBP: 0.359, SLG: 0.520	1-1 G5-3		1-0 G4-3 1B			4-2 HR BB		3-2 1B 2B 1B		3	3	2	0	1	0	0				
Mike Piazza, R (1, 2) OBP: 0.410, SLG: 0.623	0-1 BB 1B		1-1 G4-3			1-1 HR		0-1 F9		4	1	2	3	0	0	2				
Eric Karros, R (1, 3) OBP: 0.368, SLG: 0.515	4-2 FC6-4 BB		2-3 3-H 1B			0-2 F8		2-0 1B 2B 1B		3	1	2	1	1	0	0				
Tim Wallach, R (1, 5) OBP: 0.330, SLG: 0.400	1-1 FC6-4		0-0 CS		2-3 K		2-3 K	1-2 1B 2B		4	0	1	2	0	2	2				
Todd Hollandsworth, L (1, 8) OBP: 0.387, SLG: 0.571		1-3 K		0-0 L8		2-2 1B		4-0 IBB		3	0	1	0	1	1	0				
Billy Ashley, R (1, 7) OBP: 0.330, SLG: 0.389 Pedro Astacio, R (8, 1) OBP: 0.182, SLG: 0.190 Dave Hansen, L (8, PH) OBP: 0.390, SLG: 0.361 Todd Worrell, R (9, 1)		3-3 K		2-2 F9		2-3 K		2-3 K		3	0	0	0	0	2	1				
Delino DeShields, L (1, 4) OBP: 0.324, SLG: 0.327	1-0 F7				0-1 L9		1-3 K	3-2 P6		4	0	0	0	0	1	2				
Ramon Martinez, R (1, 1) OBP: 0.194, SLG: 0.229 Chris Gwynn, L (7, PH) OBP: 0.279, SLG: 0.339 Roberto Kelly, R (9, 7) OBP: 0.299, SLG: 0.332			0-1 B5-3		0-1 F9		0-0 G3-1			2	0	0	0	0	0	0				
Inning Stats	R: 0 E: 0 K: 1 S: 14	H: 1 LOB: 2 BB: 1 P: 22	R: 0 E: 0 K: 2 S: 7	H: 0 LOB: 0 BB: 0 P: 12	R: 2 E: 0 K: 0 S: 8	H: 3 LOB: 0 BB: 0 P: 12	R: 0 E: 0 K: 1 S: 8	H: 0 LOB: 0 BB: 0 P: 12	R: 0 E: 0 K: 2 S: 5	H: 0 LOB: 1 BB: 1 P: 6	R: 2 E: 0 K: 1 S: 7	H: 0 LOB: 0 BB: 0 P: 9	R: 2 E: 0 K: 1 S: 19	H: 3 LOB: 2 BB: 1 P: 34	1B: 6 2B: 2 3B: 0 HR: 1	SF: 0 SAC: 0 DP: 0 HBP: 0	WP: 0 PB: 0 SB: 0 CS: 1	PA: 36		
PITCHER	IP	WLS	BF	H	R	ER	SO	BB	IBB	HBP	BLK	WP	HR	S	P	ERA	WHIP			
Greg Swindell, L (1, 1) ERA: 4.81	5.2		24	6	4	4	5	2	0	0	0	0	1	57	88	6.35	1.412			
Jim Dougherty, R (6, 1) ERA: 4.91	1.2	L	7	2	2	2	2	0	0	0	0	0	0	20	28	10.80	1.200			
Todd Jones, R (8, 1) ERA: 1.95	0.2		4	1	0	0	1	0	1	0	0	0	0	10	20	0.00	1.500			

Houston Astros @ Los Angeles Dodgers
Dodger Stadium, Los Angeles, CA
Wed Jul 19 1995, 3:33 AM PDT
Att: 37,350 - Sunny - 81 F

AB	32
R	6
H	9
RBI	6
BB	3
SO	8
LOB	9



Batter	1	2	3	4	5	6	7	8	9	10	AB	R	H	RBI	BB	SO	LOB	TOP						
Todd Hollandsworth, L OBP: 0.371, SLG: 0.531 (1.8)	K		E6 G3 SH1-3 2B		HBP		E 1B 1B		F7		4	1	1	0	0	1	0							
Jose Offerman, S OBP: 0.407, SLG: 0.419 (1.8)	P5		SH1-3		CS BB		E9 1B			1B 1B	3	1	2	0	1	0	0							
Raul Mondesi, R OBP: 0.360, SLG: 0.518 (1.9)	S 1B		G3		L6		G3-1			1B SF8 1B	5	1	2	0	0	0	5							
Mike Piazza, R OBP: 0.410, SLG: 0.620 (1.2)	K				K					L8	4	0	1	1	1	2	5							
Eric Karros, R OBP: 0.372, SLG: 0.519 (1.3)		PB WP 2B	K				K			BB BB	4	1	2	1	1	2	1							
Tim Wallach, R OBP: 0.327, SLG: 0.391 (1.5)	K				K		K			G6-4-3 BB	4	0	0	0	1	4	3							
Roberto Kelly, R OBP: 0.294, SLG: 0.328 (1.7)	K				E4		K			BB	4	0	0	1	0	2	2							
Chad Fonville, S OBP: 0.271, SLG: 0.263 Chris Gwynn, L OBP: 0.275, SLG: 0.333 Delino DeShields, L OBP: 0.323, SLG: 0.326 (1.4)					K					G6-3	2	0	0	0	1	1	1							
Hideo Nomo, R OBP: 0.026, SLG: 0.026 Dave Hansen, L OBP: 0.366, SLG: 0.357 Pedro Astacio, R OBP: 0.182, SLG: 0.190 Todd Worrell, R (10.1)	G2				K					G4-3	1	0	0	0	0	0	0							
Inning Stats	R: 0 E: 0 K: 2 S: 8	H: 1 LOB: 1 BB: 0 P: 8	R: 1 E: 0 K: 2 S: 8	H: 1 LOB: 1 BB: 1 P: 12	R: 1 E: 1 K: 1 S: 7	H: 1 LOB: 1 BB: 0 P: 7	R: 0 E: 1 K: 3 S: 10	H: 0 LOB: 1 BB: 0 P: 10	R: 0 E: 0 K: 1 S: 4	H: 0 LOB: 2 BB: 1 P: 9	R: 0 E: 0 K: 3 S: 9	H: 2 LOB: 2 BB: 0 P: 5	R: 0 E: 0 K: 1 S: 4	H: 0 LOB: 1 BB: 2 P: 12	R: 0 E: 0 K: 1 S: 5	H: 0 LOB: 0 BB: 0 P: 5	R: 2 E: 0 K: 0 S: 6	H: 3 LOB: 2 BB: 1 P: 10	1B: 6 2B: 3 3B: 0 HR: 0	SF: 1 SAC: 1 DP: 2 HBP: 1	WP: 1 PB: 1 SB: 1 CS: 1	PA: 44		
PITCHER	IP 7.0	WLS L	BF 10	H 3	R 2	ER 2	SO 2	BB 1	IBB 0	HBP 0	BLK 0	WP 0	HR 0	S 13	P 17	ERA 7.71	WHIP 1.714							
Bobby Witt, R ERA: 4.3 Terry Mathews, R ERA: 3.33 Randy Veres, R ERA: 3.0																								

Los Angeles Dodgers @ Florida Marlins
Joe Robbie Stadium, Miami, FL
Thu Jul 20 1995, 7:05 PM EDT
Att: 34,724 - Unknown - 82 F

AB 36
R 4
H 8
RBI 3
BB 5
SO 14
LOB 21



Batter	1	2	3	4	5	6	7	8	9	10	AB	R	H	RBI	BB	SO	LOB	BOTTOM						
Quilvio Veras, S OBP: 0.346, SLG: 0.310 (1.4)	G4-3		F9		F7			B5-3		G3	5	0	0	0	0	0	1							
Chuck Carr, S OBP: 0.320, SLG: 0.277 (1.8)	L9		S 1B				G5-3	G3		S 1B	5	0	2	1	0	0	0							
Jeff Conine, R OBP: 0.406, SLG: 0.537 (1.7)	F9		K				K2-3	K2-3		L9	5	0	0	0	0	3	2							
Terry Pendleton, S OBP: 0.333, SLG: 0.418 (1.5)		F7			K				L7		4	0	1	0	0	1	0							
Greg Colbrunn, R OBP: 0.316, SLG: 0.447 (1.3)		K			K		K		FC5 BB		3	0	0	0	1	3	1							
Tommy Gregg, L OBP: 0.303, SLG: 0.379 Randy Veres, R (10.1)		E6			K				F7		3	0	0	0	1	1	1							
Kurt Abbott, R OBP: 0.297, SLG: 0.443 (1.6)		G6-3					K2				4	1	2	1	0	1	2							
Charles Johnson, R OBP: 0.302, SLG: 0.350 (1.2)			F9 SH3-4 1B						FC5		3	1	1	0	1	0	2							
Bobby Witt, R OBP: 0.111, SLG: 0.120 Terry Mathews, L OBP: 0.417, SLG: 0.583 Jerry Browne, S OBP: 0.347, SLG: 0.294 (10.9)			SH3-4		F9					F8	2	0	0	0	0	0	1							
Inning Stats	R: 0 E: 0 K: 0 S: 3	H: 0 LOB: 0 BB: 0 P: 3	R: 0 E: 1 K: 1 S: 6	H: 0 LOB: 1 BB: 0 P: 6	R: 1 E: 0 K: 1 S: 7	H: 2 LOB: 1 BB: 0 P: 7	R: 0 E: 0 K: 3 S: 9	H: 0 LOB: 0 BB: 0 P: 9	R: 1 E: 0 K: 0 S: 4	H: 1 LOB: 1 BB: 0 P: 8	R: 0 E: 0 K: 1 S: 8	H: 1 LOB: 1 BB: 2 P: 12	R: 0 E: 0 K: 1 S: 5	H: 0 LOB: 0 BB: 0 P: 5	R: 0 E: 0 K: 0 S: 4	H: 1 LOB: 2 BB: 1 P: 8	R: 0 E: 0 K: 0 S: 4	H: 1 LOB: 1 BB: 0 P: 4	1B: 5 2B: 1 3B: 0 HR: 1	SF: 0 SAC: 1 DP: 1 HBP: 0	WP: 0 PB: 0 SB: 2 CS: 0	PA: 39		
PITCHER	IP 8.0	WLS W	BF 5	H 1	R 0	ER 0	SO 9	BB 1	IBB 0	HBP 0	BLK 0	WP 0	HR 1	S 4	P 8	ERA 2.25	WHIP 0.750							
Hideo Nomo, R ERA: 1.93 Pedro Astacio, R ERA: 4.42 Todd Worrell, R ERA: 0.86																								

Los Angeles Dodgers @ Florida Marlins
Joe Robbie Stadium, Miami, FL
Thu Jul 20 1995, 7:05 PM EDT
Att: 34,724 - Unknown - 82 F

AB 35
R 2
H 6
RBI 2
BB 3
SO 9
LOB 10



Batter	1	2	3	4	5	6	7	8	9	AB	R	H	RBI	BB	SO	LOB	TOP			
Todd Hollandsworth, L (1.8)	G6-3		K		K	K			G1-3	5	0	0	0	0	0	3				
Jose Offerman, S (1.6)	G4-3			1B BB	P6				P3	4	1	0	0	1	1	0				
Raul Mondesi, R (1.9)	P4			1B 1B	F3				P4	4	1	1	0	0	0	0				
Mike Piazza, R (1.2)		F8		1B G4-3					G4-3 F8	4	1	1	1	0	0	0				
Eric Karros, R (1.3)	K			F9					G4-3 G5-3	4	0	0	0	0	1	2				
Dave Hansen, L (1.5)				G4-3					G2-3	4	1	1	0	0	0	2				
Tim Wallach, R (8.5)	G6-3			1-2		1B				0	0	0	0	0	0	0				
Roberto Kelly, R (1.7)			K	1B		1B			E5	4	1	2	2	0	1	0				
Chad Fonville, S (1.4)				2B	1-2	1B			F9	4	0	3	1	0	0	1				
Ismael Valdez, R (1.1)					F8					3	0	1	1	0	0	3				
Billy Ashley, R (9. PH)					F9				K	1	0	0	0	0	1	0				
Rudy Seanez, R (9.1)										0	0	0	0	0	0	0				
Todd Worrell, R (9.1)						1B				0	0	0	0	0	0	0				
Inning Stats	R: 0 E: 0 K: 0 S: 3	H: 0 LOB: 0 BB: 0 P: 3	R: 0 E: 0 K: 1 S: 5	H: 0 LOB: 0 BB: 0 P: 5	R: 0 E: 0 K: 2 S: 8	H: 1 LOB: 1 BB: 0 P: 8	R: 3 E: 0 K: 0 S: 7	H: 4 LOB: 2 BB: 1 P: 11	R: 0 E: 0 K: 1 S: 5	H: 0 LOB: 0 BB: 0 P: 5	R: 0 E: 0 K: 0 S: 4	H: 0 LOB: 1 BB: 0 P: 4	R: 0 E: 0 K: 1 S: 5	H: 0 LOB: 0 BB: 0 P: 5	R: 0 E: 0 K: 1 S: 5	H: 0 LOB: 0 BB: 0 P: 5	1B: 8 2B: 1 3B: 0 HR: 0	SF: 0 SAC: 0 DP: 0 HBP: 0	WP: 0 PB: 0 SB: 0 CS: 0	PA: 38
PITCHER	IP WLS BF H R ER SO BB IBB HBP BLK WP HR S P ERA WHIP																			
Pat Rapp, R (1.1)	5.2 L 27 9 5 5 4 1 0 0 0 0 0 0 0 0 0 0 7.94 1.765																			
Matt Mantei, R (6.1)	1.1 4 0 0 0 2 0 0 0 0 0 0 0 0 0 0 0 0.00 0.000																			
Randy Veres, R (8.1)	1.0 4 0 0 0 0 0 0 0 0 0 0 0 0 0 0 0 0.00 0.000																			
Yorkis Perez, L (9.1)	0.2 2 0 0 0 1 0 0 0 0 0 0 0 0 0 0 0.00 0.000																			
Robb Nen, R (9.1)	0.1 1 0 0 0 0 0 0 0 0 0 0 0 0 0 0 0.00 0.000																			

Los Angeles Dodgers @ Florida Marlins
Joe Robbie Stadium, Miami, FL
Fri Jul 21 1995, 7:05 PM EDT
Att: 22,652 - Unknown - 88 F

AB 37
R 5
H 9
RBI 5
BB 1
SO 7
LOB 11



Batter	1	2	3	4	5	6	7	8	9	AB	R	H	RBI	BB	SO	LOB	BOTTOM			
Chuck Carr, S (1.8)	FC6-4 1B BB		G3						F8	4	0	1	1	1	0	2				
Jerry Browne, S (1.4)	FC6-4 1B		1B BB						G3	4	1	1	0	1	0	2				
Jeff Conine, R (1.7)	FC6-4 1-2 2-3		K						F7	4	0	0	0	0	1	3				
Terry Pendleton, S (1.5)	K		E7						F9	4	0	1	0	0	1	2				
Robb Nen, R (9.1)			1B							0	0	0	0	0	0	0				
Greg Colbrunn, R (1.3)	FC6-4 1-2		F8						G3	4	0	0	0	0	0	3				
Tommy Gregg, L (1.9)			F9		K				F7	4	1	1	0	0	1	0				
Kurt Abbott, R (1.6)			K		K				1B	3	1	1	0	1	2	0				
Charles Johnson, R (1.2)			FC6-4 BB		G4-3				L8	3	0	1	0	1	0	2				
Pat Rapp, R (1.1)										2	0	0	0	0	0	1				
Matt Mantei, R (6.1)										0	0	0	0	0	0	0				
Russ Morman, R (7. PH)										1	0	0	0	0	1	2				
Randy Veres, R (8.1)										0	0	0	0	0	0	0				
Yorkis Perez, L (9.1)										0	0	0	0	0	0	0				
Alex Arias, R (9.5)									1B	1	0	1	1	0	0	0				
Inning Stats	R: 0 E: 0 K: 1 S: 6	H: 1 LOB: 2 BB: 1 P: 10	R: 0 E: 0 K: 1 S: 5	H: 0 LOB: 1 BB: 1 P: 9	R: 1 E: 1 K: 1 S: 6	H: 1 LOB: 1 BB: 1 P: 10	R: 0 E: 0 K: 2 S: 7	H: 0 LOB: 0 BB: 0 P: 7	R: 0 E: 0 K: 0 S: 3	H: 0 LOB: 0 BB: 0 P: 3	R: 0 E: 0 K: 1 S: 7	H: 2 LOB: 2 BB: 0 P: 7	R: 0 E: 0 K: 0 S: 3	H: 0 LOB: 0 BB: 0 P: 3	R: 2 E: 0 K: 0 S: 6	H: 3 LOB: 2 BB: 1 P: 10	1B: 5 2B: 2 3B: 0 HR: 0	SF: 0 SAC: 0 DP: 0 HBP: 0	WP: 0 PB: 0 SB: 0 CS: 0	PA: 38
PITCHER	IP WLS BF H R ER SO BB IBB HBP BLK WP HR S P ERA WHIP																			
Ismael Valdez, R (1.1)	8.0 W 31 4 1 0 6 3 0 0 0 0 0 0 0 0 0 0 0.00 0.875																			
Rudy Seanez, R (9.1)	0.1 3 1 2 2 0 1 0 0 0 0 0 0 0 2 6 54.00 6.000																			
Todd Worrell, R (9.1)	0.2 S 4 2 0 0 0 0 0 0 0 0 0 0 0 4 4 0.00 3.000																			

Los Angeles Dodgers @ Florida Marlins
Joe Robbie Stadium, Miami, FL
Fri Jul 21 1995, 7:05 PM EDT
Att: 22,652 - Unknown - 88 F

AB 34
R 3
H 7
RBI 2
BB 4
SO 6
LOB 17



Batter	1	2	3	4	5	6	7	8	9	AB	R	H	RBI	BB	SO	LOB	TOP			
Todd Hollandsworth, L (1.8) OBP: 0.389, SLG: 0.535	1-3 K		1-3 K			4-1 CS BB		1-1 F8		3	0	0	0	1	2	1	Los Angeles Dodgers @ Florida Marlins Joe Robbie Stadium, Miami, FL Sun Jul 23 1995, 7:05 PM EDT Att: 27,418 - Unknown - 90 F livebaseballscores.com			
Jose Offerman, S (1.6) OBP: 0.407, SLG: 0.424	0-1 L8			2-3 K		2-2 CS 1-2	0-0 CS 1B		1-1 2B 3B	4	1	2	0	0	1	0				
Raul Mondesi, R (1.9) OBP: 0.358, SLG: 0.508	3-2 F7			1-0 F7			1-1 F7		3-2 K	4	0	0	0	0	1	2				
Eric Karros, R (1.3) OBP: 0.370, SLG: 0.507		2-2 G6-3		1-2 F7			4-2 HR 1-2 BB		4-0 2B IBB	2	1	0	0	2	0	0				
Roberto Kelly, R (1.7) OBP: 0.301, SLG: 0.346		1-3 K			1-3 K		1-2 HR		2-2 2B IBB	4	1	2	3	0	2	0				
Tim Lincecum, R (1.5) OBP: 0.324, SLG: 0.383		0-3 K			3-1 G6-3		0-3 K2-3		4-0 FC6-4 IBB	3	0	0	0	1	2	0				
Carlos Hernandez, R (1.2) OBP: 0.271, SLG: 0.188			2-3 K		2-3 K			1-0 F8	1-3 K	2	0	0	0	0	2	0				
Dave Hansen, L (8, PH) OBP: 0.387, SLG: 0.341										1	0	0	0	0	0	0				
Pedro Astacio, R (8, 1) OBP: 0.182, SLG: 0.190										0	0	0	0	0	0	0				
Todd Worrell, R (8, 1)										1	0	0	0	0	1	3				
Chad Fonville, S (1.4) OBP: 0.278, SLG: 0.286			1-3 K			3-2 G1-3		2-1 F8	1-1 FC6-4	4	0	0	0	0	1	3				
Tom Candiotti, R (1.1) OBP: 0.189, SLG: 0.143			1-1 1B			2-0 G5-3		0-0 HR		2	0	1	0	0	0	0				
Mike Piazza, R (8, PH) OBP: 0.414, SLG: 0.643										1	1	1	1	0	0	0				
Inning Stats	R: 0 E: 0 K: 1 S: 9	H: 0 LOB: 0 BB: 0 P: 13	R: 0 E: 0 K: 2 S: 11	H: 0 LOB: 0 BB: 0 P: 14	R: 0 E: 0 K: 3 S: 13	H: 1 LOB: 1 BB: 0 P: 18	R: 0 E: 0 K: 1 S: 9	H: 0 LOB: 0 BB: 0 P: 13	R: 0 E: 0 K: 2 S: 10	H: 0 LOB: 0 BB: 0 P: 16	R: 2 E: 0 K: 1 S: 13	H: 2 LOB: 0 BB: 1 P: 19	R: 1 E: 0 K: 0 S: 6	H: 1 LOB: 0 BB: 0 P: 10	R: 1 E: 0 K: 2 S: 14	H: 2 LOB: 2 BB: 2 P: 30	1B: 2 2B: 1 3B: 1 HR: 2	SF: 0 SAC: 0 DP: 0 HBP: 0	WP: 0 PB: 0 SB: 0 CS: 2	PA: 36
PITCHER	IP WLS BF H R ER SO BB IBB HBP BLK WP HR S P ERA WHIP	7.0 L 24 3 2 2 10 2 0 0 0 0 1 73 112 2.57 0.714	1.1 9 3 2 2 1 0 2 0 0 0 0 1 15 33 13.50 2.250	0.2 2 0 0 0 1 0 0 0 0 0 0 0 5 7 0.00 0.000	PITCHER	IP WLS BF H R ER SO BB IBB HBP BLK WP HR S P ERA WHIP	7.0 L 24 3 2 2 10 2 0 0 0 0 1 73 112 2.57 0.714	1.1 9 3 2 2 1 0 2 0 0 0 0 1 15 33 13.50 2.250	0.2 2 0 0 0 1 0 0 0 0 0 0 0 5 7 0.00 0.000											

Batter	1	2	3	4	5	6	7	8	9	AB	R	H	RBI	BB	SO	LOB	BOTTOM			
Quilvio Veras, S (1.4) OBP: 0.353, SLG: 0.317	2-2 G6-3		1-1 1B			4-1 G4-6-3 BB		2-2 FC4 1B	3-2 2H 1B	4	0	3	1	1	0	0	Los Angeles Dodgers @ Florida Marlins Joe Robbie Stadium, Miami, FL Sun Jul 23 1995, 7:05 PM EDT Att: 27,418 - Unknown - 90 F livebaseballscores.com			
Chuck Carr, S (1.8) OBP: 0.316, SLG: 0.270	1-0 P5		1-2 G4-3			0-1 G4-6-3 1-2		1-2 FC4 BB S 1-2	0-0 F8	5	0	0	0	0	4					
Jeff Conine, R (1.7) OBP: 0.405, SLG: 0.542	1-1 1B			3-2 1B		3-2 G6-3		1-2 K		4	0	2	0	0	1					
Terry Pendleton, S (1.5) OBP: 0.332, SLG: 0.421	2-3 K			0-3 K			3-2 FC5-4 1B	4-0 BB BB		3	0	1	0	1	2					
Greg Colbrunn, R (1.3) OBP: 0.316, SLG: 0.449		3-0 G3-1		3-1 F7			0-0 FC5-4 1B SF8	4-0 BB BB	1-2 2-3 BB	3	1	0	0	1	0					
Tommy Gregg, L (1.9) OBP: 0.288, SLG: 0.374		2-1 G3-1		2-3 K			2-1 HBP 1B	2-2 K		4	0	1	0	0	4					
Kurt Abbott, R (1.6) OBP: 0.307, SLG: 0.445		2-2 K			2-3 K		3-1 HBP 1B		1-3 K	3	0	0	0	0	3					
Charles Johnson, R (1.2) OBP: 0.304, SLG: 0.348			3-2 G6-3		0-0 E6 CS		2-1 SF8		0-1 G3-1 1B 1B	3	1	1	1	0	0					
Chris Hammond, L (1.1) OBP: 0.378, SLG: 0.441			1-2 F7		0-3 K		3-3 K		1-2 G3-1	2	0	0	0	0	1					
Alex Arias, R (7, PH) OBP: 0.368, SLG: 0.381										1	0	0	0	0	1					
Richie Lewis, R (8, 1)										0	0	0	0	0	0					
Mark Gardner, R (8, 1) OBP: 0.091, SLG: 0.091										0	0	0	0	0	0					
Jerry Browne, S (8, PH) OBP: 0.248, SLG: 0.288										1	0	0	0	0	1					
Inning Stats	R: 0 E: 0 K: 1 S: 9	H: 1 LOB: 1 BB: 0 P: 15	R: 0 E: 0 K: 1 S: 6	H: 0 LOB: 0 BB: 0 P: 13	R: 0 E: 0 K: 0 S: 12	H: 1 LOB: 1 BB: 0 P: 18	R: 0 E: 0 K: 2 S: 11	H: 1 LOB: 1 BB: 0 P: 19	R: 0 E: 0 K: 0 S: 7	H: 0 LOB: 0 BB: 1 P: 9	R: 1 E: 0 K: 1 S: 12	H: 2 LOB: 2 BB: 0 P: 25	R: 0 E: 0 K: 2 S: 14	H: 1 LOB: 3 BB: 2 P: 29	R: 1 E: 0 K: 1 S: 14	H: 2 LOB: 1 BB: 0 P: 19	1B: 8 2B: 1 3B: 1 HR: 0	SF: 1 SAC: 0 DP: 2 HBP: 1	WP: 0 PB: 0 SB: 1 CS: 1	PA: 38
PITCHER	IP WLS BF H R ER SO BB IBB HBP BLK WP HR S P ERA WHIP	7.0 W 27 5 1 1 7 1 0 1 0 0 0 7 10 0.00 3.000	0.1 2 1 0 0 0 0 0 0 0 0 0 0 7 10 0.00 3.000	1.2 S 9 2 1 1 3 2 0 0 0 0 0 21 38 5.40 2.400	PITCHER	IP WLS BF H R ER SO BB IBB HBP BLK WP HR S P ERA WHIP	7.0 W 27 5 1 1 7 1 0 1 0 0 0 7 10 0.00 3.000	0.1 2 1 0 0 0 0 0 0 0 0 0 0 7 10 0.00 3.000	1.2 S 9 2 1 1 3 2 0 0 0 0 0 21 38 5.40 2.400											

Batter	1	2	3	4	5	6	7	8	9	AB	R	H	RBI	BB	SO	LOB	TOP			
Todd Hollandsworth, L OBP: 0.352, SLG: 0.479	G3-1		G3-1	G3			K	P5		5	0	0	0	0	1	3				
Jose Offerman, S OBP: 0.410, SLG: 0.425	1B		G1-6-3	1B			BB		G3	4	0	2	0	1	0	0				
Raul Mondesi, R OBP: 0.353, SLG: 0.500	F8		G1-6-3		G6-3		G1-3		G6-3	5	0	0	0	0	0	3				
Mike Piazza, R OBP: 0.423, SLG: 0.645	F9			2B	1B			WP	1B	4	2	3	0	1	0	1				
Eric Karros, R OBP: 0.376, SLG: 0.514		3B	1B	1B	2B			1B	WP	5	3	4	0	0	0	1				
Roberto Kelly, R OBP: 0.300, SLG: 0.346	L7		SF8				K			3	1	1	2	0	1	1				
Tim Wallach, R OBP: 0.327, SLG: 0.396			FC1-6	1B			K			4	0	2	1	0	2	2				
Chad Fonville, S OBP: 0.289, SLG: 0.297							G6-3			4	0	2	3	0	1	1				
Ramon Martinez, R OBP: 0.175, SLG: 0.205	G4-3		FC1-6				G3	G4-3		4	0	0	0	0	0	4				
Inning Stats	R: 0 E: 0 K: 0 S: 11	H: 1 LOB: 1 BB: 0 P: 15	R: 1 E: 0 K: 1 S: 14	H: 2 LOB: 1 BB: 0 P: 19	R: 0 E: 0 K: 0 S: 8	H: 1 LOB: 0 BB: 0 P: 11	R: 2 E: 0 K: 0 S: 18	H: 4 LOB: 2 BB: 0 P: 22	R: 0 E: 0 K: 2 S: 9	H: 0 LOB: 0 BB: 0 P: 14	R: 0 E: 0 K: 1 S: 11	H: 0 LOB: 1 BB: 1 P: 19	R: 3 E: 0 K: 1 S: 14	H: 4 LOB: 1 BB: 0 P: 21	R: 0 E: 0 K: 0 S: 6	H: 0 LOB: 1 BB: 1 P: 12	1B: 12 2B: 1 3B: 1 HR: 0	SF: 1 SAC: 0 DP: 1 HBP: 0	WP: 1 PB: 0 SB: 1 CS: 0	PA: 41
PITCHER	IP	WLS	BF	H	R	ER	SO	BB	IBB	HBP	BLK	WP	HR	S	P	ERA	WHIP			
Greg Swindell, L ERA: 4.74	7.0	L	30	10	3	3	4	1	0	0	0	0	0	79	110	3.86	1.571			
Jim Dougherty, R ERA: 5.33	0.1		5	4	3	3	1	0	0	0	0	1	0	10	15	81.00	12.000			
Dean Hartgraves, L ERA: 2.89	1.2		6	0	0	0	0	1	0	0	0	0	0	10	18	0.00	0.600			

Los Angeles Dodgers @ Houston Astros
Astrodome, Houston, TX
Mon Jul 24 1995, 8:05 PM EDT
Att: 15,631 - Dome

livebaseballscores.com

AB 38
R 6
H 14
RBI 6
BB 2
SO 5
LOB 16



Batter	1	2	3	4	5	6	7	8	9	AB	R	H	RBI	BB	SO	LOB	BOTTOM			
Brian Hunter, R OBP: 0.402, SLG: 0.472	P2		G5-3							4	0	0	0	0	0	0				
Craig Shipley, R OBP: 0.317, SLG: 0.391									K	1	0	0	0	0	1	1				
Craig Biggio, R OBP: 0.408, SLG: 0.469	G4-3		G6-3							3	0	0	0	1	1	0				
5 Jeff Bagwell, R OBP: 0.391, SLG: 0.484	G6-3									4	0	0	0	0	1	1				
Derek Bell, R OBP: 0.394, SLG: 0.457		BB								4	1	2	0	0	2	0				
Dave Magadan, L OBP: 0.433, SLG: 0.396		1B								3	2	2	0	1	0	2				
Tony Eusebio, R OBP: 0.388, SLG: 0.450		FC6-5							1B	4	1	2	1	0	0	1				
Derrick May, L OBP: 0.319, SLG: 0.369		1B								3	1	1	4	1	0	1				
Orlando Miller, R OBP: 0.310, SLG: 0.377		HR								4	0	0	0	0	1	2				
Greg Swindell, L OBP: 0.306, SLG: 0.371										2	0	0	0	0	1	0				
Milt Thompson, L OBP: 0.267, SLG: 0.259										1	0	0	0	0	1	1				
Jim Dougherty, R OBP: 0.143, SLG: 0.143										0	0	0	0	0	0	0				
Dean Hartgraves, R OBP: 0.489, SLG: 0.470										1	0	1	0	0	0	0				
Inning Stats	R: 0 E: 0 K: 0 S: 7	H: 0 LOB: 0 BB: 0 P: 9	R: 2 E: 1 K: 0 S: 11	H: 2 LOB: 0 BB: 1 P: 20	R: 0 E: 0 K: 1 S: 7	H: 0 LOB: 0 BB: 0 P: 8	R: 0 E: 0 K: 1 S: 12	H: 1 LOB: 1 BB: 0 P: 17	R: 0 E: 0 K: 0 S: 6	H: 0 LOB: 0 BB: 0 P: 10	R: 0 E: 0 K: 2 S: 11	H: 1 LOB: 2 BB: 1 P: 18	R: 0 E: 0 K: 2 S: 8	H: 0 LOB: 0 BB: 0 P: 12	R: 3 E: 0 K: 2 S: 18	H: 4 LOB: 1 BB: 0 P: 26	1B: 7 2B: 0 3B: 0 HR: 1	SF: 0 SAC: 0 DP: 1 HBP: 0	WP: 0 PB: 0 SB: 0 CS: 0	PA: 37
PITCHER	IP	WLS	BF	H	R	ER	SO	BB	IBB	HBP	BLK	WP	HR	S	P	ERA	WHIP			
Ramon Martinez, R ERA: 4.14	9.0	W	37	8	5	4	8	3	0	0	0	0	1	88	137	4.00	1.222			

Los Angeles Dodgers @ Houston Astros
Astrodome, Houston, TX
Mon Jul 24 1995, 8:05 PM EDT
Att: 15,631 - Dome

livebaseballscores.com

AB 34
R 5
H 8
RBI 5
BB 3
SO 8
LOB 9



Batter	1	2	3	4	5	6	7	8	9	AB	R	H	RBI	BB	SO	LOB	TOP					
Chad Fonville, S OBP: 0.275, SLG: 0.282 (1, 6)	G3-1		G3			G3			F9	4	0	0	0	0	0	1						
Todd Hollandsworth, L OBP: 0.328, SLG: 0.442 (1, 8)	K						G3-1		FC4	4	0	0	0	0	0	1						
Raul Mondesi, R OBP: 0.352, SLG: 0.500 (1, 9)	2B			K			P4		P4	4	0	1	0	0	0	1						
Mike Piazza, R OBP: 0.417, SLG: 0.635 (1, 2)	G5-3			G5-3			K			3	0	0	0	0	1	1						
Eric Karros, R OBP: 0.372, SLG: 0.510 (1, 3)		K				G1-3			P6	3	0	0	0	0	1	0						
Roberto Kelly, R OBP: 0.297, SLG: 0.343 (1, 7)		F9				K			F8	3	0	0	0	0	1	0						
Mitch Webster, S OBP: 0.250, SLG: 0.303 (8, 7)										0	0	0	0	0	0	0						
Tim Wallach, R OBP: 0.327, SLG: 0.395 (1, 5)				K		G6-3			1B	3	0	1	0	0	1	0						
Delino DeShields, L OBP: 0.321, SLG: 0.324 (1, 4)				G4-3			K		F8	3	0	0	0	0	1	1						
Hideo Nomo, R OBP: 0.025, SLG: 0.025 (1, 1)				K						1	0	0	0	0	0	1	0					
Jose Parra, R OBP: 0.248, SLG: 0.323 (5, 1)										0	0	0	0	0	0	0	0					
Chris Gwynn, L OBP: 0.268, SLG: 0.323 (6, 1)										0	0	0	0	0	0	0	0					
Rudy Seanez, R OBP: 0.268, SLG: 0.323 (6, 1)										0	0	0	0	0	0	0	0					
John Cummings, L OBP: 0.268, SLG: 0.323 (6, 1)										0	0	0	0	0	0	0	0					
Dave Hansen, L OBP: 0.268, SLG: 0.323 (6, 1)										1	0	1	0	0	0	0	0					
Inning Stats	R: 0 E: 0 K: 1 S: 13	H: 1 LOB: 1 BB: 0 P: 20	R: 0 E: 0 K: 2 S: 7	H: 0 LOB: 0 BB: 0 P: 11	R: 0 E: 0 K: 1 S: 10	H: 0 LOB: 0 BB: 0 P: 13	R: 0 E: 0 K: 1 S: 6	H: 0 LOB: 0 BB: 0 P: 9	R: 0 E: 0 K: 1 S: 7	H: 0 LOB: 0 BB: 0 P: 12	R: 0 E: 0 K: 2 S: 7	H: 0 LOB: 0 BB: 0 P: 10	R: 0 E: 0 K: 1 S: 12	H: 0 LOB: 0 BB: 0 P: 18	R: 0 E: 0 K: 0 S: 7	H: 1 LOB: 1 BB: 0 P: 11	R: 0 E: 0 K: 0 S: 9	H: 1 LOB: 1 BB: 0 P: 13	1B: 2 2B: 1 3B: 0 HR: 0	SF: 0 SAC: 0 DP: 0 HBP: 0	WP: 0 PB: 0 SB: 0 CS: 0	PA: 30
PITCHER Doug Drabek, R ERA: 4.65 (1, 1)	IP: 9.0 WLS: W BF: 30 H: 3 R: 0 ER: 0 SO: 9 BB: 0 IBB: 0 HBP: 0 BLK: 0 WP: 0 HR: 0 S: 78 P: 117 ERA: 0.00 WHIP: 0.333															PITCHER	IP: 9.0 WLS: W BF: 30 H: 3 R: 0 ER: 0 SO: 9 BB: 0 IBB: 0 HBP: 0 BLK: 0 WP: 0 HR: 0 S: 78 P: 117 ERA: 0.00 WHIP: 0.333					

Los Angeles Dodgers @ Houston Astros
Astrodome, Houston, TX
Tue Jul 25 1995, 8:05 PM EDT
Att: 39,295 - Dome

AB 30
R 0
H 3
RBI 0
BB 0
SO 9
LOB 5



Batter	1	2	3	4	5	6	7	8	9	AB	R	H	RBI	BB	SO	LOB	BOTTOM			
Brian Hunter, R OBP: 0.397, SLG: 0.482 (1, 8)	P2	FC4-6		F8						4	0	1	0	0	0	4				
Craig Biggio, R OBP: 0.411, SLG: 0.481 (1, 4)	1B		L3		HR					3	2	2	1	1	0	0				
5 Jeff Bagwell, R OBP: 0.392, SLG: 0.492 (1, 3)	HR		F8		BB					3	1	1	1	1	1	2				
Derek Bell, R OBP: 0.390, SLG: 0.452 (1, 9)	P4		F7		G3-6-3					4	0	0	0	0	0	3				
Dave Magadan, L OBP: 0.330, SLG: 0.399 (1, 5)	L7			1B	G4-3				F7	4	1	1	0	0	0	0				
Tony Eusebio, R OBP: 0.386, SLG: 0.443 (1, 2)		G6-3		FC6-4	1B	BB			K	3	0	0	0	1	1	0				
James Mouton, R OBP: 0.309, SLG: 0.377 (1, 7)		K		FC6-4	1B				G6-3	4	0	2	0	0	1	0				
Orlando Miller, R OBP: 0.313, SLG: 0.375 (1, 6)				FC6-4	SH1-4				K	2	0	0	1	2	1	2				
Doug Drabek, R OBP: 0.243, SLG: 0.229 (1, 1)	E6			SH1-4					P2	3	0	0	0	0	1	3				
Inning Stats	R: 2 E: 0 K: 0 S: 8	H: 2 LOB: 0 BB: 0 P: 15	R: 0 E: 1 K: 1 S: 13	H: 0 LOB: 2 BB: 1 P: 24	R: 0 E: 0 K: 0 S: 5	H: 0 LOB: 0 BB: 0 P: 8	R: 1 E: 0 K: 0 S: 11	H: 2 LOB: 2 BB: 1 P: 21	R: 1 E: 0 K: 0 S: 6	H: 1 LOB: 0 BB: 1 P: 13	R: 0 E: 0 K: 1 S: 9	H: 0 LOB: 0 BB: 0 P: 12	R: 0 E: 0 K: 2 S: 14	H: 1 LOB: 2 BB: 1 P: 21	R: 0 E: 0 K: 1 S: 6	H: 1 LOB: 2 BB: 1 P: 13	1B: 2 2B: 2 3B: 1 HR: 2	SF: 0 SAC: 1 DP: 1 HBP: 0	WP: 0 PB: 0 SB: 2 CS: 0	PA: 36
PITCHER Hideo Nomo, R ERA: 2.1 (1, 1)	IP: 4.0 WLS: L BF: 19 H: 4 R: 3 ER: 3 SO: 1 BB: 2 IBB: 0 HBP: 0 BLK: 0 WP: 0 HR: 1 S: 37 P: 68 ERA: 6.75 WHIP: 1.500															PITCHER	IP: 4.0 WLS: L BF: 19 H: 4 R: 3 ER: 3 SO: 1 BB: 2 IBB: 0 HBP: 0 BLK: 0 WP: 0 HR: 1 S: 37 P: 68 ERA: 6.75 WHIP: 1.500			
Jose Parra, R ERA: 4.35 (5, 1)	1.0 4 1 1 1 0 1 0 0 0 0 0 1 6 13 9.00 2.000															Jose Parra, R ERA: 4.35 (5, 1)				
Rudy Seanez, R ERA: 5.9 (6, 1)	2.0 8 1 0 0 3 1 0 0 0 0 0 0 23 33 0.00 1.000															Rudy Seanez, R ERA: 5.9 (6, 1)				
John Cummings, L ERA: 5.68 (8, 1)	1.0 5 1 0 0 1 0 1 0 0 0 0 0 6 13 0.00 1.000															John Cummings, L ERA: 5.68 (8, 1)				

Los Angeles Dodgers @ Houston Astros
Astrodome, Houston, TX
Tue Jul 25 1995, 8:05 PM EDT
Att: 39,295 - Dome

AB 30
R 4
H 7
RBI 3
BB 5
SO 5
LOB 14



Batter	1	2	3	4	5	6	7	8	9	AB	R	H	RBI	BB	SO	LOB	TOP																	
Marquis Grissom, R (1.8) OBP: 0.327, SLG: 0.398	G1	F8			G6-3		G5-3		WP 1B	5	0	1	0	0	0	1																		
Jeff Blauer, R (1.6) OBP: 0.319, SLG: 0.358	FC4-6 10 BB HR		G6-3		10 1B		G6-3		F9	4	2	1	0	1	0	1																		
10 Chipper Jones, S (1.5) OBP: 0.364, SLG: 0.438	FC4-6 1-2 BB		1B		1B		F8			3	0	2	0	1	0	0																		
Fred McGriff, L (1.3) OBP: 0.363, SLG: 0.471	FC4-6 HR		1B		1B		F8			4	1	2	1	0	0	2																		
David Justice, L (1.9) OBP: 0.394, SLG: 0.486	HR		P4		F7		F7			4	1	1	3	0	0	4																		
Ryan Klesko, L (1.7) OBP: 0.433, SLG: 0.642	G4-3		F7		G4-3		FC6-4 1B			4	0	1	0	0	0	4																		
Javy Lopez, R (1.2) OBP: 0.330, SLG: 0.455			FC6 1B		G6-3		K		FC6-4 1-2	4	0	1	0	0	1	1	AB 36																	
Mark Lemke, S (1.4) OBP: 0.311, SLG: 0.323	FC6 1-2		G6-3		G6-3		G5-3		G5-3	4	0	0	0	0	0	1	R 4																	
Kent Mercker, L (1.1) OBP: 0.118, SLG: 0.176			K		G6-3		L5		K	2	0	0	0	0	1	1	H 9																	
Mike Mordecai, R (6, PH) OBP: 0.300, SLG: 0.464										1	0	0	0	0	0	0	RBI 4																	
Steve Bedrosian, R (6.1)										0	0	0	0	0	0	0	BB 2																	
Mike Stanton, L (8.1)										0	0	0	0	0	0	0	SO 3																	
Jose Oliva, R (9, PH) OBP: 0.196, SLG: 0.319										1	0	0	0	0	1	0	LOB 15																	
Inning Stats	R: 3 E: 0 K: 0 S: 15	H: 1 LOB: 0 BB: 2 P: 30	R: 0 E: 0 K: 1 S: 8	H: 1 LOB: 1 BB: 0 P: 13	R: 0 E: 0 K: 0 S: 5	H: 2 LOB: 2 BB: 0 P: 8	R: 0 E: 0 K: 0 S: 8	H: 0 LOB: 0 BB: 0 P: 10	R: 1 E: 0 K: 0 S: 6	H: 3 LOB: 2 BB: 0 P: 11	R: 0 E: 0 K: 1 S: 7	H: 0 LOB: 0 BB: 0 P: 11	R: 0 E: 0 K: 0 S: 8	H: 1 LOB: 1 BB: 0 P: 6	R: 0 E: 0 K: 1 S: 9	H: 1 LOB: 1 BB: 0 P: 14	1B: 8 2B: 0 3B: 0 HR: 1	SF: 0 SAC: 0 DP: 0 HBP: 0	WP: 1 PB: 0 SB: 0 CS: 0	PA: 38														
PITCHER	IP WLS BF H R ER SO BB IBB HBP BLK WP HR S P ERA WHIP																																	
Willie Banks, R (1.1) ERA: 7.3	4.1	22	7	4	4	1	2	0	0	0	0	0	0	1	40	68	8.31	2.077																
John Cummings, L (5.1) ERA: 4.15	4.2	W 16	2	0	0	2	0	0	0	0	1	0	31	46	0.00	0.429																		

Atlanta Braves @ Los Angeles Dodgers
Dodger Stadium, Los Angeles, CA
Thu Jul 27 1995, 7:05 PM PDT
Att: 36,942 - Unknown - 80 F

AB 36
R 4
H 9
RBI 4
BB 2
SO 3
LOB 15



Batter	1	2	3	4	5	6	7	8	9	AB	R	H	RBI	BB	SO	LOB	BOTTOM															
Chad Fonville, S (1.4) OBP: 0.292, SLG: 0.291	G5-3		1B SF7		G6-3		CS 1B		G4-3 1B	5	1	3	0	0	0	0																
Jose Offerman, S (1.6) OBP: 0.408, SLG: 0.418	G4-3		1B		B2		1B E		K	4	1	1	0	1	1	1																
Raul Mondesi, R (1.9) OBP: 0.352, SLG: 0.509	G6-3		SF7		HR		E7 1B		G4-3 1-2	4	1	2	2	0	0	1																
Mike Piazza, R (1.2) OBP: 0.411, SLG: 0.619	G5-3		1B		E6 3B		K			4	1	1	0	0	1	1																
Eric Karros, R (1.3) OBP: 0.375, SLG: 0.523	BB BB		G5-3		1B 3B		HR			3	2	2	2	1	0	2																
Roberto Kelly, R (1.7) OBP: 0.302, SLG: 0.345	BB		F9		HR 1B		CS 1B			3	1	2	1	1	0	0																
Tim Wallach, R (1.5) OBP: 0.330, SLG: 0.408	K		F7		HR		F8			4	1	1	2	0	1	3	AB 35															
Todd Hollandsworth, L (1.8) OBP: 0.338, SLG: 0.483	G4-3		1B		G4-3		HR			4	1	2	1	0	0	2	R 9															
Willie Banks, R (1.1) OBP: 0.273, SLG: 0.111			K		K		K		L5	2	0	0	0	0	2	1	H 14															
John Cummings, L (5.1)										2	0	0	0	0	1	0	RBI 8															
Inning Stats	R: 0 E: 0 K: 0 S: 9	H: 0 LOB: 0 BB: 0 P: 13	R: 0 E: 0 K: 1 S: 9	H: 0 LOB: 2 BB: 2 P: 19	R: 1 E: 0 K: 1 S: 15	H: 3 LOB: 1 BB: 0 P: 22	R: 0 E: 0 K: 1 S: 11	H: 1 LOB: 1 BB: 0 P: 17	R: 5 E: 1 K: 2 S: 13	H: 4 LOB: 0 BB: 1 P: 20	R: 1 E: 1 K: 2 S: 13	H: 2 LOB: 1 BB: 1 P: 21	R: 2 E: 0 K: 0 S: 10	H: 3 LOB: 0 BB: 0 P: 19	R: 0 E: 0 K: 1 S: 7	H: 1 LOB: 0 BB: 0 P: 9	1B: 9 2B: 0 3B: 1 HR: 4	SF: 1 SAC: 0 DP: 1 HBP: 0	WP: 0 PB: 0 SB: 1 CS: 2	PA: 39												
PITCHER	IP WLS BF H R ER SO BB IBB HBP BLK WP HR S P ERA WHIP																															
Kent Mercker, L (1.1) ERA: 3.92	5.0	L 26	8	3	2	3	2	0	0	0	0	2	57	91	3.60	2.000																
Steve Bedrosian, R (6.1) ERA: 5.4	2.0	10	5	3	2	2	1	0	0	0	0	2	23	40	9.00	3.000																
Mike Stanton, L (8.1) ERA: 5.59	1.0	3	1	0	0	1	0	0	0	0	0	0	7	9	0.00	1.000																

Atlanta Braves @ Los Angeles Dodgers
Dodger Stadium, Los Angeles, CA
Thu Jul 27 1995, 7:05 PM PDT
Att: 36,942 - Unknown - 80 F

AB 35
R 9
H 14
RBI 8
BB 3
SO 6
LOB 11



Batter	1	2	3	4	5	6	7	8	9	AB R H RBI BB SO LOB	TOP											
Darren Lewis, R OBP: 0.302, SLG: 0.305 (1, 8)	G1-3		G6-3 1B		F8		G5-3			4 1 1 0 0 0 0	Cincinnati Reds @ Los Angeles Dodgers Dodger Stadium, Los Angeles, CA Fri Jul 28 1995, 7:05 PM PDT Att: 37,146 - Unknown											
Lenny Harris, L OBP: 0.242, SLG: 0.299 Hal Morris, L OBP: 0.238, SLG: 0.336 (8, 3)	G1		G6-3		L5		K			4 0 0 0 0 1 1 0 0 0 0 0 0 0												
Barry Larkin, R OBP: 0.397, SLG: 0.503 (1, 6)	E S BB				F8			G1-3		3 0 1 1 1 0 0												
Ron Gant, R OBP: 0.389, SLG: 0.592 (1, 7)									K	3 0 0 0 1 3 1												
Thomas Howard, S OBP: 0.354, SLG: 0.393 Jeff Brantley, R (9, 1)	F7				G6-3				K	4 0 1 0 0 1 2 0 0 0 0 0 0 0												
Bret Boone, R OBP: 0.352, SLG: 0.486 (1, 4)					G5-3					4 1 1 1 0 1 0												
Benito Santiago, R OBP: 0.370, SLG: 0.594 (1, 2)										3 0 0 0 1 2 0												
Jeff Branson, L OBP: 0.336, SLG: 0.479 (1, 5)										4 1 2 1 0 1 0												
John Smiley, L OBP: 0.171, SLG: 0.333 Jerome Walton, R OBP: 0.336, SLG: 0.496 (9, 9)										3 0 0 0 0 1 2 0 0 0 0 0 0 0												
Inning Stats	R: 0 H: 0 E: 0 K: 0 S: 7	H: 0 LOB: 2 BB: 2 P: 17	R: 0 H: 0 E: 0 K: 1 S: 7	H: 0 LOB: 0 BB: 0 P: 10	R: 1 H: 2 E: 0 K: 2 S: 11	H: 1 LOB: 1 BB: 0 P: 14	R: 0 H: 1 E: 0 K: 0 S: 10	H: 1 LOB: 2 BB: 1 P: 15	R: 0 H: 0 E: 0 K: 3 S: 14	H: 0 LOB: 0 BB: 0 P: 19		R: 1 H: 1 E: 0 K: 3 S: 14	H: 1 LOB: 0 BB: 0 P: 19	R: 0 H: 1 E: 0 K: 1 S: 9	H: 0 LOB: 0 BB: 0 P: 19	R: 0 H: 0 E: 0 K: 2 S: 9	H: 0 LOB: 0 BB: 0 P: 12	R: 0 H: 0 E: 0 K: 2 S: 9	H: 0 LOB: 0 BB: 0 P: 12	1B: 4 2B: 0 3B: 0 HR: 2	SF: 0 SAC: 0 DP: 0 HBP: 0	WP: 0 PB: 0 SB: 1 CS: 1
PITCHER	IP WLS BF H R ER SO BB IBB HBP BLK WP HR S P ERA WHIP											PITCHER	IP WLS BF H R ER SO BB IBB HBP BLK WP HR S P ERA WHIP									
Tom Candiotti, R ERA: 2.98 Antonio Osuna, R ERA: 7.53 (9, 1)	8.0 L 32 6 3 3 8 3 0 0 0 0 0 2 77 126 3.38 1.125																					

Batter	1	2	3	4	5	6	7	8	9	AB R H RBI BB SO LOB	BOTTOM											
Chad Foyville, S OBP: 0.293, SLG: 0.292 Delino DeShields, L OBP: 0.320, SLG: 0.323 (8, PH)	1B WP									3 1 1 0 0 1 0 1 0 0 0 0 1 0	Cincinnati Reds @ Los Angeles Dodgers Dodger Stadium, Los Angeles, CA Fri Jul 28 1995, 7:05 PM PDT Att: 37,146 - Unknown											
Jose Offerman, S OBP: 0.409, SLG: 0.417 (1, 6)	1B WP									3 1 1 0 1 1 0												
Raul Mondesi, R OBP: 0.348, SLG: 0.503 (1, 9)	K									4 0 0 0 0 1 2												
Mike Piazza, R OBP: 0.404, SLG: 0.607 (1, 2)	G5-3									4 0 0 0 0 2 2												
Eric Karros, R OBP: 0.375, SLG: 0.522 (1, 3)										3 0 1 1 0 1 0												
Roberto Kelly, R OBP: 0.299, SLG: 0.342 (1, 7)	G6-3									3 0 0 0 0 0 1												
Tim Wallach, R OBP: 0.326, SLG: 0.402 (1, 5)										3 0 0 0 0 0 0												
Todd Hollandsworth, L OBP: 0.324, SLG: 0.459 (1, 8)										3 0 0 0 0 1 0												
Tom Candiotti, R OBP: 0.179, SLG: 0.135 Mitch Webster, S OBP: 0.243, SLG: 0.294 Antonio Osuna, R (9, 1)	G4-3									2 0 0 0 0 1 0 1 0 0 0 0 1 0 0 0 0 0 0 0 0												
Inning Stats	R: 2 H: 3 E: 0 K: 1 S: 23	H: 3 LOB: 1 BB: 0 P: 31	R: 0 H: 0 E: 0 K: 0 S: 6	H: 0 LOB: 0 BB: 0 P: 6	R: 0 H: 0 E: 0 K: 2 S: 7	H: 0 LOB: 0 BB: 0 P: 13	R: 0 H: 0 E: 0 K: 2 S: 8	H: 0 LOB: 0 BB: 0 P: 12	R: 0 H: 0 E: 0 K: 2 S: 13	H: 0 LOB: 0 BB: 0 P: 13		R: 0 H: 0 E: 0 K: 0 S: 6	H: 0 LOB: 0 BB: 0 P: 9	R: 0 H: 0 E: 0 K: 1 S: 7	H: 0 LOB: 0 BB: 0 P: 10	R: 0 H: 0 E: 0 K: 1 S: 5	H: 0 LOB: 0 BB: 0 P: 7	R: 0 H: 0 E: 0 K: 1 S: 8	H: 0 LOB: 1 BB: 1 P: 17	1B: 3 2B: 0 3B: 0 HR: 0	SF: 0 SAC: 0 DP: 0 HBP: 0	WP: 2 PB: 0 SB: 0 CS: 0
PITCHER	IP WLS BF H R ER SO BB IBB HBP BLK WP HR S P ERA WHIP											PITCHER	IP WLS BF H R ER SO BB IBB HBP BLK WP HR S P ERA WHIP									
John Smiley, L ERA: 3.38 Jeff Brantley, R ERA: 2.75 (9, 1)	8.0 W 27 3 2 2 9 0 0 0 0 0 1 75 101 2.25 0.375																					



Batter	1	2	3	4	5	6	7	8	9	AB	R	H	RBI	BB	SO	LOB	TOP					
Darren Lewis, R OBP: 0.301, SLG: 0.305	3-2 G6-4-3 1B		2-3 K		0-0 F9			0-0 B1-3		4	0	1	0	0	1	0						
Thomas Howard, S OBP: 0.357, SLG: 0.396	1-0 G6-4-3 1B		1-0 S		1-0 F8			2-1 L5		4	0	2	0	0	0	0						
Barry Larkin, R OBP: 0.395, SLG: 0.500	2-2 G6-4-3		3-3 K		3-1 FC6-4 1B			0-1 G4-3		4	0	1	0	0	1	3						
Ron Gant, R OBP: 0.387, SLG: 0.586	1-2 G5-3		0-1 G1-3		1-1 FC6-4 1-2			4-1 1B FC5-4 BB		3	1	0	0	1	0	3						
Hal Morris, L OBP: 0.244, SLG: 0.340		3-2 G6-3		1-1 G4-3 1B				0-2 FC5-4 1B		4	0	2	0	0	0	1						
Bret Boone, R OBP: 0.353, SLG: 0.495	1-1 E7 1B		1-2 P4		1-1 HR			1-2 FC5-4 G3 1B		4	1	2	2	0	0	2						
Benito Santiago, R OBP: 0.375, SLG: 0.590	2-2 E7 1B		1-0 G4-3		0-0 G6-3			2-0 G3 1B		4	0	2	0	0	0	1						
Jeff Branson, L OBP: 0.330, SLG: 0.469	2-2 E7		2-2 G4-3		2-2 G4-3			1-1 G3		4	0	0	0	0	0	4						
Mark Portugal, R OBP: 0.185, SLG: 0.194	1-3 K		1-2 G4-3		1-2 G4-3			0-3 K		1	0	0	0	0	1	2						
Xavier Hernandez, L OBP: 0.246, SLG: 0.297										0	0	0	0	0	0	0						
Lenny Harris, L OBP: 0.246, SLG: 0.297										0	0	0	0	0	0	0						
Hector Carrasco, R OBP: 0.219, SLG: 0.339										0	0	0	0	0	0	0						
Brian Hunter, R OBP: 0.219, SLG: 0.339										0	0	0	0	0	0	0						
Rick Reed, R OBP: 0.255, SLG: 0.465										0	0	0	0	0	0	0						
Eddie Taubensee, L OBP: 0.255, SLG: 0.465										0	0	0	0	0	1	2						
Inning Stats	R: 0 E: 0 K: 0 S: 10	H: 2 LOB: 1 BB: 0 P: 17	R: 0 E: 1 K: 1 S: 16	H: 2 LOB: 2 BB: 0 P: 25	R: 0 E: 0 K: 2 S: 9	H: 1 LOB: 1 BB: 0 P: 15	R: 0 E: 0 K: 0 S: 6	H: 1 LOB: 0 BB: 0 P: 9	R: 0 E: 0 K: 0 S: 7	H: 0 LOB: 0 BB: 0 P: 10	R: 0 E: 0 K: 0 S: 6	H: 1 LOB: 1 BB: 0 P: 12	R: 1 E: 0 K: 1 S: 11	H: 1 LOB: 0 BB: 0 P: 18	R: 0 E: 0 K: 0 S: 5	H: 0 LOB: 0 BB: 0 P: 7	R: 1 E: 0 K: 1 S: 13	H: 2 LOB: 2 BB: 1 P: 21	1B: 9 2B: 0 3B: 0 HR: 1	SF: 0 SAC: 0 DP: 2 HBP: 0	WP: 0 PB: 0 SB: 1 CS: 0	PA: 36
PITCHER	IP	WLS	BF	H	R	ER	SO	BB	IBB	HBP	BLK	WP	HR	S	P	ERA	WHIP					
Ramon Martinez, R ERA: 3.95	8.0	W	30	8	1	1	4	0	0	0	0	0	1	70	113	1.12	1.000					
Todd Worrell, R ERA: 1.25	1.0	S	6	2	1	1	1	1	0	0	0	0	0	13	21	9.00	3.000					

Cincinnati Reds @ Los Angeles Dodgers
Dodger Stadium, Los Angeles, CA
Sat Jul 29 1995, 7:05 PM PDT
Att: 41,488 - Unknown

AB	35
R	2
H	10
RBI	2
BB	1
SO	5
LOB	18



Batter	1	2	3	4	5	6	7	8	9	AB	R	H	RBI	BB	SO	LOB	BOTTOM				
Chad Fonville, S OBP: 0.292, SLG: 0.290	2-2 WP 1B		3-2 L8		1-1 G3			1-1 B1-3		4	1	1	0	0	0	0					
Jose Offerman, S OBP: 0.407, SLG: 0.415	1-1 F7		0-1 1B		2-1 F7			2-2 G3-1		4	0	1	0	0	0	1					
Raul Mondesi, R OBP: 0.350, SLG: 0.503	2-2 1H HR		0-0 F7		1-1 P6			2-2 1B		4	1	2	1	0	0	1					
Mike Piazza, R OBP: 0.402, SLG: 0.601	1-1 HR		1-0 P4		1-3 K			0-0 G5-3		4	1	1	0	0	1	1					
Eric Karros, R OBP: 0.375, SLG: 0.529	1-1 HR		0-1 P2		0-3 K			0-3 K		3	1	1	3	0	1	0					
Todd Hollandsworth, L OBP: 0.324, SLG: 0.453	3-1 S 1B		1-3 K		0-3 K			0-3 K		3	0	1	0	0	2	0					
Tim Wallach, R OBP: 0.326, SLG: 0.401	0-3 K				2-1 1B			0-0 F9		3	0	1	0	0	1	1					
Billy Ashley, R OBP: 0.326, SLG: 0.383	2-3 K				0-0 G4-3			3-1 F9		2	0	0	0	0	1	1					
Mitch Webster, S OBP: 0.237, SLG: 0.286										1	0	0	0	0	0	0					
Ramon Martinez, R OBP: 0.163, SLG: 0.190		1-1 G4-3			1-2 P5			2-3 K		3	0	0	0	0	1	0					
Todd Worrell, R ERA: 1.25										0	0	0	0	0	0	0					
Inning Stats	R: 4 E: 0 K: 2 S: 21	H: 5 LOB: 1 BB: 0 P: 33	R: 0 E: 0 K: 0 S: 9	H: 1 LOB: 1 BB: 0 P: 13	R: 0 E: 0 K: 1 S: 6	H: 0 LOB: 0 BB: 0 P: 8	R: 0 E: 0 K: 0 S: 6	H: 1 LOB: 0 BB: 0 P: 9	R: 0 E: 0 K: 0 S: 6	H: 0 LOB: 0 BB: 0 P: 10	R: 0 E: 0 K: 3 S: 10	H: 0 LOB: 0 BB: 0 P: 11	R: 0 E: 0 K: 1 S: 6	H: 0 LOB: 0 BB: 0 P: 11	R: 0 E: 0 K: 0 S: 12	H: 1 LOB: 1 BB: 0 P: 17	1B: 7 2B: 0 3B: 0 HR: 1	SF: 0 SAC: 0 DP: 0 HBP: 0	WP: 2 PB: 0 SB: 1 CS: 0	PA: 31	
PITCHER	IP	WLS	BF	H	R	ER	SO	BB	IBB	HBP	BLK	WP	HR	S	P	ERA	WHIP				
Mark Portugal, R ERA: 4.88	2.0	L	12	6	4	4	2	0	0	0	0	0	0	12	17	0.00	0.500				
Xavier Hernandez, R ERA: 3.94	2.0		6	1	0	0	1	0	0	0	0	0	0	16	21	0.00	0.000				
Hector Carrasco, R ERA: 2.83	2.0		7	1	0	0	1	0	0	0	0	0	0	18	28	0.00	0.500				

Cincinnati Reds @ Los Angeles Dodgers
Dodger Stadium, Los Angeles, CA
Sat Jul 29 1995, 7:05 PM PDT
Att: 41,488 - Unknown

AB	31
R	4
H	8
RBI	4
BB	0
SO	7
LOB	5



Batter	1	2	3	4	5	6	7	8	9	AB	R	H	RBI	BB	SO	LOB	TOP				
Darren Lewis, R OBP: 0.304, SLG: 0.307 (1, 8)	G4-3		1-2 BLK 1B			2-1 G4-3		0-0 1B		4	1	2	0	0	0	0	Cincinnati Reds @ Los Angeles Dodgers Dodger Stadium, Los Angeles, CA Sun Jul 30 1995, 3:33 AM PDT Att: 53,058 - Sunny - 99 F				
Thomas Howard, S OBP: 0.355, SLG: 0.392 (1, 9)	K		1-0 1-H 1B			1-3 K		0-3 K		4	0	1	1	0	3	1					
Barry Larkin, R OBP: 0.394, SLG: 0.500 (1, 6)	F7		0-0 F8			2-0 F8			2-2 S HR 2B	4	1	1	0	0	0	1					
Ron Gant, R OBP: 0.386, SLG: 0.579 (1, 7)		2-3 K		2-3 K			0-0 G4-3		4-1 HR BB	3	1	0	0	1	2	0					
Hal Morris, L OBP: 0.244, SLG: 0.356 (1, 3)	G4-3	0-1 G4-3		0-0 G3		1-2 G4-3		0-1 HR		4	1	1	3	0	0	0					
Bret Boone, R OBP: 0.355, SLG: 0.495 (1, 4)	1-1 S 1B			2-1 G1-3		2-2 1B		0-1 F8		4	0	2	0	0	0	0					
Eddie Taubensee, L OBP: 0.317, SLG: 0.454 (1, 2)	2-3 K				0-3 K		0-0 G3		1-3 K	4	0	0	0	0	3	2					
Jeff Branson, L OBP: 0.329, SLG: 0.462 (9, PR)			0-3 K		1-3 K			2-3 K	4-2 BB	3	0	0	0	1	3	0					
Jerome Walton, R OBP: 0.336, SLG: 0.496 (9, PR)										0	0	0	0	0	0	0					
Tim Pugh, R OBP: 0.160, SLG: 0.167 (6, 1)			0-2 B5-3		2-3 K			0-0 G6-3	1-1 P3	2	0	0	0	0	1	0					
Dave Burba, R (8, PH)										0	0	0	0	0	0	0					
Lenny Harris, L OBP: 0.239, SLG: 0.295 (8, 1)										1	0	0	0	0	0	0					
Chuck McElroy, L (8, 1)										0	0	0	0	0	0	0					
Benito Santiago, R OBP: 0.372, SLG: 0.585 (9, PH)										1	0	0	0	0	0	1					
Inning Stats	R: 0 E: 0 K: 1 S: 6	H: 0 LOB: 0 BB: 0 P: 9	R: 0 E: 0 K: 2 S: 10	H: 1 LOB: 1 BB: 0 P: 15	R: 1 E: 0 K: 1 S: 14	H: 2 LOB: 1 BB: 0 P: 16	R: 0 E: 0 K: 1 S: 6	H: 0 LOB: 0 BB: 0 P: 10	R: 0 E: 0 K: 3 S: 11	H: 0 LOB: 0 BB: 0 P: 14	R: 0 E: 0 K: 1 S: 6	H: 1 LOB: 1 BB: 0 P: 11	R: 0 E: 0 K: 2 S: 8	H: 1 LOB: 1 BB: 0 P: 10	R: 3 E: 0 K: 1 S: 18	H: 2 LOB: 1 BB: 2 P: 30	1B: 5 2B: 1 3B: 0 HR: 1	SF: 0 SAC: 0 DP: 0 HBP: 0	WP: 0 PB: 0 SB: 2 CS: 0	PA: 36	
PITCHER	IP	WLS	BF	H	R	ER	SO	BB	IBB	HBP	BLK	WP	HR	S	P	ERA	WHIP				
Hideo Nomo, R ERA: 2.04	(1, 1)	8.0	W	29	5	1	1	11	0	0	0	1	0	69	96	1.12	0.625				
Todd Worrell, R ERA: 1.96	(9, 1)	1.0		7	2	3	3	1	2	0	0	0	0	1	18	30	27.00	4.000			

AB	34
R	4
H	7
RBI	4
BB	2
SO	12
LOB	5



Batter	1	2	3	4	5	6	7	8	9	AB	R	H	RBI	BB	SO	LOB	BOTTOM			
Chad Fonville, S OBP: 0.290, SLG: 0.289 (1, 4)	F7		1-2 G3		1-0 F8		2-2 S 1B			4	1	1	0	0	0	1	Cincinnati Reds @ Los Angeles Dodgers Dodger Stadium, Los Angeles, CA Sun Jul 30 1995, 3:33 AM PDT Att: 53,058 - Sunny - 99 F			
Jose Offerman, S OBP: 0.403, SLG: 0.410 (1, 6)	F7		0-2 F7		1-0 G4-3		2-3 K			4	0	0	0	0	1	2				
Mike Piazza, R OBP: 0.403, SLG: 0.613 (1, 2)	F9		0-1 G5-3			0-1 HR	0-0 S 1B			4	1	2	2	0	0	0				
Eric Karros, R OBP: 0.376, SLG: 0.527 (1, 3)		2-2 1B CI SF7 1B		0-0 P6		4-2 HR BB	3-3 K			3	2	1	0	1	1	1				
Raul Mondesi, R OBP: 0.349, SLG: 0.509 (1, 9)		3-3 K		3-1 F9		2-2 HR	0-1 P4			4	1	1	2	0	1	2				
Roberto Kelly, R OBP: 0.303, SLG: 0.343 (1, 7)		0-0 CI 1B		1-1 S 1B		4-2 S BB		2-3 K		2	0	1	0	1	1	0				
Tim Wallach, R OBP: 0.329, SLG: 0.403 (1, 5)		1-1 1B		3-3 K		1 SAFE 2-3 1 SAFE K		2-2 1B		4	0	2	0	0	2	2				
Todd Hollandsworth, L OBP: 0.307, SLG: 0.433 (1, 8)		3-2 SF7			1-2 F8		1-3 K			3	0	0	1	0	2	2				
Hideo Nomo, R OBP: 0.047, SLG: 0.047 (8, PH)		3-H G5-3			0-0 1B		0-1 P4			3	0	1	0	0	0	3				
Mitch Webster, S OBP: 0.231, SLG: 0.278 (9, 1)										1	0	0	0	0	1	1				
Todd Worrell, R ERA: 4.05	(9, 1)									0	0	0	0	0	0	0				
Inning Stats	R: 0 E: 0 K: 0 S: 11	H: 0 LOB: 0 BB: 0 P: 17	R: 1 E: 1 K: 1 S: 15	H: 2 LOB: 2 BB: 0 P: 24	R: 0 E: 0 K: 0 S: 8	H: 0 LOB: 0 BB: 0 P: 9	R: 0 E: 0 K: 1 S: 9	H: 1 LOB: 1 BB: 0 P: 16	R: 0 E: 0 K: 0 S: 6	H: 1 LOB: 1 BB: 0 P: 9	R: 3 E: 0 K: 2 S: 20	H: 2 LOB: 1 BB: 2 P: 33	R: 1 E: 0 K: 2 S: 13	H: 2 LOB: 1 BB: 0 P: 20	R: 0 E: 0 K: 3 S: 15	H: 1 LOB: 1 BB: 0 P: 20	1B: 7 2B: 0 3B: 0 HR: 2	SF: 1 SAC: 0 DP: 0 HBP: 0	WP: 0 PB: 0 SB: 4 CS: 0	PA: 36
PITCHER	IP	WLS	BF	H	R	ER	SO	BB	IBB	HBP	BLK	WP	HR	S	P	ERA	WHIP			
Tim Pugh, R ERA: 4.31	(1, 1)	5.0	L	23	6	4	3	2	1	0	0	0	0	25	89	5.40	1.400			
Dave Burba, R ERA: 4.27	(6, 1)	2.0		9	2	1	1	4	1	0	0	0	0	25	39	4.50	1.500			
Chuck McElroy, L ERA: 4.05	(8, 1)	1.0		4	1	0	0	3	0	0	0	0	0	15	20	0.00	1.000			

AB	32
R	5
H	9
RBI	5
BB	2
SO	9
LOB	14



Batter	1	2	3	4	5	6	7	8	9	AB	R	H	RBI	BB	SO	LOB	TOP					
Chad Fonville, S OBP: 0.311, SLG: 0.297										4	3	2	1	2	1	1						
Jose Offerman, S OBP: 0.399, SLG: 0.405										6	0	1	0	0	2	6						
Raul Mondesi, R OBP: 0.352, SLG: 0.528										5	2	3	6	0	1	1						
Mike Piazza, R OBP: 0.403, SLG: 0.608										5	0	2	0	0	1	2						
Eric Karros, R OBP: 0.376, SLG: 0.524										4	1	1	0	1	0	3						
Roberto Kelly, R OBP: 0.304, SLG: 0.343										5	2	2	0	0	0	2						
Tim Wallach, R OBP: 0.326, SLG: 0.397										3	0	0	1	1	1	3						
Todd Hollandsworth, L OBP: 0.313, SLG: 0.423										4	1	1	1	1	0	3						
Ismael Valdez, R OBP: 0.105, SLG: 0.105										1	0	0	0	0	0	1						
Mitch Webster, S OBP: 0.225, SLG: 0.270										1	0	0	0	0	0	1						
Pedro Astacio, R OBP: 0.174, SLG: 0.182										1	0	0	0	0	0	2						
John Cummings, L OBP: 0.174, SLG: 0.182										0	0	0	0	0	0	0						
Antonio Osuna, R OBP: 0.174, SLG: 0.182										0	0	0	0	0	0	0						
Chris Gwynn, L OBP: 0.276, SLG: 0.323										0	0	0	0	0	0	0						
Todd Worrell, R OBP: 0.174, SLG: 0.182										0	0	0	0	0	0	0						
Inning Stats	R: 2 E: 0 K: 1 S: 14	H: 2 LOB: 0 BB: 0 P: 19	R: 0 E: 1 K: 1 S: 9	H: 0 LOB: 1 BB: 0 P: 12	R: 2 E: 0 K: 0 S: 9	H: 2 LOB: 1 BB: 1 P: 19	R: 0 E: 0 K: 0 S: 6	H: 0 LOB: 1 BB: 0 P: 14	R: 0 E: 0 K: 2 S: 7	H: 0 LOB: 0 BB: 0 P: 10	R: 4 E: 1 K: 0 S: 18	H: 4 LOB: 2 BB: 1 P: 26	R: 0 E: 0 K: 1 S: 8	H: 0 LOB: 2 BB: 2 P: 20	R: 0 E: 0 K: 1 S: 11	H: 2 LOB: 2 BB: 0 P: 16	R: 1 E: 0 K: 1 S: 14	H: 2 LOB: 2 BB: 1 P: 22	1B: 10 2B: 0 3B: 0 HR: 2	SF: 1 DP: 0 HBP: 0	WP: 0 PB: 0 SB: 2 CS: 0	PA: 47
PITCHER	IP WLS BF H R ER SO BB IBB HBP BLK WP HR S P ERA WHIP																					
Mark Thompson, R ERA: 5.83	(1, 1) 5.1 L 26 7 7 6 4 2 0 0 0 0 0 2 52 82 10.12 1.688																					
Bryan Hickerson, L ERA: 5.75	(6, 1) 0.1 3 0 0 0 0 1 0 0 0 0 0 0 8 14 0.00 3.000																					
Steve Reed, R ERA: 1.97	(6, 1) 1.1 7 1 1 0 1 1 0 0 0 0 0 0 11 24 0.00 1.500																					
Lance Painter, L ERA: 4.3	(8, 1) 1.0 5 2 0 0 1 0 0 0 0 0 0 0 11 16 0.00 2.000																					
Darren Holmes, R ERA: 2.47	(9, 1) 1.0 6 2 1 1 1 0 1 0 0 0 0 0 14 22 9.00 2.000																					

Los Angeles Dodgers @ Colorado Rockies
Coors Field, Denver, CO
Tue Aug 01 1995, 7:05 PM MDT
Att: 48,071 - Unknown - 84 F

AB 39
R 9
H 12
RBI 9
BB 6
SO 7
LOB 25



Batter	1	2	3	4	5	6	7	8	9	AB	R	H	RBI	BB	SO	LOB	BOTTOM			
Eric Young Sr., R OBP: 0.394, SLG: 0.413										4	0	2	1	1	0	2				
Mike Kingsley, L OBP: 0.372, SLG: 0.451										3	1	1	1	0	0	3				
Ellis Burks, R OBP: 0.360, SLG: 0.497										1	0	0	0	0	0	2				
Lance Painter, L OBP: 0.333, SLG: 0.400										0	0	0	0	0	0	0				
Darren Holmes, R OBP: 0.344, SLG: 0.573										4	1	1	1	0	1	3				
Larry Walker, L OBP: 0.376, SLG: 0.599										4	0	0	0	0	2	0				
Andres Galarraga, R OBP: 0.332, SLG: 0.529										4	1	1	1	0	2	0				
Vinny Castilla, R OBP: 0.344, SLG: 0.572										4	1	0	0	0	1	0				
Joe Girardi, R OBP: 0.330, SLG: 0.386										4	2	2	2	0	0	0				
Walt Weiss, S OBP: 0.388, SLG: 0.297										4	0	2	0	0	0	0				
Mark Thompson, R OBP: 0.364, SLG: 0.364										1	0	0	0	0	1	0				
Bryan Hickerson, L OBP: 0.697, SLG: 0.500										0	0	0	0	0	0	0				
Steve Reed, R OBP: 0.500, SLG: 0.500										0	0	0	0	0	0	0				
John Vander Wal, L OBP: 0.475, SLG: 0.636										2	0	2	0	0	0	0				
Inning Stats	R: 0 E: 0 K: 0 S: 6	H: 0 LOB: 0 BB: 1 P: 14	R: 0 E: 0 K: 2 S: 10	H: 0 LOB: 0 BB: 0 P: 15	R: 0 E: 0 K: 1 S: 7	H: 0 LOB: 0 BB: 0 P: 11	R: 3 E: 0 K: 0 S: 11	H: 3 LOB: 0 BB: 0 P: 14	R: 0 E: 0 K: 2 S: 10	H: 0 LOB: 1 BB: 0 P: 13	R: 2 E: 0 K: 2 S: 13	H: 3 LOB: 2 BB: 0 P: 19	R: 0 E: 0 K: 0 S: 5	H: 0 LOB: 0 BB: 0 P: 9	R: 0 E: 0 K: 0 S: 12	H: 2 LOB: 1 BB: 0 P: 17	1B: 7 2B: 0 3B: 0 HR: 4	SF: 0 DP: 2 HBP: 0	WP: 1 PB: 0 SB: 0 CS: 1	PA: 37
PITCHER	IP WLS BF H R ER SO BB IBB HBP BLK WP HR S P ERA WHIP																			
Ismael Valdez, R ERA: 2.98	(1, 1) 1.1 8 3 2 2 3 0 0 0 0 0 1 1 18 26 13.50 2.250																			
Pedro Astacio, R ERA: 4.73	(6, 1) 0.1 1 0 0 0 0 0 0 0 0 0 0 0 2 3 0.00 0.000																			
John Cummings, L ERA: 4.08	(7, 1) 1.1 4 0 0 0 1 0 0 0 0 0 0 0 8 12 0.00 0.000																			
Antonio Osuna, R ERA: 7.02	(7, 1) 1.0 S 4 2 0 0 0 0 0 0 0 0 0 12 17 0.00 2.000																			
Todd Worrell, R ERA: 1.91	(9, 1) 1.0 S 4 2 0 0 0 0 0 0 0 0 0 12 17 0.00 2.000																			

Los Angeles Dodgers @ Colorado Rockies
Coors Field, Denver, CO
Tue Aug 01 1995, 7:05 PM MDT
Att: 48,071 - Unknown - 84 F

AB 35
R 6
H 11
RBI 6
BB 1
SO 7
LOB 10



Batter	1	2	3	4	5	6	7	8	9	AB	R	H	RBI	BB	SO	LOB	TOP										
Chad Fonville, S OBP: 0.313, SLG: 0.286 (1, 4)	F8		L6-4 BB	L6		G1-3		BB	FC6-4	4	0	0	0	2	0	4											
Jose Offerman, S OBP: 0.402, SLG: 0.404 (1, 6)	E3 BB HR		BB	1B		1B		L1		3	1	1	1	2	0	1											
Raul Mondesi, R OBP: 0.350, SLG: 0.523 (1, 9)	K		L6-4	1B		P4		K		5	0	1	2	0	2	5											
Mike Piazza, R OBP: 0.403, SLG: 0.602 (1, 2)	HR BB		G1-3	L4		1B		F9		4	1	1	0	1	0	4											
Eric Karros, R OBP: 0.379, SLG: 0.546 (1, 3)	HR			1B 2B		G5-3		G5-3		5	3	3	4	0	0	2											
Todd Hollandsworth, L OBP: 0.318, SLG: 0.461 (1, 8)	P6			1B BB 1B		K		B4-3		5	2	2	2	0	1	0											
Roberto Kelly, R OBP: 0.308, SLG: 0.359 (1, 7)		G1-3		BB 1B 1B		2B		HR		5	2	3	1	0	0	0											
Dave Hansen, L OBP: 0.393, SLG: 0.344 (1, 5)	F7			1B BB 1B		IBB		G4-3		4	1	1	0	1	0	0											
Kevin Tapani, R OBP: 0.274, SLG: 0.318 (7, PH) John Cummings, L OBP: 0.295, SLG: 0.386 (7, 1) Antonio Osuna, R OBP: 0.356, SLG: 0.412 (8, 1) Billy Ashley, R OBP: 0.356, SLG: 0.386 (8, PH) Pedro Astacio, R OBP: 0.172, SLG: 0.182 (9, 1) Todd Worrell, R OBP: 0.182, SLG: 0.182 (9, 1)		G6-3		K		K		K		3	0	0	0	0	2	5											
Inning Stats	R: 3 E: 1 K: 1 S: 10	H: 1 LOB: 0 BB: 1 P: 16	R: 0 E: 0 K: 0 S: 6	H: 0 LOB: 0 BB: 0 P: 10	R: 0 E: 0 K: 0 S: 8	H: 0 LOB: 1 BB: 2 P: 17	R: 4 E: 0 K: 1 S: 21	H: 5 LOB: 2 BB: 1 P: 30	R: 0 E: 0 K: 2 S: 11	H: 1 LOB: 2 BB: 1 P: 19	R: 0 E: 0 K: 1 S: 8	H: 2 LOB: 2 BB: 0 P: 14	R: 1 E: 0 K: 1 S: 8	H: 1 LOB: 0 BB: 0 P: 13	R: 0 E: 0 K: 1 S: 7	H: 0 LOB: 1 BB: 1 P: 11	R: 2 E: 0 K: 0 S: 11	H: 3 LOB: 1 BB: 0 P: 20	1B: 7 2B: 3 3B: 0 HR: 4	SF: 0 SAC: 0 DP: 1 HBP: 0	WP: 0 PA: 46 PB: 0 SB: 1 CS: 0						
PITCHER	IP	WLS	BF	H	R	ER	SO	BB	IBB	HBP	BLK	WP	HR	S	P	ERA	WHIP										
Kevin Ritz, R ERA: 4.13 (1, 1)	6.0	L	32	9	7	4	4	4	1	0	0	0	1	64	106	6.00	2.167										
Marvin Freeman, R ERA: 5.87 (7, 1)	2.0		8	1	1	1	2	1	0	0	0	0	1	15	24	4.50	1.000										
Bryan Hickerson, L ERA: 7.09 (9, 1)	1.0		6	3	2	2	0	0	0	0	0	0	2	11	20	18.00	3.000										

Los Angeles Dodgers @ Colorado Rockies
Coors Field, Denver, CO
Wed Aug 02 1995, 7:05 PM MDT
Att: 48,063 - Unknown - 85 F

AB 40
R 10
H 13
RBI 10
BB 6
SO 6
LOB 21



Batter	1	2	3	4	5	6	7	8	9	AB	R	H	RBI	BB	SO	LOB	BOTTOM										
Eric Young Sr., R OBP: 0.394, SLG: 0.420 (1, 4)	2B 3B	3B BB		FC6-4		G6-3			F9	4	2	1	0	1	0	2											
Mike Kingsley, L OBP: 0.375, SLG: 0.465 (1, 8)	G4-3 HR	1B 3B				G5-3		K		3	1	2	2	0	0	0											
Jim Tatum, R OBP: 0.346, SLG: 0.440 (7, PH) Jason Bates, S OBP: 0.345, SLG: 0.430 (8, 4)	HR 2B	1H 3B						K		1	0	0	0	0	1	0											
Larry Walker, L OBP: 0.376, SLG: 0.606 (1, 9)	G4-3	K				1B		K		5	1	2	1	0	2	2											
Andres Galarraga, R OBP: 0.331, SLG: 0.524 (1, 3)	K			F9		1B		G4-3		5	0	1	0	0	2	1											
Dante Bichette, R OBP: 0.346, SLG: 0.589 (1, 7)	HR			K		F9		HR		4	2	2	3	0	1	2											
Vinny Castilla, R OBP: 0.343, SLG: 0.577 (1, 5)	HR			F8		G4-3		K		4	1	1	1	0	1	2											
Joe Girardi, R OBP: 0.326, SLG: 0.381 (1, 2)	F9			L9		G4-3		P9		4	0	0	0	0	0	0											
Walt Weiss, S OBP: 0.389, SLG: 0.301 (1, 6)		K		F7		G4-3 2B		BB		3	0	1	0	1	1	0											
Kevin Ritz, R OBP: 0.364, SLG: 0.310 (6, PH) John Vander Wal, L OBP: 0.469, SLG: 0.627 (7, 1) Marvin Freeman, R OBP: 0.091, SLG: 0.227 (8, PH) Ellis Burks, R OBP: 0.358, SLG: 0.494 (9, 1) Bryan Hickerson, L OBP: 0.097, SLG: 0.500 (9, 1)		K		FC6-4 1B		G4-3		K		2	0	1	0	0	1	1											
Inning Stats	R: 4 E: 0 K: 1 S: 15	H: 4 LOB: 0 BB: 0 P: 23	R: 1 E: 0 K: 3 S: 12	H: 1 LOB: 1 BB: 1 P: 21	R: 0 E: 0 K: 1 S: 8	H: 0 LOB: 0 BB: 0 P: 10	R: 0 E: 0 K: 0 S: 6	H: 1 LOB: 1 BB: 0 P: 6	R: 0 E: 0 K: 0 S: 9	H: 2 LOB: 2 BB: 0 P: 14	R: 0 E: 0 K: 2 S: 8	H: 0 LOB: 0 BB: 0 P: 10	R: 1 E: 0 K: 2 S: 10	H: 1 LOB: 1 BB: 1 P: 17	R: 1 E: 0 K: 2 S: 12	H: 1 LOB: 0 BB: 0 P: 18	1B: 3 2B: 2 3B: 2 HR: 4	SF: 0 SAC: 0 DP: 0 HBP: 0	WP: 0 PA: 40 PB: 0 SB: 0 CS: 0								
PITCHER	IP	WLS	BF	H	R	ER	SO	BB	IBB	HBP	BLK	WP	HR	S	P	ERA	WHIP										
Kevin Tapani, R ERA: 5.03 (7, 1)	1.0		4	1	1	1	2	0	0	0	0	0	1	9	11	9.00	1.000										
Antonio Osuna, R ERA: 6.62 (8, 1)	1.0		4	0	0	0	2	1	0	0	0	0	0	9	16	0.00	1.000										
Pedro Astacio, R ERA: 4.81 (9, 1)	0.2		3	1	1	1	1	0	0	0	0	0	1	9	14	13.50	1.500										
Todd Worrell, R ERA: 1.89 (9, 1)	0.1		0	0	0	0	1	0	0	0	0	0	0	3	4	0.00	0.000										

Los Angeles Dodgers @ Colorado Rockies
Coors Field, Denver, CO
Wed Aug 02 1995, 7:05 PM MDT
Att: 48,063 - Unknown - 85 F

AB 38
R 7
H 11
RBI 7
BB 2
SO 11
LOB 11



Batter	1	2	3	4	5	6	7	8	9	AB	R	H	RBI	BB	SO	LOB	TOP			
Chad Fonville, S OBP: 0.314, SLG: 0.282	1-2 P6		1-2 G2-3	4-2 BB		2-2 G3 1B	2-3 K		3-2 L4	5	0	1	0	1	1	3				
Jose Offerman, S OBP: 0.396, SLG: 0.398	3-2 F7		1-3 K	1-1 P6		2-2 G3		0-0 G1-3		5	0	0	0	0	1	4				
Raul Mondesi, R OBP: 0.354, SLG: 0.524	2-2 1B		0-0		1-1 1B	0-1 L8		0-3 K	FC5-4	5	1	3	0	0	1	1				
Mike Piazza, R OBP: 0.403, SLG: 0.597	0-0 1B		0-1 F8		0-2 1B BB	1-0 G5-3		0-0 F8		5	0	2	0	0	0	3				
Eric Karros, R OBP: 0.380, SLG: 0.542	0-1 P4			0-0 1B G3 1B	1-2 1B BB		2-3 K	FC5-4		4	1	1	0	1	1	3				
Todd Hollandsworth, L OBP: 0.311, SLG: 0.457		0-0 L8		0-3 K	1-3 K		0-1 2B		1-2 F7	5	1	1	0	0	2	4				
Roberto Kelly, R OBP: 0.315, SLG: 0.368		1-3 K		0-2 G3 1B	1-2 1B	1-2 2-3 3-H	2-1 2B		0-1 S 1B	5	1	4	2	0	1	0				
Dave Hansen, L OBP: 0.402, SLG: 0.360		4-2 BB		1-0 G3 1B	3-1 F9		3-2 2B		3-3 K	4	0	2	1	1	1	4				
Ramon Martinez, R OBP: 0.152, SLG: 0.178		0-3 K		2-2 G3	0-3 K		0-0 G5-3		4-1 BB	3	0	0	0	1	0	2	6			
Inning Stats	R: 0 E: 0 K: 0 S: 15	H: 2 LOB: 2 BB: 0 P: 21	R: 0 E: 0 K: 2 S: 12	H: 0 LOB: 1 BB: 1 P: 17	R: 0 E: 0 K: 1 S: 9	H: 1 LOB: 0 BB: 0 P: 11	R: 1 E: 0 K: 1 S: 20	H: 3 LOB: 3 BB: 1 P: 28	R: 0 E: 0 K: 0 S: 9	H: 1 LOB: 1 BB: 0 P: 14	R: 2 E: 0 K: 2 S: 14	H: 3 LOB: 1 BB: 0 P: 23	R: 0 E: 0 K: 1 S: 8	H: 0 LOB: 1 BB: 0 P: 10	R: 0 E: 0 K: 1 S: 14	H: 1 LOB: 2 BB: 1 P: 25	1B: 11 2B: 3 3B: 0 HR: 0	SF: 0 SAC: 0 DP: 0 HBP: 0	WP: 1 PB: 0 SB: 1 CS: 0	PA: 46
PITCHER	IP	WLS	BF	H	R	ER	SO	BB	IBB	HBP	BLK	WP	HR	S	P	ERA	WHIP			
Bret Saberhagen, R ERA: 3.48	6.1	W	35	13	4	4	7	3	0	0	0	0	0	93	135	5.68	2.526			
Lance Painter, L ERA: 4.19	0.2		2	0	0	0	1	0	0	0	0	0	0	4	6	0.00	0.000			
Curt Leskanic, R ERA: 3.0	2.0		9	1	0	0	2	1	0	0	0	1	0	22	35	0.00	1.000			

Los Angeles Dodgers @ Colorado Rockies
Coors Field, Denver, CO
Thu Aug 03 1995, 3:33 AM MDT
Att: 48,024 - Cloudy - 86 F

AB	42
R	4
H	14
RBI	4
BB	4
SO	10
LOB	29



Batter	1	2	3	4	5	6	7	8	9	AB	R	H	RBI	BB	SO	LOB	BOTTOM			
Eric Young Sr., R OBP: 0.394, SLG: 0.422	2-1 F9	0-0 B1-2			2-0 G5-3		2-2 S SH 3B HBP	2-0 1B 2B		4	2	1	0	0	0	0				
Mike Kingsley, L OBP: 0.377, SLG: 0.468	4-0 BB HR BB		3-3 K		0-0 2B		1-1 SH 3B S	0-3 K		3	2	1	0	1	2	1				
Larry Walker, L OBP: 0.376, SLG: 0.611	4-0 1-2 HR BB		3-2 HR		0-0 G3-1		1-0 P6	0-3 K		4	2	1	1	1	1	4				
Andres Galarraga, R OBP: 0.334, SLG: 0.531	2-1 P3		1-2 1B		1-0 F7		2-2 FC5-2 3B	2-2 2H 1B		5	0	3	3	0	0	3				
Dante Bichette, R OBP: 0.346, SLG: 0.593	0-1 1-H 2-H HR		2-0 F9		1-2 K		4-0 BB FC5-2 IBB	2-2 L8		4	2	1	3	1	1	2				
Vinny Castilla, R OBP: 0.345, SLG: 0.588	3-2 HR		1-2 G1-3		2-0 2B		0-0 FC5-2 BB BB	1-2 1-2 3-H		4	1	2	1	0	0	3				
Joe Girardi, R OBP: 0.328, SLG: 0.380	0-1 G4-3			0-0 CS 1B	1-3 K		1-2 2-3 BB			3	0	1	0	1	1	1				
Walt Weiss, S OBP: 0.390, SLG: 0.299		0-1 L8		3-2 L9	4-0 IBB		4-0 FC6-4			2	0	0	1	2	0	1				
Bret Saberhagen, R OBP: 0.128, SLG: 0.132		2-1 F9		0-1 L7	0-1 G2-3		0-1 FC6-4			3	0	0	0	0	0	2				
Lance Painter, L ERA: 4.64	0.1		3	0	2	0	0	0	0	0	0	0	0	0	0	0				
Rudy Seanez, R ERA: 6.14	0.1		5	1	1	0	0	2	1	0	0	0	0	0	0	3				
John Cummings, L ERA: 4.5	1.1		6	2	1	1	2	0	0	0	0	0	0	0	0	0				
Inning Stats	R: 4 E: 0 K: 0 S: 11	H: 2 LOB: 0 BB: 2 P: 26	R: 0 E: 0 K: 0 S: 5	H: 0 LOB: 0 BB: 0 P: 7	R: 1 E: 0 K: 1 S: 17	H: 2 LOB: 1 BB: 0 P: 27	R: 0 E: 0 K: 0 S: 7	H: 1 LOB: 0 BB: 0 P: 10	R: 0 E: 0 K: 0 S: 4	H: 1 LOB: 1 BB: 0 P: 7	R: 0 E: 0 K: 2 S: 9	H: 1 LOB: 2 BB: 1 P: 17	R: 3 E: 1 K: 0 S: 11	H: 1 LOB: 3 BB: 3 P: 32	R: 1 E: 0 K: 2 S: 13	H: 2 LOB: 1 BB: 0 P: 19	1B: 3 2B: 3 3B: 1 HR: 3	SF: 0 SAC: 1 DP: 0 HBP: 1	WP: 0 PB: 0 SB: 2 CS: 1	PA: 41
PITCHER	IP	WLS	BF	H	R	ER	SO	BB	IBB	HBP	BLK	WP	HR	S	P	ERA	WHIP			
Ramon Martinez, R ERA: 4.11	6.0	L	27	7	5	5	3	2	0	0	0	0	0	5	9	54.00	0.000			
John Cummings, L ERA: 4.5	1.1		6	2	1	1	2	0	0	0	0	0	0	15	24	6.75	1.500			

Los Angeles Dodgers @ Colorado Rockies
Coors Field, Denver, CO
Thu Aug 03 1995, 3:33 AM MDT
Att: 48,024 - Cloudy - 86 F

AB	33
R	9
H	10
RBI	9
BB	6
SO	5
LOB	20



Batter	1	2	3	4	5	6	7	8	9	AB	R	H	RBI	BB	SO	LOB	TOP										
Chad Fonville, S OBP: 0.309, SLG: 0.278 (1, 4)										5	0	1	1	0	0	1	Los Angeles Dodgers @ San Francisco Giants Candlestick Park, San Francisco, CA Fri Aug 04 1995, 10:05 PM EDT Att: 25,023 - Unknown - 67 F										
Jose Offerman, S OBP: 0.336, SLG: 0.398 Delino DeShields, L OBP: 0.324, SLG: 0.323 (7, 4)										3	0	1	0	0	1	3											
Raul Mondesi, R OBP: 0.325, SLG: 0.523 Billy Ashley, R OBP: 0.327, SLG: 0.384 (7, 7)										3	0	1	0	0	2	3											
Mike Piazza, R OBP: 0.406, SLG: 0.598 Carlos Hernandez, R OBP: 0.208, SLG: 0.186 (6, 2)										3	0	2	0	0	1	0											
Eric Karros, R OBP: 0.381, SLG: 0.539 (1, 3)										2	0	0	0	1	0	2											
Roberto Kelly, R OBP: 0.312, SLG: 0.365 Mark Guthrie, R (7, 1)										3	0	0	0	0	1	5											
Pedro Astacio, R OBP: 0.174, SLG: 0.182 (8, 1)										1	0	0	0	0	0	1											
Tim Wallach, R OBP: 0.395, SLG: 0.395 Dave Hansen, L OBP: 0.400, SLG: 0.359 (3, 5)										3	1	1	0	0	0	3											
Todd Hollandsworth, L OBP: 0.309, SLG: 0.447 (1, 8)										4	0	1	0	0	0	2											
Tom Candiotti, R OBP: 0.200, SLG: 0.135 Chris Gwynn, L OBP: 0.270, SLG: 0.313 Rudy Seanez, R (5, 1)										0	0	0	0	1	0	0											
Mitch Webster, S OBP: 0.209, SLG: 0.250 (7, 9)										2	0	0	0	0	1	0											
Inning Stats	R: 0 E: 0 K: 1 S: 6	H: 1 LOB: 0 BB: 0 P: 9	R: 0 E: 0 K: 1 S: 9	H: 0 LOB: 1 BB: 0 P: 14	R: 0 E: 0 K: 1 S: 10	H: 0 LOB: 1 BB: 1 P: 15	R: 0 E: 0 K: 0 S: 5	H: 2 LOB: 1 BB: 0 P: 9	R: 1 E: 0 K: 1 S: 14	H: 3 LOB: 2 BB: 0 P: 22	R: 0 E: 0 K: 1 S: 10	H: 1 LOB: 2 BB: 1 P: 18	R: 0 E: 0 K: 1 S: 10	H: 0 LOB: 1 BB: 1 P: 18	R: 0 E: 1 K: 0 S: 9	H: 0 LOB: 1 BB: 0 P: 14	R: 0 E: 0 K: 1 S: 10	H: 0 LOB: 0 BB: 0 P: 15	1B: 7 2B: 0 3B: 0 HR: 0	SF: 0 SAC: 0 DP: 1 HBP: 1	WP: 0 PB: 0 SB: 0 CS: 1	PA: 37					
PITCHER	IP	WLS	BF	H	R	ER	SO	BB	IBB	HBP	BLK	WP	HR	S	P	ERA	WHIP										
William Van Landonham, R ERA: 3.98 (1, 1)	7.0	W	30	7	1	0	6	3	0	1	0	0	0	64	105	0.00	1.429										
Chris Hook, R ERA: 5.02 (8, 1)	1.0		4	0	0	0	0	0	0	0	0	0	0	9	14	0.00	0.000										
Terry Mulholland, L ERA: 7.36 (9, 1)	1.0		3	0	0	0	1	0	0	0	0	0	0	10	15	0.00	0.000										

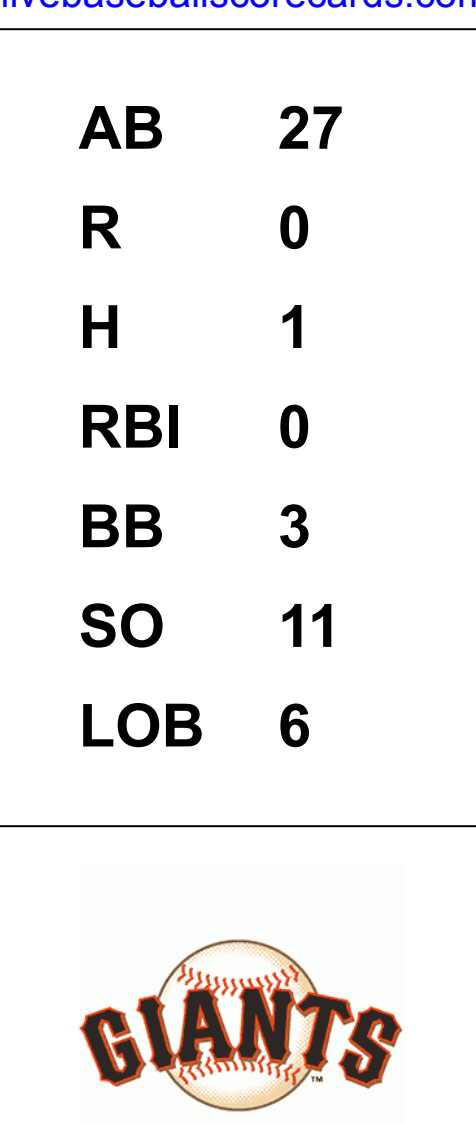
Batter	1	2	3	4	5	6	7	8	9	AB	R	H	RBI	BB	SO	LOB	BOTTOM										
Deion Sanders, L OBP: 0.282, SLG: 0.324 Terry Mulholland, R OBP: 0.074, SLG: 0.115 (9, 1)										4	1	1	0	0	1	0	Los Angeles Dodgers @ San Francisco Giants Candlestick Park, San Francisco, CA Fri Aug 04 1995, 10:05 PM EDT Att: 25,023 - Unknown - 67 F										
Robby Thompson, R OBP: 0.322, SLG: 0.320 John Patterson, S OBP: 0.265, SLG: 0.292 (7, 4)										4	1	2	0	0	0	1											
Barry Bonds, L OBP: 0.432, SLG: 0.582 Rikkert Faneyte, R OBP: 0.333, SLG: 0.286 (9, 8)										1	4	0	0	3	0	1											
Glenallen Hill, R OBP: 0.323, SLG: 0.481 (1, 9)										5	3	3	3	0	0	1											
Mark Carreon, R OBP: 0.331, SLG: 0.486 J.R. Phillips, L OBP: 0.229, SLG: 0.277 (7, 3)										3	2	3	5	0	0	0											
Royce Clayton, R OBP: 0.299, SLG: 0.342 (1, 6)										5	1	3	3	0	1	2											
Kirt Manwaring, R OBP: 0.331, SLG: 0.362 Tom Lampkin, L OBP: 0.346, SLG: 0.348 (9, 7)										4	0	0	0	0	0	4											
Steve Scarson, R OBP: 0.332, SLG: 0.521 (1, 5)										5	0	1	1	0	0	1											
William Van Landonham, R OBP: 0.192, SLG: 0.385 Chris Hook, R (8, 1)										4	1	1	1	0	2	1											
Jeff Reed, L OBP: 0.392, SLG: 0.305 (9, 2)										0	0	0	0	0	0	0											
Inning Stats	R: 3 E: 0 K: 0 S: 16	H: 4 LOB: 1 BB: 1 P: 26	R: 4 E: 0 K: 0 S: 12	H: 4 LOB: 2 BB: 0 P: 18	R: 0 E: 0 K: 1 S: 6	H: 0 LOB: 0 BB: 0 P: 10	R: 3 E: 0 K: 0 S: 11	H: 2 LOB: 0 BB: 1 P: 20	R: 0 E: 0 K: 1 S: 6	H: 0 LOB: 0 BB: 0 P: 8	R: 4 E: 0 K: 2 S: 17	H: 4 LOB: 1 BB: 1 P: 31	R: 1 E: 0 K: 1 S: 8	H: 1 LOB: 0 BB: 0 P: 12	R: 0 E: 0 K: 1 S: 14	H: 1 LOB: 1 BB: 0 P: 20	1B: 9 2B: 3 3B: 0 HR: 4	SF: 0 SAC: 0 DP: 0 HBP: 2	WP: 1 PB: 0 SB: 1 CS: 1	PA: 44							
PITCHER	IP	WLS	BF	H	R	ER	SO	BB	IBB	HBP	BLK	WP	HR	S	P	ERA	WHIP										
Tom Candiotti, R ERA: 3.6 (1, 1)	4.0	L	25	10	10	10	10	2	0	0	0	0	0	45	74	22.50	3.000										
Rudy Seanez, R ERA: 6.93 (5, 1)	2.0		11	4	4	4	3	1	0	0	0	0	0	23	39	18.00	2.500										
Mark Guthrie, L ERA: 4.74 (7, 1)	1.0		4	1	1	1	1	0	0	0	0	0	1	8	12	9.00	1.000										
Pedro Astacio, R ERA: 4.74 (8, 1)	1.0		4	1	0	0	1	0	0	0	0	0	0	14	20	0.00	1.000										



Batter	1	2	3	4	5	6	7	8	9	AB	R	H	RBI	BB	SO	LOB	TOP								
Chad Fonville, S OBP: 0.307, SLG: 0.271 (1, 4)	B1-3 ①		4-1 S 2B BB		1-1 SH1-4 ①		0-3 K ③		1-0 L6 ③	3	1	0	0	1	1	2	Los Angeles Dodgers @ San Francisco Giants Candlestick Park, San Francisco, CA Sat Aug 05 1995, 10:05 PM EDT Att: 43,167 - Unknown - 63 F								
Jose Offerman, S OBP: 0.394, SLG: 0.394 (1, 6)	F7 ②		4-2 2B SF9 BB		3-2 FC6-5 FC4-6 ②		0-0 F9 ①			3	1	0	0	1	0	1									
Raul Mondesi, R OBP: 0.352, SLG: 0.522 (1, 9)	K ③		2-1 SF9 1-3 2-H 2B		0-2 FC4-6 ③		0-3 K ②			4	0	1	1	0	2	1									
Mike Piazza, R OBP: 0.408, SLG: 0.603 (1, 2)		2-2 G6-4-3 1B	0-1 SF9 2-3 3-H 2B		1-2 G3 2B ①		1-3 K ③			3	0	2	1	0	1	0									
Eric Karros, R OBP: 0.377, SLG: 0.533 (1, 3)		2-0 G6-4-3 1-2 ①	3-2 P3 ③		1-2 P6 ①		0-2 G5-3 ①			4	0	0	0	0	0	3									
Dave Hansen, L OBP: 0.403, SLG: 0.368 (1, 5)		1-1 2B		2-1 P3 ①		2-2 G3 ②		4-2 1B BB		3	1	1	0	1	0	1									
Roberto Kelly, R OBP: 0.312, SLG: 0.362 (1, 7)		4-1 BB		0-0 P7 ②		0-1 F7 ③		1-0 F8 ②		3	0	0	0	1	0	2									
Todd Hollandsworth, L OBP: 0.306, SLG: 0.438 (1, 8)		1-2 F8 ③		0-0 P6 ③		0-3 K ①		1-0 1B 1B		4	0	1	0	0	1	2									
Hideo Nomo, R OBP: 0.085, SLG: 0.085 (1, 1)			0-0 G4-3 ①		2-1 FC6-5 SH1-4 1B		1-3 K ②		2-2 1-3 2-H 1B	4	0	2	1	0	1	0									
Inning Stats	R: 0 E: 0 K: 1 S: 8	H: 0 LOB: 0 BB: 0 P: 13	R: 0 E: 0 K: 0 S: 11	H: 2 LOB: 2 BB: 1 P: 21	R: 2 E: 0 K: 0 S: 17	H: 1 LOB: 1 BB: 2 P: 30	R: 0 E: 0 K: 0 S: 4	H: 0 LOB: 0 BB: 0 P: 6	R: 0 E: 0 K: 0 S: 10	H: 1 LOB: 1 BB: 0 P: 16	R: 0 E: 0 K: 0 S: 11	H: 1 LOB: 1 BB: 0 P: 15	R: 0 E: 0 K: 3 S: 9	H: 0 LOB: 0 BB: 0 P: 10	R: 0 E: 0 K: 2 S: 7	H: 0 LOB: 0 BB: 0 P: 8	R: 1 E: 0 K: 0 S: 13	H: 2 LOB: 2 BB: 1 P: 22	1B: 4 2B: 3 3B: 0 HR: 0	SF: 1 SAC: 1 DP: 1 HBP: 0	WP: 0 PB: 0 SB: 1 CS: 0	PA: 37			
PITCHER	IP	WLS	BF	H	R	ER	SO	BB	IBB	HBP	BLK	WP	HR	S	P	ERA	WHIP								
Jamie Brewington, R ERA: 3.32 (1, 1)	6.0	L	25	5	2	2	1	3	0	0	0	0	0	61	101	3.00	1.333								
Terry Mulholland, L ERA: 7.27 (7, 1)	1.0		3	0	0	0	3	0	0	0	0	0	0	9	10	0.00	0.000								
Scott Service, R ERA: 3.0 (8, 1)	1.0		3	0	0	0	2	0	0	0	0	0	0	7	8	0.00	0.000								
Shawn Barton, L ERA: 3.52 (9, 1)	1.0		6	2	1	1	0	1	0	0	0	0	0	13	22	9.00	3.000								

Batter	1	2	3	4	5	6	7	8	9	AB	R	H	RBI	BB	SO	LOB	BOTTOM								
Deion Sanders, L OBP: 0.276, SLG: 0.316 (1, 8)	G4-3 ①		1-0 P6 ②		0-3 K ②		0-0 G6-3 ③			4	0	0	0	0	1	1	Los Angeles Dodgers @ San Francisco Giants Candlestick Park, San Francisco, CA Sat Aug 05 1995, 10:05 PM EDT Att: 43,167 - Unknown - 63 F								
Robby Thompson, R OBP: 0.317, SLG: 0.315 (1, 4)	P3 ②		2-1 F9 ③		3-3 K ③		2-2 P3 ①			4	0	0	0	0	1	1									
Barry Bonds, L OBP: 0.428, SLG: 0.574 (1, 7)	F8 ③		2-3 K ①		2-3 K ①		0-1 F7 ②			4	0	0	0	0	2	0									
Glenallen Hill, R OBP: 0.320, SLG: 0.475 (1, 9)		1-3 K ①		1-2 P7 ②		2-0 P9 ②		0-3 K2-3 ③		4	0	0	0	0	2	0									
Mark Carreon, R OBP: 0.344, SLG: 0.484 (1, 3)		4-2 BB		1-0 G5-3 ③		4-2 1B BB				1	0	0	0	2	0	0									
Royce Clayton, R OBP: 0.299, SLG: 0.342 (1, 6)		1-3 K ②		3-2 P3 ①		2-2 1B ②				3	0	1	0	0	1	1									
Kirt Manwaring, R OBP: 0.327, SLG: 0.358 (1, 2)		0-2 F8 ③		0-0 G5-3 ②		3-3 K ③				3	0	0	0	0	1	3									
Steve Scarson, R OBP: 0.332, SLG: 0.515 (1, 5)			4-2 SH1-4 BB ①		0-2 F8 ③		1-3 K ②			2	0	0	0	1	1	0									
Jamie Brewington, R OBP: 0.167, SLG: 0.167 (5, PH)			0-0 SH1-4 ①		1-3 K ①		1-3 K ②			0	0	0	0	0	0	0									
John Patterson, S OBP: 0.253, SLG: 0.250 (7, 1)										1	0	0	0	0	0	0									
Terry Mulholland, R OBP: 0.204, SLG: 0.115 (7, 1)										0	0	0	0	0	0	0									
Scott Service, R OBP: 0.306, SLG: 0.300 (8, 1)										1	0	0	0	0	1	0									
Jeff Reed, L OBP: 0.386, SLG: 0.300 (8, PH)										0	0	0	0	0	0	0									
Shawn Barton, R (9, 1)										0	0	0	0	0	0	0									
Inning Stats	R: 0 E: 0 K: 0 S: 3	H: 0 LOB: 0 BB: 0 P: 5	R: 0 E: 0 K: 2 S: 13	H: 0 LOB: 1 BB: 1 P: 19	R: 0 E: 0 K: 0 S: 6	H: 0 LOB: 1 BB: 1 P: 13	R: 0 E: 0 K: 1 S: 7	H: 0 LOB: 0 BB: 0 P: 11	R: 0 E: 0 K: 0 S: 7	H: 0 LOB: 0 BB: 0 P: 10	R: 0 E: 0 K: 3 S: 11	H: 0 LOB: 0 BB: 0 P: 15	R: 0 E: 0 K: 2 S: 13	H: 1 LOB: 2 BB: 1 P: 26	R: 0 E: 0 K: 2 S: 8	H: 0 LOB: 0 BB: 0 P: 10	R: 0 E: 0 K: 1 S: 8	H: 0 LOB: 0 BB: 0 P: 10	1B: 1 2B: 0 3B: 0 HR: 0	SF: 0 SAC: 1 DP: 0 HBP: 0	WP: 0 PB: 0 SB: 0 CS: 0	PA: 31			
PITCHER	IP	WLS	BF	H	R	ER	SO	BB	IBB	HBP	BLK	WP	HR	S	P	ERA	WHIP								
Hideo Nomo, R ERA: 1.89 (1, 1)	9.0	W	31	1	0	0	11	3	0	0	0	0	0	76	119	0.00	0.444								

AB	31
R	3
H	7
RBI	3
BB	4
SO	6
LOB	12



Batter	1	2	3	4	5	6	7	8	9	AB	R	H	RBI	BB	SO	LOB	TOP		
Chad Fonville, S OBP: 0.305, SLG: 0.270	1-3 K		1-1 P6		0-1 G3		1-2 1B			4	0	1	0	0	1	0	Los Angeles Dodgers @ San Francisco Giants Candlestick Park, San Francisco, CA Sun Aug 06 1995, 6:33 AM EDT Att: 38,678 - Sunny - 70 F		
Jose Offerman, S OBP: 0.395, SLG: 0.404	1-0 WP 1B		1-0 G1-3		1-0 HR		2-3 K			4	1	2	1	0	1	2			
Raul Mondesi, R OBP: 0.351, SLG: 0.522	2-2 K		2-2 2B		2-1 L7			2-2 F7		4	0	1	0	0	1	1			
Eric Karros, R OBP: 0.376, SLG: 0.528	4-0 1B		0-3 K			2-2 F9		2-3 K		3	0	0	0	1	2	1			
Roberto Kelly, R OBP: 0.308, SLG: 0.358	0-2 L5			1-1 G6-3		0-1 L7		0-3 K		4	0	0	0	0	1	2			
Dave Hansen, L OBP: 0.391, SLG: 0.355		3-3 K		2-3 K		1-1 G4-3			2-2 P5	4	0	0	0	0	2	0			
Carlos Hernandez, R OBP: 0.213, SLG: 0.181 Delino DeShields, L OBP: 0.323, SLG: 0.322		2-2 F9		3-2 HBP			1-3 K		2-3 K	2	0	0	0	0	1	0			
Todd Hollandsworth, L OBP: 0.314, SLG: 0.435		2-1 1B		0-0 L8			4-2 1B BB		1-2 G6-3	3	0	1	0	1	0	1			
Ismael Valdez, R OBP: 0.100, SLG: 0.100 John Cummings, L OBP: 0.267, SLG: 0.309 Antonio Osuna, R OBP: 0.309, SLG: 0.309 Mark Guthrie, R OBP: 0.309, SLG: 0.309		0-2 G6-3			0-1 P9		0-2 P8			2	0	0	0	0	0	1			
Inning Stats	R: 0 E: 0 K: 2 S: 11	H: 1 LOB: 2 BB: 1 P: 19	R: 0 E: 0 K: 1 S: 12	H: 1 LOB: 1 BB: 0 P: 19	R: 0 E: 0 K: 1 S: 9	H: 0 LOB: 1 BB: 0 P: 15	R: 1 E: 0 K: 0 S: 7	H: 1 LOB: 0 BB: 0 P: 10	R: 0 E: 0 K: 2 S: 19	H: 1 LOB: 2 BB: 1 P: 27	R: 0 E: 0 K: 2 S: 11	H: 0 LOB: 0 BB: 0 P: 15	R: 0 E: 0 K: 1 S: 11	H: 0 LOB: 0 BB: 0 P: 16	1B: 3 2B: 1 3B: 0 HR: 1	SF: 0 SAC: 0 DP: 0 HBP: 1		WP: 1 PB: 0 SB: 0 CS: 0	PA: 35
PITCHER Mark Leiter, R ERA: 3.21	IP: 9.0 WLS: W BF: 35 H: 5 R: 1 ER: 1 SO: 10 BB: 2 IBB: 0 HBP: 1 BLK: 0 WP: 1 HR: 1 S: 96 P: 144 ERA: 1.00 WHIP: 0.778											PITCHER	IP: 9.0 WLS: W BF: 35 H: 5 R: 1 ER: 1 SO: 10 BB: 2 IBB: 0 HBP: 1 BLK: 0 WP: 1 HR: 1 S: 96 P: 144 ERA: 1.00 WHIP: 0.778						

Batter	1	2	3	4	5	6	7	8	9	AB	R	H	RBI	BB	SO	LOB	BOTTOM		
Deion Sanders, L OBP: 0.276, SLG: 0.320	0-1 G5-3			0-1 P8		3-2 G3-1				4	0	1	0	0	0	3	Los Angeles Dodgers @ San Francisco Giants Candlestick Park, San Francisco, CA Sun Aug 06 1995, 6:33 AM EDT Att: 38,678 - Sunny - 70 F		
Robby Thompson, R OBP: 0.316, SLG: 0.311	4-2 BB 1B	1-2 G5-3			0-3 K		2-3 K			3	1	0	0	1	2	1			
Barry Bonds, L OBP: 0.429, SLG: 0.572	4-1 1B 1-2 BLK BB		0-0 G3		3-3 K		3-2 E8 1B 1B			3	1	1	0	1	1	0			
Mark Carreon, R OBP: 0.347, SLG: 0.485	2-2 1B BLK		0-2 G1-3		1-3 K		0-0 1B		2-3 1B	4	0	2	1	0	1	0			
Glenallen Hill, R OBP: 0.322, SLG: 0.474	0-0 G6-3		0-0 1B		4-2 1B BLK G3 BB		1 SAFE P5		0-0 P5	3	1	1	0	1	0	3			
Royce Clayton, R OBP: 0.299, SLG: 0.341	1-1 1B		1-1 P4		1 SAFE K		1 SAFE K		2-3 K	4	0	1	0	0	2	4			
Jeff Reed, L OBP: 0.382, SLG: 0.291	1-1 G3			0-0 L7		4-0 G3 1B IBB		2-3 K		3	0	0	0	1	1	2			
Mike Benjamin, R OBP: 0.286, SLG: 0.357		1-2 G4-3		2-2 E9		2-1 G3 1B		0-0 L8		4	0	1	0	0	0	0			
Mark Leiter, R OBP: 0.116, SLG: 0.073		0-0 G1-3		1-0 P3		3-2 G3		1-3 K		4	0	0	1	0	1	3			
Inning Stats	R: 2 E: 0 K: 0 S: 13	H: 2 LOB: 2 BB: 2 P: 25	R: 0 E: 0 K: 0 S: 8	H: 1 LOB: 1 BB: 0 P: 12	R: 0 E: 1 K: 0 S: 7	H: 0 LOB: 1 BB: 0 P: 10	R: 0 E: 0 K: 3 S: 9	H: 0 LOB: 0 BB: 0 P: 13	R: 1 E: 0 K: 2 S: 14	H: 1 LOB: 2 BB: 2 P: 32	R: 0 E: 0 K: 2 S: 11	H: 0 LOB: 0 BB: 0 P: 10	R: 0 E: 0 K: 2 S: 7	H: 0 LOB: 0 BB: 0 P: 10	1B: 6 2B: 1 3B: 0 HR: 0	SF: 0 SAC: 0 DP: 0 HBP: 0		WP: 0 PB: 0 SB: 0 CS: 0	PA: 36
PITCHER Ismael Valdez, R ERA: 3.06 John Cummings, L ERA: 4.43 Antonio Osuna, R ERA: 6.27 Mark Guthrie, L ERA: 4.63	IP: 0.1 WLS: L BF: 1 H: 0 R: 0 ER: 0 SO: 0 BB: 0 IBB: 0 HBP: 0 BLK: 0 WP: 0 HR: 0 S: 5 P: 27 ERA: 0.00 WHIP: 0.000											PITCHER	IP: 0.1 WLS: L BF: 1 H: 0 R: 0 ER: 0 SO: 0 BB: 0 IBB: 0 HBP: 0 BLK: 0 WP: 0 HR: 0 S: 5 P: 27 ERA: 0.00 WHIP: 0.000						

Batter	1	2	3	4	5	6	7	8	9	AB	R	H	RBI	BB	SO	LOB	TOP																		
Ramon Caraballo, S (1,4) OBP: 0.298, SLG: 0.365										3	1	1	0	1	1	0	St. Louis Cardinals @ Los Angeles Dodgers Dodger Stadium, Los Angeles, CA Tue Aug 08 1995, 7:05 PM PDT Att: 33,602 - Unknown - 85 F livebaseballscorecards.com																		
Bernard Gilkey, R (1,7) OBP: 0.367, SLG: 0.452										1	1	0	0	2	0	0																			
Brian Jordan, R (1,9) OBP: 0.332, SLG: 0.470										4	0	0	0	0	2	6																			
Ray Lankford, L (1,8) OBP: 0.347, SLG: 0.474										4	0	1	1	0	3	4																			
Darnell Coles, R (1,5) OBP: 0.310, SLG: 0.346										4	0	0	1	0	0	1																			
John Mabry, L (1,3) OBP: 0.316, SLG: 0.349										4	0	0	0	0	1	1																			
Danny Sheaffer, R (1,2) OBP: 0.307, SLG: 0.369										4	1	2	0	0	0	0																			
José Oquendo, S (1,6) OBP: 0.336, SLG: 0.307										3	0	0	0	0	0	1																			
Gerald Perry, L (9, PH) OBP: 0.226, SLG: 0.219										1	0	1	0	0	0	0																			
Donovan Osborne, S (1,1) OBP: 0.143, SLG: 0.286										2	0	1	1	0	1	0																			
Mark Sweeney, L (7, PH) OBP: 0.167, SLG: 0.167										1	0	0	0	0	0	0																			
Rich DeLucia, R (7, PH) OBP: 0.300, SLG: 0.222										0	0	0	0	0	0	0																			
Jeff Parrett, R (8,1) OBP: 1.000, SLG: 1.000										0	0	0	0	0	0	0																			
Allen Battie, R (9, PH) OBP: 0.346, SLG: 0.290										1	0	0	0	0	0	2																			
Inning Stats	R: 2 E: 0 K: 0 S: 12	H: 2 LOB: 1 BB: 1 P: 21	R: 0 E: 0 K: 1 S: 7	H: 0 LOB: 0 BB: 0 P: 9	R: 0 E: 0 K: 1 S: 6	H: 0 LOB: 0 BB: 0 P: 10	R: 0 E: 0 K: 1 S: 8	H: 0 LOB: 0 BB: 0 P: 13	R: 1 E: 0 K: 1 S: 20	H: 2 LOB: 3 BB: 1 P: 34	R: 0 E: 0 K: 0 S: 5	H: 0 LOB: 0 BB: 0 P: 7	R: 0 E: 0 K: 1 S: 9	H: 0 LOB: 0 BB: 0 P: 15	R: 0 E: 0 K: 2 S: 8	H: 0 LOB: 1 BB: 1 P: 14	R: 0 E: 0 K: 1 S: 14	H: 2 LOB: 2 BB: 0 P: 20	1B: 3 2B: 4 3B: 0 HR: 0	SF: 0 SAC: 0 DP: 1 HBP: 1	WP: 0 PB: 0 SB: 1 CS: 1	PA: 36													
PITCHER	IP WLS BF H R ER SO BB IBB HBP BLK WP HR S P ERA WHIP																																		
Ramon Martinez, R (1,1) ERA: 4.09	7.0		28	4	3	3	5	2	0	1	0	0	0	0	0	67	109	3.86	0.857																
Pedro Astacio, R (8,1) ERA: 4.53	1.0	W	3	0	0	0	2	1	0	0	0	0	0	0	0	8	14	0.00	1.000																
Todd Worrell, R (9,1) ERA: 1.8	1.0	S	5	2	0	0	1	0	0	0	0	0	0	0	0	14	20	0.00	2.000																

Batter	1	2	3	4	5	6	7	8	9	AB	R	H	RBI	BB	SO	LOB	BOTTOM																		
Chad Fonville, S (1,4) OBP: 0.321, SLG: 0.290										4	1	3	0	0	1	1	St. Louis Cardinals @ Los Angeles Dodgers Dodger Stadium, Los Angeles, CA Tue Aug 08 1995, 7:05 PM PDT Att: 33,602 - Unknown - 85 F livebaseballscorecards.com																		
Jose Offerman, S (1,6) OBP: 0.391, SLG: 0.401										3	1	0	1	1	0	4																			
Raul Mondesi, R (1,9) OBP: 0.348, SLG: 0.514										3	0	1	1	1	1	1																			
Mike Piazza, R (1,2) OBP: 0.412, SLG: 0.600										3	0	2	0	1	1	1																			
Eric Karros, R (1,3) OBP: 0.377, SLG: 0.542										4	1	2	2	0	0	3																			
Dave Hansen, L (1,5) OBP: 0.376, SLG: 0.339										4	0	1	0	0	2	3																			
Roberto Kelly, R (1,7) OBP: 0.304, SLG: 0.350										4	0	0	0	0	0	3																			
Todd Hollandsworth, L (1,8) OBP: 0.308, SLG: 0.417										3	1	0	0	1	2	1																			
Ramon Martinez, R (1,1) OBP: 0.146, SLG: 0.170										2	0	0	0	0	0	1																			
Delino DeShields, L (7, PH) OBP: 0.324, SLG: 0.321										0	0	0	0	1	0	0																			
Pedro Astacio, R (8,1) OBP: 0.174, SLG: 0.182										0	0	0	0	0	0	0																			
Todd Worrell, R (9,1) ERA: 4.53										0	0	0	0	0	0	0																			
Inning Stats	R: 0 E: 0 K: 1 S: 6	H: 1 LOB: 0 BB: 0 P: 10	R: 0 E: 0 K: 0 S: 13	H: 1 LOB: 1 BB: 1 P: 21	R: 0 E: 0 K: 1 S: 11	H: 1 LOB: 1 BB: 0 P: 13	R: 0 E: 0 K: 0 S: 7	H: 1 LOB: 1 BB: 1 P: 14	R: 0 E: 0 K: 2 S: 13	H: 0 LOB: 0 BB: 0 P: 20	R: 1 E: 0 K: 1 S: 12	H: 2 LOB: 2 BB: 1 P: 21	R: 2 E: 0 K: 1 S: 18	H: 2 LOB: 1 BB: 2 P: 33	R: 1 E: 0 K: 1 S: 12	H: 1 LOB: 0 BB: 0 P: 16	1B: 8 2B: 0 3B: 0 HR: 1	SF: 0 SAC: 0 DP: 3 HBP: 0	WP: 0 PB: 0 SB: 1 CS: 0	PA: 35															
PITCHER	IP WLS BF H R ER SO BB IBB HBP BLK WP HR S P ERA WHIP																																		
Donovan Osborne, L (1,1) ERA: 4.09	6.0		25	6	1	1	1	3	0	0	0	0	0	0	0	62	99	1.50	1.500																
Rich DeLucia, R (7,1) ERA: 3.55	1.0		6	2	2	2	1	2	0	0	0	0	0	0	0	18	33	18.00	4.000																
Jeff Parrett, R (8,1) ERA: 4.53	1.0	L	4	1	1	1	1	0	0	0	0	0	0	0	0	12	16	9.00	1.000																

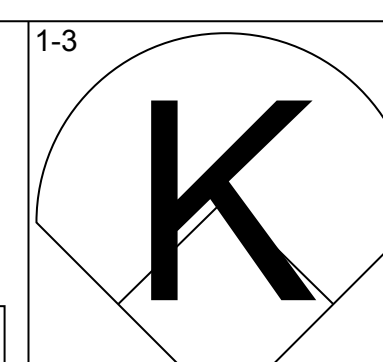
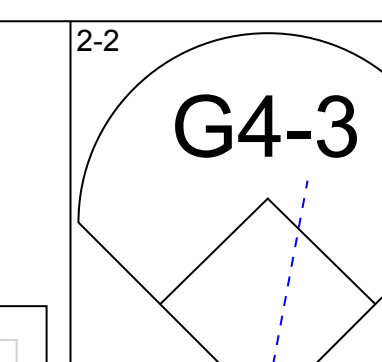
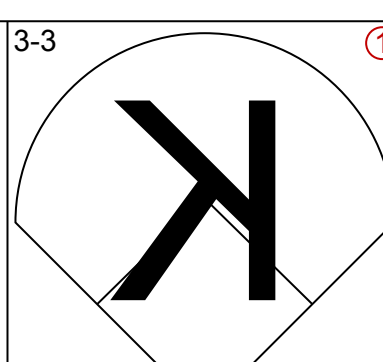
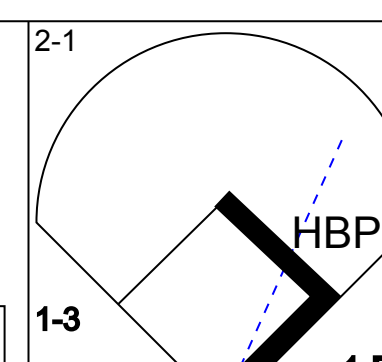
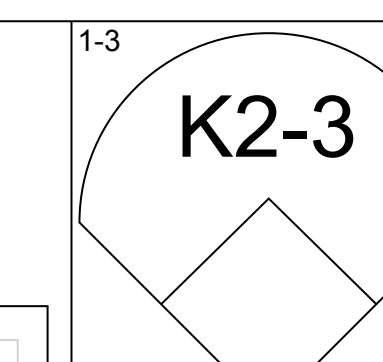
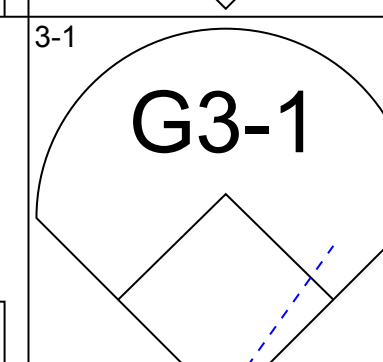
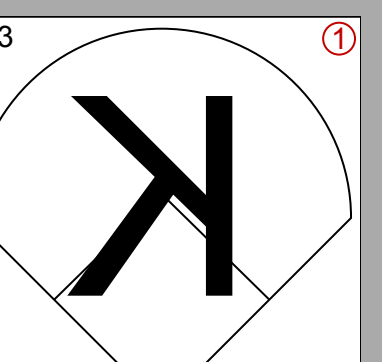
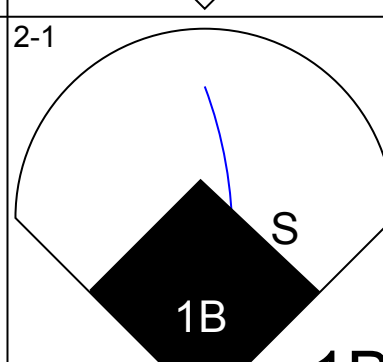
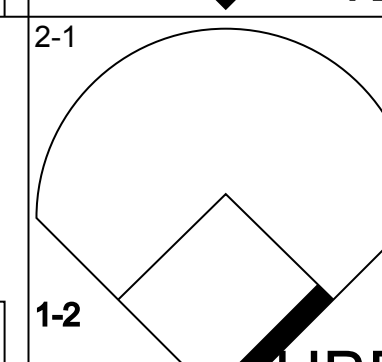
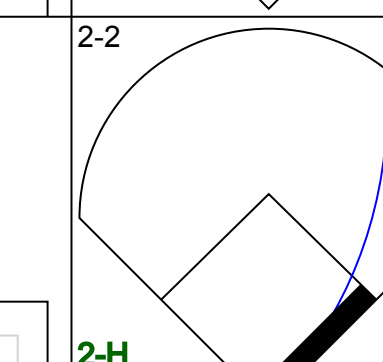
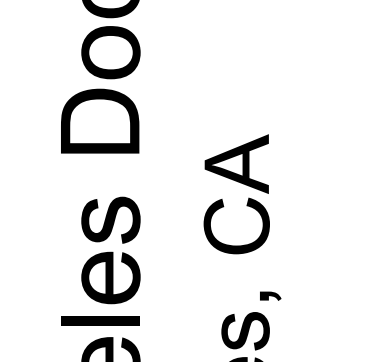
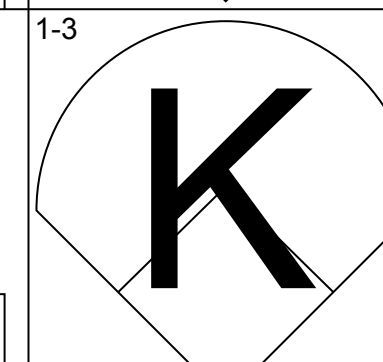
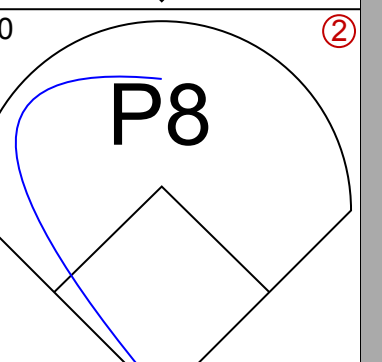
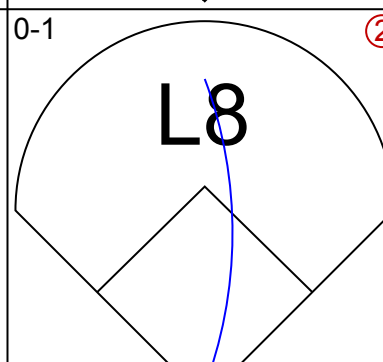
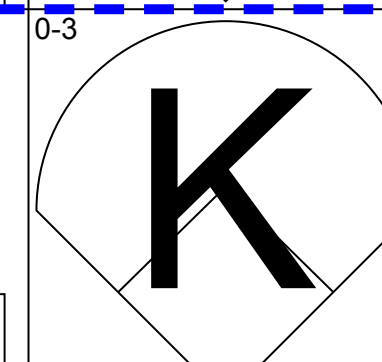
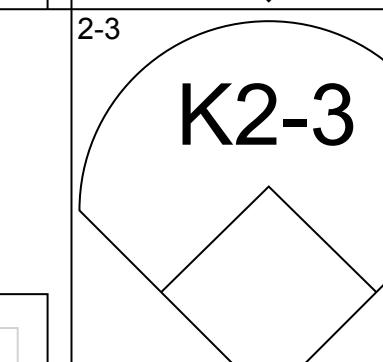
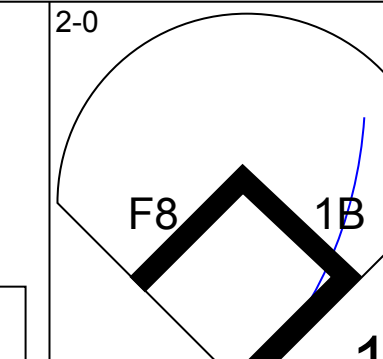
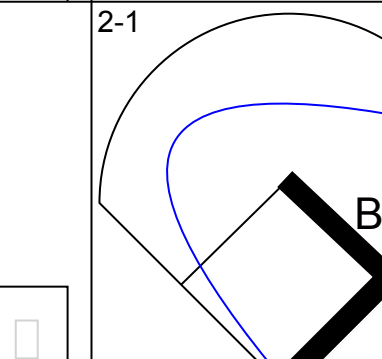
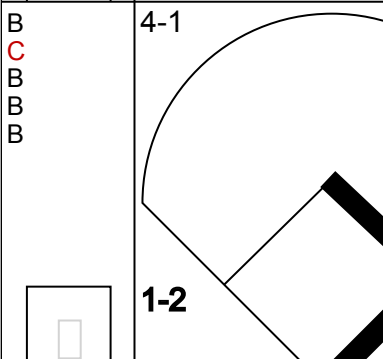
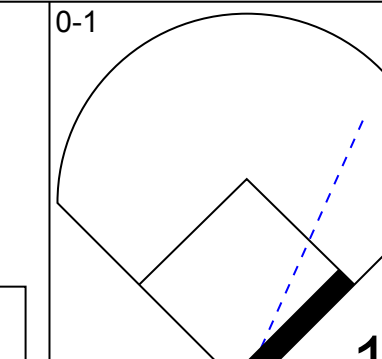
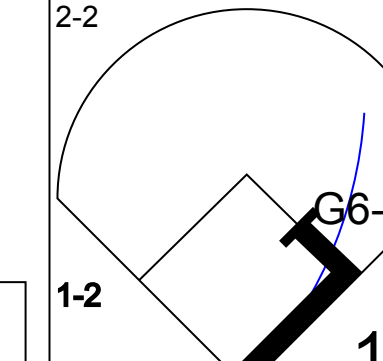
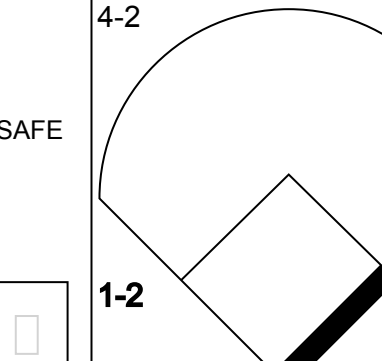
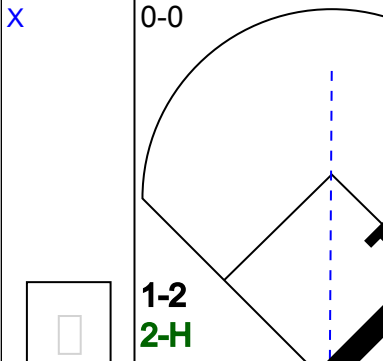
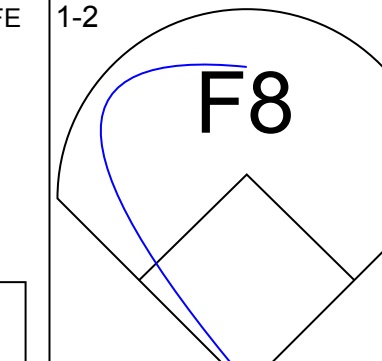

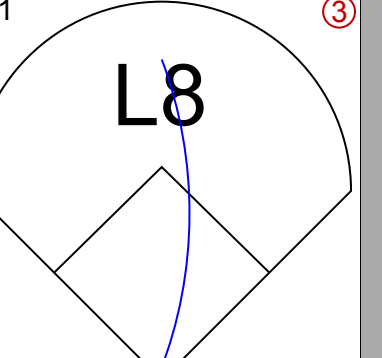
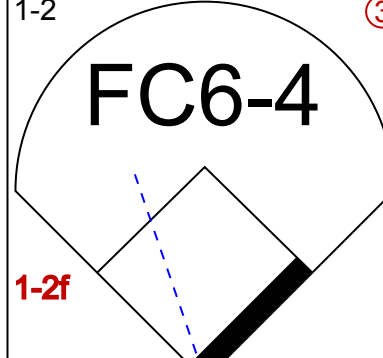
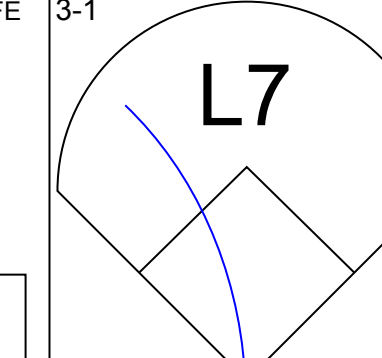

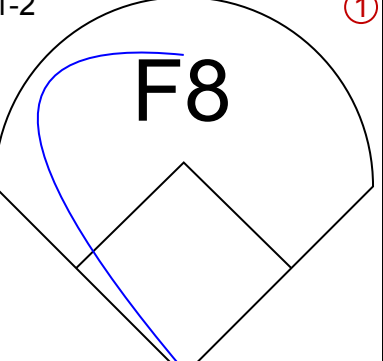
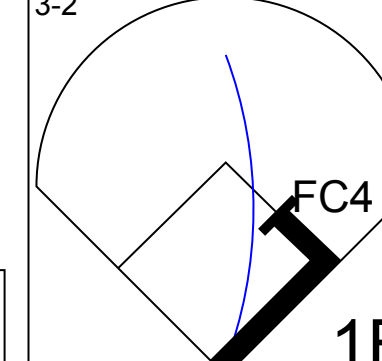
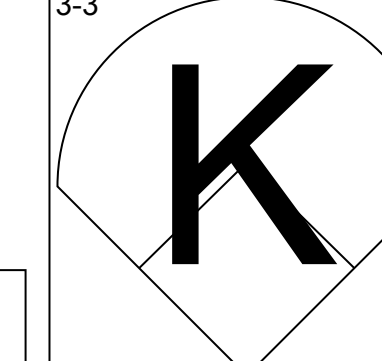
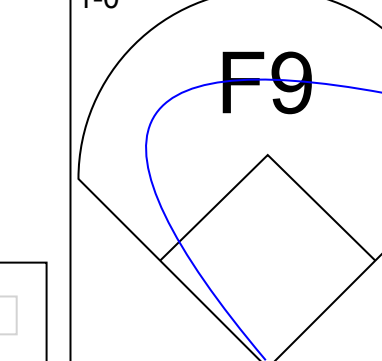
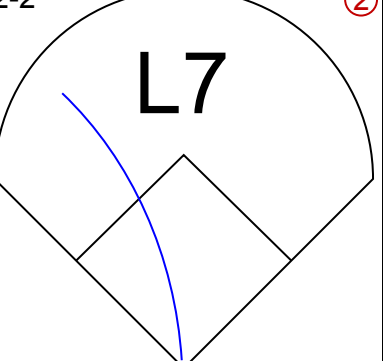
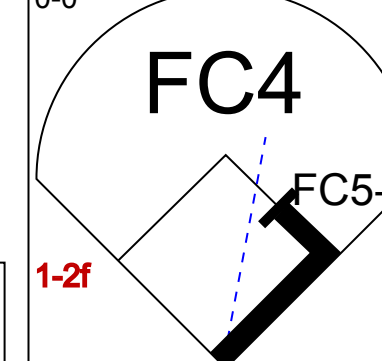
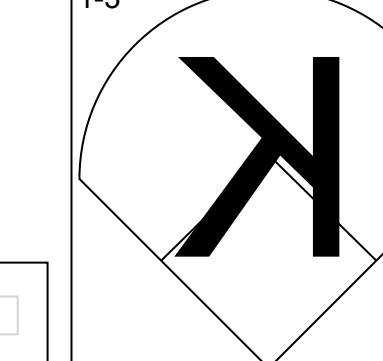
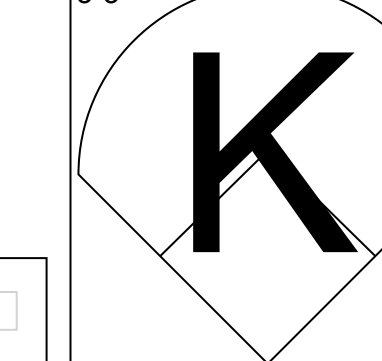
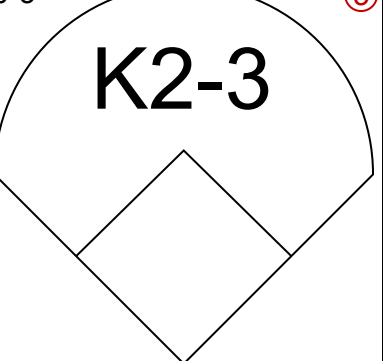
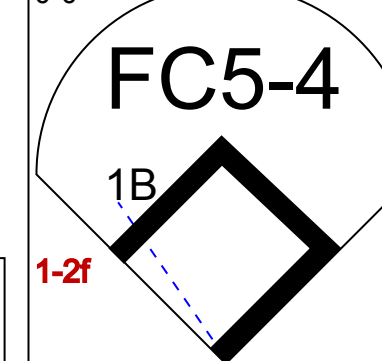

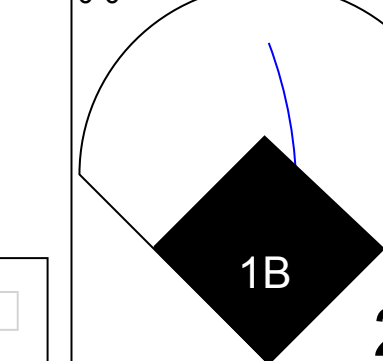
St. Louis Cardinals @ Los Angeles Dodgers
 Dodger Stadium, Los Angeles, CA
 Tue Aug 08 1995, 7:05 PM PDT
 Att: 33,602 - Unknown - 85 F

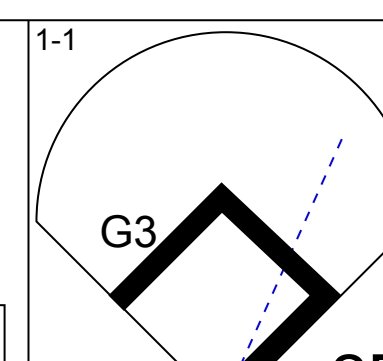
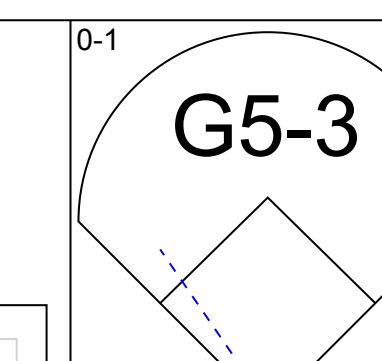
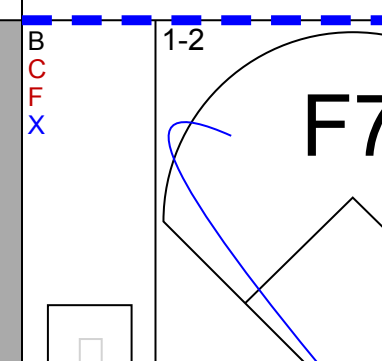
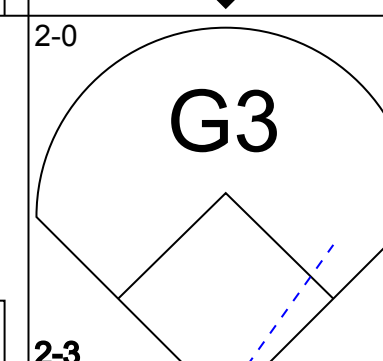
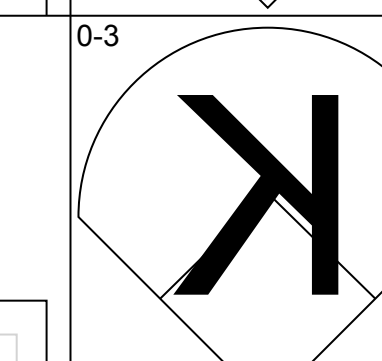
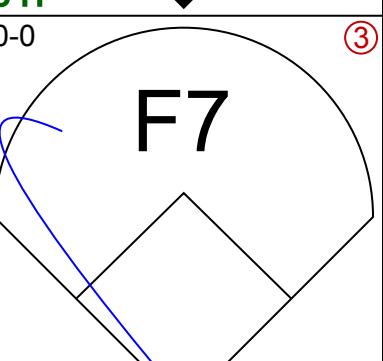
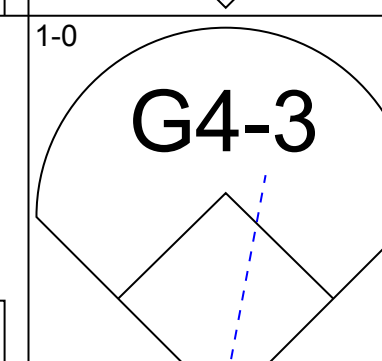
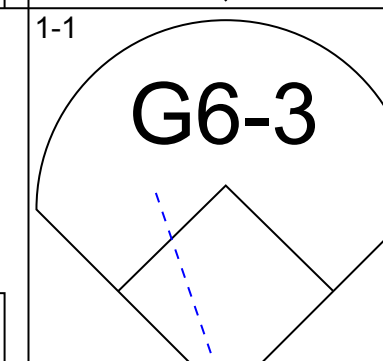
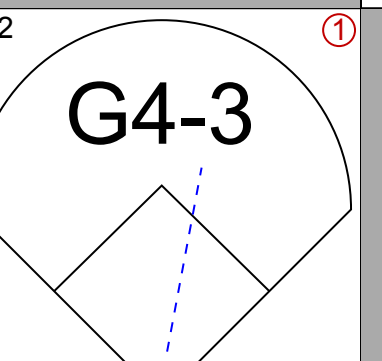
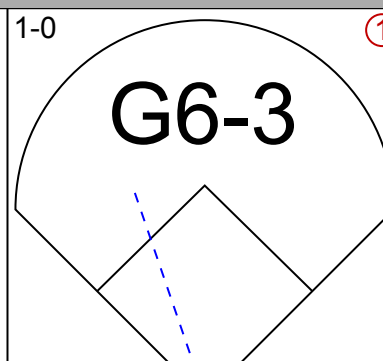
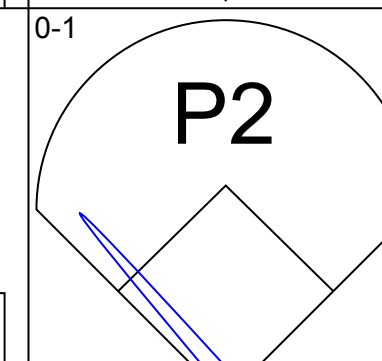
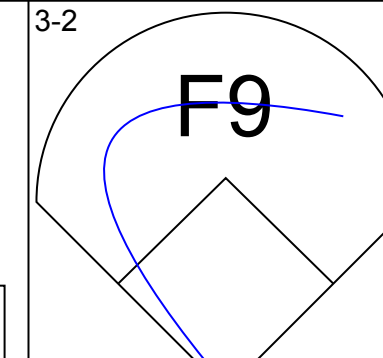
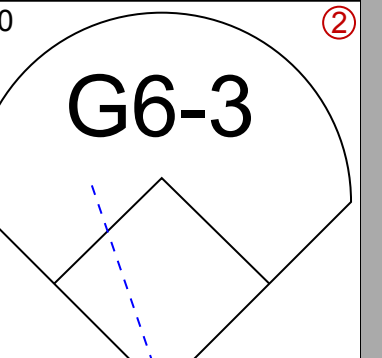
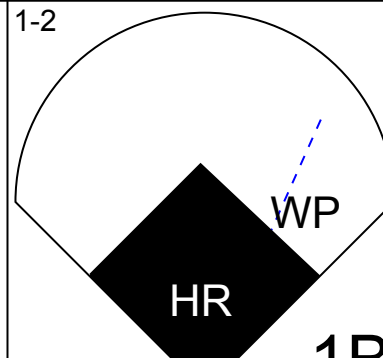
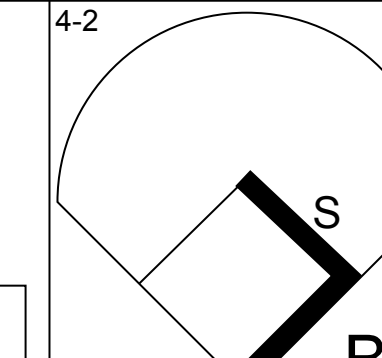

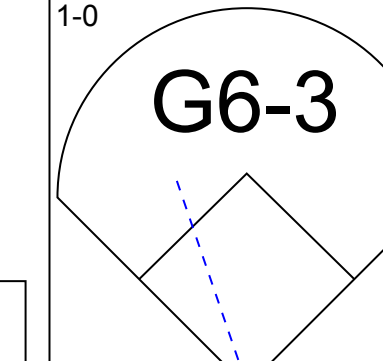
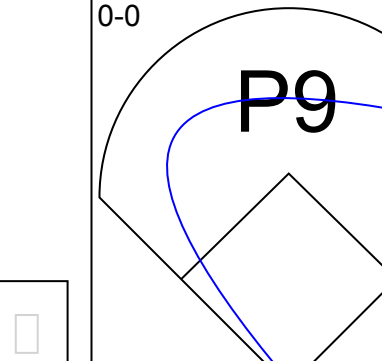
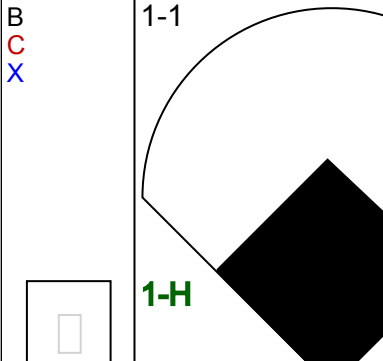
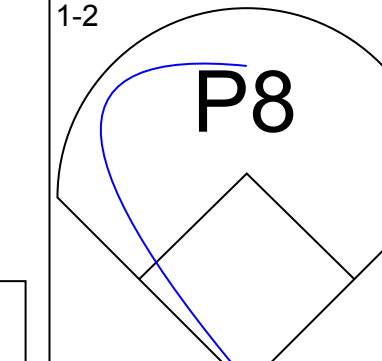
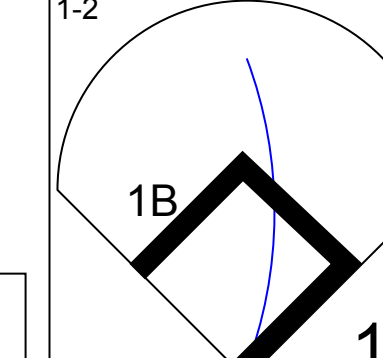
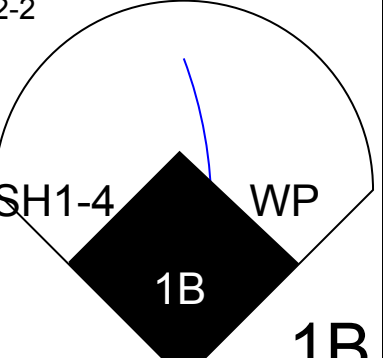
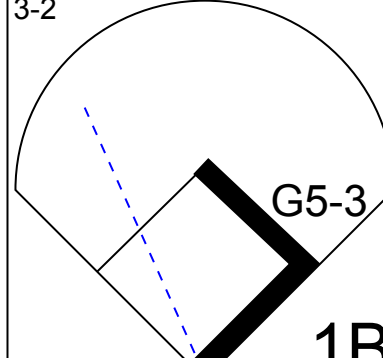

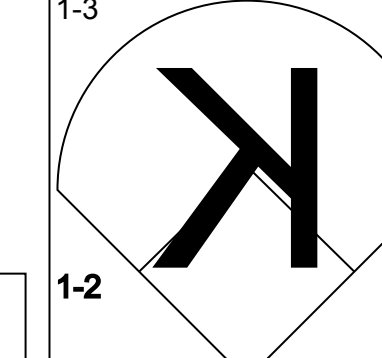
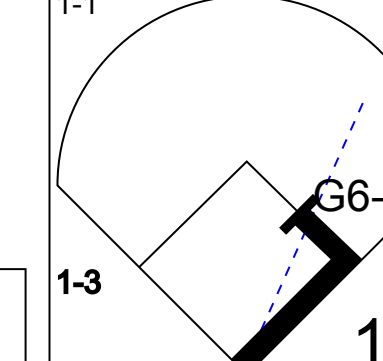
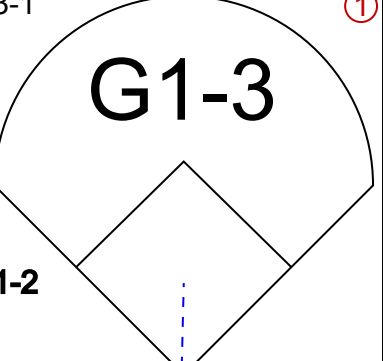
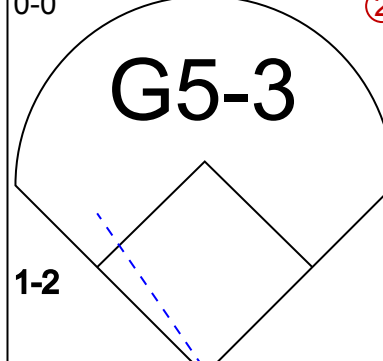
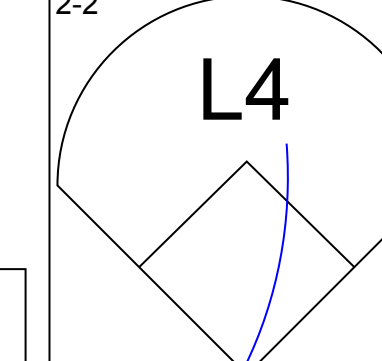

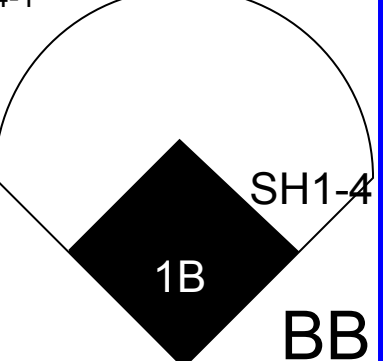
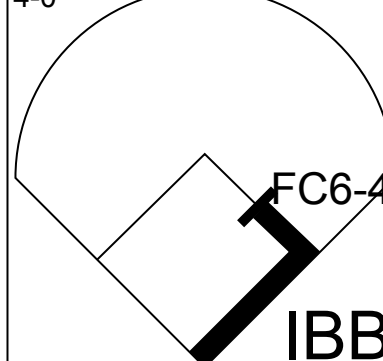


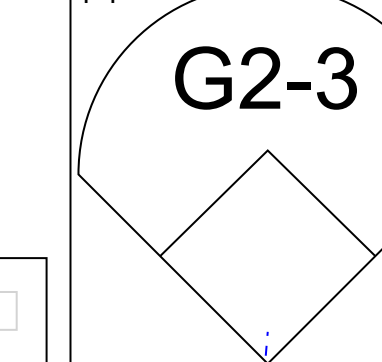
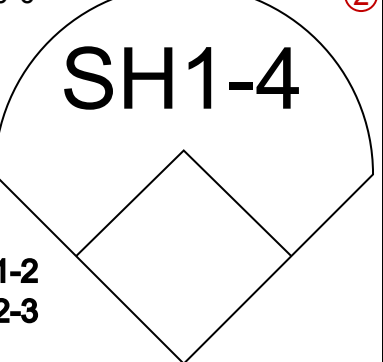
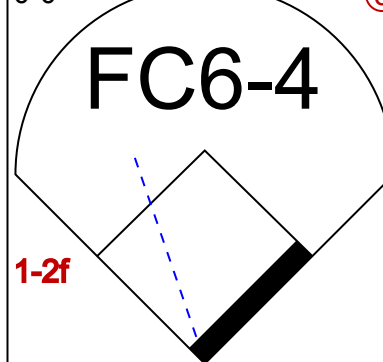
St. Louis Cardinals @ Los Angeles Dodgers
 Dodger Stadium, Los Angeles, CA
 Tue Aug 08 1995, 7:05 PM PDT
 Att: 33,602 - Unknown - 85 F

AB 32
 R 3
 H 6
 RBI 3
 BB 3
 SO 8
 LOB 15

AB 30
 R 4
 H 9
 RBI 4
 BB 5
 SO 7
 LOB 18



Batter	1	2	3	4	5	6	7	8	9	AB	R	H	RBI	BB	SO	LOB	TOP					
Ramon Caraballo, S (1,4) OBP: 0.293, SLG: 0.356										5	0	1	0	0	3	1	St. Louis Cardinals @ Los Angeles Dodgers Dodger Stadium, Los Angeles, CA Wed Aug 09 1995, 7:05 PM PDT Att: 30,045 - Unknown - 80 F livebaseballscorecards.com					
Allen Battle, R (1,8) OBP: 0.361, SLG: 0.301										4	1	2	1	0	1	0						
Bernard Gilkey, R (1,7) T.J. Mathews, R (7,1) Gerald Perry, L (9, FH) OBP: 0.225, SLG: 0.216										4	0	0	0	0	2	4						
John Mabry, L (1,9) OBP: 0.329, SLG: 0.358										3	0	3	0	1	0	0						
Darnell Coles, R (1,5) OBP: 0.322, SLG: 0.354										3	0	2	1	1	0	1						
Mark Sweeney, L (1,3) OBP: 0.125, SLG: 0.125										4	0	0	0	0	0	7						
Danny Sheaffer, R (1,2) OBP: 0.305, SLG: 0.365										4	0	1	0	0	1	3						
José Oquendo, S (1,6) OBP: 0.330, SLG: 0.301										4	0	0	0	0	1	1						
Mike Morgan, R (1,1) Brian Jordan, R (7, FH) OBP: 0.333, SLG: 0.473										2	0	0	0	0	2	0						
Inning Stats	R: 0 E: 0 K: 2 S: 8	H: 0 LOB: 0 BB: 0 P: 13	R: 0 E: 0 K: 0 S: 8	H: 2 LOB: 1 BB: 0 P: 15	R: 0 E: 0 K: 1 S: 7	H: 0 LOB: 0 BB: 0 P: 13	R: 0 E: 0 K: 1 S: 10	H: 1 LOB: 2 BB: 1 P: 19	R: 0 E: 0 K: 1 S: 9	H: 0 LOB: 0 BB: 0 P: 12	R: 1 E: 0 K: 1 S: 12	H: 2 LOB: 2 BB: 1 P: 22	R: 0 E: 0 K: 1 S: 13	H: 2 LOB: 3 BB: 0 P: 20	R: 0 E: 0 K: 1 S: 13	H: 1 LOB: 1 BB: 0 P: 20	R: 1 E: 0 K: 3 S: 13	H: 2 LOB: 1 BB: 0 P: 19	1B: 9 2B: 1 3B: 0 HR: 0	SF: 0 SAC: 0 DP: 1 HBP: 1	WP: 0 PB: 0 SB: 1 CS: 1	PA: 39
PITCHER	IP	WLS	BF	H	R	ER	SO	BB	IBB	HBP	BLK	WP	HR	S	P	ERA	WHIP					
Tom Candiotti, R (1,1) ERA: 3.48	6.2	W	29	7	1	1	6	2	0	1	0	0	0	64	111	1.35	1.350					
Antonio Osuna, R (7,1) ERA: 5.49	1.1		5	1	0	0	2	0	0	0	0	0	0	16	23	0.00	0.750					
Todd Worrell, R (9,1) ERA: 1.98	1.0	S	5	2	1	1	3	0	0	0	0	0	0	13	19	9.00	2.000					

Batter	1	2	3	4	5	6	7	8	9	AB	R	H	RBI	BB	SO	LOB	BOTTOM				
Chad Fonville, S (1,4) OBP: 0.326, SLG: 0.304										4	0	2	2	0	0	0	St. Louis Cardinals @ Los Angeles Dodgers Dodger Stadium, Los Angeles, CA Wed Aug 09 1995, 7:05 PM PDT Att: 30,045 - Unknown - 80 F livebaseballscorecards.com				
Jose Offerman, S (1,6) OBP: 0.388, SLG: 0.396										4	0	0	0	0	1	3					
Raul Mondesi, R (1,9) OBP: 0.345, SLG: 0.508										4	0	0	0	0	0	1					
Mike Piazza, R (1,2) Delino DeShields, L (8, PR) Todd Worrell, R (9,1)										3	1	1	0	1	0	1					
Eric Karros, R (1,3) OBP: 0.376, SLG: 0.547										4	1	1	2	0	0	1					
Dave Hansen, L (1,5) OBP: 0.386, SLG: 0.352										4	1	3	0	0	1	1					
Roberto Kelly, R (1,8) OBP: 0.303, SLG: 0.349										4	0	1	0	0	0	4					
Billy Ashley, R (1,7) Mitch Webster, S (5, PR) OBP: 0.209, SLG: 0.227										1	0	0	0	1	0	2					
Tom Candiotti, R (1,1) Antonio Osuna, R (7,1) Carlos Hernandez, R (9,2) OBP: 0.190, SLG: 0.128										2	0	0	0	0	0	2					
Inning Stats	R: 0 E: 0 K: 0 S: 9	H: 1 LOB: 1 BB: 0 P: 16	R: 0 E: 0 K: 0 S: 9	H: 2 LOB: 0 BB: 0 P: 15	R: 0 E: 0 K: 1 S: 7	H: 0 LOB: 0 BB: 0 P: 8	R: 0 E: 0 K: 0 S: 5	H: 0 LOB: 0 BB: 0 P: 8	R: 2 E: 0 K: 0 S: 11	H: 3 LOB: 2 BB: 1 P: 21	R: 0 E: 0 K: 0 S: 6	H: 0 LOB: 0 BB: 0 P: 8	R: 0 E: 0 K: 1 S: 12	H: 0 LOB: 2 BB: 1 P: 20	R: 0 E: 0 K: 1 S: 12	H: 0 LOB: 1 BB: 1 P: 20	1B: 6 2B: 1 3B: 0 HR: 1	SF: 0 SAC: 1 DP: 1 HBP: 0	WP: 2 PB: 0 SB: 1 CS: 0	PA: 34	
PITCHER	IP	WLS	BF	H	R	ER	SO	BB	IBB	HBP	BLK	WP	HR	S	P	ERA	WHIP				
Mike Morgan, R (1,1) ERA: 3.35	6.0	L	27	8	4	4	1	1	0	0	0	0	0	18	28	6.00	1.500				
T.J. Mathews, R (7,1) ERA:	2.0		7	0	0	0	1	1	0	0	0	0	0	18	28	0.00	0.500				

Batter	1	2	3	4	5	6	7	8	9	AB	R	H	RBI	BB	SO	LOB	TOP					
Ramon Caraballo, S OBP: 0.282, SLG: 0.340	L7		G3					P5		4	0	0	0	0	1	1	St. Louis Cardinals @ Los Angeles Dodgers Dodger Stadium, Los Angeles, CA Thu Aug 10 1995, 7:05 PM PDT Att: 53,361 - Unknown livebaseballscorecards.com					
Bernard Gilkey, R OBP: 0.364, SLG: 0.445	CS BB		L9				G6-3	1B		3	0	1	0	1	0	1						
John Mabry, L OBP: 0.324, SLG: 0.352	1-2 K		F9				G4-3	K		4	0	0	0	0	2	2						
Brian Jordan, R OBP: 0.335, SLG: 0.480							G5-3	F8		3	1	1	1	1	0	0						
Darnell Coles, R OBP: 0.320, SLG: 0.346	WP 1B BB						P8	P6		3	0	0	0	1	0	2						
Mark Sweeney, L OBP: 0.200, SLG: 0.350	WP 1B							F7		4	1	2	1	0	0	0						
Scott Hemond, R OBP: 0.176, SLG: 0.147							G6-3	K		4	0	0	0	0	3	2						
Tripp Cromer, R OBP: 0.262, SLG: 0.332										4	0	2	0	0	2	2						
Mark Petkovsek, R OBP: 0.231, SLG: 0.130 T.J. Mathews, R Tom Henke, R							SH3-4 1B	P9		2	0	0	0	0	1	3						
Inning Stats	R: 0 E: 0 K: 1 S: 6	H: 0 LOB: 0 BB: 1 P: 12	R: 1 E: 0 K: 3 S: 11	H: 2 LOB: 2 BB: 1 P: 21	R: 0 E: 0 K: 0 S: 6	H: 0 LOB: 0 BB: 0 P: 10	R: 1 E: 0 K: 1 S: 9	H: 1 LOB: 0 BB: 0 P: 13	R: 0 E: 0 K: 1 S: 8	H: 0 LOB: 1 BB: 0 P: 10	R: 0 E: 0 K: 0 S: 3	H: 0 LOB: 0 BB: 0 P: 3	R: 0 E: 0 K: 0 S: 13	H: 1 LOB: 1 BB: 0 P: 18	R: 0 E: 0 K: 1 S: 10	H: 1 LOB: 2 BB: 1 P: 21	R: 0 E: 0 K: 2 S: 9	H: 0 LOB: 0 BB: 0 P: 13	1B: 4 2B: 0 3B: 0 HR: 2	SF: 0 SAC: 1 DP: 0 HBP: 0	WP: 1 PB: 0 SB: 1 CS: 1	PA: 35
PITCHER	IP WLS BF H R ER SO BB IBB HBP BLK WP HR S P ERA WHIP	IP WLS BF H R ER SO BB IBB HBP BLK WP HR S P ERA WHIP															IP WLS BF H R ER SO BB IBB HBP BLK WP HR S P ERA WHIP					
Hideo Nomo, R ERA: 1.91	8.0 L 32 6 2 2 7	1.0 3 0 0 0 2															108 2.25 1.000					
Mark Guthrie, L ERA: 4.47	0.1 0 0 0 0 0															13 0.00 0.000						

Batter	1	2	3	4	5	6	7	8	9	AB	R	H	RBI	BB	SO	LOB	BOTTOM					
Chad Fonville, S OBP: 0.318, SLG: 0.295	G4-3		G4-3					G3		4	0	0	0	0	1	1	St. Louis Cardinals @ Los Angeles Dodgers Dodger Stadium, Los Angeles, CA Thu Aug 10 1995, 7:05 PM PDT Att: 53,361 - Unknown livebaseballscorecards.com					
Jose Offerman, S OBP: 0.386, SLG: 0.394	G4-3						G4-3	1B		4	0	1	1	0	0	0						
Mike Piazza, R OBP: 0.418, SLG: 0.599	1B						P7	1B		4	0	3	0	0	0	0						
Eric Karros, R OBP: 0.377, SLG: 0.545	L6									3	0	1	0	1	1	3						
Raul Mondesi, R OBP: 0.344, SLG: 0.504										3	0	0	0	1	1	2						
Roberto Kelly, R OBP: 0.303, SLG: 0.349	K									4	0	1	0	0	1	2						
Billy Ashley, R OBP: 0.325, SLG: 0.376	G5-3									3	0	0	0	0	1	2						
Dave Hansen, L OBP: 0.385, SLG: 0.347										2	1	0	0	1	0	0						
Hideo Nomo, R OBP: 0.082, SLG: 0.082 Delino DeShields, L Mark Guthrie, R										2	0	0	0	0	1	0						
Inning Stats	R: 0 E: 0 K: 0 S: 9	H: 1 LOB: 1 BB: 0 P: 13	R: 0 E: 0 K: 1 S: 8	H: 0 LOB: 0 BB: 0 P: 12	R: 0 E: 0 K: 1 S: 6	H: 0 LOB: 0 BB: 0 P: 9	R: 0 E: 0 K: 0 S: 11	H: 2 LOB: 2 BB: 0 P: 15	R: 0 E: 0 K: 1 S: 8	H: 0 LOB: 0 BB: 0 P: 11	R: 0 E: 0 K: 1 S: 6	H: 0 LOB: 0 BB: 0 P: 12	R: 0 E: 0 K: 0 S: 11	H: 1 LOB: 1 BB: 2 P: 21	R: 1 E: 0 K: 1 S: 13	H: 2 LOB: 2 BB: 1 P: 23	R: 0 E: 0 K: 1 S: 3	H: 0 LOB: 0 BB: 0 P: 6	1B: 6 2B: 1 3B: 0 HR: 0	SF: 0 SAC: 0 DP: 1 HBP: 0	WP: 0 PB: 0 SB: 0 CS: 0	PA: 33
PITCHER	IP WLS BF H R ER SO BB IBB HBP BLK WP HR S P ERA WHIP	IP WLS BF H R ER SO BB IBB HBP BLK WP HR S P ERA WHIP															IP WLS BF H R ER SO BB IBB HBP BLK WP HR S P ERA WHIP					
Mark Petkovsek, R ERA: 3.48	7.2 W 29 5 1 1 4	0.1 S 2 0 0 0 1															67 1.17 1.043					
T.J. Mathews, R ERA	0.1	2	1	0	0	1	0	0	0	0	0	5	7	0.00	3.000							
Tom Henke, R ERA: 1.63	0.1	S	2	0	0	0	1	0	0	0	0	3	6	0.00	0.000							

Batter	1	2	3	4	5	6	7	8	9	AB	R	H	RBI	BB	SO	LOB	TOP															
Jacob Brumfield, R OBP: 0.351, SLG: 0.377 (1, 8)										4	1	3	0	0	0	0	Pittsburgh Pirates @ Los Angeles Dodgers Dodger Stadium, Los Angeles, CA Fri Aug 11 1995, 7:05 PM PDT Att: 34,899 - Unknown - 83 F															
Al Martin, L OBP: 0.327, SLG: 0.397 (1, 7)										4	0	0	0	0	0	3																
Orlando Merced, S OBP: 0.361, SLG: 0.495 (1, 9)										4	1	2	1	0	1	1																
Jeff King, R OBP: 0.325, SLG: 0.448 (1, 5)										3	0	1	1	1	0	1																
Nelson Liriano, S OBP: 0.322, SLG: 0.350 (1, 4)										3	0	0	0	1	0	4																
Jay Bell, R OBP: 0.324, SLG: 0.369 (1, 6)										4	0	0	0	0	3	5																
Mark Johnson, L OBP: 0.332, SLG: 0.431 (1, 3)										3	0	0	0	1	1	0																
2 Angelo Encarnacion, R OBP: 0.307, SLG: 0.300 Migro Cummings, L OBP: 0.281, SLG: 0.340 (9, PH)										3	0	0	0	0	0	2																
John Ericks, R OBP: 0.143, SLG: 0.190 Jeff McCurry, R (8, 1)										3	0	0	0	0	2	2																
Steve Peques, R OBP: 0.254, SLG: 0.412 (9, PH)										0	0	0	0	0	0	0																
Inning Stats	R: 2 H: 3 E: 0 K: 1 S: 16	H: 3 LOB: 1 BB: 0 P: 25	R: 0 H: 0 E: 0 K: 1 S: 7	H: 0 LOB: 0 BB: 0 P: 9	R: 0 H: 1 E: 0 K: 1 S: 9	H: 1 LOB: 0 BB: 0 P: 12	R: 0 H: 0 E: 0 K: 0 S: 5	H: 0 LOB: 0 BB: 0 P: 8	R: 0 H: 0 E: 0 K: 1 S: 6	H: 0 LOB: 0 BB: 0 P: 7	R: 0 H: 0 E: 0 K: 0 S: 6	H: 0 LOB: 0 BB: 0 P: 8	R: 0 H: 0 E: 0 K: 1 S: 12	H: 0 LOB: 2 BB: 2 P: 21	R: 0 H: 2 E: 0 K: 1 S: 17	H: 2 LOB: 3 BB: 1 P: 25	R: 0 H: 0 E: 0 K: 3 S: 12	H: 0 LOB: 0 BB: 0 P: 18	1B: 2 2B: 3 3B: 1 HR: 0	SF: 0 SAC: 0 DP: 0 HBP: 0	WP: 0 PB: 0 SB: 0 CS: 0	PA: 36										
PITCHER	IP WLS BF H R ER SO BB IBB HBP BLK WP HR S P ERA WHIP																															
Ismael Valdez, R ERA: 3.01 Todd Worrell, R ERA: 1.93	(1, 1) (9, 1)	8.0 S	33 3	6 0	2 0	2 0	6 3	0 0	0 0	0 0	0 0	0 0	77 12	115 18	2.25 0.00	1.125 0.000																

Batter	1	2	3	4	5	6	7	8	9	AB	R	H	RBI	BB	SO	LOB	BOTTOM															
Chad Fonville, S OBP: 0.329, SLG: 0.293 (1, 4)										1	1	0	0	3	0	0	Pittsburgh Pirates @ Los Angeles Dodgers Dodger Stadium, Los Angeles, CA Fri Aug 11 1995, 7:05 PM PDT Att: 34,899 - Unknown - 83 F															
Jose Offerman, S OBP: 0.385, SLG: 0.393 (1, 6)										4	0	1	1	0	1	2																
Mike Piazza, R OBP: 0.416, SLG: 0.594 (1, 2)										4	0	1	1	0	0	1																
Eric Karros, R OBP: 0.378, SLG: 0.543 (1, 3)										3	0	1	0	1	1	2																
Raul Mondesi, R OBP: 0.344, SLG: 0.503 (1, 9)										3	1	1	0	0	0	2																
Roberto Kelly, R OBP: 0.304, SLG: 0.349 (1, 7)										3	0	1	1	0	0	2																
Dave Hansen, L OBP: 0.334, SLG: 0.346 Tim Wallach, R OBP: 0.325, SLG: 0.395 (9, 5)										3	0	1	0	0	1	1																
Roger Cedeno, S Delino DeShields, L OBP: 0.325, SLG: 0.322 Todd Worrell, R (9, 1)										2	0	0	0	0	0	2																
Ismael Valdez, R OBP: 0.095, SLG: 0.095 Mitch Webster, S OBP: 0.208, SLG: 0.227 (8, PH)										2	0	0	0	0	1	0																
Inning Stats	R: 0 H: 0 E: 0 K: 0 S: 10	H: 3 LOB: 1 BB: 0 P: 14	R: 1 H: 3 E: 0 K: 0 S: 11	H: 3 LOB: 0 BB: 0 P: 16	R: 0 H: 0 E: 0 K: 2 S: 9	H: 0 LOB: 1 BB: 1 P: 15	R: 0 H: 0 E: 0 K: 0 S: 11	H: 0 LOB: 0 BB: 1 P: 16	R: 0 H: 0 E: 0 K: 0 S: 3	H: 0 LOB: 0 BB: 0 P: 8	R: 0 H: 1 E: 0 K: 2 S: 8	H: 1 LOB: 1 BB: 0 P: 13	R: 2 H: 3 E: 0 K: 0 S: 14	H: 3 LOB: 1 BB: 1 P: 23	R: 0 H: 0 E: 0 K: 1 S: 12	H: 0 LOB: 0 BB: 0 P: 18		1B: 7 2B: 1 3B: 0 HR: 0	SF: 0 SAC: 1 DP: 2 HBP: 0	WP: 0 PB: 0 SB: 2 CS: 1	PA: 32											
PITCHER	IP WLS BF H R ER SO BB IBB HBP BLK WP HR S P ERA WHIP																															
John Ericks, R ERA: 3.82 Jeff McCurry, R ERA: 4.19	(1, 1) (8, 1)	7.1 L	30 1	7 0	3 0	3 0	4 0	0 0	0 0	0 0	0 0	0 0	3 3	5 5	0.00 0.000	0.000																

Batter	1	2	3	4	5	6	7	8	9	10	11	AB	R	H	RBI	BB	SO	LOB	TOP										
Jacob Brumfield, R OBP: 0.357, SLG: 0.379	(1, 8) 2-1 E 2B 1B	2-3 K		0-0 1B FC3-6 1B	4-1 1B BB		1-0 F7			1-2 FC6-4 2B 1B	0-1 F7	6	3	3	0	1	1	4											
Al Martin, L OBP: 0.332, SLG: 0.399	(1, 7) 1-2 P2		1-0 G3-1	0-1 1B FC3-6 1B	0-0 1B		1-0 F8			1-2 FC6-4 1B	4-0 FC3-2	6	0	3	1	1	0	2											
Orlando Merced, S OBP: 0.360, SLG: 0.492	(1, 3) 2-3 K		2-2 1B 2B	4-1 1B FC3-6 1B	3-3 K			0-0 F7		0-1 FC6-4 2B 1B	0-0 FC3-2	6	2	1	0	1	2	9											
Jeff King, R OBP: 0.327, SLG: 0.449	(1, 5) 2-2 2B 2B		3-1 1B S 1B	1-2 1B FC3-6		2-2 F7		4-2 BB		0-3 K		6	2	2	3	1	2	7											
Jeff McCurry, R OBP: 0.327, SLG: 0.449	(11, 1) 2-2 2B 2B		1-2 1B S 1B	1-2 1B FC3-6		2-2 F7		4-2 BB		0-3 K		0	0	0	0	0	0	0											
Nelson Liriano, S OBP: 0.328, SLG: 0.367	(1, 4) 0-0 2B		2-2 F8 1B	1-3 1B	0-0 F7	0-0 G5-3		1-1 L8		2-1 1B		6	1	3	2	0	0	1											
Jay Bell, R OBP: 0.329, SLG: 0.380	(1, 6) 1-0 G6-3		3-2 1B	1-2 1B	3-1 1B 1B	2-0 3B		3-2 L7		2-2 1B		6	1	4	3	0	0	2											
Midre Cummings, L OBP: 0.286, SLG: 0.339	(1, 9) 1-1 G4-3		1-2 F8	0-0 SH5-4 1B	0-0 G3			1-1 G6-4-3		1-1 F9		6	1	2	0	0	0	4											
Mark Parent, R OBP: 0.323, SLG: 0.490	(1, 2) 2-0 SH3-4 1B		0-3 K	0-0 SH5-4 1B	1-3 K			2-2 G6-4-3		1-2 E6		6	0	2	1	0	2	3											
2 Angelo Encarnacion, R OBP: 0.307, SLG: 0.300	(11, PR) 2-0 SH3-4 1B		0-3 K	0-0 SH5-4 1B	1-3 K			2-2 G6-4-3		1-2 E6		0	0	0	0	0	0	0											
Esteban Loaiza, R OBP: 0.323, SLG: 0.190	(1, 1) 1-2 SH3-4 1B		0-0 G4-3	0-0 SH5-4				2-3 K		SAFE 3-1 FC3-2 F7		1	0	0	0	0	0	0											
Dan Plesac, L OBP: 0.333, SLG: 0.333	(6, 1) 1-2 SH3-4 1B		0-0 G4-3	0-0 SH5-4				2-3 K		SAFE 3-1 FC3-2 F7		1	0	0	0	0	0	0											
Mark Johnson, L OBP: 0.341, SLG: 0.429	(8, PH) 1-2 SH3-4 1B		0-0 G4-3	0-0 SH5-4				2-3 K		SAFE 3-1 FC3-2 F7		1	0	0	0	0	0	0											
Dan Miceli, R OBP: 0.308, SLG: 0.417	(11, PH) 1-2 SH3-4 1B		0-0 G4-3	0-0 SH5-4				2-3 K		SAFE 3-1 FC3-2 F7		1	0	0	0	0	0	0											
Steve Pappas, R OBP: 0.308, SLG: 0.417	(11, PH) 1-2 SH3-4 1B		0-0 G4-3	0-0 SH5-4				2-3 K		SAFE 3-1 FC3-2 F7		1	0	0	0	0	0	0											
John Wehner, R OBP: 0.308, SLG: 0.417	(11, PH) 1-2 SH3-4 1B		0-0 G4-3	0-0 SH5-4				2-3 K		SAFE 3-1 FC3-2 F7		1	0	0	0	0	0	0											
Inning Stats	R: 2 E: 1 K: 1 S: 14	H: 3 LOB: 1 BB: 0 P: 23	R: 0 E: 0 K: 1 S: 9	H: 1 LOB: 1 BB: 0 P: 15	R: 2 E: 0 K: 1 S: 19	H: 4 LOB: 2 BB: 0 P: 31	R: 1 E: 0 K: 0 S: 10	H: 2 LOB: 1 BB: 1 P: 17	R: 2 E: 0 K: 1 S: 11	H: 4 LOB: 3 BB: 1 P: 21	R: 0 E: 0 K: 0 S: 9	H: 0 LOB: 1 BB: 0 P: 13	R: 0 E: 0 K: 1 S: 7	H: 1 LOB: 1 BB: 0 P: 10	R: 0 E: 0 K: 0 S: 9	H: 0 LOB: 1 BB: 0 P: 17	R: 0 E: 0 K: 1 S: 8	H: 1 LOB: 0 BB: 0 P: 13	R: 3 E: 0 K: 1 S: 17	H: 4 LOB: 1 BB: 0 P: 24	R: 0 E: 1 K: 1 S: 11	H: 1 LOB: 3 BB: 1 P: 20	1B: 17 2B: 4 3B: 1 HR: 0	SF: 0 SAC: 2 DP: 1 HBP: 0	WP: 0 PB: 0 SB: 1 CS: 1	PA: 59			
PITCHER	Kevin Tapani, R ERA: 5.13	IP: 4.1 WLS: 1 BF: 25	H: 12 R: 7 ER: 7 SO: 3	BB: 1 IBB: 0 HBP: 0 BLK: 0	WP: 0 HR: 0 S: 56 P: 93	ERA: 14.54 WHIP: 3.000		PITCHER	Pedro Astacio, R ERA: 4.57	IP: 1.0 WLS: 0 BF: 6	H: 1 R: 0 ER: 0 SO: 1	BB: 0 IBB: 0 HBP: 0 BLK: 0	WP: 0 HR: 0 S: 11 P: 20	ERA: 0.00 WHIP: 1.000															
Rudy Seanez, R ERA: 6.82	(5, 1) 0.1 3 1 0 0 0 1 0 0 0 0 0 0 3 7 0.00 6.000																												
Mark Guthrie, L ERA: 4.34	(5, 1) 1.1 6 2 0 0 1 0 0 0 0 0 0 0 13 20 0.00 1.500																												
John Cummings, L ERA: 3.86	(7, 1) 2.0 8 1 0 0 1 1 0 0 0 0 0 0 16 27 0.00 1.000																												
Antonio Osuna, R ERA: 6.17	(9, 1) 2.0 10 5 3 3 2 0 0 0 0 0 0 0 25 37 13.50 2.500																												

Pittsburgh Pirates @ Los Angeles Dodgers
Dodger Stadium, Los Angeles, CA
Sat Aug 12 1995, 7:05 PM PDT
Att. 44,032 - Unknown - 71 F

AB 52
R 10
H 22
RBI 10
BB 4
SO 8
LOB 32



Batter	1	2	3	4	5	6	7	8	9	10	11	AB	R	H	RBI	BB	SO	LOB	BOTTOM										
Chad Fonville, S OBP: 0.325, SLG: 0.296	(1, 4) 1-2 1B 1B		4-0 L6-4 S BB		0-1 G4-3		2-2 F8	1-3 K		1-1 2B 1B		2	1	1	0	1	0	0											
Delino DeShields, L OBP: 0.325, SLG: 0.322	(6, 4) 1-0 1B 1B		2-2 L9		1-1 P4		3-2 1B 2B			1-1 P6		5	3	2	0	1	0	3											
Jose Offerman, S OBP: 0.366, SLG: 0.396	(1, 6) 1-0 1B SF8 1B		2-2 FC4		1-1 P4		4-2 1B 2B			1-1 P6		5	3	3	3	1	1	2											
Mike Piazza, R OBP: 0.421, SLG: 0.598	(1, 2) 0-0 1B		2-2 FC4		1-1 P4		4-2 1B 2B			1-1 P6		5	3	3	3	1	1	2											
Eric Karros, R OBP: 0.380, SLG: 0.547	(1, 3) 1-2 SF8		0-0 L6-4		1-1 P3		1-2 1B BB			1-1 P6		5	0	3	4	0	0	3											
Raul Mondesi, R OBP: 0.344, SLG: 0.505	(1, 9) 0-3 K		3-2 G5-3		1-1 P3		1-2 1B BB			1-1 P6		4	1	1	2	1	1	2											
Roberts Kelly, R OBP: 0.304, SLG: 0.348	(1, 7) 1-2 P2		1-0 G5-3		0-0 P3		3-2 1B 3B			2-2 P3		6	1	2	1	0	0	4											
Tim Wallach, R OBP: 0.329, SLG: 0.403	(1, 5) 0-1 F8		1-0 FC4-6 1B		1-0 G5-3		3-2 1B 3B			1-0 P3		6	0	3	0	0	1	2											
Roger Cedeno, S OBP: 0.329, SLG: 0.403	(1, 5) 0-1 F8		1-0 FC4-6 1B		1-0 G5-3		3-2 1B 3B			1-0 P3		6	0	3	0	0	1	2											
Kevin Tapani, R ERA: 5.13	(1, 1) 0-0 F8		0-2 P5		1-1 FC4-6		2-3 K			0-3 F7		2	0	0	0	0	0	1											
Dan Plesac, L ERA: 4.5	(6, 1) 1.0 4 1 1 1 2 0 0 0 0 0 0 14 23 9.00 1.000											2	0	0	0	0	0	1											
Mike Dyer, R ERA: 4.34	(7, 1) 1.1 7 1 1 1 1 1 0 1 0 0 0 0 13 20 6.75 1.500											1	0	0	0	0	0	0											
Jason Christiansen, L ERA: 3.0	(8, 1) 0.1 1 0 0 0 1 0 0 0 0 0 0 0 3 4 0.00 0.000											1	0	0	0	0	0	0											
Dan Miceli, R ERA: 3.0	(9, 1) 2.0 13 5 4 4 2 1 1 0 0 0 1 0 30 48 18.00 3.000											1	0	0	0	0	0	0											
Inning Stats	R: 2 E: 0 K: 1 S: 16	H: 3 LOB: 1 BB: 0 P: 20	R: 0 E: 0 K: 0 S: 6	H: 0 LOB: 0 BB: 0 P: 6	R: 0 E: 0 K: 0 S: 9	H: 0 LOB: 1 BB: 1 P: 17	R: 0 E: 0 K: 0 S: 7	H: 1 LOB: 1 BB: 0 P: 13	R: 0 E: 0 K: 0 S: 5	H: 0 LOB: 0 BB: 0 P: 6	R: 2 E: 0 K: 2 S: 14	H: 4 LOB: 2 BB: 0 P: 22	R: 2 E: 0 K: 2 S: 15	H: 2 LOB: 1 BB: 1 P: 25	R: 0 E: 0 K: 2 S: 9	H: 0 LOB: 1 BB: 0 P: 12	R: 1 E: 0 K: 2 S: 19	H: 1 LOB: 2 BB: 2 P: 34	R: 3 E: 0 K: 0 S: 11	H: 4 LOB: 1 BB: 0 P: 14	R: 1 E: 1 K: 1 S: 11	H: 2 LOB: 1 BB: 0 P: 13	1B: 12 2B: 5 3B: 1 HR: 0	SF: 2 SAC: 0 DP: 1 HBP: 1	WP: 1 PB: 0 SB: 1 CS: 0	PA: 54			
PITCHER	Esteban Loaiza, R ERA: 5.24	IP: 5.1 WLS: 1 BF: 25	H: 8 R: 4 ER: 4 SO: 1	BB: 1 IBB: 0 HBP: 0 BLK: 0	WP: 0 HR: 0 S: 51 P: 74	ERA: 6.75 WHIP: 1.688		PITCHER	Jeff McCurry, R ERA: 4.15	IP: 0.1 WLS: 0 BF: 4	H: 2 R: 1 ER: 0 SO: 1	BB: 0 IBB: 0 HBP: 0 BLK: 0	WP: 0 HR: 0 S: 11 P: 13	ERA: 0.00 WHIP: 6.000															
Dan Plesac, L ERA: 4.5	(6, 1) 1.0 4 1 1 1 2 0 0 0 0 0 0 14 23 9.00 1.000																												
Mike Dyer, R ERA: 4.34	(7, 1) 1.1 7 1 1 1 1 1 0 1 0 0 0 0 13 20 6.75 1.500																												
Jason Christiansen, L ERA: 3.0	(8, 1) 0.1 1 0 0 0 1 0 0 0 0 0 0 0 3 4 0.00 0.000																												
Dan Miceli, R ERA: 3.0	(9, 1) 2.0 13 5 4 4 2 1 1 0 0 0 1 0 30 48 18.00 3.000																												

Pittsburgh Pirates @ Los Angeles Dodgers
Dodger Stadium, Los Angeles, CA
Sat Aug 12 1995, 7:05 PM PDT
Att. 44,032 - Unknown - 71 F

AB 47
R 11
H 17
RBI 10
BB 4
SO 8
LOB 25



Batter	1	2	3	4	5	6	7	8	9	10	11	AB	R	H	RBI	BB	SO	LOB	TOP					
Brian McRae, S OBP: 0.388, SLG: 0.454	4-2 2B BB		0-1 1B		1-3 K		4-2 BB			1-1 1B	1-1 1B	4	2	3	1	2	1	1						
Shawon Dunston, R OBP: 0.349, SLG: 0.543	0-0 F8		1-1 G6-4-3			1-1 1B	1-0 FC5-4			0-0 F8	2-1 FC5-4	6	0	1	0	0	0	5						
Mark Grace, L OBP: 0.390, SLG: 0.537	2-1 HR 2B		2-2 L8			0-2 1B		1-2 G1		1-1 E4		5	1	2	1	0	0	1						
Sammy Sosa, R OBP: 0.338, SLG: 0.463	0-1 HR			1-1 G6-3		2-3 K		0-1 F8		1-2 FC6-4		5	1	2	2	0	1	4						
Todd Zeile, R OBP: 0.190, SLG: 0.408 Larry Casian, R Anthony Young, R Howard Johnson, S Randy Myers, L Terry Adams, R	3-3 K			0-0 P2		3-3 K		2-1 G1-3		0-0 1B		4	0	0	0	0	0	2	3					
Luis Gonzalez, L OBP: 0.339, SLG: 0.451	1-1 G4-3			0-0 G6-3						1-0 F7	0-0 F8	4	0	0	0	1	0	3						
Todd Haney, R OBP: 0.480, SLG: 0.818		1-2 G4-3			2-1 1B		0-0 F8			1-2 2B	1-0 SH1-3	5	1	3	0	0	0	3						
Scott Servais, R OBP: 0.313, SLG: 0.446		0-0 G6-3			0-0 L8		2-2 G4-3			1-2 G5-3	0-0 SH1-3	4	0	0	0	0	0	2						
Frank Castillo, R OBP: 0.130, SLG: 0.095 Mike Perez, R	1-1 G5-3				0-1 1B		1-1 G1-3			1-1 L9	1-2 F8	3	0	1	0	0	0	0						
José Hernández, R OBP: 0.284, SLG: 0.454					1-3 1B							2	0	0	0	0	0	2						
Inning Stats	R: 3 E: 0 K: 1 S: 15	H: 2 LOB: 0 BB: 1 P: 25	R: 0 E: 0 K: 0 S: 6	H: 0 LOB: 0 BB: 0 P: 8	R: 0 E: 0 K: 0 S: 7	H: 1 LOB: 0 BB: 0 P: 10	R: 0 E: 0 K: 0 S: 4	H: 1 LOB: 0 BB: 0 P: 5	R: 0 E: 0 K: 2 S: 15	H: 2 LOB: 3 BB: 1 P: 25	R: 0 E: 0 K: 0 S: 9	H: 0 LOB: 1 BB: 0 P: 17	R: 0 E: 0 K: 0 S: 7	H: 0 LOB: 0 BB: 0 P: 10	R: 0 E: 0 K: 0 S: 10	H: 1 LOB: 1 BB: 0 P: 14	R: 1 E: 1 K: 0 S: 10	H: 2 LOB: 2 BB: 0 P: 13	R: 1 E: 0 K: 0 S: 9	H: 2 LOB: 1 BB: 0 P: 14	1B: 10 2B: 2 3B: 0 HR: 1	SF: 0 SAC: 1 DP: 2 HBP: 0	WP: 0 PB: 1 SB: 0 CS: 0	PA: 47
PITCHER	Tom Candiotti, R ERA: 3.46	IP: 1.1 WLS: 0 BF: 32	H: 8 R: 3 ER: 3 SO: 4	BB: 2 IBB: 1 HBP: 0 BLK: 0	WP: 0 HR: 1 S: 71 P: 111	ERA: 3.38 WHIP: 1.250	PITCHER																	
John Cummings, L ERA: 3.65	IP: 0.1 WLS: 1 BF: 7	H: 2 R: 1 ER: 0 SO: 0	BB: 0 IBB: 0 HBP: 0 BLK: 0	WP: 0 HR: 0 S: 15 P: 21	ERA: 0.00 WHIP: 1.500																			
Pedro Astacio, R ERA: 4.54	IP: 1.0 WLS: 0 BF: 3	H: 1 R: 0 ER: 0 SO: 0	BB: 0 IBB: 0 HBP: 0 BLK: 0	WP: 0 HR: 0 S: 5 P: 6	ERA: 0.00 WHIP: 1.500																			
Mark Guthrie, L ERA: 4.41	IP: 1.1 WLS: L BF: 5	H: 2 R: 1 ER: 1 SO: 0	BB: 0 IBB: 0 HBP: 0 BLK: 0	WP: 0 HR: 0 S: 9 P: 14	ERA: 9.00 WHIP: 2.000																			

Chicago Cubs @ Los Angeles Dodgers
Dodger Stadium, Los Angeles, CA
Mon Aug 14 1995, 7:05 PM PDT
Att. 39,476 - Unknown - 72 F

AB 43
R 5
H 13
RBI 5
BB 3
SO 4
LOB 24





Batter	1	2	3	4	5	6	7	8	9	10	11	AB	R	H	RBI	BB	SO	LOB	BOTTOM					
Chad Fonville, S OBP: 0.345, SLG: 0.309	1-2 G4-6-3 1B BB		1-1 1B FC6-4	1-1 G4-3			0-0 B1-3	1-1 G4-3		0-1 1B	1-2 2H 1B	6	2	3	1	0	0	3						
Jose Offerman, S OBP: 0.369, SLG: 0.395	4-1 G4-6-3 BB		3-2 FC6-4		0-1 F8 WP		2-2 F7		1-1 G4-3	4-2 1B		4	0	2	0	2	0	0						
Mike Piazza, R OBP: 0.416, SLG: 0.588 Mark Guthrie, R	2-2 G4-6-3		1-2 FC6-4		0-0 F9		0-0 1B		2-3 K	0-1 P1		6	0	1	1	0	1	7						
Eric Karros, R OBP: 0.385, SLG: 0.551	4-1 1B BB		1-3 K		4-2 FC5-4 BB		1-2 1B		4-2 FC6-4 BB		3-1 G6-3	3	0	1	0	3	1	1						
Roberto Kelly, R OBP: 0.301, SLG: 0.350	0-0 1B		2-0 F9		0-0 F8		2-3 K		0-1 FC6-4	1-0 G5-3		6	0	1	1	0	1	6						
Tim Lincecum, R OBP: 0.325, SLG: 0.407 Delino DeShields, L OBP: 0.325, SLG: 0.322	2-2 G3			1-0 G6-3 1B	2-1 FC5-4		1-0 SH5-4 1B		2-3 K	1-1 2B		6	1	3	0	0	1	4						
Mitch Webster, S OBP: 0.241, SLG: 0.286 Billy Ashley, R OBP: 0.319, SLG: 0.369		0-3 K		0-0 G6-3		0-1 G6-3		0-0 SH5-4		1-2 L3	0-2 F9	0	0	0	0	0	0	0						
Garey Ingram, R OBP: 0.346, SLG: 0.273				2-3 1B			1-2 1B					2	0	0	0	0	0	1						
Roger Cedeno, S OBP: 0.261, SLG: 0.200		0-3 K		0-1 SH1-4 1B		2-3 K		0-0 1B		1-2 1B		5	1	3	1	0	2	0						
Tom Candiotti, R ERA: 3.46 Dave Hansen, R Randy Myers, L John Cummings, L Pedro Astacio, R Carlos Hernandez, R	IP: 1.1 WLS: 0 BF: 32	H: 2 R: 0 ER: 0 SO: 0	BB: 3 IBB: 0 HBP: 0 BLK: 0	WP: 1 HR: 0 S: 70 P: 107	ERA: 3.86 WHIP: 1.714	PITCHER																		
Frank Castillo, R ERA: 2.66	IP: 0.1 WLS: 3 BF: 2	H: 2 R: 0 ER: 0 SO: 0	BB: 0 IBB: 0 HBP: 0 BLK: 0	WP: 0 HR: 0 S: 3 P: 4	ERA: 0.00 WHIP: 6.000																			
Mike Perez, R ERA: 3.35	IP: 1.1 WLS: 0 BF: 5	H: 0 R: 0 ER: 0 SO: 1	BB: 1 IBB: 0 HBP: 0 BLK: 0	WP: 0 HR: 0 S: 11 P: 19	ERA: 0.00 WHIP: 0.750																			
Anthony Young, R ERA: 4.34	IP: 0.1 WLS: 1 BF: 0	H: 0 R: 0 ER: 0 SO: 0	BB: 0 IBB: 0 HBP: 0 BLK: 0	WP: 0 HR: 0 S: 2 P: 2	ERA: 0.00 WHIP: 0.000																			
Randy Myers, L ERA: 4.02	IP: 1.0 WLS: W BF: 7	H: 3 R: 1 ER: 1 SO: 1	BB: 0 IBB: 0 HBP: 0 BLK: 0	WP: 0 HR: 0 S: 19 P: 29	ERA: 9.00 WHIP: 4.000																			
Inning Stats	R: 1 E: 0 K: 0 S: 12	H: 2 LOB: 2 BB: 2 P: 25	R: 0 E: 0 K: 2 S: 7	H: 0 LOB: 0 BB: 0 P: 7	R: 1 E: 0 K: 1 S: 14	H: 2 LOB: 1 BB: 0 P: 21	R: 1 E: 0 K: 0 S: 8	H: 2 LOB: 1 BB: 0 P: 10	R: 0 E: 0 K: 0 S: 8	H: 0 LOB: 0 BB: 0 P: 14	R: 0 E: 0 K: 2 S: 9	H: 2 LOB: 2 BB: 0 P: 13	R: 0 E: 0 K: 0 S: 6	H: 2 LOB: 2 BB: 0 P: 8	R: 0 E: 0 K: 1 S: 10	H: 0 LOB: 1 BB: 1 P: 17	R: 1 E: 0 K: 1 S: 19	H: 3 LOB: 3 BB: 1 P: 29	R: 0 E: 0 K: 0 S: 9	H: 1 LOB: 1 BB: 0 P: 14	1B: 13 2B: 2 3B: 0 HR: 0	SF: 0 SAC: 2 DP: 1 HBP: 0	WP: 1 PB: 0 SB: 1 CS: 0	PA: 52
PITCHER	Terry Adams, R ERA: 2.45	IP: 1.0 WLS: S BF: 4	H: 1 R: 0 ER: 0 SO: 0	BB: 0 IBB: 0 HBP: 0 BLK: 0	WP: 0 HR: 0 S: 9 P: 14	ERA: 0.00 WHIP: 1.000																		

Chicago Cubs @ Los Angeles Dodgers
Dodger Stadium, Los Angeles, CA
Mon Aug 14 1995, 7:05 PM PDT
Att. 39,476 - Unknown - 72 F

AB 45
R 4
H 15
RBI 4
BB 5
SO 8
LOB 25



Batter	1	2	3	4	5	6	7	8	9	AB	R	H	RBI	BB	SO	LOB	TOP			
Brian McRae, S OBP: 0.358, SLG: 0.453 (1, 8)	1-2 G5-3	0-0 1B			0-1 1B		0-0 F9		0-2 G1-3	5	0	2	0	0	0	0	Chicago Cubs @ Los Angeles Dodgers Dodger Stadium, Los Angeles, CA Tue Aug 15 1995, 7:05 PM PDT Att: 48,449 - Unknown - 69 F livebaseballscores.com AB 35 R 5 H 11 RBI 3 BB 3 SO 10 LOB 10 			
Shawon Dunston, R OBP: 0.350, SLG: 0.542 (1, 6)	1-1 2B	2-3 2B			1-1 G5-3		4-2 1B WP		1-3 K	4	2	1	0	1	2	0				
Mark Grace, L OBP: 0.387, SLG: 0.539 (1, 3)	1-2 2B				2-1 L8		1-1 WP		1-3 1B	4	1	2	1	0	0	0				
Sammy Sosa, R OBP: 0.342, SLG: 0.467 (1, 9)	2-0 2B				0-2 CS		2-3 K		4-2 1B	3	1	2	1	1	1	0				
Luis Gonzalez, L OBP: 0.340, SLG: 0.452 (1, 7)	0-0 S				2-1 F7		2-0 WP		3-H G1-3	4	1	2	0	0	0	3				
Todd Zeile, R OBP: 0.307, SLG: 0.401 (1, 5)	1-3 K				2-0 P4		1-1 F8		2-3 K	4	0	0	0	0	2	2				
Rey Sanchez, R OBP: 0.311, SLG: 0.375 (1, 4)	3-H BB				0-0 FC5-4		3-1 1B		0-3 K	3	0	2	1	1	1	0				
Scott Servais, R OBP: 0.306, SLG: 0.434 (1, 2)	3-3 K				1-3 K		2-3 K		2-1 G6-3	4	0	0	0	0	3	4				
Steve Trachsel, R OBP: 0.250, SLG: 0.289 Mike Perez, R (6, 1)		0-2 P3			0-0 FC5-4		2-3 K		2-0 P5	2	0	0	0	0	0	1				
Todd Haney, R OBP: 0.462, SLG: 0.783 Turk Wendell, L (7, 1)					1-2 K					1	0	0	0	0	1	0				
Howard Johnson, S OBP: 0.250, SLG: 0.274 (9, PH)					1-2 K					1	0	0	0	0	0	0				
Inning Stats	R: 3 E: 1 K: 2 S: 20	H: 4 LOB: 2 BB: 1 P: 33	R: 0 E: 0 K: 1 S: 7	H: 1 LOB: 0 BB: 0 P: 9	R: 0 E: 0 K: 0 S: 8	H: 1 LOB: 0 BB: 0 P: 11	R: 0 E: 0 K: 1 S: 6	H: 1 LOB: 0 BB: 0 P: 9	R: 0 E: 0 K: 0 S: 6	H: 2 LOB: 1 BB: 2 P: 23	R: 1 E: 0 K: 2 S: 13	H: 1 LOB: 2 BB: 2 P: 25	R: 0 E: 0 K: 2 S: 8	H: 0 LOB: 0 BB: 0 P: 12	R: 0 E: 0 K: 1 S: 7	H: 0 LOB: 0 BB: 0 P: 10	1B: 8 2B: 3 3B: 0 HR: 0	SF: 0 SAC: 0 DP: 0 HBP: 0	WP: 4 PB: 0 SB: 1 CS: 1	PA: 38
PITCHER	IP WLS BF H R ER SO BB IBB HBP BLK WP HR S P ERA WHIP																IP WLS BF H R ER SO BB IBB HBP BLK WP HR S P ERA WHIP			
Hideo Nomo, R ERA: 2.08	(1, 1) 6.2 W 31 11 5 4 7 3 0 0 0 0 2 0 73 118 5.40 2.100																			
John Cummings, L ERA: 3.5	(7, 1) 0.1 1 0 0 0 0 0 0 0 0 0 0 0 1 1 0.00 0.000																			
Antonio Osuna, R ERA: 5.68	(8, 1) 1.0 3 0 0 0 2 0 0 0 0 0 0 0 8 12 0.00 0.000																			
Todd Worrell, R ERA: 1.84	(9, 1) 1.0 S 3 0 0 0 1 0 0 0 0 0 0 0 7 10 0.00 0.000																			

Batter	1	2	3	4	5	6	7	8	9	AB	R	H	RBI	BB	SO	LOB	BOTTOM			
Chad Fonville, S OBP: 0.337, SLG: 0.301 (1, 4)	0-1 G3				0-3 K		1-0 G4-3		2-2 G4-3	4	0	0	0	0	1	1	Chicago Cubs @ Los Angeles Dodgers Dodger Stadium, Los Angeles, CA Tue Aug 15 1995, 7:05 PM PDT Att: 48,449 - Unknown - 69 F livebaseballscores.com AB 29 R 7 H 8 RBI 7 BB 2 SO 3 LOB 5 			
Jose Offerman, S OBP: 0.393, SLG: 0.396 (1, 6)	3-2 G6-3				4-1 1B HR		3-2 2B		4-1 FC6-4 BB	2	2	1	0	2	0	0				
Mike Piazza, R OBP: 0.417, SLG: 0.587 (1, 2)	2-2 L8				1-2 HR		0-1 2B		0-2 FC6-4	4	2	2	0	0	0	2				
Eric Karros, R OBP: 0.386, SLG: 0.553 (1, 3)					2-2 HR		0-1 SF8		1-0 F8	4	2	2	1	0	0	0				
Raul Mondesi, R OBP: 0.345, SLG: 0.513 (1, 9)					1-2 F9		3-2 SF8		3-2 S	3	1	2	5	0	0	0				
Roberto Kelly, R OBP: 0.299, SLG: 0.347 (1, 7)					1-1 HR		2-2 SF9		1-2 F7	3	0	0	1	0	0	1				
Tim Wallach, R OBP: 0.323, SLG: 0.490 (1, 5)					2-2 F7		2-2 L7		0-2 G4-3	4	0	0	0	0	0	1				
Roger Cedeno, S OBP: 0.269, SLG: 0.217 (1, 8)					2-2 G6-3		0-0 G3		1-0 G4-3	3	0	1	0	0	0	0				
Hideo Nomo, R OBP: 0.078, SLG: 0.078 John Cummings, L (7, 1)					1-3 K		0-3 K		0-0 SH1-4	2	0	0	0	0	2	0				
Delino DeShields, L OBP: 0.335, SLG: 0.322 Antonio Osuna, R (8, 1)										0	0	0	0	0	0	0				
Todd Worrell, R (9, 1)										0	0	0	0	0	0	0				
Inning Stats	R: 0 E: 0 K: 0 S: 8	H: 0 LOB: 0 BB: 0 P: 13	R: 0 E: 0 K: 0 S: 8	H: 0 LOB: 0 BB: 0 P: 13	R: 0 E: 0 K: 1 S: 9	H: 0 LOB: 0 BB: 0 P: 14	R: 4 E: 0 K: 1 S: 21	H: 3 LOB: 1 BB: 1 P: 35	R: 0 E: 0 K: 1 S: 5	H: 0 LOB: 0 BB: 0 P: 6	R: 3 E: 0 K: 0 S: 12	H: 3 LOB: 2 BB: 1 P: 17	R: 0 E: 0 K: 0 S: 12	H: 1 LOB: 1 BB: 0 P: 19	R: 0 E: 0 K: 0 S: 12	H: 1 LOB: 1 BB: 0 P: 17	1B: 6 2B: 1 3B: 0 HR: 1	SF: 2 SAC: 1 DP: 0 HBP: 0	WP: 0 PB: 0 SB: 1 CS: 0	PA: 34
PITCHER	IP WLS BF H R ER SO BB IBB HBP BLK WP HR S P ERA WHIP																IP WLS BF H R ER SO BB IBB HBP BLK WP HR S P ERA WHIP			
Steve Trachsel, R ERA: 4.64	(1, 1) 5.0 L 22 6 7 7 3 1 0 0 0 0 0 0 58 91 12.60 1.400																			
Mike Perez, R ERA: 3.29	(6, 1) 1.0 3 0 0 0 0 0 0 0 0 0 0 5 7 0.00 0.000																			
Turk Wendell, R ERA: 4.84	(7, 1) 2.0 9 2 0 0 0 1 0 0 0 0 0 0 24 36 0.00 1.500																			

Batter	1	2	3	4	5	6	7	8	9	AB	R	H	RBI	BB	SO	LOB	TOP					
Brian McRae, S (1, 8) OBP: 0.355, SLG: 0.449	G6-3		G6-3			F9		F8		4	0	0	0	0	0	1	Chicago Cubs @ Los Angeles Dodgers Dodger Stadium, Los Angeles, CA Wed Aug 16 1995, 3:33 AM PDT Att: 41,090 - Sunny - 85 F					
Rey Sanchez, R (1, 4) OBP: 0.313, SLG: 0.376	F8			1B		G4-3		1B	1B	4	1	2	0	0	0							
Mark Grace, L (1, 3) OBP: 0.386, SLG: 0.536	G5-3			F8		1B		K	1B	4	0	1	0	0	1	2						
Sammy Sosa, R (1, 9) OBP: 0.339, SLG: 0.463		K		P3		K		FC4	1B	4	0	0	0	0	2	3						
Luis Gonzalez, L (1, 7) OBP: 0.342, SLG: 0.452	G4-3			1B				K	1B	4	0	2	0	0	1	2						
Todd Zeile, R (1, 5) OBP: 0.306, SLG: 0.399	K			1B		G6-3		1B	1B	4	0	1	1	0	2	3						
José Hernández, R (1, 6) OBP: 0.279, SLG: 0.445			L5					K	1B	3	0	0	0	0	2	0						
Shawn Dunston, R (8, PH) OBP: 0.349, SLG: 0.541						K			G5-3	1	0	0	0	0	0	2						
Joe Kmak, R (1, 2) OBP: 0.353, SLG: 0.395			1B			K		K		3	0	1	0	0	2	0						
Jim Bullinger, R (1, 1) OBP: 0.220, SLG: 0.147			SH1-4							1	0	0	0	0	0	0						
Scott Burrell, L (8, PH) OBP: 0.288, SLG: 0.378			SH1-4			F9				1	0	0	0	0	1	0						
Turk Wendell, L (8, 1)								K		0	0	0	0	0	0	0						
Inning Stats	R: 0 E: 0 K: 0 S: 11	H: 0 LOB: 0 BB: 0 P: 16	R: 0 E: 0 K: 2 S: 12	H: 0 LOB: 0 BB: 0 P: 17	R: 0 E: 0 K: 0 S: 6	H: 1 LOB: 1 BB: 0 P: 8	R: 0 E: 0 K: 1 S: 12	H: 2 LOB: 2 BB: 0 P: 19	R: 0 E: 0 K: 2 S: 7	H: 0 LOB: 0 BB: 0 P: 7	R: 0 E: 0 K: 1 S: 9	H: 1 LOB: 1 BB: 0 P: 16	R: 0 E: 0 K: 1 S: 6	H: 1 LOB: 0 BB: 0 P: 7	R: 0 E: 0 K: 2 S: 10	H: 0 LOB: 0 BB: 0 P: 13	R: 1 E: 1 K: 2 S: 11	H: 2 LOB: 2 BB: 0 P: 14	1B: 7 2B: 0 3B: 0 HR: 0	SF: 0 SAC: 1 DP: 1 HBP: 0	WP: 0 PB: 0 SB: 0 CS: 0	PA: 34
PITCHER Ismael Valdez, R (1, 1) ERA: 2.83	IP: 9.0 WLS: W BF: 34 H: 7 R: 1 ER: 0 SO: 11 BB: 0 IBB: 0 HBP: 0 BLK: 0 WP: 0 HR: 0 S: 84 P: 117 ERA: 0.00 WHIP: 0.778															PITCHER Ismael Valdez, R (1, 1) ERA: 2.83	IP: 9.0 WLS: W BF: 34 H: 7 R: 1 ER: 0 SO: 11 BB: 0 IBB: 0 HBP: 0 BLK: 0 WP: 0 HR: 0 S: 84 P: 117 ERA: 0.00 WHIP: 0.778					

Batter	1	2	3	4	5	6	7	8	9	AB	R	H	RBI	BB	SO	LOB	BOTTOM			
Chad Fonville, S (1, 4) OBP: 0.335, SLG: 0.300	F7		G6-3			G4-3		1B		4	1	1	0	0	0	0	Chicago Cubs @ Los Angeles Dodgers Dodger Stadium, Los Angeles, CA Wed Aug 16 1995, 3:33 AM PDT Att: 41,090 - Sunny - 85 F			
Jose Offerman, S (1, 6) OBP: 0.394, SLG: 0.395	HR		BB			G4-3		E6		3	1	1	0	1	0	0				
Mike Piazza, R (1, 2) OBP: 0.415, SLG: 0.593	HR		K			G6-3		F9		4	1	1	2	0	1	1				
Eric Karros, R (1, 3) OBP: 0.387, SLG: 0.563	F9					K		HR	2B	4	1	2	1	0	1	0				
Raul Mondesi, R (1, 9) OBP: 0.344, SLG: 0.513	K					E5		G4-3	G4-3	4	1	1	0	0	1	1				
Roberto Kelly, R (1, 7) OBP: 0.298, SLG: 0.346			K			G1-3		G4-3	1B	4	0	1	0	0	1	2				
Tim Wallach, R (1, 5) OBP: 0.326, SLG: 0.412	G6-3					HR		K		3	1	1	2	1	1	1				
Roger Cedeno, S (1, 8) OBP: 0.267, SLG: 0.192	F7					F9		K		3	0	0	0	1	1	1				
Ismael Valdez, R (1, 1) OBP: 0.087, SLG: 0.087			K			G1-3		K		4	0	0	0	0	3	4				
Inning Stats	R: 2 E: 0 K: 1 S: 15	H: 2 LOB: 0 BB: 0 P: 18	R: 0 E: 0 K: 1 S: 5	H: 0 LOB: 0 BB: 0 P: 9	R: 0 E: 0 K: 2 S: 10	H: 0 LOB: 1 BB: 1 P: 18	R: 2 E: 1 K: 1 S: 12	H: 1 LOB: 0 BB: 0 P: 19	R: 0 E: 0 K: 0 S: 4	H: 0 LOB: 0 BB: 0 P: 6	R: 1 E: 0 K: 0 S: 11	H: 2 LOB: 3 BB: 2 P: 23	R: 1 E: 1 K: 0 S: 9	H: 2 LOB: 1 BB: 0 P: 16	R: 0 E: 0 K: 3 S: 11	H: 1 LOB: 1 BB: 0 P: 15		1B: 3 2B: 2 3B: 0 HR: 3	SF: 0 SAC: 0 DP: 0 HBP: 0	WP: 0 PB: 0 SB: 1 CS: 0
PITCHER Jim Bullinger, R (1, 1) ERA: 2.87	IP: 7.0 WLS: L BF: 32 H: 7 R: 6 ER: 4 SO: 6 BB: 2 IBB: 1 HBP: 0 BLK: 0 WP: 0 HR: 3 S: 66 P: 109 ERA: 5.14 WHIP: 1.286															PITCHER Turk Wendell, R (8, 1) ERA: 4.71	IP: 1.0 WLS: L BF: 4 H: 1 R: 0 ER: 0 SO: 3 BB: 0 IBB: 0 HBP: 0 BLK: 0 WP: 0 HR: 0 S: 11 P: 15 ERA: 0.00 WHIP: 1.000			

AB	33
R	1
H	7
RBI	1
BB	0
SO	11
LOB	13



AB	33
R	6
H	8
RBI	5
BB	3
SO	9
LOB	10



Batter	1	2	3	4	5	6	7	8	9	AB	R	H	RBI	BB	SO	LOB	TOP								
Chad Fonville, S OBP: 0.333, SLG: 0.305										4	1	1	0	0	0	3	Los Angeles Dodgers @ Cincinnati Reds Riverfront Stadium, Cincinnati, OH Thu Aug 17 1995, 7:05 PM EDT Att: 25,005 - Unknown - 83 F								
Jose Offerman, S OBP: 0.394, SLG: 0.396										4	0	2	1	0	0	1									
Mike Piazza, R OBP: 0.410, SLG: 0.585										4	0	0	0	0	2	3									
Eric Karros, R OBP: 0.386, SLG: 0.565										4	1	1	0	0	0	1									
Raul Mondesi, R OBP: 0.341, SLG: 0.509										3	0	0	1	0	1	1									
Roberto Kelly, R OBP: 0.296, SLG: 0.343										3	0	0	0	0	1	0									
Tim Wallach, R OBP: 0.322, SLG: 0.407										3	0	0	0	0	1	0									
Roger Cedeno, S OBP: 0.273, SLG: 0.207										3	0	1	0	0	1	0									
Kevin Tapani, R OBP: 0.143, SLG: 0.143										1	0	1	0	0	0	0									
Garey Ingram, R OBP: 0.358, SLG: 0.289										1	0	1	0	0	0	0									
Rudy Seanez, R OBP: 0.280, SLG: 0.280										0	0	0	0	0	0	0									
Rick Parker, R OBP: 0.167, SLG: 0.174										1	0	0	0	0	0	0									
Pedro Astacio, R OBP: 0.167, SLG: 0.174										0	0	0	0	0	0	0									
Inning Stats	R: 1 E: 0 K: 1 S: 13	H: 2 LOB: 1 BB: 0 P: 17	R: 0 E: 0 K: 1 S: 9	H: 0 LOB: 0 BB: 0 P: 12	R: 0 E: 0 K: 1 S: 8	H: 2 LOB: 2 BB: 0 P: 11	R: 1 E: 0 K: 2 S: 12	H: 1 LOB: 0 BB: 0 P: 18	R: 0 E: 0 K: 0 S: 8	H: 0 LOB: 0 BB: 0 P: 8	R: 0 E: 0 K: 0 S: 7	H: 0 LOB: 0 BB: 0 P: 10	R: 0 E: 0 K: 0 S: 7	H: 0 LOB: 0 BB: 0 P: 13	R: 0 E: 0 K: 0 S: 7	H: 0 LOB: 0 BB: 0 P: 9	1B: 5 2B: 2 3B: 1 HR: 0	SF: 1 SAC: 0 DP: 2 HBP: 0	WP: 0 PB: 0 SB: 1 CS: 1	PA: 32					
PITCHER Pete Schourek, L ERA: 3.31	IP: 9.0 WLS: W BF: 32	H: 7 R: 2 ER: 2 SO: 6	BB: 0 IBB: 0 HBP: 0 BLK: 0	WP: 0 HR: 0 S: 77 P: 110	ERA: 2.00 WHIP: 0.778																				

Batter	1	2	3	4	5	6	7	8	9	AB	R	H	RBI	BB	SO	LOB	BOTTOM								
Barry Larkin, R OBP: 0.395, SLG: 0.497										3	1	1	0	1	0	0	Los Angeles Dodgers @ Cincinnati Reds Riverfront Stadium, Cincinnati, OH Thu Aug 17 1995, 7:05 PM EDT Att: 25,005 - Unknown - 83 F								
Hal Morris, L OBP: 0.295, SLG: 0.418										4	2	2	1	0	0	1									
Ron Gant, R OBP: 0.363, SLG: 0.560										4	0	1	1	0	1	2									
Jerome Walton, R OBP: 0.348, SLG: 0.500										0	0	0	0	0	0	0									
Reggie Sanders, R OBP: 0.404, SLG: 0.594										4	0	4	1	0	0	0									
Eric Anthony, L OBP: 0.371, SLG: 0.543										1	0	0	0	0	0	1									
Thomas Howard, S OBP: 0.360, SLG: 0.406										2	1	0	0	0	0	1									
Darren Lewis, R OBP: 0.306, SLG: 0.308										1	0	1	0	0	0	0									
Benito Santiago, R OBP: 0.329, SLG: 0.519										4	1	0	0	0	0	3									
Bret Boone, R OBP: 0.335, SLG: 0.449										2	0	0	1	1	0	1									
Jeff Branson, L OBP: 0.322, SLG: 0.447										3	1	1	2	0	0	1									
Pete Schourek, L OBP: 0.154, SLG: 0.154										3	0	0	0	0	0	0									
Inning Stats	R: 1 E: 0 K: 0 S: 11	H: 2 LOB: 1 BB: 0 P: 17	R: 0 E: 0 K: 0 S: 8	H: 0 LOB: 0 BB: 0 P: 12	R: 1 E: 0 K: 0 S: 6	H: 2 LOB: 1 BB: 0 P: 10	R: 3 E: 1 K: 0 S: 11	H: 2 LOB: 0 BB: 0 P: 13	R: 1 E: 0 K: 1 S: 7	H: 1 LOB: 1 BB: 1 P: 13	R: 0 E: 0 K: 0 S: 9	H: 0 LOB: 1 BB: 1 P: 15	R: 0 E: 0 K: 0 S: 10	H: 1 LOB: 0 BB: 0 P: 15	R: 0 E: 0 K: 0 S: 7	H: 2 LOB: 1 BB: 0 P: 10	1B: 6 2B: 3 3B: 0 HR: 1	SF: 1 SAC: 0 DP: 1 HBP: 0	WP: 0 PB: 0 SB: 1 CS: 1	PA: 35					
PITCHER Kevin Tapani, R ERA: 5.11	IP: 4.0 WLS: L BF: 18	H: 6 R: 5 ER: 2 SO: 2	BB: 0 IBB: 0 HBP: 0 BLK: 0	WP: 0 HR: 1 S: 36 P: 52	ERA: 4.50 WHIP: 1.500																				
Rudy Seanez, R ERA: 6.49	IP: 3.0 WLS: L BF: 12	H: 2 R: 1 ER: 1 SO: 1	BB: 2 IBB: 0 HBP: 0 BLK: 0	WP: 0 HR: 0 S: 26 P: 43	ERA: 3.00 WHIP: 1.333																				
Pedro Astacio, R ERA: 4.48	IP: 1.0 WLS: L BF: 4	H: 2 R: 0 ER: 0 SO: 0	BB: 0 IBB: 0 HBP: 0 BLK: 0	WP: 0 HR: 0 S: 7 P: 10	ERA: 0.00 WHIP: 2.000																				

Batter	1	2	3	4	5	6	7	8	9	AB	R	H	RBI	BB	SO	LOB	TOP										
Brett Butler, L OBP: 0.384, SLG: 0.402 (1, 8)	G4-3		2B				3B		G6-3	0	0	0	0	0	0	0	Los Angeles Dodgers @ New York Mets Shea Stadium, Flushing, NY Fri Aug 18 1995, 7:05 PM EDT Att: 17,710 - Unknown										
Jose Offerman, S OBP: 0.390, SLG: 0.391 Mark Guthrie, R (9, 1)	G4-3		K				L3		K	5	0	0	0	0	2	4											
Raul Mondesi, R OBP: 0.345, SLG: 0.509 (1, 9)				FC6-4			L7		1B	2	0	1	0	2	0	0											
Eric Karros, R OBP: 0.383, SLG: 0.559 (1, 3)	K		FC6-4				G5-3		L9	4	0	0	0	0	1	4											
Roberto Kelly, R OBP: 0.296, SLG: 0.343 (1, 7)					G5-3		F8		G5-3	4	0	1	0	0	0	1											
Tim Lincecum, R OBP: 0.328, SLG: 0.414 (1, 5)									1B	3	1	2	0	1	1	1											
Carlos Hernandez, R OBP: 0.327, SLG: 0.324 Antonio Osuna, R (7, 1)									1B	3	0	0	0	0	0	3											
Delino DeShields, L OBP: 0.327, SLG: 0.324 John Cummings, L (8, PH)	G5-3				G6-4-3		G1-3		1B	0	0	1	0	0	0	0											
Pedro Astacio, R OBP: 0.187, SLG: 0.174 Garret Anderson, R OBP: 0.358, SLG: 0.289 (9, 4)									1B	0	0	0	0	0	0	0											
Chad Fonville, S OBP: 0.337, SLG: 0.305 (9, 6)	K						SH3-4		K	3	1	1	0	1	2	4											
Ramon Martinez, R OBP: 0.140, SLG: 0.163 Dave Hansen, L OBP: 0.394, SLG: 0.346 Mike Piazza, R OBP: 0.407, SLG: 0.580 (7, 2)			K				SH3-4		K	1	0	0	0	0	1	0											
Inning Stats	R: 0 E: 0 K: 1 S: 9	H: 0 LOB: 1 BB: 1 P: 14	R: 0 E: 0 K: 2 S: 9	H: 1 LOB: 1 BB: 0 P: 13	R: 0 E: 0 K: 2 S: 15	H: 1 LOB: 2 BB: 1 P: 25	R: 0 E: 0 K: 0 S: 6	H: 1 LOB: 0 BB: 0 P: 7	R: 0 E: 0 K: 0 S: 10	H: 0 LOB: 1 BB: 1 P: 16	R: 0 E: 0 K: 0 S: 5	H: 2 LOB: 1 BB: 1 P: 17	R: 0 E: 0 K: 1 S: 11	H: 2 LOB: 3 BB: 1 P: 19	R: 0 E: 0 K: 2 S: 16	H: 0 LOB: 0 BB: 0 P: 21	1B: 5 2B: 3 3B: 1 HR: 0	SF: 0 SAC: 1 DP: 2 HBP: 0	WP: 0 PB: 0 SB: 1 CS: 1	PA: 38							
PITCHER	IP	WLS	BF	H	R	ER	SO	BB	IBB	HBP	BLK	WP	HR	S	P	ERA	WHIP										
Bobby Jones, R ERA: 4.09	6.1		26	5	2	2	5	4	0	0	0	0	0	60	96	2.84	1.421										
Don Florence, L ERA:	0.2		3	1	0	0	0	0	0	0	0	0	0	3	5	0.00	1.500										
Jerry Dipoto, R ERA: 4.63	1.0		6	2	0	0	1	0	1	0	0	0	0	11	19	0.00	2.000										
Doug Henry, R ERA: 3.74	1.0	W	3	0	0	0	2	0	0	0	0	0	0	16	21	0.00	0.000										

Batter	1	2	3	4	5	6	7	8	9	AB	R	H	RBI	BB	SO	LOB	BOTTOM										
Damon Buford, R OBP: 0.283, SLG: 0.205 (1, 8)	P4		K				L8		G4-3	4	0	1	0	0	1	0	Los Angeles Dodgers @ New York Mets Shea Stadium, Flushing, NY Fri Aug 18 1995, 7:05 PM EDT Att: 17,710 - Unknown										
Jose Vizcaino, S OBP: 0.332, SLG: 0.364 (1, 6)	F7		K				FC6-4		G4-3	4	1	2	0	0	1	0											
Carl Everett, S OBP: 0.288, SLG: 0.392 (1, 9)	F7				G4-3		FC6-4		G4-3	3	0	0	0	1	0	2											
Jeff Kent, R OBP: 0.327, SLG: 0.447 (1, 4)					F9		FC6-4		G4-3	2	1	0	1	2	0	1											
Rico Brogna, L OBP: 0.339, SLG: 0.476 (1, 3)		G1-3					G4-3		L8	3	0	0	0	1	0	5											
Ryan Thompson, R OBP: 0.333, SLG: 0.463 (1, 7)					G5-3				F7	4	1	2	1	0	0	1											
Butch Huskey, R (1, 5)							K		SH3	3	0	0	0	0	2	1											
Kelly Stinnett, R OBP: 0.353, SLG: 0.370 Bill Splers, L OBP: 0.217, SLG: 0.226 (9, PH)							K		G4-3	3	0	0	0	0	2	1											
Bobby Jones, R OBP: 0.190, SLG: 0.171 Don Florence, R (7, 1)							K		1B	2	0	0	0	0	1	0											
Jerry Dipoto, R (8, 1)									K	0	0	0	0	0	0	0											
Tim Bogar, R OBP: 0.309, SLG: 0.352 Doug Henry, R (9, 1)									1B	1	0	0	0	0	1	0											
Inning Stats	R: 0 E: 0 K: 0 S: 6	H: 0 LOB: 0 BB: 0 P: 11	R: 1 E: 0 K: 1 S: 15	H: 1 LOB: 1 BB: 1 P: 23	R: 0 E: 0 K: 3 S: 9	H: 0 LOB: 0 BB: 0 P: 15	R: 0 E: 0 K: 0 S: 4	H: 0 LOB: 1 BB: 1 P: 9	R: 0 E: 0 K: 2 S: 7	H: 0 LOB: 0 BB: 0 P: 8	R: 1 E: 0 K: 0 S: 6	H: 1 LOB: 1 BB: 1 P: 17	R: 0 E: 0 K: 1 S: 6	H: 0 LOB: 0 BB: 0 P: 8	R: 0 E: 0 K: 1 S: 13	H: 2 LOB: 3 BB: 1 P: 19	R: 1 E: 0 K: 0 S: 4	H: 2 LOB: 1 BB: 0 P: 5	1B: 4 2B: 1 3B: 1 HR: 0	SF: 0 SAC: 1 DP: 0 HBP: 0	WP: 0 PB: 0 SB: 0 CS: 0	PA: 35					
PITCHER	IP	WLS	BF	H	R	ER	SO	BB	IBB	HBP	BLK	WP	HR	S	P	ERA	WHIP										
Ramon Martinez, R ERA: 3.93	6.0		23	2	2	2	6	2	1	0	0	0	0	47	83	3.00	0.667										
Antonio Osuna, R ERA: 5.47	1.0		3	0	0	0	1	0	0	0	0	0	0	6	8	0.00	0.000										
John Cummings, L ERA: 3.81	1.0	L	7	3	1	1	1	0	1	0	0	0	0	15	22	9.00	3.000										
Pedro Astacio, R ERA: 4.46	0.1		1	0	0	0	0	0	0	0	0	0	0	1	1	0.00	0.000										
Mark Guthrie, L ERA: 4.41	0.0		1	0	0	0	0	0	0	0	0	0	0	1	1	∞	∞										

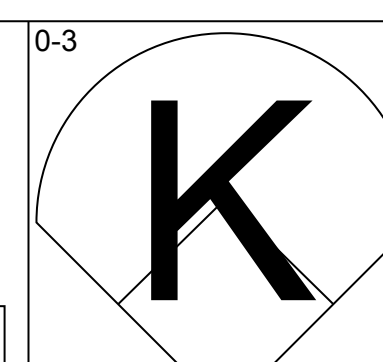
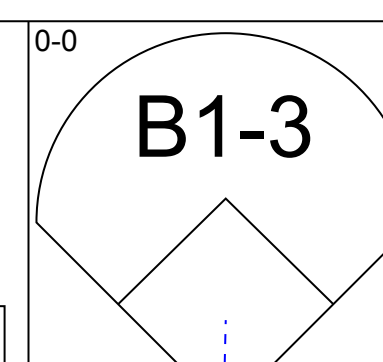
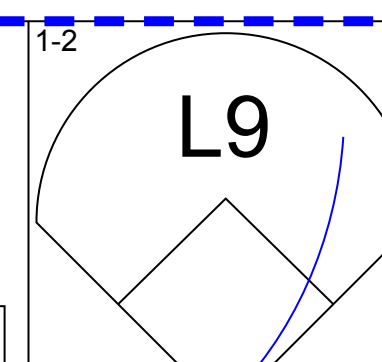
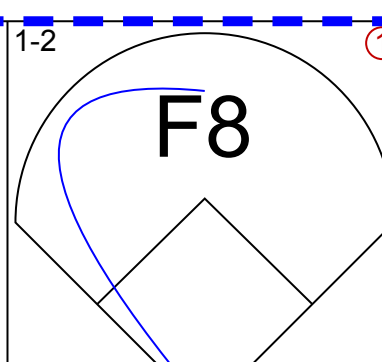
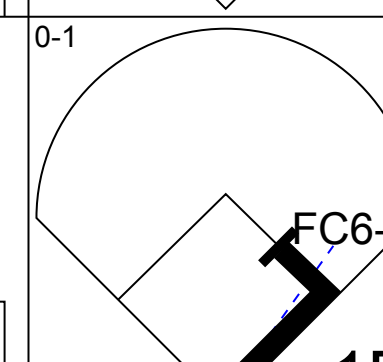
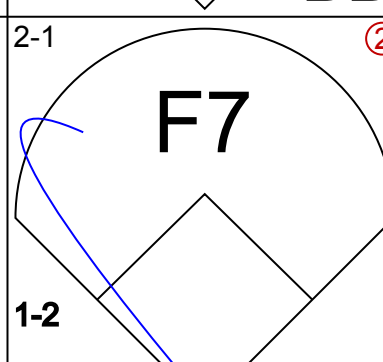
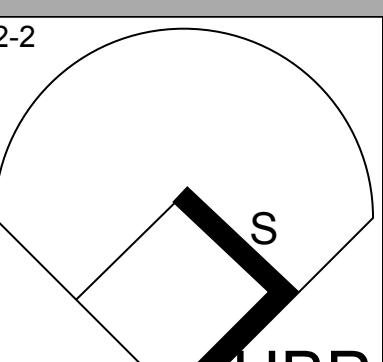
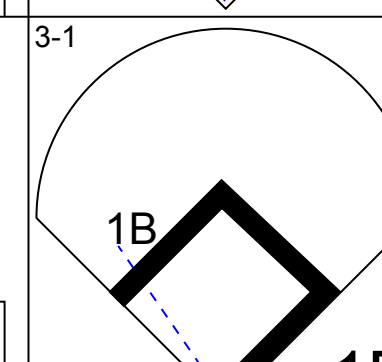
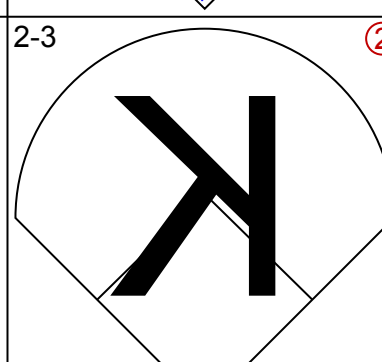
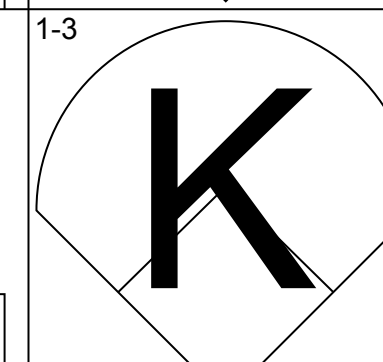
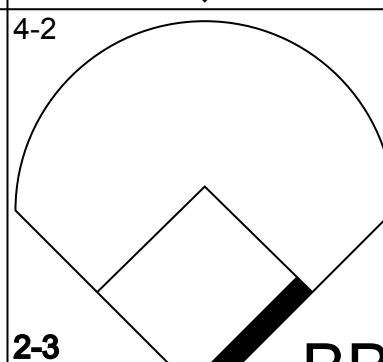
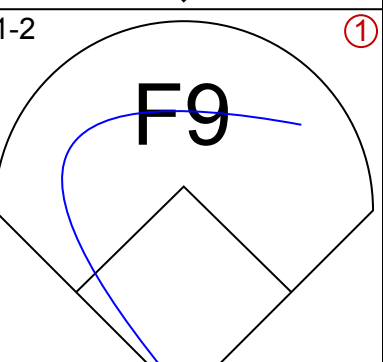
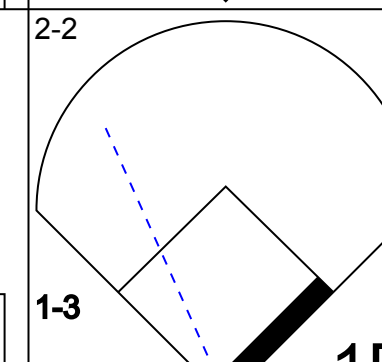
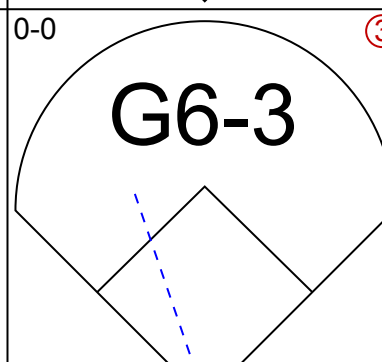
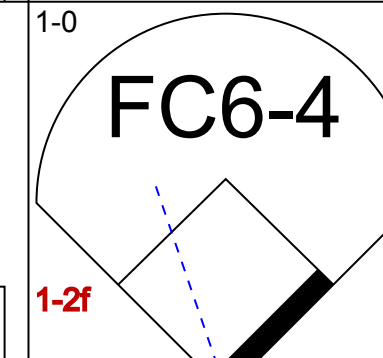
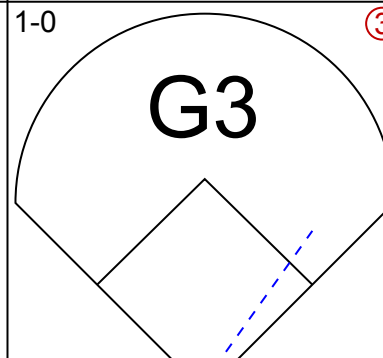
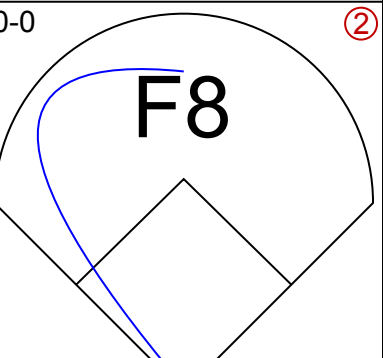
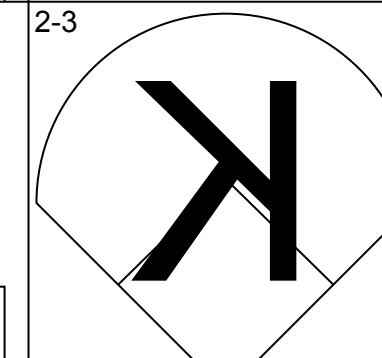
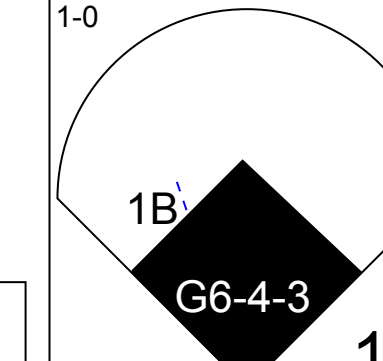
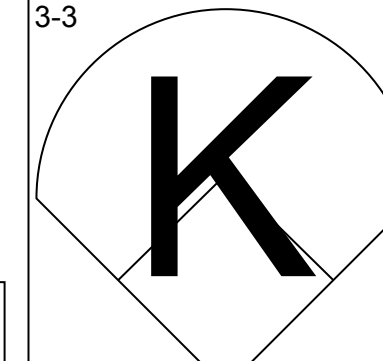
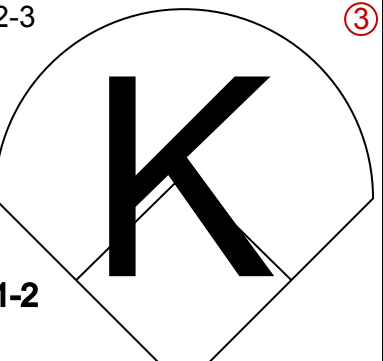
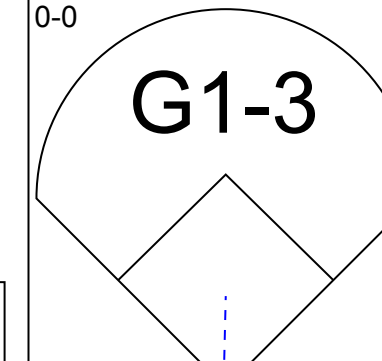
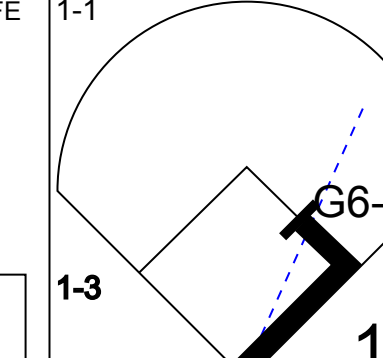
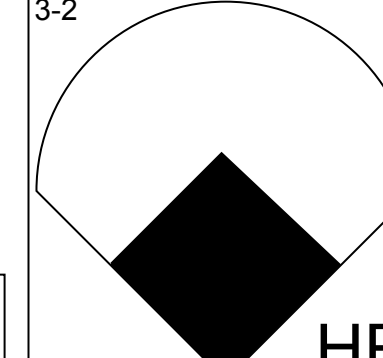
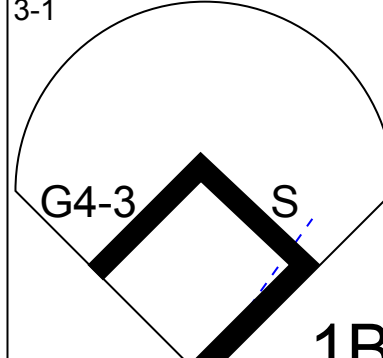
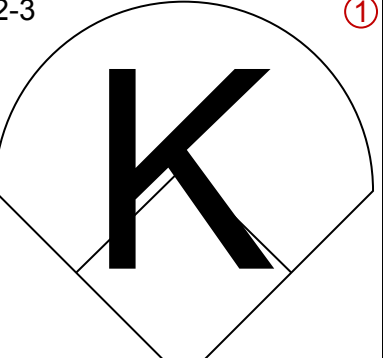
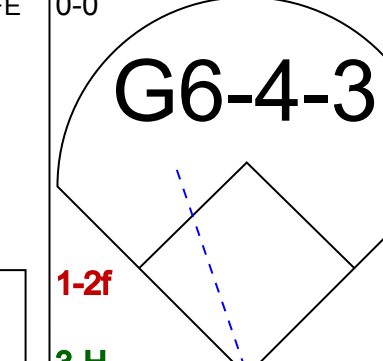
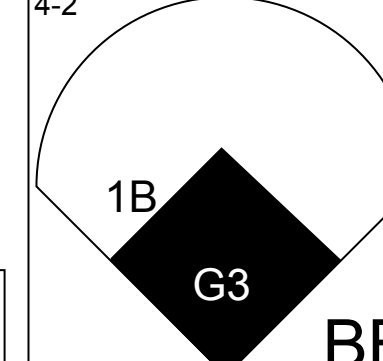
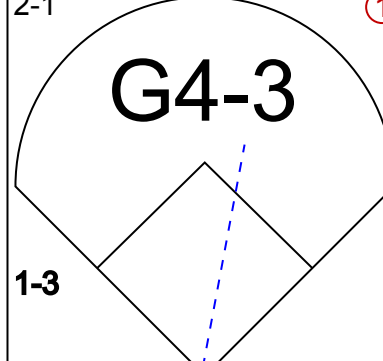
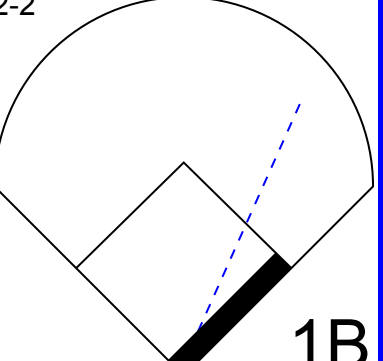
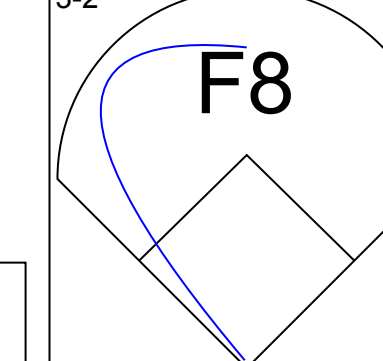
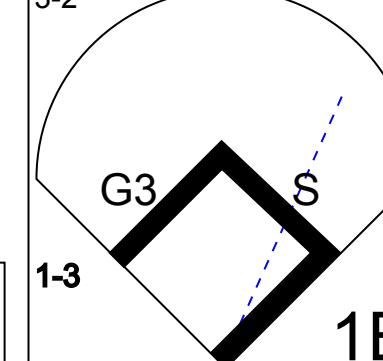
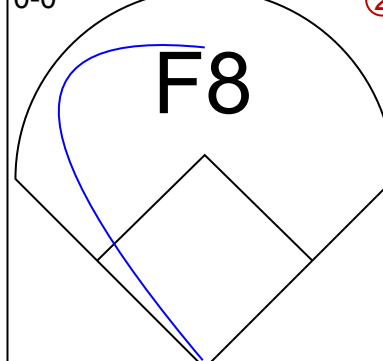
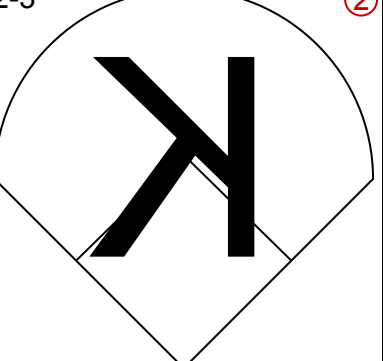

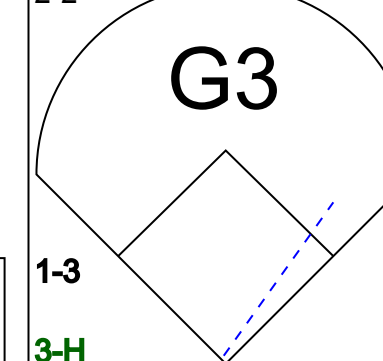
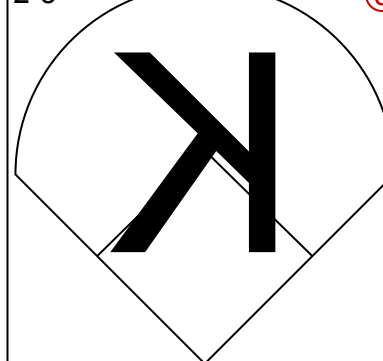
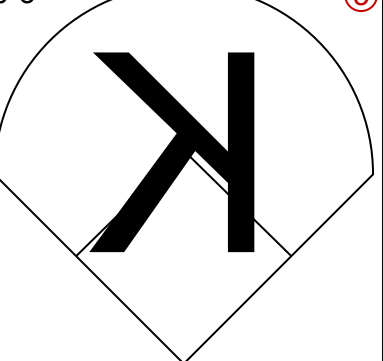
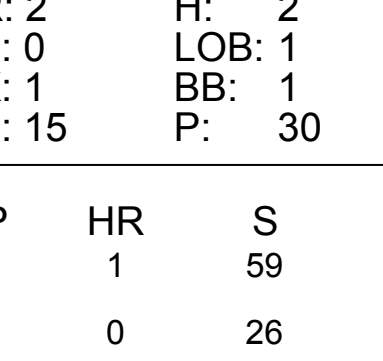
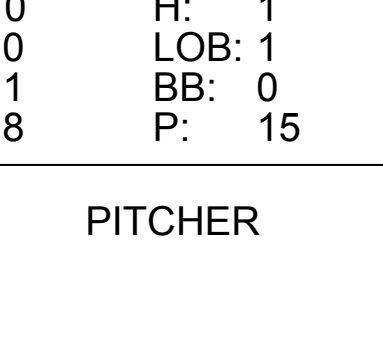
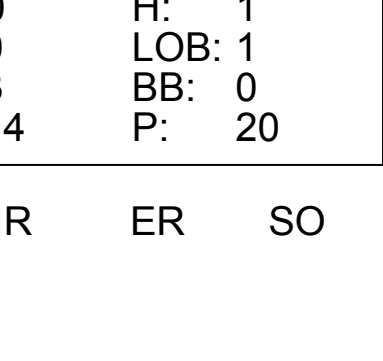

AB	28
R	2
H	6
RBI	0
BB	4
SO	8
LOB	19



Batter	1	2	3	4	5	6	7	8	9	AB	R	H	RBI	BB	SO	LOB	TOP				
Brett Butler, L (1, 8) OBP: 0.382, SLG: 0.401	G6-3		SF7			K				0	0	0	0	0	0	0	Los Angeles Dodgers @ New York Mets Shea Stadium, Flushing, NY Sat Aug 19 1995, 7:05 PM EDT Att: 25,726 - Unknown - 81 F				
Jose Offerman, S (1, 6) OBP: 0.389, SLG: 0.388	F7		G4-3			F7		1B		3	0	0	0	1	0						
Mike Piazza, R (1, 2) OBP: 0.408, SLG: 0.583	PB							G4-3		4	0	2	0	0	1	2					
Eric Karros, R (1, 3) OBP: 0.379, SLG: 0.554	K					F8		G4-3		4	0	0	0	0	2	2					
Raul Mondesi, R (1, 9) OBP: 0.344, SLG: 0.506		G1-3				G6-3		F8		4	0	1	0	0	0	0					
Roberto Kelly, R (1, 7) OBP: 0.293, SLG: 0.339		K				G5-3		E5		4	0	0	0	0	1	1					
Tim Wallach, R (1, 5) OBP: 0.325, SLG: 0.409		P5				F9		F7		3	0	0	0	0	0	1					
Chad Fonville, S (1, 4) OBP: 0.342, SLG: 0.312						F9		F7		3	1	2	0	0	0	1					
Tom Candiotti, R (1, 1) OBP: 0.178, SLG: 0.119						FC6		G3		1	0	0	0	0	0	1					
Delino DeShields, L (8, PH) OBP: 0.326, SLG: 0.323						FC6		F7		1	0	0	0	0	0	0					
Mark Guthrie, R (8, 1)										0	0	0	0	0	0	0					
Inning Stats	R: 0 E: 0 K: 1 S: 9	H: 1 LOB: 1 BB: 0 P: 16	R: 0 E: 0 K: 1 S: 7	H: 0 LOB: 0 BB: 0 P: 10	R: 1 E: 1 K: 0 S: 9	H: 1 LOB: 0 BB: 0 P: 15	R: 0 E: 0 K: 1 S: 8	H: 0 LOB: 0 BB: 0 P: 13	R: 0 E: 0 K: 1 S: 10	H: 1 LOB: 1 BB: 0 P: 14	R: 0 E: 1 K: 0 S: 12	H: 0 LOB: 1 BB: 0 P: 19	R: 0 E: 1 K: 0 S: 7	H: 1 LOB: 1 BB: 1 P: 15	R: 0 E: 0 K: 1 S: 7	H: 1 LOB: 0 BB: 0 P: 13	1B: 5 2B: 1 3B: 0 HR: 0	SF: 1 SAC: 1 DP: 2 HBP: 0	WP: 0 PB: 1 SB: 0 CS: 0	PA: 33	
PITCHER	IP	WLS	BF	H	R	ER	SO	BB	IBB	HBP	BLK	WP	HR	S	P	ERA	WHIP				
Dave Milicki, R (1, 1) ERA: 4.37	7.1	W	28	5	1	0	4	0	0	0	0	0	0	67	106	0.00	0.682				
Jerry Dipoto, R (8, 1) ERA: 4.59	0.2		2	0	0	0	0	1	0	0	0	0	0	2	6	0.00	1.500				
John Franco, L (9, 1) ERA: 2.2	1.0	S	3	1	0	0	1	0	0	0	0	0	0	7	13	0.00	1.000				

Batter	1	2	3	4	5	6	7	8	9	AB	R	H	RBI	BB	SO	LOB	BOTTOM				
Damon Buford, R (1, 8) OBP: 0.273, SLG: 0.196	K		F9			K		F9		4	0	0	0	0	2	0	Los Angeles Dodgers @ New York Mets Shea Stadium, Flushing, NY Sat Aug 19 1995, 7:05 PM EDT Att: 25,726 - Unknown - 81 F				
Jose Vizcaino, S (1, 6) OBP: 0.328, SLG: 0.360	E6		K			L9		G5-3		4	0	0	0	0	1	0					
Carl Everett, S (1, 9) OBP: 0.289, SLG: 0.397	F8					G6-3				3	1	1	0	0	0	1					
Jeff Kent, R (1, 4) OBP: 0.327, SLG: 0.444	G3					K				2	1	0	0	0	1	1					
Rico Brogna, L (1, 3) OBP: 0.342, SLG: 0.478						L7				3	0	2	1	0	0	0					
Ryan Thompson, R (1, 7) OBP: 0.327, SLG: 0.453										3	0	0	0	0	1	3					
Butch Huskey, R (1, 5) OBP: 0.333, SLG: 0.483										2	0	0	1	0	0	0					
Kelly Stinnett, R (1, 2) OBP: 0.346, SLG: 0.362										3	0	0	0	0	3	2					
Dave Milicki, R (1, 1) ERA: 0.152, SLG: 0.034										2	0	0	0	0	1	0					
Jerry Dipoto, R (8, 1)										0	0	0	0	0	0	0					
Chris Jones, R (8, PH) OBP: 0.333, SLG: 0.483										1	0	0	0	0	0	0					
John Franco, L (9, 1)										0	0	0	0	0	0	0					
Inning Stats	R: 0 E: 1 K: 1 S: 7	H: 0 LOB: 1 BB: 0 P: 11	R: 0 E: 1 K: 1 S: 11	H: 1 LOB: 0 BB: 0 P: 18	R: 0 E: 0 K: 1 S: 9	H: 0 LOB: 0 BB: 0 P: 15	R: 2 E: 0 K: 2 S: 11	H: 2 LOB: 1 BB: 0 P: 22	R: 0 E: 0 K: 2 S: 7	H: 0 LOB: 0 BB: 0 P: 9	R: 0 E: 0 K: 1 S: 8	H: 0 LOB: 0 BB: 0 P: 14	R: 0 E: 0 K: 1 S: 5	H: 0 LOB: 0 BB: 0 P: 9	R: 0 E: 0 K: 0 S: 7	H: 0 LOB: 0 BB: 0 P: 10	1B: 2 2B: 1 3B: 0 HR: 0	SF: 1 SAC: 0 DP: 1 HBP: 1	WP: 1 PB: 0 SB: 0 CS: 0	PA: 29	
PITCHER	IP	WLS	BF	H	R	ER	SO	BB	IBB	HBP	BLK	WP	HR	S	P	ERA	WHIP				
Tom Candiotti, R (1, 1) ERA: 3.44	7.0	L	26	3	2	2	9	0	0	0	0	0	0	58	98	0.00	0.429				
Mark Guthrie, L (8, 1) ERA: 4.32	1.0		3	0	0	0	0	0	0	0	0	0	0	7	10	0.00	0.000				

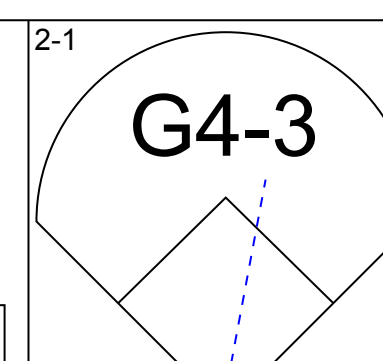
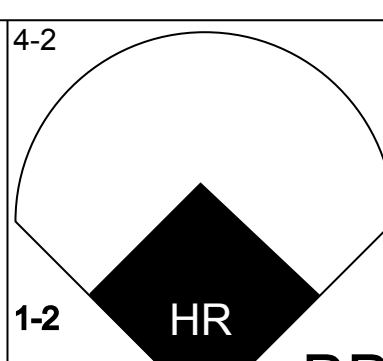
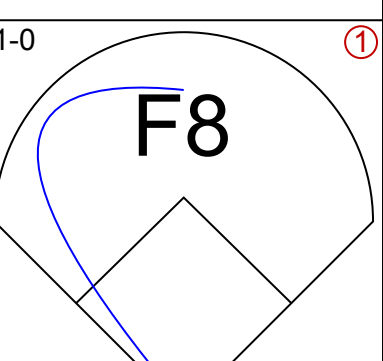
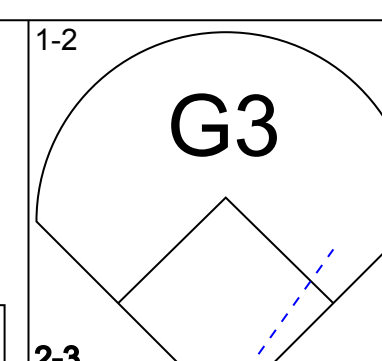
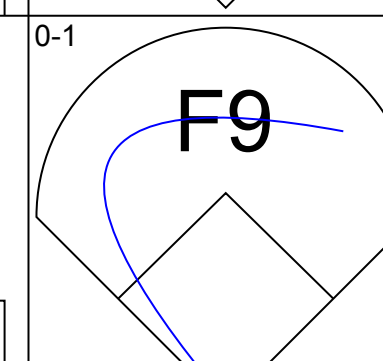
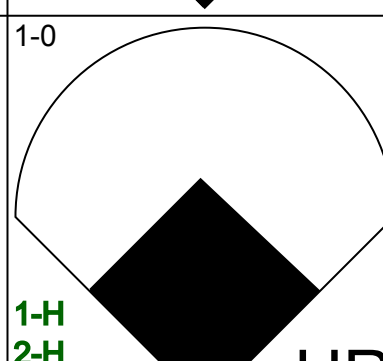
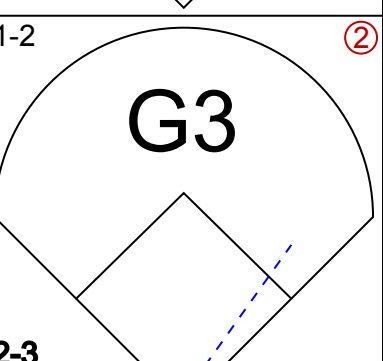
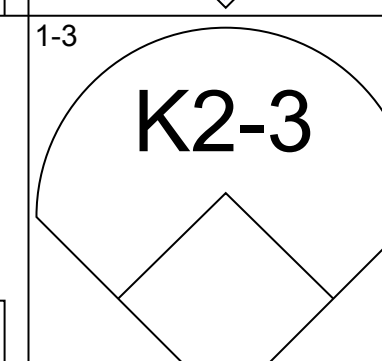
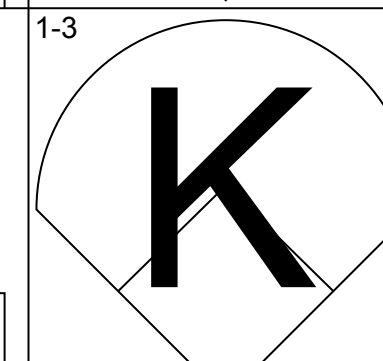
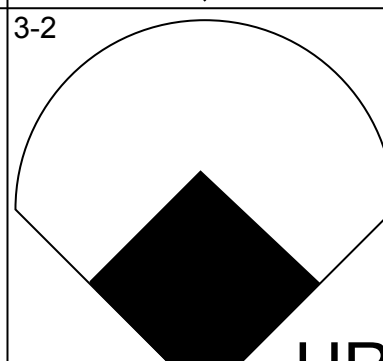
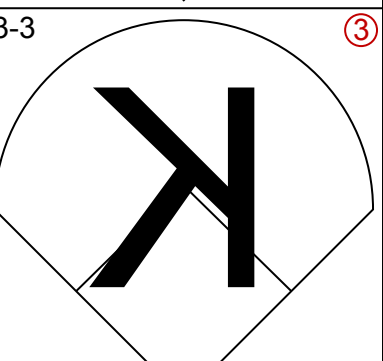
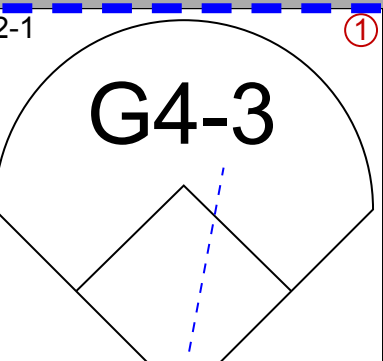
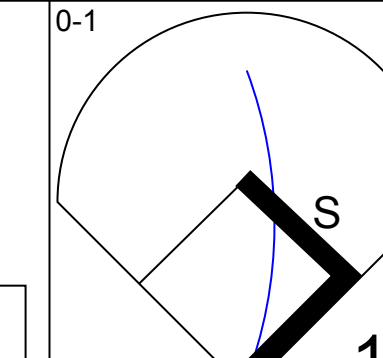
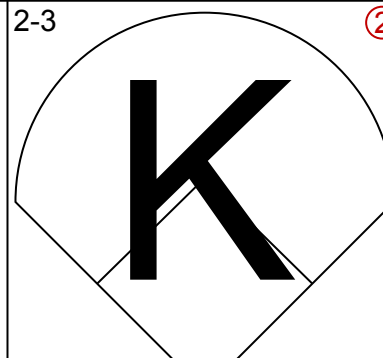
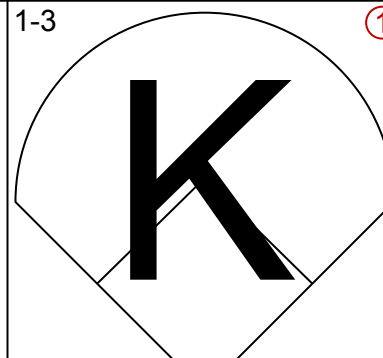
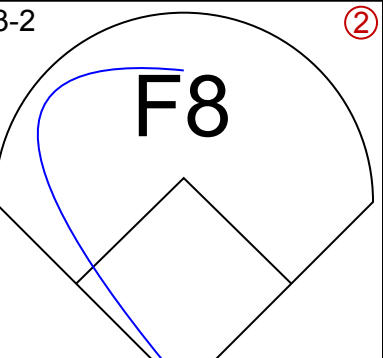
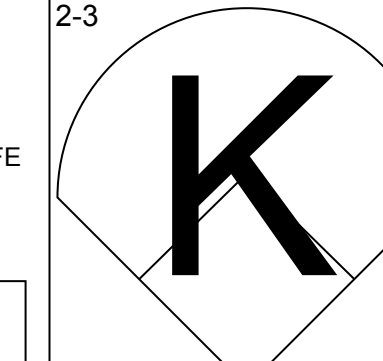
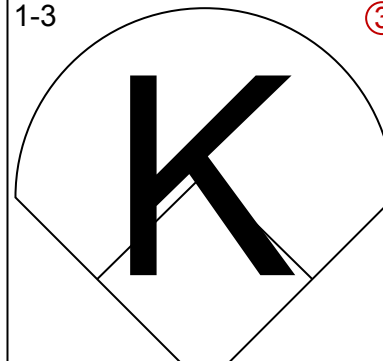
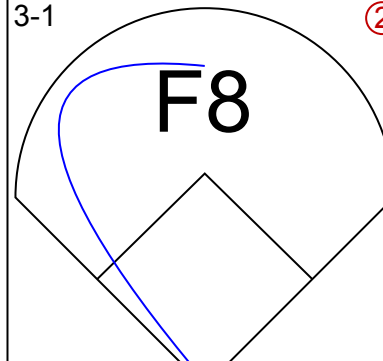
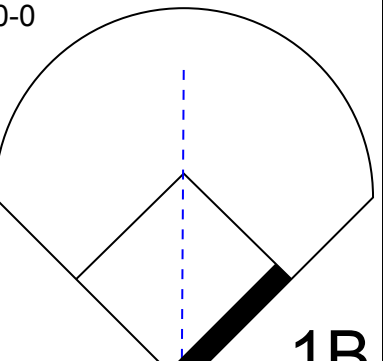
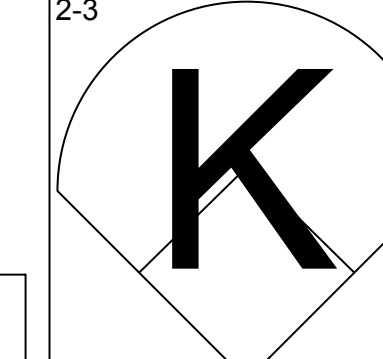
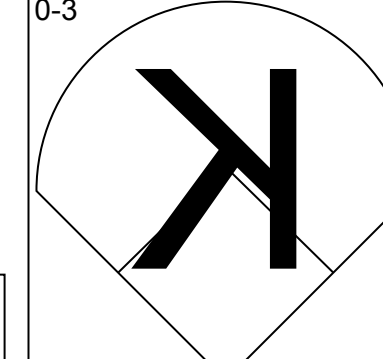
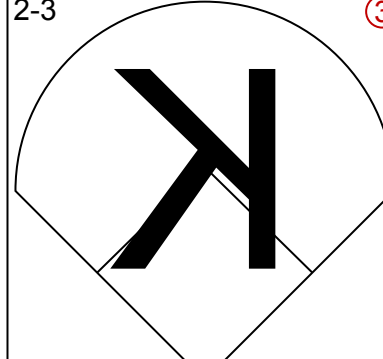
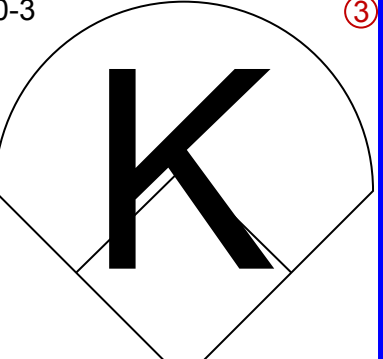
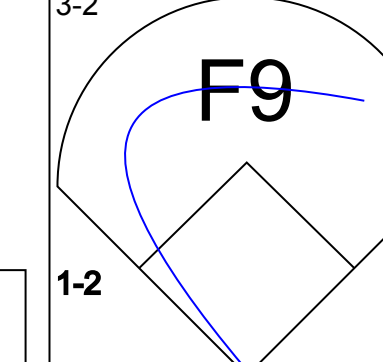
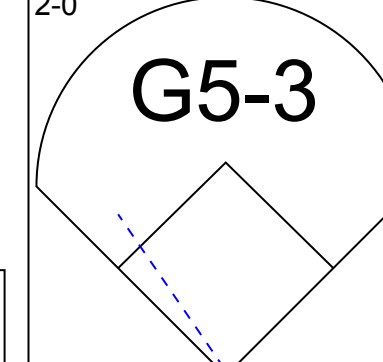
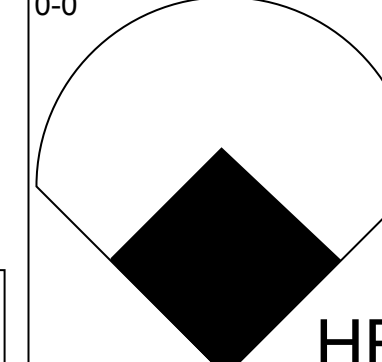
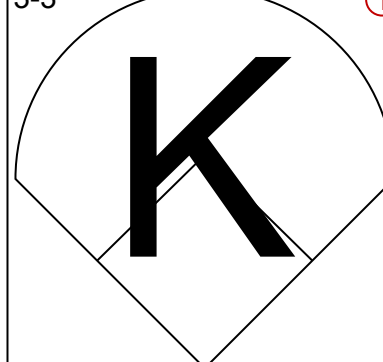
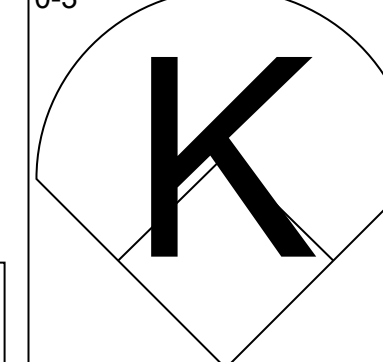
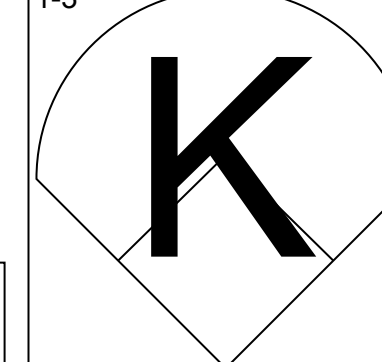
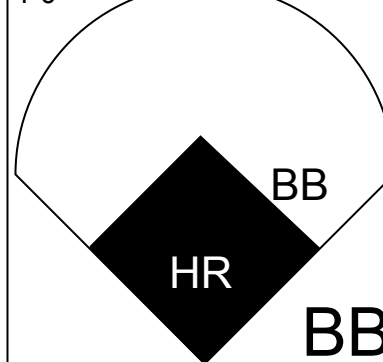
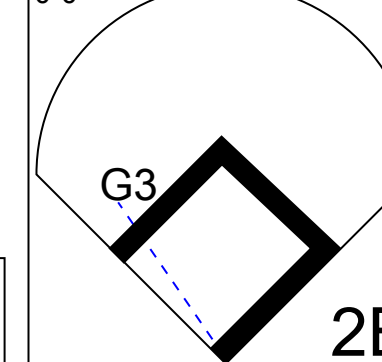
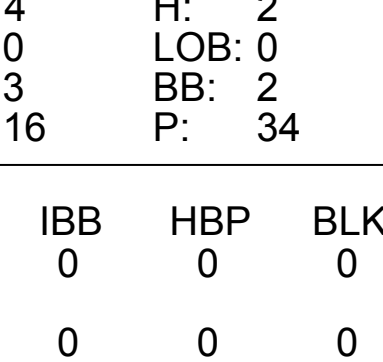
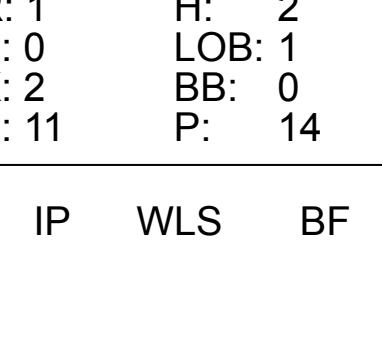


Batter	1	2	3	4	5	6	7	8	9	AB	R	H	RBI	BB	SO	LOB	TOP					
Brett Butler , L (1, 8) OBP: 0.380, SLG: 0.397										0	0	0	0	0	0	0						
Jose Offerman , S (1, 6) OBP: 0.391, SLG: 0.389										4	0	2	0	0	1	1						
Mike Piazza , R (1, 2) OBP: 0.408, SLG: 0.578										4	0	1	0	1	1	2						
Eric Karros , R (1, 3) OBP: 0.376, SLG: 0.548										4	0	0	0	0	1	6						
Raul Mondesi , R (1, 9) OBP: 0.343, SLG: 0.504										4	1	1	0	0	2	3						
Delino DeShields , L (1, 4) OBP: 0.331, SLG: 0.339										4	1	3	1	0	1	0						
Dave Hansen , L (1, 5) OBP: 0.387, SLG: 0.346										3	1	1	0	1	0	2						
Garay Ingram , R (8, PR) OBP: 0.358, SLG: 0.289										0	0	0	0	0	0	0						
John Cummings , L (8, 1)										0	0	0	0	0	0	0						
Chad Fonville , S (1, 7) OBP: 0.340, SLG: 0.310										4	0	1	0	0	1	2						
Hideo Nomo , R (1, 1) OBP: 0.074, SLG: 0.074										3	0	0	1	0	2	2						
Tim Wallach , R (8, PH) OBP: 0.323, SLG: 0.407										1	0	0	0	0	1	1						
Inning Stats	R: 0 E: 0 K: 2 S: 10	H: 1 LOB: 1 BB: 0 P: 12	R: 1 E: 0 K: 0 S: 7	H: 2 LOB: 0 BB: 0 P: 12	R: 0 E: 0 K: 1 S: 10	H: 0 LOB: 2 BB: 2 P: 21	R: 2 E: 0 K: 1 S: 15	H: 2 LOB: 1 BB: 1 P: 30	R: 0 E: 0 K: 1 S: 9	H: 0 LOB: 1 BB: 0 P: 14	R: 0 E: 0 K: 1 S: 8	H: 1 LOB: 1 BB: 0 P: 15	R: 0 E: 0 K: 1 S: 12	H: 2 LOB: 2 BB: 0 P: 20	R: 0 E: 0 K: 3 S: 14	H: 1 LOB: 1 BB: 0 P: 20	R: 0 E: 0 K: 1 S: 9	H: 0 LOB: 0 BB: 0 P: 12	1B: 8 2B: 0 3B: 0 HR: 1	SF: 0 SAC: 0 DP: 1 HBP: 1	WP: 0 PB: 0 SB: 5 CS: 0	PA: 39
PITCHER	IP	WLS	BF	H	R	ER	SO	BB	IBB	HBP	BLK	WP	HR	S	P	ERA	WHIP					
Jason Isringhausen , R (1, 1) ERA: 3.58	6.0	W	27	6	3	3	6	3	0	1	0	0	1	59	104	4.50	1.500					
Doug Henry , R (7, 1) ERA: 3.58	2.0		9	3	0	0	4	0	0	0	0	0	0	26	40	0.00	1.500					
John Franco , L (9, 1) ERA: 2.14	1.0	S	3	0	0	0	1	0	0	0	0	0	0	9	12	0.00	0.000					

Los Angeles Dodgers @ New York Mets
Shea Stadium, Flushing, NY
Sun Aug 20 1995, 3:33 AM EDT
Att: 33,668 - Sunny - 75 F

AB	31
R	3
H	9
RBI	2
BB	2
SO	10
LOB	19



Batter	1	2	3	4	5	6	7	8	9	AB	R	H	RBI	BB	SO	LOB	BOTTOM					
Joe Orsulak , L (1, 7) OBP: 0.324, SLG: 0.394										3	1	0	0	1	0	2						
Jose Vizcaino , S (1, 6) OBP: 0.327, SLG: 0.367										4	1	1	3	0	1	2						
Carl Everett , S (1, 9) OBP: 0.288, SLG: 0.413										4	1	1	1	0	2	1						
Jeff Kent , R (1, 4) OBP: 0.326, SLG: 0.442										4	0	1	0	0	2	0						
Rico Brogna , L (1, 3) OBP: 0.341, SLG: 0.475										4	0	1	0	0	2	1						
Ryan Thompson , R (1, 8) OBP: 0.320, SLG: 0.444										3	0	0	0	0	3	1						
Doug Henry , R (7, 1)										0	0	0	0	0	0	0						
Chris Jones , R (8, PH) OBP: 0.331, SLG: 0.479										1	0	0	0	0	1	1						
John Franco , L (9, 1)										0	0	0	0	0	0	0						
Butch Huskey , R (1, 5) OBP: 0.111, SLG: 0.500										3	1	1	1	0	0	1						
Kelly Stinnett , R (1, 2) OBP: 0.340, SLG: 0.353										3	0	0	0	0	3	0						
Jason Isringhausen , R (1, 1) OBP: 0.290, SLG: 0.214										1	1	1	0	1	0	0						
Damon Buford , R (7, 8) OBP: 0.279, SLG: 0.215										1	0	1	0	0	0	0						
Inning Stats	R: 0 E: 0 K: 1 S: 7	H: 0 LOB: 0 BB: 0 P: 10	R: 0 E: 0 K: 2 S: 13	H: 1 LOB: 1 BB: 0 P: 20	R: 4 E: 0 K: 3 S: 16	H: 2 LOB: 0 BB: 2 P: 34	R: 0 E: 0 K: 2 S: 7	H: 0 LOB: 0 BB: 0 P: 9	R: 0 E: 0 K: 1 S: 9	H: 1 LOB: 1 BB: 0 P: 14	R: 0 E: 0 K: 2 S: 8	H: 0 LOB: 0 BB: 0 P: 14	R: 1 E: 0 K: 2 S: 11	H: 2 LOB: 1 BB: 0 P: 14	R: 0 E: 0 K: 1 S: 12	H: 1 LOB: 1 BB: 0 P: 17	R: 0 E: 0 K: 1 S: 9	H: 0 LOB: 0 BB: 0 P: 12	1B: 2 2B: 2 3B: 0 HR: 3	SF: 0 SAC: 0 DP: 0 HBP: 0	WP: 0 PB: 0 SB: 1 CS: 0	PA: 33
PITCHER	IP	WLS	BF	H	R	ER	SO	BB	IBB	HBP	BLK	WP	HR	S	P	ERA	WHIP					
Hideo Nomo , R (1, 1) ERA: 2.28	7.0	L	29	6	5	5	13	2	0	0	0	0	0	3	71	6.43	1.143					
John Cummings , L (8, 1) ERA: 3.67	1.0		4	1	0	0	1	0	0	0	0	0	0	12	17	0.00	1.000					

Los Angeles Dodgers @ New York Mets
Shea Stadium, Flushing, NY
Sun Aug 20 1995, 3:33 AM EDT
Att: 33,668 - Sunny - 75 F

AB	31
R	5
H	7
RBI	5
BB	2
SO	14
LOB	9



Batter	1	2	3	4	5	6	7	8	9	AB	R	H	RBI	BB	SO	LOB	TOP								
Brett Butler, L OBP: 0.378, SLG: 0.393 (1, 8)	F9					L9	F8	G6-3		4	0	0	0	1	0	5	Los Angeles Dodgers @ Montreal Expos Olympic Stadium, Montreal, QB Mon Aug 21 1995, 7:05 PM EDT Att: 18,083 - Dome livebaseballscorecards.com								
Jose Offerman, S OBP: 0.390, SLG: 0.386 Rick Parker, R OBP: 0.269, SLG: 0.269 (1, 6) (7, 7)	L8		G4-3				F7	G6-3		3	1	0	0	0	0	1									
Mike Piazza, R OBP: 0.408, SLG: 0.585 (1, 2)	G6-3				F7				K	5	2	2	1	0	1	0									
Eric Karros, R OBP: 0.376, SLG: 0.545 (1, 3)		G1-3								4	1	1	0	1	2	2									
Raul Mondesi, R OBP: 0.344, SLG: 0.512 (1, 9)		G5-3								5	2	2	3	0	1	1									
Delino DeShields, L OBP: 0.332, SLG: 0.350 (1, 4)										5	1	2	1	0	1	4									
Tim Wallach, R OBP: 0.325, SLG: 0.407 (1, 5)										5	0	2	1	0	0	3									
Chad Fonville, S OBP: 0.344, SLG: 0.315 (1, 7) (7, 6)			L1-3							4	0	2	1	0	0	0									
Ismael Valdez, R OBP: 0.100, SLG: 0.082 Todd Worrell, R (9, 1)			G5-3							3	0	0	0	1	0	2									
Inning Stats	R: 0 E: 0 K: 0 S: 7	H: 0 LOB: 0 BB: 0 P: 12	R: 0 E: 0 K: 0 S: 8	H: 1 LOB: 1 BB: 0 P: 13	R: 0 E: 0 K: 0 S: 9	H: 0 LOB: 1 BB: 1 P: 18	R: 0 E: 0 K: 2 S: 12	H: 0 LOB: 0 BB: 0 P: 16	R: 0 E: 0 K: 1 S: 12	H: 2 LOB: 2 BB: 0 P: 15	R: 3 E: 0 K: 1 S: 19	H: 4 LOB: 3 BB: 1 P: 31	R: 4 E: 0 K: 0 S: 16	H: 3 LOB: 0 BB: 1 P: 24	R: 0 E: 0 K: 0 S: 4	H: 0 LOB: 0 BB: 0 P: 5		R: 0 E: 1 K: 1 S: 16	H: 1 LOB: 2 BB: 0 P: 24	1B: 7 2B: 1 3B: 0 HR: 3	SF: 0 SAC: 0 DP: 0 HBP: 1	WP: 1 PB: 0 SB: 0 CS: 0	PA: 43		
PITCHER	IP	WLS	BF	H	R	ER	SO	BB	IBB	HBP	BLK	WP	HR	S	P	ERA	WHIP								
Tavo Alvarez, R ERA: 4.76 (1, 1)	5.2	L	27	7	3	3	4	2	0	1	0	0	0	65	101	4.76	1.588								
Willie Fraser, R ERA: 5.4 (6, 1)	1.1		8	3	4	4	0	1	0	0	0	1	3	18	28	27.00	3.000								
Dave Leiper, L ERA: 3.3 (8, 1)	1.0		3	0	0	0	0	0	0	0	0	0	0	4	5	0.00	0.000								
Tim Scott, R ERA: 4.14 (9, 1)	1.0		5	1	0	0	1	0	0	0	0	0	0	16	24	0.00	1.000								

Batter	1	2	3	4	5	6	7	8	9	AB	R	H	RBI	BB	SO	LOB	BOTTOM								
Rondell White, R OBP: 0.342, SLG: 0.456 (1, 8)	K		G5-3			G5-3		F7		4	0	0	0	0	1	0	Los Angeles Dodgers @ Montreal Expos Olympic Stadium, Montreal, QB Mon Aug 21 1995, 7:05 PM EDT Att: 18,083 - Dome livebaseballscorecards.com								
F.P. Santangelo, S OBP: 0.426, SLG: 0.468 (1, 7)	P4							F8		4	0	1	0	0	1	0									
Wil Cordero, R OBP: 0.354, SLG: 0.438 (1, 6)	G4-3									4	0	1	0	0	1	1									
David Segui, S OBP: 0.386, SLG: 0.473 (1, 3)		E7								4	1	1	0	0	0	2									
Darrin Fletcher, L OBP: 0.385, SLG: 0.483 (1, 2)		L7								3	0	0	0	1	0	2									
Mike Lansing, R OBP: 0.308, SLG: 0.407 (1, 4)		SF8								3	0	0	1	0	0	1									
Tony Tarasco, L OBP: 0.320, SLG: 0.398 (1, 9)										3	1	2	1	0	0	0									
Shane Andrews, R OBP: 0.263, SLG: 0.347 Dave Leiper, L (8, 1)										3	0	1	0	0	1	0									
Tim Scott, R OBP: 0.250, SLG: 0.250 (9, 1)										0	0	0	0	0	0	0									
Tavo Alvarez, R (1, 1) Willie Fraser, R (6, 1) Dave Silvestri, R OBP: 0.235, SLG: 0.317 (8, 5)										2	0	0	0	0	1	1									
Inning Stats	R: 0 E: 0 K: 1 S: 10	H: 0 LOB: 0 BB: 0 P: 13	R: 1 E: 1 K: 0 S: 15	H: 1 LOB: 0 BB: 0 P: 21	R: 0 E: 0 K: 2 S: 14	H: 0 LOB: 0 BB: 0 P: 19	R: 0 E: 0 K: 1 S: 10	H: 1 LOB: 1 BB: 0 P: 13	R: 0 E: 0 K: 1 S: 9	H: 1 LOB: 1 BB: 0 P: 13	R: 1 E: 0 K: 0 S: 9	H: 1 LOB: 0 BB: 0 P: 11	R: 0 E: 0 K: 1 S: 6	H: 0 LOB: 0 BB: 0 P: 11	R: 0 E: 0 K: 0 S: 7	H: 0 LOB: 1 BB: 1 P: 13	1B: 3 2B: 2 3B: 0 HR: 1	SF: 1 SAC: 0 DP: 0 HBP: 0	WP: 0 PB: 0 SB: 0 CS: 0	PA: 33					
PITCHER	IP	WLS	BF	H	R	ER	SO	BB	IBB	HBP	BLK	WP	HR	S	P	ERA	WHIP								
Ismael Valdez, R ERA: 2.74 (1, 1)	8.0	W	29	6	2	1	6	0	0	0	0	0	0	80	110	1.12	0.750								
Todd Worrell, R ERA: 1.8 (9, 1)	1.0		4	0	0	0	0	1	0	0	0	0	0	7	13	0.00	1.000								



Batter	1	2	3	4	5	6	7	8	9	10	11	AB	R	H	RBI	BB	SO	LOB	TOP							
Brett Butler, L OBP: 0.373, SLG: 0.387 (1, 8)	G4-3	G5-3		F7		G6-3		L8			P5	6	0	0	1	0	0	6								
Chad Forville, S OBP: 0.339, SLG: 0.310 (10, 4)	K		B1-3			G6-3			P4		WP 1B	6	1	1	0	0	2	1								
Mike Piazza, R OBP: 0.410, SLG: 0.602 (1, 2)	HR		E6			HR			G6-3		HBP 1B IBB	5	3	2	2	1	1	0								
Eric Karros, R OBP: 0.376, SLG: 0.545 (1, 3)	2B		G5-3			F8		F9		G3		HBP 1B	6	1	2	1	0	0	1							
Raul Mondesi, R OBP: 0.346, SLG: 0.518 (1, 9)	P3		K			HR				G6-3		1B HBP	5	1	2	1	0	1	2							
Roberto Kelly, R OBP: 0.293, SLG: 0.339 (1, 7)			1B			L7		F8			L6		1B	6	0	2	2	0	0	1						
Tim Wallach, R OBP: 0.329, SLG: 0.411 (1, 5)	L6					SH1-4 BB		G6-3 2B		G4-3		FC6-4 1B	5	1	2	0	1	0	3							
Delino DeShields, L OBP: 0.328, SLG: 0.352 Todd Worrell, R (10, 1)						SH1-4 BB		G6-3 S 1B		K		FC6-4 1-2	4	0	2	0	1	1	1							
Kevin Tapani, R ERA: 5.13 Jeff Treshaw, L ERA: 4.52 John Cummings, L ERA: 3.54 Antonio Osuna, R ERA: 5.08 Mark Guthrie, L ERA: 4.1	P6					SH1-4		P7				F9	0	0	0	0	0	0	0							
Inning Stats	R: 1 E: 0 K: 1 S: 11	H: 2 LOB: 1 BB: 0 P: 19	R: 0 E: 0 K: 0 S: 10	H: 2 LOB: 2 BB: 0 P: 14	R: 0 E: 1 K: 1 S: 8	H: 0 LOB: 1 BB: 0 P: 14	R: 0 E: 0 K: 0 S: 8	H: 0 LOB: 2 BB: 2 P: 16	R: 2 E: 0 K: 1 S: 7	H: 2 LOB: 0 BB: 0 P: 13	R: 1 E: 0 K: 0 S: 11	H: 2 LOB: 1 BB: 0 P: 20	R: 0 E: 0 K: 1 S: 6	H: 1 LOB: 1 BB: 0 P: 15	R: 0 E: 0 K: 0 S: 8	H: 0 LOB: 0 BB: 0 P: 9	R: 0 E: 0 K: 0 S: 10	H: 1 LOB: 1 BB: 0 P: 15	R: 3 E: 0 K: 0 S: 13	H: 3 LOB: 2 BB: 1 P: 23	1B: 9 2B: 2 3B: 0 HR: 3	SF: 0 SAC: 1 DP: 0 HBP: 1	WP: 1 PB: 0 SB: 1 CS: 0	PA: 52		
PITCHER	IP WLS BF H R ER SO BB IBB HBP BLK WP HR S P ERA WHIP	4.2 0.1 5 2 1 1 0 0 0 0 0 0 0 0 43 73 5.79 1.714	0.1 1 0 0 0 0 0 0 0 0 0 0 0 0 1 3 0.00 0.000	1.0 5 2 1 1 0 0 0 0 0 0 0 0 0 11 20 9.00 2.000	1.0 4 1 0 0 1 0 0 0 0 0 0 0 0 6 7 0.00 1.000	1.0 4 1 0 0 1 0 0 0 0 0 0 0 0 11 15 0.00 1.000		PITCHER	IP WLS BF H R ER SO BB IBB HBP BLK WP HR S P ERA WHIP	2.0 L 8 3 3 3 0 0 1 1 0 1 0 13 23 27.00 3.000	1.0 L 8 3 3 3 0 0 1 1 0 1 0 13 23 27.00 3.000															
Rondell White, R OBP: 0.345, SLG: 0.453 (1, 8)	G1-3 WP BB		K			1-2 2-H 1B		G6-3		K		FC6-4 BB	4	1	1	1	2	2	0							
F.P. Santangelo, S OBP: 0.417, SLG: 0.431 (1, 7)	G1-3					G4-3					F8		FC6-4 1-2	4	0	0	0	2	0	2						
Wil Cordero, R OBP: 0.350, SLG: 0.433 (1, 6)	P4		G6-3			P6		P6		K				5	0	0	0	0	1	4						
David Segui, S OBP: 0.383, SLG: 0.469 (1, 3)	G5-3					F9		F9		G3		1B BB	5	0	1	0	0	0	4							
Darin Fletcher, L OBP: 0.383, SLG: 0.479 Mel Rojas, R OBP: 0.246, SLG: 0.317 (10, PH)			P6			E3 1B 1B		SH1-3 1B		L9		1B BB	4	1	1	0	0	0	0							
Mike Lansing, R OBP: 0.310, SLG: 0.408 (1, 4)	G6-3					SH1-3		SH1-3		F9		1B BB	4	1	2	0	0	0	0							
Tony Tarasco, L OBP: 0.321, SLG: 0.397 Willie Fraser, R (11, 1)	F8					1B 1B		1B 1B		K		P2	4	1	1	0	1	1	3							
Shane Andrews, R OBP: 0.272, SLG: 0.360 (1, 5)						1B 1B		1B 1B		K		P4	5	0	3	1	0	1	2							
Kevin Tapani, R ERA: 5.13 Pedro Astacio, R ERA: 4.52 John Cummings, L ERA: 3.54 Antonio Osuna, R ERA: 5.08 Mark Guthrie, L ERA: 4.1						SF9		G4-3				G4-6-3 1B	1	0	0	0	0	1	1							
Inning Stats	R: 1 E: 0 K: 0 S: 13	H: 0 LOB: 0 BB: 1 P: 22	R: 0 E: 0 K: 0 S: 8	H: 0 LOB: 0 BB: 0 P: 12	R: 0 E: 0 K: 2 S: 8	H: 1 LOB: 0 BB: 0 P: 10	R: 0 E: 0 K: 0 S: 3	H: 0 LOB: 0 BB: 0 P: 4	R: 3 E: 1 K: 0 S: 23	H: 4 LOB: 3 BB: 1 P: 34	R: 0 E: 0 K: 1 S: 10	H: 1 LOB: 2 BB: 1 P: 20	R: 0 E: 0 K: 0 S: 7	H: 0 LOB: 0 BB: 0 P: 13	R: 0 E: 0 K: 1 S: 6	H: 0 LOB: 0 BB: 0 P: 10	R: 0 E: 0 K: 2 S: 9	H: 0 LOB: 0 BB: 0 P: 13	R: 0 E: 0 K: 1 S: 14	H: 2 LOB: 3 BB: 1 P: 24	R: 0 E: 0 K: 0 S: 5	H: 1 LOB: 1 BB: 1 P: 10	1B: 8 2B: 1 3B: 0 HR: 0	SF: 1 SAC: 1 DP: 1 HBP: 0	WP: 1 PB: 0 SB: 1 CS: 0	PA: 47
PITCHER	IP WLS BF H R ER SO BB IBB HBP BLK WP HR S P ERA WHIP	1.0 4 4 3 2 2 0 0 0 0 0 0 0 0 13 27 9.00 1.000	3.0 13 4 3 2 2 0 0 0 0 0 0 0 0 27 37 6.00 1.333	1.0 5 1 0 0 0 1 0 0 0 0 0 0 0 15 23 0.00 2.000	2.0 9 1 0 0 1 1 1 0 0 0 0 0 0 17 33 0.00 1.000	2.2 10 1 0 0 4 1 0 0 0 0 0 0 26 42 0.00 0.750		PITCHER	IP WLS BF H R ER SO BB IBB HBP BLK WP HR S P ERA WHIP	1.1 W 6 2 0 0 0 0 1 0 0 0 0 8 15 0.00 2.250	1.1 W 6 2 0 0 0 0 1 0 0 0 0 8 15 0.00 2.250															

Los Angeles Dodgers @ Montreal Expos
Olympic Stadium, Montreal, QB
Tue Aug 22 1995, 7:05 PM EDT
Att: 16,057 - Dome

AB 47
R 7
H 14
RBI 7
BB 3
SO 5
LOB 19



Los Angeles Dodgers @ Montreal Expos
Olympic Stadium, Montreal, QB
Tue Aug 22 1995, 7:05 PM EDT
Att: 16,057 - Dome

AB 39
R 4
H 9
RBI 3
BB 6
SO 7
LOB 19




Batter	1	2	3	4	5	6	7	8	9	AB	R	H	RBI	BB	SO	LOB	TOP								
Chad Fonville, S OBP: 0.335, SLG: 0.307 (1, 8)	G6-3		G6-3		FC6-4		WP 2H 1B		G6-3	5	0	1	1	0	0	2									
Jose Offerman, S OBP: 0.388, SLG: 0.382 (1, 6)	BB						G3-1			3	0	0	0	1	2	1									
Mike Piazza, R OBP: 0.411, SLG: 0.610 (1, 2)	K				G1-3		HR		1B	4	1	2	1	0	1	1									
Eric Karros, R OBP: 0.372, SLG: 0.539 (1, 3)	K				K		K		K	4	0	0	0	0	4	2									
Raul Mondesi, R OBP: 0.347, SLG: 0.517 (1, 9)							K		P8	3	1	1	0	1	1	1									
Roberto Kelly, R OBP: 0.295, SLG: 0.341 (1, 7)	K				HR		CS		G5-3	4	1	2	1	0	1	2									
Tim Wallach, R OBP: 0.331, SLG: 0.424 (1, 5)	G6-3				HR		CS		G4-3	4	2	2	2	0	0	1									
Delino DeShields, L OBP: 0.335, SLG: 0.350 (1, 4)					G4-3		G3		L9	4	0	1	0	0	0	1									
Ramon Martinez, R OBP: 0.154, SLG: 0.176 (1, 1)	G5-3				G5-3		FC6-4		SH1-4	2	0	1	0	0	0	0									
Inning Stats	R: 0 E: 0 K: 2 S: 11	H: 0 LOB: 1 BB: 1 P: 18	R: 0 E: 0 K: 1 S: 8	H: 1 LOB: 0 BB: 0 P: 13	R: 0 E: 0 K: 0 S: 8	H: 0 LOB: 0 BB: 0 P: 10	R: 0 E: 0 K: 2 S: 8	H: 0 LOB: 0 BB: 0 P: 11	R: 2 E: 0 K: 1 S: 11	H: 3 LOB: 1 BB: 0 P: 17	R: 2 E: 0 K: 2 S: 17	H: 2 LOB: 0 BB: 1 P: 33	R: 1 E: 0 K: 0 S: 13	H: 2 LOB: 1 BB: 0 P: 17	R: 0 E: 0 K: 1 S: 10	H: 1 LOB: 1 BB: 0 P: 15	R: 0 E: 0 K: 0 S: 9	H: 1 LOB: 1 BB: 0 P: 15	1B: 8 2B: 0 3B: 0 HR: 2	SF: 0 SAC: 2 DP: 1 HBP: 0	WP: 1 PB: 0 CS: 1	PA: 38			
PITCHER	IP	WLS	BF	H	R	ER	SO	BB	IBB	HBP	BLK	WP	HR	S	P	ERA	WHIP								
Jeff Fassero, L ERA: 4.07 (1, 1)	6.2	L	28	8	5	5	8	2	0	0	0	0	2	73	115	6.75	1.500								
Greg Harris, R ERA: 2.45 (7, 1)	1.1		5	1	0	0	1	0	0	0	0	1	0	13	19	0.00	0.750								
Jeff Shaw, R ERA: 4.72 (9, 1)	1.0		4	1	0	0	0	0	0	0	0	0	0	9	15	0.00	1.000								

Los Angeles Dodgers @ Montreal Expos
Olympic Stadium, Montreal, QB
Wed Aug 23 1995, 7:05 PM EDT
Att: 15,602 - Dome

livebaseballscorecards.com

AB	33
R	5
H	10
RBI	5
BB	2
SO	9
LOB	11




Batter	1	2	3	4	5	6	7	8	9	AB	R	H	RBI	BB	SO	LOB	BOTTOM								
F.P. Santangelo, S OBP: 0.438, SLG: 0.453 (1, 7)	FC6-4		G6-3		FC6-4					2	0	1	0	2	0	0									
Wil Cordero, R OBP: 0.349, SLG: 0.431 Jeff Shaw, R (9, 1)	G6-3		1B		F8				FC6-4	4	0	1	0	0	0	3									
Rondell White, R OBP: 0.347, SLG: 0.452 (1, 8)	FC6-4		1B		FC6-4				G6-4-3	0	0	0	0	0	0	0									
David Segui, S OBP: 0.379, SLG: 0.464 (1, 3)	FC6-4		L7						F9	3	0	1	0	1	0	2									
Darrin Fletcher, L OBP: 0.379, SLG: 0.473 Greg Harris, S Jeff Treadway, L (9, 4)	F8		G3-1						1B	4	0	0	0	0	0	4									
Mike Lansing, R OBP: 0.307, SLG: 0.404 (9, 6)			G5-3		K				FC5-4	3	0	0	0	0	1	1									
Tony Tarasco, L OBP: 0.320, SLG: 0.393 (1, 9)	F8				G4-6-3				P4	3	0	0	0	1	0	1									
Shane Andrews, R OBP: 0.273, SLG: 0.359 (1, 5)					G4-6-3				G5-3	3	0	1	0	0	0	1									
Jeff Fassero, L OBP: 0.160, SLG: 0.067 Tim Laker, R (7, 2)			K		B1-3				G1-3	2	0	0	0	0	1	1									
Inning Stats	R: 0 E: 0 K: 0 S: 10	H: 1 LOB: 2 BB: 1 P: 21	R: 0 E: 0 K: 1 S: 10	H: 1 LOB: 0 BB: 0 P: 15	R: 0 E: 0 K: 0 S: 8	H: 2 LOB: 2 BB: 0 P: 10	R: 0 E: 0 K: 1 S: 7	H: 0 LOB: 0 BB: 1 P: 11	R: 0 E: 0 K: 0 S: 5	H: 0 LOB: 0 BB: 0 P: 9	R: 0 E: 0 K: 0 S: 10	H: 0 LOB: 0 BB: 0 P: 15	R: 0 E: 0 K: 0 S: 7	H: 0 LOB: 1 BB: 1 P: 13	R: 0 E: 0 K: 0 S: 7	H: 1 LOB: 0 BB: 0 P: 12	1B: 4 2B: 1 3B: 0 HR: 0	SF: 0 SAC: 0 DP: 2 HBP: 0	WP: 0 PB: 0 CS: 0	PA: 34					
PITCHER	IP	WLS	BF	H	R	ER	SO	BB	IBB	HBP	BLK	WP	HR	S	P	ERA	WHIP								
Ramon Martinez, R ERA: 3.71 (1, 1)	9.0	W	34	5	0	0	2	4	0	0	0	0	0	71	120	0.00	1.000								

Los Angeles Dodgers @ Montreal Expos
Olympic Stadium, Montreal, QB
Wed Aug 23 1995, 7:05 PM EDT
Att: 15,602 - Dome

livebaseballscorecards.com

AB	30
R	0
H	5
RBI	0
BB	4
SO	2
LOB	17



Batter	1	2	3	4	5	6	7	8	9	AB	R	H	RBI	BB	SO	LOB	TOP			
Brett Butler, L OBP: 0.371, SLG: 0.382 Rick Parker, R OBP: 0.276, SLG: 0.250	G3		G6-3		E4	L9			G6-3	3	1	0	0	0	0	1	Los Angeles Dodgers @ Philadelphia Phillies Veterans Stadium, Philadelphia, PA Fri Aug 25 1995, 7:05 PM EDT Att: 33,230 - Unknown - 82 F			
Chad Fonville, S OBP: 0.335, SLG: 0.308	L6-3		K		L5				G3-1	5	0	1	0	0	1					
Mike Piazza, R OBP: 0.409, SLG: 0.604 Carlos Hernandez, R OBP: 0.213, SLG: 0.185	L6-3				G5-3	1B			P4	2	1	1	0	1	0	1				
Eric Karros, R OBP: 0.374, SLG: 0.541					G5-3	1B			G5-3	4	0	1	1	0	0	1				
Raul Mondesi, R OBP: 0.343, SLG: 0.509 Billy Ashley, R OBP: 0.325, SLG: 0.375	K		G5-3		F7				1B	3	0	0	0	0	1	3				
Delino DeShields, L OBP: 0.347, SLG: 0.369 Garey Ingram, R OBP: 0.345, SLG: 0.277	HBP				2B	1B			P6	1	2	1	1	2	0	0				
Tim Wallach, R OBP: 0.337, SLG: 0.430 Dave Hansen, L OBP: 0.384, SLG: 0.338	HBP				2B	1B			F7	1	0	1	1	0	0	0				
Roberto Kelly, R OBP: 0.294, SLG: 0.339 Jim Bruske, R	F9				G1-3				G1-3	2	0	0	0	0	0	3				
John Cummings, L Pedro Astacio, R OBP: 0.160, SLG: 0.167	F9				G1-3				G1-3	0	0	0	0	0	0	0				
Hideo Nomo, R OBP: 0.091, SLG: 0.091 Jose Offerman, S OBP: 0.382, SLG: 0.375	G6-3				G4-3				G3-1	1	0	1	0	0	0	0				
Inning Stats	R: 0 E: 0 K: 0 S: 8	H: 1 LOB: 0 BB: 0 P: 13	R: 0 E: 0 K: 1 S: 11	H: 0 LOB: 2 BB: 1 P: 20	R: 0 E: 0 K: 1 S: 6	H: 1 LOB: 0 BB: 0 P: 9	R: 2 E: 0 K: 0 S: 13	H: 2 LOB: 1 BB: 1 P: 21	R: 1 E: 0 K: 0 S: 10	H: 2 LOB: 2 BB: 0 P: 12	R: 0 E: 0 K: 0 S: 4	H: 0 LOB: 0 BB: 0 P: 8	R: 0 E: 0 K: 0 S: 8	H: 1 LOB: 1 BB: 0 P: 13	R: 0 E: 0 K: 0 S: 7	H: 0 LOB: 0 BB: 0 P: 9	1B: 6 2B: 2 3B: 0 HR: 0	SF: 0 SAC: 0 DP: 2 HBP: 1	WP: 1 PB: 0 SB: 0 CS: 0	PA: 38
PITCHER Jeff Juden, R ERA: 3.6	IP: 9.0 WLS: W BF: 38 H: 7 R: 4 ER: 3 SO: 2 BB: 4 IBB: 0 HBP: 1 BLK: 0 WP: 1 HR: 0 S: 78 P: 128 ERA: 3.00 WHIP: 1.222											PITCHER	IP: 9.0 WLS: W BF: 38 H: 7 R: 4 ER: 3 SO: 2 BB: 4 IBB: 0 HBP: 1 BLK: 0 WP: 1 HR: 0 S: 78 P: 128 ERA: 3.00 WHIP: 1.222							

Batter	1	2	3	4	5	6	7	8	9	AB	R	H	RBI	BB	SO	LOB	BOTTOM			
Mickey Morandini, L OBP: 0.359, SLG: 0.434	K		WP			L7			K	6	1	1	0	0	2	1	Los Angeles Dodgers @ Philadelphia Phillies Veterans Stadium, Philadelphia, PA Fri Aug 25 1995, 7:05 PM EDT Att: 33,230 - Unknown - 82 F			
Jim Eisenreich, L OBP: 0.374, SLG: 0.452	HR		3B		2B	K			K	4	4	3	0	1	1	0				
Gregg Jefferies, S OBP: 0.348, SLG: 0.442	HR		1B		2B	G4-3				5	4	4	4	0	0	0				
Mark Whiten, S OBP: 0.317, SLG: 0.371	K		CI		F7				K	4	2	1	0	0	2	2				
Darren Daulton, L OBP: 0.359, SLG: 0.401 Lenny Webster, R OBP: 0.315, SLG: 0.300	BB		3B		K				G5-3	1	1	1	1	2	0	0				
Charlie Hayes, R OBP: 0.354, SLG: 0.433	K		F9		HR				1B	5	2	3	4	0	1	3				
Andy Van Slyke, L OBP: 0.301, SLG: 0.335 Kevin Flora, R OBP: 0.297, SLG: 0.457	G3-1		L9		FC4				K	4	1	1	1	0	0	4				
Kevin Stocker, S OBP: 0.307, SLG: 0.266	K		P3		1B				F9	5	0	2	2	0	1	3				
Jeff Juden, R OBP: 0.083, SLG: 0.333	K		K		HR				G4-3	5	1	1	4	0	2	3				
Inning Stats	R: 2 E: 0 K: 3 S: 17	H: 2 LOB: 1 BB: 1 P: 29	R: 0 E: 0 K: 2 S: 8	H: 0 LOB: 0 BB: 0 P: 14	R: 5 E: 1 K: 1 S: 18	H: 4 LOB: 1 BB: 1 P: 34	R: 7 E: 1 K: 0 S: 19	H: 5 LOB: 1 BB: 1 P: 32	R: 3 E: 0 K: 1 S: 22	H: 5 LOB: 2 BB: 0 P: 30	R: 0 E: 0 K: 1 S: 5	H: 0 LOB: 0 BB: 0 P: 7	R: 0 E: 0 K: 2 S: 9	H: 1 LOB: 1 BB: 0 P: 12	R: 0 E: 0 K: 1 S: 8	H: 0 LOB: 0 BB: 0 P: 13		1B: 9 2B: 4 3B: 2 HR: 2	SF: 0 SAC: 0 DP: 0 HBP: 0	WP: 2 PB: 0 SB: 0 CS: 0
PITCHER Hideo Nomo, R ERA: 2.59 Jim Bruske, R ERA: 81.0 John Cummings, L ERA: 4.31 Pedro Astacio, R ERA: 4.38	IP: 3.0 WLS: L BF: 18 H: 6 R: 7 ER: 6 SO: 6 BB: 2 IBB: 0 HBP: 0 BLK: 0 WP: 1 HR: 1 S: 43 P: 77 ERA: 18.00 WHIP: 2.667											PITCHER	IP: 3.0 WLS: L BF: 18 H: 6 R: 7 ER: 6 SO: 6 BB: 2 IBB: 0 HBP: 0 BLK: 0 WP: 1 HR: 1 S: 43 P: 77 ERA: 18.00 WHIP: 2.667							

AB 33
R 4
H 7
RBI 3
BB 4
SO 2
LOB 15



AB 42
R 17
H 17
RBI 16
BB 3
SO 11
LOB 19



Batter	1	2	3	4	5	6	7	8	9	AB	R	H	RBI	BB	SO	LOB	TOP					
Brett Butler, L OBP: 0.372, SLG: 0.388 (1, 8)	F9		G5-3			HR				4	1	2	1	0	0	0	Los Angeles Dodgers @ Philadelphia Phillies Veterans Stadium, Philadelphia, PA Sat Aug 26 1995, 7:05 PM EDT Att: 30,126 - Unknown - 82 F livebaseballscorecards.com					
Jose Offerman, S OBP: 0.381, SLG: 0.373 (1, 6)	F9					L4				4	0	1	0	0	0	2						
Mike Piazza, R OBP: 0.410, SLG: 0.622 (1, 2)	HR									4	2	2	3	0	2	1						
Eric Karros, R OBP: 0.373, SLG: 0.538 (1, 3)										4	0	1	0	0	1	0						
Raul Mondesi, R OBP: 0.340, SLG: 0.505 (1, 9)										4	0	0	0	0	4	1						
Delino DeShields, L OBP: 0.326, SLG: 0.366 (1, 4)										3	0	0	0	1	1	1						
Tim Wallach, R OBP: 0.334, SLG: 0.426 (5, 5)										2	0	0	0	0	0	0						
Rick Parker, R OBP: 0.300, SLG: 0.276 (7, 1)										1	1	1	0	0	0	0						
Mark Guthrie, R (7, 1)										0	0	0	0	0	0	0						
Antonio Osuna, R (8, 1)										0	0	0	0	0	0	0						
Garey Ingram, R OBP: 0.339, SLG: 0.271 (9, PH)										1	0	0	0	0	0	1						
Chad Fonville, S OBP: 0.329, SLG: 0.302 (1, 7)										4	0	0	0	0	1	2						
Ismael Valdez, R OBP: 0.098, SLG: 0.080 (5, PH)										1	0	0	0	0	1	0						
Billy Ashley, R OBP: 0.324, SLG: 0.373 (7, PH)										1	0	0	0	0	1	0						
Jim Bruske, R (7, PH)										0	0	0	0	0	0	0						
Dave Hansen, L OBP: 0.379, SLG: 0.333 (7, 5)										2	0	0	0	0	1	2						
Inning Stats	R: 1 E: 0 K: 1 S: 14	H: 2 LOB: 1 BB: 0 P: 24	R: 0 E: 0 K: 0 S: 10	H: 0 LOB: 0 BB: 0 P: 13	R: 0 E: 0 K: 2 S: 13	H: 1 LOB: 1 BB: 0 P: 17	R: 0 E: 0 K: 2 S: 11	H: 0 LOB: 0 BB: 0 P: 16	R: 0 E: 0 K: 1 S: 11	H: 0 LOB: 0 BB: 0 P: 16	R: 2 E: 0 K: 2 S: 19	H: 2 LOB: 1 BB: 0 P: 31	R: 1 E: 0 K: 2 S: 16	H: 2 LOB: 1 BB: 0 P: 24	R: 0 E: 0 K: 2 S: 7	H: 0 LOB: 0 BB: 0 P: 9	R: 0 E: 0 K: 0 S: 5	H: 0 LOB: 1 BB: 1 P: 11	1B: 4 2B: 0 3B: 1 HR: 2	SF: 0 SAC: 0 DP: 0 HBP: 0	WP: 1 PB: 0 SB: 0 CS: 0	PA: 36
PITCHER	IP WLS BF H R ER SO BB IBB HBP BLK WP HR S P ERA WHIP																					
Sid Fernandez, L ERA: 4.43	(1, 1) 5.1 W 21 5 3 3 6 0 0 0 0 0 2 70 102 5.06 0.938																					
Mike Williams, R ERA: 3.81	(6, 1) 1.2 8 2 1 1 4 0 0 0 0 1 0 24 39 5.40 1.200																					
Toby Borland, R ERA: 4.04	(8, 1) 2.0 7 0 0 0 2 1 0 0 0 0 0 12 20 0.00 0.500																					

Batter	1	2	3	4	5	6	7	8	9	AB	R	H	RBI	BB	SO	LOB	BOTTOM				
Mickey Morandini, L OBP: 0.360, SLG: 0.436 (1, 4)	G3-1									5	1	2	1	0	0	0	Los Angeles Dodgers @ Philadelphia Phillies Veterans Stadium, Philadelphia, PA Sat Aug 26 1995, 7:05 PM EDT Att: 30,126 - Unknown - 82 F livebaseballscorecards.com				
Kevin Stocker, S OBP: 0.304, SLG: 0.263 (1, 6)	P4									4	1	0	0	0	1	2					
Jim Eisenreich, L OBP: 0.373, SLG: 0.449 (1, 7)	G3									4	1	1	1	0	0	1					
Mark Whiten, S OBP: 0.325, SLG: 0.376 (1, 9)										3	2	2	2	1	1	0					
Charlie Hayes, R OBP: 0.353, SLG: 0.431 (1, 5)										4	1	1	1	0	1	4					
Andy Van Slyke, L OBP: 0.300, SLG: 0.330 (1, 8)										3	0	0	1	1	0	1					
Lenny Webster, R OBP: 0.333, SLG: 0.321 (1, 2)										4	1	3	2	0	0	0					
Kevin Elster, R OBP: 0.291, SLG: 0.375 (1, 3)										4	1	1	0	0	0	3					
Sid Fernandez, L OBP: 0.100, SLG: 0.053 (6, 1)										2	1	0	0	0	1	1					
Mike Williams, R OBP: 0.111, SLG: 0.111 (8, 1)										1	0	0	0	0	0	0					
Toby Borland, R (8, 1)										1	0	0	0	0	1	0					
Inning Stats	R: 0 E: 0 K: 0 S: 7	H: 0 LOB: 0 BB: 0 P: 12	R: 0 E: 0 K: 2 S: 11	H: 0 LOB: 0 BB: 0 P: 17	R: 0 E: 0 K: 1 S: 6	H: 1 LOB: 0 BB: 0 P: 8	R: 8 E: 2 K: 0 S: 23	H: 8 LOB: 3 BB: 0 P: 30	R: 0 E: 0 K: 0 S: 6	H: 0 LOB: 0 BB: 0 P: 8	R: 0 E: 0 K: 0 S: 7	H: 0 LOB: 0 BB: 0 P: 10	R: 1 E: 0 K: 0 S: 13	H: 1 LOB: 2 BB: 2 P: 31	R: 0 E: 0 K: 2 S: 7	H: 0 LOB: 0 BB: 0 P: 8		1B: 8 2B: 2 3B: 0 HR: 0	SF: 0 SAC: 1 DP: 1 HBP: 0	WP: 0 PB: 0 SB: 1 CS: 0	PA: 38
PITCHER	IP WLS BF H R ER SO BB IBB HBP BLK WP HR S P ERA WHIP																				
Ismael Valdez, R ERA: 2.9	(1, 1) 4.0 L 23 9 8 4 3 0 0 0 0 0 0 0 13 18 0.00 0.000																				
Jim Bruske, R ERA: 11.97	(5, 1) 2.0 6 0 0 0 0 0 0 0 0 0 0 0 13 31 9.00 3.000																				
Mark Guthrie, L ERA: 4.14	(7, 1) 1.0 6 1 1 1 0 2 0 0 0 0 0 0 13 31 9.00 3.000																				
Antonio Osuna, R ERA: 4.85	(8, 1) 1.0 3 0 0 0 2 0 0 0 0 0 0 7 8 0.00 0.000																				

Batter	1	2	3	4	5	6	7	8	9	AB	R	H	RBI	BB	SO	LOB	TOP			
Brett Butler, L (1, 8) OBP: 0.372, SLG: 0.387	L7		S 2B BB	F8		S HR 1B		G4-3		4	2	1	0	1	0	2	Los Angeles Dodgers @ Philadelphia Phillies Veterans Stadium, Philadelphia, PA Sun Aug 27 1995, 7:05 PM EDT Att: 32,889 - Unknown - 84 F			
Jose Offerman, S (1, 6) OBP: 0.382, SLG: 0.372	F7		1 SAFE 2-3 1 SAFE 1 SAFE P C X	F8		HR BB		HR 1B		4	2	1	0	1	1	3				
Mike Piazza, R (1, 2) OBP: 0.418, SLG: 0.651	BB		HR 2B			HR		HR		4	3	4	7	1	0	0				
Eric Karros, R (1, 3) OBP: 0.371, SLG: 0.533	K		P4			G5-3		K		4	0	0	0	1	2	2				
Raul Mondesi, R (1, 9) OBP: 0.339, SLG: 0.508			HR			P2		K FC4-6		5	1	1	2	0	1	2				
Delino DeShields, L (1, 4) OBP: 0.387, SLG: 0.369			G6-3			F9		FC4-6 1-2		5	0	2	0	0	0	3				
Dave Hansen, L (1, 5) OBP: 0.373, SLG: 0.329	K					K		F7		5	0	1	0	0	2	4				
Chad Fonville, S (1, 7) OBP: 0.330, SLG: 0.301						E6 1B SH1-4 HR		FC5-4 1-2		4	1	1	0	0	0	1				
Kevin Tapani, R (1, 1) OBP: 0.100, SLG: 0.100						SH1-4		P3		3	0	0	0	0	1	5				
Billy Ashley, R (9, PH) OBP: 0.322, SLG: 0.371	P6									1	0	0	0	0	0	0				
Antonio Osuna, R (9, 1)										0	0	0	0	0	0	0				
Inning Stats	R: 0 E: 0 K: 1 S: 8	H: 0 LOB: 1 BB: 1 P: 18	R: 0 E: 0 K: 1 S: 13	H: 1 LOB: 2 BB: 0 P: 17	R: 3 E: 0 K: 1 S: 13	H: 2 LOB: 0 BB: 1 P: 22	R: 0 E: 0 K: 1 S: 10	H: 2 LOB: 2 BB: 0 P: 14	R: 0 E: 0 K: 0 S: 11	H: 1 LOB: 1 BB: 0 P: 21	R: 0 E: 0 K: 0 S: 7	H: 1 LOB: 1 BB: 0 P: 8	R: 2 E: 0 K: 2 S: 16	H: 2 LOB: 1 BB: 0 P: 24	R: 0 E: 0 K: 0 S: 7	H: 0 LOB: 0 BB: 0 P: 10	1B: 5 2B: 3 3B: 0 HR: 3	SF: 0 SAC: 1 DP: 0 HBP: 1	WP: 1 PB: 0 SB: 2 CS: 0	PA: 45
PITCHER	IP	WLS	BF	H	R	ER	SO	BB	IBB	HBP	BLK	WP	HR	S	P	ERA	WHIP			
Tommy Greene, R (1, 1) ERA: 7.2	5.1	L	30	8	7	6	5	4	0	1	0	0	2	63	106	10.12	2.250			
Paul Fletcher, R (6, 1) ERA: 4.5	2.2		12	3	2	2	2	0	0	0	0	1	1	28	42	6.75	1.125			
Mike Mimbs, L (9, 1) ERA: 4.12	1.0		3	0	0	0	0	0	0	0	0	0	0	7	10	0.00	0.000			

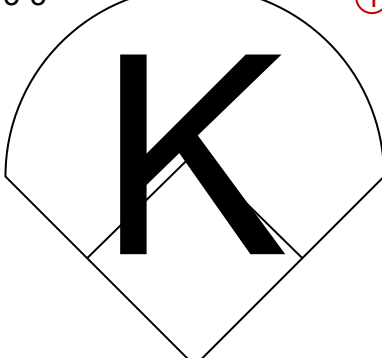
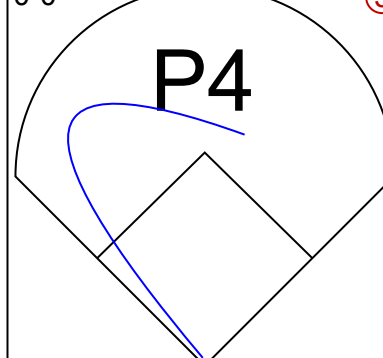
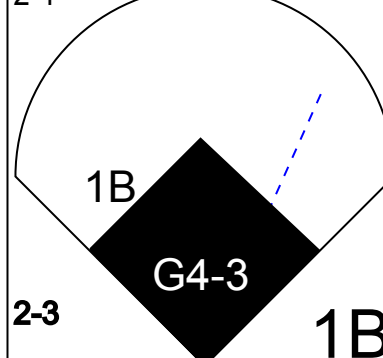
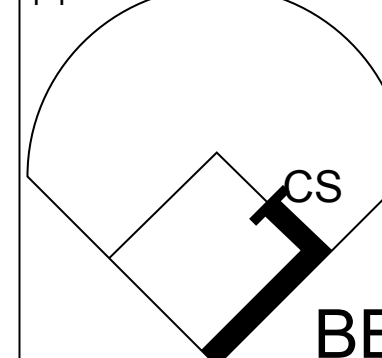
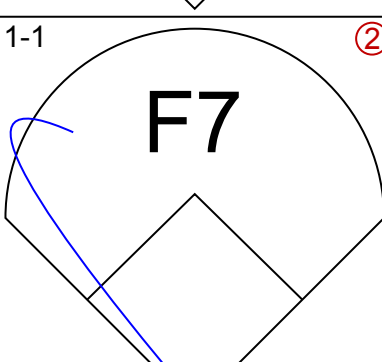
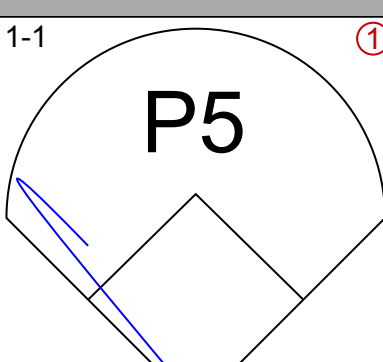
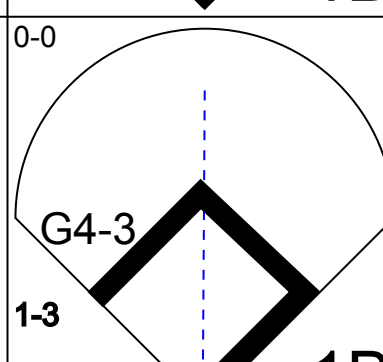
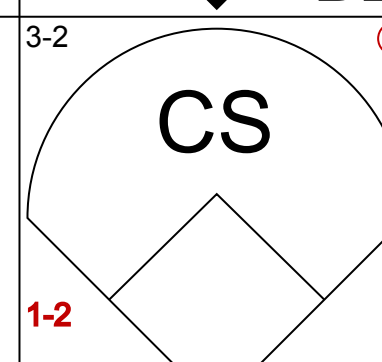
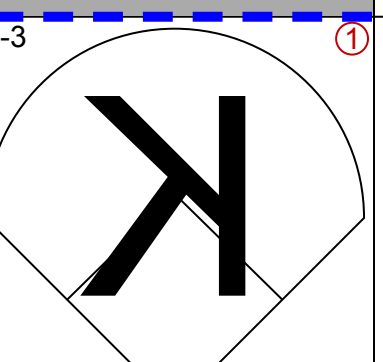
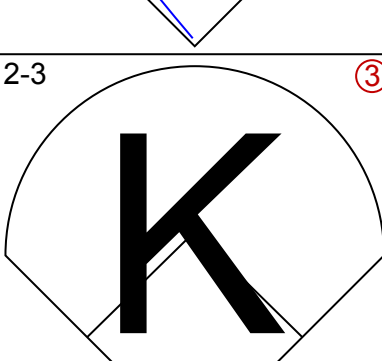
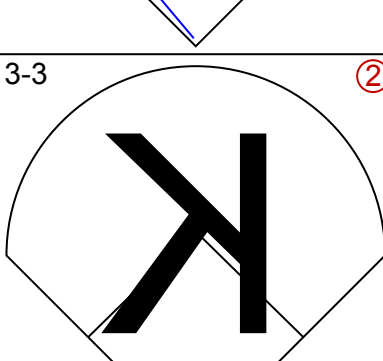
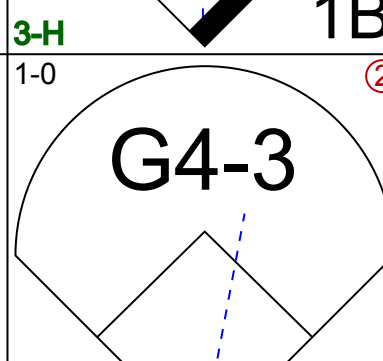
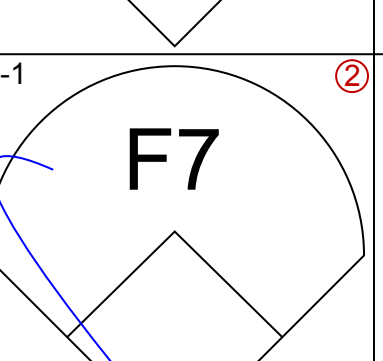
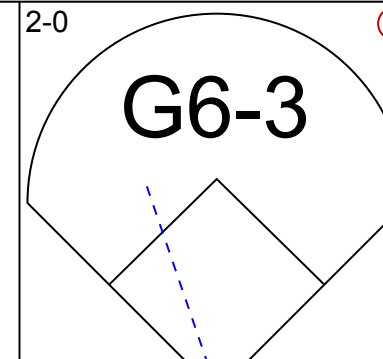
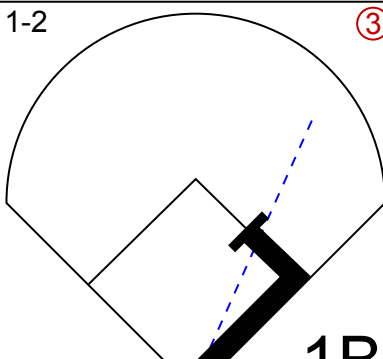
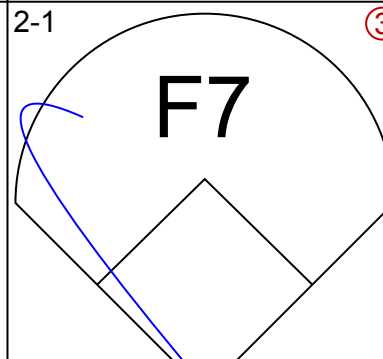
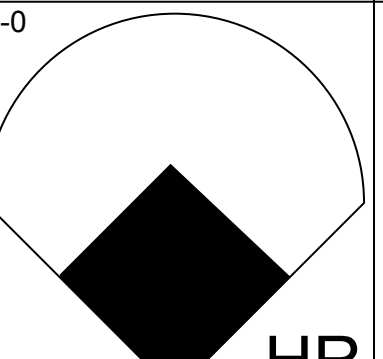
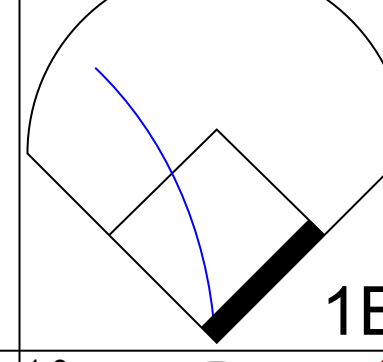
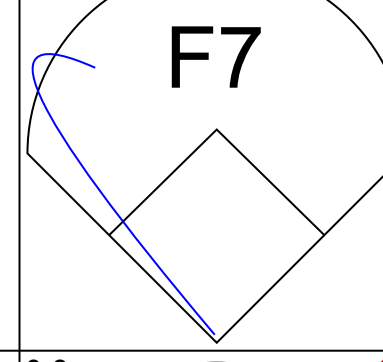
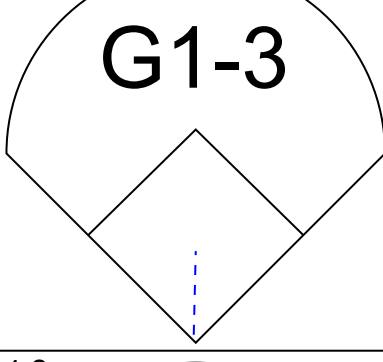
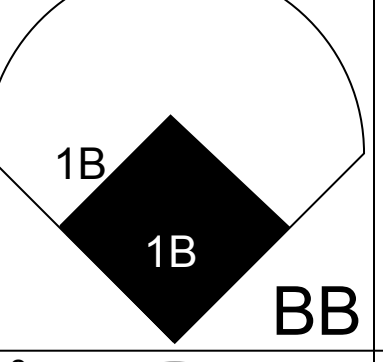
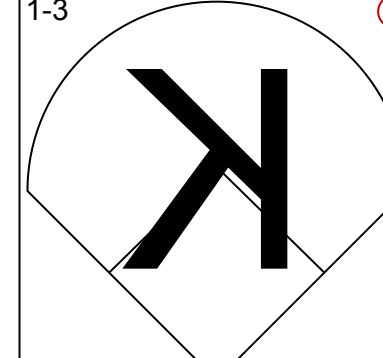
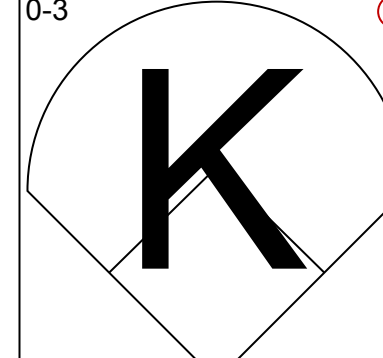
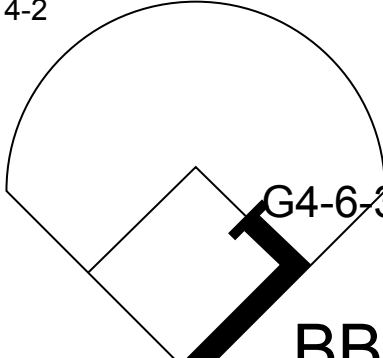
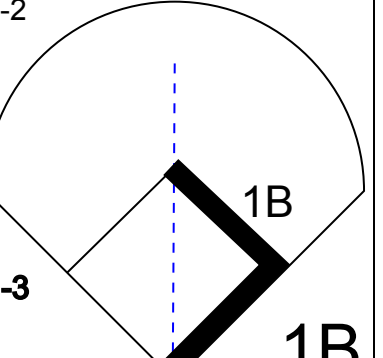
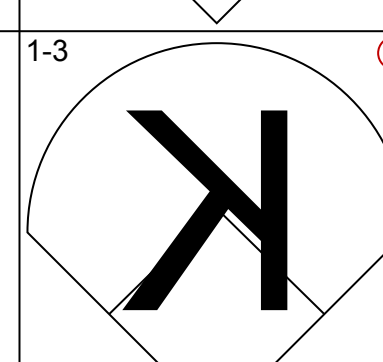
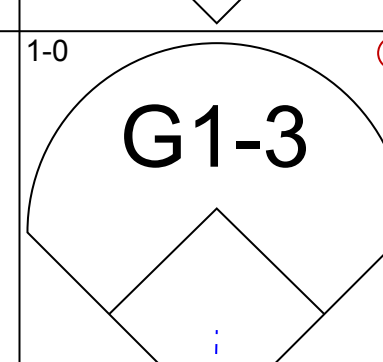
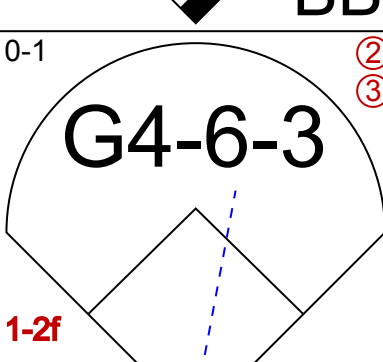
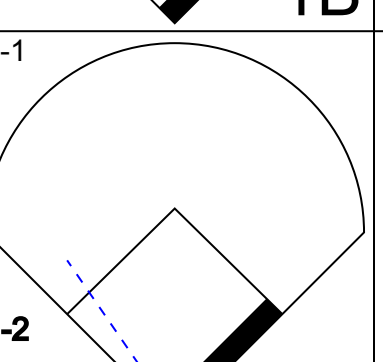
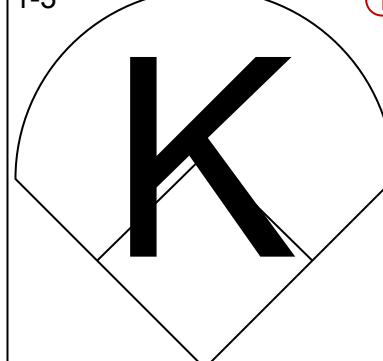
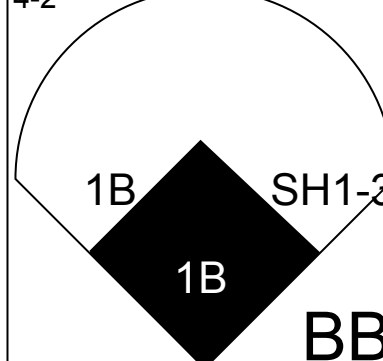
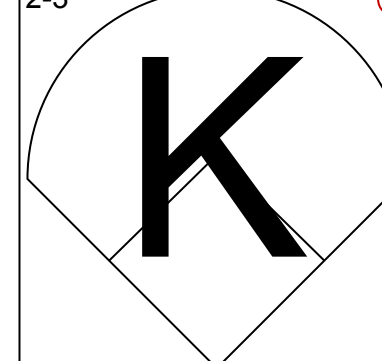
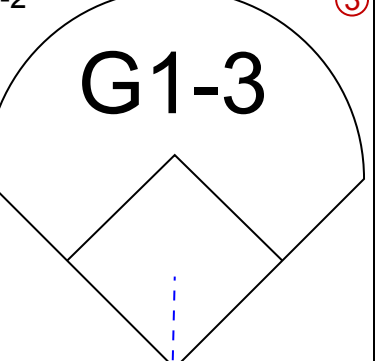
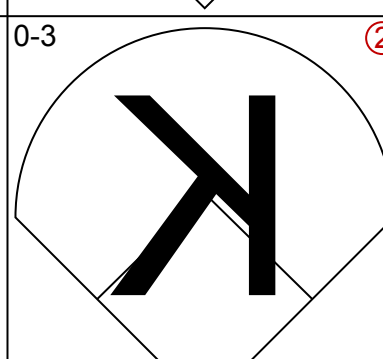
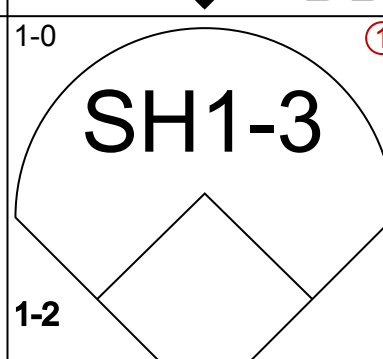
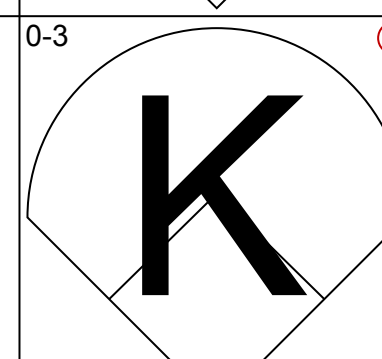
AB 39
R 9
H 11
RBI 9
BB 4
SO 7
LOB 22



Batter	1	2	3	4	5	6	7	8	9	AB	R	H	RBI	BB	SO	LOB	BOTTOM					
Mickey Morandini, L (1, 4) OBP: 0.358, SLG: 0.434	1B		G6-3			P8		K		4	0	1	0	0	1	1	Los Angeles Dodgers @ Philadelphia Phillies Veterans Stadium, Philadelphia, PA Sun Aug 27 1995, 7:05 PM EDT Att: 32,889 - Unknown - 84 F					
Jim Eisenreich, L (1, 7) OBP: 0.374, SLG: 0.460	1B		F8			HR		K		4	1	2	1	0	1	1						
Mike Mimbs, L (9, 1) OBP: 0.129, SLG: 0.161	1B									0	0	0	0	0	0	0						
Gregg Jefferies, S (1, 3) OBP: 0.347, SLG: 0.441	K					L6		G6-3		4	0	1	0	0	1	2						
Mark Whiten, S (1, 9) OBP: 0.323, SLG: 0.373	K					K		K		4	0	1	0	0	3	3						
Charlie Hayes, R (1, 5) OBP: 0.350, SLG: 0.427	K					F9		F9		4	0	0	0	0	1	4						
Andy Van Slyke, L (1, 8) OBP: 0.295, SLG: 0.323			G4-3			F8		K		4	0	0	0	0	2	2						
Lenny Webster, R (1, 2) OBP: 0.323, SLG: 0.310			G6-3			K		G4-3		3	0	0	0	0	1	0						
Kevin Stocker, S (1, 6) OBP: 0.304, SLG: 0.270			G4-3			G4-3		K		3	0	1	0	0	0	0						
Tommy Greene, R (1, 1) ERA: 4.94						P9		P6		2	0	0	0	0	1	0						
Paul Fletcher, R (6, 1)										0	0	0	0	0	0	0						
Gary Varsho, L (9, PH) OBP: 0.315, SLG: 0.271										1	0	0	0	0	0	1						
Inning Stats	R: 0 E: 0 K: 3 S: 17	H: 2 LOB: 2 BB: 0 P: 26	R: 0 E: 0 K: 0 S: 10	H: 0 LOB: 0 BB: 0 P: 16	R: 0 E: 0 K: 1 S: 11	H: 0 LOB: 0 BB: 0 P: 17	R: 0 E: 0 K: 0 S: 10	H: 1 LOB: 1 BB: 0 P: 15	R: 0 E: 0 K: 1 S: 8	H: 0 LOB: 0 BB: 0 P: 10	R: 1 E: 0 K: 1 S: 9	H: 1 LOB: 0 BB: 0 P: 12	R: 0 E: 0 K: 1 S: 9	H: 0 LOB: 0 BB: 0 P: 13	R: 0 E: 0 K: 2 S: 9	H: 1 LOB: 1 BB: 0 P: 14	R: 0 E: 0 K: 2 S: 10	H: 1 LOB: 1 BB: 0 P: 16	1B: 4 2B: 0 3B: 1 HR: 1	SF: 0 SAC: 0 DP: 0 HBP: 0	WP: 0 PB: 0 SB: 1 CS: 0	PA: 33
PITCHER	IP	WLS	BF	H	R	ER	SO	BB	IBB	HBP	BLK	WP	HR	S	P	ERA	WHIP					
Kevin Tapani, R (1, 1) ERA: 4.94	8.0	W	29	5	1	1	9	0	0	0	0	0	0	83	123	1.12	0.625					
Antonio Osuna, R (9, 1) ERA: 4.7	1.0		4	1	0	0	2	0	0	0	0	0	0	10	16	0.00	1.000					

AB 33
R 1
H 6
RBI 1
BB 0
SO 11
LOB 14

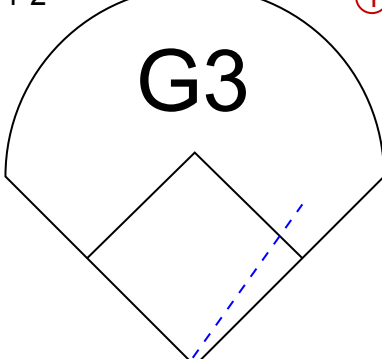
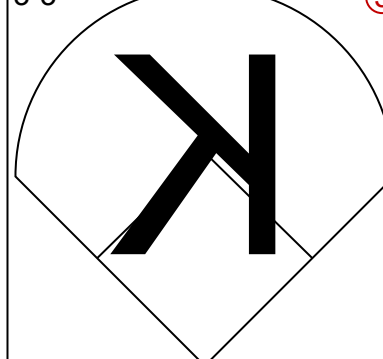
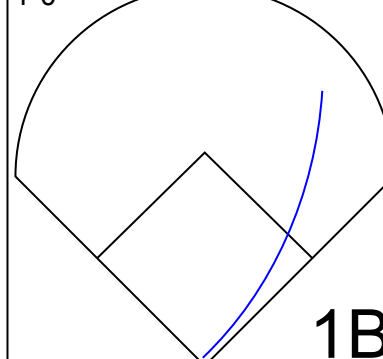
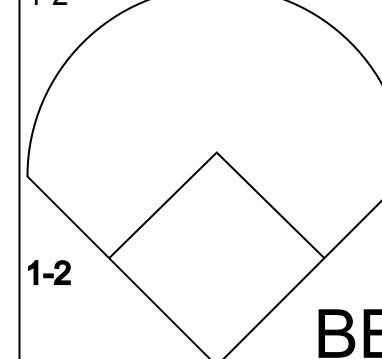
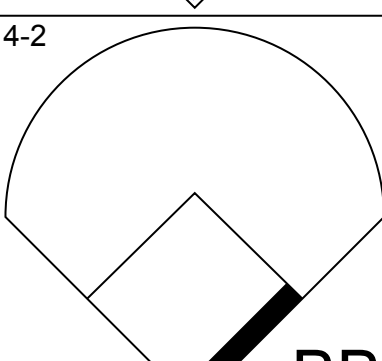
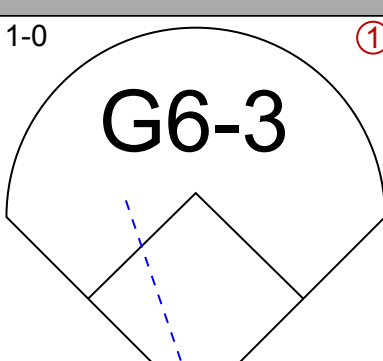
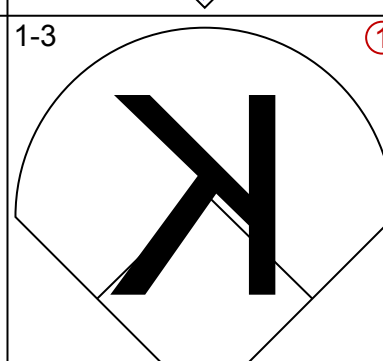
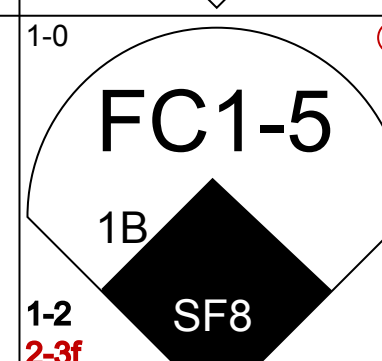
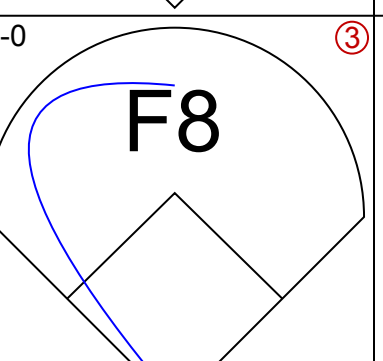
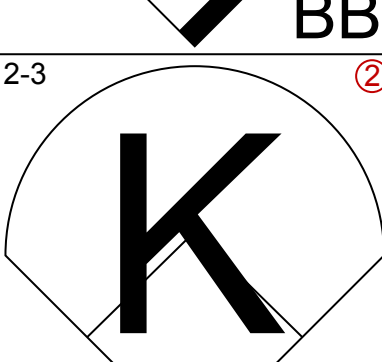
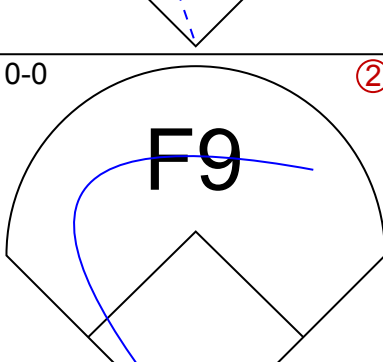
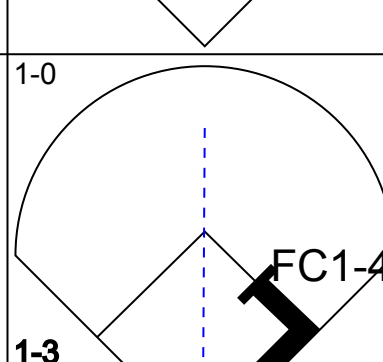
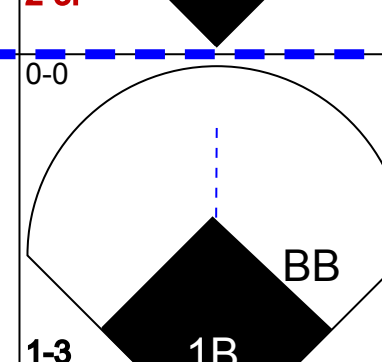
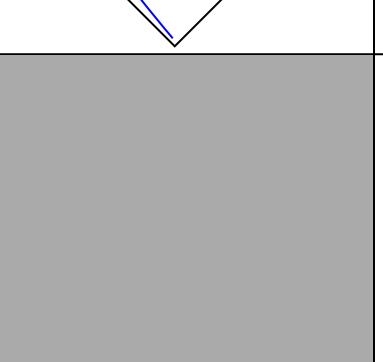
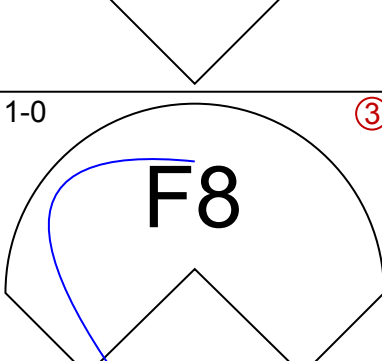
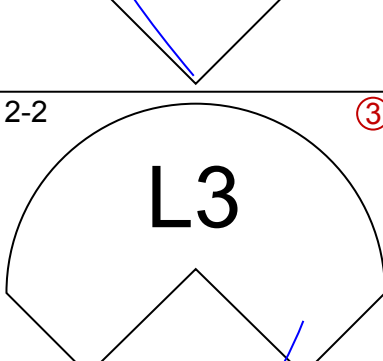
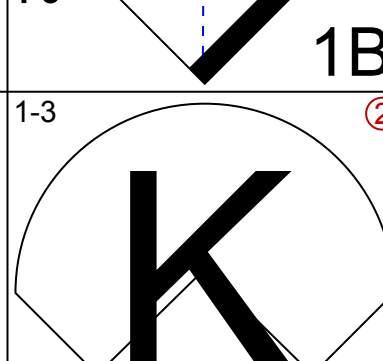
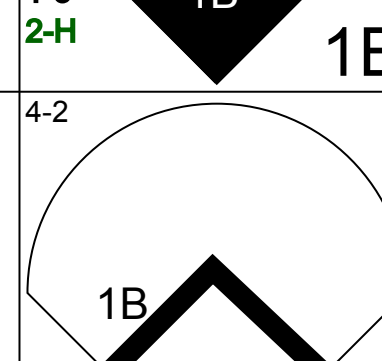

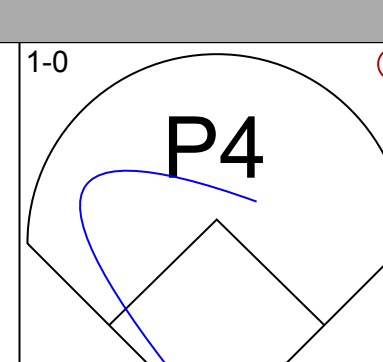
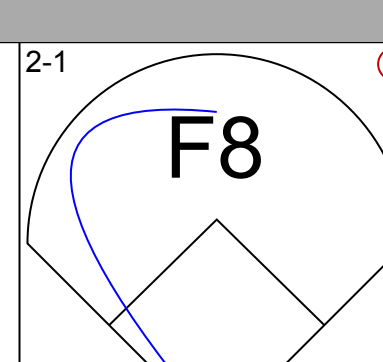
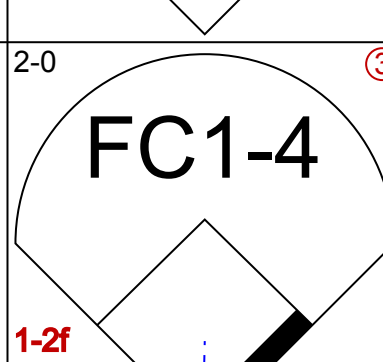
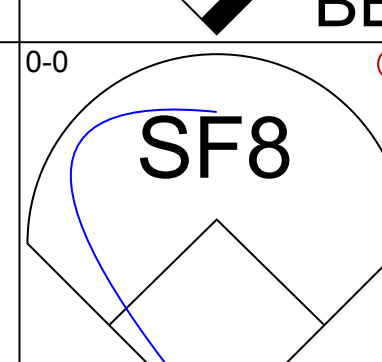
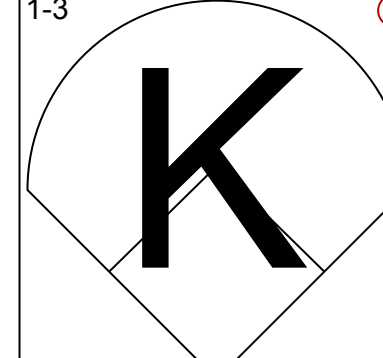
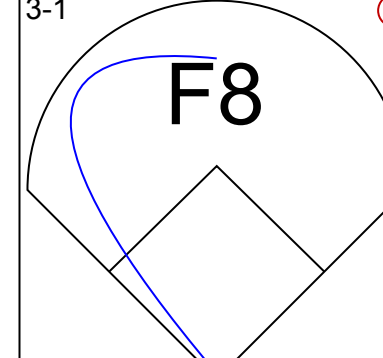
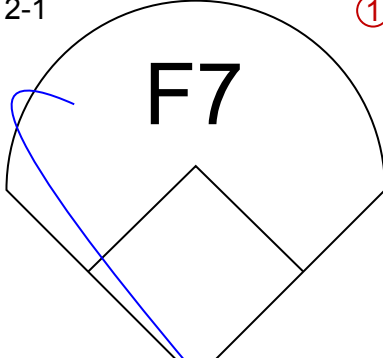
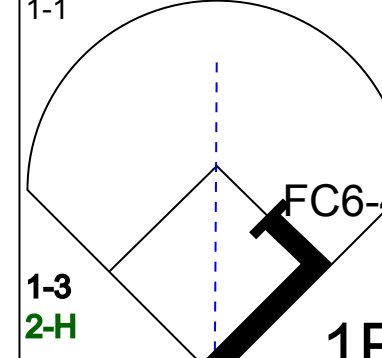
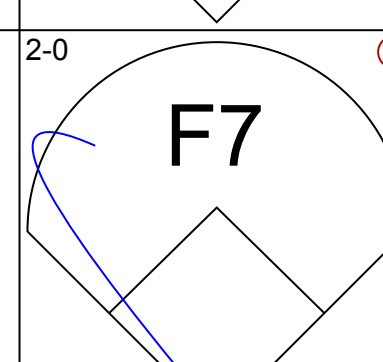
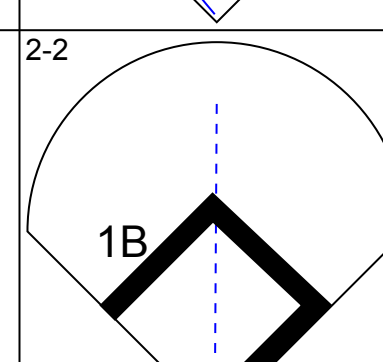
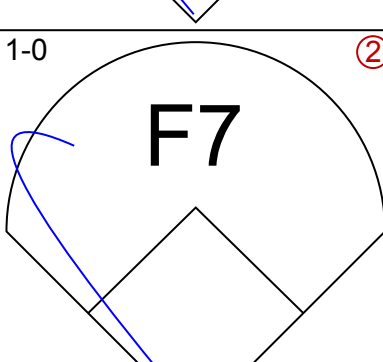
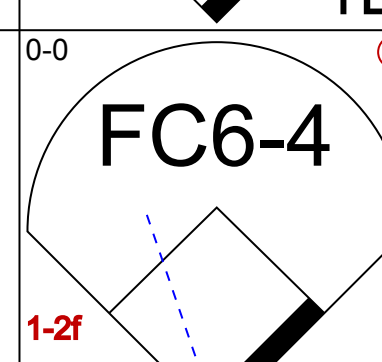
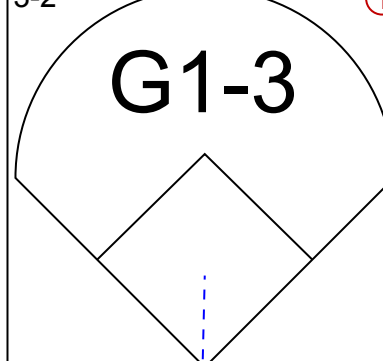
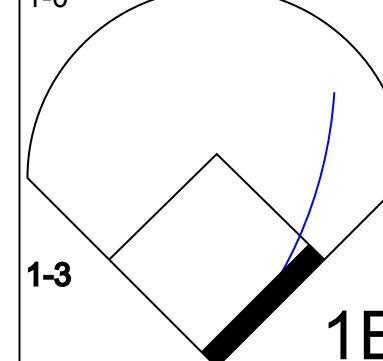
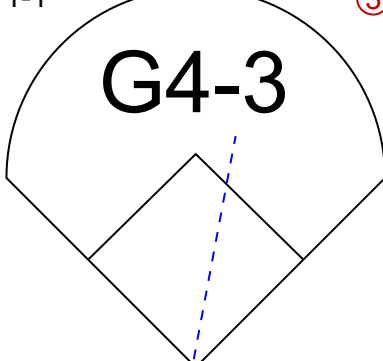
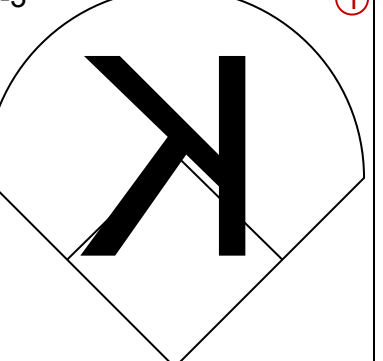
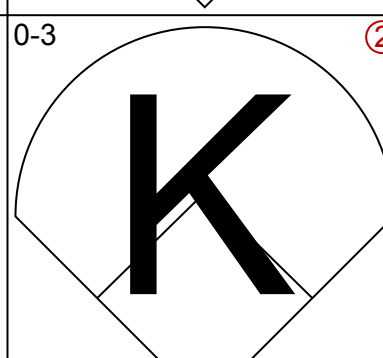
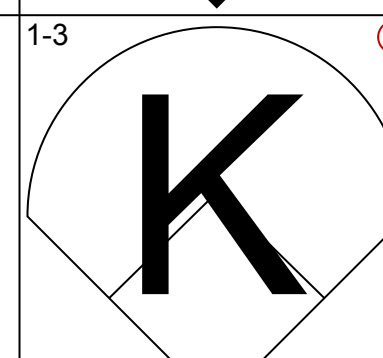
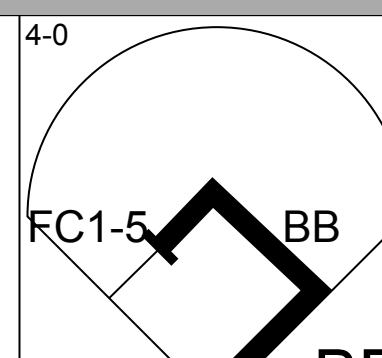
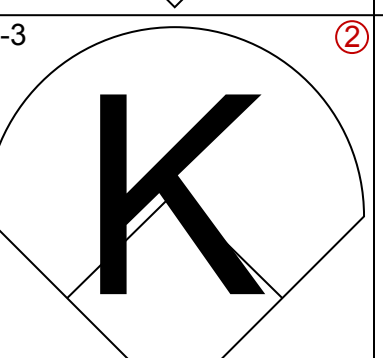


Batter	1	2	3	4	5	6	7	8	9	AB	R	H	RBI	BB	SO	LOB	TOP					
Joe Orsulak, L (1, 7) OBP: 0.321, SLG: 0.386										3	1	0	1	1	1	0						
Jose Vizcaino, S (1, 6) OBP: 0.327, SLG: 0.368										4	0	1	1	0	1	0						
Carl Everett, S (1, 9) OBP: 0.320, SLG: 0.460										4	0	0	1	0	2	1						
Jeff Kent, R (1, 4) OBP: 0.326, SLG: 0.444										4	1	2	1	0	0	1						
Rico Brogna, L (1, 3) OBP: 0.345, SLG: 0.477										3	1	1	0	1	0	0						
Ryan Thompson, R (1, 8) OBP: 0.306, SLG: 0.413										3	0	1	0	1	2	1						
Butch Huskey, R (1, 5) OBP: 0.316, SLG: 0.471										4	0	1	1	0	1	2						
Kelly Stinnett, R (1, 2) OBP: 0.330, SLG: 0.314										3	1	0	0	1	2	2						
Bobby Jones, R (1, 1) OBP: 0.182, SLG: 0.163										2	0	0	0	0	2	0						
Don Florence, R (8, 1)										0	0	0	0	0	0	0						
Jerry Dipoto, R (8, 1)										0	0	0	0	0	0	0						
John Franco, L (9, 1)										0	0	0	0	0	0	0						
Inning Stats	R: 0 H: 0 E: 0 K: 2 S: 11	H: 0 LOB: 0 BB: 0 P: 17	R: 0 H: 1 E: 0 K: 2 S: 13	LOB: 1 BB: 0 P: 20	R: 0 H: 0 E: 0 K: 2 S: 7	LOB: 0 BB: 0 P: 8	R: 0 H: 1 E: 0 K: 1 S: 8	LOB: 1 BB: 0 P: 13	R: 0 H: 0 E: 0 K: 1 S: 6	LOB: 0 BB: 0 P: 9	R: 2 H: 2 E: 0 K: 0 S: 12	H: 2 LOB: 1 BB: 1 P: 21	R: 0 H: 0 E: 0 K: 0 S: 6	LOB: 0 BB: 1 P: 12	R: 0 H: 0 E: 0 K: 2 S: 11	LOB: 0 BB: 1 P: 19	R: 2 H: 3 E: 0 K: 1 S: 20	LOB: 2 BB: 1 P: 31	1B: 6 2B: 0 3B: 0 HR: 1	SF: 0 SAC: 1 DP: 1 HBP: 0	WP: 0 PB: 0 SB: 0 CS: 1	PA: 36
PITCHER	IP	WLS	BF	H	R	ER	SO	BB	IBB	HBP	BLK	WP	HR	S	P	ERA	WHIP					
Ramon Martinez, R (1, 1) ERA: 3.65	8.0		28	4	2	2	10	3	0	0	0	0	0	74	119	2.25	0.875					
Todd Worrell, R (9, 1) ERA: 2.19	1.0	L	7	3	2	2	1	1	0	0	0	0	1	20	31	18.00	4.000					

New York Mets @ Los Angeles Dodgers
Dodger Stadium, Los Angeles, CA
Tue Aug 29 1995, 7:05 PM PDT
Att: 38,656 - Unknown

AB 30
R 4
H 7
RBI 4
BB 4
SO 11
LOB 7



Batter	1	2	3	4	5	6	7	8	9	AB	R	H	RBI	BB	SO	LOB	BOTTOM					
Brett Butler, L (1, 8) OBP: 0.375, SLG: 0.387										3	0	1	0	2	1	0						
Jose Offerman, S (1, 6) OBP: 0.380, SLG: 0.369										4	1	0	0	1	1	4						
Mike Piazza, R (1, 2) OBP: 0.419, SLG: 0.649										4	1	2	1	0	1	1						
Eric Karros, R (1, 3) OBP: 0.370, SLG: 0.530										3	0	0	0	1	1	3						
Raul Mondesi, R (1, 9) OBP: 0.336, SLG: 0.505										3	0	0	1	0	0	2						
Delino DeShields, L (1, 4) OBP: 0.346, SLG: 0.368										4	0	1	1	0	1	0						
Dave Hansen, L (1, 5) OBP: 0.273, SLG: 0.326										4	0	1	0	0	0	2						
Todd Worrell, R (9, 1)										0	0	0	0	0	0	0						
Chad Fonville, S (1, 7) OBP: 0.329, SLG: 0.300										4	0	1	0	0	1	0						
Ramon Martinez, R (1, 1) OBP: 0.148, SLG: 0.170										2	0	0	0	0	2	2						
Chris Gwynn, L (8, PH) OBP: 0.273, SLG: 0.304										0	0	0	0	1	0	0						
Rick Parker, R (8, PR) OBP: 0.300, SLG: 0.276										0	0	0	0	0	0	0						
Roberto Kelly, R (9, PH) OBP: 0.293, SLG: 0.338										1	0	0	0	0	1	0						
Inning Stats	R: 0 H: 0 E: 0 K: 1 S: 11	H: 0 LOB: 1 BB: 1 P: 19	R: 0 H: 0 E: 0 K: 1 S: 5	LOB: 0 BB: 0 P: 9	R: 0 H: 0 E: 0 K: 2 S: 11	LOB: 0 BB: 0 P: 17	R: 0 H: 0 E: 0 K: 0 S: 5	LOB: 0 BB: 0 P: 8	R: 0 H: 2 E: 0 K: 1 S: 14	LOB: 2 BB: 0 P: 23	R: 0 H: 2 E: 0 K: 2 S: 9	H: 2 LOB: 2 BB: 0 P: 15	R: 0 H: 0 E: 0 K: 0 S: 5	LOB: 0 BB: 0 P: 9	R: 3 H: 2 E: 0 K: 0 S: 13	LOB: 2 BB: 3 P: 27	R: 0 H: 0 E: 0 K: 2 S: 8	LOB: 1 BB: 1 P: 15	1B: 6 2B: 0 3B: 0 HR: 0	SF: 1 SAC: 0 DP: 0 HBP: 0	WP: 0 PB: 0 SB: 0 CS: 0	PA: 38
PITCHER	IP	WLS	BF	H	R	ER	SO	BB	IBB	HBP	BLK	WP	HR	S	P	ERA	WHIP					
Bobby Jones, R (1, 1) ERA: 3.96	7.0		27	4	1	1	7	2	0	0	0	0	0	60	104	1.29	0.857					
Don Florence, L (8, 1) ERA: 2.19	0.1		2	0	0	0	0	1	0	0	0	0	0	4	9	0.00	3.000					
Jerry Dipoto, R (8, 1) ERA: 4.43	0.2	W	5	2	2	2	0	1	0	0	0	0	0	9	14	27.00	4.500					
John Franco, L (9, 1) ERA: 2.08	1.0	S	4	0	0	0	2	1	0	0	0	0	0	8	15	0.00	1.000					

New York Mets @ Los Angeles Dodgers
Dodger Stadium, Los Angeles, CA
Tue Aug 29 1995, 7:05 PM PDT
Att: 38,656 - Unknown

AB 32
R 2
H 6
RBI 3
BB 5
SO 9
LOB 14



Batter	1	2	3	4	5	6	7	8	9	AB	R	H	RBI	BB	SO	LOB	TOP					
Joe Orsulak, L (1.7) OBP: 0.319, SLG: 0.380	G6-3		K		K		G6-3		FC4-6 BB	4	1	0	0	1	2	3	New York Mets @ Los Angeles Dodgers Dodger Stadium, Los Angeles, CA Wed Aug 30 1995, 7:05 PM PDT Att: 40,394 - Unknown - 89 F livebaseballscorecards.com					
Jose Vizcaino, S (1.6) OBP: 0.325, SLG: 0.365	P8		K		K		K		K	5	0	1	2	0	3	3						
Carl Everett, S (1.9) OBP: 0.322, SLG: 0.461	PO WP BB				K		G4-3		FC4-6 1-3 2-H 2B	4	0	1	1	1	1	1						
Jeff Kent, R (1.4) OBP: 0.329, SLG: 0.445	PO	G6-3 WP 1B		K		F8		G1 2B 1B	FC4-6 IBB	4	1	2	0	1	1	0						
Rico Brogna, L (1.3) OBP: 0.343, SLG: 0.481		F8		G1-3		HR		G1	FC4-6	5	1	1	2	0	0	4						
Ryan Thompson, R (1.8) OBP: 0.305, SLG: 0.424		G6-3			E 2B	K		G6-3 2B	K	5	1	2	1	0	2	3						
Butch Huskey, R (1.5) Tim Bogar, R (8.5) OBP: 0.299, SLG: 0.340		G6-3			E6 SH3-4 1B 2B 1B			G6-3		4	2	1	0	0	0	2						
Kelly Stinnett, R (1.2) OBP: 0.333, SLG: 0.325				G5-3		SH3-4 1B 1B		K		4	1	2	1	0	1	1						
Dave Milcki, R (1.1) Doug Henry, R (6.1) OBP: 1.000, SLG: 1.000					SH3-4	G6-3			BB 2B 1B	1	0	0	0	1	0	1						
										1	1	1	0	0	0	0						
Inning Stats	R: 0 E: 0 K: 0 S: 12	H: 0 LOB: 0 BB: 1 P: 21	R: 0 E: 0 K: 0 S: 11	H: 1 LOB: 1 BB: 0 P: 19	R: 0 E: 0 K: 2 S: 8	H: 0 LOB: 1 BB: 1 P: 16	R: 0 E: 0 K: 1 S: 8	H: 0 LOB: 0 BB: 0 P: 11	R: 3 E: 1 K: 2 S: 18	H: 3 LOB: 1 BB: 0 P: 26	R: 2 E: 0 K: 1 S: 11	H: 3 LOB: 1 BB: 0 P: 15	R: 0 E: 0 K: 1 S: 6	H: 0 LOB: 0 BB: 0 P: 10	R: 1 E: 0 K: 1 S: 9	H: 2 LOB: 1 BB: 0 P: 12	R: 2 E: 0 K: 2 S: 11	H: 2 LOB: 2 BB: 2 P: 21	1B: 6 2B: 4 3B: 0 HR: 1	SF: 0 SAC: 1 DP: 0 HBP: 0	WP: 2 PB: 1 CS: 0	PA: 43
PITCHER	IP WLS BF H R ER SO BB IBB HBP BLK WP HR S P ERA WHIP																					
Tom Candiotti, R (1.1) ERA: 3.45	6.0 L 27 7 5 3 6 2 0 0 0 0 2 1 68 108 4.50 1.500																					
John Cummings, L (7.1) ERA: 4.18	1.0 3 0 0 0 1 0 0 0 0 0 0 0 6 10 0.00 0.000																					
Pedro Astacio, R (8.1) ERA: 4.43	1.0 5 2 1 1 1 0 0 0 0 0 0 0 9 12 9.00 2.000																					
Mark Guthrie, L (9.1) ERA: 4.39	1.0 7 2 2 2 2 1 1 0 0 0 0 0 11 21 18.00 3.000																					

Batter	1	2	3	4	5	6	7	8	9	AB	R	H	RBI	BB	SO	LOB	BOTTOM					
Brett Butler, L (1.8) OBP: 0.379, SLG: 0.390								F9		4	0	3	0	1	0	0	New York Mets @ Los Angeles Dodgers Dodger Stadium, Los Angeles, CA Wed Aug 30 1995, 7:05 PM PDT Att: 40,394 - Unknown - 89 F livebaseballscorecards.com					
Jose Offerman, S (1.6) OBP: 0.382, SLG: 0.368	B2							G3-1		3	0	1	1	2	0	1						
Mike Piazza, R (1.2) OBP: 0.416, SLG: 0.643	F9									5	0	1	0	0	3	10						
Eric Karros, R (1.3) OBP: 0.368, SLG: 0.528										5	0	1	0	0	1	7						
Raul Mondesi, R (1.9) John Cummings, L (7.1) Rick Parker, R (7. PH) Pedro Astacio, R (8.1) Mark Guthrie, R (9.1) Mike Busch, R (9. PH)	K									3	0	0	0	0	0	2						
Delino DeShields, L (1.4) OBP: 0.347, SLG: 0.366										4	0	1	0	1	2	1						
Dave Hansen, L (1.5) OBP: 0.366, SLG: 0.322										5	0	1	0	0	1	3						
Chad Fonville, S (1.7) OBP: 0.336, SLG: 0.305										3	1	2	0	1	0	0						
Tom Candiotti, R (1.1) Roberto Kelly, R (6. PH) OBP: 0.294, SLG: 0.339										2	0	0	0	0	0	3						
										2	0	1	0	0	0	2						
Inning Stats	R: 0 E: 0 K: 1 S: 11	H: 2 LOB: 2 BB: 0 P: 18	R: 1 E: 0 K: 2 S: 16	H: 2 LOB: 3 BB: 2 P: 26	R: 0 E: 0 K: 3 S: 12	H: 0 LOB: 1 BB: 1 P: 20	R: 0 E: 0 K: 1 S: 12	H: 3 LOB: 3 BB: 0 P: 16	R: 0 E: 0 K: 0 S: 9	H: 0 LOB: 0 BB: 0 P: 13	R: 0 E: 0 K: 1 S: 13	H: 2 LOB: 3 BB: 1 P: 23	R: 0 E: 0 K: 1 S: 14	H: 0 LOB: 2 BB: 2 P: 28	R: 0 E: 0 K: 0 S: 8	H: 1 LOB: 1 BB: 0 P: 13	R: 0 E: 0 K: 1 S: 7	H: 1 LOB: 0 BB: 0 P: 10	1B: 10 2B: 1 3B: 0 HR: 0	SF: 0 SAC: 0 DP: 1 HBP: 0	WP: 0 PB: 0 CS: 0	PA: 43
PITCHER	IP WLS BF H R ER SO BB IBB HBP BLK WP HR S P ERA WHIP																					
Dave Milcki, R (1.1) ERA: 4.27	5.1 W 29 9 1 1 7 4 0 0 0 0 0 0 34 110 1.69 2.438																					
Doug Henry, R (6.1) ERA: 3.54	3.2 S 14 2 0 0 3 2 0 0 0 0 0 0 34 57 0.00 1.091																					



Batter	1	2	3	4	5	6	7	8	9	AB	R	H	RBI	BB	SO	LOB	TOP										
Joe Orsulak, L (1, 7) OBP: 0.324, SLG: 0.381 Jerry Dipoto, R (9, 1)	0-2 1B		4-1 BB			3-2 L3		4-2 BB	2-2 SF9-6	2	0	1	1	2	0	0											
Jose Vizcaino, S (1, 6) OBP: 0.322, SLG: 0.362	2-3 K		0-3 K			1-3 K		2-2 F7		4	0	0	0	0	0	3											
Carl Everett, S (1, 9) OBP: 0.316, SLG: 0.451	2-3 K		1-3 K			3-3 K			3-1 E6 FC1-4	4	0	0	0	0	0	3											
Jeff Kent, R (1, 4) OBP: 0.326, SLG: 0.440	2-3 K			2-0 G5-3			1-0 E6 G6-3		1-1 FC1-4 1B	4	1	0	0	0	1	2											
Rico Brogna, L (1, 3) OBP: 0.341, SLG: 0.477 Chris Jones, R (9, PH) OBP: 0.327, SLG: 0.465		1-3 K		0-0 L4		1-0 G6-3		1-2 1B	1-2 1B	3	0	0	0	0	1	1											
Ryan Thompson, R (1, 8) OBP: 0.308, SLG: 0.420		3-2 P5		1-2 G5-3		1-3 K		2-2 1B	2-2 1B	4	1	1	1	0	1	0											
Butch Huskey, R (1, 5) OBP: 0.326, SLG: 0.439		0-0 F8			1-2 G6-3			4-2 BB	0-0 1B	3	1	1	1	1	0	0											
Kelly Stinnett, R (1, 2) OBP: 0.337, SLG: 0.329			1-0 SH3-4 1B		2-3 K			2-1 F8	0-0 1B	4	1	2	1	0	1	1											
Dave Telgheder, R (1, 1) Don Florence, R (6, 1) Paul Byrd, R (7, 1) Bill Spang, R (8, PH) Bias Minor, R (8, 1) Tim Bogar, R (9, PH)			0-0 SH3-4		1-3 K			3-2 G3	3-1 SF9-6 1B	1	0	0	0	0	0	1											
Inning Stats	R: 0 E: 0 K: 3 S: 13	H: 1 LOB: 1 BB: 0 P: 19	R: 0 E: 0 K: 1 S: 8	H: 0 LOB: 0 BB: 0 P: 12	R: 0 E: 0 K: 2 S: 9	H: 1 LOB: 2 BB: 1 P: 15	R: 0 E: 0 K: 0 S: 5	H: 0 LOB: 0 BB: 0 P: 8	R: 0 E: 0 K: 2 S: 10	H: 0 LOB: 0 BB: 0 P: 14	R: 0 E: 0 K: 1 S: 7	H: 0 LOB: 0 BB: 0 P: 10	R: 0 E: 0 K: 0 S: 16	H: 0 LOB: 2 BB: 2 P: 31	R: 5 E: 1 K: 0 S: 20	H: 5 LOB: 0 BB: 0 P: 32	1B: 7 2B: 1 3B: 0 HR: 0	SF: 1 SAC: 1 DP: 2 HBP: 0	WP: 0 PA: 37 PB: 0 SB: 0 CS: 0								
PITCHER	IP	WLS	BF	H	R	ER	SO	BB	IBB	HBP	BLK	WP	HR	S	P	ERA	WHIP										
Hideo Nomo, R (1, 1) ERA: 2.47	7.1		26	2	0	0	11	2	0	0	0	0	0	69	108	0.00	0.545										
Antonio Osuna, R (8, 1) ERA: 4.6	0.2		3	0	0	0	0	1	0	0	0	0	0	12	21	0.00	1.500										
Mark Guthrie, L (9, 1) ERA: 4.69	0.1		4	2	3	2	0	0	0	0	0	0	0	10	17	54.00	6.000										
Todd Worrell, R (9, 1) ERA: 2.52	0.2	W	4	3	2	2	0	0	0	0	0	0	0	10	15	27.00	4.500										

New York Mets @ Los Angeles Dodgers
Dodger Stadium, Los Angeles, CA
Thu Aug 31, 1995, 7:05 PM PDT
Att: 41,997 - Unknown - 84 F

AB	32
R	5
H	7
RBI	5
BB	3
SO	11
LOB	13



Batter	1	2	3	4	5	6	7	8	9	AB	R	H	RBI	BB	SO	LOB	BOTTOM										
Brett Butler, L (1, 8) OBP: 0.382, SLG: 0.395	0-1 1B		1-1 G6-3			2-1 2B	0-0 L6		1-2 1B	5	0	3	0	0	0	0											
Jose Offerman, S (1, 6) OBP: 0.384, SLG: 0.371	1-1 SH1-3		3-2 G4-3			2-1 SH1-4	3-1 1B		3-2 1B	3	0	2	0	0	0	0											
Mike Piazza, R (1, 2) OBP: 0.416, SLG: 0.641	0-0 G4-3		1-3 K			0-0 BLK HR	1-1 P5		4-0 1B	4	1	1	2	1	1	1											
Eric Karros, R (1, 3) OBP: 0.369, SLG: 0.533	1-2 FC5-4 1B			0-0 G5-3		2-2 HR	0-3 K		0-0 L8	5	1	2	2	0	1	3											
Raul Mondesi, R (1, 9) OBP: 0.333, SLG: 0.501	0-0 FC5-4			0-0 P3		0-0 1B		0-1 G5-3		4	0	1	0	0	0	1											
Delino DeShields, L (1, 4) OBP: 0.348, SLG: 0.369		1-1 F7		2-2 P5		4-0 1B	1-1 1B	3-2 2B		3	1	1	0	1	0	0											
Dave Hansen, L (1, 5) OBP: 0.362, SLG: 0.318 Mike Busch, R (6, PH) OBP: 0.333, SLG: 0.333		0-1 G1		0-0 G3		1-1 1B	1-3 2H	3-2 P4		2	0	0	0	0	0	0											
Chad Fonville, S (1, 7) OBP: 0.343, SLG: 0.310		1-1 S 1B		1-3 K		2-2 FC6 1B	1-2 1B	4-0 IBB		3	0	2	1	1	1	0											
Hideo Nomo, R (1, 1) OBP: 0.086, SLG: 0.086 Antonio Osuna, R (8, 1) Chris Gwynn, L (6, PH) OBP: 0.269, SLG: 0.300 Mark Guthrie, R (9, 1) Todd Worrell, R (9, 1)		2-2 F9		1-3 K		1-1 FC6	1-1 FC6	0-1 G6-3		3	0	0	0	0	1	3											
Inning Stats	R: 1 E: 0 K: 0 S: 10	H: 2 LOB: 1 BB: 0 P: 12	R: 0 E: 0 K: 0 S: 10	H: 1 LOB: 1 BB: 0 P: 14	R: 0 E: 0 K: 1 S: 8	H: 0 LOB: 0 BB: 0 P: 13	R: 0 E: 0 K: 0 S: 5	H: 0 LOB: 0 BB: 0 P: 7	R: 0 E: 0 K: 2 S: 7	H: 0 LOB: 0 BB: 0 P: 9	R: 4 E: 0 K: 0 S: 16	H: 6 LOB: 2 BB: 1 P: 30	R: 0 E: 0 K: 1 S: 8	H: 1 LOB: 1 BB: 0 P: 12	R: 0 E: 0 K: 0 S: 14	H: 1 LOB: 2 BB: 1 P: 24	R: 1 E: 1 K: 0 S: 7	H: 2 LOB: 3 BB: 1 P: 15	1B: 8 2B: 4 3B: 0 HR: 1	SF: 0 SAC: 2 DP: 0 HBP: 0	WP: 0 PA: 40 PB: 0 SB: 3 CS: 0						
PITCHER	IP	WLS	BF	H	R	ER	SO	BB	IBB	HBP	BLK	WP	HR	S	P	ERA	WHIP										
Dave Telgheder, R (1, 1) ERA: 7.36	5.1		24	7	5	5	3	0	0	0	0	0	0	10	17	0.00	3.000										
Don Florence, L (6, 1) ERA: 1.93	1.0		5	3	0	0	0	0	0	0	0	0	0	5	6	0.00	0.000										
Paul Byrd, R (7, 1) ERA: 2.53	0.2		2	0	0	0	1	0	0	0	0	0	0	14	24	0.00	1.000										
Bias Minor, R (8, 1) ERA: 3.52	1.0		5	1	0	0	0	0	1	0	0	0	0	7	15	0.00	6.000										
Jerry Dipoto, R (9, 1) ERA: 4.41	0.1	L	4	2	1	0	0	0	1	0	0	0	0	7	15	0.00	6.000										

New York Mets @ Los Angeles Dodgers
Dodger Stadium, Los Angeles, CA
Thu Aug 31, 1995, 7:05 PM PDT
Att: 41,997 - Unknown - 84 F

AB	35
R	3
H	13
RBI	5
BB	3
SO	4
LOB	11



Batter	1	2	3	4	5	6	7	8	9	AB	R	H	RBI	BB	SO	LOB	TOP					
Tony Tarasco, L OBP: 0.319, SLG: 0.383 (1, 9)	G3		F8		E4		E5		G5-3	5	0	0	0	0	0	4						
David Segui, S OBP: 0.373, SLG: 0.458 (1, 3)	G6-3		HR		FC5-4		G6-4-3		G4-3	4	1	2	4	1	0	1						
Rondell White, R OBP: 0.344, SLG: 0.455 (1, 8)	G6-3		E5		FC5-4		K			4	1	0	0	0	1	4						
Darrin Fletcher, L OBP: 0.366, SLG: 0.463 (1, 2)		P6	F8				G6-4-3			3	1	0	0	1	0	2						
Sean Berry, R OBP: 0.366, SLG: 0.545 (1, 5)	G6-4-3				G6-3		L6		K2-3	4	0	1	0	0	1	1						
Mike Lansing, R OBP: 0.308, SLG: 0.405 (1, 4)	G6-4-3				K		1B		G3	4	0	1	1	0	1	1						
Wil Cordero, R OBP: 0.342, SLG: 0.416 (1, 7)			FC6-4		F9		1B		K	4	0	2	0	0	1	0						
Mark Grudzielanek, R OBP: 0.294, SLG: 0.312 (1, 6)			FC6-4		G1-3		F7-3		B1-3	4	1	0	0	0	0	3						
Tavo Alvarez, R OBP: 0.333, SLG: 0.667 (7, PH)			SH		F9				G5-3	1	1	0	0	0	0	0						
Greg Harris, S OBP: 0.356, SLG: 0.441 (7, PH)			HR				1B			0	0	0	0	0	0	0						
F.P. Santangelo, S OBP: 0.292, SLG: 0.292 (7, PH)										0	0	0	0	0	0	0						
Tim Scott, R OBP: 0.292, SLG: 0.292 (7, PH)										0	0	0	0	0	0	0						
Dave Leiper, L OBP: 0.279, SLG: 0.328 (8, PH)										0	0	0	0	0	0	0						
Dave Silvestri, R OBP: 0.279, SLG: 0.328 (8, PH)										0	0	0	0	0	0	0						
Mel Rojas, R OBP: 0.279, SLG: 0.328 (8, PH)										0	0	0	0	0	0	0						
Inning Stats	R: 0 E: 0 K: 0 S: 7	H: 0 LOB: 0 BB: 0 P: 9	R: 0 E: 0 K: 0 S: 4	H: 1 LOB: 0 BB: 0 P: 7	R: 4 E: 1 K: 0 S: 14	H: 2 LOB: 0 BB: 0 P: 24	R: 0 E: 0 K: 1 S: 9	H: 0 LOB: 0 BB: 0 P: 13	R: 0 E: 0 K: 0 S: 11	H: 0 LOB: 2 BB: 1 P: 18	R: 1 E: 1 K: 0 S: 9	H: 2 LOB: 1 BB: 0 P: 16	R: 1 E: 1 K: 1 S: 9	H: 2 LOB: 1 BB: 0 P: 17	R: 0 E: 0 K: 2 S: 8	H: 0 LOB: 0 BB: 0 P: 9	R: 0 E: 0 K: 0 S: 8	H: 1 LOB: 1 BB: 0 P: 11	1B: 7 2B: 1 3B: 0 HR: 1	SF: 0 SAC: 1 DP: 3 HBP: 0	WP: 0 PB: 0 SB: 1 CS: 0	PA: 38
PITCHER	IP	WLS	BF	H	R	ER	SO	BB	IBB	HBP	BLK	WP	HR	S	P	ERA	WHIP					
Ismael Valdez, R ERA: 3.07 (1, 1)	6.0	L	29	7	6	5	1	1	1	0	0	0	1	59	98	7.50	1.333					
Pedro Astacio, R ERA: 4.34 (7, 1)	2.0		5	0	0	0	3	0	0	0	0	0	0	12	15	0.00	0.000					
John Cummings, L ERA: 4.05 (9, 1)	1.0		4	1	0	0	0	0	0	0	0	0	0	8	11	0.00	1.000					

Montreal Expos @ Los Angeles Dodgers
Dodger Stadium, Los Angeles, CA

AB 35
R 6
H 8
RBI 5
BB 2
SO 4
LOB 16



WP: 0 PA: 38
PB: 0
SB: 1
CS: 0

Fri Sep 01 1995, 7:05 PM PDT
Att: 31,895 - Unknown - 73 F

livebaseballscores.com

Batter	1	2	3	4	5	6	7	8	9	AB	R	H	RBI	BB	SO	LOB	BOTTOM					
Brett Butler, L OBP: 0.380, SLG: 0.393 (1, 8)	G6-3		G6-3		BB		P6		F9	5	1	1	0	0	0	2						
Jose Offerman, S OBP: 0.388, SLG: 0.376 (1, 6)			1B		1B		G3		1B	4	1	3	1	1	0	1						
Mike Piazza, R OBP: 0.416, SLG: 0.637 (1, 2)	G6-3		FC6-4		BB		F8		K	5	1	2	1	0	1	2						
Eric Karros, R OBP: 0.367, SLG: 0.530 (1, 3)	K		FC6-4		BB		G6-3		F8	5	1	1	1	0	1	4						
Raul Mondesi, R OBP: 0.333, SLG: 0.498 (1, 9)		F7			G5-3		P3			3	0	0	0	1	0	0						
Delino DeShields, L OBP: 0.352, SLG: 0.372 (1, 4)			G5-3-5		G4-3		SH3-4		1B	3	0	2	2	1	0	0						
Dave Hansen, L OBP: 0.356, SLG: 0.312 (1, 5)			BB		G3		SH3-4			3	0	0	0	0	1	3						
Garey Ingram, R OBP: 0.339, SLG: 0.271 (6, PH)			G5-3-5		G3					0	0	0	0	0	0	0						
Mike Busch, R OBP: 0.333, SLG: 0.333 (9, 5)										0	0	0	0	0	0	0						
Chad Fonville, S OBP: 0.346, SLG: 0.314 (1, 7)			G6-3		G4-3		F9			4	1	2	0	0	0	1						
Ismael Valdez, R OBP: 0.096, SLG: 0.078 (1, 1)			SH1-4		G4-3		SH1-4			1	0	0	0	0	0	0						
Pedro Astacio, R OBP: 0.160, SLG: 0.167 (7, 1)			SH1-4		F8		SH1-4			0	0	0	0	0	0	0						
Roberto Kelly, R OBP: 0.293, SLG: 0.338 (6, PH)										1	0	0	0	0	0	1						
John Cummings, L ERA: 4.03 (9, 1)										0	0	0	0	0	0	0						
Inning Stats	R: 0 E: 0 K: 1 S: 9	H: 1 LOB: 1 BB: 0 P: 16	R: 0 E: 0 K: 0 S: 6	H: 0 LOB: 1 BB: 1 P: 11	R: 1 E: 0 K: 0 S: 11	H: 3 LOB: 0 BB: 0 P: 14	R: 0 E: 0 K: 0 S: 4	H: 0 LOB: 0 BB: 0 P: 6	R: 4 E: 0 K: 1 S: 16	H: 4 LOB: 2 BB: 2 P: 32	R: 0 E: 0 K: 0 S: 11	H: 1 LOB: 1 BB: 0 P: 16	R: 0 E: 0 K: 0 S: 10	H: 0 LOB: 0 BB: 0 P: 12	R: 0 E: 0 K: 0 S: 7	H: 1 LOB: 1 BB: 0 P: 7	R: 0 E: 0 K: 1 S: 10	H: 1 LOB: 1 BB: 0 P: 14	1B: 10 2B: 2 3B: 0 HR: 0	SF: 0 SAC: 3 DP: 1 HBP: 0	WP: 0 PB: 0 SB: 1 CS: 0	PA: 40
PITCHER	IP	WLS	BF	H	R	ER	SO	BB	IBB	HBP	BLK	WP	HR	S	P	ERA	WHIP					
Tavo Alvarez, R ERA: 4.96 (1, 1)	4.2		23	7	5	5	1	3	0	0	0	0	0	16	26	0.00	1.500					
Greg Harris, R ERA: 2.52 (5, 1)	1.1	W	6	2	0	0	1	0	0	0	0	0	0	12	14	0.00	1.000					
Tim Scott, R ERA: 3.79 (7, 1)	1.0		4	1	0	0	0	0	0	0	0	0	0	5	5	0.00	0.000					
Dave Leiper, L ERA: 3.09 (8, 1)	1.0	S	3	0	0	0	0	0	0	0	0	0	0	10	14	0.00	1.000					
Mel Rojas, R ERA: 4.03 (9, 1)	1.0		4	1	0	0	1	0	0	0	0	0	0	10	14	0.00	1.000					

Montreal Expos @ Los Angeles Dodgers
Dodger Stadium, Los Angeles, CA

AB 34
R 5
H 11
RBI 5
BB 3
SO 3
LOB 14



WP: 0 PA: 40
PB: 0
SB: 1
CS: 0

Fri Sep 01 1995, 7:05 PM PDT
Att: 31,895 - Unknown - 73 F

livebaseballscores.com

Batter	1	2	3	4	5	6	7	8	9	AB	R	H	RBI	BB	SO	LOB	TOP										
Tony Tarasco, L OBP: 0.324, SLG: 0.385										4	2	2	1	2	0	1	Montreal Expos @ Los Angeles Dodgers Dodger Stadium, Los Angeles, CA Sat Sep 02 1995, 7:05 PM PDT Att: 35,323 - Unknown - 78 F										
David Segui, S OBP: 0.373, SLG: 0.459										6	1	2	1	0	0	4											
Rondell White, R OBP: 0.344, SLG: 0.453										6	1	2	1	0	1	2											
Darrin Fletcher, L OBP: 0.365, SLG: 0.460										4	1	1	0	0	0	3											
Sean Berry, R OBP: 0.374, SLG: 0.565										4	1	3	2	1	0	0											
Mike Lansing, R OBP: 0.306, SLG: 0.405										5	1	1	2	0	0	2											
Wil Cordero, R OBP: 0.347, SLG: 0.419										2	2	1	0	3	0	0											
Mark Grudzielanek, R OBP: 0.302, SLG: 0.316										4	0	2	1	1	0	3											
Kirk Rueter, L Jose DeLeon, R Willie Fraser, R Tim Scott, R Dave Leiper, L Greg Harris, S Jeff Treadway, L Mel Rojas, R										3	0	0	1	0	2	5											
Inning Stats	R: 3 E: 0 K: 0 S: 9	H: 3 LOB: 0 BB: 0 P: 13	R: 2 E: 0 K: 1 S: 15	H: 4 LOB: 2 BB: 1 P: 24	R: 0 E: 0 K: 1 S: 9	H: 1 LOB: 2 BB: 1 P: 14	R: 0 E: 1 K: 0 S: 11	H: 0 LOB: 1 BB: 0 P: 19	R: 2 E: 0 K: 0 S: 10	H: 2 LOB: 2 BB: 2 P: 28	R: 0 E: 0 K: 0 S: 11	H: 1 LOB: 1 BB: 0 P: 16	R: 0 E: 0 K: 0 S: 9	H: 0 LOB: 1 BB: 1 P: 17	R: 2 E: 0 K: 0 S: 8	H: 3 LOB: 2 BB: 2 P: 22		R: 0 E: 0 K: 1 S: 14	H: 0 LOB: 1 BB: 1 P: 21	1B: 9 2B: 4 3B: 0 HR: 1	SF: 0 SAC: 1 DP: 1 HBP: 0	WP: 0 PB: 0 SB: 4 CS: 2	PA: 48				
PITCHER	IP	WLS	BF	H	R	ER	SO	BB	IBB	HBP	BLK	WP	HR	S	P	ERA	WHIP										
Kevin Tapani, R ERA: 5.16	1.2	L	12	7	5	5	1	1	0	0	0	0	0	11	35	27.00	4.800										
Omar Daal, L ERA: 5.63	1.1		6	1	0	0	1	1	0	0	0	0	0	11	16	0.00	1.500										
Joey Eischen, L ERA: 3.63	1.2		10	2	2	2	0	1	1	0	0	0	0	19	42	10.80	1.800										
Jim Bruske, R ERA: 7.36	1.1		5	1	0	0	0	0	0	0	0	0	0	13	21	0.00	0.750										
John Cummings, L ERA: 4.41	1.1		8	2	2	2	0	1	1	0	0	0	0	12	28	13.50	2.250										
PITCHER	IP	WLS	BF	H	R	ER	SO	BB	IBB	HBP	BLK	WP	HR	S	P	ERA	WHIP										
Pedro Astacio, R ERA: 4.31	0.2		3	1	0	0	0	0	1	0	0	0	0	5	11	0.00	1.500										
Antonio Osuna, R ERA: 4.45	1.0		4	0	0	0	1	1	0	0	0	0	0	14	21	0.00	1.000										

AB	38
R	9
H	14
RBI	9
BB	8
SO	3
LOB	20



Batter	1	2	3	4	5	6	7	8	9	AB	R	H	RBI	BB	SO	LOB	BOTTOM										
Brett Butler, L OBP: 0.382, SLG: 0.394										4	0	2	0	1	0	0	Montreal Expos @ Los Angeles Dodgers Dodger Stadium, Los Angeles, CA Sat Sep 02 1995, 7:05 PM PDT Att: 35,323 - Unknown - 78 F										
Chad Fonville, S OBP: 0.340, SLG: 0.308										4	0	0	0	0	0	4											
Mike Piazza, R OBP: 0.415, SLG: 0.633										4	2	1	0	1	2	3											
Eric Karros, R OBP: 0.365, SLG: 0.526										5	1	1	0	0	2	3											
Raul Mondesi, R OBP: 0.337, SLG: 0.514										5	3	4	4	0	0	0											
Roberto Kelly, R Jim Bruske, R Chris Gwynn, L John Cummings, L Pedro Astacio, R Jose Cedeno, S Juan Castro, R										2	0	1	0	0	0	0											
Delino DeShields, L OBP: 0.351, SLG: 0.370										4	0	1	1	0	0	5											
Mike Busch, R OBP: 0.200, SLG: 0.200										2	0	0	0	0	2	1											
Dave Hansen, L OBP: 0.359, SLG: 0.316										1	0	1	0	0	0	0											
Carlos Hernandez, R OBP: 0.222, SLG: 0.232										1	1	1	3	0	0	0											
Antonio Osuna, R										0	0	0	0	0	0	0											
Kevin Tapani, R Omar Daal, L Garey Ingram, R Joey Eischen, L Karim Garcia, L Roger Cedeno, S										0	0	0	0	0	0	0											
Inning Stats	R: 0 E: 0 K: 0 S: 8	H: 1 LOB: 1 BB: 0 P: 12	R: 0 E: 0 K: 1 S: 9	H: 2 LOB: 0 BB: 0 P: 13	R: 0 E: 0 K: 0 S: 9	H: 0 LOB: 0 BB: 0 P: 14	R: 2 E: 0 K: 0 S: 10	H: 3 LOB: 0 BB: 0 P: 15	R: 0 E: 0 K: 2 S: 12	H: 0 LOB: 0 BB: 0 P: 18	R: 2 E: 0 K: 1 S: 15	H: 2 LOB: 1 BB: 1 P: 25	R: 0 E: 0 K: 1 S: 13	H: 2 LOB: 2 BB: 0 P: 18	R: 4 E: 0 K: 0 S: 16	H: 4 LOB: 1 BB: 2 P: 31	R: 0 E: 0 K: 2 S: 9	H: 0 LOB: 0 BB: 0 P: 12	1B: 10 2B: 1 3B: 0 HR: 3	SF: 0 SAC: 1 DP: 2 HBP: 0	WP: 0 PB: 0 SB: 0 CS: 1	PA: 42					
PITCHER	IP	WLS	BF	H	R	ER	SO	BB	IBB	HBP	BLK	WP	HR	S	P	ERA	WHIP										
Kirk Rueter, L ERA: 4.57	5.0		19	6	2	2	3	0	0	0	0	0	0	17	27	18.00	4.000										
Jose DeLeon, R ERA: 5.1	1.0		7	3	2	2	1	1	0	0	0	0	1	17	27	18.00	4.000										
Willie Fraser, R ERA: 5.79	0.2		3	1	0	0	0	0	0	0	0	0	0	8	13	0.00	1.500										
Tim Scott, R ERA: 4.25	0.1		4	2	3	3	1	1	0	0	0	0	0	7	12	81.00	9.000										
Dave Leiper, L ERA: 3.31	0.1		4	2	1	1	0	1	0	0	0	0	0	8	15	27.00	9.000										
PITCHER	IP	WLS	BF	H	R	ER	SO	BB	IBB	HBP	BLK	WP	HR	S	P	ERA	WHIP										
Greg Harris, R ERA: 2.48	0.2		1	0	0	0	0	0	0	0	0	0	0	4	7	0.00	0.000										
Mel Rojas, R ERA: 3.97	1.0	S	3	0	0	0	2	0	0	0	0	0	0	9	12	0.00	0.000										

AB	37
R	8
H	14
RBI	8
BB	3
SO	7
LOB	17



Batter	1	2	3	4	5	6	7	8	9	AB	R	H	RBI	BB	SO	LOB	TOP										
Tony Tarasco, L (1, 9) OBP: 0.326, SLG: 0.392										3	2	1	1	1	2	0	Montreal Expos @ Los Angeles Dodgers Dodger Stadium, Los Angeles, CA Sun Sep 03 1995, 3:33 AM PDT Att: 33,180 - Sunny - 96 F										
Mark Crutzieanek, R (1, 6) OBP: 0.301, SLG: 0.315										4	1	1	0	0	0	0											
Rondell White, R (1, 8) OBP: 0.343, SLG: 0.452										3	0	1	1	0	0	0											
David Segui, S (1, 3) OBP: 0.369, SLG: 0.454										4	0	0	0	0	2	1											
Sean Berry, R (1, 5) OBP: 0.374, SLG: 0.563										3	0	1	0	0	1	0											
Mike Lansing, R (1, 4) OBP: 0.306, SLG: 0.403										2	0	0	0	0	2	1											
Wil Cordero, R (1, 7) OBP: 0.345, SLG: 0.416										3	0	0	0	0	0	1											
Tim Laker, R (1, 2) OBP: 0.306, SLG: 0.372										1	0	0	0	1	1	0											
Henry Rodriguez, L (8, PH) OBP: 0.311, SLG: 0.367										1	0	0	0	0	1	0											
Bryan Eversgerd, R (8, 1) OBP: 0.333, SLG: 0.667										0	0	0	0	0	0	0											
Jeff Fassero, L (1, 1) OBP: 0.145, SLG: 0.060										2	0	0	0	0	0	0											
Darin Fletcher, L (8, PH) OBP: 0.363, SLG: 0.458										1	0	0	0	0	0	0											
Inning Stats	R: 1 E: 0 K: 0 S: 11	H: 2 LOB: 0 BB: 0 P: 18	R: 0 E: 0 K: 1 S: 11	H: 0 LOB: 1 BB: 21 P: 21	R: 2 E: 0 K: 0 S: 11	H: 1 LOB: 0 BB: 1 P: 19	R: 0 E: 0 K: 1 S: 9	H: 0 LOB: 0 BB: 0 P: 14	R: 0 E: 0 K: 2 S: 7	H: 0 LOB: 0 BB: 0 P: 10	R: 0 E: 0 K: 1 S: 8	H: 1 LOB: 0 BB: 0 P: 15	R: 0 E: 0 K: 2 S: 9	H: 0 LOB: 0 BB: 0 P: 14	R: 0 E: 0 K: 1 S: 9	H: 0 LOB: 0 BB: 0 P: 13	1B: 3 2B: 1 3B: 0 HR: 1	SF: 1 SAC: 0 DP: 2 HBP: 1	WP: 1 PB: 0 SB: 3 CS: 2	PA: 32							
PITCHER	IP	WLS	BF	H	R	ER	SO	BB	IBB	HBP	BLK	WP	HR	S	P	ERA	WHIP										
Ramon Martinez, R (1, 1) ERA: 3.65	7.0	W	25	4	3	3	6	1	1	1	0	1	1	64	106	3.86	0.714										
Antonio Osuna, R (8, 1) ERA: 4.32	1.0		3	0	0	0	2	0	0	0	0	0	0	9	14	0.00	0.000										
Todd Worrell, R (9, 1) ERA: 2.47	1.0	S	3	0	0	0	1	0	0	0	0	0	0	9	13	0.00	0.000										

AB	27
R	3
H	4
RBI	2
BB	2
SO	9
LOB	3



Batter	1	2	3	4	5	6	7	8	9	AB	R	H	RBI	BB	SO	LOB	BOTTOM										
Brett Butler, L (1, 8) OBP: 0.383, SLG: 0.393										3	1	1	0	1	0	0	Montreal Expos @ Los Angeles Dodgers Dodger Stadium, Los Angeles, CA Sun Sep 03 1995, 3:33 AM PDT Att: 33,180 - Sunny - 96 F										
Chad Fonville, S (1, 6) OBP: 0.339, SLG: 0.311										4	1	1	0	0	0	3											
Raul Mondesi, R (1, 9) OBP: 0.341, SLG: 0.514										2	1	1	1	2	0	2											
Eric Karros, R (1, 3) OBP: 0.366, SLG: 0.531										3	2	1	2	1	1	2											
Roberto Kelly, R (1, 7) OBP: 0.294, SLG: 0.340										4	0	1	0	0	0	1											
Roger Cedeno, S (8, PR) OBP: 0.294, SLG: 0.267										0	1	0	0	0	0	0											
Delino DeShields, L (1, 4) OBP: 0.353, SLG: 0.375										4	0	2	2	0	0	0											
Carlos Hernandez, R (1, 2) OBP: 0.223, SLG: 0.233										4	0	1	0	0	2	2											
Mike Busch, R (1, 5) OBP: 0.125, SLG: 0.125											3	0	0	0	0	3		1									
Dave Hansen, L (8, PH) OBP: 0.357, SLG: 0.314										1	0	0	0	0	0	1											
Juan Castro, R (9, 5) ERA: 9.82										0	0	0	0	0	0	0											
Ramon Martinez, R (1, 1) OBP: 0.158, SLG: 0.179										3	0	1	0	0	0	1											
Antonio Osuna, R (8, 1) ERA: 9.82										0	0	0	0	0	0	0											
Chris Gwynn, L (8, PH) OBP: 0.275, SLG: 0.306										1	0	0	0	0	0	1											
Todd Worrell, R (9, 1) ERA: 2.41										0	0	0	0	0	0	0											
Inning Stats	R: 1 E: 0 K: 0 S: 11	H: 2 LOB: 1 BB: 0 P: 17	R: 0 E: 0 K: 1 S: 10	H: 1 LOB: 1 BB: 0 P: 15	R: 3 E: 1 K: 1 S: 18	H: 2 LOB: 1 BB: 2 P: 33	R: 0 E: 0 K: 1 S: 7	H: 0 LOB: 0 BB: 0 P: 9	R: 0 E: 0 K: 1 S: 6	H: 0 LOB: 0 BB: 1 P: 12	R: 0 E: 0 K: 1 S: 7	H: 0 LOB: 0 BB: 0 P: 9	R: 0 E: 0 K: 1 S: 13	H: 2 LOB: 2 BB: 0 P: 15	R: 2 E: 0 K: 0 S: 9	H: 2 LOB: 1 BB: 1 P: 18	1B: 5 2B: 3 3B: 0 HR: 1	SF: 0 SAC: 0 DP: 0 HBP: 0	WP: 1 PB: 0 SB: 2 CS: 1	PA: 36							
PITCHER	IP	WLS	BF	H	R	ER	SO	BB	IBB	HBP	BLK	WP	HR	S	P	ERA	WHIP										
Jeff Fassero, L (1, 1) ERA: 3.99	7.0	L	30	7	4	4	6	3	0	0	0	1	1	72	110	5.14	1.429										
Bryan Eversgerd, L (8, 1) ERA: 9.82	0.0		3	2	2	2	0	1	0	0	0	0	0	5	11	∞	∞										
Greg Harris, R (8, 1) ERA: 2.41	1.0		3	0	0	0	0	0	0	0	0	0	0	4	7	0.00	0.000										

AB	32
R	6
H	9
RBI	5
BB	4
SO	6
LOB	14



Batter	1	2	3	4	5	6	7	8	9	AB	R	H	RBI	BB	SO	LOB	TOP																					
Mickey Morandini, L (1.4)	F7		1B			G4-3 BB	F8			4	0	2	0	0	0	2	Philadelphia Phillies @ Los Angeles Dodgers Dodger Stadium, Los Angeles, CA Mon Sep 04 1995, 3:33 AM PDT Att: 44,910 - Sunny																					
Andy Van Slyke, L (1.8)	2B		F8			G4-3 BB	F9			3	0	1	0	1	0	1																						
Gregg Jefferies, S (1.3)	F8			G6-3		G4-3	FC4-6			4	0	1	0	0	0	3																						
Charlie Hayes, R (1.5)	P6			G6-3		G1-3	FC4-6			4	0	0	0	0	0	3																						
Jim Eisenreich, L (1.9)		K		G4-3		G4-3	K			4	1	1	0	0	2	1																						
Gene Schall, R (1.7)		K				G4-3				4	0	0	0	0	2	1																						
Mike Lieberthal, R (1.2)		L3				G5-3				4	0	0	0	0	0	1																						
Kevin Stocker, S (1.6)			P5							3	0	1	1	1	0	0																						
Jeff Juden, R (1.1)										2	0	0	0	0	2	1																						
Gary Varsho, L (7, PH)										0	0	0	0	1	0	0																						
Russ Springer, R (7.1)										0	0	0	0	0	0	0																						
Inning Stats	R: 0 E: 0 K: 0 S: 8	H: 1 LOB: 1 BB: 0 P: 15	R: 0 E: 0 K: 2 S: 7	H: 0 LOB: 0 BB: 0 P: 11	R: 0 E: 0 K: 1 S: 10	H: 1 LOB: 0 BB: 0 P: 16	R: 0 E: 0 K: 0 S: 7	H: 0 LOB: 1 BB: 1 P: 11	R: 0 E: 0 K: 2 S: 10	H: 0 LOB: 1 BB: 1 P: 20	R: 0 E: 0 K: 0 S: 5	H: 1 LOB: 1 BB: 1 P: 11	R: 1 E: 0 K: 0 S: 9	H: 2 LOB: 2 BB: 1 P: 18	R: 0 E: 0 K: 1 S: 9	H: 1 LOB: 1 BB: 0 P: 15	R: 0 E: 0 K: 0 S: 8	H: 0 LOB: 0 BB: 0 P: 13	1B: 4 2B: 2 3B: 0 HR: 0	SF: 0 SAC: 0 DP: 1 HBP: 0	WP: 0 PB: 0 SB: 0 CS: 0	PA: 35																
PITCHER	IP	WLS	BF	H	R	ER	SO	BB	IBB	HBP	BLK	WP	HR	S	P	ERA	WHIP	PITCHER				IP	WLS	BF	H	R	ER	SO	BB	IBB	HBP	BLK	WP	HR	S	P	ERA	WHIP
Tom Candiotti, R (1.1)	6.2	W	27	5	1	1	5	3	0	0	0	0	0	55	100	1.35	1.200																					
Mark Guthrie, L (7.1)	1.1		5	1	0	0	1	0	0	0	0	0	0	10	17	0.00	0.750																					
Antonio Osuna, R (9.1)	1.0		3	0	0	0	0	0	0	0	0	0	0	8	13	0.00	0.000																					

AB 32
R 1
H 6
RBI 1
BB 3
SO 6
LOB 13



Batter	1	2	3	4	5	6	7	8	9	AB	R	H	RBI	BB	SO	LOB	BOTTOM																					
Brett Butler, L (1.8)	G6-3		SF9	SF9			HR			2	1	1	1	1	0	0	Philadelphia Phillies @ Los Angeles Dodgers Dodger Stadium, Los Angeles, CA Mon Sep 04 1995, 3:33 AM PDT Att: 44,910 - Sunny																					
Chad Fonville, S (1.6)	K		FC4	F8		L7				4	0	0	0	0	1	4																						
Raul Mondesi, R (1.9)			F9			G5-3	HR			3	1	1	2	1	0	3																						
Eric Karros, R (1.3)	K		SF9			G6-3	F9			3	0	0	1	0	1	1																						
Mike Piazza, R (1.2)			G5-3			G6-3				3	0	0	0	1	1	2																						
Delino DeShields, L (1.4)			G5-3			K				3	1	0	0	1	1	1																						
Roberto Kelly, R (1.7)						G6-3				2	1	0	0	1	1	1																						
Mark Guthrie, R (7.1)										0	0	0	0	0	0	0																						
Karim Garcia, L (8, PH)										1	0	0	0	0	0	0																						
Antonio Osuna, R (9.1)										0	0	0	0	0	0	0																						
Dave Hansen, L (1.5)										3	0	1	1	0	0	1																						
Juan Castro, R (9.5)										0	0	0	0	0	0	0																						
Tom Candiotti, R (1.1)										1	1	1	0	0	0	0																						
Roger Cedeno, S (7.7)										1	0	0	0	0	0	0																						
Inning Stats	R: 0 E: 0 K: 2 S: 13	H: 0 LOB: 1 BB: 1 P: 21	R: 0 E: 0 K: 1 S: 13	H: 0 LOB: 1 BB: 1 P: 20	R: 1 E: 1 K: 0 S: 13	H: 2 LOB: 2 BB: 0 P: 23	R: 2 E: 0 K: 0 S: 9	H: 1 LOB: 1 BB: 2 P: 23	R: 0 E: 0 K: 1 S: 10	H: 0 LOB: 0 BB: 0 P: 12	R: 2 E: 0 K: 0 S: 10	H: 1 LOB: 0 BB: 1 P: 19	R: 0 E: 0 K: 1 S: 8	H: 0 LOB: 0 BB: 0 P: 14	1B: 3 2B: 0 3B: 0 HR: 1	SF: 2 SAC: 1 DP: 0 HBP: 0	WP: 0 PB: 0 SB: 3 CS: 0	PA: 34																				
PITCHER	IP	WLS	BF	H	R	ER	SO	BB	IBB	HBP	BLK	WP	HR	S	P	ERA	WHIP	PITCHER				IP	WLS	BF	H	R	ER	SO	BB	IBB	HBP	BLK	WP	HR	S	P	ERA	WHIP
Jeff Juden, R (1.1)	6.0	L	26	3	3	2	4	4	0	0	0	0	1	63	105	3.00	1.167																					
Russ Springer, R (7.1)	2.0		8	1	2	2	1	1	0	0	0	0	1	18	33	9.00	1.000																					

AB 26
R 5
H 4
RBI 5
BB 5
SO 5
LOB 13

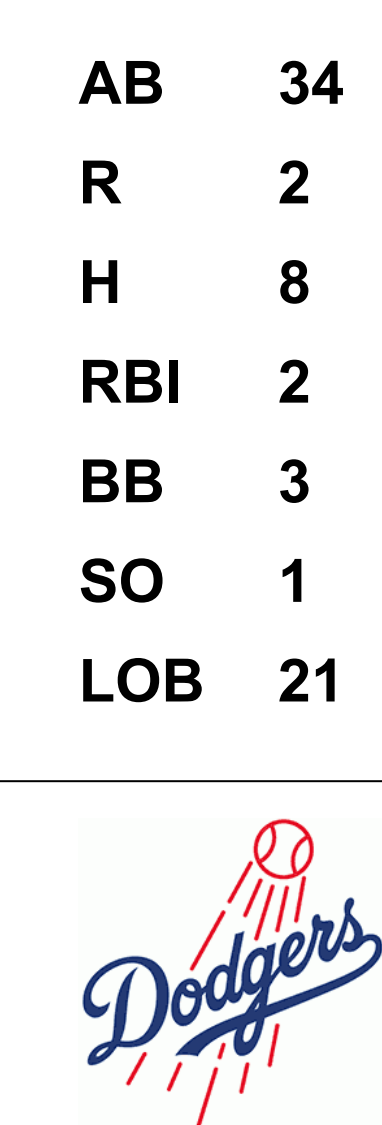


Batter	1	2	3	4	5	6	7	8	9	AB	R	H	RBI	BB	SO	LOB	TOP								
Mickey Morandini, L (1.4) OBP: 0.351, SLG: 0.424	K		K					F7		4	0	1	1	0	2	0	Philadelphia Phillies @ Los Angeles Dodgers Dodger Stadium, Los Angeles, CA Tue Sep 05 1995, 7:05 PM PDT Att: 39,406 - Unknown - 77 F								
Andy Van Slyke, L (1.8) OBP: 0.311, SLG: 0.341	G3									3	0	1	0	1	1										
Gregg Jefferies, S (1.3) OBP: 0.343, SLG: 0.439	G4-3									3	0	0	0	1	0	1									
Mark Whiten, S (1.9) OBP: 0.322, SLG: 0.385		K								4	0	0	0	0	3	3									
Charlie Hayes, R (1.5) OBP: 0.344, SLG: 0.414										3	0	0	0	1	1	0									
Jim Eisenreich, L (1.7) OBP: 0.375, SLG: 0.459										3	0	1	0	1	0	0									
Lenny Webster, R (1.2) OBP: 0.330, SLG: 0.346										3	0	0	0	0	1	2									
Kevin Stocker, S (1.6) OBP: 0.310, SLG: 0.275										3	1	1	0	0	0	3									
Mike Williams, R (1.1) OBP: 0.100, SLG: 0.100 (7, PH) Gary Varsho, L (7, PH) Toby Bordand, R (7, 1)										1	0	0	0	0	1	0									
										1	0	0	0	0	1	1									
										0	0	0	0	0	0	0									
Inning Stats	R: 0 E: 0 K: 1 S: 6	H: 0 LOB: 0 BB: 0 P: 12	R: 0 E: 0 K: 1 S: 9	H: 0 LOB: 2 BB: 2 P: 20	R: 0 E: 0 K: 3 S: 17	H: 1 LOB: 2 BB: 1 P: 29	R: 0 E: 0 K: 1 S: 9	H: 0 LOB: 0 BB: 0 P: 13	R: 1 E: 0 K: 1 S: 7	H: 2 LOB: 0 BB: 0 P: 11	R: 0 E: 0 K: 1 S: 7	H: 0 LOB: 1 BB: 0 P: 14	R: 0 E: 0 K: 1 S: 10	H: 1 LOB: 1 BB: 0 P: 16	R: 0 E: 0 K: 1 S: 8	H: 0 LOB: 1 BB: 1 P: 15	R: 0 E: 0 K: 0 S: 6	H: 0 LOB: 0 BB: 0 P: 9	1B: 4 2B: 0 3B: 0 HR: 0	SF: 0 SAC: 2 DP: 0 HBP: 0	WP: 0 PB: 0 SB: 0 CS: 0	PA: 34			
PITCHER	IP	WLS	BF	H	R	ER	SO	BB	IBB	HBP	BLK	WP	HR	S	P	ERA	WHIP								
Hideo Nomo, R (1.1) ERA: 2.45	5.0		20	3	1	1	7	3	0	0	0	0	0	48	85	1.80	1.200								
Kevin Tapani, R (6.1) ERA: 5.1	2.0		7	1	0	0	2	0	0	0	0	0	0	17	30	0.00	0.500								
John Cummings, L (8.1) ERA: 4.17	2.0	W	7	0	0	0	1	1	0	0	0	0	0	14	24	0.00	0.500								

AB	28
R	1
H	4
RBI	1
BB	4
SO	10
LOB	11



Batter	1	2	3	4	5	6	7	8	9	AB	R	H	RBI	BB	SO	LOB	BOTTOM								
Brett Butler, L (1.8) OBP: 0.384, SLG: 0.393			FC2-6							4	0	1	1	1	0	1	Philadelphia Phillies @ Los Angeles Dodgers Dodger Stadium, Los Angeles, CA Tue Sep 05 1995, 7:05 PM PDT Att: 39,406 - Unknown - 77 F								
Chad Fonville, S (1.6) OBP: 0.332, SLG: 0.302	B2		B1-3							3	0	0	0	1	0	2									
Raul Mondesi, R (1.9) OBP: 0.341, SLG: 0.517	F8		G5-3							4	0	1	0	0	0	3									
Eric Karros, R (1.3) OBP: 0.365, SLG: 0.534	G6-3									4	1	2	1	0	0	2									
Mike Piazza, R (1.2) OBP: 0.415, SLG: 0.626 (9, PR) Roger Cedeno, S (9, PR) OBP: 0.286, SLG: 0.258										4	0	2	0	0	0	2									
Delino DeShields, L (1.4) OBP: 0.351, SLG: 0.370	G3									4	1	1	0	0	0	1									
Roberto Kelly, R (1.7) OBP: 0.296, SLG: 0.339										3	0	1	0	1	0	1									
Dave Hansen, L (1.5) OBP: 0.351, SLG: 0.309 (8, 5) Juan Castro, R (8, 5) Jose Offerman, S (9, PH) OBP: 0.388, SLG: 0.376										3	0	0	0	0	0	2									
Hideo Nomo, R (1.1) OBP: 0.285, SLG: 0.285 (5, PH) Karim Garcia, L (8, 1) Kevin Tapani, R (8, 1) Chris Gwynn, L (7, PH) John Cummings, L (8, 1) Carlos Hernandez, R (9, PH) OBP: 0.221, SLG: 0.226										1	0	0	0	0	0	0									
										1	0	0	0	0	0	0									
										1	0	0	0	0	0	1									
										1	0	0	0	0	0	0									
										1	0	0	0	0	1	3									
Inning Stats	R: 0 E: 0 K: 0 S: 9	H: 1 LOB: 1 BB: 0 P: 15	R: 0 E: 0 K: 0 S: 8	H: 1 LOB: 1 BB: 0 P: 12	R: 0 E: 1 K: 0 S: 6	H: 0 LOB: 1 BB: 0 P: 8	R: 1 E: 0 K: 0 S: 7	H: 1 LOB: 0 BB: 0 P: 10	R: 0 E: 0 K: 0 S: 5	H: 0 LOB: 0 BB: 0 P: 5	R: 0 E: 0 K: 0 S: 4	H: 1 LOB: 1 BB: 1 P: 9	R: 0 E: 0 K: 0 S: 8	H: 1 LOB: 1 BB: 0 P: 12	R: 0 E: 0 K: 0 S: 8	H: 1 LOB: 1 BB: 0 P: 15	R: 1 E: 0 K: 1 S: 15	H: 2 LOB: 3 BB: 2 P: 29	1B: 7 2B: 0 3B: 0 HR: 1	SF: 0 SAC: 0 DP: 1 HBP: 0	WP: 0 PB: 0 SB: 3 CS: 0	PA: 37			
PITCHER	IP	WLS	BF	H	R	ER	SO	BB	IBB	HBP	BLK	WP	HR	S	P	ERA	WHIP								
Mike Williams, R (1.1) ERA: 3.53	6.0		23	4	1	1	0	1	1	0	0	0	0	39	59	1.50	0.833								
Toby Bordand, R (7.1) ERA: 3.73	2.2	L	14	4	1	1	1	1	1	0	0	0	0	31	56	3.38	1.875								



Batter	1	2	3	4	5	6	7	8	9	AB	R	H	RBI	BB	SO	LOB	TOP					
Mickey Morandini, L (1,4) OBP: 0.348, SLG: 0.420	2-2 K		1-0 F7			2-3 K			2-2 F9	4	0	0	0	0	2	0						
Kevin Stocker, S (1,6) OBP: 0.307, SLG: 0.272	1-0 P3			1-3 K			2-1 G3-1		2-2 G5-3	4	0	0	0	0	1	0						
Gregg Jefferies, S (1,3) OBP: 0.342, SLG: 0.438	2-1 1B			0-1 G4-3			0-0 G4-3		0-2 G5-3	4	0	1	0	0	0	0						
Mark Whiten, S (1,9) OBP: 0.318, SLG: 0.380	2-2 P5			1-0 P5			0-0 G1-3			3	0	0	0	0	0	1						
Jim Eisenreich, L (1,7) OBP: 0.374, SLG: 0.457		1-1 G4-3			0-0 G3			1-1 SH1-4 1B SF7 1B		3	1	1	0	0	0	0						
Andy Van Slyke, L (1,8) OBP: 0.312, SLG: 0.341		1-2 G1-3			1-1 G6-3			0-0 SF7 SH1-4 1B		3	0	1	0	0	0	0						
Mike Lieberthal, R (1,2) OBP: 0.312, SLG: 0.341		0-2 F9			1-0 L9			0-1 SH1-4		2	0	0	0	0	0	0						
Kevin Elster, R (1,5) OBP: 0.262, SLG: 0.340			1-1 G5-3			1-3 K		3-2 SF7		2	0	0	1	0	1	0						
Mike Grace, R (1,1) OBP: 0.330, SLG: 0.275			3-3 K			1-3 K		2-3 3-H 0-1 G1-3		2	0	0	0	0	2	0						
Gary Varsho, L (8, PH) OBP: 0.330, SLG: 0.275										1	0	0	0	0	0	1						
Ricky Bottalico, L (8, 1) OBP: 0.330, SLG: 0.275										0	0	0	0	0	0	0						
Heathcliff Slocumb, R (9, 1) OBP: 0.330, SLG: 0.275										0	0	0	0	0	0	0						
Inning Stats	R: 0 E: 0 K: 1 S: 9	H: 1 LOB: 1 BB: 0 P: 16	R: 0 E: 0 K: 0 S: 10	H: 0 LOB: 0 BB: 0 P: 12	R: 0 E: 0 K: 1 S: 6	H: 0 LOB: 0 BB: 0 P: 11	R: 0 E: 0 K: 1 S: 6	H: 0 LOB: 0 BB: 0 P: 8	R: 0 E: 0 K: 0 S: 4	H: 0 LOB: 0 BB: 0 P: 6	R: 0 E: 0 K: 0 S: 10	H: 0 LOB: 0 BB: 0 P: 14	R: 0 E: 0 K: 0 S: 4	H: 0 LOB: 0 BB: 0 P: 6	R: 1 E: 0 K: 0 S: 12	H: 2 LOB: 1 BB: 0 P: 16	R: 0 E: 0 K: 0 S: 12	H: 0 LOB: 0 BB: 0 P: 16	1B: 3 2B: 0 3B: 0 HR: 0	SF: 1 SAC: 1 DP: 0 HBP: 0	WP: 0 PB: 0 SB: 0 CS: 0	PA: 30
PITCHER	IP WLS BF H R ER SO BB IBB HBP BLK WP HR S P ERA WHIP																					
Ismael Valdez, R (1, 1) ERA: 2.98	8.0 L 27 3 1 1 6 0 0 0 0 0 0 61 89 1.12 0.375																					
Mark Guthrie, L (9, 1) ERA: 4.5	1.0 3 0 0 0 0 0 0 0 0 0 0 12 16 0.00 0.000																					

Philadelphia Phillies @ Los Angeles Dodgers
Dodger Stadium, Los Angeles, CA
Wed Sep 06 1995, 7:05 PM PDT
Att: 29,835 - Unknown - 80 F

AB 28
R 1
H 3
RBI 1
BB 0
SO 6
LOB 2



Batter	1	2	3	4	5	6	7	8	9	AB	R	H	RBI	BB	SO	LOB	BOTTOM					
Brett Butler, L (1,8) OBP: 0.386, SLG: 0.392	3-2 G6-3		4-0 1B BB			4-0 FC4 BB		2-1 SH2-4		1	0	0	0	2	0	0						
Chad Fonville, S (1,6) OBP: 0.331, SLG: 0.301	1-2 P5		0-1 1-2 2-H 1B			0-0 FC4		1-1 P7		4	0	1	0	0	0	3						
Raul Mondesi, R (1,9) OBP: 0.339, SLG: 0.513	0-0 P9			0-0 F8		0-1 SAFE SAFE F8		1-3 K		4	0	0	0	0	1	3						
Eric Karros, R (1,3) OBP: 0.362, SLG: 0.530		2-2 G3-1		1-0 F9		0-3 K			1-0 G6-3	4	0	0	0	0	1	0						
Mike Piazza, R (1,2) OBP: 0.413, SLG: 0.621		0-2 G1-3		0-0 P4		4-2 FC6-4 BB		0-1 L9		3	0	0	0	1	0	0						
Delino DeShields, L (1,4) OBP: 0.347, SLG: 0.366		2-1 G6-3			0-1 L6		1-2 FC6-4 1B S		2-3 K	4	0	0	0	0	1	1						
Roberto Kelly, R (1,7) OBP: 0.296, SLG: 0.339			0-1 L8		1-2 K		1-1 SAFE SAFE 1B		1-3 1B	3	0	1	0	0	1	0						
Dave Hansen, L (1,5) OBP: 0.351, SLG: 0.305			4-1 SH3 1B BB		2-2 L8		2-3 SAFE SAFE K			2	0	0	0	1	1	2						
Juan Castro, R (8, 5) OBP: 0.351, SLG: 0.305										0	0	0	0	0	0	0						
Ismael Valdez, R (1, 1) OBP: 0.094, SLG: 0.077			0-0 SH3		0-0 SH3		1-2 G5-3		0-1 SH2-4 1B	1	0	0	0	0	0	0						
Chris Gwynn, L (8, PH) OBP: 0.280, SLG: 0.311										1	0	1	0	0	0	0						
Roger Cedeno, S (8, PR) OBP: 0.286, SLG: 0.258										0	0	0	0	0	0	0						
Mark Guthrie, R (9, 1) ERA: 2.75			1-2							0	0	0	0	0	0	0						
Inning Stats	R: 0 E: 0 K: 0 S: 10	H: 0 LOB: 0 BB: 0 P: 14	R: 0 E: 0 K: 0 S: 9	H: 0 LOB: 0 BB: 0 P: 13	R: 0 E: 0 K: 0 S: 6	H: 1 LOB: 2 BB: 2 P: 14	R: 0 E: 0 K: 0 S: 3	H: 0 LOB: 0 BB: 0 P: 4	R: 0 E: 0 K: 1 S: 8	H: 0 LOB: 0 BB: 0 P: 11	R: 0 E: 0 K: 0 S: 6	H: 0 LOB: 1 BB: 1 P: 11	R: 0 E: 0 K: 2 S: 14	H: 1 LOB: 2 BB: 1 P: 22	R: 0 E: 0 K: 1 S: 10	H: 1 LOB: 2 BB: 0 P: 14	R: 0 E: 0 K: 1 S: 6	H: 0 LOB: 0 BB: 0 P: 9	1B: 3 2B: 0 3B: 0 HR: 0	SF: 0 SAC: 2 DP: 0 HBP: 0	WP: 0 PB: 0 SB: 1 CS: 0	PA: 33
PITCHER	IP WLS BF H R ER SO BB IBB HBP BLK WP HR S P ERA WHIP																					
Mike Grace, R (1, 1) ERA: 3.18	7.0 W 26 2 0 0 3 4 0 0 0 0 0 0 10 14 0.00 0.857																					
Ricky Bottalico, R (8, 1) ERA: 2.28	1.0 4 1 0 0 1 0 0 0 0 0 0 0 10 14 0.00 1.000																					
Heathcliff Slocumb, R (9, 1) ERA: 2.75	1.0 S 3 0 0 0 1 0 0 0 0 0 0 0 6 9 0.00 0.000																					

Philadelphia Phillies @ Los Angeles Dodgers
Dodger Stadium, Los Angeles, CA
Wed Sep 06 1995, 7:05 PM PDT
Att: 29,835 - Unknown - 80 F

AB 27
R 0
H 3
RBI 0
BB 4
SO 5
LOB 9





Batter	1	2	3	4	5	6	7	8	9	AB	R	H	RBI	BB	SO	LOB	TOP											
Brett Butler , L (1, 8) OBP: 0.384, SLG: 0.388	G1-3	G4-3		G4-3					G3	4	0	0	1	1	0	3	Los Angeles Dodgers @ Pittsburgh Pirates Three Rivers Stadium, Pittsburgh, PA Fri Sep 08 1995, 7:05 PM EDT Att: 10,050 - Unknown - 76 F livebaseballscorecards.com											
Chad Fonville , S (1, 6) OBP: 0.340, SLG: 0.309 Juan Castro , R (9, 6)				G5-4-3	2B	BB			2B	4	2	3	1	1	1	2												
Mike Piazza , R (1, 2) OBP: 0.410, SLG: 0.618	K		G5-4-3	1B					1B	5	1	1	1	0	2	5												
Eric Karros , R (1, 3) OBP: 0.362, SLG: 0.530	F9			1B					1B	5	0	2	1	0	1	2												
Delino DeShields , L (1, 4) OBP: 0.348, SLG: 0.363		1B	G4-3	K					1B	3	1	0	0	2	1	2												
Roberto Kelly , R (1, 7) OBP: 0.297, SLG: 0.342 Garey Ingram , R (9, 7) OBP: 0.333, SLG: 0.265	F8			2B					1B	5	1	2	1	0	1	1												
Karim Garcia , L (1, 9) OBP: 0.286, SLG: 0.286 Roger Cedeno , S (8, PH) (8, 9)	SH5-4			2B					K	3	1	2	0	0	0	0												
Billy Ashley , R (9, PH) OBP: 0.321, SLG: 0.370 Mitch Webster , S (9, 9) OBP: 0.241, SLG: 0.286	1B			1B					F9	1	0	0	0	0	0	0												
Dave Hansen , L (1, 5) OBP: 0.356, SLG: 0.307 Mike Busch , R (8, PH) (8, 5)	SH5-4			2B					L6	2	1	1	1	1	0	0												
Ramon Martinez , R (1, 1) OBP: 0.183, SLG: 0.237	SH5-4			1B					G6-3	3	1	2	2	0	0	0												
Inning Stats	R: 0 E: 0 K: 1 S: 8	H: 0 LOB: 1 BB: 1 P: 16	R: 1 E: 0 K: 0 S: 9	H: 2 LOB: 2 BB: 1 P: 17	R: 0 E: 0 K: 0 S: 8	H: 2 LOB: 1 BB: 0 P: 14	R: 5 E: 0 K: 2 S: 26	H: 5 LOB: 1 BB: 1 P: 39	R: 0 E: 0 K: 1 S: 10	H: 0 LOB: 0 BB: 0 P: 14	R: 0 E: 0 K: 1 S: 7	H: 0 LOB: 0 BB: 1 P: 13	R: 0 E: 0 K: 0 S: 5	H: 0 LOB: 0 BB: 0 P: 9	R: 2 E: 0 K: 2 S: 18	H: 3 LOB: 2 BB: 1 P: 34		1B: 8 2B: 5 3B: 0 HR: 0	SF: 0 SAC: 1 DP: 2 HBP: 0	WP: 0 PB: 0 SB: 2 CS: 0	PA: 43							
PITCHER	IP	WLS	BF	H	R	ER	SO	BB	IBB	HBP	BLK	WP	HR	S	P	ERA		WHIP										
Esteban Loaiza , R (1, 1) ERA: 5.32	3.1	L	20	8	6	6	1	3	0	0	0	0	0	39	69	16.20		3.300										
John Ericks , R (4, 1) ERA: 4.22	1.2		6	1	0	0	3	0	0	0	0	0	0	22	31	0.00		0.600										
Ross Powell , L (6, 1) ERA: 7.43	1.0		4	1	0	0	1	1	0	0	0	0	0	7	13	0.00	2.000											
Lee Hancock , L (7, 1) ERA	2.0		6	0	0	0	0	0	0	0	0	0	0	12	19	0.00	0.000											
Jeff McCurry , R (9, 1) ERA: 5.27	1.0		7	3	2	2	2	1	0	0	0	0	0	18	34	18.00	4.000											

Batter	1	2	3	4	5	6	7	8	9	AB	R	H	RBI	BB	SO	LOB	BOTTOM											
Jacob Brumfield , R (1, 8) OBP: 0.352, SLG: 0.380	F9		G4-3						K	4	0	1	0	0	1	1	Los Angeles Dodgers @ Pittsburgh Pirates Three Rivers Stadium, Pittsburgh, PA Fri Sep 08 1995, 7:05 PM EDT Att: 10,050 - Unknown - 76 F livebaseballscorecards.com											
Al Martin , L (1, 7) OBP: 0.349, SLG: 0.417	F7			F9-3					G3	3	0	0	0	1	0	1												
Orlando Merced , S (1, 9) OBP: 0.361, SLG: 0.488 Lee Hancock , L (7, 1) OBP: 0.383, SLG: 0.405	P5			F7					2B	3	0	0	0	0	2	0												
Jeff King , R (1, 5) OBP: 0.337, SLG: 0.464 Freddy Garcia , R (8, 5) OBP: 0.246, SLG: 0.193	G4-3			F9-3					K	3	0	0	0	0	1	1												
Nelson Liriano , S (1, 4) OBP: 0.356, SLG: 0.407					G5-3				G3-1	3	1	1	0	1	0	0												
Jay Bell , R (1, 6) OBP: 0.340, SLG: 0.395 Carlos Garcia , R (6, 6) OBP: 0.342, SLG: 0.432	K				K				G6-3	2	0	0	0	0	2	1												
Don Slaught , R (1, 2) OBP: 0.373, SLG: 0.377 Jeff McCurry , R (9, 1) OBP: 0.259, SLG: 0.405	L3				FC6-4				G4-3	3	0	1	0	0	0	1												
Rich Aude , R (1, 3) OBP: 0.313, SLG: 0.413					FC6-4				F8	4	0	1	0	0	1	3												
Esteban Loaiza , R (1, 1) OBP: 0.167, SLG: 0.152 John Ericks , R (4, 1) OBP: 0.111, SLG: 0.148 Ross Powell , L (6, 1)					K				G4-3	1	0	0	0	0	1	0												
Midre Cummings , L (6, PH) (6, 9) OBP: 0.285, SLG: 0.325										2	0	0	0	0	1	1												
Inning Stats	R: 0 E: 0 K: 0 S: 4	H: 0 LOB: 0 BB: 0 P: 7	R: 0 E: 0 K: 1 S: 8	H: 1 LOB: 1 BB: 0 P: 12	R: 0 E: 0 K: 2 S: 8	H: 0 LOB: 0 BB: 0 P: 12	R: 0 E: 0 K: 0 S: 6	H: 0 LOB: 0 BB: 1 P: 13	R: 0 E: 0 K: 1 S: 13	H: 1 LOB: 1 BB: 0 P: 19	R: 0 E: 0 K: 1 S: 7	H: 1 LOB: 1 BB: 0 P: 11	R: 0 E: 0 K: 0 S: 6	H: 0 LOB: 0 BB: 0 P: 9	R: 0 E: 0 K: 1 S: 6	H: 1 LOB: 1 BB: 0 P: 10		R: 2 E: 0 K: 1 S: 14	H: 2 LOB: 2 BB: 2 P: 29	1B: 5 2B: 2 3B: 0 HR: 0	SF: 0 SAC: 0 DP: 1 HBP: 0	WP: 0 PB: 0 SB: 0 CS: 0	PA: 35					
PITCHER	IP	WLS	BF	H	R	ER	SO	BB	IBB	HBP	BLK	WP	HR	S	P	ERA		WHIP										
Ramon Martinez , R (1, 1) ERA: 3.57	9.0	W	35	6	2	2	7	3	0	0	0	0	0	72	122	2.00		1.000										

Batter	1	2	3	4	5	6	7	8	9	AB	R	H	RBI	BB	SO	LOB	TOP					
Brett Butler, L (1,8) OBP: 0.383, SLG: 0.387 Mitch Webster, S (8,PH) OBP: 0.236, SLG: 0.280	G6-3	K			F8	1B		K		4	0	1	0	0	1	1	Los Angeles Dodgers @ Pittsburgh Pirates Three Rivers Stadium, Pittsburgh, PA Sat Sep 09 1995, 7:05 PM EDT Att: 12,773 - Unknown - 74 F livebaseballscorecards.com					
Chad Fonville, S (1,6) OBP: 0.348, SLG: 0.313	HR	1B	WP	BB	HR	1B	G1-3	1B	BB	3	3	2	0	2	0	1						
Mike Piazza, R (1,2) OBP: 0.200, SLG: 0.633 Tom Prince, R (8,2) OBP: 0.279, SLG: 0.385	HR	HR			K			L9	1B	4	2	2	4	0	1	1						
Eric Karros, R (1,3) OBP: 0.362, SLG: 0.529	F9				K			F9	1B	5	1	2	1	0	1	1						
Delino DeShields, L (1,4) OBP: 0.346, SLG: 0.359	G4-3				L7	1B		K	P6	4	0	0	0	1	1	3						
Roberto Kelly, R (1,7) OBP: 0.299, SLG: 0.348	G6-3				F7			FC6-4	1B	4	1	1	2	1	0	4						
Karim Garcia, L (1,9) OBP: 0.200, SLG: 0.200 Roger Cedeno, S (7,9) OBP: 0.289, SLG: 0.265	G4-3				G3			FC4-6	1B	3	0	0	0	0	0	0						
Dave Hansen, L (1,5) OBP: 0.357, SLG: 0.305 Mike Busch, R (6,PH) OBP: 0.162, SLG: 0.455		2B			G3			HR	1B	2	1	1	2	0	0	0						
Chris Gwynn, L (9,PH) OBP: 0.307, SLG: 0.307 Todd Worrell, R (9,1)								HR	F8	1	0	0	0	1	0	0						
Kevin Tapani, R (1,1) OBP: 0.143, SLG: 0.214 Juan Castro, R (9,5)					K			F7		4	0	1	1	0	2	0						
Inning Stats	R: 2 E: 0 K: 0 S: 12	H: 2 LOB: 0 BB: 0 P: 18	R: 1 E: 0 K: 1 S: 8	H: 1 LOB: 1 BB: 1 P: 15	R: 0 E: 0 K: 2 S: 12	H: 0 LOB: 2 BB: 2 P: 26	R: 0 E: 0 K: 1 S: 7	H: 0 LOB: 0 BB: 0 P: 10	R: 4 E: 0 K: 0 S: 11	H: 4 LOB: 0 BB: 0 P: 15	R: 0 E: 0 K: 1 S: 12	H: 1 LOB: 1 BB: 0 P: 14	R: 0 E: 0 K: 1 S: 8	H: 0 LOB: 0 BB: 0 P: 11	R: 2 E: 0 K: 0 S: 9	H: 1 LOB: 2 BB: 1 P: 20	R: 2 E: 0 K: 0 S: 15	H: 3 LOB: 2 BB: 1 P: 27	1B: 7 2B: 1 3B: 0 HR: 4	SF: 0 SAC: 0 DP: 0 HBP: 0	WP: 1 PB: 0 SB: 1 CS: 0	PA: 44
PITCHER	IP	WLS	BF	H	R	ER	SO	BB	IBB	HBP	BLK	WP	HR	S	P	ERA	WHIP					
Paul Wagner, R (1,1) ERA: 4.95	5.0	L	25	7	7	7	4	2	1	0	0	1	3	50	84	12.60	1.800					
Dan Plesac, L (6,1) ERA: 3.58	2.0		7	1	0	0	2	0	0	0	0	0	0	20	25	0.00	0.500					
Jason Christiansen, L (8,1) ERA: 4.47	1.0		5	1	2	2	1	1	0	0	0	0	1	9	20	18.00	2.000					
Dan Miceli, R (9,1) ERA: 3.81	1.0		7	3	2	2	0	1	0	0	0	0	0	15	27	18.00	4.000					

Batter	1	2	3	4	5	6	7	8	9	AB	R	H	RBI	BB	SO	LOB	BOTTOM				
Jacob Brumfield, R (1,8) OBP: 0.353, SLG: 0.380	FC3-6		S	E	K			P2		3	0	1	0	1	1	1	Los Angeles Dodgers @ Pittsburgh Pirates Three Rivers Stadium, Pittsburgh, PA Sat Sep 09 1995, 7:05 PM EDT Att: 12,773 - Unknown - 74 F livebaseballscorecards.com				
Al Martin, L (1,7) OBP: 0.345, SLG: 0.413	FC3-6		E4		K			K		4	0	0	0	0	2	4					
Orlando Merced, S (1,9) OBP: 0.360, SLG: 0.487	F7		SF7		K			K	1B	3	0	1	1	0	1	1					
Jeff King, R (1,5) OBP: 0.339, SLG: 0.464	G5-3		F9		K			FC5-4	1B	4	0	2	1	0	0	3					
Rich Aude, R (1,3) OBP: 0.298, SLG: 0.392	G6-3				K			FC6	1B	4	0	0	0	0	1	3					
Jay Bell, R (1,6) OBP: 0.337, SLG: 0.392	K				G6-3			F9	F9	4	0	0	0	0	1	0					
Carlos Garcia, R (1,4) OBP: 0.341, SLG: 0.430	F7				K			G5-3	1B	4	0	1	0	0	1	0					
2 Angelo Encarnacion, R (1,2) OBP: 0.293, SLG: 0.317			G3-1		G4-3			F9	F9	4	0	0	0	0	0	1					
Paul Wagner, R (1,1) ERA: 4.95 Midre Cummings, L (5,PH) OBP: 0.282, SLG: 0.332 Dan Plesac, L (6,1) ERA: 3.58 Jason Christiansen, R (8,1) ERA: 4.47 Steve Peques, R (8,PH) OBP: 0.292, SLG: 0.426 Dan Miceli, R (9,1) ERA: 3.81 Nelson Lirio, S (9,PH) OBP: 0.335, SLG: 0.425			E	1B	K			1B	1B	1	1	1	0	0	0	0					
Inning Stats	R: 0 E: 0 K: 0 S: 7	H: 0 LOB: 1 BB: 1 P: 14	R: 0 E: 0 K: 1 S: 8	H: 0 LOB: 0 BB: 0 P: 13	R: 0 E: 0 K: 2 S: 9	H: 0 LOB: 0 BB: 0 P: 13	R: 0 E: 0 K: 2 S: 8	H: 0 LOB: 0 BB: 0 P: 12	R: 0 E: 0 K: 0 S: 5	H: 1 LOB: 1 BB: 0 P: 12	R: 0 E: 0 K: 0 S: 13	H: 3 LOB: 2 BB: 0 P: 21	R: 0 E: 0 K: 0 S: 7	H: 1 LOB: 1 BB: 0 P: 8	R: 0 E: 0 K: 0 S: 13	H: 1 LOB: 1 BB: 0 P: 8		1B: 7 2B: 0 3B: 0 HR: 0	SF: 1 SAC: 0 DP: 0 HBP: 0	WP: 0 PB: 1 SB: 1 CS: 0	PA: 36
PITCHER	IP	WLS	BF	H	R	ER	SO	BB	IBB	HBP	BLK	WP	HR	S	P	ERA	WHIP				
Kevin Tapani, R (1,1) ERA: 4.92	8.0	W	32	6	2	1	8	1	0	0	0	0	0	7	115	1.12	0.875				
Todd Worrell, R (9,1) ERA: 2.42	1.0		4	1	0	0	0	0	0	0	0	0	0	7	8	0.00	1.000				


Batter	1	2	3	4	5	6	7	8	9	AB	R	H	RBI	BB	SO	LOB	TOP								
Brett Butler, L OBP: 0.381, SLG: 0.385 (1, 8)	G4-3		B2-3		1-2		F7		F9	5	0	1	0	0	0	0	Los Angeles Dodgers @ Pittsburgh Pirates Three Rivers Stadium, Pittsburgh, PA Sun Sep 10 1995, 3:33 AM EDT Att. 12,154 - Sunny - 72 F AB 35 R 5 H 11 RBI 5 BB 1 SO 5 LOB 14 								
Chad Fonville, S OBP: 0.346, SLG: 0.308 (1, 6)	L6		G6-3		2-2				G5-3	4	0	0	0	1	0	2									
Mike Piazza, R OBP: 0.412, SLG: 0.631 (1, 2)			K						G5-3	4	1	2	0	0	1	1									
Eric Karros, R OBP: 0.365, SLG: 0.535 (1, 3)	G1-3									4	2	3	0	0	0	1									
Delino DeShields, L OBP: 0.346, SLG: 0.361 (1, 4)										3	1	1	1	0	0	2									
Roberto Kelly, R OBP: 0.296, SLG: 0.345 Raul Mondesi, R OBP: 0.339, SLG: 0.513 (9, 9)										3	0	0	1	0	1	3									
Karim Garcia, L OBP: 0.192, SLG: 0.167 Roger Cedeno, S OBP: 0.262, SLG: 0.257 (5, PH) (8, 9) Chris Gwynn, L OBP: 0.308, SLG: 0.316 Antonio Osuna, R Todd Worrell, R (8, 1) (8, 1)										2	0	0	0	0	1	2									
Dave Hansen, L OBP: 0.364, SLG: 0.314 Mike Busch, R OBP: 0.231, SLG: 0.692 (7, PH) (7, 5)										2	0	2	1	0	0	0									
Tom Candiotti, R OBP: 0.173, SLG: 0.122 Jose Lirio, S OBP: 0.348, SLG: 0.375 Jim Bruske, R Garey Ingram, R OBP: 0.258, SLG: 0.260 John Cummings, L Mitch Webster, S OBP: 0.232, SLG: 0.275 (8, 9) (9, 7)										1	0	0	0	0	1	1									
Inning Stats	R: 0 E: 0 K: 0 S: 12	H: 1 LOB: 1 BB: 0 P: 17	R: 1 E: 0 K: 2 S: 13	H: 2 LOB: 1 BB: 0 P: 14	R: 0 E: 0 K: 1 S: 7	H: 0 LOB: 0 BB: 0 P: 7	R: 0 E: 0 K: 0 S: 7	H: 1 LOB: 1 BB: 0 P: 12	R: 0 E: 0 K: 0 S: 9	H: 2 LOB: 0 BB: 0 P: 13	R: 2 E: 0 K: 1 S: 10	H: 2 LOB: 0 BB: 0 P: 17	R: 1 E: 0 K: 0 S: 12	H: 1 LOB: 1 BB: 1 P: 21	R: 1 E: 0 K: 0 S: 10	H: 2 LOB: 1 BB: 0 P: 15		R: 0 E: 0 K: 0 S: 4	H: 0 LOB: 0 BB: 0 P: 5	1B: 7 2B: 4 3B: 0 HR: 1	SF: 1 SAC: 1 DP: 1 HBP: 0	WP: 0 PB: 0 SB: 1 CS: 0	PA: 38		
PITCHER	IP	WLS	BF	H	R	ER	SO	BB	IBB	HBP	BLK	WP	HR	S	P	ERA	WHIP								
Rick White, R ERA: 3.82 Dan Plesac, L ERA: 3.56 Mike Dyer, R ERA: 4.32 Lee Hancock, L ERA:	5.2		24	8	3	3	3	0	0	0	0	0	0	55	75	4.76	1.412								


Batter	1	2	3	4	5	6	7	8	9	AB	R	H	RBI	BB	SO	LOB	BOTTOM								
Al Martin, L OBP: 0.345, SLG: 0.420 Jacob Brumfield, R OBP: 0.352, SLG: 0.379 (8, 8)										3	1	1	1	0	2	1	Los Angeles Dodgers @ Pittsburgh Pirates Three Rivers Stadium, Pittsburgh, PA Sun Sep 10 1995, 3:33 AM EDT Att. 12,154 - Sunny - 72 F AB 35 R 4 H 9 RBI 4 BB 1 SO 11 LOB 8 								
Jay Bell, R OBP: 0.339, SLG: 0.395 (1, 6)	F8									4	1	2	0	0	0	0									
Orlando Merced, S OBP: 0.361, SLG: 0.487 (1, 9)										4	2	2	1	0	1	0									
Jeff King, R OBP: 0.338, SLG: 0.465 (1, 3)										4	0	1	1	0	1	1									
Carlos Garcia, R OBP: 0.339, SLG: 0.427 (1, 4)										4	0	1	1	0	1	1									
Don Slaught, R OBP: 0.356, SLG: 0.358 (1, 2)										4	0	0	0	0	1	2									
John Wehner, R OBP: 0.381, SLG: 0.402 Midre Cummings, L OBP: 0.280, SLG: 0.319 (8, PH)										3	0	1	0	0	1	0									
Kevin Young, R OBP: 0.281, SLG: 0.424 (1, 5)										3	0	1	0	1	1	0									
Rick White, R OBP: 0.111, SLG: 0.222 Dan Plesac, L OBP: 0.250, SLG: 0.250 Mike Dyer, R OBP: 0.571, SLG: 0.571 Lee Hancock, L Nelson Liriano, S OBP: 0.353, SLG: 0.404 (8, PH)										2	0	0	0	0	0	1									
Inning Stats	R: 2 E: 0 K: 0 S: 13	H: 3 LOB: 1 BB: 0 P: 21	R: 0 E: 0 K: 2 S: 10	H: 0 LOB: 0 BB: 0 P: 17	R: 2 E: 0 K: 1 S: 17	H: 3 LOB: 1 BB: 0 P: 23	R: 0 E: 0 K: 1 S: 8	H: 1 LOB: 1 BB: 0 P: 14	R: 0 E: 0 K: 1 S: 6	H: 1 LOB: 0 BB: 1 P: 11	R: 0 E: 0 K: 2 S: 15	H: 1 LOB: 2 BB: 1 P: 21	R: 0 E: 0 K: 1 S: 7	H: 0 LOB: 0 BB: 0 P: 12	R: 0 E: 0 K: 1 S: 8	H: 0 LOB: 0 BB: 0 P: 11		R: 0 E: 0 K: 2 S: 9	H: 0 LOB: 0 BB: 0 P: 9	1B: 5 2B: 3 3B: 0 HR: 1	SF: 0 SAC: 0 DP: 0 HBP: 0	WP: 1 PB: 0 SB: 1 CS: 0	PA: 36		
PITCHER	IP	WLS	BF	H	R	ER	SO	BB	IBB	HBP	BLK	WP	HR	S	P	ERA	WHIP								
Tom Candiotti, R ERA: 3.5 Jim Bruske, R ERA: 4.79 John Cummings, L ERA: 4.06 Antonio Osuna, R ERA: 4.08 Todd Worrell, R ERA: 2.38	4.0		8	2	0	0	3	1	0	0	0	0	0	21	32	0.00	1.500								

Batter	1	2	3	4	5	6	7	8	9	AB	R	H	RBI	BB	SO	LOB	TOP								
Brett Butler, L OBP: 0.383, SLG: 0.389 (1, 8)										4	3	2	0	1	0	2	Los Angeles Dodgers @ Chicago Cubs Wrigley Field, Chicago, IL Tue Sep 12 1995, 7:05 PM CDT Att: 24,462 - Unknown - 74 F								
Chad Fonville, S OBP: 0.343, SLG: 0.314 (1, 6)										5	2	2	1	0	1	1									
Mike Piazza, R OBP: 0.414, SLG: 0.629 (1, 2)										5	0	3	3	0	1	0									
Eric Karros, R OBP: 0.360, SLG: 0.527 (1, 3)										4	0	0	1	0	0	2									
Raul Mondesi, R OBP: 0.335, SLG: 0.506 (1, 9)										5	0	1	0	0	1	2									
Delino DeShields, L OBP: 0.345, SLG: 0.366 (1, 4)										3	1	0	0	1	1	2									
Tim Wallach, R OBP: 0.340, SLG: 0.449 (1, 5)										4	1	3	1	0	0	0									
Roberto Kelly, R OBP: 0.298, SLG: 0.344 ERA: 4.02 (1, 7)										2	0	0	0	2	0	0									
Todd Hollandsworth, L OBP: 0.308, SLG: 0.417 ERA: 3.02 (6, 7)										0	0	0	0	0	0	0									
Hideo Nomo, R OBP: 0.079, SLG: 0.081 ERA: 3.02 (9, 1)										3	0	0	1	0	3	2									
Inning Stats	R: 2 E: 0 K: 2 S: 12	H: 3 LOB: 1 BB: 0 P: 17	R: 3 E: 0 K: 1 S: 19	H: 4 LOB: 1 BB: 0 P: 23	R: 0 E: 0 K: 0 S: 7	H: 1 LOB: 0 BB: 0 P: 8	R: 0 E: 0 K: 1 S: 9	H: 0 LOB: 0 BB: 0 P: 10	R: 0 E: 0 K: 0 S: 6	H: 0 LOB: 0 BB: 0 P: 10	R: 1 E: 0 K: 0 S: 14	H: 1 LOB: 2 BB: 2 P: 29	R: 0 E: 0 K: 1 S: 10	H: 0 LOB: 0 BB: 0 P: 10	R: 0 E: 0 K: 1 S: 12	H: 1 LOB: 2 BB: 1 P: 23	R: 1 E: 0 K: 1 S: 9	H: 1 LOB: 1 BB: 1 P: 15	1B: 6 2B: 3 3B: 1 HR: 1	SF: 2 SAC: 0 DP: 1 HBP: 0	WP: 2 PB: 0 SB: 0 CS: 0	PA: 41			
PITCHER	IP	WLS	BF	H	R	ER	SO	BB	IBB	HBP	BLK	WP	HR	S	P	ERA	WHIP								
Jim Bullinger, R ERA: 4.02 (1, 1)	5.2	L	27	9	6	6	4	1	1	0	0	1	1	64	93	9.53	1.765								
Roberto Rivera, L ERA: 3.02 (6, 1)	0.1		1	0	0	0	0	0	0	0	0	0	0	3	4	0.00	0.000								
Dave Swartzbaugh, R ERA: 3.02 (7, 1)	2.0		8	1	0	0	2	0	1	0	0	0	0	22	33	0.00	0.500								
Mike Walker, R ERA: 3.02 (9, 1)	1.0		5	1	1	1	1	1	0	0	0	1	0	9	15	9.00	2.000								

Batter	1	2	3	4	5	6	7	8	9	AB	R	H	RBI	BB	SO	LOB	BOTTOM								
Brian McRae, S OBP: 0.353, SLG: 0.449 (1, 8)										4	0	1	0	0	3	3	Los Angeles Dodgers @ Chicago Cubs Wrigley Field, Chicago, IL Tue Sep 12 1995, 7:05 PM CDT Att: 24,462 - Unknown - 74 F								
Howard Johnson, S OBP: 0.273, SLG: 0.339 (1, 5)										3	0	1	1	0	2	0									
Mark Grace, L OBP: 0.384, SLG: 0.499 (1, 3)										4	0	0	0	0	0	3									
Sammy Sosa, R OBP: 0.346, SLG: 0.515 (1, 9)										4	0	0	0	0	3	0									
Luis Gonzalez, L OBP: 0.341, SLG: 0.441 (1, 7)										4	0	1	0	0	0	0									
Shawon Dunston, R OBP: 0.329, SLG: 0.510 (1, 6)										4	0	0	0	0	1	1									
Mark Parent, R OBP: 0.292, SLG: 0.459 (1, 2)										3	0	0	0	0	0	1									
Rey Sanchez, R OBP: 0.314, SLG: 0.376 (1, 4)										3	1	1	0	0	0	0									
Jim Bullinger, R OBP: 0.238, SLG: 0.171 ERA: 3.02 (1, 1)										1	0	1	0	0	0	0									
Matt Franco, L OBP: 0.240, SLG: 0.400 ERA: 3.02 (6, 1)										0	0	0	0	0	0	0									
Dave Swartzbaugh, R ERA: 3.02 (7, 1)										0	0	0	0	0	0	0									
Todd Haney, R OBP: 0.145, SLG: 0.592 ERA: 3.02 (8, 1)										1	0	1	0	0	0	0									
Mike Walker, R ERA: 3.02 (9, 1)										0	0	0	0	0	0	0									
Inning Stats	R: 0 E: 0 K: 2 S: 7	H: 0 LOB: 0 BB: 0 P: 8	R: 0 E: 0 K: 1 S: 7	H: 0 LOB: 0 BB: 0 P: 9	R: 0 E: 0 K: 1 S: 10	H: 1 LOB: 1 BB: 0 P: 15	R: 0 E: 0 K: 2 S: 7	H: 0 LOB: 0 BB: 0 P: 11	R: 0 E: 0 K: 0 S: 7	H: 0 LOB: 0 BB: 0 P: 9	R: 0 E: 0 K: 0 S: 7	H: 2 LOB: 2 BB: 0 P: 11	R: 0 E: 0 K: 1 S: 11	H: 1 LOB: 1 BB: 0 P: 18	R: 1 E: 0 K: 1 S: 8	H: 2 LOB: 1 BB: 0 P: 12	R: 0 E: 0 K: 1 S: 7	H: 0 LOB: 0 BB: 0 P: 7	1B: 4 2B: 2 3B: 0 HR: 0	SF: 1 SAC: 0 DP: 0 HBP: 0	WP: 2 PB: 0 SB: 0 CS: 0	PA: 33			
PITCHER	IP	WLS	BF	H	R	ER	SO	BB	IBB	HBP	BLK	WP	HR	S	P	ERA	WHIP								
Hideo Nomo, R ERA: 2.39 (1, 1)	8.0	W	30	6	1	1	8	0	0	0	0	0	0	64	93	1.12	0.750								
Antonio Osuna, R ERA: 3.96 (9, 1)	1.0		3	0	0	0	1	0	0	0	0	0	0	7	7	0.00	0.000								



Batter	1	2	3	4	5	6	7	8	9	AB	R	H	RBI	BB	SO	LOB	TOP										
Brett Butler, L OBP: 0.381, SLG: 0.387 (1, 8)	F7		1B						K	5	2	2	0	0	2	0	Los Angeles Dodgers @ St. Louis Cardinals Busch Stadium, St. Louis, MO Fri Sep 15 1995, 7:05 PM CDT Att: 27,580 - Unknown - 83 F livebaseballscorecards.com AB 37 R 7 H 12 RBI 7 BB 1 SO 7 LOB 10 										
Chad Fonville, S OBP: 0.338, SLG: 0.310 (1, 6)	G6-3		1B						1B	4	2	2	0	0	0	0											
Mike Piazza, R OBP: 0.410, SLG: 0.626 (1, 2)	P6		1B						F8	5	1	2	2	0	0	2											
Eric Karros, R OBP: 0.362, SLG: 0.531 (1, 3)		G6-3	HBP						CS	5	0	3	3	0	0	0											
Raul Mondesi, R OBP: 0.335, SLG: 0.507 (1, 9)		K	HBP						CS	3	1	1	1	0	1	1											
Delino DeShields, L OBP: 0.349, SLG: 0.366 (1, 4)		S	FC4-6							3	1	1	0	1	0	3											
Tim Wallach, R OBP: 0.339, SLG: 0.454 (1, 5)	G6-3									4	0	0	0	0	1	2											
Roberto Kelly, R OBP: 0.297, SLG: 0.348 Roger Cedeno, S OBP: 0.293, SLG: 0.270 (6, 7)			G5-3							3	0	0	1	0	1	0											
Tom Candiotti, R OBP: 0.154, SLG: 0.115 Dave Hirschi, L OBP: 0.308, SLG: 0.352 John Cummings, L Antonio Osuna, R Mark Guthrie, R Pedro Astacio, R OBP: 0.199, SLG: 0.167 Todd Worrell, R (9, 1)			G5-3							3	0	0	0	0	1	1											
Inning Stats	R: 0 E: 0 K: 0 S: 6	H: 0 LOB: 0 BB: 0 P: 10	R: 0 E: 0 K: 1 S: 10	H: 0 LOB: 1 BB: 1 P: 18	R: 2 E: 0 K: 0 S: 14	H: 4 LOB: 3 BB: 0 P: 21	R: 0 E: 0 K: 2 S: 8	H: 0 LOB: 0 BB: 0 P: 11	R: 1 E: 0 K: 0 S: 7	H: 2 LOB: 1 BB: 0 P: 7	R: 1 E: 0 K: 1 S: 9	H: 1 LOB: 0 BB: 0 P: 14	R: 1 E: 0 K: 2 S: 14	H: 2 LOB: 1 BB: 0 P: 25	R: 1 E: 0 K: 1 S: 11	H: 2 LOB: 0 BB: 0 P: 18		1B: 10 2B: 0 3B: 0 HR: 2	SF: 0 SAC: 1 DP: 1 HBP: 1	WP: 0 PB: 0 SB: 3 CS: 1	PA: 41						
PITCHER	IP	WLS	BF	H	R	ER	SO	BB	IBB	HBP	BLK	WP	HR	S	P	ERA	WHIP										
Mike Morgan, R ERA: 3.57 Rich DeLuca, R ERA: 3.49 Tom Henke, R ERA: 1.76	(1, 1)	7.0	31	8	5	5	4	1	0	1	0	0	1	60	93	6.43	1.286										
	(8, 1)	1.0	5	2	1	1	2	0	0	0	0	0	1	14	25	9.00	2.000										
	(9, 1)	1.0	L	4	2	1	1	1	0	0	0	0	0	11	18	9.00	2.000										

Batter	1	2	3	4	5	6	7	8	9	AB	R	H	RBI	BB	SO	LOB	BOTTOM										
Bernard Gilkey, R OBP: 0.366, SLG: 0.473 (1, 7)			L9							5	0	2	0	0	1	4	Los Angeles Dodgers @ St. Louis Cardinals Busch Stadium, St. Louis, MO Fri Sep 15 1995, 7:05 PM CDT Att: 27,580 - Unknown - 83 F livebaseballscorecards.com AB 38 R 6 H 13 RBI 6 BB 3 SO 6 LOB 18 										
Ozzie Smith, S OBP: 0.287, SLG: 0.247 (1, 6)	K		G5-4-3						G6-3	5	0	0	0	0	1	3											
Ray Lankford, L OBP: 0.369, SLG: 0.532 (1, 8)										4	1	3	1	1	1	0											
Brian Jordan, R OBP: 0.338, SLG: 0.480 (1, 9)	F7									5	2	1	0	0	1	4											
John Mabry, L OBP: 0.348, SLG: 0.419 (1, 3)	L6									5	1	3	0	0	0	3											
Jose Oliva, R OBP: 0.207, SLG: 0.296 (1, 5)		G5-3								4	1	1	2	0	0	2											
David Bell, R OBP: 0.282, SLG: 0.408 (1, 4)		G6-3								4	1	1	2	0	1	2											
Scott Hemond, R OBP: 0.250, SLG: 0.245 Mark Swenseny, L OBP: 0.266, SLG: 0.410 Tom Henke, R (9, 1)		G6-3								3	0	0	0	0	0	0											
Mike Morgan, R OBP: 0.111, SLG: 0.030 Allen Battie, R OBP: 0.305, SLG: 0.300 Rich DeLuca, R OBP: 0.275, SLG: 0.300 Scott Cunningham, L OBP: 0.311, SLG: 0.344 (9, 2)			G5-4-3							1	0	0	0	1	1	0											
Inning Stats	R: 0 E: 0 K: 1 S: 9	H: 1 LOB: 2 BB: 1 P: 19	R: 0 E: 0 K: 0 S: 5	H: 0 LOB: 0 BB: 0 P: 6	R: 0 E: 0 K: 0 S: 6	H: 0 LOB: 1 BB: 1 P: 11	R: 1 E: 0 K: 1 S: 10	H: 2 LOB: 1 BB: 0 P: 17	R: 0 E: 0 K: 0 S: 12	H: 3 LOB: 1 BB: 0 P: 16	R: 2 E: 1 K: 0 S: 12	H: 1 LOB: 1 BB: 0 P: 19	R: 3 E: 0 K: 2 S: 19	H: 4 LOB: 2 BB: 1 P: 32	R: 0 E: 0 K: 1 S: 12	H: 1 LOB: 1 BB: 0 P: 17		1B: 7 2B: 5 3B: 0 HR: 1	SF: 0 SAC: 0 DP: 1 HBP: 0	WP: 1 PB: 0 SB: 0 CS: 1	PA: 42						
PITCHER	IP	WLS	BF	H	R	ER	SO	BB	IBB	HBP	BLK	WP	HR	S	P	ERA	WHIP										
Tom Candiotti, R ERA: 3.46 John Cummings, L ERA: 4.02 Antonio Osuna, R ERA: 4.23 Mark Guthrie, L ERA: 4.5 Pedro Astacio, R ERA: 4.18	(1, 1)	7.0	29	8	3	2	3	2	0	0	0	0	0	8	11	13.50	1.500										
	(8, 1)	0.2	3	1	1	1	1	0	0	0	0	0	0	7	12	∞	∞										
	(8, 1)	0.0	3	3	2	2	0	0	0	0	0	1	0	1	5	∞	∞										
	(8, 1)	0.0	1	0	0	0	0	1	0	0	0	1	0	1	5	∞	∞										
	(8, 1)	0.1	W	1	0	0	0	1	0	0	0	0	0	3	4	0.00	0.000										
	(9, 1)	1.0	J	4	1	0	1	0	0	0	0	0	0	12	17	0.00	1.000										

Batter	1	2	3	4	5	6	7	8	9	AB	R	H	RBI	BB	SO	LOB	TOP										
Brett Butler, L OBP: 0.380, SLG: 0.384 (1, 8)	4-2 FC1-5 SH2-3 BB		2-1 F8		0-0 G1-3		0-0 SH2-3		2-3 K	3	0	0	0	1	1	3											
Chad Fonville, S OBP: 0.339, SLG: 0.311 Mitch Webster, S OBP: 0.241, SLG: 0.283 Jose Offerman, S OBP: 0.389, SLG: 0.375 (7, PH)	0-0 SH2-3		0-1 G4-3			3-2 G5-3 1B	2-1 G3		4-1 BB BB BB BB 1-2 BB	2	1	1	0	0	0	0											
Mike Piazza, R OBP: 0.407, SLG: 0.620 (1, 2)	1-2 FC1-5 FC5 1B 2-3			2-3 K		0-1 G5-3	1-2 G3-1		4-2 BB 1-2 2-3 BB	4	0	0	0	1	1	4											
Eric Karros, R OBP: 0.362, SLG: 0.529 (1, 3)	2-0 FC5 1-2 1B			1-2 G3		3-3 K		2-3 K	4-2 BB 1-2 2-3 3-H BB	4	0	1	1	1	2	1											
Raul Mondesi, R OBP: 0.333, SLG: 0.504 (1, 9)	0-0 FC5 1-2 2-3F			1-1 G5-3		1-1 1B	0-1 F9		0-2 P2	5	0	1	1	0	0	5											
Delino DeShields, L OBP: 0.348, SLG: 0.364 (1, 4)		3-2 G4-3			0-0 F7		2-1 G3		4-1 S BB	3	0	0	0	1	0	1											
Tim Wallach, R OBP: 0.341, SLG: 0.458 (1, 5)		1-3 K2-3			1-0 1B FC5-2 2B		2-2 1B 1B		3-3 K	4	1	2	0	0	2	1											
Roberto Kelly, R OBP: 0.298, SLG: 0.349 (1, 7)		1-3 K			0-0 FC5-2 1B		1-2 2B 1B		1-1 F9	4	1	2	0	0	1	0											
Kevin Tapani, R Chris Gwynn, L Gary Johnson, R Orlando Cabrera, L Jim Bruske, R Drew Henson, R Todd Helton, R Pedro Astacio, R Kerwin Robinson, L Roger Cedeno, R Antonio Osuna, R John Cunnings, L		2-3 K			3-2 FC5-2 1B		2-1 SH2-3 1-H 2-H 2B		1-2 BB BB 1B	1	0	0	0	0	0	0											
Inning Stats	R: 0 E: 0 K: 0 S: 10	H: 1 LOB: 2 BB: 1 P: 17	R: 0 E: 0 K: 2 S: 11	H: 0 LOB: 0 BB: 0 P: 16	R: 0 E: 0 K: 1 S: 7	H: 0 LOB: 0 BB: 0 P: 11	R: 0 E: 0 K: 1 S: 8	H: 0 LOB: 0 BB: 0 P: 12	R: 0 E: 0 K: 0 S: 7	H: 2 LOB: 2 BB: 0 P: 11	R: 1 E: 0 K: 1 S: 13	H: 2 LOB: 1 BB: 2 P: 22	R: 2 E: 0 K: 0 S: 18	H: 3 LOB: 2 BB: 0 P: 25	R: 0 E: 0 K: 2 S: 12	H: 0 LOB: 1 BB: 1 P: 21	R: 1 E: 0 K: 1 S: 20	H: 1 LOB: 3 BB: 3 P: 36	1B: 7 2B: 2 3B: 0 HR: 0	SF: 0 SAC: 2 DP: 0 HBP: 0	WP: 0 PB: 0 SB: 1 CS: 0	PA: 41					
PITCHER	IP	WLS	BF	H	R	ER	SO	BB	IBB	HBP	BLK	WP	HR	S	P	ERA	WHIP										
Mark Petkovsek, R ERA: 3.72	(1, 1)	6.0	27	8	3	3	5	1	0	0	0	0	0	67	105	4.50	1.500										
Tony Fossas, L ERA: 1.53	(7, 1)	0.1	1	0	0	0	0	0	0	0	0	0	0	1	1	0.00	0.000										
T.J. Mathews, R ERA: 1.38	(7, 1)	1.2	6	0	0	0	2	1	0	0	0	0	0	18	29	0.00	0.600										
Tom Henke, R ERA: 1.9	(9, 1)	1.0	W	7	1	1	1	3	0	0	0	0	0	20	36	9.00	4.000										

Los Angeles Dodgers @ St. Louis Cardinals
 Busch Stadium, St. Louis, MO
 Sat Sep 16 1995, 7:05 PM CDT
 Att: 25,657 - Unknown - 74 F

AB 34
 R 4
 H 9
 RBI 4
 BB 5
 SO 8
 LOB 19

Batter	1	2	3	4	5	6	7	8	9	AB	R	H	RBI	BB	SO	LOB	BOTTOM										
Bernard Gilkey, R OBP: 0.369, SLG: 0.478 (1, 7)	0-0 L9	2-2 1B		2-3 K		4-2 G5-4-3 BB			1-1 1B 3B	4	1	2	1	1	1	1											
Tripp Cramer, R OBP: 0.250, SLG: 0.316 Mark Sweeney, L OBP: 0.375, SLG: 0.419 (9, PH)	0-0 1B	1-3 K		2-3 K		0-0 G5-4-3			0-1 1B	4	0	1	0	0	2	5											
Ray Lankford, L OBP: 0.368, SLG: 0.529 (1, 8)	2-1 F7	2-3 K			2-1 HR 1B	2-3 K				4	1	1	0	0	2	4											
Brian Jordan, R OBP: 0.342, SLG: 0.496 (1, 9)	1-1 FC4 1B				0-0 HR 1B	0-0 HR	3-2 P4			4	2	3	3	0	0	0											
John Mabry, L OBP: 0.347, SLG: 0.417 (1, 3)	1-1 FC4			1-1 F9	1-0 FC6-4 HBP 1B	1-2 G6-3				4	0	1	0	0	0	2											
Jose Oliva, R OBP: 0.208, SLG: 0.290 (1, 5)		3-2 1B E HBP	3-3 K		2-2 F8	1-2 G4-3				3	1	0	0	0	1	1											
David Bell, R OBP: 0.280, SLG: 0.396 (1, 4)		1-0 E6 1B 1B	2-0 G1-3		1-0 FC6-4 HBP	1-2 G5-3		1-2 G5-3		3	0	0	0	0	0	1											
Danny Sheaffer, R OBP: 0.315, SLG: 0.367 (1, 2)		0-1 1B 1B			0-0 FC1-6 1B	1-0 FC6-4 1B	2-3 K			4	0	2	0	0	1	2											
Mark Petkovsek, R OBP: 0.195, SLG: 0.086 Tony Fossas, L T.J. Mathews, R Ray Giannelli, L Tom Henke, R		1-3 K		0-1 FC1-6	0-1 G4-3			1-2 K		3	0	0	0	0	1	6											
Inning Stats	R: 0 E: 0 K: 0 S: 8	H: 2 LOB: 0 BB: 0 P: 12	R: 1 E: 1 K: 3 S: 18	H: 2 LOB: 0 BB: 0 P: 28	R: 1 E: 0 K: 1 S: 8	H: 1 LOB: 0 BB: 0 P: 14	R: 0 E: 0 K: 2 S: 9	H: 1 LOB: 1 BB: 0 P: 13	R: 2 E: 0 K: 0 S: 10	H: 3 LOB: 2 BB: 0 P: 17	R: 0 E: 0 K: 1 S: 6	H: 0 LOB: 0 BB: 1 P: 12	R: 0 E: 0 K: 0 S: 10	H: 0 LOB: 0 BB: 0 P: 15	R: 0 E: 0 K: 2 S: 9	H: 0 LOB: 0 BB: 0 P: 13	R: 1 E: 0 K: 0 S: 4	H: 2 LOB: 1 BB: 0 P: 5	1B: 8 2B: 0 3B: 1 HR: 2	SF: 0 SAC: 0 DP: 1 HBP: 2	WP: 0 PB: 0 SB: 0 CS: 0	PA: 38					
PITCHER	IP	WLS	BF	H	R	ER	SO	BB	IBB	HBP	BLK	WP	HR	S	P	ERA	WHIP										
Kevin Tapani, R ERA: 4.86	(1, 1)	4.0	20	6	2	1	6	2	1	0	0	0	0	43	67	2.25	1.500										
Omar Daal, L ERA: 8.47	(5, 1)	0.0	3	3	2	2	0	0	0	0	0	0	1	4	7	∞	∞										
Jim Bruske, R ERA: 5.19	(5, 1)	2.0	7	0	0	0	1	1	0	1	0	0	0	12	22	0.00	0.500										
Pedro Astacio, R ERA: 4.09	(7, 1)	2.0	6	0	0	0	2	0	0	0	0	0	0	19	28	0.00	0.000										
Antonio Osuna, R ERA: 4.48	(9, 1)	0.0	L	1	1	1	0	0	0	0	0	0	0	2	3	∞	∞										

Los Angeles Dodgers @ St. Louis Cardinals
 Busch Stadium, St. Louis, MO
 Sat Sep 16 1995, 7:05 PM CDT
 Att: 25,657 - Unknown - 74 F

AB 35
 R 5
 H 11
 RBI 5
 BB 1
 SO 9
 LOB 22

Batter	1	2	3	4	5	6	7	8	9	AB	R	H	RBI	BB	SO	LOB	TOP
Brett Butler , L (1, 8) OBP: 0.381, SLG: 0.382	1-0 P6	2-2 G6-3		4-2 BB		4-1 F9 G4-3 HR BB		1-3 K		2	1	0	0	2	0	1	Los Angeles Dodgers @ St. Louis Cardinals Busch Stadium, St. Louis, MO Sun Sep 17 1995, 3:33 AM CDT Att: 22,644 - Sunny - 76 F
Roger Cedeno , S (8, PH) OBP: 0.286, SLG: 0.263				1-2 2-3 BB						1	0	0	0	0	1	0	
Chad Fonville , S (1, 6) OBP: 0.333, SLG: 0.305	1-2 F9		1-2 F9	0-1 G1-3		1-2 G4-3		0-1 G4-3		5	0	0	0	0	0	4	
Mike Piazza , R (1, 2) OBP: 0.407, SLG: 0.625	2-2 1B		2-3 K		0-0 HR	1-0 F9			0-2 G6-3	5	1	2	1	0	1	1	
Eric Karros , R (1, 3) OBP: 0.364, SLG: 0.535	2-3 K		2-3 K		0-0 BB 1B SF8	2-1 HR			1-0 1B	5	2	3	2	0	2	1	
Raul Mondesi , R (1, 9) OBP: 0.334, SLG: 0.507		1-1 2B 3B		0-0 G4-3	2-2 SF8 BB 1B	1-1 P5			1-2 F8	5	2	2	0	0	0	1	
Delino DeShields , L (1, 4) OBP: 0.351, SLG: 0.366		2-1 S 1B 2B		4-1 S BB	4-1 BB				2-2 F7	3	2	1	1	2	1	1	
Tim Wallach , R (1, 5) Mike Busch , R (8, 5) OBP: 0.200, SLG: 0.600	1-0 G6-3		3-2 BB 1B	SAFE BB 1B	1-1 SF8		2-3 K			3	0	1	2	0	1	1	
Roberto Kelly , R (1, 7) Todd Hollandsworth , L (7, 7) OBP: 0.308, SLG: 0.417	2-2 SH5-4 1B		1-1 F8	SAFE F8	2-3 SF8		1-3 K			3	0	1	2	0	1	1	
Ismael Valdez , R (1, 1) OBP: 0.105, SLG: 0.089	0-1 SH5-4		0-2 BB 1B	1-2 K				0-3 K		3	0	1	0	0	2	1	
Inning Stats	R: 0 H: 1 E: 0 LOB: 1 K: 0 BB: 0 S: 11 P: 17	R: 2 H: 3 E: 0 LOB: 1 K: 0 BB: 0 S: 16 P: 24	R: 0 H: 0 E: 0 LOB: 0 K: 2 BB: 0 S: 10 P: 15	R: 1 H: 2 E: 0 LOB: 3 K: 0 BB: 2 S: 15 P: 27	R: 3 H: 3 E: 0 LOB: 1 K: 1 BB: 1 S: 16 P: 23	R: 2 H: 1 E: 0 LOB: 0 K: 3 BB: 1 S: 10 P: 19	R: 0 H: 0 E: 0 LOB: 0 K: 3 BB: 0 S: 9 P: 14	R: 0 H: 0 E: 0 LOB: 0 K: 2 BB: 0 S: 9 P: 10	R: 0 H: 1 E: 0 LOB: 1 K: 0 BB: 0 S: 11 P: 15	1B: 7 SF: 2 2B: 1 SAC: 1 3B: 1 DP: 0 HR: 2 HBP: 0	WP: 0 PA: 42 PB: 0 SB: 3 CS: 0						
PITCHER	IP WLS BF H R ER SO BB IBB HBP BLK WP HR S P ERA WHIP																
Allen Watson , L (1, 1) ERA: 5.24	4.0 L 22 8 5 5 3 2 0 0 0 0 0 1 54 85 11.25 2.500																
Brian Barber , R (5, 1) ERA: 4.01	2.0 10 2 3 3 1 2 0 0 0 0 0 1 24 40 13.50 2.000																
Cory Bailey , R (7, 1) ERA:	1.0 3 0 0 0 3 0 0 0 0 0 0 0 9 14 0.00 0.000																
Doug Creek , L (8, 1) ERA:	1.0 3 0 0 0 2 0 0 0 0 0 0 0 9 10 0.00 0.000																
John Frascatore , R (9, 1) ERA: 4.67	1.0 4 1 0 0 0 0 0 0 0 0 0 0 11 15 0.00 1.000																
Batter	1	2	3	4	5	6	7	8	9	AB	R	H	RBI	BB	SO	LOB	BOTTOM
Bernard Gilkey , R (1, 7) OBP: 0.368, SLG: 0.476	2-2 G4-3		3-3 K			2-2 1B			3-2 F9	4	0	1	0	0	1	1	Los Angeles Dodgers @ St. Louis Cardinals Busch Stadium, St. Louis, MO Sun Sep 17 1995, 3:33 AM CDT Att: 22,644 - Sunny - 76 F
Ozzie Smith , S (1, 6) OBP: 0.280, SLG: 0.240	2-1 F9			1-0 G4-3		1-1 F8			2-1 G1-3	4	0	0	0	0	0	1	
Ray Lankford , L (1, 8) OBP: 0.366, SLG: 0.526	1-0 F8			3-0 G3						3	0	0	0	0	1	0	
Brian Jordan , R (1, 9) OBP: 0.339, SLG: 0.492		1-3 K		1-1 F8						3	0	0	0	0	2	0	
Doug Creek , L (8, 1) John Frascatore , R (9, 1)										0	0	0	0	0	0	0	
John Mabry , L (1, 3) OBP: 0.344, SLG: 0.414		0-0 G4-3			0-0 G5-3		0-1 G1-3			3	0	0	0	0	0	0	
Jose Oliva , R (1, 5) OBP: 0.205, SLG: 0.285		2-3 K			2-3 K				1-3 K	3	0	0	0	0	3	0	
David Bell , R (1, 4) OBP: 0.273, SLG: 0.385			0-0 F8		1-1 G6-3				0-3 K	3	0	0	0	0	1	0	
Scott Hemond , R (1, 2) OBP: 0.252, SLG: 0.248			2-2 SH3-4 1B			0-1 G1-3			1-0 G6-3	3	0	1	0	0	0	0	
Allen Watson , L (1, 1) OBP: 0.424, SLG: 0.531			0-0 SH3-4			0-3 K			2-0 F7	0	0	0	0	0	0	0	
Brian Barber , R (5, 1) OBP: 0.222, SLG: 0.125										1	0	0	0	0	1	0	
Terry Bradshaw , L (6, PH) OBP: 0.222, SLG: 0.192										0	0	0	0	0	0	0	
Cory Bailey , R (7, 1) Ray Giannelli , L (8, 3)										1	0	0	0	0	0	0	
Inning Stats	R: 0 H: 0 E: 0 LOB: 0 K: 0 BB: 0 S: 7 P: 12	R: 0 H: 0 E: 0 LOB: 0 K: 2 BB: 0 S: 7 P: 10	R: 0 H: 1 E: 0 LOB: 1 K: 1 BB: 0 S: 9 P: 14	R: 0 H: 0 E: 0 LOB: 0 K: 0 BB: 0 S: 4 P: 9	R: 0 H: 0 E: 0 LOB: 0 K: 1 BB: 0 S: 6 P: 9	R: 0 H: 1 E: 0 LOB: 1 K: 1 BB: 0 S: 12 P: 15	R: 0 H: 0 E: 0 LOB: 0 K: 2 BB: 0 S: 8 P: 8	R: 0 H: 0 E: 0 LOB: 0 K: 2 BB: 0 S: 10 P: 12	R: 0 H: 0 E: 0 LOB: 0 K: 0 BB: 0 S: 8 P: 15	1B: 2 SF: 0 2B: 0 SAC: 1 3B: 0 DP: 0 HR: 0 HBP: 0	WP: 0 PA: 29 PB: 0 SB: 0 CS: 0						
PITCHER	IP WLS BF H R ER SO BB IBB HBP BLK WP HR S P ERA WHIP																
Ismael Valdez , R (1, 1) ERA: 3.02	9.0 W 29 2 0 0 9 0 0 0 0 0 0 0 71 104 0.00 0.222																

Batter	1	2	3	4	5	6	7	8	9	AB	R	H	RBI	BB	SO	LOB	TOP					
Deion Sanders, L (1, 8) OBP: 0.326, SLG: 0.404										4	0	0	0	0	0	0	San Francisco Giants @ Los Angeles Dodgers Dodger Stadium, Los Angeles, CA Wed Sep 20 1995, 7:05 PM PDT Att: 34,624 - Unknown - 67 F					
John Patterson, S (1, 4) OBP: 0.293, SLG: 0.281										3	1	1	0	1	0	1						
Barry Bonds, L (1, 7) OBP: 0.422, SLG: 0.555										4	0	2	1	0	0	2						
Matt Williams, R (1, 5) OBP: 0.415, SLG: 0.674										4	1	2	0	0	0	1						
Mark Carreon, R (1, 3) OBP: 0.351, SLG: 0.501										4	0	0	0	0	1	3						
Glenallen Hill, R (1, 9) OBP: 0.318, SLG: 0.479										4	0	1	1	0	1	0						
Royce Clayton, R (1, 6) OBP: 0.305, SLG: 0.350										3	0	0	0	1	2	1						
Kirt Manwaring, R (1, 2) OBP: 0.311, SLG: 0.333 (9, PH)										3	0	1	0	0	0	1						
Tom Lampkin, L (9, PH) OBP: 0.364, SLG: 0.353										1	0	0	0	0	0	0						
Terry Mulholland, R (1, 1) OBP: 0.085, SLG: 0.200										2	0	0	0	0	1	2						
Marvin Benard, L (7, PH) OBP: 0.333, SLG: 0.333										1	0	0	0	0	1	0						
Scott Service, R (7, 1) OBP: 0.462, SLG: 0.700										0	0	0	0	0	0	0						
Mark Leonard, L (9, PH) OBP: 0.462, SLG: 0.700										1	0	0	0	0	0	0						
Inning Stats	R: 0 E: 1 K: 0 S: 4	H: 0 LOB: 1 BB: 0 P: 4	R: 0 E: 0 K: 1 S: 6	H: 1 LOB: 2 BB: 1 P: 10	R: 0 E: 0 K: 1 S: 7	H: 2 LOB: 2 BB: 0 P: 7	R: 0 E: 0 K: 0 S: 3	H: 0 LOB: 0 BB: 0 P: 3	R: 1 E: 0 K: 1 S: 5	H: 1 LOB: 0 BB: 1 P: 9	R: 1 E: 0 K: 1 S: 7	H: 2 LOB: 1 BB: 0 P: 7	R: 0 E: 0 K: 1 S: 6	H: 1 LOB: 1 BB: 0 P: 6	R: 0 E: 0 K: 0 S: 3	H: 0 LOB: 0 BB: 0 P: 3	R: 0 E: 0 K: 1 S: 5	H: 0 LOB: 0 BB: 0 P: 5	1B: 4 2B: 2 3B: 1 HR: 0	SF: 0 SAC: 0 DP: 0 HBP: 0	WP: 0 PB: 0 SB: 1 CS: 1	PA: 37
PITCHER	IP	WLS	BF	H	R	ER	SO	BB	IBB	HBP	BLK	WP	HR	S	P	ERA	WHIP					
Ramon Martinez, R (1, 1) ERA: 3.72	8.0	W	33	7	2	2	5	2	0	0	0	0	0	41	49	2.25	1.125					
Todd Worrell, R (9, 1) ERA: 2.21	1.0	S	3	0	0	0	1	0	0	0	0	0	0	5	5	0.00	0.000					

AB	34
R	2
H	7
RBI	2
BB	2
SO	6
LOB	11



Batter	1	2	3	4	5	6	7	8	9	AB	R	H	RBI	BB	SO	LOB	BOTTOM				
Brett Butler, L (1, 8) OBP: 0.377, SLG: 0.378										4	0	0	0	0	0	2	San Francisco Giants @ Los Angeles Dodgers Dodger Stadium, Los Angeles, CA Wed Sep 20 1995, 7:05 PM PDT Att: 34,624 - Unknown - 67 F				
Chad Fonville, S (1, 6) OBP: 0.333, SLG: 0.304										3	1	1	0	1	0	0					
Mike Piazza, R (1, 2) OBP: 0.407, SLG: 0.621										4	0	1	0	0	0	2					
Eric Karros, R (1, 3) OBP: 0.364, SLG: 0.531										3	1	1	0	1	1	2					
Raul Mondesi, R (1, 9) OBP: 0.331, SLG: 0.501										4	1	0	0	0	2	3					
Delino DeShields, L (1, 4) OBP: 0.350, SLG: 0.365										3	0	0	0	0	0	2					
Tim Wallach, R (1, 5) OBP: 0.338, SLG: 0.451										3	0	0	0	0	0	2					
Roberto Kelly, R (1, 7) OBP: 0.302, SLG: 0.357										3	1	2	1	0	0	0					
Roger Cedeno, S (8, 7) OBP: 0.266, SLG: 0.263										0	0	0	0	0	0	0					
Ramon Martinez, R (1, 1) OBP: 0.190, SLG: 0.242										2	0	0	0	0	1	0					
Todd Worrell, R (9, 1)										0	0	0	0	0	0	0					
Inning Stats	R: 0 E: 0 K: 0 S: 3	H: 0 LOB: 0 BB: 0 P: 3	R: 0 E: 0 K: 0 S: 2	H: 0 LOB: 0 BB: 1 P: 6	R: 0 E: 0 K: 0 S: 3	H: 0 LOB: 0 BB: 0 P: 3	R: 3 E: 2 K: 0 S: 6	H: 1 LOB: 1 BB: 1 P: 10	R: 0 E: 0 K: 0 S: 5	H: 2 LOB: 2 BB: 0 P: 5	R: 0 E: 0 K: 1 S: 6	H: 1 LOB: 1 BB: 0 P: 6	R: 1 E: 0 K: 1 S: 6	H: 1 LOB: 0 BB: 0 P: 6	R: 0 E: 0 K: 2 S: 7	H: 0 LOB: 0 BB: 0 P: 7	1B: 4 2B: 0 3B: 0 HR: 1	SF: 0 SAC: 1 DP: 1 HBP: 0	WP: 0 PB: 0 SB: 0 CS: 1	PA: 32	
PITCHER	IP	WLS	BF	H	R	ER	SO	BB	IBB	HBP	BLK	WP	HR	S	P	ERA	WHIP				
Terry Mulholland, L (1, 1) ERA: 5.94	6.0	L	25	4	3	0	1	2	0	0	0	0	0	25	33	0.00	1.000				
Scott Service, R (7, 1) ERA: 3.55	2.0		7	1	1	1	3	0	0	0	0	0	1	13	13	4.50	0.500				



Batter	1	2	3	4	5	6	7	8	9	AB	R	H	RBI	BB	SO	LOB	TOP								
Steve Finley, L (1, 8) OBP: 0.365, SLG: 0.430	F9	F9		G3-6					K	5	0	1	1	0	1	3									
Jody Reed, R (1, 4) OBP: 0.356, SLG: 0.328	G5-3		F9		F8				F8	4	0	1	0	1	0	0									
Tony Gwynn, L (1, 9) OBP: 0.401, SLG: 0.473	G5-3		2B		G4-3				FC4-6	5	1	2	0	0	0	3									
Ken Caminiti, S (1, 5) OBP: 0.380, SLG: 0.505	G4-3		K						FC4-6	5	0	1	0	0	2	3									
Scott Livingstone, L (1, 3) Arch Cianfrocco, R (7, PH) OBP: 0.380, SLG: 0.480 OBP: 0.333, SLG: 0.457		G1-3		1B					K	3	1	1	1	0	0	1									
Melvin Nieves, S (1, 7) OBP: 0.276, SLG: 0.403		F9		2B					F9	1	0	0	0	0	1	0									
Brian Johnson, R (1, 2) OBP: 0.288, SLG: 0.337		E		1B					F9	4	2	3	2	0	0	0									
Andujar Cedeno, R (1, 6) OBP: 0.269, SLG: 0.312		E		1B					F8	3	1	1	0	1	0	1									
Andy Ashby, R (1, 1) Trevor Hoffman, R (9, 1) OBP: 0.188, SLG: 0.191 OBP: 0.500, SLG: 1.000		E6		1B					F9	4	0	0	0	0	1	3									
Inning Stats	R: 0 E: 0 K: 0 S: 8	H: 1 LOB: 1 BB: 0 P: 9	R: 1 E: 1 K: 0 S: 11	H: 1 LOB: 2 BB: 1 P: 19	R: 2 E: 0 K: 1 S: 14	H: 3 LOB: 1 BB: 0 P: 22	R: 0 E: 0 K: 0 S: 5	H: 1 LOB: 0 BB: 0 P: 9	R: 0 E: 0 K: 0 S: 9	H: 1 LOB: 1 BB: 0 P: 13	R: 2 E: 0 K: 1 S: 11	H: 3 LOB: 2 BB: 1 P: 20	R: 0 E: 0 K: 2 S: 8	H: 0 LOB: 0 BB: 0 P: 11	R: 0 E: 0 K: 1 S: 7	H: 0 LOB: 0 BB: 0 P: 9	R: 0 E: 0 K: 1 S: 10	H: 1 LOB: 1 BB: 0 P: 14	1B: 7 2B: 3 3B: 0 HR: 1	SF: 0 SAC: 1 DP: 1 HBP: 0	WP: 0 PB: 0 SB: 0 CS: 0	PA: 40			
PITCHER	IP	WLS	BF	H	R	ER	SO	BB	IBB	HBP	BLK	WP	HR	S	P	ERA	WHIP								
Tom Candiotti, R (1, 1) ERA: 3.47	5.0	L	23	7	3	2	1	1	0	0	0	0	0	47	72	3.60	1.600								
Pedro Astacio, R (6, 1) ERA: 4.2	0.2	4	2	2	2	1	0	0	0	0	0	0	1	7	11	27.00	3.000								
Mark Guthrie, L (6, 1) ERA: 4.33	1.1	6	1	0	0	2	1	0	0	0	0	0	0	12	20	0.00	1.500								
Antonio Osuna, R (8, 1) ERA: 4.35	1.0	3	0	0	0	1	0	0	0	0	0	0	0	7	9	0.00	0.000								
John Cummings, L (9, 1) ERA: 3.83	1.0	4	1	0	0	1	0	0	0	0	0	0	0	10	14	0.00	1.000								

San Diego Padres @ Los Angeles Dodgers
 Dodger Stadium, Los Angeles, CA
 Thu Sep 21 1995, 7:05 PM PDT
 Att: 31,243 - Unknown - 73 F

livebaseballscores.com

AB	37
R	5
H	11
RBI	4
BB	2
SO	6
LOB	15




Batter	1	2	3	4	5	6	7	8	9	AB	R	H	RBI	BB	SO	LOB	BOTTOM								
Brett Butler, L (1, 8) OBP: 0.376, SLG: 0.377	G5-3		G4-3						G4-3	4	0	1	0	0	0	1									
Chad Fonville, S (1, 6) OBP: 0.338, SLG: 0.310	G4-3		1B						G6-3	4	0	3	0	0	0	0									
Mike Piazza, R (1, 2) OBP: 0.406, SLG: 0.617	F8		1B						P4	4	0	1	0	0	0	3									
Eric Karros, R (1, 3) OBP: 0.365, SLG: 0.530		G1-3							G6-3	3	0	1	0	0	0	1									
Raul Mondesi, R (1, 9) OBP: 0.328, SLG: 0.497		E5							F9	4	1	0	0	0	1	4									
Delino DeShields, L (1, 4) OBP: 0.349, SLG: 0.363		FC6-4							G6-3	3	0	0	0	1	0	1									
Tim Wallach, R (1, 5) Garey Ingram, R (9, PR) OBP: 0.337, SLG: 0.448 OBP: 0.322, SLG: 0.255		FC6-4							G6-3	4	0	1	0	0	0	2									
Roberto Kelly, R (1, 7) OBP: 0.303, SLG: 0.358		K							1B	4	0	2	0	0	1	1									
Tom Candiotti, R (1, 1) Karim Garcia, L (5, PH) Pedro Astacio, R (6, 1) Mark Guthrie, R (6, 1) Chris Gwynn, L (7, PH) Antonio Osuna, R (8, 1) John Cummings, L (9, 1) Dave Hansen, L (9, PH) OBP: 0.181, SLG: 0.113 OBP: 0.235, SLG: 0.235 OBP: 0.186, SLG: 0.167 OBP: 0.370, SLG: 0.300 OBP: 0.322, SLG: 0.255 OBP: 0.380, SLG: 0.329									G4-3	1	0	0	0	0	1	0									
Inning Stats	R: 0 E: 0 K: 0 S: 8	H: 0 LOB: 0 BB: 0 P: 12	R: 1 E: 1 K: 1 S: 11	H: 0 LOB: 1 BB: 1 P: 19	R: 0 E: 0 K: 2 S: 17	H: 2 LOB: 3 BB: 0 P: 25	R: 0 E: 0 K: 0 S: 6	H: 0 LOB: 0 BB: 0 P: 11	R: 0 E: 0 K: 0 S: 12	H: 2 LOB: 1 BB: 0 P: 19	R: 0 E: 0 K: 0 S: 5	H: 1 LOB: 1 BB: 0 P: 7	R: 0 E: 0 K: 0 S: 11	H: 1 LOB: 1 BB: 0 P: 15	R: 0 E: 0 K: 0 S: 6	H: 1 LOB: 0 BB: 0 P: 6	R: 0 E: 0 K: 1 S: 13	H: 2 LOB: 2 BB: 0 P: 21	1B: 9 2B: 0 3B: 0 HR: 0	SF: 0 SAC: 0 DP: 3 HBP: 1	WP: 1 PB: 0 SB: 1 CS: 0	PA: 36			
PITCHER	IP	WLS	BF	H	R	ER	SO	BB	IBB	HBP	BLK	WP	HR	S	P	ERA	WHIP								
Andy Ashby, R (1, 1) ERA: 3.03	8.2	W	35	9	1	0	3	1	0	1	0	0	0	86	130	0.00	1.154								
Trevor Hoffman, R (9, 1) ERA: 4.17	0.1	S	1	0	0	1	0	0	0	0	0	0	0	3	5	0.00	0.000								

San Diego Padres @ Los Angeles Dodgers
 Dodger Stadium, Los Angeles, CA
 Thu Sep 21 1995, 7:05 PM PDT
 Att: 31,243 - Unknown - 73 F

livebaseballscores.com

AB	34
R	1
H	9
RBI	0
BB	1
SO	4
LOB	16



Batter	1	2	3	4	5	6	7	8	9	AB	R	H	RBI	BB	SO	LOB	TOP					
Steve Finley, L (1.8) OBP: 0.365, SLG: 0.429	P5		G5-3 BB	1-1 3-H 1B		P2		K CS		4	0	1	1	1	1	0	San Diego Padres @ Los Angeles Dodgers Dodger Stadium, Los Angeles, CA Fri Sep 22, 1995, 7:05 PM PDT Att: 43,627 - Unknown - 75 F					
Jody Reed, R (1.4) OBP: 0.354, SLG: 0.324	G5-3		K	K		P4		K 1-2		5	0	0	0	0	3	4						
Tony Gwynn, L (1.9) OBP: 0.403, SLG: 0.474	L7		G5-3			2B 1B		1B		5	1	3	0	0	0	1						
Ken Caminiti, S (1.5)			FC4-6 1B			2B 1B		F9		4	1	2	0	1	0	2						
Scott Livingstone, L (1.3) OBP: 0.386, SLG: 0.505			FC4-6 1B			2B 2B		HR		5	2	3	3	0	0	2						
Melvin Nieves, S (1.7) OBP: 0.280, SLG: 0.408	FC4-6 1B					G6-3 2B		G6-3 1B		5	0	2	1	0	1	2						
Ray Holbert, R (9, PR) OBP: 0.279, SLG: 0.237						2B		1B		0	0	0	0	0	0	0						
Brad Ausmus, R (1.2) OBP: 0.355, SLG: 0.408			K			K		1B S		5	0	2	0	0	2	3						
Andujar Cedeno, R (1.6) OBP: 0.273, SLG: 0.316						G6-3 1B		FC5-4 1B		4	1	2	0	1	1	3						
Fernando Valenzuela, L (1.1) ERA: 4.97	G1-3					K		FC5-4 1B		1	0	0	0	0	0	3						
Inning Stats	R: 0 E: 0 K: 0 S: 12	H: 0 LOB: 0 BB: 0 P: 19	R: 0 E: 0 K: 1 S: 18	H: 2 LOB: 3 BB: 1 P: 29	R: 0 E: 0 K: 1 S: 9	H: 0 LOB: 2 BB: 2 P: 19	R: 1 E: 0 K: 2 S: 13	H: 3 LOB: 2 BB: 0 P: 21	R: 3 E: 0 K: 2 S: 19	H: 4 LOB: 1 BB: 0 P: 29	R: 0 E: 0 K: 0 S: 9	H: 1 LOB: 1 BB: 0 P: 12	R: 1 E: 0 K: 0 S: 11	H: 3 LOB: 1 BB: 0 P: 18	R: 0 E: 0 K: 2 S: 11	H: 1 LOB: 1 BB: 0 P: 17	R: 0 E: 0 K: 2 S: 15	H: 2 LOB: 2 BB: 0 P: 19	1B: 11 2B: 4 3B: 0 HR: 1	SF: 0 SAC: 0 DP: 0 HBP: 0	WP: 1 PB: 0 SB: 3 CS: 1	PA: 45
PITCHER	IP	WLS	BF	H	R	ER	SO	BB	IBB	HBP	BLK	WP	HR	S	P	ERA	WHIP					
Kevin Tapani, R (1.1) ERA: 4.97	4.0		23	8	4	4	4	2	1	0	0	0	0	60	99	9.00	2.500					
Pedro Astacio, R (5.1) ERA: 4.16	1.0	W	4	1	0	0	2	0	0	0	0	0	0	11	18	0.00	1.000					
John Cummings, L (6.1) ERA: 3.95	1.0		5	2	1	1	0	0	0	0	0	0	1	10	14	9.00	2.000					
Antonio Osuna, R (7.1) ERA: 4.24	1.0		4	2	0	0	0	0	0	0	0	0	0	10	16	0.00	2.000					
Mark Guthrie, L (8.1) ERA: 4.29	0.2		3	1	0	0	2	0	0	0	0	1	0	7	11	0.00	1.500					
PITCHER	IP	WLS	BF	H	R	ER	SO	BB	IBB	HBP	BLK	WP	HR	S	P	ERA	WHIP					
Todd Worrell, R (8.1) ERA: 2.16	1.1	S	6	2	0	0	2	0	0	0	0	0	0	19	25	0.00	1.500					

AB	42
R	5
H	16
RBI	5
BB	3
SO	10
LOB	24



Batter	1	2	3	4	5	6	7	8	9	AB	R	H	RBI	BB	SO	LOB	BOTTOM					
Brett Butler, L (1.8) OBP: 0.376, SLG: 0.376	B2-3		G1-3 1B BB			FC6-4 1-2				2	1	0	0	3	0	3	San Diego Padres @ Los Angeles Dodgers Dodger Stadium, Los Angeles, CA Fri Sep 22, 1995, 7:05 PM PDT Att: 43,627 - Unknown - 75 F					
Chad Fonville, S (1.6) OBP: 0.333, SLG: 0.305	G5-3		G1-3			K		K		5	0	0	0	0	2	6						
Mike Piazza, R (1.2) OBP: 0.406, SLG: 0.614	K2-3		HR 1B			E1 1B 2B WP		1B BB		4	2	1	2	1	1	0						
Eric Karros, R (1.3) OBP: 0.366, SLG: 0.534			K			K		F7		5	1	2	2	0	2	1						
Tim Wallach, R (1.5) OBP: 0.338, SLG: 0.446						1B		1B		4	1	1	0	1	3	2						
Raul Mondesi, R (1.9) OBP: 0.328, SLG: 0.497			BB			2B 1B 1B		K		4	0	1	1	0	1	4						
Delino DeShields, L (1.4) OBP: 0.349, SLG: 0.360						1B IBB		K		3	0	0	0	1	2	1						
Roberto Kelly, R (1.7) OBP: 0.307, SLG: 0.361			G1-3 1B SH1-4 BB			K		K		2	1	1	0	2	1	3						
Kevin Tapani, R (1.1) ERA: 4.97			SH1-4			SH3 BB		P4		0	0	0	0	0	0	0						
Inning Stats	R: 0 E: 0 K: 1 S: 7	H: 0 LOB: 0 BB: 0 P: 9	R: 0 E: 0 K: 2 S: 10	H: 0 LOB: 1 BB: 1 P: 19	R: 4 E: 0 K: 1 S: 14	H: 2 LOB: 1 BB: 2 P: 24	R: 0 E: 0 K: 0 S: 13	H: 0 LOB: 2 BB: 2 P: 25	R: 2 E: 1 K: 2 S: 18	H: 3 LOB: 3 BB: 1 P: 32	R: 0 E: 0 K: 3 S: 11	H: 1 LOB: 2 BB: 1 P: 20	R: 0 E: 0 K: 2 S: 11	H: 1 LOB: 2 BB: 1 P: 20	R: 0 E: 0 K: 1 S: 6	H: 0 LOB: 0 BB: 0 P: 11		R: 0 E: 0 K: 1 S: 6	H: 0 LOB: 0 BB: 0 P: 11	1B: 4 2B: 2 3B: 0 HR: 1	SF: 0 SAC: 2 DP: 0 HBP: 0	WP: 2 PB: 0 SB: 0 CS: 0
PITCHER	IP	WLS	BF	H	R	ER	SO	BB	IBB	HBP	BLK	WP	HR	S	P	ERA	WHIP					
Fernando Valenzuela, L (1.1) ERA: 5.25	2.2		14	2	4	4	4	3	0	0	0	0	0	30	51	13.50	1.875					
Brian Williams, R (3.1) ERA: 6.5	0.1		1	0	0	0	0	0	0	0	0	0	0	1	1	0.00	0.000					
Dustin Hermanson, R (4.1) ERA: 6.23	1.0		5	0	0	0	0	2	0	0	0	0	0	13	25	0.00	2.000					
Bryce Florie, R (5.1) ERA: 3.01	2.0	L	13	4	2	0	5	1	1	0	0	1	0	29	52	0.00	2.500					
Ron Villone, L (7.1) ERA: 5.95	2.0		8	1	0	0	3	1	0	0	0	0	0	17	31	0.00	1.000					

AB	31
R	6
H	7
RBI	6
BB	8
SO	12
LOB	21



Batter	1	2	3	4	5	6	7	8	9	AB	R	H	RBI	BB	SO	LOB	TOP			
Steve Finley, L (1, 8) OBP: 0.365, SLG: 0.428	G1-3		L1			F9		1B FC6 1B		4	1	1	0	0	0	0				
Jody Reed, R (1, 4) OBP: 0.357, SLG: 0.328	FC4-6 1B				F8		G4-6-3 1B	FC6 1B		4	0	3	0	0	0	0				
Ray Holbert, R (9, 4) OBP: 0.279, SLG: 0.237										0	0	0	0	0	0	0				
Tony Gwynn, L (1, 9) OBP: 0.400, SLG: 0.471	FC4-6 1-2 FC4-6			G1-3		G4-6-3 1-2 FC6		FC6 G6-4-3		4	0	0	1	0	0	3				
Ken Caminiti, S (1, 5) OBP: 0.381, SLG: 0.505	FC4-6 1-2 FC4-6									4	0	1	0	0	0	3				
Scott Livingstone, L (1, 3) OBP: 0.379, SLG: 0.495		G6-3			F8		G6-3		G4-3	4	0	0	0	0	0	1				
Melvin Nieves, S (1, 7) OBP: 0.280, SLG: 0.405		G4-3				F8			K	4	0	1	0	0	1	0				
Brad Ausmus, R (1, 2) OBP: 0.351, SLG: 0.403				G4-3		G4-3		L1	G4-3	4	0	0	0	0	0	1				
Andujar Cedeno, R (1, 6) OBP: 0.273, SLG: 0.315			G5-3					K		2	0	0	0	1	1	0				
Joey Hamilton, R (1, 1) OBP: 0.136, SLG: 0.143										2	0	0	0	0	1	1				
Phil Planter, L (8, PH) OBP: 0.340, SLG: 0.413			P2							1	1	1	1	0	0	0				
Doug Bochtler, R (8, 1)								HR		0	0	0	0	0	0	0				
Inning Stats	R: 0 E: 0 K: 0 S: 7	H: 1 LOB: 1 BB: 0 P: 10	R: 0 E: 0 K: 0 S: 5	H: 0 LOB: 0 BB: 0 P: 6	R: 0 E: 0 K: 0 S: 6	H: 0 LOB: 0 BB: 0 P: 9	R: 0 E: 0 K: 0 S: 8	H: 1 LOB: 1 BB: 0 P: 14	R: 0 E: 0 K: 1 S: 9	H: 0 LOB: 1 BB: 1 P: 14	R: 0 E: 0 K: 0 S: 10	H: 1 LOB: 1 BB: 0 P: 17	R: 2 E: 0 K: 1 S: 13	H: 3 LOB: 1 BB: 0 P: 18	R: 0 E: 0 K: 1 S: 8	H: 0 LOB: 0 BB: 0 P: 13	1B: 6 2B: 0 3B: 0 HR: 1	SF: 0 SAC: 0 DP: 2 HBP: 0	WP: 0 PB: 0 SB: 0 CS: 0	PA: 34
PITCHER Ismael Valdez, R (1, 1) ERA: 2.97	IP: 9.0 WLS: W BF: 34 H: 7 R: 2 ER: 2 SO: 3 BB: 1 IBB: 0 HBP: 0 BLK: 0 WP: 0 HR: 1 S: 72 P: 110 ERA: 2.00 WHIP: 0.889															PITCHER				

San Diego Padres @ Los Angeles Dodgers
 Dodger Stadium, Los Angeles, CA
 Sat Sep 23 1995, 7:05 PM PDT
 Att: 52,082 - Unknown - 72 F

AB	33
R	2
H	7
RBI	2
BB	1
SO	3
LOB	9



Batter	1	2	3	4	5	6	7	8	9	AB	R	H	RBI	BB	SO	LOB	BOTTOM					
Brett Butler, L (1, 8) OBP: 0.379, SLG: 0.377	L1-4-3 G6-3 1B		E6 B3-4		E3 2H			SH1-4 1B 1B		4	1	2	0	0	0	0						
Chad Fonville, S (1, 6) OBP: 0.330, SLG: 0.302	G6-3 1-2		B3-4 1-2		G4-3			SH1-4		3	0	0	0	0	0	3						
Mike Piazza, R (1, 2) OBP: 0.402, SLG: 0.608	L1-4-3 2-3		G6-3			G5-3		K		4	0	0	0	0	1	3						
Eric Karros, R (1, 3) OBP: 0.367, SLG: 0.532					F9		K2-3	1B BB		2	0	0	0	2	1	0						
Delino DeShields, L (1, 4) OBP: 0.349, SLG: 0.360						G4-3 BB		F7		3	0	1	1	1	1	2						
Tim Lincecum, R (1, 5) OBP: 0.334, SLG: 0.440		P5		G4-3 1-2			G5-3	L4		4	0	0	0	0	0	3						
Raul Mondesi, R (1, 9) OBP: 0.326, SLG: 0.493		L4				F8		G5-3		4	0	0	0	0	0	0						
Roberto Kelly, R (1, 7) OBP: 0.310, SLG: 0.366			G5-3							4	2	3	0	0	0	0						
Ismael Valdez, R (1, 1) OBP: 0.100, SLG: 0.085										3	0	0	0	0	1	2						
Chris Gwynn, L (8, PH) OBP: 0.281, SLG: 0.346			G4-3							1	1	1	2	0	0	0						
Inning Stats	R: 0 E: 0 K: 1 S: 16	H: 1 LOB: 2 BB: 1 P: 28	R: 0 E: 0 K: 0 S: 6	H: 0 LOB: 0 BB: 0 P: 8	R: 0 E: 1 K: 0 S: 7	H: 0 LOB: 1 BB: 0 P: 9	R: 0 E: 0 K: 0 S: 9	H: 0 LOB: 0 BB: 1 P: 18	R: 1 E: 1 K: 1 S: 11	H: 1 LOB: 1 BB: 0 P: 13	R: 0 E: 0 K: 1 S: 10	H: 0 LOB: 0 BB: 0 P: 16	R: 0 E: 0 K: 0 S: 9	H: 1 LOB: 1 BB: 0 P: 13	R: 1 E: 0 K: 1 S: 18	H: 2 LOB: 2 BB: 1 P: 28	R: 2 E: 0 K: 0 S: 9	H: 2 LOB: 0 BB: 0 P: 15	1B: 5 2B: 1 3B: 0 HR: 1	SF: 0 SAC: 1 DP: 1 HBP: 0	WP: 0 PB: 0 SB: 0 CS: 0	PA: 36
PITCHER Joey Hamilton, R (1, 1) ERA: 3.06	IP: 7.0 WLS: L BF: 27 H: 3 R: 1 ER: 0 SO: 3 BB: 2 IBB: 0 HBP: 0 BLK: 0 WP: 0 HR: 0 S: 68 P: 105 ERA: 0.00 WHIP: 0.714															PITCHER						
Doug Bochtler, R (8, 1) ERA: 3.12	IP: 1.1 WLS: L BF: 9 H: 4 R: 3 ER: 3 SO: 1 BB: 1 IBB: 0 HBP: 0 BLK: 0 WP: 0 HR: 1 S: 27 P: 43 ERA: 20.25 WHIP: 3.750															PITCHER						

San Diego Padres @ Los Angeles Dodgers
 Dodger Stadium, Los Angeles, CA
 Sat Sep 23 1995, 7:05 PM PDT
 Att: 52,082 - Unknown - 72 F

AB	32
R	4
H	7
RBI	3
BB	3
SO	4
LOB	13



Batter	1	2	3	4	5	6	7	8	9	AB	R	H	RBI	BB	SO	LOB	TOP										
Steve Finley, L (1, 8) OBP: 0.367, SLG: 0.427	1-2 WP 1B		0-0 F9		4-0 CS BB		4-0 BB		0-0 G4-3	3	1	1	0	2	0	2											
Jody Reed, R (1, 4) OBP: 0.355, SLG: 0.325	1-1 F9		3-1 G5-3		3-2 L5		2-3 K			4	0	0	0	0	1	3											
Tony Gwynn, L (1, 9) OBP: 0.401, SLG: 0.470	4-2 WP 1-3 BB			2-2 F9		1-0 G4-3		2-2 1B		3	0	1	0	1	0	0											
Ken Caminiti, S (1, 5) OBP: 0.382, SLG: 0.507	3-3 K			0-1 2B		0-0 1B		1-3 K		4	1	2	0	0	2	3											
Scott Livingstone, L (1, 3) OBP: 0.376, SLG: 0.489	3-3 K			0-2 G1-3		1-0 1B		2-1 F8		4	0	1	0	0	1	3											
Melvin Nieves, S (1, 7) OBP: 0.275, SLG: 0.407		1-1 P5		2-2 2B		1-3 K		0-0 F8		4	0	1	1	0	1	3											
Archi Cianfrocco, R (1, 6) OBP: 0.273, SLG: 0.449 Tim Worrell, R (6, 1)	1-1 F4			4-2 BB		1-3 K		0-3 K		2	0	0	0	1	1	2	AB 33										
Glenn Dishman, R (8, 1) OBP: 0.219, SLG: 0.200 Roberto Petagine, L (9, PH)	1-1 G6-3			2-2 G3-1		3-3 K		0-0 1B		0	0	0	0	0	0	0	R 2										
Brian Johnson, R (1, 2) OBP: 0.287, SLG: 0.335 Brad Ausmus, R (9, PR)										4	0	1	0	0	1	2	H 7										
Willie Blair, R (1, 1) Ray Holbert, R (6, 6) Phil Plantier, L (9, PH) OBP: 0.339, SLG: 0.411			2-2 G6-3		2-1 F8		1-2 G6-3		3-3 K	2	0	0	0	0	0	0	RBI 1										
										1	0	0	0	0	0	0	BB 4										
										1	0	0	0	0	1	1	SO 9										
																	LOB 19										
Inning Stats	R: 1 E: 0 K: 2 S: 13	H: 1 LOB: 1 BB: 1 P: 25	R: 0 E: 0 K: 0 S: 6	H: 0 LOB: 0 BB: 0 P: 9	R: 0 E: 0 K: 0 S: 8	H: 0 LOB: 0 BB: 0 P: 13	R: 1 E: 0 K: 0 S: 19	H: 2 LOB: 2 BB: 1 P: 29	R: 0 E: 0 K: 2 S: 10	H: 2 LOB: 2 BB: 0 P: 14	R: 0 E: 0 K: 2 S: 9	H: 0 LOB: 1 BB: 1 P: 19	R: 0 E: 0 K: 1 S: 10	H: 1 LOB: 1 BB: 0 P: 15	R: 0 E: 0 K: 2 S: 8	H: 1 LOB: 2 BB: 0 P: 11	1B: 5 2B: 2 3B: 0 HR: 0	SF: 0 SAC: 0 DP: 0 HBP: 0	WP: 1 PB: 0 SB: 3 CS: 1	PA: 37							
PITCHER	IP	WLS	BF	H	R	ER	SO	BB	IBB	HBP	BLK	WP	HR	S	P	ERA	WHIP										
Hideo Nomo, R (1, 1) ERA: 2.6	5.0	W	20	3	2	1	2	3	0	0	0	1	0	51	90	1.80	1.200										
John Cummings, L (6, 1) ERA: 3.92	0.1		3	2	0	0	0	0	0	0	0	0	0	3	5	0.00	6.000										
Antonio Osuna, R (6, 1) ERA: 4.07	1.2		6	0	0	0	4	1	0	0	0	0	0	16	28	0.00	0.600										
Mark Guthrie, L (8, 1) ERA: 4.21	1.0		4	1	0	0	1	0	0	0	0	0	0	10	15	0.00	1.000										
Todd Worrell, R (9, 1) ERA: 2.12	1.0		4	1	0	0	2	0	0	0	0	0	0	8	11	0.00	1.000										

San Diego Padres @ Los Angeles Dodgers
Dodger Stadium, Los Angeles, CA
Sun Sep 24 1995, 3:33 AM PDT
Att: 50,135 - Sunny - 83 F


AB	33
R	2
H	7
RBI	1
BB	4
SO	9
LOB	19



Batter	1	2	3	4	5	6	7	8	9	AB	R	H	RBI	BB	SO	LOB	BOTTOM										
Brett Butler, L (1, 8) OBP: 0.379, SLG: 0.378	1-2 F8		2-2 1B 2B		2-3 K		2-1 F9	4-2 BB		4	1	1	0	1	1	0											
Chad Fonville, S (1, 6) OBP: 0.329, SLG: 0.301 Billy Ashley, R (8, PH) Todd Worrell, R (9, 1)	1-1 G6-4-3 1B		1-3 K		2-0 F7		1-3 K	0-3 K		4	0	1	0	0	2	2											
Mike Piazza, R (1, 2) OBP: 0.405, SLG: 0.614	0-0 G6-4-3		4-0 1B IBB		1-2 HR		4-1 BB			2	1	1	1	2	0	1											
Eric Karros, R (1, 3) OBP: 0.366, SLG: 0.530		1-3 K	0-0 1B		2-2 G5-3		1-2 F8			4	0	1	2	0	1	1											
Delino DeShields, L (1, 4) OBP: 0.353, SLG: 0.360		4-1 G4-3 BB	3-2 F9		4-1 2B E BB		2-2 1B 1B			2	2	1	0	2	0	2											
Tim Lincecum, R (1, 5) OBP: 0.333, SLG: 0.441		0-2 G4-3		0-1 P2		0-0 E 2B		1-1 P5		4	0	1	0	0	2												
Raul Mondesi, R (1, 9) OBP: 0.323, SLG: 0.489			1-0 G6-3	1-2 F8		2-1 E3		1-2 F7		4	0	0	1	0	2		AB 33										
Roberto Kelly, R (1, 7) OBP: 0.312, SLG: 0.372 Roger Cedeno, S (8, PR)			3-2 1B 3B	1-0 G5-3		0-1 F9		1-1 1B 2H 1B		4	1	2	1	0	0	2	R 6										
Hideo Nomo, R (1, 1) Karin Geronzi, L (1, 1) John Cummings, L (6, 1) Antonio Osuna, R (6, 1) Mark Guthrie, L (8, 1) Dave Hansen, S (8, 1) Miguel Vazquez, L (9, 1) Gary Logan, R (9, 1) Aron Carter, R (9, 1)			2-2 2B 1B	1-0 G3		0-2 G5-3		3-1 BB		1	1	1	1	0	0	0	H 10										
										4	1	2	1	0	0	2	RBI 6										
										0	0	0	0	0	0	0	BB 5										
																	SO 5										
																	LOB 17										
Inning Stats	R: 0 E: 0 K: 0 S: 6	H: 1 LOB: 0 BB: 0 P: 8	R: 0 E: 0 K: 1 S: 8	H: 0 LOB: 0 BB: 1 P: 13	R: 3 E: 0 K: 1 S: 18	H: 4 LOB: 2 BB: 1 P: 34	R: 0 E: 0 K: 0 S: 6	H: 0 LOB: 0 BB: 0 P: 8	R: 0 E: 0 K: 1 S: 5	H: 0 LOB: 0 BB: 0 P: 10	R: 2 E: 1 K: 0 S: 16	H: 2 LOB: 2 BB: 1 P: 25	R: 0 E: 0 K: 1 S: 10	H: 0 LOB: 1 BB: 1 P: 18	R: 1 E: 0 K: 1 S: 17	H: 3 LOB: 3 BB: 1 P: 29	1B: 6 2B: 2 3B: 1 HR: 1	SF: 0 SAC: 0 DP: 2 HBP: 0	WP: 0 PB: 0 SB: 1 CS: 0	PA: 38							
PITCHER	IP	WLS	BF	H	R	ER	SO	BB	IBB	HBP	BLK	WP	HR	S	P	ERA	WHIP										
Willie Blair, R (1, 1) ERA: 4.58	5.1	L	24	7	5	5	3	2	1	0	0	0	0	27	42	3.86	1.688										
Tim Worrell, R (6, 1) ERA: 4.38	2.1		11	2	1	1	1	1	0	0	0	0	0	7	14	0.00	6.000										
Glenn Dishman, L (8, 1) ERA: 4.97	0.1		3	1	0	0	1	1	0	0	0	0	0	7	14	0.00	6.000										

San Diego Padres @ Los Angeles Dodgers
Dodger Stadium, Los Angeles, CA
Sun Sep 24 1995, 3:33 AM PDT
Att: 50,135 - Sunny - 83 F

AB	33
R	6
H	10
RBI	6
BB	5
SO	5
LOB	17




Batter	1	2	3	4	5	6	7	8	9	AB	R	H	RBI	BB	SO	LOB	TOP										
Eric Young Sr. R OBP: 0.397, SLG: 0.450	G4-3		2B		G5-3		F9			4	0	1	0	0	0	2	Colorado Rockies @ Los Angeles Dodgers Dodger Stadium, Los Angeles, CA Mon Sep 25 1995, 7:05 PM PDT Att: 41,984 - Unknown - 72 F										
Mike Kingery L OBP: 0.350, SLG: 0.405	E3		G3		F7		G4-3			4	0	0	0	0	0	3											
Dante Bichette R OBP: 0.366, SLG: 0.627	K				G5-3				F9	4	1	1	1	0	1	1											
Larry Walker L OBP: 0.379, SLG: 0.585		F7							HR	4	1	1	0	0	0	0											
Vinny Castilla R OBP: 0.350, SLG: 0.572					E5				F9	4	0	1	0	0	0	1											
Andres Galarraga R OBP: 0.329, SLG: 0.508		F9			SF9				K	3	0	0	1	0	1	1											
Joe Girardi R OBP: 0.305, SLG: 0.352					F9					3	0	0	0	0	0	2											
Matt Nokes L OBP: 0.200, SLG: 0.271	FC6-4				F9				K	1	0	0	0	0	1	0											
Walt Weiss S OBP: 0.403, SLG: 0.321					F9					4	1	3	0	0	0	0											
Bill Swift R John Vander Wal L Quinton McCracken S Steve Reed R Mike Munoz L Curt Leskane R Ellis Burks R					G6-3				F9	1	0	0	0	0	0	0											
Inning Stats	R: 0 E: 1 K: 1 S: 8	H: 0 LOB: 0 BB: 0 P: 13	R: 0 E: 0 K: 0 S: 5	H: 1 LOB: 1 BB: 0 P: 7	R: 0 E: 0 K: 0 S: 11	H: 1 LOB: 1 BB: 0 P: 17	R: 1 E: 1 K: 0 S: 11	H: 1 LOB: 1 BB: 0 P: 16	R: 1 E: 0 K: 0 S: 12	H: 1 LOB: 0 BB: 0 P: 19	R: 1 E: 0 K: 1 S: 9	H: 1 LOB: 0 BB: 0 P: 13	R: 0 E: 0 K: 0 S: 14	H: 2 LOB: 2 BB: 0 P: 21	R: 0 E: 0 K: 0 S: 5	H: 0 LOB: 0 BB: 0 P: 6	R: 0 E: 0 K: 1 S: 12	H: 1 LOB: 1 BB: 0 P: 16	1B: 6 2B: 1 3B: 0 HR: 1	SF: 1 SAC: 1 DP: 0 HBP: 0	WP: 1 PB: 0 SB: 1 CS: 1	PA: 36					
PITCHER	IP	WLS	BF	H	R	ER	SO	BB	IBB	HBP	BLK	WP	HR	S	P	ERA	WHIP										
Ramon Martinez R ERA: 3.66	8.0	W	32	7	3	2	2	0	0	0	0	1	1	75	112	2.25	0.875										
Todd Worrell R ERA: 2.09	1.0	S	4	1	0	0	1	0	0	0	0	0	0	12	16	0.00	1.000										


Batter	1	2	3	4	5	6	7	8	9	AB	R	H	RBI	BB	SO	LOB	BOTTOM										
Brett Butler L OBP: 0.378, SLG: 0.377	E 2B	G6-3			G5-3		F7			4	1	1	0	0	0	1	Colorado Rockies @ Los Angeles Dodgers Dodger Stadium, Los Angeles, CA Mon Sep 25 1995, 7:05 PM PDT Att: 41,984 - Unknown - 72 F										
Chad Fonville S OBP: 0.325, SLG: 0.297	E6 2B		E6		B2-3				G1-3	4	1	0	0	0	0	1											
Mike Piazza R OBP: 0.406, SLG: 0.616			G4-6-3							4	1	2	2	0	0	1											
Eric Karros R OBP: 0.370, SLG: 0.537										2	1	2	2	2	0	0											
Delino DeShields L OBP: 0.350, SLG: 0.357	F7		G6-3						P3	4	0	0	0	0	1	5											
Tim Lincecum R OBP: 0.329, SLG: 0.435	G1-6-3				F7				F7	4	0	0	0	0	0	4											
Raul Mondesi R OBP: 0.325, SLG: 0.490										3	0	2	0	0	0	0											
Roberto Kelly R OBP: 0.310, SLG: 0.369										3	0	0	0	0	1	2											
Roger Cedeno S OBP: 0.266, SLG: 0.263										0	0	0	0	0	0	0											
Ramon Martinez R OBP: 0.185, SLG: 0.234										2	0	0	0	0	1	0											
Todd Worrell R ERA: 3.14										0	0	0	0	0	0	0											
Inning Stats	R: 2 E: 1 K: 0 S: 12	H: 2 LOB: 1 BB: 1 P: 19	R: 0 E: 0 K: 0 S: 6	H: 1 LOB: 1 BB: 0 P: 10	R: 0 E: 1 K: 0 S: 6	H: 1 LOB: 1 BB: 0 P: 7	R: 0 E: 0 K: 1 S: 7	H: 1 LOB: 0 BB: 0 P: 11	R: 0 E: 0 K: 0 S: 8	H: 0 LOB: 0 BB: 0 P: 11	R: 2 E: 1 K: 1 S: 11	H: 1 LOB: 0 BB: 0 P: 18	R: 0 E: 0 K: 1 S: 12	H: 0 LOB: 0 BB: 0 P: 17	R: 0 E: 0 K: 0 S: 9	H: 1 LOB: 2 BB: 1 P: 19	1B: 5 2B: 1 3B: 0 HR: 1	SF: 0 SAC: 1 DP: 2 HBP: 0	WP: 0 PB: 0 SB: 0 CS: 1	PA: 33							
PITCHER	IP	WLS	BF	H	R	ER	SO	BB	IBB	HBP	BLK	WP	HR	S	P	ERA	WHIP										
Bill Swift R ERA: 5.13	6.0	L	25	6	4	2	2	1	0	0	0	0	0	15	27	0.00	1.500										
Steve Reed R ERA: 1.94	7.1		6	1	0	0	1	1	0	0	0	0	0	4	7	0.00	0.000										
Mike Munoz L ERA: 7.12	8.1		1	0	0	0	0	0	0	0	0	0	0	2	2	0.00	0.000										
Curt Leskane R ERA: 3.14	8.1		1	0	0	0	0	0	0	0	0	0	0	2	2	0.00	0.000										



Batter	1	2	3	4	5	6	7	8	9	AB	R	H	RBI	BB	SO	LOB	TOP								
Brett Butler, L OBP: 0.376, SLG: 0.375 (1, 8)	B1-3		FC6-4		SF7		G4-3			3	0	0	1	0	0	1	Los Angeles Dodgers @ San Diego Padres Jack Murphy Stadium, San Diego, CA Fri Sep 29 1995, 10:05 PM EDT Att: 25,699 - Unknown - 70 F livebaseballscorecards.com								
Chad Fonville, S OBP: 0.329, SLG: 0.304 (1, 6)	G5-3			F8	3H			E	2B	4	1	2	1	0	0	0									
Mike Piazza, R OBP: 0.399, SLG: 0.601 (1, 2)	K			F9	SAFE		K	F8	2B	4	0	0	0	0	2	1									
Eric Karros, R OBP: 0.370, SLG: 0.539 (1, 3)		G6-4-3		G5-3		G3		G4-3		3	0	0	0	1	0	0									
Delino DeShields, L OBP: 0.353, SLG: 0.367 (1, 4)		F7			1B	2B	K		2B	4	1	2	0	0	1	1									
Tim Lincecum, R OBP: 0.327, SLG: 0.427 (1, 5)	G6-4-3				1B	1B		F8		3	1	1	0	0	0	2									
Raul Mondesi, R OBP: 0.339, SLG: 0.491 (5, PR)			F9							2	0	1	1	0	0	0									
Todd Hollandsworth, L OBP: 0.300, SLG: 0.404 (5, 9)										1	1	0	0	0	0	1									
Chris Gwynn, L OBP: 0.279, SLG: 0.337 (9, PH)									K	1	0	0	0	0	1	0									
Roberto Kelly, R OBP: 0.312, SLG: 0.372 (1, 7)			G4-3				L7		P4	4	1	1	0	0	0	0									
Ismael Valdez, R OBP: 0.111, SLG: 0.097 (8, 1)							G6-3		K	3	0	1	0	0	0	2									
Antonio Osuna, R (8, 1)										0	0	0	0	0	0	0									
Mark Guthrie, R (8, 1)										0	0	0	0	0	0	0									
Pedro Astacio, R OBP: 0.160, SLG: 0.167 (9, PH)										0	0	0	0	0	0	0									
Dave Hansen, L OBP: 0.374, SLG: 0.335 (9, PH)										1	0	0	0	0	1	0									
Inning Stats	R: 0 E: 0 K: 1 S: 9	H: 0 LOB: 0 BB: 0 P: 12	R: 0 E: 0 K: 0 S: 7	H: 0 LOB: 0 BB: 1 P: 14	R: 0 E: 0 K: 0 S: 10	H: 1 LOB: 1 BB: 0 P: 18	R: 0 E: 0 K: 0 S: 4	H: 0 LOB: 0 BB: 0 P: 5	R: 4 E: 2 K: 1 S: 24	H: 4 LOB: 2 BB: 0 P: 34	R: 0 E: 0 K: 0 S: 11	H: 1 LOB: 1 BB: 0 P: 17	R: 0 E: 0 K: 0 S: 6	H: 0 LOB: 0 BB: 0 P: 9	R: 1 E: 1 K: 0 S: 11	H: 2 LOB: 1 BB: 0 P: 20	R: 0 E: 0 K: 2 S: 9	H: 0 LOB: 0 BB: 0 P: 10	1B: 5 2B: 3 3B: 0 HR: 0	SF: 1 SAC: 0 DP: 1 HBP: 1	WP: 0 PB: 0 SB: 0 CS: 0	PA: 36			
PITCHER	IP	WLS	BF	H	R	ER	SO	BB	IBB	HBP	BLK	WP	HR	S	P	ERA	WHIP								
Joey Hamilton, R ERA: 3.08 (1, 1)	7.0		28	6	4	3	3	1	0	1	0	0	0	71	109	3.86	1.000								
Tim Worrell, R ERA: 4.73 (8, 1)	1.0	W	5	2	1	1	0	0	0	0	0	0	0	11	20	9.00	2.000								
Trevor Hoffman, R ERA: 3.88 (9, 1)	1.0	S	3	0	0	0	2	0	0	0	0	0	0	9	10	0.00	0.000								

Batter	1	2	3	4	5	6	7	8	9	AB	R	H	RBI	BB	SO	LOB	BOTTOM								
Steve Finley, L OBP: 0.366, SLG: 0.423 (1, 8)	G6-3		G3		F9		G4-3			4	0	0	0	1	0	1	Los Angeles Dodgers @ San Diego Padres Jack Murphy Stadium, San Diego, CA Fri Sep 29 1995, 10:05 PM EDT Att: 25,699 - Unknown - 70 F livebaseballscorecards.com								
Jody Reed, R OBP: 0.349, SLG: 0.322 (1, 4)	P5		F7		F8			HR	2B	5	1	1	0	0	0	4									
Tony Gwynn, L OBP: 0.404, SLG: 0.479 (1, 9)	F8									4	2	3	2	0	0	0									
Ken Caminiti, S OBP: 0.380, SLG: 0.515 (1, 5)		K			G4-3			F8		4	1	1	2	0	1	1									
Scott Livingstone, L OBP: 0.383, SLG: 0.497 (8, PR)										3	0	2	0	1	0	0									
Ray McDavid, L OBP: 0.278, SLG: 0.188 (8, 3)										0	1	0	0	0	0	0									
Archi Cianfrocco, R OBP: 0.333, SLG: 0.449 (9, 3)										0	0	0	0	0	0	0									
Melvin Nieves, S OBP: 0.280, SLG: 0.430 (1, 7)		F8			G3		P5	E9	1B	4	1	1	0	0	0	2									
Brad Ausmus, R OBP: 0.352, SLG: 0.410 (1, 2)		F8			G4-3		G1-3		K	4	0	0	0	0	1	5									
Andujar Cedeno, R OBP: 0.273, SLG: 0.313 (8, PH)										2	0	1	0	1	0	0									
Phil Phaner, L OBP: 0.241, SLG: 0.411 (8, PR)										0	0	0	0	1	0	0									
Ray Holbert, R OBP: 0.284, SLG: 0.324 (9, 6)										0	0	0	0	0	0	0									
Joey Hamilton, R OBP: 0.132, SLG: 0.138 (7, PH)										2	0	0	0	0	2	3									
Roberto Petagine, L OBP: 0.362, SLG: 0.371 (8, 1)										1	0	0	0	0	0	0									
Tim Worrell, R (8, 1)										0	0	0	0	0	0	0									
Marc Newfield, R OBP: 0.271, SLG: 0.399 (9, 1)										1	0	1	2	0	0	0									
Trevor Hoffman, R OBP: 0.560, SLG: 1.000 (9, 1)										0	0	0	0	0	0	0									
Inning Stats	R: 0 E: 0 K: 0 S: 5	H: 0 LOB: 0 BB: 0 P: 7	R: 0 E: 0 K: 1 S: 9	H: 1 LOB: 1 BB: 0 P: 14	R: 0 E: 0 K: 1 S: 11	H: 1 LOB: 1 BB: 0 P: 16	R: 2 E: 0 K: 1 S: 11	H: 3 LOB: 2 BB: 1 P: 17	R: 0 E: 0 K: 0 S: 8	H: 0 LOB: 0 BB: 0 P: 11	R: 0 E: 0 K: 0 S: 9	H: 0 LOB: 0 BB: 0 P: 13	R: 0 E: 0 K: 0 S: 4	H: 0 LOB: 0 BB: 0 P: 5	R: 4 E: 1 K: 1 S: 18	H: 4 LOB: 3 BB: 3 P: 38	1B: 4 2B: 4 3B: 0 HR: 2	SF: 0 SAC: 0 DP: 0 HBP: 0	WP: 0 PB: 0 SB: 1 CS: 0	PA: 38					
PITCHER	IP	WLS	BF	H	R	ER	SO	BB	IBB	HBP	BLK	WP	HR	S	P	ERA	WHIP								
Ismael Valdez, R ERA: 3.05 (8, 1)	0.2	L	6	2	2	2	1	1	1	0	0	0	0	12	26	27.00	4.500								
Antonio Osuna, R ERA: 4.43 (8, 1)	0.0		1	0	0	0	0	1	0	0	0	0	0	4	∞	∞	∞								
Mark Guthrie, L ERA: 4.21 (8, 1)	0.1		1	0	0	0	0	0	0	0	0	0	0	3	5	0.00	0.000								

Batter	1	2	3	4	5	6	7	8	9	AB	R	H	RBI	BB	SO	LOB	TOP										
Brett Butler, L OBP: 0.376, SLG: 0.375 (1, 8)	G6-3		G4-3			L7		SH1-4 HR 1B	2-1 1B	5	1	2	1	0	0	0	Los Angeles Dodgers @ San Diego Padres Jack Murphy Stadium, San Diego, CA Sat Sep 30 1995, 10:05 PM EDT Att: 39,853 - Unknown AB 36 R 7 H 12 RBI 6 BB 1 SO 5 LOB 7 										
Chad Fonville, S OBP: 0.328, SLG: 0.303 (1, 6)	P5			2-1 1B 1B		G4-3		SH1-4 1-2	G4-3	4	0	1	0	0	0	2											
Mike Piazza, R OBP: 0.400, SLG: 0.606 (1, 2)	K			0-1 P3			4-1 BB	2-2 HR		3	1	1	2	1	1	1											
Eric Karros, R OBP: 0.370, SLG: 0.537 (1, 3)		1-2 CS 1B		0-0 SAFE P4		0-0 G5-3		0-3 HR		4	0	1	0	0	1	2											
Delino DeShields, L OBP: 0.354, SLG: 0.370 (1, 4)		1-1 CS 2B		0-1 1-H 1B			1-0 G4-3	0-3 K		4	1	2	0	0	1	0											
Tim Lincecum, R OBP: 0.326, SLG: 0.428 (1, 5)		3-2 P3 2-H			0-0 G5-3		0-0 HR 2B		1-0 P5	4	1	1	0	0	0	0											
Raul Mondesi, R OBP: 0.328, SLG: 0.496 (1, 9)		1-0 G5-3			2-1 1B		2-0 HR	2-H HR	0-0 F7	4	1	2	2	0	0	0											
Roberto Kelly, R OBP: 0.312, SLG: 0.373 Roger Cedeno, S OBP: 0.266, SLG: 0.263 (1, 7) (9, 7)			0-0 G4-3		0-3 SAFE K		2-2 L8		1-2 2B 2B	4	1	1	0	0	1	1											
Hideo Nomo, R OBP: 0.090, SLG: 0.091 Dave Hansen, L OBP: 0.377, SLG: 0.345 Garay Ingram, R OBP: 0.317, SLG: 0.250 Todd Worrell, R (9, 1) (9, 1)			1-1 G6-3		1-1 F8		0-3 K		0-2 2-H 1B 2B	3	0	0	0	0	1	1											
Inning Stats	R: 0 E: 0 K: 1 S: 9	H: 0 LOB: 0 BB: 0 P: 12	R: 1 E: 0 K: 0 S: 9	H: 2 LOB: 0 BB: 0 P: 15	R: 0 E: 0 K: 0 S: 6	H: 0 LOB: 0 BB: 0 P: 9	R: 0 E: 0 K: 0 S: 7	H: 2 LOB: 2 BB: 0 P: 9	R: 0 E: 0 K: 0 S: 7	H: 1 LOB: 1 BB: 0 P: 12	R: 0 E: 0 K: 0 S: 7	H: 0 LOB: 1 BB: 1 P: 14	R: 2 E: 0 K: 1 S: 9	H: 2 LOB: 0 BB: 0 P: 14	R: 2 E: 0 K: 2 S: 16	H: 2 LOB: 0 BB: 0 P: 21		R: 2 E: 0 K: 0 S: 17	H: 3 LOB: 2 BB: 0 P: 21	1B: 6 2B: 4 3B: 0 HR: 2	SF: 0 SAC: 1 DP: 0 HBP: 0	WP: 0 PB: 0 SB: 1 CS: 2	PA: 38				
PITCHER	IP	WLS	BF	H	R	ER	SO	BB	IBB	HBP	BLK	WP	HR	S	P	ERA	WHIP										
Wille Blair, R ERA: 4.34 Doug Bochler, R ERA: 3.57 Glenn Dishman, L ERA: 5.01 Dustin Hermanson, R ERA: 6.82 Andres Berumen, R ERA: 6.98	(1, 1) (7, 1) (7, 1) (8, 1) (9, 1)	6.0 0.1 1.0 1.1 0.1	22 L 3 4 8 1	5 2 1 4 0	1 2 1 3 0	0 2 1 3 0	2 2 1 2 0	0 0 0 0 0	0 0 0 0 0	0 0 0 0 0	0 0 0 0 0	0 0 0 0 0	0 1 0 1 0	47 3 12 24 3	71 6 17 30 3	0.00 54.00 9.00 20.25 0.00	1.000 6.000 1.000 3.000 0.000										

Batter	1	2	3	4	5	6	7	8	9	AB	R	H	RBI	BB	SO	LOB	BOTTOM										
Steve Finley, L OBP: 0.366, SLG: 0.422 (1, 8)	K		F9			P7		E S SF8 1B		4	1	1	0	0	1	0	Los Angeles Dodgers @ San Diego Padres Jack Murphy Stadium, San Diego, CA Sat Sep 30 1995, 10:05 PM EDT Att: 39,853 - Unknown AB 32 R 2 H 7 RBI 2 BB 2 SO 12 LOB 10 										
Jody Reed, R OBP: 0.346, SLG: 0.322 (1, 4)	G6-3		P2			BB 1B 1B		SF8 1-H		3	0	1	1	0	0	0											
Tony Gwynn, L OBP: 0.404, SLG: 0.483 (1, 9)	1B 3B			0-0 G4-3		1-2 SAFE BB 1B		G4-3		4	1	2	0	0	0	0											
Ken Caminiti, S OBP: 0.381, SLG: 0.514 (1, 5)	3-H 1B		3-1 G4-3 BB		4-2 G4-3 BB		1-3 K	3-3 K		3	0	1	1	1	2	2											
Scott Livingstone, L OBP: 0.380, SLG: 0.490 (1, 3)	K		1-3 K		0-0 G4-3		4-0 BB		0-1 F7	3	0	0	0	1	1	2											
Melvin Nieves, S OBP: 0.278, SLG: 0.424 Doug Bochler, R ERA: 3.57 Glenn Dishman, L OBP: 0.279, SLG: 0.290 Dustin Hermanson, R ERA: 6.82 Andres Berumen, R ERA: 6.98 Phil Plantier, L OBP: 0.346, SLG: 0.409 (1, 7) (7, 1) (7, 1) (8, 1) (9, 1) (9, 1)		1-3 K2-3		1-3 K		0-3 K			1-3 K	3	0	0	0	0	3	4											
Brad Ausmus, R OBP: 0.353, SLG: 0.412 (1, 2)	F7				3-2 1B		1-1 G6-3		0-1 DI 1B	4	0	2	0	0	0	0											
Andujar Cedeno, R OBP: 0.271, SLG: 0.309 (1, 6)	K				0-0 G1-4-6-3		2-2 K		1-1 P4	4	0	0	0	0	2	2											
Willie Blair, R Marc Newfield, R OBP: 0.269, SLG: 0.396 (1, 1) (7, 7)			1-3 K		3-3 K		0-2 G5-3			2	0	0	0	0	2	0											
Inning Stats	R: 1 E: 0 K: 2 S: 13	H: 2 LOB: 1 BB: 0 P: 21	R: 0 E: 0 K: 2 S: 7	H: 0 LOB: 0 BB: 0 P: 10	R: 0 E: 0 K: 1 S: 8	H: 0 LOB: 0 BB: 0 P: 11	R: 0 E: 0 K: 1 S: 8	H: 0 LOB: 1 BB: 1 P: 13	R: 0 E: 0 K: 2 S: 13	H: 2 LOB: 3 BB: 1 P: 20	R: 0 E: 0 K: 1 S: 9	H: 0 LOB: 0 BB: 0 P: 12	R: 1 E: 0 K: 1 S: 11	H: 1 LOB: 0 BB: 0 P: 17	R: 0 E: 0 K: 1 S: 9	H: 1 LOB: 1 BB: 0 P: 11		1B: 6 2B: 0 3B: 1 HR: 0	SF: 1 SAC: 0 DP: 1 HBP: 0	WP: 0 PB: 0 SB: 1 CS: 0	PA: 35						
PITCHER	IP	WLS	BF	H	R	ER	SO	BB	IBB	HBP	BLK	WP	HR	S	P	ERA	WHIP										
Hideo Nomo, R ERA: 2.54 Todd Worrell, R ERA: 2.02	(1, 1) (9, 1)	8.0 1.0	31 4	6 1	2 0	1 0	11 1	0 0	0 0	0 0	0 0	0 0	0 0	76 9	11 11	1.12 0.00	1.000 1.000										

Batter	1	2	3	4	5	6	7	8	9	AB	R	H	RBI	BB	SO	LOB	TOP								
Brett Butler, L (1,8) OBP: 0.377, SLG: 0.376 Roger Cedeno, S (1,8) OBP: 0.283, SLG: 0.286	1-2 1B		0-0 2B	1-1 F9		1-2 G6-3			1-2 P4	1	0	1	0	0	0	0	Los Angeles Dodgers @ San Diego Padres Jack Murphy Stadium, San Diego, CA Sun Oct 01 1995, 6:33 AM EDT Att: 22,077 - Sunny - 65 F								
Gary Ingram, R (1,4) OBP: 0.233, SLG: 0.236 Delino DeShields, L (7,PR) OBP: 0.353, SLG: 0.369	1-0 F9		4-0 G4-3		1-2 F8		1-0 E5 PB HR		0-1 G4-3	3	0	0	0	1	0	1									
Todd Hollandsworth, L (1,9) OBP: 0.304, SLG: 0.396	0-1 G6-3		1-1 G4-3		1-2 F8		4-0 HR		2-3 K	4	1	1	0	1	1	2									
Eric Karros, R (1,3) OBP: 0.369, SLG: 0.535 Mike Busch, R (5,3) OBP: 0.235, SLG: 0.765	3-1 G6-3		4-0 IBB		3-3 K		2-0 HR			2	0	0	0	1	1	2									
Billy Ashley, R (1,7) OBP: 0.320, SLG: 0.372 Karim Garcia, L (5,7) OBP: 0.200, SLG: 0.200		3-2 1B G6-4-3	2-1 F8		0-0 F7		0-0 K			2	1	1	0	0	0	3									
Dave Hansen, L (1,5) OBP: 0.384, SLG: 0.359		3-0 G6-4-3		0-0 1B		2-0 G5-3			3-2 1B	4	0	3	0	0	0	0									
Carlos Hernandez, R (1,2) OBP: 0.216, SLG: 0.223 Tom Prince, R (8,2) OBP: 0.273, SLG: 0.375		0-1 G6-4-3		1-3 K		0-0 1B			3-3 K	4	0	1	0	0	2	2									
Juan Castro, R (1,6) OBP: 0.400, SLG: 0.250		1-2 F7		1-2 1B		1-2 F7			4-1 BB	3	0	1	0	1	0	1									
Chan Ho Park, R (1,1) Chris Gwynn, L (4,PH) Omar Daal, L (4,1) Mitch Webster, S (7,PH) Joey Eischen, L (7,1) Jim Bruske, R (9,1)			0-3 K		0-3 K		0-0 P4		1-3 K2-3	1	0	0	0	0	1	0									
Inning Stats	R: 0 E: 0 K: 0 S: 8	H: 2 LOB: 1 BB: 0 P: 13	R: 1 E: 0 K: 0 S: 10	H: 2 LOB: 0 BB: 0 P: 18	R: 0 E: 0 K: 1 S: 8	H: 1 LOB: 3 BB: 2 P: 19	R: 0 E: 0 K: 2 S: 14	H: 2 LOB: 2 BB: 0 P: 17	R: 0 E: 0 K: 1 S: 9	H: 0 LOB: 0 BB: 0 P: 14	R: 0 E: 0 K: 0 S: 6	H: 1 LOB: 1 BB: 1 P: 9	R: 3 E: 1 K: 1 S: 10	H: 1 LOB: 1 BB: 1 P: 20	R: 0 E: 0 K: 2 S: 11	H: 1 LOB: 1 BB: 1 P: 21		R: 0 E: 0 K: 1 S: 10	H: 0 LOB: 0 BB: 0 P: 13	1B: 6 2B: 3 3B: 0 HR: 1	SF: 0 SAC: 0 DP: 2 HBP: 0	WP: 0 PB: 1 SB: 2 CS: 0	PA: 39		
PITCHER	IP WLS BF H R ER SO BB IBB HBP BLK WP HR S P ERA WHIP	IP WLS BF H R ER SO BB IBB HBP BLK WP HR S P ERA WHIP	IP WLS BF H R ER SO BB IBB HBP BLK WP HR S P ERA WHIP	IP WLS BF H R ER SO BB IBB HBP BLK WP HR S P ERA WHIP	IP WLS BF H R ER SO BB IBB HBP BLK WP HR S P ERA WHIP	IP WLS BF H R ER SO BB IBB HBP BLK WP HR S P ERA WHIP	IP WLS BF H R ER SO BB IBB HBP BLK WP HR S P ERA WHIP	IP WLS BF H R ER SO BB IBB HBP BLK WP HR S P ERA WHIP	IP WLS BF H R ER SO BB IBB HBP BLK WP HR S P ERA WHIP	IP WLS BF H R ER SO BB IBB HBP BLK WP HR S P ERA WHIP	IP WLS BF H R ER SO BB IBB HBP BLK WP HR S P ERA WHIP	IP WLS BF H R ER SO BB IBB HBP BLK WP HR S P ERA WHIP	IP WLS BF H R ER SO BB IBB HBP BLK WP HR S P ERA WHIP	IP WLS BF H R ER SO BB IBB HBP BLK WP HR S P ERA WHIP	IP WLS BF H R ER SO BB IBB HBP BLK WP HR S P ERA WHIP	IP WLS BF H R ER SO BB IBB HBP BLK WP HR S P ERA WHIP	IP WLS BF H R ER SO BB IBB HBP BLK WP HR S P ERA WHIP	IP WLS BF H R ER SO BB IBB HBP BLK WP HR S P ERA WHIP	IP WLS BF H R ER SO BB IBB HBP BLK WP HR S P ERA WHIP	IP WLS BF H R ER SO BB IBB HBP BLK WP HR S P ERA WHIP	IP WLS BF H R ER SO BB IBB HBP BLK WP HR S P ERA WHIP	IP WLS BF H R ER SO BB IBB HBP BLK WP HR S P ERA WHIP	IP WLS BF H R ER SO BB IBB HBP BLK WP HR S P ERA WHIP	IP WLS BF H R ER SO BB IBB HBP BLK WP HR S P ERA WHIP	IP WLS BF H R ER SO BB IBB HBP BLK WP HR S P ERA WHIP

AB	35
R	4
H	10
RBI	3
BB	4
SO	8
LOB	17



Batter	1	2	3	4	5	6	7	8	9	AB	R	H	RBI	BB	SO	LOB	BOTTOM								
Steve Finley, L (1,8) OBP: 0.366, SLG: 0.420 Ray McDavid, L (8,8) OBP: 0.263, SLG: 0.176	1-0 G3		1-0 G6-3			0-0 G3-6			3-3 K	3	0	0	0	0	0	1	Los Angeles Dodgers @ San Diego Padres Jack Murphy Stadium, San Diego, CA Sun Oct 01 1995, 6:33 AM EDT Att: 22,077 - Sunny - 65 F								
Jody Reed, R (1,4) OBP: 0.346, SLG: 0.328	2-0 HR			0-0 F8		1-2 G6-3			0-0 F7	4	1	1	1	0	0	0									
Tony Gwynn, L (1,9) OBP: 0.404, SLG: 0.484 Marc Newfield, R (7,PR) OBP: 0.267, SLG: 0.393	1-2 F7			3-2 F7		2-0 WP 2B			2-2 G5-3	3	0	1	0	0	0	0									
Ken Caminiti, S (1,5) OBP: 0.380, SLG: 0.513 Ray Holbert, R (2,6) OBP: 0.277, SLG: 0.315 Roberto Petagine, L (9,PH) OBP: 0.367, SLG: 0.371	0-0 F8			2-3 K		2-1 G5-3			4-2 BB	1	0	0	0	0	0	0									
Melvin Nieves, S (1,7) OBP: 0.276, SLG: 0.419		0-3 K			4-2 G6-4-3 BB		1-3 K		3-1 G4-3	3	0	0	0	1	2	3									
Eddie Williams, R (1,3) OBP: 0.320, SLG: 0.426		1-3 K			2-1 G6-4-3		3-1 F7			3	0	0	0	0	1	3									
Brian Johnson, R (1,2) OBP: 0.287, SLG: 0.338		1-3 K			0-0 FC6-4 1B				0-0 F9	3	0	1	0	0	1	0									
Andujar Cedeno, R (1,6) OBP: 0.271, SLG: 0.308			2-3 K		2-2 FC6-4				4-2 PB BB	2	0	0	0	1	1	1									
Andy Ashby, R (1,1) OBP: 0.180, SLG: 0.184 Phil Clark, R (6,PH) OBP: 0.278, SLG: 0.309 Brian Williams, R (7,1) OBP: 0.071, SLG: 0.143 Phil Plantier, L (8,PH) OBP: 0.339, SLG: 0.407 Ron Villone, L (9,1)			0-3 K			1-0 G3-6 1B			2-0 P3	1	0	0	0	0	1	0									
Inning Stats	R: 1 E: 0 K: 0 S: 7	H: 1 LOB: 0 BB: 0 P: 11	R: 0 E: 0 K: 3 S: 10	H: 0 LOB: 0 BB: 0 P: 12	R: 0 E: 0 K: 2 S: 7	H: 0 LOB: 0 BB: 0 P: 10	R: 0 E: 0 K: 1 S: 7	H: 0 LOB: 0 BB: 0 P: 12	R: 0 E: 0 K: 0 S: 5	H: 1 LOB: 1 BB: 0 P: 7	R: 0 E: 0 K: 1 S: 9	H: 1 LOB: 2 BB: 0 P: 17	R: 0 E: 0 K: 1 S: 7	H: 0 LOB: 1 BB: 1 P: 16	R: 0 E: 0 K: 1 S: 8	H: 0 LOB: 1 BB: 1 P: 17		R: 0 E: 0 K: 0 S: 7	H: 0 LOB: 1 BB: 1 P: 17	1B: 2 2B: 1 3B: 0 HR: 1	SF: 0 SAC: 0 DP: 2 HBP: 0	WP: 1 PB: 1 SB: 0 CS: 0	PA: 32		
PITCHER	IP WLS BF H R ER SO BB IBB HBP BLK WP HR S P ERA WHIP	IP WLS BF H R ER SO BB IBB HBP BLK WP HR S P ERA WHIP	IP WLS BF H R ER SO BB IBB HBP BLK WP HR S P ERA WHIP	IP WLS BF H R ER SO BB IBB HBP BLK WP HR S P ERA WHIP	IP WLS BF H R ER SO BB IBB HBP BLK WP HR S P ERA WHIP	IP WLS BF H R ER SO BB IBB HBP BLK WP HR S P ERA WHIP	IP WLS BF H R ER SO BB IBB HBP BLK WP HR S P ERA WHIP	IP WLS BF H R ER SO BB IBB HBP BLK WP HR S P ERA WHIP	IP WLS BF H R ER SO BB IBB HBP BLK WP HR S P ERA WHIP	IP WLS BF H R ER SO BB IBB HBP BLK WP HR S P ERA WHIP	IP WLS BF H R ER SO BB IBB HBP BLK WP HR S P ERA WHIP	IP WLS BF H R ER SO BB IBB HBP BLK WP HR S P ERA WHIP	IP WLS BF H R ER SO BB IBB HBP BLK WP HR S P ERA WHIP	IP WLS BF H R ER SO BB IBB HBP BLK WP HR S P ERA WHIP	IP WLS BF H R ER SO BB IBB HBP BLK WP HR S P ERA WHIP	IP WLS BF H R ER SO BB IBB HBP BLK WP HR S P ERA WHIP	IP WLS BF H R ER SO BB IBB HBP BLK WP HR S P ERA WHIP	IP WLS BF H R ER SO BB IBB HBP BLK WP HR S P ERA WHIP	IP WLS BF H R ER SO BB IBB HBP BLK WP HR S P ERA WHIP	IP WLS BF H R ER SO BB IBB HBP BLK WP HR S P ERA WHIP	IP WLS BF H R ER SO BB IBB HBP BLK WP HR S P ERA WHIP	IP WLS BF H R ER SO BB IBB HBP BLK WP HR S P ERA WHIP	IP WLS BF H R ER SO BB IBB HBP BLK WP HR S P ERA WHIP	IP WLS BF H R ER SO BB IBB HBP BLK WP HR S P ERA WHIP	IP WLS BF H R ER SO BB IBB HBP BLK WP HR S P ERA WHIP

AB	29
R	1
H	4
RBI	1
BB	3
SO	8
LOB	11



Batter	1	2	3	4	5	6	7	8	9	AB	R	H	RBI	BB	SO	LOB	TOP										
Thomas Howard, S OBP: 0.143, SLG: 0.286 Darren Lewis, R (8, 8)	G6-3			G4-3		F8		F7	FC1-4	4	0	0	0	0	0	1											
Barry Larkin, R OBP: 0.444, SLG: 0.375 (1, 6)	F8			K		L3		1B		4	0	1	1	0	1	0											
Ron Gant, R OBP: 0.111, SLG: 0.111 Michael Jackson, R (8, 1) Jeff Brantley, R (9, 1)	P4			E6 HR				P6		4	1	0	0	0	1	1											
Reggie Sanders, R OBP: 0.333, SLG: 0.750 (1, 9)										3	2	1	2	1	2	0											
Hal Morris, L OBP: 0.667, SLG: 0.714 (1, 3)	F8			F7				1B	FC6-4 1B	3	1	1	0	1	0	0											
Benito Santiago, R OBP: 0.444, SLG: 0.833 (1, 2)	F9								K	3	0	1	0	1	1	2											
Bret Boone, R OBP: 0.143, SLG: 0.286 Dave Burba, R (7, 1) Jerome Walton, R (8, 7)				P3		F8			FC6-4 BB	3	0	0	0	0	1	3											
Jeff Branson, L OBP: 0.429, SLG: 0.500 Mark Lewis, R (9, PH) (9, 5)				P5		G6-4-3			FC6-4 1B	3	0	0	0	0	0	1											
John Smiley, L (1, 1) Mariano Duncan, R OBP: 0.667, SLG: 0.667 (7, 4)						F7			FC1-4 1B	2	0	0	0	0	1	0											
Inning Stats	R: 0 E: 0 K: 0 S: 5	H: 0 LOB: 0 BB: 0 P: 9	R: 0 E: 0 K: 1 S: 7	H: 0 LOB: 0 BB: 0 P: 11	R: 0 E: 0 K: 1 S: 6	H: 0 LOB: 0 BB: 0 P: 10	R: 2 E: 1 K: 1 S: 15	H: 1 LOB: 0 BB: 0 P: 21	R: 0 E: 0 K: 0 S: 8	H: 0 LOB: 0 BB: 0 P: 11	R: 0 E: 0 K: 3 S: 13	H: 1 LOB: 2 BB: 1 P: 25	R: 1 E: 1 K: 0 S: 21	H: 2 LOB: 1 BB: 0 P: 27	R: 2 E: 0 K: 1 S: 16	H: 1 LOB: 2 BB: 3 P: 31	1B: 5 2B: 0 3B: 0 HR: 1	SF: 0 SAC: 0 DP: 1 HBP: 0	WP: 0 PB: 0 SB: 4 CS: 0	PA: 37							
PITCHER	IP	WLS	BF	H	R	ER	SO	BB	IBB	HBP	BLK	WP	HR	S	P	ERA	WHIP										
Ismael Valdez, R ERA: 4.5	7.0		25	3	2	0	6	1	0	0	0	0	1	61	99	0.00	0.571										
Antonio Osuna, R ERA: 4.5	1.0	L	5	2	1	1	0	0	0	0	0	0	0	21	27	9.00	2.000										
Kevin Tapani, R ERA: 54.0	0.1		4	0	2	2	1	2	1	0	0	0	0	10	23	54.00	6.000										
Mark Guthrie, L ERA: 9.0	0.1		1	0	0	0	0	0	0	0	0	0	0	1	1	0.00	0.000										
Pedro Astacio, R ERA: 9.0	0.1		2	1	0	0	0	0	0	0	0	0	0	5	7	0.00	3.000										

Cincinnati Reds @ Los Angeles Dodgers
Dodger Stadium, Los Angeles, CA
Wed Oct 04 1995, 7:05 PM PDT
Att: 46,051 - Sunny - 75 F

AB	33
R	5
H	6
RBI	5
BB	4
SO	7
LOB	12



Batter	1	2	3	4	5	6	7	8	9	AB	R	H	RBI	BB	SO	LOB	BOTTOM										
Brett Butler, L OBP: 0.400, SLG: 0.400 (1, 8)	SH1-3 2B		F8		1B		FC5-2 1B	G4-3		5	1	3	0	0	0	1											
Chad Fonville, S OBP: 0.625, SLG: 0.625 (1, 6)	SH1-3		1B		1B		FC5-2 BB		HR	4	1	4	0	0	0	0											
Mike Piazza, R OBP: 0.222, SLG: 0.556 (1, 2)	F9		P4		P3		F7		K	5	0	0	0	0	1	7											
Eric Karros, R OBP: 0.556, SLG: 1.375 (1, 3)	2B				HR		F8		FC5-2 BB	4	2	3	4	1	0	0											
Tim Wallach, R OBP: 0.222, SLG: 0.125 (1, 5)	K			G5-3		1B	FC5-2		P6	5	0	1	0	0	1	4											
Delino DeShields, L OBP: 0.333, SLG: 0.250 (1, 4)			P4		F7		F7		P5	5	0	0	0	0	0	4											
Raul Mondesi, R OBP: 0.143, SLG: 0.143 Todd Hollandsworth, L (8, 9)			G5-3		F7		1B		B1	3	0	1	0	0	0	0											
Roberto Kelly, R OBP: 0.250, SLG: 0.250 (1, 7)			F8				G6-3		G6-3	4	0	1	0	0	0	0											
Ismael Valdez, R Antonio Osuna, R Dave Hansen, L Jose Offerman, S Kevin Tapani, R Mark Guthrie, R Pedro Astacio, R (1, 1) (8, PH) (9, 1) (8, PH) (9, 1) (9, 1)			G6-3		F9		F8		1B	3	0	0	0	0	0	3											
Inning Stats	R: 1 E: 0 K: 1 S: 14	H: 2 LOB: 1 BB: 0 P: 18	R: 0 E: 0 K: 0 S: 5	H: 0 LOB: 0 BB: 0 P: 9	R: 0 E: 0 K: 0 S: 6	H: 1 LOB: 1 BB: 0 P: 7	R: 1 E: 0 K: 0 S: 6	H: 1 LOB: 0 BB: 0 P: 10	R: 0 E: 0 K: 0 S: 10	H: 2 LOB: 2 BB: 0 P: 17	R: 0 E: 0 K: 0 S: 13	H: 3 LOB: 3 BB: 0 P: 19	R: 0 E: 0 K: 0 S: 17	H: 2 LOB: 3 BB: 1 P: 32	R: 0 E: 0 K: 0 S: 7	H: 1 LOB: 1 BB: 0 P: 10	R: 2 E: 0 K: 1 S: 11	H: 2 LOB: 0 BB: 0 P: 17	1B: 11 2B: 1 3B: 0 HR: 2	SF: 0 SAC: 1 DP: 0 HBP: 0	WP: 0 PB: 0 SB: 0 CS: 0	PA: 42					
PITCHER	IP	WLS	BF	H	R	ER	SO	BB	IBB	HBP	BLK	WP	HR	S	P	ERA	WHIP										
John Smiley, L ERA: 3.0	6.0		27	9	2	2	1	0	0	0	0	0	0	17	32	0.00	3.000										
Dave Burba, R ERA: 9.0	1.0	W	6	2	0	0	0	1	0	0	0	0	0	7	10	0.00	1.000										
Michael Jackson, R ERA: 9.0	1.0		4	1	0	0	0	0	0	0	0	0	0	11	17	18.00	2.000										
Jeff Brantley, R ERA: 9.0	1.0	S	5	2	2	2	1	0	0	0	0	0	1	11	17	18.00	2.000										

Cincinnati Reds @ Los Angeles Dodgers
Dodger Stadium, Los Angeles, CA
Wed Oct 04 1995, 7:05 PM PDT
Att: 46,051 - Sunny - 75 F

AB	40
R	4
H	14
RBI	4
BB	1
SO	2
LOB	19



Batter	1	2	3	4	5	6	7	8	9	AB	R	H	RBI	BB	SO	LOB	TOP										
Brett Butler, L (1, 8) OBP: 0.267, SLG: 0.267										5	0	0	0	0	2	3	Los Angeles Dodgers @ Cincinnati Reds Riverfront Stadium, Cincinnati, OH Fri Oct 06 1995, 7:05 PM EDT Att: 53,276 - Unknown - 65 F AB 37 R 1 H 9 RBI 1 BB 1 SO 10 LOB 24 										
Chad Fonville, S (1, 6) OBP: 0.500, SLG: 0.500 Chris Gwynn, L (9, PH)										4	0	1	0	0	0	2											
Mike Piazza, R (1, 2) OBP: 0.214, SLG: 0.500										5	0	1	0	0	1	4											
Eric Karros, R (1, 3) OBP: 0.538, SLG: 1.083										4	1	2	0	0	0	0											
Tim Wallach, R (1, 5) OBP: 0.154, SLG: 0.083										4	0	0	0	0	1	3											
Delino DeShields, L (1, 4) OBP: 0.308, SLG: 0.250										4	0	1	0	0	3	3											
Raul Mondesi, R (1, 9) OBP: 0.221, SLG: 0.222 Todd Hollandsworth, L (8, PH)										2	0	1	1	0	0	1											
Roberto Kelly, R (1, 7) OBP: 0.417, SLG: 0.364										3	0	2	0	1	0	2											
Hideo Nomo, R (1, 1) Kevin Tapani, R (6, 1) Mark Guthrie, R (6, 1) Pedro Astacio, R (6, 1) Mitch Webster, S (7, PH) John Cummings, L (7, 1) Antonio Osuna, R (7, 1) Dave Hansen, L (9, PH)										2	0	0	0	0	2	2											
Inning Stats	R: 0 E: 0 K: 2 S: 13	H: 0 LOB: 0 BB: 0 P: 18	R: 0 E: 0 K: 1 S: 16	H: 1 LOB: 2 BB: 0 P: 23	R: 0 E: 0 K: 1 S: 17	H: 2 LOB: 2 BB: 0 P: 22	R: 1 E: 1 K: 2 S: 12	H: 2 LOB: 2 BB: 0 P: 14	R: 0 E: 0 K: 1 S: 7	H: 1 LOB: 1 BB: 0 P: 12	R: 0 E: 1 K: 0 S: 8	H: 0 LOB: 2 BB: 1 P: 16	R: 0 E: 0 K: 1 S: 8	H: 1 LOB: 1 BB: 0 P: 10	R: 0 E: 0 K: 1 S: 17	H: 2 LOB: 2 BB: 0 P: 19		1B: 8 2B: 1 3B: 0 HR: 0	SF: 0 SAC: 0 DP: 0 HBP: 1	WP: 0 PB: 0 SB: 0 CS: 0	PA: 39						
PITCHER	IP	WLS	BF	H	R	ER	SO	BB	IBB	HBP	BLK	WP	HR	S	P	ERA	WHIP										
David Wells, L (1, 1) ERA: 6.0	6.1	W	28	6	1	0	8	1	0	1	0	0	0	80	115	0.00	1.105										
Michael Jackson, R (7, 1) ERA: 6.0	1.2		6	1	0	0	1	0	0	0	0	0	0	11	14	0.00	0.600										
Jeff Brantley, R (9, 1) ERA: 6.0	1.0		5	2	0	0	1	0	0	0	0	0	0	17	19	0.00	2.000										

Batter	1	2	3	4	5	6	7	8	9	AB	R	H	RBI	BB	SO	LOB	BOTTOM										
Thomas Howard, S (1, 8) OBP: 0.100, SLG: 0.200 Darren Lewis, R (6, PH)										3	0	0	0	0	1	0	Los Angeles Dodgers @ Cincinnati Reds Riverfront Stadium, Cincinnati, OH Fri Oct 06 1995, 7:05 PM EDT Att: 53,276 - Unknown - 65 F AB 35 R 10 H 11 RBI 10 BB 5 SO 11 LOB 11 										
Barry Larkin, R (1, 6) OBP: 0.429, SLG: 0.385										5	1	2	0	0	0	1											
Ron Gant, R (1, 7) OBP: 0.231, SLG: 0.462 Jerome Walton, R (6, 7)										4	1	2	2	0	1	2											
Reggie Sanders, R (1, 9) OBP: 0.214, SLG: 0.462										5	0	0	0	0	5	2											
Hal Morris, L (1, 3) OBP: 0.615, SLG: 0.600										3	2	1	0	1	1	0											
Bento Santiago, R (1, 2) OBP: 0.462, SLG: 0.667										3	1	1	0	1	1	1											
Bret Boone, R (1, 4) OBP: 0.364, SLG: 0.700										3	3	2	1	1	0	1											
Jeff Branson, L (1, 5) OBP: 0.444, SLG: 0.429 Mark Lewis, R (6, PH)										1	0	0	0	1	0	0											
David Wells, L (1, 1) OBP: 0.333, SLG: 0.333 Michael Jackson, R (7, 1) Jeff Brantley, R (9, 1)										3	0	1	0	0	1	2											
Inning Stats	R: 0 E: 0 K: 1 S: 8	H: 1 LOB: 1 BB: 0 P: 14	R: 0 E: 0 K: 1 S: 13	H: 0 LOB: 2 BB: 2 P: 24	R: 2 E: 0 K: 2 S: 13	H: 2 LOB: 0 BB: 0 P: 14	R: 1 E: 0 K: 0 S: 6	H: 1 LOB: 0 BB: 0 P: 10	R: 0 E: 0 K: 2 S: 14	H: 1 LOB: 1 BB: 0 P: 21	R: 4 E: 0 K: 1 S: 22	H: 4 LOB: 1 BB: 1 P: 37	R: 3 E: 0 K: 3 S: 13	H: 2 LOB: 1 BB: 2 P: 26	R: 0 E: 0 K: 1 S: 7	H: 0 LOB: 0 BB: 0 P: 12		1B: 7 2B: 1 3B: 0 HR: 3	SF: 0 SAC: 0 DP: 0 HBP: 0	WP: 1 PB: 0 SB: 3 CS: 0	PA: 40						
PITCHER	IP	WLS	BF	H	R	ER	SO	BB	IBB	HBP	BLK	WP	HR	S	P	ERA	WHIP										
Hideo Nomo, R (1, 1) ERA: 9.0	5.0	L	24	7	5	5	6	1	1	0	0	0	0	2	6	∞	∞										
Kevin Tapani, R (6, 1) ERA: 9.0	0.0		1	0	0	0	0	1	0	0	0	0	0	2	6	∞	∞										
Mark Guthrie, L (6, 1) ERA: 6.75	0.0		2	2	2	2	0	0	0	0	0	0	1	6	8	∞	∞										
Pedro Astacio, R (6, 1) ERA: 20.25	1.0		3	0	0	0	1	0	0	0	0	0	0	8	14	0.00	0.000										
John Cummings, L (7, 1)	0.2		6	2	3	3	2	1	1	0	0	0	0	10	22	40.50	4.500										
PITCHER	IP	WLS	BF	H	R	ER	SO	BB	IBB	HBP	BLK	WP	HR	S	P	ERA	WHIP										
Antonio Osuna, R (7, 1) ERA: 2.7	1.1		4	0	0	0	2	0	0	0	0	0	0	8	16	0.00	0.000										