

**Los Angeles Dodgers - 1996**

Batter	1	2	3	4	5	6	7	8	9	AB R H RBI BB SO LOB	TOP		
Delino DeShields, L (1, 4) OBP: 0.250, SLG: 0.250 Chad Fonville, S (6, PR) (6, 4)	0-1 G3		1-3 K		1-1 L8	2-2 FC5 1B		0-3 K		4 0 1 0 0 1 1 1 0 0 0 0 1 0			
Brett Butler, L (1, 8) OBP: 0.400, SLG: 0.400	1-3 K		1-2 E5 1B		1-0 1B 1B	0-1 FC5 1B		1-3 K	5 1 2 0 0 2 1				
Mike Piazza, R (1, 2) OBP: 0.600, SLG: 0.500	3-2 G4-1		1-1 1B		0-0 FC5 1B	1-2 FC5 1B		4-2 1B BB	4 0 2 0 1 0 2				
Eric Karros, R (1, 3) OBP: 0.400, SLG: 0.400		1-2 F9	1-2 L9		0-0 BB FC5 2B 1B		0-1 G6-3	1-2 1B	5 1 2 1 0 0 3				
Raul Mondesi, R (1, 9) OBP: 0.400, SLG: 0.400		0-2 1B		1-0 F8	1-2 FC5 2B		0-0 FC4-6 1B	1-1 F8	5 1 2 0 0 0 4				
Mike Blowers, R (1, 5)		1 SAFE 1 SAFE L5		0-3 K	4-2 2B BB		1 SAFE 2-3 K	3-2 F9	4 1 0 0 1 2 4				
Todd Hollandsworth, L (1, 7) OBP: 0.900, SLG: 0.750 Darren Hall, R (7, 1) Todd Worrell, R (9, 1)		1 SAFE 1 SAFE K		0-0 1B	2-2 1B 2B		1 SAFE 1-1 FC4-6		4 0 2 3 0 1 2 0 0 0 0 0 0 0 0 0 0 0 0 0 0				
Greg Gagne, R (1, 6)			4-1 1B E BB	4-0 1B BB		0-0 F8		2-3 K	2 0 0 0 2 1 0				
Ramon Martinez, R (1, 1) Roger Cedeño, S (7, 7)			0-3 K	0-0 G6-3		0-3 K		3-3 K	3 0 0 0 0 2 3 1 0 0 0 0 1 0				
<b>Inning Stats</b>	R: 0 H: 0 E: 0 LOB: 0 K: 1 BB: 0 S: 11 P: 15	R: 0 H: 1 E: 0 LOB: 1 K: 1 BB: 0 S: 11 P: 13	R: 0 H: 1 E: 1 LOB: 3 K: 2 BB: 1 S: 17 P: 25	R: 0 H: 1 E: 0 LOB: 2 K: 1 BB: 1 S: 7 P: 11	R: 4 H: 4 E: 0 LOB: 1 K: 0 BB: 1 S: 17 P: 26	R: 0 H: 2 E: 0 LOB: 2 K: 1 BB: 0 S: 13 P: 16	R: 0 H: 1 E: 0 LOB: 1 K: 1 BB: 0 S: 8 P: 11	R: 0 H: 0 E: 0 LOB: 0 K: 3 BB: 0 S: 9 P: 14	R: 0 H: 1 E: 0 LOB: 2 K: 1 BB: 1 S: 15 P: 25	1B: 10 SF: 0 2B: 1 SAC: 0 3B: 0 DP: 0 HR: 0 HBP: 0	WP: 0 PA: 42 PB: 0 SB: 1 CS: 0		
<b>PITCHER</b>	IP WLS BF H R ER SO BB IBB HBP BLK WP HR S P ERA WHIP											<b>PITCHER</b>	IP WLS BF H R ER SO BB IBB HBP BLK WP HR S P ERA WHIP
Shane Reynolds, R (1, 1) ERA: 7.2	5.0 L 25 7 4 4 5 3 0 0 0 0 0 0 63 90 7.20 2.000												
Anthony Young, R (6, 1) ERA:	2.0 9 3 0 0 2 0 0 0 0 0 0 0 21 27 0.00 1.500												
Jeff Tabaka, L (8, 1) ERA:	2.0 8 1 0 0 4 1 0 0 0 0 0 0 24 39 0.00 1.000												

Los Angeles Dodgers @ Houston Astros  
Astrodome, Houston, TX  
Mon Apr 01 1996, 4:33 AM EST  
Att. 34,375 - Dome

livebaseballscorecards.com

AB	38
R	4
H	11
RBI	4
BB	4
SO	11
LOB	20



BOTTOM

Los Angeles Dodgers @ Houston Astros  
Astrodome, Houston, TX  
Mon Apr 01 1996, 4:33 AM EST  
Att. 34,375 - Dome

livebaseballscorecards.com

AB	31
R	3
H	6
RBI	3
BB	3
SO	6
LOB	10



WP:	0	PA:	35
PB:	0	SB:	0
CS:	0		

AB R H RBI BB SO LOB

4 0 1 0 0 0 1

4 0 0 0 0 1 2

3 1 1 1 1 0 1

4 1 1 0 0 1 2

3 0 0 1 0 1 0

2 1 0 0 2 0 0

4 0 1 0 0 0 1

4 0 1 1 0 2 1

1B:	3	SF:	1
2B:	1	SAC:	0
3B:	1	DP:	1
HR:	1	HBP:	0

Batter	1	2	3	4	5	6	7	8	9
Brian Hunter, R OBP: 0.250, SLG: 0.250 (1, 8)	3-2 P4		1-0 F8 G3 1B		1-0 L6		1-2 P2		
Craig Biggio, R (1, 4)	3-2 G5-3		1 SAFE 2-1 G3 1-2		1-1 F7		1-3 K		
5 Jeff Bagwell, R OBP: 0.500, SLG: 1.333 (1, 3)	4-1 BB		0-2 F8 2-3		1-1 HR		0-0 F9		
Derek Bell, R OBP: 0.250, SLG: 0.750 (1, 9)	1-2 F9		3-1 F8		2-2 SF7 3B		2-3 K		
Derrick May, L (1, 7)		1-3 K		1-2 P5		1-2 SF7		0-2 G4-3	
Sean Berry, R (1, 5)		4-0 1B 1B BB		0-0 G4-3		4-0 G4-3 BB		1-2 G4-3	
Rick Wilkins, L OBP: 0.250, SLG: 0.250 (1, 2)		2-0 1B 1B		3-2 G4-3		3-2 G4-3		1-0 P6	
Orlando Miller, R OBP: 0.250, SLG: 0.250 (1, 6)		0-0 G4-6-3 1B		3-2 F8		2-3 K		0-3 K	
Shane Reynolds, R (1, 1)		1-2 G4-6-3		0-0 2B			1-3 K		
Bill Spiers, L OBP: 1.000, SLG: 2.000 (5, PH)		1-2							
Anthony Young, R (6, 1)									
John Cangelosi, S (7, PH)									
Jeff Tabaka, R (8, 1)									

Inning Stats	R: 0	H: 0	E: 0	K: 10	S: 10	LOB: 1	BB: 1	P: 21
	R: 1	H: 2	E: 0	K: 1	S: 8	LOB: 1	BB: 1	P: 16
	R: 0	H: 1	E: 0	K: 0	S: 8	LOB: 1	BB: 0	P: 14
	R: 0	H: 0	E: 0	K: 0	S: 9	LOB: 0	BB: 0	P: 13
	R: 0	H: 1	E: 0	K: 0	S: 9	LOB: 1	BB: 0	P: 14
	R: 2	H: 2	E: 0	K: 1	S: 15	LOB: 1	BB: 1	P: 28
	R: 0	H: 0	E: 0	K: 2	S: 11	LOB: 0	BB: 0	P: 14
	R: 0	H: 0	E: 0	K: 1	S: 9	LOB: 0	BB: 0	P: 11
	R: 0	H: 0	E: 0	K: 1	S: 7	LOB: 0	BB: 0	P: 9

PITCHER	IP	WLS	BF	H	R	ER	SO	BB	IBB	HBP	BLK	WP	HR	S	P	ERA	WHIP
Ramon Martinez, R ERA: 4.5 (1, 1)	6.0	W	26	6	3	3	2	3	0	0	0	0	1	59	106	4.50	1.500
Darren Hall, R ERA: (7, 1)	2.0		6	0	0	0	3	0	0	0	0	0	0	20	25	0.00	0.000
Todd Worrell, R ERA: (9, 1)	1.0	S	3	0	0	0	1	0	0	0	0	0	0	7	9	0.00	0.000

Batter	1	2	3	4	5	6	7	8	9	AB R H RBI BB SO LOB	TOP																	
<b>Delino DeShields, L</b> (1, 4) OBP: 0.333, SLG: 0.333	0-1 G6-3 S 1B	1-2 E5 S 1B		2-0 F8		1-3 K			1-1 L7	5 1 2 0 0 1 2																		
<b>Brett Butler, L</b> (1, 8) OBP: 0.400, SLG: 0.333	2-2 G6-3 1-3	3-2 HBP			1-0 G3		3-2 G5-3		2-2 S 1B	4 1 1 0 0 0 1																		
<b>Mike Piazza, R</b> (1, 2) OBP: 0.500, SLG: 0.444 <b>Todd Hollandsworth, L</b> (9, PR) OBP: 0.500, SLG: 0.750 <b>Carlos Hernandez, R</b> (9, 2)	0-0 E 1B	2-2 G6-3			1-1 G4-3		0-3 K		0-2 S 1B 1B	5 0 2 2 0 1 2 0 1 0 0 0 0 0 0 0 0 0 0 0 0																		
<b>Eric Karros, R</b> (1, 3) OBP: 0.600, SLG: 0.600	2-1 E9 1-3 1B		1-2 K 1B		2-0 K 1B		2-3 K		3-2 SAFE 1-H 1B	5 0 4 1 0 1 0																		
<b>Raul Mondesi, R</b> (1, 9) OBP: 0.300, SLG: 0.400	2-3 K		3-1 P4		2-1 G4-3			1-1 S 2B	2-3 K	5 0 1 0 0 2 4																		
<b>Mike Blowers, R</b> (1, 5)	4-1 BB		4-2 BB		3-3 K			4-2 BB	1-3 K	2 0 0 0 3 2 1																		
<b>Billy Ashley, R</b> (1, 7) <b>Roger Cedeno, S</b> (6, PR) (6, 7)	0-3 K		0-1 P4		4-0 2B BB			0-2 K		2 0 0 0 1 1 4 1 1 0 0 0 1 2																		
<b>Greg Gagne, R</b> (1, 6) OBP: 0.375, SLG: 0.333		2-2 K		3-1 F9		0-0 1-H 2B		2-3 K		4 0 1 1 0 2 2																		
<b>Ismael Valdez, R</b> (1, 1) <b>Milt Thompson, L</b> (8, PH) <b>Chad Fonville, S</b> (8, PH) <b>Mark Guthrie, R</b> (8, 1) <b>Chan Ho Park, R</b> (8, 1) <b>John Cummings, L</b> (8, 1)		0-0 G6-3		2-2 G6-3		0-1 F8		2-1 G6-3		3 0 0 0 0 0 2 0 0 0 0 0 0 0 1 0 0 0 0 0 2 0																		
<b>Inning Stats</b>	R: 1 E: 1 K: 2 S: 16	H: 3 LOB: 3 BB: 1 P: 26	R: 0 E: 1 K: 1 S: 13	H: 1 LOB: 2 BB: 0 P: 21	R: 0 E: 0 K: 0 S: 11	H: 1 LOB: 1 BB: 1 P: 19	R: 0 E: 0 K: 0 S: 6	H: 0 LOB: 0 BB: 0 P: 13	R: 0 E: 0 K: 2 S: 10	H: 0 LOB: 0 BB: 0 P: 15	R: 0 E: 0 K: 2 S: 13	H: 1 LOB: 2 BB: 1 P: 22	R: 2 E: 0 K: 2 S: 17	H: 3 LOB: 1 BB: 0 P: 26	1B: 9 2B: 2 3B: 0 HR: 0	SF: 0 SAC: 0 DP: 0 HBP: 1	WP: 0 PB: 0 SB: 4 CS: 0	PA: 42										
<b>PITCHER</b>	IP WLS BF H R ER SO BB IBB HBP BLK WP HR S P ERA WHIP																											
<b>Greg Swindell, L</b> (1, 1) ERA: 3.0	6.0		28	7	2	2	5	3	0	1	0	0	0	63	110	3.00	1.667											
<b>Doug Brocail, R</b> (7, 1) ERA:	1.2		7	1	0	0	4	1	0	0	0	0	0	21	33	0.00	1.200											
<b>Alvin Morman, L</b> (8, 1) ERA:	0.1		1	0	0	0	0	0	0	0	0	0	0	2	4	0.00	0.000											
<b>Todd Jones, R</b> (9, 1) ERA: 18.0	1.0	W	6	3	2	2	2	0	0	0	0	0	0	17	26	18.00	3.000											

**Los Angeles Dodgers @ Houston Astros**  
Astrodome, Houston, TX  
Tue Apr 02 1996, 8:05 PM EST  
Att: 20,492 - Dome - 68 F

AB	37
R	4
H	11
RBI	4
BB	4
SO	11
LOB	22





Batter	1	2	3	4	5	6	7	8	9	AB R H RBI BB SO LOB	TOP											
<b>Delino DeShields, L</b> OBP: 0.231, SLG: 0.231 (1, 4)	0-0 B1-3		0-0 G4-3		0-3 K		0-3 K			4 0 0 0 0 2 2												
<b>Brett Butler, L</b> OBP: 0.357, SLG: 0.308 (1, 8)	1-2 E1 G5-4-3			0-3 K		1-0 G5-4-3 1B		2-1 G1-3		4 0 1 0 0 1 0												
<b>Mike Piazza, R</b> OBP: 0.571, SLG: 0.538 (1, 2)	3-1 G5-4-3 1-2f			0-0 FC6 1B		2-0 G5-4-3 1B		0-0 FC5 1B		4 0 3 0 0 0 1												
<b>Eric Karros, R</b> OBP: 0.500, SLG: 0.500 (1, 3)		3-2 FC5-4 1B		2-2 F7		2-1 G5-4-3 1-2f 2-3		0-0 F9		4 0 1 0 0 0 4												
<b>Raul Mondesi, R</b> OBP: 0.286, SLG: 0.357 (1, 9)		3-3 K		2-1 FC6 1-2f		1-2 F9		0-0 FC5 1B		4 0 1 0 0 1 3												
<b>Mike Blowers, R</b> OBP: 0.357, SLG: 0.100 (1, 5)		1-0 FC5-4 FC6-4 1-2f		2-2 G1-2-3 1B		2-2 G6-3		0-0 FC5 1-2 2-3f		4 0 1 0 0 0 3												
<b>Billy Ashley, R</b> OBP: 0.500, SLG: 1.000 (1, 7)		0-0 FC6-4 1-2f		0-1 G1-2-3 1B		2-0 HR		0-3 K		3 1 2 1 0 0 1												
<b>Todd Hollandsworth, L</b> OBP: 0.400, SLG: 0.600 (9, PH)				0-1 G1-2-3 1B		2-0 HR		0-0 G3		1 0 0 0 0 1 0												
<b>Greg Gagne, R</b> OBP: 0.417, SLG: 0.700 (1, 6)			3-3 K		0-1 G1-2-3 1B		0-0 HR		0-0 G3	4 1 2 1 0 1 0												
<b>Hideo Nomo, R</b> (1, 1)			0-0 P3		0-0 G1-2-3		1-3 K		0-3 K	2 0 0 0 0 0 3												
<b>Chan Ho Park, R</b> (5, 1)										0 0 0 0 0 0 0												
<b>Roger Cedeno, S</b> (7, PH)										1 0 0 0 0 1 0												
<b>Joey Eischen, L</b> (7, 1)										0 0 0 0 0 0 0												
<b>Milt Thompson, L</b> (9, PH)										1 0 0 0 0 1 0												
<b>Inning Stats</b>	R: 0 E: 1 K: 0 S: 6	H: 0 LOB: 0 BB: 0 P: 10	R: 0 E: 0 K: 1 S: 10	H: 1 LOB: 1 BB: 0 P: 17	R: 0 E: 0 K: 1 S: 6	H: 0 LOB: 0 BB: 0 P: 9	R: 0 E: 0 K: 1 S: 9	H: 1 LOB: 1 BB: 0 P: 13	R: 0 E: 0 K: 1 S: 12	H: 3 LOB: 2 BB: 0 P: 14	R: 0 E: 0 K: 0 S: 7	H: 2 LOB: 1 BB: 0 P: 13	R: 2 E: 0 K: 2 S: 13	H: 2 LOB: 0 BB: 0 P: 18	R: 0 E: 0 K: 0 S: 6	H: 2 LOB: 2 BB: 0 P: 8	R: 0 E: 0 K: 2 S: 11	H: 0 LOB: 0 BB: 0 P: 11	1B: 9 2B: 0 3B: 0 HR: 2	SF: 0 SAC: 0 DP: 3 HBP: 0	WP: 0 PB: 0 SB: 0 CS: 0	PA: 36
<b>PITCHER</b>	IP WLS BF H R ER SO BB IBB HBP BLK WP HR S P ERA WHIP																					
<b>Mike Hampton, L</b> (1, 1) ERA: 2.57	7.0 W 28 9 2 2 6 0 0 0 0 0 0 2 63 94 2.57 1.286																					
<b>Anthony Young, R</b> (8, 1) ERA:	1.0 5 2 0 0 0 0 0 0 0 0 0 0 6 8 0.00 2.000																					
<b>Todd Jones, R</b> (9, 1) ERA: 9.0	1.0 S 3 0 0 0 2 0 0 0 0 0 0 0 0 11 11 0.00 0.000																					

**Los Angeles Dodgers @ Houston Astros**  
 Astrodome, Houston, TX  
 Wed Apr 03 1996, 4:33 AM EST  
 Att. 14,858 - Dome - 68 F

AB	36
R	2
H	11
RBI	2
BB	0
SO	8
LOB	17



Batter	1	2	3	4	5	6	7	8	9
<b>Brian Hunter, R</b> OBP: 0.571, SLG: 0.615 (1, 8)	0-3 K		0-0 5 BB 1B G6-3	4-2 BB		0-0 2-H 1B		3-2 G4-3 2B	
<b>Craig Biggio, R</b> OBP: 0.231, SLG: 0.250 (1, 4)	0-1 G6-3		0-0 G6-3 5 BB 1B	2-2 F8		2-0 HBP		0-0 G4-3 2-3	
<b>5 Jeff Bagwell, R</b> OBP: 0.429, SLG: 0.636 (1, 3)	3-1 BB 1B		4-2 G6-3 1-2 2-3 BB		1-2 2B	3-1 P3		0-1 F9	
<b>Derek Bell, R</b> OBP: 0.462, SLG: 0.833 (1, 9)	4-2 1-2 BB		0-1 G6-3 1-2f 2-3 3-H		0-1 2-H 1B 2B	0-0 F9			
<b>Sean Berry, R</b> OBP: 0.500, SLG: 0.700 (1, 5)	0-1 G1-3		0-1 G1-3		0-0 2-H G6-4-3 1B		0-0 2B		
<b>Tony Eusebio, R</b> (1, 2)		1-0 F9		1-1 G4-3		1-2 F9	2-2 L4		
<b>James Mouton, R</b> (1, 7)		4-0 S BB		4-0 E S 1B BB		2-0 G6-4-3 1-2f	0-3 K		
<b>Orlando Miller, R</b> OBP: 0.417, SLG: 0.400 (1, 6)		1-0 F9		1-2 SH1-4 1-H 1B		2-0 SH3-4 1B HBP	1-3 K		
<b>Anthony Young, R</b> (8, 1)									
<b>Todd Jones, L</b> (9, 1)									
<b>Mike Hampton, R</b> (1, 1)		1-3 K		0-0 SH1-4		1-0 SH3-4		3-2 G4-3	
<b>Ricky Gutierrez, R</b> (8, 6)									

Inning Stats	R: 0 E: 0 K: 1 S: 15	H: 1 LOB: 2 BB: 1 P: 22	R: 0 E: 0 K: 1 S: 5	H: 0 LOB: 1 BB: 1 P: 12	R: 1 E: 0 K: 0 S: 9	H: 2 LOB: 1 BB: 1 P: 15	R: 1 E: 0 K: 0 S: 12	H: 1 LOB: 2 BB: 2 P: 24	R: 2 E: 0 K: 0 S: 13	H: 3 LOB: 0 BB: 0 P: 17	R: 1 E: 0 K: 0 S: 5	H: 1 LOB: 2 BB: 0 P: 13	R: 0 E: 0 K: 2 S: 10	H: 1 LOB: 1 BB: 0 P: 13	R: 0 E: 0 K: 0 S: 10	H: 1 LOB: 1 BB: 0 P: 16
--------------	-------------------------------	----------------------------------	------------------------------	----------------------------------	------------------------------	----------------------------------	-------------------------------	----------------------------------	-------------------------------	----------------------------------	------------------------------	----------------------------------	-------------------------------	----------------------------------	-------------------------------	----------------------------------

PITCHER	IP	WLS	BF	H	R	ER	SO	BB	IBB	HBP	BLK	WP	HR	S	P	ERA	WHIP
<b>Hideo Nomo, R</b> ERA: 9.0 (1, 1)	4.0	L	23	7	4	4	2	5	0	0	0	0	0	50	83	9.00	3.000
<b>Chan Ho Park, R</b> ERA: 4.5 (5, 1)	2.0		8	1	1	1	0	0	0	2	0	0	0	9	20	4.50	0.500
<b>Joey Eischen, L</b> ERA: (7, 1)	2.0		8	2	0	0	2	0	0	0	0	0	0	20	29	0.00	1.000

**BOTTOM**

**Los Angeles Dodgers @ Houston Astros**  
Astrodome, Houston, TX

Wed Apr 03 1996, 4:33 AM EST  
Att: 14,858 - Dome - 68 F

AB	30
R	5
H	10
RBI	4
BB	5
SO	4
LOB	20

livebaseballscorecards.com



1B: 6	SF: 0	WP: 0	PA: 39
2B: 4	SAC: 2	PB: 0	
3B: 0	DP: 2	SB: 2	
HR: 0	HBP: 2	CS: 0	

Batter	1	2	3	4	5	6	7	8	9	AB R H RBI BB SO LOB	TOP											
<b>Delino DeShields, L</b> OBP: 0.278, SLG: 0.235 (1, 4)	0-0 S 1B		4-2 1B S FC1-2 BB	3-2 K			1-1 L5		1-3 K	4 0 1 0 1 2 0												
<b>Brett Butler, L</b> OBP: 0.368, SLG: 0.294 (1, 8)	1-0 B2		4-2 FC1-2 1B 1-2 FC4-6 BB		1-1 G5-3 1B		2-3 K		2-2 G6-3	4 1 1 0 1 1 1												
<b>Mike Piazza, R</b> OBP: 0.611, SLG: 0.563 (1, 2)	4-0 1-2 BB		0-0 FC4-6 FC1-2 1-2 2-3 2B 1B		1-2 F9		0-1 1B			3 1 2 0 1 0 1												
<b>Eric Karros, R</b> OBP: 0.389, SLG: 0.389 (1, 3)	0-3 K		2-1 FC1-2 FC4-6		2-2 G5-3		2-3 K			4 0 0 0 0 2 7												
<b>Raul Mondesi, R</b> OBP: 0.222, SLG: 0.278 (1, 9)	1-0 P5		1-1 FC4-6 2B		0-0 F7			0-3 K		4 1 0 1 0 1 5												
<b>Mike Blowers, R</b> OBP: 0.369, SLG: 0.286 (1, 5)		1-1 G5-3	2-0 1-H 3-H 2B		0-3 K			0-0 G3-1 1B		4 0 2 2 0 1 0												
<b>Todd Hollandsworth, L</b> OBP: 0.222, SLG: 0.333 (1, 7)		2-3 K	3-2 G4-3		0-0 P5			2-1 G3-1		4 0 0 0 0 1 2												
<b>Greg Gagne, R</b> OBP: 0.438, SLG: 0.857 (1, 6)		0-2 1B		0-0 F9		0-2 HR		1-3 K		4 1 2 1 0 1 1												
<b>Pedro Astacio, R</b> <b>John Cummings, L</b> <b>MIlt Thompson, L</b> <b>Roger Cedeno, S</b> <b>Mark Guthrie, R</b> <b>Joey Eischen, L</b> <b>Chad Fonville, S</b>		2-3 K	0-1 G1-3		0-0 G3			1-1 G4-3		2 0 0 0 0 0 1 1 0 0 0 0 0 0 0 0 0 0 0 0 0 0 0 0 1 0 1 0 0 0 0 0 0 0												
<b>Inning Stats</b>	R: 0 E: 0 K: 1 S: 7	H: 1 LOB: 2 BB: 1 P: 13	R: 0 E: 0 K: 2 S: 14	H: 1 LOB: 1 BB: 0 P: 19	R: 3 E: 0 K: 0 S: 17	H: 2 LOB: 1 BB: 2 P: 33	R: 0 E: 0 K: 1 S: 7	H: 0 LOB: 0 BB: 0 P: 10	R: 0 E: 0 K: 0 S: 9	H: 1 LOB: 1 BB: 0 P: 13	R: 1 E: 0 K: 1 S: 9	H: 1 LOB: 0 BB: 0 P: 9	R: 0 E: 0 K: 2 S: 10	H: 1 LOB: 1 BB: 0 P: 15	R: 0 E: 0 K: 2 S: 10	H: 1 LOB: 1 BB: 0 P: 13	R: 0 E: 0 K: 1 S: 8	H: 0 LOB: 0 BB: 0 P: 12	1B: 6 2B: 1 3B: 0 HR: 1	SF: 0 SAC: 0 DP: 0 HBP: 0	WP: 0 PB: 0 SB: 2 CS: 0	PA: 38
<b>PITCHER</b>	IP WLS BF H R ER SO BB IBB HBP BLK WP HR S P ERA WHIP																					
<b>Kevin Foster, R</b> ERA: 6.35 (1, 1)	5.2 W 26 6 4 4 5 3 0 0 0 0 0 1 62 96 6.35 1.588																					
<b>Larry Casian, L</b> ERA: 4.5 (6, 1)	1.0 4 1 0 0 1 0 0 0 0 0 0 0 8 11 0.00 1.000																					
<b>Turk Wendell, R</b> ERA: (7, 1)	2.1 8 1 0 0 4 0 0 0 0 0 0 0 21 30 0.00 0.429																					

**Los Angeles Dodgers @ Chicago Cubs**  
 Wrigley Field, Chicago, IL  
 Thu Apr 04 1996, 3:33 AM CST  
 Atf. 12,626 - Overcast - 40 F

AB	35
R	4
H	8
RBI	4
BB	3
SO	10
LOB	18





BOTTOM

Los Angeles Dodgers @ Chicago Cubs  
Wrigley Field, Chicago, IL  
Thu Apr 04 1996, 3:33 AM CST  
Att. 12,626 - Overcast - 40 F

livebaseballscorecards.com

AB 35  
R 9  
H 14  
RBI 8  
BB 3  
SO 5  
LOB 15



WP: 1 PA: 38  
PB: 0  
SB: 0  
CS: 0

AB	R	H	RBI	BB	SO	LOB
4	1	2	0	1	1	2
4	2	1	2	1	0	3
4	1	2	2	0	0	1
4	1	2	3	0	0	1
4	1	1	0	0	1	2
0	0	0	0	0	0	0
4	1	3	0	0	1	0
4	0	2	1	0	1	2
4	0	0	0	0	1	3
2	2	1	0	1	0	1
0	0	0	0	0	0	0
1	0	0	0	0	0	0

1B: 10	SF: 0
2B: 2	SAC: 0
3B: 0	DP: 4
HR: 2	HBP: 0

Batter	1	2	3	4	5	6	7	8	9
Brian McRae, S OBP: 0.500, SLG: 0.500 (1, 8)	0-0 23 G6-3 1B		0-3 K	0-1 E4 1B		4-2 23 FC4-6 BB		0-0 23 G6-3 1B	
23 Ryne Sandberg, R OBP: 0.267, SLG: 0.333 (1, 4)	1-1 G6-3 1-2f		1-1 HR	4-2 1B HR BB		0-2 FC4-6 1B 1-2f		2-2 G6-3 1-2f	
Mark Grace, L OBP: 0.500, SLG: 0.571 (1, 3)	3-2 2B		2-1 F7	0-0 HR 1B		0-0 P8			
Sammy Sosa, R OBP: 0.385, SLG: 0.846 (1, 9)	0-0 G3		3-1 G4-3	1-0 HR		0-0 1B 1-2			
Luis Gonzalez, L OBP: 0.091, SLG: 0.091 Turk Wendell, L (7, 1)		0-0 G6-3		2-2 1B 1B K		0-1 G3			
Scott Servais, R OBP: 0.500, SLG: 1.091 (1, 2)		2-1 WP 1B		1-1 1B 1-3 G6-4-3 2B	2-3 K		0-0 G1-6-3 1B		
José Hernández, R OBP: 0.500, SLG: 0.333 (1, 5)		1-3 K		1-1 G6-4-3 1B	1-2 1B		2-1 G1-6-3 1-2f 1B		
Rey Sanchez, R OBP: 0.167, SLG: 0.417 (1, 6)		2-3 K		0-0 G6-4-3 1-2f 3-H	0-0 F9		2-2 L9		
Kevin Foster, R OBP: 0.667, SLG: 0.500 Larry Casian, R Ozzie Timmons, R (6, 1) (7, 7)			2-2 23 HR 1B	4-2 E 1B BB	0-1 F9		2-1 F9		

Inning Stats	R: 0	H: 2	E: 0	LOB: 1	K: 0	BB: 0	S: 9	R: 0	H: 1	E: 0	LOB: 1	K: 2	BB: 0	S: 9	R: 2	H: 2	E: 0	LOB: 0	K: 1	BB: 0	S: 12	R: 7	H: 5	E: 1	LOB: 0	K: 1	BB: 2	S: 20	R: 0	H: 1	E: 0	LOB: 1	K: 1	BB: 0	S: 9	R: 0	H: 1	E: 0	LOB: 2	K: 0	BB: 1	S: 15	R: 0	H: 1	E: 0	LOB: 0	K: 0	BB: 0	S: 6	R: 0	H: 1	E: 0	LOB: 0	K: 0	BB: 0	S: 6
--------------	------	------	------	--------	------	-------	------	------	------	------	--------	------	-------	------	------	------	------	--------	------	-------	-------	------	------	------	--------	------	-------	-------	------	------	------	--------	------	-------	------	------	------	------	--------	------	-------	-------	------	------	------	--------	------	-------	------	------	------	------	--------	------	-------	------

PITCHER	IP	WLS	BF	H	R	ER	SO	BB	IBB	HBP	BLK	WP	HR	S	P	ERA	WHIP
Pedro Astacio, R ERA: 9.82 (1, 1)	3.2	L	20	8	7	6	3	2	0	0	0	1	1	45	74	14.73	2.727
John Cummings, L ERA: 11.57 (4, 1)	1.1		7	3	2	0	2	0	0	0	0	0	1	14	18	0.00	2.250
Mark Guthrie, L ERA: 3.86 (6, 1)	2.0		8	2	0	0	0	1	0	0	0	0	0	21	29	0.00	1.500
Joey Eischen, L ERA: (8, 1)	1.0		3	1	0	0	0	0	0	0	0	0	0	6	10	0.00	1.000

PITCHER	IP	WLS	BF	H	R	ER	SO	BB	IBB	HBP	BLK	WP	HR	S	P	ERA	WHIP
---------	----	-----	----	---	---	----	----	----	-----	-----	-----	----	----	---	---	-----	------

Batter	1	2	3	4	5	6	7	8	9	AB R H RBI BB SO LOB	TOP
<b>Delino DeShields, L</b> (1, 4) <small>OBP: 0.304, SLG: 0.200</small> (1, 4)	4-2 		3-2 		2-3 			1-0 	4-0 	3 0 0 0 2 1 1	
<b>Brett Butler, L</b> (1, 8) <small>OBP: 0.348, SLG: 0.286</small> <b>Todd Worrell, R</b> (8, 1) <b>Billy Ashley, R</b> (9, PH) <small>OBP: 0.429, SLG: 0.833</small>	0-0 		0-2 		1-0 			1-1 	0-3 	4 0 1 0 0 0 2 0 0 0 0 0 0 0 1 0 0 0 0 1 3	
<b>Mike Piazza, R</b> (1, 2) <small>OBP: 0.591, SLG: 0.550</small>	3-3 			0-0 		2-3 		0-0 	1-2 	4 0 2 0 0 2 1	
<b>Eric Karros, R</b> (1, 3) <small>OBP: 0.318, SLG: 0.318</small>		3-2 		2-2 		1-0 		0-3 		4 0 0 0 0 1 3	
<b>Raul Mondesi, R</b> (1, 9) <small>OBP: 0.273, SLG: 0.286</small>		0-2 		4-2 		1-3 			3-3 	3 0 1 0 1 2 0	
<b>Mike Blowers, R</b> (1, 5) <b>Dave Hansen, L</b> (9, PH)		4-0 		1-3 			0-0 		4-1 	2 0 0 0 1 1 2 0 1 0 0 1 0 0	
<b>Todd Hollandsworth, L</b> (1, 7) <small>OBP: 0.231, SLG: 0.308</small>		2-3 		2-2 		2-0 		2-2 	2-2 	4 0 1 0 0 1 4	
<b>Greg Gagne, R</b> (1, 6) <small>OBP: 0.421, SLG: 0.765</small> <b>Chad Fonville, S</b> (9, PH) <small>OBP: 0.250, SLG: 0.250</small>		2-2 		2-1 		1-3 		1-0 	1-2 	3 0 1 0 0 1 2 1 0 1 1 0 0 0	
<b>Tom Candiotti, R</b> (1, 1) <b>Milt Thompson, L</b> (5, PH) <b>John Cummings, L</b> (5, 1) <b>Darren Hall, R</b> (7, 1) <b>Roger Cedeno, S</b> (8, PH)			0-0 		0-0 			1-1 	0-0 	1 0 0 0 0 0 0 1 0 0 0 0 0 1 0 0 0 0 0 0 0 0 0 0 0 0 0 0 2 0 0 0 0 0 2	
<b>Inning Stats</b>	R: 0 H: 0 E: 0 LOB: 0 K: 1 BB: 1 S: 8 P: 15	R: 0 H: 1 E: 0 LOB: 2 K: 1 BB: 1 S: 12 P: 23	R: 0 H: 0 E: 0 LOB: 0 K: 0 BB: 0 S: 7 P: 10	R: 0 H: 1 E: 0 LOB: 2 K: 1 BB: 1 S: 16 P: 25	R: 0 H: 1 E: 0 LOB: 1 K: 1 BB: 0 S: 7 P: 12	R: 0 H: 0 E: 0 LOB: 0 K: 2 BB: 0 S: 8 P: 12	R: 0 H: 0 E: 0 LOB: 0 K: 1 BB: 0 S: 5 P: 8	R: 0 H: 2 E: 0 LOB: 2 K: 1 BB: 0 S: 9 P: 12	R: 1 H: 2 E: 0 LOB: 3 K: 2 BB: 2 S: 16 P: 30	1B: 7 SF: 0 2B: 0 SAC: 0 3B: 0 DP: 0 HR: 0 HBP: 0	WP: 1 PA: 38 PB: 0 SB: 0 CS: 1
<b>PITCHER</b> <b>Jim Bullinger, R</b> (1, 1) <small>ERA: 9.0</small> <b>Mike Perez, R</b> (9, 1) <small>ERA: 9.0</small>	IP WLS BF H R ER SO BB IBB HBP BLK WP HR S P ERA WHIP 8.0 W 31 5 0 0 8 3 0 0 0 1 0 72 117 0.00 1.000 1.0 7 2 1 1 2 2 0 0 0 0 0 16 30 9.00 4.000										

**Los Angeles Dodgers @ Chicago Cubs**  
 Wrigley Field, Chicago, IL  
 Fri Apr 05 1996, 3:33 AM CST  
 Att. 19,324 - Sunny - 39 F

<b>AB</b>	<b>33</b>
<b>R</b>	<b>1</b>
<b>H</b>	<b>7</b>
<b>RBI</b>	<b>1</b>
<b>BB</b>	<b>5</b>
<b>SO</b>	<b>10</b>
<b>LOB</b>	<b>21</b>



<b>AB</b>	<b>33</b>
<b>R</b>	<b>1</b>
<b>H</b>	<b>7</b>
<b>RBI</b>	<b>1</b>
<b>BB</b>	<b>5</b>
<b>SO</b>	<b>10</b>
<b>LOB</b>	<b>21</b>

BOTTOM

Los Angeles Dodgers @ Chicago Cubs  
Wrigley Field, Chicago, IL

AB	41
R	11
H	16
RBI	11
BB	4
SO	4
LOB	23



WP:	0	PA:	46
PB:	0	SB:	0
CS:	0		

Fri Apr 05 1996, 3:33 AM CST  
Att: 19,324 - Sunny - 39 F

livebaseballscorecards.com

AB	R	H	RBI	BB	SO	LOB
6	2	2	1	0	0	3
0	0	0	0	0	0	0
4	1	2	2	1	1	1
0	1	0	0	0	0	0
3	1	3	2	2	0	0
5	1	1	0	0	0	7
0	0	0	0	0	0	0
5	1	1	1	0	1	4
4	1	1	2	0	1	2
5	1	2	1	0	0	2
4	1	2	0	0	0	2
1	0	0	0	0	0	0
3	1	2	2	1	0	2
1	0	0	0	0	1	0
1B:	13	SF:	1			
2B:	3	SAC:	0			
3B:	0	DP:	0			
HR:	0	HBP:	0			

Batter	1	2	3	4	5	6	7	8	9							
Brian McRae, S OBP: 0.450, SLG: 0.444 Mike Perez, R	(1, 8) C L B X		(1, 8) C L B X	(1, 8) C L B X	(1, 8) C L B X	(1, 8) C L B X	(1, 8) C L B X	(1, 8) C L B X								
23 Ryne Sandberg, R OBP: 0.350, SLG: 0.438 Todd Haney, R	(1, 4) C F B B B B		(1, 4) C F B B B B	(1, 4) C F B B B B	(1, 4) C F B B B B	(1, 4) C F B B B B	(1, 4) C F B B B B	(1, 4) C F B B B B								
Mark Grace, L OBP: 0.632, SLG: 0.706	(1, 3) C B X		(1, 3) C B X	(1, 3) C B X	(1, 3) C B X	(1, 3) C B X	(1, 3) C B X	(1, 3) C B X								
Sammy Sosa, R OBP: 0.333, SLG: 0.667 Scott Bullett, L	(1, 9) F X		(1, 9) F X	(1, 9) F X	(1, 9) F X	(1, 9) F X	(1, 9) F X	(1, 9) F X								
Luis Gonzalez, L OBP: 0.125, SLG: 0.125	(1, 7) B B B C X		(1, 7) B B B C X	(1, 7) B B B C X	(1, 7) B B B C X	(1, 7) B B B C X	(1, 7) B B B C X	(1, 7) B B B C X								
Brian Dorsett, R OBP: 0.200, SLG: 0.250	(1, 2) B C B X		(1, 2) B C B X	(1, 2) B C B X	(1, 2) B C B X	(1, 2) B C B X	(1, 2) B C B X	(1, 2) B C B X								
José Hernández, R OBP: 0.471, SLG: 0.357	(1, 5) C B C B C B X		(1, 5) C B C B C B X	(1, 5) C B C B C B X	(1, 5) C B C B C B X	(1, 5) C B C B C B X	(1, 5) C B C B C B X	(1, 5) C B C B C B X								
Rey Sanchez, R OBP: 0.250, SLG: 0.438 Leo Gomez, R	(1, 6) F X		(1, 6) F X	(1, 6) F X	(1, 6) F X	(1, 6) F X	(1, 6) F X	(1, 6) F X								
Jim Bullinger, R OBP: 0.750, SLG: 1.000 Brooks Kieschnick, L	(1, 1) C B C B B F B		(1, 1) C B C B B F B	(1, 1) C B C B B F B	(1, 1) C B C B B F B	(1, 1) C B C B B F B	(1, 1) C B C B B F B	(1, 1) C B C B B F B								
Inning Stats	R: 0 E: 0 K: 0 S: 11	H: 1 LOB: 2 BB: 1 P: 20	R: 0 E: 0 K: 0 S: 8	H: 0 LOB: 0 BB: 0 P: 13	R: 1 E: 0 K: 0 S: 10	H: 1 LOB: 1 BB: 1 P: 17	R: 4 E: 1 K: 0 S: 16	H: 5 LOB: 2 BB: 0 P: 26	R: 1 E: 0 K: 1 S: 12	H: 3 LOB: 2 BB: 0 P: 17	R: 3 E: 0 K: 1 S: 18	H: 3 LOB: 2 BB: 1 P: 28	R: 2 E: 0 K: 1 S: 18	H: 3 LOB: 2 BB: 1 P: 27	R: 0 E: 0 K: 1 S: 8	H: 0 LOB: 0 BB: 0 P: 11
PITCHER	IP WLS L	BF H R ER SO	H R ER SO	H R ER SO	BB IBB HBP BLK	WP HR S P	ERA WHIP	PITCHER	IP WLS L	BF H R ER SO	H R ER SO	BB IBB HBP BLK	WP HR S P	ERA WHIP		
Tom Candiotti, R ERA: 2.25	(1, 1) 4.0	22 7 5 1 0	7 5 1 0	7 5 1 0	2 0 0 0	0 0 45 76	2.25 2.250	John Cummings, L ERA: 8.31	(5, 1) 2.0	14 6 4 1 2	6 4 1 2	1 0 0 0	0 0 30 45	4.50 3.500		
Darren Hall, R ERA: 6.0	(7, 1) 1.0	7 3 2 1	3 2 1	3 2 1	1 0 0 0	0 0 18 27	18.00 4.000	Todd Worrell, R ERA:	(8, 1) 1.0	3 0 0 0	0 0 1	0 0 1	0 0 8 11	0.00 0.000		

Batter	1	2	3	4	5	6	7	8	9							
Brian McRae, S OBP: 0.450, SLG: 0.444 Mike Perez, R	(1, 8) C L B X		(1, 8) C L B X	(1, 8) C L B X	(1, 8) C L B X	(1, 8) C L B X	(1, 8) C L B X	(1, 8) C L B X								
23 Ryne Sandberg, R OBP: 0.350, SLG: 0.438 Todd Haney, R	(1, 4) C F B B B B		(1, 4) C F B B B B	(1, 4) C F B B B B	(1, 4) C F B B B B	(1, 4) C F B B B B	(1, 4) C F B B B B	(1, 4) C F B B B B								
Mark Grace, L OBP: 0.632, SLG: 0.706	(1, 3) C B X		(1, 3) C B X	(1, 3) C B X	(1, 3) C B X	(1, 3) C B X	(1, 3) C B X	(1, 3) C B X								
Sammy Sosa, R OBP: 0.333, SLG: 0.667 Scott Bullett, L	(1, 9) F X		(1, 9) F X	(1, 9) F X	(1, 9) F X	(1, 9) F X	(1, 9) F X	(1, 9) F X								
Luis Gonzalez, L OBP: 0.125, SLG: 0.125	(1, 7) B B B C X		(1, 7) B B B C X	(1, 7) B B B C X	(1, 7) B B B C X	(1, 7) B B B C X	(1, 7) B B B C X	(1, 7) B B B C X								
Brian Dorsett, R OBP: 0.200, SLG: 0.250	(1, 2) B C B X		(1, 2) B C B X	(1, 2) B C B X	(1, 2) B C B X	(1, 2) B C B X	(1, 2) B C B X	(1, 2) B C B X								
José Hernández, R OBP: 0.471, SLG: 0.357	(1, 5) C B C B C B X		(1, 5) C B C B C B X	(1, 5) C B C B C B X	(1, 5) C B C B C B X	(1, 5) C B C B C B X	(1, 5) C B C B C B X	(1, 5) C B C B C B X								
Rey Sanchez, R OBP: 0.250, SLG: 0.438 Leo Gomez, R	(1, 6) F X		(1, 6) F X	(1, 6) F X	(1, 6) F X	(1, 6) F X	(1, 6) F X	(1, 6) F X								
Jim Bullinger, R OBP: 0.750, SLG: 1.000 Brooks Kieschnick, L	(1, 1) C B C B B F B		(1, 1) C B C B B F B	(1, 1) C B C B B F B	(1, 1) C B C B B F B	(1, 1) C B C B B F B	(1, 1) C B C B B F B	(1, 1) C B C B B F B								
Inning Stats	R: 0 E: 0 K: 0 S: 11	H: 1 LOB: 2 BB: 1 P: 20	R: 0 E: 0 K: 0 S: 8	H: 0 LOB: 0 BB: 0 P: 13	R: 1 E: 0 K: 0 S: 10	H: 1 LOB: 1 BB: 1 P: 17	R: 4 E: 1 K: 0 S: 16	H: 5 LOB: 2 BB: 0 P: 26	R: 1 E: 0 K: 1 S: 12	H: 3 LOB: 2 BB: 0 P: 17	R: 3 E: 0 K: 1 S: 18	H: 3 LOB: 2 BB: 1 P: 28	R: 2 E: 0 K: 1 S: 18	H: 3 LOB: 2 BB: 1 P: 27	R: 0 E: 0 K: 1 S: 8	H: 0 LOB: 0 BB: 0 P: 11
PITCHER	IP WLS L	BF H R ER SO	H R ER SO	H R ER SO	BB IBB HBP BLK	WP HR S P	ERA WHIP	PITCHER	IP WLS L	BF H R ER SO	H R ER SO	BB IBB HBP BLK	WP HR S P	ERA WHIP		
Tom Candiotti, R ERA: 2.25	(1, 1) 4.0	22 7 5 1 0	7 5 1 0	7 5 1 0	2 0 0 0	0 0 45 76	2.25 2.250	John Cummings, L ERA: 8.31	(5, 1) 2.0	14 6 4 1 2	6 4 1 2	1 0 0 0	0 0 30 45	4.50 3.500		
Darren Hall, R ERA: 6.0	(7, 1) 1.0	7 3 2 1	3 2 1	3 2 1	1 0 0 0	0 0 18 27	18.00 4.000	Todd Worrell, R ERA:	(8, 1) 1.0	3 0 0 0	0 0 1	0 0 1	0 0 8 11	0.00 0.000		





Batter	1	2	3	4	5	6	7	8	9	AB R H RBI BB SO LOB	TOP		
Delino DeShields, L (1, 4) OBP: 0.364, SLG: 0.379 Pedro Astacio, R (9, 1) Joey Eischen, L (9, 1)	1-2 FC5-4 1B		3-1 B1-3		1-0 G1-4-3 1B		2-2 SF9 3B		1-3 SAFE K	5 1 3 0 0 1 1 0 0 0 0 0 0 0 0 0 0 0 0 0 0	<b>Los Angeles Dodgers @ Chicago Cubs</b> Wrigley Field, Chicago, IL Sun Apr 07 1996, 3:33 AM CDT Att: 19,002 - Sunny <a href="http://livebaseballscorecards.com">livebaseballscorecards.com</a>		
Brett Butler, L (1, 8) OBP: 0.242, SLG: 0.200	1-0 FC5-4 G1-3 1B		2-3 K		1-1 G1-4-3 1-2		2-0 SF9	0-0 SAFE FC6-4 1-2f	4 1 0 1 0 1 3				
Mike Piazza, R (1, 2) OBP: 0.438, SLG: 0.400	1-1 G1-3 1-2		0-1 F8		3-3 K		3-H 2-3 K	0-1 G4-3	5 0 0 0 0 2 3				
Eric Karros, R (1, 3) OBP: 0.290, SLG: 0.290	1-1 2-H 1B			2-2 HR 1B		1-0 G6-3	1-0 G4-3		4 1 2 1 0 0 0				
Raul Mondesi, R (1, 9) OBP: 0.333, SLG: 0.483	1-0 P5			2-0 1-H HR		3-1 CS 1B		0-0 G3 1B	4 1 3 2 0 0 1				
Mike Blowers, R (1, 5) OBP: 0.345, SLG: 0.182		0-1 G4-3		3-2 G5-3		4-0 BB WP BB		0-0 G3	3 0 0 0 1 0 1				
Todd Hollandsworth, L (1, 7) OBP: 0.286, SLG: 0.222 Mark Guthrie, R (8, 1) Antonio Osuna, R (8, 1) Chad Fonville, S (9, 4) OBP: 0.250, SLG: 0.250		4-0 G5-3 BB		1-1 P5		4-2 BB BB		3-3 K	2 0 0 0 2 1 1 0				
Greg Gagne, R (1, 6) OBP: 0.444, SLG: 0.727		0-2 G5-3		2-1 G5-3		4-2 BB BB		0-0 G6-3	3 0 0 0 1 0 2				
Ismael Valdez, R (1, 1) Milt Thompson, L (8, 7) Roger Cedeno, S (9, PH) (9, 7)		2-0 P3		0-2 G5-3		2-3 K		4-1 FC6-4 BB	3 0 0 0 0 1 4 0 0 0 0 0 0 0 0 0 0 0 1 0 0				
<b>Inning Stats</b>	R: 1 H: 2 E: 0 LOB: 1 K: 0 BB: 0 S: 9 P: 14	R: 0 H: 0 E: 0 LOB: 1 K: 0 BB: 1 S: 6 P: 12	R: 0 H: 0 E: 0 LOB: 0 K: 1 BB: 0 S: 7 P: 12	R: 2 H: 2 E: 0 LOB: 0 K: 0 BB: 0 S: 13 P: 23	R: 0 H: 1 E: 0 LOB: 1 K: 1 BB: 0 S: 10 P: 15	R: 0 H: 1 E: 0 LOB: 3 K: 1 BB: 3 S: 12 P: 30	R: 1 H: 1 E: 0 LOB: 0 K: 1 BB: 0 S: 9 P: 16	R: 0 H: 1 E: 0 LOB: 1 K: 1 BB: 0 S: 7 P: 10	R: 0 H: 0 E: 0 LOB: 1 K: 1 BB: 1 S: 7 P: 12	1B: 6 SF: 1 2B: 0 SAC: 0 3B: 1 DP: 0 HR: 1 HBP: 0	WP: 1 PA: 39 PB: 0 SB: 0 CS: 1		
<b>PITCHER</b>	IP WLS BF H R ER SO BB IBB HBP BLK WP HR S P ERA WHIP											<b>PITCHER</b>	IP WLS BF H R ER SO BB IBB HBP BLK WP HR S P ERA WHIP
Frank Castillo, R (1, 1) ERA: 8.0	5.0 21 5 3 3 2 1 0 0 0 0 1 45 76 5.40 1.200											Bob Patterson, L (9, 1) ERA:	0.2 3 0 0 0 1 1 0 0 0 0 0 0 0 0.00 1.500
Turk Wendell, R (6, 1) ERA:	1.0 6 1 0 0 1 3 0 0 0 0 1 0 12 30 0.00 4.000											Doug Jones, R (9, 1) ERA: 3.38	0.1 W 1 0 0 0 0 0 0 0 0 0 0 2 2 0.00 0.000
Larry Casian, L (7, 1) ERA: 6.0	0.1 2 1 1 1 0 0 0 0 0 0 0 0 4 8 27.00 3.000												
Terry Adams, R (7, 1) ERA:	0.2 2 0 0 0 1 0 0 0 0 0 0 0 5 8 0.00 0.000												
Mike Perez, R (8, 1) ERA: 4.5	1.0 4 1 0 0 1 0 0 0 0 0 0 0 7 10 0.00 1.000												

AB	33
R	4
H	8
RBI	4
BB	5
SO	6
LOB	16





Batter	1	2	3	4	5	6	7	8	9	AB R H RBI BB SO LOB	TOP	
<b>Marquis Grissom, R</b> (1, 8) <small>OBP: 0.235, SLG: 0.355</small>	0-0 		4-2 		3-2 			1-0 		3 0 0 0 1 0 1		
<b>Jeff Blauser, R</b> (1, 6) <small>OBP: 0.371, SLG: 0.333</small>	2-0 		1-3 		2-0 			0-0 		4 0 1 0 0 1 2		
<b>10 Chipper Jones, S</b> (1, 5) <small>OBP: 0.600, SLG: 0.917</small>	4-2 			2-0 		2-1 		0-3 		3 0 0 0 1 1 1		
<b>Fred McGriff, L</b> (1, 3) <b>Jerome Walton, R</b> (9, PR) <small>OBP: 0.400, SLG: 0.567</small> <small>OBP: 0.300, SLG: 0.625</small>	0-0 			4-2 		3-3 		0-0 		3 0 1 0 1 1 1 0 0 0 0 0 0 0		
<b>David Justice, L</b> (1, 9) <small>OBP: 0.387, SLG: 0.444</small>		0-0 		1-0 		3-1 		0-2 		4 0 1 0 0 0 2		
<b>Ryan Klesko, L</b> (1, 7) <small>OBP: 0.556, SLG: 0.864</small>		0-3 		4-0 		0-1 		2-2 		3 0 0 0 1 1 3		
<b>Javy Lopez, R</b> (1, 2) <small>OBP: 0.276, SLG: 0.320</small>		3-3 		1-3 		0-0 		2-1 		4 0 0 0 0 2 5		
<b>Mark Lemke, S</b> (1, 4) <small>OBP: 0.333, SLG: 0.320</small>		0-0 			4-0 		1-1 		2 0 0 0 1 0 1			
<b>Tom Glavine, L</b> (1, 1) <b>Dwight Smith, L</b> (8, PH) <b>Brad Clontz, R</b> (8, 1)			0-2 		0-0 		0-0 		1 0 0 0 0 0 0 1 0 0 0 0 0 0 0 0 0 0 0 0 0			
<b>Inning Stats</b>	R: 0 H: 0 E: 0 LOB: 1 K: 0 BB: 1 S: 7 P: 13	R: 0 H: 1 E: 0 LOB: 1 K: 2 BB: 0 S: 8 P: 11	R: 0 H: 0 E: 0 LOB: 1 K: 1 BB: 1 S: 9 P: 14	R: 0 H: 0 E: 0 LOB: 2 K: 1 BB: 2 S: 9 P: 21	R: 0 H: 0 E: 0 LOB: 1 K: 0 BB: 1 S: 5 P: 14	R: 0 H: 0 E: 0 LOB: 0 K: 1 BB: 0 S: 7 P: 15	R: 0 H: 0 E: 0 LOB: 0 K: 0 BB: 0 S: 5 P: 6	R: 0 H: 1 E: 0 LOB: 1 K: 1 BB: 0 S: 6 P: 7	R: 0 H: 1 E: 0 LOB: 2 K: 0 BB: 0 S: 10 P: 14	1B: 2 SF: 0 2B: 1 SAC: 1 3B: 0 DP: 0 HR: 0 HBP: 0	WP: 0 PA: 34 PB: 0 SB: 2 CS: 0	
<b>PITCHER</b> <b>Hideo Nomo, R</b> (1, 1) <small>ERA: 2.77</small>	IP WLS BF H R ER SO BB IBB HBP BLK WP HR S P ERA WHIP 9.0 W 34 3 0 0 6 5 0 0 0 0 0 0 66 115 0.00 0.889											<b>PITCHER</b> IP WLS BF H R ER SO BB IBB HBP BLK WP HR S P ERA WHIP

**Atlanta Braves @ Los Angeles Dodgers**  
**Dodger Stadium, Los Angeles, CA**  
 Mon Apr 08 1996, 3:33 AM PDT  
 Att: 53,180 - Unknown

[livebaseballscorecards.com](http://livebaseballscorecards.com)

<b>AB</b>	<b>28</b>
<b>R</b>	<b>0</b>
<b>H</b>	<b>3</b>
<b>RBI</b>	<b>0</b>
<b>BB</b>	<b>5</b>
<b>SO</b>	<b>6</b>
<b>LOB</b>	<b>16</b>





Batter	1	2	3	4	5	6	7	8	9
<b>Delino DeShields, L</b> OBP: 0.324, SLG: 0.333 (1, 4)	1-2 G5-3		2-3 K		2-2 G2-3		0-3 K		
<b>Brett Butler, L</b> OBP: 0.243, SLG: 0.206 (1, 8)	0-1 G1-3		2-0 1B 1B		0-2 G5-3			3-2 G6-3	
<b>Mike Piazza, R</b> OBP: 0.472, SLG: 0.441 (1, 2)	1-2 1B		0-1 1B 1B		2-2 FC6-4 1B			1-2 L3	
<b>Eric Karros, R</b> OBP: 0.257, SLG: 0.257 (1, 3)	3-3 K		0-0 F9		3-1 FC6-4 1-2f			0-0 G6-3	
<b>Raul Mondesi, R</b> OBP: 0.333, SLG: 0.469 (1, 9)		1-3 K	2-2 FC6-4 1B 1-2 2-H		1-3 K				
<b>Mike Blowers, R</b> OBP: 0.313, SLG: 0.160 (1, 5)		1-1 F9	0-0 FC6-4 1-2f		2-3 K				
<b>Billy Ashley, R</b> OBP: 0.455, SLG: 0.625 <b>Roger Cedeno, S</b> (7, 7)		4-2 BB BB		3-3 K		3-2 G6-3			
<b>Greg Gagne, R</b> OBP: 0.433, SLG: 0.667 (1, 6)		4-2 BB		2-2 F9		2-2 F9			
<b>Hideo Nomo, R</b> (1, 1)		1-3 K		1-1 G4-3		1-3 K			

Inning Stats	R: 0	H: 1	E: 0	LOB: 1	K: 1	S: 11	P: 16	R: 0	H: 0	E: 0	LOB: 2	K: 2	S: 15	P: 26	R: 1	H: 3	E: 0	LOB: 2	K: 1	S: 11	P: 17	R: 0	H: 0	E: 0	LOB: 0	K: 1	S: 8	P: 14	R: 0	H: 1	E: 0	LOB: 1	K: 2	S: 12	P: 19	R: 0	H: 0	E: 0	LOB: 0	K: 2	S: 10	P: 16	R: 0	H: 0	E: 0	LOB: 0	K: 2	S: 14	P: 17	R: 0	H: 0	E: 0	LOB: 0	K: 0	S: 7	P: 11
--------------	------	------	------	--------	------	-------	-------	------	------	------	--------	------	-------	-------	------	------	------	--------	------	-------	-------	------	------	------	--------	------	------	-------	------	------	------	--------	------	-------	-------	------	------	------	--------	------	-------	-------	------	------	------	--------	------	-------	-------	------	------	------	--------	------	------	-------

PITCHER	IP	WLS	BF	H	R	ER	SO	BB	IBB	HBP	BLK	WP	HR	S	P	ERA	WHIP
<b>Tom Glavine, L</b> ERA: 2.08 (1, 1)	7.0	L	28	5	1	1	9	2	0	0	0	0	0	81	125	1.29	1.000
<b>Brad Clontz, R</b> ERA: 1.42 (8, 1)	1.0		3	0	0	0	0	0	0	0	0	0	0	7	11	0.00	0.000

**BOTTOM**

**Atlanta Braves @ Los Angeles Dodgers**  
Dodger Stadium, Los Angeles, CA

Mon Apr 08 1996, 3:33 AM PDT  
Att. 53,180 - Unknown

livebaseballscorecards.com

<b>AB</b>	<b>29</b>
<b>R</b>	<b>1</b>
<b>H</b>	<b>5</b>
<b>RBI</b>	<b>1</b>
<b>BB</b>	<b>2</b>
<b>SO</b>	<b>9</b>
<b>LOB</b>	<b>8</b>



PITCHER	IP	WLS	BF	H	R	ER	SO	BB	IBB	HBP	BLK	WP	HR	S	P	ERA	WHIP
<b>Tom Glavine, L</b> ERA: 2.08 (1, 1)	7.0	L	28	5	1	1	9	2	0	0	0	0	0	81	125	1.29	1.000
<b>Brad Clontz, R</b> ERA: 1.42 (8, 1)	1.0		3	0	0	0	0	0	0	0	0	0	0	7	11	0.00	0.000

Batter	1	2	3	4	5	6	7	8	9	AB R H RBI BB SO LOB	TOP											
Marquis Grissom, R (1, 8) OBP: 0.237, SLG: 0.343	0-0 G3		1-1 1B E 10 S 1B		0-0 L8		0-0 L8			4 1 1 0 0 0 0												
Jeff Blauser, R (1, 6) OBP: 0.333, SLG: 0.290	0-3 K		2-3 K		3-2 F7		2-1 G6-3			4 0 0 0 0 2 1												
10 Chipper Jones, S (1, 5) OBP: 0.526, SLG: 0.750	0-0 1B		1-3 K		2-3 K			0-1 G6-3		4 0 1 0 0 2 1												
Fred McGriff, L (1, 3) OBP: 0.385, SLG: 0.529	0-0 F7		2-1 E 1B		2-2 G6-3			0-0 F8		4 0 1 0 0 0 1												
David Justice, L (1, 9) OBP: 0.371, SLG: 0.452		0-0 G3 2B	2-1 E5		2-1 G3-1			3-3 K		4 0 1 0 0 1 1												
Ryan Klesko, L (1, 7) Jerome Walton, R (7, 7) OBP: 0.533, SLG: 0.920 OBP: 0.364, SLG: 0.667		0-0 G3	1-0 G4-3		3-0 HR			2-1 1B		3 1 1 1 0 0 3 1 0 1 0 0 0 0												
Javy Lopez, R (1, 2) OBP: 0.273, SLG: 0.414		0-3 K		2-2 F8		2-0 HR		2-2 F8		4 1 1 1 0 1 2												
Mark Lemke, S (1, 4) OBP: 0.324, SLG: 0.286		4-0 IBB		3-2 F9		0-0 F8		0-0 L7		3 0 0 0 1 0 1												
29 John Smoltz, R (1, 1) Terrell Wade, L (8, 1) Mark Wohlers, R (8, 1)		3-2 G3		1-3 K			1-3 K		1-3 K	3 0 0 0 0 2 2 0 0 0 0 0 0 0 1 0 0 0 0 1 1												
<b>Inning Stats</b>	R: 0 E: 0 K: 1 S: 6	H: 1 LOB: 1 BB: 0 P: 6	R: 0 E: 0 K: 1 S: 8	H: 1 LOB: 2 BB: 1 P: 15	R: 1 E: 1 K: 2 S: 13	H: 2 LOB: 2 BB: 0 P: 22	R: 0 E: 0 K: 1 S: 11	H: 0 LOB: 0 BB: 0 P: 17	R: 0 E: 0 K: 1 S: 8	H: 0 LOB: 0 BB: 0 P: 13	R: 2 E: 0 K: 0 S: 8	H: 2 LOB: 0 BB: 0 P: 17	R: 0 E: 0 K: 1 S: 6	H: 0 LOB: 0 BB: 0 P: 9	R: 0 E: 0 K: 1 S: 7	H: 0 LOB: 0 BB: 0 P: 10	R: 0 E: 0 K: 1 S: 10	H: 1 LOB: 1 BB: 0 P: 14	1B: 4 2B: 1 3B: 0 HR: 2	SF: 0 SAC: 0 DP: 0 HBP: 0	WP: 0 PB: 0 SB: 1 CS: 0	PA: 36
<b>PITCHER</b>	IP WLS BF H R ER SO BB IBB HBP BLK WP HR S P ERA WHIP																					
Pedro Astacio, R (1, 1) ERA: 5.59	6.0 L 26 6 3 2 6 0 1 0 0 0 0 2 54 90 3.00 1.000																					
Antonio Osuna, R (7, 1) ERA: 3.86	1.0 3 0 0 0 1 0 0 0 0 0 0 0 6 9 0.00 0.000																					
John Cummings, L (8, 1) ERA: 6.75	1.0 4 1 0 0 1 0 0 0 0 0 0 0 9 14 0.00 1.000																					
Darren Hall, R (9, 1) ERA: 3.38	1.0 3 0 0 0 1 0 0 0 0 0 0 0 8 10 0.00 0.000																					

Atlanta Braves @ Los Angeles Dodgers  
Dodger Stadium, Los Angeles, CA  
Tue Apr 09 1996, 7:05 PM PDT  
Att. 35,570 - Unknown - 68 F

AB	35
R	3
H	7
RBI	2
BB	1
SO	9
LOB	13



Batter	1	2	3	4	5	6	7	8	9	AB	R	H	RBI	BB	SO	LOB
<b>Delino DeShields, L</b> OBP: 0.317, SLG: 0.351 (1, 4) X	0-0 F7		0-3 K		2-0 L7			0-0 2B		4	0	1	0	0	1	2
<b>Brett Butler, L</b> OBP: 0.244, SLG: 0.211 (1, 8) X	0-0 F3			0-1 G6-3		2-1 G6-4-3 1B		0-0 F7		4	0	1	0	0	0	2
<b>Mike Piazza, R</b> OBP: 0.450, SLG: 0.405 (1, 2) X	0-0 F9			1-2 G4-3		0-0 G6-4-3 1-2f		4-2 FC6-4 BB		3	0	0	0	1	0	1
<b>Eric Karros, R</b> OBP: 0.231, SLG: 0.231 (1, 3)		3-2 K		0-0 L9		2-3 K		0-0 FC6-4 1-2f		4	0	0	0	0	2	3
<b>Raul Mondesi, R</b> OBP: 0.297, SLG: 0.417 (1, 9)		2-2 L7			2-3 K2-3		1-3 K		1-2 G4-3	4	0	0	0	0	2	0
<b>Mike Blowers, R</b> OBP: 0.306, SLG: 0.172 (1, 5)		1-1 WP 1B		0-3 K		1-3 K		0-1 L9		4	0	1	0	0	2	0
<b>Todd Hollandsworth, L</b> OBP: 0.292, SLG: 0.200 (8, 1) <b>John Cummings, L</b> (9, 1) <b>Darren Hall, R</b> (9, PH) <b>Dave Hansen, L</b> OBP: 0.667, SLG: 0.500		2-3 K		4-1 1B BB		1-0 G1-3		1-0 G5-3		2	1	0	0	1	1	1
<b>Greg Gagne, R</b> OBP: 0.455, SLG: 0.654 (1, 6)			1-3 K		0-1 1B 1B		4-2 2B BB			2	0	1	0	1	1	0
<b>Pedro Astacio, R</b> OBP: 0.250, SLG: 0.250 (7, 1) <b>Antonio Osuna, R</b> (8, 7) <b>Chad Fonville, S</b> OBP: 0.250, SLG: 0.250 (8, PH) <b>Milt Thompson, L</b> (9, 7)			2-3 K		1-2 1B		1-0 L6			2	0	1	1	0	1	0

Inning Stats	R: 0	H: 0	E: 0	K: 0	S: 3	H: 0	LOB: 0	BB: 0	P: 3	R: 0	H: 1	E: 0	K: 2	S: 14	H: 0	LOB: 1	BB: 0	P: 22	R: 0	H: 0	E: 0	K: 3	S: 9	H: 0	LOB: 0	BB: 0	P: 12	R: 0	H: 0	E: 0	K: 0	S: 6	R: 1	H: 2	E: 0	K: 2	S: 13	R: 0	H: 1	E: 0	K: 1	S: 8	H: 0	LOB: 0	BB: 0	P: 12	R: 0	H: 0	E: 0	K: 2	S: 8	H: 0	LOB: 0	BB: 0	P: 11	R: 0	H: 1	E: 0	K: 0	S: 10	H: 0	LOB: 3	BB: 2	P: 19	R: 0	H: 0	E: 0	K: 0	S: 7	H: 0	LOB: 0	BB: 0	P: 9	1B: 4	SF: 0	2B: 1	SAC: 0	3B: 0	DP: 1	HR: 0	HBP: 0	WP: 2	PA: 34
--------------	------	------	------	------	------	------	--------	-------	------	------	------	------	------	-------	------	--------	-------	-------	------	------	------	------	------	------	--------	-------	-------	------	------	------	------	------	------	------	------	------	-------	------	------	------	------	------	------	--------	-------	-------	------	------	------	------	------	------	--------	-------	-------	------	------	------	------	-------	------	--------	-------	-------	------	------	------	------	------	------	--------	-------	------	-------	-------	-------	--------	-------	-------	-------	--------	-------	--------

PITCHER	IP	WLS	BF	H	R	ER	SO	BB	IBB	HBP	BLK	WP	HR	S	P	ERA	WHIP
<b>29 John Smoltz, R</b> ERA: 4.61 (1, 1)	7.1	W	28	5	1	1	10	2	0	0	0	1	0	65	98	1.23	0.955
<b>Terrell Wade, L</b> ERA: (8, 1)	0.1		1	0	0	0	0	0	0	0	0	0	0	1	1	0.00	0.000
<b>Mark Wohlers, R</b> ERA: 6.23 (8, 1)	1.1	S	5	0	0	0	0	1	0	0	0	0	0	12	18	0.00	0.750

**BOTTOM**

**Atlanta Braves @ Los Angeles Dodgers**  
Dodger Stadium, Los Angeles, CA

Tue Apr 09 1996, 7:05 PM PDT  
Att: 35,570 - Unknown - 68 F

<b>AB</b>	<b>31</b>
<b>R</b>	<b>1</b>
<b>H</b>	<b>5</b>
<b>RBI</b>	<b>1</b>
<b>BB</b>	<b>3</b>
<b>SO</b>	<b>10</b>
<b>LOB</b>	<b>10</b>



Batter	1	2	3	4	5	6	7	8	9	AB R H RBI BB SO LOB	TOP											
Marquis Grissom, R (1, 8) OBP: 0.233, SLG: 0.350	1-1 G4-3 2B		2-1 P3		0-1 P2	0-3 K			1-0 G1-3	5 0 1 0 0 1 1												
Jeff Blauser, R (1, 6) OBP: 0.341, SLG: 0.286	1-0 G5-3		0-2 F8		4-2 10 G6-3 BB		1-1 1B		2-0 F9	4 0 1 0 1 0 1												
10 Chipper Jones, S (1, 5) OBP: 0.500, SLG: 0.650	0-0 G4-3		4-1 S BB		3-2 G6-3		2-3 K		0-0 1B	4 0 1 0 1 1 3												
Fred McGriff, L (1, 3) OBP: 0.386, SLG: 0.500	1-3 K		4-0 BB		2-1 G4-1		0-1 F8		3-2 1B	4 0 1 0 1 1 3												
David Justice, L (1, 9)		1-2 G1-3	0-3 K			3-2 HR	3-2 P5		1-2 G4-3	5 1 1 1 0 1 5												
Ryan Klesko, L (1, 7) OBP: 0.529, SLG: 0.852		4-0 1B BB		4-2 BB		0-0 F7		3-3 K		2 0 0 0 2 1 0												
Javy Lopez, R (1, 2) OBP: 0.297, SLG: 0.515		1-1 CS		1-3 K		1-0 HR		0-0 G5-3		4 1 2 1 0 1 1												
Eddie Pérez, R (8, 2) OBP: 0.500, SLG: 1.200		1-3 1B								0 0 0 0 0 0 0												
Mark Lemke, S (1, 4) OBP: 0.368, SLG: 0.300		4-2 FC6-4 BB		0-0 F8		0-1 S 1B		4-1 BB		2 0 1 0 2 0 1												
Steve Avery, L (1, 1)		0-0 FC6-4		1-3 K		1-3 K		1-3 K		3 0 0 0 0 2 4												
Brad Clontz, R (6, 1)										0 0 0 0 0 0 0												
Tom Thobe, L (7, 1)										0 0 0 0 0 0 0												
Dwight Smith, L (8, PH)										1 0 0 0 0 1 1												
Greg McMichael, R (8, 1)										0 0 0 0 0 0 0												
<b>Inning Stats</b>	R: 0 E: 0 K: 1 S: 7	H: 1 LOB: 1 BB: 0 P: 10	R: 0 E: 0 K: 0 S: 8	H: 1 LOB: 2 BB: 2 P: 18	R: 0 E: 0 K: 1 S: 11	H: 0 LOB: 1 BB: 2 P: 21	R: 0 E: 0 K: 2 S: 10	H: 0 LOB: 1 BB: 1 P: 16	R: 0 E: 0 K: 0 S: 10	H: 0 LOB: 1 BB: 1 P: 19	R: 2 E: 0 K: 2 S: 14	H: 3 LOB: 1 BB: 0 P: 19	R: 0 E: 0 K: 1 S: 10	H: 1 LOB: 1 BB: 0 P: 16	R: 0 E: 0 K: 2 S: 8	H: 0 LOB: 1 BB: 1 P: 16	R: 0 E: 0 K: 0 S: 9	H: 2 LOB: 2 BB: 0 P: 16	1B: 5 2B: 1 3B: 0 HR: 2	SF: 0 SAC: 0 DP: 0 HBP: 0	WP: 0 PB: 0 SB: 2 CS: 1	PA: 41
<b>PITCHER</b>	IP WLS BF H R ER SO BB IBB HBP BLK WP HR S P ERA WHIP											<b>PITCHER</b>	IP WLS BF H R ER SO BB IBB HBP BLK WP HR S P ERA WHIP									
Tom Candiotti, R (1, 1) ERA: 2.7	6.0 W 28 5 2 2 6 6 0 0 0 0 2 60 103 3.00 1.833																					
Antonio Osuna, R (7, 1) ERA: 2.08	2.0 8 1 0 0 3 1 0 0 0 0 0 0 18 32 0.00 1.000																					
Mark Guthrie, L (9, 1) ERA: 4.15	1.0 5 2 0 0 0 0 0 0 0 0 0 0 9 16 0.00 2.000																					

Atlanta Braves @ Los Angeles Dodgers  
Dodger Stadium, Los Angeles, CA  
Wed Apr 10 1996, 7:05 PM PDT  
Att. 48,194 - Unknown - 66 F

livebaseballscorecards.com

AB	34
R	2
H	8
RBI	2
BB	7
SO	9
LOB	20



Batter	1	2	3	4	5	6	7	8	9
<b>Delino DeShields, L</b> (1, 4) OBP: 0.283, SLG: 0.310	3-3 <b>K</b>	3-2 <b>E5</b>		0-0 <b>F7</b>		0-0 <b>FC4-6</b> 1B		2-0 <b>G4-3</b>	
<b>Brett Butler, L</b> (1, 8) OBP: 0.283, SLG: 0.256	1-0 <b>E7</b> 1B	1-2 <b>G4-3</b>		0-3 <b>K</b>		2-1 <b>E</b> HR 1B		0-1 <b>G2-3</b> 1B	
<b>Mike Piazza, R</b> (1, 2) OBP: 0.444, SLG: 0.405 <b>Carlos Hernandez, R</b> (9, 2)	0-0 <b>1B</b>		3-3 <b>K</b>	0-1 <b>1B</b>		1-3 <b>K</b>		1-2 <b>G2-3</b>	
<b>Eric Karros, R</b> (1, 3) OBP: 0.227, SLG: 0.295	1-0 <b>G6-3</b>		0-0 <b>F7</b>	3-0 <b>F9</b>		0-0 <b>HR</b>		2-2 <b>G5-3</b>	
<b>Raul Mondesi, R</b> (1, 9) OBP: 0.293, SLG: 0.400	1-0 <b>PO</b> 1B		1-0 <b>E5</b> 2B		1-3 <b>K</b>	1-0 <b>P2</b>			
<b>Mike Blowers, R</b> (1, 5) OBP: 0.300, SLG: 0.156	1-0 <b>PO</b>	3-2 <b>G1-3</b>	4-2 <b>2B</b> BB		1-3 <b>K</b>		0-0 <b>F9</b>		
<b>Billy Ashley, R</b> (1, 7) OBP: 0.467, SLG: 0.917 <b>Chad Fonville, S</b> (8, 7) OBP: 0.250, SLG: 0.250		2-0 <b>HR</b>	2-2 <b>2B</b>		1-0 <b>G3-1</b>		3-2 <b>G6-3</b>		
<b>Greg Gagne, R</b> (1, 6) OBP: 0.486, SLG: 0.750		4-2 <b>SH1-4</b> BB	4-0 <b>IBB</b>			1-0 <b>HR</b>	1-0 <b>F9</b>		
<b>Tom Candiotti, R</b> (1, 1) <b>Roger Cedeno, S</b> (6, PH) OBP: 0.250, SLG: 0.143 <b>Antonio Osuna, R</b> (7, 1) <b>Dave Hansen, L</b> (8, PH) OBP: 0.750, SLG: 0.667 <b>Mark Guthrie, R</b> (9, 1)		0-1 <b>SH1-4</b>	0-0 <b>G6-3</b>			1-0 <b>FC4-6</b> 1B		1-2 <b>1B</b> <b>G2-3</b> 1B	

AB	R	H	RBI	BB	SO	LOB
5	1	0	0	0	1	3
5	2	3	1	0	1	2
5	0	2	2	0	2	2
0	0	0	0	0	0	0
5	1	1	2	0	0	3
4	1	1	0	0	1	0
3	1	0	0	1	1	0
4	1	2	3	0	0	0
0	0	0	0	0	0	0
2	1	1	1	2	0	0
1	0	0	0	0	0	2
1	0	1	0	0	0	0
0	0	0	0	0	0	0
1	1	1	0	0	0	0
0	0	0	0	0	0	0

AB	R	H	RBI	BB	SO	LOB
36	9	12	9	3	6	12

Inning	1	2	3	4	5	6	7	8	9
<b>R</b>	1	1	2	0	0	4	0	1	
<b>E</b>	1	1	1	0	0	0	0	0	
<b>K</b>	1	0	1	1	2	1	0	0	
<b>S</b>	7	17	16	8	7	10	5	13	
<b>H</b>	3	1	1	1	0	4	0	2	
<b>LOB</b>	1	2	2	1	0	0	0	1	
<b>BB</b>	0	1	2	0	0	0	0	0	
<b>P</b>	14	30	30	11	10	16	9	19	

PITCHER	IP	WLS	BF	H	R	ER	SO	BB	IBB	HBP	BLK	WP	HR	S	P	ERA	WHIP
<b>Steve Avery, L</b> (1, 1) ERA: 5.11	5.1	L	29	9	7	5	5	2	1	0	0	0	2	60	104	8.44	2.062
<b>Brad Clontz, R</b> (6, 1) ERA: 2.57	0.2		3	1	1	1	1	0	0	0	0	0	1	5	7	13.50	1.500
<b>Tom Thobe, L</b> (7, 1) ERA:	1.0		3	0	0	0	0	0	0	0	0	0	0	5	9	0.00	0.000
<b>Greg McMichael, R</b> (8, 1) ERA: 5.79	1.0		5	2	1	1	0	0	0	0	0	0	0	13	19	9.00	2.000

PITCHER	IP	WLS	BF	H	R	ER	SO	BB	IBB	HBP	BLK	WP	HR	S	P	ERA	WHIP
<b>Steve Avery, L</b> (1, 1) ERA: 5.11	5.1	L	29	9	7	5	5	2	1	0	0	0	2	60	104	8.44	2.062
<b>Brad Clontz, R</b> (6, 1) ERA: 2.57	0.2		3	1	1	1	1	0	0	0	0	0	1	5	7	13.50	1.500
<b>Tom Thobe, L</b> (7, 1) ERA:	1.0		3	0	0	0	0	0	0	0	0	0	0	5	9	0.00	0.000
<b>Greg McMichael, R</b> (8, 1) ERA: 5.79	1.0		5	2	1	1	0	0	0	0	0	0	0	13	19	9.00	2.000

**Atlanta Braves @ Los Angeles Dodgers**  
**Dodger Stadium, Los Angeles, CA**  
 Wed Apr 10 1996, 7:05 PM PDT  
 Att: 48,194 - Unknown - 66 F

livebaseballscorecards.com

<b>AB</b>	36
<b>R</b>	9
<b>H</b>	12
<b>RBI</b>	9
<b>BB</b>	3
<b>SO</b>	6
<b>LOB</b>	12



WP	PA
0	41



Batter	1	2	3	4	5	6	7	8	9	AB	R	H	RBI	BB	SO	LOB
<b>Delino DeShields, L</b> (1, 4) OBP: 0.280, SLG: 0.311	2-3 K			1-1 1B 1B	0-0 F8			3-1 SF8		3	1	1	1	0	1	0
<b>Brett Butler, L</b> (1, 8) OBP: 0.280, SLG: 0.255	0-3 K			2-2 1B 1B		0-0 G5-3		1-1 F9		4	1	1	0	0	1	0
<b>Mike Piazza, R</b> (1, 2) OBP: 0.449, SLG: 0.413	2-1 G3			1-2 FC5 1B		1-1 1B 1B		0-0 G4-3		4	0	2	1	0	0	0
<b>Eric Karros, R</b> (1, 3) OBP: 0.255, SLG: 0.319				0-0 PB FC5 E 1B		0-2 G6-4-3 1B				3	1	2	1	0	0	0
<b>Raul Mondesi, R</b> (1, 9) OBP: 0.273, SLG: 0.372				0-0 FC5 E PB FC1-6		3-2 G6-4-3				3	1	0	0	0	0	4
<b>Mike Blowers, R</b> (1, 5) OBP: 0.279, SLG: 0.143				1-2 E4 FC1-6						3	0	0	1	0	1	1
<b>Todd Hollandsworth, L</b> (1, 7) OBP: 0.259, SLG: 0.174 <b>Todd Worrell, R</b> (8, 1)				0-0 FC1-6 CS						3	0	0	1	0	1	1
<b>Greg Gagne, R</b> (1, 6) OBP: 0.450, SLG: 0.677				1-2 CS		0-0 G5-3		2-2 G4-3		3	0	0	0	0	0	0
<b>Chan Ho Park, R</b> (1, 1) <b>Dave Hansen, L</b> (5, PH) <b>Darren Hall, R</b> (6, 1) <b>Roger Cedeno, S</b> (8, 7)				0-0 G3		0-0 G6-3		2-0 SF8 3B		1	0	0	0	0	0	0
										1	0	0	0	0	0	0
										0	0	0	0	0	0	0
										1	1	1	0	0	0	0

Inning Stats		R: 0	H: 0	R: 0	H: 0	R: 0	H: 0	R: 0	H: 0	R: 0	H: 2	R: 0	H: 0	R: 1	H: 1
		E: 0	LOB: 0	E: 0	LOB: 0	E: 0	LOB: 0	E: 0	LOB: 0	E: 0	LOB: 1	E: 0	LOB: 0	E: 0	LOB: 0
		K: 2	BB: 0	K: 1	BB: 0	K: 0	BB: 0	K: 0	BB: 0	K: 0	BB: 0	K: 0	BB: 0	K: 0	BB: 0
		S: 8	P: 12	S: 6	P: 9	S: 6	P: 8	S: 3	P: 3	S: 9	P: 13	S: 7	P: 11	S: 6	P: 12

PITCHER										PITCHER																								
IP	WLS	BF	H	R	ER	SO	BB	IBB	HBP	BLK	WP	HR	S	P	ERA	WHIP	IP	WLS	BF	H	R	ER	SO	BB	IBB	HBP	BLK	WP	HR	S	P	ERA	WHIP	
Kevin Brown, R	(1, 1)	7.0	L	26	6	4	2	4	0	0	0	0	57	80	2.57	0.857																		
Joel Adamson, L	(8, 1)	0.2		3	1	1	1	0	0	0	0	0	5	11	13.50	1.500																		
Jay Powell, R	(8, 1)	0.1		1	0	0	0	0	0	0	0	0	1	1	0.00	0.000																		

**BOTTOM**

**Florida Marlins @ Los Angeles Dodgers**  
**Dodger Stadium, Los Angeles, CA**

Thu Apr 11 1996, 7:05 PM PDT  
Att: 36,023 - Unknown - 69 F

livebaseballscorecards.com

<b>AB</b>	<b>29</b>
<b>R</b>	<b>5</b>
<b>H</b>	<b>7</b>
<b>RBI</b>	<b>5</b>
<b>BB</b>	<b>0</b>
<b>SO</b>	<b>4</b>
<b>LOB</b>	<b>6</b>



WP: 0	PA: 31
PB: 1	
SB: 0	
CS: 1	

Batter	1	2	3	4	5	6	7	8	9	AB R H RBI BB SO LOB	TOP
<b>Quilvio Veras, S</b> (1, 4) OBP: 0.300, SLG: 0.231	3-2 		1-0 		2-2 			0-1 		4 0 1 0 0 0 3	<b>Florida Marlins @ Los Angeles Dodgers</b> Dodger Stadium, Los Angeles, CA Fri Apr 12 1996, 7:05 PM PDT Att. 40,343 - Unknown - 70 F
<b>Jesus Tavarez, S</b> (1, 8) OBP: 0.222, SLG: 0.125	2-2 		1-2 		0-0 			4-2 		3 0 0 0 1 0 3	
<b>Gary Sheffield, R</b> (1, 9) OBP: 0.391, SLG: 0.583	2-1 			0-1 		1-0 		4-2 		3 2 2 2 1 0 0	
<b>Jeff Conine, R</b> (1, 7) OBP: 0.283, SLG: 0.326	1-1 			2-1 		3-0 		1-1 		4 0 1 0 0 0 3	
<b>Terry Pendleton, S</b> (1, 5) OBP: 0.222, SLG: 0.238		1-1 		2-2 		2-2 		0-0 		4 0 0 0 0 0 4	
<b>Greg Colbrunn, R</b> (1, 3) OBP: 0.256, SLG: 0.421		2-2 		1-0 		1-3 		2-0 		4 1 1 1 0 1 0	
<b>Charles Johnson, R</b> (1, 2) OBP: 0.308, SLG: 0.395		0-3 			1-0 		0-0 	1-2 		4 0 1 0 0 1 0	
<b>Kurt Abbott, R</b> (1, 6) OBP: 0.333, SLG: 0.423		2-3 			3-0 		1-3 	1-0 		4 0 2 0 0 2 0	
<b>John Burkett, R</b> (1, 1) OBP: 0.125, SLG: 0.125			0-1 		0-2 		1-3 	0-1 		4 0 1 0 0 1 3	
<b>Inning Stats</b>	R: 1 H: 1 E: 0 LOB: 0 K: 0 BB: 0 S: 11 P: 19	R: 1 H: 1 E: 0 LOB: 0 K: 2 BB: 0 S: 11 P: 16	R: 0 H: 1 E: 0 LOB: 0 K: 0 BB: 0 S: 7 P: 8	R: 1 H: 2 E: 0 LOB: 0 K: 0 BB: 0 S: 12 P: 17	R: 0 H: 2 E: 0 LOB: 2 K: 0 BB: 0 S: 12 P: 18	R: 0 H: 0 E: 0 LOB: 0 K: 0 BB: 0 S: 5 P: 11	R: 0 H: 0 E: 0 LOB: 0 K: 2 BB: 0 S: 7 P: 9	R: 0 H: 1 E: 0 LOB: 3 K: 1 BB: 2 S: 12 P: 22	R: 0 H: 1 E: 0 LOB: 1 K: 0 BB: 0 S: 7 P: 11	1B: 4 SF: 0 2B: 2 SAC: 0 3B: 0 DP: 1 HR: 3 HBP: 0	WP: 0 PA: 36 PB: 0 SB: 0 CS: 1
<b>PITCHER</b> <b>Ismael Valdez, R</b> (1, 1) ERA: 3.15 <b>Joey Eischen, L</b> (7, 1) ERA: <b>Scott Radinsky, L</b> (9, 1) ERA:	IP WLS BF H R ER SO BB IBB HBP BLK WP HR S P ERA WHIP 6.0 L 23 7 3 3 2 0 0 0 0 0 0 3 58 89 4.50 1.167 2.0 9 1 0 0 3 2 0 0 0 0 0 0 19 31 0.00 1.500 1.0 4 1 0 0 0 0 0 0 0 0 0 0 7 11 0.00 1.000	<b>PITCHER</b> IP WLS BF H R ER SO BB IBB HBP BLK WP HR S P ERA WHIP									

livebaseballscorecards.com

<b>AB</b>	<b>34</b>
<b>R</b>	<b>3</b>
<b>H</b>	<b>9</b>
<b>RBI</b>	<b>3</b>
<b>BB</b>	<b>2</b>
<b>SO</b>	<b>5</b>
<b>LOB</b>	<b>16</b>





Batter	1	2	3	4	5	6	7	8	9	AB R H RBI BB SO LOB
<b>Delino DeShields, L</b> OBP: 0.259, SLG: 0.286 (1, 4) C B B X	2-1 G3 ①			1-2 L5 ①		2-2 G4-3 ③			0-3 K ②	4 0 0 0 0 1 0
<b>Brett Butler, L</b> OBP: 0.278, SLG: 0.255 (1, 8) F X	0-1 B2-3 ②			2-3 K ②			0-0 G6-4-3 1B		0-0 G3 ③	4 0 1 0 0 1 0
<b>Mike Piazza, R</b> OBP: 0.442, SLG: 0.396 (1, 2) C B B S	2-3 K ③			4-2 BB			1-1 G6-4-3 1-2f			2 0 0 0 1 1 1
<b>Eric Karros, R</b> OBP: 0.240, SLG: 0.300 (1, 3) C C B B			1-3 K ①	2-3 K ③			1-1 P2 ③			3 0 0 0 0 2 1
<b>Raul Mondesi, R</b> OBP: 0.277, SLG: 0.435 (1, 9) B B F X		2-1 G1-3 ②			1-0 L6 ①			3-1 HR		3 1 1 1 0 0 0
<b>Milt Thompson, L</b> (1, 7) X		0-0 G1-3 ③			2-0 G3 ②			1-0 G2-3 ①		3 0 0 0 0 0 0
<b>Mike Blowers, R</b> OBP: 0.261, SLG: 0.132 (1, 5) C C C			0-3 K ①		2-1 F9 ③			0-3 K ②		3 0 0 0 0 2 0
<b>Greg Gagne, R</b> OBP: 0.419, SLG: 0.618 (1, 6) B X			1-0 G1-4-3 ②			2-1 F9 ①		3-2 F9 ③		3 0 0 0 0 0 0
<b>Ismael Valdez, R</b> (1, 1) C C B B F X			2-3 K ③			3-2 F7 ②			0-3 K ①	1 0 0 0 0 1 0
<b>Todd Hollandsworth, L</b> OBP: 0.250, SLG: 0.167 (6, PH)										1 0 0 0 0 0 0
<b>Joey Eischen, L</b> (7, 1)										0 0 0 0 0 0 0
<b>Scott Radinsky, L</b> (9, 1)										0 0 0 0 0 0 0
<b>Chad Fonville, S</b> OBP: 0.200, SLG: 0.200 (9, PH)										1 0 0 0 0 1 0

Inning Stats	R: 0	H: 0	E: 0	K: 1	S: 7	R: 0	H: 0	E: 0	K: 1	S: 6	R: 0	H: 0	E: 0	K: 2	S: 8	R: 0	H: 0	E: 0	K: 0	S: 4	R: 0	H: 0	E: 0	K: 0	S: 8	R: 0	H: 1	E: 0	K: 0	S: 5	R: 1	H: 1	E: 0	K: 1	S: 13	R: 0	H: 0	E: 0	K: 2	S: 7	1B: 1	2B: 0	3B: 0	HR: 1	SF: 0	SAC: 0	DP: 1	HBP: 0	WP: 0	PB: 0	SB: 0	CS: 0	PA: 29
<b>John Burkett, R</b> ERA: 3.38 (1, 1)	IP: 9.0	WLS: W	BF: 29	H: 2	R: 1	ER: 1	SO: 9	BB: 1	IBB: 0	HBP: 0	BLK: 0	WP: 0	HR: 1	S: 72	P: 112	ERA: 1.00	WHIP: 0.333																																				

**BOTTOM**

**Florida Marlins @ Los Angeles Dodgers**  
Dodger Stadium, Los Angeles, CA

Fri Apr 12 1996, 7:05 PM PDT  
Att: 40,343 - Unknown - 70 F


[livebaseballscorecards.com](http://livebaseballscorecards.com)

<b>AB</b>	<b>28</b>
<b>R</b>	<b>1</b>
<b>H</b>	<b>2</b>
<b>RBI</b>	<b>1</b>
<b>BB</b>	<b>1</b>
<b>SO</b>	<b>9</b>
<b>LOB</b>	<b>2</b>



Batter	1	2	3	4	5	6	7	8	9	AB R H RBI BB SO LOB	TOP
<b>Quilvio Veras, S</b> (1, 4) <small>OBP: 0.353, SLG: 0.379</small>	0-0  1B		0-0  HR			4-0  BB		0-0  L5		3 1 2 1 1 0 0	<b>Florida Marlins @ Los Angeles Dodgers</b> <b>Dodger Stadium, Los Angeles, CA</b> Sat Apr 13 1996, 7:05 PM PDT Att. 46,059 - Unknown - 67 F
<b>Jesus Tavarez, S</b> (1, 8) <small>OBP: 0.231, SLG: 0.091</small>	4-0  1-2 BB		0-0  L8			0-3  1-2		0-3  K		3 0 0 0 1 2 1	
<b>Gary Sheffield, R</b> (1, 9) <small>OBP: 0.380, SLG: 0.538</small>	0-3  1-2 2-3			0-0  F7			4-0  1B BB	0-0  G1-3		3 0 0 0 1 1 2	
<b>Jeff Conine, R</b> (1, 7) <small>OBP: 0.260, SLG: 0.298</small>	0-3  K			0-0  G6-3			0-3  K	0-0  L7		4 0 0 0 0 2 2	
<b>Terry Pendleton, S</b> (1, 5) <small>OBP: 0.229, SLG: 0.244</small>		0-0  F7		0-3  K			0-0  1-2 1B			3 0 1 0 0 1 0	
<b>Greg Colbrunn, R</b> (1, 3) <small>OBP: 0.238, SLG: 0.390</small>		0-3  K			0-3  K		0-3  K			3 0 0 0 0 3 2	
<b>Charles Johnson, R</b> (1, 2) <small>OBP: 0.286, SLG: 0.366</small>		0-3  K			0-3  K		0-3  K			3 0 0 0 0 3 2	
<b>Kurt Abbott, R</b> (1, 6) <small>OBP: 0.300, SLG: 0.379</small>			0-3  K		0-3  K			0-3  K		3 0 0 0 0 3 0	
<b>Chris Hammond, L</b> (1, 1) <b>Joe Orsulak, L</b> (8, PH) <b>Alejandro Pena, R</b> (8, 1)			0-3  K			0-3  K		0-0  P6		2 0 0 0 0 2 0 1 0 0 0 0 0 0 0 0 0 0 0 0 0	
<b>Inning Stats</b>	R: 0 H: 1 E: 0 LOB: 1 K: 2 BB: 1 S: 7 P: 11	R: 0 H: 0 E: 0 LOB: 0 K: 2 BB: 0 S: 7 P: 7	R: 1 H: 1 E: 0 LOB: 0 K: 2 BB: 0 S: 8 P: 8	R: 0 H: 0 E: 0 LOB: 0 K: 1 BB: 0 S: 5 P: 5	R: 0 H: 0 E: 0 LOB: 0 K: 3 BB: 0 S: 9 P: 9	R: 0 H: 0 E: 0 LOB: 0 K: 2 BB: 1 S: 6 P: 10	R: 0 H: 1 E: 0 LOB: 2 K: 3 BB: 1 S: 10 P: 14	R: 0 H: 0 E: 0 LOB: 0 K: 1 BB: 0 S: 5 P: 5	R: 0 H: 0 E: 0 LOB: 0 K: 1 BB: 0 S: 5 P: 5	1B: 2 SF: 0 2B: 1 SAC: 0 3B: 0 DP: 1 HR: 1 HBP: 0	
<b>PITCHER</b> <b>Hideo Nomo, R</b> (1, 1) <small>ERA: 2.05</small>	IP WLS BF H R ER SO BB IBB HBP BLK WP HR S P ERA WHIP 9.0 W 31 3 1 1 17 3 0 0 0 0 1 62 74 1.00 0.667										<b>PITCHER</b> IP WLS BF H R ER SO BB IBB HBP BLK WP HR S P ERA WHIP

<b>AB</b>	<b>28</b>
<b>R</b>	<b>1</b>
<b>H</b>	<b>3</b>
<b>RBI</b>	<b>1</b>
<b>BB</b>	<b>3</b>
<b>SO</b>	<b>17</b>
<b>LOB</b>	<b>9</b>



Batter	1	2	3	4	5	6	7	8	9
<b>Delino DeShields, L</b> (1, 4) OBP: 0.241, SLG: 0.264	0-0 G3		0-0 P5			0-0 F8		0-0 F8	
<b>Brett Butler, L</b> (1, 8) OBP: 0.263, SLG: 0.241	0-3 K			0-3 K		0-0 F9			
<b>Mike Piazza, R</b> (1, 2) OBP: 0.436, SLG: 0.380	0-0 G2-3			4-0 HR BB		0-0 F9			
<b>Eric Karros, R</b> (1, 3) OBP: 0.226, SLG: 0.283		0-3 K		0-0 L9		0-3 K			
<b>Raul Mondesi, R</b> (1, 9) OBP: 0.300, SLG: 0.510		0-0 CS 1B		0-0 HR		0-0 G5-3			
<b>Mike Blowers, R</b> (1, 5) OBP: 0.265, SLG: 0.125		0-3 K		0-0 G5-3		4-0 BB			
<b>Billy Ashley, R</b> (1, 7) OBP: 0.444, SLG: 1.000			0-0 HR		0-0 G6-3		0-0 G1-3		
<b>Roger Cedeno, S</b> (8, 7) OBP: 0.333, SLG: 0.500									
<b>Greg Gagne, R</b> (1, 6) OBP: 0.391, SLG: 0.568			0-0 G6-3		0-0 L9		0-3 K		
<b>Hideo Nomo, R</b> (1, 1)			0-0 G4-3		0-3 K		0-0 G3		

Inning Stats		R: 0	H: 0	E: 0	K: 1	S: 5	R: 0	H: 1	E: 0	K: 2	S: 7	R: 1	H: 1	E: 0	K: 0	S: 4	R: 2	H: 1	E: 0	K: 1	S: 6	R: 0	H: 0	E: 0	K: 1	S: 5	R: 0	H: 0	E: 0	K: 0	S: 3	R: 0	H: 0	E: 0	K: 1	S: 5	R: 0	H: 0	E: 0	K: 1	S: 5	R: 0	H: 0	E: 0	K: 1	S: 5								
<b>Chris Hammond, L</b> (1, 1) ERA: 5.68	IP	7.0	WLS	L	BF	25	H	3	R	3	ER	3	SO	6	BB	2	IBB	0	HBP	0	BLK	0	WP	0	HR	2	S	35	P	43	ERA	3.86	WHIP	0.714																				
<b>Alejandro Pena, R</b> (8, 1) ERA: 4.5	IP	1.0	WLS	L	BF	3	H	0	R	0	ER	0	SO	1	BB	0	IBB	0	HBP	0	BLK	0	WP	0	HR	0	S	5	P	5	ERA	0.00	WHIP	0.000																				

**BOTTOM**

**Florida Marlins @ Los Angeles Dodgers**  
**Dodger Stadium, Los Angeles, CA**  
 Sat Apr 13 1996, 7:05 PM PDT  
 Att: 46,059 - Unknown - 67 F

livebaseballscorecards.com

<b>AB</b>	<b>26</b>
<b>R</b>	<b>3</b>
<b>H</b>	<b>3</b>
<b>RBI</b>	<b>3</b>
<b>BB</b>	<b>2</b>
<b>SO</b>	<b>7</b>
<b>LOB</b>	<b>3</b>



1B: 1	SF: 0	WP: 0	PA: 28
2B: 0	SAC: 0	PB: 0	
3B: 0	DP: 0	SB: 0	
HR: 2	HBP: 0	CS: 1	

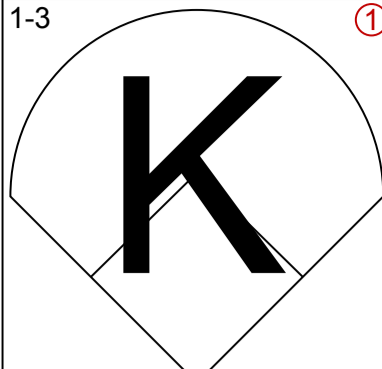
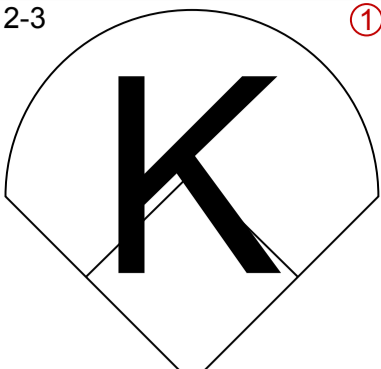
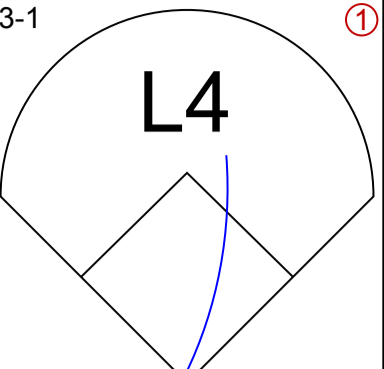
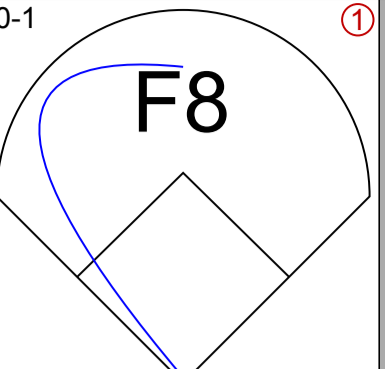
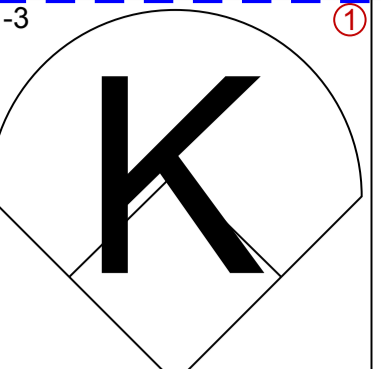
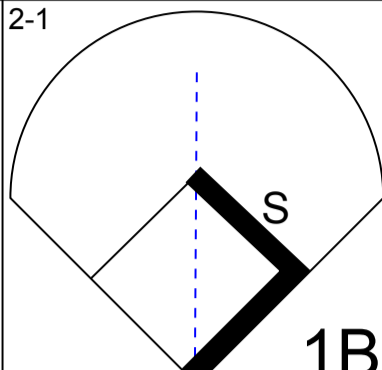
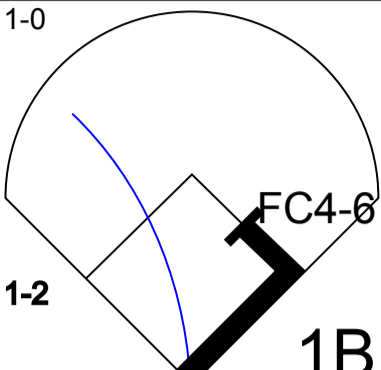
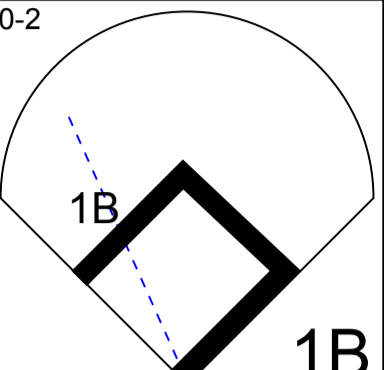
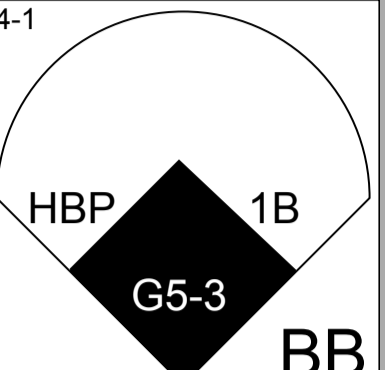
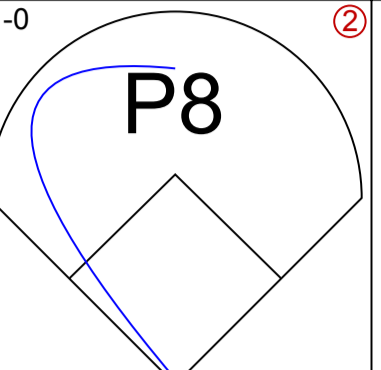
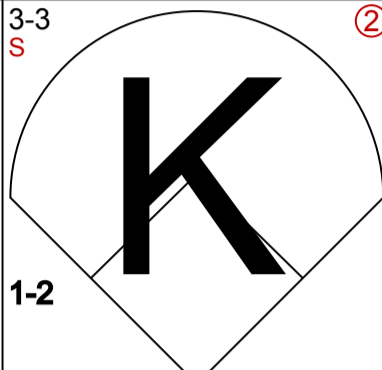
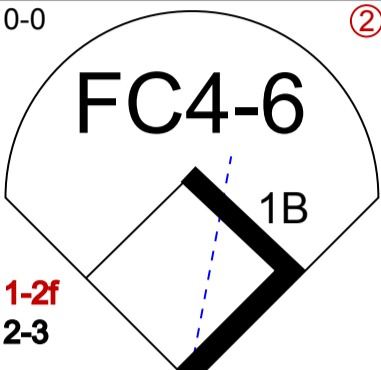
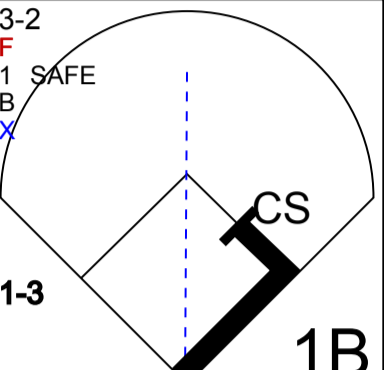
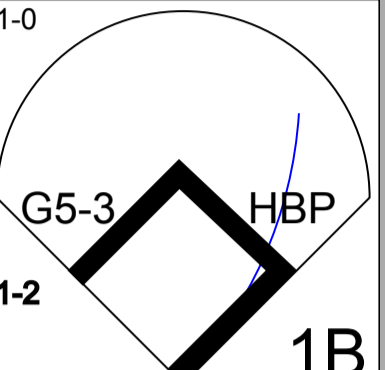
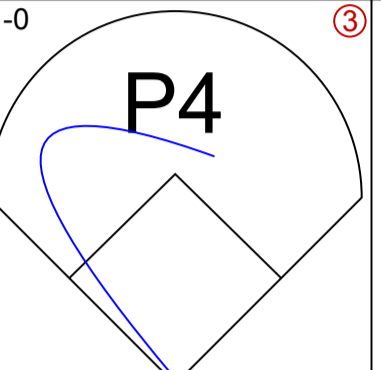
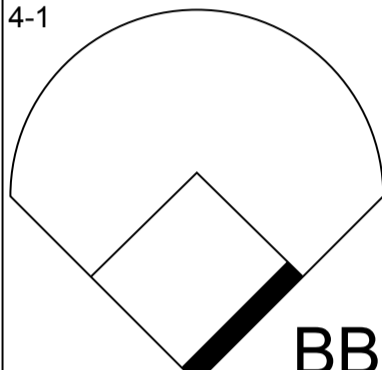
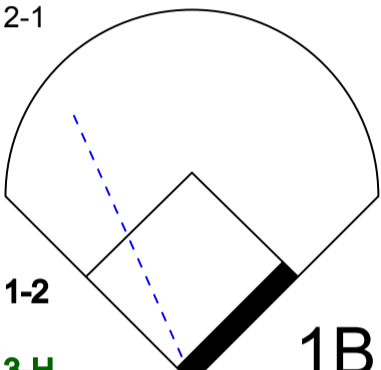
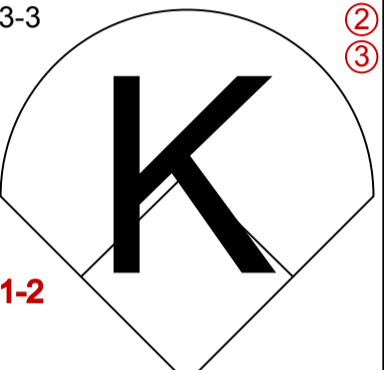
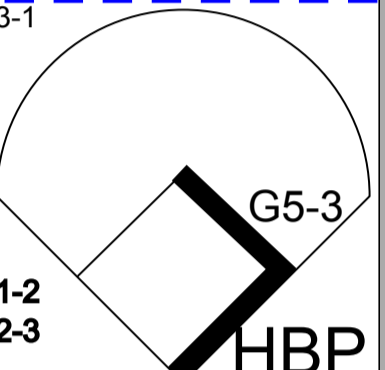
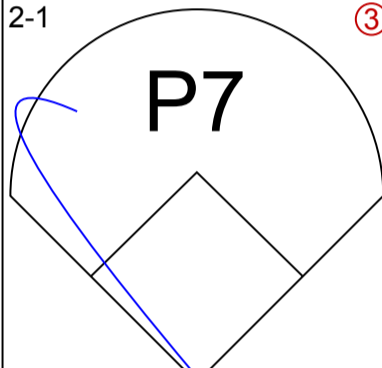
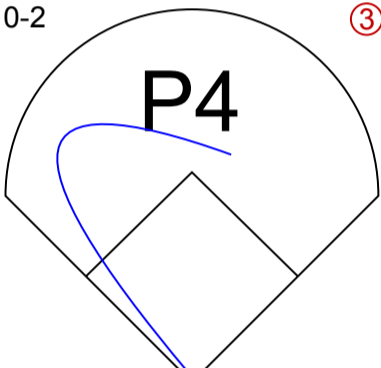
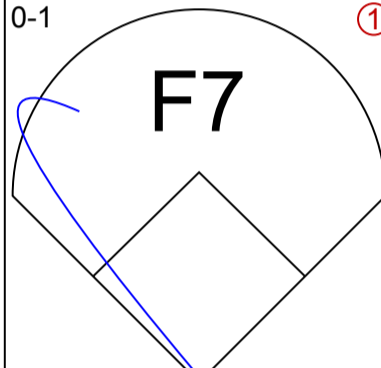
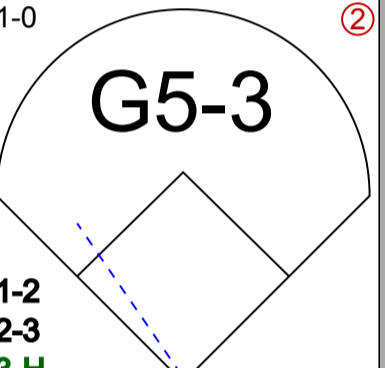
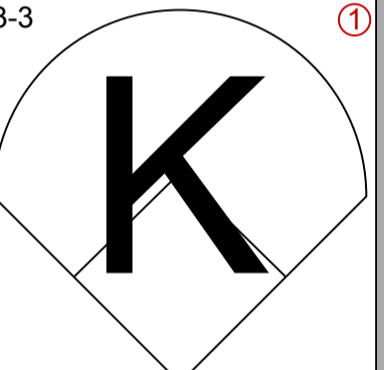
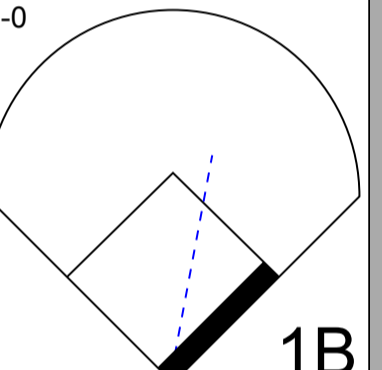
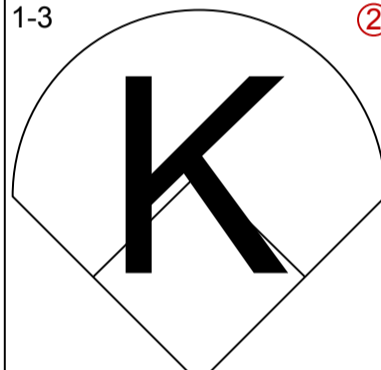
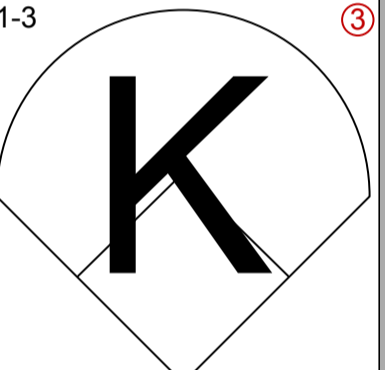
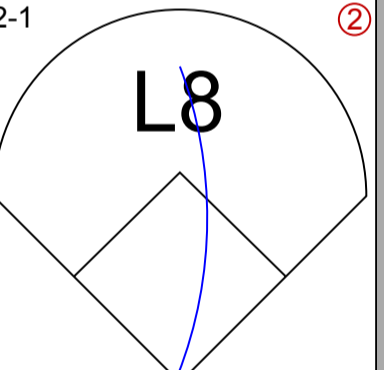
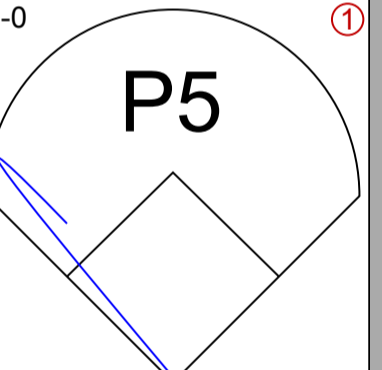
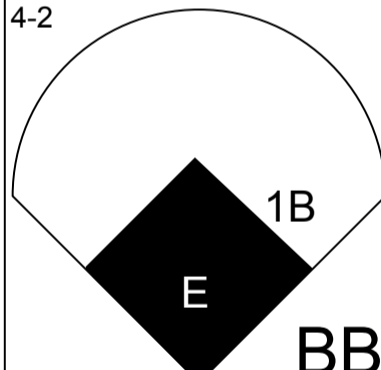
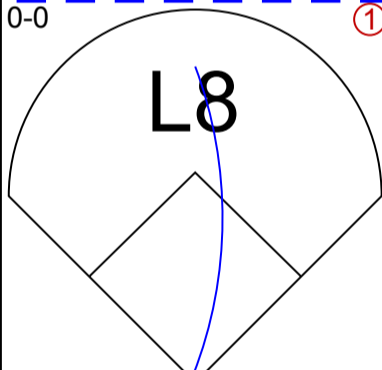
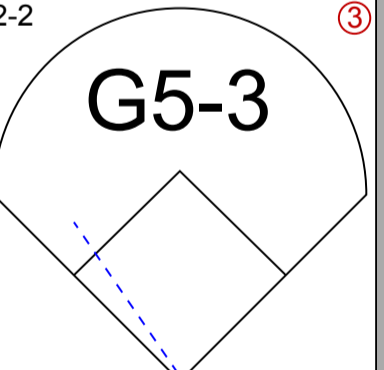
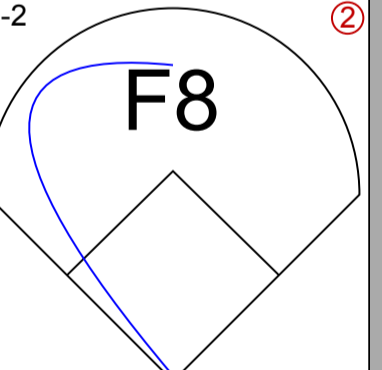
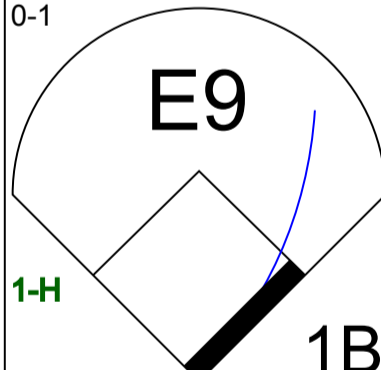
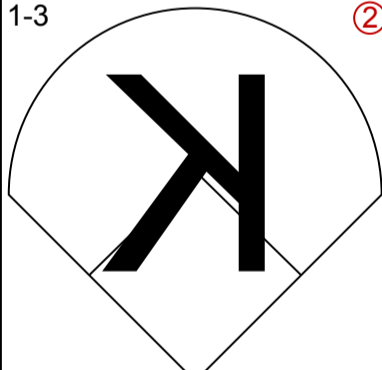
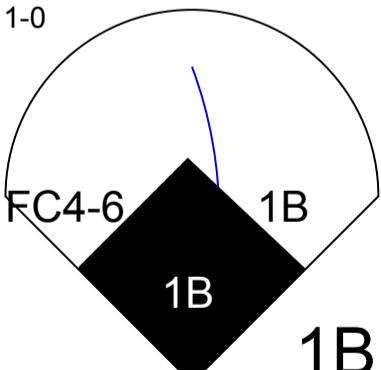
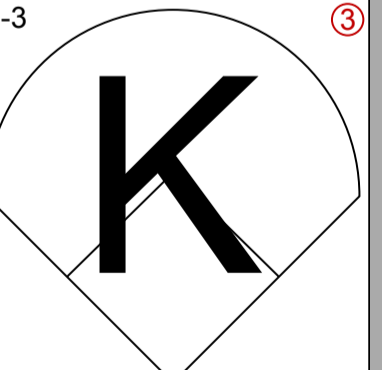
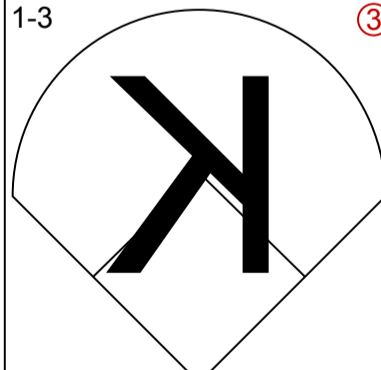
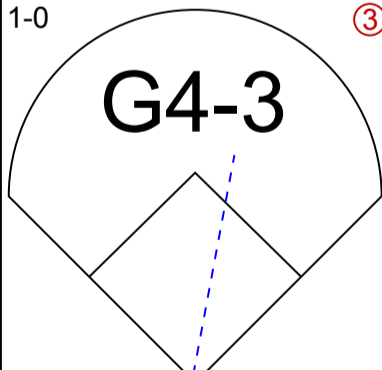
Batter	1	2	3	4	5	6	7	8	9	AB R H RBI BB SO LOB	TOP											
Quilvio Veras, S (1, 4) OBP: 0.368, SLG: 0.394	0-3 K		0-0 G6-3			0-0 FC6-4 1B		0-0 FC3-6 1B		4 0 2 0 0 1 1	<b>Florida Marlins @ Los Angeles Dodgers</b> <b>Dodger Stadium, Los Angeles, CA</b> Sun Apr 14 1996, 3:33 AM PDT Att. 49,728 - Sunny - 74 F											
Jesus Tavarez, S (1, 8) OBP: 0.176, SLG: 0.067	0-0 F9		0-0 F9			0-0 FC6-4 1B		0-0 FC3-6		4 1 0 0 0 0 3												
Gary Sheffield, R (1, 9) OBP: 0.389, SLG: 0.524	0-3 K					0-0 1B 1-2 1B		0-3 K		3 0 1 0 1 2 1												
Andre Dawson, R (1, 7) OBP: 0.455, SLG: 0.455 Robb Nen, R (8, 1)		0-0 F9				0-0 G6-4-3 1B		0-3 K		4 0 1 1 0 1 2 0 0 0 0 0 0 0												
Terry Pendleton, S (1, 5) OBP: 0.250, SLG: 0.265						0-0 G6-4-3 1B			0-3 K	4 0 2 0 0 2 0												
Greg Colbrunn, R (1, 3) OBP: 0.239, SLG: 0.364						0-0 G4-3			0-0 F8	3 0 0 0 0 0 3												
Charles Johnson, R (1, 2) OBP: 0.261, SLG: 0.333						0-0 F7			0-0 P4	4 0 0 0 0 0 2												
Kurt Abbott, R (1, 6) OBP: 0.333, SLG: 0.406						0-0 L7				3 0 2 0 0 0 0												
Al Leiter, L (1, 1) OBP: 0.200, SLG: 0.200 David Weathers, R (4, 1) Alex Arias, R (5, PH) Matt Mantei, R (5, 1) Joe Orsulak, L (7, PH) Jay Powell, R (7, 1) Jeff Conine, R (8, 7) OBP: 0.260, SLG: 0.298										0 0 0 0 0 0 0 0 0 0 0 0 0 0 1 0 0 0 0 0 1 0 0 0 0 0 0 0 1 0												
<b>Inning Stats</b>	R: 0 E: 0 K: 2 S: 7	H: 0 LOB: 0 BB: 0 P: 7	R: 0 E: 0 K: 0 S: 3	H: 1 LOB: 1 BB: 0 P: 4	R: 0 E: 0 K: 0 S: 4	H: 1 LOB: 1 BB: 0 P: 4	R: 0 E: 0 K: 1 S: 4	H: 0 LOB: 0 BB: 1 P: 8	R: 0 E: 0 K: 0 S: 4	H: 1 LOB: 1 BB: 0 P: 4	R: 1 E: 0 K: 0 S: 6	H: 4 LOB: 2 BB: 0 P: 6	R: 0 E: 0 K: 0 S: 3	H: 0 LOB: 0 BB: 0 P: 3	R: 0 E: 0 K: 2 S: 8	H: 1 LOB: 1 BB: 0 P: 8	R: 0 E: 0 K: 1 S: 5	H: 0 LOB: 0 BB: 0 P: 5	1B: 8 2B: 0 3B: 0 HR: 0	SF: 0 SAC: 1 DP: 3 HBP: 1	WP: 0 PB: 0 SB: 0 CS: 0	PA: 34
<b>PITCHER</b>	IP WLS BF H R ER SO BB IBB HBP BLK WP HR S P ERA WHIP																					
Pedro Astacio, R (1, 1) ERA: 4.2	5.1 W 22 6 1 1 3 1 0 1 0 0 0 0 26 31 1.69 1.312																					
Antonio Osuna, R (6, 1) ERA: 1.5	1.2 5 1 0 0 0 0 0 0 0 0 0 0 5 5 0.00 0.600																					
Mark Guthrie, L (8, 1) ERA: 3.38	1.0 4 1 0 0 2 0 0 0 0 0 0 0 8 8 0.00 1.000																					
Darren Hall, R (9, 1) ERA: 2.0	1.0 3 0 0 0 1 0 0 0 0 0 0 0 5 5 0.00 0.000																					

livebaseballscorecards.com

<b>AB</b>	<b>31</b>
<b>R</b>	<b>1</b>
<b>H</b>	<b>8</b>
<b>RBI</b>	<b>1</b>
<b>BB</b>	<b>1</b>
<b>SO</b>	<b>6</b>
<b>LOB</b>	<b>13</b>





Batter	1	2	3	4	5	6	7	8	9	AB R H RBI BB SO LOB	TOP												
<b>Delino DeShields, L</b> (1, 4) OBP: 0.265, SLG: 0.323	1-3 		2-3 		3-1 		0-1 		1-3 	5 0 0 0 0 3 1	<p>Los Angeles Dodgers @ San Francisco Giants  3Com Park at Candlestick Point, San Francisco, CA</p> <p>Tue Apr 16 1996, 10:05 PM EDT  Att. 19,716 - Unknown - 56 F</p> <p>livebaseballscorecards.com</p>												
<b>Brett Butler, L</b> (1, 8) OBP: 0.323, SLG: 0.288	2-1 		1-0 		0-2 		4-1 		1-0 	4 1 3 0 1 0 0													
<b>Mike Piazza, R</b> (1, 2) OBP: 0.433, SLG: 0.382	3-3 		0-0 		3-2 		1-0 		1-0 	5 0 2 0 0 1 3													
<b>Eric Karros, R</b> (1, 3) OBP: 0.246, SLG: 0.271	4-1 		2-1 		3-3 		3-1 			2 0 1 1 1 1 2													
<b>Raul Mondesi, R</b> (1, 9) OBP: 0.293, SLG: 0.464	2-1 		0-2 				0-1 		1-0 	4 0 0 1 0 0 6													
<b>Mike Blowers, R</b> (1, 5)		3-3 		0-0 		1-3 		1-3 		4 0 1 0 0 3 2													
<b>Todd Hollandsworth, L</b> (1, 7) OBP: 0.250, SLG: 0.148		2-1 		0-0 		4-2 		0-0 		3 1 0 0 1 0 1													
<b>Greg Gagne, R</b> (1, 6) OBP: 0.370, SLG: 0.511		2-2 		2-2 		0-1 		1-3 		4 0 1 0 0 1 1													
<b>Tom Candiotti, R</b> (1, 1) OBP: 0.200, SLG: 0.200			1-0 		1-3 		1-3 		1-0 	3 1 1 0 0 2 2													
<b>Antonio Osuna, R</b> (7, 1)										0 0 0 0 0 0 0													
<b>Scott Radinsky, L</b> (7, 1)										0 0 0 0 0 0 0													
<b>Milt Thompson, L</b> (8, PH)										1 0 0 0 0 0 0													
<b>Mark Guthrie, R</b> (8, 1)										0 0 0 0 0 0 0													
<b>Inning Stats</b>	R: 0 E: 0 K: 2 S: 11	H: 1 LOB: 2 BB: 1 P: 23	R: 0 E: 0 K: 1 S: 9	H: 0 LOB: 0 BB: 0 P: 16	R: 1 E: 0 K: 1 S: 11	H: 3 LOB: 2 BB: 0 P: 17	R: 0 E: 0 K: 1 S: 8	H: 1 LOB: 1 BB: 0 P: 11	R: 0 E: 0 K: 1 S: 13	H: 2 LOB: 2 BB: 0 P: 21	R: 1 E: 1 K: 2 S: 13	H: 1 LOB: 1 BB: 1 P: 19	R: 1 E: 0 K: 1 S: 10	H: 1 LOB: 2 BB: 1 P: 20	R: 0 E: 0 K: 1 S: 6	H: 0 LOB: 0 BB: 0 P: 8	R: 0 E: 0 K: 1 S: 6	H: 0 LOB: 0 BB: 0 P: 9	1B: 9 2B: 1 3B: 0 HR: 0	SF: 0 SAC: 0 DP: 1 HBP: 1	WP: 0 PB: 0 SB: 1 CS: 1	PA: 39	
<b>PITCHER</b>	IP WLS BF H R ER SO BB IBB HBP BLK WP HR S P ERA WHIP																						
<b>Oswaldo Fernandez, R</b> (1, 1) ERA: 3.54	6.1		30	9	3	2	8	3	0	0	0	0	0	69	116	2.84	1.895						
<b>Mark Dewey, R</b> (7, 1) ERA: 9.0	0.2	W	3	0	0	0	1	0	0	1	0	0	0	6	11	0.00	0.000						
<b>Jeff Juden, R</b> (8, 1) ERA: 7.11	1.0		3	0	0	0	1	0	0	0	0	0	0	6	8	0.00	0.000						
<b>Rod Beck, R</b> (9, 1) ERA:	1.0	S	3	0	0	0	1	0	0	0	0	0	0	6	9	0.00	0.000						

AB	35
R	3
H	9
RBI	2
BB	3
SO	11
LOB	18



Batter	1	2	3	4	5	6	7	8	9
<b>Marvin Benard, L</b> <small>(1, 8) OBP: 0.579, SLG: 0.588</small>	2-2  <b>1B</b>		2-2  <b>G1-3</b>			1-2  <b>1B</b>	0-1  <b>P8</b>		
<b>Kim Batiste, R</b> <small>(1, 6) OBP: 0.208, SLG: 0.304</small> <b>Rich Aurilia, R</b> <small>(9, 6)</small>	2-2  <b>P9</b>		2-2  <b>G5-3</b>			2-1  <b>F8</b>		0-0  <b>F8</b>	
<b>Barry Bonds, L</b> <small>(1, 7) OBP: 0.397, SLG: 0.604</small>	3-3  <b>K</b>		1-1  <b>G1-3</b>			3-3  <b>K</b>		0-0  <b>HR</b>	
<b>Matt Williams, R</b> <small>(1, 5) OBP: 0.362, SLG: 0.404</small>	1-3  <b>K2-3</b>			2-1  <b>P8</b>			0-0  <b>1B</b>	2-3  <b>K</b>	
<b>Glenallen Hill, R</b> <small>(1, 9) OBP: 0.286, SLG: 0.500</small>		2-2  <b>P9</b>		3-1  <b>L8</b>			0-0  <b>1B</b>	0-0  <b>G5-3</b>	
<b>Mark Carreon, R</b> <small>(1, 3) OBP: 0.360, SLG: 0.558</small> <b>J.R. Phillips, L</b> <small>(9, 3) OBP: 0.188, SLG: 0.533</small>		1-1  <b>1B</b>		2-1  <b>G1-3</b>			3-2  <b>2B</b>		
<b>Steve Scarsone, R</b> <small>(1, 4) OBP: 0.289, SLG: 0.333</small>		1-0  <b>1B</b>			1-1  <b>F9</b>		2-2  <b>SF8</b>		
<b>Steve Decker, R</b> <small>(1, 2) OBP: 0.150, SLG: 0.105</small>		2-0  <b>P9</b>			0-3  <b>K</b>		0-1  <b>SH3-4</b>		
<b>Oswaldo Fernandez, R</b> <small>(1, 1)</small> <b>Mark Dewey, R</b> <small>(7, 1)</small> <b>Mel Hall, L</b> <small>(7, PH) OBP: 0.250, SLG: 0.167</small> <b>Jeff Juden, R</b> <small>(8, 1)</small> <b>Rod Beck, R</b> <small>(9, 1)</small>		0-2  <b>F8</b>			0-3  <b>K</b>		0-0  <b>SF8</b>		

AB	R	H	RBI	BB	SO	LOB
4	0	2	0	0	0	0
4	0	0	0	0	0	2
0	0	0	0	0	0	0
4	1	1	1	0	2	2
4	1	1	0	0	2	1
4	1	1	0	0	0	0
3	1	2	2	0	0	0
0	0	0	0	0	0	0
3	1	2	1	0	0	0
2	0	0	0	0	1	2
2	0	0	0	0	1	2
0	0	0	0	0	0	0
0	0	0	1	0	0	0
0	0	0	0	0	0	0
0	0	0	0	0	0	0

Inning Stats		R: 0	H: 1	E: 0	LOB: 1	K: 2	BB: 0	S: 13	R: 0	H: 2	E: 0	LOB: 2	K: 0	BB: 0	S: 11	R: 0	H: 0	E: 0	LOB: 0	K: 0	BB: 0	S: 10	R: 0	H: 0	E: 0	LOB: 0	K: 0	BB: 0	S: 6	R: 0	H: 0	E: 0	LOB: 0	K: 2	BB: 0	S: 8	R: 0	H: 1	E: 0	LOB: 1	K: 1	BB: 0	S: 8	R: 4	H: 4	E: 0	LOB: 0	K: 0	BB: 0	S: 13	R: 1	H: 1	E: 0	LOB: 0	K: 1	BB: 0	S: 6
PITCHER		IP	WLS	BF	H	R	ER	SO	BB	IBB	HBP	BLK	WP	HR	S	P	ERA	WHIP																																							
<b>Tom Candiotti, R</b> <small>(1, 1) ERA: 3.38</small>		6.0		24	7	3	3	5	0	0	0	0	0	0	61	97	4.50	1.167																																							
<b>Antonio Osuna, R</b> <small>(7, 1) ERA: 2.84</small>		0.1	L	2	1	0	0	0	0	0	0	0	0	0	5	7	0.00	3.000																																							
<b>Scott Radinsky, L</b> <small>(7, 1) ERA:</small>		0.2		2	0	1	1	0	0	0	0	0	0	0	3	3	13.50	0.000																																							
<b>Mark Guthrie, L</b> <small>(8, 1) ERA: 4.26</small>		1.0		4	1	1	1	1	0	0	0	0	0	0	6	8	9.00	1.000																																							

**BOTTOM**

**Los Angeles Dodgers @ San Francisco Giants**  
**3Com Park at Candlestick Point, San Francisco, CA**

Tue Apr 16 1996, 10:05 PM EDT  
 Att: 19,716 - Unknown - 56 F

livebaseballscorecards.com

<b>AB</b>	<b>30</b>
<b>R</b>	<b>5</b>
<b>H</b>	<b>9</b>
<b>RBI</b>	<b>5</b>
<b>BB</b>	<b>0</b>
<b>SO</b>	<b>6</b>
<b>LOB</b>	<b>9</b>

WP: 0	PA: 32
PB: 0	
SB: 1	
CS: 0	





Batter	1	2	3	4	5	6	7	8	9	AB R H RBI BB SO LOB
Marvin Benard, L (1, 8) OBP: 0.500, SLG: 0.476	0-3 K		4-0 BB BB 1-2 FC6-4-5-6-4 BB	0-0 G4-3			0-0 G6-3		0-0 L7	4 1 0 0 1 1 2
Rich Aurilia, R (1, 6) OBP: 0.271, SLG: 0.473	0-3 K		4-0 BB BB 1-2 2-3 FC6-4-5-6-4 BB			0-3 K	0-0 F7		0-3 K	4 0 0 0 1 3 1
Barry Bonds, L (1, 7) OBP: 0.410, SLG: 0.592	4-0 BB		4-0 BB BB 1-2 2-3 3-H FC6-4-5-6-4 BB			0-0 F9		0-0 F9		1 0 0 1 2 0 0 1 0 0 0 0 0 0
Mel Hall, L (8, 7) OBP: 0.222, SLG: 0.143	4-0 BB		4-0 BB BB 1-2 2-3 3-H FC6-4-5-6-4 BB			0-0 1B		4-0 FC6-4 BB		3 0 1 0 1 1 3
Matt Williams, R (1, 5) OBP: 0.371, SLG: 0.400	0-3 K		0-0 WP WP 1-2 2-3 3-H FC6-4-5-6-4 BB			0-0 P3		0-0 FC6-4 BB		3 0 0 0 1 1 2
Mark Carreon, R (1, 3) OBP: 0.352, SLG: 0.522		0-3 K	4-0 WP 1-2 BB			0-0 P3		0-0 FC6-4 BB		3 0 0 0 1 1 2
Glenallen Hill, R (1, 9) OBP: 0.271, SLG: 0.473		0-3 K	0-3 K			0-3 K		4-0 1-2 BB		3 0 0 0 0 3 2 0 0 0 0 1 0 0
Dave McCarty, R (7, 9)		0-3 K	0-3 K			0-3 K		4-0 1-2 BB		3 0 1 0 0 1 2
Steve Scarosone, R (1, 4) OBP: 0.310, SLG: 0.333		0-0 1B		1-0 G3 HBP		0-0 F9		0-3 K		3 0 1 0 0 1 2
Marcus Jensen, S (1, 2) OBP: 0.286, SLG: 0.167		0-3 K		0-0 G3		0-0 G6-3		0-0 1B		3 0 0 0 0 1 2 0 0 0 0 0 0 0 0 0 0 0 0 0 0 1 0 1 0 0 0 0 0 0 0 0 0 0 0
Shawn Barton, R (7, 1)		0-3 K		0-0 G3		0-0 G6-3		0-0 1B		0 0 0 0 0 0 0 0 0 1 0 0 1 0 0 0 0 0 0 0 0 0 1 0 0 0 0 1 1 0 0 0 0 0 0 0 2 0 0 0 0 2 1
Doug Creek, L (9, 1)		0-3 K		0-0 G3		0-0 G6-3		0-0 1B		0 0 0 0 0 0 0 0 0 1 0 0 1 0 0 0 0 0 0 0 0 0 1 0 0 0 0 1 1 0 0 0 0 0 0 0 2 0 0 0 0 2 1
Shawon Dunston, R (9, PH) OBP: 0.405, SLG: 0.514		0-0 1B		0-0 G3		0-0 G6-3		0-0 1B		0 0 0 0 0 0 0 0 0 1 0 0 1 0 0 0 0 0 0 0 0 0 1 0 0 0 0 1 1 0 0 0 0 0 0 0 2 0 0 0 0 2 1
Oswaldo Fernandez, R (9, PR)		0-0 1B		0-0 G3		0-0 G6-3		0-0 1B		0 0 0 0 0 0 0 0 0 1 0 0 1 0 0 0 0 0 0 0 0 0 1 0 0 0 0 1 1 0 0 0 0 0 0 0 2 0 0 0 0 2 1
Mark Leiter, R (1, 1) OBP: 0.200, SLG: 0.200		0-0 1B		0-0 G3		0-0 G6-3		0-0 1B		0 0 0 0 0 0 0 0 0 1 0 0 1 0 0 0 0 0 0 0 0 0 1 0 0 0 0 1 1 0 0 0 0 0 0 0 2 0 0 0 0 2 1
Steve Bourgeois, R (3, 1)		0-0 1B		0-0 G3		0-0 G6-3		0-0 1B		0 0 0 0 0 0 0 0 0 1 0 0 1 0 0 0 0 0 0 0 0 0 1 0 0 0 0 1 1 0 0 0 0 0 0 0 2 0 0 0 0 2 1
Mark Gardner, R (4, 1)		0-0 1B		0-0 G3		0-0 G6-3		0-0 1B		0 0 0 0 0 0 0 0 0 1 0 0 1 0 0 0 0 0 0 0 0 0 1 0 0 0 0 1 1 0 0 0 0 0 0 0 2 0 0 0 0 2 1
J.R. Phillips, L (4, PH) OBP: 0.176, SLG: 0.500		0-0 1B		0-0 G3		0-0 G6-3		0-0 1B		0 0 0 0 0 0 0 0 0 1 0 0 1 0 0 0 0 0 0 0 0 0 1 0 0 0 0 1 1 0 0 0 0 0 0 0 2 0 0 0 0 2 1
Mark Dewey, R (5, 1)		0-0 1B		0-0 G3		0-0 G6-3		0-0 1B		0 0 0 0 0 0 0 0 0 1 0 0 1 0 0 0 0 0 0 0 0 0 1 0 0 0 0 1 1 0 0 0 0 0 0 0 2 0 0 0 0 2 1
Steve Decker, R (7, 2) OBP: 0.136, SLG: 0.095		0-0 1B		0-0 G3		0-0 G6-3		0-0 1B		0 0 0 0 0 0 0 0 0 1 0 0 1 0 0 0 0 0 0 0 0 0 1 0 0 0 0 1 1 0 0 0 0 0 0 0 2 0 0 0 0 2 1

Inning Stats	R: 0 E: 0 K: 3 S: 9	H: 0 LOB: 1 BB: 1 P: 13	R: 0 E: 0 K: 3 S: 10	H: 1 LOB: 1 BB: 0 P: 10	R: 2 E: 0 K: 1 S: 4	H: 0 LOB: 2 BB: 5 P: 24	R: 0 E: 0 K: 1 S: 5	H: 0 LOB: 1 BB: 0 P: 6	R: 0 E: 0 K: 1 S: 6	H: 1 LOB: 1 BB: 0 P: 6	R: 0 E: 0 K: 1 S: 5	H: 0 LOB: 0 BB: 0 P: 5	R: 0 E: 0 K: 1 S: 5	H: 0 LOB: 0 BB: 0 P: 5	R: 0 E: 0 K: 1 S: 5	H: 0 LOB: 2 BB: 2 P: 13	R: 0 E: 0 K: 2 S: 8	H: 1 LOB: 1 BB: 0 P: 8	1B: 3 2B: 0 3B: 0 HR: 0	SF: 0 SAC: 0 DP: 1 HBP: 1
--------------	------------------------------	----------------------------------	-------------------------------	----------------------------------	------------------------------	----------------------------------	------------------------------	---------------------------------	------------------------------	---------------------------------	------------------------------	---------------------------------	------------------------------	---------------------------------	------------------------------	----------------------------------	------------------------------	---------------------------------	----------------------------------	------------------------------------

PITCHER	IP	WLS	BF	H	R	ER	SO	BB	IBB	HBP	BLK	WP	HR	S	P	ERA	WHIP
Chan Ho Park, R (1, 1) ERA: 2.08	2.0		12	1	2	2	6	5	0	0	0	0	0	19	39	9.00	3.000
Antonio Osuna, R (3, 1) ERA: 1.93	3.0	W	11	1	0	0	3	1	0	1	0	2	0	15	20	0.00	0.667
Joey Eischen, L (6, 1) ERA:	3.0		11	0	0	0	3	2	0	0	0	0	0	15	23	0.00	0.667
Todd Worrell, R (9, 1) ERA:	1.0		4	1	0	0	2	0	0	0	0	0	0	8	8	0.00	1.000

**BOTTOM**

**Los Angeles Dodgers @ San Francisco Giants**  
**3Com Park at Candlestick Point, San Francisco, CA**

Wed Apr 17 1996, 6:33 AM EDT  
 Att: 17,039 - Cloudy - 58 F

<b>AB</b>	<b>29</b>
<b>R</b>	<b>2</b>
<b>H</b>	<b>3</b>
<b>RBI</b>	<b>1</b>
<b>BB</b>	<b>8</b>
<b>SO</b>	<b>14</b>
<b>LOB</b>	<b>16</b>

WP: 2 PA: 38  
 PB: 0  
 SB: 0  
 CS: 0



PITCHER	IP	WLS	BF	H	R	ER	SO	BB	IBB	HBP	BLK	WP	HR	S	P	ERA	WHIP
---------	----	-----	----	---	---	----	----	----	-----	-----	-----	----	----	---	---	-----	------

Batter	1	2	3	4	5	6	7	8	9	AB R H RBI BB SO LOB	TOP												
<b>Delino DeShields, L</b> (1, 4) OBP: 0.299, SLG: 0.391	2-2 G4-3		0-0 G6-3			4-1 BB BB		2-0 F8		3 0 0 0 1 0 2													
<b>Brett Butler, L</b> (1, 8) OBP: 0.311, SLG: 0.269	3-2 G4-3			2-2 G1-3		4-0 G4-6-3 BB		0-3 K		3 0 0 0 1 1 0													
<b>Mike Piazza, R</b> (1, 2) OBP: 0.420, SLG: 0.391	2-3 K			0-1 G5-4-3 1B		0-0 G4-6-3 1-2f		1-2 G4-3		4 0 1 0 0 1 2													
<b>Eric Karros, R</b> (1, 3) OBP: 0.254, SLG: 0.279		1-1 F9		3-0 G5-4-3 1-2f			1-3 K		2-2 K	4 0 0 0 0 2 1													
<b>Raul Mondesi, R</b> (1, 9) OBP: 0.299, SLG: 0.429		1-0 G6-3			0-0 G6-3		0-0 G5-3			3 0 0 0 0 0 0													
<b>Mike Blowers, R</b> (1, 5) OBP: 0.292, SLG: 0.185		3-2 L8			1-3 K		1-0 G4-3			3 0 0 0 0 1 0													
<b>Todd Hollandsworth, L</b> (1, 7) OBP: 0.308, SLG: 0.212			2-1 CS BB 1B		0-0 1B		1-2 F8			3 0 2 0 0 0 0													
<b>Greg Gagne, R</b> (1, 6) OBP: 0.355, SLG: 0.462			4-1 F8 CS BB		1-3 K		3-2 F8			2 0 0 0 1 1 1													
<b>Ismael Valdez, R</b> (1, 1) <b>Milt Thompson, L</b> (8, PH) <b>Darren Hall, R</b> (8, 1)			1-0 F8		2-2 L8		4-1 BB			2 0 0 0 0 0 2													
<b>Inning Stats</b>	R: 0 E: 0 K: 1 S: 10	H: 0 LOB: 0 BB: 0 P: 17	R: 0 E: 0 K: 0 S: 6	H: 0 LOB: 0 BB: 0 P: 11	R: 0 E: 0 K: 0 S: 5	H: 1 LOB: 1 BB: 1 P: 12	R: 0 E: 0 K: 0 S: 6	H: 1 LOB: 0 BB: 0 P: 11	R: 0 E: 0 K: 2 S: 8	H: 1 LOB: 1 BB: 0 P: 10	R: 0 E: 0 K: 0 S: 10	H: 0 LOB: 1 BB: 2 P: 20	R: 0 E: 0 K: 1 S: 5	H: 0 LOB: 0 BB: 0 P: 7	R: 0 E: 0 K: 0 S: 8	H: 0 LOB: 1 BB: 1 P: 18	R: 0 E: 0 K: 2 S: 11	H: 0 LOB: 0 BB: 0 P: 14	1B: 3 2B: 0 3B: 0 HR: 0	SF: 0 SAC: 0 DP: 2 HBP: 0	WP: 0 PB: 0 SB: 0 CS: 2	PA: 31	
<b>PITCHER</b>	IP WLS BF H R ER SO BB IBB HBP BLK WP HR S P ERA WHIP																						
<b>Pat Rapp, R</b> (1, 1) ERA: 3.1	7.0		24	3	0	0	4	3	0	0	0	0	0	0	50	88	0.00	0.857					
<b>Jay Powell, R</b> (8, 1) ERA:	1.0	W	4	0	0	0	0	1	0	0	0	0	0	0	8	18	0.00	1.000					
<b>Robb Nen, R</b> (9, 1) ERA: 3.38	1.0		3	0	0	0	2	0	0	0	0	0	0	0	11	14	0.00	0.000					

**Los Angeles Dodgers @ Florida Marlins**  
**Joe Robbie Stadium, Miami, FL**  
 Fri Apr 19 1996, 7:05 PM EDT  
 Att. 24,143 - Unknown - 75 F

livebaseballscorecards.com

<b>AB</b>	27
<b>R</b>	0
<b>H</b>	3
<b>RBI</b>	0
<b>BB</b>	4
<b>SO</b>	6
<b>LOB</b>	8



Batter	1	2	3	4	5	6	7	8	9
<b>Quilvio Veras, S</b> (1, 4) <small>OBP: 0.339, SLG: 0.347</small>	1-0  <b>G4-3</b>		2-3  <b>K</b>			2-2  <b>P6</b>	1-0  <b>F8</b>		
<b>Joe Orsulak, L</b> (1, 8) <small>OBP: 0.063, SLG: 0.063</small> <b>Jesus Tavarez, S</b> (8, PR) <small>OBP: 0.130, SLG: 0.048</small> (9, 8)	2-1  <b>G4-3</b>			1-2  <b>G3-1</b>		0-1  <b>G4-3</b>		0-1  <b>E</b>	
<b>Gary Sheffield, R</b> (1, 9) <small>OBP: 0.403, SLG: 0.607</small>	4-1  <b>BB</b>			0-0  <b>G6-3</b>		0-0  <b>3B</b>		1-1  <b>P4</b>	
<b>Jeff Conine, R</b> (1, 7) <small>OBP: 0.273, SLG: 0.317</small>	1-3  <b>K</b>			0-1  <b>1B</b>		2-3  <b>K</b>		2-3  <b>K</b>	
<b>Terry Pendleton, S</b> (1, 5) <small>OBP: 0.235, SLG: 0.246</small>		0-0  <b>G3-1</b>			1-0  <b>G6-3</b>		2-2  <b>CS</b>	1-1  <b>E9</b>	
<b>Greg Colbrunn, R</b> (1, 3) <small>OBP: 0.276, SLG: 0.418</small>		1-1  <b>P4</b>			1-2  <b>L4</b>		0-1  <b>BB</b>	1-2  <b>HR</b>	
<b>Charles Johnson, R</b> (1, 2) <small>OBP: 0.290, SLG: 0.362</small>		2-2  <b>G5-3</b>			0-0  <b>1B</b>		3-2  <b>FC6</b>	4-1  <b>HR</b>	
<b>Kurt Abbott, R</b> (1, 6) <small>OBP: 0.375, SLG: 0.489</small>			0-0  <b>G6-3</b>		0-1  <b>1B</b>		4-1  <b>BB</b>	1-0  <b>HR</b>	
<b>Pat Rapp, R</b> (1, 1) <b>Devon White, S</b> (7, PH) <small>OBP: 0.306, SLG: 0.349</small> <b>Jay Powell, R</b> (8, 1) <b>Robb Nen, R</b> (9, 1)			1-2  <b>G1-3</b>		0-3  <b>K</b>		1-2  <b>K</b>	1-2  <b>F8</b>	

AB	R	H	RBI	BB	SO	LOB
4	0	0	0	0	1	3
4	0	1	0	0	0	0
0	1	0	0	0	0	0
3	0	1	0	1	0	1
4	0	1	0	0	3	3
4	1	2	0	0	0	0
4	1	2	1	0	0	0
3	1	1	0	1	0	1
3	1	2	3	1	0	0
2	0	0	0	0	1	2
1	0	0	0	0	1	3
1	0	0	0	0	0	1
0	0	0	0	0	0	0

WP	HR	S	P	ERA	WHIP
0	0	65	97	0.00	1.143
0	1	18	29	45.00	5.000

Inning	R	H	E	K	S	P	BB	IBB	HBP	BLK	WP	HR	S	P	ERA	WHIP
1	0	0	0	1	7	9	0	0	0	0	0	0	65	97	0.00	1.143
2	0	0	0	0	12	12	0	0	0	0	0	0	65	97	0.00	1.143
3	0	0	0	0	12	12	0	0	0	0	0	0	65	97	0.00	1.143
4	0	1	0	0	7	7	0	0	0	0	0	0	65	97	0.00	1.143
5	0	2	0	0	13	13	0	0	0	0	0	0	65	97	0.00	1.143
6	0	1	0	0	14	14	0	0	0	0	0	0	65	97	0.00	1.143
7	0	2	0	1	24	24	0	0	0	0	0	0	65	97	0.00	1.143
8	5	4	1	1	29	29	0	0	0	0	0	0	65	97	0.00	1.143
9	0	0	0	0	0	0	0	0	0	0	0	0	65	97	0.00	1.143

**BOTTOM**

**Los Angeles Dodgers @ Florida Marlins**  
 Joe Robbie Stadium, Miami, FL  
 Fri Apr 19 1996, 7:05 PM EDT  
 Att: 24,143 - Unknown - 75 F

AB	33
R	5
H	10
RBI	4
BB	3
SO	6
LOB	14



WP	HR	S	P	ERA	WHIP
0	0	65	97	0.00	1.143
0	1	18	29	45.00	5.000

Batter	1	2	3	4	5	6	7	8	9	AB R H RBI BB SO LOB	TOP											
<b>Delino DeShields, L</b> (1, 4) OBP: 0.305, SLG: 0.419	3-3 K		1-0 3B		0-0 P3		0-3 K		3-2 2B 1B	5 1 2 0 0 2 0												
<b>Brett Butler, L</b> (1, 8) OBP: 0.342, SLG: 0.347	2-1 BB 1B		1-2 L6			0-1 HR 3B	0-0 FC4-6 1B		2-1 1-H 2B	5 1 4 1 0 0 1												
<b>Mike Piazza, R</b> (1, 2) OBP: 0.419, SLG: 0.426	4-2 SAFE 1B SAFE BB		1-3 K			0-0 HR	2-2 FC4-6 1-2f		0-3 K2-3	4 1 1 2 1 2 3												
<b>Eric Karros, R</b> (1, 3) OBP: 0.253, SLG: 0.268	2-1 G5-4-3 1-2f			4-2 FC6-4 BB		1-2 G6-3		1-0 F9		3 0 0 0 1 0 2												
<b>Raul Mondesi, R</b> (1, 9) OBP: 0.296, SLG: 0.433		1-0 P4		1-0 FC6-4 1B 1-2f		3-2 2B 2B		2-2 G6-3		4 1 1 0 0 0 1												
<b>Mike Blowers, R</b> (1, 5) OBP: 0.290, SLG: 0.190		2-2 F9		0-0 P4		1-3 K		1-1 1B		4 0 1 0 0 1 2												
<b>Billy Ashley, R</b> (1, 7) OBP: 0.391, SLG: 0.789		4-2 FC6-4 BB		1-0 1-H 1B		0-0 2-H 2B		2-3 K		0 0 0 0 0 0 0												
<b>Roger Cedeno, S</b> (1, 7) OBP: 0.438, SLG: 0.538										3 0 2 1 1 1 1												
<b>Greg Gagne, R</b> (1, 6) OBP: 0.333, SLG: 0.429		2-2 FC6-4 1-2f			3-2 F8		3-2 F9		0-3 K	4 0 0 0 0 1 2												
<b>Hideo Nomo, R</b> (1, 1) OBP: 0.500, SLG: 0.400			0-3 K		1-3 K		2-3 K		3-2 G3	2 0 0 0 0 0 2 0 0 0 0 0 0 0 0 0 1 0 0 0 0 0 1 0 0 0 0 0 0 0 0 0 0 0 0 0 0 0 0 0 1 0 0 0 0 0 0 0												
<b>Chad Fonville, S</b> (7, PH) OBP: 0.125, SLG: 0.125																						
<b>Mark Guthrie, R</b> (7, 1)																						
<b>Scott Radinsky, L</b> (8, 1)																						
<b>Dave Hansen, L</b> (9, PH)																						
<b>Inning Stats</b>	R: 0 E: 0 K: 1 S: 13	H: 1 LOB: 1 BB: 1 P: 24	R: 0 E: 0 K: 0 S: 9	H: 0 LOB: 1 BB: 1 P: 18	R: 0 E: 0 K: 2 S: 10	H: 1 LOB: 1 BB: 0 P: 13	R: 0 E: 0 K: 0 S: 6	H: 1 LOB: 2 BB: 1 P: 12	R: 0 E: 0 K: 1 S: 7	H: 0 LOB: 0 BB: 0 P: 11	R: 3 E: 0 K: 1 S: 18	H: 4 LOB: 1 BB: 0 P: 26	R: 0 E: 0 K: 2 S: 11	H: 1 LOB: 1 BB: 0 P: 15	R: 0 E: 0 K: 1 S: 10	H: 1 LOB: 1 BB: 0 P: 16	R: 1 E: 0 K: 2 S: 16	H: 2 LOB: 1 BB: 0 P: 24	1B: 5 2B: 3 3B: 2 HR: 1	SF: 0 SAC: 0 DP: 1 HBP: 0	WP: 0 PB: 0 SB: 0 CS: 0	PA: 39
<b>PITCHER</b>	IP WLS BF H R ER SO BB IBB HBP BLK WP HR S P ERA WHIP																					
<b>Al Leiter, L</b> (1, 1) ERA: 2.81	6.0 W 26 7 3 3 5 3 0 0 0 0 0 1 63 104 4.50 1.667																					
<b>Yorkis Perez, L</b> (7, 1) ERA: 18.0	0.2 3 1 0 0 2 0 0 0 0 0 0 0 8 10 0.00 1.500																					
<b>Terry Mathews, R</b> (7, 1) ERA: 3.0	2.0 9 3 1 1 2 0 0 0 0 0 0 0 26 42 4.50 1.500																					
<b>Robb Nen, R</b> (9, 1) ERA: 3.24	0.1 S 1 0 0 0 1 0 0 0 0 0 0 0 3 3 0.00 0.000																					

Los Angeles Dodgers @ Florida Marlins  
Joe Robbie Stadium, Miami, FL

Sat Apr 20 1996, 7:05 PM EDT  
Att. 35,542 - Unknown - 75 F

livebaseballscorecards.com

AB 36  
R 4  
H 11  
RBI 4  
BB 3  
SO 10  
LOB 12



BOTTOM

Los Angeles Dodgers @ Florida Marlins

Joe Robbie Stadium, Miami, FL

Sat Apr 20 1996, 7:05 PM EDT

Att: 35,542 - Unknown - 75 F

livebaseballscorecards.com

AB	33
R	7
H	10
RBI	7
BB	3
SO	10
LOB	17



WP:	1	PA:	38
PB:	0	SB:	0
CS:	0		

AB	R	H	RBI	BB	SO	LOB
5	1	1	0	0	1	1
3	2	2	2	0	0	0
1	0	1	1	0	0	0
1	0	0	0	0	1	0
3	3	2	1	1	0	1
3	0	1	0	1	0	2
3	0	1	2	0	0	0
2	0	1	1	1	0	0
4	0	0	0	0	3	5
4	1	1	0	0	2	4
2	0	0	0	0	2	3
1	0	0	0	0	1	1
0	0	0	0	0	0	0
1	0	0	0	0	0	0
0	0	0	0	0	0	0

1B:	5	SF:	2
2B:	3	SAC:	0
3B:	0	DP:	0
HR:	2	HBP:	0

Batter	1	2	3	4	5	6	7	8	9
Quilvio Veras, S OBP: 0.328, SLG: 0.333 (1, 4)	3-1 E HR 1B	0-0 P5		0-2 G6-3		1-3 K		2-1 G6-3	
Joe Orsulak, L OBP: 0.158, SLG: 0.368 (1, 8)	1-0 HR	0-2 F7			0-0 BB SF8 2B	0-0 2B		3-3 K	
Andre Dawson, R OBP: 0.500, SLG: 0.583 (6, PH)									
Jesus Tavarez, S OBP: 0.125, SLG: 0.045 (7, 8)									
Gary Sheffield, R OBP: 0.421, SLG: 0.661 (1, 9)	2-2 1B 1B	0-0 HR			3-2 E5 SF8 BB	4-0 FC4-6 IBB			
Jeff Conine, R OBP: 0.286, SLG: 0.318 (1, 7)	0-0 WP 1B 1B	3-1 L8			4-0 BB	0-2 FC4-6			
Terry Pendleton, S OBP: 0.236, SLG: 0.250 (1, 5)	0-0 WP 1B		2-0 G4-3		1-0 SF8		0-0 P4		
Greg Colbrunn, R OBP: 0.290, SLG: 0.421 (1, 3)	4-2 BB		2-2 G3		2-3 3-H SF8		0-1 1B		
Charles Johnson, R OBP: 0.273, SLG: 0.339 (1, 2)	3-3 K		1-3 K		0-0 F8		1-3 K		
Kurt Abbott, R OBP: 0.365, SLG: 0.490 (1, 6)	3-3 K			1-2 K		3-2 2B 2B	1 SAFE 0-1 F8		
Al Leiter, L OBP: 0.143, SLG: 0.143 (1, 1)	0-3 K			0-3 K		2-3 K		1-2 G1-3	
Alex Arias, R OBP: 0.308, SLG: 0.250 (6, PH)									
Yorkis Perez, L (7, 1)									
Terry Mathews, L (7, 1)									
Robb Nen, R (9, 1)									

Inning Stats	R	H	E	K	S	P	LOB	BB	IBB	HBP	BLK	WP	HR	S	P	ERA	WHIP
R: 3	H: 5	E: 1	K: 3	S: 21			LOB: 3	BB: 1	P: 37								
R: 1	H: 1	E: 0	K: 0	S: 7			LOB: 0	BB: 0	P: 10								
R: 0	H: 0	E: 0	K: 1	S: 8			LOB: 0	BB: 0	P: 13								
R: 0	H: 0	E: 0	K: 2	S: 9			LOB: 0	BB: 0	P: 10								
R: 2	H: 1	E: 1	K: 0	S: 7			LOB: 1	BB: 1	P: 15								
R: 1	H: 2	E: 0	K: 2	S: 14			LOB: 2	BB: 1	P: 24								
R: 0	H: 1	E: 0	K: 1	S: 8			LOB: 1	BB: 0	P: 9								
R: 0	H: 0	E: 0	K: 1	S: 10			LOB: 0	BB: 0	P: 16								

PITCHER	IP	WLS	BF	H	R	ER	SO	BB	IBB	HBP	BLK	WP	HR	S	P	ERA	WHIP
Hideo Nomo, R ERA: 3.08 (1, 1)	4.1	L	23	7	6	4	6	2	0	0	0	1	2	50	83	8.31	2.077
Joey Eischen, L ERA: 0.93 (5, 1)	1.2		8	2	1	1	2	0	1	0	0	0	0	16	26	5.40	1.200
Mark Guthrie, L ERA: 3.68 (7, 1)	1.0		4	1	0	0	1	0	0	0	0	0	0	8	9	0.00	1.000
Scott Radinsky, L ERA: (8, 1)	1.0		3	0	0	0	1	0	0	0	0	0	0	10	16	0.00	0.000

# Los Angeles Dodgers @ Florida Marlins

## Joe Robbie Stadium, Miami, FL

Sun Apr 21 1996, 7:05 PM EDT  
Att. 23,842 - Unknown - 75 F

AB	36
R	4
H	10
RBI	4
BB	3
SO	4
LOB	13



WP:	0	PA:	39
PB:	0		
SB:	0		
CS:	0		

AB		R	H	RBI	BB	SO	LOB
5	0	0	0	0	0	0	1
5	1	1	0	0	0	0	1
4	1	1	0	1	1	0	
3	2	1	3	1	0	3	
4	0	1	0	0	0	0	
4	0	1	0	0	1	2	
3	0	2	1	1	0	0	
4	0	2	0	0	1	2	
2	0	0	0	0	1	2	
1	0	1	0	0	0	0	
0	0	0	0	0	0	0	
0	0	0	0	0	0	0	
0	0	0	0	0	0	0	
1	0	0	0	0	0	2	
0	0	0	0	0	0	0	

Batter	1	2	3	4	5	6	7	8	9
<b>Delino DeShields, L</b> (1, 4) OBP: 0.287, SLG: 0.392	2-1 G4-3			0-0 F8		2-2 G4-3	0-0 B2		1-2 F7
<b>Brett Butler, L</b> (1, 8) OBP: 0.333, SLG: 0.338	0-1 G1-3			3-2 G4-3		0-0 2B HR	2-2 FC6		1-1 B1-3
<b>Mike Piazza, R</b> (1, 2) OBP: 0.418, SLG: 0.431	1-2 L4			1-3 K		2-0 1B HR	4-0 G5-4-3 IBB		3-1 L8
<b>Eric Karros, R</b> (1, 3) OBP: 0.266, SLG: 0.311		1-1 G3-1			4-2 1B BB	1-0 HR	0-0 G5-4-3		
<b>Raul Mondesi, R</b> (1, 9) OBP: 0.293, SLG: 0.423		0-1 L9			1-1 1B	2-2 G1-3		1-2 P3	
<b>Mike Blowers, R</b> (1, 5) OBP: 0.288, SLG: 0.194		1-2 G6-3			2-2 1B	1-1 1B		3-3 K	
<b>Todd Hollandsworth, L</b> (1, 7) OBP: 0.349, SLG: 0.250			1-1 G6-3		1-2 1B	0-0 1B		4-1 1B BB	
<b>Greg Gagne, R</b> (1, 6) OBP: 0.343, SLG: 0.433			2-1 G1-3		0-0 1B	2-3 K		0-1 1B	
<b>Pedro Astacio, R</b> (1, 1) OBP: 0.111, SLG: 0.111			2-1 G4-3		0-3 K		2-1 E FC6 1B		3-2 G6-3
<b>Milt Thompson, L</b> (7, PH) OBP: 0.200, SLG: 0.111									
<b>Antonio Osuna, R</b> (7, 1)									
<b>Scott Radinsky, L</b> (7, 1)									
<b>Darren Hall, R</b> (7, 1)									
<b>Dave Hansen, L</b> (8, PH) OBP: 0.500, SLG: 0.400									
<b>Carlos Hernández, R</b> (8, PH) OBP: 0.333, SLG: 0.200									
<b>Todd Worrell, R</b> (8, 1)									

Inning Stats																	Pitcher																																					
R	H	E	K	S	R	H	E	K	S	R	H	E	K	S	R	H	E	K	S	R	H	E	K	S	R	H	E	K	S	R	H	E	K	S	R	H	E	K	S	1B	2B	3B	HR	SF	SAC	DP	HBP	WP	PA					
0	0	0	0	7	0	0	0	0	7	0	0	0	0	6	1	3	0	1	14	3	5	0	1	18	0	1	0	0	7	0	1	0	0	12	0	0	0	0	7	0	0	0	0	7	8	1	0	1	0	0	0	0	0	39
0	0	0	0	7	0	0	0	0	7	0	0	0	0	6	1	3	0	1	14	3	5	0	1	18	0	1	0	0	7	0	1	0	0	12	0	0	0	0	0	0	0	0	0	39										
0	0	0	0	7	0	0	0	0	7	0	0	0	0	6	1	3	0	1	14	3	5	0	1	18	0	1	0	0	7	0	1	0	0	12	0	0	0	0	0	0	0	0	0	39										
0	0	0	0	7	0	0	0	0	7	0	0	0	0	6	1	3	0	1	14	3	5	0	1	18	0	1	0	0	7	0	1	0	0	12	0	0	0	0	0	0	0	0	0	39										
0	0	0	0	7	0	0	0	0	7	0	0	0	0	6	1	3	0	1	14	3	5	0	1	18	0	1	0	0	7	0	1	0	0	12	0	0	0	0	0	0	0	0	0	39										
0	0	0	0	7	0	0	0	0	7	0	0	0	0	6	1	3	0	1	14	3	5	0	1	18	0	1	0	0	7	0	1	0	0	12	0	0	0	0	0	0	0	0	0	39										
0	0	0	0	7	0	0	0	0	7	0	0	0	0	6	1	3	0	1	14	3	5	0	1	18	0	1	0	0	7	0	1	0	0	12	0	0	0	0	0	0	0	0	0	39										
0	0	0	0	7	0	0	0	0	7	0	0	0	0	6	1	3	0	1	14	3	5	0	1	18	0	1	0	0	7	0	1	0	0	12	0	0	0	0	0	0	0	0	0	39										
0	0	0	0	7	0	0	0	0	7	0	0	0	0	6	1	3	0	1	14	3	5	0	1	18	0	1	0	0	7	0	1	0	0	12	0	0	0	0	0	0	0	0	0	39										
0	0	0	0	7	0	0	0	0	7	0	0	0	0	6	1	3	0	1	14	3	5	0	1	18	0	1	0	0	7	0	1	0	0	12	0	0	0	0	0	0	0	0	0	39										
0	0	0	0	7	0	0	0	0	7	0	0	0	0	6	1	3	0	1	14	3	5	0	1	18	0	1	0	0	7	0	1	0	0	12	0	0	0	0	0	0	0	0	0	39										
0	0	0	0	7	0	0	0	0	7	0	0	0	0	6	1	3	0	1	14	3	5	0	1	18	0	1	0	0	7	0	1	0	0	12	0	0	0	0	0	0	0	0	0	39										
0	0	0	0	7	0	0	0	0	7	0	0	0	0	6	1	3	0	1	14	3	5	0	1	18	0	1	0	0	7	0	1	0	0	12	0	0	0	0	0	0	0	0	0	39										
0	0	0	0	7	0	0	0	0	7	0	0	0	0	6	1	3	0	1	14	3	5	0	1	18	0	1	0	0	7	0	1	0	0	12	0	0	0	0	0	0	0	0	0	39										
0	0	0	0	7	0	0	0	0	7	0	0	0	0	6	1	3	0	1	14	3	5	0	1	18	0	1	0	0	7	0	1	0	0	12	0	0	0	0	0	0	0	0	0	39										
0	0	0	0	7	0	0	0	0	7	0	0	0	0	6	1	3	0	1	14	3	5	0	1	18	0	1	0	0	7	0	1	0	0	12	0	0	0	0	0	0	0	0	0	39										
0	0	0	0	7	0	0	0	0	7	0	0	0	0	6	1	3	0	1	14	3	5	0	1	18	0	1	0	0	7	0	1	0	0	12	0	0	0	0	0	0	0	0	0	39										
0	0	0	0	7	0	0	0	0	7	0	0	0	0	6	1	3	0	1	14	3	5	0	1	18	0	1	0	0	7	0	1	0	0	12	0	0	0	0	0	0	0	0	0	39										
0	0	0	0	7	0	0	0	0	7	0	0	0	0	6	1	3	0	1	14	3	5	0	1	18	0	1	0	0	7	0	1	0	0	12	0	0	0	0	0	0	0	0	0	39										
0	0	0	0	7	0	0	0	0	7	0	0	0	0	6	1	3	0	1	14	3	5	0	1	18	0	1	0	0	7	0	1	0	0	12	0	0	0	0	0	0	0	0	0	39										
0	0	0	0	7	0	0	0	0	7	0	0	0	0	6	1	3	0	1	14	3	5	0	1	18	0	1	0	0	7	0	1	0	0	12	0	0	0	0	0	0	0	0	0	39										
0	0	0	0	7	0	0	0	0	7	0	0	0	0	6	1	3	0	1	14	3	5	0	1	18	0	1	0	0	7	0	1	0	0	12	0	0	0	0	0	0	0	0	0	39										
0	0	0	0	7	0	0	0	0	7	0	0	0	0	6	1	3	0	1	14	3	5	0	1	18	0	1	0	0	7	0	1	0	0	12	0	0	0	0	0	0	0	0	0	39										
0	0	0	0	7	0	0	0	0	7	0	0	0	0	6	1	3	0	1	14	3	5	0	1	18	0	1	0	0	7	0	1	0	0	12	0	0	0	0	0	0	0	0	0	39										
0	0	0	0	7	0	0	0	0	7	0	0	0	0	6	1	3	0	1	14	3	5	0	1	18	0	1	0	0	7	0	1	0	0	12	0	0	0	0	0	0	0	0	0	39										
0	0	0	0	7	0	0	0	0	7	0	0	0	0	6	1	3	0	1	14	3	5	0	1	18	0	1	0	0	7	0	1	0	0	12	0	0	0	0	0	0	0	0	0	39										
0	0	0	0	7	0	0	0	0	7	0	0	0	0	6	1	3	0	1	14	3	5	0	1	18	0	1	0	0	7	0	1	0	0	12	0	0	0	0	0	0	0	0	0	39										
0	0	0	0	7	0	0	0	0	7	0	0	0	0	6	1	3	0	1	14	3	5	0	1	18	0	1	0	0	7	0	1	0	0	12	0	0	0	0	0	0	0	0	0	39										
0	0	0	0	7	0	0	0	0	7	0	0	0	0	6	1	3	0	1	14	3	5	0	1	18	0	1	0	0	7	0	1	0	0	12	0	0	0	0	0	0	0	0	0	39										
0	0	0	0	7	0	0	0	0	7	0	0	0	0	6	1	3	0	1	14	3	5	0	1	18</																														

**BOTTOM**

**Los Angeles Dodgers @ Florida Marlins**  
 Joe Robbie Stadium, Miami, FL  
 Sun Apr 21 1996, 7:05 PM EDT  
 Att: 23,842 - Unknown - 75 F

livebaseballscorecards.com

<b>AB</b>	<b>30</b>
<b>R</b>	<b>5</b>
<b>H</b>	<b>6</b>
<b>RBI</b>	<b>4</b>
<b>BB</b>	<b>4</b>
<b>SO</b>	<b>7</b>
<b>LOB</b>	<b>12</b>



WP: 0	PA: 35
PB: 0	
SB: 0	
CS: 0	

AB	R	H	RBI	BB	SO	LOB
2	1	1	0	2	0	0
4	1	0	0	0	1	3
3	2	2	3	1	0	1
3	0	1	0	1	2	1
4	0	1	1	0	0	1
0	0	0	0	0	0	0
0	0	0	0	0	0	0
0	0	0	0	0	0	0
0	0	0	0	0	0	0
0	0	0	0	0	0	0
3	0	0	0	0	2	2
4	1	1	0	0	0	1
4	0	0	0	0	0	2
2	0	0	0	0	1	0
1	0	0	0	0	1	1
0	0	0	0	0	0	0

Batter	1	2	3	4	5	6	7	8	9
<b>Quilvio Veras, S</b> OBP: 0.354, SLG: 0.339 (1, 4)	0-0 G3 ①		4-0 BB BBB			4-1 BB L4-3	2-2 HR 1B 1-2		
<b>Joe Orsulak, L</b> OBP: 0.130, SLG: 0.304 (1, 8) (4, 7)	0-0 G3 ②		1-3 K FFFS			0-0 L4-3 1-1	2-2 HR FC3 1-3 2-H		
<b>Gary Sheffield, R</b> OBP: 0.438, SLG: 0.710 (1, 9) B C S B B	4-2 BB BB		0-0 F8 ③			0-2 1B 1B	2-1 HR 1-H 3-H		
<b>Jeff Conine, R</b> OBP: 0.297, SLG: 0.319 (1, 7) (4, 3) C 1 D B F S	2-3 K ③		1-3 K ①			0-0 1B 1-2	4-2 BB ③		
<b>Terry Pendleton, S</b> OBP: 0.237, SLG: 0.250 (8, 1) <b>David Weathers, R</b> (8, 1) <b>Yorkis Perez, L</b> (8, 1) <b>Terry Mathews, L</b> (9, 1)		2-1 G6-3 ①	1-2 L9 ②			1-0 1B 1-2 2-H	0-0 F7 ③		
<b>Greg Colbrunn, R</b> OBP: 0.302, SLG: 0.421 <b>Jesus Tavarez, S</b> OBP: 0.111, SLG: 0.040 (1, 3) (4, 8)		1-1 FC6-4 HBP	0-0 G6-3 ③			3-3 K ③	3-3 K ①		
<b>Charles Johnson, R</b> OBP: 0.271, SLG: 0.333 (1, 2)		2-2 FC6-4 ②				1-0 F9 ①	3-2 FC3 1B E 1B ②	3-2 L9 ②	
<b>Kurt Abbott, R</b> OBP: 0.339, SLG: 0.453 (1, 6)		0-0 F9 ③				0-0 F8 ②	1-2 F9 ①	0-2 F8 ③	
<b>Kevin Brown, R</b> (1, 1) <b>Andre Dawson, R</b> OBP: 0.462, SLG: 0.538 (7, PH) <b>Alex Arias, R</b> OBP: 0.308, SLG: 0.250 (8, 5)			0-0 G1-3 ①			2-2 K ③	2-3 K ②		

Inning	R	H	E	K	S	H	LOB	BB	P
1	0	0	0	1	7	0	1	13	13
2	0	0	0	0	9	0	0	14	14
3	0	0	0	1	7	0	1	12	12
4	0	0	0	1	8	0	0	10	10
5	0	0	0	1	5	0	0	8	8
6	1	3	0	1	11	2	1	19	19
7	4	3	1	1	26	1	1	42	42
8	0	0	0	1	11	0	0	17	17
9	0	0	0	0	0	0	0	0	0

PITCHER	IP	WLS	BF	H	R	ER	SO	BB	IBB	HBP	BLK	WP	HR	S	P	ERA	WHIP
<b>Pedro Astacio, R</b> ERA: 3.43 (1, 1)	6.0		24	3	1	1	5	3	0	1	0	0	0	47	76	1.50	1.000
<b>Antonio Osuna, R</b> ERA: 1.8 (7, 1)	0.2		4	2	2	1	1	0	0	0	0	0	0	14	22	13.50	3.000
<b>Scott Radinsky, L</b> ERA: (7, 1)	0.0		1	0	0	0	0	0	0	0	0	0	0	6	8	∞	∞
<b>Darren Hall, R</b> ERA: 6.97 (7, 1)	0.1	L	3	1	2	0	0	1	0	0	0	0	1	6	12	0.00	6.000
<b>Todd Worrell, R</b> ERA: (8, 1)	1.0		3	0	0	0	1	0	0	0	0	0	0	11	17	0.00	0.000

Batter	1	2	3	4	5	6	7	8	9	AB R H RBI BB SO LOB	TOP										
<b>Brett Butler, L</b> (1, 8) OBP: 0.330, SLG: 0.333	0-0 G5-3		0-3 K			0-0 FC6-4 1B		2-1 1B		4 0 1 0 0 1 1											
<b>Greg Gagne, R</b> (1, 6) OBP: 0.351, SLG: 0.453	2-0 E5 G3-1			1-2 1B G4-6-3 2B		0-0 1B G6-3		1-1 P4		4 1 2 0 0 0 1											
<b>Mike Piazza, R</b> (1, 2) OBP: 0.410, SLG: 0.421	3-2 G3-1			0-1 1B G4-6-3		1-2 1B G6-3			0-0 G6-3	4 0 1 0 0 0 3											
<b>Eric Karros, R</b> (1, 3) OBP: 0.265, SLG: 0.308	0-1 G5-3			0-0 1B G4-6-3			0-0 F8		1-1 1B 1B	4 0 1 0 0 0 2											
<b>Raul Mondesi, R</b> (1, 9) OBP: 0.291, SLG: 0.413		0-2 G5-3		1-1 G5-3		1-2 1B FC6-4		2-2 L8		4 0 1 0 0 0 1											
<b>Delino DeShields, L</b> (1, 4) OBP: 0.286, SLG: 0.366		1-3 K		1-2 G4-3		1 SAFE 0-3 K		1-1 1B		4 0 1 0 0 2 1											
<b>Dave Hansen, L</b> (1, 5) OBP: 0.300, SLG: 0.222		0-1 G4-3		2-2 G4-3		0-0 1B FC6-4		1-2 G4-3		4 0 0 0 0 0 3											
<b>Todd Hollandsworth, L</b> (1, 7) OBP: 0.326, SLG: 0.231			2-3 K		1-1 G3-1			1-3 K		3 0 0 0 0 2 0											
<b>Tom Candiotti, R</b> (1, 1) OBP: 0.167, SLG: 0.167			1-3 K			0-0 1B FC6-4				1 0 0 0 0 1 0											
<b>Chad Fonville, S</b> (6, PH) OBP: 0.222, SLG: 0.222										1 0 1 0 0 0 0											
<b>Joey Eischen, L</b> (6, 1)										0 0 0 0 0 0 0											
<b>Milt Thompson, L</b> (8, PH) OBP: 0.182, SLG: 0.100										1 0 0 0 0 1 0											
<b>Mark Guthrie, R</b> (8, 1)										0 0 0 0 0 0 0											
<b>Inning Stats</b>	R: 0 E: 1 K: 0 S: 7	H: 0 LOB: 1 BB: 0 P: 12	R: 0 E: 0 K: 1 S: 8	H: 0 LOB: 0 BB: 0 P: 9	R: 0 E: 0 K: 3 S: 10	H: 0 LOB: 0 BB: 0 P: 13	R: 1 E: 0 K: 0 S: 8	H: 2 LOB: 0 BB: 0 P: 10	R: 0 E: 0 K: 0 S: 8	H: 1 LOB: 1 BB: 0 P: 12	R: 0 E: 0 K: 1 S: 8	H: 1 LOB: 1 BB: 0 P: 9	R: 0 E: 0 K: 2 S: 11	H: 1 LOB: 1 BB: 0 P: 18	R: 0 E: 0 K: 0 S: 12	H: 2 LOB: 2 BB: 0 P: 17	1B: 7 2B: 1 3B: 0 HR: 0	SF: 0 SAC: 0 DP: 2 HBP: 0	WP: 0 PB: 0 SB: 0 CS: 0	PA: 34	
<b>PITCHER</b> <b>Greg Maddux, R</b> (1, 1) ERA: 2.09	IP 9.0	WLS W	BF 34	H 8	R 1	ER 1	SO 7	BB 0	IBB 0	HBP 0	BLK 0	WP 0	HR 0	S 79	P 108	ERA 1.00	WHIP 0.889				
<b>PITCHER</b>	IP	WLS	BF	H	R	ER	SO	BB	IBB	HBP	BLK	WP	HR	S	P	ERA	WHIP				

Los Angeles Dodgers @ Atlanta Braves  
Atlanta-Fulton County Stadium, Atlanta, GA

livebaseballscorecards.com

AB	34
R	1
H	8
RBI	0
BB	0
SO	7
LOB	12



Mon Apr 22 1996, 7:05 PM EDT  
Att. 33,080 - Unknown - 80 F



Batter	1	2	3	4	5	6	7	8	9
<b>Marquis Grissom, R</b> (1, 8) <small>OBP: 0.280, SLG: 0.356</small>	1-2 		1-3 		3-3 			1-1 	
<b>Mark Lemke, S</b> (1, 4) <small>OBP: 0.351, SLG: 0.415</small>	3-2 		1-1 		0-2 			1-1 	
<b>10 Chipper Jones, S</b> (1, 5) <small>OBP: 0.338, SLG: 0.419</small> <b>Ed Giovanola, L</b> (8, 5) <small>OBP: 0.286, SLG: 0.250</small>	2-1 			2-2 		0-0 		2-1 	
<b>Fred McGriff, L</b> (1, 3) <small>OBP: 0.367, SLG: 0.423</small>		2-3 		3-2 		0-1 			
<b>David Justice, L</b> (1, 9) <small>OBP: 0.405, SLG: 0.457</small>		1-1 		0-1 		2-0 			
<b>Ryan Klesko, L</b> (1, 7) <small>OBP: 0.474, SLG: 0.851</small> <b>Jerome Walton, R</b> (7, 7) <small>OBP: 0.389, SLG: 0.563</small>		0-0 		1-0 		0-3 			
<b>Javy Lopez, R</b> (1, 2) <small>OBP: 0.295, SLG: 0.389</small>		0-1 		2-1 			2-3 		
<b>Rafael Belliard, R</b> (1, 6) <small>OBP: 0.103, SLG: 0.138</small>		0-0 		1-2 			1-3 		
<b>Greg Maddux, R</b> (1, 1)			1-2 		0-0 		2-1 		

AB	R	H	RBI	BB	SO	LOB
4	0	1	0	0	2	0
4	0	1	0	0	0	1
3	1	1	0	0	0	1
1	0	0	0	0	0	0
3	0	1	0	0	1	1
3	2	2	1	0	0	1
3	1	1	2	0	1	2
0	0	0	0	0	0	0
3	0	1	1	0	1	0
3	0	0	0	0	1	1
3	0	0	0	0	0	0

BOTTOM	
<b>Los Angeles Dodgers @ Atlanta Braves</b> Atlanta-Fulton County Stadium, Atlanta, GA	Mon Apr 22 1996, 7:05 PM EDT Att: 33,080 - Unknown - 80 F
<b>AB 30</b> <b>R 4</b> <b>H 8</b> <b>RBI 4</b> <b>BB 0</b> <b>SO 6</b> <b>LOB 7</b>	<b>WP: 0</b> <b>PA: 30</b> <b>PB: 0</b> <b>SB: 1</b> <b>CS: 1</b>

Inning Stats		R	H	E	K	S	Pitcher	
		0	1	0	0	15		
		1	2	0	1	13		
		0	0	0	1	12		
		3	3	0	0	24		
		0	0	0	1	10		
		0	1	0	0	9		
		0	0	0	2	13		
		0	1	0	0	10		

PITCHER																	
<b>Tom Candiotti, R</b> (1, 1) <small>ERA: 4.29</small>	IP	WLS	BF	H	R	ER	SO	BB	IBB	HBP	BLK	WP	HR	S	P	ERA	WHIP
<b>Joey Eischen, L</b> (6, 1) <small>ERA: 0.77</small>	2.0		7	1	0	0	3	0	0	0	0	0	0	15	22	0.00	0.500
<b>Mark Guthrie, L</b> (8, 1) <small>ERA: 3.24</small>	1.0		3	1	0	0	0	0	0	0	0	0	0	6	10	0.00	1.000

Batter	1	2	3	4	5	6	7	8	9	AB R H RBI BB SO LOB	TOP																
<b>Brett Butler, L</b> (1, 8) OBP: 0.337, SLG: 0.333	1-2 G6-4-3 BB 1B		1-1 G5-3			1-3 K		4-2 HR BB 1B		3 1 1 0 1 1 0																	
<b>Chad Fonville, S</b> (1, 5) OBP: 0.308, SLG: 0.250	4-0 SAFE 1-2 G6-4-3 BB		0-2 G4-3			2-1 F8		0-1 HR 1B		3 1 1 0 1 0 0																	
<b>Mike Piazza, R</b> (1, 2) OBP: 0.402, SLG: 0.450	2-2 G6-4-3 1-2f 2-3			2-2 P3		3-2 F9		1-0 HR 1-H 2-H		4 1 1 3 0 0 2																	
<b>Raul Mondesi, R</b> (1, 9) OBP: 0.277, SLG: 0.392	2-3 K			2-3 K			3-3 K	2-2 P2		4 0 0 0 0 3 1																	
<b>Mike Blowers, R</b> (1, 3) OBP: 0.299, SLG: 0.215 <b>Todd Worrell, R</b> (8, 1)		4-2 FC5-4 BB		3-2 F9			0-1 1B 2B	0-0 G1-3		3 0 1 0 1 0 0 0 0 0 0 0 0 0																	
<b>Delino DeShields, L</b> (1, 4) OBP: 0.274, SLG: 0.368		1 SAFE 3-2 SAFE SAFE SAFE		0-1 B3-1			1-3 K	2-3 K		4 0 0 0 0 2 2																	
<b>Greg Gagne, R</b> (1, 6) OBP: 0.372, SLG: 0.463		2-2 FC5-4 1-2f		1-2 1B			2-0 1B	4-2 S BB		3 0 2 0 1 0 1																	
<b>Roger Cedeno, S</b> (1, 7) OBP: 0.350, SLG: 0.412		3-3 K		0-0 F7			2-1 F9	3-3 SAFE K		4 0 0 0 0 2 5																	
<b>Chan Ho Park, R</b> (1, 1) <b>Juan Castro, R</b> (5, PH) <b>Mark Guthrie, R</b> (5, 1) <b>Antonio Osuna, R</b> (7, 1) <b>Milt Thompson, L</b> (8, PH) <b>Scott Radinsky, L</b> (8, 1) <b>Dave Hansen, L</b> (8, 3) OBP: 0.273, SLG: 0.200			0-0 G4-3		0-0 F8			0-0 F8	0-0 F7	1 0 0 0 0 0 0 0 1 0 0 0 0 0 0 1 0 0 0 0 0 0 0 0 0 0 0 0 0 0 0 0 1 0 0 0 0 0 0 0 0 0 0 0 0 0 0 0 1 0 0 0 0 0 0 1																	
<b>Inning Stats</b>	R: 0 E: 0 K: 1 S: 10	H: 1 LOB: 1 BB: 1 P: 19	R: 0 E: 0 K: 1 S: 12	H: 0 LOB: 1 BB: 1 P: 24	R: 0 E: 0 K: 0 S: 6	H: 0 LOB: 0 BB: 0 P: 7	R: 0 E: 0 K: 1 S: 10	H: 0 LOB: 0 BB: 0 P: 17	R: 0 E: 0 K: 1 S: 7	H: 1 LOB: 1 BB: 0 P: 8	R: 0 E: 0 K: 1 S: 9	H: 0 LOB: 0 BB: 0 P: 15	R: 0 E: 0 K: 2 S: 12	H: 2 LOB: 2 BB: 0 P: 20	R: 3 E: 0 K: 0 S: 12	H: 2 LOB: 0 BB: 1 P: 19	R: 0 E: 0 K: 2 S: 9	H: 0 LOB: 1 BB: 1 P: 18	1B: 4 2B: 1 3B: 0 HR: 1	SF: 0 SAC: 0 DP: 1 HBP: 0	WP: 0 PB: 0 SB: 1 CS: 0	PA: 36					
<b>PITCHER</b>	IP WLS BF H R ER SO BB IBB HBP BLK WP HR S P ERA WHIP																										
<b>Tom Glavine, L</b> (1, 1) ERA: 3.86	7.0		26	4	0	0	6	2	0	0	0	0	0	66	110	0.00	0.857										
<b>Greg McMichael, R</b> (8, 1) ERA: 3.75	0.1		3	1	2	2	0	1	0	0	0	0	0	7	11	54.00	6.000										
<b>Brad Clontz, R</b> (8, 1) ERA: 3.48	0.2	L	3	1	1	1	0	0	0	0	0	0	1	5	8	13.50	1.500										
<b>Terrell Wade, L</b> (9, 1) ERA:	1.0		4	0	0	0	2	1	0	0	0	0	0	9	18	0.00	1.000										

Los Angeles Dodgers @ Atlanta Braves  
Atlanta-Fulton County Stadium, Atlanta, GA

AB	32
R	3
H	6
RBI	3
BB	4
SO	8
LOB	13



Tue Apr 23 1996, 7:05 PM EDT  
Att. 30,475 - Unknown - 65 F

livebaseballscorecards.com

Batter	1	2	3	4	5	6	7	8	9	AB R H RBI BB SO LOB
Marquis Grissom, R (1, 8) OBP: 0.296, SLG: 0.374	3-2 G4-3	1-1 G1-3		4-2 BB			0-1 2B		3-2 1B	4 0 2 0 1 0 1
Mark Lemke, S (1, 4) OBP: 0.342, SLG: 0.400	1-0 2B	1-0 G3-1		2-1 F7			0-0 F7		0-2 F8	5 1 1 0 0 0 5
10 Chipper Jones, S (1, 5) OBP: 0.333, SLG: 0.400	4-2 2B		3-2 G1-3	2-0 G4-3			1-1 F7			3 1 0 0 1 0 3
Fred McGriff, L (1, 3) OBP: 0.372, SLG: 0.432	3-2 2B		4-2 1B		1-3 K		0-3 K			3 0 1 2 1 2 1
David Justice, L (1, 9) OBP: 0.398, SLG: 0.446	3-2 P6		3-2 1B		1-1 G5-3			0-0 F8		4 0 1 0 0 0 1
Ryan Klesko, L (1, 7) OBP: 0.463, SLG: 0.814	4-0 IBB		1-3 K		1-0 P5			0-0 B1-3		3 0 0 0 1 1 2
Javy Lopez, R (1, 2) OBP: 0.280, SLG: 0.368	0-3 K		1-3 K			1-3 K		0-0 G6-3		4 0 0 0 0 3 4
Rafael Belliard, R (1, 6) Dwight Smith, L (9, PH) OBP: 0.156, SLG: 0.161 OBP: 0.222, SLG: 0.133		4-0 G1-3		0-0 SH1-3		1-2 P3		2-2 P5		2 0 1 0 1 0 0 1 0 0 0 0 0 0
Tom Glavine, L (1, 1) Greg McMichael, R (8, 1) Brad Clontz, R (8, 1) Terrell Wade, L (9, 1) Ed Giovanola, L (9, PH) OBP: 0.125, SLG: 0.125 OBP: 0.222, SLG: 0.133 OBP: 0.267, SLG: 0.231		0-0 SH2-3		0-2 SH1-3		1-0 G6-3		2-3 K		1 0 1 0 0 0 0 1 0

Inning Stats	R: 2	H: 2	E: 0	K: 1	S: 20	LOB: 2	BB: 2	P: 38	R: 0	H: 0	E: 0	K: 0	S: 4	LOB: 1	BB: 1	P: 10	R: 0	H: 1	E: 0	K: 2	S: 17	LOB: 2	BB: 1	P: 29	R: 0	H: 1	E: 0	K: 0	S: 9	LOB: 2	BB: 1	P: 17	R: 0	H: 0	E: 0	K: 1	S: 6	LOB: 0	BB: 0	P: 9	R: 0	H: 0	E: 0	K: 1	S: 7	LOB: 0	BB: 0	P: 10	R: 0	H: 1	E: 0	K: 1	S: 8	LOB: 1	BB: 0	P: 9	R: 0	H: 0	E: 0	K: 0	S: 3	LOB: 0	BB: 0	P: 3	R: 0	H: 1	E: 0	K: 1	S: 12	LOB: 1	BB: 0	P: 19	1B: 4	SF: 0	2B: 2	SAC: 2	3B: 0	DP: 0	HR: 0	HBP: 0	WP: 0	PA: 38
--------------	------	------	------	------	-------	--------	-------	-------	------	------	------	------	------	--------	-------	-------	------	------	------	------	-------	--------	-------	-------	------	------	------	------	------	--------	-------	-------	------	------	------	------	------	--------	-------	------	------	------	------	------	------	--------	-------	-------	------	------	------	------	------	--------	-------	------	------	------	------	------	------	--------	-------	------	------	------	------	------	-------	--------	-------	-------	-------	-------	-------	--------	-------	-------	-------	--------	-------	--------

PITCHER	IP	WLS	BF	H	R	ER	SO	BB	IBB	HBP	BLK	WP	HR	S	P	ERA	WHIP
Chan Ho Park, R (1, 1) ERA: 2.65	4.0		21	4	2	2	3	4	1	0	0	0	0	50	94	4.50	2.000
Mark Guthrie, L (5, 1) ERA: 2.61	2.0		6	0	0	0	2	0	0	0	0	0	0	13	19	0.00	0.000
Antonio Osuna, R (7, 1) ERA: 1.64	1.0	W	4	1	0	0	1	0	0	0	0	0	0	8	9	0.00	1.000
Scott Radinsky, L (8, 1) ERA:	0.2		2	0	0	0	0	0	0	0	0	0	0	2	2	0.00	0.000
Todd Worrell, R (8, 1) ERA:	1.1	S	5	1	0	0	1	0	0	0	0	0	0	13	20	0.00	0.750

BOTTOM

Los Angeles Dodgers @ Atlanta Braves  
Atlanta-Fulton County Stadium, Atlanta, GA

AB	31
R	2
H	6
RBI	2
BB	5
SO	7
LOB	17



WP: 0	PA: 38
PB: 0	
SB: 1	
CS: 0	

Tue Apr 23 1996, 7:05 PM EDT  
Att: 30,475 - Unknown - 65 F

livebaseballscorecards.com

Batter	1	2	3	4	5	6	7	8	9	AB R H RBI BB SO LOB	TOP											
Brian Hunter, R (1, 8) OBP: 0.365, SLG: 0.381	1-3 K		0-0 P4		0-0 G1-3			3-3 K		4 0 0 0 0 2 0	<p><b>Houston Astros @ Los Angeles Dodgers</b> Dodger Stadium, Los Angeles, CA</p> <p>Wed Apr 24 1996, 7:05 PM PDT Att. 26,666 - Unknown - 71 F</p>											
Craig Biggio, R (1, 4) OBP: 0.418, SLG: 0.385	2-3 K		2-1 F9			2-2 F9		0-0 G6-3		4 0 0 0 0 1 0												
5 Jeff Bagwell, R (1, 3) OBP: 0.510, SLG: 0.703	3-2 G6-3			1-0 G5-3		3-2 G5-3		4-0 BB		3 0 0 0 1 0 0												
Derek Bell, R (1, 9) OBP: 0.365, SLG: 0.573		1-2 G6-3		0-1 S E 1B		1-1 1B		2-3 K		4 1 2 0 0 1 1												
Rick Wilkins, L (1, 2) OBP: 0.493, SLG: 0.648		4-2 1B BB		2-3 K2-3 1-2		0-1 G6-3		2-0 G4-3		3 0 0 0 1 1 2												
Sean Bery, R (1, 5) OBP: 0.388, SLG: 0.486		2-2 F8		0-0 E7 2-H 1B		2-2 S 1B		1-1 E 2B		4 1 3 1 0 0 1												
Derrick May, L (1, 7) OBP: 0.286, SLG: 0.391		1-0 1B		2-3 K		2-3 K		1-3 K		4 0 1 0 0 3 3												
Orlando Miller, R (1, 6) OBP: 0.343, SLG: 0.450		0-3 K			0-0 F9		3-3 K	1-1 E7 2-H		4 0 0 0 0 2 3												
Doug Brocail, L (1, 1) Anthony Young, R (6, 1) Bill Spiers, L (7, PH) Jim Dougherty, R (7, 1) Xavier Hernandez, L (8, 1) Tony Eusebio, R (9, PH)			2-3 K		1-3 K		0-3 K	3-2 G1-3		2 0 0 0 0 0 2 0 0 0 0 0 0 0 0 0 1 0 0 0 0 0 1 1 0 0 0 0 0 0 0 0 0 0 0 0 0 0 0 0 1 0 0 0 0 0 0 1												
<b>Inning Stats</b>	R: 0 E: 0 K: 2 S: 11	H: 0 LOB: 0 BB: 0 P: 17	R: 0 E: 0 K: 1 S: 13	H: 1 LOB: 2 BB: 1 P: 21	R: 0 E: 0 K: 1 S: 7	H: 0 LOB: 0 BB: 0 P: 11	R: 1 E: 1 K: 2 S: 11	H: 2 LOB: 1 BB: 0 P: 16	R: 0 E: 0 K: 1 S: 5	H: 0 LOB: 0 BB: 0 P: 6	R: 0 E: 0 K: 0 S: 16	H: 1 LOB: 1 BB: 0 P: 22	R: 0 E: 0 K: 3 S: 15	H: 1 LOB: 1 BB: 0 P: 22	R: 0 E: 0 K: 2 S: 7	H: 0 LOB: 1 BB: 1 P: 16	R: 1 E: 1 K: 1 S: 14	H: 1 LOB: 1 BB: 0 P: 22	1B: 5 2B: 1 3B: 0 HR: 0	SF: 0 SAC: 0 DP: 0 HBP: 0	WP: 0 PB: 0 SB: 2 CS: 0	PA: 36
<b>PITCHER</b>	IP WLS BF H R ER SO BB IBB HBP BLK WP HR S P ERA WHIP																					
Ismael Valdez, R (1, 1) ERA: 2.12	7.0 W 27 5 1 1 10 1 0 0 0 0 0 78 115 1.29 0.857																					
Darren Hall, R (8, 1) ERA: 6.0	1.2 7 1 1 0 3 1 0 0 0 0 0 14 27 0.00 1.200																					
Todd Worrell, R (9, 1) ERA:	0.1 2 0 0 0 0 0 0 0 0 0 0 7 11 0.00 0.000																					

livebaseballscores.com

AB	34
R	2
H	6
RBI	1
BB	2
SO	13
LOB	12



Batter	1	2	3	4	5	6	7	8	9	AB	R	H	RBI	BB	SO	LOB
<b>Brett Butler, L</b> OBP: 0.333, SLG: 0.333 (1, 8) C X	0-1 SH1-3 HR 1B	2-2 SF9 2-3 3-H		0-0 G4-3-6 1-2f			1-2 FC5-4 1B 1-2f			3	2	1	1	0	0	2
<b>Chad Fonville, S</b> OBP: 0.438, SLG: 0.400 (1, 7) B B C X (9, 4)	2-1 SH1-3 1-2	2-2 1-2 3-H 1B			0-1 G6-4-3 1B		1-0 FC5 1B 1-3			3	0	3	1	0	0	0
<b>Mike Piazza, R</b> OBP: 0.407, SLG: 0.488 (1, 2) C X	0-1 HR 2-H	2-3 K 2-3			2-2 G6-4-3 1-2f		1-1 1-2 3-H 1B			4	1	2	3	0	1	3
<b>Raul Mondesi, R</b> OBP: 0.264, SLG: 0.373 (1, 9) C F B F S	1-3 K	1-2 G1-3			1-1 G3-1		0-0 FC5 2-3f			4	0	0	0	0	1	4
<b>Dave Hansen, L</b> OBP: 0.286, SLG: 0.167 (1, 3) B F B C B B	4-2 BB		2-1 G1-3			2-2 G5-3		0-1 G5-3		2	0	0	0	1	0	0
<b>Juan Castro, R</b> (8, 5)										1	0	0	0	0	0	0
<b>Delino DeShields, L</b> OBP: 0.273, SLG: 0.356 (1, 4) B X	1-0 F7		1-0 F9			4-2 CS BB		1-2 G5-3		3	0	0	0	1	0	1
<b>Todd Worrell, R</b> (9, 1)										0	0	0	0	0	0	0
<b>Mike Blowers, R</b> OBP: 0.296, SLG: 0.217 (1, 5) (8, 3)		1-1 SH BB SF9 1B	3-2 P4			3-2 G6-3 1-2		3-2 G1-3		4	1	1	0	0	0	1
<b>Greg Gagne, R</b> OBP: 0.383, SLG: 0.464 (1, 6)		4-0 SF9 SH 1B BB		0-0 G4-3-6 1B			0-0 G5-3			2	1	1	0	1	0	0
<b>Ismael Valdez, R</b> (1, 1)		0-0 SH 1B		2-0 B1			4-0 FC5-4 BB			1	0	0	0	0	0	1
<b>Milt Thompson, L</b> OBP: 0.231, SLG: 0.091 (7, PH) Darren Hall, R (8, 1) Roger Cedeno, S (9, 7) OBP: 0.350, SLG: 0.412		1-2 2-3								0	0	0	0	1	0	0
										0	0	0	0	0	0	0
										0	0	0	0	0	0	0
										0	0	0	0	0	0	0

Inning Stats	R: 2	H: 2	E: 0	K: 1	S: 13	LOB: 1	BB: 1	P: 21	R: 2	H: 2	E: 1	K: 1	S: 15	LOB: 2	BB: 1	P: 27	R: 0	H: 0	E: 0	K: 0	S: 9	LOB: 0	BB: 0	P: 15	R: 0	H: 1	E: 0	K: 0	S: 3	LOB: 0	BB: 0	P: 5	R: 0	H: 1	E: 0	K: 0	S: 9	LOB: 0	BB: 0	P: 11	R: 0	H: 0	E: 0	K: 0	S: 10	LOB: 0	BB: 1	P: 19	R: 1	H: 2	E: 0	K: 0	S: 8	LOB: 2	BB: 1	P: 15	R: 0	H: 0	E: 0	K: 0	S: 8	LOB: 0	BB: 0	P: 12	1B: 7	2B: 0	3B: 0	HR: 1	SF: 1	SAC: 2	DP: 2	HBP: 0	WP: 0	PB: 0	SB: 0	CS: 1	PA: 34
--------------	------	------	------	------	-------	--------	-------	-------	------	------	------	------	-------	--------	-------	-------	------	------	------	------	------	--------	-------	-------	------	------	------	------	------	--------	-------	------	------	------	------	------	------	--------	-------	-------	------	------	------	------	-------	--------	-------	-------	------	------	------	------	------	--------	-------	-------	------	------	------	------	------	--------	-------	-------	-------	-------	-------	-------	-------	--------	-------	--------	-------	-------	-------	-------	--------

PITCHER	IP	WLS	BF	H	R	ER	SO	BB	IBB	HBP	BLK	WP	HR	S	P	ERA	WHIP
<b>Doug Brocail, R</b> ERA: 4.87 (1, 1)	5.0	L	22	6	4	4	2	2	0	0	0	0	1	49	79	7.20	1.600
<b>Anthony Young, R</b> ERA: 3.46 (6, 1)	1.0		3	0	0	0	0	1	0	0	0	0	0	10	19	0.00	1.000
<b>Jim Dougherty, R</b> ERA: 13.5 (7, 1)	1.0		6	2	1	1	0	1	0	0	0	0	0	8	15	9.00	3.000
<b>Xavier Hernandez, R</b> ERA: 10.38 (8, 1)	1.0		3	0	0	0	0	0	0	0	0	0	0	8	12	0.00	0.000

**BOTTOM**

**Houston Astros @ Los Angeles Dodgers**  
Dodger Stadium, Los Angeles, CA

Wed Apr 24 1996, 7:05 PM PDT  
Att: 26,666 - Unknown - 7 1 F

livebaseballscorecards.com

<b>AB</b>	<b>27</b>
<b>R</b>	<b>5</b>
<b>H</b>	<b>8</b>
<b>RBI</b>	<b>5</b>
<b>BB</b>	<b>4</b>
<b>SO</b>	<b>2</b>
<b>LOB</b>	<b>12</b>



Batter	1	2	3	4	5	6	7	8	9	AB R H RBI BB SO LOB	TOP											
Brian Hunter, R (1, 8) OBP: 0.349, SLG: 0.363	0-2 F7		0-2 G3		0-1 G3		2-3 K		1-1 G4-3	5 0 0 0 0 1 4												
Craig Biggio, R (1, 4) OBP: 0.422, SLG: 0.402	1-1 G6-3 2B		0-0 L5		2-3 K			1-2 5 HR 1B		4 1 2 0 0 1 1												
5 Jeff Bagwell, R (1, 3) OBP: 0.510, SLG: 0.727	2-2 G6-3		4-1 S BB		1-0 G6-3			3-2 1-H HR		3 1 1 2 1 0 1												
Derek Bell, R (1, 9) OBP: 0.350, SLG: 0.548	1-0 F9		3-3 K		1-0 F9			1-0 G6-3		4 0 0 0 0 1 2												
Rick Wilkins, L (1, 2) OBP: 0.466, SLG: 0.603		2-1 F7		1-3 K2-3		1-0 F7		3-3 K		4 0 0 0 0 2 0												
Sean Bery, R (1, 5) OBP: 0.369, SLG: 0.461		0-2 G4-3		0-0 F9			0-1 F9	1-2 G1-3		4 0 0 0 0 0 0												
John Cangelosi, S (1, 7) OBP: 0.458, SLG: 0.368		4-2 HR BB		0-0 G3			2-1 G1-3 BLK 1B		0-1 L5	3 1 1 0 1 0 0												
Orlando Miller, R (1, 6) OBP: 0.366, SLG: 0.531		0-0 1-H HR			3-1 G3 SH3-4 1B		1-2 G1-3		1-2 2B	4 1 3 2 0 0 1												
Doug Drabek, R (1, 1)		1-0 G6-3			1-0 SH3-4		4-2 BB		0-1 F8	1 0 0 0 0 0 0												
Derrick May, L (7, PH) OBP: 0.300, SLG: 0.391										0 0 0 0 1 0 0												
Jim Dougherty, R (7, 1)										0 0 0 0 0 0 0												
Jeff Tabaka, R (8, 1)										0 0 0 0 0 0 0												
Bill Spiers, L (9, PH) OBP: 0.289, SLG: 0.333										1 0 0 0 0 0 1												
<b>Inning Stats</b>	R: 0 E: 0 K: 0 S: 10	H: 1 LOB: 1 BB: 0 P: 14	R: 2 E: 0 K: 0 S: 9	H: 1 LOB: 0 BB: 1 P: 16	R: 0 E: 0 K: 1 S: 9	H: 0 LOB: 1 BB: 1 P: 16	R: 0 E: 0 K: 1 S: 5	H: 0 LOB: 0 BB: 0 P: 6	R: 0 E: 0 K: 1 S: 8	H: 1 LOB: 1 BB: 0 P: 14	R: 0 E: 0 K: 0 S: 3	H: 0 LOB: 0 BB: 0 P: 6	R: 0 E: 0 K: 1 S: 13	H: 1 LOB: 2 BB: 1 P: 22	R: 2 E: 0 K: 1 S: 16	H: 2 LOB: 0 BB: 0 P: 25	R: 0 E: 0 K: 0 S: 9	H: 1 LOB: 1 BB: 0 P: 11	1B: 3 2B: 2 3B: 0 HR: 2	SF: 0 SAC: 1 DP: 0 HBP: 0	WP: 0 PB: 0 SB: 1 CS: 0	PA: 37
<b>PITCHER</b>	IP WLS BF H R ER SO BB IBB HBP BLK WP HR S P ERA WHIP																					
Hideo Nomo, R (1, 1) ERA: 3.51	7.0 W 30 6 4 4 4 3 0 0 0 0 0 2 64 105 5.14 1.286																					
Antonio Osuna, R (8, 1) ERA: 1.5	1.0 3 0 0 0 1 0 0 0 0 0 0 9 14 0.00 0.000																					
Todd Worrell, R (9, 1) ERA:	1.0 S 4 1 0 0 0 0 0 0 0 0 0 9 11 0.00 1.000																					

Houston Astros @ Los Angeles Dodgers  
Dodger Stadium, Los Angeles, CA

Thu Apr 25 1996, 7:05 PM PDT  
Att. 33,530 - Unknown - 69 F

livebaseballscorecards.com

AB 33  
R 4  
H 7  
RBI 4  
BB 3  
SO 5  
LOB 10



Batter	1	2	3	4	5	6	7	8	9	AB	R	H	RBI	BB	SO	LOB
<b>Brett Butler, L</b> OBP: 0.330, SLG: 0.330 (1, 8)	1-1 G4-3		2-2 S 2B 1B	1-2 G6-3		1-1 G1-3				4	1	1	0	0	0	2
<b>Chad Fonville, S</b> OBP: 0.500, SLG: 0.412 (1, 7)	4-1 L6-4 S BB		4-0 1-2 2B BB		1-1 WP 1B 1B		1-1 G4-3			2	2	1	0	2	0	0
<b>Mike Piazza, R</b> OBP: 0.411, SLG: 0.500 (1, 2)	2-1 L6-4 1-3		1-1 1-H 2-H 2B		2-1 1-H 1B		1-3 K			4	0	2	3	0	1	1
<b>Raul Mondesi, R</b> OBP: 0.253, SLG: 0.356 (1, 9)		0-2 G5-3	2-2 P4		0-0 P4		1-1 G1-3			4	0	0	0	0	0	2
<b>Dave Hansen, L</b> OBP: 0.353, SLG: 0.214 (1, 3)		2-2 FC6-4 1B		4-2 HR BB		0-2 F8		3-2 F9		2	1	1	0	1	0	1
<b>Juan Castro, R</b> (8, 5)										1	0	0	0	0	0	0
<b>Delino DeShields, L</b> OBP: 0.272, SLG: 0.383 (1, 4)		1-0 FC6-4 1-2f		3-2 1-H HR		2-3 K		2-2 F8		4	1	1	2	0	1	2
<b>Mike Blowers, R</b> OBP: 0.306, SLG: 0.274 (1, 5)		1-3 K		0-1 SH2-4 1B		2-1 G1-3		0-0 HR		4	1	2	1	0	1	1
<b>Greg Gagne, R</b> OBP: 0.365, SLG: 0.438 (1, 6)			1-0 P4		0-0 F7		1-3 K		0-0 F9	4	0	0	0	0	1	1
<b>Hideo Nomo, R</b> OBP: 0.083, SLG: 0.083 (1, 1)			0-3 K		1-0 SH2-4		0-0 WP 1B			2	0	1	0	0	1	0
<b>Antonio Osuna, R</b> (8, 1)										0	0	0	0	0	0	0
<b>Todd Worrell, R</b> (9, 1)										0	0	0	0	0	0	0

Inning Stats	R: 0	H: 0	E: 0	K: 0	S: 5	LOB: 0	BB: 1	P: 12	R: 0	H: 1	E: 0	K: 1	S: 12	LOB: 1	BB: 1	P: 16	R: 2	H: 2	E: 0	K: 1	S: 13	LOB: 1	BB: 1	P: 23	R: 2	H: 2	E: 0	K: 0	S: 13	LOB: 1	BB: 1	P: 22	R: 1	H: 2	E: 0	K: 1	S: 11	LOB: 1	BB: 0	P: 16	R: 0	H: 1	E: 0	K: 1	S: 8	LOB: 1	BB: 0	P: 12	R: 0	H: 0	E: 0	K: 1	S: 7	LOB: 0	BB: 0	P: 10	R: 1	H: 1	E: 0	K: 0	S: 11	LOB: 0	BB: 0	P: 16
1B: 6	SF: 0	2B: 2	SAC: 1	3B: 0	DP: 1	HR: 2	HBP: 0	WP: 3	PA: 35	PB: 0	SB: 2	CS: 0																																																				

PITCHER	IP	WLS	BF	H	R	ER	SO	BB	IBB	HBP	BLK	WP	HR	S	P	ERA	WHIP
<b>Doug Drabek, R</b> ERA: 5.75 (1, 1)	6.0	L	28	8	5	5	4	3	0	0	0	2	1	62	101	7.50	1.833
<b>Jim Dougherty, R</b> ERA: 8.1 (7, 1)	1.1		4	0	0	0	1	0	0	0	0	0	0	13	19	0.00	0.000
<b>Jeff Tabaka, L</b> ERA: 5.68 (8, 1)	0.2		3	1	1	1	0	0	0	0	0	0	1	5	7	13.50	1.500

**BOTTOM**

**Houston Astros @ Los Angeles Dodgers**  
Dodger Stadium, Los Angeles, CA

Thu Apr 25 1996, 7:05 PM PDT  
Att: 33,530 - Unknown - 69 F

livebaseballscorecards.com

<b>AB</b>	<b>31</b>
<b>R</b>	<b>6</b>
<b>H</b>	<b>9</b>
<b>RBI</b>	<b>6</b>
<b>BB</b>	<b>3</b>
<b>SO</b>	<b>5</b>
<b>LOB</b>	<b>10</b>



Batter	1	2	3	4	5	6	7	8	9	AB R H RBI BB SO LOB	TOP											
<b>Brian McRae, S</b> (1, 8) OBP: 0.366, SLG: 0.430	1-1 F7		1-0 2-H 1B			2-3 K		1-0 G4-3		4 0 1 0 0 1 0												
<b>Todd Haney, R</b> (1, 4) OBP: 0.335, SLG: 0.316	1-1 G3-6-1 1B			1-2 F8		1-3 K		1-3 K		4 0 1 0 0 2 0												
<b>Mark Grace, L</b> (1, 3) OBP: 0.434, SLG: 0.500	0-1 G3-6-1 1-2f			1-2 1B		4-2 BB		1-1 2B		3 0 2 0 1 0 1												
<b>Sammy Sosa, R</b> (1, 9) OBP: 0.294, SLG: 0.484		0-1 G4-3		1-1 L6		2-3 K		2-3 K		4 0 0 0 0 2 3												
<b>Luis Gonzalez, L</b> (1, 7) OBP: 0.469, SLG: 0.456		0-1 F7		0-0 F7			1-3 K		1-2 G6-3	4 0 0 0 0 1 1												
<b>Scott Servais, R</b> (1, 2) OBP: 0.395, SLG: 0.625		2-3 K		2-2 G6-3		1-1 P6		1-2 G6-3		4 0 0 0 0 1 0												
<b>Leo Gomez, R</b> (1, 5) OBP: 0.404, SLG: 0.551			2-2 G6-3 1B HBP		2-3 K		4-2 BB BB		0-2 F8	1 0 0 0 1 1 0												
<b>José Hernández, R</b> (7, PR) OBP: 0.306, SLG: 0.209										0 0 0 0 0 0 0												
<b>Ozzie Timmons, R</b> (9, PH) OBP: 0.250, SLG: 0.286										1 0 0 0 0 0 0												
<b>Rey Sanchez, R</b> (1, 6) OBP: 0.280, SLG: 0.304		0-1 G6-3		1-1 1B		4-2 BB BB				2 0 1 0 1 0 1												
<b>Steve Trachsel, R</b> (1, 1)			1-1 P4		2-2 G3		1-1 P4			2 0 0 0 0 0 2												
<b>Scott Bullett, L</b> (7, PH) OBP: 0.308, SLG: 0.182										1 0 0 0 0 0 2												
<b>Terry Adams, R</b> (7, 1)										0 0 0 0 0 0 0												
<b>Bob Patterson, R</b> (8, 1)										0 0 0 0 0 0 0												
<b>Doug Jones, R</b> (8, 1)										0 0 0 0 0 0 0												
<b>Inning Stats</b>	R: 0 E: 0 K: 0 S: 6	H: 1 LOB: 0 BB: 0 P: 8	R: 0 E: 0 K: 1 S: 7	H: 0 LOB: 0 BB: 0 P: 9	R: 0 E: 0 K: 0 S: 7	H: 1 LOB: 2 BB: 0 P: 11	R: 0 E: 0 K: 0 S: 9	H: 1 LOB: 1 BB: 0 P: 12	R: 0 E: 0 K: 1 S: 12	H: 1 LOB: 1 BB: 0 P: 19	R: 0 E: 0 K: 3 S: 11	H: 0 LOB: 1 BB: 1 P: 20	R: 0 E: 0 K: 1 S: 15	H: 0 LOB: 2 BB: 2 P: 26	R: 0 E: 0 K: 2 S: 11	H: 1 LOB: 1 BB: 0 P: 16	R: 0 E: 0 K: 0 S: 10	H: 0 LOB: 0 BB: 0 P: 12	1B: 4 2B: 1 3B: 0 HR: 0	SF: 0 SAC: 0 DP: 1 HBP: 1	WP: 0 PB: 0 SB: 0 CS: 0	PA: 34
<b>PITCHER</b>	IP WLS BF H R ER SO BB IBB HBP BLK WP HR S P ERA WHIP																					
<b>Pedro Astacio, R</b> (1, 1) ERA: 2.48	8.0 W 31 5 0 0 8 3 0 1 0 0 0 78 121 0.00 1.000																					
<b>Todd Worrell, R</b> (9, 1) ERA:	1.0 S 3 0 0 0 0 0 0 0 0 0 0 10 12 0.00 0.000																					

Chicago Cubs @ Los Angeles Dodgers  
Dodger Stadium, Los Angeles, CA  
Fri Apr 26 1996, 7:05 PM PDT  
Att: 31,172 - Unknown

livebaseballscorecards.com

AB	30
R	0
H	5
RBI	0
BB	3
SO	8
LOB	10





Batter	1	2	3	4	5	6	7	8	9
<b>Brett Butler, L</b> OBP: 0.317, SLG: 0.316 (1, 8)	2-2 F8		0-0 B3			1-1 F9		2-1 G4-3	
<b>Chad Fonville, S</b> OBP: 0.458, SLG: 0.381 (1, 7)	1-2 1B		1-1 G6-3			1-1 G5-3		1-0 F9	
<b>Mike Piazza, R</b> OBP: 0.414, SLG: 0.495 (1, 2)	3-1 F9			0-0 P3		1-2 1B		4-0 FC6-4 IBB	
<b>Raul Mondesi, R</b> OBP: 0.242, SLG: 0.341 (1, 9)	0-0 F9			0-0 P3		2-3 K		0-0 FC6-4	
<b>Dave Hansen, L</b> OBP: 0.350, SLG: 0.235 (1, 3)		2-2 G6-4-3 1B		2-2 G3-1			0-0 G4-3		
<b>Todd Worrell, R</b> (9, 1)									
<b>Delino DeShields, L</b> OBP: 0.283, SLG: 0.423 (1, 4)		1-2 G6-4-3 1B			0-0 HR		1-0 G6-3		
<b>Mike Blowers, R</b> OBP: 0.295, SLG: 0.263 (1, 5) (9, 3)		3-1 G6-4-3			3-2 G6-3		1-0 F8		
<b>Greg Gagne, R</b> OBP: 0.364, SLG: 0.434 (1, 6)		2-1 G5-3			1-3 K			1-1 G4-3 PB 1B	
<b>Pedro Astacio, R</b> OBP: 0.091, SLG: 0.091 (1, 1)			0-3 K		0-2 G6-3			4-0 BB	
<b>Juan Castro, R</b> (8, PH) (9, 5)									

Inning Stats	R: 0	H: 1	E: 0	K: 0	S: 11	R: 0	H: 2	E: 0	K: 0	S: 12	R: 0	H: 0	E: 0	K: 1	S: 6	R: 0	H: 0	E: 0	K: 0	S: 7	R: 1	H: 1	E: 0	K: 1	S: 11	R: 0	H: 1	E: 0	K: 1	S: 10	R: 0	H: 0	E: 0	K: 0	S: 3	R: 0	H: 1	E: 0	K: 0	S: 6	
	LOB: 1	BB: 0	LOB: 1	BB: 0		LOB: 0	BB: 0	LOB: 0	BB: 0		LOB: 0	BB: 0	LOB: 0	BB: 0		LOB: 1	BB: 0	LOB: 0	BB: 0		LOB: 0	BB: 0	LOB: 1	BB: 0	LOB: 0	BB: 0	LOB: 0	BB: 0	LOB: 0	BB: 0	LOB: 0	BB: 0	LOB: 3	BB: 2	LOB: 0	BB: 0	LOB: 0	BB: 0	LOB: 0	BB: 0	LOB: 0

PITCHER	IP	WLS	BF	H	R	ER	SO	BB	IBB	HBP	BLK	WP	HR	S	P	ERA	WHIP
<b>Steve Trachsel, R</b> ERA: 1.59 (1, 1)	6.0	L	22	5	1	1	3	0	0	0	0	0	1	57	83	1.50	0.833
<b>Terry Adams, R</b> ERA: 1.23 (7, 1)	1.1		6	1	0	0	0	1	0	0	0	0	0	7	16	0.00	1.500
<b>Bob Patterson, L</b> ERA: 1.93 (8, 1)	0.1		2	0	0	0	0	0	1	0	0	0	0	1	6	0.00	0.000
<b>Doug Jones, R</b> ERA: 4.63 (8, 1)	0.1		1	0	0	0	0	0	0	0	0	0	0	1	1	0.00	0.000

AB	R	H	RBI	BB	SO	LOB
4	0	0	0	0	0	2
4	0	1	0	0	0	2
3	0	1	0	1	0	1
4	0	0	0	0	1	5
3	0	1	0	0	0	0
0	0	0	0	0	0	0
3	1	2	1	0	0	0
3	0	0	0	0	0	2
3	0	1	0	0	1	1
2	0	0	0	0	1	0
0	0	0	0	1	0	0

WP	PA	ERA	WHIP
0	31		
0			
0			
0			

**Chicago Cubs @ Los Angeles Dodgers**  
**Dodger Stadium, Los Angeles, CA**  
 Fri Apr 26 1996, 7:05 PM PDT  
 Att. 31,172 - Unknown

livebaseballscorecards.com

<b>AB</b>	<b>29</b>
<b>R</b>	<b>1</b>
<b>H</b>	<b>6</b>
<b>RBI</b>	<b>1</b>
<b>BB</b>	<b>2</b>
<b>SO</b>	<b>3</b>
<b>LOB</b>	<b>13</b>







Batter	1	2	3	4	5	6	7	8	9	AB R H RBI BB SO LOB	TOP											
Brian McRae, S OBP: 0.347, SLG: 0.404 (1, 8) X	0-0 B2-3		0-0 P4		0-0 5-3		0-0 P6			4 0 0 0 0 0 0												
Todd Haney, R OBP: 0.267, SLG: 0.222 (1, 4) X	0-0 5-3			0-0 6-3		0-0 5-3		0-0 4-3		4 0 0 0 0 0 0												
Mark Grace, L OBP: 0.443, SLG: 0.490 (1, 3) X	0-0 F7			4-0 BB E BB		0-0 FC5-4 1B		0-0 1B		3 1 2 0 1 0 0												
Sammy Sosa, R OBP: 0.297, SLG: 0.461 (1, 9)		0-0 4-3		4-0 E FC3 BB 1-2		0-0 FC5-4 1B 1-2f		0-3 K		3 1 0 0 1 1 2												
Luis Gonzalez, L OBP: 0.456, SLG: 0.440 (1, 7)		0-0 2B		0-0 FC3 1-3 2-H		4-0 1B BB 1-2		0-3 K		3 0 1 0 1 1 2												
Scott Servais, R OBP: 0.393, SLG: 0.639 (1, 2)		0-3 K		0-0 1-3		0-0 1B 1-2 2-H		0-0 F9		4 0 1 1 0 1 3												
Leo Gomez, R OBP: 0.391, SLG: 0.571 (1, 5)		0-0 F8		0-3 K		0-3 K		0-0 HR		4 1 1 1 0 2 5												
Rey Sanchez, R OBP: 0.265, SLG: 0.266 (1, 6)			0-0 F9		0-0 1-3		0-0 F8		0-3 K	4 0 0 0 0 1 0												
Frank Castillo, R OBP: 0.083, SLG: 0.083 (1, 1)			0-3 K		0-0 1-3		0-3 K		0-3 K	4 0 0 0 0 3 0												
<b>Inning Stats</b>	R: 0 E: 0 K: 0 S: 3	H: 0 LOB: 0 BB: 0 P: 3	R: 0 E: 0 K: 1 S: 6	H: 1 LOB: 1 BB: 0 P: 6	R: 0 E: 0 K: 1 S: 5	H: 0 LOB: 0 BB: 0 P: 5	R: 1 E: 1 K: 1 S: 6	H: 0 LOB: 2 BB: 2 P: 14	R: 0 E: 0 K: 0 S: 3	H: 0 LOB: 0 BB: 0 P: 3	R: 1 E: 0 K: 1 S: 7	H: 2 LOB: 2 BB: 1 P: 11	R: 0 E: 0 K: 1 S: 5	H: 0 LOB: 0 BB: 0 P: 5	R: 0 E: 0 K: 2 S: 8	H: 1 LOB: 1 BB: 0 P: 8	R: 1 E: 0 K: 2 S: 8	H: 1 LOB: 0 BB: 0 P: 8	1B: 3 2B: 1 3B: 0 HR: 1	SF: 0 SAC: 0 DP: 0 HBP: 0	WP: 0 PB: 0 SB: 1 CS: 0	PA: 36
<b>PITCHER</b>	IP WLS BF H R ER SO BB IBB HBP BLK WP HR S P ERA WHIP																					
Chan Ho Park, R ERA: 2.25 (1, 1)	7.0 L 28 3 2 1 5 3 0 0 0 0 0 0 35 47 1.29 0.857																					
Scott Radinsky, L ERA: (8, 1)	1.0 4 1 0 0 2 0 0 0 0 0 0 0 8 8 0.00 1.000																					
Jim Bruske, R ERA: 5.4 (9, 1)	1.0 4 1 1 1 2 0 0 0 0 0 0 1 8 8 9.00 1.000																					

Chicago Cubs @ Los Angeles Dodgers  
Dodger Stadium, Los Angeles, CA  
Sun Apr 28 1996, 7:05 PM PDT  
Att: 45,441 - Unknown

livebaseballscorecards.com

AB	33
R	3
H	5
RBI	2
BB	3
SO	9
LOB	12



Batter	1	2	3	4	5	6	7	8	9	AB	R	H	RBI	BB	SO	LOB
<b>Brett Butler, L</b> (1, 8) OBP: 0.304, SLG: 0.301	0-0 F9 1B		0-0 F8		0-3 K			0-3 K		4	0	1	0	0	2	0
<b>Chad Fonville, S</b> (1, 6) OBP: 0.394, SLG: 0.367	0-0 B5		0-0 1-3		0-3 K			0-0 4-3		4	0	0	0	0	1	1
<b>Mike Piazza, R</b> (1, 2) OBP: 0.417, SLG: 0.500	0-0 F9 1-3		0-3 K			0-0 FC3-6 1B		0-0 6-3		4	0	1	0	0	1	1
<b>Raul Mondesi, R</b> (1, 9) OBP: 0.223, SLG: 0.316	0-0 F9			0-0 5-3		0-0 F7			0-0 F8	4	0	0	0	0	0	2
<b>Delino DeShields, L</b> (1, 4) OBP: 0.287, SLG: 0.404		0-0 G3-6-3 1B		0-0 F7		0-0 FC3-6 1-2f		0-0 4-3		4	0	1	0	0	0	1
<b>Dave Hansen, L</b> (1, 3) OBP: 0.310, SLG: 0.200		0-0 G3-6-3 1-2f		4-0 1B BB		0-0 F8		0-0 F7		3	0	0	0	1	0	2
<b>Mike Blowers, R</b> (1, 5) OBP: 0.313, SLG: 0.277		0-0 BB 1B		0-0 1-2 1B			0-0 F8			3	0	2	0	0	0	0
<b>Todd Hollandsworth, L</b> (1, 7) OBP: 0.360, SLG: 0.286		4-0 1-2 BB		0-0 F9			0-0 G4-6-3 1B			2	0	1	0	1	0	2
<b>Chan Ho Park, R</b> (1, 1) <b>Milt Thompson, L</b> (7, PH) <b>Scott Radinsky, L</b> (8, 1) <b>Jim Bruske, R</b> (9, 1)		0-0 G3		0-3 K			0-0 G4-6-3 1-2f			2	0	0	0	0	1	2
										1	0	0	0	0	0	1
										0	0	0	0	0	0	0
										0	0	0	0	0	0	0


Inning Stats	R: 0	H: 1	E: 0	LOB: 1	K: 0	BB: 0	S: 4	P: 4	R: 0	H: 2	E: 0	LOB: 2	K: 0	BB: 1	S: 4	P: 8	R: 0	H: 0	E: 0	LOB: 0	K: 1	BB: 0	S: 5	P: 5	R: 0	H: 1	E: 0	LOB: 2	K: 0	BB: 1	S: 4	P: 8	R: 0	H: 0	E: 0	LOB: 0	K: 3	BB: 0	S: 9	P: 9	R: 0	H: 1	E: 0	LOB: 1	K: 0	BB: 0	S: 4	P: 4	R: 0	H: 1	E: 0	LOB: 0	K: 0	BB: 0	S: 3	P: 3	R: 0	H: 0	E: 0	LOB: 0	K: 1	BB: 0	S: 5	P: 5	R: 0	H: 0	E: 0	LOB: 0	K: 0	BB: 0	S: 3	P: 3	R: 0	H: 0	E: 0	LOB: 0	K: 0	BB: 0	S: 3	P: 3
<b>Frank Castillo, R</b> (1, 1) ERA: 4.14	IP	WLS	BF	H	R	ER	SO	BB	IBB	HBP	BLK	WP	HR	S	P	ERA	WHIP	IP	WLS	BF	H	R	ER	SO	BB	IBB	HBP	BLK	WP	HR	S	P	ERA	WHIP	IP	WLS	BF	H	R	ER	SO	BB	IBB	HBP	BLK	WP	HR	S	P	ERA	WHIP																													

**BOTTOM**

**Chicago Cubs @ Los Angeles Dodgers**  
Dodger Stadium, Los Angeles, CA

Sun Apr 28 1996, 7:05 PM PDT  
Att. 45,441 - Unknown

AB	31
R	0
H	6
RBI	0
BB	2
SO	5
LOB	12



WP: 0 PA: 33  
PB: 0  
SB: 1  
CS: 0

livebaseballscorecards.com

Batter	1	2	3	4	5	6	7	8	9	AB R H RBI BB SO LOB	TOP											
Brian McRae, S OBP: 0.344, SLG: 0.398 (1, 8)	2-2 G5-3		3-1 F8		0-0 L3			3-2 SF8 1B		4 1 1 0 0 0 1												
Todd Haney, R OBP: 0.235, SLG: 0.200 (1, 4)	0-0 F8		0-1 G1-3			2-2 G1-3		2-1 SF8 1-H		3 0 0 1 0 0 0												
Mark Grace, L OBP: 0.437, SLG: 0.491 (1, 3)	0-0 2B		3-1 L1			0-0 G3-1		1-0 G6-3		4 0 1 0 0 0 0												
Sammy Sosa, R OBP: 0.287, SLG: 0.443 (1, 9)	3-3 K			0-3 K		1-2 K		0-2 K		4 0 0 0 0 4 1												
Luis Gonzalez, L OBP: 0.457, SLG: 0.436 (1, 7)		4-2 G5-3 E BB		3-2 P5		0-0 HR 1B		2-3 K		3 2 1 0 1 1 0												
Scott Servais, R OBP: 0.379, SLG: 0.613 Brian Dorsett, R OBP: 0.111, SLG: 0.063 (1, 2) (9, PH)		0-2 SAFE SAFE G5-3 1-2		0-0 F9		0-1 F7		1-3 K		3 0 0 0 0 0 2 1 0 0 0 0 1 0												
Leo Gomez, R OBP: 0.397, SLG: 0.610 (1, 5)		2-3 K		0-1 F8		2-1 SAFE 1-H HR		4-0 BB		3 1 1 2 1 1 1												
Rey Sanchez, R OBP: 0.264, SLG: 0.296 (1, 6)		0-0 E9 2-H 2B		0-1 L9		3-2 G5-3		1-2 L3		4 0 1 1 0 0 1												
Kevin Foster, R OBP: 0.385, SLG: 0.300 Rodney Myers, R OBP: 0.125, SLG: 0.125 Robin Jennings, L OBP: 0.125, SLG: 0.125 Mike Perez, R Terry Adams, R (1, 1) (6, 1) (7, PH) (7, 1) (8, 1)		1-3 K		0-0 2B		3-2 G6-3				2 0 1 0 0 1 1 0 0 0 0 0 0 0 1 0												
<b>Inning Stats</b>	R: 0 E: 0 K: 1 S: 9	H: 1 LOB: 1 BB: 0 P: 14	R: 1 E: 1 K: 2 S: 17	H: 1 LOB: 1 BB: 1 P: 24	R: 0 E: 0 K: 0 S: 6	H: 0 LOB: 0 BB: 0 P: 12	R: 0 E: 0 K: 1 S: 8	H: 0 LOB: 0 BB: 0 P: 11	R: 0 E: 0 K: 0 S: 6	H: 1 LOB: 1 BB: 0 P: 6	R: 0 E: 0 K: 1 S: 8	H: 0 LOB: 0 BB: 0 P: 11	R: 2 E: 0 K: 0 S: 12	H: 2 LOB: 0 BB: 0 P: 20	R: 1 E: 0 K: 1 S: 9	H: 1 LOB: 0 BB: 0 P: 15	R: 0 E: 0 K: 2 S: 9	H: 0 LOB: 1 BB: 1 P: 17	1B: 2 2B: 3 3B: 0 HR: 1	SF: 1 SAC: 0 DP: 0 HBP: 0	WP: 0 PB: 0 SB: 1 CS: 0	PA: 35
<b>PITCHER</b>	IP WLS BF H R ER SO BB IBB HBP BLK WP HR S P ERA WHIP																					
Ismael Valdez, R ERA: 2.41 Antonio Osuna, R ERA: 1.8 Mark Guthrie, L ERA: 2.19 (1, 1) (8, 1) (9, 1)	7.0 W 28 6 4 3 5 1 0 0 0 0 0 1 69 104 3.86 1.000																					

Chicago Cubs @ Los Angeles Dodgers  
Dodger Stadium, Los Angeles, CA  
Mon Apr 29 1996, 7:05 PM PDT  
Att. 39,003 - Unknown - 82 F

livebaseballscorecards.com

AB	32
R	4
H	6
RBI	4
BB	2
SO	8
LOB	7



Batter	1	2	3	4	5	6	7	8	9
Brett Butler, L (1, 8) Roger Cedeno, S (9, 8) OBP: 0.299, SLG: 0.296 OBP: 0.333, SLG: 0.389	1-2 P2		0-1 HR 1B	0-1 F8		2-3 K		1-2 FC5 1B	
Chad Fonville, S (1, 6) OBP: 0.421, SLG: 0.400	2-2 G4-3		0-1 HR 1B	2-1 G6-3			2-2 G4-3 1B	2-1 IBB 1B	
Mike Piazza, R (1, 2) Carlos Hernandez, R (9, 2) OBP: 0.416, SLG: 0.519 OBP: 0.429, SLG: 0.333	2-1 F7		2-2 L4		0-1 HR		3-2 G4-3 1B	4-0 BB 1B IBB	
Raul Mondesi, R (1, 9) OBP: 0.241, SLG: 0.359		1-1 SF8 1B	0-0 HR		0-3 K		0-3 K	0-1 BB 1B	
Delino DeShields, L (1, 4) OBP: 0.300, SLG: 0.407		3-1 E4 SF8 1B	3-1 F9		0-1 P6		0-0 S 1B	4-2 BB	
Dave Hansen, L (1, 3) Mark Guthrie, R (9, 1) OBP: 0.303, SLG: 0.214		0-2 SF8	2-2 BB 1B		0-0 G3		2-3 K	0-0 G4-3	
Mike Blowers, R (1, 5) OBP: 0.320, SLG: 0.282		1-2 SF8	4-2 BB			0-0 P3		0-0 FC5 G4-3 1B	
Todd Hollandsworth, L (1, 7) OBP: 0.352, SLG: 0.267		4-2 BB	1-1 G4-3			1-3 K		0-1 G4-3	
Ismael Valdez, R (1, 1) Antonio Osuna, R (8, 1) Juan Castro, R (8, 5) Milt Thompson, L (8, PH) OBP: 0.176, SLG: 0.067		0-1 L7		1-1 G5-3		3-3 K		4-2 FC5 1B BB	

AB	R	H	RBI	BB	SO	LOB
5	2	1	0	0	1	3
0	0	0	0	0	0	0
5	3	3	1	0	0	0
4	1	1	1	1	0	3
0	0	0	0	0	0	0
5	2	3	5	0	2	1
4	1	2	1	1	0	0
3	0	1	1	0	1	1
0	0	0	0	0	0	0
2	0	1	1	1	0	0
3	0	0	0	1	1	3
3	0	0	0	0	1	2
0	0	0	0	0	0	0
0	1	0	0	1	0	0
1	0	0	0	0	0	3

WP	PA
0	42
1	
3	
0	

Inning Stats	R	H	E	K	S	H	LOB	BB	P	R	H	E	K	S	R	H	E	K	S	R	H	E	K	S	R	H	E	K	S	R	H	E	K	S						
R: 0 H: 0 E: 0 K: 9 S: 9	2	2	1	0	14	3	4	2	23	1	1	0	0	9	0	0	0	8	8	1	2	0	0	15	21	0	0	0	0	0	0	0	0	0	0	0				
R: 2 H: 2 E: 1 K: 15 S: 15	3	4	2	0	23	0	2	33	0	0	0	0	0	9	1	1	0	8	8	0	1	0	0	17	17	0	0	0	0	0	0	0	0	0	0	0	0			
R: 1 H: 1 E: 0 K: 8 S: 8	0	0	0	0	9	0	0	0	0	0	0	0	0	0	0	0	0	0	0	0	0	0	0	0	0	0	0	0	0	0	0	0	0	0	0	0	0	0		
R: 0 H: 0 E: 0 K: 11 S: 11	0	0	0	0	17	0	0	0	0	0	0	0	0	0	0	0	0	0	0	0	0	0	0	0	0	0	0	0	0	0	0	0	0	0	0	0	0	0	0	
R: 1 H: 2 E: 0 K: 15 S: 15	1	2	0	2	21	0	1	21	0	0	0	0	0	21	0	0	0	0	0	0	0	0	0	0	0	0	0	0	0	0	0	0	0	0	0	0	0	0	0	0
R: 3 H: 3 E: 0 K: 19 S: 19	3	3	0	3	34	0	3	34	0	0	0	0	0	34	0	0	0	0	0	0	0	0	0	0	0	0	0	0	0	0	0	0	0	0	0	0	0	0	0	0

**Chicago Cubs @ Los Angeles Dodgers**  
**Dodger Stadium, Los Angeles, CA**  
 Mon Apr 29 1996, 7:05 PM PDT  
 Att: 39,003 - Unknown - 82 F

AB	35
R	10
H	12
RBI	10
BB	5
SO	6
LOB	16



PITCHER	IP	WLS	BF	H	R	ER	SO	BB	IBB	HBP	BLK	WP	HR	S	P	ERA	WHIP
Kevin Foster, R (1, 1) ERA: 7.03	5.0	L	24	7	6	5	1	2	0	0	0	0	2	59	87	9.00	1.800
Rodney Myers, R (6, 1) ERA: 4.22	1.0		4	0	0	0	3	0	0	0	0	0	0	11	17	0.00	0.000
Mike Perez, R (7, 1) ERA: 2.7	1.0		5	2	1	1	2	0	0	0	0	0	0	15	21	9.00	2.000
Terry Adams, R (8, 1) ERA: 2.87	1.0		9	3	3	3	0	2	1	0	0	0	0	19	34	27.00	5.000

Batter	1	2	3	4	5	6	7	8	9	AB R H RBI BB SO LOB	TOP	
Eric Young Sr. R (1, 4) OBP: 0.487, SLG: 0.636	0-0 HR		1-2 G4-3			1-0 G5-3		2-1 1B		4 1 2 1 0 0 0		
Ellis Burks, R (1, 7) OBP: 0.455, SLG: 0.635	1-2 L3			2-0 1B		4-1 2B BB		2-2 F7		3 1 1 0 1 0 1		
Dante Bichette, R (1, 9) OBP: 0.377, SLG: 0.447	3-2 F8			1 SAFE 0-3 K		0-0 WP 2B			4-1 BB 1B BB	3 1 1 1 1 1 1		
Larry Walker, L (1, 8) OBP: 0.327, SLG: 0.506	1-2 F7			1 SAFE 2-0 G6-3		3-2 P5			1-2 1B BB	4 1 1 0 0 0 2		
Andres Galarraga, R (1, 3) OBP: 0.324, SLG: 0.585			1-3 K		0-0 G1-3		0-3 K		4-2 G3-1 1B BB	3 0 0 0 1 2 0		
Vinny Castilla, R (1, 5) OBP: 0.339, SLG: 0.443			0-3 K		2-1 G5-3		2-2 G5-3		1-0 G3-1 1B	4 0 1 1 0 1 0		
Jayhawk Owens, R (1, 2) OBP: 0.214, SLG: 0.429			0-3 K		2-2 1B		0-0 F8		1-2 2-3 3-H	3 0 1 0 0 1 0		
John Vander Wal, L (9, PH) OBP: 0.350, SLG: 0.278									0-3 K	1 0 0 0 0 1 3		
Walt Weiss, S (1, 6) OBP: 0.403, SLG: 0.366			2-1 G4-3		1-1 F7		1-3 K		3-1 G3-1	4 0 0 1 0 1 3		
Kevin Ritz, R (1, 1) OBP: 0.111, SLG: 0.111			0-0 G4-3		3-2 G4-3		1-2 L3		0-3 K	2 0 0 0 0 0 0		
Steve Reed, R (6, 1) OBP: 0.157, SLG: 0.167										0 0 0 0 0 0 0		
Lance Painter, L (7, 1) OBP: 0.157, SLG: 0.167										0 0 0 0 0 0 0		
Trenidad Hubbard, R (8, PH) OBP: 0.278, SLG: 0.412										1 0 0 0 0 0 0		
John Habyan, R (8, 1) OBP: 0.379, SLG: 0.429										0 0 0 0 0 0 0		
Jeff Reed, L (9, PH) OBP: 0.379, SLG: 0.429										1 0 0 0 0 1 2		
<b>Inning Stats</b>	R: 1 H: 1 E: 0 LOB: 0 K: 0 BB: 0 S: 10 P: 15	R: 0 H: 0 E: 0 LOB: 0 K: 3 BB: 0 S: 10 P: 11	R: 0 H: 0 E: 0 LOB: 0 K: 0 BB: 0 S: 6 P: 9	R: 0 H: 1 E: 0 LOB: 0 K: 1 BB: 0 S: 5 P: 9	R: 0 H: 1 E: 0 LOB: 1 K: 0 BB: 0 S: 10 P: 15	R: 1 H: 1 E: 0 LOB: 1 K: 0 BB: 1 S: 14 P: 25	R: 0 H: 0 E: 0 LOB: 0 K: 1 BB: 0 S: 7 P: 9	R: 0 H: 1 E: 0 LOB: 1 K: 1 BB: 0 S: 12 P: 18	R: 2 H: 2 E: 0 LOB: 2 K: 2 BB: 2 S: 20 P: 33	1B: 5 SF: 0 2B: 1 SAC: 0 3B: 0 DP: 0 HR: 1 HBP: 0	WP: 1 PA: 36 PB: 0 SB: 0 CS: 1	
<b>PITCHER</b>	IP WLS BF H R ER SO BB IBB HBP BLK WP HR S P ERA WHIP											
Hideo Nomo, R (1, 1) ERA: 3.27	8.0 W 29 5 2 2 6 1 0 0 0 1 1 74 111 2.25 0.750											
Antonio Osuna, R (9, 1) ERA: 3.0	0.0 3 1 2 2 0 2 0 0 0 0 0 0 11 20 ∞ ∞											
Todd Worrell, R (9, 1) ERA:	1.0 S 4 1 0 0 2 0 0 0 0 0 0 9 13 0.00 1.000											

Colorado Rockies @ Los Angeles Dodgers  
Dodger Stadium, Los Angeles, CA

Tue Apr 30 1996, 7:05 PM PDT  
Att. 31,037 - Unknown - 78 F

AB	33
R	4
H	7
RBI	4
BB	3
SO	8
LOB	12





Batter	1	2	3	4	5	6	7	8	9
<b>Brett Butler, L</b> OBP: 0.295, SLG: 0.292 (1, 8)	0-1 B1	1-0 G4-3		1-3 K		2-2 G4-3		0-1 BB 1B	
<b>Chad Fonville, S</b> OBP: 0.465, SLG: 0.421 (1, 6)	4-1 BB		4-1 WP 1B	0-1 G5-3		1-2 HR 1B		1-1 BB 1B	
<b>Mike Piazza, R</b> OBP: 0.424, SLG: 0.546 (1, 2)	4-1 FC4-6		2-0 WP SF8 1B		1-0 F8	1-0 HR		2-3 K	
<b>Eric Karros, R</b> OBP: 0.276, SLG: 0.354 <b>Milt Thompson, L</b> OBP: 0.222, SLG: 0.067 <b>Antonio Osuna, R</b> <b>Todd Worrell, R</b> (8, PH)	1-0 F9		2-1 E6	1-2 WP	1-0 3B 1B	1-0 HR		4-1 BB	
<b>Raul Mondesi, R</b> OBP: 0.230, SLG: 0.343 (1, 9)	1-2 FC4-6		1-1 G4-3	1-2 2-3	2-3 K	3-3 K		1-0 P3	
<b>Delino DeShields, L</b> OBP: 0.304, SLG: 0.429 (1, 4)		1-3 K	2-0 SF8	3-1 3B	0-0 3B		2-2 CS 1B	3-3 K	
<b>Mike Blowers, R</b> OBP: 0.317, SLG: 0.273 (1, 5)		1-1 G6-3	4-2 FC6-4	4-2 BB	2-1 G5-3		1 SAFE 2-2 F9		
<b>Todd Hollandsworth, L</b> OBP: 0.368, SLG: 0.277 <b>Roger Cedeno, S</b> OBP: 0.318, SLG: 0.368 (7, PH)		4-2 BB	0-0 FC6-4	1-2 1B		1-1 G4-3	3-3 K		
<b>Hideo Nomo, R</b> OBP: 0.125, SLG: 0.067 <b>Juan Castro, R</b> (9, 5)		4-2 BB		1-2 G6-3		1-3 K	2-1 F7		

AB	R	H	RBI	BB	SO	LOB
5	0	1	0	0	1	3
3	2	2	1	2	0	0
4	2	2	3	1	1	2
4	2	2	1	0	0	3
0	0	0	0	1	0	0
0	0	0	0	0	0	0
0	0	0	0	0	0	0
5	0	0	0	0	2	8
4	0	2	2	0	2	3
3	0	0	0	1	0	2
2	1	1	0	1	0	2
1	0	0	0	0	1	1
3	0	0	0	1	1	2
0	0	0	0	0	0	0

AB	R	H	RBI	BB	SO	LOB
34	7	10	7	7	8	26

Inning	R	H	E	K	S	IP	WLS	BF	H	R	ER	SO	BB	IBB	HBP	BLK	WP	HR	S	P	ERA	WHIP
1	0	0	0	8	18	5.2	L	29	5	5	4	4	6	0	0	0	2	0	62	111	6.35	1.941
2	0	2	0	13	24	0.1		3	2	2	1	0	0	0	0	0	0	2	7	12	54.00	6.000
3	0	0	0	13	24	1.0		4	1	0	0	1	0	0	0	0	0	0	11	20	0.00	1.000
4	0	0	0	13	24	1.0		6	2	0	0	2	1	0	0	0	0	0	12	23	0.00	3.000

**Colorado Rockies @ Los Angeles Dodgers**  
**Dodger Stadium, Los Angeles, CA**  
 Tue Apr 30 1996, 7:05 PM PDT  
 Att: 31,037 - Unknown - 78 F

livebaseballscores.com

AB 34  
 R 7  
 H 10  
 RBI 7  
 BB 7  
 SO 8  
 LOB 26



WP: 2 PA: 42  
 PB: 0  
 SB: 1  
 CS: 1

Batter	1	2	3	4	5	6	7	8	9	AB R H RBI BB SO LOB	TOP											
Eric Young Sr., R (1, 4) OBP: 0.488, SLG: 0.611	1-1 P6-3 1B			1-3 K	4-1 BB BB BB		1-2 F8			3 0 1 0 1 1 1	<b>Colorado Rockies @ Los Angeles Dodgers</b> <b>Dodger Stadium, Los Angeles, CA</b> Wed May 01 1996, 7:05 PM PDT Att. 30,377 - Unknown - 72 F											
Ellis Burks, R (1, 7) Quinton McCracken, S (8, 7) OBP: 0.447, SLG: 0.616 OBP: 0.276, SLG: 0.320	0-2 P6-3 1-2f			0-1 G4-3	4-1 BB BB		0-1 G5-3			3 0 0 1 1 0 2 0 0 0 0 0 0 0												
Dante Bichette, R (1, 9) OBP: 0.373, SLG: 0.434	1-3 K			0-3 K	4-2 BB			1-1 P4		3 0 0 1 1 2 0												
Larry Walker, L (1, 8) OBP: 0.324, SLG: 0.495		0-0 F8						1-0 G4-3		4 1 1 0 0 0 3												
Andres Galarraga, R (1, 3) OBP: 0.313, SLG: 0.561		2-1 P4			2-3 K 1-2	1-3 K		1-2 P3		4 0 0 0 0 2 1												
Vinny Castilla, R (1, 5) OBP: 0.336, SLG: 0.430		1-2 F7			4-1 1B BB	0-0 G6-3		3-2 G6-3		3 1 0 0 1 0 0												
Jeff Reed, L (1, 2) OBP: 0.371, SLG: 0.417			0-0 G6-3		1-0 1B BB 1B	1-2 F7		0-0 L3		4 1 1 0 0 0 0												
Walt Weiss, S (1, 6) OBP: 0.407, SLG: 0.371			2-1 G6-3		0-0 BB SH3-4 BB 1B		0-1 1B	0-1 G6-3		4 1 2 2 0 0 0												
Mark Thompson, R (1, 1) Bruce Ruffin, S (9, 1)			0-0 G5-3		0-0 SH3-4		0-0 F7			2 0 0 0 0 0 1 0 0 0 0 0 0 0												
<b>Inning Stats</b>	R: 0 E: 0 K: 1 S: 8	H: 1 LOB: 0 BB: 0 P: 10	R: 0 E: 0 K: 0 S: 6	H: 0 LOB: 0 BB: 0 P: 9	R: 0 E: 0 K: 0 S: 4	H: 0 LOB: 0 BB: 0 P: 6	R: 0 E: 0 K: 2 S: 9	H: 0 LOB: 0 BB: 0 P: 10	R: 4 E: 0 K: 1 S: 15	H: 3 LOB: 3 BB: 4 P: 38	R: 0 E: 0 K: 1 S: 7	H: 0 LOB: 0 BB: 0 P: 9	R: 0 E: 0 K: 0 S: 8	H: 1 LOB: 1 BB: 0 P: 9	R: 0 E: 0 K: 0 S: 6	H: 0 LOB: 0 BB: 0 P: 9	R: 0 E: 0 K: 0 S: 7	H: 0 LOB: 0 BB: 0 P: 10	1B: 5 2B: 1 3B: 0 HR: 0	SF: 0 SAC: 1 DP: 1 HBP: 0	WP: 0 PB: 0 SB: 1 CS: 0	PA: 35
<b>PITCHER</b>	IP WLS BF H R ER SO BB IBB HBP BLK WP HR S P ERA WHIP																					
Pedro Astacio, R (1, 1) ERA: 3.21	4.2 L 21 4 4 4 4 4 0 0 0 0 0 0 40 70 7.71 1.714																					
Joey Eischen, L (5, 1) ERA: 2.08	0.1 1 0 0 0 0 0 0 0 0 0 0 0 2 3 0.00 0.000																					
Jim Bruske, R (6, 1) ERA: 1.93	3.0 10 1 0 0 1 0 0 0 0 0 0 0 21 27 0.00 0.333																					
Scott Radinsky, L (9, 1) ERA:	1.0 3 0 0 0 0 0 0 0 0 0 0 0 7 10 0.00 0.000																					

livebaseballscorecards.com

<b>AB</b>	30
<b>R</b>	4
<b>H</b>	5
<b>RBI</b>	4
<b>BB</b>	4
<b>SO</b>	5
<b>LOB</b>	8





Batter	1	2	3	4	5	6	7	8	9	AB R H RBI BB SO LOB	TOP									
<b>Chad Fonville, S</b> OBP: 0.385, SLG: 0.340 (1, 8) (7, 7)	0-2 G6-3	2-1 G1-3			3-2 G3		2-1 L7		2-1 FC5 1B	5 1 0 0 0 0 4										
<b>Greg Gagne, R</b> OBP: 0.355, SLG: 0.420 (1, 6)	0-1 F8		2-1 L8		1-3 K			2-1 G1-3	1-2 HR 1B	5 1 1 2 0 1 0										
<b>Mike Piazza, R</b> OBP: 0.433, SLG: 0.565 Mark Guthrie, R (1, 2) (9, 1)	0-1 HR		0-3 K		4-2 BB			1-0 F9	1-0 HR 1B	4 2 2 2 1 1 0 0 0 0 0 0 0 0										
<b>Eric Karros, R</b> OBP: 0.271, SLG: 0.385 (1, 3)	1-1 F7		1-0 2B		3-0 F9			1-1 P3	3-1 HR	5 1 2 3 0 0 1										
<b>Raul Mondesi, R</b> OBP: 0.221, SLG: 0.350 (1, 9)		1-0 G1-3	0-1 P3		2-1 L8				G5-3 HR	5 1 1 1 0 0 1										
<b>Delino DeShields, L</b> OBP: 0.306, SLG: 0.421 (1, 4)		1-3 K		3-2 L6		2-1 B1			E 1B G1-3	5 1 1 0 0 1 0										
<b>Mike Blowers, R</b> OBP: 0.313, SLG: 0.263 Carlos Hernandez, R OBP: 0.375, SLG: 0.286 (1, 5) (9, 2)		1-0 1B 1B		3-1 G3		2-3 K			2-1 E5 FC5 1B	4 2 1 1 0 1 0 0 0 0 0 0 0 0	<b>AB 40</b>									
<b>Todd Hollandsworth, L</b> OBP: 0.403, SLG: 0.365 Roger Cedeno, S OBP: 0.333, SLG: 0.350 (1, 7) (7, PH) (7, 8)		1-0 1B 1B		2-2 1B			2-1 G4-3		4-2 FC5 1B BB	2 0 2 0 0 0 0 1 1 0 0 1 0 0	<b>R 10</b>									
<b>Chan Ho Park, R</b> OBP: 0.125, SLG: 0.125 Joey Eischen, L Antonio Osuna, R Dave Hansen, L Mike Busch, R (1, 1) (6, 1) (7, 1) (9, PH) (9, PH) (9, 5)		0-0 1B		0-3 K			0-0 G3		0-3 K	2 0 1 1 0 1 1 1 0 1 0 0 0 0 0 1 2	<b>H 11</b>									
<b>Inning Stats</b>	R: 1 E: 0 K: 0 S: 10	H: 1 LOB: 0 BB: 0 P: 11	R: 1 E: 0 K: 1 S: 10	H: 3 LOB: 2 BB: 0 P: 16	R: 0 E: 0 K: 1 S: 8	H: 1 LOB: 1 BB: 0 P: 11	R: 0 E: 0 K: 1 S: 13	H: 1 LOB: 1 BB: 0 P: 21	R: 0 E: 0 K: 1 S: 11	H: 0 LOB: 1 BB: 1 P: 22	R: 0 E: 0 K: 0 S: 5	H: 0 LOB: 0 BB: 0 P: 9	R: 0 E: 0 K: 0 S: 5	H: 0 LOB: 0 BB: 0 P: 9	R: 8 E: 1 K: 1 S: 25	H: 5 LOB: 0 BB: 1 P: 46	1B: 7 2B: 1 3B: 0 HR: 3	SF: 0 SAC: 0 DP: 0 HBP: 0	WP: 0 PB: 0 SB: 2 CS: 0	PA: 42
<b>PITCHER</b>	IP WLS BF H R ER SO BB IBB HBP BLK WP HR S P ERA WHIP																			
<b>Danny Darwin, R</b> ERA: 2.65 (1, 1)	6.0 L 25 6 2 2 5 1 0 0 0 0 1 59 94 3.00 1.167																			
<b>Jason Christiansen, L</b> ERA: 9.39 (7, 1)	1.0 3 0 0 0 0 0 0 0 0 0 0 5 9 0.00 0.000																			
<b>Joe Boever, R</b> ERA: 3.38 (8, 1)	1.0 3 0 0 0 0 0 0 0 0 0 0 5 9 0.00 0.000																			
<b>Dan Miceli, R</b> ERA: 7.84 (9, 1)	0.1 4 1 3 3 0 1 0 0 0 0 0 10 21 81.00 6.000																			
<b>Lee Hancock, L</b> ERA: 6.39 (9, 1)	0.2 7 4 5 3 1 0 0 0 0 0 0 2 15 25 40.50 6.000																			

**Los Angeles Dodgers @ Pittsburgh Pirates**  
**Three Rivers Stadium, Pittsburgh, PA**  
 Fri May 03 1996, 7:05 PM EDT  
 Att. 18,268 - Unknown - 75 F

<b>AB</b>	<b>40</b>
<b>R</b>	<b>10</b>
<b>H</b>	<b>11</b>
<b>RBI</b>	<b>10</b>
<b>BB</b>	<b>2</b>
<b>SO</b>	<b>6</b>
<b>LOB</b>	<b>9</b>





Batter	1	2	3	4	5	6	7	8	9	AB R H RBI BB SO LOB	TOP											
Chad Fonville, S (1, 8) OBP: 0.375, SLG: 0.353	0-3 K		0-0 WP 2-H 2B			1-1 G1-3		1-1 G3-1		4 0 1 1 0 1 0	<b>Los Angeles Dodgers @ Pittsburgh Pirates</b> Three Rivers Stadium, Pittsburgh, PA Sat May 04 1996, 7:05 PM EDT Att. 20,321 - Unknown - 69 F											
Greg Gagne, R (1, 6) OBP: 0.361, SLG: 0.417	2-3 K		2-3 K			4-2 1B BB		1-0 FC6-4 1B		3 0 1 0 1 2 1												
Mike Piazza, R (1, 2) OBP: 0.420, SLG: 0.546	3-3 K		2-1 G4-3			0-2 F9		1-2 FC6-4 1-2f		4 0 0 0 0 1 3												
Eric Karros, R (1, 3) OBP: 0.280, SLG: 0.383		4-2 FC6-4 BB		3-3 K		0-0 1-2 1B		2-1 G1-3		3 0 1 0 1 1 0												
Raul Mondesi, R (1, 9) OBP: 0.222, SLG: 0.372		1-2 FC6-4 G4-3 S 1-2f		0-3 K		3-1 F9		0-0 HR		4 1 1 1 0 1 3												
Delino DeShields, L (1, 4) OBP: 0.304, SLG: 0.416		3-2 G4-3 1-3		2-3 K		1-0 CS 1B		2-1 G4-3		4 0 1 0 0 1 1												
Mike Blowers, R (1, 5) OBP: 0.302, SLG: 0.253		0-0 G6-3		1-3 K		0-3 K		2-1 G1-3		4 0 0 0 0 2 2												
Todd Hollandsworth, L (1, 7) OBP: 0.400, SLG: 0.352		4-2 SH3-4 2B BB		2-1 L8		2-3 K 1-2				2 1 0 0 1 1 1												
Tom Candiotti, R (1, 1) OBP: 0.143, SLG: 0.143			0-0 SH3-4		2-3 K			1-0 G3-1		1 0 0 0 0 1 0												
Jim Bruske, R (6, 1)										0 0 0 0 0 0 0												
Scott Radinsky, L (7, 1)										0 0 0 0 0 0 0												
Milt Thompson, L (8, PH) OBP: 0.200, SLG: 0.059										1 0 0 0 0 0 0												
Mark Guthrie, R (8, 1)										0 0 0 0 0 0 0												
<b>Inning Stats</b>	R: 0 E: 0 K: 3 S: 9	H: 0 LOB: 0 BB: 0 P: 14	R: 0 E: 0 K: 0 S: 10	H: 0 LOB: 1 BB: 1 P: 18	R: 1 E: 0 K: 1 S: 11	H: 1 LOB: 1 BB: 1 P: 19	R: 0 E: 0 K: 3 S: 12	H: 0 LOB: 0 BB: 0 P: 17	R: 0 E: 0 K: 2 S: 11	H: 0 LOB: 0 BB: 0 P: 16	R: 0 E: 0 K: 0 S: 10	H: 1 LOB: 2 BB: 1 P: 18	R: 0 E: 0 K: 2 S: 7	H: 1 LOB: 0 BB: 0 P: 10	R: 0 E: 0 K: 0 S: 7	H: 1 LOB: 1 BB: 0 P: 11	R: 1 E: 0 K: 0 S: 7	H: 1 LOB: 0 BB: 0 P: 13	1B: 3 2B: 1 3B: 0 HR: 1	SF: 0 SAC: 1 DP: 0 HBP: 0	WP: 1 PB: 0 SB: 1 CS: 1	PA: 34
<b>PITCHER</b> Paul Wagner, R (1, 1) ERA: 2.86	IP: 9.0 WLS: W BF: 34 H: 5 R: 2 ER: 2 SO: 11 BB: 3 IBB: 0 HBP: 0 BLK: 0 WP: 1 HR: 1 S: 84 P: 136 ERA: 2.00 WHIP: 0.889											<b>PITCHER</b>	IP: WLS: BF: H: R: ER: SO: BB: IBB: HBP: BLK: WP: HR: S: P: ERA: WHIP:									

livebaseballscorecards.com

AB	30
R	2
H	5
RBI	2
BB	3
SO	11
LOB	11



Batter	1	2	3	4	5	6	7	8	9
<b>Midre Cummings, L</b> OBP: 0.400, SLG: 0.750 (1, 9)	1-0 G3 2B		1-1 G4-3		1-0 SF8		1-0 2B FC4-6 1B	1-1 G6-3	
<b>Al Martin, L</b> OBP: 0.344, SLG: 0.480 (1, 8) (6, 7)	0-0 G3		1-1 L8		1-2 2B 1B		3-3 K		
<b>Jeff King, R</b> OBP: 0.347, SLG: 0.611 (1, 4)	2-2 L4-6 2B			0-1 G4-6-3 1B	1-2 PB 2B		2-1 FC4-6 2B		
<b>Dave Clark, L</b> OBP: 0.410, SLG: 0.485 (1, 7)	1-2 L4-6			2-2 G4-6-3	4-0 PB BB		4-0 FC4-6 IBB		
<b>Mike Kingery, L</b> OBP: 0.212, SLG: 0.190 (6, 8)									
<b>Jacob Brumfield, R</b> OBP: 0.281, SLG: 0.415 (7, PH) (8, 8)									
<b>Jay Bell, R</b> OBP: 0.339, SLG: 0.452 (1, 6)		1-2 F8		2-0 2B	3-2 F8		2-2 FC4-6		
<b>Mark Johnson, L</b> OBP: 0.361, SLG: 0.367 (1, 3)		3-1 P4		2-0 F7		2-1 G6-3	1-1 F7		
<b>Charlie Hayes, R</b> OBP: 0.297, SLG: 0.388 (1, 5)		2-3 K			1-2 18 1B 18 PB SF8 1B	1-2 L7		2-2 HR	
<b>18 Jason Kendall, R</b> OBP: 0.329, SLG: 0.390 (1, 2)			2-2 G4-3 G6-3 1B		2-2 1B 2B 1B	0-0 G5-3		0-2 G6-3	
<b>Paul Wagner, R</b> OBP: 0.118, SLG: 0.063 (1, 1)			0-0 G6-3		1-3 K		1-0 2B 1B	1-3 K	

Inning Stats	R: 1	H: 2	E: 0	K: 0	S: 9	R: 0	H: 0	E: 0	K: 1	S: 9	R: 0	H: 1	E: 0	K: 0	S: 8	R: 0	H: 2	E: 0	K: 0	S: 7	R: 3	H: 4	E: 0	K: 1	S: 24	R: 0	H: 0	E: 0	K: 0	S: 6	R: 2	H: 3	E: 0	K: 1	S: 13	R: 1	H: 1	E: 0	K: 1	S: 12
	LOB: 0	BB: 0	P: 13	LOB: 0	BB: 0	P: 15	LOB: 1	BB: 0	P: 12	LOB: 1	BB: 0	LOB: 2	BB: 1	P: 37	LOB: 0	BB: 0	LOB: 0	BB: 0	P: 9	LOB: 2	BB: 1	LOB: 0	BB: 0	P: 16	LOB: 0	BB: 0	LOB: 0	BB: 0	P: 27	LOB: 0	BB: 0	LOB: 0	BB: 0	P: 16	LOB: 0	BB: 0	LOB: 0	BB: 0	P: 16	

PITCHER	IP	WLS	BF	H	R	ER	SO	BB	IBB	HBP	BLK	WP	HR	S	P	ERA	WHIP
<b>Tom Candiotti, R</b> ERA: 4.67 (1, 1)	5.0	L	23	9	4	4	2	1	0	0	0	0	0	57	90	7.20	2.000
<b>Jim Bruske, R</b> ERA: 4.76 (6, 1)	1.0		5	2	2	2	0	0	0	0	0	0	0	8	13	18.00	2.000
<b>Scott Radinsky, L</b> ERA: (7, 1)	1.0		5	1	0	0	1	0	1	0	0	0	0	11	23	0.00	1.000
<b>Mark Guthrie, L</b> ERA: 2.51 (8, 1)	1.0		4	1	1	1	1	0	0	0	0	0	0	12	16	9.00	1.000

AB	R	H	RBI	BB	SO	LOB
4	2	2	1	0	0	1
4	1	1	0	0	1	4
4	0	4	4	0	0	0
2	0	0	0	1	0	2
0	0	0	0	0	0	0
0	0	0	0	1	0	0
4	0	1	1	0	0	4
4	0	0	0	0	0	3
4	2	2	1	0	1	0
4	1	2	0	0	0	0
4	1	1	0	0	2	3

WP	PA	37
1B: 7	SF: 1	
PB: 2	SAC: 0	
SB: 0	DP: 2	
CS: 0	HBP: 0	

**Los Angeles Dodgers @ Pittsburgh Pirates**  
 Three Rivers Stadium, Pittsburgh, PA  
 Sat May 04 1996, 7:05 PM EDT  
 Att. 20,321 - Unknown - 69 F

AB	34
R	7
H	13
RBI	7
BB	2
SO	4
LOB	17



Batter	1	2	3	4	5	6	7	8	9	AB R H RBI BB SO LOB	TOP											
Chad Fonville, S (1, 7) OBP: 0.383, SLG: 0.382	0-0 B3		2-2 G6-3		0-0 2B		0-1 1B			4 0 2 0 0 0 0	<b>Los Angeles Dodgers @ Pittsburgh Pirates</b> Three Rivers Stadium, Pittsburgh, PA Sun May 05 1996, 3:33 AM EDT Att. 19,206 - Sunny - 66 F											
Greg Gagne, R (1, 6) OBP: 0.366, SLG: 0.414	3-2 G6-4-3 1B		4-2 G5-4-3 BB		1-0 G4-3		2-2 F9			3 0 1 0 1 0 4												
Mike Piazza, R (1, 2) OBP: 0.407, SLG: 0.528	2-2 G6-4-3 1-2f		0-0 G5-4-3 1-2f		2-2 G6-3			1-1 G6-3		4 0 0 0 0 0 4												
Eric Karros, R (1, 3) OBP: 0.269, SLG: 0.367		2-1 F9		2-1 G4-3		1-1 L9		1-2 F9		4 0 0 0 0 0 0												
Raul Mondesi, R (1, 9) OBP: 0.215, SLG: 0.360		2-2 E5 2B		1-2 F8		1-1 G6-3		3-2 G6-3		4 1 0 0 0 0 0												
Delino DeShields, L (1, 4) OBP: 0.317, SLG: 0.422		3-1 P3		4-2 BB		0-2 CS 1B		3-2 G4-6-3 1B		3 0 2 0 1 0 1												
Mike Busch, R (1, 5) OBP: 0.250, SLG: 0.500 Milt Thompson, L (9, PH) OBP: 0.200, SLG: 0.059 Mike Blowers, R (9, PH) OBP: 0.299, SLG: 0.250		2-2 1-H 2B 2B		0-0 P3		1-0 CS 1-2		0-0 G4-6-3 1-2f		3 1 1 1 0 0 1 1 0 0 0 0 0 0 0 0 1 0 0 0 0 0 0 1												
Roger Cedeno, S (1, 8) OBP: 0.393, SLG: 0.435		2-2 2-H 2B		1-1 G6-3		3-2 1B SH1-4 1B		4-0 BB		3 0 2 1 1 0 0												
Ismael Valdez, R (1, 1) OBP: 0.067, SLG: 0.067 Todd Worrell, R (8, 1) Juan Castro, R (9, PH)		0-3 K		0-0 2B 1B		1-0 SH1-4		2-1 F8		2 0 1 0 0 1 1 0 0 0 0 0 0 0 0 1 0 0 0 0 0 0 1												
<b>Inning Stats</b>	R: 0 E: 0 K: 0 S: 8	H: 1 LOB: 0 BB: 0 P: 13	R: 2 E: 1 K: 1 S: 18	H: 2 LOB: 1 BB: 0 P: 29	R: 0 E: 0 K: 0 S: 10	H: 0 LOB: 0 BB: 1 P: 16	R: 0 E: 0 K: 0 S: 9	H: 0 LOB: 1 BB: 1 P: 16	R: 0 E: 0 K: 0 S: 8	H: 2 LOB: 2 BB: 0 P: 12		R: 0 E: 0 K: 0 S: 7	H: 1 LOB: 0 BB: 0 P: 10	R: 0 E: 0 K: 1 S: 14	H: 2 LOB: 2 BB: 0 P: 22	R: 0 E: 0 K: 0 S: 8	H: 0 LOB: 0 BB: 0 P: 13	R: 0 E: 0 K: 0 S: 6	H: 1 LOB: 1 BB: 1 P: 15	1B: 6 2B: 3 3B: 0 HR: 0	SF: 0 SAC: 1 DP: 3 HBP: 0	WP: 0 PB: 0 SB: 0 CS: 1
<b>PITCHER</b>	IP WLS BF H R ER SO BB IBB HBP BLK WP HR S P ERA WHIP																					
Denny Neagle, L (1, 1) ERA: 2.63	7.0 W 29 8 2 0 2 2 0 0 0 0 0 0 74 118 0.00 1.429																					
67 Francisco Cordova, R (8, 1) ERA: 2.76	1.0 4 1 0 0 0 0 0 0 0 0 0 0 11 19 0.00 1.000																					
Dan Plesac, L (9, 1) ERA: 6.28	1.0 S 3 0 0 0 0 1 0 0 0 0 0 0 3 9 0.00 1.000																					

livebaseballscorecards.com

AB	32
R	2
H	9
RBI	2
BB	3
SO	2
LOB	13









BOTTOM

Los Angeles Dodgers @ Pittsburgh Pirates  
Three Rivers Stadium, Pittsburgh, PA

Mon May 06 1996, 3:33 AM EDT  
Att. 9,415 - Cloudy - 65 F

livebaseballscorecards.com

AB	38
R	4
H	11
RBI	4
BB	2
SO	6
LOB	18



WP:	0	PA:	40
PB:	0		
SB:	2		
CS:	0		

AB	R	H	RBI	BB	SO	LOB
4	0	0	0	0	1	2
1	0	0	0	0	0	0
5	0	0	0	0	2	2
5	1	2	0	0	1	0
4	2	2	2	0	0	0
1	0	0	0	0	0	1
3	0	2	0	1	0	1
4	1	1	0	0	1	3
3	0	1	0	1	0	2
4	0	2	2	0	0	2
2	0	1	0	0	0	2
0	0	0	0	0	0	0
1	0	0	0	0	0	1
0	0	0	0	0	0	0
1	0	0	0	0	1	2
0	0	0	0	0	0	0

Batter	1	2	3	4	5	6	7	8	9
Midre Cummings, L (1, 9) OBP: 0.231, SLG: 0.583 Jacob Brumfield, R (9, PH) OBP: 0.271, SLG: 0.400	0-0 F8		0-2 L5		1-3 K		0-0 F8		0-1 G4-3
Al Martin, L (1, 7) OBP: 0.336, SLG: 0.458	1-0 G3		2-3 K		0-0 L7		0-3 K		3-1 F7
Jeff King, R (1, 4) OBP: 0.346, SLG: 0.598	2-0 P2			2-2 G6-3	1-3 K			2-2 HR	0-1
Mark Johnson, L (1, 3) OBP: 0.364, SLG: 0.447 John Wehner, R (9, PH) OBP: 0.316, SLG: 0.444				1-1 BB		1-0 F9		1-0 HR	2-1 F8
Jay Bell, R (1, 6) OBP: 0.352, SLG: 0.455				0-0 L4		3-2		3-2 FC4-6	
Mike Kingery, L (1, 8) OBP: 0.205, SLG: 0.186				1-0 K	1-2 BB	2-0 P6		2-1 B3	
Charlie Hayes, R (1, 5) OBP: 0.314, SLG: 0.394				2-2 G4-3	4-2 BB	0-0 L4		1-0 FC4-6	
18 Jason Kendall, R (1, 2) OBP: 0.326, SLG: 0.393				0-0 P2	1-0 FC6-4		2-0	2-2 FC4-6	
John Hope, R (1, 1) OBP: 0.200, SLG: 0.200 Jason Christiansen, R (6, 1) Nelson Liriano, S (7, PH) OBP: 0.262, SLG: 0.328 Jon Lieber, L (8, 1) OBP: 0.500, SLG: 0.333 Dave Clark, L (8, PH) OBP: 0.400, SLG: 0.471 Joe Boever, R (9, 1)				1-1	1-1 FC6-4		0-0 F9	0-3 K	

Inning Stats	R: 0	H: 0	E: 0	K: 0	S: 3	R: 0	H: 0	E: 0	K: 1	S: 17	R: 0	H: 1	E: 0	K: 1	S: 9	R: 2	H: 3	E: 0	K: 0	S: 13	R: 0	H: 0	E: 0	K: 2	S: 9	R: 0	H: 1	E: 0	K: 1	S: 8	R: 0	H: 1	E: 0	K: 1	S: 6	R: 2	H: 4	E: 0	K: 1	S: 17	R: 0	H: 1	E: 0	K: 0	S: 8	R: 0	H: 1	E: 0	K: 0	S: 8
	LOB: 0	BB: 0	P: 6	LOB: 1	BB: 1	P: 24	LOB: 2	BB: 1	P: 23	LOB: 1	BB: 0	P: 14	LOB: 1	BB: 0	P: 8	LOB: 2	BB: 0	P: 28	LOB: 1	BB: 0	P: 13	1B: 8	SF: 0	2B: 2	SAC: 0	3B: 0	DP: 0	HR: 1	HBP: 0																					

PITCHER	IP	WLS	BF	H	R	ER	SO	BB	IBB	HBP	BLK	WP	HR	S	P	ERA	WHIP
Hideo Nomo, R (1, 1) ERA: 3.54	7.0	W	31	8	4	4	5	2	0	0	0	0	1	69	105	5.14	1.429
Antonio Osuna, R (8, 1) ERA: 2.6	0.2		4	2	0	0	0	0	0	0	0	0	0	10	18	0.00	3.000
Scott Radinsky, L (8, 1) ERA:	1.1	S	5	1	0	0	1	0	0	0	0	0	0	11	16	0.00	0.750

Batter	1	2	3	4	5	6	7	8	9	10	11	12	AB	R	H	RBI	BB	SO	LOB	TOP
<b>Chad Fonville, S</b> (1, 8) OBP: 0.338, SLG: 0.333 <b>Milt Thompson, L</b> (8, PH) OBP: 0.238, SLG: 0.059 <b>Mark Guthrie, R</b> (8, 1) <b>Mike Busch, R</b> (9, 5) OBP: 0.167, SLG: 0.333	 0-3		 1-0			 0-0		 4-1 1-2		 2-0 2-3		 3-2	3 0 0 0 0 1 0 0 0 0 0 1 0 0 0 0 0 0 0 0 0 2 0 0 0 0 0 5							
<b>Raul Mondesi, R</b> (1, 9) OBP: 0.227, SLG: 0.381	 0-0			 3-1		 2-1		 2-1		 2-3		 0-2	5 0 2 1 0 1 4							
<b>Mike Piazza, R</b> (1, 2) OBP: 0.421, SLG: 0.569 <b>Todd Worrell, R</b> (12, 1)	 1-1 1-2			 4-2 1-2		 1-0			 1-2		 4-1	 4-2	3 1 1 1 3 0 1 0 0 0 0 0 0 0							
<b>Eric Karros, R</b> (1, 3) OBP: 0.246, SLG: 0.333	 3-2			 3-1 2-3		 0-1			 1-3		 2-2 1-2f	 0-0	6 0 0 0 0 1 7							
<b>Delino DeShields, L</b> (1, 4) OBP: 0.300, SLG: 0.397 <b>Antonio Osuna, R</b> (9, 1) <b>Carlos Hernandez, R</b> (12, 2)		 0-0		 2-2		 2-2		 2-1		 4-1			4 0 0 0 0 0 1 0 0 0 0 1 0 0 0 0 0 0 0 0 0							
<b>Todd Hollandsworth, L</b> (1, 7) OBP: 0.392, SLG: 0.328	 0-1			 4-2		 0-3		 4-0		 2-3			3 0 0 0 2 2 1							
<b>Mike Blowers, R</b> (1, 5) OBP: 0.315, SLG: 0.264 <b>Roger Cedeño, S</b> (8, PR) OBP: 0.433, SLG: 0.500		 3-1		 1-1 1-2f		 0-1		 0-1		 1-0		 4-2	3 0 1 0 0 0 1 1 1 1 0 1 0 0							
<b>Greg Gagne, R</b> (1, 6) OBP: 0.400, SLG: 0.462			 3-3	 4-0		 1-1 1-3		 1-3		 1-3		 1-0 1-2	4 0 2 0 1 2 1							
<b>Pedro Astacio, R</b> (1, 1) OBP: 0.071, SLG: 0.071 <b>Dave Hansen, L</b> (8, PH) OBP: 0.286, SLG: 0.200 <b>Juan Castro, R</b> (8, 5) (9, 4)			 2-1	 0-1		 2-3		 4-1		 0-0 1-2 2-3		2 0 0 0 0 0 1 1 0 0 0 0 1 1 0 0 0 0 1 0 0								
<b>Inning Stats</b>	R: 0 H: 1 E: 0 LOB: 1 K: 1 BB: 0 S: 10 P: 14	R: 0 H: 0 E: 0 LOB: 0 K: 0 BB: 0 S: 5 P: 8	R: 0 H: 0 E: 0 LOB: 0 K: 1 BB: 0 S: 7 P: 13	R: 0 H: 1 E: 0 LOB: 1 K: 0 BB: 1 S: 9 P: 21	R: 0 H: 0 E: 0 LOB: 1 K: 0 BB: 2 S: 7 P: 16	R: 0 H: 0 E: 0 LOB: 0 K: 0 BB: 0 S: 4 P: 7	R: 0 H: 0 E: 0 LOB: 2 K: 1 BB: 1 S: 10 P: 19	R: 1 H: 1 E: 0 LOB: 0 K: 1 BB: 1 S: 11 P: 19	R: 0 H: 1 E: 0 LOB: 2 K: 2 BB: 1 S: 9 P: 19	R: 0 H: 0 E: 0 LOB: 1 K: 1 BB: 2 S: 8 P: 20	R: 1 H: 1 E: 0 LOB: 3 K: 0 BB: 2 S: 14 P: 26	1B: 5 SF: 1 2B: 1 SAC: 1 3B: 0 DP: 2 HR: 1 HBP: 0	WP: 1 PA: 50 PB: 0 SB: 0 CS: 2							
<b>PITCHER</b>	IP WLS BF H R ER SO BB IBB HBP BLK WP HR S P ERA WHIP																			
<b>Dave Burba, R</b> (1, 1) ERA: 3.7	7.2																			
<b>Jeff Brantley, R</b> (8, 1) ERA: 3.57	1.1	5	1	1	1	1	0	0	0	0	1	13	23	6.75	1.500					
<b>Johnny Ruffin, R</b> (10, 1) ERA: 4.58	1.2	8	1	0	0	2	3	0	0	0	0	14	34	0.00	2.400					
<b>Chuck McElroy, L</b> (11, 1) ERA: 6.23	0.1	1	0	0	0	1	0	0	0	0	0	3	5	0.00	0.000					
<b>Marcus Moore, R</b> (12, 1) ERA: 4.11	1.0	W	7	1	1	1	0	2	0	0	0	14	26	9.00	3.000					

**Los Angeles Dodgers @ Cincinnati Reds**  
 Riverfront Stadium, Cincinnati, OH  
 Tue May 07 1996, 7:05 PM EDT  
 Att. 18,147 - Cloudy - 67 F

AB	37
R	2
H	7
RBI	2
BB	10
SO	8
LOB	23




Batter	1	2	3	4	5	6	7	8	9	10	11	12	AB	R	H	RBI	BB	SO	LOB
Eric Owens, R OBP: 0.320, SLG: 0.273 Johnny Ruffin, R OBP: 1.000, SLG: 1.000 Chuck McElroy, L (11, PH) Lenny Harris, L OBP: 0.415, SLG: 0.658 Marcus Moore, S (12, 1)	2-1 G6-3			0-0 G6-3		0-0 L7		2-2 L4			2-3 K		4	0	0	0	0	0	2
Hal Morris, L OBP: 0.388, SLG: 0.458	2-2 G4-3			3-0 G3-1			2-1 G3 SF8 2B		2-0 G4-3		1-0 1B		5	1	2	0	0	0	0
Barry Larkin, R OBP: 0.364, SLG: 0.450	1-0 F7			2-1 F8			2-2 G3		1-0 P4		2-0 F8		5	0	0	0	0	0	2
Eric Anthony, L OBP: 0.421, SLG: 0.681		2-0 F7			3-2 G3-1		4-0 IBB		2-2 1B			3-1 HR	4	1	2	1	1	0	0
Eric Davis, R OBP: 0.333, SLG: 0.523		2-1 F9			2-3 K		0-1 SF8		3-3 K			2-1 HR	4	1	1	2	0	2	1
Bret Boone, R OBP: 0.263, SLG: 0.385 Jeff Brantley, R Thomas Howard, S OBP: 0.231, SLG: 0.364		2-2 G3-1			0-0 G2-3		0-1 F8			0-3 K			3	0	0	0	0	0	1
Jeff Branson, L OBP: 0.367, SLG: 0.456			1-0 P2			3-2 FC5-4 1B		1-1 F8		1-3 K			4	0	1	0	0	1	0
Joe Oliver, R OBP: 0.244, SLG: 0.333			1-2 F7			1-2 FC5-4		2-1 F9		0-1 P3			4	0	0	0	0	0	1
Dave Burba, R Willie Greene, L OBP: 0.333, SLG: 0.511			3-2 G1-3			3-3 K		4-2 BB			0-0 G3-1		2	0	0	0	0	1	1

Inning Stats	R: 0	H: 0	E: 0	K: 7	LOB: 0	BB: 12	P: 12	R: 0	H: 0	E: 0	K: 6	LOB: 0	BB: 0	P: 12	R: 0	H: 0	E: 0	K: 7	LOB: 0	BB: 12	P: 12	R: 0	H: 0	E: 0	K: 4	LOB: 0	BB: 9	P: 9	R: 0	H: 0	E: 0	K: 1	LOB: 1	BB: 0	P: 19	R: 1	H: 1	E: 0	K: 0	LOB: 1	BB: 1	P: 21	R: 0	H: 0	E: 0	K: 0	LOB: 1	BB: 1	P: 18	R: 0	H: 1	E: 0	K: 1	LOB: 1	BB: 0	P: 21	R: 0	H: 0	E: 0	K: 2	LOB: 0	BB: 9	P: 9	R: 0	H: 1	E: 0	K: 1	LOB: 1	BB: 0	P: 11	R: 2	H: 2	E: 0	K: 0	LOB: 0	BB: 0	P: 9	1B: 3	SF: 1	2B: 1	SAC: 0	3B: 0	DP: 0	HR: 2	HBP: 0	WP: 0	PA: 41
--------------	------	------	------	------	--------	--------	-------	------	------	------	------	--------	-------	-------	------	------	------	------	--------	--------	-------	------	------	------	------	--------	-------	------	------	------	------	------	--------	-------	-------	------	------	------	------	--------	-------	-------	------	------	------	------	--------	-------	-------	------	------	------	------	--------	-------	-------	------	------	------	------	--------	-------	------	------	------	------	------	--------	-------	-------	------	------	------	------	--------	-------	------	-------	-------	-------	--------	-------	-------	-------	--------	-------	--------

PITCHER	IP	WLS	BF	H	R	ER	SO	BB	IBB	HBP	BLK	WP	HR	S	P	ERA	WHIP
Pedro Astacio, R ERA: 2.88	7.0		24	2	1	1	2	0	1	0	0	0	0	58	99	1.29	0.286
Mark Guthrie, L ERA: 2.25	1.2		7	1	0	0	0	1	0	0	0	0	0	16	30	0.00	1.200
Antonio Osuna, R ERA: 2.29	2.1		8	1	0	0	4	0	0	0	0	0	0	20	29	0.00	0.429
Todd Worrell, R ERA: 2.08	0.0	L	2	2	2	2	0	0	0	0	0	0	2	4	9	∞	∞

**Los Angeles Dodgers @ Cincinnati Reds**  
Riverfront Stadium, Cincinnati, OH  
Tue May 07 1996, 7:05 PM EDT  
Att. 18,147 - Cloudy - 67 F

AB 38  
R 3  
H 6  
RBI 3  
BB 2  
SO 6  
LOB 8



Batter	1	2	3	4	5	6	7	8	9	AB R H RBI BB SO LOB	TOP									
Chad Fonville, S (1, 7) OBP: 0.319, SLG: 0.313	2-3 K	1-1 FC6-4			1-1 F9			1-2 G5-3		4 0 0 0 0 1 2										
Roger Cedeno, S (1, 8) OBP: 0.412, SLG: 0.464	1-2 BB 1B		3-1 E9 F9		0-3 K			0-2 F7		4 0 1 0 0 1 0										
Raul Mondesi, R (1, 9) OBP: 0.221, SLG: 0.370	1-0 P6		0-0 F9		0-1 F8			0-1 G1-3		4 0 0 0 0 0 2										
Eric Karros, R (1, 3) OBP: 0.254, SLG: 0.327	4-2 SAFE 1B SAFE BB		4-1 G1-3 BB		3-1 G6-3			0-3 K		2 0 0 0 2 1 0										
Delino DeShields, L (1, 4) OBP: 0.299, SLG: 0.393	3-3 K		2-2 G1-3		1-0 CS 1B			2-3 K		4 0 1 0 0 2 4										
Mike Blowers, R (1, 5) OBP: 0.305, SLG: 0.255		2-3 K	0-0 F9		1 SAFE 2-3 SAFE K 1-2			1-3 K		4 0 0 0 0 3 3										
Greg Gagne, R (1, 6) OBP: 0.398, SLG: 0.458		2-0 BB 1B		0-2 P6			0-3 K			3 0 1 0 0 1 0										
Carlos Hernandez, R (1, 2) OBP: 0.364, SLG: 0.222		4-2 FC6-4 BB		1-2 F9			1-3 K			2 0 0 0 1 1 0										
Chan Ho Park, R (1, 1) OBP: 0.100, SLG: 0.100		0-0 B1		2-3 K			1-0 G4-3			2 0 0 0 0 1 2										
Milt Thompson, L (7, PH) OBP: 0.227, SLG: 0.056										1 0 0 0 0 0 0										
Joey Eischen, L (7, 1)										0 0 0 0 0 0 0										
Jim Bruske, R (7, 1)										0 0 0 0 0 0 0										
Inning Stats	R: 0 E: 0 K: 2 S: 12	H: 1 LOB: 2 BB: 1 P: 23	R: 0 E: 0 K: 1 S: 9	H: 1 LOB: 2 BB: 1 P: 18	R: 0 E: 1 K: 0 S: 9	H: 0 LOB: 2 BB: 1 P: 18	R: 0 E: 0 K: 1 S: 9	H: 0 LOB: 0 BB: 0 P: 12	R: 0 E: 0 K: 1 S: 7	H: 1 LOB: 1 BB: 0 P: 14	R: 0 E: 0 K: 2 S: 9	H: 0 LOB: 0 BB: 0 P: 11	R: 0 E: 0 K: 3 S: 9	H: 0 LOB: 0 BB: 0 P: 10	R: 0 E: 0 K: 3 S: 9	H: 0 LOB: 0 BB: 0 P: 12	1B: 3 2B: 1 3B: 0 HR: 0	SF: 0 SAC: 0 DP: 1 HBP: 0	WP: 0 PB: 0 SB: 0 CS: 1	PA: 33
PITCHER	IP WLS BF H R ER SO BB IBB HBP BLK WP HR S P ERA WHIP																			
Pete Schourek, L (1, 1) ERA: 4.21	6.0 W 24 3 0 0 6 3 0 0 0 0 0 0 54 93 0.00 1.000																			
Jeff Shaw, R (7, 1) ERA: 2.89	3.0 S 9 0 0 0 5 0 0 0 0 0 0 0 27 33 0.00 0.000																			

Los Angeles Dodgers @ Cincinnati Reds  
Riverfront Stadium, Cincinnati, OH

Wed May 08 1996, 7:05 PM EDT  
Att. 17,820 - Unknown - 65 F

AB	30
R	0
H	3
RBI	0
BB	3
SO	11
LOB	13




Batter	1	2	3	4	5	6	7	8	9	AB	R	H	RBI	BB	SO	LOB
Eric Owens, R OBP: 0.309, SLG: 0.250 (1, 7)	G6-3		G1-3	K			K	BB		4	0	0	0	1	2	0
Hal Morris, L OBP: 0.388, SLG: 0.451 (1, 3)	F7		1B BB			K	3B 1B	G1-3		4	2	1	0	1	1	2
Barry Larkin, R OBP: 0.360, SLG: 0.462 (1, 6)	G3-1		K			G5-3	1B 3B			4	1	1	1	0	1	1
Eric Anthony, L OBP: 0.443, SLG: 0.673 (1, 9)			WP BB	WP 1B		G6-3	WP 1B BB			2	0	1	0	2	0	0
Eric Davis, R OBP: 0.349, SLG: 0.527 (1, 8)			K	WP 1B			CS BB	WP 1B		3	0	2	2	1	1	1
Eddie Taubensee, L OBP: 0.371, SLG: 0.471 (1, 2)			FC1-5-6-1 1B	1B BB			F8	K2-3		3	1	0	0	1	1	4
Bret Boone, R OBP: 0.279, SLG: 0.400 (1, 4)			1B HBP	K			F8			3	0	1	0	0	1	4
Jeff Branson, L OBP: 0.372, SLG: 0.494 (1, 5)			1B	P5			CS	HR		4	1	2	2	0	1	1
Pete Schourek, L OBP: 0.250, SLG: 0.182 (1, 1)			F7	G4-3			G4-3	K		2	0	0	0	0	0	2
Jeff Shaw, R (7, 1)								K		2	0	0	0	0	1	1

Inning Stats	R: 0	H: 0	E: 0	K: 0	S: 8	R: 1	H: 1	E: 0	K: 1	S: 14	R: 1	H: 2	E: 0	K: 1	S: 16	R: 0	H: 0	E: 0	K: 1	S: 9	R: 0	H: 0	E: 0	K: 1	S: 7	R: 0	H: 0	E: 0	K: 0	S: 10	R: 3	H: 4	E: 0	K: 2	S: 23	R: 0	H: 1	E: 0	K: 2	S: 16	1B: 5	SF: 0	2B: 1	SAC: 0	3B: 1	DP: 0	HR: 1	HBP: 1	WP: 3	PA: 39
PITCHER	IP	WLS	BF	H	R	ER	SO	BB	IBB	HBP	BLK	WP	HR	S	P	ERA	WHIP																																	
Chan Ho Park, R ERA: 2.31 (1, 1)	6.0	L	25	3	2	2	5	4	0	1	0	2	0	64	110	3.00	1.167																																	
Joey Eischen, L ERA: 3.26 (7, 1)	0.2		6	3	3	3	1	1	0	0	0	0	1	18	29	40.50	6.000																																	
Jim Bruske, R ERA: 3.86 (7, 1)	1.1		7	2	0	0	3	1	0	0	0	1	0	21	35	0.00	2.250																																	

**Los Angeles Dodgers @ Cincinnati Reds**  
Riverfront Stadium, Cincinnati, OH  
Wed May 08 1996, 7:05 PM EDT  
Att: 17,820 - Unknown - 65 F

livebaseballscorecards.com

**AB 31**  
**R 5**  
**H 8**  
**RBI 5**  
**BB 6**  
**SO 9**  
**LOB 16**







Batter	1	2	3	4	5	6	7	8	9	10	11	12	AB	R	H	RBI	BB	SO	LOB	
Luis Alicea, S OBP: 0.298, SLG: 0.325 (1, 4)	F7		K			K		G3 2B		SH2-4 1B	F7			6	0	2	0	0	2	3
Royce Clayton, R OBP: 0.319, SLG: 0.370 (1, 6)	F8		K			K		G3		SH2-4		G4-3		5	0	0	0	0	2	2
Ray Lankford, L OBP: 0.317, SLG: 0.536 (1, 8)	K					F8		G3		K				5	0	1	0	1	2	2
Brian Jordan, R OBP: 0.330, SLG: 0.418 (1, 9)								IBB												
John Mabry, L OBP: 0.350, SLG: 0.383 Danny Sheaffer, R OBP: 0.354, SLG: 0.377 (9, PH)								1B												
Dennis Eckersley, R (11, 1)																				
Tom Pagnozzi, R OBP: 0.302, SLG: 0.462 (1, 2)																				
Mark Sweeney, L OBP: 0.386, SLG: 0.324 T.J. Mathews, R (10, 1)																				
Tony Fossas, L (11, 1)																				
Pat Borders, R OBP: 0.338, SLG: 0.375 (11, 3)																				
David Bell, R OBP: 0.284, SLG: 0.284 (1, 5)																				
Todd Stottlemyre, L OBP: 0.400, SLG: 0.308 Ron Gant, R OBP: 0.355, SLG: 0.465 Rick Honeycutt, L (9, 1)																				
Willie McGee, S OBP: 0.360, SLG: 0.464 (10, 7)																				


Inning Stats	R: 0	H: 0	E: 0	K: 1	S: 7	H: 0	LOB: 0	BB: 0	P: 13	R: 1	H: 1	E: 0	K: 0	S: 7	H: 1	LOB: 0	BB: 0	P: 12	R: 0	H: 0	E: 0	K: 2	S: 7	H: 0	LOB: 1	BB: 0	P: 12	R: 0	H: 0	E: 0	K: 1	S: 7	H: 1	LOB: 0	BB: 0	P: 11	R: 0	H: 0	E: 0	K: 0	S: 7	H: 0	LOB: 0	BB: 0	P: 10	R: 1	H: 3	E: 0	K: 0	S: 12	H: 0	LOB: 2	BB: 0	P: 20	R: 0	H: 1	E: 0	K: 2	S: 10	H: 1	LOB: 2	BB: 1	P: 19	R: 0	H: 1	E: 0	K: 1	S: 11	H: 1	LOB: 1	BB: 0	P: 18	R: 0	H: 2	E: 0	K: 2	S: 13	H: 2	LOB: 3	BB: 1	P: 20	R: 0	H: 2	E: 0	K: 0	S: 10	H: 2	LOB: 2	BB: 0	P: 13	R: 0	H: 1	E: 0	K: 0	S: 6	H: 1	LOB: 0	BB: 0	P: 9	1B: 11	2B: 1	3B: 0	HR: 0	SF: 1	SAC: 1	DP: 3	HBP: 2
--------------	------	------	------	------	------	------	--------	-------	-------	------	------	------	------	------	------	--------	-------	-------	------	------	------	------	------	------	--------	-------	-------	------	------	------	------	------	------	--------	-------	-------	------	------	------	------	------	------	--------	-------	-------	------	------	------	------	-------	------	--------	-------	-------	------	------	------	------	-------	------	--------	-------	-------	------	------	------	------	-------	------	--------	-------	-------	------	------	------	------	-------	------	--------	-------	-------	------	------	------	------	-------	------	--------	-------	-------	------	------	------	------	------	------	--------	-------	------	--------	-------	-------	-------	-------	--------	-------	--------

PITCHER	IP	WLS	BF	H	R	ER	SO	BB	IBB	HBP	BLK	WP	HR	S	P	ERA	WHIP
Tom Candiotti, R ERA: 4.28 (1, 1)	6.2		25	5	2	2	6	0	0	2	0	0	0	53	86	2.70	0.750
Antonio Osuna, R ERA: 2.14 (7, 1)	1.1		6	1	0	0	2	0	1	0	0	0	0	11	21	0.00	0.750
Scott Radinsky, L ERA: (9, 1)	1.2		8	3	0	0	2	0	0	0	0	0	0	21	30	0.00	1.800
Jim Bruske, R ERA: 3.38 (10, 1)	1.0		5	1	0	0	1	0	1	0	0	0	0	9	17	0.00	1.000
Todd Worrell, R ERA: 1.88 (11, 1)	1.1	W	5	2	0	0	0	0	0	0	0	0	0	10	13	0.00	1.500

**Los Angeles Dodgers @ St. Louis Cardinals**  
 Busch Stadium, St. Louis, MO  
 Fri May 10 1996, 7:05 PM CDT  
 Att: 36,821 - Unknown - 76 F

AB	43
R	2
H	12
RBI	2
BB	2
SO	11
LOB	20

WP: 0 PA: 49  
 PB: 0 SB: 0 CS: 0



PITCHER	IP	WLS	BF	H	R	ER	SO	BB	IBB	HBP	BLK	WP	HR	S	P	ERA	WHIP
---------	----	-----	----	---	---	----	----	----	-----	-----	-----	----	----	---	---	-----	------



BOTTOM

Los Angeles Dodgers @ St. Louis Cardinals  
Busch Stadium, St. Louis, MO  
Sat May 11 1996, 3:33 AM CDT  
Att: 38,008 - Cloudy - 60 F

livebaseballscorecards.com

AB 33  
R 2  
H 6  
RBI 2  
BB 3  
SO 8  
LOB 10



WP: 0 PA: 36  
PB: 0  
SB: 1  
CS: 0

AB R H RBI BB SO LOB

3 1 0 0 1 0 0

4 1 1 0 0 1 1

4 0 2 2 0 0 0

3 0 1 0 1 1 1

4 0 0 0 0 1 3

4 0 0 0 0 2 1

3 0 1 0 1 0 0

3 0 0 0 0 1 3

1 0 1 0 0 0 0

2 0 0 0 0 1 0

1 0 0 0 0 0 0

0 0 0 0 0 0 0

1 0 0 0 0 1 1

1B: 5 SF: 0

2B: 1 SAC: 0

3B: 0 DP: 0

HR: 0 HBP: 0

1B: 5 SF: 0

2B: 1 SAC: 0

3B: 0 DP: 0

HR: 0 HBP: 0

1B: 5 SF: 0

2B: 1 SAC: 0

3B: 0 DP: 0

HR: 0 HBP: 0

1B: 5 SF: 0

2B: 1 SAC: 0

3B: 0 DP: 0

HR: 0 HBP: 0

1B: 5 SF: 0

2B: 1 SAC: 0

3B: 0 DP: 0

HR: 0 HBP: 0

1B: 5 SF: 0

2B: 1 SAC: 0

3B: 0 DP: 0

HR: 0 HBP: 0

1B: 5 SF: 0

2B: 1 SAC: 0

3B: 0 DP: 0

HR: 0 HBP: 0

1B: 5 SF: 0

2B: 1 SAC: 0

3B: 0 DP: 0

HR: 0 HBP: 0

1B: 5 SF: 0

2B: 1 SAC: 0

3B: 0 DP: 0

HR: 0 HBP: 0

1B: 5 SF: 0

2B: 1 SAC: 0

3B: 0 DP: 0

HR: 0 HBP: 0

1B: 5 SF: 0

2B: 1 SAC: 0

3B: 0 DP: 0

HR: 0 HBP: 0

1B: 5 SF: 0

2B: 1 SAC: 0

3B: 0 DP: 0

HR: 0 HBP: 0

1B: 5 SF: 0

2B: 1 SAC: 0

3B: 0 DP: 0

HR: 0 HBP: 0

1B: 5 SF: 0

2B: 1 SAC: 0

3B: 0 DP: 0

HR: 0 HBP: 0

1B: 5 SF: 0

2B: 1 SAC: 0

3B: 0 DP: 0

HR: 0 HBP: 0

1B: 5 SF: 0

2B: 1 SAC: 0

3B: 0 DP: 0

HR: 0 HBP: 0

1B: 5 SF: 0

2B: 1 SAC: 0

3B: 0 DP: 0

HR: 0 HBP: 0

1B: 5 SF: 0

2B: 1 SAC: 0

3B: 0 DP: 0

HR: 0 HBP: 0

1B: 5 SF: 0

2B: 1 SAC: 0

3B: 0 DP: 0

HR: 0 HBP: 0

1B: 5 SF: 0

2B: 1 SAC: 0

3B: 0 DP: 0

HR: 0 HBP: 0

1B: 5 SF: 0

2B: 1 SAC: 0

3B: 0 DP: 0

HR: 0 HBP: 0

1B: 5 SF: 0

2B: 1 SAC: 0

3B: 0 DP: 0

HR: 0 HBP: 0

1B: 5 SF: 0

2B: 1 SAC: 0

3B: 0 DP: 0

HR: 0 HBP: 0

1B: 5 SF: 0

2B: 1 SAC: 0

3B: 0 DP: 0

HR: 0 HBP: 0

1B: 5 SF: 0

2B: 1 SAC: 0

3B: 0 DP: 0

HR: 0 HBP: 0

1B: 5 SF: 0

2B: 1 SAC: 0

3B: 0 DP: 0

HR: 0 HBP: 0

1B: 5 SF: 0

2B: 1 SAC: 0

3B: 0 DP: 0

HR: 0 HBP: 0

1B: 5 SF: 0

2B: 1 SAC: 0

3B: 0 DP: 0

HR: 0 HBP: 0

1B: 5 SF: 0

2B: 1 SAC: 0

3B: 0 DP: 0

HR: 0 HBP: 0

1B: 5 SF: 0

2B: 1 SAC: 0

3B: 0 DP: 0

HR: 0 HBP: 0

1B: 5 SF: 0

2B: 1 SAC: 0

3B: 0 DP: 0

HR: 0 HBP: 0

1B: 5 SF: 0

2B: 1 SAC: 0

3B: 0 DP: 0

HR: 0 HBP: 0

1B: 5 SF: 0

2B: 1 SAC: 0

3B: 0 DP: 0

HR: 0 HBP: 0

1B: 5 SF: 0

2B: 1 SAC: 0

3B: 0 DP: 0

HR: 0 HBP: 0

1B: 5 SF: 0

2B: 1 SAC: 0

3B: 0 DP: 0

HR: 0 HBP: 0

1B: 5 SF: 0

2B: 1 SAC: 0

3B: 0 DP: 0

HR: 0 HBP: 0

1B: 5 SF: 0

2B: 1 SAC: 0

3B: 0 DP: 0

HR: 0 HBP: 0

1B: 5 SF: 0

2B: 1 SAC: 0

3B: 0 DP: 0

HR: 0 HBP: 0

1B: 5 SF: 0

2B: 1 SAC: 0

3B: 0 DP: 0

HR: 0 HBP: 0

1B: 5 SF: 0

2B: 1 SAC: 0

3B: 0 DP: 0

HR: 0 HBP: 0

1B: 5 SF: 0

2B: 1 SAC: 0

3B: 0 DP: 0

HR: 0 HBP: 0

1B: 5 SF: 0

2B: 1 SAC: 0

3B: 0 DP: 0

HR: 0 HBP: 0

1B: 5 SF: 0

2B: 1 SAC: 0

3B: 0 DP: 0

HR: 0 HBP: 0

1B: 5 SF: 0

2B: 1 SAC: 0

3B: 0 DP: 0

HR: 0 HBP: 0

1B: 5 SF: 0

2B: 1 SAC: 0

3B: 0 DP: 0

HR: 0 HBP: 0

1B: 5 SF: 0

2B: 1 SAC: 0

3B: 0 DP: 0

HR: 0 HBP: 0

1B: 5 SF: 0

2B: 1 SAC: 0

3B: 0 DP: 0

HR: 0 HBP: 0

1B: 5 SF: 0

2B: 1 SAC: 0

3B: 0 DP: 0

HR: 0 HBP: 0

1B: 5 SF: 0

2B: 1 SAC: 0

3B: 0 DP: 0

HR: 0 HBP: 0

1B: 5 SF: 0

2B: 1 SAC: 0

3B: 0 DP: 0

HR: 0 HBP: 0

1B: 5 SF: 0

2B: 1 SAC: 0

3B: 0 DP: 0

HR: 0 HBP: 0

1B: 5 SF: 0

2B: 1 SAC: 0

3B: 0 DP: 0

HR: 0 HBP: 0

1B: 5 SF: 0

2B: 1 SAC: 0

3B: 0 DP: 0

HR: 0 HBP: 0

1B: 5 SF: 0

2B: 1 SAC: 0

3B: 0 DP: 0

HR: 0 HBP: 0

1B: 5 SF: 0

2B: 1 SAC: 0

3B: 0 DP: 0

HR: 0 HBP: 0

1B: 5 SF: 0

2B: 1 SAC: 0

3B: 0 DP: 0

HR: 0 HBP: 0

1B: 5 SF: 0

2B: 1 SAC: 0

3B: 0 DP: 0

HR: 0 HBP: 0

1B: 5 SF: 0

2B: 1 SAC: 0

3B: 0 DP: 0

HR: 0 HBP: 0

1B: 5 SF: 0

2B: 1 SAC: 0

3B: 0 DP: 0

HR: 0 HBP: 0

1B: 5 SF: 0

2B: 1 SAC: 0

3B: 0 DP: 0

HR: 0 HBP: 0

1B: 5 SF: 0

2B: 1 SAC: 0

3B: 0 DP: 0

HR: 0 HBP: 0

1B: 5 SF: 0

2B: 1 SAC: 0

3B: 0 DP: 0

HR: 0 HBP: 0



Batter	1	2	3	4	5	6	7	8	9	AB R H RBI BB SO LOB
Roger Cedeno, S OBP: 0.426, SLG: 0.419 (1, 8)	2-2 F8 ①		2-2 FC6-4 1B ②		0-0 F8 ②		2-1 F7 ①		4-2 BB ②	4 0 1 0 1 0 0
Raul Mondesi, R OBP: 0.230, SLG: 0.395 (1, 9)	1-1 F9 ②		1 SAFE P6 ②		1-0 G6-3 ③		0-0 G5-3 ②		1 SAFE K ②	5 0 0 0 0 1 2
Mike Piazza, R OBP: 0.424, SLG: 0.582 (1, 2)	0-3 K ③		0-0 FC6-4 1-2f ③			1-2 2B FC6-4 1B ③	1-0 HR ③		0-3 K ③	5 2 2 1 0 2 2
Eric Karros, R OBP: 0.255, SLG: 0.315 (1, 3)		0-1 FC4-6 1B ①		0-0 G1-3 ①		3-2 FC6-4 1-3 2B ③	1-1 G5-3 ③			4 0 2 0 0 0 0
Billy Ashley, R OBP: 0.423, SLG: 0.818 Todd Hollandsworth, L OBP: 0.400, SLG: 0.423 (1, 7) (8, 7)		0-1 FC4-6 1B 1-2f ①		3-1 2B ②		1-0 FC6-4 1B ①		0-0 F8 ①		3 0 2 0 0 0 1 1 0 0 0 0 0 0
Delino DeShields, L OBP: 0.283, SLG: 0.365 (1, 4)		0-1 F7 ②		2-0 L5 ②		1-1 FC6-4 1BB ①		2-2 G4-3 ②		4 0 0 1 0 0 4
Mike Blowers, R OBP: 0.304, SLG: 0.250 (1, 5)		1-1 SAFE 1-2 1B ②		2-1 HBP ③		0-1 SAFE P4 ②		1-1 E6 ③		3 0 1 0 0 0 2
Greg Gagne, R OBP: 0.377, SLG: 0.420 (1, 6)		2-2 G6-3 ③		1-2 P3 ③		4-0 1-2 IBB ③		1 SAFE 1-1 F8 ③		3 0 0 0 1 0 5
Pedro Astacio, R OBP: 0.059, SLG: 0.059 Todd Worrell, R Antonio Osuna, R Dave Hansen, L OBP: 0.275, SLG: 0.176 (1, 1) (9, 1) (9, 1) (9, PH)			0-3 K ①		2-3 K ①	0-3 K ③			2-3 K ①	3 0 0 0 0 3 3 0 0 0 0 0 0 0 0 0 0 0 0 0 0 1 0 0 0 0 1 0

Inning Stats	R: 0 E: 0 K: 1 S: 8	H: 0 LOB: 0 BB: 0 P: 11	R: 0 E: 0 K: 0 S: 11	H: 2 LOB: 2 BB: 0 P: 14	R: 0 E: 0 K: 1 S: 9	H: 1 LOB: 1 BB: 0 P: 11	R: 0 E: 0 K: 0 S: 8	H: 1 LOB: 2 BB: 0 P: 16	R: 0 E: 0 K: 1 S: 5	H: 0 LOB: 0 BB: 0 P: 8	R: 1 E: 0 K: 1 S: 14	H: 3 LOB: 3 BB: 1 P: 24	R: 1 E: 0 K: 0 S: 6	H: 1 LOB: 0 BB: 0 P: 10	R: 0 E: 1 K: 0 S: 8	H: 0 LOB: 1 BB: 0 P: 12	R: 0 E: 0 K: 3 S: 16	H: 0 LOB: 1 BB: 1 P: 22	1B: 5 2B: 2 3B: 0 HR: 1	SF: 0 SAC: 0 DP: 0 HBP: 1	WP: 0 PB: 0 SB: 0 CS: 0	PA: 39
--------------	------------------------------	----------------------------------	-------------------------------	----------------------------------	------------------------------	----------------------------------	------------------------------	----------------------------------	------------------------------	---------------------------------	-------------------------------	----------------------------------	------------------------------	----------------------------------	------------------------------	----------------------------------	-------------------------------	----------------------------------	----------------------------------	------------------------------------	----------------------------------	--------

PITCHER	IP	WLS	BF	H	R	ER	SO	BB	IBB	HBP	BLK	WP	HR	S	P	ERA	WHIP
Rheal Cormier, L ERA: 3.8 (1, 1)	6.0		27	7	1	1	4	0	1	1	0	0	0	55	84	1.50	1.167
Barry Manuel, R ERA: 3.0 (7, 1)	2.0	W	8	1	1	1	0	0	0	0	0	0	1	14	22	4.50	0.500
Mel Rojas, R ERA: 4.57 (9, 1)	1.0	S	4	0	0	0	3	1	0	0	0	0	0	16	22	0.00	1.000

BOTTOM

Montreal Expos @ Los Angeles Dodgers  
Dodger Stadium, Los Angeles, CA  
Mon May 13 1996, 7:05 PM PDT  
Att: 25,600 - Unknown - 74 F

livebaseballscorecards.com

AB	36
R	2
H	8
RBI	2
BB	2
SO	7
LOB	19



Batter	1	2	3	4	5	6	7	8	9	AB R H RBI BB SO LOB	TOP											
Mark Grudzielanek, R (1, 6) OBP: 0.397, SLG: 0.508	2-2 F9 S 1B		2-3 K		0-0 G1-3		1-3 K		2-2 F9 1-2	5 0 1 0 0 2 1												
Mike Lansing, R (1, 4) OBP: 0.406, SLG: 0.449	2-1 G1-3 1-2		2-2 G1-3		2-2 G4-3 2B		2-2 PO 1B			4 0 2 0 0 0 1												
Henry Rodriguez, L (1, 7) OBP: 0.395, SLG: 0.759	0-0 F9 2-3		0-2 G6-3		2-2 G4-3 2-3		0-0 PO 1-2	3-3 K		4 0 0 0 0 1 2												
David Segui, S (1, 3) OBP: 0.419, SLG: 0.496	2-2 P5			4-2 G1-6-3 1B BB	3-3 K2-3			2-2 1B		3 0 1 0 1 1 2												
Moises Alou, R (1, 9) OBP: 0.348, SLG: 0.466		2-0 2B 1B		1-2 G1-6-3 1B		4-0 G4-3 BB		2-2 P5		3 1 2 0 1 0 1												
Darrin Fletcher, L (1, 2) OBP: 0.330, SLG: 0.486		1-2 F7		0-0 F8		3-2 G4-3		2-2 F7		4 0 0 0 0 0 5												
F.P. Santangelo, S (1, 8) OBP: 0.395, SLG: 0.493		0-0 F9		3-1 G1-6-3		0-0 F7		1-1 S 1B		4 0 1 0 0 0 4												
Cliff Floyd, L (9, PR) OBP: 0.176, SLG: 0.133				1-2 2-3						0 0 0 0 0 0 0												
Shane Andrews, R (1, 5) OBP: 0.337, SLG: 0.448		3-2 1-H 2B		4-0 IBB		1-1 G6-3		1-3 K		2 0 1 1 1 0 1												
Omar Daal, L (6, 1)										0 0 0 0 0 0 0												
Sherman Obando, R (9, PH) OBP: 0.216, SLG: 0.348										1 0 0 0 0 1 1												
Tavo Alvarez, R (1, 1) OBP: 0.500, SLG: 0.500		0-2 G1-3		0-3 K				3-3 K		0 0 0 0 0 0 0												
Mike Dyer, R (1, 1)										2 0 0 0 0 1 4												
Dave Veres, R (5, 1) OBP: 1.000, SLG: 1.500										0 0 0 0 0 0 0												
Dave Silvestri, R (6, 5) OBP: 0.342, SLG: 0.246										2 0 0 0 0 1 1												
<b>Inning Stats</b>	R: 0 E: 0 K: 0 S: 9	H: 1 LOB: 1 BB: 0 P: 15	R: 1 E: 0 K: 0 S: 11	H: 2 LOB: 1 BB: 0 P: 17	R: 0 E: 0 K: 1 S: 9	H: 0 LOB: 0 BB: 0 P: 13	R: 0 E: 0 K: 1 S: 11	H: 1 LOB: 3 BB: 2 P: 23	R: 0 E: 0 K: 1 S: 11	H: 1 LOB: 1 BB: 0 P: 18	R: 0 E: 0 K: 1 S: 6	H: 0 LOB: 1 BB: 1 P: 14	R: 0 E: 0 K: 1 S: 9	H: 1 LOB: 0 BB: 0 P: 12	R: 0 E: 0 K: 1 S: 16	H: 1 LOB: 1 BB: 0 P: 24	R: 0 E: 0 K: 2 S: 11	H: 1 LOB: 2 BB: 0 P: 18	1B: 6 2B: 2 3B: 0 HR: 0	SF: 0 SAC: 0 DP: 0 HBP: 0	WP: 0 PB: 0 SB: 2 CS: 0	PA: 38
<b>PITCHER</b>	IP WLS BF H R ER SO BB IBB HBP BLK WP HR S P ERA WHIP																					
Ramon Martinez, R (1, 1) ERA: 2.77	6.0 W 26 5 1 1 3 2 1 0 0 0 0 57 100 1.50 1.167																					
Antonio Osuna, R (7, 1) ERA: 1.9	2.0 7 2 0 0 2 0 0 0 0 0 0 25 36 0.00 1.000																					
Todd Worrell, R (9, 1) ERA: 2.12	1.0 S 4 1 0 0 2 0 0 0 0 0 0 11 18 0.00 1.000																					

**Montreal Expos @ Los Angeles Dodgers**  
**Dodger Stadium, Los Angeles, CA**

Tue May 14 1996, 7:05 PM PDT  
Att. 37,942 - Unknown - 69 F

AB	34
R	1
H	8
RBI	1
BB	3
SO	7
LOB	23



WP: 0	PA: 38
-------	--------

ERA	WHIP
-----	------

Batter	1	2	3	4	5	6	7	8	9
Roger Cedeno, S OBP: 0.414, SLG: 0.391	3-2 G3		1-1 F8		4-2 G4-3 1B	0-0 E1			
Todd Hollandsworth, L OBP: 0.398, SLG: 0.419 Billy Ashley, R OBP: 0.407, SLG: 0.783 Antonio Osuna, R Todd Worrell, R	0-1 S 1B		1-0 G4-3		2-2 G4-3	1-2 G3			
Mike Piazza, R OBP: 0.420, SLG: 0.573	3-2 F8		2-3 K		0-1 1B		2-0 G1-3		
Eric Karros, R OBP: 0.282, SLG: 0.320	2-1 G6-3			0-0 G6-3 1B	3-2 FC5-4 1B		2-1 G6-3		
Raul Mondesi, R OBP: 0.237, SLG: 0.416		0-0 HR		1-0 G6-3 1B	0-0 P6		3-3 K		
Mike Blowers, R OBP: 0.302, SLG: 0.258		2-0 SH4-3 FC6-2 2B		1-1 F9	0-0 FC5-4		2-0 F7		
Greg Gagne, R OBP: 0.368, SLG: 0.409		0-0 SH4-3		1-1 G6-3		2-3 K	2-3 K		
Chad Fonville, S OBP: 0.300, SLG: 0.284		1-0 FC6-2		4-0 IBB		2-2 F8	0-3 K		
Ramon Martinez, R Milt Thompson, L		1-1 G5-3		0-0 G5-3		4-2 E BB			

Inning Stats	R: 0 E: 0 K: 0 S: 10	H: 1 LOB: 1 BB: 0 P: 18	R: 1 E: 0 K: 0 S: 6	H: 2 LOB: 1 BB: 0 P: 10	R: 0 E: 0 K: 1 S: 6	H: 0 LOB: 0 BB: 0 P: 10	R: 0 E: 0 K: 0 S: 7	H: 2 LOB: 3 BB: 1 P: 14	R: 1 E: 0 K: 0 S: 16	H: 2 LOB: 2 BB: 1 P: 25	R: 0 E: 1 K: 1 S: 14	H: 0 LOB: 2 BB: 1 P: 23	R: 0 E: 0 K: 1 S: 6	H: 0 LOB: 0 BB: 0 P: 13	R: 0 E: 0 K: 2 S: 13	H: 0 LOB: 0 BB: 0 P: 17
--------------	-------------------------------	----------------------------------	------------------------------	----------------------------------	------------------------------	----------------------------------	------------------------------	----------------------------------	-------------------------------	----------------------------------	-------------------------------	----------------------------------	------------------------------	----------------------------------	-------------------------------	----------------------------------

PITCHER	IP	WLS	BF	H	R	ER	SO	BB	IBB	HBP	BLK	WP	HR	S	P	ERA	WHIP
Tavo Alvarez, R ERA: 3.94	(1, 1)		2	1	0	0	0	0	0	0	0	0	0	5	8	0.00	3.000
Mike Dyer, R ERA: 2.59	(1, 1)		16	4	1	1	1	0	1	0	0	0	1	24	44	2.46	1.091
Dave Veres, R ERA: 6.84	(5, 1)	L	10	2	1	1	1	2	0	0	0	0	0	27	44	5.40	2.400
Omar Daal, L ERA: 2.92	(6, 1)		7	0	0	0	3	0	0	0	0	0	0	22	34	0.00	0.000

AB R H RBI BB SO LOB

3	1	0	0	1	0	1
3	0	1	0	0	0	1
1	0	0	0	0	0	2
0	0	0	0	0	0	0
0	0	0	0	0	0	0
4	0	1	1	0	1	1
4	0	2	0	0	0	1
4	1	2	1	0	1	2
4	0	1	0	0	0	4
3	0	0	0	0	2	2
3	0	0	0	1	1	1
2	0	0	0	0	0	4
0	0	0	0	1	0	0

AB	R	H	RBI	BB	SO	LOB
31	2	7	2	3	5	19

WP	PA	ERA	WHIP
0	35		

**Montreal Expos @ Los Angeles Dodgers**  
**Dodger Stadium, Los Angeles, CA**  
 Tue May 14 1996, 7:05 PM PDT  
 Att: 37,942 - Unknown - 69 F

livebaseballscorecards.com



Batter	1	2	3	4	5	6	7	8	9	AB R H RBI BB SO LOB	TOP											
Mark Grudzianek, R OBP: 0.389, SLG: 0.497 (1, 6)	1-1 P3	1-0 E6 2-H			2-2 F8			0-1 G4-3		4 0 0 0 0 0 0	<b>Montreal Expos @ Los Angeles Dodgers</b> <b>Dodger Stadium, Los Angeles, CA</b> Wed May 15 1996, 7:05 PM PDT Att. 26,875 - Unknown - 70 F											
Mike Lansing, R OBP: 0.397, SLG: 0.438 Tim Scott, R (8, 1)	2-2 G5-3	2-2 F8 SAFE			2-2 G5-3			2-1 F7		4 0 0 0 0 0 1 0 0 0 0 0 0 0												
Henry Rodriguez, L OBP: 0.391, SLG: 0.745 (1, 7)	0-0 BB 1B				0-0 G4-3			1-1 G1-3		4 0 1 0 0 0 0												
Moises Alou, R OBP: 0.345, SLG: 0.457 (1, 9)	4-1 BB 1-2				1-1 F8			2-0 F9		3 0 0 0 1 0 0												
David Segui, S OBP: 0.415, SLG: 0.496 (1, 3)	2-1 G3				0-1 G3			0-1 BLK 2B		4 0 1 0 0 0 2												
F.P. Santangelo, S OBP: 0.376, SLG: 0.467 (1, 8)					3-2 L6			0-0 G3		4 0 0 0 0 1 1												
Dave Silvestri, R OBP: 0.342, SLG: 0.250 (1, 5)					1-0 E7 1B 1B			1-1 F8		3 1 1 0 0 0 0												
Lenny Webster, R OBP: 0.347, SLG: 0.268 (1, 2)					1-3 K			2-1 G5-3		3 1 1 1 0 1 0												
Jeff Fassero, L OBP: 0.250, SLG: 0.143 Barry Manuel, R (5, 1) Alex Pacheco, R (7, 1) Cliff Floyd, L OBP: 0.167, SLG: 0.125 Andy Stankiewicz, R OBP: 0.400, SLG: 0.429 (8, 4)					1-1 G3			0-1 P5		1 0 1 0 0 0 0 0 0 0 0 0 0 0 0 0												
<b>Inning Stats</b>	R: 0 E: 0 K: 0 S: 9	H: 1 LOB: 2 BB: 1 P: 18	R: 2 E: 2 K: 1 S: 12	H: 2 LOB: 1 BB: 0 P: 21	R: 0 E: 0 K: 0 S: 7	H: 0 LOB: 0 BB: 0 P: 9	R: 0 E: 0 K: 1 S: 8	H: 0 LOB: 0 BB: 0 P: 13	R: 0 E: 0 K: 0 S: 9	H: 0 LOB: 0 BB: 0 P: 14		R: 0 E: 0 K: 0 S: 5	H: 0 LOB: 0 BB: 0 P: 9	R: 0 E: 0 K: 0 S: 5	H: 0 LOB: 0 BB: 0 P: 8	R: 0 E: 0 K: 0 S: 6	H: 0 LOB: 0 BB: 0 P: 8	R: 0 E: 0 K: 0 S: 6	H: 1 LOB: 1 BB: 0 P: 12	1B: 3 2B: 1 3B: 0 HR: 0	SF: 0 SAC: 1 DP: 0 HBP: 0	WP: 0 PB: 0 SB: 0 CS: 0
<b>PITCHER</b> Tom Candiotti, R ERA: 3.38 (1, 1)	IP: 9.0 WLS: W BF: 33 H: 4 R: 2 ER: 0 SO: 2 BB: 1 IBB: 0 HBP: 0 BLK: 1 WP: 0 HR: 0 S: 67 P: 112 ERA: 0.00 WHIP: 0.556											<b>PITCHER</b> IP: 9.0 WLS: W BF: 33 H: 4 R: 2 ER: 0 SO: 2 BB: 1 IBB: 0 HBP: 0 BLK: 1 WP: 0 HR: 0 S: 67 P: 112 ERA: 0.00 WHIP: 0.556										

AB	31
R	2
H	4
RBI	1
BB	1
SO	2
LOB	4



WP: 0	PA: 33
PB: 0	
SB: 0	
CS: 0	



Batter	1	2	3	4	5	6	7	8	9	AB	R	H	RBI	BB	SO	LOB
<b>Chad Fonville, S</b> OBP: 0.310, SLG: 0.295 (1, 4)	0-0 CS 1B		1-0 F8		0-0 E2 BLK 1B	2-3 K				4	1	2	0	0	1	0
<b>Roger Cedeno, S</b> OBP: 0.403, SLG: 0.380 (1, 8)	2-1 1-2 1B		2-3 K		3-2 G6-3		1-1 P5			4	0	1	0	0	1	1
<b>Mike Piazza, R</b> OBP: 0.422, SLG: 0.569 (1, 2)	2-3 K			4-2 BB 1B BB	3-2 1B 1B		0-2 G6-3			3	2	1	1	1	1	1
<b>Eric Karros, R</b> OBP: 0.282, SLG: 0.341 (1, 3)	3-2 G6-3			2-1 F8	3-H 0-2 F7		1-0 HR			4	1	1	1	0	0	3
<b>Raul Mondesi, R</b> OBP: 0.249, SLG: 0.424 (1, 9)		0-0 1B		3-0 BB 1B	0-0 1B		0-0 G6-3			4	2	3	0	0	0	0
<b>Milt Thompson, L</b> OBP: 0.250, SLG: 0.053 (9, 7)				1-2 1B	1-2 E 1B				0 0	0	0	0	0	0	0	0
<b>Billy Ashley, R</b> OBP: 0.414, SLG: 0.750 (1, 7)		0-3 K		4-2 1B FC6-4 BB	1-2 E8		0-0 G4-3			1	1	0	0	1	1	1
<b>Todd Hollandsworth, L</b> OBP: 0.400, SLG: 0.421 (5, PH)				1-2 2-3 BB	1-H 2-H 1B				2 0	0	1	1	0	0	0	0
<b>Mike Busch, R</b> OBP: 0.250, SLG: 0.313 (1, 5)		3-3 K		1-0 FC6-4 1B	1-2 L3		2-3 K			4	0	1	2	0	2	2
<b>Greg Gagne, R</b> OBP: 0.358, SLG: 0.395 (1, 6)			3-3 K	0-1 FC6-4		0-1 F8		2-2 G6-3		4	0	0	1	0	1	2
<b>Tom Candiotti, R</b> OBP: 0.167, SLG: 0.167 (1, 1)			2-3 K	0-3 K		1-0 F8				3	0	0	0	0	2	1

Inning Stats	R: 0	H: 2	E: 0	K: 1	S: 9	H: 1	LOB: 1	BB: 0	P: 16	R: 0	H: 0	E: 0	K: 3	S: 12	R: 3	H: 2	E: 0	K: 2	S: 8	R: 3	H: 4	E: 2	K: 0	S: 18	R: 0	H: 0	E: 0	K: 1	S: 6	R: 1	H: 1	E: 0	K: 0	S: 7	R: 0	H: 0	E: 0	K: 1	S: 7	R: 0	H: 0	E: 0	K: 1	S: 7	R: 0	H: 0	E: 0	K: 1	S: 7	1B: 9	2B: 0	3B: 0	HR: 1	SF: 0	SAC: 0	DP: 0	HBP: 0	WP: 0	PB: 0	SB: 0	CS: 1	PA: 35
--------------	------	------	------	------	------	------	--------	-------	-------	------	------	------	------	-------	------	------	------	------	------	------	------	------	------	-------	------	------	------	------	------	------	------	------	------	------	------	------	------	------	------	------	------	------	------	------	------	------	------	------	------	-------	-------	-------	-------	-------	--------	-------	--------	-------	-------	-------	-------	--------

PITCHER	IP	WLS	BF	H	R	ER	SO	BB	IBB	HBP	BLK	WP	HR	S	P	ERA	WHIP
<b>Jeff Fassero, L</b> ERA: 3.58 (1, 1)	4.1	L	21	7	5	5	7	2	0	0	1	0	0	49	87	10.38	2.077
<b>Barry Manuel, R</b> ERA: 2.83 (5, 1)	1.2		7	2	1	0	1	0	0	0	0	0	0	17	22	0.00	1.200
<b>Alex Pacheco, R</b> ERA: 11.12 (7, 1)	1.0		4	1	1	1	0	0	0	0	0	0	1	7	9	9.00	1.000
<b>Tim Scott, R</b> ERA: 1.29 (8, 1)	1.0		3	0	0	0	1	0	0	0	0	0	0	7	11	0.00	0.000

**BOTTOM**

**Montreal Expos @ Los Angeles Dodgers**  
**Dodger Stadium, Los Angeles, CA**  
 Wed May 15 1996, 7:05 PM PDT  
 Att: 26,875 - Unknown - 70 F

livebaseballscorecards.com

<b>AB</b>	<b>33</b>
<b>R</b>	<b>7</b>
<b>H</b>	<b>10</b>
<b>RBI</b>	<b>6</b>
<b>BB</b>	<b>2</b>
<b>SO</b>	<b>9</b>
<b>LOB</b>	<b>11</b>







Batter	1	2	3	4	5	6	7	8	9	AB R H RBI BB SO LOB	TOP
Lenny Dykstra, L (1, 8) OBP: 0.394, SLG: 0.427	0-3 K	0-0 F7			0-0 1B		0-3 K		0-3 K	5 1 1 0 0 3 5	Philadelphia Phillies @ Los Angeles Dodgers Dodger Stadium, Los Angeles, CA Fri May 17 1996, 7:05 PM PDT Att. 54,304 - Unknown - 72 F
Mickey Morandini, L (1, 4) OBP: 0.309, SLG: 0.338	0-3 K		0-0 G4-6-3 1B		0-0 5-3 1B		0-0 G3			4 0 1 0 0 1 2	
Jim Eisenreich, L (1, 9) OBP: 0.356, SLG: 0.319	0-3 K		0-0 G4-6-3 1B		0-0 1B			0-0 4-3		4 0 1 1 0 1 1	
Pete Incaviglia, R (1, 7) OBP: 0.294, SLG: 0.494		0-0 2B 1B	0-0 P5		0-3 K			0-0 F7		4 1 1 0 0 1 1	
Todd Zeile, R (1, 5) OBP: 0.372, SLG: 0.486		0-0 2B 1B		0-3 K		0-0 F8		0-0 6-3		4 1 1 1 0 1 0	
Benito Santiago, R (1, 2) OBP: 0.293, SLG: 0.489		0-0 F7		0-3 K		0-0 6-3		0-0 2B		4 0 1 0 0 1 1	
23 Kevin Jordan, R (1, 3) OBP: 0.338, SLG: 0.457 Toby Borland, R (6, 1) Dave Leiper, L (8, 1) Mark Whiten, S (9, PH) OBP: 0.371, SLG: 0.362		0-0 1B 1B		0-0 1B		0-0 P4		4-0 BB		3 0 2 1 0 1 0 0	
Kevin Stocker, S (1, 6) OBP: 0.358, SLG: 0.346		0-0 1B		0-0 G3		0-3 K2-3		0-0 F5		4 0 1 0 0 1 3	
Mike Grace, R (1, 1) OBP: 0.200, SLG: 0.091 Russ Springer, R (5, 1) J.R. Phillips, L (6, 3) OBP: 0.212, SLG: 0.333		0-0 SH3-4		0-3 K		4-0 BB		0-0 P4		1 0 0 0 0 1 0 0 0 0 0 0 0 0 1 0 0 0 1 0 2	
<b>Inning Stats</b>	R: 0 H: 0 E: 0 LOB: 0 K: 3 BB: 0 S: 9 P: 9	R: 2 H: 4 E: 0 LOB: 2 K: 0 BB: 0 S: 7 P: 7	R: 0 H: 1 E: 0 LOB: 0 K: 0 BB: 0 S: 3 P: 3	R: 0 H: 1 E: 0 LOB: 1 K: 2 BB: 0 S: 8 P: 8	R: 1 H: 2 E: 0 LOB: 1 K: 2 BB: 0 S: 9 P: 9	R: 0 H: 0 E: 0 LOB: 0 K: 0 BB: 0 S: 3 P: 3	R: 0 H: 0 E: 0 LOB: 1 K: 2 BB: 1 S: 7 P: 11	R: 0 H: 0 E: 0 LOB: 0 K: 0 BB: 0 S: 3 P: 3	R: 0 H: 1 E: 0 LOB: 2 K: 1 BB: 1 S: 6 P: 10	1B: 7 SF: 0 2B: 2 SAC: 1 3B: 0 DP: 1 HR: 0 HBP: 0	
<b>PITCHER</b>	IP WLS BF H R ER SO BB IBB HBP BLK WP HR S P ERA WHIP										
Hideo Nomo, R (1, 1) ERA: 3.88	7.0 W 29 8 3 3 9 1 0 0 0 0 0 0 46 50 3.86 1.286										
Scott Radinsky, L (8, 1) ERA:	0.1 1 0 0 0 0 0 0 0 0 0 0 0 1 1 0.00 0.000										
Antonio Osuna, R (8, 1) ERA: 1.85	0.2 2 0 0 0 0 0 0 0 0 0 0 0 2 2 0.00 0.000										
Todd Worrell, R (9, 1) ERA: 2.0	1.0 S 5 1 0 0 1 1 0 0 0 0 0 0 6 10 0.00 2.000										

livebaseballscorecards.com

AB	34
R	3
H	9
RBI	3
BB	2
SO	10
LOB	15



Batter	1	2	3	4	5	6	7	8	9	AB	R	H	RBI	BB	SO	LOB
Roger Cedeno, S OBP: 0.391, SLG: 0.368 (1, 8)	0-0 4-3			0-0 4-3	0-0 FC4-6 1B		0-0 SH1-4			3	0	1	2	0	0	0
Todd Hollandsworth, L OBP: 0.406, SLG: 0.420 (1, 7)	0-0 G3			4-0 HR BB	0-0 FC4-6 1B		0-0 1B			3	1	1	1	1	0	1
Mike Piazza, R OBP: 0.424, SLG: 0.586 (1, 2)	0-0 6-3			0-0 HR	0-0 1B		0-3 K			4	1	2	2	0	1	1
Eric Karros, R OBP: 0.248, SLG: 0.321 (1, 3)		0-0 F9		0-0 6-3	0-3 K		0-0 F5			4	0	0	0	0	1	3
Raul Mondesi, R OBP: 0.260, SLG: 0.448 (1, 9)		0-0 6-3		0-0 HR		4-0 F9 6-3 BB		0-0 P4		3	1	1	1	1	0	0
Delino DeShields, L OBP: 0.282, SLG: 0.362 (1, 4)		0-0 1-3		0-0 4-3		0-0 6-3		0-0 FC1-6 WP 1B		4	0	1	0	0	0	1
Mike Blowers, R OBP: 0.320, SLG: 0.299 (1, 5)			0-0 F9		0-0 SH1-4 1B 1B		0-0 F9		4-0 FC1-6 IBB	3	1	1	0	1	0	1
Greg Gagne, R OBP: 0.345, SLG: 0.379 (1, 6)			0-3 K		0-0 SH1-4 1B		0-0 F7		0-0 FC1-6	1	0	0	0	0	1	0
Chad Fonville, S OBP: 0.319, SLG: 0.289 (5, PH) (6, 6)								1-2 2-3		3	1	1	0	0	0	3
Hideo Nomo, R OBP: 0.105, SLG: 0.056 (1, 1)			0-0 6-3		0-0 SH1-4		0-0 SH1-4 1B		0-0 5-3	1	0	0	0	0	0	0
Milt Thompson, L OBP: 0.269, SLG: 0.095 (7, PH)					1-2 2-3					1	1	1	0	0	0	0
Scott Radinsky, L OBP: 0.099, SLG: 0.095 (8, 1)										0	0	0	0	0	0	0
Antonio Osuna, R OBP: 0.294, SLG: 0.294 (8, PH)										1	0	0	0	0	0	2
Mike Busch, R OBP: 0.236, SLG: 0.236 (8, PH)										0	0	0	0	0	0	0
Todd Worrell, R OBP: 0.236, SLG: 0.236 (9, 1)										0	0	0	0	0	0	0

Inning Stats	R: 0	H: 0	E: 0	LOB: 0	K: 0	BB: 0	S: 3	P: 3	R: 0	H: 0	E: 0	LOB: 0	K: 0	BB: 0	S: 3	P: 3	R: 0	H: 0	E: 0	LOB: 0	K: 1	BB: 0	S: 5	P: 5	R: 3	H: 2	E: 0	LOB: 0	K: 0	BB: 1	S: 5	P: 9	R: 2	H: 4	E: 0	LOB: 2	K: 1	BB: 0	S: 9	P: 9	R: 0	H: 0	E: 0	LOB: 1	K: 0	BB: 1	S: 3	P: 7	R: 1	H: 2	E: 0	LOB: 1	K: 1	BB: 0	S: 7	P: 7	R: 0	H: 1	E: 0	LOB: 2	K: 0	BB: 1	S: 4	P: 8
--------------	------	------	------	--------	------	-------	------	------	------	------	------	--------	------	-------	------	------	------	------	------	--------	------	-------	------	------	------	------	------	--------	------	-------	------	------	------	------	------	--------	------	-------	------	------	------	------	------	--------	------	-------	------	------	------	------	------	--------	------	-------	------	------	------	------	------	--------	------	-------	------	------

PITCHER	IP	WLS	BF	H	R	ER	SO	BB	IBB	HBP	BLK	WP	HR	S	P	ERA	WHIP
Mike Grace, R ERA: 2.89 (1, 1)	4.2	L	21	6	5	5	1	1	0	0	0	0	2	22	26	9.64	1.500
Russ Springer, R ERA: 4.07 (5, 1)	0.1		1	0	0	0	1	0	0	0	0	0	0	3	3	0.00	0.000
Toby Borland, R ERA: 5.81 (6, 1)	2.1		10	2	1	1	1	1	0	0	0	0	0	11	15	3.86	1.286
Dave Leiper, L ERA: 5.73 (8, 1)	0.2		4	1	0	0	0	0	1	0	0	1	0	3	7	0.00	1.500

**BOTTOM**

Philadelphia Phillies @ Los Angeles Dodgers  
 Dodger Stadium, Los Angeles, CA

Fri May 17 1996, 7:05 PM PDT  
 Att: 54,304 - Unknown - 72 F

AB	31
R	6
H	9
RBI	6
BB	3
SO	3
LOB	12

livebaseballscorecards.com



PITCHER	IP	WLS	BF	H	R	ER	SO	BB	IBB	HBP	BLK	WP	HR	S	P	ERA	WHIP
Mike Grace, R ERA: 2.89 (1, 1)	4.2	L	21	6	5	5	1	1	0	0	0	0	2	22	26	9.64	1.500
Russ Springer, R ERA: 4.07 (5, 1)	0.1		1	0	0	0	1	0	0	0	0	0	0	3	3	0.00	0.000
Toby Borland, R ERA: 5.81 (6, 1)	2.1		10	2	1	1	1	1	0	0	0	0	0	11	15	3.86	1.286
Dave Leiper, L ERA: 5.73 (8, 1)	0.2		4	1	0	0	0	0	1	0	0	1	0	3	7	0.00	1.500

Batter	1	2	3	4	5	6	7	8	9	AB R H RBI BB SO LOB	TOP											
Lenny Dykstra, L (1, 8) OBP: 0.387, SLG: 0.418 Mark Whiten, S (5, 8) OBP: 0.372, SLG: 0.364	0-0 1-3		0-0 F7	0-3 K		0-0 F8			0-0 BB 1B 2-3 1B	3 0 0 0 0 1 1 2 0 1 0 0 0 2												
Mickey Morandini, L (1, 4) OBP: 0.311, SLG: 0.335	0-0 F9		4-0 E BB		0-0 3-1		0-0 5-3		0-0 BB 1B 1-2 3-H	4 0 1 1 1 0 0												
23 Kevin Jordan, R (1, 3) OBP: 0.321, SLG: 0.432 Mike Williams, R (7, 1) OBP: 0.111, SLG: 0.111 Jim Eisenreich, L (9, PH) OBP: 0.352, SLG: 0.316	0-0 L4		0-3 K		0-0 6-3		0-0 4-3		0-3 K 1B 0-3	4 0 0 0 0 1 1 0 0 0 0 0 0 0 1 0 0 0 0 1 2												
Pete Incaviglia, R (1, 7) OBP: 0.311, SLG: 0.494		1-0 G6-4-3 HBP	0-0 E1 1B 1-3		0-0 FC6-4 1B		0-3 K		0-3 K 1B 0-3	4 0 2 0 0 2 2												
Todd Zeile, R (1, 5) OBP: 0.367, SLG: 0.474		0-0 G6-4-3 1-2f	0-0 6-3		0-0 FC6-4 1-2f			0-0 1-3	4-0 1-2 2-3 BB	4 0 0 0 1 0 4												
Mike Lieberthal, R (1, 2) OBP: 0.317, SLG: 0.442		0-0 E 1B		0-0 FC6-4 BB SF7 1B		0-0 BB 1B		0-3 K	0-0 F8	5 1 3 0 0 1 3												
Glenn Murray, R (1, 9) OBP: 0.231, SLG: 0.130		0-0 E7 1-3		4-0 FC6-4 1-2 BB		0-3 K		4-0 FC5-4 BB		2 0 0 0 2 1 2												
Mike Benjamin, R (1, 6) OBP: 0.333, SLG: 0.435		4-0 IBB		0-0 FC6-4 1-2f 2-3 SF7		0-3 K		0-0 FC5-4 1-2f		3 0 0 0 1 1 4												
Sid Fernandez, L (1, 1) OBP: 0.211, SLG: 0.188 Steve Frey, R (6, 1) J.R. Phillips, L (7, 3) OBP: 0.226, SLG: 0.367		0-3 K		0-0 SF7		4-0 BB			0-0 1B 1B 2B	1 0 0 1 1 1 3 0 0 0 0 0 0 0 1 1 1 0 0 0 0												
<b>Inning Stats</b>	R: 0 E: 0 K: 0 S: 3	H: 0 LOB: 0 BB: 0 P: 3	R: 0 E: 1 K: 1 S: 6	H: 1 LOB: 3 BB: 1 P: 11	R: 0 E: 1 K: 1 S: 6	H: 1 LOB: 2 BB: 1 P: 10	R: 1 E: 0 K: 1 S: 6	H: 1 LOB: 1 BB: 1 P: 10	R: 0 E: 0 K: 0 S: 4	H: 1 LOB: 1 BB: 0 P: 4	R: 0 E: 0 K: 2 S: 8	H: 1 LOB: 2 BB: 1 P: 12	R: 0 E: 0 K: 1 S: 5	H: 0 LOB: 0 BB: 0 P: 5	R: 0 E: 0 K: 1 S: 5	H: 0 LOB: 1 BB: 1 P: 9	R: 1 E: 0 K: 2 S: 10	H: 3 LOB: 3 BB: 1 P: 14	1B: 7 2B: 1 3B: 0 HR: 0	SF: 1 SAC: 0 DP: 1 HBP: 1	WP: 0 PB: 0 SB: 0 CS: 0	PA: 42
<b>PITCHER</b>	IP WLS BF H R ER SO BB IBB HBP BLK WP HR S P ERA WHIP																					
Pedro Astacio, R (1, 1) ERA: 2.63	6.0 W 28 5 1 1 5 3 1 1 0 0 0 0 33 50 1.50 1.333																					
Chan Ho Park, R (7, 1) ERA: 2.5	2.2 13 3 1 1 4 2 0 0 0 0 0 0 19 27 3.38 1.875																					
Antonio Osuna, R (9, 1) ERA: 1.82	0.1 S 1 0 0 0 0 0 0 0 0 0 0 0 1 1 0.00 0.000																					

Philadelphia Phillies @ Los Angeles Dodgers  
Dodger Stadium, Los Angeles, CA  
Sat May 18 1996, 7:05 PM PDT  
Att: 51,064 - Unknown

livebaseballscorecards.com

AB	34
R	2
H	8
RBI	2
BB	6
SO	9
LOB	24



Batter	1	2	3	4	5	6	7	8	9
<b>Chad Fonville, S</b> OBP: 0.316, SLG: 0.287 (1, 6) X	0-0 B3 ①		0-3 K ③		0-0 1B	0-0 1-3 ③			
<b>Roger Cedeno, S</b> OBP: 0.384, SLG: 0.361 (1, 8) X	0-0 6-3 ②			0-0 1B HR 1B	0-0 F2 ②		0-0 F7 ①		
<b>Mike Piazza, R</b> OBP: 0.425, SLG: 0.581 (1, 2) S S	0-3 K ③			0-0 1B HR 1B	0-3 K ③		4-0 FC5-4 BB		
<b>Eric Karros, R</b> OBP: 0.255, SLG: 0.343 (1, 3)		0-3 K ①		0-0 1B HR		4-0 1B E BB	0-3 K ②		
<b>Raul Mondesi, R</b> OBP: 0.265, SLG: 0.449 (1, 9)		0-3 K ②		0-0 G4-3 1B		0-0 S 1B	0-0 FC5-4 ③		
<b>Mike Blowers, R</b> OBP: 0.311, SLG: 0.290 (1, 5)		0-3 K ③		0-0 G4-3 ① ②		0-3 K ①		0-0 3-1 ①	
<b>Delino DeShields, L</b> OBP: 0.293, SLG: 0.367 (1, 4) B B B			4-0 S S BB	0-0 1B		0-0 E8 1B HR 1B		0-0 4-3 ②	
<b>Billy Ashley, R</b> OBP: 0.353, SLG: 0.621 (1, 7) S S			0-3 K ① X	0-0 L4 ③		0-3 K ②		0-3 K ③	
<b>Todd Hollandsworth, L</b> OBP: 0.402, SLG: 0.415 (7, 7) S S									
<b>Pedro Astacio, R</b> OBP: 0.053, SLG: 0.053 (1, 1) S S			0-3 K ②		0-3 K ① X	0-0 2-H HR			
<b>Mike Busch, R</b> OBP: 0.278, SLG: 0.500 (6, PH)									
<b>Chan Ho Park, R</b> OBP: 0.100, SLG: 0.100 (7, 1)									
<b>Antonio Osuna, R</b> (9, 1)									

AB	R	H	RBI	BB	SO	LOB
4	0	1	0	0	1	1
4	1	1	0	0	0	1
3	1	1	0	1	2	1
3	2	1	3	1	2	1
4	1	2	0	0	1	1
4	0	0	0	0	2	3
3	1	2	2	1	0	0
3	0	0	0	0	2	3
1	0	0	0	0	1	0
2	0	0	0	0	2	1
1	1	1	2	0	0	0
0	0	0	0	0	0	0
0	0	0	0	0	0	0

**BOTTOM**

Philadelphia Phillies @ Los Angeles Dodgers  
 Dodger Stadium, Los Angeles, CA  
 Sat May 18 1996, 7:05 PM PDT  
 Att. 51,064 - Unknown

livebaseballscores.com

<b>AB</b>	<b>32</b>
<b>R</b>	<b>7</b>
<b>H</b>	<b>9</b>
<b>RBI</b>	<b>7</b>
<b>BB</b>	<b>3</b>
<b>SO</b>	<b>13</b>
<b>LOB</b>	<b>12</b>



Inning Stats		R: 0	H: 0	E: 0	K: 1	S: 5	R: 0	H: 0	E: 0	K: 3	S: 9	R: 0	H: 0	E: 0	K: 3	S: 9	R: 3	H: 5	E: 0	K: 0	S: 7	R: 0	H: 1	E: 0	K: 2	S: 8	R: 4	H: 3	E: 1	K: 2	S: 10	R: 0	H: 0	E: 0	K: 1	S: 5	R: 0	H: 0	E: 0	K: 1	S: 5
PITCHER		IP	WLS	BF	H	R	ER	SO	BB	IBB	HBP	BLK	WP	HR	S	P	ERA	WHIP	PITCHER		IP	WLS	BF	H	R	ER	SO	BB	IBB	HBP	BLK	WP	HR	S	P	ERA	WHIP				
<b>Sid Fernandez, L</b> ERA: 3.26 (1, 1)		5.1	L	25	8	6	6	10	2	0	0	0	0	0	43	51	10.12	1.875	<b>Steve Frey, L</b> ERA: 3.6 (6, 1)		0.2		3	1	1	1	0	0	0	0	0	1	5	5	13.50	1.500					
<b>Mike Williams, R</b> ERA: 6.87 (7, 1)		2.0		7	0	0	0	2	1	0	0	0	0	0	10	14	0.00	0.500	<b>Mike Williams, R</b> ERA: 6.87 (7, 1)		2.0		7	0	0	0	2	1	0	0	0	0	10	14	0.00	0.500					

WP: 0	PA: 35
PB: 0	
SB: 3	
CS: 0	





Batter	1	2	3	4	5	6	7	8	9	AB	R	H	RBI	BB	SO	LOB
Chad Fonville, S OBP: 0.310, SLG: 0.275 (1, 6)	0-0 F7		0-0 5-3		0-0 F8		0-0 G3		4-0 HBP BB	4	0	0	0	1	0	0
Roger Cedeno, S OBP: 0.397, SLG: 0.385 (1, 8)	0-0 2B		0-0 P6		0-0 F2		0-0 1B 1B		1-0 1-2 HBP	4	0	2	0	0	0	0
Mike Piazza, R OBP: 0.425, SLG: 0.576 (1, 2)	0-0 F3		0-0 1B			0-0 HR 1B	0-3 K		0-3 K	5	1	2	0	0	2	4
Eric Karros, R OBP: 0.259, SLG: 0.365 (1, 3)	0-0 F7		0-0 F9			0-0 HR 1B	0-0 1B		0-3 K	5	1	2	2	0	1	4
Raul Mondesi, R OBP: 0.258, SLG: 0.436 (1, 9)		0-0 E4 1B BB G6-4-3		0-0 F9		0-0 P6	0-0 6-3		0-3 K	5	1	0	0	0	1	4
Delino DeShields, L OBP: 0.297, SLG: 0.373 (1, 4)		4-0 BB BB BB G6-4-3 1B 1-2 BB		0-3 K		0-0 F7		0-0 F9 1B 2B		3	1	1	0	1	1	0
Mike Blowers, R OBP: 0.323, SLG: 0.319 (1, 5)		0-0 G6-4-3 1-2 2-3 1B		0-0 2B		0-0 2B		0-0 F9		4	0	3	0	0	0	1
Todd Hollandsworth, L OBP: 0.406, SLG: 0.412 (1, 7)		0-0 G6-4-3 1-2f 2-3 3-H		0-3 K		4-0 FC4-6 IBB		0-0 G6-4-3 1B		3	0	1	1	1	1	3
Ramon Martinez, R (1, 1) Mark Guthrie, R (7, 1) Antonio Osuna, R (7, 1) Dave Hansen, L (8, PH) Mike Busch, R (8, PH) Scott Radinsky, L (9, 1)		0-0 L6		0-3 K		0-0 FC4-6 1-2f		0-0 G6-4-3 1-2f		3	0	0	0	0	1	3


**BOTTOM**

Philadelphia Phillies @ Los Angeles Dodgers  
 Dodger Stadium, Los Angeles, CA  
 Sun May 19 1996, 3:33 AM PDT  
 Att. 38,178 - Unknown

AB	37
R	4
H	11
RBI	3
BB	3
SO	7
LOB	20



Inning Stats	R: 0	H: 1	E: 0	LOB: 1	K: 0	P: 4	R: 1	H: 1	E: 1	LOB: 1	K: 0	P: 8	R: 0	H: 1	E: 0	LOB: 1	K: 0	P: 4	R: 0	H: 0	E: 0	LOB: 0	K: 1	P: 5	R: 2	H: 3	E: 0	LOB: 2	K: 0	P: 10	R: 0	H: 2	E: 0	LOB: 2	K: 1	P: 7	R: 1	H: 2	E: 0	LOB: 0	K: 0	P: 4	R: 0	H: 0	E: 0	LOB: 2	K: 3	P: 14	1B: 6	SF: 0	2B: 4	SAC: 0	3B: 0	DP: 2	HR: 1	HBP: 1	WP: 0	PA: 41
<b>PITCHER</b>	IP	WLS	BF	H	R	ER	SO	BB	IBB	HBP	BLK	WP	HR	S	P	ERA	WHIP																																									
Curt Schilling, R (1, 1) ERA: 1.38	6.0		27	7	3	2	3	1	1	0	0	0	0	1	31	3.00	1.333																																									
Ken Ryan, R (7, 1) ERA: 1.17	1.1		8	4	1	1	1	0	0	0	0	0	0	10	10	6.75	3.000																																									
Dave Leiper, L (8, 1) ERA: 5.4	0.2	W	1	0	0	0	0	0	0	0	0	0	0	1	1	0.00	0.000																																									
Ricky Bottalico, R (9, 1) ERA: 2.18	1.0	S	5	0	0	0	3	1	0	1	0	0	0	9	14	0.00	1.000																																									

Batter	1	2	3	4	5	6	7	8	9	AB R H RBI BB SO LOB	TOP											
Lance Johnson, L OBP: 0.327, SLG: 0.432 (1, 8)	F8	G1-3			E 1B 1B			G6-3 1B 2B	FC6-4 1B	5 2 3 0 1 0 2												
Jose Vizcaino, S OBP: 0.384, SLG: 0.437 (1, 4)	G6-3 1B				E 1B 1B	F8		G6-3 2B	FC6-4 1B	5 2 2 0 1 0 5												
Bernard Gilkey, R OBP: 0.364, SLG: 0.530 (1, 7)	G6-3 1-2	P3			K			HR BB 1B		4 1 1 1 1 1 6												
Rico Brogna, L OBP: 0.358, SLG: 0.512 (1, 3)	1B 2-H		F7		E8 1B 1-H 2-H			HR		5 1 3 4 0 1 1												
Jeff Kent, R OBP: 0.329, SLG: 0.414 (1, 5)	1B 1-2		F7		P6			HR BB		4 0 1 0 1 1 1												
Todd Hundley, S OBP: 0.352, SLG: 0.597 (1, 2)	G3-1		L9		F8			HR	F9	5 1 1 1 0 0 5												
Butch Huskey, R OBP: 0.266, SLG: 0.308 Chris Jones, R OBP: 0.220, SLG: 0.350 (1, 9) (7, 9)		G1-3 1B			F4	L7	P3		1B G6-3 1B	4 0 1 0 0 0 0 1 0 1 0 0 0 0	AB 43 R 7 H 16 RBI 6 BB 4 SO 6 LOB 26											
Rey Ordonez, R OBP: 0.347, SLG: 0.401 (1, 6)		G1-3 1B			F7	FC1-6 2B			G6-3	5 0 3 0 0 0 1												
Bobby Jones, R (1, 1)		K			G5-3	FC1-6 2B	K		K	5 0 0 0 0 3 5												
Inning Stats	R: 1 E: 0 K: 0 S: 12	H: 3 LOB: 2 BB: 0 P: 19	R: 0 E: 0 K: 1 S: 13	H: 2 LOB: 3 BB: 1 P: 19	R: 0 E: 0 K: 0 S: 5	H: 0 LOB: 0 BB: 0 P: 10	R: 0 E: 0 K: 0 S: 8	H: 0 LOB: 0 BB: 0 P: 10	R: 2 E: 2 K: 1 S: 14	H: 3 LOB: 1 BB: 0 P: 18	R: 0 E: 0 K: 2 S: 8	H: 1 LOB: 2 BB: 1 P: 17	R: 3 E: 0 K: 2 S: 23	H: 3 LOB: 1 BB: 1 P: 32	R: 1 E: 0 K: 1 S: 17	H: 2 LOB: 2 BB: 1 P: 24	R: 0 E: 0 K: 1 S: 12	H: 2 LOB: 2 BB: 0 P: 17	1B: 12 2B: 2 3B: 0 HR: 2	SF: 0 SAC: 0 DP: 0 HBP: 0	WP: 0 PB: 0 SB: 0 CS: 0	PA: 47
PITCHER	IP WLS BF H R ER SO BB IBB HBP BLK WP HR S P ERA WHIP												PITCHER	IP WLS BF H R ER SO BB IBB HBP BLK WP HR S P ERA WHIP								
Tom Candiotti, R ERA: 3.86 (1, 1)	6.1 L 33 11 6 5 3 3 0 0 0 0 0 2 73 114 7.11 2.211																					
Mark Guthrie, L ERA: 1.93 (7, 1)	0.2 3 1 0 0 1 0 0 0 0 0 0 0 10 11 0.00 1.500																					
Joey Eischen, L ERA: 3.97 (8, 1)	2.0 11 4 1 1 2 1 0 0 0 0 0 0 29 41 4.50 2.500																					

New York Mets @ Los Angeles Dodgers  
Dodger Stadium, Los Angeles, CA

Mon May 20 1996, 7:05 PM PDT  
Att. 26,625 - Unknown - 70 F

livebaseballscorecards.com



Batter	1	2	3	4	5	6	7	8	9	AB	R	H	RBI	BB	SO	LOB
Chad Fonville, S OBP: 0.298, SLG: 0.263 (1, 6)	0-0 B1-3		1-2 G1-3			1-3 K	0-0 G3-1			4	0	0	0	0	1	1
Roger Cedeno, S OBP: 0.390, SLG: 0.377 (1, 8)	2-2 P6			1-1 G4-3		0-1 1B 2B 1B		1-3 K		4	1	1	0	0	1	0
Mike Piazza, R OBP: 0.432, SLG: 0.580 (1, 2) Tom Prince, R (9, 2)	0-1 1B			0-0 FC7-5 1B 1B		2-0 2B 1-2 1B		0-1 F9		4	0	3	0	0	0	0
Eric Karros, R OBP: 0.285, SLG: 0.375 (1, 3)	2-1 F8			2-2 FC7-5 1-2 1B		0-0 2B		1-1 L6		4	0	2	1	0	0	1
Raul Mondesi, R OBP: 0.258, SLG: 0.429 (1, 9)		2-2 G6-3		0-0 FC7-5 1-2 2-3f		4-0 G4-6-3 IBB			0-0 F7	3	0	0	0	1	0	2
Delino DeShields, L OBP: 0.302, SLG: 0.382 (1, 4)		0-1 G6-4-3 1B		2-3 K		2-2 G4-6-3 1-2f			2-1 2B	4	0	2	0	0	1	5
Mike Blowers, R OBP: 0.314, SLG: 0.309 (1, 5)		0-1 G6-4-3 1-2f			2-3 K				1-3 K	4	0	0	0	0	2	2
Todd Hollandsworth, L OBP: 0.400, SLG: 0.404 (1, 7)			1-3 K		1-1 G6-3				1-0 F8	4	0	1	0	0	1	1
Tom Candiotti, R OBP: 0.143, SLG: 0.143 (1, 1) Mark Guthrie, R (7, 1) Milt Thompson, L OBP: 0.259, SLG: 0.091 (7, PH) Joey Eischen, L (8, 1)			0-0 G6-3		1-0 G4-3				1-3 K	2	0	0	0	0	0	0
										0	0	0	0	0	0	0
										1	0	0	0	0	1	1
										0	0	0	0	0	0	0

Inning Stats	R: 0	H: 1	E: 0	LOB: 1	K: 0	BB: 0	S: 8	P: 12	R: 0	H: 1	E: 0	LOB: 0	K: 0	BB: 0	S: 7	P: 9	R: 0	H: 0	E: 0	LOB: 0	K: 1	BB: 0	S: 8	P: 10	R: 0	H: 2	E: 0	LOB: 2	K: 1	BB: 0	S: 10	P: 15	R: 0	H: 0	E: 0	LOB: 0	K: 1	BB: 0	S: 6	P: 10	R: 1	H: 3	E: 0	LOB: 2	K: 1	BB: 1	S: 10	P: 19	R: 0	H: 1	E: 0	LOB: 1	K: 1	BB: 0	S: 12	P: 17	R: 0	H: 0	E: 0	LOB: 0	K: 1	BB: 0	S: 7	P: 9	R: 0	H: 1	E: 0	LOB: 1	K: 1	BB: 0	S: 8	P: 12	1B: 7	SF: 0	2B: 2	SAC: 0	3B: 0	DP: 2	HR: 0	HBP: 0	WP: 0	PA: 35	PB: 0	SB: 0	CS: 0	ERA	WHIP
PITCHER Bobby Jones, R ERA: 4.38 (1, 1)	IP	WLS	BF	H	R	ER	SO	BB	IBB	HBP	BLK	WP	HR	S	P	ERA	WHIP	IP	WLS	BF	H	R	ER	SO	BB	IBB	HBP	BLK	WP	HR	S	P	ERA	WHIP	IP	WLS	BF	H	R	ER	SO	BB	IBB	HBP	BLK	WP	HR	S	P	ERA	WHIP																																				

BOTTOM

New York Mets @ Los Angeles Dodgers  
Dodger Stadium, Los Angeles, CA

Mon May 20 1996, 7:05 PM PDT  
Att: 26,625 - Unknown - 70 F

livebaseballscorecards.com

AB	34
R	1
H	9
RBI	1
BB	1
SO	7
LOB	13





Batter	1	2	3	4	5	6	7	8	9	AB	R	H	RBI	BB	SO	LOB
Chad Fonville, S OBP: 0.306, SLG: 0.273 (1, 6)	1-2 HR 1B		1-1 G3		0-1 G5-3		3-2 1B			4	1	2	0	0	0	1
Todd Hollandsworth, L OBP: 0.385, SLG: 0.387 Antonio Osuna, R Todd Worrell, R (1, 8) (8, 1) (9, 1)	2-1 F8		1-1 G4-3			0-3 K	0-3 K			4	0	0	0	0	2	3
Mike Piazza, R OBP: 0.433, SLG: 0.595 (1, 2)	2-2 HR 1-H		2-1 G5-3			0-1 HR 1B	2-3 K2-3			4	2	2	2	0	1	2
Eric Karros, R OBP: 0.285, SLG: 0.391 (1, 3)	0-0 F9			2-2 G6-3		0-0 HR		1-0 F9		4	1	1	2	0	0	0
Raul Mondesi, R OBP: 0.258, SLG: 0.441 (1, 9)	2-2 P4			2-0 G5-3		1-0 HR		2-3 K2-3		4	1	1	1	0	1	0
Delino DeShields, L OBP: 0.301, SLG: 0.379 (1, 4)		1-0 F7		3-2 G5-3		2-0 F7		0-0 1B 1B		4	1	1	0	0	0	0
Mike Blowers, R OBP: 0.313, SLG: 0.308 (1, 5)		0-0 F9			0-2 G5-3	2-1 G6-3		1-0 1B 1B		4	0	1	0	0	0	0
Milt Thompson, L OBP: 0.323, SLG: 0.231 (1, 7)		2-0 1B			2-0 G1-6-3		0-1 FC3-6 2B	2-0 E9 1B		4	0	3	1	0	0	0
Ismael Valdez, R OBP: 0.143, SLG: 0.100 Roger Cedeno, S OBP: 0.381, SLG: 0.366 (1, 1) (7, PH) (8, 8)		0-3 K			0-1 1B		2-2 FC3-6 1B	0-0 G3		2	0	1	0	0	1	1
										2	0	0	0	0	0	3

Inning Stats	R: 2	H: 2	E: 0	K: 0	S: 15	R: 0	H: 1	E: 0	K: 1	S: 6	R: 0	H: 0	E: 0	K: 0	S: 6	R: 0	H: 0	E: 0	K: 0	S: 8	R: 0	H: 1	E: 0	K: 0	S: 8	R: 3	H: 3	E: 0	K: 1	S: 11	R: 0	H: 2	E: 0	K: 2	S: 14	R: 1	H: 3	E: 1	K: 1	S: 8	1B: 8	SF: 0	2B: 1	SAC: 0	3B: 0	DP: 0	HR: 3	HBP: 0	WP: 0	PA: 36
--------------	------	------	------	------	-------	------	------	------	------	------	------	------	------	------	------	------	------	------	------	------	------	------	------	------	------	------	------	------	------	-------	------	------	------	------	-------	------	------	------	------	------	-------	-------	-------	--------	-------	-------	-------	--------	-------	--------

PITCHER	IP	WLS	BF	H	R	ER	SO	BB	IBB	HBP	BLK	WP	HR	S	P	ERA	WHIP
Pete Harnisch, R ERA: 4.79 (1, 1)	6.0	L	25	7	5	5	2	0	0	0	0	0	3	54	82	7.50	1.167
Dave Micki, R ERA: 3.38 (7, 1)	2.0		11	5	1	1	3	0	0	0	0	0	0	22	35	4.50	2.500


**BOTTOM**

**New York Mets @ Los Angeles Dodgers**  
**Dodger Stadium, Los Angeles, CA**

Tue May 21 1996, 7:05 PM PDT  
Att: 27,158 - Unknown - 69 F

livebaseballscorecards.com

<b>AB</b>	<b>36</b>
<b>R</b>	<b>6</b>
<b>H</b>	<b>12</b>
<b>RBI</b>	<b>6</b>
<b>BB</b>	<b>0</b>
<b>SO</b>	<b>5</b>
<b>LOB</b>	<b>10</b>





Batter	1	2	3	4	5	6	7	8	9	AB	R	H	RBI	BB	SO	LOB
Roger Cedeno, S OBP: 0.371, SLG: 0.347 (1, 8)	0-0 G1-3		1-0 FC4-6			3-1 G6-3		4-2 BB	2-3 K	4	0	0	0	1	1	3
Milt Thompson, L OBP: 0.294, SLG: 0.207 Mike Busch, R OBP: 0.300, SLG: 0.474 (8, PH) (9, 5)	1-1 G1-3		2-1 G5-3			0-0 G1-3		4-0 FC6-4		3	0	0	0	0	0	1
Mike Piazza, R OBP: 0.429, SLG: 0.585 Scott Radinsky, L (9, 1)	4-0 FC5-4				1-1 F9		1-0 G6-3	1-2 FC6-4		3	0	0	0	1	0	2
Eric Karros, R OBP: 0.270, SLG: 0.394 (1, 3)	0-0 FC5-4				0-0 F9		2-2 1B		1-1 E	4	1	2	0	0	0	1
Raul Mondesi, R OBP: 0.257, SLG: 0.438 (1, 9)		0-1 G1-4-3			1-3 K2-3		1-3 K		0-0 E	4	1	1	0	0	2	1
Delino DeShields, L OBP: 0.299, SLG: 0.376 (1, 4)		1-0 G1-3			2-2 L9		0-0 1B		1-3 K	4	0	1	0	0	1	2
Mike Blowers, R OBP: 0.305, SLG: 0.299 (9, 6)		3-2 K			1-2 G6-3		3-1 F8		3-1 G6-3	4	0	0	1	0	1	3
Chad Fonville, S OBP: 0.297, SLG: 0.265 (9, 7)			0-3 K		1-1 B5-3			2-2 G6-3	1-1 E	3	0	0	0	0	1	0
Billy Ashley, R OBP: 0.343, SLG: 0.600 (9, PH)									3-H BB	1	0	0	0	0	0	0
Hideo Nomo, R OBP: 0.150, SLG: 0.105 Todd Hollandsworth, L OBP: 0.382, SLG: 0.385 Chan Ho Park, R OBP: 0.100, SLG: 0.100 Dave Hansen, L OBP: 0.268, SLG: 0.171 Tom Prince, R (9, 2)			0-0 FC4-6			1-1 G4-3		1-1 L6	4-1 BB	1	0	1	0	0	0	0

Inning Stats	R: 0	H: 0	E: 0	K: 0	S: 4	R: 0	H: 0	E: 0	K: 1	S: 9	R: 0	H: 1	E: 0	K: 1	S: 7	R: 0	H: 0	E: 0	K: 1	S: 7	R: 0	H: 0	E: 0	K: 0	S: 8	R: 0	H: 2	E: 0	K: 1	S: 11	R: 0	H: 0	E: 0	K: 0	S: 10	R: 2	H: 2	E: 2	K: 2	S: 15	1B: 5	2B: 0	3B: 0	HR: 0	SF: 0	SAC: 0	DP: 0	HBP: 0	WP: 0	PB: 0	SB: 0	CS: 0	PA: 37
--------------	------	------	------	------	------	------	------	------	------	------	------	------	------	------	------	------	------	------	------	------	------	------	------	------	------	------	------	------	------	-------	------	------	------	------	-------	------	------	------	------	-------	-------	-------	-------	-------	-------	--------	-------	--------	-------	-------	-------	-------	--------

PITCHER	IP	WLS	BF	H	R	ER	SO	BB	IBB	HBP	BLK	WP	HR	S	P	ERA	WHIP
Mark Clark, R ERA: 3.69 (1, 1)	7.0	W	25	3	0	0	4	1	0	0	0	0	0	51	80	0.00	0.571
Doug Henry, R ERA: 5.09 (8, 1)	0.2		3	0	0	0	0	1	0	0	0	0	0	7	14	0.00	1.500
John Franco, L ERA: 3.6 (8, 1)	1.1	S	9	2	2	0	2	2	0	0	0	0	0	18	35	0.00	3.000

BOTTOM

New York Mets @ Los Angeles Dodgers  
 Dodger Stadium, Los Angeles, CA  
 Wed May 22 1996, 7:05 PM PDT  
 Att: 33,716 - Unknown - 65 F

livebaseballscores.com

AB	33
R	2
H	5
RBI	1
BB	4
SO	6
LOB	13



Batter	1	2	3	4	5	6	7	8	9	10	11	AB R H RBI BB SO LOB	TOP																				
Roger Cedeno, S OBP: 0.368, SLG: 0.338	F8		F7	1B			BB 1B BB		F7		L9	5 1 1 1 1 0 2																					
Todd Hollandsworth, L OBP: 0.368, SLG: 0.376	G4-3		1B				BB 1B BB		P6		1B BB	4 0 1 0 2 1 0																					
Raul Mondesi, R OBP: 0.264, SLG: 0.439	K		BB 1B				BB 1B BB		K		IBB 1B	6 0 3 3 0 2 0																					
Eric Karros, R OBP: 0.283, SLG: 0.396		1B 1B					BB 1B BB				L8	4 0 2 0 2 1 1																					
Delino DeShields, L OBP: 0.305, SLG: 0.380		CS 1B	F8				BB 1B BB				G4-3	6 1 3 0 0 1 6																					
Mike Blowers, R OBP: 0.308, SLG: 0.293		K		BB BB			F9		G1-3		BB	3 1 0 0 2 1 3																					
Juan Castro, R		K		K			K		K		F8	3 0 0 0 0 3 2																					
Mike Piazza, R OBP: 0.427, SLG: 0.582												1 0 0 0 0 1 1																					
Chad Fonville, S OBP: 0.295, SLG: 0.262												1 0 0 0 0 0 1																					
Tom Prince, R OBP: 0.667, SLG: 0.667			BB 1B BB	BB 1B BB			G5-3		G5-3		G5-3	3 1 1 1 2 0 0																					
Pedro Astacio, R Dave Hansen, L Joey Eischen, L Milt Thompson, L Mark Gubicz, R Mike Busch, R Antonio Osuna, R Billy Ashley, R Todd Worrell, R			K	L9			G6-3		G4		BB 1B BB	1 0 0 0 0 0 1 1 1 0 0 0 0 0 0 2 1 0 0 0 0 0 0 0 1 0 0 0 0 0 0 0 1 0 0 0 0 0 0 0 1 0 0 0 0 0 0 1 0																					
<b>Inning Stats</b>	R: 0 E: 0 K: 1 S: 9	H: 0 LOB: 0 BB: 0 P: 16	R: 0 E: 0 K: 2 S: 9	H: 2 LOB: 1 BB: 0 P: 16	R: 1 E: 0 K: 1 S: 16	H: 2 LOB: 3 BB: 2 P: 27	R: 1 E: 0 K: 1 S: 12	H: 1 LOB: 2 BB: 2 P: 25	R: 0 E: 0 K: 1 S: 9	H: 2 LOB: 2 BB: 0 P: 16	R: 0 E: 0 K: 1 S: 14	H: 0 LOB: 0 BB: 0 P: 17	R: 1 E: 0 K: 1 S: 6	H: 1 LOB: 1 BB: 2 P: 15	R: 1 E: 0 K: 1 S: 14	H: 2 LOB: 1 BB: 0 P: 23	R: 0 E: 0 K: 1 S: 7	H: 0 LOB: 0 BB: 0 P: 11	R: 0 E: 0 K: 1 S: 10	H: 0 LOB: 1 BB: 1 P: 19	R: 1 E: 0 K: 0 S: 10	H: 1 LOB: 3 BB: 3 P: 26	1B: 10 2B: 2 3B: 0 HR: 0	SF: 0 SAC: 0 DP: 1 HBP: 0	WP: 0 PB: 0 SB: 3 CS: 1	PA: 50							
<b>PITCHER</b>	IP WLS BF H R ER SO BB IBB HBP BLK WP HR S P ERA WHIP															IP WLS BF H R ER SO BB IBB HBP BLK WP HR S P ERA WHIP																	
Ugueth Urbina, R ERA: 3.45	(1, 1)	4.0	19	5	2	2	5	4	0	0	0	0	0	0	0	46	84	4.50	2.250														
Mike Dyer, R ERA: 3.25	(5, 1)	1.0	4	2	0	0	1	0	0	0	0	0	0	0	0	9	16	0.00	2.000														
Tim Scott, R ERA: 2.05	(6, 1)	1.2	7	1	1	1	1	2	0	0	0	0	0	0	0	17	28	5.40	1.800														
Dave Veres, R ERA: 6.19	(7, 1)	1.0	4	1	1	1	2	0	0	0	0	0	0	0	0	12	21	9.00	1.000														
Mel Rojas, R ERA: 4.05	(8, 1)	1.1	5	1	0	0	1	0	0	0	0	0	0	0	0	12	17	0.00	0.750														
<b>PITCHER</b>																																	
Omar Daal, L ERA: 3.41	(10, 1)	2.0	11	1	1	1	1	3	1	0	0	0	0	0	0	20	45	4.50	2.000														

Los Angeles Dodgers @ Montreal Expos  
Olympic Stadium, Montreal, QB  
Fri May 24 1996, 7:05 PM EDT  
Att. 27,843 - Dome - 68 F

livebaseballscorecards.com

AB	40
R	5
H	11
RBI	5
BB	10
SO	11
LOB	20





Batter	1	2	3	4	5	6	7	8	9	10	11	AB R H RBI BB SO LOB
Mark Grudzielanek, R OBP: 0.376, SLG: 0.473	1-2 L8 HBP 1B	0-0 S 1B		3-2 G5-3		1-3 K			1-1 L9		0-2 L4	6 1 2 0 0 1 0
Mike Lansing, R OBP: 0.399, SLG: 0.446 Omar Daal, L (10, 1) Lenny Webster, R (11, PH) OBP: 0.352, SLG: 0.250	4-1 SAFE F9 3B HBP 1B	1-3 K		1-1 G3-4-3 1B		0-0 P2-3 1B			2-3 K		2-1 G6-3	4 1 2 0 0 2 1 0 0 0 0 0 0 0 1 0 0 0 0 0 0
Henry Rodriguez, L OBP: 0.369, SLG: 0.696	1-0 L8 2-3	3-3 K		1-1 G3-4-3 1-2		0-0 P2-3 1-1f			2-1 L9			5 0 0 0 0 1 5
Moises Alou, R OBP: 0.333, SLG: 0.446	1-0 BB 3B 1B	4-1 BB		4-0 IBB			0-0 L6			1-2 F9		3 1 1 1 2 0 0
Darrin Fletcher, L OBP: 0.305, SLG: 0.423 Mel Rojas, R OBP: 0.500, SLG: 0.500 Andy Stankiewicz, R OBP: 0.320, SLG: 0.318	1-0 F9 2-3	3-2 G6-3		1-0 F7			2-3 K		3-2 P2			4 0 0 0 0 1 6 0 0 0 0 0 0 0 1 0 0 0 0 0 0
Sherman Obando, R OBP: 0.302, SLG: 0.414 Cliff Floyd, L OBP: 0.276, SLG: 0.292	4-2 3B 1-2 BB		3-2 2B		0-1 SH2-3 1B		1-1 G1-3		1-2 3B			3 1 2 0 1 0 0 1 0 1 0 0 0 0
F.P. Santangelo, S OBP: 0.354, SLG: 0.430	1-0 3B		1-1 G1-3		0-0 SAFE SH2-3			1-2 G4-3		4-0 IBB		3 0 1 3 1 0 1
Dave Silvestri, R OBP: 0.347, SLG: 0.250	4-0 IBB		2-1 G5-3		2-0 G6-3			3-3 K		1-2 F9		4 0 0 0 1 1 4
Ugueth Urbina, R OBP: 0.143, SLG: 0.143 Mike Dyer, R (5, 1) Shane Andrews, R OBP: 0.319, SLG: 0.414 Tim Scott, R (6, 1) Dave Veres, R OBP: 1.000, SLG: 1.333 Tim Spehr, R (8, 2)	0-0 F9		0-0 F9		3-3 K			3-3 K			2-2 P2	2 0 0 0 0 0 3 0 0 0 0 0 0 0 1 0 0 0 0 1 1 0 0 0 0 0 0 0 0 0 0 0 0 0 0 2 0 0 0 0 1 0

Inning Stats	R: 4	H: 3	E: 0	LOB: 2	K: 0	BB: 2	S: 12	P: 29	R: 0	H: 1	E: 0	LOB: 2	K: 2	BB: 1	S: 11	P: 22	R: 0	H: 1	E: 0	LOB: 1	K: 0	BB: 0	S: 8	P: 14	R: 0	H: 1	E: 0	LOB: 1	K: 1	BB: 0	S: 8	P: 13	R: 0	H: 1	E: 0	LOB: 0	K: 1	BB: 0	S: 5	P: 6	R: 0	H: 0	E: 0	LOB: 0	K: 1	BB: 0	S: 9	P: 12	R: 0	H: 0	E: 0	LOB: 0	K: 2	BB: 0	S: 9	P: 16	R: 0	H: 0	E: 0	LOB: 0	K: 1	BB: 0	S: 8	P: 13	R: 0	H: 1	E: 0	LOB: 2	K: 0	BB: 1	S: 17	P: 27	R: 0	H: 0	E: 0	LOB: 0	K: 0	BB: 0	S: 8	P: 12	1B: 6	SF: 0	2B: 2	SAC: 1	3B: 2	DP: 1	HR: 0	HBP: 1	WP: 0	PA: 47
--------------	------	------	------	--------	------	-------	-------	-------	------	------	------	--------	------	-------	-------	-------	------	------	------	--------	------	-------	------	-------	------	------	------	--------	------	-------	------	-------	------	------	------	--------	------	-------	------	------	------	------	------	--------	------	-------	------	-------	------	------	------	--------	------	-------	------	-------	------	------	------	--------	------	-------	------	-------	------	------	------	--------	------	-------	-------	-------	------	------	------	--------	------	-------	------	-------	-------	-------	-------	--------	-------	-------	-------	--------	-------	--------

PITCHER	IP	WLS	BF	H	R	ER	SO	BB	IBB	HBP	BLK	WP	HR	S	P	ERA	WHIP
Pedro Astacio, R ERA: 3.12	(1, 1)	3.0	18	5	4	4	2	2	1	1	0	0	0	31	65	12.00	2.333
Joey Eischen, L ERA: 3.51	(4, 1)	3.0	12	3	0	0	2	0	1	0	0	0	0	22	38	0.00	1.000
Mark Guthrie, L ERA: 1.83	(7, 1)	1.0	3	0	0	0	1	0	0	0	0	0	0	9	12	0.00	0.000
Antonio Osuna, R ERA: 1.48	(8, 1)	3.0	W	11	1	0	3	0	1	0	0	0	0	34	56	0.00	0.333
Todd Worrell, R ERA: 1.8	(11, 1)	1.0	S	3	0	0	0	0	0	0	0	0	0	8	12	0.00	0.000

PITCHER	IP	WLS	BF	H	R	ER	SO	BB	IBB	HBP	BLK	WP	HR	S	P	ERA	WHIP

BOTTOM

Los Angeles Dodgers @ Montreal Expos  
Olympic Stadium, Montreal, QB  
Fri May 24 1996, 7:05 PM EDT  
Att. 27,843 - Dome - 68 F

livebaseballscores.com

AB	40
R	4
H	9
RBI	4
BB	5
SO	8
LOB	21



Batter	1	2	3	4	5	6	7	8	9	AB R H RBI BB SO LOB	TOP												
Chad Fonville, S OBP: 0.282, SLG: 0.250 (1, 6)	1-2 G3	0-0 G6-3			0-1 G6-3		2-2 G6-3		0-1 FC6-4	5 0 0 0 0 0 2													
Roger Cedeno, S OBP: 0.364, SLG: 0.333 (1, 8)	2-3 K	1-3 K			2-1 HR 1B		0-1 F7			4 1 1 0 0 2 1													
Mike Piazza, R OBP: 0.438, SLG: 0.606 (1, 2)	4-1 1B 3B BB				0-0 HR 1B			2-1 G4-3 1B		3 2 3 2 1 0 0													
Eric Karros, R OBP: 0.283, SLG: 0.393 (1, 3)	2-2 BB 3B 1B				0-0 F9			3-2 F8		4 1 1 0 0 0 2													
Raul Mondesi, R OBP: 0.264, SLG: 0.433 (1, 9)	4-2 3B BB				1-1 F8			0-2 G4-3		3 1 0 0 1 0 1													
Billy Ashley, R OBP: 0.359, SLG: 0.636 Todd Hollandsworth, L OBP: 0.385, SLG: 0.374 Todd Worrell, R (9, 1)	0-0 3B				0-0 F9			3-1 P7		3 0 1 3 0 0 0 1 0 0 0 0 0 1 0 0 0 0 0 0 0													
Delino DeShields, L OBP: 0.300, SLG: 0.372 (1, 4)	1-0 F7				1-3 K			0-0 G3-1		4 0 0 0 0 1 1													
Mike Blowers, R OBP: 0.318, SLG: 0.307 (1, 5)					1-1 2B			0-1 L4		3 0 2 0 1 0 0													
Ramon Martinez, R Mark Guthrie, R Chan Ho Park, R Milt Thompson, L OBP: 0.100, SLG: 0.100 OBP: 0.278, SLG: 0.194 (8, 7)					0-1 F9			1-3 K		2 0 0 0 0 1 1 0 0 0 0 0 0 0 0 0 0 0 0 0 0 1 0 0 0 0 1 1													
<b>Inning Stats</b>	R: 3 E: 0 K: 1 S: 15	H: 2 LOB: 1 BB: 2 P: 29	R: 0 E: 0 K: 1 S: 7	H: 0 LOB: 1 BB: 1 P: 13	R: 0 E: 0 K: 0 S: 6	H: 1 LOB: 0 BB: 0 P: 13	R: 0 E: 0 K: 1 S: 9	H: 1 LOB: 1 BB: 0 P: 11	R: 2 E: 0 K: 0 S: 8	H: 2 LOB: 0 BB: 0 P: 11	R: 0 E: 0 K: 0 S: 4	H: 0 LOB: 0 BB: 0 P: 5	R: 0 E: 0 K: 1 S: 10	H: 0 LOB: 0 BB: 0 P: 13	R: 0 E: 0 K: 0 S: 15	H: 1 LOB: 1 BB: 0 P: 23	R: 0 E: 0 K: 1 S: 7	H: 1 LOB: 1 BB: 0 P: 8	1B: 5 2B: 1 3B: 1 HR: 1	SF: 0 SAC: 1 DP: 1 HBP: 0	WP: 0 PB: 0 SB: 0 CS: 0	PA: 37	
<b>PITCHER</b>	IP WLS BF H R ER SO BB IBB HBP BLK WP HR S P ERA WHIP																						
Rheal Cormier, L ERA: 4.26 Derek Aucoin, R ERA: 3.38 Mike Dyer, R ERA: 3.14	(1, 1) 6.0 L 26 6 5 5 3 3 0 0 0 0 0 1 49 82 7.50 1.500	(7, 1) 2.0 7 1 0 0 1 0 0 0 0 0 0 25 36 0.00 0.500	(9, 1) 1.0 4 1 0 0 1 0 0 0 0 0 0 7 8 0.00 1.000																				

Los Angeles Dodgers @ Montreal Expos  
Olympic Stadium, Montreal, QB  
Sat May 25 1996, 7:05 PM EDT  
Att. 27,104 - Dome

livebaseballscorecards.com

AB	33
R	5
H	8
RBI	5
BB	3
SO	5
LOB	10



BOTTOM

Los Angeles Dodgers @ Montreal Expos  
Olympic Stadium, Montreal, QB  
Sat May 25 1996, 7:05 PM EDT  
Att. 27,104 - Dome

livebaseballscorecards.com

AB 34  
R 3  
H 9  
RBI 2  
BB 6  
SO 9  
LOB 27



WP: 0 PA: 42  
PB: 1  
SB: 3  
CS: 1

AB R H RBI BB SO LOB

5 1 2 0 0 1 3

5 1 3 0 0 1 3

4 0 0 0 1 3 4

4 0 1 2 0 1 3

4 1 1 0 1 0 1

4 0 1 0 0 0 5

0 0 0 0 0 0 0

2 0 1 0 2 0 0

4 0 0 0 0 2 5

2 0 0 0 0 1 3

0 0 0 0 1 0 0

0 0 0 0 0 0 0

0 0 0 0 1 0 0

0 0 0 0 0 0 0

1B: 9 SF: 1

2B: 0 SAC: 0

3B: 0 DP: 0

HR: 0 HBP: 0

Batter	1	2	3	4	5	6	7	8	9	AB R H RBI BB SO LOB	TOP																
Roger Cedeno, S (1, 8) OBP: 0.346, SLG: 0.315	2-3 K		2-2 L6			3-2 G6-3		2-2 F7	0-0 FC4-6	5 0 0 1 0 1 1																	
Juan Castro, R (1, 6) OBP: 0.235, SLG: 0.071 Milt Thompson, L (8, PH) OBP: 0.270, SLG: 0.188 Chad Fonville, S (8, 6) OBP: 0.280, SLG: 0.248	2-2 1B		0-0 P4			1-0 G5-3		3-3 K	1-2 G3	3 0 1 0 0 0 0 1 0 0 0 0 1 0 1 0 0 0 0 0 1																	
Mike Piazza, R (1, 2) OBP: 0.440, SLG: 0.603	2-2 F9				1-0 BB 1B	2-1 BB 1B		0-1 G5-3		4 0 2 0 0 0 1																	
Eric Karros, R (1, 3) OBP: 0.298, SLG: 0.400	0-2 1B				4-2 G1-6-3 BB	4-1 BB			2-2 SH5-4 HBP 2B 1B	2 1 2 0 2 0 0																	
Raul Mondesi, R (1, 9) OBP: 0.264, SLG: 0.426	2-2 G1-3				2-0 F7	1-3 K			1-1 SH5-4 2B HBP	3 1 0 0 0 1 6																	
Billy Ashley, R (1, 7) OBP: 0.341, SLG: 0.600 Todd Hollandsworth, L (6, 7) OBP: 0.381, SLG: 0.370			1-3 K		0-1 G1-6-3				1-0 SH5-4	2 0 0 0 0 1 2 1 0 0 0 0 1 0																	
Delino DeShields, L (1, 4) OBP: 0.299, SLG: 0.366			0-1 F9			2-1 L8			4-0 2B IBB	3 1 0 0 1 0 0																	
Mike Blowers, R (1, 5) OBP: 0.328, SLG: 0.325			0-3 K			2-2 G1-6-4 1B			0-0 FC4-6 2B	4 1 3 3 0 1 0																	
Tom Candiotti, R (1, 1) OBP: 0.118, SLG: 0.118 Dave Hansen, L (9, PH) OBP: 0.279, SLG: 0.167 Todd Worrell, R (9, 1)			1-2 P3			0-1 G1-6-4			4-1 FC4-6 BB	3 0 0 0 0 0 2 0 0 0 0 1 0 0 0 0 0 0 0 0 0																	
<b>Inning Stats</b>	R: 0 E: 0 K: 1 S: 20	H: 2 LOB: 2 BB: 0 P: 28	R: 0 E: 0 K: 2 S: 9	H: 0 LOB: 0 BB: 0 P: 10	R: 0 E: 0 K: 0 S: 8	H: 0 LOB: 0 BB: 0 P: 11	R: 0 E: 0 K: 0 S: 6	H: 1 LOB: 1 BB: 1 P: 13	R: 0 E: 0 K: 0 S: 7	H: 1 LOB: 0 BB: 0 P: 11	R: 0 E: 0 K: 1 S: 11	H: 1 LOB: 2 BB: 1 P: 22	R: 0 E: 0 K: 1 S: 7	H: 1 LOB: 1 BB: 0 P: 8	R: 0 E: 0 K: 1 S: 8	H: 0 LOB: 0 BB: 0 P: 13	R: 4 E: 0 K: 0 S: 11	H: 2 LOB: 1 BB: 2 P: 24	1B: 7 2B: 1 3B: 0 HR: 0	SF: 0 SAC: 1 DP: 2 HBP: 1	WP: 0 PB: 0 SB: 1 CS: 0	PA: 38					
<b>PITCHER</b>	IP WLS BF H R ER SO BB IBB HBP BLK WP HR S P ERA WHIP																										
Kirk Rueter, L (1, 1) ERA: 3.79	5.2		21	5	0	0	3	1	0	0	0	0	0	57	86	0.00	1.059										
Tim Scott, R (6, 1) ERA: 1.95	1.1		6	1	0	0	2	1	0	0	0	0	0	11	17	0.00	1.500										
Dave Veres, R (8, 1) ERA: 6.0	1.0		3	0	0	0	1	0	0	0	0	0	0	8	13	0.00	0.000										
Mel Rojas, R (9, 1) ERA: 5.2	1.0	L	8	2	4	4	0	1	1	1	0	0	0	11	24	36.00	3.000										

Los Angeles Dodgers @ Montreal Expos  
Olympic Stadium, Montreal, QB  
Sun May 26 1996, 3:33 AM EDT  
Att. 30,718 - Dome - 68 F

livebaseballscorecards.com

AB	32
R	4
H	8
RBI	4
BB	4
SO	6
LOB	13





Batter	1	2	3	4	5	6	7	8	9	AB R H RBI BB SO LOB	TOP	
Roger Cedeno, S (1, 8) OBP: 0.339, SLG: 0.309	2-3 K		1-0 G4-3		2-0 FC1-2 BB		0-0 G6-3		1-2 1B	5 0 1 1 0 1 2	<b>Los Angeles Dodgers @ Philadelphia Phillies</b> <b>Veterans Stadium, Philadelphia, PA</b> Tue May 28 1996, 7:05 PM EDT Att. 17,186 - Unknown - 55 F	
Todd Hollandsworth, L (1, 7) OBP: 0.382, SLG: 0.375	2-0 G4-3		1-3 K2-3		4-1 FC6-4 BB		0-1 1B 2B	0-3 K	4 1 1 0 1 2 2			
Mike Piazza, R (1, 2) OBP: 0.442, SLG: 0.611 Tom Prince, R (1, PR) OBP: 0.500, SLG: 0.429	2-1 2B				0-0 G5-3		0-1 FC6-4 1B	0-1 P3	1 0 1 0 0 0 0 4 0 1 1 0 0 5			
Eric Karros, R (1, 3) OBP: 0.292, SLG: 0.391	1-3 K				3-3 K		1-3 K	2-2 L5	4 0 0 0 0 3 2			
Raul Mondesi, R (1, 9) OBP: 0.268, SLG: 0.433					2-2 F7		3-2 G3 2B	2-2 G6-3	4 0 2 0 0 0 0			
Delino DeShields, L (1, 4) OBP: 0.298, SLG: 0.364							2-2 1B 1B	0-3 K	4 1 1 0 0 2 2			
Mike Blowers, R (1, 5) OBP: 0.326, SLG: 0.323							2-3 K	2-1 F8	4 0 1 0 0 1 2			
Juan Castro, R (1, 6) OBP: 0.286, SLG: 0.222							0-0 FC1-2 1B	0-0 G3 2B	4 1 2 1 0 1 1			
Ismael Valdez, R (1, 1) OBP: 0.136, SLG: 0.095 Joey Eischen, L (6, 1) Milt Thompson, L (7, PH) Chan Ho Park, R (7, 1) Scott Radinsky, L (8, 1) Dave Hansen, L (9, PH) OBP: 0.295, SLG: 0.189			1-3 K		1-0 SH1-4		1-2 G3	1-2 1B	1 0 0 0 0 0 1 0 0 0 0 0 0 0 0 0 1 0 0 0 0 0 0 1 0 0 0 0 0 0 0 0 0 0 0 0 0 0 0 0 1 0 1 0 0 0 0 0			
<b>Inning Stats</b>	R: 0 H: 1 E: 0 LOB: 1 K: 2 BB: 0 S: 9 P: 16	R: 0 H: 1 E: 0 LOB: 1 K: 1 BB: 0 S: 9 P: 13	R: 0 H: 0 E: 0 LOB: 0 K: 2 BB: 0 S: 8 P: 11	R: 0 H: 0 E: 0 LOB: 0 K: 1 BB: 0 S: 7 P: 12	R: 1 H: 3 E: 0 LOB: 3 K: 0 BB: 1 S: 7 P: 14	R: 0 H: 1 E: 0 LOB: 1 K: 2 BB: 0 S: 14 P: 22	R: 2 H: 3 E: 0 LOB: 1 K: 0 BB: 0 S: 13 P: 16	R: 0 H: 0 E: 0 LOB: 0 K: 1 BB: 0 S: 9 P: 13	R: 0 H: 2 E: 0 LOB: 2 K: 2 BB: 0 S: 15 P: 18	1B: 7 SF: 0 2B: 4 SAC: 1 3B: 0 DP: 0 HR: 0 HBP: 0	WP: 0 PA: 39 PB: 0 SB: 0 CS: 0	
<b>PITCHER</b> Mike Grace, R (1, 1) ERA: 3.11 Russ Springer, R (8, 1) ERA: 4.67	IP WLS BF H R ER SO BB IBB HBP BLK WP HR S P ERA WHIP	7.0 W 31 9 3 3 8 1 0 0 0 0 0 0 67 104 3.86 1.429	2.0 8 2 0 0 3 0 0 0 0 0 0 0 24 31 0.00 1.000	<b>PITCHER</b>								IP WLS BF H R ER SO BB IBB HBP BLK WP HR S P ERA WHIP

livebaseballscorecards.com

<b>AB</b>	37
<b>R</b>	3
<b>H</b>	11
<b>RBI</b>	3
<b>BB</b>	1
<b>SO</b>	11
<b>LOB</b>	17



Batter	1	2	3	4	5	6	7	8	9
<b>Ricky Otero, S</b> OBP: 0.600, SLG: 0.600 (1, 8)	0-2 1B BLK WP 1B	1-2 F9		0-1 F7		0-2 1B 1B		0-1 G4-6-3 1B	
<b>Mickey Morandini, L</b> OBP: 0.317, SLG: 0.337 (1, 4)	2-0 WP 1-3 HR 1B	2-1 P5			2-0 G6-3	0-0 1-2 HR 1B		1-0 G4-6-3 1-2f 1B	
<b>Jim Eisenreich, L</b> OBP: 0.371, SLG: 0.342 (1, 9)	4-1 1-2 HR BB		0-1 P5		1-1 1B 1B	1-1 1-2 HR 1B		4-0 BLK BB	
<b>Pete Incaviglia, R</b> OBP: 0.325, SLG: 0.600 (1, 7)	1-1 HR		0-0 F7		1-3 K	2-2 HR		1-3 K	
<b>Lee Tinsley, S</b> OBP: 0.208, SLG: 0.143 (7, 7)	1-1 HR				1-2 K	1-2 HR		1-2 K	
<b>Todd Zeile, R</b> OBP: 0.370, SLG: 0.492 (1, 5)	2-3 K		0-0 1B		0-1 1B 1B	1-1 G5-3			
<b>Benito Santiago, R</b> OBP: 0.305, SLG: 0.506 (1, 2)	1-2 G5-3		0-0 F7		0-0 23 FC4-6 1B		0-0 P3		
<b>23 Kevin Jordan, R</b> OBP: 0.302, SLG: 0.444 (1, 3)	2-0 G3			0-2 P3	0-1 FC4-6 1-2f 1B		0-1 2B		
<b>Kevin Stocker, S</b> OBP: 0.331, SLG: 0.313 (1, 6)		0-1 P5		0-1 F9		0-0 G1-3	2-3 K		
<b>Mike Grace, R</b> OBP: 0.233, SLG: 0.148 (1, 1)		2-1 1B		1-2 1B		3-3 K	1-3 K		
<b>Glenn Murray, R</b> OBP: 0.238, SLG: 0.158 (7, PH)									
<b>Russ Springer, R</b> (8, 1)									

Inning Stats	R: 4 E: 0 K: 1 S: 14	H: 3 LOB: 0 BB: 1 P: 26	R: 0 E: 0 K: 0 S: 10	H: 1 LOB: 1 BB: 0 P: 15	R: 0 E: 0 K: 0 S: 5	H: 1 LOB: 1 BB: 0 P: 5	R: 0 E: 0 K: 0 S: 11	H: 1 LOB: 1 BB: 0 P: 12	R: 1 E: 0 K: 1 S: 11	H: 3 LOB: 2 BB: 0 P: 15	R: 4 E: 0 K: 1 S: 15	H: 4 LOB: 0 BB: 0 P: 22	R: 0 E: 0 K: 2 S: 9	H: 1 LOB: 1 BB: 0 P: 12	R: 0 E: 0 K: 1 S: 6	H: 1 LOB: 1 BB: 1 P: 12
--------------	-------------------------------	----------------------------------	-------------------------------	----------------------------------	------------------------------	---------------------------------	-------------------------------	----------------------------------	-------------------------------	----------------------------------	-------------------------------	----------------------------------	------------------------------	----------------------------------	------------------------------	----------------------------------

PITCHER	IP	WLS	BF	H	R	ER	SO	BB	IBB	HBP	BLK	WP	HR	S	P	ERA	WHIP
<b>Ismael Valdez, R</b> ERA: 3.15 (1, 1)	5.2	L	29	11	7	7	3	1	0	0	1	1	1	59	84	11.12	2.118
<b>Joey Eischen, L</b> ERA: 4.15 (6, 1)	0.1		3	2	2	2	0	0	0	0	0	0	1	7	11	54.00	6.000
<b>Chan Ho Park, R</b> ERA: 2.27 (7, 1)	1.0		4	1	0	0	2	0	0	0	0	0	0	9	12	0.00	1.000
<b>Scott Radinsky, L</b> ERA: 0.71 (8, 1)	1.0		4	1	0	0	1	1	0	0	1	0	0	6	12	0.00	2.000

**BOTTOM**

Los Angeles Dodgers @ Philadelphia Phillies  
Veterans Stadium, Philadelphia, PA

Tue May 28 1996, 7:05 PM EDT  
Att: 17,186 - Unknown - 55 F

AB	R	H	RBI	BB	SO	LOB
5	2	3	0	0	0	2
5	2	2	0	0	0	2
3	3	2	1	2	0	0
4	2	2	6	0	1	1
1	0	0	0	0	1	1
4	0	2	0	0	1	0
4	0	1	1	0	0	1
4	0	1	0	0	0	2
4	0	0	0	0	1	1
3	0	2	0	0	1	0
1	0	0	0	0	1	1
0	0	0	0	0	0	0

AB	38
R	9
H	15
RBI	8
BB	2
SO	6
LOB	11

livebaseballscorecards.com

1B	2B	3B	HR	SF	SAC	DP	HBP
12	1	0	2	0	1	0	0

WP	PA
1	40



Batter	1	2	3	4	5	6	7	8	9	10	11	AB R H RBI BB SO LOB	TOP					
Roger Cedeno, S OBP: 0.342, SLG: 0.316 (1, 8)	1-3 K		0-2 G3 2B		3-2 G3			0-0 F9		4-1 BB		4 0 1 0 1 1 0	<b>Los Angeles Dodgers @ Philadelphia Phillies</b> <b>Veterans Stadium, Philadelphia, PA</b> Wed May 29 1996, 7:05 PM EDT Att: 24,120 - Unknown - 55 F					
Todd Hollandsworth, L OBP: 0.381, SLG: 0.374 (1, 7) Mike Busch, R OBP: 0.286, SLG: 0.450 (8, PH) Mitt Thompson, L OBP: 0.250, SLG: 0.171 (8, 7)	2-2 1B		1-0 G3			3-3 K		1-1 G6-3		2-3 SAFE K		3 0 1 0 0 1 1 0 0 0 0 0 0 0 2 0 0 0 0 1 1						
Delino DeShields, L OBP: 0.305, SLG: 0.366 (1, 4)	3-2 F7		2-3 K			4-2 BB		2-2 FC5-4 1B			2-2 G4-3 SF9 1B	4 1 2 0 1 1 2						
Eric Karros, R OBP: 0.284, SLG: 0.380 (1, 3)	0-0 F8		3-2 P5			0-0 F7		0-0 FC5-4 1-2f			3-2 G4-3	5 0 0 0 0 0 5						
Raul Mondesi, R OBP: 0.271, SLG: 0.443 (1, 9)		1-0 HR			1-1 F9		0-1 F8		1-0 P6		4-0 S 2B IBB	4 2 1 1 1 0 1						
Mike Blowers, R OBP: 0.328, SLG: 0.327 (1, 5)		1-2 G6-3 1B			0-0 G5-3		1-1 SH1-4 1B		1-0 P4		0-0 SF9	4 0 2 1 0 0 0						
Tom Prince, R OBP: 0.429, SLG: 0.455 (1, 2)		1-1 G6-3			1-1 G6-3		0-0 SH1-4		0-3 K		1-1 SAFE 1-H 2B	4 0 1 1 0 1 1						
Juan Castro, R OBP: 0.231, SLG: 0.174 Todd Worrell, R (11, 1)		2-2 P4			1-3 K		0-0 P4		1-1 F8		1-0 F7	5 0 0 0 0 1 3 0 0 0 0 0 0 0						
Hideo Nomo, R OBP: 0.136, SLG: 0.095 (1, 1) Dave Hansen, L OBP: 0.289, SLG: 0.184 (7, PH) Antonio Osuna, R (7, 1) Billy Ashley, R OBP: 0.333, SLG: 0.583 (10, PH) Mark Guthrie, R (10, 1) Chad Fonville, S OBP: 0.280, SLG: 0.248 (11, 6)		1-3 K			0-0 L5		2-3 K		1-3 K			2 0 0 0 0 1 1 1 0 0 0 0 1 1 0 0 0 0 0 0 0 1 0 0 0 0 1 0 0 0 0 0 0 0 0 0 0 0 0 0 0 0						
<b>Inning Stats</b>	R: 0 H: 1 E: 0 LOB: 1 K: 1 BB: 0 S: 11 P: 17	R: 1 H: 2 E: 0 LOB: 1 K: 1 BB: 0 S: 16 P: 22	R: 0 H: 1 E: 0 LOB: 1 K: 1 BB: 0 S: 15 P: 21	R: 0 H: 0 E: 0 LOB: 0 K: 0 BB: 0 S: 5 P: 7	R: 0 H: 0 E: 0 LOB: 0 K: 1 BB: 0 S: 7 P: 11	R: 0 H: 0 E: 0 LOB: 1 K: 1 BB: 1 S: 10 P: 17	R: 0 H: 1 E: 0 LOB: 1 K: 1 BB: 0 S: 7 P: 10	R: 0 H: 1 E: 0 LOB: 1 K: 0 BB: 0 S: 8 P: 11	R: 0 H: 0 E: 0 LOB: 0 K: 2 BB: 0 S: 10 P: 18	R: 2 H: 2 E: 0 LOB: 1 K: 0 BB: 1 S: 11 P: 22	1B: 5 SF: 1 2B: 2 SAC: 1 3B: 0 DP: 0 HR: 1 HBP: 0	WP: 0 PA: 44 PB: 0 SB: 2 CS: 0						
<b>PITCHER</b>	IP WLS BF H R ER SO BB IBB HBP BLK WP HR S P ERA WHIP																	
Curt Schilling, R ERA: 1.33 (1, 1)	7.0	27	5	1	1	6	1	0	0	0	0	0	0	1	71	105	1.29	0.857
Dave Leiper, L ERA: 6.23 (8, 1)	0.1	1	0	0	0	0	0	0	0	0	0	0	0	1	1	0.00	0.000	
Ken Ryan, R ERA: 1.93 (8, 1)	1.2	6	1	0	0	1	0	0	0	0	0	0	0	12	17	0.00	0.600	
Ricky Bottalico, R ERA: 2.39 (10, 1)	2.0	L 10	2	2	2	2	1	1	0	0	0	0	0	21	40	9.00	1.500	

livebaseballscorecards.com

AB	39
R	3
H	8
RBI	3
BB	3
SO	9
LOB	16





Batter	1	2	3	4	5	6	7	8	9	10	11	AB	R	H	RBI	BB	SO	LOB
Ricky Otero, S OBP: 0.500, SLG: 0.429 (1, 8)	G4-3			BB 4-0		BB 4-1	BB 4-0		C 0-1			2	1	0	0	3	0	0
Mickey Morandini, L OBP: 0.314, SLG: 0.333 (1, 4)	F8			SAFE 3-2		SAFE 3-1	SAFE 1-1					5	0	1	0	0	0	5
Jim Eisenreich, L OBP: 0.358, SLG: 0.331 (1, 9)	F7			BB 3-3		BB 2-0						4	0	0	1	0	1	2
Pete Incaviglia, R OBP: 0.331, SLG: 0.606 Lee Tinsley, S OBP: 0.204, SLG: 0.140 (1, 7) (8, PR) (9, 7)	F8			BB 1-3		BB 1-0						4	0	2	0	0	1	1
Todd Zeile, R OBP: 0.370, SLG: 0.505 (1, 5)	P5			BB 1-3		BB 2-1						5	1	2	1	0	1	1
Benito Santiago, R OBP: 0.313, SLG: 0.506 (1, 2)	F9			BB 3-1		BB 2-2						4	0	2	0	1	1	0
23 Kevin Jordan, R OBP: 0.300, SLG: 0.437 (1, 3)	K			BB 0-0		BB 0-0						4	0	1	0	0	1	3
Kevin Stocker, S OBP: 0.321, SLG: 0.301 (1, 6)	G3			BB 1-3		BB 2-2						5	0	0	0	0	2	3
Curt Schilling, R OBP: 0.250, SLG: 0.250 Mark Whiten, S OBP: 0.374, SLG: 0.369 Dave Leiper, L OBP: 0.154, SLG: 0.154 Ken Ryan, R OBP: 0.233, SLG: 0.154 Glenn Murray, R OBP: 0.233, SLG: 0.154 Ricky Bottalico, L OBP: 0.233, SLG: 1.000 (1, 1) (7, PH) (8, 1) (8, 1) (9, PH) (10, 1)	K			BB 1-3		BB 4-0						2	0	0	0	0	2	2

Inning Stats	R: 0	H: 0	R: 0	H: 0	R: 0	H: 0	R: 0	H: 2	R: 1	H: 2	R: 0	H: 1	R: 0	H: 0	R: 0	H: 1	R: 1	H: 1
	E: 0	LOB: 0	E: 0	LOB: 0	E: 0	LOB: 0	E: 0	LOB: 2	E: 0	LOB: 2	E: 0	LOB: 3	E: 0	LOB: 0	E: 0	LOB: 0	E: 0	LOB: 0
	K: 0	BB: 0	K: 0	BB: 0	K: 2	BB: 0	K: 3	BB: 0	K: 0	BB: 1	K: 0	BB: 2	K: 1	BB: 0	K: 1	BB: 0	K: 2	BB: 0
	S: 5	P: 9	S: 4	P: 9	S: 7	P: 9	S: 11	P: 20	S: 7	P: 19	S: 11	P: 24	S: 11	P: 10	S: 7	P: 10	S: 13	P: 16

AB	R	H	RBI	BB	SO	LOB
2	1	0	0	3	0	0
5	0	1	0	0	0	5
4	0	0	1	0	1	2
4	0	2	0	0	1	1
1	0	0	0	0	0	1
5	1	2	1	0	1	1
4	0	2	0	1	1	0
4	0	1	0	0	1	3
5	0	0	0	0	2	3
2	0	0	0	0	2	2
0	0	0	0	1	0	0
0	0	0	0	0	0	0
0	0	0	0	0	0	0
0	0	0	0	0	0	0
1	0	0	0	0	1	0
0	0	0	0	0	0	0

WP	PA
0	44

AB	37
R	2
H	8
RBI	2
BB	5
SO	10
LOB	18



Los Angeles Dodgers @ Philadelphia Phillies  
Veterans Stadium, Philadelphia, PA  
Wed May 29 1996, 7:05 PM EDT  
Att: 24,120 - Unknown - 55 F

BOTTOM

Batter	1	2	3	4	5	6	7	8	9	AB R H RBI BB SO LOB	TOP											
Roger Cedeno, S (1, 8) OBP: 0.345, SLG: 0.314	0-0 G1-3		0-0 S 1B		0-0 F8		4-0 S BB		0-0 4-3	4 0 1 0 1 0 2	<b>Los Angeles Dodgers @ Philadelphia Phillies</b> <b>Veterans Stadium, Philadelphia, PA</b> Thu May 30 1996, 7:05 PM EDT Att. 29,287 - Unknown - 67 F											
Todd Hollandsworth, L (1, 7) OBP: 0.385, SLG: 0.405	0-0 HR		0-0 F9		0-0 PO 1B		0-0 4-3		4 1 2 1 0 0 2													
Raul Mondesi, R (1, 9) OBP: 0.275, SLG: 0.449	0-0 FC1-4 2B		0-0 5-3		0-0 PO 1-2		0-0 1B WP 1B		4 1 2 0 0 0 1													
Eric Karros, R (1, 3) OBP: 0.279, SLG: 0.372	0-0 FC1-4 1B 2-3		0-0 F3		0-0 F2		0-0 5-3		4 0 0 0 0 0 3													
Delino DeShields, L (1, 4) OBP: 0.308, SLG: 0.369 Chad Fonville, S (9, 4) OBP: 0.280, SLG: 0.248	0-0 1- 1B		0-0 6-3		0-0 WP 1-3 B1-5 1B		0-3 K		4 0 2 0 0 1 0 0 0 0 0 0 0 0													
Mike Blowers, R (1, 5) OBP: 0.332, SLG: 0.323		0-0 F9		0-0 F8		4-0 WP IBB		4-0 WP BB	2 0 0 0 2 0 0													
Tom Prince, R (1, 2) OBP: 0.389, SLG: 0.400		0-0 P4		0-0 WP 1B		0-0 B1-5 1-2 2-H 3-H		0-3 K	4 0 1 0 0 1 3													
Juan Castro, R (1, 6) OBP: 0.233, SLG: 0.185		0-0 1B		0-3 K 1-2		0-0 1-3		0-3 K	4 0 1 0 0 2 2													
Pedro Astacio, R (1, 1) OBP: 0.043, SLG: 0.043 Chan Ho Park, R (8, 1) OBP: 0.100, SLG: 0.100 Dave Hansen, L (9, PH) OBP: 0.304, SLG: 0.184 Todd Worrell, R (9, 1)		0-3 K		0-3 K		0-0 5-3		4-0 BB	3 0 0 0 0 2 1 0 0 0 0 0 0 0 0 0 0 0 1 0 0 0 0 0 0 0 0 0													
<b>Inning Stats</b>	R: 1 E: 0 K: 0 S: 5	H: 3 LOB: 2 BB: 0 P: 5	R: 0 E: 0 K: 1 S: 6	H: 1 LOB: 1 BB: 0 P: 6	R: 0 E: 0 K: 0 S: 4	H: 1 LOB: 1 BB: 0 P: 4	R: 0 E: 0 K: 1 S: 6	H: 1 LOB: 1 BB: 0 P: 6	R: 0 E: 0 K: 1 S: 5	H: 1 LOB: 0 BB: 0 P: 5		R: 1 E: 0 K: 0 S: 4	H: 2 LOB: 1 BB: 1 P: 8	R: 0 E: 0 K: 0 S: 3	H: 0 LOB: 1 BB: 1 P: 7	R: 0 E: 0 K: 1 S: 5	H: 0 LOB: 0 BB: 0 P: 5	R: 0 E: 0 K: 2 S: 7	H: 0 LOB: 2 BB: 2 P: 15	1B: 7 2B: 2 3B: 0 HR: 1	SF: 0 SAC: 0 DP: 1 HBP: 0	WP: 3 PB: 0 SB: 2 CS: 0
<b>PITCHER</b>	IP WLS BF H R ER SO BB IBB HBP BLK WP HR S P ERA WHIP																					
Mike Williams, R (1, 1) ERA: 6.02 Toby Borland, R (8, 1) ERA: 4.99	7.0 W 8 0 0 3 2 0 0 0 1 0 12 20 2.57 1.429																					

livebaseballscorecards.com

<b>AB</b>	33
<b>R</b>	2
<b>H</b>	9
<b>RBI</b>	1
<b>BB</b>	4
<b>SO</b>	6
<b>LOB</b>	14





**Los Angeles Dodgers @ New York Mets**  
 Shea Stadium, Flushing, NY  
 Fri May 31 1996, 7:05 PM EDT  
 Att. 19,793 - Unknown - 76 F

[livebaseballscorecards.com](http://livebaseballscorecards.com)

<b>AB</b>	<b>40</b>
<b>R</b>	<b>10</b>
<b>H</b>	<b>16</b>
<b>RBI</b>	<b>10</b>
<b>BB</b>	<b>2</b>
<b>SO</b>	<b>6</b>
<b>LOB</b>	<b>17</b>



Batter	1	2	3	4	5	6	7	8	9	AB R H RBI BB SO LOB	TOP									
Roger Cedeno, S OBP: 0.371, SLG: 0.346 (1, 8)	1-1 CS 1B	0-2 2-H 1B		1-0 2B	1-0 1B			2-0 SF9 WP 1B		5 1 5 1 0 0 0										
Todd Hollandsworth, L OBP: 0.385, SLG: 0.422 (1, 7)	2-2 G4-3 1-2 2B	2-2 L8		2-1 1-H 2-H HR 2B	0-0 F9			2-3 K		5 1 2 2 0 1 5										
Mike Piazza, R OBP: 0.443, SLG: 0.622 (1, 2)	3-1 G4-3 2-3 2B			4-0 HR IBB				2-1 SF9 1-3 2-H		3 2 1 1 1 0 1 0 0 0 1 0 0 0										
Tom Prince, R OBP: 0.366, SLG: 0.400 (7, 2)																				
Eric Karros, R OBP: 0.282, SLG: 0.385 (1, 3)	2-0 L9			4-1 FC5-4 BB	3-2 1-H 2-H HR			1-0 G3-1		4 1 1 3 1 1 2										
Raul Mondesi, R OBP: 0.278, SLG: 0.448 (1, 9)				3-2 F8 HR 1B	3-2 P2			1-3 K	1-0 1B	5 1 2 0 0 1 1										
Delino DeShields, L OBP: 0.304, SLG: 0.364 (1, 4)				1-2 P4	0-1 F7			2-2 G4-3	1-0 L8	3 0 0 0 0 0 2 2 0 0 0 0 0 1										
Chad Fonville, S OBP: 0.275, SLG: 0.243 (5, 4)																				
Mike Blowers, R OBP: 0.335, SLG: 0.345 (1, 5)				1 SAFE				2-3 K	1-1 F9	4 1 2 2 0 1 1 1 0 0 0 0 0 1										
Mike Busch, R OBP: 0.273, SLG: 0.429 (9, PH) (9, 5)				2-2 HR	FC5-4 1-2f															
Juan Castro, R OBP: 0.229, SLG: 0.188 (1, 6)				0-0 SH3-4 1B 1B	0-3 K			0-1 G6-3	0-3 K	5 1 1 0 0 2 2										
Ramon Martinez, R OBP: 0.077, SLG: 0.077 (1, 1)																				
Billy Ashley, R OBP: 0.349, SLG: 0.595 (8, PH)				0-1 SH3-4	0-0 1B					2 1 1 0 0 0 1 1 1 1 0 0 0 0 0 0 0 0 0 0 0 0 0 0 0 0 0 0										
Mark Guthrie, R (8, 1)																				
Joey Eischen, L (9, 1)				1-2 1B 2B 1B	0-0 1B				0-0 WP 1B SF9 1B											
<b>Inning Stats</b>	R: 0 E: 0 K: 0 S: 9	H: 2 LOB: 1 BB: 0 P: 16	R: 3 E: 0 K: 0 S: 25	H: 4 LOB: 1 BB: 0 P: 33	R: 1 E: 0 K: 0 S: 6	H: 1 LOB: 1 BB: 1 P: 10	R: 5 E: 0 K: 1 S: 15	H: 4 LOB: 0 BB: 1 P: 29	R: 0 E: 0 K: 2 S: 9	H: 0 LOB: 0 BB: 0 P: 10	R: 0 E: 0 K: 1 S: 10	H: 0 LOB: 0 BB: 0 P: 14	R: 1 E: 0 K: 1 S: 8	H: 2 LOB: 1 BB: 0 P: 15	R: 0 E: 0 K: 1 S: 7	H: 1 LOB: 1 BB: 0 P: 10	1B: 11 2B: 2 3B: 0 HR: 3	SF: 1 SAC: 1 DP: 0 HBP: 0	WP: 1 PB: 0 SB: 0 CS: 1	PA: 44
<b>PITCHER</b>	IP WLS BF H R ER SO BB IBB HBP BLK WP HR S P ERA WHIP																			
Bobby Jones, R (1, 1) ERA: 4.6	3.1 L 20 10 7 7 1 1 0 0 0 0 2 47 69 18.90 3.300																			
Blas Minor, R (4, 1) ERA: 2.78	1.2 9 3 2 2 0 0 1 0 0 0 1 13 26 10.80 1.800																			
Jerry Dipoto, R (6, 1) ERA: 5.4	2.0 6 0 0 0 3 0 0 0 0 0 0 19 24 0.00 0.000																			
Bob MacDonald, L (8, 1) ERA: 4.41	2.0 9 3 1 1 2 0 0 0 0 1 0 15 25 4.50 1.500																			



Batter	1	2	3	4	5	6	7	8	9	AB R H RBI BB SO LOB	TOP	
Roger Cedeno, S (1, 8) OBP: 0.359, SLG: 0.333	2-1 F8	0-0 P6			1-2 G3-1		1-3 K			4 0 0 0 0 1 0		
Todd Hollandsworth, L (1, 7) OBP: 0.396, SLG: 0.424	4-2 BB S 2B BB		0-1 F8		1-0 S 1B			4-2 G6-4-3 1B BB		2 1 1 0 2 0 0		
Mike Piazza, R (1, 2) OBP: 0.449, SLG: 0.623	4-2 BB BB		0-0		3-3 K			1-2 G6-4-3 1B		3 1 2 0 1 1 1		
Chad Fonville, S (8, PR) OBP: 0.275, SLG: 0.243	SAFE				1-2 K			1-2		0 0 0 0 0 0 0		
Tom Prince, R (8, 2) OBP: 0.368, SLG: 0.400	1-2 2B BB				1-2			1-1 G6-4-3 1B		0 0 0 0 0 0 0		
Eric Karros, R (1, 3) OBP: 0.281, SLG: 0.379	4-2 2B BB		2-3 K		2-1 G4-3			1-1 G6-4-3		3 0 0 0 1 1 4		
Raul Mondesi, R (1, 9) OBP: 0.277, SLG: 0.449	1-2 2B		0-0 P3			1-0 G4-3		3-2 G1-3		4 0 1 2 0 0 3		
Delino DeShields, L (1, 4) OBP: 0.299, SLG: 0.357	0-0 G3		0-0 G4-3		2-2 G4-3			0-0 F7		4 0 0 0 0 0 2		
Mike Blowers, R (1, 5) OBP: 0.333, SLG: 0.360	0-2 P3		0-0 HR		1-3 K			2-0 G5-3		4 1 1 1 0 1 2		
Juan Castro, R (1, 6) OBP: 0.211, SLG: 0.171		0-0 F7		2-2 F7		1-0 P6		1-1 G6-3		3 0 0 0 0 0 0		
Mike Busch, R (9, PH) OBP: 0.261, SLG: 0.409										1 0 0 0 0 0 0		
Tom Candiotti, R (1, 1) OBP: 0.105, SLG: 0.105		0-3 K		0-1 F8		2-1 G1-3				2 0 0 0 0 1 0		
Milt Thompson, L (7, PH) OBP: 0.244, SLG: 0.167										1 0 0 0 0 0 0		
Chan Ho Park, R (7, 1) OBP: 0.100, SLG: 0.100										0 0 0 0 0 0 0		
<b>Inning Stats</b>	R: 2 H: 1 E: 0 LOB: 2 K: 0 S: 20 P: 35	R: 0 H: 0 E: 0 LOB: 0 K: 1 BB: 0 P: 5	R: 0 H: 1 E: 0 LOB: 1 K: 1 BB: 0 P: 10	R: 1 H: 1 E: 0 LOB: 0 K: 0 BB: 0 P: 13	R: 0 H: 1 E: 0 LOB: 1 K: 1 BB: 0 P: 18	R: 0 H: 0 E: 0 LOB: 0 K: 1 BB: 0 P: 11	R: 0 H: 0 E: 0 LOB: 0 K: 1 BB: 0 P: 10	R: 0 H: 1 E: 0 LOB: 2 K: 0 BB: 1 P: 20	R: 0 H: 0 E: 0 LOB: 0 K: 0 BB: 0 P: 7	1B: 3 SF: 0 2B: 1 SAC: 0 3B: 0 DP: 1 HR: 1 HBP: 0	WP: 0 PA: 35 PB: 0 SB: 2 CS: 0	
<b>PITCHER</b>	IP WLS BF H R ER SO BB IBB HBP BLK WP HR S P ERA WHIP											
Pete Harnisch, R (1, 1) ERA: 4.67	7.0 W 28 4 3 3 5 3 0 0 0 0 1 67 102 3.86 1.000											
Doug Henry, R (8, 1) ERA: 4.18	1.0 4 1 0 0 0 1 0 0 0 0 0 11 20 0.00 2.000											
John Franco, L (9, 1) ERA: 3.0	1.0 S 3 0 0 0 0 0 0 0 0 0 0 4 7 0.00 0.000											

Los Angeles Dodgers @ New York Mets  
Shea Stadium, Flushing, NY  
Sat Jun 01 1996, 3:33 AM EDT  
Att. 26,445 - Sunny - 78 F

livebaseballscorecards.com

AB	31
R	3
H	5
RBI	3
BB	4
SO	5
LOB	12





Batter	1	2	3	4	5	6	7	8	9	AB R H RBI BB SO LOB	TOP											
Roger Cedeno, S (1, 8) OBP: 0.348, SLG: 0.322	2-2 L8		0-1 F8			1-2 G6-3			1-0 G4-3	4 0 0 0 0 0 2	<b>Los Angeles Dodgers @ New York Mets</b> Shea Stadium, Flushing, NY Sun Jun 02 1996, 3:33 AM EDT Att. 39,328 - Sunny - 72 F  <b>livebaseballscorecards.com</b>											
Todd Hollandsworth, L (1, 7) OBP: 0.392, SLG: 0.418	3-3 K			1-0 G3-1		1-1 E8		0-0 G4-3	4 0 1 1 0 1 0													
Mike Piazza, R (1, 2) OBP: 0.445, SLG: 0.613	2-3 K			2-2 G4-3		3-H F9		4-2 BB	3 0 0 0 1 1 1													
Raul Mondesi, R (1, 9) OBP: 0.273, SLG: 0.441		3-3 K		1-1 G5-3			1-2 G5-3	1-3 K	4 0 0 0 0 2 1													
Delino DeShields, L (1, 4) OBP: 0.295, SLG: 0.352		2-3 K			0-0 G4-3		1-1 F7		3 0 0 0 0 1 0													
Mike Blowers, R (1, 5) OBP: 0.328, SLG: 0.354		3-3 K			1-0 G4-3		0-1 G6-3		3 0 0 0 0 1 0													
Dave Hansen, L (1, 3) OBP: 0.306, SLG: 0.195			1-1 G4-3					0-0 CS	3 0 1 0 0 1 0													
Chad Fonville, S (8, PR) OBP: 0.275, SLG: 0.243				2-3 K				1-2 1B	0 0 0 0 0 0 0													
Mike Busch, R (8, 3) OBP: 0.261, SLG: 0.409								SAFE G6-3	0 0 0 0 0 0 0													
Juan Castro, R (1, 6) OBP: 0.220, SLG: 0.184			1-2 SH1-4		1-2 E5		2-1 G6-3	1-2 G6-3	3 1 1 0 0 0 1													
Ismael Valdez, R (1, 1) OBP: 0.130, SLG: 0.091			1-1 SH1-4		0-1 SH1-4		0-1 F9		1 0 0 0 0 0 1													
Scott Radinsky, L (9, 1)				1-2 SH1-4					0 0 0 0 0 0 0													
Todd Worrell, R (9, 1)									0 0 0 0 0 0 0													
<b>Inning Stats</b>	R: 0 E: 0 K: 2 S: 11	H: 0 LOB: 0 BB: 0 P: 18	R: 0 E: 0 K: 3 S: 9	H: 0 LOB: 0 BB: 0 P: 17	R: 0 E: 0 K: 0 S: 9	H: 1 LOB: 1 BB: 0 P: 12	R: 0 E: 0 K: 0 S: 7	H: 0 LOB: 0 BB: 0 P: 11	R: 0 E: 0 K: 1 S: 5	H: 0 LOB: 0 BB: 0 P: 8	R: 1 E: 2 K: 0 S: 11	H: 1 LOB: 1 BB: 0 P: 14	R: 0 E: 0 K: 0 S: 9	H: 0 LOB: 0 BB: 0 P: 11	R: 0 E: 0 K: 0 S: 6	H: 1 LOB: 1 BB: 0 P: 7	R: 0 E: 0 K: 1 S: 8	H: 0 LOB: 1 BB: 1 P: 14	1B: 3 2B: 0 3B: 0 HR: 0	SF: 0 SAC: 2 DP: 0 HBP: 0	WP: 0 PB: 0 SB: 0 CS: 1	PA: 31
<b>PITCHER</b>	IP WLS BF H R ER SO BB IBB HBP BLK WP HR S P ERA WHIP												<b>PITCHER</b>	IP WLS BF H R ER SO BB IBB HBP BLK WP HR S P ERA WHIP								
Mark Clark, R (1, 1) ERA: 3.03	7.0 L 24 2 1 0 6 0 0 0 0 0 0 0 61 91 0.00 0.286																					
Dave Micki, R (8, 1) ERA: 2.94	2.0 7 1 0 0 1 1 0 0 0 0 0 0 14 21 0.00 1.000																					







Batter	1	2	3	4	5	6	7	8	9	AB R H RBI BB SO LOB	TOP											
Carlos Garcia, R (1, 4) OBP: 0.391, SLG: 0.460	2-2 G3			1-1 1B	0-3 K		2-1 G4-3			4 1 1 0 0 1 0	<b>Pittsburgh Pirates @ Los Angeles Dodgers</b> Dodger Stadium, Los Angeles, CA Tue Jun 04 1996, 7:05 PM PDT Att. 29,576 - Unknown - 75 F											
Al Martin, L (1, 7) OBP: 0.332, SLG: 0.413	1-0 1B			2-1 1B	2-3 K			2-2 G4-3		4 1 2 0 0 1 0												
Jeff King, R (1, 3) OBP: 0.315, SLG: 0.498	0-1 G5-3			0-2 1B	3-2 1B			0-1 G4-3		4 1 2 1 0 0 1												
Orlando Merced, S (1, 9) OBP: 0.347, SLG: 0.439		1-0 G4-3		2-1 1B	0-1 G4-3			1-3 K		4 0 1 0 0 1 1												
Charlie Hayes, R (1, 5) OBP: 0.324, SLG: 0.445		1-3 K		4-2 1B		3-3 K		0-0 B1-3		3 0 0 1 1 2 0												
Mike Kingery, L (1, 8) OBP: 0.278, SLG: 0.274		0-2 L8		2-0 1B		1-0 F9		1-0 1B		4 0 2 1 0 0 0												
Jay Bell, R (1, 6) OBP: 0.323, SLG: 0.381			2-2 G6-3	2-3 K		0-0 L3		1-3 K		4 0 0 0 0 2 4												
18 Jason Kendall, R (1, 2) OBP: 0.323, SLG: 0.385			1-1 G5-3	2-0 FC5-2		2-2 G3-1		4-1 IBB		3 0 0 0 1 0 3												
Danny Darwin, R (1, 1) OBP: 0.167, SLG: 0.375			0-3 K	0-3 K		0-3 K2-3		0-0 F9		4 0 0 0 0 3 5												
Dan Plesac, L (9, 1)										0 0 0 0 0 0 0												
67 Francisco Cordova, R (9, 1) OBP: 0.500, SLG: 0.500										0 0 0 0 0 0 0												
<b>Inning Stats</b>	R: 0 E: 0 K: 0 S: 8	H: 1 LOB: 0 BB: 0 P: 11	R: 0 E: 0 K: 1 S: 7	H: 0 LOB: 0 BB: 0 P: 9	R: 0 E: 0 K: 1 S: 8	H: 0 LOB: 0 BB: 0 P: 11	R: 3 E: 0 K: 2 S: 20	H: 5 LOB: 3 BB: 1 P: 35	R: 0 E: 0 K: 2 S: 12	H: 1 LOB: 1 BB: 0 P: 17	R: 0 E: 0 K: 1 S: 5	H: 0 LOB: 0 BB: 0 P: 9	R: 0 E: 0 K: 1 S: 8	H: 0 LOB: 0 BB: 0 P: 12	R: 0 E: 0 K: 1 S: 8	H: 0 LOB: 0 BB: 0 P: 11	R: 0 E: 0 K: 1 S: 7	H: 1 LOB: 2 BB: 1 P: 13	1B: 8 2B: 0 3B: 0 HR: 0	SF: 0 SAC: 0 DP: 0 HBP: 0	WP: 0 PB: 0 SB: 2 CS: 1	PA: 36
<b>PITCHER</b>	IP WLS BF H R ER SO BB IBB HBP BLK WP HR S P ERA WHIP																					
Hideo Nomo, R (1, 1) ERA: 3.79	6.0 L 25 7 3 3 7 1 0 0 0 0 0 0 60 92 4.50 1.333																					
Mark Guthrie, L (7, 1) ERA: 1.48	2.0 6 0 0 0 2 0 0 0 0 0 0 0 16 23 0.00 0.000																					
Antonio Osuna, R (9, 1) ERA: 1.31	1.0 5 1 0 0 1 0 1 0 0 0 0 0 7 13 0.00 1.000																					

AB	34
R	3
H	8
RBI	3
BB	2
SO	10
LOB	14



Batter	1	2	3	4	5	6	7	8	9	AB	R	H	RBI	BB	SO	LOB
Roger Cedeno, S OBP: 0.353, SLG: 0.328 (1, 8)	L9-3 1B			K		K			BB	4	0	2	0	0	2	1
Todd Hollandsworth, L OBP: 0.384, SLG: 0.408 Mike Busch, R OBP: 0.250, SLG: 0.391 (1, 7) (9, PH)	L9-3 1-1			L9		G4-3			F9	3	0	0	0	0	0	2
Mike Piazza, R OBP: 0.442, SLG: 0.604 Chad Fonville, S OBP: 0.275, SLG: 0.243 (1, 2) (9, PR)	F9			G4-3				L6	F9	3	0	0	0	1	0	0
Eric Karros, R OBP: 0.285, SLG: 0.381 (1, 3)			F7			FC4-6 1B		G4-3 1B	L7	4	0	2	0	0	0	2
Raul Mondesi, R OBP: 0.268, SLG: 0.433 (1, 9)			L5			FC4-6 1-2f		G4-3	G6-3	4	0	0	0	0	0	4
Delino DeShields, L OBP: 0.291, SLG: 0.347 (1, 4)			G4-3			L8		G6-3		3	0	0	0	0	0	2
Mike Blowers, R OBP: 0.324, SLG: 0.348 (1, 5)			F9			G6-3			G5-3	3	0	0	0	0	0	1
Juan Castro, R OBP: 0.227, SLG: 0.220 (1, 6)			G5-3					G3 2B	F9	3	0	1	0	0	0	0
Hideo Nomo, R OBP: 0.130, SLG: 0.091 Milt Thompson, L OBP: 0.238, SLG: 0.162 Mark Guthrie, R OBP: 0.300, SLG: 0.190 Dave Hansen, L OBP: 0.300, SLG: 0.190 Antonio Osuna, R OBP: 0.300, SLG: 0.190 (1, 1) (6, PH) (7, 1) (8, PH) (9, 1)			G6-3					G3	G4-3	1	0	0	0	0	0	0

Inning Stats	R: 0	H: 1	E: 0	LOB: 0	K: 0	S: 8	R: 0	H: 0	E: 0	LOB: 0	K: 0	S: 4	R: 0	H: 0	E: 0	LOB: 0	K: 0	S: 7	R: 0	H: 0	E: 0	LOB: 0	K: 1	S: 10	R: 0	H: 1	E: 0	LOB: 1	K: 0	S: 8	R: 0	H: 1	E: 0	LOB: 1	K: 0	S: 12	R: 0	H: 0	E: 0	LOB: 0	K: 0	S: 3	R: 0	H: 1	E: 0	LOB: 2	K: 0	S: 10	1B: 4	SF: 0	2B: 2	SAC: 0	3B: 0	DP: 1	HR: 0	HBP: 0	WP: 0	PA: 32
PITCHER	IP	WLS	BF	H	R	ER	SO	BB	IBB	HBP	BLK	WP	HR	S	P	ERA	WHIP																																									
Danny Darwin, R ERA: 3.07 (1, 1)	8.0	W	28	5	0	0	2	0	0	0	0	0	0	0	62	87	0.00	0.625																																								
Dan Plesac, L ERA: 4.26 (9, 1)	0.1		1	0	0	0	0	0	0	0	0	0	0	0	3	6	0.00	0.000																																								
67 Francisco Cordova, R ERA: 3.45 (9, 1)	0.2	S	3	0	0	0	0	1	0	0	0	0	0	0	5	10	0.00	1.500																																								

BOTTOM

Pittsburgh Pirates @ Los Angeles Dodgers  
Dodger Stadium, Los Angeles, CA

Tue Jun 04 1996, 7:05 PM PDT  
Att: 29,576 - Unknown - 75 F

AB	31
R	0
H	5
RBI	0
BB	1
SO	2
LOB	14



WP: 0	PA: 32
PB: 0	
SB: 0	
CS: 0	

PITCHER	IP	WLS	BF	H	R	ER	SO	BB	IBB	HBP	BLK	WP	HR	S	P	ERA	WHIP
---------	----	-----	----	---	---	----	----	----	-----	-----	-----	----	----	---	---	-----	------

Batter	1	2	3	4	5	6	7	8	9	AB R H RBI BB SO LOB
<b>Carlos Garcia, R</b> OBP: 0.385, SLG: 0.450 (1, 6) (7, 4)	0-0 G6-3		1-0 HR 1B	2-2 FC6-4 1B		0-0 F9		2-3 K		5 2 1 0 0 1 2
<b>Al Martin, L</b> OBP: 0.333, SLG: 0.426 (1, 8) (7, 7)	1-1 G3		1-0 HR 1B	1-0 FC4-6 1B		3-3 K		1-1 G1-3		5 2 2 3 0 1 0
<b>Jeff King, R</b> OBP: 0.321, SLG: 0.495 (1, 3)	0-1 1B		4-2 WP 1B BB	4-1 FC4-6 1B IBB		1-0 G4-3		1-0 G5-3		3 1 1 0 2 0 0
<b>Orlando Merced, S</b> OBP: 0.354, SLG: 0.440 (1, 9)	0-0 F7		0-3 K	0-1 FC4-6 1B		4-2 G5-4-3 BB		2-0 1B		4 0 2 1 1 1 2
<b>Charlie Hayes, R</b> OBP: 0.321, SLG: 0.439 (1, 5)		1-0 F9	3-2 G3-6-3 1B	0-0 FC4-6		3-2 G5-4-3		0-1 F8		5 0 1 2 0 0 4
<b>Dave Clark, L</b> OBP: 0.403, SLG: 0.475 (1, 7)		2-0 2B	1-0 G3-6-3	2-3 K		4-0 BB				3 0 1 0 1 1 3
<b>John Wehner, R</b> OBP: 0.279, SLG: 0.375 (7, 8)			1-2f K							0 0 0 0 0 0 0
<b>Nelson Liriano, S</b> OBP: 0.282, SLG: 0.316 (1, 4)		0-0 P4		1-0 18 1B 1B		0-0 G6-3		2-2 L4		4 1 1 0 0 0 2
<b>Jay Bell, R</b> OBP: 0.323, SLG: 0.381 (7, 6)										0 0 0 0 0 0 0
<b>18 Jason Kendall, R</b> OBP: 0.327, SLG: 0.384 (1, 2)		4-0 IBB		0-0 FC6-4 1B 1B		0-1 G5-3		1-1 G5-3		3 1 1 0 1 0 0
<b>Marc Wilkins, R</b> OBP: 0.333, SLG: 0.333 (1, 1)				0-0 FC6-4 1B		3-3 K		0-0 F7		3 0 1 1 0 2 2
<b>Jon Lieber, L</b> OBP: 0.400, SLG: 0.250 (8, 1)				1-2 3-H K						1 0 0 0 0 0 0
<b>Jason Christiansen, R</b> (8, 1)										0 0 0 0 0 0 0
<b>Dan Miceli, R</b> (8, 1)										0 0 0 0 0 0 0
<b>67 Francisco Cordova, R</b> OBP: 0.500, SLG: 0.500 (9, 1)										0 0 0 0 0 0 0
<b>Mike Kingery, L</b> OBP: 0.278, SLG: 0.274 (9, 9)										0 0 0 0 0 0 0

Inning Stats	R: 0	H: 1	E: 0	LOB: 1	K: 0	BB: 0	S: 6	P: 7	R: 0	H: 1	E: 0	LOB: 2	K: 1	BB: 1	S: 6	P: 16	R: 3	H: 3	E: 0	LOB: 0	K: 1	BB: 1	S: 11	P: 21	R: 4	H: 5	E: 0	LOB: 2	K: 1	BB: 1	S: 14	P: 24	R: 0	H: 0	E: 0	LOB: 0	K: 1	BB: 0	S: 6	P: 9	R: 0	H: 0	E: 0	LOB: 0	K: 1	BB: 0	S: 6	P: 10	R: 0	H: 0	E: 0	LOB: 1	K: 0	BB: 2	S: 11	P: 24	R: 0	H: 0	E: 0	LOB: 0	K: 1	BB: 0	S: 6	P: 9	R: 0	H: 1	E: 0	LOB: 1	K: 0	BB: 0	S: 6	P: 10	1B: 9	SF: 0	2B: 1	SAC: 0	3B: 0	DP: 2	HR: 1	HBP: 0
--------------	------	------	------	--------	------	-------	------	------	------	------	------	--------	------	-------	------	-------	------	------	------	--------	------	-------	-------	-------	------	------	------	--------	------	-------	-------	-------	------	------	------	--------	------	-------	------	------	------	------	------	--------	------	-------	------	-------	------	------	------	--------	------	-------	-------	-------	------	------	------	--------	------	-------	------	------	------	------	------	--------	------	-------	------	-------	-------	-------	-------	--------	-------	-------	-------	--------


PITCHER	IP	WLS	BF	H	R	ER	SO	BB	IBB	HBP	BLK	WP	HR	S	P	ERA	WHIP
<b>Pedro Astacio, R</b> ERA: 3.56 (1, 1)	3.0	L	18	8	6	6	2	1	1	0	0	1	1	26	48	18.00	3.000
<b>Joey Eischen, L</b> ERA: 4.18 (4, 1)	1.0		6	2	1	1	1	0	1	0	0	0	0	11	20	9.00	2.000
<b>Chan Ho Park, R</b> ERA: 1.98 (5, 1)	4.0		13	0	0	0	3	2	0	0	0	0	0	29	52	0.00	0.500
<b>Scott Radinsky, L</b> ERA: 0.64 (9, 1)	1.0		4	1	0	0	0	0	0	0	0	0	0	6	10	0.00	1.000

**TOP**


**Pittsburgh Pirates @ Los Angeles Dodgers**  
Dodger Stadium, Los Angeles, CA

Wed Jun 05 1996, 7:05 PM PDT  
Att. 32,161 - Unknown - 72 F

<b>AB</b>	<b>36</b>
<b>R</b>	<b>7</b>
<b>H</b>	<b>11</b>
<b>RBI</b>	<b>7</b>
<b>BB</b>	<b>5</b>
<b>SO</b>	<b>6</b>
<b>LOB</b>	<b>15</b>





Batter	1	2	3	4	5	6	7	8	9	AB R H RBI BB SO LOB	TOP											
Mike Kingery, L (1, 8) OBP: 0.277, SLG: 0.273	3-2 E3 HR		0-0 G4-3		0-0 B1		3-2 1B			4 1 1 0 0 0 0	<b>Pittsburgh Pirates @ Los Angeles Dodgers</b> <b>Dodger Stadium, Los Angeles, CA</b> Thu Jun 06 1996, 7:05 PM PDT Att. 26,664 - Unknown - 73 F <a href="http://livebaseballscorecards.com">livebaseballscorecards.com</a>											
Al Martin, L (1, 7) OBP: 0.332, SLG: 0.435	3-2 SAFE 1-H HR		0-0 F9		1-3 K		1-1 F8			4 1 1 2 0 1 1												
Jeff King, R (1, 4) OBP: 0.324, SLG: 0.493	3-2 G5-3 G4-3 WP 1B		4-1 BB		2-2 F7		2-2 G6-3			3 1 1 0 1 0 0												
Dave Clark, L (1, 9) OBP: 0.395, SLG: 0.453	1-2 G4-3 1-2		2-2 F9		2-2 F8		4-2 BB			3 0 0 0 1 0 2												
Charlie Hayes, R (1, 5) OBP: 0.316, SLG: 0.431	0-0 G5-3 2-3		0-0 G6-3		1-1 F7		1-2 F9			4 0 0 0 0 0 2												
Mark Johnson, L (1, 3) OBP: 0.344, SLG: 0.494	1-1 G4-3 3-H		1-1 F8		3-2 FC5-4 1B		2-2 P6			4 0 1 0 0 0 1												
Jay Bell, R (1, 6) OBP: 0.325, SLG: 0.379		1-3 K		4-2 18 1B BB		0-0 FC5-4 1-2		1-3 K	1 0 0 0 1 1 0	<b>AB 33</b> <b>R 3</b> <b>H 5</b> <b>RBI 2</b> <b>BB 3</b> <b>SO 6</b> <b>LOB 9</b>												
Carlos Garcia, R (4, 6) OBP: 0.379, SLG: 0.444		1-3 K		0-0 1B		2-2 G5-3		1-3 K	2 0 0 0 0 1 1													
18 Jason Kendall, R (1, 2) OBP: 0.326, SLG: 0.380		0-2 G1-3		2-1 F7		1-3 K		0-0 P5	4 0 1 0 0 2 0													
Paul Wagner, R (1, 1) OBP: 0.083, SLG: 0.043									0 0 0 0 0 0 0													
Dan Miceli, R (1, 1)									1 0 0 0 0 0 0													
Midre Cummings, L (4, PH) OBP: 0.221, SLG: 0.388									1 0 0 0 0 0 2													
Jason Christiansen, R (4, 1)									1 0 0 0 0 1 0													
Nelson Liriano, S (9, PH) OBP: 0.279, SLG: 0.313									1 0 0 0 0 0 0													
<b>Inning Stats</b>	R: 3 E: 1 K: 0 S: 15	H: 2 LOB: 0 BB: 0 P: 26	R: 0 E: 0 K: 2 S: 11	H: 0 LOB: 0 BB: 0 P: 13	R: 0 E: 0 K: 0 S: 6	H: 1 LOB: 1 BB: 1 P: 12	R: 0 E: 0 K: 0 S: 14	H: 1 LOB: 2 BB: 1 P: 21	R: 0 E: 0 K: 1 S: 8	H: 0 LOB: 0 BB: 0 P: 11	R: 0 E: 0 K: 1 S: 9	H: 1 LOB: 1 BB: 0 P: 15	R: 0 E: 0 K: 1 S: 12	H: 1 LOB: 1 BB: 0 P: 19	R: 0 E: 0 K: 0 S: 12	H: 0 LOB: 1 BB: 1 P: 21	R: 0 E: 0 K: 2 S: 12	H: 0 LOB: 0 BB: 0 P: 14	1B: 4 2B: 0 3B: 0 HR: 1	SF: 0 SAC: 0 DP: 0 HBP: 0	WP: 1 PB: 0 SB: 0 CS: 0	PA: 36
<b>PITCHER</b>	IP WLS BF H R ER SO BB IBB HBP BLK WP HR S P ERA WHIP																					
Tom Candiotti, R (1, 1) ERA: 3.49	6.2 W 28 5 3 1 4 2 0 0 0 1 1 73 114 1.35 1.050																					
Mark Guthrie, L (7, 1) ERA: 1.4	1.1 5 0 0 0 0 1 0 0 0 0 0 14 24 0.00 0.750																					
Antonio Osuna, R (9, 1) ERA: 1.27	1.0 3 0 0 0 0 2 0 0 0 0 0 12 14 0.00 0.000																					



Batter	1	2	3	4	5	6	7	8	9	AB R H RBI BB SO LOB	TOP									
<b>Curtis Goodwin, L</b> (1, 8) OBP: 0.310, SLG: 0.269	2-2 G1-3		3-2 G3		1-2 G4-3		0-0 G4-3		2-2 G1	5 0 0 0 0 0 1	<b>Cincinnati Reds @ Los Angeles Dodgers</b> Dodger Stadium, Los Angeles, CA Fri Jun 07 1996, 7:05 PM PDT Att. 35,197 - Unknown - 75 F									
<b>Eric Owens, R</b> (1, 7) OBP: 0.300, SLG: 0.275	2-3 K		1-3 K		1-2 K 1B		2-1 G5-3		0-3 K	5 0 1 0 0 3 1										
<b>Barry Larkin, R</b> (1, 6) OBP: 0.409, SLG: 0.503	0-0 G6-3			1-1 1B 1B	1-3 K		0-2 G4-3			4 1 1 0 0 1 1										
<b>Eddie Taubensee, L</b> (1, 2) OBP: 0.340, SLG: 0.432		0-1 G4-3		2-2 1B 1B FC5-4	2-1 G4-3		0-2 L4			4 1 1 0 0 0 1										
<b>Hal Morris, L</b> (1, 3) OBP: 0.341, SLG: 0.403		0-0 E6		0-0 FC5-4 1B		3-2 G4-3		0-3 K		4 0 1 1 0 1 0										
<b>Bret Boone, R</b> (1, 4) OBP: 0.245, SLG: 0.299		3-1 F9		2-2 FC5-4 2B 1-2f 3-H	1-1 2B		1-0 2B			4 0 2 1 0 0 2										
<b>Chad Mottola, R</b> (1, 9) OBP: 0.367, SLG: 0.536		1-1 F9		1-1 2B	1-3 2B	0-0 P3		4-0 FC4-8 IBB		3 0 1 0 1 0 2										
<b>Jeff Branson, L</b> (1, 5) OBP: 0.324, SLG: 0.384			0-0 G6-3	4-0 IBB		4-0 IBB		1-2 FC4-6 1-2f		2 0 0 0 2 0 2										
<b>John Smiley, L</b> (1, 1) OBP: 0.280, SLG: 0.292			4-2 G3 BB	0-0 G4-6-3 IBB		3-3 K		1-3 K	2 0 0 0 1 1 5											
<b>Lee Smith, R</b> (8, 1)									0 0 0 0 0 0 0											
<b>Lenny Harris, L</b> (9, PH) OBP: 0.328, SLG: 0.516									1 0 0 0 0 1 0											
<b>Jeff Brantley, R</b> (9, 1)									0 0 0 0 0 0 0											
<b>Inning Stats</b>	R: 0 E: 0 K: 1 S: 10	H: 0 LOB: 0 BB: 0 P: 14	R: 0 E: 1 K: 0 S: 7	H: 0 LOB: 1 BB: 0 P: 11	R: 0 E: 0 K: 1 S: 13	H: 0 LOB: 1 BB: 1 P: 21	R: 2 E: 0 K: 0 S: 13	H: 4 LOB: 2 BB: 1 P: 23	R: 0 E: 0 K: 1 S: 12	H: 1 LOB: 1 BB: 0 P: 17	R: 0 E: 0 K: 0 S: 6	H: 0 LOB: 0 BB: 0 P: 8	R: 0 E: 0 K: 1 S: 11	H: 1 LOB: 2 BB: 1 P: 17	R: 0 E: 0 K: 2 S: 10	H: 0 LOB: 0 BB: 0 P: 13	1B: 4 2B: 3 3B: 0 HR: 0	SF: 0 SAC: 0 DP: 1 HBP: 0	WP: 0 PB: 0 SB: 1 CS: 0	PA: 38
<b>PITCHER</b>	IP WLS BF H R ER SO BB IBB HBP BLK WP HR S P ERA WHIP																			
<b>Ismael Valdez, R</b> (1, 1) ERA: 2.82	7.0 L 30 6 2 2 4 1 2 0 0 0 0 0 73 117 2.57 1.000																			
<b>Scott Radinsky, L</b> (8, 1) ERA: 0.6	1.0 5 1 0 0 1 0 1 0 0 0 0 0 11 17 0.00 1.000																			
<b>Todd Worrell, R</b> (9, 1) ERA: 3.24	1.0 3 0 0 0 2 0 0 0 0 0 0 0 10 13 0.00 0.000																			

livebaseballscorecards.com

<b>AB</b>	34
<b>R</b>	2
<b>H</b>	7
<b>RBI</b>	2
<b>BB</b>	4
<b>SO</b>	7
<b>LOB</b>	15





Batter	1	2	3	4	5	6	7	8	9
<b>Delino DeShields, L</b> OBP: 0.286, SLG: 0.336 (1, 4)	4-1 BB		3-3 K		2-2 G6-3			0-1 P6	
<b>Roger Cedeno, S</b> OBP: 0.347, SLG: 0.331 <b>Todd Hollandsworth, L</b> OBP: 0.373, SLG: 0.394 (1, 8) (8, PH) (9, 8)	0-3 K		0-0 1B 1B			1-3 K		0-0 G6-3 1B	
<b>Mike Piazza, R</b> OBP: 0.436, SLG: 0.589 (1, 2)	1-0 P3		0-2 1B			0-2 F9		3-2 G6-3	
<b>Eric Karros, R</b> OBP: 0.301, SLG: 0.399 (1, 3)	1-1 G5-3		0-0 G1-3			1-2 2B 1B		4-1 BB	
<b>Raul Mondesi, R</b> OBP: 0.287, SLG: 0.469 (1, 9)		2-2 G5-3		0-2 G5-3		0-0 2B		3-3 K	
<b>Mike Blowers, R</b> OBP: 0.320, SLG: 0.358 (1, 5)		0-0 WP 1B		1-0 F9		0-0 G5-3		0-0 HR	
<b>Billy Ashley, R</b> OBP: 0.313, SLG: 0.524 <b>Milt Thompson, L</b> OBP: 0.227, SLG: 0.154 (1, 7) (8, 7)		1-3 K		2-3 K			2-3 K		3-3 K
<b>Juan Castro, R</b> OBP: 0.241, SLG: 0.204 <b>Chad Fonville, S</b> OBP: 0.276, SLG: 0.239 (1, 6) (9, PH)		2-2 G1-3			2-2 G4-3		0-1 F7		2-3 K
<b>Ismael Valdez, R</b> OBP: 0.120, SLG: 0.083 <b>Mike Busch, R</b> OBP: 0.269, SLG: 0.440 <b>Scott Radinsky, L</b> <b>Todd Worrell, R</b> <b>Dave Hansen, L</b> OBP: 0.308, SLG: 0.205 (1, 1) (7, PH) (8, 1) (9, 1) (9, PH)			1-0 F8		0-0 F9		1-3 K		2-3 K

Inning Stats	R: 0 E: 0 K: 1 S: 7	H: 0 LOB: 1 BB: 1 P: 13	R: 0 E: 0 K: 1 S: 12	H: 1 LOB: 1 BB: 0 P: 17	R: 0 E: 0 K: 1 S: 10	H: 2 LOB: 2 BB: 0 P: 14	R: 0 E: 0 K: 1 S: 7	H: 0 LOB: 0 BB: 0 P: 10	R: 0 E: 0 K: 0 S: 8	H: 0 LOB: 0 BB: 0 P: 12	R: 0 E: 0 K: 1 S: 12	H: 2 LOB: 2 BB: 0 P: 14	R: 0 E: 0 K: 2 S: 8	H: 0 LOB: 0 BB: 0 P: 11	R: 0 E: 0 K: 1 S: 10	H: 1 LOB: 2 BB: 1 P: 20	R: 1 E: 0 K: 3 S: 11	H: 1 LOB: 0 BB: 0 P: 18	1B: 5 2B: 1 3B: 0 HR: 1	SF: 0 SAC: 0 DP: 0 HBP: 0
--------------	------------------------------	----------------------------------	-------------------------------	----------------------------------	-------------------------------	----------------------------------	------------------------------	----------------------------------	------------------------------	----------------------------------	-------------------------------	----------------------------------	------------------------------	----------------------------------	-------------------------------	----------------------------------	-------------------------------	----------------------------------	----------------------------------	------------------------------------

PITCHER	IP	WLS	BF	H	R	ER	SO	BB	IBB	HBP	BLK	WP	HR	S	P	ERA	WHIP
<b>John Smiley, L</b> ERA: 4.83 (1, 1)	7.0	W	27	5	0	0	7	1	0	0	0	1	0	64	91	0.00	0.857
<b>Lee Smith, R</b> ERA: 2.4 (8, 1)	1.0		5	1	0	0	1	1	0	0	0	0	0	10	20	0.00	2.000
<b>Jeff Brantley, R</b> ERA: 3.64 (9, 1)	1.0	S	4	1	1	1	3	0	0	0	0	0	1	11	18	9.00	1.000

**BOTTOM**

**Cincinnati Reds @ Los Angeles Dodgers**  
Dodger Stadium, Los Angeles, CA

Fri Jun 07 1996, 7:05 PM PDT  
Att: 35,197 - Unknown - 75 F

AB	R	H	RBI	BB	SO	LOB
3	0	0	0	1	1	0
3	0	1	0	0	2	1
1	0	1	0	0	0	0
4	0	1	0	0	0	2
3	0	1	0	1	0	3
4	0	1	0	0	1	2
4	1	2	1	0	0	2
3	0	0	0	0	3	1
1	0	0	0	0	1	0
3	0	0	0	0	0	1
1	0	0	0	0	1	0
2	0	0	0	0	0	0
1	0	0	0	0	0	0
0	0	0	0	0	0	0
1	0	0	0	0	1	0

WP: 1 PA: 36  
PB: 0  
SB: 1  
CS: 0

**AB 34**  
**R 1**  
**H 7**  
**RBI 1**  
**BB 2**  
**SO 11**  
**LOB 12**



PITCHER	IP	WLS	BF	H	R	ER	SO	BB	IBB	HBP	BLK	WP	HR	S	P	ERA	WHIP
---------	----	-----	----	---	---	----	----	----	-----	-----	-----	----	----	---	---	-----	------



BOTTOM

Cincinnati Reds @ Los Angeles Dodgers  
Dodger Stadium, Los Angeles, CA

Sat Jun 08 1996, 7:05 PM PDT  
Att. 44,575 - Unknown - 73 F

livebaseballscorecards.com

AB	34
R	5
H	8
RBI	5
BB	2
SO	4
LOB	7



WP:	0	PA:	37
PB:	0		
SB:	1		
CS:	0		

AB R H RBI BB SO LOB

5 0 2 2 0 1 0

4 0 1 0 0 0 1

3 1 0 0 1 0 1

4 1 0 0 0 1 1

4 1 1 0 0 1 0

4 1 1 0 0 1 0

4 1 2 0 0 0 2

1B:	7	SF:	0
2B:	1	SAC:	1
3B:	0	DP:	2
HR:	0	HBP:	0

Batter	1	2	3	4	5	6	7	8	9	10
Delino DeShields, L OBP: 0.289, SLG: 0.338 (1, 4)	G4-3		3-2 2-H 1B			2-3 K		0-0 F8		0-0 1-2 2-H 1B
Todd Hollandsworth, L OBP: 0.369, SLG: 0.390 (1, 8)	F7		0-0 P4			1-1 G1		0-1 G6-3 1B		
Mike Piazza, R OBP: 0.433, SLG: 0.580 (1, 2)	G4-3			1-2 G4-3		4-1 1B E 2B BB		0-1 G6-3		
Eric Karros, R OBP: 0.296, SLG: 0.391 (1, 3)		1-1 F7		0-2 G3-1		3-1 E5 1B 2B		2-3 K		
Raul Mondesi, R OBP: 0.286, SLG: 0.466 (1, 9)		2-0 G6-3		2-0 G6-3		2-1 2B 1B		1-3 K2-3		
Mike Blowers, R OBP: 0.318, SLG: 0.360 Todd Worrell, R (10, 1)		1-2 G6-3			1-2 G3-1	0-1 2B		3-2 G6-3		
Milt Thompson, L OBP: 0.229, SLG: 0.163 (1, 7)			1-3 K		1-2 F9		0-0 E6 G6-4-3			2-2 S 1B 1B
Juan Castro, R OBP: 0.259, SLG: 0.226 (10, 5)			1-1 SH3-4 1B 1B		2-2 1B		1 SAFE F9			1-2 F7
Pedro Astacio, R OBP: 0.040, SLG: 0.040 Antonio Osuna, R Mark Guthrie, R Dave Hansen, L Scott Radinsky, L Chad Foyville, S Mike Busch, R			0-0 SH3-4		0-2 L5		1-0 G6-4-3			4-2 1B BB

Inning Stats	R: 0	H: 0	R: 0	H: 0	R: 1	H: 2	R: 0	H: 1	R: 3	H: 2	R: 0	H: 0	R: 0	H: 1	R: 0	H: 0	R: 1	H: 2	
E: 0	LOB: 0	E: 0	LOB: 0	E: 0	LOB: 1	E: 0	LOB: 0	E: 1	LOB: 1	E: 0	LOB: 0	E: 0	LOB: 0	E: 0	LOB: 0	E: 0	LOB: 2	E: 0	LOB: 2
K: 0	BB: 0	K: 0	BB: 0	K: 1	BB: 0	K: 0	BB: 0	K: 1	BB: 1	K: 0	BB: 0	K: 0	BB: 0	K: 2	BB: 0	K: 0	BB: 1	K: 0	BB: 1
S: 6	P: 10	S: 6	P: 10	S: 11	P: 16	S: 7	P: 10	S: 13	P: 17	S: 12	P: 24	S: 5	P: 6	S: 5	P: 5	S: 11	P: 17	S: 9	P: 16

PITCHER	IP	WLS	BF	H	R	ER	SO	BB	IBB	HBP	BLK	WP	HR	S	P	ERA	WHIP
Mark Portugal, R ERA: 4.39 (1, 1)	6.0		24	5	4	1	2	1	0	0	0	0	0	55	87	1.50	1.000
Jeff Shaw, R ERA: 2.08 (7, 1)	2.0		6	1	0	0	0	0	0	0	0	0	0	10	11	0.00	0.500
Hector Carrasco, R ERA: 5.19 (9, 1)	1.1	L	6	1	1	1	2	1	0	0	0	0	0	19	32	6.75	1.500
Mike Remlinger, L ERA: (10, 1)	0.0		1	1	0	0	0	0	0	0	0	0	0	1	1	∞	∞

Batter	1	2	3	4	5	6	7	8	9	AB R H RBI BB SO LOB	TOP											
<b>Curtis Goodwin, L</b> (1, 8) OBP: 0.289, SLG: 0.257	0-0 G6-3		2-3 K			2-0 G4-3	2-2 G3			4 0 0 0 0 1 2												
<b>Eric Owens, R</b> (1, 7) OBP: 0.321, SLG: 0.289	2-1 F9		4-2 BB			4-0 HR BB		1-3 K		2 1 0 0 2 1 0												
<b>Willie Greene, L</b> (1, 5) OBP: 0.290, SLG: 0.429	3-3 K		3-3 K			0-1 HR		0-3 K		4 1 1 2 0 3 2												
<b>Hal Morris, L</b> (1, 3) OBP: 0.349, SLG: 0.416		2-3 K		2-2 G3		2-0 1B		2-2 G6-3		4 0 1 0 0 1 0												
<b>Bret Boone, R</b> (1, 4) OBP: 0.243, SLG: 0.296		2-2 G6-3 2B		2-2 F9		1 SAFE 1-1 F9		0-0 P3		4 0 1 0 0 0 1												
<b>Jeff Branson, L</b> (1, 6) OBP: 0.311, SLG: 0.366		3-2 G6-3		0-3 K		1 SAFE 2-3 K		2-0 F9		4 0 0 0 0 2 2												
<b>Chad Mottola, R</b> (1, 9) OBP: 0.342, SLG: 0.472		0-3 K			1-1 P2		2-1 SH1-3 1B		3-2 1B	4 0 2 0 0 1 1												
<b>Joe Oliver, R</b> (1, 2) OBP: 0.269, SLG: 0.352			1-0 BB 1B		0-0 P3		0-1 SH1-3		0-0 G3	2 0 1 0 0 0 0												
<b>Eddie Taubensee, L</b> (9, PH) OBP: 0.333, SLG: 0.420										1 0 0 0 0 0 1												
<b>Dave Burba, R</b> (1, 1) OBP: 0.087, SLG: 0.045			0-0 B2		0-2 G3		0-0 G3			2 0 0 0 0 0 1												
<b>Lenny Harris, L</b> (7, PH) OBP: 0.324, SLG: 0.508										1 0 0 0 0 0 1												
<b>Jeff Shaw, R</b> (7, 1)										0 0 0 0 0 0 0												
<b>Lee Smith, R</b> (8, 1)										0 0 0 0 0 0 0												
<b>Johnny Ruffin, R</b> (8, 1) OBP: 1.000, SLG: 1.000										0 0 0 0 0 0 0												
<b>Inning Stats</b>	R: 0 E: 0 K: 1 S: 6	H: 0 LOB: 0 BB: 0 P: 11	R: 0 E: 0 K: 2 S: 15	H: 1 LOB: 1 BB: 0 P: 22	R: 0 E: 0 K: 2 S: 10	H: 1 LOB: 2 BB: 1 P: 20	R: 0 E: 0 K: 1 S: 9	H: 0 LOB: 0 BB: 0 P: 13	R: 0 E: 0 K: 0 S: 6	H: 0 LOB: 0 BB: 0 P: 7	R: 2 E: 0 K: 1 S: 9	H: 2 LOB: 1 BB: 1 P: 20	R: 0 E: 0 K: 0 S: 9	H: 1 LOB: 1 BB: 0 P: 13	R: 0 E: 0 K: 2 S: 9	H: 0 LOB: 0 BB: 0 P: 12	R: 0 E: 0 K: 0 S: 7	H: 1 LOB: 1 BB: 0 P: 12	1B: 4 2B: 1 3B: 0 HR: 1	SF: 0 SAC: 1 DP: 0 HBP: 0	WP: 0 PB: 0 SB: 2 CS: 0	PA: 35
<b>PITCHER</b>	IP WLS BF H R ER SO BB IBB HBP BLK WP HR S P ERA WHIP																					
<b>Hideo Nomo, R</b> (1, 1) ERA: 3.65	8.0 W 31 5 2 2 9 2 0 0 0 0 0 1 73 118 2.25 0.875																					
<b>Todd Worrell, R</b> (9, 1) ERA: 3.0	1.0 S 4 1 0 0 0 0 0 0 0 0 0 0 7 12 0.00 1.000																					

Cincinnati Reds @ Los Angeles Dodgers  
Dodger Stadium, Los Angeles, CA  
Sun Jun 09 1996, 3:33 AM PDT  
Att. 47,847 - Sunny - 86 F

livebaseballscorecards.com

AB	32
R	2
H	6
RBI	2
BB	2
SO	9
LOB	11



Batter	1	2	3	4	5	6	7	8	9
<b>Delino DeShields, L</b> OBP: 0.288, SLG: 0.336 (1, 4)	0-0 P4		2-0 P2			1-2 G4-3		0-0 E3 1B	
<b>Todd Hollandsworth, L</b> OBP: 0.366, SLG: 0.386 (1, 8) (9, 7)	2-3 K		3-1 G6-3			0-1 G4-3		3-2 2B 1B	
<b>Raul Mondesi, R</b> OBP: 0.286, SLG: 0.460 (1, 9)	2-1 G3			4-2 G6-4-3 BB		1-3 K		2-2 F8	
<b>Eric Karros, R</b> OBP: 0.303, SLG: 0.422 (1, 3)		2-1 HR		2-0 G6-4-3 1-2f			1-0 G3 2B	1-2 1B 2B	
<b>Mike Blowers, R</b> OBP: 0.317, SLG: 0.358 (1, 5)		1-2 G6-3		3-3 K			3-3 K	1-0 1B	
<b>Milt Thompson, L</b> OBP: 0.212, SLG: 0.149 <b>Todd Worrell, R</b> (9, 1)		2-3 K			1-1 G2-3		0-0 G3	2-2 P5	
<b>Tom Prince, R</b> OBP: 0.318, SLG: 0.333 <b>Mike Piazza, R</b> OBP: 0.436, SLG: 0.580 (7, PH) (8, 2)		2-1 G6-3			2-2 F9		4-0 IBB		
<b>Juan Castro, R</b> OBP: 0.250, SLG: 0.218 <b>Dave Hansen, L</b> OBP: 0.296, SLG: 0.196 <b>Chad Fonville, S</b> OBP: 0.276, SLG: 0.239 (8, 6)			3-2 F8		0-0 G6-3		1-1 P5		
<b>Hideo Nomo, R</b> OBP: 0.200, SLG: 0.250 <b>Roger Cedeno, S</b> OBP: 0.345, SLG: 0.328 (8, PH) (9, 8)			1-2 2B			0-0 G4-3 2B		1-2 F8	

Inning Stats	R: 0	H: 0	E: 0	K: 1	S: 8	R: 1	H: 1	E: 0	K: 1	S: 10	R: 0	H: 1	E: 0	K: 0	S: 10	R: 0	H: 0	E: 0	K: 1	S: 8	R: 0	H: 0	E: 0	K: 0	S: 6	R: 0	H: 1	E: 0	K: 1	S: 9	R: 0	H: 1	E: 0	K: 1	S: 7	R: 2	H: 4	E: 1	K: 0	S: 22	R: 0	H: 0	E: 0	K: 1	S: 7	
	0	0	0	1	8	1	1	0	0	10	0	0	0	0	10	0	0	0	0	1	8	0	0	0	0	6	0	1	0	0	9	0	1	0	0	7	0	1	0	0	22	0	0	0	1	7

PITCHER	IP	WLS	BF	H	R	ER	SO	BB	IBB	HBP	BLK	WP	HR	S	P	ERA	WHIP
<b>Dave Burba, R</b> ERA: 4.46 (1, 1)	6.0		21	3	1	1	4	1	0	0	0	0	1	51	85	1.50	0.667
<b>Jeff Shaw, R</b> ERA: 2.01 (7, 1)	1.0		5	1	0	0	1	0	1	0	0	0	0	7	16	0.00	1.000
<b>Lee Smith, R</b> ERA: 3.45 (8, 1)	0.2	L	6	4	2	2	0	0	0	0	0	0	0	16	24	27.00	6.000
<b>Johnny Ruffin, R</b> ERA: 5.58 (8, 1)	0.1		1	0	0	0	0	0	0	0	0	0	0	6	8	0.00	0.000

**BOTTOM**

**Cincinnati Reds @ Los Angeles Dodgers**  
**Dodger Stadium, Los Angeles, CA**  
 Sun Jun 09 1996, 3:33 AM PDT  
 Att. 47,847 - Sunny - 86 F

livebaseballscores.com

<b>AB</b>	<b>31</b>
<b>R</b>	<b>3</b>
<b>H</b>	<b>8</b>
<b>RBI</b>	<b>3</b>
<b>BB</b>	<b>2</b>
<b>SO</b>	<b>5</b>
<b>LOB</b>	<b>13</b>



1B: 3	SF: 0	WP: 0	PA: 33
2B: 4	SAC: 0	PB: 0	
3B: 0	DP: 1	SB: 1	
HR: 1	HBP: 0	CS: 0	

PITCHER	IP	WLS	BF	H	R	ER	SO	BB	IBB	HBP	BLK	WP	HR	S	P	ERA	WHIP
<b>Dave Burba, R</b> ERA: 4.46 (1, 1)	6.0		21	3	1	1	4	1	0	0	0	0	1	51	85	1.50	0.667
<b>Jeff Shaw, R</b> ERA: 2.01 (7, 1)	1.0		5	1	0	0	1	0	1	0	0	0	0	7	16	0.00	1.000
<b>Lee Smith, R</b> ERA: 3.45 (8, 1)	0.2	L	6	4	2	2	0	0	0	0	0	0	0	16	24	27.00	6.000
<b>Johnny Ruffin, R</b> ERA: 5.58 (8, 1)	0.1		1	0	0	0	0	0	0	0	0	0	0	6	8	0.00	0.000

Batter	1	2	3	4	5	6	7	8	9	AB R H RBI BB SO LOB	TOP											
Brian Jordan, R (1, 9) OBP: 0.293, SLG: 0.382	0-2 P3		1-3 K		1-2 F9		2-3 K			4 0 0 0 0 2 2	<b>St. Louis Cardinals @ Los Angeles Dodgers</b> <b>Dodger Stadium, Los Angeles, CA</b> Mon Jun 10 1996, 7:05 PM PDT Att. 54,043 - Unknown - 73 F											
Royce Clayton, R (1, 6) OBP: 0.323, SLG: 0.369	4-2 CS BB		2-3 K		1-0 G3-1			1-0 G1-3		3 0 0 0 1 1 1												
Mark Sweeney, L (1, 7) OBP: 0.415, SLG: 0.455 Willie McGee, S (6, PH) OBP: 0.355, SLG: 0.432 David Bell, R (6, PH) OBP: 0.276, SLG: 0.284	3-3 K2			4-0 BB 1B BB		1-2 PB 2B		1-1 P3		1 1 0 0 1 1 1 0 0 0 0 0 0 0 2 0 1 0 0 0 0												
Ray Lankford, L (1, 8) OBP: 0.361, SLG: 0.525	4-2 BB			4-0 G1-6-3 1B BB		3-3 K		1-0 L8		2 0 0 0 2 1 1												
Gary Gaetti, R (1, 5) OBP: 0.310, SLG: 0.381 Miguel Mejia, R (9, PR)	0-1 L1			2-2 G1-6-3 1B		1-3 K		1-1 S 1B		4 0 2 1 0 1 3 0 0 0 0 0 0 0												
John Mabry, L (1, 3) OBP: 0.385, SLG: 0.466		3-3 K		2-2 G1-6-3 1-2f 2-3		0-2 G5-3		2-2 F7		4 0 0 0 0 1 4												
Tom Pagnozzi, R (1, 2) OBP: 0.320, SLG: 0.492		0-3 K		0-3 K		2-3 K		0-3 K		4 0 0 0 0 4 3												
Luis Alicea, S (1, 4) OBP: 0.332, SLG: 0.377		1-0 L6			4-1 F9 SH1-4 BB		4-1 SH2-4 BB		4-2 BB	1 0 0 0 3 0 0												
Mike Morgan, R (1, 1) Rick Honeycutt, L (8, 1) Mark Petkovsek, R (8, 1) Ozzie Smith, S (9, PH) OBP: 0.306, SLG: 0.293			2-2 G4-3		0-2 SH1-4		0-0 SH2-4		2-1 G4-3	1 0 1 0 0 0 0 0 2												
<b>Inning Stats</b>	R: 0 E: 0 K: 1 S: 15	H: 0 LOB: 2 BB: 2 P: 26	R: 0 E: 0 K: 2 S: 7	H: 0 LOB: 0 BB: 0 P: 11	R: 0 E: 0 K: 2 S: 10	H: 0 LOB: 0 BB: 0 P: 15	R: 1 E: 0 K: 1 S: 11	H: 1 LOB: 1 BB: 2 P: 23	R: 0 E: 0 K: 2 S: 9	H: 0 LOB: 1 BB: 1 P: 15		R: 0 E: 0 K: 2 S: 14	H: 1 LOB: 1 BB: 0 P: 19	R: 0 E: 0 K: 2 S: 9	H: 0 LOB: 1 BB: 1 P: 17	R: 0 E: 0 K: 2 S: 4	H: 0 LOB: 0 BB: 0 P: 7	R: 0 E: 0 K: 1 S: 15	H: 1 LOB: 2 BB: 1 P: 24	1B: 2 2B: 1 3B: 0 HR: 0	SF: 0 SAC: 2 DP: 1 HBP: 0	WP: 0 PB: 1 SB: 1 CS: 1
<b>PITCHER</b>	IP WLS BF H R ER SO BB IBB HBP BLK WP HR S P ERA WHIP																					
Chan Ho Park, R (1, 1) ERA: 1.96	5.0 W 20 1 1 1 6 5 0 0 0 0 0 0 52 90 1.80 1.200																					
Mark Guthrie, L (6, 1) ERA: 1.24	3.0 11 1 0 0 4 1 0 0 0 0 0 0 27 43 0.00 0.667																					
Antonio Osuna, R (9, 1) ERA: 1.47	1.0 S 5 1 0 0 1 1 0 0 0 0 0 0 15 24 0.00 2.000																					

AB	27
R	1
H	3
RBI	1
BB	7
SO	11
LOB	17




Batter	1	2	3	4	5	6	7	8	9
<b>Delino DeShields, L</b> OBP: 0.287, SLG: 0.336 (1, 4)	2-1 S S G3-1 1B		2-2 SF9 2-H		0-1 F8			2-3 K	
<b>Todd Hollandsworth, L</b> OBP: 0.360, SLG: 0.378 (1, 8) <b>Mike Busch, R</b> OBP: 0.286, SLG: 0.423 (8, PH) <b>Antonio Osuna, R</b> (9, 1)	1 SAFE 3-2 G5-3 1-2		0-0 F7			1-1 G4-3		2-3 K	
<b>Mike Piazza, R</b> OBP: 0.430, SLG: 0.572 (1, 2)	1-1 G3-1 2-H			1-1 F8		0-1 F8			
<b>Eric Karros, R</b> OBP: 0.300, SLG: 0.416 (1, 3)	2-2 G1-3			1-1 L3		0-1 F9			
<b>Raul Mondesi, R</b> OBP: 0.286, SLG: 0.459 (1, 9)		2-2 G6-3		2-2 F9		1-0 CS 1B			
<b>Mike Blowers, R</b> OBP: 0.317, SLG: 0.363 (1, 5)		3-0 G6-3		3-1 E FC5-2 2B		1 SAFE 3-3 K 1-2			
<b>Milt Thompson, L</b> OBP: 0.218, SLG: 0.143 (1, 7)		4-2 CS BB		1-0 E6 FC5-2 2-3		2-2 G6-3			
<b>Juan Castro, R</b> OBP: 0.270, SLG: 0.259 (1, 6)	1 SAFE 2-0 CS 1-2		3-2 WP SF9 2B		0-0 FC5-2 1-3 3-H		2-1 SH5-4 1B		
<b>Chan Ho Park, R</b> OBP: 0.083, SLG: 0.083 (1, 1) <b>Dave Hansen, L</b> OBP: 0.291, SLG: 0.191 (5, PH) <b>Mark Guthrie, R</b> (6, 1) <b>Chad Fonville, S</b> OBP: 0.276, SLG: 0.239 (8, PH) (9, 8)			0-3 K		2-3 K		0-0 SH5-4 1-2		

AB	R	H	RBI	BB	SO	LOB
3	1	1	1	0	1	3
3	0	0	0	0	0	1
1	0	0	0	0	1	1
0	0	0	0	0	0	0
3	0	0	1	0	0	0
3	0	0	0	0	0	0
3	0	1	0	0	0	0
3	0	1	0	0	1	1
2	0	0	0	1	0	1
3	1	2	0	0	0	2
1	0	0	0	0	1	1
1	0	0	0	0	1	2
0	0	0	0	0	0	0
0	0	0	0	0	0	0
1B: 3	SF: 1					
2B: 2	SAC: 1					
3B: 0	DP: 0					
HR: 0	HBP: 0					

**St. Louis Cardinals @ Los Angeles Dodgers**  
**Dodger Stadium, Los Angeles, CA**  
 Mon Jun 10 1996, 7:05 PM PDT  
 Att: 54,043 - Unknown - 73 F

<b>AB</b>	<b>26</b>
<b>R</b>	<b>2</b>
<b>H</b>	<b>5</b>
<b>RBI</b>	<b>2</b>
<b>BB</b>	<b>1</b>
<b>SO</b>	<b>5</b>
<b>LOB</b>	<b>12</b>



Inning Stats	R: 1	H: 1	E: 0	K: 0	S: 11	R: 0	H: 0	E: 0	K: 0	S: 6	R: 1	H: 1	E: 0	K: 1	S: 10	R: 0	H: 0	E: 0	K: 0	S: 7	R: 0	H: 1	E: 1	K: 1	S: 9	R: 0	H: 0	E: 0	K: 0	S: 6	R: 0	H: 1	E: 0	K: 1	S: 7	R: 0	H: 1	E: 0	K: 2	S: 9
<b>PITCHER</b>	<b>IP</b>	<b>WLS</b>	<b>BF</b>	<b>H</b>	<b>R</b>	<b>ER</b>	<b>SO</b>	<b>BB</b>	<b>IBB</b>	<b>HBP</b>	<b>BLK</b>	<b>WP</b>	<b>HR</b>	<b>S</b>	<b>P</b>	<b>ERA</b>	<b>WHIP</b>																							
<b>Mike Morgan, R</b> ERA: 4.11 (1, 1)	7.0	L	26	5	2	2	3	1	0	0	0	1	0	58	101	2.57	0.857																							
<b>Rick Honeycutt, L</b> ERA: 3.86 (8, 1)	0.2		2	0	0	0	1	0	0	0	0	0	0	4	6	0.00	0.000																							
<b>Mark Petkovsek, R</b> ERA: 4.55 (8, 1)	0.1		1	0	0	0	1	0	0	0	0	0	0	3	5	0.00	0.000																							

WP	PA	ERA	WHIP
1	30		
0			
2			
2			





Batter	1	2	3	4	5	6	7	8	9	AB R H RBI BB SO LOB
<b>Delino DeShields, L</b> (1, 4) OBP: 0.289, SLG: 0.341	2-3 K		2-1 G6-3		3-2 1B			2-1 G6-3 2B	1-0 P5	5 0 2 0 0 1 2
<b>Roger Cedeno, S</b> (1, 8) OBP: 0.342, SLG: 0.326	1-1 G4-3			3-2 1B 1B		2-3 K		1-2 G6-3 2-3		4 1 1 0 0 1 1
<b>Mike Piazza, R</b> (1, 2) OBP: 0.425, SLG: 0.564 <b>Tom Prince, R</b> (7, 2) OBP: 0.304, SLG: 0.316	1-1 G6-3			1-1 P3		2-2 G5-3		0-3 K		3 0 0 0 0 0 1 1 0 0 0 0 1 1
<b>Eric Karros, R</b> (1, 3) OBP: 0.307, SLG: 0.427				0-0 G5-3		2-1 1B			1-1 1B 2B	4 1 3 0 0 0 1
<b>Raul Mondesi, R</b> (1, 9) OBP: 0.289, SLG: 0.459				0-1 BLK 1B		2-1 G4-3			1-1 1B E 1B	4 1 2 1 0 0 2
<b>Mike Blowers, R</b> (1, 5) OBP: 0.316, SLG: 0.361				3-2 G6-3		1-1 G6-3			0-3 K	4 0 1 0 0 1 3
<b>Billy Ashley, R</b> (1, 7) OBP: 0.308, SLG: 0.500				1-2 G4-6-3 1B		0-1 F8			0-0 F8	4 0 1 0 0 0 4
<b>Juan Castro, R</b> (1, 6) OBP: 0.273, SLG: 0.262 <b>Todd Hollandsworth, L</b> (9, PH) OBP: 0.364, SLG: 0.382				1-0 G5-3		0-0 SH1 1B			2-2 E 1B	3 0 1 0 0 0 1 1 0 1 1 0 0 0
<b>Ramon Martinez, R</b> (1, 1) OBP: 0.071, SLG: 0.071 <b>Tom Candiotti, R</b> (5, 1) OBP: 0.095, SLG: 0.095 <b>Mike Susch, R</b> (8, PH) OBP: 0.276, SLG: 0.407 <b>Joey Eischen, L</b> (8, 1) OBP: 0.261, SLG: 0.191 <b>Dave Hansen, L</b> (8, PH) OBP: 0.274, SLG: 0.237				0-3 K		0-0 SH1			2-1 E1	1 0 0 0 0 0 1 0 0 0 0 0 0 0 0 0 1 0 1 0 0 0 0 0 0 1

Inning Stats	R: 0 E: 0 K: 1 S: 7	H: 0 LOB: 0 BB: 0 P: 11	R: 0 E: 0 K: 0 S: 13	H: 2 LOB: 1 BB: 0 P: 21	R: 0 E: 0 K: 1 S: 6	H: 0 LOB: 0 BB: 0 P: 9	R: 1 E: 0 K: 0 S: 13	H: 2 LOB: 1 BB: 0 P: 20	R: 0 E: 0 K: 0 S: 7	H: 2 LOB: 2 BB: 0 P: 13	R: 0 E: 0 K: 1 S: 13	H: 1 LOB: 1 BB: 0 P: 21	R: 0 E: 0 K: 0 S: 5	H: 1 LOB: 0 BB: 0 P: 6	R: 0 E: 0 K: 1 S: 11	H: 1 LOB: 1 BB: 0 P: 15	R: 2 E: 1 K: 1 S: 16	H: 3 LOB: 2 BB: 0 P: 23	1B: 10 2B: 2 3B: 0 HR: 0	SF: 0 SAC: 1 DP: 2 HBP: 0
--------------	------------------------------	----------------------------------	-------------------------------	----------------------------------	------------------------------	---------------------------------	-------------------------------	----------------------------------	------------------------------	----------------------------------	-------------------------------	----------------------------------	------------------------------	---------------------------------	-------------------------------	----------------------------------	-------------------------------	----------------------------------	-----------------------------------	------------------------------------

PITCHER	IP	WLS	BF	H	R	ER	SO	BB	IBB	HBP	BLK	WP	HR	S	P	ERA	WHIP
<b>Donovan Osborne, L</b> (1, 1) ERA: 3.84	7.2	W	29	9	1	1	3	0	0	0	1	0	0	72	113	1.17	1.174
<b>T.J. Mathews, R</b> (8, 1) ERA: 2.48	1.0		6	3	2	1	2	0	0	0	0	0	0	16	20	9.00	3.000
<b>Rick Honeycutt, L</b> (9, 1) ERA: 3.79	0.1	S	2	0	0	0	0	0	0	0	0	0	0	3	6	0.00	0.000

**BOTTOM**

**St. Louis Cardinals @ Los Angeles Dodgers**  
**Dodger Stadium, Los Angeles, CA**  
 Tue Jun 11 1996, 7:05 PM PDT  
 Att: 29,096 - Unknown - 71 F

livebaseballscorecards.com

<b>AB</b>	<b>36</b>
<b>R</b>	<b>3</b>
<b>H</b>	<b>12</b>
<b>RBI</b>	<b>2</b>
<b>BB</b>	<b>0</b>
<b>SO</b>	<b>5</b>
<b>LOB</b>	<b>17</b>



<b>WP:</b> 0	<b>PA:</b> 37
<b>PB:</b> 0	
<b>SB:</b> 0	
<b>CS:</b> 0	

Batter	1	2	3	4	5	6	7	8	9	AB R H RBI BB SO LOB	TOP											
<b>Delino DeShields, L</b> (1, 4) OBP: 0.292, SLG: 0.343	0-3 K		0-0 G4-3			0-0 F9 1B	0-0 HR 1B		0-0 G4-3	5 2 2 0 0 1 0	<b>Los Angeles Dodgers @ Atlanta Braves</b> Atlanta-Fulton County Stadium, Atlanta, GA Thu Jun 13 1996, 7:05 PM EDT Att. 39,463 - Unknown - 82 F											
<b>Roger Cedeno, S</b> (1, 8) OBP: 0.344, SLG: 0.350	0-3 K		0-0 F9			0-0 2B 1B	0-0 HR		0-0 F8	5 2 2 3 0 1 0												
<b>Raul Mondesi, R</b> (1, 9) OBP: 0.289, SLG: 0.456	0-0 G4-3				0-0 F8	0-0 F9	0-0 S 1B			4 0 1 0 0 0 2												
<b>Eric Karros, R</b> (1, 3) OBP: 0.306, SLG: 0.428		0-3 K			0-0 G6-3	0-0 1B 2B	0-3 K			4 1 1 2 0 2 1												
<b>Mike Blowers, R</b> (1, 5) OBP: 0.315, SLG: 0.358		0-3 K			0-0 G6-3	0-0 1B	0-0 G6-3			4 0 1 1 0 1 1												
<b>Billy Ashley, R</b> (1, 7) OBP: 0.309, SLG: 0.479		4-0 1B BB				0-0 K		0-3 K2-3		2 0 0 0 1 1 1												
<b>Todd Hollandsworth, L</b> (8, PH) OBP: 0.361, SLG: 0.379						0-0 P6				1 0 0 0 0 1 0												
<b>Tom Prince, R</b> (1, 2) OBP: 0.333, SLG: 0.391		0-0 FC6-4 1B			0-0 2B	0-0 P3		0-3 K		4 0 2 0 0 1 1												
<b>Juan Castro, R</b> (1, 6) OBP: 0.271, SLG: 0.262		0-0 FC6-4			0-3 K		0-0 SH1-4 1B	0-0 F8		4 1 1 0 0 1 3												
<b>Ismael Valdez, R</b> (1, 1) OBP: 0.111, SLG: 0.077			0-0 P3		0-0 F9		0-0 SH1-4		0-3 K	2 0 0 0 0 0 1												
<b>Antonio Osuna, R</b> (7, 1)										0 0 0 0 0 0 0												
<b>Scott Radinsky, L</b> (8, 1)										0 0 0 0 0 0 0												
<b>Mike Busch, R</b> (9, PH) OBP: 0.267, SLG: 0.393										1 0 0 0 0 1 0												
<b>Todd Worrell, R</b> (9, 1)										0 0 0 0 0 0 0												
<b>Inning Stats</b>	R: 0 E: 0 K: 2 S: 7	H: 0 LOB: 0 BB: 0 P: 7	R: 0 E: 0 K: 2 S: 8	H: 1 LOB: 2 BB: 1 P: 12	R: 0 E: 0 K: 0 S: 3	H: 0 LOB: 0 BB: 0 P: 3	R: 0 E: 0 K: 0 S: 3	H: 0 LOB: 0 BB: 0 P: 3	R: 0 E: 0 K: 0 S: 8	H: 1 LOB: 1 BB: 0 P: 8	R: 3 E: 0 K: 0 S: 7	H: 4 LOB: 1 BB: 0 P: 7	R: 3 E: 0 K: 1 S: 9	H: 4 LOB: 1 BB: 0 P: 9	R: 0 E: 0 K: 2 S: 7	H: 0 LOB: 0 BB: 0 P: 7	R: 0 E: 0 K: 1 S: 5	H: 0 LOB: 0 BB: 0 P: 5	1B: 7 2B: 2 3B: 0 HR: 1	SF: 0 SAC: 1 DP: 0 HBP: 0	WP: 0 PB: 0 SB: 1 CS: 0	PA: 38
<b>PITCHER</b>	IP WLS BF H R ER SO BB IBB HBP BLK WP HR S P ERA WHIP																					
<b>Tom Glavine, L</b> (1, 1) ERA: 3.08	6.1 L 29 9 6 6 6 1 0 0 0 0 0 1 40 44 8.53 1.579																					
<b>Brad Clontz, R</b> (7, 1) ERA: 4.64	0.2 3 1 0 0 1 0 0 0 0 0 0 5 5 0.00 1.500																					
<b>Greg McMichael, R</b> (8, 1) ERA: 3.68	1.0 3 0 0 0 2 0 0 0 0 0 0 7 7 0.00 0.000																					
<b>Terrell Wade, L</b> (9, 1) ERA: 1.42	1.0 3 0 0 0 1 0 0 0 0 0 0 5 5 0.00 0.000																					

livebaseballscorecards.com

<b>AB</b>	36
<b>R</b>	6
<b>H</b>	10
<b>RBI</b>	6
<b>BB</b>	1
<b>SO</b>	10
<b>LOB</b>	10



Batter	1	2	3	4	5	6	7	8	9	AB	R	H	RBI	BB	SO	LOB
Marquis Grissom, R (1, 8) OBP: 0.328, SLG: 0.442	0-0 1B 10 1B 1B		0-0 G6-3		4-0 BB G3-4-3		0-0 F3			3	1	1	0	1	0	0
Mark Lemke, S (1, 4) OBP: 0.383, SLG: 0.406	0-0 F7 10 1B 1B		0-0 HR		0-0 G3-4-3			4-0 BB G4-3		3	1	2	2	1	0	2
10 Chipper Jones, S (1, 5) OBP: 0.385, SLG: 0.521	0-0 G4-6-3 1-2 3-H 1B		0-0 F7		0-3 K			0-3 K		4	0	1	1	0	2	3
Fred McGriff, L (1, 3) OBP: 0.395, SLG: 0.605	0-0 F7			0-0 G3-1		0-0 L9		0-0 G4-3		4	0	0	0	0	0	3
Ryan Klesko, L (1, 7) OBP: 0.360, SLG: 0.600	0-0 G4-6-3 1-2f			0-0 G6-3-5 1B		0-0 F7		0-0 G4-3		4	0	1	0	0	0	3
Javy Lopez, R (1, 2) OBP: 0.323, SLG: 0.483		0-0 E5 G1-6-3		0-0 G6-3-5 1-2f		0-0 1B			0-0 G6-3	4	0	1	0	0	0	1
Danny Bautista, R (1, 9) OBP: 0.321, SLG: 0.347		0-0 G1-6-3 1-2f			0-0 SH1-4 G3-4-3 1B		0-0 L1		0-0 G6-3	4	1	1	0	0	0	2
Rafael Belliard, R (1, 6) OBP: 0.167, SLG: 0.185 Mike Mordecai, R (7, PH) OBP: 0.289, SLG: 0.302 (8, 6)		0-0 P3			0-0 G3-4-3 SH1-4 1B		0-0 G4-3		0-0 2B	2	0	1	0	0	0	0
Tom Glavine, L (1, 1) OBP: 0.355, SLG: 0.357 (7, 1) Brad Clontz, R (7, PH) OBP: 0.289, SLG: 0.520 (8, 1) Greg McMichael, R (8, 1) Terrell Wade, L (9, 1) Dwight Smith, L (9, PH) OBP: 0.283, SLG: 0.270			0-0 G6-3		0-0 SH1-4		0-3 K		0-0 G6-3	1	0	0	0	0	0	0

Inning Stats	R: 1	H: 3	E: 0	K: 5	S: 5	LOB: 1	BB: 0	P: 5	R: 0	H: 0	E: 1	K: 0	S: 3	LOB: 0	BB: 0	P: 3	R: 1	H: 1	E: 0	K: 0	S: 4	LOB: 0	BB: 0	P: 4	R: 0	H: 1	E: 0	K: 0	S: 3	LOB: 0	BB: 0	P: 3	R: 0	H: 2	E: 0	K: 1	S: 7	LOB: 2	BB: 1	P: 11	R: 0	H: 1	E: 0	K: 0	S: 4	LOB: 1	BB: 0	P: 4	R: 0	H: 0	E: 0	K: 1	S: 5	LOB: 0	BB: 0	P: 5	R: 0	H: 0	E: 0	K: 1	S: 5	LOB: 1	BB: 1	P: 9	R: 0	H: 1	E: 0	K: 0	S: 4	LOB: 1	BB: 0	P: 4	1B: 7	2B: 2	3B: 0	HR: 1	SF: 0	SAC: 1	DP: 3	HBP: 0	WP: 0	PB: 0	SB: 0	CS: 0	PA: 36
--------------	------	------	------	------	------	--------	-------	------	------	------	------	------	------	--------	-------	------	------	------	------	------	------	--------	-------	------	------	------	------	------	------	--------	-------	------	------	------	------	------	------	--------	-------	-------	------	------	------	------	------	--------	-------	------	------	------	------	------	------	--------	-------	------	------	------	------	------	------	--------	-------	------	------	------	------	------	------	--------	-------	------	-------	-------	-------	-------	-------	--------	-------	--------	-------	-------	-------	-------	--------

PITCHER	IP	WLS	BF	H	R	ER	SO	BB	IBB	HBP	BLK	WP	HR	S	P	ERA	WHIP
Ismael Valdez, R (1, 1) ERA: 2.93	6.0		25	8	3	3	1	1	0	0	0	0	1	26	30	4.50	1.500
Antonio Osuna, R (7, 1) ERA: 1.43	1.0		3	0	0	0	1	0	0	0	0	0	0	5	5	0.00	0.000
Scott Radinsky, L (8, 1) ERA: 0.5	1.0		4	0	0	0	1	1	0	0	0	0	0	5	9	0.00	1.000
Todd Worrell, R (9, 1) ERA: 2.89	1.0	S	4	1	0	0	0	0	0	0	0	0	0	4	4	0.00	1.000

**BOTTOM**

**Los Angeles Dodgers @ Atlanta Braves**  
Atlanta-Fulton County Stadium, Atlanta, GA

Thu Jun 13 1996, 7:05 PM EDT  
Att: 39,463 - Unknown - 82 F

AB	33
R	3
H	9
RBI	3
BB	2
SO	3
LOB	15





Batter	1	2	3	4	5	6	7	8	9
<b>Marquis Grissom, R</b> OBP: 0.323, SLG: 0.436 (1, 8)	1-2 G5-3	2-1 P3			1-1 G5-3			1-0 G3	
<b>Mark Lemke, S</b> OBP: 0.381, SLG: 0.402 (1, 4)	1-2 F9		2-1 G4-6-3 1B		0-0 G3			3-3 K	
<b>10 Chipper Jones, S</b> OBP: 0.383, SLG: 0.516 (1, 5)	0-0 1B		3-2 F9			2-0 G3-1		0-0 F8	
<b>Fred McGriff, L</b> OBP: 0.391, SLG: 0.598 (1, 3)	0-0 L3		0-0 G4-6-3 1-2f			2-1 G3-1			
<b>Ryan Klesko, L</b> OBP: 0.364, SLG: 0.614 (1, 7)		1-0 HR		0-0 1B		3-3 K			
<b>Javy Lopez, R</b> OBP: 0.327, SLG: 0.483 (1, 2)		4-2 FC5-4 BB		2-3 K			0-2 G6-4-3 1B		
<b>Danny Bautista, R</b> OBP: 0.322, SLG: 0.346 (1, 9)		0-0 FC5-4 SH1-4 1B		2-0 G6-4-3 1B			0-1 P3		
<b>Rafael Belliard, R</b> OBP: 0.172, SLG: 0.190 (1, 6)		0-0 SH1-4 1B		1-0 G6-4-3 1-2f			0-0 G6-4-3 1-2f		
<b>29 John Smoltz, R</b> OBP: 0.237, SLG: 0.250 <b>Dwight Smith, L</b> OBP: 0.290, SLG: 0.311 <b>Mark Wohlers, R</b> (8, PH) (9, 1)		0-0 SH1-4		0-0 G4-3			2-0 HR		

Inning Stats	R: 0	H: 1	E: 0	K: 0	S: 8	R: 1	H: 2	E: 0	K: 0	S: 8	R: 0	H: 1	E: 0	K: 0	S: 7	R: 1	H: 2	E: 0	K: 1	S: 7	R: 0	H: 0	E: 0	K: 0	S: 4	R: 0	H: 0	E: 0	K: 1	S: 6	R: 0	H: 1	E: 0	K: 0	S: 6	R: 1	H: 1	E: 0	K: 1	S: 8	
	LOB: 1	BB: 0	P: 10			LOB: 2	BB: 1	P: 15			LOB: 0	BB: 0	P: 12			LOB: 0	BB: 0	P: 11			LOB: 0	BB: 0	P: 5			LOB: 0	BB: 0	P: 13			LOB: 0	BB: 0	P: 6	LOB: 0	BB: 0	P: 14					

PITCHER											PITCHER																													
IP	WLS	BF	H	R	ER	SO	BB	IBB	HBP	BLK	WP	HR	S	P	ERA	WHIP	IP	WLS	BF	H	R	ER	SO	BB	IBB	HBP	BLK	WP	HR	S	P	ERA	WHIP							
<b>Pedro Astacio, R</b> ERA: 3.53 (1, 1)	7.0	L	26	7	2	2	2	1	0	0	0	1	46	72	2.57	1.143																								
<b>Chan Ho Park, R</b> ERA: 2.09 (8, 1)	1.0		4	1	1	1	1	0	0	0	0	1	8	14	9.00	1.000																								

**AB R H RBI BB SO LOB**

4 0 0 0 0 0 2

4 0 1 0 0 1 0

4 0 1 0 0 0 1

3 0 0 0 0 0 2

3 2 2 1 0 1 0

2 0 1 0 1 1 1

3 0 1 1 0 0 2

3 0 1 0 0 0 2

1 0 0 0 0 0 0

1 1 1 1 0 0 0

0 0 0 0 0 0 0

**AB 28**  
**R 3**  
**H 8**  
**RBI 3**  
**BB 1**  
**SO 3**  
**LOB 10**

**WP: 0 PA: 30**  
**PB: 0**  
**SB: 1**  
**CS: 0**

**Los Angeles Dodgers @ Atlanta Braves**  
Atlanta-Fulton County Stadium, Atlanta, GA

**Braves**

Fri Jun 14 1996, 7:05 PM EDT  
Att: 45,389 - Unknown - 72 F

livebaseballscorecards.com

Batter	1	2	3	4	5	6	7	8	9	AB R H RBI BB SO LOB	TOP											
<b>Delino DeShields, L</b> (1, 4) OBP: 0.287, SLG: 0.336	F7		SH2-4 2B 1B	F8			G6-3			4 1 1 2 0 0 0	<b>Los Angeles Dodgers @ Atlanta Braves</b> Atlanta-Fulton County Stadium, Atlanta, GA Sat Jun 15 1996, 7:05 PM EDT Att. 49,726 - Sunny - 87 F											
<b>Roger Cedeno, S</b> (1, 8) OBP: 0.341, SLG: 0.347	K		SH2-4		F8		G5-3			3 0 0 0 0 1 0												
<b>Mike Piazza, R</b> (1, 2) OBP: 0.426, SLG: 0.561	K		2B SF9 IBB		L4-3 1B		G3			3 1 1 0 1 1 0												
<b>Eric Karros, R</b> (1, 3) OBP: 0.304, SLG: 0.430		G5-3	SF9 2B		L4-3		K			4 0 1 2 0 1 1												
<b>Raul Mondesi, R</b> (1, 9) OBP: 0.291, SLG: 0.470		F8	IBB		1B 3B		K			3 1 1 0 1 1 0												
<b>Mike Blowers, R</b> (1, 5) OBP: 0.309, SLG: 0.352	K		SF9		L6-3 1B		E6			3 0 1 2 0 1 0												
<b>Billy Ashley, R</b> (1, 7) OBP: 0.310, SLG: 0.460 <b>Todd Hollandsworth, L</b> (8, 7) OBP: 0.365, SLG: 0.383			SH 1B BB		F7		K			2 1 0 0 1 0 3 1 0 0 0 0 1 1												
<b>Juan Castro, R</b> (1, 6) OBP: 0.263, SLG: 0.254			SH 1B 1B		G6-3		K			4 1 1 0 0 1 2												
<b>Hideo Nomo, R</b> (1, 1) OBP: 0.185, SLG: 0.231 <b>Antonio Osuna, R</b> (7, 1) <b>Mark Guthrie, R</b> (8, 1) <b>Todd Worrell, R</b> (9, 1)			SH SH2-4 2B 1B		K		G5-3			2 1 0 0 0 1 0 0 0 0 0 0 0 0 1 0 0 0 0 0 1 0 0 0 0 0 0 0												
<b>Inning Stats</b>	R: 0 E: 0 K: 2 S: 10	H: 0 LOB: 0 BB: 0 P: 14	R: 0 E: 0 K: 1 S: 9	H: 0 LOB: 0 BB: 0 P: 14	R: 5 E: 1 K: 0 S: 12	H: 3 LOB: 2 BB: 3 P: 25	R: 0 E: 0 K: 1 S: 13	H: 0 LOB: 0 BB: 0 P: 17	R: 0 E: 0 K: 0 S: 10	H: 1 LOB: 0 BB: 0 P: 15	R: 1 E: 0 K: 0 S: 8	H: 2 LOB: 0 BB: 0 P: 12	R: 0 E: 0 K: 0 S: 6	H: 0 LOB: 0 BB: 0 P: 10	R: 0 E: 0 K: 2 S: 9	H: 0 LOB: 0 BB: 0 P: 10	R: 0 E: 1 K: 2 S: 12	H: 0 LOB: 1 BB: 0 P: 17	1B: 4 2B: 3 3B: 1 HR: 0	SF: 1 SAC: 2 DP: 2 HBP: 0	WP: 0 PB: 0 SB: 0 CS: 0	PA: 36
<b>PITCHER</b>	IP WLS BF H R ER SO BB IBB HBP BLK WP HR S P ERA WHIP																					
<b>Steve Avery, L</b> (1, 1) ERA: 3.42	7.0 L 29 6 6 4 4 1 2 0 0 0 0 0 68 107 5.14 1.000																					
<b>Brad Clontz, R</b> (8, 1) ERA: 4.5	1.0 3 0 0 0 2 0 0 0 0 0 0 0 9 10 0.00 0.000																					
<b>Pedro Borbon, L</b> (9, 1) ERA: 3.55	1.0 4 0 0 0 2 0 0 0 0 0 0 0 12 17 0.00 0.000																					

livebaseballscorecards.com

<b>AB</b>	30
<b>R</b>	6
<b>H</b>	6
<b>RBI</b>	6
<b>BB</b>	3
<b>SO</b>	8
<b>LOB</b>	8



Batter	1	2	3	4	5	6	7	8	9	AB	R	H	RBI	BB	SO	LOB
<b>Marquis Grissom, R</b> (1, 8) <small>OBP: 0.329, SLG: 0.440</small>										4	1	3	1	0	0	0
<b>Mark Lemke, S</b> (1, 4) <small>OBP: 0.388, SLG: 0.407</small>										3	0	2	0	1	0	0
<b>10 Chipper Jones, S</b> (1, 5) <small>OBP: 0.381, SLG: 0.512</small>										4	0	1	1	0	1	4
<b>Fred McGriff, L</b> (1, 3) <small>OBP: 0.385, SLG: 0.588</small>										4	0	0	0	0	3	2
<b>Ryan Klesko, L</b> (1, 7) <small>OBP: 0.358, SLG: 0.604</small>										4	0	0	0	0	2	0
<b>Jeff Blausen, R</b> (1, 6) <small>OBP: 0.345, SLG: 0.453</small>										4	0	1	0	0	0	0
<b>Eddie Pérez, R</b> (1, 2) <small>OBP: 0.369, SLG: 0.548</small>										4	0	1	0	0	0	1
<b>Danny Bautista, R</b> (1, 9) <small>OBP: 0.319, SLG: 0.333</small>										3	0	0	0	1	3	0
<b>Steve Avery, L</b> (1, 1) <small>OBP: 0.251, SLG: 0.395</small> <b>Brad Clontz, R</b> (8, 1) <small>OBP: 0.287, SLG: 0.308</small> <b>Dwight Smith, L</b> (8, PH) <small>OBP: 0.289, SLG: 0.302</small> <b>Pedro Borbon, R</b> (8, 1) <small>OBP: 0.259, SLG: 0.500</small> <b>Mike Mordecai, R</b> (9, PH) <small>OBP: 0.259, SLG: 0.500</small> <b>Tyler Houston, L</b> (9, PH)										2	1	1	0	0	0	0

Inning Stats	R: 0	H: 1	E: 0	LOB: 0	K: 0	BB: 1	S: 10	P: 18	R: 0	H: 0	E: 0	LOB: 0	K: 0	BB: 0	S: 7	P: 12	R: 1	H: 3	E: 0	LOB: 2	K: 2	BB: 0	S: 14	P: 22	R: 0	H: 1	E: 0	LOB: 1	K: 2	BB: 0	S: 8	P: 14	R: 0	H: 0	E: 0	LOB: 0	K: 1	BB: 0	S: 6	P: 8	R: 0	H: 0	E: 0	LOB: 0	K: 1	BB: 0	S: 8	P: 10	R: 0	H: 0	E: 0	LOB: 0	K: 0	BB: 0	S: 7	P: 11	R: 1	H: 3	E: 0	LOB: 2	K: 3	BB: 0	S: 13	P: 20	R: 0	H: 1	E: 0	LOB: 2	K: 1	BB: 1	S: 15	P: 23	1B: 8	2B: 0	3B: 2	HR: 0	SF: 0	SAC: 0	DP: 0	HBP: 0	WP: 0	PA: 36
--------------	------	------	------	--------	------	-------	-------	-------	------	------	------	--------	------	-------	------	-------	------	------	------	--------	------	-------	-------	-------	------	------	------	--------	------	-------	------	-------	------	------	------	--------	------	-------	------	------	------	------	------	--------	------	-------	------	-------	------	------	------	--------	------	-------	------	-------	------	------	------	--------	------	-------	-------	-------	------	------	------	--------	------	-------	-------	-------	-------	-------	-------	-------	-------	--------	-------	--------	-------	--------

PITCHER	IP	WLS	BF	H	R	ER	SO	BB	IBB	HBP	BLK	WP	HR	S	P	ERA	WHIP
<b>Hideo Nomo, R</b> (1, 1) <small>ERA: 3.5</small>	6.1	W	23	5	1	1	6	1	0	0	0	0	0	56	88	1.42	0.947
<b>Antonio Osuna, R</b> (7, 1) <small>ERA: 1.62</small>	1.1		6	2	1	1	2	0	0	0	0	0	0	13	22	6.75	1.500
<b>Mark Guthrie, L</b> (8, 1) <small>ERA: 1.2</small>	1.0		6	2	0	0	2	1	0	0	0	0	0	16	23	0.00	3.000
<b>Todd Worrell, R</b> (9, 1) <small>ERA: 2.86</small>	0.1	S	1	0	0	0	0	0	0	0	0	0	0	3	5	0.00	0.000

**BOTTOM**

**Los Angeles Dodgers @ Atlanta Braves**  
Atlanta-Fulton County Stadium, Atlanta, GA

Sat Jun 15 1996, 7:05 PM EDT  
Att: 49,726 - Sunny - 87 F

<b>AB</b>	<b>34</b>
<b>R</b>	<b>2</b>
<b>H</b>	<b>9</b>
<b>RBI</b>	<b>2</b>
<b>BB</b>	<b>2</b>
<b>SO</b>	<b>10</b>
<b>LOB</b>	<b>9</b>

PITCHER	IP	WLS	BF	H	R	ER	SO	BB	IBB	HBP	BLK	WP	HR	S	P	ERA	WHIP
<b>Hideo Nomo, R</b> (1, 1) <small>ERA: 3.5</small>	6.1	W	23	5	1	1	6	1	0	0	0	0	0	56	88	1.42	0.947
<b>Antonio Osuna, R</b> (7, 1) <small>ERA: 1.62</small>	1.1		6	2	1	1	2	0	0	0	0	0	0	13	22	6.75	1.500
<b>Mark Guthrie, L</b> (8, 1) <small>ERA: 1.2</small>	1.0		6	2	0	0	2	1	0	0	0	0	0	16	23	0.00	3.000
<b>Todd Worrell, R</b> (9, 1) <small>ERA: 2.86</small>	0.1	S	1	0	0	0	0	0	0	0	0	0	0	3	5	0.00	0.000

Batter	1	2	3	4	5	6	7	8	9	AB R H RBI BB SO LOB	TOP											
Delino DeShields, L (1, 4) OBP: 0.286, SLG: 0.342	0-3 K		0-0 P5			0-0 SF9 3B		0-0 G4-3		4 1 1 0 0 1 0												
Roger Cedeno, S (1, 7) OBP: 0.339, SLG: 0.351	0-3 K			0-0 F7		0-0 G6-3		0-0 2B		4 0 1 0 0 1 1												
Mike Piazza, R (1, 2) OBP: 0.435, SLG: 0.592	0-0 HR			0-0 HR		4-0 BB		4-0 G6-4-3 IBB		2 2 2 2 2 0 0												
Eric Karros, R (1, 3) OBP: 0.300, SLG: 0.425	0-3 K		0-0 P3		0-0 SF9		0-0 G6-4-3	1-2f		3 0 0 1 0 1 2												
Raul Mondesi, R (1, 9) OBP: 0.291, SLG: 0.467		0-0 G6-3		0-0 P6		0-0 G3-1			0-0 E S 1B	4 0 1 0 0 0 1												
Mike Blowers, R (1, 5) OBP: 0.312, SLG: 0.348		0-0 F9			4-0 FC6-4 BB		4-0 BB		0-3 K	2 0 0 0 2 1 1												
Todd Hollandsworth, L (1, 8) OBP: 0.358, SLG: 0.375		0-3 K			0-0 P5		0-3 K		1-0 G4-6-3 HBP	3 0 0 0 0 2 2												
Tom Prince, R (9, PH) OBP: 0.323, SLG: 0.346										0 0 0 0 0 0 0												
Milt Thompson, L (9, PR) OBP: 0.214, SLG: 0.140										0 0 0 0 0 0 0												
Juan Castro, R (1, 6) OBP: 0.263, SLG: 0.243			4-0 F9-3 BB		0-0 F8		0-0 L7		0-0 G4-6-3	3 0 0 0 1 0 4												
Tom Candiotti, R (1, 1) OBP: 0.083, SLG: 0.083			0-0 F9-3		0-0 FC6-4		0-3 K			3 0 0 0 0 1 3												
Antonio Osuna, R (8, 1)										0 0 0 0 0 0 0												
Todd Worrell, R (9, 1)										0 0 0 0 0 0 0												
<b>Inning Stats</b>	R: 1 E: 0 K: 3 S: 10	H: 1 LOB: 0 BB: 0 P: 10	R: 0 E: 0 K: 1 S: 5	H: 0 LOB: 0 BB: 0 P: 5	R: 0 E: 0 K: 0 S: 2	H: 0 LOB: 0 BB: 1 P: 6	R: 1 E: 0 K: 0 S: 4	H: 1 LOB: 0 BB: 0 P: 4	R: 0 E: 0 K: 0 S: 3	H: 0 LOB: 1 BB: 1 P: 7	R: 1 E: 0 K: 0 S: 4	H: 1 LOB: 1 BB: 1 P: 8	R: 0 E: 0 K: 2 S: 7	H: 0 LOB: 1 BB: 1 P: 11	R: 0 E: 0 K: 0 S: 3	H: 1 LOB: 1 BB: 1 P: 7	R: 0 E: 0 K: 1 S: 5	H: 1 LOB: 2 BB: 0 P: 6	1B: 1 2B: 2 3B: 1 HR: 2	SF: 1 SAC: 0 DP: 3 HBP: 1	WP: 0 PB: 0 SB: 1 CS: 0	PA: 35
<b>PITCHER</b>	IP WLS BF H R ER SO BB IBB HBP BLK WP HR S P ERA WHIP																					
Jason Schmidt, R (1, 1) ERA: 6.05	7.0 L 27 3 3 3 6 4 0 0 0 0 0 2 35 51 3.86 1.000																					
Greg McMichael, R (8, 1) ERA: 3.58	1.0 4 1 0 0 0 0 0 1 0 0 0 0 3 7 0.00 1.000																					
Brad Clontz, R (9, 1) ERA: 4.46	0.1 2 1 0 0 0 1 0 0 0 0 0 0 4 4 0.00 3.000																					
Pedro Borbon, L (9, 1) ERA: 3.38	0.2 2 0 0 0 0 0 0 0 1 0 0 0 1 2 0.00 0.000																					

Los Angeles Dodgers @ Atlanta Braves  
Atlanta-Fulton County Stadium, Atlanta, GA

Sun Jun 16 1996, 3:33 AM EDT  
Att. 44,784 - Cloudy - 89 F

livebaseballscorecards.com

AB	28
R	3
H	5
RBI	3
BB	5
SO	7
LOB	14





Batter	1	2	3	4	5	6	7	8	9	AB R H RBI BB SO LOB
Marquis Grissom, R (1, 8) OBP: 0.328, SLG: 0.441	0-0 F8 2B		0-0 G6-4-3 1-2f			0-0 E5 G4-3		0-0 P4		4 0 1 0 0 0 2
Mark Lemke, S (1, 4) OBP: 0.385, SLG: 0.403	0-3 K		0-0 P6			0-0 F9			0-0 G1-3 WP 1B	4 1 1 0 0 0 1 2
10 Chipper Jones, S (1, 5) OBP: 0.379, SLG: 0.508	0-0 F8 2-3				0-0 F8	0-0 G4-3 1-2f			0-0 WP G1-3 1B	4 0 1 0 0 0 2
Fred McGriff, L (1, 3) OBP: 0.384, SLG: 0.595	0-0 F9				0-0 HR		0-0 G4-3		0-0 G1-3 1-2 2-3	4 1 1 1 0 0 3
Ryan Klesko, L (1, 7) OBP: 0.356, SLG: 0.597		0-3 K			0-3 K		0-0 F9-3 1B		0-3 K 2-3 3-H	4 0 1 0 0 0 3 1
Javy Lopez, R (1, 2) OBP: 0.322, SLG: 0.474		0-0 F9			0-0 F9		0-0 F9-3 1-2		0-0 G6-3	4 0 0 0 0 0 2
Jeff Blauser, R (1, 6) OBP: 0.345, SLG: 0.451		0-0 S 1B			0-0 F8		0-0 F9			3 0 1 0 0 0 0
Jermaine Dye, R (1, 9) OBP: 0.294, SLG: 0.559		0-0 F8 1-2			0-0 G1-3			0-3 K		2 0 0 0 0 0 1
Tyler Houston, L (8, PH) OBP: 0.250, SLG: 0.481										1 0 0 0 0 0 1 0
Brad Clontz, R (9, 1)										0 0 0 0 0 0 0
Pedro Borbon, R (9, 1)										0 0 0 0 0 0 0
Jason Schmidt, R (1, 1)			4-0 G6-4-3 BB			0-3 K		4-0 BB		1 0 0 0 0 1 1 0
Greg McMichael, R (8, 1)										0 0 0 0 0 0 0
Dwight Smith, L (8, PH) (9, 9)										0 0 0 0 0 1 0 0

Inning Stats	R: 0 E: 0 K: 1 S: 6	H: 1 LOB: 1 BB: 0 P: 6	R: 0 E: 0 K: 1 S: 6	H: 1 LOB: 1 BB: 0 P: 6	R: 0 E: 0 K: 0 S: 2	H: 0 LOB: 0 BB: 1 P: 6	R: 1 E: 0 K: 1 S: 6	H: 1 LOB: 0 BB: 0 P: 6	R: 0 E: 0 K: 1 S: 5	H: 0 LOB: 0 BB: 0 P: 5	R: 0 E: 1 K: 0 S: 3	H: 0 LOB: 0 BB: 0 P: 3	R: 0 E: 0 K: 0 S: 3	H: 1 LOB: 0 BB: 0 P: 3	R: 0 E: 0 K: 1 S: 5	H: 0 LOB: 1 BB: 1 P: 9	R: 1 E: 0 K: 1 S: 7	H: 2 LOB: 1 BB: 0 P: 7	1B: 4 2B: 2 3B: 0 HR: 1	SF: 0 SAC: 0 DP: 3 HBP: 0	WP: 1 PB: 0 SB: 1 CS: 0	PA: 33
--------------	------------------------------	---------------------------------	------------------------------	---------------------------------	------------------------------	---------------------------------	------------------------------	---------------------------------	------------------------------	---------------------------------	------------------------------	---------------------------------	------------------------------	---------------------------------	------------------------------	---------------------------------	------------------------------	---------------------------------	----------------------------------	------------------------------------	----------------------------------	--------

PITCHER	IP	WLS	BF	H	R	ER	SO	BB	IBB	HBP	BLK	WP	HR	S	P	ERA	WHIP
Tom Candiotti, R (1, 1) ERA: 3.46	7.0	W	24	4	1	1	4	1	0	0	0	0	1	31	35	1.29	0.714
Antonio Osuna, R (8, 1) ERA: 1.58	1.0		4	0	0	0	1	1	0	0	0	0	0	5	9	0.00	1.000
Todd Worrell, R (9, 1) ERA: 3.07	1.0	S	5	2	1	1	1	0	0	0	0	1	0	7	7	9.00	2.000

**BOTTOM**

**Los Angeles Dodgers @ Atlanta Braves**  
Atlanta-Fulton County Stadium, Atlanta, GA

Sun Jun 16 1996, 3:33 AM EDT  
Att: 44,784 - Cloudy - 89 F

AB	31
R	2
H	6
RBI	1
BB	2
SO	6
LOB	13



PITCHER	IP	WLS	BF	H	R	ER	SO	BB	IBB	HBP	BLK	WP	HR	S	P	ERA	WHIP
---------	----	-----	----	---	---	----	----	----	-----	-----	-----	----	----	---	---	-----	------

Batter	1	2	3	4	5	6	7	8	9	AB R H RBI BB SO LOB	TOP											
<b>Delino DeShields, L</b> OBP: 0.288, SLG: 0.354 (1, 4)	2-2 L6		3-2 G4-3		0-0 2B 1B	0-2 HR		3-3 K		5 2 2 3 0 1 1												
<b>Roger Cedeno, S</b> OBP: 0.353, SLG: 0.397 (1, 7)	1-0 2B		0-1 B1-3		2-0 2B	2-1 HR		0-1 1B		5 1 4 4 0 0 0												
<b>Mike Piazza, R</b> OBP: 0.427, SLG: 0.579 (1, 2)	0-0 G5-3			0-2 G5-3	1-0 L8	3-2 G5-3		2-2 G4-3		5 0 0 0 0 0 3												
<b>Chan Ho Park, R</b> OBP: 0.083, SLG: 0.083 (8, 1)										0 0 0 0 0 0 0												
<b>Todd Worrell, R</b> (9, 1)										0 0 0 0 0 0 0												
<b>Eric Karros, R</b> OBP: 0.298, SLG: 0.420 (1, 3)	0-3 K			0-2 F7	1-2 P2		2-2 WP WP 1B		2-0 G6-3	5 0 1 0 0 1 2												
<b>Raul Mondesi, R</b> OBP: 0.293, SLG: 0.466 (1, 9)		2-3 K		1-2 1B		0-0 P6	2-3 K		0-1 G4-3 S 1B	5 0 2 0 0 2 1												
<b>Mike Blowers, R</b> OBP: 0.314, SLG: 0.354 (1, 5)		1-2 2B		3-1 G4-3		2-1 FC1-6 1B 2B 1B	0-0 L9		1-1 G4-3	5 1 2 0 0 0 3												
<b>Todd Hollandsworth, L</b> OBP: 0.360, SLG: 0.372 (1, 8)		0-2 P5			4-0 1B SH2-4 BB	2-2 FC1-6 1B	2-2 G3-1		0-0 G3	4 1 1 0 1 0 3												
<b>Juan Castro, R</b> OBP: 0.274, SLG: 0.282 (1, 6)		2-1 L8			1-2 1B SH2-4 2B 1B	0-0 FC1-6 2B HR		3-1 1B 3B		4 3 2 0 0 0 3												
<b>Ramon Martinez, R</b> OBP: 0.067, SLG: 0.067 (1, 1)			0-3 K		1-1 SH2-4	2-2 HR 2B		3-1 G1-3		1 0 0 1 0 1 0												
<b>Oreste Marrero, L</b> OBP: 1.000, SLG: 2.000 (6, PH)										1 1 1 1 0 0 0												
<b>Mark Guthrie, R</b> (6, 1)										0 0 0 0 0 0 0												
<b>Milt Thompson, L</b> OBP: 0.211, SLG: 0.137 (8, PH)					1-2 3-H	1-3 HR				1 0 0 0 0 0 1												
<b>Tom Prince, R</b> OBP: 0.323, SLG: 0.346 (8, 2)										0 0 0 0 0 0 0												
<b>Inning Stats</b>	R: 0 E: 0 K: 1 S: 10	H: 1 LOB: 1 BB: 0 P: 13	R: 0 E: 0 K: 1 S: 11	H: 1 LOB: 1 BB: 0 P: 16	R: 0 E: 0 K: 1 S: 8	H: 0 LOB: 0 BB: 0 P: 11	R: 0 E: 0 K: 0 S: 11	H: 1 LOB: 1 BB: 0 P: 15	R: 3 E: 0 K: 0 S: 11	H: 3 LOB: 1 BB: 1 P: 21	R: 5 E: 0 K: 0 S: 21	H: 5 LOB: 0 BB: 0 P: 32	R: 0 E: 0 K: 1 S: 10	H: 1 LOB: 1 BB: 0 P: 16	R: 1 E: 0 K: 1 S: 13	H: 2 LOB: 1 BB: 0 P: 24	R: 0 E: 0 K: 0 S: 6	H: 1 LOB: 1 BB: 0 P: 9	1B: 8 2B: 4 3B: 1 HR: 2	SF: 0 SAC: 1 DP: 0 HBP: 0	WP: 2 PB: 0 SB: 1 CS: 0	PA: 43
<b>PITCHER</b>	IP WLS BF H R ER SO BB IBB HBP BLK WP HR S P ERA WHIP																					
<b>Amaury Telemaco, R</b> ERA: 4.25 (1, 1)	5.2 L 27 9 6 6 3 1 0 0 0 0 0 0 64 95 9.53 1.765																					
<b>Bob Patterson, L</b> ERA: 2.38 (6, 1)	0.0 2 2 2 2 0 0 0 0 0 0 0 2 5 7 ∞ ∞																					
<b>Kent Bottenfield, R</b> ERA: (6, 1)	1.1 5 1 0 0 1 0 0 0 0 2 0 13 22 0.00 0.750																					
<b>Rodney Myers, R</b> ERA: 3.86 (8, 1)	2.0 9 3 1 1 1 0 0 0 0 0 0 19 33 4.50 1.500																					

Los Angeles Dodgers @ Chicago Cubs  
Wrigley Field, Chicago, IL  
Tue Jun 18 1996, 3:33 AM CDT  
Cloudy - 68 F

livebaseballscorecards.com

AB	41
R	9
H	15
RBI	9
BB	1
SO	5
LOB	17





Batter	1	2	3	4	5	6	7	8	9	AB R H RBI BB SO LOB	TOP	
<b>Delino DeShields, L</b> (1, 4) <small>OBP: 0.285, SLG: 0.351</small> <b>Joey Eischen, L</b> (6, 1) <b>Oreste Marrero, L</b> (8, PH) <small>OBP: 0.500, SLG: 1.000</small> <b>Scott Radinsky, L</b> (8, 1)	2-1  P5		2-2  G6-3			3-2  F8		2-2  P6		3 0 0 0 0 0 0 0 0 0 0 0 0 0 1 0 0 0 0 0 0 0 0 0 0 0 0 0	<b>Los Angeles Dodgers @ Chicago Cubs</b> Wrigley Field, Chicago, IL Tue Jun 18 1996, 3:38 AM CDT Att. 23,362 - Sunny - 68 F	
<b>Roger Cedeno, S</b> (1, 7) <small>OBP: 0.345, SLG: 0.388</small>	2-3  K		0-1  F8			3-2  G4-3		1-2  P7		4 0 0 0 0 1 0		
<b>Raul Mondesi, R</b> (1, 9) <small>OBP: 0.295, SLG: 0.473</small>	1-2  3B		2-0  L7			0-0  1B		1-1  L8		4 0 2 0 0 0 0		
<b>Eric Karros, R</b> (1, 3) <small>OBP: 0.297, SLG: 0.430</small>	1-0  F8			1-0  P4		3-2  G5-3		2-1  HR		4 1 1 1 0 0 2		
<b>Mike Blowers, R</b> (1, 5) <small>OBP: 0.317, SLG: 0.354</small>		0-0  HR 1B		0-2  G6-3		4-2  G3-1 3B BB		0-3  K		3 2 1 0 1 1 0		
<b>Todd Hollandsworth, L</b> (1, 8) <small>OBP: 0.352, SLG: 0.363</small>		2-1  P6		1-2  P6		1-0  G3-1		3-3  K		4 0 0 0 0 1 2		
<b>Tom Prince, R</b> (1, 2) <small>OBP: 0.324, SLG: 0.448</small> <b>Dave Hansen, L</b> (9, PH) <small>OBP: 0.281, SLG: 0.184</small>		1-0  HR 1-H			0-1  G5-3		0-3  K2-3		1-2  F9			3 1 1 2 0 1 1 1 0 0 0 0 0 0
<b>Juan Castro, R</b> (1, 6) <small>OBP: 0.276, SLG: 0.309</small>		3-3  K			0-0  F8		0-0  3B 2-H			3 0 1 1 0 1 0		
<b>Ismael Valdez, R</b> (1, 1) <small>OBP: 0.103, SLG: 0.071</small> <b>Chad Fonville, S</b> (6, 4) <small>OBP: 0.272, SLG: 0.235</small>		1-3  K			2-3  K		3-2  G4-3			2 0 0 0 0 2 0 1 0 0 0 0 0 1		
<b>Inning Stats</b>	R: 0 H: 1 E: 0 LOB: 1 K: 1 BB: 0 S: 9 P: 15	R: 2 H: 2 E: 0 LOB: 0 K: 2 BB: 0 S: 10 P: 17	R: 0 H: 0 E: 0 LOB: 0 K: 0 BB: 0 S: 6 P: 10	R: 0 H: 0 E: 0 LOB: 0 K: 0 BB: 0 S: 7 P: 9	R: 0 H: 0 E: 0 LOB: 0 K: 1 BB: 0 S: 6 P: 8	R: 0 H: 1 E: 0 LOB: 1 K: 0 BB: 0 S: 13 P: 22	R: 1 H: 1 E: 0 LOB: 1 K: 1 BB: 1 S: 10 P: 18	R: 0 H: 0 E: 0 LOB: 0 K: 0 BB: 0 S: 10 P: 14	R: 1 H: 1 E: 0 LOB: 0 K: 2 BB: 0 S: 12 P: 18	1B: 2 SF: 0 2B: 0 SAC: 0 3B: 2 DP: 0 HR: 2 HBP: 0	WP: 0 PA: 34 PB: 0 SB: 0 CS: 0	
<b>PITCHER</b>	IP WLS BF H R ER SO BB IBB HBP BLK WP HR S P ERA WHIP <b>Mike Campbell, R</b> (1, 1) <small>ERA: 3.0</small> <b>Terry Adams, R</b> (6, 1) <small>ERA: 2.42</small> <b>Kent Bottenfield, R</b> (8, 1) <small>ERA:</small> <b>Turk Wendell, R</b> (9, 1) <small>ERA: 2.13</small>											IP WLS BF H R ER SO BB IBB HBP BLK WP HR S P ERA WHIP

livebaseballscorecards.com

<b>AB</b>	<b>33</b>
<b>R</b>	<b>4</b>
<b>H</b>	<b>6</b>
<b>RBI</b>	<b>4</b>
<b>BB</b>	<b>1</b>
<b>SO</b>	<b>7</b>
<b>LOB</b>	<b>6</b>



Batter	1	2	3	4	5	6	7	8	9	AB	R	H	RBI	BB	SO	LOB
Brian McRae, S OBP: 0.350, SLG: 0.373 (1, 8)	E3 1B HR		P5	K						4	1	1	1	1	1	2
Brant Brown, L OBP: 0.417, SLG: 1.167 (1, 3)	HR 1B		HR		HR	G4-3		K		5	3	3	2	0	1	3
Luis Gonzalez, L OBP: 0.373, SLG: 0.426 (1, 7)			P8		G3			G6-3		3	1	1	3	0	0	0
Terry Adams, R OBP: 0.167, SLG: 0.176 (7, PH)	HR									0	0	0	0	0	0	0
Doug Glanville, R OBP: 0.167, SLG: 0.176 (8, 9)										1	0	0	0	0	0	0
Sammy Sosa, R OBP: 0.299, SLG: 0.548 (1, 9)	P6		G4-3		K			2B		4	0	1	0	0	1	0
Kent Bottenfield, R OBP: 0.500, SLG: 0.500 (8, 1)										0	0	0	0	0	0	0
Turk Wendell, L OBP: 0.500, SLG: 0.500 (9, 1)										0	0	0	0	0	0	0
Leo Gomez, R OBP: 0.362, SLG: 0.526 (1, 5)	F9			2B	K			L9		4	1	1	0	0	1	1
23 Ryne Sandberg, R OBP: 0.304, SLG: 0.450 (1, 4)	L6									3	0	0	0	1	0	1
Mike Hubbard, R (1, 2)										4	0	0	0	0	4	3
José Hernández, R OBP: 0.261, SLG: 0.234 (1, 6)										3	1	1	0	1	2	0
Mike Campbell, R OBP: 0.600, SLG: 1.000 (1, 1)										2	0	1	1	0	1	0
Scott Bullett, L OBP: 0.386, SLG: 0.548 (6, 7)										2	0	1	0	0	0	0

Inning Stats	R: 3	H: 2	E: 1	K: 0	S: 14	LOB: 0	BB: 0	P: 22	R: 0	H: 0	E: 0	K: 3	S: 12	LOB: 0	BB: 0	P: 12	R: 1	H: 1	E: 0	K: 0	S: 9	LOB: 0	BB: 0	P: 12	R: 1	H: 1	E: 0	K: 2	S: 12	LOB: 2	BB: 1	P: 23	R: 1	H: 1	E: 0	K: 2	S: 16	LOB: 0	BB: 0	P: 20	R: 1	H: 3	E: 0	K: 1	S: 17	LOB: 2	BB: 0	P: 25	R: 0	H: 1	E: 0	K: 1	S: 6	LOB: 2	BB: 1	P: 12	R: 0	H: 0	E: 0	K: 2	S: 11	LOB: 1	BB: 1	P: 19
--------------	------	------	------	------	-------	--------	-------	-------	------	------	------	------	-------	--------	-------	-------	------	------	------	------	------	--------	-------	-------	------	------	------	------	-------	--------	-------	-------	------	------	------	------	-------	--------	-------	-------	------	------	------	------	-------	--------	-------	-------	------	------	------	------	------	--------	-------	-------	------	------	------	------	-------	--------	-------	-------

PITCHER	IP	WLS	BF	H	R	ER	SO	BB	IBB	HBP	BLK	WP	HR	S	P	ERA	WHIP
Ismael Valdez, R ERA: 3.3 (1, 1)	5.2	L	28	9	7	6	8	0	0	0	0	0	3	77	108	9.53	1.588
Joey Eischen, L ERA: 3.86 (6, 1)	1.1		6	1	0	0	1	0	1	0	0	0	0	9	18	0.00	0.750
Scott Radinsky, L ERA: 0.47 (8, 1)	1.0		4	0	0	0	2	1	0	0	0	0	0	11	19	0.00	1.000

**Los Angeles Dodgers @ Chicago Cubs**  
Wrigley Field, Chicago, IL  
Tue Jun 18 1996, 3:38 AM CDT  
Att. 23,362 - Sunny - 68 F

AB	35
R	7
H	10
RBI	7
BB	3
SO	11
LOB	10



WP	PA
0	38
PB	0
SB	1
CS	0

PITCHER	IP	WLS	BF	H	R	ER	SO	BB	IBB	HBP	BLK	WP	HR	S	P	ERA	WHIP
---------	----	-----	----	---	---	----	----	----	-----	-----	-----	----	----	---	---	-----	------



Batter	1	2	3	4	5	6	7	8	9	10	11	12	13	AB R H RBI BB SO LOB
<b>Brian McRae, S</b> OBP: 0.350, SLG: 0.370 (1, 8)	0-0 F9		2-2 S BB 1B		0-0 B3-1		4-2 2B BB		2-3 K		0-0 G4-3			5 0 1 0 1 1 0
<b>Brant Brown, L</b> OBP: 0.389, SLG: 0.882 (1, 3)	1-2 G1-3		4-2 S 1B BB		1-1 1B 2B 1B		1-3 K		1-1 P5		2-2 P6			5 1 1 0 1 1 1
<b>Sammy Sosa, R</b> OBP: 0.296, SLG: 0.540 (1, 9)	3-2 F7		3-2 F9		0-1 2B 1B		1-0 F8		1-0 G5-3		3-3 K			6 1 1 0 0 1 3
<b>Luis Gonzalez, L</b> OBP: 0.381, SLG: 0.440 <b>Doug Glanville, R</b> OBP: 0.190, SLG: 0.250 (7, PH) (8, 7)		3-1 1B 23 SF8 1B		3-1 1B BLK 1B	0-0 G4-3 1H 2H 2B		2-1 K 2B			0-1 F8		0-0 E9		3 1 3 2 0 0 0 3 0 1 0 0 0 0
<b>Leo Gomez, R</b> OBP: 0.361, SLG: 0.517 (1, 5)		0-0 CS 1B		2-3 K	3-2 G4-3		3-2 F8			0-2 F9		4-1 BB		5 0 1 0 1 1 4
<b>23 Ryne Sandberg, R</b> OBP: 0.290, SLG: 0.443 <b>Kent Bottenfield, R</b> <b>Scott Bulett, L</b> OBP: 0.370, SLG: 0.535 <b>Terry Adams, R</b> (11, 1) (12, PH) (13, 1)		2-2 SF8		2-0 P2	0-3 K		1-3 K			2-2 E5		2-3 K		4 0 0 1 0 2 2 0 0 0 0 0 0 0 1 0 0 0 0 1 2 0 0 0 0 0 0 0
<b>Scott Servais, R</b> OBP: 0.311, SLG: 0.432 (1, 2)		3-H 3-3 K		2-1 1B HBP		1-3 K		4-2 BB		0-3 K				4 0 0 0 1 3 2
<b>José Hernández, R</b> OBP: 0.259, SLG: 0.233 <b>Dave Magadan, L</b> OBP: 0.333, SLG: 0.133 (13, PH)			0-0 G5-3	1-2 1B		0-0 F8		2-3 K			3-2 F9		1-2 G4-3	5 0 1 0 0 1 1 1 0 0 0 0 0 0
<b>Steve Trachsel, R</b> OBP: 0.037, SLG: 0.148 <b>Terry Shumpert, R</b> OBP: 0.201, SLG: 0.800 <b>Turk Wendell, L</b> OBP: 0.500, SLG: 0.500 <b>Bob Patterson, R</b> <b>Jim Bullinger, R</b> OBP: 0.333, SLG: 0.638 <b>Bret Barberie, S</b> OBP: 0.172, SLG: 0.160 (1, 1) (8, PH) (9, 1) (9, 1) (9, 1) (11, 4)			2-2 G3-1	0-3 K		0-0 G6-3		1-3 K			3-1 F7		3-3 K	3 0 0 0 0 0 1 3 1 0 0 0 0 0 1 1 0 2 0 0 0 0 0 1 0

Inning Stats	R: 0	H: 0	E: 0	K: 0	S: 11	LOB: 0	BB: 0	P: 15	R: 1	H: 2	E: 0	K: 1	S: 10	LOB: 0	BB: 0	P: 18	R: 0	H: 1	E: 0	K: 0	S: 14	LOB: 2	BB: 1	P: 24	R: 0	H: 2	E: 0	K: 2	S: 14	LOB: 3	BB: 0	P: 24	R: 2	H: 3	E: 0	K: 1	S: 13	LOB: 1	BB: 0	P: 17	R: 0	H: 1	E: 0	K: 1	S: 16	LOB: 2	BB: 1	P: 27	R: 0	H: 0	E: 0	K: 3	S: 15	LOB: 1	BB: 1	P: 23	R: 0	H: 0	E: 0	K: 1	S: 8	LOB: 0	BB: 0	P: 12	R: 0	H: 0	E: 1	K: 1	S: 12	LOB: 1	BB: 0	P: 14	R: 0	H: 0	E: 0	K: 0	S: 8	LOB: 0	BB: 0	P: 14	R: 0	H: 0	E: 0	K: 2	S: 13	LOB: 2	BB: 1	P: 24	R: 0	H: 0	E: 0	K: 1	S: 10	LOB: 0	BB: 0	P: 15	R: 0	H: 0	E: 0	K: 1	S: 10	LOB: 0	BB: 0	P: 15	R: 0	H: 0	E: 0	K: 1	S: 10	LOB: 0	BB: 0	P: 15	2B: 2	3B: 0	HR: 0	SF: 1	SAC: 0	DP: 0	HBP: 1	WP: 0	PA: 54
--------------	------	------	------	------	-------	--------	-------	-------	------	------	------	------	-------	--------	-------	-------	------	------	------	------	-------	--------	-------	-------	------	------	------	------	-------	--------	-------	-------	------	------	------	------	-------	--------	-------	-------	------	------	------	------	-------	--------	-------	-------	------	------	------	------	-------	--------	-------	-------	------	------	------	------	------	--------	-------	-------	------	------	------	------	-------	--------	-------	-------	------	------	------	------	------	--------	-------	-------	------	------	------	------	-------	--------	-------	-------	------	------	------	------	-------	--------	-------	-------	------	------	------	------	-------	--------	-------	-------	------	------	------	------	-------	--------	-------	-------	-------	-------	-------	-------	--------	-------	--------	-------	--------

PITCHER	IP	WLS	BF	H	R	ER	SO	BB	IBB	HBP	BLK	WP	HR	S	P	ERA	WHIP
<b>Pedro Astacio, R</b> ERA: 3.59 (1, 1)	6.0		28	8	3	3	5	2	0	1	1	0	0	71	112	4.50	1.667
<b>Scott Radinsky, L</b> ERA: 0.46 (7, 1)	0.2		2	0	0	0	1	0	0	0	0	0	0	4	6	0.00	0.000
<b>Antonio Osuna, R</b> ERA: 1.56 (7, 1)	0.1		2	1	0	0	0	0	0	0	0	0	0	8	13	0.00	3.000
<b>Mark Guthrie, L</b> ERA: 1.06 (8, 1)	2.0		7	0	0	0	4	1	0	0	0	0	0	23	35	0.00	0.500
<b>Chan Ho Park, R</b> ERA: 2.54 (10, 1)	3.0	W	12	0	0	0	3	1	0	0	0	0	0	33	52	0.00	0.333
<b>Todd Worrell, R</b> ERA: 2.9 (13, 1)	1.0		3	0	0	0	1	0	0	0	0	0	0	10	15	0.00	0.000

**Los Angeles Dodgers @ Chicago Cubs**  
**Wrigley Field, Chicago, IL**  
 Wed Jun 19 1996, 3:33 AM CDT  
 Att: 28,477 - Cloudy - 64 F

AB	R	H	RBI	BB	SO	LOB
48	3	9	3	4	14	19



WP	PA
0	54

Batter	1	2	3	4	5	6	7	8	9	AB R H RBI BB SO LOB	TOP		
John Cangelosi, S (1, 7) OBP: 0.438, SLG: 0.410	1-1 FC4-6 5 BB 1B		2-2 G6-3		0-0 L9		0-0 P6			4 1 1 0 0 0 2			
Craig Biggio, R (1, 4) OBP: 0.398, SLG: 0.451	0-0 FC4-6 5 BB 1B		0-0			2-3 K2-3		1-1 SF9 3B		4 2 3 0 0 1 0			
5 Jeff Bagwell, R (1, 3) OBP: 0.472, SLG: 0.691	4-2 SAFE FC4-6 1-2 2-3 BB 1B		1-0 L8			2-1 HR		0-0 P3		3 1 1 1 1 0 2			
Derek Bell, R (1, 9) OBP: 0.337, SLG: 0.455	1-0 FC4-6 WP S 1-2f 2-3 3-H		0-3 K			2-1 G1-3		0-0 SF9		3 0 0 2 0 1 3			
Sean Berry, R (1, 5) OBP: 0.320, SLG: 0.465	2-3 K			0-1 F7		2-1 G6-3		0-0 G6-3		4 0 0 0 0 1 1			
Bill Spiers, L (8, 5) OBP: 0.279, SLG: 0.402	1-3 3-H K			0-2 F7						0 0 0 0 0 0 0			
Orlando Miller, R (1, 6) OBP: 0.319, SLG: 0.430	1-3 K			2-3 K						4 0 0 0 0 1 1			
Brian Hunter, R (1, 8) OBP: 0.301, SLG: 0.357		1-0 F8		2-3 K						4 0 1 0 0 1 0			
Todd Jones, L (9, 1)										0 0 0 0 0 0 0			
Rick Wilkins, L (1, 2) OBP: 0.352, SLG: 0.369		2-1 F9			2-3 K					4 0 0 0 0 2 1			
Donne Wall, R (1, 1) OBP: 0.211, SLG: 0.167			1-3 K		2-3 K					2 0 0 0 0 2 0			
Tony Eusebio, R (7, PH) OBP: 0.275, SLG: 0.354										0 0 0 0 1 0 0			
Billy Wagner, L (7, 1)										0 0 0 0 0 0 0			
James Mouton, R (9, 8) OBP: 0.287, SLG: 0.309										0 0 0 0 0 0 0			
<b>Inning Stats</b>	R: 2 H: 2 E: 0 LOB: 1 K: 2 BB: 1 S: 14 P: 23	R: 0 H: 0 E: 0 LOB: 0 K: 1 BB: 0 S: 7 P: 11	R: 0 H: 1 E: 0 LOB: 1 K: 1 BB: 0 S: 8 P: 11	R: 0 H: 0 E: 0 LOB: 0 K: 1 BB: 0 S: 8 P: 10	R: 0 H: 0 E: 0 LOB: 0 K: 2 BB: 0 S: 7 P: 11	R: 1 H: 1 E: 0 LOB: 0 K: 1 BB: 0 S: 10 P: 18	R: 0 H: 1 E: 0 LOB: 2 K: 0 BB: 1 S: 8 P: 18	R: 1 H: 1 E: 0 LOB: 0 K: 1 BB: 0 S: 7 P: 10	R: 0 H: 0 E: 0 LOB: 0 K: 1 BB: 0 S: 7 P: 10	1B: 3 SF: 1 2B: 1 SAC: 0 3B: 1 DP: 0 HR: 1 HBP: 0	WP: 1 PA: 35 PB: 0 SB: 2 CS: 0		
<b>PITCHER</b>	IP WLS BF H R ER SO BB IBB HBP BLK WP HR S P ERA WHIP											<b>PITCHER</b>	IP WLS BF H R ER SO BB IBB HBP BLK WP HR S P ERA WHIP
Hideo Nomo, R (1, 1) ERA: 3.61	7.0 L 29 6 4 4 8 2 0 0 0 0 1 1 64 105 5.14 1.143												
Antonio Osuna, R (8, 1) ERA: 1.52	1.0 3 0 0 0 0 0 0 0 0 0 0 0 3 3 0.00 0.000												
Scott Radinsky, L (9, 1) ERA: 0.44	1.0 3 0 0 0 0 1 0 0 0 0 0 0 7 10 0.00 0.000												

Houston Astros @ Los Angeles Dodgers  
Dodger Stadium, Los Angeles, CA

Thu Jun 20 1996, 7:05 PM PDT  
Att. 49,656 - Unknown - 71 F

livebaseballscorecards.com

AB 32  
R 4  
H 6  
RBI 3  
BB 2  
SO 9  
LOB 10





Batter	1	2	3	4	5	6	7	8	9	AB R H RBI BB SO LOB
<b>Delino DeShields, L</b> OBP: 0.287, SLG: 0.351 (1, 4)	1-1 L3	3-2 G4-3			1-0 G3		0-3 K		1-1 2B	5 0 1 0 0 1 2
<b>Roger Cedeno, S</b> OBP: 0.344, SLG: 0.387 (1, 7) (9, 8)	0-0 L9 2B		3-1 G6-3		3-2 G3-1		0-2 F9		4-0 BB	4 0 1 0 1 0 0
<b>Mike Piazza, R</b> OBP: 0.426, SLG: 0.571 (1, 2)	0-1 L9 2-3		2-0 HR 1B		3-2 FC6-4 1B		1-3 K		0-1 L9	5 1 2 0 0 1 3
<b>Eric Karros, R</b> OBP: 0.301, SLG: 0.436 (1, 3)	4-1 BB		0-1 HR 1-H		1-2 FC6-4 1-2f		4-2 S BB			2 1 1 2 2 0 1
<b>Raul Mondesi, R</b> OBP: 0.292, SLG: 0.462 (1, 9)	1-3 K		0-1 G6-3		1-3 K		3-3 K			4 0 0 0 0 3 3
<b>Mike Blowers, R</b> OBP: 0.316, SLG: 0.356 (1, 5)		3-2 G3-1 1B	1-2 F9		1-2 BB 1B		0-3 K 1-2			4 0 2 0 0 1 1
<b>Todd Hollandsworth, L</b> OBP: 0.351, SLG: 0.353 <b>Billy Ashley, R</b> OBP: 0.290, SLG: 0.426 (8, PH) (9, 7)		0-1 G3-1 1B		0-0 F7		1-1 P6		1-3 K		3 0 1 0 0 0 1 1 0 0 0 0 1 1
<b>Greg Gagne, R</b> OBP: 0.345, SLG: 0.373 <b>Juan Castro, R</b> OBP: 0.275, SLG: 0.298 (9, PH)		0-1 G3-1		1-2 F8		4-2 BB		3-3 K		2 0 0 0 1 0 2 1 0 0 0 0 1 0
<b>Hideo Nomo, R</b> OBP: 0.167, SLG: 0.207 <b>Antonio Osuna, R</b> <b>Scott Radinsky, L</b> <b>Tom Prince, R</b> OBP: 0.333, SLG: 0.452 (9, PH)		1-3 K		0-0 G1-3		1-3 K		2-3 K		3 0 0 0 0 2 4 0 0 0 0 0 0 0 0 0 0 0 0 0 0 1 0 0 0 0 1 0

Inning Stats	R: 0 E: 0 K: 1 S: 9	H: 1 LOB: 2 BB: 1 P: 15	R: 0 E: 0 K: 1 S: 14	H: 2 LOB: 2 BB: 0 P: 21	R: 2 E: 0 K: 0 S: 10	H: 2 LOB: 0 BB: 0 P: 16	R: 0 E: 0 K: 0 S: 6	H: 0 LOB: 0 BB: 0 P: 7	R: 0 E: 0 K: 0 S: 11	H: 1 LOB: 1 BB: 0 P: 19	R: 0 E: 0 K: 2 S: 16	H: 1 LOB: 2 BB: 1 P: 24	R: 0 E: 0 K: 2 S: 9	H: 0 LOB: 0 BB: 0 P: 10	R: 0 E: 0 K: 3 S: 12	H: 0 LOB: 1 BB: 1 P: 20	R: 0 E: 0 K: 2 S: 13	H: 1 LOB: 2 BB: 1 P: 23	1B: 5 2B: 2 3B: 0 HR: 1	SF: 0 SAC: 0 DP: 0 HBP: 0	WP: 0 PB: 0 SB: 1 CS: 0	PA: 39
--------------	------------------------------	----------------------------------	-------------------------------	----------------------------------	-------------------------------	----------------------------------	------------------------------	---------------------------------	-------------------------------	----------------------------------	-------------------------------	----------------------------------	------------------------------	----------------------------------	-------------------------------	----------------------------------	-------------------------------	----------------------------------	----------------------------------	------------------------------------	----------------------------------	--------

PITCHER	IP	WLS	BF	H	R	ER	SO	BB	IBB	HBP	BLK	WP	HR	S	P	ERA	WHIP
<b>Donne Wall, R</b> ERA: 3.35 (1, 1)	6.0	W	27	7	2	2	4	2	0	0	0	0	1	66	102	3.00	1.500
<b>Billy Wagner, L</b> ERA: 1.84 (7, 1)	2.2		11	1	0	0	7	2	0	0	0	0	0	32	51	0.00	1.125
<b>Todd Jones, R</b> ERA: 3.52 (9, 1)	0.1	S	1	0	0	0	0	0	0	0	0	0	0	2	2	0.00	0.000

**BOTTOM**

**Houston Astros @ Los Angeles Dodgers**  
Dodger Stadium, Los Angeles, CA  
Thu Jun 20 1996, 7:05 PM PDT  
Att: 49,656 - Unknown - 71 F

livebaseballscorecards.com

<b>AB</b>	<b>35</b>
<b>R</b>	<b>2</b>
<b>H</b>	<b>8</b>
<b>RBI</b>	<b>2</b>
<b>BB</b>	<b>4</b>
<b>SO</b>	<b>11</b>
<b>LOB</b>	<b>18</b>





Batter	1	2	3	4	5	6	7	8	9	AB	R	H	RBI	BB	SO	LOB												
Delino DeShields, L (1, 4) Chad Fonville, S (7, PH) OBP: 0.291, SLG: 0.354 OBP: 0.285, SLG: 0.237	0-0 G4-3 1B		0-0 E 1B		0-0 F5		0-0 L4		4-0 SF7 1B BB	3	2	2	0	0	0	0												
Roger Cedeno, S (1, 9) OBP: 0.346, SLG: 0.387	0-0 G4-3 1-2		0-0 F8		0-0 1B		0-0 G4-3		0-0 1B	5	0	2	0	0	0	2												
Mike Piazza, R (1, 2) Tom Prince, R (6, 2) OBP: 0.425, SLG: 0.568 OBP: 0.316, SLG: 0.438	0-0 G5-3		0-3 K		0-0 FC6-4 1B		0-0 P6		0-0 SF7	3	0	1	0	0	1	2												
Eric Karros, R (1, 3) Oreste Marrero, L (8, PR) OBP: 0.307, SLG: 0.439 OBP: 0.500, SLG: 0.750	4-0 1B BB		0-0 1B		0-3 K		0-0 1B		0-0 G4-3	3	0	2	1	1	1	2												
Mike Blowers, R (1, 5) Dave Hansen, L (8, 5) OBP: 0.316, SLG: 0.355 OBP: 0.276, SLG: 0.180	0-0 1-3 2-H 1B		0-3 K		0-0 FC6-4 1-2f		0-3 K		0-3 K	3	0	1	1	0	1	3												
Todd Hollandsworth, L (1, 8) OBP: 0.349, SLG: 0.351		0-0 F5		0-0 G4-3		0-0 F9		0-0 1-2 1B		4	0	1	0	0	0	0												
Billy Ashley, R (1, 7) OBP: 0.288, SLG: 0.404		0-0 G5-3		4-0 BB		0-0 E6 G6-4-3		0-3 K		3	0	0	0	1	1	2												
Greg Gagne, R (1, 6) OBP: 0.349, SLG: 0.372		0-0 FC6-4 1B		0-0 F9		0-0 G6-4-3 1-2f		0-0 1B BB		3	1	1	0	1	0	2												
Tom Candiotti, R (1, 1) Joey Eischen, L (3, 1) Juan Castro, R (9, PH) OBP: 0.080, SLG: 0.080 OBP: 0.272, SLG: 0.294		0-0 FC6-4 1-2f		0-0 G1-3		0-3 K		0-0 F9		1	0	0	0	0	0	1												
<b>Inning Stats</b>	R: 1 E: 0 K: 0 S: 4	H: 2 LOB: 2 BB: 1 P: 8	R: 0 E: 0 K: 0 S: 4	H: 1 LOB: 1 BB: 0 P: 4	R: 1 E: 1 K: 2 S: 9	H: 2 LOB: 1 BB: 0 P: 9	R: 0 E: 0 K: 0 S: 3	H: 0 LOB: 1 BB: 1 P: 7	R: 0 E: 0 K: 1 S: 7	H: 2 LOB: 2 BB: 0 P: 7	R: 0 E: 1 K: 0 S: 3	H: 0 LOB: 0 BB: 0 P: 3	R: 0 E: 0 K: 1 S: 5	H: 0 LOB: 0 BB: 0 P: 5	R: 0 E: 0 K: 2 S: 9	H: 2 LOB: 2 BB: 0 P: 9	R: 1 E: 0 K: 0 S: 4	H: 1 LOB: 2 BB: 2 P: 12	1B: 10 2B: 0 3B: 0 HR: 0	SF: 1 SAC: 0 DP: 1 HBP: 0	WP: 0 PB: 0 SB: 0 CS: 0	PA: 40						
<b>PITCHER</b>	IP WLS BF H R ER SO ERA WHIP	W W	H R ER SO	R 2 1 6	BB 2 0 0 0	IBB 0 0 0	HBP 0 0 0	BLK 0 0 0	WP 0 0 0	HR 0 0 4	S 44 12	P 52 12	ERA 1.12 9.00	WHIP 1.375 3.000														
Doug Drabek, R (1, 1) ERA: 4.78	8.0	W	34	9	2	1	6	2	0	0	0	0	0	0	0	12	9.00	3.000										
John Johnstone, R (9, 1) ERA: 9.0	1.0		6	1	1	1	0	2	0	0	0	0	0	0	0													

**BOTTOM**

**Houston Astros @ Los Angeles Dodgers**  
 Dodger Stadium, Los Angeles, CA  
 Fri Jun 21 1996, 7:05 PM PDT  
 Att: 33,273 - Unknown - 71 F

livebaseballscorecards.com

**AB 35**  
**R 3**  
**H 10**  
**RBI 3**  
**BB 4**  
**SO 6**  
**LOB 19**







**Houston Astros @ Los Angeles Dodgers**  
**Dodger Stadium, Los Angeles, CA**  
 Sun Jun 23 1996, 3:33 AM PDT  
 Att. 35,467 - Sunny - 78 F

AB	31
R	3
H	3
RBI	3
BB	2
SO	2
LOB	11



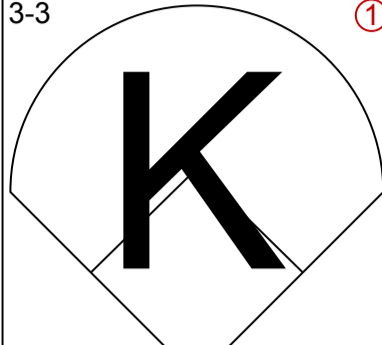
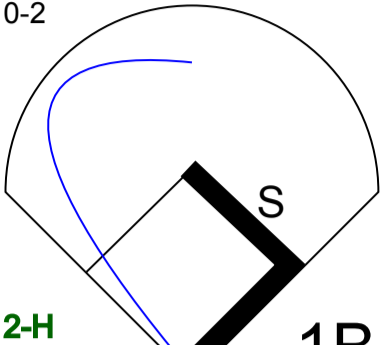
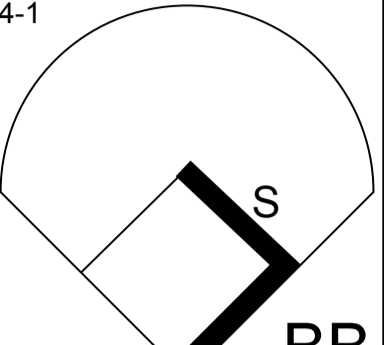
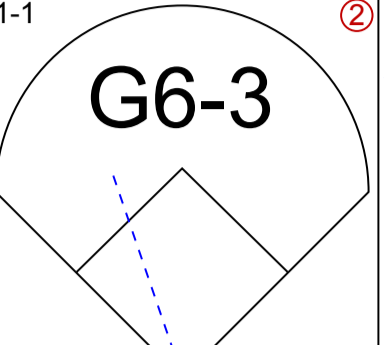
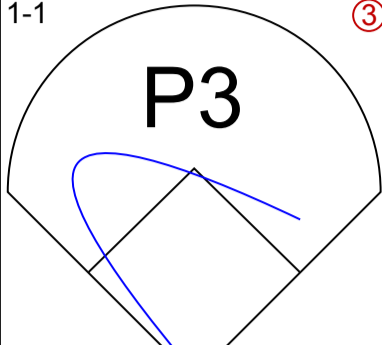
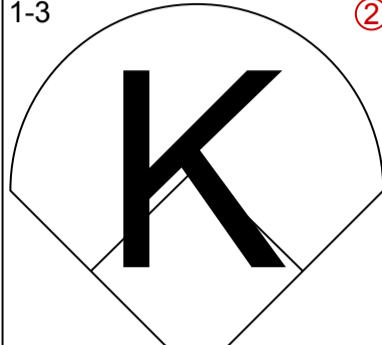
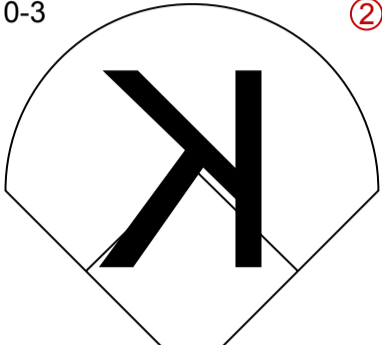
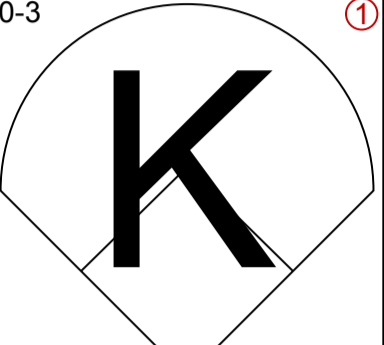
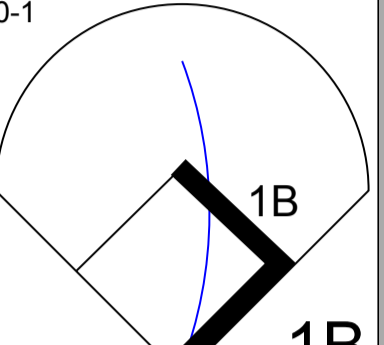
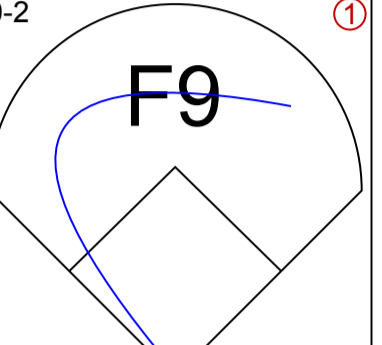
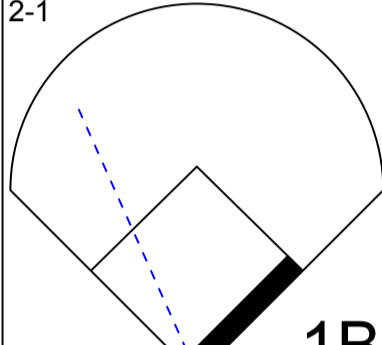
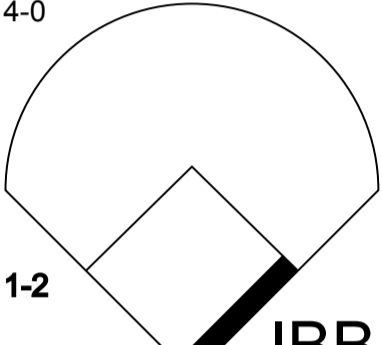
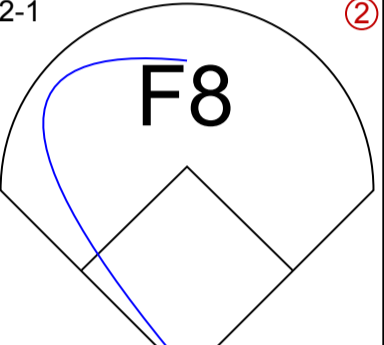
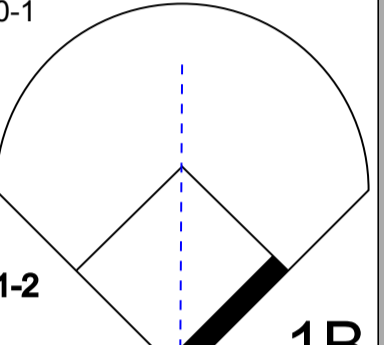
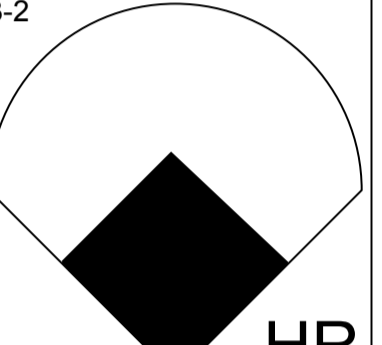
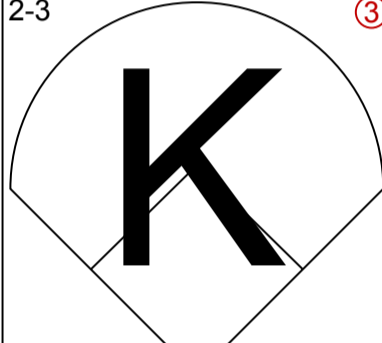
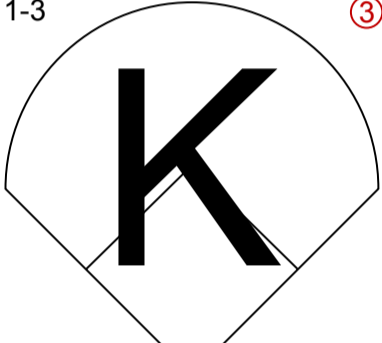
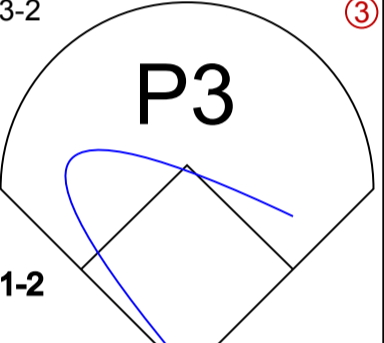
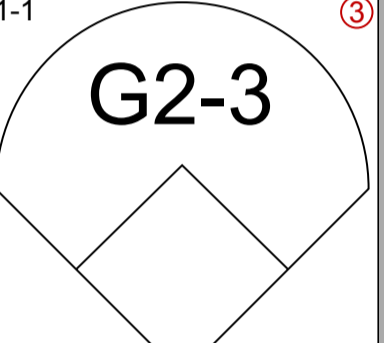
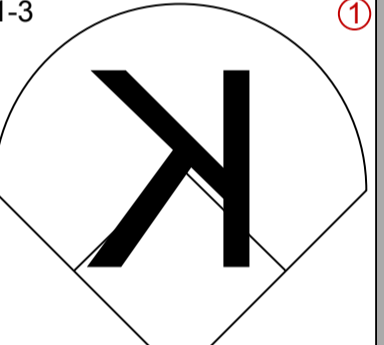
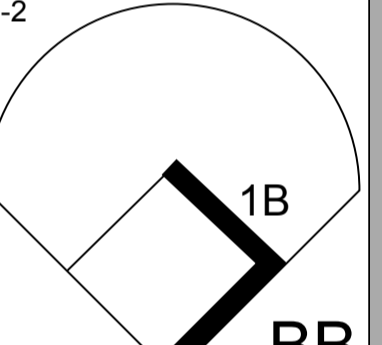
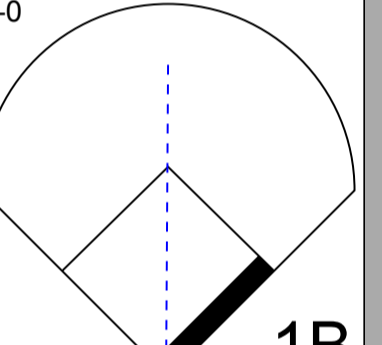
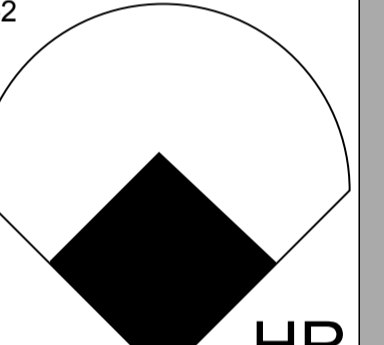
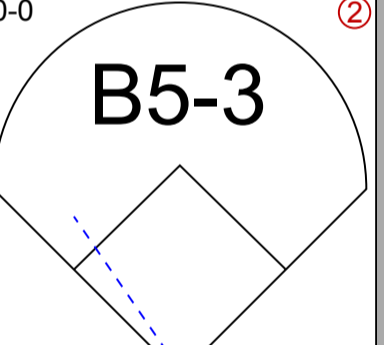
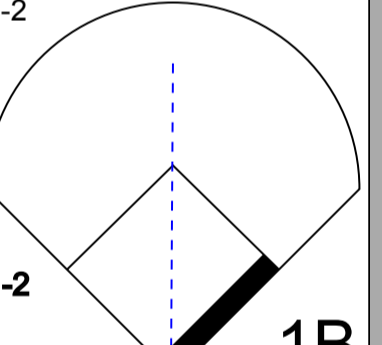
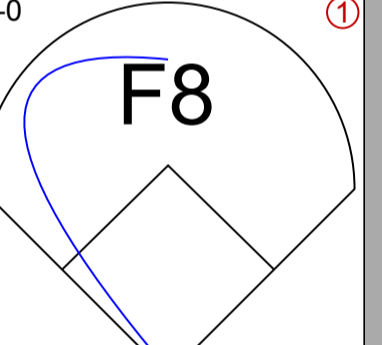
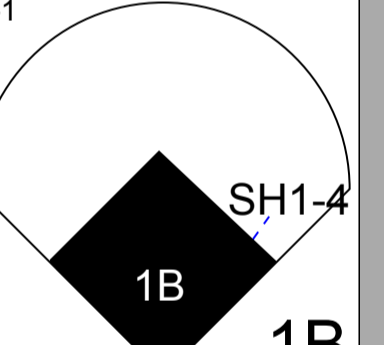
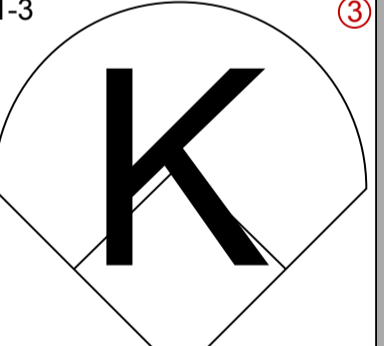
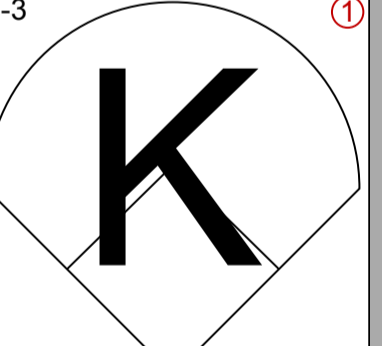
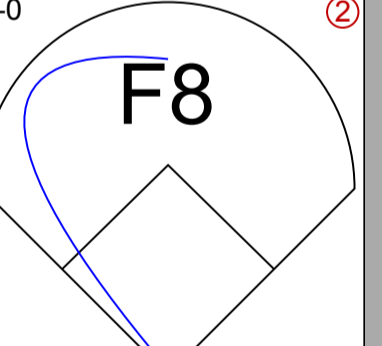
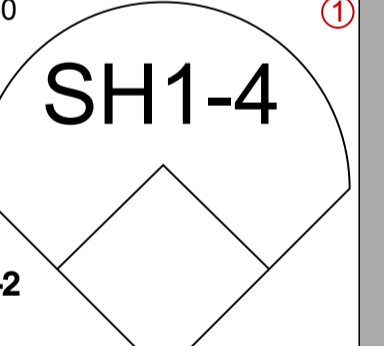
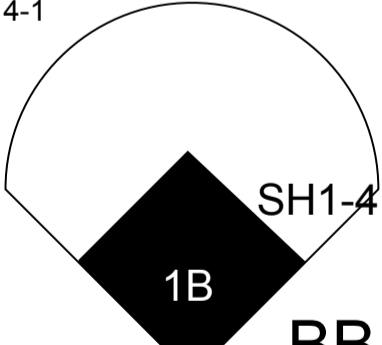
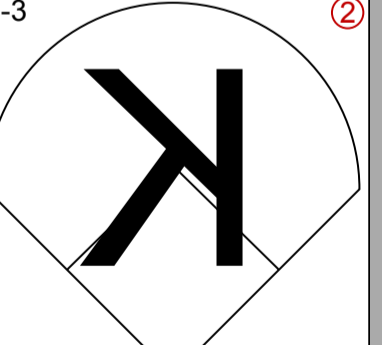
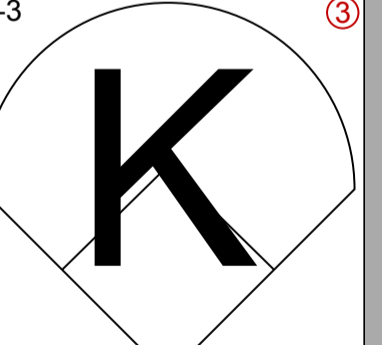
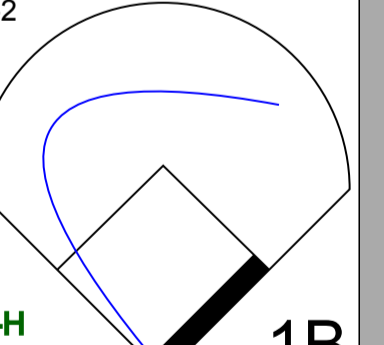
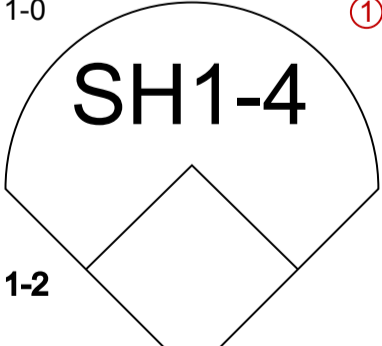
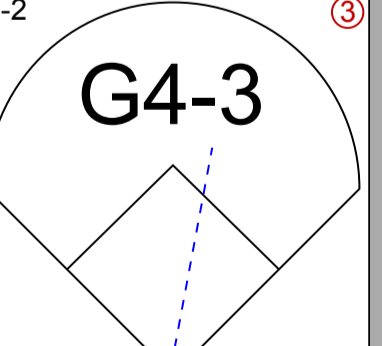
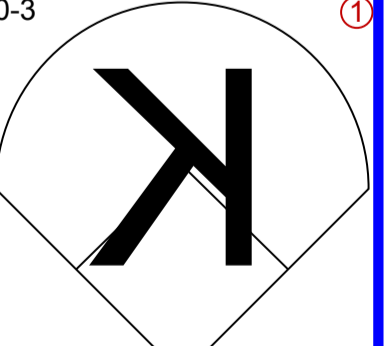
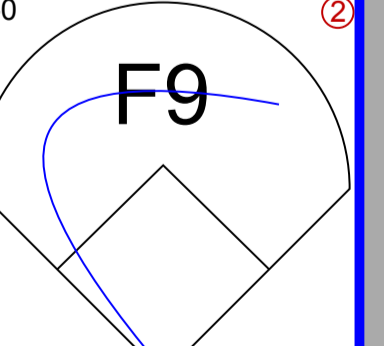
WP:	0	PA:	35
PB:	0		
SB:	2		
CS:	0		

Batter	1	2	3	4	5	6	7	8	9	AB	R	H	RBI	BB	SO	LOB
<b>Brian Hunter, R</b> (1, 8) OBP: 0.295, SLG: 0.349	1-1 G6-3		0-0 E6 SH1-3 FC6-2	0-3 K			1-1 B1-3			4	0	0	0	0	1	1
<b>Craig Biggio, R</b> (1, 4) OBP: 0.395, SLG: 0.444	2-2 P3		2-1 SH1-3		0-0 P2			3-3 K		3	0	0	0	0	1	0
<b>5 Jeff Bagwell, R</b> (1, 3) OBP: 0.463, SLG: 0.667	3-0 P4		0-1 FC6-2		1-2 G1-3			1-2 P6		4	0	0	0	0	0	1
<b>Derek Bell, R</b> (1, 9) OBP: 0.336, SLG: 0.447		2-2 P3 BB 1B HBP	1-1 G3		0-0 G6-3			1-0 G4-3		3	1	0	0	0	0	1
<b>Bill Spiers, L</b> (1, 5) OBP: 0.270, SLG: 0.388		1-2 F7		2-1 G6-3		3-1 F8		0-1 F7		1	0	0	0	0	0	1
<b>Orlando Miller, R</b> (3, 5) OBP: 0.313, SLG: 0.417										3	0	0	0	0	0	0
<b>James Mouton, R</b> (1, 7) OBP: 0.321, SLG: 0.330		4-0 1B BB		2-2 L9 S 2B 1B		1-1 L9		0-1 E4 G6-3		3	1	1	0	1	0	0
<b>Ricky Gutierrez, R</b> (1, 6) OBP: 0.361, SLG: 0.364		1-1 P3		2-2 F9		3-2 L7		2-2 G6-3		4	0	0	0	0	0	4
<b>Randy Knorr, R</b> (1, 2) OBP: 0.211, SLG: 0.171		0-0		4-0		2-2 F8		3-2 F7		2	1	1	1	1	0	0
<b>John Cangelosi, S</b> (9, PH) OBP: 0.429, SLG: 0.400		1-3 1B								1	0	0	0	0	0	1
<b>Xavier Hernandez, L</b> (9, 1)		3-H 1B		2B IBB						0	0	0	0	0	0	0
<b>Darryl Kile, R</b> (1, 1) OBP: 0.194, SLG: 0.265		2-1 G3		3-2 2B		0-0 F7				3	0	1	2	0	0	2
<b>Billy Wagner, L</b> (8, 1)										0	0	0	0	0	0	0
<b>Rick Wilkins, L</b> (9, 2) OBP: 0.355, SLG: 0.368				1-H 2-H 2B						0	0	0	0	0	0	0

Inning Stats	R: 0	H: 0	E: 0	K: 0	S: 8	P: 14	R: 1	H: 1	E: 0	K: 0	S: 11	P: 21	R: 0	H: 0	E: 1	K: 0	S: 7	P: 10	R: 2	H: 2	E: 0	K: 1	S: 14	P: 27	R: 0	H: 0	E: 0	K: 0	S: 5	P: 6	R: 0	H: 0	E: 0	K: 0	S: 8	P: 15	R: 0	H: 0	E: 0	K: 0	S: 7	P: 10	R: 0	H: 0	E: 0	K: 1	S: 8	P: 13	R: 0	H: 0	E: 1	K: 0	S: 13	P: 17	1B: 2	SF: 0	2B: 1	SAC: 1	3B: 0	DP: 0	HR: 0	HBP: 1	WP: 0	PA: 35
--------------	------	------	------	------	------	-------	------	------	------	------	-------	-------	------	------	------	------	------	-------	------	------	------	------	-------	-------	------	------	------	------	------	------	------	------	------	------	------	-------	------	------	------	------	------	-------	------	------	------	------	------	-------	------	------	------	------	-------	-------	-------	-------	-------	--------	-------	-------	-------	--------	-------	--------

PITCHER	IP	WLS	BF	H	R	ER	SO	BB	IBB	HBP	BLK	WP	HR	S	P	ERA	WHIP
<b>Ismael Valdez, R</b> (1, 1) ERA: 3.33	7.0		28	3	3	3	1	1	1	1	0	0	0	60	103	3.86	0.571
<b>Chan Ho Park, R</b> (8, 1) ERA: 2.49	1.0		3	0	0	0	1	0	0	0	0	0	0	8	13	0.00	0.000
<b>Todd Worrell, R</b> (9, 1) ERA: 2.81	1.0	W	4	0	0	0	0	0	0	0	0	0	0	13	17	0.00	0.000

PITCHER	IP	WLS	BF	H	R	ER	SO	BB	IBB	HBP	BLK	WP	HR	S	P	ERA	WHIP
---------	----	-----	----	---	---	----	----	----	-----	-----	-----	----	----	---	---	-----	------

Batter	1	2	3	4	5	6	7	8	9	AB	R	H	RBI	BB	SO	LOB
<b>Delino DeShields, L</b> (1, 4) OBP: 0.289, SLG: 0.348	3-3 		0-2 		4-1 		1-1 	1-1 		4	0	1	1	1	1	1
<b>Roger Cedeno, S</b> (1, 9) OBP: 0.345, SLG: 0.385	1-3 		0-3 		0-3 		0-1 		0-2 	5	0	1	0	0	3	2
<b>Mike Piazza, R</b> (1, 2) OBP: 0.437, SLG: 0.598	2-1 		4-0 		2-1 		0-1 		3-2 	4	1	3	1	1	0	1
<b>Eric Karros, R</b> (1, 3) OBP: 0.302, SLG: 0.429	2-3 		1-3 		3-2 		1-1 			4	0	0	0	0	2	6
<b>Mike Blowers, R</b> (1, 5) OBP: 0.321, SLG: 0.369		1-3 		4-2 		1-0 		2-2 		3	1	2	1	1	1	0
<b>Todd Hollandsworth, L</b> (1, 8) OBP: 0.342, SLG: 0.343		0-0 		1-2 		1-0 		0-1 		3	0	1	0	0	0	1
<b>Chad Fonville, S</b> (8, PH) OBP: 0.290, SLG: 0.244										1	1	1	0	0	0	0
<b>Billy Ashley, R</b> (1, 7) OBP: 0.264, SLG: 0.365		1-3 		3-3 		0-0 		0-0 		3	0	0	0	0	2	3
<b>Juan Castro, R</b> (8, PH) OBP: 0.272, SLG: 0.294										0	0	0	0	0	0	0
<b>Greg Gagne, R</b> (1, 6) OBP: 0.359, SLG: 0.378			4-1 		2-3 		1-3 		3-2 	3	1	1	1	1	2	3
<b>Ismael Valdez, R</b> (1, 1) OBP: 0.100, SLG: 0.069			1-0 		2-2 		0-3 		0-0 	1	0	0	0	0	0	2
<b>Oreste Marrero, L</b> (7, PH) OBP: 0.400, SLG: 0.600										1	0	0	0	0	1	0
<b>Chan Ho Park, R</b> (8, 1) OBP: 0.154, SLG: 0.083										0	0	0	0	0	0	0
<b>Tom Prince, R</b> (8, PH) OBP: 0.308, SLG: 0.424										1	0	0	0	0	0	1
<b>Todd Worrell, R</b> (9, 1)										0	0	0	0	0	0	0

Inning Stats	R: 0	H: 1	E: 0	K: 3	S: 14	R: 0	H: 0	E: 0	K: 2	S: 7	R: 1	H: 1	E: 0	K: 2	S: 12	R: 0	H: 1	E: 0	K: 2	S: 15	R: 0	H: 0	E: 0	K: 1	S: 9	R: 0	H: 1	E: 0	K: 1	S: 6	R: 0	H: 2	E: 0	K: 1	S: 11	R: 2	H: 3	E: 0	K: 0	S: 13	R: 1	H: 1	E: 0	K: 0	S: 6	1B: 8	2B: 0	3B: 0	HR: 2	SF: 0	SAC: 2	DP: 0	HBP: 0	WP: 0	PB: 0	SB: 2	CS: 0	PA: 39
--------------	------	------	------	------	-------	------	------	------	------	------	------	------	------	------	-------	------	------	------	------	-------	------	------	------	------	------	------	------	------	------	------	------	------	------	------	-------	------	------	------	------	-------	------	------	------	------	------	-------	-------	-------	-------	-------	--------	-------	--------	-------	-------	-------	-------	--------

PITCHER	IP	WLS	BF	H	R	ER	SO	BB	IBB	HBP	BLK	WP	HR	S	P	ERA	WHIP
<b>Darryl Kile, R</b> (1, 1) ERA: 3.94	7.0		31	6	1	1	12	3	1	0	0	0	0	74	120	1.29	1.286
<b>Billy Wagner, L</b> (8, 1) ERA: 2.87	1.0		6	3	2	2	0	0	0	0	0	0	1	13	19	18.00	3.000
<b>Xavier Hernandez, R</b> (9, 1) ERA: 6.32	0.1	L	2	1	1	1	0	0	0	0	0	0	1	6	9	27.00	3.000

**BOTTOM**

**Houston Astros @ Los Angeles Dodgers**  
**Dodger Stadium, Los Angeles, CA**  
 Sun Jun 23 1996, 3:33 AM PDT  
 Att: 35,467 - Sunny - 78 F

livebaseballscores.com

<b>AB</b>	<b>33</b>
<b>R</b>	<b>4</b>
<b>H</b>	<b>10</b>
<b>RBI</b>	<b>4</b>
<b>BB</b>	<b>4</b>
<b>SO</b>	<b>12</b>
<b>LOB</b>	<b>20</b>



Batter	1	2	3	4	5	6	7	8	9	AB R H RBI BB SO LOB	TOP											
<b>Brian McRae, S</b> (1, 8) OBP: 0.354, SLG: 0.374	2-2 F8		0-0 1B		0-2 G6-4-3			1-0 G4-3		4 0 1 1 0 0 1												
<b>Brant Brown, L</b> (1, 3) OBP: 0.425, SLG: 0.737	2-3 K		1-3 K			0-3 K			0-0 B3	4 0 0 0 0 3 2												
<b>Sammy Sosa, R</b> (1, 9) OBP: 0.292, SLG: 0.540	2-3 K		0-0 L4			0-0 G6-3			2-2 1B	4 0 1 0 0 1 2												
<b>Luis Gonzalez, L</b> (1, 7) OBP: 0.364, SLG: 0.418		0-2 F9		0-2 G4-3		3-2 F8			0-0 1B	4 0 1 0 0 0 0												
<b>Leo Gomez, R</b> (1, 5) OBP: 0.350, SLG: 0.497		0-0 L6		3-3 K			1-2 L3		1-2 G4-6-3	4 0 0 0 0 1 2												
<b>23 Ryne Sandberg, R</b> (1, 4) OBP: 0.294, SLG: 0.440		2-3 K		0-2 G6-3			1-3 K			3 0 0 0 0 2 0												
<b>Scott Servais, R</b> (1, 2) OBP: 0.320, SLG: 0.427			0-1 F9		2-1 E6		0-2 G1-3			3 1 0 0 0 0 0												
<b>José Hernández, R</b> (1, 6) OBP: 0.286, SLG: 0.315			1-1 1B		1-3 K			1-0 F9		3 1 1 0 0 1 1												
<b>Steve Trachsel, R</b> (1, 1) OBP: 0.100, SLG: 0.200			0-0 1B		0-1 G6-4-3			1-3 K		3 0 2 1 0 1 0												
<b>Inning Stats</b>	R: 0 E: 0 K: 2 S: 10	H: 0 LOB: 0 BB: 0 P: 16	R: 0 E: 0 K: 1 S: 7	H: 0 LOB: 0 BB: 0 P: 9	R: 1 E: 0 K: 1 S: 10	H: 3 LOB: 2 BB: 0 P: 12	R: 0 E: 0 K: 1 S: 9	H: 0 LOB: 0 BB: 0 P: 12	R: 1 E: 1 K: 1 S: 10	H: 1 LOB: 0 BB: 0 P: 13	R: 0 E: 0 K: 1 S: 10	H: 0 LOB: 0 BB: 0 P: 13	R: 0 E: 0 K: 1 S: 9	H: 0 LOB: 0 BB: 0 P: 11	R: 0 E: 0 K: 1 S: 5	H: 0 LOB: 0 BB: 0 P: 8	R: 0 E: 0 K: 0 S: 8	H: 2 LOB: 1 BB: 0 P: 11	1B: 5 2B: 1 3B: 0 HR: 0	SF: 0 SAC: 0 DP: 2 HBP: 0	WP: 0 PB: 0 SB: 0 CS: 0	PA: 32
<b>PITCHER</b>	IP WLS BF H R ER SO BB IBB HBP BLK WP HR S P ERA WHIP																					
<b>Hideo Nomo, R</b> (1, 1) ERA: 3.43	8.0 L 28 4 2 1 9 0 0 0 0 0 0 0 70 94 1.12 0.500																					
<b>Mark Guthrie, L</b> (9, 1) ERA: 1.03	1.0 4 2 0 0 0 0 0 0 0 0 0 0 8 11 0.00 2.000																					

Chicago Cubs @ Los Angeles Dodgers  
Dodger Stadium, Los Angeles, CA  
Tue Jun 25 1996, 7:05 PM PDT  
Att. 37,448 - Unknown - 72 F

AB	32
R	2
H	6
RBI	2
BB	0
SO	9
LOB	8





Batter	1	2	3	4	5	6	7	8	9	AB R H RBI BB SO LOB
<b>Delino DeShields, L</b> OBP: 0.292, SLG: 0.350 (1, 4)	0-1 FC6-4 1B		3-3 K			0-3 K		0-0 S 1B		4 0 2 0 0 2 1
<b>Wayne Kirby, L</b> OBP: 0.318, SLG: 0.263 (1, 8)	2-0 L4		2-2 P6			4-1 1B BB		1-0 P5 1-2		3 0 0 0 1 0 3
<b>Mike Piazza, R</b> OBP: 0.434, SLG: 0.593 (1, 2)	1-0 FC6-4 1-2f			0-0 G3		0-0 1B		2-3 K		4 0 1 0 0 1 2
<b>Eric Karros, R</b> OBP: 0.298, SLG: 0.423 (1, 3)	2-1 F9			0-1 G4-3		2-2 F8		1-0 G4-3		4 0 0 0 0 0 3
<b>Mike Blowers, R</b> OBP: 0.320, SLG: 0.368 (1, 5)		0-0 G6-3		3-1 F8		3-2 G3 1B		1-2 F9		4 0 1 0 0 0 0
<b>Todd Hollandsworth, L</b> OBP: 0.340, SLG: 0.341 (1, 9)		1-2 G4-3		1-2 F9		1-2 G3		1-1 E 1B		4 0 1 0 0 0 1
<b>Billy Ashley, R</b> OBP: 0.253, SLG: 0.348 <b>Roger Cedeno, S</b> OBP: 0.343, SLG: 0.383 (9, PH)		3-2 F9		0-1 G1-3		1-0 P6		3-2 SAFE F8 1-3		3 0 0 0 0 0 1 1 0 0 0 0 0 1
<b>Greg Gagne, R</b> OBP: 0.352, SLG: 0.370 (1, 6)			1-0 P3		0-1 G1-3		2-3 K			3 0 0 0 0 1 1
<b>Hideo Nomo, R</b> OBP: 0.188, SLG: 0.258 <b>Chad Fonville, S</b> OBP: 0.288, SLG: 0.242 <b>Mark Guthrie, R</b> (9, 1)			0-0 2B			0-3 K		0-1 B1-3		2 0 1 0 0 1 0 1 0 0 0 0 0 0 0 0 0 0 0 0 0

Inning Stats	R: 0 E: 0 K: 0 S: 6	H: 1 LOB: 1 BB: 0 P: 11	R: 0 E: 0 K: 0 S: 7	H: 0 LOB: 0 BB: 0 P: 11	R: 0 E: 0 K: 1 S: 8	H: 1 LOB: 1 BB: 0 P: 14	R: 0 E: 0 K: 0 S: 5	H: 0 LOB: 0 BB: 0 P: 8	R: 0 E: 0 K: 0 S: 7	H: 0 LOB: 0 BB: 0 P: 8	R: 0 E: 0 K: 2 S: 11	H: 1 LOB: 2 BB: 1 P: 17	R: 0 E: 0 K: 1 S: 13	H: 1 LOB: 1 BB: 0 P: 20	R: 0 E: 0 K: 1 S: 7	H: 1 LOB: 1 BB: 0 P: 10	R: 0 E: 1 K: 0 S: 10	H: 1 LOB: 1 BB: 0 P: 16	1B: 5 2B: 1 3B: 0 HR: 0	SF: 0 SAC: 0 DP: 0 HBP: 0	WP: 0 PB: 0 SB: 1 CS: 0	PA: 34
<b>PITCHER</b> <b>Steve Trachsel, R</b> ERA: 2.15 (1, 1)	IP: 9.0 WLS: W BF: 34 H: 6 R: 0 ER: 0 SO: 5 BB: 1 IBB: 0 HBP: 0 BLK: 0 WP: 0 HR: 0 S: 74 P: 115 ERA: 0.00 WHIP: 0.778																					

**BOTTOM**

**Chicago Cubs @ Los Angeles Dodgers**  
Dodger Stadium, Los Angeles, CA

Tue Jun 25 1996, 7:05 PM PDT  
Att: 37,448 - Unknown - 72 F

livebaseballscorecards.com

<b>AB</b>	<b>33</b>
<b>R</b>	<b>0</b>
<b>H</b>	<b>6</b>
<b>RBI</b>	<b>0</b>
<b>BB</b>	<b>1</b>
<b>SO</b>	<b>5</b>
<b>LOB</b>	<b>13</b>



Batter	1	2	3	4	5	6	7	8	9	AB R H RBI BB SO LOB	TOP		
Brian McRae, S (1, 8) OBP: 0.352, SLG: 0.369	1-1 G4-3		3-2 F9	1-1 FC5-4			1-1 G6-3		4-2 FC3-6 BB	4 0 0 0 1 0 1			
Brant Brown, L (1, 3) OBP: 0.400, SLG: 0.674	1-2 P5		2-0 G4-3		0-0 1B		0-0 G6-3		0-1 FC3-6	5 0 1 0 0 0 2			
Sammy Sosa, R (1, 9) OBP: 0.294, SLG: 0.538	2-2 F9		1-2 1B		4-2 23 FC6-4 BB		3-3 K		2-0 SF7	3 0 1 1 1 1 0			
Luis Gonzalez, L (1, 7) Terry Adams, R (8, 1) OBP: 0.363, SLG: 0.420		0-0 G4-3	1-0 F7		2-2 F8			2-2 SH1-3 2B	2-2 G4-3	4 0 1 0 0 0 3 1 0 0 0 0 0 1			
Leo Gomez, R (1, 5) OBP: 0.350, SLG: 0.495		2-2 P4		2-1 23 2B 1B		0-3 K		0-0 SH1-3		3 1 1 0 0 1 2			
23 Ryne Sandberg, R (1, 4) OBP: 0.300, SLG: 0.450		3-1 1B 2B		1-0 1B G4-6-3 2B		3-1 FC6-4		4-0 G4-6-3 IBB		3 2 2 0 1 0 2			
Scott Servais, R (1, 2) OBP: 0.323, SLG: 0.429		1-1 2B 1B		0-0 G4-6-3 1B		3-2 F9		1-2 G4-6-3		4 1 2 2 0 0 2			
José Hernández, R (1, 6) OBP: 0.291, SLG: 0.340		3-2 2B		2-2 G4-6-3		2-0 F9			0-1 E6	4 1 2 1 0 0 1			
Jaime Navarro, R (1, 1) Bob Patterson, R (7, 1) Scott Bullett, L (8, 7) OBP: 0.154, SLG: 0.154		3-2 F9		2-1 FC5-4 1B		2-3 K			4-1 FC3-6 SF7 BB	3 0 1 0 0 1 1 0 0 0 0 0 0 0 0 1 0 0 1 0 0			
<b>Inning Stats</b>	R: 0 H: 0 E: 0 LOB: 0 K: 0 BB: 0 S: 10 P: 14	R: 2 H: 3 E: 0 LOB: 1 K: 0 BB: 0 S: 15 P: 27	R: 0 H: 1 E: 0 LOB: 1 K: 0 BB: 0 S: 8 P: 15	R: 2 H: 4 E: 0 LOB: 1 K: 0 BB: 0 S: 11 P: 19	R: 0 H: 1 E: 0 LOB: 2 K: 1 BB: 1 S: 13 P: 22	R: 0 H: 0 E: 0 LOB: 0 K: 1 BB: 0 S: 11 P: 18	R: 0 H: 0 E: 0 LOB: 0 K: 1 BB: 0 S: 7 P: 11	R: 0 H: 1 E: 0 LOB: 1 K: 0 BB: 1 S: 9 P: 16	R: 2 H: 1 E: 1 LOB: 1 K: 0 BB: 2 S: 14 P: 25	1B: 6 SF: 1 2B: 4 SAC: 1 3B: 1 DP: 2 HR: 0 HBP: 0	WP: 0 PA: 40 PB: 0 SB: 3 CS: 0		
<b>PITCHER</b>	IP WLS BF H R ER SO BB IBB HBP BLK WP HR S P ERA WHIP											<b>PITCHER</b>	IP WLS BF H R ER SO BB IBB HBP BLK WP HR S P ERA WHIP
Tom Candiotti, R (1, 1) ERA: 4.24	4.0 L 19 8 4 4 0 0 0 0 0 0 0 0 0 44 75 9.00 2.000											Mark Guthrie, L (9, 1) ERA: 1.0	1.0 3 0 0 0 0 0 0 0 0 0 0 0 7 13 0.00 6.000
Joey Eischen, L (5, 1) ERA: 3.86	0.1 3 1 0 0 0 1 0 0 0 0 0 0 0 7 13 0.00 6.000												
Chan Ho Park, R (5, 1) ERA: 2.43	1.2 5 0 0 0 2 0 0 0 0 0 0 0 0 17 27 0.00 0.000												
Scott Radinsky, L (7, 1) ERA: 0.42	1.0 3 0 0 0 1 0 0 0 0 0 0 0 0 7 11 0.00 0.000												
Antonio Osuna, R (8, 1) ERA: 1.91	1.0 7 2 2 2 0 2 1 0 0 0 0 0 0 17 31 18.00 4.000												

Chicago Cubs @ Los Angeles Dodgers  
Dodger Stadium, Los Angeles, CA  
Wed Jun 26 1996, 7:05 PM PDT  
Att. 35,200 - Unknown - 68 F

livebaseballscorecards.com

AB	34
R	6
H	11
RBI	4
BB	4
SO	3
LOB	15



Batter	1	2	3	4	5	6	7	8	9	AB R H RBI BB SO LOB
<b>Delino DeShields, L</b> (1, 4) OBP: 0.290, SLG: 0.348	0-0 F7		3-1 F7		2-1 S S 1B		2-1 SAFE F9		0-0 F8	5 0 1 0 0 0 2
<b>Roger Cedeno, S</b> (1, 7) OBP: 0.337, SLG: 0.374	1-2 G4-3		1-0 G4-3		3-3 SAFE SAFE SAFE SAFE SAFE SAFE 1-2 K		2-1 SAFE G6-3			4 0 0 0 0 1 2
<b>Mike Piazza, R</b> (1, 2) OBP: 0.428, SLG: 0.584	3-1 F9		1-3 K		3-2 SAFE G6-3			2-3 K		4 0 0 0 0 2 1
<b>Eric Karros, R</b> (1, 3) OBP: 0.297, SLG: 0.431		2-1 HR		3-3 K	1-2 F9			2-3 K		4 1 1 1 0 2 1
<b>Raul Mondesi, R</b> (1, 9) OBP: 0.292, SLG: 0.463		2-2 G4-3 1B 2B		0-0 F7		2-0 F9		2-2 G4-3		4 1 1 0 0 0 0
<b>Mike Blowers, R</b> (1, 5) OBP: 0.323, SLG: 0.377		2-2 G4-3		0-0 1B 2B		2-3 K		2-1 1B G4-3 2B		4 2 2 0 0 1 1
<b>Todd Hollandsworth, L</b> (1, 8) (9, 9) OBP: 0.348, SLG: 0.349		2-1 S 1B		1-2 S 1B		2-3 K		0-1 G3-1 G4-3 1B		4 0 3 2 0 1 0
<b>Greg Gagne, R</b> (1, 6) OBP: 0.350, SLG: 0.362		3-3 K		4-2 1-2 BB		2-0 F9		3-1 G4-3		3 0 0 1 1 1 2
<b>Tom Candiotti, R</b> (1, 5) <b>Dave Hansen, L</b> (1, 5) <b>Joey Eischen, L</b> (1, 5) <b>Chan Ho Park, R</b> (1, 5) <b>Scott Radinsky, L</b> (1, 5) <b>Chad Forville, S</b> (1, 5) <b>Antonio Osuna, R</b> (1, 5) <b>Mark Guthrie, R</b> (1, 5) <b>Wayne Kirby, L</b> (1, 5)		2-1 G5-3		1-1 P2		4-0 S BB		0-0 G3-1		1 0 0 0 0 0 0 1 1 0 0 0 0 0 0 2 0 1 0 0 0 0 0 0 1

Inning Stats	R: 0	H: 0	E: 0	K: 0	S: 7	LOB: 0	BB: 0	P: 11	R: 2	H: 3	E: 0	K: 1	S: 15	LOB: 1	BB: 0	P: 28	R: 0	H: 0	E: 0	K: 1	S: 6	LOB: 0	BB: 0	P: 11	R: 1	H: 2	E: 0	K: 1	S: 13	LOB: 2	BB: 1	P: 22	R: 0	H: 1	E: 0	K: 1	S: 13	LOB: 1	BB: 0	P: 21	R: 0	H: 0	E: 0	K: 2	S: 7	LOB: 0	BB: 0	P: 13	R: 0	H: 0	E: 0	K: 0	S: 6	LOB: 1	BB: 1	P: 15	R: 0	H: 0	E: 0	K: 2	S: 9	LOB: 0	BB: 0	P: 15	R: 1	H: 2	E: 0	K: 0	S: 8	LOB: 1	BB: 0	P: 13	1B: 4	2B: 3	3B: 0	HR: 1	SF: 0	SAC: 0	DP: 0	HBP: 0	WP: 0	PA: 37
<b>Jaime Navarro, R</b> (1, 1) ERA: 3.71	IP	WLS	BF	H	R	ER	SO	BB	IBB	HBP	BLK	WP	HR	S	P	ERA	WHIP																																																																	
<b>Bob Patterson, L</b> (7, 1) ERA: 2.13	0.2		2	0	0	0	0	0	0	0	0	0	0	5	8	0.00	0.000																																																																	
<b>Terry Adams, R</b> (8, 1) ERA: 2.29	2.0	S	8	2	1	1	2	0	0	0	0	0	0	17	28	4.50	1.000																																																																	
<b>PITCHER</b>	IP	WLS	BF	H	R	ER	SO	BB	IBB	HBP	BLK	WP	HR	S	P	ERA	WHIP																																																																	

BOTTOM

Chicago Cubs @ Los Angeles Dodgers  
Dodger Stadium, Los Angeles, CA

Wed Jun 26 1996, 7:05 PM PDT  
Att: 35,200 - Unknown - 68 F

livebaseballscores.com

AB	35
R	4
H	8
RBI	4
BB	2
SO	8
LOB	13



Batter	1	2	3	4	5	6	7	8	9	AB R H RBI BB SO LOB	TOP		
<b>Delino DeShields, L</b> (1, 4) <small>OBP: 0.287, SLG: 0.344</small> <b>Chan Ho Park, R</b> (7, 1) <small>OBP: 0.154, SLG: 0.083</small> <b>Billy Ashley, R</b> (8, PH) <small>OBP: 0.250, SLG: 0.343</small> <b>Scott Radinsky, L</b> (8, 1) <small>OBP: 0.291, SLG: 0.240</small> <b>Todd Worrell, R</b> (8, 1)	3-2 G1-3	1-2 P5			2-1 G6-3			3-2 F9		3 0 0 0 0 0 2 0 0 0 0 0 0 0 1 0	<b>Los Angeles Dodgers @ Colorado Rockies</b> Coors Field, Denver, CO Thu Jun 27 1996, 7:05 PM MDT Att. 48,043 - Unknown - 85 F		
<b>Roger Cedeno, S</b> (1, 7) <small>OBP: 0.330, SLG: 0.366</small>	0-0 L7		2-3 K		0-0 L7			2-2 G3		4 0 0 0 0 1 0			
<b>Mike Piazza, R</b> (1, 2) <small>OBP: 0.427, SLG: 0.581</small> <b>Chad Fonville, S</b> (7, 4) <small>OBP: 0.291, SLG: 0.240</small>	1-2 1B		0-2 G6-3			2-0 P4		0-1 L5		3 0 1 0 0 0 0 1 0 0 0 0 0 0			
<b>Eric Karros, R</b> (1, 3) <small>OBP: 0.297, SLG: 0.429</small>	3-2 G6-3		3-2 1B			2-3 K			1-3 K	4 0 1 0 0 2 1			
<b>Raul Mondesi, R</b> (1, 9) <small>OBP: 0.269, SLG: 0.458</small> <b>Tom Prince, R</b> (7, 2) <small>OBP: 0.325, SLG: 0.471</small>				1-2 F8		0-0 P5			1-1 2B	3 0 0 0 0 1 0 1 0 1 0 0 0 0			
<b>Mike Blowers, R</b> (1, 5) <small>OBP: 0.324, SLG: 0.382</small> <b>Dave Hansen, L</b> (7, PH) <small>OBP: 0.279, SLG: 0.189</small>		1-0 2B		2-0 E6			0-0 G3 1B		3-1 F8	2 1 1 0 0 0 0 2 0 1 0 0 0 1			
<b>Todd Hollandsworth, L</b> (1, 8) <small>OBP: 0.346, SLG: 0.353</small>		2-2 G4-3 2B		2-3 K			1-1 G6-3		2-2 G4-3	4 0 1 1 0 1 3			
<b>Greg Gagne, R</b> (1, 6) <small>OBP: 0.345, SLG: 0.357</small> <b>Juan Castro, R</b> (7, PH) <small>OBP: 0.269, SLG: 0.291</small>		1-2 G4-3		1-1 F9			0-0 G3			2 0 0 0 0 0 2 1 0 0 0 0 0 1			
<b>Pedro Astacio, R</b> (1, 1) <small>OBP: 0.065, SLG: 0.033</small> <b>Joey Eischen, L</b> (6, 1) <small>OBP: 0.292, SLG: 0.238</small> <b>Wayne Kirby, L</b> (7, PH) <small>OBP: 0.292, SLG: 0.238</small>					1-3 K			3-1 P5		1 0 0 0 1 1 0 0 0 0 0 0 0 0 1 0 0 0 0 0 1			
<b>Inning Stats</b>	R: 0 H: 1 E: 0 LOB: 1 K: 0 BB: 0 S: 10 P: 17	R: 1 H: 2 E: 0 LOB: 2 K: 1 BB: 1 S: 14 P: 26	R: 0 H: 1 E: 0 LOB: 1 K: 1 BB: 0 S: 9 P: 14	R: 0 H: 0 E: 1 LOB: 1 K: 1 BB: 0 S: 10 P: 16	R: 0 H: 0 E: 0 LOB: 0 K: 1 BB: 0 S: 6 P: 9	R: 0 H: 0 E: 0 LOB: 0 K: 1 BB: 0 S: 5 P: 9	R: 0 H: 1 E: 0 LOB: 1 K: 0 BB: 0 S: 6 P: 10	R: 0 H: 0 E: 0 LOB: 0 K: 0 BB: 0 S: 8 P: 13	R: 0 H: 1 E: 0 LOB: 1 K: 1 BB: 0 S: 11 P: 18	1B: 3 SF: 0 2B: 3 SAC: 0 3B: 0 DP: 0 HR: 0 HBP: 0		WP: 0 PA: 34 PB: 0 SB: 0 CS: 0	
<b>PITCHER</b> <b>Kevin Ritz, R</b> (1, 1) <small>ERA: 4.94</small>	IP WLS BF H R ER SO BB IBB HBP BLK WP HR S P ERA WHIP	9.0 W 34 6 1 1 6 1 0 0 0 0 0 0 79 132 1.00 0.778											

livebaseballscorecards.com

AB	33
R	1
H	6
RBI	1
BB	1
SO	6
LOB	11




BOTTOM

Los Angeles Dodgers @ Colorado Rockies  
Coors Field, Denver, CO

livebaseballscores.com

AB 42  
R 13  
H 17  
RBI 12  
BB 6  
SO 11  
LOB 32



WP: 0 PA: 48  
PB: 0  
SB: 0  
CS: 0

Thu Jun 27 1996, 7:05 PM MDT  
Att: 48,043 - Unknown - 85 F

AB R H RBI BB SO LOB

6 2 3 0 0 1 6  
5 2 2 0 0 2 2  
1 0 0 0 0 0 2

4 1 2 0 1 2 3  
1 0 0 0 0 1 2

5 3 2 1 0 1 5

4 3 3 8 1 0 2  
0 0 0 0 0 0 0

5 1 2 0 0 2 3

5 1 1 2 0 0 4

3 0 2 0 2 0 0

3 0 0 1 2 2 3

1B: 12 SF: 0  
2B: 3 SAC: 0  
3B: 0 DP: 0  
HR: 2 HBP: 0

Table with 9 columns (Innings 1-9) and 10 rows (Batters). Each cell contains a baseball diamond diagram with play details (e.g., HR, BB, K, FC4-6, G4-3, L7, F9, G6-3, G5-3, G4-3, IBB, G3, FC4-6, BB). Includes inning stats at the bottom of the table.

PITCHER table with columns: PITCHER, IP, WLS, BF, H, R, ER, SO, BB, IBB, HBP, BLK, WP, HR, S, P, ERA, WHIP. Lists pitchers: Pedro Astacio, Joey Eischen, Chan Ho Park, Scott Radinsky, Todd Worrell.

Batter	1	2	3	4	5	6	7	8	9	AB R H RBI BB SO LOB	TOP											
<b>Delino DeShields, L</b> OBP: 0.289, SLG: 0.343 (1, 4)	2-2 F9		1-2 1B			4-2 1B S BB	1-2 P5		0-3 K	4 1 1 0 1 1 0												
<b>Roger Cedeno, S</b> OBP: 0.327, SLG: 0.359 (1, 7)	4-2 1B BB		2-1 F8			1-3 K	0-1 F7		3-2 G5-3	4 0 0 0 1 1 2												
<b>Mike Piazza, R</b> OBP: 0.430, SLG: 0.580 (1, 2)	2-0 G4-6-3 1B					0-0 BB 1B	1-2 HBP		1-0 G6-3	4 1 2 0 0 1 0												
<b>Eric Karros, R</b> OBP: 0.299, SLG: 0.440 (1, 3)	1-2 G4-6-3 1-2f					0-1 1B BB 1B	2-3 K			4 2 2 2 0 1 3												
<b>Raul Mondesi, R</b> OBP: 0.285, SLG: 0.452 (1, 9)			1-1 P4			0-0 P4			1-0 G6-3	4 0 0 0 0 0 2												
<b>Mike Blowers, R</b> OBP: 0.327, SLG: 0.382 (1, 5)			1-3 K			4-0 1B 1B BB			0-1 FC6-4 1B	3 0 1 0 1 1 0												
<b>Todd Hollandsworth, L</b> OBP: 0.344, SLG: 0.351 (1, 8)			2-2 F7			0-1 G4-3			1-0 FC6-4 1B 1-2f	4 0 1 1 0 0 1												
<b>Greg Gagne, R</b> OBP: 0.349, SLG: 0.361 (1, 6)			1-2 P3			0-2 G6-3			2-0 1B	4 0 2 1 0 0 0												
<b>Ramon Martinez, R</b> OBP: 0.059, SLG: 0.059 (5, PH)			2-2 G5-3			1-1 G1-3			2-1 G3	1 0 0 0 0 0 0												
<b>Juan Castro, R</b> OBP: 0.266, SLG: 0.287 (5, 1)										1 0 0 0 0 0 0												
<b>Mark Guttnie, R</b> OBP: 0.274, SLG: 0.185 (6, PH)										0 0 0 0 0 0 0												
<b>Dave Hansen, L</b> OBP: 0.286, SLG: 0.227 (8, PH)										1 0 0 0 0 0 0												
<b>Antonio Osuna, R</b> OBP: 0.286, SLG: 0.227 (8, PH)										0 0 0 0 0 0 0												
<b>Wayne Kirby, L</b> OBP: 0.286, SLG: 0.227 (8, PH)										1 0 0 0 0 0 2												
<b>Scott Radinsky, L</b> OBP: 0.286, SLG: 0.227 (8, 1)										0 0 0 0 0 0 0												
<b>Inning Stats</b>	R: 0 E: 0 K: 0 S: 9	H: 1 LOB: 1 BB: 1 P: 18	R: 0 E: 0 K: 1 S: 9	H: 0 LOB: 0 BB: 0 P: 13	R: 0 E: 0 K: 0 S: 13	H: 1 LOB: 1 BB: 0 P: 19	R: 1 E: 0 K: 1 S: 9	H: 1 LOB: 0 BB: 0 P: 14	R: 0 E: 0 K: 0 S: 8	H: 0 LOB: 0 BB: 0 P: 9	R: 3 E: 0 K: 1 S: 16	H: 4 LOB: 3 BB: 2 P: 26	R: 0 E: 0 K: 1 S: 11	H: 0 LOB: 1 BB: 0 P: 15	R: 0 E: 0 K: 0 S: 7	H: 2 LOB: 2 BB: 0 P: 13	R: 0 E: 0 K: 1 S: 8	H: 0 LOB: 0 BB: 0 P: 12	1B: 8 2B: 0 3B: 0 HR: 1	SF: 0 SAC: 0 DP: 1 HBP: 1	WP: 0 PB: 0 SB: 1 CS: 0	PA: 39
<b>PITCHER</b>	IP WLS BF H R ER SO BB IBB HBP BLK WP HR S P ERA WHIP												<b>PITCHER</b>	IP WLS BF H R ER SO BB IBB HBP BLK WP HR S P ERA WHIP								
<b>Marvin Freeman, R</b> ERA: 5.04 (1, 1)	5.2 W 26 7 4 4 3 3 0 0 0 0 0 1 62 96 6.35 1.765																					
<b>Steve Reed, R</b> ERA: 4.17 (6, 1)	1.1 5 0 0 0 1 0 0 0 1 0 0 0 13 18 0.00 0.000																					
<b>Curt Leskanic, R</b> ERA: 5.97 (8, 1)	1.0 5 2 0 0 0 0 0 0 0 0 0 0 7 13 0.00 2.000																					
<b>Bruce Ruffin, L</b> ERA: 4.41 (9, 1)	1.0 3 0 0 0 0 1 0 0 0 0 0 0 8 12 0.00 0.000																					

**Los Angeles Dodgers @ Colorado Rockies**  
 Coors Field, Denver, CO  
 Fri Jun 28 1996, 7:05 PM MDT  
 Att. 48,025 - Unknown - 75 F

<b>AB</b>	35
<b>R</b>	4
<b>H</b>	9
<b>RBI</b>	4
<b>BB</b>	3
<b>SO</b>	5
<b>LOB</b>	13





**Los Angeles Dodgers @ Colorado Rockies**  
 Coors Field, Denver, CO

Sat Jun 29 1996, 7:05 PM MDT  
 Att. 48,009 - Unknown - 82 F



Batter	1	2	3	4	5	6	7	8	9	AB R H RBI BB SO LOB
<b>Chad Fonville, S</b> OBP: 0.300, SLG: 0.252 (1, 4) (8, 8)	L7		G4-3		HR	FC4		HR	S	6 2 3 2 0 0 2
<b>Todd Hollandsworth, L</b> OBP: 0.347, SLG: 0.354 <b>Billy Ashley, R</b> OBP: 0.256, SLG: 0.391 (1, 7) (8, PH) (8, 7)	F8 PB 1B		G4-3		HR	K		HR	K	4 1 2 0 0 1 2 2 1 1 2 0 1 1
<b>Mike Piazza, R</b> OBP: 0.433, SLG: 0.613 <b>Tom Prince, R</b> OBP: 0.325, SLG: 0.471 (1, 2) (8, 2)	F8				HR	HR		HR		5 3 3 6 0 0 1 0 0 0 0 0 0 0
<b>Eric Karros, R</b> OBP: 0.301, SLG: 0.450 (1, 3) (8, 3)	F8				P3	HR		1B		5 1 2 1 0 0 1
<b>Raul Mondesi, R</b> OBP: 0.264, SLG: 0.448 (1, 9)			L7		L5	L8		1B		5 0 1 0 0 1 0
<b>Mike Blowers, R</b> OBP: 0.328, SLG: 0.390 (1, 5)			G6-3		1B	G6-3		1B	K	5 1 2 0 0 1 2
<b>Wayne Kirby, L</b> OBP: 0.250, SLG: 0.200 <b>Roger Cedeno, S</b> OBP: 0.329, SLG: 0.357 (1, 8) (8, PH) (8, 8)			G5-3		G1-3			F8		3 0 0 0 0 0 1 1 1 0 0 1 1 2
<b>Todd Worrell, R</b> (9, 1)									K	0 0 0 0 0 0 0
<b>Greg Gagne, R</b> OBP: 0.358, SLG: 0.397 <b>Juan Castro, R</b> OBP: 0.263, SLG: 0.284 (1, 6) (8, 6)					HR	F9		FC4	SH1-4	4 2 3 2 0 0 0 1 0 0 0 0 1 0
<b>Ismael Valdez, R</b> OBP: 0.152, SLG: 0.125 <b>Chan Ho Park, R</b> OBP: 0.154, SLG: 0.083 <b>Mark Guthrie, R</b> (8, 1) (8, 1) <b>Antonio Osuna, R</b> (8, 1) <b>Delino DeShields, L</b> OBP: 0.291, SLG: 0.345 (8, 4)			F8			HR		FC4	SH1-4	3 1 2 0 1 0 1 0 0 0 0

Inning Stats	R: 0 E: 0 K: 0 S: 12	H: 1 LOB: 1 BB: 0 P: 21	R: 0 E: 0 K: 0 S: 7	H: 0 LOB: 0 BB: 0 P: 11	R: 1 E: 0 K: 0 S: 10	H: 1 LOB: 0 BB: 0 P: 13	R: 1 E: 0 K: 0 S: 12	H: 2 LOB: 1 BB: 0 P: 13	R: 5 E: 0 K: 0 S: 10	H: 5 LOB: 0 BB: 0 P: 16	R: 0 E: 0 K: 1 S: 13	H: 2 LOB: 2 BB: 0 P: 16	R: 0 E: 0 K: 1 S: 6	H: 0 LOB: 0 BB: 0 P: 8	R: 6 E: 0 K: 2 S: 32	H: 7 LOB: 2 BB: 1 P: 50	R: 0 E: 0 K: 2 S: 11	H: 2 LOB: 1 BB: 0 P: 18	1B: 12 2B: 1 3B: 1 HR: 6	SF: 0 SAC: 1 DP: 0 HBP: 0	WP: 0 PB: 1 SB: 1 CS: 0	PA: 47
--------------	-------------------------------	----------------------------------	------------------------------	----------------------------------	-------------------------------	----------------------------------	-------------------------------	----------------------------------	-------------------------------	----------------------------------	-------------------------------	----------------------------------	------------------------------	---------------------------------	-------------------------------	----------------------------------	-------------------------------	----------------------------------	-----------------------------------	------------------------------------	----------------------------------	--------

PITCHER	IP	WLS	BF	H	R	ER	SO	BB	IBB	HBP	BLK	WP	HR	S	P	ERA	WHIP
<b>Bryan Rekar, R</b> ERA: 9.64 (1, 1)	4.1	L	22	9	7	7	0	0	0	0	0	0	4	49	70	14.54	2.077
<b>Roger Bailey, R</b> ERA: 4.22 (5, 1)	2.2		10	2	0	0	2	0	0	0	0	0	0	21	28	0.00	0.750
<b>Lance Painter, L</b> ERA: 6.94 (8, 1)	0.1		7	5	6	6	0	1	0	0	0	0	2	17	29	162.00	18.000
<b>Mike Munoz, L</b> ERA: 8.14 (8, 1)	0.2		4	2	0	0	2	0	0	0	0	0	0	15	21	0.00	3.000
<b>Darren Holmes, R</b> ERA: 5.55 (9, 1)	1.0		4	2	0	0	2	0	0	0	0	0	0	11	18	0.00	2.000

PITCHER	IP	WLS	BF	H	R	ER	SO	BB	IBB	HBP	BLK	WP	HR	S	P	ERA	WHIP
---------	----	-----	----	---	---	----	----	----	-----	-----	-----	----	----	---	---	-----	------




BOTTOM

Los Angeles Dodgers @ Colorado Rockies  
Coors Field, Denver, CO

livebaseballscorecards.com

AB	39
R	10
H	16
RBI	10
BB	5
SO	5
LOB	16



WP: 0	PA: 45
PB: 1	
SB: 0	
CS: 0	

ERA	WHIP
-----	------

AB R H RBI BB SO LOB

5	1	4	2	0	0	0
4	0	2	1	0	1	2
0	1	0	0	1	0	0
4	1	2	3	0	1	2
5	1	1	1	0	1	1
4	2	3	0	1	0	0
5	1	3	2	0	0	2
4	1	1	0	1	0	4
4	1	0	0	1	1	4
1	0	0	0	0	0	0
1	0	0	0	0	0	0
1	0	0	0	0	0	0
0	0	0	0	0	0	0
0	0	0	0	0	0	0
0	0	0	0	0	0	0
0	1	0	1	1	0	0
0	0	0	0	0	0	0
1	0	0	0	0	1	1

Batter	1	2	3	4	5	6	7	8	9																	
Eric Young Sr., R OBP: 0.435, SLG: 0.467	0-0 1B		1-1 G6-3 1B		0-0 L8			2B 1B																		
Walt Weiss, S OBP: 0.409, SLG: 0.355	0-3 SAFE		0-0 G6-3		0-1 1B			2B 1B																		
Jason Bates, S OBP: 0.314, SLG: 0.315	SAFE		1-2					1B BB																		
Ellis Burks, R OBP: 0.415, SLG: 0.632	0-2 F8		1-1 1B		0-3 K			HR SF9-3-5																		
Dante Bichette, R OBP: 0.384, SLG: 0.568	3-2 P5			1-0 G6-3		0-0 F9		1-1 HR	0-3 K																	
Andres Galarraga, R OBP: 0.357, SLG: 0.600		4-2 G6-4-3 1B BB		2-2 PB 2B		1-0 P3		1-0 BB BB 1B	1-0 HR 1B																	
Vinny Castilla, R OBP: 0.352, SLG: 0.539		0-0 G6-4-3 1B		0-0 PB 1B		0-1 P9		1-1 L8	0-0 1-H HR																	
Jeff Reed, L OBP: 0.364, SLG: 0.450		2-1 G6-4-3		1-1 P5			0-0 G4-3	4-0 BB BB 1B BB	1-2 2B																	
Quinton McCracken, S OBP: 0.337, SLG: 0.316		2-2 P7		1-2 L9			3-1 L1	4-0 1B BB	0-3 K																	
Bryan Rekar, R Roger Bailey, R Milt Thompson, L Lance Johnson, L Mike Munoz, L John Vander Wal, L Trenidad Hubbard, R Darrin Holmes, R Jayhawk Owens, R			1-0 G3		3-2 G5-3		1-2 G4-3	4-0 BB 1B BB SF9-3-5	1-3 K																	
Inning Stats	R: 0 E: 0 K: 1 S: 13	H: 1 LOB: 1 BB: 0 P: 16	R: 0 E: 0 K: 0 S: 9	H: 1 LOB: 1 BB: 1 P: 17	R: 0 E: 0 K: 0 S: 6	H: 2 LOB: 2 BB: 0 P: 9	R: 0 E: 0 K: 0 S: 11	H: 2 LOB: 2 BB: 0 P: 16	R: 0 E: 0 K: 1 S: 9	H: 0 LOB: 0 BB: 0 P: 5	R: 0 E: 0 K: 0 S: 7	H: 0 LOB: 0 BB: 0 P: 11	R: 8 E: 0 K: 0 S: 20	H: 6 LOB: 2 BB: 4 P: 48	R: 2 E: 0 K: 3 S: 15	H: 3 LOB: 1 BB: 0 P: 18	1B: 10 2B: 4 3B: 0 HR: 3	SF: 1 SAC: 0 DP: 2 HBP: 0	WP: 0 PA: 45							
PITCHER	IP WLS BF	H R ER SO	BB IBB HBP BLK	WP HR S P	ERA WHIP	PITCHER										IP WLS BF	H R ER SO	BB IBB HBP BLK	WP HR S P	ERA WHIP						
Ismael Valdez, R ERA: 3.37	(1, 1) 7.0	10 4 4 2	1 0 0 0	0 1 5 101	5.14 1.571											0 0 0 0	0 1 9 12	0 0 0 0	0 0 1 0	0 0 0 0	0 0 0 0	0 0 0 0	0 0 0 0	0 0 0 0	0 0 0 0	
Chan Ho Park, R ERA: 2.94	(8, 1) 0.1	2 0 0 0	0 0 0 0	0 1 5 16	0.00 12.000											0 0 0 0	0 0 0 0	0 0 0 0	0 0 0 0	0 0 0 0	0 0 0 0	0 0 0 0	0 0 0 0	0 0 0 0	0 0 0 0	
Mark Guthrie, L ERA: 1.22	(8, 1) 0.0	3 1 3 0	2 0 0 0	0 0 4 12	∞ ∞											0 0 0 0	0 0 0 0	0 0 0 0	0 0 0 0	0 0 0 0	0 0 0 0	0 0 0 0	0 0 0 0	0 0 0 0	0 0 0 0	
Antonio Osuna, R ERA: 2.18	(8, 1) 1.0	4 2 3 1	0 0 0 0	0 1 9 12	27.00 2.000											0 0 0 0	0 1 9 12	0 0 0 0	0 0 0 0	0 0 0 0	0 0 0 0	0 0 0 0	0 0 0 0	0 0 0 0	0 0 0 0	0 0 0 0
Todd Worrell, R ERA: 2.67	(9, 1) 0.2	3 1 0 0	0 0 0 2	0 0 9 11	0.00 1.500											0 0 0 0	0 0 9 11	0 0 0 0	0 0 0 0	0 0 0 0	0 0 0 0	0 0 0 0	0 0 0 0	0 0 0 0	0 0 0 0	0 0 0 0

Sat Jun 29 1996, 7:05 PM MDT  
Att: 48,009 - Unknown - 82 F

Batter	1	2	3	4	5	6	7	8	9	AB R H RBI BB SO LOB	TOP																								
Chad Fonville, S OBP: 0.315, SLG: 0.265 (1, 7)	0-0 1B	0-1 G1-3	2-2 1B		4-0 1B BB	2-1 G3			1-1 1B WP	5 2 3 0 1 0 2																									
Delino DeShields, L OBP: 0.295, SLG: 0.346 (1, 4)	4-2 BB		P4		3-2 1B 3B 1B		1-1 F9		2-1 HR 1B	5 2 2 1 1 0 2																									
Mike Piazza, R OBP: 0.431, SLG: 0.618 (1, 2)	1-1 L9		0-0 HR	2-3 K	0-0 3B 1B		0-1 F9		0-2 G5-3 1-3	6 2 2 2 0 1 3																									
Eric Karros, R OBP: 0.305, SLG: 0.470 (1, 3)	1-3 K		0-0 HR	0-0 HR	4-2 3B BB		0-1 F8		0-3 K	5 3 2 2 1 2 3																									
Raul Mondesi, R OBP: 0.291, SLG: 0.478 (1, 9)	1-0 P7		0-0 HR	3-3 K	1-0 3B			2-0 1B SF8 1B	1-1 HR	6 3 4 6 0 1 2																									
Mike Blowers, R OBP: 0.334, SLG: 0.395 (1, 5)		4-2 FC2-6 BB	0-2 1B 2B	4-2 BB	0-3 K2-3			2-1 1B	2-3 K	4 1 2 0 2 2 1																									
Todd Hollandsworth, L OBP: 0.348, SLG: 0.371 (1, 8)		2-3 K	0-2 2B 1B	1-1 F8		1-2 HR		2-2 SF8		4 2 2 3 0 1 2																									
Greg Gagne, R OBP: 0.354, SLG: 0.387 (1, 6)		4-1 FC2-6 BB	1-0 F9		2-1 P4	1-3 K		0-3 K		4 0 0 0 1 2 2																									
Hideo Nomo, R OBP: 0.200, SLG: 0.294 (8, PH) Juan Castro, R OBP: 0.260, SLG: 0.281 (6, 1) Chan Ho Park, R OBP: 0.194, SLG: 0.083 (7, 1) Scott Radinsky, L (8, PH) Roger Cedeno, S OBP: 0.327, SLG: 0.355 (8, 1) Antonio Osuna, R (8, 1) Todd Worrell, R (9, 1)		0-2 FC2-6	0-0 1B 2B		1-3 K	2-3 K		3-3 K		3 0 1 1 0 1 2 1 0 0 0 0 1 0 0 0 0 0 0 0 0 0 0 0 0 0 0 0 1 0 0 0 0 1 1 0 0 0 0 0 0 0 0 0 0 0 0 0 0																									
<b>Inning Stats</b>	R: 0 E: 0 K: 1 S: 13	H: 1 LOB: 2 BB: 1 P: 19	R: 0 E: 0 K: 1 S: 13	H: 0 LOB: 2 BB: 2 P: 23	R: 5 E: 0 K: 0 S: 19	H: 7 LOB: 2 BB: 0 P: 27	R: 1 E: 0 K: 2 S: 13	H: 1 LOB: 1 BB: 1 P: 23	R: 4 E: 0 K: 2 S: 17	H: 3 LOB: 1 BB: 2 P: 31	R: 1 E: 0 K: 2 S: 15	H: 1 LOB: 0 BB: 0 P: 21	R: 0 E: 0 K: 0 S: 6	H: 0 LOB: 0 BB: 0 P: 7	R: 1 E: 0 K: 2 S: 14	H: 2 LOB: 1 BB: 0 P: 23	R: 3 E: 0 K: 2 S: 15	H: 3 LOB: 0 BB: 0 P: 21	1B: 9 2B: 2 3B: 1 HR: 6	SF: 1 SAC: 0 DP: 0 HBP: 0	WP: 1 PA: 51														
<b>PITCHER</b> Mark Thompson, R ERA: 6.61 Roger Bailey, R ERA: 6.39 Darren Holmes, R ERA: 5.75 Steve Reed, R ERA: 4.19 Curt Leskanic, R ERA: 6.07	IP 2.2	WLS 0	BF 19	H 8	R 5	ER 5	SO 2	BB 3	IBB 0	HBP 0	BLK 0	WP 0	HR 3	S 43	P 64	ERA 16.88	WHIP 4.125	<b>PITCHER</b> Bruce Ruffin, L ERA: 5.08	IP 1.0	WLS 1	BF 6	H 3	R 3	ER 3	SO 2	BB 0	IBB 0	HBP 0	BLK 0	WP 1	HR 1	S 15	P 21	ERA 27.00	WHIP 3.000

Los Angeles Dodgers @ Colorado Rockies  
Coors Field, Denver, CO  
Sun Jun 30 1996, 3:33 AM MDT  
Att. 48,103 - Sunny - 81 F

AB	44
R	15
H	18
RBI	15
BB	6
SO	12
LOB	20



BOTTOM

Los Angeles Dodgers @ Colorado Rockies  
Coors Field, Denver, CO

livebaseballscores.com

AB	48
R	16
H	20
RBI	15
BB	5
SO	11
LOB	21



WP	1	PA	53
PB	0	SB	10
CS	0		

Sun Jun 30 1996, 3:33 AM MDT  
Att: 48,103 - Sunny - 81 F

AB R H RBI BB SO LOB

5	3	2	1	1	0	2
6	2	2	2	0	2	4
4	3	3	3	2	0	0
6	2	5	4	0	1	1
5	0	0	0	1	3	4
6	3	3	1	0	1	2
4	1	1	0	1	0	1
1	0	1	1	0	0	0
6	1	2	1	0	1	2
1	0	0	0	0	1	1
1	0	0	0	0	0	0
1	0	0	0	0	1	3
0	0	0	0	0	0	0
0	0	0	0	0	0	0
0	0	0	0	0	0	0
0	0	0	0	0	0	0
1	1	1	2	0	0	0
0	0	0	0	0	0	0

Batter	1	2	3	4	5	6	7	8	9
Eric Young Sr., R (1, 4) OBP: 0.436, SLG: 0.466	G5-3		S	S	FC6-4		E6		
Walt Weiss, S (1, 6) OBP: 0.408, SLG: 0.358	F7		K	2B	K		1B	G4-3	
Ellis Burks, R (1, 7) OBP: 0.422, SLG: 0.647	E		HR	1B		HR	1B		P3
Dante Bichette, R (1, 9) OBP: 0.392, SLG: 0.585	K		HR	1B		G5-4-3	1B		1B
Andres Galarraga, R (1, 3) OBP: 0.353, SLG: 0.590		G4-3	K	K		G5-4-3	K		P4
Vinny Castilla, R (1, 5) OBP: 0.354, SLG: 0.548		HR	K		1B	G5-4-3		F9	1B
Jayhawk Owens, R (1, 2) OBP: 0.302, SLG: 0.412					1B	G6-3		E9	2B
Jeff Reed, L (9, PH) OBP: 0.367, SLG: 0.453		G6-3			BB			HR	1B
Quinton McCracken, S (1, 8) OBP: 0.337, SLG: 0.329		G6-3		E4	1B		K	G6-3	
Mark Thompson, R Roger Bailey, R Darren Holmes, R Matt Thompson, L Steve Reed, R Trenidad Hubbard, R Curt Leskanen, R John Vander Wal, L Bruce Ruffin, S			K	K	K		F9		HR

<b>Inning Stats</b>	R: 0 E: 0 K: 1 S: 9	H: 0 LOB: 1 BB: 1 P: 18	R: 1 E: 0 K: 1 S: 10	H: 2 LOB: 1 BB: 0 P: 11	R: 3 E: 0 K: 3 S: 15	H: 2 LOB: 0 BB: 1 P: 21	R: 4 E: 1 K: 2 S: 22	H: 3 LOB: 1 BB: 1 P: 35	R: 1 E: 0 K: 2 S: 16	H: 2 LOB: 2 BB: 1 P: 29	R: 2 E: 1 K: 2 S: 20	H: 3 LOB: 2 BB: 0 P: 30	R: 2 E: 1 K: 0 S: 15	H: 2 LOB: 1 BB: 0 P: 23	R: 2 E: 0 K: 0 S: 15	H: 4 LOB: 2 BB: 0 P: 21	1B: 12 2B: 4 3B: 0 HR: 4	SF: 0 SAC: 0 DP: 1 HBP: 0	WP: 1 PB: 0 SB: 10 CS: 0	PA: 53
---------------------	------------------------------	----------------------------------	-------------------------------	----------------------------------	-------------------------------	----------------------------------	-------------------------------	----------------------------------	-------------------------------	----------------------------------	-------------------------------	----------------------------------	-------------------------------	----------------------------------	-------------------------------	----------------------------------	-----------------------------------	------------------------------------	-----------------------------------	--------

PITCHER	IP	WLS	BF	H	R	ER	SO	BB	IBB	HBP	BLK	WP	HR	S	P	ERA	WHIP
Hideo Nomo, R (1, 1) ERA: 3.67	5.0		29	9	9	5	9	4	0	0	0	1	2	72	114	9.00	2.600
Chan Ho Park, R (6, 1) ERA: 3.03	1.0		5	2	1	1	0	1	0	0	0	0	1	8	14	9.00	3.000
Scott Radinsky, L (7, 1) ERA: 2.28	1.0		7	3	2	0	2	0	0	0	0	0	0	20	30	0.00	3.000
Antonio Osuna, R (8, 1) ERA: 2.14	1.0		6	2	2	0	0	0	0	0	0	0	1	15	23	0.00	2.000
Todd Worrell, R (9, 1) ERA: 3.15	0.2	L	6	4	2	2	0	0	0	0	0	0	0	15	21	27.00	6.000

Los Angeles Dodgers @ San Diego Padres  
 Jack Murphy Stadium, San Diego, CA

Mon Jul 01 1996, 10:05 PM EDT  
 Att: 40,343 - Unknown

AB	41
R	10
H	17
RBI	10
BB	2
SO	4
LOB	19



Batter	1	2	3	4	5	6	7	8	9	AB	R	H	RBI	BB	SO	LOB
Chad Fonville, S (1, 7) OBP: 0.311, SLG: 0.263	2-2 E 1B 1B		0-2 FC4 1B 1-2f 1B	1-1 FC4-6 1-2f 2-3		0-1 G6-3		2-2 G4-3		5	2	1	0	0	0	3
Delino DeShields, L (1, 4) OBP: 0.294, SLG: 0.344	1-1 E8 1-3 1B 1B		2-1 F8	0-1 P6		1-0 G4-3		1-0 F7		5	1	1	0	0	0	3
Mike Piazza, R (1, 2) OBP: 0.437, SLG: 0.632	3-2 CS 2-H 3-H 1B 1B		1-0 1B 1-3 1B		0-0 HR	1-1 F8			0-2 FC5-4 1B	5	1	4	3	0	0	0
Eric Karros, R (1, 3) OBP: 0.309, SLG: 0.481	2-0 F9		1-1 1-2 3-H 1B		1-2 HR		4-2 WP 3B BB		0-3 K	4	2	2	2	1	1	2
Raul Mondesi, R (1, 9) OBP: 0.290, SLG: 0.473 Roger Cedeno, S (9, PR) OBP: 0.327, SLG: 0.355	3-3 K 1-2		2-1 P4		2-2 HR 1B		1-1 G4-3 1-2		1-1 FC5-4 2B 1-2f	5	1	1	0	0	1	5
Mike Blowers, R (1, 5) OBP: 0.333, SLG: 0.393 Juan Castro, R (7, 5) OBP: 0.268, SLG: 0.300		3-2 F9		0-0 BB 1B SF7 1B		2-1 G5-3 1-2		1-3 K	2-1 1B 2B 1-H	4	1	1	0	0	1	2
Todd Hollandsworth, L (1, 8) OBP: 0.362, SLG: 0.411		1-1 G6-4-3 1B		1-2 FC4-6 BB 1-2 1B		0-0 HR 2-H		0-2 3B 2-H	0-0 1B 2-3	5	1	5	3	0	0	0
Greg Gagne, R (1, 6) OBP: 0.350, SLG: 0.377		0-1 G6-4-3 1-2f		4-1 FC4-6 BB 1-2 2-3 BB		0-0 F8		0-0 G4-3	2-1 G4-3 3	4	0	0	0	1	0	4
Tom Candiotti, R (1, 1) OBP: 0.100, SLG: 0.103 Mark Guthrie, R (8, 1)			0-1 FC4 1B		1-1 SF7 3-H		2-3 K		0-0 L9	3	0	1	1	0	1	0
										0	0	0	0	0	0	0

Inning Stats	R: 2	H: 3	E: 1	LOB: 1	K: 1	S: 12	P: 23	R: 0	H: 1	E: 0	LOB: 0	K: 0	BB: 0	S: 7	P: 11	R: 1	H: 3	E: 0	LOB: 2	K: 0	BB: 1	S: 12	P: 19	R: 4	H: 4	E: 0	LOB: 0	K: 1	BB: 0	S: 15	P: 22	R: 0	H: 0	E: 0	LOB: 0	K: 0	BB: 0	S: 5	P: 7	R: 1	H: 1	E: 0	LOB: 1	K: 1	BB: 1	S: 11	P: 17	R: 0	H: 0	E: 0	LOB: 0	K: 0	BB: 0	S: 5	P: 8	R: 1	H: 3	E: 0	LOB: 2	K: 1	BB: 0	S: 13	P: 18	1B: 12	SF: 1	2B: 2	SAC: 0	3B: 1	DP: 2	HR: 3	HBP: 0	WP: 1	PA: 44	PB: 0	SB: 1	CS: 1
--------------	------	------	------	--------	------	-------	-------	------	------	------	--------	------	-------	------	-------	------	------	------	--------	------	-------	-------	-------	------	------	------	--------	------	-------	-------	-------	------	------	------	--------	------	-------	------	------	------	------	------	--------	------	-------	-------	-------	------	------	------	--------	------	-------	------	------	------	------	------	--------	------	-------	-------	-------	--------	-------	-------	--------	-------	-------	-------	--------	-------	--------	-------	-------	-------

PITCHER	IP	WLS	BF	H	R	ER	SO	BB	IBB	HBP	BLK	WP	HR	S	P	ERA	WHIP
Tim Worrell, R (1, 1) ERA: 3.08	4.0	L	22	11	6	5	1	1	0	0	0	0	2	47	76	11.25	3.000
Willie Blair, R (5, 1) ERA: 4.1	2.0		8	2	2	2	1	0	0	0	0	0	1	16	24	9.00	1.000
Sean Bergman, R (7, 1) ERA: 4.92	2.0		8	1	1	1	1	1	0	0	0	1	0	16	25	4.50	1.000
Bryce Florie, R (9, 1) ERA: 3.23	1.0		6	3	1	1	1	0	0	0	0	0	0	13	18	9.00	3.000

PITCHER	IP	WLS	BF	H	R	ER	SO	BB	IBB	HBP	BLK	WP	HR	S	P	ERA	WHIP
---------	----	-----	----	---	---	----	----	----	-----	-----	-----	----	----	---	---	-----	------

Batter	1	2	3	4	5	6	7	8	9
Rickey Henderson, R OBP: 0.409, SLG: 0.337 Bryce Florie, R (9, 1)	3-1 G6-3 1B	1-0 G6-3 1B		4-2 BB		1-0 1B		4-2 FC1 BB	
Tony Gwynn, L OBP: 0.386, SLG: 0.439 Sean Bergman, R OBP: 0.100, SLG: 0.200 Marc Newfield, R OBP: 0.365, SLG: 0.459 (8, PH) (9, 7)	3-2 BB 1B		3-0 G3	2-1 G4-3		1-2 1B		0-0 FC1 BB	1-2 2-3 3-H
Steve Finley, L OBP: 0.333, SLG: 0.506 (1, 8)	1-0 F9		2-1 HR		1-0 2B 1B	0-1 G4-3		1-2 G4-3	
Ken Caminiti, S OBP: 0.355, SLG: 0.479 Archi Cianfrocco, R OBP: 0.313, SLG: 0.406 (1, 5) (8, 5)	4-1 1B BB		1-0 G6-3 1B		0-0 F8		1-0 G1-3		0-0 P3
Scott Livingstone, L OBP: 0.300, SLG: 0.358 Brian Johnson, R OBP: 0.308, SLG: 0.493 (1, 3) (9, PH)	1-1 FC6-4 1B		1-1 G6-3		0-3 K		2-1 F7		1-3 K
John Flaherty, R OBP: 0.295, SLG: 0.454 (1, 2)	1-1 FC6-4		0-1 P6		1-1 2B		1-3 K		1-0 G4-3
Chris Gomez, R OBP: 0.358, SLG: 0.329 (1, 6)		1-0 FC3-6 1B		0-1 SH3-4 1B		1-1 F8		4-2 FC6-4 FC1 1B BB	
Luis Lopez, S OBP: 0.213, SLG: 0.257 (1, 4)		2-1 FC3-6 SH1-4		0-0 F7		1-1 F8		0-1 FC6-4 1B	
Tim Worrell, R Willie Blair, R Chris Gwynn, L OBP: 0.317, SLG: 0.278 (1, 1) (5, 1) (6, PH) (7, 9)		0-2 SH1-4		0-0 SH3-4		0-1 G3-1		3-2 FC6-4 FC1 BB	1-2 2-3

AB	R	H	RBI	BB	SO	LOB
3	0	1	0	2	0	1
0	0	0	0	0	0	0
4	1	2	0	0	0	2
0	0	0	0	0	0	0
1	0	0	0	0	0	3
5	1	2	1	0	0	6
3	0	1	0	1	0	1
1	0	0	0	0	0	0
4	0	1	1	0	1	2
1	0	0	0	0	1	0
5	0	1	0	0	1	3
3	0	2	0	1	0	2
4	0	1	0	0	0	2
0	0	0	0	0	0	0
0	0	0	0	0	0	0
2	0	0	0	0	0	2

AB	R	H	RBI	BB	SO	LOB
36	2	11	2	4	3	24

WP: 0	PA: 42
PB: 0	
SB: 0	
CS: 0	



WP	PA
0	42

Inning Stats	R	H	E	K	S	IP	WLS	BF	H	R	ER	SO	BB	IBB	HBP	BLK	WP	HR	S	P	ERA	WHIP
1	1	2	0	0	11	7.2		38	11	2	2	2	4	0	0	0	0	1	74	125	2.35	1.957
2	0	1	0	7	0	1.1	4	0	0	0	0	1	0	0	0	0	0	9	12	0.00	0.000	

WP	PA
0	42

Los Angeles Dodgers @ San Diego Padres  
 Jack Murphy Stadium, San Diego, CA  
 Mon Jul 01 1996, 10:05 PM EDT  
 Att. 40,343 - Unknown

livebaseballscorecards.com

Batter	1	2	3	4	5	6	7	8	9	AB R H RBI BB SO LOB	TOP																
<b>Chad Fonville, S</b> (1, 8) OBP: 0.308, SLG: 0.268	0-0 B3-4		2-1 G5-3		2-2 SH3-4 1B 2B		2-3 K		1-2 P5	5 1 1 0 0 1 0	<b>Los Angeles Dodgers @ San Diego Padres</b> <b>Jack Murphy Stadium, San Diego, CA</b> Tue Jul 02 1996, 10:05 PM EDT Att. 28,294 - Unknown <a href="http://livebaseballscorecards.com">livebaseballscorecards.com</a>																
<b>Delino DeShields, L</b> (1, 4) OBP: 0.296, SLG: 0.349	1-1 G6-3		2-3 K		0-0 SH3-4		1-1 2B 2B		3-1 E S 1B 1B	4 2 2 0 0 1 0																	
<b>Raul Mondesi, R</b> (1, 9) OBP: 0.294, SLG: 0.478	3-2 F9		0-0 F7		0-0 PB 1B		1-2 F8 2-H 2B		1-1 WP 1B	5 0 3 3 0 0 0																	
<b>Eric Karros, R</b> (1, 3) OBP: 0.311, SLG: 0.480		2-1 BB 3B 1B		0-2 2B 1B		3-2 L8		1-2 F8 2-3	3-2 F9 1-2	5 2 2 0 0 0 3																	
<b>Mike Blowers, R</b> (1, 5) OBP: 0.332, SLG: 0.394		2-3 SAFE K		3-2 FC5 1-H 2B		3-0 SAFE SAFE F8		0-3 K		4 0 1 1 0 2 3																	
<b>Billy Ashley, R</b> (1, 7) OBP: 0.259, SLG: 0.380		4-1 BB 3B BB		3-0 F7		3-3 K		1-3 K		2 1 0 0 1 1 1																	
<b>Todd Hollandsworth, L</b> (8, PH) OBP: 0.361, SLG: 0.409		1-2 3B BB		0-0 F7		3-2 S 1B		1-3 K		1 0 0 0 0 1 0																	
<b>Greg Gagne, R</b> (1, 6) OBP: 0.353, SLG: 0.393		0-0 1-H 2-H SH1-3 3B		0-0 F7		3-2 K		0-3 K		4 1 2 2 0 1 1																	
<b>Tom Prince, R</b> (1, 2) OBP: 0.326, SLG: 0.444		0-0 SH1-3		4-0 IBB		3-3 SAFE K		0-3 K		2 0 0 1 1 2 1																	
<b>Pedro Astacio, R</b> (1, 1) OBP: 0.059, SLG: 0.030		0-0 F8		0-0 FC5		1-1 G5-3			1-2 F8	3 0 0 0 0 0 3																	
<b>Scott Radinsky, L</b> (7, 1)										0 0 0 0 0 0 0																	
<b>Dave Hansen, L</b> (9, PH) OBP: 0.270, SLG: 0.182										1 0 0 0 0 0 0																	
<b>Chan Ho Park, R</b> (9, 1) OBP: 0.154, SLG: 0.083										0 0 0 0 0 0 0																	
<b>Inning Stats</b>	R: 0 E: 0 K: 0 S: 10	H: 0 LOB: 0 BB: 0 P: 14	R: 3 E: 0 K: 1 S: 10	H: 2 LOB: 0 BB: 1 P: 18	R: 0 E: 0 K: 1 S: 6	H: 0 LOB: 0 BB: 0 P: 10	R: 1 E: 0 K: 0 S: 9	H: 2 LOB: 2 BB: 1 P: 19	R: 1 E: 0 K: 0 S: 13	H: 2 LOB: 1 BB: 0 P: 21	R: 0 E: 0 K: 2 S: 11	H: 1 LOB: 1 BB: 0 P: 21	R: 1 E: 0 K: 2 S: 14	H: 2 LOB: 1 BB: 0 P: 19	R: 0 E: 0 K: 3 S: 10	H: 0 LOB: 0 BB: 0 P: 12	R: 1 E: 0 K: 0 S: 15	H: 2 LOB: 1 BB: 0 P: 23	1B: 6 2B: 4 3B: 1 HR: 0	SF: 0 SAC: 2 DP: 0 HBP: 0	WP: 1 PB: 1 SB: 2 CS: 0	PA: 40					
<b>PITCHER</b>	IP	WLS	BF	H	R	ER	SO	BB	IBB	HBP	BLK	WP	HR	S	P	ERA	WHIP										
<b>Fernando Valenzuela, L</b> (1, 1) ERA: 3.76	5.0	L	23	6	5	5	2	1	1	0	0	0	0	48	82	9.00	1.400										
<b>Bryce Florie, R</b> (6, 1) ERA: 3.29	2.0		9	3	1	1	4	0	0	0	0	0	0	25	40	4.50	1.500										
<b>Scott Sanders, R</b> (8, 1) ERA: 3.27	1.0		3	0	0	0	3	0	0	0	0	0	0	10	12	0.00	0.000										
<b>Doug Bochtler, R</b> (9, 1) ERA: 4.31	1.0		5	2	1	1	0	0	0	0	0	1	0	15	23	9.00	2.000										



Batter	1	2	3	4	5	6	7	8	9	AB	R	H	RBI	BB	SO	LOB
Rickey Henderson, R (1, 9) OBP: 0.404, SLG: 0.332	1-3 K		2-2 F8			2-1 G6-3	3-1 F4			4	0	0	0	0	1	3
Scott Livingstone, L (1, 3) OBP: 0.292, SLG: 0.349 Archi Cianfrocco, R (7, PH) OBP: 0.310, SLG: 0.403 (8, 3)	1-1 G6-3		0-0 F8			1-0 F8	3-2 K			3	0	0	0	0	0	1
Steve Finley, L (1, 8) OBP: 0.338, SLG: 0.514	3-2 2B				1-0 G4-3	1-2 1B		0-1 SF8 2B		4	1	3	0	0	0	0
Ken Caminiti, S (1, 5) OBP: 0.351, SLG: 0.471	0-0 F8				1-3 K	0-3 K		0-1 F9 2-3		4	0	0	0	0	2	3
Marc Newfield, R (1, 7) OBP: 0.362, SLG: 0.456		0-0 P5			1-0 G5-3		1-0 2B 1B	1-2 SF8		3	1	1	1	0	0	0
John Flaherty, R (1, 2) OBP: 0.294, SLG: 0.450		2-2 L8			2-1 1B 1B		2-3 K	1-1 L7		4	0	1	0	0	1	1
Chris Gomez, R (1, 6) OBP: 0.365, SLG: 0.341		2-1 G4-3			1-0 G6-4-3 1B		0-1 1B 2B		4-2 G4-6-3 BB	3	1	2	0	1	0	0
Jody Reed, R (1, 4) OBP: 0.315, SLG: 0.293			0-0 SH1-3 1B		1-3 K		4-0 1B BB		0-1 F7	3	0	1	0	1	1	3
Fernando Valenzuela, L (1, 1) OBP: 0.133, SLG: 0.133 Chris Gwynn, L (5, PH) OBP: 0.313, SLG: 0.273 Bryce Fierste, R (6, 1) Brian Johnson, R (7, PH) OBP: 0.313, SLG: 0.496 Scott Sanders, R (8, 1) Doug Bochtler, R (9, 1) Luis Lopez, S (9, PH) OBP: 0.211, SLG: 0.255			0-0 SH1-3		2-2 G6-4-3 1-2f		1-2 2-H 3-H 1B		0-2 G4-6-3 1-2f	0	0	0	0	0	0	0

Inning Stats	R: 0	H: 1	E: 0	K: 1	S: 9	LOB: 1	BB: 0	P: 14	R: 0	H: 0	E: 0	K: 0	S: 6	LOB: 0	BB: 0	P: 10	R: 0	H: 1	E: 0	K: 1	S: 7	LOB: 1	BB: 0	P: 9	R: 0	H: 0	E: 0	K: 1	S: 5	LOB: 0	BB: 0	P: 8	R: 0	H: 2	E: 0	K: 1	S: 11	LOB: 1	BB: 0	P: 17	R: 0	H: 1	E: 0	K: 1	S: 9	LOB: 1	BB: 0	P: 13	R: 2	H: 3	E: 0	K: 2	S: 15	LOB: 2	BB: 1	P: 29	R: 1	H: 1	E: 0	K: 0	S: 9	LOB: 0	BB: 0	P: 11	R: 0	H: 0	E: 0	K: 0	S: 7	LOB: 0	BB: 1	P: 11	1B: 6	SF: 1	2B: 3	SAC: 1	3B: 0	DP: 2	HR: 0	HBP: 0	WP: 0	PA: 36
--------------	------	------	------	------	------	--------	-------	-------	------	------	------	------	------	--------	-------	-------	------	------	------	------	------	--------	-------	------	------	------	------	------	------	--------	-------	------	------	------	------	------	-------	--------	-------	-------	------	------	------	------	------	--------	-------	-------	------	------	------	------	-------	--------	-------	-------	------	------	------	------	------	--------	-------	-------	------	------	------	------	------	--------	-------	-------	-------	-------	-------	--------	-------	-------	-------	--------	-------	--------

PITCHER	IP	WLS	BF	H	R	ER	SO	BB	IBB	HBP	BLK	WP	HR	S	P	ERA	WHIP
Pedro Astacio, R (1, 1) ERA: 3.99	6.2	W	28	8	2	2	5	1	0	0	0	0	0	58	93	2.70	1.350
Scott Radinsky, L (7, 1) ERA: 2.52	1.1		5	1	1	1	1	0	0	0	0	0	0	13	18	6.75	0.750
Chan Ho Park, R (9, 1) ERA: 2.98	1.0		3	0	0	0	0	1	0	0	0	0	0	7	11	0.00	1.000

**BOTTOM**

**Los Angeles Dodgers @ San Diego Padres**  
**Jack Murphy Stadium, San Diego, CA**  
 Tue Jul 02 1996, 10:05 PM EDT  
 Att. 28,294 - Unknown

AB	32
R	3
H	9
RBI	3
BB	2
SO	6
LOB	16



PITCHER	IP	WLS	BF	H	R	ER	SO	BB	IBB	HBP	BLK	WP	HR	S	P	ERA	WHIP
---------	----	-----	----	---	---	----	----	----	-----	-----	-----	----	----	---	---	-----	------

Batter	1	2	3	4	5	6	7	8	9	AB R H RBI BB SO LOB	TOP											
Chad Fonville, S (1, 8) OBP: 0.304, SLG: 0.260	1-3 K		1-0 G4-3		2-1 G6-3		4-2 BB BB		1-2 G3	4 0 0 0 1 1 2	<b>Los Angeles Dodgers @ San Diego Padres</b> Jack Murphy Stadium, San Diego, CA Wed Jul 03 1996, 10:05 PM EDT Att. 48,841 - Unknown - 79 F <a href="http://livebaseballscorecards.com">livebaseballscorecards.com</a>											
Delino DeShields, L (1, 4) OBP: 0.298, SLG: 0.349	1-3 K		2-2 S 1B		3-2 F7		4-1 1-2 BB BB			3 0 1 1 1 1 0												
Mike Piazza, R (1, 2) OBP: 0.434, SLG: 0.627	1-1 G5-3		1-2 G1		0-0 FC6-4 1B		0-0 G5-3			4 0 1 0 0 0 3												
Eric Karros, R (1, 3) OBP: 0.310, SLG: 0.480		1-3 K		1-1 1B 2B	2-1 FC6-4			0-1 G6-3		4 1 1 0 0 1 1												
Raul Mondesi, R (1, 9) OBP: 0.291, SLG: 0.473		1-2 G1-3		0-0 F7		2-1 G6-3		2-1 F8		4 0 0 0 0 0 1												
Mike Blowers, R (1, 5) OBP: 0.334, SLG: 0.396		1-2 1B		0-1 FC1 1B		0-0 P4		2-3 K2-3		4 0 2 1 0 1 0												
Todd Hollandsworth, L (1, 7) OBP: 0.354, SLG: 0.401		0-3 K		1-0 FC1 1B		1-3 K		3-3 K		4 0 0 0 0 3 2												
Greg Gagne, R (1, 6) OBP: 0.361, SLG: 0.401			0-1 G4-3 SH3-4 1B	1-1 1-3 1B			3-1 G6-3		0-1 1B	4 1 3 0 0 0 0												
Ramon Martinez, R (1, 1) OBP: 0.053, SLG: 0.053			1-0 SH3-4	0-0 G4-3			2-3 K		1-3 K	2 0 0 0 0 1 2												
Antonio Osuna, R (7, 1)										0 0 0 0 0 0 0												
Dave Hansen, L (9, PH) OBP: 0.266, SLG: 0.179			1-2							1 0 0 0 0 1 1												
<b>Inning Stats</b>	R: 0 E: 0 K: 2 S: 10	H: 0 LOB: 0 BB: 0 P: 13	R: 0 E: 0 K: 2 S: 12	H: 1 LOB: 1 BB: 0 P: 15	R: 1 E: 0 K: 0 S: 10	H: 2 LOB: 1 BB: 0 P: 15	R: 1 E: 0 K: 0 S: 10	H: 3 LOB: 2 BB: 0 P: 12	R: 0 E: 0 K: 0 S: 9	H: 1 LOB: 1 BB: 0 P: 16	R: 0 E: 0 K: 1 S: 6	H: 0 LOB: 0 BB: 0 P: 9	R: 0 E: 0 K: 1 S: 10	H: 0 LOB: 2 BB: 2 P: 23	R: 0 E: 0 K: 1 S: 7	H: 0 LOB: 0 BB: 0 P: 11	R: 0 E: 0 K: 2 S: 12	H: 1 LOB: 1 BB: 0 P: 16	1B: 7 2B: 1 3B: 0 HR: 0	SF: 0 SAC: 1 DP: 0 HBP: 0	WP: 0 PB: 0 SB: 1 CS: 0	PA: 37
<b>PITCHER</b>	IP WLS BF H R ER SO BB IBB HBP BLK WP HR S P ERA WHIP																				<b>PITCHER</b>	IP WLS BF H R ER SO BB IBB HBP BLK WP HR S P ERA WHIP
Joey Hamilton, R (1, 1) ERA: 4.76	7.0 W 30 7 2 2 6 2 0 0 0 0 0 0 67 103 2.57 1.286																				Trevor Hoffman, R (8, 1) ERA: 1.05	2.0 S 7 1 0 0 3 0 0 0 0 0 0 19 27 0.00 0.500

AB	34
R	2
H	8
RBI	2
BB	2
SO	9
LOB	12









Batter	1	2	3	4	5	6	7	8	9	AB	R	H	RBI	BB	SO	LOB
Chad Fonville, S OBP: 0.303, SLG: 0.260 (1, 8)	0-0 B1-3	0-0 HR 1B		0-3 K		0-0 G6-3				4	1	1	1	0	1	2
Delino DeShields, L OBP: 0.301, SLG: 0.358 (1, 4)	0-0 L8	0-0 HR		0-0 F7			4-0 G4-3 1B BB			3	2	1	2	1	0	0
Mike Piazza, R OBP: 0.432, SLG: 0.622 (1, 2)	0-0 L6	0-0 HR 1B			0-0 F8		0-0 G4-3			4	1	1	0	0	0	1
Eric Karros, R OBP: 0.315, SLG: 0.490 (1, 3)		FC5-4 BB HR			0-0 G4-3		4-0 1B BB			2	1	1	2	2	0	0
Raul Mondesi, R OBP: 0.290, SLG: 0.470 (1, 9)		FC5-4 1B F7			0-0 G5-3		0-0 L3-6 1B			4	1	1	1	0	0	1
Mike Blowers, R OBP: 0.336, SLG: 0.395 (1, 5)		0-0 1B 1B	0-0 F8			4-0 SH1-4 1B BB	0-0 L3-6			3	1	1	0	1	0	2
Todd Hollandsworth, L OBP: 0.358, SLG: 0.405 (1, 7)		0-0 1B SH1-4 1B	0-3 K			0-0 SH1-4 1B		0-0 F9		3	1	2	1	0	1	0
Roger Cedeno, S OBP: 0.326, SLG: 0.354 (8, PH) (9, 7)		1-3 3-H 1B	0-3 K			1-2 1B		0-0 K		1	0	0	0	0	0	0
Greg Gagne, R OBP: 0.359, SLG: 0.398 (1, 6)		0-0 WP SH1-4 1B	0-3 K			0-0 F7		0-3 K		4	1	1	1	0	2	2
Ismael Valdez, R OBP: 0.147, SLG: 0.121 (1, 1)		0-0 SH1-4		0-3 K		0-0 SH1-4		0-0 G1-3		1	0	0	0	0	1	0
Chan Ho Park, R OBP: 0.154, SLG: 0.083 (8, 1)		1-2 3-H				1-2 2-3				0	0	0	0	0	0	0
Mark Guthrie, R (8, 1)										1	0	0	0	0	0	0

Inning Stats	R: 0	H: 0	E: 0	K: 0	S: 3	R: 8	H: 7	E: 0	K: 0	S: 10	R: 0	H: 0	E: 0	K: 2	S: 7	R: 0	H: 0	E: 0	K: 0	S: 3	R: 0	H: 1	E: 0	K: 0	S: 4	R: 1	H: 1	E: 0	K: 0	S: 3	R: 0	H: 0	E: 0	K: 1	S: 5	1B: 7	2B: 1	3B: 0	HR: 2	SF: 0	SAC: 2	DP: 1	HBP: 0	WP: 1	PB: 0	SB: 0	CS: 0	PA: 36
--------------	------	------	------	------	------	------	------	------	------	-------	------	------	------	------	------	------	------	------	------	------	------	------	------	------	------	------	------	------	------	------	------	------	------	------	------	-------	-------	-------	-------	-------	--------	-------	--------	-------	-------	-------	-------	--------

PITCHER	IP	WLS	BF	H	R	ER	SO	BB	IBB	HBP	BLK	WP	HR	S	P	ERA	WHIP
Marvin Freeman, R ERA: 5.67 (1, 1)	2.0	L	14	7	8	8	0	1	0	0	0	1	2	13	17	36.00	4.000
Lance Painter, L ERA: 6.44 (3, 1)	4.0		14	1	0	0	4	1	0	0	0	0	0	21	25	0.00	0.500
Darren Holmes, R ERA: 5.73 (7, 1)	1.0		5	1	1	1	0	2	0	0	0	0	0	3	11	9.00	3.000
Mike Munoz, L ERA: 7.33 (8, 1)	1.0		3	0	0	0	1	0	0	0	0	0	0	5	5	0.00	0.000

BOTTOM

Colorado Rockies @ Los Angeles Dodgers  
Dodger Stadium, Los Angeles, CA

Thu Jul 04 1996, 7:05 PM PDT  
Att. 54,331 - Unknown

livebaseballscorecards.com

AB	30
R	9
H	9
RBI	8
BB	4
SO	5
LOB	8



Batter	1	2	3	4	5	6	7	8	9	AB R H RBI BB SO LOB	TOP		
Eric Young Sr., R (1, 4) OBP: 0.426, SLG: 0.449 Jason Bates, S (8, 4) OBP: 0.321, SLG: 0.323	0-0 S S 2B 1B		2-1 G6-3		3-1 G6-4-3 1-2f			2-2 F9		4 1 1 0 0 0 1 0 0 0 0 0 0 0	<b>Colorado Rockies @ Los Angeles Dodgers</b> <b>Dodger Stadium, Los Angeles, CA</b> Fri Jul 05 1996, 7:05 PM PDT Att. 43,415 - Unknown - 77 F <a href="http://livebaseballscorecards.com">livebaseballscorecards.com</a>		
Quinton McCracken, S (1, 8) OBP: 0.346, SLG: 0.333	3-3 K 1-2		0-0 E4		0-1 F7			1-1 B3		4 0 0 0 0 1 1			
Ellis Burks, R (1, 7) OBP: 0.417, SLG: 0.639	3-2 2-H 2B		2-3 K			1-0 G5-3		0-0 F9		4 0 1 1 0 1 1			
Dante Bichette, R (1, 9) OBP: 0.385, SLG: 0.569	0-3 K			2-2 G5-3		3-3 K		1-0 F9		4 0 0 0 0 2 1			
John Vander Wal, L (1, 3) OBP: 0.345, SLG: 0.426	1-0 G4-3			2-3 K		0-0 G4-1		3-3 K		4 0 0 0 0 2 1			
Vinny Castilla, R (1, 5) OBP: 0.353, SLG: 0.539		1-3 K		0-0 1B 1B		0-2 FC4-6 1B		1-0 E5 1B		4 0 3 0 0 1 0			
Jeff Reed, L (1, 2) OBP: 0.363, SLG: 0.441		0-3 K		2-1 1-2 1B		2-3 K		2-3 K		4 0 1 0 0 3 2			
Walt Weiss, S (1, 6) OBP: 0.409, SLG: 0.363		0-0 P5		3-3 K		0-0 FC4-6 1-2f				3 0 0 0 0 1 3			
Roger Bailey, R (1, 1) Mike Munoz, L (6, 1) Milt Thompson, L (7, PH) Curt Leskanic, R (7, 1) OBP: 0.333, SLG: 0.667			1-1 L8		4-2 G6-4-3 BB		0-1 G4-3			1 0 0 0 1 0 0 0 0 0 0 0 0 0 1 0 0 0 0 0 1 0 0 0 0 0 0 0			
<b>Inning Stats</b>	R: 1 H: 2 E: 0 LOB: 1 K: 2 BB: 0 S: 13 P: 20	R: 0 H: 0 E: 0 LOB: 0 K: 2 BB: 0 S: 7 P: 8	R: 0 H: 0 E: 1 LOB: 1 K: 1 BB: 0 S: 8 P: 13	R: 0 H: 2 E: 0 LOB: 2 K: 2 BB: 0 S: 14 P: 23	R: 0 H: 0 E: 0 LOB: 0 K: 0 BB: 1 S: 6 P: 13	R: 0 H: 0 E: 0 LOB: 0 K: 1 BB: 0 S: 7 P: 11	R: 0 H: 1 E: 0 LOB: 1 K: 1 BB: 0 S: 11 P: 13	R: 0 H: 0 E: 0 LOB: 0 K: 0 BB: 0 S: 6 P: 9	R: 0 H: 1 E: 1 LOB: 1 K: 2 BB: 0 S: 8 P: 15	1B: 5 SF: 0 2B: 1 SAC: 0 3B: 0 DP: 1 HR: 0 HBP: 0	WP: 0 PA: 34 PB: 0 SB: 2 CS: 0		
<b>PITCHER</b>	IP WLS BF H R ER SO BB IBB HBP BLK WP HR S P ERA WHIP											<b>PITCHER</b>	IP WLS BF H R ER SO BB IBB HBP BLK WP HR S P ERA WHIP
Hideo Nomo, R (1, 1) ERA: 3.51 Todd Worrell, R (9, 1) ERA: 3.06	8.0 W 30 5 1 1 9 1 0 0 0 0 0 0 72 110 1.12 0.750												1.0 4 1 0 0 2 0 0 0 0 0 0 0 8 15 0.00 1.000



Batter	1	2	3	4	5	6	7	8	9
<b>Chad Fonville, S</b> OBP: 0.312, SLG: 0.279 (1, 8)	1-1 B1-3	0-0 E3 G4-3		4-1 S BB		1-1 1B 3B		1-1 1B	
<b>Delino DeShields, L</b> OBP: 0.299, SLG: 0.353 (1, 4)	0-0 L4	2-1 G4-3		4-2 BB		1-3 K		3-3 K	
<b>Mike Piazza, R</b> OBP: 0.430, SLG: 0.616 (1, 2)	2-1 G6-3	2-3 K		0-0 L1		1-0 1B		1-3 K	
<b>Dave Hansen, L</b> OBP: 0.262, SLG: 0.175 (8, PH)									
<b>Todd Worrell, R</b> (9, 1)									
<b>Eric Karros, R</b> OBP: 0.314, SLG: 0.485 (1, 3)		1-0 2B HR 1B	2-2 L6		2-0 P4	0-0 G1-3		3-2 F7	
<b>Raul Mondesi, R</b> OBP: 0.295, SLG: 0.476 (1, 9)		0-0 HR 2B	0-0 G5-3		3-1 G5-4-3 1B		2-1 F9 BB 1B		
<b>Mike Blowers, R</b> OBP: 0.338, SLG: 0.405 (1, 5)		0-1 HR	1-0 G6-3		0-1 G5-4-3		4-2 BB		
<b>Todd Hollandsworth, L</b> OBP: 0.365, SLG: 0.408 (1, 7)		4-2 S 1B BB		2-1 1B 1B		0-0 SH1-4 3B 1B		0-0 F8	
<b>Greg Gagne, R</b> OBP: 0.367, SLG: 0.402 (1, 6)		3-2 E SH3-4 G4-3 1B		3-1 1B		4-1 SH1-4 3B BB		0-1 F9	
<b>Hideo Nomo, R</b> OBP: 0.189, SLG: 0.278 (1, 1)		1-0 SH3-4		1-3 K		0-0 SH1-4		0-0 G5-3	
<b>Tom Prince, R</b> OBP: 0.326, SLG: 0.444 (9, 2)									

AB	R	H	RBI	BB	SO	LOB
4	1	2	2	1	0	1
4	0	0	1	1	2	3
4	0	1	1	0	1	4
1	0	0	0	0	1	1
0	0	0	0	0	0	0
5	1	1	0	0	0	2
4	1	3	0	0	0	0
3	1	1	3	1	0	1
3	2	2	0	1	0	2
3	2	2	1	1	0	2
2	0	0	0	0	1	3
0	0	0	0	0	0	0

AB	R	H	RBI	BB	SO	LOB
33	8	12	8	5	5	19

Inning Stats	R: 0	H: 0	E: 0	K: 0	S: 5	H: 0	LOB: 0	BB: 0	P: 8	R: 5	H: 4	E: 1	K: 1	S: 18	H: 0	LOB: 0	BB: 0	P: 8	R: 0	H: 2	E: 0	K: 1	S: 12	R: 0	H: 1	E: 0	K: 0	S: 5	R: 3	H: 3	E: 0	K: 1	S: 10	R: 0	H: 1	E: 0	K: 0	S: 11	R: 0	H: 1	E: 0	K: 2	S: 11	R: 0	H: 1	E: 0	K: 1	S: 19				
<b>Roger Bailey, R</b> ERA: 8.0 (1, 1)	5.1	WLS: L	BF: 28	H: 9	R: 8	ER: 7	SO: 2	BB: 4	IBB: 0	HBP: 0	BLK: 0	WP: 0	HR: 1	S: 50	P: 91	ERA: 11.81	WHIP: 2.438																																			
<b>Mike Munoz, L</b> ERA: 7.13 (6, 1)	0.2		3	1	0	0	1	0	0	0	0	0	0	5	7	0.00	1.500																																			
<b>Curt Leskanic, R</b> ERA: 6.27 (7, 1)	2.0		9	2	0	0	2	1	0	0	0	0	0	22	36	0.00	1.500																																			

WP	HR	S	P	ERA	WHIP
0	0	0	40	0	0

**Colorado Rockies @ Los Angeles Dodgers**  
**Dodger Stadium, Los Angeles, CA**  
 Fri Jul 05 1996, 7:05 PM PDT  
 Att: 43,415 - Unknown - 77 F

livebaseballscorecards.com



Batter	1	2	3	4	5	6	7	8	9	AB R H RBI BB SO LOB	TOP																									
Eric Young Sr. R (1, 4) OBP: 0.424, SLG: 0.446	2-2 G6-3		3-3 K		0-0 2-H 1B			2-2 G4-3		4 0 1 1 0 1 0	<b>Colorado Rockies @ Los Angeles Dodgers</b> Dodger Stadium, Los Angeles, CA Sat Jul 06 1996, 3:33 AM PDT Att. 35,562 - Sunny - 84 F																									
Ellis Burks, R (1, 7) OBP: 0.418, SLG: 0.636	0-0 G6-3			3-2 S 1B	2-1 F7			4-2 BB		3 0 1 0 1 0 1																										
Dante Bichette, R (1, 9) OBP: 0.381, SLG: 0.562	3-3 K			1 SAFE F9	0-1 F9		2-2 F9	0-3 K		4 0 0 0 0 2 2																										
Andres Galarraga, R (1, 3) OBP: 0.337, SLG: 0.555		1-2 G6-3		0-0 F7		2-0 F9		0-0 F9		4 0 0 0 0 0 1																										
Vinny Castilla, R (1, 5) OBP: 0.349, SLG: 0.533		1-1 G1-3		3-2 F8		0-0 F7		1-0 P3		4 0 0 0 0 0 1																										
Trenidad Hubbard, R (1, 8) OBP: 0.333, SLG: 0.407		1-1			1-2 SH1-3 1B 2B		3-3 K	1-3 K		3 1 2 0 0 1 0																										
Jamey Wright, R (8, 1) Bruce Ruffin, S (8, 1) John Vander Wal, L (9, PH) OBP: 0.342, SLG: 0.422										0 0 0 0 0 0 0																										
Jayhawk Owens, R (1, 2) OBP: 0.295, SLG: 0.392		1-1 F9			0-0 SH1-3		3-3 K			2 0 0 0 0 1 1																										
Walt Weiss, S (1, 6) OBP: 0.408, SLG: 0.362			2-3 K		3-2 S 1B		2-1 L6			3 1 1 1 0 1 0																										
Mark Thompson, R (1, 1) OBP: 0.120, SLG: 0.160			2-2 F8		1-0 G6-3		0-3 K			2 0 0 0 0 0 1																										
Steve Reed, R (7, 1)										0 0 0 0 0 0 0																										
Quinton McCracken, S (8, PH) (8, 8)										1 0 0 0 0 1 0																										
<b>Inning Stats</b>	R: 0 E: 0 K: 1 S: 8	H: 0 LOB: 0 BB: 0 P: 13	R: 0 E: 0 K: 0 S: 9	H: 1 LOB: 1 BB: 0 P: 13	R: 0 E: 0 K: 2 S: 10	H: 0 LOB: 0 BB: 0 P: 17	R: 0 E: 0 K: 0 S: 9	H: 1 LOB: 1 BB: 0 P: 15	R: 2 E: 0 K: 0 S: 11	H: 3 LOB: 1 BB: 0 P: 18	R: 0 E: 0 K: 0 S: 11	H: 0 LOB: 0 BB: 0 P: 15	R: 0 E: 0 K: 2 S: 9	H: 0 LOB: 0 BB: 0 P: 17	R: 0 E: 0 K: 2 S: 13	H: 0 LOB: 1 BB: 1 P: 19	R: 0 E: 0 K: 1 S: 6	H: 0 LOB: 0 BB: 0 P: 8	1B: 3 2B: 2 3B: 0 HR: 0	SF: 0 SAC: 1 DP: 0 HBP: 0	WP: 0 PB: 0 SB: 2 CS: 0	PA: 33														
<b>PITCHER</b>	IP WLS BF H R ER SO BB IBB HBP BLK WP HR S P ERA WHIP																																			
Tom Candiotti, R (1, 1) ERA: 4.06	5.0		20	5	2	2	3	0	0	0	0	0	0	47	76	3.60	1.000																			
Antonio Osuna, R (6, 1) ERA: 1.95	3.0	W	10	0	0	0	4	1	0	0	0	0	0	33	51	0.00	0.333																			
Todd Worrell, R (9, 1) ERA: 2.97	1.0	S	3	0	0	0	1	0	0	0	0	0	0	6	8	0.00	0.000																			

livebaseballscorecards.com

AB	31
R	2
H	5
RBI	2
BB	1
SO	8
LOB	7




Batter	1	2	3	4	5	6	7	8	9	AB	R	H	RBI	BB	SO	LOB
Chad Fonville, S OBP: 0.306, SLG: 0.274 (1, 8)	3-3 K		3-3 K		1-2 F8			0-0 SH1-4		3	0	0	0	0	2	3
Delino DeShields, L OBP: 0.299, SLG: 0.352 (1, 4)	2-1 G4-3			2-1 G3		2-1 1B		0-0 G5-3		4	0	1	0	0	0	1
Mike Piazza, R OBP: 0.431, SLG: 0.625 (1, 2)	3-3 K			1-0 F7		1 SAFE 1B		1-1 HR		4	1	2	2	0	1	0
Eric Karros, R OBP: 0.316, SLG: 0.487 (1, 3)		1-0 1B		0-0 F9		3-3 K		4-1 BB		3	1	1	0	1	1	2
Raul Mondesi, R OBP: 0.295, SLG: 0.474 (1, 9)		1-0 1B			0-1 G5-3		0-1 G4-6-3	1-2 F8		4	0	1	0	0	0	3
Mike Blowers, R OBP: 0.338, SLG: 0.408 (1, 5)		1-1 G4-6-3			2-2 FC4-6		1-3 K			3	0	1	0	0	1	1
Todd Hollandsworth, L OBP: 0.364, SLG: 0.405 (1, 7)		3-3 K			4-1 FC4-6		3-3 K			2	0	0	0	0	2	0
Greg Gagne, R OBP: 0.361, SLG: 0.395 (1, 6)			1-2 F8		0-0 FC4-6		2-2 G3			3	0	0	0	0	0	2
Tom Candiotti, R OBP: 0.125, SLG: 0.100 (1, 1)			1-0 F8		3-2 HBP			4-1 SH1-4		1	0	0	0	0	0	0
Ramon Martinez, R OBP: 0.053, SLG: 0.053 (5, PR)										0	0	0	0	0	0	0
Antonio Osuna, R (6, 1)										0	0	0	0	0	0	0
Roger Cedeño, S OBP: 0.329, SLG: 0.354 (8, PH)										0	1	0	0	1	0	0
Todd Worrell, R (9, 1)										0	0	0	0	0	0	0

Inning Stats	R: 0	H: 0	E: 0	K: 2	S: 10	R: 1	H: 2	E: 0	K: 1	S: 7	R: 0	H: 0	E: 0	K: 1	S: 8	R: 0	H: 0	E: 0	K: 0	S: 4	R: 0	H: 1	E: 0	K: 0	S: 12	R: 0	H: 2	E: 0	K: 1	S: 10	R: 0	H: 0	E: 0	K: 2	S: 11	R: 2	H: 1	E: 0	K: 0	S: 9
	0	0	0	18		1	2	0	0	13	0	0	0	0	13	0	0	0	0	7	0	0	2	3	0	22	0	2	0	18	0	0	0	17	2	1	0	19		

PITCHER	IP	WLS	BF	H	R	ER	SO	BB	IBB	HBP	BLK	WP	HR	S	P	ERA	WHIP
Mark Thompson, R ERA: 6.26 (1, 1)	6.0		23	5	1	1	5	0	0	2	0	0	0	51	91	1.50	0.833
Steve Reed, R ERA: 4.4 (7, 1)	1.0		3	0	0	0	2	0	0	0	0	0	0	11	17	0.00	0.000
Jamey Wright, R ERA: 2.84 (8, 1)	0.1		2	0	1	1	0	1	0	0	0	0	0	2	6	27.00	3.000
Bruce Ruffin, L ERA: 5.09 (8, 1)	0.2	L	4	1	1	1	0	1	0	0	0	0	1	7	13	13.50	3.000

BOTTOM	
AB	27
R	3
H	6
RBI	2
BB	2
SO	7
LOB	12


  
 WP: 0 PA: 32  
 PB: 0  
 SB: 1  
 CS: 0

**Colorado Rockies @ Los Angeles Dodgers**  
 Dodger Stadium, Los Angeles, CA  
 Sat Jul 06 1996, 3:33 AM PDT  
 Att. 35,562 - Sunny - 84 F

livebaseballscorecards.com

Batter	1	2	3	4	5	6	7	8	9	AB R H RBI BB SO LOB	TOP									
Eric Young Sr., R (1, 4) OBP: 0.428, SLG: 0.451	0-0 FC6 1B		0-0 FC6-4 2-H 1B			0-0 G5-3		0-0 1B 1B		4 1 3 2 0 0 0	<b>Colorado Rockies @ Los Angeles Dodgers</b> Dodger Stadium, Los Angeles, CA Sun Jul 07 1996, 3:33 AM PDT Att. 38,269 - Sunny - 87 F									
Trenidad Hubbard, R (1, 8) OBP: 0.328, SLG: 0.397	0-0 FC6 1-2		0-0 FC6-4 1-2f			0-0 F9		0-0 1B		4 0 1 1 0 0 2										
Ellis Burks, R (1, 7) OBP: 0.414, SLG: 0.629	0-0 F8		0-0 FC6-4 1-2f			0-3 K		0-0 G4-3		4 0 0 0 0 1 3										
Dante Bichette, R (1, 9) OBP: 0.377, SLG: 0.556	0-0 G5-3 1-2					0-0 G6-3		0-0 F8		4 0 0 0 0 0 1										
Andres Galarraga, R (1, 3) OBP: 0.333, SLG: 0.548		0-0 F9				0-0 F9		0-3 K		4 0 0 0 0 2 0										
Vinny Castilla, R (1, 5) OBP: 0.345, SLG: 0.527		0-0 G5-3				0-3 K		0-0 F8		4 0 0 0 0 1 0										
Jeff Reed, L (1, 2) OBP: 0.358, SLG: 0.434		0-0 G3				0-0 G6-3		0-0 E3 F9 G5-3 1B		3 1 0 0 0 0 0										
Walt Weiss, S (1, 6) OBP: 0.408, SLG: 0.362			0-0 SH1-4 1B 1B			0-0 G3-1		0-0 G5-3 1-2		3 1 1 0 0 0 1										
Kevin Ritz, R (1, 1) OBP: 0.231, SLG: 0.222			0-0 SH1-4			0-0 G4-3		0-0 F9 2-3		2 0 0 0 0 0 1										
Curt Leskanic, R (8, 1) OBP: 0.333, SLG: 0.667										0 0 0 0 0 0 0										
Bruce Ruffin, S (9, 1)										0 0 0 0 0 0 0										
<b>Inning Stats</b>	R: 0 E: 0 K: 0 S: 4	H: 1 LOB: 1 BB: 0 P: 4	R: 0 E: 0 K: 0 S: 3	H: 0 LOB: 0 BB: 0 P: 3	R: 1 E: 0 K: 0 S: 5	H: 2 LOB: 1 BB: 0 P: 5	R: 0 E: 0 K: 1 S: 5	H: 0 LOB: 0 BB: 0 P: 5	R: 0 E: 0 K: 1 S: 5	H: 0 LOB: 0 BB: 0 P: 5	R: 0 E: 0 K: 1 S: 5	H: 0 LOB: 0 BB: 0 P: 5	R: 2 E: 1 K: 0 S: 6	H: 2 LOB: 1 BB: 0 P: 6	R: 0 E: 0 K: 1 S: 5	H: 0 LOB: 0 BB: 0 P: 5	1B: 5 2B: 0 3B: 0 HR: 0	SF: 0 SAC: 1 DP: 0 HBP: 0	WP: 0 PB: 0 SB: 2 CS: 0	PA: 33
<b>PITCHER</b>	IP WLS BF H R ER SO BB IBB HBP BLK WP HR S P ERA WHIP																			
Pedro Astacio, R (1, 1) ERA: 3.81	7.0 L 24 3 1 1 3 0 0 0 0 0 0 0 30 30 1.29 0.429																			
Scott Radinsky, L (8, 1) ERA: 2.42	1.0 6 2 2 0 0 0 0 0 0 0 0 0 6 6 0.00 2.000																			
Chan Ho Park, R (9, 1) ERA: 3.19	1.0 3 0 0 0 0 1 0 0 0 0 0 0 5 5 0.00 0.000																			

AB	32
R	3
H	5
RBI	3
BB	0
SO	4
LOB	8



livebaseballscorecards.com



Batter	1	2	3	4	5	6	7	8	9	AB	R	H	RBI	BB	SO	LOB
Chad Fonville, S (1, 8) OBP: 0.305, SLG: 0.269	0-0 G1-3		0-0 G4-3		4-0 BB			0-0 F8		3	0	0	0	1	0	1
Delino DeShields, L (1, 4) OBP: 0.298, SLG: 0.351	0-0 F8		0-3 K		0-0 L4			0-0 G1-3 1B		4	0	1	0	0	1	3
Mike Piazza, R (1, 2) OBP: 0.432, SLG: 0.623	0-0 L7				0-0 G6-3			0-0 G1-3 1B		4	0	2	0	0	0	0
Eric Karros, R (1, 3) OBP: 0.315, SLG: 0.484		0-0 1B			0-0 F9			0-0 G1-3		4	0	1	0	0	0	3
Raul Mondesi, R (1, 9) OBP: 0.294, SLG: 0.469		0-0 F7			4-0 BB			0-0 F7		3	0	0	0	1	1	4
Mike Blowers, R (1, 5) OBP: 0.334, SLG: 0.402		0-0 F8			0-0 F9			0-3 K		4	0	0	0	0	2	3
Todd Hollandsworth, L (1, 7) OBP: 0.360, SLG: 0.399		0-3 K			0-0 G1			0-0 G3-1		3	0	0	0	0	1	1
Roger Cedeno, S (9, PH) OBP: 0.332, SLG: 0.354									4-0 BB	0	0	0	0	1	0	0
Greg Gagne, R (1, 6) OBP: 0.364, SLG: 0.394					4-0 FC1-6 BB			0-0 G5-3		3	0	1	0	1	0	1
Pedro Astacio, R (1, 1) OBP: 0.057, SLG: 0.029					0-0 FC1-6			0-0 SH1-4 1B		1	0	0	0	0	0	1
Wayne Kirby, L (7, PH) OBP: 0.241, SLG: 0.192					0-0 SH1-4			0-0 G4-3		1	0	0	0	0	0	0
Scott Radinsky, L (8, 1)					1-2					0	0	0	0	0	0	0
Chan Ho Park, R (9, 1) OBP: 0.154, SLG: 0.083										0	0	0	0	0	0	0
Billy Ashley, R (9, PH) OBP: 0.256, SLG: 0.375					1-2					1	0	0	0	0	1	1

Inning Stats	R: 0	H: 0	E: 0	K: 0	S: 3	R: 0	H: 1	E: 0	K: 1	S: 6	R: 0	H: 0	E: 0	K: 1	S: 5	R: 0	H: 0	E: 0	K: 0	S: 3	R: 0	H: 1	E: 0	K: 0	S: 4	R: 0	H: 1	E: 0	K: 1	S: 6	R: 0	H: 2	E: 0	K: 1	S: 7	R: 0	H: 0	E: 0	K: 2	S: 7	R: 0	H: 0	E: 0	K: 2	S: 7	1B: 5	2B: 0	3B: 0	HR: 0	SF: 0	SAC: 1	DP: 0	HBP: 0	WP: 0	PB: 0	SB: 0	CS: 0	PA: 36
--------------	------	------	------	------	------	------	------	------	------	------	------	------	------	------	------	------	------	------	------	------	------	------	------	------	------	------	------	------	------	------	------	------	------	------	------	------	------	------	------	------	------	------	------	------	------	-------	-------	-------	-------	-------	--------	-------	--------	-------	-------	-------	-------	--------

PITCHER	IP	WLS	BF	H	R	ER	SO	BB	IBB	HBP	BLK	WP	HR	S	P	ERA	WHIP
Kevin Ritz, R (1, 1) ERA: 4.53	7.2		31	5	0	0	3	3	0	0	0	0	0	34	46	0.00	1.043
Curt Leskanic, R (8, 1) ERA: 6.15	0.2		2	0	0	0	2	0	0	0	0	0	0	6	6	0.00	0.000
Bruce Ruffin, L (9, 1) ERA: 5.0	0.2		3	0	0	0	1	1	0	0	0	0	0	4	8	0.00	1.500

BOTTOM

Colorado Rockies @ Los Angeles Dodgers  
Dodger Stadium, Los Angeles, CA

Sun Jul 07 1996, 3:33 AM PDT  
Att: 38,269 - Sunny - 87 F

AB	31
R	0
H	5
RBI	0
BB	4
SO	6
LOB	18



WP	PA	ERA	WHIP
0	36		

Batter	1	2	3	4	5	6	7	8	9	AB R H RBI BB SO LOB	TOP	
Marvin Benard, L (1, 8) OBP: 0.326, SLG: 0.314 Dax Jones, R (9, PH)	0-1 HR	2-2 G1-3		1-1 F7			2-3 K		1-1 G6-3	4 1 1 1 0 1 2 1 0 0 0 0 0 0		
Dan Peltier, L (1, 3) OBP: 0.382, SLG: 0.354	1-0 G5-3	0-0 G1-3			1-1 L4		1-1 G1-3			4 0 0 0 0 0 1		
Matt Williams, R (1, 5) OBP: 0.372, SLG: 0.505	2-2 1B BB FC6-4 1B		4-2 G4-6-3 BB		1-3 K		4-1 BB			2 1 1 0 2 1 0		
Barry Bonds, L (1, 7) OBP: 0.422, SLG: 0.573	4-2 FC6-4 1B 1-2 BB		2-2 G4-6-3		4-2 1B BB		2-1 F8			2 0 0 0 2 0 2		
Shawon Dunston, R (1, 6) OBP: 0.341, SLG: 0.449	1-0 FC6-4 1-2 2-3 1B		1-1 G5-3		1-1 SAFE 1-3 1B		0-1 G6-3			4 0 2 0 0 0 0		
Stan Javier, S (1, 9) OBP: 0.333, SLG: 0.380	1-1 FC6-4			0-0 E3 FC6 S G6-3		1-2 F7		2-1 G4-3		4 1 0 1 0 0 4		
Robby Thompson, R (1, 4) OBP: 0.291, SLG: 0.372 Rich DeLucia, R (8, 1)	2-0 F8			4-2 G6-3 E 1-2 BB		0-0 G6-3		1-2 G5-3		3 0 0 0 1 0 2 0 0 0 0 0 0 0		
Kirt Manwaring, R (1, 2) OBP: 0.321, SLG: 0.311 Steve Decker, R (9, PH) OBP: 0.342, SLG: 0.295		0-1 G2-3		0-0 FC6 G6-3		3-1 G5-3			1-1 P6	3 0 0 0 0 0 2 1 0 0 0 0 0 0		
Mark Leiter, R (1, 1) OBP: 0.158, SLG: 0.162 Dave McCarty, R (4, PH) OBP: 0.369, SLG: 0.392 Jose Bautista, R (4, 1) OBP: 0.250, SLG: 0.250 Doug Creek, L (5, 1) Steve Scarsone, R (6, PH) OBP: 0.286, SLG: 0.378 Mark Lewisy, R (6, 1) Jim Poole, L (7, 1) Rich Aurilia, R (8, 4) OBP: 0.300, SLG: 0.339		3-2 E4 G1-3		2-0 G6-3		0-3 K		2-2 G4-3		1 0 0 0 0 0 0 1 0 0 0 0 0 2 0 0 0 0 0 0 0 0 0 0 0 0 0 0 1 0 0 0 0 1 0 0 0 0 0 0 0 0 0 0 0 0 0 0 0 1 0 0 0 0 0 0		
<b>Inning Stats</b>	R: 2 H: 3 E: 0 LOB: 2 K: 0 BB: 1 S: 12 P: 23	R: 0 H: 0 E: 1 LOB: 1 K: 0 BB: 0 S: 10 P: 15	R: 0 H: 0 E: 0 LOB: 0 K: 0 BB: 1 S: 8 P: 15	R: 1 H: 0 E: 2 LOB: 1 K: 0 BB: 1 S: 7 P: 14	R: 0 H: 1 E: 0 LOB: 2 K: 1 BB: 1 S: 13 P: 21	R: 0 H: 0 E: 0 LOB: 0 K: 1 BB: 0 S: 6 P: 9	R: 0 H: 0 E: 0 LOB: 1 K: 1 BB: 1 S: 8 P: 17	R: 0 H: 0 E: 0 LOB: 0 K: 0 BB: 0 S: 8 P: 11	R: 0 H: 0 E: 0 LOB: 0 K: 0 BB: 0 S: 7 P: 11	1B: 3 SF: 0 2B: 0 SAC: 0 3B: 0 DP: 2 HR: 1 HBP: 0	WP: 0 PA: 37 PB: 0 SB: 1 CS: 0	
<b>PITCHER</b> Ramon Martinez, R (1, 1) ERA: 3.5 Mark Guthrie, L (9, 1) ERA: 1.11	IP WLS BF H R ER SO BB IBB HBP BLK WP HR S P ERA WHIP	8.0 W 34 4 3 2 3 5 0 0 0 0 0 1 72 125 2.25 1.125	1.0 3 0 0 0 0 0 0 0 0 0 0 0 7 11 0.00 0.000	<b>PITCHER</b> IP WLS BF H R ER SO BB IBB HBP BLK WP HR S P ERA WHIP								

San Francisco Giants @ Los Angeles Dodgers  
Dodger Stadium, Los Angeles, CA  
Thu Jul 11 1996, 7:05 PM PDT  
Att. 37,305 - Unknown - 74 F

livebaseballscorecards.com

AB 32  
R 3  
H 4  
RBI 2  
BB 5  
SO 3  
LOB 15



Batter	1	2	3	4	5	6	7	8	9	AB	R	H	RBI	BB	SO	LOB
<b>Chad Fonville, S</b> OBP: 0.313, SLG: 0.279 (1, 8)										5	1	3	2	0	1	2
<b>Delino DeShields, L</b> OBP: 0.299, SLG: 0.348 (1, 4)										3	1	0	0	2	0	2
<b>Mike Piazza, R</b> OBP: 0.428, SLG: 0.616 (1, 2)										5	1	1	1	0	0	1
<b>Eric Karros, R</b> OBP: 0.319, SLG: 0.489 (1, 3)										5	1	3	1	0	1	0
<b>Raul Mondesi, R</b> OBP: 0.296, SLG: 0.467 (1, 9)										4	1	1	0	0	1	2
<b>Mike Blowers, R</b> OBP: 0.338, SLG: 0.405 (1, 5)										5	2	3	1	0	1	1
<b>Todd Hollandsworth, L</b> OBP: 0.362, SLG: 0.400 (1, 7)										2	1	1	2	1	0	1
<b>Greg Gagne, R</b> OBP: 0.367, SLG: 0.402 (1, 6)										4	0	2	1	0	1	4
<b>Ramon Martinez, R</b> OBP: 0.087, SLG: 0.087 (1, 1)										4	0	1	0	0	1	4
<b>Mark Guthrie, R</b> (9, 1)										0	0	0	0	0	0	0

Inning Stats	R: 6	H: 7	E: 0	K: 1	S: 22	L: 0	LOB: 2	BB: 1	P: 35	R: 0	H: 1	E: 0	K: 1	S: 8	L: 0	LOB: 1	BB: 0	P: 13	R: 0	H: 2	E: 0	K: 0	S: 16	L: 0	LOB: 2	BB: 0	P: 23	R: 0	H: 0	E: 0	K: 0	S: 5	R: 2	H: 3	E: 1	K: 0	S: 17	L: 0	LOB: 3	BB: 1	P: 16	R: 0	H: 0	E: 0	K: 1	S: 11	L: 0	LOB: 1	BB: 1	P: 18	R: 0	H: 0	E: 0	K: 2	S: 12	L: 0	LOB: 0	BB: 0	P: 16
<b>1B: 13</b>	<b>SF: 1</b>	<b>WP: 0</b>	<b>PA: 42</b>																																																								
<b>2B: 2</b>	<b>SAC: 0</b>	<b>PB: 0</b>																																																									
<b>3B: 0</b>	<b>DP: 0</b>	<b>SB: 0</b>																																																									
<b>HR: 0</b>	<b>HBP: 1</b>	<b>CS: 0</b>																																																									

PITCHER	IP	WLS	BF	H	R	ER	SO	BB	IBB	HBP	BLK	WP	HR	S	P	ERA	WHIP
<b>Mark Leiter, R</b> ERA: 5.04 (1, 1)	3.0	L	19	10	6	6	2	1	0	0	0	0	0	46	71	18.00	3.667
<b>Jose Bautista, R</b> ERA: 3.13 (4, 1)	1.2		9	3	2	0	0	0	0	0	0	0	0	19	22	0.00	1.800
<b>Doug Creek, L</b> ERA: 6.04 (5, 1)	0.1		1	0	0	0	0	0	0	0	0	0	0	3	6	0.00	0.000
<b>Mark Dewey, R</b> ERA: 3.33 (6, 1)	1.0		6	2	0	0	1	1	0	0	0	0	0	11	16	0.00	3.000
<b>Jim Poole, L</b> ERA: 2.93 (7, 1)	1.0		4	0	0	0	1	1	0	0	0	0	0	11	18	0.00	1.000

**BOTTOM**

**San Francisco Giants @ Los Angeles Dodgers**  
**Dodger Stadium, Los Angeles, CA**

Thu Jul 11 1996, 7:05 PM PDT  
Att: 37,305 - Unknown - 74 F

<b>AB</b>	<b>37</b>
<b>R</b>	<b>8</b>
<b>H</b>	<b>15</b>
<b>RBI</b>	<b>8</b>
<b>BB</b>	<b>3</b>
<b>SO</b>	<b>6</b>
<b>LOB</b>	<b>17</b>



PITCHER	IP	WLS	BF	H	R	ER	SO	BB	IBB	HBP	BLK	WP	HR	S	P	ERA	WHIP
<b>Rich DeLucia, R</b> ERA: 5.29 (8, 1)	1.0		3	0	0	0	2	0	0	0	0	0	0	12	16	0.00	0.000

Batter	1	2	3	4	5	6	7	8	9	AB R H RBI BB SO LOB	TOP										
Marvin Benard, L OBP: 0.321, SLG: 0.308 (1, 8) (8, 7)	2-3 K		1-1 B3-4			1-3 K		0-2 G4-3		4 0 0 0 0 2 1											
Dan Peltier, L OBP: 0.356, SLG: 0.327 (1, 3)	2-1 F7		1-3 K			0-1 E4 G6-3		2-2 F8		4 0 0 0 0 1 1											
Matt Williams, R OBP: 0.371, SLG: 0.502 (1, 5)	2-0 1B				0-0 G5-3	3-2 G6-3		3-3 K		4 0 1 0 0 1 1											
Barry Bonds, L OBP: 0.423, SLG: 0.571 Dax Jones, R (1, 7) (8, 8)	3-1 F7				4-2 FC6-4 BB	4-2 BB			1-1 L1	1 0 0 0 2 0 1 1 0 0 0 0 0 0											
Shawon Dunston, R OBP: 0.335, SLG: 0.441 (1, 6)			1-3 K		1-2 F8	1-3 K			1-2 F8	4 0 0 0 0 2 3											
Stan Javier, S OBP: 0.336, SLG: 0.382 (1, 9)			0-1 F7		1-2 FC6-4 1-2f		1-0 G5-3 1B		0-0 DI 1B 1B	4 1 2 0 0 0 1											
Robby Thompson, R OBP: 0.290, SLG: 0.370 (1, 4)			3-1 L5			3-1 F7		1-3 K	2-2 1B 1-H	4 0 1 1 0 1 1											
Kirt Manwaring, R OBP: 0.322, SLG: 0.312 Doug Creek, L (7, 1) Rod Beck, R (8, 1) Dave McCarty, R OBP: 0.364, SLG: 0.385 (9, PH)			1-1 B3-4 SH3-4 1B			1-3 K		1-2 G5-3	2-0 F9	3 0 1 0 0 1 1 0 0 0 0 0 0 0 0 0 0 0 0 0 0 1 0 0 0 0 0 1											
Oswaldo Fernandez, R OBP: 0.081, SLG: 0.081 Mark Dewey, R (5, 1) Tom Lampkin, L OBP: 0.330, SLG: 0.390 (7, PH) (7, 2)			2-1 SH3-4			3-3 K		0-0 G5-3		1 0 0 0 0 1 0 0 0 0 0 0 0 0 1 0 0 0 0 0 1											
<b>Inning Stats</b>	R: 0 E: 0 K: 1 S: 9	H: 1 LOB: 1 BB: 0 P: 18	R: 0 E: 0 K: 1 S: 9	H: 0 LOB: 0 BB: 0 P: 13	R: 0 E: 0 K: 1 S: 9	H: 1 LOB: 1 BB: 0 P: 14	R: 0 E: 0 K: 0 S: 11	H: 0 LOB: 1 BB: 1 P: 17	R: 0 E: 0 K: 2 S: 14	H: 0 LOB: 2 BB: 1 P: 23	R: 0 E: 0 K: 1 S: 9	H: 1 LOB: 1 BB: 0 P: 12	R: 0 E: 0 K: 1 S: 9	H: 0 LOB: 0 BB: 0 P: 14	R: 1 E: 0 K: 0 S: 11	H: 2 LOB: 1 BB: 0 P: 17	1B: 5 2B: 0 3B: 0 HR: 0	SF: 0 SAC: 1 DP: 0 HBP: 0	WP: 0 PB: 0 SB: 0 CS: 0	PA: 35	
<b>PITCHER</b> Ismael Valdez, R ERA: 3.16 Scott Radinsky, L ERA: 2.39	IP 8.2	WLS W	BF 33	H 4	R 1	ER 1	SO 9	BB 2	IBB 0	HBP 0	BLK 0	WP 0	HR 0	S 86	P 136	ERA 1.04	WHIP 0.692				
<b>PITCHER</b>	IP	WLS	BF	H	R	ER	SO	BB	IBB	HBP	BLK	WP	HR	S	P	ERA	WHIP				

San Francisco Giants @ Los Angeles Dodgers  
Dodger Stadium, Los Angeles, CA  
Fri Jul 12 1996, 7:05 PM PDT  
Att. 44,569 - Unknown - 73 F

AB	32
R	1
H	5
RBI	1
BB	2
SO	9
LOB	12



Batter	1	2	3	4	5	6	7	8	9
<b>Chad Fonville, S</b> OBP: 0.306, SLG: 0.272 (1, 8)	2-2 P6		0-0 G4-3		1-1 G5-3		1-1 G5-3		
<b>Delino DeShields, L</b> OBP: 0.302, SLG: 0.346 (1, 4)	2-2 F8		2-0 F8		4-1 WP 1B BB		4-1 G4-6-3 BB		
<b>Mike Piazza, R</b> OBP: 0.429, SLG: 0.625 (1, 2)	1-2 L6			0-0 HR	2-1 1B 1B		2-1 G4-6-3 1-2f		
<b>Eric Karros, R</b> OBP: 0.315, SLG: 0.483 (1, 3)		3-2 G6-3		1-3 K	0-0 F7		1-1 P5		
<b>Raul Mondesi, R</b> OBP: 0.304, SLG: 0.476 (1, 9)		2-2 E S G6-3 1B		1-2 S 1B	0-1 1B		1-2 2B		
<b>Mike Blowers, R</b> OBP: 0.337, SLG: 0.401 (1, 5)		3-1 G6-3 1-H		5-1 E SF8 1-2 BB	0-0 G4-3		1-3 K		
<b>Todd Hollandsworth, L</b> OBP: 0.360, SLG: 0.397 (1, 7)		1-1 G3		1-2 E9 SF8 1-3 2-H 1B		0-1 L7	1-0 F9		
<b>Greg Gagne, R</b> OBP: 0.366, SLG: 0.419 (1, 6)			1-0 HR	2-0 SF8 2-3 3-H		0-1 G6-3			
<b>Ismael Valdez, R</b> OBP: 0.135, SLG: 0.111 (1, 1)			2-1 F8	0-3 K		0-2 P3			
<b>Scott Radinsky, L</b> (9, 1)									

AB	R	H	RBI	BB	SO	LOB
4	0	0	0	0	0	0
2	1	0	0	2	0	0
4	1	2	2	0	0	1
4	0	0	0	0	1	1
4	2	4	0	0	0	0
3	1	0	1	1	1	3
4	0	1	1	0	0	1
2	1	1	2	0	0	0
3	0	0	0	0	1	1
0	0	0	0	0	0	0

1B	SF	WP	PA
5	1	1	34
2	1	0	
0	0	2	
2	0	0	

PITCHER	IP	WLS	BF	H	R	ER	SO	BB	IBB	HBP	BLK	WP	HR	S	P	ERA	WHIP
<b>Oswaldo Fernandez, R</b> ERA: 5.81 (1, 1)	4.1	L	21	6	6	5	2	2	0	0	0	1	2	53	88	10.38	1.846
<b>Mark Dewey, R</b> ERA: 3.21 (5, 1)	1.2		6	1	0	0	0	0	0	0	0	0	0	11	11	0.00	0.600
<b>Doug Creek, L</b> ERA: 5.83 (7, 1)	1.0		3	0	0	0	0	1	0	0	0	0	0	5	12	0.00	1.000
<b>Rod Beck, R</b> ERA: 2.55 (8, 1)	1.0		4	1	0	0	1	0	0	0	0	0	0	11	15	0.00	1.000

**BOTTOM**

**San Francisco Giants @ Los Angeles Dodgers**  
**Dodger Stadium, Los Angeles, CA**  
 Fri Jul 12 1996, 7:05 PM PDT  
 Att: 44,569 - Unknown - 73 F

livebaseballscorecards.com

<b>AB</b>	<b>30</b>
<b>R</b>	<b>6</b>
<b>H</b>	<b>8</b>
<b>RBI</b>	<b>6</b>
<b>BB</b>	<b>3</b>
<b>SO</b>	<b>3</b>
<b>LOB</b>	<b>7</b>



Batter	1	2	3	4	5	6	7	8	9	AB R H RBI BB SO LOB	TOP			
Marvin Benard, L (1, 8) OBP: 0.322, SLG: 0.307	1-0 G3		4-1 S BB		1-0 P6		1-2 E6 HR 1B		1-3 K	4 1 1 0 1 1 1				
Shawon Dunston, R (1, 6) OBP: 0.332, SLG: 0.436 Rich Aurilia, R (9, 6) OBP: 0.303, SLG: 0.339	2-3 K		1-2 F9		2-3 K		1-3 K		2-2 1B 1B 1B	5 0 1 0 0 3 2 0 0 0 0 0 0 0				
Matt Williams, R (1, 5) OBP: 0.374, SLG: 0.512	2-1 1B		2-3 K		3-0 F7		1-1 HR		0-0 1B 1B 1B	5 2 3 2 0 1 1				
Barry Bonds, L (1, 7) OBP: 0.423, SLG: 0.578	0-0 F8				3-3 K		1-2 HR		2-1 L4	5 1 2 2 0 1 1				
Stan Javier, S (1, 9) OBP: 0.340, SLG: 0.386			2-0 F8		0-0 WP S 1B		0-3 K		0-0 WP F8 1B	5 0 3 1 0 1 0				
Tom Lampkin, L (1, 2) OBP: 0.333, SLG: 0.413			3-1 HR		4-0 S BB 1B		2-0 G3-1		2-2 F8 1B	4 1 1 1 1 0 3				
Robby Thompson, R (1, 4) OBP: 0.285, SLG: 0.362			2-1 P3		2-3 K		0-1 L6		1-0 F7	4 0 0 0 0 1 3				
Dan Peltier, L (1, 3) OBP: 0.355, SLG: 0.315 Dave McCarty, R (8, PH) OBP: 0.358, SLG: 0.377 (8, 3)			2-3 K		4-0 IBB		0-2 K		3-3 K	2 0 0 0 1 2 0 1 0 0 0 0 1 1				
Shawn Estes, R (1, 1) OBP: 0.333, SLG: 0.333 Rich DeLucia, R (8, 1) OBP: 0.667, SLG: 0.500			0-1 F9		0-3 K		0-0 E 1B		1-0 1B 1B 1B	3 1 1 0 0 1 3 1 1 1 0 0 0 0				
Inning Stats	R: 0 E: 0 K: 1 S: 7 H: 1 LOB: 1 BB: 0 P: 12	R: 1 E: 0 K: 1 S: 8 H: 1 LOB: 0 BB: 0 P: 17	R: 0 E: 0 K: 1 S: 10 H: 0 LOB: 1 BB: 1 P: 17	R: 0 E: 0 K: 3 S: 10 H: 1 LOB: 3 BB: 2 P: 23	R: 0 E: 0 K: 1 S: 5 H: 0 LOB: 0 BB: 0 P: 11	R: 1 E: 0 K: 1 S: 10 H: 1 LOB: 0 BB: 0 P: 13	R: 3 E: 1 K: 2 S: 15 H: 3 LOB: 0 BB: 0 P: 20	R: 0 E: 0 K: 1 S: 9 H: 1 LOB: 1 BB: 0 P: 15	R: 2 E: 0 K: 1 S: 12 H: 5 LOB: 2 BB: 0 P: 21	1B: 10 2B: 0 3B: 0 HR: 3 SF: 0 SAC: 0 DP: 0 HBP: 0	WP: 3 PB: 0 SB: 3 CS: 0 PA: 42			
PITCHER	IP WLS BF H R ER SO BB IBB HBP BLK WP HR S P ERA WHIP												PITCHER	IP WLS BF H R ER SO BB IBB HBP BLK WP HR S P ERA WHIP
Hideo Nomo, R (1, 1) ERA: 3.45	7.0 L 31 7 5 2 10 2 1 0 0 0 1 3 65 113 2.57 1.286													
Joey Eischen, L (8, 1) ERA: 4.81	1.0 4 1 0 0 1 0 0 0 0 0 1 0 9 15 0.00 1.000													
Todd Worrell, R (9, 1) ERA: 3.38	1.0 7 5 2 2 1 0 0 0 0 0 1 0 12 21 18.00 5.000													

San Francisco Giants @ Los Angeles Dodgers  
Dodger Stadium, Los Angeles, CA  
Sat Jul 13 1996, 7:05 PM PDT  
Att. 54,226 - Unknown - 79 F

livebaseballscorecards.com

AB	39
R	7
H	13
RBI	6
BB	3
SO	12
LOB	15



Batter	1	2	3	4	5	6	7	8	9	AB	R	H	RBI	BB	SO	LOB
Chad Fonville, S OBP: 0.300, SLG: 0.266 (1, 4)	1-3 K		0-0 B1-3		2-3 K			3-2 F8		4	0	0	0	0	2	0
Roger Cedeno, S OBP: 0.330, SLG: 0.348 (1, 8)	3-2 L4		4-0 BB			1-3 K		0-2 L6		3	0	0	0	1	1	0
Raul Mondesi, R OBP: 0.303, SLG: 0.473 (1, 9)	0-1 FC6-4 1B		1-3 K			3-3 K		2-3 K		4	0	1	0	0	3	1
Eric Karros, R OBP: 0.315, SLG: 0.480 (1, 3)	2-1 FC6-4		2-1 F8			1-1 G4-3			1-1 F9 1B	4	0	1	0	0	0	2
Mike Blowers, R OBP: 0.336, SLG: 0.397 (1, 5)		2-3 K		1-3 K		4-2 FC6-4 BB			0-2 F9	3	0	0	0	1	2	1
Billy Ashley, R OBP: 0.259, SLG: 0.365 (1, 7)		4-2 1B BB		2-1 L9		1-1 FC6-4 G3-1 1B			1-1 F8	2	0	0	0	1	0	1
Wayne Kirby, L OBP: 0.233, SLG: 0.185 (9, PH)										1	0	0	0	0	0	1
Greg Gagne, R OBP: 0.364, SLG: 0.416 (1, 6)		1-2 P3		0-3 K		2-0 G3-1 1B			1-0 F8	4	0	1	0	0	1	2
Tom Prince, R OBP: 0.326, SLG: 0.436 (1, 2)		0-0 1B		0-3 K		0-0 G3-1				3	0	1	0	0	1	2
Hideo Nomo, R OBP: 0.179, SLG: 0.263 (1, 1)		2-2 P3		1-3 K		2-3 K				2	0	0	0	0	1	2
Juan Castro, R OBP: 0.265, SLG: 0.297 (7, PH)										1	0	0	0	0	1	2
Joey Eischen, L (8, 1)										0	0	0	0	0	0	0
Todd Worrell, R (9, 1)										0	0	0	0	0	0	0

Inning Stats	R: 0	H: 1	R: 0	H: 1	R: 0	H: 0	R: 0	H: 0	R: 0	H: 0	R: 0	H: 1	R: 0	H: 0	R: 0	H: 1	R: 0	H: 0	R: 0	H: 1	1B: 4	SF: 0	WP: 0	PA: 34			
	E: 0	LOB: 1	E: 0	LOB: 2	E: 0	LOB: 0	E: 0	LOB: 0	E: 0	LOB: 0	E: 0	LOB: 2	E: 0	LOB: 0	E: 0	LOB: 1	E: 0	LOB: 0	E: 0	LOB: 0	2B: 0	SAC: 0	PB: 0				
	K: 1	BB: 0	K: 1	BB: 1	K: 1	BB: 0	K: 2	BB: 0	K: 3	BB: 0	K: 1	BB: 1	K: 1	BB: 0	K: 0	BB: 0	K: 1	BB: 0	K: 0	BB: 0	3B: 0	DP: 0	SB: 0				
	S: 11	P: 17	S: 16	P: 25	S: 7	P: 14	S: 8	P: 11	S: 10	P: 13	S: 9	P: 18	S: 9	P: 14	S: 8	P: 11	S: 9	P: 14	S: 8	P: 11	HR: 0	HBP: 0	CS: 0				
PITCHER	IP	WLS	BF	H	R	ER	SO	BB	IBB	HBP	BLK	WP	HR	S	P	ERA	WHIP										
Shawn Estes, L ERA: (1, 1)	7.0	W	27	3	0	0	11	3	0	0	0	0	0	71	113	0.00	0.857										
Rich DeLucia, R ERA: 5.0 (8, 1)	2.0		7	1	0	0	1	0	0	0	0	0	0	17	25	0.00	0.500										


**BOTTOM**

**San Francisco Giants @ Los Angeles Dodgers**  
**Dodger Stadium, Los Angeles, CA**

Sat Jul 13 1996, 7:05 PM PDT  
 Att: 54,226 - Unknown - 79 F

<b>AB</b>	<b>31</b>
<b>R</b>	<b>0</b>
<b>H</b>	<b>4</b>
<b>RBI</b>	<b>0</b>
<b>BB</b>	<b>3</b>
<b>SO</b>	<b>12</b>
<b>LOB</b>	<b>14</b>

[livebaseballscorecards.com](http://livebaseballscorecards.com)

Batter	1	2	3	4	5	6	7	8	9	AB R H RBI BB SO LOB	TOP														
Marvin Benard, L (1, 8) OBP: 0.327, SLG: 0.325	0-0 S 1B		0-0 G1-3			0-0 HR	0-3 K		0-0 BB 1B	5 1 3 2 0 1 0	<p>San Francisco Giants @ Los Angeles Dodgers Dodger Stadium, Los Angeles, CA</p> <p>Sun Jul 14 1996, 7:05 PM PDT Att. 42,862 - Sunny - 74 F</p> <p>livebaseballscorecards.com</p> <table border="1"> <tr><td>AB</td><td>37</td></tr> <tr><td>R</td><td>6</td></tr> <tr><td>H</td><td>8</td></tr> <tr><td>RBI</td><td>5</td></tr> <tr><td>BB</td><td>3</td></tr> <tr><td>SO</td><td>11</td></tr> <tr><td>LOB</td><td>22</td></tr> </table> 	AB	37	R	6	H	8	RBI	5	BB	3	SO	11	LOB	22
AB	37																								
R	6																								
H	8																								
RBI	5																								
BB	3																								
SO	11																								
LOB	22																								
Shawon Dunston, R (1, 6) OBP: 0.329, SLG: 0.428	0-3 K 1-2		0-3 K			4-0 E 1B BLK BB		0-3 K	0-0 P4	4 1 0 0 1 3 3															
Matt Williams, R (1, 5) OBP: 0.374, SLG: 0.509	0-0 L6				0-3 K	0-0 BLK E 1B 1B		0-0 E8 E S 1B	4-0 BB	4 2 1 0 1 1 1															
Barry Bonds, L (1, 7) OBP: 0.420, SLG: 0.571	4-0 BB				0-0 G6-3	0-0 E4 BLK 1B		0-0 F9	0-0 F8	4 1 0 0 1 0 6															
Stan Javier, S (1, 9) OBP: 0.338, SLG: 0.383	0-0 G1-3				0-0 G5-3	0-0 L8-3 1B		0-0 E6 1B	0-3 K	5 0 1 2 0 1 6															
Dave McCarty, R (1, 3) OBP: 0.366, SLG: 0.386		0-0 F3				0-0 L8-3 1B		0-0 FC6-4 1B		4 0 2 1 0 0 1															
Robby Thompson, R (1, 4) OBP: 0.280, SLG: 0.355		0-0 G4-3				0-0 F9		0-0 FC6-4		4 0 0 0 0 1 3															
Tom Lampkin, L (1, 2) OBP: 0.331, SLG: 0.402		0-0 P4				0-3 K		0-0 G3	H 1-0 1B HBP	3 1 0 0 0 1 1															
William Van Landingham, R (1, 1) OBP: 0.200, SLG: 0.189			0-3 K			0-3 K		0-3 K	X 0-0 BB 1B	3 0 0 0 0 3 1															
Jim Poole, L (8, 1)										0 0 0 0 0 0 0															
Steve Scarsone, R (9, PH) OBP: 0.299, SLG: 0.381										1 0 1 0 0 0 0															
Doug Creek, L (9, 1)										0 0 0 0 0 0 0															
Mark Dewey, R (9, 1)										0 0 0 0 0 0 0															
<b>Inning Stats</b>	R: 0 E: 0 K: 1 S: 6	H: 1 LOB: 2 BB: 1 P: 10	R: 0 E: 0 K: 0 S: 3	H: 0 LOB: 0 BB: 0 P: 3	R: 0 E: 0 K: 2 S: 7	H: 0 LOB: 0 BB: 0 P: 7	R: 0 E: 0 K: 1 S: 5	H: 0 LOB: 0 BB: 0 P: 5	R: 0 E: 0 K: 2 S: 8	H: 1 LOB: 1 BB: 0 P: 8	R: 4 E: 1 K: 1 S: 8	H: 3 LOB: 0 BB: 1 P: 12	R: 0 E: 0 K: 2 S: 7	H: 0 LOB: 0 BB: 0 P: 7	R: 1 E: 2 K: 1 S: 8	H: 1 LOB: 2 BB: 0 P: 8	R: 1 E: 0 K: 1 S: 7	H: 2 LOB: 3 BB: 1 P: 12	1B: 7 2B: 1 3B: 0 HR: 1	SF: 0 SAC: 0 DP: 1 HBP: 1	WP: 0 PB: 0 SB: 2 CS: 0	PA: 41			
<b>PITCHER</b>	IP WLS BF H R ER SO BB IBB HBP BLK WP HR S P ERA WHIP																								
Chan Ho Park, R (1, 1) ERA: 3.34	5.0 L 23 5 4 3 6 2 0 0 0 1 0 1 33 41 5.40 1.400																								
Scott Radinsky, L (6, 1) ERA: 2.3	1.0 2 0 0 0 1 0 0 0 0 0 0 0 4 4 0.00 0.000																								
Antonio Osuna, R (7, 1) ERA: 1.92	1.0 3 0 0 0 2 0 0 0 0 0 0 0 7 7 0.00 0.000																								
Mark Guthrie, L (8, 1) ERA: 1.08	1.0 6 1 1 0 1 0 0 0 0 0 0 0 8 8 0.00 1.000																								
Joey Eischen, L (9, 1) ERA: 4.91	1.0 7 2 1 1 1 1 0 1 0 0 0 0 7 12 9.00 3.000																								



Batter	1	2	3	4	5	6	7	8	9	AB	R	H	RBI	BB	SO	LOB
Chad Fonville, S (1, 8) OBP: 0.295, SLG: 0.261 Roger Cedeno, S (8, PH) OBP: 0.329, SLG: 0.347 (9, 8)	0-0 G4-3		0-0 F8			0-0 L6		0-3 K		3	0	0	0	0	0	0
Delino DeShields, L (1, 4) OBP: 0.298, SLG: 0.342	0-0 G6-3			0-0 G6-3			0-0 F8		0-3 K	4	0	0	0	0	1	0
Mike Piazza, R (1, 2) OBP: 0.427, SLG: 0.619	0-0 G6-3			0-0 L8			0-0 G6-3		4-0 BB	3	0	0	0	1	0	0
Eric Karros, R (1, 3) OBP: 0.311, SLG: 0.474		0-0 F9		0-0 F8			0-3 K		0-0 F8	4	0	0	0	0	1	1
Raul Mondesi, R (1, 9) OBP: 0.302, SLG: 0.471		0-3 K			0-0 F7			0-0 G4-6-3 1B	0-3 K	4	0	1	0	0	2	1
Mike Blowers, R (1, 5) OBP: 0.339, SLG: 0.398		4-0 BB			0-0 F9			0-0 G4-6-3 1B		2	0	1	0	1	0	0
Todd Hollandsworth, L (1, 7) OBP: 0.356, SLG: 0.392		0-0 L8			0-0 F8			0-0 G4-6-3		3	0	0	0	0	0	3
Greg Gagne, R (1, 6) OBP: 0.364, SLG: 0.411			0-0 G5-3			0-0 G6-3		4-0 BB		2	0	0	0	1	0	0
Chan Ho Park, R (1, 1) OBP: 0.143, SLG: 0.077 Scott Radinsky, L (6, 1) Wayne Kirby, L (6, PH) OBP: 0.226, SLG: 0.179 Antonio Osuna, R (7, 1) Mark Guthrie, R (8, 1) Dave Hansen, L (8, PH) OBP: 0.262, SLG: 0.175 Billy Ashley, R (8, PH) OBP: 0.267, SLG: 0.365 Joey Eischen, L (9, 1)			0-3 K			0-0 F5		4-0 BB	1-2 BB	1	0	0	0	0	1	0

Inning Stats	R: 0	H: 0	E: 0	K: 0	S: 3	R: 0	H: 0	E: 0	K: 1	S: 5	R: 0	H: 0	E: 0	K: 1	S: 5	R: 0	H: 0	E: 0	K: 0	S: 3	R: 0	H: 0	E: 0	K: 0	S: 3	R: 0	H: 2	E: 0	K: 1	S: 6	R: 0	H: 0	E: 0	K: 2	S: 7		
	LOB: 0	BB: 0		LOB: 1	BB: 1	LOB: 0	BB: 0		LOB: 0	BB: 0	LOB: 0	BB: 0		LOB: 0	BB: 0	LOB: 0	BB: 0		LOB: 0	BB: 0	LOB: 0	BB: 0		LOB: 1	BB: 1		LOB: 3	BB: 2	LOB: 1	BB: 1		LOB: 1	BB: 1		LOB: 1	BB: 11	

PITCHER	IP	WLS	BF	H	R	ER	SO	BB	IBB	HBP	BLK	WP	HR	S	P	ERA	WHIP
William Van Landingham, R (1, 1) ERA: 5.78	7.2	W	26	2	0	0	3	2	0	0	0	0	0	30	38	0.00	0.522
Jim Poole, L (8, 1) ERA: 2.89	0.1		2	0	0	0	1	1	0	0	0	0	0	3	7	0.00	3.000
Doug Creek, L (9, 1) ERA: 5.78	0.1		1	0	0	0	1	0	0	0	0	0	0	3	3	0.00	0.000
Mark Dewey, R (9, 1) ERA: 3.17	0.2		3	0	0	0	1	1	0	0	0	0	0	4	8	0.00	1.500

**BOTTOM**

San Francisco Giants @ Los Angeles Dodgers  
 Dodger Stadium, Los Angeles, CA  
 Sun Jul 14 1996, 7:05 PM PDT  
 Att. 42,862 - Sunny - 74 F

AB	28
R	0
H	2
RBI	0
BB	4
SO	6
LOB	8

livebaseballscorecards.com



WP: 0	PA: 32
PB: 0	
SB: 0	
CS: 0	

Batter	1	2	3	4	5	6	7	8	9	10	AB R H RBI BB SO LOB	TOP										
Rickey Henderson, R OBP: 0.412, SLG: 0.344 (1, 7) X	0-0 F8 ①		0-0 G1-3 ③			0-3 K ③			0-0 F7 ①		4 0 0 0 0 1 1	<b>San Diego Padres @ Los Angeles Dodgers</b> Dodger Stadium, Los Angeles, CA Mon Jul 15 1996, 7:05 PM PDT Att. 44,368 - Unknown - 80 F										
Chris Gomez, R OBP: 0.379, SLG: 0.371 (1, 6) S	0-3 K ②			0-0 F9 ①			0-0 F9 G3-1 1B		0-0 FC4-6 1B		4 0 2 0 0 1 0											
Steve Finley, L OBP: 0.348, SLG: 0.531 (1, 8) X	0-0 G6-3 ③			0-0 F7 ②			0-0 G3-1 ①		0-0 FC4-6 ②		4 0 0 0 0 0 2											
Ken Caminiti, S OBP: 0.382, SLG: 0.522 (1, 5)		0-0 G4-6-3 1B		0-0 F7 ③			0-0 F9 ②		0-3 K ③		4 0 1 0 0 1 2											
Wally Joyner, L OBP: 0.430, SLG: 0.483 (1, 3)		0-0 G4-6-3 ① ②			0-0 G4-3 ①		4-0 IBB			0-0 G4-3 ①	3 0 0 0 1 0 1											
Marc Newfield, R OBP: 0.337, SLG: 0.429 Ron Villone, L Doug Bochtler, R Rob Deer, R Trevor Hoffman, R		0-0 F7 ③		0-3 K ②		0-3 K ③				0-3 K ②	3 0 0 0 0 2 2											
Brian Johnson, R OBP: 0.305, SLG: 0.471 (1, 2)			0-0 G5-3 ①		0-0 G4-3 ③			0-0 F9 ①		0-3 K ③	4 0 0 0 0 1 0											
Jody Reed, R OBP: 0.319, SLG: 0.291 (1, 4)			0-0 SH3 1B			0-0 F9 ①		0-0 CS 1B			3 0 2 0 0 0 0											
Andy Ashby, R OBP: 0.257, SLG: 0.353 Chris Gwynn, L OBP: 0.288, SLG: 0.238 (1, 1) (7, 9)			0-0 SH3 ②			0-0 G6-3 ②		0-3 K ③			1 0 0 0 0 0 0											
			1-2					1-2			1 0 0 0 0 1 1											
<b>Inning Stats</b>	R: 0 E: 0 K: 1 S: 5	H: 0 LOB: 0 BB: 0 P: 5	R: 0 E: 0 K: 0 S: 3	H: 1 LOB: 0 BB: 0 P: 3	R: 0 E: 0 K: 0 S: 4	H: 1 LOB: 1 BB: 0 P: 4	R: 0 E: 0 K: 0 S: 3	H: 0 LOB: 0 BB: 0 P: 3	R: 0 E: 0 K: 1 S: 5	H: 0 LOB: 0 BB: 0 P: 5	R: 0 E: 0 K: 1 S: 5	H: 1 LOB: 2 BB: 1 P: 10	R: 0 E: 0 K: 1 S: 5	H: 1 LOB: 1 BB: 0 P: 5	R: 0 E: 0 K: 1 S: 6	H: 1 LOB: 1 BB: 0 P: 6	R: 0 E: 0 K: 2 S: 7	H: 0 LOB: 0 BB: 0 P: 7	1B: 5 2B: 1 3B: 0 HR: 0	SF: 0 SAC: 1 DP: 2 HBP: 0	WP: 0 PB: 0 SB: 2 CS: 1	PA: 34
<b>PITCHER</b>	IP WLS BF H R ER SO BB IBB HBP BLK WP HR S P ERA WHIP																					
Pedro Astacio, R ERA: 3.53 Mark Guthrie, L ERA: 1.04	(1, 1) (9, 1)	8.1 1.2	29 5	5 0	0 0	0 0	3 3	0 0	0 0	0 0	0 0	0 0	0 0	0 0	0 0	0 0	11 11	0.00 0.00	0.600 0.000			

livebaseballscorecards.com





Batter	1	2	3	4	5	6	7	8	9	AB	R	H	RBI	BB	SO	LOB	TOP								
Rickey Henderson, R OBP: 0.409, SLG: 0.339 (1, 7)	2-2 E3 E	4-2 1B 1B BB	3-1 F7		0-3 K			1-3 K		4	2	0	0	1	2	3									
Chris Gomez, R OBP: 0.379, SLG: 0.377 (1, 6)	1-1 G1-3	0-0 BB 1B 1B		2-3 K		2-2 G6-3		3-2 SF8 2B		5	0	2	2	0	1	1									
Steve Finley, L OBP: 0.349, SLG: 0.533 (1, 8)	3-1 E1 SF8	0-0 BB 1B		0-0 E 2B		1-2 G4-3		1-0 SF8		4	2	2	2	0	0	0									
Ken Caminiti, S OBP: 0.379, SLG: 0.517 (1, 5)	0-1 SF8	1-1 F8		4-1 E BB		0-0 F9		1-1 P5		3	1	0	1	1	0	3									
Wally Joyner, L OBP: 0.427, SLG: 0.475 Scott Livingstone, L OBP: 0.303, SLG: 0.360 (1, 3) (8, 3)	0-1 F9	4-0 BB		0-0 E1			1-2 P6		2-2 G6-3	3	0	0	0	1	0	0									
Marc Newfield, R OBP: 0.335, SLG: 0.431 Tim Worrell, R OBP: 0.167, SLG: 0.091 (1, 9) (7, 1)				1-3 K			1-0 L5		0-3 K	4	1	1	0	0	2	4									
John Flaherty, R OBP: 0.318, SLG: 0.453 (1, 2)				1-2 P4			1-2 L4		1-0 FC5-4 1B	5	0	2	0	0	0	2									
Jody Reed, R OBP: 0.323, SLG: 0.297 (1, 4)				4-2 BB		1-1 G4-3		0-1 2B 1B	1-1 FC5-4	4	2	2	1	1	0	1									
Bob Tewksbury, R OBP: 0.087, SLG: 0.068 Chris Gwynn, L OBP: 0.297, SLG: 0.250 (1, 1) (7, 9)				1-3 K		1-3 K		2-2 2B 1B		3	1	1	1	0	2	1									
										1	1	1	0	0	0	0									
<b>Inning Stats</b>	R: 2 E: 2 K: 0 S: 12	H: 0 LOB: 0 BB: 0 P: 18	R: 4 E: 0 K: 1 S: 22	H: 5 LOB: 3 BB: 2 P: 38	R: 0 E: 0 K: 1 S: 8	H: 1 LOB: 1 BB: 1 P: 16	R: 2 E: 1 K: 2 S: 14	H: 1 LOB: 1 BB: 1 P: 22	R: 0 E: 0 K: 2 S: 8	H: 0 LOB: 0 BB: 0 P: 10	R: 0 E: 0 K: 0 S: 8	H: 0 LOB: 0 BB: 0 P: 11	R: 0 E: 0 K: 0 S: 10	H: 0 LOB: 0 BB: 0 P: 13	R: 2 E: 0 K: 1 S: 15	H: 3 LOB: 1 BB: 0 P: 23	R: 0 E: 0 K: 1 S: 9	H: 1 LOB: 1 BB: 0 P: 13	1B: 6 2B: 5 3B: 0 HR: 0	SF: 2 SAC: 0 DP: 0 HBP: 0	WP: 0 PB: 0 SB: 0 CS: 1	PA: 44			
<b>PITCHER</b>	IP	WLS	BF	H	R	ER	SO	BB	IBB	HBP	BLK	WP	HR	S	P	ERA	WHIP								
Ramon Martinez, R ERA: 3.75 (1, 1)	5.0	L	28	7	8	4	6	4	0	0	0	0	0	64	104	7.20	2.200								
Joey Eischen, L ERA: 4.68 (6, 1)	2.0		6	0	0	0	0	0	0	0	0	0	0	18	24	0.00	0.000								
Antonio Osuna, R ERA: 2.22 (8, 1)	1.0		6	3	2	2	1	0	0	0	0	0	0	15	23	18.00	3.000								
Scott Radinsky, L ERA: 2.22 (9, 1)	1.0		4	1	0	0	1	0	0	0	0	0	0	9	13	0.00	1.000								

San Diego Padres @ Los Angeles Dodgers  
 Dodger Stadium, Los Angeles, CA  
 Tue Jul 16 1996, 3:33 AM PDT  
 Att. 52,436 - Sunny - 83 F

AB	38
R	10
H	11
RBI	7
BB	4
SO	8
LOB	15



WP	0	PA	44
PB	0		
SB	0		
CS	1		

Batter	1	2	3	4	5	6	7	8	9	AB	R	H	RBI	BB	SO	LOB							
<b>Delino DeShields, L</b> OBP: 0.294, SLG: 0.336 (1, 4)	2-2 F8	0-0 G4-3					2-3 K		1-3 K								4	0	0	0	0	2	2
<b>Todd Hollandsworth, L</b> OBP: 0.358, SLG: 0.391 (1, 7)	1-1 1B SF8 1B		1-0 G4-3			4-2 BB		1-1 1B 1B									3	1	2	0	1	0	0
<b>Mike Piazza, R</b> OBP: 0.427, SLG: 0.613 <b>Tom Prince, R</b> OBP: 0.319, SLG: 0.425 (1, 2) (8, 2)	1-2 1-3 1B		0-2 G4-3			0-0 G3		1-0 P5									3	0	1	0	0	0	1
<b>Eric Karros, R</b> OBP: 0.310, SLG: 0.470 (1, 3)	1-1 SF8		0-0 G6-3			0-1 1B		0-3 K									3	0	1	1	0	1	1
<b>Raul Mondesi, R</b> OBP: 0.304, SLG: 0.471 (1, 9)	0-0 F8			0-0 G6-4-3 E 1B		1-2 L4		1-0 1-3 1B									4	0	2	0	0	0	2
<b>Mike Blowers, R</b> OBP: 0.337, SLG: 0.392 (1, 5)		3-2 F9		2-0 E6 G6-4-3		1-1 F7		0-3 K									4	0	0	0	0	1	4
<b>Wayne Kirby, L</b> OBP: 0.243, SLG: 0.182 (1, 8)		3-2 FC5-4 1B		3-2 G6-4-3 1-2f 2-3		2-2 P6		2-2 G4-3									4	0	1	0	0	0	3
<b>Greg Gagne, R</b> OBP: 0.357, SLG: 0.402 <b>Juan Castro, R</b> OBP: 0.263, SLG: 0.293 (1, 6) (8, 6)		0-2 FC5-4 BB		1-0 G5-3			2-3 K		2-1 F8								3	0	0	0	0	1	2
<b>Ramon Martinez, R</b> OBP: 0.125, SLG: 0.087 <b>Chad Forville, S</b> OBP: 0.294, SLG: 0.260 <b>Joey Eschschert, L</b> <b>Roger Cedeno, S</b> OBP: 0.325, SLG: 0.341 <b>Antonio Osuna, R</b> <b>Scott Radinsky, L</b> <b>Dave Hansen, L</b> OBP: 0.269, SLG: 0.188 (1, 1) (5, PH) (6, 1) (7, PH) (8, 1) (9, 1) (9, PH)		4-0 1-2 BB		0-1 G3-1		1-1 G5-3		0-0 P6									0	0	0	0	1	0	0

Inning Stats	R: 1	H: 2	E: 0	K: 0	S: 11	H: 2	LOB: 1	BB: 0	P: 16	R: 0	H: 1	E: 0	K: 0	S: 11	H: 1	LOB: 2	BB: 1	P: 21	R: 0	H: 0	E: 0	K: 0	S: 5	H: 1	LOB: 1	E: 1	K: 0	S: 6	R: 0	H: 0	E: 0	K: 1	S: 9	R: 0	H: 1	E: 0	K: 0	S: 11	R: 0	H: 0	E: 0	K: 2	S: 8	R: 0	H: 2	E: 0	K: 2	S: 10	R: 0	H: 0	E: 0	K: 0	S: 6	H: 0	LOB: 0	BB: 0	P: 10	1B: 7	2B: 0	3B: 0	HR: 0	SF: 1	SAC: 0	DP: 1	HBP: 0	WP: 0	PB: 0	SB: 0	CS: 0	PA: 36
--------------	------	------	------	------	-------	------	--------	-------	-------	------	------	------	------	-------	------	--------	-------	-------	------	------	------	------	------	------	--------	------	------	------	------	------	------	------	------	------	------	------	------	-------	------	------	------	------	------	------	------	------	------	-------	------	------	------	------	------	------	--------	-------	-------	-------	-------	-------	-------	-------	--------	-------	--------	-------	-------	-------	-------	--------


PITCHER	IP	WLS	BF	H	R	ER	SO	BB	IBB	HBP	BLK	WP	HR	S	P	ERA	WHIP
<b>Bob Tewksbury, R</b> ERA: 4.04 (1, 1)	6.0	W	25	5	1	1	1	2	0	0	0	0	0	53	85	1.50	1.167
<b>Tim Worrell, R</b> ERA: 2.75 (7, 1)	3.0	S	11	2	0	0	4	0	0	0	0	0	0	24	35	0.00	0.667

**BOTTOM**

**San Diego Padres @ Los Angeles Dodgers**  
Dodger Stadium, Los Angeles, CA

Tue Jul 16 1996, 3:33 AM PDT  
Att: 52,436 - Sunny - 83 F

<b>AB</b>	<b>33</b>
<b>R</b>	<b>1</b>
<b>H</b>	<b>7</b>
<b>RBI</b>	<b>1</b>
<b>BB</b>	<b>2</b>
<b>SO</b>	<b>5</b>
<b>LOB</b>	<b>16</b>



livebaseballscorecards.com

Batter	1	2	3	4	5	6	7	8	9	AB R H RBI BB SO LOB	TOP																
Rickey Henderson, R OBP: 0.407, SLG: 0.337 (1, 7)	0-0 G3		0-0 G6-4-3 1B		0-0 F8		0-3 K	0-0 G6-3		5 0 1 0 0 1 4																	
Chris Gomez, R OBP: 0.375, SLG: 0.377 (1, 6)	0-3 K		0-0 G6-4-3 1-2f		0-3 K			0-0 P3	0-0 2B	5 0 1 0 0 2 1																	
Steve Finley, L OBP: 0.349, SLG: 0.530 (1, 8)	0-0 1B		0-0 L1		0-0 G4-3			4-0 SF9 BB	0-0 P4	4 1 1 0 1 0 1																	
Ken Caminiti, S OBP: 0.376, SLG: 0.513 (1, 5)	0-3 K			0-0 BB SF7 1B		0-0 G3		0-0 SF9 1-H	0-3 K	4 1 1 1 0 2 2																	
Wally Joyner, L OBP: 0.426, SLG: 0.474 (1, 3)		0-0 G4-3		0-0 SF7 BB FC5-4 1B		0-0 G5-3		0-0 HBP 1B	0-3 K	5 2 2 0 0 1 1																	
Marc Newfield, R OBP: 0.339, SLG: 0.426 (1, 9)		0-0 G5-3		4-0 BB FC5-4 BB		0-0 G4-3		1-0 1B HBP		2 1 0 0 1 0 0																	
Rob Deer, R OBP: 0.300, SLG: 0.667 (8, 9)				1-2 2-3 BB				1-2 1B HBP		0 0 0 0 0 0 0																	
John Flaherty, R OBP: 0.321, SLG: 0.455 (1, 2)		0-0 1B		0-0 SF7			0-3 K	0-0 1B		3 0 2 2 0 1 0																	
Jody Reed, R OBP: 0.325, SLG: 0.299 (1, 4)		0-0 1B		0-0 FC5-4			0-0 G5-3	0-0 BB		4 0 2 2 0 0 1																	
Joey Hamilton, R OBP: 0.159, SLG: 0.186 (7, PH)		0-3 K		0-0 1-2f			0-0 K	1-3 2-H 1B		2 0 0 0 0 2 3																	
Chris Gwynn, L OBP: 0.307, SLG: 0.277 (7, 1)				2-3 3-H				0-0 BB		1 0 1 0 0 0 0																	
Bryce Florie, R (7, 1)				0-3 K				1-3 3-H 1B		0 0 0 0 0 0 0																	
Scott Livingstone, L OBP: 0.286, SLG: 0.360 (8, PH)				0-3 K				4-0 1-2 BB		0 0 0 0 0 1 0 0 0																	
Doug Bochtler, R (8, 1)										0 0 0 0 0 0 0 0																	
Trevor Hoffman, R (8, 1)										0 0 0 0 0 0 0 0																	
<b>Inning Stats</b>	R: 0 E: 0 K: 2 S: 8	H: 1 LOB: 1 BB: 0 P: 8	R: 0 E: 0 K: 1 S: 7	H: 2 LOB: 2 BB: 0 P: 7	R: 0 E: 0 K: 0 S: 3	H: 1 LOB: 0 BB: 0 P: 3	R: 2 E: 0 K: 1 S: 7	H: 2 LOB: 1 BB: 1 P: 11	R: 0 E: 0 K: 1 S: 5	H: 0 LOB: 0 BB: 0 P: 5	R: 0 E: 0 K: 0 S: 3	H: 0 LOB: 0 BB: 0 P: 3	R: 0 E: 0 K: 2 S: 8	H: 1 LOB: 1 BB: 0 P: 8	R: 3 E: 0 K: 0 S: 6	H: 3 LOB: 3 BB: 2 P: 15	R: 0 E: 0 K: 2 S: 8	H: 1 LOB: 1 BB: 0 P: 8	1B: 9 2B: 2 3B: 0 HR: 0	SF: 2 SAC: 0 DP: 1 HBP: 1	WP: 0 PB: 0 SB: 2 CS: 0	PA: 41					
<b>PITCHER</b>	IP	WLS	BF	H	R	ER	SO	BB	IBB	HBP	BLK	WP	HR	S	P	ERA	WHIP										
Ismael Valdez, R ERA: 3.13 (1, 1)	7.0		28	7	2	2	7	1	0	0	0	0	0	41	45	2.57	1.143										
Mark Guthrie, L ERA: 1.43 (8, 1)	0.2		4	1	2	2	0	1	0	0	0	0	0	3	7	27.00	3.000										
Antonio Osuna, R ERA: 2.38 (8, 1)	0.1	L	5	2	1	1	0	1	0	1	0	0	0	3	8	27.00	9.000										
Todd Worrell, R ERA: 3.29 (9, 1)	1.0		4	1	0	0	2	0	0	0	0	0	0	8	8	0.00	1.000										

**San Diego Padres @ Los Angeles Dodgers**  
 Dodger Stadium, Los Angeles, CA  
 Wed Jul 17 1996, 7:05 PM PDT  
 Att. 42,423 - Unknown - 71 F

AB	35
R	5
H	11
RBI	5
BB	3
SO	9
LOB	13



Batter	1	2	3	4	5	6	7	8	9	AB	R	H	RBI	BB	SO	LOB
Chad Fonville, S OBP: 0.286, SLG: 0.253 (1, 8)	0-3 K	0-0 G4-3		0-3 K			0-0 G2-3		0-0 P4	5	0	0	0	0	2	3
Delino DeShields, L OBP: 0.294, SLG: 0.333 (1, 4)	0-0 G4-3		0-0 G6-3		0-3 K		4-0 CS BB			3	0	0	0	1	1	0
Mike Piazza, R OBP: 0.431, SLG: 0.623 (1, 2)	4-0 BB		0-0 G4-6-3 1B		0-0 HR		0-0 G6-3 1-2			3	1	2	1	1	0	1
Eric Karros, R OBP: 0.307, SLG: 0.465 (1, 3)	0-3 K		0-0 G4-6-3 1-2f		0-3 K			0-3 K		4	0	0	0	0	3	2
Raul Mondesi, R OBP: 0.306, SLG: 0.473 (1, 9)		0-3 K		4-0 BB 1B	0-0 PB 2B			0-0 F9		3	1	1	0	1	1	0
Mike Blowers, R OBP: 0.341, SLG: 0.394 (1, 5)		0-0 1B		4-0 BB 1B	0-3 K			4-0 BB		1	1	1	0	1	0	0
Dave Hansen, L OBP: 0.275, SLG: 0.183 (5, 5)		1B		4-0 BB 1B	0-3 K			4-0 BB		1	0	0	0	1	1	1
Roger Cedeno, S OBP: 0.325, SLG: 0.341 (8, PR)		1B		1-2 G4-3 BB	2-3			0-0 BB		0	0	0	0	0	0	0
Todd Worrell, R OBP: 0.341 (9, 1)		1B		1-2 G4-3 BB	2-3			0-0 BB		0	0	0	0	0	0	0
Todd Hollandsworth, L OBP: 0.360, SLG: 0.393 (1, 7)		0-0 1B		0-0 G4-3 1B	0-0 F7			0-3 K		4	1	2	1	0	1	1
Greg Gagne, R OBP: 0.359, SLG: 0.401 (1, 6)		0-0 1B		4-0 G4-3 BB	0-0 G3			0-3 K		3	0	1	1	1	1	0
Ismael Valdez, R OBP: 0.125, SLG: 0.103 (1, 1)		0-3 K		0-0 G4-3	0-3 K			0-0 F7		3	0	0	1	0	2	4
Mark Guthrie, R OBP: 0.125, SLG: 0.103 (8, 1)				1-3 2-H						0	0	0	0	0	0	0
Antonio Osuna, R OBP: 0.125, SLG: 0.103 (8, 1)				1-2 3-H						0	0	0	0	0	0	0
Juan Castro, R OBP: 0.263, SLG: 0.293 (9, 5)				1-2 3-H						0	0	0	0	0	0	0
Wayne Kirby, L OBP: 0.237, SLG: 0.176 (9, PH)				1-3 2-H 3-H						1	0	0	0	0	0	0

Inning Stats	R: 0	H: 0	E: 0	K: 2	S: 7	H: 0	LOB: 1	BB: 1	P: 11	R: 1	H: 3	E: 0	K: 2	S: 10	R: 0	H: 1	E: 0	K: 0	S: 3	R: 2	H: 1	E: 0	K: 1	S: 5	R: 1	H: 2	E: 0	K: 3	S: 11	R: 0	H: 0	E: 0	K: 1	S: 5	R: 0	H: 0	E: 0	K: 0	S: 2	R: 0	H: 0	E: 0	K: 2	S: 7	R: 0	H: 0	E: 0	K: 1	S: 5	R: 0	H: 0	E: 0	K: 0	S: 5	1B: 5	SF: 0	2B: 1	SAC: 0	3B: 0	DP: 1	HR: 1	HBP: 0	WP: 0	PA: 37
--------------	------	------	------	------	------	------	--------	-------	-------	------	------	------	------	-------	------	------	------	------	------	------	------	------	------	------	------	------	------	------	-------	------	------	------	------	------	------	------	------	------	------	------	------	------	------	------	------	------	------	------	------	------	------	------	------	------	-------	-------	-------	--------	-------	-------	-------	--------	-------	--------

PITCHER	IP	WLS	BF	H	R	ER	SO	BB	IBB	HBP	BLK	WP	HR	S	P	ERA	WHIP
Joey Hamilton, R ERA: 4.7 (1, 1)	6.0		27	7	4	4	9	4	0	0	0	0	1	41	57	6.00	1.833
Bryce Florie, R ERA: 3.86 (7, 1)	1.0	W	3	0	0	0	0	1	0	0	0	0	0	2	6	0.00	1.000
Doug Bochtler, R ERA: 3.46 (8, 1)	1.0		4	0	0	0	2	1	0	0	0	0	0	7	11	0.00	1.000
Trevor Hoffman, R ERA: 2.44 (9, 1)	1.0	S	3	0	0	0	1	0	0	0	0	0	0	5	5	0.00	0.000

BOTTOM


San Diego Padres @ Los Angeles Dodgers  
 Dodger Stadium, Los Angeles, CA  
 Wed Jul 17 1996, 7:05 PM PDT  
 Att: 42,423 - Unknown - 71 F

AB	31
R	4
H	7
RBI	4
BB	6
SO	12
LOB	12



WP: 0	PA: 37
PB: 1	
SB: 1	
CS: 1	

Batter	1	2	3	4	5	6	7	8	9	AB R H RBI BB SO LOB	TOP											
Roger Cedeno, S (1, 8) OBP: 0.326, SLG: 0.337	1-3 K		1-0 L9		4-0 1B BB		SH 1B BB	3-3 K		3 1 0 0 2 2 1	<p>Los Angeles Dodgers @ San Francisco Giants</p> <p>3Com Park at Candlestick Point, San Francisco, CA</p> <p>Thu Jul 18 1996, 10:05 PM EDT</p> <p>Att. 28,072 - Unknown - 61 F</p>											
Delino DeShields, L (1, 4) OBP: 0.296, SLG: 0.333	3-1 G6-3			4-1 FC6 1B BB	0-1 1B	SH 1B BB	1-3 K		3 1 1 1 1 1 0													
Mike Piazza, R (1, 2) OBP: 0.430, SLG: 0.620	0-2 L9			1-1 FC6 1B	2-2 G6-3	SH 1B BB	0-3 K		5 1 2 1 0 1 3													
Eric Karros, R (1, 3) OBP: 0.308, SLG: 0.471		1-1 L8		1-0 FC6 G6-4-3		HR	4-2 1B HR BB	0-0 P3	4 2 1 1 1 0 2													
Raul Mondesi, R (1, 9) OBP: 0.307, SLG: 0.472		2-3 K		0-0 G6-4-3		K	1-1 HR 1B	1-1 G5-4-3 1B	5 1 2 1 0 2 2													
Mike Busch, R (1, 5) OBP: 0.286, SLG: 0.515		1-1 G6-3			1-3 K	2B	1-0 HR	1-0 G5-4-3	5 1 2 4 0 1 1													
Billy Ashley, R (1, 7) OBP: 0.267, SLG: 0.351			2-3 K		4-0 BB 1B BB	K	1-2 G6-3 2B		2 1 0 0 1 2 1													
Todd Hollandsworth, L (7, PH) OBP: 0.363, SLG: 0.399						K			1 0 1 0 0 0 0													
Greg Gagne, R (1, 6) OBP: 0.362, SLG: 0.400			0-1 G5-3		0-0 1B BB 1B	IBB	1-2 G6-3		3 0 1 0 1 0 1													
Hideo Nomo, R (1, 1) OBP: 0.186, SLG: 0.262			0-2 1B		1-3 K	K	2-3 K		4 0 1 0 0 3 5													
Scott Radinsky, L (9, 1)									0 0 0 0 0 0 0													
<b>Inning Stats</b>	R: 0 E: 0 K: 1 S: 9	H: 0 LOB: 0 BB: 0 P: 13	R: 0 E: 0 K: 1 S: 7	H: 0 LOB: 0 BB: 0 P: 11	R: 0 E: 0 K: 1 S: 9	H: 1 LOB: 1 BB: 0 P: 12	R: 0 E: 0 K: 0 S: 5	H: 1 LOB: 1 BB: 1 P: 11	R: 1 E: 0 K: 2 S: 12	H: 2 LOB: 3 BB: 2 P: 24	R: 1 E: 0 K: 3 S: 11	H: 2 LOB: 2 BB: 1 P: 20	R: 6 E: 1 K: 1 S: 20	H: 4 LOB: 1 BB: 2 P: 37	R: 0 E: 0 K: 3 S: 9	H: 0 LOB: 0 BB: 0 P: 13	R: 0 E: 0 K: 0 S: 4	H: 1 LOB: 0 BB: 0 P: 6	1B: 7 2B: 2 3B: 0 HR: 2	SF: 0 SAC: 1 DP: 2 HBP: 0	WP: 0 PB: 0 SB: 0 CS: 0	PA: 42
<b>PITCHER</b>	IP WLS BF H R ER SO BB IBB HBP BLK WP HR S P ERA WHIP												IP WLS BF H R ER SO BB IBB HBP BLK WP HR S P ERA WHIP									
Shawn Estes, L (1, 1) ERA: 2.08	6.0 L 29 6 4 4 8 4 1 0 0 0 0 1 55 97 6.00 1.667																					
Mark Dewey, R (7, 1) ERA: 3.81	0.0 4 3 4 3 0 1 0 0 0 0 0 1 7 13 ∞ ∞																					
Jim Poole, L (7, 1) ERA: 2.7	1.0 4 1 0 0 1 0 0 0 0 0 0 0 11 18 0.00 1.000																					
Jose Bautista, R (8, 1) ERA: 3.03	1.0 3 0 0 0 3 0 0 0 0 0 0 0 9 13 0.00 0.000																					
Rod Beck, R (9, 1) ERA: 2.48	1.0 3 1 0 0 0 0 0 0 0 0 0 0 4 6 0.00 1.000																					

AB	35
R	8
H	11
RBI	8
BB	6
SO	12
LOB	16
	





Batter	1	2	3	4	5	6	7	8	9	AB R H RBI BB SO LOB
Marvin Benard, L (1, 8) OBP: 0.323, SLG: 0.326 Dave McCarty, R (9, PH) OBP: 0.338, SLG: 0.349	1-2 F8		1-1 G1-3		1-1 P5		1-0 F8		2-3 K	4 0 0 0 0 0 3 1 0 0 0 0 1 0
Rich Aurilia, R (1, 4) OBP: 0.300, SLG: 0.328	2-2 F9		0-3 K			4-1 HR BB	0-0 F9		0-0 F8	4 1 0 0 1 1 1
Matt Williams, R (1, 3) OBP: 0.377, SLG: 0.523	2-1 F9					0-0 HR	2-0 P5			4 1 1 2 0 1 1
Barry Bonds, L (1, 7) OBP: 0.419, SLG: 0.563		0-0 2B			4-1 FC3-6 BB	0-0 P5			3-3 K	3 1 1 0 1 1 0
Tom Lampkin, L (1, 2) OBP: 0.354, SLG: 0.411		2-1 SH3 2B			0-0 FC3-6 CS	4-0 BB BB			2-1 G5-3 1B HBP	2 0 1 1 1 0 1
Shawon Dunston, R (1, 6) OBP: 0.327, SLG: 0.418		0-0 SH3			0-1 CS	1-2 L9	4-2 BB		0-0 G5-3 1B	2 0 1 0 1 0 0
Kim Batiste, R (1, 5) OBP: 0.182, SLG: 0.214		1-3 K			0-1 L7	0-1 L8			1-0 G5-3	4 0 0 0 0 1 5
Jacob Cruz, L (1, 9)		0-3 K			0-0 E3	3-3 K2-3			2-3 K	4 0 0 0 0 3 5
Shawn Estes, R (1, 1) Mark Dewey, R (7, 1) Jim Poole, L (7, PH) Steve Scarsone, R (7, PH) Jose Bautista, R (8, 1) Rod Beck, R (9, 1) Steve Decker, R (9, PH)			1-3 K		0-0 E5		1-0 E5		3-2 F8	2 0 0 0 0 0 1 1 0 0 0 0 0 0 0 0 0 0 0 0 0 0 0 0 1 0 1 0 0 0 0 0 0 0

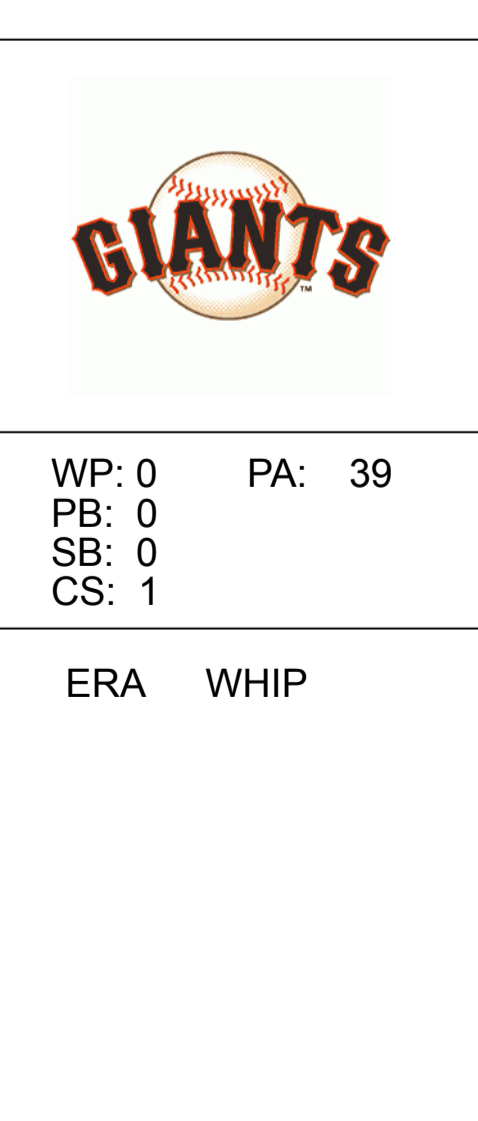
Inning Stats	R: 0	H: 0	E: 0	K: 0	S: 8	R: 1	H: 2	E: 0	K: 2	S: 10	R: 0	H: 0	E: 0	K: 2	S: 8	R: 0	H: 0	E: 2	K: 0	S: 9	R: 2	H: 1	E: 0	K: 1	S: 13	R: 0	H: 0	E: 1	K: 0	S: 4	R: 0	H: 1	E: 0	K: 2	S: 13	R: 0	H: 0	E: 0	K: 1	S: 8	R: 0	H: 0	E: 0	K: 1	S: 13	1B: 1	2B: 2	3B: 0	HR: 1	SF: 0	SAC: 1	DP: 0	HBP: 1	WP: 0	PA: 39
PITCHER	IP	WLS	BF	H	R	ER	SO	BB	IBB	HBP	BLK	WP	HR	S	P	ERA	WHIP																			ERA	WHIP																		
Hideo Nomo, R (1, 1) ERA: 3.45	8.0	W	35	4	3	3	8	4	0	1	0	0	1	71	118	3.38	1.000																																						
Scott Radinsky, L (9, 1) ERA: 2.15	1.0		3	0	0	0	1	0	0	0	0	0	0	8	13	0.00	0.000																																						

**BOTTOM**

Los Angeles Dodgers @ San Francisco Giants  
 3Com Park at Candlestick Point, San Francisco, CA

Thu Jul 18 1996, 10:05 PM EDT  
 Att: 28,072 - Unknown - 61 F

AB	32
R	3
H	4
RBI	3
BB	4
SO	9
LOB	17



Batter	1	2	3	4	5	6	7	8	9	AB R H RBI BB SO LOB	TOP			
Wayne Kirby, L (1, 8) OBP: 0.244, SLG: 0.167 Roger Cedeno, S (7, PH) OBP: 0.328, SLG: 0.338	4-0 G6-3 BB		2-2 P5		1-2 G6-3		1-3 K		2-2 G4-6-3 1B	2 1 0 0 1 0 0 2 0 1 0 0 1 0				
Delino DeShields, L (1, 4) OBP: 0.300, SLG: 0.337	2-2 G6-3 1B		3-1 1B		2-2 1B		3-2 E5		0-0 G4-6-3	5 0 3 0 0 0 2				
Mike Piazza, R (1, 2) OBP: 0.427, SLG: 0.612	2-1 G6-3		1-0 P4		4-2 FC6-4 BB		1-3 K		0-2 F8	4 0 0 1 1 1 5				
Eric Karros, R (1, 3) OBP: 0.305, SLG: 0.466	3-2 G6-3		1-1 F8		2-2 FC6-4				1-2 F8	4 0 0 0 0 0 4				
Raul Mondesi, R (1, 9) OBP: 0.309, SLG: 0.483					0-3 K				2-3 K	4 1 2 1 0 2 0				
Todd Hollandsworth, L (1, 7) OBP: 0.365, SLG: 0.417					2-2 K				3-2 2B	4 1 2 1 0 1 1				
Mike Busch, R (1, 5) OBP: 0.282, SLG: 0.472 Mark Guthrie, R (8, 1)					2-3 K				1-1 G4-3	3 0 0 0 1 1 2 0 0 0 0 0 0 0				
Greg Gagne, R (1, 6) OBP: 0.360, SLG: 0.397					1-3 K				1-1 G4-6-3 1B	4 1 1 0 0 2 2				
Tom Candiotti, R (1, 1) OBP: 0.118, SLG: 0.094 Chan Ho Park, R (5, 1) OBP: 0.143, SLG: 0.077 Chad Fonville, S (7, PH) OBP: 0.285, SLG: 0.251 Scott Radinsky, L (7, 1) Dave Hansen, L (8, 5) OBP: 0.286, SLG: 0.197 Juan Castro, R (9, PR) OBP: 0.263, SLG: 0.293					0-2 FC6-4				1-2 G4-6-3 1B	2 0 0 0 0 0 0 1 0 0 0 0 0 0 0 0 1 0 0 0 0 0 1 0 0 0 0 0 0 0 0 0 1 0 1 0 0 0 0 0 0 0 0 0 0 0 0 0				
<b>Inning Stats</b>	R: 1 H: 1 E: 0 LOB: 0 K: 0 BB: 1 S: 8 P: 19	R: 1 H: 1 E: 0 LOB: 1 K: 2 BB: 1 S: 11 P: 19	R: 0 H: 1 E: 0 LOB: 1 K: 0 BB: 0 S: 10 P: 17	R: 1 H: 1 E: 0 LOB: 0 K: 3 BB: 0 S: 12 P: 17	R: 0 H: 1 E: 0 LOB: 2 K: 0 BB: 1 S: 17 P: 26	R: 0 H: 1 E: 0 LOB: 1 K: 0 BB: 0 S: 8 P: 12	R: 0 H: 0 E: 1 LOB: 1 K: 3 BB: 0 S: 13 P: 18	R: 0 H: 1 E: 0 LOB: 1 K: 1 BB: 0 S: 12 P: 19	R: 1 H: 3 E: 0 LOB: 2 K: 0 BB: 0 S: 12 P: 16	1B: 6 SF: 0 2B: 2 SAC: 0 3B: 0 DP: 1 HR: 2 HBP: 0	WP: 0 PA: 39 PB: 0 SB: 3 CS: 0			
<b>PITCHER</b>	IP WLS BF H R ER SO BB IBB HBP BLK WP HR S P ERA WHIP												<b>PITCHER</b>	IP WLS BF H R ER SO BB IBB HBP BLK WP HR S P ERA WHIP
William Van Lantingham, R (1, 1) ERA: 5.76	5.0 W 23 6 3 3 5 3 0 0 0 0 0 2 60 100 5.40 1.800													
Doug Creek, L (6, 1) ERA: 5.34	1.2 6 0 0 0 2 0 0 0 0 0 0 0 16 24 0.00 0.000													
Rich DeLucia, R (7, 1) ERA: 4.69	1.1 5 1 0 0 2 0 0 0 0 0 0 0 15 23 0.00 0.750													
Rod Beck, R (9, 1) ERA: 2.65	1.0 S 5 3 1 1 0 0 0 0 0 0 0 0 12 16 9.00 3.000													

Los Angeles Dodgers @ San Francisco Giants  
 3Com Park at Candlestick Point, San Francisco, CA  
 Fri Jul 19 1996, 10:05 PM EDT  
 Att. 27,562 - Unknown - 68 F

AB	36
R	4
H	10
RBI	3
BB	3
SO	9
LOB	17



Batter	1	2	3	4	5	6	7	8	9
<b>Marvin Benard, L</b> OBP: 0.324, SLG: 0.327 (1, 8)	1-2 G1-4-3 S PB 1B		0-2 L7		0-0 G1-3	1-3 K		0-0 BB 1B	
<b>Robby Thompson, R</b> OBP: 0.302, SLG: 0.356 (1, 4)	4-2 G1-4-3 1-2 BB		4-2 HBP BB		1-2 E6 2B 1B	4-1 BB		4-1 BB 1-2 BB	
<b>Matt Williams, R</b> OBP: 0.375, SLG: 0.517 (1, 3)	3-2 G1-4-3 1-2f 2-3		4-2 G4-6-3 1-2 HBP		2-1 E6 2B	1-3 K		1-3 K	
<b>Barry Bonds, L</b> OBP: 0.422, SLG: 0.566 (1, 7)	4-0 PB BB		1-0 G4-6-3 1-2f		0-0 1B 2B		1-2 CS 1B		
<b>Shawon Dunston, R</b> OBP: 0.329, SLG: 0.420 (1, 6)	1-2 F7 1-2 3-H		1-2 F9		1-0 1B 2B		3-1 BLK 1B		
<b>Tom Lampkin, L</b> OBP: 0.351, SLG: 0.405 (1, 2)		1-1 G3-1		1-1 G4-3	2-1 1B	1-3 K		1-3 K	
<b>Kim Batiste, R</b> OBP: 0.188, SLG: 0.217 (1, 5)		3-2 F8 S 1B		0-2 F9	0-1 G3-1-3	1-0 F9		1-0 F9	
<b>Jacob Cruz, L</b> OBP: 0.250, SLG: 0.625 (1, 9)		2-2 F8 1-3			1-0 HR	0-0 SH1-4 1B		1-3 K	
<b>William Van Landingham, R</b> OBP: 0.190, SLG: 0.179 (1, 1)		0-0 G5-3			2-3 K	0-0 SH1-4		3-3 K	
<b>Doug Creek, L</b> (6, 1)									
<b>Rich DeLucia, R</b> OBP: 0.667, SLG: 0.500 (7, 1)									
<b>Dave McCarty, R</b> OBP: 0.333, SLG: 0.344 (8, PH)									
<b>Rod Beck, R</b> (9, 1)									

Inning Stats	R: 1 E: 0 K: 0 S: 11	H: 1 LOB: 1 BB: 2 P: 24	R: 0 E: 0 K: 10 S: 10	H: 1 LOB: 1 BB: 0 P: 16	R: 0 E: 0 K: 10 S: 10	H: 0 LOB: 1 BB: 1 P: 19	R: 0 E: 0 K: 0 S: 8	H: 0 LOB: 0 BB: 0 P: 10	R: 4 E: 2 K: 1 S: 16	H: 5 LOB: 2 BB: 0 P: 25	R: 0 E: 0 K: 2 S: 9	H: 1 LOB: 2 BB: 1 P: 15	R: 0 E: 0 K: 1 S: 13	H: 2 LOB: 1 BB: 0 P: 19	R: 0 E: 0 K: 3 S: 11	H: 1 LOB: 2 BB: 1 P: 20
--------------	-------------------------------	----------------------------------	--------------------------------	----------------------------------	--------------------------------	----------------------------------	------------------------------	----------------------------------	-------------------------------	----------------------------------	------------------------------	----------------------------------	-------------------------------	----------------------------------	-------------------------------	----------------------------------

PITCHER	IP	WLS	BF	H	R	ER	SO	BB	IBB	HBP	BLK	WP	HR	S	P	ERA	WHIP
<b>Tom Candiotti, R</b> ERA: 3.97 (1, 1)	4.2	L	24	7	5	1	1	3	0	1	0	0	1	53	92	1.93	2.143
<b>Chan Ho Park, R</b> ERA: 3.28 (5, 1)	1.1		6	1	0	0	2	1	0	0	0	0	0	11	17	0.00	1.500
<b>Scott Radinsky, L</b> ERA: 2.08 (7, 1)	1.0		4	2	0	0	1	0	0	0	1	0	0	13	19	0.00	2.000
<b>Mark Guthrie, L</b> ERA: 1.4 (8, 1)	1.0		5	1	0	0	3	1	0	0	0	0	0	11	20	0.00	2.000

AB R H RBI BB SO LOB

5	1	2	0	0	1	1
1	1	1	0	4	0	0
4	1	0	0	0	2	7
3	1	2	2	1	0	2
4	0	2	1	0	0	1
4	0	1	0	0	1	1
4	0	1	0	0	0	3
4	1	2	1	0	1	1
2	0	0	0	0	1	1
0	0	0	0	0	0	0
0	0	0	0	0	0	0
1	0	0	0	0	1	0
0	0	0	0	0	0	0

1B: 9	SF: 0	WP: 0	PA: 39
2B: 1	SAC: 1	PB: 1	
3B: 0	DP: 2	SB: 2	
HR: 1	HBP: 1	CS: 1	

AB	32
R	5
H	11
RBI	4
BB	5
SO	7
LOB	17



Los Angeles Dodgers @ San Francisco Giants  
 3Com Park at Candlestick Point, San Francisco, CA  
 Fri Jul 19 1996, 10:05 PM EDT  
 Att: 27,562 - Unknown - 68 F

livebaseballscorecards.com



Batter	1	2	3	4	5	6	7	8	9	AB R H RBI BB SO LOB
Marvin Benard, L (1, 8) OBP: 0.332, SLG: 0.347	1-2 CS 1B		0-0 L5			0-0 HR 1B	0-2 1-H HR		0-0 1B	5 2 4 2 0 0 1
Robby Thompson, R (1, 4) OBP: 0.304, SLG: 0.354	0-2 SAFE G3		2-2 F3			0-0 P4	4-2 BB		2-2 1B	4 0 1 2 1 0 3
Matt Williams, R (1, 3) OBP: 0.371, SLG: 0.511	3-3 K				2-2 L6	1-1 F9	1-3 K			4 0 0 0 0 2 2
Barry Bonds, L (1, 7) OBP: 0.423, SLG: 0.577		2-2 E 2B			0-0 F8	3-1 1-H HR		1-0 P5		4 2 2 2 0 0 0
Shawon Dunston, R (1, 6) OBP: 0.332, SLG: 0.421		1-0 G5-3			1-1	1-1 S 1B		0-1 G3		4 0 2 0 0 0 0
Rich Aurilia, R (9, 6) OBP: 0.300, SLG: 0.328		2-H								0 0 0 0 0 0 0
Tom Lampkin, L (1, 2) OBP: 0.343, SLG: 0.395		2-2 L8			1-0 L7			2-2 P6		3 0 0 0 0 0 2
Mark Dewey, R (7, 1)										0 0 0 0 0 0 0
Jim Poole, L (8, 1)										0 0 0 0 0 0 0
Kim Batiste, R (8, PH) OBP: 0.184, SLG: 0.213										1 0 0 0 0 0 0
Jose Bautista, R (9, 1) OBP: 0.250, SLG: 0.250										0 0 0 0 0 0 0
Steve Scarosone, R (1, 5) OBP: 0.295, SLG: 0.372		2-1 F7			3-2 F8			0-1 G6-3		4 0 1 0 0 0 0
Jacob Cruz, L (1, 9) OBP: 0.273, SLG: 0.636			2-2		0-0 G6-3			2-3 K		3 1 1 0 0 1 0
Mark Leiter, R (1, 1) OBP: 0.146, SLG: 0.150			0-3 K		0-3 K			0-2 HR 1B		1 0 0 0 0 1 1
Steve Bourgeois, R (4, 1) OBP: 0.333, SLG: 0.375									1-2 2-3f 1B	1 0 0 0 0 1 0
Kirt Manwaring, R (7, 2) OBP: 0.322, SLG: 0.308										2 2 1 0 0 0 2

Inning Stats	R: 0 E: 0 K: 1 S: 11	H: 1 LOB: 0 BB: 0 P: 15	R: 1 E: 1 K: 0 S: 9	H: 1 LOB: 0 BB: 0 P: 16	R: 0 E: 0 K: 1 S: 10	H: 1 LOB: 1 BB: 0 P: 14	R: 0 E: 0 K: 0 S: 8	H: 1 LOB: 1 BB: 0 P: 12	R: 0 E: 0 K: 1 S: 7	H: 0 LOB: 0 BB: 0 P: 10	R: 2 E: 0 K: 0 S: 12	H: 3 LOB: 1 BB: 0 P: 19	R: 2 E: 0 K: 2 S: 18	H: 2 LOB: 1 BB: 1 P: 25	R: 0 E: 0 K: 0 S: 6	H: 0 LOB: 0 BB: 0 P: 9	R: 2 E: 1 K: 0 S: 9	H: 3 LOB: 2 BB: 0 P: 13	1B: 8 2B: 2 3B: 0 HR: 2	SF: 0 SAC: 1 DP: 0 HBP: 0
--------------	-------------------------------	----------------------------------	------------------------------	----------------------------------	-------------------------------	----------------------------------	------------------------------	----------------------------------	------------------------------	----------------------------------	-------------------------------	----------------------------------	-------------------------------	----------------------------------	------------------------------	---------------------------------	------------------------------	----------------------------------	----------------------------------	------------------------------------

PITCHER	IP	WLS	BF	H	R	ER	SO	BB	IBB	HBP	BLK	WP	HR	S	P	ERA	WHIP
Pedro Astacio, R (1, 1) ERA: 3.58	6.0		24	7	3	3	3	0	0	0	0	0	1	57	86	4.50	1.167
Antonio Osuna, R (7, 1) ERA: 2.67	1.0		6	2	2	2	2	1	0	0	0	0	1	18	25	18.00	3.000
Mark Guthrie, L (8, 1) ERA: 1.37	1.0		3	0	0	0	0	0	0	0	0	0	0	6	9	0.00	0.000
Todd Worrell, R (9, 1) ERA: 3.49	0.1	L	5	3	2	1	0	0	0	0	0	0	0	9	13	27.00	9.000

**BOTTOM**

Los Angeles Dodgers @ San Francisco Giants  
 3Com Park at Candlestick Point, San Francisco, CA

Sat Jul 20 1996, 6:33 AM EDT  
 Att: 50,014 - Sunny - 84 F

AB	36
R	7
H	12
RBI	6
BB	1
SO	5
LOB	11

livebaseballscorecards.com



WP	PA	ERA	WHIP
0	38		
0			
1			
1			

Batter	1	2	3	4	5	6	7	8	9	AB R H RBI BB SO LOB	TOP						
Wayne Kirby, L (1, 8) OBP: 0.347, SLG: 0.395	1-1 HR	0-1 F7		1-2 FC6-4 1B			3-1 G6-4-3 2B		0-0 SH3	4 2 3 1 0 0 0	<p>Los Angeles Dodgers @ San Francisco Giants</p> <p>3Com Park at Candlestick Point, San Francisco, CA</p> <p>Sun Jul 21 1996, 6:33 AM EDT</p> <p>Att. 36,345 - Sunny - 75 F</p>						
Delino DeShields, L (1, 4) OBP: 0.297, SLG: 0.332	2-2 E5 1B BB 1B	4-2 S BB		0-0 FC6-4 CS			0-0 E4 G6-4-3		1-3 K	4 1 0 0 1 1 3							
Mike Piazza, R (1, 2) OBP: 0.432, SLG: 0.610	4-0 SAFE 1B 1B 1-2 BB	3-2 F8		1-1 CS	4-0 FC5-4 1B BB		2-1 G6-4-3		4-0 1B IBB	2 0 0 0 3 0 2							
Eric Karros, R (1, 3) OBP: 0.305, SLG: 0.461	1-2 1B 1-2 2-3 1B		0-3 K		0-1 FC5-4 1-2 1B		1-3 K		0-1 1-2 2-H 1B	5 0 3 1 0 2 0							
Raul Mondesi, R (1, 9) OBP: 0.314, SLG: 0.481	3-3 K		4-2 2B BB		1-0 FC5-4 1-2 2-3 2B			0-1 1B	2-2 L9	4 2 1 0 1 1 7							
Todd Hollandsworth, L (1, 7) OBP: 0.367, SLG: 0.426	2-1 1-2 2-3 3-H 1B		1-0 1-H 1B 2B		0-2 1-H 2B			0-0 P7		4 1 3 3 0 0 1							
Mike Busch, R (1, 5) OBP: 0.277, SLG: 0.432	3-3 K		1-0 2-H 1B			1-3 K		0-3 SAFE K		4 0 1 1 0 3 4							
Juan Castro, R (1, 6) Antonio Osuna, R (8, 1) Todd Worrell, R (9, 1)	1-1 G3		0-0 G6-3			0-0 G5-3		1-1 SAFE B2-3		4 0 0 0 0 0 4 0 0 0 0 0 0 0 0 0 0 0 0 0 0							
Ramon Martinez, R (1, 1) Scott Radinsky, L (7, 1) Greg Gagne, R (8, 6) OBP: 0.111, SLG: 0.077		2-3 K		1-3 K		0-2 B2-3			1-1 SH3 1B	3 0 0 0 0 2 0 0 0 0 0 0 0 0 1 1 1 0 0 0 0							
<b>Inning Stats</b>	R: 2 H: 3 E: 1 LOB: 3 K: 2 BB: 1 S: 18 P: 35	R: 0 H: 0 E: 0 LOB: 1 K: 1 BB: 1 S: 10 P: 19	R: 2 H: 2 E: 0 LOB: 0 K: 1 BB: 1 S: 11 P: 17	R: 0 H: 1 E: 0 LOB: 0 K: 1 BB: 0 S: 10 P: 13	R: 1 H: 2 E: 0 LOB: 1 K: 0 BB: 1 S: 6 P: 11	R: 0 H: 0 E: 0 LOB: 0 K: 1 BB: 0 S: 7 P: 8	R: 1 H: 1 E: 1 LOB: 0 K: 1 BB: 0 S: 8 P: 14	R: 0 H: 1 E: 0 LOB: 1 K: 1 BB: 0 S: 8 P: 9	R: 1 H: 2 E: 0 LOB: 2 K: 1 BB: 1 S: 13 P: 21	1B: 8 SF: 0 2B: 3 SAC: 1 3B: 0 DP: 2 HR: 1 HBP: 0	WP: 0 PA: 42 PB: 0 SB: 1 CS: 1						
<b>PITCHER</b>	IP WLS BF H R ER SO BB IBB HBP BLK WP HR S P ERA WHIP																
Mark Gardner, R (1, 1) ERA: 3.93	4.0	22	7	5	4	5	4	0	0	0	0	0	1	51	90	9.00	2.750
Jose Bautista, R (5, 1) ERA: 2.78	2.0	5	1	0	0	1	0	0	0	0	0	0	0	11	13	0.00	0.500
Doug Creek, L (7, 1) ERA: 5.34	0.0	2	1	1	0	0	0	0	0	0	0	0	0	3	6	∞	∞
Mark Dewey, R (7, 1) ERA: 3.83	1.0	3	1	0	0	1	0	0	0	0	0	0	0	7	10	0.00	1.000
Rich DeLucia, R (8, 1) ERA: 4.68	2.0	L 9	2	1	1	2	0	1	0	0	0	0	0	19	28	4.50	1.000

livebaseballscorecards.com

AB	35
R	7
H	12
RBI	6
BB	5
SO	9
LOB	21



Batter	1	2	3	4	5	6	7	8	9	AB	R	H	RBI	BB	SO	LOB
Marvin Benard, L (1, 8) OBP: 0.330, SLG: 0.342	2-3 K		1-0 P5		4-1 1B BB		0-0 E8	1-2 F7		4	1	0	0	1	1	0
Robby Thompson, R (1, 4) OBP: 0.308, SLG: 0.355 Kim Batiste, R (5, PR) OBP: 0.196, SLG: 0.245	2-3 K		2-2 1B		3-2 BB 1B HBP		1-0 1B 2B		0-0 P5	2	0	1	0	0	1	0
Matt Williams, R (1, 3) OBP: 0.374, SLG: 0.512	0-2 G4-3		0-1 P6		0-1 BB 1B		0-0 HR 1B		0-1 BB 1B	5	1	3	0	0	0	1
Barry Bonds, L (1, 7) OBP: 0.427, SLG: 0.578		1-2 P3		1-0 G6-4-3 1B	4-2 1-2 2-3 BB		1-0 HR 1B		4-2 1-2 BB	3	1	2	2	2	0	0
Steve Scarsone, R (1, 5) OBP: 0.288, SLG: 0.362		1-3 K		0-0 G6-4-3 1-2f	0-3 K		0-0 L5		2-3 K	5	0	0	0	0	3	8
Jacob Cruz, L (1, 9) OBP: 0.357, SLG: 0.846 Dave McCarty, R (7, PH) OBP: 0.338, SLG: 0.394		2-1 HR		4-0 BB		1-0 L8	2-2 1-H 2-H HR		1-2 L6	2	1	1	1	1	0	0
Kirt Manwaring, R (1, 2) OBP: 0.321, SLG: 0.301		4-2 FC5-4 BB		1-1 P3		0-0 L9	0-3 K		1-2 K	3	0	0	0	1	1	1
Rich Aurilia, R (1, 6) OBP: 0.299, SLG: 0.325		0-0 FC5-4 1-2f		1-3 K2-3		1-1 1B		2-3 K		4	0	1	0	0	2	1
Mark Gardner, R (1, 1) OBP: 0.190, SLG: 0.171 Jose Bautista, R (5, 1) OBP: 0.200, SLG: 0.200 Steve Decker, R (6, PH) OBP: 0.328, SLG: 0.280 Doug Creek, L (7, 1) Mark Dewey, R (7, 1) Rich DeLucia, R (8, 1) OBP: 0.500, SLG: 0.333		2-3 K		0-1 B1-3		0-1 F9		0-2 G1-3		1	0	0	0	0	1	0

Inning Stats	R: 0	H: 0	E: 0	K: 2	S: 9	LOB: 0	BB: 0	P: 13	R: 1	H: 1	E: 0	K: 1	S: 11	LOB: 1	BB: 1	P: 19	R: 0	H: 1	E: 0	K: 1	S: 11	LOB: 1	BB: 0	P: 16	R: 0	H: 1	E: 0	K: 0	S: 4	LOB: 1	BB: 1	P: 10	R: 1	H: 1	E: 0	K: 2	S: 19	LOB: 3	BB: 2	P: 31	R: 0	H: 1	E: 0	K: 0	S: 6	LOB: 1	BB: 0	P: 8	R: 4	H: 4	E: 1	K: 1	S: 12	LOB: 0	BB: 0	P: 16	R: 0	H: 0	E: 0	K: 1	S: 11	LOB: 0	BB: 0	P: 14	R: 0	H: 1	E: 0	K: 1	S: 12	LOB: 2	BB: 1	P: 19	1B: 7	SF: 0	2B: 1	SAC: 0	3B: 0	DP: 1	HR: 2	HBP: 1	WP: 0	PA: 42
--------------	------	------	------	------	------	--------	-------	-------	------	------	------	------	-------	--------	-------	-------	------	------	------	------	-------	--------	-------	-------	------	------	------	------	------	--------	-------	-------	------	------	------	------	-------	--------	-------	-------	------	------	------	------	------	--------	-------	------	------	------	------	------	-------	--------	-------	-------	------	------	------	------	-------	--------	-------	-------	------	------	------	------	-------	--------	-------	-------	-------	-------	-------	--------	-------	-------	-------	--------	-------	--------

PITCHER	IP	WLS	BF	H	R	ER	SO	BB	IBB	HBP	BLK	WP	HR	S	P	ERA	WHIP
Ramon Martinez, R (1, 1) ERA: 4.0	6.2		32	8	5	5	6	4	0	1	0	0	1	65	104	6.75	1.800
Scott Radinsky, L (7, 1) ERA: 2.35	0.1		2	1	1	1	1	0	0	0	0	0	1	7	9	27.00	3.000
Antonio Osuna, R (8, 1) ERA: 2.62	1.0	W	3	0	0	0	1	0	0	0	0	0	0	11	14	0.00	0.000
Todd Worrell, R (9, 1) ERA: 3.4	1.0	S	5	1	0	0	1	1	0	0	0	0	0	12	19	0.00	2.000

**BOTTOM**

**Los Angeles Dodgers @ San Francisco Giants**  
**3Com Park at Candlestick Point, San Francisco, CA**

livebaseballscores.com

<b>AB</b>	<b>36</b>
<b>R</b>	<b>6</b>
<b>H</b>	<b>10</b>
<b>RBI</b>	<b>6</b>
<b>BB</b>	<b>5</b>
<b>SO</b>	<b>9</b>
<b>LOB</b>	<b>14</b>



WP	HR	S	P	ERA	WHIP
0	0	0	0	0	0

Sun Jul 21 1996, 6:33 AM EDT  
 Att. 36,345 - Sunny - 75 F

Batter	1	2	3	4	5	6	7	8	9	AB	R	H	RBI	BB	SO	LOB	TOP								
<b>Delino DeShields, L</b> OBP: 0.297, SLG: 0.329 (1, 4)	2-3 K			2-3 K	1-3 K		4-0 WP BB			3	0	0	0	1	3	0									
<b>Greg Gagne, R</b> OBP: 0.363, SLG: 0.394 (1, 6)	2-2 P2			4-0 BB FC5-2 BB		2-3 K	1-2 L9			3	0	0	0	1	1	2									
<b>Mike Piazza, R</b> OBP: 0.430, SLG: 0.605 (1, 2)	1-2 G3-1			4-2 FC5-2 BB 1-2 2B BB		3-3 K	3-2 G5-3			3	1	0	0	1	1	1									
<b>Eric Karros, R</b> OBP: 0.304, SLG: 0.457 (1, 3)		2-0 G6-3		4-2 FC5-2 2B BB		1-1 F9		0-1 G5-3		3	1	0	0	1	0	0									
<b>Raul Mondesi, R</b> OBP: 0.314, SLG: 0.482 (1, 9) <b>Rick Parker, R</b> (7, 7)		2-0 P4		1-0 FC5-2 2B			2-1 PB FC6-2 2B		0-0 G4-3	3	1	1	0	0	0	3									
<b>Mike Busch, R</b> OBP: 0.294, SLG: 0.447 (1, 5)		0-3 K		3-2 1-H 2-H 3-H 2B			4-1 FC6-2 1B BB		1-3 K	3	1	1	3	1	2	0									
<b>Billy Ashley, R</b> OBP: 0.261, SLG: 0.342 (1, 7) <b>Todd Hollandsworth, L</b> OBP: 0.365, SLG: 0.422 (7, PH) (7, 9)			0-0 P3	1-3 K			2-2 FC6-2 1B BB 1-2 3-H		0-2 L7	2	0	0	0	0	1	1									
<b>Wayne Kirby, L</b> OBP: 0.340, SLG: 0.383 (1, 8)		1-0 G4-3			3-2 G5-3		1-1 1B E 1B 1-3 2-H 3-H		2-2 G1-4-3	4	1	1	1	0	0	0									
<b>Ismael Valdez, R</b> OBP: 0.119, SLG: 0.098 (1, 1) <b>Chan Ho Park, R</b> OBP: 0.143, SLG: 0.077 (6, 1) <b>Dave Hansen, L</b> OBP: 0.236, SLG: 0.210 (7, PH) (7, 1) <b>Mark Guthrie, R</b> (7, 1) <b>Chad Fonville, S</b> OBP: 0.284, SLG: 0.250 (9, PH) (9, 1) <b>Joey Eschen, L</b> (9, 1)			1-0 F8		0-3 K		0-0 SAFE E9 L9 WP 1B 1-H 3-H		0-3 K	2	0	0	0	0	1	0									
<b>Inning Stats</b>	R: 0 E: 0 K: 1 S: 10	H: 0 LOB: 0 BB: 0 P: 15	R: 0 E: 0 K: 1 S: 5	H: 0 LOB: 0 BB: 0 P: 9	R: 0 E: 0 K: 0 S: 3	H: 0 LOB: 0 BB: 0 P: 5	R: 3 E: 0 K: 2 S: 17	H: 1 LOB: 1 BB: 3 P: 36	R: 0 E: 0 K: 2 S: 10	H: 0 LOB: 0 BB: 0 P: 14	R: 0 E: 0 K: 2 S: 9	H: 0 LOB: 0 BB: 0 P: 15	R: 4 E: 1 K: 0 S: 15	H: 3 LOB: 1 BB: 2 P: 32	R: 0 E: 0 K: 1 S: 6	H: 0 LOB: 0 BB: 0 P: 7	R: 0 E: 0 K: 1 S: 12	H: 0 LOB: 0 BB: 0 P: 14	1B: 2 2B: 2 3B: 0 HR: 0	SF: 0 SAC: 0 DP: 0 HBP: 0	WP: 1 PB: 1 SB: 0 CS: 0	PA: 36			
<b>PITCHER</b>	IP	WLS	BF	H	R	ER	SO	BB	IBB	HBP	BLK	WP	HR	S	P	ERA	WHIP								
<b>Al Leiter, L</b> ERA: 2.69 (1, 1)	6.0	L	22	1	3	3	8	3	0	0	0	0	0	54	94	4.50	0.667								
<b>Jay Powell, R</b> ERA: 4.54 (7, 1)	0.1		5	3	4	4	0	1	0	0	0	0	0	9	18	108.00	12.000								
<b>Donn Pall, R</b> ERA: 3.63 (7, 1)	1.2		6	0	0	0	1	1	0	0	0	1	0	12	21	0.00	0.600								
<b>Robb Nen, R</b> ERA: 2.29 (9, 1)	1.0		3	0	0	0	1	0	0	0	0	0	0	12	14	0.00	0.000								

Los Angeles Dodgers @ Florida Marlins  
Joe Robbie Stadium, Miami, FL

Tue Jul 23 1996, 7:05 PM EDT  
Att. 17,889 - Unknown - 86 F

AB	31
R	7
H	4
RBI	5
BB	5
SO	10
LOB	9





Batter	1	2	3	4	5	6	7	8	9	AB R H RBI BB SO LOB
Quilvio Veras, S OBP: 0.376, SLG: 0.340 (1, 4)	2-3 K ①		1-2 1B ②		3-1 P6 ①	3-1 F7-2 ②			2-0 F8 ③	5 0 1 0 0 1 4
Edgar Renteria, R OBP: 0.323, SLG: 0.411 (1, 6)	2-2 P3 ②		1-3 K ③		1-1 1B 1B ①			0-1 G6-3 ①		4 0 1 0 0 1 1
Gary Sheffield, R OBP: 0.445, SLG: 0.608 (1, 9)	3-2 FC4 1B ③			1-2 G6-3 ①	3-2 P5 ②			2-1 F8 ②		4 0 1 0 0 0 2
Jeff Conine, R OBP: 0.373, SLG: 0.503 (1, 7) (8, 3)	1-1 FC4 ③			4-2 1B BB ②	0-1 1B 1-2 2-3 ③			1-3 K ③		3 0 1 0 1 1 1
Devon White, S OBP: 0.323, SLG: 0.433 (1, 8)		0-0 G4-3 ①		3-2 F7 ②	0-3 K ③			1-0 F9 ①		4 0 0 0 0 1 4
Greg Colbrunn, R OBP: 0.335, SLG: 0.417 Jesus Tavarez, S OBP: 0.227, SLG: 0.211 (1, 3) (8, 7)		1-1 G6-3 ②		1-1 1B 1-2 ③		2-1 E F7-2 HBP ②		1-2 G6-3 ②		2 0 1 0 0 0 0 1 0 0 0 0 0 0
Terry Pendleton, S OBP: 0.308, SLG: 0.360 (1, 5)		3-1 G3-1 ③		0-2 P5 ③		1-2 E4 1-3 ③		1-1 G5-3 ③		4 0 0 0 0 0 3
Charles Johnson, R OBP: 0.287, SLG: 0.373 (1, 2)			2-2 F7 ①		0-0 HR ②	4-1 BB ③		2-2 G6-3 ①		3 1 1 1 1 0 0
Al Leiter, L OBP: 0.085, SLG: 0.065 Joe Orsulak, L OBP: 0.283, SLG: 0.284 Jay Powell, R Donn Pail, R Robb Nen, R Kurt Abbott, R OBP: 0.301, SLG: 0.449 (1, 1) (6, PH) (7, 1) (7, 1) (9, 1) (9, PH)			2-3 K ②		2-2 1B 1B 1B ①	1-1 P5 ①		0-0 F9 ②		2 0 1 0 0 1 0 1 0 0 0 0 0 3 0 1 0 0 0 0 0 0

Inning Stats	R: 0 E: 0 K: 1 S: 11	H: 1 LOB: 1 BB: 0 P: 19	R: 0 E: 0 K: 0 S: 5	H: 0 LOB: 0 BB: 0 P: 9	R: 0 E: 0 K: 2 S: 12	H: 1 LOB: 1 BB: 0 P: 18	R: 0 E: 0 K: 0 S: 17	H: 1 LOB: 2 BB: 1 P: 26	R: 1 E: 0 K: 1 S: 16	H: 4 LOB: 3 BB: 0 P: 25	R: 0 E: 1 K: 0 S: 10	H: 0 LOB: 2 BB: 1 P: 21	R: 0 E: 0 K: 1 S: 9	H: 0 LOB: 0 BB: 0 P: 12	R: 0 E: 0 K: 0 S: 6	H: 0 LOB: 0 BB: 0 P: 9	R: 0 E: 0 K: 0 S: 7	H: 0 LOB: 0 BB: 0 P: 11	1B: 6 2B: 1 3B: 0 HR: 1	SF: 0 SAC: 0 DP: 1 HBP: 1
--------------	-------------------------------	----------------------------------	------------------------------	---------------------------------	-------------------------------	----------------------------------	-------------------------------	----------------------------------	-------------------------------	----------------------------------	-------------------------------	----------------------------------	------------------------------	----------------------------------	------------------------------	---------------------------------	------------------------------	----------------------------------	----------------------------------	------------------------------------

PITCHER	IP	WLS	BF	H	R	ER	SO	BB	IBB	HBP	BLK	WP	HR	S	P	ERA	WHIP
Ismael Valdez, R ERA: 3.08 (1, 1)	5.0		23	7	1	1	4	1	0	0	0	0	1	61	97	1.80	1.600
Chan Ho Park, R ERA: 3.24 (6, 1)	1.0		5	0	0	0	0	1	0	1	0	0	0	10	21	0.00	1.000
Mark Guthrie, L ERA: 1.31 (7, 1)	2.0		6	0	0	0	1	0	0	0	0	0	0	15	21	0.00	0.000
Joey Eischen, L ERA: 4.57 (9, 1)	1.0		3	0	0	0	0	0	0	0	0	0	0	7	11	0.00	0.000

**BOTTOM**

**Los Angeles Dodgers @ Florida Marlins**  
**Joe Robbie Stadium, Miami, FL**  
 Tue Jul 23 1996, 7:05 PM EDT  
 Att: 17,889 - Unknown - 86 F

livebaseballscores.com

<b>AB</b>	<b>34</b>
<b>R</b>	<b>1</b>
<b>H</b>	<b>7</b>
<b>RBI</b>	<b>1</b>
<b>BB</b>	<b>2</b>
<b>SO</b>	<b>5</b>
<b>LOB</b>	<b>18</b>



WP: 0	PA: 37
PB: 0	
SB: 0	
CS: 0	

Batter	1	2	3	4	5	6	7	8	9	AB R H RBI BB SO LOB	TOP											
Wayne Kirby, L (1, 8) OBP: 0.333, SLG: 0.373	2-2 G1-3		2-2 L4			0-1 G5-3		0-0 1B		4 0 1 0 0 0 1												
Delino DeShields, L (1, 4) OBP: 0.294, SLG: 0.326	1-2 G1-3			1-0 B1-3		3-3 K		1-1 L5		4 0 0 0 0 1 2												
Mike Piazza, R (1, 2) OBP: 0.428, SLG: 0.601	2-3 K			1-0 L9			1-0 L4		1-0 1B	4 0 1 0 0 1 0												
Eric Karros, R (1, 3) OBP: 0.303, SLG: 0.455		0-1 F8		2-0 G5-3			1-0 1B		1-3 K	4 0 1 0 0 1 1												
Raul Mondesi, R (1, 9) OBP: 0.311, SLG: 0.477		0-1 G5-3			2-3 K		2-2 P3		1-3 K	4 0 0 0 0 2 2												
Todd Hollandsworth, L (1, 7) OBP: 0.360, SLG: 0.416		2-2 F7			1-1 G1-3		1-0 G1		1-3 K	4 0 0 0 0 1 2												
Mike Busch, R (1, 5) OBP: 0.333, SLG: 0.480			0-1 G3-1 1B		1-0 1B			1-2 G6-4-3 1B		3 0 3 0 0 0 0												
Greg Gagne, R (1, 6) OBP: 0.359, SLG: 0.389			1-0 G3-1		1-3 K			2-1 G6-4-3		3 0 0 0 0 1 3												
Hideo Nomo, R (1, 1) OBP: 0.178, SLG: 0.250			1-1 G3-1			0-0 G5-3		4-0 1B BB		2 0 0 0 0 0 1												
Dave Hansen, L (8, PH) OBP: 0.306, SLG: 0.210										0 0 0 0 1 0 0												
Chad Fonville, S (8, PR) OBP: 0.284, SLG: 0.250										0 0 0 0 0 0 0												
Scott Radinsky, L (8, 1)										0 0 0 0 0 0 0												
<b>Inning Stats</b>	R: 0 E: 0 K: 1 S: 12	H: 0 LOB: 0 BB: 0 P: 17	R: 0 E: 0 K: 0 S: 8	H: 0 LOB: 0 BB: 0 P: 10	R: 0 E: 0 K: 0 S: 10	H: 1 LOB: 1 BB: 0 P: 14	R: 0 E: 0 K: 0 S: 3	H: 0 LOB: 0 BB: 0 P: 7	R: 0 E: 0 K: 2 S: 9	H: 1 LOB: 1 BB: 0 P: 14	R: 0 E: 0 K: 1 S: 6	H: 0 LOB: 0 BB: 0 P: 9	R: 0 E: 0 K: 0 S: 6	H: 1 LOB: 1 BB: 0 P: 11	R: 0 E: 0 K: 0 S: 9	H: 2 LOB: 2 BB: 1 P: 17	R: 0 E: 0 K: 3 S: 13	H: 1 LOB: 1 BB: 0 P: 17	1B: 6 2B: 0 3B: 0 HR: 0	SF: 0 SAC: 0 DP: 1 HBP: 0	WP: 0 PB: 0 SB: 0 CS: 0	PA: 33
<b>PITCHER</b>	IP WLS BF H R ER SO BB IBB HBP BLK WP HR S P ERA WHIP																					
Kevin Brown, R (1, 1) ERA: 1.76	8.0 W 30 6 0 0 4 1 0 0 0 0 0 0 64 101 0.00 0.875																					
Robb Nen, R (9, 1) ERA: 2.25	1.0 S 3 0 0 0 3 0 0 0 0 0 0 0 12 15 0.00 0.000																					

Los Angeles Dodgers @ Florida Marlins  
Joe Robbie Stadium, Miami, FL  
Wed Jul 24 1996, 7:05 PM EDT  
Att. 20,486 - Unknown - 87 F

livebaseballscorecards.com

AB	32
R	0
H	6
RBI	0
BB	1
SO	7
LOB	12





# Los Angeles Dodgers @ Florida Marlins

## Joe Robbie Stadium, Miami, FL

Thu Jul 25 1996, 7:05 PM EDT  
Att. 18,151 - Unknown - 85 F

AB	37
R	6
H	11
RBI	6
BB	5
SO	8
LOB	20



WP:	0	PA:	43
PB:	0		
SB:	2		
CS:	0		


Batter	1	2	3	4	5	6	7	8	9	AB	R	H	RBI	BB	SO	LOB
Wayne Kirby, L (1, 8) OBP: 0.355, SLG: 0.400	0-3 K	1-0 2B						1-2 P4		4	0	2	1	1	1	2
Juan Castro, R (1, 4) OBP: 0.268, SLG: 0.317	4-1 2B HR	1-2 G5-3							2-1 F9	4	1	1	0	1	0	4
Raul Mondesi, R (1, 9) OBP: 0.312, SLG: 0.477	0-0 1-3 HR								4-0 1B 2B	4	2	1	0	1	1	2
Eric Karros, R (1, 3) OBP: 0.305, SLG: 0.462	3-1 HR								2-2 2B 1B	5	1	2	3	0	1	2
Mike Busch, R (1, 5) OBP: 0.322, SLG: 0.455	1-1 F8								0-3 K	5	1	1	0	0	2	2
Billy Ashley, R (1, 7) OBP: 0.255, SLG: 0.333	2-2 G5-3								0-0 K	2	0	0	0	0	0	0
Todd Hollandsworth, L (6, PH) OBP: 0.363, SLG: 0.420									1-3 2B	2	0	1	1	1	0	1
Greg Gagne, R (1, 6) OBP: 0.360, SLG: 0.389									2-3 K	5	1	2	0	0	2	3
Tom Prince, R (1, 2) OBP: 0.333, SLG: 0.419									4-0 SH3-4 BB	3	0	1	1	1	1	1
Pedro Astacio, R (1, 1) OBP: 0.068, SLG: 0.047									0-0 SH3-4	3	0	0	0	0	0	3
Antonio Osuna, R (9, 1)										0	0	0	0	0	0	0
Todd Worrell, R (9, 1)										0	0	0	0	0	0	0

Batter	1	2	3	4	5	6	7	8	9
Wayne Kirby, L (1, 8) OBP: 0.355, SLG: 0.400	0-3 K	1-0 2B						1-2 P4	
Juan Castro, R (1, 4) OBP: 0.268, SLG: 0.317	4-1 2B HR	1-2 G5-3							2-1 F9
Raul Mondesi, R (1, 9) OBP: 0.312, SLG: 0.477	0-0 1-3 HR								4-0 1B 2B
Eric Karros, R (1, 3) OBP: 0.305, SLG: 0.462	3-1 HR								2-2 2B 1B
Mike Busch, R (1, 5) OBP: 0.322, SLG: 0.455	1-1 F8								0-3 K
Billy Ashley, R (1, 7) OBP: 0.255, SLG: 0.333	2-2 G5-3								0-0 K
Todd Hollandsworth, L (6, PH) OBP: 0.363, SLG: 0.420									1-3 2B
Greg Gagne, R (1, 6) OBP: 0.360, SLG: 0.389									2-3 K
Tom Prince, R (1, 2) OBP: 0.333, SLG: 0.419									4-0 SH3-4 BB
Pedro Astacio, R (1, 1) OBP: 0.068, SLG: 0.047									0-0 SH3-4
Antonio Osuna, R (9, 1)									
Todd Worrell, R (9, 1)									

Inning	1	2	3	4	5	6	7	8	9
R	3	1	0	0	0	1	0	0	1
H	2	2	0	0	2	3	0	0	2
E	0	0	0	0	0	0	0	0	0
K	1	0	0	1	2	0	1	1	2
S	13	9	7	7	13	12	8	8	16
LOB	0	1	0	0	2	3	0	2	2
BB	1	0	0	0	0	1	0	2	1
P	23	13	10	11	20	22	10	19	26

PITCHER	IP	WLS	BF	H	R	ER	SO	BB	IBB	HBP	BLK	WP	HR	S	P	ERA	WHIP
Chris Hammond, L (1, 1) ERA: 7.87	4.2	L	21	6	4	4	3	1	0	0	0	0	1	46	71	7.71	1.500
Jay Powell, R (5, 1) ERA: 4.62	1.1		8	3	1	1	1	1	0	0	0	0	0	15	28	6.75	3.000
David Weathers, R (7, 1) ERA: 4.5	1.2		7	0	0	0	2	2	0	0	0	0	0	13	25	0.00	1.200
Yorkis Perez, L (8, 1) ERA: 4.21	0.1		1	0	0	0	0	0	0	0	0	0	0	3	4	0.00	0.000
Terry Mathews, R (9, 1) ERA: 4.35	1.0		6	2	1	1	2	1	0	0	0	0	0	16	26	9.00	3.000



Batter	1	2	3	4	5	6	7	8	9	AB R H RBI BB SO LOB	TOP																	
Wayne Kirby, L (1, 8) OBP: 0.348, SLG: 0.390	0-1 L8		1-1 F9		0-1 G4-3		1-2 2-H 1B			4 0 1 0 0 0 1																		
Delino DeShields, L (1, 4) OBP: 0.291, SLG: 0.322	0-1 G6-3		1-0 L9			2-1 G1-3		2-2 L7		4 0 0 0 0 0 0																		
Mike Piazza, R (1, 2) OBP: 0.429, SLG: 0.602	2-3 K			1-0 2B		0-0 G4-6-3 1B		3-2 F7		4 0 2 0 0 1 0																		
Eric Karros, R (1, 3) OBP: 0.369, SLG: 0.468		1-0 HR		1-0 G6-3		1-1 G4-6-3 1B		1-0 F8		4 1 1 1 0 0 2																		
Raul Mondesi, R (1, 9) OBP: 0.311, SLG: 0.475		2-1 P4		3-3 K2-3		0-0 1B S 1B		1-0 G1-3		4 1 1 0 0 1 1																		
Todd Hollandsworth, L (1, 7) OBP: 0.369, SLG: 0.416		2-1 E6		1-2 F7		1-2 1B S 1B		3-2 S 1B		3 0 0 0 0 0 2																		
Rick Parker, R (9, PH) OBP: 0.500, SLG: 0.500										1 0 1 0 0 0 0																		
Mike Busch, R (1, 5) OBP: 0.302, SLG: 0.424		0-3 K			1-3 K		1-2 G5-3		0-3 K	4 0 0 0 0 3 3	AB 35 R 3 H 9 RBI 3 BB 0 SO 8 LOB 12																	
Greg Gagne, R (1, 6) OBP: 0.362, SLG: 0.391		1 SAFE 0-0 F9			2-2 1B		0-0 1B		1-3 SAFE K	4 1 2 1 0 1 2																		
Ramon Martinez, R (1, 1) OBP: 0.103, SLG: 0.071			1-3 K		0-3 K		2-2 2-H 1B			2 0 0 0 0 2 1																		
Dave Hansen, L (7, PH) OBP: 0.315, SLG: 0.222										1 0 1 1 0 0 0																		
Chad Fonville, S (7, PR) OBP: 0.284, SLG: 0.250										0 0 0 0 0 0 0																		
Mark Guthrie, R (7, 1)										0 0 0 0 0 0 0																		
Antonio Osuna, R (8, 1)										0 0 0 0 0 0 0																		
<b>Inning Stats</b>	R: 0 E: 0 K: 1 S: 8	H: 0 LOB: 0 BB: 0 P: 10	R: 1 E: 1 K: 1 S: 9	H: 1 LOB: 1 BB: 0 P: 14	R: 0 E: 0 K: 1 S: 6	H: 0 LOB: 0 BB: 0 P: 9	R: 0 E: 0 K: 1 S: 10	H: 1 LOB: 1 BB: 0 P: 16	R: 0 E: 0 K: 0 S: 5	H: 1 LOB: 0 BB: 0 P: 8	R: 2 E: 0 K: 0 S: 15	H: 4 LOB: 2 BB: 0 P: 20	R: 0 E: 0 K: 0 S: 10	H: 0 LOB: 0 BB: 0 P: 16	R: 0 E: 0 K: 2 S: 12	H: 1 LOB: 1 BB: 0 P: 17	1B: 7 2B: 1 3B: 0 HR: 1	SF: 0 SAC: 0 DP: 1 HBP: 0	WP: 0 PB: 0 SB: 2 CS: 0	PA: 35								
<b>PITCHER</b>	IP WLS BF H R ER SO BB IBB HBP BLK WP HR S P ERA WHIP																											
Donne Wall, R (1, 1) ERA: 3.91	7.0		28	8	3	3	6	0	0	0	0	0	1	66	93	3.86	1.143											
Danny Darwin, R (8, 1) ERA: 3.02	1.0	W	3	0	0	0	0	0	0	0	0	0	0	10	16	0.00	0.000											
Billy Wagner, L (9, 1) ERA: 2.43	1.0	S	4	1	0	0	2	0	0	0	0	0	0	12	17	0.00	1.000											

**Los Angeles Dodgers @ Houston Astros**  
 Astrodome, Houston, TX  
 Fri Jul 26 1996 8:05 PM EDT  
 Att: 27,089 - Dome - 72 F

livebaseballscorecards.com

Batter	1	2	3	4	5	6	7	8	9
John Cangelosi, S OBP: 0.404, SLG: 0.386 (1, 8)	1-0 F7		2-2 P6		1-0 1B		2-2 P4		
Craig Biggio, R OBP: 0.397, SLG: 0.443 (1, 4)	2-2 G3		2-1 HR		2-2 F7		2-2 G4-3		
5 Jeff Bagwell, R OBP: 0.449, SLG: 0.590 (1, 3)	3-2 1B		1-3 K			2-1 L7		0-0 2B	
Derek Bell, R OBP: 0.330, SLG: 0.445 (1, 9)	1-2 L9			1-1 G6-3		2-2 1B		3-2 SF7	
Sean Berry, R OBP: 0.311, SLG: 0.471 (1, 5)		3-1 F7		2-3 K		2-1 1B		0-0 SH1-3	
Orlando Miller, R OBP: 0.296, SLG: 0.418 (9, 6)						1-2 HBP		2-3	
Derrick May, L OBP: 0.337, SLG: 0.410 (1, 7)		0-2 G6-4-3 1B		4-0 FC6-4 BB		3-3 K		4-0 SF7 IBB	
Ricky Gutierrez, R OBP: 0.349, SLG: 0.329 (8, PH)		1-0 G6-4-3		1-1 FC6-4		1-0 L9		1-0 SF7	
Bill Spiers, L OBP: 0.274, SLG: 0.358 (9, 5)		1-2f		1-2f				1-2 3-H	
Rick Wilkins, L OBP: 0.330, SLG: 0.331 (1, 2)			2-1 L7		1-0 SH3-4 1B		1-2 L8	4-0	
Donne Wall, R OBP: 0.276, SLG: 0.259 (1, 1)			1-1 HR		0-0 SH3-4		2-2 S 1B	0-3	
James Mouton, R OBP: 0.340, SLG: 0.350 (7, PH)									
Danny Darwin, R OBP: 0.205, SLG: 0.385 (8, 1)									
Ray Montgomery, R OBP: 0.250, SLG: 0.625 (8, PH)									
Billy Wagner, L OBP: 0.250, SLG: 0.625 (9, 1)									
<b>Inning Stats</b>	R: 0 H: 1 E: 0 LOB: 1 K: 0 BB: 0 S: 12 P: 19	R: 0 H: 1 E: 0 LOB: 0 K: 0 BB: 0 S: 6 P: 10	R: 2 H: 2 E: 0 LOB: 0 K: 1 BB: 0 S: 12 P: 20	R: 0 H: 0 E: 0 LOB: 1 K: 1 BB: 1 S: 9 P: 17	R: 0 H: 2 E: 0 LOB: 1 K: 0 BB: 0 S: 6 P: 10	R: 0 H: 1 E: 0 LOB: 2 K: 1 BB: 0 S: 10 P: 20	R: 0 H: 1 E: 0 LOB: 1 K: 0 BB: 0 S: 13 P: 20	R: 2 H: 2 E: 0 LOB: 2 K: 1 BB: 2 S: 10 P: 22	

AB R H RBI BB SO LOB

4	0	1	0	0	0	2
4	1	1	2	0	0	2
4	1	2	0	0	1	0
4	1	2	1	0	0	1
2	0	0	0	0	1	0
0	0	0	0	0	0	0
2	0	1	0	2	1	2
3	0	0	0	0	0	4
0	0	0	1	0	0	0
3	0	1	0	1	0	0
1	1	1	0	0	0	0
1	0	1	0	0	0	0
0	0	0	0	0	0	0
1	0	0	0	0	1	2
0	0	0	0	0	0	0

WP: 0 PA: 36  
PB: 0  
SB: 1  
CS: 0

PITCHER	IP	WLS	BF	H	R	ER	SO	BB	IBB	HBP	BLK	WP	HR	S	P	ERA	WHIP
Ramon Martinez, R ERA: 3.93 (1, 1)	6.0		25	7	2	2	3	1	0	1	0	0	1	55	96	3.00	1.333
Mark Guthrie, L ERA: 1.65 (7, 1)	1.0	L	6	3	2	2	0	0	0	0	0	0	0	18	28	18.00	3.000
Antonio Osuna, R ERA: 2.57 (8, 1)	1.0		5	0	0	0	1	0	2	0	0	0	0	5	14	0.00	0.000

**BOTTOM**

**Los Angeles Dodgers @ Houston Astros**  
Astrodome, Houston, TX  
Fri Jul 26 1996, 8:05 PM EDT  
Att: 27,089 - Dome - 72 F

livebaseballscores.com

<b>AB</b>	<b>29</b>
<b>R</b>	<b>4</b>
<b>H</b>	<b>10</b>
<b>RBI</b>	<b>4</b>
<b>BB</b>	<b>3</b>
<b>SO</b>	<b>4</b>
<b>LOB</b>	<b>13</b>



Batter	1	2	3	4	5	6	7	8	9	10	11	AB R H RBI BB SO LOB	TOP	
Wayne Kirby, L (1, 8) OBP: 0.329, SLG: 0.365 Billy Ashley, R (9, PH) OBP: 0.263, SLG: 0.378 Antonio Osuna, R (9, 1) Tom Prince, R (11, PH) OBP: 0.346, SLG: 0.419 Todd Worrell, R (11, 1)	0-0 F7	0-0 G4-3		0-3 K			0-3 K		0-0 HR		1-0 1B HBP	4 0 0 0 0 2 1 1 1 1 3 0 0 0 0 0 0 0 0 0 0 0 1 0 0 0 0 0 0 0 0 0 0 0 0	<p>Los Angeles Dodgers @ Houston Astros</p> <p>Astrodome, Houston, TX</p> <p>Sat Jul 27 1996 8:05 PM EDT</p> <p>Att. 36,841 - Dome</p>	
Delino DeShields, L (1, 4) OBP: 0.291, SLG: 0.320 Juan Castro, R (9, PH) OBP: 0.283, SLG: 0.311	4-0 BB BB	0-0 G3-1		0-3 K			0-0 G6-3		0-3 K		0-3 K	3 1 0 0 0 1 1 1 2 0 0 0 0 0 2 1		
Mike Piazza, R (1, 2) OBP: 0.435, SLG: 0.605	4-0 BB BB		0-0 2B	6-3 1B			0-0 F9		0-0 FC1-6 1B		0-0 FC5-4 1B	5 1 4 0 1 0 0		
Eric Karros, R (1, 3) OBP: 0.307, SLG: 0.474	0-0 BB BB		0-0 2B	1-3 2B			0-0 G3		0-3 K		0-0 FC5-4	6 0 3 2 0 1 2		
Raul Mondesi, R (1, 9) OBP: 0.307, SLG: 0.468	0-3 K		0-0 L6				0-0 E5		0-0 FC1-6		0-0 G6-3	6 0 0 0 0 1 7		
Todd Hollandsworth, L (1, 7) OBP: 0.360, SLG: 0.413	4-0 BB BB		0-0 6-3				0-0 F8		0-3 K		0-0 FC6-4 1B	4 0 1 1 1 1 3		
Mike Busch, R (1, 5) OBP: 0.279, SLG: 0.391	0-3 K		0-3 K				0-0 F9		0-0 F9		0-3 K	5 0 0 0 0 3 6		
Greg Gagne, R (1, 6) OBP: 0.363, SLG: 0.391		0-0 G4-3 SH3-4 1B		0-0 L4			0-0 F3		0-0 HR HBP 1B		0-0 FC6-4	5 1 2 0 0 0 2		
Chan Ho Park, R (1, 1) OBP: 0.133, SLG: 0.071 37 Darren Dreifort, R (5, 1) Chad Fonville, S (7, PH) OBP: 0.282, SLG: 0.249 Scott Radinsky, L (7, 1) Dave Hansen, L (9, PH) OBP: 0.315, SLG: 0.222 Rick Parker, R (9, PH) OBP: 0.500, SLG: 0.333		0-0 SH3-4		0-3 K			0-0 F7		1-0 HR HBP		0-0 G1-5-3	1 0 0 0 0 0 1 0 0 0 0 0 0 0 0 0 1 0 0 0 0 0 0 0 0 0 0 0 0 0 0 0 0 1 0 0 0 0 0 0		
<b>Inning Stats</b>	R: 1 H: 1 E: 0 LOB: 3 K: 2 BB: 3 S: 8 P: 20	R: 0 H: 1 E: 0 LOB: 1 K: 0 BB: 0 S: 4 P: 4	R: 1 H: 2 E: 0 LOB: 1 K: 1 BB: 0 S: 7 P: 7	R: 0 H: 0 E: 0 LOB: 0 K: 2 BB: 0 S: 7 P: 7	R: 0 H: 0 E: 0 LOB: 0 K: 1 BB: 0 S: 5 P: 5	R: 0 H: 0 E: 1 LOB: 1 K: 0 BB: 0 S: 4 P: 4	R: 0 H: 0 E: 0 LOB: 0 K: 1 BB: 0 S: 5 P: 5	R: 0 H: 1 E: 0 LOB: 1 K: 2 BB: 0 S: 8 P: 8	R: 3 H: 3 E: 0 LOB: 1 K: 1 BB: 0 S: 8 P: 9	R: 0 H: 1 E: 0 LOB: 1 K: 1 BB: 0 S: 6 P: 6	R: 1 H: 2 E: 0 LOB: 2 K: 1 BB: 0 S: 7 P: 8	1B: 8 SF: 0 2B: 2 SAC: 1 3B: 0 DP: 0 HR: 1 HBP: 2		WP: 0 PA: 50 PB: 0 SB: 0 CS: 0
<b>PITCHER</b>	IP WLS BF H R ER SO BB IBB HBP BLK WP HR S P ERA WHIP													
Doug Drabek, R (1, 1) ERA: 4.68	7.0 29 4 2 2 7 3 0 0 0 0 0 0 40 52 2.57 1.000													
Xavier Hernandez, R (8, 1) ERA: 5.24	1.1 6 2 1 1 2 0 0 0 0 0 0 0 10 10 6.75 1.500													
Billy Wagner, L (9, 1) ERA: 3.0	0.1 4 2 2 2 1 0 0 1 0 0 0 1 5 6 54.00 6.000													
Terry Clark, R (9, 1) ERA: 7.84	2.1 L 11 3 1 1 2 0 0 0 1 0 0 0 14 15 3.86 1.286													

AB	44
R	6
H	11
RBI	6
BB	3
SO	12
LOB	23



livebaseballscorecards.com



Batter	1	2	3	4	5	6	7	8	9	10	11	AB	R	H	RBI	BB	SO	LOB	BOTTOM																	
<b>John Cangelosi, S</b> OBP: 0.404, SLG: 0.383 (1, 8) (9, 7)	G3		6-3		1B 2B 1B		G5-3 G3 BB		K			4	1	1	0	1	1	1	Los Angeles Dodgers @ Houston Astros Astrodome, Houston, TX Sat Jul 27 1996, 8:05 PM EDT Att. 36,841 - Dome																	
<b>Craig Biggio, R</b> OBP: 0.394, SLG: 0.440 (1, 4)	F7			F8	2B 1B		G3		K			5	1	1	0	0	1	1																		
<b>5 Jeff Bagwell, R</b> OBP: 0.449, SLG: 0.589 (1, 3)	2B			G5-3 BB	K		G5-3		G6-3			4	1	1	0	1	1	4																		
<b>Derek Bell, R</b> OBP: 0.328, SLG: 0.445 (1, 9)	K			G5-3	2B		G4-3		F9			5	0	1	3	0	1	3																		
<b>Derrick May, L</b> OBP: 0.345, SLG: 0.411 (9, 1)				G1-6-3 BB	1B 1B		G4-3		G6-3			2	1	1	1	2	0	0																		
<b>Billy Wagner, L</b> (9, 1)												0	0	0	0	0	0	0																		
<b>Terry Clark, R</b> (9, 1)												0	0	0	0	0	0	0																		
<b>Sean Berry, R</b> OBP: 0.310, SLG: 0.470 (11, PH)				2-H 1B	IBB							1	0	0	0	0	0	0																		
<b>Orlando Miller, R</b> OBP: 0.295, SLG: 0.414 (1, 6)	G1-6-3				G2-3		G4-3		K			5	0	1	1	0	1	3																		
<b>Bill Spiers, L</b> OBP: 0.262, SLG: 0.342 (1, 5)	F7			G3			K		K			5	0	0	0	0	2	1																		
<b>Randy Knorr, R</b> OBP: 0.208, SLG: 0.221 (9, PH)												3	1	1	0	0	1	0																		
<b>Brian Hunter, R</b> OBP: 0.291, SLG: 0.346 (10, 2)				6-3	1B 2B 1B		K		F9			1	0	0	0	0	0	0																		
<b>Kirt Manwaring, R</b> OBP: 0.319, SLG: 0.297 (10, 2)												0	0	0	0	0	0	0																		
<b>Doug Drabek, R</b> OBP: 0.188, SLG: 0.216 (8, 1)				K								3	0	0	0	0	2	1																		
<b>Xavier Hernandez, L</b> (9, 9)							G5-3		CS 1B			0	0	0	0	0	0	0																		
<b>James Mouton, R</b> OBP: 0.343, SLG: 0.354 (9, 9)												1	0	1	0	0	0	0																		
<b>Inning Stats</b>	R: 0 E: 0 K: 1 S: 6	H: 1 LOB: 1 BB: 0 P: 6	R: 0 E: 0 K: 0 S: 2	H: 0 LOB: 0 BB: 1 P: 6	R: 0 E: 0 K: 1 S: 5	H: 0 LOB: 0 BB: 0 P: 5	R: 2 E: 0 K: 0 S: 5	H: 2 LOB: 1 BB: 1 P: 9	R: 3 E: 0 K: 2 S: 11	H: 4 LOB: 2 BB: 1 P: 15	R: 0 E: 0 K: 2 S: 7	H: 0 LOB: 0 BB: 0 P: 7	R: 0 E: 0 K: 1 S: 5	H: 0 LOB: 0 BB: 0 P: 5	R: 0 E: 0 K: 1 S: 5	H: 1 LOB: 0 BB: 0 P: 5	R: 0 E: 0 K: 1 S: 5	H: 0 LOB: 0 BB: 0 P: 5	R: 0 E: 0 K: 1 S: 5	H: 0 LOB: 0 BB: 0 P: 5	R: 0 E: 0 K: 1 S: 5	H: 0 LOB: 0 BB: 0 P: 5	R: 0 E: 0 K: 1 S: 5	H: 0 LOB: 0 BB: 0 P: 5	1B: 6 2B: 2 3B: 0 HR: 0	SF: 0 SAC: 0 DP: 1 HBP: 0	WP: 0 PB: 0 SB: 0 CS: 1	PA: 43								
<b>PITCHER</b>	IP	WLS	BF	H	R	ER	SO	BB	IBB	HBP	BLK	WP	HR	S	P	ERA	WHIP																			
<b>Chan Ho Park, R</b> ERA: 3.62 (1, 1)	4.2		23	7	5	5	4	2	1	0	0	0	0	28	40	9.64	1.929																			
<b>37 Darren Dreifort, R</b> ERA: (5, 1)	1.1		4	0	0	0	2	0	0	0	0	0	0	8	8	0.00	0.000																			
<b>Scott Radinsky, L</b> ERA: 2.14 (7, 1)	2.0		7	0	0	0	1	1	0	0	0	0	0	8	12	0.00	0.500																			
<b>Antonio Osuna, R</b> ERA: 2.48 (9, 1)	2.0	W	6	1	0	0	2	0	0	0	0	0	0	10	10	0.00	0.500																			
<b>Todd Worrell, R</b> ERA: 3.27 (11, 1)	1.0	S	3	0	0	0	1	0	0	0	0	0	0	5	5	0.00	0.000																			

livebaseballscorecards.com

AB 39  
R 5  
H 8  
RBI 5  
BB 4  
SO 10  
LOB 14



TOP

Los Angeles Dodgers @ Houston Astros  
Astrodome, Houston, TX

Sun Jul 28 1996, 4:33 AM EDT  
Att. 32,912 - Dome - 72 F

livebaseballscorecards.com

AB	37
R	2
H	11
RBI	2
BB	3
SO	9
LOB	23



AB R H RBI BB SO LOB

5	0	2	0	0	2	0
5	0	1	0	0	1	3
5	0	2	1	0	1	2
5	0	0	0	0	1	5
4	0	1	0	0	0	3
4	0	2	0	0	1	2
3	0	1	0	1	1	2
0	0	0	0	0	0	0
0	0	0	0	0	0	0
2	1	1	1	2	1	2
3	1	1	0	0	1	2
0	0	0	0	0	0	0
1	0	0	0	0	0	2
0	0	0	0	0	0	0
0	0	0	0	0	0	0

Batter	1	2	3	4	5	6	7	8	9
Wayne Kirby, L (1, 8) OBP: 0.333, SLG: 0.368	2-3 K		1-1 F8 1B		1-1 F9		0-2 FC6-4 1B		1-3 K
Delino DeShields, L (1, 4) OBP: 0.290, SLG: 0.318	3-2 G4-3		1-0 F8		1-0 F8		2-3 K		3-2 1B
Mike Piazza, R (1, 2) OBP: 0.434, SLG: 0.602	1-2 G1-3		1-2 FC6 1B		0-2 FC6-4 1B		1-1 FC6-4 1-2f		1-3 K
Eric Karros, R (1, 3) OBP: 0.303, SLG: 0.468		0-1 E6 BB	0-0 F8		2-2 FC6-4 1-2f		2-3 K		1-2 G5-3
Todd Hollandsworth, L (1, 7) OBP: 0.358, SLG: 0.415		1-2 F8	1-0 FC6 1-2f			0-1 2B		1-1 G3	
Raul Mondesi, R (1, 9) OBP: 0.309, SLG: 0.468		2-3 K		1-0 CS 1B		1-0 F7		1-1 1B 1B	
Dave Hansen, L (1, 5) OBP: 0.325, SLG: 0.227		4-2		1 SAFE 2-3 K		0-0 G5-3		1 SAFE 1-2 1B 1B	
Chad Fonville, S (8, PR) OBP: 0.282, SLG: 0.249				1 SAFE 1-2 K				1 SAFE 1-3 1B	
Juan Castro, R (8, 5) OBP: 0.263, SLG: 0.311		1-2 BB							
Greg Gagne, R (1, 6) OBP: 0.368, SLG: 0.405		2-3 K		0-0 HR		4-0 IBB		4-0 1B 1B	
Ismael Valdez, R (1, 1) OBP: 0.133, SLG: 0.114			0-0 F8 1B		0-2 G4-3		0-3 K		0-1 L8
Mark Guthrie, R (7, 1)									
Rick Parker, R (8, PH) OBP: 0.400, SLG: 0.250									
Pedro Astacio, R (8, 1) OBP: 0.068, SLG: 0.047									
Joey Eischen, L (9, 1)									

Inning Stats	R: 0	H: 0	E: 0	K: 1	S: 10	P: 16	R: 0	H: 0	E: 1	K: 2	S: 15	P: 24	R: 1	H: 3	E: 0	K: 0	S: 9	P: 13	R: 1	H: 2	E: 0	K: 1	S: 11	P: 13	R: 0	H: 1	E: 0	K: 0	S: 9	P: 13	R: 0	H: 1	E: 0	K: 1	S: 7	P: 12	R: 0	H: 1	E: 0	K: 2	S: 13	P: 18	R: 0	H: 2	E: 0	K: 0	S: 9	P: 16	R: 0	H: 1	E: 0	K: 2	S: 15	P: 21	1B: 9	2B: 2	3B: 0	HR: 1	SF: 0	SAC: 0	DP: 1	HBP: 0	WP: 0	PA: 40
--------------	------	------	------	------	-------	-------	------	------	------	------	-------	-------	------	------	------	------	------	-------	------	------	------	------	-------	-------	------	------	------	------	------	-------	------	------	------	------	------	-------	------	------	------	------	-------	-------	------	------	------	------	------	-------	------	------	------	------	-------	-------	-------	-------	-------	-------	-------	--------	-------	--------	-------	--------

PITCHER	IP	WLS	BF	H	R	ER	SO	BB	IBB	HBP	BLK	WP	HR	S	P	ERA	WHIP
Shane Reynolds, R (1, 1) ERA: 3.85	7.0		31	8	2	2	7	1	1	0	0	0	1	74	109	2.57	1.286
Danny Darwin, R (8, 1) ERA: 2.97	2.0	W	9	3	0	0	2	0	1	0	0	0	0	24	37	0.00	1.500

Batter	1	2	3	4	5	6	7	8	9	AB	R	H	RBI	BB	SO	LOB
John Cangelosi, S OBP: 0.405, SLG: 0.386 (1, 7)	0-0 F7		2-1 P6			2-2 SF8 1B	0-0 5 WP 1B			4	1	2	1	0	0	0
Craig Biggio, R OBP: 0.395, SLG: 0.443 (1, 4)	1-2 F9			0-1 5 G6-4-3 1B		0-0 SF8 1-3 2B	0-3 SAFE K			4	0	2	0	0	1	2
5 Jeff Bagwell, R OBP: 0.445, SLG: 0.582 (1, 3)	0-0 L8			2-0 G6-4-3 1-2f		2-0 F9	3-3 K			4	0	0	0	0	1	5
Derek Bell, R OBP: 0.328, SLG: 0.444 (1, 9)		0-0 G6-3		0-0 1B		0-2 SF8		0-1 G6-3		3	0	1	1	0	0	0
Sean Berry, R OBP: 0.313, SLG: 0.467 (1, 5)		2-0 L7		3-2 P4		4-2 BB		4-2 G6-3 BB		2	0	0	0	2	0	1
James Mouton, R OBP: 0.341, SLG: 0.351 (1, 8)		2-1 1B			0-2 G6-3	1-1 G3		0-1 G6-3		4	0	1	0	0	0	3
Orlando Miller, R OBP: 0.297, SLG: 0.426 (1, 6)		2-3 K			0-3 K			0-0 FC3-6 1B	1-0 HR	4	1	2	1	0	2	1
Kirt Manwaring, R OBP: 0.320, SLG: 0.297 (1, 2)			2-2 P4		0-0 FC5-4 1B			0-1 FC3-6 2B 1B		3	1	1	0	0	0	1
Shane Reynolds, R OBP: 0.157, SLG: 0.255 (1, 1)			1-1 G4-3		1-2 FC5-4			1-1 1B 2B		2	0	0	0	0	0	1
Derrick May, L OBP: 0.348, SLG: 0.420 (7, PH)										1	0	1	0	0	0	0
Danny Darwin, R OBP: 0.205, SLG: 0.385 (8, 1)										0	0	0	0	0	0	0

Inning Stats	R: 0	H: 0	E: 0	K: 5	S: 5	R: 0	H: 1	E: 0	K: 1	S: 7	R: 0	H: 0	E: 0	K: 0	S: 9	R: 0	H: 2	E: 0	K: 0	S: 8	R: 0	H: 1	E: 0	K: 1	S: 10	R: 1	H: 2	E: 0	K: 0	S: 12	R: 1	H: 3	E: 0	K: 2	S: 13	R: 0	H: 0	E: 0	K: 0	S: 7	R: 1	H: 1	E: 0	K: 0	S: 1	1B: 7	2B: 2	3B: 0	HR: 1	SF: 1	SAC: 0	DP: 2	HBP: 0	WP: 1	PB: 0	SB: 0	CS: 0	PA: 34
PITCHER	IP	WLS	BF	H	R	ER	SO	BB	IBB	HBP	BLK	WP	HR	S	P	ERA	WHIP																																									
Ismael Valdez, R ERA: 3.07 (1, 1)	6.1		28	9	2	2	2	1	0	0	0	0	0	57	85	2.84	1.579																																									
Mark Guthrie, L ERA: 1.63 (7, 1)	0.2		2	0	0	0	2	0	0	0	0	1	0	7	10	0.00	0.000																																									
Pedro Astacio, R ERA: 3.53 (8, 1)	1.0		3	0	0	0	0	1	0	0	0	0	0	7	11	0.00	1.000																																									
Joey Eischen, L ERA: 4.78 (9, 1)	0.0	L	1	1	1	1	0	0	0	0	0	0	1	1	2	∞	∞																																									

**Los Angeles Dodgers @ Houston Astros**  
Astrodome, Houston, TX

Sun Jul 28 1996, 4:33 AM EDT  
Att: 32,912 - Dome - 72 F

AB	31
R	3
H	10
RBI	3
BB	2
SO	4
LOB	14

PITCHER	IP	WLS	BF	H	R	ER	SO	BB	IBB	HBP	BLK	WP	HR	S	P	ERA	WHIP
Ismael Valdez, R ERA: 3.07 (1, 1)	6.1		28	9	2	2	2	1	0	0	0	0	0	57	85	2.84	1.579
Mark Guthrie, L ERA: 1.63 (7, 1)	0.2		2	0	0	0	2	0	0	0	0	1	0	7	10	0.00	0.000
Pedro Astacio, R ERA: 3.53 (8, 1)	1.0		3	0	0	0	0	1	0	0	0	0	0	7	11	0.00	1.000
Joey Eischen, L ERA: 4.78 (9, 1)	0.0	L	1	1	1	1	0	0	0	0	0	0	1	1	2	∞	∞

Batter	1	2	3	4	5	6	7	8	9	10	AB R H RBI BB SO LOB	TOP													
<b>Quilvio Veras, S</b> OBP: 0.375, SLG: 0.325 (1, 4) BB BB	4-0 S 1B BB		4-2 1B S BB		1-0 G6-3		0-0 G6-4-3 1-2f		4-1 BLK BB		2 1 0 0 3 0 1	<b>Florida Marlins @ Los Angeles Dodgers</b> <b>Dodger Stadium, Los Angeles, CA</b> Tue Jul 30 1996, 7:05 PM PDT Att. 34,973 - Unknown - 80 F													
<b>Edgar Renteria, R</b> OBP: 0.333, SLG: 0.407 (1, 6) SAFE SAFE SAFE	0-3 K		1-2 F9		0-0 WP S 1B			3-3 K	3-2 F9 3-H		5 1 1 0 0 2 3														
<b>Gary Sheffield, R</b> OBP: 0.455, SLG: 0.623 (1, 9) X	0-0 BLK 1B		0-2 S 1B		3-2 S 1B			4-1 BLK BB BB		X 0-0 P6	4 1 3 2 1 0 0														
<b>Jeff Conine, R</b> OBP: 0.369, SLG: 0.495 (1, 3) SAFE SAFE SAFE	1-2 G5-3 1B		0-3 K		3-3 K			4-1 BLK BB		2-3 K	4 0 1 1 1 3 3														
<b>Devon White, S</b> OBP: 0.315, SLG: 0.426 (1, 8) SAFE SAFE	0-2 G5-3		0-3 K			X 0-0 G4-3		2-3 K		0-3 K	5 0 0 0 0 3 5														
<b>Terry Pendleton, S</b> OBP: 0.299, SLG: 0.350 (1, 5) SAFE SAFE	0-0 F7			X 0-0 F7		C 1-1 L9		1-0 G5-3			4 0 0 0 0 0 3														
<b>Joe Orsulak, L</b> OBP: 0.276, SLG: 0.276 (1, 7) <b>Jesus Tavarez, S</b> OBP: 0.237, SLG: 0.222 (9, PR) (9, 7)		B 1-0 F9		X 0-0 P6		X 0-0 P2			0-2 WP BLK 1B		4 0 1 0 0 0 0 0 1 0 0 0 0 0														
<b>Rob Natal, R</b> OBP: 0.250, SLG: 0.208 (1, 2) SAFE SAFE		C 1-1 F8		B 1-0 F7			X 0-0 F7		1 SAFE 3-3 K		4 0 0 0 0 1 1														
<b>Marc Valdes, R</b> (1, 1) <b>Yorkis Perez, L</b> (7, 1) <b>Jay Powell, R</b> (7, 1) <b>Andre Dawson, R</b> OBP: 0.333, SLG: 0.432 (9, PH) <b>David Weathers, R</b> OBP: 0.200, SLG: 0.316 (9, 1)		X 0-0 F7			C 0-2 K		B 4-1 G6-4-3 BB		2-2 K		2 0 0 0 1 1 0 0 0 0 0 0 0 0 0 0 0 0 0 0 0 1 0 0 0 0 1 2 0 0 0 0 0 0 0														
<b>Inning Stats</b>	R: 2 E: 0 K: 1 S: 12	H: 2 LOB: 1 BB: 1 P: 17	R: 0 E: 0 K: 0 S: 4	H: 0 LOB: 0 BB: 0 P: 6	R: 0 E: 0 K: 2 S: 16	H: 1 LOB: 2 BB: 1 P: 21	R: 0 E: 0 K: 0 S: 3	H: 0 LOB: 0 BB: 0 P: 4	R: 1 E: 0 K: 2 S: 11	H: 2 LOB: 1 BB: 0 P: 18	R: 0 E: 0 K: 0 S: 4		H: 0 LOB: 0 BB: 0 P: 5	R: 0 E: 0 K: 0 S: 3	H: 0 LOB: 0 BB: 1 P: 7	R: 0 E: 0 K: 2 S: 10	H: 0 LOB: 2 BB: 2 P: 24	R: 1 E: 0 K: 2 S: 15	H: 1 LOB: 2 BB: 1 P: 27	R: 0 E: 0 K: 2 S: 7	H: 0 LOB: 0 BB: 0 P: 9	1B: 6 2B: 0 3B: 0 HR: 0	SF: 0 SAC: 0 DP: 1 HBP: 0	WP: 3 PB: 0 SB: 5 CS: 0	PA: 41
<b>PITCHER</b> <b>Hideo Nomo, R</b> ERA: 3.49 <b>37 Darren Dreifort, R</b> ERA: <b>Todd Worrell, R</b> ERA: 3.4 <b>Antonio Osuna, R</b> ERA: 2.44	IP 7.0 1.0 1.0 1.0	WLS 28 5 5	BF 28 5 5	H 5 0 1	R 3 0 0	ER 3 0 1	SO 5 2 2	BB 3 2 1	IBB 0 0 0	HBP 0 0 0	BLK 1 1 0	WP 1 0 1	HR 0 0 0	S 53 10 15	P 78 24 27	ERA 3.86 0.00 9.00	WHIP 1.143 2.000 2.000								

livebaseballscores.com

<b>AB</b>	<b>35</b>
<b>R</b>	<b>4</b>
<b>H</b>	<b>6</b>
<b>RBI</b>	<b>3</b>
<b>BB</b>	<b>6</b>
<b>SO</b>	<b>11</b>
<b>LOB</b>	<b>18</b>



BOTTOM

Florida Marlins @ Los Angeles Dodgers  
Dodger Stadium, Los Angeles, CA

Tue Jul 30 1996, 7:05 PM PDT  
Att. 34,973 - Unknown - 80 F

AB	41
R	5
H	13
RBI	5
BB	3
SO	4
LOB	19



WP	1	PA	45
PB	1		
SB	0		
CS	0		

AB	R	H	RBI	BB	SO	LOB
3	0	0	0	0	0	1
0	0	0	0	0	1	0
0	0	0	0	0	0	0
1	0	1	0	0	0	0
0	0	0	0	0	0	0

4	2	2	1	0	0	0
---	---	---	---	---	---	---

5	0	0	0	0	1	7
---	---	---	---	---	---	---

5	0	2	2	0	0	2
---	---	---	---	---	---	---

5	1	2	0	0	1	1
---	---	---	---	---	---	---

4	0	2	1	1	1	1
---	---	---	---	---	---	---

3	0	1	0	0	0	3
1	1	0	0	0	1	1
0	0	0	0	0	0	0
1	1	0	0	0	0	1

5	0	1	0	0	0	2
---	---	---	---	---	---	---

1	0	0	0	1	0	0
3	0	2	1	0	0	0

1B	9	SF	1
2B	3	SAC	0
3B	1	DP	1
HR	0	HBP	0

Batter	1	2	3	4	5	6	7	8	9	10
Wayne Kirby, L OBP: 0.321, SLG: 0.352 Billy Ashley, R OBP: 0.271, SLG: 0.378 37 Darren Dreifort, R (8, 1) Juan Castro, R OBP: 0.270, SLG: 0.318 Antonio Osuna, R (10, 1)	G1-3	G6-4-3			G3		SF6 BB		1B	1B
Delino DeShields, L OBP: 0.291, SLG: 0.320	E5 1B WP		PB 2B 1B		G1-3		SF6		1B	
Mike Piazza, R OBP: 0.429, SLG: 0.594	K		G5-3		G5-3		G4-3		L7	
Eric Karros, R OBP: 0.304, SLG: 0.469	2B 1B 1-H		G3-1 2B 2-H			F8		G4-3	F8	
Todd Hollandsworth, L OBP: 0.359, SLG: 0.418			G3-1		G6-3			3B 1B		K
Raul Mondesi, R OBP: 0.312, SLG: 0.476			K		F7			3B		2B
Dave Hansen, L OBP: 0.325, SLG: 0.232 Chad Fonville, S OBP: 0.281, SLG: 0.247	F7		L3				1B SF6 1B	K		FC1-4-5-6 1B 1B
Todd Worrell, R Mike Busch, R OBP: 0.275, SLG: 0.385			G6-3				G1-3	L7		1B
Greg Gagne, R OBP: 0.365, SLG: 0.401		F8			G6-3					1B
Hideo Nomo, R OBP: 0.191, SLG: 0.244 Rick Parker, R OBP: 0.500, SLG: 0.429			G1				SF6 BB 1B		L6	1B

Inning Stats	R: 1	H: 2	E: 1	K: 1	S: 14	R: 0	H: 0	E: 0	K: 0	S: 8	R: 0	H: 0	E: 0	K: 1	S: 12	R: 0	H: 0	E: 0	K: 0	S: 5	R: 0	H: 0	E: 0	K: 0	S: 6	R: 0	H: 0	E: 0	K: 0	S: 6	R: 1	H: 2	E: 0	K: 0	S: 10	R: 0	H: 2	E: 0	K: 1	S: 14	R: 0	H: 2	E: 0	K: 0	S: 7	R: 1	H: 3	E: 0	K: 1	S: 7	1B: 9	2B: 3	3B: 1	HR: 0	SF: 1	SAC: 0	DP: 1	HBP: 0
--------------	------	------	------	------	-------	------	------	------	------	------	------	------	------	------	-------	------	------	------	------	------	------	------	------	------	------	------	------	------	------	------	------	------	------	------	-------	------	------	------	------	-------	------	------	------	------	------	------	------	------	------	------	-------	-------	-------	-------	-------	--------	-------	--------

PITCHER	IP	WLS	BF	H	R	ER	SO	BB	IBB	HBP	BLK	WP	HR	S	P	ERA	WHIP
Marc Valdes, R ERA: 2.84	(1, 1)	6.1	27	6	3	2	2	2	0	0	0	1	0	55	99	2.84	1.263
Yorkis Perez, L ERA: 4.58	(7, 1)	0.1	2	0	0	0	0	1	0	0	0	0	0	4	11	0.00	3.000
Jay Powell, R ERA: 4.35	(7, 1)	1.1	6	2	1	1	1	0	0	0	0	0	0	16	22	6.75	1.500
David Weathers, R ERA: 4.54	(9, 1)	1.2	L 10	5	1	1	1	0	0	0	0	0	0	14	25	5.40	3.000

Batter	1	2	3	4	5	6	7	8	9	AB R H RBI BB SO LOB	TOP	
Quilvio Veras, S OBP: 0.380, SLG: 0.326 (1, 4)	4-2 G1-3 1B BB		3-2 G2-3			2-2 BB 1B 1B		4-1 BB		2 0 1 0 2 0 0		
Edgar Renteria, R OBP: 0.332, SLG: 0.404 (1, 6)	2-2 SAFE G1-3 1B		1-0 F7			1-1 SAFE F8		2-3 K		4 0 1 0 0 1 2		
Gary Sheffield, R OBP: 0.453, SLG: 0.618 (1, 9)	2-3 K				3-2 G5-3	1-0 BB 1B		3-3 K		4 0 1 0 0 2 3		
Jeff Conine, R OBP: 0.365, SLG: 0.490 (1, 3)	1-1 G1-3 1B				1-2 F9	0-1 F8		1-2 K		4 0 0 0 0 1 5		
Devon White, S OBP: 0.317, SLG: 0.428 (1, 8)	0-1 G5-3				1-0 2B	4-2 1B 2B		0-1 G5-3		3 0 1 0 1 0 2		
Terry Pendleton, S OBP: 0.296, SLG: 0.346 (1, 5)		1-2 F7			1-0 G1-4-3	2-0 L9		1-2 F8		4 0 0 0 0 0 4		
Billy McMillon, L OBP: 0.389, SLG: 0.267 (1, 7)		1-0 F9			2-3 K		2-1 G4-3		1-1 G3	4 0 0 0 0 1 0		
Rob Natal, R OBP: 0.238, SLG: 0.196 (1, 2)		3-3 K			0-0 G6-3		1-3 K			3 0 0 0 0 2 0		
Pat Rapp, R OBP: 0.095, SLG: 0.095 (1, 1)					2-1 G1-3		2-1 F9			2 0 0 0 0 0 0		
Joe Orsulak, L OBP: 0.274, SLG: 0.274 (7, PH)										1 0 0 0 0 0 0		
Yorkis Perez, L (7, 1)										0 0 0 0 0 0 0		
Terry Mathews, L (7, 1)										0 0 0 0 0 0 0		
Inning Stats	R: 0 H: 1 E: 0 LOB: 2 K: 1 BB: 1 S: 15 P: 23	R: 0 H: 0 E: 0 LOB: 0 K: 1 BB: 0 S: 7 P: 12	R: 0 H: 0 E: 0 LOB: 0 K: 0 BB: 0 S: 7 P: 13	R: 0 H: 1 E: 0 LOB: 1 K: 0 BB: 0 S: 11 P: 17	R: 0 H: 0 E: 0 LOB: 0 K: 1 BB: 0 S: 7 P: 10	R: 0 H: 2 E: 0 LOB: 3 K: 0 BB: 1 S: 11 P: 21	R: 0 H: 0 E: 0 LOB: 0 K: 1 BB: 0 S: 7 P: 12	R: 0 H: 0 E: 0 LOB: 1 K: 3 BB: 1 S: 14 P: 24	R: 0 H: 0 E: 0 LOB: 0 K: 0 BB: 0 S: 8 P: 10	1B: 3 SF: 0 2B: 1 SAC: 0 3B: 0 DP: 0 HR: 0 HBP: 0	WP: 0 PA: 34 PB: 0 SB: 0 CS: 0	
PITCHER	IP WLS BF H R ER SO BB IBB HBP BLK WP HR S P ERA WHIP											
Ramon Martinez, R ERA: 3.64 (1, 1)	7.0 W 28 4 0 0 4 3 0 0 0 0 0 0 66 113 0.00 1.000											
Antonio Osuna, R ERA: 2.4 (8, 1)	1.0 3 0 0 0 3 0 0 0 0 0 0 0 13 19 0.00 0.000											
Todd Worrell, R ERA: 3.32 (9, 1)	1.0 S 3 0 0 0 0 0 0 0 0 0 0 0 8 10 0.00 0.000											

**Florida Marlins @ Los Angeles Dodgers**  
Dodger Stadium, Los Angeles, CA  
Wed Jul 31 1996, 7:05 PM PDT  
Att. 29,565 - Unknown - 77 F

AB	31
R	0
H	4
RBI	0
BB	3
SO	7
LOB	16



Batter	1	2	3	4	5	6	7	8	9
Wayne Kirby, L OBP: 0.333, SLG: 0.356 Rick Parker, R OBP: 0.556, SLG: 0.625 (8, 8)	4-1 BB S 1B BB	0-0 1B		1-2 G3			0-2 2B		
Delino DeShields, L OBP: 0.291, SLG: 0.318 (1, 4)	4-2 BB 1B BB	1 SAFE 0-2 F7			3-2 F8		0-3 K		
Mike Piazza, R OBP: 0.427, SLG: 0.589 (1, 2)	4-0 FC4 1B BB	0-3 SAFE K			0-2 G3		0-1 L4		
Eric Karros, R OBP: 0.304, SLG: 0.467 (1, 3)	0-1 FC4 1B		2-0 G6-3		2-1 F8		1-1 G5-3		
Todd Hollandsworth, L OBP: 0.354, SLG: 0.412 (1, 7)	0-0 FC4 PB 1B		1-0 G3		1-1 L7		0-0 G3-1		
Raul Mondesi, R OBP: 0.314, SLG: 0.479 (1, 9)	1 SAFE SAFE 1B SAFE SAFE 1B SAFE 1B SAFE 1B SAFE X	3-1 PB 1B	0-0 F9		2-0 PO 2B		2-2 F4		
Mike Busch, R OBP: 0.264, SLG: 0.368 (1, 5)	2-3 K			0-3 K		1-2 K			
Greg Gagne, R OBP: 0.365, SLG: 0.397 (1, 6)	2-3 K			2-2 F8		4-0 IBB			
Ramon Martinez, R OBP: 0.125, SLG: 0.097 Antonio Osuna, R Todd Worrell, R		0-2 G2-3		0-1 1B		1-1 PO	1-3 K		

Inning Stats	R: 3	H: 2	E: 0	K: 2	S: 14	LOB: 2	BB: 3	P: 33	R: 0	H: 1	E: 0	K: 1	S: 11	LOB: 1	BB: 0	P: 11	R: 0	H: 0	E: 0	K: 0	S: 3	LOB: 0	BB: 0	P: 6	R: 0	H: 1	E: 0	K: 1	S: 12	LOB: 1	BB: 0	P: 15	R: 0	H: 0	E: 0	K: 0	S: 9	LOB: 0	BB: 0	P: 14	R: 0	H: 1	E: 0	K: 1	S: 7	LOB: 1	BB: 1	P: 16	R: 0	H: 1	E: 0	K: 2	S: 14	LOB: 1	BB: 0	P: 15	R: 0	H: 0	E: 0	K: 0	S: 6	LOB: 0	BB: 0	P: 9
--------------	------	------	------	------	-------	--------	-------	-------	------	------	------	------	-------	--------	-------	-------	------	------	------	------	------	--------	-------	------	------	------	------	------	-------	--------	-------	-------	------	------	------	------	------	--------	-------	-------	------	------	------	------	------	--------	-------	-------	------	------	------	------	-------	--------	-------	-------	------	------	------	------	------	--------	-------	------

PITCHER	IP	WLS	BF	H	R	ER	SO	BB	IBB	HBP	BLK	WP	HR	S	P	ERA	WHIP
Pat Rapp, R ERA: 4.19 Yorkis Perez, L ERA: 4.5 Terry Mathews, R ERA: 4.7	(1, 1) (7, 1) (7, 1)	6.0 0.2 1.1	L 3 4	5 1 0	3 0 0	3 0 0	5 2 0	3 0 0	1 0 0	0 0 0	0 0 0	0 0 0	0 0 0	56 12 8	95 13 11	4.50 0.00 0.00	1.333 1.500 0.000

**BOTTOM**


**Florida Marlins @ Los Angeles Dodgers**  
Dodger Stadium, Los Angeles, CA

Wed Jul 31 1996, 7:05 PM PDT  
Att: 29,565 - Unknown - 77 F

AB	R	H	RBI	BB	SO	LOB
2	1	1	0	1	0	1
1	0	1	0	0	0	0
3	1	0	0	1	1	2
3	1	0	0	1	1	2
4	0	1	2	0	0	0
4	0	0	0	0	0	2
4	0	2	1	0	0	0
3	0	0	0	0	3	3
2	0	0	0	1	1	2
3	0	1	0	0	1	0
0	0	0	0	0	0	0
0	0	0	0	0	0	0

AB	29
R	3
H	6
RBI	3
BB	4
SO	7
LOB	12

WP: 0 PA: 34  
PB: 1  
SB: 1  
CS: 0



PITCHER	IP	WLS	BF	H	R	ER	SO	BB	IBB	HBP	BLK	WP	HR	S	P	ERA	WHIP
---------	----	-----	----	---	---	----	----	----	-----	-----	-----	----	----	---	---	-----	------

Batter	1	2	3	4	5	6	7	8	9	10	11	12	13	14	AB R H RBI BB SO LOB	TOP	
<b>Quilvio Veras, S</b> (1, 4) <small>OBP: 0.375, SLG: 0.321</small> <b>Andre Dawson, R</b> (9, PH) <small>OBP: 0.325, SLG: 0.421</small> <b>Kurt Abbott, R</b> (9, 4) <small>OBP: 0.301, SLG: 0.457</small>															4 0 0 0 0 0 1 1 0 0 0 0 0 1 2 0 0 0 0 0 1 3		
<b>Edgar Renteria, R</b> (1, 6) <small>OBP: 0.339, SLG: 0.414</small>															7 3 4 1 0 1 3		
<b>Gary Sheffield, R</b> (1, 9) <small>OBP: 0.455, SLG: 0.630</small>															6 2 3 4 1 0 1		
<b>Jeff Conine, R</b> (1, 3) <small>OBP: 0.364, SLG: 0.486</small>															7 0 2 1 0 2 2		
<b>Devon White, S</b> (1, 8) <small>OBP: 0.314, SLG: 0.421</small>																6 0 0 0 1 0 4	
<b>Terry Pendleton, S</b> (1, 5) <small>OBP: 0.296, SLG: 0.345</small>																7 0 2 1 0 2 1	
<b>Billy McMillon, L</b> (1, 7) <small>OBP: 0.296, SLG: 0.263</small> <b>Robb Nen, R</b> (8, 1) <b>Jay Powell, R</b> (10, PH) <b>Chris Hammond, L</b> (12, 1) <b>Terry Mathews, L</b> (14, 1)																4 0 1 0 0 1 2 0 0 0 0 0 0 0 1 0 0 0 0 0 1 0 2 0 0 0 0 0 2 0 0 0 0 0 0 0	<b>AB</b> 59 <b>R</b> 7 <b>H</b> 15 <b>RBI</b> 7 <b>BB</b> 2 <b>SO</b> 10 <b>LOB</b> 24
<b>Rob Natal, R</b> (1, 2) <small>OBP: 0.231, SLG: 0.190</small> <b>Joe Orsulak, L</b> (7, PH) <small>OBP: 0.279, SLG: 0.280</small> <b>Joe Siddall, L</b> (7, 2) <small>OBP: 0.333, SLG: 0.333</small>																2 0 0 0 0 0 2 1 1 1 0 0 0 0 3 0 1 0 0 0 0	
<b>John Burkett, R</b> (1, 1) <small>OBP: 0.157, SLG: 0.196</small> <b>Alex Arias, R</b> (7, PH) <small>OBP: 0.345, SLG: 0.414</small> <b>Mark Hutton, R</b> (7, 1) <b>Jesus Tavarez, S</b> (8, 7) <small>OBP: 0.241, SLG: 0.227</small>																2 0 0 0 0 2 1 1 0 0 0 0 0 1 0 0 0 0 0 0 0 3 1 1 0 0 0 0	
<b>Inning Stats</b>	R: 0 H: 1 E: 0 LOB: 1 K: 1 BB: 0 S: 11 P: 17	R: 0 H: 1 E: 0 LOB: 0 K: 1 BB: 0 S: 8 P: 11	R: 1 H: 2 E: 0 LOB: 2 K: 1 BB: 1 S: 16 P: 29	R: 0 H: 1 E: 0 LOB: 1 K: 1 BB: 0 S: 14 P: 19	R: 0 H: 0 E: 0 LOB: 0 K: 0 BB: 0 S: 5 P: 7	R: 0 H: 1 E: 0 LOB: 1 K: 1 BB: 0 S: 10 P: 13	R: 3 H: 3 E: 0 LOB: 0 K: 0 BB: 0 S: 13 P: 18	R: 0 H: 0 E: 0 LOB: 0 K: 0 BB: 0 S: 6 P: 9	R: 2 H: 3 E: 1 LOB: 2 K: 2 BB: 0 S: 20 P: 30	R: 0 H: 0 E: 0 LOB: 0 K: 2 BB: 0 S: 10 P: 12	R: 0 H: 0 E: 0 LOB: 0 K: 1 BB: 0 S: 8 P: 9	R: 0 H: 0 E: 0 LOB: 0 K: 1 BB: 0 S: 8 P: 12	R: 0 H: 2 E: 1 LOB: 3 K: 0 BB: 1 S: 15 P: 21	R: 1 H: 1 E: 0 LOB: 1 K: 0 BB: 1 S: 9 P: 18	1B: 11 SF: 0 2B: 3 SAC: 0 3B: 0 DP: 0 HR: 1 HBP: 0	WP: 1 PA: 61 FB: 0 SB: 0 CS: 0	
<b>PITCHER</b>	<b>Pedro Astacio, R</b> (1, 1) <small>ERA: 3.82</small> <b>Mark Guthrie, L</b> (7, 1) <small>ERA: 1.59</small> <b>Todd Worrell, R</b> (9, 1) <small>ERA: 3.25</small> <b>Scott Radinsky, L</b> (10, 1) <small>ERA: 2.08</small> <b>37 Darren Dreifort, R</b> (11, 1) <small>ERA: 1.42</small>	IP WLS BF H R ER SO BB IBB HBP BLK WP HR S P ERA WHIP 6.2 30 9 4 4 5 1 0 0 0 0 1 76 113 5.40 1.500	<b>PITCHER</b>	IP WLS BF H R ER SO BB IBB HBP BLK WP HR S P ERA WHIP 1.1 4 0 0 0 0 0 0 0 0 0 0 7 10 0.00 0.000 1.0 3 2 0 0 0 0 0 0 0 0 0 20 30 0.00 3.000 1.0 3 0 0 0 2 0 0 0 0 0 0 12 12 0.00 0.000 4.0 L 17 3 1 1 3 0 1 0 0 0 0 40 60 2.25 0.750	<b>PITCHER</b>	IP WLS BF H R ER SO BB IBB HBP BLK WP HR S P ERA WHIP 1.1 4 0 0 0 0 0 0 0 0 0 0 7 10 0.00 0.000 1.0 3 2 0 0 0 0 0 0 0 0 0 20 30 0.00 3.000 1.0 3 0 0 0 2 0 0 0 0 0 0 12 12 0.00 0.000 4.0 L 17 3 1 1 3 0 1 0 0 0 0 40 60 2.25 0.750											

Florida Marlins @ Los Angeles Dodgers  
 Dodger Stadium, Los Angeles, CA  
 Thu Aug 01 1996, 7:05 PM PDT  
 Att. 41,197 - Unknown - 75 F

livebaseballscores.com



Batter	1	2	3	4	5	6	7	8	9	10	11	12	13	14	AB	R	H	RBI	BB	SO	LOB	BOTTOM
Chad Curtis, R OBP: 0.345, SLG: 0.388	4-1 S E 1B BB	0-1 G6-3		1-0 G6-4-3 1-2f 3-H		4-2 CS BB		1-2 G6-3			1-3 K			0-0 G5-3	5	1	0	0	2	1	3	
Delino DeShields, L OBP: 0.295, SLG: 0.319	3-2 S E 1B		1-1 G1-3 G6-3 1B	4-2 S BB		1-2 CS	4-2 G4-3 BB		3-2 G4-3		2-2 G6-3			1-0 E3	5	2	2	0	2	0	0	
Mike Piazza, R OBP: 0.420, SLG: 0.578	3-3 K		0-0 G6-3	3-2 P3			1-1 G4-3		0-0 G4-3		2-2 G6-3			0-0 F8	7	0	0	0	0	1	5	
Eric Karros, R OBP: 0.299, SLG: 0.459	1-1 E5 G4-3 S		1-1 G1-3		2-2 F9		0-0 G6-3		1-3 K			0-1 P5		0-0 F8	7	0	0	1	0	1	3	
Todd Hollandsworth, L OBP: 0.355, SLG: 0.412	0-2 G4-3		0-0		1-2 G3-1		0-3 K			0-2 1B FC6-2 1B				3-3 K	5	0	2	1	0	1	2	
Billy Ashley, R OBP: 0.268, SLG: 0.373															1	0	0	0	0	1	0	
Chad Fonville, S OBP: 0.281, SLG: 0.247															0	0	0	0	0	0	0	
Raul Mondesi, R OBP: 0.316, SLG: 0.478	0-0 P3		1 SAFE 3-1 G5-3		4-0 S BB			2-1 E8 SH3-4 1B		1 SAFE 2-2 FC6-4 FC6-2 1B			1-0 P3	5	1	2	0	1	0	2		
Dave Hansen, L OBP: 0.313, SLG: 0.222		1-3 K		1-1 E1 2B 1B	3-1 G4-3			3-1 SH3-4		1-1 FC6-2 FC6-4			2-0 F8	3	1	0	0	0	1	1		
Juan Castro, R OBP: 0.265, SLG: 0.312														2	0	0	0	0	0	2		
Greg Gagne, R OBP: 0.364, SLG: 0.400		2-1 SH1-4 1B		2-0 1B G6-4-3 2B				2-2 F9		0-3 K2-3			1-0 FC6-4	6	1	2	0	0	1	3		
Pedro Astacio, R OBP: 0.087, SLG: 0.067																						
Mark Guitierrez, R OBP: 0.341, SLG: 0.365		3-1 SH1-4		0-1 G6-4-3 1B				1-2 G3-1		1-2 G3-1			0-0 G3-1	2	0	1	1	0	0	0		
Wayne Kirby, L OBP: 0.268, SLG: 0.373															0	0	0	0	0	0		
Todd Worrell, R OBP: 0.268, SLG: 0.373															1	0	1	1	0	0		
Scott Radinsky, L OBP: 0.550, SLG: 0.555															0	0	0	0	0	0		
Rick Parker, R OBP: 0.550, SLG: 0.555															0	0	0	0	0	0		
37 Darren Dreifort, R				2-3 3-H											1	0	0	0	0	2		
															1	0	0	0	0	1	0	
<b>Inning Stats</b>	R: 2 E: 2 K: 1 S: 14	H: 1 LOB: 1 BB: 1 P: 25	R: 0 E: 0 K: 1 S: 9	H: 1 LOB: 1 BB: 0 P: 15	R: 1 E: 0 K: 0 S: 8	H: 2 LOB: 1 BB: 0 P: 13	R: 2 E: 1 K: 0 S: 11	H: 2 LOB: 1 BB: 1 P: 22	R: 0 E: 0 K: 1 S: 10	H: 0 LOB: 1 BB: 1 P: 19	R: 0 E: 0 K: 1 S: 8	H: 0 LOB: 1 BB: 1 P: 13	R: 0 E: 0 K: 1 S: 6	H: 0 LOB: 0 BB: 0 P: 10	R: 0 E: 0 K: 1 S: 5	H: 0 LOB: 0 BB: 0 P: 8	R: 0 E: 1 K: 0 S: 4	H: 0 LOB: 1 BB: 0 P: 5	1B: 9 2B: 1 3B: 0 HR: 0	SF: 0 SAC: 2 DP: 1 HBP: 0	WP: 0 PB: 0 SB: 7 CS: 1	PA: 59
<b>PITCHER</b>	IP WLS BF H R ER SO BB IBB HBP BLK WP HR S P ERA WHIP																					
John Burkett, R ERA: 4.17	(11, 1) 6.0																					
Mark Hutton, R ERA: 4.85	(7, 1) 1.0																					
Robb Nen, R ERA: 2.25	(8, 1) 2.0																					
Jay Powell, R ERA: 4.12	(10, 1) 2.1																					
Chris Hammond, L ERA: 7.62	(12, 1) 1.2	W																				
<b>PITCHER</b>	IP WLS BF H R ER SO BB IBB HBP BLK WP HR S P ERA WHIP																					
Terry Mathews, R ERA: 4.6	(14, 1) 1.0																					

Florida Marlins @ Los Angeles Dodgers  
Dodger Stadium, Los Angeles, CA  
Thu Aug 01 1996, 7:05 PM PDT  
Att. 41,197 - Unknown - 75 F

livebaseballscorecards.com

AB 51  
R 6  
H 10  
RBI 4  
BB 5  
SO 8  
LOB 23



Batter	1	2	3	4	5	6	7	8	9	AB R H RBI BB SO LOB	TOP																
Marquis Grissom, R (1, 8) OBP: 0.343, SLG: 0.484	1-3 K		3-2 F8		0-2 1B		2-1 1B		1-3 K	5 0 2 0 0 2 2	<p>Atlanta Braves @ Los Angeles Dodgers Dodger Stadium, Los Angeles, CA</p> <p>Fri Aug 02 1996, 7:05 PM PDT Att: 49,012 - Unknown</p> <p>livebaseballscorecards.com</p>																
Mark Whiten, S (1, 9) OBP: 0.351, SLG: 0.394	1-1 G3		3-3 K		0-3 K		1-2 P4			4 0 0 0 0 2 4																	
10 Chipper Jones, S (1, 5) OBP: 0.390, SLG: 0.554	1-2 F7			0-0 G3		2-2 1B FC1-4 1B	2-2 F7			4 1 1 0 0 0 1																	
Fred McGriff, L (1, 3) OBP: 0.349, SLG: 0.494		1-0 G6-3		0-1 F7		1-1 FC1-4 1B		0-3 K		4 0 1 0 0 1 0																	
Ryan Klesko, L (1, 7) OBP: 0.361, SLG: 0.570		4-2 BB		4-2 BB		3-3 K		0-2 G4-3		2 0 0 0 2 1 2																	
Javy Lopez, R (1, 2) OBP: 0.320, SLG: 0.485		1-0 F7		0-0 F9		1-0 FC1-4 1B		2-3 K		4 0 0 1 0 1 3																	
Mark Lemke, S (1, 4) OBP: 0.338, SLG: 0.329		0-1 G4-3			0-0 F7	3-2 1B		1-3 K2-3		4 0 1 0 0 1 1																	
Ed Giovanola, L (1, 6) OBP: 0.362, SLG: 0.310 Jermaine Dye, R (9, PH) OBP: 0.313, SLG: 0.451			0-2 E4 SH1-4		0-1 1B	1-0 L8		1-1 1B		3 0 1 0 0 0 2 1 0 1 0 0 0 0																	
29 John Smoltz, R (1, 1) OBP: 0.237, SLG: 0.255 Mike Mordecai, R (9, PH) OBP: 0.262, SLG: 0.250			0-0 SH1-4		1-3 K		1-3 K	1-3 K		2 0 0 0 0 2 1 1 0 0 0 0 1 1																	
Inning Stats	R: 0 E: 0 K: 1 S: 8	H: 0 LOB: 0 BB: 0 P: 11	R: 0 E: 0 K: 0 S: 6	H: 0 LOB: 1 BB: 1 P: 12	R: 0 E: 1 K: 1 S: 12	H: 0 LOB: 1 BB: 1 P: 18	R: 0 E: 0 K: 0 S: 6	H: 0 LOB: 1 BB: 1 P: 10	R: 0 E: 0 K: 2 S: 13	H: 2 LOB: 2 BB: 0 P: 14		R: 1 E: 0 K: 1 S: 16	H: 3 LOB: 2 BB: 0 P: 27	R: 0 E: 0 K: 1 S: 13	H: 1 LOB: 1 BB: 0 P: 18	R: 0 E: 0 K: 2 S: 9	H: 0 LOB: 0 BB: 0 P: 11	R: 0 E: 0 K: 3 S: 12	H: 1 LOB: 1 BB: 0 P: 16	1B: 7 2B: 0 3B: 0 HR: 0	SF: 0 SAC: 1 DP: 0 HBP: 0	WP: 0 PB: 0 SB: 0 CS: 0	PA: 37				
PITCHER	IP WLS BF H R ER SO BB IBB HBP BLK WP HR S P ERA WHIP																										
Chan Ho Park, R (1, 1) ERA: 3.47	6.0	26	5	1	1	5	2	0	0	0	0	0	0	61	92	1.50	1.167										
Scott Radinsky, L (7, 1) ERA: 2.02	1.0	W	4	1	0	0	1	0	0	0	0	0	0	13	18	0.00	1.000										
Mark Guthrie, L (8, 1) ERA: 1.53	2.0	S	7	1	0	0	5	0	0	0	0	0	0	21	27	0.00	0.500										



Batter	1	2	3	4	5	6	7	8	9	AB	R	H	RBI	BB	SO	LOB	
<b>Chad Curtis, R</b> OBP: 0.344, SLG: 0.386 (1, 8)	3-2 F8		2-2 G4-3 1B		2-3 K		1-2 G1			4	0	1	0	0	1	0	
<b>Delino DeShields, L</b> OBP: 0.297, SLG: 0.319 (1, 4)	4-2 S BB		0-0 G4-3		1-1 1B 1B		2-2 G1			3	1	1	0	1	0	1	
<b>Mike Piazza, R</b> OBP: 0.418, SLG: 0.574 (1, 2)	3-3 K		3-3 K		0-0 1B 1B		1-3 K			4	0	1	0	0	3	2	
<b>Eric Karros, R</b> OBP: 0.299, SLG: 0.457 (1, 3)	2-3 K		1-3 K		2-2 FC4-6 1B			0-0 G6-3		4	0	1	1	0	2	2	
<b>Todd Hollandsworth, L</b> OBP: 0.359, SLG: 0.414 (1, 7)		1-1 2B 1B		1-2 G1-6-3 WP HBP		0-2 FC4-6 1-2f		2-2 1B 1B		1	0	1	0	0	0	0	
<b>Wayne Kirby, L</b> OBP: 0.345, SLG: 0.368 (5, 7)										2	0	1	0	0	0	2	
<b>Raul Mondesi, R</b> OBP: 0.318, SLG: 0.479 (1, 9)		1-1 SAFE 1-3 2B		4-1 G1-6-3 1-2 BB		0-3 K		1-3 SAFE K		3	0	1	0	1	2	1	
<b>Dave Hansen, L</b> OBP: 0.302, SLG: 0.213 (1, 5)		1-0 F8		1-1 G1-6-3 1-2f 2-3		0-1 G3-1		0-1 SAFE SAFE 1-3 1B		3	0	0	0	0	0	4	
<b>Juan Castro, R</b> OBP: 0.271, SLG: 0.318 (8, 5)										1	0	1	0	0	0	0	
<b>Greg Gagne, R</b> OBP: 0.360, SLG: 0.395 (1, 6)		1-3 K		2-3 K		1-2 G4-3				3	0	0	0	0	2	3	
<b>Chan Ho Park, R</b> OBP: 0.118, SLG: 0.063 (1, 1)		0-3 K								2	0	0	0	0	2	2	
<b>Scott Radinsky, L</b> (7, 1)										0	0	0	0	0	0	0	
<b>Billy Ashley, R</b> OBP: 0.276, SLG: 0.417 (7, PH)										1	1	1	1	0	0	0	
<b>Mark Guthrie, R</b> (8, 1)										0	0	0	0	0	0	0	
<b>Inning Stats</b>	R: 0 E: 0 K: 2 S: 18	H: 0 LOB: 1 BB: 1 P: 30	R: 0 E: 0 K: 2 S: 11	H: 2 LOB: 2 BB: 0 P: 15	R: 0 E: 0 K: 2 S: 14	H: 0 LOB: 1 BB: 0 P: 20	R: 0 E: 0 K: 1 S: 8	H: 0 LOB: 1 BB: 1 P: 16	R: 1 E: 0 K: 2 S: 16	H: 3 LOB: 2 BB: 0 P: 21	R: 0 E: 0 K: 1 S: 10	H: 0 LOB: 0 BB: 0 P: 11	R: 1 E: 0 K: 1 S: 11	H: 1 LOB: 0 BB: 0 P: 16	R: 0 E: 0 K: 1 S: 10	H: 2 LOB: 2 BB: 0 P: 13	
<b>PITCHER</b> 29 John Smoltz, R ERA: 3.01 (1, 1)	IP 8.0	WLS L	BF 34	H 9	R 2	ER 2	SO 12	BB 2	IBB 0	HBP 1	BLK 0	WP 1	HR 1	S 98	P 142	ERA 2.25	WHIP 1.375

**BOTTOM**

**Atlanta Braves @ Los Angeles Dodgers**  
Dodger Stadium, Los Angeles, CA

Fri Aug 02 1996, 7:05 PM PDT  
Att. 49,012 - Unknown

livebaseballscorecards.com

<b>AB</b>	<b>31</b>
<b>R</b>	<b>2</b>
<b>H</b>	<b>9</b>
<b>RBI</b>	<b>2</b>
<b>BB</b>	<b>2</b>
<b>SO</b>	<b>12</b>
<b>LOB</b>	<b>17</b>



WP: 1	PA: 34
PB: 0	
SB: 1	
CS: 0	

Batter	1	2	3	4	5	6	7	8	9	10	11	12	13	14	15	16	17	18	AB	R	H	RBI	BB	SO	LOB	TOP														
Marquis Grissom, R (1, 8) OBP: 0.343, SLG: 0.482	K			FC6-4 1B 1B		FC6-4 1B 2B	F9			P3		G1-6-3			1-3			SH3 1B	8	3	3	0	0	1	2															
Ed Giovannola, L (1, 6) OBP: 0.353, SLG: 0.304	P6			FC6-4 1B		F8				K								SH3	4	0	1	0	0	1	2															
Rafael Belliard, R (7, 6) OBP: 0.157, SLG: 0.178				FC6-4 1B														SH3	0	0	0	0	0	0	0															
Mark Whiten, S (10, PH) OBP: 0.350, SLG: 0.392				FC6-4 1B														SH3	1	0	0	0	0	1	0															
Pablo Martínez, S (10, 6) OBP: 0.500, SLG: 0.500				FC6-4 1B														SH3	2	0	1	0	0	0	0															
10 Chipper Jones, S (1, 5) OBP: 0.389, SLG: 0.549	F7			F7														E9 1B	5	1	1	0	1	1	2															
Mike Mordecai, R (13, 5) OBP: 0.274, SLG: 0.263				F7		2B 1B												E9 1B	1	1	1	1	0	0	0															
Fred McGriff, L (1, 3) OBP: 0.349, SLG: 0.492		L9		FC6-4 1B		1B 2B				FC6-4								SH2-4 1B	6	0	1	1	2	1	3															
Ryan Klesko, L (1, 7) OBP: 0.362, SLG: 0.565				FC6-4 1B		1-3 2-H G1-2-3 2B				FC6-4 BB								SH2-4 1B	7	0	2	2	1	3	2															
Jemaine Dye, R (1, 9) OBP: 0.310, SLG: 0.436				FC6-4 1B		1B IBB				F7								SH2-4 1B	7	0	2	2	1	3	2															
Eddie Pérez, R (1, 2) OBP: 0.330, SLG: 0.480				FC6-4 1B		1-2 2-3 3-H 1B												SH2-4 1B	7	0	1	1	0	3	4															
Pedro Borbon, R (14, 1)				FC6-4 1B		1-2 2-3 3-H 1B												SH2-4 1B	7	0	1	1	0	3	4															
Joe Borowski, R (16, 1)				FC6-4 1B		1-2 2-3 3-H 1B												SH2-4 1B	7	0	1	1	0	3	4															
Brad Woodall, S (16, 1) OBP: 0.400, SLG: 0.250				FC6-4 1B		1-2 2-3 3-H 1B												SH2-4 1B	7	0	1	1	0	3	4															
Mark Lemke, S (1, 4) OBP: 0.339, SLG: 0.327				FC6-4 1B		1-2 2-3 3-H 1B												SH2-4 1B	7	0	1	1	0	3	4															
Greg Maddux, R (1, 1) OBP: 0.779, SLG: 0.170				FC6-4 1B		1-2 2-3 3-H 1B												SH2-4 1B	7	0	1	1	0	3	4															
Greg McMichael, R (8, 1)				FC6-4 1B		1-2 2-3 3-H 1B												SH2-4 1B	7	0	1	1	0	3	4															
Dwight Smith, L (9, PH) OBP: 0.322, SLG: 0.333				FC6-4 1B		1-2 2-3 3-H 1B												SH2-4 1B	7	0	1	1	0	3	4															
Mark Wohlers, R (9, 1)				FC6-4 1B		1-2 2-3 3-H 1B												SH2-4 1B	7	0	1	1	0	3	4															
Brad Clontz, R (10, 1)				FC6-4 1B		1-2 2-3 3-H 1B												SH2-4 1B	7	0	1	1	0	3	4															
Tom Cavanah, L (12, PH) OBP: 0.340, SLG: 0.326				FC6-4 1B		1-2 2-3 3-H 1B												SH2-4 1B	7	0	1	1	0	3	4															
Mike Sliemers, R (12, 1)				FC6-4 1B		1-2 2-3 3-H 1B												SH2-4 1B	7	0	1	1	0	3	4															
Javy Lopez, R (14, 2) OBP: 0.319, SLG: 0.482				FC6-4 1B		1-2 2-3 3-H 1B												SH2-4 1B	7	0	1	1	0	3	4															
Greg Maddux, R (1, 1) OBP: 0.779, SLG: 0.170				FC6-4 1B		1-2 2-3 3-H 1B												SH2-4 1B	7	0	1	1	0	3	4															
Greg McMichael, R (8, 1)				FC6-4 1B		1-2 2-3 3-H 1B												SH2-4 1B	7	0	1	1	0	3	4															
Dwight Smith, L (9, PH) OBP: 0.322, SLG: 0.333				FC6-4 1B		1-2 2-3 3-H 1B												SH2-4 1B	7	0	1	1	0	3	4															
Mark Wohlers, R (9, 1)				FC6-4 1B		1-2 2-3 3-H 1B												SH2-4 1B	7	0	1	1	0	3	4															
Brad Clontz, R (10, 1)				FC6-4 1B		1-2 2-3 3-H 1B												SH2-4 1B	7	0	1	1	0	3	4															
Tom Cavanah, L (12, PH) OBP: 0.340, SLG: 0.326				FC6-4 1B		1-2 2-3 3-H 1B												SH2-4 1B	7	0	1	1	0	3	4															
Mike Sliemers, R (12, 1)				FC6-4 1B		1-2 2-3 3-H 1B												SH2-4 1B	7	0	1	1	0	3	4															
Javy Lopez, R (14, 2) OBP: 0.319, SLG: 0.482				FC6-4 1B		1-2 2-3 3-H 1B												SH2-4 1B	7	0	1	1	0	3	4															
<b>Inning Stats</b>	R: 0 E: 0 K: 1 S: 5	H: 0 LOB: 0 BB: 5	R: 0 E: 0 K: 2 S: 7	H: 0 LOB: 0 BB: 7	R: 0 E: 0 K: 1 S: 5	H: 0 LOB: 0 BB: 5	R: 1 E: 0 K: 0 S: 6	H: 3 LOB: 2 BB: 6	R: 0 E: 0 K: 1 S: 4	H: 0 LOB: 0 BB: 1 P: 8	R: 0 E: 0 K: 1 S: 6	H: 4 LOB: 2 BB: 10	R: 0 E: 0 K: 1 S: 5	H: 0 LOB: 0 BB: 5	R: 0 E: 0 K: 1 S: 5	H: 0 LOB: 0 BB: 0	R: 0 E: 0 K: 1 S: 5	H: 0 LOB: 0 BB: 0	R: 0 E: 0 K: 1 S: 5	H: 1 LOB: 2 BB: 9	R: 0 E: 0 K: 1 S: 5	H: 0 LOB: 0 BB: 5	R: 0 E: 0 K: 1 S: 5	H: 0 LOB: 0 BB: 0	R: 0 E: 0 K: 1 S: 5	H: 0 LOB: 0 BB: 0	R: 0 E: 0 K: 2 S: 7	H: 0 LOB: 0 BB: 7	R: 0 E: 0 K: 1 S: 5	H: 1 LOB: 2 BB: 9	R: 0 E: 0 K: 2 S: 7	H: 0 LOB: 1 BB: 11	R: 2 E: 1 K: 0 S: 6	H: 3 LOB: 3 BB: 2 P: 14	R: 2 E: 1 K: 0 S: 6	H: 3 LOB: 3 BB: 2 P: 14	1B: 11 2B: 2 3B: 0 HR: 0	SF: 0 SAC: 3 DP: 5 HBP: 1	WP: 0 PB: 0 SB: 0 CS: 1	PA: 71
<b>PITCHER</b>	IP WLS BF H R ER SO BB IBB HBP BLK WP HR S P ERA WHIP	8.0 3.09 32 8 3 3 7 1 0 0 0 0 0 44 52 3.38 1.125	<b>PITCHER</b>	IP WLS BF H R ER SO BB IBB HBP BLK WP HR S P ERA WHIP	4.0 L 19 4 2 2 5 2 2 0 0 0 0 25 41 4.50 1.500																																			
Ismael Valdez, R (1, 1) ERA: 3.09	1.0 9.1 2.79	4 0 0 0 0 1 0 0 0 0 0 0 0 12 20 0.00 0.667	3.0 10.1 2.29	10 0 0 0 0 2 2 0 0 0 0 0 0 5 5 0.00 0.000	1.0 13.1 2.29	3 0 0 0 0 1 0 0 0 0 0 0 0 5 5 0.00 0.000	1.0 14.1 3.18	3 0 0 0 0 1 0 0 0 0 0 0 0 5 5 0.00 0.000																																

Atlanta Braves @ Los Angeles Dodgers  
Dodger Stadium, Los Angeles, CA  
Sat Aug 03 1996, 3:33 AM PDT  
Att: 42,575 - Sunny - 78 F

livebaseballscores.com

AB	59
R	5
H	12
RBI	5
BB	8
SO	17
LOB	26



Batter	1	2	3	4	5	6	7	8	9	10	11	12	13	14	15	16	17	18	AB	R	H	RBI	BB	SO	LOB	BOTTOM						
Chad Curtis, R (1, 8) OBP: 0.344, SLG: 0.385	G4-3			1B 2B	G3-1			L4		G4-3			BB		1B		G6-3		7	1	2	0	1	0	0							
Delino DeShields, L (1, 4) OBP: 0.296, SLG: 0.314	G1-3			K		G4-3 BB		K			G6-4-3 BB		K		K			P4	6	0	0	0	2	4	3							
Mike Piazza, R (1, 2) OBP: 0.417, SLG: 0.570	G6-3			2B FC6-4 1B		G4-3		G6-3		G6-4-3				1B BB				P3	5	1	1	0	1	0	2							
Todd Hollandsworth, L (14, PR) OBP: 0.359, SLG: 0.414						1-2														0	0	0	0	0	0							
Ramon Martinez, R (15, 1) OBP: 0.152, SLG: 0.125																				1	0	1	0	0	0							
37 Darren Dreifort, R (18, PH)																				1	0	0	0	0	0							
Eric Karros, R (1, 3) OBP: 0.296, SLG: 0.453		G4-3		FC6-4 1-3 2B		K		F8		K				K			F9		8	0	1	1	0	3	2							
Raul Mondesi, R (1, 9) OBP: 0.324, SLG: 0.486		F7		FC6-4 1-3 IBB									K						6	1	4	0	1	1	0							
Wayne Kirby, L (1, 7) OBP: 0.341, SLG: 0.361		G3-1		FC6-4 1-2 2-3 3-H									K						7	0	2	2	0	1	6							
Mike Borch, R (1, 1) OBP: 0.128, SLG: 0.109																				2	0	0	0	0	1	2						
Andres Chenu, R (1, 1) OBP: 0.128, SLG: 0.109																				0	0	0	0	0	3							
Rick Parker, R (1, 1) OBP: 0.128, SLG: 0.109																				0	0	0	0	0	0							
Scott Radinsky, L (1, 1) OBP: 0.128, SLG: 0.109																				0	0	0	0	0	0							
Tom Piazza, R (1, 1) OBP: 0.128, SLG: 0.109																				0	0	0	0	0	0							
Greg Gagne, R (1, 6) OBP: 0.352, SLG: 0.384																				7	0	0	0	0	2	1						
Ismael Valdez, R (1, 1) OBP: 0.128, SLG: 0.109																				2	0	0	0	0	0							
Billy Ashley, R (8, PH) OBP: 0.273, SLG: 0.412																				1	0	0	0	0	1							
Jim Bruske, R (9, 1)																				0	0	0	0	0	0							
Juan Castro, R (10, 5) OBP: 0.262, SLG: 0.307																				4	0	0	0	0	2	0						
<b>Inning Stats</b>	R: 0 E: 0 K: 0 S: 3	H: 0 LOB: 0 BB: 0 P: 3	R: 0 E: 0 K: 0 S: 3	H: 0 LOB: 0 BB: 0 P: 3	R: 0 E: 0 K: 1 S: 5	H: 3 LOB: 2 BB: 1 P: 12	R: 0 E: 0 K: 0 S: 4	H: 2 LOB: 1 BB: 0 P: 4	R: 0 E: 0 K: 2 S: 7	H: 0 LOB: 0 BB: 0 P: 7	R: 1 E: 0 K: 0 S: 5	H: 2 LOB: 1 BB: 0 P: 5	R: 0 E: 0 K: 0 S: 3	H: 0 LOB: 0 BB: 0 P: 3	R: 0 E: 0 K: 2 S: 7	H: 0 LOB: 0 BB: 0 P: 7	R: 0 E: 0 K: 3 S: 9	H: 0 LOB: 1 BB: 1 P: 13	R: 0 E: 0 K: 1 S: 6	H: 1 LOB: 2 BB: 1 P: 10	R: 0 E: 0 K: 2 S: 8	H: 1 LOB: 1 BB: 0 P: 8	R: 0 E: 0 K: 0 S: 5	H: 0 LOB: 0 BB: 0 P: 5	R: 0 E: 0 K: 0 S: 3	H: 0 LOB: 0 BB: 0 P: 3	1B: 9 2B: 2 3B: 1 HR: 0	SF: 0 SAC: 0 DP: 3 HBP: 0	WP: 0 PB: 0 SB: 0 CS: 0	PA: 67		
<b>PITCHER</b>	IP WLS BF H R ER SO BB IBB HBP BLK WP HR S P ERA WHIP	Greg Maddux, R (1, 1) ERA: 2.95	Greg McMichael, R (8, 1) ERA: 3.36	Mark Wohlers, R (9, 1) ERA: 2.52	Brad Clontz, R (10, 1) ERA: 4.4	Mike Bielecki, R (12, 1) ERA: 2.7	<b>PITCHER</b>	IP WLS BF H R ER SO BB IBB HBP BLK WP HR S P ERA WHIP	Pedro Borbon, L (14, 1) ERA: 2.45	Joe Borowski, R (16, 1) ERA: 9.0	Brad Woodall, L (16, 1) ERA: 10.32																					

Atlanta Braves @ Los Angeles Dodgers  
Dodger Stadium, Los Angeles, CA  
Sat Aug 03 1996, 3:33 AM PDT  
Att: 42,575 - Sunny - 78 F

livebaseballscores.com

AB	62
R	3
H	11
RBI	3
BB	5
SO	15
LOB	23





Batter	1	2	3	4	5	6	7	8	9	AB	R	H	RBI	BB	SO	LOB
Chad Curtis, R OBP: 0.343, SLG: 0.381 (1, 8)	F8		BB BB	L4		L6		G6-3		4	0	0	0	1	0	2
Juan Castro, R OBP: 0.268, SLG: 0.305 (1, 4) (8, 5)	P6		F8		2B BB	1B		G6-3		4	1	1	0	1	0	1
Raul Mondesi, R OBP: 0.320, SLG: 0.481 (1, 9)	K		K		F3	E6		F9		5	0	0	0	0	2	3
Eric Karros, R OBP: 0.301, SLG: 0.461 (1, 3)		G4-3 2B	BB BB	BB BB	1B 2B	K		1B		4	1	3	1	1	1	2
Billy Ashley, R OBP: 0.294, SLG: 0.419 Wayne Kirby, L OBP: 0.344, SLG: 0.365 (1, 7) (7, 7)		G4-3 BB	BB BB	BB BB	1B	1B	SH1-4 1B	K		1	0	1	1	2	0	0
Mike Busch, R OBP: 0.247, SLG: 0.342 Delino DeShields, L OBP: 0.297, SLG: 0.314 (1, 5) (7, PH) (8, 4)		G4-3	BB BB	BB BB	1B	F9	1B SH1-4 BB	K		3	0	0	0	0	1	6
Greg Gagne, R OBP: 0.347, SLG: 0.378 (1, 6)		K			F9	G4-3	SH1-4	K		4	0	0	0	0	2	4
Tom Prince, R OBP: 0.379, SLG: 0.458 (1, 2)		IBB			2B	1B	G5-4-3			3	1	3	1	1	0	0
Hideo Nomo, R OBP: 0.180, SLG: 0.229 Dave Hansen, L OBP: 0.295, SLG: 0.208 Rick Parker, R OBP: 0.417, SLG: 0.455 37 Darren Dreifort, R Mark Guthrie, R (1, 1) (7, PH) (7, PH) (8, 1) (9, 1)		K			L9	K	G5-4-3			3	0	0	0	0	2	5

Inning Stats	R: 0	H: 0	E: 0	K: 1	S: 5	H: 0	LOB: 0	BB: 0	P: 5	R: 0	H: 1	E: 0	K: 2	S: 8	H: 1	LOB: 3	BB: 2	P: 16	R: 0	H: 0	E: 0	K: 2	S: 7	H: 0	LOB: 3	BB: 3	P: 19	R: 0	H: 1	E: 0	K: 0	S: 4	H: 2	LOB: 1	BB: 1	P: 9	R: 1	H: 2	E: 1	K: 2	S: 10	H: 2	LOB: 2	BB: 0	P: 10	R: 1	H: 2	E: 0	K: 0	S: 4	H: 2	LOB: 1	BB: 1	P: 8	R: 0	H: 0	E: 0	K: 0	S: 3	H: 0	LOB: 0	BB: 0	P: 3	R: 0	H: 1	E: 0	K: 3	S: 10	H: 1	LOB: 1	BB: 0	P: 10	1B: 6	SF: 0	2B: 3	SAC: 1	3B: 0	DP: 1	HR: 0	HBP: 0	WP: 0	PA: 43
--------------	------	------	------	------	------	------	--------	-------	------	------	------	------	------	------	------	--------	-------	-------	------	------	------	------	------	------	--------	-------	-------	------	------	------	------	------	------	--------	-------	------	------	------	------	------	-------	------	--------	-------	-------	------	------	------	------	------	------	--------	-------	------	------	------	------	------	------	------	--------	-------	------	------	------	------	------	-------	------	--------	-------	-------	-------	-------	-------	--------	-------	-------	-------	--------	-------	--------

PITCHER	IP	WLS	BF	H	R	ER	SO	BB	IBB	HBP	BLK	WP	HR	S	P	ERA	WHIP
Tom Glavine, L ERA: 2.67 (1, 1)	5.2		29	6	3	2	6	5	1	0	0	0	0	35	59	3.18	1.941
Brad Clontz, R ERA: 4.5 (6, 1)	0.2		6	2	1	1	1	1	0	0	0	0	0	7	11	13.50	4.500
Pedro Borbon, L ERA: 2.32 (7, 1)	1.2	W	4	0	0	0	0	0	0	0	0	0	0	4	4	0.00	0.000
Mark Wohlers, R ERA: 2.47 (9, 1)	1.0	S	4	1	0	0	3	0	0	0	0	0	0	10	10	0.00	1.000

BOTTOM

Atlanta Braves @ Los Angeles Dodgers  
 Dodger Stadium, Los Angeles, CA  
 Sun Aug 04 1996, 3:33 AM PDT  
 Att. 45,903 - Sunny

AB	35
R	4
H	9
RBI	3
BB	7
SO	10
LOB	27



PITCHER	IP	WLS	BF	H	R	ER	SO	BB	IBB	HBP	BLK	WP	HR	S	P	ERA	WHIP
Tom Glavine, L ERA: 2.67 (1, 1)	5.2		29	6	3	2	6	5	1	0	0	0	0	35	59	3.18	1.941
Brad Clontz, R ERA: 4.5 (6, 1)	0.2		6	2	1	1	1	1	0	0	0	0	0	7	11	13.50	4.500
Pedro Borbon, L ERA: 2.32 (7, 1)	1.2	W	4	0	0	0	0	0	0	0	0	0	0	4	4	0.00	0.000
Mark Wohlers, R ERA: 2.47 (9, 1)	1.0	S	4	1	0	0	3	0	0	0	0	0	0	10	10	0.00	1.000

Batter	1	2	3	4	5	6	7	8	9	AB R H RBI BB SO LOB	TOP											
<b>Chad Curtis, R</b> (1, 8) OBP: 0.346, SLG: 0.382	4-2 FC6-4 BB		3-3 K			0-1 WP 1B	4-1 BB			2 1 1 0 2 1 0												
<b>Delino DeShields, L</b> (1, 4) OBP: 0.299, SLG: 0.315	1-1 FC6-4 S 1-2f			2-1 HR 1B		2-2 L1-3 1B	0-3 K			4 1 2 0 0 1 4												
<b>Mike Piazza, R</b> (1, 2) OBP: 0.416, SLG: 0.574	2-3 K 1-2			1-1 SAFE HR		0-1 L1-3		1-2 F9		4 1 1 2 0 1 3												
<b>Eric Karros, R</b> (1, 3) OBP: 0.301, SLG: 0.459	0-3 K			2-2 L7		0-0 2-H 1B		0-0 L8		4 0 1 1 0 1 1												
<b>Todd Hollandsworth, L</b> (1, 7) OBP: 0.358, SLG: 0.412			1-3 K		2-1 G4-3		3-1 G4-3	0-1 CS 1B		4 0 1 0 0 1 1												
<b>Raul Mondesi, R</b> (1, 9) OBP: 0.318, SLG: 0.476			1-2 G4-3		0-0 G5-3		0-0 F7	0-1 CS 1-2	0-0 F7	4 0 0 0 0 0 0												
<b>Dave Hansen, L</b> (1, 5) OBP: 0.308, SLG: 0.238			2-3 K		2-2 G4-6-3 1B		3-2 SH1-4 2B		0-3 K	3 0 2 0 0 1 0 1 0 0 0 0 1 0	<b>AB 31</b>											
<b>Juan Castro, R</b> (7, PR) OBP: 0.266, SLG: 0.303											<b>R 3</b>											
<b>Greg Gagne, R</b> (1, 6) OBP: 0.346, SLG: 0.374			2-2 P6		3-1 G4-6-3 1-2f		4-2 SH1-4 BB		1-1 G3-1	3 0 0 0 1 0 1	<b>H 8</b>											
<b>Pedro Astacio, R</b> (1, 1) OBP: 0.083, SLG: 0.064			1-2 G5-3		2-2 P3		1-1 SH1-4			2 0 0 0 0 0 0	<b>RBI 3</b>											
<b>Todd Worrell, R</b> (9, 1)							1-2 2-3			0 0 0 0 0 0 0	<b>BB 3</b>											
<b>Inning Stats</b>	R: 0 E: 0 K: 2 S: 10	H: 0 LOB: 1 BB: 1 P: 17	R: 0 E: 0 K: 2 S: 9	H: 0 LOB: 0 BB: 0 P: 13	R: 0 E: 0 K: 1 S: 11	H: 0 LOB: 0 BB: 0 P: 17	R: 2 E: 0 K: 0 S: 10	H: 2 LOB: 0 BB: 0 P: 17	R: 0 E: 0 K: 0 S: 8	H: 1 LOB: 0 BB: 0 P: 15	R: 1 E: 0 K: 0 S: 10	H: 3 LOB: 1 BB: 0 P: 15	R: 0 E: 0 K: 1 S: 16	H: 1 LOB: 3 BB: 2 P: 28	R: 0 E: 0 K: 0 S: 7	H: 1 LOB: 0 BB: 0 P: 8	R: 0 E: 0 K: 1 S: 6	H: 0 LOB: 0 BB: 0 P: 7	1B: 6 2B: 2 3B: 0 HR: 1	SF: 0 SAC: 1 DP: 2 HBP: 0	WP: 1 PB: 0 SB: 1 CS: 1	PA: 36
<b>PITCHER</b>	IP WLS BF H R ER SO BB IBB HBP BLK WP HR S P ERA WHIP												<b>PITCHER</b>	IP WLS BF H R ER SO BB IBB HBP BLK WP HR S P ERA WHIP								
<b>Steve Parris, R</b> (1, 1) ERA: 8.1	6.2 L 28 7 3 3 5 3 0 0 0 0 1 1 71 119 4.05 1.500																					
<b>David Wainhouse, R</b> (7, 1) ERA: 9.0	0.1 1 0 0 0 1 0 0 0 0 0 0 0 3 3 0.00 0.000																					
<b>Ramon Morel, R</b> (8, 1) ERA: 3.52	2.0 6 1 0 0 1 0 0 0 0 0 0 0 13 15 0.00 0.500																					

**Los Angeles Dodgers @ Pittsburgh Pirates**  
**Three Rivers Stadium, Pittsburgh, PA**  
 Tue Aug 06 1996, 7:05 PM EDT  
 Att. 11,824 - Unknown - 87 F

livebaseballscorecards.com

<b>AB</b>	<b>31</b>
<b>R</b>	<b>3</b>
<b>H</b>	<b>8</b>
<b>RBI</b>	<b>3</b>
<b>BB</b>	<b>3</b>
<b>SO</b>	<b>7</b>
<b>LOB</b>	<b>10</b>






Batter	1	2	3	4	5	6	7	8	9	AB	R	H	RBI	BB	SO	LOB
Jermaine Allensworth, R (1, 8) OBP: 0.357, SLG: 0.267	1-3 K		3-2 F7		1-2 P3		1-3 K		2-3 K	5	0	0	0	0	3	4
Al Martin, L (1, 7) OBP: 0.343, SLG: 0.450	0-0 G5-4-3 1B		0-1 G3-1			1-1 G4-3		1-1 G1-3		4	0	1	0	0	0	1
Jeff King, R (1, 4) OBP: 0.335, SLG: 0.496	1-0 G5-4-3 1-2f			0-0 FC1-6 1B		0-0 2B 1B		2-1 P5		4	0	2	0	0	0	1
Mark Johnson, L (1, 3) OBP: 0.355, SLG: 0.520		1-0 P5		0-0 FC1-6 G1-3 1B 1-2f		0-0 P6		3-2 F7		4	0	0	0	0	0	2
Nelson Liriano, S (1, 6) OBP: 0.302, SLG: 0.377		1-0 1B		0-0 G1-3 1B		1-0 1B			0-0 G3	4	0	3	0	0	0	0
John Wehner, R (1, 5) OBP: 0.266, SLG: 0.337		0-3 K		0-1 G1-3 1-2 2-3		1-0 G6-3			0-0 18 2B 1B	4	1	1	0	0	1	5
Trey Beamon, L (1, 9) OBP: 0.100, SLG: 0.200		0-0 F8		0-0 G4-3			0-0 G4-3		1-3 K	4	0	0	0	0	1	4
18 Jason Kendall, R (1, 2) OBP: 0.349, SLG: 0.388			2-1 SH4 1B		0-1 G5-3		1-1 2B		1-1 1-H 2B	4	0	3	1	0	0	0
Steve Parris, R (1, 1) OBP: 0.400, SLG: 0.250			0-0 SH4		0-3 K		1-0 F7		4-1 BB	1	0	0	0	0	0	1
David Wainhouse, L (7, 1)										0	0	0	0	0	0	0
Mike Kingery, L (7, PH) OBP: 0.299, SLG: 0.324										1	0	0	0	0	0	1
Ramon Morel, R (8, 1)										0	0	0	0	0	0	0
Dave Clark, L (9, PH) OBP: 0.379, SLG: 0.444										0	0	0	0	1	0	0

Inning Stats	R: 0	H: 1	R: 0	H: 1	R: 0	H: 2	R: 0	H: 0	R: 0	H: 2	R: 0	H: 1	R: 0	H: 0	R: 1	H: 2	1B: 7	SF: 0
	E: 0	LOB: 0	E: 0	LOB: 1	E: 0	LOB: 2	E: 0	LOB: 0	E: 0	LOB: 2	E: 0	LOB: 1	E: 0	LOB: 0	E: 0	LOB: 2	2B: 3	SAC: 1
	K: 1	BB: 0	K: 1	BB: 0	K: 0	BB: 0	K: 1	BB: 0	K: 0	BB: 0	K: 1	BB: 0	K: 2	BB: 1	K: 2	BB: 1	3B: 0	DP: 1
	S: 5	P: 7	S: 6	P: 8	S: 9	P: 14	S: 9	P: 10	S: 6	P: 9	S: 8	P: 11	S: 9	P: 15	S: 11	P: 19	HR: 0	HBP: 0

PITCHER	IP	WLS	BF	H	R	ER	SO	BB	IBB	HBP	BLK	WP	HR	S	P	ERA	WHIP
Pedro Astacio, R (1, 1) ERA: 3.47	8.2	W	35	10	1	1	5	0	0	0	0	0	0	65	89	1.04	1.154
Todd Worrell, R (9, 1) ERA: 3.15	0.1	S	2	0	0	0	1	1	0	0	0	0	0	4	10	0.00	3.000

**Los Angeles Dodgers @ Pittsburgh Pirates**  
 Three Rivers Stadium, Pittsburgh, PA  
 Tue Aug 06 1996, 7:05 PM EDT  
 Att. 11,824 - Unknown - 87 F

AB	35
R	1
H	10
RBI	1
BB	1
SO	6
LOB	18



WP	PA	ERA	WHIP
0	37		
0			
0			

Batter	1	2	3	4	5	6	7	8	9	AB R H RBI BB SO LOB	TOP											
Chad Curtis, R (1, 8) OBP: 0.349, SLG: 0.385	0-2 1B 2B	0-0 G1-3			4-2 FC4-6 BB		1-2 1B		3-2 F9	4 1 2 0 1 0 2												
Wayne Kirby, L (1, 7) OBP: 0.330, SLG: 0.348	1-0 P6		1-0 G1-3		0-0 FC4-6 1-2f 2-3		0-1 P6			4 0 0 0 0 0 4												
Mike Piazza, R (1, 2) OBP: 0.415, SLG: 0.572	0-1 2-H 1B		1-3 K		1-2 L8			0-0 1B		3 0 1 1 0 1 2												
Tom Prince, R (8, PH) OBP: 0.390, SLG: 0.469										1 0 1 0 0 0 0												
Eric Karros, R (1, 3) OBP: 0.298, SLG: 0.454	3-2 P3		0-3 K		2-3 K			2-1 F8 1B		4 0 0 0 0 2 2												
Todd Hollandsworth, L (1, 9) OBP: 0.353, SLG: 0.406	0-1 F8			2-1 L4		1-0 G6-3		2-3 K		4 0 0 0 0 1 2												
Delino DeShields, L (1, 4) OBP: 0.298, SLG: 0.315		1-0 G4-3		0-1 G3-1		3-2 1B		2-2 G3		4 0 1 0 0 0 1												
Juan Castro, R (8, 4) OBP: 0.266, SLG: 0.303										0 0 0 0 0 0 0												
Mike Busch, R (1, 5) OBP: 0.259, SLG: 0.390		0-0 HR		3-0 F9		0-1 G5-3			0-1 G1-6-3 1B 1B	4 1 2 1 0 0 1	AB 35 R 2 H 10 RBI 2 BB 1 SO 5 LOB 17											
Greg Gagne, R (1, 6) OBP: 0.351, SLG: 0.380		0-1 1B			1-0 FC4-6 SH1-4 1B		2-2 G6-3		0-0 G1-6-3 1B	4 0 3 0 0 0 0												
Ramon Martinez, R (1, 1) OBP: 0.147, SLG: 0.121			3-3 K		0-1 SH1-4		0-0 F9		3-2 G1-6-3	1 0 0 0 0 0 1 1												
Chan Ho Park, R (6, 1) OBP: 0.118, SLG: 0.063									1-2f 2-3	0 0 0 0 0 0 0 0												
Scott Radinsky, L (6, 1)										0 0 0 0 0 0 0 0												
Rick Parker, R (7, PH) OBP: 0.386, SLG: 0.417										0 0 0 0 0 0 0 0												
Jim Bruske, R (7, 1)										0 0 0 0 0 0 0 0												
37 Darren Dreifort, R (8, 1)										0 0 0 0 0 0 0 0												
Billy Ashley, R (9, PH) OBP: 0.291, SLG: 0.414		1-2 K			1-2					1 0 0 0 0 0 0 2												
<b>Inning Stats</b>	R: 1 E: 0 K: 0 S: 12	H: 2 LOB: 1 BB: 0 P: 16	R: 1 E: 0 K: 1 S: 8	H: 2 LOB: 1 BB: 0 P: 12	R: 0 E: 0 K: 2 S: 7	H: 0 LOB: 0 BB: 0 P: 9	R: 0 E: 0 K: 0 S: 5	H: 0 LOB: 0 BB: 0 P: 10	R: 0 E: 0 K: 0 S: 9	H: 1 LOB: 2 BB: 1 P: 15	R: 0 E: 0 K: 1 S: 9	H: 1 LOB: 1 BB: 0 P: 15	R: 0 E: 0 K: 0 S: 9	H: 1 LOB: 1 BB: 0 P: 12	R: 0 E: 0 K: 1 S: 10	H: 1 LOB: 1 BB: 0 P: 16	R: 0 E: 0 K: 0 S: 11	H: 2 LOB: 1 BB: 0 P: 17	1B: 8 2B: 1 3B: 0 HR: 1	SF: 0 SAC: 1 DP: 1 HBP: 0	WP: 0 PB: 0 SB: 1 CS: 0	PA: 37
<b>PITCHER</b>	IP WLS BF H R ER SO BB IBB HBP BLK WP HR S P ERA WHIP																					
Jon Lieber, R (1, 1) ERA: 4.5	6.0 W 25 6 2 2 4 1 0 0 0 0 1 50 77 3.00 1.167																					
Marc Wilkins, R (7, 1) ERA: 2.67	3.0 S 12 4 0 0 1 0 0 0 0 0 0 30 45 0.00 1.333																					

Los Angeles Dodgers @ Pittsburgh Pirates  
 Three Rivers Stadium, Pittsburgh, PA  
 Wed Aug 07 1996, 7:05 PM EDT  
 Att. 12,232 - Unknown - 87 F

livebaseballscorecards.com



Batter	1	2	3	4	5	6	7	8	9
Nelson Liriano, S (1, 6) OBP: 0.307, SLG: 0.400 Marc Wilkins, R (7, 1) OBP: 0.333, SLG: 0.250	1-1 F8 1B 2B	0-0 G3-1			1-0 F8	1-1 3B 1-H 2-H 3-H	1-3 K		
Al Martin, L (1, 7) OBP: 0.342, SLG: 0.449	3-1 F8 2-3		2-2 G4-3		2-2 SF8 2B	1-2 G3	2-1 F9		
Jeff King, R (1, 4) OBP: 0.336, SLG: 0.497	1-1 HR 1B 3-H		3-3 K		2-1 SF8 2-H		3-1 HR 1B	0-0 G5-3	
Mark Johnson, L (1, 3) OBP: 0.356, SLG: 0.530	0-0 HR 1-H		4-0 S BB		0-0 P3		1-3 K	2-3 K	
Dave Clark, L (1, 9) OBP: 0.374, SLG: 0.455	2-3 K		3-3 K			1-0 G3-1	3-1 HR	2-1 G1-3	
Charlie Hayes, R (1, 5) OBP: 0.305, SLG: 0.388	2-0 F9			0-0 G6-3		2-2 18 BB FC3-2 1B	1-1 18 E 1B		
Mike Kingery, L (1, 8) OBP: 0.307, SLG: 0.332		1-1 18 FC5-4 1B		2-2 G6-3		3-1 FC3-2 18 BB 3B 1B	2-1 18 E 1B		
18 Jason Kendall, R (1, 2) OBP: 0.353, SLG: 0.394		2-2 SAFE FC5-4 S 1-2f		3-2 1B		4-2 FC3-2 3B BB	0-1 E7 1B 2B		
Jon Lieber, L (1, 1) OBP: 0.238, SLG: 0.211 Trey Beamon, L (6, PH) OBP: 0.100, SLG: 0.200 John Wehner, R (6, PH) OBP: 0.263, SLG: 0.333 Jay Bell, R (7, 6) OBP: 0.292, SLG: 0.333		3-3 K		3-2 F8		1-2 FC3-2 3B	1-0 1B		

Inning Stats	R: 3 E: 0 K: 1 S: 11	H: 3 LOB: 0 BB: 0 P: 20	R: 0 E: 0 K: 1 S: 11	H: 1 LOB: 1 BB: 0 P: 17	R: 0 E: 0 K: 2 S: 9	H: 0 LOB: 1 BB: 1 P: 21	R: 0 E: 0 K: 0 S: 11	H: 1 LOB: 1 BB: 0 P: 19	R: 1 E: 0 K: 0 S: 7	H: 1 LOB: 0 BB: 0 P: 12	R: 3 E: 1 K: 0 S: 16	H: 3 LOB: 1 BB: 1 P: 29	R: 5 E: 1 K: 2 S: 19	H: 6 LOB: 1 BB: 0 P: 33	R: 0 E: 0 K: 1 S: 6	H: 0 LOB: 0 BB: 0 P: 10
--------------	-------------------------------	----------------------------------	-------------------------------	----------------------------------	------------------------------	----------------------------------	-------------------------------	----------------------------------	------------------------------	----------------------------------	-------------------------------	----------------------------------	-------------------------------	----------------------------------	------------------------------	----------------------------------

PITCHER	IP	WLS	BF	H	R	ER	SO	BB	IBB	HBP	BLK	WP	HR	S	P	ERA	WHIP
Ramon Martinez, R (1, 1) ERA: 3.84	5.0	L	22	6	4	4	4	1	0	0	0	0	0	8	18	81.00	9.000
Chan Ho Park, R (6, 1) ERA: 3.77	0.1		4	2	3	3	0	1	0	0	0	0	0	8	11	0.00	1.500
Scott Radinsky, L (6, 1) ERA: 1.93	0.2		3	1	0	0	0	0	0	0	0	0	0	8	33	45.00	6.000
Jim Bruske, R (7, 1) ERA: 6.75	1.0		9	6	5	5	2	0	0	0	0	0	1	19	33	45.00	6.000
37 Darren Dreifort, R (8, 1) ERA: 2.16	1.0		3	0	0	0	1	0	0	0	0	0	0	6	10	0.00	0.000

**BOTTOM**

AB	R	H	RBI	BB	SO	LOB
4	1	2	3	0	0	1
1	0	0	0	0	1	1
5	1	1	0	0	0	3
4	2	2	2	0	1	0
4	1	1	2	1	2	1
5	1	1	2	0	2	1
4	1	2	0	0	0	0
4	2	3	0	0	0	0
3	2	2	2	1	0	1
2	0	0	0	0	1	2
0	0	0	0	0	0	0
1	1	0	0	0	0	3
1	0	1	1	0	0	0

**Los Angeles Dodgers @ Pittsburgh Pirates**  
**Three Rivers Stadium, Pittsburgh, PA**  
 Wed Aug 07 1996, 7:05 PM EDT  
 Att: 12,232 - Unknown - 87 F

AB	38
R	12
H	15
RBI	12
BB	2
SO	7
LOB	13



WP: 0	PA: 41
PB: 0	
SB: 3	
CS: 0	

Batter	1	2	3	4	5	6	7	8	9	AB R H RBI BB SO LOB	TOP	
Todd Hollandsworth, L OBP: 0.354, SLG: 0.419 (1, 7)	1-1 F8		0-1 1-H HR		0-1 1-3 2B		0-0 G3		1-2 F7	5 1 2 2 0 0 2	<b>Los Angeles Dodgers @ Cincinnati Reds</b> Riverfront Stadium, Cincinnati, OH Fri Aug 09 1996, 7:05 PM EDT Att. 34,004 - Unknown - 83 F <a href="http://livebaseballscorecards.com">livebaseballscorecards.com</a>	
Chad Curtis, R OBP: 0.349, SLG: 0.382 (1, 8)	1-2 G3		4-2 BB		0-1 F9		4-1 BB	1-1 FC6-4	3 0 0 0 2 0 3			
Mike Piazza, R OBP: 0.414, SLG: 0.568 (1, 2)	0-1 G6-3		2-1 P2		4-0 FC6 IBB		1-1 F8		3 0 0 0 1 0 3			
Eric Karros, R OBP: 0.296, SLG: 0.450 (1, 3)		0-2 F8	0-0 F8		1-2 L6		2-3 K		4 0 0 0 0 1 6			
Raul Mondesi, R OBP: 0.315, SLG: 0.472 (1, 9)		3-1 G6-3	0-0 F8		2-1 FC6		1-0 P6		4 0 0 0 0 0 4			
Delino DeShields, L OBP: 0.296, SLG: 0.312 (1, 4)		1-2 E6 HR		3-2 P5		0-0 P6	1-2 G6-3		4 1 0 0 0 0 0			
Mike Busch, R OBP: 0.262, SLG: 0.425 Chan Ho Park, R OBP: 0.118, SLG: 0.063 Wayne Kirby, L OBP: 0.327, SLG: 0.344 Jim Bruske, R (8, 1)		0-1 2-H HR		1-3 K		2-2 P4	2-0 G4-3		3 1 1 2 0 1 0 0 0 0 0 0 0 0 1 0 0 0 0 0 0 0 0 0 0 0 0 0			
Greg Gagne, R OBP: 0.350, SLG: 0.378 (1, 6)		0-0 G5-3		1-2 G6-3		1-0 G6-3		2-2 FC6-4 1B	4 0 1 0 0 0 0			
Ismael Valdez, R OBP: 0.122, SLG: 0.104 Scott Radinsky, L (5, 1) Juan Castro, R OBP: 0.269, SLG: 0.306 (6, 5)			0-0 E6 HR		1-3 K 2B		0-2 G3 1B	1-3 K	2 1 0 0 0 1 0 0 0 0 0 0 0 0 2 0 1 0 0 1 1			
<b>Inning Stats</b>	R: 0 H: 0 E: 0 LOB: 0 K: 0 BB: 0 S: 7 P: 9	R: 2 H: 1 E: 1 LOB: 0 K: 0 BB: 0 S: 11 P: 15	R: 2 H: 1 E: 1 LOB: 1 K: 0 BB: 1 S: 10 P: 16	R: 0 H: 0 E: 0 LOB: 0 K: 1 BB: 0 S: 11 P: 16	R: 0 H: 1 E: 0 LOB: 3 K: 1 BB: 1 S: 12 P: 20	R: 0 H: 0 E: 0 LOB: 0 K: 0 BB: 0 S: 5 P: 8	R: 0 H: 1 E: 0 LOB: 2 K: 1 BB: 1 S: 11 P: 18	R: 0 H: 0 E: 0 LOB: 0 K: 0 BB: 0 S: 5 P: 9	R: 0 H: 1 E: 0 LOB: 1 K: 1 BB: 0 S: 11 P: 16	1B: 2 SF: 0 2B: 1 SAC: 0 3B: 0 DP: 0 HR: 2 HBP: 0		WP: 1 PA: 38 PB: 0 SB: 0 CS: 0
<b>PITCHER</b>	IP WLS BF H R ER SO BB IBB HBP BLK WP HR S P ERA WHIP											
Mark Portugal, R ERA: 3.79 (1, 1)	5.0 W 23 3 4 1 2 1 1 0 0 1 2 51 76 1.80 0.800											
Hector Carrasco, R ERA: 3.04 (6, 1)	2.0 8 1 0 0 1 1 0 0 0 0 0 16 26 0.00 1.000											
Lee Smith, R ERA: 3.4 (8, 1)	2.0 7 1 0 0 1 0 0 0 0 0 0 16 25 0.00 0.500											

**Los Angeles Dodgers @ Cincinnati Reds**  
Riverfront Stadium, Cincinnati, OH  
Fri Aug 09 1996, 7:05 PM EDT  
Att. 34,004 - Unknown - 83 F

**AB 35**  
**R 4**  
**H 5**  
**RBI 4**  
**BB 3**  
**SO 4**  
**LOB 19**



Batter	1	2	3	4	5	6	7	8	9	AB	R	H	RBI	BB	SO	LOB
Lenny Harris, L OBP: 0.329, SLG: 0.422 (1, 5)	0-1 E5 G4-3 S 2B	0-0 3B 1B		1-2 G3 1B	2-1 2B 1-H 2-H		3-1 F8			5	2	3	2	0	0	1
Hal Morris, L OBP: 0.350, SLG: 0.437 (1, 3)	1-2 G4-3	0-1 SF9 3B		0-0 F8	3-2 G3-1			0-0 G6-4-3 1B		5	1	2	3	0	0	3
Barry Larkin, R OBP: 0.406, SLG: 0.562 (1, 6)	4-2 2B BB	0-0 SF9		1-0 G3		1-1 HR		2-2 G6-4-3 1-2f		3	1	1	2	1	0	2
Kevin Mitchell, R OBP: 0.382, SLG: 0.412 Eric Owens, R OBP: 0.276, SLG: 0.237 (1, 7) (6, PR) (7, 7)	1-2 2B	1-0 G1-6-3		0-0 F7		4-2 CS BB		1-0 F8		3	0	1	1	1	0	1
Eric Davis, R OBP: 0.400, SLG: 0.551 (1, 8)	3-3 K	1-1 E S 1B			1-0 2B	1-3 K				4	1	2	0	0	2	3
Reggie Sanders, R OBP: 0.361, SLG: 0.494 (1, 9)	4-2 BB	3-3 K			2-3 K	3-3 K				3	0	0	0	1	3	3
Bret Boone, R OBP: 0.278, SLG: 0.353 (1, 4)	1-2 P6		1-2 G4-3		2-2 2B		0-2 1B			4	1	2	1	0	0	3
Joe Oliver, R OBP: 0.322, SLG: 0.434 (1, 2)		0-0 1B SH 3B 1B	2-2 G6-3		4-0 2B IBB		0-3 K			3	2	1	0	1	1	1
Mark Portugal, R OBP: 0.200, SLG: 0.205 Willie Greene, L OBP: 0.313, SLG: 0.421 Hector Carrasco, R Chris Sabo, R OBP: 0.359, SLG: 0.407 Lee Smith, R (1, 1) (5, PH) (6, 1) (7, PH) (8, 1)		0-2 SH 1B 3B	0-1 G6-3		1-1 P6		1-3 K			1	1	0	0	0	0	0

Inning Stats	R: 1	H: 1	E: 1	K: 1	S: 21	H: 1	LOB: 3	BB: 2	P: 35	R: 4	H: 4	E: 1	K: 1	S: 14	H: 0	LOB: 0	BB: 0	P: 19	R: 0	H: 0	E: 0	K: 0	S: 8	R: 0	H: 1	E: 0	K: 0	S: 6	H: 3	LOB: 1	BB: 1	P: 30	R: 1	H: 1	E: 0	K: 2	S: 11	H: 1	LOB: 1	BB: 1	P: 20	R: 0	H: 1	E: 0	K: 1	S: 11	H: 1	LOB: 1	BB: 0	P: 15	R: 0	H: 1	E: 0	K: 0	S: 5	H: 1	LOB: 0	BB: 0	P: 8
--------------	------	------	------	------	-------	------	--------	-------	-------	------	------	------	------	-------	------	--------	-------	-------	------	------	------	------	------	------	------	------	------	------	------	--------	-------	-------	------	------	------	------	-------	------	--------	-------	-------	------	------	------	------	-------	------	--------	-------	-------	------	------	------	------	------	------	--------	-------	------

PITCHER	IP	WLS	BF	H	R	ER	SO	BB	IBB	HBP	BLK	WP	HR	S	P	ERA	WHIP
Ismael Valdez, R ERA: 3.34 (1, 1)	4.1	L	26	8	8	6	3	2	1	0	0	0	0	56	89	12.46	2.308
Scott Radinsky, L ERA: 1.89 (5, 1)	0.2		3	1	0	0	0	0	0	0	0	0	0	8	14	0.00	1.500
Chan Ho Park, R ERA: 3.78 (6, 1)	2.0		8	2	1	1	4	1	0	0	0	0	1	22	35	4.50	1.500
Jim Bruske, R ERA: 6.17 (8, 1)	1.0		3	1	0	0	0	0	0	0	0	0	0	5	8	0.00	1.000

BOTTOM

Los Angeles Dodgers @ Cincinnati Reds  
Riverfront Stadium, Cincinnati, OH

Fri Aug 09 1996, 7:05 PM EDT  
Att: 34,004 - Unknown - 83 F

livebaseballscorecards.com

AB	34
R	9
H	12
RBI	9
BB	4
SO	7
LOB	20



1B: 6	SF: 1	WP: 0	PA: 40
2B: 4	SAC: 1	PB: 0	
3B: 1	DP: 1	SB: 2	
HR: 1	HBP: 0	CS: 1	

PITCHER	IP	WLS	BF	H	R	ER	SO	BB	IBB	HBP	BLK	WP	HR	S	P	ERA	WHIP
---------	----	-----	----	---	---	----	----	----	-----	-----	-----	----	----	---	---	-----	------



Batter	1	2	3	4	5	6	7	8	9	AB R H RBI BB SO LOB
--------	---	---	---	---	---	---	---	---	---	----------------------

<b>Lenny Harris, L</b> <small>OBP: 0.330, SLG: 0.416</small> <small>(1, 5)</small> 										3 1 0 0 2 1 1
<b>Hal Morris, L</b> <small>OBP: 0.348, SLG: 0.437</small> <small>(1, 3)</small> 										5 2 1 0 0 1 2
<b>Barry Larkin, R</b> <small>OBP: 0.413, SLG: 0.562</small> <small>(1, 6)</small> 										0 1 0 0 4 0 0
<b>Kevin Mitchell, R</b> <small>OBP: 0.383, SLG: 0.410</small> <small>(1, 7)</small> <b>Eric Owens, R</b> <small>OBP: 0.276, SLG: 0.237</small> <small>(9, PR)</small> 										3 0 1 2 1 0 2 0 0 0 0 0 0 0
<b>Eric Davis, R</b> <small>OBP: 0.406, SLG: 0.563</small> <small>(1, 8)</small> 										3 1 2 3 2 1 0
<b>Reggie Sanders, R</b> <small>OBP: 0.358, SLG: 0.485</small> <small>(1, 9)</small> 										4 0 0 0 1 2 7
<b>Bret Boone, R</b> <small>OBP: 0.278, SLG: 0.352</small> <small>(1, 4)</small> 										4 0 1 0 0 0 1
<b>Joe Oliver, R</b> <small>OBP: 0.318, SLG: 0.427</small> <small>(1, 2)</small> <b>Scott Service, R</b> <small>(7, 1)</small> <b>Chris Sabo, R</b> <small>OBP: 0.357, SLG: 0.403</small> <small>(8, PH)</small> <b>Jeff Shaw, R</b> <small>(9, 1)</small> 										3 0 0 0 0 1 2 0 0 0 0 0 0 0 1 0 0 0 0 1 0 0 0 0 0 0 0 0
<b>Dave Burba, R</b> <small>OBP: 0.143, SLG: 0.234</small> <small>(1, 1)</small> <b>Willie Greene, L</b> <small>OBP: 0.312, SLG: 0.419</small> <small>(5, PH)</small> <b>Johnny Ruffin, R</b> <small>OBP: 0.333, SLG: 0.333</small> <small>(6, 1)</small> <b>Eddie Taubensee, L</b> <small>OBP: 0.330, SLG: 0.426</small> <small>(7, 2)</small> 										1 0 0 0 0 0 0 1 0 0 0 0 1 0 0 0 0 0 0 0 0 2 0 1 0 0 0 0

Inning Stats	R: 0 E: 0 K: 1 S: 9	H: 0 LOB: 1 BB: 2 P: 18	R: 0 E: 0 K: 1 S: 7	H: 0 LOB: 1 BB: 1 P: 14	R: 0 E: 0 K: 1 S: 7	H: 0 LOB: 0 BB: 0 P: 10	R: 0 E: 0 K: 1 S: 8	H: 0 LOB: 1 BB: 2 P: 18	R: 0 E: 0 K: 1 S: 8	H: 0 LOB: 0 BB: 0 P: 14	R: 4 E: 0 K: 1 S: 23	H: 3 LOB: 1 BB: 2 P: 39	R: 1 E: 0 K: 0 S: 13	H: 3 LOB: 3 BB: 1 P: 22	R: 0 E: 0 K: 1 S: 7	H: 0 LOB: 0 BB: 0 P: 9	R: 0 E: 0 K: 1 S: 5	H: 0 LOB: 3 BB: 2 P: 14	1B: 4 2B: 1 3B: 0 HR: 1	SF: 1 SAC: 0 DP: 1 HBP: 1	WP: 0 PB: 0 SB: 3 CS: 1	PA: 42
--------------	------------------------------	----------------------------------	------------------------------	----------------------------------	------------------------------	----------------------------------	------------------------------	----------------------------------	------------------------------	----------------------------------	-------------------------------	----------------------------------	-------------------------------	----------------------------------	------------------------------	---------------------------------	------------------------------	----------------------------------	----------------------------------	------------------------------------	----------------------------------	--------

PITCHER	IP	WLS	BF	H	R	ER	SO	BB	IBB	HBP	BLK	WP	HR	S	P	ERA	WHIP
<b>Hideo Nomo, R</b> <small>ERA: 3.6</small> <small>(1, 1)</small>	5.2		25	3	4	4	5	7	0	0	0	0	1	58	106	6.35	1.765
<b>Antonio Osuna, R</b> <small>ERA: 2.42</small> <small>(6, 1)</small>	0.1		2	1	1	1	1	0	0	0	0	0	0	5	8	27.00	3.000
<b>Mark Guthrie, L</b> <small>ERA: 1.61</small> <small>(7, 1)</small>	2.0		9	2	0	0	1	1	0	0	0	0	0	19	30	0.00	1.500
<b>Todd Worrell, R</b> <small>ERA: 3.09</small> <small>(9, 1)</small>	1.0	S	6	0	0	0	1	2	0	1	0	0	0	5	14	0.00	2.000


**BOTTOM**

**Los Angeles Dodgers @ Cincinnati Reds**  
Riverfront Stadium, Cincinnati, OH  
Sat Aug 10 1996, 3:33 AM EDT  
Att: 33,830 - Sunny - 79 F

livebaseballscorecards.com

<b>AB</b>	<b>30</b>
<b>R</b>	<b>5</b>
<b>H</b>	<b>6</b>
<b>RBI</b>	<b>5</b>
<b>BB</b>	<b>10</b>
<b>SO</b>	<b>8</b>
<b>LOB</b>	<b>15</b>




Batter	1	2	3	4	5	6	7	8	9	AB R H RBI BB SO LOB	TOP				
Todd Hollandsworth, L OBP: 0.353, SLG: 0.428 (1, 7) (8, 9)	0-0 G3	0-0 F8		0-0 F7			0-3 K		0-0 F5	5 0 0 0 0 1 2					
Wayne Kirby, L OBP: 0.320, SLG: 0.337 (1, 8) (8, 7)	0-0 F7		0-0 L8	0-0 P6			0-0 F9		0-0 F8 BB 1B 1B	5 1 1 0 0 0 0					
Mike Piazza, R OBP: 0.418, SLG: 0.573 (1, 2) BB BB BB	4-0 BB		4-0 1B BB 1B BB			0-3 K	0-0 HR		4-0 1B BB 1-2 HR BB	2 3 1 1 3 1 0					
Eric Karros, R OBP: 0.300, SLG: 0.460 (1, 3) SS SS	0-3 K		4-0 1B BB 1-2 1B BB			0-0 HR	0-3 K		0-0 F8	4 2 1 1 1 2 3					
Raul Mondesi, R OBP: 0.313, SLG: 0.469 Chad Curtis, R OBP: 0.347, SLG: 0.378 (1, 9) (8, 8)		0-0 FC6 2B	0-0 F8 1B 1-2 2-3 1B			0-3 K		0-0 G5-3	4-0 1B BB 1-2 HR	4 0 2 0 0 1 0 0 1 0 0 1 0 0					
Delino DeShields, L OBP: 0.298, SLG: 0.313 (1, 4)		0-0 FC6 WP	0-0 1B 1-2 2-H 2-3 3-H			0-0 F8		4-0 S BB	0-0 1B 1-2 HR	4 2 2 3 1 0 1					
Tim Wallach, R OBP: 0.308, SLG: 0.412 (1, 5) BB BB BB		4-0 1B WP 1-2 BB	0-0 F8			0-0 G6-3		0-3 K	0-0 HR 1-H 2-H 3-H	4 1 1 4 1 1 3	AB 36 R 10 H 9 RBI 9 BB 8 SO 8 LOB 14				
Greg Gagne, R OBP: 0.352, SLG: 0.375 (1, 6) SS SS		0-3 K	0-0 F8			0-0 G5-3		4-0 IBB	0-0 G4-3	4 0 0 0 1 1 3					
Pedro Astacio, R OBP: 0.096, SLG: 0.078 37 Darren Dreifort, R Mark Guthrie, R Antonio Osuna, R (1, 1) (8, 1) (8, 1) (8, 1)		0-0 1B 2-3		0-0 G5-3		0-3 K		0-0 G1-3		4 0 1 0 0 1 2 0					
Inning Stats	R: 0 E: 0 K: 1 S: 5 H: 0 LOB: 1 BB: 1 P: 9	R: 1 E: 0 K: 1 S: 7 H: 2 LOB: 2 BB: 1 P: 11	R: 2 E: 0 K: 0 S: 5 H: 2 LOB: 2 BB: 2 P: 13	R: 0 E: 0 K: 0 S: 3 H: 0 LOB: 0 BB: 0 P: 3	R: 1 E: 0 K: 2 S: 8 H: 1 LOB: 0 BB: 0 P: 8	R: 0 E: 0 K: 1 S: 5 H: 0 LOB: 0 BB: 0 P: 5	R: 1 E: 0 K: 2 S: 8 H: 1 LOB: 0 BB: 0 P: 8	R: 0 E: 0 K: 1 S: 5 H: 0 LOB: 2 BB: 2 P: 13	R: 5 E: 0 K: 0 S: 6 H: 3 LOB: 0 BB: 2 P: 14	1B: 5 2B: 1 3B: 0 HR: 3 SF: 0 SAC: 0 DP: 0 HBP: 0	WP: 2 PB: 0 SB: 2 CS: 0 PA: 44				
PITCHER	IP WLS BF H R ER SO BB IBB HBP BLK WP HR S P ERA WHIP														
Roger Salkeld, R ERA: 4.94 Scott Service, R ERA: 3.81 Lee Smith, R ERA: 3.32 Hector Carrasco, R ERA: 3.86 (1, 1) (6, 1) (8, 1) (9, 1)	5.0 2.0 1.0 1.0	L	24 7 5 8	5 1 0 3	4 1 0 5	4 1 0 5	4 3 1 0	4 0 1 2	0 0 1 0	0 0 0 0	0 0 0 0	1 13 5 6	44 13 13 14	7.20 4.50 0.00 45.00	1.800 0.500 1.000 5.000

Los Angeles Dodgers @ Cincinnati Reds  
Riverfront Stadium, Cincinnati, OH  
Sun Aug 11 1996, 3:33 AM EDT  
Att. 27,897 - Cloudy - 80 F

livebaseballscorecards.com





Batter	1	2	3	4	5	6	7	8	9	AB R H RBI BB SO LOB	TOP		
Chad Curtis, R (1, 8) OBP: 0.344, SLG: 0.374	3-1 F7		2-3 K			1-0 G6-3	1-2 F9			4 0 0 0 0 1 0			
Delino DeShields, L (1, 4) OBP: 0.300, SLG: 0.319	1-0 F7			2-2 SF8 3B		0-2 2B 1B	2-2 F8			4 2 2 0 0 0 0			
Mike Piazza, R (1, 2) OBP: 0.421, SLG: 0.584	2-2 HR			4-2 2B BB		0-1 2B 1B 2B	0-0 F8			3 3 2 2 1 0 0			
Eric Karros, R (1, 3) OBP: 0.299, SLG: 0.462	1-3 K			2-2 SF8		1-0 1B 1B 2B	2-2 F9			3 1 1 1 0 1 0			
Raul Mondesi, R (1, 9) OBP: 0.313, SLG: 0.466		1-0 G6-3		0-3 K		4-0 1B 1B IBB	3-2 P6			3 0 0 0 1 1 1			
Tim Wallach, R (1, 5) OBP: 0.312, SLG: 0.419		0-2 G6-3		0-1 PO 2B		2-2 1B 1B	1-3 K			4 0 2 2 0 1 0			
Billy Ashley, R (1, 7) OBP: 0.255, SLG: 0.416 Todd Hollandsworth, L (6, PH) OBP: 0.351, SLG: 0.425 (6, 7)		0-1 P4		2-1 PO	0-0 L5-3 1B	2-3 K				2 0 1 0 0 0 0 2 0 0 0 0 1 3	AB 33 R 6 H 9 RBI 6 BB 2 SO 7 LOB 8		
Greg Gagne, R (1, 6) OBP: 0.351, SLG: 0.374			1-2 G5-3		0-1 L5-3	0-0 1B				4 0 1 1 0 0 1			
Ramon Martinez, R (1, 1) OBP: 0.135, SLG: 0.111 Antonio Osuna, R (8, 1) Todd Worrell, R (9, 1)			0-2 G4-3		1-3 K	0-3 K				3 0 0 0 0 2 3 1 0 0 0 0 0 0 0 0 0 0 0 0 0			
<b>Inning Stats</b>	R: 1 H: 1 E: 0 LOB: 0 K: 1 BB: 0 S: 9 P: 16	R: 0 H: 0 E: 0 LOB: 0 K: 0 BB: 0 S: 6 P: 7	R: 0 H: 0 E: 0 LOB: 0 K: 1 BB: 0 S: 11 P: 14	R: 2 H: 2 E: 0 LOB: 0 K: 1 BB: 1 S: 16 P: 26	R: 0 H: 1 E: 0 LOB: 0 K: 1 BB: 0 S: 6 P: 7	R: 3 H: 5 E: 0 LOB: 3 K: 2 BB: 1 S: 18 P: 28	R: 0 H: 0 E: 0 LOB: 0 K: 0 BB: 0 S: 8 P: 11	R: 0 H: 0 E: 0 LOB: 0 K: 1 BB: 0 S: 9 P: 15	R: 0 H: 0 E: 0 LOB: 0 K: 0 BB: 0 S: 6 P: 10	1B: 4 SF: 1 2B: 4 SAC: 0 3B: 1 DP: 1 HR: 1 HBP: 0	WP: 0 PA: 37 PB: 0 SB: 0 CS: 0		
<b>PITCHER</b>	IP WLS BF H R ER SO BB IBB HBP BLK WP HR S P ERA WHIP											<b>PITCHER</b>	IP WLS BF H R ER SO BB IBB HBP BLK WP HR S P ERA WHIP
John Smiley, L (1, 1) ERA: 4.04	5.1 L 24 8 6 6 4 1 1 0 0 0 0 1 59 89 10.12 1.688												
Jeff Shaw, R (6, 1) ERA: 3.22	1.2 6 1 0 0 2 0 0 0 0 0 0 0 15 20 0.00 0.600												
Lee Smith, R (8, 1) ERA: 3.24	1.0 3 0 0 0 1 0 0 0 0 0 0 0 9 15 0.00 0.000												
Jeff Brantley, R (9, 1) ERA: 2.72	1.0 3 0 0 0 0 0 0 0 0 0 0 0 6 10 0.00 0.000												

Los Angeles Dodgers @ Cincinnati Reds  
Riverfront Stadium, Cincinnati, OH

Mon Aug 12 1996, 7:05 PM EDT  
Att. 21,677 - Unknown - 78 F

livebaseballscorecards.com



Batter	1	2	3	4	5	6	7	8	9	AB	R	H	RBI	BB	SO	LOB	TOP								
Todd Hollandsworth, L OBP: 0.351, SLG: 0.425 (1, 7)										5	1	2	0	0	2	3									
Chad Curtis, R OBP: 0.347, SLG: 0.378 (1, 8)										4	1	2	2	1	1	2									
Mike Piazza, R OBP: 0.419, SLG: 0.580 Dave Hansen, L OBP: 0.304, SLG: 0.235 Tom Prince, R OBP: 0.390, SLG: 0.469 (1, 2)										3	0	0	0	1	1	5									
Eric Karros, R OBP: 0.302, SLG: 0.470 (1, 3)										5	2	3	1	0	0	1									
Raul Mondesi, R OBP: 0.316, SLG: 0.472 (1, 9)										5	2	3	1	0	2	1									
Delino DeShields, L OBP: 0.299, SLG: 0.316 (1, 4)										4	1	0	0	1	1	3									
Tim Wallach, R OBP: 0.320, SLG: 0.420 Juan Castro, R OBP: 0.265, SLG: 0.301 (1, 5)										2	1	1	2	1	0	0									
Greg Gagne, R OBP: 0.349, SLG: 0.371 (1, 6)										5	0	1	1	0	0	2									
Tom Candiotti, R OBP: 0.111, SLG: 0.088 Billy Ashley, R OBP: 0.302, SLG: 0.416 Chan Ho Park, R OBP: 0.118, SLG: 0.063 Wayne Kirby, L OBP: 0.317, SLG: 0.333 Scott Radinsky, L OBP: 0.317, SLG: 0.333 (1, 1)										2	0	0	0	0	1	1									
<b>Inning Stats</b>	R: 0 E: 0 K: 2 S: 12	H: 0 LOB: 1 BB: 1 P: 23	R: 1 E: 0 K: 0 S: 9	H: 2 LOB: 1 BB: 0 P: 13	R: 6 E: 2 K: 2 S: 26	H: 5 LOB: 3 BB: 3 P: 48	R: 1 E: 0 K: 2 S: 9	H: 1 LOB: 1 BB: 0 P: 16	R: 0 E: 0 K: 1 S: 11	H: 1 LOB: 1 BB: 0 P: 17	R: 0 E: 0 K: 1 S: 9	H: 1 LOB: 0 BB: 0 P: 14	R: 0 E: 0 K: 0 S: 11	H: 1 LOB: 2 BB: 0 P: 15	R: 0 E: 0 K: 0 S: 14	H: 1 LOB: 1 BB: 0 P: 20	R: 0 E: 0 K: 0 S: 8	H: 0 LOB: 0 BB: 0 P: 13	1B: 8 2B: 3 3B: 0 HR: 1	SF: 0 SAC: 1 DP: 1 HBP: 2	WP: 1 PB: 0 SB: 1 CS: 0	PA: 45			
<b>PITCHER</b>	IP	WLS	BF	H	R	ER	SO	BB	IBB	HBP	BLK	WP	HR	S	P	ERA	WHIP								
Todd Stottlemyre, R ERA: 3.85 Mark Petkovsek, R ERA: 4.27 T.J. Mathews, R ERA: 2.84 Danny Jackson, L ERA: 5.79 Cory Bailey, R ERA: 3.49 (1, 1)	2.1	L	16	6	7	6	2	2	1	0	0	0	0	35	65	23.14	3.429								
<b>PITCHER</b>	IP	WLS	BF	H	R	ER	SO	BB	IBB	HBP	BLK	WP	HR	S	P	ERA	WHIP								
Tony Fossas, L ERA: 2.52 (9, 1)	1.0		3	0	0	0	0	0	0	0	0	0	0	8	13	0.00	0.000								

Los Angeles Dodgers @ St. Louis Cardinals  
 Busch Stadium, St. Louis, MO  
 Tue Aug 13 1996, 7:05 PM CDT  
 Att. 30,761 - Unknown - 87 F

livebaseballscores.com

AB 38  
 R 8  
 H 12  
 RBI 7  
 BB 4  
 SO 8  
 LOB 18



BOTTOM

Los Angeles Dodgers @ St. Louis Cardinals  
Busch Stadium, St. Louis, MO  
Tue Aug 13 1996, 7:05 PM CDT  
Att: 30,761 - Unknown - 87 F

livebaseballscorecards.com

AB 32  
R 4  
H 7  
RBI 4  
BB 2  
SO 6  
LOB 7



WP: 0 PA: 34  
PB: 0  
SB: 0  
CS: 0

AB R H RBI BB SO LOB

3	2	1	1	1	0	1
3	1	0	0	1	1	0
3	0	1	0	0	1	0
1	0	1	2	0	0	0
4	0	1	0	0	0	1
3	0	0	0	0	0	2
0	0	0	0	0	0	0
0	0	0	0	0	0	0
1	0	0	0	0	0	1
0	0	0	0	0	0	0
0	0	0	0	0	0	0
2	0	0	0	0	0	1
1B: 4	SF: 0					
2B: 1	SAC: 0					
3B: 0	DP: 2					
HR: 2	HBP: 0					

Batter	1	2	3	4	5	6	7	8	9
Royce Clayton, R OBP: 0.327, SLG: 0.373 (1, 6)	1-0 G4-3 ①		0-0 G1-3 ③			0-0 HR		4-2 BB 2B BB	
Ray Lankford, L OBP: 0.358, SLG: 0.501 (1, 8)	0-0 P6 ②			2-1 G3 ①		1-3 K ①		4-2 1-2 2B BB	
Ron Gant, R OBP: 0.368, SLG: 0.526 Luis Alicaia, S OBP: 0.332, SLG: 0.352 (1, 7) (8, 4)	3-1 F8 ③			0-0 1B 1B		2-3 K ②		0-0 1-H 2-H 2B	
Brian Jordan, R OBP: 0.332, SLG: 0.487 (1, 9)		0-1 G6-3 ①		1-2 G6-4-3 1B		2-2 G6-3 ③		0-1 G1-3 ③	
Gary Gaetti, R OBP: 0.324, SLG: 0.451 Cory Bailey, R (8, 1) Tony Fossas, L (9, 1) Willie McGee, S OBP: 0.332, SLG: 0.390 (9, PH)		0-0 G5-3 ②		3-1 G6-4-3 ② ③ 1-2f			1-0 G6-3 ①		0-3 K ①
John Mabry, L OBP: 0.355, SLG: 0.454 (1, 3)		1-2 G6-3 ③			0-1 G4-3 ①		0-3 K ②		1-3 K ②
Tom Pagnozzi, R OBP: 0.321, SLG: 0.465 Danny Jackson, R (6, 1) Mark Sweeney, L OBP: 0.372, SLG: 0.381 (7, PH) (8, 7)			2-1 1B		3-1 HR		2-2 L6 ③		1-0 F7 ③
Mike Gallego, R OBP: 0.255, SLG: 0.207 (1, 4) (8, 5)			1-3 K ①		0-0 G5-4-3 1B			2-2 G4-3 ①	
Todd Stottlemyre, L OBP: 0.345, SLG: 0.425 Mark Petkovsek, R OBP: 0.290, SLG: 0.182 Ozzie Smith, S OBP: 0.351, SLG: 0.344 T.J. Mathews, R (4, 1) Danny Sheaffer, R OBP: 0.291, SLG: 0.390 (5, PH) (6, 2)			3-2 F7 ②		1-1 G5-4-3 ② ③ 1-2f			0-0 G4-3 ②	

Inning Stats	R: 0	H: 0	E: 0	K: 0	S: 4	LOB: 0	BB: 0	P: 8	R: 0	H: 0	E: 0	K: 0	S: 6	LOB: 0	BB: 0	P: 7	R: 0	H: 1	E: 0	K: 1	S: 9	LOB: 1	BB: 0	P: 15	R: 0	H: 2	E: 0	K: 0	S: 8	LOB: 1	BB: 0	P: 14	R: 1	H: 2	E: 0	K: 0	S: 7	LOB: 0	BB: 0	P: 11	R: 1	H: 1	E: 0	K: 2	S: 11	LOB: 0	BB: 0	P: 16	R: 0	H: 0	E: 0	K: 1	S: 7	LOB: 0	BB: 0	P: 10	R: 2	H: 1	E: 0	K: 0	S: 13	LOB: 1	BB: 2	P: 23	R: 0	H: 0	E: 0	K: 2	S: 8	LOB: 0	BB: 0	P: 10
--------------	------	------	------	------	------	--------	-------	------	------	------	------	------	------	--------	-------	------	------	------	------	------	------	--------	-------	-------	------	------	------	------	------	--------	-------	-------	------	------	------	------	------	--------	-------	-------	------	------	------	------	-------	--------	-------	-------	------	------	------	------	------	--------	-------	-------	------	------	------	------	-------	--------	-------	-------	------	------	------	------	------	--------	-------	-------

PITCHER	IP	WLS	BF	H	R	ER	SO	BB	IBB	HBP	BLK	WP	HR	S	P	ERA	WHIP
Tom Candiotti, R ERA: 3.92 (1, 1)	6.0	W	22	6	2	2	3	0	0	0	0	0	2	45	71	3.00	1.000
Chan Ho Park, R ERA: 3.9 (7, 1)	2.0		9	1	2	2	1	2	0	0	0	0	0	20	33	9.00	1.500
Scott Radinsky, L ERA: 1.85 (9, 1)	1.0		3	0	0	0	2	0	0	0	0	0	0	8	10	0.00	0.000

PITCHER	IP	WLS	BF	H	R	ER	SO	BB	IBB	HBP	BLK	WP	HR	S	P	ERA	WHIP
---------	----	-----	----	---	---	----	----	----	-----	-----	-----	----	----	---	---	-----	------

Batter	1	2	3	4	5	6	7	8	9	AB R H RBI BB SO LOB	TOP	
Todd Hollandsworth, L OBP: 0.347, SLG: 0.420 (1, 7)	1-2 F7	0-0 F8		2-2 F8			3-2 L8			4 0 0 0 0 0 3		
Chad Curtis, R OBP: 0.348, SLG: 0.386 (1, 8)	2-0 1B		2-1 HR		0-1 G5-3			1-1 P5		4 1 2 1 0 0 0		
Mike Piazza, R OBP: 0.420, SLG: 0.579 (1, 2)	0-1 1B		2-2 G4-3		0-1 F9			0-2 1B		4 0 2 0 0 0 0		
Eric Karros, R OBP: 0.300, SLG: 0.466 (1, 3)	0-3 K		1-1 G5-3		2-1 F9			1-0 G6-4-3		4 0 0 0 0 1 3		
Raul Mondesi, R OBP: 0.315, SLG: 0.469 (1, 9)	4-1 1-2 BB		2-2 G5-3		1-0 G6-3			0-0 P4		3 0 0 0 1 0 0		
Delino DeShields, L OBP: 0.299, SLG: 0.316 (1, 4)	2-2 G6-3			2-1 1B		1-0 G4-3		1-1 G4-3		4 0 1 0 0 0 3		
Tim Lincecum, R OBP: 0.319, SLG: 0.414 (1, 5)		4-2 SH1-4 BB		1-1 FC5-4 SH5-4 1-2f BB		0-0 P6		2-2 F9		3 0 0 0 1 0 1		
Greg Gagne, R OBP: 0.349, SLG: 0.368 (1, 6)		2-2 F9		4-2 SH5-4 1-2 BB			0-2 F8			2 0 0 0 1 0 1		
Ismael Valdez, R OBP: 0.122, SLG: 0.104 (1, 1)		0-1 SH1-4		1-0 SH5-4			1-2 L9			0 0 0 0 0 0 0		
Wayne Kirby, L OBP: 0.314, SLG: 0.330 (7, PH)		1-2		1-2 2-3						1 0 0 0 0 0 0		
37 Darren Dreifort, R (7, 1)										0 0 0 0 0 0 0		
<b>Inning Stats</b>	R: 0 H: 2 E: 0 LOB: 3 K: 1 BB: 1 S: 14 P: 23	R: 0 H: 0 E: 0 LOB: 1 K: 0 BB: 1 S: 12 P: 18	R: 1 H: 1 E: 0 LOB: 0 K: 0 BB: 0 S: 11 P: 18	R: 0 H: 1 E: 0 LOB: 2 K: 0 BB: 1 S: 10 P: 20	R: 0 H: 0 E: 0 LOB: 0 K: 0 BB: 0 S: 6 P: 8	R: 0 H: 0 E: 0 LOB: 0 K: 0 BB: 0 S: 3 P: 5	R: 0 H: 0 E: 0 LOB: 0 K: 0 BB: 0 S: 9 P: 13	R: 0 H: 1 E: 0 LOB: 0 K: 0 BB: 0 S: 6 P: 8	R: 0 H: 0 E: 0 LOB: 0 K: 0 BB: 0 S: 6 P: 9	1B: 4 SF: 0 2B: 0 SAC: 2 3B: 0 DP: 1 HR: 1 HBP: 0	WP: 0 PA: 34 PB: 0 SB: 0 CS: 0	
<b>PITCHER</b> Alan Benes, R (1, 1) ERA: 5.07	IP WLS BF H R ER SO BB IBB HBP BLK WP HR S P ERA WHIP	9.0 W 34 5 1 1 1 3 0 0 0 0 1 77 122 1.00 0.889										

Los Angeles Dodgers @ St. Louis Cardinals  
 Busch Stadium, St. Louis, MO  
 Wed Aug 14 1996, 7:05 PM CDT  
 Att. 26,945 - Unknown - 90 F

AB	29
R	1
H	5
RBI	1
BB	3
SO	1
LOB	11



Batter	1	2	3	4	5	6	7	8	9	AB	R	H	RBI	BB	SO	LOB
Royce Clayton, R OBP: 0.323, SLG: 0.368 (1, 6)	2-1 P3	1-1 B2		2-2 G6-3		0-1 G5-3		0-1 G6-3		5	0	0	0	0	0	1
Ray Lankford, L OBP: 0.361, SLG: 0.506 Willie McGee, S OBP: 0.332, SLG: 0.389 (1, 8) (3, PR) (4, 8)	1-1 BB 1B 2B		1-1 1B 1B		1-1 HR	1-1 2B 1B		2-2 G6-3		2	1	2	0	0	0	0
Ron Gant, R OBP: 0.370, SLG: 0.535 (1, 7)	4-2 1B BB BB		2-3 K		2-1 HR	1-1 F7				3	1	1	2	1	1	2
Brian Jordan, R OBP: 0.338, SLG: 0.493 (1, 9)	4-1 1B BB		1-2 G1-6-3 1B		2-2 2B SF9 1B	1-1 2B				3	1	3	1	1	0	0
John Mabry, L OBP: 0.351, SLG: 0.450 (1, 3)	0-3 K		0-0 G1-6-3		1-3 K	0-1 G3-1				4	0	0	0	0	2	7
Gary Gaetti, R OBP: 0.326, SLG: 0.454 (1, 5)	1-0 1B		1-3 K		0-0 SF9 2B			1-0 P5		4	0	2	1	0	1	0
Tom Pagnozzi, R OBP: 0.323, SLG: 0.464 (1, 2)	0-0 F9		0-0 2B 1B		4-0 IBB			2-3 K		3	1	1	0	1	1	3
Luis Alicea, S OBP: 0.331, SLG: 0.356 (1, 4)		2-3 K		2-1 G4-3 2B		0-1 SF9		0-0 G4-3		3	0	1	2	0	1	0
Alan Benes, R OBP: 0.184, SLG: 0.229 (1, 1)		0-3 K		0-0 G4-3		2-3 K		2-2 G6-3		4	0	0	0	0	2	3

Inning Stats	R: 1	H: 2	E: 0	K: 1	S: 13	LOB: 3	BB: 2	P: 25	R: 0	H: 0	E: 0	K: 2	S: 9	LOB: 0	BB: 0	P: 12	R: 0	H: 2	E: 0	K: 1	S: 10	LOB: 2	BB: 0	P: 14	R: 1	H: 2	E: 0	K: 1	S: 12	LOB: 1	BB: 0	P: 17	R: 3	H: 3	E: 1	K: 2	S: 19	LOB: 2	BB: 1	P: 31	R: 1	H: 2	E: 0	K: 1	S: 10	LOB: 1	BB: 0	P: 13	R: 0	H: 0	E: 0	K: 1	S: 6	LOB: 0	BB: 0	P: 9	R: 0	H: 0	E: 0	K: 0	S: 8	LOB: 0	BB: 0	P: 12
PITCHER	IP	WLS	BF	H	R	ER	SO	BB	IBB	HBP	BLK	WP	HR	S	P	ERA	WHIP																																															
Ismael Valdez, R ERA: 3.44 37 Darren Dreifort, R ERA: 2.61	(1, 1)	6.0	L	32	11	6	4	7	2	1	0	0	0	0	112	6.00	2.167																																															
	(7, 1)	2.0		6	0	0	1	0	0	0	0	0	0	14	21	0.00	0.000																																															

BOTTOM

Los Angeles Dodgers @ St. Louis Cardinals  
 Busch Stadium, St. Louis, MO  
 Wed Aug 14 1996, 7:05 PM CDT  
 Att: 26,945 - Unknown - 90 F

livebaseballscorecards.com

AB	34
R	6
H	11
RBI	6
BB	3
SO	8
LOB	16



WP: 0	PA: 38
PB: 0	SB: 0
CS: 0	

Batter	1	2	3	4	5	6	7	8	9	AB R H RBI BB SO LOB	TOP											
<b>Delino DeShields, L</b> (1, 4) OBP: 0.296, SLG: 0.312	0-0 G4-3	0-3 K		0-3 K		0-0 P5		0-0 G4-3		5 0 0 0 0 2 5												
<b>Chad Curtis, R</b> (1, 8) OBP: 0.347, SLG: 0.386	0-3 K	0-3 K			0-0 F9		0-0 2B	0-0 L4		5 1 1 0 0 2 3												
<b>Todd Hollandsworth, L</b> (1, 7) OBP: 0.345, SLG: 0.419	0-0 F7		0-0 E3		0-0 G6-3		0-0 G5-3		0-0 L8	5 1 1 1 0 0 0												
<b>Eric Karros, R</b> (1, 3) OBP: 0.301, SLG: 0.467		0-0 1B	0-0 G4-6-3		0-3 K		0-0 P4		0-3 K	5 1 2 1 0 2 1												
<b>Raul Mondesi, R</b> (1, 9) OBP: 0.318, SLG: 0.468		0-0 1B	4-0 G4-6-3			0-0 F8	4-0 G5-3		0-3 K	3 1 1 0 2 1 0												
<b>Dave Hansen, L</b> (1, 5) <b>Juan Castro, R</b> (7, 5) OBP: 0.265, SLG: 0.301		0-0 1B	0-0 G4-6-3			0-0 L7	0-0 G5-3			4 0 1 1 0 0 4												
<b>Greg Gagne, R</b> (1, 6) OBP: 0.353, SLG: 0.381		0-0 1B	0-0 L1			0-0 HR	1-0 HBP			3 1 2 1 0 0 1												
<b>Tom Prince, R</b> (1, 2) OBP: 0.381, SLG: 0.453		0-3 K		0-0 F9		0-0 1B	0-0 G6-3			4 0 1 0 0 1 6												
<b>Hideo Nomo, R</b> (1, 1) <b>Todd Worrell, R</b> (9, 1)		0-0 1B		0-3 K		0-0 1B		0-0 G6-3		4 0 2 1 0 1 0												
<b>Inning Stats</b>	R: 0 E: 0 K: 1 S: 5	H: 0 LOB: 0 BB: 0 P: 5	R: 2 E: 0 K: 3 S: 14	H: 5 LOB: 3 BB: 0 P: 14	R: 1 E: 1 K: 0 S: 4	H: 1 LOB: 1 BB: 1 P: 8	R: 0 E: 0 K: 2 S: 7	H: 0 LOB: 0 BB: 0 P: 7	R: 0 E: 0 K: 1 S: 5	H: 0 LOB: 0 BB: 0 P: 5	R: 1 E: 0 K: 0 S: 6	H: 3 LOB: 2 BB: 0 P: 6	R: 1 E: 0 K: 0 S: 5	H: 2 LOB: 3 BB: 1 P: 10	R: 0 E: 0 K: 0 S: 3	H: 0 LOB: 0 BB: 0 P: 3	R: 0 E: 0 K: 2 S: 7	H: 0 LOB: 0 BB: 0 P: 7	1B: 7 2B: 3 3B: 0 HR: 1	SF: 0 SAC: 0 DP: 1 HBP: 1	WP: 0 PB: 0 SB: 1 CS: 0	PA: 41
<b>PITCHER</b>	IP WLS BF H R ER SO BB IBB HBP BLK WP HR S P ERA WHIP																					
<b>Mike Morgan, R</b> (1, 1) ERA: 4.33	5.2 L 27 9 4 3 7 1 0 0 0 0 0 1 40 44 4.76 1.765																					
<b>Rick Honeycutt, L</b> (6, 1) ERA: 3.57	0.1 1 0 0 0 0 0 0 0 0 0 0 0 1 1 0.00 0.000																					
<b>Mark Petkovsek, R</b> (7, 1) ERA: 4.35	1.0 7 2 1 1 0 0 0 1 1 0 0 0 5 10 9.00 2.000																					
<b>Tony Fossas, L</b> (8, 1) ERA: 2.43	1.1 4 0 0 0 0 0 0 0 0 0 0 0 4 4 0.00 0.000																					
<b>T.J. Mathews, R</b> (9, 1) ERA: 2.81	0.2 2 0 0 0 0 2 0 0 0 0 0 0 6 6 0.00 0.000																					

**Los Angeles Dodgers @ St. Louis Cardinals**  
 Busch Stadium, St. Louis, MO  
 Thu Aug 15 1996, 7:05 PM CDT  
 Att. 32,930 - Unknown - 86 F

<b>AB</b>	<b>38</b>
<b>R</b>	<b>5</b>
<b>H</b>	<b>11</b>
<b>RBI</b>	<b>5</b>
<b>BB</b>	<b>2</b>
<b>SO</b>	<b>9</b>
<b>LOB</b>	<b>20</b>



WP: 0	PA: 41
-------	--------



Batter	1	2	3	4	5	6	7	8	9	AB	R	H	RBI	BB	SO	LOB
Royce Clayton, R (1, 6) OBP: 0.319, SLG: 0.364	F9		P3			L4		K		4	0	0	0	0	1	0
Mark Sweeney, L (1, 9) OBP: 0.369, SLG: 0.378	G1-3			FC5-4 1B		G6-3		G4-3		4	0	1	0	0	0	0
Ron Gant, R (1, 7) OBP: 0.368, SLG: 0.541	HR			K		G6-3			G6-3	4	1	1	1	0	1	1
Brian Jordan, R (1, 8) OBP: 0.340, SLG: 0.492	K			FC5-4 1-2f			2B G1-3 1B		G5-3 BB	3	1	1	0	1	1	1
Gary Gaetti, R (1, 5) OBP: 0.325, SLG: 0.455		K		B1			G1-3 1-3 2B		G5-3	4	0	1	0	0	1	2
John Mabry, L (1, 3) OBP: 0.348, SLG: 0.446		P5			K		G1-3		K	4	0	0	1	0	2	2
Tom Pagnozzi, R (1, 2) OBP: 0.320, SLG: 0.459		G5-3			P3		K			3	0	0	0	0	1	2
Mike Gallego, R (1, 4) OBP: 0.250, SLG: 0.202			K		K		F7			2	0	0	0	0	2	1
Willie McGee, S (7, PH) OBP: 0.331, SLG: 0.388										1	0	0	0	0	0	1
Tony Fossas, L (8, 1)										0	0	0	0	0	0	0
T.J. Mathews, R (9, 1)										0	0	0	0	0	0	0
Mike Morgan, R (1, 1) OBP: 0.063, SLG: 0.063			K2-3		G5-3			K		2	0	0	0	0	1	1
Rick Honeycutt, L (6, 1)										0	0	0	0	0	0	0
Mark Petkovsek, R (7, 1) OBP: 0.250, SLG: 0.182										0	0	0	0	0	0	0
Luis Alicea, S (8, 4) OBP: 0.330, SLG: 0.354										1	0	0	0	0	1	0

Inning Stats	R: 1	H: 1	E: 0	K: 1	S: 6	H: 1	LOB: 0	BB: 0	P: 6	R: 0	H: 0	E: 0	K: 1	S: 5	H: 0	LOB: 0	BB: 0	P: 5	R: 0	H: 0	E: 0	K: 2	S: 7	H: 0	LOB: 0	BB: 0	P: 7	R: 0	H: 1	E: 0	K: 1	S: 6	H: 0	LOB: 1	BB: 0	P: 6	R: 0	H: 0	E: 0	K: 2	S: 8	H: 0	LOB: 1	BB: 0	P: 8	R: 0	H: 0	E: 0	K: 0	S: 3	H: 0	LOB: 0	BB: 0	P: 3	R: 1	H: 2	E: 0	K: 1	S: 7	H: 0	LOB: 1	BB: 0	P: 7	R: 0	H: 0	E: 0	K: 2	S: 7	H: 0	LOB: 0	BB: 0	P: 7	R: 0	H: 0	E: 0	K: 1	S: 5	H: 0	LOB: 1	BB: 1	P: 9	1B: 2	SF: 0	2B: 1	SAC: 0	3B: 0	DP: 0	HR: 1	HBP: 0	WP: 1	PA: 33	PB: 0	SB: 0	CS: 0	ERA	WHIP
PITCHER	IP	WLS	BF	H	R	ER	SO	BB	IBB	HBP	BLK	WP	HR	S	P	ERA	WHIP																			PITCHER	IP	WLS	BF	H	R	ER	SO	BB	IBB	HBP	BLK	WP	HR	S	P	ERA	WHIP																																											
Hideo Nomo, R (1, 1) ERA: 3.54	8.0	W	29	4	2	2	10	0	0	0	0	1	1	49	49	2.25	0.500																			Todd Worrell, R (9, 1) ERA: 3.19	1.0	S	4	0	0	0	1	0	0	0	0	0	5	9	0.00	1.000																																												

**BOTTOM**

**Los Angeles Dodgers @ St. Louis Cardinals**  
 Busch Stadium, St. Louis, MO

Thu Aug 15 1996, 7:05 PM CDT  
 Att: 32,930 - Unknown - 86 F

<b>AB</b>	<b>32</b>
<b>R</b>	<b>2</b>
<b>H</b>	<b>4</b>
<b>RBI</b>	<b>2</b>
<b>BB</b>	<b>1</b>
<b>SO</b>	<b>11</b>
<b>LOB</b>	<b>11</b>



Batter	1	2	3	4	5	6	7	8	9	AB R H RBI BB SO LOB	TOP	
Mark Grudzianek, R OBP: 0.345, SLG: 0.415 (1, 6)	3-1 G4-6-3 1B			X 0-0 G6-3		C 0-2 G6-4-3 1B		B 2-2 F8		4 0 2 0 0 0 0		
Mike Lansing, R OBP: 0.366, SLG: 0.446 (1, 4)	1-2 SAFE G4-6-3 1-2f		C 0-1 G5-3		F 0-2 G6-4-3 1-2f			S 1-2 P5	4 0 0 0 0 0 3			
Rondell White, R OBP: 0.355, SLG: 0.455 (1, 8)	2-2 F8		B 1-1 G6-3				F 0-2 G4-6-3 1B 1B	X 0-0 G6-3	4 1 1 0 0 0 0			
Moises Alou, R OBP: 0.348, SLG: 0.471 (1, 9)		F 2-2 G6-3-5 1B		X 0-0 F7		B 2-0 G4-6-3 1B		F 1-3 K	4 0 2 0 0 1 0			
David Segui, S OBP: 0.339, SLG: 0.417 (1, 3)		C 1-2 G6-3-5 1-3f		B 1-1 P5		X 0-0 G4-6-3 1-2f 2-3			3 0 0 0 0 0 3			
F.P. Santangelo, S OBP: 0.376, SLG: 0.421 (1, 7)		X 3-1 G3-1		F 1-3 K		M 0-2 1B			3 0 1 1 0 1 0			
Omar Daal, L (7, 1)									0 0 0 0 0 0 0			
Barry Manuel, R (8, 1)									0 0 0 0 0 0 0			
Shane Andrews, R OBP: 0.322, SLG: 0.481 (1, 5)			X 1-2 G4-3 1B		B 1-1 HR		B 3-2 G6-3		3 1 2 1 0 0 1			
Tim Spehr, R OBP: 0.182, SLG: 0.200 (1, 2)			B 1-2 G4-3 1-2f		C 3-3 K		B 1-0 P5		2 0 0 0 0 1 1			
Darrin Fletcher, L OBP: 0.326, SLG: 0.456 (8, PH) (8, 2)									1 0 0 0 0 0 0			
Ugueth Urbina, R OBP: 0.103, SLG: 0.103 (1, 1)			S 1-3 K		B 1-0 1B		B 2-1 G4-3		1 0 0 0 0 1 0			
Dave Silvestri, R OBP: 0.364, SLG: 0.246 (6, PH)									1 0 1 0 0 0 0			
Jeff Juden, R (6, 1)									0 0 0 0 0 0 0			
Cliff Floyd, L OBP: 0.335, SLG: 0.433 (7, 7)									1 0 0 0 0 0 0			
<b>Inning Stats</b>	R: 0 H: 1 E: 0 LOB: 0 K: 0 BB: 0 S: 8 P: 14	R: 0 H: 1 E: 0 LOB: 0 K: 0 BB: 0 S: 8 P: 14	R: 0 H: 1 E: 0 LOB: 0 K: 1 BB: 0 S: 9 P: 12	R: 0 H: 0 E: 0 LOB: 0 K: 0 BB: 0 S: 5 P: 6	R: 0 H: 0 E: 0 LOB: 0 K: 1 BB: 0 S: 7 P: 9	R: 1 H: 3 E: 0 LOB: 1 K: 1 BB: 0 S: 12 P: 17	R: 1 H: 3 E: 0 LOB: 1 K: 0 BB: 0 S: 11 P: 16	R: 0 H: 0 E: 0 LOB: 0 K: 0 BB: 0 S: 6 P: 11	R: 0 H: 0 E: 0 LOB: 0 K: 1 BB: 0 S: 7 P: 9	1B: 8 SF: 0 2B: 1 SAC: 0 3B: 0 DP: 5 HR: 1 HBP: 0	WP: 0 PA: 31 PB: 0 SB: 0 CS: 0	
<b>PITCHER</b>	IP WLS BF H R ER SO BB IBB HBP BLK WP HR S P ERA WHIP											
Pedro Astacio, R ERA: 3.43 (1, 1)	7.0 W 25 9 2 2 3 0 0 0 0 0 0 1 60 88 2.57 1.286											
Antonio Osuna, R ERA: 2.51 (8, 1)	2.0 6 0 0 0 1 0 0 0 0 0 0 0 13 20 0.00 0.000											

**Montreal Expos @ Los Angeles Dodgers**  
**Dodger Stadium, Los Angeles, CA**

Fri Aug 16 1996, 7:05 PM PDT  
 Att. 51,573 - Unknown - 80 F

AB	31
R	2
H	9
RBI	2
BB	0
SO	4
LOB	8



WP	0	PA	31
PB	0		
SB	0		
CS	0		

livebaseballscorecards.com

Batter	1	2	3	4	5	6	7	8	9	AB	R	H	RBI	BB	SO	LOB
--------	---	---	---	---	---	---	---	---	---	----	---	---	-----	----	----	-----

Todd Hollandsworth, L (1, 7) OBP: 0.350, SLG: 0.423	1-1 BB HR 1B	1-2 FC5-4 1B			0-3 K		2-0 HR 1B			4	2	3	1	0	1	0
Wayne Kirby, L (1, 8) OBP: 0.315, SLG: 0.330	1-1 L8	2-2 P2			0-0 G6-4-3 1B		1-0 HR			3	0	1	0	0	0	3
Chad Curtis, R (7, PH) (8, 8) OBP: 0.348, SLG: 0.394	1-1 SAFE 1B	2-2 SAFE 1B			0-0 G6-4-3 1B		1-0 SAFE 1B			1	1	1	3	0	0	0
Mike Piazza, R (1, 2) OBP: 0.418, SLG: 0.575	4-1 HR BB	0-0 FC5-4			0-0 G6-4-3		2-0 F8			3	1	0	0	1	0	4
Tom Prince, R (9, 2) OBP: 0.381, SLG: 0.453	1-2 HR BB	1-2f			1-2f		2-0 F8			0	0	0	0	0	0	0
Eric Karros, R (1, 3) OBP: 0.301, SLG: 0.472	2-2 HR				0-1 F8		0-3 K			4	1	1	3	0	1	1
Raul Mondesi, R (1, 9) OBP: 0.319, SLG: 0.475	1-2 P4				2-3 K		2-2 G6-3 1B		1-0 HR	4	1	2	1	0	1	0
Delino DeShields, L (1, 4) OBP: 0.293, SLG: 0.310	1-1 G3				2-3 K		1-0 G6-3		0-3 K	4	0	0	0	0	2	1
Tim Wallach, R (1, 5) OBP: 0.317, SLG: 0.411					0-2 G5-3		2-3 K		1-0 G6-3	4	1	1	0	0	1	1
Greg Gagne, R (1, 6) OBP: 0.349, SLG: 0.376					0-0 G5-3		1-1 G4-3		3-3 K	4	0	0	0	0	2	1
Pedro Astacio, R (1, 1) OBP: 0.111, SLG: 0.094					1-3 K		4-2 1B HR BB			2	0	1	0	0	1	0
Billy Ashley, R (7, PH) OBP: 0.308, SLG: 0.416					1-3 K					0	0	0	0	1	0	0
Rick Parker, R (7, PR) OBP: 0.385, SLG: 0.417					1-3 K					0	1	0	0	0	0	0
Antonio Osuna, R (8, 1)					1-2 1B					0	0	0	0	0	0	0

Inning Stats	R: 3	H: 2	E: 0	K: 13	H: 2	LOB: 0	BB: 1	P: 23	R: 1	H: 3	E: 0	K: 13	H: 3	LOB: 2	BB: 0	P: 18	R: 0	H: 0	E: 0	K: 8	H: 0	LOB: 0	BB: 0	P: 12	R: 0	H: 0	E: 0	K: 7	H: 0	LOB: 0	BB: 0	P: 8	R: 0	H: 1	E: 0	K: 5	H: 1	LOB: 0	BB: 0	P: 5	R: 0	H: 1	E: 0	K: 10	H: 1	LOB: 1	BB: 0	P: 16	R: 3	H: 2	E: 0	K: 11	H: 2	LOB: 1	BB: 1	P: 21	R: 1	H: 1	E: 0	K: 8	H: 1	LOB: 0	BB: 0	P: 13
--------------	------	------	------	-------	------	--------	-------	-------	------	------	------	-------	------	--------	-------	-------	------	------	------	------	------	--------	-------	-------	------	------	------	------	------	--------	-------	------	------	------	------	------	------	--------	-------	------	------	------	------	-------	------	--------	-------	-------	------	------	------	-------	------	--------	-------	-------	------	------	------	------	------	--------	-------	-------

PITCHER	IP	WLS	BF	H	R	ER	SO	BB	IBB	HBP	BLK	WP	HR	S	P	ERA	WHIP
Ugueth Urbina, R ERA: 3.64	(1, 1)	5.0	L	21	6	4	1	5	1	0	0	0	0	15	26	6.75	1.500
Jeff Juden, R ERA: 4.22	(6, 1)	1.1		6	1	1	1	1	0	0	0	0	0	1	2	27.00	3.000
Omar Daal, L ERA: 2.9	(7, 1)	0.2		4	2	2	1	0	0	0	0	0	1	6	11	9.00	1.000
Barry Manuel, R ERA: 3.49	(8, 1)	1.0		4	1	1	1	2	0	0	0	0	1	8	13		

**BOTTOM**

**Montreal Expos @ Los Angeles Dodgers**  
**Dodger Stadium, Los Angeles, CA**  
 Fri Aug 16 1996, 7:05 PM PDT  
 Att: 51,573 - Unknown - 80 F

AB	33
R	8
H	10
RBI	8
BB	2
SO	9
LOB	11



WP	PA	3B	SF	SAC	DP	HBP	CS
0	35	0	0	0	1	0	0

Batter	1	2	3	4	5	6	7	8	9	AB R H RBI BB SO LOB	TOP													
Mark Grudzianek, R (1, 6) OBP: 0.344, SLG: 0.413	1-0 G5-3			0-0 P2		4-2 CS HBP		0-3 K		3 0 0 0 0 1 0														
Mike Lansing, R (1, 4) OBP: 0.365, SLG: 0.444	0-1 G6-3			2-1 1B E 1B		0-1 P3		0-0 G1-3		4 1 1 0 0 0 1														
Cliff Floyd, L (1, 7) OBP: 0.335, SLG: 0.432	1-0 P6			2-1 E9 1B		2-0 CS		0-3 K		3 1 1 0 0 1 0														
Sherman Obando, R (8, PH) OBP: 0.333, SLG: 0.434				1-H SF7 1B		1 SAFE 1B		2-3 K		1 0 0 0 0 1 0														
Moises Alou, R (1, 9) OBP: 0.349, SLG: 0.472				3-2 SF7				0-1 2B 1B		3 2 2 1 0 0 0														
David Segui, S (1, 3) OBP: 0.341, SLG: 0.422				3-2 P4				1-0 1B 2B		4 1 2 1 0 0 0														
Rondell White, R (1, 8) OBP: 0.348, SLG: 0.446				3-2 P3				1-0 BB 1B 2B		4 0 0 0 0 1 2														
Shane Andrews, R (1, 5) OBP: 0.325, SLG: 0.481				2-1 P3				2-2 L8		4 0 0 0 0 1 2														
Dave Silvestri, R (7, PR) OBP: 0.361, SLG: 0.244				2-0 F8				1-0 BB 1B HBP		2 0 1 0 0 0 0														
Lenny Webster, R (1, 2) OBP: 0.321, SLG: 0.261				2-2 G1-6-3 1B				4-2 1B HBP		1 1 0 0 0 1 1														
Darrin Fletcher, L (7, PH) OBP: 0.329, SLG: 0.456				2-2 G1-6-3				4-2 1B BB		2 0 0 0 0 0 1														
Jeff Fassero, L (1, 1) OBP: 0.175, SLG: 0.080				3-2 F7				1-2 2-3 BB		0 0 0 0 2 0 0														
F.P. Santangelo, S (7, PH) OBP: 0.378, SLG: 0.423				1-2f				1-3 2-H 3-H 1B		0 0 0 0 0 0 0														
Mike Dyer, R (7, 1) OBP: 0.429, SLG: 0.571				1-2f				0-0 FC6		2 0 0 0 0 1 0														
Mel Rojas, R (8, 1) OBP: 0.178, SLG: 0.195				1-2f				1-2f		1 0 1 2 0 0 0														
Tim Spehr, R (9, PH) OBP: 0.500, SLG: 0.667				1-2f				1-2f		0 0 0 0 0 0 0														
Dave Veres, H (8, 1)				1-2f				1-2f		1 0 0 0 0 0 2														
Dave Veres, H (8, 1)				1-2f				1-2f		0 0 0 0 0 0 0														
<b>Inning Stats</b>	R: 0 E: 0 K: 0 S: 4 H: 0 LOB: 0 BB: 0 P: 6	R: 0 E: 0 K: 1 S: 8 H: 0 LOB: 0 BB: 0 P: 12	R: 0 E: 0 K: 0 S: 8 H: 1 LOB: 0 BB: 0 P: 15	R: 2 E: 1 K: 0 S: 13 H: 2 LOB: 0 BB: 0 P: 23	R: 0 E: 0 K: 0 S: 9 H: 0 LOB: 0 BB: 0 P: 14	R: 0 E: 0 K: 1 S: 9 H: 0 LOB: 0 BB: 0 P: 17	R: 3 E: 0 K: 1 S: 15 H: 3 LOB: 2 BB: 1 P: 23	R: 0 E: 0 K: 2 S: 7 H: 0 LOB: 0 BB: 0 P: 9	R: 1 E: 0 K: 1 S: 13 H: 2 LOB: 2 BB: 1 P: 24	1B: 7 2B: 1 3B: 0 HR: 0 SF: 1 SAC: 0 DP: 1 HBP: 2	WP: 0 PB: 0 SB: 2 CS: 1	PA: 37												
<b>PITCHER</b>	IP WLS BF H R ER SO BB IBB HBP BLK WP HR S P ERA WHIP	IP WLS BF H R ER SO BB IBB HBP BLK WP HR S P ERA WHIP	IP WLS BF H R ER SO BB IBB HBP BLK WP HR S P ERA WHIP	IP WLS BF H R ER SO BB IBB HBP BLK WP HR S P ERA WHIP	IP WLS BF H R ER SO BB IBB HBP BLK WP HR S P ERA WHIP	IP WLS BF H R ER SO BB IBB HBP BLK WP HR S P ERA WHIP	IP WLS BF H R ER SO BB IBB HBP BLK WP HR S P ERA WHIP	IP WLS BF H R ER SO BB IBB HBP BLK WP HR S P ERA WHIP	IP WLS BF H R ER SO BB IBB HBP BLK WP HR S P ERA WHIP	IP WLS BF H R ER SO BB IBB HBP BLK WP HR S P ERA WHIP	IP WLS BF H R ER SO BB IBB HBP BLK WP HR S P ERA WHIP													
Ramon Martinez, R (1, 1) ERA: 3.77	6.2																							
37 Darren Dreifort, R (7, 1) ERA: 2.38	1.0																							
Mark Guthrie, L (8, 1) ERA: 1.76	0.1																							
Todd Worrell, R (9, 1) ERA: 3.31	1.0	W																						

**Montreal Expos @ Los Angeles Dodgers**  
**Dodger Stadium, Los Angeles, CA**  
 Sat Aug 17 1996, 7:05 PM PDT  
 Att. 47,549 - Unknown - 70 F

AB	31
R	6
H	8
RBI	4
BB	2
SO	6
LOB	7



Batter	1	2	3	4	5	6	7	8	9	AB	R	H	RBI	BB	SO	LOB
<b>Chad Curtis, R</b> OBP: 0.348, SLG: 0.394 (1, 8)	0-2 1B 1B	0-1 P2		0-0 F8		2-0 2B 1B		3-3 K		5	2	2	0	0	1	0
<b>Greg Gagne, R</b> OBP: 0.350, SLG: 0.380 (1, 6)	0-2 1B 1B	1-1 G6-3		1-1 G5-3		0-0 2B			2-3 K	5	1	2	2	0	1	0
<b>Mike Piazza, R</b> OBP: 0.418, SLG: 0.580 (1, 2)	0-2 1B 1B	3-3 K			0-3 K	2-3 K			0-1 HR	5	2	2	2	0	3	1
<b>Eric Karros, R</b> OBP: 0.300, SLG: 0.470 (1, 3)	0-0 1B 1B		0-3 K		0-0 F9	1-3 K				4	0	1	1	0	2	1
<b>Raul Mondesi, R</b> OBP: 0.321, SLG: 0.475 (1, 9)	1-2 1B		0-0 E5		3-2 1B		2-2 F9			4	0	2	1	0	0	0
<b>Tim Wallach, R</b> OBP: 0.316, SLG: 0.408 (1, 5)	2-2 1B		1-2 F9		0-1 P4		2-1 G5-3			4	0	1	0	0	0	2
<b>Billy Ashley, R</b> OBP: 0.309, SLG: 0.407 (1, 7)	3-3 K		0-0 E5		4-0 G5-3 BB		3-3 K			2	1	0	0	1	1	4
<b>Todd Hollandsworth, L</b> OBP: 0.349, SLG: 0.422 (7, 7)			1-2							1	0	0	0	0	1	0
<b>Juan Castro, R</b> OBP: 0.259, SLG: 0.294 (1, 4)	0-1 F9		0-3 K		0-2 G5-3		1-1 F8			3	0	0	0	0	1	6
<b>Delino DeShields, L</b> OBP: 0.293, SLG: 0.309 (8, PH) (9, 4)					1-2					1	0	0	0	0	0	0
<b>Ramon Martinez, R</b> OBP: 0.125, SLG: 0.103 (1, 1)	0-1 G5-3			1-0 G4-3		0-1 E3 1B 2B		1-3 K		3	1	0	0	0	0	3
<b>37 Darren Dreifort, R</b> (7, 1)										0	0	0	0	0	0	0
<b>Mark Guthrie, R</b> (8, 1)										0	0	0	0	0	0	0
<b>Wayne Kirby, L</b> OBP: 0.312, SLG: 0.327 (8, PH)										1	0	0	0	0	1	0
<b>Todd Worrell, R</b> (9, 1)										0	0	0	0	0	0	0

Inning Stats	R: 3	H: 6	E: 0	LOB: 3	K: 1	BB: 0	S: 24	P: 30	R: 0	H: 0	E: 0	LOB: 0	K: 1	BB: 0	S: 7	P: 11	R: 0	H: 0	E: 2	LOB: 2	K: 2	BB: 0	S: 12	P: 13	R: 0	H: 1	E: 0	LOB: 1	K: 1	BB: 0	S: 10	P: 13	R: 3	H: 2	E: 1	LOB: 1	K: 2	BB: 1	S: 13	P: 22	R: 0	H: 0	E: 0	LOB: 0	K: 1	BB: 0	S: 12	P: 19	R: 0	H: 0	E: 0	LOB: 0	K: 2	BB: 0	S: 8	P: 13	R: 1	H: 1	E: 0	LOB: 0	K: 1	BB: 0	S: 5	P: 7	1B: 8	SF: 0	2B: 1	SAC: 0	3B: 0	DP: 0	HR: 1	HBP: 0	WP: 0	PA: 39
--------------	------	------	------	--------	------	-------	-------	-------	------	------	------	--------	------	-------	------	-------	------	------	------	--------	------	-------	-------	-------	------	------	------	--------	------	-------	-------	-------	------	------	------	--------	------	-------	-------	-------	------	------	------	--------	------	-------	-------	-------	------	------	------	--------	------	-------	------	-------	------	------	------	--------	------	-------	------	------	-------	-------	-------	--------	-------	-------	-------	--------	-------	--------

PITCHER	IP	WLS	BF	H	R	ER	SO	BB	IBB	HBP	BLK	WP	HR	S	P	ERA	WHIP
<b>Jeff Fassero, L</b> ERA: 2.9 (1, 1)	6.0		31	9	6	5	7	1	0	0	0	0	0	70	95	7.50	1.667
<b>Mike Dyer, R</b> ERA: 4.38 (7, 1)	1.0		3	0	0	0	1	0	0	0	0	0	0	12	19	0.00	0.000
<b>Mel Rojas, R</b> ERA: 4.04 (8, 1)	1.0		3	0	0	0	2	0	0	0	0	0	0	8	13	0.00	0.000
<b>Dave Veres, R</b> ERA: 5.12 (9, 1)	0.1	L	2	1	1	1	1	0	0	0	0	0	1	5	7	27.00	3.000

**BOTTOM**


**Montreal Expos @ Los Angeles Dodgers**  
Dodger Stadium, Los Angeles, CA

Sat Aug 17 1996, 7:05 PM PDT  
Att: 47,549 - Unknown - 70 F

livebaseballscorecards.com

<b>AB</b>	<b>38</b>
<b>R</b>	<b>7</b>
<b>H</b>	<b>10</b>
<b>RBI</b>	<b>6</b>
<b>BB</b>	<b>1</b>
<b>SO</b>	<b>11</b>
<b>LOB</b>	<b>17</b>



Batter	1	2	3	4	5	6	7	8	9	AB R H RBI BB SO LOB	TOP														
Mark Grudzianek, R (1, 6) OBP: 0.343, SLG: 0.412	1-1 2B HR 1B	0-1 L4		1-0 SF8			2-3 K		1-3 K	4 1 1 1 0 2 0	<p><b>Montreal Expos @ Los Angeles Dodgers</b>  <b>Dodger Stadium, Los Angeles, CA</b>  Sun Aug 18 1996, 7:05 PM PDT  Att. 36,673 - Sunny - 80 F</p> <p>livebaseballscorecards.com</p> <table border="1"> <tr><td>AB</td><td>33</td></tr> <tr><td>R</td><td>7</td></tr> <tr><td>H</td><td>10</td></tr> <tr><td>RBI</td><td>7</td></tr> <tr><td>BB</td><td>4</td></tr> <tr><td>SO</td><td>10</td></tr> <tr><td>LOB</td><td>15</td></tr> </table> 	AB	33	R	7	H	10	RBI	7	BB	4	SO	10	LOB	15
AB	33																								
R	7																								
H	10																								
RBI	7																								
BB	4																								
SO	10																								
LOB	15																								
Mike Lansing, R (1, 4) OBP: 0.363, SLG: 0.444	1-1 HR 2B		2-1 P4	0-0 G6-3		2-0 L7	3-1 G6-3	5 1 1 0 0 0 1																	
David Segui, S (1, 3) OBP: 0.345, SLG: 0.419	4-1 HR BB		0-0 G4-3		4-1 G3-6-1 BB	4-1 BB	1-3 K	2 1 0 0 3 1 0																	
Moises Alou, R (1, 9) OBP: 0.346, SLG: 0.467	1-2 P3		2-0 L6		2-3 K	2-3 K		4 0 0 0 0 2 5																	
Darrin Fletcher, L (1, 2) OBP: 0.331, SLG: 0.457	1-0 L9		0-2 1B 1B	1-2 G3-6-1		3-1 1B FC5-2 1B		4 1 2 0 0 0 4																	
Rondell White, R (1, 8) OBP: 0.355, SLG: 0.467	2-2 HR		0-1 1B 1B		3-3 K	1-0 1B	1-3 1B	4 2 3 4 0 1 0																	
F.P. Santangelo, S (1, 7) OBP: 0.379, SLG: 0.423	0-0 G1-3		1-1 SH5-4 1B SF8 1B	1-3 2-H	4-2 BB	2-1 FC5-2 2B	3-H	3 1 1 1 1 0 1																	
Dave Silvestri, R (1, 5) OBP: 0.365, SLG: 0.259		2-1 G5-3	2-2 SH5-4 1B	1-2 3-H	3-3 K	0-0 1 SAFE 2B	1-3 2B	4 0 2 1 0 1 1																	
Mark Leiter, R (1, 1) OBP: 0.167, SLG: 0.154		2-3 K	1-1 SH5-4	1-2 2-3	0-3 K	0-3 K		2 0 0 0 0 2 1																	
Dave Veres, R (7, 1) OBP: 0.429, SLG: 0.571								1 0 0 0 0 1 2																	
<b>Inning Stats</b>	R: 4 E: 0 K: 0 S: 13	H: 3 LOB: 0 BB: 1 P: 23	R: 0 E: 0 K: 1 S: 7	H: 0 LOB: 0 BB: 0 P: 11	R: 0 E: 0 K: 0 S: 4	H: 0 LOB: 0 BB: 0 P: 8	R: 3 E: 0 K: 0 S: 14	H: 4 LOB: 1 BB: 0 P: 19	R: 0 E: 0 K: 3 S: 14	H: 0 LOB: 1 BB: 1 P: 24	R: 0 E: 0 K: 2 S: 9	H: 0 LOB: 1 BB: 1 P: 19	R: 0 E: 0 K: 1 S: 9	H: 3 LOB: 2 BB: 0 P: 15	R: 0 E: 0 K: 2 S: 8	H: 0 LOB: 0 BB: 0 P: 13	1B: 7 2B: 2 3B: 0 HR: 1	SF: 1 SAC: 1 DP: 1 HBP: 0	WP: 0 PB: 0 SB: 0 CS: 0	PA: 39					
<b>PITCHER</b>	IP WLS BF H R ER SO BB IBB HBP BLK WP HR S P ERA WHIP																								
Tom Candiotti, R (1, 1) ERA: 4.37	3.0 L 17 7 7 7 1 1 0 0 0 0 0 1 34 55 21.00 2.667																								
Chan Ho Park, R (4, 1) ERA: 3.73	4.0 14 0 0 0 6 3 0 0 0 0 0 0 35 64 0.00 0.750																								
Scott Radinsky, L (8, 1) ERA: 1.76	2.0 8 3 0 0 3 0 0 0 0 0 0 0 17 28 0.00 1.500																								

Batter	1	2	3	4	5	6	7	8	9	AB	R	H	RBI	BB	SO	LOB
Todd Hollandsworth, L (1, 7) OBP: 0.350, SLG: 0.421	0-1 P2		4-2 G4-6-3 BB		1-1 1B		3-2 G4-3			3	0	1	0	1	0	1
Wayne Kirby, L (1, 8) OBP: 0.310, SLG: 0.324	2-1 F7		2-2 P2		0-0 P4		2-1 FC4-6 1B			4	0	1	1	0	0	2
Mike Piazza, R (1, 2) OBP: 0.418, SLG: 0.580	0-1		2-2 G4-6-3				1-0 FC4-6			3	0	1	0	0	0	1
Tom Prince, R (7, 2) OBP: 0.375, SLG: 0.444	1-2 2B		1-2f				1-2f			1	0	0	0	0	0	1
Eric Karros, R (1, 3) OBP: 0.300, SLG: 0.468	1-2 L8				2-2 S 1B		3-1 F7		2-2 L5	4	0	1	0	0	0	1
Raul Mondesi, R (1, 9) OBP: 0.318, SLG: 0.471					0-0 F7		0-2 G1-3		0-2 P2	4	0	0	0	0	1	1
Delino DeShields, L (1, 4) OBP: 0.294, SLG: 0.309			4-2 S BB		1-3 K		0-0 E G4-3 1B		1-2 K	3	1	1	0	1	2	1
Tim Wallach, R (1, 5) OBP: 0.314, SLG: 0.404			1 SAFE F8		0-0 L1		1-2 E5 1B		3-1 G6-3	2	0	0	0	0	0	2
Dave Hansen, L (7, PH) OBP: 0.306, SLG: 0.241			1 SAFE F8				1-3 1B			2	1	1	0	0	0	0
Greg Gagne, R (1, 6) OBP: 0.351, SLG: 0.379			4-0 FC5-4 BB		0-0 F9		0-1 G4-3		2-3 K	1	0	0	0	1	0	0
Juan Castro, R (7, PH) OBP: 0.255, SLG: 0.289							2-3 3-H			2	0	0	1	0	1	1
Tom Candiotti, R (1, 1) OBP: 0.108, SLG: 0.086			0-0 FC5-4		0-1 F9		1-1 G4-3 1B		3-3 K	1	0	0	0	0	0	2
Chan Ho Park, R (4, 1) OBP: 0.111, SLG: 0.059										1	0	0	0	0	0	0
Billy Ashley, R (7, PH) OBP: 0.315, SLG: 0.413										1	1	1	1	0	0	0
Scott Radinsky, L (8, 1)										0	0	0	0	0	0	0
Rick Parker, R (9, PH) OBP: 0.357, SLG: 0.385										1	0	0	0	0	1	0

Inning Stats	R: 0	H: 1	E: 0	LOB: 1	K: 0	BB: 0	S: 9	R: 0	H: 0	E: 0	LOB: 2	K: 1	BB: 2	S: 10	R: 0	H: 0	E: 0	LOB: 0	K: 0	BB: 1	S: 9	R: 0	H: 1	E: 0	LOB: 1	K: 1	BB: 0	S: 10	R: 0	H: 1	E: 0	LOB: 1	K: 0	BB: 0	S: 6	R: 0	H: 0	E: 0	LOB: 0	K: 0	BB: 0	S: 8	R: 3	H: 4	E: 1	LOB: 1	K: 0	BB: 0	S: 14	R: 0	H: 0	E: 0	LOB: 0	K: 1	BB: 0	S: 10	R: 0	H: 0	E: 0	LOB: 0	K: 2	BB: 0	S: 8	R: 0	H: 0	E: 0	LOB: 0	K: 2	BB: 0	S: 16	1B: 6	SF: 0	2B: 1	SAC: 0	3B: 0	DP: 1	HR: 0	HBP: 0	WP: 0	PA: 36
--------------	------	------	------	--------	------	-------	------	------	------	------	--------	------	-------	-------	------	------	------	--------	------	-------	------	------	------	------	--------	------	-------	-------	------	------	------	--------	------	-------	------	------	------	------	--------	------	-------	------	------	------	------	--------	------	-------	-------	------	------	------	--------	------	-------	-------	------	------	------	--------	------	-------	------	------	------	------	--------	------	-------	-------	-------	-------	-------	--------	-------	-------	-------	--------	-------	--------

PITCHER	IP	WLS	BF	H	R	ER	SO	BB	IBB	HBP	BLK	WP	HR	S	P	ERA	WHIP
Mark Leiter, R (1, 1) ERA: 5.11	6.2	W	29	7	3	3	2	3	0	0	0	0	0	65	102	4.05	1.500
Dave Veres, R (7, 1) ERA: 4.92	2.1		7	0	0	0	3	0	0	0	0	0	0	19	31	0.00	0.000

**BOTTOM**

**Montreal Expos @ Los Angeles Dodgers**  
**Dodger Stadium, Los Angeles, CA**

Sun Aug 18 1996, 7:05 PM PDT  
Att: 36,673 - Sunny - 80 F

livebaseballscorecards.com

AB	33
R	3
H	7
RBI	3
BB	3
SO	5
LOB	13



Batter	1	2	3	4	5	6	7	8	9	AB R H RBI BB SO LOB	TOP																									
Wendell Magee, R (1, 8) OBP: 0.333, SLG: 0.400	1-1 G6-3		1-2 E9 2-H 1B		0-0 FC1-4 1-2 1B		0-0 G5-3		3-2 F7	5 0 2 1 0 0 0	Philadelphia Phillies @ Los Angeles Dodgers Dodger Stadium, Los Angeles, CA Tue Aug 20 1996, 7:05 PM PDT Att. 35,457 - Unknown - 77 F																									
Mickey Morandini, L (1, 4) OBP: 0.328, SLG: 0.339	0-1 G4-3		2-1 E9 S 1B		2-3 K		0-1 F9			4 0 0 0 0 1 3																										
Gregg Jefferies, S (1, 7) OBP: 0.339, SLG: 0.399	1-3 K		0-0 1 SAFE 1 SAFE S 1B		1-1 FC1-4 FC4-6 1-2f 2-3		1-1 K 1B			4 0 2 0 0 1 2																										
Todd Zeile, R (1, 3) OBP: 0.346, SLG: 0.430		2-1 G1-3	2-2 G3 1-2 2-3		0-0 FC4-6 1-2f		1-1 1 SAFE 1 SAFE 1 SAFE 1 SAFE S 1B	1-3 K 1-2		4 0 0 0 0 1 6																										
Jim Eisenreich, L (1, 9) OBP: 0.396, SLG: 0.446		1-2 S 1B		3-2 FC5-4 1B		1-0 F9		0-0 G6-3		4 0 2 0 0 0 0																										
Benito Santiago, R (1, 2) OBP: 0.322, SLG: 0.499		2-0 P4		1-1 1 SAFE 1 SAFE S 1B		0-3 K		2-2 P3		4 0 0 0 0 1 2																										
Scott Rolen, R (1, 5) OBP: 0.380, SLG: 0.368		1-3 K		0-0 G6-3 1-3 1B		0-0 1B		0-0 G1-3		4 0 2 0 0 1 1																										
Kevin Stocker, S (1, 6) OBP: 0.326, SLG: 0.337			1-2 SH1 1B		0-0 G6-3 1-2f		2-3 K		3-2 HR 2B	4 2 2 0 0 1 3																										
David West, L (1, 1) OBP: 0.500, SLG: 0.250			0-1 SH1		1-1 FC1-4 1B		2-2 G1-3		0-0 HR	2 0 1 0 0 0 0																										
Ken Ryan, R (7, 1) OBP: 0.200, SLG: 0.200										0 0 0 0 0 0 0																										
Ricardo Jordan, L (8, 1)										0 0 0 0 0 0 0																										
Ruben Amaro Jr, S (9, PH) OBP: 0.368, SLG: 0.476										1 1 1 2 0 0 0																										
Ricky Bottalico, L (9, 1) OBP: 0.333, SLG: 0.667										0 0 0 0 0 0 0																										
<b>Inning Stats</b>	R: 0 E: 0 K: 1 S: 8	H: 0 LOB: 0 BB: 0 P: 10	R: 0 E: 0 K: 1 S: 9	H: 1 LOB: 1 BB: 0 P: 15	R: 1 E: 2 K: 0 S: 14	H: 3 LOB: 2 BB: 0 P: 20	R: 0 E: 0 K: 0 S: 8	H: 2 LOB: 1 BB: 0 P: 12	R: 0 E: 0 K: 1 S: 9	H: 2 LOB: 2 BB: 0 P: 13	R: 0 E: 0 K: 2 S: 8	H: 1 LOB: 1 BB: 0 P: 11	R: 0 E: 0 K: 0 S: 6	H: 0 LOB: 0 BB: 0 P: 8	R: 0 E: 0 K: 1 S: 6	H: 1 LOB: 0 BB: 0 P: 8	R: 2 E: 0 K: 0 S: 13	H: 2 LOB: 0 BB: 0 P: 21	1B: 10 2B: 1 3B: 0 HR: 1	SF: 0 SAC: 1 DP: 1 HBP: 0	WP: 0 PB: 0 SB: 3 CS: 0	PA: 37														
<b>PITCHER</b>	IP WLS BF H R ER SO BB IBB HBP BLK WP HR S P ERA WHIP																				IP WLS BF H R ER SO BB IBB HBP BLK WP HR S P ERA WHIP															
Ismael Valdez, R (1, 1) ERA: 3.33	8.0	32	10	1	1	6	0	0	0	0	0	0	0	68	97	1.12	1.250																			
Antonio Osuna, R (9, 1) ERA: 2.74	1.0	L	5	2	2	2	0	0	0	0	0	0	1	13	21	18.00	2.000																			

livebaseballscorecards.com

AB	36
R	3
H	12
RBI	3
BB	0
SO	6
LOB	17







Batter	1	2	3	4	5	6	7	8	9	AB R H RBI BB SO LOB	TOP	
Wendell Magee, R (1, 8) OBP: 0.250, SLG: 0.300	1-2 F9		1-3 K		0-0 G6-3		0-2 E6 2B		1-3 K	5 1 0 0 0 2 1		
Mickey Morandini, L (1, 4) OBP: 0.329, SLG: 0.342	0-2 K		0-2 L4			2-3 K	1-1 2B		1-1 1B	5 0 2 1 0 2 0		
Gregg Jefferies, S (1, 7) OBP: 0.340, SLG: 0.396	1-1 G6-3			0-0 G4-3		2-0 1B	4-2 BB		2-2 L1	4 0 1 0 1 0 1		
Todd Zeile, R (1, 3) OBP: 0.343, SLG: 0.426		2-1 G1-3		1-3 K		0-3 K	0-3 K			4 0 0 0 0 3 3		
Jim Eisenreich, L (1, 9) OBP: 0.398, SLG: 0.447		0-2 FC6-4 1B		2-0 1B		3-0 G3-1		2-2 G6-3		4 0 2 0 0 0 1		
Benito Santiago, R (1, 2) OBP: 0.321, SLG: 0.495		0-0 FC6-4 1-2f HR		0-0 F9			4-1 G4-3 1B BB	1-3 K		3 2 0 0 1 1 2		
Scott Rolen, R (1, 5) OBP: 0.398, SLG: 0.472		1-2 HR			1-0 G6-3 1B		1-2 G4-3	1-0 HR		4 2 3 3 0 0 1		
Kevin Stocker, S (1, 6) OBP: 0.325, SLG: 0.336		0-2 G2-3			1-0 G6-3		1-0 SH1-4 E 1B	1-3 K		4 1 1 1 0 1 1		
Curt Schilling, R (1, 1) OBP: 0.191, SLG: 0.196			1-1 G4-3		1-3 K		0-0 SH1-4		0-3 K	3 0 0 0 0 2 1		
<b>Inning Stats</b>	R: 0 E: 0 K: 1 S: 9 H: 0 LOB: 0 BB: 0 P: 11	R: 2 E: 0 K: 0 S: 15 H: 2 LOB: 0 BB: 0 P: 18	R: 0 E: 0 K: 1 S: 8 H: 0 LOB: 0 BB: 0 P: 10	R: 0 E: 0 K: 1 S: 7 H: 1 LOB: 1 BB: 0 P: 10	R: 0 E: 0 K: 1 S: 6 H: 1 LOB: 1 BB: 0 P: 9	R: 0 E: 0 K: 2 S: 9 H: 1 LOB: 1 BB: 0 P: 16	R: 3 E: 1 K: 1 S: 19 H: 2 LOB: 2 BB: 2 P: 30	R: 1 E: 0 K: 2 S: 12 H: 1 LOB: 0 BB: 0 P: 17	R: 0 E: 0 K: 2 S: 14 H: 1 LOB: 1 BB: 0 P: 18	1B: 6 2B: 1 3B: 0 HR: 2 SF: 0 SAC: 1 DP: 0 HBP: 0	WP: 0 PB: 0 SB: 0 CS: 0 PA: 39	
<b>PITCHER</b>	IP WLS BF H R ER SO BB IBB HBP BLK WP HR S P ERA WHIP											
Hideo Nomo, R (1, 1) ERA: 3.56	6.2 L 29 7 5 3 6 1 0 0 0 0 0 1 66 93 4.05 1.200											
37 Darren Dreifort, R (7, 1) ERA: 2.63	2.1 10 2 1 1 5 1 0 0 0 0 0 1 33 46 3.86 1.286											

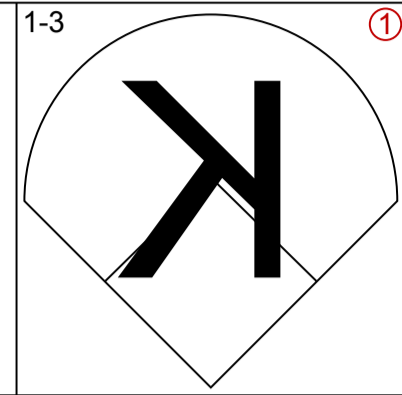
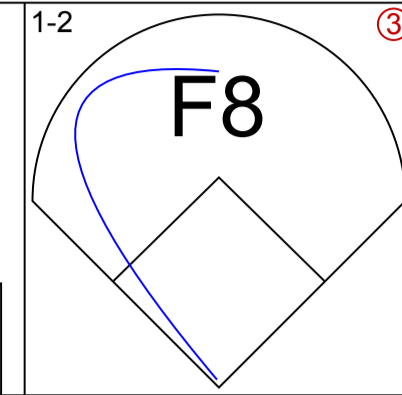
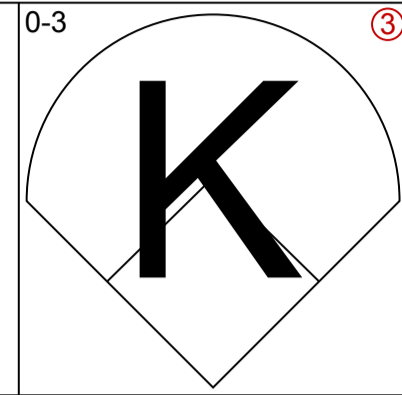
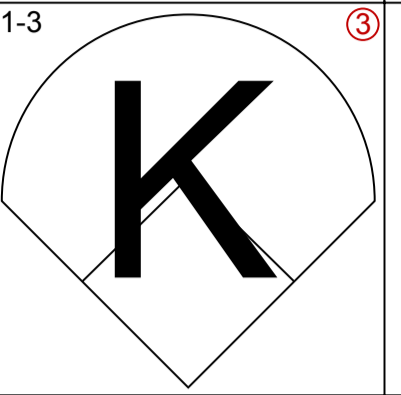
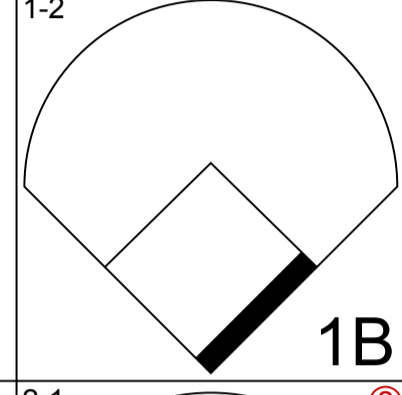
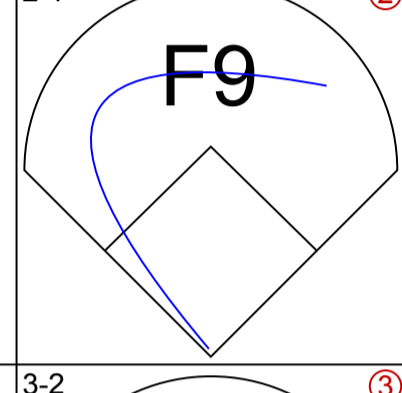
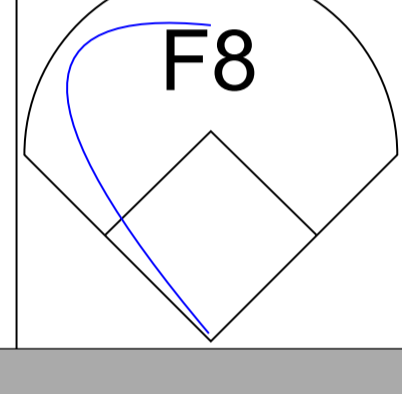
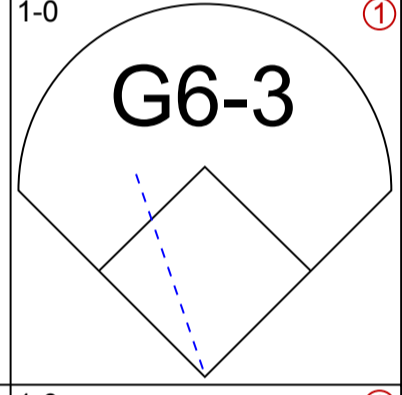
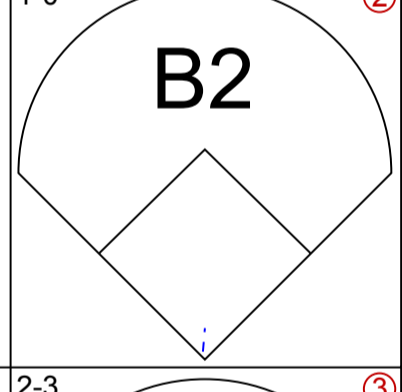
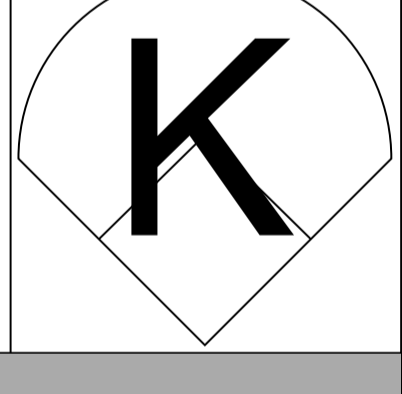
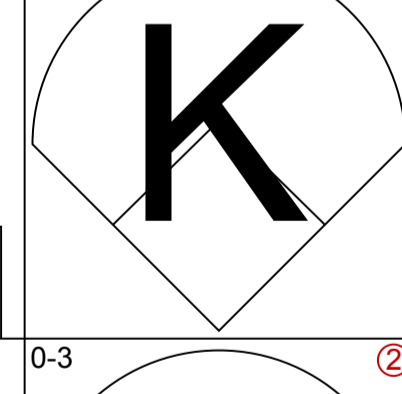
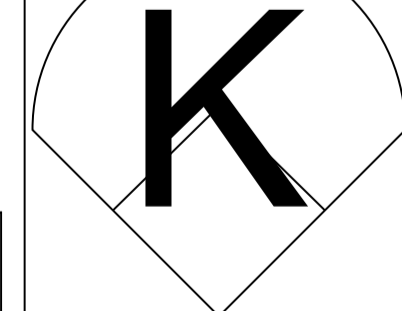
Philadelphia Phillies @ Los Angeles Dodgers  
Dodger Stadium, Los Angeles, CA

Wed Aug 21 1996, 7:05 PM PDT  
Att. 39,502 - Unknown - 75 F

livebaseballscorecards.com

AB	36
R	6
H	9
RBI	5
BB	2
SO	11
LOB	11



Batter	1	2	3	4	5	6	7	8	9	AB	R	H	RBI	BB	SO	LOB
<b>Todd Hollandsworth, L</b> (1, 7) OBP: 0.348, SLG: 0.418	1-3 		1-2 			0-3 			1-3 	4	0	0	0	0	3	0
<b>Wayne Kirby, L</b> (1, 8) OBP: 0.316, SLG: 0.324	1-2 									3	0	1	0	0	1	0
<b>Mike Piazza, R</b> (1, 2) OBP: 0.416, SLG: 0.575	2-1 									3	0	0	0	0	1	1
<b>Eric Karros, R</b> (1, 3) OBP: 0.298, SLG: 0.463	3-2 									3	0	0	0	0	0	1
<b>Raul Mondesi, R</b> (1, 9) OBP: 0.316, SLG: 0.466		1-0 								3	0	1	0	0	0	0
<b>Delino DeShields, L</b> (1, 4) OBP: 0.292, SLG: 0.307		1-0 								3	0	0	0	0	0	1
<b>Tim Wallach, R</b> (1, 5) OBP: 0.305, SLG: 0.391		2-3 								3	0	0	0	0	2	0
<b>Greg Gagne, R</b> (1, 6) OBP: 0.349, SLG: 0.374			2-3 							3	0	0	0	0	2	0
<b>Hideo Nomo, R</b> (1, 1) OBP: 0.190, SLG: 0.232			0-3 							2	0	0	0	0	2	0
<b>37 Darren Dreifort, R</b> (7, 1)										0	0	0	0	0	0	0
<b>Dave Hansen, L</b> (9, PH) OBP: 0.303, SLG: 0.239										1	0	0	0	0	1	0

Inning Stats	R: 0	H: 1	R: 0	H: 0	R: 0	H: 0	R: 0	H: 1	R: 0	H: 0	R: 0	H: 0	R: 0	H: 0	R: 0	H: 0	R: 0	H: 0	R: 0	H: 0	1B: 2	SF: 0	WP: 0	PA: 28
	E: 0	LOB: 1	E: 0	LOB: 0	E: 0	LOB: 0	E: 0	LOB: 0	E: 0	LOB: 0	E: 0	LOB: 0	E: 0	LOB: 0	E: 0	LOB: 0	E: 0	LOB: 0	E: 0	LOB: 0	2B: 0	SAC: 0	PB: 0	
	K: 1	BB: 0	K: 1	BB: 0	K: 2	BB: 0	K: 1	BB: 0	K: 3	BB: 0	K: 1	BB: 0	K: 0	BB: 0	K: 2	BB: 0	K: 1	BB: 0	K: 2	BB: 0	3B: 0	DP: 1	SB: 0	
	S: 13	P: 20	S: 6	P: 10	S: 9	P: 12	S: 9	P: 13	S: 5	P: 9	S: 9	P: 11	S: 10	P: 12	S: 8	P: 12	S: 9	P: 12	S: 9	P: 12	HR: 0	HBP: 0	CS: 0	


PITCHER	IP	WLS	BF	H	R	ER	SO	BB	IBB	HBP	BLK	WP	HR	S	P	ERA	WHIP
<b>Curt Schilling, R</b> (1, 1) ERA: 3.09	9.0	W	28	2	0	0	12	0	0	0	0	0	0	78	111	0.00	0.222

# Philadelphia Phillies @ Los Angeles Dodgers

## Dodger Stadium, Los Angeles, CA

Wed Aug 21 1996, 7:05 PM PDT  
Att: 39,502 - Unknown - 75 F

AB	28
R	0
H	2
RBI	0
BB	0
SO	12
LOB	3



Batter	1	2	3	4	5	6	7	8	9	AB R H RBI BB SO LOB	TOP		
Wendell Magee, R (1, 8) OBP: 0.208, SLG: 0.250 Larry Mitchell, R (7, 1) Pete Incaviglia, R (8, PH) OBP: 0.321, SLG: 0.459 Jeff Parrett, R (8, 1)	0-1 L5		1-3 K		1-0 FC6-4		0-1 G6-3	2-3 K		4 0 0 0 0 1 4 0 0 0 0 0 0 0 1 0 0 0 0 1 2 0 0 0 0 0 0 0			
Mickey Morandini, L (1, 4) OBP: 0.332, SLG: 0.344	4-2 FC6-4 BB			0-0 F8		1-0 G6-3 1B	0-0 F8		3-2 1B 1B 1B	4 1 2 0 1 0 2			
Gregg Jefferies, S (1, 7) OBP: 0.338, SLG: 0.393	1-1 FC6-4			2-2 G5-3		0-0 G6-3		1-0 G1-3	0-1 1B 1B SF8 1B	5 1 1 0 0 0 2			
Todd Zeile, R (1, 3) OBP: 0.346, SLG: 0.431	0-0 F8			4-2 FC6 BB		1-2 1B 2B	0-2 2B	1-2 F8		4 1 2 0 1 0 3			
Jim Eisenreich, L (1, 9) OBP: 0.401, SLG: 0.453		1-0 L9		0-0 FC6		2-1 1B	0-0 HR 2B	0-0 HR 2B	3-2 1B 1B	5 1 3 1 0 0 1			
Benito Santiago, R (1, 2) OBP: 0.322, SLG: 0.501		2-1 F9			2-2 L4	0-0 F7		2-1 HR	1-0 1B	5 1 2 3 0 0 2			
Scott Rolen, R (1, 5) OBP: 0.386, SLG: 0.461		0-2 G4-3			0-0 G6-3		1-3 K	3-2 1B 1B	1-0 SF8	4 0 1 1 0 1 0			
Kevin Stocker, S (1, 6) OBP: 0.326, SLG: 0.337			1-3 K		3-2 1B 1B		1-0 E1 G6-3 BB	2-2 1B	0-2 F7	5 0 2 0 0 1 2			
Mike Williams, R (1, 1) OBP: 0.214, SLG: 0.175 Russ Springer, R (5, 1) OBP: 0.059, SLG: 0.059 Ruben Amaro Jr., S (7, PH) OBP: 0.371, SLG: 0.469 (7, 8)			0-1 G6-3		3-2 FC6-4 1B		4-2 G6-3 BB	3-2 P6		2 0 1 0 0 0 0 0 0 0 0 0 0 0 1 0 0 0 1 0 2			
<b>Inning Stats</b>	R: 0 H: 0 E: 0 LOB: 1 K: 0 BB: 1 S: 7 P: 12	R: 0 H: 0 E: 0 LOB: 0 K: 0 BB: 0 S: 6 P: 9	R: 0 H: 0 E: 0 LOB: 0 K: 2 BB: 0 S: 9 P: 11	R: 0 H: 0 E: 0 LOB: 1 K: 0 BB: 1 S: 9 P: 15	R: 0 H: 2 E: 0 LOB: 2 K: 0 BB: 0 S: 15 P: 24	R: 0 H: 3 E: 0 LOB: 2 K: 0 BB: 0 S: 8 P: 12	R: 0 H: 0 E: 1 LOB: 2 K: 1 BB: 1 S: 12 P: 18	R: 3 H: 5 E: 0 LOB: 2 K: 1 BB: 0 S: 25 P: 38	R: 2 H: 4 E: 0 LOB: 2 K: 0 BB: 0 S: 25 P: 34	1B: 10 SF: 1 2B: 3 SAC: 0 3B: 0 DP: 1 HR: 1 HBP: 0	WP: 0 PA: 44 PB: 0 SB: 0 CS: 0		
<b>PITCHER</b>	IP WLS BF H R ER SO BB IBB HBP BLK WP HR S P ERA WHIP											<b>PITCHER</b>	IP WLS BF H R ER SO BB IBB HBP BLK WP HR S P ERA WHIP
Pedro Astacio, R (1, 1) ERA: 3.44	7.1 W 33 8 3 3 3 3 0 0 0 0 0 1 73 111 3.68 1.500												
Chan Ho Park, R (8, 1) ERA: 3.71	0.2 4 2 0 0 1 0 0 0 0 0 0 0 18 28 0.00 3.000												
Scott Radinsky, L (9, 1) ERA: 2.18	0.1 4 3 2 2 0 0 0 0 0 0 0 0 20 27 54.00 9.000												
Todd Worrell, R (9, 1) ERA: 3.26	0.2 S 3 1 0 0 0 0 0 0 0 0 0 0 5 7 0.00 1.500												

Philadelphia Phillies @ Los Angeles Dodgers  
 Dodger Stadium, Los Angeles, CA  
 Thu Aug 22 1996, 7:05 PM PDT  
 Att: 29,608 - Unknown

livebaseballscorecards.com

AB	40
R	5
H	14
RBI	5
BB	3
SO	4
LOB	20



Batter	1	2	3	4	5	6	7	8	9
Todd Hollandsworth, L (1, 7) OBP: 0.349, SLG: 0.416	3-2 G6-3		1-3 K		1-1 FC6-4 1B	3-2 L8		4-2 BB	
Wayne Kirby, L (1, 8) OBP: 0.320, SLG: 0.327	1-2 CS 1B		3-3 K		0-2 FC6-4 WP		1-0 FC6-4 1B	0-3 K	
Mike Piazza, R (1, 2) OBP: 0.416, SLG: 0.574 Tom Prince, R (8, 2) OBP: 0.375, SLG: 0.444	4-2 HR BB		0-3 K2-3		0-0 P3		0-0 FC6-4 1B		
Eric Karros, R (1, 3) OBP: 0.299, SLG: 0.469	1-0 HR			1-3 K	4-2 HR BB		1-2 P2		
Raul Mondesi, R (1, 9) OBP: 0.317, SLG: 0.473	2-2 1B			2-1 G5-3	1-2 HR		0-0 FC6-4		
Delino DeShields, L (1, 4) OBP: 0.292, SLG: 0.308	0-0 F9			2-1 WP 1B 2B	0-3 K		2-1 G6-3		
Tim Wallach, R (1, 5) OBP: 0.308, SLG: 0.399		1-0 G6-3		4-2 1B BB		2-2 SF9 3B		2-3 K	
Greg Gagne, R (1, 6) OBP: 0.348, SLG: 0.373		0-3 K		0-0 1-2 3-H 1B		0-2 SF9		2-3 K	
Pedro Astacio, R (1, 1) OBP: 0.105, SLG: 0.089 Chan Ho Park, R (8, 1) OBP: 0.111, SLG: 0.059 Billy Ashley, R (8, PH) OBP: 0.316, SLG: 0.411 Scott Radinsky, L (9, 1) Todd Worrell, R (9, 1)		0-1 G3		0-2 G4-3		3-3 K		3-1 BB 1B	

Inning Stats	R: 2 E: 0 K: 0 S: 14	H: 3 LOB: 1 BB: 1 P: 25	R: 0 E: 0 K: 1 S: 6	H: 0 LOB: 0 BB: 0 P: 7	R: 0 E: 0 K: 3 S: 11	H: 0 LOB: 0 BB: 0 P: 15	R: 1 E: 0 K: 1 S: 15	H: 2 LOB: 2 BB: 1 P: 24	R: 3 E: 0 K: 1 S: 17	H: 2 LOB: 0 BB: 1 P: 23	R: 1 E: 0 K: 1 S: 13	H: 1 LOB: 0 BB: 0 P: 21	R: 1 E: 0 K: 0 S: 8	H: 2 LOB: 1 BB: 0 P: 12	R: 0 E: 0 K: 3 S: 16	H: 1 LOB: 2 BB: 1 P: 27
--------------	-------------------------------	----------------------------------	------------------------------	---------------------------------	-------------------------------	----------------------------------	-------------------------------	----------------------------------	-------------------------------	----------------------------------	-------------------------------	----------------------------------	------------------------------	----------------------------------	-------------------------------	----------------------------------

PITCHER	IP	WLS	BF	H	R	ER	SO	BB	IBB	HBP	BLK	WP	HR	S	P	ERA	WHIP
Mike Williams, R (1, 1) ERA: 5.54	4.2	L	23	7	6	6	5	3	0	0	0	2	2	60	91	11.57	2.143
Russ Springer, R (5, 1) ERA: 5.01	1.1		5	1	1	1	2	0	0	0	0	0	0	16	24	6.75	0.750
Larry Mitchell, R (7, 1) ERA: 1.69	1.0		5	2	1	1	0	0	0	0	0	0	0	8	12	9.00	2.000
Jeff Parrett, R (8, 1) ERA: 3.73	1.0		5	1	0	0	3	1	0	0	0	0	0	16	27	0.00	2.000

**BOTTOM**

Philadelphia Phillies @ Los Angeles Dodgers  
 Dodger Stadium, Los Angeles, CA  
 Thu Aug 22 1996, 7:05 PM PDT  
 Att. 29,608 - Unknown

AB	R	H	RBI	BB	SO	LOB
4	0	1	0	1	1	0
5	2	2	0	0	2	3
3	1	1	0	1	1	1
0	0	0	0	0	0	0
3	2	1	2	1	1	2
4	1	2	3	0	0	1
4	1	1	0	0	1	2
3	1	1	0	1	1	0
3	0	1	2	0	2	0
3	0	0	0	0	1	2
0	0	0	0	0	0	0
1	0	1	0	0	0	0
0	0	0	0	0	0	0
0	0	0	0	0	0	0

livebaseballscorecards.com

AB	33
R	8
H	11
RBI	7
BB	4
SO	10
LOB	11



WP	PA
2	38
0	
2	
1	

Batter	1	2	3	4	5	6	7	8	9	AB R H RBI BB SO LOB	TOP	
Lance Johnson, L (1, 8) OBP: 0.350, SLG: 0.458	1-3 K		4-2 PB BB		0-0 P2			1-2 HR 2B		3 1 1 0 1 1 0		
Alvaro Espinoza, R (1, 5) OBP: 0.308, SLG: 0.434 Roberto Petagine, L (8, PH) OBP: 0.186, SLG: 0.150	1-0 G5-3		1-2 F9		2-0 G5-3			2-3 K		3 0 0 0 0 0 1 1 0 0 0 0 1 2		
Bernard Gilkey, R (1, 7) OBP: 0.388, SLG: 0.573	2-3 K							2-0 HR		4 2 2 3 0 1 0		
Todd Hundley, S (1, 2) OBP: 0.362, SLG: 0.595								2-0 HR		4 0 2 0 0 2 0		
Carlos Baerga, S (1, 3) OBP: 0.295, SLG: 0.381 Derek Wallace, R (8, 1) Doug Henry, R (8, 1)								3-3 F9		4 0 1 0 0 0 3 0 0 0 0 0 0 0 0 0 0 0 0 0 0		
Carl Everett, S (1, 9) OBP: 0.338, SLG: 0.336										3 1 1 0 1 1 1		
Edgardo Alfonzo, R (1, 4) OBP: 0.283, SLG: 0.322										4 0 1 2 0 0 2		
Rey Ordonez, R (1, 6) OBP: 0.295, SLG: 0.304 Chris Jones, R (9, PH) OBP: 0.309, SLG: 0.397										3 0 0 0 0 0 1 1 0 0 0 0 0 1		
Mark Clark, R (1, 1) OBP: 0.050, SLG: 0.068 Paul Byrd, R (7, 1) Andy Tomberlin, L (8, PH) OBP: 0.431, SLG: 0.605 Tim Bogar, R (8, 5) OBP: 0.233, SLG: 0.222 Brent Mayne, L (9, PH) OBP: 0.378, SLG: 0.402										2 0 0 0 0 1 0 0 0 0 0 0 0 0 0 1 0 0 1 0 0 0 0 0 0 0 0 0 1 0 0 0 0 0 1		
<b>Inning Stats</b>	R: 0 H: 0 E: 0 LOB: 0 K: 2 BB: 0 S: 7 P: 11	R: 0 H: 1 E: 0 LOB: 1 K: 2 BB: 0 S: 11 P: 16	R: 0 H: 0 E: 0 LOB: 1 K: 1 BB: 1 S: 10 P: 15	R: 2 H: 3 E: 0 LOB: 1 K: 0 BB: 1 S: 13 P: 28	R: 0 H: 0 E: 0 LOB: 0 K: 0 BB: 0 S: 5 P: 9	R: 0 H: 1 E: 0 LOB: 0 K: 0 BB: 0 S: 6 P: 8	R: 0 H: 0 E: 0 LOB: 0 K: 0 BB: 0 S: 5 P: 8	R: 3 H: 2 E: 0 LOB: 0 K: 2 BB: 1 S: 19 P: 33	R: 0 H: 1 E: 0 LOB: 1 K: 0 BB: 0 S: 11 P: 15	1B: 6 SF: 0 2B: 1 SAC: 0 3B: 0 DP: 2 HR: 1 HBP: 0	WP: 0 PA: 36 PB: 1 SB: 1 CS: 0	
<b>PITCHER</b>	IP WLS BF H R ER SO BB IBB HBP BLK WP HR S P ERA WHIP											
Ramon Martinez, R (1, 1) ERA: 3.85	7.0 W 28 6 4 4 5 3 0 0 0 0 0 0 62 105 5.14 1.286											
Antonio Osuna, R (8, 1) ERA: 2.86	0.1 2 1 1 1 1 0 0 0 0 0 0 1 4 8 27.00 3.000											
Scott Radinsky, L (8, 1) ERA: 2.14	0.2 2 0 0 0 1 0 0 0 0 0 0 0 10 15 0.00 0.000											
Todd Worrell, R (9, 1) ERA: 3.2	1.0 S 4 1 0 0 0 0 0 0 0 0 0 0 11 15 0.00 1.000											

New York Mets @ Los Angeles Dodgers  
Dodger Stadium, Los Angeles, CA

Fri Aug 23 1996, 7:05 PM PDT  
Att. 36,909 - Unknown - 79 F

livebaseballscorecards.com

AB	33
R	5
H	8
RBI	5
BB	3
SO	7
LOB	12



New York Mets @ Los Angeles Dodgers  
 Dodger Stadium, Los Angeles, CA

Fri Aug 23 1996, 7:05 PM PDT  
 Att: 36,909 - Unknown - 79 F

livebaseballscorecards.com

AB 35  
 R 7  
 H 12  
 RBI 5  
 BB 4  
 SO 6  
 LOB 17



WP: 0 PA: 39  
 PB: 0  
 SB: 0  
 CS: 1

Batter	1	2	3	4	5	6	7	8	9
Todd Hollandsworth, L (1, 7) OBP: 0.345, SLG: 0.410	3-3 K	0-2 G4-3			3-2 F8	0-1 F7		2-0 L8	
Wayne Kirby, L (1, 8) OBP: 0.315, SLG: 0.331	3-2 P7		1-1 G4-3		0-1 2B		0-1 G5-3	1-1 G6-3	
Mike Piazza, R (1, 2) OBP: 0.418, SLG: 0.572	4-2 FC5 1B BB		1-0 1B		4-0 2B IBB		2-1 L8	1-0 F7	
Eric Karros, R (1, 3) OBP: 0.303, SLG: 0.472	3-2 1-2 1B		1-1 P3		2-0 1-3 2-H 3-H 2B		4-1 E 1B BB		
Raul Mondesi, R (1, 9) OBP: 0.319, SLG: 0.475	0-0 FC5		2-3 K		1-0 F8-4 2B		1-1 E 1B		
Delino DeShields, L (1, 4) OBP: 0.292, SLG: 0.306		0-0 G3		3-2 K	4-0 F8-4 IBB		2-0 E5 1B		
Tim Wallach, R (1, 5) OBP: 0.303, SLG: 0.392		2-3 K		0-3 K	1-0 F8-4		3-1 E6 1B		
Greg Gagne, R (1, 6) OBP: 0.352, SLG: 0.378		3-1 1B 1B		2-2 F8		0-0 CS 1B	1-2 2-H 3-H 1B		
Ramon Martinez, R (1, 1) Antonio Osuna, R (8, 1) Scott Radinsky, L (8, 1) Dave Hansen, L (8, PH) Rick Parker, R (8, PR) Todd Worrell, R (9, 1)		3-1 1B			0-0 2B 1B	1-3 K		1-1 G6-3 1B	

Inning Stats	R: 0 E: 0 K: 14 S: 14	H: 1 LOB: 2 BB: 1 P: 27	R: 0 E: 0 K: 15 S: 15	H: 2 LOB: 2 BB: 0 P: 23	R: 0 E: 0 K: 1 S: 8	H: 1 LOB: 1 BB: 0 P: 13	R: 0 E: 0 K: 2 S: 10	H: 0 LOB: 0 BB: 0 P: 15	R: 4 E: 0 K: 10 S: 10	H: 4 LOB: 1 BB: 2 P: 25	R: 0 E: 0 K: 1 S: 6	H: 1 LOB: 0 BB: 0 P: 7	R: 3 E: 2 K: 0 S: 14	H: 2 LOB: 2 BB: 1 P: 27	R: 0 E: 0 K: 0 S: 6	H: 1 LOB: 2 BB: 0 P: 11
--------------	--------------------------------	----------------------------------	--------------------------------	----------------------------------	------------------------------	----------------------------------	-------------------------------	----------------------------------	--------------------------------	----------------------------------	------------------------------	---------------------------------	-------------------------------	----------------------------------	------------------------------	----------------------------------

PITCHER	IP	WLS	BF	H	R	ER	SO	BB	IBB	HBP	BLK	WP	HR	S	P	ERA	WHIP
Mark Clark, R (1, 1) ERA: 3.52	6.2	L	34	10	7	4	6	2	2	0	0	0	0	73	132	5.40	1.800
Paul Byrd, R (7, 1) ERA: 3.93	0.1		1	1	0	0	0	0	0	0	0	0	0	4	5	0.00	3.000
Derek Wallace, R (8, 1) ERA: 9.64	0.2		3	1	0	0	0	0	0	0	0	0	0	5	9	0.00	1.500
Doug Henry, R (8, 1) ERA: 3.78	0.1		1	0	0	0	0	0	0	0	0	0	0	1	2	0.00	0.000

1B: 9 SF: 0  
 2B: 4 SAC: 0  
 3B: 0 DP: 1  
 HR: 0 HBP: 0

WP: 0 PA: 39  
 PB: 0  
 SB: 0  
 CS: 1

Batter	1	2	3	4	5	6	7	8	9	AB R H RBI BB SO LOB	TOP		
Lance Johnson, L (1, 8) OBP: 0.351, SLG: 0.459	0-0 P4		0-0 S 1B		0-0 F7			0-0 HR 1B		4 2 2 1 0 0 0	<b>New York Mets @ Los Angeles Dodgers</b> <b>Dodger Stadium, Los Angeles, CA</b> Sat Aug 24 1996, 3:33 AM PDT Att. 33,201 - Sunny - 86 F		
Tim Bogar, R (1, 5) OBP: 0.254, SLG: 0.246 Roberto Petagine, L (8, PH) OBP: 0.205, SLG: 0.244	0-0 F9		0-0 CS 1B			0-0 S 1B		0-0 HR		3 0 2 1 0 0 0 1 1 1 2 0 0 0			
Bernard Gilkey, R (1, 7) OBP: 0.389, SLG: 0.571	4-0 BB		0-3 K			0-3 K		4-0 2B BB		2 1 0 0 2 2 2			
Todd Hundley, S (1, 2) OBP: 0.361, SLG: 0.594	0-3 K				0-3 K		0-0 F9	0-0 2B		4 0 1 1 0 2 2			
Carlos Baerga, S (1, 3) OBP: 0.295, SLG: 0.380 Alvaro Espinoza, R (8, 5) OBP: 0.308, SLG: 0.434		0-0 P5		0-0 WP 1B		0-0 G4-3		0-0 F5		4 0 1 0 0 0 2 0 0 0 0 0 0 0			
Alex Ochoa, R (1, 9) OBP: 0.346, SLG: 0.444 Dave Mlicki, R (8, 1) OBP: 0.200, SLG: 0.111		0-3 K		0-3 K			0-0 G5-3	0-3 K		4 0 0 0 0 3 2 0 0 0 0 0 0 0			
Edgardo Alfonzo, R (1, 4) OBP: 0.289, SLG: 0.318		0-0 F7		0-3 K			0-0 F8		0-3 K	4 0 0 0 0 2 1			
Rey Ordonez, R (1, 6) OBP: 0.295, SLG: 0.304 Carl Everett, S (9, PH) OBP: 0.336, SLG: 0.333			0-0 SH1-3 1B		0-3 K		0-0 F9		0-0 G4-3	3 1 1 0 0 1 0 1 0 0 0 0 0 0			
Paul Wilson, R (1, 1) OBP: 0.125, SLG: 0.079 Jerry Dipoto, R (6, 1) Andy Tomberlin, L (8, PH) OBP: 0.415, SLG: 0.578		0-0 SH1-3		0-0 L5				0-3 K	0-3 K	1 0 0 0 0 0 0 0 0 0 0 0 0 0 2 0 0 0 0 2 0			
<b>Inning Stats</b>	R: 0 H: 0 E: 0 LOB: 1 K: 1 BB: 1 S: 5 P: 9	R: 0 H: 0 E: 0 LOB: 0 K: 1 BB: 0 S: 5 P: 5	R: 2 H: 3 E: 0 LOB: 0 K: 1 BB: 0 S: 7 P: 7	R: 0 H: 1 E: 0 LOB: 1 K: 3 BB: 0 S: 10 P: 10	R: 0 H: 0 E: 0 LOB: 0 K: 1 BB: 0 S: 5 P: 5	R: 0 H: 1 E: 0 LOB: 1 K: 1 BB: 0 S: 6 P: 6	R: 0 H: 0 E: 0 LOB: 0 K: 0 BB: 0 S: 3 P: 3	R: 3 H: 3 E: 0 LOB: 1 K: 2 BB: 1 S: 10 P: 14	R: 0 H: 0 E: 0 LOB: 0 K: 2 BB: 0 S: 7 P: 7	1B: 6 SF: 0 2B: 1 SAC: 1 3B: 0 DP: 0 HR: 1 HBP: 0		WP: 1 PA: 36 PB: 0 SB: 2 CS: 1	
<b>PITCHER</b>	IP WLS BF H R ER SO BB IBB HBP BLK WP HR S P ERA WHIP											<b>PITCHER</b>	IP WLS BF H R ER SO BB IBB HBP BLK WP HR S P ERA WHIP
Tom Candiotti, R (1, 1) ERA: 4.26	7.0 W 26 5 2 2 8 1 0 0 0 1 0 41 45 2.57 0.857												
37 Darren Dreifort, R (8, 1) ERA: 4.5	0.1 5 3 3 3 1 1 0 0 0 0 1 6 10 81.00 12.000												
Antonio Osuna, R (8, 1) ERA: 2.83	0.2 2 0 0 0 1 0 0 0 0 0 0 4 4 0.00 0.000												
Todd Worrell, R (9, 1) ERA: 3.14	1.0 S 3 0 0 0 2 0 0 0 0 0 0 7 7 0.00 0.000												

livebaseballscorecards.com

**AB 33**  
**R 5**  
**H 8**  
**RBI 5**  
**BB 2**  
**SO 12**  
**LOB 9**







Batter	1	2	3	4	5	6	7	8	9	AB R H RBI BB SO LOB	TOP																	
Lance Johnson, L (1, 8) OBP: 0.352, SLG: 0.463	0-0 G6-3		1-1 HR 3B		3-1 G3			1-2 1B SH1-4 BB 1B		4 2 2 1 0 0 0	<b>New York Mets @ Los Angeles Dodgers</b> <b>Dodger Stadium, Los Angeles, CA</b> Sun Aug 25 1996, 3:33 AM PDT Att. 39,056 - Sunny - 88 F																	
Tim Bogar, R (1, 5) OBP: 0.258, SLG: 0.237	0-0 L9		4-1 HR BB		1-2 G5-3			0-1 SH1-4		2 1 0 0 1 0 0																		
Bernard Gilkey, R (1, 7) OBP: 0.391, SLG: 0.579	0-0 G6-3		0-1 HR					4-0 BB 1B IBB		3 1 2 3 1 0 0																		
Todd Hundley, S (1, 2) OBP: 0.364, SLG: 0.594		4-2 BB	4-1 BB			2-3 K		1-0 BB 1B		2 0 1 0 2 1 1																		
Carlos Baerga, S (1, 3) OBP: 0.295, SLG: 0.378 Roberto Petagine, L (8, PR) OBP: 0.205, SLG: 0.244	0-2 G6-4-3		0-0 G3			0-1 G6-3		4-2 BB G4-3		3 0 0 1 1 0 3 0 0 0 0 0 0 0																		
Chris Jones, R (1, 9) OBP: 0.300, SLG: 0.385 John Franco, L (8, 1)	1-3 K			0-2 F9		0-0 P3		0-1 G4-3		4 0 0 0 0 1 4 0 0 0 0 0 0 0																		
Edgardo Alfonzo, R (1, 4) OBP: 0.286, SLG: 0.314 Andy Tomberlin, L (9, PH) OBP: 0.407, SLG: 0.565			3-3 K	1-2 F8			1-2 G4-3		1-1 F8	3 0 0 0 0 1 0 1 0 0 0 0 0 0																		
Rey Ordonez, R (1, 6) OBP: 0.293, SLG: 0.302 Brent Mayne, L (9, PH) OBP: 0.374, SLG: 0.398			0-1 F7	2-3 K			2-1 F9		2-3 K	3 0 0 0 0 1 0 1 0 0 0 0 1 0																		
Pete Harnisch, S (1, 1) OBP: 0.146, SLG: 0.133 Doug Henry, R (8, 1) Carl Everett, S (8, 9) OBP: 0.333, SLG: 0.331			1-0 3B 1B		2-3 K		1-2 G6-3		1-3 K	3 1 1 0 0 1 0 0 0 0 0 0 0 0 1 0 0 0 0 1 0																		
<b>Inning Stats</b>	R: 0 E: 0 K: 0 S: 3	H: 0 LOB: 0 BB: 0 P: 3	R: 0 E: 0 K: 1 S: 9	H: 0 LOB: 0 BB: 1 P: 14	R: 4 E: 0 K: 1 S: 14	H: 3 LOB: 1 BB: 2 P: 27	R: 0 E: 0 K: 1 S: 12	H: 0 LOB: 0 BB: 0 P: 15	R: 0 E: 0 K: 1 S: 8	H: 0 LOB: 0 BB: 0 P: 14		R: 0 E: 0 K: 0 S: 11	H: 0 LOB: 0 BB: 0 P: 15	R: 1 E: 0 K: 0 S: 10	H: 2 LOB: 3 BB: 2 P: 20	R: 0 E: 0 K: 2 S: 10	H: 0 LOB: 0 BB: 0 P: 14	1B: 3 2B: 1 3B: 1 HR: 1	SF: 0 SAC: 1 DP: 2 HBP: 0	WP: 0 PB: 0 SB: 0 CS: 0	PA: 36							
<b>PITCHER</b>	IP WLS BF H R ER SO BB IBB HBP BLK WP HR S P ERA WHIP																											
Ismael Valdez, R (1, 1) ERA: 3.4	7.0		4	4	4	5	3	0	0	0	0	0	1	66	102	5.14	1.000											
Scott Radinsky, L (8, 1) ERA: 2.3	1.0	W	6	2	1	1	0	1	1	0	0	0	0	10	20	9.00	3.000											
Todd Worrell, R (9, 1) ERA: 3.08	1.0	S	3	0	0	0	2	0	0	0	0	0	0	10	14	0.00	0.000											

livebaseballscorecards.com

**AB 30**  
**R 5**  
**H 6**  
**RBI 5**  
**BB 5**  
**SO 7**  
**LOB 8**



BOTTOM

New York Mets @ Los Angeles Dodgers

Dodger Stadium, Los Angeles, CA

Sun Aug 25 1996, 3:33 AM PDT

Att: 39,056 - Sunny - 88 F

livebaseballscorecards.com

AB	32
R	6
H	8
RBI	6
BB	4
SO	5
LOB	15



WP:	1	PA:	37
PB:	0		
SB:	0		
CS:	0		

AB	R	H	RBI	BB	SO	LOB
4	0	0	0	1	0	5
4	1	2	0	0	0	3
4	0	0	0	0	1	3
3	2	1	2	1	1	2
4	1	1	1	0	1	2
3	0	0	0	0	2	0
1	1	1	0	0	0	0
4	1	2	1	0	0	0
2	0	0	1	0	0	0
1	0	1	0	0	0	0
2	0	0	0	0	0	0
0	0	0	0	1	0	0
0	0	0	0	0	0	0
0	0	0	1	1	0	0
0	0	0	0	0	0	0
1B:	4	SF:	0			
2B:	2	SAC:	1			
3B:	0	DP:	0			
HR:	2	HBP:	0			

Batter	1	2	3	4	5	6	7	8	9	AB	R	H	RBI	BB	SO	LOB		
Wayne Kirby, L OBP: 0.314, SLG: 0.317 (1, 8)	4-2 BB		1-1 F9		2-1 F7		1-2 L9	0-0 FC6-4		4	0	0	0	1	0	5		
Delino DeShields, L OBP: 0.293, SLG: 0.308 (1, 4)	1-2 P4			1-1 HR 1B		0-2 2B	3-1 G3			4	1	2	0	0	0	3		
Todd Hollandsworth, L OBP: 0.344, SLG: 0.415 (1, 7)	3-2 P4			0-2 K		0-0 F7		2-2 F8		4	0	0	0	0	1	3		
Eric Karros, R OBP: 0.303, SLG: 0.473 (1, 3)	0-1 L9			1-1 1-H HR		1-3 K		4-2 1B 1B BB		3	2	1	2	1	1	2		
Raul Mondesi, R OBP: 0.315, SLG: 0.474 (1, 9)		1-2 F9		2-2 HR		3-3 K		2-2 F9		4	1	1	1	0	1	2		
Dave Hansen, L OBP: 0.301, SLG: 0.239 Tim Wallach, R OBP: 0.305, SLG: 0.405 (8, PH) (9, 5)		1-2 K		3-3 K			1-0 F7	1-1 1B 1B BB 1B		3	0	0	0	0	2	0		
Greg Gagne, R OBP: 0.355, SLG: 0.382 (1, 6)		0-1 P5		0-0 L9			0-0 WP SH 2B	1-1 BB 1B 1B		4	1	2	1	0	0	0		
Tom Prince, R OBP: 0.364, SLG: 0.429 Mike Piazza, R OBP: 0.423, SLG: 0.578 (8, PH) (9, 2)			1-0 P5		3-2 F8		1-1 SH L9	2-1 BB 1B		2	0	0	1	0	0	0		
Ismael Valdez, R OBP: 0.173, SLG: 0.096 Billy Ashbey, R OBP: 0.219, SLG: 0.406 Rick Parker, R OBP: 0.357, SLG: 0.385 Scott Radinsky, L OBP: 0.347, SLG: 0.390 Chad Curtis, R OBP: 0.347, SLG: 0.390 Todd Worrell, R (8, PH) (9, 1)			1-1 G6-3		0-0 F7		4-1 BB	4-1 FC6-4 BB		2	0	0	0	0	0	0		
<b>Inning Stats</b>	R: 0 E: 0 K: 0 S: 17	H: 0 LOB: 1 BB: 1 P: 25	R: 0 E: 0 K: 1 S: 8	H: 0 LOB: 0 BB: 0 P: 10	R: 0 E: 0 K: 0 S: 5	H: 0 LOB: 0 BB: 0 P: 8	R: 3 E: 0 K: 2 S: 16	H: 3 LOB: 0 BB: 0 P: 23	R: 0 E: 0 K: 0 S: 7	H: 0 LOB: 0 BB: 0 P: 12	R: 0 E: 0 K: 2 S: 10	H: 1 LOB: 1 BB: 0 P: 14	R: 1 E: 1 K: 0 S: 13	H: 1 LOB: 2 BB: 1 P: 23	R: 2 E: 0 K: 0 S: 19	H: 3 LOB: 3 BB: 2 P: 35		
<b>PITCHER</b>	IP WLS BF H R ER SO	WLS BF H R ER SO	WLS BF H R ER SO	WLS BF H R ER SO	WLS BF H R ER SO	WLS BF H R ER SO	WLS BF H R ER SO	WLS BF H R ER SO	WLS BF H R ER SO	WLS BF H R ER SO	WLS BF H R ER SO	WLS BF H R ER SO	WLS BF H R ER SO	WLS BF H R ER SO	WLS BF H R ER SO	WLS BF H R ER SO		
Pete Harnisch, R ERA: 4.49 (1, 1)	7.0																	
Doug Henry, R ERA: 3.88 (8, 1)	0.2																	
John Franco, L ERA: 1.73 (8, 1)	0.1	L																

WP:	1	PA:	37
PB:	0		
SB:	0		
CS:	0		

Batter	1	2	3	4	5	6	7	8	9	AB R H RBI BB SO LOB	TOP
--------	---	---	---	---	---	---	---	---	---	----------------------	-----

<b>Chad Curtis, R</b> (1, 8) OBP: 0.346, SLG: 0.391 BB B F C F X	3-2 G4-3 ①		2-3 K ①		0-1 B3-6 2B ①		1-2 G5-3 ①		0-0 F8 ①	5 0 1 0 0 1 0	
<b>Delino DeShields, L</b> (1, 4) OBP: 0.294, SLG: 0.309 B C F X	1-2 G5-3 1B		1-3 K ②		0-1 B3-6 2-2f ②		2-2 F8 ②		3-2 F8 1B ②	5 0 2 0 0 1 1	
<b>Mike Piazza, R</b> (1, 2) OBP: 0.423, SLG: 0.578 B C F X 1 SAFE 1 SAFE 1 SAFE	1-2 G5-3 ②		0-1 F8 ③		1-1 2B ②		4-1 WP PB BB		3-3 K 1-2 ②	4 1 1 0 1 1 2	
<b>Eric Karros, R</b> (1, 3) OBP: 0.308, SLG: 0.472 C B B C F F B	4-2 BB			4-2 F9 BB SF9 BB ①	4-0 2B BB		4-2 WP BB ①		2-3 K ③	1 2 0 0 4 1 1	
<b>Raul Mondesi, R</b> (1, 9) OBP: 0.317, SLG: 0.475 X	0-0 F8 ③			4-2 HR BB ①	1-1 2B 1-H 2-H ③		3-0 P4 ③			3 1 1 2 1 0 4	
<b>Tim Wallach, R</b> (1, 5) OBP: 0.304, SLG: 0.403 S C C F C F X		3-2 BB 1B		0-0 F9 2-3 ①	2-3 K ③			2-1 L7 ①		4 0 1 0 0 1 3	
<b>Billy Ashley, R</b> (1, 7) OBP: 0.311, SLG: 0.398 <b>Todd Hollandsworth, L</b> (7, 7) OBP: 0.346, SLG: 0.415 S C C F X			0-3 K ①	1-2 SF9 3-H ②		0-3 K ①		4-2 G3-1 S BB		2 0 0 1 0 2 1 0 0 0 0 1 0 0	
<b>Greg Gagne, R</b> (1, 6) OBP: 0.354, SLG: 0.390 B C F X 1 SAFE		2-2 F8 ②		0-0 HR 1-H ②		1-0 L9 ②		1-2 G3-1 ②		4 1 1 2 0 0 2	
<b>Hideo Nomo, R</b> (1, 1) OBP: 0.180, SLG: 0.220 <b>Wayne Kirby, L</b> (8, PH) OBP: 0.314, SLG: 0.317 <b>Rick Parker, R</b> (8, PH) OBP: 0.333, SLG: 0.357 <b>Mark Guthrie, R</b> (8, 1) <b>Antonio Osuna, R</b> (9, 1)			1-3 K ③	0-3 K ③		1-3 K ③		2-3 K ③		3 0 0 0 0 3 1 0 0 0 0 0 0 0 1 0 0 0 0 1 1 0 0 0 0 0 0 0 0 0 0 0 0 0 0	

Inning Stats	R: 0 E: 0 K: 0 S: 14	H: 1 LOB: 2 BB: 1 P: 23	R: 0 E: 0 K: 2 S: 16	H: 1 LOB: 1 BB: 0 P: 22	R: 0 E: 0 K: 2 S: 9	H: 0 LOB: 0 BB: 0 P: 12	R: 3 E: 0 K: 1 S: 12	H: 1 LOB: 0 BB: 2 P: 21	R: 2 E: 0 K: 1 S: 11	H: 3 LOB: 1 BB: 1 P: 19	R: 0 E: 0 K: 2 S: 8	H: 0 LOB: 0 BB: 0 P: 10	R: 0 E: 0 K: 0 S: 11	H: 0 LOB: 2 BB: 2 P: 25	R: 0 E: 0 K: 1 S: 12	H: 0 LOB: 1 BB: 1 P: 21	R: 0 E: 0 K: 2 S: 11	H: 1 LOB: 1 BB: 0 P: 19	1B: 3 2B: 4 3B: 0 HR: 1	SF: 1 SAC: 0 DP: 1 HBP: 0	WP: 1 PB: 1 SB: 2 CS: 0	PA: 40
--------------	-------------------------------	----------------------------------	-------------------------------	----------------------------------	------------------------------	----------------------------------	-------------------------------	----------------------------------	-------------------------------	----------------------------------	------------------------------	----------------------------------	-------------------------------	----------------------------------	-------------------------------	----------------------------------	-------------------------------	----------------------------------	----------------------------------	------------------------------------	----------------------------------	--------

PITCHER	IP	WLS	BF	H	R	ER	SO	BB	IBB	HBP	BLK	WP	HR	S	P	ERA	WHIP
<b>Jeff Fassero, L</b> (1, 1) ERA: 3.04	4.2	L	23	6	5	5	5	4	0	0	0	0	1	59	92	9.64	2.143
<b>Barry Manuel, R</b> (5, 1) ERA: 3.21	0.1		1	0	0	0	1	0	0	0	0	0	0	3	5	0.00	0.000
<b>Jeff Juden, R</b> (6, 1) ERA: 3.73	2.0		8	0	0	0	2	2	0	0	0	1	0	19	35	0.00	1.000
<b>Dave Veres, R</b> (8, 1) ERA: 4.64	0.2		3	0	0	0	0	1	0	0	0	0	0	8	15	0.00	1.500
<b>Omar Daal, L</b> (8, 1) ERA: 3.54	0.1		1	0	0	0	1	0	0	0	0	0	0	4	6	0.00	0.000

**Los Angeles Dodgers @ Montreal Expos**  
 Olympic Stadium, Montreal, QB  
 Tue Aug 27 1996, 7:05 PM EDT  
 Att: 21,040 - Dome - 68 F

[livebaseballscorecards.com](http://livebaseballscorecards.com)

AB	32
R	5
H	7
RBI	5
BB	7
SO	11
LOB	16



BOTTOM

Los Angeles Dodgers @ Montreal Expos  
Olympic Stadium, Montreal, QB

Tue Aug 27 1996, 7:05 PM EDT  
Att. 21,040 - Dome - 68 F

livebaseballscorecards.com

AB	32
R	1
H	10
RBI	1
BB	4
SO	8
LOB	20



WP:	1	PA:	37
PB:	0		
SB:	4		
CS:	0		

AB R H RBI BB SO LOB

5	0	1	1	0	2	5
3	0	1	0	1	0	1
3	0	0	0	1	0	1
4	0	2	0	0	1	3
4	0	1	0	0	1	3
4	0	0	0	0	2	3
3	0	2	0	1	0	0
3	1	2	0	1	0	0
0	0	0	0	0	0	0
0	0	0	0	0	0	0
0	0	1	0	0	0	0
0	0	0	0	0	0	0
0	0	0	0	0	0	0
0	0	0	0	0	0	0
0	0	0	0	0	0	0
0	0	0	0	0	0	0
1	0	0	0	0	1	2

1B:	9	SF:	0
2B:	2	SAC:	1
3B:	0	DP:	2
HR:	0	HBP:	0

Batter	1	2	3	4	5	6	7	8	9
Rondell White, R OBP: 0.350, SLG: 0.468 (1, 8)	G4-3 1-2		K 1-1 2-H 1B		K 1-2 3-3		K 1-2 2-3 3-3		G4-3 1-2
Mike Lansing, R OBP: 0.353, SLG: 0.431 (1, 4)	P2 2-2		S 1-3 BB		G5-3 2-2			1B 1B 1-1	
Henry Rodriguez, L OBP: 0.320, SLG: 0.568 (1, 7)	F9 3-1		IBB 1-2			L7 2-2		B3 2-2 SAFE	
David Segui, S OBP: 0.352, SLG: 0.418 (1, 3)		F8-3 1-2 1B	K 1-3			G3 0-0		1B 1-2	
F.P. Santangelo, S OBP: 0.377, SLG: 0.427 (1, 9)		F8-3 1-2 1-1		F9 2-0		2B 0-0		K 2-3	
Shane Andrews, R OBP: 0.317, SLG: 0.466 (1, 5)		G6-3 0-1		K 0-3		K 1-3		F8 3-1	
Mark Grudzielanek, R OBP: 0.342, SLG: 0.403 (1, 6)			SH2-4 4-2 S BB		P2 2-2		WP 0-1 1B		1B 2-1 1B
Lenny Webster, R OBP: 0.333, SLG: 0.295 (1, 2)			SH2-4 4-2 1B BB		L9 0-0		WP 3-1 1B		G4-3 0-0 1B
Jeff Fassero, L Barry Manuel, R Cliff Floyd, L Jeff Juden, R Sherman Osuna, R Dave Vertes, R Omar Daal, L Mike Dyer, R Darren Frazier, L			SH2-4 1-1 SAFE 2		S 0-2 1B		K 2-3 1		K 0-3 1

Inning Stats	R: 0	H: 0	E: 0	K: 0	S: 8	R: 0	H: 1	E: 0	K: 0	S: 8	R: 0	H: 1	E: 0	K: 1	S: 14	R: 0	H: 0	E: 0	K: 1	S: 7	R: 0	H: 1	E: 0	K: 1	S: 14	R: 0	H: 1	E: 0	K: 1	S: 11	R: 0	H: 2	E: 0	K: 2	S: 11	R: 0	H: 2	E: 0	K: 1	S: 14	R: 0	H: 2	E: 0	K: 1	S: 9
--------------	------	------	------	------	------	------	------	------	------	------	------	------	------	------	-------	------	------	------	------	------	------	------	------	------	-------	------	------	------	------	-------	------	------	------	------	-------	------	------	------	------	-------	------	------	------	------	------

PITCHER	IP	WLS	BF	H	R	ER	SO	BB	IBB	HBP	BLK	WP	HR	S	P	ERA	WHIP
Hideo Nomo, R ERA: 3.47 (1, 1)	7.0	W	28	6	1	1	6	3	1	0	0	1	0	70	117	1.29	1.286
Mark Guthrie, L ERA: 1.73 (8, 1)	1.0		5	2	0	0	1	0	0	0	0	0	0	14	23	0.00	2.000
Antonio Osuna, R ERA: 2.79 (9, 1)	1.0		4	2	0	0	1	0	0	0	0	0	0	9	12	0.00	2.000

Batter	1	2	3	4	5	6	7	8	9	AB R H RBI BB SO LOB	TOP
--------	---	---	---	---	---	---	---	---	---	----------------------	-----

<b>Todd Hollandsworth, L</b> <small>(1, 7) OBP: 0.352, SLG: 0.423</small>	1-1 		1-2 	2-2 		2-2 		2-2 	5 2 4 1 0 0 0	
<b>Wayne Kirby, L</b> <small>(1, 8) OBP: 0.317, SLG: 0.328</small> <b>Chan Ho Park, R</b> <small>(9, 1) OBP: 0.111, SLG: 0.059</small>	2-1 		1-0 	2-3 		2-2 		0-0 	5 1 2 0 0 2 3 0 0 0 0 0 0 0	
<b>Mike Piazza, R</b> <small>(1, 2) OBP: 0.421, SLG: 0.573</small>	0-2 		0-0 	1-0 		1-3 		0-1 	5 0 1 1 0 1 5	
<b>Eric Karros, R</b> <small>(1, 3) OBP: 0.307, SLG: 0.470</small>	0-0 		3-1 		2-3 		0-1 	2-1 	5 0 1 2 0 1 3	
<b>Raul Mondesi, R</b> <small>(1, 9) OBP: 0.316, SLG: 0.474</small>	0-0 		2-3 		0-0 		3-3 		4 0 1 0 0 2 3	
<b>Delino DeShields, L</b> <small>(1, 4) OBP: 0.292, SLG: 0.306</small>		2-1 	2-3 		3-2 		0-0 		4 0 0 0 0 1 3	
<b>Tim Wallach, R</b> <small>(1, 5) OBP: 0.303, SLG: 0.400</small>		0-1 		2-2 		1-3 		1-2 	4 1 1 0 0 1 1	
<b>Greg Gagne, R</b> <small>(1, 6) OBP: 0.353, SLG: 0.391</small>	0-0 		1-0 		3-2 		0-0 		4 1 1 1 0 0 1	
<b>Pedro Astacio, R</b> <small>(1, 1) OBP: 0.102, SLG: 0.086</small> <b>Scott Radinsky, L</b> <small>(8, 1)</small> <b>37 Darren Dreifort, R</b> <small>(8, 1)</small> <b>Dave Hansen, L</b> <small>(9, PH) OBP: 0.298, SLG: 0.237</small> <b>Chad Curtis, R</b> <small>(9, 8) OBP: 0.346, SLG: 0.391</small>			1-3 	1-1 		2-2 		0-3 	2 0 0 0 0 1 0 0 0 0 0 0 0 0 0 0 0 0 0 0 0 1 0 0 0 0 1 0 0 0 0 0 0 0 0	

Inning Stats	R: 1	H: 2	E: 0	K: 0	S: 9	LOB: 1	BB: 0	P: 12	R: 0	H: 0	E: 0	K: 3	S: 5	LOB: 0	BB: 0	P: 7	R: 2	H: 4	E: 0	K: 3	S: 20	LOB: 2	BB: 0	P: 30	R: 2	H: 2	E: 1	K: 1	S: 15	LOB: 1	BB: 0	P: 24	R: 0	H: 1	E: 0	K: 2	S: 11	LOB: 1	BB: 0	P: 17	R: 0	H: 0	E: 1	K: 1	S: 17	LOB: 1	BB: 0	P: 26	R: 0	H: 0	E: 0	K: 2	S: 9	LOB: 0	BB: 0	P: 13	R: 0	H: 1	E: 0	K: 0	S: 7	LOB: 0	BB: 0	P: 8	R: 0	H: 1	E: 0	K: 1	S: 11	LOB: 2	BB: 0	P: 15	1B: 8	SF: 0	2B: 3	SAC: 1	3B: 0	DP: 1	HR: 0	HBP: 0	WP: 1	PA: 40	PB: 0	SB: 1	CS: 0
--------------	------	------	------	------	------	--------	-------	-------	------	------	------	------	------	--------	-------	------	------	------	------	------	-------	--------	-------	-------	------	------	------	------	-------	--------	-------	-------	------	------	------	------	-------	--------	-------	-------	------	------	------	------	-------	--------	-------	-------	------	------	------	------	------	--------	-------	-------	------	------	------	------	------	--------	-------	------	------	------	------	------	-------	--------	-------	-------	-------	-------	-------	--------	-------	-------	-------	--------	-------	--------	-------	-------	-------

PITCHER	IP	WLS	BF	H	R	ER	SO	BB	IBB	HBP	BLK	WP	HR	S	P	ERA	WHIP
<b>Mark Leiter, R</b> <small>(1, 1) ERA: 5.18</small>	3.1		19	8	5	4	3	0	0	0	0	1	0	45	66	10.80	2.400
<b>Barry Manuel, R</b> <small>(4, 1) ERA: 3.13</small>	1.2		6	1	0	0	3	0	0	0	0	0	0	15	24	0.00	0.600
<b>Ugueth Urbina, R</b> <small>(6, 1) ERA: 4.01</small>	2.0		7	0	0	0	3	0	0	0	0	0	0	26	39	0.00	0.000
<b>Mike Dyer, R</b> <small>(8, 1) ERA: 4.64</small>	1.0		3	1	0	0	0	0	0	0	0	0	0	7	8	0.00	1.000
<b>Mel Rojas, R</b> <small>(9, 1) ERA: 3.76</small>	1.0	W	5	1	0	0	1	0	0	0	0	0	0	11	15	0.00	1.000

**Los Angeles Dodgers @ Montreal Expos**  
 Olympic Stadium, Montreal, QB  
 Wed Aug 28 1996, 7:05 PM EDT  
 Att: 13,006 - Dome - 68 F

livebaseballscorecards.com

<b>AB</b>	<b>39</b>
<b>R</b>	<b>5</b>
<b>H</b>	<b>11</b>
<b>RBI</b>	<b>5</b>
<b>BB</b>	<b>0</b>
<b>SO</b>	<b>10</b>
<b>LOB</b>	<b>19</b>



Batter	1	2	3	4	5	6	7	8	9	AB	R	H	RBI	BB	SO	LOB
Rondell White, R OBP: 0.347, SLG: 0.466 (1, 8)	G6-3		G6-3		L4			2B	F9	5	1	1	0	0	0	1
Mike Lansing, R OBP: 0.353, SLG: 0.433 (1, 4)	F8			G1-3 1B		G6-3		2B	P3	5	2	2	1	0	0	0
Henry Rodriguez, L OBP: 0.319, SLG: 0.567 (1, 7)	F9			G1-3		F8		K	1B	5	1	1	0	0	1	2
David Segui, S OBP: 0.358, SLG: 0.426 (1, 3)		G4-3		G4-6-3 1B		BB		1B	1B	4	1	3	3	1	0	0
Darrin Fletcher, L OBP: 0.332, SLG: 0.453 (1, 2)		FC6-4 1B		G4-6-3		K		F7		4	0	1	0	0	1	3
F.P. Santangelo, S OBP: 0.382, SLG: 0.433 (1, 9) (6, 5)		K			G1-3 1B			2B	1B	3	1	2	1	1	1	1
Mark Grudzielanek, R OBP: 0.342, SLG: 0.401 (1, 6)		FC6-4		G1-3		G6-3		IBB		3	0	0	0	1	0	3
Shane Andrews, R OBP: 0.315, SLG: 0.463 (6, 1) Ugueth Urbina, R OBP: 0.133, SLG: 0.103 (7, PH) Sherman Obando, R OBP: 0.326, SLG: 0.435 (8, 1) Mike Dyer, R OBP: 0.349, SLG: 0.258 (8, PH) Mel Rojas, R OBP: 0.429, SLG: 0.571 (9, 1)			K		K		G1-3	BB		2	0	0	0	0	2	1
Mark Leiter, R OBP: 0.158, SLG: 0.145 (1, 1) Barry Manuel, R (4, 1) Cliff Floyd, L OBP: 0.335, SLG: 0.420 (5, PH) (6, 9)			K					BB	G4-3	1	0	0	0	0	1	0
										0	0	0	0	0	0	0
										3	0	1	1	0	0	4

Inning Stats		R: 0	H: 0	E: 0	K: 0	S: 9	R: 0	H: 1	E: 0	K: 1	S: 18	R: 0	H: 0	E: 0	K: 2	S: 8	R: 1	H: 2	E: 0	K: 0	S: 9	R: 0	H: 1	E: 0	K: 1	S: 12	R: 0	H: 0	E: 0	K: 1	S: 7	R: 0	H: 1	E: 0	K: 0	S: 4	R: 3	H: 4	E: 0	K: 1	S: 19	R: 1	H: 2	E: 0	K: 0	S: 10				
		LOB: 0	BB: 0	P: 13	LOB: 1	BB: 0	LOB: 0	BB: 0	LOB: 0	BB: 0	P: 26	LOB: 1	BB: 0	LOB: 0	BB: 0	P: 11	LOB: 1	BB: 1	LOB: 1	BB: 1	P: 20	LOB: 1	BB: 1	LOB: 1	BB: 0	LOB: 1	BB: 1	P: 13	LOB: 1	BB: 0	LOB: 1	BB: 0	P: 5	LOB: 3	BB: 2	LOB: 3	BB: 2	P: 36	LOB: 1	BB: 0	LOB: 1	BB: 0	P: 14							
PITCHER		IP	WLS	BF	H	R	ER	SO	BB	IBB	HBP	BLK	WP	HR	S	P	ERA	WHIP																																
Pedro Astacio, R ERA: 3.51 (1, 1)		7.0		29	7	4	4	5	2	0	0	0	0	0	73	111	5.14	1.286																																
Scott Radinsky, L ERA: 2.47 (8, 1)		0.2		4	2	1	1	1	0	0	0	0	0	0	10	16	13.50	3.000																																
37 Darren Dreifort, R ERA: 4.4 (8, 1)		0.1		3	0	0	0	0	1	1	0	0	0	0	3	11	0.00	3.000																																
Chan Ho Park, R ERA: 3.78 (9, 1)		0.2	L	4	2	1	1	0	0	0	0	0	0	0	10	14	13.50	3.000																																

**Los Angeles Dodgers @ Montreal Expos**  
 Olympic Stadium, Montreal, QB  
 Wed Aug 28 1996, 7:05 PM EDT  
 Att: 13,006 - Dome - 68 F

<b>AB</b>	<b>36</b>
<b>R</b>	<b>6</b>
<b>H</b>	<b>11</b>
<b>RBI</b>	<b>6</b>
<b>BB</b>	<b>4</b>
<b>SO</b>	<b>6</b>
<b>LOB</b>	<b>16</b>

WP	HR	S	P	ERA	WHIP
0	0	0	40	0	0

Batter	1	2	3	4	5	6	7	8	9	AB R H RBI BB SO LOB	TOP											
Todd Hollandsworth, L (1, 7) OBP: 0.348, SLG: 0.418	0-1 G3-1		0-3 K		1-1 F8			0-2 G6-3		4 0 0 0 0 1 0												
Wayne Kirby, L (1, 8) OBP: 0.308, SLG: 0.319	3-2 P2			1-2 F9		1-1 P5			0-3 K	4 0 0 0 0 1 0												
Mike Piazza, R (1, 2) OBP: 0.422, SLG: 0.579	0-3 K			3-2 HR		1-3 K			1-1 BB 1B	4 1 2 1 0 2 0												
Eric Karros, R (1, 3) OBP: 0.310, SLG: 0.479		2-0 L9 2B		0-1 HR		0-0 P4			4-2 BB	3 1 2 1 1 0 0												
Raul Mondesi, R (1, 9) OBP: 0.314, SLG: 0.470		1-1 L9 2-3		1-3 K		2-2 G5-3			0-3 K	4 0 0 0 0 2 3												
Delino DeShields, L (1, 4) OBP: 0.293, SLG: 0.310		3-3 K		1-2 WP 2B		1-1 G4-3 1B			3-3 K	4 0 2 0 0 2 3												
Tim Wallach, R (1, 5) OBP: 0.300, SLG: 0.395		0-0 L4		2-3 K		0-0 G4-3 1-2f				3 0 0 0 0 1 3												
Greg Gagne, R (1, 6) OBP: 0.350, SLG: 0.388			0-1 G1-6-3		1-2 G3			1-3 K		3 0 0 0 0 1 0												
Ramon Martinez, R (1, 1) OBP: 0.152, SLG: 0.133 Todd Worrell, R (9, 1)			1-0 G6-3		1-3 K			0-3 K		3 0 0 0 0 2 0 0 0 0 0 0 0 0												
<b>Inning Stats</b>	R: 0 E: 0 K: 1 S: 11	H: 0 LOB: 0 BB: 0 P: 14	R: 0 E: 0 K: 1 S: 7	H: 1 LOB: 1 BB: 0 P: 13	R: 0 E: 0 K: 1 S: 6	H: 0 LOB: 0 BB: 0 P: 7	R: 2 E: 0 K: 2 S: 20	H: 3 LOB: 1 BB: 0 P: 28	R: 0 E: 0 K: 1 S: 9	H: 0 LOB: 0 BB: 0 P: 12	R: 0 E: 0 K: 1 S: 6	H: 0 LOB: 0 BB: 0 P: 8	R: 0 E: 0 K: 0 S: 7	H: 1 LOB: 0 BB: 0 P: 10	R: 0 E: 0 K: 2 S: 10	H: 0 LOB: 0 BB: 0 P: 11	R: 0 E: 0 K: 3 S: 14	H: 1 LOB: 2 BB: 1 P: 22	1B: 2 2B: 2 3B: 0 HR: 2	SF: 0 SAC: 0 DP: 1 HBP: 0	WP: 1 PB: 0 SB: 0 CS: 0	PA: 33
<b>PITCHER</b> Pedro Martinez, R (1, 1) ERA: 4.05	IP 9.0	WLS L	BF 33	H 6	R 2	ER 2	SO 12	BB 1	IBB 0	HBP 0	BLK 0	WP 1	HR 2	S 90	P 125	ERA 2.00	WHIP 0.778					
<b>PITCHER</b>	IP	WLS	BF	H	R	ER	SO	BB	IBB	HBP	BLK	WP	HR	S	P	ERA	WHIP					

Los Angeles Dodgers @ Montreal Expos  
Olympic Stadium, Montreal, QB  
Thu Aug 29 1996, 7:05 PM EDT  
Att. 16,551 - Dome - 68 F

livebaseballscorecards.com

AB	32
R	2
H	6
RBI	2
BB	1
SO	12
LOB	9





Batter	1	2	3	4	5	6	7	8	9	AB R H RBI BB SO LOB
Rondell White, R OBP: 0.345, SLG: 0.463 (1, 8) X	0-0 G5-3 ①		2-2 BB S BB 1B		0-0 G5-3 ①		0-0 FC6-4 ③			4 1 1 0 0 0 1
Mike Lansing, R OBP: 0.353, SLG: 0.430 (1, 4) X	0-0 G4-3 ②		4-2 BB BB BB 1-2		2-0 F7 ②			2-2 P3 ①		3 0 0 0 1 0 0
Henry Rodriguez, L OBP: 0.318, SLG: 0.563 (1, 7) B F X	1-1 P6 ③		4-2 BB BB 1-2 2-3		0-3 K ③			3-3 K ②		3 0 0 0 1 2 0
David Segui, S OBP: 0.357, SLG: 0.422 (1, 3)		0-3 K ①	4-1 BB BB BB 1-2 2-3 3-H		2-3 K ①			2-0 F7 ③		3 0 0 1 1 2 0
Darrin Fletcher, L OBP: 0.333, SLG: 0.452 (1, 2)		2-0 F8 1B 1B	2-2 P5 ②		1-0 P5 ②			4-1 SH3-4 BB		3 0 1 0 1 0 3
Dave Silvestri, R OBP: 0.349, SLG: 0.258 (9, PR)										0 0 0 0 0 0 0
F.P. Santangelo, S OBP: 0.381, SLG: 0.432 (1, 9) X	0-0 1B	1-1 G3 ③			2-3 K ③			0-0 SH3-4 ①		3 0 1 0 0 1 3
Mark Grudzianek, R OBP: 0.339, SLG: 0.398 (1, 6) B B X	2-0 F8 ②		1-1 G6-3 ①		1-0 L8 ①			2-0 P2 ②		4 0 0 0 0 0 4
Shane Andrews, R OBP: 0.312, SLG: 0.459 (1, 5)	2-3 K ③		1-2 P2 ②		1-2 F8 ②			0-3 K ③		3 0 0 0 0 1 2
Cliff Floyd, L OBP: 0.333, SLG: 0.418 (9, PH)										1 0 0 0 0 1 2
Pedro Martinez, R OBP: 0.186, SLG: 0.130 (1, 1) C X		0-1 F9 ①	1-3 K ③		4-2 FC6-4 BB					2 0 0 0 1 1 0

Inning Stats	R: 0	H: 0	E: 0	K: 0	S: 4	R: 0	H: 2	E: 0	K: 2	S: 11	R: 1	H: 1	E: 0	K: 0	S: 16	R: 0	H: 0	E: 0	K: 1	S: 8	R: 0	H: 0	E: 0	K: 2	S: 9	R: 0	H: 0	E: 0	K: 0	S: 7	R: 0	H: 0	E: 0	K: 1	S: 7	R: 0	H: 0	E: 0	K: 1	S: 7	R: 0	H: 0	E: 0	K: 1	S: 6	1B: 3	2B: 0	3B: 0	HR: 0	SF: 0	SAC: 1	DP: 0	HBP: 0	WP: 0	PB: 0	SB: 1	CS: 0	PA: 35
PITCHER	IP	WLS	BF	H	R	ER	SO	BB	IBB	HBP	BLK	WP	HR	S	P	ERA	WHIP															PITCHER	IP	WLS	BF	H	R	ER	SO	BB	IBB	HBP	BLK	WP	HR	S	P	ERA	WHIP									
Ramon Martinez, R ERA: 3.68 (1, 1)	8.0	W	32	3	1	1	7	5	0	0	0	0	0	68	119	1.12	1.000															Todd Worrell, R ERA: 3.02 (9, 1)	1.0	S	3	0	0	0	1	0	0	0	0	0	5	7	0.00	0.000										

**BOTTOM**

**Los Angeles Dodgers @ Montreal Expos**  
 Olympic Stadium, Montreal, QB  
 Thu Aug 29 1996, 7:05 PM EDT  
 Att. 16,551 - Dome - 68 F

livebaseballscorecards.com

AB	29
R	1
H	3
RBI	1
BB	5
SO	8
LOB	15



Batter	1	2	3	4	5	6	7	8	9	10	11	12	AB R H RBI BB SO LOB	TOP															
<b>Chad Curtis, R</b> OBP: 0.347, SLG: 0.389 (1, 8)	L7			FC1-4 BB		1B HBP	P5		F8			3B BB	4 2 1 0 2 0 2	<b>Los Angeles Dodgers @ Philadelphia Phillies</b> <b>Veterans Stadium, Philadelphia, PA</b> Fri Aug 30 1996, 7:05 PM EDT Att. 22,129 - Unknown - 78 F															
<b>Delino DeShields, L</b> OBP: 0.295, SLG: 0.315 (1, 4)	K			FC1-4 1B 1-2f SF9		1B HBP			K			3B	5 2 2 1 0 2 3																
<b>Mike Piazza, R</b> OBP: 0.422, SLG: 0.578 (1, 2)	K			BB 1B		1B HR	F9			G5-4-3 1B		G5-3	6 1 3 1 0 1 2																
<b>Eric Karros, R</b> OBP: 0.309, SLG: 0.475 (1, 3)				SF9		K		L9		G5-4-3		BB	4 0 0 1 1 1 3																
<b>Raul Mondesi, R</b> OBP: 0.316, SLG: 0.471 (1, 9)	F9			BB		HR 1B	F9			2B		F6	5 1 2 1 1 0 2																
<b>Tim Wallach, R</b> OBP: 0.293, SLG: 0.386 (1, 5)	L8			F9		F9		G5-3		G6-3		L8	6 0 0 0 0 0 7																
<b>Billy Ashley, R</b> OBP: 0.311, SLG: 0.426 <b>Todd Hollandsworth, L</b> OBP: 0.349, SLG: 0.417 (6, 7)			K			HR							3 1 1 3 0 1 0 1 0 0 0 1 0 0																
<b>Greg Gagne, R</b> OBP: 0.347, SLG: 0.383 (1, 6)			F9			G6-3			SH1-3 BB			G3-1	4 0 0 0 0 0 0																
<b>Tom Candiotti, R</b> OBP: 0.122, SLG: 0.103 <b>Mark Guthrie, R</b> <b>Antonio Osuna, R</b> <b>Dave Hansen, L</b> <b>Rick Parker, R</b> <b>Scott Radinsky, L</b> <b>37 Darren Dreifort, R</b> <b>Todd Worrell, R</b> (1, 1) (6, 1) (7, 1) (9, PH) (9, PR) (9, 1) (9, 1) (12, 1)			K				G4-3		IBB			K	2 0 0 0 0 0 2 0 1 0 1 0 0 0 0 0 0 0 0 0 0 0 0 0 0 0 0 0 0 1 0 0 0 0 0 1 0 0 0 0 0 0 0 0 0																
<b>Inning Stats</b>	R: 0 E: 0 K: 2 S: 13	H: 0 LOB: 0 BB: 0 P: 19	R: 0 E: 0 K: 0 S: 6	H: 0 LOB: 0 BB: 0 P: 12	R: 0 E: 0 K: 2 S: 8	H: 0 LOB: 0 BB: 0 P: 13	R: 1 E: 0 K: 0 S: 13	H: 1 LOB: 2 BB: 2 P: 29	R: 0 E: 0 K: 1 S: 6	H: 0 LOB: 0 BB: 0 P: 7	R: 5 E: 0 K: 1 S: 17	H: 4 LOB: 0 BB: 0 P: 30	R: 0 E: 0 K: 0 S: 5		H: 1 LOB: 1 BB: 0 P: 12	R: 0 E: 0 K: 0 S: 5	H: 0 LOB: 0 BB: 0 P: 10	R: 0 E: 0 K: 1 S: 7	H: 0 LOB: 1 BB: 2 P: 16	R: 0 E: 0 K: 0 S: 6	H: 2 LOB: 1 BB: 0 P: 9	R: 0 E: 0 K: 1 S: 7	H: 0 LOB: 0 BB: 0 P: 10	R: 1 E: 0 K: 0 S: 7	H: 1 LOB: 2 BB: 2 P: 17	1B: 6 2B: 1 3B: 1 HR: 1	SF: 1 SAC: 1 DP: 1 HBP: 1	WP: 0 PB: 0 SB: 0 CS: 0	PA: 51
<b>PITCHER</b>	IP WLS BF H R ER SO BB IBB HBP BLK WP HR S P ERA WHIP																												
<b>55 Matt Beech, L</b> ERA: 6.59 (1, 1)	5.2		25	5	6	6	6	2	0	0	0	0	0		0	0	109	9.53	1.235										
<b>Toby Bortland, R</b> ERA: 4.31 (6, 1)	1.1		5	1	0	0	0	0	0	0	0	0	0	0	8	13	0.00	0.750											
<b>Russ Springer, R</b> ERA: 4.96 (8, 1)	1.2		7	0	0	0	0	1	1	0	0	0	0	0	9	22	0.00	0.600											
<b>Ricardo Jordan, L</b> ERA: 2.81 (9, 1)	0.1		1	0	0	0	1	0	0	0	0	0	0	0	3	4	0.00	0.000											
<b>Ken Ryan, R</b> ERA: 2.69 (10, 1)	2.0		7	2	0	0	1	0	0	0	0	0	0	0	13	19	0.00	1.000											
<b>PITCHER</b>	IP WLS BF H R ER SO BB IBB HBP BLK WP HR S P ERA WHIP																												
<b>Jeff Parrett, R</b> ERA: 4.07 (12, 1)	1.0		6	1	1	1	0	0	0	0	0	0	0	0	6	17	9.00	3.000											

AB	42
R	7
H	9
RBI	7
BB	6
SO	8
LOB	19



livebaseballscores.com

Batter	1	2	3	4	5	6	7	8	9	10	11	12	AB	R	H	RBI	BB	SO	LOB
Mickey Morandini, L OBP: 0.325, SLG: 0.332	0-0 P3		1-1 G3-1			4-2 F8 1B 2B BB	0-0 SF9		4-2 BB		1-1 FC6-5 G6-4-3		3	1	0	1	2	0	2
Jon Zuber, L Russ Springer, R Ricardo Jordan, L Ricky Otero, S Ken Ryan, R Ruben Amaro Jr., S Jeff Parette, R	1-2 P1			0-0 2B SF9 1B		2-1 2B 1B	0-2 G6-3		0-1 B3		0-0 G6-4-3		4	1	2	0	0	0	1
Gregg Jefferies, S OBP: 0.333, SLG: 0.381	0-0 G3-1			3-2 SF9 1B 1-3 2B		3-1 L9	1-0 1B S 1B		0-0 F9			2-2 G6-3	6	1	2	1	0	0	3
Benito Santiago, R OBP: 0.315, SLG: 0.493		1-2 F8		1-0 SF9		3-2 F8	3-2 FC6-4 1B		0-2 G5-3			2-2 L9	5	0	1	1	0	0	3
Jim Eisenreich, L OBP: 0.409, SLG: 0.468		4-0 BB		1-0 G6-3 1B		1-1 FC6-4	0-1 FC6-4			0-1 F8		2-0 FC4 1B	5	0	3	2	1	0	2
Scott Rolen, R OBP: 0.328, SLG: 0.394		3-2 F8		1-0 G6-3		1-0 G4-3		1-0 G6-3			0-0 P9	0-1 FC4	6	0	0	0	0	0	5
Wendell Magee, R OBP: 0.156, SLG: 0.178		0-2 F8			1-1 F7		2-2 HBP 2B 1B		0-3 H		0-0 G1-3		5	1	1	0	0	1	1
Kevin Stocker, S OBP: 0.322, SLG: 0.328			1-0 G4-3		1-1 F8		2-1 2B SF9 HBP		1-1 1B		4-2 FC6-5 1B BB		3	1	1	0	1	0	0
55 Matt Beech, L Toby Borland, R Gene Schall, R	1-2 G4-3		1-2 G4-3		0-0 G5-3		0-0 G6-3 1B 2B		0-0 P2		2-0 FC6-5 1B		2	0	0	0	0	0	0
													0	0	0	0	0	0	0
													3	1	2	1	0	0	1

Inning Stats	R: 0	H: 0	E: 0	LOB: 0	K: 0	P: 7	R: 0	H: 0	E: 0	LOB: 1	K: 0	P: 19	R: 0	H: 0	E: 0	LOB: 0	K: 0	P: 11	R: 2	H: 3	E: 0	LOB: 0	K: 0	P: 13	R: 0	H: 0	E: 0	LOB: 0	K: 0	P: 7	R: 1	H: 2	E: 0	LOB: 2	K: 0	P: 27	R: 3	H: 4	E: 0	LOB: 2	K: 0	P: 25	R: 0	H: 1	E: 0	LOB: 1	K: 1	P: 11	R: 0	H: 0	E: 0	LOB: 1	K: 0	P: 16	R: 0	H: 0	E: 0	LOB: 0	K: 0	P: 4	R: 0	H: 1	E: 0	LOB: 1	K: 0	P: 13	R: 0	H: 1	E: 0	LOB: 1	K: 0	P: 17	1B: 9	SF: 2	2B: 3	SAC: 0	3B: 0	DP: 2	HR: 0	HBP: 1	WP: 0	PA: 51
--------------	------	------	------	--------	------	------	------	------	------	--------	------	-------	------	------	------	--------	------	-------	------	------	------	--------	------	-------	------	------	------	--------	------	------	------	------	------	--------	------	-------	------	------	------	--------	------	-------	------	------	------	--------	------	-------	------	------	------	--------	------	-------	------	------	------	--------	------	------	------	------	------	--------	------	-------	------	------	------	--------	------	-------	-------	-------	-------	--------	-------	-------	-------	--------	-------	--------


PITCHER	IP	WLS	BF	H	R	ER	SO	BB	IBB	HBP	BLK	WP	HR	S	P	ERA	WHIP
Tom Candiotti, R ERA: 4.29	(1, 1)	5.2	22	4	3	3	0	2	0	0	0	0	0	47	79	4.76	1.059
Mark Guthrie, L ERA: 2.16	(6, 1)	1.0	8	4	3	3	0	0	0	1	0	0	0	15	22	27.00	4.000
Antonio Osuna, R ERA: 2.74	(7, 1)	1.1	6	2	0	0	1	0	0	0	0	0	0	14	19	0.00	1.500
Scott Radinsky, L ERA: 2.44	(9, 1)	0.2	3	0	0	0	0	1	0	0	0	0	0	7	11	0.00	1.500
37 Darren Dreifort, R ERA: 3.78	(9, 1)	2.1	W 8	1	0	0	0	1	0	0	0	0	0	15	22	0.00	0.857

**Los Angeles Dodgers @ Philadelphia Phillies**  
**Veterans Stadium, Philadelphia, PA**

Fri Aug 30 1996, 7:05 PM EDT  
Att: 22,129 - Unknown - 78 F

livebaseballscorecards.com

AB	44
R	6
H	12
RBI	6
BB	4
SO	1
LOB	21



Batter	1	2	3	4	5	6	7	8	9	AB R H RBI BB SO LOB	TOP
Todd Hollandsworth, L OBP: 0.351, SLG: 0.420 (1, 7)	4-1 L9 FC5-4 1B BB		2-2 E 1B	1-1 1B 2B	0-3 K		0-2 FC3-6 FC5-4 1-2f 2-3		0-1 G4-3	5 3 2 2 1 1 4	
Wayne Kirby, L OBP: 0.320, SLG: 0.345 Chad Curtis, R OBP: 0.347, SLG: 0.389 (7, PH) (7, 8)	0-2 FC5-4 1-2 1B		2-2 E4 1-H 3B	3-2 1B 1B		1-2 G4-3	1-0 FC5-4 1-2f			4 2 3 1 0 0 0 1 0 0 0 0 0 2	
Mike Piazza, R OBP: 0.422, SLG: 0.579 (1, 2)	0-0 L9 2-3		1-0 G5-3	1-1 1B 1-2 1B		1-2 1B 2B		0-2 P7		5 0 2 1 0 0 2	
Eric Karros, R OBP: 0.309, SLG: 0.474 (1, 3)	1-2 FC5-4 1-2f 3-H		2-1 G4-3	2-2 HR 1B		2-2 1B		2-1 G6-3		5 1 2 2 0 0 1	
Raul Mondesi, R OBP: 0.318, SLG: 0.478 (1, 9)	2-3 K			1-2 1B HR		1-3 K		1-2 1B		5 2 3 2 0 2 3	
Delino DeShields, L OBP: 0.295, SLG: 0.314 (1, 4)			3-3 K	0-0 1B HR		3-3 K		0-0 G3		5 1 1 0 0 3 3	
Tim Wallach, R OBP: 0.299, SLG: 0.387 (1, 5)			0-3 K	4-2 2B 1-2 2-3 BB		0-0 P3		0-2 1B		4 1 2 0 1 1 0	
Greg Gagne, R OBP: 0.345, SLG: 0.383 (1, 6)			2-3 K	0-0 2B 1-3 2-H 3-H		1-0 F8		0-0 F8		5 1 1 2 0 1 2	
Ismael Valdez, R OBP: 0.140, SLG: 0.143 Chan Ho Park, R OBP: 0.105, SLG: 0.056 Antonio Osuna, R (8, 1) (9, 1)			1-3 K	0-3 K 2B		0-1 2B		0-0 FC3-6 1-2 1B		4 0 2 0 0 2 2 1 0 0 0 0 1 1 0 0 0 0 0 0 0	
<b>Inning Stats</b>	R: 1 E: 0 K: 1 S: 11 H: 1 LOB: 1 BB: 1 P: 18	R: 0 E: 0 K: 3 S: 9 H: 0 LOB: 0 BB: 0 P: 14	R: 2 E: 1 K: 1 S: 12 H: 2 LOB: 0 BB: 0 P: 20	R: 8 E: 0 K: 2 S: 26 H: 8 LOB: 0 BB: 1 P: 40	R: 0 E: 0 K: 1 S: 7 H: 1 LOB: 1 BB: 0 P: 8	R: 0 E: 0 K: 2 S: 15 H: 2 LOB: 2 BB: 0 P: 23	R: 0 E: 0 K: 0 S: 9 H: 2 LOB: 2 BB: 0 P: 12	R: 0 E: 0 K: 0 S: 9 H: 1 LOB: 1 BB: 0 P: 12	R: 0 E: 0 K: 1 S: 12 H: 1 LOB: 1 BB: 0 P: 13	1B: 12 2B: 4 3B: 1 HR: 1 SF: 0 SAC: 0 DP: 0 HBP: 0	WP: 0 PB: 0 SB: 0 CS: 0 PA: 46
<b>PITCHER</b>	IP WLS BF H R ER SO BB IBB HBP BLK WP HR S P ERA WHIP	IP WLS BF H R ER SO BB IBB HBP BLK WP HR S P ERA WHIP	IP WLS BF H R ER SO BB IBB HBP BLK WP HR S P ERA WHIP	IP WLS BF H R ER SO BB IBB HBP BLK WP HR S P ERA WHIP	IP WLS BF H R ER SO BB IBB HBP BLK WP HR S P ERA WHIP	IP WLS BF H R ER SO BB IBB HBP BLK WP HR S P ERA WHIP	IP WLS BF H R ER SO BB IBB HBP BLK WP HR S P ERA WHIP	IP WLS BF H R ER SO BB IBB HBP BLK WP HR S P ERA WHIP	IP WLS BF H R ER SO BB IBB HBP BLK WP HR S P ERA WHIP	IP WLS BF H R ER SO BB IBB HBP BLK WP HR S P ERA WHIP	IP WLS BF H R ER SO BB IBB HBP BLK WP HR S P ERA WHIP
Curt Schilling, R ERA: 3.38 (1, 1)	3.1 L 19 7 8 7 6 2 0 0 0 0 0 46 72 18.90 2.700										
Larry Mitchell, R ERA: 4.91 (4, 1)	0.2 5 4 3 3 1 0 0 0 0 0 0 1 12 20 40.50 6.000										
Jeff Parrett, R ERA: 3.92 (5, 1)	2.0 9 3 0 0 3 0 0 0 0 0 0 0 22 31 0.00 1.500										
Ricardo Jordan, L ERA: 2.5 (7, 1)	2.0 9 3 0 0 0 0 0 0 0 0 0 0 18 24 0.00 1.500										
Russ Springer, R ERA: 4.9 (9, 1)	1.0 4 1 0 0 1 0 0 0 0 0 0 0 12 13 0.00 1.000										

Los Angeles Dodgers @ Philadelphia Phillies  
Veterans Stadium, Philadelphia, PA

Sat Aug 31 1996, 7:05 PM EDT  
Att. 24,821 - Unknown - 76 F

livebaseballscorecards.com

AB	44
R	11
H	18
RBI	10
BB	2
SO	11
LOB	20



Batter	1	2	3	4	5	6	7	8	9	AB	R	H	RBI	BB	SO	LOB
Mickey Morandini, L (1, 4) OBP: 0.324, SLG: 0.329	4-0 1B BB		1-0 P4	1-0 L9		0-0 G3		0-1 G5-3		4	0	0	0	1	0	3
Jon Zuber, L (1, 3) OBP: 0.235, SLG: 0.188	1-1 1-2 1B		1-0 G4-3		2-2 G4-3		1-0 G4-3		4-1 1B WP BB	4	1	1	0	1	0	0
Gregg Jefferies, S (1, 7) OBP: 0.334, SLG: 0.382	2-0 F7		1-0 F8		1-0 P5		1-0 HR 1B		2-1 1B WP 1B	5	1	2	1	0	0	2
Benito Santiago, R (1, 2) OBP: 0.314, SLG: 0.492	0-0 P7			0-2 F9	3-2 1B 2B		1-1 L7		2-3 K 1-2	5	1	1	0	0	1	4
Jim Eisenreich, L (1, 9) OBP: 0.412, SLG: 0.479	3-2 G4-3			1-0 1B 2B	3-1 1B		0-0 HR		2-1 G5-3	5	2	3	3	0	0	3
Scott Rolen, R (1, 5) OBP: 0.322, SLG: 0.380		0-0 G5-3		3-1 E7 1B 2B	2-3 K		1-3 K		4-2 FC6-4 BB	4	1	0	0	1	2	2
Wendell Magee, R (1, 8) OBP: 0.160, SLG: 0.180		2-0 L7		1-2 2B 1B		0-2 F8		0-0 F8	0-0 FC6-4	5	1	1	0	0	0	2
Kevin Sevcik, R (1, 6) OBP: 0.362, SLG: 0.488		0-1 3B		0-0 G4-3 2B		4-0 BB		4-2 BB		2	0	2	3	2	0	0
Curt Schilling, R (1, 1) OBP: 0.187, SLG: 0.184		0-0 G4-3		2-2 G4-3		2-3 K		0-0 F9		1	0	0	0	0	0	1
Larry Mitchell, R (4, 1)										0	0	0	0	0	0	0
Ricky Otero, S (4, PH) OBP: 0.326, SLG: 0.342										0	0	0	0	0	0	1
Jeff Parrett, R (5, 1)										0	0	0	0	0	0	0
Gene Schall, R (6, PH) OBP: 0.395, SLG: 0.300										1	0	0	0	0	1	1
Ricardo Jordan, L (7, 1)										0	0	0	0	0	0	0
Ruben Amaro Jr, S (8, PH) OBP: 0.363, SLG: 0.444										1	0	0	0	0	0	1
Russ Springer, R (9, 1) OBP: 0.059, SLG: 0.059										0	0	0	0	0	0	0

Inning Stats	R: 0	H: 1	E: 0	LOB: 2	K: 0	BB: 1	S: 7	R: 0	H: 1	E: 0	LOB: 1	K: 0	BB: 0	S: 5	R: 0	H: 0	E: 0	LOB: 0	K: 0	BB: 0	S: 3	R: 3	H: 3	E: 1	LOB: 1	K: 0	BB: 0	S: 15	R: 1	H: 2	E: 0	LOB: 1	K: 1	BB: 0	S: 15	R: 0	H: 0	E: 0	LOB: 1	K: 1	BB: 1	S: 7	R: 2	H: 2	E: 0	LOB: 0	K: 1	BB: 0	S: 9	R: 0	H: 0	E: 0	LOB: 1	K: 0	BB: 1	S: 6	R: 1	H: 1	E: 0	LOB: 2	K: 1	BB: 2	S: 12	1B: 6	SF: 0	2B: 2	SAC: 0	3B: 1	DP: 0	HR: 1	HBP: 0	WP: 2	PA: 43
PITCHER	IP	WLS	BF	H	R	ER	SO	BB	IBB	HBP	BLK	WP	HR	S	P	ERA	WHIP																																																								
Ismael Valdez, R (1, 1) ERA: 3.51	7.0	W	33	9	6	5	3	2	0	0	0	0	0	61	105	6.43	1.571																																																								
Chan Ho Park, R (8, 1) ERA: 3.8	1.2		9	1	1	1	1	3	0	0	0	2	0	17	35	5.40	2.400																																																								
Antonio Osuna, R (9, 1) ERA: 2.72	0.1	S	1	0	0	0	0	0	0	0	0	0	0	1	1	0.00	0.000																																																								

BOTTOM

Los Angeles Dodgers @ Philadelphia Phillies  
Veterans Stadium, Philadelphia, PA  
Sat Aug 31 1996, 7:05 PM EDT  
Att: 24,821 - Unknown - 76 F

livebaseballscorecards.com

AB	38
R	7
H	10
RBI	7
BB	5
SO	4
LOB	20



Batter	1	2	3	4	5	6	7	8	9	AB R H RBI BB SO LOB	TOP											
Todd Hollandsworth, L (1, 7) OBP: 0.353, SLG: 0.419	1-1 G4-3		2-2 G3		4-0 BB			0-0 HR 1B		3 1 1 0 1 0 0												
Wayne Kirby, L (1, 8) OBP: 0.316, SLG: 0.338	0-0 P7		4-2 2B BB		3-1 F8			0-0 L8		3 1 0 0 1 0 2												
Mike Piazza, R (1, 2) OBP: 0.423, SLG: 0.587	1-2 G5-3		0-0 1-H 2B		1-1 F8			0-0 1-H HR		4 1 2 3 0 0 0												
Eric Karros, R (1, 3) OBP: 0.309, SLG: 0.473		3-1 BB 1B	0-2 G6-3		0-0 G5-3			0-3 K		4 0 1 0 0 1 1												
Raul Mondesi, R (1, 9) OBP: 0.316, SLG: 0.475		0-0 F7		2-1 G6-3		3-3 K		0-0 P3		4 0 0 0 0 1 1												
Delino DeShields, L (1, 4) OBP: 0.296, SLG: 0.313		4-0 FC6-4 BB		1-3 K2-3		4-1 CS BB		1-2 P6		2 0 0 0 2 1 0												
Tim Wallach, R (1, 5) OBP: 0.294, SLG: 0.381		0-1 P4		2-2 G6-3		0-0 F8		0-3 K		4 0 0 0 0 1 3												
Greg Gagne, R (1, 6) OBP: 0.342, SLG: 0.380		1-0 FC6-4		1-1 G6-3		2-1 G5-3				3 0 0 0 0 0 3												
Hideo Nomo, R (1, 1) OBP: 0.175, SLG: 0.213			2-1 G6-3		0-3 K			2-0 G4-3		2 0 0 0 0 1 0												
Dave Clark, L (8, PH) OBP: 0.365, SLG: 0.462										1 0 0 0 0 0 0												
Scott Radinsky, L (8, 1)										0 0 0 0 0 0 0												
Todd Worrell, R (8, 1)										0 0 0 0 0 0 0												
<b>Inning Stats</b>	R: 0 E: 0 K: 0 S: 6	H: 0 LOB: 0 BB: 0 P: 8	R: 0 E: 0 K: 0 S: 6	H: 1 LOB: 2 BB: 1 P: 14	R: 1 E: 0 K: 0 S: 13	H: 1 LOB: 1 BB: 1 P: 21	R: 0 E: 0 K: 1 S: 8	H: 0 LOB: 0 BB: 0 P: 13	R: 0 E: 0 K: 1 S: 7	H: 0 LOB: 1 BB: 1 P: 15	R: 0 E: 0 K: 1 S: 8	H: 0 LOB: 0 BB: 0 P: 12	R: 0 E: 0 K: 0 S: 4	H: 0 LOB: 0 BB: 1 P: 10	R: 2 E: 0 K: 1 S: 7	H: 2 LOB: 0 BB: 0 P: 9	R: 0 E: 0 K: 1 S: 8	H: 0 LOB: 0 BB: 0 P: 9	1B: 2 2B: 1 3B: 0 HR: 1	SF: 0 SAC: 0 DP: 0 HBP: 0	WP: 0 PB: 0 SB: 0 CS: 1	PA: 34
<b>PITCHER</b>	IP WLS BF H R ER SO BB IBB HBP BLK WP HR S P ERA WHIP																					
Mike Williams, R (1, 1) ERA: 5.27	8.0 W 31 4 3 3 4 4 0 0 0 0 0 1 59 102 3.38 1.000																					
Ricky Bottalico, R (9, 1) ERA: 3.55	1.0 S 3 0 0 0 1 0 0 0 0 0 0 0 8 9 0.00 0.000																					

Los Angeles Dodgers @ Philadelphia Phillies  
Veterans Stadium, Philadelphia, PA

livebaseballscorecards.com

AB	30
R	3
H	4
RBI	3
BB	4
SO	5
LOB	10



Sun Sep 01 1996, 7:05 PM EDT  
Att. 24,959 - Unknown - 75 F



Batter	1	2	3	4	5	6	7	8	9	AB R H RBI BB SO LOB	TOP											
Todd Hollandsworth, L (1, 7) OBP: 0.355, SLG: 0.435	3-3 K		1-3 K		3-2 2B		2-1 HR		1-1 E2 2B	5 2 3 3 0 2 1												
Wayne Kirby, L (1, 8) OBP: 0.316, SLG: 0.336	1-2 G4-3		0-0		0-0 G3		0-1 G3-1		0-3 K	4 0 1 1 0 0 1												
Mark Guthrie, R (7, 1)			1B							0 0 0 0 0 0 0												
Antonio Osuna, R (8, 1)			1B							0 0 0 0 0 0 0												
Billy Ashley, R (9, PH) OBP: 0.309, SLG: 0.422			3-H 1B							1 0 0 0 0 1 0												
Todd Worrell, R (9, 1)										0 0 0 0 0 0 0												
Raul Mondesi, R (1, 9) OBP: 0.317, SLG: 0.476	3-2 L8		0-0 1B			0-3 K		3-2 HR 2B	0-0 P4	5 1 2 0 0 1 0												
Eric Karros, R (1, 3) OBP: 0.312, SLG: 0.480		4-1 1B G6-4-3 BB	1-3 K			1-0 1B		2-1 HR		3 2 2 2 1 1 2												
Dave Hansen, L (1, 5) OBP: 0.306, SLG: 0.240		0-0 1B G6-4-3			0-1 F8		0-0 L8		0-2 F8	3 0 1 0 0 0 1												
Tim Wallach, R (7, 5) OBP: 0.293, SLG: 0.380		1-3 1B								1 0 0 0 0 0 0												
Delino DeShields, L (1, 4) OBP: 0.294, SLG: 0.310		0-0 G6-4-3			3-2 G6-3		1-0 F7		1-3 K	4 0 0 0 0 1 2												
Greg Gagne, R (1, 6) OBP: 0.338, SLG: 0.376		1-0 G4-3			1-1 F9				1-1 P6	4 0 0 0 0 1 0												
Tom Prince, R (1, 2) OBP: 0.371, SLG: 0.450			1-0 SH2-4 1B 2B			2-0 L5		3-2 HR 1B	2-2 F8	4 2 2 0 0 0 0												
Pedro Astacio, R (1, 1) OBP: 0.100, SLG: 0.085			0-1 SH2-4			0-3 K		0-0 F8	0-1 E 1B	1 0 0 0 0 1 0												
Dave Clark, L (7, PH) OBP: 0.363, SLG: 0.460			2-3							1 0 0 0 0 0 1												
Chad Curtis, R (7, 8) OBP: 0.348, SLG: 0.390										1 1 1 0 0 0 0												
<b>Inning Stats</b>	R: 0 E: 0 K: 1 S: 11	H: 0 LOB: 0 BB: 0 P: 18	R: 1 E: 0 K: 0 S: 4	H: 1 LOB: 0 BB: 1 P: 9	R: 1 E: 0 K: 2 S: 12	H: 3 LOB: 2 BB: 0 P: 15	R: 0 E: 0 K: 0 S: 7	H: 0 LOB: 0 BB: 0 P: 11	R: 0 E: 0 K: 1 S: 8	H: 1 LOB: 1 BB: 0 P: 13	R: 0 E: 0 K: 1 S: 7	H: 1 LOB: 1 BB: 0 P: 9	R: 2 E: 0 K: 1 S: 11	H: 2 LOB: 0 BB: 0 P: 17	R: 2 E: 0 K: 1 S: 15	H: 2 LOB: 0 BB: 0 P: 22	R: 2 E: 1 K: 1 S: 11	H: 2 LOB: 0 BB: 0 P: 14	1B: 6 2B: 4 3B: 0 HR: 2	SF: 0 SAC: 1 DP: 1 HBP: 0	WP: 0 PB: 0 SB: 0 CS: 0	PA: 39
<b>PITCHER</b>	IP WLS BF H R ER SO BB IBB HBP BLK WP HR S P ERA WHIP																					
Mark Clark, R (1, 1) ERA: 3.52	7.0 L 29 8 4 4 6 1 0 0 0 0 0 1 60 92 5.14 1.286																					
Paul Byrd, R (8, 1) ERA: 4.62	1.0 5 2 2 2 1 0 0 0 0 0 0 1 15 22 18.00 2.000																					
Derek Wallace, R (9, 1) ERA: 6.3	1.0 5 2 2 1 1 0 0 0 0 0 0 0 11 14 9.00 2.000																					

**Los Angeles Dodgers @ New York Mets**  
 Shea Stadium, Flushing, NY  
 Mon Sep 02 1996, 3:33 AM EDT  
 Att. 19,658 - Sunny - 84 F

[livebaseballscorecards.com](http://livebaseballscorecards.com)

AB	37
R	8
H	12
RBI	6
BB	1
SO	8
LOB	8





**BOTTOM**

**Los Angeles Dodgers @ New York Mets**  
 Shea Stadium, Flushing, NY  
 Mon Sep 02 1996, 3:33 AM EDT  
 Att. 19,658 - Sunny - 84 F

[livebaseballscorecards.com](http://livebaseballscorecards.com)

**AB 34**  
**R 5**  
**H 9**  
**RBI 4**  
**BB 6**  
**SO 7**  
**LOB 22**



WP: 0 PA: 41  
 PB: 0  
 SB: 0  
 CS: 3

AB R H RBI BB SO LOB

4	0	1	0	1	0	1
5	0	2	0	0	0	2
3	1	1	0	2	1	1
5	2	3	2	0	1	4
5	1	0	0	0	2	5
1	1	0	0	3	0	0
0	0	0	0	0	0	0
3	0	2	0	0	0	1
4	0	0	2	0	1	4
2	0	0	0	0	1	2
1	0	0	0	0	0	0
0	0	0	0	0	0	0
1	0	0	0	0	1	2
0	0	0	0	0	0	0

Batter	1	2	3	4	5	6	7	8	9											
Lance Johnson, L (1, 8) OBP: 0.352, SLG: 0.462	4-1 CS G5-3 BB	0-0 G6-3			0-0 G3 1B		0-0 F8		0-0 G3-4-1											
Edgardo Alfonzo, R (1, 4) OBP: 0.285, SLG: 0.313	2-1 G5-3		1-1 L8		1-2 F9		2-2		1-2 BB 1B											
Bernard Gilkey, R (1, 7) OBP: 0.389, SLG: 0.565	4-2 CS 1B BB		0-3		2-1 G3 1B		1-1 L8		4-1 BB											
Todd Hundley, S (1, 2) OBP: 0.365, SLG: 0.592	1-0 1B		0-0 HR		2-1 G3			3-2 E 2B	0-3 K											
Carl Everett, S (1, 9) OBP: 0.333, SLG: 0.316	0-0 G4-3		0-0 G1-3		2-3 K			2-0 E3 SH1-4 BB G4-3	2-3 K2-3											
Roberto Petagine, L (1, 3) OBP: 0.277, SLG: 0.351		4-2 2B G6-3 BB		0-0 F8		4-2 CS BB		4-1 G4-3 SH1-4 BB												
Butch Huskey, R (8, PR) OBP: 0.315, SLG: 0.420																				
Alvaro Espinoza, R (1, 5) OBP: 0.300, SLG: 0.432	1 SAFE	1-0 G6-3 2B		0-1 FC6-4 1B		0-2 G6-3		0-0 SH1-4												
Rey Ordonez, R (1, 6) OBP: 0.298, SLG: 0.310		2-1 G6-3		1-3 K		3-2 G3		0-0 G4-3												
Mark Clark, R (1, 1) OBP: 0.063, SLG: 0.066		1-3 K		0-0 FC6-4			2-1 G6-3	1-3 K												
Alex Ochoa, R (7, PH) OBP: 0.351, SLG: 0.437																				
Paul Byrd, R (8, 1)																				
Andy Tomberlin, L (8, PH) OBP: 0.390, SLG: 0.549																				
Derek Wallace, R (9, 1)																				
<b>Inning Stats</b>	R: 1 H: 1 E: 0 K: 0 S: 7	H: 1 LOB: 1 BB: 2 P: 18	R: 1 H: 1 E: 0 K: 1 S: 10	LOB: 1 BB: 1 P: 17	R: 1 H: 1 E: 0 K: 1 S: 7	LOB: 0 BB: 0 P: 8	R: 0 H: 1 E: 0 K: 1 S: 7	LOB: 1 BB: 0 P: 8	R: 0 H: 2 E: 0 K: 1 S: 11	LOB: 2 BB: 0 P: 18	R: 0 H: 0 E: 0 K: 0 S: 8	LOB: 0 BB: 1 P: 15	R: 0 H: 1 E: 0 K: 0 S: 8	LOB: 1 BB: 0 P: 13	R: 2 H: 1 E: 1 K: 1 S: 10	LOB: 2 BB: 1 P: 20	R: 0 H: 1 E: 0 K: 2 S: 16	LOB: 2 BB: 1 P: 23	1B: 5 2B: 3 3B: 0 HR: 1	SF: 0 SAC: 1 DP: 0 HBP: 0

PITCHER	IP	WLS	BF	H	R	ER	SO	BB	IBB	HBP	BLK	WP	HR	S	P	ERA	WHIP
Pedro Astacio, R (1, 1) ERA: 3.54	6.0	W	26	6	3	3	4	4	0	0	0	0	1	50	84	4.50	1.667
Mark Guthrie, L (7, 1) ERA: 2.28	1.0		5	2	1	1	0	0	0	0	0	0	0	11	19	9.00	2.000
Antonio Osuna, R (8, 1) ERA: 2.69	1.0		5	0	1	0	1	1	0	0	0	0	0	7	14	0.00	1.000
Todd Worrell, R (9, 1) ERA: 2.89	1.0	S	5	1	0	0	2	1	0	0	0	0	0	16	23	0.00	2.000

Batter	1	2	3	4	5	6	7	8	9	AB R H RBI BB SO LOB	TOP																			
Todd Hollandsworth, L (1, 7) OBP: 0.354, SLG: 0.432	1-1 G4-3		2-0 G4-3		2-2 F8		0-0 G4-6-3 1B	1-0 F7		5 0 1 0 0 0 3																				
Wayne Kirby, L (1, 8) OBP: 0.325, SLG: 0.340	1-1 F7			3-2 G5-3 1B		4-2 2B BB	2-1 G4-6-3 1-2f		2-2 BB HR 1B	4 1 2 0 1 0 1 0 1 0 0 0 0 0 0 0 0 0 0 0 0																				
Wilton Guerrero, S (9, PR) Antonio Osuna, R (9, 1)				1 SAFE B 1 SAFE B 1 SAFE S 1 SAFE X	2-1 G5-3 E 1B	0-3 K	4-1 BB		4-2 BB HR BB	3 2 1 0 2 1 1																				
Mike Piazza, R (1, 2) OBP: 0.425, SLG: 0.585	2-2 G4-3			1-2 E 1B	1-0 G5-3	1 SAFE X	0-0 2B 1B 2B	3-0 F7	3-2 F7	5 1 2 1 0 0 5																				
Eric Karros, R (1, 3) OBP: 0.313, SLG: 0.481		0-1 G4-6-3 1B		1-2 2-3f	1-0 G5-3		1-2 2-3f																							
Raul Mondesi, R (1, 9) OBP: 0.321, SLG: 0.485		1-1 G4-6-3 1B		2-1 E5	2-1 E5	X	0-0 1B FC 2B	1-2 1B FC5-2-5 HBP	1-0 HR	4 1 3 3 0 0 0																				
Delino DeShields, L (1, 4) OBP: 0.293, SLG: 0.308		0-0 G4-6-3		2-0 L6	2-0 L6		4-0 FC 1B IBB	1-3 K	1-3 K	4 0 0 0 1 2 5																				
Tim Wallach, R (1, 5) OBP: 0.296, SLG: 0.382		3-2 G4-3		1-2 E 1B	3-2 G5-3	B B C S C X	0-1 FC 1B	1-3 E 1B	2-1 G4-3	4 0 2 1 0 0 1 0 1 0 0 0 0 0 1 0 0 0 0 0 1																				
Chad Fonville, S (8, PR) OBP: 0.281, SLG: 0.247							1-2 2-3 3-H																							
Juan Castro, R (8, 5) OBP: 0.254, SLG: 0.287							1-3																							
Greg Gagne, R (1, 6) OBP: 0.335, SLG: 0.371			1-2 G3-1		3-3 K	B C S C B B X	1-3 FC	3-2 FC5-2-5 E 1B		4 0 0 0 0 1 5																				
Ramon Martinez, R (1, 1) OBP: 0.163, SLG: 0.128			1-1 G5-3		4-0 BB	B B B B	1-3 K	2-0 E6 1B		2 0 0 0 1 1 3 0 0 0 0 0 0 0 0 0 0 0 0 0 0 1 0 1 0 0 0 0 0 0 0 0 0 0 0 0 0 0 0 0 0 0																				
37 Darren Dreifort, R (7, 1)																														
Scott Radinsky, L (7, 1)																														
Dave Clark, L (8, PH) OBP: 0.389, SLG: 0.463																														
Mark Guthrie, R (8, 1)																														
Chad Curtis, R (8, 8) OBP: 0.348, SLG: 0.390																														
<b>Inning Stats</b>	R: 0 E: 0 K: 0 S: 7	H: 0 LOB: 0 BB: 0 P: 11	R: 0 E: 0 K: 0 S: 8	H: 2 LOB: 1 BB: 0 P: 12	R: 0 E: 0 K: 0 S: 8	H: 0 LOB: 0 BB: 0 P: 12	R: 1 E: 1 K: 0 S: 10	H: 2 LOB: 1 BB: 0 P: 20	R: 0 E: 0 K: 1 S: 9	H: 0 LOB: 1 BB: 1 P: 21	R: 2 E: 0 K: 2 S: 18	H: 3 LOB: 3 BB: 2 P: 28	R: 0 E: 0 K: 0 S: 5	H: 1 LOB: 1 BB: 1 P: 14	R: 1 E: 1 K: 1 S: 13	H: 2 LOB: 2 BB: 0 P: 22	R: 3 E: 0 K: 1 S: 14	H: 2 LOB: 1 BB: 1 P: 27	1B: 9 2B: 2 3B: 0 HR: 1	SF: 0 SAC: 0 DP: 3 HBP: 1	WP: 0 PB: 0 SB: 0 CS: 0	PA: 43								
<b>PITCHER</b>	IP WLS BF H R ER SO BB IBB HBP BLK WP HR S P ERA WHIP												<b>PITCHER</b>	IP WLS BF H R ER SO BB IBB HBP BLK WP HR S P ERA WHIP																
Paul Wilson, R (1, 1) ERA: 6.19	5.1		25	7	3	2	2	2	2	1	0	0	0	0	0	52	94	3.38	1.688											
Dave Micki, R (6, 1) ERA: 3.39	1.2		6	1	0	0	2	1	0	0	0	0	0	0	0	13	24	0.00	1.200											
Doug Henry, R (8, 1) ERA: 3.98	2.0	L	12	4	4	3	2	1	0	1	0	0	0	1	27	49	13.50	2.500												

Los Angeles Dodgers @ New York Mets  
Shea Stadium, Flushing, NY

Tue Sep 03 1996, 7:05 PM EDT  
Att. 15,646 - Unknown - 84 F

livebaseballscorecards.com

AB 37  
R 7  
H 12  
RBI 5  
BB 5  
SO 5  
LOB 25



BOTTOM

Los Angeles Dodgers @ New York Mets  
Shea Stadium, Flushing, NY  
Tue Sep 03 1996, 7:05 PM EDT  
Att. 15,646 - Unknown - 84 F

livebaseballscorecards.com

AB 36  
R 6  
H 11  
RBI 5  
BB 4  
SO 4  
LOB 21



WP: 2 PA: 42  
PB: 0  
SB: 1  
CS: 1

AB R H RBI BB SO LOB

3 1 2 0 2 0 0  
4 0 1 0 0 1 2  
0 0 0 0 0 0 0  
1 1 0 0 0 0 2

4 2 2 3 1 1 2

5 0 1 2 0 0 3

5 0 1 0 0 0 1

2 0 2 0 0 0 0  
1 0 1 0 0 0 0

4 0 0 0 0 0 6  
0 0 0 0 0 0 0

4 0 0 0 0 0 3

2 0 0 0 0 2 2  
0 0 0 0 0 0 0  
0 1 0 0 1 0 0  
1 1 1 0 0 0 0

1B: 8 SF: 0  
2B: 2 SAC: 0  
3B: 0 DP: 1  
HR: 1 HBP: 1

Batter	1	2	3	4	5	6	7	8	9
Lance Johnson, L OBP: 0.356, SLG: 0.463 (1, 8)	G3-1		2B 1B BB	CS BB			WP 1B		FC6-4 1B
Edgardo Alfonzo, R OBP: 0.285, SLG: 0.315 Doug Henry, R (8, 1) Carl Everett, S OBP: 0.331, SLG: 0.314 (9, PH)	F8		FC5-2-3-6 2B	CS 1-2	F9		K		FC6-4 HR
Bernard Gilkey, R OBP: 0.390, SLG: 0.571 (1, 7)			FC5-2-3-6 1B				K		HR
Todd Hundley, S OBP: 0.363, SLG: 0.588 (1, 2)	F8		FC5-4 1B		L9		L8		L8
Alex Ochoa, R OBP: 0.347, SLG: 0.431 (1, 9)			FC5-4 1B			F7		G6-3	P5
Roberto Petagine, L OBP: 0.309, SLG: 0.373 Chris Jones, R OBP: 0.303, SLG: 0.388 (8, PH) (9, 3)			G4-3 1B				G6-4-3 HBP		
Butch Huskey, R OBP: 0.312, SLG: 0.416 Tim Bogar, R OBP: 0.288, SLG: 0.238 (9, 5)			G4-3 1B			G6-4-3		F9	
Rey Ordonez, R OBP: 0.296, SLG: 0.307 (1, 6)			G4-3			G6-3		P6	
Paul Wilson, R OBP: 0.114, SLG: 0.071 Dave Micki, R OBP: 0.182, SLG: 0.100 Andy Tomberlin, L OBP: 0.400, SLG: 0.549 Alvaro Espinoza, R OBP: 0.303, SLG: 0.435 (8, 4)			K			K			FC6-4 HR
Inning Stats	R: 0 H: 1 E: 0 LOB: 1 K: 0 BB: 0 S: 5 P: 11	R: 0 H: 2 E: 0 LOB: 2 K: 1 BB: 0 S: 11 P: 14	R: 2 H: 3 E: 0 LOB: 2 K: 0 BB: 1 S: 12 P: 24	R: 0 H: 0 E: 0 LOB: 0 K: 1 BB: 1 S: 7 P: 12	R: 0 H: 0 E: 0 LOB: 0 K: 1 BB: 0 S: 8 P: 14	R: 0 H: 0 E: 0 LOB: 0 K: 0 BB: 0 S: 4 P: 11	R: 1 H: 1 E: 0 LOB: 2 K: 1 BB: 2 S: 10 P: 24	R: 0 H: 1 E: 0 LOB: 1 K: 0 BB: 0 S: 9 P: 12	R: 3 H: 3 E: 0 LOB: 0 K: 0 BB: 0 S: 14 P: 22

PITCHER	IP	WLS	BF	H	R	ER	SO	BB	IBB	HBP	BLK	WP	HR	S	P	ERA	WHIP
Ramon Martinez, R ERA: 3.71 (1, 1)	6.1		28	7	3	3	3	3	3	0	0	0	0	49	92	4.26	1.579
37 Darren Dreifort, R ERA: 3.71 (7, 1)	0.1	W	2	0	0	0	1	0	1	0	0	2	0	6	13	0.00	0.000
Scott Radinsky, L ERA: 2.58 (7, 1)	0.1		1	0	0	0	0	0	0	0	0	0	0	2	5	0.00	0.000
Mark Guthrie, L ERA: 2.24 (8, 1)	1.0		4	1	0	0	0	0	0	0	0	0	0	9	12	0.00	1.000
Antonio Osuna, R ERA: 3.01 (9, 1)	1.0		6	3	3	3	0	0	0	0	0	0	1	14	22	27.00	3.000

Batter	1	2	3	4	5	6	7	8	9	10	11	12	AB R H RBI BB SO LOB	TOP		
Wayne Kirby, L OBP: 0.320, SLG: 0.333 (1, 8) (10, 7)	1-2 FC6-4 1B		1-0 G3		1-1 P3		2-2 P4			0-3 K		2-2 G3-1	6 0 1 0 0 1 2			
Dave Clark, L OBP: 0.364, SLG: 0.459 Chad Curtis, R OBP: 0.349, SLG: 0.390 (1, 7) (10, PH) (10, 8)	0-2 FC6-4 BB 1-2f		0-1 1B		2-2 G4-1			2-2 G6-3		2-1 1B		3-2 P5	4 0 1 1 0 0 1 2 0 1 0 0 0 0			
Mike Piazza, R OBP: 0.425, SLG: 0.582 (1, 2)	4-0 G6-4-3 BB		0-0 1B			2-1 G6-3		4-0 FC6-4 BB		2-3 K		0-0 G6-3	4 0 1 0 2 1 1			
Eric Karros, R OBP: 0.310, SLG: 0.476 (1, 3)	1-0 G6-4-3 1-2f		2-2 L8			3-2 L9		3-2 FC6-4 E 1-2f		2-0 G1-3			5 1 0 0 0 0 6			
Raul Mondesi, R OBP: 0.322, SLG: 0.486 (1, 9)		1-0 P4		1-0 G6-3		0-0 2B		1-2 E8 1-H 1B		0-3 K			5 0 2 1 0 1 0			
Tim Wallach, R OBP: 0.298, SLG: 0.386 Chad Fonville, S OBP: 0.281, SLG: 0.247 37 Darren Dreifort, R (1, 5) (11, PR) (11, 1)		2-3 K		1-1 2B		2-1 F8		3-3 K		0-1 1B			5 0 2 0 0 2 2 0 0 0 0 0 0 0 0 0 0 0 0 0 0			
Greg Gagne, R OBP: 0.333, SLG: 0.369 (1, 6)		1-2 F9		3-3 K			2-2 G4-3		0-1 F9		1-0 FC6-4 1B		5 0 1 0 0 1 1			
Juan Castro, R OBP: 0.254, SLG: 0.280 Delino DeShields, L OBP: 0.293, SLG: 0.307 (1, 4) (11, PH) (11, 4)			4-0 G3 SH3 1B BB		2-2 P4		1-3 K		0-2 G4-3		2-1 F7		3 1 0 0 1 1 1 1 0 0 0 0 0 2			
Tom Candiotti, R OBP: 0.119, SLG: 0.100 Oreste Marrero, L OBP: 0.300, SLG: 0.667 Wilton Guerrero, S OBP: 0.105, SLG: 0.056 Chan Ho Park, R OBP: 0.356, SLG: 0.417 Billy Ashley, R OBP: 0.356, SLG: 0.417 Mark Guthrie, R OBP: 0.303, SLG: 0.237 (1, 1) (7, PH) (7, PR) (7, 1) (8, PH) (8, 1) (11, PH) (11, 5)			1-0 SH3		0-0 F9		2-2 1B		1-3 K		0-0 FC6-4 1-2f		1 0 0 0 0 0 0 0 1 0 1 0 1 0 0 0 0 0 1 0 0 0 0 0 0 0 0 0 1 0 0 0 0 0 0 2			
<b>Inning Stats</b>	R: 0 H: 1 E: 0 LOB: 1 K: 0 BB: 1 S: 7 P: 13	R: 0 H: 0 E: 0 LOB: 0 K: 1 BB: 0 S: 8 P: 12	R: 1 H: 2 E: 0 LOB: 2 K: 0 BB: 1 S: 8 P: 16	R: 0 H: 1 E: 0 LOB: 1 K: 1 BB: 0 S: 9 P: 16	R: 0 H: 0 E: 0 LOB: 0 K: 0 BB: 0 S: 7 P: 10	R: 0 H: 1 E: 0 LOB: 1 K: 0 BB: 0 S: 8 P: 15	R: 0 H: 1 E: 0 LOB: 1 K: 1 BB: 0 S: 13 P: 20	R: 1 H: 1 E: 1 LOB: 1 K: 1 BB: 1 S: 14 P: 27	R: 0 H: 0 E: 0 LOB: 0 K: 1 BB: 0 S: 8 P: 9	R: 0 H: 1 E: 0 LOB: 1 K: 2 BB: 0 S: 10 P: 16	R: 0 H: 2 E: 0 LOB: 2 K: 1 BB: 0 S: 9 P: 12	R: 0 H: 0 E: 0 LOB: 0 K: 0 BB: 0 S: 8 P: 13	1B: 8 SF: 0 2B: 2 SAC: 1 3B: 0 DP: 1 HR: 0 HBP: 0	WP: 0 PA: 48 PB: 0 SB: 1 CS: 0		
<b>PITCHER</b>	IP WLS BF H R ER SO BB IBB HBP BLK WP HR S P ERA WHIP															
Pete Hamisch, R ERA: 4.31 (1, 1)	6.0		5	1	1	2	2	0	0	0	0	0	0	0	1.50	1.167
Jerry Dipoto, R ERA: 4.22 (7, 1)	1.2	7	1	1	1	1	0	0	0	0	0	0	0	5.40	1.200	
John Franco, L ERA: 2.02 (8, 1)	2.1	9	2	0	0	4	0	0	0	0	0	0	0	0.00	0.857	
Derek Wallace, R ERA: 5.25 (11, 1)	2.0	W 8	2	0	0	1	0	0	0	0	0	0	0	0.00	1.000	

Los Angeles Dodgers @ New York Mets  
Shea Stadium, Flushing, NY  
Wed Sep 04 1996, 7:05 PM EDT  
Att. 15,662 - Unknown - 81 F

AB	44
R	2
H	10
RBI	2
BB	3
SO	8
LOB	18



livebaseballscorecards.com



Batter	1	2	3	4	5	6	7	8	9	AB R H RBI BB SO LOB	TOP																										
<b>Jermaine Allensworth, R</b> (1, 8) <small>OBP: 0.301, SLG: 0.342</small> <b>Orlando Merced, S</b> (9, PH) <small>OBP: 0.361, SLG: 0.490</small>	1-3 		3-3 		1-3 		1-1 		0-0 	4 0 0 0 0 3 0 1 0 0 0 0 0 0	<b>Pittsburgh Pirates @ Los Angeles Dodgers</b> <b>Dodger Stadium, Los Angeles, CA</b> <small>Fri Sep 06 1996, 7:05 PM PDT</small> <small>Att. 41,509 - Unknown - 75 F</small> <a href="http://livebaseballscorecards.com">livebaseballscorecards.com</a>																										
<b>Al Martin, L</b> (1, 7) <small>OBP: 0.348, SLG: 0.456</small>	0-2 		2-1 		0-0 		0-0 		2-2 	5 0 2 0 0 0 0																											
<b>Jeff King, R</b> (1, 4) <small>OBP: 0.344, SLG: 0.508</small> <small>(8, 3)</small>	3-2 		1-1 		4-1 		3-3 		0-0 	4 1 2 1 1 1 1																											
<b>Mark Johnson, L</b> (1, 3) <small>OBP: 0.370, SLG: 0.506</small> <b>Jay Bell, R</b> (8, PH) <small>OBP: 0.294, SLG: 0.340</small> <small>(8, 6)</small>	2-1 		4-0 		0-1 			1-1 		2 0 1 0 1 0 2 1 0 1 0 0 0 0																											
<b>Mike Kingery, L</b> (1, 9) <small>OBP: 0.295, SLG: 0.330</small>	0-1 		1-0 		1-0 			0-3 		4 0 0 0 0 1 4																											
<b>Carlos Garcia, R</b> (1, 6) <small>OBP: 0.329, SLG: 0.398</small> <small>(8, 4)</small>		0-1 		1-2 		2-0 		1-3 		4 0 0 0 0 1 1																											
<b>Dale Sveum, S</b> (1, 5) <small>OBP: 0.500, SLG: 0.667</small>		2-2 		0-0 		2-2 		4-0 		3 0 1 0 1 0 0																											
<b>18 Jason Kendall, R</b> (1, 2) <small>OBP: 0.365, SLG: 0.401</small>		0-1 		1-2 		4-0 		1-1 		3 0 0 0 1 0 2																											
<b>67 Francisco Cordova, R</b> (1, 1) <small>OBP: 0.143, SLG: 0.143</small> <b>Nelson Liriano, S</b> (6, PH) <small>OBP: 0.285, SLG: 0.376</small> <b>Marc Wilkins, R</b> (6, 1) <small>OBP: 0.300, SLG: 0.222</small> <b>Tony Womack, L</b> (9, PH)		1-3 		0-3 		2-1 		1-1 		2 0 0 0 0 2 1 1 0 0 0 0 0 2 0 0 0 0 0 0 0 1 0 0 0 0 0 0																											
<b>Inning Stats</b>	R: 1 H: 2 E: 0 LOB: 1 K: 1 BB: 0 S: 13 P: 19	R: 0 H: 0 E: 1 LOB: 1 K: 1 BB: 0 S: 11 P: 14	R: 0 H: 1 E: 0 LOB: 2 K: 1 BB: 1 S: 11 P: 22	R: 0 H: 0 E: 0 LOB: 0 K: 0 BB: 0 S: 9 P: 11	R: 0 H: 1 E: 0 LOB: 2 K: 2 BB: 1 S: 10 P: 15	R: 0 H: 1 E: 0 LOB: 2 K: 0 BB: 1 S: 8 P: 19	R: 0 H: 0 E: 0 LOB: 0 K: 1 BB: 0 S: 6 P: 10	R: 0 H: 1 E: 0 LOB: 2 K: 2 BB: 1 S: 10 P: 17	R: 0 H: 1 E: 0 LOB: 1 K: 0 BB: 0 S: 7 P: 10	1B: 4 SF: 0 2B: 2 SAC: 0 3B: 0 DP: 0 HR: 1 HBP: 0	WP: 0 PA: 39 PB: 0 SB: 0 CS: 0																										
<b>PITCHER</b>	IP WLS BF H R ER SO BB IBB HBP BLK WP HR S P ERA WHIP											<b>PITCHER</b>	IP WLS BF H R ER SO BB IBB HBP BLK WP HR S P ERA WHIP																								
<b>Ismael Valdez, R</b> (1, 1) <small>ERA: 3.43</small>	7.0																																				
<b>Scott Radinsky, L</b> (8, 1) <small>ERA: 2.56</small>	0.1																																				
<b>Antonio Osuna, R</b> (8, 1) <small>ERA: 2.99</small>	0.2	W																																			
<b>Todd Worrell, R</b> (9, 1) <small>ERA: 2.84</small>	1.0	S																																			

<b>AB</b>	<b>35</b>
<b>R</b>	<b>1</b>
<b>H</b>	<b>7</b>
<b>RBI</b>	<b>1</b>
<b>BB</b>	<b>4</b>
<b>SO</b>	<b>8</b>
<b>LOB</b>	<b>13</b>



Batter	1	2	3	4	5	6	7	8	9	AB	R	H	RBI	BB	SO	LOB
Brett Butler, L (1, 8) OBP: 0.300, SLG: 0.292 Todd Worrell, R (9, 1)	0-0 G4-3		1-2 F7		2-2 1B			4-2 SF9 BB		3	1	1	0	1	0	0
Todd Hollandsworth, L (1, 7) OBP: 0.353, SLG: 0.430	1-2 E3 1B		2-1 1B		1-1 G3			3-3 K 1-3		4	0	1	0	0	1	2
Mike Piazza, R (1, 2) OBP: 0.426, SLG: 0.581	1-1 G6-4-3 1B		0-0 L6				3-1 G6-3	4-0 IBB		3	0	1	0	1	0	1
Eric Karros, R (1, 3) OBP: 0.308, SLG: 0.473	0-1 G6-4-3 1-2f				0-0 G5-3		2-2 G6-3	1-1 SF9		3	0	0	1	0	0	2
Raul Mondesi, R (1, 9) OBP: 0.320, SLG: 0.483		1-3 K			0-1 G6-3		0-0 G5-3	1-0 F8		4	0	0	0	0	1	1
Tim Wallach, R (1, 5) OBP: 0.305, SLG: 0.404		1-1 HR			2-1 FC6-4 1B		1-2 1B			3	1	3	1	0	0	0
Delino DeShields, L (1, 4) OBP: 0.293, SLG: 0.307		0-0 G4-6-3 1B			2-2 FC6-4 1-2f		0-3 K			3	0	1	0	0	1	2
Greg Gagne, R (1, 6) OBP: 0.331, SLG: 0.366		0-1 G4-6-3 1-2f			1-0 G1-3		2-3 K			3	0	0	0	0	1	2
Ismael Valdez, R (1, 1) OBP: 0.136, SLG: 0.138 Dave Clark, L (7, PH) OBP: 0.363, SLG: 0.457 Scott Radinsky, L (8, 1) Antonio Osuna, R (8, 1) Chad Curtis, R (9, 8) OBP: 0.349, SLG: 0.390			1-0 F8		1-3 K		3-2 G4-3			2	0	0	0	0	1	0
<b>Inning Stats</b>	R: 0 E: 1 K: 0 S: 8	H: 1 LOB: 1 BB: 0 P: 10	R: 1 E: 0 K: 1 S: 8	H: 2 LOB: 0 BB: 0 P: 10	R: 0 E: 0 K: 0 S: 7	H: 1 LOB: 1 BB: 0 P: 11	R: 0 E: 0 K: 1 S: 9	H: 1 LOB: 1 BB: 0 P: 14	R: 0 E: 0 K: 2 S: 12	H: 1 LOB: 1 BB: 0 P: 18	R: 1 E: 1 K: 1 S: 10	H: 0 LOB: 1 BB: 2 P: 23	1B: 6 2B: 0 3B: 0 HR: 1	SF: 1 SAC: 0 DP: 2 HBP: 0	WP: 0 PB: 0 SB: 1 CS: 0	PA: 32
<b>PITCHER</b>	IP WLS BF H R ER SO	IP WLS BF H R ER SO	IP WLS BF H R ER SO	IP WLS BF H R ER SO	IP WLS BF H R ER SO	IP WLS BF H R ER SO	IP WLS BF H R ER SO	IP WLS BF H R ER SO	IP WLS BF H R ER SO	IP WLS BF H R ER SO	IP WLS BF H R ER SO	IP WLS BF H R ER SO	IP WLS BF H R ER SO	IP WLS BF H R ER SO	IP WLS BF H R ER SO	IP WLS BF H R ER SO
67 Francisco Cordova, R (1, 1) ERA: 3.77 Marc Wilkins, R (6, 1) ERA: 3.2	5.0 L 20 6 1 1 2	3.0 L 12 1 1 0 3														

**BOTTOM**

**Pittsburgh Pirates @ Los Angeles Dodgers**  
Dodger Stadium, Los Angeles, CA

livebaseballscorecards.com

<b>AB</b>	<b>29</b>
<b>R</b>	<b>2</b>
<b>H</b>	<b>7</b>
<b>RBI</b>	<b>2</b>
<b>BB</b>	<b>2</b>
<b>SO</b>	<b>5</b>
<b>LOB</b>	<b>11</b>



WP: 0	PA: 32
PB: 0	
SB: 1	
CS: 0	

Fri Sep 06 1996, 7:05 PM PDT  
Att: 41,509 - Unknown - 75 F

Batter	1	2	3	4	5	6	7	8	9	AB R H RBI BB SO LOB	TOP
<b>Jermaine Allensworth, R</b> (1, 8) <small>OBP: 0.296, SLG: 0.336</small> <b>Tony Womack, L</b> (9, PH)	1-3 			2-3 		0-3 			4-0 	3 0 0 0 0 3 0 0 1 0 0 1 0 0	<b>Pittsburgh Pirates @ Los Angeles Dodgers</b> Dodger Stadium, Los Angeles, CA Sat Sep 07 1996, 7:05 PM PDT Att. 50,862 - Unknown - 74 F
<b>Al Martin, L</b> (1, 7) <small>OBP: 0.349, SLG: 0.456</small>	0-0 			1-1 		2-3 		3-3 	4 0 2 0 0 2 1		
<b>Jeff King, R</b> (1, 4) <small>OBP: 0.342, SLG: 0.504</small>	0-3 			2-1 		0-2 		2-2 	4 0 0 0 0 1 3		
<b>Mark Johnson, L</b> (1, 3) <small>OBP: 0.368, SLG: 0.502</small>		1-1 		1-0 		2-2 		0-0 	4 1 1 1 0 0 1		
<b>Mike Kingery, L</b> (1, 9) <small>OBP: 0.298, SLG: 0.330</small>		1-0 		2-2 		0-0 		4-2 	3 1 1 0 1 0 0		
<b>Dale Sveum, S</b> (1, 5) <b>John Wehner, R</b> (9, PR) <small>OBP: 0.269, SLG: 0.336</small>		2-1 		0-0 		3-1 		0-1 	4 0 1 1 0 0 1 0 0 0 0 0 0 0		
<b>Carlos Garcia, R</b> (1, 6) <small>OBP: 0.328, SLG: 0.396</small>			0-3 		1-0 		1-1 	2-0 	4 0 1 1 0 1 1		
<b>18 Jason Kendall, R</b> (1, 2) <small>OBP: 0.364, SLG: 0.398</small>			1-0 		4-0 		1-2 	1-0 	3 0 0 0 1 0 2		
<b>Jason Schmidt, R</b> (1, 1) <b>Rich Loiselle, R</b> (7, 1) <b>Orlando Merced, S</b> (8, PH) <b>Dan Plesac, L</b> (8, 1) <b>David Wainhouse, L</b> (8, 1)			2-3 		1-3 		1-2 		2 0 0 0 0 2 2 0 0 0 0 0 0 0 1 0		
<b>Inning Stats</b>	R: 0 H: 1 E: 0 LOB: 0 K: 2 BB: 0 S: 7 P: 8	R: 0 H: 0 E: 0 LOB: 0 K: 0 BB: 0 S: 5 P: 9	R: 0 H: 0 E: 0 LOB: 0 K: 2 BB: 0 S: 7 P: 10	R: 0 H: 1 E: 0 LOB: 1 K: 1 BB: 0 S: 8 P: 14	R: 0 H: 1 E: 0 LOB: 2 K: 1 BB: 1 S: 8 P: 16	R: 0 H: 0 E: 0 LOB: 0 K: 2 BB: 0 S: 9 P: 11	R: 0 H: 0 E: 0 LOB: 0 K: 0 BB: 0 S: 6 P: 11	R: 0 H: 0 E: 0 LOB: 0 K: 0 BB: 0 S: 9 P: 12	R: 3 H: 3 E: 0 LOB: 2 K: 1 BB: 2 S: 13 P: 29	1B: 6 SF: 0 2B: 0 SAC: 0 3B: 0 DP: 0 HR: 0 HBP: 0	WP: 0 PA: 35 PB: 0 SB: 0 CS: 1
<b>PITCHER</b> <b>Hideo Nomo, R</b> (1, 1) <small>ERA: 3.38</small> <b>Todd Worrell, R</b> (9, 1) <small>ERA: 2.83</small>	IP WLS BF H R ER SO BB IBB HBP BLK WP HR S P ERA WHIP 8.2 W 32 4 3 3 9 2 1 0 1 0 0 68 113 3.12 0.692					<b>PITCHER</b> IP WLS BF H R ER SO BB IBB HBP BLK WP HR S P ERA WHIP 0.1 S 3 2 0 0 0 0 0 0 0 0 0 4 7 0.00 6.000					

AB	32
R	3
H	6
RBI	3
BB	3
SO	9
LOB	11





Batter	1	2	3	4	5	6	7	8	9
<b>Brett Butler, L</b> (1, 8) OBP: 0.306, SLG: 0.298 <b>Chad Curtis, R</b> (9, 8) OBP: 0.349, SLG: 0.390	3-2 CS 1B		3-2 G5-3			1-2 G4-3		0-1 SH3-4 HR 1B	
<b>Todd Hollandsworth, L</b> (1, 7) OBP: 0.353, SLG: 0.427	2-3 K 1-2		1-1 F8			4-0 1B SF8 BB		0-0 SH3-4 1-2	
<b>Mike Piazza, R</b> (1, 2) OBP: 0.426, SLG: 0.579	1-1 G4-3				0-3 K	2-1 1B 1-3 1B		4-0 HR IBB	
<b>Eric Karros, R</b> (1, 3) OBP: 0.306, SLG: 0.471		0-3 K			0-3 K	1-0 SF8		0-3 K	
<b>Raul Mondesi, R</b> (1, 9) OBP: 0.321, SLG: 0.488		0-0 F8			2-3 K	1-2 FC5-4 1B		1-2 HR 1-H 2-H	
<b>Tim Wallach, R</b> (1, 5) OBP: 0.304, SLG: 0.401		1-1 1B			3-2 G5-3	1-1 FC5-4 1-2f 1B		0-0 F9	
<b>Delino DeShields, L</b> (1, 4) OBP: 0.291, SLG: 0.306		1-1 G4-3			3-3 K		3-1 G6-3		
<b>Greg Gagne, R</b> (1, 6) OBP: 0.333, SLG: 0.367			1-0 SH3-4 HBP		1-0 1B		0-0 G1-3		
<b>Hideo Nomo, R</b> (1, 1) OBP: 0.169, SLG: 0.206 <b>Todd Worrell, R</b> (9, 1)			1-0 SH3-4 1-2		1-3 K		0-2 G4-3		

AB	R	H	RBI	BB	SO	LOB
4	1	2	0	0	0	1
0	0	0	0	0	0	0
2	1	0	0	1	1	2
3	1	1	0	1	1	0
3	0	0	1	0	3	2
4	1	2	3	0	1	0
4	0	1	0	0	0	2
3	0	0	0	0	1	1
2	0	1	0	0	0	0
2	0	0	0	0	1	1
0	0	0	0	0	0	0
1B: 6	SF: 1	WP: 0	PA: 33	2B: 1	SAC: 2	PB: 0
3B: 0	DP: 1	SB: 0		HR: 1	HBP: 1	CS: 1

**BOTTOM**

**Pittsburgh Pirates @ Los Angeles Dodgers**  
Dodger Stadium, Los Angeles, CA

Sat Sep 07 1996 7:05 PM PDT  
Att: 50,862 - Unknown - 74 F

livebaseballscorecards.com

<b>AB</b>	<b>27</b>
<b>R</b>	<b>4</b>
<b>H</b>	<b>7</b>
<b>RBI</b>	<b>4</b>
<b>BB</b>	<b>2</b>
<b>SO</b>	<b>8</b>
<b>LOB</b>	<b>9</b>



Inning Stats		R: 0	H: 1	R: 0	H: 1	R: 0	H: 0	R: 0	H: 1	R: 1	H: 2	R: 0	H: 0	R: 3	H: 2
		E: 0	LOB: 0	E: 0	LOB: 1	E: 0	LOB: 0	E: 0	LOB: 1	E: 0	LOB: 2	E: 0	LOB: 0	E: 0	LOB: 0
		K: 1	BB: 0	K: 1	BB: 0	K: 3	BB: 0	K: 0	BB: 0	K: 0	BB: 1	K: 0	BB: 0	K: 1	BB: 1
		S: 10	P: 16	S: 9	P: 11	S: 10	P: 12	S: 11	P: 19	S: 12	P: 22	S: 6	P: 9	S: 13	P: 18

PITCHER		IP	WLS	BF	H	R	ER	SO	BB	IBB	HBP	BLK	WP	HR	S	P	ERA	WHIP
<b>Jason Schmidt, R</b> (1, 1) ERA: 6.36	(1, 1)	6.0	L	24	5	1	1	7	1	0	0	0	0	0	58	92	1.50	1.000
<b>Rich Loiselle, R</b> (7, 1) ERA:	(7, 1)	1.0		3	0	0	0	0	0	0	0	0	0	0	6	9	0.00	0.000
<b>Dan Plesac, L</b> (8, 1) ERA: 4.11	(8, 1)	0.1		3	1	2	2	0	0	1	0	0	0	0	3	7	54.00	3.000
<b>David Wainhouse, R</b> (8, 1) ERA: 4.35	(8, 1)	0.2		3	1	1	1	1	0	0	0	0	0	1	10	11	13.50	1.500

Batter	1	2	3	4	5	6	7	8	9	AB R H RBI BB SO LOB	TOP																
Tony Womack, L (1, 8) Jermaine Allensworth, R (7, 8) OBP: 0.294, SLG: 0.333	1-1 G6-3		0-1 G3-1			4-0 E SF9 BB	0-0 F7		2-0 G4-3	3 1 0 0 1 0 2 1 0 0 0 0 0 2	<b>Pittsburgh Pirates @ Los Angeles Dodgers</b> <b>Dodger Stadium, Los Angeles, CA</b> Sun Sep 08 1996, 3:33 AM PDT Att. 33,922 - Sunny - 81 F <a href="http://livebaseballscorecards.com">livebaseballscorecards.com</a>																
Al Martin, L (1, 7) OBP: 0.348, SLG: 0.456	0-1 G3			3-2 2B		0-0 E4 FC4-6 1B		0-0 F8	2-3 K	5 0 1 0 0 1 3																	
Jeff King, R (1, 4) OBP: 0.339, SLG: 0.501	3-2 G4-3			3-1 L3		0-0 SF9		1-3 K		3 0 0 1 0 1 1																	
Mark Johnson, L (1, 3) OBP: 0.367, SLG: 0.498		3-3 K		1-3 K		0-0 FC4-6 1B		1-1 F9		4 0 1 0 0 2 1																	
Nelson Liriano, S (1, 5) John Wehner, R (9, PR) OBP: 0.284, SLG: 0.374 OBP: 0.269, SLG: 0.336		0-3 K		2-2 G4-3		0-0 FC4-6 1B		2-2 SH3-4 2B 1B		4 0 1 0 0 1 3 0 1 0 0 0 0 0																	
Carlos Garcia, R (1, 6) OBP: 0.328, SLG: 0.396		0-0 G4-3			1-1 18 G6-4-3 1B	1-0 L1-3		0-1 SH SH3-4 2B		3 1 1 0 0 0 2																	
Trey Beamon, L (1, 9) OBP: 0.200, SLG: 0.207			2-2 F8		1-0 18 G6-4-3 1B		1-1 B3-1	0-0 SH3-4		3 0 1 0 0 0 0																	
18 Jason Kendall, R (1, 2) OBP: 0.365, SLG: 0.396			3-1 B1-3 HBP		0-1 G6-4-3 1B		0-0 F8	4-0 2B IBB		2 1 0 0 1 0 2																	
Esteban Loaiza, R (1, 1) Dan Plesac, L (8, 1) Orlando Merced, S (9, PH) John Ericks, R (9, 1) OBP: 0.200, SLG: 0.200 OBP: 0.362, SLG: 0.493			0-0 B1-3		1-3 K		0-0 1B	0-0 G4-3 2B		3 0 1 0 0 1 2 0 0 0 0 0 0 0 1 0 1 3 0 0 0 0 0 0 0 0 0 0																	
<b>Inning Stats</b>	R: 0 E: 0 K: 0 S: 8	H: 0 LOB: 0 BB: 0 P: 12	R: 0 E: 0 K: 2 S: 8	H: 0 LOB: 0 BB: 0 P: 11	R: 0 E: 0 K: 0 S: 7	H: 0 LOB: 1 BB: 0 P: 12	R: 0 E: 0 K: 1 S: 14	H: 1 LOB: 1 BB: 0 P: 23	R: 0 E: 0 K: 1 S: 8	H: 2 LOB: 1 BB: 0 P: 11		R: 1 E: 1 K: 0 S: 5	H: 1 LOB: 2 BB: 1 P: 10	R: 0 E: 0 K: 0 S: 5	H: 1 LOB: 1 BB: 0 P: 6	R: 0 E: 0 K: 1 S: 6	H: 0 LOB: 0 BB: 0 P: 8	R: 3 E: 0 K: 1 S: 11	H: 2 LOB: 2 BB: 1 P: 21	1B: 5 2B: 2 3B: 0 HR: 0	SF: 1 SAC: 2 DP: 1 HBP: 1	WP: 0 PB: 0 SB: 0 CS: 0	PA: 38				
<b>PITCHER</b>	IP WLS BF H R ER SO BB IBB HBP BLK WP HR S P ERA WHIP											<b>PITCHER</b>	IP WLS BF H R ER SO BB IBB HBP BLK WP HR S P ERA WHIP														
Pedro Astacio, R (1, 1) ERA: 3.46	7.0		28	5	1	1	4	1	0	1	0	0	0	55	85	1.29	0.857										
Mark Guthrie, L (8, 1) ERA: 2.13	1.0		3	0	0	0	1	0	0	0	0	0	0	6	8	0.00	0.000										
37 Darren Dreifort, R (9, 1) ERA: 5.3	0.1	L	4	1	3	3	0	0	1	0	0	0	0	6	12	81.00	3.000										
Scott Radinsky, L (9, 1) ERA: 2.53	0.2		3	1	0	0	1	0	0	0	0	0	0	5	9	0.00	1.500										



Batter	1	2	3	4	5	6	7	8	9	AB	R	H	RBI	BB	SO	LOB
Brett Butler, L (1, 8) OBP: 0.312, SLG: 0.294 37 Darren Dreifort, R (9, 1) Scott Radinsky, L (9, 1)	4-1 FC4-3 BB		4-2 CS BB			0-0 G1-3		1-3 K		2	0	0	0	2	1	2
Todd Hollandsworth, L (1, 7) OBP: 0.350, SLG: 0.424 Chad Curtis, R (8, PH) OBP: 0.348, SLG: 0.389 (9, 8)	0-2 FC4-3 1B 1-2f		1-0 CS 1-2	2-3 K		2-2 G5-3		2-3 K		3	0	0	0	0	1	1
Mike Piazza, R (1, 2) OBP: 0.429, SLG: 0.587 Roger Cedeno, S (9, PR) OBP: 0.326, SLG: 0.336	2-2 CS 1B			1-1 F9			1-0 HR		1-2 1B 1B	4	1	3	1	0	0	0
Eric Karros, R (1, 3) OBP: 0.304, SLG: 0.467	3-3 K 1-2			0-0 G5-3			1-1 P4		2-2 F8	4	0	0	0	0	1	3
Raul Mondesi, R (1, 9) OBP: 0.320, SLG: 0.487		0-0 P4			3-2 G6-3 G4-3 1B		2-2 F7		0-0 F7	4	0	1	0	0	0	1
Tim Wallach, R (1, 5) OBP: 0.307, SLG: 0.403 Chad Fonville, S (9, PR) OBP: 0.281, SLG: 0.247		1-1 G4-6-3 1B		0-2 G4-3 1-2		3-2 F8		1-1 F8	4	0	2	0	0	0	1	0
Delino DeShields, L (1, 4) OBP: 0.290, SLG: 0.304 Dave Clark, L (9, PH) OBP: 0.361, SLG: 0.455		0-1 G4-6-3 1-2f		0-1 G6-3 2-3				1-3 K	3	0	0	0	0	0	1	2
Greg Gagne, R (1, 6) OBP: 0.333, SLG: 0.366			1-3 K		1-0 G6-3			3-2 1B 1B	3	0	1	0	0	1	1	0
Pedro Astacio, R (1, 1) OBP: 0.097, SLG: 0.082 Mark Guthrie, R (8, 1) Billy Ashley, R (8, PH) OBP: 0.312, SLG: 0.423 Wilton Guerrero, S (8, PR) Wayne Kirby, L (9, 7) OBP: 0.320, SLG: 0.333			0-2 F9			1-1 L4		0-1 1B 1B	2	0	0	0	0	0	0	0

Inning Stats	R: 0	H: 1	E: 0	LOB: 2	K: 1	S: 10	R: 0	H: 1	E: 0	LOB: 0	K: 0	S: 5	R: 0	H: 0	E: 0	LOB: 0	K: 1	S: 11	R: 0	H: 0	E: 0	LOB: 0	K: 1	S: 6	R: 0	H: 1	E: 0	LOB: 1	K: 0	S: 9	R: 0	H: 0	E: 0	LOB: 0	K: 0	S: 6	R: 1	H: 1	E: 0	LOB: 0	K: 0	S: 13	R: 0	H: 2	E: 0	LOB: 2	K: 3	S: 17	R: 0	H: 2	E: 0	LOB: 2	K: 0	S: 13	1B: 7	SF: 0	2B: 1	SAC: 0	3B: 0	DP: 2	HR: 1	HBP: 0	WP: 0	PA: 35
--------------	------	------	------	--------	------	-------	------	------	------	--------	------	------	------	------	------	--------	------	-------	------	------	------	--------	------	------	------	------	------	--------	------	------	------	------	------	--------	------	------	------	------	------	--------	------	-------	------	------	------	--------	------	-------	------	------	------	--------	------	-------	-------	-------	-------	--------	-------	-------	-------	--------	-------	--------

PITCHER	IP	WLS	BF	H	R	ER	SO	BB	IBB	HBP	BLK	WP	HR	S	P	ERA	WHIP
Esteban Loaiza, R (1, 1) ERA: 7.82	7.0		24	4	1	1	3	2	0	0	0	0	0	60	93	1.29	0.857
Dan Plesac, L (8, 1) ERA: 4.04	1.0	W	5	2	0	0	3	0	0	0	0	0	0	17	24	0.00	2.000
John Ericks, R (9, 1) ERA: 6.08	1.0	S	5	2	0	0	0	0	0	0	0	0	0	13	18	0.00	2.000

BOTTOM

Pittsburgh Pirates @ Los Angeles Dodgers  
Dodger Stadium, Los Angeles, CA

Sun Sep 08 1996, 3:33 AM PDT  
Att: 33,922 - Sunny - 81 F

AB	32
R	1
H	8
RBI	1
BB	2
SO	6
LOB	15



WP	PA	ERA	WHIP
0	35		

Batter	1	2	3	4	5	6	7	8	9	AB R H RBI BB SO LOB	TOP		
Thomas Howard, S OBP: 0.313, SLG: 0.445 (1, 9) X	0-0 HR		2-1 F8	3-1 P5			2-2 F8		4-2 BB	4 1 1 1 1 0 2			
Hal Morris, L OBP: 0.366, SLG: 0.474 (1, 3) C B F F F X	1-2 HR		4-1 1B BB		0-1 G4-3		0-0 G3		2-1 F8	4 1 1 1 1 0 1			
Barry Larkin, R OBP: 0.414, SLG: 0.551 (1, 6) C B S B B X	3-2 G3		1-3 K SAFE		2-2 L6		4-2 BB			3 0 0 0 1 1 1			
Kevin Mitchell, R OBP: 0.420, SLG: 0.505 Eddie Taubensee, L OBP: 0.337, SLG: 0.477 (1, 7) C S S (6, 2) F	0-3 K		2-2 1B		1-2 G5-3		1-2 G4-3			3 0 1 0 0 1 0 1 0 0 0 0 0 1			
Eric Davis, R OBP: 0.397, SLG: 0.538 (1, 8) B C B B B	4-1 BB		2-3 K		2-2 G4-3 S 1B		2-1 G4-3			3 0 1 0 1 1 2			
Willie Greene, L OBP: 0.342, SLG: 0.465 (1, 5) C 1 SAFE B 1 SAFE C T C C T	3-3 K		2-2 G3		1-3 K		3-2 F7			4 0 0 0 0 2 2			
Bret Boone, R OBP: 0.290, SLG: 0.381 (1, 4) B X		1-0 CS 1B	0-2 F9		1-2 G4-3		2-1 P3			4 0 1 0 0 0 1			
Joe Oliver, R OBP: 0.326, SLG: 0.420 Hector Carrasco, R OBP: 0.200, SLG: 0.200 Scott Sullivan, R (8, 1) Curtis Goodwin, L OBP: 0.313, SLG: 0.276 (9, PH)		1-2 G1-3	1-1 1B 1B		4-2 BB		3-2 F7			2 0 1 0 1 0 1 0 0 0 0 0 0 0 0 0 0 0 0 0 0 1 0 0 0 0 0 0			
Kevin Jarvis, L OBP: 0.156, SLG: 0.188 Scott Service, R (5, 1) Mike Remlinger, L OBP: 0.250, SLG: 0.143 Lenny Harris, L OBP: 0.324, SLG: 0.410 (6, PH) (6, 7)		1-0 G6-3	0-0 1B		1-3 K		1-0 G4-3			2 0 1 0 0 0 0 0 0 0 0 0 0 0 0 0 0 0 0 0 0 2 0 0 0 0 1 2			
<b>Inning Stats</b>	R: 2 E: 0 K: 2 S: 17 H: 2 LOB: 1 BB: 1 P: 28	R: 0 E: 0 K: 0 S: 5 H: 1 LOB: 0 BB: 0 P: 8	R: 0 E: 0 K: 2 S: 12 H: 1 LOB: 2 BB: 1 P: 23	R: 0 E: 0 K: 0 S: 12 H: 2 LOB: 2 BB: 0 P: 18	R: 0 E: 0 K: 0 S: 8 H: 0 LOB: 0 BB: 0 P: 11	R: 0 E: 0 K: 2 S: 15 H: 1 LOB: 2 BB: 1 P: 24	R: 0 E: 0 K: 0 S: 10 H: 0 LOB: 1 BB: 1 P: 17	R: 0 E: 0 K: 0 S: 9 H: 0 LOB: 0 BB: 0 P: 16	R: 0 E: 0 K: 0 S: 10 H: 0 LOB: 1 BB: 1 P: 20	1B: 5 2B: 0 3B: 0 HR: 2 SF: 0 SAC: 0 DP: 0 HBP: 0	WP: 0 PB: 0 SB: 1 CS: 1 PA: 38		
<b>PITCHER</b>	IP WLS BF H R ER SO BB IBB HBP BLK WP HR S P ERA WHIP											<b>PITCHER</b>	IP WLS BF H R ER SO BB IBB HBP BLK WP HR S P ERA WHIP
Ramon Martinez, R ERA: 3.68 (1, 1)	6.0 W 27 7 2 2 6 3 0 0 0 0 2 69 112 3.00 1.667												
Mark Guthrie, L ERA: 2.07 (7, 1)	2.0 7 0 0 0 0 0 1 0 0 0 0 0 19 33 0.00 0.500												
Chan Ho Park, R ERA: 3.69 (9, 1)	1.0 4 0 0 0 0 0 1 0 0 0 0 0 10 20 0.00 1.000												

Cincinnati Reds @ Los Angeles Dodgers  
 Dodger Stadium, Los Angeles, CA  
 Mon Sep 09 1996, 7:05 PM PDT  
 Att: 29,081 - Unknown

livebaseballscorecards.com

AB	33
R	2
H	7
RBI	2
BB	5
SO	6
LOB	13



Batter	1	2	3	4	5	6	7	8	9
Brett Butler, L (1, 8) OBP: 0.310, SLG: 0.287 Chad Curtis, R (7, 8) OBP: 0.347, SLG: 0.389	0-1 G5-3		1-0 P2			4-1 1B 1B BB	0-3 K	0-2 P2	
Todd Hollandsworth, L (1, 7) OBP: 0.353, SLG: 0.429	1-2 F9			1-0 1B 1B	0-0 1B 2B 1B	0-0 1B 2B		0-2 G3	
Mike Piazza, R (1, 2) OBP: 0.432, SLG: 0.586	4-0 BB			1-3 K	0-0 2B 1B	4-0 1B IBB		4-1 1B BB	
Eric Karros, R (1, 3) OBP: 0.308, SLG: 0.469	0-1 L6			1-1 G2-3 1B	4-0 2B 2B BB	0-2 2B 1B		1-0 1B	
Raul Mondesi, R (1, 9) OBP: 0.323, SLG: 0.492 Mark Guthrie, R (7, 1)		1-0 P5		1-2 G2-3 1B	1-2 2B 2B	2-0 2B		3-1 F7	
Dave Hansen, L (8, PH) OBP: 0.300, SLG: 0.235 Chan Ho Park, R (9, 1) OBP: 0.105, SLG: 0.056				1-2 3-H	1-3 2-H 3-H	1-H 2B			
Tim Wallach, R (1, 5) OBP: 0.306, SLG: 0.404		2-3 K		0-1 G2-3	1-0 2B		3-2 E4		
Delino DeShields, L (1, 4) OBP: 0.290, SLG: 0.302		0-0 G4-3		4-0 IBB	1-1 G5-3		2-1 F8		
Greg Gagne, R (1, 6) OBP: 0.333, SLG: 0.363			0-2 G5-3	2-2 F7	4-0 IBB		0-3 K		
Ramon Martinez, R (1, 1) OBP: 0.154, SLG: 0.120 Wayne Kirby, L (7, 7) OBP: 0.318, SLG: 0.331			1-3 K		1-3 K		1-2 F9		

AB	R	H	RBI	BB	SO	LOB
3	1	0	0	1	1	0
1	0	0	0	0	0	0
5	3	3	0	0	0	0
2	1	1	1	3	1	1
4	1	3	1	1	0	1
4	1	3	3	0	0	0
0	0	0	0	0	0	0
1	0	0	0	0	0	2
0	0	0	0	0	0	0
4	0	1	2	0	1	2
3	0	0	0	1	0	2
3	0	0	0	1	1	4
3	0	0	0	0	2	2
1	0	0	0	0	0	1

WP	PA
0	41

1B	2B	3B	HR	SF	SAC	DP	HBP
7	4	0	0	0	0	0	0

WP	HR	S	P	ERA	WHIP
0	0	0	0	0	0

IP	WLS	BF	H	R	ER	SO	BB	IBB	HBP	BLK	WP	HR	S	P	ERA	WHIP
4.1	L	22	5	5	5	4	3	1	0	0	0	0	4	6	∞	∞
0.0		2	2	1	1	0	0	0	0	0	0	0	4	6	∞	∞
0.2		3	0	0	0	0	0	1	0	0	0	0	5	11	0.00	0.000
2.0		9	3	1	1	2	0	1	0	0	0	0	26	38	4.50	1.500
1.0		5	1	0	0	0	1	0	0	0	0	0	11	19	0.00	2.000

WP: 0 PA: 41  
PB: 0 SB: 0 CS: 0

AB 34  
R 7  
H 11  
RBI 7  
BB 7  
SO 6  
LOB 15



livebaseballscorecards.com

Cincinnati Reds @ Los Angeles Dodgers  
Dodger Stadium, Los Angeles, CA  
Mon Sep 09 1996, 7:05 PM PDT  
Att. 29,081 - Unknown

BOTTOM

Batter	1	2	3	4	5	6	7	8	9	AB R H RBI BB SO LOB	TOP											
<b>Thomas Howard, S</b> (1, 9) OBP: 0.313, SLG: 0.442	2-3 K			1-0 HR		1-0 P5		2-2 P5		4 1 1 0 0 1 0	<b>Cincinnati Reds @ Los Angeles Dodgers</b> Dodger Stadium, Los Angeles, CA Tue Sep 10 1996, 7:05 PM PDT Att. 28,237 - Unknown											
<b>Lenny Harris, L</b> (1, 7) OBP: 0.323, SLG: 0.408	3-2 F7			0-0 P5		2-1 S		1-1 G5-3		4 0 1 0 0 0 1												
<b>Barry Larkin, R</b> (1, 6) OBP: 0.414, SLG: 0.557	0-1 P5			1-0 HR		2-3 K			1-1 G2-3	4 2 2 2 0 1 1												
<b>Eric Davis, R</b> (1, 8) OBP: 0.395, SLG: 0.534		1-1 P2		1-0 F8		4-2 BB		2-1 G2-3	2-1 G2-3	3 0 0 0 1 0 1												
<b>Hal Morris, L</b> (1, 3) OBP: 0.367, SLG: 0.473		4-2 G1-6-3		1-3 K		0-0 P5		3-1 L1-3	3-1 L1-3	3 1 1 1 1 1 2												
<b>Bret Boone, R</b> (1, 4) OBP: 0.287, SLG: 0.377		0-2 G1-6-3			1-1 G1-3		2-2 P6	1-0 L1-3	1-0 L1-3	4 0 0 0 0 0 2												
<b>Eddie Taubensee, L</b> (1, 2) OBP: 0.336, SLG: 0.474 <b>Reggie Sanders, R</b> (9, PR) OBP: 0.353, SLG: 0.463			0-0 F7		1-1 F8		2-1 P3	1-1 1B	1-1 1B	4 0 1 1 0 0 0 0 0 0 0 0 0 0												
<b>Jeff Branson, L</b> (1, 5) OBP: 0.310, SLG: 0.409			2-0 F9		0-0 2B		2-3 K	3-2 G4-3	3-2 G4-3	4 0 1 0 0 1 1												
<b>Roger Salkeld, R</b> <b>Johnny Ruffin, R</b> <b>Eric Owens, R</b> <b>Giovanni Camara, R</b> <b>Chad Mitchell, R</b> <b>Scott Sullivan, R</b> <b>Hector Carrasco, R</b> <b>Curtis Goodwin, L</b> <b>Scott Service, R</b> <b>Mike Remlinger, L</b>			1-3 K		2-3 K			1-3 K		0 0 0 0 0 0 0 0 0 0 0 0 0 0 1 0 0 0 0 0 1 0 0 0 0 0 0 0 0 0 1 0 0 0 0 0 1 1 0 0 0 0 0 0 0 0 0 0 0 0 0 0 0 0 1 0 0 0 0 0 1 0 0 0 0 0 0 0 0 0 0 0 0 0 0 0 0 0												
<b>Inning Stats</b>	R: 0 E: 0 K: 1 S: 8	H: 0 LOB: 0 BB: 0 P: 13	R: 0 E: 0 K: 0 S: 8	H: 0 LOB: 0 BB: 1 P: 13	R: 0 E: 0 K: 1 S: 5	H: 0 LOB: 0 BB: 0 P: 8	R: 2 E: 0 K: 1 S: 7	H: 2 LOB: 0 BB: 0 P: 11	R: 0 E: 0 K: 1 S: 10	H: 1 LOB: 1 BB: 0 P: 14	R: 0 E: 0 K: 1 S: 10	H: 1 LOB: 2 BB: 1 P: 19	R: 0 E: 0 K: 1 S: 9	H: 0 LOB: 0 BB: 0 P: 15	R: 0 E: 0 K: 1 S: 9	H: 0 LOB: 0 BB: 0 P: 13	R: 2 E: 0 K: 0 S: 12	H: 3 LOB: 1 BB: 0 P: 23	1B: 5 2B: 1 3B: 0 HR: 1	SF: 0 SAC: 0 DP: 1 HBP: 0	WP: 0 PB: 0 SB: 1 CS: 0	PA: 35
<b>PITCHER</b>	IP WLS BF H R ER SO BB IBB HBP BLK WP HR S P ERA WHIP																					
<b>Tom Candiotti, R</b> (1, 1) ERA: 4.05	8.0 W 29 4 2 2 7 2 0 0 0 0 0 1 66 106 2.25 0.750																					
<b>Todd Worrell, R</b> (9, 1) ERA: 3.09	1.0 S 6 3 2 2 0 0 0 0 0 0 0 0 12 23 18.00 3.000																					

AB	33
R	4
H	7
RBI	4
BB	2
SO	7
LOB	9



Batter	1	2	3	4	5	6	7	8	9
<b>Brett Butler, L</b> (1, 8) OBP: 0.313, SLG: 0.290 <b>Wayne Kirby, L</b> (4, PH) OBP: 0.320, SLG: 0.333 <b>Chad Curtis, R</b> (8, PH) OBP: 0.347, SLG: 0.388 (9, 8)	2-1  P6	1-1  1B		3-2  L4		2-2  1B		2-1  G5-3	
<b>Todd Hollandsworth, L</b> (1, 7) OBP: 0.357, SLG: 0.442	1-0  HR	0-0  F9		0-1  2B		1-2  G5-4-3 1B			
<b>Mike Piazza, R</b> (1, 2) OBP: 0.434, SLG: 0.587	2-2  3B 1B	2-2  FC5-4 1B		4-1  BB		0-0  G5-4-3 1-2f			
<b>Eric Karros, R</b> (1, 3) OBP: 0.308, SLG: 0.467	4-2  3B BB	2-2  FC5-4 1-2f		1-0  G1-3			0-3  K		
<b>Raul Mondesi, R</b> (1, 9) OBP: 0.328, SLG: 0.501	0-2  3B 1-H 2-H		2-0  G3 2B		2-2  G6-3 1B		3-1  CS 1B		
<b>Tim Wallach, R</b> (1, 5) OBP: 0.305, SLG: 0.400	4-2  G6-4-3 BB		2-2  F8		1-0  G6-3 1-2f		3-3  K 1-2		
<b>Delino DeShields, L</b> (1, 4) OBP: 0.289, SLG: 0.300	1-1  G6-4-3 1-2f		1-2  G3 2-3		4-2  BB		2-3  K		
<b>Greg Gagne, R</b> (1, 6) OBP: 0.332, SLG: 0.360		4-0  SH3-4 1B BB		2-0  P4		1-1  G4-3		0-0  F8	
<b>Tom Candiotti, R</b> (1, 1) OBP: 0.114, SLG: 0.095 <b>Dave Clark, L</b> (8, PH) OBP: 0.364, SLG: 0.455 <b>Roger Cedeno, S</b> (8, PR) OBP: 0.326, SLG: 0.336 <b>Todd Worrell, R</b> (9, 1)		0-0  SH3-4 1-2		0-0  P3		2-1  P5		4-2  BLK BB	


Inning Stats	R: 3	H: 3	E: 0	K: 0	S: 16	LOB: 1	BB: 2	P: 30	R: 2	H: 2	E: 0	K: 0	S: 10	LOB: 1	BB: 1	P: 19	R: 0	H: 1	E: 0	K: 0	S: 8	LOB: 2	BB: 1	P: 16	R: 0	H: 1	E: 0	K: 0	S: 10	LOB: 1	BB: 1	P: 18	R: 0	H: 2	E: 0	K: 0	S: 10	LOB: 1	BB: 0	P: 15	R: 0	H: 1	E: 0	K: 2	S: 10	LOB: 0	BB: 0	P: 16	R: 0	H: 0	E: 0	K: 1	S: 8	LOB: 2	BB: 1	P: 16
--------------	------	------	------	------	-------	--------	-------	-------	------	------	------	------	-------	--------	-------	-------	------	------	------	------	------	--------	-------	-------	------	------	------	------	-------	--------	-------	-------	------	------	------	------	-------	--------	-------	-------	------	------	------	------	-------	--------	-------	-------	------	------	------	------	------	--------	-------	-------

PITCHER		IP	WLS	BF	H	R	ER	SO	BB	IBB	HBP	BLK	WP	HR	S	P	ERA	WHIP
Roger Salkeld, R	(1, 1)	1.2	L	12	5	5	5	0	3	0	0	0	0	1	23	44	27.00	4.800
Johnny Ruffin, R	(2, 1)	0.1		1	0	0	0	0	0	0	0	0	0	0	3	5	0.00	0.000
Giovanni Carrara, R	(3, 1)	2.0		9	2	0	0	0	1	0	0	0	0	0	16	31	0.00	1.500
Scott Sullivan, R	(5, 1)	2.0		8	3	0	0	0	1	0	0	0	0	0	20	33	0.00	2.000
Hector Carrasco, R	(7, 1)	1.0		3	1	0	0	2	0	0	0	0	0	0	10	16	0.00	1.000

AB	R	H	RBI	BB	SO	LOB
2	1	1	1	0	0	0
2	0	1	0	0	0	0
1	0	0	0	0	0	1
4	1	3	1	0	0	1
3	1	2	1	1	0	2
3	1	0	0	1	1	3
4	0	4	2	0	0	0
3	0	0	0	1	1	3
3	0	0	0	1	1	3
3	1	0	0	1	0	2
2	0	0	0	0	0	0
0	0	0	0	1	0	0
0	0	0	0	0	0	0
0	0	0	0	0	0	0

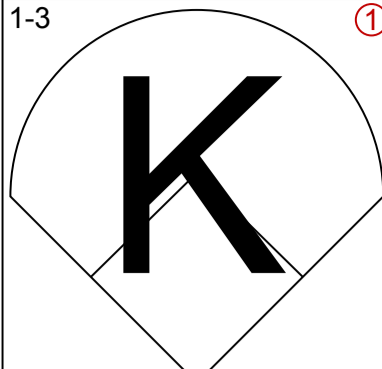
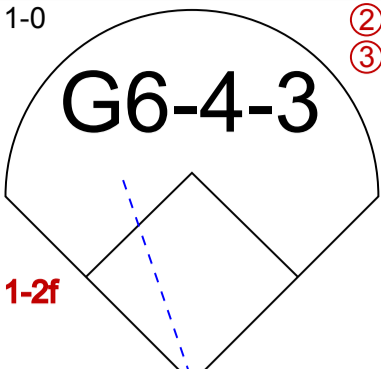
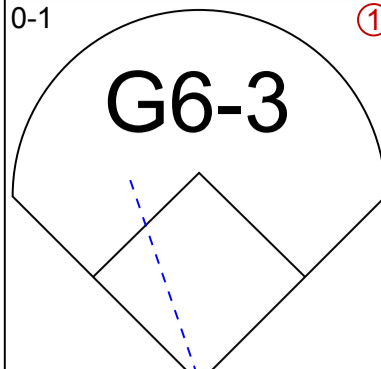
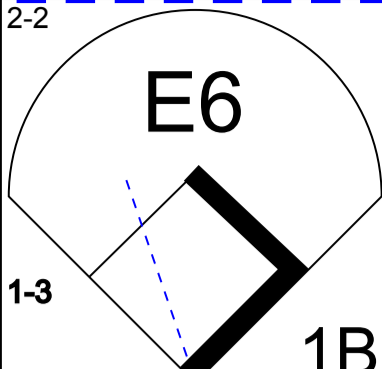
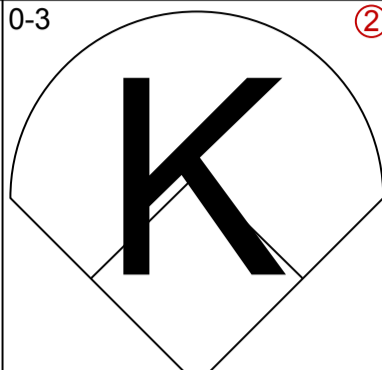
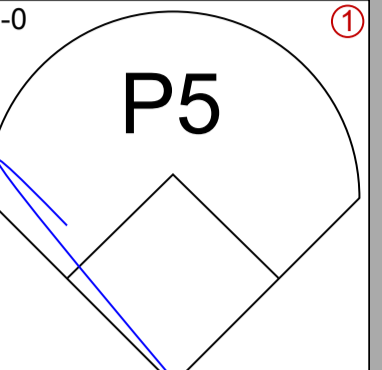
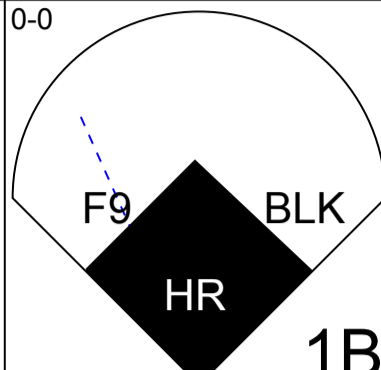
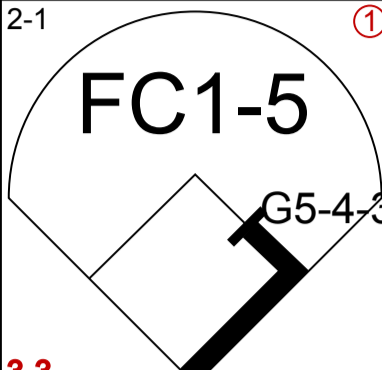
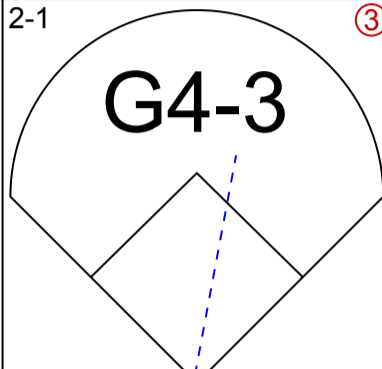
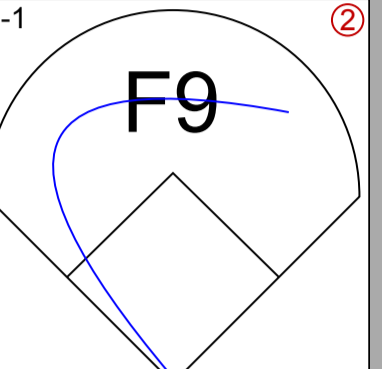
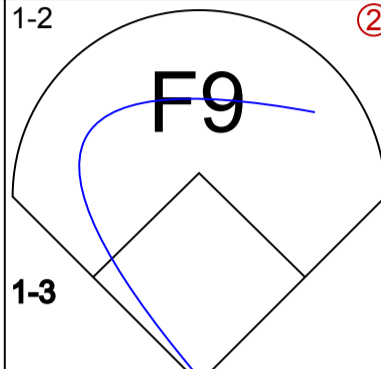
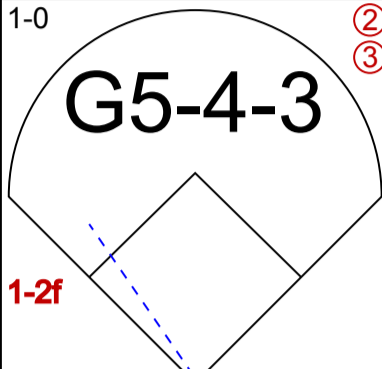
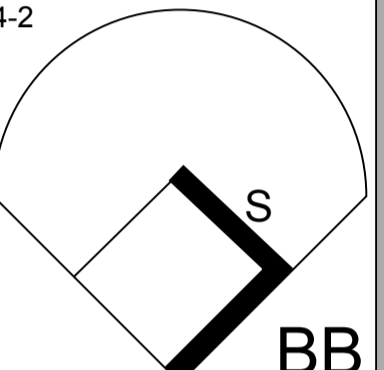
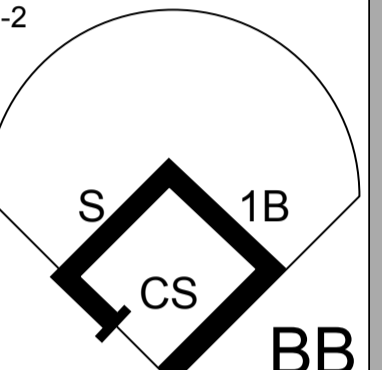
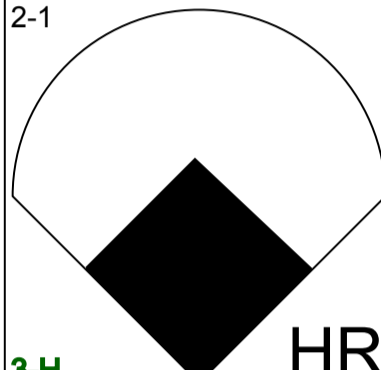
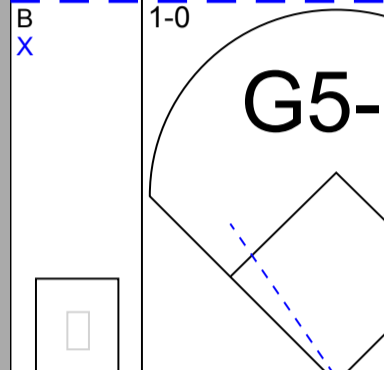
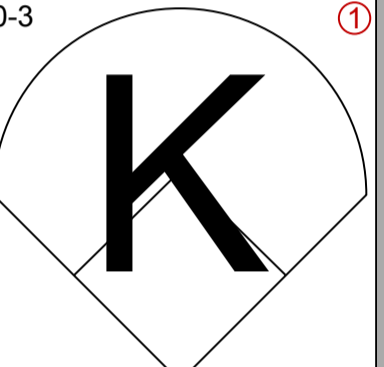
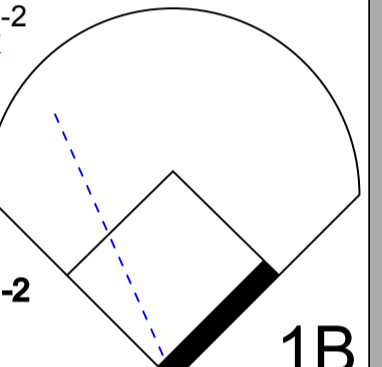
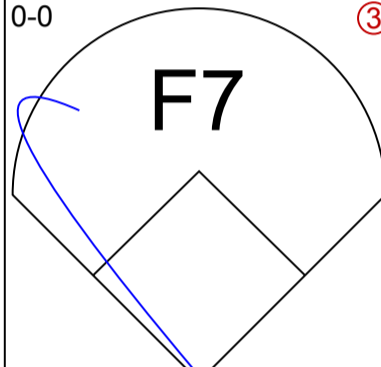
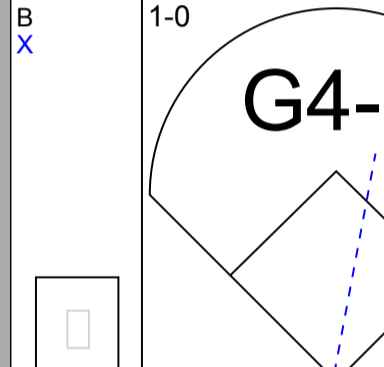
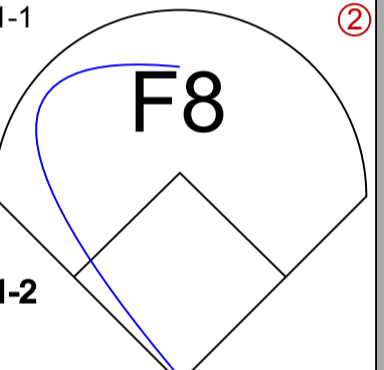
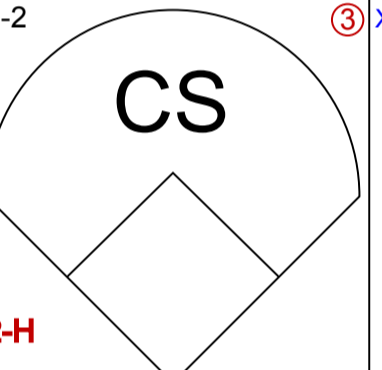

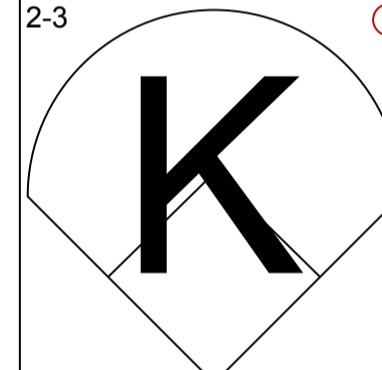
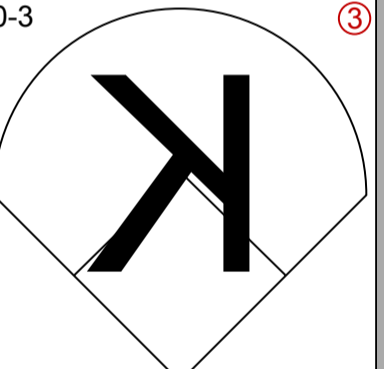
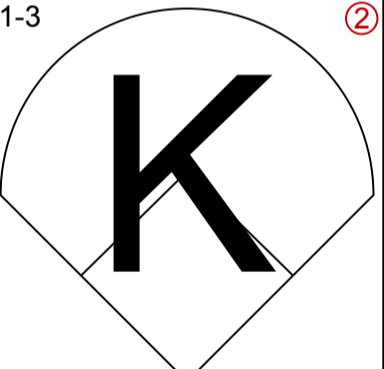
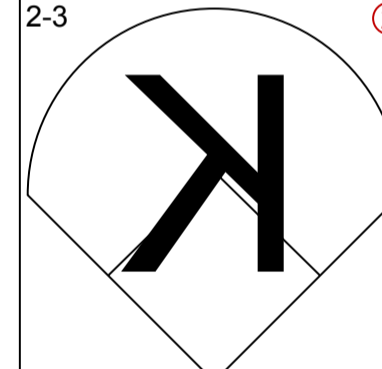
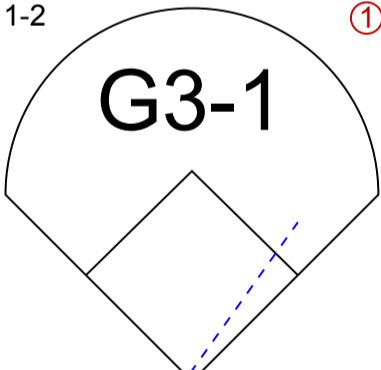
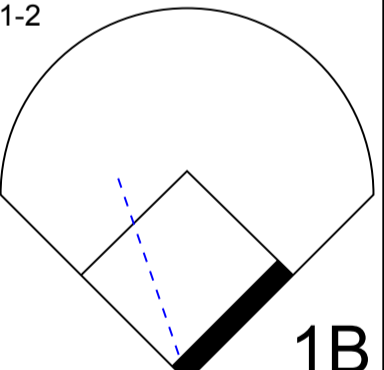
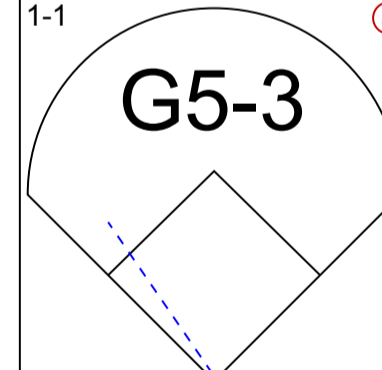
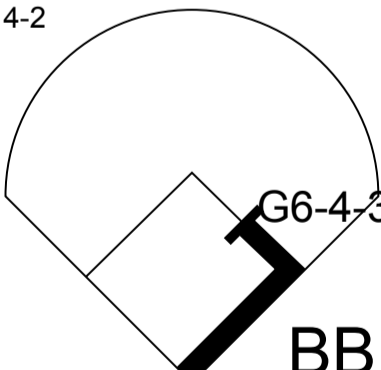
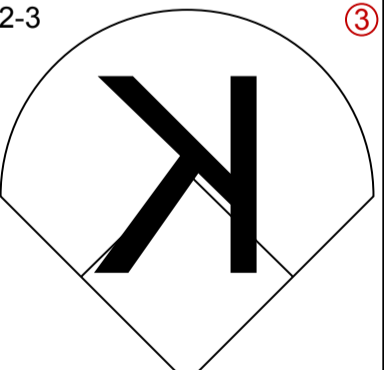
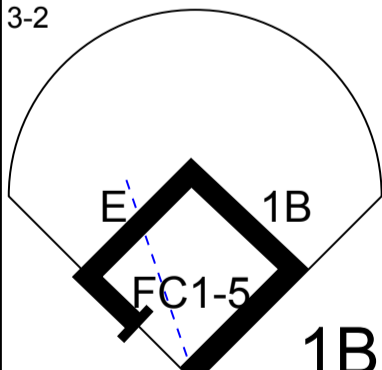
WP	HR	S	P	ERA	WHIP
0	0	6	12	0.00	1.500
0	0	2	4	0.00	0.000

<b>AB</b>	<b>30</b>
<b>R</b>	<b>5</b>
<b>H</b>	<b>11</b>
<b>RBI</b>	<b>5</b>
<b>BB</b>	<b>6</b>
<b>SO</b>	<b>3</b>
<b>LOB</b>	<b>15</b>



WP: 0 PA: 37  
 PB: 0  
 SB: 0  
 CS: 1

Cincinnati Reds @ Los Angeles Dodgers  
 Dodger Stadium, Los Angeles, CA  
 Tue Sep 10 1996, 7:05 PM PDT  
 Att. 28,237 - Unknown

Batter	1	2	3	4	5	6	7	8	9	AB R H RBI BB SO LOB	TOP
<b>Curtis Goodwin, L</b> (1, 7) OBP: 0.307, SLG: 0.272	1-3 		1-0 G6-4-3 			0-1 G6-3 		2-2 E6 1-3 1B 		4 0 1 0 0 1 1	
<b>Thomas Howard, S</b> (1, 9) OBP: 0.312, SLG: 0.440	0-3 			0-0 P5 		0-0 F9 BLK HR 1B 		2-1 FC1-5 G5-4-3 1B 		4 1 1 0 0 1 2	
<b>Barry Larkin, R</b> (1, 6) OBP: 0.411, SLG: 0.552	2-1 G4-3 			1-1 F9 		1-2 F9 1-3 		1-0 G5-4-3 1-2f 		4 0 0 0 0 0 3	
<b>Eric Davis, R</b> (1, 8) OBP: 0.399, SLG: 0.542		4-2 		4-2 S 1B CS BB 		2-1 HR 3-H 		1-0 G5-3 		2 1 1 2 2 0 0	
<b>Hal Morris, L</b> (1, 3) OBP: 0.366, SLG: 0.471		0-3 SAFE SAFE SAFE SAFE 		1-2 SAFE SAFE SAFE SAFE SAFE SAFE SAFE SAFE 		0-0 F7 		1-0 G4-3 		4 0 1 0 0 1 1	
<b>Bret Boone, R</b> (1, 4) OBP: 0.285, SLG: 0.374		1-1 F8 1-2 		3-2 CS 2-H 		0-0 F7 		2-3 K 		4 0 0 0 0 2 1	
<b>Willie Greene, L</b> (1, 5) OBP: 0.338, SLG: 0.460		0-3 SAFE SAFE SAFE 				1-3 K 		2-3 K 		3 0 0 0 0 3 1	
<b>Joe Oliver, R</b> (1, 2) OBP: 0.326, SLG: 0.419			1-2 G3-1 			1-2 1B 		1-1 G5-3 		3 0 1 0 0 0 0	
<b>John Smiley, L</b> (1, 1) OBP: 0.234, SLG: 0.217			4-2 G6-4-3 BB 			2-3 K 		3-2 E 1B FC1-5 1B 		1 0 0 0 1 1 1	
<b>Lenny Harris, L</b> (8, PH) OBP: 0.326, SLG: 0.410										1 0 1 0 0 0 0	
<b>Jeff Shaw, R</b> (8, 1)										0 0 0 0 0 0 0	
<b>Inning Stats</b>	R: 0 E: 0 K: 2 S: 8 H: 0 LOB: 0 BB: 0 P: 11	R: 0 E: 0 K: 2 S: 15 H: 0 LOB: 1 BB: 1 P: 20	R: 0 E: 0 K: 0 S: 9 H: 0 LOB: 0 BB: 1 P: 15	R: 0 E: 0 K: 0 S: 12 H: 1 LOB: 1 BB: 1 P: 21	R: 0 E: 0 K: 2 S: 10 H: 1 LOB: 1 BB: 0 P: 14	R: 2 E: 0 K: 0 S: 10 H: 2 LOB: 0 BB: 0 P: 13	R: 0 E: 0 K: 2 S: 9 H: 0 LOB: 0 BB: 0 P: 14	R: 0 E: 1 K: 0 S: 11 H: 2 LOB: 1 BB: 0 P: 19	R: 0 E: 0 K: 1 S: 5 H: 0 LOB: 0 BB: 0 P: 8	1B: 5 2B: 0 3B: 0 HR: 1 SF: 0 SAC: 0 DP: 2 HBP: 0	WP: 0 PB: 0 SB: 2 CS: 1 PA: 34
<b>PITCHER</b>	IP WLS BF H R ER SO BB IBB HBP BLK WP HR S P ERA WHIP										
<b>Ismael Valdez, R</b> (1, 1) ERA: 3.4	7.0 W 27 5 2 2 8 3 0 0 0 0 1 78 116 2.57 1.143										
<b>Mark Guthrie, L</b> (8, 1) ERA: 2.04	1.0 3 1 0 0 0 0 0 0 0 0 0 6 11 0.00 1.000										
<b>Todd Worrell, R</b> (9, 1) ERA: 3.03	1.0 S 3 0 0 0 1 0 0 0 0 0 0 5 8 0.00 0.000										

Cincinnati Reds @ Los Angeles Dodgers  
 Dodger Stadium, Los Angeles, CA  
 Wed Sep 11 1996, 7:05 PM PDT  
 Att: 27,527 - Unknown

AB	30
R	2
H	6
RBI	2
BB	3
SO	9
LOB	10





Batter	1	2	3	4	5	6	7	8	9	AB	R	H	RBI	BB	SO	LOB
Chad Fonville, S OBP: 0.280, SLG: 0.247 (1, 4)	0-2 G1-3		3-2 G6-3		0-2 E8 1-H 2-H 2B 1B			1-2 G1-3		4	1	1	1	0	0	0
Chad Curtis, R OBP: 0.348, SLG: 0.391 (1, 8)	1-2 G5-3			1-0 1B	2-2 2B			0-1 P6		4	0	2	1	0	0	0
Mike Piazza, R OBP: 0.433, SLG: 0.586 (1, 2)	0-1 2B			1-1 F9	3-3 K			0-1 F7		4	0	1	0	0	1	2
Eric Karros, R OBP: 0.306, SLG: 0.464 (1, 3)	0-1 P4			2-3 K				1-3 K		3	0	0	0	0	2	2
Raul Mondesi, R OBP: 0.326, SLG: 0.498 (1, 9)		0-1 G3-1		1-1 F7				0-0 G1-6-3		3	0	0	0	0	0	1
Tim Wallach, R OBP: 0.306, SLG: 0.399 (1, 5)		2-2 F9			0-0 E5 1B 1B			1-2 L5		3	1	1	0	0	0	0
Billy Ashley, R OBP: 0.307, SLG: 0.415 Todd Hollandsworth, L OBP: 0.356, SLG: 0.441 (1, 7) (6, 7)		1-3 K			2-3 K			0-0 F9		2	0	0	0	0	2	1
Greg Gagne, R OBP: 0.329, SLG: 0.358 (1, 6)			1-3 K		3-1 E5 1B E			2-3 K2-3		3	1	0	0	0	2	1
Ismael Valdez, R OBP: 0.129, SLG: 0.131 Mark Guthrie, R Todd Worrell, R (1, 1) (8, 1) (9, 1)			0-3 K		0-0 F8			0-0 G6-3		3	0	0	0	0	1	2
										0	0	0	0	0	0	0
										0	0	0	0	0	0	0

Inning Stats	R: 0	H: 1	E: 0	K: 0	S: 10	R: 0	H: 0	E: 0	K: 1	S: 8	R: 0	H: 0	E: 0	K: 2	S: 11	R: 3	H: 3	E: 3	K: 2	S: 16	R: 0	H: 0	E: 0	K: 1	S: 8	R: 0	H: 0	E: 0	K: 1	S: 5	R: 0	H: 0	E: 0	K: 0	S: 11
		LOB: 1		BB: 0	P: 11			LOB: 0	BB: 0	P: 11			LOB: 1	BB: 0	P: 13			LOB: 1	BB: 0	P: 26			LOB: 0	BB: 0	P: 10			LOB: 0	BB: 0	P: 7			LOB: 0	BB: 12	

PITCHER	IP	WLS	BF	H	R	ER	SO	BB	IBB	HBP	BLK	WP	HR	S	P	ERA	WHIP
John Smiley, L ERA: 3.88 (1, 1)	7.0	L	27	5	3	0	8	0	0	0	0	0	0	66	93	0.00	0.714
Jeff Shaw, R ERA: 2.63 (8, 1)	1.0		3	0	0	0	0	0	0	0	0	0	0	11	12	0.00	0.000

**BOTTOM**

**Cincinnati Reds @ Los Angeles Dodgers**  
**Dodger Stadium, Los Angeles, CA**  
 Wed Sep 11 1996, 7:05 PM PDT  
 Att. 27,527 - Unknown

livebaseballscorecards.com

<b>AB</b>	<b>30</b>
<b>R</b>	<b>3</b>
<b>H</b>	<b>5</b>
<b>RBI</b>	<b>2</b>
<b>BB</b>	<b>0</b>
<b>SO</b>	<b>8</b>
<b>LOB</b>	<b>9</b>



1B: 3	SF: 0	WP: 0	PA: 30
2B: 2	SAC: 0	PB: 0	
3B: 0	DP: 0	SB: 0	
HR: 0	HBP: 0	CS: 0	

Batter	1	2	3	4	5	6	7	8	9	AB R H RBI BB SO LOB	TOP											
Royce Clayton, R (1, 6) OBP: 0.324, SLG: 0.368	2-2 G6-3		3-3 K		2-1 F9			2-1 G4-6-3 1-2f		4 0 0 0 0 1 2	<b>St. Louis Cardinals @ Los Angeles Dodgers</b> <b>Dodger Stadium, Los Angeles, CA</b> Thu Sep 12 1996, 7:05 PM PDT Att. 34,191 - Unknown - 72 F <a href="http://livebaseballscorecards.com">livebaseballscorecards.com</a>											
Ray Lankford, L (1, 8) OBP: 0.368, SLG: 0.506	1-0 F8		3-2 F8			2-2 G6-3		2-2 G4-3		4 0 0 0 0 0 0												
Ron Gant, R (1, 7) OBP: 0.363, SLG: 0.526	4-2 BB		1-1 G5-3			1-2 HR			0-0 P3	3 1 1 1 1 0 0												
Brian Jordan, R (1, 9) OBP: 0.348, SLG: 0.482	1-3 K			2-3 K		3-2 F8			2-3 K	4 0 0 0 0 3 1												
Gary Gaetti, R (1, 5) OBP: 0.324, SLG: 0.462		4-2 G3 HBP BB		1-3 K		0-0 G6-3			1-3 K	3 0 0 0 1 2 0												
Mark Sweeney, L (1, 3) OBP: 0.382, SLG: 0.379		0-3 K		0-2 G1-3			0-0 F8			3 0 0 0 0 1 1												
Tom Pagnozzi, R (1, 2) OBP: 0.318, SLG: 0.441		H 1-0 G3 1-2 HBP			1-2 F8		0-0 G6-3			2 0 0 0 0 0 0												
Luis Alicea, S (1, 4) OBP: 0.343, SLG: 0.376		X 0-0 G3 1-2 2-3			4-1 SH2-4 BB		3-2 G4-3			2 0 0 0 1 0 2												
Donovan Osborne, S (1, 1) OBP: 0.259, SLG: 0.345		3-3 K			0-0 SH2-4			2-1 G4-6-3 1B		1 0 0 0 0 1 2												
Cory Bailey, R (7, 1)										0 0 0 0 0 0 0												
Dmitri Young, S (8, PH) OBP: 0.455, SLG: 0.400										1 0 1 0 0 0 0												
Eric Ludwick, R (8, 1)										0 0 0 0 0 0 0												
<b>Inning Stats</b>	R: 0 E: 0 K: 1 S: 11	H: 0 LOB: 1 BB: 1 P: 19	R: 0 E: 0 K: 2 S: 10	H: 0 LOB: 2 BB: 1 P: 18	R: 0 E: 0 K: 1 S: 9	H: 0 LOB: 0 BB: 0 P: 16	R: 0 E: 0 K: 2 S: 11	H: 0 LOB: 0 BB: 0 P: 14	R: 0 E: 0 K: 0 S: 8	H: 0 LOB: 1 BB: 1 P: 15	R: 1 E: 0 K: 0 S: 11	H: 1 LOB: 0 BB: 0 P: 17	R: 0 E: 0 K: 0 S: 6	H: 0 LOB: 0 BB: 0 P: 9	R: 0 E: 0 K: 0 S: 7	H: 1 LOB: 0 BB: 0 P: 13	R: 0 E: 0 K: 2 S: 8	H: 0 LOB: 0 BB: 0 P: 11	1B: 1 2B: 0 3B: 0 HR: 1	SF: 0 SAC: 1 DP: 1 HBP: 1	WP: 0 PB: 0 SB: 0 CS: 0	PA: 32
<b>PITCHER</b>	IP WLS BF H R ER SO BB IBB HBP BLK WP HR S P ERA WHIP																					
Hideo Nomo, R (1, 1) ERA: 3.29	8.0 W 29 2 1 1 6 3 0 1 0 0 1 73 121 1.12 0.625																					
Antonio Osuna, R (9, 1) ERA: 2.95	1.0 S 3 0 0 0 2 0 0 0 0 0 0 8 11 0.00 0.000																					



Batter	1	2	3	4	5	6	7	8	9	AB	R	H	RBI	BB	SO	LOB
<b>Chad Fonville, S</b> OBP: 0.275, SLG: 0.242 (1, 4)	0-0 B5-3	3-2 F9		0-2 F9		1-2 G6-3				4	0	0	0	0	0	2
<b>Chad Curtis, R</b> OBP: 0.347, SLG: 0.388 (1, 8)	3-2 G5-3		2-2 P4		4-2 HR		2-2 G4-3			3	1	0	0	1	0	0
<b>Mike Piazza, R</b> OBP: 0.434, SLG: 0.585 (1, 2)	0-2 1B		4-0 WP 1B		1-0 F7		1-1 G4-3			3	1	1	0	1	0	1
<b>Eric Karros, R</b> OBP: 0.306, SLG: 0.468 (1, 3)	1-3 K		3-1 F9		2-1 1-H HR		1-0 F9			4	1	1	2	0	1	2
<b>Raul Mondesi, R</b> OBP: 0.329, SLG: 0.498 (1, 9)		0-0 1B	4-0 1B		1-2 HBP		0-0 G6-3			2	1	1	0	1	0	0
<b>Tim Wallach, R</b> OBP: 0.305, SLG: 0.397 (1, 5)		2-3 K	2-2 1B		0-0 P6		1-3 K			4	0	1	1	0	2	2
<b>Todd Hollandsworth, L</b> OBP: 0.355, SLG: 0.438 (1, 7)		4-1 1B	2-1 F9		1-2 F7		3-2 F7			3	0	0	0	1	0	3
<b>Greg Gagne, R</b> OBP: 0.332, SLG: 0.360 (1, 6)		3-2 1B		2-3 K		2-2 CS 1B				3	0	2	1	0	1	0
<b>Hideo Nomo, R</b> OBP: 0.162, SLG: 0.197 (1, 1)		1-1 L9		0-3 K		3-3 K				3	0	0	0	0	2	3
<b>Antonio Osuna, R</b> (9, 1)										0	0	0	0	0	0	0

Inning Stats	R: 0	H: 1	E: 0	K: 1	S: 11	R: 1	H: 2	E: 0	K: 1	S: 13	R: 1	H: 1	E: 0	K: 0	S: 12	R: 0	H: 0	E: 0	K: 2	S: 9	R: 2	H: 1	E: 0	K: 0	S: 16	R: 0	H: 1	E: 0	K: 1	S: 13	R: 0	H: 0	E: 0	K: 0	S: 7	R: 0	H: 0	E: 0	K: 1	S: 8	R: 0	H: 0	E: 0	K: 1	S: 12
<b>Donovan Osborne, L</b> ERA: 3.54 (1, 1)	6.0	WLS	BF	H	R	ER	SO	BB	IBB	HBP	BLK	WP	HR	S	P	ERA	WHIP																												
<b>Cory Bailey, R</b> ERA: 3.44 (7, 1)	1.0		3	0	0	0	0	0	0	0	0	0	0	7	11	0.00	0.000																												
<b>Eric Ludwick, R</b> ERA: 13.5 (8, 1)	1.0		3	0	0	0	1	0	0	0	0	0	0	8	12	0.00	0.000																												

**BOTTOM**

**St. Louis Cardinals @ Los Angeles Dodgers**  
Dodger Stadium, Los Angeles, CA

livebaseballscores.com

<b>AB</b>	<b>29</b>
<b>R</b>	<b>4</b>
<b>H</b>	<b>6</b>
<b>RBI</b>	<b>4</b>
<b>BB</b>	<b>4</b>
<b>SO</b>	<b>6</b>
<b>LOB</b>	<b>13</b>



WP: 1	PA: 34
PB: 0	
SB: 0	
CS: 1	

ERA	WHIP
6.00	1.500
0.00	0.000
0.00	0.000

Thu Sep 12 1996, 7:05 PM PDT  
Att: 34,191 - Unknown - 72 F

Batter	1	2	3	4	5	6	7	8	9	AB R H RBI BB SO LOB	TOP														
Ozzie Smith, S OBP: 0.366, SLG: 0.370 (1, 6)	0-0 G1-3		1-1 G3		4-0 G4-3 BB			0-0 FC6-4 1B	3-1 F7	4 0 1 0 1 0 2															
Ray Lankford, L OBP: 0.369, SLG: 0.504 (1, 8)	4-2 WP B1-3 BB		4-2 BB		2-1 G4-3 1-2f			0-1 FC6-4 CS S		2 0 0 0 2 0 4															
Ron Gant, R OBP: 0.362, SLG: 0.521 (1, 7)	0-0 B1-3		0-0 G5-3		2-3 K			4-1 CS BB		3 0 0 0 1 1 3															
Brian Jordan, R OBP: 0.347, SLG: 0.479 (1, 9)	3-2 G4-3			1-1 G6-4-3 HBP		0-1 F8		3-3 K		3 0 0 0 0 1 3															
Gary Gaetti, R OBP: 0.324, SLG: 0.460 (1, 5)		2-3 K		1-3 K		0-0 F9			2-2 SH1-4 1B	4 0 1 0 0 2 1															
Miguel Mejia, R OBP: 0.063, SLG: 0.063 (9, PR)										0 1 0 0 0 0 0															
Tom Pagnozzi, R OBP: 0.318, SLG: 0.441 (9, 2)										0 0 0 0 0 0 0															
John Mabry, L OBP: 0.331, SLG: 0.419 (1, 3)		1-0 P6		0-0 G6-4-3 1-2f		1-1 G6-3			1-1 SH1-4 SF7 1B	3 0 0 0 0 0 1															
Mike Gallego, R OBP: 0.267, SLG: 0.223 (9, 5)										1 1 1 0 0 0 0															
Danny Sheaffer, R OBP: 0.284, SLG: 0.355 (1, 2)		2-1 F9			0-0 S 1B		2-2 G6-3		1-1 SH1-4	3 0 1 1 0 0 0															
Luis Alicea, S OBP: 0.347, SLG: 0.381 (1, 4)			0-0 G3 G6-3 1B		1-0 S 1B		2-2 G6-3 1B		0-1 SF7	3 0 3 1 0 0 0															
Todd Stottlemyre, L OBP: 0.309, SLG: 0.230 (1, 1)			1-0 G6-3		1-3 K		1-3 K		1-1 1B	2 0 0 0 0 0 1 3															
T.J. Mathews, R (8, 1)										1 0 0 0 0 0 1 1															
Tony Fossas, L (8, 1)										0 0 0 0 0 0 0 0															
Rich Batchelor, R (8, 1)										0 0 0 0 0 0 0 0															
Willie McGee, S OBP: 0.342, SLG: 0.418 (9, PH)										1 0 1 0 0 0 0 0															
Dennis Eckersley, R (9, 1)										0 0 0 0 0 0 0 0															
<b>Inning Stats</b>	R: 0 E: 0 K: 0 S: 7	H: 0 LOB: 1 BB: 1 P: 14	R: 0 E: 0 K: 1 S: 7	H: 0 LOB: 0 BB: 0 P: 12	R: 0 E: 0 K: 0 S: 10	H: 1 LOB: 2 BB: 1 P: 16	R: 0 E: 0 K: 1 S: 5	H: 0 LOB: 0 BB: 0 P: 7	R: 0 E: 0 K: 1 S: 7	H: 2 LOB: 2 BB: 1 P: 15	R: 0 E: 0 K: 1 S: 6	H: 0 LOB: 0 BB: 0 P: 8	R: 0 E: 0 K: 1 S: 13	H: 1 LOB: 1 BB: 0 P: 19	R: 0 E: 0 K: 1 S: 7	H: 1 LOB: 1 BB: 1 P: 14	R: 2 E: 0 K: 0 S: 14	H: 3 LOB: 1 BB: 0 P: 22	1B: 8 2B: 0 3B: 0 HR: 0	SF: 1 SAC: 1 DP: 2 HBP: 1	WP: 1 PB: 0 SB: 3 CS: 2	PA: 37			
<b>PITCHER</b>	IP	WLS	BF	H	R	ER	SO	BB	IBB	HBP	BLK	WP	HR	S	P	ERA	WHIP								
Pedro Astacio, R ERA: 3.33 (1, 1)	7.1		30	5	0	0	5	4	0	1	0	1	0	59	99	0.00	1.227								
Antonio Osuna, R ERA: 2.92 (8, 1)	0.2		1	0	0	0	1	0	0	0	0	0	0	3	6	0.00	0.000								
Mark Guthrie, L ERA: 2.27 (9, 1)	1.0	L	6	3	2	2	0	0	0	0	0	0	0	14	22	18.00	3.000								

St. Louis Cardinals @ Los Angeles Dodgers  
Dodger Stadium, Los Angeles, CA

AB	30
R	2
H	8
RBI	2
BB	4
SO	6
LOB	18



Fri Sep 13 1996, 7:05 PM PDT  
Att. 36,657 - Unknown - 70 F

BOTTOM

St. Louis Cardinals @ Los Angeles Dodgers  
Dodger Stadium, Los Angeles, CA

livebaseballscores.com

AB	32
R	0
H	5
RBI	0
BB	1
SO	5
LOB	14



WP	1	PA	33
PB	0		
SB	1		
CS	0		

Fri Sep 13 1996, 7:05 PM PDT  
Att: 36,657 - Unknown - 70 F

AB	R	H	RBI	BB	SO	LOB
4	0	2	0	0	0	1
3	0	0	0	0	0	1
1	0	0	0	0	0	1
4	0	0	0	0	2	1
3	0	1	0	1	0	0
4	0	0	0	0	0	3
3	0	1	0	0	1	0
1	0	0	0	0	0	1
3	0	1	0	0	1	2
2	0	0	0	0	0	1
1	0	0	0	0	1	2
0	0	0	0	0	0	0
2	0	0	0	0	0	1
0	0	0	0	0	0	0
0	0	0	0	0	0	0
1	0	0	0	0	0	0
0	0	0	0	0	0	0

Batter	1	2	3	4	5	6	7	8	9
Todd Hollandsworth, L (1, 7) OBP: 0.356, SLG: 0.441	0-1 G4-3		3-1 L6			2-1 FC4-6 1B		0-0 L7-4 2B	
Wayne Kirby, L (1, 8) OBP: 0.314, SLG: 0.327 Chad Curtis, R (8, PH) OBP: 0.346, SLG: 0.388 (9, 8)	1-1 G4-3			2-2 G3-1		1-2 FC4-6 1-2f		3-2 L7-4 2-2	
Mike Piazza, R (1, 2) OBP: 0.431, SLG: 0.580	3-3 K			1-3 K		3-2 F9			3-1 F8
Eric Karros, R (1, 3) OBP: 0.307, SLG: 0.467		0-0 F8		4-2 S BB		1-2 E5 1B		3-2 FC5-4 1B	
Raul Mondesi, R (1, 9) OBP: 0.327, SLG: 0.495		2-1 L4		2-2 G5-3 1-2		0-1 P6		0-1 FC5-4 1-2f	
Tim Wallach, R (1, 5) OBP: 0.305, SLG: 0.397 Dave Hansen, L (9, 5) OBP: 0.297, SLG: 0.232		2-0 G6-3			1-3 K	2-2 K 1B		0-0 F7	
Greg Gagne, R (1, 6) OBP: 0.332, SLG: 0.360			1-1 G6-3 WP 1B		1-3 K	2-0 F9			
Chad Fonville, S (1, 4) OBP: 0.272, SLG: 0.240 Dave Clark, L (7, PH) OBP: 0.362, SLG: 0.452 Delino DeShields, L (8, 4) OBP: 0.289, SLG: 0.300			2-2 G6-3		1-1 G1	1-3 K			
Pedro Astacio, R (1, 1) OBP: 0.094, SLG: 0.079 Antonio Osuna, R (8, 1) Oreste Marrero, L (8, PH) OBP: 0.500, SLG: 0.667 Billy Ashley, R (8, PH) OBP: 0.305, SLG: 0.411 Mark Guthrie, R (9, 1)			1-2 P3			0-1 G3		2-1 P3	

Inning Stats	R: 0	H: 0	LOB: 0	K: 1	BB: 0	S: 7	R: 0	H: 0	LOB: 0	K: 0	BB: 0	S: 4	R: 0	H: 1	LOB: 1	K: 0	BB: 0	S: 11	R: 0	H: 0	LOB: 1	K: 1	BB: 1	S: 12	R: 0	H: 0	LOB: 0	K: 2	BB: 0	S: 8	R: 0	H: 1	LOB: 1	K: 0	BB: 0	S: 12	R: 0	H: 1	LOB: 2	K: 1	BB: 0	S: 14	R: 0	H: 1	LOB: 0	K: 0	BB: 0	S: 7	R: 0	H: 1	LOB: 1	K: 0	BB: 0	S: 10	1B: 4	SF: 0	2B: 2	SAC: 0	3B: 0	DP: 1	HR: 0	HBP: 0	WP: 1	PA: 33
--------------	------	------	--------	------	-------	------	------	------	--------	------	-------	------	------	------	--------	------	-------	-------	------	------	--------	------	-------	-------	------	------	--------	------	-------	------	------	------	--------	------	-------	-------	------	------	--------	------	-------	-------	------	------	--------	------	-------	------	------	------	--------	------	-------	-------	-------	-------	-------	--------	-------	-------	-------	--------	-------	--------

PITCHER	IP	WLS	BF	H	R	ER	SO	BB	IBB	HBP	BLK	WP	HR	S	P	ERA	WHIP
Todd Stottliemyre, R (1, 1) ERA: 4.01	5.1		19	2	0	0	4	1	0	0	0	1	0	46	75	0.00	0.562
T.J. Mathews, R (6, 1) ERA: 2.75	1.2		7	1	0	0	1	0	0	0	0	0	0	22	32	0.00	0.600
Tony Fossas, L (8, 1) ERA: 2.47	0.1		2	1	0	0	0	0	0	0	0	0	0	3	5	0.00	3.000
Rich Batchelor, R (8, 1) ERA: 1.93	0.2	W	1	0	0	0	0	0	0	0	0	0	0	4	7	0.00	0.000
Dennis Eckersley, R (9, 1) ERA: 3.21	1.0	S	4	1	0	0	0	0	0	0	0	0	0	10	16	0.00	1.000

Batter	1	2	3	4	5	6	7	8	9	AB R H RBI BB SO LOB	TOP									
Royce Clayton, R (1, 6) OBP: 0.323, SLG: 0.370	2-3 K		0-0 G3		1-0 3B		2-2 L9	3-2 E5 1B		5 0 1 1 0 1 2	<b>St. Louis Cardinals @ Los Angeles Dodgers</b> Dodger Stadium, Los Angeles, CA Sat Sep 14 1996, 7:05 PM PDT Att. 44,548 - Unknown - 73 F									
Ray Lankford, L (1, 8) OBP: 0.369, SLG: 0.502	2-3 K		4-0 S BB		3-3 K		3-3 K	1-2 1B 2-H 3-H		4 0 1 1 1 3 1										
Ron Gant, R (1, 7) OBP: 0.361, SLG: 0.517	3-2 G6-3		3-1 SAFE F7		2-3 K		2-1 1B		0-1 G4-3	5 0 1 0 0 1 3										
Willie McGee, S (1, 9) OBP: 0.340, SLG: 0.414		1-0 F9		2-1 S BB 1B		0-0 G4-3	0-1 L3		3-2 G1-3	5 1 1 0 0 0 1										
Gary Gaetti, R (1, 5) OBP: 0.321, SLG: 0.455		2-2 G4-3		2-2 G4-3		0-0 F9		2-0 G6-3	2-3 K	5 0 0 0 0 1 1										
John Mabry, L (1, 3) OBP: 0.336, SLG: 0.422		1-1 1B		2-1 G4-6-3 1B		4-2 IBB 1B BB		2-2 BB 1B		3 1 3 1 1 0 0										
Tom Pagnozzi, R (1, 2) OBP: 0.320, SLG: 0.440		2-3 K		SAFE 0-0 G4-6-3		3-1 IBB 1B		4-2 1B BB		3 1 1 0 1 1 2										
Luis Alicea, S (1, 4) OBP: 0.351, SLG: 0.386			2-0 SH3-4 1B		2-1 SH5-4 3B 2B		4-1 FC5-4 IBB		0-0 P3	3 1 2 0 1 0 2										
Andy Benes, R (1, 1) OBP: 0.153, SLG: 0.203			0-1 SH3-4		0-1 SH5-4		2-1 FC5-4		1-0 E 1B	1 0 0 0 0 0 3										
Danny Jackson, R (7, 1) OBP: 0.500, SLG: 0.750										0 0 0 0 0 0 0										
Dmitri Young, S (8, PH) OBP: 0.590, SLG: 0.455										1 1 1 1 0 0 0										
Eric Ludwick, R (8, 1)										0 0 0 0 0 0 0										
Tony Fossas, L (8, 1)										0 0 0 0 0 0 0										
Rich Batchelor, R (8, 1)										0 0 0 0 0 0 0										
<b>Inning Stats</b>	R: 0 E: 0 K: 2 S: 10	H: 0 LOB: 0 BB: 0 P: 17	R: 0 E: 0 K: 1 S: 9	H: 1 LOB: 1 BB: 0 P: 15	R: 0 E: 1 K: 0 S: 6	H: 1 LOB: 2 BB: 1 P: 15	R: 1 E: 0 K: 0 S: 8	H: 2 LOB: 0 BB: 0 P: 14	R: 1 E: 0 K: 2 S: 11	H: 2 LOB: 1 BB: 0 P: 19	R: 0 E: 0 K: 1 S: 10	H: 1 LOB: 1 BB: 0 P: 17	R: 3 E: 1 K: 0 S: 14	H: 3 LOB: 2 BB: 1 P: 27	R: 0 E: 0 K: 1 S: 10	H: 0 LOB: 0 BB: 0 P: 15	1B: 9 2B: 1 3B: 1 HR: 0	SF: 0 SAC: 2 DP: 1 HBP: 0	WP: 0 PB: 0 SB: 2 CS: 0	PA: 41
<b>PITCHER</b>	IP WLS BF H R ER SO BB IBB HBP BLK WP HR S P ERA WHIP																			
Ramon Martinez, R (1, 1) ERA: 3.68	7.1 W 34 9 4 3 6 3 1 0 0 0 0 0 70 134 3.68 1.636																			
Mark Guthrie, L (8, 1) ERA: 2.25	0.2 4 2 1 0 0 0 0 0 0 0 0 0 8 13 0.00 3.000																			
Antonio Osuna, R (9, 1) ERA: 2.88	1.0 3 0 0 0 1 0 0 0 0 0 0 0 10 15 0.00 0.000																			

AB	35
R	5
H	11
RBI	4
BB	4
SO	7
LOB	15



Batter	1	2	3	4	5	6	7	8	9
Todd Hollandsworth, L (1, 7) OBP: 0.361, SLG: 0.450	1-2 S 1B		0-2 FC3-6 1B		1-1 G6-3		1-1 HR 3B	0-1 FC5-4 1B	
Wayne Kirby, L (1, 8) OBP: 0.309, SLG: 0.321 Chad Curtis, R (7, PH) OBP: 0.345, SLG: 0.386 (8, 8)	1-2 P4		1-1 FC3-6 1-2f 2-3		2-2 F7		0-0 P4	1-1 FC5-4 1-2f	
Mike Piazza, R (1, 2) OBP: 0.430, SLG: 0.584	1-1 G6-4-3 2-H 1B		1-1 G5-3			2-3 K	0-1 HR 3-H	1 SAFE G4	
Eric Karros, R (1, 3) OBP: 0.308, SLG: 0.467	0-1 G6-4-3 1-2f			3-3 K		2-0 HR G6-3 1B	4-2 BB		
Raul Mondesi, R (1, 9) OBP: 0.326, SLG: 0.493		1-0 G6-3		0-0 G5-3 1B		1-1 G6-3	3-3 K		
Tim Wallach, R (1, 5) OBP: 0.308, SLG: 0.394		3-2 F9		1 SAFE 3-2 G5-3 1-2		4-1 HR BB	4-2 HR BB		
Greg Gagne, R (1, 6) OBP: 0.336, SLG: 0.368		1-1 G6-3		BB 4-0 BB		3-2 HR 1-H 2-H	4-1 HR BB		
Chad Fonville, S (1, 4) OBP: 0.267, SLG: 0.235			2-3 K	0-1 G1-3		1-0 G4-3	0-3 K		
Ramon Martinez, R (1, 1) OBP: 0.145, SLG: 0.113 Mark Guthrie, R (8, 1) Billy Ashley, R (8, PH) Antonio Osuna, R (9, 1)			2-2 E4 FC3-6 1B		2-1 G6-3		0-0 G4-3	2-1 HR 1-H 2-H	

Inning Stats	R: 1 E: 0 K: 0 S: 10	H: 2 LOB: 0 BB: 0 P: 13	R: 0 E: 0 K: 0 S: 6	H: 0 LOB: 0 BB: 0 P: 11	R: 0 E: 1 K: 1 S: 13	H: 1 LOB: 2 BB: 0 P: 19	R: 0 E: 0 K: 1 S: 11	H: 1 LOB: 2 BB: 1 P: 21	R: 0 E: 0 K: 0 S: 8	H: 0 LOB: 0 BB: 0 P: 13	R: 3 E: 0 K: 1 S: 15	H: 2 LOB: 0 BB: 1 P: 28	R: 2 E: 0 K: 1 S: 11	H: 2 LOB: 1 BB: 1 P: 19	R: 3 E: 0 K: 1 S: 14	H: 2 LOB: 1 BB: 2 P: 27
--------------	-------------------------------	----------------------------------	------------------------------	----------------------------------	-------------------------------	----------------------------------	-------------------------------	----------------------------------	------------------------------	----------------------------------	-------------------------------	----------------------------------	-------------------------------	----------------------------------	-------------------------------	----------------------------------

PITCHER	IP	WLS	BF	H	R	ER	SO	BB	IBB	HBP	BLK	WP	HR	S	P	ERA	WHIP
Andy Benes, R (1, 1) ERA: 3.86	6.0	L	26	6	4	4	3	2	0	0	0	0	1	63	105	6.00	1.333
Danny Jackson, L (7, 1) ERA: 4.76	1.0		6	2	2	2	1	1	0	0	0	0	1	11	19	18.00	3.000
Eric Ludwick, R (8, 1) ERA: 22.5	0.0		2	0	2	2	0	2	0	0	0	0	0	3	11	∞	∞
Tony Fossas, L (8, 1) ERA: 2.66	0.1		3	2	1	1	1	0	0	0	0	0	1	7	9	27.00	6.000
Rich Batchelor, R (8, 1) ERA: 1.8	0.2		2	0	0	0	0	0	0	0	0	0	0	4	7	0.00	0.000

**AB R H RBI BB SO LOB**

5	2	4	0	0	0	0
3	0	0	0	0	0	3
2	0	0	0	0	0	2
5	1	2	3	0	1	3
3	1	1	0	1	1	1
4	0	1	0	0	1	2
2	2	0	0	2	0	1
2	2	1	3	2	0	0
4	0	0	0	0	2	4
3	0	0	0	0	0	0
0	0	0	0	0	0	0
1	1	1	3	0	0	0
0	0	0	0	0	0	0

**AB 34**  
**R 9**  
**H 10**  
**RBI 9**  
**BB 5**  
**SO 5**  
**LOB 16**

**WP: 0 PA: 39**  
**PB: 0**  
**SB: 1**  
**CS: 0**

**WP: 0**  
**PB: 0**  
**SB: 1**  
**CS: 0**

**1B: 6**  
**2B: 0**  
**3B: 1**  
**HR: 3**

**SF: 0**  
**SAC: 0**  
**DP: 1**  
**HBP: 0**

**St. Louis Cardinals @ Los Angeles Dodgers**  
**Dodger Stadium, Los Angeles, CA**

**Dodgers**

Sat Sep 14 1996, 7:05 PM PDT  
Att: 44,548 - Unknown - 73 F

Batter	1	2	3	4	5	6	7	8	9	AB R H RBI BB SO LOB	TOP																
Royce Clayton, R (1, 6) OBP: 0.319, SLG: 0.366	3-2 G5-3	3-1 F8		2-2 F9		3-2 F9		0-3 K		5 0 0 0 0 1 4																	
Ray Lankford, L (1, 8) OBP: 0.368, SLG: 0.498	1-3 K		3-2 G4-3	4-2 FC4-6 BB		2-3 K		0-2 P6		4 0 0 0 1 2 0																	
Ron Gant, R (1, 7) OBP: 0.361, SLG: 0.514	1-0 L9		2-2 HR 1B	2-2 FC4-6 BB		4-0 BB		2-3 K		4 1 1 1 1 1 2																	
Brian Jordan, R (1, 9) OBP: 0.348, SLG: 0.477		0-1 FC1-5 1B	0-0 F8	4-0 BB		3-3 K		1-1 G6-3		4 0 1 0 1 1 2																	
Gary Gaetti, R (1, 5) OBP: 0.322, SLG: 0.462		0-0 PB FC1-5 2B 1B	0-1 HR	2-3 K		0-0 G6-3				4 2 2 2 0 1 3																	
John Mabry, L (1, 3) OBP: 0.336, SLG: 0.422		0-0 FC1-5 PB 2B	4-0 BB		4-1 CS BB		2-1 G4-3			1 1 0 0 1 0 2																	
Dmitri Young, S (4, 3) OBP: 0.500, SLG: 0.417		1-2 2-3f								1 0 0 0 1 0 0																	
Mark Petkovsek, R (7, 1) OBP: 0.250, SLG: 0.200										0 0 0 0 0 0 0																	
Dennis Eckersley, R (8, 1)										0 0 0 0 0 0 0																	
Tom Pagnozzi, R (1, 2) OBP: 0.319, SLG: 0.440		1-0 SH2-4 1-H 2-H 2B	1-1 G5-3		1 SAFE 2-3 K		1-3 K			4 0 1 2 0 2 2																	
Mike Gallego, R (1, 4) OBP: 0.289, SLG: 0.236		1-0 SH2-4 1B		2-1 SH FC4-6 1B		4-2 BB		4-2 G6-3 BB		2 1 2 0 2 0 0																	
Alan Benes, R (1, 1) OBP: 0.190, SLG: 0.214		0-2 SH2-4		0-1 SH FC4-6 BB		0-3 K		2-0 G6-3		1 0 0 0 0 1 1																	
Willie McGee, S (7, 3) OBP: 0.339, SLG: 0.413										1 0 0 0 0 0 1																	
<b>Inning Stats</b>	R: 0 E: 0 K: 1 S: 7	H: 0 LOB: 0 BB: 0 P: 12	R: 2 E: 0 K: 0 S: 11	H: 4 LOB: 2 BB: 0 P: 16	R: 2 E: 0 K: 0 S: 11	H: 2 LOB: 1 BB: 1 P: 21	R: 1 E: 1 K: 1 S: 16	H: 1 LOB: 3 BB: 2 P: 32	R: 0 E: 0 K: 2 S: 10	H: 0 LOB: 1 BB: 2 P: 20	R: 0 E: 0 K: 2 S: 16	H: 0 LOB: 1 BB: 1 P: 28	R: 0 E: 0 K: 1 S: 9	H: 0 LOB: 0 BB: 0 P: 12	R: 0 E: 0 K: 1 S: 6	H: 0 LOB: 0 BB: 1 P: 12	R: 0 E: 0 K: 1 S: 9	H: 0 LOB: 0 BB: 0 P: 12	1B: 5 2B: 1 3B: 0 HR: 1	SF: 0 SAC: 2 DP: 1 HBP: 0	WP: 0 PB: 1 SB: 0 CS: 1	PA: 40					
<b>PITCHER</b>	IP WLS BF H R ER SO BB IBB HBP BLK WP HR S P ERA WHIP																										
Tom Candiotti, R (1, 1) ERA: 4.26	3.2		22	7	5	5	1	3	0	0	0	0	1	42	76	12.27	2.727										
Chan Ho Park, R (4, 1) ERA: 3.61	2.1		9	0	0	0	5	3	0	0	0	0	0	29	53	0.00	1.286										
Scott Radinsky, L (7, 1) ERA: 2.42	2.0	W	6	0	0	0	2	1	0	0	0	0	0	15	24	0.00	0.500										
Todd Worrell, R (9, 1) ERA: 2.98	1.0	S	3	0	0	0	1	0	0	0	0	0	0	9	12	0.00	0.000										

St. Louis Cardinals @ Los Angeles Dodgers  
 Dodger Stadium, Los Angeles, CA  
 Sun Sep 15 1996, 3:33 AM PDT  
 Att. 35,803 - Sunny - 77 F

AB	31
R	5
H	7
RBI	5
BB	7
SO	9
LOB	17





Batter	1	2	3	4	5	6	7	8	9	AB	R	H	RBI	BB	SO	LOB	BOTTOM			
<b>Todd Hollandsworth, L</b> (1, 7) OBP: 0.363, SLG: 0.450	1-1 CS 1B		1-1 F8		2-1 1B		4-0 FC5-4 BB	0-3 K		4	0	2	0	1	1	1	<b>St. Louis Cardinals @ Los Angeles Dodgers</b> <b>Dodger Stadium, Los Angeles, CA</b> Sun Sep 15 1996, 3:33 AM PDT Att: 35,803 - Sunny - 77 F			
<b>Wayne Kirby, L</b> (1, 8) OBP: 0.311, SLG: 0.320	0-1 P5 1-2		3-2 2B G5-3 1B		3-2 F7		2-1 P3	4-0 1B 2B BB		4	2	1	0	1	0	3				
<b>Raul Mondesi, R</b> (1, 9) OBP: 0.328, SLG: 0.495	4-2 BB		0-0 G5-3 1-3 2B		1-3 K		0-1 FC5-4 1B 1-2f	3-2 2B 1B		4	2	2	1	1	1	2				
<b>Eric Karros, R</b> (1, 3) OBP: 0.311, SLG: 0.469	3-2 L9		1-2 G5-3 2-3 3-H		0-1 FC6-4 1-2 1B		4-1 1B 1B BB	1-2 1B 2B		4	1	2	2	1	0	2				
<b>Tim Wallach, R</b> (1, 5) OBP: 0.309, SLG: 0.394		3-1 F9	1-1 G6-3		0-1 FC6-4 1-2f		1-2 1B 1-2 2-H	0-1 1B 2-H 3-H		5	0	2	3	0	0	3				
<b>Delino DeShields, L</b> (1, 4) OBP: 0.290, SLG: 0.301		1-0 F9		0-0 FC9-6 1B		3-2 F9	3-1 FC5-4 1B 1-2 2-3	0-3 K		3	0	1	0	0	0	0				
<b>Dave Clark, L</b> (7, PH) OBP: 0.365, SLG: 0.455										1	0	1	0	0	0	0				
<b>Roger Cedeno, S</b> (7, PR) OBP: 0.326, SLG: 0.336										0	0	0	0	0	0	0				
<b>Chad Fonville, S</b> (8, 4) OBP: 0.267, SLG: 0.235										0	0	0	0	0	0	0				
<b>Mike Piazza, R</b> (8, PH) OBP: 0.430, SLG: 0.583										1	0	0	0	0	1	1				
<b>Greg Gagne, R</b> (1, 6) OBP: 0.337, SLG: 0.372		2-2 1B 2B		0-1 FC9-6 1-2f 1B		0-0 1B	2-1 FC5-4 1-2f 1B			4	0	2	0	0	0	4				
<b>Tom Prince, R</b> (1, 2) OBP: 0.365, SLG: 0.438		1-2 1B		3-2 P3		2-3 K		0-3 K		4	0	1	0	0	2	2				
<b>Juan Castro, R</b> (9, 4) OBP: 0.254, SLG: 0.280		2-3 1B		0-2 L9		2-3 K				0	0	0	0	0	0	0				
<b>Tom Candiotti, R</b> (1, 1) OBP: 0.111, SLG: 0.093		3-2 L4						4-2 1B BB BB		1	0	0	0	0	0	2				
<b>Chan Ho Park, R</b> (4, 1) OBP: 0.100, SLG: 0.053										1	0	0	0	0	0	1				
<b>Dave Hansen, L</b> (6, PH) OBP: 0.295, SLG: 0.230										0	0	0	0	0	1	1				
<b>Scott Radinsky, L</b> (7, 1) OBP: 0.295, SLG: 0.230										0	0	0	0	0	0	0				
<b>Oreste Marrero, L</b> (8, PH) OBP: 0.071, SLG: 0.067										0	1	0	0	1	0	0				
<b>Todd Worrell, R</b> (9, 1) OBP: 0.071, SLG: 0.067										0	0	0	0	0	0	0				
<b>Inning Stats</b>	R: 0 E: 0 K: 0 S: 9	H: 1 LOB: 1 BB: 1 P: 17	R: 0 E: 0 K: 0 S: 12	H: 2 LOB: 2 BB: 0 P: 22	R: 1 E: 0 K: 0 S: 12	H: 2 LOB: 1 BB: 0 P: 18	R: 0 E: 0 K: 0 S: 9	H: 1 LOB: 1 BB: 0 P: 12	R: 0 E: 0 K: 1 S: 13	H: 2 LOB: 2 BB: 0 P: 19	R: 0 E: 0 K: 2 S: 12	H: 1 LOB: 1 BB: 0 P: 19	R: 1 E: 0 K: 0 S: 12	H: 2 LOB: 3 BB: 2 P: 28	R: 4 E: 0 K: 3 S: 22	H: 3 LOB: 1 BB: 2 P: 34	1B: 11 2B: 3 3B: 0 HR: 0	SF: 0 SAC: 0 DP: 0 HBP: 0	WP: 0 PB: 0 SB: 0 CS: 1	PA: 42
<b>PITCHER</b>	IP	WLS	BF	H	R	ER	SO	BB	IBB	HBP	BLK	WP	HR	S	P	ERA	WHIP			
<b>Alan Benes, R</b> (1, 1) ERA: 4.78	6.2		32	10	2	2	3	3	0	0	0	0	0	75	126	2.70	1.950			
<b>Mark Petkovsek, R</b> (7, 1) ERA: 3.75	1.0		6	1	2	2	2	2	0	0	0	0	0	12	25	18.00	3.000			
<b>Dennis Eckersley, R</b> (8, 1) ERA: 3.52	0.1	L	4	3	2	2	1	0	0	0	0	0	0	14	18	54.00	9.000			

livebaseballscorecards.com

**AB** 37  
**R** 6  
**H** 14  
**RBI** 6  
**BB** 5  
**SO** 6  
**LOB** 22



Batter	1	2	3	4	5	6	7	8	9	AB R H RBI BB SO LOB	TOP									
Todd Hollandsworth, L OBP: 0.366, SLG: 0.461 (1, 7)	2-2 G6-3		0-1 E9 SF7 1B	0-0 2B			1-0 G4-3		2-2 HR	5 2 3 2 0 0 0										
Wayne Kirby, L OBP: 0.310, SLG: 0.326 (1, 8)	1-1 BB 2B		0-0 SF7	1-2 G3			2-2 G6-3		1-3 K	3 0 1 1 0 0 2 1 0 0 0 0 1 1										
Mike Piazza, R OBP: 0.430, SLG: 0.581 (1, 2)	4-0 BB BB		0-1 G5-3		0-0 G5-3			2-1 G6-4-3 1B		3 0 1 0 1 0 0										
Eric Karros, R OBP: 0.312, SLG: 0.468 (1, 3)	4-2 G6-4-3 1-2 2-3 BB		0-0 PO 1B		2-2 F8			1-2 G6-4-3 1-2f		3 0 1 0 1 0 1										
Raul Mondesi, R OBP: 0.330, SLG: 0.495 (1, 9)	0-0 G6-4-3 1-2f		1-0 PO 1-2	0-0 G6-3	0-0 CS 1B			0-0 BLK 1B		4 0 2 0 0 0 3										
Tim Wallach, R OBP: 0.305, SLG: 0.389 (1, 5)		2-2 G4-3		1-1 G3-1	1 SAFE 2-1 CS	2-0 L1		3-3 K		4 0 0 0 0 1 1										
Delino DeShields, L OBP: 0.289, SLG: 0.299 (1, 4)		1-3 K		4-2 S 1B BB		1-3 K		1-0 G4-3		3 1 0 0 1 2 0										
Greg Gagne, R OBP: 0.336, SLG: 0.371 (1, 6)		0-1 G1-3		1-1 1B 1B		0-0 L6		2-1 G3		4 1 1 1 0 0 0										
Ismael Valdez, R OBP: 0.154, SLG: 0.156 (1, 1)			0-0 E 1B				0-3 K		4-2 HR BB	3 1 2 1 0 1 0 0 0 0 0 0 0 0 0 0 0 0 1 0 0 0 1 0 0 0 0 0 0 0 0 0 0 0 0										
Antonio Osuna, R (8, 1)				2B 1B																
Dave Clark, L (9, PH)																				
Chad Fonville, S (9, PR)																				
Todd Worrell, R (9, 1)																				
<b>Inning Stats</b>	R: 0 E: 0 K: 0 S: 8	H: 1 LOB: 2 BB: 2 P: 19	R: 0 E: 0 K: 1 S: 8	H: 0 LOB: 0 BB: 0 P: 11	R: 2 E: 1 K: 0 S: 7	H: 3 LOB: 0 BB: 0 P: 8	R: 2 E: 0 K: 0 S: 13	H: 3 LOB: 2 BB: 1 P: 20	R: 0 E: 0 K: 1 S: 6	H: 0 LOB: 0 BB: 0 P: 9	R: 0 E: 0 K: 1 S: 7	H: 0 LOB: 0 BB: 0 P: 10	R: 0 E: 0 K: 1 S: 10	H: 2 LOB: 1 BB: 0 P: 16	R: 2 E: 0 K: 1 S: 11	H: 1 LOB: 1 BB: 1 P: 21	1B: 8 2B: 2 3B: 0 HR: 1	SF: 1 SAC: 0 DP: 2 HBP: 0	WP: 0 PB: 0 SB: 1 CS: 1	PA: 40
<b>PITCHER</b>	IP WLS BF H R ER SO BB IBB HBP BLK WP HR S P ERA WHIP																			
Jamey Wright, R (1, 1) ERA: 5.17	6.0 L 26 8 4 3 2 3 0 0 0 0 0 0 50 78 4.50 1.833																			
Darren Holmes, R (7, 1) ERA: 4.33	1.0 3 0 0 0 1 0 0 0 0 0 0 0 7 10 0.00 0.000																			
Curt Leskanic, R (8, 1) ERA: 6.62	2.0 9 3 2 2 2 1 0 0 1 0 1 21 37 9.00 2.000																			

Los Angeles Dodgers @ Colorado Rockies  
Coors Field, Denver, CO  
Mon Sep 16 1996, 7:05 PM MDT  
Att. 48,013 - Unknown - 70 F

AB	33
R	6
H	11
RBI	5
BB	4
SO	5
LOB	8



BOTTOM

Los Angeles Dodgers @ Colorado Rockies  
Coors Field, Denver, CO  
Mon Sep 16 1996, 7:05 PM MDT  
Att: 48,013 - Unknown - 70 F

livebaseballscorecards.com

AB 34  
R 4  
H 9  
RBI 4  
BB 1  
SO 7  
LOB 11



WP: 0 PA: 36  
PB: 0  
SB: 1  
CS: 0  
ERA  
WHIP

AB R H RBI BB SO LOB

4 1 3 0 0 0 0

3 1 1 0 1 1 1

4 0 1 1 0 1 3

3 0 0 1 0 2 2

4 0 0 0 0 1 1

4 0 1 0 0 0 0

4 1 2 0 0 0 1

2 0 0 0 0 0 1

0 0 0 0 0 0 0

1 0 0 0 0 0 0

1 1 1 2 0 0 0

1 0 0 0 0 0 0

3 0 0 0 0 1 1

1B: 4 SF: 1  
2B: 4 SAC: 0  
3B: 0 DP: 1  
HR: 1 HBP: 0

Batter	1	2	3	4	5	6	7	8	9
Eric Young Sr., R OBP: 0.401, SLG: 0.431 (1, 4)	1-1 G4-3			0-1 2B		0-1 2B 1B		3-2 G4-6-3 1B	
Quinton McCracken, S OBP: 0.364, SLG: 0.398 (1, 8)	0-0 G6-3			1-3 2B		4-2 2B SF8 BB		1-2 G4-6-3 1B	
Ellis Burks, R OBP: 0.405, SLG: 0.640 (1, 7)	1-1 P4			3-3 2B		3-1 2B		0-1 G4-6-3	
Dante Bichette, R OBP: 0.368, SLG: 0.546 (1, 9)			0-1 G6-3			0-1 SF8		2-3 K	
Andres Galarraga, R OBP: 0.351, SLG: 0.596 (1, 3)		2-2 F8			1-3 K	2-0 L5		1-2 F8	
Vinny Castilla, R OBP: 0.347, SLG: 0.561 (1, 5)		0-0 P3			0-0 F9		0-1 2B	3-2 G6-3	
Jeff Reed, L OBP: 0.370, SLG: 0.431 (1, 2)			0-1 G4-3		2-2 2B		0-1 G5-3	3-2 HR 1B	
Walt Weiss, S OBP: 0.383, SLG: 0.378 Darren Holmes, R (7, 1)			1-1 G4-3		1-0 G5-3		2-3 K	1-0 HR	
Eric Anthony, L OBP: 0.365, SLG: 0.491 Curt Leskanic, R OBP: 0.333, SLG: 0.667 John Vander Wal, L OBP: 0.345, SLG: 0.438 (9, PH)			2-2 G6-3			2-1 G6-3	1-3 K2-3	0-1 G4-3	

Inning Stats	R: 0	H: 0	E: 0	K: 5	S: 5	R: 0	H: 0	E: 0	K: 6	S: 6	R: 0	H: 0	E: 0	K: 7	S: 7	R: 0	H: 1	E: 0	K: 3	S: 12	R: 0	H: 1	E: 0	K: 1	S: 8	R: 2	H: 2	E: 0	K: 11	S: 11	R: 0	H: 1	E: 0	K: 10	S: 10	R: 0	H: 2	E: 0	K: 13	S: 13	R: 2	H: 2	E: 0	K: 14	S: 14	R: 2	H: 2	E: 0	K: 14	S: 14
	LOB: 0	BB: 0	P: 7			LOB: 0	BB: 0	P: 8			LOB: 1	BB: 1	P: 19			LOB: 1	BB: 0	P: 12			LOB: 1	BB: 1	P: 22			LOB: 1	BB: 0	P: 13			LOB: 1	BB: 0	P: 19			LOB: 0	BB: 0	P: 22			LOB: 0	BB: 0	P: 22							

PITCHER	IP	WLS	BF	H	R	ER	SO	BB	IBB	HBP	BLK	WP	HR	S	P	ERA	WHIP
Ismael Valdez, R ERA: 3.38 (1, 1)	7.0	W	27	5	2	2	6	1	0	0	0	0	0	59	91	2.57	0.857
Antonio Osuna, R ERA: 2.85 (8, 1)	1.0		4	2	0	0	1	0	0	0	0	0	0	13	19	0.00	2.000
Todd Worrell, R ERA: 3.23 (9, 1)	1.0		5	2	2	2	0	0	0	0	0	0	1	14	22	18.00	2.000

Batter	1	2	3	4	5	6	7	8	9	AB R H RBI BB SO LOB	TOP	
Todd Hollandsworth, L OBP: 0.364, SLG: 0.457 (1, 7)	G1-3		G6-3 1B BB		G4-3		K	F8		4 1 0 0 1 1 2		
Wayne Kirby, L OBP: 0.319, SLG: 0.341 (1, 8)	G3		G6-3 1B			1B	2B		F9 WP FC5-4 1B	4 1 3 0 0 0 0 1 1 1 0 0 0 0		
Chad Curtis, R OBP: 0.346, SLG: 0.387 (8, 8)							1B					
Mike Piazza, R OBP: 0.428, SLG: 0.577 (1, 2)	K		G6-3			1B	BB	F8	F9	4 1 0 0 1 1 3		
Eric Karros, R OBP: 0.313, SLG: 0.466 (1, 3)		G5-3	G4-3			BB 1B 1B	K		F9 FC5-4 BB	4 0 1 1 1 1 1		
Raul Mondesi, R OBP: 0.332, SLG: 0.497 (1, 9)				G4-3		BB 1B		1B 1B	FC5-4 HR	5 3 3 2 0 0 1		
Tim Wallach, R OBP: 0.310, SLG: 0.400 (1, 5)		E7 G3-1 1B		G6-3		FC6-4 BB		K	HR	4 2 2 2 1 1 1		
Delino DeShields, L OBP: 0.289, SLG: 0.298 (1, 4)		G3-1		G1-3		K		L8	BB 1B	5 0 1 0 0 1 5		
Greg Gagne, R OBP: 0.339, SLG: 0.372 (1, 6)		1B				F8	P2	1B 1B	BB	4 0 2 1 1 0 3		
Hideo Nomo, R OBP: 0.164, SLG: 0.197 (1, 1)		G5-3				K	FC6-4	1B	K	5 0 1 1 0 2 6		
<b>Inning Stats</b>	R: 0 H: 0 E: 0 LOB: 0 K: 1 BB: 0 S: 6 P: 9	R: 2 H: 3 E: 1 LOB: 1 K: 0 BB: 0 S: 15 P: 21	R: 1 H: 1 E: 0 LOB: 0 K: 0 BB: 1 S: 7 P: 13	R: 0 H: 0 E: 0 LOB: 0 K: 0 BB: 0 S: 3 P: 7	R: 0 H: 0 E: 0 LOB: 0 K: 1 BB: 0 S: 6 P: 9	R: 2 H: 3 E: 0 LOB: 3 K: 1 BB: 2 S: 18 P: 33	R: 0 H: 1 E: 0 LOB: 1 K: 2 BB: 0 S: 18 P: 24	R: 1 H: 3 E: 0 LOB: 2 K: 1 BB: 2 S: 12 P: 18	R: 3 H: 3 E: 0 LOB: 2 K: 1 BB: 2 S: 23 P: 38	1B: 11 SF: 0 2B: 2 SAC: 0 3B: 0 DP: 1 HR: 1 HBP: 0	WP: 1 PA: 45 PB: 0 SB: 0 CS: 0	
<b>PITCHER</b>	IP WLS BF H R ER SO BB IBB HBP BLK WP HR S P ERA WHIP											
Bill Swift, R ERA: 6.46 (1, 1)	5.0 L 23 7 5 5 2 2 0 0 0 0 0 0 44 73 9.00 1.800											
Steve Reed, R ERA: 3.96 (6, 1)	2.0 8 1 0 0 3 1 0 0 0 0 0 0 29 43 0.00 1.000											
Bryan Rekar, R ERA: 9.53 (8, 1)	1.0 6 3 1 1 1 0 0 0 0 0 0 0 12 18 9.00 3.000											
Robbie Beckett, L ERA: 13.5 (9, 1)	1.0 8 3 3 3 1 2 0 0 0 1 1 23 38 27.00 5.000											

Los Angeles Dodgers @ Colorado Rockies  
Coors Field, Denver, CO  
Tue Sep 17 1996, 7:05 PM MDT  
Att. 50,066 - Unknown - 46 F

AB	40
R	9
H	14
RBI	7
BB	5
SO	7
LOB	22



Batter	1	2	3	4	5	6	7	8	9	AB R H RBI BB SO LOB
--------	---	---	---	---	---	---	---	---	---	----------------------

Eric Young Sr., R OBP: 0.400, SLG: 0.428 (1, 4)	0-0 F8		1-0 F8			4-2 CS BB			1-1 G4-3	3 0 0 0 1 0 0
Quinton McCracken, S OBP: 0.363, SLG: 0.393 (1, 8)	4-1 F9 S BB		1-2 G4-3			3-2 SAFE G1-3 1-2			0-0 G4-3	3 0 0 0 1 0 1
Ellis Burks, R OBP: 0.404, SLG: 0.637 (1, 7)	3-1 F9 1-3			4-1 FC6-4 BB		2-1 G1-3			2-3 K	3 0 0 0 1 1 1
Dante Bichette, R OBP: 0.366, SLG: 0.543 (1, 9)	2-3 K			1 SAFE 1-3 SAFE K			0-3 K			3 0 0 0 0 3 2
Andres Galarraga, R OBP: 0.351, SLG: 0.594 (1, 3)		4-0 S BB		0-0 FC6-4 1-2f			1-1 L9			2 0 0 0 1 0 1
Vinny Castilla, R OBP: 0.345, SLG: 0.558 (1, 5)		1-3 K		3-0 F9			1-1 F8			3 0 0 0 0 1 2
Steve Decker, R OBP: 0.318, SLG: 0.278 Terry Jones, S (8, PH) Jeff Reed, L OBP: 0.370, SLG: 0.431 (9, 2)		2-3 K 1-2			1-0 F9			0-3 K		2 0 0 0 0 1 1 1 0 0 0 0 1 0 0 0 0 0 0 0 0
Neifi Perez, S OBP: 0.105, SLG: 0.105 (1, 6)		0-1 P6			1-2 L5			1-2 G4-3		3 0 0 0 0 0 1
Bill Swift, R OBP: 0.333, SLG: 0.333 Steve Reed, R OBP: 0.333, SLG: 0.333 Bryan Rekar, R OBP: 0.214, SLG: 0.214 John Vander Wal, L OBP: 0.343, SLG: 0.434 Robbie Beckett, R (9, 1)			0-0 G4-3		0-3 K			1-2 P5		2 0 0 0 0 1 0 0 0 0 0 0 0 0 0 0 0 0 0 0 0 1 0 0 0 0 0 0 0 0 0 0 0 0 0

Inning Stats	R: 0 E: 0 K: 1 S: 9	H: 0 LOB: 1 BB: 1 P: 18	R: 0 E: 0 K: 2 S: 9	H: 0 LOB: 1 BB: 1 P: 16	R: 0 E: 0 K: 0 S: 5	H: 0 LOB: 0 BB: 0 P: 7	R: 0 E: 0 K: 1 S: 6	H: 0 LOB: 1 BB: 1 P: 14	R: 0 E: 0 K: 1 S: 7	H: 0 LOB: 0 BB: 0 P: 9	R: 0 E: 0 K: 0 S: 7	H: 0 LOB: 0 BB: 1 P: 16	R: 0 E: 0 K: 1 S: 7	H: 0 LOB: 0 BB: 0 P: 9	R: 0 E: 0 K: 1 S: 10	H: 0 LOB: 0 BB: 0 P: 12	R: 0 E: 0 K: 1 S: 6	H: 0 LOB: 0 BB: 0 P: 9	1B: 0 2B: 0 3B: 0 HR: 0	SF: 0 SAC: 0 DP: 0 HBP: 0	WP: 0 PB: 0 SB: 2 CS: 1	PA: 30
--------------	------------------------------	----------------------------------	------------------------------	----------------------------------	------------------------------	---------------------------------	------------------------------	----------------------------------	------------------------------	---------------------------------	------------------------------	----------------------------------	------------------------------	---------------------------------	-------------------------------	----------------------------------	------------------------------	---------------------------------	----------------------------------	------------------------------------	----------------------------------	--------

PITCHER	IP	WLS	BF	H	R	ER	SO	BB	IBB	HBP	BLK	WP	HR	S	P	ERA	WHIP
Hideo Nomo, R ERA: 3.16 (1, 1)	9.0	W	30	0	0	0	8	4	0	0	0	0	0	66	110	0.00	0.444

**BOTTOM**

**Los Angeles Dodgers @ Colorado Rockies**  
Coors Field, Denver, CO  
Tue Sep 17 1996, 7:05 PM MDT  
Att: 50,066 - Unknown - 46 F

livebaseballscorecards.com

<b>AB</b>	<b>26</b>
<b>R</b>	<b>0</b>
<b>H</b>	<b>0</b>
<b>RBI</b>	<b>0</b>
<b>BB</b>	<b>4</b>
<b>SO</b>	<b>8</b>
<b>LOB</b>	<b>9</b>





BOTTOM

Los Angeles Dodgers @ Colorado Rockies  
Coors Field, Denver, CO  
Wed Sep 18 1996, 3:33 AM MDT  
Att: 50,053 - Sunny - 56 F

livebaseballscorecards.com

AB 30  
R 6  
H 8  
RBI 6  
BB 3  
SO 4  
LOB 15



WP: 0 PA: 36  
PB: 0  
SB: 1  
CS: 0

AB R H RBI BB SO LOB

4 1 1 2 0 0 3

4 0 1 1 0 1 0

4 0 1 0 0 1 1

0 0 0 0 0 0 0

3 1 1 1 0 1 0

3 0 0 0 0 0 2

0 0 0 0 1 0 0

0 1 0 0 0 0 0

0 0 0 0 0 0 0

0 0 0 0 0 0 0

1B: 5 SF: 0

2B: 1 SAC: 2

3B: 1 DP: 1

HR: 1 HBP: 1

Batter	1	2	3	4	5	6	7	8	9
Eric Young Sr., R (1, 4) OBP: 0.399, SLG: 0.431	1-2 G6-3		1-1 G6-3	0-1 G6-3		2-0 G4-3			
Quinton McCracken, S (1, 8) OBP: 0.361, SLG: 0.391	3-3		3-2 G6-3		2-2 F8		2-2 G6-4-3		
Dante Bichette, R (1, 7) Ellis Burks, R (9, 7) OBP: 0.366, SLG: 0.542 OBP: 0.404, SLG: 0.637	1-1 G5-3		1-1 HBP 1B		2-3		0-0 G6-4-3		
Andres Galarraga, R (1, 3) OBP: 0.352, SLG: 0.598		3-3	1-0	1-2 HBP	2-1 HR		1-0 G4-3		
Eric Anthony, L (1, 9) Angel Echevarria, R (8, PH) Terry Jones, S (8, PR) Larry Walker, L (9, 9) OBP: 0.359, SLG: 0.483 OBP: 0.350, SLG: 0.278		0-0 G6-3	1-1 G4-3		3-1 G4-3		4-2 F9 BLK 2B BB		
Vinny Castilla, R (1, 5) OBP: 0.344, SLG: 0.556		2-2 G6-3		0-0 SH1 1B		2-2 F9		0-3 K	
Steve Decker, R (1, 2) OBP: 0.325, SLG: 0.276			4-2 SH1-4 1B 3B BB	0-0 SH1	0-0 SH1	4-0 1B FC5-2 BB		0-1 F9	
Neifi Perez, S (1, 6) OBP: 0.217, SLG: 0.261			0-0 SH1-4 1B	0-0 E1 BLK G5-3	0-0 E1	0-1 FC5-2 1B		1-0 FC5-2 2B	
Armando Reynoso, R (1, 1) Jeff Reed, L (4, PH) John Burkett, S (5, 1) Curt Leskanic, R (8, 1) Alan Cockrell, R (8, PH) Bruce Ruffin, S (9, 1) OBP: 0.225, SLG: 0.200 OBP: 0.369, SLG: 0.430 OBP: 0.500, SLG: 0.500 OBP: 0.333, SLG: 0.667 OBP: 0.197, SLG: 0.400			0-0 SH1-4	1-2 G5-3	1-2 G5-3	0-0 FC5-2		2-2 G1-3	

Inning Stats	R: 0	H: 0	E: 0	K: 1	S: 8	LOB: 0	BB: 0	P: 13
	R: 0	H: 0	E: 0	K: 1	S: 7	LOB: 0	BB: 0	P: 12
	R: 3	H: 3	E: 0	K: 0	S: 14	LOB: 2	BB: 1	P: 25
	R: 1	H: 1	E: 1	K: 0	S: 8	LOB: 1	BB: 0	P: 9
	R: 1	H: 1	E: 0	K: 1	S: 10	LOB: 0	BB: 0	P: 19
	R: 0	H: 1	E: 0	K: 0	S: 7	LOB: 2	BB: 1	P: 15
	R: 0	H: 1	E: 0	K: 0	S: 7	LOB: 0	BB: 0	P: 10
	R: 1	H: 1	E: 0	K: 1	S: 11	LOB: 2	BB: 1	P: 18

PITCHER	IP	WLS	BF	H	R	ER	SO	BB	IBB	HBP	BLK	WP	HR	S	P	ERA	WHIP
Pedro Astacio, R (1, 1) ERA: 3.43	5.0	L	23	5	5	4	3	1	0	1	1	0	1	47	78	7.20	1.200
37 Darren Dreifort, R (6, 1) ERA: 4.79	2.0		8	2	0	0	0	1	0	0	0	0	0	14	25	0.00	1.500
Scott Radinsky, L (8, 1) ERA: 2.55	1.0		5	1	1	1	1	1	0	0	1	0	0	11	18	9.00	2.000

Batter	1	2	3	4	5	6	7	8	9	AB R H RBI BB SO LOB	TOP											
Chad Curtis, R OBP: 0.346, SLG: 0.385 (1, 8) C B B B X	3-2 E5 1B SF7	4-0 BB 1-2 BB		1-3 K		2-0 G6-3			1-2 S HR 2-H 1B	4 2 1 1 1 1 0												
Todd Hollandsworth, L OBP: 0.363, SLG: 0.458 (1, 7) L SAFE SAFE F X	0-2 HR 1-3 1B	1-1 P5		0-1 P6			1-0 G5-3		3-2 P6 1-2	5 1 1 0 0 0 3												
Mike Piazza, R OBP: 0.427, SLG: 0.578 (1, 2) F X	0-1 SF7	4-0 BB 1-2 2-3			1-0 F8		0-2 G6-3		0-2 HR 2-H	3 1 1 3 1 0 0												
Eric Karros, R OBP: 0.314, SLG: 0.475 (1, 3) 1 SAFE SAFE SAFE C C B X	2-2 HR 1-H	1-1 G6-3			1-1 2B		2-2 F8		3-2 2B	5 1 3 2 0 0 3												
Raul Mondesi, R OBP: 0.330, SLG: 0.495 (1, 9) C C B S	1-3 K		3-2 F9 2B		1-3 K			0-0 G4-3	0-0 G6-3	5 0 1 0 0 2 2												
Tim Wallach, R OBP: 0.305, SLG: 0.391 (1, 5) C C C	0-3 K		3-1 F9 2-3		4-2 BB			1-2 F8		3 0 0 0 1 1 1												
Greg Gagne, R OBP: 0.340, SLG: 0.369 (1, 6) F B B B B		4-1 G6-3 S 1B BB	3-2 G1-3		1-3 K			1-3 K		3 1 0 0 1 2 3												
Delino DeShields, L OBP: 0.287, SLG: 0.295 (1, 4) C B B B X		1-2 G6-3	1-0 G4-3			2-1 G1-3			4-2 SH1-3 1B BB	3 1 0 0 1 0 2												
Ramon Martinez, R OBP: 0.155, SLG: 0.125 (1, 1) B X		1-0 BB BB 1B 3-H		2-2 G4-3		2-1 G1-3			0-2 SH1-3 1-2	3 0 1 1 0 0 0												
<b>Inning Stats</b>	R: 3 E: 1 K: 2 S: 17	H: 2 LOB: 0 BB: 0 P: 23	R: 1 E: 0 K: 0 S: 10	H: 1 LOB: 3 BB: 3 P: 26	R: 0 E: 0 K: 0 S: 10	H: 1 LOB: 1 BB: 0 P: 20	R: 0 E: 0 K: 1 S: 8	H: 0 LOB: 0 BB: 0 P: 11	R: 0 E: 0 K: 2 S: 12	H: 1 LOB: 2 BB: 1 P: 20	R: 0 E: 0 K: 0 S: 5	H: 0 LOB: 0 BB: 0 P: 11	R: 0 E: 0 K: 0 S: 7	H: 0 LOB: 0 BB: 0 P: 10	R: 0 E: 0 K: 1 S: 8	H: 0 LOB: 0 BB: 0 P: 10	R: 3 E: 0 K: 0 S: 20	H: 3 LOB: 1 BB: 1 P: 31	1B: 3 2B: 3 3B: 0 HR: 2	SF: 1 SAC: 1 DP: 0 HBP: 0	WP: 0 PB: 0 SB: 2 CS: 0	PA: 41
<b>PITCHER</b>	IP WLS BF H R ER SO BB IBB HBP BLK WP HR S P ERA WHIP																					
Fernando Valenzuela, L ERA: 3.62 (1, 1)	1.2 L 12 3 4 3 2 3 0 0 0 0 1 25 46 16.20 3.600																					
Mike Oquist, R ERA: 2.35 (2, 1)	1.1 5 1 0 0 0 0 0 0 0 0 0 12 23 0.00 0.750																					
Willie Blair, R ERA: 4.6 (4, 1)	2.0 8 1 0 0 3 1 0 0 0 0 0 20 31 0.00 1.000																					
Sean Bergman, R ERA: 4.23 (6, 1)	2.0 6 0 0 0 0 0 0 0 0 0 0 12 21 0.00 0.000																					
Dustin Hermanson, R ERA: 8.56 (8, 1)	2.0 10 3 3 3 1 1 0 0 0 0 1 28 41 13.50 2.000																					

Los Angeles Dodgers @ San Diego Padres  
 Jack Murphy Stadium, San Diego, CA  
 Thu Sep 19 1996, 6:33 AM EDT  
 Att. 41,287 - Sunny - 78 F

AB	34
R	7
H	8
RBI	7
BB	5
SO	6
LOB	14



WP: 0	PA: 41
-------	--------



Batter	1	2	3	4	5	6	7	8	9	AB	R	H	RBI	BB	SO	LOB
<b>Tony Gwynn, L</b> OBP: 0.402, SLG: 0.446 (1, 9)	3-2 G6-3 1B		3-1 FC4-6 1B		3-1 F8			2-1 G4-3		4	0	2	0	0	0	0
<b>Chris Gomez, R</b> OBP: 0.342, SLG: 0.333 (1, 6)	0-0 G6-3 1-2f		1-0 FC4-6 1-2 1B		3-2 F8			2-3 K		4	0	1	0	0	1	1
<b>Steve Finley, L</b> OBP: 0.353, SLG: 0.519 (1, 8)	0-1 2B		0-1 FC4-6 1-2f 2-3				0-3 K	3-3 K		4	0	1	0	0	2	2
<b>Ken Caminiti, S</b> OBP: 0.403, SLG: 0.614 (1, 5)	4-1 BB		3-3 K				2-3 K		2-3 K2-3	3	0	0	0	1	3	2
<b>Greg Vaughn, R</b> OBP: 0.369, SLG: 0.546 (1, 7)	1-3 K			2-0 1B			0-1 F8		2-3 K	4	0	1	0	0	2	2
<b>Wally Joyner, L</b> OBP: 0.384, SLG: 0.411 (1, 3)		0-0 G3		0-1 F9				0-0 P4	2-0 F7	4	0	0	0	0	0	1
<b>John Flaherty, R</b> OBP: 0.316, SLG: 0.438 (1, 2)		1-3 K		1-2 K				1-1 G6-3		3	0	0	0	0	2	1
<b>Jody Reed, R</b> OBP: 0.321, SLG: 0.288 (1, 4)		3-1 F7		2-1 F7				1-1 1B		3	0	1	0	0	0	1
<b>Fernando Valenzuela, L</b> OBP: 0.148, SLG: 0.180 (2, 1)			0-0 F7		2-3 K			2-3 K		0	0	0	0	0	0	0
<b>Mike Oquist, R</b> OBP: 0.263, SLG: 0.247 (3, PH)										0	0	0	0	0	0	0
<b>Chris Gwynn, L</b> OBP: 0.160, SLG: 0.200 (4, 1)										1	0	0	0	0	0	0
<b>Willie Blair, R</b> OBP: 0.200, SLG: 0.111 (5, PH)										1	0	0	0	0	1	0
<b>Rickey Henderson, R</b> OBP: 0.413, SLG: 0.545 (6, 1)										0	0	0	0	0	0	0
<b>Sean Bergman, R</b> OBP: 0.160, SLG: 0.200 (7, PH)										1	0	0	0	0	1	1
<b>Doug Dasenczo, S</b> OBP: 0.200, SLG: 0.111 (8, 1)										0	0	0	0	0	0	0

Inning Stats	R: 0	H: 2	E: 0	LOB: 2	K: 1	S: 11	R: 0	H: 0	E: 0	LOB: 0	K: 1	S: 6	R: 0	H: 2	E: 0	LOB: 2	K: 1	S: 9	R: 0	H: 1	E: 0	LOB: 1	K: 1	S: 8	R: 0	H: 0	E: 0	LOB: 0	K: 1	S: 8	R: 0	H: 0	E: 0	LOB: 0	K: 2	S: 8	R: 0	H: 1	E: 0	LOB: 1	K: 1	S: 8	R: 0	H: 0	E: 0	LOB: 0	K: 2	S: 8	R: 0	H: 0	E: 0	LOB: 0	K: 2	S: 7	R: 0	H: 0	E: 0	LOB: 0	K: 2	S: 7	1B: 5	SF: 0	2B: 1	SAC: 0	3B: 0	DP: 1	HR: 0	HBP: 0	WP: 0	PA: 33	PB: 0	SB: 0	CS: 0
--------------	------	------	------	--------	------	-------	------	------	------	--------	------	------	------	------	------	--------	------	------	------	------	------	--------	------	------	------	------	------	--------	------	------	------	------	------	--------	------	------	------	------	------	--------	------	------	------	------	------	--------	------	------	------	------	------	--------	------	------	------	------	------	--------	------	------	-------	-------	-------	--------	-------	-------	-------	--------	-------	--------	-------	-------	-------

PITCHER	IP	WLS	BF	H	R	ER	SO	BB	IBB	HBP	BLK	WP	HR	S	P	ERA	WHIP
<b>Ramon Martinez, R</b> ERA: 3.47 (1, 1)	9.0	W	33	6	0	0	12	1	0	0	0	0	0	73	124	0.00	0.778

**Los Angeles Dodgers @ San Diego Padres**  
Jack Murphy Stadium, San Diego, CA

Thu Sep 19 1996, 6:33 AM EDT  
Att: 41,287 - Sunny - 78 F

<b>AB</b>	<b>32</b>
<b>R</b>	<b>0</b>
<b>H</b>	<b>6</b>
<b>RBI</b>	<b>0</b>
<b>BB</b>	<b>1</b>
<b>SO</b>	<b>12</b>
<b>LOB</b>	<b>11</b>

Batter	1	2	3	4	5	6	7	8	9	AB R H RBI BB SO LOB	TOP																			
<b>Todd Hollandsworth, L</b> OBP: 0.362, SLG: 0.456 (1, 7) C S B F X	1-2 L4 ①			0-0 F7 ①		1-1 G6-3 ①		0-2 G4-3 WP G6-3 1B		4 1 1 0 0 0 0	<b>Los Angeles Dodgers @ San Diego Padres</b> Jack Murphy Stadium, San Diego, CA Fri Sep 20 1996, 10:05 PM EDT Att. 51,217 - Unknown - 69 F  livebaseballscorecards.com																			
<b>Wayne Kirby, L</b> OBP: 0.317, SLG: 0.330 (1, 8) C B B B X	3-2 G4-3 ②			2-3 K ②		0-2 G4-1 ②		1-0 G4-3 ①		4 0 0 0 0 1 1																				
<b>Mike Piazza, R</b> OBP: 0.425, SLG: 0.574 (1, 2) B X	1-0 G6-3 ③			4-1 BB ③		3-1 G4-3 ③		1-1 G6-3 ②		3 0 0 1 1 0 0																				
<b>Eric Karros, R</b> OBP: 0.314, SLG: 0.472 (1, 3) C B B B B X		3-2 F8 ①		1-3 K ③		1-3 K ①		4-2 BB ②		3 0 0 0 1 2 1																				
<b>Raul Mondesi, R</b> OBP: 0.330, SLG: 0.493 (1, 9) B X		1-0 G6-3 ②			4-2 2B BB		0-0 G5-3 ②	0-3 K ③		3 1 0 0 1 1 1																				
<b>Tim Wallach, R</b> OBP: 0.305, SLG: 0.388 (1, 5) C B B C		1-3 K ③		2-3 K ①		4-0 1B BB BB		0-1 F8 ①		3 0 0 0 1 2 1																				
<b>Greg Gagne, R</b> OBP: 0.341, SLG: 0.372 (1, 6) B X			1-0 G4-3 ①		1 SAFE 1 SAFE X	0-0 1-H 2B	4-2 1B BB	2-3 K ②		3 0 1 1 1 1 0																				
<b>Delino DeShields, L</b> OBP: 0.286, SLG: 0.294 (1, 4) <b>Dave Hansen, L</b> OBP: 0.301, SLG: 0.238 (7, PH) <b>Chad Fonville, S</b> OBP: 0.267, SLG: 0.235 (7, PR) (7, 4) <b>Chad Curtis, R</b> OBP: 0.345, SLG: 0.384 (9, PH)			2-2 G1-3 ②		0-3 K ②		0-0 1-2 2-3 1B		1-1 F9 ③	2 0 0 0 0 1 1 1 0 1 0 0 0 0 0 0 0 0 0 0 0 1 0 0 0 0 0 0																				
<b>Tom Candiotti, R</b> OBP: 0.109, SLG: 0.091 (1, 1) <b>Chan Ho Park, R</b> OBP: 0.100, SLG: 0.053 (4, 1) <b>Oreste Marrero, L</b> OBP: 0.090, SLG: 0.571 (5, PH) <b>37 Darren Dreifort, R</b> (5, 1) <b>Dave Clark, L</b> OBP: 0.386, SLG: 0.453 (7, PH) <b>Mark Gutrie, R</b> (7, 1) <b>Antonio Osuna, R</b> (8, 1)			1-3 K ③		3-3 K ③		1-3 K ③			1 0 0 0 0 1 0 0 0 0 0 0 0 0 1 0 0 0 0 1 1 0 0 0 0 0 0 0 1 0 0 0 0 1 3 0 0 0 0 0 0 0 0 0 0 0 0 0 0																				
<b>Inning Stats</b>	R: 0 E: 0 K: 0 S: 8	H: 0 LOB: 0 BB: 0 P: 13	R: 0 E: 0 K: 1 S: 7	H: 0 LOB: 0 BB: 0 P: 12	R: 0 E: 0 K: 1 S: 8	H: 0 LOB: 1 BB: 1 P: 16	R: 1 E: 0 K: 3 S: 13	H: 1 LOB: 1 BB: 1 P: 22	R: 0 E: 0 K: 0 S: 7	H: 0 LOB: 0 BB: 0 P: 11	R: 0 E: 0 K: 2 S: 10	H: 1 LOB: 3 BB: 2 P: 20	R: 1 E: 0 K: 1 S: 13	H: 1 LOB: 1 BB: 1 P: 19	R: 0 E: 0 K: 1 S: 8	H: 0 LOB: 0 BB: 0 P: 11	1B: 2 2B: 1 3B: 0 HR: 0	SF: 0 SAC: 0 DP: 0 HBP: 0	WP: 1 PB: 0 SB: 0 CS: 0	PA: 35										
<b>PITCHER</b> <b>Joey Hamilton, R</b> ERA: 4.09 (1, 1) <b>Trevor Hoffman, R</b> ERA: 2.3 (8, 1)	IP 7.2	WLS W	BF 31	H 3	R 2	ER 2	SO 9	BB 5	IBB 0	HBP 0	BLK 0	WP 1	HR 0	S 72	P 122	ERA 2.35	WHIP 1.043													
											<b>PITCHER</b>	IP	WLS	BF	H	R	ER	SO	BB	IBB	HBP	BLK	WP	HR	S	P	ERA	WHIP		



Batter	1	2	3	4	5	6	7	8	9	AB	R	H	RBI	BB	SO	LOB
Tony Gwynn, L (1, 9) OBP: 0.400, SLG: 0.443	1-3 K		1-1 P6		0-3 K		4-0 IBB			3	0	0	0	1	2	0
Steve Finley, L (1, 8) OBP: 0.354, SLG: 0.528	0-0 HR			1-0 HR	2-3 K		0-0 F9			4	2	2	2	0	1	2
Ken Caminiti, S (1, 5) OBP: 0.403, SLG: 0.621	0-3 K			1-1 SF7 2B		0-2 G5-3		3-2 HR		4	2	2	1	0	1	0
Greg Vaughn, R (1, 7) OBP: 0.367, SLG: 0.542	1-1 F7			0-1 P6		3-3 K		2-3 K		4	0	0	0	0	2	1
Wally Joyner, L (1, 3) OBP: 0.383, SLG: 0.413		2-1 F8		3-2 SF7 2B		1-0 2B		2-3 K		3	0	1	1	0	1	0
Chris Gomez, R (1, 6) OBP: 0.343, SLG: 0.333		2-1 G6-3		2-2 1B 1B		2-2 G3-1		4-2 1B BB		3	0	1	0	1	0	1
Brian Johnson, R (1, 2) OBP: 0.308, SLG: 0.470		0-0 G6-3		1-2 FC6-4 1B			0-0 F7	0-0 DI 1B		4	0	2	0	0	0	0
Jody Reed, R (1, 4) OBP: 0.323, SLG: 0.288			2-3 K	1-1 FC6-4			1-1 SH3-4 1B	4-2 1B IBB		3	0	1	0	1	1	2
Joey Hamilton, R (1, 1) OBP: 0.188, SLG: 0.239			0-3 K		3-3 K		0-0 SH3-4	3-3 K		2	0	0	0	0	2	0
Trevor Hoffman, R (8, 1)										1	0	0	0	0	1	3

Inning Stats	R: 1	H: 1	E: 0	K: 2	S: 10	LOB: 0	BB: 0	P: 12	R: 0	H: 0	E: 0	K: 0	S: 5	LOB: 0	BB: 0	P: 9	R: 0	H: 0	E: 0	K: 2	S: 8	LOB: 2	BB: 0	P: 11	R: 0	H: 0	E: 0	K: 3	S: 11	LOB: 1	BB: 0	P: 16	R: 0	H: 1	E: 0	K: 1	S: 10	LOB: 1	BB: 0	P: 16	R: 0	H: 1	E: 0	K: 0	S: 5	LOB: 2	BB: 1	P: 10	R: 1	H: 2	E: 0	K: 3	S: 25	LOB: 3	BB: 2	P: 43
1B: 4	SF: 1	2B: 2	SAC: 1	3B: 0	DP: 0	HR: 3	HBP: 0	WP: 0	PA: 36	1B: 4	SF: 1	2B: 2	SAC: 1	3B: 0	DP: 0	HR: 3	HBP: 0	WP: 0	PA: 36	1B: 4	SF: 1	2B: 2	SAC: 1	3B: 0	DP: 0	HR: 3	HBP: 0	WP: 0	PA: 36	1B: 4	SF: 1	2B: 2	SAC: 1	3B: 0	DP: 0	HR: 3	HBP: 0	WP: 0	PA: 36																	

**Los Angeles Dodgers @ San Diego Padres**  
**Jack Murphy Stadium, San Diego, CA**

Fri Sep 20 1996, 10:05 PM EDT  
Att: 51,217 - Unknown - 69 F

**AB 31**  
**R 4**  
**H 9**  
**RBI 4**  
**BB 3**  
**SO 11**  
**LOB 9**



Batter	1	2	3	4	5	6	7	8	9	AB R H RBI BB SO LOB	TOP										
Todd Hollandsworth, L OBP: 0.362, SLG: 0.460 (1, 7)	2-2 F7		3-3 K		1-1 1B	1-2 L4		3-2 F8-2-5 3B		5 1 2 0 0 1 0	<b>Los Angeles Dodgers @ San Diego Padres</b> <b>Jack Murphy Stadium, San Diego, CA</b> Sat Sep 21 1996, 6:33 AM EDT Att. 53,629 - Sunny - 75 F <a href="http://livebaseballscorecards.com">livebaseballscorecards.com</a>										
Wayne Kirby, L OBP: 0.325, SLG: 0.335 (1, 8) Chad Curtis, R OBP: 0.344, SLG: 0.383 (7, 8)	4-2 BB		1-3 K		2-2 1B	3-1 G5-4-3 1B		2-1 F8-2-5 3-H	3 1 2 0 1 1 0 1 0 0 0 0 0 1												
Mike Piazza, R OBP: 0.427, SLG: 0.574 (1, 2)	4-2 FC6-4 BB		1-2 G6-3		0-0 2B	2-2 G5-4-3 1-2f		2-2 G5-3 1B	4 1 2 2 1 0 1												
Eric Karros, R OBP: 0.315, SLG: 0.476 (1, 3)	2-3 K			1-1 HR	4-0 2B		0-2 G1-3	1-3 K	4 2 1 1 1 2 3												
Raul Mondesi, R OBP: 0.333, SLG: 0.497 (1, 9)	3-1 FC6-4 1-2f			0-0 1B	0-0 1B		0-0 3B	1-0 1B	5 2 4 3 0 0 2												
Tim Wallach, R OBP: 0.301, SLG: 0.382 (1, 5)		1-3 K		3-1 L6-3 1-1	0-0 F8		1-0 P4	0-2 G5-3 2-3f	5 0 0 0 0 1 5												
Delino DeShields, L OBP: 0.287, SLG: 0.299 (1, 4)		0-0 F8		0-0 F8	0-1 S 2B		2-0 3B		4 1 2 2 0 0 0												
Greg Gagne, R OBP: 0.343, SLG: 0.375 (1, 6)		0-2 1B			K2-3		1-0 L1		4 0 2 1 0 1 1												
Ismael Valdez, R OBP: 0.162, SLG: 0.164 (1, 1) Wilton Guerrero, S (8, PH) Scott Radinsky, L (8, 1) Todd Worrell, R (9, 1)		1-3 K						1-3 K	3 1 1 0 0 1 2 1 0 0 0 0 1 0 0 0 0 0 0 0 0 0 0 0 0 0 0 0												
<b>Inning Stats</b>	R: 0 E: 0 K: 1 S: 13	H: 0 LOB: 2 BB: 2 P: 28	R: 0 E: 0 K: 2 S: 12	H: 1 LOB: 1 BB: 0 P: 14	R: 0 E: 0 K: 2 S: 11	H: 0 LOB: 0 BB: 0 P: 16	R: 1 E: 0 K: 0 S: 7	H: 2 LOB: 0 BB: 0 P: 10	R: 7 E: 0 K: 1 S: 21	H: 7 LOB: 1 BB: 1 P: 32	R: 0 E: 0 K: 0 S: 11	H: 1 LOB: 0 BB: 0 P: 17	R: 1 E: 0 K: 0 S: 7	H: 2 LOB: 1 BB: 0 P: 11	R: 0 E: 0 K: 1 S: 8	H: 1 LOB: 0 BB: 0 P: 14	R: 0 E: 0 K: 1 S: 10	H: 2 LOB: 1 BB: 0 P: 14	1B: 11 2B: 4 3B: 2 HR: 1	SF: 0 SAC: 0 DP: 4 HBP: 0	WP: 0 PA: 42 PB: 0 SB: 1 CS: 0
<b>PITCHER</b>	IP WLS BF H R ER SO BB IBB HBP BLK WP HR S P ERA WHIP																				
Scott Sanders, R (1, 1) ERA: 3.39	4.1 L 22 7 6 6 6 2 1 0 0 0 0 1 55 89 12.46 2.077																				
Sean Bergman, R (5, 1) ERA: 4.37	0.2 5 3 2 2 0 0 0 0 0 0 0 0 9 11 27.00 4.500																				
Bob Tewksbury, R (6, 1) ERA: 4.4	2.0 8 3 1 1 0 0 0 0 0 0 0 0 18 28 4.50 1.500																				
Al Osuna, L (8, 1) ERA: 2.45	0.1 2 1 0 0 1 0 0 0 0 0 0 0 6 10 0.00 3.000																				
Dario Veras, R (8, 1) ERA: 3.47	1.2 5 2 0 0 1 0 0 0 0 0 0 0 12 18 0.00 1.200																				



BOTTOM

Los Angeles Dodgers @ San Diego Padres  
Jack Murphy Stadium, San Diego, CA

AB 33  
R 2  
H 4  
RBI 2  
BB 2  
SO 7  
LOB 11



WP: 0 PA: 35  
PB: 0  
SB: 1  
CS: 0

ERA WHIP

AB R H RBI BB SO LOB

4 0 1 0 0 0 1

4 0 0 0 0 1 1

3 0 0 0 1 1 0

3 0 0 0 1 2 1

4 0 0 0 0 1 3

4 1 1 0 0 0 1

3 0 0 0 0 0 1

0 0 0 0 0 0 0

1 0 1 0 0 0 0

4 1 1 2 0 1 2

1B: 3 SF: 0  
2B: 0 SAC: 0  
3B: 0 DP: 0  
HR: 1 HBP: 0

Batter	1	2	3	4	5	6	7	8	9
Rickey Henderson, R (1, 7) OBP: 0.412, SLG: 0.347	1-0 F8	2-2 L6			2-1 FC6-4 1B		2-0 F8		
Tony Gwynn, L (1, 9) OBP: 0.397, SLG: 0.439	0-3 K		0-0 G5-3		1-1 FC6-4 1-2		1-2 F7		
Steve Finley, L (1, 8) OBP: 0.354, SLG: 0.526	3-2 E6 BB		0-3 K		4-2 BB		1-2 P5		
Ken Caminiti, S (1, 5) OBP: 0.402, SLG: 0.618	4-1		0-3 K2-3		2-3 K		2-1 F8		
Wally Joyner, L (1, 3) OBP: 0.380, SLG: 0.409	3-2 G4-3		0-3 K		1 SAFE 0-0 F7		2-2 F5		
Chris Gomez, R (1, 6) OBP: 0.342, SLG: 0.332		2-2 HR 1B	2-2 G6-3		3-1 F9		2-2 G6-3		
John Flaherty, R (1, 2) OBP: 0.314, SLG: 0.435		1 SAFE 1 SAFE P3	2-0 G4-3		0-2 E6 S		1-0		
Jim Tatum, R (7, PR) OBP: 0.091, SLG: 0.091							1B		
Brian Johnson, R (8, 2) OBP: 0.311, SLG: 0.472									
Jody Reed, R (1, 4) OBP: 0.322, SLG: 0.294		0-0 HR 1-H			3-1 F7		1-3 K		
Scott Sanders, R (1, 1) OBP: 0.229, SLG: 0.294		0-0 F9			3-1 P2		3-3 K		
Sean Bertram, R (5, 1) OBP: 0.100, SLG: 0.200									
Chris Gwynn, L (5, PH) OBP: 0.260, SLG: 0.244									
Bob Tewksbury, R (6, 1) OBP: 0.077, SLG: 0.048									
Scott Livingstone, L (7, PH) OBP: 0.029, SLG: 0.359									
Al Osuna, R (8, 1)									
Dario Veras, R (8, 1)									

Inning Stats	R: 0	H: 0	E: 1	K: 1	S: 11	LOB: 2	BB: 1	P: 22
	R: 2	H: 2	E: 0	K: 0	S: 10 <td>LOB: 0</td> <td>BB: 0</td> <td>P: 15 </td>	LOB: 0	BB: 0	P: 15
	R: 0	H: 0	E: 0	K: 2	S: 7 <td>LOB: 0</td> <td>BB: 0</td> <td>P: 7 </td>	LOB: 0	BB: 0	P: 7
	R: 0	H: 0	E: 0	K: 1	S: 7 <td>LOB: 0</td> <td>BB: 0</td> <td>P: 11 </td>	LOB: 0	BB: 0	P: 11
	R: 0	H: 1	E: 0	K: 0	S: 8 <td>LOB: 1</td> <td>BB: 0</td> <td>P: 17 </td>	LOB: 1	BB: 0	P: 17
	R: 0	H: 0	E: 0	K: 1	S: 12 <td>LOB: 1</td> <td>BB: 1</td> <td>P: 21 </td>	LOB: 1	BB: 1	P: 21
	R: 0	H: 0	E: 1	K: 2	S: 10 <td>LOB: 1</td> <td>BB: 0</td> <td>P: 16 </td>	LOB: 1	BB: 0	P: 16
	R: 0	H: 0	E: 0	K: 0	S: 8 <td>LOB: 0</td> <td>BB: 0</td> <td>P: 12 </td>	LOB: 0	BB: 0	P: 12
	R: 0	H: 1	E: 0	K: 0	S: 9 <td>LOB: 1</td> <td>BB: 0</td> <td>P: 15 </td>	LOB: 1	BB: 0	P: 15

PITCHER	IP	WLS	BF	H	R	ER	SO	BB	IBB	HBP	BLK	WP	HR	S	P	ERA	WHIP
Ismael Valdez, R (1, 1) ERA: 3.35	7.0	W	28	3	2	2	7	2	0	0	0	0	1	65	109	2.57	0.714
Scott Radinsky, L (8, 1) ERA: 2.5	1.0		3	0	0	0	0	0	0	0	0	0	0	8	12	0.00	0.000
Todd Worrell, R (9, 1) ERA: 3.18	1.0		4	1	0	0	0	0	0	0	0	0	0	9	15	0.00	1.000

Sat Sep 21 1996, 6:33 AM EDT  
Att: 53,629 - Sunny - 75 F

livebaseballscorecards.com

Batter	1	2	3	4	5	6	7	8	9	AB R H RBI BB SO LOB	TOP											
Todd Hollandsworth, L OBP: 0.359, SLG: 0.455 (1, 7)	3-2 G6-3	1-1 F8			0-0 F7		3-2 F8		0-3 K2-3	5 0 0 0 0 1 4	<b>Los Angeles Dodgers @ San Diego Padres</b> Jack Murphy Stadium, San Diego, CA Sun Sep 22 1996, 6:33 AM EDT Att. 51,092 - Sunny - 73 F <a href="http://livebaseballscorecards.com">livebaseballscorecards.com</a>											
Wayne Kirby, L OBP: 0.333, SLG: 0.354 (1, 8)	2-2 1B				1-0 L4-6 2B		2-2 F7			4 0 3 0 0 0 1												
Mike Piazza, R OBP: 0.429, SLG: 0.580 (1, 2)	0-1 1B				0-1 L4-6		4-0 IBB		1-1 HR	3 1 2 1 1 0 1												
Eric Karros, R OBP: 0.313, SLG: 0.473 (1, 3)	1-3 K				1-3 K		3-2 G4-3		2-3 K	4 0 0 0 0 3 4												
Raul Mondesi, R OBP: 0.333, SLG: 0.500 (1, 9)	1-2 F9				1-1 HR		3-2 F9		1-3 K	4 1 1 1 0 1 2												
Tim Wallach, R OBP: 0.303, SLG: 0.381 (1, 5)					4-2 G4-6-3 BB		0-3 K		0-1 G4-3	3 0 1 0 1 1 0												
Delino DeShields, L OBP: 0.287, SLG: 0.298 (1, 4)					0-1 G4-6-3		1-3 K		1-3 K	4 0 1 0 0 2 1												
Greg Gagne, R OBP: 0.340, SLG: 0.372 (1, 6)					1-1 G6-3		1-0 F9		1-1 G5-3	4 0 0 0 0 0 2												
Hideo Nomo, R OBP: 0.160, SLG: 0.192 (1, 1)					1-3 K		2-1 E6		4-2 BB	2 0 0 0 0 0 2 2												
Chan Ho Park, R OBP: 0.100, SLG: 0.053 (6, 1)										0 0 0 0 0 0 0 0												
Dave Hansen, L OBP: 0.236, SLG: 0.235 (7, PH)										1 0 0 0 0 0 0 0												
Roger Cedeno, S OBP: 0.326, SLG: 0.336 (7, PR)										0 0 0 0 0 0 0 0												
Mark Guthrie, R (7, 1)										0 0 0 0 0 0 0 0												
Antonio Osuna, R (8, 1)										0 0 0 0 0 0 0 0												
Dave Clark, L OBP: 0.368, SLG: 0.453 (9, PH)										0 0 0 0 1 0 0 0												
Chad Fonville, S OBP: 0.287, SLG: 0.235 (9, PR)										0 0 0 0 0 0 0 0												
<b>Inning Stats</b>	R: 0 E: 0 K: 1 S: 16	H: 2 LOB: 2 BB: 0 P: 23	R: 0 E: 0 K: 1 S: 11	H: 2 LOB: 2 BB: 0 P: 16	R: 0 E: 0 K: 1 S: 6	H: 1 LOB: 0 BB: 0 P: 8	R: 1 E: 0 K: 0 S: 9	H: 1 LOB: 0 BB: 1 P: 15	R: 0 E: 0 K: 1 S: 8	H: 1 LOB: 2 BB: 1 P: 17	R: 0 E: 0 K: 2 S: 9	H: 0 LOB: 0 BB: 0 P: 13	R: 0 E: 1 K: 0 S: 10	H: 0 LOB: 1 BB: 0 P: 17	R: 1 E: 0 K: 2 S: 10	H: 1 LOB: 0 BB: 0 P: 14	R: 0 E: 0 K: 2 S: 10	H: 0 LOB: 1 BB: 1 P: 16	1B: 4 2B: 3 3B: 0 HR: 2	SF: 0 SAC: 0 DP: 2 HBP: 0	WP: 0 PB: 0 SB: 0 CS: 0	PA: 37
<b>PITCHER</b>	IP WLS BF H R ER SO BB IBB HBP BLK WP HR S P ERA WHIP																					
Andy Ashby, R ERA: 3.21 (1, 1)	5.0 W 22 7 1 1 4 1 1 0 0 0 1 50 79 1.80 1.600																					
Tim Worrell, R ERA: 3.17 (6, 1)	2.1 9 1 1 1 3 0 0 0 0 0 1 24 38 3.86 0.429																					
Trevor Hoffman, R ERA: 2.26 (8, 1)	1.2 S 6 0 0 0 3 1 0 0 0 0 0 0 15 22 0.00 0.600																					



Batter	1	2	3	4	5	6	7	8	9
Rickey Henderson, R OBP: 0.413, SLG: 0.349 (1, 7)	3-2 F8	3-3 K			2-1 2B	4-1 BB		4-2 BB	
Tony Gwynn, L OBP: 0.397, SLG: 0.439 (1, 9)	4-1 1B BB		1-2 G6-3		1-0 HR 2B	1-1 G6-3		2-2 G5-3	
Steve Finley, L OBP: 0.354, SLG: 0.530 (1, 8)	1-1 F7		1-1 G3-1		1-1 HR		0-0 1B S		
Ken Caminiti, S OBP: 0.405, SLG: 0.618 (1, 5)	2-1 1B		4-2 BB		1-3 K		2-2 1B		
Wally Joyner, L OBP: 0.379, SLG: 0.408 (1, 3)	2-1 L3		0-0 P6		2-2 BB 1B		3-1 G1-4-3		
Chris Gomez, R OBP: 0.343, SLG: 0.332 (1, 6)		1-1 SH5-4 1B		2-2 F8	4-2 BB		1-2 L3		
Brian Johnson, R OBP: 0.306, SLG: 0.464 (1, 2)		0-0 F4		0-0 G6-3	1-1 G4-3		0-0 F9		
Jody Reed, R OBP: 0.323, SLG: 0.296 (1, 4)		1-2 SH5-4 1B		2-3 K		2-1 P3	3-2 SH5-4 1B		
Andy Ashby, R OBP: 0.250, SLG: 0.372 Chris Gwynn, L (5, PH) Tim Worrell, R OBP: 0.190, SLG: 0.150 Trevor Hoffman, R (8, 1)		0-0 SH5-4			3-2 F9	1-2 G4-3	0-0 SH5-4		

Inning Stats	R: 0 E: 0 K: 10 S: 10	H: 1 LOB: 2 BB: 1 P: 22	R: 0 E: 0 K: 10 S: 10	H: 2 LOB: 2 BB: 0 P: 15	R: 0 E: 0 K: 8 S: 8	H: 0 LOB: 1 BB: 1 P: 14	R: 0 E: 0 K: 1 S: 7	H: 0 LOB: 0 BB: 0 P: 11	R: 3 E: 0 K: 1 S: 24	H: 4 LOB: 2 BB: 1 P: 39	R: 0 E: 0 K: 8 S: 8	H: 0 LOB: 1 BB: 1 P: 16	R: 0 E: 0 K: 0 S: 9	H: 2 LOB: 1 BB: 0 P: 15	R: 0 E: 0 K: 11 S: 11	H: 1 LOB: 2 BB: 1 P: 20
--------------	--------------------------------	----------------------------------	--------------------------------	----------------------------------	------------------------------	----------------------------------	------------------------------	----------------------------------	-------------------------------	----------------------------------	------------------------------	----------------------------------	------------------------------	----------------------------------	--------------------------------	----------------------------------

PITCHER	IP	WLS	BF	H	R	ER	SO	BB	IBB	HBP	BLK	WP	HR	S	P	ERA	WHIP
Hideo Nomo, R ERA: 3.21 (1, 1)	5.0	L	25	7	3	3	3	3	3	0	0	0	1	59	101	5.40	2.000
Chan Ho Park, R ERA: 3.56 (6, 1)	1.0		4	0	0	0	0	1	0	0	0	0	0	8	16	0.00	1.000
Mark Guthrie, L ERA: 2.31 (7, 1)	1.0		4	2	0	0	0	0	0	0	0	0	0	9	15	0.00	2.000
Antonio Osuna, R ERA: 2.78 (8, 1)	1.0		5	1	0	0	0	1	0	0	0	0	0	11	20	0.00	2.000

AB R H RBI BB SO LOB

3	1	1	0	2	1	2
4	1	1	1	1	0	3
4	1	2	2	0	0	1
3	0	2	0	1	1	0
4	0	1	0	0	0	4
3	0	1	0	1	0	1
4	0	0	0	0	0	3
4	0	2	0	0	1	0
0	0	0	0	0	0	0
1	0	0	0	0	0	0
1	0	0	0	0	0	0
0	0	0	0	0	0	0

AB	31
R	3
H	10
RBI	3
BB	5
SO	3
LOB	14



1B: 7	SF: 0	WP: 0	PA: 38
2B: 2	SAC: 2	PB: 0	
3B: 0	DP: 0	SB: 1	
HR: 1	HBP: 0	CS: 0	

**Los Angeles Dodgers @ San Diego Padres**  
**Jack Murphy Stadium, San Diego, CA**  
 Sun Sep 22 1996, 6:33 AM EDT  
 Att: 51,092 - Sunny - 73 F

livebaseballscores.com

Batter	1	2	3	4	5	6	7	8	9	AB R H RBI BB SO LOB	TOP											
Marvin Benard, L (1, 8) OBP: 0.335, SLG: 0.331	3-2 F7		1-3 K		1-2 FC3-6 BB BB		0-3 K			4 0 0 1 0 2 1	San Francisco Giants @ Los Angeles Dodgers Dodger Stadium, Los Angeles, CA Tue Sep 24 1996, 7:05 PM PDT Att: 37,448 - Unknown											
Bill Mueller, S (1, 4) OBP: 0.401, SLG: 0.403	3-2 F7		0-1 F9		1 SAFE 4-1 BB BB		4-2 BB			2 0 0 0 2 0 0												
Barry Bonds, L (1, 7) OBP: 0.460, SLG: 0.619	4-2 S BB			1-3 K	4-1 BB BB		1-0 F8			2 0 0 0 2 1 1												
Glenallen Hill, R (1, 9) OBP: 0.344, SLG: 0.499	4-2 1-3 BB			0-0 P6	2-1 F9		0-3 K			3 0 0 0 1 1 3												
Rick Wilkins, L (1, 2) OBP: 0.340, SLG: 0.383	3-2 SAFE F9			3-2 F8		1-3 K	3-2 G3-1			4 0 0 0 0 1 2												
Kim Batiste, R (1, 5) OBP: 0.228, SLG: 0.303		0-0 G6-3			0-0 B1-3	1-2 L6	0-3 K			4 0 0 0 0 1 0												
Desi Wilson, L (1, 3) OBP: 0.339, SLG: 0.330		0-3 K			0-1 HBP 1B	4-0 BB		0-0 F7		3 1 1 0 1 1 0												
Wilson Delgado, S (1, 6) OBP: 0.350, SLG: 0.403		0-2 F7			2-0 1B FC3-6 HBP	0-3 K		0-3 K		3 1 0 0 0 2 1												
Allen Watson, L (1, 1) OBP: 0.294, SLG: 0.286			2-1 G6-3		0-0 FC3-6 1B		1-1 G4-3		1-3 K	2 0 1 1 0 0 0												
Rich DeLucia, R (6, 1) OBP: 0.400, SLG: 0.250										0 0 0 0 0 0 0												
Jacob Cruz, L (7, PH) OBP: 0.350, SLG: 0.403										1 0 0 0 0 0 0												
Mark Dewey, R (7, 1) OBP: 0.286, SLG: 0.333										0 0 0 0 0 0 0												
Dave McCarty, R (9, PH) OBP: 0.286, SLG: 0.333										1 0 0 0 0 1 0												
<b>Inning Stats</b>	R: 0 E: 0 K: 0 S: 13	H: 0 LOB: 2 BB: 2 P: 30	R: 0 E: 0 K: 1 S: 7	H: 0 LOB: 0 BB: 0 P: 7	R: 0 E: 0 K: 1 S: 8	H: 0 LOB: 0 BB: 0 P: 11	R: 0 E: 0 K: 1 S: 7	H: 0 LOB: 0 BB: 0 P: 11	R: 2 E: 0 K: 0 S: 11	H: 2 LOB: 3 BB: 2 P: 24	R: 0 E: 0 K: 2 S: 10	H: 0 LOB: 1 BB: 1 P: 16	R: 0 E: 0 K: 1 S: 8	H: 0 LOB: 1 BB: 1 P: 14	R: 0 E: 0 K: 2 S: 12	H: 0 LOB: 0 BB: 0 P: 15	R: 0 E: 0 K: 2 S: 10	H: 0 LOB: 0 BB: 0 P: 11	1B: 2 2B: 0 3B: 0 HR: 0	SF: 0 SAC: 0 DP: 0 HBP: 1	WP: 0 PB: 0 SB: 2 CS: 0	PA: 36
<b>PITCHER</b>	IP WLS BF H R ER SO BB IBB HBP BLK WP HR S P ERA WHIP																					
Ramon Martinez, R (1, 1) ERA: 3.44	7.0 W 30 2 2 2 6 6 0 1 0 0 0 64 113 2.57 1.143																					
Antonio Osuna, R (8, 1) ERA: 2.74	1.0 3 0 0 0 2 0 0 0 0 0 0 12 15 0.00 0.000																					
Todd Worrell, R (9, 1) ERA: 3.13	1.0 3 0 0 0 2 0 0 0 0 0 0 10 11 0.00 0.000																					

livebaseballscorecards.com

AB	29
R	2
H	2
RBI	2
BB	6
SO	10
LOB	8





Batter	1	2	3	4	5	6	7	8	9
<b>Chad Curtis, R</b> OBP: 0.344, SLG: 0.381 (1, 8)	4-1 1B BB	2-0 P2			1-1 F9	3-2 G3			
<b>Todd Hollandsworth, L</b> OBP: 0.358, SLG: 0.453 (1, 7)	0-1 1B 1-2 1B	1-3 K			0-0 P4		1-2 G1-3		
<b>Mike Piazza, R</b> OBP: 0.428, SLG: 0.577 (1, 2)	1-3 K		0-0 G6-3			4-2 2B 1B BB	2-3 K		
<b>Eric Karros, R</b> OBP: 0.315, SLG: 0.476 (1, 3)	2-2 1B 1-3 2-H		0-0 G5-4-3 1B			2-0 1B 1-3 2B	3-2 G6-3		
<b>Raul Mondesi, R</b> OBP: 0.331, SLG: 0.497 (1, 9)	1-3 K		2-2 G5-4-3 1-2f			1-3 K 1B G4-3		0-0 G6-3	
<b>Tim Wallach, R</b> OBP: 0.302, SLG: 0.380 (1, 5)		3-3 K		2-0 G6-3		2-2 G4-3 1B 1-2 2-3 3-H	1-0 G5-3		
<b>Delino DeShields, L</b> OBP: 0.288, SLG: 0.299 (1, 4)		1-0 S 2B 1B		1-2 P5		1-2 G4-3 1B 1-2 2-3 3-H	2-2 F7		
<b>Billy Ashley, R</b> OBP: 0.321, SLG: 0.450 (6, PH)									
<b>Chad Fonville, S</b> OBP: 0.266, SLG: 0.234 (7, 4)									
<b>Greg Gagne, R</b> OBP: 0.340, SLG: 0.374 (1, 6)		1 SAFE 1 SAFE 1 SAFE 1 SAFE 1 SAFE	2-2 E 1-H 2B		1-3 K	2-2 G4-3			
<b>Ramon Martinez, R</b> OBP: 0.148, SLG: 0.119 (1, 1)		0-1 FC6			1-1 G4-3	1-2 G3			
<b>Antonio Osuna, R</b> (8, 1)									
<b>Todd Worrell, R</b> (9, 1)									

AB	R	H	RBI	BB	SO	LOB
3	1	0	0	1	0	4
4	0	1	0	0	1	1
3	1	0	0	1	2	2
4	1	3	1	0	0	0
4	1	0	0	0	2	4
4	0	1	1	0	1	0
2	1	1	0	0	0	0
1	0	1	1	0	0	0
1	0	0	0	0	0	0
3	1	1	2	0	1	2
3	0	0	0	0	0	3
0	0	0	0	0	0	0
0	0	0	0	0	0	0

WP	HR	S	P	ERA	WHIP
1	0	18	12	9.00	2.000
0	0	17	18	0.00	0.000
0	0	17	26	0.00	0.000

Inning	R	H	E	K	S	R	H	E	K	S	R	H	E	K	S	R	H	E	K	S	R	H	E	K	S	R	H	E	K	S	R	H	E	K	S				
1	1	2	0	2	14	2	2	1	2	13	0	1	0	0	5	0	0	0	0	9	0	0	0	0	0	0	0	0	0	0	0	0	0	0	0	0	0		
2	2	2	1	2	13	1	2	1	2	13	0	1	0	0	7	0	0	0	0	9	0	0	0	0	0	0	0	0	0	0	0	0	0	0	0	0	0	0	
3	0	0	0	0	5	0	0	0	0	5	0	0	0	0	7	0	0	0	0	9	0	0	0	0	0	0	0	0	0	0	0	0	0	0	0	0	0	0	0
4	0	0	0	0	5	0	0	0	0	5	0	0	0	0	7	0	0	0	0	9	0	0	0	0	0	0	0	0	0	0	0	0	0	0	0	0	0	0	0
5	0	0	0	0	5	0	0	0	0	5	0	0	0	0	7	0	0	0	0	9	0	0	0	0	0	0	0	0	0	0	0	0	0	0	0	0	0	0	0
6	3	3	0	1	24	3	3	0	1	24	0	3	0	0	40	0	0	0	0	24	0	0	0	0	0	0	0	0	0	0	0	0	0	0	0	0	0	0	0
7	0	0	0	0	12	0	0	0	0	18	0	0	0	0	18	0	0	0	0	12	0	0	0	0	0	0	0	0	0	0	0	0	0	0	0	0	0	0	0
8	0	0	0	0	5	0	0	0	0	8	0	0	0	0	8	0	0	0	0	5	0	0	0	0	0	0	0	0	0	0	0	0	0	0	0	0	0	0	0
9	0	0	0	0	0	0	0	0	0	0	0	0	0	0	0	0	0	0	0	0	0	0	0	0	0	0	0	0	0	0	0	0	0	0	0	0	0	0	

**BOTTOM**

**San Francisco Giants @ Los Angeles Dodgers**  
**Dodger Stadium, Los Angeles, CA**  
 Tue Sep 24 1996, 7:05 PM PDT  
 Att. 37,448 - Unknown

AB	32
R	6
H	8
RBI	5
BB	2
SO	7
LOB	16



PITCHER	IP	WLS	BF	H	R	ER	SO	BB	IBB	HBP	BLK	WP	HR	S	P	ERA	WHIP
<b>Allen Watson, L</b> ERA: 4.32 (1, 1)	5.0	L	25	8	6	5	6	2	0	0	0	1	0	58	93	9.00	2.000
<b>Rich DeLucia, R</b> ERA: 5.7 (6, 1)	1.0		3	0	0	0	0	0	0	0	0	0	0	12	18	0.00	0.000
<b>Mark Dewey, R</b> ERA: 4.07 (7, 1)	2.0		6	0	0	0	1	0	0	0	0	0	0	17	26	0.00	0.000

Batter	1	2	3	4	5	6	7	8	9	AB R H RBI BB SO LOB	TOP											
Marvin Benard, L (1, 8) OBP: 0.335, SLG: 0.336	2-1 SF7 3B		2-2 G4-3		1-0 L4		2-2 E 1B		3-3 K	5 1 2 0 0 1 0	San Francisco Giants @ Los Angeles Dodgers Dodger Stadium, Los Angeles, CA Wed Sep 25 1996, 7:05 PM PDT Att. 42,405 - Unknown - 76 F											
Bill Mueller, S (1, 4) OBP: 0.391, SLG: 0.392 (8, 5)	0-3 K		1-0 G6-3		0-2 G6-3		3-3 SAFE SAFE K	0-0 L6	5 0 0 0 0 2 2													
Barry Bonds, L (1, 7) OBP: 0.462, SLG: 0.620	2-2 SF7		4-2 S HR BB		1-2 CS 1B		4-0 S IBB		1 1 1 1 2 0 0													
Rick Wilkins, L (1, 2) OBP: 0.343, SLG: 0.393	2-1 3-H 1B		2-2 SAFE SAFE SAFE 1-H HR		4-2 SAFE SAFE SAFE 1-2 FC6-4 BB		3-3 K		3 1 2 2 1 1 2													
Glenallen Hill, R (1, 9) OBP: 0.341, SLG: 0.493	1-0 F9		1-3 K		1-1 FC6-4 HR		2-3 K		4 1 0 0 0 2 2													
Desi Wilson, L (1, 3) OBP: 0.339, SLG: 0.358		0-2 G1-3		0-0 P6		1-1 HR		1-3 K	3 1 1 2 0 0 0													
Dave McCarty, R (8, PH) OBP: 0.285, SLG: 0.331 (8, 3)						1-H HR			1 0 0 0 0 1 0													
Kim Batiste, R (1, 5) OBP: 0.237, SLG: 0.304		2-3 K		0-1 G4-3		3-2 1B		4-0 BB	3 0 1 0 1 1 0													
Rod Beck, R (8, 1) OBP: 0.333, SLG: 0.333									0 0 0 0 0 0 0													
Wilson Delgado, S (1, 6) OBP: 0.250, SLG: 0.143		0-0 1B		0-0 G4-3		1-3 K		0-1 G6-3	4 0 1 0 0 1 2													
William Van Landingham, R (1, 1) OBP: 0.156, SLG: 0.148		3-2 G6-3		1-3 K		3-2 P4		1-3 K	2 0 0 0 0 0 1 1	GIANTS												
Mark Dewey, R (6, 1) OBP: 0.346, SLG: 0.397									0 0 0 0 0 0 0 0													
Jacob Cruz, L (7, PH) OBP: 0.346, SLG: 0.397									1 0 0 0 0 0 0 0													
Jim Poole, L (7, 1) OBP: 0.400, SLG: 0.250									0 0 0 0 0 0 0 0													
Rich DeLucia, R (8, 1) OBP: 0.256, SLG: 0.290									0 0 0 0 0 0 0 0													
Doug Creek, L (8, 1) OBP: 0.256, SLG: 0.290									1 0 0 0 0 0 1 0													
Jay Canizaro, R (8, 4) OBP: 0.256, SLG: 0.290																						
Inning Stats	R: 1 E: 0 K: 1 S: 11	H: 2 LOB: 1 BB: 0 P: 18	R: 0 E: 0 K: 1 S: 12	H: 1 LOB: 1 BB: 1 P: 17	R: 2 E: 0 K: 1 S: 12	H: 1 LOB: 0 BB: 1 P: 22	R: 0 E: 0 K: 0 S: 4	H: 0 LOB: 0 BB: 0 P: 4	R: 0 E: 0 K: 1 S: 7	H: 0 LOB: 0 BB: 0 P: 9	R: 2 E: 0 K: 1 S: 19	H: 3 LOB: 1 BB: 1 P: 29	R: 0 E: 1 K: 2 S: 16	H: 1 LOB: 2 BB: 1 P: 31	R: 0 E: 0 K: 2 S: 8	H: 0 LOB: 1 BB: 1 P: 15	R: 0 E: 0 K: 2 S: 7	H: 0 LOB: 0 BB: 0 P: 11	1B: 5 2B: 0 3B: 1 HR: 2	SF: 1 SAC: 0 DP: 0 HBP: 0	WP: 0 PB: 0 SB: 2 CS: 1	PA: 38
PITCHER	IP WLS BF H R ER SO BB IBB HBP BLK WP HR S P ERA WHIP																					
Pedro Astacio, R (1, 1) ERA: 3.55	5.2		24	6	5	5	4	2	0	0	0	0	2	57	87	7.94	1.412					
37 Darren Dreifort, R (6, 1) ERA: 4.3	0.1		2	1	0	0	1	0	0	0	0	0	0	8	12	0.00	3.000					
Mark Guthrie, L (7, 1) ERA: 2.28	1.0		5	1	0	0	2	0	1	0	0	0	0	16	31	0.00	1.000					
Scott Radinsky, L (8, 1) ERA: 2.45	1.0	W	4	0	0	0	2	1	0	0	0	0	0	8	15	0.00	1.000					
Todd Worrell, R (9, 1) ERA: 3.08	1.0	S	3	0	0	0	2	0	0	0	0	0	0	7	11	0.00	0.000					

AB	33
R	5
H	8
RBI	5
BB	4
SO	11
LOB	9

Batter	1	2	3	4	5	6	7	8	9
Todd Hollandsworth, L (1, 7) OBP: 0.355, SLG: 0.449	1-2 G3		1-0 L6			0-1 L7	1-0 B1-3		
Wayne Kirby, L (1, 8) OBP: 0.338, SLG: 0.359 Billy Ashley, R (7, PH) OBP: 0.326, SLG: 0.482 Scott Radinsky, L (8, 1) Todd Worrell, R (9, 1)	0-0 1B			2-1 G3		3-2 1B 1B	0-0 HR		
Mike Piazza, R (1, 2) OBP: 0.427, SLG: 0.574	1-0 F9			2-0 G6-3		2-2 1B E 1B	2-3 K		
Eric Karros, R (1, 3) OBP: 0.318, SLG: 0.483	0-0 G1-3			2-2 BB 1B		1-2 E 1B			
Raul Mondesi, R (1, 9) OBP: 0.333, SLG: 0.497		0-0 G5-3		4-1 BB		1-1 E 1B	1-0 HR		
Tim Wallach, R (1, 5) OBP: 0.302, SLG: 0.378		1-2 P3		0-0 P3		0-0 E5	1-0 WP 1B		
Delino DeShields, L (1, 4) OBP: 0.286, SLG: 0.297		2-1 G3			0-1 P6	3-2 P5	1-0 B2		
Greg Gagne, R (1, 6) OBP: 0.337, SLG: 0.370			1-2 G2-3		0-0 P6	1-1 F9	3-3 K		
Pedro Astacio, R (1, 1) OBP: 0.104, SLG: 0.091 37 Darren Dreifort, R (6, 1) Mark Guthrie, R (7, 1) Chad Curtis, R (7, PH) OBP: 0.343, SLG: 0.379 (8, 8)			0-3 K		0-0 G3		2-2 L6	1-2 G6-3	

AB	R	H	RBI	BB	SO	LOB
4	0	0	0	0	0	0
3	1	2	0	0	0	0
1	1	1	1	0	0	0
0	0	0	0	0	0	0
0	0	0	0	0	0	0
4	1	1	0	0	1	1
4	2	3	2	0	0	1
2	2	1	0	2	0	0
4	0	1	1	0	0	2
4	0	0	0	0	0	2
4	0	0	0	0	1	2
2	0	0	0	0	1	0
0	0	0	0	0	0	0
0	0	0	0	0	0	0
2	0	0	0	0	0	1

AB	R	H	RBI	BB	SO	LOB
34	7	9	4	2	3	9

Inning Stats														Inning Stats																									
R	H	E	K	S	R	H	E	K	S	R	H	E	K	S	R	H	E	K	S	R	H	E	K	S	R	H	E	K	S										
0	1	0	0	6	0	0	0	0	6	0	0	0	0	8	0	1	0	0	4	4	4	0	0	22	1	1	0	1	11	0	0	0	0	16	2	2	0	1	9
0	LOB: 1	0	BB: 0	P: 8	0	LOB: 0	0	BB: 0	P: 9	0	LOB: 2	0	BB: 1	P: 18	0	LOB: 0	0	BB: 0	P: 4	1	LOB: 1	0	BB: 0	P: 33	0	LOB: 0	0	BB: 0	P: 16	0	LOB: 1	0	BB: 1	P: 20	0	LOB: 0	0	BB: 0	P: 4

PITCHER	IP	WLS	BF	H	R	ER	SO	BB	IBB	HBP	BLK	WP	HR	S	P	ERA	WHIP
William Van Landingham, R (1, 1) ERA: 5.4	5.1		22	5	3	2	1	1	0	0	0	0	0	45	68	3.38	1.125
Mark Dewey, R (6, 1) ERA: 4.03	0.2		4	1	1	0	0	0	0	0	0	0	0	9	14	0.00	1.500
Jim Poole, L (7, 1) ERA: 2.86	0.2		3	1	1	1	0	0	0	0	0	0	1	8	11	13.50	1.500
Rich DeLucia, R (7, 1) ERA: 5.97	0.1	L	4	2	2	2	1	1	0	0	0	0	1	5	13	54.00	9.000
Doug Creek, L (8, 1) ERA: 6.65	0.2		2	0	0	0	1	0	0	0	0	1	0	4	8	0.00	0.000

PITCHER	IP	WLS	BF	H	R	ER	SO	BB	IBB	HBP	BLK	WP	HR	S	P	ERA	WHIP
Rod Beck, R (8, 1) ERA: 3.39	0.1		1	0	0	0	0	0	0	0	0	0	0	3	4	0.00	0.000

**San Francisco Giants @ Los Angeles Dodgers**  
**Dodger Stadium, Los Angeles, CA**  
 Wed Sep 25 1996, 7:05 PM PDT  
 Att: 42,405 - Unknown - 76 F

livebaseballscores.com

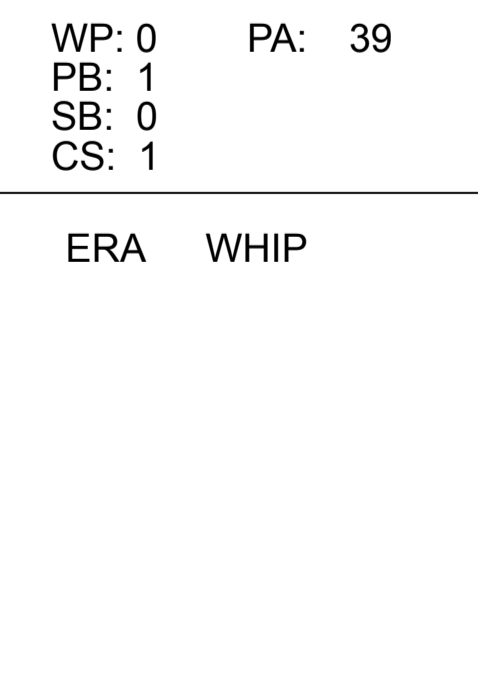
AB	34
R	7
H	9
RBI	4
BB	2
SO	3
LOB	9



Batter	1	2	3	4	5	6	7	8	9	AB R H RBI BB SO LOB
Marvin Benard, L (1, 8) OBP: 0.334, SLG: 0.335	0-0 F8		3-1 SF8 1B	2-2 G4-3			2-2 G3-1		2-1 G4-3	5 1 1 1 0 0 1
Bill Mueller, S (1, 5) OBP: 0.392, SLG: 0.392	3-2 PB 1B		0-1 1B			2-1 G4-3	0-0 G4-3		1-2 G4-3	5 0 2 1 0 0 0
Barry Bonds, L (1, 7) OBP: 0.460, SLG: 0.617	1-2 P2		1-2 SF8			0-1 F7		1-1 1B 1B	3-1 G4-3	4 1 1 1 0 0 1
Glenallen Hill, R (1, 9) OBP: 0.342, SLG: 0.501	1-3 K		3-H 1-1 F8			2-0 HR		1-0 BB 1B FC3-2 1B		4 1 2 1 0 1 2
Rick Wilkins, L (1, 2) OBP: 0.340, SLG: 0.389		1-0 L6	0-0 F8			2-1 G4-3		1-0 P5		4 0 0 0 0 0 3
Desi Wilson, L (1, 3) OBP: 0.345, SLG: 0.358		4-2 CS BB		2-2 F7			1-0 L4	1-0 FC3-2 BB 1B		3 0 1 1 1 0 0
Jay Canizaro, R (1, 4) OBP: 0.264, SLG: 0.300		3-3 SAFE SAFE K		0-0 E 2B		1-3 K		4-2 FC3-2 BB		3 1 1 0 1 2 1
Wilson Delgado, S (1, 6) OBP: 0.333, SLG: 0.273			1-2 1B 1B	0-1 E3 1B		0-1 P6		0-2 FC3-2		4 1 2 1 0 0 3
Mark Gardner, R (1, 1) OBP: 0.197, SLG: 0.176			0-2 1B 1B	1-2 P4			0-3 K	2-3 K		4 1 1 0 0 2 4

TOP	
San Francisco Giants @ Los Angeles Dodgers Dodger Stadium, Los Angeles, CA	Thu Sep 26 1996, 7:05 PM PDT Att. 38,893 - Unknown - 69 F
AB 36 R 6 H 11 RBI 6 BB 2 SO 5 LOB 15	
WP: 0 PA: 39 PB: 1 SB: 0 CS: 1	

Inning Stats	R: 0 E: 0 K: 1 S: 10	H: 1 LOB: 1 BB: 0 P: 15	R: 0 E: 0 K: 1 S: 7	H: 0 LOB: 0 BB: 1 P: 14	R: 3 E: 0 K: 0 S: 16	H: 4 LOB: 1 BB: 0 P: 22	R: 1 E: 1 K: 0 S: 14	H: 2 LOB: 1 BB: 0 P: 19	R: 1 E: 0 K: 0 S: 7	H: 1 LOB: 0 BB: 0 P: 13	R: 0 E: 0 K: 1 S: 6	H: 0 LOB: 0 BB: 0 P: 8	R: 0 E: 0 K: 1 S: 7	H: 0 LOB: 0 BB: 0 P: 9	R: 1 E: 0 K: 1 S: 14	H: 3 LOB: 3 BB: 1 P: 24	R: 0 E: 0 K: 0 S: 8	H: 0 LOB: 0 BB: 0 P: 14	1B: 9 2B: 1 3B: 0 HR: 1	SF: 1 SAC: 0 DP: 0 HBP: 0	WP: 0 PB: 1 SB: 0 CS: 1
PITCHER	IP	WLS	BF	H	R	ER	SO	BB	IBB	HBP	BLK	WP	HR	S	P	ERA	WHIP				
Tom Candiotti, R (1, 1) ERA: 4.49	5.0	L	23	8	5	5	2	1	0	0	0	0	1	54	83	9.00	1.800				
Chan Ho Park, R (6, 1) ERA: 3.54	3.0		13	3	1	1	3	1	0	0	0	0	0	27	41	3.00	1.333				
Jim Bruske, R (9, 1) ERA: 5.68	1.0		3	0	0	0	0	0	0	0	0	0	0	8	14	0.00	0.000				





Batter	1	2	3	4	5	6	7	8	9	10	AB R H RBI BB SO LOB	TOP														
Tony Gwynn, L OBP: 0.402, SLG: 0.446 (1, 9)	L4		E5		G3-6-3		G6-3		FC6-4		5 0 1 0 0 0 2	<b>San Diego Padres @ Los Angeles Dodgers</b> Dodger Stadium, Los Angeles, CA Fri Sep 27 1996, 7:05 PM PDT Att. 53,294 - Unknown <a href="http://livebaseballscorecards.com">livebaseballscorecards.com</a>														
Steve Finley, L OBP: 0.354, SLG: 0.529 (1, 8)	L8		K		G3-6-3		P6			5 1 1 0 0 1 4																
Ken Caminiti, S OBP: 0.406, SLG: 0.625 (1, 5)	BB							HR		4 2 4 2 1 0 0																
Greg Vaughn, R OBP: 0.366, SLG: 0.542 (1, 7)	BB		G1-3		F3		F8		F7	4 0 0 0 1 0 4																
Wally Joyner, L OBP: 0.379, SLG: 0.404 (1, 3)	G3		F7		F7		K			4 1 0 0 1 1 2																
Chris Gomez, R OBP: 0.346, SLG: 0.330 (1, 6)		K			F8		G6-3		E7	4 1 1 1 1 1 0																
Brian Johnson, R OBP: 0.301, SLG: 0.449 (1, 2)		F9			F2			K	G6-3	5 0 1 0 0 1 1																
Jody Reed, R OBP: 0.326, SLG: 0.299 (1, 4)		F8			FC6-4		G4-3			5 0 2 1 0 0 1																
Scott Sanders, R Scott Livingston, L Doug Gansner, R Al Osuna, R Dario Veras, R Doug Boothner, R Rickey Henderson, R Tim Worrell, R Trevor Hoffman, R			L1		K		G6-3		K	2 0 0 0 0 0 1 1 1 0 0 1 0																
<b>Inning Stats</b>	R: 0 E: 0 K: 0 S: 3	H: 0 LOB: 2 BB: 2 P: 11	R: 0 E: 0 K: 1 S: 5	H: 0 LOB: 0 BB: 0 P: 5	R: 0 E: 1 K: 1 S: 7	H: 1 LOB: 2 BB: 0 P: 7	R: 1 E: 0 K: 1 S: 6	H: 1 LOB: 1 BB: 1 P: 10	R: 0 E: 0 K: 0 S: 4	H: 2 LOB: 1 BB: 0 P: 4	R: 0 E: 0 K: 0 S: 3		H: 0 LOB: 0 BB: 0 P: 3	R: 0 E: 0 K: 0 S: 4	H: 1 LOB: 2 BB: 0 P: 4	R: 1 E: 0 K: 1 S: 6	H: 1 LOB: 0 BB: 0 P: 6	R: 0 E: 0 K: 2 S: 8	H: 1 LOB: 1 BB: 0 P: 8	R: 3 E: 1 K: 0 S: 6	H: 4 LOB: 2 BB: 1 P: 10	1B: 9 2B: 1 3B: 0 HR: 1	SF: 0 SAC: 0 DP: 1 HBP: 0	WP: 0 PB: 0 SB: 0 CS: 0	PA: 44	
<b>PITCHER</b>	IP WLS BF H R ER SO BB IBB HBP BLK WP HR S P ERA WHIP																									
Ismael Valdez, R ERA: 3.32 (1, 1)	7.1																									
Mark Guthrie, L ERA: 2.23 (8, 1)	1.2																									
Antonio Osuna, R ERA: 3.04 (10, 1)	1.0	L																								

**San Diego Padres @ Los Angeles Dodgers**  
 Dodger Stadium, Los Angeles, CA  
 Fri Sep 27 1996, 7:05 PM PDT  
 Att. 53,294 - Unknown

AB	40
R	5
H	11
RBI	4
BB	4
SO	6
LOB	16



Batter	1	2	3	4	5	6	7	8	9	10	AB	R	H	RBI	BB	SO	LOB
Todd Hollandsworth, L (1, 7) OBP: 0.351, SLG: 0.442	0-0 F7		0-3 K		0-3 K		0-0 G3-1			4-0 G6-4-3 BB	4	0	0	0	1	2	0
Wayne Kirby, L (1, 8) OBP: 0.336, SLG: 0.359	0-0 G4-3		4-0 1B BB		0-0 2B		0-3 K			0-0 F7	2	0	1	0	1	0	0
Chad Curtis, R (7, PH) OBP: 0.341, SLG: 0.378										2 2	0	0	0	0	0	1	1
Mike Piazza, R (1, 2) OBP: 0.422, SLG: 0.567	0-3 K		0-3 K		0-3 K		0-0 G6-3			0-0 G6-4-3 1-2f	5	0	0	0	0	3	3
Eric Karros, R (1, 3) OBP: 0.319, SLG: 0.482		0-0 2B FC5-2 1B	0-0 1-2 1B			0-0 1B S 1B				0-3 K	4	1	3	0	0	1	0
Raul Mondesi, R (1, 9) OBP: 0.335, SLG: 0.498		0-0 FC5-2 1-3 SF7 2B	0-3 K			0-3 K 1-2				0-3 K	4	1	1	0	0	3	3
Tim Wallach, R (1, 5) OBP: 0.301, SLG: 0.375		0-0 FC5-2 1B 2-3 3-H			0-0 G5-3		0-0 1B CS 1B 2-H			0-0 P3	4	0	1	1	0	0	2
Delino DeShields, L (1, 4) OBP: 0.288, SLG: 0.299		0-0 SF7 3-H			0-0 G6-3		0-0 1B S 2-3			0-0 G4-3	3	0	1	1	0	0	0
Greg Gagne, R (1, 6) OBP: 0.336, SLG: 0.368		0-0 1-2 1B			0-3 K		4-0 1-2 IBB			0-3 K	3	0	1	0	1	2	0
Ismael Valdez, R (1, 1) OBP: 0.155, SLG: 0.157		0-3 K			0-0 G5-3		0-0 G6-3 3-H			0-0 G4-3	3	0	0	0	0	1	5
Mark Guthrie, R (8, 1)											0	0	0	0	0	0	0
Dave Clark, L (9, PH) OBP: 0.367, SLG: 0.451											1	0	0	0	0	0	0
Antonio Osuna, R (10, 1)											0	0	0	0	0	0	0

Inning Stats	R: 0	H: 0	E: 0	K: 1	S: 5	H: 0	BB: 0	P: 5	R: 1	H: 3	E: 0	K: 1	S: 8	R: 0	H: 1	E: 0	K: 3	S: 10	R: 0	H: 0	E: 0	K: 1	S: 5	R: 0	H: 1	E: 0	K: 2	S: 8	R: 1	H: 3	E: 0	K: 1	S: 7	R: 0	H: 0	E: 0	K: 1	S: 5	R: 0	H: 0	E: 0	K: 2	S: 7	R: 0	H: 0	E: 0	K: 1	S: 5	R: 0	H: 0	E: 0	K: 2	S: 7	R: 0	H: 0	E: 0	K: 1	S: 5	R: 0	H: 0	E: 0	K: 0	S: 2	1B: 6	SF: 1	2B: 2	3B: 0	HR: 0	WP: 0	PA: 39
--------------	------	------	------	------	------	------	-------	------	------	------	------	------	------	------	------	------	------	-------	------	------	------	------	------	------	------	------	------	------	------	------	------	------	------	------	------	------	------	------	------	------	------	------	------	------	------	------	------	------	------	------	------	------	------	------	------	------	------	------	------	------	------	------	------	-------	-------	-------	-------	-------	-------	--------

PITCHER	IP	WLS	BF	H	R	ER	SO	BB	IBB	HBP	BLK	WP	HR	S	P	ERA	WHIP
Scott Sanders, R (1, 1) ERA: 3.38	6.0		27	8	2	2	9	1	1	0	0	0	0	43	51	3.00	1.500
AI Osuna, L (7, 1) ERA: 2.25	0.1		1	0	0	0	0	0	0	0	0	0	0	1	1	0.00	0.000
Dario Veras, R (7, 1) ERA: 3.12	0.2		2	0	0	0	1	0	0	0	0	0	0	4	4	0.00	0.000
Doug Bochtler, R (8, 1) ERA: 3.06	1.0		3	0	0	0	2	0	0	0	0	0	0	7	7	0.00	0.000
Tim Worrell, R (9, 1) ERA: 3.1	1.0	W	3	0	0	0	1	0	0	0	0	0	0	5	5	0.00	0.000


**BOTTOM**

**San Diego Padres @ Los Angeles Dodgers**  
Dodger Stadium, Los Angeles, CA

Fri Sep 27 1996, 7:05 PM PDT  
Att: 53,294 - Unknown

livebaseballscorecards.com

<b>AB</b>	<b>35</b>
<b>R</b>	<b>2</b>
<b>H</b>	<b>8</b>
<b>RBI</b>	<b>2</b>
<b>BB</b>	<b>3</b>
<b>SO</b>	<b>13</b>
<b>LOB</b>	<b>14</b>



Batter	1	2	3	4	5	6	7	8	9	AB R H RBI BB SO LOB	TOP											
Rickey Henderson, R Doug Bochtler, R Trevor Hoffman, R	2-0 1B		3-1 L5		4-0 BB		2-1 P3	4-2 1B BB		3 0 1 0 2 0 0 0 0 0 0 0 0 0 0 0 0 0 0 0 0	<b>San Diego Padres @ Los Angeles Dodgers</b> Dodger Stadium, Los Angeles, CA Sat Sep 28 1996, 3:33 AM PDT Att. 52,977 - Sunny - 86 F											
Tony Gwynn, L	2-1 P5		2-2 G3-1		0-0 F9		1-1 E9 1B	2-1 1B FC4-6		5 0 2 2 0 0 2												
Steve Finley, L	1-3 K			4-0 CS E BB		2-1 HR	1-1 F8	1-0 FC4-6		4 1 1 1 1 1 4												
Ken Caminiti, S	1-1 G3			3-2 E4 CS		2-1 1B 2B	4-0 IBB	0-0 G3		4 1 1 0 1 0 2												
Wally Joyner, L		2-3 K		0-0 L9		2-0 2B 1B	1 SAFE 0-3 K	0-1 L8		5 0 1 0 0 2 4												
Chris Gomez, R		3-1 WP 2B		2 SAFE 4-2 1-2 2-3 BB		1-1 2B	1-3 K	1-3 K		4 0 2 1 1 2 0												
Brian Johnson, R		2-3 K		0-0 G4-3		1-1 P4	0-0 G3-1			4 0 0 0 0 1 5												
Jody Reed, R		2-3 K			2-1 F9	2-3 K	3-1 1B 1B			4 1 1 0 0 2 3												
Andy Ashby, R Scott Livingstone, L Tim Worrell, R Greg Vaughn, R			2-3 K		1-2 G5-3	2-3 K	1-0 1B 1B			2 0 0 0 0 1 0 1 0 0 0 0 1 2 0 0 0 0 0 0 0 1 1 1 0 0 0 0												
<b>Inning Stats</b>	R: 0 E: 0 K: 1 S: 8	H: 1 LOB: 1 BB: 0 P: 14	R: 0 E: 0 K: 3 S: 12	H: 1 LOB: 1 BB: 0 P: 21	R: 0 E: 0 K: 1 S: 8	H: 0 LOB: 0 BB: 0 P: 15	R: 0 E: 1 K: 0 S: 7	H: 0 LOB: 2 BB: 2 P: 18	R: 0 E: 0 K: 0 S: 6	H: 0 LOB: 1 BB: 1 P: 13	R: 2 E: 0 K: 2 S: 16	H: 4 LOB: 2 BB: 0 P: 28	R: 0 E: 1 K: 1 S: 9	H: 1 LOB: 2 BB: 1 P: 17	R: 2 E: 0 K: 1 S: 12	H: 3 LOB: 2 BB: 1 P: 24	R: 0 E: 0 K: 1 S: 6	H: 0 LOB: 0 BB: 0 P: 7	1B: 7 2B: 2 3B: 0 HR: 1	SF: 0 SAC: 0 DP: 0 HBP: 0	WP: 1 PB: 0 SB: 2 CS: 2	PA: 42
<b>PITCHER</b>	IP WLS BF H R ER SO BB IBB HBP BLK WP HR S P ERA WHIP																					
Hideo Nomo, R	(1, 1) 6.2																					
Scott Radinsky, L	(7, 1) 0.1																					
37 Darren Dreifort, R	(8, 1) 0.2 L																					
Mark Guthrie, L	(8, 1) 0.1																					
Antonio Osuna, R	(9, 1) 1.0																					

AB	37
R	4
H	10
RBI	4
BB	5
SO	10
LOB	22





Batter	1	2	3	4	5	6	7	8	9	AB	R	H	RBI	BB	SO	LOB
Wayne Kirby, L (1, 8) OBP: 0.335, SLG: 0.353	1-1 P5		0-1 G4-3		3-2 G4-3			4-2 FC6-4 BB		3	0	0	0	1	0	0
Todd Hollandsworth, L (1, 7) OBP: 0.350, SLG: 0.440	3-1 G4-3		0-1 1B			2-3 K		0-2 P5		4	1	1	0	0	1	1
Mike Piazza, R (1, 2) OBP: 0.423, SLG: 0.565	1-1 G1-3		1 SAFE 3-2 1B			4-1 FC6-4 BB		0-1 FC6-4 1-2f		3	0	1	1	1	0	1
Eric Karros, R (1, 3) OBP: 0.318, SLG: 0.482		2-1 L9	1-2 F9			3-2 F8			1-1 2B	4	0	1	0	0	0	2
Raul Mondesi, R (1, 9) OBP: 0.335, SLG: 0.497		1-2 WP 1B		0-0 F8		1-2 FC6-4 1-2f			0-3 K	4	1	1	0	0	1	2
Tim Wallach, R (1, 5) OBP: 0.297, SLG: 0.371		1 SAFE 2-3 K		3-1 F8			1-1 G5-3		1-3 K	4	0	0	0	0	2	2
Delino DeShields, L (1, 4) OBP: 0.288, SLG: 0.299		0-1 1B		1-0 E6			2-2 G6-3		4-0 BB	3	0	1	1	0	0	0
Billy Ashley, R (9, PH) OBP: 0.331, SLG: 0.482		3-H 1B		1 SAFE 2-0 CS			2-3 K		1-3 K	1	0	0	0	0	1	1
Chad Fonville, S (9, PR) OBP: 0.266, SLG: 0.234		1 SAFE 0-0 G3		1 SAFE 2-0 CS		3-2 P3			1-3 K	3	0	0	0	0	1	2
Greg Gagne, R (1, 6) OBP: 0.334, SLG: 0.366																
Dave Hansen, L (9, PH) OBP: 0.296, SLG: 0.233																
Hideo Nomo, R (1, 1) OBP: 0.186, SLG: 0.187																
Scott Radzinski, L (7, 1)																
37 Darren Dreifort, R (8, 1)																
Mark Guthrie, R (8, 1)																
Dave Clark, L (8, PH) OBP: 0.306, SLG: 0.449																
Antonio Osuna, R (9, 1)																

**BOTTOM**

**San Diego Padres @ Los Angeles Dodgers**  
**Dodger Stadium, Los Angeles, CA**  
 Sat Sep 28 1996, 3:33 AM PDT  
 Att: 52,977 - Sunny - 86 F

livebaseballscorecards.com

<b>AB</b>	<b>32</b>
<b>R</b>	<b>2</b>
<b>H</b>	<b>5</b>
<b>RBI</b>	<b>2</b>
<b>BB</b>	<b>3</b>
<b>SO</b>	<b>8</b>
<b>LOB</b>	<b>11</b>



Inning Stats	R: 0	H: 0	E: 0	K: 0	S: 6	R: 1	H: 2	E: 0	K: 1	S: 13	R: 1	H: 2	E: 0	K: 1	S: 13	R: 0	H: 0	E: 1	K: 0	S: 5	R: 0	H: 0	E: 0	K: 1	S: 10	R: 0	H: 0	E: 0	K: 1	S: 15	R: 0	H: 0	E: 0	K: 1	S: 8	R: 0	H: 0	E: 0	K: 10	S: 10	R: 0	H: 1	E: 0	K: 3	S: 11	1B: 4	2B: 1	3B: 0	HR: 0	SF: 0	SAC: 0	DP: 0	HBP: 0	WP: 2	PB: 0	SB: 1	CS: 1	PA: 36
--------------	------	------	------	------	------	------	------	------	------	-------	------	------	------	------	-------	------	------	------	------	------	------	------	------	------	-------	------	------	------	------	-------	------	------	------	------	------	------	------	------	-------	-------	------	------	------	------	-------	-------	-------	-------	-------	-------	--------	-------	--------	-------	-------	-------	-------	--------

PITCHER	IP	WLS	BF	H	R	ER	SO	BB	IBB	HBP	BLK	WP	HR	S	P	ERA	WHIP
Andy Ashby, R (1, 1) ERA: 3.23	5.0		19	4	2	2	3	0	0	0	0	1	0	47	72	3.60	0.800
Tim Worrell, R (6, 1) ERA: 3.05	2.0	W	7	0	0	0	2	1	0	0	0	0	0	23	38	0.00	0.500
Doug Bochtler, R (8, 1) ERA: 3.02	1.0		4	0	0	0	0	1	0	0	0	0	0	10	14	0.00	1.000
Trevor Hoffman, R (9, 1) ERA: 2.28	1.0	S	5	1	0	0	3	1	0	0	0	0	0	11	18	0.00	2.000

Batter	1	2	3	4	5	6	7	8	9	10	11	AB R H RBI BB SO LOB	TOP																	
Tony Gwynn, L (1, 9) OBP: 0.400, SLG: 0.441	2-2 L6		2-1 G6-3			2-2 G6-3		4-0 1B BB		1-1 G6-3		4 0 0 0 1 0 0	<b>San Diego Padres @ Los Angeles Dodgers</b> <b>Dodger Stadium, Los Angeles, CA</b> Sun Sep 29 1996, 3:33 AM PDT Att: 53,270 - Sunny - 78 F																	
Steve Finley, L (1, 8) OBP: 0.354, SLG: 0.531	1-0 G3			2-0 G3		1-0 G4-3		2-2 1B BB		0-1 1B 2B		5 1 2 0 0 0 0																		
Ken Caminiti, S (1, 5) OBP: 0.408, SLG: 0.621	0-3 K			0-1 F8		4-1 BB		4-0 1B IBB		1-1 1B 2B		3 1 1 0 2 1 0																		
Greg Vaughn, R (1, 7) Dario Veras, R (8, 1) Chris Gwynn, L (11, PH) Trevor Hoffman, R (11, 1)		2-1 F9		1-0 G5-3		1-0 G4-3		2-2 P3		1-1 1B 2B		4 0 0 0 0 0 4																		
Wally Joyner, L (1, 3) OBP: 0.377, SLG: 0.404		3-2 2B			1-3 K		0-0 G1-6-3 1B		1-3 K		2-3 K2-3	5 0 2 0 0 3 1																		
Chris Gomez, R (1, 6) OBP: 0.347, SLG: 0.333		1-3 K		4-2 G5-3 BB		0-0 K	1 SAFE 0-3 K		0-0 F9		2-3 K	4 0 0 0 1 3 3																		
Brian Johnson, R (1, 2) OBP: 0.290, SLG: 0.432		1-0 G1-3		0-0 G5-3		1-1 G1-6-3	1 SAFE 1-1 K		2-1 F8		3-2 F9	5 0 0 0 0 0 4																		
Jody Reed, R (1, 4) OBP: 0.325, SLG: 0.297			2-0 G6-3		4-1 BB		1-0 G6-3		2-3 K			3 0 0 0 1 1 0																		
Bob Tewksbury, R (1, 1) Scott Livingstone, L (8, PH) Doug Dasenzo, S (8, PR) Rickey Henderson, R (8, 7)			0-0 G6-3		0-3 K		3-2 BB 1B		3-1 G6-3			2 0 0 0 0 1 2																		
												1 0 1 0 0 0 0																		
												0 0 0 0 0 0 0																		
												1 0 0 0 0 0 0																		
<b>Inning Stats</b>	R: 0 H: 0 E: 0 K: 1 S: 8	H: 0 LOB: 0 BB: 0 P: 11	R: 0 H: 1 E: 0 K: 1 S: 9	H: 1 LOB: 1 BB: 0 P: 16	R: 0 H: 0 E: 0 K: 0 S: 4	H: 0 LOB: 0 BB: 0 P: 8	R: 0 H: 0 E: 0 K: 2 S: 4	H: 0 LOB: 2 BB: 2 P: 7	R: 0 H: 0 E: 0 K: 2 S: 11	H: 0 LOB: 2 BB: 2 P: 20	R: 0 H: 1 E: 0 K: 1 S: 7	H: 1 LOB: 0 BB: 0 P: 8	R: 0 H: 2 E: 0 K: 0 S: 12	H: 2 LOB: 3 BB: 2 P: 28	R: 0 H: 0 E: 0 K: 1 S: 8	H: 0 LOB: 0 BB: 0 P: 11	R: 0 H: 0 E: 0 K: 1 S: 7	H: 0 LOB: 0 BB: 0 P: 13	R: 2 H: 3 E: 0 K: 2 S: 17	H: 3 LOB: 1 BB: 0 P: 26	1B: 5 SF: 0 2B: 2 SAC: 0 3B: 0 DP: 1 HR: 0 HBP: 0	WP: 0 PA: 43 PB: 0 SB: 0 CS: 0								
<b>PITCHER</b>	IP WLS BF H R ER SO BB IBB HBP BLK WP HR S P ERA WHIP														IP WLS BF H R ER SO BB IBB HBP BLK WP HR S P ERA WHIP															
Ramon Martinez, R (1, 1) ERA: 3.42	1.0	3	0	0	0	1	0	0	0	0	0	0	0	8	11	0.00	0.000													
Pedro Astacio, R (2, 1) ERA: 3.44	6.1	25	3	0	0	4	4	0	0	0	0	0	0	47	87	0.00	1.105													
Scott Radinsky, L (8, 1) ERA: 2.41	0.2	3	1	0	0	0	0	1	0	0	0	0	0	7	15	0.00	1.500													
Todd Worrell, R (9, 1) ERA: 3.03	1.0	3	0	0	0	1	0	0	0	0	0	0	0	8	11	0.00	0.000													
Chan Ho Park, R (10, 1) ERA: 3.64	2.0	L 9	3	2	2	3	0	0	0	0	0	0	0	24	39	9.00	1.500													

livebaseballscorecards.com

AB	38
R	2
H	7
RBI	2
BB	5
SO	9
LOB	14



Batter	1	2	3	4	5	6	7	8	9	10	11	AB R H RBI BB SO LOB
Wayne Kirby, L (1, 8) Chad Fonville, S (9, PR) Chad Curtis, R (10, 8) OBP: 0.333, SLG: 0.348 OBP: 0.266, SLG: 0.234 OBP: 0.341, SLG: 0.377	1-2 G6-3		1-2 F9			2-2 G1-3			4-2 SH BB		1-3 K	3 0 0 0 1 0 1 0 0 0 0 0 0 0 1 0 0 0 0 0 1 0
Todd Hollandsworth, L (1, 7) OBP: 0.348, SLG: 0.437	0-1 G3			0-0 P6		3-1 F7			1-0 SH G6-3			3 0 0 0 0 0 0 0
Mike Piazza, R (1, 2) Chan Ho Park, R (10, 1) OBP: 0.422, SLG: 0.563 OBP: 0.100, SLG: 0.053	3-2 G4-3			0-0 G5-4-3 1B				3-3 K	1-3 K			4 0 1 0 0 2 2 0 0 0 0 0 0 0 0
Eric Karros, R (1, 3) OBP: 0.316, SLG: 0.479		1-0 G6-3		2-1 G5-4-3 1-2f				1-3 K	1-1 G6-3 1-2f			4 0 0 0 0 1 3
Raul Mondesi, R (1, 9) OBP: 0.334, SLG: 0.495		0-3 K						1-0 P6		2-2 G5-3		4 0 1 0 0 1 0
Tim Wallach, R (1, 5) Roger Cedeño, S (10, PR) Juan Castro, R (11, 5) OBP: 0.297, SLG: 0.369 OBP: 0.326, SLG: 0.336 OBP: 0.254, SLG: 0.280		1-0 G1-4-3			1-2 F7 1 SAFE			0-0 F7		1-2 G6-4-3 1B		4 0 1 0 0 0 1 0 0 0 0 0 0 0 0 0 0 0 0 0 0 0 0
Delino DeShields, L (1, 4) OBP: 0.288, SLG: 0.298			2-1 G6-3		1-0 P5			4-2 S BB		2-1 G6-4-3 1-2f		3 0 0 0 1 0 2
Greg Gagne, R (1, 6) OBP: 0.333, SLG: 0.364			1-2 G5-3 1B		0-3 K			0-0 F8			1-1 G6-3	4 0 1 0 0 1 2
Ramon Martinez, R (1, 1) Pedro Astacio, R (2, 1) Scott Radinsky, L (8, 1) Dave Clark, L (8, PH) Todd Worrell, R (9, 1) Tom Prince, R (10, 2) Dave Hansen, L (11, PH) OBP: 0.148, SLG: 0.119 OBP: 0.101, SLG: 0.088 OBP: 0.364, SLG: 0.447 OBP: 0.365, SLG: 0.438 OBP: 0.290, SLG: 0.231			1-2 G5-3		0-3 K			0-2 G4-3			3-2 F8	0 0 0 0 0 0 0 0 2 0 0 0 0 0 1 1 0 0 0 0 0 0 0 0 1 0 0 0 0 0 0 1 0 0 0 0 0 0 0 0 0 0 0 0 0 0 0 0 1 0 0 0 0 0 0 0

Inning Stats	R: 0	H: 0	E: 0	K: 0	S: 8	P: 12	R: 0	H: 0	E: 0	K: 1	S: 8	P: 10	R: 0	H: 1	E: 0	K: 0	S: 13	R: 0	H: 1	E: 0	K: 0	S: 4	P: 6	R: 0	H: 1	E: 0	K: 1	S: 11	P: 14	R: 0	H: 0	E: 0	K: 1	S: 8	P: 13	R: 0	H: 0	E: 0	K: 2	S: 7	P: 12	R: 0	H: 0	E: 0	K: 0	S: 7	P: 11	R: 0	H: 0	E: 0	K: 1	S: 9	P: 16	R: 0	H: 1	E: 0	K: 0	S: 8	P: 13	R: 0	H: 0	E: 0	K: 1	S: 10	P: 15	1B: 4	SF: 0	2B: 0	SAC: 1	3B: 0	DP: 3	HR: 0	HBP: 0	WP: 0	PA: 37
PITCHER	IP	WLS	BF	H	R	ER	SO	BB	IBB	HBP	BLK	WP	HR	S	P	ERA	WHIP																																																										
Bob Tewksbury, R (1, 1) ERA: 4.31	7.0		23	3	0	0	5	0	0	0	0	0	0	59	85	0.00	0.429																																																										
Dario Veras, R (8, 1) ERA: 2.79	3.0	W	11	1	0	0	1	2	0	0	0	0	0	24	40	0.00	1.000																																																										
Trevor Hoffman, R (11, 1) ERA: 2.25	1.0	S	3	0	0	0	1	0	0	0	0	0	0	10	15	0.00	0.000																																																										

BOTTOM

San Diego Padres @ Los Angeles Dodgers  
 Dodger Stadium, Los Angeles, CA  
 Sun Sep 29 1996, 3:33 AM PDT  
 Att: 53,270 - Sunny - 78 F

livebaseballscorecards.com

AB	34
R	0
H	4
RBI	0
BB	2
SO	7
LOB	13



Batter	1	2	3	4	5	6	7	8	9	10	AB R H RBI BB SO LOB	TOP													
Marquis Grissom, R (1, 8) OBP: 0.250, SLG: 0.250	0-0 G6-3			2-2 G4-3 SF7 1B		1-0 G5-3		2-0 G6-3			4 1 1 0 0 0 1	<p>Atlanta Braves @ Los Angeles Dodgers</p> <p>Dodger Stadium, Los Angeles, CA</p> <p>Wed Oct 02 1996, 3:33 AM PDT</p> <p>Att. 47,428 - Sunny - 76 F</p>													
Mark Lemke, S (1, 4)	3-2 G3			3-1 G4-3		3-1 P6		1-1 G4-3			4 0 0 0 0 0 2														
10 Chipper Jones, S (1, 5)	2-3 K			4-1 SF7 BB		1-3 K		4-2 CS BB			2 0 0 0 2 2 0														
Fred McGriff, L (1, 3) OBP: 0.250, SLG: 0.333		2-2 CS 1B		2-0 SF7		3-2 P5		3-1 F8			3 0 1 1 0 0 1														
Ryan Klesko, L (1, 7) Terry Pendleton, S (9, PH) Andruw Jones, R (9, 7)		3-3 K		4-2 3-H BB		4-2 S BB		1-3 K			1 0 0 0 2 1 1 1 0 0 0 0 1 1 0 0 0 0 0 0 0														
Javy Lopez, R (1, 2) OBP: 0.250, SLG: 1.000		0-1 L6		0-0 P2		1-2 G5-3			3-2 HR		4 1 1 1 0 0 3														
Jermaine Dye, R (1, 9)			1-0 G6-3		1-3 K		0-3 K		1-3 K		4 0 0 0 0 3 1														
Jeff Blausler, R (1, 6) OBP: 0.500, SLG: 0.333 Mark Wohlers, R (10, 1)			3-3 K		3-2 L5		2-1 G6-3 29 SH3 1B		4-2 CS HBP		3 0 1 0 0 1 0 0 0 0 0 0 0 0														
29 John Smoltz, R (1, 1) Luis Polonia, L (10, PH) Rafael Belliard, R (10, 6)			3-2 F9		3-2 G6-3		1-0 SH3		3-3 K		2 0 0 0 0 0 0 1 0 0 0 0 1 1 0 0 0 0 0 0 0														
<b>Inning Stats</b>	R: 0 E: 0 K: 1 S: 7	H: 0 LOB: 0 BB: 0 P: 12	R: 0 E: 0 K: 1 S: 12	H: 1 LOB: 0 BB: 0 P: 17	R: 0 E: 0 K: 1 S: 9	H: 0 LOB: 0 BB: 0 P: 16	R: 1 E: 0 K: 0 S: 10	H: 1 LOB: 2 BB: 2 P: 25	R: 0 E: 0 K: 1 S: 10	H: 0 LOB: 0 BB: 0 P: 17	R: 0 E: 0 K: 1 S: 6		H: 0 LOB: 0 BB: 0 P: 11	R: 0 E: 0 K: 1 S: 13	H: 0 LOB: 1 BB: 1 P: 21	R: 0 E: 0 K: 0 S: 6	H: 1 LOB: 1 BB: 0 P: 12	R: 0 E: 0 K: 1 S: 8	H: 0 LOB: 0 BB: 1 P: 16	R: 1 E: 0 K: 2 S: 14	H: 1 LOB: 1 BB: 0 P: 25	1B: 3 2B: 2 3B: 0 HR: 1	SF: 1 SAC: 1 DP: 2 HBP: 1	WP: 0 PB: 0 SB: 2 CS: 3	PA: 36
<b>PITCHER</b>	IP WLS BF H R ER SO BB IBB HBP BLK WP HR S P ERA WHIP																								
Ramon Martinez, R (1, 1) ERA: 1.13	8.0																								
Scott Radinsky, L (9, 1) ERA:	0.1	2	0	0	0	0	1	0	0	0	0	0	0	5	12	0.00	3.000								
Antonio Osuna, R (9, 1) ERA: 5.4	1.2	L	5	1	1	1	3	0	0	1	0	0	1	17	29	5.40	0.600								

AB	29
R	2
H	4
RBI	2
BB	4
SO	9
LOB	11



Batter	1	2	3	4	5	6	7	8	9	10	AB	R	H	RBI	BB	SO	LOB
Wayne Kirby, L (1, 8) OBP: 0.400, SLG: 0.250	1-2 CS 1B		4-0 1B BB		0-1 G3 2-3			0-2 G3-1		1-2 P5	4	0	1	0	1	0	2
Todd Hollandsworth, L (1, 7) OBP: 0.250, SLG: 0.500	1-2 G3-1 1-2		1-3 SAFE K		0-0 2B			0-2 G1-3			4	0	1	1	0	1	2
Mike Piazza, R (1, 2) OBP: 0.250, SLG: 0.250	3-3 K		3-2 1B		1-3 K			0-0 F9			4	0	1	0	0	2	1
Eric Karros, R (1, 3)		4-2 FC6-4 BB	0-2 P3			0-0 L9			0-0 L8		3	0	0	0	1	0	2
Raul Mondesi, R (1, 9)		1-0 FC6-4 1-2f		0-0 G6-3		3-3 K			0-2 F8		4	0	0	0	0	1	1
Tim Wallach, R (1, 5)		3-2 SAFE F9		3-2 F9		0-1 F7			0-1 F9		4	0	0	0	0	0	1
Delino DeShields, L (1, 4)		2-2 SAFE E2		0-0 G4-3			3-2 G4-3			0-3 K	4	0	0	0	0	1	1
Greg Gagne, R (1, 6) OBP: 0.500, SLG: 0.750		3-3 K			0-1 G3 2B 2B			1-1 P3		2-2 1B	4	1	2	0	0	1	2
Ramon Martinez, R (1, 1)			0-3 K		0-2 B2			3-3 K		0-3 K	3	0	0	0	0	2	1
Scott Radinsky, L (9, 1)											0	0	0	0	0	0	0
Antonio Osuna, R (9, 1)											0	0	0	0	0	0	0
Dave Clark, L (10, PH)											1	0	0	0	0	1	1

Inning Stats	R: 0	H: 1	E: 0	K: 1	S: 9	H: 0	LOB: 0	BB: 0	P: 14	R: 0	H: 0	E: 1	K: 1	S: 15	H: 0	LOB: 2	BB: 1	P: 28	R: 0	H: 1	E: 0	K: 2	S: 12	H: 0	LOB: 0	BB: 0	P: 9	R: 1	H: 2	E: 0	K: 1	S: 11	H: 0	LOB: 1	BB: 0	P: 12	R: 0	H: 0	E: 0	K: 1	S: 6	H: 0	LOB: 0	BB: 0	P: 9	R: 0	H: 0	E: 0	K: 1	S: 14	H: 0	LOB: 0	BB: 0	P: 21	R: 0	H: 0	E: 0	K: 0	S: 7	H: 0	LOB: 0	BB: 0	P: 7	R: 0	H: 0	E: 0	K: 2	S: 14	H: 1	LOB: 1	BB: 0	P: 17	1B: 3	SF: 0	2B: 2	SAC: 0	3B: 0	DP: 0	HR: 0	HBP: 0	WP: 0	PA: 37
--------------	------	------	------	------	------	------	--------	-------	-------	------	------	------	------	-------	------	--------	-------	-------	------	------	------	------	-------	------	--------	-------	------	------	------	------	------	-------	------	--------	-------	-------	------	------	------	------	------	------	--------	-------	------	------	------	------	------	-------	------	--------	-------	-------	------	------	------	------	------	------	--------	-------	------	------	------	------	------	-------	------	--------	-------	-------	-------	-------	-------	--------	-------	-------	-------	--------	-------	--------

PITCHER	IP	WLS	BF	H	R	ER	SO	BB	IBB	HBP	BLK	WP	HR	S	P	ERA	WHIP
29 John Smoltz, R (1, 1) ERA: 1.0	9.0	W	33	4	1	1	7	2	0	0	0	0	0	86	126	1.00	0.667
Mark Wohlers, R (10, 1) ERA:	1.0	S	4	1	0	0	2	0	0	0	0	0	0	14	17	0.00	1.000

**BOTTOM**

**Atlanta Braves @ Los Angeles Dodgers**  
**Dodger Stadium, Los Angeles, CA**

Wed Oct 02 1996, 3:33 AM PDT  
 Att: 47,428 - Sunny - 76 F

livebaseballscorecards.com

<b>AB</b>	<b>35</b>
<b>R</b>	<b>1</b>
<b>H</b>	<b>5</b>
<b>RBI</b>	<b>1</b>
<b>BB</b>	<b>2</b>
<b>SO</b>	<b>9</b>
<b>LOB</b>	<b>14</b>



Batter	1	2	3	4	5	6	7	8	9	AB R H RBI BB SO LOB	TOP											
Marquis Grissom, R (1, 8) OBP: 0.125, SLG: 0.125	2-3 K		2-2 P3			0-2 G4-3		1-0 G6-3		4 0 0 0 0 1 0	<b>Atlanta Braves @ Los Angeles Dodgers</b> <b>Dodger Stadium, Los Angeles, CA</b> Thu Oct 03 1996, 7:05 PM PDT Att. 51,916 - Sunny - 75 F											
Mark Lemke, S (1, 4) OBP: 0.125, SLG: 0.125	3-2 F8		0-1 G3			1-2 1B		0-0 G1-3		4 0 1 0 0 0 0												
10 Chipper Jones, S (1, 5)	2-2 G3-1			1-3 K		1-0 F8		0-0 F7		4 0 0 0 0 1 1												
Fred McGriff, L (1, 3) OBP: 0.250, SLG: 0.714		0-2 G1-3		0-1 G4-3			0-1 HR	2-3 K		4 1 1 1 0 1 0												
Ryan Klesko, L (1, 7) OBP: 0.571, SLG: 1.000 Andrew Jones, R (9, PR) (9, 7)		1-1 HR		0-0 F9			2-3 K	4-1 PO BB		3 1 1 1 1 1 0 0 0 0 0 0 0 0												
Jermaine Dye, R (1, 9) OBP: 0.143, SLG: 0.571		1-1 G5-3			1-3 K		0-0 HR	0-1 PO		3 1 1 1 0 1 0												
Eddie Pérez, R (1, 2) OBP: 0.333, SLG: 0.333		2-0 FC5-4 1B		0-0 F7		2-1 G6-3				3 0 1 0 0 0 0												
Jeff Blauser, R (1, 6) OBP: 0.286, SLG: 0.167 Rafael Belliard, R (9, 6)		0-0 FC5-4		0-1 F8		2-3 K				3 0 0 0 0 1 1 0 0 0 0 0 0 0												
Greg Maddux, R (1, 1) Luis Polonia, L (8, PH) Greg McMichael, R (8, 1) Mark Wohlers, R (9, 1)			0-0 G1-3			1-3 K		2-2 L6		2 0 0 0 0 1 0 1 0												
<b>Inning Stats</b>	R: 0 E: 0 K: 1 S: 10	H: 0 LOB: 0 BB: 0 P: 17	R: 1 E: 0 K: 0 S: 9	H: 2 LOB: 1 BB: 0 P: 13	R: 0 E: 0 K: 0 S: 8	H: 0 LOB: 0 BB: 0 P: 10	R: 0 E: 0 K: 1 S: 6	H: 0 LOB: 0 BB: 0 P: 7	R: 0 E: 0 K: 1 S: 6	H: 0 LOB: 0 BB: 0 P: 7		R: 0 E: 0 K: 1 S: 10	H: 1 LOB: 1 BB: 0 P: 13	R: 2 E: 0 K: 2 S: 12	H: 2 LOB: 0 BB: 0 P: 18	R: 0 E: 0 K: 0 S: 5	H: 0 LOB: 0 BB: 0 P: 8	R: 0 E: 0 K: 1 S: 8	H: 0 LOB: 1 BB: 1 P: 14	1B: 2 2B: 0 3B: 0 HR: 3	SF: 0 SAC: 0 DP: 0 HBP: 0	WP: 0 PB: 0 SB: 0 CS: 0
<b>PITCHER</b>	IP WLS BF H R ER SO BB IBB HBP BLK WP HR S P ERA WHIP																					
Ismael Valdez, R (1, 1) ERA: 4.26	6.1 L 24 5 3 3 5 0 0 0 0 0 0 3 55 75 4.26 0.789																					
Pedro Astacio, R (7, 1) ERA:	1.2 5 0 0 0 1 0 0 0 0 0 0 0 11 18 0.00 0.000																					
Todd Worrell, R (9, 1) ERA:	1.0 3 0 0 0 1 1 0 0 0 0 0 0 8 14 0.00 1.000																					

livebaseballscorecards.com

AB	31
R	3
H	5
RBI	3
BB	1
SO	7
LOB	2



Batter	1	2	3	4	5	6	7	8	9	AB R H RBI BB SO LOB
Todd Hollandsworth, L (1, 7) OBP: 0.250, SLG: 0.375	0-1 E7 G4-3 G1 1B		2-2 K			1-3 K			0-0 L8	4 1 1 0 0 2 0
Wayne Kirby, L (1, 8) OBP: 0.222, SLG: 0.125	1-2 G4-3 2-3			1-2 G3-1		0-1 G3			2-3 K	4 0 0 0 0 1 1
Mike Piazza, R (1, 2) OBP: 0.250, SLG: 0.250	0-2 G1 3-H			0-0 E8 2B 1B		0-2 F9			0-2 G5-3	4 1 1 1 0 0 0
Eric Karros, R (1, 3)	0-0 G4-3			1-3 K			0-3 K			3 0 0 0 0 2 1
Raul Mondesi, R (1, 9) OBP: 0.143, SLG: 0.286		0-3 K		0-0 K 2-H 2B			0-2 K			3 0 1 1 0 2 0
Tim Wallach, R (1, 5)		3-2 F9		2-2 P3			0-0 G6-3			3 0 0 0 0 0 1
Greg Gagne, R (1, 6) OBP: 0.286, SLG: 0.429		0-3 K			0-0 F9			1-3 K		3 0 0 0 0 2 0
Juan Castro, R (1, 4) Dave Hansen, L (8, PH) Delino DeShields, L (9, 4)			1-2 G1-3		2-1 G1-3			2-2 G4-3		2 0 0 0 0 0 0 1 0 0 0 0 0 0 0 0 0 0 0 0 0
Ismael Valdez, R (1, 1) Pedro Astacio, R (7, 1) Billy Ashley, R (8, PH) Todd Worrell, R (9, 1)			0-0 G4-3		0-0 G5-3			3-3 K		2 0 0 0 0 0 0 0 0 0 0 0 0 0 1 0 0 0 0 1 0 0 0 0 0 0 0 0

Inning Stats	R: 1 E: 1 K: 0 S: 9	H: 1 LOB: 0 BB: 0 P: 10	R: 0 E: 0 K: 2 S: 10	H: 0 LOB: 0 BB: 0 P: 13	R: 0 E: 0 K: 1 S: 7	H: 0 LOB: 0 BB: 0 P: 10	R: 1 E: 1 K: 1 S: 13	H: 2 LOB: 1 BB: 0 P: 17	R: 0 E: 0 K: 0 S: 4	H: 0 LOB: 0 BB: 0 P: 6	R: 0 E: 0 K: 1 S: 8	H: 0 LOB: 0 BB: 0 P: 9	R: 0 E: 0 K: 2 S: 7	H: 0 LOB: 0 BB: 0 P: 7	R: 0 E: 0 K: 2 S: 9	H: 0 LOB: 0 BB: 0 P: 15	R: 0 E: 0 K: 1 S: 8	H: 0 LOB: 0 BB: 0 P: 10	1B: 2 2B: 1 3B: 0 HR: 0	SF: 0 SAC: 0 DP: 0 HBP: 0	WP: 0 PB: 0 SB: 0 CS: 0	PA: 30
--------------	------------------------------	----------------------------------	-------------------------------	----------------------------------	------------------------------	----------------------------------	-------------------------------	----------------------------------	------------------------------	---------------------------------	------------------------------	---------------------------------	------------------------------	---------------------------------	------------------------------	----------------------------------	------------------------------	----------------------------------	----------------------------------	------------------------------------	----------------------------------	--------

PITCHER	IP	WLS	BF	H	R	ER	SO	BB	IBB	HBP	BLK	WP	HR	S	P	ERA	WHIP
Greg Maddux, R (1, 1) ERA:	7.0	W	24	3	2	0	7	0	0	0	0	0	0	58	72	0.00	0.429
Greg McMichael, R (8, 1) ERA:	1.0		3	0	0	0	2	0	0	0	0	0	0	9	15	0.00	0.000
Mark Wohlers, R (9, 1) ERA:	1.0	S	3	0	0	0	1	0	0	0	0	0	0	8	10	0.00	0.000

**BOTTOM**

**Atlanta Braves @ Los Angeles Dodgers**  
**Dodger Stadium, Los Angeles, CA**

Thu Oct 03 1996, 7:05 PM PDT  
Att: 51,916 - Sunny - 75 F

livebaseballscorecards.com

<b>AB</b>	<b>30</b>
<b>R</b>	<b>2</b>
<b>H</b>	<b>3</b>
<b>RBI</b>	<b>2</b>
<b>BB</b>	<b>0</b>
<b>SO</b>	<b>10</b>
<b>LOB</b>	<b>3</b>



Batter	1	2	3	4	5	6	7	8	9	AB R H RBI BB SO LOB	TOP											
Chad Curtis, R (1, 8) Wayne Kirby, L (8, PH) OBP: 0.300, SLG: 0.125 (8, 8)	2-3 K		4-1 BB		1-1 P4			4-1 2B SF9 BB		2 0 0 0 1 1 1 0 1 0 0 1 0 0	<b>Los Angeles Dodgers @ Atlanta Braves</b> Atlanta-Fulton County Stadium, Atlanta, GA Sat Oct 05 1996, 3:33 AM EDT Att. 52,529 - Sunny - 65 F <a href="http://livebaseballscorecards.com">livebaseballscorecards.com</a>											
Todd Hollandsworth, L (1, 7) OBP: 0.333, SLG: 0.583	2-1 1B 2B		2-2 F7			3-2 G6-3		3-2 SF9 2B		4 0 2 0 0 0 1												
Mike Piazza, R (1, 2) OBP: 0.333, SLG: 0.300	3-1 2-H 1B			4-0 G6-4-3 BB		3-2 F9		1-1 SF9		2 0 1 1 1 0 0												
Eric Karros, R (1, 3)	3-3 K			1-0 G6-4-3 1-2f		1-0 G3		4-2 BB		3 0 0 0 1 1 2												
Raul Mondesi, R (1, 9) OBP: 0.182, SLG: 0.364				1-0 2B			2-2 G5-3	1-3 K		4 0 1 0 0 1 2												
Tim Wallach, R (1, 5) Antonio Osuna, R (8, 1) 37 Darren Dreifort, R (8, 1)				3-2 G6-3			0-2 G1-3	0-0 P7		4 0 0 0 0 1 3 0 0 0 0 0 0 0 0 0 0 0 0 0 0												
Greg Gagne, R (1, 6) OBP: 0.273, SLG: 0.364							1-1 K			4 1 1 0 0 2 0												
Juan Castro, R (1, 4) OBP: 0.333, SLG: 0.400				2-2 F8 BB		4-2 BB	1-0 1-H 2B			3 0 1 1 1 1 0												
Hideo Nomo, R (1, 1) Mark Guthrie, R (4, 1) Dave Clark, L (5, PH) Tom Candiotti, R (5, 1) Billy Ashley, R (7, PH) Scott Radinsky, L (7, 1) Dave Hansen, L (8, 5)				3-3 K		2-3 K	2-3 K	1-1 F7		1 0 0 0 0 0 1 0 0 0 0 0 0 0 0 0 1 0 0 0 0 0 1 1 0 0 0 0 0 0 0 0 1 0 0 0 0 0 1 1 0 0 0 0 0 0 0 0 1 0 0 0 0 0 0 0												
<b>Inning Stats</b>	R: 0 E: 0 K: 2 S: 10	H: 2 LOB: 1 BB: 0 P: 20	R: 0 E: 0 K: 2 S: 11	H: 0 LOB: 0 BB: 0 P: 17	R: 0 E: 0 K: 1 S: 13	H: 0 LOB: 1 BB: 1 P: 24	R: 0 E: 0 K: 0 S: 6	H: 1 LOB: 1 BB: 1 P: 15	R: 0 E: 0 K: 2 S: 11	H: 0 LOB: 1 BB: 1 P: 21		R: 0 E: 0 K: 0 S: 9	H: 0 LOB: 0 BB: 0 P: 16	R: 1 E: 0 K: 1 S: 13	H: 2 LOB: 1 BB: 0 P: 19	R: 1 E: 0 K: 1 S: 13	H: 1 LOB: 2 BB: 2 P: 26	R: 0 E: 0 K: 1 S: 7	H: 0 LOB: 0 BB: 0 P: 11	1B: 2 2B: 4 3B: 0 HR: 0	SF: 1 SAC: 0 DP: 1 HBP: 0	WP: 0 PB: 0 SB: 0 CS: 0
<b>PITCHER</b>	IP WLS BF H R ER SO BB IBB HBP BLK WP HR S P ERA WHIP												IP WLS BF H R ER SO BB IBB HBP BLK WP HR S P ERA WHIP									
Tom Glavine, L (1, 1) ERA: 1.35	6.2 W 26 5 1 1 7 3 0 0 0 0 0 70 127 1.35 1.200																					
Greg McMichael, R (7, 1) ERA: 6.75	0.1 3 1 1 1 1 1 0 0 0 0 0 7 16 27.00 6.000																					
Mike Bielecki, R (8, 1) ERA:	0.2 3 0 0 0 1 1 0 0 0 0 0 8 14 0.00 1.500																					
Mark Wohlers, R (8, 1) ERA:	1.1 S 4 0 0 0 1 0 0 0 0 0 0 8 12 0.00 0.000																					





Batter	1	2	3	4	5	6	7	8	9
<b>Marquis Grissom, R</b> OBP: 0.154, SLG: 0.083 (1, 8)	3-3 <b>K</b>	3-2 <b>G5-3</b>		4-2 <b>2B</b> BB		0-0 <b>E5</b> G5-4-3		1-2 <b>L1-5</b> 3-H	
<b>Mark Lemke, S</b> OBP: 0.167, SLG: 0.250 (1, 4)	2-3 <b>K</b>		3-2 <b>G3-1</b>	0-0 <b>10 HR</b> 2B 1-H 2-H		1-2 <b>G5-4-3</b> 1-2f			
<b>10 Chipper Jones, S</b> OBP: 0.417, SLG: 0.556 (1, 5)	1-1 <b>2B</b> 1B		4-1 <b>S</b> BB	0-0 <b>2-H</b> HR			2-3 <b>K</b>		
<b>Fred McGriff, L</b> OBP: 0.417, SLG: 0.778 (1, 3)	0-0 <b>1-H</b> 2B		4-0 <b>FC6-4</b> BB	4-0 <b>BB</b>			1-0 <b>G6-3</b>		
<b>Ryan Klesko, L</b> OBP: 0.364, SLG: 0.500 (1, 7)	3-0 <b>F7</b>		1-1 <b>P3</b>	1-3 <b>K</b>			3-3 <b>K</b>		
<b>Mark Wohlers, R</b> (8, 1)									
<b>Javy Lopez, R</b> OBP: 0.375, SLG: 0.714 (1, 2)			4-2 <b>SH5-4</b> BB BB	1-0 <b>FC6-4</b> 1-2f		3-2 <b>G5-3</b>		2-1 <b>S</b> L1-5 1B 1B	
<b>Jermaine Dye, R</b> OBP: 0.182, SLG: 0.455 (1, 9)			0-3 <b>K</b>	1-1 <b>P3</b>	2-3 <b>K</b>		1-1 <b>S</b> 1B		
<b>Jeff Blauser, R</b> OBP: 0.273, SLG: 0.111 (1, 6)			4-2 <b>SH5-4</b> BB	2-1 <b>G6-3</b>	1-2 <b>F8</b>		3-3 <b>K</b> 1-2 2-3		
<b>Rafael Belliard, R</b> (9, 6)									
<b>Tom Glavine, L</b> OBP: 0.500, SLG: 1.000 (1, 1)			2-1 <b>SH5-4</b>	0-0 <b>2B</b> 2B		1-0 <b>F8</b>		4-1 <b>BB</b>	
<b>Greg McMichael, R</b> (7, 1)									
<b>Mike Bielecki, R</b> (8, 1)									
<b>Andruw Jones, R</b> (8, 7)									

Inning Stats	R: 1	H: 2	E: 0	K: 2	S: 11	LOB: 1	BB: 0	P: 20	R: 0	H: 0	E: 0	K: 1	S: 17	LOB: 2	BB: 2	P: 30	R: 0	H: 0	E: 0	K: 0	S: 8	LOB: 2	BB: 2	P: 21	R: 4	H: 3	E: 0	K: 1	S: 13	LOB: 1	BB: 2	P: 25	R: 0	H: 0	E: 0	K: 1	S: 13	LOB: 0	BB: 0	P: 19	R: 0	H: 0	E: 1	K: 0	S: 5	LOB: 0	BB: 0	P: 7	R: 0	H: 0	E: 0	K: 2	S: 7	LOB: 0	BB: 0	P: 13	R: 0	H: 2	E: 0	K: 1	S: 13	LOB: 2	BB: 1	P: 24
--------------	------	------	------	------	-------	--------	-------	-------	------	------	------	------	-------	--------	-------	-------	------	------	------	------	------	--------	-------	-------	------	------	------	------	-------	--------	-------	-------	------	------	------	------	-------	--------	-------	-------	------	------	------	------	------	--------	-------	------	------	------	------	------	------	--------	-------	-------	------	------	------	------	-------	--------	-------	-------

PITCHER	IP	WLS	BF	H	R	ER	SO	BB	IBB	HBP	BLK	WP	HR	S	P	ERA	WHIP	
<b>Hideo Nomo, R</b> ERA: 12.27 (1, 1)	3.2	L	21	5	5	5	3	5	0	0	0	0	0	1	46	88	12.27	2.727
<b>Mark Guthrie, L</b> ERA: (4, 1)	0.1		2	0	0	0	1	1	0	0	0	0	0	3	8	0.00	3.000	
<b>Tom Candiotti, R</b> ERA: (5, 1)	2.0		6	0	0	0	1	0	0	0	0	0	0	18	26	0.00	0.000	
<b>Scott Radinsky, L</b> ERA: (7, 1)	1.0		3	0	0	0	2	0	0	0	0	0	0	7	13	0.00	0.000	
<b>Antonio Osuna, R</b> ERA: 4.5 (8, 1)	0.1		4	2	0	0	1	1	0	0	0	0	0	8	18	0.00	9.000	

AB	R	H	RBI	BB	SO	LOB
4	1	0	0	1	1	5
4	1	1	2	0	1	1
3	2	2	2	1	1	0
2	0	1	1	2	0	0
4	0	0	0	0	2	4
0	0	0	0	0	0	0
3	0	1	0	1	0	2
4	0	1	0	0	2	1
3	0	0	0	1	1	2
0	0	0	0	0	0	0
0	0	0	0	0	0	0
0	0	0	0	1	0	0

WP	PA	1B	2B	3B	HR	SF	SAC	DP	HBP
0	37	3	4	0	1	0	1	2	0
0		0	0	0	0	0	0	0	0
0		0	0	0	0	0	0	0	0
0		0	0	0	1	0	0	0	0

**Los Angeles Dodgers @ Atlanta Braves**  
Atlanta-Fulton County Stadium, Atlanta, GA

AB 29  
R 5  
H 7  
RBI 5  
BB 7  
SO 8  
LOB 15



WP: 0 PA: 37  
ERA: 0.00 WHIP: 0.000

Sat Oct 05 1996, 3:33 AM EDT  
Att: 52,529 - Sunny - 65 F

livebaseballscorecards.com