


# Los Angeles Dodgers - 1996

Batter	1	2	3	4	5	6	7	8	9	AB	R	H	RBI	BB	SO	LOB	TOP																					
Delino DeShields, L OBP: 0.250, SLG: 0.250 Chad Forville, S (6, PR)	G3		K		L8	FC5 1B		K		4	0	1	0	0	1	1																						
Brett Butler, L OBP: 0.400, SLG: 0.400	K		E5		1B	FC5		K		5	1	2	0	0	2	1																						
Mike Piazza, R OBP: 0.600, SLG: 0.500	G4-1		1B		FC5	FC5		1B		4	0	2	0	1	0	2																						
Eric Karros, R OBP: 0.400, SLG: 0.400		F9	L9		BB	FC5		G6-3		5	1	2	1	0	0	3																						
Raul Mondesi, R OBP: 0.400, SLG: 0.400		1B			F8	FC5		FC4-6		5	1	2	0	0	0	4																						
Mike Blowers, R	L5		K		2B	BB		K		4	1	0	0	1	2	4																						
Todd Hollandsworth, L OBP: 0.500, SLG: 0.750 Darren Hall, R Todd Worrell, R	K		1B		1B	2B		FC4-6		4	0	2	3	0	1	2																						
Greg Gagne, R			1B		1B	BB		F8		2	0	0	0	2	1	0																						
Ramon Martinez, R Roger Cedeno, S			K		G6-3			K		3	0	0	0	0	2	3																						
<b>Inning Stats</b>	R: 0 E: 0 K: 1 S: 11	H: 0 LOB: 0 BB: 0 P: 15	R: 0 E: 0 K: 1 S: 11	H: 1 LOB: 1 BB: 0 P: 13	R: 0 E: 1 K: 2 S: 17	H: 1 LOB: 3 BB: 1 P: 25	R: 0 E: 0 K: 1 S: 7	H: 1 LOB: 2 BB: 1 P: 11	R: 4 E: 0 K: 0 S: 17	H: 4 LOB: 1 BB: 1 P: 26	R: 0 E: 0 K: 1 S: 13	H: 2 LOB: 2 BB: 0 P: 16	R: 0 E: 0 K: 1 S: 8	H: 1 LOB: 1 BB: 0 P: 11	R: 0 E: 0 K: 3 S: 9	H: 0 LOB: 0 BB: 0 P: 14	R: 0 E: 0 K: 1 S: 15	H: 1 LOB: 2 BB: 1 P: 25	1B: 10 2B: 1 3B: 0 HR: 0	SF: 0 SAC: 0 DP: 0 HBP: 0	WP: 0 PB: 0 SB: 1 CS: 0	PA: 42																
<b>PITCHER</b>	IP	WLS	BF	H	R	ER	SO	BB	IBB	HBP	BLK	WP	HR	S	P	ERA	WHIP	<b>PITCHER</b>				IP	WLS	BF	H	R	ER	SO	BB	IBB	HBP	BLK	WP	HR	S	P	ERA	WHIP
Shane Reynolds, R ERA: 7.2	5.0	L	25	7	4	4	5	3	0	0	0	0	0	63	90	7.20	2.000																					
Anthony Young, R ERA	2.0		9	3	0	0	2	0	0	0	0	0	0	21	27	0.00	1.500																					
Jeff Tabaka, L ERA	2.0		8	1	0	0	4	1	0	0	0	0	0	24	39	0.00	1.000																					

Los Angeles Dodgers @ Houston Astros  
Astrodome, Houston, TX  
Mon Apr 01 1996, 4:33 AM EST  
Att: 34,375 - Dome

livebaseballscores.com

AB 38  
R 4  
H 11  
RBI 4  
BB 4  
SO 11  
LOB 20



Batter	1	2	3	4	5	6	7	8	9	AB	R	H	RBI	BB	SO	LOB	BOTTOM																					
Brian Hunter, R OBP: 0.250, SLG: 0.250	P4		F8		L6		P2			4	0	1	0	0	0	1																						
Craig Biggio, R	G5-3		G3		F7		K			4	0	0	0	0	1	2																						
5 Jeff Bagwell, R OBP: 0.500, SLG: 1.333	BB		F8		HR		F9			3	1	1	1	1	0	1																						
Derek Bell, R OBP: 0.250, SLG: 0.750	F9		F8		SF7		K			4	1	1	0	0	1	2																						
Derrick May, L			K		P5		SF7			3	0	0	1	0	1	0																						
Sean Berry, R	1B		1B		G4-3		G4-3			2	1	0	0	2	0	0																						
Rick Wilkins, L OBP: 0.250, SLG: 0.250	1B		G4-3		G4-3		G4-3			4	0	1	0	0	0	1																						
Orlando Miller, R OBP: 0.250, SLG: 0.250			G4-3		F8		K			4	0	1	1	0	2	1																						
Shane Reynolds, R Bill Spiers, L Anthony Young, R John Cangelosi, S Jeff Tabaka, R	G4-6-3		G4-6-3		2B		K			1	0	0	0	0	0	2																						
<b>Inning Stats</b>	R: 0 E: 0 K: 0 S: 10	H: 0 LOB: 1 BB: 1 P: 21	R: 1 E: 0 K: 1 S: 8	H: 2 LOB: 1 BB: 1 P: 16	R: 0 E: 0 K: 0 S: 8	H: 1 LOB: 1 BB: 0 P: 14	R: 0 E: 0 K: 0 S: 9	H: 0 LOB: 0 BB: 0 P: 13	R: 0 E: 0 K: 1 S: 9	H: 1 LOB: 1 BB: 0 P: 14	R: 2 E: 0 K: 1 S: 15	H: 2 LOB: 1 BB: 1 P: 28	R: 0 E: 0 K: 2 S: 11	H: 0 LOB: 0 BB: 0 P: 14	R: 0 E: 0 K: 1 S: 9	H: 0 LOB: 0 BB: 0 P: 11	R: 0 E: 0 K: 1 S: 7	H: 0 LOB: 0 BB: 0 P: 9	1B: 3 2B: 1 3B: 1 HR: 1	SF: 1 SAC: 0 DP: 1 HBP: 0	WP: 0 PB: 0 SB: 0 CS: 0	PA: 35																
<b>PITCHER</b>	IP	WLS	BF	H	R	ER	SO	BB	IBB	HBP	BLK	WP	HR	S	P	ERA	WHIP	<b>PITCHER</b>				IP	WLS	BF	H	R	ER	SO	BB	IBB	HBP	BLK	WP	HR	S	P	ERA	WHIP
Ramon Martinez, R ERA: 4.5	6.0	W	26	6	3	3	2	3	0	0	0	0	0	59	106	4.50	1.500																					
Darren Hall, R ERA	2.0		6	0	0	0	3	0	0	0	0	0	0	20	25	0.00	0.000																					
Todd Worrell, R ERA	1.0	S	3	0	0	0	1	0	0	0	0	0	0	7	9	0.00	0.000																					

Los Angeles Dodgers @ Houston Astros  
Astrodome, Houston, TX  
Mon Apr 01 1996, 4:33 AM EST  
Att: 34,375 - Dome

livebaseballscores.com

AB 31  
R 3  
H 6  
RBI 3  
BB 3  
SO 6  
LOB 10





Batter	1	2	3	4	5	6	7	8	9	AB	R	H	RBI	BB	SO	LOB	TOP										
<b>Delino DeShields, L</b> OBP: 0.333, SLG: 0.333	0-1 G6-3 1B	1-2 E5 1B		2-0 F8		1-3 K			1-1 L7	5	1	2	0	0	1	2											
<b>Brett Butler, L</b> OBP: 0.400, SLG: 0.333	2-2 G6-3 1B	3-2 HBP			1-0 G3		3-2 G5-3		2-2 1B	4	1	1	0	0	0	1											
<b>Mike Piazza, R</b> OBP: 0.500, SLG: 0.444 <b>Todd Hollandsworth, L</b> OBP: 0.500, SLG: 0.750 <b>Carlos Hernandez, R</b> (9, 2)	0-0 1B	2-2 G6-3			1-1 G4-3		0-3 K		0-2 1B	5	0	2	2	0	1	2											
<b>Eric Karros, R</b> OBP: 0.600, SLG: 0.600	2-1 E9 1B		1-2 1B		2-0 1B		2-3 K		3-2 1B	5	0	4	1	0	1	0											
<b>Raul Mondesi, R</b> OBP: 0.300, SLG: 0.400	2-3 K		3-1 P4		2-1 G4-3			1-1 S	2-3 K	5	0	1	0	0	2	4											
<b>Mike Blowers, R</b> (1, 5)	4-1 BB		4-2 BB			3-3 K		4-2 BB	1-3 K	2	0	0	0	3	2	1											
<b>Billy Ashley, R</b> <b>Roger Cedeno, S</b> (6, 7)	0-3 K		0-1 P4			4-0 BB		0-2 K		2	0	0	0	1	1	4											
<b>Greg Gagne, R</b> OBP: 0.375, SLG: 0.333		2-2 K		3-1 F9		0-0 1B		2-3 K	2-3 K	4	0	1	1	0	2	2											
<b>Ismael Valdez, R</b> <b>Milt Thompson, L</b> <b>Chad Forville, S</b> <b>Mark Guthrie, R</b> <b>Chan Ho Park, R</b> <b>John Cummings, L</b> (8, 1)		0-0 G6-3		2-2 G6-3		0-1 F8		2-1 G6-3		3	0	0	0	0	0	2											
<b>Inning Stats</b>	R: 1 E: 1 K: 2 S: 16	H: 3 LOB: 3 BB: 1 P: 26	R: 0 E: 1 K: 1 S: 13	H: 1 LOB: 2 BB: 0 P: 21	R: 0 E: 0 K: 0 S: 11	H: 1 LOB: 1 BB: 1 P: 19	R: 0 E: 0 K: 0 S: 6	H: 0 LOB: 0 BB: 0 P: 13	R: 0 E: 0 K: 0 S: 6	H: 1 LOB: 1 BB: 1 P: 12	R: 0 E: 0 K: 2 S: 10	H: 0 LOB: 0 BB: 0 P: 15	R: 0 E: 0 K: 2 S: 13	H: 1 LOB: 2 BB: 1 P: 22	R: 2 E: 0 K: 2 S: 17	H: 3 LOB: 1 BB: 0 P: 26	1B: 9 2B: 2 3B: 0 HR: 0	SF: 0 SAC: 0 DP: 0 HBP: 1	WP: 0 PB: 0 SB: 4 CS: 0	PA: 42							
<b>PITCHER</b>	IP	WLS	BF	H	R	ER	SO	BB	IBB	HBP	BLK	WP	HR	S	P	ERA	WHIP										
<b>Greg Swindell, L</b> ERA: 3.0	6.0		28	7	2	2	5	3	0	1	0	0	0	63	110	3.00	1.667										
<b>Doug Brocail, R</b> ERA:	1.2		7	1	0	0	4	1	0	0	0	0	0	21	33	0.00	1.200										
<b>Alvin Morman, L</b> ERA:	0.1		1	0	0	0	0	0	0	0	0	0	0	2	4	0.00	0.000										
<b>Todd Jones, R</b> ERA: 18.0	1.0	W	6	3	2	2	2	0	0	0	0	0	0	17	26	18.00	3.000										

**Los Angeles Dodgers @ Houston Astros**  
 Astrodome, Houston, TX  
 Tue Apr 02 1996, 8:05 PM EST  
 Att: 20,492 - Dome - 68 F

AB	37
R	4
H	11
RBI	4
BB	4
SO	11
LOB	22



Batter	1	2	3	4	5	6	7	8	9	AB	R	H	RBI	BB	SO	LOB	BOTTOM										
<b>Brian Hunter, R</b> OBP: 0.444, SLG: 0.444	1-1 FC6-4 1B		1-2 FC5-2 2B	3-2 K			2-2 F9		2-2 SH1-4 1B	5	2	3	0	0	1	2											
<b>Craig Biggio, R</b> OBP: 0.125, SLG: 0.250	1-0 L9		1-2 FC5-2 2B		0-0 G6-3 2B		0-1 P6		0-0 SH1-4	4	0	1	0	0	0	3											
<b>5 Jeff Bagwell, R</b> OBP: 0.333, SLG: 0.571	1-1 FC6-4 1B		0-3 K		3-0 G6-3		2-2 L9		4-0 1B	4	0	0	0	1	1	4											
<b>Derek Bell, R</b> OBP: 0.444, SLG: 0.889	1-1 FC4-6		2-0 2B		1-2 G3			0-0 PB 2B	0-0 1B	5	1	3	2	0	0	2											
<b>Derrick May, L</b> <b>James Mouton, R</b> (8, 7)		1-2 L7	1-1 G3		0-0 F8			2-0 G1-3		3	0	0	0	0	0	3											
<b>Sean Berry, R</b> OBP: 0.500, SLG: 0.667		1-1 L8		0-0 G1-3		1-0 F7 SF9 2B		1-1 E 1B 2B		4	2	2	1	0	0	0											
<b>Rick Wilkins, L</b> OBP: 0.375, SLG: 0.286		2-1 1B		3-2 F7		3-2 F7		4-0 1B E IBB		3	0	1	0	1	0	1											
<b>Orlando Miller, R</b> OBP: 0.375, SLG: 0.429		3-1 G4-3		0-1 1B		1-2 SF9		3-2 1B		3	0	2	2	0	0	1											
<b>Greg Swindell, L</b> <b>Bill Spiers, L</b> <b>Doug Brocail, L</b> <b>Alvin Morman, L</b> <b>John Cangelosi, S</b> <b>Todd Jones, L</b> (8, 1)			1-1 1B FC5-2 2B	0-0 1B		3-3 K		3-2 F9-2		2	0	2	0	0	0	0											
<b>Inning Stats</b>	R: 0 E: 0 K: 0 S: 7	H: 1 LOB: 1 BB: 0 P: 11	R: 0 E: 0 K: 0 S: 11	H: 1 LOB: 0 BB: 0 P: 18	R: 1 E: 0 K: 1 S: 16	H: 3 LOB: 2 BB: 0 P: 22	R: 0 E: 0 K: 1 S: 10	H: 2 LOB: 2 BB: 0 P: 16	R: 0 E: 0 K: 0 S: 9	H: 0 LOB: 0 BB: 0 P: 13	R: 2 E: 1 K: 0 S: 13	H: 3 LOB: 1 BB: 1 P: 25	R: 1 E: 0 K: 0 S: 6	H: 2 LOB: 2 BB: 1 P: 12	1B: 8 2B: 7 3B: 0 HR: 0	SF: 1 SAC: 1 DP: 1 HBP: 0	WP: 0 PB: 1 SB: 0 CS: 0	PA: 40									
<b>PITCHER</b>	IP	WLS	BF	H	R	ER	SO	BB	IBB	HBP	BLK	WP	HR	S	P	ERA	WHIP										
<b>Ismael Valdez, R</b> ERA: 2.57	7.0		30	9	2	2	3	0	0	1	1	0	0	69	106	2.57	1.286										
<b>Mark Guthrie, L</b> ERA: 27.0	0.1		2	1	1	1	0	0	0	0	0	0	0	2	4	27.00	3.000										
<b>Chan Ho Park, R</b> ERA:	0.0		3	2	1	0	0	0	1	0	0	0	0	6	14	∞	∞										
<b>John Cummings, L</b> ERA: 9.0	1.0	L	5	2	1	1	0	0	1	0	0	0	0	11	19	9.00	2.000										

**Los Angeles Dodgers @ Houston Astros**  
 Astrodome, Houston, TX  
 Tue Apr 02 1996, 8:05 PM EST  
 Att: 20,492 - Dome - 68 F

AB	36
R	5
H	14
RBI	5
BB	2
SO	3
LOB	19





Batter	1	2	3	4	5	6	7	8	9	AB	R	H	RBI	BB	SO	LOB	TOP										
<b>Delino DeShields, L</b> OBP: 0.231, SLG: 0.231 (1.4)	B1-3		G4-3		K		K			4	0	0	0	0	2	2	<b>Los Angeles Dodgers @ Houston Astros</b> Astrodome, Houston, TX Wed Apr 03 1996, 4:33 AM EST Att. 14,858 - Dome - 68 F										
<b>Brett Butler, L</b> OBP: 0.357, SLG: 0.308 (1.8)	E1				K			G1-3		4	0	1	0	0	1	0											
<b>Mike Piazza, R</b> OBP: 0.571, SLG: 0.538 (1.2)	G5-4-3									4	0	3	0	0	0	1											
<b>Eric Karros, R</b> OBP: 0.500, SLG: 0.500 (1.3)										4	0	1	0	0	0	4											
<b>Raul Mondesi, R</b> OBP: 0.286, SLG: 0.357 (1.9)										4	0	1	0	0	1	3											
<b>Mike Blowers, R</b> OBP: 0.357, SLG: 0.100 (1.5)										4	0	1	0	0	0	3											
<b>Billy Ashley, R</b> OBP: 0.550, SLG: 1.000 (1.7)										3	1	2	1	0	0	1											
<b>Todd Hollandsworth, L</b> OBP: 0.400, SLG: 0.600 (9, PH)										1	0	0	0	0	1	0											
<b>Greg Gagne, R</b> OBP: 0.417, SLG: 0.700 (1.6)										4	1	2	1	0	1	0											
<b>Hideo Nomo, R</b> (1.1)										2	0	0	0	0	0	3											
<b>Chan Ho Park, R</b> (5.1)										0	0	0	0	0	0	0											
<b>Roger Cedeno, S</b> (7, PH)										1	0	0	0	0	1	0											
<b>Joey Eischen, L</b> (7.1)										0	0	0	0	0	0	0											
<b>Milt Thompson, L</b> (9, PH)										1	0	0	0	0	1	0											
<b>Inning Stats</b>	R: 0 E: 1 K: 0 S: 6	H: 0 LOB: 0 BB: 0 P: 10	R: 0 E: 0 K: 1 S: 10	H: 1 LOB: 1 BB: 0 P: 17	R: 0 E: 0 K: 1 S: 6	H: 0 LOB: 0 BB: 0 P: 9	R: 0 E: 0 K: 1 S: 9	H: 1 LOB: 1 BB: 0 P: 13	R: 0 E: 0 K: 1 S: 12	H: 3 LOB: 2 BB: 0 P: 14	R: 0 E: 0 K: 0 S: 7	H: 2 LOB: 1 BB: 0 P: 13	R: 2 E: 0 K: 2 S: 13	H: 2 LOB: 0 BB: 0 P: 18	R: 0 E: 0 K: 0 S: 6	H: 2 LOB: 2 BB: 0 P: 8	R: 0 E: 0 K: 2 S: 11	H: 0 LOB: 0 BB: 0 P: 11	1B: 9 2B: 0 3B: 0 HR: 2	SF: 0 SAC: 0 DP: 3 HBP: 0	WP: 0 PB: 0 SB: 0 CS: 0	PA: 36					
<b>PITCHER</b>	IP	WLS	BF	H	R	ER	SO	BB	IBB	HBP	BLK	WP	HR	S	P	ERA	WHIP										
<b>Mike Hampton, L</b> ERA: 2.57 (1.1)	7.0	W	28	9	2	2	6	0	0	0	0	0	2	63	94	2.57	1.286										
<b>Anthony Young, R</b> ERA: (8.1)	1.0		5	2	0	0	0	0	0	0	0	0	0	6	8	0.00	2.000										
<b>Todd Jones, R</b> ERA: 9.0 (9.1)	1.0	S	3	0	0	0	2	0	0	0	0	0	0	11	11	0.00	0.000										

AB	36
R	2
H	11
RBI	2
BB	0
SO	8
LOB	17




Batter	1	2	3	4	5	6	7	8	9	AB	R	H	RBI	BB	SO	LOB	BOTTOM										
<b>Brian Hunter, R</b> OBP: 0.571, SLG: 0.615 (1.8)	K									4	1	3	1	1	1	0	<b>Los Angeles Dodgers @ Houston Astros</b> Astrodome, Houston, TX Wed Apr 03 1996, 4:33 AM EST Att. 14,858 - Dome - 68 F										
<b>Craig Biggio, R</b> OBP: 0.231, SLG: 0.250 (1.4)	G6-3									4	0	1	0	0	0	3											
<b>5 Jeff Bagwell, R</b> OBP: 0.429, SLG: 0.636 (1.3)										4	1	2	0	1	0	3											
<b>Derek Bell, R</b> OBP: 0.462, SLG: 0.833 (1.9)										3	1	1	1	1	0	4											
<b>Sean Berry, R</b> OBP: 0.500, SLG: 0.700 (1.5)										4	0	2	1	0	0	3											
<b>Tony Eusebio, R</b> (1.2)										4	0	0	0	0	0	2											
<b>James Mouton, R</b> (1.7)										2	1	0	0	2	1	2											
<b>Orlando Miller, R</b> OBP: 0.417, SLG: 0.400 (1.6)										3	1	1	1	0	1	2											
<b>Anthony Young, R</b> ERA: (8.1)										0	0	0	0	0	0	0											
<b>Todd Jones, L</b> ERA: (9.1)										0	0	0	0	0	0	0											
<b>Mike Hampton, R</b> (1.1)										1	0	0	0	0	1	1											
<b>Ricky Gutierrez, R</b> (8.6)										1	0	0	0	0	0	0											
<b>Inning Stats</b>	R: 0 E: 0 K: 1 S: 15	H: 1 LOB: 2 BB: 1 P: 22	R: 0 E: 0 K: 1 S: 5	H: 0 LOB: 1 BB: 1 P: 12	R: 1 E: 0 K: 0 S: 9	H: 2 LOB: 1 BB: 1 P: 15	R: 1 E: 0 K: 0 S: 12	H: 1 LOB: 2 BB: 2 P: 24	R: 2 E: 0 K: 0 S: 13	H: 3 LOB: 0 BB: 0 P: 17	R: 1 E: 0 K: 0 S: 5	H: 1 LOB: 2 BB: 0 P: 13	R: 0 E: 0 K: 2 S: 10	H: 1 LOB: 1 BB: 0 P: 13	R: 0 E: 0 K: 0 S: 10	H: 1 LOB: 1 BB: 0 P: 16	1B: 6 2B: 4 3B: 0 HR: 0	SF: 0 SAC: 2 DP: 2 HBP: 2	WP: 0 PB: 0 SB: 2 CS: 0	PA: 39							
<b>PITCHER</b>	IP	WLS	BF	H	R	ER	SO	BB	IBB	HBP	BLK	WP	HR	S	P	ERA	WHIP										
<b>Hideo Nomo, R</b> ERA: 9.0 (1.1)	4.0	L	23	7	4	4	2	5	0	0	0	0	0	50	3	9.00	3.000										
<b>Chan Ho Park, R</b> ERA: 4.5 (5.1)	2.0		8	1	1	1	0	0	0	2	0	0	0	9	20	4.50	0.500										
<b>Joey Eischen, L</b> ERA: (7.1)	2.0		8	2	0	0	2	0	0	0	0	0	0	20	29	0.00	1.000										

AB	30
R	5
H	10
RBI	4
BB	5
SO	4
LOB	20





Batter	1	2	3	4	5	6	7	8	9	AB	R	H	RBI	BB	SO	LOB	TOP											
<b>Delino DeShields, L</b> OBP: 0.278, SLG: 0.235	0-0 1B		4-2 1B FC1-2 BB	3-2 K			1-1 L5		1-3 K	4	0	1	0	1	2	0	<b>Los Angeles Dodgers @ Chicago Cubs</b> Wrigley Field, Chicago, IL Thu Apr 04 1996, 3:33 AM CST Att: 12,626 - Overcast - 40 F											
<b>Brett Butler, L</b> OBP: 0.368, SLG: 0.294	1-0 B2		4-2 FC1-2 1B FC4-6 BB		1-1 G5-3 1B		2-3 K		2-2 G6-3	4	1	1	0	1	1	1												
<b>Mike Piazza, R</b> OBP: 0.611, SLG: 0.563	4-0 BB		0-0 FC4-6 FC1-2 2B 1B		1-2 F9		0-1 1B			3	1	2	0	1	0	1												
<b>Eric Karros, R</b> OBP: 0.389, SLG: 0.389	0-3 K		2-1 FC1-2 FC4-6		2-2 G5-3		2-3 K			4	0	0	0	0	2	7												
<b>Raul Mondesi, R</b> OBP: 0.222, SLG: 0.278	1-0 P5		1-2 FC4-6 2B		1-1 F7				0-3 K	4	1	0	1	0	1	5												
<b>Mike Blowers, R</b> OBP: 0.389, SLG: 0.286		1-1 G5-3				0-3 K			0-0 G3-1 1B	4	0	2	2	0	1	0												
<b>Todd Hollandsworth, L</b> OBP: 0.222, SLG: 0.333		2-3 K				0-0 P5			2-1 G3-1	4	0	0	0	0	1	2												
<b>Greg Gagne, R</b> OBP: 0.438, SLG: 0.857		0-2 1B			0-0 F9				1-3 K	4	1	2	1	0	1	1												
<b>Pedro Astacio, R</b> John Cummings, L Milt Thompson, L Roger Cedeno, S Mark Guthrie, R Joey Eischen, L Chad Forville, S		2-3 K			0-1 G1-3				0-0 G3	2	0	0	0	0	0	1												
<b>Inning Stats</b>	R: 0 E: 0 K: 1 S: 7	H: 1 LOB: 2 BB: 1 P: 13	R: 0 E: 0 K: 2 S: 14	H: 1 LOB: 1 BB: 0 P: 19	R: 3 E: 0 K: 0 S: 17	H: 2 LOB: 1 BB: 2 P: 33	R: 0 E: 0 K: 1 S: 7	H: 0 LOB: 0 BB: 0 P: 10	R: 0 E: 0 K: 0 S: 9	H: 1 LOB: 1 BB: 0 P: 13	R: 1 E: 0 K: 1 S: 9	H: 1 LOB: 0 BB: 0 P: 9	R: 0 E: 0 K: 2 S: 10	H: 1 LOB: 1 BB: 0 P: 15	R: 0 E: 0 K: 2 S: 10	H: 1 LOB: 1 BB: 0 P: 13	R: 0 E: 0 K: 1 S: 8	H: 0 LOB: 0 BB: 0 P: 12	1B: 6 2B: 1 3B: 0 HR: 1	SF: 0 SAC: 0 DP: 0 HBP: 0	WP: 0 PB: 0 SB: 2 CS: 0	PA: 38						
<b>PITCHER</b>	IP	WLS	BF	H	R	ER	SO	BB	IBB	HBP	BLK	WP	HR	S	P	ERA	WHIP											
<b>Kevin Foster, R</b> ERA: 6.35	(1, 1)	5.2	W	26	6	4	4	5	3	0	0	0	0	1	62	96	6.35	1.588										
<b>Larry Casian, L</b> ERA: 4.5	(6, 1)	1.0		4	1	0	0	1	0	0	0	0	0	0	8	11	0.00	1.000										
<b>Turk Wendell, R</b> ERA:	(7, 1)	2.1		8	1	0	0	4	0	0	0	0	0	0	21	30	0.00	0.429										

Batter	1	2	3	4	5	6	7	8	9	AB	R	H	RBI	BB	SO	LOB	BOTTOM											
<b>Brian McRae, S</b> OBP: 0.500, SLG: 0.500	0-0 23 G6-3 1B		0-3 K	0-1 E4 1B		4-2 23 FC4-6 BB		0-0 23 G6-3 1B		4	1	2	0	1	1	2	<b>Los Angeles Dodgers @ Chicago Cubs</b> Wrigley Field, Chicago, IL Thu Apr 04 1996, 3:33 AM CST Att: 12,626 - Overcast - 40 F											
<b>23 Ryne Sandberg, R</b> OBP: 0.287, SLG: 0.333	1-1 G6-3		1-1 K	4-2 1B HR BB		0-2 FC4-6 1B		2-2 G6-3		4	2	1	2	1	0	3												
<b>Mark Grace, L</b> OBP: 0.500, SLG: 0.571	3-2 2B		2-1 F7	0-0 HR 1B		0-0 P8				4	1	2	2	0	0	1												
<b>Sammy Sosa, R</b> OBP: 0.385, SLG: 0.846	0-0 G3		3-1 G4-3	1-0 HR		0-0 1B		1-2 1B		4	1	2	3	0	0	1												
<b>Luis Gonzalez, L</b> OBP: 0.091, SLG: 0.091 <b>Turk Wendell, L</b>		0-0 G6-3		0-1 K		0-1 G3				4	1	1	0	0	1	2												
<b>Scott Servais, R</b> OBP: 0.500, SLG: 1.091		2-1 WP 1B		1-1 1B G6-4-3 2B		2-3 K		0-0 G1-6-3 1B		4	1	3	0	0	1	0												
<b>José Hernández, R</b> OBP: 0.500, SLG: 0.333		1-3 K		1-1 G6-4-3 1B		1-2 1B		2-1 G1-6-3 1B		4	0	2	1	0	1	2												
<b>Rey Sanchez, R</b> OBP: 0.167, SLG: 0.417		2-3 K		2-3 G6-4-3 1B		0-0 F9		2-2 L9		4	0	0	0	0	1	3												
<b>Kevin Foster, R</b> OBP: 0.667, SLG: 0.500 <b>Larry Casian, R</b> <b>Ozzie Timmons, R</b>	(1, 1) (6, 1) (7, 7)		2-2 23 HR 1B	4-2 E 1B BB		0-1 F9		2-1 F9		2	2	1	0	1	0	1												
<b>Inning Stats</b>	R: 0 E: 0 K: 0 S: 9	H: 2 LOB: 1 BB: 0 P: 13	R: 0 E: 0 K: 2 S: 9	H: 1 LOB: 0 BB: 0 P: 14	R: 2 E: 0 K: 1 S: 12	H: 2 LOB: 0 BB: 0 P: 20	R: 7 E: 1 K: 1 S: 20	H: 5 LOB: 0 BB: 2 P: 33	R: 0 E: 0 K: 1 S: 9	H: 1 LOB: 1 BB: 0 P: 12	R: 0 E: 0 K: 0 S: 15	H: 1 LOB: 2 BB: 1 P: 19	R: 0 E: 0 K: 0 S: 6	H: 1 LOB: 0 BB: 0 P: 10	R: 0 E: 0 K: 0 S: 6	H: 1 LOB: 0 BB: 0 P: 10	1B: 10 2B: 2 3B: 0 HR: 2	SF: 0 SAC: 0 DP: 4 HBP: 0	WP: 1 PB: 0 SB: 0 CS: 0	PA: 38								
<b>PITCHER</b>	IP	WLS	BF	H	R	ER	SO	BB	IBB	HBP	BLK	WP	HR	S	P	ERA	WHIP											
<b>Pedro Astacio, R</b> ERA: 9.82	(1, 1)	3.2	L	20	8	7	6	3	2	0	0	0	0	1	45	74	9.82	2.727										
<b>John Cummings, L</b> ERA: 11.57	(4, 1)	1.1		7	3	2	0	2	0	0	0	0	0	1	14	18	0.00	2.250										
<b>Mark Guthrie, L</b> ERA: 3.86	(6, 1)	2.0		8	2	0	0	0	1	0	0	0	0	0	21	29	0.00	1.500										
<b>Joey Eischen, L</b> ERA:	(8, 1)	1.0		3	1	0	0	0	0	0	0	0	0	6	10	0.00	1.000											





Batter	1	2	3	4	5	6	7	8	9	AB	R	H	RBI	BB	SO	LOB	TOP				
<b>Delino DeShields, L</b> OBP: 0.304, SLG: 0.200 (1, 4)	4-2 FC3-6 BB		3-2 G6-3		2-3 K			1-0 G4-3	4-0 BB	3	0	0	0	2	1	1	<b>Los Angeles Dodgers @ Chicago Cubs</b> Wrigley Field, Chicago, IL Fri Apr 05 1996, 3:33 AM CST Att: 19,324 - Sunny - 39 F				
<b>Brett Butler, L</b> OBP: 0.348, SLG: 0.286 (1, 8)	SAFE 0-0 FC3-6		0-2 G4-3		1-0 FC4-6			1-1 1B	0-3 K	4	0	1	0	0	0	2					
<b>Todd Worrell, R</b> (8, 1)										0	0	0	0	0	0	0					
<b>Billy Ashley, R</b> OBP: 0.429, SLG: 0.833 (9, PH)	1-2 CS				1-2 1B					1	0	0	0	0	1	3					
<b>Mike Piazza, R</b> OBP: 0.591, SLG: 0.550 (1, 2)	SAFE 3-3 SAFE 1-2 SAFE 1-2 SAFE 1-2			0-0 G1-3 1B		2-3 K		0-0 1B		4	0	2	0	0	2	1					
<b>Eric Karros, R</b> OBP: 0.318, SLG: 0.318 (1, 3)		3-2 L9		2-2 G1-3 1-2		1-0 G1-3		0-3 K		4	0	0	0	0	1	3					
<b>Raul Mondesi, R</b> OBP: 0.273, SLG: 0.286 (1, 9)		0-2 WP 1B		4-2 FC5-4 BB		1-3 K			3-3 K	3	0	1	0	1	2	0					
<b>Mike Blowers, R</b> OBP: 0.381, SLG: 0.250 (1, 5)		4-0 BB		1-3 K			0-0 G6-3		4-1 1B BB	2	0	0	0	1	1	2					
<b>Dave Hansen, L</b> (9, PH)		1-2 BB		2-2 FC5-4 1-2		2-0 F8			2-2 BB 1B	4	0	1	0	0	1	4					
<b>Todd Hollandsworth, L</b> OBP: 0.231, SLG: 0.306 (1, 7)		2-3 K		2-2 FC5-4 1-2		1-3 K			1-2 BB 1B	3	0	1	0	0	1	2					
<b>Greg Gagne, R</b> OBP: 0.421, SLG: 0.765 (1, 6)		2-2 F7		2-1 FC4-6 1B			1-3 K		1-0 BB	3	0	1	0	0	1	2					
<b>Chad Fonville, S</b> OBP: 0.250, SLG: 0.250 (9, PH)									1-2 2-H 1B	1	0	1	1	0	0	0					
<b>Tom Candiotti, R</b> (1, 1)			0-0 G5-3		0-0 FC4-6 1-2			1-1 P6	0-0 F7	1	0	0	0	0	0	0					
<b>Milt Thompson, L</b> (5, PH)										1	0	0	0	0	0	1					
<b>John Cummings, L</b> (5, 1)										0	0	0	0	0	0	0					
<b>Darren Hall, R</b> (7, 1)										0	0	0	0	0	0	0					
<b>Roger Cedeno, S</b> (8, PH)										0	0	0	0	0	0	0					
<b>Roger Cedeno, S</b> (8, 9)										2	0	0	0	0	0	2					
<b>Inning Stats</b>	R: 0 E: 0 K: 1 S: 8	H: 0 LOB: 0 BB: 1 P: 15	R: 0 E: 0 K: 1 S: 12	H: 1 LOB: 2 BB: 1 P: 23	R: 0 E: 0 K: 0 S: 7	H: 0 LOB: 0 BB: 0 P: 10	R: 0 E: 0 K: 1 S: 16	H: 1 LOB: 2 BB: 1 P: 25	R: 0 E: 0 K: 1 S: 7	H: 0 LOB: 0 BB: 0 P: 12	R: 0 E: 0 K: 1 S: 5	H: 0 LOB: 0 BB: 0 P: 8	R: 0 E: 0 K: 1 S: 9	H: 2 LOB: 2 BB: 0 P: 12	R: 1 E: 0 K: 2 S: 16	H: 2 LOB: 3 BB: 2 P: 30	1B: 7 2B: 0 3B: 0 HR: 0	SF: 0 SAC: 0 DP: 0 HBP: 0	WP: 1 PB: 0 SB: 0 CS: 1	PA: 38	
<b>PITCHER</b>	IP	WLS	BF	H	R	ER	SO	BB	IBB	HBP	BLK	WP	HR	S	P	ERA	WHIP				
<b>Jim Bullinger, R</b> ERA: 0.00 (1, 1)	8.0	W	31	5	0	0	8	3	0	0	0	1	0	72	117	0.00	1.000				
<b>Mike Perez, R</b> ERA: 9.0 (9, 1)	1.0		7	2	1	1	2	2	0	0	0	0	0	16	30	9.00	4.000				

AB	33
R	1
H	7
RBI	1
BB	5
SO	10
LOB	21



Batter	1	2	3	4	5	6	7	8	9	AB	R	H	RBI	BB	SO	LOB	BOTTOM				
<b>Brian McRae, S</b> OBP: 0.450, SLG: 0.444 (1, 8)	1-2 G1-3		0-1 L3	0-0 23 1B	1-0 FC5-4		0-1 23 2B	2-0 F9		6	2	2	1	0	0	3	<b>Los Angeles Dodgers @ Chicago Cubs</b> Wrigley Field, Chicago, IL Fri Apr 05 1996, 3:33 AM CST Att: 19,324 - Sunny - 39 F				
<b>Mike Perez, R</b> (9, 1)				2-3 3-H 1B	1-2 1B		1-1 1B			0	0	0	0	0	0	0					
<b>23 Ryne Sandberg, R</b> OBP: 0.350, SLG: 0.438 (1, 4)	4-2 1B		2-1 FC4-6	2-1 1B		2-3 K	1-1 1B			4	1	2	2	1	1	1					
<b>Todd Haney, R</b> (7, PR)			1-2 2B	1-2 1B			1-H 1B			0	1	0	0	0	0	0					
<b>Mark Grace, L</b> OBP: 0.632, SLG: 0.706 (1, 3)	1-1 1B		1-1 1B	0-1 1B		4-1 E 1B	4-2 1B			3	1	3	2	2	0	0					
<b>Sammy Sosa, R</b> OBP: 0.333, SLG: 0.667 (1, 9)	0-1 L5		0-0 P4	2-2 F9		1-1 E 1B	1-2 P4			5	1	1	0	0	0	7					
<b>Scott Bleil, L</b> (8, 9)						1-2 SF7 1B				0	0	0	0	0	0	0					
<b>Luis Gonzalez, L</b> OBP: 0.125, SLG: 0.125 (1, 7)	3-1 P5			0-0 G6-3	1-3 K	2-2 E6 1B	1-1 1B			5	1	1	1	0	1	4					
<b>Brian Dorsett, R</b> OBP: 0.200, SLG: 0.250 (1, 2)		2-1 G1-3		1-0 P6	1-2 1B	1-0 SF7	2-3 K			4	1	1	2	0	1	2					
<b>José Hernández, R</b> OBP: 0.471, SLG: 0.357 (1, 5)		3-2 G6-3		2-1 E6 1B	1-2 1B	1-2 E 1B	0-1 L9			5	1	2	1	0	0	2					
<b>Rey Sanchez, R</b> OBP: 0.250, SLG: 0.438 (1, 6)		0-1 G5-3		1-0 2B	0-0 F9	0-0 E8	0-1 F9			4	1	2	0	0	0	2					
<b>Leo Gomez, R</b> (8, 5)				1-2 1B	1-3 1B					1	0	0	0	0	0	0					
<b>Jim Bullinger, R</b> OBP: 0.750, SLG: 1.000 (1, 1)			4-2 FC4-6	2-2 1B	1-0 FC5-4	0-0 G3-1		1-3 K		3	1	2	2	1	0	2					
<b>Brooks Kieschnick, L</b> (8, PH)				1-3 2-H 2B	1-3 1B					1	0	0	0	0	1	0					
<b>Inning Stats</b>	R: 0 E: 0 K: 0 S: 11	H: 1 LOB: 2 BB: 1 P: 20	R: 0 E: 0 K: 0 S: 8	H: 0 LOB: 0 BB: 0 P: 13	R: 1 E: 0 K: 0 S: 10	H: 1 LOB: 1 BB: 1 P: 17	R: 4 E: 1 K: 0 S: 16	H: 5 LOB: 2 BB: 0 P: 26	R: 1 E: 0 K: 1 S: 12	H: 3 LOB: 2 BB: 0 P: 17	R: 3 E: 2 K: 1 S: 18	H: 3 LOB: 2 BB: 1 P: 28	R: 2 E: 0 K: 1 S: 18	H: 3 LOB: 2 BB: 1 P: 27	R: 0 E: 0 K: 1 S: 8	H: 0 LOB: 0 BB: 0 P: 11	1B: 13 2B: 3 3B: 0 HR: 0	SF: 1 SAC: 0 DP: 0 HBP: 0	WP: 0 PB: 0 SB: 0 CS: 0	PA: 46	
<b>PITCHER</b>	IP	WLS	BF	H	R	ER	SO	BB	IBB	HBP	BLK	WP	HR	S	P	ERA	WHIP				
<b>Tom Candiotti, R</b> ERA: 2.25 (1, 1)	4.0	L	22	7	5	1	0	2	0	0	0	0	0	45	76	2.25	2.250				
<b>John Cummings, L</b> ERA: 8.31 (5, 1)	2.0		14	6	4	1	2	1	0	0	0	0	0	30	45	4.50	3.500				
<b>Darren Hall, R</b> ERA: 6.0 (7, 1)	1.0		7	3	2	2	1	1	0	0	0	0	0	18	27	18.00	4.000				
<b>Todd Worrell, R</b> ERA: (8, 1)	1.0		3	0	0	0	1	0	0	0	0	0	0	8	11	0.00	0.000				







Batter	1	2	3	4	5	6	7	8	9	AB	R	H	RBI	BB	SO	LOB	TOP										
<b>Delino DeShields, L</b> OBP: 0.321, SLG: 0.250 (1.4)	L9		E	S	2B	FC4-6		K		4	1	1	1	1	1	3	<b>Los Angeles Dodgers @ Chicago Cubs</b> Wrigley Field, Chicago, IL Sat Apr 06 1996, 3:33 AM CST Att: 24,428 - Sunny - 38 F										
<b>Brett Butler, L</b> OBP: 0.286, SLG: 0.231 (1.8)	K		E5	S	2B	G4-3		G4-3		5	0	0	0	0	2	2											
<b>Mike Piazza, R</b> OBP: 0.519, SLG: 0.480 (1.2)	1B		E6	BB	G6-3		F9	G6-3		5	0	1	0	0	0	2											
<b>Eric Karros, R</b> OBP: 0.259, SLG: 0.259 (1.3)	K		L9			K		F8	G5-3	5	0	0	0	0	2	3											
<b>Raul Mondesi, R</b> OBP: 0.269, SLG: 0.320 (1.9)		G4-3	K			F7		F9		4	0	1	0	0	1	2											
<b>Mike Blowers, R</b> OBP: 0.360, SLG: 0.211 (1.5)	G1-3					F9		F9		3	0	0	0	1	0	1											
<b>Todd Hollandsworth, L</b> OBP: 0.233, SLG: 0.250 (1.7)	G4-3		K			G6-3		S	BB	3	0	0	0	1	1	4											
<b>Greg Gagne, R</b> OBP: 0.476, SLG: 0.842 (1.6)				SH3-4	BB	1B		K		2	2	1	0	2	1	1											
<b>Ramon Martinez, R</b> Chan Ho Park, R Dave Hansen, L Mark Guthrie, R Darren Hall, R Milt Thompson, L Billy Ashley, R Todd Worrell, R (1.1) (2.1) (6, PH) (6, 1) (6, 1) (6, PH) (6, PH) (8, 1)	G1-3				SH3-4	FC4-6			IBB	1	0	0	0	0	0	2											
<b>Inning Stats</b>	R: 0 E: 0 K: 2 S: 12	H: 1 LOB: 1 BB: 0 P: 19	R: 0 E: 0 K: 0 S: 10	H: 1 LOB: 2 BB: 1 P: 17	R: 1 E: 2 K: 2 S: 18	H: 0 LOB: 3 BB: 2 P: 32	R: 1 E: 0 K: 1 S: 11	H: 1 LOB: 1 BB: 1 P: 21	R: 0 E: 0 K: 1 S: 8	H: 0 LOB: 0 BB: 0 P: 9	R: 1 E: 0 K: 0 S: 11	H: 2 LOB: 1 BB: 0 P: 19	R: 0 E: 0 K: 0 S: 7	H: 0 LOB: 0 BB: 0 P: 13	R: 0 E: 0 K: 2 S: 12	H: 0 LOB: 2 BB: 2 P: 28		R: 0 E: 0 K: 0 S: 4	H: 0 LOB: 0 BB: 0 P: 7	1B: 2 2B: 2 3B: 1 HR: 0	SF: 0 SAC: 1 DP: 0 HBP: 0	WP: 0 PB: 0 SB: 4 CS: 0	PA: 40				
<b>PITCHER</b>	IP	WLS	BF	H	R	ER	SO	BB	IBB	HBP	BLK	WP	HR	S	P	ERA	WHIP										
<b>Jaime Navarro, R</b> ERA: 4.05 (1.1)	5.1	L	27	5	3	3	6	4	0	0	0	0	0	66	112	5.06	1.688										
<b>Larry Casian, L</b> ERA: 3.38 (6.1)	0.2		2	0	0	0	0	0	0	0	0	0	0	4	5	0.00	0.000										
<b>Rodney Myers, R</b> ERA: (7.1)	1.2		6	0	0	0	1	1	0	0	0	0	0	16	32	0.00	0.600										
<b>Bob Patterson, L</b> ERA: (8.1)	0.1		2	0	0	0	1	0	1	0	0	0	0	3	9	0.00	0.000										
<b>Doug Jones, R</b> ERA: 3.89 (9.1)	1.0		3	0	0	0	0	0	0	0	0	0	0	4	7	0.00	0.000										

Batter	1	2	3	4	5	6	7	8	9	AB	R	H	RBI	BB	SO	LOB	BOTTOM										
<b>Brian McRae, S</b> OBP: 0.440, SLG: 0.409 (1.8)	G4-3		23 1B			K		S	L8	4	0	1	0	1	1	0	<b>Los Angeles Dodgers @ Chicago Cubs</b> Wrigley Field, Chicago, IL Sat Apr 06 1996, 3:33 AM CST Att: 24,428 - Sunny - 38 F										
<b>23 Ryne Sandberg, R</b> OBP: 0.360, SLG: 0.429 (1.4)	K		1B		G5-3		L9	FC6-4	L8	5	0	2	0	0	1	1											
<b>Mark Grace, L</b> OBP: 0.542, SLG: 0.571 (1.3)	K		F9		F8		BB	FC6-4	1B	4	0	0	0	1	1	4											
<b>Sammy Sosa, R</b> OBP: 0.348, SLG: 0.609 (1.9)		K	K			G6-4-3	BB	P3	1B	5	1	2	0	0	2	5											
<b>Luis Gonzalez, L</b> Ozzie Timmons, R OBP: 0.222, SLG: 0.176 (1.7) (6, PH) (7.7)		CS			BB	G6-4-3	BB	K	P6	1	0	1	0	1	0	0											
<b>Scott Servais, R</b> OBP: 0.438, SLG: 0.857 (1.2)		BB			K	G6-4-3		K		3	0	0	0	1	2	3											
<b>José Hernández, R</b> OBP: 0.476, SLG: 0.313 (1.5)		K			BB		BB	K		2	0	0	0	2	2	1											
<b>Rey Sanchez, R</b> OBP: 0.300, SLG: 0.450 (1.6)			F7		K		BB		1B	4	0	2	1	0	1	2											
<b>Jaime Navarro, R</b> Larry Casian, R Leo Gomez, R Brooks Kieschnick, L Rodney Myers, R Bob Patterson, R Scott Bullett, L Doug Jones, R (1.1) (6, 1) (6, PH) (6, PH) (7.1) (6, 1) (6, PH) (8, 1) (9.1)			23 1B		K		F7		K	2	0	1	0	0	1	2											
<b>Inning Stats</b>	R: 0 E: 0 K: 2 S: 15	H: 0 LOB: 0 BB: 0 P: 20	R: 0 E: 0 K: 2 S: 13	H: 0 LOB: 2 BB: 2 P: 24	R: 0 E: 0 K: 3 S: 13	H: 1 LOB: 2 BB: 1 P: 22	R: 0 E: 0 K: 1 S: 6	H: 0 LOB: 0 BB: 0 P: 9	R: 1 E: 0 K: 0 S: 9	H: 2 LOB: 2 BB: 2 P: 19	R: 0 E: 0 K: 1 S: 12	H: 1 LOB: 1 BB: 1 P: 25	R: 0 E: 0 K: 3 S: 19	H: 1 LOB: 1 BB: 0 P: 29	R: 0 E: 0 K: 0 S: 9	H: 2 LOB: 2 BB: 0 P: 15		1B: 9 2B: 0 3B: 0 HR: 0	SF: 0 SAC: 0 DP: 1 HBP: 0	WP: 0 PB: 0 SB: 3 CS: 1	PA: 41						
<b>PITCHER</b>	IP	WLS	BF	H	R	ER	SO	BB	IBB	HBP	BLK	WP	HR	S	P	ERA	WHIP										
<b>Ramon Martinez, R</b> ERA: 3.86 (1.1)	1.0		3	0	0	0	2	4	0	0	0	0	0	49	85	0.00	1.750										
<b>Chan Ho Park, R</b> ERA: 1.5 (2.1)	4.0	W	18	3	0	0	7	4	0	0	0	0	0	8	17	13.50	6.000										
<b>Mark Guthrie, L</b> ERA: 6.0 (6.1)	0.2		5	2	1	1	0	2	0	0	0	0	0	8	17	13.50	6.000										
<b>Darren Hall, R</b> ERA: 4.15 (6.1)	1.1		6	1	0	0	1	1	0	0	0	0	0	13	27	0.00	1.500										
<b>Todd Worrell, R</b> ERA: (8.1)	2.0	S	9	3	0	0	3	0	0	0	0	0	0	28	44	0.00	1.500										

**AB 33**  
**R 3**  
**H 5**  
**RBI 2**  
**BB 6**  
**SO 8**  
**LOB 20**



**AB 34**  
**R 1**  
**H 9**  
**RBI 1**  
**BB 7**  
**SO 13**  
**LOB 25**











Batter	1	2	3	4	5	6	7	8	9	AB	R	H	RBI	BB	SO	LOB	TOP			
Marquis Grissom, R OBP: 0.235, SLG: 0.355	0-0 P4		4-2 S BB		3-2 P3			1-0 F7		3	0	0	0	1	0	1	<b>Atlanta Braves @ Los Angeles Dodgers</b> Dodger Stadium, Los Angeles, CA Mon Apr 08 1996, 3:33 AM PDT Att: 53,180 - Unknown			
Jeff Blauer, R OBP: 0.371, SLG: 0.333	2-0 L7		1-3 K		2-0 G6-3			0-0 2B		4	0	1	0	0	1	2				
10 Chipper Jones, S OBP: 0.600, SLG: 0.917	4-2 BB			2-0 G3		2-1 G4-3		0-3 K		3	0	0	0	1	1	1				
Fred McGriff, L OBP: 0.400, SLG: 0.567 Jerome Walton, R OBP: 0.300, SLG: 0.625	0-0 P6			4-2 BB BB		3-3 K		0-0 G4-3 G1-3 1B		3	0	1	0	1	1	1				
David Justice, L OBP: 0.387, SLG: 0.444		0-0 S 1B		1-0 P2		3-1 G3		0-2 G1-3		4	0	1	0	0	0	2				
Ryan Klesko, L OBP: 0.556, SLG: 0.864		0-3 K		4-0 BB			0-1 F9	2-2 G4-3		3	0	0	0	1	1	3				
Javy Lopez, R OBP: 0.276, SLG: 0.320		3-3 K		1-3 K			0-0 G4-3	2-3 L8		4	0	0	0	0	2	5				
Mark Lemke, S OBP: 0.333, SLG: 0.320		0-0 G4-3			4-0 SH2-4 BB		1-1 F7			2	0	0	0	1	0	1				
Tom Glavine, L OBP: 0.250, SLG: 0.250 Dwight Smith, L (8, PH) Brad Clontz, R (8, 1)			0-2 G5-3		0-0 SH2-4			0-0 G4-3		1	0	0	0	0	0	0	<b>Braves</b>			
<b>Inning Stats</b>	R: 0 E: 0 K: 0 S: 7	H: 0 LOB: 1 BB: 1 P: 13	R: 0 E: 0 K: 2 S: 8	H: 1 LOB: 1 BB: 0 P: 11	R: 0 E: 0 K: 1 S: 9	H: 0 LOB: 1 BB: 1 P: 14	R: 0 E: 0 K: 1 S: 9	H: 0 LOB: 2 BB: 2 P: 21	R: 0 E: 0 K: 0 S: 5	H: 0 LOB: 0 BB: 0 P: 15	R: 0 E: 0 K: 0 S: 5	H: 0 LOB: 0 BB: 0 P: 6	R: 0 E: 0 K: 1 S: 6	H: 1 LOB: 1 BB: 0 P: 7	R: 0 E: 0 K: 0 S: 10	H: 1 LOB: 2 BB: 0 P: 14		1B: 2 2B: 1 3B: 0 HR: 0	SF: 0 SAC: 1 DP: 0 HBP: 0	WP: 0 PB: 0 SB: 2 CS: 0
<b>PITCHER</b> Hideo Nomo, R ERA: 2.77	IP: 9.0 WLS: W BF: 34 H: 3 R: 0 ER: 0 SO: 6 BB: 5 IBB: 0 HBP: 0 BLK: 0 WP: 0 HR: 0 S: 66 P: 115 ERA: 0.00 WHIP: 0.889															<b>PITCHER</b>				

Batter	1	2	3	4	5	6	7	8	9	AB	R	H	RBI	BB	SO	LOB	BOTTOM			
Delino DeShields, L OBP: 0.324, SLG: 0.333	1-2 G5-3		2-3 K		2-2 G2-3			0-3 K		4	0	0	0	0	2	0	<b>Atlanta Braves @ Los Angeles Dodgers</b> Dodger Stadium, Los Angeles, CA Mon Apr 08 1996, 3:33 AM PDT Att: 53,180 - Unknown			
Brett Butler, L OBP: 0.243, SLG: 0.206	0-1 G1-3		2-0 1B 1B		0-2 G5-3			3-2 G6-3		4	1	1	0	0	0	0				
Mike Piazza, R OBP: 0.472, SLG: 0.441	1-2 1B		0-1 1B 1B		2-2 FC6-4 1B			1-2 L3		4	0	3	0	0	0	0				
Eric Karros, R OBP: 0.257, SLG: 0.257	3-3 K		0-0 F9		3-1 FC6-4			0-0 G6-3		4	0	0	0	1	1	4				
Raul Mondesi, R OBP: 0.333, SLG: 0.469		1-3 K	2-2 FC6-4 1B		1-3 K					3	0	1	1	0	2	0				
Mike Blowers, R OBP: 0.313, SLG: 0.160		1-1 F9	0-0 FC6-4		2-3 K					3	0	0	0	0	1	2				
Billy Ashley, R OBP: 0.455, SLG: 0.625 Roger Cedeno, S (7, 7)		4-2 BB BB		3-3 K		3-2 G6-3				2	0	0	0	1	1	0				
Greg Gagne, R OBP: 0.433, SLG: 0.667		4-2 BB		2-2 F9			2-2 F9			2	0	0	0	1	0	0				
Hideo Nomo, R (1, 1)		1-3 K		1-1 G4-3			1-3 K			3	0	0	0	0	2	2	<b>Dodgers</b>			
<b>Inning Stats</b>	R: 0 E: 0 K: 1 S: 11	H: 1 LOB: 1 BB: 0 P: 16	R: 0 E: 0 K: 2 S: 15	H: 0 LOB: 2 BB: 2 P: 26	R: 1 E: 0 K: 1 S: 11	H: 3 LOB: 0 BB: 0 P: 17	R: 0 E: 0 K: 1 S: 8	H: 0 LOB: 0 BB: 0 P: 14	R: 0 E: 0 K: 0 S: 12	H: 1 LOB: 1 BB: 0 P: 19	R: 0 E: 0 K: 2 S: 10	H: 0 LOB: 0 BB: 0 P: 16	R: 0 E: 0 K: 2 S: 14	H: 0 LOB: 0 BB: 0 P: 17	R: 0 E: 0 K: 0 S: 7	H: 0 LOB: 0 BB: 0 P: 11		1B: 5 2B: 0 3B: 0 HR: 0	SF: 0 SAC: 0 DP: 0 HBP: 0	WP: 0 PB: 0 SB: 0 CS: 0
<b>PITCHER</b> Tom Glavine, L ERA: 2.08 Brad Clontz, R ERA: 1.42	IP: 7.0 WLS: L BF: 28 H: 5 R: 1 ER: 1 SO: 9 BB: 2 IBB: 0 HBP: 0 BLK: 0 WP: 0 HR: 0 S: 81 P: 125 ERA: 1.29 WHIP: 1.000															<b>PITCHER</b>				



Batter	1	2	3	4	5	6	7	8	9	AB	R	H	RBI	BB	SO	LOB	TOP										
Marquis Grissom, R OBP: 0.237, SLG: 0.343	G3		1B		L8		L8			4	1	1	0	0	0	0	<b>Atlanta Braves @ Los Angeles Dodgers</b> Dodger Stadium, Los Angeles, CA Tue Apr 09 1996, 7:05 PM PDT Att: 35,570 - Unknown - 68 F										
Jeff Blauer, R OBP: 0.333, SLG: 0.290	K		K		F7		G6-3			4	0	0	0	0	2	1											
10 Chipper Jones, S OBP: 0.526, SLG: 0.750			K		K			G6-3		4	0	1	0	0	2	1											
Fred McGriff, L OBP: 0.385, SLG: 0.529	F7		1B		G6-3		F8			4	0	1	0	0	0	1											
David Justice, L OBP: 0.371, SLG: 0.452		G3	E5		G3-1		K			4	0	1	0	0	1	1											
Ryan Klesko, L OBP: 0.533, SLG: 0.920		G3	G4-3			HR				3	1	1	1	0	0	3											
Jerome Walton, R OBP: 0.364, SLG: 0.667										1	0	1	0	0	0	0											
Javy Lopez, R OBP: 0.273, SLG: 0.414	K				F8		HR			4	1	1	1	0	1	2											
Mark Lemke, S OBP: 0.324, SLG: 0.286					F9		F8		L7	3	0	0	0	1	0	1											
29 John Smoltz, R Terrell Wade, L Mark Wohlers, R	G3				K				K	3	0	0	0	0	2	2											
										0	0	0	0	0	0	0											
<b>Inning Stats</b>	R: 0 E: 0 K: 1 S: 6	H: 1 LOB: 1 BB: 0 P: 6	R: 0 E: 0 K: 1 S: 8	H: 1 LOB: 2 BB: 1 P: 15	R: 1 E: 1 K: 2 S: 13	H: 2 LOB: 2 BB: 0 P: 22	R: 0 E: 0 K: 1 S: 11	H: 0 LOB: 0 BB: 0 P: 17	R: 0 E: 0 K: 1 S: 8	H: 0 LOB: 0 BB: 0 P: 13	R: 2 E: 0 K: 0 S: 8	H: 2 LOB: 0 BB: 0 P: 17	R: 0 E: 0 K: 1 S: 6	H: 0 LOB: 0 BB: 0 P: 9	R: 0 E: 0 K: 1 S: 7	H: 0 LOB: 0 BB: 0 P: 10	R: 0 E: 0 K: 1 S: 10	H: 1 LOB: 1 BB: 0 P: 14	1B: 4 2B: 1 3B: 0 HR: 2	SF: 0 SAC: 0 DP: 0 HBP: 0	WP: 0 PB: 0 SB: 1 CS: 0	PA: 36					
<b>PITCHER</b>	IP	WLS	BF	H	R	ER	SO	BB	IBB	HBP	BLK	WP	HR	S	P	ERA	WHIP										
Pedro Astacio, R ERA: 5.59	6.0	L	26	6	3	2	6	0	1	0	0	0	2	54	90	3.00	1.000										
Antonio Osuna, R ERA: 3.66	1.0		3	0	0	0	1	0	0	0	0	0	0	6	9	0.00	0.000										
John Cummings, L ERA: 6.75	1.0		4	1	0	0	1	0	0	0	0	0	0	9	14	0.00	1.000										
Darren Hall, R ERA: 3.38	1.0		3	0	0	0	1	0	0	0	0	0	0	8	10	0.00	0.000										

Batter	1	2	3	4	5	6	7	8	9	AB	R	H	RBI	BB	SO	LOB	BOTTOM										
Delino DeShields, L OBP: 0.317, SLG: 0.351	F7		K		L7					4	0	1	0	0	1	2	<b>Atlanta Braves @ Los Angeles Dodgers</b> Dodger Stadium, Los Angeles, CA Tue Apr 09 1996, 7:05 PM PDT Att: 35,570 - Unknown - 68 F										
Brett Butler, L OBP: 0.244, SLG: 0.211	F3				G6-3			F7		4	0	1	0	0	0	2											
Mike Piazza, R OBP: 0.450, SLG: 0.405	F9				G4-3			G6-4-3		3	0	0	0	1	0	1											
Eric Karros, R OBP: 0.231, SLG: 0.231		K			L9			K		4	0	0	0	0	2	3											
Raul Mondesi, R OBP: 0.297, SLG: 0.417		L7			K2-3			K		4	0	0	0	0	2	0											
Mike Blowers, R OBP: 0.306, SLG: 0.172		WP			K			K		4	0	1	0	0	2	0											
Todd Hollandsworth, L OBP: 0.292, SLG: 0.200										2	1	0	0	1	1	1											
John Cummings, L Darren Hall, R Dave Hansen, L OBP: 0.667, SLG: 0.500										0	0	0	0	0	0	0											
Greg Gagne, R OBP: 0.455, SLG: 0.654										2	0	1	0	1	1	0											
Pedro Astacio, R Antonio Osuna, R Chad Fonville, S Milt Thompson, L										2	0	1	1	0	1	0											
										0	0	0	0	0	0	0											
<b>Inning Stats</b>	R: 0 E: 0 K: 0 S: 3	H: 0 LOB: 0 BB: 0 P: 3	R: 0 E: 0 K: 2 S: 14	H: 1 LOB: 1 BB: 0 P: 22	R: 0 E: 0 K: 3 S: 9	H: 0 LOB: 0 BB: 0 P: 12	R: 0 E: 0 K: 0 S: 6	H: 0 LOB: 0 BB: 0 P: 7	R: 1 E: 0 K: 2 S: 13	H: 2 LOB: 2 BB: 1 P: 22	R: 0 E: 0 K: 1 S: 8	H: 1 LOB: 0 BB: 0 P: 12	R: 0 E: 0 K: 2 S: 8	H: 0 LOB: 0 BB: 0 P: 11	R: 0 E: 0 K: 0 S: 10	H: 1 LOB: 3 BB: 2 P: 19	R: 0 E: 0 K: 0 S: 7	H: 0 LOB: 0 BB: 0 P: 9	1B: 4 2B: 1 3B: 0 HR: 0	SF: 0 SAC: 0 DP: 1 HBP: 0	WP: 2 PB: 0 SB: 0 CS: 0	PA: 34					
<b>PITCHER</b>	IP	WLS	BF	H	R	ER	SO	BB	IBB	HBP	BLK	WP	HR	S	P	ERA	WHIP										
29 John Smoltz, R ERA: 4.61	7.1	W	28	5	1	1	10	2	0	0	0	0	0	65	98	1.23	0.955										
Terrell Wade, L ERA	0.1		1	0	0	0	0	0	0	0	0	0	0	1	1	0.00	0.000										
Mark Wohlers, R ERA: 6.23	1.1	S	5	0	0	0	0	1	0	0	0	0	0	12	18	0.00	0.750										







Batter	1	2	3	4	5	6	7	8	9	AB	R	H	RBI	BB	SO	LOB	TOP			
Quilvio Veras, S OBP: 0.308, SLG: 0.182										3	0	1	0	1	2	2	<b>Florida Marlins @ Los Angeles Dodgers</b> Dodger Stadium, Los Angeles, CA Thu Apr 11 1996, 7:05 PM PDT Att: 36,023 - Unknown - 69 F			
Devon White, S OBP: 0.250, SLG: 0.351 Jesus Tavaréz, S OBP: 0.200, SLG: 0.200										2	0	0	0	0	0	2				
Gary Sheffield, R OBP: 0.357, SLG: 0.394										3	0	1	0	1	0	0				
Jeff Conine, R OBP: 0.286, SLG: 0.333										4	0	0	0	0	3	4				
Terry Pendleton, S OBP: 0.244, SLG: 0.263										4	0	0	0	0	1	0				
Greg Colbrunn, R OBP: 0.257, SLG: 0.353										3	0	0	0	1	1	1				
Charles Johnson, R OBP: 0.314, SLG: 0.412										4	0	0	0	0	1	2				
Kurt Abbott, R OBP: 0.304, SLG: 0.364										3	0	2	0	0	1	1				
Kevin Brown, R Joe Orsulak, L Joel Adamson, L Jay Powell, R										1	0	0	0	1	1	1				
<b>Inning Stats</b>	R: 0 E: 0 K: 1 S: 10	H: 0 LOB: 0 BB: 0 P: 16	R: 0 E: 1 K: 1 S: 14	H: 0 LOB: 1 BB: 0 P: 22	R: 0 E: 0 K: 1 S: 9	H: 1 LOB: 1 BB: 1 P: 15	R: 0 E: 0 K: 2 S: 5	H: 0 LOB: 0 BB: 0 P: 8	R: 0 E: 0 K: 0 S: 5	H: 1 LOB: 0 BB: 0 P: 8	R: 0 E: 0 K: 0 S: 10	H: 0 LOB: 0 BB: 0 P: 14	R: 0 E: 0 K: 2 S: 15	H: 2 LOB: 3 BB: 1 P: 29	R: 0 E: 0 K: 3 S: 12	H: 0 LOB: 0 BB: 0 P: 16		1B: 3 2B: 1 3B: 0 HR: 0	SF: 0 SAC: 0 DP: 2 HBP: 0	WP: 0 PB: 0 SB: 0 CS: 0
<b>PITCHER</b>	IP WLS BF H R ER SO BB IBB HBP BLK WP HR S P ERA WHIP																			
Chan Ho Park, R ERA: 0.82	(1, 1) 5.0 W 19 1 0 0 6 3 0 0 0 0 0 0 0 54 94 0.00 0.800																			
Darren Hall, R ERA: 2.25	(6, 1) 2.2 10 3 0 0 1 0 0 0 0 0 0 0 25 40 0.00 1.125																			
Todd Worrell, R ERA:	(8, 1) 1.1 S 5 0 0 0 4 1 0 0 0 0 0 0 0 17 27 0.00 0.750																			

Batter	1	2	3	4	5	6	7	8	9	AB	R	H	RBI	BB	SO	LOB	BOTTOM			
Delino DeShields, L OBP: 0.280, SLG: 0.311										3	1	1	1	0	1	0	<b>Florida Marlins @ Los Angeles Dodgers</b> Dodger Stadium, Los Angeles, CA Thu Apr 11 1996, 7:05 PM PDT Att: 36,023 - Unknown - 69 F			
Brett Butler, L OBP: 0.280, SLG: 0.255										4	1	1	0	0	1	0				
Mike Piazza, R OBP: 0.449, SLG: 0.413										4	0	2	1	0	0	0				
Eric Karros, R OBP: 0.255, SLG: 0.319										3	1	2	1	0	0	0				
Raul Mondesi, R OBP: 0.273, SLG: 0.372										3	1	0	0	0	0	4				
Mike Blowers, R OBP: 0.279, SLG: 0.143										3	0	0	1	0	1	1				
Todd Hollandsworth, L OBP: 0.259, SLG: 0.114 Todd Worrell, R										3	0	0	1	0	1	1				
Greg Gagne, R OBP: 0.450, SLG: 0.677										3	0	0	0	0	0	0				
Chan Ho Park, R Dave Hansen, L Darren Hall, R Roger Cedeno, S										1	0	0	0	0	0	0				
<b>Inning Stats</b>	R: 0 E: 0 K: 2 S: 8	H: 0 LOB: 0 BB: 0 P: 12	R: 0 E: 0 K: 1 S: 6	H: 0 LOB: 0 BB: 0 P: 9	R: 0 E: 0 K: 1 S: 6	H: 0 LOB: 0 BB: 0 P: 8	R: 4 E: 1 K: 0 S: 18	H: 4 LOB: 0 BB: 0 P: 24	R: 0 E: 0 K: 0 S: 3	H: 0 LOB: 0 BB: 0 P: 3	R: 0 E: 0 K: 0 S: 9	H: 2 LOB: 1 BB: 0 P: 13	R: 0 E: 0 K: 0 S: 7	H: 0 LOB: 0 BB: 0 P: 11	R: 1 E: 0 K: 0 S: 6	H: 1 LOB: 0 BB: 0 P: 12		1B: 6 2B: 0 3B: 1 HR: 0	SF: 1 SAC: 0 DP: 1 HBP: 0	WP: 0 PB: 1 SB: 0 CS: 1
<b>PITCHER</b>	IP WLS BF H R ER SO BB IBB HBP BLK WP HR S P ERA WHIP																			
Kevin Brown, R ERA: 1.23	(1, 1) 7.0 L 26 6 4 2 4 0 0 0 0 0 0 0 57 80 2.57 0.857																			
Joel Adamson, L ERA: 6.75	(8, 1) 0.2 3 1 1 1 0 0 0 0 0 0 0 0 5 11 13.50 1.500																			
Jay Powell, R ERA:	(8, 1) 0.1 1 0 0 0 0 0 0 0 0 0 0 0 1 1 0.00 0.000																			



Batter	1	2	3	4	5	6	7	8	9	AB	R	H	RBI	BB	SO	LOB	TOP				
Quilvio Veras, S OBP: 0.300, SLG: 0.231	G6-3		FC5-6		FC4-6			BB		4	0	1	0	0	0	3	Florida Marlins @ Los Angeles Dodgers Dodger Stadium, Los Angeles, CA Fri Apr 12 1996, 7:05 PM PDT Att: 40,343 - Unknown - 70 F				
Jesus Tavarez, S OBP: 0.222, SLG: 0.125	G4-3		G6-3		G3			BB		3	0	0	0	1	0	3					
Gary Sheffield, R OBP: 0.391, SLG: 0.583	HR			HR		F9		BB		3	2	2	2	1	0	0					
Jeff Conine, R OBP: 0.283, SLG: 0.326	F8			G5-4-3		G6-3		F9		4	0	1	0	0	0	3					
Terry Pendleton, S OBP: 0.222, SLG: 0.238		G4-3		G5-4-3		G1-3		F8		4	0	0	0	0	0	4					
Greg Colbrunn, R OBP: 0.256, SLG: 0.421		HR		P3			K	F9		4	1	1	1	0	1	0					
Charles Johnson, R OBP: 0.308, SLG: 0.395		K			FC1-5		P3	G4-3		4	0	1	0	0	1	0					
Kurt Abbott, R OBP: 0.333, SLG: 0.423		K			FC4-6	FC1-5	K			4	0	2	0	0	2	0					
John Burkett, R OBP: 0.125, SLG: 0.125				FC5-6	FC1-5	FC4-6		K	F9	4	0	1	0	0	1	3					
<b>Inning Stats</b>	R: 1 E: 0 K: 0 S: 11	H: 1 LOB: 0 BB: 0 P: 19	R: 1 E: 0 K: 2 S: 11	H: 1 LOB: 0 BB: 0 P: 16	R: 0 E: 0 K: 0 S: 7	H: 1 LOB: 0 BB: 0 P: 8	R: 1 E: 0 K: 0 S: 12	H: 2 LOB: 0 BB: 0 P: 17	R: 0 E: 0 K: 0 S: 12	H: 0 LOB: 0 BB: 0 P: 11	R: 0 E: 0 K: 2 S: 7	H: 0 LOB: 0 BB: 0 P: 9	R: 0 E: 0 K: 1 S: 12	H: 1 LOB: 3 BB: 2 P: 22	R: 0 E: 0 K: 0 S: 7	H: 1 LOB: 1 BB: 0 P: 11	1B: 4 2B: 2 3B: 0 HR: 3	SF: 0 SAC: 0 DP: 1 HBP: 0	WP: 0 PB: 0 SB: 0 CS: 1	PA: 36	
<b>PITCHER</b>	IP	WLS	BF	H	R	ER	SO	BB	IBB	HBP	BLK	WP	HR	S	P	ERA	WHIP				
Ismael Valdez, R ERA: 3.15	(1, 1)	6.0	L	23	7	3	3	2	0	0	0	0	3	58	89	4.50	1.167				
Joey Eischen, L ERA:	(7, 1)	2.0		9	1	0	0	3	2	0	0	0	0	19	31	0.00	1.500				
Scott Radinsky, L ERA:	(9, 1)	1.0		4	1	0	0	0	0	0	0	0	0	7	11	0.00	1.000				

Batter	1	2	3	4	5	6	7	8	9	AB	R	H	RBI	BB	SO	LOB	BOTTOM						
Delino DeShields, L OBP: 0.259, SLG: 0.286	G3			L5		G4-3			K	4	0	0	0	0	1	0	Florida Marlins @ Los Angeles Dodgers Dodger Stadium, Los Angeles, CA Fri Apr 12 1996, 7:05 PM PDT Att: 40,343 - Unknown - 70 F						
Brett Butler, L OBP: 0.278, SLG: 0.255	B2-3			K				G6-4-3	G3	4	0	1	0	0	1	0							
Mike Piazza, R OBP: 0.442, SLG: 0.396	K							G6-4-3		2	0	0	0	1	1	1							
Eric Karros, R OBP: 0.240, SLG: 0.300		K						P2		3	0	0	0	0	2	1							
Raul Mondesi, R OBP: 0.277, SLG: 0.435		G1-3			L6			HR		3	1	1	1	0	0	0							
Milt Thompson, L		G1-3			G3			G2-3		3	0	0	0	0	0	0							
Mike Blowers, R OBP: 0.281, SLG: 0.132			K			F9		K		3	0	0	0	0	2	0							
Greg Gagne, R OBP: 0.419, SLG: 0.618			G1-4-3			F9		F9		3	0	0	0	0	0	0							
Ismael Valdez, R	(1, 1)																Florida Marlins @ Los Angeles Dodgers Dodger Stadium, Los Angeles, CA Fri Apr 12 1996, 7:05 PM PDT Att: 40,343 - Unknown - 70 F						
Todd Hollandsworth, L OBP: 0.250, SLG: 0.167	(6, PH)																						
Joey Eischen, L	(7, 1)																						
Scott Radinsky, L	(9, 1)																						
Chad Fournier, S OBP: 0.200, SLG: 0.200	(9, PH)																						
<b>Inning Stats</b>	R: 0 E: 0 K: 1 S: 7	H: 0 LOB: 0 BB: 0 P: 11	R: 0 E: 0 K: 1 S: 6	H: 0 LOB: 0 BB: 0 P: 9	R: 0 E: 0 K: 2 S: 8	H: 0 LOB: 0 BB: 0 P: 11	R: 0 E: 0 K: 2 S: 14	H: 0 LOB: 1 BB: 1 P: 23	R: 0 E: 0 K: 0 S: 4	H: 0 LOB: 0 BB: 0 P: 9	R: 0 E: 0 K: 0 S: 8	H: 0 LOB: 0 BB: 0 P: 15	R: 0 E: 0 K: 0 S: 5	H: 1 LOB: 0 BB: 0 P: 7	R: 1 E: 0 K: 1 S: 13	H: 1 LOB: 0 BB: 0 P: 20		R: 0 E: 0 K: 2 S: 7	H: 0 LOB: 0 BB: 0 P: 7	1B: 1 2B: 0 3B: 0 HR: 1	SF: 0 SAC: 0 DP: 1 HBP: 0	WP: 0 PB: 0 SB: 0 CS: 0	PA: 29
<b>PITCHER</b>	IP	WLS	BF	H	R	ER	SO	BB	IBB	HBP	BLK	WP	HR	S	P	ERA		WHIP					
John Burkett, R ERA: 3.38	(1, 1)	9.0	W	29	2	1	1	9	1	0	0	0	1	72	112	1.00		0.333					

AB	34
R	3
H	9
RBI	3
BB	2
SO	5
LOB	16

AB	28
R	1
H	2
RBI	1
BB	1
SO	9
LOB	2






Batter	1	2	3	4	5	6	7	8	9	AB	R	H	RBI	BB	SO	LOB	TOP		
Quilvio Veras, S OBP: 0.353, SLG: 0.379										3	1	2	1	1	0	0	<b>Florida Marlins @ Los Angeles Dodgers</b> Dodger Stadium, Los Angeles, CA Sat Apr 13 1996, 7:05 PM PDT Att: 46,059 - Unknown - 67 F		
Jesus Tavarez, S OBP: 0.231, SLG: 0.091										3	0	0	0	1	2	1			
Gary Sheffield, R OBP: 0.380, SLG: 0.538										3	0	0	0	1	1	2			
Jeff Conine, R OBP: 0.260, SLG: 0.298										4	0	0	0	0	2	2			
Terry Pendleton, S OBP: 0.229, SLG: 0.244										3	0	1	0	0	1	0			
Greg Colbrunn, R OBP: 0.238, SLG: 0.390										3	0	0	0	0	3	2			
Charles Johnson, R OBP: 0.286, SLG: 0.366										3	0	0	0	0	3	2			
Kurt Abbott, R OBP: 0.300, SLG: 0.379										3	0	0	0	0	3	0			
Chris Hammond, L Joe Orsulak, L (8, PH) Alejandro Pena, R (8, 1)										2	0	0	0	0	2	0			
<b>Inning Stats</b>	R: 0 H: 1 E: 0 K: 2 S: 7	H: 1 LOB: 1 BB: 1 P: 11	R: 0 H: 0 E: 0 K: 2 S: 7	H: 0 LOB: 0 BB: 0 P: 7	R: 1 H: 1 E: 0 K: 2 S: 8	H: 1 LOB: 0 BB: 0 P: 8	R: 0 H: 0 E: 0 K: 3 S: 5	H: 0 LOB: 0 BB: 0 P: 5	R: 0 H: 0 E: 0 K: 2 S: 6	H: 0 LOB: 0 BB: 1 P: 10	R: 0 H: 1 E: 0 K: 3 S: 10	H: 2 LOB: 2 BB: 1 P: 14	R: 0 H: 0 E: 0 K: 1 S: 5	H: 0 LOB: 0 BB: 0 P: 5	R: 0 H: 0 E: 0 K: 1 S: 5	H: 0 LOB: 0 BB: 0 P: 5		1B: 2 2B: 1 3B: 0 HR: 1	SF: 0 SAC: 0 DP: 1 HBP: 0
<b>PITCHER</b> Hideo Nomo, R ERA: 2.05	IP: 9.0 WLS: W BF: 31 H: 3 R: 1 ER: 1 SO: 17 BB: 3 IBB: 0 HBP: 0 BLK: 0 WP: 0 HR: 1 S: 62 P: 74 ERA: 1.00 WHIP: 0.667															<b>PITCHER</b>			

Batter	1	2	3	4	5	6	7	8	9	AB	R	H	RBI	BB	SO	LOB	BOTTOM		
Delino DeShields, L OBP: 0.241, SLG: 0.264										4	0	0	0	0	0	0	<b>Florida Marlins @ Los Angeles Dodgers</b> Dodger Stadium, Los Angeles, CA Sat Apr 13 1996, 7:05 PM PDT Att: 46,059 - Unknown - 67 F		
Brett Butler, L OBP: 0.263, SLG: 0.241										3	0	0	0	0	2	0			
Mike Piazza, R OBP: 0.436, SLG: 0.380										2	1	0	0	1	0	0			
Eric Karros, R OBP: 0.226, SLG: 0.283										3	0	0	0	0	2	1			
Raul Mondesi, R OBP: 0.300, SLG: 0.510										3	1	2	2	0	0	0			
Mike Blowers, R OBP: 0.285, SLG: 0.125										2	0	0	0	1	1	1			
Billy Ashley, R Roger Cedeno, S										3	1	1	1	0	0	1			
Greg Gagne, R OBP: 0.391, SLG: 0.568										3	0	0	0	0	1	0			
Hideo Nomo, R										3	0	0	0	0	1	0			
<b>Inning Stats</b>	R: 0 H: 0 E: 0 K: 1 S: 5	H: 0 LOB: 0 BB: 0 P: 5	R: 0 H: 1 E: 0 K: 2 S: 7	H: 1 LOB: 0 BB: 0 P: 7	R: 1 H: 1 E: 0 K: 0 S: 4	H: 1 LOB: 0 BB: 0 P: 4	R: 2 H: 1 E: 0 K: 1 S: 6	H: 1 LOB: 1 BB: 1 P: 10	R: 0 H: 0 E: 0 K: 1 S: 5	H: 0 LOB: 0 BB: 0 P: 5	R: 0 H: 0 E: 0 K: 0 S: 3	H: 0 LOB: 0 BB: 0 P: 3	R: 0 H: 0 E: 0 K: 1 S: 5	H: 0 LOB: 0 BB: 0 P: 5	R: 0 H: 0 E: 0 K: 1 S: 5	H: 0 LOB: 0 BB: 0 P: 5		1B: 1 2B: 0 3B: 0 HR: 2	SF: 0 SAC: 0 DP: 0 HBP: 0
<b>PITCHER</b> Chris Hammond, L ERA: 5.68 Alejandro Pena, R ERA: 4.5	IP: 7.0 WLS: L BF: 25 H: 3 R: 3 ER: 3 SO: 3 BB: 2 IBB: 0 HBP: 0 BLK: 0 WP: 0 HR: 2 S: 35 P: 43 ERA: 3.86 WHIP: 0.714															<b>PITCHER</b>			

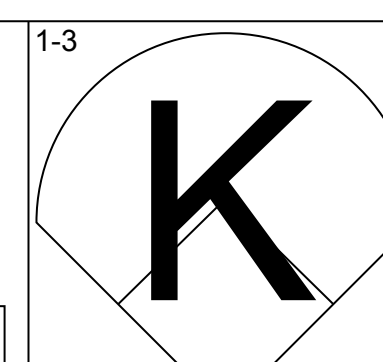
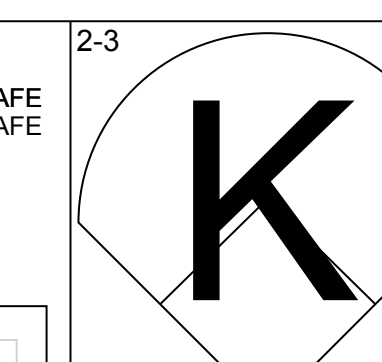
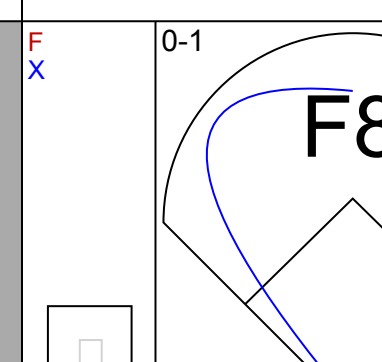
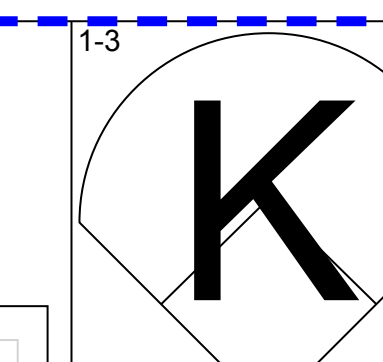
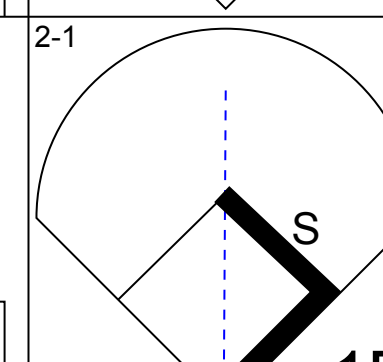
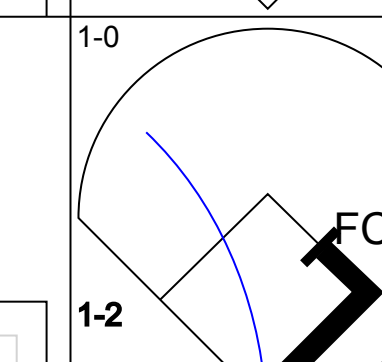
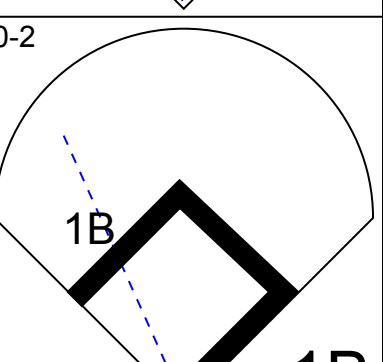
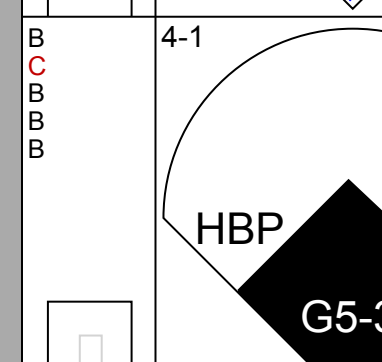
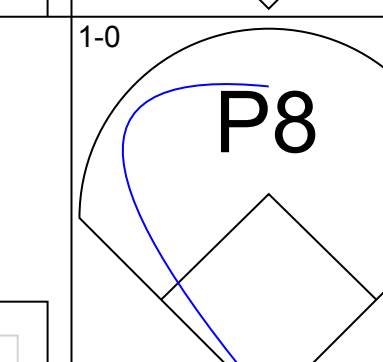
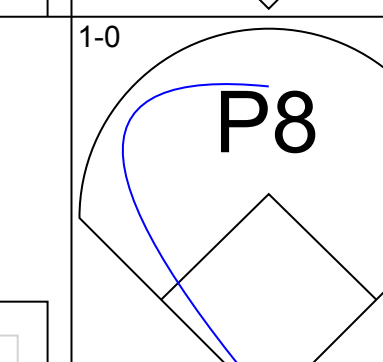
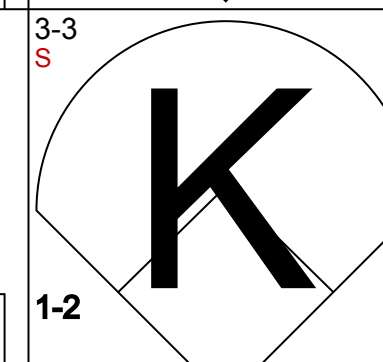
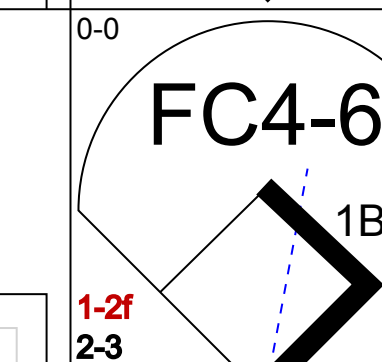
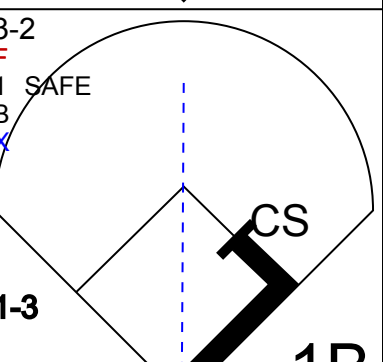
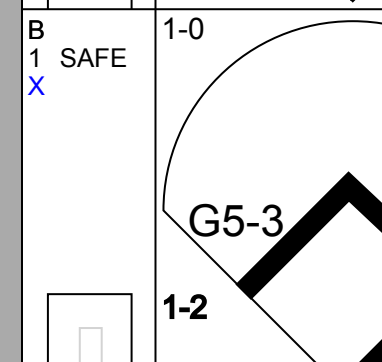
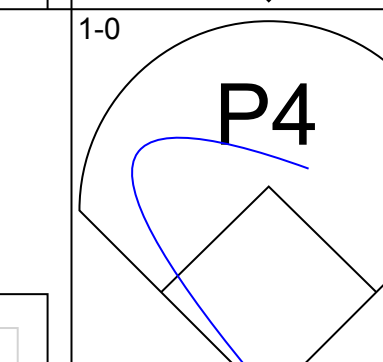
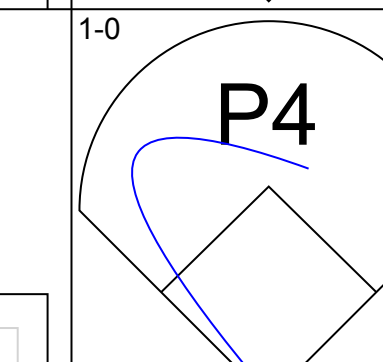
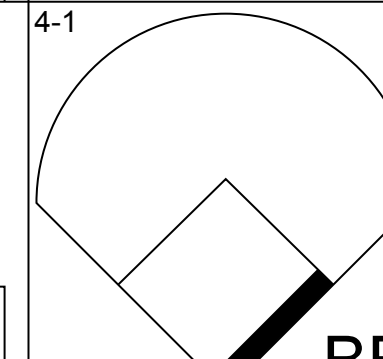
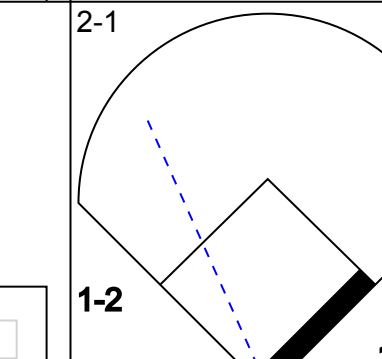
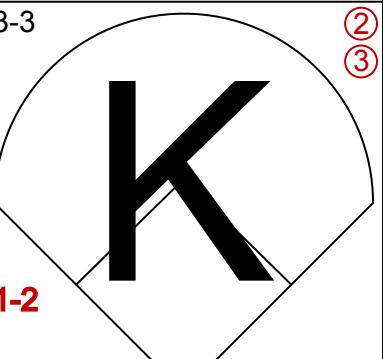
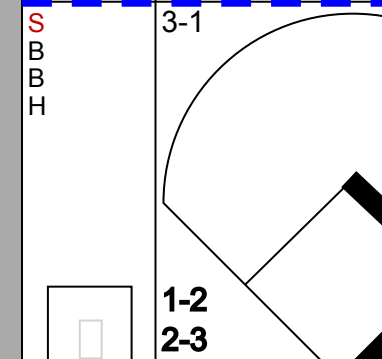

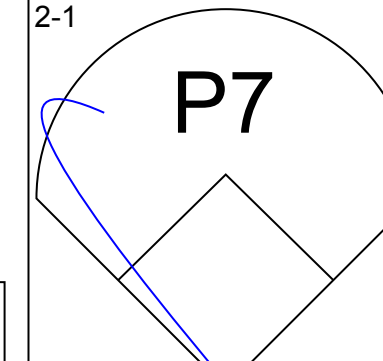
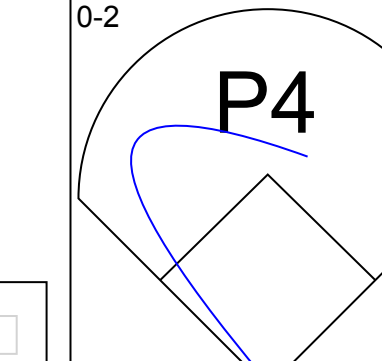
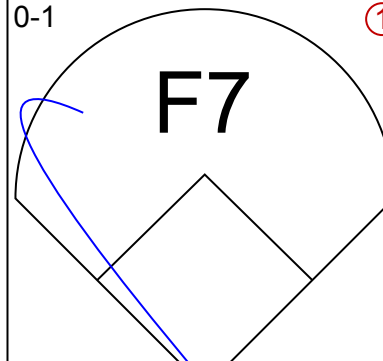
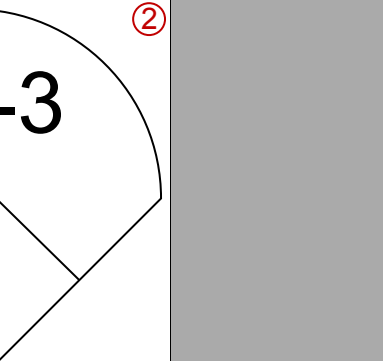



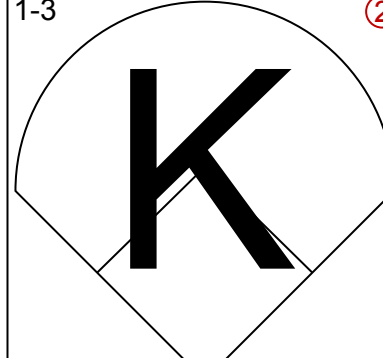
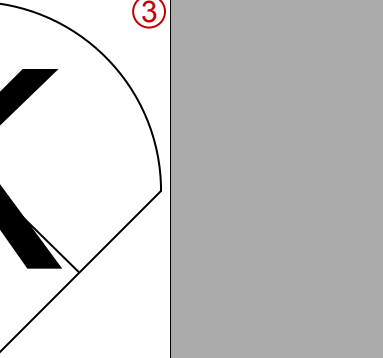


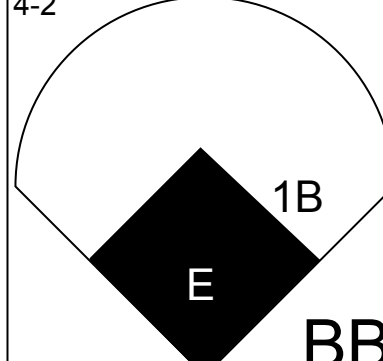
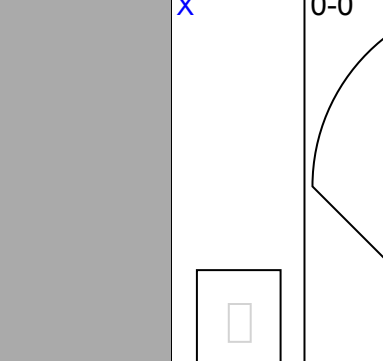


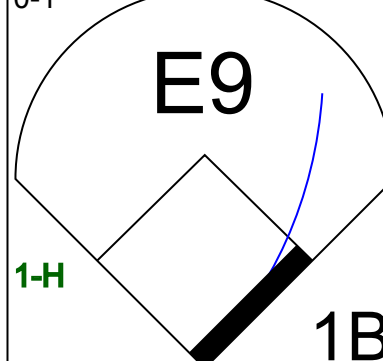
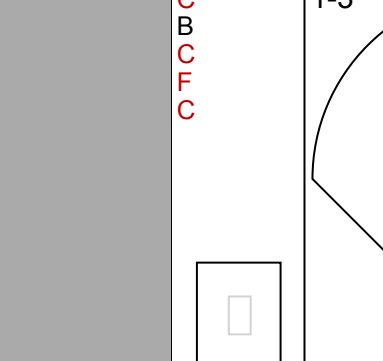
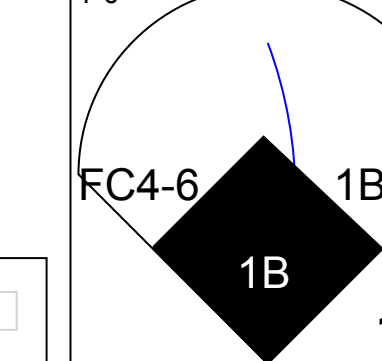
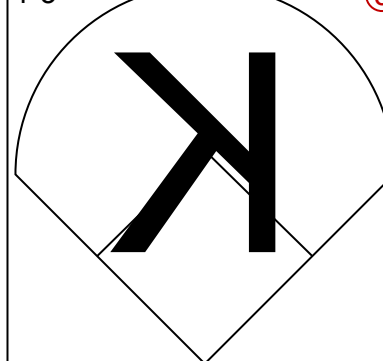
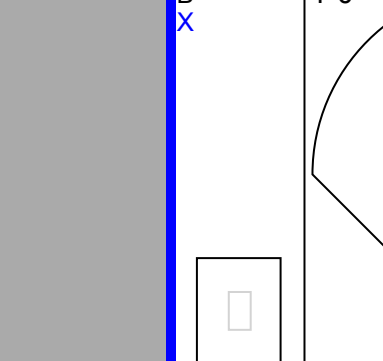
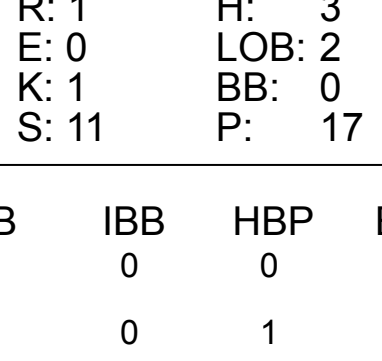
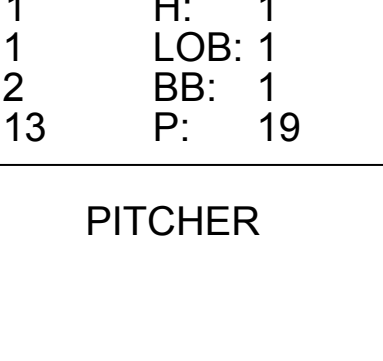


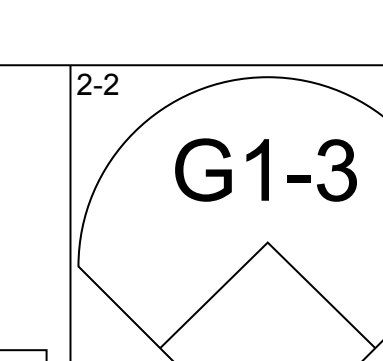
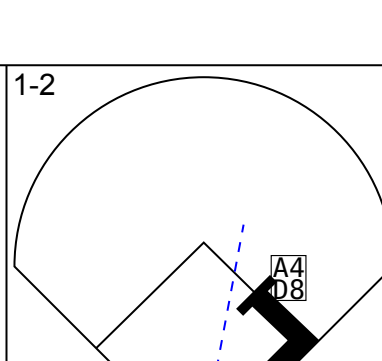
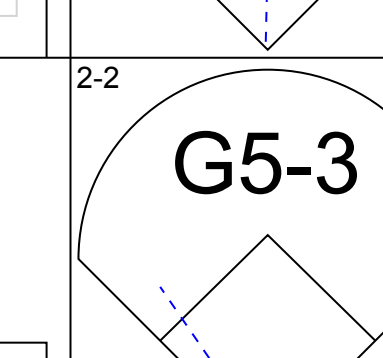
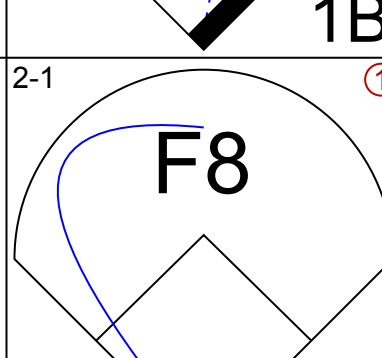


Batter	1	2	3	4	5	6	7	8	9	AB	R	H	RBI	BB	SO	LOB	TOP					
Quilvio Veras, S OBP: 0.368, SLG: 0.394										4	0	2	0	0	1	1	<b>Florida Marlins @ Los Angeles Dodgers</b> Dodger Stadium, Los Angeles, CA Sun Apr 14 1996, 3:33 AM PDT Att: 49,728 - Sunny - 74 F					
Jesus Tavarez, S OBP: 0.176, SLG: 0.067										4	1	0	0	0	0	3						
Gary Sheffield, R OBP: 0.389, SLG: 0.524										3	0	1	0	1	2	1						
Andre Dawson, R OBP: 0.455, SLG: 0.455 Robb Nen, R										4	0	1	1	0	1	2						
Terry Pendleton, S OBP: 0.250, SLG: 0.265										4	0	2	0	0	2	0						
Greg Colbrunn, R OBP: 0.238, SLG: 0.364										3	0	0	0	0	0	3						
Charles Johnson, R OBP: 0.261, SLG: 0.333										4	0	0	0	0	0	2						
Kurt Abbott, R OBP: 0.333, SLG: 0.406										3	0	2	0	0	0	0						
Al Leiter, L OBP: 0.200, SLG: 0.200 David Weathers, R Alex Arias, R Matt Mantei, R Joe Orsulak, L Jay Powell, R Jeff Conine, R										0	0	0	0	0	0	0						
<b>Inning Stats</b>	R: 0 E: 0 K: 2 S: 7	H: 0 LOB: 0 BB: 0 P: 7	R: 0 E: 0 K: 0 S: 3	H: 1 LOB: 1 BB: 0 P: 4	R: 0 E: 0 K: 0 S: 4	H: 1 LOB: 0 BB: 1 P: 4	R: 0 E: 0 K: 1 S: 4	H: 0 LOB: 0 BB: 1 P: 8	R: 0 E: 0 K: 0 S: 4	H: 1 LOB: 1 BB: 0 P: 4	R: 1 E: 0 K: 0 S: 6	H: 4 LOB: 2 BB: 0 P: 6	R: 0 E: 0 K: 0 S: 3	H: 0 LOB: 0 BB: 0 P: 3	R: 0 E: 0 K: 2 S: 8	H: 1 LOB: 1 BB: 0 P: 8		R: 0 E: 0 K: 1 S: 5	H: 0 LOB: 0 BB: 0 P: 5	1B: 8 2B: 0 3B: 0 HR: 0	SF: 0 SAC: 1 DP: 3 HBP: 1	WP: 0 PB: 0 SB: 2 CS: 0
<b>PITCHER</b>	IP WLS BF H R ER SO BB IBB HBP BLK WP HR S P ERA WHIP																					
Pedro Astacio, R ERA: 4.2	(1, 1) 5.1 W 22 6 1 1 3 1 0 1 0 0 0 0 26 31 1.69 1.312																					
Antonio Osuna, R ERA: 1.5	(6, 1) 1.2 5 1 0 0 0 0 0 0 0 0 0 0 5 5 0.00 0.600																					
Mark Guthrie, L ERA: 3.38	(8, 1) 1.0 4 1 0 0 2 0 0 0 0 0 0 0 8 8 0.00 1.000																					
Darren Hall, R ERA: 2.0	(9, 1) 1.0 3 0 0 0 1 0 0 0 0 0 0 0 5 5 0.00 0.000																					

Batter	1	2	3	4	5	6	7	8	9	AB	R	H	RBI	BB	SO	LOB	BOTTOM			
Delino DeShields, L OBP: 0.286, SLG: 0.351										4	3	3	0	1	1	2	<b>Florida Marlins @ Los Angeles Dodgers</b> Dodger Stadium, Los Angeles, CA Sun Apr 14 1996, 3:33 AM PDT Att: 49,728 - Sunny - 74 F			
Brett Butler, L OBP: 0.283, SLG: 0.255 Roger Cedeno, S OBP: 0.273, SLG: 0.400										1	0	1	2	1	0	0				
Raul Mondesi, R OBP: 0.315, SLG: 0.500										3	1	1	1	1	0	1				
Eric Karros, R OBP: 0.211, SLG: 0.263										4	0	0	0	0	1	5				
Mike Blowers, R OBP: 0.264, SLG: 0.159										4	0	1	1	0	2	2				
Billy Ashley, R OBP: 0.459, SLG: 0.833 Mark Guthrie, R Todd Hollandsworth, L OBP: 0.250, SLG: 0.167										3	1	0	0	1	1	3				
Carlos Hernandez, R OBP: 0.500, SLG: 0.333										3	0	1	0	1	1	0				
Greg Gagne, R OBP: 0.380, SLG: 0.537 Darren Hall, R										4	1	1	1	0	1	1				
Pedro Astacio, R OBP: 0.143, SLG: 0.143 Antonio Osuna, R Chad Fonville, S OBP: 0.167, SLG: 0.167										0	0	0	0	0	0	0				
<b>Inning Stats</b>	R: 1 E: 0 K: 2 S: 9	H: 2 LOB: 2 BB: 1 P: 13	R: 0 E: 0 K: 2 S: 7	H: 0 LOB: 0 BB: 0 P: 7	R: 2 E: 1 K: 0 S: 5	H: 2 LOB: 1 BB: 1 P: 9	R: 2 E: 1 K: 2 S: 10	H: 2 LOB: 2 BB: 1 P: 14	R: 1 E: 0 K: 1 S: 6	H: 1 LOB: 2 BB: 2 P: 14	R: 0 E: 0 K: 1 S: 5	H: 0 LOB: 0 BB: 0 P: 5	R: 0 E: 0 K: 2 S: 7	H: 0 LOB: 0 BB: 0 P: 7	R: 0 E: 0 K: 0 S: 4	H: 1 LOB: 1 BB: 0 P: 4		1B: 5 2B: 2 3B: 1 HR: 0	SF: 1 SAC: 0 DP: 0 HBP: 0	WP: 0 PB: 0 SB: 2 CS: 0
<b>PITCHER</b>	IP WLS BF H R ER SO BB IBB HBP BLK WP HR S P ERA WHIP																			
Al Leiter, L ERA: 2.29	(1, 1) 0.1 2 0 0 0 1 0 0 0 0 0 0 0 4 4 0.00 0.000																			
David Weathers, R ERA: 6.23	(4, 1) 2.0 9 1 1 1 2 2 0 0 0 0 0 0 11 19 4.50 1.500																			
Matt Mantei, R ERA: 6.75	(5, 1) 1.0 3 0 0 0 2 0 0 0 0 0 0 0 7 7 0.00 0.000																			
Jay Powell, R ERA: 3.6	(8, 1) 1.0 4 1 0 0 0 0 0 0 0 0 0 0 4 4 0.00 1.000																			



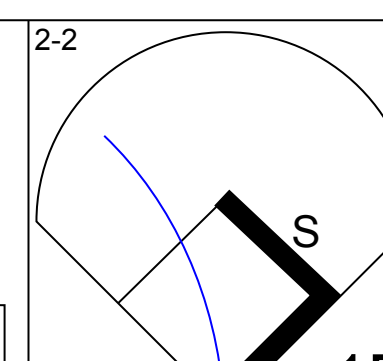
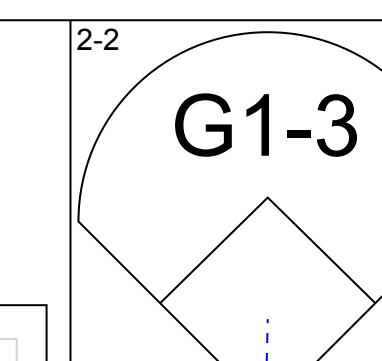
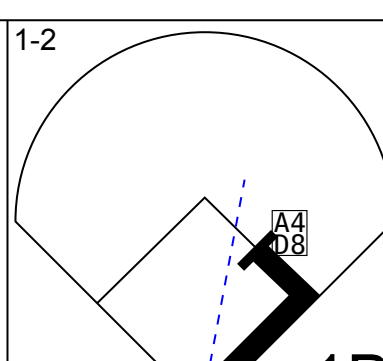
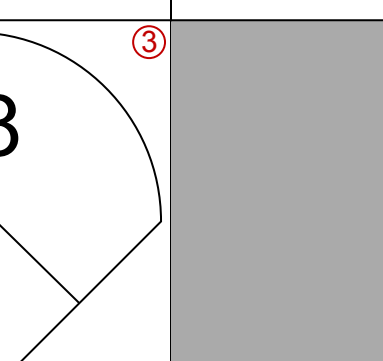
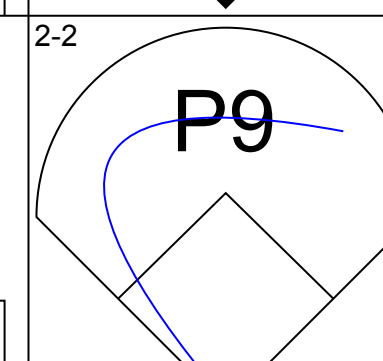
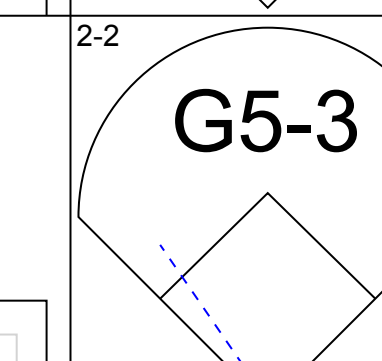
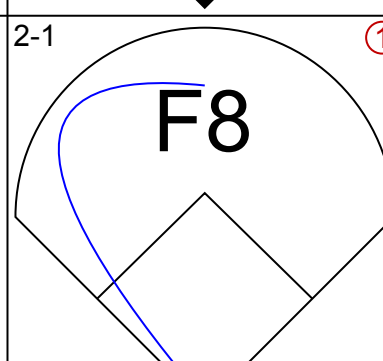
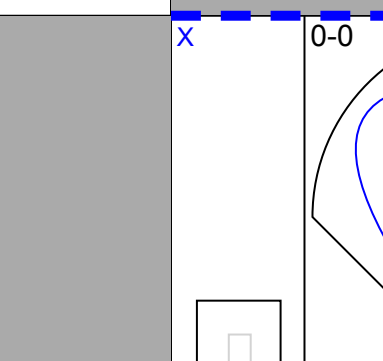
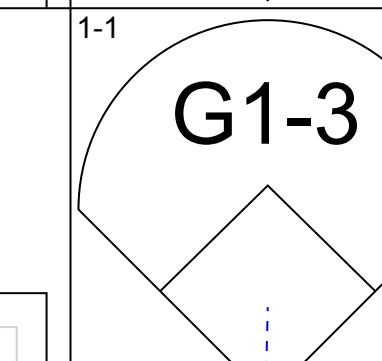
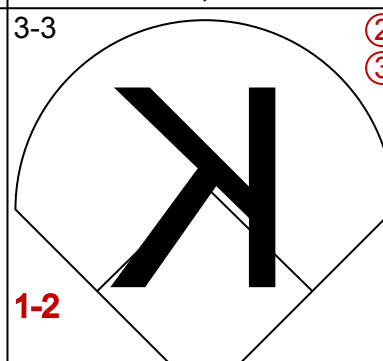
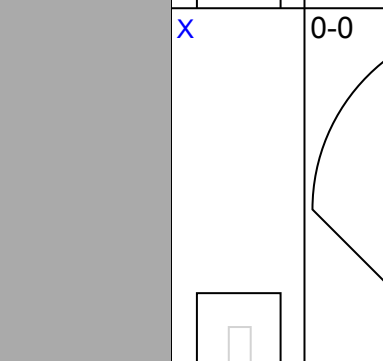
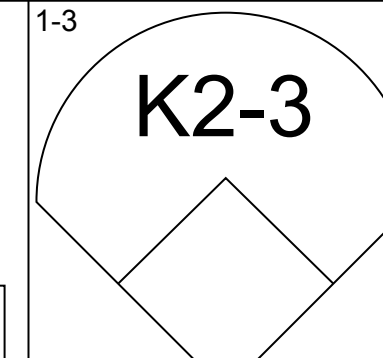


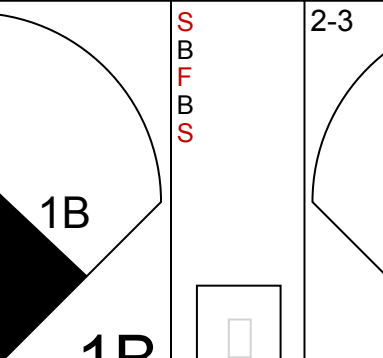

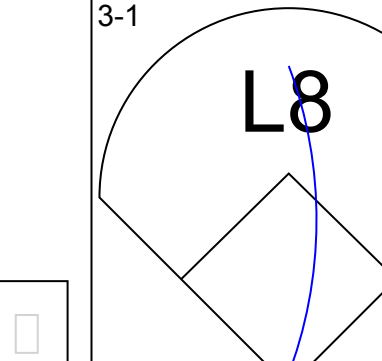

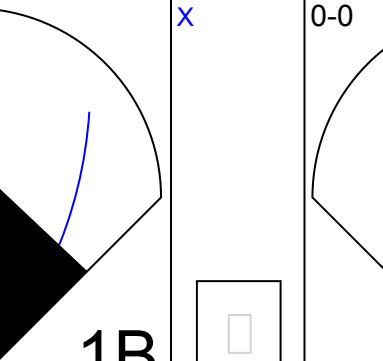
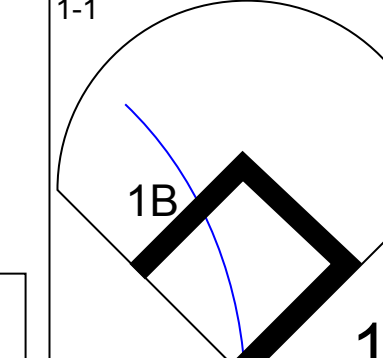
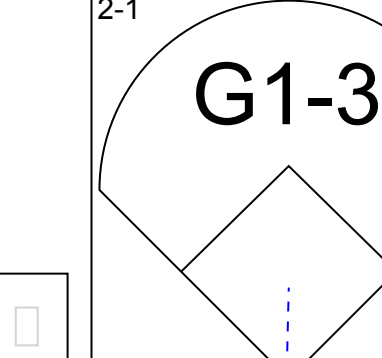

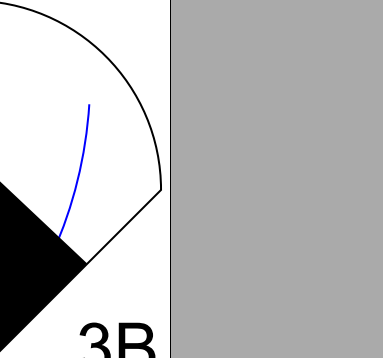
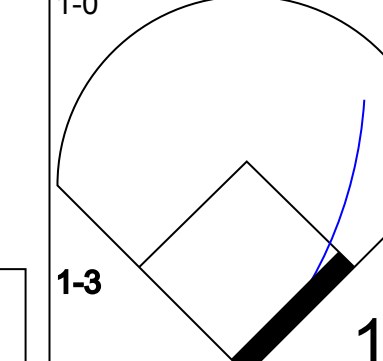


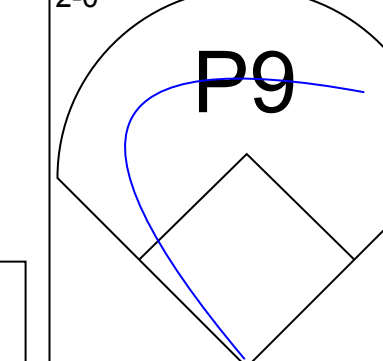


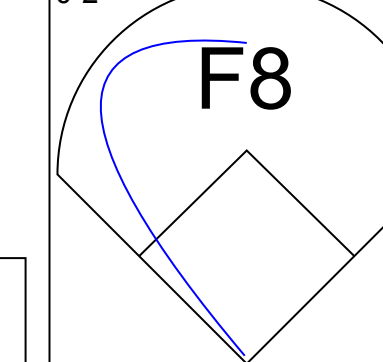
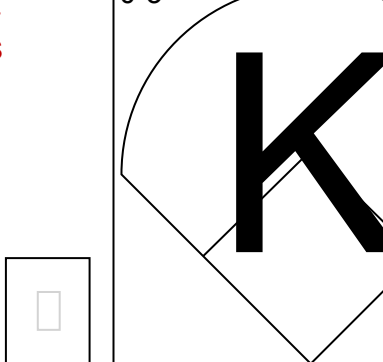
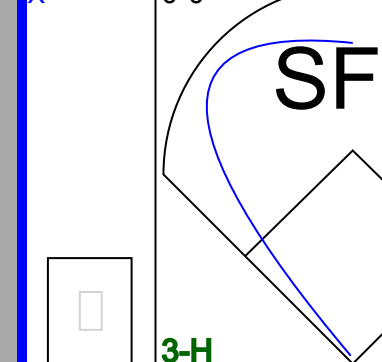

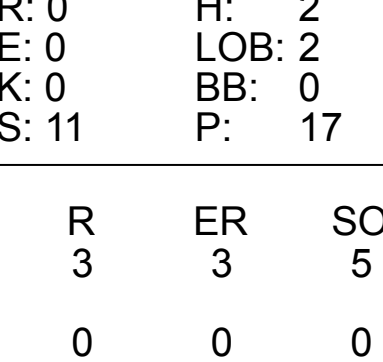
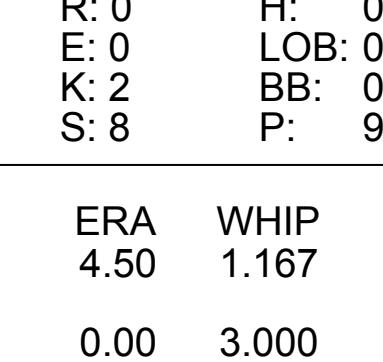
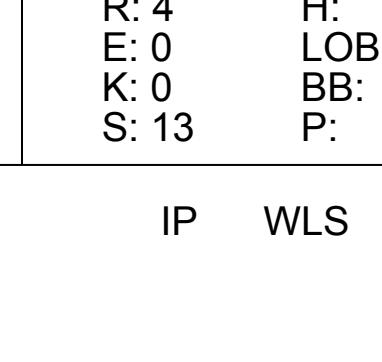

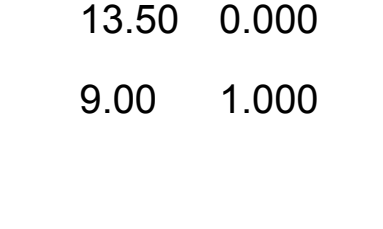



Batter	1	2	3	4	5	6	7	8	9	AB	R	H	RBI	BB	SO	LOB	TOP					
<b>Delino DeShields, L</b> OBP: 0.265, SLG: 0.323 (1, 4)										5	0	0	0	0	0	3	1					
<b>Brett Butler, L</b> OBP: 0.323, SLG: 0.288 (1, 8)										4	1	3	0	1	0	0	0					
<b>Mike Piazza, R</b> OBP: 0.433, SLG: 0.382 (1, 2)										5	0	2	0	0	1	3						
<b>Eric Karros, R</b> OBP: 0.246, SLG: 0.271 (1, 3)										2	0	1	1	1	1	2						
<b>Raul Mondesi, R</b> OBP: 0.293, SLG: 0.464 (1, 9)										4	0	0	1	0	0	6						
<b>Mike Blowers, R</b> OBP: 0.263, SLG: 0.167 (1, 5)										4	0	1	0	0	3	2						
<b>Todd Hollandsworth, L</b> OBP: 0.250, SLG: 0.146 (1, 7)										3	1	0	0	1	0	1						
<b>Greg Gagne, R</b> OBP: 0.370, SLG: 0.511 (1, 6)										4	0	1	0	0	1	1						
<b>Tom Candiotti, R</b> OBP: 0.200, SLG: 0.200 (1, 1)										3	1	1	0	0	2	2						
<b>Antonio Osuna, R</b> (7, 1)										0	0	0	0	0	0	0						
<b>Scott Radinsky, L</b> (7, 1)										0	0	0	0	0	0	0						
<b>Milt Thompson, L</b> (8, PH)										1	0	0	0	0	0	0						
<b>Mark Guthrie, R</b> (8, 1)										0	0	0	0	0	0	0						
<b>Inning Stats</b>	R: 0 E: 0 K: 2 S: 11	H: 1 LOB: 2 BB: 1 P: 23	R: 0 E: 0 K: 1 S: 9	H: 0 LOB: 0 BB: 0 P: 16	R: 1 E: 0 K: 1 S: 11	H: 3 LOB: 2 BB: 0 P: 17	R: 0 E: 0 K: 1 S: 8	H: 1 LOB: 1 BB: 0 P: 11	R: 0 E: 0 K: 1 S: 13	H: 2 LOB: 2 BB: 0 P: 21	R: 1 E: 1 K: 2 S: 13	H: 1 LOB: 1 BB: 1 P: 19	R: 1 E: 0 K: 1 S: 10	H: 1 LOB: 2 BB: 1 P: 20	R: 0 E: 0 K: 1 S: 6	H: 0 LOB: 0 BB: 0 P: 8	R: 0 E: 0 K: 1 S: 6	H: 0 LOB: 0 BB: 0 P: 9	1B: 9 2B: 1 3B: 0 HR: 0	SF: 0 SAC: 0 DP: 1 HBP: 1	WP: 0 PB: 0 SB: 1 CS: 1	PA: 39
<b>PITCHER</b>	IP	WLS	BF	H	R	ER	SO	BB	IBB	HBP	BLK	WP	HR	S	P	ERA	WHIP					
<b>Oswaldo Fernandez, R</b> ERA: 3.54	(1, 1)	6.1		30	9	3	2	8	3	0	0	0	0	0	69	116	2.84	1.895				
<b>Mark Dewey, R</b> ERA: 9.0	(7, 1)	0.2	W	3	0	0	0	1	0	0	1	0	0	6	11	0.00	0.000					
<b>Jeff Juden, R</b> ERA: 7.15	(8, 1)	1.0		3	0	0	0	1	0	0	0	0	0	6	8	0.00	0.000					
<b>Rod Beck, R</b> ERA:	(9, 1)	1.0	S	3	0	0	0	1	0	0	0	0	0	6	9	0.00	0.000					

Los Angeles Dodgers @ San Francisco Giants  
3Com Park at Candlestick Point, San Francisco, CA  
Tue Apr 16 1996, 10:05 PM EDT  
Att: 19,716 - Unknown - 56 F

AB 35  
R 3  
H 9  
RBI 2  
BB 3  
SO 11  
LOB 18



Batter	1	2	3	4	5	6	7	8	9	AB	R	H	RBI	BB	SO	LOB	BOTTOM				
<b>Marvin Benard, L</b> OBP: 0.579, SLG: 0.588 (1, 8)										4	0	2	0	0	0	0					
<b>Kim Batista, R</b> OBP: 0.208, SLG: 0.304 (1, 6)										4	0	0	0	0	0	2					
<b>Rich Aurilia, R</b> (9, 6)										0	0	0	0	0	0	0					
<b>Barry Bonds, L</b> OBP: 0.397, SLG: 0.604 (1, 7)										4	1	1	1	1	0	2					
<b>Matt Williams, R</b> OBP: 0.362, SLG: 0.404 (1, 5)										4	1	1	0	0	2	1					
<b>Glenallen Hill, R</b> OBP: 0.286, SLG: 0.500 (1, 9)										4	1	1	0	0	0	0					
<b>Mark Carreon, R</b> OBP: 0.380, SLG: 0.558 (1, 3)										3	1	2	2	0	0	0					
<b>J.R. Phillips, L</b> OBP: 0.188, SLG: 0.533 (9, 3)										0	0	0	0	0	0	0					
<b>Steve Scarson, R</b> OBP: 0.289, SLG: 0.333 (1, 4)										3	1	2	1	0	0	0					
<b>Steve Decker, R</b> OBP: 0.150, SLG: 0.105 (1, 2)										2	0	0	0	0	1	2					
<b>Oswaldo Fernandez, R</b> (1, 1)										2	0	0	0	0	1	2					
<b>Mark Dewey, R</b> (7, 1)										0	0	0	0	0	0	0					
<b>Mel Hall, L</b> OBP: 0.252, SLG: 0.167 (7, PH)										0	0	0	1	0	0	0					
<b>Jeff Juden, R</b> (8, 1)										0	0	0	0	0	0	0					
<b>Rod Beck, R</b> (9, 1)										0	0	0	0	0	0	0					
<b>Inning Stats</b>	R: 0 E: 0 K: 2 S: 13	H: 1 LOB: 1 BB: 0 P: 21	R: 0 E: 0 K: 0 S: 11	H: 2 LOB: 2 BB: 0 P: 17	R: 0 E: 0 K: 0 S: 10	H: 0 LOB: 0 BB: 0 P: 15	R: 0 E: 0 K: 0 S: 6	H: 0 LOB: 0 BB: 0 P: 13	R: 0 E: 0 K: 2 S: 8	H: 0 LOB: 0 BB: 0 P: 9	R: 0 E: 0 K: 1 S: 8	H: 1 LOB: 1 BB: 0 P: 14	R: 4 E: 0 K: 0 S: 13	H: 4 LOB: 0 BB: 0 P: 18	R: 1 E: 0 K: 1 S: 6	H: 1 LOB: 0 BB: 0 P: 8	1B: 6 2B: 1 3B: 1 HR: 1	SF: 1 SAC: 1 DP: 0 HBP: 0	WP: 0 PB: 0 SB: 1 CS: 0	PA: 32	
<b>PITCHER</b>	IP	WLS	BF	H	R	ER	SO	BB	IBB	HBP	BLK	WP	HR	S	P	ERA	WHIP				
<b>Tom Candiotti, R</b> ERA: 3.38	(1, 1)	6.0		24	7	3	3	5	0	0	0	0	0	5	7	0.00	3.000				
<b>Antonio Osuna, R</b> ERA: 2.84	(7, 1)	0.1	L	2	1	0	0	0	0	0	0	0	0	3	3	13.50	0.000				
<b>Scott Radinsky, L</b> ERA:	(7, 1)	0.2		2	0	1	1	0	0	0	0	0	0	3	3	9.00	1.000				
<b>Mark Guthrie, L</b> ERA: 4.26	(8, 1)	1.0		4	1	1	1	1	0	0	0	0	1	6	8	9.00	1.000				

Los Angeles Dodgers @ San Francisco Giants  
3Com Park at Candlestick Point, San Francisco, CA  
Tue Apr 16 1996, 10:05 PM EDT  
Att: 19,716 - Unknown - 56 F

AB 30  
R 5  
H 9  
RBI 5  
BB 0  
SO 6  
LOB 9





Batter	1	2	3	4	5	6	7	8	9	AB	R	H	RBI	BB	SO	LOB	TOP							
Delino DeShields, L OBP: 0.301, SLG: 0.409 Chad Forville, S OBP: 0.143, SLG: 0.143	0-0 HR	0-0 G4-3							0-0 F9	4	2	3	3	1	0	0	<b>Los Angeles Dodgers @ San Francisco Giants</b> <b>3Com Park at Candlestick Point, San Francisco, CA</b> Wed Apr 17 1996, 6:33 AM EDT Att: 17,039 - Cloudy - 58 F							
Brett Butler, L OBP: 0.314, SLG: 0.281 Roger Cedeno, S OBP: 0.333, SLG: 0.400	0-0 P6		0-0 WP BB 1B			0-0 F8			4-0 F7	5	1	1	0	0	0	4								
Mike Piazza, R OBP: 0.293, SLG: 0.400 Carlos Hernandez, R OBP: 0.400, SLG: 0.250	0-0 1B 2B		0-0 BB WP BB 1B	0-0 E4 2B 1B	0-0 G6-3				0-0 G6-3	5	2	2	0	0	0	1								
Eric Karros, R OBP: 0.269, SLG: 0.297	0-0 BB 2-3 1B		0-3 K	0-0 1B E 2B	0-3 K				4-0 F8	5	1	2	1	1	2	2								
Raul Mondesi, R OBP: 0.313, SLG: 0.450	0-3 K		4-0 BB BB G5-3 IBB	4-0 E 1B 1B IBB	0-0 1B				0-0 P3	4	2	1	0	2	1	4								
Mike Blowers, R OBP: 0.306, SLG: 0.196	4-0 1-2 BB		4-0 G5-3 BB	0-0 1B E SF9 1B	0-0 F9				0-0 1B	3	1	2	2	2	0	1								
Todd Hollandsworth, L OBP: 0.270, SLG: 0.167 Billy Ashley, R OBP: 0.391, SLG: 0.789	0-0 F7		1-2 2-3 3-H 4-0 G5-3 BB	0-0 FC5 1B 2B					0-0 FC4-6 1B	3	1	1	1	1	0	5								
Greg Gagne, R OBP: 0.356, SLG: 0.480		0-0 F8	0-0 G5-3	0-0 2B 1B					0-0 FC4-6 G3	5	1	1	2	0	0	4								
Chan Ho Park, R Antonio Osuna, R Milt Thompson, L Joey Eischen, L Todd Worrell, R	0-0 G6-3	0-0 G6-3	0-0 G1-3	0-0 SF9					0-0 G3	2	0	0	0	0	0	2								
	0-0 G6-3								0-0 G6-3	0	0	0	1	0	0	0								
	0-0 G6-3								0-0 G6-3	1	0	0	0	0	0	1								
	0-0 G6-3								0-0 G6-3	0	0	0	0	0	0	0								
<b>Inning Stats</b>	R: 1 E: 0 K: 1 S: 8	H: 3 LOB: 3 BB: 1 P: 12	R: 0 E: 0 K: 0 S: 3	H: 0 LOB: 0 BB: 0 P: 3	R: 3 E: 0 K: 1 S: 7	H: 2 LOB: 2 BB: 3 P: 19	R: 7 E: 2 K: 0 S: 10	H: 5 LOB: 1 BB: 1 P: 14	R: 0 E: 0 K: 1 S: 6	H: 1 LOB: 0 BB: 0 P: 6	R: 0 E: 0 K: 0 S: 3	H: 0 LOB: 0 BB: 0 P: 3	R: 0 E: 0 K: 1 S: 6	H: 1 LOB: 1 BB: 0 P: 6	R: 0 E: 0 K: 0 S: 3	H: 0 LOB: 0 BB: 0 P: 11	1B: 9 2B: 3 3B: 0 HR: 1	SF: 1 SAC: 0 DP: 0 HBP: 0	WP: 1 PB: 0 SB: 0 CS: 0	PA: 50				
<b>PITCHER</b>	IP WLS BF H R ER SO	IP WLS BF H R ER SO	IP WLS BF H R ER SO	IP WLS BF H R ER SO	IP WLS BF H R ER SO	IP WLS BF H R ER SO	IP WLS BF H R ER SO	IP WLS BF H R ER SO	IP WLS BF H R ER SO	IP WLS BF H R ER SO	IP WLS BF H R ER SO	IP WLS BF H R ER SO	IP WLS BF H R ER SO	IP WLS BF H R ER SO	IP WLS BF H R ER SO	IP WLS BF H R ER SO	ERA WHIP	ERA WHIP	ERA WHIP	ERA WHIP	ERA WHIP	ERA WHIP	ERA WHIP	
Mark Leiter, R ERA: 3.22	2.1 L 16 5 4 4 2		3 1 0 0	1 1 16 32	15.43 3.429																			
Steve Bourgeois, R ERA: 4.7	1.0 10 4 7 1 0		0 1 0 0	0 0 9 13	9.00 4.000																			
Mark Gardner, R ERA: 6.14	0.2 3 1 0 0 0		0 0 0 0	0 0 3 3	0.00 1.500																			
Mark Dewey, R ERA: 6.0	2.0 9 2 0 0 1		1 0 0 0	0 0 10 14	0.00 1.500																			
Shawn Barton, L ERA	2.0 7 1 0 0 1		0 0 0 0	0 0 9 9	0.00 0.500																			
	0-3 K		4-0 BB BB FC6-4-5-4 BB	0-0 G4-3					0-0 G6-3	4	1	0	0	1	1	2	<b>Los Angeles Dodgers @ San Francisco Giants</b> <b>3Com Park at Candlestick Point, San Francisco, CA</b> Wed Apr 17 1996, 6:33 AM EDT Att: 17,039 - Cloudy - 58 F							
Rich Aurilia, R	0-3 K		4-0 BB BB FC6-4-5-4 BB		0-3 K			0-0 F7	4	0	0	0	1	3	1									
Barry Bonds, L Mel Hall, L	4-0 BB		4-0 BB FC6-4-5-4 BB		0-0 F9			0-0 F9	1	0	0	1	2	0	0									
Matt Williams, R	0-3 K		0-0 FC6-4-5-6-4 WP WP		0-0 1B			4-0 FC6-4 BB	3	0	1	0	1	1	3									
Mark Carreon, R		0-3 K	4-0 WP BB		0-0 P3			0-0 FC6-4 BB	3	0	0	0	1	1	2									
Glenallen Hill, R Dave McCarty, R	0-3 K		0-3 K		0-3 K			4-0 FC6-4 BB	3	0	0	0	0	3	2									
Steve Scarosone, R	0-0 1B		1-0 HBP		0-0 F9			0-3 K	3	0	1	0	0	1	2									
Marcus Jensen, S Shawn Barton, R	0-3 K		4-0 G3		0-0 G6-3			0-0 1B	3	0	0	0	0	1	2									
Doug Creek, L Shawon Dunston, R Osvaldo Fernandez, R	0-0 K		1-2 G3		0-0 K			0-3 K	0	0	0	0	0	0	0									
Mark Leiter, R Steve Bourgeois, R Mark Gardner, R J.R. Phillips, L Mark Dewey, R Steve Decker, R	0-0 BB BB BB		4-0 BB BB		0-3 K			0-3 K	0	0	0	0	0	0	0									
<b>Inning Stats</b>	R: 0 E: 0 K: 3 S: 9	H: 0 LOB: 1 BB: 1 P: 13	R: 0 E: 0 K: 3 S: 10	H: 1 LOB: 0 BB: 0 P: 10	R: 2 E: 0 K: 1 S: 4	H: 0 LOB: 5 BB: 24 P: 24	R: 0 E: 0 K: 1 S: 5	H: 0 LOB: 1 BB: 0 P: 6	R: 0 E: 0 K: 1 S: 6	H: 1 LOB: 0 BB: 0 P: 6	R: 0 E: 0 K: 1 S: 5	H: 0 LOB: 0 BB: 0 P: 5	R: 0 E: 0 K: 1 S: 5	H: 0 LOB: 2 BB: 0 P: 13	R: 0 E: 0 K: 2 S: 8	H: 1 LOB: 0 BB: 0 P: 8	1B: 3 2B: 0 3B: 0 HR: 0	SF: 0 SAC: 0 DP: 1 HBP: 1	WP: 2 PB: 0 SB: 0 CS: 0	PA: 38				
<b>PITCHER</b>	IP WLS BF H R ER SO	IP WLS BF H R ER SO	IP WLS BF H R ER SO	IP WLS BF H R ER SO	IP WLS BF H R ER SO	IP WLS BF H R ER SO	IP WLS BF H R ER SO	IP WLS BF H R ER SO	IP WLS BF H R ER SO	IP WLS BF H R ER SO	IP WLS BF H R ER SO	IP WLS BF H R ER SO	IP WLS BF H R ER SO	IP WLS BF H R ER SO	IP WLS BF H R ER SO	IP WLS BF H R ER SO	ERA WHIP	ERA WHIP	ERA WHIP	ERA WHIP	ERA WHIP	ERA WHIP	ERA WHIP	
Chan Ho Park, R ERA: 2.08	2.0 W 12 1 2 2 6		5 0 0 0	0 0 19 39	9.00 3.000																			
Antonio Osuna, R ERA: 1.93	3.0 11 1 0 0 3		1 0 1 0	2 0 15 20	0.00 0.667																			
Joey Eischen, L ERA	3.0 11 0 0 0 3		2 0 0 0	0 0 15 23	0.00 0.667																			
Todd Worrell, R ERA	1.0 4 1 0 0 2		0 0 0 0	0 0 8 8	0.00 1.000																			





Batter	1	2	3	4	5	6	7	8	9	AB	R	H	RBI	BB	SO	LOB	TOP										
<b>Delino DeShields, L</b> OBP: 0.299, SLG: 0.391	G4-3		G6-3					F8		3	0	0	0	1	0	2	<b>Los Angeles Dodgers @ Florida Marlins</b> Joe Robbie Stadium, Miami, FL Fri Apr 19 1996, 7:05 PM EDT Att: 24,143 - Unknown - 75 F										
<b>Brett Butler, L</b> OBP: 0.311, SLG: 0.269	G4-3			G1-3					K	3	0	0	0	1	1												
<b>Mike Piazza, R</b> OBP: 0.420, SLG: 0.391	K				G5-4-3 1B				G4-3	4	0	1	0	0	1	2											
<b>Eric Karros, R</b> OBP: 0.254, SLG: 0.279		F9			G5-4-3 1-2				K	4	0	0	0	0	2	1											
<b>Raul Mondesi, R</b> OBP: 0.299, SLG: 0.429		G6-3				G6-3			G5-3	3	0	0	0	0	0	0											
<b>Mike Blowers, R</b> OBP: 0.292, SLG: 0.185		L8					K		G4-3	3	0	0	0	0	1	0											
<b>Todd Hollandsworth, L</b> OBP: 0.309, SLG: 0.212										3	0	2	0	0	0	0											
<b>Greg Gagne, R</b> OBP: 0.355, SLG: 0.462										2	0	0	0	1	1	1											
<b>Ismael Valdez, R</b> <b>Milt Thompson, L</b> <b>Darren Hall, R</b>										2	0	0	0	0	0	2											
<b>Inning Stats</b>	R: 0 E: 0 K: 1 S: 10	H: 0 LOB: 0 BB: 0 P: 17	R: 0 E: 0 K: 0 S: 6	H: 0 LOB: 0 BB: 0 P: 11	R: 0 E: 0 K: 0 S: 5	H: 1 LOB: 1 BB: 1 P: 12	R: 0 E: 0 K: 0 S: 6	H: 1 LOB: 1 BB: 0 P: 11	R: 0 E: 0 K: 2 S: 8	H: 1 LOB: 1 BB: 0 P: 10	R: 0 E: 0 K: 0 S: 10	H: 0 LOB: 1 BB: 2 P: 20	R: 0 E: 0 K: 1 S: 5	H: 0 LOB: 0 BB: 0 P: 7	R: 0 E: 0 K: 0 S: 8	H: 0 LOB: 1 BB: 1 P: 18		R: 0 E: 0 K: 2 S: 11	H: 0 LOB: 0 BB: 0 P: 14	1B: 3 2B: 0 3B: 0 HR: 0	SF: 0 SAC: 0 DP: 2 HBP: 0	WP: 0 PB: 0 SB: 0 CS: 2	PA: 31				
<b>PITCHER</b>	IP	WLS	BF	H	R	ER	SO	BB	IBB	HBP	BLK	WP	HR	S	P	ERA	WHIP										
<b>Pat Rapp, R</b> ERA: 3.1	(1, 1)	7.0	24	3	0	0	4	3	0	0	0	0	0	50	88	0.00	0.857										
<b>Jay Powell, R</b> ERA:	(8, 1)	1.0	W	4	0	0	0	1	0	0	0	0	0	8	18	0.00	1.000										
<b>Robb Nen, R</b> ERA: 3.38	(9, 1)	1.0		3	0	0	0	2	0	0	0	0	0	11	14	0.00	0.000										

Batter	1	2	3	4	5	6	7	8	9	AB	R	H	RBI	BB	SO	LOB	BOTTOM										
<b>QuiVio Veras, S</b> OBP: 0.339, SLG: 0.347	G4-3		K							4	0	0	0	0	1	3	<b>Los Angeles Dodgers @ Florida Marlins</b> Joe Robbie Stadium, Miami, FL Fri Apr 19 1996, 7:05 PM EDT Att: 24,143 - Unknown - 75 F										
<b>Joe Orsulak, L</b> OBP: 0.083, SLG: 0.063	G4-3									4	0	1	0	0	0	0											
<b>Jesus Tavaréz, S</b> OBP: 0.130, SLG: 0.048										0	1	0	0	0	0	0											
<b>Gary Sheffield, R</b> OBP: 0.403, SLG: 0.607										3	0	1	0	1	0	1											
<b>Jeff Conine, R</b> OBP: 0.273, SLG: 0.317	K									4	0	1	0	0	3	3											
<b>Terry Pendleton, S</b> OBP: 0.235, SLG: 0.246										4	1	2	0	0	0	0											
<b>Greg Colbrunn, R</b> OBP: 0.276, SLG: 0.418										4	1	2	1	0	0	0											
<b>Charles Johnson, R</b> OBP: 0.290, SLG: 0.362										3	1	1	0	1	0	1											
<b>Kurt Abbott, R</b> OBP: 0.375, SLG: 0.489										3	1	2	3	1	0	0											
<b>Pat Rapp, R</b> <b>Devon White, S</b> <b>Jay Powell, R</b> <b>Robb Nen, R</b>										2	0	0	0	0	1	2											
<b>Inning Stats</b>	R: 0 E: 0 K: 1 S: 7	H: 0 LOB: 1 BB: 1 P: 15	R: 0 E: 0 K: 0 S: 9	H: 0 LOB: 0 BB: 0 P: 12	R: 0 E: 0 K: 1 S: 9	H: 0 LOB: 0 BB: 0 P: 12	R: 0 E: 0 K: 0 S: 6	H: 1 LOB: 1 BB: 0 P: 7	R: 0 E: 0 K: 1 S: 11	H: 2 LOB: 2 BB: 0 P: 13	R: 0 E: 0 K: 1 S: 10	H: 1 LOB: 1 BB: 0 P: 14	R: 0 E: 0 K: 1 S: 13	H: 2 LOB: 3 BB: 1 P: 24	R: 5 E: 1 K: 1 S: 18	H: 4 LOB: 1 BB: 1 P: 29	R: 0 E: 0 K: 1 S: 11	H: 0 LOB: 0 BB: 0 P: 14	1B: 7 2B: 1 3B: 1 HR: 1	SF: 0 SAC: 0 DP: 0 HBP: 0	WP: 0 PB: 0 SB: 0 CS: 1	PA: 36					
<b>PITCHER</b>	IP	WLS	BF	H	R	ER	SO	BB	IBB	HBP	BLK	WP	HR	S	P	ERA	WHIP										
<b>Ismael Valdez, R</b> ERA: 2.33	(1, 1)	7.0	28	6	0	0	5	2	0	0	0	0	0	65	97	0.00	1.143										
<b>Darren Hall, R</b> ERA: 6.3	(8, 1)	1.0	L	8	4	5	5	1	1	0	0	0	0	18	29	45.00	5.000										











Batter	1	2	3	4	5	6	7	8	9	AB	R	H	RBI	BB	SO	LOB	TOP					
<b>Brett Butler, L</b> OBP: 0.330, SLG: 0.333 (1,8)	G5-3		K			FC6-4 1B		2-1 1B		4	0	1	0	0	1	1	<b>Los Angeles Dodgers @ Atlanta Braves</b> Atlanta-Fulton County Stadium, Atlanta, GA Mon Apr 22 1996, 7:05 PM EDT Att: 33,080 - Unknown - 80 F					
<b>Greg Gagne, R</b> OBP: 0.351, SLG: 0.453 (1,6)	E5 G3-1			1-2 1B G4-6-3 2B		0-0 1B G6-3		1-1 P4		4	1	2	0	0	0	1						
<b>Mike Piazza, R</b> OBP: 0.410, SLG: 0.421 (1,2)	G3-1			0-1 1B G4-6-3		1-2 1B G6-3			0-0 G6-3	4	0	1	0	0	0	3						
<b>Eric Karros, R</b> OBP: 0.265, SLG: 0.308 (1,3)	G5-3			0-0 1-2 G4-6-3			0-0 F8		1-1 1B	4	0	1	0	0	0	2						
<b>Raul Mondesi, R</b> OBP: 0.291, SLG: 0.413 (1,9)		0-2 G5-3		1-1 G5-3		1-2 FC6-4 1B		2-2 L8		4	0	1	0	0	0	1						
<b>Delino DeShields, L</b> OBP: 0.296, SLG: 0.386 (1,4)	K			1-2 G4-3		0-3 K		1-1 1B		4	0	1	0	0	2	1						
<b>Dave Hansen, L</b> OBP: 0.300, SLG: 0.222 (1,5)	G4-3			2-2 G4-3		0-0 FC6-4 1-2		1-2 G4-3		4	0	0	0	0	0	3						
<b>Todd Hollandsworth, L</b> OBP: 0.326, SLG: 0.231 (1,7)			2-3 K		1-1 G3-1			1-3 K		3	0	0	0	0	2	0						
<b>Tom Candiotti, R</b> OBP: 0.167, SLG: 0.167 (1,1)			1-3 K			0-0 FC6-4 1B		3-3 K		1	0	0	0	0	1	0						
<b>Chad Fonville, S</b> OBP: 0.222, SLG: 0.222 (6, PH)										1	0	1	0	0	0	0						
<b>Joey Eischen, L</b> OBP: 0.182, SLG: 0.100 (8, PH)										0	0	0	0	0	0	0						
<b>Mark Guthrie, R</b> OBP: 0.182, SLG: 0.100 (8, PH)										0	0	0	0	0	0	0						
<b>Inning Stats</b>	R: 0 E: 1 K: 0 S: 7	H: 0 LOB: 1 BB: 0 P: 12	R: 0 E: 0 K: 1 S: 8	H: 0 LOB: 0 BB: 0 P: 9	R: 0 E: 0 K: 3 S: 10	H: 0 LOB: 0 BB: 0 P: 13	R: 1 E: 0 K: 0 S: 8	H: 2 LOB: 0 BB: 0 P: 10	R: 0 E: 0 K: 0 S: 8	H: 0 LOB: 0 BB: 0 P: 12	R: 0 E: 0 K: 1 S: 7	H: 2 LOB: 1 BB: 0 P: 8	R: 0 E: 0 K: 1 S: 8	H: 1 LOB: 1 BB: 0 P: 9	R: 0 E: 0 K: 2 S: 11	H: 1 LOB: 1 BB: 0 P: 18	R: 0 E: 0 K: 0 S: 12	H: 2 LOB: 2 BB: 0 P: 17	1B: 7 2B: 1 3B: 0 HR: 0	SF: 0 SAC: 0 DP: 2 HBP: 0	WP: 0 PB: 0 SB: 0 CS: 0	PA: 34
<b>PITCHER</b> <b>Greg Maddux, R</b> ERA: 2.09 (1,1)	IP: 9.0 WLS: W BF: 34 H: 8 R: 1 ER: 1 SO: 7 BB: 0 IBB: 0 HBP: 0 BLK: 0 WP: 0 HR: 0 S: 79 P: 108 ERA: 1.00 WHIP: 0.889											<b>PITCHER</b>	IP: 9.0 WLS: W BF: 34 H: 8 R: 1 ER: 1 SO: 7 BB: 0 IBB: 0 HBP: 0 BLK: 0 WP: 0 HR: 0 S: 79 P: 108 ERA: 1.00 WHIP: 0.889									

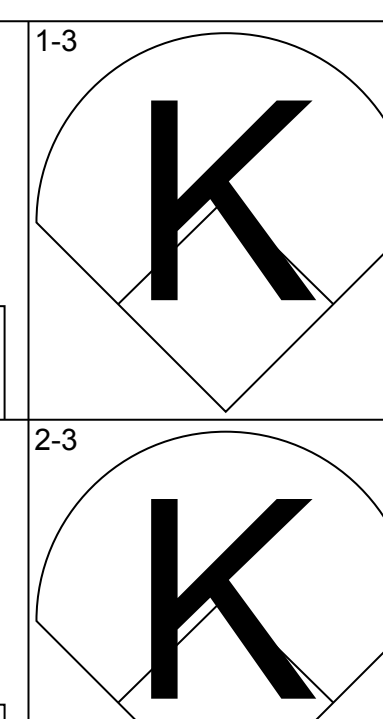
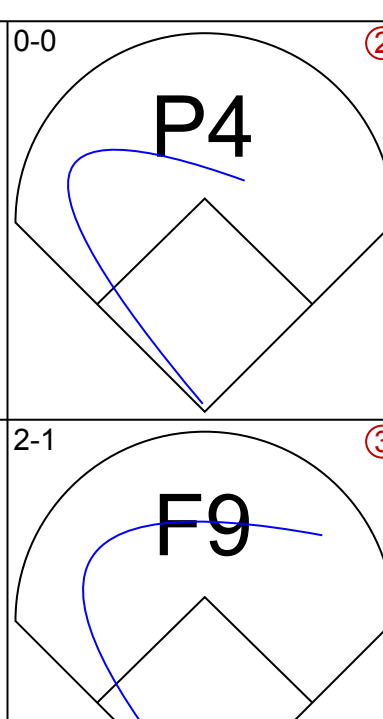
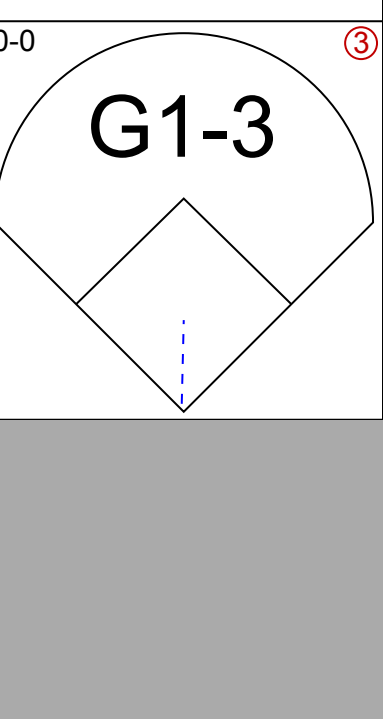
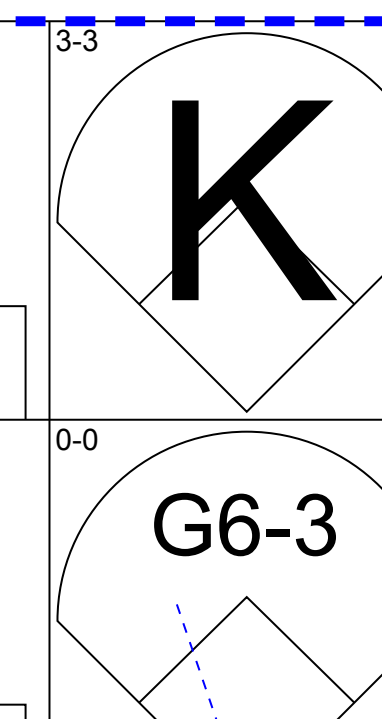
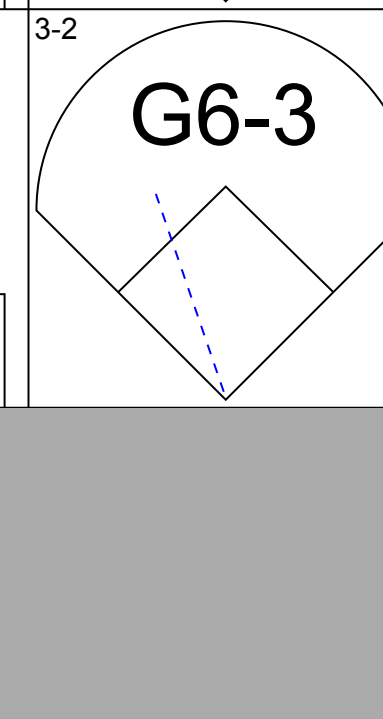

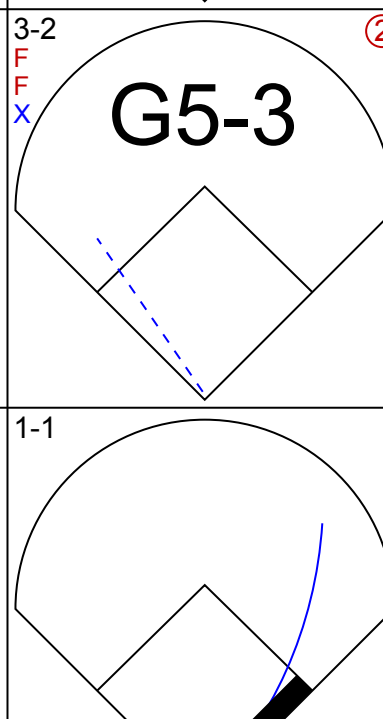
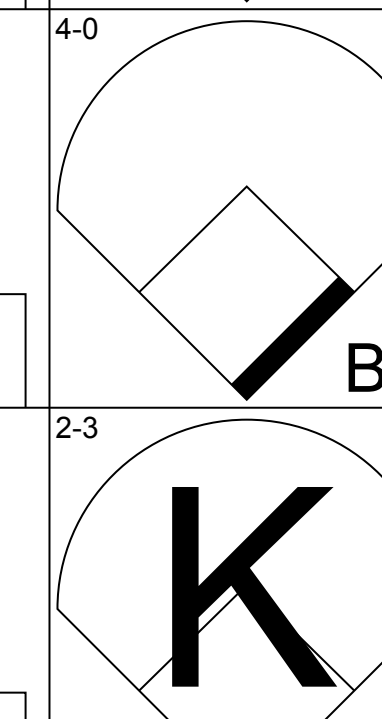

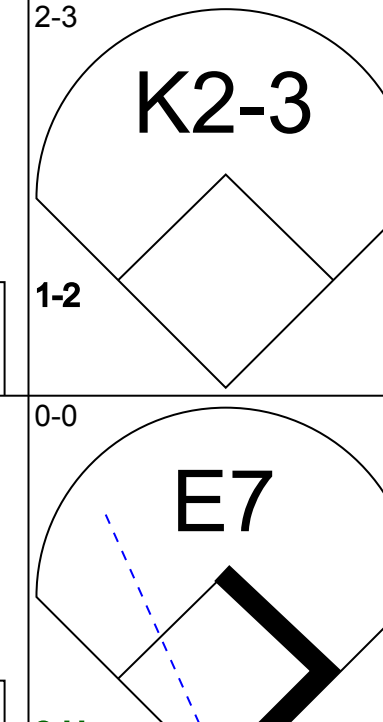
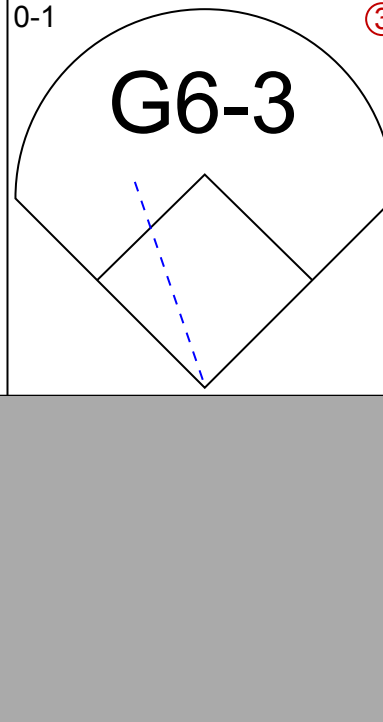

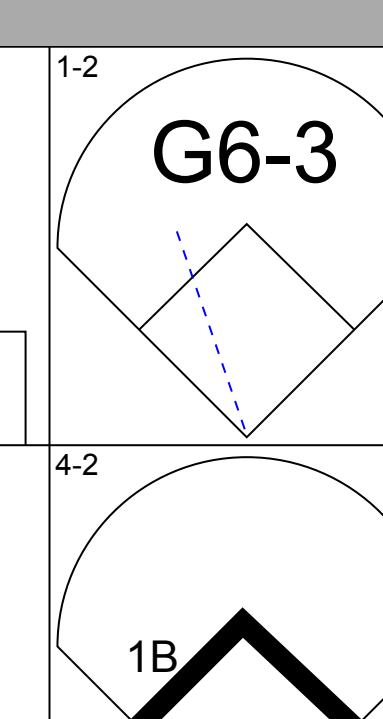
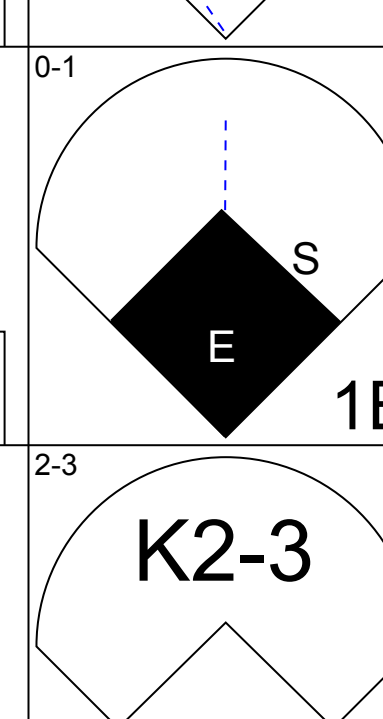
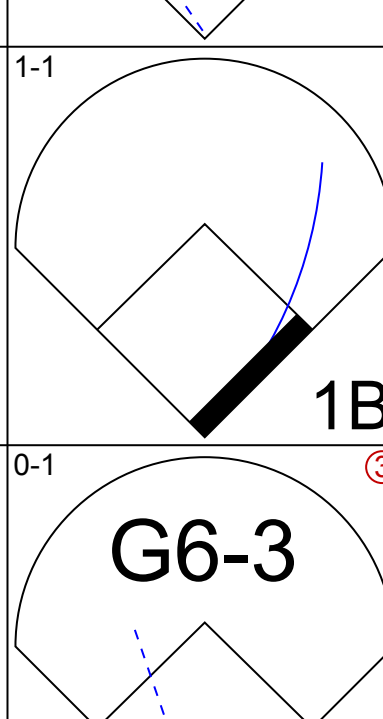
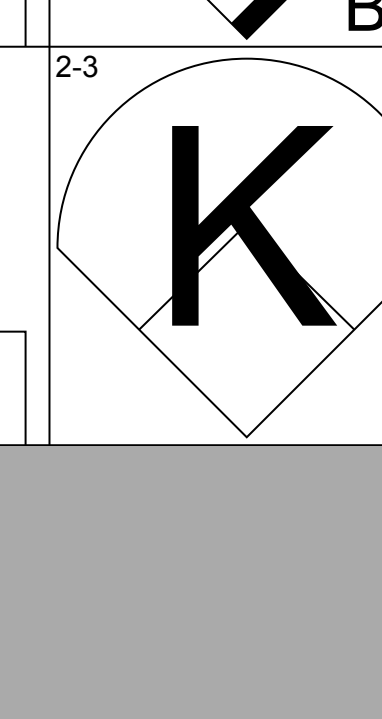
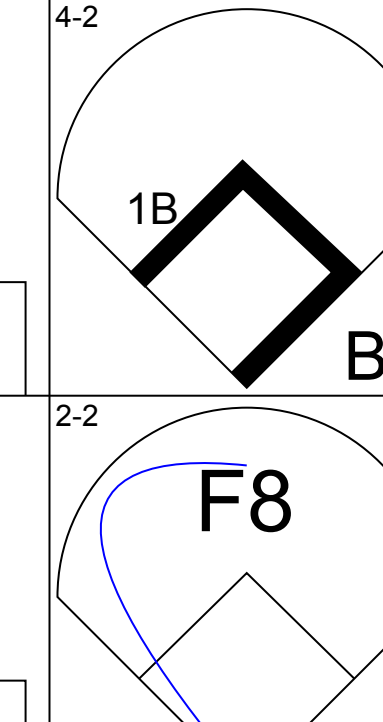
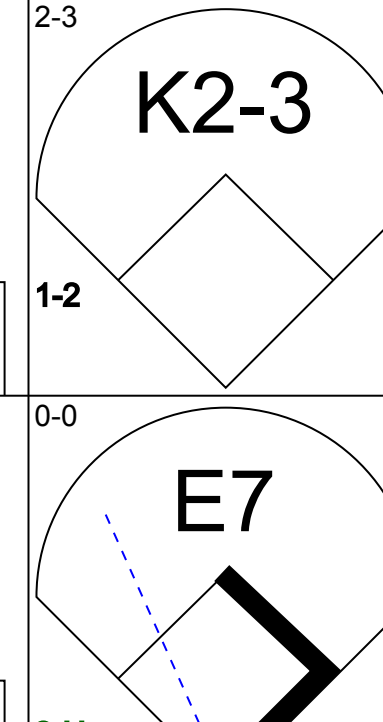
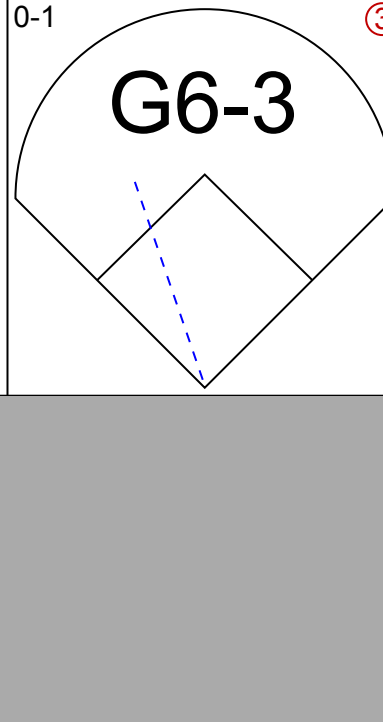
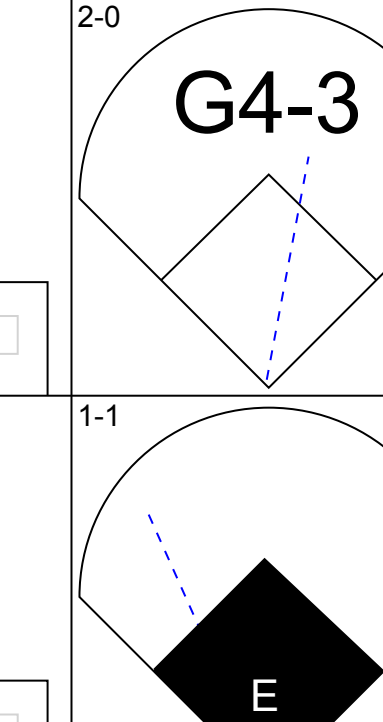
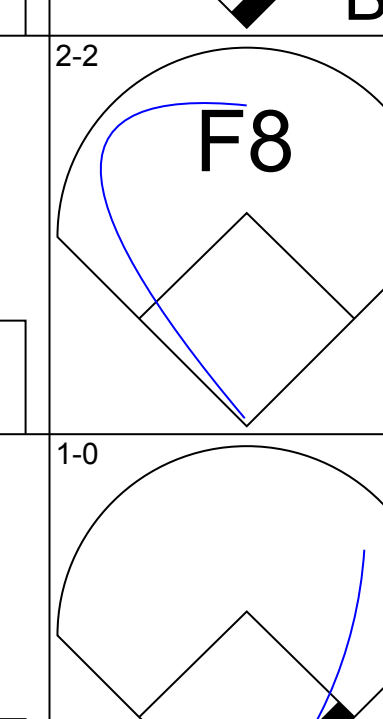
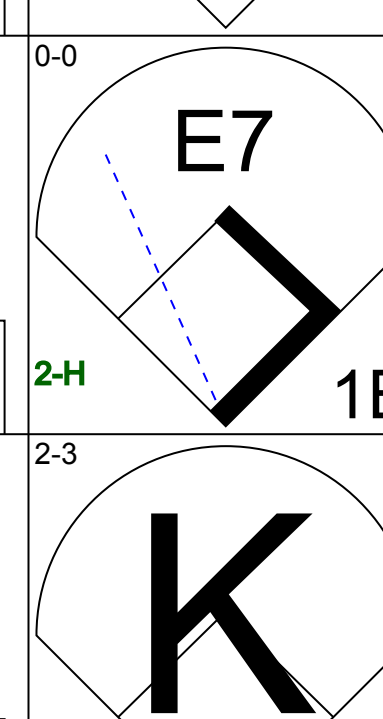
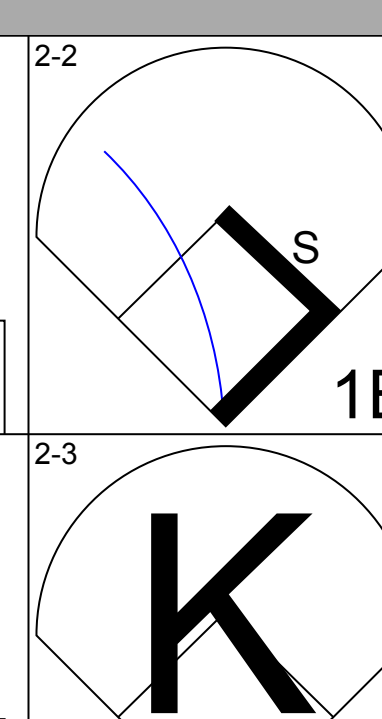
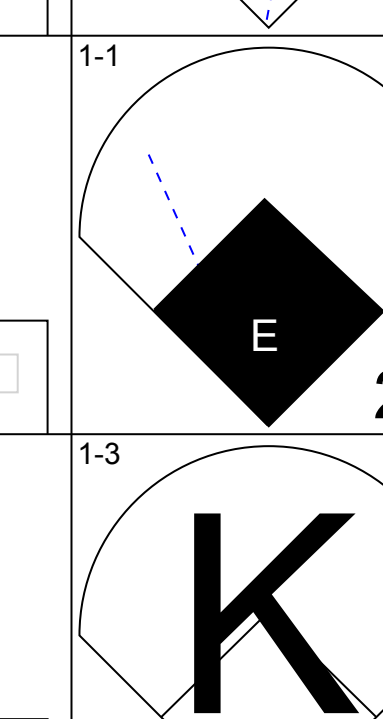
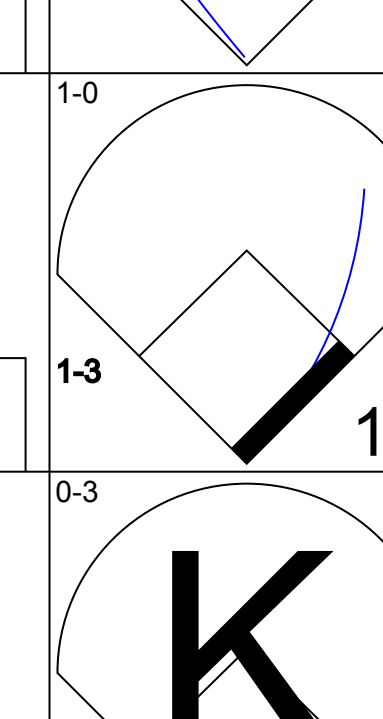
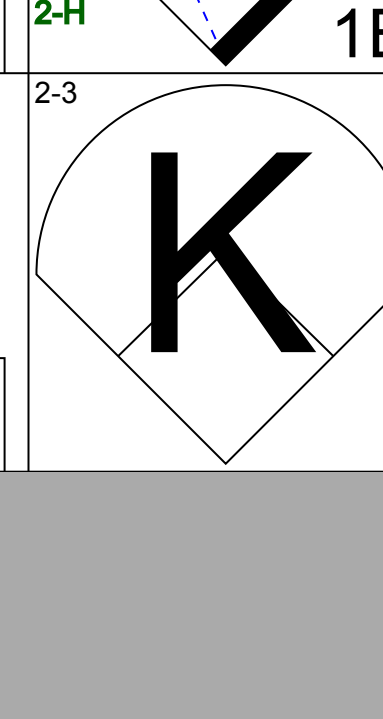
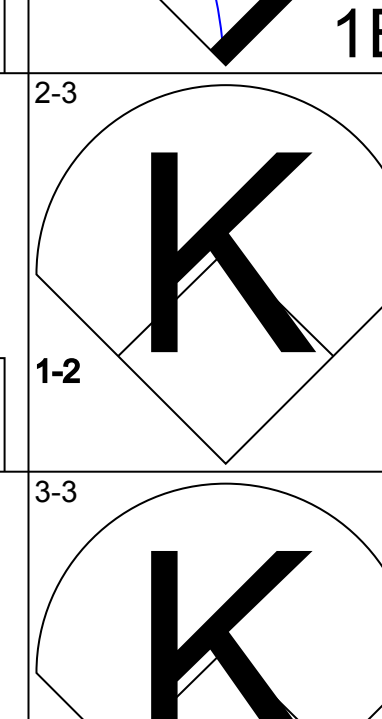
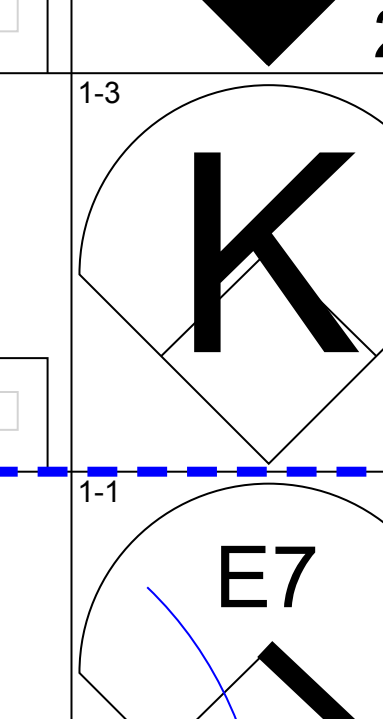
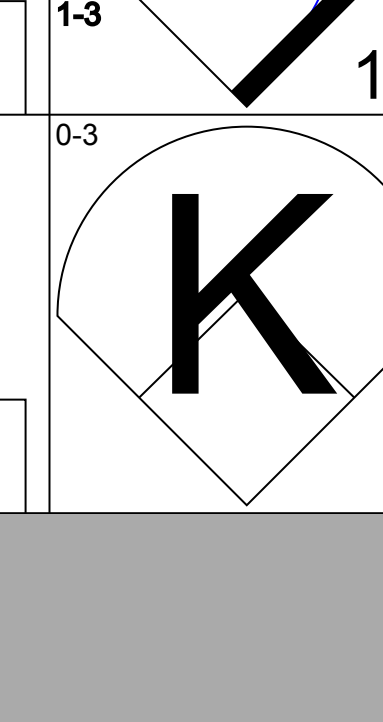
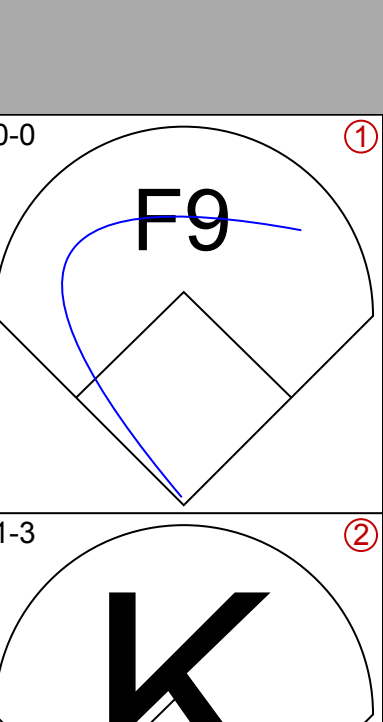
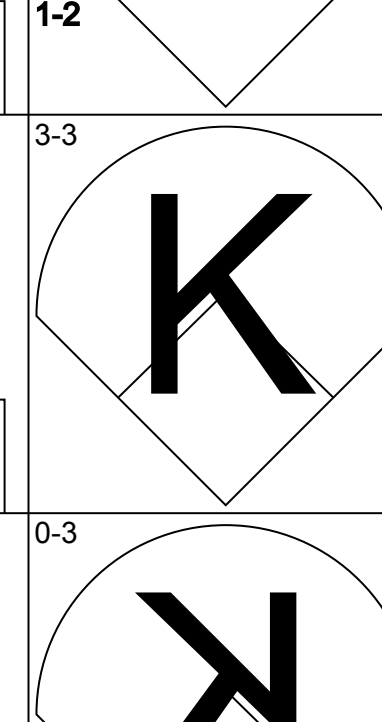
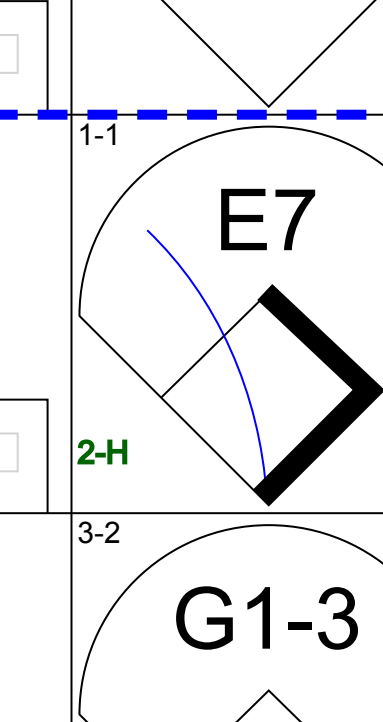
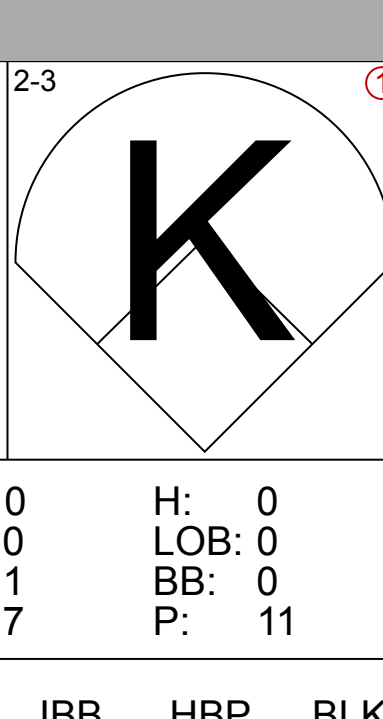
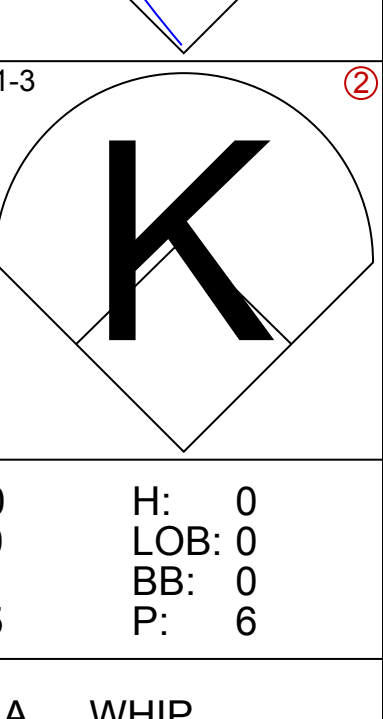
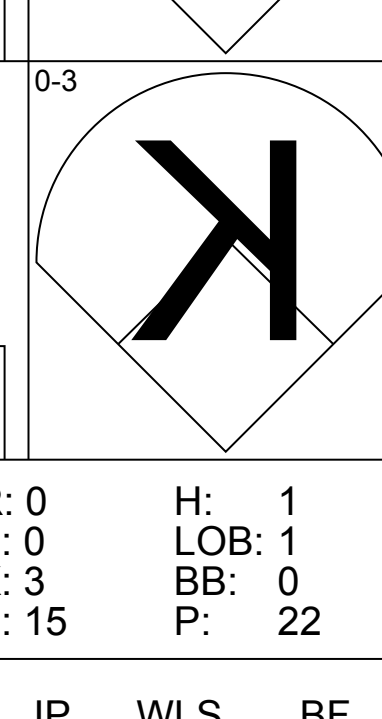
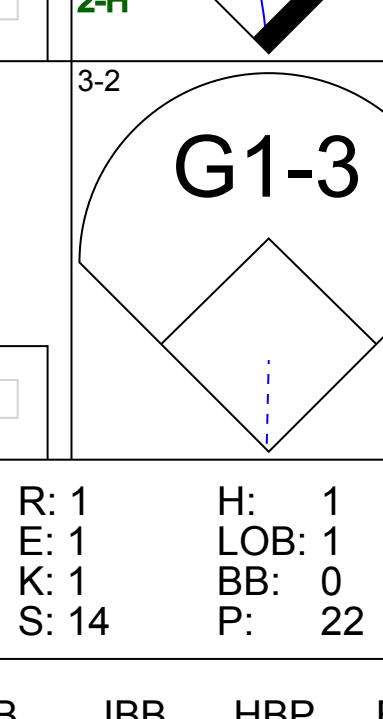
Batter	1	2	3	4	5	6	7	8	9	AB	R	H	RBI	BB	SO	LOB	BOTTOM			
<b>Marquis Grissom, R</b> OBP: 0.280, SLG: 0.356 (1,8)	G6-3		K		K			1-1 CS 1B		4	0	1	0	0	2	0	<b>Los Angeles Dodgers @ Atlanta Braves</b> Atlanta-Fulton County Stadium, Atlanta, GA Mon Apr 22 1996, 7:05 PM EDT Att: 33,080 - Unknown - 80 F			
<b>Mark Lemke, S</b> OBP: 0.351, SLG: 0.415 (1,4)	10 G6-3 1B		G4-3		G1-3			1-1 G6-3		4	0	1	0	0	0	1				
<b>10 Chipper Jones, S</b> OBP: 0.338, SLG: 0.419 (1,5)	G6-3			2-2 S G4-3 1B		G5-3		2-1 F7		3	1	1	0	0	0	1				
<b>Ed Giovanola, L</b> OBP: 0.286, SLG: 0.250 (8,5)	G6-3			3-2 G4-3		0-1 G4-3		0-1 1B		3	0	1	0	0	1	1				
<b>Fred McGriff, L</b> OBP: 0.367, SLG: 0.423 (1,3)		2-3 K		1-2 G4-3		0-1 1B		1-1 1B		3	0	1	0	0	1	1				
<b>David Justice, L</b> OBP: 0.405, SLG: 0.457 (1,9)		1-1 2B 1B		0-1 HR 2B		2-0 F7		2-0 1B		3	2	2	1	0	0	1				
<b>Ryan Klesko, L</b> OBP: 0.474, SLG: 0.851 (1,7)		0-0 P9		1-0 HR		0-3 K				3	1	1	2	0	1	2				
<b>Jerome Walton, R</b> OBP: 0.389, SLG: 0.563 (7,7)				2-H HR						0	0	0	0	0	0	0				
<b>Javy Lopez, R</b> OBP: 0.295, SLG: 0.389 (1,2)		0-1 1-H 2B		2-1 F8		2-3 K				3	0	1	1	0	1	0				
<b>Rafael Belliard, R</b> OBP: 0.103, SLG: 0.138 (1,6)		0-0 G6-3		1-2 F9		1-3 K				3	0	0	0	0	1	1				
<b>Greg Maddux, R</b> OBP: 0.182, SLG: 0.100 (8, PH)			1-2 G1-6-3		0-0 G5-3		2-1 G4-3			3	0	0	0	0	0	0				
<b>Inning Stats</b>	R: 0 E: 0 K: 0 S: 9	H: 1 LOB: 0 BB: 0 P: 15	R: 1 E: 0 K: 1 S: 10	H: 2 LOB: 1 BB: 0 P: 13	R: 0 E: 0 K: 1 S: 9	H: 0 LOB: 0 BB: 0 P: 12	R: 3 E: 0 K: 0 S: 15	H: 3 LOB: 0 BB: 0 P: 24	R: 0 E: 0 K: 1 S: 7	H: 0 LOB: 0 BB: 0 P: 10	R: 0 E: 0 K: 1 S: 7	H: 1 LOB: 1 BB: 0 P: 9	R: 0 E: 0 K: 2 S: 8	H: 0 LOB: 0 BB: 0 P: 13	R: 0 E: 0 K: 0 S: 6	H: 1 LOB: 0 BB: 0 P: 10	1B: 5 2B: 2 3B: 0 HR: 1	SF: 0 SAC: 0 DP: 1 HBP: 0	WP: 0 PB: 0 SB: 1 CS: 1	PA: 30
<b>PITCHER</b> <b>Tom Candiotti, R</b> ERA: 4.29 (1,1)	IP: 5.0 WLS: L BF: 20 H: 6 R: 4 ER: 4 SO: 3 BB: 0 IBB: 0 HBP: 0 BLK: 0 WP: 0 HR: 1 S: 50 P: 74 ERA: 7.20 WHIP: 1.200											<b>PITCHER</b>	IP: 5.0 WLS: L BF: 20 H: 6 R: 4 ER: 4 SO: 3 BB: 0 IBB: 0 HBP: 0 BLK: 0 WP: 0 HR: 1 S: 50 P: 74 ERA: 7.20 WHIP: 1.200							
<b>Joey Eischen, L</b> ERA: 0.77 (6,1)	2.0 7 1 0 0 3 0 0 0 0 0 0 15 22 0.00 0.500												2.0 7 1 0 0 3 0 0 0 0 0 0 15 22 0.00 0.500							
<b>Mark Guthrie, L</b> ERA: 3.24 (8,1)	1.0 3 1 0 0 0 0 0 0 0 0 0 6 10 0.00 1.000												1.0 3 1 0 0 0 0 0 0 0 0 0 6 10 0.00 1.000							

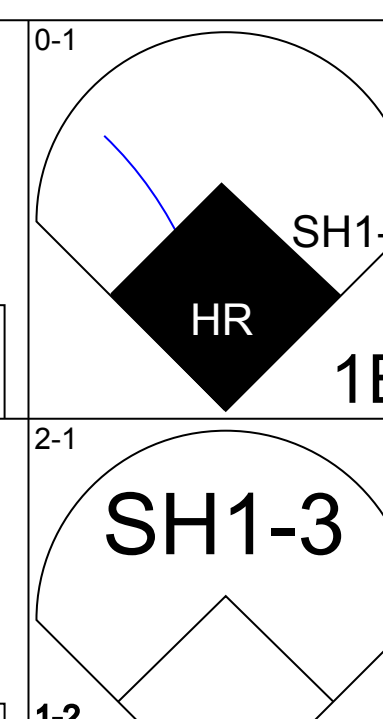
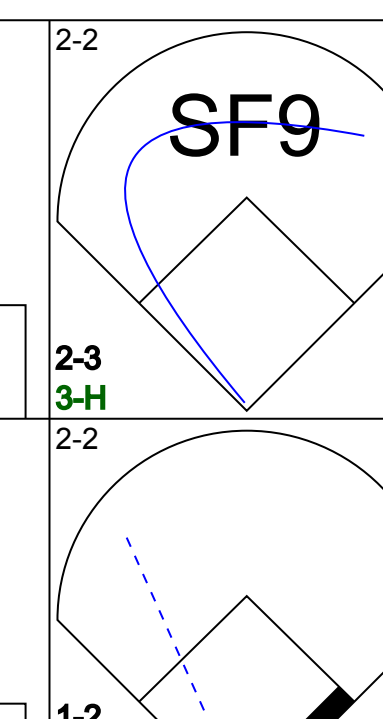
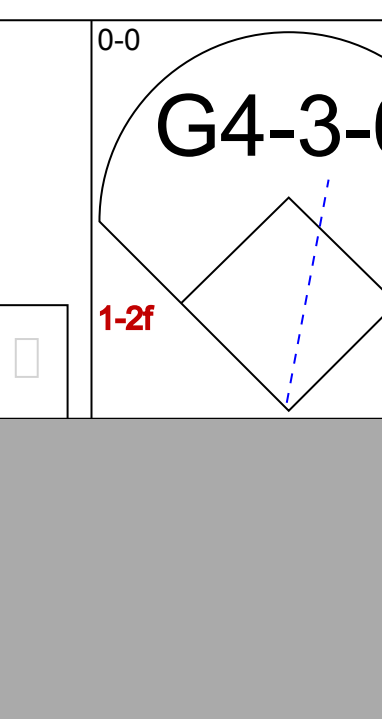
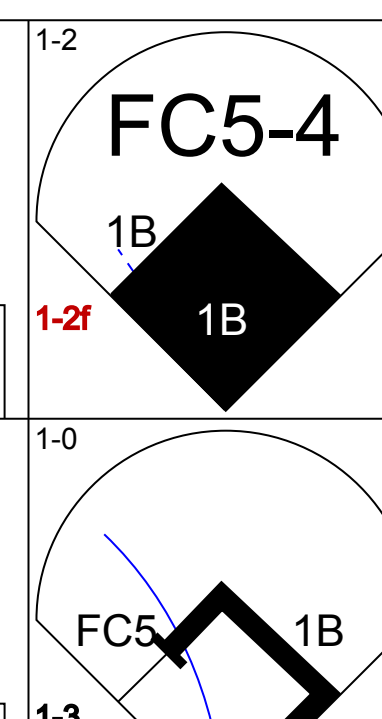
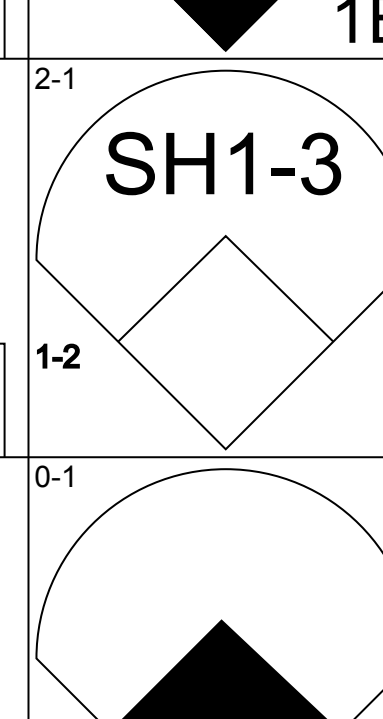
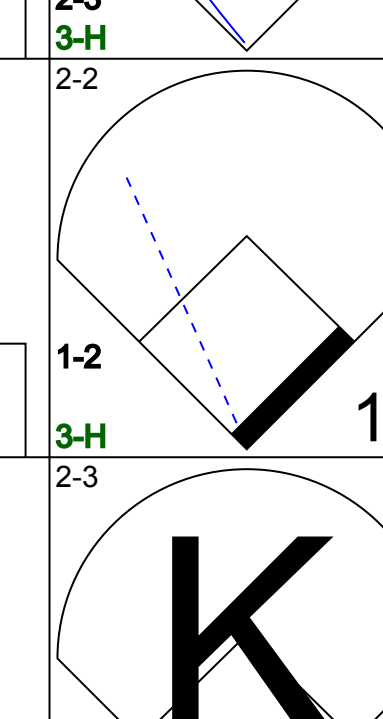
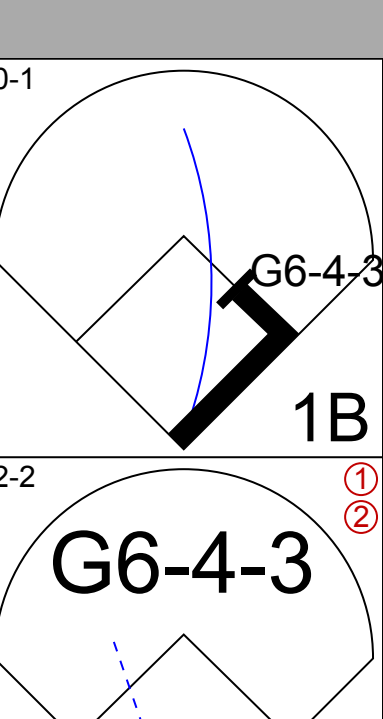
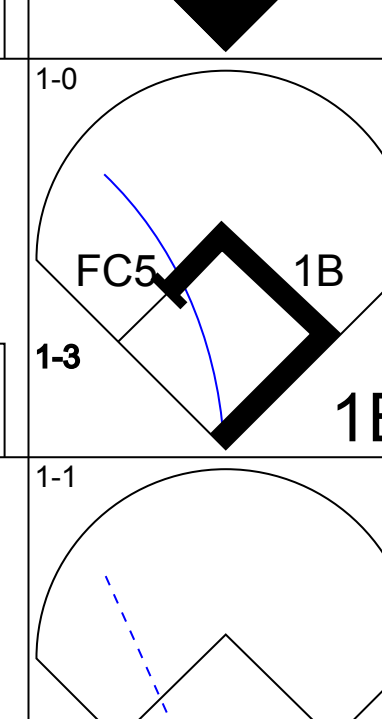
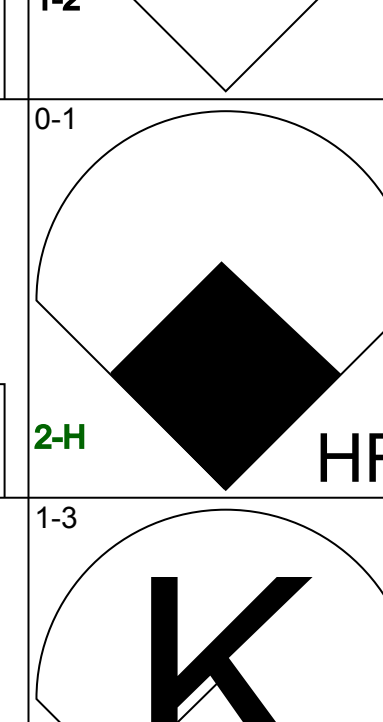
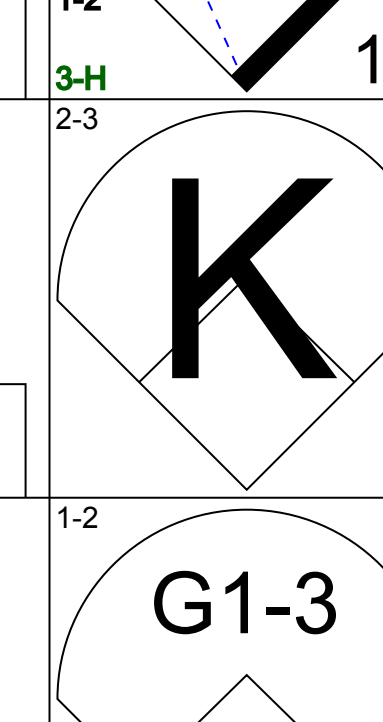
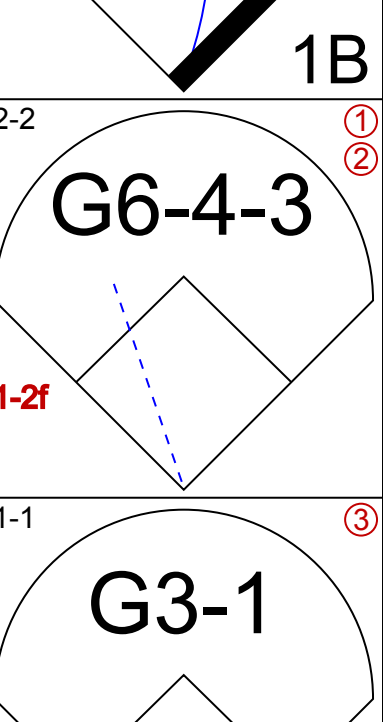
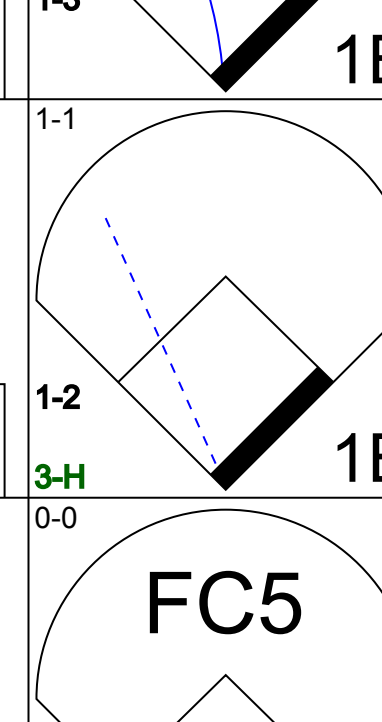
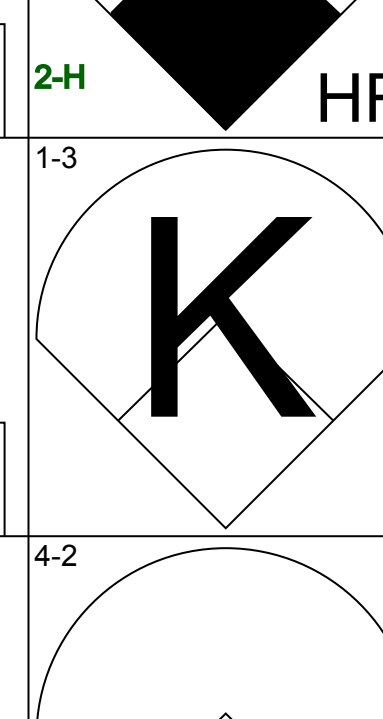
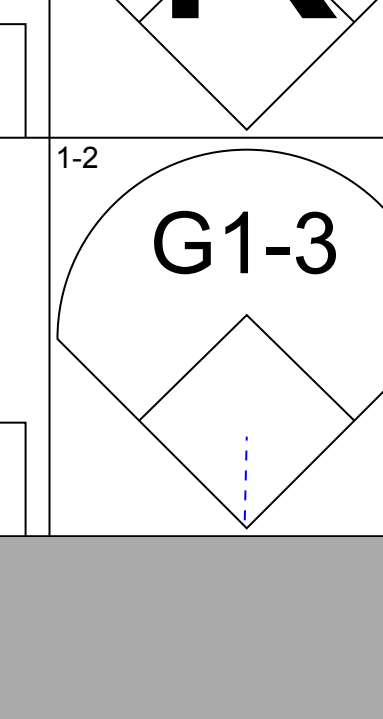
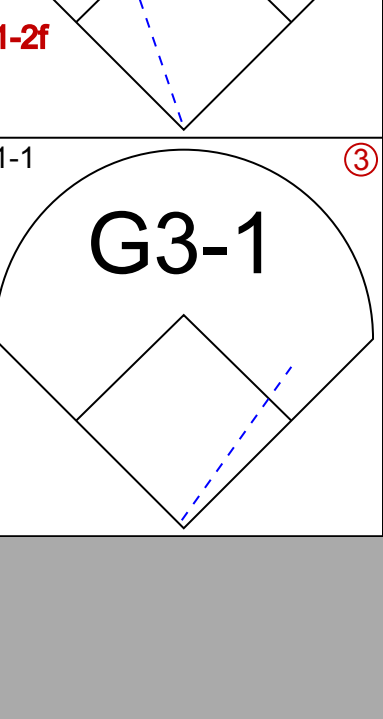
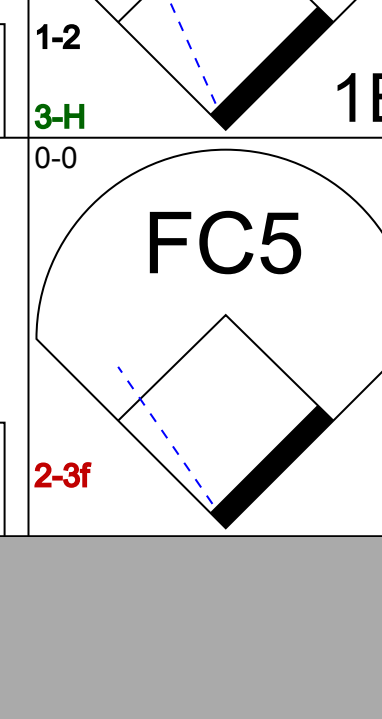
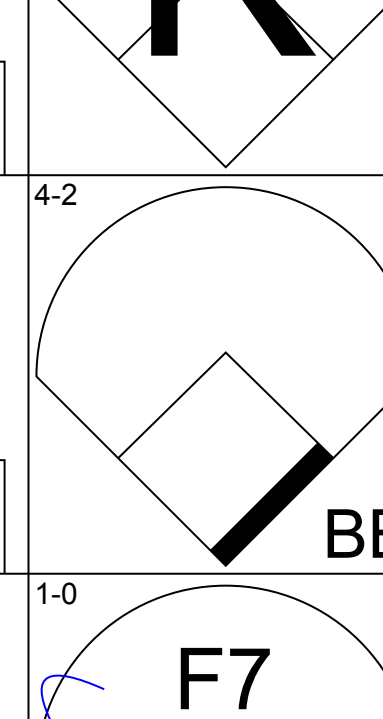
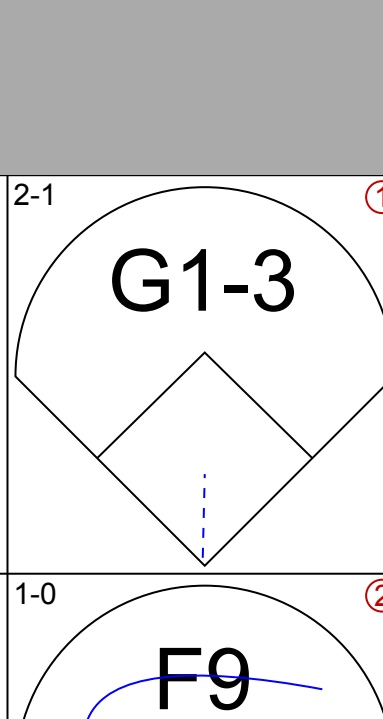
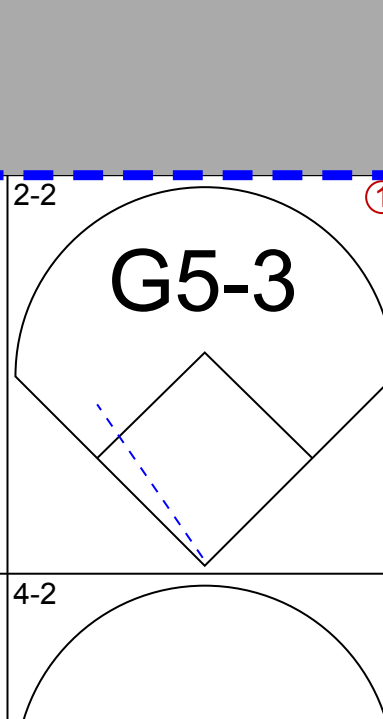
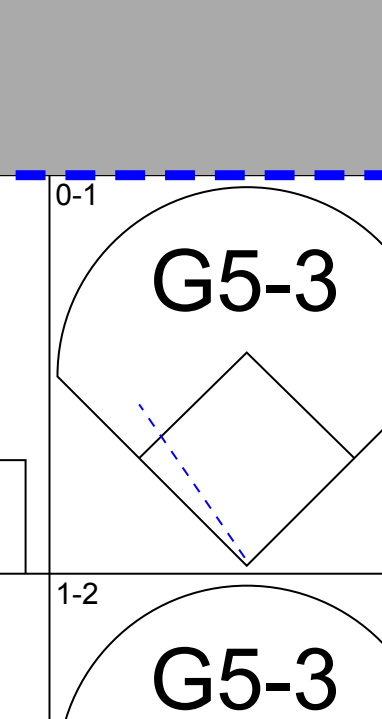
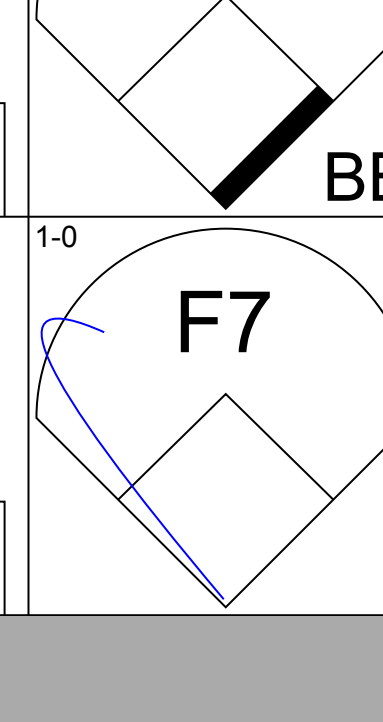
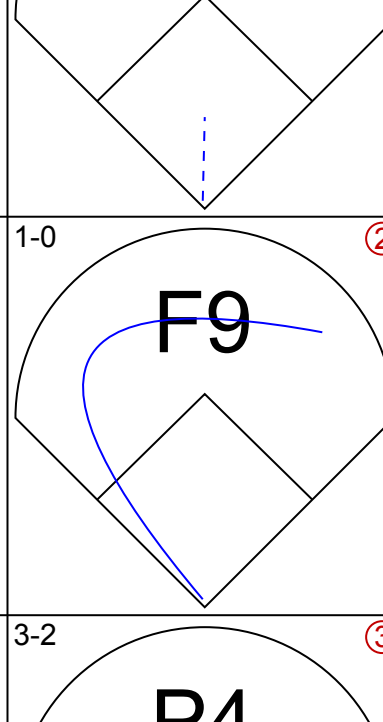
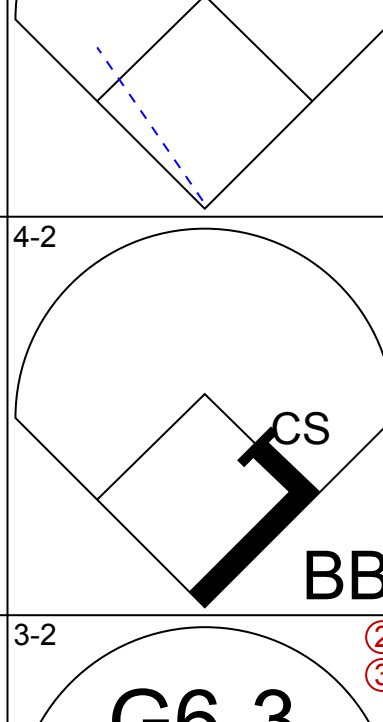
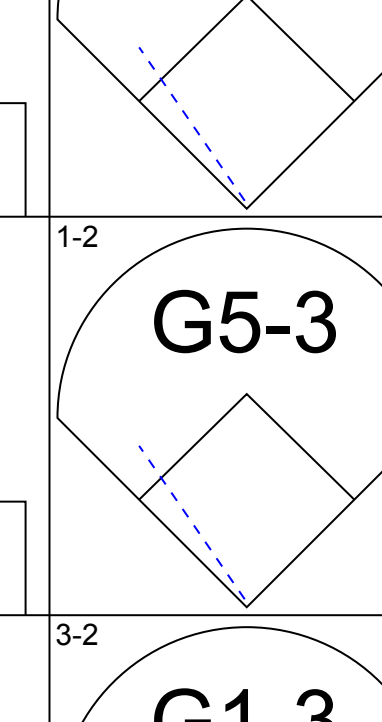
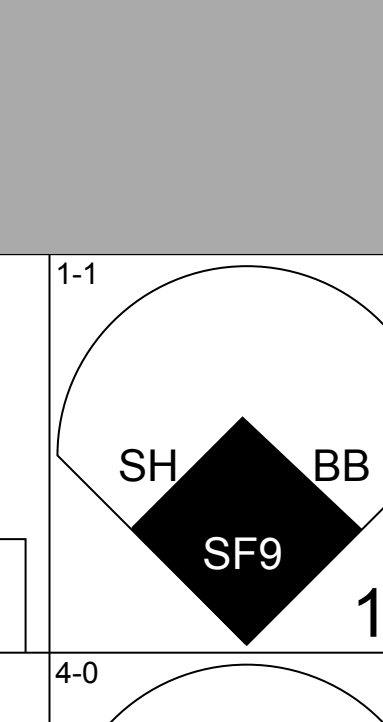
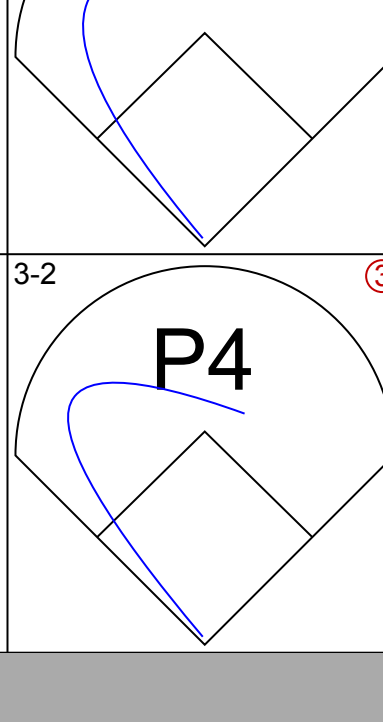
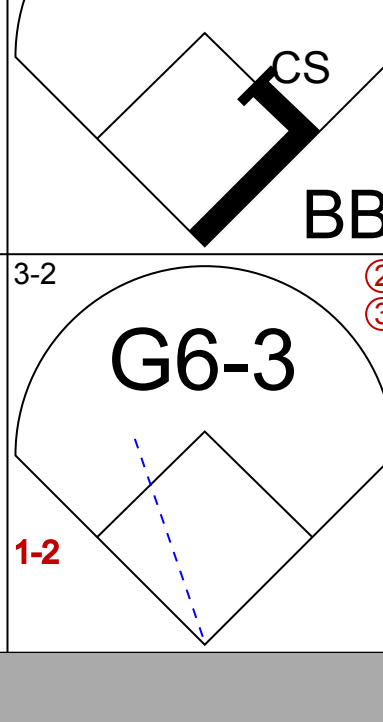
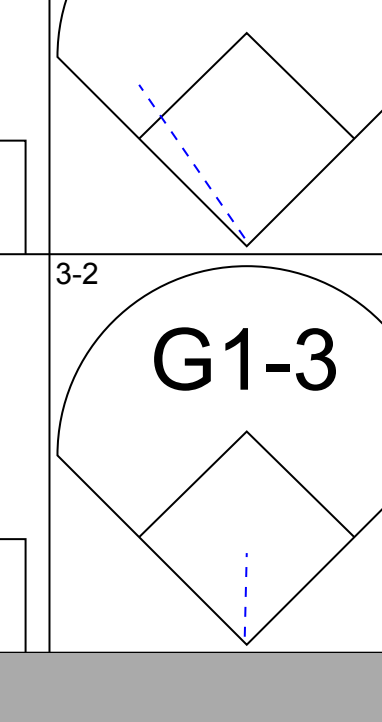
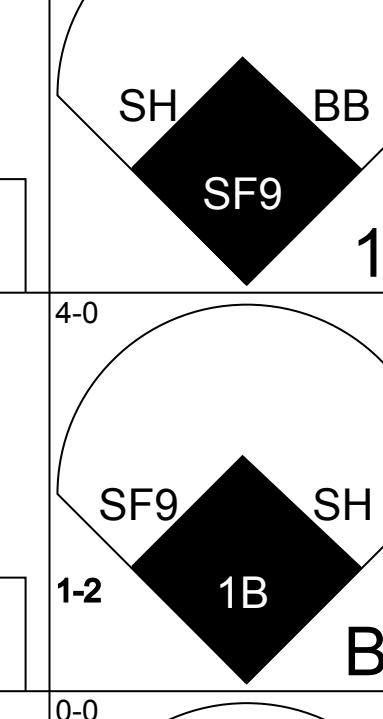
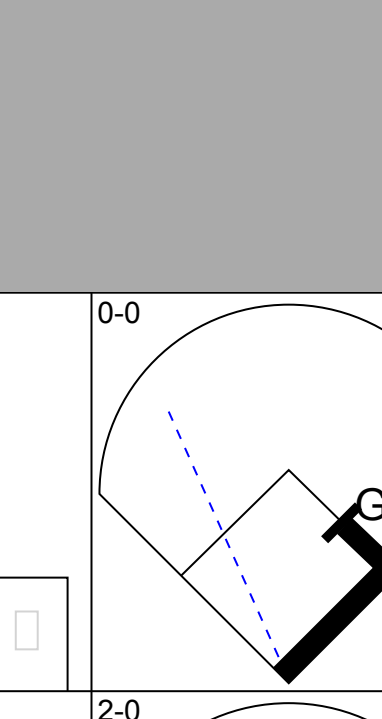
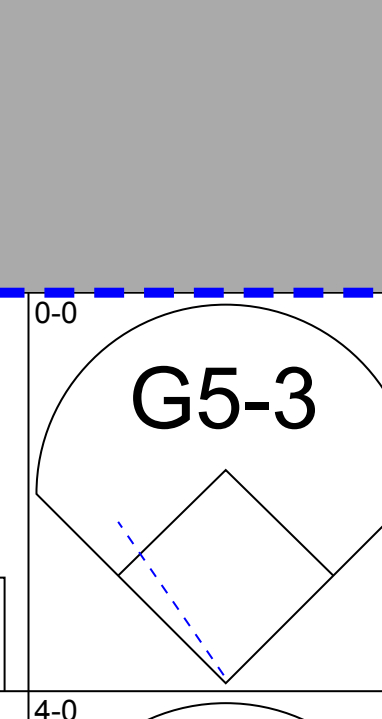
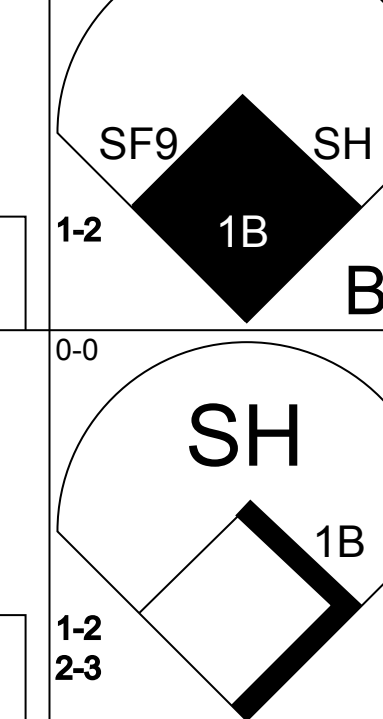
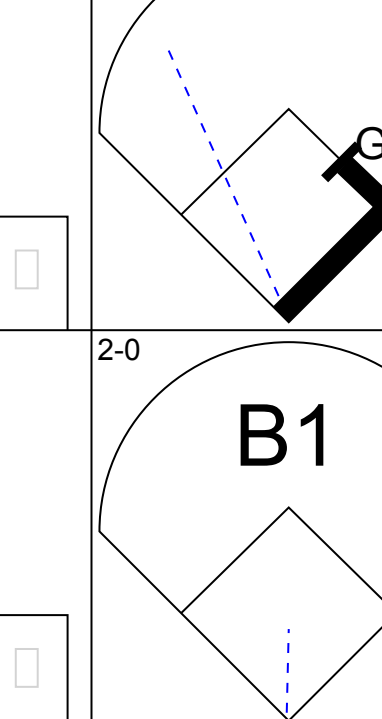
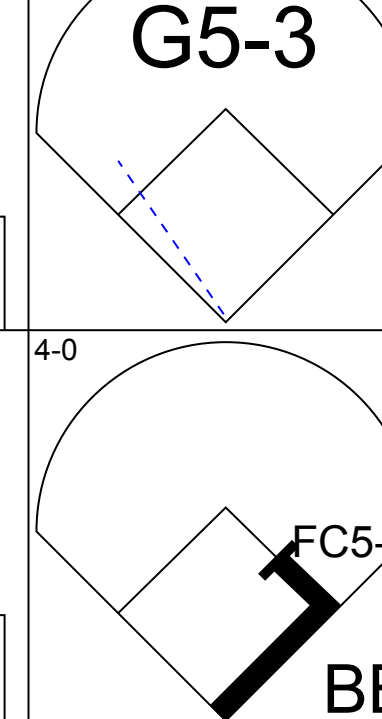








Batter	1	2	3	4	5	6	7	8	9	AB	R	H	RBI	BB	SO	LOB	TOP					
Brian Hunter, R OBP: 0.365, SLG: 0.381 (1, 8)										4	0	0	0	0	2	0	Houston Astros @ Los Angeles Dodgers Dodger Stadium, Los Angeles, CA Wed Apr 24 1996, 7:05 PM PDT Att: 26,666 - Unknown - 71 F					
Craig Biggio, R OBP: 0.418, SLG: 0.385 (1, 4)										4	0	0	0	0	1	0						
Jeff Bagwell, R OBP: 0.510, SLG: 0.703 (1, 3)										3	0	0	0	1	0	0						
Derek Bell, R OBP: 0.365, SLG: 0.573 (1, 9)										4	1	2	0	0	1	1						
Rick Wilkins, L OBP: 0.493, SLG: 0.648 (1, 2)										3	0	0	0	1	1	2						
Sean Berry, R OBP: 0.388, SLG: 0.486 (1, 5)										4	1	3	1	0	0	1						
Derrick May, L OBP: 0.286, SLG: 0.391 (1, 7)										4	0	1	0	0	3	3						
Orlando Miller, R OBP: 0.343, SLG: 0.450 (1, 6)										4	0	0	0	0	2	3						
Doug Brocail, L Anthony Young, R Bill Spiers, L Jim Dougherty, R Xavier Hernandez, L Tony Eusebio, R (1, 1) (6, 1) (7, PH) (7, 1) (8, 1) (8, PH)										2	0	0	0	0	2	0						
<b>Inning Stats</b>	R: 0 E: 0 K: 2 S: 11	H: 0 LOB: 0 BB: 0 P: 17	R: 0 E: 0 K: 1 S: 13	H: 1 LOB: 2 BB: 1 P: 21	R: 0 E: 0 K: 1 S: 7	H: 0 LOB: 0 BB: 0 P: 11	R: 1 E: 1 K: 2 S: 11	H: 2 LOB: 1 BB: 0 P: 16	R: 0 E: 0 K: 1 S: 5	H: 0 LOB: 0 BB: 0 P: 6	R: 0 E: 0 K: 0 S: 16	H: 1 LOB: 1 BB: 0 P: 22	R: 0 E: 0 K: 3 S: 15	H: 1 LOB: 1 BB: 0 P: 22	R: 0 E: 0 K: 2 S: 7	H: 0 LOB: 1 BB: 1 P: 16	R: 1 E: 1 K: 1 S: 14	H: 1 LOB: 1 BB: 0 P: 22	1B: 5 2B: 1 3B: 0 HR: 0	SF: 0 SAC: 0 DP: 0 HBP: 0	WP: 0 PB: 0 SB: 2 CS: 0	PA: 36
<b>PITCHER</b>	IP	WLS	BF	H	R	ER	SO	BB	IBB	HBP	BLK	WP	HR	S	P	ERA	WHIP					
Ismael Valdez, R ERA: 2.12 (1, 1)	7.0	W	27	5	1	1	10	1	0	0	0	0	0	78	115	1.29	0.857					
Darren Hall, R ERA: 5.0 (8, 1)	1.2		7	1	1	0	3	1	0	0	0	0	0	14	27	0.00	1.200					
Todd Worrell, R ERA: (9, 1)	0.1		2	0	0	0	0	0	0	0	0	0	0	7	11	0.00	0.000					

Batter	1	2	3	4	5	6	7	8	9	AB	R	H	RBI	BB	SO	LOB	BOTTOM					
Brett Butler, L OBP: 0.333, SLG: 0.333 (1, 8)										3	2	1	1	0	0	2	Houston Astros @ Los Angeles Dodgers Dodger Stadium, Los Angeles, CA Wed Apr 24 1996, 7:05 PM PDT Att: 26,666 - Unknown - 71 F					
Chad Fonville, S OBP: 0.438, SLG: 0.400 (1, 7) (9, 4)										3	0	3	1	0	0	0						
Mike Piazza, R OBP: 0.407, SLG: 0.488 (1, 2)										4	1	2	3	0	1	3						
Raul Mondesi, R OBP: 0.264, SLG: 0.373 (1, 9)										4	0	0	0	0	1	4						
Dave Hansen, L OBP: 0.286, SLG: 0.167 Juan Castro, R (1, 3) (8, 5)										2	0	0	0	1	0	0						
Delino DeShields, L OBP: 0.273, SLG: 0.356 Todd Worrell, R (1, 4) (9, 1)										3	0	0	0	1	0	1						
Mike Blowers, R OBP: 0.296, SLG: 0.217 (1, 5) (8, 3)										4	1	1	0	0	0	1						
Greg Gagne, R OBP: 0.383, SLG: 0.464 (1, 6)										2	1	1	0	1	0	0						
Ismael Valdez, R Milt Thompson, L Darren Hall, R Roger Cedeno, S (1, 1) (7, PH) (8, 1) (9, 7)										1	0	0	0	0	0	1						
<b>Inning Stats</b>	R: 2 E: 0 K: 1 S: 13	H: 2 LOB: 1 BB: 1 P: 21	R: 2 E: 1 K: 1 S: 15	H: 2 LOB: 2 BB: 1 P: 27	R: 0 E: 0 K: 0 S: 9	H: 0 LOB: 0 BB: 0 P: 15	R: 0 E: 0 K: 0 S: 3	H: 1 LOB: 0 BB: 0 P: 5	R: 0 E: 0 K: 0 S: 9	H: 1 LOB: 0 BB: 0 P: 11	R: 0 E: 0 K: 0 S: 10	H: 0 LOB: 0 BB: 1 P: 19	R: 1 E: 0 K: 0 S: 8	H: 2 LOB: 2 BB: 1 P: 15	R: 0 E: 0 K: 0 S: 8	H: 0 LOB: 0 BB: 0 P: 12	R: 0 E: 0 K: 0 S: 8	H: 0 LOB: 0 BB: 0 P: 12	1B: 7 2B: 0 3B: 0 HR: 1	SF: 1 SAC: 2 DP: 2 HBP: 0	WP: 0 PB: 0 SB: 0 CS: 1	PA: 34
<b>PITCHER</b>	IP	WLS	BF	H	R	ER	SO	BB	IBB	HBP	BLK	WP	HR	S	P	ERA	WHIP					
Doug Brocail, R ERA: 4.87 (1, 1)	5.0	L	22	6	4	4	2	2	0	0	0	0	0	1	49	79	7.20	1.600				
Anthony Young, R ERA: 3.46 (6, 1)	1.0		3	0	0	0	0	1	0	0	0	0	0	10	19	0.00	1.000					
Jim Dougherty, R ERA: 15.5 (7, 1)	1.0		6	2	1	1	0	1	0	0	0	0	0	8	15	9.00	3.000					
Xavier Hernandez, R ERA: 10.38 (8, 1)	1.0		3	0	0	0	0	0	0	0	0	0	0	8	12	0.00	0.000					

AB	34
R	2
H	6
RBI	1
BB	2
SO	13
LOB	12



AB	27
R	5
H	8
RBI	5
BB	4
SO	2
LOB	12





Batter	1	2	3	4	5	6	7	8	9	AB	R	H	RBI	BB	SO	LOB	TOP																					
Brian Hunter, R OBP: 0.349, SLG: 0.363 (1, 8)	F7		G3		G3		K		G4-3	5	0	0	0	0	1	4																						
Craig Biggio, R OBP: 0.422, SLG: 0.402 (1, 4)	G6-3 2B		L5		K				5 HR 1B	4	1	2	0	0	1	1																						
5 Jeff Bagwell, R OBP: 0.510, SLG: 0.727 (1, 3)	G6-3						G6-3		3-2 1-H HR	3	1	1	2	1	0	1																						
Derek Bell, R OBP: 0.350, SLG: 0.548 (1, 9)	F9						F9		G6-3	4	0	0	0	0	1	2																						
Rick Wilkins, L OBP: 0.466, SLG: 0.603 (1, 2)		F7			K2-3		F7			4	0	0	0	0	2	0																						
Sean Berry, R OBP: 0.369, SLG: 0.461 (1, 5)		G4-3			F9				G1-3	4	0	0	0	0	0	0																						
John Cangelosi, S OBP: 0.458, SLG: 0.368 (1, 7)					G3		G1-3 BLK 1B		L5	3	1	1	0	1	0	0																						
Orlando Miller, R OBP: 0.366, SLG: 0.531 (1, 6)							G3 SH3-4 1B		G1-3	4	1	3	2	0	0	1																						
Doug Drabek, R (1, 1)							SH3-4			1	0	0	0	0	0	0																						
Derrick May, L OBP: 0.300, SLG: 0.391 (7, PH)									F8	0	0	0	0	1	0	0																						
Jim Dougherty, R (7, 1)										0	0	0	0	0	0	0																						
Jeff Tabaka, R (8, 1)										0	0	0	0	0	0	0																						
Bill Spiers, L OBP: 0.269, SLG: 0.333 (9, PH)										1	0	0	0	0	0	1																						
<b>Inning Stats</b>	R: 0 E: 0 K: 0 S: 10	H: 1 LOB: 1 BB: 0 P: 14	R: 2 E: 0 K: 0 S: 9	H: 1 LOB: 0 BB: 1 P: 16	R: 0 E: 0 K: 1 S: 9	H: 0 LOB: 1 BB: 1 P: 16	R: 0 E: 0 K: 1 S: 5	H: 0 LOB: 0 BB: 0 P: 6	R: 0 E: 0 K: 0 S: 3	H: 0 LOB: 0 BB: 0 P: 6	R: 0 E: 0 K: 1 S: 13	H: 1 LOB: 2 BB: 1 P: 22	R: 2 E: 0 K: 1 S: 16	H: 2 LOB: 0 BB: 0 P: 25	R: 0 E: 0 K: 0 S: 9	H: 1 LOB: 1 BB: 0 P: 11	1B: 3 2B: 2 3B: 0 HR: 2	SF: 0 SAC: 1 DP: 0 HBP: 0	WP: 0 PB: 0 SB: 1 CS: 0	PA: 37																		
<b>PITCHER</b>	IP	WLS	BF	H	R	ER	SO	BB	IBB	HBP	BLK	WP	HR	S	P	ERA	WHIP	<b>PITCHER</b>				IP	WLS	BF	H	R	ER	SO	BB	IBB	HBP	BLK	WP	HR	S	P	ERA	WHIP
Hideo Nomo, R ERA: 3.51 (1, 1)	7.0	W	30	6	4	4	4	3	0	0	1	0	2	64	105	5.14	1.286																					
Antonio Osuna, R ERA: 1.5 (8, 1)	1.0		3	0	0	0	1	0	0	0	0	0	0	9	14	0.00	0.000																					
Todd Worrell, R ERA: (9, 1)	1.0	S	4	1	0	0	0	0	0	0	0	0	0	9	11	0.00	1.000																					

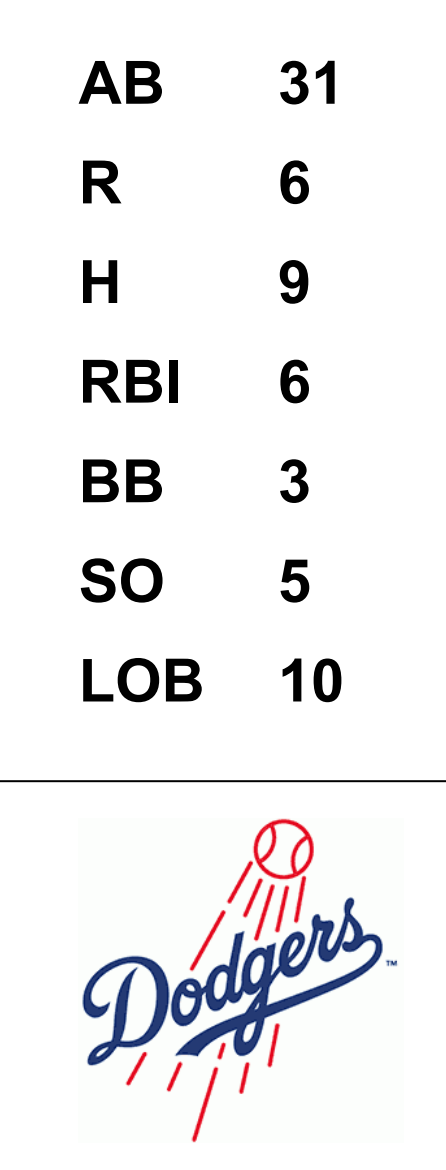
Houston Astros @ Los Angeles Dodgers  
Dodger Stadium, Los Angeles, CA  
Thu Apr 25 1996, 7:05 PM PDT  
Att: 33,530 - Unknown - 69 F

AB	33
R	4
H	7
RBI	4
BB	3
SO	5
LOB	10



Batter	1	2	3	4	5	6	7	8	9	AB	R	H	RBI	BB	SO	LOB	BOTTOM																					
Brett Butler, L OBP: 0.330, SLG: 0.330 (1, 8)	G4-3		S 2B 1B		G6-3		G1-3			4	1	1	0	0	0	2																						
Chad Fonville, S OBP: 0.500, SLG: 0.412 (1, 7)	L6-4 S BB						WP 1B 1B		G4-3	2	2	1	0	2	0	0																						
Mike Piazza, R OBP: 0.411, SLG: 0.500 (1, 2)	L6-4									4	0	2	3	0	1	1																						
Raul Mondesi, R OBP: 0.253, SLG: 0.356 (1, 9)		G5-3			P4				G1-3	4	0	0	0	0	0	2																						
Dave Hansen, L OBP: 0.353, SLG: 0.214 (1, 3)									F9	2	1	1	0	1	0	1																						
Juan Castro, R (8, 5)										1	0	0	0	0	0	0																						
Delino DeShields, L OBP: 0.272, SLG: 0.383 (1, 4)		FC6-4							F8	4	1	1	2	0	1	2																						
Mike Blowers, R OBP: 0.306, SLG: 0.274 (8, 3)										4	1	2	1	0	1	1																						
Greg Gagne, R OBP: 0.365, SLG: 0.438 (1, 6)										4	0	0	0	0	1	1																						
Hideo Nomo, R OBP: 0.083, SLG: 0.083 (1, 1)										2	0	1	0	0	1	0																						
Antonio Osuna, R (8, 1)										0	0	0	0	0	0	0																						
Todd Worrell, R ERA: 5.68 (9, 1)										0	0	0	0	0	0	0																						
<b>Inning Stats</b>	R: 0 E: 0 K: 0 S: 5	H: 0 LOB: 0 BB: 1 P: 12	R: 0 E: 0 K: 1 S: 12	H: 1 LOB: 1 BB: 0 P: 16	R: 2 E: 0 K: 1 S: 13	H: 2 LOB: 1 BB: 1 P: 23	R: 2 E: 0 K: 0 S: 13	H: 2 LOB: 1 BB: 1 P: 22	R: 1 E: 0 K: 1 S: 11	H: 2 LOB: 1 BB: 0 P: 16	R: 0 E: 0 K: 1 S: 8	H: 1 LOB: 1 BB: 0 P: 12	R: 0 E: 0 K: 1 S: 7	H: 0 LOB: 0 BB: 0 P: 10	R: 1 E: 0 K: 0 S: 11	H: 1 LOB: 0 BB: 0 P: 16	1B: 6 2B: 2 3B: 0 HR: 2	SF: 0 SAC: 1 DP: 1 HBP: 0	WP: 3 PB: 0 SB: 2 CS: 0	PA: 35																		
<b>PITCHER</b>	IP	WLS	BF	H	R	ER	SO	BB	IBB	HBP	BLK	WP	HR	S	P	ERA	WHIP	<b>PITCHER</b>				IP	WLS	BF	H	R	ER	SO	BB	IBB	HBP	BLK	WP	HR	S	P	ERA	WHIP
Doug Drabek, R ERA: 5.75 (1, 1)	6.0	L	28	8	5	5	4	3	0	0	0	0	1	62	101	7.50	1.833																					
Jim Dougherty, R ERA: 8 (7, 1)	1.1		4	0	0	0	1	0	0	0	0	0	0	13	19	0.00	0.000																					
Jeff Tabaka, L ERA: 5.68 (8, 1)	0.2		3	1	1	1	0	0	0	0	0	0	1	5	7	13.50	1.500																					

Houston Astros @ Los Angeles Dodgers  
Dodger Stadium, Los Angeles, CA  
Thu Apr 25 1996, 7:05 PM PDT  
Att: 33,530 - Unknown - 69 F





Batter	1	2	3	4	5	6	7	8	9	AB	R	H	RBI	BB	SO	LOB	TOP					
<b>Brian McRae, S</b> (1, 8) OBP: 0.366, SLG: 0.430	1-1 F7		1-0 2H 1B			2-3 K		1-0 G4-3		4	0	1	0	0	1	0						
<b>Todd Haney, R</b> (1, 4) OBP: 0.333, SLG: 0.316	1-1 G3-6-1 1B			1-2 F8		1-3 K		1-3 K		4	0	1	0	0	2	0						
<b>Mark Grace, L</b> (1, 3) OBP: 0.434, SLG: 0.500	0-1 G3-6-1 1-2			1-2 1B		4-2 BB		1-1 2B		3	0	2	0	1	0	1						
<b>Sammy Sosa, R</b> (1, 9) OBP: 0.294, SLG: 0.484		0-1 G4-3		1-1 L6		2-3 K		2-3 K		4	0	0	0	0	2	3						
<b>Luis Gonzalez, L</b> (1, 7) OBP: 0.469, SLG: 0.456		0-1 F7		0-0 F7			1-3 K		1-2 G6-3	4	0	0	0	0	1	1						
<b>Scott Servais, R</b> (1, 2) OBP: 0.395, SLG: 0.625					2-2 G6-3		1-1 P6		1-2 G6-3	4	0	0	0	0	1	0						
<b>Leo Gomez, R</b> (1, 5) OBP: 0.404, SLG: 0.551						2-3 K		4-2 BB		1	0	0	0	1	1	0						
<b>José Hernández, R</b> (7, PR) OBP: 0.306, SLG: 0.209									0-2 F8	0	0	0	0	0	0	0						
<b>Ozzie Timmons, R</b> (9, PH) OBP: 0.250, SLG: 0.286										1	0	0	0	0	0	0						
<b>Rey Sanchez, R</b> (1, 6) OBP: 0.280, SLG: 0.304					0-1 G6-3		1-1 1B			2	0	1	0	1	0	1						
<b>Steve Trachsel, R</b> (1, 1) OBP: 0.308, SLG: 0.182					1-2 1B		2-2 G3			2	0	0	0	0	0	2						
<b>Scott Bullett, L</b> (7, PH) OBP: 0.308, SLG: 0.182										1	0	0	0	0	0	2						
<b>Terry Adams, R</b> (7, 1) OBP: 0.308, SLG: 0.182										0	0	0	0	0	0	0						
<b>Bob Patterson, R</b> (8, 1) OBP: 0.308, SLG: 0.182										0	0	0	0	0	0	0						
<b>Doug Jones, R</b> (8, 1) OBP: 0.308, SLG: 0.182										0	0	0	0	0	0	0						
<b>Inning Stats</b>	R: 0 E: 0 K: 0 S: 6	H: 1 LOB: 0 BB: 0 P: 8	R: 0 E: 0 K: 1 S: 7	H: 0 LOB: 0 BB: 0 P: 9	R: 0 E: 0 K: 0 S: 7	H: 1 LOB: 2 BB: 0 P: 11	R: 0 E: 0 K: 0 S: 9	H: 1 LOB: 1 BB: 0 P: 12	R: 0 E: 0 K: 1 S: 12	H: 1 LOB: 1 BB: 0 P: 19	R: 0 E: 0 K: 3 S: 11	H: 0 LOB: 1 BB: 1 P: 20	R: 0 E: 0 K: 1 S: 15	H: 0 LOB: 2 BB: 2 P: 26	R: 0 E: 0 K: 2 S: 11	H: 1 LOB: 1 BB: 0 P: 16	R: 0 E: 0 K: 0 S: 10	H: 0 LOB: 0 BB: 0 P: 12	1B: 4 2B: 1 3B: 0 HR: 0	SF: 0 SAC: 0 DP: 1 HBP: 1	WP: 0 PB: 0 SB: 0 CS: 0	PA: 34
<b>PITCHER</b>	IP	WLS	BF	H	R	ER	SO	BB	IBB	HBP	BLK	WP	HR	S	P	ERA	WHIP					
<b>Pedro Astacio, R</b> (1, 1) ERA: 2.48	8.0	W	31	5	0	0	8	3	0	1	0	0	0	78	121	0.00	1.000					
<b>Todd Worrell, R</b> (9, 1) ERA:	1.0	S	3	0	0	0	0	0	0	0	0	0	0	10	12	0.00	0.000					

Chicago Cubs @ Los Angeles Dodgers  
Dodger Stadium, Los Angeles, CA  
Fri Apr 26 1996, 7:05 PM PDT  
Att: 31,172 - Unknown

AB	30
R	0
H	5
RBI	0
BB	3
SO	8
LOB	10



Batter	1	2	3	4	5	6	7	8	9	AB	R	H	RBI	BB	SO	LOB	BOTTOM					
<b>Brett Butler, L</b> (1, 8) OBP: 0.317, SLG: 0.316	2-2 F8		0-0 B3			1-1 F9		2-1 G4-3		4	0	0	0	0	0	2						
<b>Chad Fonville, S</b> (1, 7) OBP: 0.458, SLG: 0.381	1-2 1B		1-1 G6-3			1-1 G5-3		1-0 F9		4	0	1	0	0	0	2						
<b>Mike Piazza, R</b> (1, 2) OBP: 0.414, SLG: 0.495	3-1 F9			0-0 P3		1-2 1B		4-0 FC6-4 IBB		3	0	1	0	1	0	1						
<b>Raul Mondesi, R</b> (1, 9) OBP: 0.242, SLG: 0.341	0-0 F9			0-0 P3		2-3 K		0-0 FC6-4		4	0	0	0	0	1	5						
<b>Dave Hansen, L</b> (1, 3) OBP: 0.350, SLG: 0.235		2-2 G6-4-3 1B		2-2 G3-1			0-0 G4-3			3	0	1	0	0	0	0						
<b>Todd Worrell, R</b> (9, 1) ERA:										0	0	0	0	0	0	0						
<b>Delino DeShields, L</b> (1, 4) OBP: 0.283, SLG: 0.423		1-2 G6-4-3 1B			0-0 HR		1-0 G6-3			3	1	2	1	0	0	0						
<b>Mike Blowers, R</b> (1, 5) OBP: 0.295, SLG: 0.263		3-1 G6-4-3		3-2 G6-3			1-0 F8			3	0	0	0	0	0	2						
<b>Greg Gagne, R</b> (1, 6) OBP: 0.364, SLG: 0.434		2-1 G5-3			1-3 K			1-1 G4-3 PB 1B		3	0	1	0	0	1	1						
<b>Pedro Astacio, R</b> (1, 1) OBP: 0.091, SLG: 0.091					0-2 G6-3			4-0 G4-3 BB		2	0	0	0	0	1	0						
<b>Juan Castro, R</b> (8, PH) ERA: 4.63										0	0	0	0	1	0	0						
<b>Inning Stats</b>	R: 0 E: 0 K: 0 S: 11	H: 1 LOB: 1 BB: 0 P: 17	R: 0 E: 0 K: 0 S: 12	H: 2 LOB: 1 BB: 0 P: 20	R: 0 E: 0 K: 1 S: 6	H: 0 LOB: 0 BB: 0 P: 7	R: 0 E: 0 K: 0 S: 7	H: 0 LOB: 0 BB: 0 P: 9	R: 1 E: 0 K: 1 S: 11	H: 1 LOB: 0 BB: 0 P: 15	R: 0 E: 0 K: 1 S: 10	H: 1 LOB: 1 BB: 0 P: 15	R: 0 E: 0 K: 0 S: 3	H: 0 LOB: 0 BB: 0 P: 5	R: 0 E: 0 K: 0 S: 6	H: 1 LOB: 3 BB: 2 P: 18	R: 0 E: 0 K: 0 S: 11	H: 0 LOB: 0 BB: 0 P: 12	1B: 5 2B: 0 3B: 0 HR: 1	SF: 0 SAC: 0 DP: 1 HBP: 0	WP: 0 PB: 1 SB: 0 CS: 0	PA: 31
<b>PITCHER</b>	IP	WLS	BF	H	R	ER	SO	BB	IBB	HBP	BLK	WP	HR	S	P	ERA	WHIP					
<b>Steve Trachsel, R</b> (1, 1) ERA: 1.59	6.0	L	22	5	1	1	3	0	0	0	0	0	0	7	16	0.00	1.500					
<b>Terry Adams, R</b> (7, 1) ERA: 1.23	1.1		6	1	0	0	0	1	0	0	0	0	0	1	6	0.00	0.000					
<b>Bob Patterson, L</b> (8, 1) ERA: 1.93	0.1		2	0	0	0	0	0	1	0	0	0	0	1	6	0.00	0.000					
<b>Doug Jones, R</b> (8, 1) ERA: 4.63	0.1		1	0	0	0	0	0	0	0	0	0	0	1	1	0.00	0.000					

Chicago Cubs @ Los Angeles Dodgers  
Dodger Stadium, Los Angeles, CA  
Fri Apr 26 1996, 7:05 PM PDT  
Att: 31,172 - Unknown

AB	29
R	1
H	6
RBI	1
BB	2
SO	3
LOB	13





Batter	1	2	3	4	5	6	7	8	9	10	AB	R	H	RBI	BB	SO	LOB	TOP									
Brian McRae, S OBP: 0.359, SLG: 0.419 (1, 8)	L6			P3		F8	K			1B	5	1	1	0	0	1	2										
Todd Haney, R OBP: 0.308, SLG: 0.261 (1, 4)	G3			F8		S	BB	6-3		P4	4	0	0	0	1	0	1										
Mark Grace, L OBP: 0.432, SLG: 0.485 (1, 3)	K			F8		K				1B	3	0	0	0	2	2	1										
Sammy Sosa, R OBP: 0.299, SLG: 0.475 (1, 9)		1-3				1B	BB	K	K	1B	4	1	1	1	1	2	1										
Luis Gonzalez, L OBP: 0.453, SLG: 0.431 (1, 7)		F8				L9				1B	4	1	0	0	1	1	4										
Turk Wendell, L OBP: 1.000, SLG: 1.000 (10, 1)										K	0	0	0	0	0	0	0										
Bob Patterson, R (10, 1)											0	0	0	0	0	0	0										
Doug Jones, R (10, 1)											0	0	0	0	0	0	0										
Scott Servais, R OBP: 0.400, SLG: 0.662 (1, 2)		F2				1B	1B			F9	4	1	2	2	0	0	0										
Leo Gomez, R OBP: 0.400, SLG: 0.538 (1, 5)											3	0	1	1	0	1	0										
José Hernández, R OBP: 0.300, SLG: 0.205 (7, 5)				F8		G6-4-3	1B	K		4-3	1	0	0	0	0	0	0										
Rey Sanchez, R OBP: 0.278, SLG: 0.301 (1, 6)				4-3		G6-4-3	1B			P6	4	0	1	0	0	0	2										
Jaime Navarro, R OBP: 0.267, SLG: 0.267 (1, 1)											3	0	1	0	0	1	0										
Scott Bunting, L OBP: 0.286, SLG: 0.167 (10, 7)				K		1-3	1B			K	1	0	0	0	0	1	0										
Inning Stats	R: 0 E: 0 K: 1 S: 5	H: 0 LOB: 0 BB: 0 P: 5	R: 0 E: 0 K: 0 S: 3	H: 0 LOB: 0 BB: 0 P: 3	R: 0 E: 0 K: 1 S: 5	H: 0 LOB: 0 BB: 0 P: 3	R: 1 E: 0 K: 1 S: 4	H: 2 LOB: 1 BB: 1 P: 8	R: 0 E: 0 K: 1 S: 5	H: 0 LOB: 1 BB: 1 P: 9	R: 2 E: 0 K: 3 S: 12	H: 3 LOB: 2 BB: 1 P: 16	R: 0 E: 0 K: 1 S: 5	H: 0 LOB: 1 BB: 1 P: 9	R: 0 E: 0 K: 0 S: 3	H: 0 LOB: 0 BB: 0 P: 3	R: 1 E: 0 K: 2 S: 9	H: 2 LOB: 3 BB: 1 P: 13	1B: 6 2B: 0 3B: 0 HR: 1	SF: 0 SAC: 0 DP: 1 HBP: 0	WP: 0 PA: 41						
PITCHER	IP	WLS	BF	H	R	ER	SO	BB	IBB	HBP	BLK	WP	HR	S	P	ERA	WHIP										
Tom Candiotti, R ERA: 4.09 (1, 1)	1.0		3	0	0	0	1	0	0	0	0	0	0	5	5	0.00	0.000										
Joey Eischen, L ERA: 2.12 (2, 1)	5.1	21	3	3	3	3	3	0	0	0	0	0	1	24	36	5.06	1.125										
Jim Bruske, R ERA: (7, 1)	0.2	4	2	0	0	2	0	0	0	0	0	0	0	8	8	0.00	3.000										
Mark Guthrie, L ERA: 2.38 (8, 1)	1.0	4	0	0	0	1	1	0	0	0	0	0	0	5	9	0.00	1.000										
Antonio Osuna, R ERA: 1.93 (9, 1)	2.0	L	9	2	1	1	2	0	1	0	1	0	0	12	16	4.50	1.000										

Chicago Cubs @ Los Angeles Dodgers  
Dodger Stadium, Los Angeles, CA  
Sat Apr 27 1996, 7:05 PM PDT  
Att: 43,519 - Unknown

AB	36
R	4
H	7
RBI	4
BB	5
SO	9
LOB	11



Batter	1	2	3	4	5	6	7	8	9	10	AB	R	H	RBI	BB	SO	LOB	BOTTOM									
Brett Butler, L OBP: 0.306, SLG: 0.303 (1, 8)	4-3		4-3		L6		SH2-4			F8	4	0	0	0	0	0	0										
Chad Fonville, S OBP: 0.448, SLG: 0.423 (1, 7)											5	2	2	0	0	1	1										
Mike Piazza, R OBP: 0.423, SLG: 0.510 (1, 2)											5	0	3	2	0	0	0										
Raul Mondesi, R OBP: 0.220, SLG: 0.330 (9, 1)											3	0	0	1	0	0	2										
Antonio Osuna, R OBP: 0.429, SLG: 0.333 (10, PH)											0	0	0	0	0	0	0										
Carlos Hernandez, R OBP: 0.429, SLG: 0.333 (10, PH)											1	0	1	0	0	0	0										
Dave Hansen, L OBP: 0.320, SLG: 0.227 (1, 3)											5	0	1	0	0	0	3										
Delino DeShields, L OBP: 0.288, SLG: 0.410 (1, 4)											3	0	0	0	2	0	0										
Mike Blowers, R OBP: 0.301, SLG: 0.263 (1, 5)											4	0	1	0	1	0	5										
Juan Castro, R OBP: 0.200, SLG: 0.077 (6, PH)											2	0	0	0	0	1	2										
Milt Thompson, L OBP: 0.200, SLG: 0.077 (7, 7)											2	0	0	0	0	0	2										
Tom Candiotti, R ERA: 4.09 (1, 1)	9.0	W	37	7	3	3	2	1	1	0	0	0	0	39	47	3.00	0.889										
Turk Wendell, R ERA: 1.2 (10, 1)	0.2	4	2	0	0	1	0	0	0	0	0	0	0	6	6	0.00	3.000										
Bob Patterson, L ERA: 1.93 (10, 1)	0.0	1	0	0	0	0	0	1	0	0	0	0	0	4	4	∞	∞										
Doug Jones, R ERA: 4.5 (10, 1)	0.1	S	1	0	0	0	0	0	0	0	0	0	0	1	1	0.00	0.000										
Inning Stats	R: 1 E: 0 K: 0 S: 5	H: 2 LOB: 1 BB: 0 P: 5	R: 0 E: 0 K: 1 S: 5	H: 0 LOB: 1 BB: 1 P: 9	R: 1 E: 0 K: 0 S: 5	H: 2 LOB: 1 BB: 0 P: 5	R: 0 E: 0 K: 1 S: 6	H: 1 LOB: 1 BB: 0 P: 6	R: 0 E: 0 K: 0 S: 3	H: 0 LOB: 0 BB: 0 P: 3	R: 0 E: 1 K: 0 S: 4	H: 0 LOB: 2 BB: 1 P: 8	R: 1 E: 0 K: 0 S: 5	H: 2 LOB: 1 BB: 0 P: 5	R: 0 E: 0 K: 0 S: 3	H: 0 LOB: 0 BB: 0 P: 3	R: 0 E: 0 K: 0 S: 3	H: 0 LOB: 0 BB: 0 P: 3	R: 0 E: 0 K: 1 S: 7	H: 2 LOB: 3 BB: 1 P: 11	1B: 6 2B: 3 3B: 0 HR: 0	SF: 1 SAC: 1 DP: 0 HBP: 0	WP: 0 PA: 43				
PITCHER	IP	WLS	BF	H	R	ER	SO	BB	IBB	HBP	BLK	WP	HR	S	P	ERA	WHIP										
Joey Eischen, L ERA: 2.12 (2, 1)	5.1		37	7	3	3	2	1	1	0	0	0	0	39	47	3.00	0.889										
Jim Bruske, R ERA: (7, 1)	0.2	4	2	0	0	1	0	0	0	0	0	0	0	6	6	0.00	3.000										
Todd Hollandsworth, L OBP: 0.301, SLG: 0.263 (7, PH)	0.0	1	0	0	0	0	0	1	0	0	0	0	0	4	4	∞	∞										
Mark Guthrie, R ERA: 2.38 (8, 1)	1.0	4	0	0	0	1	1	0	0	0	0	0	0	5	9	0.00	1.000										
Roger Cedeno, S OBP: 0.303, SLG: 0.389 (9, 9)	2.0	L	9	2	1	1	2	0	1	0	1	0	0	12	16	4.50	1.000										

Chicago Cubs @ Los Angeles Dodgers  
Dodger Stadium, Los Angeles, CA  
Sat Apr 27 1996, 7:05 PM PDT  
Att: 43,519 - Unknown

AB	38
R	3
H	9
RBI	3
BB	3
SO	3
LOB	17









Batter	1	2	3	4	5	6	7	8	9	AB	R	H	RBI	BB	SO	LOB	TOP					
Brian McRae, S (1,8) OBP: 0.344, SLG: 0.398	G5-3		F8		L3			SF8		4	1	1	0	0	0	1	<b>Chicago Cubs @ Los Angeles Dodgers</b> Dodger Stadium, Los Angeles, CA Mon Apr 29 1996, 7:05 PM PDT Att: 39,003 - Unknown - 82 F					
Todd Haney, R (1,4) OBP: 0.235, SLG: 0.200	F8		G1-3			G1-3		SF8		3	0	0	1	0	0	0						
Mark Grace, L (1,3) OBP: 0.437, SLG: 0.491			L1			G3-1		G6-3		4	0	1	0	0	0	0						
Sammy Sosa, R (1,9) OBP: 0.287, SLG: 0.443	K				K			K		4	0	0	0	0	4	1						
Luis Gonzalez, L (1,7) OBP: 0.457, SLG: 0.436		G5-3 E BB			P5			HR		3	2	1	0	1	1	0						
Scott Servais, R (1,2) OBP: 0.379, SLG: 0.613		G5-3			F9			F7		3	0	0	0	0	0	2						
Brian Dorsett, R (9,PH) OBP: 0.111, SLG: 0.063										1	0	0	0	0	1	0						
Leo Gomez, R (1,5) OBP: 0.397, SLG: 0.610		K			F8			HR		3	1	1	2	1	1	1						
Rey Sanchez, R (1,6) OBP: 0.264, SLG: 0.296		E9			L9			G5-3		4	0	1	1	0	0	1						
Kevin Foster, R (1,1) OBP: 0.385, SLG: 0.300								G6-3		2	0	1	0	0	1	1						
Rodney Myers, R (6,1)										0	0	0	0	0	0	0						
Robin Jennings, L (7,PH) OBP: 0.125, SLG: 0.125										1	0	0	0	0	0	0						
Mike Perez, R (7,1)										0	0	0	0	0	0	0						
Terry Adams, R (8,1)										0	0	0	0	0	0	0						
<b>Inning Stats</b>	R: 0 E: 0 K: 1 S: 9	H: 1 LOB: 1 BB: 0 P: 14	R: 1 E: 1 K: 2 S: 17	H: 1 LOB: 1 BB: 1 P: 24	R: 0 E: 0 K: 0 S: 6	H: 0 LOB: 0 BB: 0 P: 12	R: 0 E: 0 K: 1 S: 8	H: 0 LOB: 0 BB: 0 P: 11	R: 0 E: 0 K: 0 S: 6	H: 1 LOB: 1 BB: 0 P: 6	R: 0 E: 0 K: 1 S: 8	H: 0 LOB: 0 BB: 0 P: 11	R: 2 E: 0 K: 0 S: 12	H: 2 LOB: 0 BB: 0 P: 20	R: 1 E: 0 K: 1 S: 9	H: 1 LOB: 0 BB: 0 P: 15	R: 0 E: 0 K: 2 S: 9	H: 0 LOB: 1 BB: 1 P: 17	1B: 2 2B: 3 3B: 0 HR: 1	SF: 1 SAC: 0 DP: 0 HBP: 0	WP: 0 PB: 0 SB: 1 CS: 0	PA: 35
<b>PITCHER</b>	IP WLS BF H R ER SO BB IBB HBP BLK WP HR S P ERA WHIP																					
Ismael Valdez, R (1,1) ERA: 2.41	7.0 W 28 6 4 3 5 1 0 0 0 0 0 1 69 104 3.86 1.000																					
Antonio Osuna, R (8,1) ERA: 1.8	1.0 3 0 0 0 1 0 0 0 0 0 0 0 6 9 0.00 0.000																					
Mark Guthrie, L (9,1) ERA: 2.19	1.0 4 0 0 0 2 1 0 0 0 0 0 0 9 17 0.00 1.000																					

AB	32
R	4
H	6
RBI	4
BB	2
SO	8
LOB	7





Batter	1	2	3	4	5	6	7	8	9	AB	R	H	RBI	BB	SO	LOB	BOTTOM			
Brett Butler, L (1,8) OBP: 0.299, SLG: 0.296	P2		HR		F8			FC5		5	2	1	0	0	1	3	<b>Chicago Cubs @ Los Angeles Dodgers</b> Dodger Stadium, Los Angeles, CA Mon Apr 29 1996, 7:05 PM PDT Att: 39,003 - Unknown - 82 F			
Roger Cedeno, S (9,8) OBP: 0.333, SLG: 0.389			HR					HR		0	0	0	0	0	0	0				
Chad Fonville, S (1,6) OBP: 0.421, SLG: 0.400	G4-3		HR		G6-3			G4-3		5	3	3	1	0	0	0				
Mike Piazza, R (1,2) OBP: 0.416, SLG: 0.519	F7		L4					G4-3		4	1	1	1	1	0	3				
Carlos Hernandez, R (9,2) OBP: 0.429, SLG: 0.333								HR		0	0	0	0	0	0	0				
Raul Mondesi, R (1,9) OBP: 0.241, SLG: 0.359		E	HR					K		5	2	3	5	0	2	1				
Delino DeShields, L (1,4) OBP: 0.300, SLG: 0.407	E4		HR		F9			P6		4	1	2	1	1	0	0				
Dave Hansen, L (1,3) OBP: 0.303, SLG: 0.214	SF8							S		3	0	1	1	0	1	1				
Mark Guthrie, R (9,1)		SF8			BB			G4-3		0	0	0	0	0	0	0				
Mike Blowers, R (1,5) OBP: 0.320, SLG: 0.282		SF8						G4-3		2	0	1	1	1	0	0				
Todd Hollandsworth, L (1,7) OBP: 0.352, SLG: 0.267					G4-3			P3		3	0	0	0	1	1	3				
Ismael Valdez, R (1,1)								FC5		3	0	0	0	0	1	2				
Antonio Osuna, R (8,1)								G4-3		0	0	0	0	0	0	0				
Juan Castro, R (8,5)								FC5		0	1	0	0	1	0	0				
Milt Thompson, L (8,PH) OBP: 0.176, SLG: 0.067								HR		1	0	0	0	0	0	3				
<b>Inning Stats</b>	R: 0 E: 0 K: 0 S: 9	H: 0 LOB: 0 BB: 0 P: 14	R: 2 E: 1 K: 0 S: 15	H: 2 LOB: 1 BB: 1 P: 23	R: 3 E: 0 K: 0 S: 21	H: 4 LOB: 2 BB: 1 P: 33	R: 0 E: 0 K: 0 S: 6	H: 0 LOB: 0 BB: 0 P: 9	R: 1 E: 0 K: 1 S: 8	H: 1 LOB: 0 BB: 0 P: 8	R: 0 E: 0 K: 3 S: 11	H: 0 LOB: 1 BB: 0 P: 17	R: 1 E: 0 K: 2 S: 15	H: 2 LOB: 1 BB: 0 P: 21	R: 3 E: 0 K: 0 S: 19	H: 3 LOB: 3 BB: 3 P: 34	1B: 10 2B: 0 3B: 0 HR: 2	SF: 2 SAC: 0 DP: 0 HBP: 0	WP: 0 PB: 1 SB: 3 CS: 0	PA: 42
<b>PITCHER</b>	IP WLS BF H R ER SO BB IBB HBP BLK WP HR S P ERA WHIP																			
Kevin Foster, R (1,1) ERA: 7.03	5.0 L 24 7 6 5 1 2 0 0 0 0 0 0 11 17 9.00 1.800																			
Rodney Myers, R (6,1) ERA: 4.22	1.0 4 0 0 0 3 0 0 0 0 0 0 0 11 17 0.00 0.000																			
Mike Perez, R (7,1) ERA: 2.7	1.0 5 2 1 1 2 0 0 0 0 0 0 0 15 21 9.00 2.000																			
Terry Adams, R (8,1) ERA: 2.87	1.0 9 3 3 3 0 2 1 0 0 0 0 0 19 34 27.00 5.000																			

AB	35
R	10
H	12
RBI	10
BB	5
SO	6
LOB	16





Batter	1	2	3	4	5	6	7	8	9	AB	R	H	RBI	BB	SO	LOB	TOP										
<b>Eric Young Sr. R</b> OBP: 0.487, SLG: 0.636 (1.4)	0-0 HR		1-2 G4-3			1-0 G5-3		2-1 1B		4	1	2	1	0	0	0	<b>Colorado Rockies @ Los Angeles Dodgers</b> Dodger Stadium, Los Angeles, CA Tue Apr 30 1996, 7:05 PM PDT Att: 31,037 - Unknown - 78 F  <b>AB 33</b> <b>R 4</b> <b>H 7</b> <b>RBI 4</b> <b>BB 3</b> <b>SO 8</b> <b>LOB 12</b> 										
<b>Ellis Burks R</b> OBP: 0.455, SLG: 0.635 (1.7)	1-2 L3			2-0 CS 1B		4-1 2B BB		2-2 F7		3	1	1	0	1	0	1											
<b>Dante Bichette R</b> OBP: 0.377, SLG: 0.447 (1.9)	3-2 F8			0-3 K		0-0 WP 1-H 2B		4-1 BB 1B BB		3	1	1	1	1	1	1											
<b>Larry Walker L</b> OBP: 0.327, SLG: 0.506 (1.8)	1-2 F7			2-0 G6-3		3-2 P5		1-2 BB 1B BB		4	1	1	0	0	0	2											
<b>Andres Galarraga R</b> OBP: 0.324, SLG: 0.585 (1.3)		1-3 K			0-0 G1-3			4-2 BB 1B BB		3	0	0	0	1	2	0											
<b>Vinny Castilla R</b> OBP: 0.339, SLG: 0.443 (1.5)		0-3 K			2-1 G5-3			1-0 BB 1B		4	0	1	1	0	1	0											
<b>Jayhawk Owens R</b> OBP: 0.214, SLG: 0.429 <b>John Vander Wal L</b> OBP: 0.350, SLG: 0.278 (9, PH)		0-3 K			2-2 1B			1-2 2-3 3-H 1B		3	0	1	0	0	1	0											
<b>Walt Weiss S</b> OBP: 0.403, SLG: 0.366 (1.6)			2-1 G4-3		1-1 F7			3-1 G3-1		4	0	0	1	0	1	3											
<b>Kevin Ritz R</b> OBP: 0.111, SLG: 0.111 <b>Steve Reed R</b> (6, PH)			0-0 G4-3			3-2 G4-3		1-2 L3		2	0	0	0	0	0	0											
<b>Lance Painter L</b> OBP: 0.197, SLG: 0.197 <b>Trenidad Hubbard R</b> OBP: 0.047, SLG: 0.047 <b>John Habyan R</b> <b>Jeff Reed L</b> OBP: 0.376, SLG: 0.429 (9, PH)								0-3 K		0	0	0	0	0	0	0											
<b>Inning Stats</b>	R: 1 E: 0 K: 0 S: 10	H: 1 LOB: 0 BB: 0 P: 15	R: 0 E: 0 K: 3 S: 10	H: 0 LOB: 0 BB: 0 P: 11	R: 0 E: 0 K: 0 S: 6	H: 0 LOB: 0 BB: 0 P: 9	R: 0 E: 0 K: 1 S: 5	H: 1 LOB: 1 BB: 0 P: 9	R: 0 E: 0 K: 1 S: 7	H: 0 LOB: 0 BB: 0 P: 9	R: 0 E: 0 K: 1 S: 12	H: 1 LOB: 1 BB: 0 P: 18	R: 2 E: 0 K: 2 S: 20	H: 2 LOB: 2 BB: 2 P: 33	1B: 5 2B: 1 3B: 0 HR: 1	SF: 0 SAC: 0 DP: 0 HBP: 0	WP: 1 PB: 0 SB: 1 CS: 0	PA: 36									
<b>PITCHER</b>	IP	WLS	BF	H	R	ER	SO	BB	IBB	HBP	BLK	WP	HR	S	P	ERA	WHIP										
<b>Hideo Nomo R</b> ERA: 3.27 (1, 1)	8.0	W	29	5	2	2	6	1	0	0	0	1	1	74	111	2.25	0.750										
<b>Antonio Osuna R</b> ERA: 3.0 (9, 1)	0.0		3	1	2	2	0	2	0	0	0	0	0	11	20	∞	∞										
<b>Todd Worrell R</b> ERA: (9, 1)	1.0	S	4	1	0	0	2	0	0	0	0	0	0	9	13	0.00	1.000										

Batter	1	2	3	4	5	6	7	8	9	AB	R	H	RBI	BB	SO	LOB	BOTTOM										
<b>Brett Butler L</b> OBP: 0.295, SLG: 0.292 (1, 8)	0-1 B1	1-0 G4-3		1-3 K		2-2 G4-3		0-1 BB 1B		5	0	1	0	0	1	3	<b>Colorado Rockies @ Los Angeles Dodgers</b> Dodger Stadium, Los Angeles, CA Tue Apr 30 1996, 7:05 PM PDT Att: 31,037 - Unknown - 78 F  <b>AB 34</b> <b>R 7</b> <b>H 10</b> <b>RBI 7</b> <b>BB 7</b> <b>SO 8</b> <b>LOB 26</b> 										
<b>Chad Fonville S</b> OBP: 0.465, SLG: 0.421 (1, 6)	4-1 BB		4-1 WP 1B BB	0-1 G5-3		1-2 HR 1B		1-1 BB 1B		3	2	2	1	2	0	0											
<b>Mike Piazza R</b> OBP: 0.424, SLG: 0.546 (1, 2)	4-1 FC4-6 BB		2-0 WP SF8 1B		1-0 F8	1-0 HR		2-3 K		4	2	2	3	1	1	2											
<b>Eric Karros R</b> OBP: 0.276, SLG: 0.354 (8, PH)	1-0 F9		2-1 E6 WP		1-0 3B 1B	1-0 HR		4-1 BB		4	2	2	1	0	0	3											
<b>Mike Blowers R</b> OBP: 0.317, SLG: 0.273 (9, 3)		1-1 G6-3		4-2 FC6-4 BB		2-1 G5-3		1-2 F9		3	0	0	0	1	0	2											
<b>Eric Karros R</b> OBP: 0.276, SLG: 0.354 <b>Mike Blowers R</b> OBP: 0.317, SLG: 0.273 <b>Todd Worrell R</b> (9, 1)	1-0 F9		1-2 WP		3-3 1B HR	3-3 HR		1-2 2-3 BB		4	2	2	1	0	0	3											
<b>Raul Mondesi R</b> OBP: 0.230, SLG: 0.343 (1, 9)	1-2 FC4-6		1-1 G4-3		2-3 K	3-3 K		1-0 P3		5	0	0	0	0	2	8											
<b>Delino DeShields L</b> OBP: 0.304, SLG: 0.429 (1, 4)		1-3 K	2-0 SF8		0-0 3B	2-2 CS 1B		3-3 K		4	0	2	2	0	2	3											
<b>Mike Blowers R</b> OBP: 0.317, SLG: 0.273 (9, 3)		1-1 G6-3		4-2 FC6-4 BB		2-1 G5-3		1-2 F9		3	0	0	0	1	0	2											
<b>Todd Hollandsworth L</b> OBP: 0.368, SLG: 0.277 <b>Roger Cedeno S</b> OBP: 0.319, SLG: 0.368 (8, 7)		4-2 BB		0-0 FC6-4		1-1 G4-3 1B		3-3 K		2	1	1	0	1	0	2											
<b>Hideo Nomo R</b> OBP: 0.125, SLG: 0.067 <b>Juan Castro R</b> (9, 5)		4-2 BB		1-2 G6-3		1-3 K		2-1 F7		3	0	0	0	1	1	2											
<b>Inning Stats</b>	R: 0 E: 0 K: 0 S: 8	H: 0 LOB: 2 BB: 2 P: 18	R: 0 E: 0 K: 1 S: 13	H: 0 LOB: 2 BB: 2 P: 24	R: 2 E: 1 K: 0 S: 10	H: 1 LOB: 2 BB: 2 P: 25	R: 0 E: 0 K: 1 S: 8	H: 0 LOB: 0 BB: 0 P: 10	R: 1 E: 0 K: 1 S: 8	H: 2 LOB: 1 BB: 0 P: 14	R: 4 E: 0 K: 2 S: 22	H: 4 LOB: 0 BB: 0 P: 32	R: 0 E: 0 K: 1 S: 11	H: 1 LOB: 1 BB: 0 P: 20	R: 0 E: 0 K: 2 S: 12	H: 2 LOB: 3 BB: 1 P: 23	1B: 7 2B: 0 3B: 1 HR: 2	SF: 1 SAC: 0 DP: 0 HBP: 0	WP: 2 PB: 0 SB: 1 CS: 1	PA: 42							
<b>PITCHER</b>	IP	WLS	BF	H	R	ER	SO	BB	IBB	HBP	BLK	WP	HR	S	P	ERA	WHIP										
<b>Kevin Ritz R</b> ERA: 7.92 (6, 1)	0.1	L	3	2	2	2	1	0	0	0	0	0	2	7	12	54.00	6.000										
<b>Lance Painter L</b> ERA: 5.82 (7, 1)	1.0		4	1	0	0	1	0	0	0	0	0	0	11	20	0.00	1.000										
<b>John Habyan R</b> ERA: 5.99 (8, 1)	1.0		6	2	0	0	2	1	0	0	0	0	0	12	23	0.00	3.000										



Batter	1	2	3	4	5	6	7	8	9	AB	R	H	RBI	BB	SO	LOB	TOP										
<b>Eric Young Sr. R</b> OBP: 0.488, SLG: 0.611 (1, 4)	1-1 P6-3 1B			1-3 K	4-1 BB BB BB		1-2 F8			3	0	1	0	1	1	1	<b>Colorado Rockies @ Los Angeles Dodgers</b> <b>Dodger Stadium, Los Angeles, CA</b> Wed May 01 1996, 7:05 PM PDT Att: 30,377 - Unknown - 72 F  <b>AB 30</b> <b>R 4</b> <b>H 5</b> <b>RBI 4</b> <b>BB 4</b> <b>SO 5</b> <b>LOB 8</b>										
<b>Ellis Burks R</b> OBP: 0.447, SLG: 0.616 <b>Quinton McCracken S</b> OBP: 0.276, SLG: 0.320 (1, 7) (8, 7)	0-2 P6-3 1-2f			0-1 G4-3	4-1 BB BB BB		0-1 G5-3			3	0	0	1	1	0	2											
<b>Dante Bichette R</b> OBP: 0.373, SLG: 0.434 (1, 9)	1-3 K			0-3 K	4-2 BB			1-1 P4		3	0	0	1	1	2	0											
<b>Larry Walker L</b> OBP: 0.324, SLG: 0.495 (1, 8)		0-0 F8			1B F8			1-0 G4-3		4	1	1	0	0	0	3											
<b>Andres Galarraga R</b> OBP: 0.313, SLG: 0.561 (1, 3)		2-1 P4			2-3 K 1-2	1-3 K		1-2 P3		4	0	0	0	0	2	1											
<b>Vinny Castilla R</b> OBP: 0.336, SLG: 0.430 (1, 5)		1-2 F7			4-1 1B BB	0-0 G6-3			3-2 G6-3	3	1	0	0	1	0	0											
<b>Jeff Reed L</b> OBP: 0.371, SLG: 0.417 (1, 2)			0-0 G6-3		1-0 1B BB 1B	1-2 F7			0-0 L3	4	1	1	0	0	0	0											
<b>Walt Weiss S</b> OBP: 0.407, SLG: 0.371 (1, 6)			2-1 G6-3		0-0 BB SH3-4 BB 1B		0-1 1B		0-1 G6-3	4	1	2	2	0	0	0											
<b>Mark Thompson R</b> <b>Bruce Ruffin S</b> (1, 1) (9, 1)			0-0 G5-3		0-0 SH3-4		0-0 F7			2	0	0	0	0	0	1											
<b>Inning Stats</b>	R: 0 E: 0 K: 1 S: 8	H: 1 LOB: 0 BB: 0 P: 10	R: 0 E: 0 K: 0 S: 6	H: 0 LOB: 0 BB: 0 P: 9	R: 0 E: 0 K: 2 S: 4	H: 0 LOB: 0 BB: 0 P: 6	R: 0 E: 0 K: 0 S: 9	H: 0 LOB: 0 BB: 0 P: 10	R: 4 E: 0 K: 1 S: 15	H: 3 LOB: 3 BB: 4 P: 38	R: 0 E: 0 K: 0 S: 7	H: 0 LOB: 0 BB: 0 P: 9	R: 0 E: 0 K: 0 S: 8	H: 1 LOB: 1 BB: 0 P: 9	R: 0 E: 0 K: 0 S: 6	H: 0 LOB: 0 BB: 0 P: 9	R: 0 E: 0 K: 0 S: 7	H: 0 LOB: 0 BB: 0 P: 10	1B: 5 2B: 1 3B: 0 HR: 0	SF: 0 SAC: 1 DP: 1 HBP: 0	WP: 0 PB: 0 SB: 1 CS: 0	PA: 35					
<b>PITCHER</b>	IP	WLS	BF	H	R	ER	SO	BB	IBB	HBP	BLK	WP	HR	S	P	ERA	WHIP										
<b>Pedro Astacio R</b> ERA: 3.21 (1, 1)	4.2	L	21	4	4	4	4	4	0	0	0	0	0	40	70	7.71	1.714										
<b>Joey Eischen L</b> ERA: 2.09 (5, 1)	0.1		1	0	0	0	0	0	0	0	0	0	0	2	3	0.00	0.000										
<b>Jim Bruske R</b> ERA: 1.93 (6, 1)	3.0		10	1	0	0	1	0	0	0	0	0	0	21	27	0.00	0.333										
<b>Scott Radinsky L</b> ERA: (9, 1)	1.0		3	0	0	0	0	0	0	0	0	0	0	7	10	0.00	0.000										

Batter	1	2	3	4	5	6	7	8	9	AB	R	H	RBI	BB	SO	LOB	BOTTOM										
<b>Brett Butler L</b> OBP: 0.294, SLG: 0.291 (1, 8)	3-2 G4-3		0-3 K		1-0 G3			0-0 G6-3 1B		4	0	1	1	0	1	1	<b>Colorado Rockies @ Los Angeles Dodgers</b> <b>Dodger Stadium, Los Angeles, CA</b> Wed May 01 1996, 7:05 PM PDT Att: 30,377 - Unknown - 72 F  <b>AB 33</b> <b>R 1</b> <b>H 6</b> <b>RBI 1</b> <b>BB 2</b> <b>SO 3</b> <b>LOB 14</b>										
<b>Chad Fonville S</b> OBP: 0.426, SLG: 0.381 (1, 6)	1-2 G4-3		2-2 G1		1-2 G6-3		1-1 G6-3			4	0	0	0	0	0	1											
<b>Mike Piazza R</b> OBP: 0.426, SLG: 0.541 (1, 2)	4-2 BB			1-2 PB 1B	1-0 F8		2-2 G1-3			3	0	1	0	1	0	1											
<b>Eric Karros R</b> OBP: 0.264, SLG: 0.337 (1, 3)	1-2 F7			0-0 F9	0-0 G1-3			3-1 F9		4	0	0	0	0	0	2											
<b>Raul Mondesi R</b> OBP: 0.222, SLG: 0.330 (1, 9)		3-3 K		0-0 F8	0-0 E5		0-0 F8		0-1 F8	4	0	0	0	0	1	1											
<b>Delino DeShields L</b> OBP: 0.310, SLG: 0.431 (1, 4)	1-2 FC6-4 1B		3-2 F8		1-2 G4-6-3		1-2 BB 1B		2-2 BB 1B	4	0	2	0	0	0	2											
<b>Mike Blowers R</b> OBP: 0.315, SLG: 0.264 (1, 5)	1-2 FC6-4		1-2 F8		2-1 F8		1-0 G6-3		4-2 BB	3	0	0	0	1	0	1											
<b>Todd Hollandsworth L</b> OBP: 0.383, SLG: 0.340 <b>Carlos Hernandez R</b> OBP: 0.375, SLG: 0.286 (1, 7) (9, PH)	2-2 G3			1-0 2B	2-1 G5-3		3-2 G1-3 1B 2B		1-0 F9	3	1	2	0	0	0	1											
<b>Pedro Astacio R</b> ERA: 3.21 <b>Joey Eischen L</b> ERA: 2.09 <b>Milt Thompson L</b> ERA: 2.09 <b>Jim Bruske R</b> ERA: 1.93 <b>Dave Hansen L</b> ERA: 0.207 <b>Scott Radinsky L</b> ERA: (1, 1) (5, PH) (8, PH) (9, 1)			0-3 K		2-1 G5-3		2-2 G1-3			1	0	0	0	0	1	0											
<b>Inning Stats</b>	R: 0 E: 0 K: 0 S: 13	H: 0 LOB: 1 BB: 1 P: 22	R: 0 E: 0 K: 1 S: 16	H: 1 LOB: 1 BB: 0 P: 22	R: 0 E: 0 K: 2 S: 13	H: 0 LOB: 0 BB: 0 P: 15	R: 0 E: 0 K: 0 S: 9	H: 1 LOB: 1 BB: 0 P: 13	R: 0 E: 0 K: 0 S: 5	H: 0 LOB: 0 BB: 0 P: 7	R: 0 E: 0 K: 0 S: 5	H: 0 LOB: 0 BB: 0 P: 7	R: 1 E: 0 K: 0 S: 13	H: 2 LOB: 1 BB: 0 P: 21	R: 0 E: 0 K: 0 S: 13	H: 1 LOB: 2 BB: 1 P: 23	1B: 4 2B: 2 3B: 0 HR: 0	SF: 0 SAC: 0 DP: 1 HBP: 0	WP: 0 PB: 1 SB: 0 CS: 0	PA: 35							
<b>PITCHER</b>	IP	WLS	BF	H	R	ER	SO	BB	IBB	HBP	BLK	WP	HR	S	P	ERA	WHIP										
<b>Mark Thompson R</b> ERA: 2.43 (1, 1)	8.2	W	34	6	1	1	3	2	0	0	0	0	0	92	140	1.04	0.923										
<b>Bruce Ruffin L</b> ERA: 4.91 (9, 1)	0.1	S	1	0	0	0	0	0	0	0	0	0	0	1	2	0.00	0.000										



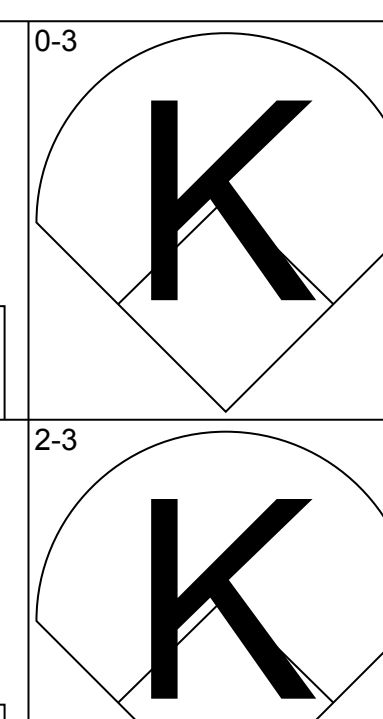
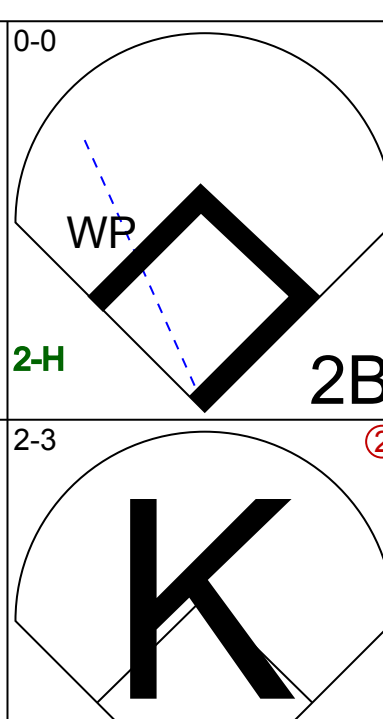
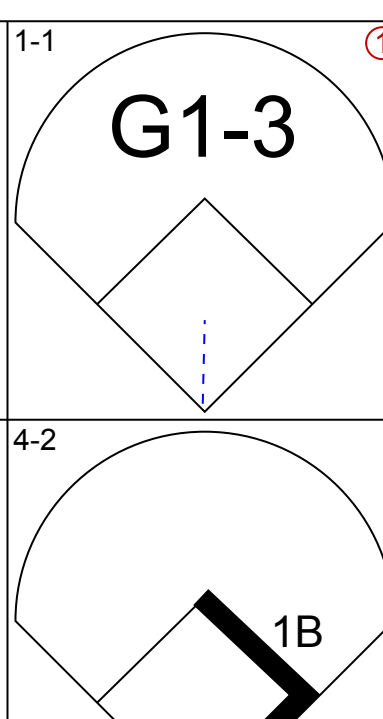
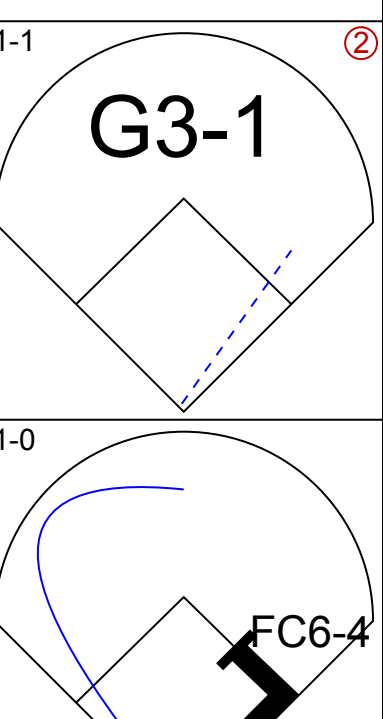
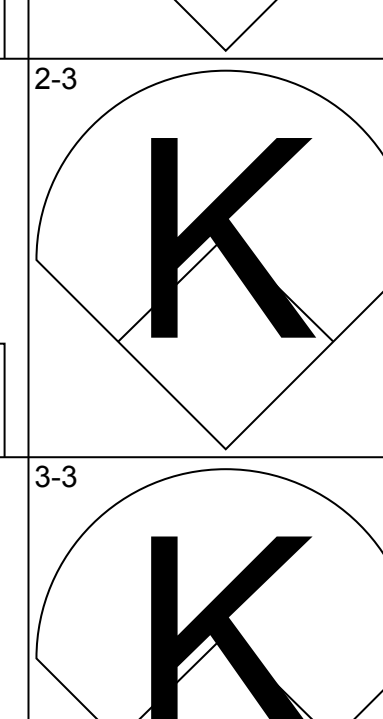
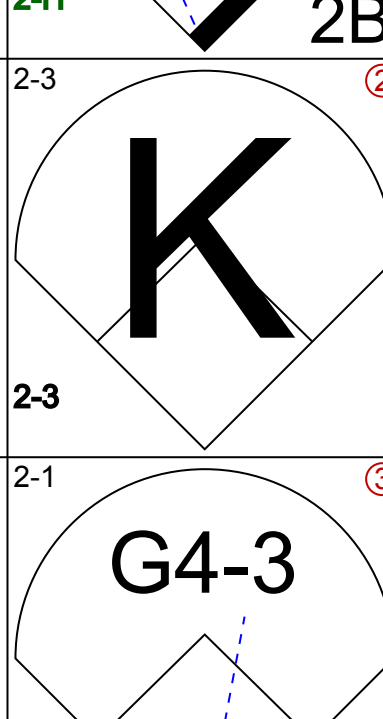
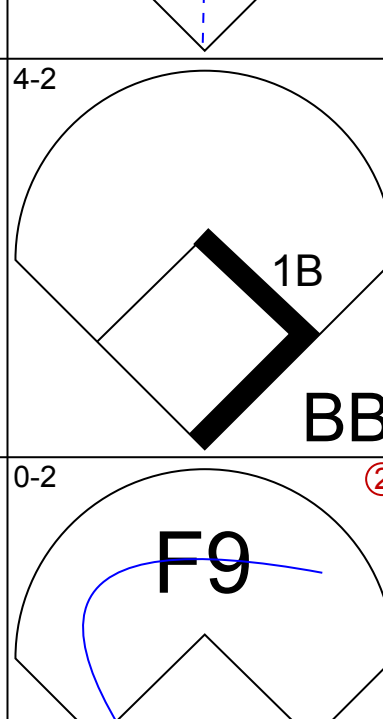
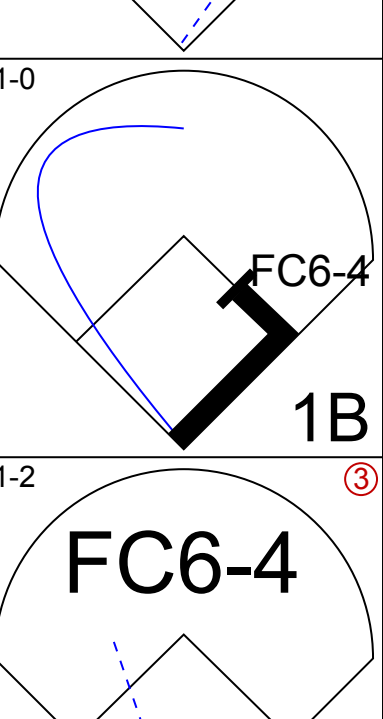
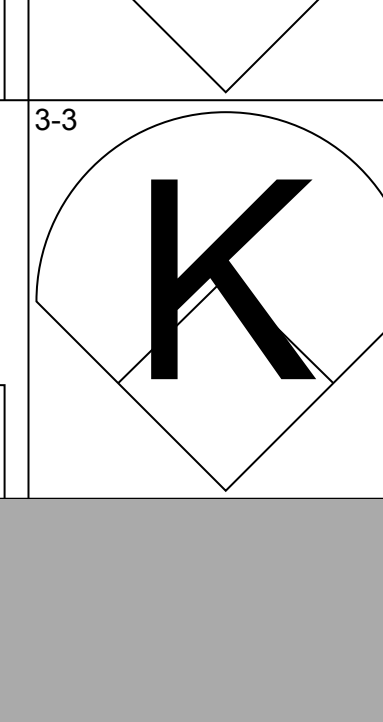
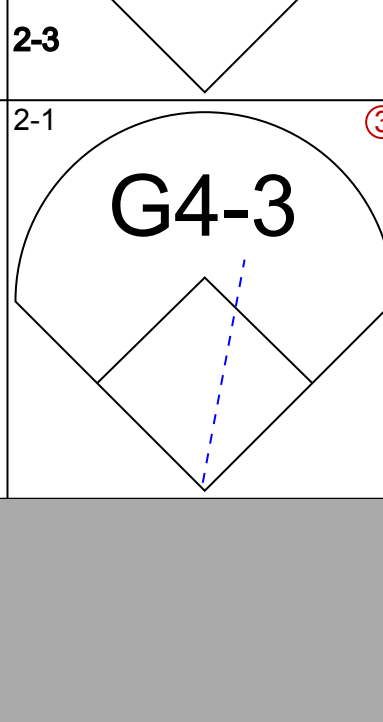
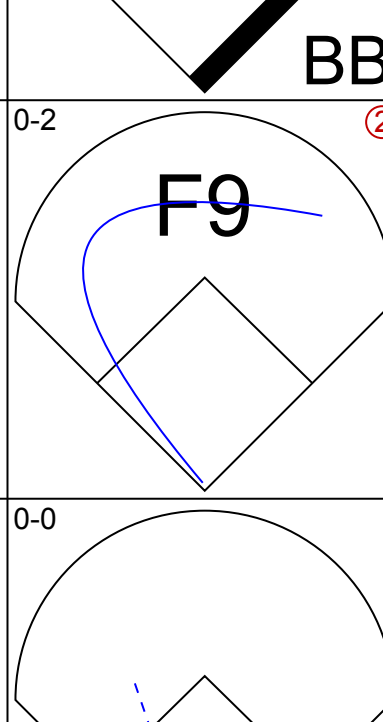
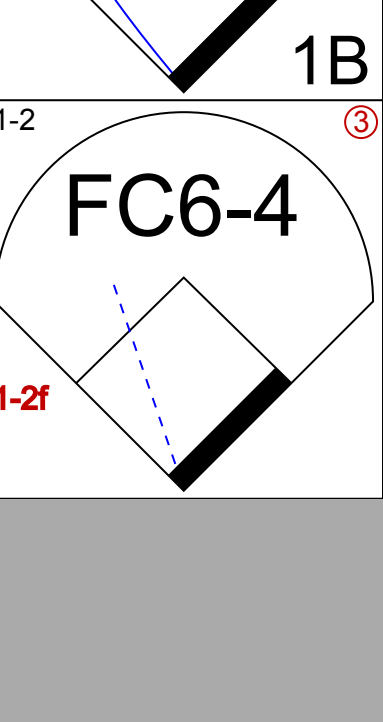
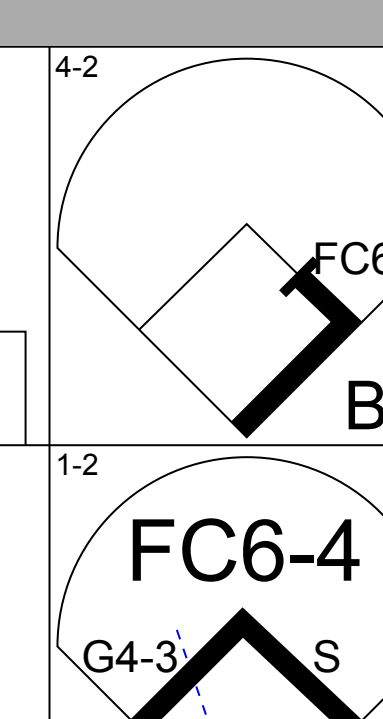
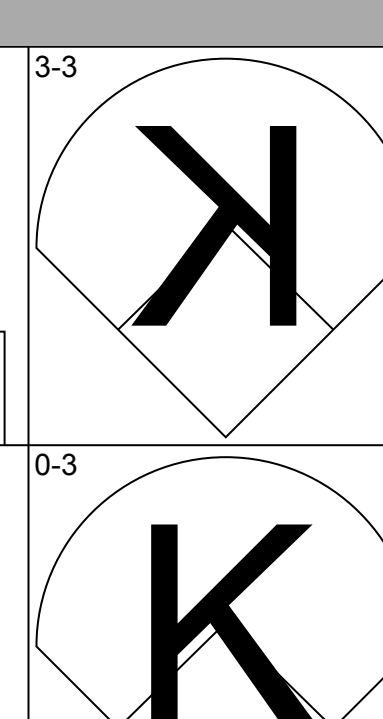
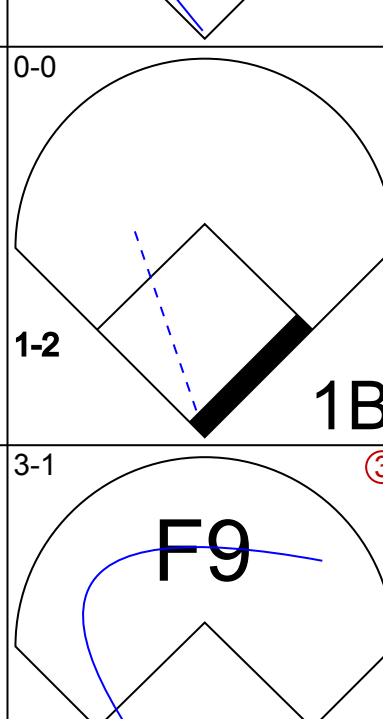
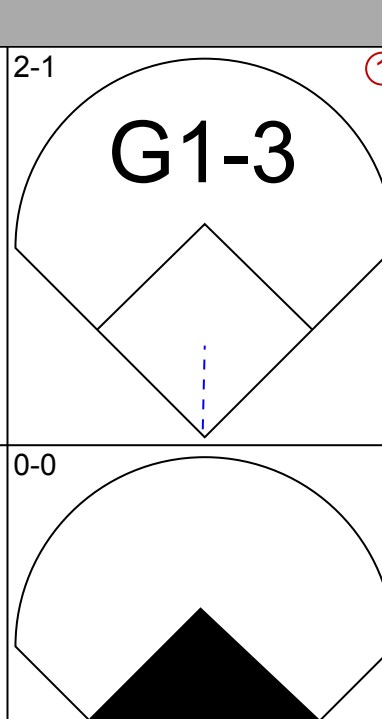
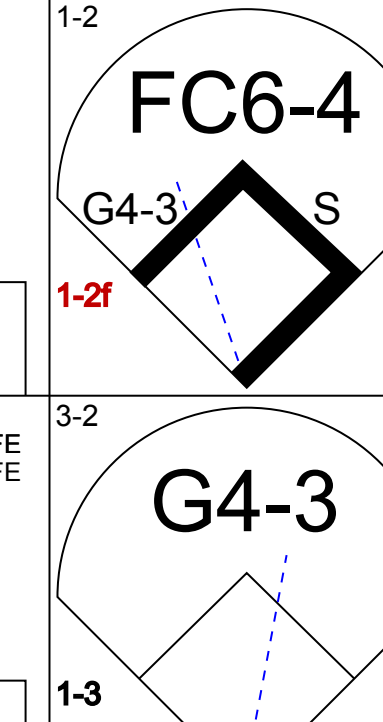
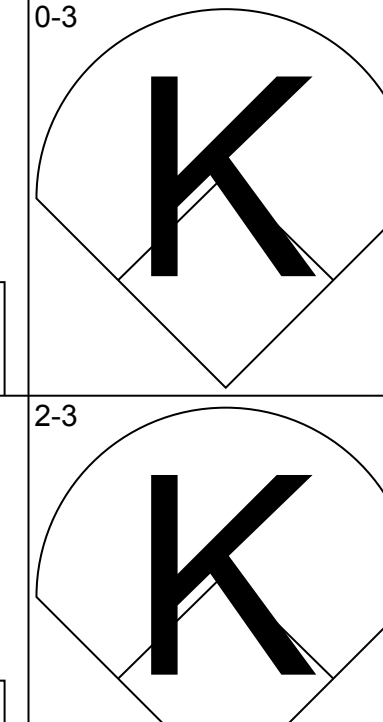
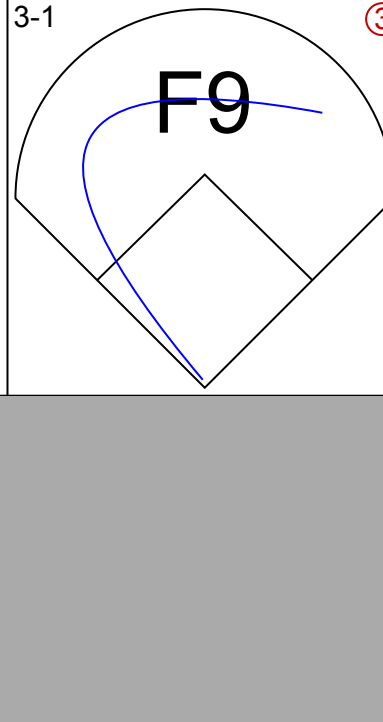
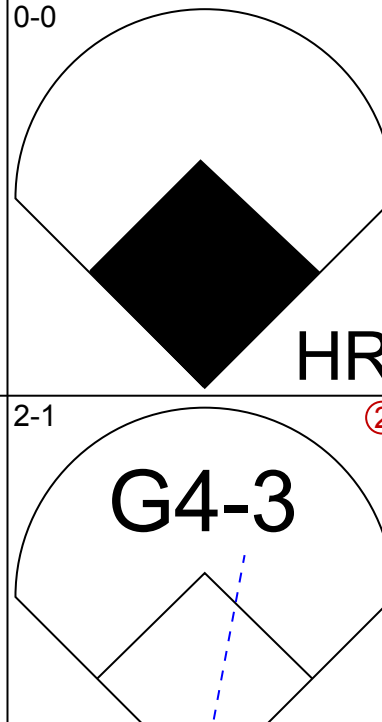
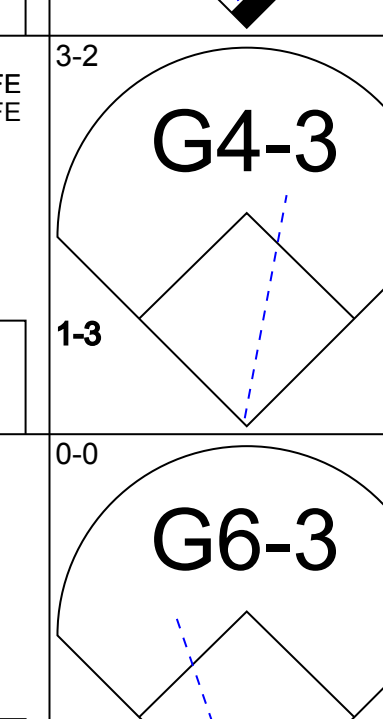
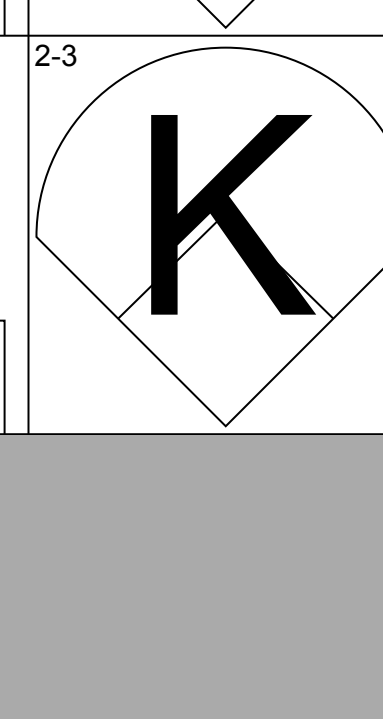
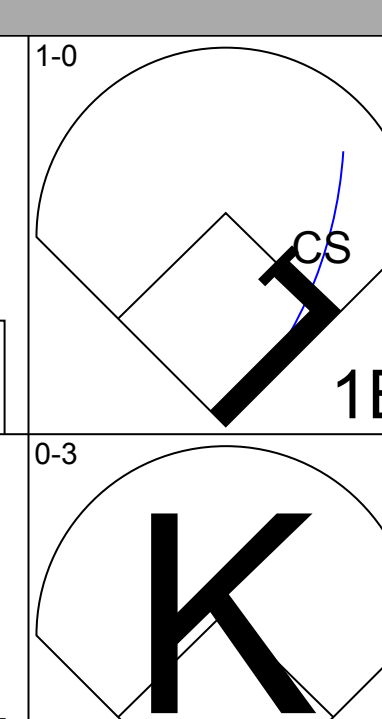
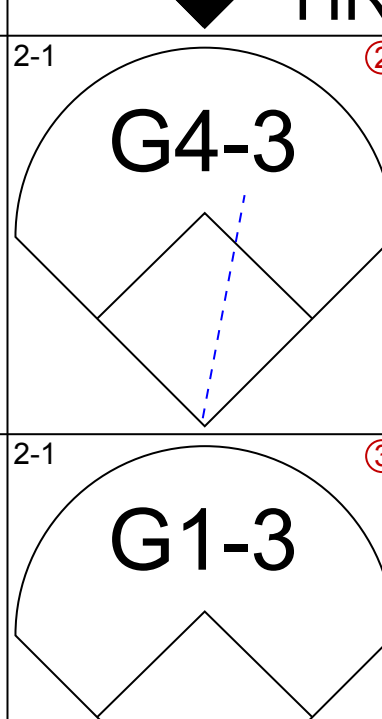
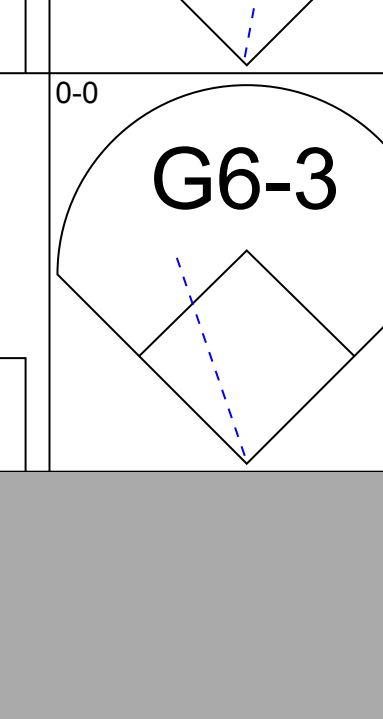
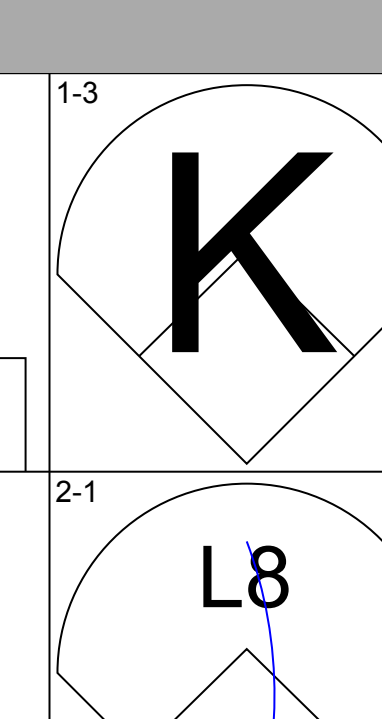
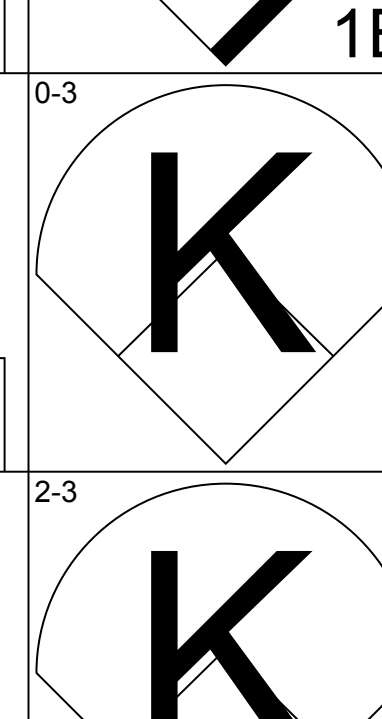
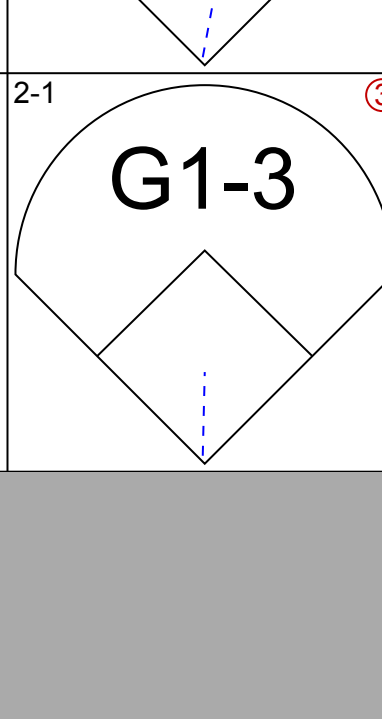
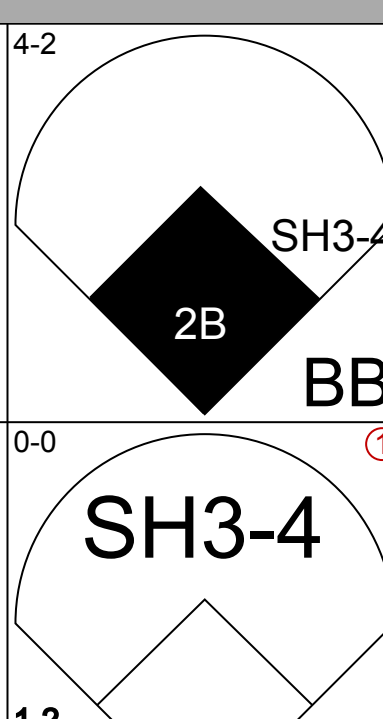
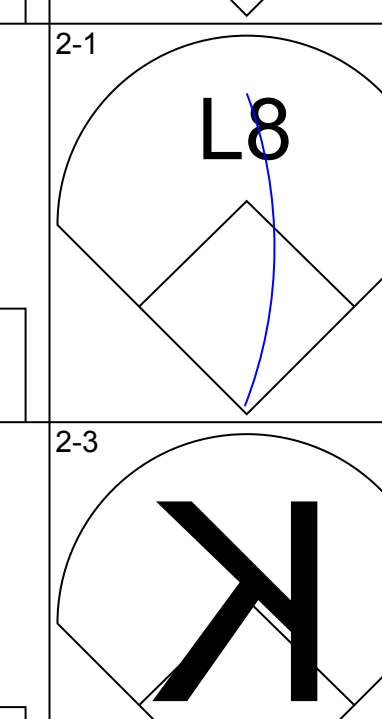
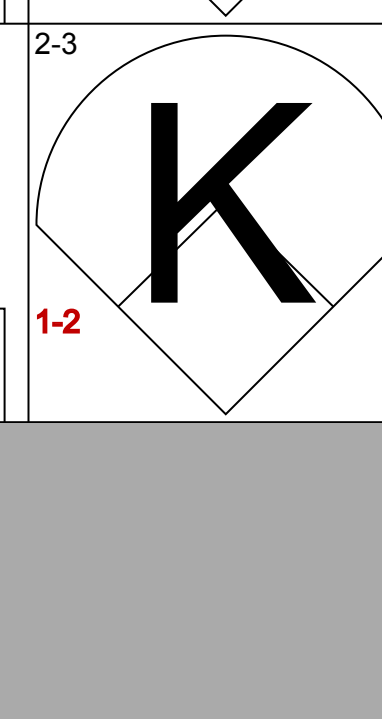
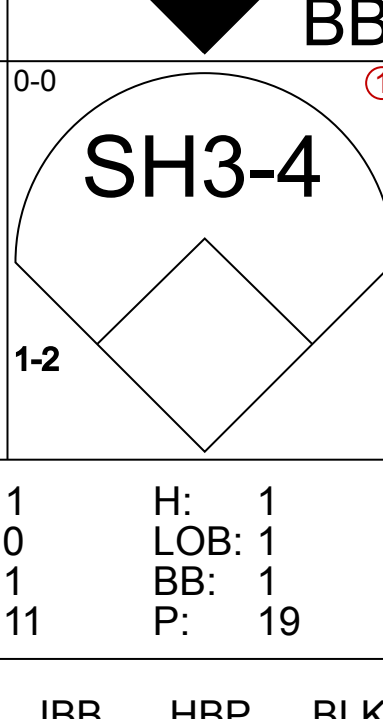
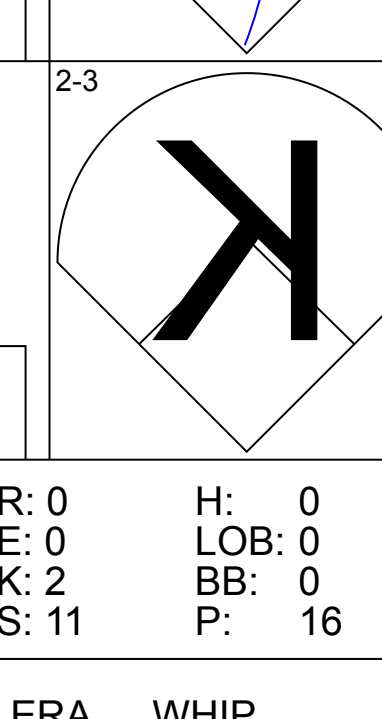
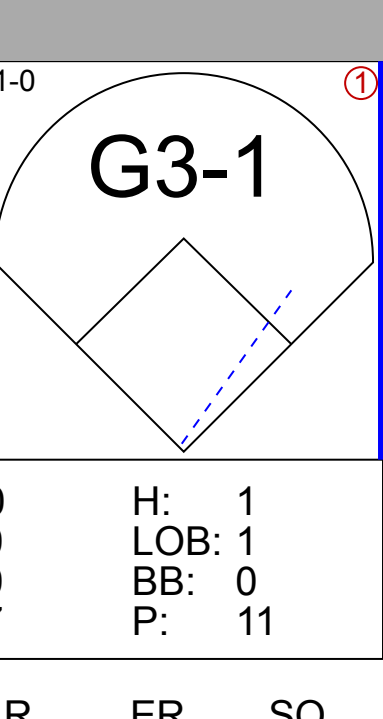


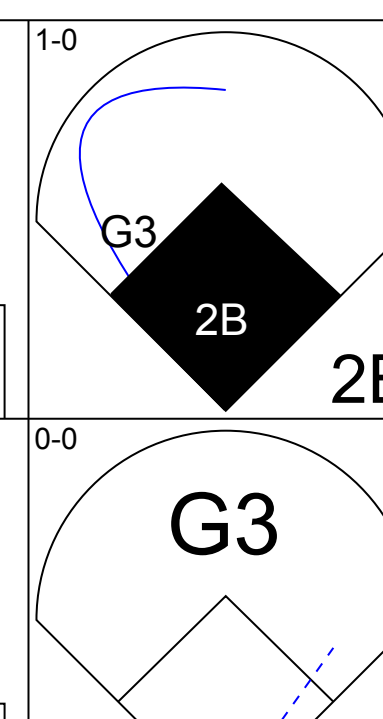
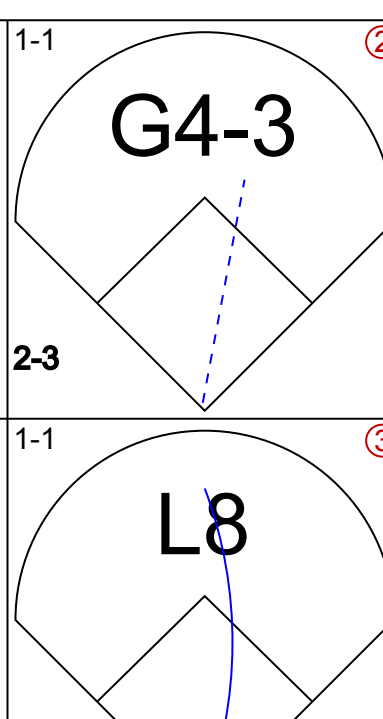
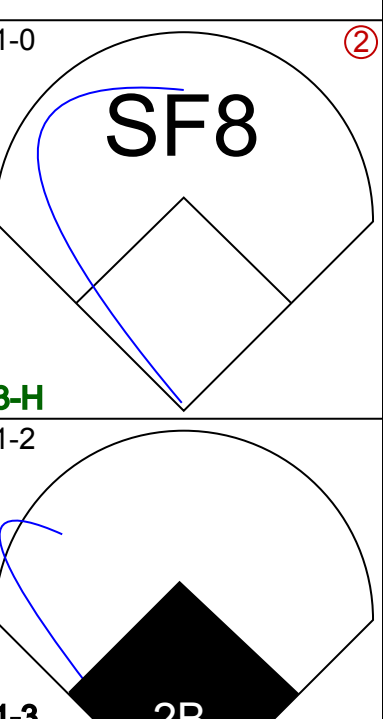
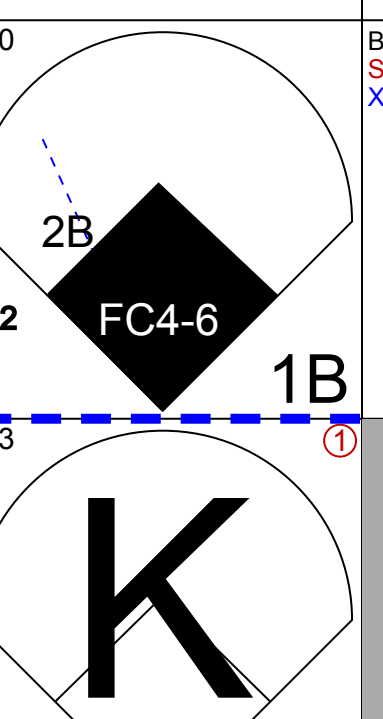
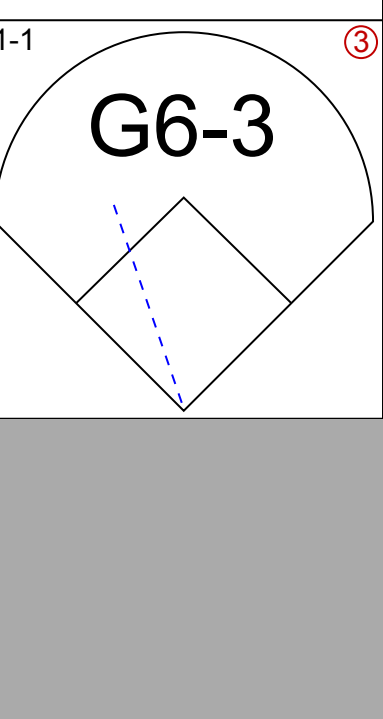
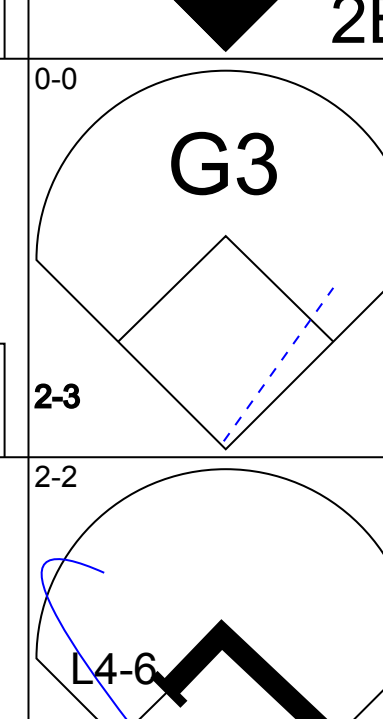
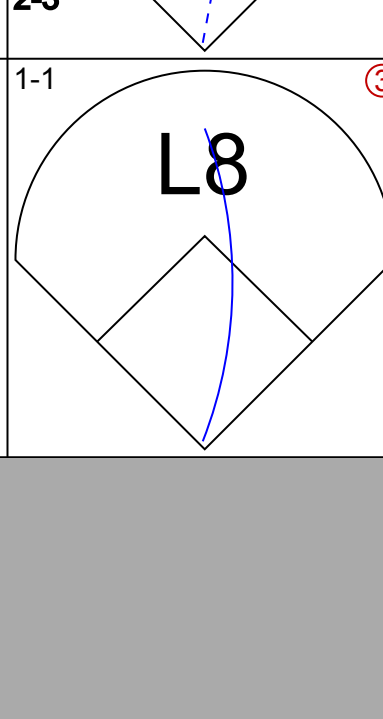
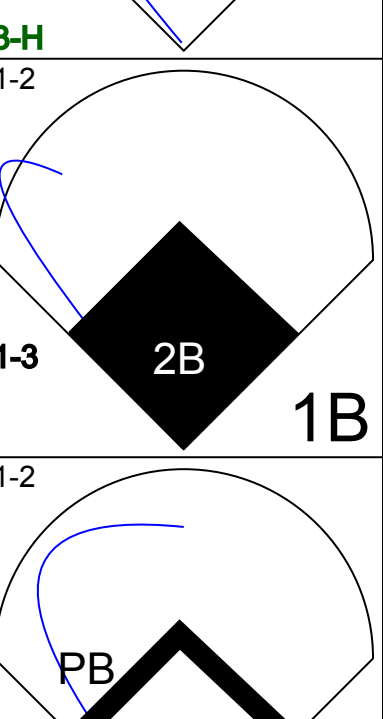
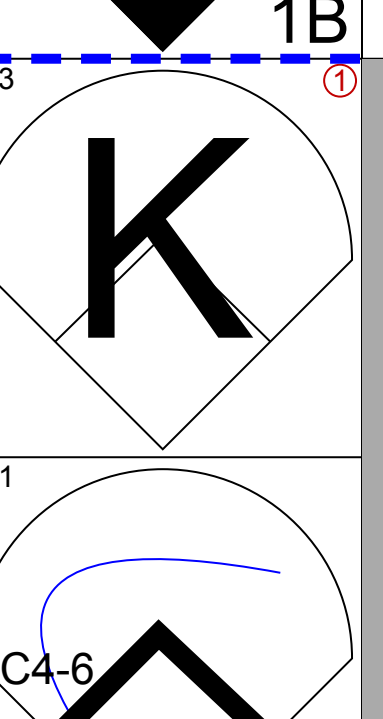
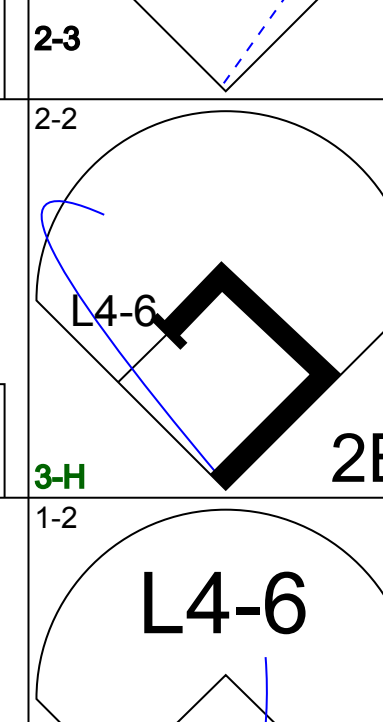
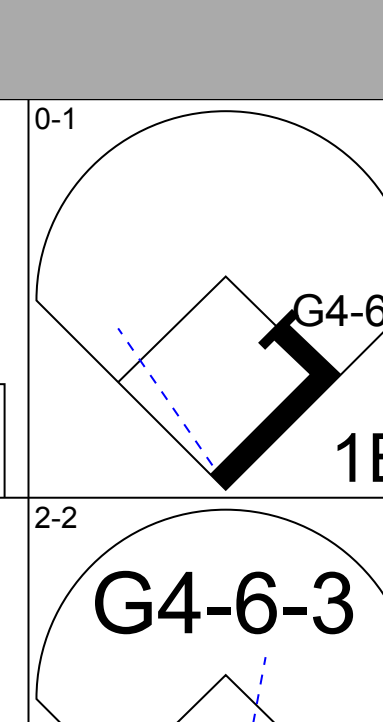
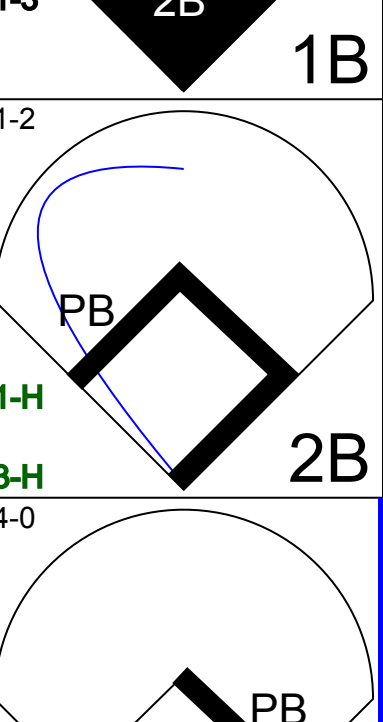
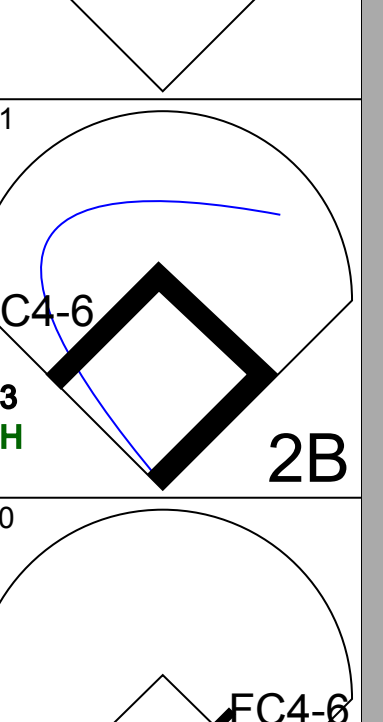
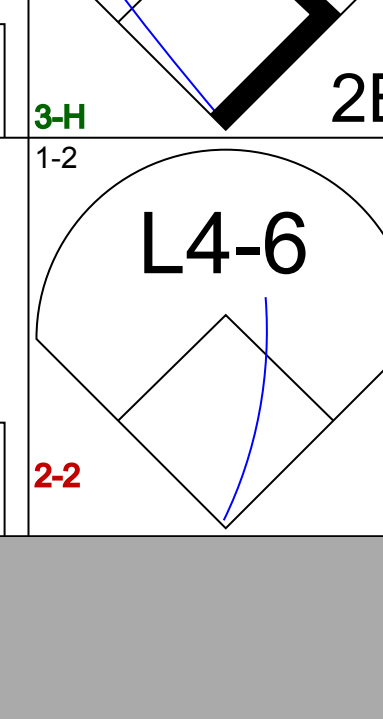
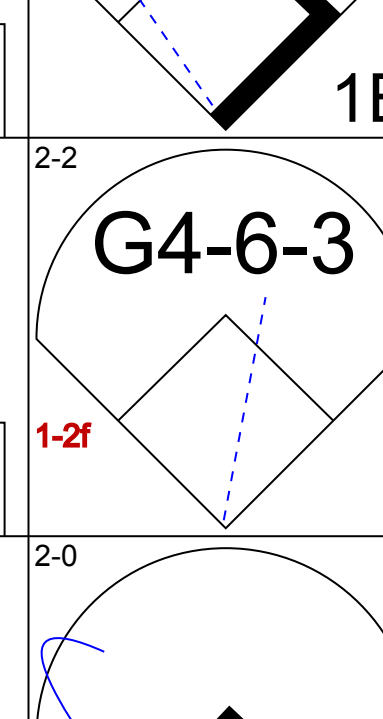
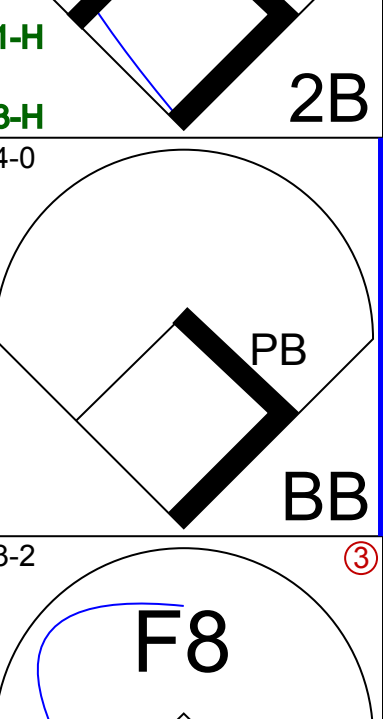
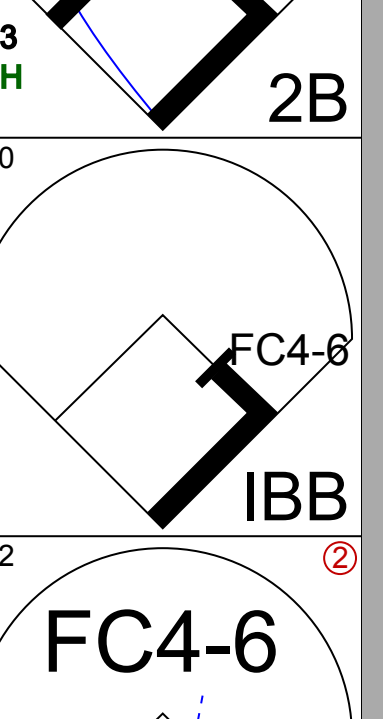

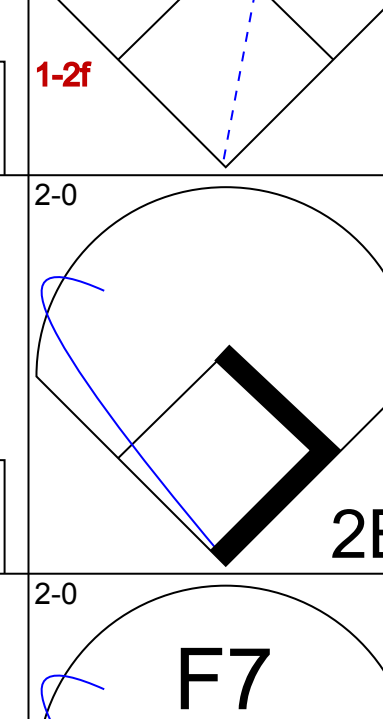
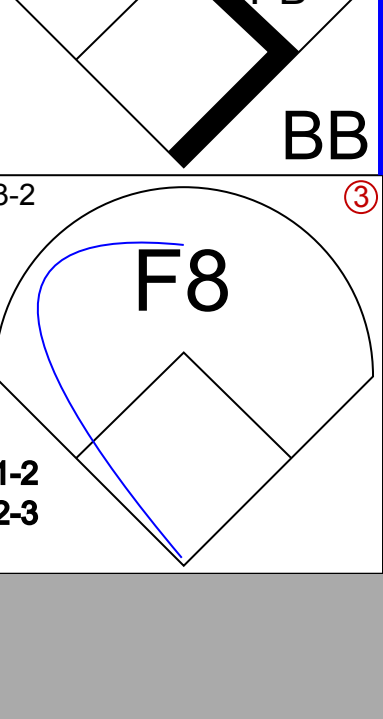
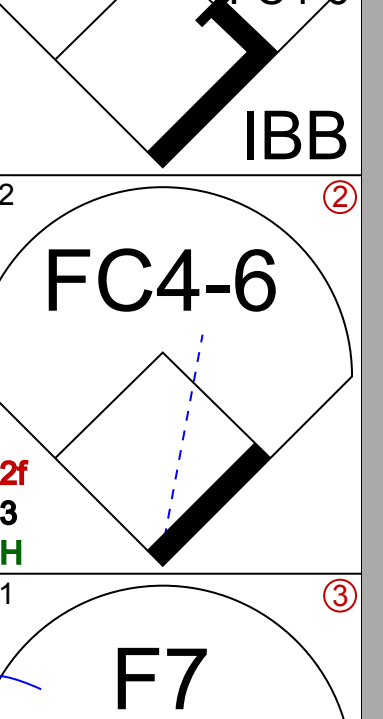
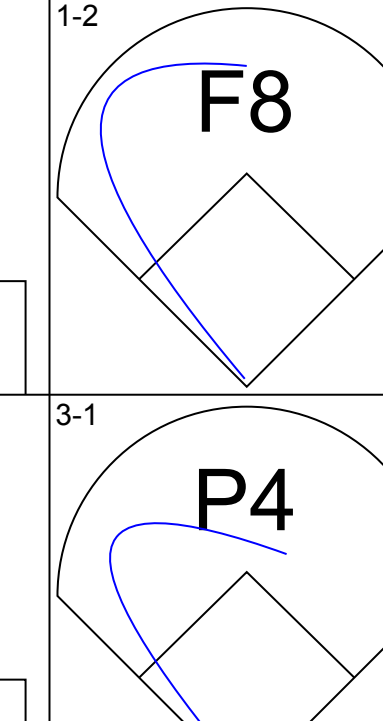
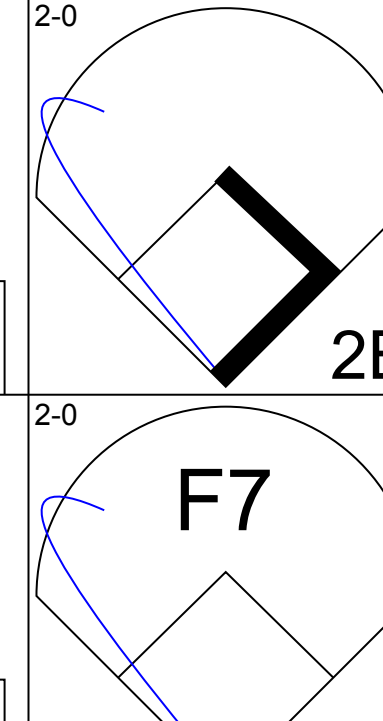
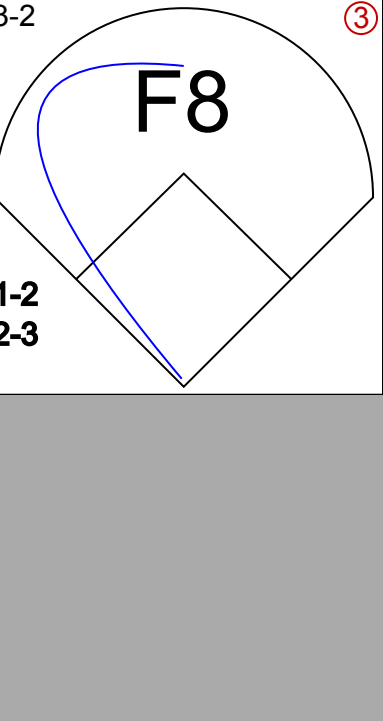
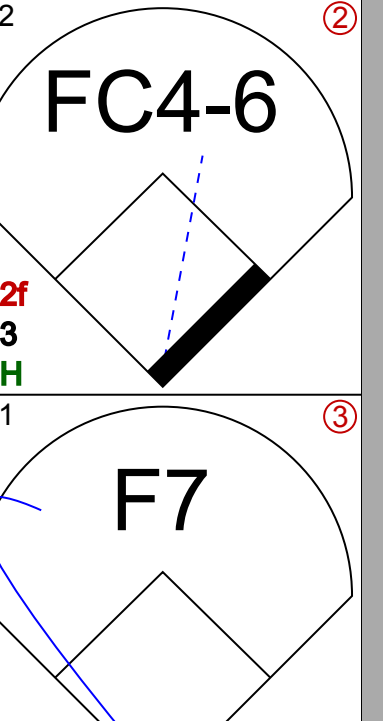
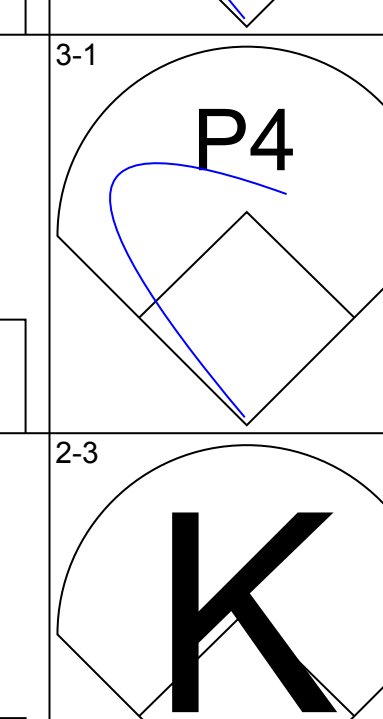
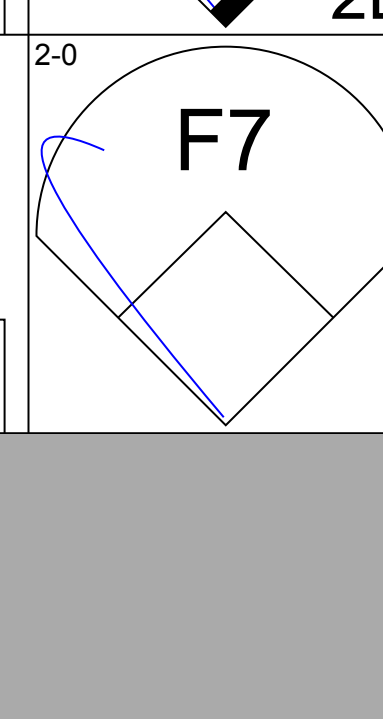
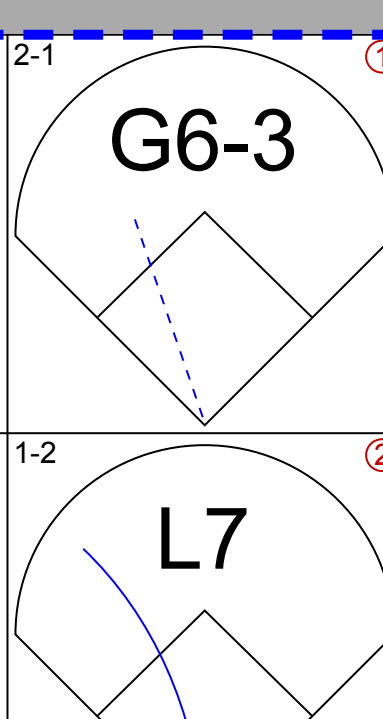
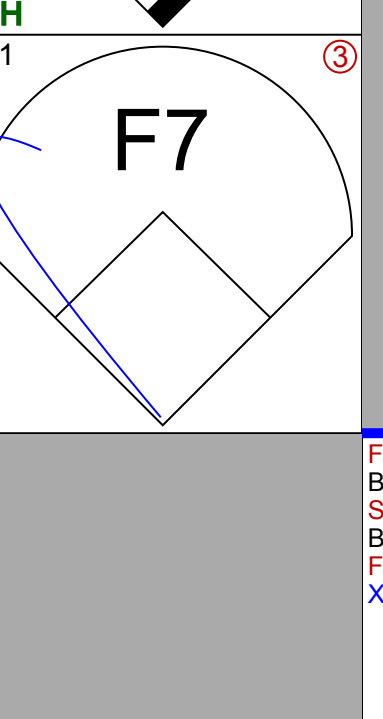
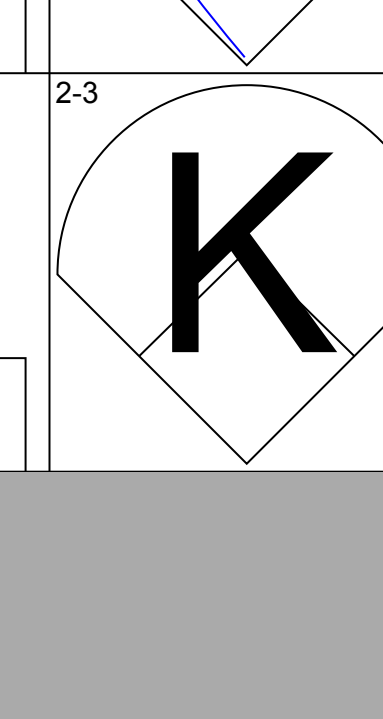
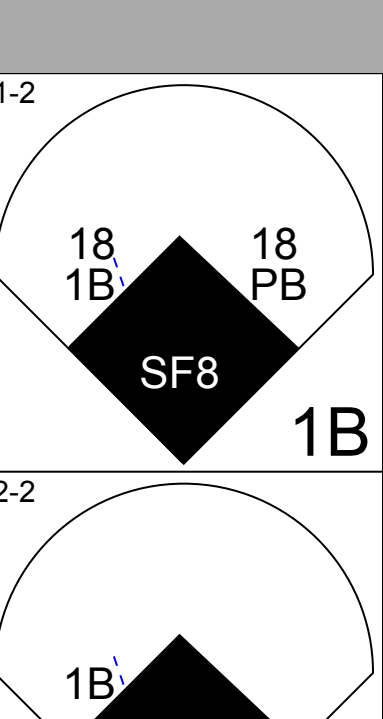
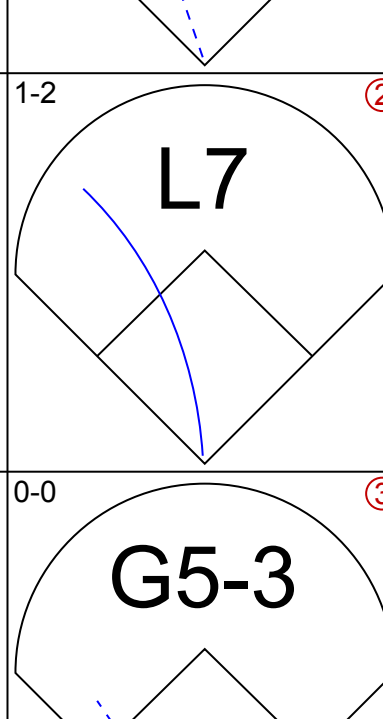
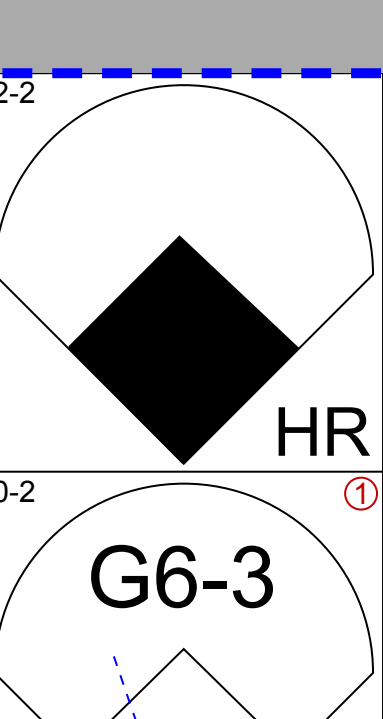
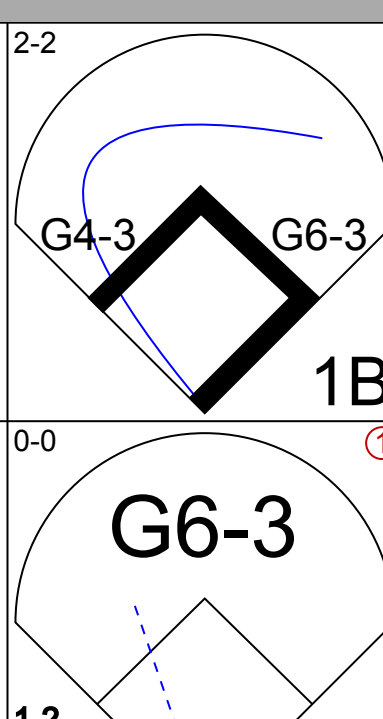
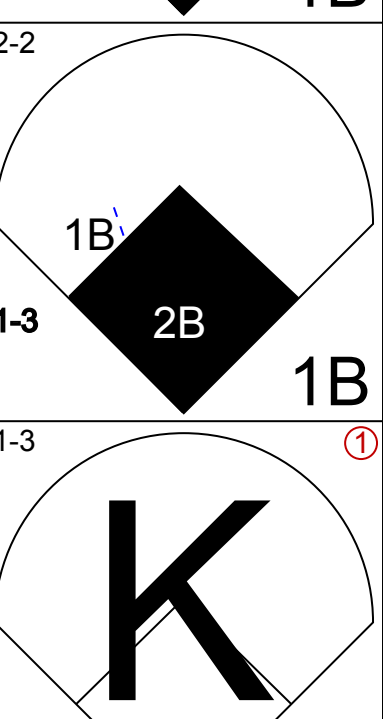
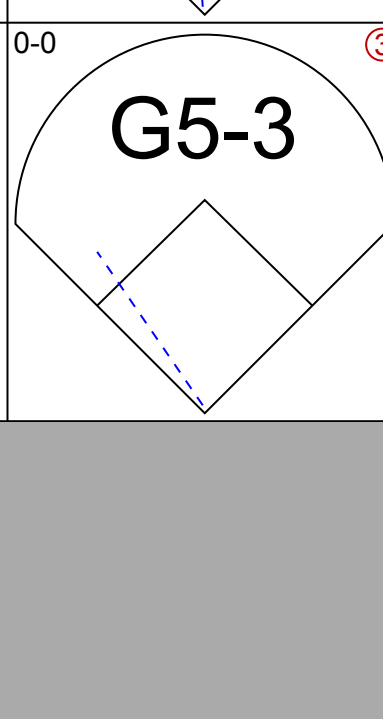
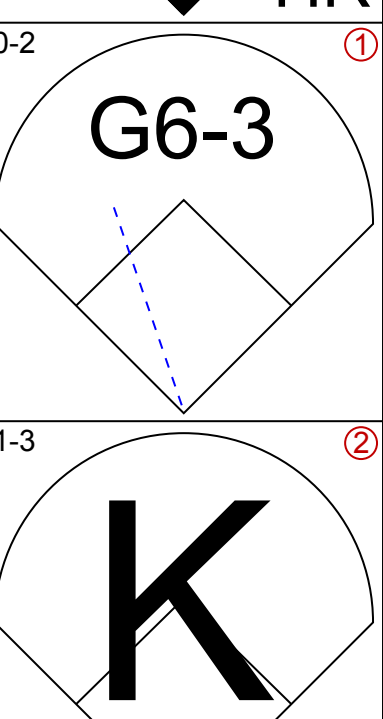
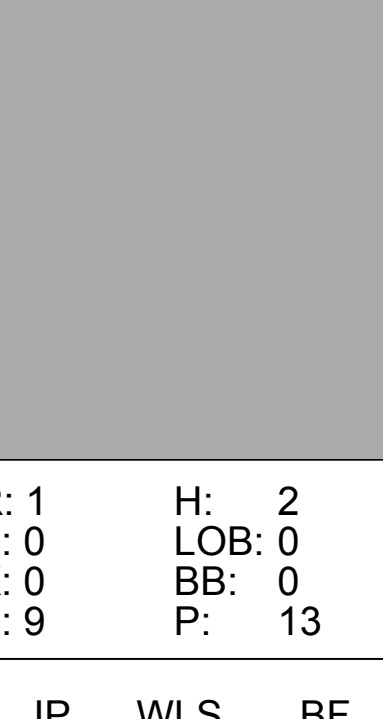
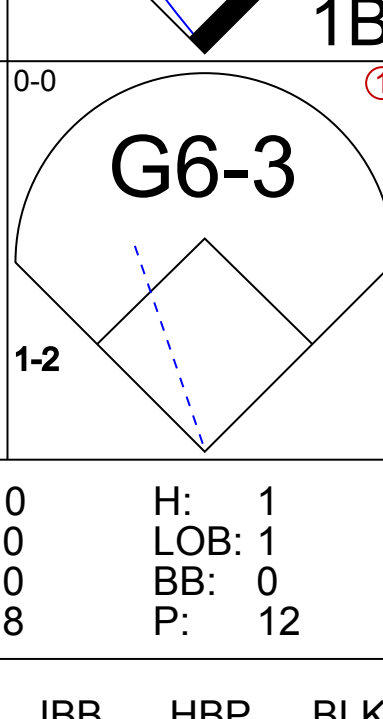
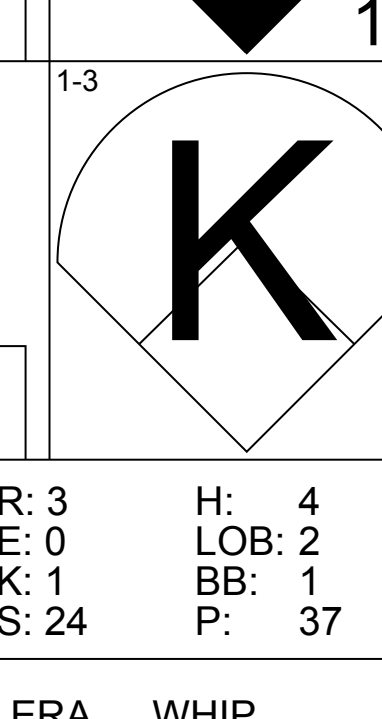
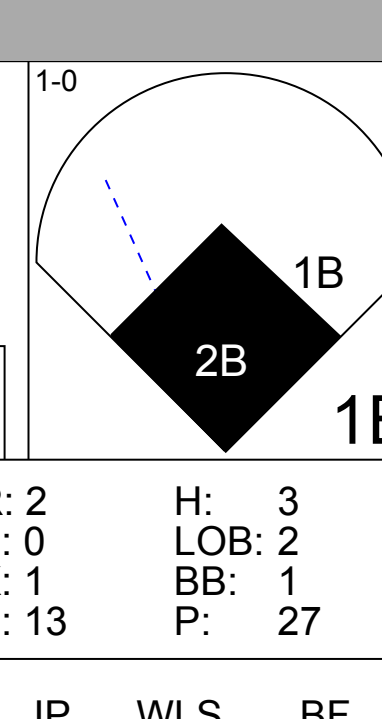
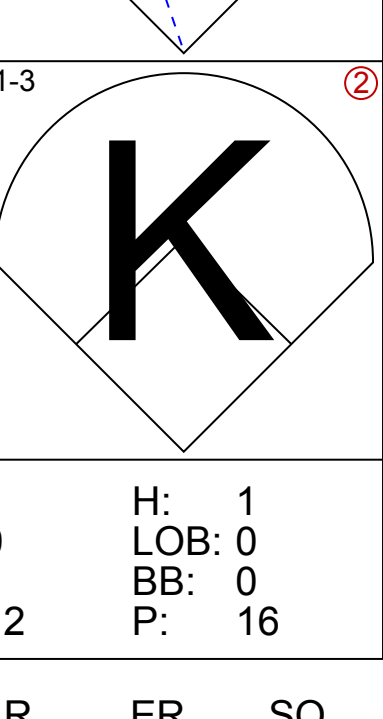
Batter	1	2	3	4	5	6	7	8	9	AB	R	H	RBI	BB	SO	LOB	TOP									
<b>Chad Fonville, S</b> OBP: 0.385, SLG: 0.340 (1, 8) (7, 7)	G6-3	G1-3			G3		L7		FC5 1B	5	1	0	0	0	0	4	<b>Los Angeles Dodgers @ Pittsburgh Pirates</b> Three Rivers Stadium, Pittsburgh, PA Fri May 03 1996, 7:05 PM EDT Att: 18,268 - Unknown - 75 F <a href="http://livebaseballscorecards.com">livebaseballscorecards.com</a>									
<b>Greg Gagne, R</b> OBP: 0.355, SLG: 0.420 (1, 6) (9, 1)	F8		L8		K			G1-3	FC5 1B	5	1	1	2	0	1	0										
<b>Mike Piazza, R</b> OBP: 0.433, SLG: 0.565 <b>Mark Guthrie, R</b> (9, 1)	HR		K					F9	HR 1B	4	2	2	2	1	1	0										
<b>Eric Karros, R</b> OBP: 0.271, SLG: 0.385 (1, 3)	F7				F9			P3	HR 1B	5	1	2	3	0	0	1										
<b>Raul Mondesi, R</b> OBP: 0.221, SLG: 0.350 (1, 9)		G1-3	P3			L8			G5-3 HR	5	1	1	1	0	0	1										
<b>Delino DeShields, L</b> OBP: 0.306, SLG: 0.421 (1, 4)		K			L6				HR 1B G1-3	5	1	1	0	0	1	0										
<b>Mike Blowers, R</b> OBP: 0.313, SLG: 0.263 <b>Carlos Hernandez, R</b> OBP: 0.375, SLG: 0.286 (1, 5) (9, 2)		1B 1B			G3				E5 FC5 1B	4	2	1	1	0	1	0										
<b>Todd Hollandsworth, L</b> OBP: 0.403, SLG: 0.365 <b>Roger Cedeno, S</b> OBP: 0.333, SLG: 0.350 (1, 7) (7, PH) (7, 8)		1B 1B					G4-3		FC5 1B BB	2	0	2	0	0	0	0										
<b>Chan Ho Park, R</b> OBP: 0.125, SLG: 0.125 <b>Joey Eischen, L</b> <b>Antonio Osuna, R</b> <b>Dave Hansen, L</b> <b>Mike Busch, R</b> (1, 1) (6, PH) (7, 1) (9, PH) (9, PH) (9, 5)					K		G3		K	2	0	1	1	0	1	1										
<b>Inning Stats</b>	R: 1 E: 0 K: 0 S: 10	H: 1 LOB: 0 BB: 0 P: 11	R: 1 E: 0 K: 1 S: 10	H: 3 LOB: 2 BB: 0 P: 16	R: 0 E: 0 K: 1 S: 8	H: 1 LOB: 1 BB: 0 P: 11	R: 0 E: 0 K: 1 S: 13	H: 1 LOB: 1 BB: 0 P: 21	R: 0 E: 0 K: 1 S: 11	H: 0 LOB: 1 BB: 1 P: 22	R: 0 E: 0 K: 1 S: 7	H: 0 LOB: 0 BB: 0 P: 13	R: 0 E: 0 K: 0 S: 5	H: 0 LOB: 0 BB: 0 P: 9	R: 0 E: 0 K: 0 S: 5	H: 0 LOB: 0 BB: 0 P: 9		R: 8 E: 1 K: 1 S: 25	H: 5 LOB: 0 BB: 1 P: 46	1B: 7 2B: 1 3B: 0 HR: 3	SF: 0 SAC: 0 DP: 0 HBP: 0	WP: 0 PB: 0 SB: 2 CS: 0	PA: 42			
<b>PITCHER</b>	IP	WLS	BF	H	R	ER	SO	BB	IBB	HBP	BLK	WP	HR	S	P	ERA	WHIP									
<b>Danny Darwin, R</b> ERA: 2.85 <b>Jason Christiansen, L</b> ERA: 9.39 <b>Joe Boever, R</b> ERA: 3.98 <b>Dan Miceli, R</b> ERA: 7.84 <b>Lee Hancock, L</b> ERA: 6.99	(1, 1) (7, 1) (8, 1) (9, 1) (9, 1)	6.0 1.0 1.0 0.1 0.2	L 3 3 4 7	25 0 0 1 4	6 0 0 3 5	2 0 0 3 3	2 0 0 3 1	5 0 0 0 0	1 0 0 1 0	0 0 0 0 0	0 0 0 0 0	0 0 0 0 0	0 0 0 0 2	1 5 9 10 15	59 5 9 21 25	94 9 9 21 25	3.00 0.00 0.00 81.00 40.50	1.167 0.000 0.000 6.000 6.000								

Batter	1	2	3	4	5	6	7	8	9	AB	R	H	RBI	BB	SO	LOB	BOTTOM								
<b>Nelson Liriano, S</b> OBP: 0.267, SLG: 0.333 (1, 4)	K	P6			G3	F9			F8	5	0	0	0	0	1	4	<b>Los Angeles Dodgers @ Pittsburgh Pirates</b> Three Rivers Stadium, Pittsburgh, PA Fri May 03 1996, 7:05 PM EDT Att: 18,268 - Unknown - 75 F <a href="http://livebaseballscorecards.com">livebaseballscorecards.com</a>								
<b>Al Martin, L</b> OBP: 0.346, SLG: 0.487 (1, 7)	BLK 1B		G1-3		P2		G6-3		P6	5	1	1	0	0	0	0									
<b>Jeff King, R</b> OBP: 0.325, SLG: 0.567 (1, 3)	1H 1B		G6-3		1B BB		BB 1B		G6-3	4	0	2	1	1	0	0									
<b>Dave Clark, L</b> OBP: 0.417, SLG: 0.516 (1, 9)	F7		BB		1B		BB			2	0	1	0	2	0	1									
<b>Jay Bell, R</b> OBP: 0.342, SLG: 0.450 (1, 6)	K		BB		F9		K			3	0	0	0	1	2	5									
<b>Mike Kingery, L</b> OBP: 0.212, SLG: 0.190 <b>Jacob Brumfield, R</b> OBP: 0.268, SLG: 0.415 (1, 8) (6, PH) (7, 8)		G4-3	G4-3			1B 1B	K			2	0	0	0	0	0	2									
<b>Charlie Hayes, R</b> OBP: 0.290, SLG: 0.354 (1, 5)		1B 2B			F8		1B		G1-3	4	0	2	0	0	0	0									
<b>Keith Osik, R</b> OBP: 0.424, SLG: 0.517 (1, 2)		SH3-4 1B			G4-3		K		G4-6-3 1B	4	0	2	0	0	1	2									
<b>Danny Darwin, R</b> OBP: 0.220, SLG: 0.300 <b>Rich Aurilio, R</b> <b>Jason Christiansen, R</b> <b>Joe Boever, R</b> <b>Mark Johnson, L</b> <b>Dan Miceli, R</b> <b>Lee Hancock, L</b> (1, 1) (6, PH) (7, 1) (8, PH) (9, PH) (9, 1) (9, 1)		SH3-4			K		K		G4-6-3	1	0	0	0	0	1	0									
<b>Inning Stats</b>	R: 1 E: 0 K: 2 S: 17	H: 2 LOB: 1 BB: 0 P: 25	R: 0 E: 0 K: 0 S: 10	H: 2 LOB: 2 BB: 0 P: 14	R: 0 E: 0 K: 1 S: 6	H: 0 LOB: 0 BB: 0 P: 12	R: 0 E: 0 K: 1 S: 7	H: 1 LOB: 2 BB: 1 P: 14	R: 0 E: 0 K: 2 S: 13	H: 2 LOB: 2 BB: 0 P: 19	R: 0 E: 0 K: 2 S: 15	H: 1 LOB: 2 BB: 1 P: 25	R: 0 E: 0 K: 0 S: 4	H: 1 LOB: 0 BB: 0 P: 7	R: 0 E: 0 K: 0 S: 9	H: 0 LOB: 0 BB: 0 P: 16		1B: 8 2B: 1 3B: 0 HR: 0	SF: 0 SAC: 1 DP: 1 HBP: 0	WP: 0 PB: 0 SB: 0 CS: 0	PA: 39				
<b>PITCHER</b>	IP	WLS	BF	H	R	ER	SO	BB	IBB	HBP	BLK	WP	HR	S	P	ERA	WHIP								
<b>Chan Ho Park, R</b> ERA: 2.17 <b>Joey Eischen, L</b> ERA: 1.93 <b>Antonio Osuna, R</b> ERA: 2.7 <b>Mark Guthrie, L</b> ERA: 2.03	(1, 1) (6, 1) (7, 1) (9, 1)	5.0 1.1 1.2 1.0	W 8 5 3	23 3 1 0	1 0 0 0	1 0 0 0	3 2 2 0	0 1 0 0	0 0 0 0	0 0 0 0	0 0 0 0	0 0 0 0	0 0 0 0	0 22 10 9	48 38 13 16	1.80 0.00 0.00 0.00	1.600 3.000 0.600 0.000								





Batter	1	2	3	4	5	6	7	8	9	AB	R	H	RBI	BB	SO	LOB	TOP					
<b>Chad Fonville, S</b> (1, 8) OBP: 0.375, SLG: 0.353										4	0	1	1	0	1	0	<b>Los Angeles Dodgers @ Pittsburgh Pirates</b> Three Rivers Stadium, Pittsburgh, PA Sat May 04 1996, 7:05 PM EDT Att: 20,321 - Unknown - 69 F <a href="http://livebaseballscorecards.com">livebaseballscorecards.com</a>					
<b>Greg Gagne, R</b> (1, 6) OBP: 0.361, SLG: 0.417										3	0	1	0	1	2	1						
<b>Mike Piazza, R</b> (1, 2) OBP: 0.420, SLG: 0.546										4	0	0	0	0	1	3						
<b>Eric Karros, R</b> (1, 3) OBP: 0.280, SLG: 0.383										3	0	1	0	1	1	0						
<b>Raul Mondesi, R</b> (1, 9) OBP: 0.222, SLG: 0.372										4	1	1	1	0	1	3						
<b>Delino DeShields, L</b> (1, 4) OBP: 0.304, SLG: 0.416										4	0	1	0	0	1	1						
<b>Mike Blowers, R</b> (1, 5) OBP: 0.302, SLG: 0.253										4	0	0	0	0	2	2						
<b>Todd Hollandsworth, L</b> (1, 7) OBP: 0.400, SLG: 0.352										2	1	0	0	1	1	1						
<b>Tom Candiotti, R</b> (1, 1) OBP: 0.143, SLG: 0.143										1	0	0	0	0	1	0						
<b>Jim Bruske, R</b> (6, 1) <b>Scott Radinsky, L</b> (7, 1) <b>Milt Thompson, L</b> (8, PH) <b>Mark Guthrie, R</b> (8, 1)										0	0	0	0	0	0	0						
<b>Inning Stats</b>	R: 0 E: 0 K: 3 S: 9	H: 0 LOB: 0 BB: 0 P: 14	R: 0 E: 0 K: 0 S: 10	H: 0 LOB: 1 BB: 1 P: 18	R: 1 E: 0 K: 1 S: 11	H: 1 LOB: 1 BB: 1 P: 19	R: 0 E: 0 K: 3 S: 12	H: 0 LOB: 0 BB: 0 P: 17	R: 0 E: 0 K: 2 S: 11	H: 0 LOB: 0 BB: 0 P: 16	R: 0 E: 0 K: 0 S: 10	H: 1 LOB: 2 BB: 1 P: 18	R: 0 E: 0 K: 2 S: 7	H: 1 LOB: 0 BB: 0 P: 10	R: 0 E: 0 K: 0 S: 7	H: 1 LOB: 1 BB: 0 P: 11	R: 1 E: 0 K: 0 S: 7	H: 1 LOB: 0 BB: 0 P: 13	1B: 3 2B: 1 3B: 0 HR: 1	SF: 0 SAC: 1 DP: 0 HBP: 0	WP: 1 PB: 0 SB: 1 CS: 1	PA: 34
<b>PITCHER</b> <b>Paul Wagner, R</b> (1, 1) ERA: 2.86	IP: 9.0 WLS: W BF: 34 H: 5 R: 2 ER: 2 SO: 11 BB: 3 IBB: 0 HBP: 0 BLK: 0 WP: 1 HR: 1 S: 84 P: 136 ERA: 2.00 WHIP: 0.889															<b>PITCHER</b>						

Batter	1	2	3	4	5	6	7	8	9	AB	R	H	RBI	BB	SO	LOB	BOTTOM			
<b>Midre Cummings, L</b> (1, 9) OBP: 0.400, SLG: 0.750										4	2	2	1	0	0	1	<b>Los Angeles Dodgers @ Pittsburgh Pirates</b> Three Rivers Stadium, Pittsburgh, PA Sat May 04 1996, 7:05 PM EDT Att: 20,321 - Unknown - 69 F <a href="http://livebaseballscorecards.com">livebaseballscorecards.com</a>			
<b>Al Martin, L</b> (1, 8) OBP: 0.344, SLG: 0.480										4	1	1	0	0	1	4				
<b>Jeff King, R</b> (1, 4) OBP: 0.347, SLG: 0.611										4	0	4	4	0	0	0				
<b>Dave Clark, L</b> (1, 7) OBP: 0.410, SLG: 0.485										2	0	0	0	1	0	2				
<b>Mike Kingery, L</b> (6, 8) <b>Jacob Brumfield, R</b> (7, PH) <b>Jacob Brumfield, R</b> (8, 8)										0	0	0	0	0	0	0				
<b>Jay Bell, R</b> (1, 6) OBP: 0.339, SLG: 0.452										4	0	1	1	0	0	4				
<b>Mark Johnson, L</b> (1, 3) OBP: 0.361, SLG: 0.367										4	0	0	0	0	0	3				
<b>Charlie Hayes, R</b> (1, 5) OBP: 0.297, SLG: 0.388										4	2	2	1	0	1	0				
<b>1B Jason Kendall, R</b> (1, 2) OBP: 0.329, SLG: 0.390										4	1	2	0	0	0	0				
<b>Paul Wagner, R</b> (1, 1) OBP: 0.118, SLG: 0.063										4	1	1	0	0	2	3				
<b>Inning Stats</b>	R: 1 E: 0 K: 0 S: 9	H: 2 LOB: 0 BB: 0 P: 13	R: 0 E: 0 K: 1 S: 9	H: 0 LOB: 0 BB: 0 P: 15	R: 0 E: 0 K: 0 S: 8	H: 1 LOB: 1 BB: 0 P: 12	R: 0 E: 0 K: 0 S: 7	H: 2 LOB: 1 BB: 0 P: 13	R: 3 E: 0 K: 1 S: 24	H: 4 LOB: 2 BB: 1 P: 37	R: 0 E: 0 K: 0 S: 6	H: 0 LOB: 0 BB: 0 P: 9	R: 2 E: 0 K: 1 S: 13	H: 3 LOB: 2 BB: 1 P: 27	R: 1 E: 0 K: 1 S: 12	H: 1 LOB: 0 BB: 0 P: 16	1B: 7 2B: 6 3B: 0 HR: 1	SF: 1 SAC: 0 DP: 2 HBP: 0	WP: 0 PB: 2 SB: 0 CS: 0	PA: 37
<b>PITCHER</b> <b>Tom Candiotti, R</b> (1, 1) ERA: 4.67 <b>Jim Bruske, R</b> (6, 1) ERA: 4.79 <b>Scott Radinsky, L</b> (7, 1) ERA: <b>Mark Guthrie, L</b> (8, 1) ERA: 2.51	IP: 5.0 WLS: L BF: 23 H: 9 R: 4 ER: 4 SO: 2 BB: 1 IBB: 0 HBP: 0 BLK: 0 WP: 0 HR: 0 S: 47 P: 90 ERA: 7.20 WHIP: 2.000															<b>PITCHER</b>				




Batter	1	2	3	4	5	6	7	8	9	AB	R	H	RBI	BB	SO	LOB	TOP																					
Chad Fonville, S OBP: 0.383, SLG: 0.382	B3		G6-3							4	0	2	0	0	0	0	<b>Los Angeles Dodgers @ Pittsburgh Pirates</b> Three Rivers Stadium, Pittsburgh, PA Sun May 05 1996, 3:33 AM EDT Att: 19,206 - Sunny - 66 F <a href="http://livebaseballscorecards.com">livebaseballscorecards.com</a>																					
Greg Gagne, R OBP: 0.366, SLG: 0.414	G6-4-3 1B		G5-4-3 BB		G4-3		F9			3	0	1	0	1	0	4																						
Mike Piazza, R OBP: 0.407, SLG: 0.528	G6-4-3 1-2		G5-4-3 1-2		G6-3			G6-3		4	0	0	0	0	0	4																						
Eric Karros, R OBP: 0.269, SLG: 0.367		F9		G4-3		L9		F9		4	0	0	0	0	0	0																						
Raul Mondesi, R OBP: 0.215, SLG: 0.360		E5 2B		F8		G6-3		G6-3		4	1	0	0	0	0	0																						
Delino DeShields, L OBP: 0.377, SLG: 0.422		P3							G4-6-3 1B	3	0	2	0	1	0	1																						
Mike Busch, R OBP: 0.250, SLG: 0.500 Milt Thompson, L OBP: 0.200, SLG: 0.059 Mike Blowers, R OBP: 0.299, SLG: 0.250					P3		CS 1B		G4-6-3 1-2	3	1	1	1	0	1	1																						
Roger Cedeno, S OBP: 0.393, SLG: 0.435										0	0	0	0	0	0	0																						
Ismael Valdez, R OBP: 0.067, SLG: 0.067 Todd Worrell, R (8, 1) Juan Castro, R (9, PH)										1	0	0	0	0	0	1																						
<b>Inning Stats</b>	R: 0 E: 0 K: 0 S: 8	H: 1 LOB: 0 BB: 0 P: 13	R: 2 E: 1 K: 1 S: 18	H: 2 LOB: 1 BB: 0 P: 29	R: 0 E: 0 K: 0 S: 10	H: 0 LOB: 0 BB: 1 P: 16	R: 0 E: 0 K: 0 S: 9	H: 0 LOB: 1 BB: 0 P: 16	R: 0 E: 0 K: 0 S: 7	H: 2 LOB: 2 BB: 0 P: 10	R: 0 E: 0 K: 1 S: 14	H: 2 LOB: 2 BB: 0 P: 22	R: 0 E: 0 K: 0 S: 8	H: 0 LOB: 0 BB: 1 P: 13	R: 0 E: 0 K: 0 S: 6	H: 1 LOB: 1 BB: 1 P: 15		1B: 6 2B: 3 3B: 0 HR: 0	SF: 0 SAC: 1 DP: 3 HBP: 0	WP: 0 PB: 0 SB: 0 CS: 1	PA: 37																	
<b>PITCHER</b>	IP	WLS	BF	H	R	ER	SO	BB	IBB	HBP	BLK	WP	HR	S	P	ERA	WHIP	<b>PITCHER</b>				IP	WLS	BF	H	R	ER	SO	BB	IBB	HBP	BLK	WP	HR	S	P	ERA	WHIP
Denny Neagle, L ERA: 2.63 67 Francisco Cordova, R ERA: 2.76 Dan Plesac, L ERA: 6.28	7.0	W	29	8	2	0	2	2	0	0	0	0	0	74	118	0.00	1.429					7.0	L	27	6	3	3	7	0	0	0	0	0	0	10	16	9.00	2.000

Batter	1	2	3	4	5	6	7	8	9	AB	R	H	RBI	BB	SO	LOB	BOTTOM																					
Midre Cummings, L OBP: 0.333, SLG: 0.875	G5-3			G4-3				F7		4	1	1	1	0	0	0	<b>Los Angeles Dodgers @ Pittsburgh Pirates</b> Three Rivers Stadium, Pittsburgh, PA Sun May 05 1996, 3:33 AM EDT Att: 19,206 - Sunny - 66 F <a href="http://livebaseballscorecards.com">livebaseballscorecards.com</a>																					
Al Martin, L OBP: 0.348, SLG: 0.476	K			K			CS 1B	S BB		3	1	1	0	1	2	0																						
Jeff King, R OBP: 0.344, SLG: 0.598	F7			G5-3			F9	1-H 1B		4	0	1	1	0	0	1																						
Mark Johnson, L OBP: 0.350, SLG: 0.353		G3			K	CS		F8		4	1	1	0	0	1	1																						
Jay Bell, R OBP: 0.339, SLG: 0.449		G6-3			G3-1 1B		SH2-4	K		3	1	1	0	0	1	1																						
Mike Kingery, L OBP: 0.203, SLG: 0.182		G4-3			G3-1		E6 1B			3	0	0	0	0	0	2																						
Charlie Hayes, R OBP: 0.307, SLG: 0.396				K						3	0	2	2	0	1	0																						
1B Jason Kendall, R OBP: 0.318, SLG: 0.375				F9						3	0	0	0	0	2	3																						
Denny Neagle, L OBP: 0.267, SLG: 0.231 Jacob Brumfield, R OBP: 0.276, SLG: 0.407 67 Francisco Cordova, R OBP: 0.500, SLG: 0.500 Dan Plesac, L (9, 1)					L8					2	0	0	0	0	0	0																						
<b>Inning Stats</b>	R: 0 E: 0 K: 1 S: 7	H: 0 LOB: 0 BB: 0 P: 9	R: 0 E: 0 K: 0 S: 8	H: 0 LOB: 0 BB: 0 P: 12	R: 0 E: 0 K: 1 S: 7	H: 0 LOB: 0 BB: 0 P: 9	R: 0 E: 0 K: 1 S: 7	H: 0 LOB: 0 BB: 0 P: 9	R: 1 E: 0 K: 2 S: 15	H: 2 LOB: 1 BB: 0 P: 22	R: 1 E: 0 K: 2 S: 14	H: 2 LOB: 2 BB: 0 P: 20	R: 1 E: 0 K: 1 S: 10	H: 1 LOB: 1 BB: 1 P: 16	R: 1 E: 0 K: 1 S: 10	H: 1 LOB: 1 BB: 1 P: 16		1B: 6 2B: 0 3B: 0 HR: 1	SF: 0 SAC: 1 DP: 0 HBP: 0	WP: 0 PB: 0 SB: 2 CS: 1	PA: 33																	
<b>PITCHER</b>	IP	WLS	BF	H	R	ER	SO	BB	IBB	HBP	BLK	WP	HR	S	P	ERA	WHIP	<b>PITCHER</b>				IP	WLS	BF	H	R	ER	SO	BB	IBB	HBP	BLK	WP	HR	S	P	ERA	WHIP
Ismael Valdez, R ERA: 2.63 Todd Worrell, R ERA: 0.69	7.0	L	27	6	3	3	7	0	0	0	0	0	0	10	16	9.00	2.000					7.0	L	27	6	3	3	7	0	0	0	0	0	10	16	9.00	2.000	



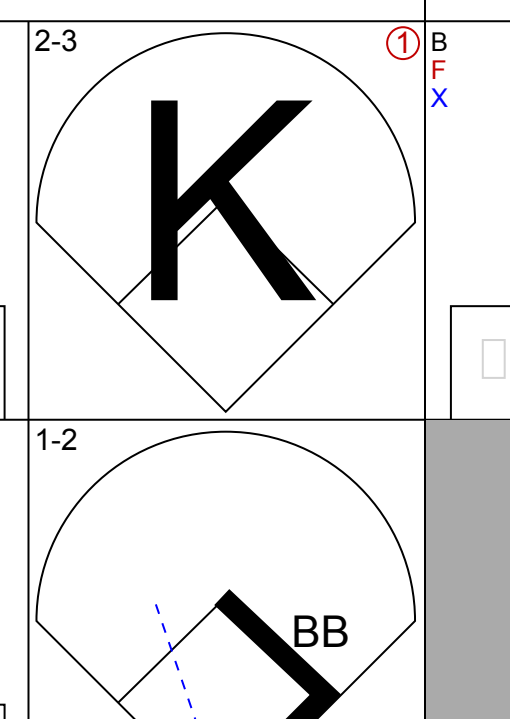
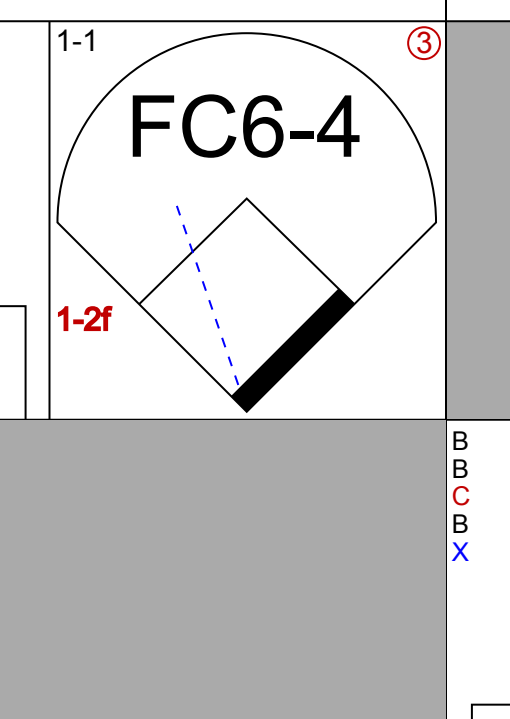
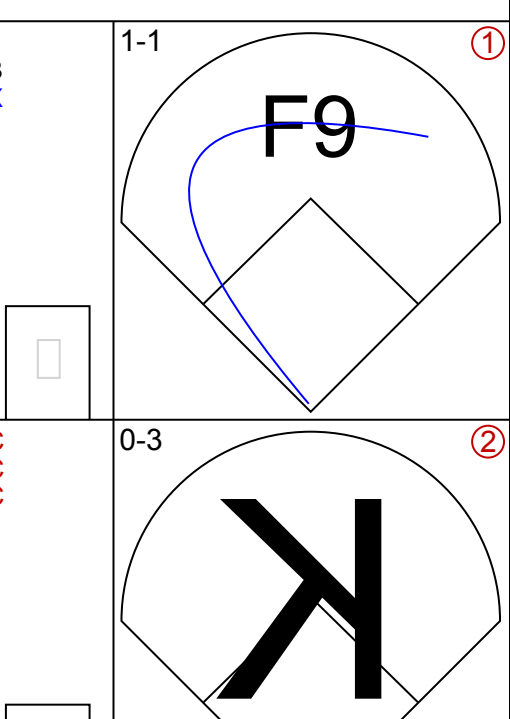
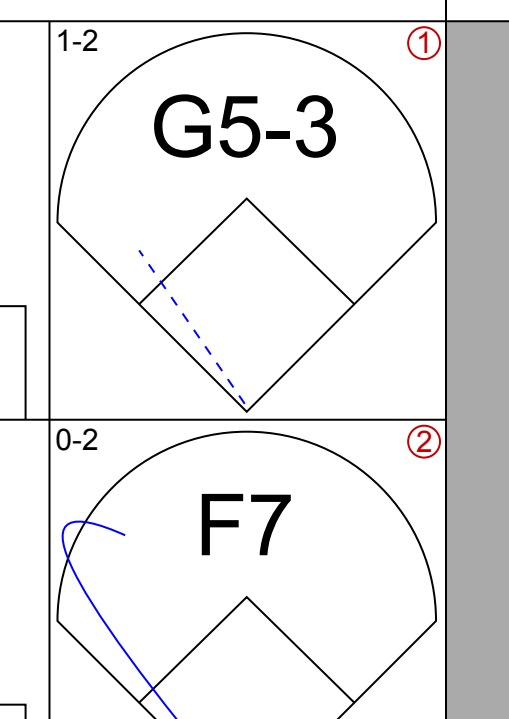
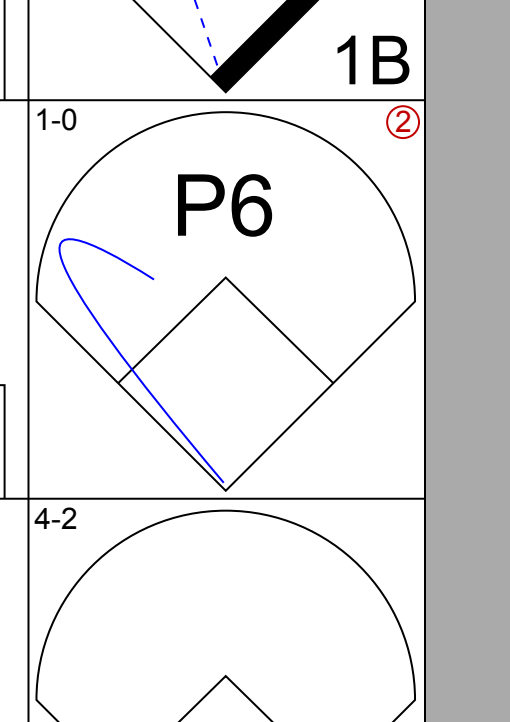
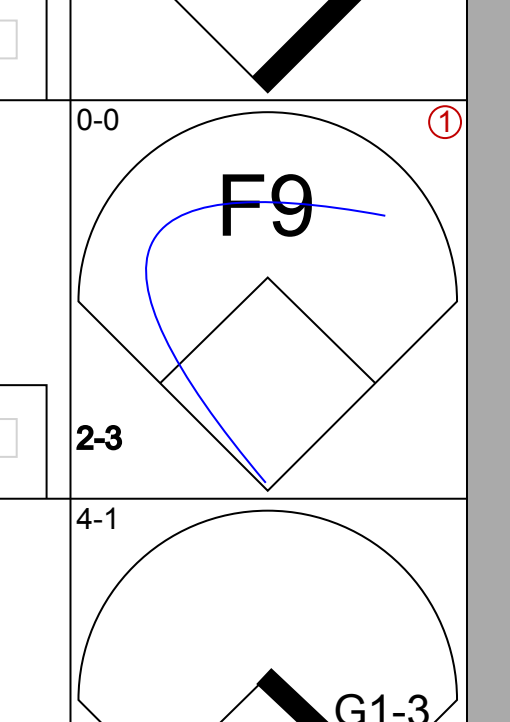
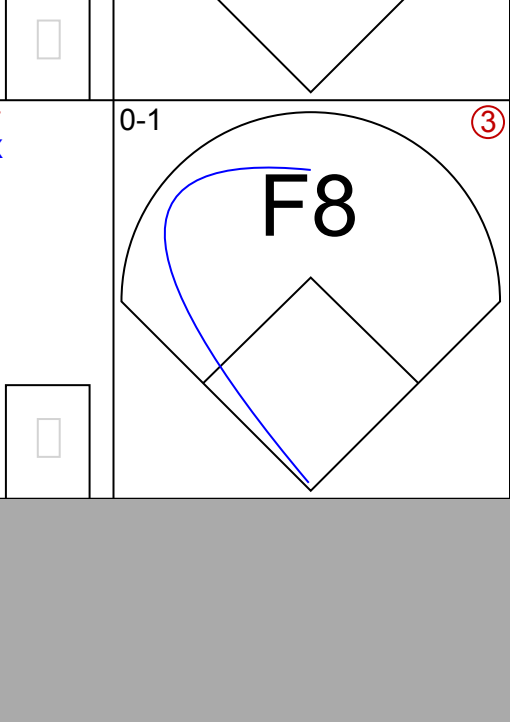
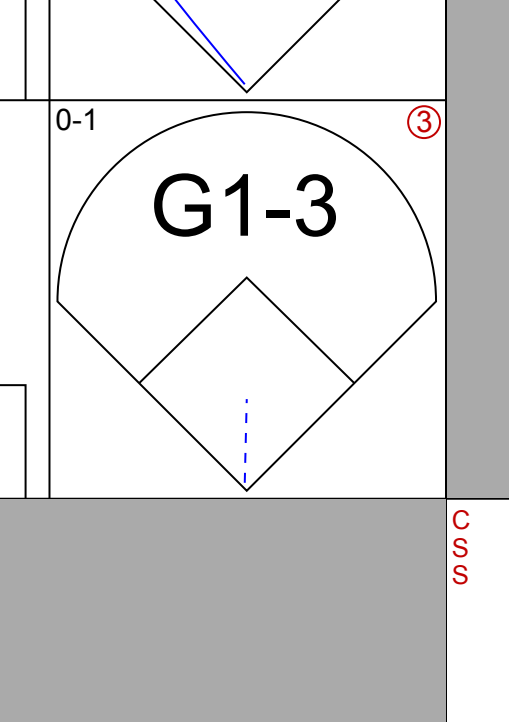
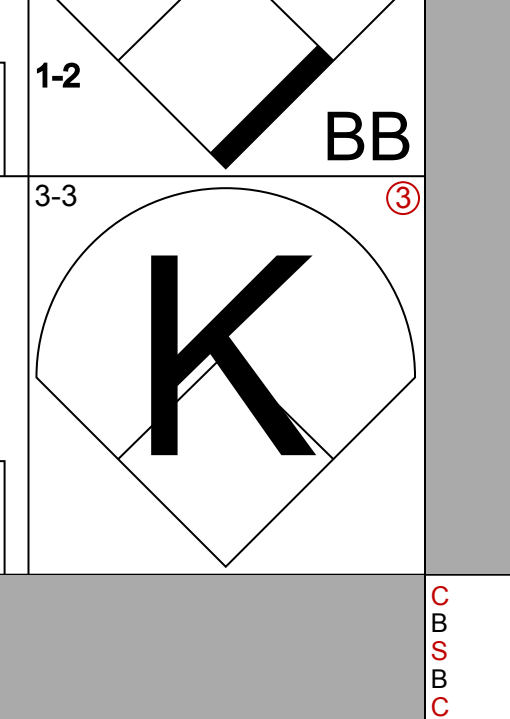
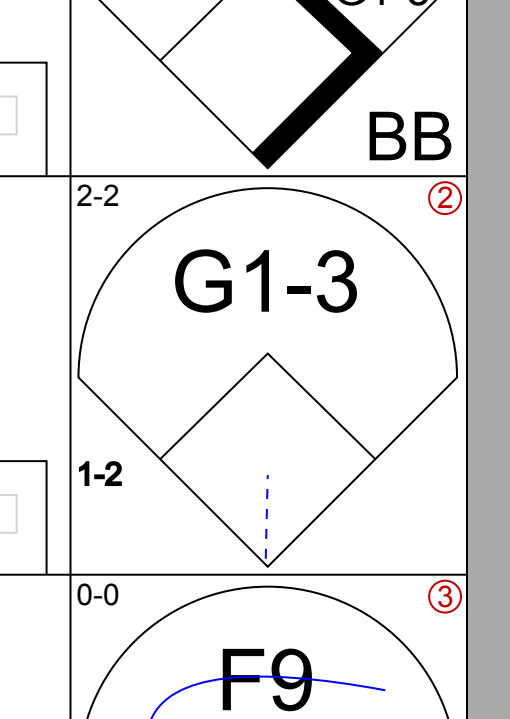

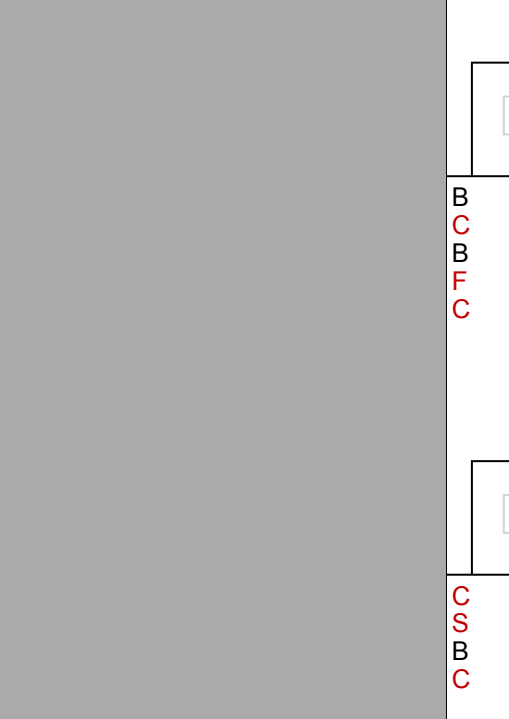
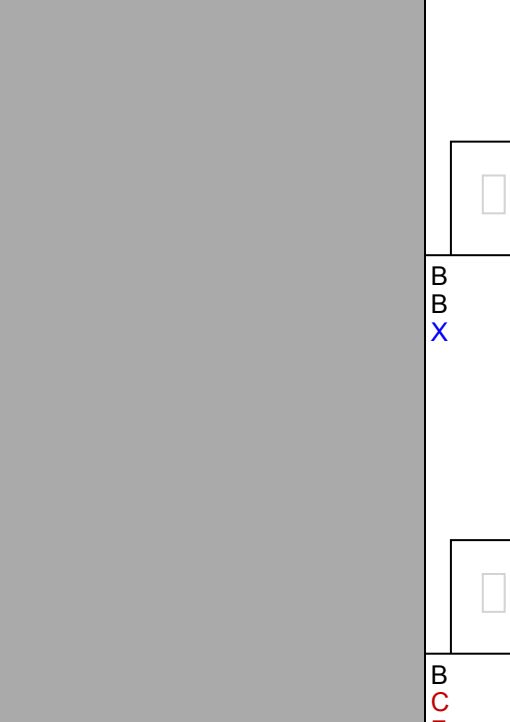
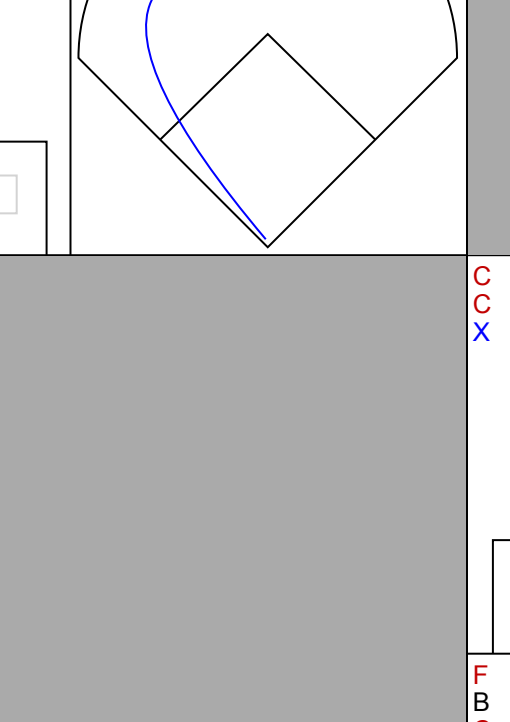
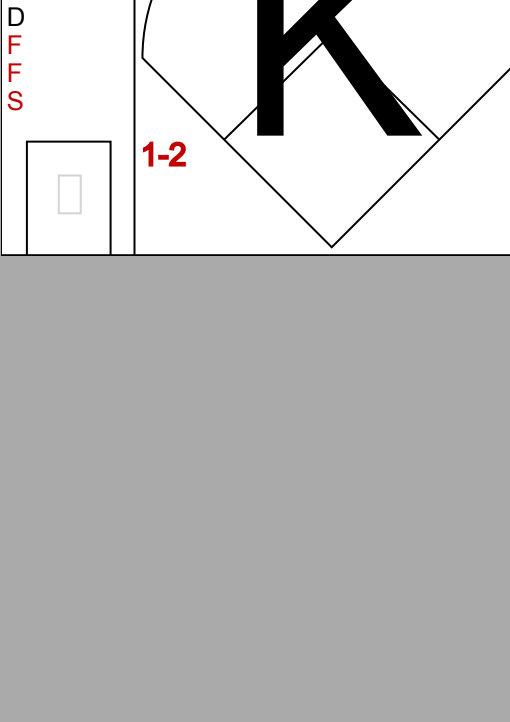
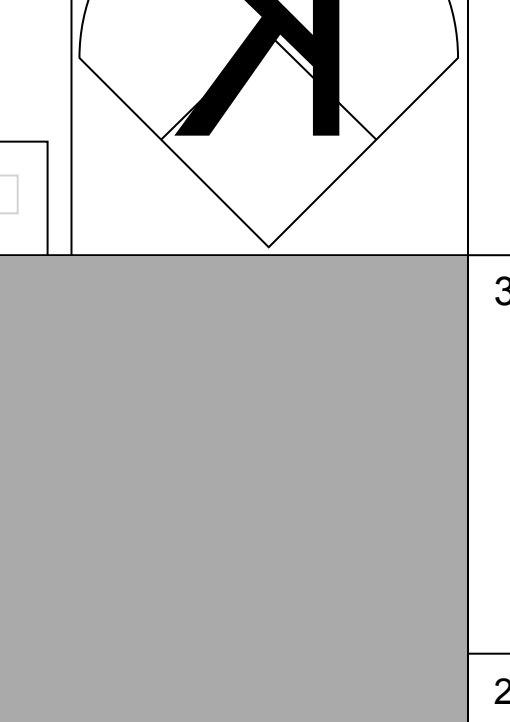
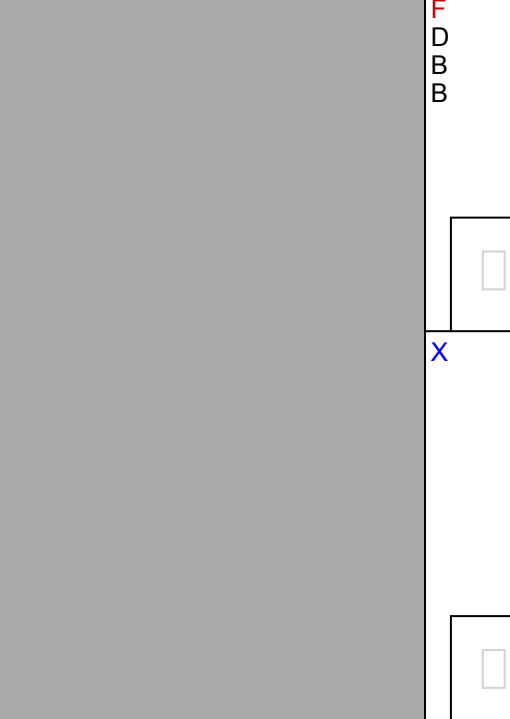



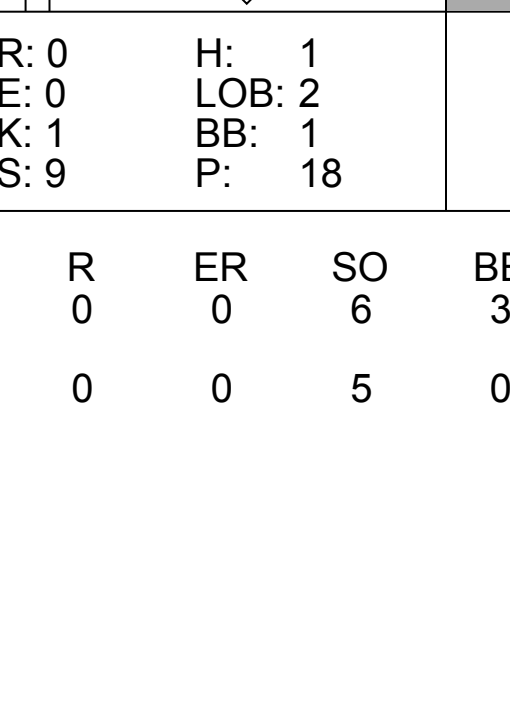
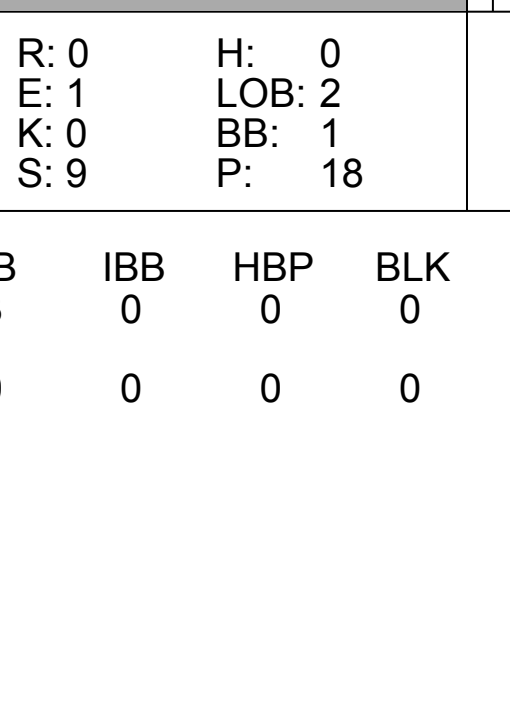
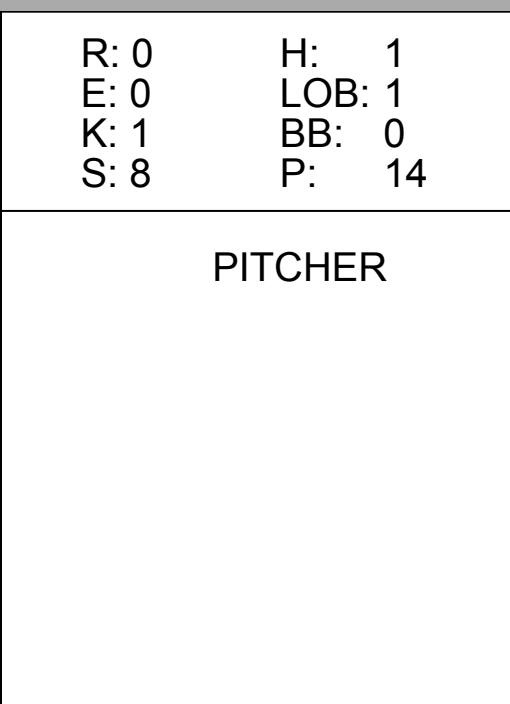
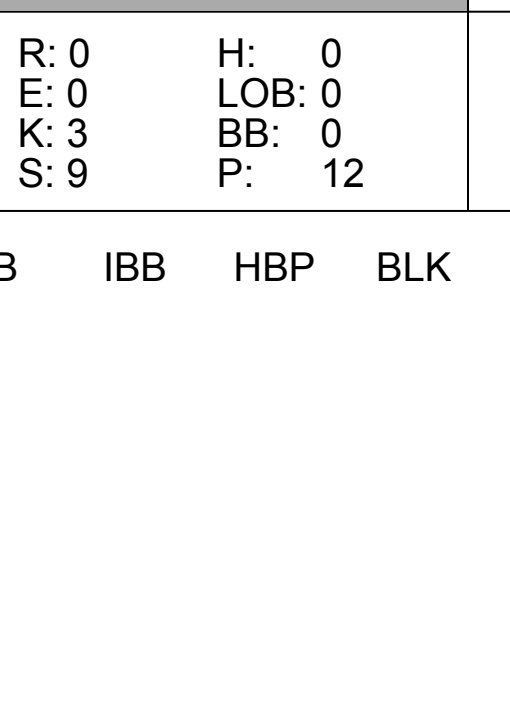
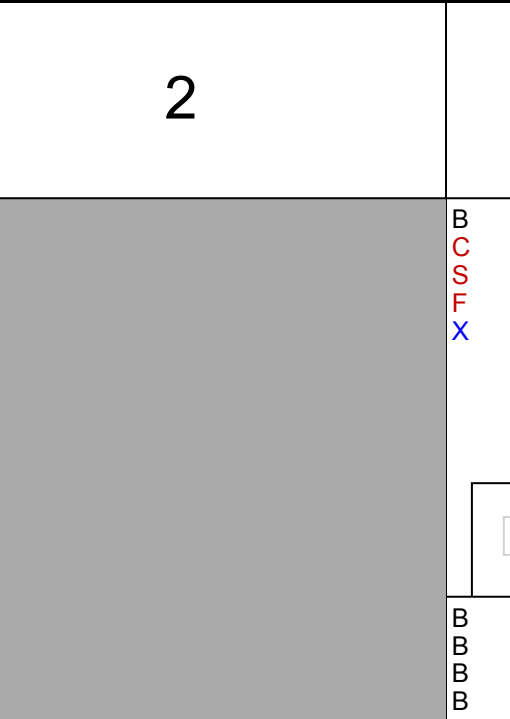
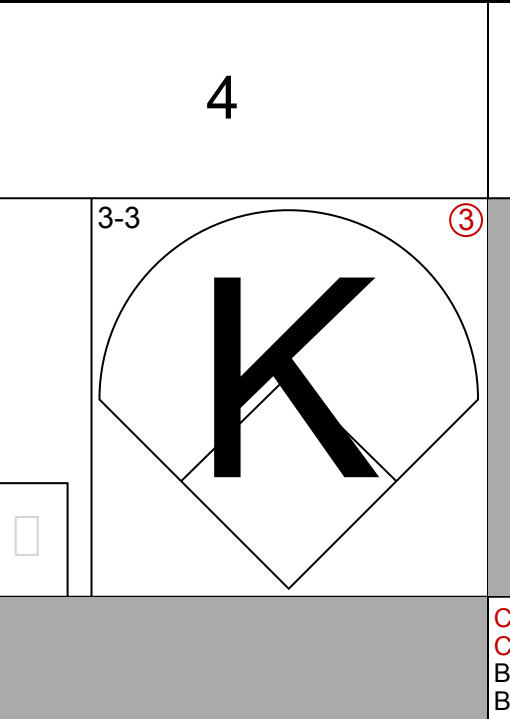
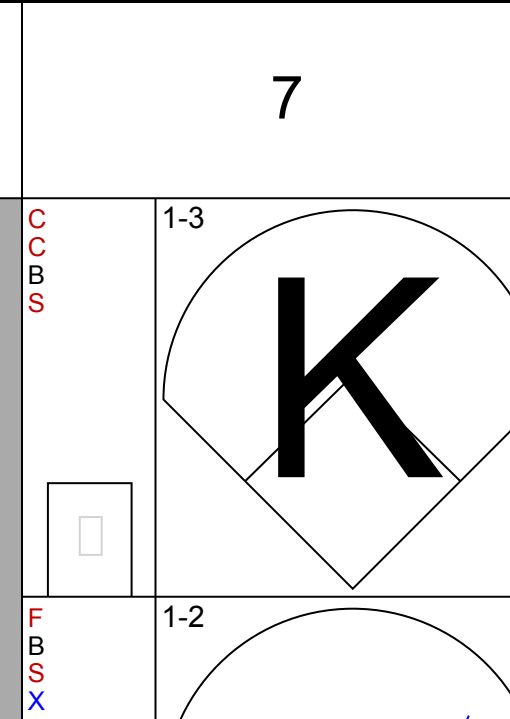
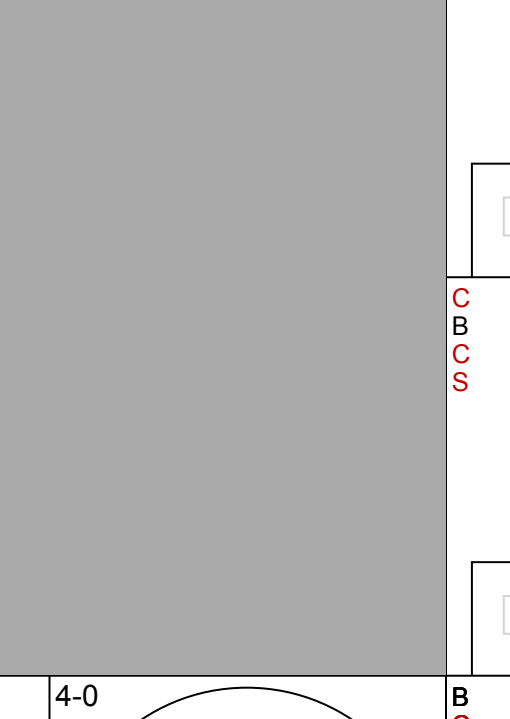
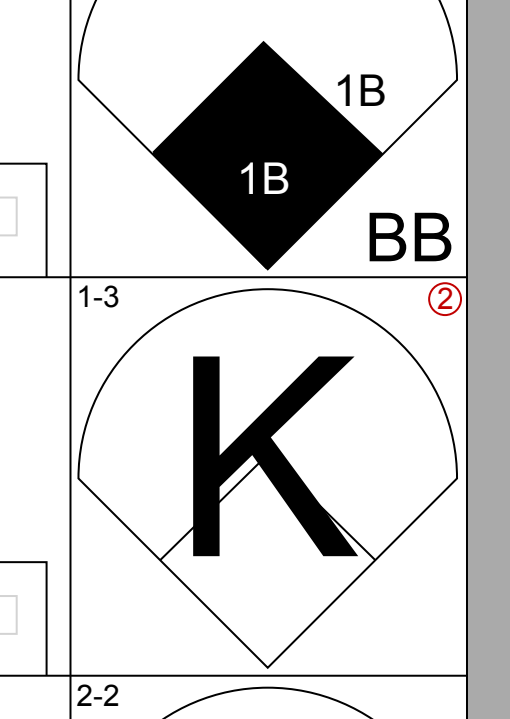
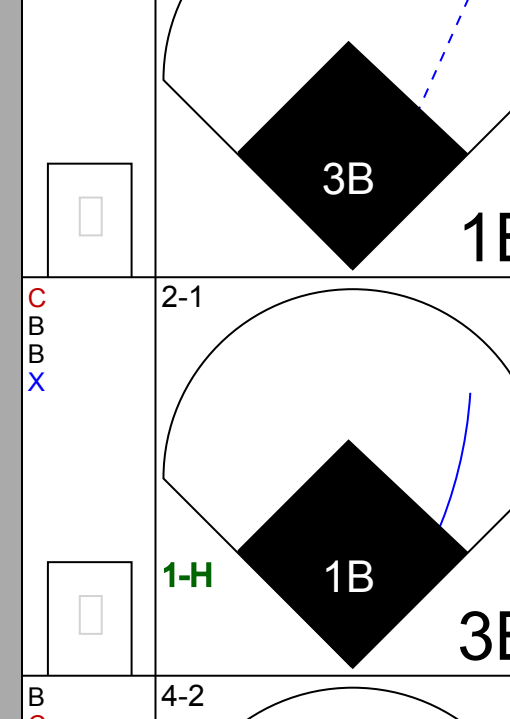
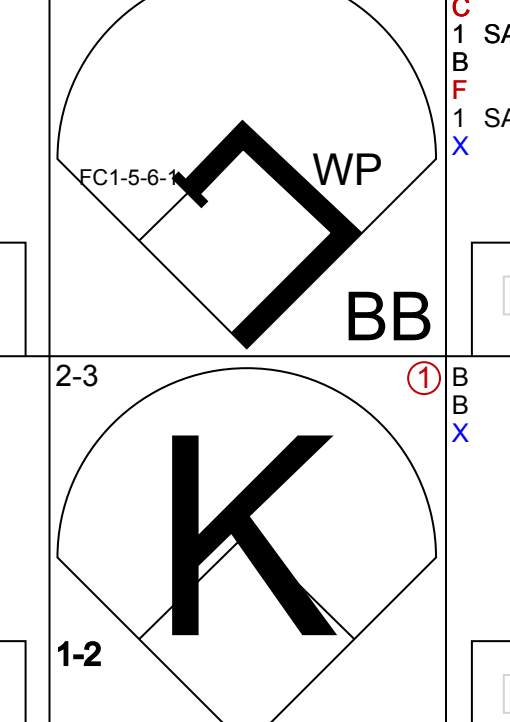
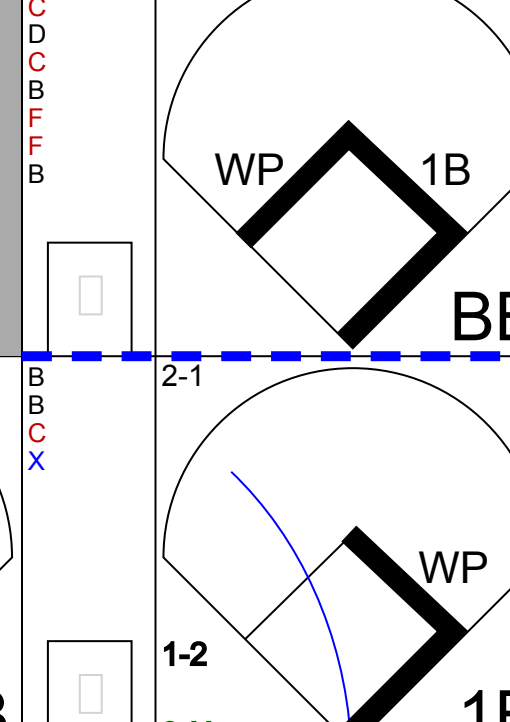
Batter	1	2	3	4	5	6	7	8	9	AB	R	H	RBI	BB	SO	LOB	TOP																			
<b>Chad Fonville, S</b> OBP: 0.354, SLG: 0.350 (1, 8)	F7		FC6-4 HR		G4-6-3		G6-3		G4-3	5	1	0	0	0	0	5	<b>Los Angeles Dodgers @ Pittsburgh Pirates</b> Three Rivers Stadium, Pittsburgh, PA Mon May 06 1996, 3:33 AM EDT Att: 9,415 - Cloudy - 65 F <a href="http://livebaseballscorecards.com">livebaseballscorecards.com</a>																			
<b>Raul Mondesi, R</b> OBP: 0.222, SLG: 0.380 (1, 9)	G5-3		HR			HR BB		F9	K	4	2	1	3	1	1	0																				
<b>Mike Piazza, R</b> OBP: 0.410, SLG: 0.551 (1, 2)	G6-3		F9			HR				4	1	2	2	0	0	0																				
<b>Eric Karros, R</b> OBP: 0.259, SLG: 0.353 (1, 3)		K		G4-3		G5-3		F8		4	0	0	0	0	1	1																				
<b>Delino DeShields, L</b> OBP: 0.308, SLG: 0.409 (1, 4)	F7			G4-3		K		G3		4	0	0	0	0	1	1																				
<b>Todd Hollandsworth, L</b> OBP: 0.391, SLG: 0.345 <b>Roger Cedeno, S</b> OBP: 0.393, SLG: 0.435 (9, 8)	K			G1-3		G4-3			1B HR 1B	4	1	1	0	0	1	0																				
<b>Mike Blowers, R</b> OBP: 0.314, SLG: 0.262 (1, 5)			FC2-5 1B BB			1B		F8		3	1	2	0	1	0	0																				
<b>Greg Gagne, R</b> OBP: 0.390, SLG: 0.461 (1, 6)			FC6-4 HR 1B		G4-6-3 BB		SH1-4 BB		HR	2	2	2	3	2	0	0																				
<b>Hideo Nomo, R</b> OBP: 0.111, SLG: 0.059 <b>Antonio Osuna, R</b> (8, 1) <b>Scott Radinsky, L</b> (8, 1)			FC2-5 1B		K		SH1-4		F9	2	0	0	0	0	1	4																				
<b>Inning Stats</b>	R: 0 E: 0 K: 0 S: 7	H: 0 LOB: 0 BB: 0 P: 11	R: 0 E: 0 K: 2 S: 11	H: 0 LOB: 0 BB: 0 P: 18	R: 3 E: 0 K: 0 S: 15	H: 2 LOB: 0 BB: 1 P: 21	R: 0 E: 0 K: 0 S: 5	H: 0 LOB: 0 BB: 0 P: 9	R: 0 E: 0 K: 1 S: 8	H: 1 LOB: 1 BB: 1 P: 14	R: 2 E: 0 K: 1 S: 13	H: 1 LOB: 0 BB: 1 P: 24	R: 0 E: 0 K: 0 S: 5	H: 0 LOB: 1 BB: 1 P: 12	R: 0 E: 0 K: 0 S: 12	H: 1 LOB: 1 BB: 0 P: 17		R: 3 E: 0 K: 1 S: 16	H: 3 LOB: 0 BB: 0 P: 24	1B: 5 2B: 0 3B: 0 HR: 3	SF: 0 SAC: 1 DP: 1 HBP: 0	WP: 0 PA: 38 PB: 0 SB: 0 CS: 0														
<b>PITCHER</b>	IP	WLS	BF	H	R	ER	SO	BB	IBB	HBP	BLK	WP	HR	S	P	ERA	WHIP																			
<b>John Hope, R</b> ERA: 5.97 <b>Jason Christiansen, L</b> ERA: 8.47 <b>Jon Lieber, R</b> ERA: 4.11 <b>Joe Boever, R</b> ERA: 9.82	(1, 1)	5.1	L	22	4	5	5	3	3	0	0	0	0	2	52	85	8.44	1.312																		
																		<b>PITCHER</b>	IP	WLS	BF	H	R	ER	SO	BB	IBB	HBP	BLK	WP	HR	S	P	ERA	WHIP	
																		<b>John Hope, R</b> ERA: 5.97 <b>Jason Christiansen, L</b> ERA: 8.47 <b>Jon Lieber, R</b> ERA: 4.11 <b>Joe Boever, R</b> ERA: 9.82	(1, 1)	5.1	L	22	4	5	5	3	3	0	0	0	0	2	52	85	8.44	1.312

Batter	1	2	3	4	5	6	7	8	9	AB	R	H	RBI	BB	SO	LOB	BOTTOM																		
<b>Midre Cummings, L</b> OBP: 0.231, SLG: 0.583 <b>Jacob Brumfield, R</b> OBP: 0.271, SLG: 0.400 (9, PH)	F8		L5		K		F8		G4-3	4	0	0	0	0	1	2	<b>Los Angeles Dodgers @ Pittsburgh Pirates</b> Three Rivers Stadium, Pittsburgh, PA Mon May 06 1996, 3:33 AM EDT Att: 9,415 - Cloudy - 65 F <a href="http://livebaseballscorecards.com">livebaseballscorecards.com</a>																		
<b>Al Martin, L</b> OBP: 0.336, SLG: 0.458 (1, 7)	G3		K		L7		K		F7	5	0	0	0	0	2	2																			
<b>Jeff King, R</b> OBP: 0.346, SLG: 0.598 (1, 4)	P2			G6-3		K				5	1	2	0	0	1	0																			
<b>Mark Johnson, L</b> OBP: 0.364, SLG: 0.447 <b>John Wehner, R</b> OBP: 0.316, SLG: 0.444 (9, PH)		F8		BB 1B 1B		1B		F9		4	2	2	2	0	0	0																			
<b>Jay Bell, R</b> OBP: 0.352, SLG: 0.455 (1, 6)				L4						3	0	2	0	1	0	1																			
<b>Mike Kingsley, L</b> OBP: 0.205, SLG: 0.186 (1, 8)			K		BB 1B		P6		B3	4	1	1	0	0	1	3																			
<b>Charlie Hayes, R</b> OBP: 0.314, SLG: 0.394 (1, 5)		G4-3		BB 1B		L4				3	0	1	0	1	0	2																			
<b>1B Jason Kendall, R</b> OBP: 0.326, SLG: 0.393 (1, 2)			P2		FC6-4 1B				FC4-6	4	0	2	2	0	0	2																			
<b>John Hope, R</b> OBP: 0.200, SLG: 0.200 <b>Jason Christiansen, R</b> (7, PH) <b>Nelson Lirio, S</b> OBP: 0.320, SLG: 0.333 <b>Jon Lieber, R</b> OBP: 0.420, SLG: 0.471 <b>Dave Clark, L</b> OBP: 0.200, SLG: 0.200 <b>Joe Boever, R</b> (9, 1)	(1, 1)	7.0	W	31	8	4	4	5	2	0	0	0	0	0	0	0		<b>Los Angeles Dodgers @ Pittsburgh Pirates</b> Three Rivers Stadium, Pittsburgh, PA Mon May 06 1996, 3:33 AM EDT Att: 9,415 - Cloudy - 65 F 																	
<b>Inning Stats</b>	R: 0 E: 0 K: 0 S: 3	H: 0 LOB: 0 BB: 0 P: 6	R: 0 E: 0 K: 1 S: 17	H: 0 LOB: 1 BB: 1 P: 24	R: 0 E: 0 K: 1 S: 9	H: 1 LOB: 1 BB: 0 P: 12	R: 2 E: 0 K: 0 S: 13	H: 3 LOB: 2 BB: 1 P: 23	R: 0 E: 0 K: 2 S: 9	H: 0 LOB: 0 BB: 0 P: 11	R: 0 E: 0 K: 0 S: 8	H: 1 LOB: 1 BB: 0 P: 14	R: 0 E: 0 K: 1 S: 6	H: 1 LOB: 1 BB: 0 P: 8	R: 2 E: 0 K: 1 S: 17	H: 4 LOB: 2 BB: 0 P: 28			R: 0 E: 0 K: 0 S: 8	H: 1 LOB: 1 BB: 0 P: 13	1B: 8 2B: 2 3B: 0 HR: 1	SF: 0 SAC: 0 DP: 0 HBP: 0	WP: 0 PA: 40 PB: 0 SB: 2 CS: 0												
<b>PITCHER</b>	IP	WLS	BF	H	R	ER	SO	BB	IBB	HBP	BLK	WP	HR	S	P	ERA	WHIP																		
<b>Hideo Nomo, R</b> ERA: 3.54 <b>Antonio Osuna, R</b> ERA: 2.6 <b>Scott Radinsky, L</b> ERA:	(1, 1)	0.2	4	2	0	0	0	0	0	0	0	0	0	10	18	0.00	3.000																		
																		<b>PITCHER</b>	IP	WLS	BF	H	R	ER	SO	BB	IBB	HBP	BLK	WP	HR	S	P	ERA	WHIP
																		<b>Hideo Nomo, R</b> ERA: 3.54 <b>Antonio Osuna, R</b> ERA: 2.6 <b>Scott Radinsky, L</b> ERA:	(1, 1)	0.2	4	2	0	0	0	0	0	0	0	0	0	10	18	0.00	3.000






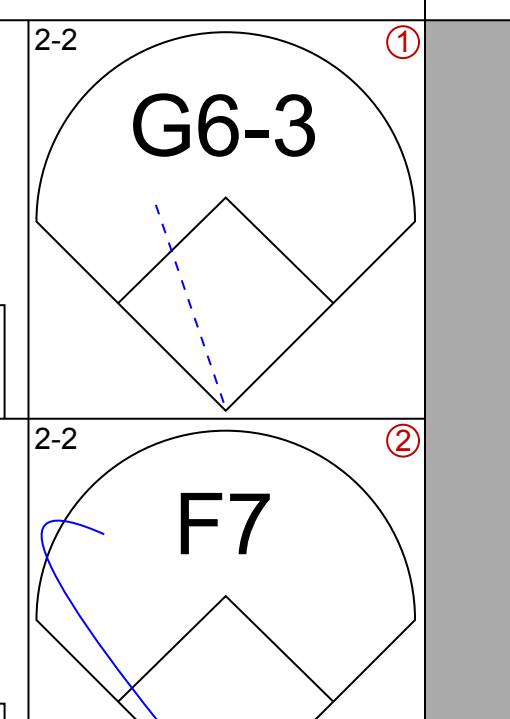
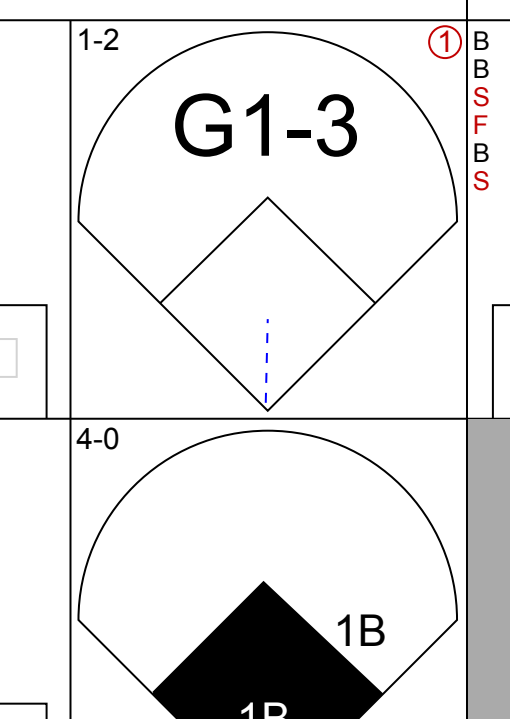
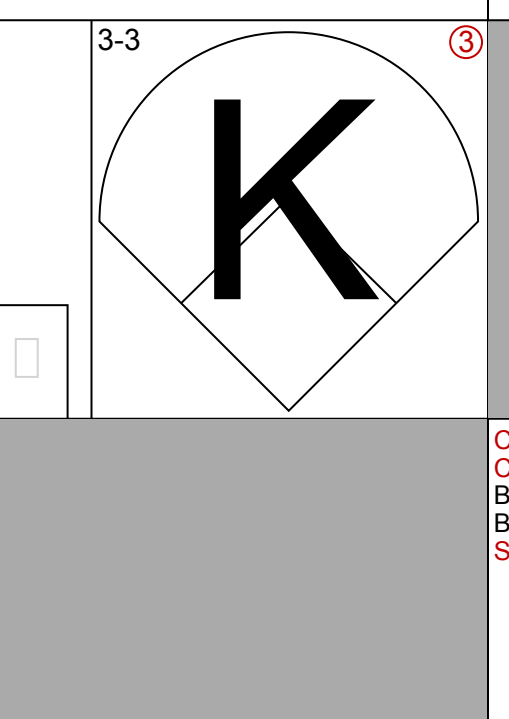
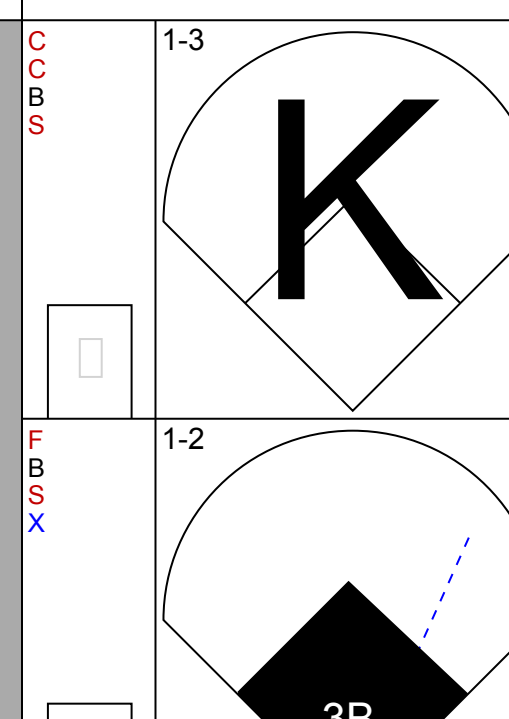
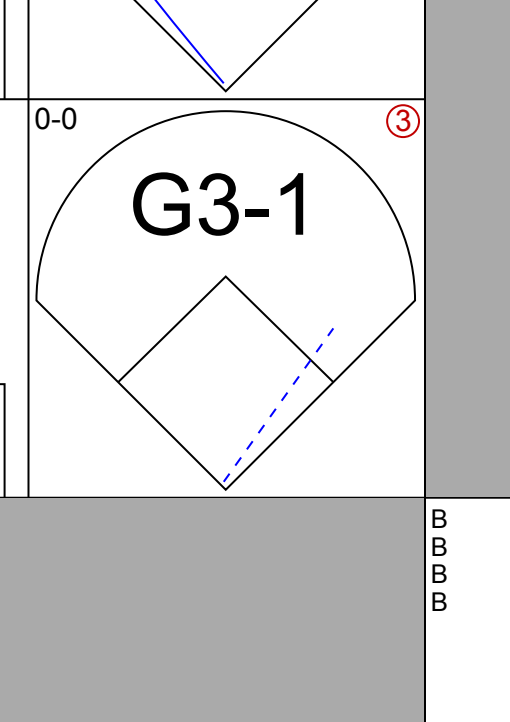
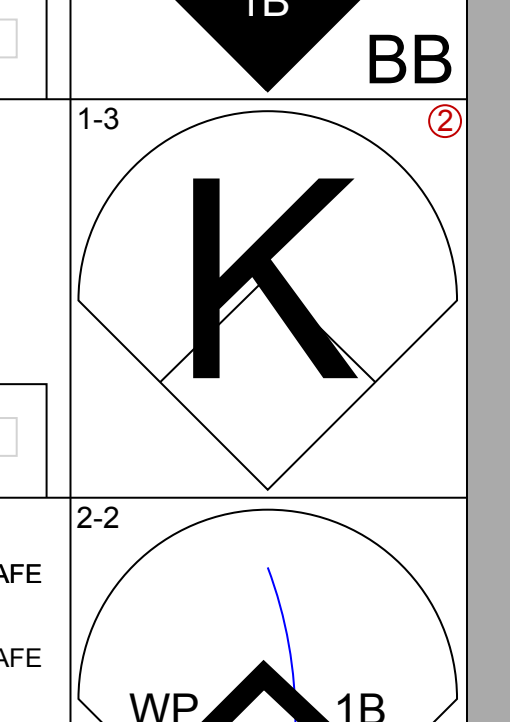
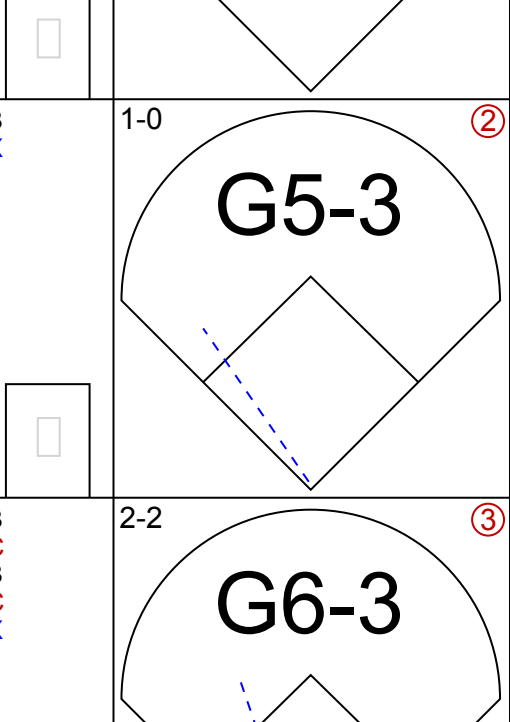
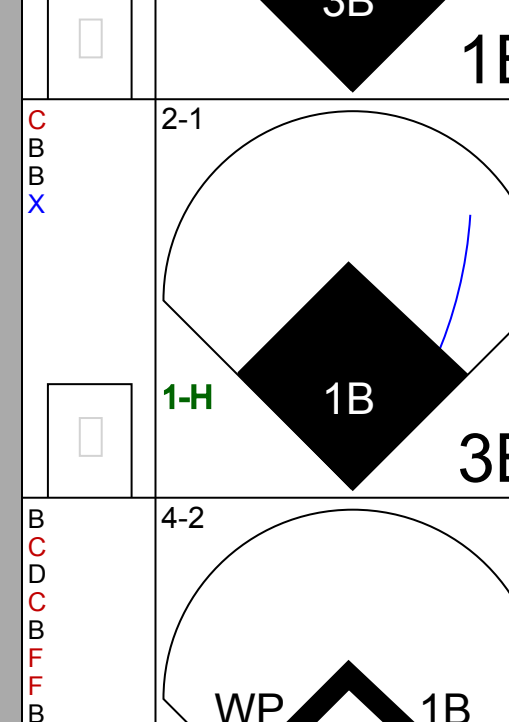

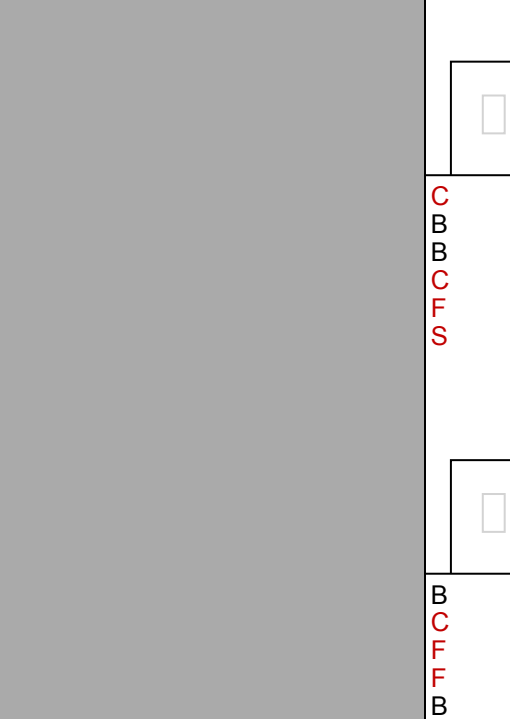
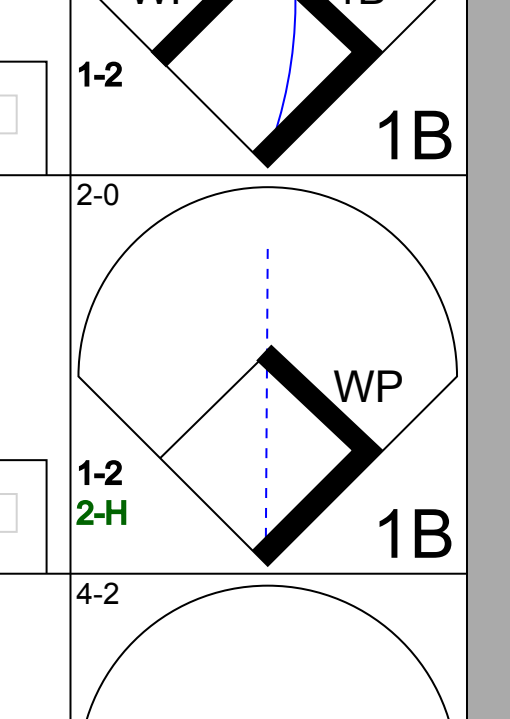
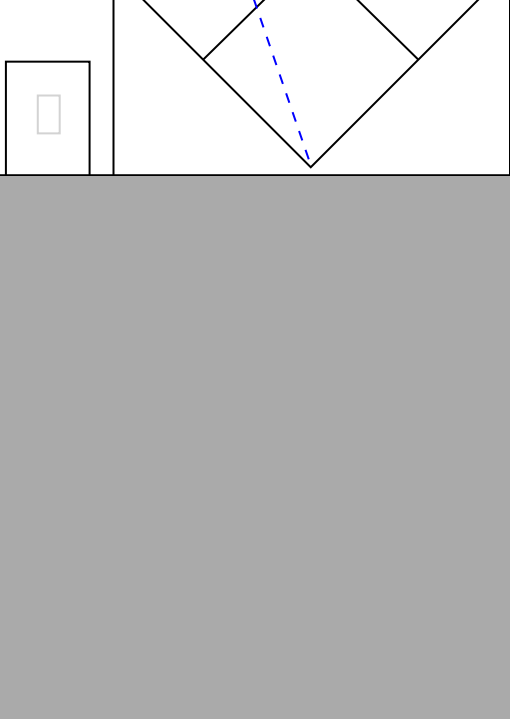
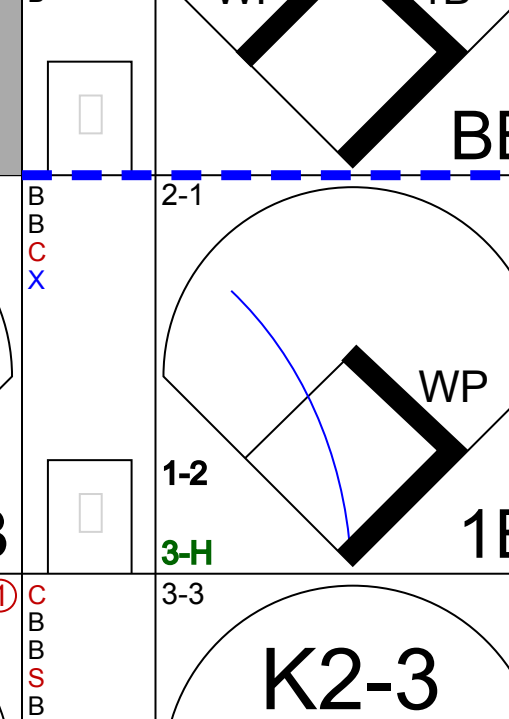
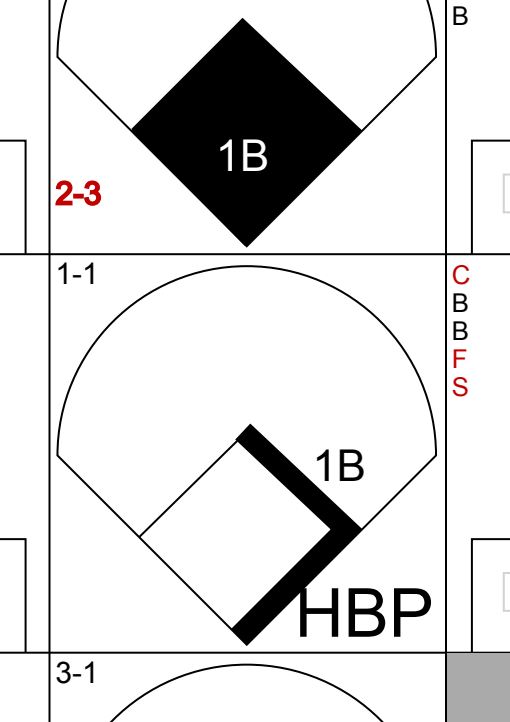
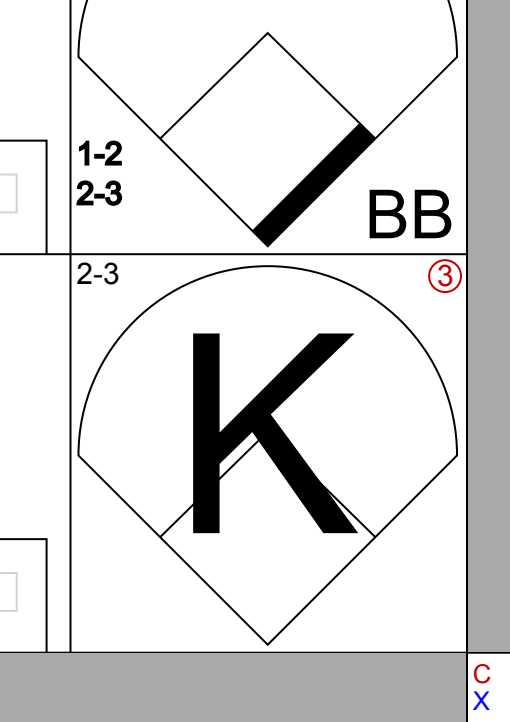

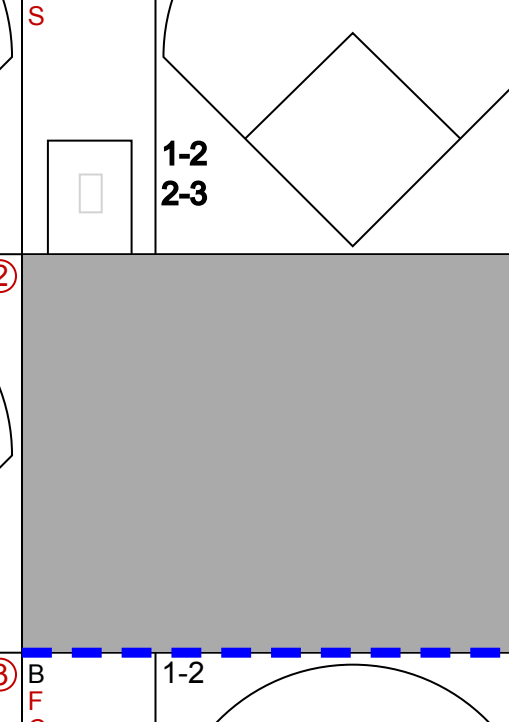
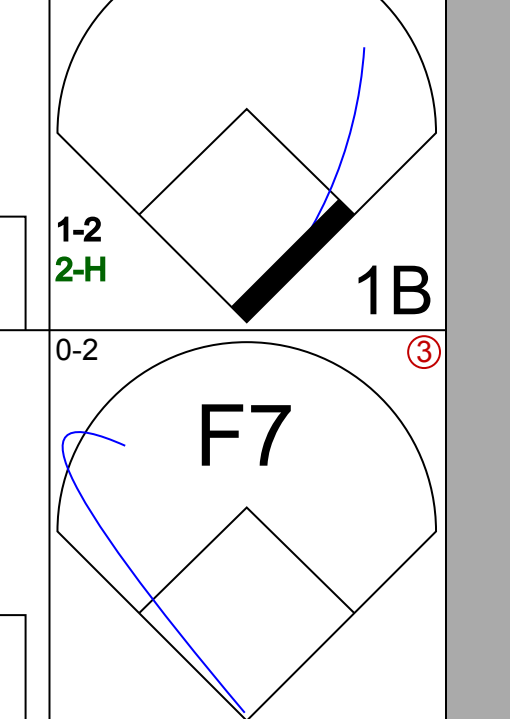

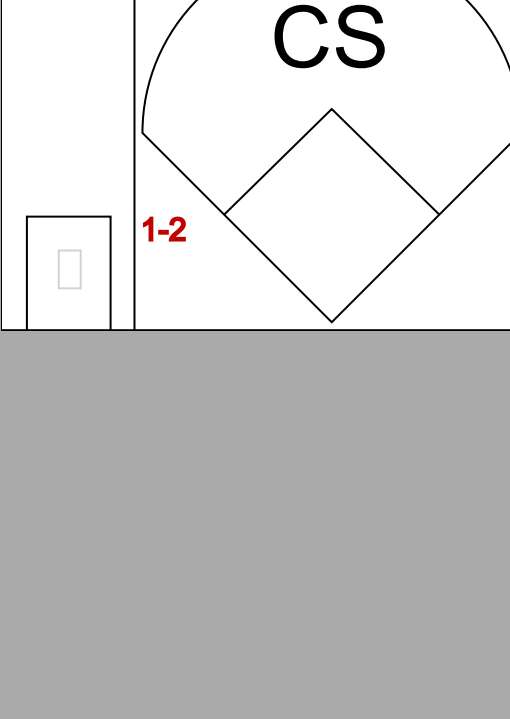
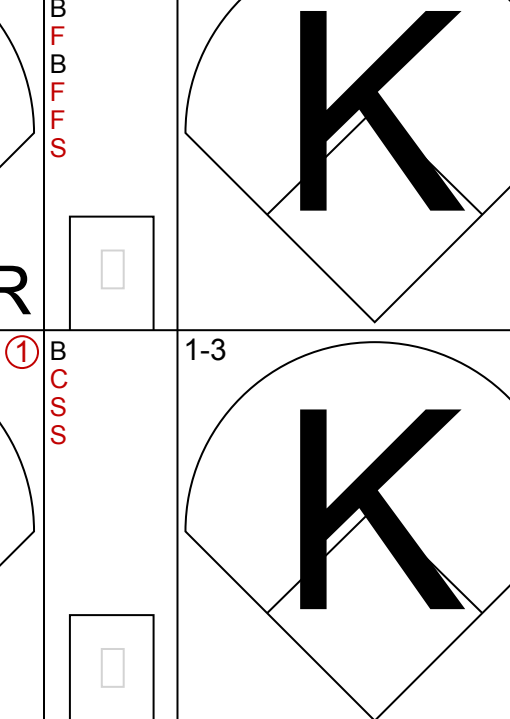
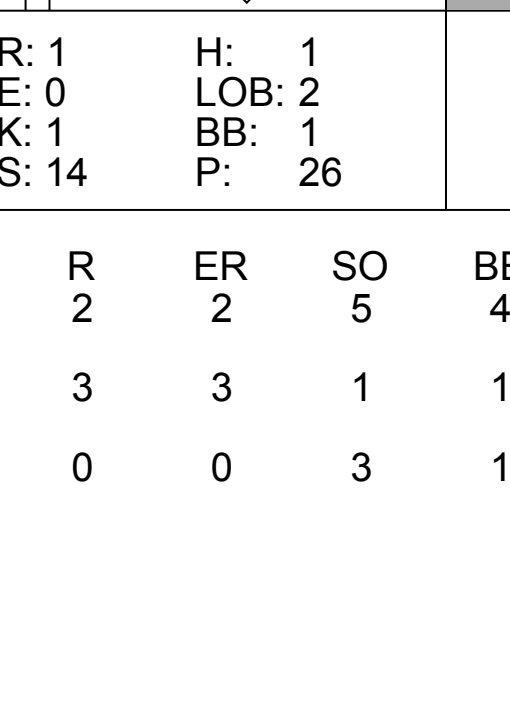
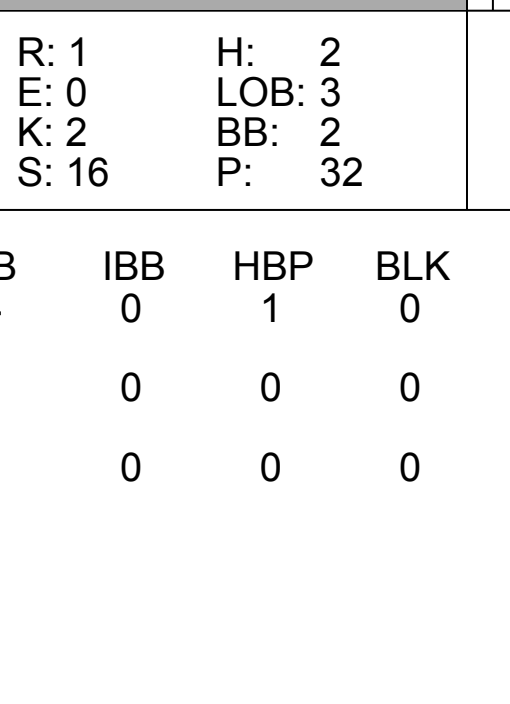
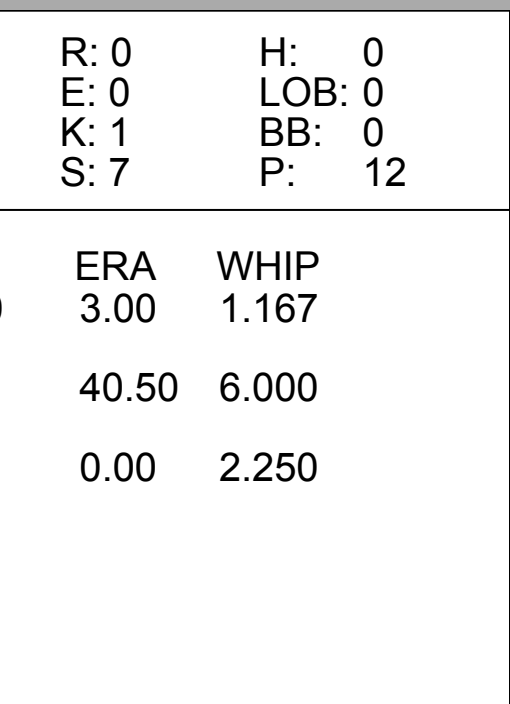
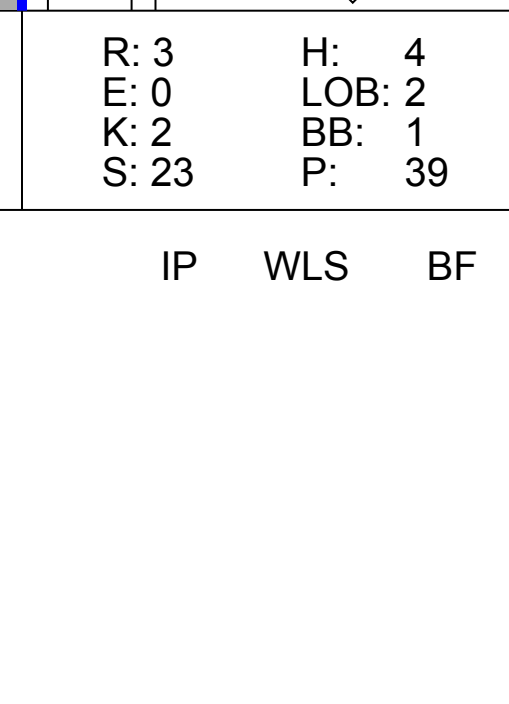


Batter	1	2	3	4	5	6	7	8	9	AB	R	H	RBI	BB	SO	LOB	TOP			
<b>Chad Fonville, S</b> OBP: 0.319, SLG: 0.313										4	0	0	0	0	1	2				
<b>Roger Cedeno, S</b> OBP: 0.412, SLG: 0.464										4	0	1	0	0	1	0				
<b>Raul Mondesi, R</b> OBP: 0.221, SLG: 0.370										4	0	0	0	0	0	2				
<b>Eric Karros, R</b> OBP: 0.254, SLG: 0.327										2	0	0	0	2	1	0				
<b>Delino DeShields, L</b> OBP: 0.299, SLG: 0.393										4	0	1	0	0	2	4				
<b>Mike Blowers, R</b> OBP: 0.305, SLG: 0.255										4	0	0	0	0	3	3				
<b>Greg Gagne, R</b> OBP: 0.398, SLG: 0.458										3	0	1	0	0	1	0				
<b>Carlos Hernandez, R</b> OBP: 0.364, SLG: 0.222										2	0	0	0	1	1	0				
<b>Chan Ho Park, R</b> OBP: 0.100, SLG: 0.100										2	0	0	0	0	1	2				
<b>Milt Thompson, L</b> OBP: 0.227, SLG: 0.056										1	0	0	0	0	0	0				
<b>Joey Eischen, L</b> OBP: 0.227, SLG: 0.056										0	0	0	0	0	0	0				
<b>Jim Bruske, R</b> OBP: 0.227, SLG: 0.056										0	0	0	0	0	0	0				
<b>Inning Stats</b>	R: 0 E: 0 K: 2 S: 12	H: 1 LOB: 2 BB: 1 P: 23	R: 0 E: 0 K: 1 S: 9	H: 1 LOB: 1 BB: 1 P: 18	R: 0 E: 1 K: 0 S: 9	H: 0 LOB: 2 BB: 1 P: 18	R: 0 E: 0 K: 1 S: 9	H: 0 LOB: 0 BB: 0 P: 12	R: 0 E: 0 K: 1 S: 7	H: 1 LOB: 1 BB: 0 P: 14	R: 0 E: 0 K: 2 S: 9	H: 0 LOB: 0 BB: 0 P: 11	R: 0 E: 0 K: 3 S: 9	H: 0 LOB: 0 BB: 0 P: 10	R: 0 E: 0 K: 3 S: 9	H: 0 LOB: 0 BB: 0 P: 12	1B: 3 2B: 1 3B: 0 HR: 0	SF: 0 SAC: 0 DP: 1 HBP: 0	WP: 0 PB: 0 SB: 0 CS: 1	PA: 33
<b>PITCHER</b>	IP	WLS	BF	H	R	ER	SO	BB	IBB	HBP	BLK	WP	HR	S	P	ERA	WHIP			
<b>Pete Schourek, L</b> ERA: 4.21	(1, 1)	6.0	W	24	3	0	6	3	0	0	0	0	0	54	93	0.00	1.000			
<b>Jeff Shaw, R</b> ERA: 2.89	(7, 1)	3.0	S	9	0	0	5	0	0	0	0	0	0	27	33	0.00	0.000			

**Los Angeles Dodgers @ Cincinnati Reds**  
Riverfront Stadium, Cincinnati, OH  
Wed May 08 1996, 7:05 PM EDT  
Att: 17,820 - Unknown - 65 F


AB 30  
R 0  
H 3  
RBI 0  
BB 3  
SO 11  
LOB 13



Batter	1	2	3	4	5	6	7	8	9	AB	R	H	RBI	BB	SO	LOB	BOTTOM				
<b>Eric Owens, R</b> OBP: 0.309, SLG: 0.250										4	0	0	0	1	2	0					
<b>Hal Morris, L</b> OBP: 0.388, SLG: 0.451										4	2	1	0	1	1	2					
<b>Barry Larkin, R</b> OBP: 0.360, SLG: 0.462										4	1	1	1	0	1	1					
<b>Eric Anthony, L</b> OBP: 0.443, SLG: 0.673										2	0	1	0	2	0	0					
<b>Eric Davis, R</b> OBP: 0.349, SLG: 0.527										3	0	2	2	1	1	1					
<b>Eddie Taubensee, L</b> OBP: 0.371, SLG: 0.471										3	1	0	0	1	1	4					
<b>Bret Boone, R</b> OBP: 0.279, SLG: 0.490										3	0	1	0	0	1	4					
<b>Jeff Branson, L</b> OBP: 0.372, SLG: 0.494										4	1	2	2	0	1	1					
<b>Pete Schourek, L</b> OBP: 0.250, SLG: 0.182										2	0	0	0	0	2						
<b>Jeff Shaw, R</b> ERA: 3.86	(7, 1)									2	0	0	0	0	1	1					
<b>Inning Stats</b>	R: 0 E: 0 K: 0 S: 8	H: 0 LOB: 0 BB: 0 P: 12	R: 1 E: 0 K: 1 S: 14	H: 1 LOB: 2 BB: 1 P: 26	R: 1 E: 0 K: 2 S: 16	H: 2 LOB: 2 BB: 2 P: 32	R: 0 E: 0 K: 1 S: 9	H: 0 LOB: 0 BB: 0 P: 13	R: 0 E: 0 K: 1 S: 7	H: 0 LOB: 0 BB: 0 P: 12	R: 0 E: 0 K: 0 S: 10	H: 0 LOB: 0 BB: 1 P: 15	R: 3 E: 0 K: 2 S: 23	H: 4 LOB: 2 BB: 1 P: 39	R: 0 E: 0 K: 2 S: 16	H: 1 LOB: 2 BB: 1 P: 25	1B: 5 2B: 1 3B: 1 HR: 1	SF: 0 SAC: 0 DP: 0 HBP: 1	WP: 3 PB: 0 SB: 0 CS: 1	PA: 39	
<b>PITCHER</b>	IP	WLS	BF	H	R	ER	SO	BB	IBB	HBP	BLK	WP	HR	S	P	ERA	WHIP				
<b>Chan Ho Park, R</b> ERA: 2.31	(1, 1)	6.0	L	25	3	2	2	5	0	1	0	0	0	64	110	3.00	1.167				
<b>Joey Eischen, L</b> ERA: 3.29	(7, 1)	0.2		6	3	3	3	1	1	0	0	0	0	1	18	29	40.50	6.000			
<b>Jim Bruske, R</b> ERA: 3.86	(7, 1)	1.1		7	2	0	0	3	1	0	0	0	1	0	21	35	0.00	2.250			

**Los Angeles Dodgers @ Cincinnati Reds**  
Riverfront Stadium, Cincinnati, OH  
Wed May 08 1996, 7:05 PM EDT  
Att: 17,820 - Unknown - 65 F

AB 31  
R 5  
H 8  
RBI 5  
BB 6  
SO 9  
LOB 16





Batter	1	2	3	4	5	6	7	8	9	10	11	12	AB	R	H	RBI	BB	SO	LOB	TOP									
Roger Cedeno, S OBP: 0.450, SLG: 0.500	F8		1B											4	1	2	0	2	1	0									
Raul Mondesi, R OBP: 0.219, SLG: 0.368	P4		G5-3										6	1	1	0	0	2	6										
Mike Piazza, R OBP: 0.430, SLG: 0.564	BB												3	0	1	0	3	1	0										
Eric Karros, R OBP: 0.242, SLG: 0.313	K												5	0	0	1	0	2	4										
Delino DeShields, L OBP: 0.300, SLG: 0.390													6	0	2	1	0	2	2										
Mike Busch, R OBP: 0.182, SLG: 0.273													5	0	1	0	0	3	3										
Todd Hollandsworth, L Chad Forville, S OBP: 0.311, SLG: 0.304													2	0	0	0	1	1	0										
Todd Worrell, R													2	0	0	0	0	1	1										
Greg Gagne, R OBP: 0.350, SLG: 0.446													5	0	1	0	0	1	1										
Tom Candiotti, R Antonio Osuna, R Juan Castro, R Scott Radinsky, L Jim Bruske, R Milt Thompson OBP: 0.317, SLG: 0.563													2	1	1	0	0	1	0										
<b>Inning Stats</b>	R: 0 E: 0 K: 1 S: 8	H: 0 LOB: 1 BB: 1 P: 16	R: 0 E: 0 K: 2 S: 8	H: 0 LOB: 0 BB: 1 P: 17	R: 0 E: 0 K: 1 S: 9	H: 1 LOB: 1 BB: 0 P: 11	R: 0 E: 0 K: 0 S: 7	H: 0 LOB: 0 BB: 0 P: 8	R: 0 E: 0 K: 0 S: 7	H: 0 LOB: 0 BB: 0 P: 10	R: 2 E: 0 K: 2 S: 14	H: 3 LOB: 2 BB: 1 P: 24	R: 0 E: 0 K: 3 S: 12	H: 1 LOB: 1 BB: 0 P: 20	R: 0 E: 0 K: 1 S: 12	H: 0 LOB: 0 BB: 0 P: 17	R: 0 E: 0 K: 0 S: 9	H: 1 LOB: 1 BB: 1 P: 15	R: 0 E: 0 K: 2 S: 14	H: 1 LOB: 1 BB: 0 P: 19	R: 1 E: 1 K: 2 S: 13	H: 1 LOB: 2 BB: 1 P: 26	1B: 7 2B: 2 3B: 0 HR: 0	SF: 1 SAC: 1 DP: 1 HBP: 0	WP: 0 PB: 0 SB: 1 CS: 1	PA: 51			
<b>PITCHER</b>	IP WLS BF H R ER SO BB IBB HBP BLK WP HR S P ERA WHIP	IP WLS BF H R ER SO BB IBB HBP BLK WP HR S P ERA WHIP	IP WLS BF H R ER SO BB IBB HBP BLK WP HR S P ERA WHIP	IP WLS BF H R ER SO BB IBB HBP BLK WP HR S P ERA WHIP	IP WLS BF H R ER SO BB IBB HBP BLK WP HR S P ERA WHIP	IP WLS BF H R ER SO BB IBB HBP BLK WP HR S P ERA WHIP	IP WLS BF H R ER SO BB IBB HBP BLK WP HR S P ERA WHIP	IP WLS BF H R ER SO BB IBB HBP BLK WP HR S P ERA WHIP	IP WLS BF H R ER SO BB IBB HBP BLK WP HR S P ERA WHIP	IP WLS BF H R ER SO BB IBB HBP BLK WP HR S P ERA WHIP	IP WLS BF H R ER SO BB IBB HBP BLK WP HR S P ERA WHIP	IP WLS BF H R ER SO BB IBB HBP BLK WP HR S P ERA WHIP	IP WLS BF H R ER SO BB IBB HBP BLK WP HR S P ERA WHIP	IP WLS BF H R ER SO BB IBB HBP BLK WP HR S P ERA WHIP	IP WLS BF H R ER SO BB IBB HBP BLK WP HR S P ERA WHIP	IP WLS BF H R ER SO BB IBB HBP BLK WP HR S P ERA WHIP	IP WLS BF H R ER SO BB IBB HBP BLK WP HR S P ERA WHIP	IP WLS BF H R ER SO BB IBB HBP BLK WP HR S P ERA WHIP	IP WLS BF H R ER SO BB IBB HBP BLK WP HR S P ERA WHIP	IP WLS BF H R ER SO BB IBB HBP BLK WP HR S P ERA WHIP	IP WLS BF H R ER SO BB IBB HBP BLK WP HR S P ERA WHIP	IP WLS BF H R ER SO BB IBB HBP BLK WP HR S P ERA WHIP	IP WLS BF H R ER SO BB IBB HBP BLK WP HR S P ERA WHIP	IP WLS BF H R ER SO BB IBB HBP BLK WP HR S P ERA WHIP	IP WLS BF H R ER SO BB IBB HBP BLK WP HR S P ERA WHIP	IP WLS BF H R ER SO BB IBB HBP BLK WP HR S P ERA WHIP	IP WLS BF H R ER SO BB IBB HBP BLK WP HR S P ERA WHIP	IP WLS BF H R ER SO BB IBB HBP BLK WP HR S P ERA WHIP	IP WLS BF H R ER SO BB IBB HBP BLK WP HR S P ERA WHIP

Los Angeles Dodgers @ St. Louis Cardinals  
 Busch Stadium, St. Louis, MO  
 Fri May 10 1996, 7:05 PM CDT  
 Att. 36,821 - Unknown - 76 F

AB	42
R	3
H	9
RBI	2
BB	6
SO	16
LOB	17



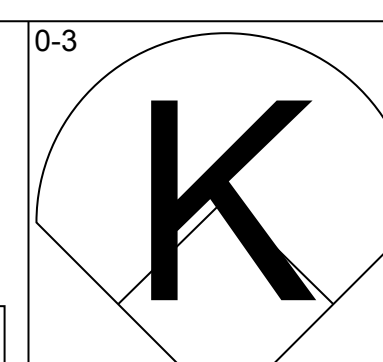
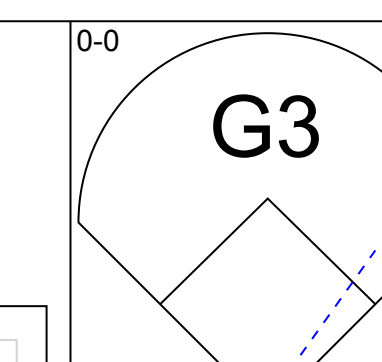
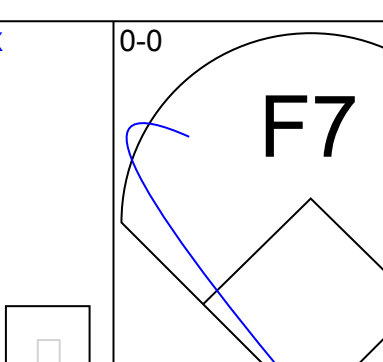
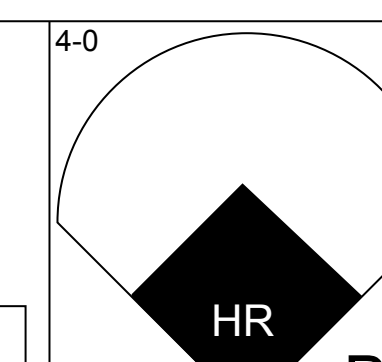
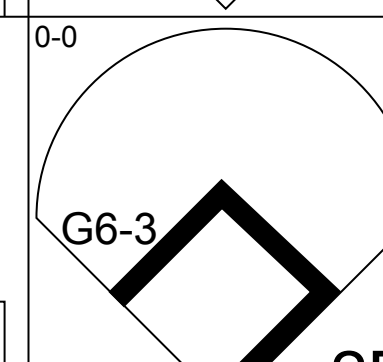
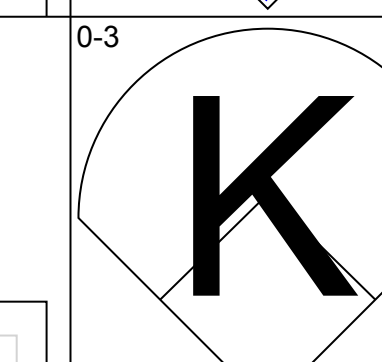
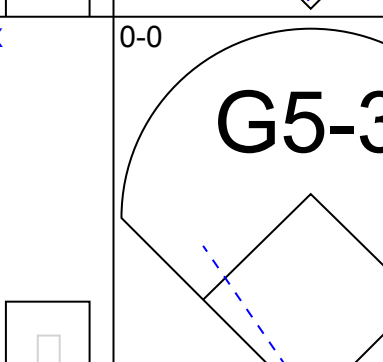
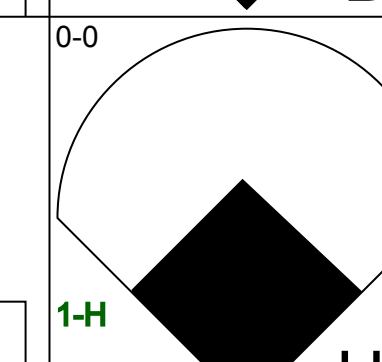
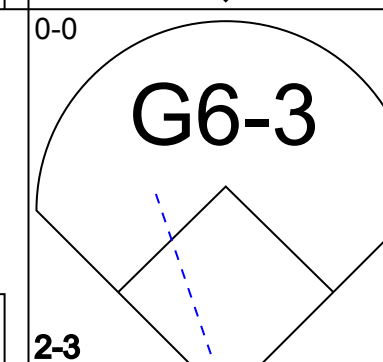
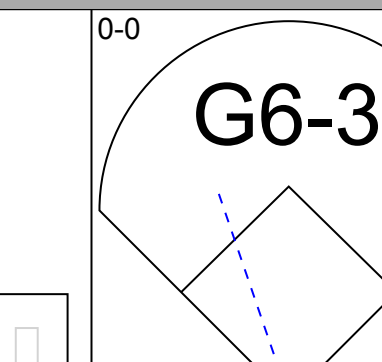
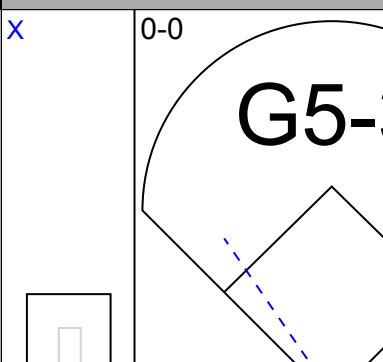
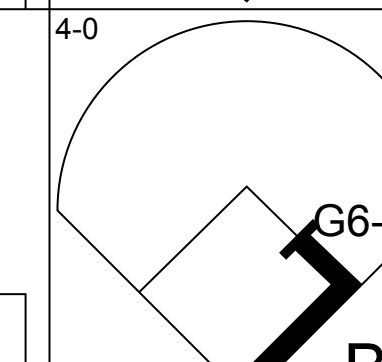
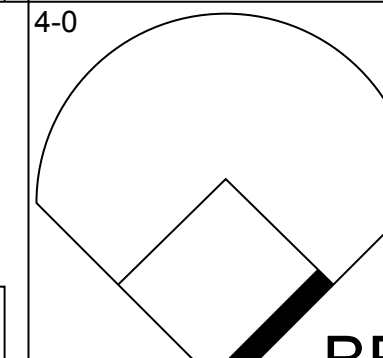
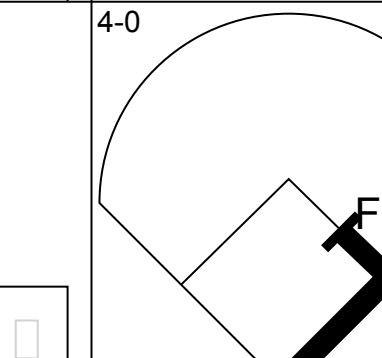
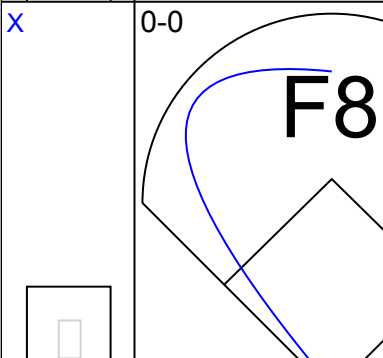
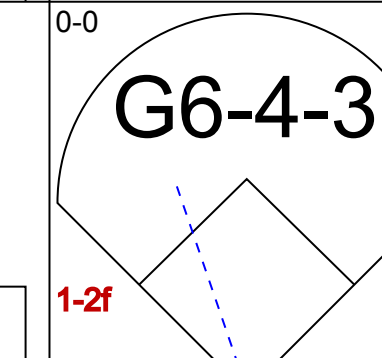
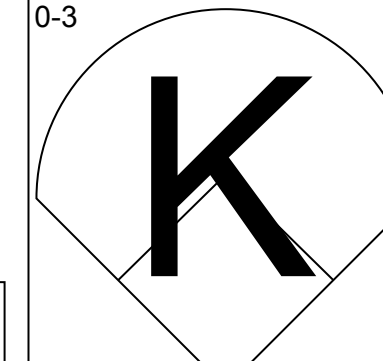
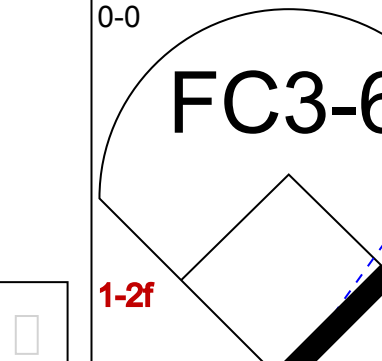
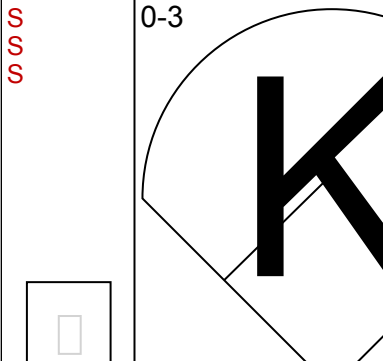
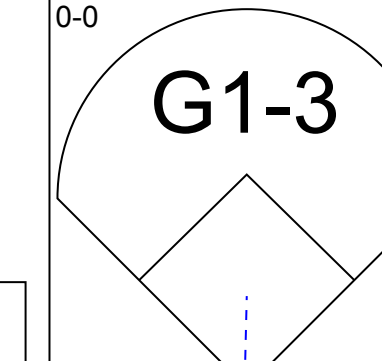
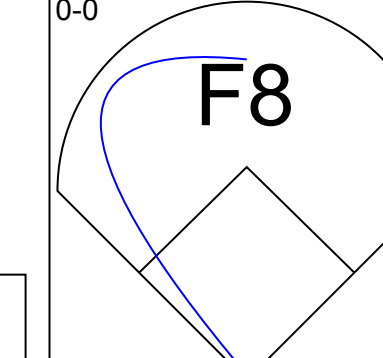
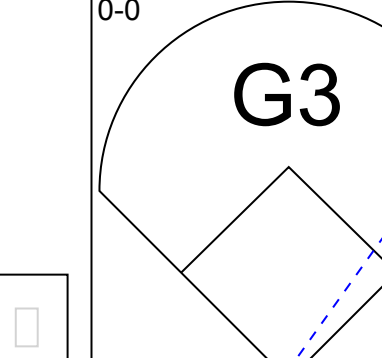
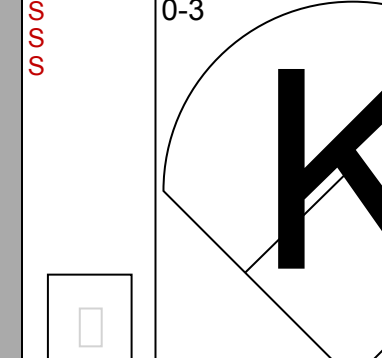
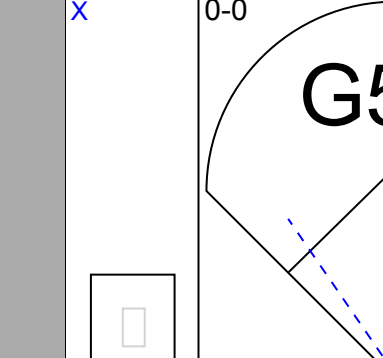
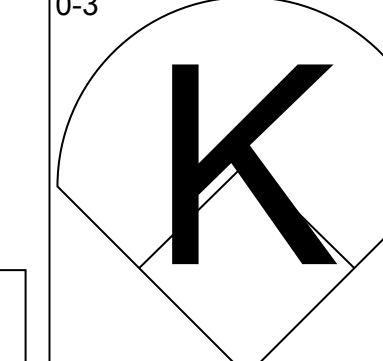
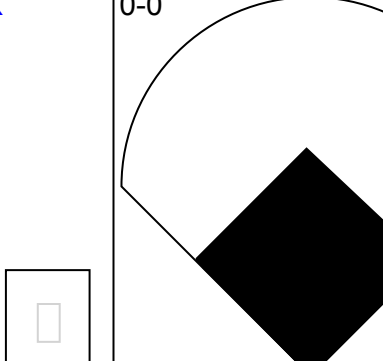
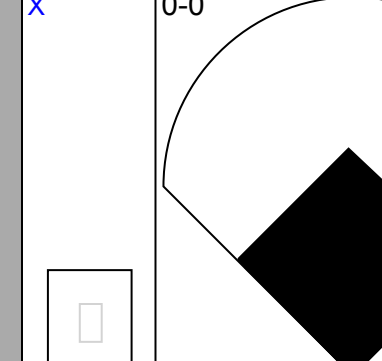
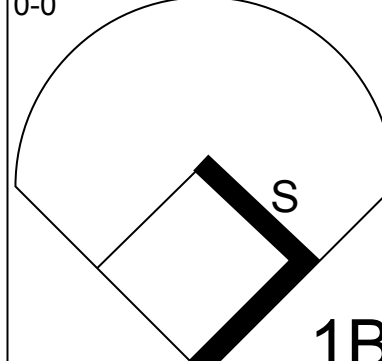
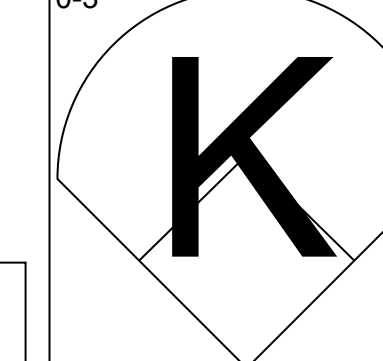
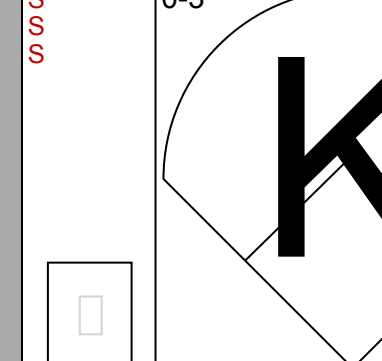
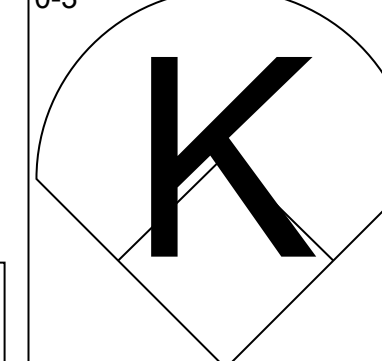
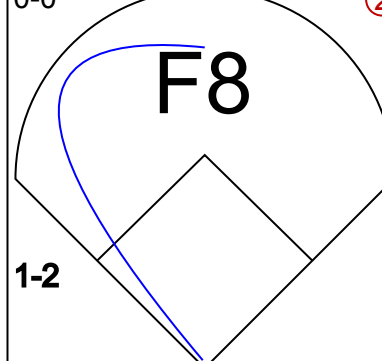
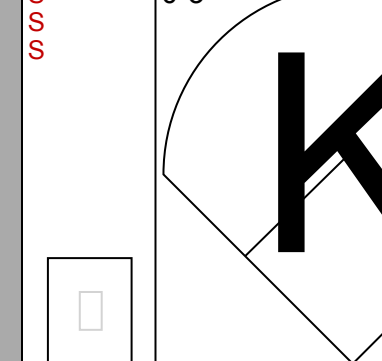
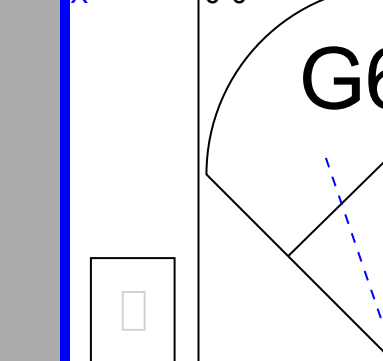
Batter	1	2	3	4	5	6	7	8	9	10	11	12	AB	R	H	RBI	BB	SO	LOB	BOTTOM									
Luis Alcega, S OBP: 0.296, SLG: 0.325	F7												6	0	2	0	0	2	3										
Royce Clayton, R OBP: 0.319, SLG: 0.370	F8												5	0	0	0	0	2	2										
Ray Lankford, L OBP: 0.317, SLG: 0.536	K												5	0	1	0	1	2	2										
Brian Jordan, R OBP: 0.330, SLG: 0.418													4	2	2	0	1	1	3										
John Mabry, L OBP: 0.350, SLG: 0.383													3	0	1	0	0	0	2										
Danny Sheaffer, R OBP: 0.354, SLG: 0.377													2	0	0	0	0	1	3										
Dennis Eckerstey, R													0	0	0	0	0	0	0										
Tom Pagnozzi, R OBP: 0.302, SLG: 0.462													4	0	1	1	0	1	0										
Mark Sweeney, L OBP: 0.386, SLG: 0.324													4	0	2	1	0	0	1										
T.J. Mathews, R													0	0	0	0	0	0	0										
Tony Fossas, L													1	0	0	0	0	0	0										
Pat Borders, R OBP: 0.338, SLG: 0.375													4	0	1	0	0	1	3										
David Bell, R OBP: 0.264, SLG: 0.284													4	0	1	0	0	1	3										
Todd Stottlemyre, L OBP: 0.400, SLG: 0.508													2	0	0	0	0	0	1										
Ron Gant, R OBP: 0.300, SLG: 0.465													1	0	0	0	0	1	0										
Rick Honeycutt, L													0	0	0	0	0	0	0										
Willie McGee, S OBP: 0.360, SLG: 0.464													2	0	2	0	0	0	0										
<b>Inning Stats</b>	R: 0 E: 0 K: 1 S: 7	H: 0 LOB: 0 BB: 0 P: 13	R: 1 E: 0 K: 0 S: 7	H: 1 LOB: 0 BB: 0 P: 12	R: 0 E: 0 K: 2 S: 7	H: 0 LOB: 0 BB: 0 P: 12	R: 0 E: 0 K: 0 S: 7	H: 1 LOB: 0 BB: 0 P: 11	R: 0 E: 0 K: 1 S: 7	H: 0 LOB: 0 BB: 0 P: 10	R: 0 E: 0 K: 2 S: 12	H: 0 LOB: 0 BB: 0 P: 10	R: 1 E: 0 K: 0 S: 12	H: 3 LOB: 2 BB: 1 P: 20	R: 0 E: 0 K: 2 S: 10	H: 1 LOB: 1 BB: 0 P: 19	R: 0 E: 0 K: 1 S: 11	H: 1 LOB: 1 BB: 0 P: 18	R: 0 E: 0 K: 2 S: 13	H: 2 LOB: 3 BB: 1 P: 20	R: 0 E: 0 K: 0 S: 10	H: 2 LOB: 2 BB: 0 P: 13	R: 0 E: 0 K: 0 S: 6	H: 1 LOB: 0 BB: 0 P: 9	1B: 11 2B: 1 3B: 0 HR: 0	SF: 1 SAC: 1 DP: 3 HBP: 2	WP: 0 PB: 0 SB: 0 CS: 0	PA: 49	
<b>PITCHER</b>	IP WLS BF H R ER SO BB IBB HBP BLK WP HR S P ERA WHIP	IP WLS BF H R ER SO BB IBB HBP BLK WP HR S P ERA WHIP	IP WLS BF H R ER SO BB IBB HBP BLK WP HR S P ERA WHIP	IP WLS BF H R ER SO BB IBB HBP BLK WP HR S P ERA WHIP	IP WLS BF H R ER SO BB IBB HBP BLK WP HR S P ERA WHIP	IP WLS BF H R ER SO BB IBB HBP BLK WP HR S P ERA WHIP	IP WLS BF H R ER SO BB IBB HBP BLK WP HR S P ERA WHIP	IP WLS BF H R ER SO BB IBB HBP BLK WP HR S P ERA WHIP	IP WLS BF H R ER SO BB IBB HBP BLK WP HR S P ERA WHIP	IP WLS BF H R ER SO BB IBB HBP BLK WP HR S P ERA WHIP	IP WLS BF H R ER SO BB IBB HBP BLK WP HR S P ERA WHIP	IP WLS BF H R ER SO BB IBB HBP BLK WP HR S P ERA WHIP	IP WLS BF H R ER SO BB IBB HBP BLK WP HR S P ERA WHIP	IP WLS BF H R ER SO BB IBB HBP BLK WP HR S P ERA WHIP	IP WLS BF H R ER SO BB IBB HBP BLK WP HR S P ERA WHIP	IP WLS BF H R ER SO BB IBB HBP BLK WP HR S P ERA WHIP	IP WLS BF H R ER SO BB IBB HBP BLK WP HR S P ERA WHIP	IP WLS BF H R ER SO BB IBB HBP BLK WP HR S P ERA WHIP	IP WLS BF H R ER SO BB IBB HBP BLK WP HR S P ERA WHIP	IP WLS BF H R ER SO BB IBB HBP BLK WP HR S P ERA WHIP	IP WLS BF H R ER SO BB IBB HBP BLK WP HR S P ERA WHIP	IP WLS BF H R ER SO BB IBB HBP BLK WP HR S P ERA WHIP	IP WLS BF H R ER SO BB IBB HBP BLK WP HR S P ERA WHIP	IP WLS BF H R ER SO BB IBB HBP BLK WP HR S P ERA WHIP	IP WLS BF H R ER SO BB IBB HBP BLK WP HR S P ERA WHIP	IP WLS BF H R ER SO BB IBB HBP BLK WP HR S P ERA WHIP	IP WLS BF H R ER SO BB IBB HBP BLK WP HR S P ERA WHIP	IP WLS BF H R ER SO BB IBB HBP BLK WP HR S P ERA WHIP	IP WLS BF H R ER SO BB IBB HBP BLK WP HR S P ERA WHIP

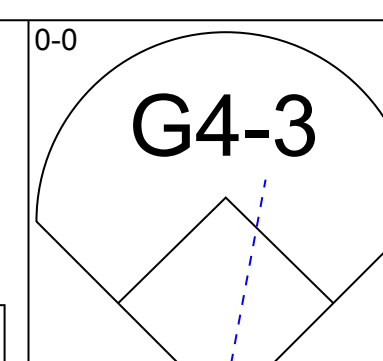
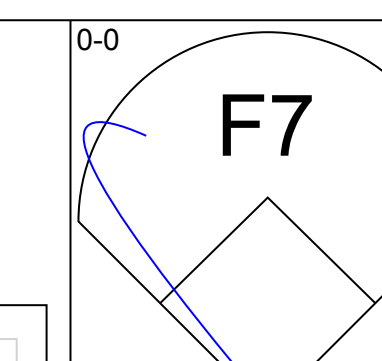
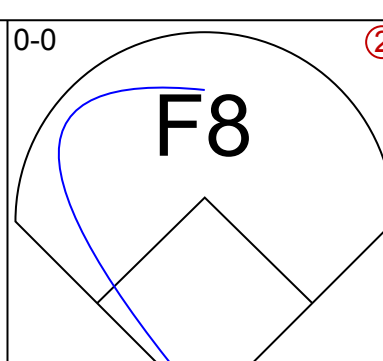
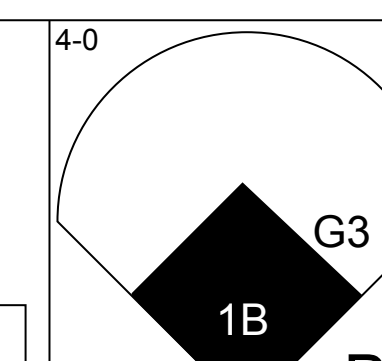
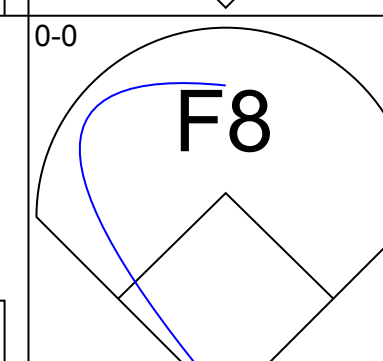
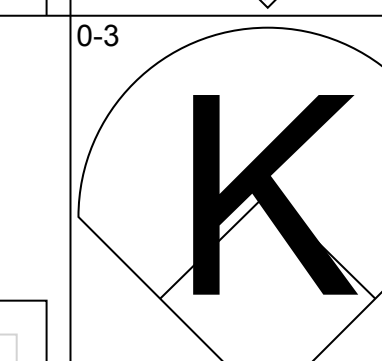
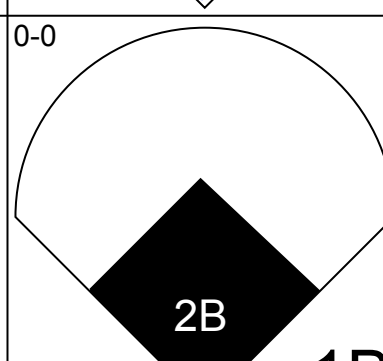
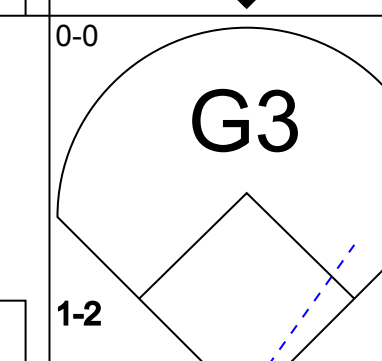
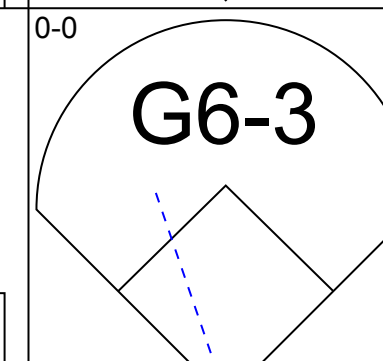
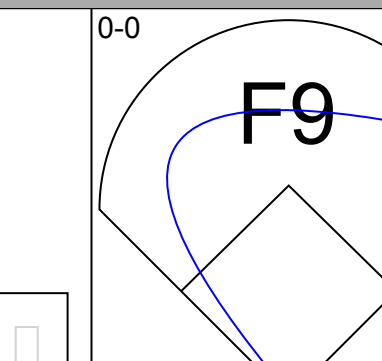
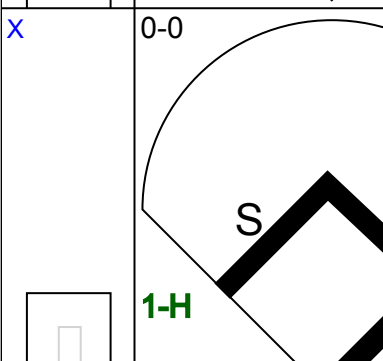
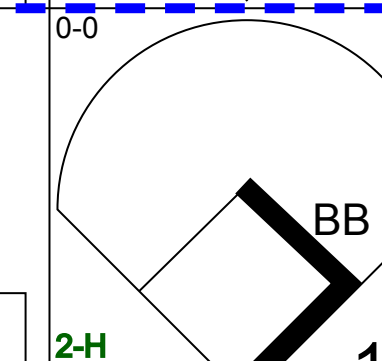
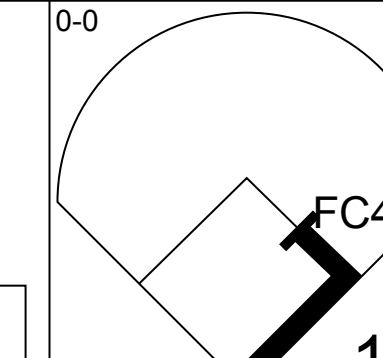
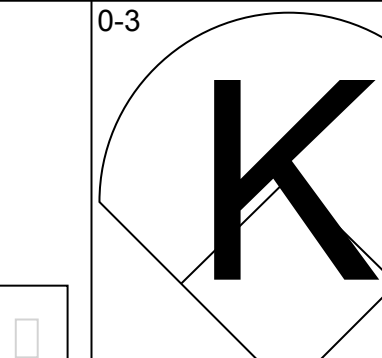
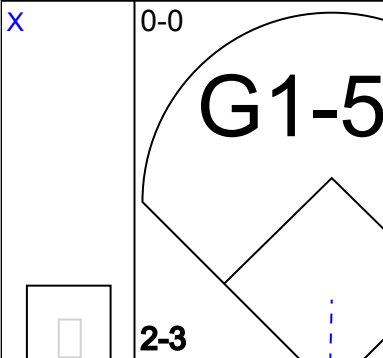
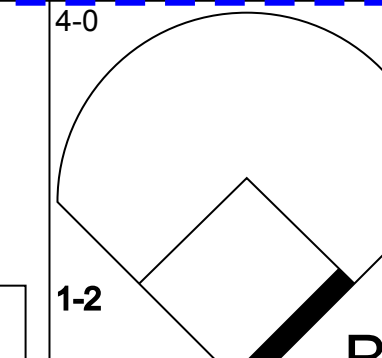
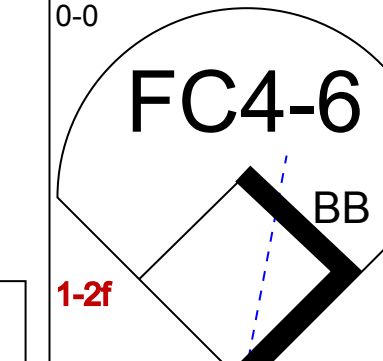
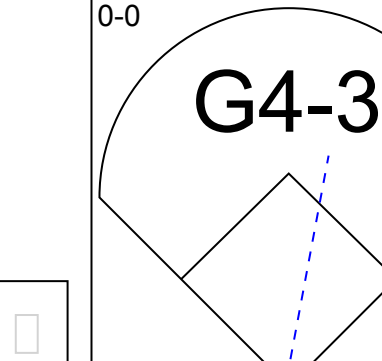
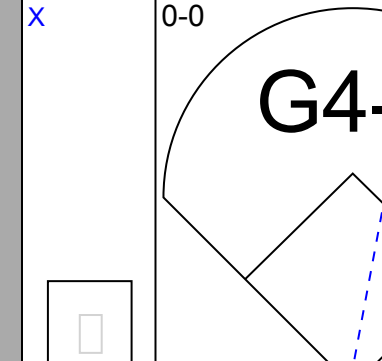
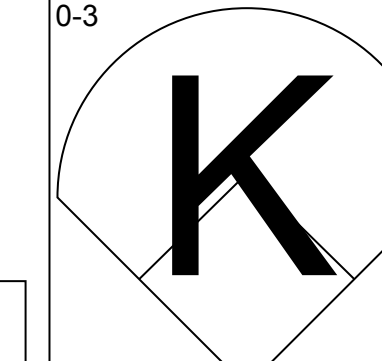
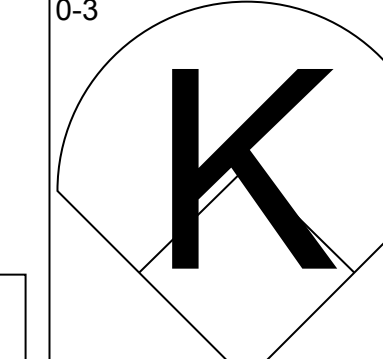
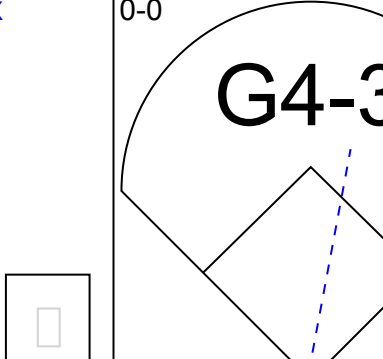
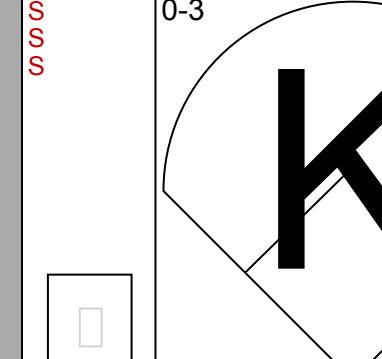
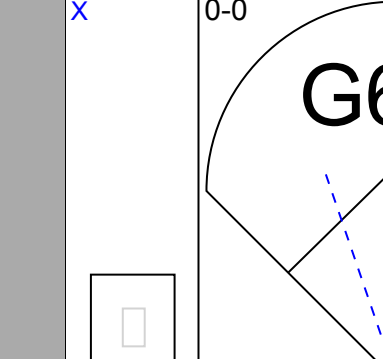
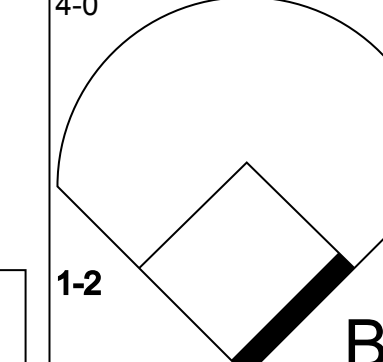
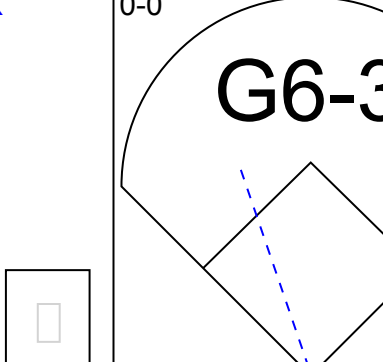
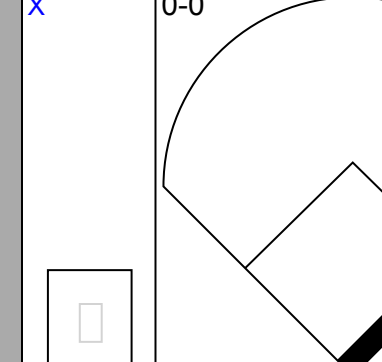
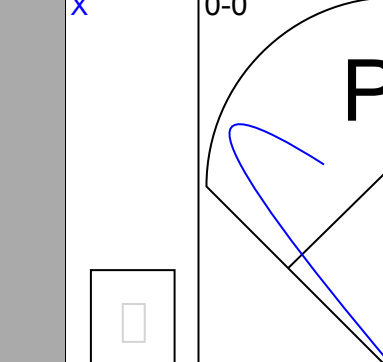
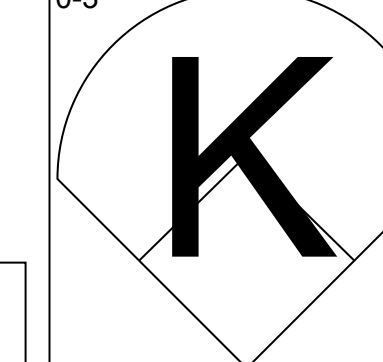
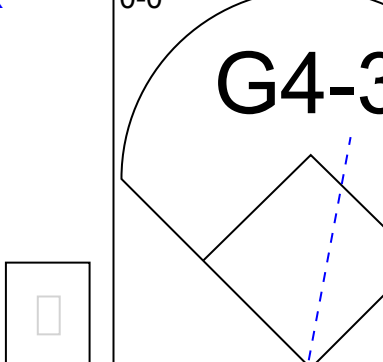
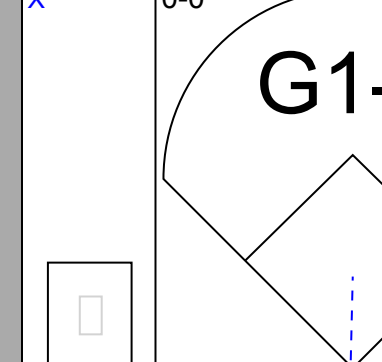
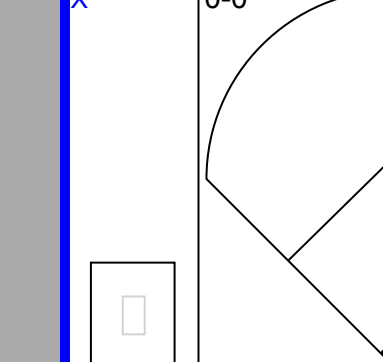
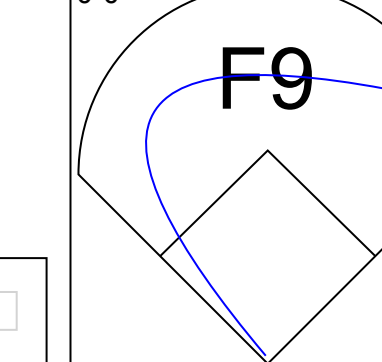
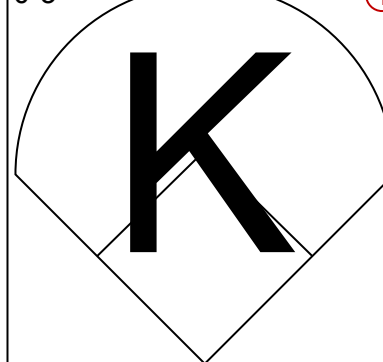
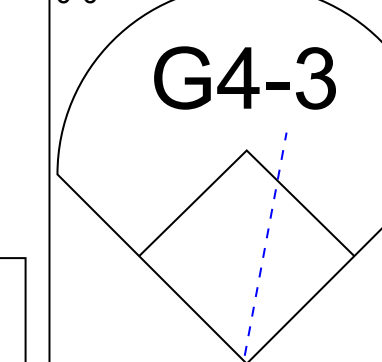
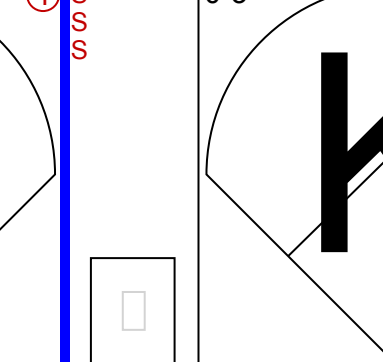
Los Angeles Dodgers @ St. Louis Cardinals  
 Busch Stadium, St. Louis, MO  
 Fri May 10 1996, 7:05 PM CDT  
 Att. 36,821 - Unknown - 76 F

AB	43
R	2
H	12
RBI	2
BB	2
SO	11
LOB	20





Batter	1	2	3	4	5	6	7	8	9	AB	R	H	RBI	BB	SO	LOB	TOP					
Roger Cedeno, S (1,8) OBP: 0.432, SLG: 0.457										3	1	0	0	1	1	1	<b>Los Angeles Dodgers @ St. Louis Cardinals</b> Busch Stadium, St. Louis, MO Sat May 11 1996, 3:33 AM CDT Att: 38,008 - Cloudy - 60 F					
Raul Mondesi, R (1,9) OBP: 0.226, SLG: 0.399										4	1	2	2	0	1	1						
Mike Piazza, R (1,2) OBP: 0.426, SLG: 0.551										3	0	0	0	1	0	1						
Eric Karros, R (1,3) OBP: 0.250, SLG: 0.308										2	0	0	0	2	0	1						
Delino DeShields, L (1,4) OBP: 0.293, SLG: 0.380 Todd Worrell, R (9,1)										4	0	0	0	0	2	3						
Dave Hansen, L (1,5) OBP: 0.283, SLG: 0.182 Juan Castro, R (7,5)											3	0	0	0	0	1						
Todd Hollandsworth, L (1,7) OBP: 0.407, SLG: 0.433										4	2	3	2	0	1	0						
Greg Gagne, R (1,6) OBP: 0.385, SLG: 0.438										4	0	1	0	0	2	1						
Ismael Valdez, R (1,1) OBP: 0.059, SLG: 0.059 Mark Guthrie, R (8,1) Antonio Osuna, R (8,1) Chad Fonville, S (8,4) OBP: 0.307, SLG: 0.300											2	0	0	0	0	2		0				
<b>Inning Stats</b>	R: 0 E: 0 K: 2 S: 8	H: 1 LOB: 2 BB: 1 P: 12	R: 0 E: 0 K: 2 S: 7	H: 0 LOB: 0 BB: 0 P: 7	R: 0 E: 0 K: 2 S: 7	H: 0 LOB: 0 BB: 0 P: 7	R: 0 E: 0 K: 0 S: 3	H: 0 LOB: 1 BB: 1 P: 7	R: 1 E: 0 K: 0 S: 5	H: 2 LOB: 1 BB: 0 P: 5	R: 0 E: 0 K: 1 S: 5	H: 0 LOB: 0 BB: 0 P: 5	R: 1 E: 0 K: 3 S: 10	H: 1 LOB: 0 BB: 0 P: 10	R: 2 E: 0 K: 0 S: 3	H: 1 LOB: 1 BB: 0 P: 11		R: 0 E: 0 K: 0 S: 4	H: 1 LOB: 1 BB: 0 P: 4	1B: 2 2B: 1 3B: 0 HR: 3	SF: 0 SAC: 1 DP: 1 HBP: 0	WP: 0 PB: 0 SB: 1 CS: 0
<b>PITCHER</b>	IP WLS BF H R ER SO BB IBB HBP BLK WP HR S P ERA WHIP																					
Alan Benes, R (1,1) ERA: 6.2	8.0 L 32 5 4 4 10 4 0 0 0 0 0 3 48 64 4.50 1.125																					
Cory Bailey, R (9,1) ERA: 4.79	1.0 4 1 0 0 0 0 0 0 0 0 0 0 4 4 0.00 1.000																					

Batter	1	2	3	4	5	6	7	8	9	AB	R	H	RBI	BB	SO	LOB	BOTTOM			
Ozzie Smith, S (1,6) OBP: 0.292, SLG: 0.273										3	1	0	0	1	0	0	<b>Los Angeles Dodgers @ St. Louis Cardinals</b> Busch Stadium, St. Louis, MO Sat May 11 1996, 3:33 AM CDT Att: 38,008 - Cloudy - 60 F			
Luis Alica, S (1,4) OBP: 0.297, SLG: 0.323										4	1	1	0	0	1	1				
Ray Lankford, L (1,8) OBP: 0.322, SLG: 0.543										4	0	2	2	0	0	0				
Willie McGee, S (1,9) OBP: 0.366, SLG: 0.460										3	0	1	0	1	1	1				
John Mabry, L (1,3) OBP: 0.339, SLG: 0.369										4	0	0	0	0	1	3				
Danny Sheaffer, R (1,2) OBP: 0.333, SLG: 0.354											4	0	0	0	2	1				
Mark Sweeney, L (1,7) OBP: 0.396, SLG: 0.325											3	0	1	0	1	0				
David Bell, R (1,5) OBP: 0.253, SLG: 0.271 Brian Jordan, R (9, PH) OBP: 0.337, SLG: 0.424											3	0	0	0	0	1				
Alan Benes, R (1,1) OBP: 0.071, SLG: 0.143 Pat Borders, R (8, PH) OBP: 0.333, SLG: 0.369 Cory Bailey, R (9,1) Royce Clayton, R (9, PH) OBP: 0.317, SLG: 0.367										2	0	0	0	0	1	0				
<b>Inning Stats</b>	R: 0 E: 0 K: 0 S: 3	H: 0 LOB: 0 BB: 0 P: 3	R: 0 E: 0 K: 2 S: 8	H: 1 LOB: 2 BB: 1 P: 12	R: 0 E: 0 K: 1 S: 5	H: 0 LOB: 0 BB: 0 P: 5	R: 0 E: 0 K: 1 S: 5	H: 0 LOB: 0 BB: 0 P: 5	R: 0 E: 0 K: 1 S: 6	H: 1 LOB: 1 BB: 0 P: 6	R: 1 E: 0 K: 1 S: 7	H: 2 LOB: 1 BB: 0 P: 7	R: 0 E: 0 K: 1 S: 6	H: 1 LOB: 2 BB: 2 P: 14	R: 1 E: 0 K: 1 S: 6	H: 1 LOB: 1 BB: 0 P: 6		1B: 5 2B: 1 3B: 0 HR: 0	SF: 0 SAC: 0 DP: 0 HBP: 0	WP: 0 PB: 0 SB: 1 CS: 0
<b>PITCHER</b>	IP WLS BF H R ER SO BB IBB HBP BLK WP HR S P ERA WHIP																			
Ismael Valdez, R (1,1) ERA: 2.59	7.2 29 4 2 2 6 2 0 0 0 0 0 0 39 47 2.35 0.783																			
Mark Guthrie, L (8,1) ERA: 2.25	0.0 1 1 0 0 0 0 0 0 0 0 0 0 1 1 -- --																			
Antonio Osuna, R (8,1) ERA: 2.11	0.1 2 0 0 0 1 1 0 0 0 0 0 0 3 7 0.00 3.000																			
Todd Worrell, R (9,1) ERA: 1.76	1.0 S 4 1 0 0 1 0 0 0 0 0 0 6 6 0.00 1.000																			







Batter	1	2	3	4	5	6	7	8	9	AB	R	H	RBI	BB	SO	LOB	TOP											
Mark Grudzielanek, R (1.6) OBP: 0.397, SLG: 0.508										5	0	1	0	0	2	1	<b>Montreal Expos @ Los Angeles Dodgers</b> Dodger Stadium, Los Angeles, CA Tue May 14 1996, 7:05 PM PDT Att: 37,942 - Unknown - 69 F											
Mike Lansing, R (1.4) OBP: 0.405, SLG: 0.449										4	0	2	0	0	0	1												
Henry Rodriguez, L (1.7) OBP: 0.395, SLG: 0.759										4	0	0	0	0	1	2												
David Segui, S (1.3) OBP: 0.419, SLG: 0.496										3	0	1	0	1	1	2												
Moises Alou, R (1.9) OBP: 0.348, SLG: 0.466										3	1	2	0	1	0	1												
Darin Fletcher, L (1.2) OBP: 0.330, SLG: 0.486										4	0	0	0	0	0	5												
F.P. Santangelo, S (1.8) Cliff Floyd, L (9, PR) OBP: 0.176, SLG: 0.133										4	0	1	0	0	0	4												
Shane Andrews, R (1.5) Omar Daal, L (6, PH) Sherman Obando, R (9, PH) OBP: 0.216, SLG: 0.348										2	0	1	1	1	0	1												
Tavo Alvarez, R (1.1) Mike Dyer, R (1.1) Dave Veres, R (5, 1) Dave Silvestri, R (6, 5) OBP: 0.342, SLG: 0.246										0	0	0	0	0	0	0												
<b>Inning Stats</b>	R: 0 E: 0 K: 0 S: 9	H: 1 LOB: 1 BB: 0 P: 15	R: 1 E: 0 K: 0 S: 11	H: 2 LOB: 1 BB: 0 P: 17	R: 0 E: 0 K: 1 S: 9	H: 0 LOB: 0 BB: 0 P: 13	R: 0 E: 0 K: 1 S: 11	H: 1 LOB: 3 BB: 2 P: 23	R: 0 E: 0 K: 1 S: 11	H: 0 LOB: 1 BB: 0 P: 18	R: 0 E: 0 K: 0 S: 6	H: 0 LOB: 1 BB: 1 P: 14	R: 0 E: 0 K: 1 S: 9	H: 1 LOB: 0 BB: 0 P: 12	R: 0 E: 0 K: 1 S: 16	H: 1 LOB: 1 BB: 0 P: 24		R: 0 E: 0 K: 2 S: 11	H: 1 LOB: 2 BB: 0 P: 18	1B: 6 2B: 2 3B: 0 HR: 0	SF: 0 SAC: 0 DP: 0 HBP: 0	WP: 0 PB: 0 SB: 2 CS: 0	PA: 38					
<b>PITCHER</b>	IP	WLS	BF	H	R	ER	SO	BB	IBB	HBP	BLK	WP	HR	S	P	ERA		WHIP										
Ramon Martinez, R (1.1) ERA: 2.77	6.0	W	26	5	1	1	3	2	1	0	0	0	0	57	100	1.50		1.167										
Antonio Osuna, R (7, 1) ERA: 1.9	2.0		7	2	0	0	2	0	0	0	0	0	0	25	36	0.00	1.000											
Todd Worrell, R (9, 1) ERA: 2.12	1.0	S	4	1	0	0	2	0	0	0	0	0	0	11	18	0.00	1.000											

Batter	1	2	3	4	5	6	7	8	9	AB	R	H	RBI	BB	SO	LOB	BOTTOM											
Roger Cedeno, S (1.8) OBP: 0.414, SLG: 0.391										3	1	0	0	1	0	1	<b>Montreal Expos @ Los Angeles Dodgers</b> Dodger Stadium, Los Angeles, CA Tue May 14 1996, 7:05 PM PDT Att: 37,942 - Unknown - 69 F											
Todd Hollandsworth, L (1.7) Billy Ashley, R (6, PH) Antonio Osuna, R (7, 1) Todd Worrell, R (9, 1) OBP: 0.398, SLG: 0.419 OBP: 0.407, SLG: 0.783										3	0	1	0	0	0	1												
Mike Piazza, R (1.2) OBP: 0.420, SLG: 0.573										4	0	1	1	0	1	1												
Eric Karros, R (1.3) OBP: 0.262, SLG: 0.320										4	0	2	0	0	0	1												
Raul Mondesi, R (1.9) OBP: 0.237, SLG: 0.416										4	1	2	1	0	1	2												
Mike Blowers, R (1.5) OBP: 0.302, SLG: 0.258										4	0	1	0	0	0	4												
Greg Gagne, R (1.6) OBP: 0.368, SLG: 0.409										3	0	0	0	0	2	2												
Chad Fonville, S (1.4) OBP: 0.300, SLG: 0.284										3	0	0	0	1	1	1												
Ramon Martinez, R (1.1) Milt Thompson, L (6, PH) OBP: 0.250, SLG: 0.053										2	0	0	0	0	0	4												
<b>Inning Stats</b>	R: 0 E: 0 K: 0 S: 10	H: 1 LOB: 1 BB: 0 P: 18	R: 1 E: 0 K: 0 S: 6	H: 2 LOB: 1 BB: 0 P: 10	R: 0 E: 0 K: 1 S: 6	H: 0 LOB: 0 BB: 0 P: 10	R: 0 E: 0 K: 0 S: 7	H: 2 LOB: 3 BB: 1 P: 14	R: 1 E: 0 K: 0 S: 16	H: 2 LOB: 2 BB: 1 P: 25	R: 0 E: 1 K: 1 S: 14	H: 0 LOB: 2 BB: 1 P: 23	R: 0 E: 0 K: 1 S: 6	H: 0 LOB: 0 BB: 0 P: 13	R: 0 E: 0 K: 2 S: 13	H: 0 LOB: 0 BB: 0 P: 17		R: 0 E: 0 K: 2 S: 11	H: 0 LOB: 0 BB: 0 P: 18	1B: 5 2B: 1 3B: 0 HR: 1	SF: 0 SAC: 1 DP: 0 HBP: 0	WP: 0 PB: 0 SB: 2 CS: 0	PA: 35					
<b>PITCHER</b>	IP	WLS	BF	H	R	ER	SO	BB	IBB	HBP	BLK	WP	HR	S	P	ERA		WHIP										
Tavo Alvarez, R (1.1) ERA: 3.94	0.1		2	4	1	1	1	0	1	0	0	0	1	24	44	2.46		1.091										
Mike Dyer, R (1.1) ERA: 2.59	3.2		16	4	1	1	1	0	1	0	0	0	0	27	44	5.40	2.400											
Dave Veres, R (5, 1) ERA: 6.84	1.2	L	10	2	1	1	1	2	0	0	0	0	0	22	34	0.00	0.000											
Omar Daal, L (6, 1) ERA: 2.92	2.1		7	0	0	0	3	0	0	0	0	0	0	22	34	0.00	0.000											

AB	34
R	1
H	8
RBI	1
BB	3
SO	7
LOB	23





Batter	1	2	3	4	5	6	7	8	9	AB	R	H	RBI	BB	SO	LOB	TOP					
Mark Grudzielanek, R OBP: 0.389, SLG: 0.497	1-1 P3	1-0 E6			2-2 F8			0-1 G4-3		4	0	0	0	0	0	0						
Mike Lansing, R OBP: 0.397, SLG: 0.438 Tim Scott, R	2-2 G5-3	2-2 F8			2-2 G5-3			2-1 F7		4	0	0	0	0	0	1						
Henry Rodriguez, L OBP: 0.391, SLG: 0.745	0-0 1B		1-2 G6-3			0-0 G4-3		1-1 G1-3		4	0	1	0	0	0	0						
Moises Alou, R OBP: 0.345, SLG: 0.457	4-1 1B		1-1 F8			2-0 G4-3		2-0 F9		3	0	0	0	1	0	0						
David Segui, S OBP: 0.315, SLG: 0.496	2-1 G3		0-1 G3			2-2 F7		0-1 BLK 2B		4	0	1	0	0	0	2						
F.P. Santangelo, S OBP: 0.376, SLG: 0.467		2-3 K		3-2 L6			0-0 G3	3-0 G6-3		4	0	0	0	0	1	1						
Dave Silvestri, R OBP: 0.342, SLG: 0.250		1-0 E7 1B		1-0 G5-3			1-1 F8			3	1	1	0	0	0	0						
Lenny Webster, R OBP: 0.347, SLG: 0.268		1-0 SH5-4 E 1B		1-3 K			2-1 G5-3			3	1	1	1	0	1	0						
Jeff Fassero, L OBP: 0.250, SLG: 0.143 Barry Manuel, R Alex Pacheco, R Cliff Floyd, L Andy Stankiewicz, R		2-2 SH5-4		1-1 G3			0-1 P5			1	0	0	0	0	0	0						
<b>Inning Stats</b>	R: 0 E: 0 K: 0 S: 9	H: 1 LOB: 2 BB: 1 P: 18	R: 2 E: 2 K: 1 S: 12	H: 2 LOB: 1 BB: 0 P: 21	R: 0 E: 0 K: 0 S: 7	H: 0 LOB: 0 BB: 0 P: 9	R: 0 E: 0 K: 1 S: 8	H: 0 LOB: 0 BB: 0 P: 13	R: 0 E: 0 K: 0 S: 9	H: 0 LOB: 0 BB: 0 P: 14	R: 0 E: 0 K: 0 S: 5	H: 0 LOB: 0 BB: 0 P: 9	R: 0 E: 0 K: 0 S: 5	H: 0 LOB: 0 BB: 0 P: 8	R: 0 E: 0 K: 0 S: 6	H: 0 LOB: 0 BB: 0 P: 8	R: 0 E: 0 K: 0 S: 6	H: 1 LOB: 1 BB: 0 P: 12	1B: 3 2B: 1 3B: 0 HR: 0	SF: 0 SAC: 1 DP: 0 HBP: 0	WP: 0 PB: 0 SB: 0 CS: 0	PA: 33
<b>PITCHER</b> Tom Candiotti, R ERA: 3.38	IP: 9.0 WLS: W BF: 33 H: 4 R: 2 ER: 0 SO: 2 BB: 1 IBB: 0 HBP: 0 BLK: 1 WP: 0 HR: 0 S: 67 P: 112 ERA: 0.00 WHIP: 0.556											<b>PITCHER</b>	IP: 9.0 WLS: W BF: 33 H: 4 R: 2 ER: 0 SO: 2 BB: 1 IBB: 0 HBP: 0 BLK: 1 WP: 0 HR: 0 S: 67 P: 112 ERA: 0.00 WHIP: 0.556									

**Montreal Expos @ Los Angeles Dodgers**  
Dodger Stadium, Los Angeles, CA  
Wed May 15 1996, 7:05 PM PDT  
Att: 26,875 - Unknown - 70 F

AB 31  
R 2  
H 4  
RBI 1  
BB 1  
SO 2  
LOB 4



Batter	1	2	3	4	5	6	7	8	9	AB	R	H	RBI	BB	SO	LOB	BOTTOM			
Chad Fonville, S OBP: 0.310, SLG: 0.295	0-0 CS 1B		1-0 F8		0-0 BLK 1B	2-3 K				4	1	2	0	0	1	0				
Roger Cedeno, S OBP: 0.403, SLG: 0.380	2-1 1B		2-3 K		3-2 G6-3		1-1 P5			4	0	1	0	0	1	1				
Mike Piazza, R OBP: 0.422, SLG: 0.569	1-2 1B			4-2 BB 1B	3-2 1B		0-2 G6-3			3	2	1	1	1	1	1				
Eric Karros, R OBP: 0.262, SLG: 0.341	3-2 G6-3			2-1 F8	0-2 F7		1-0 HR			4	1	1	1	0	0	3				
Raul Mondesi, R OBP: 0.249, SLG: 0.424 Milt Thompson, L OBP: 0.250, SLG: 0.053		0-0 1B		3-0 BB 1B	0-0 1B		0-0 G6-3			4	2	3	0	0	0	0				
Billy Ashley, R OBP: 0.414, SLG: 0.750 Todd Hollandsworth, L OBP: 0.400, SLG: 0.421		0-3 K		4-2 BB 1B	1-2 E 1B		0-0 G4-3			1	1	0	0	1	1	1				
Mike Busch, R OBP: 0.250, SLG: 0.313		3-3 K		1-2 FC6-4 BB 1B	1-2 L3		2-3 K			4	0	1	2	0	2	2				
Greg Gagne, R OBP: 0.358, SLG: 0.395		3-3 K		1-3 2-H 3-H 1B	0-1 FC6-4		2-2 G6-3			4	0	0	1	0	1	2				
Tom Candiotti, R OBP: 0.167, SLG: 0.167			2-3 K		0-3 K		1-0 F8			3	0	0	0	0	2	1				
<b>Inning Stats</b>	R: 0 E: 0 K: 1 S: 9	H: 2 LOB: 1 BB: 0 P: 16	R: 0 E: 0 K: 3 S: 12	H: 1 LOB: 0 BB: 0 P: 18	R: 0 E: 0 K: 2 S: 8	H: 0 LOB: 0 BB: 0 P: 13	R: 3 E: 0 K: 1 S: 13	H: 2 LOB: 1 BB: 2 P: 27	R: 3 E: 0 K: 0 S: 18	H: 4 LOB: 1 BB: 0 P: 26	R: 0 E: 0 K: 1 S: 6	H: 0 LOB: 0 BB: 0 P: 9	R: 1 E: 0 K: 0 S: 7	H: 1 LOB: 0 BB: 0 P: 9	R: 0 E: 0 K: 1 S: 7	H: 0 LOB: 0 BB: 0 P: 11	1B: 9 2B: 0 3B: 0 HR: 1	SF: 0 SAC: 0 DP: 0 HBP: 0	WP: 0 PB: 0 SB: 0 CS: 1	PA: 35
<b>PITCHER</b> Jeff Fassero, L Barry Manuel, R Alex Pacheco, R Tim Scott, R	IP: 4.1 WLS: L BF: 21 H: 7 R: 5 ER: 5 SO: 7 BB: 2 IBB: 0 HBP: 0 BLK: 0 WP: 0 HR: 0 S: 49 P: 87 ERA: 10.38 WHIP: 2.077											<b>PITCHER</b> Jeff Fassero, L Barry Manuel, R Alex Pacheco, R Tim Scott, R	IP: 1.2 WLS: 7 BF: 2 H: 1 R: 1 ER: 0 SO: 1 BB: 0 IBB: 0 HBP: 0 BLK: 0 WP: 0 HR: 1 S: 7 P: 9 ERA: 9.00 WHIP: 1.000							

**Montreal Expos @ Los Angeles Dodgers**  
Dodger Stadium, Los Angeles, CA  
Wed May 15 1996, 7:05 PM PDT  
Att: 26,875 - Unknown - 70 F

AB 33  
R 7  
H 10  
RBI 6  
BB 2  
SO 9  
LOB 11





Batter	1	2	3	4	5	6	7	8	9	AB	R	H	RBI	BB	SO	LOB	TOP																						
23 Kevin Jordan, R OBP: 0.324, SLG: 0.448	(1, 3) (7, 4) L6	(1, 8) (4, 0) BB	(1, 8) (4, 0) BB		(1, 8) (4, 0) E5		(1, 8) (4, 0) G3-1		(1, 8) (4, 0) K	4	1	0	0	1	1	1																							
Mickey Morandini, L OBP: 0.310, SLG: 0.340	(1, 4) (7, 1) BB	(1, 8) (4, 0) BB	(1, 8) (4, 0) F8		(1, 8) (4, 0) G4-3		(1, 8) (4, 0) F7		(1, 8) (4, 0) F8	4	0	1	0	0	0	4																							
Glenn Murray, R OBP: 0.182, SLG: 0.143	(9, PH) BB									0	0	0	0	0	0	0																							
Jim Eisenreich, L OBP: 0.360, SLG: 0.322	(1, 8) (4, 0) BB		(1, 8) (4, 0) F8		(1, 8) (4, 0) BLK 1B		(1, 8) (4, 0) 1B		(1, 8) (4, 0) G4-3	4	1	2	1	1	0	1																							
Pete Incaviglia, R OBP: 0.296, SLG: 0.507	(1, 7) K		(1, 8) (4, 0) K		(1, 8) (4, 0) F9		(1, 8) (4, 0) K			4	0	0	0	0	3	4																							
Todd Zeile, R OBP: 0.375, SLG: 0.486	(1, 5) K		(1, 8) (4, 0) 1B		(1, 8) (4, 0) K		(1, 8) (4, 0) 1B		(1, 8) (4, 0) 1B	4	0	2	0	0	2	3																							
Mark Whiten, S OBP: 0.386, SLG: 0.362	(1, 9)		(1, 8) (4, 0) G3-1		(1, 8) (4, 0) K		(1, 8) (4, 0) G3		(1, 8) (4, 0) K	4	0	0	0	0	2	3																							
Benito Santiago, R OBP: 0.294, SLG: 0.488	(1, 2)		(1, 8) (4, 0) G6-3		(1, 8) (4, 0) F9		(1, 8) (4, 0) F7		(1, 8) (4, 0) 1B	4	0	1	1	0	0	0																							
Kevin Stocker, S OBP: 0.362, SLG: 0.350	(1, 6) E4		(1, 8) (4, 0) F8		(1, 8) (4, 0) F7		(1, 8) (4, 0) K		(1, 8) (4, 0) K	4	0	0	0	0	1	2																							
Mike Mims, L OBP: 0.400, SLG: 0.400	(1, 1)		(1, 8) (4, 0) E6		(1, 8) (4, 0) K				(1, 8) (4, 0) HBP	2	0	0	0	0	1	1																							
Mike Williams, R OBP: 0.111, SLG: 0.111	(5, 1)									0	0	0	0	0	0	0																							
J.R. Phillips, L OBP: 0.200, SLG: 0.340	(7, PH) (7, 3) 1-2									1	0	0	0	0	1	0																							
<b>Inning Stats</b>	R: 0 E: 0 K: 2 S: 8	H: 1 LOB: 2 BB: 1 P: 12	R: 0 E: 2 K: 0 S: 5	H: 0 LOB: 3 BB: 1 P: 9	R: 0 E: 0 K: 2 S: 8	H: 1 LOB: 0 BB: 0 P: 8	R: 0 E: 0 K: 1 S: 5	H: 0 LOB: 0 BB: 0 P: 5	R: 1 E: 1 K: 1 S: 7	H: 1 LOB: 1 BB: 0 P: 7	R: 0 E: 0 K: 0 S: 3	H: 0 LOB: 0 BB: 0 P: 3	R: 0 E: 0 K: 1 S: 5	H: 0 LOB: 0 BB: 0 P: 5	R: 1 E: 0 K: 3 S: 12	H: 3 LOB: 2 BB: 0 P: 12	R: 0 E: 0 K: 1 S: 5	H: 0 LOB: 1 BB: 0 P: 6	1B: 6 2B: 0 3B: 0 HR: 0	SF: 0 SAC: 0 DP: 0 HBP: 1	WP: 0 PB: 0 SB: 1 CS: 0	PA: 39																	
<b>PITCHER</b>	IP	WLS	BF	H	R	ER	SO	BB	IBB	HBP	BLK	WP	HR	S	P	ERA	WHIP	<b>PITCHER</b>				IP	WLS	BF	H	R	ER	SO	BB	IBB	HBP	BLK	WP	HR	S	P	ERA	WHIP	
Ismael Valdez, R ERA: 2.34	(1, 1)	6.0	W	26	3	1	0	6	2	0	0	1	0	0	36	44	0.00	0.833																					
Chan Ho Park, R ERA: 2.43	(7, 1)	2.0		9	3	1	1	4	0	0	0	0	0	0	17	17	4.50	1.500																					
Joey Eischen, L ERA: 3.92	(9, 1)	1.0		4	0	0	0	1	0	0	1	0	0	0	5	6	0.00	0.000																					

Philadelphia Phillies @ Los Angeles Dodgers  
 Dodger Stadium, Los Angeles, CA  
 Thu May 16 1996, 7:05 PM PDT  
 Att: 25,960 - Unknown - 70 F

AB 36  
 R 2  
 H 6  
 RBI 2  
 BB 2  
 SO 11  
 LOB 20



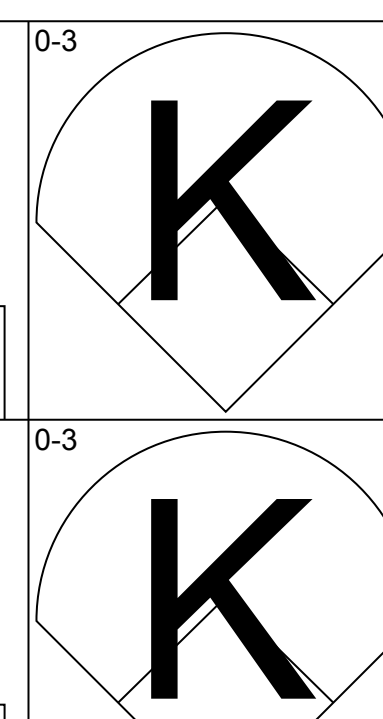
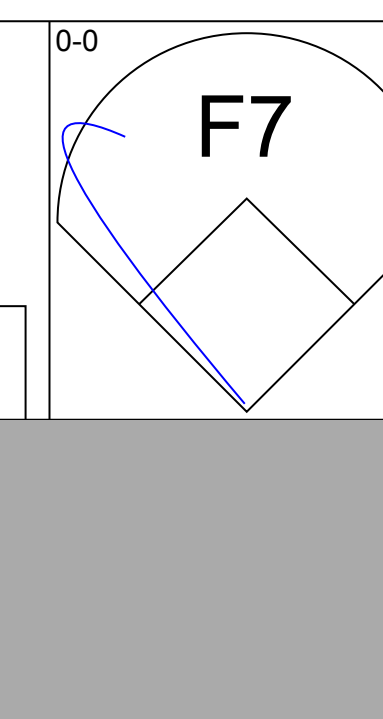
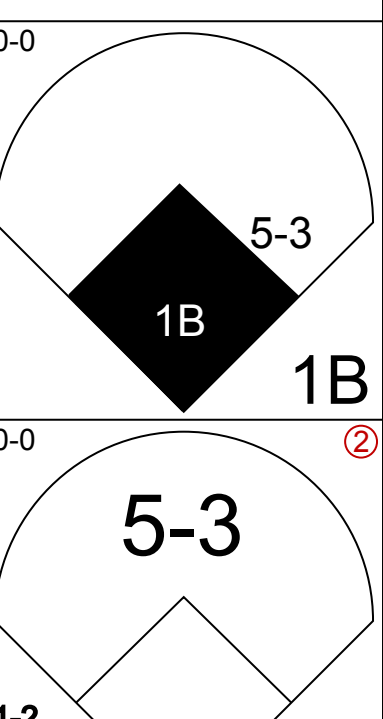
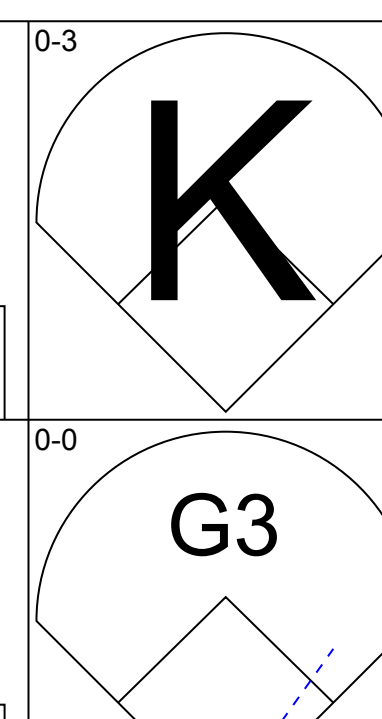
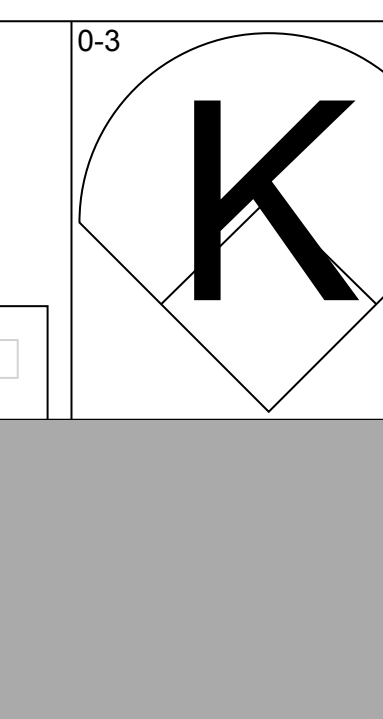
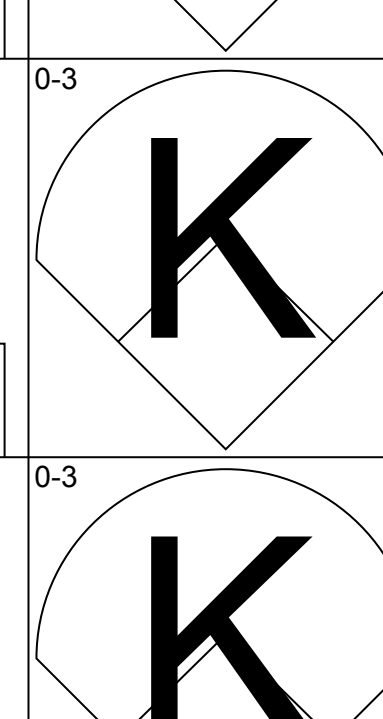
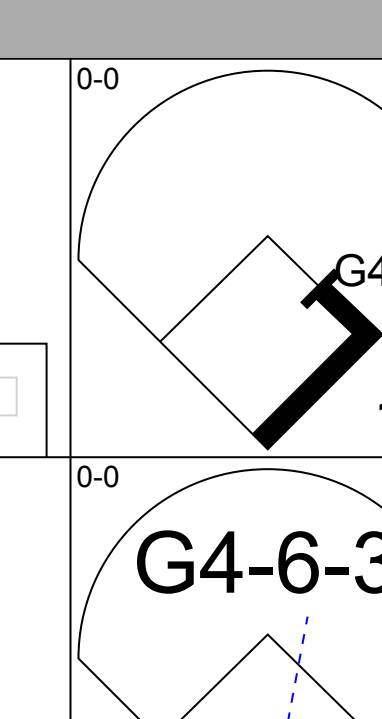
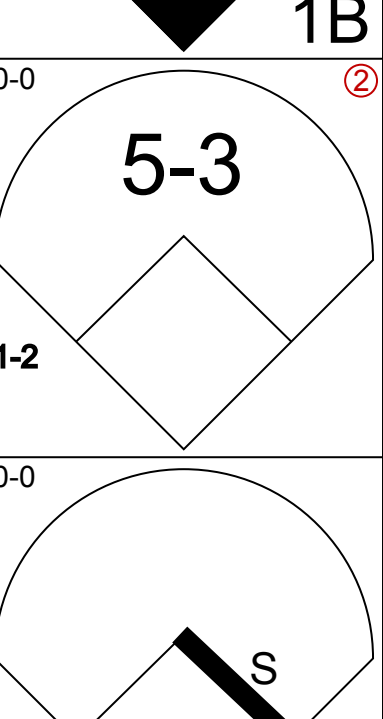
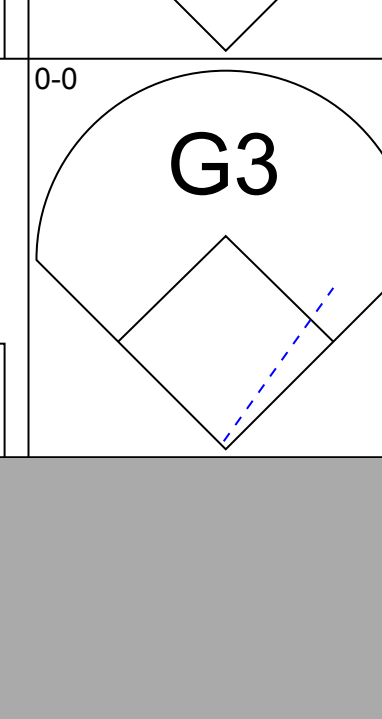
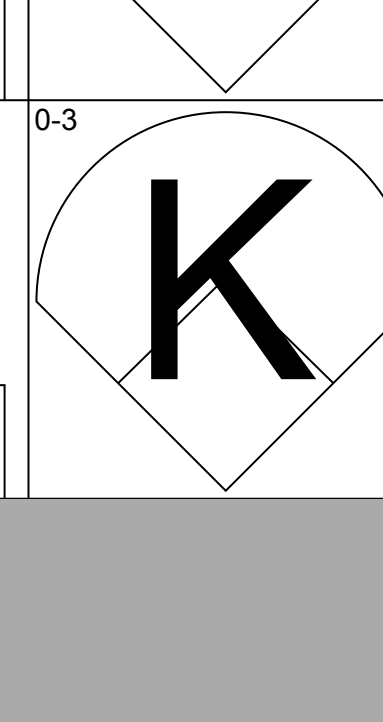
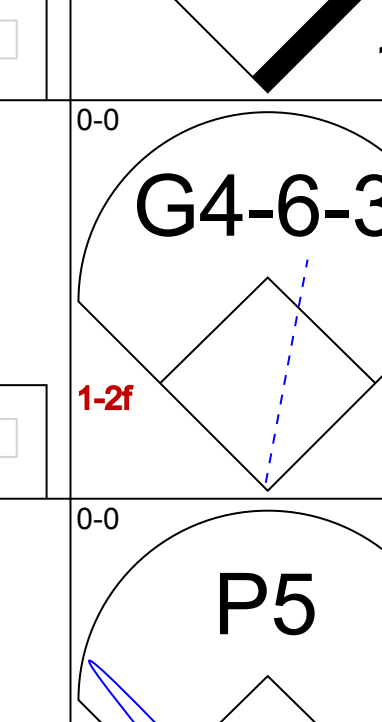
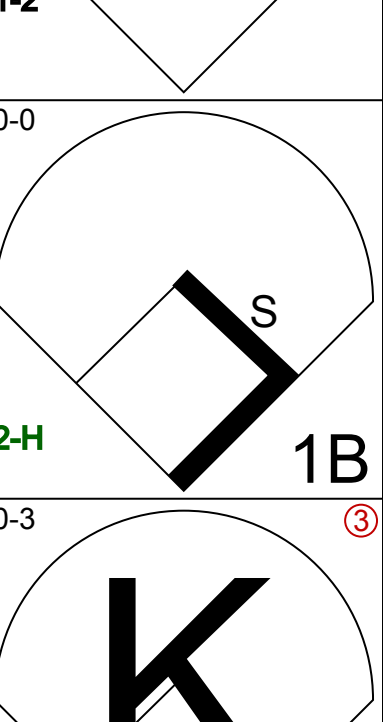
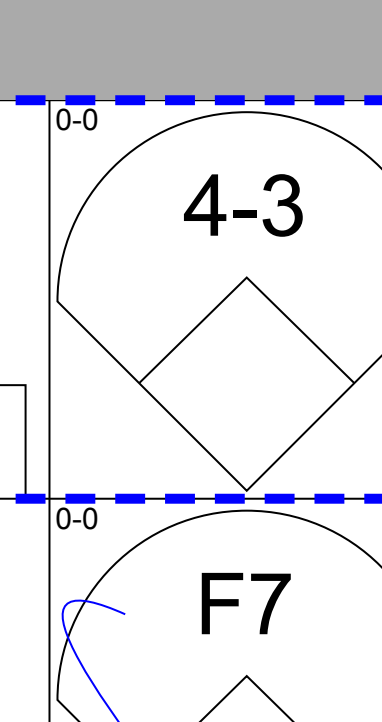
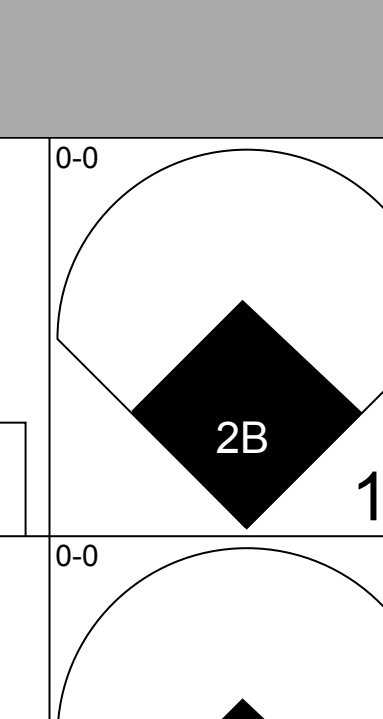
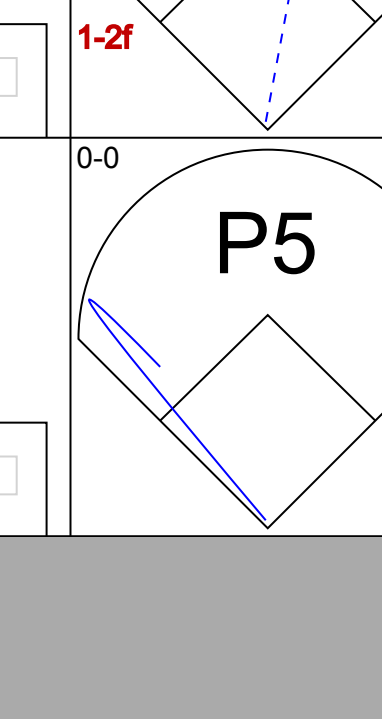
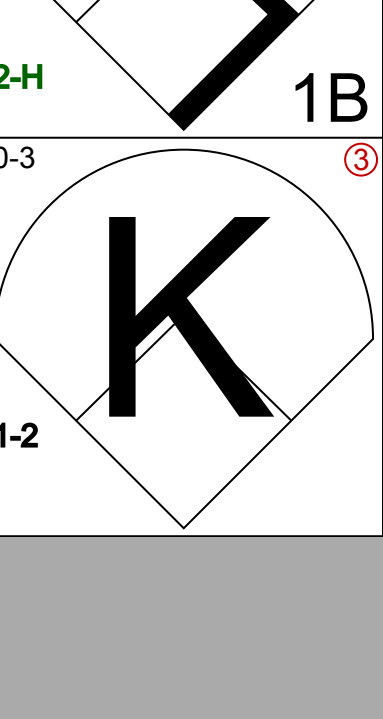
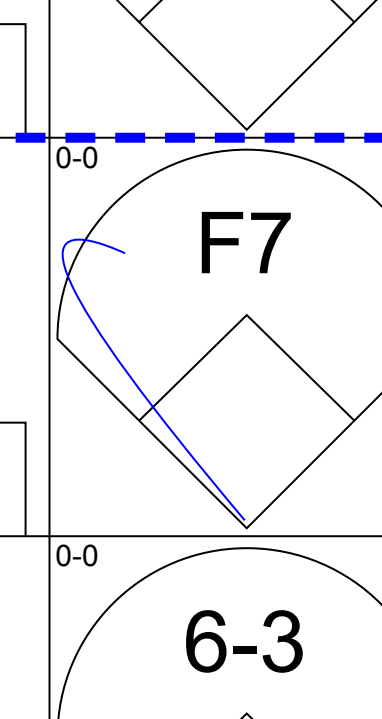
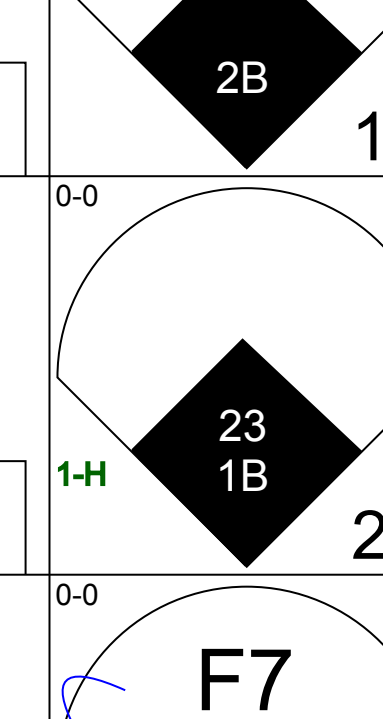
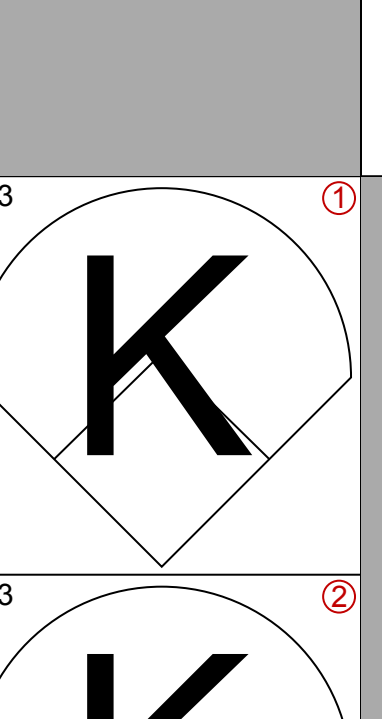
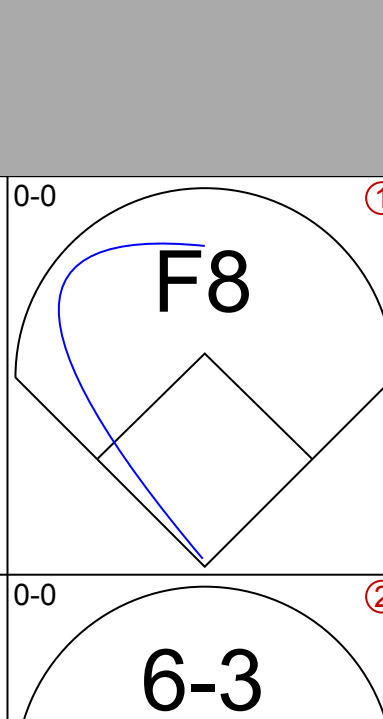
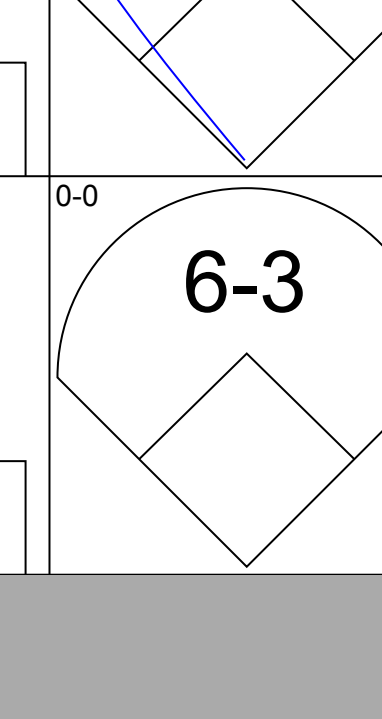
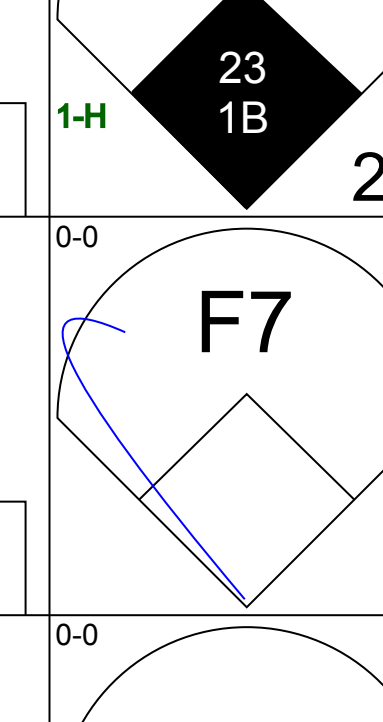
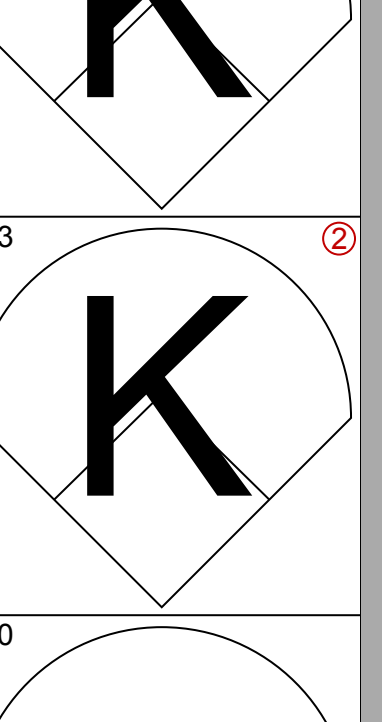
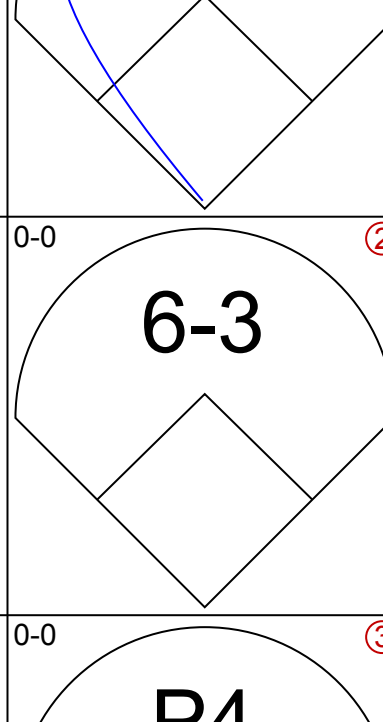
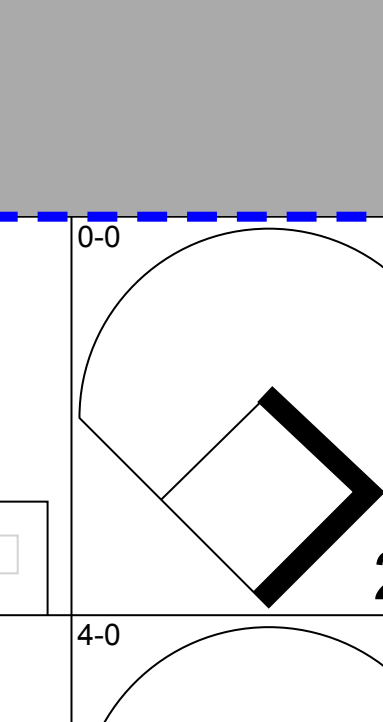
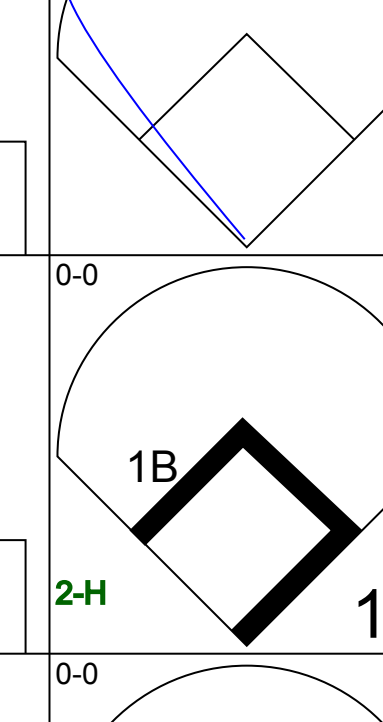
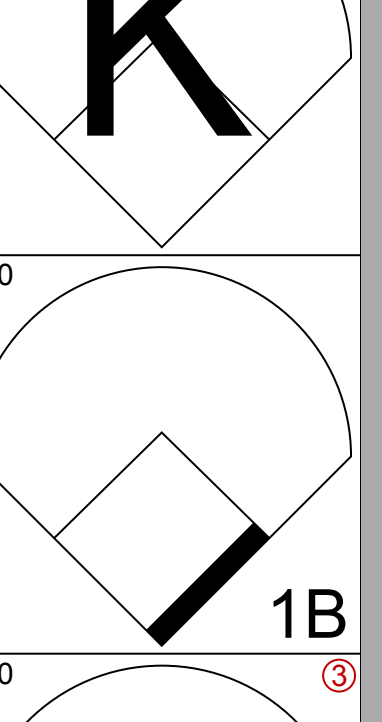
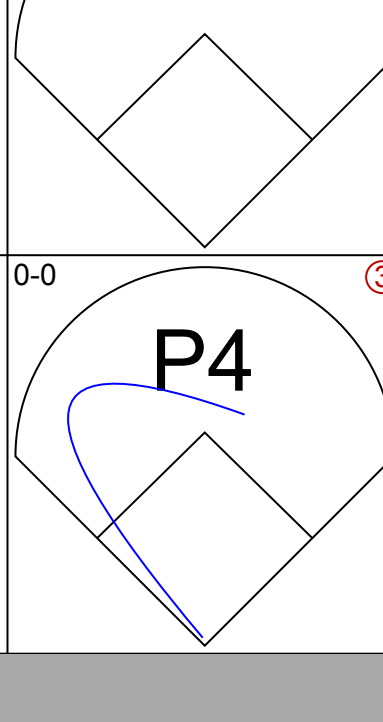
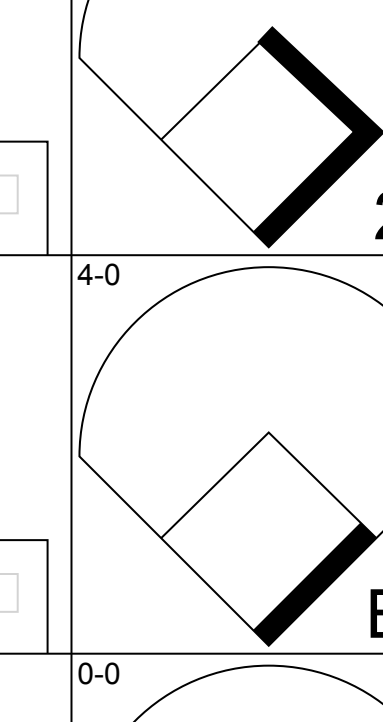
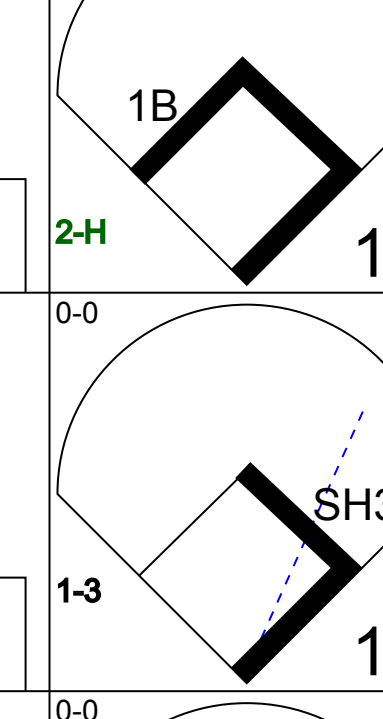
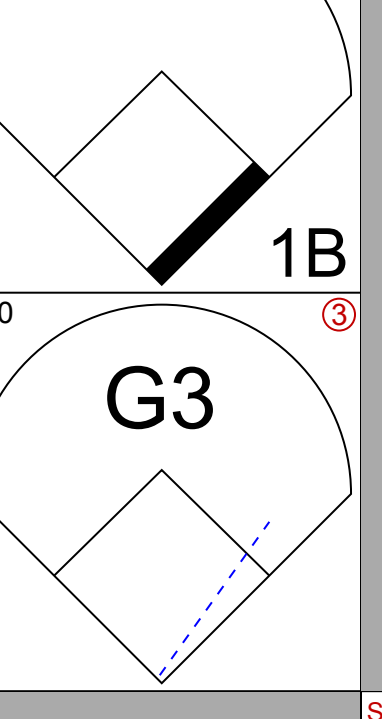
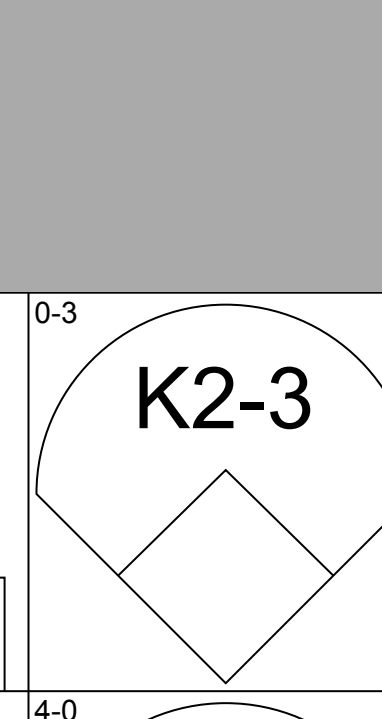
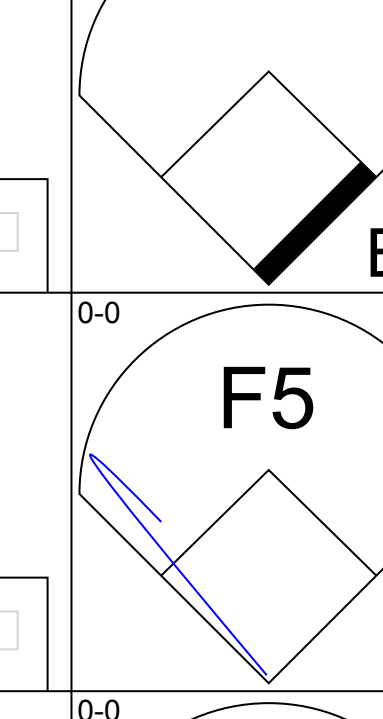
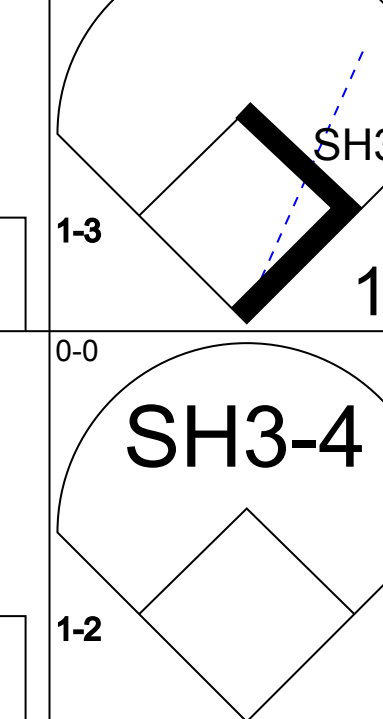
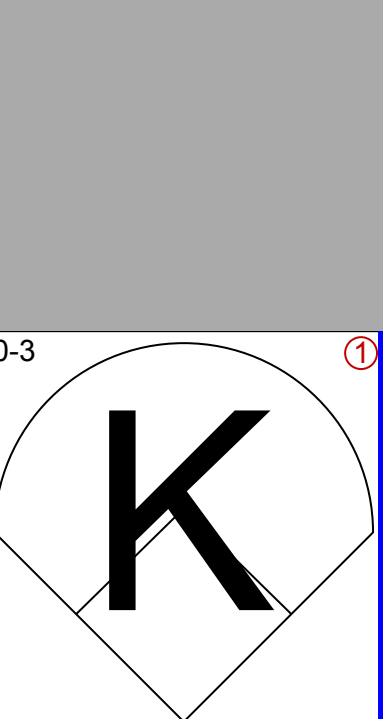
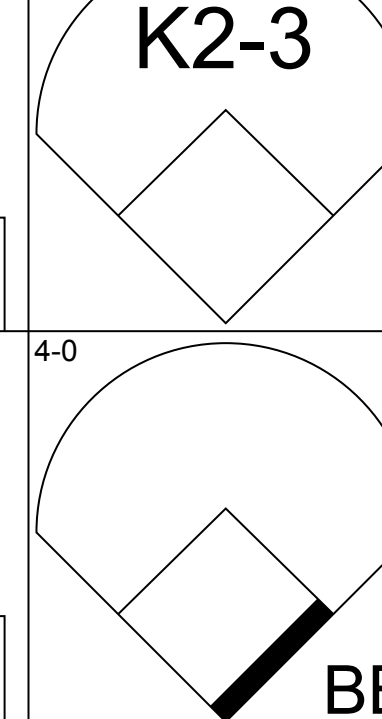
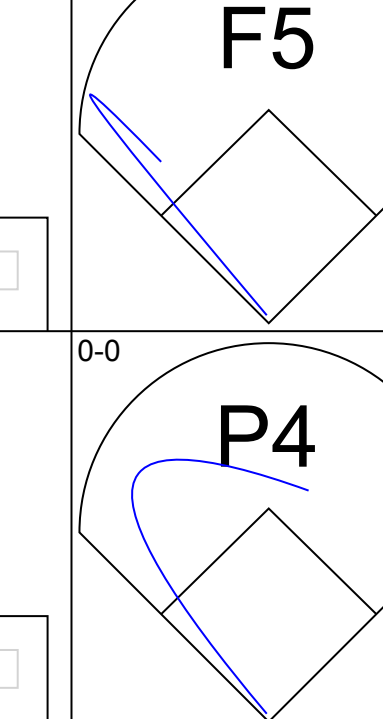

Batter	1	2	3	4	5	6	7	8	9	AB	R	H	RBI	BB	SO	LOB	BOTTOM																						
Chad Fonville, S OBP: 0.318, SLG: 0.288	(1, 4) BB 1B	(1, 8) (4, 0) G4-3			(1, 8) (4, 0) E BB	(1, 8) (4, 0) G3-1				2	2	0	0	2	0	0																							
Roger Cedeno, S OBP: 0.394, SLG: 0.370	(1, 8) BB 1B		(1, 8) (4, 0) G4-3		(1, 8) (4, 0) FC3-2 1B		(1, 8) (4, 0) K			4	2	1	0	0	1	1																							
Raul Mondesi, R OBP: 0.254, SLG: 0.432	(1, 9) 1-2 2-H		(1, 8) (4, 0) G6-3		(1, 8) (4, 0) WP 1B		(1, 8) (4, 0) G1-3			4	2	2	3	0	0	0																							
Eric Karros, R OBP: 0.255, SLG: 0.331	(1, 3) F9		(1, 8) (4, 0) L9		(1, 8) (4, 0) K		(1, 8) (4, 0) F9			4	0	0	0	0	1	2																							
Billy Ashley, R OBP: 0.387, SLG: 0.692	(1, 7) K				(1, 8) (4, 0) 3B 1B		(1, 8) (4, 0) G4-3			2	0	0	0	0	2	1																							
Todd Hollandsworth, L OBP: 0.462, SLG: 0.453	(6, PH) (6, 7)									2	1	1	1	0	0	0																							
Mike Blowers, R OBP: 0.315, SLG: 0.298	(1, 5) WP 2B				(1, 8) (4, 0) G5-3		(1, 8) (4, 0) FC4-6 1B			4	0	3	2	0	0	0																							
Greg Gagne, R OBP: 0.348, SLG: 0.382	(1, 6) G5-3				(1, 8) (4, 0) G5-3		(1, 8) (4, 0) FC4-6 FC6-4			4	0	0	0	0	0	3																							
Carlos Hernandez, R OBP: 0.375, SLG: 0.286	(1, 2)		(1, 8) (4, 0) G6-3		(1, 8) (4, 0) BB FC3-2 1B		(1, 8) (4, 0) F8		(1, 8) (4, 0) FC6-4	4	0	1	0	0	0	1																							
Ismael Valdez, R OBP: 0.105, SLG: 0.056	(1, 1)				(1, 8) (4, 0) BB 1B					1	1	0	0	1	0	0																							
Milt Thompson, L OBP: 0.240, SLG: 0.050	(6, PH)		(1, 8) (4, 0) G6-3							1	0	0	0	0	0	0																							
Chan Ho Park, R OBP: 0.100, SLG: 0.100	(7, 1)				(1, 8) (4, 0) BB E BB		(1, 8) (4, 0) F7			0	0	0	0	0	0	0																							
Joey Eischen, L ERA: 3.14	(9, 1)									0	0	0	0	0	0	0																							
<b>Inning Stats</b>	R: 3 E: 0 K: 1 S: 8	H: 3 LOB: 1 BB: 1 P: 12	R: 0 E: 0 K: 0 S: 3	H: 0 LOB: 0 BB: 0 P: 3	R: 0 E: 0 K: 1 S: 5	H: 0 LOB: 0 BB: 0 P: 5	R: 5 E: 1 K: 1 S: 9	H: 4 LOB: 1 BB: 2 P: 17	R: 0 E: 0 K: 0 S: 3	H: 0 LOB: 0 BB: 0 P: 3	R: 0 E: 0 K: 1 S: 5	H: 0 LOB: 0 BB: 0 P: 5	R: 0 E: 0 K: 0 S: 4	H: 1 LOB: 1 BB: 0 P: 4	R: 0 E: 0 K: 0 S: 4	H: 1 LOB: 1 BB: 0 P: 4	1B: 5 2B: 2 3B: 1 HR: 0	SF: 0 SAC: 0 DP: 0 HBP: 0	WP: 2 PB: 0 SB: 0 CS: 0	PA: 35																			
<b>PITCHER</b>	IP	WLS	BF	H	R	ER	SO	BB	IBB	HBP	BLK	WP	HR	S	P	ERA	WHIP	<b>PITCHER</b>				IP	WLS	BF	H	R	ER	SO	BB	IBB	HBP	BLK	WP	HR	S	P	ERA	WHIP	
Mike Mims, L ERA: 11.93	(1, 1)	4.0	L	19	4	6	6	2	3	0	0	0	0	0	20	32	13.50	1.750																					
Mike Williams, R ERA: 7.27	(5, 1)	2.0		9	3	2	2	1	0	0	0	0	1	0	11	11	9.00	1.500																					
Steve Frey, L ERA: 3.14	(7, 1)	2.0		7	1	0	0	1	0	0	0	0	0	0	9	9	0.00	0.500																					

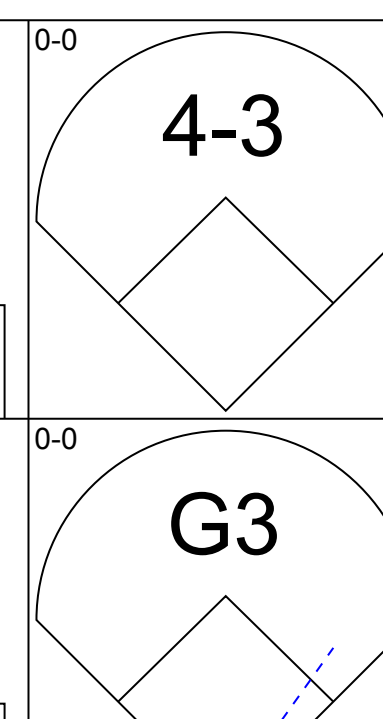
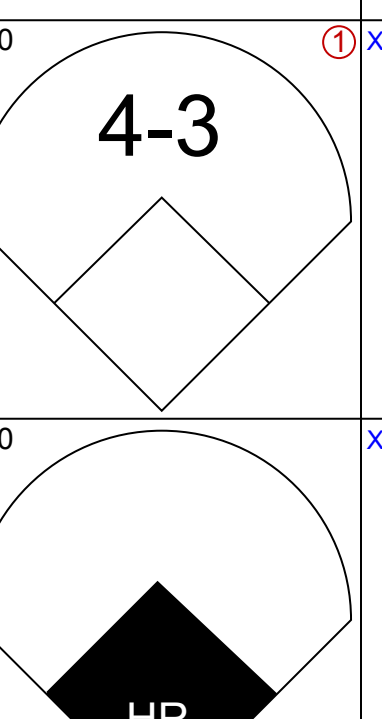
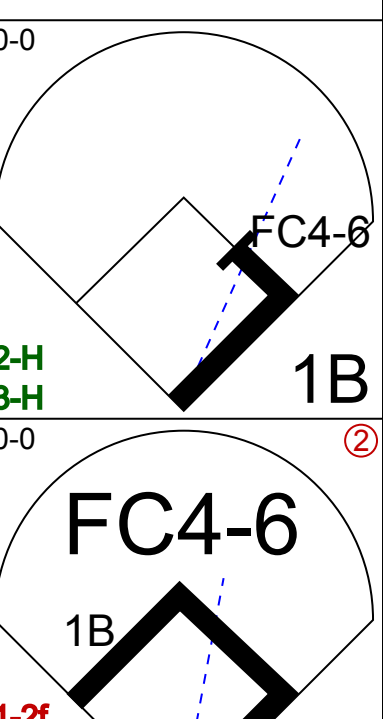
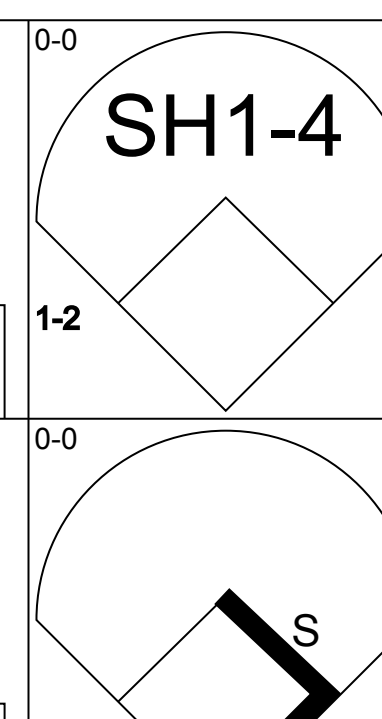
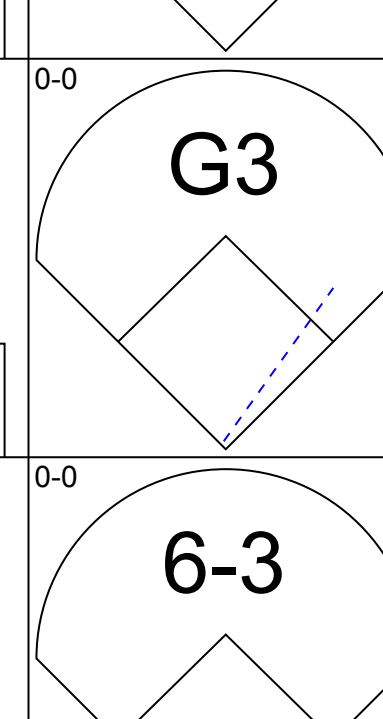
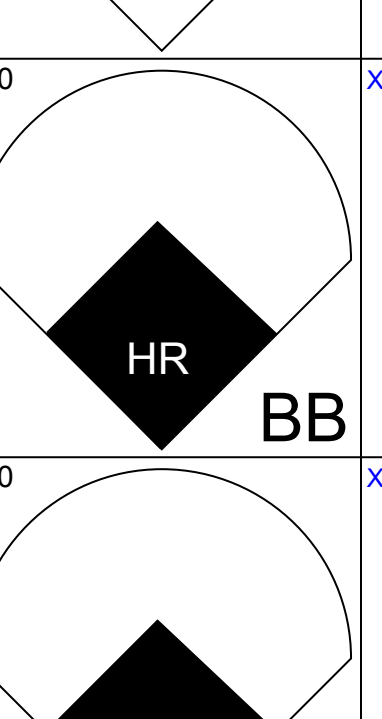
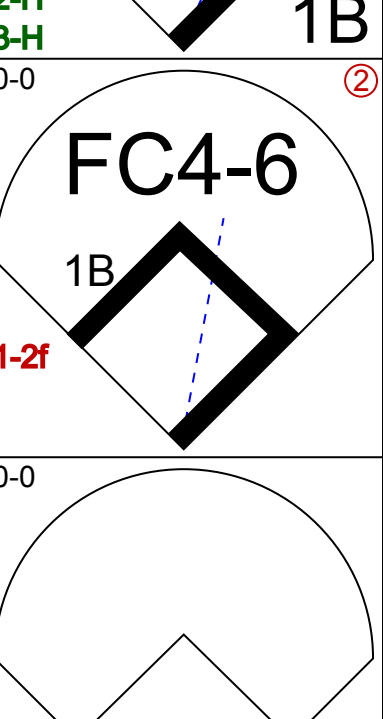
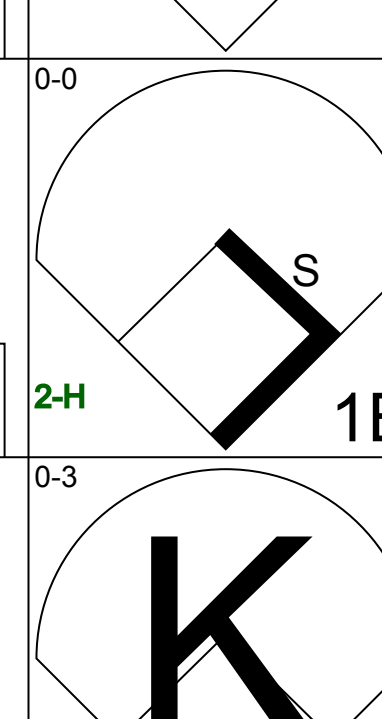
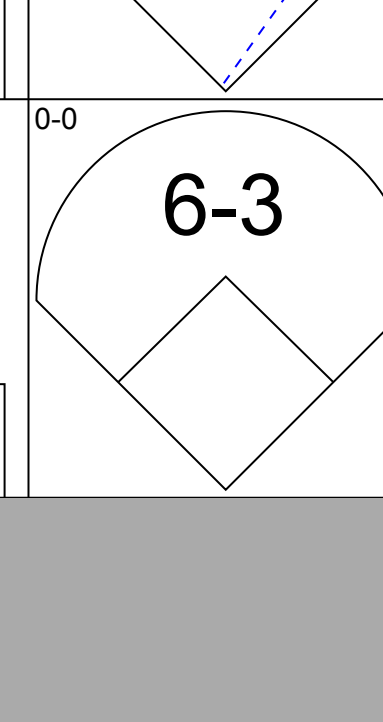
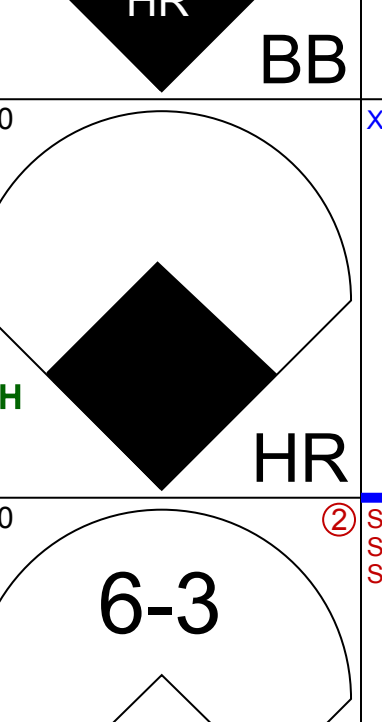
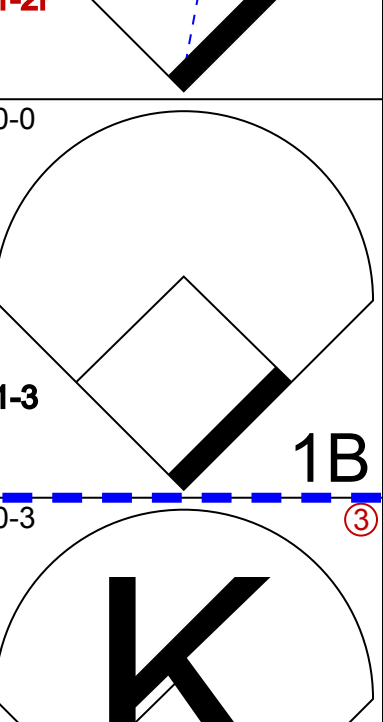
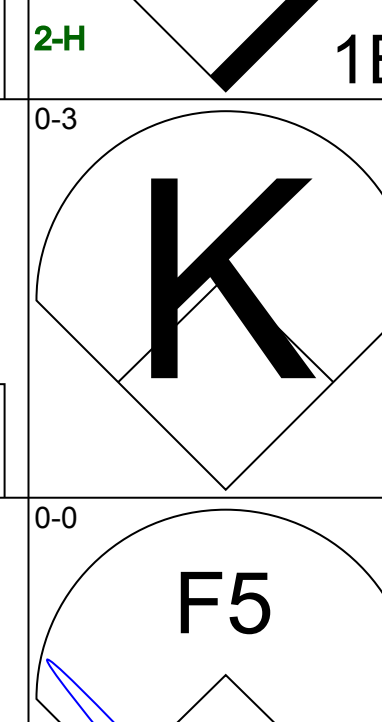
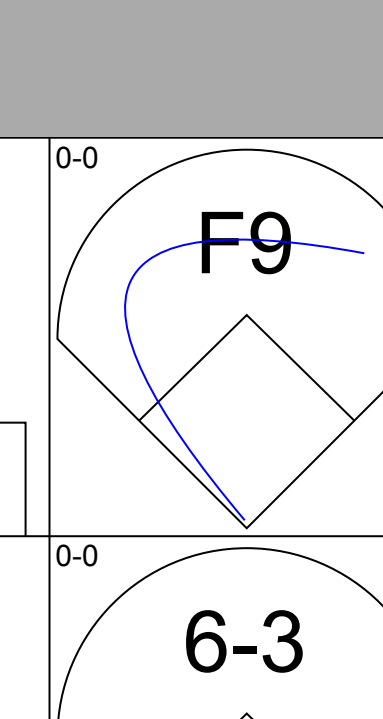
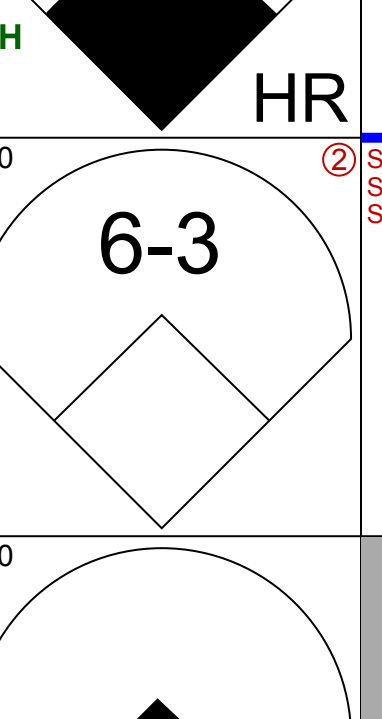
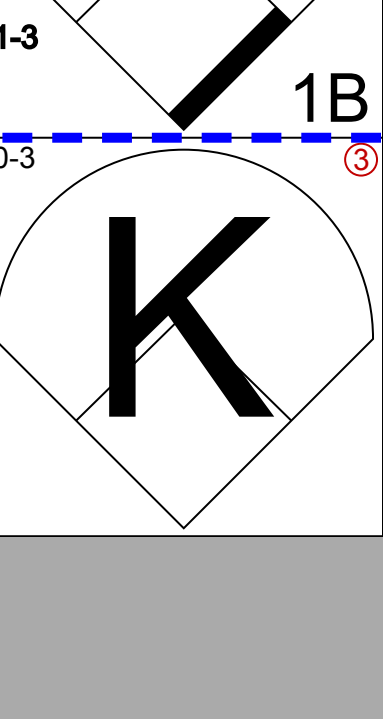
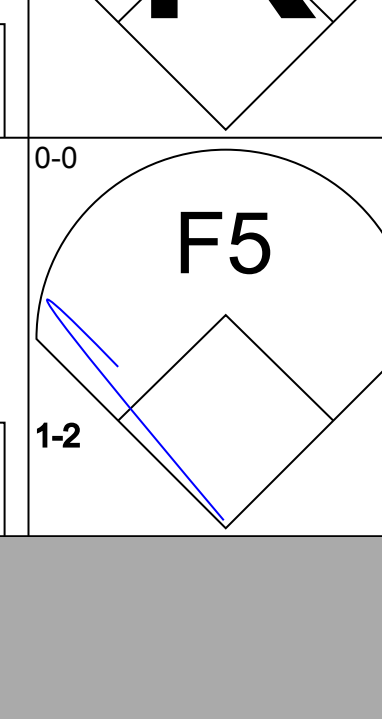
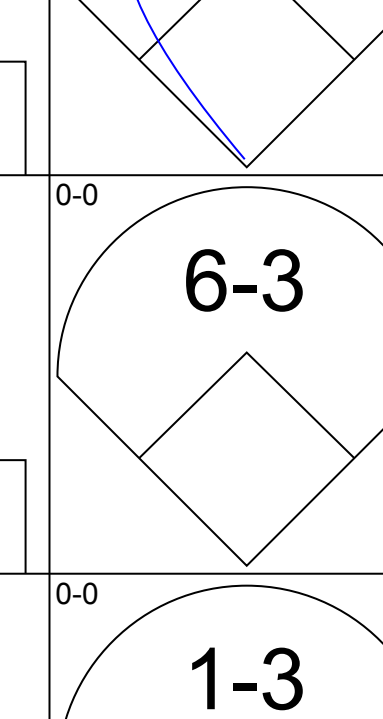
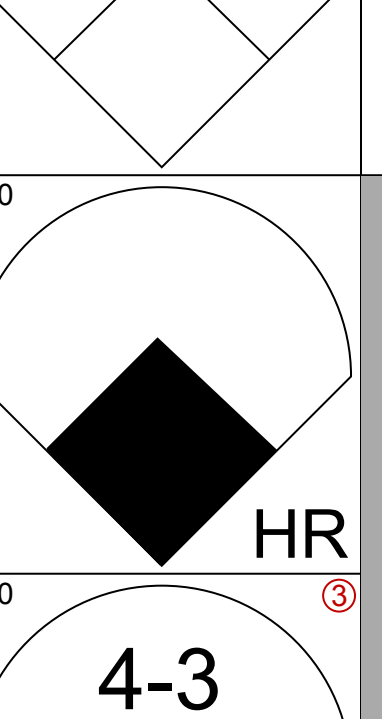
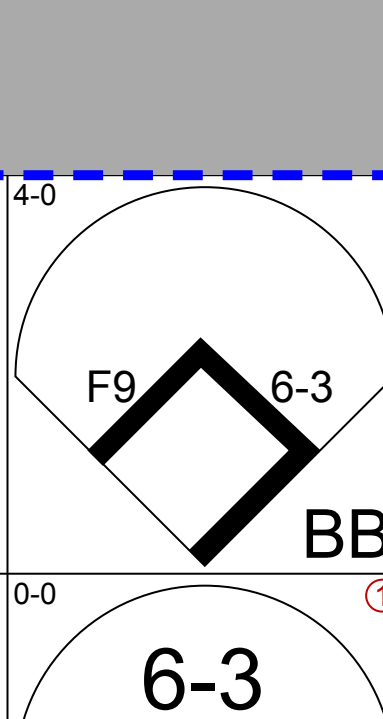
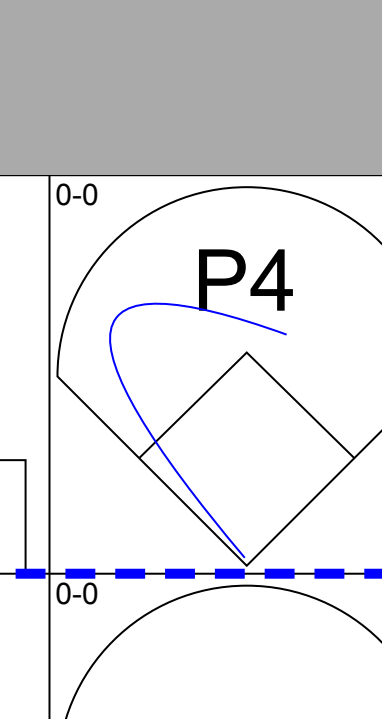
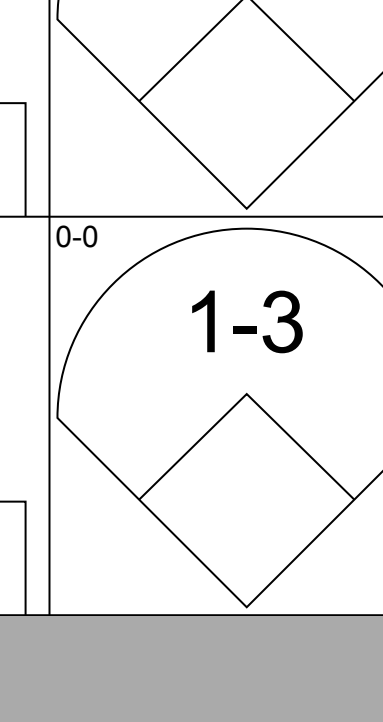
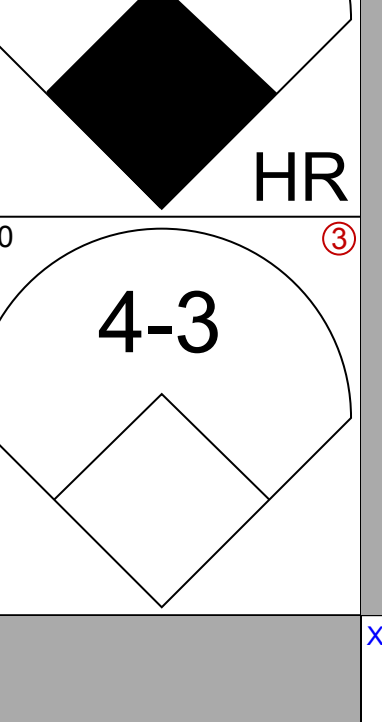
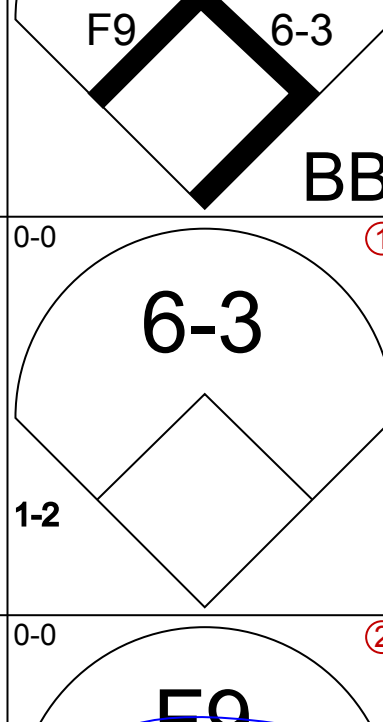
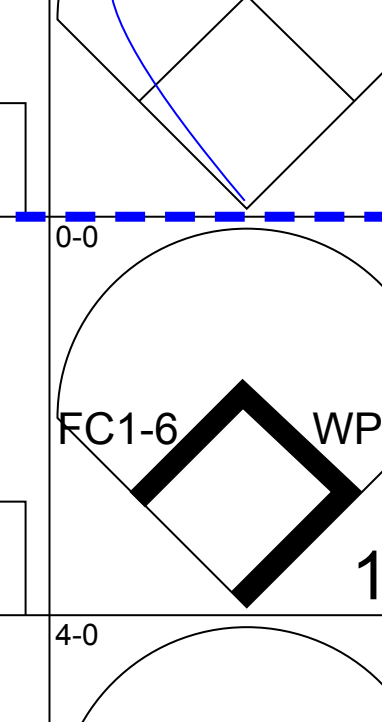
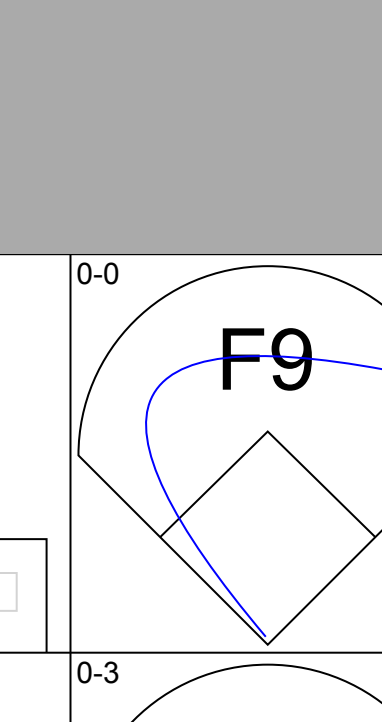
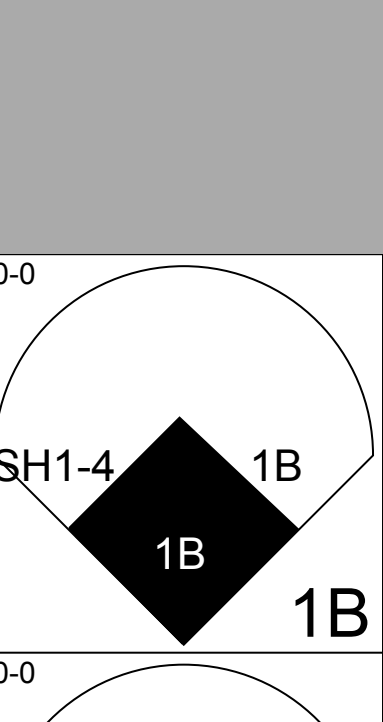
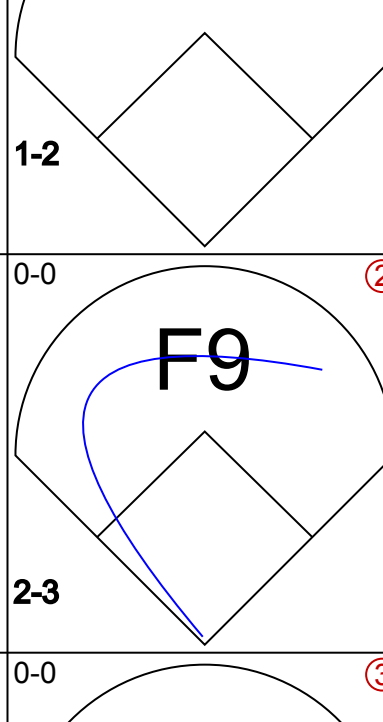
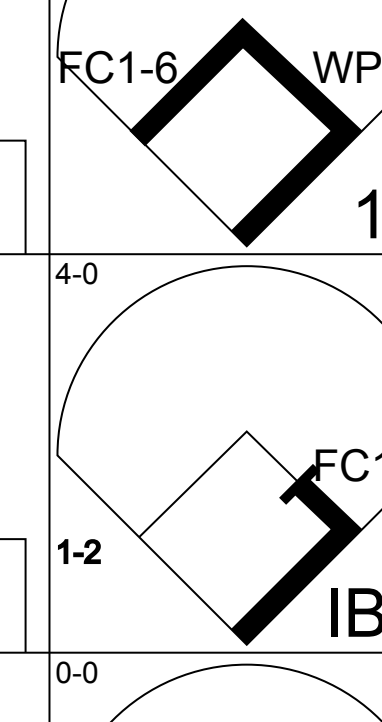
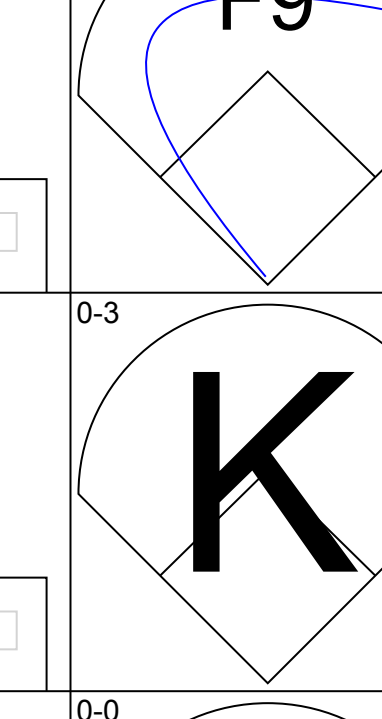
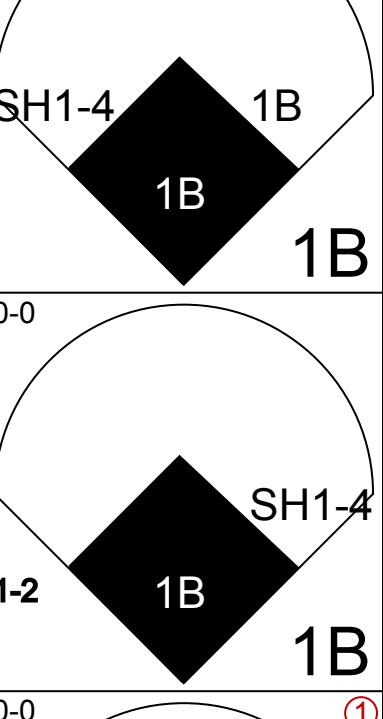
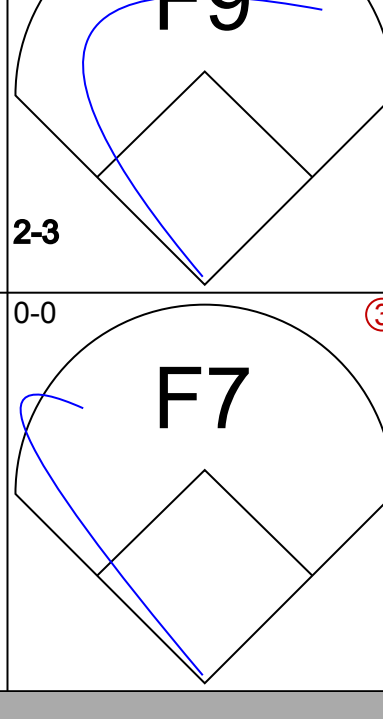
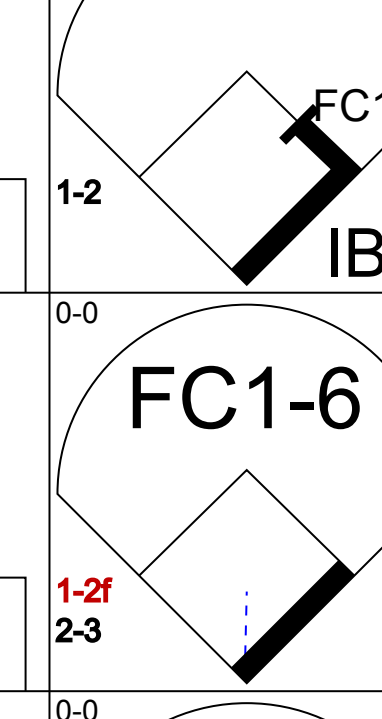
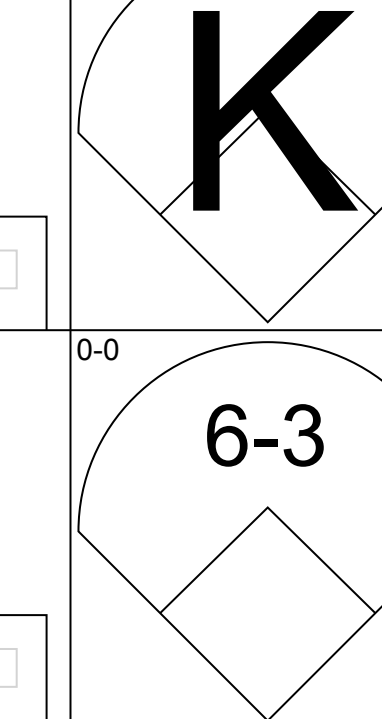
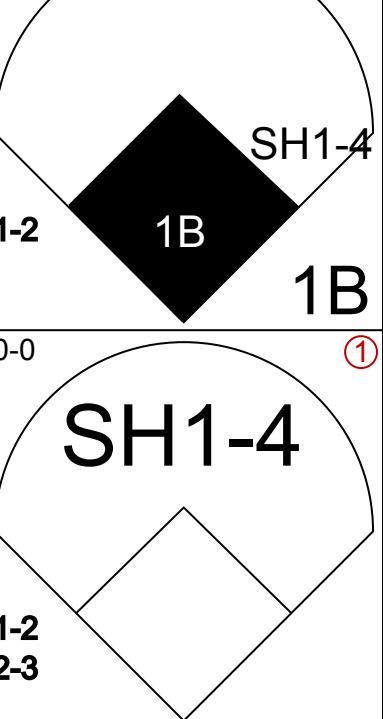
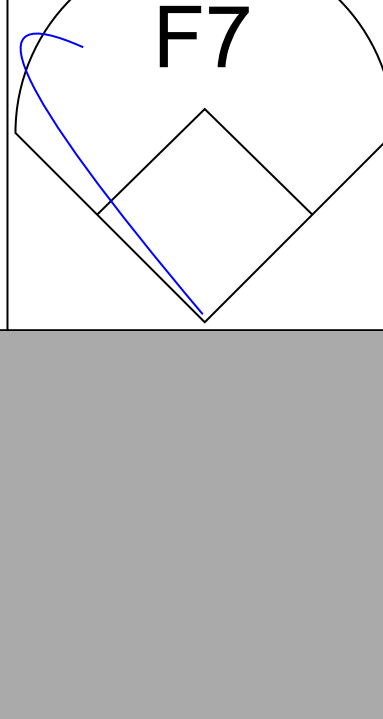
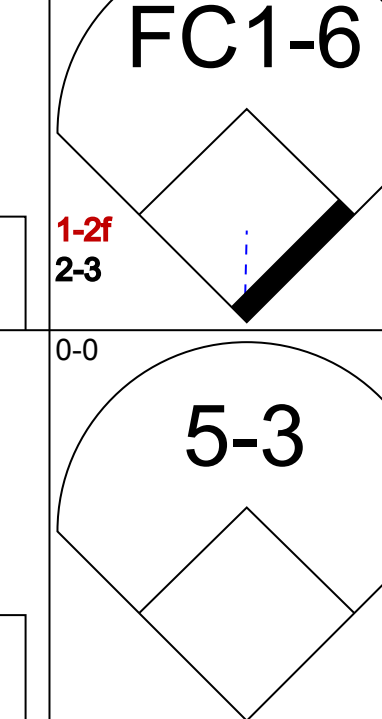

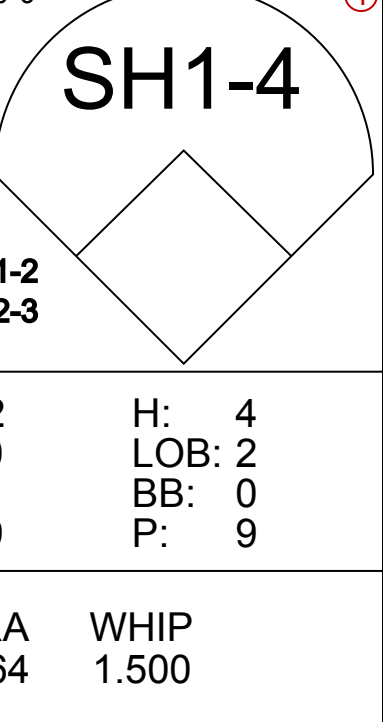

Philadelphia Phillies @ Los Angeles Dodgers  
 Dodger Stadium, Los Angeles, CA  
 Thu May 16 1996, 7:05 PM PDT  
 Att: 25,960 - Unknown - 70 F

AB 32  
 R 8  
 H 8  
 RBI 6  
 BB 3  
 SO 4  
 LOB 8





Batter	1	2	3	4	5	6	7	8	9	AB	R	H	RBI	BB	SO	LOB	TOP					
Lenny Dykstra, L (1, 8) OBP: 0.394, SLG: 0.427										5	1	1	0	0	3	5	Philadelphia Phillies @ Los Angeles Dodgers Dodger Stadium, Los Angeles, CA Fri May 17 1996, 7:05 PM PDT Att: 54,304 - Unknown - 72 F					
Mickey Morandini, L (1, 4) OBP: 0.309, SLG: 0.338										4	0	1	0	0	1	2						
Jim Eisenreich, L (1, 9) OBP: 0.356, SLG: 0.319										4	0	1	1	0	1	1						
Pete Incaviglia, R (1, 7) OBP: 0.294, SLG: 0.494										4	1	1	0	0	1	1						
Todd Zeile, R (1, 5) OBP: 0.372, SLG: 0.486										4	1	1	1	0	1	0						
Benito Santiago, R (1, 2) OBP: 0.293, SLG: 0.489										4	0	1	0	0	1	1						
23 Kevin Jordan, R (1, 3) Toby Borland, R (6, 1) Dave Leiper, L (8, 1) Mark Whiten, S (9, PH) Kevin Stocker, S (1, 6) Mike Grace, R (1, 1) Russ Springer, R (5, 1) J.R. Phillips, L (6, 3)										3	0	2	1	0	0	0		AB 34 R 3 H 9 RBI 3 BB 2 SO 10 LOB 15				
									4	0	1	0	0	1	3							
										1	0	0	0	0	1	0						
										1	0	0	0	1	0	2						
<b>Inning Stats</b>	R: 0 E: 0 K: 3 S: 9	H: 0 LOB: 0 BB: 0 P: 9	R: 2 E: 0 K: 0 S: 7	H: 4 LOB: 2 BB: 0 P: 7	R: 0 E: 0 K: 0 S: 3	H: 1 LOB: 0 BB: 0 P: 3	R: 0 E: 0 K: 2 S: 8	H: 1 LOB: 1 BB: 0 P: 8	R: 1 E: 0 K: 2 S: 9	H: 2 LOB: 1 BB: 0 P: 9	R: 0 E: 0 K: 0 S: 3	H: 0 LOB: 0 BB: 0 P: 3	R: 0 E: 0 K: 2 S: 7	H: 0 LOB: 1 BB: 1 P: 11	R: 0 E: 0 K: 0 S: 3	H: 0 LOB: 0 BB: 0 P: 3	R: 0 E: 0 K: 1 S: 6	H: 1 LOB: 2 BB: 1 P: 10	1B: 7 2B: 2 3B: 0 HR: 0	SF: 0 SAC: 1 DP: 1 HBP: 0	WP: 0 PB: 0 SB: 1 CS: 0	PA: 37
<b>PITCHER</b>	IP WLS BF H R ER SO BB IBB HBP BLK WP HR S P ERA WHIP	7.0 W 29 8 3 3 9 1 0 0 0 0 0 0 46 50 3.86 1.286	0.1 1 0 0 0 0 0 0 0 0 0 0 0 1 1 0.00 0.000	0.2 2 0 0 0 0 0 0 0 0 0 0 0 2 2 0.00 0.000	1.0 S 5 1 0 0 1 1 0 0 0 0 0 0 6 10 0.00 2.000																	

Batter	1	2	3	4	5	6	7	8	9	AB	R	H	RBI	BB	SO	LOB	BOTTOM					
Roger Cedeno, S (1, 8) OBP: 0.391, SLG: 0.368										3	0	1	2	0	0	0	Philadelphia Phillies @ Los Angeles Dodgers Dodger Stadium, Los Angeles, CA Fri May 17 1996, 7:05 PM PDT Att: 54,304 - Unknown - 72 F					
Todd Hollandsworth, L (1, 7) OBP: 0.426, SLG: 0.420										3	1	1	1	1	0	1						
Mike Piazza, R (1, 2) OBP: 0.424, SLG: 0.586										4	1	2	2	0	1	1						
Eric Karros, R (1, 3) OBP: 0.248, SLG: 0.321										4	0	0	0	0	1	3						
Raul Mondesi, R (1, 9) OBP: 0.260, SLG: 0.448										3	1	1	1	1	0	0						
Delino DeShields, L (1, 4) OBP: 0.282, SLG: 0.362										4	0	1	0	0	0	1						
Mike Blowers, R (1, 5) OBP: 0.320, SLG: 0.299										3	1	1	0	1	0	1		AB 31 R 6 H 9 RBI 6 BB 3 SO 3 LOB 12				
Greg Gagne, R (1, 6) Chad Fonville, S (5, PH) Hideo Nomo, R (1, 1) Milt Thompson, L (7, PH) Scott Radinsky, L (8, 1) Antonio Osuna, R (8, 1) Mike Busch, R (8, PH) Todd Worrell, R (9, 1)										1	0	0	0	0	1	0						
										1	0	0	0	0	0	0						
										1	0	0	0	0	0	0						
<b>Inning Stats</b>	R: 0 E: 0 K: 0 S: 3	H: 0 LOB: 0 BB: 0 P: 3	R: 0 E: 0 K: 1 S: 5	H: 0 LOB: 0 BB: 0 P: 5	R: 3 E: 0 K: 0 S: 5	H: 2 LOB: 1 BB: 1 P: 9	R: 2 E: 0 K: 1 S: 9	H: 4 LOB: 2 BB: 0 P: 9	R: 0 E: 0 K: 0 S: 3	H: 0 LOB: 1 BB: 1 P: 7	R: 1 E: 0 K: 1 S: 7	H: 2 LOB: 1 BB: 0 P: 7	R: 0 E: 0 K: 0 S: 4	H: 1 LOB: 2 BB: 1 P: 8	1B: 7 2B: 0 3B: 0 HR: 2	SF: 0 SAC: 2 DP: 0 HBP: 0	WP: 1 PB: 0 SB: 1 CS: 0	PA: 36				
<b>PITCHER</b>	IP WLS BF H R ER SO BB IBB HBP BLK WP HR S P ERA WHIP	4.2 L 21 6 5 5 1 1 0 0 0 0 0 0 3 3 9.64 1.500	0.1 1 0 0 0 1 0 0 0 0 0 0 0 3 3 0.00 0.000	2.1 10 2 1 1 1 1 0 0 0 0 0 0 11 15 3.86 1.286	0.2 4 1 0 0 0 0 0 0 0 0 0 0 7 7 0.00 1.500																	



Batter	1	2	3	4	5	6	7	8	9	AB	R	H	RBI	BB	SO	LOB	TOP				
Lenny Dykstra, L (1, 8) Mark Whiten, S (5, 8) OBP: 0.387, SLG: 0.418 OBP: 0.372, SLG: 0.364	1-3		F7	K		F8			BB 1B	3	0	0	0	0	1	1					
Mickey Morandini, L (1, 4) OBP: 0.311, SLG: 0.335	F9		BB			3-1			BB 1B	4	0	1	1	1	0	0					
23 Kevin Jordan, R (1, 3) Mike Williams, R (7, 1) Jim Eisenreich, L (9, FH) OBP: 0.352, SLG: 0.316	L4		K			6-3			K	4	0	0	0	0	1	1					
Pete Incaviglia, R (1, 7) OBP: 0.311, SLG: 0.494			E1						K	4	0	2	0	0	2	2					
Todd Zeile, R (1, 5) OBP: 0.367, SLG: 0.474	G6-4-3		6-3			FC6-4			1-3	4	0	0	0	1	0	4					
Mike Lieberthal, R (1, 2) OBP: 0.317, SLG: 0.442									F8	5	1	3	0	0	1	3					
Glenn Murray, R (1, 9) OBP: 0.231, SLG: 0.130	E7									2	0	0	0	2	1	2					
Mike Benjamin, R (1, 6) OBP: 0.333, SLG: 0.435									FC5-4	3	0	0	0	1	1	4					
Sid Fernandez, L (1, 1) Steve Frey, R (6, 1) J.R. Phillips, L (7, 3) OBP: 0.226, SLG: 0.367	K								1B 2B	1	0	0	1	1	1	3					
										0	0	0	0	0	0	0					
										1	1	1	0	0	0	0					
<b>Inning Stats</b>	R: 0 E: 0 K: 0 S: 3	H: 0 LOB: 0 BB: 0 P: 3	R: 0 E: 1 K: 1 S: 6	H: 1 LOB: 3 BB: 1 P: 11	R: 0 E: 1 K: 1 S: 6	H: 1 LOB: 2 BB: 1 P: 10	R: 1 E: 0 K: 1 S: 6	H: 1 LOB: 1 BB: 1 P: 10	R: 0 E: 0 K: 2 S: 4	H: 1 LOB: 2 BB: 1 P: 12	R: 0 E: 0 K: 1 S: 5	H: 0 LOB: 0 BB: 0 P: 5	R: 0 E: 0 K: 1 S: 5	H: 0 LOB: 1 BB: 1 P: 9	R: 1 E: 0 K: 2 S: 10	H: 3 LOB: 3 BB: 1 P: 14	1B: 7 2B: 1 3B: 0 HR: 0	SF: 1 SAC: 0 DP: 1 HBP: 1	WP: 0 PB: 0 SB: 0 CS: 0	PA: 42	
<b>PITCHER</b>	IP	WLS	BF	H	R	ER	SO	BB	IBB	HBP	BLK	WP	HR	S	P	ERA	WHIP				
Pedro Astacio, R (1, 1) ERA: 2.63	6.0	W	28	5	1	1	5	3	1	1	0	0	0	33	50	1.50	1.333				
Chan Ho Park, R (7, 1) ERA: 2.5	2.2		13	3	1	1	4	2	0	0	0	0	0	19	27	3.38	1.875				
Antonio Osuna, R (9, 1) ERA: 1.82	0.1	S	1	0	0	0	0	0	0	0	0	0	0	1	1	0.00	0.000				

Philadelphia Phillies @ Los Angeles Dodgers  
 Dodger Stadium, Los Angeles, CA  
 Sat May 18 1996, 7:05 PM PDT  
 Att: 51,064 - Unknown

AB 34  
 R 2  
 H 8  
 RBI 2  
 BB 6  
 SO 9  
 LOB 24



Batter	1	2	3	4	5	6	7	8	9	AB	R	H	RBI	BB	SO	LOB	BOTTOM				
Chad Fonville, S (1, 6) OBP: 0.316, SLG: 0.287	B3		K			1-3				4	0	1	0	0	1	1					
Roger Cedeno, S (1, 8) OBP: 0.384, SLG: 0.361	6-3					F2			F7	4	1	1	0	0	0	1					
Mike Piazza, R (1, 2) OBP: 0.425, SLG: 0.581	K					K			FC5-4	3	1	1	0	1	2	1					
Eric Karros, R (1, 3) OBP: 0.255, SLG: 0.343						HR			K	3	2	1	3	1	2	1					
Raul Mondesi, R (1, 9) OBP: 0.265, SLG: 0.449						HR			FC5-4	4	1	2	0	0	1	1					
Mike Blowers, R (1, 5) OBP: 0.311, SLG: 0.290						G4-3			1B	4	0	0	0	0	2	3					
Delino DeShields, L (1, 4) OBP: 0.293, SLG: 0.367									E8	3	1	2	2	1	0	0					
Billy Ashley, R (1, 7) Todd Hollandsworth, L (7, 7) OBP: 0.353, SLG: 0.621 OBP: 0.402, SLG: 0.415						HR			1B	3	0	0	0	0	2	3					
						K			K	1	0	0	0	0	1	0					
Pedro Astacio, R (1, 1) Mike Busch, R (6, FH) Chan Ho Park, R (7, 1) Antonio Osuna, R (9, 1) OBP: 0.053, SLG: 0.053 OBP: 0.278, SLG: 0.500 OBP: 0.100, SLG: 0.100						K				2	0	0	0	0	2	1					
										1	1	1	2	0	0	0					
										0	0	0	0	0	0	0					
										0	0	0	0	0	0	0					
<b>Inning Stats</b>	R: 0 E: 0 K: 1 S: 5	H: 0 LOB: 0 BB: 0 P: 5	R: 0 E: 0 K: 3 S: 9	H: 0 LOB: 0 BB: 0 P: 9	R: 0 E: 0 K: 3 S: 9	H: 0 LOB: 1 BB: 1 P: 13	R: 3 E: 0 K: 0 S: 7	H: 5 LOB: 1 BB: 0 P: 7	R: 0 E: 0 K: 2 S: 8	H: 1 LOB: 1 BB: 0 P: 8	R: 4 E: 1 K: 2 S: 10	H: 3 LOB: 0 BB: 1 P: 14	R: 0 E: 0 K: 1 S: 5	H: 0 LOB: 1 BB: 1 P: 9	R: 0 E: 0 K: 1 S: 5	H: 0 LOB: 0 BB: 0 P: 5	1B: 7 2B: 0 3B: 0 HR: 2	SF: 0 SAC: 0 DP: 1 HBP: 0	WP: 0 PB: 0 SB: 3 CS: 0	PA: 35	
<b>PITCHER</b>	IP	WLS	BF	H	R	ER	SO	BB	IBB	HBP	BLK	WP	HR	S	P	ERA	WHIP				
Sid Fernandez, L (1, 1) ERA: 3.26	5.1	L	25	8	6	6	10	2	0	0	0	0	1	43	51	10.12	1.875				
Steve Frey, L (6, 1) ERA: 3.6	0.2		3	1	1	1	1	0	0	0	0	0	1	5	5	13.50	1.500				
Mike Williams, R (7, 1) ERA: 6.87	2.0		7	0	0	0	2	1	0	0	0	0	0	10	14	0.00	0.500				

Philadelphia Phillies @ Los Angeles Dodgers  
 Dodger Stadium, Los Angeles, CA  
 Sat May 18 1996, 7:05 PM PDT  
 Att: 51,064 - Unknown

AB 32  
 R 7  
 H 9  
 RBI 7  
 BB 3  
 SO 13  
 LOB 12





Batter	1	2	3	4	5	6	7	8	9	AB R H RBI BB SO LOB	TOP																	
Mickey Morandini, L (1.4)	0-0 2B HR 1B		0-0 4-3		0-0 1-3		0-0 1B 2H 1B		0-3 K	5 1 2 1 0 1 1	Philadelphia Phillies @ Los Angeles Dodgers Dodger Stadium, Los Angeles, CA Sun May 19 1996, 3:33 AM PDT Att: 38,178 - Unknown																	
Jim Eisenreich, L (1.7)	0-0 HR 2B		0-0 S BB 1B		0-0 F8		0-0 S 1B	0-0 E7 2H 1B	5 1 4 1 0 0 0																			
Benito Santiago, R (1.2)	0-0 HR		4-0 1B BB		0-0 F2		0-0 P6	0-0 F8	4 1 1 3 1 0 3																			
Mark Whiten, S (1.8)	0-0 G3		0-0 S 1B		0-0 P4		0-3 K		4 0 1 0 0 1 2																			
Todd Zeile, R (1.5)	0-3 K		0-0 5-3		0-0 FC6-4 1B		0-0 F8		4 0 1 0 0 1 2																			
J.R. Phillips, L (1.3)	0-0 L8		0-0 F3		0-3 K		0-0 F7		4 0 0 0 0 1 1																			
Glenn Murray, R (1.9)		0-0 G6-3 1B	4-0 4-3 S BB		0-0 FC6-4 1-2		0-3 K		3 0 1 0 1 1 1																			
Kevin Stocker, S (1.6)		0-0 G6-3 1-2	0-0 4-3		0-0 4-3		4-0 SH3-4 1B BB	0-0 23 SH1-4 E 1B	3 2 1 0 1 0 2																			
Curt Schilling, R (1.1) Mike Benjamin, R (7.1) Ken Ryan, R (7.1) Dave Leiper, L (8.1) 23 Kevin Jordan, R (9.1) Ricky Bottalico, L (9.1)		0-0 4-3	0-3 K		0-0 SH3-4 1-2		0-0 SH1-4		2 0 0 0 0 0 1 1 0																			
<b>Inning Stats</b>	R: 3 E: 0 K: 1 S: 8	H: 3 LOB: 0 BB: 0 P: 8	R: 0 E: 0 K: 0 S: 3	H: 1 LOB: 0 BB: 0 P: 3	R: 0 E: 0 K: 0 S: 4	H: 2 LOB: 2 BB: 1 P: 8	R: 0 E: 0 K: 1 S: 5	H: 0 LOB: 1 BB: 1 P: 9	R: 0 E: 0 K: 0 S: 3	H: 0 LOB: 0 BB: 0 P: 3	R: 0 E: 0 K: 1 S: 6	H: 1 LOB: 1 BB: 0 P: 6	R: 1 E: 0 K: 1 S: 7	H: 2 LOB: 2 BB: 1 P: 11	R: 0 E: 0 K: 1 S: 5	H: 0 LOB: 0 BB: 0 P: 5	R: 1 E: 1 K: 1 S: 7	H: 2 LOB: 1 BB: 0 P: 7	1B: 9 2B: 1 3B: 0 HR: 1	SF: 0 SAC: 2 DP: 1 HBP: 0	WP: 0 PB: 0 SB: 4 CS: 0	PA: 39						
<b>PITCHER</b>	IP WLS BF H R ER SO BB IBB HBP BLK WP HR S P ERA WHIP											<b>PITCHER</b>	IP WLS BF H R ER SO BB IBB HBP BLK WP HR S P ERA WHIP															
Ramon Martinez, R (1.1) ERA: 3.72	6.1	27	7	4	4	3	3	0	0	0	0	0	0	1	30	42	5.68	1.579										
Mark Guthrie, L (7.1) ERA: 2.0	0.0	2	2	0	0	0	0	0	0	0	0	0	0	0	2	2	∞	∞										
Antonio Osuna, R (7.1) ERA: 1.71	1.2	5	0	0	0	2	0	0	0	0	0	0	0	0	9	9	0.00	0.000										
Scott Radinsky, L (9.1) ERA: 0.84	1.0	L 5	2	1	1	1	0	0	0	0	0	0	0	0	7	7	9.00	2.000										

AB	34
R	5
H	11
RBI	5
BB	3
SO	6
LOB	13



Batter	1	2	3	4	5	6	7	8	9	AB R H RBI BB SO LOB	BOTTOM																
Chad Fonville, S (1.6)	0-0 F7		0-0 5-3		0-0 F8		0-0 G3		4-0 HBP BB	4 0 0 0 1 0 0	Philadelphia Phillies @ Los Angeles Dodgers Dodger Stadium, Los Angeles, CA Sun May 19 1996, 3:33 AM PDT Att: 38,178 - Unknown																
Roger Cedeno, S (1.8)	0-0 2B		0-0 P6		0-0 F2		0-0 1B 1B	1-0 HBP	4 0 2 0 0 0 0																		
Mike Piazza, R (1.2)	0-0 F3		0-0 1B		0-0 HR 1B		0-3 K	0-3 K	5 1 2 0 0 2 4																		
Eric Karros, R (1.3)	0-0 F7		0-0 F9		0-0 HR 1B		0-0 K	0-3 K	5 1 2 2 0 1 4																		
Raul Mondesi, R (1.9)		0-0 E4 1B BB G6-4-3		0-0 F9		0-0 P6	0-0 6-3	0-3 K	5 1 0 0 0 1 4																		
Delino DeShields, L (1.4)		4-0 G6-4-3 1B BB		0-3 K		0-0 F7		0-0 F9 1B 2B	3 1 1 0 1 1 0																		
Mike Blowers, R (1.5)		0-0 G6-4-3 1-2 2-3 1B		0-0 2B		0-0 2B		0-0 F9	4 0 3 0 0 0 1																		
Todd Hollandsworth, L (1.7)		0-0 G6-4-3 1-2 2-3 3-H		0-3 K		4-0 FC4-6 IBB		0-0 G6-4-3 1B	3 0 1 1 1 1 3																		
Ramon Martinez, R (1.1) Mark Guthrie, R (7.1) Ken Ryan, R (7.1) Dave Hansen, L (8.1) Mike Busch, R (8.1) Scott Radinsky, L (9.1)		0-0 L6		0-3 K		0-0 FC4-6 1-2		0-0 G6-4-3 1-2	3 0 0 0 0 0 1 3 0 0 0 0 0 0 0 0 0 0 0 0 0 0 0 0 1 0 0 0 0 0 0 0 0 0 0 0 0 0 0 0																		
<b>Inning Stats</b>	R: 0 E: 0 K: 0 S: 4	H: 1 LOB: 1 BB: 1 P: 4	R: 1 E: 1 K: 0 S: 4	H: 1 LOB: 1 BB: 1 P: 8	R: 0 E: 0 K: 2 S: 8	H: 1 LOB: 1 BB: 0 P: 8	R: 0 E: 0 K: 1 S: 5	H: 0 LOB: 0 BB: 0 P: 5	R: 2 E: 0 K: 0 S: 6	H: 3 LOB: 2 BB: 1 P: 10	R: 0 E: 0 K: 1 S: 7	H: 2 LOB: 2 BB: 0 P: 7	R: 0 E: 0 K: 0 S: 4	H: 2 LOB: 0 BB: 0 P: 4	R: 1 E: 0 K: 3 S: 9	H: 0 LOB: 2 BB: 1 P: 14	1B: 6 2B: 4 3B: 0 HR: 1	SF: 0 SAC: 0 DP: 2 HBP: 1	WP: 0 PB: 0 SB: 0 CS: 0	PA: 41							
<b>PITCHER</b>	IP WLS BF H R ER SO BB IBB HBP BLK WP HR S P ERA WHIP											<b>PITCHER</b>	IP WLS BF H R ER SO BB IBB HBP BLK WP HR S P ERA WHIP														
Curt Schilling, R (1.1) ERA: 1.38	6.0	27	7	3	2	3	1	1	0	0	0	0	0	10	10	3.00	1.333										
Ken Ryan, R (7.1) ERA: 1.17	1.1	8	4	1	1	1	0	0	0	0	0	0	0	1	1	0.00	0.000										
Dave Leiper, L (8.1) ERA: 5.4	0.2	W 1	0	0	0	0	0	0	0	0	0	0	0	1	1	0.00	0.000										
Ricky Bottalico, R (9.1) ERA: 2.18	1.0	S 5	0	0	0	3	1	0	1	0	0	0	0	9	14	0.00	1.000										

AB	37
R	4
H	11
RBI	3
BB	3
SO	7
LOB	20





Batter	1	2	3	4	5	6	7	8	9	AB	R	H	RBI	BB	SO	LOB	TOP		
Lance Johnson, L (1, 8) OBP: 0.327, SLG: 0.432	F8	G1-3						G6-3	FC6-4	5	2	3	0	1	0	2			
Jose Vizcaino, S (1, 4) OBP: 0.394, SLG: 0.437	G6-3	1B						G6-3	FC6-4	5	2	2	0	1	0	5			
Bernard Gilkey, R (1, 7) OBP: 0.364, SLG: 0.530	G6-3	P3								4	1	1	1	1	1	6			
Rico Brogna, L (1, 3) OBP: 0.358, SLG: 0.512	1B				F7					5	1	3	4	0	1	1			
Jeff Kent, R (1, 5) OBP: 0.329, SLG: 0.414	1B				F7					4	0	1	0	1	1	1			
Todd Hundley, S (1, 2) OBP: 0.352, SLG: 0.597	G3-1				L9					5	1	1	1	0	0	5			
Butch Huskey, R (1, 9) OBP: 0.266, SLG: 0.308					F4					4	0	1	0	0	0	0			
Chris Jones, R (7, 9) OBP: 0.220, SLG: 0.350		G1-3				L7				1	0	1	0	0	0	0			
Rey Ordenez, R (1, 6) OBP: 0.347, SLG: 0.401					F7					5	0	3	0	0	0	1			
Bobby Jones, R (1, 1)					G5-3					5	0	0	0	0	3	5			
<b>Inning Stats</b>	R: 1 H: 3 E: 0 K: 0 S: 12	H: 3 LOB: 2 BB: 0 P: 19	R: 0 H: 2 E: 0 K: 1 S: 13	H: 2 LOB: 3 BB: 1 P: 19	R: 0 H: 0 E: 0 K: 0 S: 5	H: 0 LOB: 0 BB: 0 P: 10	R: 0 H: 0 E: 0 K: 0 S: 8	H: 0 LOB: 0 BB: 0 P: 10	R: 2 H: 3 E: 2 K: 1 S: 14	H: 3 LOB: 1 BB: 0 P: 18	R: 3 H: 3 E: 0 K: 2 S: 23	H: 3 LOB: 1 BB: 1 P: 32	R: 1 H: 2 E: 0 K: 1 S: 17	H: 2 LOB: 2 BB: 0 P: 24	R: 0 H: 2 E: 0 K: 1 S: 12	H: 2 LOB: 2 BB: 0 P: 17	1B: 12 2B: 2 3B: 0 HR: 2	SF: 0 SAC: 0 DP: 0 HBP: 0	WP: 0 PA: 47 PB: 0 SB: 0 CS: 0
<b>PITCHER</b>	IP WLS BF H R ER SO BB IBB HBP BLK WP HR S P ERA WHIP																		
Tom Candiotti, R (1, 1) ERA: 3.86	6.1 L 33 11 6 5 3 3 0 0 0 0 0 2 73 114 7.11 2.211																		
Mark Guthrie, L (7, 1) ERA: 1.53	0.2 3 1 0 0 1 0 0 0 0 0 0 0 10 11 0.00 1.500																		
Joey Eischen, L (8, 1) ERA: 3.97	2.0 11 4 1 1 2 1 0 0 0 0 0 0 29 41 4.50 2.500																		

**New York Mets @ Los Angeles Dodgers**  
**Dodger Stadium, Los Angeles, CA**  
 Mon May 20 1996, 7:05 PM PDT  
 Att: 26,625 - Unknown - 70 F

AB	43
R	7
H	16
RBI	6
BB	4
SO	6
LOB	26



Batter	1	2	3	4	5	6	7	8	9	AB	R	H	RBI	BB	SO	LOB	BOTTOM				
Chad Fonville, S (1, 6) OBP: 0.298, SLG: 0.263	B1-3									4	0	0	0	0	1	1					
Roger Cedeno, S (1, 8) OBP: 0.390, SLG: 0.377	P6									4	1	1	0	0	1	0					
Mike Piazza, R (1, 2) OBP: 0.432, SLG: 0.580										4	0	3	0	0	0	0					
Tom Prince, R (9, 2)	1B									0	0	0	0	0	0	0					
Eric Karros, R (1, 3) OBP: 0.265, SLG: 0.375	F8									4	0	2	1	0	0	1					
Raul Mondesi, R (1, 9) OBP: 0.258, SLG: 0.429	G6-3									3	0	0	0	1	0	2					
Delino DeShields, L (1, 4) OBP: 0.302, SLG: 0.382										4	0	2	0	0	1	5					
Mike Blowers, R (1, 5) OBP: 0.314, SLG: 0.309	G6-4-3									4	0	0	0	0	2	2					
Todd Hollandsworth, L (1, 7) OBP: 0.400, SLG: 0.404										4	0	1	0	0	1	1					
Tom Candiotti, R (1, 1) OBP: 0.143, SLG: 0.143										2	0	0	0	0	0	0					
Mark Guthrie, R (7, 1) ERA: 1.53	G6-3									0	0	0	0	0	0	0					
Milt Thompson, L (7, PH) OBP: 0.259, SLG: 0.091										1	0	0	0	0	1	1					
Joey Eischen, L (8, 1) ERA: 3.97										0	0	0	0	0	0	0					
<b>Inning Stats</b>	R: 0 H: 1 E: 0 K: 0 S: 8	H: 1 LOB: 1 BB: 0 P: 12	R: 0 H: 1 E: 0 K: 0 S: 7	H: 1 LOB: 0 BB: 0 P: 9	R: 0 H: 0 E: 0 K: 1 S: 8	H: 0 LOB: 0 BB: 0 P: 10	R: 0 H: 2 E: 0 K: 1 S: 10	H: 2 LOB: 2 BB: 0 P: 15	R: 0 H: 0 E: 0 K: 1 S: 6	H: 0 LOB: 0 BB: 0 P: 10	R: 1 H: 3 E: 0 K: 1 S: 10	H: 3 LOB: 1 BB: 1 P: 19	R: 0 H: 1 E: 0 K: 1 S: 12	H: 1 LOB: 0 BB: 0 P: 17	R: 0 H: 0 E: 0 K: 1 S: 7	H: 0 LOB: 0 BB: 0 P: 9	R: 0 H: 1 E: 0 K: 1 S: 8	H: 1 LOB: 1 BB: 0 P: 12	1B: 7 2B: 2 3B: 0 HR: 0	SF: 0 SAC: 0 DP: 2 HBP: 0	WP: 0 PA: 35 PB: 0 SB: 0 CS: 0
<b>PITCHER</b>	IP WLS BF H R ER SO BB IBB HBP BLK WP HR S P ERA WHIP																				
Bobby Jones, R (1, 1) ERA: 4.38	9.0 W 35 9 1 1 7 0 1 0 0 0 0 0 76 113 1.00 1.000																				

**New York Mets @ Los Angeles Dodgers**  
**Dodger Stadium, Los Angeles, CA**  
 Mon May 20 1996, 7:05 PM PDT  
 Att: 26,625 - Unknown - 70 F

AB	34
R	1
H	9
RBI	1
BB	1
SO	7
LOB	13





Batter	1	2	3	4	5	6	7	8	9	AB	R	H	RBI	BB	SO	LOB	TOP										
Lance Johnson, L (1, 8) OBP: 0.333, SLG: 0.442	E9 SF8 2B		S 1B		HBP 1B		L7		F7	5	2	3	0	0	0	0											
Jose Vizcaino, S (1, 4) OBP: 0.385, SLG: 0.438	K		S 1B		HBP 1B		G6-3			2	0	1	0	0	0	1											
Edgardo Alfonzo, R (5, FR) OBP: 0.238, SLG: 0.233	K		S 1B		HBP 1B		G6-3			1	0	0	0	0	0	0											
Bernard Gilkey, R (1, 7) OBP: 0.372, SLG: 0.554	SF8		S 1B		G4-6-3 1B		HR			2	1	2	4	1	0	0											
Rico Brogna, L (1, 3) OBP: 0.349, SLG: 0.496	G3		S 1B		G4-6-3 1B		K			4	0	0	0	0	2	5											
Jeff Kent, R (1, 5) OBP: 0.322, SLG: 0.404		F8		L4		G1-3		G4-3		4	0	0	0	0	0	0											
Todd Hundley, S (1, 2) OBP: 0.344, SLG: 0.580	K		F7		E6 FC3-6		P5			4	0	0	0	0	1	0											
Butch Huskey, R (1, 9) OBP: 0.258, SLG: 0.298	L4		K		FC3-6 FC5 1-2		L8			4	0	0	0	0	1	1											
Rey Ordonez, R (1, 6) OBP: 0.351, SLG: 0.400			G6-3		HBP 1B 1B		IBB		P2	3	1	1	0	1	0	0											
Pete Harnisch, S (1, 1)			G6-3		1 SAFE 0-3 K		FC5		F8	3	0	0	0	0	1	3											
Dave Milick, R (7, 1)			G6-3		K		FC5			0	0	0	0	0	0	0											
Brent Mayne, L (9, PH) OBP: 0.361, SLG: 0.424			G6-3		K		FC5 2-3			1	0	0	0	0	0	0											
<b>Inning Stats</b>	R: 1 E: 1 K: 1 S: 14	H: 1 LOB: 0 BB: 0 P: 21	R: 0 E: 0 K: 1 S: 6	H: 0 LOB: 0 BB: 0 P: 8	R: 0 E: 0 K: 1 S: 13	H: 2 LOB: 3 BB: 1 P: 21	R: 0 E: 0 K: 1 S: 6	H: 0 LOB: 0 BB: 0 P: 10	R: 2 E: 0 K: 1 S: 12	H: 3 LOB: 2 BB: 0 P: 17	R: 0 E: 0 K: 0 S: 9	H: 0 LOB: 0 BB: 1 P: 14	R: 1 E: 0 K: 1 S: 12	H: 1 LOB: 0 BB: 0 P: 17	R: 0 E: 0 K: 0 S: 6	H: 0 LOB: 0 BB: 0 P: 11	R: 0 E: 0 K: 0 S: 5	H: 0 LOB: 0 BB: 0 P: 9	1B: 5 2B: 1 3B: 0 HR: 1	SF: 1 SAC: 0 DP: 1 HBP: 1	WP: 0 PB: 0 SB: 2 CS: 0	PA: 37					
<b>PITCHER</b>	IP	WLS	BF	H	R	ER	SO	BB	IBB	HBP	BLK	WP	HR	S	P	ERA	WHIP										
Ismael Valdez, R (1, 1) ERA: 2.49	7.0	W	31	7	4	3	6	1	1	1	0	0	1	72	108	3.86	1.143										
Antonio Osuna, R (8, 1) ERA: 1.65	1.0	S	3	0	0	0	0	0	0	0	0	0	0	6	11	0.00	0.000										
Todd Worrell, R (9, 1) ERA: 1.89	1.0	S	3	0	0	0	0	0	0	0	0	0	0	5	9	0.00	0.000										

**New York Mets @ Los Angeles Dodgers**  
**Dodger Stadium, Los Angeles, CA**  
 Tue May 21 1996, 7:05 PM PDT  
 Att: 27,158 - Unknown - 69 F

AB	33
R	4
H	7
RBI	4
BB	2
SO	6
LOB	10



Batter	1	2	3	4	5	6	7	8	9	AB	R	H	RBI	BB	SO	LOB	BOTTOM										
Chad Fonville, S (1, 6) OBP: 0.306, SLG: 0.273	HR 1B		G3		G5-3		1B			4	1	2	0	0	0	1											
Todd Hollandsworth, L (1, 8) OBP: 0.385, SLG: 0.367	F8		G4-3		K		K			4	0	0	0	0	2	3											
Antonio Osuna, R (8, 1)	F8		G4-3		K		K			0	0	0	0	0	0	0											
Todd Worrell, R (9, 1)	F8		G4-3		K		K			0	0	0	0	0	0	0											
Mike Piazza, R (1, 2) OBP: 0.433, SLG: 0.595	HR		G5-3		G5-3		K2-3			4	2	2	2	0	1	2											
Eric Karros, R (1, 3) OBP: 0.265, SLG: 0.391	F9		G6-3		G6-3		HR		F9	4	1	1	2	0	0	0											
Raul Mondesi, R (1, 9) OBP: 0.258, SLG: 0.441	P4		G5-3		G5-3		HR		K2-3	4	1	1	1	0	1	0											
Delino DeShields, L (1, 4) OBP: 0.301, SLG: 0.379	F7		G5-3		G5-3		F7		1B 1B	4	1	1	0	0	0	0											
Mike Blowers, R (1, 5) OBP: 0.313, SLG: 0.308	F9		F9		G5-3		G6-3		E 1B 1B	4	0	1	0	0	0	0											
Milt Thompson, L (1, 7) OBP: 0.323, SLG: 0.231	1B		G1-6-3		G1-6-3		FC3-6 2B		E9 1B	4	0	3	1	0	0	0											
Ismael Valdez, R (1, 1) OBP: 0.143, SLG: 0.100	K		K		K		FC3-6 1B		G3	2	0	1	0	0	1	1											
Roger Cedeno, S (7, PH) OBP: 0.381, SLG: 0.366	K		K		K		FC3-6 1B		G3	2	0	0	0	0	0	3											
<b>Inning Stats</b>	R: 2 E: 0 K: 0 S: 15	H: 2 LOB: 0 BB: 0 P: 22	R: 0 E: 0 K: 1 S: 6	H: 1 LOB: 1 BB: 0 P: 9	R: 0 E: 0 K: 0 S: 6	H: 0 LOB: 0 BB: 0 P: 10	R: 0 E: 0 K: 0 S: 8	H: 0 LOB: 0 BB: 0 P: 15	R: 0 E: 0 K: 0 S: 8	H: 1 LOB: 1 BB: 0 P: 10	R: 3 E: 0 K: 1 S: 11	H: 3 LOB: 0 BB: 0 P: 16	R: 0 E: 0 K: 2 S: 14	H: 2 LOB: 2 BB: 0 P: 21	R: 1 E: 1 K: 1 S: 8	H: 3 LOB: 2 BB: 0 P: 14	R: 0 E: 0 K: 1 S: 5	H: 0 LOB: 0 BB: 0 P: 9	1B: 8 2B: 1 3B: 0 HR: 3	SF: 0 SAC: 0 DP: 0 HBP: 0	WP: 0 PB: 0 SB: 1 CS: 0	PA: 36					
<b>PITCHER</b>	IP	WLS	BF	H	R	ER	SO	BB	IBB	HBP	BLK	WP	HR	S	P	ERA	WHIP										
Pete Harnisch, R (1, 1) ERA: 4.79	6.0	L	25	7	5	5	2	0	0	0	0	0	0	54	82	7.50	1.167										
Dave Milick, R (7, 1) ERA: 3.35	2.0		11	5	1	1	3	0	0	0	0	0	0	22	35	4.50	2.500										

**New York Mets @ Los Angeles Dodgers**  
**Dodger Stadium, Los Angeles, CA**  
 Tue May 21 1996, 7:05 PM PDT  
 Att: 27,158 - Unknown - 69 F

AB	36
R	6
H	12
RBI	6
BB	0
SO	5
LOB	10





Batter	1	2	3	4	5	6	7	8	9	AB	R	H	RBI	BB	SO	LOB	TOP	
Lance Johnson, L (1, 8) OBP: 0.332, SLG: 0.443										4	1	1	0	0	0	1	<b>New York Mets @ Los Angeles Dodgers</b> Dodger Stadium, Los Angeles, CA Wed May 22 1996, 7:05 PM PDT Att: 33,716 - Unknown - 65 F	
Edgardo Alfonso, R (1, 4) OBP: 0.254, SLG: 0.238										3	1	1	0	1	1	0		
Bernard Gilkey, R (1, 7) OBP: 0.369, SLG: 0.552										4	1	1	2	0	3	1		
Rico Brogna, L (1, 3) OBP: 0.340, SLG: 0.482										4	0	0	0	0	3	2		
Jeff Kent, R (1, 5) OBP: 0.320, SLG: 0.403										3	0	1	1	0	0	0		
Todd Hundley, S (1, 2) OBP: 0.347, SLG: 0.575										3	0	1	0	1	2	0		
Butch Huskey, R (1, 9) Chris Jones, R (7, 9) OBP: 0.299, SLG: 0.341										3	0	1	0	0	1	0		
Rey Ordonez, R (1, 6) OBP: 0.355, SLG: 0.399										3	0	1	0	1	1	2		
Mark Clark, R (1, 1) Doug Henry, R (8, 1) John Franco, L (8, 1)										2	0	0	0	0	2	2		
										0	0	0	0	0	0	0		
										0	0	0	0	0	0	0		
<b>Inning Stats</b>	R: 3 H: 2 E: 0 K: 2 S: 9	H: 2 R: 1 ER: 0 LOB: 0 BB: 1 P: 14	R: 0 H: 1 ER: 0 LOB: 0 BB: 0 S: 7	R: 0 H: 1 ER: 0 LOB: 0 BB: 0 S: 6	R: 0 H: 2 ER: 0 LOB: 2 BB: 1 S: 8	R: 0 H: 0 ER: 0 LOB: 0 BB: 0 S: 8	R: 0 H: 0 ER: 0 LOB: 0 BB: 0 S: 8	R: 0 H: 0 ER: 0 LOB: 0 BB: 0 S: 10	R: 0 H: 1 ER: 0 LOB: 2 BB: 1 S: 12	1B: 5 2B: 2 3B: 0 HR: 0	SF: 1 SAC: 1 DP: 1 HBP: 0	WP: 1 PB: 0 CS: 2 SB: 0	PA: 35					
<b>PITCHER</b>	IP WLS BF H R ER SO BB IBB HBP BLK WP HR S P ERA WHIP	IP WLS BF H R ER SO BB IBB HBP BLK WP HR S P ERA WHIP																
Hideo Nomo, R (1, 1) ERA: 3.93	6.0 L 24 6 3 3 8 1 1 0 0 1 0 46 70 4.50 1.167																	
Chan Ho Park, R (7, 1) ERA: 2.39	2.0 6 0 0 0 4 0 0 0 0 0 0 19 27 0.00 0.000																	
Scott Radinsky, L (9, 1) ERA: 0.77	1.0 5 1 0 0 2 1 0 0 0 0 0 12 16 0.00 2.000																	


Batter	1	2	3	4	5	6	7	8	9	AB	R	H	RBI	BB	SO	LOB	BOTTOM	
Roger Cedeno, S (1, 8) OBP: 0.371, SLG: 0.347										4	0	0	0	1	1	3	<b>New York Mets @ Los Angeles Dodgers</b> Dodger Stadium, Los Angeles, CA Wed May 22 1996, 7:05 PM PDT Att: 33,716 - Unknown - 65 F	
Milt Thompson, L (1, 7) OBP: 0.294, SLG: 0.207										3	0	0	0	0	1	0		
Mike Busch, R (8, PH) OBP: 0.300, SLG: 0.474										0	0	0	0	1	0	0		
Mike Piazza, R (1, 2) OBP: 0.429, SLG: 0.585										3	0	0	0	1	0	2		
Scott Radinsky, L (9, 1) ERA: 0.77										0	0	0	0	0	0	0		
Eric Karros, R (1, 3) OBP: 0.270, SLG: 0.394										4	1	2	0	0	0	1		
Raul Mondesi, R (1, 9) OBP: 0.257, SLG: 0.438										4	1	1	0	0	2	1		
Delino DeShields, L (1, 4) OBP: 0.299, SLG: 0.376										4	0	1	0	0	1	2		
Mike Blowers, R (1, 5) OBP: 0.305, SLG: 0.299										4	0	0	1	0	1	3		
Chad Fonville, S (1, 6) OBP: 0.297, SLG: 0.265										3	0	0	0	0	1	0		
Billy Ashley, R (9, PH) OBP: 0.343, SLG: 0.600										1	0	0	0	0	0	0		
Hideo Nomo, R (1, 1) OBP: 0.150, SLG: 0.105										1	0	1	0	0	0	0		
Todd Hollandsworth, L (6, PH) OBP: 0.332, SLG: 0.353										1	0	0	0	0	0	0		
Chan Ho Park, R (7, 1) OBP: 0.100, SLG: 0.100										0	0	0	0	0	0	0		
Dave Hansen, L (8, PH) OBP: 0.288, SLG: 0.171										1	0	0	0	0	0	0		
Tom Prince, R (9, 2) ERA: 3.6										0	0	0	0	1	0	0		
<b>Inning Stats</b>	R: 0 H: 0 E: 0 K: 0 S: 4	H: 0 R: 0 ER: 0 LOB: 0 BB: 1 P: 9	R: 0 H: 0 ER: 0 LOB: 0 BB: 0 S: 9	R: 0 H: 1 ER: 0 LOB: 1 BB: 0 S: 7	R: 0 H: 0 ER: 0 LOB: 0 BB: 0 S: 7	R: 0 H: 0 ER: 0 LOB: 0 BB: 0 S: 8	R: 0 H: 0 ER: 0 LOB: 0 BB: 0 S: 5	R: 0 H: 2 ER: 0 LOB: 2 BB: 0 S: 11	R: 0 H: 0 ER: 0 LOB: 2 BB: 2 S: 10	R: 2 H: 2 ER: 2 LOB: 2 BB: 1 S: 15	1B: 5 2B: 0 3B: 0 HR: 0	SF: 0 SAC: 0 DP: 0 HBP: 0	WP: 0 PB: 0 CS: 0	PA: 37				
<b>PITCHER</b>	IP WLS BF H R ER SO BB IBB HBP BLK WP HR S P ERA WHIP	IP WLS BF H R ER SO BB IBB HBP BLK WP HR S P ERA WHIP																
Mark Clark, R (1, 1) ERA: 3.69	7.0 W 25 3 0 0 0 1 0 0 0 0 0 7 14 0.00 1.500																	
Doug Henry, R (8, 1) ERA: 5.00	0.2 3 0 0 0 0 1 0 0 0 0 0 7 14 0.00 1.500																	
John Franco, L (8, 1) ERA: 3.6	1.1 S 9 2 2 0 2 2 0 0 0 0 0 18 35 0.00 3.000																	






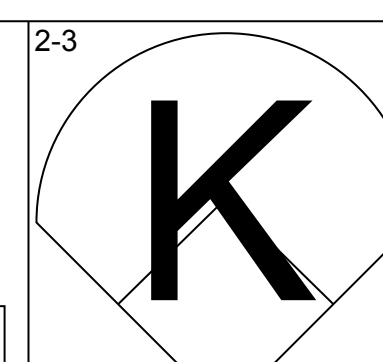
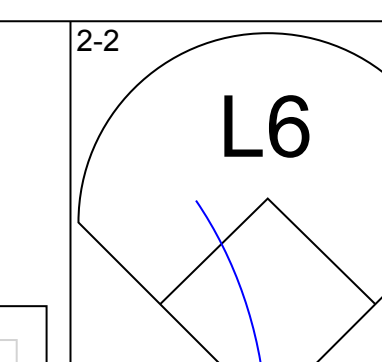
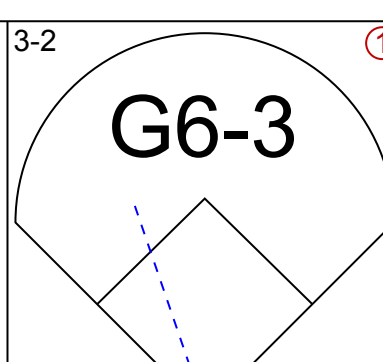
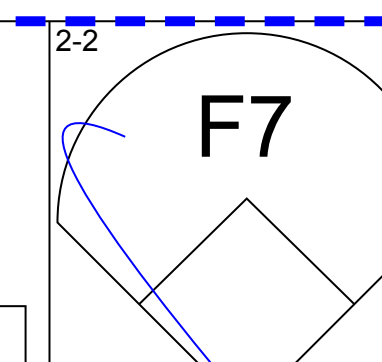
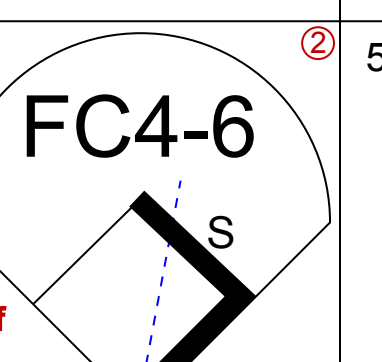
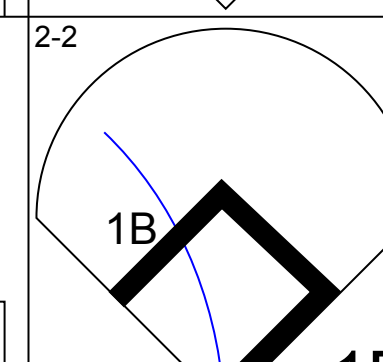
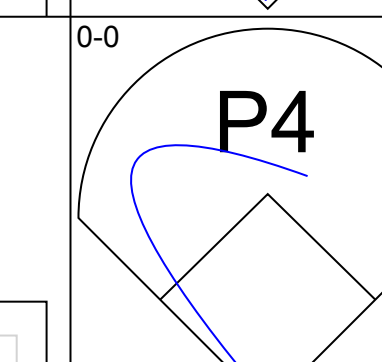
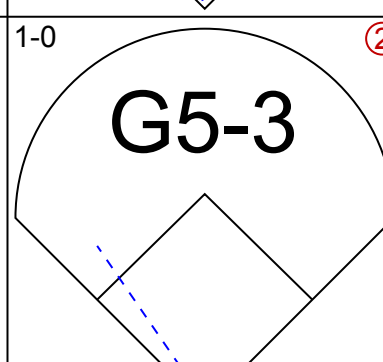
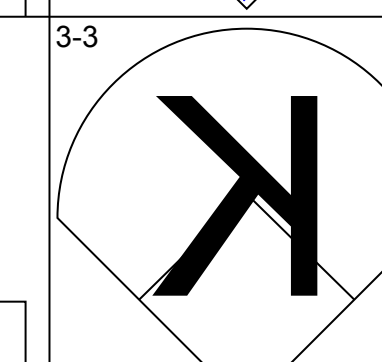
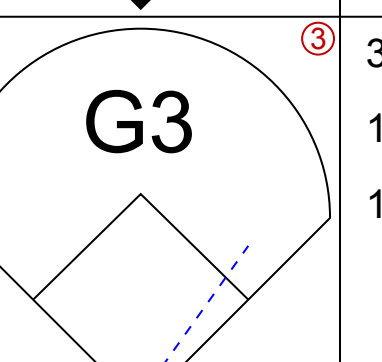
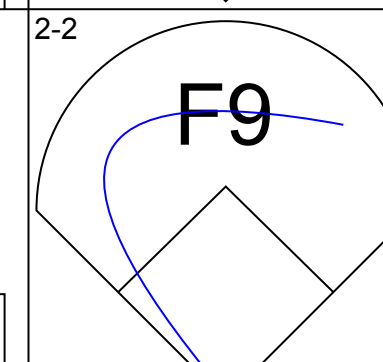
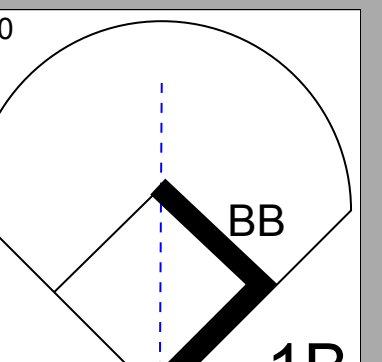
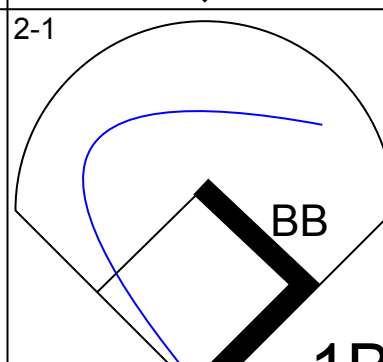
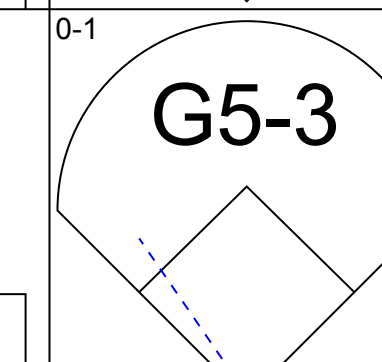
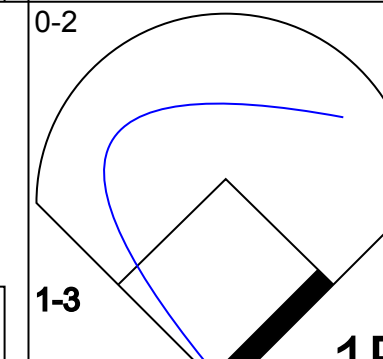
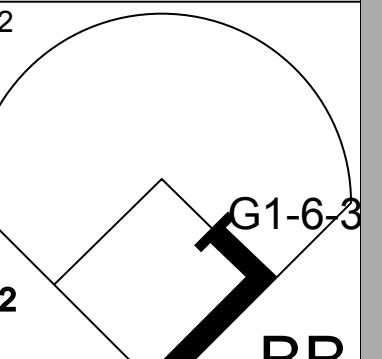
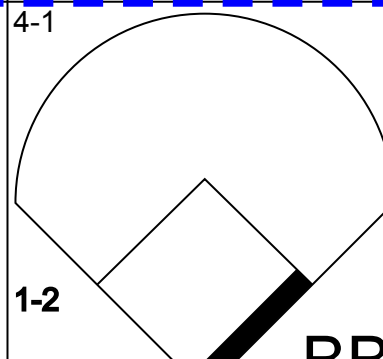
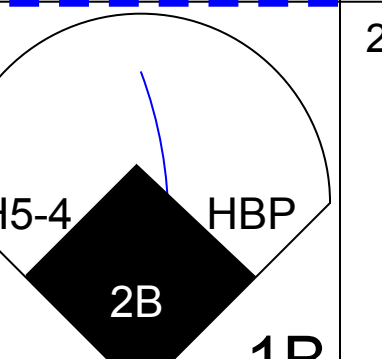

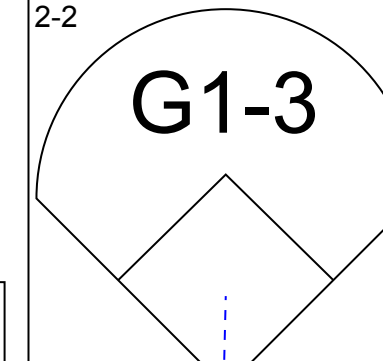
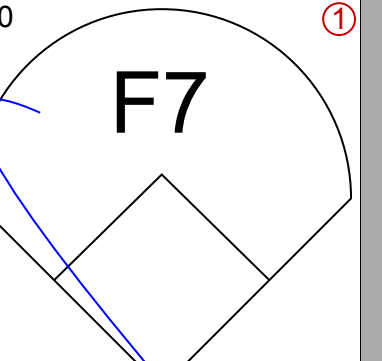
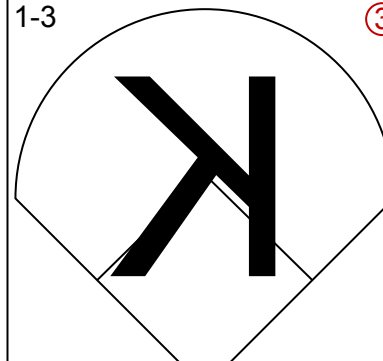
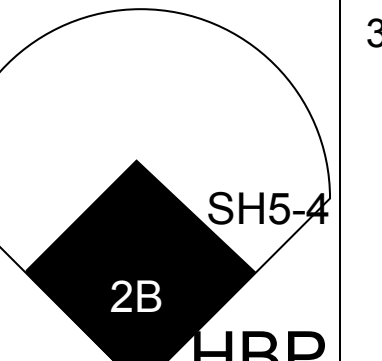

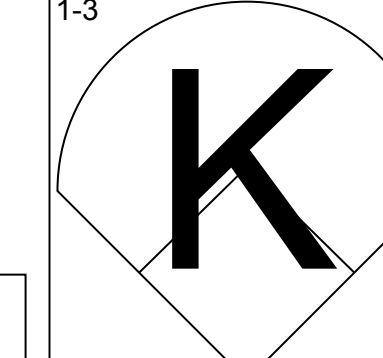
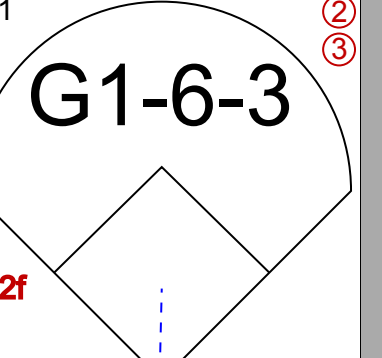
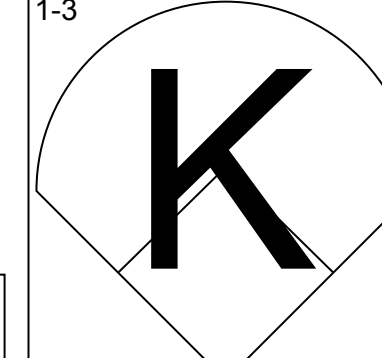
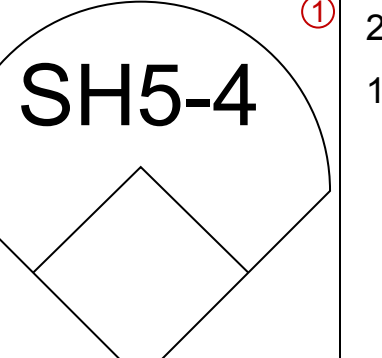
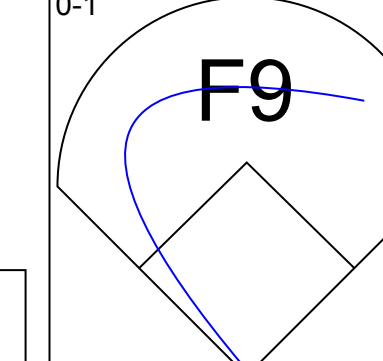
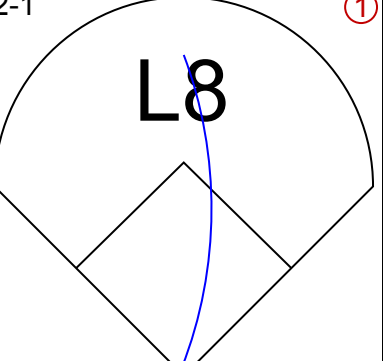
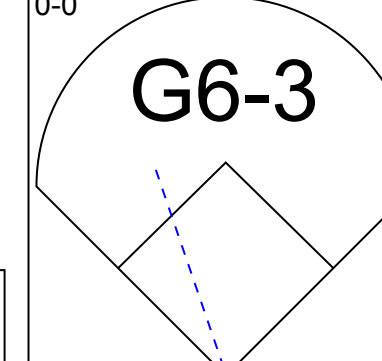
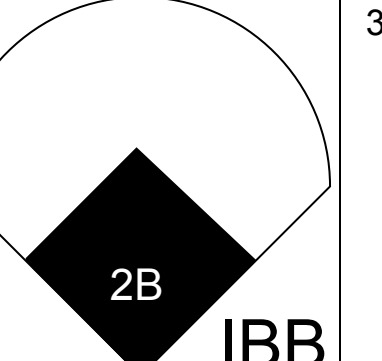
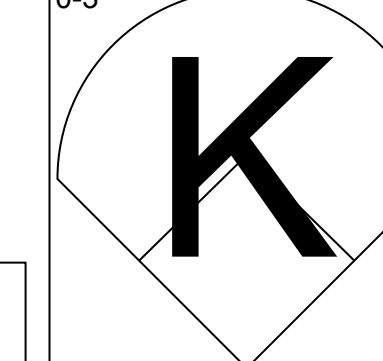
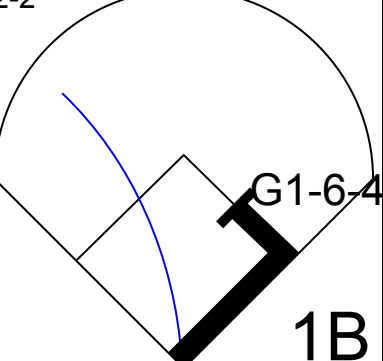
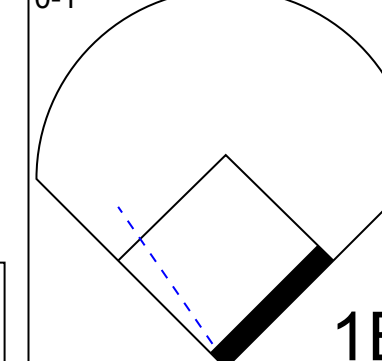
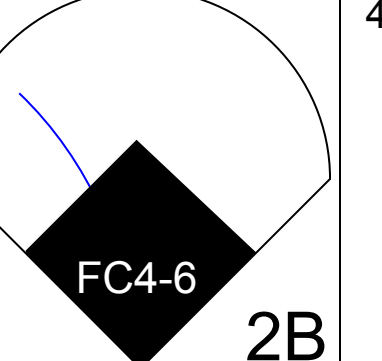
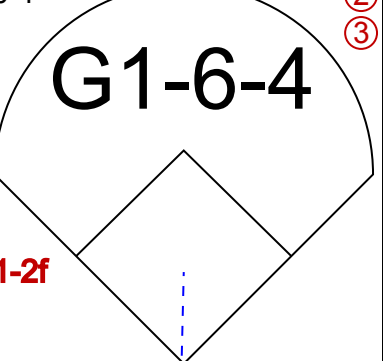
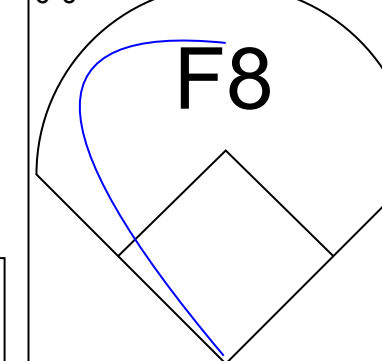
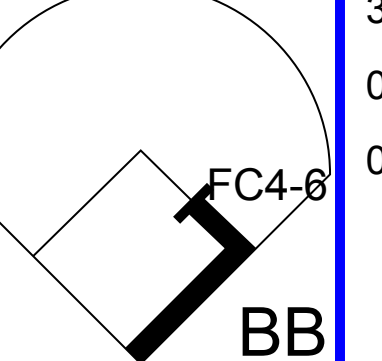
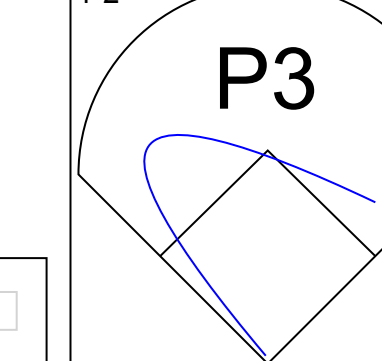


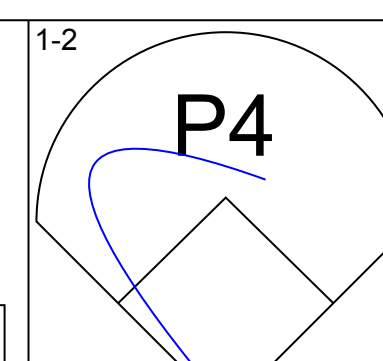
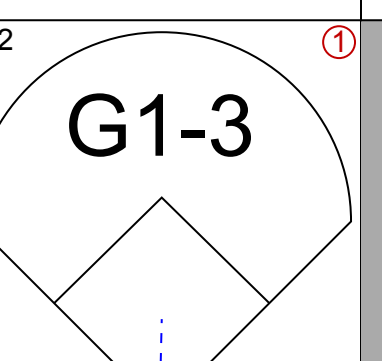
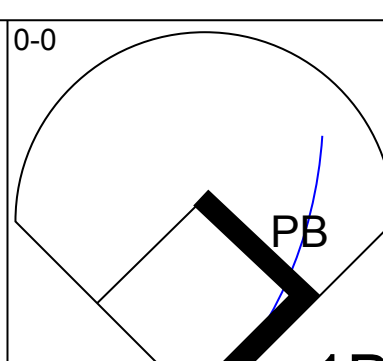
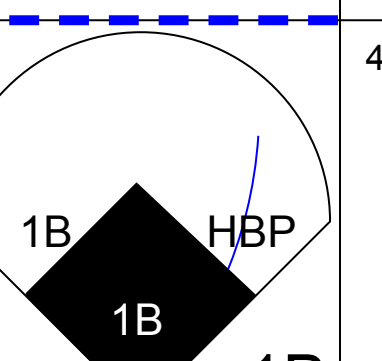
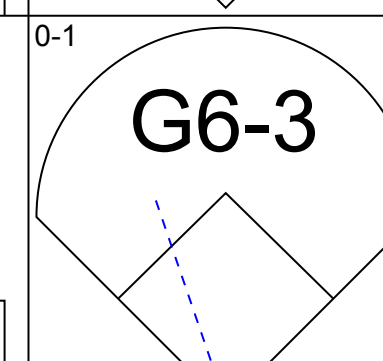
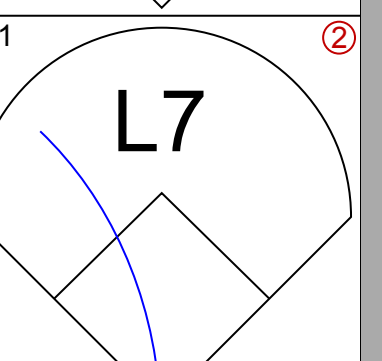
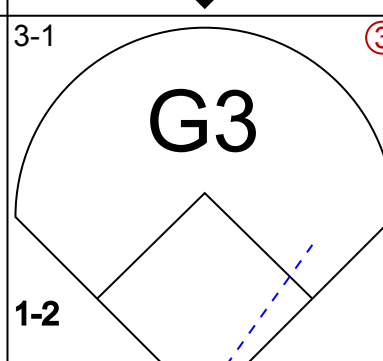
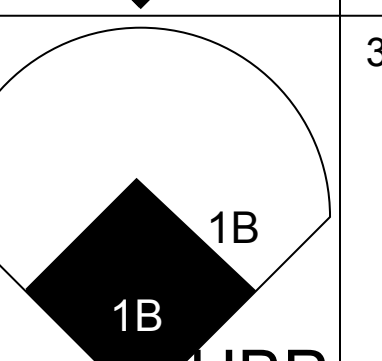

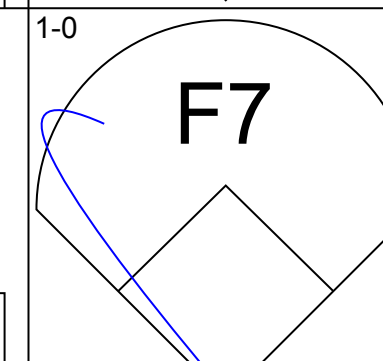
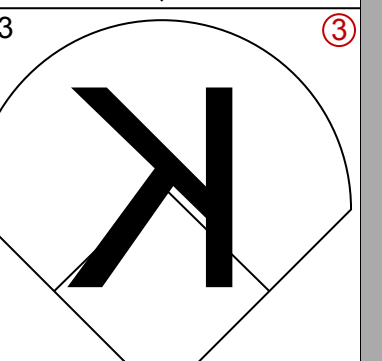

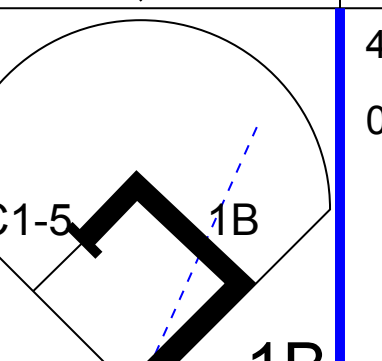

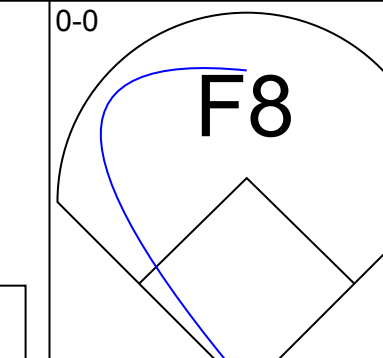
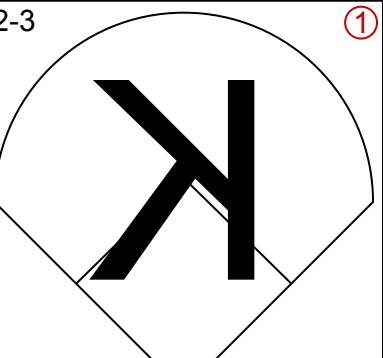

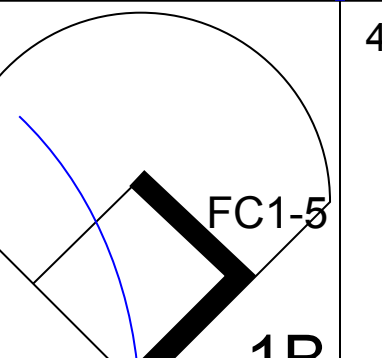

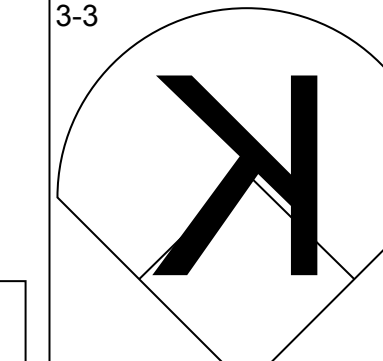
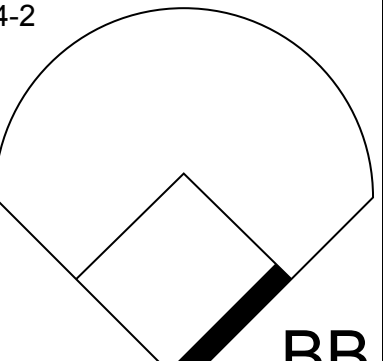
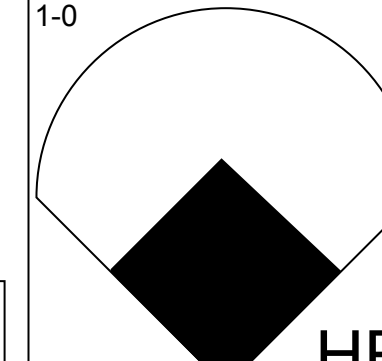
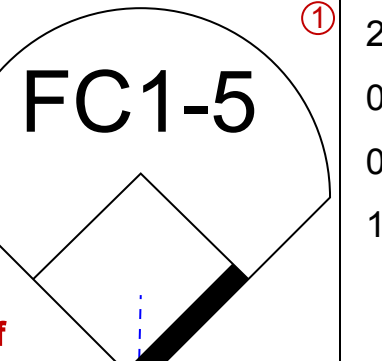
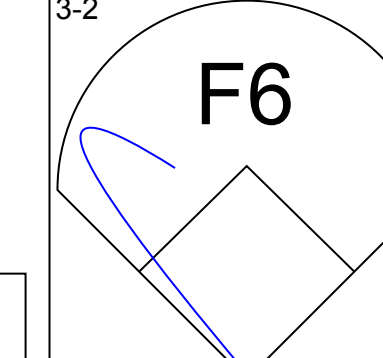
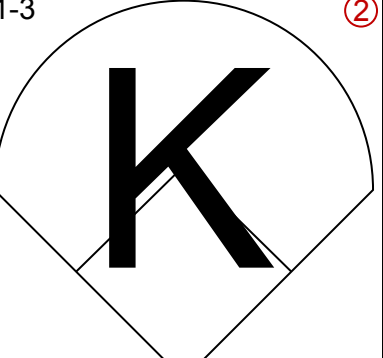

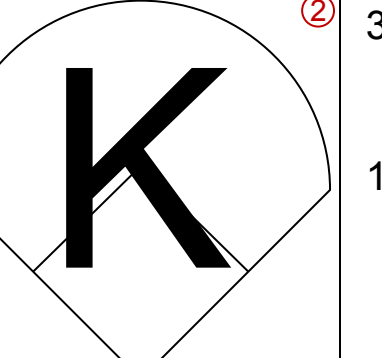
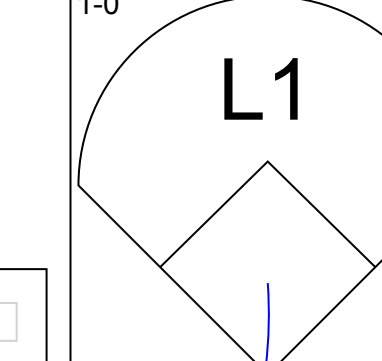
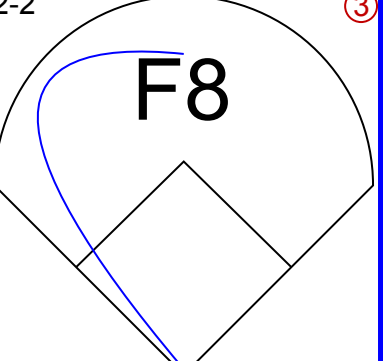
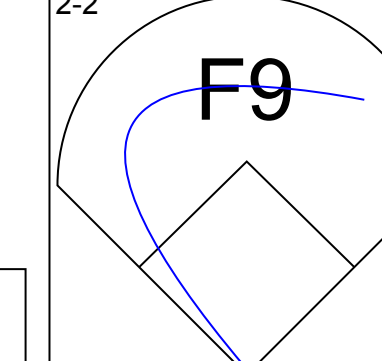
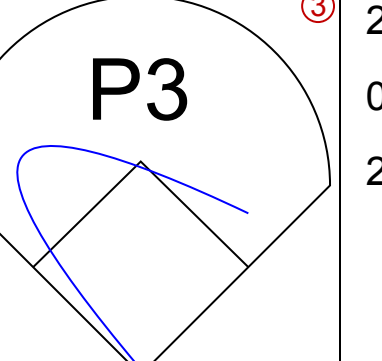
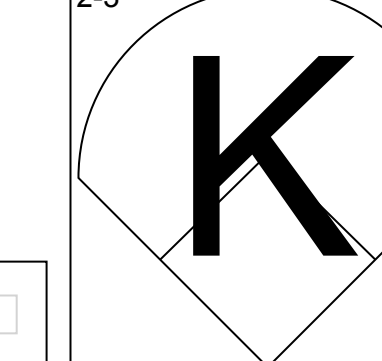
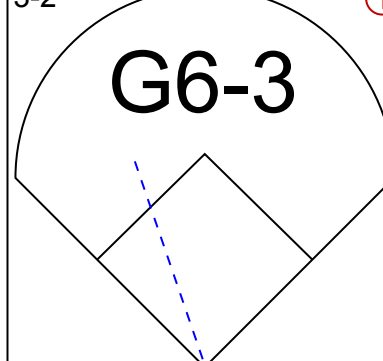
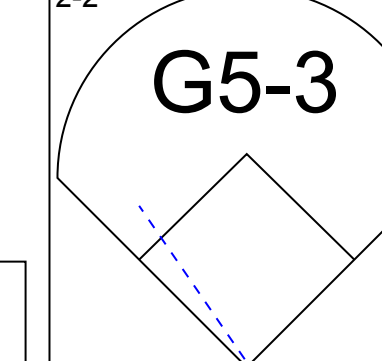
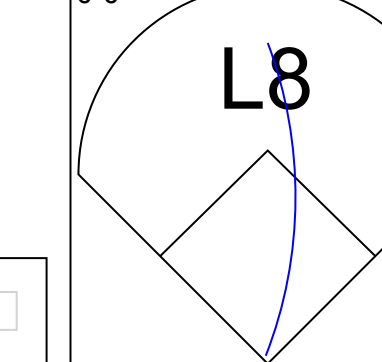
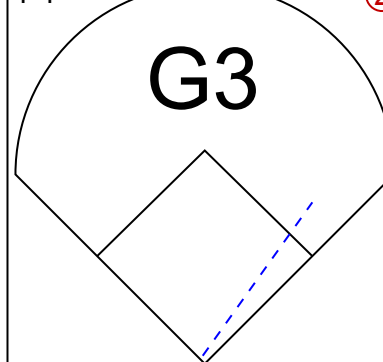
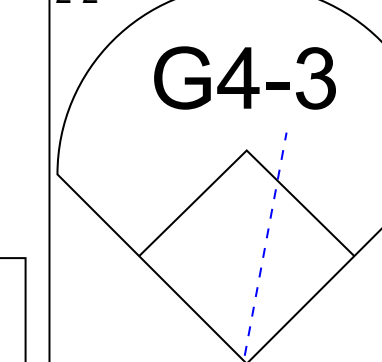


Batter	1	2	3	4	5	6	7	8	9	AB R H RBI BB SO LOB	TOP												
<b>Chad Fonville, S</b> OBP: 0.282, SLG: 0.250 (1, 6)	G3	G6-3			G6-3		G6-3		FC6-4	5 0 0 0 0 0 2	<b>Los Angeles Dodgers @ Montreal Expos</b> Olympic Stadium, Montreal, QB Sat May 25 1996, 7:05 PM EDT Att: 27,104 - Dome  <b>AB 33</b> <b>R 5</b> <b>H 8</b> <b>RBI 5</b> <b>BB 3</b> <b>SO 5</b> <b>LOB 10</b> 												
<b>Roger Cedeno, S</b> OBP: 0.394, SLG: 0.333 (1, 8)	K	K			HR		F7			4 1 1 0 0 0 2 1													
<b>Mike Piazza, R</b> OBP: 0.438, SLG: 0.606 (1, 2)	1B	3B			1B					3 2 3 2 1 0 0													
<b>Eric Karros, R</b> OBP: 0.283, SLG: 0.393 (1, 3)	3B	1B			F9		F8			4 1 1 0 0 0 2													
<b>Raul Mondesi, R</b> OBP: 0.264, SLG: 0.433 (1, 9)	3B	1B			F8		G4-3			3 1 0 0 0 1 0 1													
<b>Billy Ashley, R</b> OBP: 0.359, SLG: 0.636 <b>Todd Hollandsworth, L</b> OBP: 0.385, SLG: 0.374 <b>Todd Worrell, R</b> (9, 1)	3B				F9		G5-3			3 0 1 3 0 0 0 0 1 0 0 0 0 0 0 1 0 0 0 0 0 0 0 0													
<b>Delino DeShields, L</b> OBP: 0.300, SLG: 0.372 (1, 4)	F7				K		G3-1			4 0 0 0 0 1 1													
<b>Mike Blowers, R</b> OBP: 0.318, SLG: 0.307 (1, 5)		G6-3			2B		L4			3 0 2 0 1 0 0													
<b>Ramon Martinez, R</b> (1, 1)		SH5-4			F9		K			2 0 0 0 0 1 1													
<b>Mark Guthrie, R</b> (7, 1) <b>Chan Ho Park, R</b> OBP: 0.100, SLG: 0.100 <b>Milt Thompson, L</b> OBP: 0.278, SLG: 0.194 (8, 7)		1-2								0 0 0 0 0 0 0 0 0 0 0 0 0 0 0 0 1 0 0 0 0 0 1 1													
<b>Inning Stats</b>	R: 3 E: 0 K: 1 S: 15	H: 2 LOB: 1 BB: 2 P: 29	R: 0 E: 0 K: 1 S: 7	H: 0 LOB: 1 BB: 1 P: 13	R: 0 E: 0 K: 0 S: 6	H: 1 LOB: 0 BB: 0 P: 13	R: 0 E: 0 K: 1 S: 9	H: 1 LOB: 1 BB: 0 P: 11	R: 2 E: 0 K: 0 S: 8	H: 2 LOB: 0 BB: 0 P: 11	R: 0 E: 0 K: 0 S: 4	H: 0 LOB: 0 BB: 0 P: 5	R: 0 E: 0 K: 1 S: 10	H: 0 LOB: 0 BB: 0 P: 13	R: 0 E: 0 K: 0 S: 15	H: 1 LOB: 1 BB: 0 P: 23	R: 0 E: 0 K: 1 S: 7	H: 1 LOB: 1 BB: 0 P: 8	1B: 5 2B: 1 3B: 1 HR: 1	SF: 0 SAC: 1 DP: 1 HBP: 0	WP: 0 PB: 0 SB: 0 CS: 0	PA: 37	
<b>PITCHER</b>	IP WLS BF H R ER SO BB IBB HBP BLK WP HR S P ERA WHIP											<b>PITCHER</b>	IP WLS BF H R ER SO BB IBB HBP BLK WP HR S P ERA WHIP										
<b>Rheal Cormier, L</b> ERA: 4.26 (1, 1)	6.0 L 26 6 5 5 3 3 0 0 0 0 0 1 49 82 7.50 1.500																						
<b>Derek Aucoin, R</b> ERA: 3.38 (7, 1)	2.0 7 1 0 0 1 0 0 0 0 0 0 0 25 36 0.00 0.500																						
<b>Mike Dyer, R</b> ERA: 3.14 (9, 1)	1.0 4 1 0 0 1 0 0 0 0 0 0 0 7 8 0.00 1.000																						

Batter	1	2	3	4	5	6	7	8	9	AB R H RBI BB SO LOB	BOTTOM												
<b>Mark Grudzielanek, R</b> OBP: 0.377, SLG: 0.471 (1, 6)	G5-3				G6-3		FC6-4		K	5 1 2 0 0 1 3	<b>Los Angeles Dodgers @ Montreal Expos</b> Olympic Stadium, Montreal, QB Sat May 25 1996, 7:05 PM EDT Att: 27,104 - Dome  <b>AB 34</b> <b>R 3</b> <b>H 9</b> <b>RBI 2</b> <b>BB 6</b> <b>SO 9</b> <b>LOB 27</b> 												
<b>Mike Lansing, R</b> OBP: 0.404, SLG: 0.450 (1, 4)	1B				F9				K	5 1 3 0 0 1 3													
<b>Henry Rodriguez, L</b> OBP: 0.365, SLG: 0.680 (1, 3)	K				G6-3		F8		K	4 0 0 0 1 3 4													
<b>Moises Alou, R</b> OBP: 0.330, SLG: 0.441 (1, 7)	F8				G6-3		B1-3		K	4 0 1 2 0 1 3													
<b>Darrin Fletcher, L</b> OBP: 0.308, SLG: 0.418 (1, 2)		FC5-4			F8		B1-3		L8	4 1 1 0 1 0 1													
<b>Sherman Obando, R</b> OBP: 0.300, SLG: 0.407 (1, 9)		L9			FC5-4		G5-3			4 0 1 0 0 0 5													
<b>F.P. Santangelo, S</b> OBP: 0.354, SLG: 0.430 <b>Cliff Floyd, L</b> OBP: 0.333, SLG: 0.308 (2, 8)		FC5-4			FC5-4		G3-1		S	0 0 0 0 0 0 0 2 0 1 0 2 0 0													
<b>Shane Andrews, R</b> OBP: 0.308, SLG: 0.398 (1, 5)		FC5-4			FC5-4		K		K	4 0 0 0 0 2 5													
<b>Rheal Cormier, L</b> OBP: 0.118, SLG: 0.118 <b>Dave Silvestri, R</b> OBP: 0.354, SLG: 0.250 <b>Derek Aucoin, R</b> (6, PH) <b>Lenny Webster, R</b> OBP: 0.364, SLG: 0.250 <b>Mike Dyer, R</b> (9, 1)		L8			K		FC6-4		BB	2 0 0 0 0 1 3 0 0 0 0 1 0 0 0 0 0 0 0 0 0 0 0 0 0 1 0 0 0 0 0 0 0 0 0													
<b>Inning Stats</b>	R: 0 E: 0 K: 1 S: 8	H: 1 LOB: 0 BB: 1 P: 14	R: 1 E: 0 K: 1 S: 8	H: 2 LOB: 0 BB: 0 P: 14	R: 0 E: 0 K: 1 S: 15	H: 1 LOB: 2 BB: 1 P: 23	R: 0 E: 0 K: 0 S: 14	H: 1 LOB: 3 BB: 2 P: 25	R: 0 E: 0 K: 1 S: 10	H: 0 LOB: 1 BB: 1 P: 17		R: 1 E: 0 K: 0 S: 7	H: 2 LOB: 1 BB: 0 P: 11	R: 0 E: 0 K: 3 S: 12	H: 1 LOB: 2 BB: 1 P: 21	R: 0 E: 0 K: 2 S: 14	H: 0 LOB: 0 BB: 0 P: 19	1B: 9 2B: 0 3B: 0 HR: 0	SF: 1 SAC: 0 DP: 0 HBP: 0	WP: 0 PB: 1 SB: 3 CS: 1	PA: 42		
<b>PITCHER</b>	IP WLS BF H R ER SO BB IBB HBP BLK WP HR S P ERA WHIP											<b>PITCHER</b>	IP WLS BF H R ER SO BB IBB HBP BLK WP HR S P ERA WHIP										
<b>Ramon Martinez, R</b> ERA: 3.51 (1, 1)	6.1 W 31 8 3 2 4 5 0 0 0 0 0 0 4 71 118 2.84 2.053																						
<b>Mark Guthrie, L</b> ERA: 1.77 (7, 1)	0.2 3 1 0 0 0 0 0 0 0 0 0 0 4 5 0.00 1.500																						
<b>Chan Ho Park, R</b> ERA: 2.32 (8, 1)	1.0 4 0 0 0 3 1 0 0 0 0 0 0 10 19 0.00 1.000																						
<b>Todd Worrell, R</b> ERA: 1.71 (9, 1)	1.0 S 3 0 0 0 2 0 0 0 0 0 0 0 14 19 0.00 0.000																						



Batter	1	2	3	4	5	6	7	8	9	AB R H RBI BB SO LOB	TOP									
Roger Cedeno, S (1, 8) OBP: 0.346, SLG: 0.315										5 0 0 1 0 1 1	<b>Los Angeles Dodgers @ Montreal Expos</b> Olympic Stadium, Montreal, QB Sun May 26 1996, 3:33 AM EDT Att: 30,718 - Dome - 68 F  livebaseballscores.com									
Juan Castro, R (1, 6) OBP: 0.235, SLG: 0.071										3 0 1 0 0 0 0										
Milt Thompson, L (8, PH) OBP: 0.270, SLG: 0.188										1 0 0 0 0 1 0										
Chad Fonville, S (8, 6) OBP: 0.280, SLG: 0.248										1 0 0 0 0 0 1										
Mike Piazza, R (1, 2) OBP: 0.440, SLG: 0.603										4 0 2 0 0 0 1										
Eric Karros, R (1, 3) OBP: 0.298, SLG: 0.400										2 1 2 0 2 0 0										
Raul Mondesi, R (1, 9) OBP: 0.264, SLG: 0.426										3 1 0 0 0 1 6										
Billy Ashley, R (1, 7) OBP: 0.341, SLG: 0.600										2 0 0 0 0 1 2										
Todd Hollandsworth, L (6, 7) OBP: 0.361, SLG: 0.370										1 0 0 0 0 1 0										
Delino DeShields, L (1, 4) OBP: 0.299, SLG: 0.366										3 1 0 0 1 0 0										
Mike Blowers, R (1, 5) OBP: 0.328, SLG: 0.325										4 1 3 3 0 1 0										
Tom Candiotti, R (1, 1) OBP: 0.118, SLG: 0.118										3 0 0 0 0 0 2										
Dave Hansen, L (9, PH) OBP: 0.279, SLG: 0.167										0 0 0 0 1 0 0										
Todd Worrell, R (9, 1)										0 0 0 0 0 0 0										
<b>Inning Stats</b>	R: 0 E: 0 K: 1 S: 20	H: 2 LOB: 2 BB: 0 P: 28	R: 0 E: 0 K: 2 S: 9	H: 0 LOB: 0 BB: 0 P: 10	R: 0 E: 0 K: 0 S: 8	H: 0 LOB: 0 BB: 0 P: 11	R: 0 E: 0 K: 0 S: 6	H: 1 LOB: 1 BB: 1 P: 13	R: 0 E: 0 K: 0 S: 7	H: 1 LOB: 0 BB: 0 P: 11	R: 0 E: 0 K: 1 S: 11	H: 1 LOB: 1 BB: 0 P: 22	R: 0 E: 0 K: 1 S: 8	H: 0 LOB: 0 BB: 0 P: 13	R: 4 E: 0 K: 0 S: 11	H: 2 LOB: 1 BB: 2 P: 24	1B: 7 2B: 1 3B: 0 HR: 0	SF: 0 SAC: 1 DP: 2 HBP: 1	WP: 0 PB: 0 SB: 1 CS: 0	PA: 38
<b>PITCHER</b>	IP WLS BF H R ER SO BB IBB HBP BLK WP HR S P ERA WHIP																			
Kirk Rueter, L (1, 1) ERA: 3.79	5.2 21 5 0 0 3 1 0 0 0 0 0 0 57 86 0.00 1.059																			
Tim Scott, R (6, 1) ERA: 1.55	1.1 6 1 0 0 2 1 0 0 0 0 0 0 11 17 0.00 1.500																			
Dave Veres, R (8, 1) ERA: 6.0	1.0 3 0 0 0 1 0 0 0 0 0 0 0 8 13 0.00 0.000																			
Mel Rojas, R (9, 1) ERA: 5.2	1.0 L 8 2 4 4 0 1 1 1 0 0 0 0 11 24 36.00 3.000																			

Batter	1	2	3	4	5	6	7	8	9	AB R H RBI BB SO LOB	BOTTOM											
Mark Grudzielanek, R (1, 6) OBP: 0.379, SLG: 0.472										4 1 2 0 0 0 0	<b>Los Angeles Dodgers @ Montreal Expos</b> Olympic Stadium, Montreal, QB Sun May 26 1996, 3:33 AM EDT Att: 30,718 - Dome - 68 F  livebaseballscores.com											
Mike Lansing, R (1, 4) OBP: 0.401, SLG: 0.443										3 1 0 0 0 0 1												
Henry Rodriguez, L (1, 3) OBP: 0.362, SLG: 0.670										4 0 1 0 0 1 0												
Dave Silvestri, R (9, PR) OBP: 0.354, SLG: 0.250										0 0 0 0 0 0 0												
Moises Alou, R (1, 7) OBP: 0.328, SLG: 0.437										4 0 1 2 0 1 0												
Sherman Obando, R (1, 9) OBP: 0.311, SLG: 0.441										2 1 1 1 1 1 0												
Dave Veres, R (8, 1) OBP: 1.000, SLG: 1.333										0 0 0 0 0 0 0												
Mel Rojas, R (9, 1) OBP: 0.500, SLG: 0.500										0 0 0 0 0 0 0												
Andy Stankiewicz, R (9, PH) OBP: 0.308, SLG: 0.304										1 0 0 0 0 0 2												
Cliff Floyd, L (1, 8) OBP: 0.306, SLG: 0.276										3 0 0 0 0 1 1												
David Segui, S (9, PH) OBP: 0.402, SLG: 0.490										1 0 0 0 0 1 2												
Lenny Webster, R (1, 2) OBP: 0.351, SLG: 0.239										2 0 0 0 0 0 1												
Tim Scott, R (6, 1) OBP: 0.348, SLG: 0.422										0 0 0 0 0 0 0												
F.P. Santangelo, S (8, 8) OBP: 0.348, SLG: 0.422										2 0 0 0 0 0 2												
Shane Andrews, R (1, 5) OBP: 0.300, SLG: 0.387										3 0 0 0 0 1 0												
Kirk Rueter, L (1, 1) OBP: 0.154, SLG: 0.091										1 0 0 0 0 0 0												
Darrin Fletcher, L (6, 2) OBP: 0.304, SLG: 0.412										2 0 0 0 0 0 0												
<b>Inning Stats</b>	R: 0 E: 0 K: 0 S: 6	H: 0 LOB: 0 BB: 0 P: 8	R: 0 E: 0 K: 1 S: 8	H: 0 LOB: 0 BB: 0 P: 14	R: 0 E: 0 K: 1 S: 5	H: 0 LOB: 0 BB: 0 P: 8	R: 0 E: 0 K: 1 S: 8	H: 0 LOB: 0 BB: 0 P: 13	R: 0 E: 0 K: 2 S: 12	H: 0 LOB: 1 BB: 1 P: 21	R: 0 E: 0 K: 0 S: 11	H: 1 LOB: 0 BB: 0 P: 18	R: 1 E: 0 K: 0 S: 7	H: 1 LOB: 0 BB: 0 P: 12	R: 0 E: 0 K: 0 S: 9	H: 0 LOB: 0 BB: 0 P: 15	R: 2 E: 0 K: 1 S: 23	H: 3 LOB: 2 BB: 0 P: 30	1B: 4 2B: 0 3B: 0 HR: 1	SF: 0 SAC: 0 DP: 0 HBP: 1	WP: 0 PB: 1 SB: 0 CS: 0	PA: 34
<b>PITCHER</b>	IP WLS BF H R ER SO BB IBB HBP BLK WP HR S P ERA WHIP																					
Tom Candiotti, R (1, 1) ERA: 3.47	8.0 27 2 1 1 5 1 0 0 0 0 0 0 66 109 1.12 0.375																					
Todd Worrell, R (9, 1) ERA: 2.45	1.0 S 7 3 2 2 1 0 0 1 0 0 0 0 23 30 18.00 3.000																					





Batter	1	2	3	4	5	6	7	8	9	AB	R	H	RBI	BB	SO	LOB	TOP					
Roger Cedeno, S OBP: 0.339, SLG: 0.309	(1, 8) K		(1, 0) G4-3		(2, 0) FC1-2 BB		(2, 0) G6-3		(1, 2) 1B	5	0	1	1	0	1	2	<b>Los Angeles Dodgers @ Philadelphia Phillies</b> <b>Veterans Stadium, Philadelphia, PA</b> Tue May 28 1996, 7:05 PM EDT Att: 17,186 - Unknown - 55 F					
Todd Hollandsworth, L OBP: 0.362, SLG: 0.375	(1, 7) G4-3		(1, 3) K2-3		(1, 2) FC6-4 BB		(3, H) 1B 2B		(0, 3) K	4	1	1	0	1	2	2						
Mike Piazza, R OBP: 0.442, SLG: 0.611	(1, 2) 2B			(0, 0) G5-3	(0, 0) FC6-4		(0, 1) 1B		(0, 1) P3	1	0	1	0	0	0	0						
Tom Prince, R OBP: 0.500, SLG: 0.429	(1, 2) 2B				(1, 2) FC6-4		(2, H) 1B			4	0	1	1	0	0	5						
Eric Karros, R OBP: 0.292, SLG: 0.391	(1, 3) K			(3, 3) K		(1, 3) K			(2, 2) L5	4	0	0	0	0	3	2						
Raul Mondesi, R OBP: 0.268, SLG: 0.433				(2, 2) F7		(3, 2) G3 2B			(2, 2) G6-3	4	0	2	0	0	0	0						
Delino DeShields, L OBP: 0.286, SLG: 0.364	(1, 4) K				(0, 0) 1B	(2, 2) G3			(0, 3) K	4	1	1	0	0	2	2						
Mike Blowers, R OBP: 0.326, SLG: 0.323	(1, 5) F9				(0, 0) SH1-4 1B	(2, 3) K			(2, 1) F8	4	0	1	0	0	1	2						
Juan Castro, R OBP: 0.286, SLG: 0.222	(1, 6) FC6-4				(0, 0) FC1-2 SH1-4 1B				(1, 3) K	4	1	2	1	0	1	1						
Ismael Valdez, R OBP: 0.136, SLG: 0.095	(1, 1) K				(1, 0) SH1-4				(1, 2) 1B	1	0	0	0	0	0	0						
Joe Eischen, L OBP: 0.265, SLG: 0.182	(7, PH) K				(1, 2) 2-3				(1, 2) 1B	0	0	0	0	0	0	0						
Chan Ho Park, R OBP: 0.238, SLG: 0.100	(7, PH) K									0	0	0	0	0	0	0						
Scott Radinsky, L OBP: 0.295, SLG: 0.189	(8, PH) K									0	0	0	0	0	0	0						
Dave Hansen, L OBP: 0.295, SLG: 0.189	(8, PH) K									1	0	1	0	0	0	0						
<b>Inning Stats</b>	R: 0 E: 0 K: 2 S: 9	H: 1 LOB: 1 BB: 0 P: 16	R: 0 E: 0 K: 1 S: 9	H: 1 LOB: 1 BB: 0 P: 13	R: 0 E: 0 K: 2 S: 8	H: 0 LOB: 0 BB: 0 P: 11	R: 0 E: 0 K: 1 S: 7	H: 0 LOB: 0 BB: 0 P: 12	R: 1 E: 0 K: 0 S: 7	H: 3 LOB: 3 BB: 1 P: 14	R: 0 E: 0 K: 2 S: 14	H: 1 LOB: 1 BB: 0 P: 22	R: 2 E: 0 K: 0 S: 13	H: 3 LOB: 1 BB: 0 P: 16	R: 0 E: 0 K: 1 S: 9	H: 0 LOB: 0 BB: 0 P: 13	R: 0 E: 0 K: 2 S: 15	H: 2 LOB: 2 BB: 0 P: 18	1B: 7 2B: 4 3B: 0 HR: 0	SF: 0 SAC: 1 DP: 0 HBP: 0	WP: 0 PB: 0 SB: 0 CS: 0	PA: 39
<b>PITCHER</b>	IP WLS BF H R ER SO BB IBB HBP BLK WP HR S P ERA WHIP																					
Mike Grace, R ERA: 3.11	(1, 1) 7.0 W 31 9 3 3 8 1 0 0 0 0 0 0 67 104 3.86 1.429																					
Russ Springer, R ERA: 4.67	(8, 1) 2.0 8 2 0 0 3 0 0 0 0 0 0 0 24 31 0.00 1.000																					

AB	37
R	3
H	11
RBI	3
BB	1
SO	11
LOB	17



Batter	1	2	3	4	5	6	7	8	9	AB	R	H	RBI	BB	SO	LOB	BOTTOM			
Ricky Otero, S OBP: 0.600, SLG: 0.600	(1, 8) 1B BLK WP			(0, 1) F7				(0, 1) G4-6-3 1B		5	2	3	0	0	0	2	<b>Los Angeles Dodgers @ Philadelphia Phillies</b> <b>Veterans Stadium, Philadelphia, PA</b> Tue May 28 1996, 7:05 PM EDT Att: 17,186 - Unknown - 55 F			
Mickey Morandini, L OBP: 0.377, SLG: 0.337	(1, 4) 1B WP HR				(2, 0) G6-3		(0, 0) 1B HR		(1, 0) G4-6-3 1B	5	2	2	0	0	0	2				
Jim Eisenreich, L OBP: 0.371, SLG: 0.342	(1, 9) 1B HR BB			(0, 1) P5		(1, 1) 1B S		(4, 0) BLK BB		3	3	2	1	2	0	0				
Pete Incaviglia, R OBP: 0.325, SLG: 0.600	(1, 7) HR			(0, 0) F7		(1, 3) K		(1, 3) K		4	2	2	6	0	1	1				
Lee Tinsley, S OBP: 0.206, SLG: 0.143	(7, 7) HR				(1, 2) K		(1, 2) HR		(1, 2) K	1	0	0	0	0	1	1				
Todd Zeile, R OBP: 0.370, SLG: 0.492	(1, 5) K				(0, 1) 1B		(1, 1) G5-3			4	0	2	0	0	1	0				
Benito Santiago, R OBP: 0.305, SLG: 0.506	(1, 2) G5-3				(0, 0) F7				(0, 0) P3	4	0	1	1	0	0	1				
23 Kevin Jordan, R OBP: 0.302, SLG: 0.444	(1, 3) G3				(0, 2) P3		(0, 1) FC4-6 1B		(0, 1) 2B	4	0	1	0	0	0	2				
Kevin Stocker, S OBP: 0.331, SLG: 0.313					(0, 1) F9				(0, 0) G1-3	4	0	0	0	0	1	1				
Mike Grace, R OBP: 0.233, SLG: 0.148	(1, 1) 1B				(1, 2) 1B				(1, 3) K	3	0	2	0	0	1	0				
Glenn Murray, R OBP: 0.238, SLG: 0.158	(7, PH) 1B								(1, 3) K	1	0	0	0	0	1	1				
Russ Springer, R ERA: 4.67	(8, 1) 1B									0	0	0	0	0	0	0				
<b>Inning Stats</b>	R: 4 E: 1 K: 1 S: 14	H: 3 LOB: 0 BB: 1 P: 26	R: 0 E: 0 K: 0 S: 10	H: 1 LOB: 0 BB: 0 P: 15	R: 0 E: 0 K: 0 S: 5	H: 1 LOB: 1 BB: 0 P: 5	R: 0 E: 0 K: 0 S: 11	H: 1 LOB: 0 BB: 0 P: 12	R: 1 E: 0 K: 1 S: 11	H: 3 LOB: 2 BB: 0 P: 15	R: 4 E: 0 K: 2 S: 15	H: 4 LOB: 0 BB: 0 P: 22	R: 0 E: 0 K: 2 S: 9	H: 1 LOB: 1 BB: 0 P: 12	R: 0 E: 0 K: 1 S: 6	H: 1 LOB: 1 BB: 1 P: 12	1B: 12 2B: 1 3B: 0 HR: 2	SF: 0 SAC: 0 DP: 1 HBP: 0	WP: 1 PB: 0 SB: 1 CS: 0	PA: 40
<b>PITCHER</b>	IP WLS BF H R ER SO BB IBB HBP BLK WP HR S P ERA WHIP																			
Ismael Valdez, R ERA: 3.15	(1, 1) 5.2 L 29 11 7 7 3 0 0 0 0 0 0 0 1 7 11 54.00 6.000																			
Joey Eischen, L ERA: 4.15	(6, 1) 0.1 3 2 2 2 0 0 0 0 0 0 0 1 7 11 54.00 6.000																			
Chan Ho Park, R ERA: 2.27	(7, 1) 1.0 4 1 0 0 2 0 0 0 0 0 0 0 9 12 0.00 1.000																			
Scott Radinsky, L ERA: 0.71	(8, 1) 1.0 4 1 0 0 1 1 0 0 0 1 0 0 6 12 0.00 2.000																			

AB	38
R	9
H	15
RBI	8
BB	2
SO	6
LOB	11





Batter	1	2	3	4	5	6	7	8	9	10	11	AB	R	H	RBI	BB	SO	LOB	TOP			
Roger Cedeno, S OBP: 0.342, SLG: 0.316	(1, 8) 1-3 K		(0, 2) G3 2B		(3, 2) G3			(0, 0) F9		(4, 1) BB		4	0	1	0	1	1	0				
Todd Hollandsworth, L OBP: 0.381, SLG: 0.374	(1, 7) 2-2		(1, 0) G3			(3, 3) K		(1, 1) G6-3		(2, 3) K		3	0	1	0	0	1	1				
Mike Busch, R OBP: 0.268, SLG: 0.450	(8, PH) 3-2											0	0	0	0	0	0	0				
Milt Thompson, L OBP: 0.250, SLG: 0.171	(8, 7) 3-2		(2, 3) 1B									2	0	0	0	0	1	1				
Delino DeShields, L OBP: 0.305, SLG: 0.366	(1, 4) 3-2 F7		(3, 2) K			(4, 2) BB		(2, 2) FC5-4 1B			(2, 2) G4-3 SF9 1B	4	1	2	0	1	1	2				
Eric Karros, R OBP: 0.284, SLG: 0.380	(1, 3) 0-0 F8		(3, 2) P5			(0, 0) F7		(0, 0) FC5-4 1B			(3, 2) G4-3	5	0	0	0	0	0	5				
Raul Mondesi, R OBP: 0.271, SLG: 0.443	(1, 9) 1-0 HR				(1, 1) F9		(0, 1) F8		(1, 0) P6		(4, 0) 2B IBB	4	2	1	1	1	0	1				
Mike Blowers, R OBP: 0.328, SLG: 0.327	(1, 5) 1-2 G6-3 1B				(0, 0) G5-3		(1, 1) SH1-4 1B		(1, 0) P4		(0, 0) SF9	4	0	2	1	0	0	0				
Tom Prince, R OBP: 0.429, SLG: 0.455	(1, 2) 1-1 G6-3				(1, 1) G6-3		(0, 0) SH1-4		(0, 3) K		(1, 1) 2B	4	0	1	1	0	1	1				
Juan Castro, R OBP: 0.231, SLG: 0.174	(1, 6) 2-2 P4				(1, 3) K		(0, 0) P4		(1, 1) F8		(1, 0) F7	5	0	0	0	0	1	3				
Todd Worrell, R (11, 1)					(0, 0) L5		(2, 3) K					0	0	0	0	0	0	0				
Hideo Nomo, R OBP: 0.236, SLG: 0.095	(1, 1) 1-3 K											2	0	0	0	0	1	1				
Dave Hansen, L OBP: 0.104, SLG: 0.104	(7, PH) 0-0											1	0	0	0	0	1	1				
Antonio Osuna, R OBP: 0.135	(7, 1) 0-0											0	0	0	0	0	0	0				
Billy Ashley, R OBP: 0.203, SLG: 0.283	(10, PH) 0-0											1	0	0	0	0	1	0				
Mark Guthrie, R OBP: 0.169	(10, 1) 0-0											0	0	0	0	0	0	0				
Chad Fournie, S OBP: 0.260, SLG: 0.248	(11, 6) 0-0											0	0	0	0	0	0	0				
<b>Inning Stats</b>	R: 0 E: 0 K: 1 S: 11	H: 1 LOB: 1 BB: 0 P: 17	R: 1 E: 0 K: 1 S: 16	H: 2 LOB: 1 BB: 0 P: 22	R: 0 E: 0 K: 1 S: 15	H: 1 LOB: 1 BB: 0 P: 21	R: 0 E: 0 K: 0 S: 5	H: 0 LOB: 0 BB: 0 P: 7	R: 0 E: 0 K: 1 S: 7	H: 1 LOB: 1 BB: 0 P: 10	R: 0 E: 0 K: 0 S: 8	H: 1 LOB: 1 BB: 0 P: 11	R: 0 E: 0 K: 1 S: 10	H: 0 LOB: 0 BB: 1 P: 7	R: 0 E: 0 K: 2 S: 10	H: 0 LOB: 1 BB: 1 P: 18	R: 2 E: 0 K: 0 S: 11	H: 2 LOB: 1 BB: 1 P: 22	1B: 5 2B: 2 3B: 0 HR: 1	SF: 1 SAC: 1 DP: 0 HBP: 0	WP: 0 PB: 0 SB: 2 CS: 0	PA: 44
<b>PITCHER</b>	IP 7.0	WLS 0.1	BF 1	H 0	R 0	ER 0	SO 6	BB 0	IBB 0	HBP 0	BLK 0	WP 0	HR 0	S 1	P 1	ERA 0.00	WHIP 0.000					
Curt Schilling, R ERA: 1.33	(1, 1)																					
Dave Leiper, L ERA: 6.23	(8, 1)																					
Ken Ryan, R ERA: 1.93	(8, 1)	1.2	6	1	0	0	1	0	0	0	0	0	0	12	17	0.00	0.600					
Ricky Bottalico, R ERA: 2.39	(10, 1)	2.0	L	10	2	2	2	2	1	1	0	0	0	0	21	40	9.00	1.500				

Los Angeles Dodgers @ Philadelphia Phillies  
Veterans Stadium, Philadelphia, PA  
Wed May 29 1996, 7:05 PM EDT  
Att: 24,120 - Unknown - 55 F

livebaseballscores.com

AB 39  
R 3  
H 8  
RBI 3  
BB 3  
SO 9  
LOB 16



Batter	1	2	3	4	5	6	7	8	9	10	11	AB	R	H	RBI	BB	SO	LOB	BOTTOM					
Ricky Otero, S OBP: 0.600, SLG: 0.429	(1, 8) 2-1 G4-3			(4, 0) S BB		(4, 1) F9 SF8 BB	(4, 0) BB		(0, 1) P5			2	1	0	0	3	0	0						
Mickey Morandini, L OBP: 0.314, SLG: 0.333	(1, 4) 1-1 F8			(3, 2) F9		(3, 1) F9	(1, 1) F7			(3, 1) G6-4-3 1B		5	0	1	0	0	0	5						
Jim Eisenreich, L OBP: 0.358, SLG: 0.331	(1, 9) 1-0 F7			(3, 3) K		(2, 0) SF8		(1, 1) P4		(0, 1) B3		4	0	0	1	0	1	2						
Pete Incaviglia, R OBP: 0.331, SLG: 0.606		(2, 0) F8		(1, 3) K		(1, 0) S 1B		(2, 2) G3 2B		(1, 0) G6-4-3		4	0	2	0	0	1	1						
Lee Tinsley, S OBP: 0.204, SLG: 0.140	(8, PR) 0-0											1	0	0	0	0	0	1						
Todd Zeile, R OBP: 0.370, SLG: 0.505	(1, 5) 1-0 P5				(1, 3) K	(2, 1) 1B		(1, 2) G3			(3, 2) HR	5	1	2	1	0	1	1						
Benito Santiago, R OBP: 0.313, SLG: 0.506	(1, 2) 2-1 F9				(3, 1) 2B 1B		(2, 2) BB 2B SH3-4 1B		(4, 0) IBB		(0, 3) K	4	0	2	0	1	1	0						
23 Kevin Jordan, R OBP: 0.300, SLG: 0.437	(1, 3) 2-3 K				(0, 0) 1B		(0, 0) SH3-4 1B		(0, 0) F7		(0, 1) F8	4	0	1	0	0	1	3						
Kevin Stocker, S OBP: 0.321, SLG: 0.301	(1, 6) 0-0 G3				(1, 3) K		(2, 2) F9		(1, 1) F8			5	0	0	0	0	2	3						
Curt Schilling, R ERA: 3.73	(1, 1) 0-0											2	0	0	0	0	2	2						
Mark Guthrie, S OBP: 0.104, SLG: 0.369	(7, PH) 0-0											0	0	0	0	0	1	0						
Dave Leiper, L (8, 1)												0	0	0	0	0	0	0						
Ken Ryan, R (8, 1)												1	0	0	0	0	1	0						
Glenn Murray, R OBP: 0.135, SLG: 0.104	(8, PH) 0-0											0	0	0	0	0	0	0						
Ricky Bottalico, L OBP: 0.260, SLG: 1.000	(10, 1) 0-0											0	0	0	0	0	0	0						
<b>Inning Stats</b>	R: 0 E: 0 K: 0 S: 5	H: 0 LOB: 0 BB: 0 P: 9	R: 0 E: 0 K: 0 S: 4	H: 0 LOB: 0 BB: 0 P: 9	R: 0 E: 0 K: 2 S: 7	H: 0 LOB: 0 BB: 0 P: 9	R: 0 E: 0 K: 2 S: 11	H: 0 LOB: 1 BB: 1 P: 22	R: 0 E: 0 K: 3 S: 14	H: 2 LOB: 2 BB: 2 P: 20	R: 1 E: 0 K: 0 S: 7	H: 2 LOB: 2 BB: 1 P: 19	R: 0 E: 0 K: 0 S: 11	H: 1 LOB: 3 BB: 1 P: 19	R: 0 E: 0 K: 1 S: 7	H: 0 LOB: 0 BB: 0 P: 10	R: 0 E: 0 K: 0 S: 5	H: 1 LOB: 0 BB: 0 P: 9	R: 1 E: 0 K: 2 S: 13	H: 1 LOB: 0 BB: 0 P: 16	1B: 6 2B: 1 3B: 0 HR: 1	SF: 1 SAC: 1 DP: 1 HBP: 0	WP: 0 PB: 0 SB: 3 CS: 0	PA: 44
<b>PITCHER</b>	IP 6.0	WLS 3.0	BF 14	H 4	R 2	ER 0	SO 7	BB 2	IBB 0	HBP 0	BLK 0	WP 0	HR 0	S 48	P 88	ERA 1.50	WHIP 1.000							
Hideo Nomo, R ERA: 3.73	(1, 1)																							
Antonio Osuna, R ERA: 1.35	(7, 1)																							
Mark Guthrie, L ERA: 1.69	(10, 1)	1.0	W	3	1	0	0	0	0	0	0	0	0	5	9	0.00	1.000							
Todd Worrell, R ERA: 2.74	(11, 1)	1.0	S	4	1	1	1	2	0	0	0	0	1	13	16	9.00	1.000							

Los Angeles Dodgers @ Philadelphia Phillies  
Veterans Stadium, Philadelphia, PA  
Wed May 29 1996, 7:05 PM EDT  
Att: 24,120 - Unknown - 55 F

livebaseballscores.com

AB 37  
R 2  
H 8  
RBI 2  
BB 5  
SO 10  
LOB 18





Batter	1	2	3	4	5	6	7	8	9	AB	R	H	RBI	BB	SO	LOB	TOP										
Roger Cedeno, S OBP: 0.345, SLG: 0.314 (1, 8)	G1-3		1B		F8		BB		4-3	4	0	1	0	1	0	2											
Todd Hollandsworth, L OBP: 0.385, SLG: 0.405 (1, 7)	HR		F9		PO		1-2		4-3	4	1	2	1	0	0	2											
Raul Mondesi, R OBP: 0.275, SLG: 0.449 (1, 9)	FC1-4		5-3		PO	1B	WP		F7	4	1	2	0	0	0	1											
Eric Karros, R OBP: 0.279, SLG: 0.372 (1, 3)	FC1-4		F3		1-2	1B	F2		5-3	4	0	0	0	0	0	3											
Delino DeShields, L OBP: 0.308, SLG: 0.369 Chad Forville, S OBP: 0.250, SLG: 0.248 (1, 4) (9, 4)	1B		6-3		1B	WP	B1-5		K	4	0	2	0	0	1	0											
Mike Blowers, R OBP: 0.332, SLG: 0.323 (1, 5)			F9		F8		WP		WP	2	0	0	0	2	0	0											
Tom Prince, R OBP: 0.389, SLG: 0.400 (1, 2)			P4		WP		B1-5		K	4	0	1	0	0	1	3											
Juan Castro, R OBP: 0.233, SLG: 0.185 (1, 6)			K		K		1-3		K	4	0	1	0	0	2	2											
Pedro Astacio, R OBP: 0.043, SLG: 0.043 Chan Ho Park, R OBP: 0.100, SLG: 0.100 Dave Hansen, L OBP: 0.304, SLG: 0.184 Todd Worrell, R (9, 1) (9, 1)	K		K		K		5-3		1-2	3	0	0	0	0	2	1											
<b>Inning Stats</b>	R: 1 E: 0 K: 0 S: 5	H: 3 LOB: 2 BB: 0 P: 5	R: 0 E: 0 K: 1 S: 6	H: 1 LOB: 1 BB: 0 P: 6	R: 0 E: 0 K: 0 S: 4	H: 1 LOB: 1 BB: 0 P: 4	R: 0 E: 0 K: 1 S: 6	H: 1 LOB: 1 BB: 0 P: 6	R: 0 E: 0 K: 1 S: 5	H: 1 LOB: 0 BB: 1 P: 8	R: 0 E: 0 K: 0 S: 3	H: 0 LOB: 1 BB: 1 P: 7	R: 0 E: 0 K: 1 S: 5	H: 0 LOB: 0 BB: 0 P: 5	R: 0 E: 0 K: 2 S: 7	H: 0 LOB: 2 BB: 2 P: 15	1B: 7 2B: 2 3B: 0 HR: 1	SF: 0 SAC: 0 DP: 1 HBP: 0	WP: 3 PB: 0 SB: 2 CS: 0	PA: 38							
<b>PITCHER</b>	IP	WLS	BF	H	R	ER	SO	BB	IBB	HBP	BLK	WP	HR	S	P	ERA	WHIP										
Mike Williams, R ERA: 6.02 (1, 1)	7.0		29	9	2	2	3	1	1	0	0	2	1	33	41	2.57	1.429										
Toby Borland, R ERA: 4.99 (8, 1)	2.0	W	8	0	0	0	3	2	0	0	0	1	0	12	20	0.00	1.000										

Los Angeles Dodgers @ Philadelphia Phillies  
Veterans Stadium, Philadelphia, PA  
Thu May 30 1996, 7:05 PM EDT  
Att: 29,287 - Unknown - 67 F

AB 33  
R 2  
H 9  
RBI 1  
BB 4  
SO 6  
LOB 14



Batter	1	2	3	4	5	6	7	8	9	AB	R	H	RBI	BB	SO	LOB	BOTTOM										
Ricky Otero, S OBP: 0.500, SLG: 0.364 Toby Borland, R (8, 1)	P3		WP		F8		F8		F5	4	0	1	0	0	0	1											
Jim Eisenreich, L OBP: 0.355, SLG: 0.328 (9, PH)			1B		F5		P6		S	4	1	2	0	1	0	2											
Mickey Morandini, L OBP: 0.350, SLG: 0.341 (1, 4)	G5-4-3		F5		S		P6		1B	4	0	0	0	1	2	4											
Benito Santiago, R OBP: 0.310, SLG: 0.494 (1, 3)	G5-4-3		P6		K		K		1B	4	0	0	0	1	2	4											
Pete Incaviglia, R OBP: 0.333, SLG: 0.596 (1, 7)			5-3		F8		K		K	5	0	2	1	0	2	1											
Todd Zeile, R OBP: 0.368, SLG: 0.500 (1, 5)			F9		1B		6-3		F8	4	0	1	0	0	0	1											
Mike Lieberthal, R OBP: 0.351, SLG: 0.551 (1, 2)			5-3		1B		FC6-4		HR	4	1	3	1	0	0	1											
Glenn Murray, R OBP: 0.277, SLG: 0.214 (1, 9)			BB		1B		FC6-4		2B	3	0	2	0	1	0	1											
Mike Benjamin, R OBP: 0.333, SLG: 0.455 23 Kevin Jordan, R OBP: 0.297, SLG: 0.433 Kevin Stocker, S OBP: 0.321, SLG: 0.301 (1, 6) (8, PH) (9, 6)	L5		1B		1-2		5-3		F2	2	0	0	0	1	0	3											
Mike Williams, R OBP: 0.077, SLG: 0.077 Mark Whiten, S OBP: 0.382, SLG: 0.406 (7, PH) (8, 8)	5-3		5-3		B1-3		F8		HR	2	1	2	1	0	0	0											
<b>Inning Stats</b>	R: 0 E: 0 K: 0 S: 2	H: 0 LOB: 0 BB: 1 P: 6	R: 0 E: 0 K: 0 S: 4	H: 1 LOB: 2 BB: 1 P: 8	R: 0 E: 0 K: 0 S: 4	H: 1 LOB: 1 BB: 0 P: 4	R: 0 E: 0 K: 2 S: 5	H: 3 LOB: 3 BB: 1 P: 9	R: 0 E: 0 K: 0 S: 4	H: 1 LOB: 1 BB: 0 P: 4	R: 0 E: 0 K: 1 S: 6	H: 1 LOB: 1 BB: 0 P: 6	R: 1 E: 0 K: 1 S: 7	H: 2 LOB: 1 BB: 0 P: 7	R: 2 E: 0 K: 0 S: 4	H: 3 LOB: 2 BB: 1 P: 8	1B: 8 2B: 3 3B: 0 HR: 2	SF: 0 SAC: 0 DP: 1 HBP: 0	WP: 1 PB: 0 SB: 2 CS: 0	PA: 40							
<b>PITCHER</b>	IP	WLS	BF	H	R	ER	SO	BB	IBB	HBP	BLK	WP	HR	S	P	ERA	WHIP										
Pedro Astacio, R ERA: 2.89 (1, 1)	7.2		33	9	1	1	4	2	0	0	0	0	0	2	2	0.00	3.000										
Chan Ho Park, R ERA: 2.25 (8, 1)	0.1		2	1	0	0	0	0	0	0	0	0	0	2	2	0.00	3.000										
Todd Worrell, R ERA: 3.47 (9, 1)	0.1	L	5	3	2	2	0	1	0	0	0	0	1	4	8	54.00	12.000										

Los Angeles Dodgers @ Philadelphia Phillies  
Veterans Stadium, Philadelphia, PA  
Thu May 30 1996, 7:05 PM EDT  
Att: 29,287 - Unknown - 67 F

AB 36  
R 3  
H 13  
RBI 3  
BB 4  
SO 4  
LOB 18





Batter	1	2	3	4	5	6	7	8	9	AB	R	H	RBI	BB	SO	LOB	TOP				
Roger Cedeno, S (1, 8) OBP: 0.371, SLG: 0.346	1-1 CS 1B	0-2 2H 1B		1-0 2B 1B	1-2 1B			2-0 SF9 WP 1B		5	1	5	1	0	0	0					
Todd Hollandsworth, L (1, 7) OBP: 0.385, SLG: 0.422	2-2 G4-3 1-2 2B	2-2 L8		2-1 HR 1-1H 2H 2B	0-0 F9			2-3 K		5	1	2	2	0	1	5					
Mike Piazza, R (1, 2) OBP: 0.335, SLG: 0.622	3-1 G4-3			4-0 HR				2-1 SF9		3	2	1	1	1	0	1					
Tom Prince, R (7, 2) OBP: 0.368, SLG: 0.400	2-3			HR	IBB			1-3 2H		0	0	0	1	0	0	0					
Eric Karros, R (1, 3) OBP: 0.282, SLG: 0.385	2-0 L9			4-1 FC5-4 BB	3-2 HR			1-0 G3-1		4	1	1	3	1	1	2					
Raul Mondesi, R (1, 9) OBP: 0.278, SLG: 0.448		3-2 HR 1B		0-0 F8	3-2 P2				1-0 1B	5	1	2	0	0	1	1					
Delino DeShields, L (1, 4) OBP: 0.304, SLG: 0.364		1-2 P4		0-1 F7	1-0 F7				1-0 1B	3	0	0	0	0	0	2					
Chad Fournie, S (5, 4) OBP: 0.275, SLG: 0.243		1 SAFE 1 SAFE							2-2 G4-3	2	0	0	0	0	0	1					
Mike Blowers, R (1, 5) OBP: 0.335, SLG: 0.345		2-2 1 SAFE		0-0 FC5-4				2-3 K	1-1 F9	4	1	2	2	0	1	1					
Mike Busch, R (9, PH) OBP: 0.273, SLG: 0.429		1-1H HR		1-2	FC6-4 1B					1	0	0	0	0	0	1					
Juan Castro, R (1, 6) OBP: 0.229, SLG: 0.188		0-0 SH3-4 1B			0-3 K			0-1 G6-3	0-3 K	5	1	1	0	0	2	2					
Ramon Martinez, R (1, 1) OBP: 0.077, SLG: 0.077		0-1 SH3-4			0-0 FC6-4 1B					2	1	1	0	0	0	1					
Billy Ashley, R (8, PH) OBP: 0.349, SLG: 0.595		1-2			1B					1	1	1	0	0	0	0					
Mark Guthrie, R (8, 1) OBP: 0.273, SLG: 0.429					1B					0	0	0	0	0	0	0					
Joey Eischen, L (9, 1) OBP: 0.273, SLG: 0.429		1-2			2B 1B				0-0 WP SF9 1B	0	0	0	0	0	0	0					
<b>Inning Stats</b>	R: 0 E: 0 K: 0 S: 9	H: 2 LOB: 1 BB: 0 P: 16	R: 3 E: 0 K: 0 S: 25	H: 4 LOB: 1 BB: 0 P: 33	R: 1 E: 0 K: 0 S: 6	H: 1 LOB: 1 BB: 1 P: 10	R: 5 E: 0 K: 1 S: 15	H: 4 LOB: 0 BB: 1 P: 29	R: 0 E: 0 K: 2 S: 5	H: 2 LOB: 2 BB: 0 P: 7	R: 0 E: 0 K: 1 S: 10	H: 0 LOB: 0 BB: 0 P: 14	R: 1 E: 0 K: 1 S: 8	H: 2 LOB: 1 BB: 0 P: 15	R: 0 E: 0 K: 1 S: 7	H: 1 LOB: 1 BB: 0 P: 10	1B: 11 2B: 2 3B: 0 HR: 3	SF: 1 SAC: 1 DP: 0 HBP: 0	WP: 1 PB: 0 SB: 0 CS: 1	PA: 44	
<b>PITCHER</b>	IP WLS BF H R ER SO BB IBB HBP BLK WP HR S P ERA WHIP	IP WLS BF H R ER SO BB IBB HBP BLK WP HR S P ERA WHIP	IP WLS BF H R ER SO BB IBB HBP BLK WP HR S P ERA WHIP	IP WLS BF H R ER SO BB IBB HBP BLK WP HR S P ERA WHIP	IP WLS BF H R ER SO BB IBB HBP BLK WP HR S P ERA WHIP	IP WLS BF H R ER SO BB IBB HBP BLK WP HR S P ERA WHIP	IP WLS BF H R ER SO BB IBB HBP BLK WP HR S P ERA WHIP	IP WLS BF H R ER SO BB IBB HBP BLK WP HR S P ERA WHIP	IP WLS BF H R ER SO BB IBB HBP BLK WP HR S P ERA WHIP	IP WLS BF H R ER SO BB IBB HBP BLK WP HR S P ERA WHIP	IP WLS BF H R ER SO BB IBB HBP BLK WP HR S P ERA WHIP	IP WLS BF H R ER SO BB IBB HBP BLK WP HR S P ERA WHIP	IP WLS BF H R ER SO BB IBB HBP BLK WP HR S P ERA WHIP	IP WLS BF H R ER SO BB IBB HBP BLK WP HR S P ERA WHIP	IP WLS BF H R ER SO BB IBB HBP BLK WP HR S P ERA WHIP	IP WLS BF H R ER SO BB IBB HBP BLK WP HR S P ERA WHIP	IP WLS BF H R ER SO BB IBB HBP BLK WP HR S P ERA WHIP	IP WLS BF H R ER SO BB IBB HBP BLK WP HR S P ERA WHIP	IP WLS BF H R ER SO BB IBB HBP BLK WP HR S P ERA WHIP	IP WLS BF H R ER SO BB IBB HBP BLK WP HR S P ERA WHIP	IP WLS BF H R ER SO BB IBB HBP BLK WP HR S P ERA WHIP

Los Angeles Dodgers @ New York Mets  
Shea Stadium, Flushing, NY  
Fri May 31 1996, 7:05 PM EDT  
Att: 19,793 - Unknown - 76 F

AB 40  
R 10  
H 16  
RBI 10  
BB 2  
SO 6  
LOB 17



Batter	1	2	3	4	5	6	7	8	9	AB	R	H	RBI	BB	SO	LOB	BOTTOM					
Lance Johnson, L (1, 8) OBP: 0.325, SLG: 0.427	1-2 G1-3								1-2 F8 BB HBP	2	0	0	0	0	0	0						
Carl Everett, S (5, 8) OBP: 0.304, SLG: 0.191			1-1 G4-3		1-1 FC6-4 1B				4-2 FC6-4 BB	2	1	0	0	0	1	2						
Jose Vizcaino, S (1, 4) OBP: 0.392, SLG: 0.432	1-0		1-1 G4-3		0-0 BB 1B			0-1 E FC4-6 1B	4-2 FC6-4 BB	2	0	1	0	0	0	0						
Jerry Dipoto, R (6, 1) OBP: 0.244, SLG: 0.349	0-1 F7 HBP		3-1 G4-3		1-2 BB 1B			1-2 FC4-6 1B	1-2 FC6-4 BB	1	1	1	0	1	0	0						
Chris Jones, R (7, PH) OBP: 0.244, SLG: 0.349										1	1	1	0	1	0	0						
Bernard Gilkey, R (1, 7) OBP: 0.372, SLG: 0.577	2-2 FC6 1B		3-1 G4-3		0-0 BB 1B			3-2 E6 FC4-6 1B	0-0 F8	4	0	3	1	0	0	1						
Bob MacDonald, L (8, 1) OBP: 0.359, SLG: 0.400	1-2 FC6 1B		1-0 G3		1-2 2H 1B			1-3 2H	2-3 F8	0	0	0	0	0	0	0						
Brent Mayne, L (9, PH) OBP: 0.359, SLG: 0.400										1	0	0	0	0	0	2						
Todd Hundley, S (1, 2) OBP: 0.335, SLG: 0.524	0-1 F7		1-0 G3		4-1 BB			0-0 FC4-6	0-0 FC6-4	4	0	0	1	1	0	6						
Jeff Kent, R (1, 5) OBP: 0.308, SLG: 0.385	2-3				1-2 2-3 BB			1-2 3H	1-2 FC6-4	4	0	0	1	1	0	6						
Edgardo Alfonzo, R (4, PH) OBP: 0.257, SLG: 0.232										3	0	1	0	0	1	4						
Roberto Petagine, L (1, 3) OBP: 0.257, SLG: 0.232										1	0	0	0	0	0	2						
Butch Huskey, R (1, 9) OBP: 0.277, SLG: 0.318										3	0	0	0	1	1	1						
Rey Ordenez, R (1, 6) OBP: 0.339, SLG: 0.382										4	0	0	0	0	2	1						
Bobby Jones, R (1, 1) OBP: 0.339, SLG: 0.382										1	0	0	0	0	1	1						
Bias Minor, R (4, 1) OBP: 0.267, SLG: 0.214										0	0	0	0	0	0	0						
Tim Bogar, R (5, PH) OBP: 0.267, SLG: 0.214										2	1	1	0	1	0	0						
<b>Inning Stats</b>	R: 0 E: 0 K: 0 S: 10	H: 1 LOB: 2 BB: 0 P: 15	R: 0 E: 0 K: 1 S: 10	H: 0 LOB: 1 BB: 1 P: 17	R: 0 E: 0 K: 0 S: 7	H: 1 LOB: 0 BB: 0 P: 13	R: 0 E: 0 K: 1 S: 7	H: 1 LOB: 0 BB: 0 P: 10	R: 1 E: 0 K: 2 S: 16	H: 2 LOB: 3 BB: 2 P: 27	R: 0 E: 0 K: 1 S: 7	H: 0 LOB: 0 BB: 0 P: 13	R: 2 E: 1 K: 1 S: 14	H: 2 LOB: 1 BB: 0 P: 22	R: 0 E: 0 K: 1 S: 9	H: 0 LOB: 2 BB: 1 P: 14	R: 0 E: 0 K: 1 S: 10	H: 0 LOB: 2 BB: 1 P: 16	1B: 7 2B: 0 3B: 0 HR: 0	SF: 0 SAC: 0 DP: 1 HBP: 2	WP: 0 PB: 0 SB: 0 CS: 0	PA: 40
<b>PITCHER</b>	IP WLS BF H R ER SO BB IBB HBP BLK WP HR S P ERA WHIP	IP WLS BF H R ER SO BB IBB HBP BLK WP HR S P ERA WHIP	IP WLS BF H R ER SO BB IBB HBP BLK WP HR S P ERA WHIP	IP WLS BF H R ER SO BB IBB HBP BLK WP HR S P ERA WHIP	IP WLS BF H R ER SO BB IBB HBP BLK WP HR S P ERA WHIP	IP WLS BF H R ER SO BB IBB HBP BLK WP HR S P ERA WHIP	IP WLS BF H R ER SO BB IBB HBP BLK WP HR S P ERA WHIP	IP WLS BF H R ER SO BB IBB HBP BLK WP HR S P ERA WHIP	IP WLS BF H R ER SO BB IBB HBP BLK WP HR S P ERA WHIP	IP WLS BF H R ER SO BB IBB HBP BLK WP HR S P ERA WHIP	IP WLS BF H R ER SO BB IBB HBP BLK WP HR S P ERA WHIP	IP WLS BF H R ER SO BB IBB HBP BLK WP HR S P ERA WHIP	IP WLS BF H R ER SO BB IBB HBP BLK WP HR S P ERA WHIP	IP WLS BF H R ER SO BB IBB HBP BLK WP HR S P ERA WHIP	IP WLS BF H R ER SO BB IBB HBP BLK WP HR S P ERA WHIP	IP WLS BF H R ER SO BB IBB HBP BLK WP HR S P ERA WHIP	IP WLS BF H R ER SO BB IBB HBP BLK WP HR S P ERA WHIP	IP WLS BF H R ER SO BB IBB HBP BLK WP HR S P ERA WHIP	IP WLS BF H R ER SO BB IBB HBP BLK WP HR S P ERA WHIP	IP WLS BF H R ER SO BB IBB HBP BLK WP HR S P ERA WHIP	IP WLS BF H R ER SO BB IBB HBP BLK WP HR S P ERA WHIP	

Los Angeles Dodgers @ New York Mets  
Shea Stadium, Flushing, NY  
Fri May 31 1996, 7:05 PM EDT  
Att: 19,793 - Unknown - 76 F

AB 34  
R 3  
H 7  
RBI 2  
BB 4  
SO 7  
LOB 21






Batter	1	2	3	4	5	6	7	8	9	AB	R	H	RBI	BB	SO	LOB	TOP	
Roger Cedeno, S (1, 8) OBP: 0.359, SLG: 0.333	F8	P6			G3-1		K			4	0	0	0	0	1	0		
Todd Hollandsworth, L (1, 7) OBP: 0.396, SLG: 0.424	BB 2B		F8			S 1B		G6-4-3 1B		2	1	1	0	2	0	0		
Mike Piazza, R (1, 2) OBP: 0.449, SLG: 0.623 Chad Fonville, S (6, PR) OBP: 0.275, SLG: 0.243 Tom Prince, R (8, 2) OBP: 0.368, SLG: 0.400	BB 2B					K		G6-4-3 1B		3	1	2	0	1	1	1		
Eric Karros, R (1, 3) OBP: 0.281, SLG: 0.379	2B				G4-3			G6-4-3		3	0	0	0	1	1	4		
Raul Mondesi, R (1, 9) OBP: 0.277, SLG: 0.449			P3					G1-3		4	0	1	2	0	0	3		
Delino DeShields, L (1, 4) OBP: 0.299, SLG: 0.357	G3				G4-3			F7		4	0	0	0	0	0	2		
Mike Blowers, R (1, 5) OBP: 0.333, SLG: 0.360	P3							G5-3		4	1	1	1	0	1	2		
Juan Castro, R (1, 6) OBP: 0.211, SLG: 0.171 Mike Busch, R (9, PH) OBP: 0.261, SLG: 0.409		F7					P6	G6-3		3	0	0	0	0	0	0		
Tom Candiotti, R (1, 1) OBP: 0.105, SLG: 0.105 Milt Thompson, L (7, PH) OBP: 0.244, SLG: 0.167 Chan Ho Park, R (7, 1) OBP: 0.100, SLG: 0.100			K		F8			G1-3		2	0	0	0	0	1	0		
<b>Inning Stats</b>	R: 2 E: 0 K: 0 S: 20	H: 1 LOB: 2 BB: 3 P: 35	R: 0 E: 0 K: 1 S: 5	H: 0 LOB: 0 BB: 0 P: 5	R: 0 E: 0 K: 1 S: 8	H: 1 LOB: 1 BB: 0 P: 10	R: 1 E: 0 K: 0 S: 10	H: 1 LOB: 0 BB: 0 P: 13	R: 0 E: 0 K: 1 S: 7	H: 0 LOB: 1 BB: 0 P: 11	R: 0 E: 0 K: 1 S: 6	H: 0 LOB: 2 BB: 1 P: 20	R: 0 E: 0 K: 0 S: 4	H: 0 LOB: 0 BB: 0 P: 7	1B: 3 2B: 1 3B: 0 HR: 1	SF: 0 SAC: 0 DP: 1 HBP: 0	WP: 0 PB: 0 SB: 2 CS: 0	PA: 35
<b>PITCHER</b>	IP WLS BF H R ER SO BB IBB HBP BLK WP HR S P ERA WHIP																	
Pete Harnisch, R (1, 1) ERA: 4.67	7.0 W 28 4 3 3 5 3 0 0 0 0 1 67 102 3.86 1.000																	
Doug Henry, R (8, 1) ERA: 4.15	1.0 S 3 0 0 0 0 1 0 0 0 0 0 0 11 20 0.00 2.000																	
John Franco, L (9, 1) ERA: 3.0	1.0 S 3 0 0 0 0 0 0 0 0 0 0 0 4 7 0.00 0.000																	

Los Angeles Dodgers @ New York Mets  
Shea Stadium, Flushing, NY  
Sat Jun 01 1996, 3:33 AM EDT  
Att: 26,445 - Sunny - 78 F


AB 31  
R 3  
H 5  
RBI 3  
BB 4  
SO 5  
LOB 12



Batter	1	2	3	4	5	6	7	8	9	AB	R	H	RBI	BB	SO	LOB	BOTTOM			
Lance Johnson, L (1, 8) OBP: 0.328, SLG: 0.426	G4-1		1B			G3-1				3	1	1	1	1	0	0				
Jose Vizcaino, S (1, 4) OBP: 0.394, SLG: 0.433	G6-3		1B			G4-3 1B		F8		4	1	2	1	0	0	1				
Bernard Gilkey, R (1, 7) OBP: 0.365, SLG: 0.566	F8		F9			F8 1B		K		4	0	0	0	0	1	3				
Jeff Kent, R (1, 5) OBP: 0.302, SLG: 0.377 John Franco, L (9, 1) ERA: 3.0		G5-3			F7		G4-3	G6-3		4	0	0	0	0	0	1				
Roberto Petagine, L (1, 3) OBP: 0.250, SLG: 0.250		G3-1			1B		2B 1B	K		4	1	2	1	0	1	0				
Chris Jones, R (1, 9) OBP: 0.265, SLG: 0.383		F8				G4-6-3 1B		K		4	0	2	1	0	1	0				
Brent Mayne, L (1, 2) OBP: 0.357, SLG: 0.378			G4-3		G4-6-3			IBB		2	0	0	0	1	0	2				
Rey Ordenez, R (1, 6) OBP: 0.339, SLG: 0.378			SH1-3 1B			G1-3		F8		2	1	0	0	1	0	2				
Pete Harnisch, S (1, 1) Carl Everett, S (7, PH) OBP: 0.298, SLG: 0.188 Doug Henry, R (8, 1) Edgardo Alfonzo, R (9, 5) OBP: 0.257, SLG: 0.232			SH1-3			B1-3		K		1	0	0	0	0	0	0				
<b>Inning Stats</b>	R: 0 E: 0 K: 0 S: 7	H: 0 LOB: 0 BB: 0 P: 11	R: 0 E: 0 K: 0 S: 4	H: 0 LOB: 0 BB: 0 P: 7	R: 2 E: 0 K: 0 S: 14	H: 2 LOB: 1 BB: 1 P: 25	R: 0 E: 0 K: 0 S: 9	H: 2 LOB: 1 BB: 0 P: 15	R: 0 E: 0 K: 0 S: 6	H: 0 LOB: 0 BB: 0 P: 7	R: 2 E: 0 K: 0 S: 9	H: 3 LOB: 2 BB: 1 P: 15	R: 0 E: 0 K: 2 S: 8	H: 0 LOB: 1 BB: 1 P: 15	R: 0 E: 0 K: 2 S: 10	H: 0 LOB: 0 BB: 0 P: 16	1B: 6 2B: 1 3B: 0 HR: 0	SF: 0 SAC: 1 DP: 1 HBP: 0	WP: 0 PB: 0 SB: 0 CS: 0	PA: 33
<b>PITCHER</b>	IP WLS BF H R ER SO BB IBB HBP BLK WP HR S P ERA WHIP																			
Tom Candiotti, R (1, 1) ERA: 3.71	6.0 L 26 7 4 4 4 1 0 0 0 0 0 0 18 31 6.00 1.333																			
Chan Ho Park, R (7, 1) ERA: 2.15	2.0 7 0 0 0 0 4 1 0 0 0 0 0 0 18 31 0.00 0.500																			

Los Angeles Dodgers @ New York Mets  
Shea Stadium, Flushing, NY  
Sat Jun 01 1996, 3:33 AM EDT  
Att: 26,445 - Sunny - 78 F

AB 29  
R 4  
H 7  
RBI 4  
BB 3  
SO 4  
LOB 9






Batter	1	2	3	4	5	6	7	8	9	AB	R	H	RBI	BB	SO	LOB	TOP										
Roger Cedeno, S (1, 8) OBP: 0.348, SLG: 0.322	L8		F8			G6-3		G4-3		4	0	0	0	0	0	2											
Todd Hollandsworth, L (1, 7) OBP: 0.392, SLG: 0.418	K				G3-1	E8		G4-3		4	0	1	1	0	1	0											
Mike Piazza, R (1, 2) OBP: 0.445, SLG: 0.613	K				G4-3	F9				3	0	0	0	1	1												
Raul Mondesi, R (1, 9) OBP: 0.273, SLG: 0.441		K			G5-3			G5-3		4	0	0	0	0	2	1											
Delino DeShields, L (1, 4) OBP: 0.295, SLG: 0.352		K				G4-3		F7		3	0	0	0	0	1	0											
Mike Blowers, R (1, 5) OBP: 0.328, SLG: 0.354		K				G4-3		G6-3		3	0	0	0	0	1	0											
Dave Hansen, L (1, 3) Chad Fonville, S (8, PR) Mike Busch, R (8, 3) OBP: 0.306, SLG: 0.195 OBP: 0.275, SLG: 0.243 OBP: 0.261, SLG: 0.409			G4-3							3	0	1	0	0	1	0											
Juan Castro, R (1, 6) OBP: 0.220, SLG: 0.184										0	0	0	0	0	0	0											
Ismael Valdez, R (1, 1) Scott Radinsky, L (9, 1) Todd Worrell, R (9, 1) OBP: 0.130, SLG: 0.091 OBP: 0.261, SLG: 0.409										0	0	0	0	0	0	0											
Juan Castro, R (1, 6) OBP: 0.220, SLG: 0.184										3	1	1	0	0	0	1											
Ismael Valdez, R (1, 1) Scott Radinsky, L (9, 1) Todd Worrell, R (9, 1) OBP: 0.130, SLG: 0.091 OBP: 0.261, SLG: 0.409										1	0	0	0	0	0	1											
Inning Stats	R: 0 H: 0 E: 0 K: 2 S: 11	H: 0 LOB: 0 BB: 0 P: 18	R: 0 H: 0 E: 0 K: 3 S: 9	H: 0 LOB: 0 BB: 0 P: 17	R: 0 H: 1 E: 0 K: 0 S: 9	H: 1 LOB: 1 BB: 0 P: 12	R: 0 H: 0 E: 0 K: 0 S: 7	H: 0 LOB: 0 BB: 0 P: 11	R: 0 H: 0 E: 0 K: 1 S: 5	H: 0 LOB: 0 BB: 0 P: 8	R: 1 H: 1 E: 2 K: 0 S: 11	H: 1 LOB: 1 BB: 0 P: 14	R: 0 H: 0 E: 0 K: 0 S: 9	H: 0 LOB: 0 BB: 0 P: 11	R: 0 H: 1 E: 0 K: 1 S: 6	H: 1 LOB: 1 BB: 1 P: 7	R: 0 H: 0 E: 0 K: 1 S: 8	H: 0 LOB: 1 BB: 1 P: 14	1B: 3 2B: 0 3B: 0 HR: 0	SF: 0 SAC: 0 DP: 0 HBP: 0	WP: 0 PB: 0 SB: 0 CS: 1	PA: 31					
PITCHER	IP	WLS	BF	H	R	ER	SO	BB	IBB	HBP	BLK	WP	HR	S	P	ERA	WHIP										
Mark Clark, R (1, 1) ERA: 3.03	7.0	L	24	2	1	0	6	0	0	0	0	0	0	61	91	0.00	0.286										
Dave Milicki, R (8, 1) ERA: 2.94	2.0		7	1	0	0	1	1	0	0	0	0	0	14	21	0.00	1.000										

Los Angeles Dodgers @ New York Mets  
Shea Stadium, Flushing, NY  
Sun Jun 02 1996, 3:33 AM EDT  
Att: 39,328 - Sunny - 72 F

livebaseballscores.com

AB 28  
R 1  
H 3  
RBI 1  
BB 1  
SO 7  
LOB 6




Batter	1	2	3	4	5	6	7	8	9	AB	R	H	RBI	BB	SO	LOB	BOTTOM										
Lance Johnson, L (1, 8) OBP: 0.322, SLG: 0.419	G4-3		F9			F7		G6-3		4	0	0	0	0	0	0											
Jose Vizcaino, S (1, 4) OBP: 0.391, SLG: 0.429	G3									4	0	1	0	0	2	0											
Bernard Gilkey, R (1, 7) OBP: 0.367, SLG: 0.567										3	0	1	0	1	0	0											
Jeff Kent, R (1, 5) OBP: 0.300, SLG: 0.374										4	0	1	0	0	1	3											
Roberto Petagine, L (1, 3) OBP: 0.182, SLG: 0.182										3	0	0	0	0	0	2											
Chris Jones, R (1, 9) OBP: 0.283, SLG: 0.412										4	0	2	0	0	2	1											
Brent Mayne, L (1, 2) Tim Bogar, R (7, PR) Dave Milicki, R (8, 1) Carl Everett, S (9, PH) OBP: 0.356, SLG: 0.375 OBP: 0.267, SLG: 0.214 OBP: 0.293, SLG: 0.184										3	0	1	0	0	0	2											
Edgardo Alfonzo, R (1, 6) OBP: 0.260, SLG: 0.225										2	0	0	0	1	1	1											
Mark Clark, R (1, 1) Todd Hundley, S (7, PH) OBP: 0.333, SLG: 0.520										2	0	0	0	0	2	2											
Inning Stats	R: 0 H: 1 E: 0 K: 0 S: 7	H: 1 LOB: 1 BB: 0 P: 10	R: 0 H: 1 E: 0 K: 1 S: 9	H: 1 LOB: 1 BB: 1 P: 15	R: 0 H: 1 E: 0 K: 1 S: 13	H: 1 LOB: 2 BB: 1 P: 19	R: 0 H: 1 E: 0 K: 0 S: 7	H: 1 LOB: 0 BB: 0 P: 7	R: 0 H: 0 E: 0 K: 2 S: 5	H: 0 LOB: 0 BB: 0 P: 9	R: 0 H: 0 E: 0 K: 0 S: 5	H: 0 LOB: 0 BB: 0 P: 5	R: 0 H: 1 E: 0 K: 2 S: 9	H: 1 LOB: 1 BB: 0 P: 15	R: 0 H: 0 E: 0 K: 1 S: 8	H: 0 LOB: 0 BB: 0 P: 11	R: 0 H: 1 E: 0 K: 2 S: 9	H: 1 LOB: 1 BB: 0 P: 18	1B: 4 2B: 2 3B: 0 HR: 0	SF: 0 SAC: 1 DP: 1 HBP: 0	WP: 0 PB: 0 SB: 1 CS: 0	PA: 34					
PITCHER	IP	WLS	BF	H	R	ER	SO	BB	IBB	HBP	BLK	WP	HR	S	P	ERA	WHIP										
Ismael Valdez, R (1, 1) ERA: 2.84	8.0	W	31	6	0	0	7	1	0	0	0	0	0	67	95	0.00	0.875										
Scott Radinsky, L (9, 1) ERA: 0.69	0.1		1	0	0	0	0	0	0	0	0	0	0	1	3	0.00	0.000										
Todd Worrell, R (9, 1) ERA: 3.38	0.2	S	2	0	0	0	2	0	0	0	0	0	0	6	11	0.00	0.000										

Los Angeles Dodgers @ New York Mets  
Shea Stadium, Flushing, NY  
Sun Jun 02 1996, 3:33 AM EDT  
Att: 39,328 - Sunny - 72 F

livebaseballscores.com

AB 31  
R 0  
H 6  
RBI 0  
BB 2  
SO 9  
LOB 13





Batter	1	2	3	4	5	6	7	8	9	AB	R	H	RBI	BB	SO	LOB	TOP				
<b>Carlos Garcia, R</b> (1,4) OBP: 0.391, SLG: 0.460	G3			1B	K		G4-3			4	1	1	0	0	1	0	<b>Pittsburgh Pirates @ Los Angeles Dodgers</b> Dodger Stadium, Los Angeles, CA Tue Jun 04 1996, 7:05 PM PDT Att: 29,576 - Unknown - 75 F <a href="http://livebaseballscorecards.com">livebaseballscorecards.com</a>				
<b>Al Martin, L</b> (1,7) OBP: 0.332, SLG: 0.413	CS			1B	K			G4-3		4	1	2	0	0	1	0					
<b>Jeff King, R</b> (1,3) OBP: 0.315, SLG: 0.498	G5-3			1B	K			G4-3		4	1	2	1	0	0	1					
<b>Orlando Merced, S</b> (1,9) OBP: 0.347, SLG: 0.439		G4-3		1B	K			K		4	0	1	0	0	1	1					
<b>Charlie Hayes, R</b> (1,5) OBP: 0.324, SLG: 0.445		K		1B	K			B1-3		3	0	0	1	1	2	0					
<b>Mike Kingsley, L</b> (1,8) OBP: 0.278, SLG: 0.274	L8			1B	F9			1B		4	0	2	1	0	0	0					
<b>Jay Bell, R</b> (1,6) OBP: 0.323, SLG: 0.381			G6-3	K	L3			K		4	0	0	0	0	2	4					
<b>1B Jason Kendall, R</b> (1,2) OBP: 0.323, SLG: 0.385			G5-3	FC5-2	G3-1			IBB		3	0	0	0	1	0	3					
<b>Danny Darwin, R</b> (1,1) OBP: 0.167, SLG: 0.375			K	K	K2-3			F9		4	0	0	0	0	3	5					
<b>Dan Plesac, L</b> (9,1) ERA: 1.48										0	0	0	0	0	0	0					
<b>67 Francisco Cordova, R</b> (9,1) OBP: 0.500, SLG: 0.500										0	0	0	0	0	0	0					
<b>Inning Stats</b>	R: 0 E: 0 K: 0 S: 8	H: 1 LOB: 0 BB: 0 P: 11	R: 0 E: 0 K: 1 S: 7	H: 0 LOB: 0 BB: 0 P: 9	R: 0 E: 0 K: 1 S: 8	H: 0 LOB: 0 BB: 0 P: 11	R: 3 E: 0 K: 2 S: 20	H: 5 LOB: 3 BB: 1 P: 35	R: 0 E: 0 K: 1 S: 12	H: 1 LOB: 1 BB: 0 P: 17	R: 0 E: 0 K: 1 S: 5	H: 0 LOB: 0 BB: 0 P: 9	R: 0 E: 0 K: 1 S: 8	H: 0 LOB: 0 BB: 0 P: 12	R: 0 E: 0 K: 1 S: 7	H: 1 LOB: 2 BB: 1 P: 13	1B: 8 2B: 0 3B: 0 HR: 0	SF: 0 SAC: 0 DP: 0 HBP: 0	WP: 0 PB: 0 CS: 2	PA: 36	
<b>PITCHER</b>	IP	WLS	BF	H	R	ER	SO	BB	IBB	HBP	BLK	WP	HR	S	P	ERA	WHIP				
<b>Hideo Nomo, R</b> (1,1) ERA: 3.79	6.0	L	25	7	3	3	7	1	0	0	0	0	0	60	92	4.50	1.333				
<b>Mark Guthrie, L</b> (7,1) ERA: 1.48	2.0		6	0	0	0	2	0	0	0	0	0	0	16	23	0.00	0.000				
<b>Antonio Osuna, R</b> (9,1) ERA: 1.31	1.0		5	1	0	0	1	0	1	0	0	0	0	7	13	0.00	1.000				

Batter	1	2	3	4	5	6	7	8	9	AB	R	H	RBI	BB	SO	LOB	BOTTOM					
<b>Roger Cedeno, S</b> (1,8) OBP: 0.353, SLG: 0.328	L9-3			K		K			1B	4	0	2	0	0	2	1	<b>Pittsburgh Pirates @ Los Angeles Dodgers</b> Dodger Stadium, Los Angeles, CA Tue Jun 04 1996, 7:05 PM PDT Att: 29,576 - Unknown - 75 F <a href="http://livebaseballscorecards.com">livebaseballscorecards.com</a>					
<b>Todd Hollandsworth, L</b> (1,7) OBP: 0.384, SLG: 0.408	L9-3			L9		G4-3			1B	3	0	0	0	0	0	2						
<b>Mike Busch, R</b> (9,PH) OBP: 0.250, SLG: 0.391	L9-3			L9		G4-3			F9	1	0	0	0	0	0	1						
<b>Mike Piazza, R</b> (1,2) OBP: 0.442, SLG: 0.604	F9			G4-3		L6			BB	3	0	0	0	1	0	0						
<b>Chad Fonville, S</b> (9,PR) OBP: 0.275, SLG: 0.243	F9			G4-3		L6			BB	0	0	0	0	0	0	0						
<b>Eric Karros, R</b> (1,3) OBP: 0.285, SLG: 0.381		F7		FC4-6	1B	G4-3			L7	4	0	2	0	0	0	2						
<b>Raul Mondesi, R</b> (1,9) OBP: 0.268, SLG: 0.433		L5		FC4-6	1B	G4-3			G6-3	4	0	0	0	0	0	4						
<b>Delino DeShields, L</b> (1,4) OBP: 0.291, SLG: 0.347		G4-3		L8		G6-3			G6-3	3	0	0	0	0	0	2						
<b>Mike Blowers, R</b> (1,5) OBP: 0.324, SLG: 0.348			F9	G6-3		G5-3			G5-3	3	0	0	0	0	0	1						
<b>Juan Castro, R</b> (1,6) OBP: 0.227, SLG: 0.220			G5-3			G3	2B		F9	3	0	1	0	0	0	0						
<b>Hideo Nomo, R</b> (1,1) ERA: 3.07			G6-3			G3			G4-3	1	0	0	0	0	0	0						
<b>Milt Thompson, L</b> (6,PH) ERA: 4.26										0	0	0	0	0	0	0						
<b>Mark Guthrie, R</b> (7,1) ERA: 1.48										0	0	0	0	0	0	0						
<b>Dave Hansen, L</b> (8,PH) OBP: 0.300, SLG: 0.190										0	0	0	0	0	0	0						
<b>Antonio Osuna, R</b> (9,1) ERA: 1.31										0	0	0	0	0	0	0						
<b>Inning Stats</b>	R: 0 E: 0 K: 0 S: 8	H: 1 LOB: 0 BB: 0 P: 11	R: 0 E: 0 K: 0 S: 4	H: 0 LOB: 0 BB: 0 P: 7	R: 0 E: 0 K: 0 S: 7	H: 0 LOB: 0 BB: 0 P: 10	R: 0 E: 0 K: 1 S: 10	H: 0 LOB: 0 BB: 0 P: 13	R: 0 E: 0 K: 0 S: 8	H: 1 LOB: 1 BB: 0 P: 12	R: 0 E: 0 K: 1 S: 8	H: 1 LOB: 1 BB: 0 P: 12	R: 0 E: 0 K: 0 S: 12	H: 1 LOB: 1 BB: 0 P: 16	R: 0 E: 0 K: 0 S: 3	H: 0 LOB: 0 BB: 0 P: 4	R: 0 E: 0 K: 0 S: 10	H: 1 LOB: 2 BB: 1 P: 18	1B: 4 2B: 2 3B: 0 HR: 0	SF: 0 SAC: 0 DP: 1 HBP: 0	WP: 0 PB: 0 CS: 0	PA: 32
<b>PITCHER</b>	IP	WLS	BF	H	R	ER	SO	BB	IBB	HBP	BLK	WP	HR	S	P	ERA	WHIP					
<b>Danny Darwin, R</b> (1,1) ERA: 3.07	8.0	W	28	5	0	0	2	0	0	0	0	0	0	62	87	0.00	0.625					
<b>Dan Plesac, L</b> (9,1) ERA: 4.26	0.1		1	0	0	0	0	0	0	0	0	0	0	3	6	0.00	0.000					
<b>67 Francisco Cordova, R</b> (9,1) ERA: 3.45	0.2	S	3	0	0	0	0	1	0	0	0	0	0	5	10	0.00	1.500					









Batter	1	2	3	4	5	6	7	8	9	AB	R	H	RBI	BB	SO	LOB	TOP					
Mike Kingery, L (1, 8) OBP: 0.277, SLG: 0.273	E3 HR		G4-3		B1		1B			4	1	1	0	0	0	0	<b>Pittsburgh Pirates @ Los Angeles Dodgers</b> Dodger Stadium, Los Angeles, CA Thu Jun 06 1996, 7:05 PM PDT Att: 26,664 - Unknown - 73 F <a href="http://livebaseballscorecards.com">livebaseballscorecards.com</a>					
Al Martin, L (1, 7) OBP: 0.332, SLG: 0.435	HR		F9		K		F8			4	1	1	2	0	1	1						
Jeff King, R (1, 4) OBP: 0.324, SLG: 0.493	G5-3 G4-3 WP				F7			G6-3		3	1	1	0	1	0	0						
Dave Clark, L (1, 9) OBP: 0.395, SLG: 0.453	G4-3		F9			F8				3	0	0	0	1	0	2						
Charlie Hayes, R (1, 5) OBP: 0.316, SLG: 0.431	G5-3				G6-3		F7			4	0	0	0	0	0	2						
Mark Johnson, L (1, 3) OBP: 0.344, SLG: 0.494	G4-3		F8					P6		4	0	1	0	0	0	1						
Jay Bell, R (1, 6) OBP: 0.325, SLG: 0.379										1	0	0	0	1	1	0						
Carlos Garcia, R (4, 6) OBP: 0.379, SLG: 0.444										2	0	0	0	0	1	1						
1B Jason Kendall, R (1, 2) OBP: 0.326, SLG: 0.380										4	0	1	0	0	2	0						
Paul Wagner, R (1, 1) OBP: 0.083, SLG: 0.043										0	0	0	0	0	0	0						
Dan Miceli, R (1, 1) OBP: 0.221, SLG: 0.308										1	0	0	0	0	0	0						
Midre Cummings, L (4, PH) OBP: 0.280, SLG: 0.458										1	0	0	0	0	0	2						
Jason Christiansen, R (4, 1) OBP: 0.279, SLG: 0.313										1	0	0	0	0	1	0						
Nelson Lirio, S (9, PH) OBP: 0.279, SLG: 0.313										1	0	0	0	0	0	0						
<b>Inning Stats</b>	R: 3 E: 1 K: 0 S: 15	H: 2 LOB: 0 BB: 0 P: 26	R: 0 E: 0 K: 2 S: 11	H: 0 LOB: 0 BB: 0 P: 13	R: 0 E: 0 K: 0 S: 6	H: 0 LOB: 1 BB: 1 P: 12	R: 0 E: 0 K: 0 S: 14	H: 1 LOB: 2 BB: 1 P: 21	R: 0 E: 0 K: 1 S: 8	H: 0 LOB: 0 BB: 0 P: 11	R: 0 E: 0 K: 0 S: 9	H: 1 LOB: 1 BB: 0 P: 15	R: 0 E: 0 K: 1 S: 12	H: 1 LOB: 1 BB: 0 P: 19	R: 0 E: 0 K: 0 S: 12	H: 0 LOB: 1 BB: 1 P: 21	R: 0 E: 0 K: 2 S: 12	H: 0 LOB: 0 BB: 0 P: 14	1B: 4 2B: 0 3B: 0 HR: 1	SF: 0 SAC: 0 DP: 0 HBP: 0	WP: 1 PB: 0 SB: 0 CS: 0	PA: 36
<b>PITCHER</b>	IP WLS BF H R ER SO BB IBB HBP BLK WP HR S P ERA WHIP																					
Tom Candiotti, R (1, 1) ERA: 3.49	6.2 W 28 5 3 1 4 2 0 0 0 1 1 73 114 1.35 1.050																					
Mark Guthrie, L (7, 1) ERA: 1.4	1.1 5 0 0 0 0 1 0 0 0 0 0 0 14 24 0.00 0.750																					
Antonio Osuna, R (9, 1) ERA: 1.27	1.0 3 0 0 0 2 0 0 0 0 0 0 0 12 14 0.00 0.000																					

Batter	1	2	3	4	5	6	7	8	9	AB	R	H	RBI	BB	SO	LOB	BOTTOM			
Delino DeShields, L (1, 4) OBP: 0.287, SLG: 0.341	S 1B	F7		K		G4-3		G1-3		5	1	1	0	0	1	2	<b>Pittsburgh Pirates @ Los Angeles Dodgers</b> Dodger Stadium, Los Angeles, CA Thu Jun 06 1996, 7:05 PM PDT Att: 26,664 - Unknown - 73 F <a href="http://livebaseballscorecards.com">livebaseballscorecards.com</a>			
Todd Hollandsworth, L (1, 7) OBP: 0.369, SLG: 0.389		F7								3	0	0	0	0	1	1				
Mike Busch, R (7, PH) OBP: 0.280, SLG: 0.458		F7								1	0	1	0	0	0	0				
Chad Forville, S (8, 7) OBP: 0.279, SLG: 0.241										0	1	0	0	0	0	0				
Mike Piazza, R (1, 2) OBP: 0.440, SLG: 0.595	1B BB	F7			G6-3		2B			4	1	2	1	0	0	0				
Eric Karros, R (1, 3) OBP: 0.297, SLG: 0.400	1B BB						1B			2	2	2	1	2	0	0				
Raul Mondesi, R (1, 9) OBP: 0.287, SLG: 0.469	1B									4	2	3	2	0	1	2				
Mike Blowers, R (1, 5) OBP: 0.316, SLG: 0.339	E 1B									4	1	1	2	0	0	4				
Roger Cedeno, S (1, 8) OBP: 0.347, SLG: 0.331	S 1B									4	0	1	1	0	1	1				
Juan Castro, R (1, 6) OBP: 0.255, SLG: 0.217	P2									3	0	1	0	1	0	1				
Tom Candiotti, R (1, 1) OBP: 0.095, SLG: 0.095	P3									2	0	0	0	0	0	1				
Mark Guthrie, R (7, 1) ERA: 4.13										0	0	0	0	0	0	0				
Billy Ashley, R (6, PH) OBP: 0.333, SLG: 0.564										1	0	0	0	0	0	1				
Antonio Osuna, R (9, 1) ERA: 7.79										0	0	0	0	0	0	0				
<b>Inning Stats</b>	R: 5 E: 1 K: 0 S: 18	H: 5 LOB: 1 BB: 1 P: 28	R: 0 E: 0 K: 0 S: 6	H: 0 LOB: 0 BB: 0 P: 8	R: 0 E: 0 K: 0 S: 11	H: 2 LOB: 1 BB: 0 P: 17	R: 0 E: 0 K: 1 S: 8	H: 0 LOB: 0 BB: 0 P: 16	R: 2 E: 0 K: 1 S: 10	H: 1 LOB: 0 BB: 1 P: 19	R: 0 E: 0 K: 0 S: 7	H: 0 LOB: 1 BB: 1 P: 13	R: 1 E: 0 K: 1 S: 14	H: 3 LOB: 1 BB: 0 P: 19	R: 0 E: 0 K: 1 S: 7	H: 1 LOB: 1 BB: 0 P: 11	1B: 10 2B: 1 3B: 0 HR: 1	SF: 0 SAC: 1 DP: 2 HBP: 0	WP: 0 PB: 0 SB: 2 CS: 0	PA: 37
<b>PITCHER</b>	IP WLS BF H R ER SO BB IBB HBP BLK WP HR S P ERA WHIP																			
Paul Wagner, R (1, 1) ERA: 4.13	0.1 3 2 2 2 0 0 0 0 0 0 0 0 5 8 54.00 6.000																			
Dan Miceli, R (1, 1) ERA: 7.15	2.2 L 13 5 3 2 0 1 0 0 0 0 0 0 30 45 6.75 2.250																			
Jason Christiansen, L (4, 1) ERA: 7.79	5.0 21 5 3 3 4 2 0 0 0 0 0 1 46 78 5.40 1.400																			



Batter	1	2	3	4	5	6	7	8	9	AB	R	H	RBI	BB	SO	LOB	TOP				
<b>Curtis Goodwin, L</b> (1, 8) OBP: 0.310, SLG: 0.269	G1-3		G3		G4-3		G4-3		G1	5	0	0	0	0	0	1					
<b>Eric Owens, R</b> (1, 7) OBP: 0.300, SLG: 0.275	K		K				G5-3		K	5	0	1	0	0	3	1					
<b>Barry Larkin, R</b> (1, 6) OBP: 0.409, SLG: 0.503	G6-3			1B	K		G4-3			4	1	1	0	0	1	1					
<b>Eddie Taubensee, L</b> (1, 2) OBP: 0.340, SLG: 0.432		G4-3		1B	G4-3				L4	4	1	1	0	0	0	1					
<b>Hal Morris, L</b> (1, 3) OBP: 0.341, SLG: 0.403	E6			FC5-4	G4-3				K	4	0	1	1	0	1	0					
<b>Bret Boone, R</b> (1, 4) OBP: 0.245, SLG: 0.299	F9		FC5-4	2B					2B	4	0	2	1	0	0	2					
<b>Chad Mottola, R</b> (1, 9) OBP: 0.367, SLG: 0.536	F9			2B	P3				FC4-6	3	0	1	0	1	0	2					
<b>Jeff Branson, L</b> (1, 5) OBP: 0.324, SLG: 0.384			G6-3		IBB				FC4-6	2	0	0	0	2	0	2					
<b>John Smiley, L</b> (1, 1) OBP: 0.280, SLG: 0.292					IBB					2	0	0	0	1	1	5					
<b>Lee Smith, R</b> (8, 1) OBP: 0.328, SLG: 0.516				G4-6-3					K	0	0	0	0	0	0	0					
<b>Lenny Harris, L</b> (9, PH) OBP: 0.328, SLG: 0.516										1	0	0	0	0	1	0					
<b>Jeff Brantley, R</b> (9, 1)										0	0	0	0	0	0	0					
<b>Inning Stats</b>	R: 0 E: 0 K: 1 S: 10	H: 0 LOB: 0 BB: 0 P: 14	R: 0 E: 1 K: 0 S: 7	H: 0 LOB: 1 BB: 0 P: 11	R: 0 E: 0 K: 1 S: 13	H: 0 LOB: 1 BB: 1 P: 21	R: 2 E: 0 K: 0 S: 13	H: 4 LOB: 2 BB: 1 P: 23	R: 0 E: 0 K: 1 S: 12	H: 1 LOB: 1 BB: 0 P: 17	R: 0 E: 0 K: 0 S: 6	H: 0 LOB: 0 BB: 0 P: 8	R: 0 E: 0 K: 1 S: 11	H: 1 LOB: 2 BB: 1 P: 17	R: 0 E: 0 K: 2 S: 10	H: 0 LOB: 0 BB: 0 P: 13	1B: 4 2B: 3 3B: 0 HR: 0	SF: 0 SAC: 0 DP: 1 HBP: 0	WP: 0 PB: 0 SB: 1 CS: 0	PA: 38	
<b>PITCHER</b>	IP	WLS	BF	H	R	ER	SO	BB	IBB	HBP	BLK	WP	HR	S	P	ERA	WHIP				
<b>Ismael Valdez, R</b> (1, 1) ERA: 2.82	7.0	L	30	6	2	2	4	1	2	0	0	0	0	73	117	2.57	1.000				
<b>Scott Radinsky, L</b> (8, 1) ERA: 0.5	1.0		5	1	0	0	1	0	1	0	0	0	0	11	17	0.00	1.000				
<b>Todd Worrell, R</b> (9, 1) ERA: 3.24	1.0		3	0	0	0	2	0	0	0	0	0	0	10	13	0.00	0.000				

Cincinnati Reds @ Los Angeles Dodgers  
Dodger Stadium, Los Angeles, CA

AB 34  
R 2  
H 7  
RBI 2  
BB 4  
SO 7  
LOB 15



WP: 0 PA: 38  
PB: 0  
SB: 1  
CS: 0

Batter	1	2	3	4	5	6	7	8	9	AB	R	H	RBI	BB	SO	LOB	BOTTOM				
<b>Delino DeShields, L</b> (1, 4) OBP: 0.286, SLG: 0.336	S		K		G6-3			P6		3	0	0	0	1	1	0					
<b>Roger Cedeno, S</b> (1, 8) OBP: 0.347, SLG: 0.331	K							G6-3		3	0	1	0	0	2	1					
<b>Todd Hollandsworth, L</b> (8, PH) OBP: 0.373, SLG: 0.394	K		1B					1B		1	0	1	0	0	0	0					
<b>Mike Piazza, R</b> (1, 2) OBP: 0.436, SLG: 0.589	P3		1B					G6-3		4	0	1	0	0	0	2					
<b>Eric Karros, R</b> (1, 3) OBP: 0.301, SLG: 0.399	G5-3		G1-3					BB		3	0	1	0	1	0	3					
<b>Raul Mondesi, R</b> (1, 9) OBP: 0.287, SLG: 0.469	G5-3			G5-3				K		4	0	1	0	0	1	2					
<b>Mike Blowers, R</b> (1, 5) OBP: 0.320, SLG: 0.358	WP			F9				G5-3		4	1	2	1	0	0	2					
<b>Billy Ashley, R</b> (1, 7) OBP: 0.313, SLG: 0.524									HR	4	1	2	1	0	0	2					
<b>Milt Thompson, L</b> (8, 7) OBP: 0.227, SLG: 0.154	K									3	0	0	0	0	3	1					
<b>Juan Castro, R</b> (1, 6) OBP: 0.241, SLG: 0.204										1	0	0	0	0	1	0					
<b>Chad Fonville, S</b> (9, PH) OBP: 0.276, SLG: 0.239	G1-3				G4-3					3	0	0	0	0	1	0					
<b>Ismael Valdez, R</b> (1, 1) OBP: 0.120, SLG: 0.083										2	0	0	0	0	0	0					
<b>Mike Busch, R</b> (7, PH) OBP: 0.269, SLG: 0.440										1	0	0	0	0	1	0					
<b>Scott Radinsky, L</b> (8, 1)										0	0	0	0	0	0	0					
<b>Todd Worrell, R</b> (9, 1)										0	0	0	0	0	0	0					
<b>Dave Hansen, L</b> (9, PH) OBP: 0.308, SLG: 0.205										1	0	0	0	0	1	0					
<b>Inning Stats</b>	R: 0 E: 0 K: 1 S: 7	H: 0 LOB: 1 BB: 1 P: 13	R: 0 E: 0 K: 1 S: 12	H: 1 LOB: 0 BB: 0 P: 17	R: 0 E: 0 K: 1 S: 10	H: 2 LOB: 0 BB: 0 P: 14	R: 0 E: 0 K: 0 S: 7	H: 0 LOB: 0 BB: 0 P: 10	R: 0 E: 0 K: 1 S: 8	H: 2 LOB: 2 BB: 0 P: 14	R: 0 E: 0 K: 2 S: 8	H: 0 LOB: 0 BB: 0 P: 11	R: 0 E: 0 K: 1 S: 10	H: 1 LOB: 2 BB: 1 P: 20	R: 1 E: 0 K: 3 S: 11	H: 1 LOB: 0 BB: 0 P: 18	1B: 5 2B: 1 3B: 0 HR: 1	SF: 0 SAC: 0 DP: 0 HBP: 0	WP: 1 PB: 0 SB: 1 CS: 0	PA: 36	
<b>PITCHER</b>	IP	WLS	BF	H	R	ER	SO	BB	IBB	HBP	BLK	WP	HR	S	P	ERA	WHIP				
<b>John Smiley, L</b> (1, 1) ERA: 4.83	7.0	W	27	5	0	0	7	1	0	0	0	0	0	64	91	0.00	0.857				
<b>Lee Smith, R</b> (8, 1) ERA: 2.4	1.0		5	1	0	0	1	1	0	0	0	0	0	10	20	0.00	2.000				
<b>Jeff Brantley, R</b> (9, 1) ERA: 3.64	1.0	S	4	1	1	1	3	0	0	0	0	0	1	11	18	9.00	1.000				

Cincinnati Reds @ Los Angeles Dodgers  
Dodger Stadium, Los Angeles, CA

AB 34  
R 1  
H 7  
RBI 1  
BB 2  
SO 11  
LOB 12



WP: 1 PA: 36  
PB: 0  
SB: 1  
CS: 0







Batter	1	2	3	4	5	6	7	8	9	AB	R	H	RBI	BB	SO	LOB	TOP					
<b>Curtis Goodwin, L</b> (1, 8) OBP: 0.289, SLG: 0.257	0-0 G6-3		2-3 K			2-0 G4-3	2-2 G3			4	0	0	0	0	1	2						
<b>Eric Owens, R</b> (1, 7) OBP: 0.321, SLG: 0.289	2-1 F9		4-2 BB			4-0 HR BB		1-3 K		2	1	0	0	2	1	0						
<b>Willie Greene, L</b> (1, 5) OBP: 0.290, SLG: 0.429	3-3 K		3-3 K			0-1 HR		0-3 K		4	1	1	2	0	3	2						
<b>Hal Morris, L</b> (1, 3) OBP: 0.349, SLG: 0.416		2-3 K		2-2 G3		2-0 S 1B		2-2 G6-3		4	0	1	0	0	1	0						
<b>Bret Boone, R</b> (1, 4) OBP: 0.243, SLG: 0.296		2-2 G6-3 2B		2-2 F9		1-1 F9		0-0 P3		4	0	1	0	0	0	1						
<b>Jeff Branson, L</b> (1, 6) OBP: 0.311, SLG: 0.366		3-2 G6-3		0-3 K		1-2 K		2-0 F9		4	0	0	0	0	2	2						
<b>Chad Mottola, R</b> (1, 9) OBP: 0.342, SLG: 0.472		0-3 K		1-1 P2		2-1 SH1-3 1B		3-2 1B		4	0	2	0	0	1	1						
<b>Joe Oliver, R</b> (1, 2) OBP: 0.269, SLG: 0.352			1-0 BB 1B		0-0 P3		0-1 SH1-3		0-0 G3	2	0	1	0	0	0	0						
<b>Eddie Taubensee, L</b> (9, PH) OBP: 0.333, SLG: 0.420							1-3 G3			1	0	0	0	0	0	1						
<b>Dave Burba, R</b> (1, 1) OBP: 0.087, SLG: 0.045			0-0 B2		0-2 G3		0-0 G3			2	0	0	0	0	0	1						
<b>Lenny Harris, L</b> (7, PH) OBP: 0.324, SLG: 0.508										1	0	0	0	0	0	1						
<b>Jeff Shaw, R</b> (7, 1)										0	0	0	0	0	0	0						
<b>Lee Smith, R</b> (8, 1)										0	0	0	0	0	0	0						
<b>Johnny Ruffin, R</b> (8, 1) OBP: 1.000, SLG: 1.000										0	0	0	0	0	0	0						
<b>Inning Stats</b>	R: 0 E: 0 K: 1 S: 6	H: 0 LOB: 0 BB: 0 P: 11	R: 0 E: 0 K: 2 S: 15	H: 1 LOB: 1 BB: 0 P: 22	R: 0 E: 0 K: 2 S: 10	H: 1 LOB: 2 BB: 1 P: 20	R: 0 E: 0 K: 1 S: 9	H: 0 LOB: 0 BB: 0 P: 13	R: 0 E: 0 K: 0 S: 6	H: 0 LOB: 0 BB: 0 P: 7	R: 2 E: 0 K: 1 S: 9	H: 2 LOB: 1 BB: 1 P: 20	R: 0 E: 0 K: 0 S: 9	H: 1 LOB: 1 BB: 0 P: 13	R: 0 E: 0 K: 2 S: 9	H: 0 LOB: 0 BB: 0 P: 12	R: 0 E: 0 K: 0 S: 7	H: 1 LOB: 1 BB: 0 P: 12	1B: 4 2B: 1 3B: 0 HR: 1	SF: 0 SAC: 1 DP: 0 HBP: 0	WP: 0 PB: 0 SB: 2 CS: 0	PA: 35
<b>PITCHER</b>	IP	WLS	BF	H	R	ER	SO	BB	IBB	HBP	BLK	WP	HR	S	P	ERA	WHIP					
<b>Hideo Nomo, R</b> (1, 1) ERA: 3.65	8.0	W	31	5	2	2	9	2	0	0	0	0	1	73	118	2.25	0.875					
<b>Todd Worrell, R</b> (9, 1) ERA: 3.0	1.0	S	4	1	0	0	0	0	0	0	0	0	0	7	12	0.00	1.000					

Cincinnati Reds @ Los Angeles Dodgers  
 Dodger Stadium, Los Angeles, CA  
 Sun Jun 09 1996, 3:33 AM PDT  
 Att: 47,847 - Sunny - 86 F

AB	32
R	2
H	6
RBI	2
BB	2
SO	9
LOB	11



Batter	1	2	3	4	5	6	7	8	9	AB	R	H	RBI	BB	SO	LOB	BOTTOM				
<b>Delino DeShields, L</b> (1, 4) OBP: 0.288, SLG: 0.336	0-0 P4		2-0 P2			1-2 G4-3		0-0 E3 1B		4	1	1	0	0	0	2					
<b>Todd Hollandsworth, L</b> (1, 8) OBP: 0.366, SLG: 0.366	2-3 K		3-1 G6-3			0-1 G4-3		3-2 S 2B		4	1	1	1	0	1	2					
<b>Raul Mondesi, R</b> (1, 9) OBP: 0.286, SLG: 0.460	2-1 G3			4-2 G6-4-3 BB		1-3 K		2-2 F8		3	0	0	0	1	1	2					
<b>Eric Karros, R</b> (1, 3) OBP: 0.303, SLG: 0.422		2-1 HR		2-0 G6-4-3		1-2 G3		1-2 1B		4	1	3	2	0	0	1					
<b>Mike Blowers, R</b> (1, 5) OBP: 0.317, SLG: 0.358		1-2 G6-3		3-3 K		3-3 K		1-0 2B		4	0	1	0	0	2	1					
<b>Milt Thompson, L</b> (1, 7) OBP: 0.212, SLG: 0.149		2-3 K			1-1 G2-3		0-0 G3		2-2 P5	4	0	0	0	0	1	3					
<b>Todd Worrell, R</b> (9, 1) ERA: 3.0										0	0	0	0	0	0	0					
<b>Tom Prince, R</b> (1, 2) OBP: 0.318, SLG: 0.333		2-1 G6-3			2-2 F9		4-0 IBB			2	0	0	0	0	0	0					
<b>Mike Piazza, R</b> (7, PH) OBP: 0.436, SLG: 0.580										0	0	0	0	1	0	0					
<b>Juan Castro, R</b> (1, 6) OBP: 0.250, SLG: 0.218			3-2 F8				1-1 P5			2	0	0	0	0	0	0					
<b>Dave Hansen, L</b> (7, PH) OBP: 0.256, SLG: 0.196										1	0	0	0	0	0	2					
<b>Chad Fonville, S</b> (8, 6) OBP: 0.276, SLG: 0.239										0	0	0	0	0	0	0					
<b>Hideo Nomo, R</b> (1, 1) OBP: 0.200, SLG: 0.250			1-2 2B			0-0 G4-3 2B		1-2 F8		2	0	2	0	0	0	0					
<b>Roger Cedeno, S</b> (8, PH) OBP: 0.345, SLG: 0.328										1	0	0	0	0	0	0					
<b>Inning Stats</b>	R: 0 E: 0 K: 1 S: 8	H: 0 LOB: 0 BB: 0 P: 12	R: 1 E: 0 K: 1 S: 10	H: 1 LOB: 0 BB: 0 P: 17	R: 0 E: 0 K: 0 S: 10	H: 1 LOB: 1 BB: 0 P: 19	R: 0 E: 0 K: 1 S: 8	H: 0 LOB: 0 BB: 1 P: 17	R: 0 E: 0 K: 0 S: 6	H: 0 LOB: 0 BB: 0 P: 9	R: 0 E: 0 K: 1 S: 9	H: 1 LOB: 1 BB: 0 P: 11	R: 0 E: 0 K: 1 S: 7	H: 1 LOB: 2 BB: 1 P: 16	R: 2 E: 1 K: 0 S: 22	H: 4 LOB: 2 BB: 0 P: 32	1B: 3 2B: 4 3B: 0 HR: 1	SF: 0 SAC: 0 DP: 1 HBP: 0	WP: 0 PB: 0 SB: 1 CS: 0	PA: 33	
<b>PITCHER</b>	IP	WLS	BF	H	R	ER	SO	BB	IBB	HBP	BLK	WP	HR	S	P	ERA	WHIP				
<b>Dave Burba, R</b> (1, 1) ERA: 4.46	6.0		21	3	1	1	4	1	0	0	0	0	0	51	85	1.50	0.667				
<b>Jeff Shaw, R</b> (7, 1) ERA: 2.01	1.0	5	1	0	0	1	0	0	1	0	0	0	0	7	16	0.00	1.000				
<b>Lee Smith, R</b> (8, 1) ERA: 3.45	0.2	L	6	4	2	2	0	0	0	0	0	0	0	16	24	27.00	6.000				
<b>Johnny Ruffin, R</b> (8, 1) ERA: 5.88	0.1		1	0	0	0	0	0	0	0	0	0	0	6	8	0.00	0.000				

Cincinnati Reds @ Los Angeles Dodgers  
 Dodger Stadium, Los Angeles, CA  
 Sun Jun 09 1996, 3:33 AM PDT  
 Att: 47,847 - Sunny - 86 F

AB	31
R	3
H	8
RBI	3
BB	2
SO	5
LOB	13









Batter	1	2	3	4	5	6	7	8	9	AB	R	H	RBI	BB	SO	LOB	TOP					
<b>Mark Sweeney, L</b> OBP: 0.407, SLG: 0.437										4	0	0	0	1	1	3	<b>St. Louis Cardinals @ Los Angeles Dodgers</b> Dodger Stadium, Los Angeles, CA Tue Jun 11 1996, 7:05 PM PDT Att: 29,096 - Unknown - 71 F <a href="http://livebaseballscorecards.com">livebaseballscorecards.com</a>					
<b>Royce Clayton, R</b> OBP: 0.325, SLG: 0.370										5	1	2	0	0	1	2						
<b>Ray Lankford, L</b> OBP: 0.366, SLG: 0.527										3	1	1	0	2	0	1						
<b>Gary Gaetti, R</b> OBP: 0.323, SLG: 0.393										5	2	4	1	0	0	1						
<b>John Mabry, L</b> OBP: 0.381, SLG: 0.460										5	1	1	0	0	1	5						
<b>Brian Jordan, R</b> OBP: 0.296, SLG: 0.383										5	0	2	2	0	1	1						
<b>Tom Pagnozzi, R</b> OBP: 0.318, SLG: 0.484										4	0	1	0	0	1	3						
<b>Luis Alicea, S</b> OBP: 0.339, SLG: 0.378										2	1	1	0	2	0	1						
<b>Donovan Osborne, S</b> OBP: 0.240, SLG: 0.292										3	0	1	2	1	0	2						
<b>T.J. Mathews, R</b> OBP: 0.323, SLG: 0.393										0	0	0	0	0	0	0						
<b>Rick Honeycutt, L</b> OBP: 0.323, SLG: 0.393										0	0	0	0	0	0	0						
<b>Inning Stats</b>	R: 0 E: 0 K: 2 S: 13	H: 0 LOB: 1 BB: 1 P: 20	R: 0 E: 0 K: 0 S: 9	H: 1 LOB: 1 BB: 0 P: 14	R: 0 E: 0 K: 0 S: 5	H: 0 LOB: 0 BB: 0 P: 9	R: 2 E: 0 K: 1 S: 11	H: 3 LOB: 2 BB: 2 P: 26	R: 1 E: 0 K: 0 S: 10	H: 2 LOB: 1 BB: 1 P: 15	R: 1 E: 0 K: 0 S: 11	H: 2 LOB: 1 BB: 1 P: 19	R: 2 E: 0 K: 1 S: 14	H: 3 LOB: 2 BB: 1 P: 25	R: 0 E: 0 K: 0 S: 7	H: 1 LOB: 0 BB: 0 P: 12	R: 0 E: 0 K: 1 S: 7	H: 1 LOB: 0 BB: 0 P: 8	1B: 11 2B: 2 3B: 0 HR: 0	SF: 0 SAC: 0 DP: 4 HBP: 0	WP: 0 PB: 2 SB: 1 CS: 1	PA: 42
<b>PITCHER</b>	IP WLS BF H R ER SO BB IBB HBP BLK WP HR S P ERA WHIP																					
<b>Ramon Martinez, R</b> ERA: 3.19	4.0 L 19 4 2 2 3 2 1 0 0 0 0 0 38 69 4.50 1.500																					
<b>Tom Candiotti, R</b> ERA: 3.57	4.0 20 8 4 3 1 2 1 0 0 0 0 0 42 71 6.75 2.500																					
<b>Joey Eischen, L</b> ERA: 4.03	1.0 3 1 0 0 1 0 0 0 0 0 0 0 7 8 0.00 1.000																					

Batter	1	2	3	4	5	6	7	8	9	AB	R	H	RBI	BB	SO	LOB	BOTTOM					
<b>Delino DeShields, L</b> OBP: 0.289, SLG: 0.341										5	0	2	0	0	1	2	<b>St. Louis Cardinals @ Los Angeles Dodgers</b> Dodger Stadium, Los Angeles, CA Tue Jun 11 1996, 7:05 PM PDT Att: 29,096 - Unknown - 71 F <a href="http://livebaseballscorecards.com">livebaseballscorecards.com</a>					
<b>Roger Cedeno, S</b> OBP: 0.342, SLG: 0.326										4	1	1	0	0	1	1						
<b>Mike Piazza, R</b> OBP: 0.571, SLG: 0.564										3	0	0	0	0	0	1						
<b>Tom Prince, R</b> OBP: 0.304, SLG: 0.316										1	0	0	0	0	1	1						
<b>Eric Karros, R</b> OBP: 0.307, SLG: 0.427										4	1	3	0	0	0	1						
<b>Raul Mondesi, R</b> OBP: 0.289, SLG: 0.459										4	1	2	1	0	0	2						
<b>Mike Blowers, R</b> OBP: 0.316, SLG: 0.361										4	0	1	0	0	1	3						
<b>Billy Ashley, R</b> OBP: 0.308, SLG: 0.500										4	0	1	0	0	0	4						
<b>Juan Castro, R</b> OBP: 0.273, SLG: 0.262										3	0	1	0	0	0	1						
<b>Todd Hollandsworth, L</b> OBP: 0.364, SLG: 0.382										1	0	0	0	0	1	0						
<b>Ramon Martinez, R</b> ERA: 3.84	7.2 W 29 9 1 1 3 9 1 1 0 1 0 0 72 113 1.17 1.174																					
<b>T.J. Mathews, R</b> ERA: 2.48	1.0 6 3 2 1 2 0 0 0 0 0 0 0 16 20 9.00 3.000																					
<b>Rick Honeycutt, L</b> ERA: 3.79	0.1 S 2 0 0 0 0 0 0 0 0 0 0 0 3 6 0.00 0.000																					
<b>Inning Stats</b>	R: 0 E: 0 K: 1 S: 7	H: 2 LOB: 1 BB: 0 P: 11	R: 0 E: 0 K: 0 S: 13	H: 2 LOB: 1 BB: 0 P: 21	R: 0 E: 0 K: 1 S: 6	H: 0 LOB: 0 BB: 0 P: 9	R: 1 E: 0 K: 0 S: 13	H: 2 LOB: 1 BB: 0 P: 20	R: 0 E: 0 K: 0 S: 7	H: 2 LOB: 2 BB: 0 P: 13	R: 0 E: 0 K: 1 S: 13	H: 1 LOB: 1 BB: 0 P: 21	R: 0 E: 0 K: 0 S: 5	H: 1 LOB: 0 BB: 0 P: 6	R: 0 E: 0 K: 1 S: 11	H: 1 LOB: 1 BB: 0 P: 15	R: 2 E: 1 K: 1 S: 16	H: 3 LOB: 2 BB: 0 P: 23	1B: 10 2B: 2 3B: 0 HR: 0	SF: 0 SAC: 1 DP: 2 HBP: 0	WP: 0 PB: 0 SB: 0 CS: 0	PA: 37
<b>PITCHER</b>	IP WLS BF H R ER SO BB IBB HBP BLK WP HR S P ERA WHIP																					







Batter	1	2	3	4	5	6	7	8	9	AB	R	H	RBI	BB	SO	LOB	TOP										
<b>Delino DeShields, L</b> (1,4) OBP: 0.287, SLG: 0.337	G3		G4-3			K		F7		4	0	0	0	0	1	0	<b>Los Angeles Dodgers @ Atlanta Braves</b> Atlanta-Fulton County Stadium, Atlanta, GA Fri Jun 14 1996, 7:05 PM EDT Att: 45,389 - Unknown - 72 F <a href="http://livebaseballscorecards.com">livebaseballscorecards.com</a>										
<b>Roger Cedeno, S</b> (1,8) OBP: 0.348, SLG: 0.354	F7			1B		1B		G4-3		4	0	2	0	0	0	0											
<b>Raul Mondesi, R</b> (1,9) OBP: 0.288, SLG: 0.464	G6-3			E5		F7		HR		4	1	1	1	0	0	2											
<b>Eric Karros, R</b> (1,3)		P3		K				G5-3		4	0	1	0	0	1	2											
<b>Mike Blowers, R</b> (1,5) OBP: 0.310, SLG: 0.352	K			K		K		G6-3		4	0	0	0	0	3	3											
<b>Todd Hollandsworth, L</b> (1,7) OBP: 0.397, SLG: 0.365										3	0	2	0	0	1	1											
<b>Tom Prince, R</b> (1,2) OBP: 0.300, SLG: 0.346										3	0	0	0	0	1	3											
<b>Juan Castro, R</b> (1,6) OBP: 0.264, SLG: 0.254										2	0	0	0	0	0	1											
<b>Milt Thompson, L</b> (8, PH) OBP: 0.299, SLG: 0.140										1	0	0	0	0	0	0											
<b>Chad Fonville, S</b> (8,6) OBP: 0.274, SLG: 0.237										0	0	0	0	0	0	0											
<b>Pedro Astacio, R</b> (1,1) OBP: 0.037, SLG: 0.037										2	0	0	0	0	0	0											
<b>Dave Hansen, L</b> (8, PH) OBP: 0.269, SLG: 0.168										1	0	0	0	0	1	0											
<b>Chan Ho Park, R</b> (8,1) OBP: 0.083, SLG: 0.083										0	0	0	0	0	0	0											
<b>Inning Stats</b>	R: 0 E: 0 K: 0 S: 10	H: 0 LOB: 0 BB: 0 P: 13	R: 0 E: 0 K: 1 S: 11	H: 1 LOB: 1 BB: 0 P: 15	R: 0 E: 0 K: 0 S: 8	H: 0 LOB: 0 BB: 0 P: 12	R: 0 E: 1 K: 2 S: 13	H: 1 LOB: 1 BB: 0 P: 22	R: 0 E: 0 K: 0 S: 6	H: 1 LOB: 0 BB: 0 P: 10	R: 0 E: 0 K: 1 S: 11	H: 1 LOB: 1 BB: 0 P: 12	R: 0 E: 0 K: 3 S: 15	H: 1 LOB: 1 BB: 0 P: 23	R: 0 E: 0 K: 1 S: 6	H: 0 LOB: 0 BB: 0 P: 9	R: 1 E: 0 K: 0 S: 6	H: 1 LOB: 0 BB: 0 P: 9	1B: 4 2B: 1 3B: 0 HR: 1	SF: 0 SAC: 0 DP: 1 HBP: 0	WP: 0 PB: 0 SB: 0 CS: 0	PA: 32					
<b>PITCHER</b>	IP	WLS	BF	H	R	ER	SO	BB	IBB	HBP	BLK	WP	HR	S	P	ERA	WHIP										
<b>29 John Smoltz, R</b> (1,1) ERA: 2.36	8.0	W	28	5	0	0	8	0	0	0	0	0	0	80	116	0.00	0.625										
<b>Mark Wohlers, R</b> (9,1) ERA: 2.64	1.0	S	4	1	1	1	0	0	0	0	0	0	1	6	9	9.00	1.000										

Batter	1	2	3	4	5	6	7	8	9	AB	R	H	RBI	BB	SO	LOB	BOTTOM										
<b>Marquis Grissom, R</b> (1,8) OBP: 0.323, SLG: 0.436	G5-3							G3		4	0	0	0	0	0	2	<b>Los Angeles Dodgers @ Atlanta Braves</b> Atlanta-Fulton County Stadium, Atlanta, GA Fri Jun 14 1996, 7:05 PM EDT Att: 45,389 - Unknown - 72 F <a href="http://livebaseballscorecards.com">livebaseballscorecards.com</a>										
<b>Mark Lemke, S</b> (1,4) OBP: 0.381, SLG: 0.402	F9							K		4	0	1	0	0	1	0											
<b>10 Chipper Jones, S</b> (1,5) OBP: 0.383, SLG: 0.516								F8		4	0	1	0	0	0	1											
<b>Fred McGriff, L</b> (1,3) OBP: 0.391, SLG: 0.598	L3									3	0	0	0	0	0	2											
<b>Ryan Klesko, L</b> (1,7) OBP: 0.364, SLG: 0.614										3	2	2	1	0	1	0											
<b>Javy Lopez, R</b> (1,2) OBP: 0.327, SLG: 0.483										2	0	1	0	1	1	1											
<b>Danny Bautista, R</b> (1,9) OBP: 0.322, SLG: 0.346										3	0	1	1	0	0	2											
<b>Rafael Belliard, R</b> (1,6) OBP: 0.172, SLG: 0.190										3	0	1	0	0	0	2											
<b>29 John Smoltz, R</b> (1,1) OBP: 0.237, SLG: 0.250										1	0	0	0	0	0	0											
<b>Dwight Smith, L</b> (8, PH) OBP: 0.290, SLG: 0.311										1	1	1	1	0	0	0											
<b>Mark Wohlers, R</b> (9,1) ERA: 2.69										0	0	0	0	0	0	0											
<b>Inning Stats</b>	R: 0 E: 0 K: 0 S: 8	H: 1 LOB: 1 BB: 0 P: 10	R: 1 E: 0 K: 0 S: 8	H: 2 LOB: 2 BB: 1 P: 15	R: 0 E: 0 K: 0 S: 7	H: 1 LOB: 0 BB: 0 P: 12	R: 1 E: 0 K: 1 S: 7	H: 2 LOB: 0 BB: 0 P: 11	R: 0 E: 0 K: 0 S: 4	H: 0 LOB: 0 BB: 0 P: 5	R: 0 E: 0 K: 1 S: 6	H: 0 LOB: 0 BB: 0 P: 13	R: 0 E: 0 K: 0 S: 6	H: 1 LOB: 0 BB: 0 P: 6	R: 1 E: 0 K: 1 S: 8	H: 1 LOB: 0 BB: 0 P: 14	1B: 6 2B: 0 3B: 0 HR: 2	SF: 0 SAC: 1 DP: 3 HBP: 0	WP: 0 PB: 0 SB: 1 CS: 0	PA: 30							
<b>PITCHER</b>	IP	WLS	BF	H	R	ER	SO	BB	IBB	HBP	BLK	WP	HR	S	P	ERA	WHIP										
<b>Pedro Astacio, R</b> (1,1) ERA: 3.53	7.0	L	26	7	2	2	2	1	0	0	0	0	1	46	72	2.57	1.143										
<b>Chan Ho Park, R</b> (8,1) ERA: 2.09	1.0		4	1	1	1	1	0	0	0	0	0	1	8	14	9.00	1.000										



Batter	1	2	3	4	5	6	7	8	9	AB	R	H	RBI	BB	SO	LOB	TOP			
<b>Delino DeShields, L</b> OBP: 0.287, SLG: 0.336	F7		SH2-4 2B 1B	F8			G6-3			4	1	1	2	0	0	0	<b>Los Angeles Dodgers @ Atlanta Braves</b> Atlanta-Fulton County Stadium, Atlanta, GA Sat Jun 15 1996, 7:05 PM EDT Att: 49,726 - Sunny - 87 F			
<b>Roger Cedeno, S</b> OBP: 0.341, SLG: 0.347	K		SH2-4	F8			G5-3			3	0	0	0	0	1	0				
<b>Mike Piazza, R</b> OBP: 0.426, SLG: 0.561	K		2B SF9 IBB	L4-3 1B			G3			3	1	1	0	1	1	0				
<b>Eric Karros, R</b> OBP: 0.304, SLG: 0.430		G5-3	SF9 2B	L4-3 1B			K			4	0	1	2	0	1	1				
<b>Raul Mondesi, R</b> OBP: 0.291, SLG: 0.470	F8		IBB	1B 3B			K			3	1	1	0	1	1	0				
<b>Mike Blowers, R</b> OBP: 0.309, SLG: 0.352	K		SF9	L6-3 1B			E6			3	0	1	2	0	1	0				
<b>Billy Ashley, R</b> OBP: 0.310, SLG: 0.460			1B BB	F7			K			2	1	0	0	1	0	3				
<b>Todd Hollandsworth, L</b> OBP: 0.365, SLG: 0.383			F9				K			1	0	0	0	0	1	1				
<b>Juan Castro, R</b> OBP: 0.263, SLG: 0.254			SH 1B 1B	G6-3			L6-3 1B			4	1	1	0	0	1	2				
<b>Hideo Nomo, R</b> OBP: 0.185, SLG: 0.231			SH	G5-3			G4-3			2	1	0	0	0	1	0				
<b>Antonio Osuna, R</b> OBP: 0.287, SLG: 0.353			SH2-4 2B	K						0	0	0	0	0	0	0				
<b>Mark Guthrie, R</b> OBP: 0.287, SLG: 0.353			1B							1	0	0	0	0	0	1				
<b>Todd Worrell, R</b> OBP: 0.287, SLG: 0.353			2B							0	0	0	0	0	0	0				
<b>Inning Stats</b>	R: 0 E: 0 K: 2 S: 10	H: 0 LOB: 0 BB: 0 P: 14	R: 0 E: 0 K: 1 S: 9	H: 0 LOB: 0 BB: 0 P: 14	R: 5 E: 1 K: 0 S: 12	H: 3 LOB: 2 BB: 3 P: 25	R: 0 E: 0 K: 1 S: 13	H: 0 LOB: 0 BB: 0 P: 17	R: 0 E: 0 K: 0 S: 10	H: 1 LOB: 0 BB: 0 P: 15	R: 1 E: 0 K: 0 S: 8	H: 2 LOB: 0 BB: 0 P: 12	R: 0 E: 0 K: 0 S: 6	H: 0 LOB: 0 BB: 0 P: 10	R: 0 E: 1 K: 2 S: 9	H: 0 LOB: 1 BB: 0 P: 17	1B: 4 2B: 3 3B: 1 HR: 0	SF: 1 SAC: 2 DP: 2 HBP: 0	WP: 0 PA: 36 PB: 0 SB: 0 CS: 0	
<b>PITCHER</b>	IP	WLS	BF	H	R	ER	SO	BB	IBB	HBP	BLK	WP	HR	S	P	ERA	WHIP			
<b>Steve Avery, L</b> ERA: 3.42	7.0	L	29	6	6	4	4	1	2	0	0	0	0	68	107	5.14	1.000			
<b>Brad Clontz, R</b> ERA: 4.5	1.0		3	0	0	0	2	0	0	0	0	0	0	9	10	0.00	0.000			
<b>Pedro Borbon, L</b> ERA: 3.55	1.0		4	0	0	0	2	0	0	0	0	0	0	12	17	0.00	0.000			

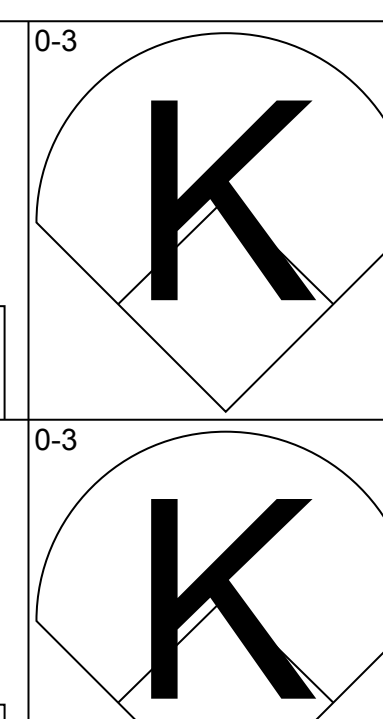
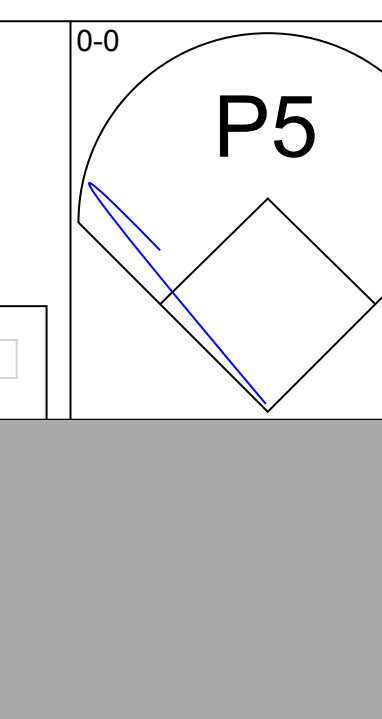
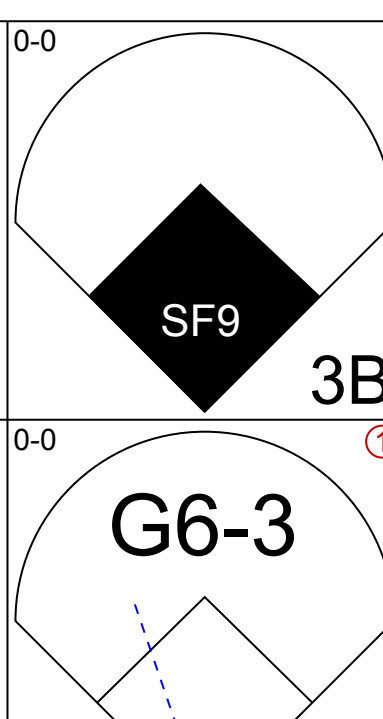
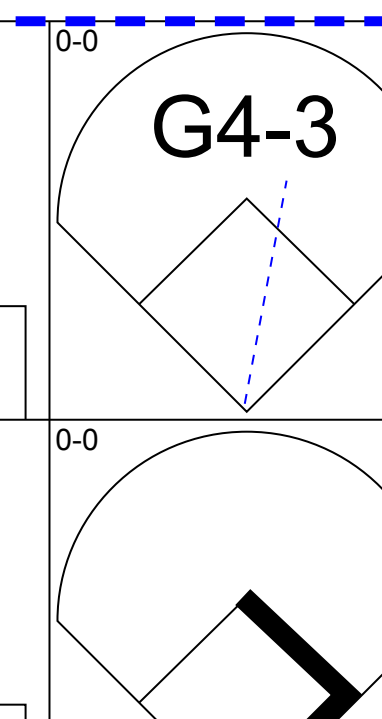
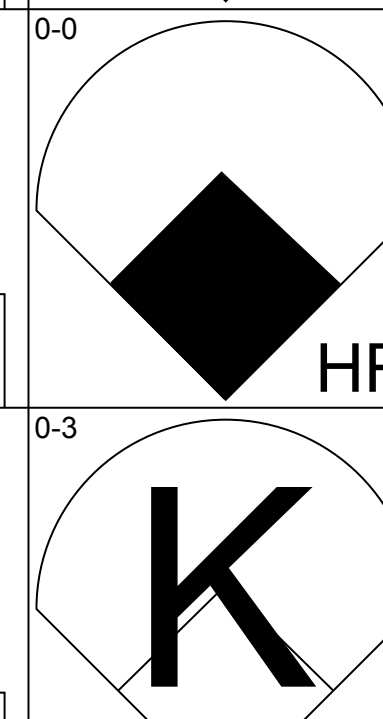
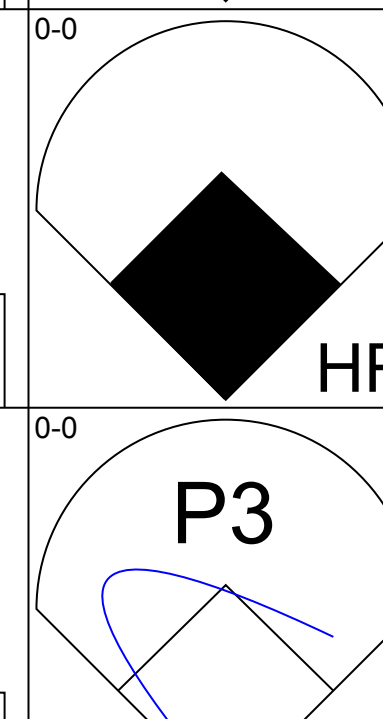
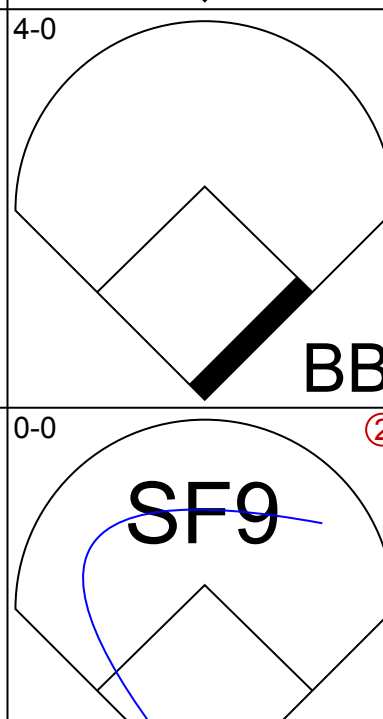
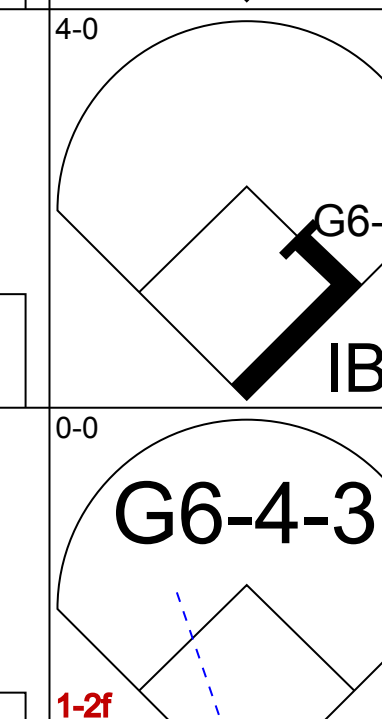

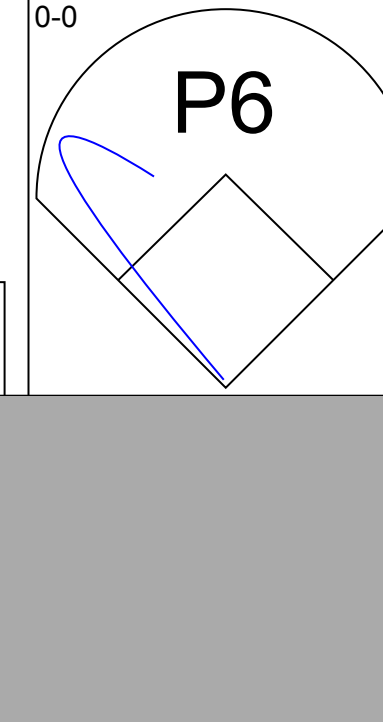
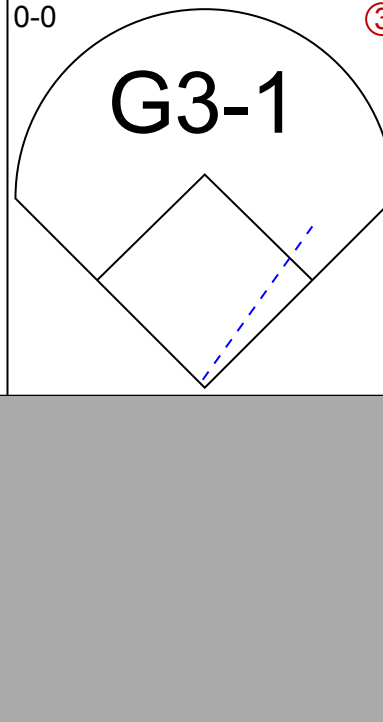


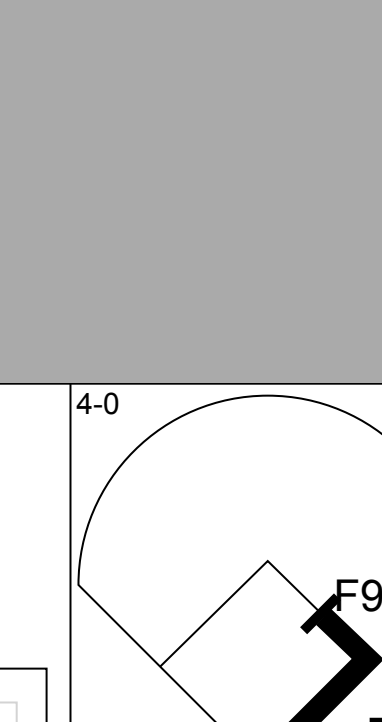


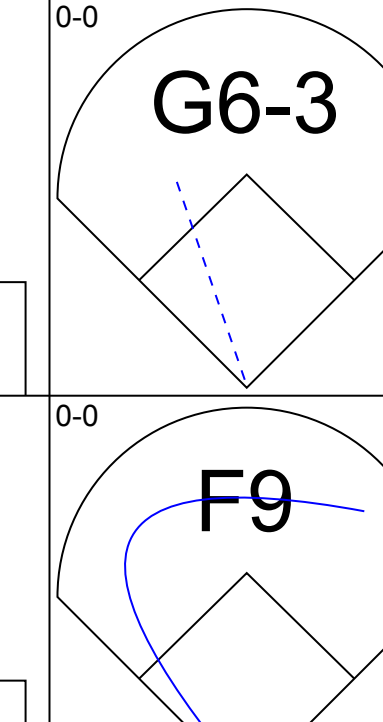
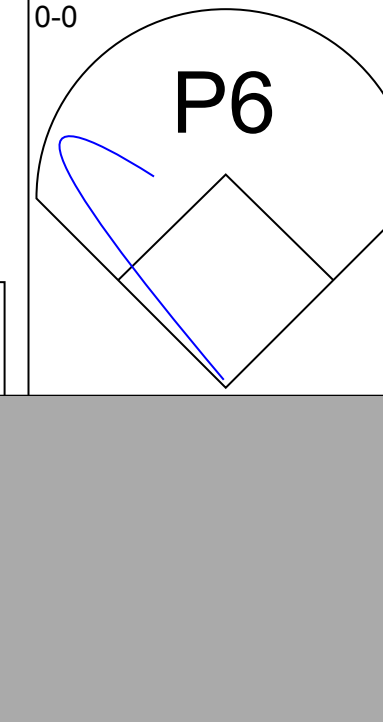
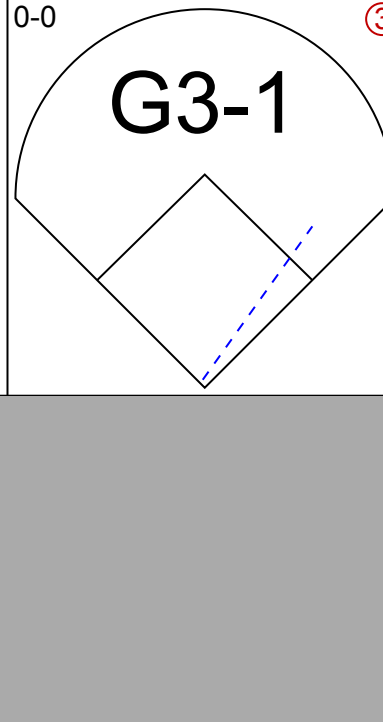
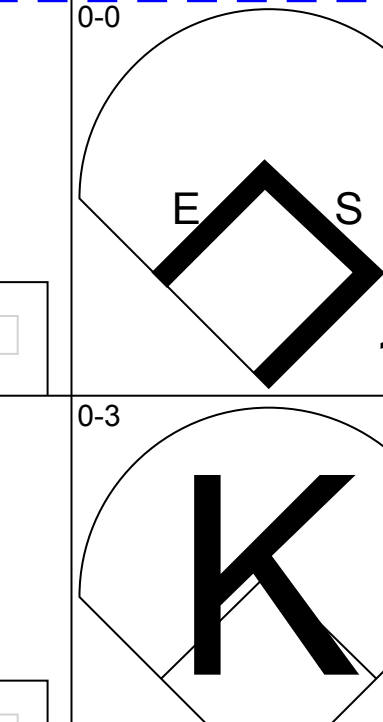

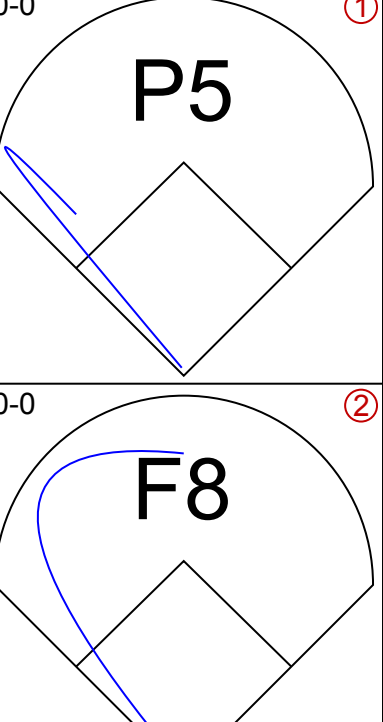
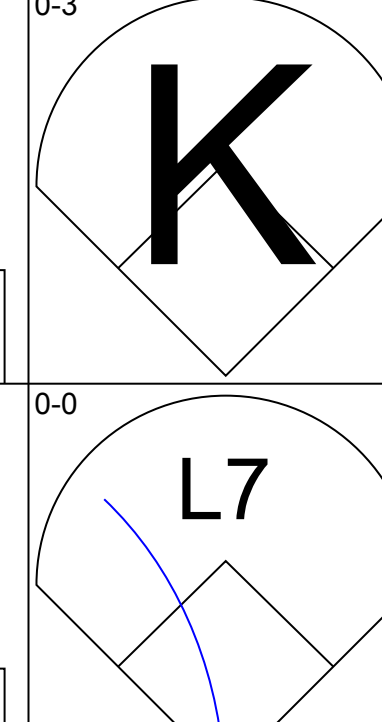
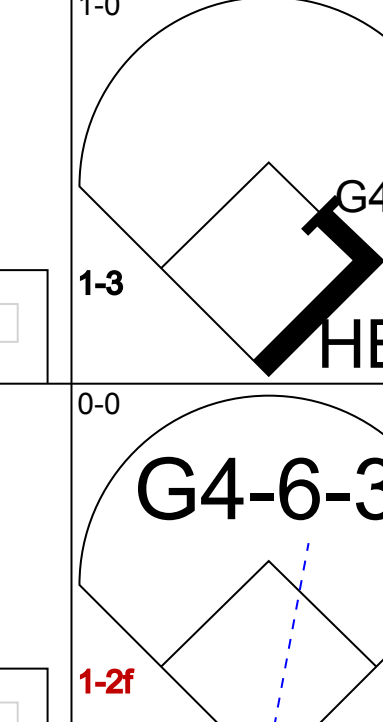
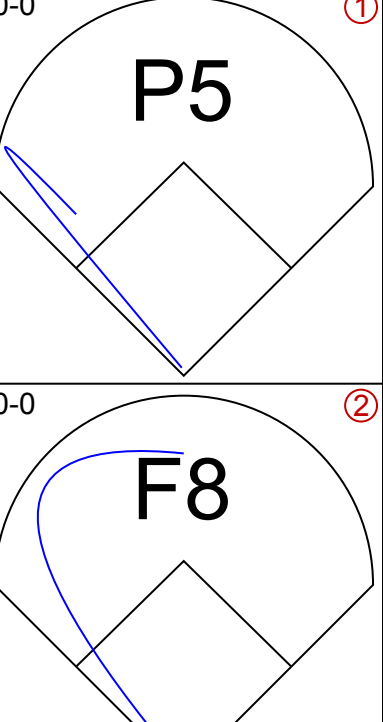
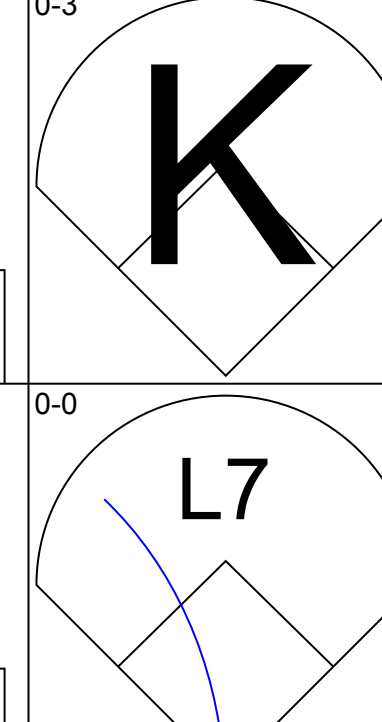
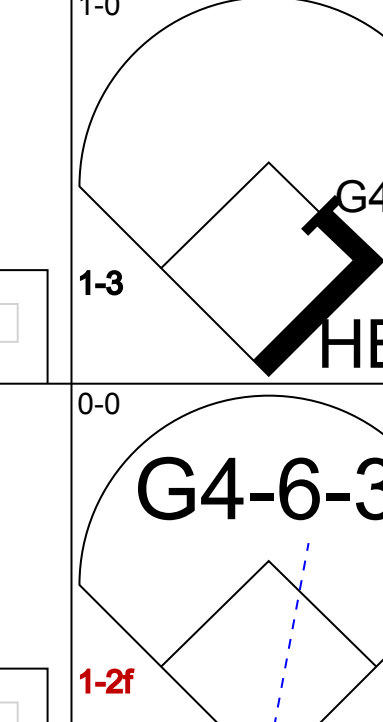

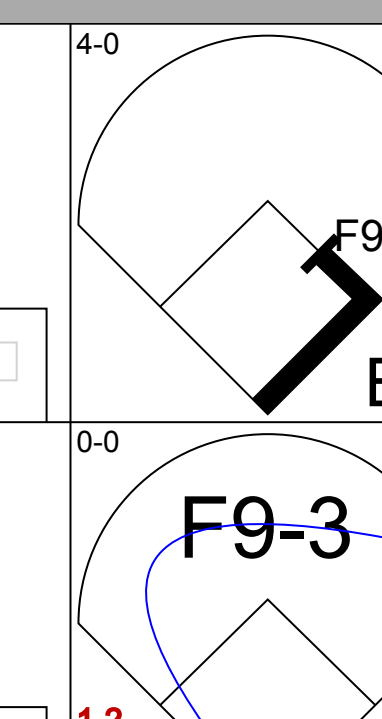
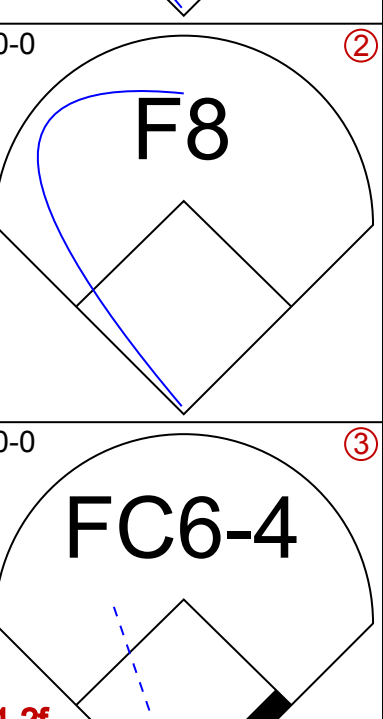
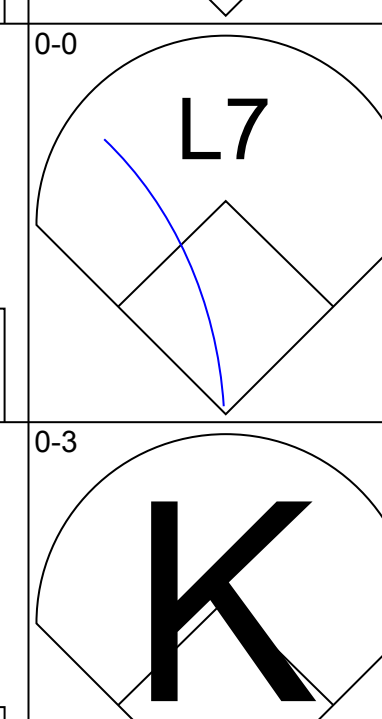
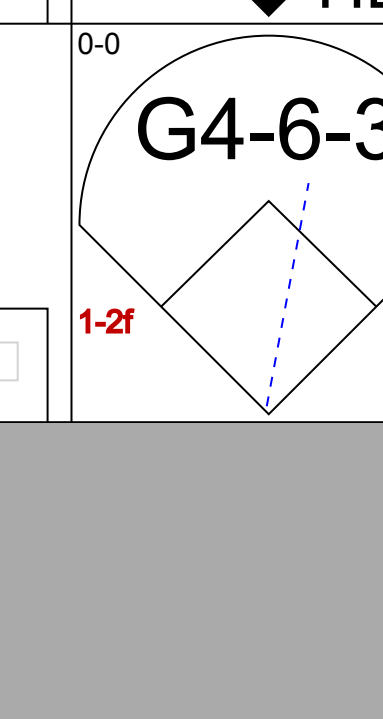
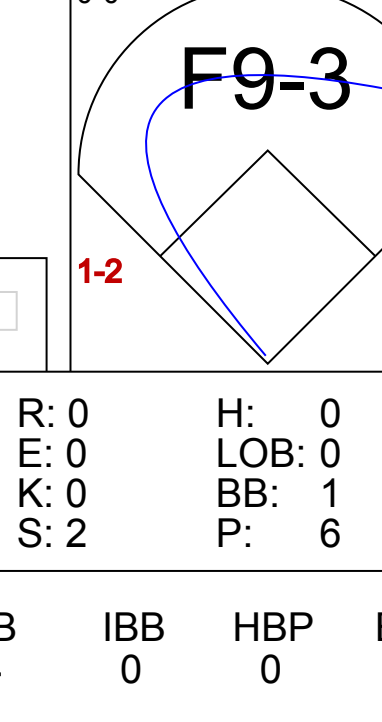
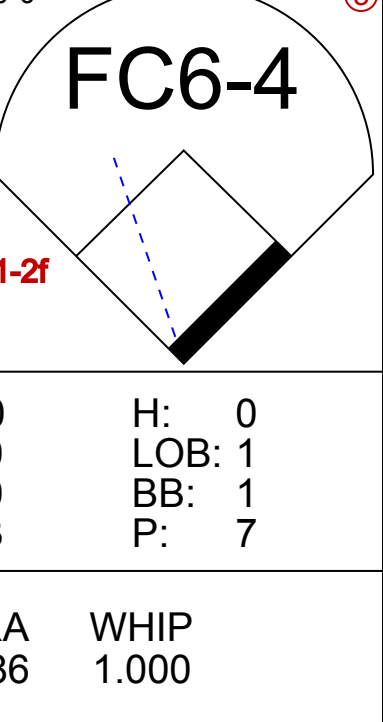
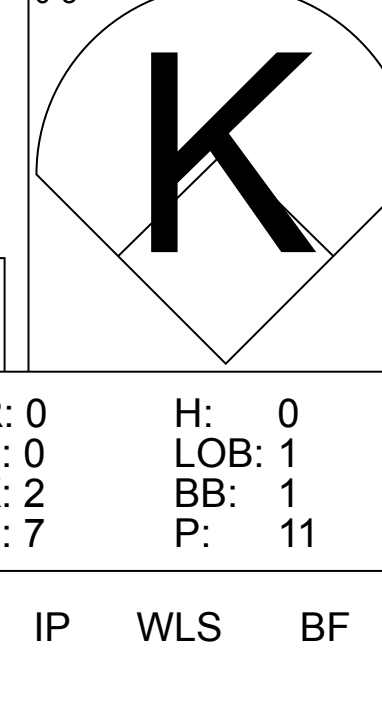
Batter	1	2	3	4	5	6	7	8	9	AB	R	H	RBI	BB	SO	LOB	BOTTOM				
<b>Marquis Grissom, R</b> OBP: 0.329, SLG: 0.440	10 P6-4-3 1B		1B		G6-3			10 1B 1B		4	1	3	1	0	0	0	<b>Los Angeles Dodgers @ Atlanta Braves</b> Atlanta-Fulton County Stadium, Atlanta, GA Sat Jun 15 1996, 7:05 PM EDT Att: 49,726 - Sunny - 87 F				
<b>Mark Lemke, S</b> OBP: 0.388, SLG: 0.407	10 P6-4-3 BB		1B		G4-3		10 1B 1B			3	0	2	0	1	0	0					
<b>10 Chipper Jones, S</b> OBP: 0.381, SLG: 0.512	10 P6-4-3 1-11 2-2f		1B		G3-1		1-3 2-H 1B			4	0	1	1	0	1	4					
<b>Fred McGriff, L</b> OBP: 0.385, SLG: 0.588		F9		K			K			4	0	0	0	0	3	2					
<b>Ryan Klesko, L</b> OBP: 0.358, SLG: 0.604		G3		K			G3-1			4	0	0	0	0	2	0					
<b>Jeff Blauser, R</b> OBP: 0.345, SLG: 0.453		P4		1B			F8			4	0	1	0	0	0	0					
<b>Eddie Pérez, R</b> OBP: 0.369, SLG: 0.548			F8	P5			L3			4	0	1	0	0	0	1					
<b>Danny Bautista, R</b> OBP: 0.319, SLG: 0.333			K		K		K			3	0	0	0	1	3	0					
<b>Steve Avery, L</b> ERA: 3.55			1B 3B		F9					2	1	1	0	0	0	0					
<b>Brad Clontz, R</b> ERA: 4.5										0	0	0	0	0	0	0					
<b>Dwight Smith, L</b> ERA: 1.62										1	0	0	0	0	1	0					
<b>Pedro Borbon, R</b> ERA: 3.55										0	0	0	0	0	0	0					
<b>Mike Montecal, R</b> OBP: 0.299, SLG: 0.332										0	0	0	0	0	0	0					
<b>Tyler Houston, L</b> OBP: 0.258, SLG: 0.300										1	0	0	0	0	0	2					
<b>Inning Stats</b>	R: 0 E: 0 K: 0 S: 10	H: 1 LOB: 0 BB: 1 P: 18	R: 0 E: 0 K: 0 S: 7	H: 0 LOB: 0 BB: 0 P: 12	R: 1 E: 0 K: 2 S: 14	H: 3 LOB: 2 BB: 0 P: 22	R: 0 E: 0 K: 2 S: 8	H: 1 LOB: 1 BB: 0 P: 14	R: 0 E: 0 K: 1 S: 6	H: 0 LOB: 0 BB: 0 P: 8	R: 0 E: 0 K: 1 S: 8	H: 0 LOB: 0 BB: 0 P: 10	R: 0 E: 0 K: 0 S: 7	H: 0 LOB: 0 BB: 0 P: 11	R: 1 E: 0 K: 3 S: 13	H: 3 LOB: 2 BB: 0 P: 20	R: 0 E: 0 K: 1 S: 15	H: 1 LOB: 2 BB: 1 P: 23	1B: 8 2B: 0 3B: 2 HR: 0	SF: 0 SAC: 0 DP: 0 HBP: 0	WP: 0 PA: 36 PB: 0 SB: 0 CS: 0
<b>PITCHER</b>	IP	WLS	BF	H	R	ER	SO	BB	IBB	HBP	BLK	WP	HR	S	P	ERA	WHIP				
<b>Hideo Nomo, R</b> ERA: 3.5	6.1	W	23	5	1	1	6	1	0	0	0	0	0	56	88	1.42	0.947				
<b>Antonio Osuna, R</b> ERA: 1.62	1.1		6	2	1	1	2	0	0	0	0	0	0	13	22	6.75	1.500				
<b>Mark Guthrie, L</b> ERA: 1.2	1.0		6	2	0	0	2	1	0	0	0	0	0	16	23	0.00	3.000				
<b>Todd Worrell, R</b> ERA: 2.86	0.1	S	1	0	0	0	0	0	0	0	0	0	0	3	5	0.00	0.000				

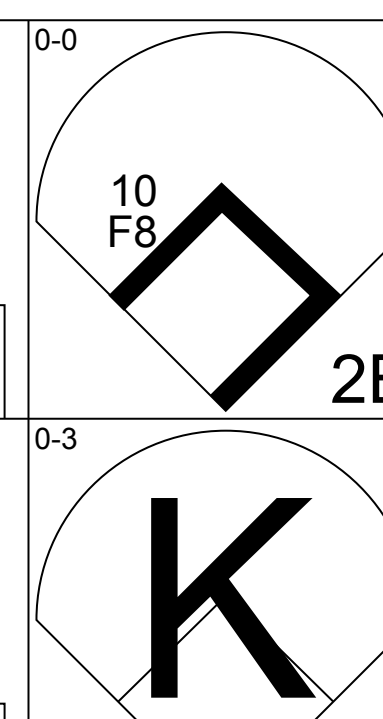
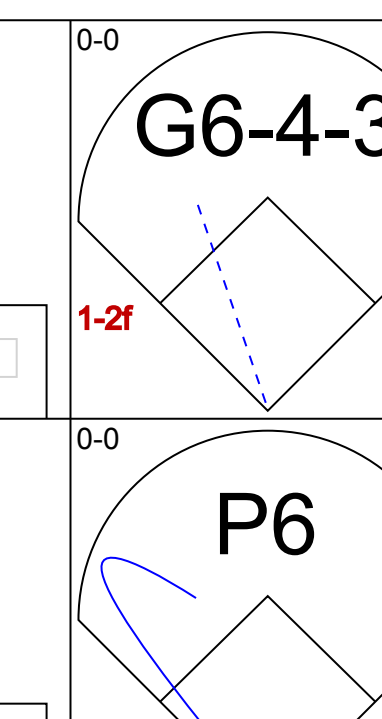
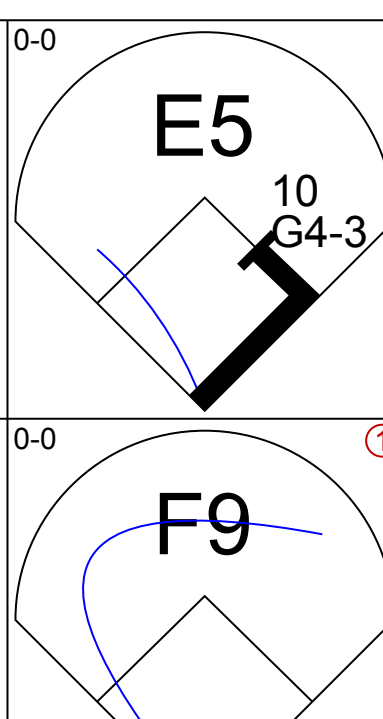
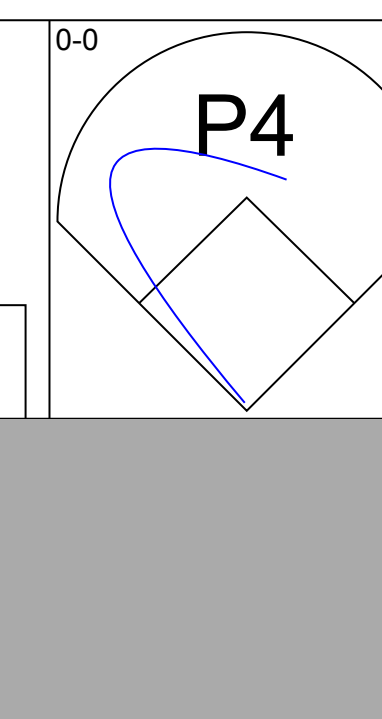
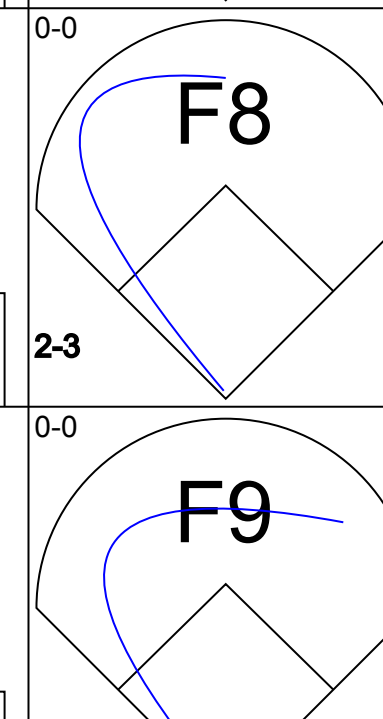

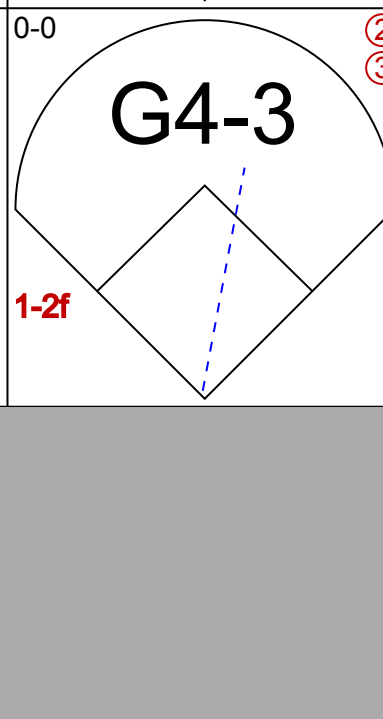
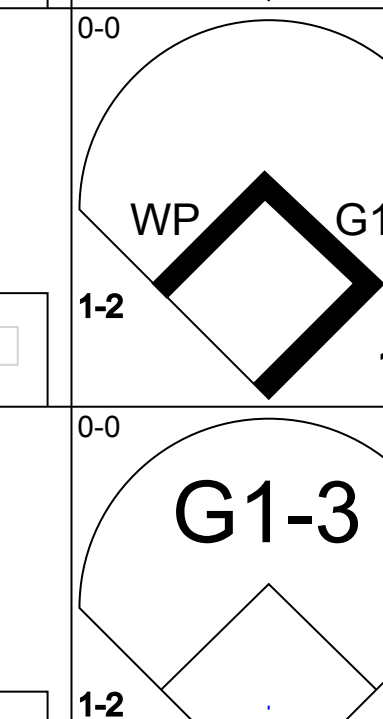

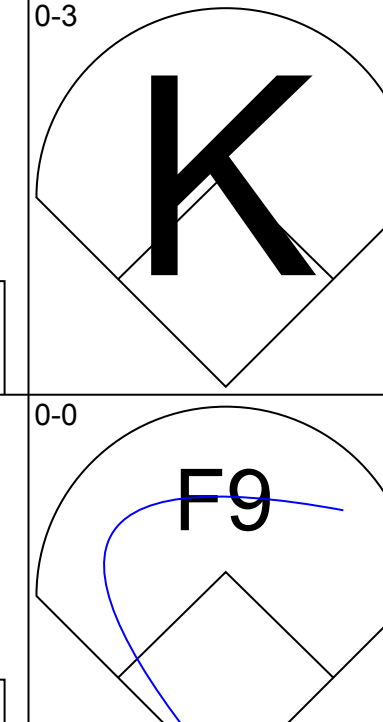

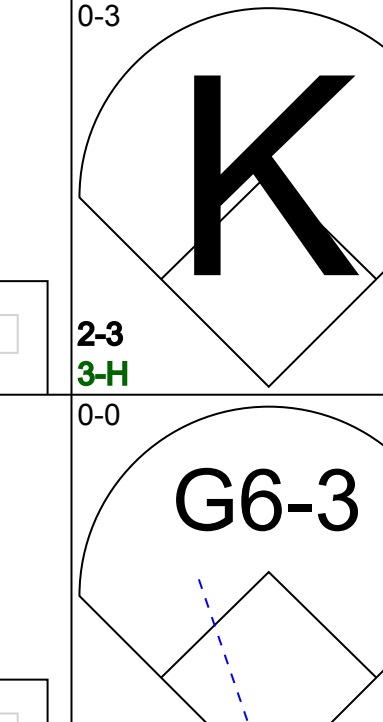




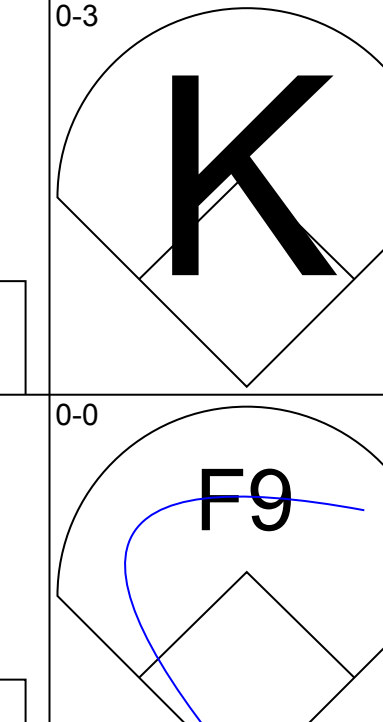
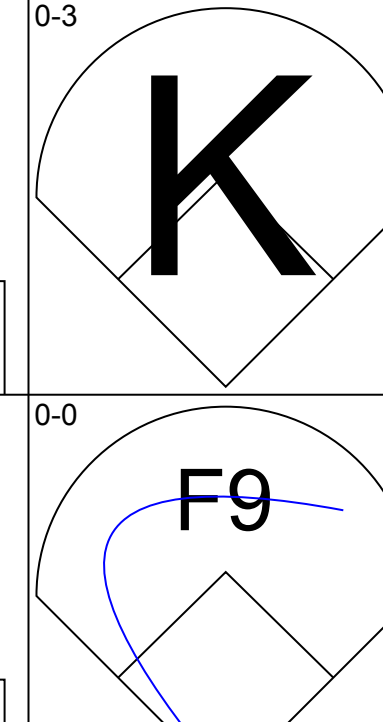
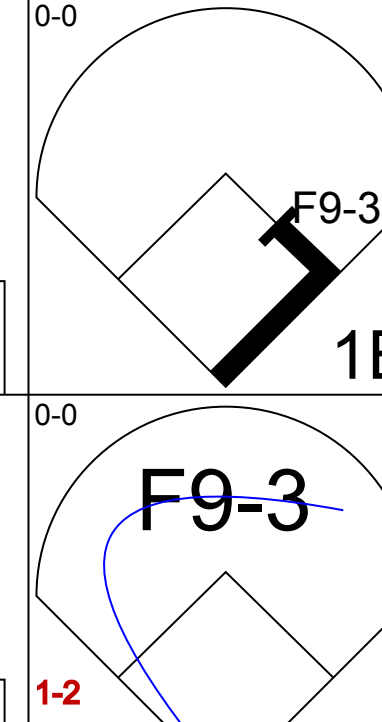
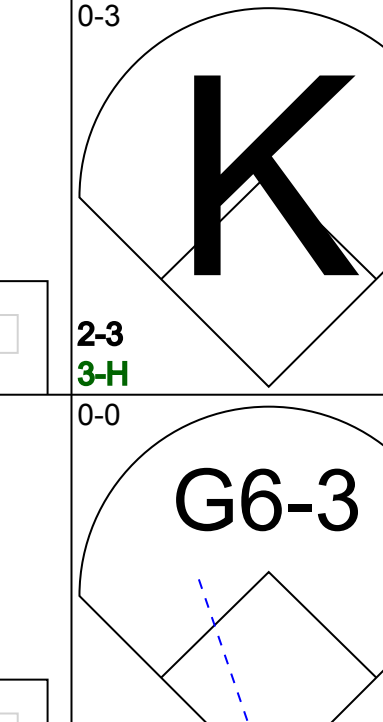
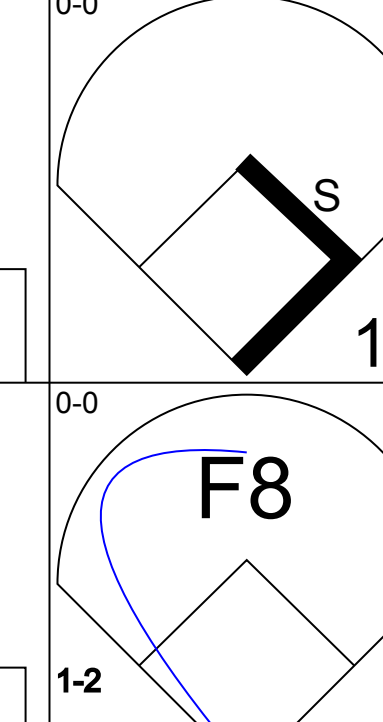



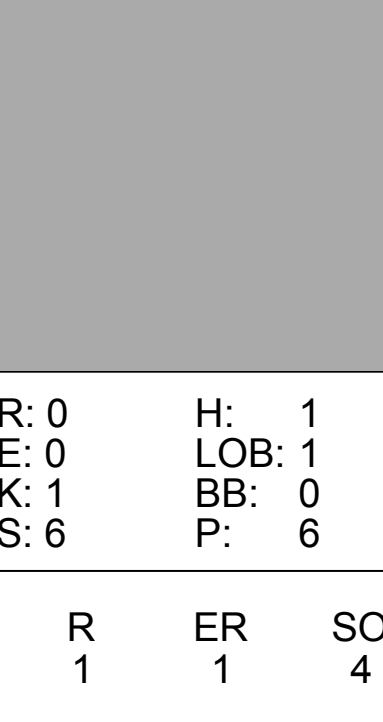
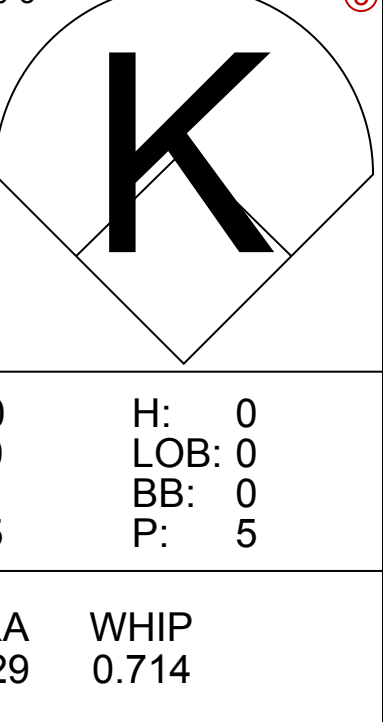
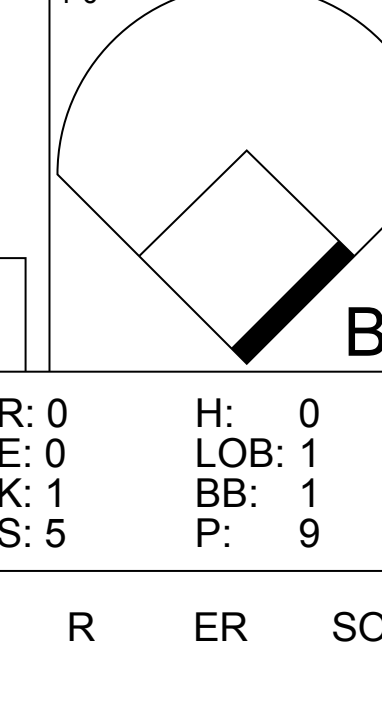






AB	30
R	6
H	6
RBI	6
BB	3
SO	8
LOB	8

AB	34
R	2
H	9
RBI	2
BB	2
SO	10
LOB	9





Batter	1	2	3	4	5	6	7	8	9	AB	R	H	RBI	BB	SO	LOB	TOP					
<b>Delino DeShields, L</b> OBP: 0.286, SLG: 0.342 (1, 4)										4	1	1	0	0	1	0	<b>Los Angeles Dodgers @ Atlanta Braves</b> Atlanta-Fulton County Stadium, Atlanta, GA Sun Jun 16 1996, 3:33 AM EDT Att: 44,784 - Cloudy - 89 F					
<b>Roger Cedeno, S</b> OBP: 0.338, SLG: 0.351 (1, 7) (9, 8)										4	0	1	0	0	1	1						
<b>Mike Piazza, R</b> OBP: 0.435, SLG: 0.592 (1, 2)										2	2	2	2	2	0	0						
<b>Eric Karros, R</b> OBP: 0.300, SLG: 0.425 (1, 3)										3	0	0	1	0	1	2						
<b>Raul Mondesi, R</b> OBP: 0.291, SLG: 0.467 (1, 9)										4	0	1	0	0	0	1						
<b>Mike Blowers, R</b> OBP: 0.312, SLG: 0.348 (1, 5)										2	0	0	0	2	1	1						
<b>Todd Hollandsworth, L</b> OBP: 0.358, SLG: 0.375 (9, PH)										3	0	0	0	0	2	2						
<b>Tom Prince, R</b> OBP: 0.323, SLG: 0.346 (9, PH)										0	0	0	0	0	0	0						
<b>Milt Thompson, L</b> OBP: 0.214, SLG: 0.140 (9, PH)										0	0	0	0	0	0	0						
<b>Juan Castro, R</b> OBP: 0.263, SLG: 0.243 (1, 6)										3	0	0	0	1	0	4						
<b>Tom Candiotti, R</b> OBP: 0.083, SLG: 0.083 (1, 1)										3	0	0	0	0	1	3						
<b>Antonio Osuna, R</b> (8, 1)										0	0	0	0	0	0	0						
<b>Todd Worrell, R</b> (9, 1)										0	0	0	0	0	0	0						
<b>Inning Stats</b>	R: 1 E: 0 K: 3 S: 10	H: 1 LOB: 0 BB: 0 P: 10	R: 0 E: 0 K: 1 S: 5	H: 0 LOB: 0 BB: 0 P: 5	R: 0 E: 0 K: 0 S: 2	H: 0 LOB: 0 BB: 1 P: 6	R: 1 E: 0 K: 0 S: 4	H: 1 LOB: 0 BB: 0 P: 4	R: 0 E: 0 K: 0 S: 3	H: 0 LOB: 1 BB: 1 P: 7	R: 1 E: 0 K: 0 S: 4	H: 1 LOB: 1 BB: 1 P: 8	R: 0 E: 0 K: 2 S: 7	H: 0 LOB: 1 BB: 1 P: 11	R: 0 E: 0 K: 0 S: 3	H: 1 LOB: 1 BB: 1 P: 7	R: 0 E: 0 K: 1 S: 5	H: 1 LOB: 2 BB: 0 P: 6	1B: 1 2B: 2 3B: 1 HR: 2	SF: 1 SAC: 0 DP: 3 HBP: 1	WP: 0 PB: 0 SB: 1 CS: 0	PA: 35
<b>PITCHER</b>	IP	WLS	BF	H	R	ER	SO	BB	IBB	HBP	BLK	WP	HR	S	P	ERA	WHIP					
<b>Jason Schmidt, R</b> ERA: 6.05 (1, 1)	7.0	L	27	3	3	3	6	4	0	0	0	0	2	35	51	3.86	1.000					
<b>Greg McMichael, R</b> ERA: 3.59 (8, 1)	1.0		4	1	0	0	0	0	1	0	0	0	0	3	7	0.00	1.000					
<b>Brad Clontz, R</b> ERA: 4.46 (9, 1)	0.1		2	1	0	0	1	0	0	0	0	0	0	4	4	0.00	3.000					
<b>Pedro Borbon, L</b> ERA: 3.38 (9, 1)	0.2		2	0	0	0	0	0	0	1	0	0	0	1	2	0.00	0.000					

Batter	1	2	3	4	5	6	7	8	9	AB	R	H	RBI	BB	SO	LOB	BOTTOM				
<b>Marquis Grissom, R</b> OBP: 0.328, SLG: 0.441 (1, 8)										4	0	1	0	0	0	2	<b>Los Angeles Dodgers @ Atlanta Braves</b> Atlanta-Fulton County Stadium, Atlanta, GA Sun Jun 16 1996, 3:33 AM EDT Att: 44,784 - Cloudy - 89 F				
<b>Mark Lemke, S</b> OBP: 0.385, SLG: 0.403 (1, 4)										4	1	1	0	0	1	2					
<b>10 Chipper Jones, S</b> OBP: 0.379, SLG: 0.508 (1, 5)										4	0	1	0	0	0	2					
<b>Fred McGriff, L</b> OBP: 0.384, SLG: 0.595 (1, 3)										4	1	1	1	0	0	3					
<b>Ryan Klesko, L</b> OBP: 0.356, SLG: 0.597 (1, 7)										4	0	1	0	0	3	1					
<b>Javy Lopez, R</b> OBP: 0.322, SLG: 0.474 (1, 2)										4	0	0	0	0	0	2					
<b>Jeff Blausler, R</b> OBP: 0.345, SLG: 0.451 (1, 6)										3	0	1	0	0	0	0					
<b>Jemaine Dye, R</b> OBP: 0.294, SLG: 0.559 (1, 9)										2	0	0	0	0	0	1					
<b>Tyler Houston, L</b> OBP: 0.250, SLG: 0.481 (8, PH)										1	0	0	0	0	1	0					
<b>Brad Clontz, R</b> (9, 1)										0	0	0	0	0	0	0					
<b>Pedro Borbon, R</b> (9, 1)										0	0	0	0	0	0	0					
<b>Jason Schmidt, R</b> (1, 1)										1	0	0	0	1	1	0					
<b>Greg McMichael, R</b> (8, 1)										0	0	0	0	0	0	0					
<b>Dwight Smith, L</b> OBP: 0.294, SLG: 0.308 (9, 9)										0	0	0	0	1	0	0					
<b>Inning Stats</b>	R: 0 E: 0 K: 1 S: 6	H: 1 LOB: 1 BB: 0 P: 6	R: 0 E: 0 K: 1 S: 6	H: 1 LOB: 1 BB: 0 P: 6	R: 0 E: 0 K: 0 S: 2	H: 0 LOB: 0 BB: 1 P: 6	R: 1 E: 0 K: 1 S: 6	H: 1 LOB: 0 BB: 0 P: 6	R: 0 E: 0 K: 0 S: 3	H: 0 LOB: 0 BB: 0 P: 3	R: 0 E: 0 K: 0 S: 3	H: 1 LOB: 0 BB: 0 P: 3	R: 0 E: 0 K: 1 S: 5	H: 0 LOB: 1 BB: 1 P: 9	R: 1 E: 0 K: 1 S: 7	H: 2 LOB: 1 BB: 0 P: 7	1B: 4 2B: 2 3B: 0 HR: 1	SF: 0 SAC: 0 DP: 3 HBP: 0	WP: 1 PB: 0 SB: 1 CS: 0	PA: 33	
<b>PITCHER</b>	IP	WLS	BF	H	R	ER	SO	BB	IBB	HBP	BLK	WP	HR	S	P	ERA	WHIP				
<b>Tom Candiotti, R</b> ERA: 3.46 (1, 1)	7.0	W	24	4	1	1	4	1	0	0	0	0	1	31	35	1.29	0.714				
<b>Antonio Osuna, R</b> ERA: 1.58 (8, 1)	1.0		4	0	0	0	1	1	0	0	0	0	0	5	9	0.00	1.000				
<b>Todd Worrell, R</b> ERA: 3.07 (9, 1)	1.0	S	5	2	1	1	1	0	0	0	0	1	0	7	7	9.00	2.000				

AB 28  
R 3  
H 5  
RBI 3  
BB 5  
SO 7  
LOB 14



AB 31  
R 2  
H 6  
RBI 1  
BB 2  
SO 6  
LOB 13



livebaseballscorecards.com

livebaseballscorecards.com



Batter	1	2	3	4	5	6	7	8	9	AB	R	H	RBI	BB	SO	LOB	TOP										
<b>Delino DeShields, L</b> OBP: 0.289, SLG: 0.354 (1, 4)	L6		G4-3			2B		K		5	2	2	3	0	1	1	<b>Los Angeles Dodgers @ Chicago Cubs</b> Wrigley Field, Chicago, IL Tue Jun 18 1996, 3:33 AM CDT Cloudy - 68 F										
<b>Roger Cedeno, S</b> OBP: 0.353, SLG: 0.397 (1, 7)	2B		B1-3			HR				5	1	4	4	0	0	0											
<b>Mike Piazza, R</b> OBP: 0.427, SLG: 0.579 <b>Chan Ho Park, R</b> OBP: 0.083, SLG: 0.083 <b>Todd Worrell, R</b> (8, 1) (9, 1)	G5-3			G5-3	L8	G5-3		G4-3		5	0	0	0	0	0	3											
<b>Eric Karros, R</b> OBP: 0.298, SLG: 0.420 (1, 3)	K			F7	P2				G6-3	5	0	1	0	0	1	2											
<b>Raul Mondesi, R</b> OBP: 0.293, SLG: 0.466 (1, 9)		K					P6			5	0	2	0	0	2	1											
<b>Mike Blowers, R</b> OBP: 0.314, SLG: 0.354 (1, 5)				G4-3			L9		G4-3	5	1	2	0	0	0	3											
<b>Todd Hollandsworth, L</b> OBP: 0.360, SLG: 0.372 (1, 8)									G3	4	1	1	0	1	0	3											
<b>Juan Castro, R</b> OBP: 0.274, SLG: 0.282 (1, 6)										4	3	2	0	0	0	3											
<b>Ramon Martinez, R</b> OBP: 0.067, SLG: 0.067 (6, PH) <b>Oreste Marrero, L</b> OBP: 1.000, SLG: 2.000 <b>Mark Guthrie, R</b> (6, 1) <b>Milt Thompson, L</b> OBP: 0.211, SLG: 0.137 <b>Tom Prince, R</b> OBP: 0.323, SLG: 0.346 (8, 2)										1	0	0	1	0	1	0											
<b>Inning Stats</b>	R: 0 E: 0 K: 1 S: 10	H: 1 LOB: 1 BB: 0 P: 13	R: 0 E: 0 K: 1 S: 11	H: 1 LOB: 1 BB: 0 P: 16	R: 0 E: 0 K: 1 S: 8	H: 0 LOB: 0 BB: 0 P: 11	R: 0 E: 0 K: 0 S: 11	H: 1 LOB: 1 BB: 0 P: 15	R: 3 E: 0 K: 0 S: 11	H: 3 LOB: 1 BB: 1 P: 21	R: 5 E: 0 K: 0 S: 21	H: 5 LOB: 1 BB: 0 P: 32	R: 0 E: 0 K: 1 S: 10	H: 1 LOB: 1 BB: 0 P: 16	R: 1 E: 0 K: 1 S: 13	H: 2 LOB: 1 BB: 0 P: 24		R: 0 E: 0 K: 0 S: 6	H: 1 LOB: 1 BB: 0 P: 9	1B: 8 2B: 4 3B: 1 HR: 2	SF: 0 SAC: 1 DP: 0 HBP: 0	WP: 2 PB: 0 SB: 1 CS: 0	PA: 43				
<b>PITCHER</b>	IP	WLS	BF	H	R	ER	SO	BB	IBB	HBP	BLK	WP	HR	S	P	ERA	WHIP										
<b>Amaury Telemaco, R</b> ERA: 4.25 <b>Bob Patterson, L</b> ERA: 2.38 <b>Kent Bottenfield, R</b> ERA: <b>Rodney Myers, R</b> ERA: 3.86	(1, 1) (6, 1) (6, 1) (8, 1)	5.2 0.0 1.1 2.0	L 2 5 9	27 2 1 3	9 2 0 1	6 2 0 1	6 2 0 1	3 0 1 1	0 0 0 0	0 0 0 0	0 0 0 0	0 2 2 0	0 2 13 19	64 5 7 33	95 7 22 33	4.50 ∞ 0.00 4.50	1.765 ∞ 0.750 1.500										

Batter	1	2	3	4	5	6	7	8	9	AB	R	H	RBI	BB	SO	LOB	BOTTOM										
<b>Brian McRae, S</b> OBP: 0.349, SLG: 0.375 (1, 8)					L8			L7		5	1	3	0	0	0	0	<b>Los Angeles Dodgers @ Chicago Cubs</b> Wrigley Field, Chicago, IL Tue Jun 18 1996, 3:33 AM CDT Cloudy - 68 F										
<b>23 Ryne Sandberg, R</b> OBP: 0.305, SLG: 0.456 (1, 4)										4	1	1	0	1	1	3											
<b>Luis Gonzalez, L</b> OBP: 0.374, SLG: 0.412 (1, 7)										4	1	1	0	1	1	2											
<b>Sammy Sosa, R</b> OBP: 0.300, SLG: 0.549 (1, 9)										5	1	1	3	0	2	4											
<b>Dave Magadan, L</b> OBP: 0.342, SLG: 0.138 <b>Terry Shumpert, R</b> OBP: 0.364, SLG: 1.000 (6, PH) (7, 5)										1	0	0	0	1	1	0											
<b>Leo Gomez, R</b> OBP: 0.365, SLG: 0.527 (7, 3)										3	1	1	1	1	1	1											
<b>Scott Servais, R</b> OBP: 0.311, SLG: 0.441 (1, 2)										4	0	1	0	0	1	2											
<b>José Hernández, R</b> OBP: 0.254, SLG: 0.231 <b>Brant Brown, L</b> OBP: 0.286, SLG: 0.714 (9, PH)										3	0	0	0	0	1	1											
<b>Amaury Telemaco, R</b> <b>Bob Patterson, R</b> <b>Kent Bottenfield, R</b> <b>Doug Glanville, R</b> <b>Rodney Myers, R</b> <b>Scott Butlett, L</b> (11, 1) (6, 1) (6, 1) (7, PH) (8, 1) (9, PH)										2	0	0	0	0	1	0											
<b>Inning Stats</b>	R: 0 E: 0 K: 1 S: 8	H: 1 LOB: 1 BB: 0 P: 10	R: 1 E: 0 K: 2 S: 10	H: 1 LOB: 0 BB: 0 P: 18	R: 1 E: 0 K: 2 S: 8	H: 1 LOB: 0 BB: 0 P: 13	R: 0 E: 0 K: 2 S: 14	H: 0 LOB: 1 BB: 1 P: 21	R: 0 E: 0 K: 2 S: 12	H: 0 LOB: 1 BB: 1 P: 20	R: 0 E: 0 K: 0 S: 11	H: 1 LOB: 1 BB: 0 P: 21	R: 3 E: 0 K: 1 S: 13	H: 3 LOB: 1 BB: 1 P: 23	R: 1 E: 0 K: 1 S: 16	H: 2 LOB: 2 BB: 1 P: 22		1B: 6 2B: 0 3B: 0 HR: 3	SF: 0 SAC: 0 DP: 0 HBP: 0	WP: 1 PB: 0 SB: 0 CS: 0	PA: 40						
<b>PITCHER</b>	IP	WLS	BF	H	R	ER	SO	BB	IBB	HBP	BLK	WP	HR	S	P	ERA	WHIP										
<b>Ramon Martinez, R</b> <b>Mark Guthrie, L</b> <b>Chan Ho Park, R</b> <b>Todd Worrell, R</b> (1, 1) (6, 1) (8, 1) (9, 1)	5.0 2.0 1.1 0.2	W 8 S 3	19 8 10 3	3 1 5 0	2 0 4 0	1 0 4 0	7 2 1 0	1 0 1 0	1 0 0 0	0 0 0 0	0 0 0 0	0 0 2 0	0 2 19 10	48 23 31 14	73 41 31 14	1.80 0.00 27.00 0.00	0.800 1.000 4.500 1.500										





Batter	1	2	3	4	5	6	7	8	9	AB	R	H	RBI	BB	SO	LOB	TOP				
Delino DeShields, L OBP: 0.285, SLG: 0.351 Joey Eischen, L (6, 1) Oreste Marrero, L OBP: 0.500, SLG: 1.000 Scott Radinsky, L (8, 1)	2-1 P5		2-2 G6-3			3-2 F8		2-2 P6		3	0	0	0	0	0	0	Los Angeles Dodgers @ Chicago Cubs Wrigley Field, Chicago, IL Tue Jun 18 1996, 3:38 AM CDT Att: 23,362 - Sunny - 68 F				
Roger Cedeno, S OBP: 0.345, SLG: 0.388	2-3 K		0-1 F8			3-2 G4-3		1-2 P7		4	0	0	0	0	1	0					
Raul Mondesi, R OBP: 0.295, SLG: 0.473	1-2 3B		2-0 L7			0-0 1B		1-1 L8		4	0	2	0	0	0	0					
Eric Karros, R OBP: 0.297, SLG: 0.430	1-0 F8			1-0 P4		3-2 G5-3			2-1 HR	4	1	1	1	0	0	2					
Mike Blowers, R OBP: 0.317, SLG: 0.354		0-0 HR 1B		0-2 G6-3			4-2 G3-1 3B BB		0-3 K	3	2	1	0	1	1	0					
Todd Hollandsworth, L OBP: 0.352, SLG: 0.363		2-1 P6		1-2 P6			1-0 G3-1		3-3 K	4	0	0	0	0	1	2					
Tom Prince, R OBP: 0.324, SLG: 0.448 Dave Hansen, L OBP: 0.281, SLG: 0.184		1-0 HR			0-1 G5-3		0-3 K2-3		1-2 F9	3	1	1	2	0	1	1					
Juan Castro, R OBP: 0.276, SLG: 0.309		3-3 K			0-0 F8		0-0 3B			3	0	1	1	0	1	0					
Ismael Valdez, R OBP: 0.103, SLG: 0.071 Chad Fonville, S OBP: 0.272, SLG: 0.235		1-3 K			2-3 K		3-2 G4-3			2	0	0	0	0	2	0					
										1	0	0	0	0	0	1					
<b>Inning Stats</b>	R: 0 E: 0 K: 1 S: 9	H: 1 LOB: 1 BB: 0 P: 15	R: 2 E: 0 K: 2 S: 10	H: 2 LOB: 0 BB: 0 P: 17	R: 0 E: 0 K: 0 S: 6	H: 0 LOB: 0 BB: 0 P: 10	R: 0 E: 0 K: 0 S: 7	H: 0 LOB: 0 BB: 0 P: 9	R: 0 E: 0 K: 1 S: 6	H: 1 LOB: 1 BB: 0 P: 8	R: 1 E: 0 K: 1 S: 10	H: 1 LOB: 1 BB: 1 P: 18	R: 0 E: 0 K: 0 S: 10	H: 0 LOB: 0 BB: 0 P: 14	R: 1 E: 0 K: 2 S: 12	H: 1 LOB: 0 BB: 0 P: 18	1B: 2 2B: 0 3B: 2 HR: 2	SF: 0 SAC: 0 DP: 0 HBP: 0	WP: 0 PB: 0 SB: 0 CS: 0	PA: 34	
<b>PITCHER</b>	IP	WLS	BF	H	R	ER	SO	BB	IBB	HBP	BLK	WP	HR	S	P	ERA	WHIP				
Mike Campbell, R ERA: 3.0	5.0	W	18	3	2	2	4	0	0	0	0	0	1	38	59	3.60	0.600				
Terry Adams, R ERA: 2.42	2.0		9	2	1	1	1	1	0	0	0	0	0	23	40	4.50	1.500				
Kent Bottenfield, R ERA: 2.13	1.0		3	0	0	0	0	0	0	0	0	0	0	10	14	0.00	0.000				
Turk Wendell, R ERA: 2.13	1.0		4	1	1	1	2	0	0	0	0	0	1	12	18	9.00	1.000				

Batter	1	2	3	4	5	6	7	8	9	AB	R	H	RBI	BB	SO	LOB	BOTTOM				
Brian McRae, S OBP: 0.350, SLG: 0.373	1-2 HR 1B		1-0 P5		1-3 K			4-0 BB		4	1	1	1	1	1	2	Los Angeles Dodgers @ Chicago Cubs Wrigley Field, Chicago, IL Tue Jun 18 1996, 3:38 AM CDT Att: 23,362 - Sunny - 68 F				
Brant Brown, L OBP: 0.417, SLG: 1.167	1-1 HR 1B		1-2 HR		2-2 HR		3-2 G4-3		0-3 K	5	3	3	2	0	1	3					
Luis Gonzalez, L OBP: 0.373, SLG: 0.426 Terry Adams, R OBP: 0.167, SLG: 0.176	3-1 HR		0-0 P8		0-1 G3		0-0 G6-3			3	1	1	3	0	0	0					
Sammy Sosa, R OBP: 0.299, SLG: 0.548 Kent Bottenfield, R OBP: 0.500, SLG: 0.500	1-1 P6		1-2 G4-3		2-3 K		1-0 2B			4	0	1	0	0	1	0					
Leo Gomez, R OBP: 0.362, SLG: 0.526	1-0 F9			3-2 G3-1 2B		0-3 K		0-0 L9		4	1	1	0	0	1	1					
23 Ryne Sandberg, R OBP: 0.304, SLG: 0.450	1-2 L6			0-0 G3-1		0-0 G6-3		4-0 IBB		3	0	0	0	1	0	1					
Mike Hubbard, R		0-3 K		3-3 K		0-3 K		1-3 K		4	0	0	0	0	4	3					
José Hernández, R OBP: 0.261, SLG: 0.234		0-3 K		4-0 2B IBB		3-2 1B 1B		2-3 K		3	1	1	0	1	2	0					
Mike Campbell, R OBP: 0.600, SLG: 1.000 Scott Bullett, L OBP: 0.386, SLG: 0.548		0-3 K		0-1 IBB		2-1 1B		2-2 F9		2	0	1	1	0	1	0					
				1-3 2B		1-3 1B				2	0	1	0	0	0	0					
<b>Inning Stats</b>	R: 3 E: 1 K: 0 S: 14	H: 2 LOB: 0 BB: 0 P: 22	R: 0 E: 0 K: 3 S: 12	H: 0 LOB: 0 BB: 0 P: 12	R: 1 E: 0 K: 0 S: 9	H: 1 LOB: 0 BB: 0 P: 12	R: 1 E: 0 K: 2 S: 12	H: 2 LOB: 2 BB: 1 P: 23	R: 1 E: 0 K: 2 S: 16	H: 1 LOB: 0 BB: 0 P: 20	R: 1 E: 0 K: 1 S: 17	H: 3 LOB: 2 BB: 0 P: 25	R: 0 E: 0 K: 1 S: 6	H: 1 LOB: 2 BB: 1 P: 12	R: 0 E: 0 K: 2 S: 11	H: 0 LOB: 1 BB: 1 P: 19	1B: 4 2B: 3 3B: 0 HR: 3	SF: 0 SAC: 0 DP: 0 HBP: 0	WP: 0 PB: 0 SB: 1 CS: 0	PA: 38	
<b>PITCHER</b>	IP	WLS	BF	H	R	ER	SO	BB	IBB	HBP	BLK	WP	HR	S	P	ERA	WHIP				
Ismael Valdez, R ERA: 3.3	5.2	L	28	9	7	6	8	0	1	0	0	0	0	9	18	0.00	0.750				
Joey Eischen, L ERA: 3.99	1.1		6	1	0	0	1	0	1	0	0	0	0	9	18	0.00	0.750				
Scott Radinsky, L ERA: 0.47	1.0		4	0	0	0	2	1	0	0	0	0	0	11	19	0.00	1.000				

AB 33  
R 4  
H 6  
RBI 4  
BB 1  
SO 7  
LOB 6



AB 35  
R 7  
H 10  
RBI 7  
BB 3  
SO 11  
LOB 10





Batter	1	2	3	4	5	6	7	8	9	10	11	12	13	AB	R	H	RBI	BB	SO	LOB	TOP							
Delino DeShields, L OBP: 0.289, SLG: 0.390	F8		P5			P6		FC3-6 2B		CS 1B		SH1-4 1B	BB IBB	6	1	2	0	1	0	3								
Roger Cedeno, R Mark Gutting, R Ramon Martinez, R Tommy La Stella, R Chan Ho Park, R Todd Worrell, R	F8					G3-1		F7		WP 1B		SH1-4 1B		4	0	1	1	0	0	1								
Mike Piazza, R OBP: 0.427, SLG: 0.575	G5-3		1B			F8		2B		IBB		IBB	G6-3	5	0	1	1	2	1	5								
Eric Karros, R OBP: 0.294, SLG: 0.423		G6-3			G5-3			G4-3		F8		P6		6	0	1	0	0	0	6								
Raul Mondesi, R OBP: 0.296, SLG: 0.469		G1-3			G4-6-3 BB			FC5-4 2B		FC4-6 1B		K		5	1	1	0	1	2	5								
Mike Blowers, R OBP: 0.313, SLG: 0.353					G4-6-3			2B		FC4-6 BB		K		6	0	1	1	0	2	2								
Todd Hollandsworth, L OBP: 0.351, SLG: 0.384								2B		BB		G6-3		4	1	0	0	2	1	1								
Juan Castro, R OBP: 0.276, SLG: 0.301										BB				2	0	0	0	1	1	1								
Dave Hansen, L OBP: 0.291, SLG: 0.164														0	0	0	0	0	0	0								
Chad Forville, S OBP: 0.291, SLG: 0.239														2	1	1	0	1	1	2								
Pedro Astacio, R Scott Radinsky, L Antonio Osuna, R Cristie Marrero, R Mike Thompson, L Billy Ashley, R														2	0	0	0	0	1	2								
Inning Stats	R: 0 E: 0 K: 0 S: 6	H: 0 LOB: 0 BB: 0 P: 11	R: 0 E: 0 K: 0 S: 5	H: 0 LOB: 0 BB: 6 P: 6	R: 1 E: 0 K: 2 S: 15	H: 1 LOB: 2 BB: 24 P: 24	R: 0 E: 0 K: 0 S: 3	H: 0 LOB: 0 BB: 1 P: 7	R: 0 E: 0 K: 0 S: 5	H: 0 LOB: 0 BB: 0 P: 7	R: 0 E: 0 K: 0 S: 8	H: 0 LOB: 0 BB: 0 P: 12	R: 1 E: 0 K: 2 S: 13	H: 2 LOB: 1 BB: 0 P: 18	R: 1 E: 0 K: 0 S: 11	H: 2 LOB: 2 BB: 0 P: 14	R: 0 E: 0 K: 1 S: 7	H: 1 LOB: 2 BB: 1 P: 16	R: 0 E: 0 K: 2 S: 12	H: 1 LOB: 1 BB: 0 P: 17	R: 0 E: 0 K: 1 S: 10	H: 1 LOB: 2 BB: 1 P: 20	R: 1 E: 1 K: 1 S: 11	H: 0 LOB: 3 BB: 3 P: 25	1B: 8 2B: 2 3B: 0 HR: 0	SF: 0 SAC: 1 DP: 1 HBP: 0	W/P: 1 PB: 0 SB: 0 CS: 1	PA: 57
PITCHER	IP	WLS	BF	H	R	ER	SO	BB	IBB	HBP	BLK	WP	HR	S	P	ERA	WHIP											
Steve Trachsel, R ERA: 2.37	8.0		31	5	3	3	4	3	0	0	0	0	0	66	99	3.38	1.000											
Turk Wendell, R ERA: 2.11	0.1		3	1	0	0	0	1	0	0	0	0	0	7	12	0.00	6.000											
Bob Patterson, L ERA: 2.38	0.1		1	0	0	0	1	0	0	0	0	0	0	3	5	0.00	0.000											
Jim Bullinger, R ERA: 6.02	1.1		6	2	0	0	2	0	1	0	0	1	0	10	22	0.00	1.500											
Kent Bottenfield, R ERA:	2.0		9	2	0	0	3	0	1	0	0	0	0	22	37	0.00	1.000											
Terry Adams, R ERA: 2.36	13.1		1.0	L	7	0	1	0	0	1	0	0	0	11	25	0.00	2.000											

Los Angeles Dodgers @ Chicago Cubs  
Wrigley Field, Chicago, IL

Wed Jun 19 1996, 3:33 AM CDT  
Att: 28,477 - Cloudy - 64 F

AB 47  
R 4  
H 10  
RBI 4  
BB 9  
SO 11  
LOB 32



Batter	1	2	3	4	5	6	7	8	9	10	11	12	13	AB	R	H	RBI	BB	SO	LOB	BOTTOM						
Brian McRae, S OBP: 0.350, SLG: 0.370	F9		S BB 1B		B3-1		2B BB					G4-3		5	0	1	0	1	1	0							
Brant Brown, L OBP: 0.389, SLG: 0.882	G1-3		S BB		1B 2B 1B		K		P5			P6		5	1	1	0	1	1	1							
Sammy Sosa, R OBP: 0.296, SLG: 0.540	F7		F9		2B 1B		F8		G5-3			K		6	1	1	0	0	1	3							
Luis Gonzalez, L OBP: 0.381, SLG: 0.440			1B 2B SF8		1B BLK 1B		G4-3 2B		F8			E9		3	1	3	2	0	0	0							
Doug Glanville, R OBP: 0.190, SLG: 0.250			1B 2B 1B		1B BLK 1B		G4-3 2B		F8			E9		3	0	1	0	0	0	0							
Leo Gomez, R OBP: 0.361, SLG: 0.517			CS 1B		K G4-3		F8		F9					5	0	1	0	1	1	4							
23 Ryne Sandberg, R OBP: 0.298, SLG: 0.443			SF8		P2		K		E5					4	0	0	1	0	2	2							
Scott Bullitt, L OBP: 0.378, SLG: 0.535			3H		K		K		K			K		0	0	0	0	0	0	0							
Terry Adams, R ERA:														0	0	0	0	0	0	0							
Scott Servais, R OBP: 0.311, SLG: 0.432			K		HBP 1B		K		K			K		4	0	0	0	1	3	2							
José Hernández, R OBP: 0.259, SLG: 0.233					G5-3		F8		K			F9		5	0	1	0	0	1	1							
Dave Magadan, L OBP: 0.353, SLG: 0.133					1B		1B		K			G4-3		1	0	0	0	0	0	0							
Steve Trachsel, R ERA: 2.37	6.0		28	8	3	3	5	2	0	1	1	0	0	71	112	4.50	1.667										
Scott Radinsky, L ERA: 0.46	0.2		2	0	0	0	1	0	0	0	0	0	0	4	6	0.00	0.000										
Antonio Osuna, R ERA: 1.56	0.1		2	1	0	0	0	0	0	0	0	0	0	8	13	0.00	3.000										
Mark Guttrie, L ERA: 1.06	2.0		7	0	0	0	4	1	0	0	0	0	0	23	35	0.00	0.500										
Chan Ho Park, R ERA: 2.54	3.0		W	12	0	0	0	3	1	0	0	0	0	33	52	0.00	0.333										
Inning Stats	R: 0 E: 0 K: 0 S: 11	H: 0 LOB: 0 BB: 0 P: 15	R: 1 E: 0 K: 1 S: 10	H: 2 LOB: 0 BB: 0 P: 18	R: 0 E: 0 K: 0 S: 14	H: 2 LOB: 3 BB: 0 P: 24	R: 0 E: 0 K: 1 S: 5	H: 0 LOB: 0 BB: 0 P: 6	R: 0 E: 0 K: 1 S: 16	H: 1 LOB: 2 BB: 1 P: 27	R: 0 E: 0 K: 3 S: 15	H: 0 LOB: 1 BB: 1 P: 23	R: 0 E: 0 K: 1 S: 8	H: 0 LOB: 0 BB: 0 P: 12	R: 0 E: 1 K: 1 S: 12	H: 0 LOB: 1 BB: 0 P: 14	R: 0 E: 0 K: 2 S: 8	H: 0 LOB: 0 BB: 0 P: 14	R: 0 E: 1 K: 2 S: 13	H: 0 LOB: 2 BB: 1 P: 24	R: 0 E: 0 K: 1 S: 10	H: 0 LOB: 0 BB: 0 P: 15	1B: 7 2B: 2 3B: 0 HR: 0	SF: 1 SAC: 0 DP: 0 HBP: 1	W/P: 0 PB: 0 SB: 2 CS: 1	PA: 54	
PITCHER	IP	WLS	BF	H	R	ER	SO	BB	IBB	HBP	BLK	WP	HR	S	P	ERA	WHIP										
Pedro Astacio, R ERA: 3.59	6.0		28	8	3	3	5	2	0	1	1	0	0	71	112	4.50	1.667										
Scott Radinsky, L ERA: 0.46	0.2		2	0	0	0	1	0	0	0	0	0	0	4	6	0.00	0.000										
Antonio Osuna, R ERA: 1.56	0.1		2	1	0	0	0	0	0	0	0	0	0	8	13	0.00	3.000										
Mark Guttrie, L ERA: 1.06	2.0		7	0	0	0	4	1	0	0	0	0	0	23	35	0.00	0.500										
Chan Ho Park, R ERA: 2.54	3.0		W	12	0	0	0	3	1	0	0	0	0	33	52	0.00	0.333										

Los Angeles Dodgers @ Chicago Cubs  
Wrigley Field, Chicago, IL

Wed Jun 19 1996, 3:33 AM CDT  
Att: 28,477 - Cloudy - 64 F

AB 48  
R 3  
H 9  
RBI 3  
BB 4  
SO 14  
LOB 19





Batter	1	2	3	4	5	6	7	8	9	AB	R	H	RBI	BB	SO	LOB	TOP					
<b>John Cangelosi, S</b> OBP: 0.438, SLG: 0.410	1-1 5 BB FC4-6 1B		2-2 G6-3		0-0 L9		0-0 P6			4	1	1	0	0	0	2						
<b>Craig Biggio, R</b> OBP: 0.398, SLG: 0.451	0-0 FC4-6 WP 1B		0-0			2-3 K2-3		1-1 SF9 3B		4	2	3	0	0	1	0						
<b>5 Jeff Bagwell, R</b> OBP: 0.472, SLG: 0.691	4-2 FC4-6 1-2 2-3 BB		1-0 L8			2-1 HR		0-0 P3		3	1	1	1	1	0	2						
<b>Derek Bell, R</b> OBP: 0.337, SLG: 0.455	1-0 FC4-6 WP S 1-2 2-3 3-H		0-3 K			2-1 G1-3		0-0 SF9		3	0	0	2	0	1	3						
<b>Sean Berry, R</b> OBP: 0.320, SLG: 0.465	2-3 K				0-1 F7			0-0 G6-3		4	0	0	0	0	1	1						
<b>Bill Spiers, L</b> OBP: 0.279, SLG: 0.402	1-3 K							0-0 G6-3		0	0	0	0	0	0	0						
<b>Orlando Miller, R</b> OBP: 0.319, SLG: 0.430	1-3 K				0-2 F7				0-1 G4-3	4	0	0	0	0	1	1						
<b>Brian Hunter, R</b> OBP: 0.301, SLG: 0.357		1-0 F8			2-3 K			1-2 S 1B		4	0	1	0	0	1	0						
<b>Todd Jones, L</b> OBP: 0.279, SLG: 0.402									0-1 G3-1	0	0	0	0	0	0	0						
<b>Rick Wilkins, L</b> OBP: 0.352, SLG: 0.369		2-1 F9				2-3 K		3-2 SAFE SAFE P5		4	0	0	0	0	2	1						
<b>Donne Wall, R</b> OBP: 0.211, SLG: 0.167		1-3 K						1-2 BB		2	0	0	0	0	2	0						
<b>Tony Eusebio, R</b> OBP: 0.275, SLG: 0.354										0	0	0	0	1	0	0						
<b>Billy Wagner, L</b> OBP: 0.287, SLG: 0.309										0	0	0	0	0	0	0						
<b>James Mouton, R</b> OBP: 0.287, SLG: 0.309										0	0	0	0	0	0	0						
<b>Inning Stats</b>	R: 2 E: 0 K: 2 S: 14	H: 2 LOB: 1 BB: 1 P: 23	R: 0 E: 0 K: 1 S: 7	H: 0 LOB: 0 BB: 0 P: 11	R: 0 E: 0 K: 1 S: 8	H: 1 LOB: 1 BB: 0 P: 11	R: 0 E: 0 K: 1 S: 8	H: 0 LOB: 0 BB: 0 P: 10	R: 0 E: 0 K: 1 S: 7	H: 0 LOB: 0 BB: 0 P: 11	R: 1 E: 0 K: 1 S: 10	H: 1 LOB: 0 BB: 0 P: 18	R: 0 E: 0 K: 0 S: 8	H: 1 LOB: 2 BB: 1 P: 18	R: 1 E: 0 K: 0 S: 5	H: 1 LOB: 0 BB: 0 P: 6	R: 0 E: 0 K: 1 S: 7	H: 0 LOB: 0 BB: 0 P: 10	1B: 3 2B: 1 3B: 1 HR: 1	SF: 1 SAC: 0 DP: 0 HBP: 0	WP: 1 PB: 0 SB: 2 CS: 0	PA: 35
<b>PITCHER</b>	IP WLS BF H R ER SO BB IBB HBP BLK WP HR S P ERA WHIP																					
<b>Hideo Nomo, R</b> ERA: 3.61	(1, 1) 7.0 L 29 6 4 4 8 2 0 0 0 0 1 1 64 105 5.14 1.143																					
<b>Antonio Osuna, R</b> ERA: 1.52	(8, 1) 1.0 3 0 0 0 0 0 0 0 0 0 0 0 3 3 0.00 0.000																					
<b>Scott Radinsky, L</b> ERA: 0.44	(9, 1) 1.0 3 0 0 0 0 1 0 0 0 0 0 0 7 10 0.00 0.000																					

Houston Astros @ Los Angeles Dodgers  
Dodger Stadium, Los Angeles, CA  
Thu Jun 20 1996, 7:05 PM PDT  
Att: 49,656 - Unknown - 71 F

AB 32  
R 4  
H 6  
RBI 3  
BB 2  
SO 9  
LOB 10



Batter	1	2	3	4	5	6	7	8	9	AB	R	H	RBI	BB	SO	LOB	BOTTOM	
<b>Delino DeShields, L</b> OBP: 0.287, SLG: 0.351	1-1 L3	3-2 G4-3			1-0 G3		0-3 K		1-1 2B	5	0	1	0	0	1	2		
<b>Roger Cedeno, S</b> OBP: 0.344, SLG: 0.387	0-0 L9 2B		3-1 G6-3		3-2 G3-1		0-2 F9		4-0 BB	4	0	1	0	1	0	0		
<b>Mike Piazza, R</b> OBP: 0.426, SLG: 0.571	0-1 L9		2-0 HR 1B		3-2 FC6-4 1B		1-3 K		0-1 L9	5	1	2	0	0	1	3		
<b>Eric Karros, R</b> OBP: 0.301, SLG: 0.436	4-1 BB		0-1 HR		1-2 SAFE SAFE FC6-4			4-2 S BB		2	1	1	2	2	0	1		
<b>Raul Mondesi, R</b> OBP: 0.292, SLG: 0.462	1-3 K		0-1 G6-3		1-3 K			3-3 K		4	0	0	0	0	3	3		
<b>Mike Blowers, R</b> OBP: 0.316, SLG: 0.356		3-2 G3-1 1B	1-2 F9		1-2 BB 1B			0-3 K		4	0	2	0	0	1	1		
<b>Todd Hollandsworth, L</b> OBP: 0.351, SLG: 0.353		0-1 G3-1 1B			0-0 F7			1-3 K		3	0	1	0	0	0	1		
<b>Billy Ashley, R</b> OBP: 0.290, SLG: 0.426									1-1 P6	1	0	0	0	0	1	1		
<b>Greg Gagne, R</b> OBP: 0.345, SLG: 0.373		0-1 G3-1			1-2 F8			4-2 BB		2	0	0	0	1	0	2		
<b>Juan Castro, R</b> OBP: 0.275, SLG: 0.298		1-2 2-3							3-3 K	1	0	0	0	0	1	0		
<b>Hideo Nomo, R</b> OBP: 0.167, SLG: 0.207		1-3 K			0-0 G1-3				2-3 K	3	0	0	0	0	2	4		
<b>Antonio Osuna, R</b> OBP: 0.290, SLG: 0.426										0	0	0	0	0	0	0		
<b>Scott Radinsky, L</b> OBP: 0.290, SLG: 0.426										0	0	0	0	0	0	0		
<b>Tom Prince, R</b> OBP: 0.333, SLG: 0.452										1	0	0	0	0	1	0		
<b>Inning Stats</b>	R: 0 E: 0 K: 1 S: 9	H: 1 LOB: 2 BB: 1 P: 15	R: 0 E: 0 K: 1 S: 14	H: 2 LOB: 0 BB: 0 P: 21	R: 2 E: 0 K: 0 S: 10	H: 2 LOB: 0 BB: 0 P: 16	R: 0 E: 0 K: 0 S: 6	H: 0 LOB: 0 BB: 0 P: 7	R: 0 E: 0 K: 2 S: 16	H: 1 LOB: 2 BB: 1 P: 24	R: 0 E: 0 K: 3 S: 12	H: 0 LOB: 1 BB: 1 P: 20	R: 0 E: 0 K: 2 S: 13	H: 1 LOB: 2 BB: 1 P: 23	1B: 5 2B: 2 3B: 0 HR: 1	SF: 0 SAC: 0 DP: 0 HBP: 0	WP: 0 PB: 0 SB: 1 CS: 0	PA: 39
<b>PITCHER</b>	IP WLS BF H R ER SO BB IBB HBP BLK WP HR S P ERA WHIP																	
<b>Donne Wall, R</b> ERA: 3.35	(1, 1) 6.0 W 27 7 2 2 4 2 0 0 0 0 0 0 32 51 3.00 1.500																	
<b>Billy Wagner, L</b> ERA: 1.94	(7, 1) 2.2 11 1 0 0 7 2 0 0 0 0 0 0 32 51 0.00 1.125																	
<b>Todd Jones, R</b> ERA: 3.52	(9, 1) 0.1 S 1 0 0 0 0 0 0 0 0 0 0 0 2 2 0.00 0.000																	

Houston Astros @ Los Angeles Dodgers  
Dodger Stadium, Los Angeles, CA  
Thu Jun 20 1996, 7:05 PM PDT  
Att: 49,656 - Unknown - 71 F

AB 35  
R 2  
H 8  
RBI 2  
BB 4  
SO 11  
LOB 18











Batter	1	2	3	4	5	6	7	8	9	AB	R	H	RBI	BB	SO	LOB	TOP			
John Cangelosi, S (1, 7) OBP: 0.432, SLG: 0.404	G6-3		G6-4-3 1B			G6-3		B1-3		4	0	1	0	0	0	0	Houston Astros @ Los Angeles Dodgers Dodger Stadium, Los Angeles, CA Sat Jun 22 1996, 7:05 PM PDT Att: 37,844 - Unknown - 73 F			
Craig Biggio, R (1, 4) OBP: 0.399, SLG: 0.449	1B		G6-4-3 1-2 2-3			G1-3		1B	4	0	2	0	0	0	2					
5 Jeff Bagwell, R (1, 3) OBP: 0.468, SLG: 0.676	F7		F9			BB		G4-6-3 1-2	3	0	0	0	1	0	3					
Derek Bell, R (1, 9) OBP: 0.337, SLG: 0.451	1B		K			K		1B	4	0	2	0	0	2	1					
Sean Berry, R (1, 5) OBP: 0.322, SLG: 0.466	G4-3		G4-3			P5		G6-3	4	0	0	0	0	0	3					
Orlando Miller, R (1, 6) OBP: 0.317, SLG: 0.423			K			G6-3		K	3	0	0	0	0	2	0					
Brian Hunter, R (1, 8) OBP: 0.299, SLG: 0.353	G5-3					G5-3		K	3	0	0	0	0	1	0					
Rick Wilkins, L (1, 2) OBP: 0.355, SLG: 0.368			K			K		L3 1B	3	0	1	0	0	2	0					
Shane Reynolds, R (1, 1) OBP: 0.171, SLG: 0.286			G6-4-3 1B			K		L3	2	0	1	0	0	1	0					
Dean Hartgraves, R (7, 1) OBP: 0.273, SLG: 0.393									0	0	0	0	0	0	0					
Bill Spiers, L (8, PH) OBP: 0.273, SLG: 0.393									1	0	0	0	0	0	1					
Xavier Hernandez, L (8, 1)									0	0	0	0	0	0	0					
<b>Inning Stats</b>	R: 0 E: 0 K: 0 S: 15	H: 2 LOB: 2 BB: 0 P: 20	R: 0 E: 0 K: 2 S: 8	H: 0 LOB: 0 BB: 0 P: 13	R: 0 E: 0 K: 0 S: 11	H: 2 LOB: 1 BB: 0 P: 17	R: 0 E: 0 K: 1 S: 7	H: 0 LOB: 0 BB: 0 P: 11	R: 0 E: 0 K: 2 S: 10	H: 0 LOB: 1 BB: 1 P: 15	R: 0 E: 0 K: 2 S: 10	H: 0 LOB: 0 BB: 0 P: 16	R: 0 E: 0 K: 0 S: 4	H: 1 LOB: 0 BB: 0 P: 6	R: 0 E: 0 K: 0 S: 9	H: 2 LOB: 1 BB: 0 P: 12	1B: 7 2B: 1 3B: 0 HR: 0	SF: 0 SAC: 0 DP: 3 HBP: 0	WP: 0 PB: 0 SB: 1 CS: 1	PA: 32
<b>PITCHER</b> Ramon Martinez, R (1, 1) ERA: 2.49	IP: 9.0 WLS: W BF: 32 H: 7 R: 0 ER: 0 SO: 8 BB: 1 IBB: 0 HBP: 0 BLK: 0 WP: 0 HR: 0 S: 83 P: 125 ERA: 0.00 WHIP: 0.889															<b>PITCHER</b>				

Batter	1	2	3	4	5	6	7	8	9	AB	R	H	RBI	BB	SO	LOB	BOTTOM	
Delino DeShields, L (1, 4) OBP: 0.287, SLG: 0.349	G4-3		K			F8		G4-3		4	0	0	0	0	1	2	Houston Astros @ Los Angeles Dodgers Dodger Stadium, Los Angeles, CA Sat Jun 22 1996, 7:05 PM PDT Att: 37,844 - Unknown - 73 F	
Roger Cedeno, S (1, 9) OBP: 0.348, SLG: 0.390	G4-3		1B			1B		K	4	1	2	1	0	1	1			
Mike Piazza, R (1, 2) OBP: 0.430, SLG: 0.584	HR		1B			FC3-6 1B		K	4	1	3	1	0	1	0			
Eric Karros, R (1, 3) OBP: 0.306, SLG: 0.436	G5-3		F7			FC3-6 1B		K	4	0	1	1	0	1	2			
Mike Blowers, R (1, 5) OBP: 0.315, SLG: 0.354	G6-3		G6-3			K		1B	4	0	1	0	0	1	2			
Todd Hollandsworth, L (1, 8) OBP: 0.342, SLG: 0.343	K		K			FC3-6		F9	4	0	0	0	0	2	3			
Billy Ashley, R (1, 7) OBP: 0.275, SLG: 0.383	K		K			K			3	0	0	0	0	3	2			
Chad Fonville, S (7, 7) OBP: 0.285, SLG: 0.237	K		K			K			0	0	0	0	0	0	0			
Greg Gagne, R (1, 6) OBP: 0.355, SLG: 0.379			SH2-4 1B			G1-3		G4-3 SH2-4 1B	3	1	2	0	0	0	0			
Ramon Martinez, R (1, 1) OBP: 0.063, SLG: 0.063			SH2-4			F7		SH2-4	1	0	0	0	0	0	0			
<b>Inning Stats</b>	R: 1 E: 0 K: 0 S: 5	H: 1 LOB: 0 BB: 0 P: 9	R: 0 E: 0 K: 2 S: 7	H: 0 LOB: 0 BB: 0 P: 14	R: 1 E: 0 K: 1 S: 19	H: 3 LOB: 2 BB: 0 P: 27	R: 0 E: 0 K: 2 S: 9	H: 0 LOB: 0 BB: 0 P: 13	R: 0 E: 0 K: 2 S: 11	H: 3 LOB: 2 BB: 0 P: 20	R: 0 E: 0 K: 1 S: 10	H: 1 LOB: 1 BB: 0 P: 14	R: 0 E: 0 K: 2 S: 8	H: 1 LOB: 1 BB: 0 P: 13	1B: 8 2B: 0 3B: 0 HR: 1	SF: 0 SAC: 2 DP: 0 HBP: 0	WP: 0 PB: 0 SB: 0 CS: 0	PA: 33
<b>PITCHER</b> Shane Reynolds, R (1, 1) ERA: 4.11	IP: 6.1 WLS: L BF: 27 H: 8 R: 3 ER: 3 SO: 7 BB: 0 IBB: 0 HBP: 0 BLK: 0 WP: 0 HR: 1 S: 60 P: 96 ERA: 4.26 WHIP: 1.263															<b>PITCHER</b>		
Dean Hartgraves, L (7, 1) ERA: 4.5	IP: 0.2 WLS: 2 BF: 0 H: 0 R: 0 ER: 0 SO: 1 BB: 0 IBB: 0 HBP: 0 BLK: 0 WP: 0 HR: 0 S: 6 P: 9 ERA: 0.00 WHIP: 0.000																	
Xavier Hernandez, R (8, 1) ERA: 6.1	IP: 1.0 WLS: 4 BF: 1 H: 0 R: 0 ER: 0 SO: 2 BB: 0 IBB: 0 HBP: 0 BLK: 0 WP: 0 HR: 0 S: 8 P: 13 ERA: 0.00 WHIP: 1.000																	

AB 31  
R 0  
H 7  
RBI 0  
BB 1  
SO 8  
LOB 10



AB 31  
R 3  
H 9  
RBI 3  
BB 0  
SO 10  
LOB 12





Batter	1	2	3	4	5	6	7	8	9	AB	R	H	RBI	BB	SO	LOB	TOP								
Brian Hunter, R (1, 8) OBP: 0.295, SLG: 0.349	1-1 G6-3		0-0 E6 SH1-3 FC6-2	0-3 K			1-1 B1-3			4	0	0	0	0	1	1									
Craig Biggio, R (1, 4) OBP: 0.395, SLG: 0.444	2-2 P3		2-1 SH1-3		0-0 P2			3-3 K		3	0	0	0	0	1	0									
Jeff Bagwell, R (1, 3) OBP: 0.463, SLG: 0.667	3-0 P4		0-1 FC6-2		1-2 G1-3			1-2 P6		4	0	0	0	0	0	1									
Derek Bell, R (1, 9) OBP: 0.336, SLG: 0.447		2-2 P3 BB 1B HBP	1-1 G3		0-0 G6-3			1-0 G4-3		3	1	0	0	0	0	1									
Bill Spiers, L (1, 5) OBP: 0.270, SLG: 0.388		1-2 F7		2-1 G6-3		3-1 F8		0-1 F7		1	0	0	0	0	0	1									
Orlando Miller, R (3, 5) OBP: 0.313, SLG: 0.417		1-2 F7		2-2 G6-3		1-1 L9		0-1 E4 G6-3		3	1	1	0	1	0	0									
James Mouton, R (1, 7) OBP: 0.321, SLG: 0.330		4-0 1B BB		2-2 S 2B 1B		1-1 L9		0-1 E4 G6-3		3	1	1	0	1	0	0									
Ricky Gutierrez, R (1, 6) OBP: 0.361, SLG: 0.364		1-1 P3		2-2 F9		3-2 L7		2-2 G6-3		4	0	0	0	0	0	4									
Randy Knorr, R (1, 2) OBP: 0.211, SLG: 0.171		0-0		4-0		2-2 F8		3-2 F7		2	1	1	1	1	0	0									
John Cangas, S (9, PH) OBP: 0.429, SLG: 0.400		1-3 3-H 1B		2B IBB		2-2 F8		3-2 F7		1	0	0	0	0	0	1									
Xavier Hernandez, L (9, 1)										0	0	0	0	0	0	0									
Darryl Kile, R (1, 1) OBP: 0.194, SLG: 0.265		2-1 G3		3-2 2B		0-0 F7				3	0	1	2	0	0	2									
Billy Wagner, L (8, 1)										0	0	0	0	0	0	0									
Rick Wilkins, L (9, 2) OBP: 0.355, SLG: 0.368										0	0	0	0	0	0	0									
<b>Inning Stats</b>	R: 0 E: 0 K: 0 S: 8	H: 0 LOB: 0 BB: 0 P: 14	R: 1 E: 0 K: 0 S: 11	H: 1 LOB: 2 BB: 1 P: 21	R: 0 E: 1 K: 0 S: 7	H: 0 LOB: 1 BB: 0 P: 10	R: 2 E: 0 K: 1 S: 14	H: 2 LOB: 1 BB: 1 P: 27	R: 0 E: 0 K: 0 S: 5	H: 0 LOB: 0 BB: 0 P: 6	R: 0 E: 0 K: 0 S: 8	H: 0 LOB: 0 BB: 0 P: 15	R: 0 E: 0 K: 0 S: 7	H: 0 LOB: 0 BB: 0 P: 10	R: 0 E: 0 K: 1 S: 13	H: 0 LOB: 0 BB: 0 P: 13	R: 0 E: 1 K: 0 S: 13	H: 0 LOB: 1 BB: 0 P: 17	1B: 2 2B: 1 3B: 0 HR: 0	SF: 0 SAC: 1 DP: 0 HBP: 1	WP: 0 PB: 0 SB: 2 CS: 0	PA: 35			
<b>PITCHER</b>	IP	WLS	BF	H	R	ER	SO	BB	IBB	HBP	BLK	WP	HR	S	P	ERA	WHIP								
Ismael Valdez, R (1, 1) ERA: 3.33	7.0		28	3	3	3	1	1	1	1	0	0	0	60	103	3.86	0.571								
Chan Ho Park, R (8, 1) ERA: 2.49	1.0		3	0	0	0	1	0	0	0	0	0	0	8	13	0.00	0.000								
Todd Worrell, R (9, 1) ERA: 2.81	1.0	W	4	0	0	0	0	0	0	0	0	0	0	13	17	0.00	0.000								

Houston Astros @ Los Angeles Dodgers  
Dodger Stadium, Los Angeles, CA  
Sun Jun 23 1996, 3:33 AM PDT  
Att: 35,467 - Sunny - 78 F

AB	31
R	3
H	3
RBI	3
BB	2
SO	2
LOB	11



Batter	1	2	3	4	5	6	7	8	9	AB	R	H	RBI	BB	SO	LOB	BOTTOM								
Delino DeShields, L (1, 4) OBP: 0.289, SLG: 0.348	3-3 K		0-2 S 1B		4-1 S BB		1-1 G6-3	1-1 P3		4	0	1	1	1	1	1									
Roger Cedeno, S (1, 9) OBP: 0.345, SLG: 0.385	1-3 K		0-3 K		0-3 K		0-1 1B		0-2 F9	5	0	1	0	0	3	2									
Mike Piazza, R (1, 2) OBP: 0.437, SLG: 0.598	2-1 1B		4-0 1-2 IBB		2-1 F8		0-1 1B		3-2 HR	4	1	3	1	1	0	1									
Eric Karros, R (1, 3) OBP: 0.302, SLG: 0.429	2-3 K		1-3 K		3-2 P3		1-1 G2-3			4	0	0	0	0	2	6									
Mike Blowers, R (1, 5) OBP: 0.321, SLG: 0.369		1-3 K		4-2 1B BB		1-0 1B		2-2 HR		3	1	2	1	1	1	0									
Todd Hollandsworth, L (1, 8) OBP: 0.342, SLG: 0.343		0-0 B5-3		1-2 1B		1-0 F8		0-1 SH1-4 1B		3	0	1	0	0	0	1									
Chad Forville, S (8, PH) OBP: 0.290, SLG: 0.244				1-2 1B				SH1-4 1B		1	1	1	0	0	0	0									
Billy Ashley, R (1, 7) OBP: 0.365, SLG: 0.083		1-3 K		3-3 K		0-0 F8		0-0 SH1-4		3	0	0	0	0	2	3									
Juan Castro, R (8, PH) OBP: 0.272, SLG: 0.294				1-2 K				1-2 SH1-4		0	0	0	0	0	0	0									
Greg Gagne, R (1, 6) OBP: 0.359, SLG: 0.378			4-1 SH1-4 1B BB		2-3 K		1-3 K		3-2 2H 1B	3	1	1	1	1	2	3									
Ismael Valdez, R (1, 1) OBP: 0.100, SLG: 0.069			1-0 SH1-4 BB		2-2 G4-3		0-3 K		0-0 F9	1	0	0	0	0	0	2									
Oreste Marrero, L (7, PH) OBP: 0.400, SLG: 0.600										1	0	0	0	0	1	0									
Chan Ho Park, R (8, 1) OBP: 0.154, SLG: 0.083										0	0	0	0	0	0	0									
Tom Prince, R (8, PH) OBP: 0.308, SLG: 0.424										1	0	0	0	0	0	1									
Todd Worrell, R (9, 1) ERA: 6.32										0	0	0	0	0	0	0									
<b>Inning Stats</b>	R: 0 E: 0 K: 3 S: 14	H: 1 LOB: 1 BB: 0 P: 22	R: 0 E: 0 K: 2 S: 7	H: 0 LOB: 0 BB: 0 P: 9	R: 1 E: 0 K: 2 S: 12	H: 1 LOB: 2 BB: 2 P: 22	R: 0 E: 0 K: 2 S: 15	H: 1 LOB: 2 BB: 1 P: 27	R: 0 E: 0 K: 1 S: 9	H: 0 LOB: 1 BB: 1 P: 18	R: 0 E: 0 K: 1 S: 6	H: 1 LOB: 1 BB: 0 P: 9	R: 0 E: 0 K: 1 S: 11	H: 2 LOB: 2 BB: 0 P: 13	R: 2 E: 0 K: 0 S: 13	H: 3 LOB: 1 BB: 0 P: 19	R: 1 E: 0 K: 0 S: 6	H: 1 LOB: 0 BB: 0 P: 9	1B: 8 2B: 0 3B: 0 HR: 2	SF: 0 SAC: 2 DP: 0 HBP: 0	WP: 0 PB: 0 SB: 2 CS: 0	PA: 39			
<b>PITCHER</b>	IP	WLS	BF	H	R	ER	SO	BB	IBB	HBP	BLK	WP	HR	S	P	ERA	WHIP								
Darryl Kile, R (1, 1) ERA: 3.94	7.0		31	6	1	1	12	3	1	1	0	0	1	74	120	1.29	1.286								
Billy Wagner, L (8, 1) ERA: 2.87	1.0		6	3	2	2	0	0	0	0	0	0	1	13	19	18.00	3.000								
Xavier Hernandez, R (9, 1) ERA: 6.32	0.1	L	2	1	1	1	0	0	0	0	0	0	1	6	9	27.00	3.000								

Houston Astros @ Los Angeles Dodgers  
Dodger Stadium, Los Angeles, CA  
Sun Jun 23 1996, 3:33 AM PDT  
Att: 35,467 - Sunny - 78 F

AB	33
R	4
H	10
RBI	4
BB	4
SO	12
LOB	20





Batter	1	2	3	4	5	6	7	8	9	AB	R	H	RBI	BB	SO	LOB	TOP								
<b>Brian McRae, S</b> OBP: 0.354, SLG: 0.374 (1, 8)	F8		1B		G6-4-3			G4-3		4	0	1	1	0	0	1									
<b>Brant Brown, L</b> OBP: 0.425, SLG: 0.737 (1, 3)	K		K				K		B3	4	0	0	0	0	3	2									
<b>Sammy Sosa, R</b> OBP: 0.292, SLG: 0.540 (1, 9)	K		L4				G6-3		1B 1B	4	0	1	0	0	1	2									
<b>Luis Gonzalez, L</b> OBP: 0.364, SLG: 0.418 (1, 7)					G4-3		F8		1B G4-6-3 1B	4	0	1	0	0	0	0									
<b>Leo Gomez, R</b> OBP: 0.350, SLG: 0.497 (1, 5)		L6			K				1B G4-6-3	4	0	0	0	0	1	2									
<b>23 Ryne Sandberg, R</b> OBP: 0.294, SLG: 0.440 (1, 4)		K			G6-3					3	0	0	0	0	2	0									
<b>Scott Servais, R</b> OBP: 0.320, SLG: 0.427 (1, 2)					F9				G1-3	3	1	0	0	0	0	0									
<b>José Hernández, R</b> OBP: 0.286, SLG: 0.315 (1, 6)			1B 2B		K				F9	3	1	1	0	0	1	1									
<b>Steve Trachsel, R</b> OBP: 0.100, SLG: 0.200 (1, 1)			1B		G6-4-3				K	3	0	2	1	0	1	0									
<b>Inning Stats</b>	R: 0 H: 0 E: 0 K: 2 S: 10	H: 0 LOB: 0 BB: 0 P: 16	R: 0 H: 0 E: 0 K: 1 S: 7	H: 0 LOB: 0 BB: 0 P: 9	R: 1 H: 3 E: 0 K: 1 S: 10	H: 3 LOB: 2 BB: 0 P: 12	R: 0 H: 0 E: 0 K: 1 S: 9	H: 0 LOB: 0 BB: 0 P: 12	R: 1 H: 1 E: 1 K: 1 S: 10	H: 1 LOB: 0 BB: 0 P: 13	R: 0 H: 0 E: 0 K: 1 S: 10	H: 0 LOB: 0 BB: 0 P: 13	R: 0 H: 0 E: 0 K: 1 S: 9	H: 0 LOB: 0 BB: 0 P: 11	R: 0 H: 0 E: 0 K: 1 S: 5	H: 0 LOB: 0 BB: 0 P: 8	R: 0 H: 2 E: 0 K: 0 S: 8	H: 2 LOB: 1 BB: 0 P: 11	1B: 5 2B: 1 3B: 0 HR: 0	SF: 0 SAC: 0 DP: 2 HBP: 0	WP: 0 PB: 0 SB: 1 CS: 0	PA: 32			
<b>PITCHER</b>	IP	WLS	BF	H	R	ER	SO	BB	IBB	HBP	BLK	WP	HR	S	P	ERA	WHIP								
<b>Hideo Nomo, R</b> ERA: 3.43 (1, 1)	8.0	L	28	4	2	1	9	0	0	0	0	0	0	70	94	1.12	0.500								
<b>Mark Guthrie, L</b> ERA: 1.03 (9, 1)	1.0		4	2	0	0	0	0	0	0	0	0	0	8	11	0.00	2.000								

**Chicago Cubs @ Los Angeles Dodgers**  
**Dodger Stadium, Los Angeles, CA**  
Tue Jun 25 1996, 7:05 PM PDT  
Att: 37,448 - Unknown - 72 F

AB 32  
R 2  
H 6  
RBI 2  
BB 0  
SO 9  
LOB 8



Batter	1	2	3	4	5	6	7	8	9	AB	R	H	RBI	BB	SO	LOB	BOTTOM								
<b>Delino DeShields, L</b> OBP: 0.292, SLG: 0.350 (1, 4)	FC6-4 1B		K					K		4	0	2	0	0	2	1									
<b>Wayne Kirby, L</b> OBP: 0.316, SLG: 0.263 (1, 8)	L4		P6				1B BB	P5		3	0	0	0	1	0	3									
<b>Mike Piazza, R</b> OBP: 0.434, SLG: 0.593 (1, 2)	FC6-4 1-2				G3		1B	K		4	0	1	0	0	1	2									
<b>Eric Karros, R</b> OBP: 0.298, SLG: 0.423 (1, 3)	F9				G4-3		F8		G4-3	4	0	0	0	0	0	3									
<b>Mike Blowers, R</b> OBP: 0.320, SLG: 0.368 (1, 5)					F8		G3 1B	F9		4	0	1	0	0	0	0									
<b>Todd Hollandsworth, L</b> OBP: 0.340, SLG: 0.341 (1, 9)			G4-3		F9		G3	E 1B		4	0	1	0	0	0	1									
<b>Billy Ashley, R</b> OBP: 0.253, SLG: 0.348 <b>Roger Cedeno, S</b> OBP: 0.288, SLG: 0.383 (9, PH)			F9		G1-3		P6	F8		3	0	0	0	0	0	1									
<b>Greg Gagne, R</b> OBP: 0.352, SLG: 0.370 (1, 6)			P3		G1-3		K			3	0	0	0	0	1	1									
<b>Hideo Nomo, R</b> OBP: 0.188, SLG: 0.258 <b>Chad Fonville, S</b> OBP: 0.288, SLG: 0.242 <b>Mark Guthrie, R</b> (9, 1)			2B				K		B1-3	2	0	1	0	0	1	0									
<b>Inning Stats</b>	R: 0 H: 1 E: 0 K: 0 S: 6	H: 1 LOB: 1 BB: 0 P: 11	R: 0 H: 0 E: 0 K: 0 S: 7	H: 0 LOB: 0 BB: 0 P: 11	R: 0 H: 1 E: 0 K: 1 S: 8	H: 1 LOB: 1 BB: 0 P: 14	R: 0 H: 0 E: 0 K: 0 S: 5	H: 0 LOB: 0 BB: 0 P: 8	R: 0 H: 1 E: 0 K: 2 S: 11	H: 1 LOB: 2 BB: 1 P: 17	R: 0 H: 1 E: 0 K: 1 S: 13	H: 1 LOB: 1 BB: 0 P: 20	R: 0 H: 1 E: 0 K: 1 S: 7	H: 1 LOB: 1 BB: 0 P: 10	R: 0 H: 1 E: 1 K: 0 S: 10	H: 1 LOB: 1 BB: 0 P: 16	1B: 5 2B: 1 3B: 0 HR: 0	SF: 0 SAC: 0 DP: 0 HBP: 0	WP: 0 PB: 0 SB: 1 CS: 0	PA: 34					
<b>PITCHER</b>	IP	WLS	BF	H	R	ER	SO	BB	IBB	HBP	BLK	WP	HR	S	P	ERA	WHIP								
<b>Steve Trachsel, R</b> ERA: 2.15 (1, 1)	9.0	W	34	6	0	0	5	1	0	0	0	0	0	74	115	0.00	0.778								

**Chicago Cubs @ Los Angeles Dodgers**  
**Dodger Stadium, Los Angeles, CA**  
Tue Jun 25 1996, 7:05 PM PDT  
Att: 37,448 - Unknown - 72 F

AB 33  
R 0  
H 6  
RBI 0  
BB 1  
SO 5  
LOB 13





Batter	1	2	3	4	5	6	7	8	9	AB	R	H	RBI	BB	SO	LOB	TOP				
<b>Brian McRae, S</b> OBP: 0.352, SLG: 0.369	1-1 G4-3		3-2 F9	1-1 FC5-4			1-1 G6-3		4-2 FC3-6 BB	4	0	0	0	1	0	1					
<b>Brant Brown, L</b> OBP: 0.400, SLG: 0.674	1-2 P5		2-0 G4-3		0-0 1B		0-0 G6-3		0-1 FC3-6	5	0	1	0	0	0	2					
<b>Sammy Sosa, R</b> OBP: 0.234, SLG: 0.538	2-2 F9		1-2 1B		4-2 23 FC6-4 BB		3-3 K		2-0 SF7	3	0	1	1	1	1	0					
<b>Luis Gonzalez, L</b> OBP: 0.363, SLG: 0.420		0-0 G4-3	1-0 F7		2-2 F8			2-2 SH1-3 2B	3-H 2-2 G4-3	4	0	1	0	0	0	3					
<b>Terry Adams, R</b> (8, 1)			1-2							1	0	0	0	0	0	1					
<b>Leo Gomez, R</b> OBP: 0.350, SLG: 0.495	2-2 P4			2-1 23 2B 1B		0-3 K		0-0 SH1-3		3	1	1	0	0	1	2					
<b>23 Ryne Sandberg, R</b> OBP: 0.300, SLG: 0.450	3-1 1B 2B		1-0 1B G4-6-3 2B		3-1 FC6-4			4-0 G4-6-3 IBB		3	2	2	0	1	0	2					
<b>Scott Servais, R</b> OBP: 0.323, SLG: 0.429	1-1 2B 1B		0-0 G4-6-3 1B		3-2 F9			1-2 G4-6-3		4	1	2	2	0	0	2					
<b>José Hernández, R</b> OBP: 0.291, SLG: 0.340	3-2 1B 2B		2-2 G4-6-3		2-0 F9			0-1 E6 3B		4	1	2	1	0	0	1					
<b>Jaime Navarro, R</b> OBP: 0.154, SLG: 0.154	3-2 F9		2-1 FC5-4 1B		2-3 K			4-1 FC3-6 S SF7 BB		3	0	1	0	0	1	1					
<b>Bob Patterson, R</b> (7, 1)										0	0	0	0	0	0	0					
<b>Scott Bullett, L</b> OBP: 0.367, SLG: 0.500										0	1	0	0	1	0	0					
<b>Inning Stats</b>	R: 0 E: 0 K: 0 S: 10	H: 0 LOB: 0 BB: 0 P: 14	R: 2 E: 0 K: 0 S: 15	H: 3 LOB: 1 BB: 0 P: 27	R: 0 E: 0 K: 0 S: 8	H: 1 LOB: 1 BB: 0 P: 15	R: 2 E: 0 K: 0 S: 11	H: 4 LOB: 1 BB: 0 P: 19	R: 0 E: 0 K: 1 S: 13	H: 0 LOB: 0 BB: 0 P: 18	R: 0 E: 0 K: 1 S: 7	H: 0 LOB: 0 BB: 0 P: 11	R: 0 E: 0 K: 0 S: 9	H: 1 LOB: 1 BB: 1 P: 16	R: 2 E: 1 K: 0 S: 14	H: 1 LOB: 1 BB: 2 P: 25	1B: 6 2B: 4 3B: 1 HR: 0	SF: 1 SAC: 1 DP: 2 HBP: 0	WP: 0 PB: 0 SB: 3 CS: 0	PA: 40	
<b>PITCHER</b>	IP	WLS	BF	H	R	ER	SO	BB	IBB	HBP	BLK	WP	HR	S	P	ERA	WHIP				
<b>Tom Candiotti, R</b> ERA: 4.24	(1, 1)	4.0	L	19	8	4	4	0	0	0	0	0	0	44	75	9.00	2.000				
<b>Joey Eischen, L</b> ERA: 3.86	(5, 1)	0.1		3	1	0	0	0	1	0	0	0	0	7	13	0.00	6.000				
<b>Chan Ho Park, R</b> ERA: 2.43	(5, 1)	1.2		5	0	0	0	2	0	0	0	0	0	17	27	0.00	0.000				
<b>Scott Radinsky, L</b> ERA: 0.42	(7, 1)	1.0		3	0	0	0	1	0	0	0	0	0	7	11	0.00	0.000				
<b>Antonio Osuna, R</b> ERA: 1.91	(8, 1)	1.0		7	2	2	2	0	2	1	0	0	0	17	31	18.00	4.000				
<b>Mark Guthrie, L</b> ERA: 1.0	(9, 1)	1.0		3	0	0	0	0	0	0	0	0	0	6	10	0.00	0.000				

Chicago Cubs @ Los Angeles Dodgers  
Dodger Stadium, Los Angeles, CA  
Wed Jun 26 1996, 7:05 PM PDT  
Att: 35,200 - Unknown - 68 F

livebaseballscores.com

AB 34  
R 6  
H 11  
RBI 4  
BB 4  
SO 3  
LOB 15



Batter	1	2	3	4	5	6	7	8	9	AB	R	H	RBI	BB	SO	LOB	BOTTOM			
<b>Delino DeShields, L</b> OBP: 0.290, SLG: 0.348	0-0 F7		3-1 F7		2-1 S S 1B		2-1 F9		0-0 F8	5	0	1	0	0	0	2				
<b>Roger Cedeno, S</b> OBP: 0.337, SLG: 0.374	1-2 G4-3		1-0 G4-3		3-3 K		2-1 G6-3			4	0	0	0	0	1	2				
<b>Mike Piazza, R</b> OBP: 0.428, SLG: 0.584	3-1 F9		1-3 K		3-2 G6-3			2-3 K		4	0	0	0	0	2	1				
<b>Eric Karros, R</b> OBP: 0.297, SLG: 0.431		2-1 HR		3-3 K		1-2 F9		2-3 K		4	1	1	1	0	2	1				
<b>Raul Mondesi, R</b> OBP: 0.292, SLG: 0.463		2-2 G4-3 1B 2B		0-0 F7		2-0 F9		2-2 G4-3		4	1	1	0	0	0	0				
<b>Mike Blowers, R</b> OBP: 0.323, SLG: 0.377		2-2 G4-3		0-0 1B 2B		2-3 K			2-1 1B G4-3 2B	4	2	2	0	0	1	1				
<b>Todd Hollandsworth, L</b> OBP: 0.349, SLG: 0.349		2-1 1B		1-2 1B		2-3 K			0-1 G3-1 G4-3 1B	4	0	3	2	0	1	0				
<b>Greg Gagne, R</b> OBP: 0.350, SLG: 0.362		3-H K		4-2 1B		2-0 F9			3-1 G4-3	3	0	0	1	1	1	2				
<b>Tom Candiotti, R</b> ERA: 4.24	(1, 1)	4.0	L	19	8	4	4	0	0	0	0	0	0	44	75	9.00	2.000			
<b>Joey Eischen, L</b> ERA: 3.86	(5, 1)	0.1		3	1	0	0	0	1	0	0	0	0	7	13	0.00	6.000			
<b>Chan Ho Park, R</b> ERA: 2.43	(5, 1)	1.2		5	0	0	0	2	0	0	0	0	0	17	27	0.00	0.000			
<b>Scott Radinsky, L</b> ERA: 0.42	(7, 1)	1.0		3	0	0	0	1	0	0	0	0	0	7	11	0.00	0.000			
<b>Antonio Osuna, R</b> ERA: 1.91	(8, 1)	1.0		7	2	2	2	0	2	1	0	0	0	17	31	18.00	4.000			
<b>Mark Guthrie, L</b> ERA: 1.0	(9, 1)	1.0		3	0	0	0	0	0	0	0	0	0	6	10	0.00	0.000			
<b>Inning Stats</b>	R: 0 E: 0 K: 0 S: 7	H: 0 LOB: 0 BB: 0 P: 11	R: 2 E: 0 K: 1 S: 15	H: 3 LOB: 1 BB: 0 P: 28	R: 0 E: 0 K: 1 S: 6	H: 0 LOB: 0 BB: 0 P: 11	R: 1 E: 0 K: 1 S: 13	H: 2 LOB: 2 BB: 1 P: 22	R: 0 E: 0 K: 1 S: 13	H: 0 LOB: 0 BB: 0 P: 21	R: 0 E: 0 K: 2 S: 7	H: 0 LOB: 1 BB: 1 P: 15	R: 0 E: 0 K: 2 S: 9	H: 0 LOB: 0 BB: 0 P: 15	R: 1 E: 0 K: 0 S: 8	H: 2 LOB: 1 BB: 0 P: 13	1B: 4 2B: 3 3B: 0 HR: 1	SF: 0 SAC: 0 DP: 0 HBP: 0	WP: 0 PB: 0 SB: 5 CS: 0	PA: 37
<b>PITCHER</b>	IP	WLS	BF	H	R	ER	SO	BB	IBB	HBP	BLK	WP	HR	S	P	ERA	WHIP			
<b>Jaime Navarro, R</b> ERA: 3.71	(1, 1)	6.1	W	27	6	3	3	6	2	0	0	0	0	0	0	11	4.26	1.263		
<b>Bob Patterson, L</b> ERA: 2.13	(7, 1)	0.2		2	0	0	0	0	0	0	0	0	0	5	8	0.00	0.000			
<b>Terry Adams, R</b> ERA: 2.29	(8, 1)	2.0	S	8	2	1	1	2	0	0	0	0	0	17	28	4.50	1.000			

Chicago Cubs @ Los Angeles Dodgers  
Dodger Stadium, Los Angeles, CA  
Wed Jun 26 1996, 7:05 PM PDT  
Att: 35,200 - Unknown - 68 F

livebaseballscores.com

AB 35  
R 4  
H 8  
RBI 4  
BB 2  
SO 8  
LOB 13





Batter	1	2	3	4	5	6	7	8	9	AB	R	H	RBI	BB	SO	LOB	TOP			
Delino DeShields, L OBP: 0.287, SLG: 0.344 Chan Ho Park, R OBP: 0.154, SLG: 0.083 Billy Ashley, R OBP: 0.254, SLG: 0.343 Scott Radinsky, L OBP: 0.154, SLG: 0.083 Todd Worrell, R OBP: 0.154, SLG: 0.083	3-2 G1-3	1-2 P5			2-1 G6-3			3-2 F9		3	0	0	0	0	0	2	<b>Los Angeles Dodgers @ Colorado Rockies</b> Coors Field, Denver, CO Thu Jun 27 1996, 7:05 PM MDT Att: 48,043 - Unknown - 85 F			
Roger Cedeno, S OBP: 0.330, SLG: 0.366	0-0 L7		2-3 K		0-0 L7			2-2 G3		4	0	0	0	0	1	0				
Mike Piazza, R OBP: 0.427, SLG: 0.581 Chad Fonville, S OBP: 0.291, SLG: 0.240	1-2 1B		0-2 G6-3		2-0 P4			0-1 L5		3	0	1	0	0	0	0				
Eric Karros, R OBP: 0.297, SLG: 0.429	3-2 G6-3		3-2 1B		2-3 K				1-3 K	4	0	1	0	0	2	1				
Raul Mondesi, R OBP: 0.289, SLG: 0.458 Tom Prince, R OBP: 0.325, SLG: 0.471		3-3 K		1-2 F8		0-0 P5			1-1 2B	3	0	0	0	0	1	0				
Mike Blowers, R OBP: 0.324, SLG: 0.382 Dave Hansen, L OBP: 0.279, SLG: 0.189		1-0 2B		2-0 E6			0-0 G3		3-1 F8	2	1	1	0	0	0	0				
Todd Hollandsworth, L OBP: 0.340, SLG: 0.353		2-2 G4-3		2-3 K			1-1 G6-3		2-2 G4-3	4	0	1	1	0	1	3				
Greg Gagne, R OBP: 0.345, SLG: 0.357 Juan Castro, R OBP: 0.269, SLG: 0.291		1-2 G4-3		1-1 F9			0-0 G3			2	0	0	0	0	0	2				
Pedro Astacio, R OBP: 0.065, SLG: 0.033 Joey Eischen, L OBP: 0.292, SLG: 0.238		4-1 BB		1-3 K			3-1 P5			1	0	0	0	1	1	0				
<b>Inning Stats</b>	R: 0 E: 0 K: 10 S: 10	H: 1 LOB: 1 BB: 0 P: 17	R: 1 E: 0 K: 14 S: 14	H: 2 LOB: 2 BB: 1 P: 26	R: 0 E: 0 K: 11 S: 9	H: 1 LOB: 1 BB: 0 P: 14	R: 0 E: 0 K: 11 S: 10	H: 0 LOB: 0 BB: 0 P: 16	R: 0 E: 0 K: 11 S: 6	H: 0 LOB: 0 BB: 0 P: 9	R: 0 E: 0 K: 10 S: 5	H: 1 LOB: 1 BB: 0 P: 10	R: 0 E: 0 K: 8 S: 8	H: 0 LOB: 0 BB: 0 P: 13	R: 0 E: 0 K: 11 S: 11	H: 1 LOB: 1 BB: 0 P: 18		1B: 3 2B: 3 3B: 0 HR: 0	SF: 0 SAC: 0 DP: 0 HBP: 0	WP: 0 PB: 0 SB: 0 CS: 0
<b>PITCHER</b> Kevin Ritz, R ERA: 4.94	IP: 9.0 WLS: W BF: 34 H: 6 R: 1 ER: 1 SO: 6 BB: 1 IBB: 0 HBP: 0 BLK: 0 WP: 0 HR: 0 S: 79 P: 132 ERA: 1.00 WHIP: 0.778											<b>PITCHER</b>	IP: 9.0 WLS: W BF: 34 H: 6 R: 1 ER: 1 SO: 6 BB: 1 IBB: 0 HBP: 0 BLK: 0 WP: 0 HR: 0 S: 79 P: 132 ERA: 1.00 WHIP: 0.778							

Batter	1	2	3	4	5	6	7	8	9	AB	R	H	RBI	BB	SO	LOB	BOTTOM			
Eric Young Sr., R OBP: 0.429, SLG: 0.461	2-1 1B	2-2 FC5-4		3-2 1B	3-1 FC4-6			0-0 F9		6	2	3	0	0	1	6	<b>Los Angeles Dodgers @ Colorado Rockies</b> Coors Field, Denver, CO Thu Jun 27 1996, 7:05 PM MDT Att: 48,043 - Unknown - 85 F			
Walt Weiss, S OBP: 0.405, SLG: 0.351 Jason Bates, S OBP: 0.308, SLG: 0.315	1-0 1B	1-3 K		1-0 FC6-4		1-3 K	0-0 1B	0-1 L8		5	2	2	0	0	2	2				
Ellis Burks, R OBP: 0.412, SLG: 0.626 Trenidad Hubbard, R OBP: 0.316, SLG: 0.367	0-3 K	1-3 FC5-4		1-3 K		2-0 2B	2-1 1B	3-3 K		4	1	2	0	1	2	3				
Dante Bichette, R OBP: 0.384, SLG: 0.554	2-2 HR	0-1 FC5-4		0-1 G4-3		0-0 2B	0-3 K			5	3	2	1	0	1	5				
Andres Galarraga, R OBP: 0.349, SLG: 0.587 John Vander Wal, L OBP: 0.333, SLG: 0.411	1-1 HR	0-0 HR		4-2 BB	1-2 2B	1-2 2B	3-0 F8			4	3	3	8	1	0	2				
Vinny Castilla, R OBP: 0.350, SLG: 0.524	2-1 2B	2-3 K		0-3 K	0-3 K	3-2 2B	1-0 E5			5	1	2	0	0	2	3				
Jayhawk Owens, R OBP: 0.300, SLG: 0.424	1-1 L7		0-0 F9		0-1 G6-3	0-0 1B	1-1 G5-3			5	1	1	2	0	0	4				
Quinton McCracken, S OBP: 0.316, SLG: 0.294	4-1 IBB		1-0 G4-3		4-0 BB	0-0 BB	2-1 BB			3	0	2	0	2	0	0				
Kevin Ritz, R OBP: 0.257, SLG: 0.250	2-3 K		0-3 K		4-1 FC4-6	1-2 BB	4-1 BB			3	0	0	1	2	2	3				
<b>Inning Stats</b>	R: 4 E: 0 K: 2 S: 19	H: 5 LOB: 2 BB: 1 P: 34	R: 3 E: 0 K: 2 S: 15	H: 2 LOB: 0 BB: 1 P: 24	R: 0 E: 0 K: 1 S: 5	H: 0 LOB: 0 BB: 0 P: 6	R: 0 E: 0 K: 1 S: 9	H: 1 LOB: 1 BB: 0 P: 14	R: 0 E: 0 K: 1 S: 11	H: 0 LOB: 3 BB: 3 P: 26	R: 5 E: 0 K: 2 S: 19	H: 6 LOB: 1 BB: 0 P: 28	R: 1 E: 1 K: 1 S: 10	H: 2 LOB: 2 BB: 0 P: 17	R: 0 E: 0 K: 1 S: 9	H: 1 LOB: 2 BB: 1 P: 18		1B: 12 2B: 3 3B: 0 HR: 2	SF: 0 SAC: 0 DP: 0 HBP: 0	WP: 0 PB: 0 SB: 0 CS: 0
<b>PITCHER</b> Pedro Astacio, R ERA: 4.08 Joey Eischen, L ERA: 4.93 Chan Ho Park, R ERA: 2.39 Scott Radinsky, L ERA: 0.42 Todd Worrell, R ERA: 2.73	IP: 5.0 WLS: L BF: 28 H: 8 R: 7 ER: 7 SO: 7 BB: 3 IBB: 2 HBP: 0 BLK: 0 WP: 0 HR: 2 S: 59 P: 104 ERA: 12.60 WHIP: 2.200											<b>PITCHER</b>	IP: 5.0 WLS: L BF: 28 H: 8 R: 7 ER: 7 SO: 7 BB: 3 IBB: 2 HBP: 0 BLK: 0 WP: 0 HR: 2 S: 59 P: 104 ERA: 12.60 WHIP: 2.200							





Batter	1	2	3	4	5	6	7	8	9	AB R H RBI BB SO LOB	TOP											
<b>Delino DeShields, L</b> OBP: 0.289, SLG: 0.343	F9		1B			1B BB	P5		K	4 1 1 0 1 1 0	<b>Los Angeles Dodgers @ Colorado Rockies</b> Coors Field, Denver, CO Fri Jun 28 1996, 7:05 PM MDT Att: 48,025 - Unknown - 75 F											
<b>Roger Cedeno, S</b> OBP: 0.327, SLG: 0.359	1B BB		F8			K	F7	G5-3	4 0 0 0 1 1 2													
<b>Mike Piazza, R</b> OBP: 0.430, SLG: 0.580	G4-6-3				K	BB 1B		G6-3	4 1 2 0 0 1 0													
<b>Eric Karros, R</b> OBP: 0.299, SLG: 0.440	G4-6-3				HR	1B BB	K		4 2 2 2 0 1 3													
<b>Raul Mondesi, R</b> OBP: 0.285, SLG: 0.452		P4			P9	P4		G6-3	4 0 0 0 0 0 2													
<b>Mike Blowers, R</b> OBP: 0.327, SLG: 0.382	K				G5-3	1B BB		FC6-4	3 0 1 0 1 1 0													
<b>Todd Hollandsworth, L</b> OBP: 0.344, SLG: 0.351	F7				G4-3	1B		FC6-4	4 0 1 1 0 0 1													
<b>Greg Gagne, R</b> OBP: 0.349, SLG: 0.361			P3		G6-3	1B		1B	4 0 2 1 0 0 0													
<b>Ramon Martinez, R</b> OBP: 0.269, SLG: 0.059			G5-3		G1-3	F7		G3	1 0 0 0 0 0 0													
<b>Juan Castro, R</b> OBP: 0.296, SLG: 0.287									1 0 0 0 0 0 0													
<b>Mark Gutrie, R</b> ERA: 0.97									0 0 0 0 0 0 0													
<b>Dave Hansen, L</b> OBP: 0.274, SLG: 0.185									1 0 0 0 0 0 0													
<b>Antonio Osuna, R</b> ERA: 1.83									0 0 0 0 0 0 0													
<b>Wayne Kirby, L</b> OBP: 0.265, SLG: 0.227									1 0 0 0 0 0 0													
<b>Scott Radinsky, L</b> ERA: 2.38									0 0 0 0 0 0 0													
<b>Inning Stats</b>	R: 0 E: 0 K: 0 S: 9	H: 1 LOB: 1 BB: 1 P: 18	R: 0 E: 0 K: 1 S: 9	H: 0 LOB: 0 BB: 0 P: 13	R: 0 E: 0 K: 1 S: 13	H: 1 LOB: 1 BB: 0 P: 19	R: 1 E: 0 K: 1 S: 9	H: 1 LOB: 0 BB: 0 P: 14	R: 0 E: 0 K: 0 S: 8	H: 0 LOB: 0 BB: 0 P: 9	R: 3 E: 0 K: 1 S: 16	H: 4 LOB: 3 BB: 2 P: 26	R: 0 E: 0 K: 1 S: 11	H: 0 LOB: 1 BB: 0 P: 15	R: 0 E: 0 K: 0 S: 7	H: 2 LOB: 2 BB: 0 P: 13	R: 0 E: 0 K: 1 S: 8	H: 0 LOB: 0 BB: 0 P: 12	1B: 8 2B: 0 3B: 0 HR: 1	SF: 0 SAC: 0 DP: 1 HBP: 1	WP: 0 PB: 0 SB: 1 CS: 0	PA: 39
<b>PITCHER</b>	IP WLS BF H R ER SO BB IBB HBP BLK WP HR S P ERA WHIP											<b>PITCHER</b>	IP WLS BF H R ER SO BB IBB HBP BLK WP HR S P ERA WHIP									
<b>Marvin Freeman, R</b> ERA: 5.04	5.2 W 26 7 4 4 3 3 0 0 0 0 1 62 96 6.35 1.765																					
<b>Steve Reed, R</b> ERA: 4.17	1.1 5 0 0 0 1 0 0 1 0 0 0 13 18 0.00 0.000																					
<b>Curt Leskanic, R</b> ERA: 5.97	1.0 5 2 0 0 0 0 0 0 0 0 7 13 0.00 2.000																					
<b>Bruce Ruffin, L</b> ERA: 4.41	1.0 3 0 0 0 1 0 0 0 0 0 0 8 12 0.00 0.000																					

AB 35  
R 4  
H 9  
RBI 4  
BB 3  
SO 5  
LOB 13



Batter	1	2	3	4	5	6	7	8	9	AB R H RBI BB SO LOB	BOTTOM									
<b>Eric Young Sr., R</b> OBP: 0.328, SLG: 0.460	L4				L7			BB		5 1 2 2 0 0 0	<b>Los Angeles Dodgers @ Colorado Rockies</b> Coors Field, Denver, CO Fri Jun 28 1996, 7:05 PM MDT Att: 48,025 - Unknown - 75 F									
<b>Walt Weiss, S</b> OBP: 0.308, SLG: 0.349	G6-3				HR			F8		2 2 0 0 3 0 1										
<b>Ellis Burks, R</b> OBP: 0.415, SLG: 0.624	1B				HR			B2		4 2 2 0 1 0 3										
<b>Dante Bichette, R</b> OBP: 0.387, SLG: 0.565	1B				P4			HR		5 2 3 4 0 0 1										
<b>Andres Galarraga, R</b> OBP: 0.350, SLG: 0.594	K				HR			F8		5 2 2 2 0 1 4										
<b>Vinny Castilla, R</b> OBP: 0.348, SLG: 0.528					G1-3			L4		5 1 1 3 0 1 1										
<b>Jeff Reed, L</b> OBP: 0.363, SLG: 0.448					SH1-4			F7		4 2 3 0 1 0 0										
<b>Quinton McCracken, S</b> OBP: 0.345, SLG: 0.333					SH1-4			G6-3		4 1 3 2 1 0 0										
<b>Marvin Freeman, R</b> OBP: 0.176, SLG: 0.125					SH1-4			2B		2 0 0 0 0 2 2										
<b>Steve Reed, R</b> ERA: 3.62								P6		0 0 0 0 0 0 0										
<b>Milt Thompson, L</b> OBP: 0.207, SLG: 0.135					K					1 0 0 0 0 0 0										
<b>Curt Leskanic, R</b> OBP: 0.333, SLG: 0.667										0 0 0 0 0 0 0										
<b>Bruce Ruffin, S</b> ERA: 2.38										0 0 0 0 0 0 0										
<b>Inning Stats</b>	R: 0 E: 0 K: 1 S: 11	H: 2 LOB: 2 BB: 0 P: 22	R: 2 E: 0 K: 0 S: 11	H: 1 LOB: 1 BB: 2 P: 23	R: 2 E: 0 K: 1 S: 17	H: 3 LOB: 2 BB: 1 P: 29	R: 4 E: 0 K: 1 S: 25	H: 5 LOB: 2 BB: 1 P: 38	R: 0 E: 0 K: 0 S: 4	H: 0 LOB: 0 BB: 0 P: 4	R: 0 E: 0 K: 0 S: 5	H: 0 LOB: 0 BB: 0 P: 10	R: 5 E: 0 K: 0 S: 21	H: 5 LOB: 1 BB: 1 P: 34	R: 0 E: 0 K: 0 S: 4	H: 0 LOB: 0 BB: 0 P: 10	1B: 12 2B: 1 3B: 0 HR: 3	SF: 0 SAC: 1 DP: 0 HBP: 0	WP: 0 PB: 0 SB: 0 CS: 0	PA: 44
<b>PITCHER</b>	IP WLS BF H R ER SO BB IBB HBP BLK WP HR S P ERA WHIP											<b>PITCHER</b>	IP WLS BF H R ER SO BB IBB HBP BLK WP HR S P ERA WHIP							
<b>Ramon Martinez, R</b> ERA: 3.62	4.0 L 26 11 8 8 3 4 0 0 0 0 0 2 64 112 18.00 3.750																			
<b>Mark Gutrie, L</b> ERA: 0.97	1.0 4 0 0 0 1 1 0 0 0 0 0 9 19 0.00 1.000																			
<b>Antonio Osuna, R</b> ERA: 1.83	2.0 6 0 0 0 0 0 0 0 0 0 0 9 14 0.00 0.000																			
<b>Scott Radinsky, L</b> ERA: 2.38	1.0 8 5 5 5 0 1 0 0 0 0 1 21 34 45.00 6.000																			

AB 37  
R 13  
H 16  
RBI 13  
BB 6  
SO 4  
LOB 12















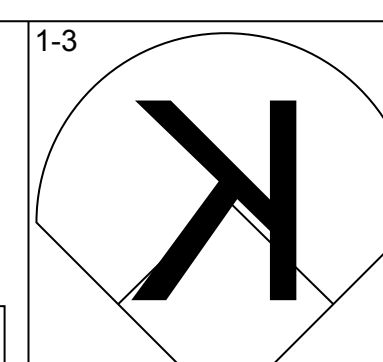
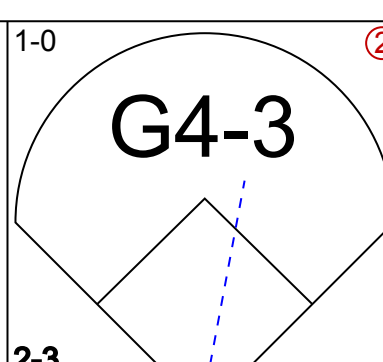
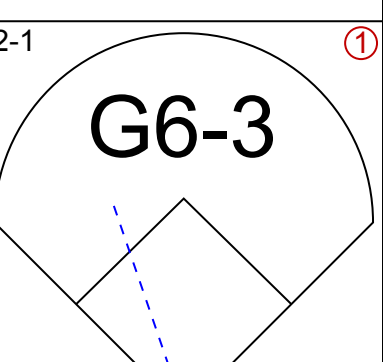
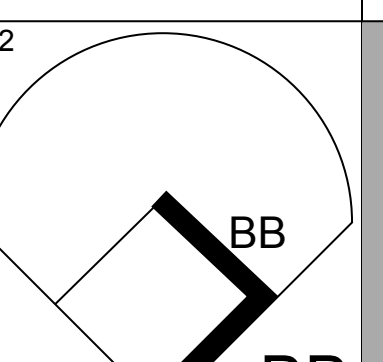
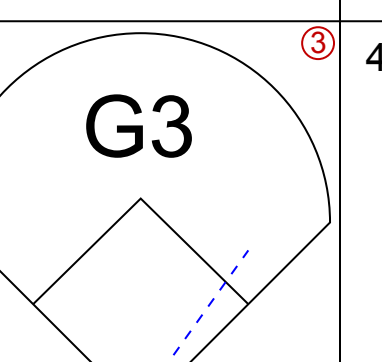
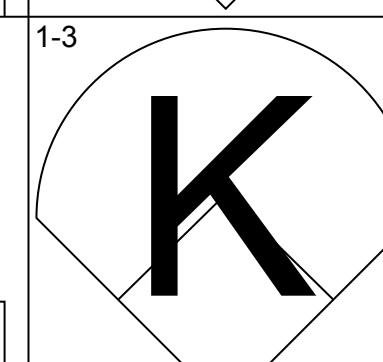
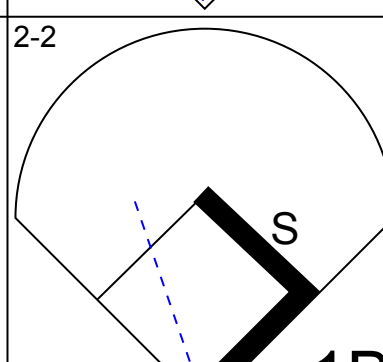
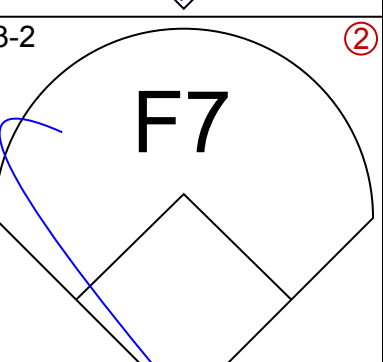
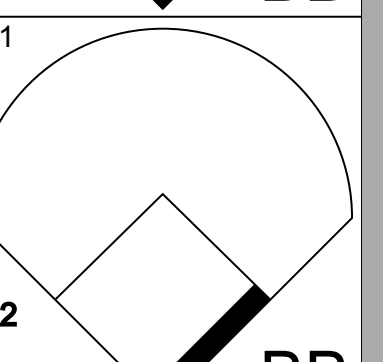
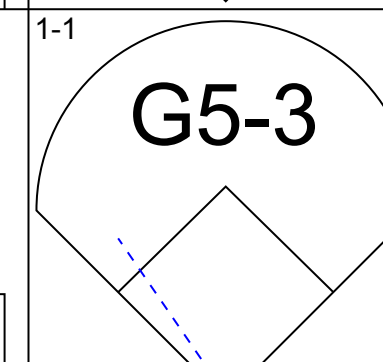
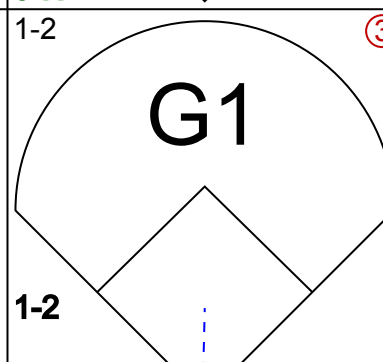
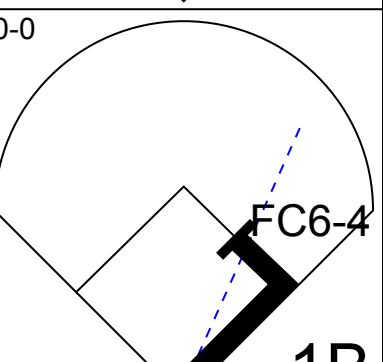
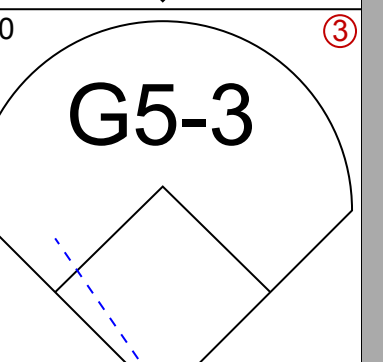
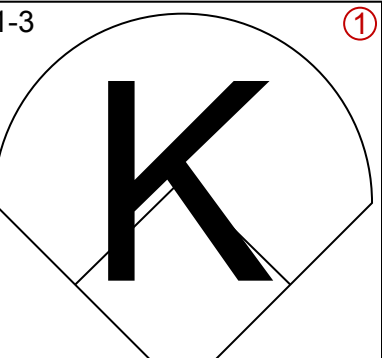
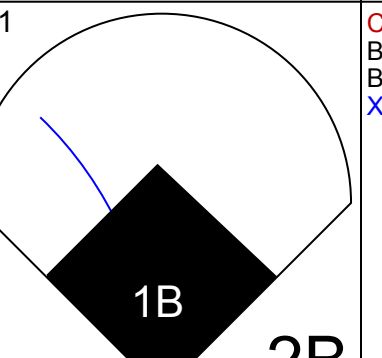
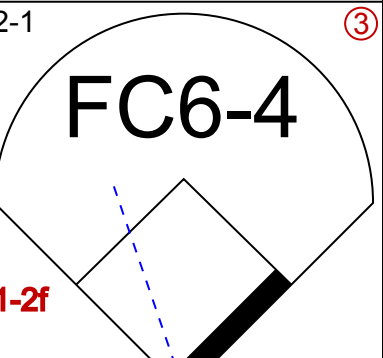
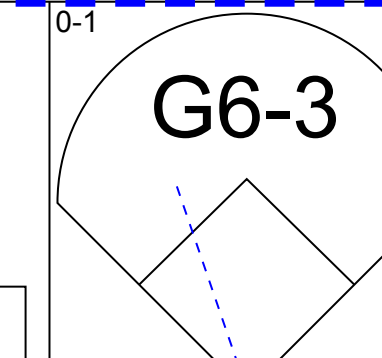
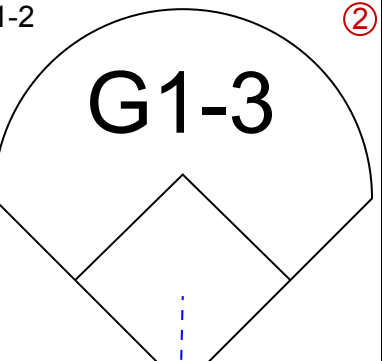
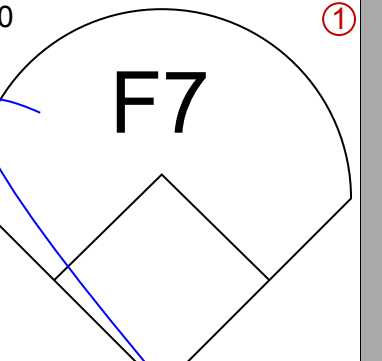
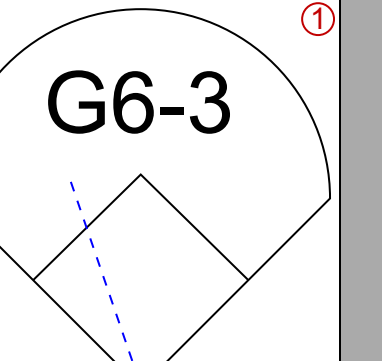
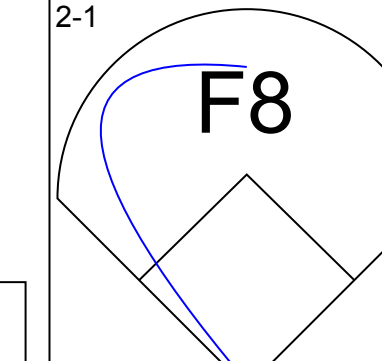
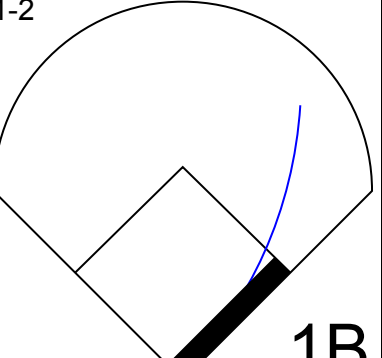
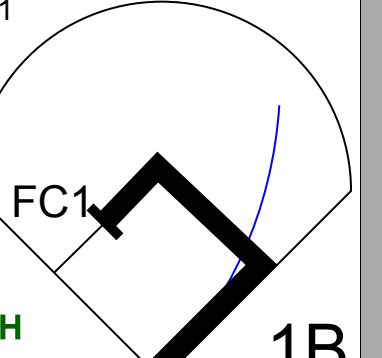

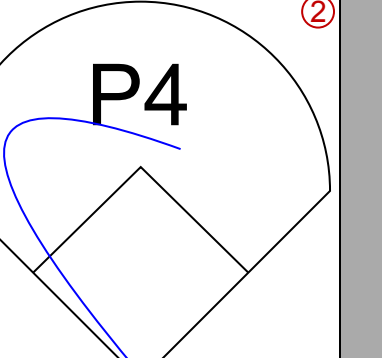
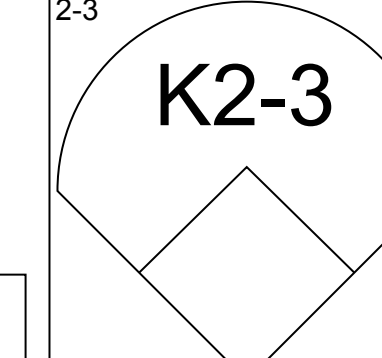
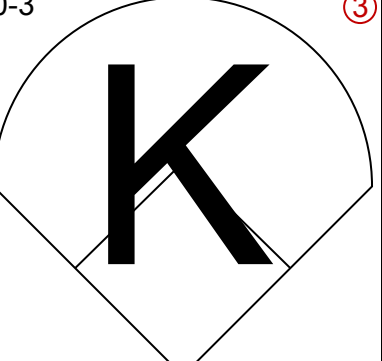
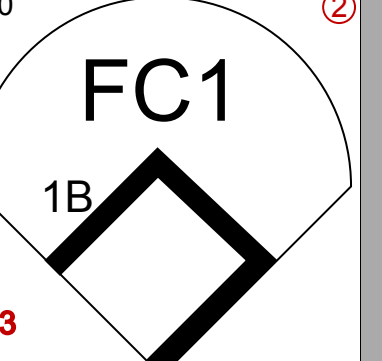

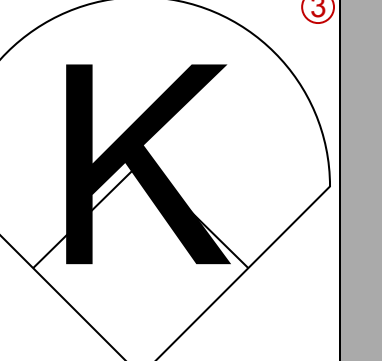
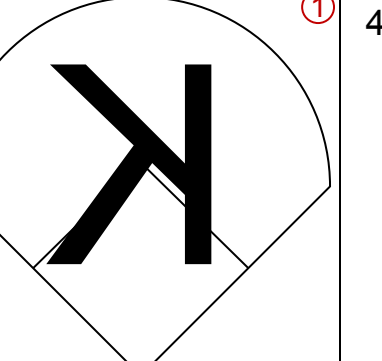
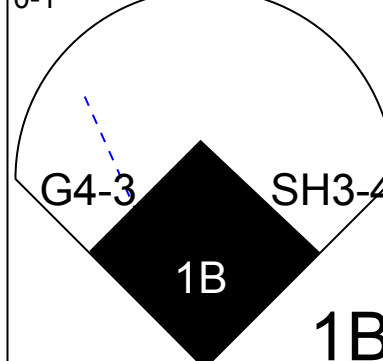
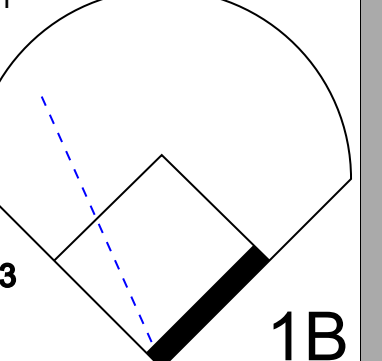
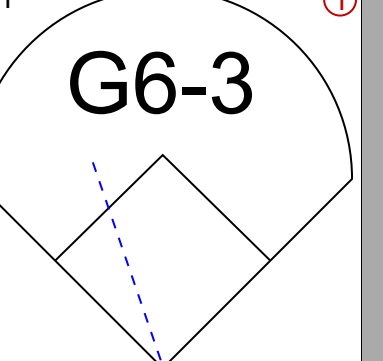
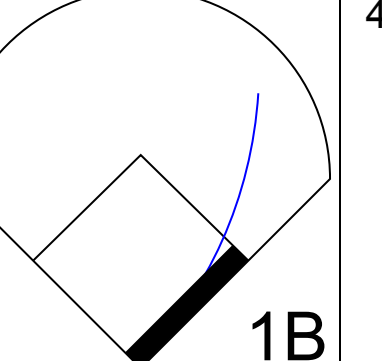
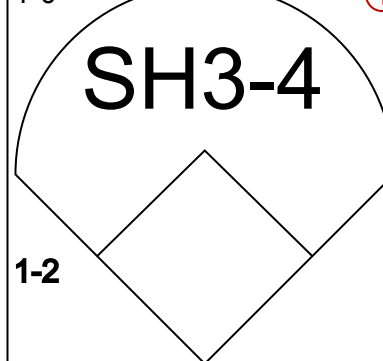
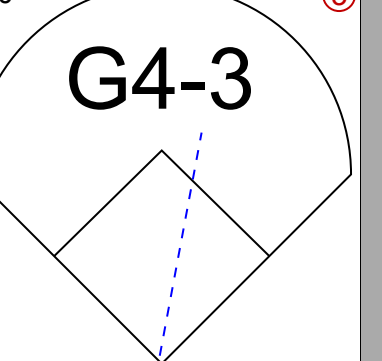
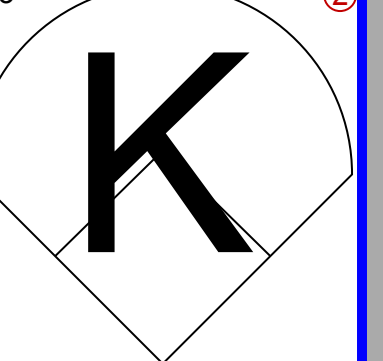
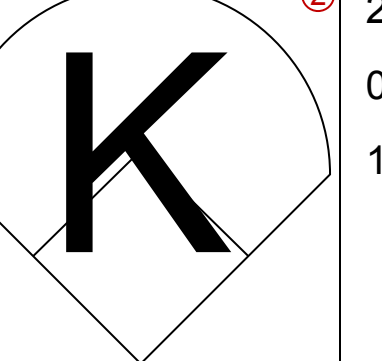

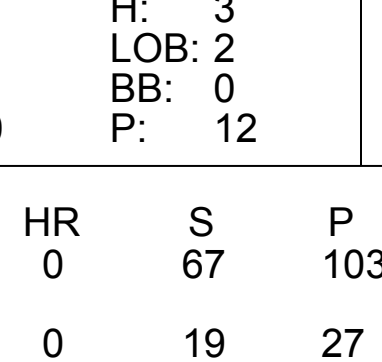






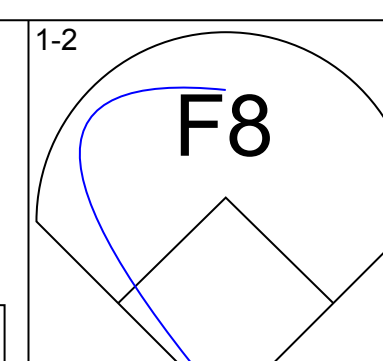
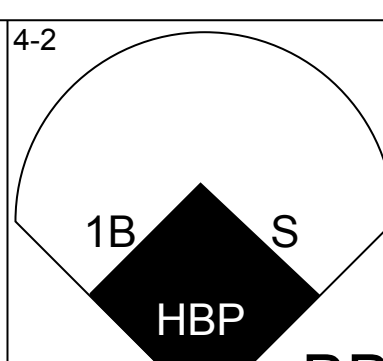
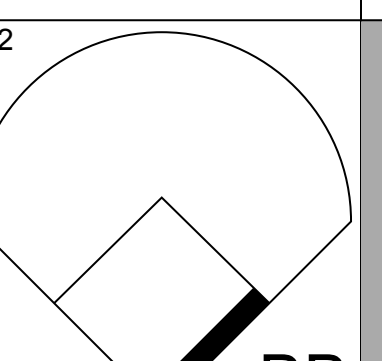

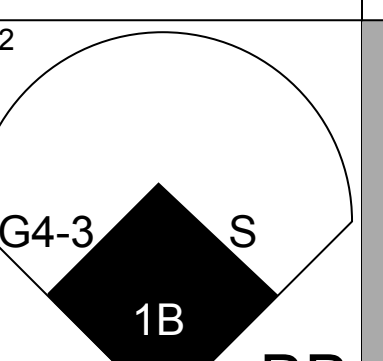
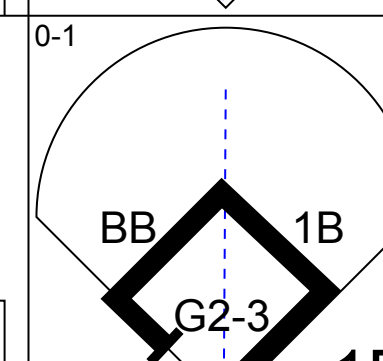
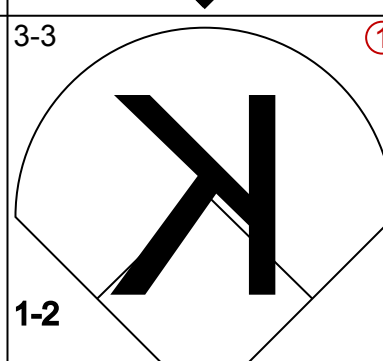
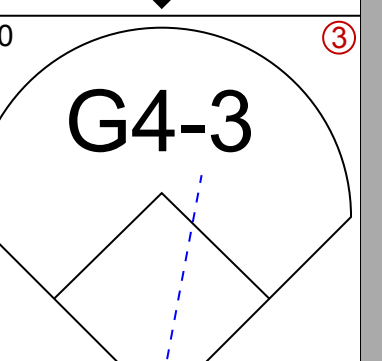
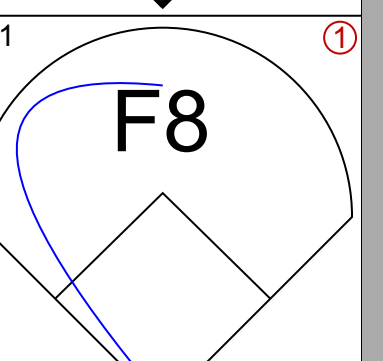
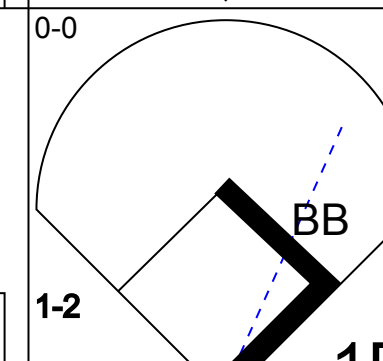
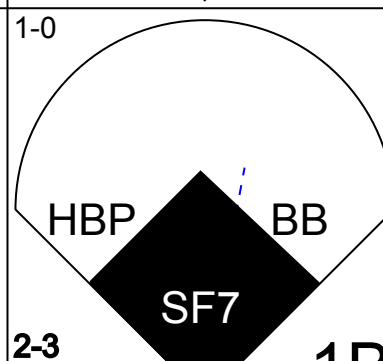

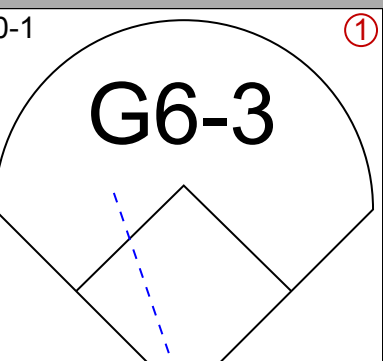
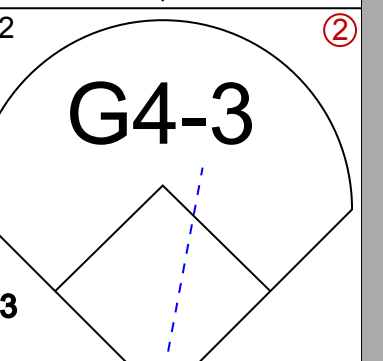
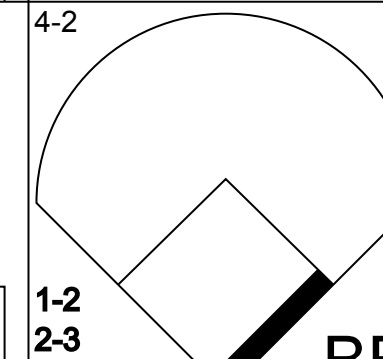
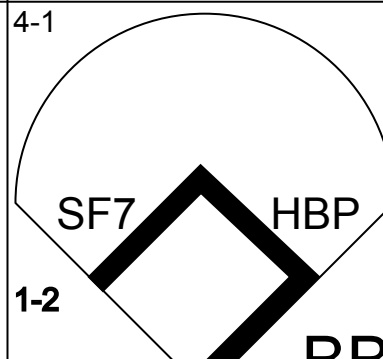

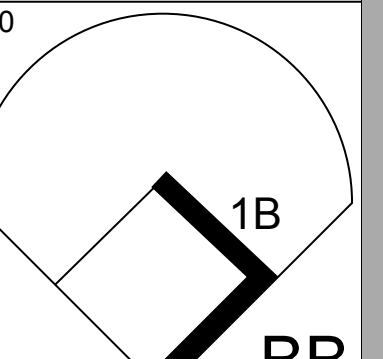
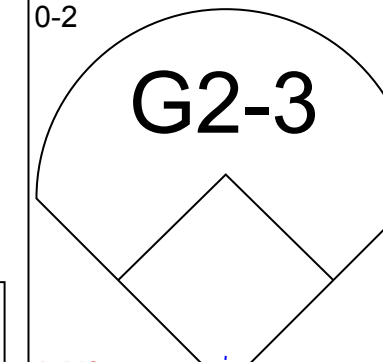
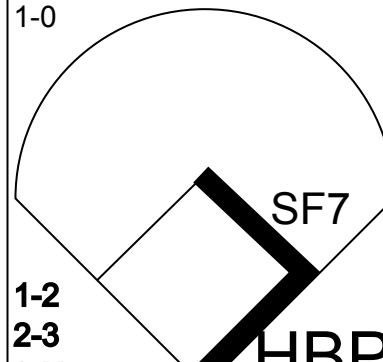

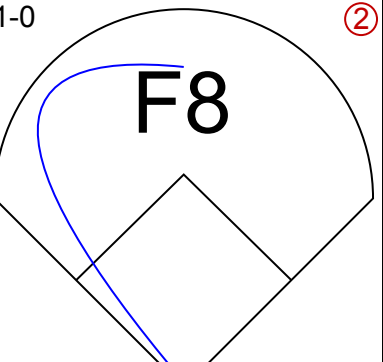
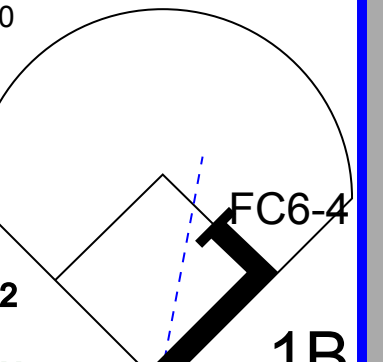

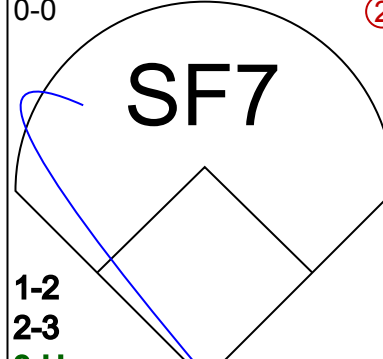

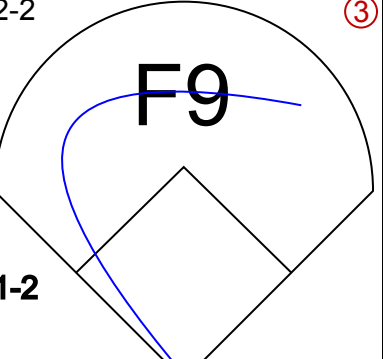
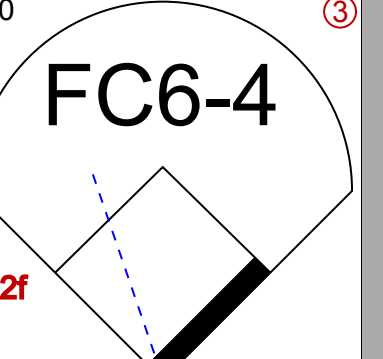

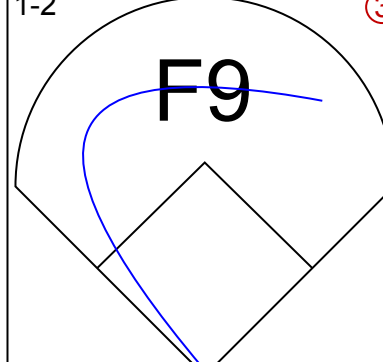





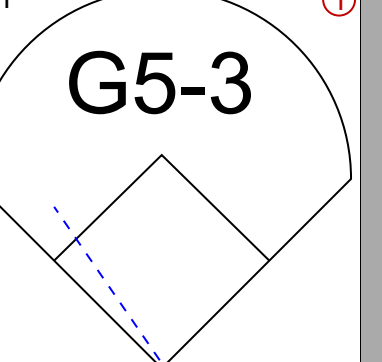









Batter	1	2	3	4	5	6	7	8	9	AB	R	H	RBI	BB	SO	LOB	TOP										
<b>Chad Fonville, S</b> OBP: 0.308, SLG: 0.268 (1, 8)	B3-4		G5-3				K		P5	5	1	1	0	0	1	0	<b>Los Angeles Dodgers @ San Diego Padres</b> Jack Murphy Stadium, San Diego, CA Tue Jul 02, 1996, 10:05 PM EDT Att: 28,294 - Unknown  <b>AB 36</b> <b>R 7</b> <b>H 11</b> <b>RBI 7</b> <b>BB 2</b> <b>SO 9</b> <b>LOB 12</b> 										
<b>Delino DeShields, L</b> OBP: 0.296, SLG: 0.349 (1, 4)	G6-3		K				2B		F	4	2	2	0	0	1	0											
<b>Raul Mondesi, R</b> OBP: 0.294, SLG: 0.478 (1, 9)	F9		F7				2B		WP	5	0	3	3	0	0	0											
<b>Eric Karros, R</b> OBP: 0.311, SLG: 0.480 (1, 3)							2B		F9	5	2	2	0	0	0	3											
<b>Mike Blowers, R</b> OBP: 0.332, SLG: 0.394 (1, 5)										4	0	1	1	0	2	3											
<b>Billy Ashley, R</b> OBP: 0.259, SLG: 0.380 <b>Todd Hollandsworth, L</b> OBP: 0.361, SLG: 0.499 (8, 7)										2	1	0	0	0	1	1											
<b>Greg Gagne, R</b> OBP: 0.353, SLG: 0.393 (1, 6)										4	1	2	2	0	1	1											
<b>Tom Prince, R</b> OBP: 0.326, SLG: 0.444 (1, 2)										2	0	0	1	1	2	1											
<b>Pedro Astacio, R</b> OBP: 0.059, SLG: 0.030 <b>Scott Radinsky, L</b> OBP: 0.271, SLG: 0.182 <b>Dave Hansen, L</b> OBP: 0.270, SLG: 0.182 <b>Chan Ho Park, R</b> OBP: 0.154, SLG: 0.083 (9, 1)										3	0	0	0	0	0	3											
<b>Inning Stats</b>	R: 0 E: 0 K: 10 S: 10	H: 0 LOB: 0 BB: 0 P: 14	R: 3 E: 0 K: 10 S: 10	H: 2 LOB: 0 BB: 1 P: 18	R: 0 E: 0 K: 1 S: 6	H: 0 LOB: 0 BB: 0 P: 10	R: 1 E: 0 K: 0 S: 9	H: 2 LOB: 2 BB: 1 P: 19	R: 1 E: 0 K: 2 S: 13	H: 1 LOB: 1 BB: 0 P: 21	R: 1 E: 0 K: 3 S: 14	H: 2 LOB: 1 BB: 0 P: 19	R: 0 E: 0 K: 3 S: 10	H: 0 LOB: 0 BB: 0 P: 12	R: 1 E: 0 K: 0 S: 15	H: 2 LOB: 1 BB: 0 P: 23		1B: 6 2B: 4 3B: 1 HR: 0	SF: 0 SAC: 2 DP: 0 HBP: 0	WP: 1 PB: 1 SB: 2 CS: 0	PA: 40						
<b>PITCHER</b>	IP	WLS	BF	H	R	ER	SO	BB	IBB	HBP	BLK	WP	HR	S	P	ERA	WHIP										
<b>Fernando Valenzuela, L</b> ERA: 3.76 (6, 1)	5.0	L	23	6	5	5	2	1	1	0	0	0	0	48	82	9.00	1.400										
<b>Bryce Florie, R</b> ERA: 3.29 (8, 1)	2.0		9	3	1	1	4	0	0	0	0	0	0	25	40	4.50	1.500										
<b>Scott Sanders, R</b> ERA: 3.27 (9, 1)	1.0		3	0	0	0	3	0	0	0	0	0	0	10	12	0.00	0.000										
<b>Doug Bochler, R</b> ERA: 4.31 (9, 1)	1.0		5	2	1	1	0	0	0	0	0	1	0	15	23	9.00	2.000										

Batter	1	2	3	4	5	6	7	8	9	AB	R	H	RBI	BB	SO	LOB	BOTTOM										
<b>Rickey Henderson, R</b> OBP: 0.404, SLG: 0.332 (1, 9)	K		F8				F4			4	0	0	0	0	1	3	<b>Los Angeles Dodgers @ San Diego Padres</b> Jack Murphy Stadium, San Diego, CA Tue Jul 02, 1996, 10:05 PM EDT Att: 28,294 - Unknown  <b>AB 32</b> <b>R 3</b> <b>H 9</b> <b>RBI 3</b> <b>BB 2</b> <b>SO 6</b> <b>LOB 16</b> 										
<b>Scott Livingstone, L</b> OBP: 0.292, SLG: 0.349 <b>Archi Cianfrocco, R</b> OBP: 0.310, SLG: 0.403 (8, 3)	G6-3		F8				K			3	0	0	0	0	0	1											
<b>Steve Finley, L</b> OBP: 0.338, SLG: 0.514 (1, 8)										4	1	3	0	0	0	0											
<b>Ken Caminiti, S</b> OBP: 0.351, SLG: 0.471 (1, 5)										4	0	0	0	0	2	3											
<b>Marc Newfield, R</b> OBP: 0.362, SLG: 0.456 (1, 7)										3	1	1	1	0	0	0											
<b>John Flaherty, R</b> OBP: 0.294, SLG: 0.450 (1, 2)										4	0	1	0	0	1	1											
<b>Chris Gomez, R</b> OBP: 0.365, SLG: 0.341 (1, 6)										3	1	2	0	1	0	0											
<b>Jody Reed, R</b> OBP: 0.315, SLG: 0.293 (1, 4)										3	0	1	0	1	1	3											
<b>Fernando Valenzuela, L</b> ERA: 3.76 <b>Chris Cowart, L</b> ERA: 3.13 <b>Bryce Florie, R</b> ERA: 3.29 <b>Brian Johnson, R</b> ERA: 3.99 <b>Scott Sanders, R</b> ERA: 3.27 <b>Doug Bochler, R</b> ERA: 4.31 <b>Luis Lopez, S</b> ERA: 2.55 (9, 1)										0	0	0	0	0	0	0											
<b>Inning Stats</b>	R: 0 E: 0 K: 1 S: 9	H: 1 LOB: 1 BB: 0 P: 14	R: 0 E: 0 K: 0 S: 6	H: 0 LOB: 0 BB: 0 P: 10	R: 0 E: 0 K: 1 S: 5	H: 0 LOB: 0 BB: 0 P: 8	R: 0 E: 0 K: 1 S: 11	H: 2 LOB: 1 BB: 0 P: 17	R: 0 E: 0 K: 1 S: 9	H: 1 LOB: 1 BB: 0 P: 13	R: 2 E: 0 K: 2 S: 15	H: 3 LOB: 2 BB: 1 P: 29	R: 1 E: 0 K: 0 S: 9	H: 1 LOB: 0 BB: 0 P: 11	R: 0 E: 0 K: 0 S: 7	H: 0 LOB: 0 BB: 1 P: 11		1B: 6 2B: 3 3B: 0 HR: 0	SF: 1 SAC: 1 DP: 2 HBP: 0	WP: 0 PB: 0 SB: 0 CS: 0	PA: 36						
<b>PITCHER</b>	IP	WLS	BF	H	R	ER	SO	BB	IBB	HBP	BLK	WP	HR	S	P	ERA	WHIP										
<b>Pedro Astacio, R</b> ERA: 3.99 (7, 1)	6.2	W	28	8	2	2	5	1	0	0	0	0	0	58	93	2.70	1.350										
<b>Scott Radinsky, L</b> ERA: 2.52 (9, 1)	1.1		5	1	1	1	1	0	0	0	0	0	0	13	18	6.75	0.750										
<b>Chan Ho Park, R</b> ERA: 2.98 (9, 1)	1.0		3	0	0	0	0	1	0	0	0	0	0	7	11	0.00	1.000										



Batter	1	2	3	4	5	6	7	8	9	AB	R	H	RBI	BB	SO	LOB	TOP					
<b>Chad Fonville, S</b> OBP: 0.304, SLG: 0.260 (1, 8)										4	0	0	0	1	1	2	<b>Los Angeles Dodgers @ San Diego Padres</b> Jack Murphy Stadium, San Diego, CA Wed Jul 03 1996, 10:05 PM EDT Att: 48,841 - Unknown - 79 F <a href="http://livebaseballscorecards.com">livebaseballscorecards.com</a>					
<b>Delino DeShields, L</b> OBP: 0.298, SLG: 0.349 (1, 4)										3	0	1	1	1	1	0						
<b>Mike Piazza, R</b> OBP: 0.434, SLG: 0.627 (1, 2)										4	0	1	0	0	0	3						
<b>Eric Karros, R</b> OBP: 0.310, SLG: 0.480 (1, 3)										4	1	1	0	0	1	1						
<b>Raul Mondesi, R</b> OBP: 0.291, SLG: 0.473 (1, 9)										4	0	0	0	0	0	1						
<b>Mike Blowers, R</b> OBP: 0.334, SLG: 0.396 (1, 5)										4	0	2	1	0	1	0						
<b>Todd Hollandsworth, L</b> OBP: 0.354, SLG: 0.491 (1, 7)										4	0	0	0	0	3	2						
<b>Greg Gagne, R</b> OBP: 0.361, SLG: 0.401 (1, 6)										4	1	3	0	0	0	0						
<b>Ramon Martinez, R</b> OBP: 0.053, SLG: 0.053 (1, 1)										2	0	0	0	0	1	2						
<b>Antonio Osuna, R</b> (7, 1)										0	0	0	0	0	0	0						
<b>Dave Hansen, L</b> OBP: 0.266, SLG: 0.179 (9, PH)										1	0	0	0	0	1	1						
<b>Inning Stats</b>	R: 0 E: 0 K: 2 S: 10	H: 0 LOB: 0 BB: 0 P: 13	R: 0 E: 0 K: 2 S: 12	H: 1 LOB: 1 BB: 0 P: 15	R: 1 E: 0 K: 0 S: 10	H: 2 LOB: 1 BB: 0 P: 15	R: 1 E: 0 K: 0 S: 10	H: 3 LOB: 2 BB: 0 P: 12	R: 0 E: 0 K: 1 S: 9	H: 0 LOB: 0 BB: 0 P: 16	R: 0 E: 0 K: 1 S: 6	H: 0 LOB: 0 BB: 0 P: 9	R: 0 E: 0 K: 1 S: 10	H: 0 LOB: 2 BB: 2 P: 23	R: 0 E: 0 K: 1 S: 7	H: 0 LOB: 0 BB: 0 P: 11	R: 0 E: 0 K: 2 S: 12	H: 1 LOB: 1 BB: 0 P: 16	1B: 7 2B: 1 3B: 0 HR: 0	SF: 0 SAC: 1 DP: 0 HBP: 0	WP: 0 PB: 0 SB: 1 CS: 1	PA: 37
<b>PITCHER</b>	IP	WLS	BF	H	R	ER	SO	BB	IBB	HBP	BLK	WP	HR	S	P	ERA	WHIP					
<b>Joey Hamilton, R</b> ERA: 4.76 (1, 1)	7.0	W	30	7	2	2	6	2	0	0	0	0	0	67	103	2.57	1.286					
<b>Trevor Hoffman, R</b> ERA: 1.05 (8, 1)	2.0	S	7	1	0	0	3	0	0	0	0	0	0	19	27	0.00	0.500					

Batter	1	2	3	4	5	6	7	8	9	AB	R	H	RBI	BB	SO	LOB	BOTTOM					
<b>Rickey Henderson, R</b> OBP: 0.408, SLG: 0.331 (1, 9) (8, 7)										1	2	0	0	3	0	0	<b>Los Angeles Dodgers @ San Diego Padres</b> Jack Murphy Stadium, San Diego, CA Wed Jul 03 1996, 10:05 PM EDT Att: 48,841 - Unknown - 79 F <a href="http://livebaseballscorecards.com">livebaseballscorecards.com</a>					
<b>Scott Livingston, L</b> OBP: 0.291, SLG: 0.345 (1, 3) <b>Archi Cianfrocco, R</b> OBP: 0.310, SLG: 0.403 (9, 3)										4	0	1	0	0	1	3						
<b>Steve Finley, L</b> OBP: 0.339, SLG: 0.514 (1, 8)										4	1	2	0	0	0	1						
<b>Ken Caminiti, S</b> OBP: 0.359, SLG: 0.473 (1, 5)										1	0	1	0	3	0	0						
<b>Marc Newfield, R</b> OBP: 0.365, SLG: 0.453 (1, 7) <b>Trevor Hoffman, R</b> (8, 1)										3	0	1	2	0	0	4						
<b>Brian Johnson, R</b> OBP: 0.311, SLG: 0.493 (1, 2)										3	0	1	1	0	0	3						
<b>Chris Gomez, R</b> OBP: 0.358, SLG: 0.333 (1, 6)										4	0	0	0	0	0	3						
<b>Jody Reed, R</b> OBP: 0.312, SLG: 0.289 (1, 4)										4	0	0	0	0	1	1						
<b>Joey Hamilton, R</b> OBP: 0.171, SLG: 0.200 (1, 1) <b>Chris Gwynn, L</b> OBP: 0.308, SLG: 0.268 (8, 9)										3	0	0	0	0	3	1						
<b>Inning Stats</b>	R: 0 E: 0 K: 0 S: 11	H: 2 LOB: 2 BB: 1 P: 16	R: 0 E: 0 K: 1 S: 10	H: 1 LOB: 0 BB: 0 P: 19	R: 2 E: 0 K: 1 S: 14	H: 1 LOB: 2 BB: 2 P: 28	R: 0 E: 0 K: 1 S: 9	H: 0 LOB: 1 BB: 1 P: 18	R: 0 E: 0 K: 1 S: 8	H: 0 LOB: 0 BB: 0 P: 12	R: 0 E: 0 K: 1 S: 7	H: 0 LOB: 0 BB: 0 P: 11	R: 1 E: 0 K: 0 S: 10	H: 1 LOB: 2 BB: 2 P: 25	R: 0 E: 0 K: 2 S: 9	H: 0 LOB: 0 BB: 0 P: 16	R: 0 E: 0 K: 2 S: 12	H: 0 LOB: 0 BB: 0 P: 16	1B: 6 2B: 0 3B: 0 HR: 0	SF: 1 SAC: 0 DP: 1 HBP: 1	WP: 1 PB: 0 SB: 2 CS: 0	PA: 36
<b>PITCHER</b>	IP	WLS	BF	H	R	ER	SO	BB	IBB	HBP	BLK	WP	HR	S	P	ERA	WHIP					
<b>Ramon Martinez, R</b> ERA: 3.67 (1, 1)	6.2	L	32	6	3	3	4	6	0	1	0	0	0	68	126	4.05	1.800					
<b>Antonio Osuna, R</b> ERA: 2.09 (7, 1)	1.1		4	0	0	0	2	0	0	0	0	0	0	10	19	0.00	0.000					











Batter	1	2	3	4	5	6	7	8	9	AB	R	H	RBI	BB	SO	LOB	TOP								
<b>Eric Young Sr. R</b> OBP: 0.424, SLG: 0.446 (1, 4)	G6-3		K					G4-3		4	0	1	1	0	1	0	<b>Colorado Rockies @ Los Angeles Dodgers</b> Dodger Stadium, Los Angeles, CA Sat Jul 06 1996, 3:33 AM PDT Att: 35,562 - Sunny - 84 F <a href="http://livebaseballscorecards.com">livebaseballscorecards.com</a>								
<b>Ellis Burks R</b> OBP: 0.418, SLG: 0.636 (1, 7)	G6-3									3	0	1	0	1	0	1									
<b>Dante Bichette R</b> OBP: 0.381, SLG: 0.562 (1, 9)	K									4	0	0	0	0	2	2									
<b>Andres Galarraga R</b> OBP: 0.337, SLG: 0.555 (1, 3)	G6-3									4	0	0	0	0	0	1									
<b>Vinny Castilla R</b> OBP: 0.349, SLG: 0.533 (1, 5)	G1-3									4	0	0	0	0	0	1									
<b>Trenidad Hubbard R</b> OBP: 0.333, SLG: 0.407 (8, 1)										3	1	2	0	0	1	0									
<b>Jamey Wright R</b> (8, 1)										0	0	0	0	0	0	0									
<b>Bruce Ruffin S</b> (8, 1)										0	0	0	0	0	0	0									
<b>John Vander Wal L</b> OBP: 0.342, SLG: 0.422 (9, PH)										1	0	0	0	0	1	0									
<b>Jayhawk Owens R</b> OBP: 0.295, SLG: 0.392 (1, 2)										2	0	0	0	0	1	1									
<b>Walt Weiss S</b> OBP: 0.408, SLG: 0.362 (1, 6)										3	1	1	1	0	1	0									
<b>Mark Thompson R</b> OBP: 0.120, SLG: 0.160 (1, 1)										2	0	0	0	0	0	1									
<b>Steve Reed R</b> (7, 1)										0	0	0	0	0	0	0									
<b>Quinton McCracken S</b> OBP: 0.343, SLG: 0.330 (8, PH)										1	0	0	0	0	1	0									
<b>Quinton McCracken S</b> OBP: 0.343, SLG: 0.330 (8, 8)										1	0	0	0	0	1	0									
<b>Inning Stats</b>	R: 0 H: 0 E: 0 K: 1 S: 8	H: 0 LOB: 0 BB: 0 P: 13	R: 0 H: 1 E: 0 K: 0 S: 9	H: 1 LOB: 1 BB: 0 P: 13	R: 0 H: 0 E: 0 K: 2 S: 10	H: 0 LOB: 0 BB: 0 P: 17	R: 0 H: 1 E: 0 K: 0 S: 9	H: 1 LOB: 1 BB: 0 P: 15	R: 2 H: 3 E: 0 K: 0 S: 11	H: 3 LOB: 1 BB: 0 P: 18	R: 0 H: 0 E: 0 K: 0 S: 11	H: 0 LOB: 0 BB: 0 P: 15	R: 0 H: 0 E: 0 K: 2 S: 9	H: 0 LOB: 0 BB: 0 P: 17	R: 0 H: 0 E: 0 K: 2 S: 13	H: 0 LOB: 1 BB: 1 P: 19	R: 0 H: 0 E: 0 K: 1 S: 6	H: 0 LOB: 0 BB: 0 P: 8	1B: 3 2B: 2 3B: 0 HR: 0	SF: 0 SAC: 1 DP: 0 HBP: 0	WP: 0 PB: 0 SB: 2 CS: 0	PA: 33			
<b>PITCHER</b>	IP	WLS	BF	H	R	ER	SO	BB	IBB	HBP	BLK	WP	HR	S	P	ERA	WHIP								
<b>Tom Candiotti R</b> ERA: 4.06 (1, 1)	5.0		20	5	2	2	3	0	0	0	0	0	0	47	76	3.60	1.000								
<b>Antonio Osuna R</b> ERA: 1.95 (6, 1)	3.0	W	10	0	0	0	4	1	0	0	0	0	0	33	51	0.00	0.333								
<b>Todd Worrell R</b> ERA: 2.97 (9, 1)	1.0	S	3	0	0	0	1	0	0	0	0	0	0	6	8	0.00	0.000								

Batter	1	2	3	4	5	6	7	8	9	AB	R	H	RBI	BB	SO	LOB	BOTTOM								
<b>Chad Fonville S</b> OBP: 0.306, SLG: 0.274 (1, 8)	K		K					SH1-4		3	0	0	0	0	2	3	<b>Colorado Rockies @ Los Angeles Dodgers</b> Dodger Stadium, Los Angeles, CA Sat Jul 06 1996, 3:33 AM PDT Att: 35,562 - Sunny - 84 F <a href="http://livebaseballscorecards.com">livebaseballscorecards.com</a>								
<b>Delino DeShields L</b> OBP: 0.299, SLG: 0.352 (1, 4)	G4-3							G5-3		4	0	1	0	0	0	1									
<b>Mike Piazza R</b> OBP: 0.431, SLG: 0.625 (1, 2)	K									4	1	2	2	0	1	0									
<b>Eric Karros R</b> OBP: 0.316, SLG: 0.487 (1, 3)										3	1	1	0	1	1	2									
<b>Raul Mondesi R</b> OBP: 0.295, SLG: 0.474 (1, 9)										4	0	1	0	0	0	3									
<b>Mike Blowers R</b> OBP: 0.338, SLG: 0.408 (1, 5)										3	0	1	0	0	1	1									
<b>Todd Hollandsworth L</b> OBP: 0.364, SLG: 0.405 (1, 7)										2	0	0	0	0	2	0									
<b>Greg Gagne R</b> OBP: 0.361, SLG: 0.395 (1, 6)										3	0	0	0	0	0	2									
<b>Tom Candiotti R</b> OBP: 0.125, SLG: 0.100 (1, 1)										1	0	0	0	0	0	0									
<b>Ramon Martinez R</b> OBP: 0.053, SLG: 0.053 (5, PR)										0	0	0	0	0	0	0									
<b>Antonio Osuna R</b> (6, 1)										0	0	0	0	0	0	0									
<b>Roger Cedeno S</b> OBP: 0.329, SLG: 0.354 (8, PH)										0	1	0	0	1	0	0									
<b>Todd Worrell R</b> (9, 1)										0	0	0	0	0	0	0									
<b>Inning Stats</b>	R: 0 H: 0 E: 0 K: 2 S: 10	H: 0 LOB: 0 BB: 0 P: 18	R: 1 H: 2 E: 0 K: 1 S: 7	H: 2 LOB: 0 BB: 0 P: 13	R: 0 H: 0 E: 0 K: 1 S: 8	H: 0 LOB: 0 BB: 0 P: 13	R: 0 H: 0 E: 0 K: 0 S: 4	H: 0 LOB: 0 BB: 0 P: 7	R: 0 H: 1 E: 0 K: 0 S: 12	H: 1 LOB: 3 BB: 0 P: 22	R: 0 H: 2 E: 0 K: 1 S: 10	H: 2 LOB: 1 BB: 0 P: 18	R: 0 H: 0 E: 0 K: 2 S: 11	H: 0 LOB: 0 BB: 0 P: 17	R: 2 H: 1 E: 0 K: 0 S: 9	H: 1 LOB: 1 BB: 2 P: 19	1B: 3 2B: 2 3B: 0 HR: 1	SF: 0 SAC: 1 DP: 2 HBP: 2	WP: 0 PB: 0 SB: 1 CS: 0	PA: 32					
<b>PITCHER</b>	IP	WLS	BF	H	R	ER	SO	BB	IBB	HBP	BLK	WP	HR	S	P	ERA	WHIP								
<b>Mark Thompson R</b> ERA: 6.26 (1, 1)	6.0		23	5	1	1	5	0	0	2	0	0	0	51	91	1.50	0.833								
<b>Steve Reed R</b> ERA: 4.4 (7, 1)	1.0		3	0	0	0	2	0	0	0	0	0	0	11	17	0.00	0.000								
<b>Jamey Wright R</b> ERA: 2.84 (8, 1)	0.1		2	0	1	1	0	1	0	0	0	0	0	2	6	27.00	3.000								
<b>Bruce Ruffin L</b> ERA: 5.09 (8, 1)	0.2	L	4	1	1	1	0	1	0	0	0	0	1	7	13	13.50	3.000								





Batter	1	2	3	4	5	6	7	8	9	AB	R	H	RBI	BB	SO	LOB	TOP			
Eric Young Sr. R OBP: 0.428, SLG: 0.451 (1, 4)										4	1	3	2	0	0	0	<b>Colorado Rockies @ Los Angeles Dodgers</b> Dodger Stadium, Los Angeles, CA Sun Jul 07 1996, 3:33 AM PDT Att: 38,269 - Sunny - 87 F			
Trenidad Hubbard R OBP: 0.328, SLG: 0.387 (1, 8)										4	0	1	1	0	0	2				
Ellis Burks R OBP: 0.414, SLG: 0.629 (1, 7)										4	0	0	0	0	1	3				
Dante Bichette R OBP: 0.377, SLG: 0.556 (1, 9)										4	0	0	0	0	0	1				
Andres Galarraga R OBP: 0.333, SLG: 0.548 (1, 3)										4	0	0	0	0	2	0				
Vinny Castilla R OBP: 0.345, SLG: 0.527 (1, 5)										4	0	0	0	0	1	0				
Jeff Reed L OBP: 0.358, SLG: 0.434 (1, 2)										3	1	0	0	0	0	0				
Walt Weiss S OBP: 0.408, SLG: 0.362 (1, 6)										3	1	1	0	0	0	1				
Kevin Ritz R OBP: 0.231, SLG: 0.222 Curt Lesknic, R OBP: 0.333, SLG: 0.667 Bruce Ruffin, S (9, 1)										2	0	0	0	0	0	1				
										0	0	0	0	0	0	0				
<b>Inning Stats</b>	R: 0 E: 0 K: 0 S: 4	H: 1 LOB: 1 BB: 0 P: 4	R: 0 E: 0 K: 0 S: 3	H: 0 LOB: 0 BB: 0 P: 3	R: 1 E: 0 K: 0 S: 5	H: 2 LOB: 1 BB: 0 P: 5	R: 0 E: 0 K: 1 S: 5	H: 0 LOB: 0 BB: 0 P: 5	R: 0 E: 0 K: 1 S: 5	H: 0 LOB: 0 BB: 0 P: 5	R: 0 E: 0 K: 1 S: 5	H: 0 LOB: 0 BB: 0 P: 5	R: 2 E: 1 K: 0 S: 6	H: 2 LOB: 1 BB: 0 P: 6	R: 0 E: 0 K: 1 S: 5	H: 0 LOB: 0 BB: 0 P: 5	1B: 5 2B: 0 3B: 0 HR: 0	SF: 0 SAC: 1 DP: 0 HBP: 0	WP: 0 PB: 0 SB: 2 CS: 0	PA: 33
<b>PITCHER</b>	IP WLS BF H R ER SO BB IBB HBP BLK WP HR S P ERA WHIP																			
Pedro Astacio, R ERA: 3.81 Scott Radinsky, L ERA: 2.42 Chan Ho Park, R ERA: 3.19	(1, 1) 7.0 L 24 3 1 1 3 0 0 0 0 0 0 0 30 30 1.29 0.429																			

Batter	1	2	3	4	5	6	7	8	9	AB	R	H	RBI	BB	SO	LOB	BOTTOM			
Chad Fonville S OBP: 0.305, SLG: 0.269 (1, 8)										3	0	0	0	1	0	1	<b>Colorado Rockies @ Los Angeles Dodgers</b> Dodger Stadium, Los Angeles, CA Sun Jul 07 1996, 3:33 AM PDT Att: 38,269 - Sunny - 87 F			
Delino DeShields L OBP: 0.286, SLG: 0.351 (1, 4)										4	0	1	0	0	1	3				
Mike Piazza R OBP: 0.432, SLG: 0.623 (1, 2)										4	0	2	0	0	0	0				
Eric Karros R OBP: 0.315, SLG: 0.484 (1, 3)										4	0	1	0	0	0	3				
Raul Mondesi R OBP: 0.294, SLG: 0.469 (1, 9)										3	0	0	0	1	1	4				
Mike Blowers R OBP: 0.334, SLG: 0.402 (1, 5)										4	0	0	0	0	2	3				
Todd Hollandsworth L OBP: 0.360, SLG: 0.399 Roger Cedeno, S OBP: 0.332, SLG: 0.354 (9, PH)										3	0	0	0	0	1	1				
										0	0	0	0	1	0	0				
Greg Gagne R OBP: 0.364, SLG: 0.394 (1, 6)										3	0	1	0	1	0	1				
Pedro Astacio, R OBP: 0.057, SLG: 0.029 Wayne Kirby, L OBP: 0.241, SLG: 0.192 Scott Radinsky, L (8, 1) Chan Ho Park, R OBP: 0.154, SLG: 0.083 Billy Ashby, R OBP: 0.256, SLG: 0.375 (9, PH)										1	0	0	0	0	0	1				
										1	0	0	0	0	0	0				
										0	0	0	0	0	0	0				
										1	0	0	0	0	1	1				
<b>Inning Stats</b>	R: 0 E: 0 K: 0 S: 3	H: 0 LOB: 0 BB: 0 P: 3	R: 0 E: 0 K: 1 S: 6	H: 1 LOB: 1 BB: 0 P: 6	R: 0 E: 0 K: 1 S: 5	H: 0 LOB: 1 BB: 1 P: 9	R: 0 E: 0 K: 0 S: 3	H: 0 LOB: 1 BB: 1 P: 7	R: 0 E: 0 K: 1 S: 6	H: 1 LOB: 1 BB: 0 P: 6	R: 0 E: 0 K: 0 S: 3	H: 0 LOB: 0 BB: 0 P: 3	R: 0 E: 0 K: 1 S: 7	H: 2 LOB: 2 BB: 0 P: 7	R: 0 E: 0 K: 2 S: 7	H: 0 LOB: 1 BB: 1 P: 11	1B: 5 2B: 0 3B: 0 HR: 0	SF: 0 SAC: 1 DP: 0 HBP: 0	WP: 0 PB: 0 SB: 0 CS: 0	PA: 36
<b>PITCHER</b>	IP WLS BF H R ER SO BB IBB HBP BLK WP HR S P ERA WHIP																			
Kevin Ritz, R ERA: 4.53 Curt Lesknic, R ERA: 8.15 Bruce Ruffin, L ERA: 5.0	(1, 1) 7.2 W 31 5 0 0 3 0 0 0 0 0 0 0 6 6 0.00 1.043																			





Batter	1	2	3	4	5	6	7	8	9	AB	R	H	RBI	BB	SO	LOB	TOP				
Marvin Benard, L OBP: 0.326, SLG: 0.314 Dax Jones, R (9, PH)	0-1 HR	2-2 G1-3		1-1 F7			2-3 K		1-1 G6-3	4	1	1	1	0	1	2					
Dan Peltier, L OBP: 0.382, SLG: 0.354	1-0 G5-3	0-0 G1-3			1-1 L4		1-1 G1-3			4	0	0	0	0	0	1					
Matt Williams, R OBP: 0.372, SLG: 0.505	2-2 1B FC6-4		4-2 BB G4-6-3		1-3 K		4-1 BB			2	1	1	0	2	1	0					
Barry Bonds, L OBP: 0.422, SLG: 0.573	4-2 FC6-4 1B BB		2-2 G4-6-3		4-2 1B BB		2-1 F8			2	0	0	0	2	0	2					
Shawon Dunston, R OBP: 0.341, SLG: 0.449	1-0 FC6-4 1B		1-1 G5-3		1-1 SAFE 1B		0-1 G6-3			4	0	2	0	0	0	0					
Stan Javier, S OBP: 0.333, SLG: 0.380	1-1 FC6-4		0-0 E3 FC6 G6-3		1-2 F7		2-1 G4-3			4	1	0	1	0	0	4					
Robby Thompson, R OBP: 0.321, SLG: 0.372 Rich DeLucia, R (8, 1)	1-2 F8		4-2 G6-3 E BB		0-0 G6-3		1-2 G5-3			3	0	0	0	1	0	2					
Kirt Manwaring, R OBP: 0.321, SLG: 0.311 Steve Decker, R OBP: 0.342, SLG: 0.295		0-1 G2-3		0-0 FC6 G6-3		3-1 G5-3		1-1 P6	3	0	0	0	0	0	0	2					
Mark Leiter, R OBP: 0.158, SLG: 0.162 Dave McCarty, R OBP: 0.289, SLG: 0.392 Jose Bautista, R OBP: 0.256, SLG: 0.250 Doug Creek, L OBP: 0.236, SLG: 0.379 Steve Scarsone, R OBP: 0.296, SLG: 0.379 Mark Dewey, R OBP: 0.296, SLG: 0.379 Jim Poole, L OBP: 0.303, SLG: 0.339	3-2 E4 G1-3		2-0 G6-3		0-3 K		2-2 G4-3			1	0	0	0	0	0	0					
<b>Inning Stats</b>	R: 2 E: 0 K: 0 S: 12	H: 3 LOB: 2 BB: 1 P: 23	R: 0 E: 1 K: 0 S: 10	H: 0 LOB: 1 BB: 0 P: 15	R: 0 E: 0 K: 0 S: 8	H: 0 LOB: 0 BB: 1 P: 15	R: 1 E: 2 K: 0 S: 7	H: 1 LOB: 2 BB: 1 P: 14	R: 0 E: 0 K: 1 S: 13	H: 0 LOB: 0 BB: 0 P: 9	R: 0 E: 0 K: 1 S: 8	H: 0 LOB: 0 BB: 0 P: 17	R: 0 E: 0 K: 0 S: 8	H: 0 LOB: 0 BB: 0 P: 11	R: 0 E: 0 K: 0 S: 7	H: 0 LOB: 0 BB: 0 P: 11	1B: 3 2B: 0 3B: 0 HR: 1	SF: 0 SAC: 0 DP: 2 HBP: 0	WP: 0 PB: 0 SB: 1 CS: 0	PA: 37	
<b>PITCHER</b>	IP WLS BF H R ER SO BB IBB HBP BLK WP HR S P ERA WHIP	8.0 W 34 4 3 2 3 5 0 0 0 0 1 72 125 2.25 1.125	1.0 0 0 0 0 0 0 0 0 0 0 0 0 7 11 0.00 0.000																		

San Francisco Giants @ Los Angeles Dodgers  
Dodger Stadium, Los Angeles, CA  
Thu Jul 11 1996, 7:05 PM PDT  
Att: 37,305 - Unknown - 74 F

AB 32  
R 3  
H 4  
RBI 2  
BB 5  
SO 3  
LOB 15



Batter	1	2	3	4	5	6	7	8	9	AB	R	H	RBI	BB	SO	LOB	BOTTOM					
Chad Fonville, S OBP: 0.313, SLG: 0.279	1B BB		3-2 G6-3		1-1 1B		2-3 K			5	1	3	2	0	1	2						
Delino DeShields, L OBP: 0.299, SLG: 0.348	1 SAFE 1B 1-2 BB	2-2 G6-3		0-0 G4-3	3-2 P4		4-2 BB			3	1	0	0	2	0	2						
Mike Piazza, R OBP: 0.428, SLG: 0.616	0-2 HBP 1B 1-3 2-H	2-0 G6-3		0-0 L4	0-1 P2		0-2 G5-3			5	1	1	1	0	0	1						
Eric Karros, R OBP: 0.319, SLG: 0.489	3-0 1B HBP 1B 1-2 3-H		0-0	0-2 G4-3	0-1 BB 1B		1-3 K			5	1	3	1	0	1	0						
Raul Mondesi, R OBP: 0.296, SLG: 0.467	3-2 1B HBP		1-3 K		0-1 E SF9 1B		0-1 L6		1-2 G5-3	4	1	1	0	0	1	2						
Mike Blowers, R OBP: 0.338, SLG: 0.405	0-0 1B 1-2 2-3 3-H		1-2 2B 1B		2-0 E6 1B		0-0 BB 1B		2-3 K	5	2	3	1	0	1	1						
Todd Hollandsworth, L OBP: 0.362, SLG: 0.400	0-2 1B 1-2 2-H 3-H		2-2 L7		0-0 SF9		4-1 BB			2	1	1	2	1	0	1						
Greg Gagne, R OBP: 0.367, SLG: 0.402	1-2 1B 2-H		1-1		1-1 F4		1-3 K			4	0	2	1	0	1	4						
Ramon Martinez, R OBP: 0.087, SLG: 0.087 Mark Guthrie, R (9, 1)	1-3 K		0-1 G1-3		1-2 1B		1-0 G3-1			4	0	1	0	0	1	4						
<b>Inning Stats</b>	R: 6 E: 0 K: 1 S: 22	H: 7 LOB: 2 BB: 1 P: 35	R: 0 E: 0 K: 1 S: 8	H: 1 LOB: 0 BB: 0 P: 13	R: 0 E: 0 K: 0 S: 16	H: 2 LOB: 0 BB: 0 P: 23	R: 0 E: 0 K: 0 S: 5	H: 0 LOB: 0 BB: 0 P: 5	R: 2 E: 1 K: 0 S: 17	H: 3 LOB: 0 BB: 0 P: 23	R: 0 E: 0 K: 1 S: 11	H: 2 LOB: 3 BB: 1 P: 16	R: 0 E: 0 K: 2 S: 12	H: 0 LOB: 0 BB: 0 P: 16	R: 0 E: 0 K: 2 S: 12	H: 0 LOB: 0 BB: 0 P: 16	1B: 13 2B: 2 3B: 0 HR: 0	SF: 1 SAC: 0 DP: 0 HBP: 1	WP: 0 PB: 0 SB: 0 CS: 0	PA: 42		
<b>PITCHER</b>	IP WLS BF H R ER SO BB IBB HBP BLK WP HR S P ERA WHIP	3.0 L 19 10 6 6 2 1 0 0 0 0 0 19 22 0.00 1.800	1.2 9 3 2 0 0 0 0 0 0 0 0 0 3 6 0.00 0.000	0.1 1 0 0 0 0 0 0 0 0 0 0 0 3 6 0.00 0.000	1.0 6 2 0 0 1 1 0 0 0 0 0 0 11 16 0.00 3.000	3.33 4 0 0 0 1 1 0 0 0 0 0 0 11 18 0.00 1.000	1.0 0 0 0 0 0 0 0 0 0 0 0 0 11 18 0.00 1.000															

San Francisco Giants @ Los Angeles Dodgers  
Dodger Stadium, Los Angeles, CA  
Thu Jul 11 1996, 7:05 PM PDT  
Att: 37,305 - Unknown - 74 F

AB 37  
R 8  
H 15  
RBI 8  
BB 3  
SO 6  
LOB 17





Batter	1	2	3	4	5	6	7	8	9	AB	R	H	RBI	BB	SO	LOB	TOP					
Marvin Benard, L (1,8) OBP: 0.321, SLG: 0.308										4	0	0	0	0	2	1	San Francisco Giants @ Los Angeles Dodgers Dodger Stadium, Los Angeles, CA Fri Jul 12 1996, 7:05 PM PDT Att: 44,569 - Unknown - 73 F					
Dan Peltier, L (1,3) OBP: 0.356, SLG: 0.327										4	0	0	0	0	1	1						
Matt Williams, R (1,5) OBP: 0.371, SLG: 0.502										4	0	1	0	0	1	1						
Barry Bonds, L (1,7) Dax Jones, R (8,8)										1	0	0	0	2	0	1						
Shawon Dunston, R (1,6) OBP: 0.335, SLG: 0.441										4	0	0	0	0	2	3						
Stan Javier, S (1,9) OBP: 0.322, SLG: 0.382										4	1	2	0	0	0	1						
Robby Thompson, R (1,4) OBP: 0.290, SLG: 0.370										4	0	1	1	0	1	1						
Kirt Manwaring, R (1,2) Doug Creek, L (7,1)										3	0	1	0	0	1	1						
Rod Beck, R (8,1)										0	0	0	0	0	0	0						
Dave McCarty, R (9,PH) OBP: 0.364, SLG: 0.385										1	0	0	0	0	0	1						
Oswaldo Fernandez, R (1,1) Mark Dewey, R (5,1)										1	0	0	0	0	1	0						
Tom Lampkin, L (7,PH) OBP: 0.330, SLG: 0.390										1	0	0	0	0	0	1						
<b>Inning Stats</b>	R: 0 E: 0 K: 1 S: 9	H: 1 LOB: 1 BB: 0 P: 18	R: 0 E: 0 K: 1 S: 9	H: 0 LOB: 0 BB: 0 P: 13	R: 0 E: 0 K: 1 S: 9	H: 1 LOB: 1 BB: 0 P: 14	R: 0 E: 0 K: 0 S: 11	H: 0 LOB: 1 BB: 1 P: 17	R: 0 E: 0 K: 2 S: 14	H: 0 LOB: 0 BB: 0 P: 16	R: 0 E: 1 K: 2 S: 14	H: 0 LOB: 2 BB: 1 P: 23	R: 0 E: 0 K: 1 S: 9	H: 1 LOB: 1 BB: 0 P: 12	R: 0 E: 0 K: 1 S: 9	H: 0 LOB: 0 BB: 0 P: 14	R: 1 E: 0 K: 0 S: 11	H: 2 LOB: 1 BB: 0 P: 17	1B: 5 2B: 0 3B: 0 HR: 0	SF: 0 SAC: 1 DP: 0 HBP: 0	WP: 0 PB: 0 SB: 0 CS: 0	PA: 35
<b>PITCHER</b>	IP WLS BF H R ER SO BB IBB HBP BLK WP HR S P ERA WHIP																					
Ismael Valdez, R (1,1) ERA: 3.16	8.2 W 33 4 1 1 9 2 0 0 0 0 0 0 86 136 1.04 0.692																					
Scott Radinsky, L (9,1) ERA: 2.39	0.1 2 1 0 0 0 0 0 0 0 0 0 0 4 8 0.00 3.000																					

Batter	1	2	3	4	5	6	7	8	9	AB	R	H	RBI	BB	SO	LOB	BOTTOM			
Chad Fonville, S (1,8) OBP: 0.306, SLG: 0.272										4	0	0	0	0	0	0	San Francisco Giants @ Los Angeles Dodgers Dodger Stadium, Los Angeles, CA Fri Jul 12 1996, 7:05 PM PDT Att: 44,569 - Unknown - 73 F			
Delino DeShields, L (1,4) OBP: 0.392, SLG: 0.346										2	1	0	0	2	0	0				
Mike Piazza, R (1,2) OBP: 0.429, SLG: 0.625										4	1	2	2	0	0	1				
Eric Karros, R (1,3) OBP: 0.315, SLG: 0.483										4	0	0	0	0	1	1				
Raul Mondesi, R (1,9) OBP: 0.304, SLG: 0.476										4	2	4	0	0	0	0				
Mike Blowers, R (1,5) OBP: 0.337, SLG: 0.401										3	1	0	1	1	1	3				
Todd Hollandsworth, L (1,7) OBP: 0.360, SLG: 0.397										4	0	1	1	0	0	1				
Greg Gagne, R (1,6) OBP: 0.366, SLG: 0.419										2	1	1	2	0	0	0				
Ismael Valdez, R (1,1) ERA: 5.81										3	0	0	0	0	1	1				
Scott Radinsky, L (9,1) ERA: 2.55										0	0	0	0	0	0	0				
<b>Inning Stats</b>	R: 0 E: 0 K: 0 S: 12	H: 0 LOB: 0 BB: 0 P: 17	R: 1 E: 0 K: 0 S: 10	H: 1 LOB: 0 BB: 0 P: 19	R: 1 E: 0 K: 0 S: 5	H: 1 LOB: 0 BB: 0 P: 10	R: 3 E: 1 K: 2 S: 21	H: 3 LOB: 1 BB: 1 P: 30	R: 1 E: 0 K: 0 S: 9	H: 2 LOB: 2 BB: 1 P: 16	R: 0 E: 0 K: 0 S: 7	H: 0 LOB: 0 BB: 0 P: 7	R: 0 E: 0 K: 0 S: 5	H: 0 LOB: 0 BB: 1 P: 12	R: 0 E: 0 K: 1 S: 11	H: 1 LOB: 1 BB: 0 P: 15	1B: 5 2B: 1 3B: 0 HR: 2	SF: 1 SAC: 0 DP: 1 HBP: 0	WP: 1 PB: 0 SB: 2 CS: 0	PA: 34
<b>PITCHER</b>	IP WLS BF H R ER SO BB IBB HBP BLK WP HR S P ERA WHIP																			
Oswaldo Fernandez, R (1,1) ERA: 5.81	4.1 L 21 6 6 5 2 2 0 0 0 0 0 0 11 88 10.38 1.846																			
Mark Dewey, R (5,1) ERA: 3.21	1.2 6 1 0 0 0 0 0 0 0 0 0 0 11 11 0.00 0.600																			
Doug Creek, L (7,1) ERA: 5.63	1.0 3 0 0 0 0 0 1 0 0 0 0 0 5 12 0.00 1.000																			
Rod Beck, R (8,1) ERA: 2.55	1.0 4 1 0 0 0 1 0 0 0 0 0 0 0 11 15 0.00 1.000																			














Batter	1	2	3	4	5	6	7	8	9	10	AB	R	H	RBI	BB	SO	LOB	TOP		
Rickey Henderson, R OBP: 0.412, SLG: 0.344 (1, 7)	F8		G1-3			K			F7		4	0	0	0	0	1	1	<b>San Diego Padres @ Los Angeles Dodgers</b> Dodger Stadium, Los Angeles, CA Mon Jul 15 1996, 7:05 PM PDT Att: 44,368 - Unknown - 80 F		
Chris Gomez, R OBP: 0.379, SLG: 0.371 (1, 6)	K			F9			F9 G3-1 1B		FC4-6 1B		4	0	2	0	0	1	0			
Steve Finley, L OBP: 0.348, SLG: 0.531 (1, 8)	G6-3			F7			G3-1		FC4-6		4	0	0	0	0	0	2			
Ken Caminiti, S OBP: 0.362, SLG: 0.522 (1, 5)		G4-6-3 1B		F7			F9		K		4	0	1	0	0	1	2			
Wally Joyner, L OBP: 0.430, SLG: 0.483 (1, 3)		G4-6-3			G4-3					G4-3	3	0	0	0	1	0	1			
Marc Newfield, R OBP: 0.337, SLG: 0.429 Ron Villone, L (7, 1)				F7							3	0	0	0	0	2	2			
Doug Bochtler, R (8, 1)					K						0	0	0	0	0	0	0			
Rob Deer, R OBP: 0.300, SLG: 0.667 Trevor Hoffman, R (10, 1)											1	0	0	0	0	1	0			
Brian Johnson, R OBP: 0.305, SLG: 0.471 (1, 2)			G5-3		G4-3				F9		4	0	0	0	0	1	0			
Jody Reed, R OBP: 0.319, SLG: 0.291 (1, 4)							F9				3	0	2	0	0	0	0			
Andy Ashby, R OBP: 0.257, SLG: 0.353 Chris Gwynn, L OBP: 0.288, SLG: 0.238 (7, 9)				SH3 1B			G6-3				1	0	0	0	0	0	0			
											1	0	0	0	0	1	1			
<b>Inning Stats</b>	R: 0 E: 0 K: 1 S: 5	H: 0 LOB: 0 BB: 0 P: 5	R: 0 E: 0 K: 0 S: 3	H: 1 LOB: 0 BB: 0 P: 3	R: 0 E: 0 K: 0 S: 4	H: 1 LOB: 1 BB: 0 P: 4	R: 0 E: 0 K: 0 S: 3	H: 0 LOB: 0 BB: 0 P: 3	R: 0 E: 0 K: 1 S: 5	H: 0 LOB: 0 BB: 0 P: 5	R: 0 E: 0 K: 1 S: 6	H: 1 LOB: 2 BB: 1 P: 10	R: 0 E: 0 K: 1 S: 5	H: 1 LOB: 1 BB: 0 P: 5	R: 0 E: 0 K: 2 S: 7	H: 0 LOB: 0 BB: 0 P: 7	1B: 5 2B: 1 3B: 0 HR: 0	SF: 0 SAC: 1 DP: 2 HBP: 0	WP: 0 PB: 0 SB: 2 CS: 1	PA: 34
<b>PITCHER</b>	IP 8.1	WLS 5	BF 29	H 5	R 0	ER 0	SO 5	BB 0	IBB 0	HBP 0	BLK 0	WP 0	HR 0	S 38	P 42	ERA 0.00	WHIP 0.600			
Pedro Astacio, R ERA: 3.53 Mark Guthrie, L ERA: 1.04 (9, 1)	IP 1.2	WLS W	BF 5	H 0	R 0	ER 0	SO 3	BB 0	IBB 0	HBP 0	BLK 0	WP 0	HR 0	S 11	P 11	ERA 0.00	WHIP 0.000			

AB	32
R	0
H	5
RBI	0
BB	1
SO	8
LOB	9



Batter	1	2	3	4	5	6	7	8	9	10	AB	R	H	RBI	BB	SO	LOB	BOTTOM
Delino DeShields, L OBP: 0.297, SLG: 0.340 (1, 4)	G1-3 1B		G4-3		G5-3			K		K	5	0	1	0	0	2	4	<b>San Diego Padres @ Los Angeles Dodgers</b> Dodger Stadium, Los Angeles, CA Mon Jul 15 1996, 7:05 PM PDT Att: 44,368 - Unknown - 80 F
Todd Hollandsworth, L OBP: 0.352, SLG: 0.387 Billy Ashley, R OBP: 0.264, SLG: 0.360 Chad Fanville, S OBP: 0.295, SLG: 0.261 Dave Hansen, L OBP: 0.273, SLG: 0.190 (10, PH)	G1-3		G4-3			L7		K		K	3	0	0	0	0	0	2	
Mike Piazza, R OBP: 0.428, SLG: 0.616 (1, 2)						G6-3		K			3	0	1	0	1	1	0	
Eric Karros, R OBP: 0.311, SLG: 0.472 (1, 3)	G6-4-3 BB				G5-4-3 1B			K			4	0	1	0	0	1	3	
Raul Mondesi, R OBP: 0.302, SLG: 0.471 (1, 9)			G5-3		F8					4-3	4	0	1	0	0	0	0	
Mike Blowers, R OBP: 0.341, SLG: 0.397 (1, 5)							G1-3 BB 1B				3	0	1	0	1	1	2	
Wayne Kirby, L OBP: 0.242, SLG: 0.172 Roger Cedeno, S OBP: 0.326, SLG: 0.343 (8, 8)											1	0	0	0	1	0	0	
Greg Gagne, R OBP: 0.362, SLG: 0.408 (1, 6)											2	0	0	0	0	0	1	
Pedro Astacio, R OBP: 0.053, SLG: 0.027 Mark Guthrie, R (9, 1)											4	1	1	0	0	0	2	
Juan Castro, R OBP: 0.265, SLG: 0.297 (10, PH)											3	0	0	0	0	2	3	
<b>Inning Stats</b>	R: 0 E: 0 K: 0 S: 3	H: 1 LOB: 1 BB: 1 P: 7	R: 0 E: 0 K: 0 S: 3	H: 0 LOB: 0 BB: 0 P: 3	R: 0 E: 0 K: 1 S: 6	H: 1 LOB: 1 BB: 0 P: 6	R: 0 E: 0 K: 0 S: 4	H: 2 LOB: 2 BB: 1 P: 7	R: 0 E: 0 K: 3 S: 9	H: 0 LOB: 0 BB: 0 P: 9	R: 0 E: 0 K: 1 S: 5	H: 0 LOB: 1 BB: 1 P: 9	R: 1 E: 1 K: 1 S: 6	H: 1 LOB: 1 BB: 0 P: 6	1B: 6 2B: 1 3B: 0 HR: 0	SF: 0 SAC: 1 DP: 2 HBP: 0	WP: 0 PB: 0 SB: 0 CS: 0	PA: 38
<b>PITCHER</b>	IP 6.0	WLS 4	BF 24	H 6	R 0	ER 0	SO 2	BB 2	IBB 0	HBP 0	BLK 0	WP 0	HR 0	S 26	P 34	ERA 0.00	WHIP 1.333	
Andy Ashby, R ERA: 2.77 Ron Villone, L ERA: 1.84 Doug Bochtler, R ERA: 3.55 Trevor Hoffman, R ERA: 2.49 (10, 1)	IP 1.1	WLS 4	BF 0	H 0	R 0	ER 0	SO 2	BB 0	IBB 0	HBP 0	BLK 0	WP 0	HR 0	S 8	P 8	ERA 0.00	WHIP 0.000	
	IP 1.2	WLS L	BF 4	H 1	R 1	ER 0	SO 1	BB 0	IBB 0	HBP 0	BLK 0	WP 0	HR 0	S 6	P 6	ERA 0.00	WHIP 1.500	

AB	34
R	1
H	7
RBI	1
BB	3
SO	8
LOB	17





Batter	1	2	3	4	5	6	7	8	9	AB	R	H	RBI	BB	SO	LOB	TOP										
<b>Rickey Henderson, R</b> OBP: 0.409, SLG: 0.339	2-2 E3 E	4-2 1B 1B	3-1 F7		0-3 K			1-3 K		4	2	0	0	1	2	3											
<b>Chris Gomez, R</b> OBP: 0.375, SLG: 0.377	1-1 G1-3	0-0 BB 1B		2-3 K		2-2 G6-3		3-2 SF8 2B		5	0	2	2	0	1	1											
<b>Steve Finley, L</b> OBP: 0.349, SLG: 0.533	3-1 E1 SF8	0-0 BB 1B		0-0 E 2B		1-2 G4-3		1-0 SF8		4	2	2	2	0	0	0											
<b>Ken Caminiti, S</b> OBP: 0.379, SLG: 0.517	0-1 SF8	0-0 F8		4-1 E BB		0-0 F9		1-1 P5		3	1	0	1	1	0	3											
<b>Wally Joyner, L</b> OBP: 0.427, SLG: 0.475 <b>Scott Livingstone, L</b> OBP: 0.350, SLG: 0.350	0-1 F9	4-0 BB		0-0 E1		1-2 P6		2-2 G6-3		3	0	0	0	1	0	0											
<b>Marc Newfield, R</b> OBP: 0.335, SLG: 0.431 <b>Tim Worrell, R</b> OBP: 0.167, SLG: 0.091		1-2 BB		1-3 K		1-0 L5		0-3 K		4	1	1	0	0	2	4											
<b>John Flaherty, R</b> OBP: 0.318, SLG: 0.453		1-0 G4-3		1-2 P4		1-2 L4		1-0 FC5-4 1B		5	0	2	0	0	0	2											
<b>Jody Reed, R</b> OBP: 0.323, SLG: 0.297		3-2 2B 2B		1-2 BB		1-1 G4-3		0-1 1B 1B		4	2	2	1	1	0	1											
<b>Bob Tewksbury, R</b> OBP: 0.087, SLG: 0.068 <b>Chris Gwynn, L</b> OBP: 0.297, SLG: 0.250	1-2 1B 2B	1-3 K		1-3 K		2-2 2B SF8 1B				3	1	1	1	0	2	1											
<b>Inning Stats</b>	R: 2 E: 2 K: 0 S: 12	H: 0 LOB: 0 BB: 0 P: 18	R: 4 E: 0 K: 1 S: 22	H: 5 LOB: 3 BB: 2 P: 38	R: 0 E: 0 K: 1 S: 8	H: 1 LOB: 1 BB: 1 P: 16	R: 2 E: 1 K: 2 S: 14	H: 1 LOB: 1 BB: 1 P: 22	R: 0 E: 0 K: 2 S: 8	H: 0 LOB: 0 BB: 0 P: 10	R: 0 E: 0 K: 0 S: 10	H: 0 LOB: 0 BB: 0 P: 13	R: 2 E: 0 K: 1 S: 15	H: 3 LOB: 1 BB: 0 P: 23	R: 0 E: 0 K: 1 S: 9	H: 1 LOB: 1 BB: 0 P: 13	1B: 6 2B: 5 3B: 0 HR: 0	SF: 2 SAC: 0 DP: 0 HBP: 0	WP: 0 PB: 0 SB: 0 CS: 1	PA: 44							
<b>PITCHER</b>	IP	WLS	BF	H	R	ER	SO	BB	IBB	HBP	BLK	WP	HR	S	P	ERA	WHIP										
<b>Ramon Martinez, R</b> ERA: 3.75	5.0	L	28	7	8	4	6	4	0	0	0	0	0	64	104	7.20	2.200										
<b>Joey Eischen, L</b> ERA: 4.88	2.0		6	0	0	0	0	0	0	0	0	0	0	18	24	0.00	0.000										
<b>Antonio Osuna, R</b> ERA: 2.22	1.0		6	3	2	2	1	0	0	0	0	0	0	15	23	18.00	3.000										
<b>Scott Radinsky, L</b> ERA: 2.22	1.0		4	1	0	0	1	0	0	0	0	0	0	9	13	0.00	1.000										

**San Diego Padres @ Los Angeles Dodgers**  
Dodger Stadium, Los Angeles, CA  
Tue Jul 16 1996, 3:33 AM PDT  
Att: 52,436 - Sunny - 83 F

AB 38  
R 10  
H 11  
RBI 7  
BB 4  
SO 8  
LOB 15



Batter	1	2	3	4	5	6	7	8	9	AB	R	H	RBI	BB	SO	LOB	BOTTOM										
<b>Delino DeShields, L</b> OBP: 0.294, SLG: 0.336	2-2 F8	0-0 G4-3			2-3 K		1-3 K			4	0	0	0	0	2	2											
<b>Todd Hollandsworth, L</b> OBP: 0.358, SLG: 0.391	1-1 1B SF8		1-0 G4-3		4-2 BB		1-1 1B 1B			3	1	2	0	1	0	0											
<b>Mike Piazza, R</b> OBP: 0.427, SLG: 0.613 <b>Tom Prince, R</b> OBP: 0.319, SLG: 0.425	1-2 1B	0-2 G4-3		0-0 G3		1-0 P5		1-0 P5		3	0	1	0	0	0	1											
<b>Eric Karros, R</b> OBP: 0.310, SLG: 0.470	1-1 SF8		0-0 G6-3		0-1 1B		0-3 K			3	0	1	1	0	1	1											
<b>Raul Mondesi, R</b> OBP: 0.304, SLG: 0.471	0-0 F8			0-0 E 1B		1-2 L4		1-0 1B		4	0	2	0	0	0	2											
<b>Mike Blowers, R</b> OBP: 0.337, SLG: 0.392		3-2 F9		2-0 E6		1-1 F7		0-3 K		4	0	0	0	0	1	4											
<b>Wayne Kirby, L</b> OBP: 0.243, SLG: 0.182		3-2 FC5-4 1B		3-2 G6-4-3		2-2 P6		2-2 G4-3		4	0	1	0	0	0	3											
<b>Greg Gagne, R</b> OBP: 0.357, SLG: 0.402 <b>Juan Castro, R</b> OBP: 0.253, SLG: 0.293		0-2 FC5-4 BB		1-0 G5-3		2-3 K		2-1 F8		3	0	0	0	0	1	2											
<b>Ramon Martinez, R</b> ERA: 3.75 <b>Chad Forman, S</b> ERA: 2.96, SLG: 0.280 <b>Joey Eischen, L</b> ERA: 4.88 <b>Roger Cedeno, S</b> OBP: 0.350, SLG: 0.344 <b>Antonio Osuna, R</b> ERA: 2.22 <b>Scott Radinsky, L</b> ERA: 2.22 <b>Dave Hansen, L</b> OBP: 0.268, SLG: 0.188		4-0 BB		0-1 G3-1		1-1 G5-3		0-0 P6		0	0	0	0	1	0	0											
<b>Inning Stats</b>	R: 1 E: 0 K: 0 S: 11	H: 2 LOB: 1 BB: 0 P: 16	R: 0 E: 0 K: 0 S: 11	H: 1 LOB: 2 BB: 1 P: 21	R: 0 E: 0 K: 0 S: 5	H: 0 LOB: 0 BB: 0 P: 6	R: 0 E: 1 K: 0 S: 6	H: 1 LOB: 1 BB: 0 P: 12	R: 0 E: 0 K: 1 S: 9	H: 0 LOB: 1 BB: 1 P: 15	R: 0 E: 0 K: 0 S: 11	H: 1 LOB: 1 BB: 0 P: 15	R: 0 E: 0 K: 2 S: 8	H: 0 LOB: 0 BB: 0 P: 12	R: 0 E: 0 K: 2 S: 10	H: 2 LOB: 2 BB: 0 P: 13	R: 0 E: 0 K: 0 S: 6	H: 0 LOB: 0 BB: 0 P: 10	1B: 7 2B: 0 3B: 0 HR: 0	SF: 1 SAC: 0 DP: 1 HBP: 0	WP: 0 PB: 0 SB: 0 CS: 0	PA: 36					
<b>PITCHER</b>	IP	WLS	BF	H	R	ER	SO	BB	IBB	HBP	BLK	WP	HR	S	P	ERA	WHIP										
<b>Bob Tewksbury, R</b> ERA: 4.04	6.0	W	25	5	1	1	1	2	0	0	0	0	0	53	85	1.50	1.167										
<b>Tim Worrell, R</b> ERA: 2.75	3.0	S	11	2	0	0	4	0	0	0	0	0	0	24	35	0.00	0.667										

**San Diego Padres @ Los Angeles Dodgers**  
Dodger Stadium, Los Angeles, CA  
Tue Jul 16 1996, 3:33 AM PDT  
Att: 52,436 - Sunny - 83 F

AB 33  
R 1  
H 7  
RBI 1  
BB 2  
SO 5  
LOB 16





Batter	1	2	3	4	5	6	7	8	9	AB	R	H	RBI	BB	SO	LOB	TOP										
Rickey Henderson, R OBP: 0.407, SLG: 0.337	G3		G6-4-3 1B		F8		K	G6-3		5	0	1	0	0	1	4	<b>San Diego Padres @ Los Angeles Dodgers</b> Dodger Stadium, Los Angeles, CA Wed Jul 17 1996, 7:05 PM PDT Att: 42,423 - Unknown - 71 F <a href="http://livebaseballscorecards.com">livebaseballscorecards.com</a>										
Chris Gomez, R OBP: 0.375, SLG: 0.377	K		G6-4-3 1-2		K			P3	2B	5	0	1	0	0	2	1											
Steve Finley, L OBP: 0.349, SLG: 0.530			L1		G4-3			S SF9 BB	P4	4	1	1	0	1	0	1											
Ken Caminiti, S OBP: 0.376, SLG: 0.513	K			BB SF7 1B				SF9 1-H	K	4	1	1	1	0	2	2											
Wally Joyner, L OBP: 0.426, SLG: 0.474		G4-3		SF7 BB 1-2 FC5-4 1B				HBP 1B	K	5	2	2	0	0	1	1											
Marc Newfield, R OBP: 0.339, SLG: 0.426	G5-3			FC5-4 1-2 2-3 BB				1B 1-2 HBP		2	1	0	0	1	0	0											
Rob Deer, R OBP: 0.300, SLG: 0.667					G4-3			1B 1-2 HBP		0	0	0	0	0	0	0											
John Flaherty, R OBP: 0.321, SLG: 0.455				SF7			K	1B 1-3 2-H	1B	3	0	2	2	0	1	0											
Jody Reed, R OBP: 0.325, SLG: 0.299				FC5-4 1-2 3-H			G5-3	1-3 3-H	1B	4	0	2	2	0	0	1											
Joey Hamilton, R OBP: 0.156, SLG: 0.156 Chris Caworth, L OBP: 0.207, SLG: 0.277 Bryce Florie, R OBP: 0.302, SLG: 0.550 Scott Livingstone, L OBP: 0.350, SLG: 0.550 Doug Bochtler, R OBP: 0.350, SLG: 0.550 Trevor Hoffman, R OBP: 0.350, SLG: 0.550	K			K				1-2 BB	BB	2	0	0	0	0	2	3											
<b>Inning Stats</b>	R: 0 E: 0 K: 2 S: 8	H: 1 LOB: 1 BB: 0 P: 8	R: 0 E: 0 K: 1 S: 7	H: 2 LOB: 2 BB: 0 P: 7	R: 0 E: 0 K: 0 S: 3	H: 1 LOB: 0 BB: 0 P: 3	R: 2 E: 0 K: 1 S: 7	H: 2 LOB: 1 BB: 1 P: 11	R: 0 E: 0 K: 1 S: 5	H: 0 LOB: 0 BB: 0 P: 5	R: 0 E: 0 K: 0 S: 3	H: 0 LOB: 0 BB: 0 P: 3	R: 0 E: 0 K: 2 S: 8	H: 1 LOB: 1 BB: 0 P: 8	R: 3 E: 0 K: 0 S: 6	H: 3 LOB: 3 BB: 2 P: 15	R: 0 E: 0 K: 2 S: 8	H: 1 LOB: 1 BB: 0 P: 8	1B: 9 2B: 2 3B: 0 HR: 0	SF: 2 SAC: 0 DP: 1 HBP: 1	WP: 0 PB: 0 SB: 2 CS: 0	PA: 41					
<b>PITCHER</b>	IP	WLS	BF	H	R	ER	SO	BB	IBB	HBP	BLK	WP	HR	S	P	ERA	WHIP										
Ismael Valdez, R ERA: 3.13	7.0		28	7	2	2	7	1	0	0	0	0	0	41	45	2.57	1.143										
Mark Guthrie, L ERA: 1.43	0.2		4	1	2	2	0	1	0	0	0	0	0	3	7	27.00	3.000										
Antonio Osuna, R ERA: 2.38	0.1	L	5	2	1	1	0	1	0	1	0	0	0	3	8	27.00	9.000										
Todd Worrell, R ERA: 3.29	1.0		4	1	0	0	2	0	0	0	0	0	0	8	8	0.00	1.000										

Batter	1	2	3	4	5	6	7	8	9	AB	R	H	RBI	BB	SO	LOB	BOTTOM										
Chad Fonville, S OBP: 0.286, SLG: 0.253	K	G4-3		K			G2-3		P4	5	0	0	0	0	2	3	<b>San Diego Padres @ Los Angeles Dodgers</b> Dodger Stadium, Los Angeles, CA Wed Jul 17 1996, 7:05 PM PDT Att: 42,423 - Unknown - 71 F <a href="http://livebaseballscorecards.com">livebaseballscorecards.com</a>										
Delino DeShields, L OBP: 0.284, SLG: 0.333	G4-3		G6-3		K		CS BB			3	0	0	0	1	1	0											
Mike Piazza, R OBP: 0.431, SLG: 0.623			G4-6-3 1B		HR		G6-3 1-2			3	1	2	1	1	0	1											
Eric Karros, R OBP: 0.307, SLG: 0.465	K		G4-6-3 1-2		K			K		4	0	0	0	0	3	2											
Raul Mondesi, R OBP: 0.306, SLG: 0.473		K		BB 1B BB	PB 2B		F9			3	1	1	0	1	1	0											
Mike Blowers, R OBP: 0.341, SLG: 0.394				BB 1B BB						1	1	1	0	1	0	0											
Dave Hansen, L OBP: 0.275, SLG: 0.183		1B 1B		1B G4-3 BB						1	0	0	0	1	1	1											
Roger Cedeno, S OBP: 0.325, SLG: 0.341		1B 1B		1-2 G4-3 BB	2-3					0	0	0	0	0	0	0											
Todd Worrell, R ERA: 3.29								BB		0	0	0	0	0	0	0											
Todd Hollandsworth, L OBP: 0.360, SLG: 0.395							F7		K	4	1	2	1	0	1	1											
Greg Gagne, R OBP: 0.359, SLG: 0.401							G3		K	3	0	1	1	1	1	0											
Ismael Valdez, R ERA: 3.13										3	0	0	1	0	2	4											
Mark Guthrie, R ERA: 1.43										0	0	0	0	0	0	0											
Antonio Osuna, R ERA: 2.38										0	0	0	0	0	0	0											
Juan Castro, R OBP: 0.263, SLG: 0.293										0	0	0	0	0	0	0											
Wayne Kirby, L OBP: 0.237, SLG: 0.176										1	0	0	0	0	0	0											
<b>Inning Stats</b>	R: 0 E: 0 K: 2 S: 7	H: 0 LOB: 1 BB: 1 P: 11	R: 1 E: 0 K: 2 S: 10	H: 3 LOB: 2 BB: 0 P: 10	R: 0 E: 0 K: 0 S: 3	H: 1 LOB: 0 BB: 0 P: 3	R: 2 E: 0 K: 1 S: 5	H: 1 LOB: 1 BB: 3 P: 17	R: 1 E: 0 K: 3 S: 11	H: 2 LOB: 1 BB: 0 P: 11	R: 0 E: 0 K: 1 S: 5	H: 0 LOB: 0 BB: 0 P: 5	R: 0 E: 0 K: 0 S: 2	H: 0 LOB: 0 BB: 1 P: 6	R: 0 E: 0 K: 2 S: 7	H: 0 LOB: 1 BB: 1 P: 11	R: 0 E: 0 K: 1 S: 5	H: 0 LOB: 0 BB: 0 P: 5	1B: 5 2B: 1 3B: 0 HR: 1	SF: 0 SAC: 0 DP: 1 HBP: 0	WP: 0 PB: 1 SB: 1 CS: 1	PA: 37					
<b>PITCHER</b>	IP	WLS	BF	H	R	ER	SO	BB	IBB	HBP	BLK	WP	HR	S	P	ERA	WHIP										
Joey Hamilton, R ERA: 4.7	6.0		27	7	4	4	9	4	0	0	0	0	0	2	6	6.00	1.833										
Bryce Florie, R ERA: 3.86	1.0	W	3	0	0	0	0	1	0	0	0	0	0	2	6	0.00	1.000										
Doug Bochtler, R ERA: 3.46	1.0		4	0	0	0	2	1	0	0	0	0	0	7	11	0.00	1.000										
Trevor Hoffman, R ERA: 2.44	1.0	S	3	0	0	0	1	0	0	0	0	0	0	5	5	0.00	0.000										





Batter	1	2	3	4	5	6	7	8	9	AB	R	H	RBI	BB	SO	LOB	TOP									
Roger Cedeno, S OBP: 0.326, SLG: 0.337										3	1	0	0	2	2	1	<b>Los Angeles Dodgers @ San Francisco Giants</b> 3Com Park at Candlestick Point, San Francisco, CA Thu Jul 18 1996, 10:05 PM EDT Att: 28,072 - Unknown - 61 F <a href="http://livebaseballscorecards.com">livebaseballscorecards.com</a>									
Delino DeShields, L OBP: 0.296, SLG: 0.333										3	1	1	1	1	1	0										
Mike Piazza, R OBP: 0.430, SLG: 0.620										5	1	2	1	0	1	3										
Eric Karros, R OBP: 0.308, SLG: 0.471										4	2	1	1	1	0	2										
Raul Mondesi, R OBP: 0.307, SLG: 0.472										5	1	2	1	0	2	2										
Mike Busch, R OBP: 0.286, SLG: 0.515										5	1	2	4	0	1	1										
Billy Ashley, R OBP: 0.287, SLG: 0.351										2	1	0	0	1	2	1										
Todd Hollandsworth, L OBP: 0.363, SLG: 0.399										1	0	1	0	0	0	0										
Greg Gagne, R OBP: 0.362, SLG: 0.400										3	0	1	0	1	0	1										
Hideo Nomo, R OBP: 0.186, SLG: 0.262										4	0	1	0	0	3	5										
Scott Radinsky, L (9, 1)										0	0	0	0	0	0	0										
<b>Inning Stats</b>	R: 0 E: 0 K: 1 S: 9	H: 0 LOB: 0 BB: 0 P: 13	R: 0 E: 0 K: 1 S: 7	H: 0 LOB: 0 BB: 0 P: 11	R: 0 E: 0 K: 1 S: 9	H: 1 LOB: 1 BB: 0 P: 12	R: 0 E: 0 K: 0 S: 5	H: 1 LOB: 1 BB: 1 P: 11	R: 1 E: 0 K: 2 S: 12	H: 2 LOB: 3 BB: 2 P: 24	R: 1 E: 0 K: 3 S: 11	H: 2 LOB: 2 BB: 1 P: 20	R: 6 E: 1 K: 1 S: 20	H: 4 LOB: 1 BB: 2 P: 37	R: 0 E: 0 K: 3 S: 9	H: 0 LOB: 0 BB: 0 P: 13	R: 0 E: 0 K: 0 S: 4	H: 1 LOB: 0 BB: 0 P: 6	1B: 7 2B: 2 3B: 0 HR: 2	SF: 0 SAC: 1 DP: 2 HBP: 0	WP: 0 PB: 0 SB: 0 CS: 0	PA: 42				
<b>PITCHER</b>	IP	WLS	BF	H	R	ER	SO	BB	IBB	HBP	BLK	WP	HR	S	P	ERA	WHIP									
Shawn Estes, L ERA: 2.08	6.0	L	29	6	4	4	8	4	1	0	0	0	1	55	97	6.00	1.667									
Mark Dewey, R ERA: 3.81	0.0		4	3	4	3	0	1	0	0	0	0	0	1	7	13	∞	∞								
Jim Poole, L ERA: 2.7	1.0		4	1	0	0	1	0	0	0	0	0	0	11	18	0.00	1.000									
Jose Bautista, R ERA: 3.03	1.0		3	0	0	0	3	0	0	0	0	0	0	9	13	0.00	0.000									
Rod Beck, R ERA: 2.49	1.0		3	1	0	0	0	0	0	0	0	0	0	4	6	0.00	1.000									

Batter	1	2	3	4	5	6	7	8	9	AB	R	H	RBI	BB	SO	LOB	BOTTOM								
Marvin Benard, L OBP: 0.323, SLG: 0.326										4	0	0	0	0	0	3	<b>Los Angeles Dodgers @ San Francisco Giants</b> 3Com Park at Candlestick Point, San Francisco, CA Thu Jul 18 1996, 10:05 PM EDT Att: 28,072 - Unknown - 61 F <a href="http://livebaseballscorecards.com">livebaseballscorecards.com</a>								
Dave McCarty, R OBP: 0.338, SLG: 0.349									4	1	0	0	1	1	1										
Rich Aurilia, R OBP: 0.300, SLG: 0.328										4	1	1	2	0	1	1									
Matt Williams, R OBP: 0.377, SLG: 0.523									3	1	1	0	1	1	0										
Barry Bonds, L OBP: 0.419, SLG: 0.563									2	0	1	1	1	0	1										
Tom Lampkin, L OBP: 0.354, SLG: 0.411									2	0	1	0	1	0	0										
Shawn Dunston, R OBP: 0.327, SLG: 0.418									4	0	0	0	0	1	5										
Kim Batiste, R OBP: 0.182, SLG: 0.214									4	0	0	0	0	1	5										
Jacob Cruz, L (1, 9)									4	0	0	0	0	3	5										
Shawn Estes, R ERA: 2.08	8.0	W	35	4	3	3	8	4	1	0	0	0	0	0	0	0									
Mark Dewey, R ERA: 3.81	0.0		4	3	4	3	0	1	0	0	0	0	0	0	0	0									
Jim Poole, L ERA: 2.7	1.0		4	1	0	0	1	0	0	0	0	0	0	0	0	0									
Steve Scarosone, R OBP: 0.296, SLG: 0.334	0.0		3	0	0	0	3	0	0	0	0	0	0	0	0	0									
Jose Bautista, R OBP: 0.430, SLG: 0.620	1.0		3	1	0	0	0	0	0	0	0	0	0	0	0	0									
Rod Beck, R ERA: 2.49	1.0		3	1	0	0	0	0	0	0	0	0	0	0	0	0									
Steve Decker, R OBP: 0.308, SLG: 0.471	0.0		4	2	4	3	0	4	1	0	0	0	0	0	0	0									
<b>Inning Stats</b>	R: 0 E: 0 K: 0 S: 8	H: 0 LOB: 0 BB: 0 P: 13	R: 1 E: 0 K: 2 S: 10	H: 2 LOB: 1 BB: 0 P: 13	R: 0 E: 0 K: 2 S: 8	H: 0 LOB: 0 BB: 0 P: 10	R: 0 E: 0 K: 1 S: 6	H: 0 LOB: 0 BB: 1 P: 11	R: 0 E: 2 K: 0 S: 9	H: 0 LOB: 2 BB: 0 P: 11	R: 2 E: 0 K: 1 S: 13	H: 1 LOB: 2 BB: 3 P: 31	R: 0 E: 1 K: 0 S: 4	H: 0 LOB: 1 BB: 0 P: 8	R: 0 E: 0 K: 2 S: 13	H: 1 LOB: 2 BB: 0 P: 21	R: 0 E: 0 K: 1 S: 8	H: 0 LOB: 0 BB: 0 P: 13	1B: 1 2B: 2 3B: 0 HR: 1	SF: 0 SAC: 1 DP: 0 HBP: 1	WP: 0 PB: 0 SB: 0 CS: 1	PA: 39			
<b>PITCHER</b>	IP	WLS	BF	H	R	ER	SO	BB	IBB	HBP	BLK	WP	HR	S	P	ERA	WHIP								
Hideo Nomo, R ERA: 3.45	1.1		3	0	0	0	1	0	0	0	0	0	0	8	13	0.00	0.000								
Scott Radinsky, L ERA: 2.15	1.0		3	0	0	0	1	0	0	0	0	0	0	8	13	0.00	0.000								









Batter	1	2	3	4	5	6	7	8	9	AB	R	H	RBI	BB	SO	LOB	TOP		
Wayne Kirby, L (1,8) OBP: 0.311, SLG: 0.256 Roger Cedeno, S (8,PH) OBP: 0.326, SLG: 0.336	4-0 CS BB		0-1 1B 2B	0-1 1-3 2B			0-0 G3-1 WP 1B	1-3 K		3	1	3	0	1	0	0			
Delino DeShields, L (1,4) OBP: 0.296, SLG: 0.335	1 SAFE F8		2-0 2B 1B	1-0 G6-3			3-2 G3-1	0-0 G3		5	1	1	1	0	0	7			
Mike Piazza, R (1,2) OBP: 0.429, SLG: 0.614	2-2 F9		1-3 2B 1B		1-1 1B		4-0 G6-4-3 IBB		2-0 G5-3	4	0	2	2	1	0	0			
Eric Karros, R (1,3) OBP: 0.301, SLG: 0.459		3-2 L9	2-2 F8		2-2 F9		2-1 G6-4-3		3-2 G4-3	5	0	0	0	0	0	4			
Raul Mondesi, R (1,9) OBP: 0.313, SLG: 0.483		1-0 G3-1		1-1 F9 E 3B 1B	2-2 L7			4-1 1B BB	0-2 1B	4	2	2	0	1	0	1			
Todd Hollandsworth, L (1,7) OBP: 0.362, SLG: 0.413		1-3 K		1-3 K	1-3 K			2-2 1B BB	2-2 G1-3	5	0	1	0	0	3	3			
Mike Busch, R (1,5) OBP: 0.279, SLG: 0.450			1-3 K	0-2 F9		1-0 L8		2-1 F7 1B		4	0	1	1	0	1	1	AB 38		
Juan Castro, R (1,6) OBP: 0.272, SLG: 0.333			1-1 1B 2B	2-0 1B 3B		1-1 G5-3		1-0 F7		4	2	2	1	0	0	2	R 6		
Pedro Astacio, R (1,1) OBP: 0.073, SLG: 0.050 Antonio Osuna, R (7,1) OBP: 0.286, SLG: 0.197 Dave Hansen, L (8,PH) OBP: 0.333, SLG: 0.397 Greg Gagne, R (8,PH) OBP: 0.397 Mark Guthrie, R (8,1) OBP: 0.397 Todd Worrell, R (9,1)			0-0 L9	0-0 2B 1B		1-3 K		4-0 IBB		3	0	1	1	0	1	1	H 13		
<b>Inning Stats</b>	R: 0 E: 0 K: 0 S: 10	H: 0 LOB: 0 BB: 1 P: 19	R: 0 E: 0 K: 1 S: 10	H: 0 LOB: 0 BB: 0 P: 15	R: 3 E: 0 K: 1 S: 13	H: 4 LOB: 1 BB: 0 P: 20	R: 2 E: 1 K: 1 S: 13	H: 4 LOB: 2 BB: 0 P: 18	R: 0 E: 0 K: 1 S: 7	H: 0 LOB: 0 BB: 0 P: 10	R: 0 E: 0 K: 0 S: 6	H: 1 LOB: 1 BB: 1 P: 15	R: 1 E: 0 K: 1 S: 12	H: 2 LOB: 2 BB: 2 P: 25	R: 0 E: 0 K: 0 S: 12	H: 1 LOB: 1 BB: 0 P: 18	1B: 9 2B: 3 3B: 1 HR: 0	SF: 0 SAC: 0 DP: 1 HBP: 0	WP: 1 PA: 42 PB: 0 SB: 0 CS: 1
<b>PITCHER</b>	IP WLS BF H R ER SO BB IBB HBP BLK WP HR S P ERA WHIP	IP WLS BF H R ER SO BB IBB HBP BLK WP HR S P ERA WHIP	IP WLS BF H R ER SO BB IBB HBP BLK WP HR S P ERA WHIP	IP WLS BF H R ER SO BB IBB HBP BLK WP HR S P ERA WHIP	IP WLS BF H R ER SO BB IBB HBP BLK WP HR S P ERA WHIP	IP WLS BF H R ER SO BB IBB HBP BLK WP HR S P ERA WHIP	IP WLS BF H R ER SO BB IBB HBP BLK WP HR S P ERA WHIP	IP WLS BF H R ER SO BB IBB HBP BLK WP HR S P ERA WHIP	IP WLS BF H R ER SO BB IBB HBP BLK WP HR S P ERA WHIP	IP WLS BF H R ER SO BB IBB HBP BLK WP HR S P ERA WHIP	IP WLS BF H R ER SO BB IBB HBP BLK WP HR S P ERA WHIP	IP WLS BF H R ER SO BB IBB HBP BLK WP HR S P ERA WHIP	IP WLS BF H R ER SO BB IBB HBP BLK WP HR S P ERA WHIP	IP WLS BF H R ER SO BB IBB HBP BLK WP HR S P ERA WHIP	IP WLS BF H R ER SO BB IBB HBP BLK WP HR S P ERA WHIP	IP WLS BF H R ER SO BB IBB HBP BLK WP HR S P ERA WHIP	IP WLS BF H R ER SO BB IBB HBP BLK WP HR S P ERA WHIP	IP WLS BF H R ER SO BB IBB HBP BLK WP HR S P ERA WHIP	IP WLS BF H R ER SO BB IBB HBP BLK WP HR S P ERA WHIP

Los Angeles Dodgers @ San Francisco Giants  
 3Com Park at Candlestick Point, San Francisco, CA  
 Sat Jul 20 1996, 6:33 AM EDT  
 Att: 50,014 - Sunny - 84 F

AB	38
R	6
H	13
RBI	6
BB	4
SO	6
LOB	22



Batter	1	2	3	4	5	6	7	8	9	AB	R	H	RBI	BB	SO	LOB	BOTTOM				
Marvin Benard, L (1,8) OBP: 0.332, SLG: 0.347	1-2 CS 1B		0-0 L5			0-0 HR 1B	0-2 HR		0-0 1B	5	2	4	2	0	0	1					
Robby Thompson, R (1,4) OBP: 0.304, SLG: 0.354	0-2 G3		2-2 F3			0-0 P4	4-2 BB		2-2 1B	4	0	1	2	1	0	3					
Matt Williams, R (1,3) OBP: 0.371, SLG: 0.511	3-3 K			2-2 L6		1-1 F9	1-3 K			4	0	0	0	0	2	2					
Barry Bonds, L (1,7) OBP: 0.423, SLG: 0.577		2-2 E 2B		0-0 F8		3-1 HR		1-0 P5		4	2	2	2	0	0	0					
Shawon Dunston, R (1,6) OBP: 0.332, SLG: 0.421 Rich Aurilia, R (9,6) OBP: 0.300, SLG: 0.328		1-0 G5-3		1-1 1B		1-1 S 1B		0-1 G3		4	0	2	0	0	0	0					
Tom Lampkin, L (1,2) OBP: 0.543, SLG: 0.395 Mark Dewey, R (7,1) Jim Poole, L (8,PH) Kim Batiste, R (8,PH) OBP: 0.184, SLG: 0.213 Jose Bautista, R (9,1) OBP: 0.250, SLG: 0.250		2-2 L8		1-0 L7		2-2 P3		2-2 P6		3	0	0	0	0	0	2					
Steve Scarosone, R (1,5) OBP: 0.295, SLG: 0.372		2-1 F7			3-2 F8		0-1 G6-3		0-1 FC1-5 SH 1B	4	0	1	0	0	0	0	AB 36				
Jacob Cruz, L (1,9) OBP: 0.273, SLG: 0.636			2-2 2B		0-0 G6-3		2-3 K		0-0 SH 1B FC1-5	3	1	1	0	0	1	0	R 7				
Mark Leiter, R (1,1) OBP: 0.146, SLG: 0.150 Steve Bourgeois, R (4,1) OBP: 0.333, SLG: 0.375 Kirt Manwaring, R (7,2) OBP: 0.322, SLG: 0.308			0-3 K		0-3 K		0-2 HR 1B		2-1 FC1-5 1B	1	0	0	0	0	1	1	H 12				
<b>Inning Stats</b>	R: 0 E: 0 K: 1 S: 11	H: 1 LOB: 0 BB: 0 P: 15	R: 1 E: 1 K: 0 S: 9	H: 1 LOB: 0 BB: 0 P: 16	R: 0 E: 0 K: 1 S: 10	H: 1 LOB: 1 BB: 0 P: 14	R: 0 E: 0 K: 0 S: 8	H: 1 LOB: 1 BB: 0 P: 12	R: 0 E: 0 K: 0 S: 7	H: 0 LOB: 0 BB: 0 P: 10	R: 2 E: 0 K: 2 S: 12	H: 3 LOB: 1 BB: 1 P: 19	R: 2 E: 0 K: 0 S: 18	H: 2 LOB: 1 BB: 1 P: 25	R: 0 E: 0 K: 0 S: 6	H: 0 LOB: 0 BB: 0 P: 9	R: 2 E: 1 K: 0 S: 9	H: 3 LOB: 2 BB: 0 P: 13	1B: 8 2B: 2 3B: 0 HR: 2	SF: 0 SAC: 1 DP: 0 HBP: 0	WP: 0 PA: 38 PB: 0 SB: 1 CS: 1
<b>PITCHER</b>	IP WLS BF H R ER SO BB IBB HBP BLK WP HR S P ERA WHIP	IP WLS BF H R ER SO BB IBB HBP BLK WP HR S P ERA WHIP	IP WLS BF H R ER SO BB IBB HBP BLK WP HR S P ERA WHIP	IP WLS BF H R ER SO BB IBB HBP BLK WP HR S P ERA WHIP	IP WLS BF H R ER SO BB IBB HBP BLK WP HR S P ERA WHIP	IP WLS BF H R ER SO BB IBB HBP BLK WP HR S P ERA WHIP	IP WLS BF H R ER SO BB IBB HBP BLK WP HR S P ERA WHIP	IP WLS BF H R ER SO BB IBB HBP BLK WP HR S P ERA WHIP	IP WLS BF H R ER SO BB IBB HBP BLK WP HR S P ERA WHIP	IP WLS BF H R ER SO BB IBB HBP BLK WP HR S P ERA WHIP	IP WLS BF H R ER SO BB IBB HBP BLK WP HR S P ERA WHIP	IP WLS BF H R ER SO BB IBB HBP BLK WP HR S P ERA WHIP	IP WLS BF H R ER SO BB IBB HBP BLK WP HR S P ERA WHIP	IP WLS BF H R ER SO BB IBB HBP BLK WP HR S P ERA WHIP	IP WLS BF H R ER SO BB IBB HBP BLK WP HR S P ERA WHIP	IP WLS BF H R ER SO BB IBB HBP BLK WP HR S P ERA WHIP	IP WLS BF H R ER SO BB IBB HBP BLK WP HR S P ERA WHIP	IP WLS BF H R ER SO BB IBB HBP BLK WP HR S P ERA WHIP	IP WLS BF H R ER SO BB IBB HBP BLK WP HR S P ERA WHIP		

Los Angeles Dodgers @ San Francisco Giants  
 3Com Park at Candlestick Point, San Francisco, CA  
 Sat Jul 20 1996, 6:33 AM EDT  
 Att: 50,014 - Sunny - 84 F

AB	36
R	7
H	12
RBI	6
BB	1
SO	5
LOB	11





Batter	1	2	3	4	5	6	7	8	9	AB	R	H	RBI	BB	SO	LOB	TOP					
Wayne Kirby, L (1, 8) OBP: 0.347, SLG: 0.395	1-1 HR	0-1 F7		1-2 FC6-4 1B			3-1 E G6-4-3 2B		0-0 SH3	4	2	3	1	0	0	0						
Delino DeShields, L (1, 4) OBP: 0.297, SLG: 0.332	2-2 E5 1B BB 1B	4-2		0-0 FC6-4 CS			0-0 E4 G6-4-3		1-3 K	4	1	0	0	1	1	3						
Mike Piazza, R (1, 2) OBP: 0.432, SLG: 0.610	4-0 1B 1B 1B BB	3-2 F8		1-1 CS	4-0 FC5-4 1B BB		2-1 G6-4-3		4-0 1B IBB	2	0	0	0	3	0	2						
Eric Karros, R (1, 3) OBP: 0.305, SLG: 0.461	1-2 1B 1-2 2-3		0-3 K		0-1 FC5-4 1-2 1B		1-3 K		0-1 1-2 2-H 1B	5	0	3	1	0	2	0						
Raul Mondesi, R (1, 9) OBP: 0.314, SLG: 0.481	3-3 K		4-2 2B BB		1-0 FC5-4 2B			0-1 1B	2-2 L9	4	2	1	0	1	1	7						
Todd Hollandsworth, L (1, 7) OBP: 0.397, SLG: 0.426	2-1 1-2 2-3 3-H 1B		1-0 1B 2B		0-2 1-H 2B			0-0 P7		4	1	3	3	0	0	1						
Mike Busch, R (1, 5) OBP: 0.277, SLG: 0.432	3-3 K		1-0 1B		1-3 K			0-3 K		4	0	1	1	0	3	4						
Juan Castro, R (1, 6) OBP: 0.262, SLG: 0.320	1-1 G3		0-0 G6-3		0-0 G5-3			1-1 B2-3		4	0	0	0	0	0	4						
Antonio Osuna, R (8, 1)										0	0	0	0	0	0	0						
Todd Worrell, R (9, 1)										0	0	0	0	0	0	0						
Ramon Martinez, R (1, 1) OBP: 0.111, SLG: 0.077		2-3 K		1-3 K					1-1 SH3 1B	3	0	0	0	0	2	0						
Scott Radinsky, L (7, 1)										0	0	0	0	0	0	0						
Greg Gagne, R (8, 6) OBP: 0.365, SLG: 0.400										1	1	1	0	0	0	0						
<b>Inning Stats</b>	R: 2 E: 1 K: 2 S: 18	H: 3 LOB: 3 BB: 1 P: 35	R: 0 E: 0 K: 1 S: 10	H: 0 LOB: 1 BB: 1 P: 19	R: 2 E: 0 K: 1 S: 11	H: 2 LOB: 0 BB: 1 P: 17	R: 0 E: 0 K: 1 S: 10	H: 1 LOB: 0 BB: 0 P: 13	R: 1 E: 0 K: 0 S: 6	H: 2 LOB: 1 BB: 1 P: 11	R: 0 E: 0 K: 1 S: 7	H: 0 LOB: 0 BB: 0 P: 8	R: 1 E: 1 K: 1 S: 8	H: 1 LOB: 0 BB: 0 P: 14	R: 0 E: 0 K: 1 S: 8	H: 1 LOB: 1 BB: 0 P: 9	R: 1 E: 0 K: 1 S: 13	H: 2 LOB: 2 BB: 1 P: 21	1B: 8 2B: 3 3B: 0 HR: 1	SF: 0 SAC: 1 DP: 2 HBP: 0	WP: 0 PB: 0 SB: 1 CS: 1	PA: 42
<b>PITCHER</b>	IP WLS BF H R ER SO BB IBB HBP BLK WP HR S P ERA WHIP																					
Mark Gardner, R (1, 1) ERA: 3.93	4.0	22	7	5	4	5	4	0	0	0	0	0	0	0	1	51	90	9.00	2.750			
Jose Bautista, R (5, 1) ERA: 2.73	2.0	5	1	0	0	1	0	0	0	0	0	0	0	0	0	11	13	0.00	0.500			
Doug Creek, L (7, 1) ERA: 5.34	0.0	2	1	1	0	0	0	0	0	0	0	0	0	0	0	3	6	∞	∞			
Mark Dewey, R (7, 1) ERA: 3.83	1.0	3	1	0	0	1	0	0	0	0	0	0	0	0	7	10	0.00	1.000				
Rich DeLucia, R (8, 1) ERA: 4.69	2.0	L 9	2	1	1	2	0	1	0	0	0	0	0	0	19	28	4.50	1.000				

Los Angeles Dodgers @ San Francisco Giants  
 3Com Park at Candlestick Point, San Francisco, CA  
 Sun Jul 21 1996, 6:33 AM EDT  
 Att: 36,345 - Sunny - 75 F

AB 35  
 R 7  
 H 12  
 RBI 6  
 BB 5  
 SO 9  
 LOB 21



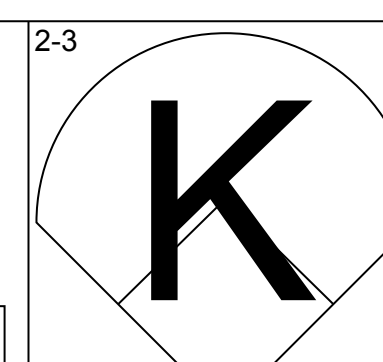
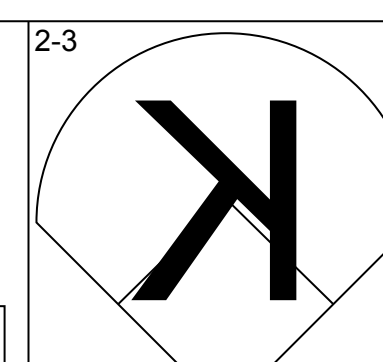
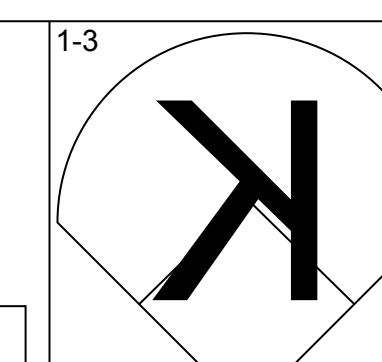
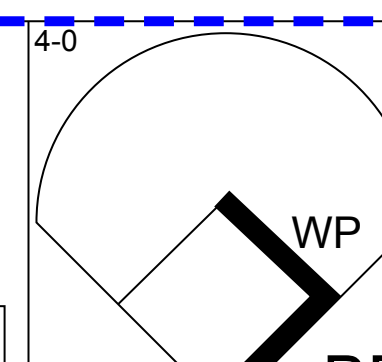
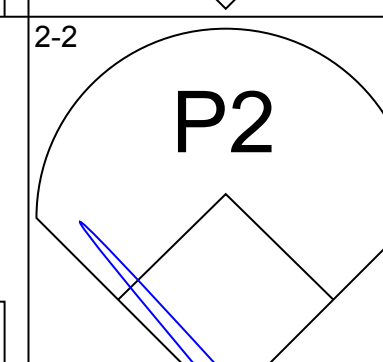
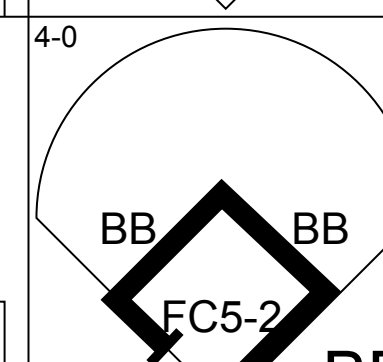
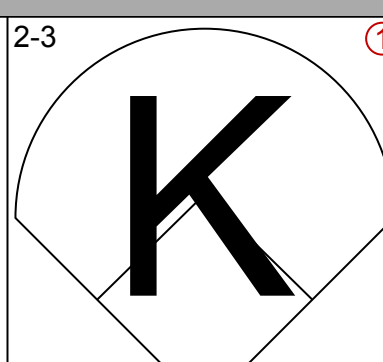
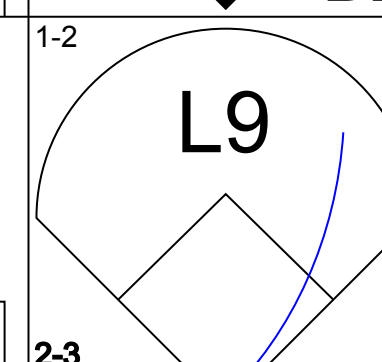
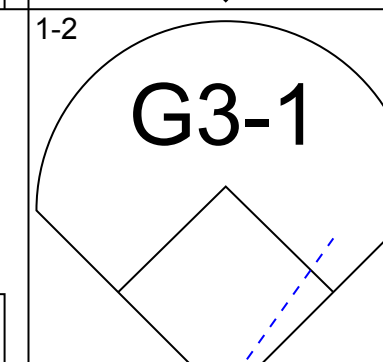
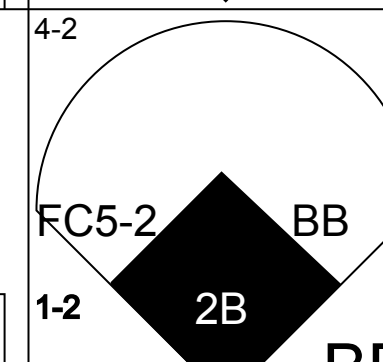
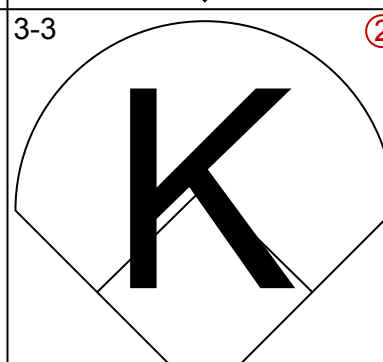
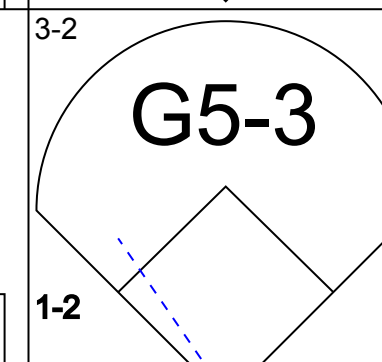
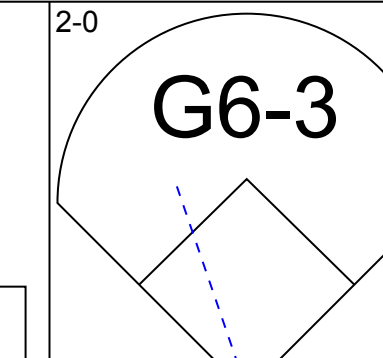
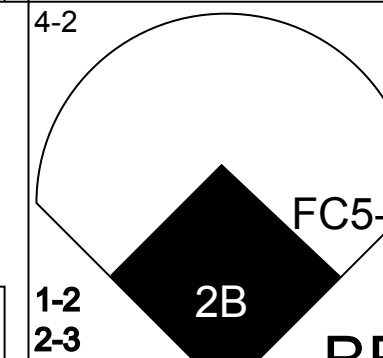
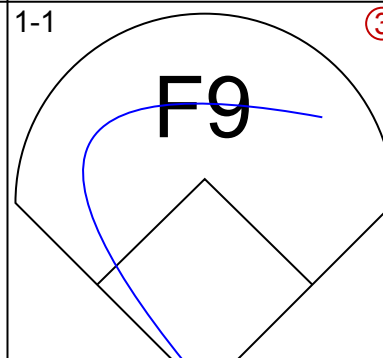
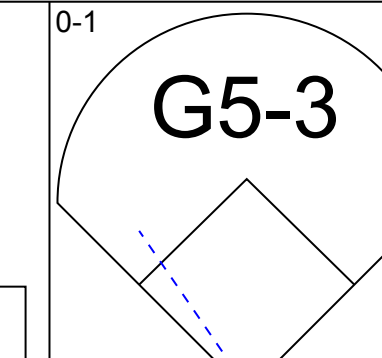
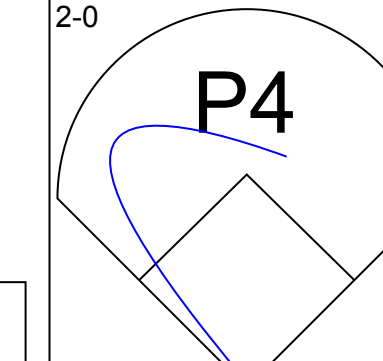
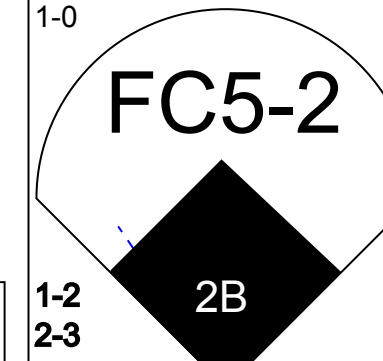
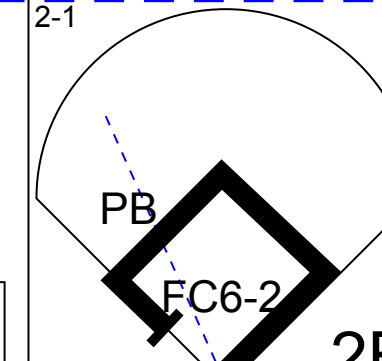
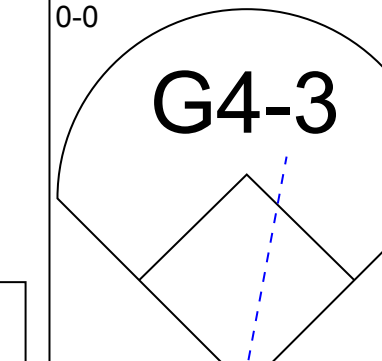
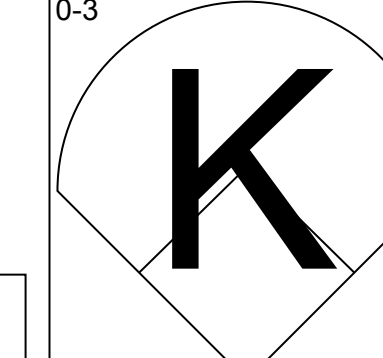
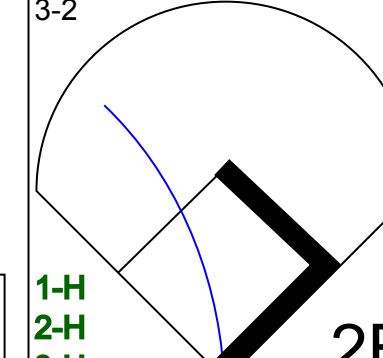
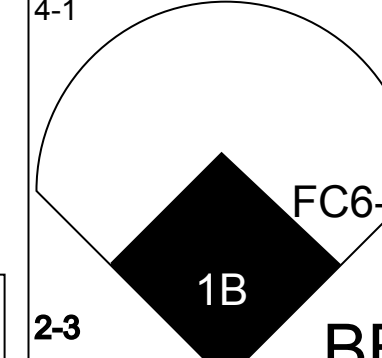
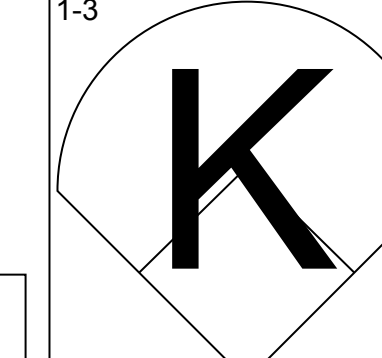
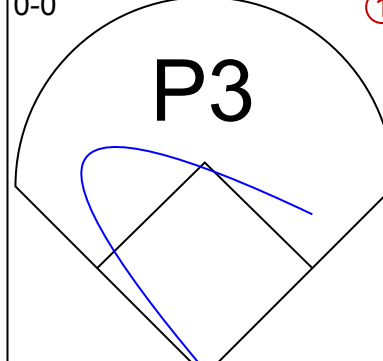
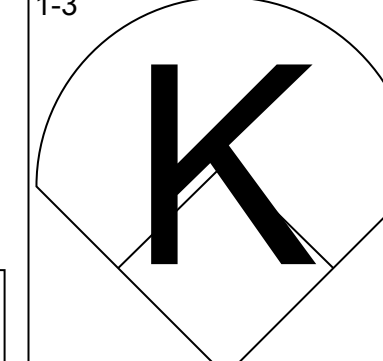
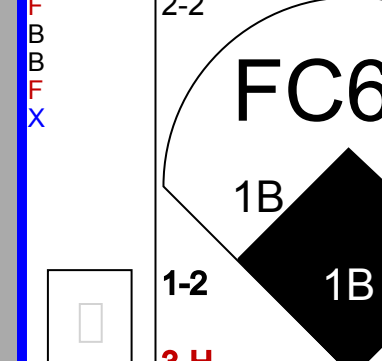
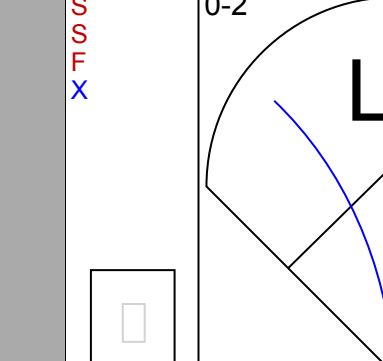
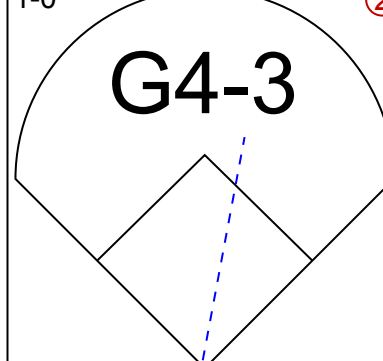
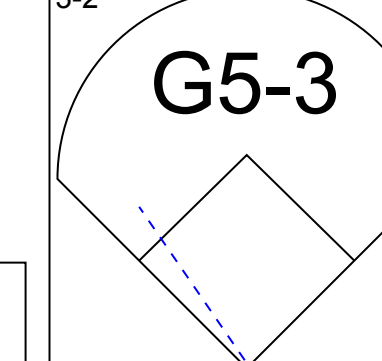
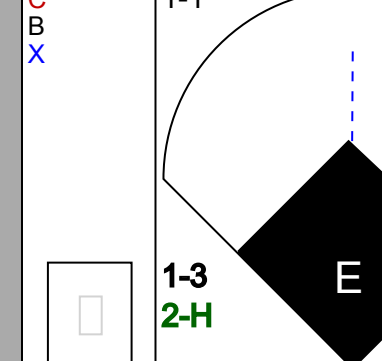
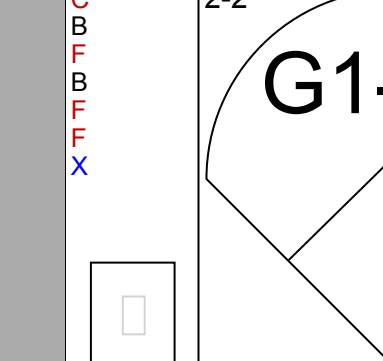
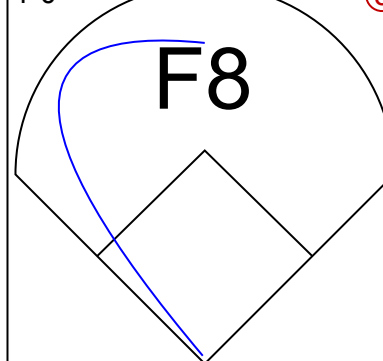
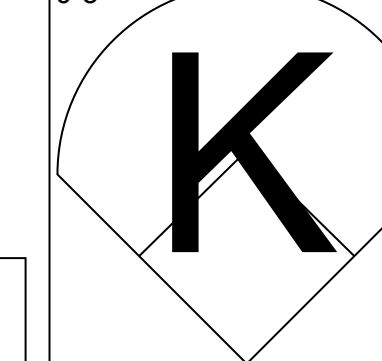
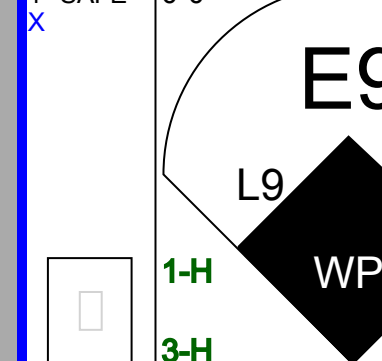
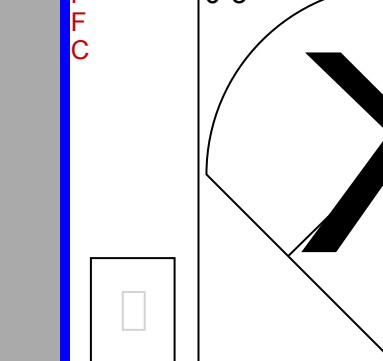
Batter	1	2	3	4	5	6	7	8	9	AB	R	H	RBI	BB	SO	LOB	BOTTOM					
Marvin Benard, L (1, 8) OBP: 0.330, SLG: 0.342	2-3 K		1-0 P5		4-1 1B S BB		0-0 E8	1-2 F7		4	1	0	0	1	1	0						
Robby Thompson, R (1, 4) OBP: 0.308, SLG: 0.355	2-3 K		2-2 1B		3-2 BB 1B HBP		1-0 1B 2B		0-0 P5	2	0	1	0	0	1	0						
Kim Batiste, R (5, FR) OBP: 0.196, SLG: 0.245										2	1	1	0	0	0	0						
Matt Williams, R (1, 3) OBP: 0.374, SLG: 0.512	0-2 G4-3		0-1 P6		0-1 BB		0-0 1B HR		0-1 BB	5	1	3	0	0	0	1						
Barry Bonds, L (1, 7) OBP: 0.427, SLG: 0.578		1-2 P3		1-0 G6-4-3 1B	4-2 1-2 2-3 3-H BB		1-0 HR 1B		4-2 1-2 BB	3	1	2	2	2	0	0						
Steve Scarosone, R (1, 5) OBP: 0.288, SLG: 0.362		1-3 K		0-0 G6-4-3	0-3 K		0-0 L5		2-3 K	5	0	0	0	0	3	8						
Jacob Cruz, L (1, 9) OBP: 0.357, SLG: 0.846		2-1 HR		4-0 BB		1-0 L8	2-2 1-H 2-H HR		1-2 L6	2	1	1	1	1	0	0						
Dave McCarty, R (7, FH) OBP: 0.338, SLG: 0.394										2	1	1	3	0	0	2						
Kirt Manwaring, R (1, 2) OBP: 0.321, SLG: 0.301		4-2 HR		1-1 P3		0-0 L9	0-3 K			3	0	0	0	1	1	1						
Rich Aurilia, R (1, 6) OBP: 0.299, SLG: 0.325		0-0 FC5-4			1-3 K2-3		1-1 1B		2-3 K	4	0	1	0	0	2	1						
Mark Gardner, R (1, 1) OBP: 0.196, SLG: 0.171			2-3 K		0-1 B1-3		0-1 F9		0-2 G1-3	1	0	0	0	0	1	0						
Jose Savitsky, R (5, 1) OBP: 0.206, SLG: 0.200										1	0	0	0	0	0	0						
Steve DeLuca, R (6, PH) OBP: 0.326, SLG: 0.280										1	0	0	0	0	0	1						
Doug Creek, L (7, 1) OBP: 0.326, SLG: 0.280										0	0	0	0	0	0	0						
Mark Dewey, R (7, 1) ERA: 3.4										0	0	0	0	0	0	0						
Rich DeLucia, R (8, 1) OBP: 0.300, SLG: 0.333										1	0	0	0	0	0	0						
<b>Inning Stats</b>	R: 0 E: 0 K: 2 S: 9	H: 0 LOB: 0 BB: 0 P: 13	R: 1 E: 0 K: 1 S: 11	H: 1 LOB: 1 BB: 1 P: 19	R: 0 E: 0 K: 1 S: 11	H: 1 LOB: 0 BB: 0 P: 16	R: 0 E: 0 K: 0 S: 4	H: 1 LOB: 1 BB: 1 P: 10	R: 1 E: 0 K: 2 S: 19	H: 1 LOB: 3 BB: 2 P: 31	R: 0 E: 0 K: 0 S: 6	H: 1 LOB: 0 BB: 0 P: 8	R: 4 E: 1 K: 1 S: 12	H: 4 LOB: 0 BB: 0 P: 16	R: 0 E: 0 K: 1 S: 11	H: 0 LOB: 0 BB: 0 P: 14	R: 0 E: 0 K: 1 S: 12	H: 1 LOB: 2 BB: 1 P: 19	1B: 7 2B: 1 3B: 0 HR: 2	SF: 0 SAC: 0 DP: 1 HBP: 1	WP: 0 PB: 0 SB: 1 CS: 0	PA: 42
<b>PITCHER</b>	IP WLS BF H R ER SO BB IBB HBP BLK WP HR S P ERA WHIP																					
Ramon Martinez, R (1, 1) ERA: 4.0	6.2	32	8	5	5	6	4	0	1	0	0	0	0	0	1	65	104	6.75	1.800			
Scott Radinsky, L (7, 1) ERA: 2.35	0.1	2	1	1	1	1	0	0	0	0	0	0	0	0	7	9	27.00	3.000				
Antonio Osuna, R (8, 1) ERA: 2.62	1.0	W 3	0	0	0	1	0	0	0	0	0	0	0	0	11	14	0.00	0.000				
Todd Worrell, R (9, 1) ERA: 3.4	1.0	S 5	1	0	0	1	1	0	0	0	0	0	0	0	12	19	0.00	2.000				

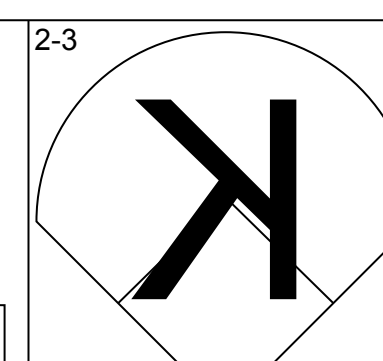
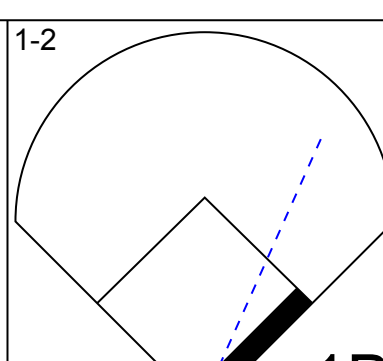
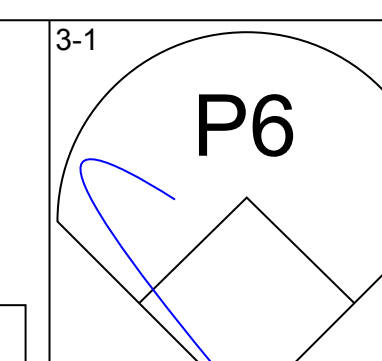
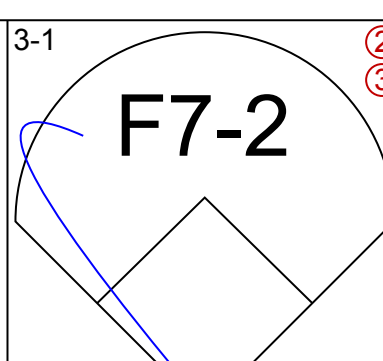
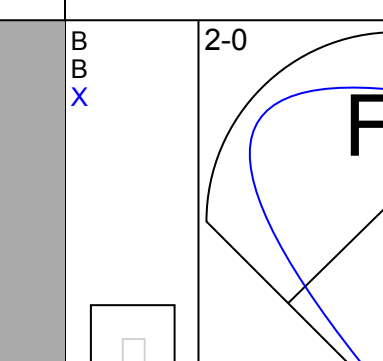
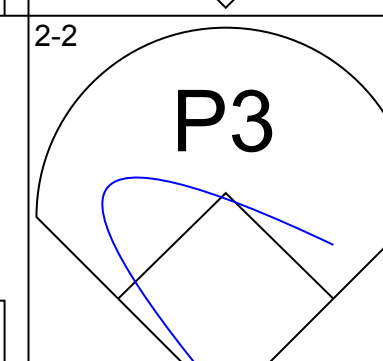
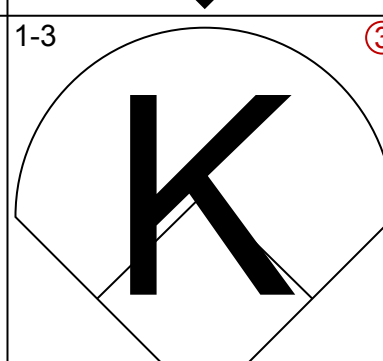
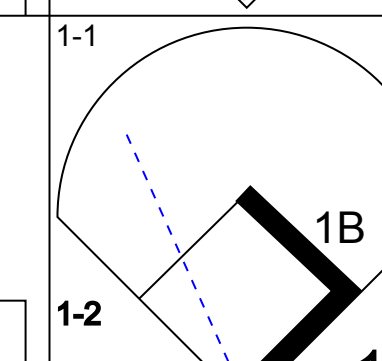
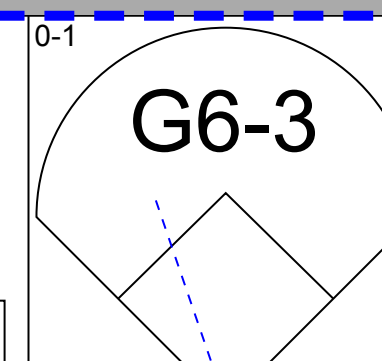
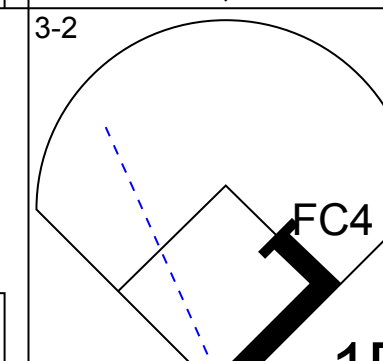
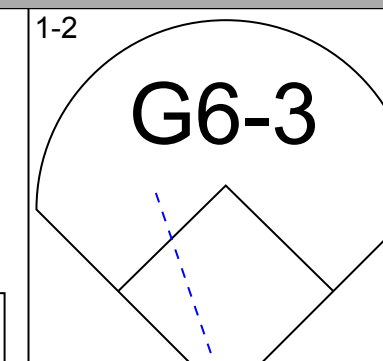
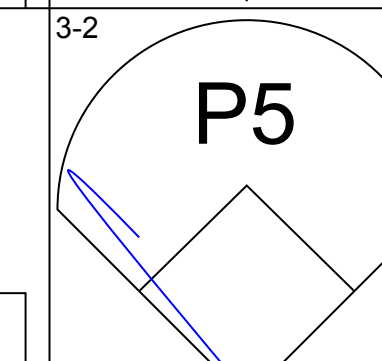
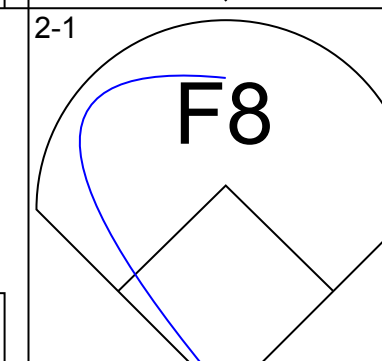
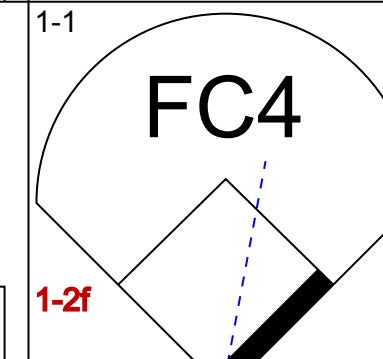
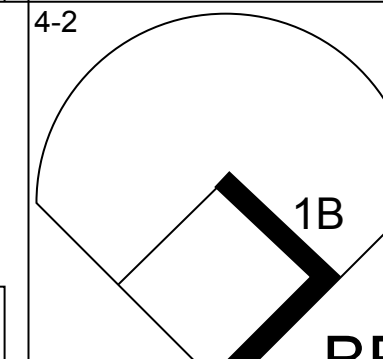
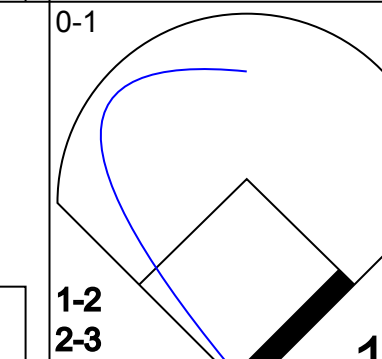
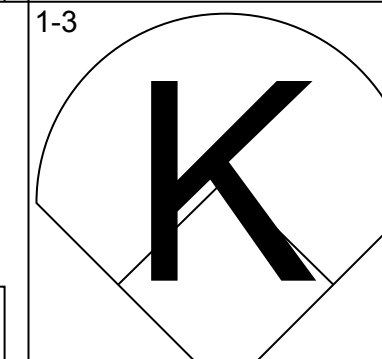
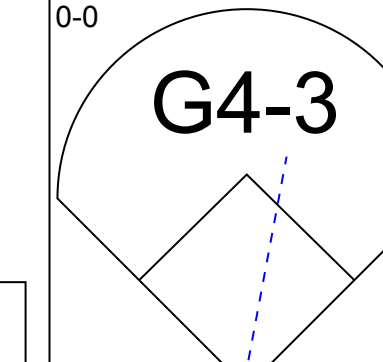
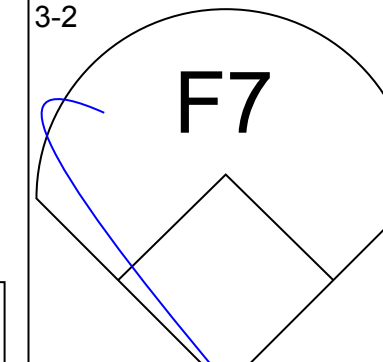
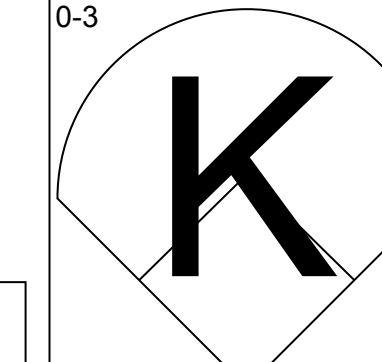
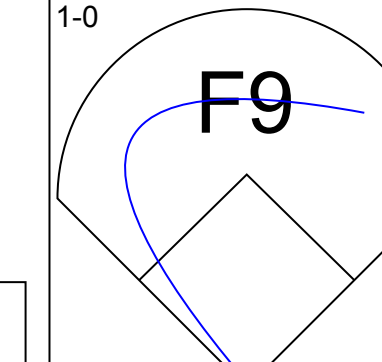
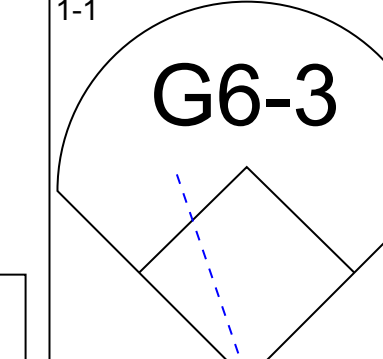
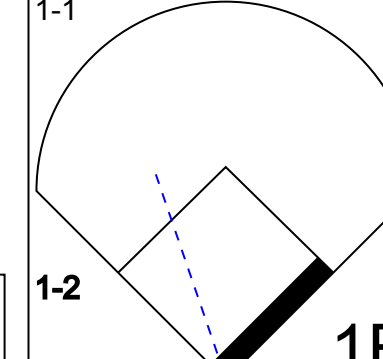
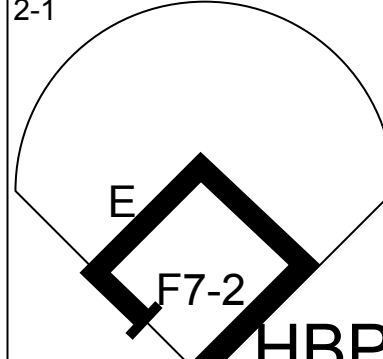
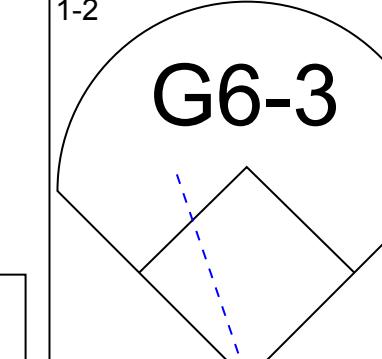
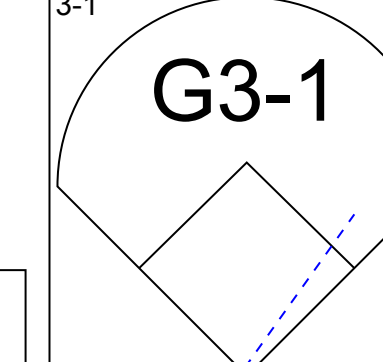
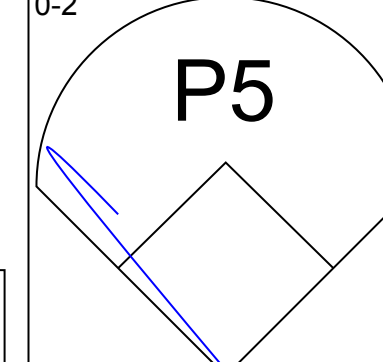
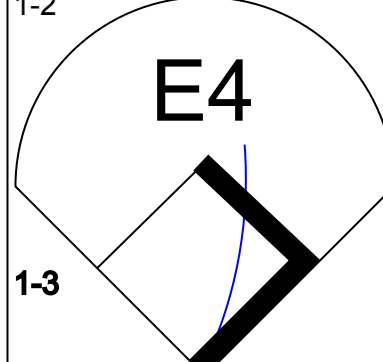
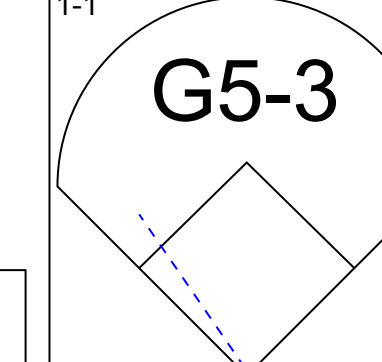
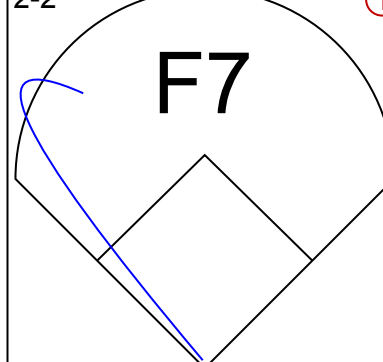
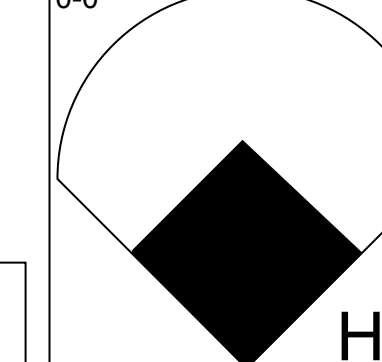
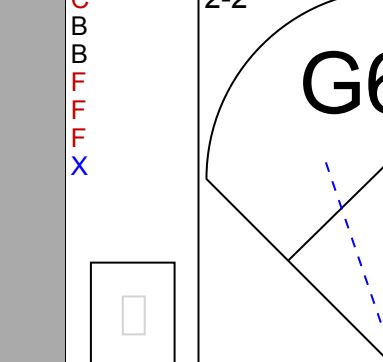

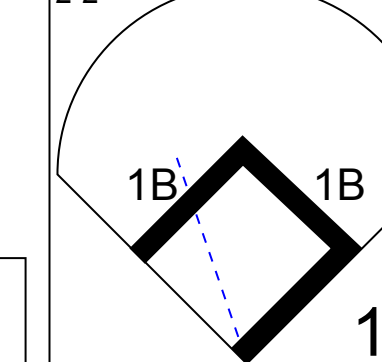
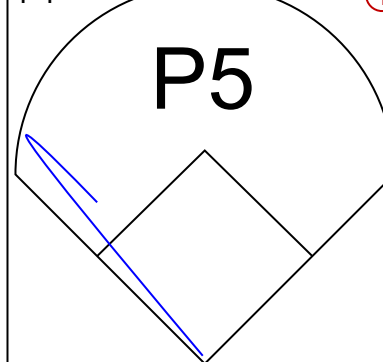
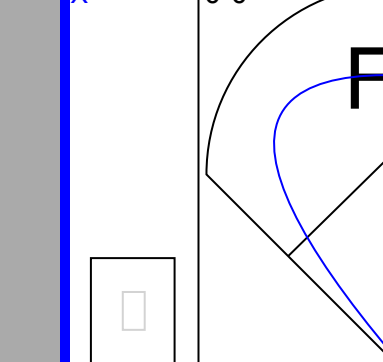
Los Angeles Dodgers @ San Francisco Giants  
 3Com Park at Candlestick Point, San Francisco, CA  
 Sun Jul 21 1996, 6:33 AM EDT  
 Att: 36,345 - Sunny - 75 F

AB 36  
 R 6  
 H 10  
 RBI 6  
 BB 5  
 SO 9  
 LOB 14





Batter	1	2	3	4	5	6	7	8	9	AB	R	H	RBI	BB	SO	LOB	TOP					
<b>Delino DeShields, L</b> OBP: 0.297, SLG: 0.329										3	0	0	0	1	3	0	<b>Los Angeles Dodgers @ Florida Marlins</b> Joe Robbie Stadium, Miami, FL Tue Jul 23 1996, 7:05 PM EDT Att: 17,889 - Unknown - 86 F					
<b>Greg Gagne, R</b> OBP: 0.363, SLG: 0.394										3	0	0	0	1	1	2						
<b>Mike Piazza, R</b> OBP: 0.430, SLG: 0.605										3	1	0	0	1	1	1						
<b>Eric Karros, R</b> OBP: 0.304, SLG: 0.457										3	1	0	0	1	0	0						
<b>Raul Mondesi, R</b> OBP: 0.314, SLG: 0.482 <b>Rick Parker, R</b>										3	1	1	0	0	0	3						
<b>Mike Busch, R</b> OBP: 0.294, SLG: 0.447										3	1	1	3	1	2	0						
<b>Billy Ashley, R</b> OBP: 0.251, SLG: 0.342 <b>Todd Hollandsworth, L</b> OBP: 0.365, SLG: 0.422										2	0	0	0	0	1	1						
<b>Wayne Kirby, L</b> OBP: 0.340, SLG: 0.383										4	1	1	1	0	0	0						
<b>Ismael Valdez, R</b> OBP: 0.119, SLG: 0.098 <b>Chan Ho Park, R</b> OBP: 0.143, SLG: 0.077 <b>Dave Hestson, L</b> OBP: 0.226, SLG: 0.210 <b>Mark Guthrie, R</b> OBP: 0.294, SLG: 0.250 <b>Chad Foyville, S</b> OBP: 0.294, SLG: 0.250 <b>Joey Eischen, L</b>										2	0	0	0	0	1	0						
<b>Inning Stats</b>	R: 0 E: 0 K: 1 S: 10	H: 0 LOB: 0 BB: 0 P: 15	R: 0 E: 0 K: 1 S: 5	H: 0 LOB: 0 BB: 0 P: 9	R: 0 E: 0 K: 0 S: 3	H: 0 LOB: 0 BB: 0 P: 5	R: 3 E: 0 K: 2 S: 17	H: 1 LOB: 1 BB: 3 P: 36	R: 0 E: 0 K: 2 S: 10	H: 0 LOB: 0 BB: 0 P: 14	R: 0 E: 0 K: 2 S: 9	H: 0 LOB: 0 BB: 0 P: 15	R: 4 E: 1 K: 0 S: 15	H: 3 LOB: 1 BB: 2 P: 32	R: 0 E: 0 K: 1 S: 6	H: 0 LOB: 0 BB: 0 P: 7		R: 0 E: 0 K: 1 S: 12	H: 0 LOB: 0 BB: 0 P: 14	1B: 2 2B: 2 3B: 0 HR: 0	SF: 0 SAC: 0 DP: 0 HBP: 0	WP: 1 PB: 1 SB: 0 CS: 0
<b>PITCHER</b>	IP WLS BF H R ER SO BB IBB HBP BLK WP HR S P ERA WHIP																					
<b>Al Leiter, L</b> ERA: 2.69	6.0 L 22 1 3 3 8 3 0 0 0 0 0 0 54 94 4.50 0.667																					
<b>Jay Powell, R</b> ERA: 4.54	0.1 5 3 4 4 0 1 0 0 0 0 0 0 9 18 108.00 12.000																					
<b>Donn Pall, R</b> ERA: 3.63	1.2 6 0 0 0 0 1 0 0 0 0 1 0 12 21 0.00 0.600																					
<b>Robb Nen, R</b> ERA: 2.29	1.0 3 0 0 0 0 1 0 0 0 0 0 0 12 14 0.00 0.000																					

Batter	1	2	3	4	5	6	7	8	9	AB	R	H	RBI	BB	SO	LOB	BOTTOM			
<b>QuiVio Veras, S</b> OBP: 0.376, SLG: 0.340										5	0	1	0	0	1	4	<b>Los Angeles Dodgers @ Florida Marlins</b> Joe Robbie Stadium, Miami, FL Tue Jul 23 1996, 7:05 PM EDT Att: 17,889 - Unknown - 86 F			
<b>Edgar Renteria, R</b> OBP: 0.323, SLG: 0.411										4	0	1	0	0	1	1				
<b>Gary Sheffield, R</b> OBP: 0.445, SLG: 0.608										4	0	1	0	0	0	2				
<b>Jeff Conine, R</b> OBP: 0.373, SLG: 0.503										3	0	1	0	1	1	1				
<b>Devon White, S</b> OBP: 0.323, SLG: 0.433										4	0	0	0	0	1	4				
<b>Greg Colbrunn, R</b> OBP: 0.335, SLG: 0.417 <b>Jesus Tavarez, S</b> OBP: 0.227, SLG: 0.211										2	0	1	0	0	0	0				
<b>Terry Pendleton, S</b> OBP: 0.308, SLG: 0.360										4	0	0	0	0	0	3				
<b>Charles Johnson, R</b> OBP: 0.287, SLG: 0.373										3	1	1	1	1	0	0				
<b>Al Leiter, L</b> ERA: 3.08 <b>Joe Cossentino, R</b> ERA: 3.24 <b>Jay Powell, R</b> ERA: 1.31 <b>Donn Pall, R</b> ERA: 3.63 <b>Robb Nen, R</b> ERA: 2.29 <b>Kurt Abbott, R</b> ERA: 4.57										2	0	1	0	0	1	0				
<b>Inning Stats</b>	R: 0 E: 0 K: 1 S: 11	H: 1 LOB: 1 BB: 0 P: 19	R: 0 E: 0 K: 0 S: 5	H: 0 LOB: 0 BB: 0 P: 9	R: 0 E: 0 K: 2 S: 12	H: 1 LOB: 1 BB: 0 P: 18	R: 0 E: 0 K: 0 S: 17	H: 1 LOB: 2 BB: 1 P: 26	R: 1 E: 1 K: 0 S: 10	H: 4 LOB: 3 BB: 1 P: 25	R: 0 E: 0 K: 1 S: 9	H: 0 LOB: 0 BB: 0 P: 12	R: 0 E: 0 K: 0 S: 6	H: 0 LOB: 0 BB: 0 P: 9	R: 0 E: 0 K: 0 S: 7	H: 0 LOB: 0 BB: 0 P: 11		1B: 6 2B: 1 3B: 0 HR: 1	SF: 0 SAC: 0 DP: 1 HBP: 1	WP: 0 PB: 0 SB: 0 CS: 0
<b>PITCHER</b>	IP WLS BF H R ER SO BB IBB HBP BLK WP HR S P ERA WHIP																			
<b>Ismael Valdez, R</b> ERA: 3.08	5.0 W 23 7 1 1 4 1 0 0 0 0 0 61 97 1.80 1.600																			
<b>Chan Ho Park, R</b> ERA: 3.24	1.0 5 0 0 0 0 1 0 1 0 0 0 10 21 0.00 1.000																			
<b>Mark Guthrie, L</b> ERA: 1.31	2.0 6 0 0 0 0 1 0 0 0 0 0 15 21 0.00 0.000																			
<b>Joey Eischen, L</b> ERA: 4.57	1.0 3 0 0 0 0 0 0 0 0 0 0 7 11 0.00 0.000																			











Batter	1	2	3	4	5	6	7	8	9	AB	R	H	RBI	BB	SO	LOB	TOP								
Wayne Kirby, L (1, 8) OBP: 0.348, SLG: 0.390	L8		F9		G4-3		2H 1B			4	0	1	0	0	0	1									
Delino DeShields, L (1, 4) OBP: 0.291, SLG: 0.322	G6-3		L9			G1-3		L7		4	0	0	0	0	0	0									
Mike Piazza, R (1, 2) OBP: 0.429, SLG: 0.602	K						G4-6-3 1B	F7		4	0	2	0	0	1	0									
Eric Karros, R (1, 3) OBP: 0.304, SLG: 0.468								F8		4	1	1	1	0	0	2									
Raul Mondesi, R (1, 9) OBP: 0.311, SLG: 0.475									G1-3	4	1	1	0	0	1	1									
Todd Hollandsworth, L (1, 7) OBP: 0.359, SLG: 0.416										3	0	0	0	0	0	2									
Rick Parker, R (9, PH) OBP: 0.500, SLG: 0.500	E6							L7		1	0	1	0	0	0	0									
Mike Busch, R (1, 5) OBP: 0.302, SLG: 0.424										4	0	0	0	0	3	3									
Greg Gagne, R (1, 6) OBP: 0.362, SLG: 0.391										4	1	2	1	0	1	2									
Ramon Martinez, R (1, 1) OBP: 0.103, SLG: 0.071										2	0	0	0	0	2	1									
Dave Hansen, L (7, PH) OBP: 0.315, SLG: 0.222										1	0	1	1	0	0	0									
Chad Fonville, S (7, PR) OBP: 0.284, SLG: 0.250										0	0	0	0	0	0	0									
Mark Guthrie, R (7, 1)										0	0	0	0	0	0	0									
Antonio Osuna, R (8, 1)										0	0	0	0	0	0	0									
<b>Inning Stats</b>	R: 0 E: 0 K: 1 S: 8	H: 0 LOB: 0 BB: 0 P: 10	R: 1 E: 1 K: 1 S: 9	H: 1 LOB: 1 BB: 0 P: 14	R: 0 E: 0 K: 1 S: 6	H: 0 LOB: 0 BB: 0 P: 9	R: 0 E: 0 K: 1 S: 10	H: 1 LOB: 1 BB: 0 P: 16	R: 0 E: 0 K: 2 S: 13	H: 1 LOB: 1 BB: 0 P: 16	R: 0 E: 0 K: 0 S: 5	H: 1 LOB: 0 BB: 0 P: 8	R: 2 E: 0 K: 0 S: 15	H: 4 LOB: 2 BB: 0 P: 20	R: 0 E: 0 K: 0 S: 10	H: 0 LOB: 0 BB: 0 P: 16	R: 0 E: 0 K: 2 S: 12	H: 1 LOB: 1 BB: 0 P: 17	1B: 7 2B: 1 3B: 0 HR: 1	SF: 0 SAC: 0 DP: 1 HBP: 0	WP: 0 PB: 0 SB: 2 CS: 0	PA: 35			
<b>PITCHER</b>	IP	WLS	BF	H	R	ER	SO	BB	IBB	HBP	BLK	WP	HR	S	P	ERA	WHIP								
Donne Wall, R (1, 1) ERA: 3.91	7.0		28	8	3	3	6	0	0	0	0	0	1	66	93	3.86	1.143								
Danny Darwin, R (8, 1) ERA: 3.02	1.0	W	3	0	0	0	0	0	0	0	0	0	0	10	16	0.00	0.000								
Billy Wagner, L (9, 1) ERA: 2.43	1.0	S	4	1	0	0	2	0	0	0	0	0	0	12	17	0.00	1.000								

Los Angeles Dodgers @ Houston Astros  
Astrodome, Houston, TX  
Fri Jul 26 1996, 8:05 PM EDT  
Att: 27,089 - Dome - 72 F

livebaseballscores.com

AB 35  
R 3  
H 9  
RBI 3  
BB 0  
SO 8  
LOB 12




Batter	1	2	3	4	5	6	7	8	9	AB	R	H	RBI	BB	SO	LOB	BOTTOM								
John Cangelosi, S (1, 8) OBP: 0.404, SLG: 0.386	F7		P6				P4			4	0	1	0	0	0	2									
Craig Biggio, R (1, 4) OBP: 0.397, SLG: 0.443	G3							G4-3		4	1	1	2	0	0	2									
5 Jeff Bagwell, R (1, 3) OBP: 0.449, SLG: 0.590										4	1	2	0	0	1	0									
Derek Bell, R (1, 9) OBP: 0.330, SLG: 0.445	L9									4	1	2	1	0	0	1									
Sean Berry, R (1, 5) OBP: 0.311, SLG: 0.471										2	0	0	0	0	1	0									
Orlando Miller, R (9, 6) OBP: 0.296, SLG: 0.418										0	0	0	0	0	0	0									
Derrick May, L (1, 7) OBP: 0.337, SLG: 0.410										2	0	1	0	2	1	2									
Ricky Gutierrez, R (1, 6) OBP: 0.349, SLG: 0.329										3	0	0	0	0	0	4									
Bill Spiers, L (8, PH) OBP: 0.274, SLG: 0.358										0	0	0	1	0	0	0									
Rick Wilkins, L (1, 2) OBP: 0.330, SLG: 0.331										3	0	1	0	1	0	0									
Donne Wall, R (1, 1) OBP: 0.276, SLG: 0.259										1	1	1	0	0	0	0									
James Mouton, R (7, PH) OBP: 0.340, SLG: 0.350										1	0	1	0	0	0	0									
Danny Darwin, R (8, 1) OBP: 0.205, SLG: 0.385										0	0	0	0	0	0	0									
Ray Montgomery, R (8, PH) OBP: 0.250, SLG: 0.625										1	0	0	0	0	1	2									
Billy Wagner, L (9, 1)										0	0	0	0	0	0	0									
<b>Inning Stats</b>	R: 0 E: 0 K: 0 S: 12	H: 1 LOB: 1 BB: 0 P: 19	R: 0 E: 0 K: 0 S: 6	H: 1 LOB: 0 BB: 0 P: 10	R: 2 E: 0 K: 1 S: 12	H: 2 LOB: 0 BB: 0 P: 20	R: 0 E: 0 K: 1 S: 9	H: 0 LOB: 1 BB: 1 P: 17	R: 0 E: 0 K: 0 S: 6	H: 2 LOB: 1 BB: 0 P: 10	R: 0 E: 0 K: 1 S: 10	H: 1 LOB: 2 BB: 0 P: 20	R: 0 E: 0 K: 0 S: 13	H: 1 LOB: 1 BB: 0 P: 20	R: 0 E: 0 K: 1 S: 10	H: 2 LOB: 2 BB: 2 P: 22	1B: 7 2B: 2 3B: 0 HR: 1	SF: 1 SAC: 2 DP: 1 HBP: 1	WP: 0 PB: 0 SB: 1 CS: 0	PA: 36					
<b>PITCHER</b>	IP	WLS	BF	H	R	ER	SO	BB	IBB	HBP	BLK	WP	HR	S	P	ERA	WHIP								
Ramon Martinez, R (1, 1) ERA: 3.93	6.0		25	7	2	2	3	1	0	1	0	0	0	55	96	3.00	1.333								
Mark Guthrie, L (7, 1) ERA: 1.65	1.0	L	6	3	2	2	0	0	0	0	0	0	0	18	28	18.00	3.000								
Antonio Osuna, R (8, 1) ERA: 2.57	1.0		5	0	0	0	1	0	2	0	0	0	0	5	14	0.00	0.000								

Los Angeles Dodgers @ Houston Astros  
Astrodome, Houston, TX  
Fri Jul 26 1996, 8:05 PM EDT  
Att: 27,089 - Dome - 72 F

livebaseballscores.com

AB 29  
R 4  
H 10  
RBI 4  
BB 3  
SO 4  
LOB 13









Batter	1	2	3	4	5	6	7	8	9	AB	R	H	RBI	BB	SO	LOB	TOP			
Wayne Kirby, L (1, 8) OBP: 0.333, SLG: 0.368										5	0	2	0	0	2	0	<b>Los Angeles Dodgers @ Houston Astros</b> Astrodome, Houston, TX Sun Jul 28 1996, 4:33 AM EDT Att: 32,912 - Dome - 72 F  <b>livebaseballscorecards.com</b>  <b>AB 37</b> <b>R 2</b> <b>H 11</b> <b>RBI 2</b> <b>BB 3</b> <b>SO 9</b> <b>LOB 23</b>  			
Delino DeShields, L (1, 4) OBP: 0.290, SLG: 0.318										5	0	1	0	0	1	3				
Mike Piazza, R (1, 2) OBP: 0.434, SLG: 0.602										5	0	2	1	0	1	2				
Eric Karros, R (1, 3) OBP: 0.303, SLG: 0.468										5	0	0	0	0	1	5				
Todd Hollandsworth, L (1, 7) OBP: 0.359, SLG: 0.415										4	0	1	0	0	0	3				
Raul Mondesi, R (1, 9) OBP: 0.309, SLG: 0.468										4	0	2	0	0	1	2				
Dave Hansen, L (1, 5) OBP: 0.325, SLG: 0.227										3	0	1	0	1	1	2				
Chad Fonville, S (8, PR) OBP: 0.282, SLG: 0.249										0	0	0	0	0	0	0				
Juan Castro, R (8, 5) OBP: 0.263, SLG: 0.311										0	0	0	0	0	0	0				
Greg Gagne, R (1, 6) OBP: 0.368, SLG: 0.405										2	1	1	1	2	1	2				
Ismael Valdez, R (1, 1) OBP: 0.133, SLG: 0.114										3	1	1	0	0	1	2				
Mark Guthrie, R (7, 1)										0	0	0	0	0	0	0				
Rick Parker, R (8, PH) OBP: 0.400, SLG: 0.250										1	0	0	0	0	0	2				
Pedro Astacio, R (8, 1) OBP: 0.068, SLG: 0.047										0	0	0	0	0	0	0				
Joey Eischen, L (9, 1)										0	0	0	0	0	0	0				
<b>Inning Stats</b>	R: 0 E: 0 K: 1 S: 10	H: 0 LOB: 0 BB: 0 P: 16	R: 0 E: 1 K: 2 S: 15	H: 0 LOB: 2 BB: 1 P: 24	R: 1 E: 0 K: 0 S: 9	H: 3 LOB: 2 BB: 0 P: 13	R: 1 E: 0 K: 1 S: 11	H: 2 LOB: 0 BB: 0 P: 13	R: 0 E: 0 K: 0 S: 9	H: 1 LOB: 1 BB: 0 P: 12	R: 0 E: 0 K: 2 S: 13	H: 1 LOB: 1 BB: 1 P: 18	R: 0 E: 0 K: 0 S: 9	H: 2 LOB: 2 BB: 1 P: 16	R: 0 E: 0 K: 2 S: 15	H: 1 LOB: 1 BB: 0 P: 21	1B: 9 2B: 2 3B: 0 HR: 1	SF: 0 SAC: 0 DP: 1 HBP: 0	WP: 0 PB: 0 SB: 0 CS: 1	PA: 40
<b>PITCHER</b>	IP WLS BF H R ER SO BB IBB HBP BLK WP HR S P ERA WHIP																			
Shane Reynolds, R (1, 1) ERA: 3.85	7.0	31	8	2	2	7	1	1	0	0	0	0	1	74	109	2.57	1.286			
Danny Darwin, R (8, 1) ERA: 2.97	2.0	9	3	0	0	2	0	1	0	0	0	0	0	24	37	0.00	1.500			


Batter	1	2	3	4	5	6	7	8	9	AB	R	H	RBI	BB	SO	LOB	BOTTOM				
John Cangelosi, S (1, 7) OBP: 0.405, SLG: 0.386										4	1	2	1	0	0	0	<b>Los Angeles Dodgers @ Houston Astros</b> Astrodome, Houston, TX Sun Jul 28 1996, 4:33 AM EDT Att: 32,912 - Dome - 72 F  <b>livebaseballscorecards.com</b>  <b>AB 31</b> <b>R 3</b> <b>H 10</b> <b>RBI 3</b> <b>BB 2</b> <b>SO 4</b> <b>LOB 14</b>  				
Craig Biggio, R (1, 4) OBP: 0.395, SLG: 0.443										4	0	2	0	0	1	2					
5 Jeff Bagwell, R (1, 3) OBP: 0.445, SLG: 0.582										4	0	0	0	0	1	5					
Derek Bell, R (1, 9) OBP: 0.328, SLG: 0.444										3	0	1	1	0	0	0					
Sean Berry, R (1, 5) OBP: 0.313, SLG: 0.467										2	0	0	0	2	0	1					
James Mouton, R (1, 8) OBP: 0.341, SLG: 0.351										4	0	1	0	0	0	3					
Orlando Miller, R (1, 6) OBP: 0.297, SLG: 0.426										4	1	2	1	0	2	1					
Kirt Manwaring, R (1, 2) OBP: 0.320, SLG: 0.297										3	1	1	0	0	0	1					
Shane Reynolds, R (1, 1) ERA: 3.07	6.1	28	9	2	2	2	1	0	0	0	0	0	0	0	0	1					
Mark Guthrie, L (7, 1) ERA: 1.63	0.2	2	0	0	0	2	0	0	0	0	0	0	0	0	0	0					
Pedro Astacio, R (8, 1) ERA: 3.53	1.0	3	0	0	0	0	1	0	0	0	0	0	0	0	0	0					
Joey Eischen, L (9, 1) ERA: 4.78	0.0	L 1	1	1	1	0	0	0	0	0	0	0	0	0	0	0					
<b>Inning Stats</b>	R: 0 E: 0 K: 0 S: 5	H: 0 LOB: 0 BB: 0 P: 6	R: 0 E: 0 K: 1 S: 7	H: 1 LOB: 0 BB: 0 P: 13	R: 0 E: 0 K: 0 S: 9	H: 0 LOB: 0 BB: 0 P: 14	R: 0 E: 0 K: 0 S: 8	H: 2 LOB: 1 BB: 0 P: 13	R: 0 E: 0 K: 1 S: 10	H: 1 LOB: 1 BB: 0 P: 11	R: 1 E: 0 K: 2 S: 12	H: 3 LOB: 2 BB: 0 P: 17	R: 0 E: 0 K: 0 S: 7	H: 0 LOB: 0 BB: 1 P: 11	R: 1 E: 0 K: 0 S: 1	H: 1 LOB: 0 BB: 0 P: 2		1B: 7 2B: 2 3B: 0 HR: 1	SF: 1 SAC: 0 DP: 2 HBP: 0	WP: 1 PB: 0 SB: 0 CS: 0	PA: 34
<b>PITCHER</b>	IP WLS BF H R ER SO BB IBB HBP BLK WP HR S P ERA WHIP																				
Ismael Valdez, R (1, 1) ERA: 3.07	6.1	28	9	2	2	2	1	0	0	0	0	0	0	0	0	1		0	7	10	0.00
Mark Guthrie, L (7, 1) ERA: 1.63	0.2	2	0	0	0	2	0	0	0	0	0	0	0	0	0	0	0	7	11	0.00	1.000
Pedro Astacio, R (8, 1) ERA: 3.53	1.0	3	0	0	0	0	1	0	0	0	0	0	0	0	0	0	0	7	11	0.00	1.000
Joey Eischen, L (9, 1) ERA: 4.78	0.0	L 1	1	1	1	0	0	0	0	0	0	0	0	0	0	0	0	1	2	∞	∞



Batter	1	2	3	4	5	6	7	8	9	10	AB	R	H	RBI	BB	SO	LOB	TOP								
Quilvio Veras, S OBP: 0.375, SLG: 0.325	4-0 1B		4-2 1B		1-0 G6-3		0-0 G6-4-3		4-1 BLK		2	1	0	0	3	0	1									
Edgar Renteria, R OBP: 0.333, SLG: 0.407	0-3 K		1-2 F9		0-0 WP			3-3 K	3-2 F9		5	1	1	0	0	2	3									
Gary Sheffield, R OBP: 0.455, SLG: 0.623	0-0 BLK		0-2 S		3-2 S			4-1 BLK		0-0 P6	4	1	3	2	1	0	0									
Jeff Conine, R OBP: 0.369, SLG: 0.495	1-2 G5-3		0-3 K		3-3 K			4-1 BLK		2-3 K	4	0	1	1	1	3	3									
Devon White, S OBP: 0.315, SLG: 0.426	0-2 G5-3		0-3 K			0-0 G4-3		2-3 K		0-3 K	5	0	0	0	0	3	5									
Terry Pendleton, S OBP: 0.299, SLG: 0.350	0-0 F7			0-0 F7		1-1 L9		1-0 G5-3			4	0	0	0	0	0	3									
Joe Orsulak, L OBP: 0.276, SLG: 0.276		1-0 F9		0-0 P6		0-0 P2			0-2 WP		4	0	1	0	0	0	0									
Jesus Tavarez, S OBP: 0.237, SLG: 0.222									BLK		0	1	0	0	0	0	0									
Rob Natal, R OBP: 0.250, SLG: 0.208		1-1 F8		1-0 F7			0-0 F7		1 SAFE	3-3 K	4	0	0	0	0	1	1									
Marc Valdes, R Yorkis Perez, L Jay Powell, R Andre Dawson, R David Weathers, R		0-0 F7			0-2 K			4-1 G6-4-3		2-2 K	2	0	0	0	1	1	0									
<b>Inning Stats</b>	R: 2 E: 0 K: 1 S: 12	H: 2 LOB: 1 BB: 1 P: 17	R: 0 E: 0 K: 0 S: 4	H: 0 LOB: 0 BB: 0 P: 6	R: 0 E: 0 K: 2 S: 16	H: 1 LOB: 2 BB: 1 P: 21	R: 0 E: 0 K: 0 S: 3	H: 0 LOB: 0 BB: 0 P: 4	R: 1 E: 0 K: 2 S: 11	H: 2 LOB: 1 BB: 0 P: 18	R: 0 E: 0 K: 0 S: 4	H: 0 LOB: 0 BB: 0 P: 5	R: 0 E: 0 K: 0 S: 3	H: 0 LOB: 1 BB: 1 P: 7	R: 0 E: 0 K: 2 S: 10	H: 0 LOB: 2 BB: 2 P: 24	R: 1 E: 0 K: 2 S: 15	H: 1 LOB: 2 BB: 1 P: 27	R: 0 E: 0 K: 2 S: 7	H: 0 LOB: 0 BB: 0 P: 9	1B: 6 2B: 0 3B: 0 HR: 0	SF: 0 SAC: 0 DP: 1 HBP: 0	WP: 3 PB: 0 SB: 5 CS: 0	PA: 41		
<b>PITCHER</b>	IP WLS BF H R ER SO BB IBB HBP BLK WP HR S P ERA WHIP	IP WLS BF H R ER SO BB IBB HBP BLK WP HR S P ERA WHIP	IP WLS BF H R ER SO BB IBB HBP BLK WP HR S P ERA WHIP	IP WLS BF H R ER SO BB IBB HBP BLK WP HR S P ERA WHIP	IP WLS BF H R ER SO BB IBB HBP BLK WP HR S P ERA WHIP	IP WLS BF H R ER SO BB IBB HBP BLK WP HR S P ERA WHIP	IP WLS BF H R ER SO BB IBB HBP BLK WP HR S P ERA WHIP	IP WLS BF H R ER SO BB IBB HBP BLK WP HR S P ERA WHIP	IP WLS BF H R ER SO BB IBB HBP BLK WP HR S P ERA WHIP	IP WLS BF H R ER SO BB IBB HBP BLK WP HR S P ERA WHIP	IP WLS BF H R ER SO BB IBB HBP BLK WP HR S P ERA WHIP	IP WLS BF H R ER SO BB IBB HBP BLK WP HR S P ERA WHIP	IP WLS BF H R ER SO BB IBB HBP BLK WP HR S P ERA WHIP	IP WLS BF H R ER SO BB IBB HBP BLK WP HR S P ERA WHIP	IP WLS BF H R ER SO BB IBB HBP BLK WP HR S P ERA WHIP	IP WLS BF H R ER SO BB IBB HBP BLK WP HR S P ERA WHIP	IP WLS BF H R ER SO BB IBB HBP BLK WP HR S P ERA WHIP	IP WLS BF H R ER SO BB IBB HBP BLK WP HR S P ERA WHIP	IP WLS BF H R ER SO BB IBB HBP BLK WP HR S P ERA WHIP	IP WLS BF H R ER SO BB IBB HBP BLK WP HR S P ERA WHIP	IP WLS BF H R ER SO BB IBB HBP BLK WP HR S P ERA WHIP	IP WLS BF H R ER SO BB IBB HBP BLK WP HR S P ERA WHIP	IP WLS BF H R ER SO BB IBB HBP BLK WP HR S P ERA WHIP	IP WLS BF H R ER SO BB IBB HBP BLK WP HR S P ERA WHIP	IP WLS BF H R ER SO BB IBB HBP BLK WP HR S P ERA WHIP	IP WLS BF H R ER SO BB IBB HBP BLK WP HR S P ERA WHIP

Florida Marlins @ Los Angeles Dodgers  
Dodger Stadium, Los Angeles, CA  
Tue Jul 30 1996, 7:05 PM PDT  
Att: 34,973 - Unknown - 80 F

AB 35  
R 4  
H 6  
RBI 3  
BB 6  
SO 11  
LOB 18




Batter	1	2	3	4	5	6	7	8	9	10	AB	R	H	RBI	BB	SO	LOB	BOTTOM								
Wayne Kirby, L OBP: 0.321, SLG: 0.352	3-2 G1-3		3-2 G6-4-3		0-0 G3		4-2 SF6		0-0 1B		3	0	0	0	0	0	1									
Billy Ashley, R OBP: 0.271, SLG: 0.378							1-2 BB		1-0 1B		0	0	0	0	1	0	0									
Juan Castro, R OBP: 0.270, SLG: 0.318									1-2 1B		1	0	1	0	0	0	0									
Delino DeShields, L OBP: 0.291, SLG: 0.320	2-2 E5		1-0 PB		2-2 G1-3		3-1 SF6		1-0 1B		4	2	2	1	0	0	0									
Mike Piazza, R OBP: 0.429, SLG: 0.594	0-3 K		3-2 G5-3		3-1 G5-3		1-2 G4-3		0-0 L7		5	0	0	0	0	1	7									
Eric Karros, R OBP: 0.304, SLG: 0.469	3-1 2B		1-1 G3-1		2-1 F8		1-2 G4-3		3-0 F8		5	0	2	2	0	0	2									
Todd Hollandsworth, L OBP: 0.359, SLG: 0.416	0-0 2B		0-0 G3-1		2-0 G6-3		3-2 3B		2-3 K		5	1	2	0	0	1	1									
Raul Mondesi, R OBP: 0.312, SLG: 0.476	4-0 BB		2-3 K		2-2 F7		1 SAFE	0-2 3B		0-0 2B	4	0	2	1	1	1	1									
Dave Hansen, L OBP: 0.325, SLG: 0.232	0-0 F7			2-0 L3			3-1 1B	1-3 K		0-0 FC1-4-5-6	3	0	1	0	0	0	3									
Chad Fonville, S OBP: 0.281, SLG: 0.247										1B	1	1	0	0	0	1	1									
Todd Worrell, R Mike Busch, R Greg Gagne, R		1-1 F8		0-0 G6-3		0-0 G1-3		1-1 L7		2-0 1B	5	0	1	0	0	0	2									
Hideo Nomo, R OBP: 0.191, SLG: 0.244		4-2 G6-4-3		1-2 G1			0-0 SF6		3-2 L6		1	0	0	0	1	0	0									
Rick Parker, R OBP: 0.500, SLG: 0.429							2-3 1B		1-2 1B		3	0	2	1	0	0	0									
<b>Inning Stats</b>	R: 1 E: 1 K: 1 S: 14	H: 2 LOB: 3 BB: 1 P: 26	R: 0 E: 0 K: 0 S: 8	H: 0 LOB: 0 BB: 1 P: 16	R: 0 E: 0 K: 0 S: 5	H: 0 LOB: 0 BB: 0 P: 8	R: 0 E: 0 K: 0 S: 6	H: 0 LOB: 0 BB: 0 P: 12	R: 1 E: 0 K: 0 S: 10	H: 2 LOB: 3 BB: 1 P: 20	R: 1 E: 0 K: 1 S: 14	H: 2 LOB: 1 BB: 0 P: 20	R: 0 E: 0 K: 0 S: 7	H: 2 LOB: 2 BB: 0 P: 14	R: 1 E: 0 K: 1 S: 7	H: 3 LOB: 2 BB: 0 P: 11	1B: 9 2B: 3 3B: 1 HR: 0	SF: 1 SAC: 0 DP: 1 HBP: 0	WP: 1 PB: 1 SB: 0 CS: 0	PA: 45						
<b>PITCHER</b>	IP WLS BF H R ER SO BB IBB HBP BLK WP HR S P ERA WHIP	IP WLS BF H R ER SO BB IBB HBP BLK WP HR S P ERA WHIP	IP WLS BF H R ER SO BB IBB HBP BLK WP HR S P ERA WHIP	IP WLS BF H R ER SO BB IBB HBP BLK WP HR S P ERA WHIP	IP WLS BF H R ER SO BB IBB HBP BLK WP HR S P ERA WHIP	IP WLS BF H R ER SO BB IBB HBP BLK WP HR S P ERA WHIP	IP WLS BF H R ER SO BB IBB HBP BLK WP HR S P ERA WHIP	IP WLS BF H R ER SO BB IBB HBP BLK WP HR S P ERA WHIP	IP WLS BF H R ER SO BB IBB HBP BLK WP HR S P ERA WHIP	IP WLS BF H R ER SO BB IBB HBP BLK WP HR S P ERA WHIP	IP WLS BF H R ER SO BB IBB HBP BLK WP HR S P ERA WHIP	IP WLS BF H R ER SO BB IBB HBP BLK WP HR S P ERA WHIP	IP WLS BF H R ER SO BB IBB HBP BLK WP HR S P ERA WHIP	IP WLS BF H R ER SO BB IBB HBP BLK WP HR S P ERA WHIP	IP WLS BF H R ER SO BB IBB HBP BLK WP HR S P ERA WHIP	IP WLS BF H R ER SO BB IBB HBP BLK WP HR S P ERA WHIP	IP WLS BF H R ER SO BB IBB HBP BLK WP HR S P ERA WHIP	IP WLS BF H R ER SO BB IBB HBP BLK WP HR S P ERA WHIP	IP WLS BF H R ER SO BB IBB HBP BLK WP HR S P ERA WHIP	IP WLS BF H R ER SO BB IBB HBP BLK WP HR S P ERA WHIP	IP WLS BF H R ER SO BB IBB HBP BLK WP HR S P ERA WHIP	IP WLS BF H R ER SO BB IBB HBP BLK WP HR S P ERA WHIP	IP WLS BF H R ER SO BB IBB HBP BLK WP HR S P ERA WHIP	IP WLS BF H R ER SO BB IBB HBP BLK WP HR S P ERA WHIP	IP WLS BF H R ER SO BB IBB HBP BLK WP HR S P ERA WHIP	IP WLS BF H R ER SO BB IBB HBP BLK WP HR S P ERA WHIP


Florida Marlins @ Los Angeles Dodgers  
Dodger Stadium, Los Angeles, CA  
Tue Jul 30 1996, 7:05 PM PDT  
Att: 34,973 - Unknown - 80 F

AB 41  
R 5  
H 13  
RBI 5  
BB 3  
SO 4  
LOB 19





Batter	1	2	3	4	5	6	7	8	9	AB	R	H	RBI	BB	SO	LOB	TOP			
Quilvio Veras, S OBP: 0.380, SLG: 0.326	4-2 G1-3 1B BB		3-2 G2-3			2-2 BB 1B		4-1 BB		2	0	1	0	2	0	0	<b>Florida Marlins @ Los Angeles Dodgers</b> Dodger Stadium, Los Angeles, CA Wed Jul 31 1996, 7:05 PM PDT Att: 29,565 - Unknown - 77 F <a href="http://livebaseballscorecards.com">livebaseballscorecards.com</a>			
Edgar Renteria, R OBP: 0.332, SLG: 0.404	2-2 G1-3 1B		1-0 F7			1-1 F8		2-3 K		4	0	1	0	0	1	2				
Gary Sheffield, R OBP: 0.453, SLG: 0.618	2-3 K				3-2 G5-3	1-0 BB 1B		3-3 K		4	0	1	0	0	2	3				
Jeff Conine, R OBP: 0.365, SLG: 0.490	1-1 G1-3			1-2 F9		0-1 F8		1-2 K		4	0	0	0	0	1	5				
Devon White, S OBP: 0.317, SLG: 0.428	0-1 G5-3			1-0 2B		4-2 BB		0-1 G5-3		3	0	1	0	1	0	2				
Terry Pendleton, S OBP: 0.296, SLG: 0.346		1-2 F7		1-0 G1-4-3		2-0 L9		1-2 F8		4	0	0	0	0	0	4				
Billy McMillon, L OBP: 0.389, SLG: 0.267		1-0 F9			2-3 K		2-1 G4-3		1-1 G3	4	0	0	0	0	1	0				
Rob Natal, R OBP: 0.238, SLG: 0.196		3-3 K			0-0 G6-3		1-3 K			3	0	0	0	0	2	0				
Pat Rapp, R OBP: 0.095, SLG: 0.095				2-1 G1-3		1-1 G1-3		2-1 F9		2	0	0	0	0	0	0	<b>AB 31</b> <b>R 0</b> <b>H 4</b> <b>RBI 0</b> <b>BB 3</b> <b>SO 7</b> <b>LOB 16</b> 			
Joe Orsulak, L OBP: 0.274, SLG: 0.274										1	0	0	0	0	0	0				
Yorkis Perez, L OBP: 0.274, SLG: 0.274										0	0	0	0	0	0	0				
Terry Mathews, L OBP: 0.274, SLG: 0.274										0	0	0	0	0	0	0				
<b>Inning Stats</b>	R: 0 E: 0 K: 1 S: 15	H: 1 LOB: 2 BB: 1 P: 23	R: 0 E: 0 K: 1 S: 7	H: 0 LOB: 0 BB: 0 P: 12	R: 0 E: 0 K: 0 S: 7	H: 0 LOB: 0 BB: 0 P: 13	R: 0 E: 0 K: 0 S: 11	H: 1 LOB: 1 BB: 0 P: 17	R: 0 E: 0 K: 1 S: 7	H: 0 LOB: 0 BB: 0 P: 10	R: 0 E: 0 K: 0 S: 11	H: 2 LOB: 3 BB: 1 P: 21	R: 0 E: 0 K: 1 S: 14	H: 0 LOB: 1 BB: 1 P: 24	R: 0 E: 0 K: 3 S: 8	H: 0 LOB: 0 BB: 0 P: 10	1B: 3 2B: 1 3B: 0 HR: 0	SF: 0 SAC: 0 DP: 0 HBP: 0	WP: 0 PB: 0 SB: 0 CS: 0	PA: 34
<b>PITCHER</b>	IP WLS BF H R ER SO BB IBB HBP BLK WP HR S P ERA WHIP	IP WLS BF H R ER SO BB IBB HBP BLK WP HR S P ERA WHIP	IP WLS BF H R ER SO BB IBB HBP BLK WP HR S P ERA WHIP	IP WLS BF H R ER SO BB IBB HBP BLK WP HR S P ERA WHIP	IP WLS BF H R ER SO BB IBB HBP BLK WP HR S P ERA WHIP	IP WLS BF H R ER SO BB IBB HBP BLK WP HR S P ERA WHIP	IP WLS BF H R ER SO BB IBB HBP BLK WP HR S P ERA WHIP	IP WLS BF H R ER SO BB IBB HBP BLK WP HR S P ERA WHIP	IP WLS BF H R ER SO BB IBB HBP BLK WP HR S P ERA WHIP	IP WLS BF H R ER SO BB IBB HBP BLK WP HR S P ERA WHIP	IP WLS BF H R ER SO BB IBB HBP BLK WP HR S P ERA WHIP	IP WLS BF H R ER SO BB IBB HBP BLK WP HR S P ERA WHIP	IP WLS BF H R ER SO BB IBB HBP BLK WP HR S P ERA WHIP	IP WLS BF H R ER SO BB IBB HBP BLK WP HR S P ERA WHIP	IP WLS BF H R ER SO BB IBB HBP BLK WP HR S P ERA WHIP	IP WLS BF H R ER SO BB IBB HBP BLK WP HR S P ERA WHIP	IP WLS BF H R ER SO BB IBB HBP BLK WP HR S P ERA WHIP			
Ramon Martinez, R ERA: 3.64	7.0	W	28	4	0	0	4	3	0	0	0	0	0	0	0	0	0.00	1.000		
Antonio Osuna, R ERA: 2.4	1.0	S	3	0	0	0	3	0	0	0	0	0	0	0	0	0	0.00	0.000		
Todd Worrell, R ERA: 3.32	1.0	S	3	0	0	0	0	0	0	0	0	0	0	0	0	0	0.00	0.000		

Batter	1	2	3	4	5	6	7	8	9	AB	R	H	RBI	BB	SO	LOB	BOTTOM			
Wayne Kirby, L OBP: 0.333, SLG: 0.356	4-1 BB 1B S BB			1-2 G3			0-2 2B			2	1	1	0	1	0	1	<b>Florida Marlins @ Los Angeles Dodgers</b> Dodger Stadium, Los Angeles, CA Wed Jul 31 1996, 7:05 PM PDT Att: 29,565 - Unknown - 77 F <a href="http://livebaseballscorecards.com">livebaseballscorecards.com</a>			
Rick Parker, R OBP: 0.556, SLG: 0.625		0-0 1B								1	0	1	0	0	0	0				
Delino DeShields, L OBP: 0.291, SLG: 0.318	4-2 BB 1B BB	1 SAFE 0-2 F7			3-2 F8		0-3 K			3	1	0	0	1	1	2				
Mike Piazza, R OBP: 0.427, SLG: 0.589	4-0 FC4 1B BB	0-3 K			0-2 G3		0-1 L4			3	1	0	0	1	1	2				
Eric Karros, R OBP: 0.304, SLG: 0.467	0-1 FC4 1B			2-0 G6-3		2-1 F8		1-1 G5-3		4	0	1	2	0	0	0				
Todd Hollandsworth, L OBP: 0.354, SLG: 0.412	0-0 FC4 1B			1-0 G3			1-1 L7		0-0 G3-1	4	0	0	0	0	0	2				
Raul Mondesi, R OBP: 0.314, SLG: 0.479	1 SAFE 3-1 PB 1B			0-0 F9		2-0 PO 2B		2-2 F4		4	0	2	1	0	0	0				
Mike Busch, R OBP: 0.264, SLG: 0.368	1-2 2-3 K			0-3 K		1-2 K				3	0	0	0	0	3	3				
Greg Gagne, R OBP: 0.365, SLG: 0.397	2-3 K			2-2 F8		4-0 IBB				2	0	0	0	1	1	2				
Ramon Martinez, R OBP: 0.125, SLG: 0.097				0-2 G2-3		0-1 PO		1-3 K		3	0	1	0	0	1	0	<b>AB 29</b> <b>R 3</b> <b>H 6</b> <b>RBI 3</b> <b>BB 4</b> <b>SO 7</b> <b>LOB 12</b> 			
Antonio Osuna, R ERA: 4.5										0	0	0	0	0	0	0				
Todd Worrell, R ERA: 4.7										0	0	0	0	0	0	0				
<b>Inning Stats</b>	R: 3 E: 0 K: 2 S: 14	H: 2 LOB: 3 BB: 3 P: 33	R: 0 E: 0 K: 1 S: 11	H: 1 LOB: 0 BB: 0 P: 11	R: 0 E: 0 K: 0 S: 3	H: 0 LOB: 0 BB: 0 P: 6	R: 0 E: 0 K: 1 S: 12	H: 1 LOB: 1 BB: 0 P: 15	R: 0 E: 0 K: 1 S: 9	H: 0 LOB: 0 BB: 0 P: 14	R: 0 E: 0 K: 1 S: 7	H: 1 LOB: 1 BB: 1 P: 16	R: 0 E: 0 K: 2 S: 14	H: 1 LOB: 1 BB: 0 P: 15	R: 0 E: 0 K: 0 S: 6	H: 0 LOB: 0 BB: 0 P: 9		1B: 4 2B: 2 3B: 0 HR: 0	SF: 0 SAC: 0 DP: 0 HBP: 0	WP: 0 PB: 1 SB: 1 CS: 0
<b>PITCHER</b>	IP WLS BF H R ER SO BB IBB HBP BLK WP HR S P ERA WHIP	IP WLS BF H R ER SO BB IBB HBP BLK WP HR S P ERA WHIP	IP WLS BF H R ER SO BB IBB HBP BLK WP HR S P ERA WHIP	IP WLS BF H R ER SO BB IBB HBP BLK WP HR S P ERA WHIP	IP WLS BF H R ER SO BB IBB HBP BLK WP HR S P ERA WHIP	IP WLS BF H R ER SO BB IBB HBP BLK WP HR S P ERA WHIP	IP WLS BF H R ER SO BB IBB HBP BLK WP HR S P ERA WHIP	IP WLS BF H R ER SO BB IBB HBP BLK WP HR S P ERA WHIP	IP WLS BF H R ER SO BB IBB HBP BLK WP HR S P ERA WHIP	IP WLS BF H R ER SO BB IBB HBP BLK WP HR S P ERA WHIP	IP WLS BF H R ER SO BB IBB HBP BLK WP HR S P ERA WHIP	IP WLS BF H R ER SO BB IBB HBP BLK WP HR S P ERA WHIP	IP WLS BF H R ER SO BB IBB HBP BLK WP HR S P ERA WHIP	IP WLS BF H R ER SO BB IBB HBP BLK WP HR S P ERA WHIP	IP WLS BF H R ER SO BB IBB HBP BLK WP HR S P ERA WHIP	IP WLS BF H R ER SO BB IBB HBP BLK WP HR S P ERA WHIP	IP WLS BF H R ER SO BB IBB HBP BLK WP HR S P ERA WHIP			
Pat Rapp, R ERA: 4.19	6.0	L	26	5	3	3	5	3	1	0	0	0	0	0	0	0	4.50	1.333		
Yorkis Perez, L ERA: 4.5	0.2	S	3	1	0	0	2	0	0	0	0	0	0	0	0	0	0.00	1.500		
Terry Mathews, R ERA: 4.7	1.1	S	4	0	0	0	0	0	0	0	0	0	0	0	0	0	0.00	0.000		







Batter	1	2	3	4	5	6	7	8	9	AB	R	H	RBI	BB	SO	LOB	TOP																
Marquis Grissom, R (1, 8) OBP: 0.343, SLG: 0.484	1-3 K		3-2 F8		0-2 1B		2-1 1B		1-3 K	5	0	2	0	0	2	2	<b>Atlanta Braves @ Los Angeles Dodgers</b> Dodger Stadium, Los Angeles, CA Fri Aug 02 1996, 7:05 PM PDT Att: 49,012 - Unknown																
Mark Whiten, S (1, 9) OBP: 0.351, SLG: 0.394	1-1 G3		3-3 K		0-3 K		1-2 P4			4	0	0	0	0	2	4																	
10 Chipper Jones, S (1, 5) OBP: 0.390, SLG: 0.554	1-2 F7			0-0 G3		2-2 1B FC1-4		2-2 F7		4	1	1	0	0	0	1																	
Fred McGriff, L (1, 3) OBP: 0.349, SLG: 0.494		1-0 G6-3		0-1 F7		1-1 1B FC1-4		0-3 K		4	0	1	0	0	1	0																	
Ryan Klesko, L (1, 7) OBP: 0.361, SLG: 0.570		4-2 BB		4-2 BB		3-3 K		0-2 G4-3		2	0	0	0	2	1	2																	
Javy Lopez, R (1, 2) OBP: 0.320, SLG: 0.485	1-0 F7		0-0 F9		1-0 FC1-4		2-3 K			4	0	0	1	0	1	3																	
Mark Lemke, S (1, 4) OBP: 0.338, SLG: 0.329		0-1 G4-3		0-0 F7		1-3 1B			1-3 K2-3	4	0	1	0	0	1	1																	
Ed Giovanola, L (1, 6) OBP: 0.362, SLG: 0.310 Jermaine Dye, R (9, PH) OBP: 0.315, SLG: 0.451			0-2 E4 SH1-4		0-1 1B		1-0 L8		1-1 1B	3	0	1	0	0	0	2																	
29 John Smoltz, R (1, 1) OBP: 0.237, SLG: 0.255 Mike Mordecai, R (9, PH) OBP: 0.262, SLG: 0.250			0-0 SH1-4		1-3 K		1-3 K		1-3 K	2	0	0	0	0	2	1																	
			1-2							1	0	0	0	0	1	1																	
<b>Inning Stats</b>	R: 0 E: 0 K: 1 S: 8	H: 0 LOB: 0 BB: 0 P: 11	R: 0 E: 0 K: 0 S: 6	H: 0 LOB: 1 BB: 1 P: 12	R: 0 E: 1 K: 1 S: 12	H: 0 LOB: 1 BB: 0 P: 18	R: 0 E: 0 K: 0 S: 6	H: 0 LOB: 1 BB: 1 P: 10	R: 0 E: 0 K: 2 S: 13	H: 2 LOB: 2 BB: 0 P: 14	R: 1 E: 0 K: 1 S: 16	H: 3 LOB: 2 BB: 0 P: 27	R: 0 E: 0 K: 1 S: 13	H: 1 LOB: 0 BB: 0 P: 18	R: 0 E: 0 K: 2 S: 9	H: 0 LOB: 0 BB: 0 P: 11	R: 0 E: 0 K: 3 S: 12	H: 1 LOB: 1 BB: 0 P: 16	1B: 7 2B: 0 3B: 0 HR: 0	SF: 0 SAC: 1 DP: 0 HBP: 0	WP: 0 PB: 0 SB: 0 CS: 0	PA: 37											
<b>PITCHER</b>	IP WLS BF H R ER SO BB IBB HBP BLK WP HR S P ERA WHIP																																
Chan Ho Park, R (1, 1) ERA: 3.47	6.0	26	5	1	1	5	2	0	0	0	0	0	0	61	92	1.50	1.167																
Scott Radinsky, L (7, 1) ERA: 2.02	1.0	W 4	1	0	0	1	0	0	0	0	0	0	0	13	18	0.00	1.000																
Mark Guthrie, L (8, 1) ERA: 1.53	2.0	S 7	1	0	0	5	0	0	0	0	0	0	0	21	27	0.00	0.500																

Batter	1	2	3	4	5	6	7	8	9	AB	R	H	RBI	BB	SO	LOB	BOTTOM															
Chad Curtis, R (1, 8) OBP: 0.344, SLG: 0.386	3-2 F8		2-2 G4-3 1B		2-3 K		1-2 G1			4	0	1	0	0	1	0	<b>Atlanta Braves @ Los Angeles Dodgers</b> Dodger Stadium, Los Angeles, CA Fri Aug 02 1996, 7:05 PM PDT Att: 49,012 - Unknown															
Delino DeShields, L (1, 4) OBP: 0.297, SLG: 0.319	4-2 S BB		0-0 G4-3		1-1 1B		2-2 G1			3	1	1	0	1	0	1																
Mike Piazza, R (1, 2) OBP: 0.418, SLG: 0.574	3-3 K		3-3 K		0-0 1B		1-3 K			4	0	1	0	0	3	2																
Eric Karros, R (1, 3) OBP: 0.299, SLG: 0.457	2-3 K		1-3 K		2-2 1B FC4-6		0-0 G6-3			4	0	1	1	0	2	2																
Todd Hollandsworth, L (1, 7) OBP: 0.359, SLG: 0.414 Wayne Kirby, L (5, 7) OBP: 0.345, SLG: 0.368		1-1 2B 1B		1-2 G1-6-3 WP HBP		0-2 FC4-6		2-2 1B		1	0	1	0	0	0	0																
Raul Mondesi, R (1, 9) OBP: 0.318, SLG: 0.479	1-1 1B		4-1 G1-6-3 BB		0-3 K		1-3 K			3	0	1	0	1	2	1																
Dave Hansen, L (1, 5) OBP: 0.213, SLG: 0.213 Juan Castro, R (8, 5) OBP: 0.271, SLG: 0.318	1-0 F8		1-1 G1-6-3		0-1 G3-1		0-1 1B			3	0	0	0	0	0	4																
Greg Gagne, R (1, 6) OBP: 0.360, SLG: 0.395	1-3 K		2-3 K		1-2 G4-3		1-3 1B			3	0	0	0	0	2	3																
Chan Ho Park, R (1, 1) OBP: 0.118, SLG: 0.063 Scott Radinsky, L (7, 1) OBP: 0.276, SLG: 0.417 Mark Guthrie, R (8, 1)		0-3 K		0-3 K		1-1 HR				2	0	0	0	0	2	2																
										0	0	0	0	0	0	0																
<b>Inning Stats</b>	R: 0 E: 0 K: 2 S: 18	H: 0 LOB: 1 BB: 1 P: 30	R: 0 E: 0 K: 2 S: 11	H: 2 LOB: 2 BB: 0 P: 15	R: 0 E: 0 K: 2 S: 14	H: 1 LOB: 1 BB: 0 P: 20	R: 0 E: 0 K: 1 S: 8	H: 0 LOB: 1 BB: 1 P: 16	R: 1 E: 0 K: 2 S: 16	H: 3 LOB: 2 BB: 0 P: 21	R: 0 E: 0 K: 1 S: 10	H: 0 LOB: 0 BB: 0 P: 11	R: 1 E: 0 K: 1 S: 11	H: 1 LOB: 0 BB: 0 P: 16	R: 0 E: 0 K: 1 S: 10	H: 2 LOB: 2 BB: 0 P: 13	1B: 7 2B: 1 3B: 0 HR: 1	SF: 0 SAC: 0 DP: 1 HBP: 1	WP: 1 PB: 0 SB: 1 CS: 0	PA: 34												
<b>PITCHER</b>	IP WLS BF H R ER SO BB IBB HBP BLK WP HR S P ERA WHIP																															
29 John Smoltz, R (1, 1) ERA: 3.01	8.0	L 34	9	2	2	12	2	0	1	0	1	1	98	142	2.25	1.375																

AB	34
R	1
H	7
RBI	1
BB	2
SO	11
LOB	17

AB	31
R	2
H	9
RBI	2
BB	2
SO	12
LOB	17







Batter	1	2	3	4	5	6	7	8	9	AB	R	H	RBI	BB	SO	LOB	TOP								
Marquis Grissom, R OBP: 0.342, SLG: 0.479	G5-3		P3	G5-3		E		K		5	0	1	0	0	1	2	<b>Atlanta Braves @ Los Angeles Dodgers</b> Dodger Stadium, Los Angeles, CA Sun Aug 04 1996, 3:33 AM PDT Att: 45,903 - Sunny								
Ed Giovannola, L OBP: 0.339, SLG: 0.300 Mark Wohlers, R	K		F9		1B	SF8		L8		4	1	1	1	0	1	1									
10 Chipper Jones, S OBP: 0.387, SLG: 0.544	L6		WP	S	K	G4-3		G6-3		4	0	0	0	1	1	2									
Fred McGriff, L OBP: 0.356, SLG: 0.497		2B	FC5-2	1B	1-2	BB		E9	E	4	1	4	0	1	0	0									
Ryan Klesko, L OBP: 0.367, SLG: 0.569		WP	SF8	2B	1-2	BB		E7		4	1	3	1	1	0	1									
Jermaine Dye, R OBP: 0.302, SLG: 0.425 Pedro Borbon, R OBP: 1.000, SLG: 1.000 Rafael Belliard, R OBP: 0.157, SLG: 0.178	FC5-2	SF8	WP	K		F9		K		4	0	0	0	0	2	7									
Javy Lopez, R OBP: 0.323, SLG: 0.490 Pablo Martinez, S OBP: 0.500, SLG: 0.500 Eddie Pérez, R OBP: 0.327, SLG: 0.475				G3		K		1B	SF7	3	0	2	0	1	1	2									
Mark Lemke, S OBP: 0.337, SLG: 0.326		SF8		G3		K		SF7	G4-3	4	0	1	1	0	1	3									
Tom Glavine, L OBP: 0.340, SLG: 0.347 Brad Clontz, R	K			F2		1B	SF8	2B		3	1	1	0	0	1	3									
Mark Whiten, S OBP: 0.349, SLG: 0.392	K							SF7		0	0	0	0	0	0	0									
Inning Stats	R: 0 E: 0 K: 1 S: 5	H: 0 LOB: 0 BB: 0 P: 5	R: 1 E: 0 K: 1 S: 7	H: 2 LOB: 2 BB: 1 P: 11	R: 0 E: 0 K: 1 S: 5	H: 0 LOB: 3 BB: 3 P: 17	R: 0 E: 0 K: 0 S: 4	H: 1 LOB: 1 BB: 0 P: 4	R: 1 E: 0 K: 2 S: 10	H: 3 LOB: 2 BB: 0 P: 10	R: 1 E: 1 K: 1 S: 7	H: 2 LOB: 1 BB: 0 P: 7	R: 0 E: 0 K: 1 S: 5	H: 1 LOB: 0 BB: 0 P: 5	R: 1 E: 0 K: 1 S: 7	H: 2 LOB: 1 BB: 0 P: 7	R: 2 E: 3 K: 0 S: 6	H: 3 LOB: 2 BB: 0 P: 6	1B: 10 2B: 4 3B: 0 HR: 0	SF: 3 DP: 1 HBP: 0	WP: 2 PB: 0 SB: 1 CS: 0	PA: 44			
PITCHER	IP	WLS	BF	H	R	ER	SO	BB	IBB	HBP	BLK	WP	HR	S	P	ERA	WHIP								
Hideo Nomo, R ERA: 3.5	7.0		33	9	3	3	7	4	0	0	0	2	0	43	59	3.86	1.857								
37 Darren Dreifort, R ERA: 2.45	1.0	L	5	2	1	1	1	0	0	0	0	0	0	7	7	9.00	2.000								
Mark Guthrie, L ERA: 1.67	1.0		6	3	2	1	0	0	0	0	0	0	0	6	6	9.00	3.000								

AB	37
R	6
H	14
RBI	4
BB	4
SO	8
LOB	21



Batter	1	2	3	4	5	6	7	8	9	AB	R	H	RBI	BB	SO	LOB	BOTTOM								
Chad Curtis, R OBP: 0.343, SLG: 0.381	F8		BB	BB	L4			G6-3		4	0	0	0	1	0	2	<b>Atlanta Braves @ Los Angeles Dodgers</b> Dodger Stadium, Los Angeles, CA Sun Aug 04 1996, 3:33 AM PDT Att: 45,903 - Sunny								
Juan Castro, R OBP: 0.288, SLG: 0.305	P6		F8		2B	BB	E	G6-3		4	1	1	0	1	0	1									
Raul Mondesi, R OBP: 0.320, SLG: 0.481	K		K		F3	E6		F9		5	0	0	0	0	2	3									
Eric Karros, R OBP: 0.301, SLG: 0.461		G4-3	2B	1-2	BB		1B	K		4	1	3	1	1	1	2									
Billy Ashley, R OBP: 0.294, SLG: 0.419 Wayne Kirby, L OBP: 0.344, SLG: 0.365		G4-3	BB	1-2	BB		BB	K		1	0	1	1	2	0	0									
Mike Busch, R OBP: 0.247, SLG: 0.342 Delino DeShields, L OBP: 0.297, SLG: 0.314	G4-3		K		F9		1B	K		3	0	0	0	0	1	6									
Greg Gagne, R OBP: 0.347, SLG: 0.378	K				F9	G4-3		K		4	0	0	0	0	2	4									
Tom Prince, R OBP: 0.379, SLG: 0.458										3	1	3	1	1	0	0									
Hideo Nomo, R OBP: 0.180, SLG: 0.229 Dave Hansen, L OBP: 0.299, SLG: 0.208 Rick Parker, R OBP: 0.417, SLG: 0.455 37 Darren Dreifort, R										3	0	0	0	0	2	5									
Mark Guthrie, R										0	0	0	0	0	0	0									
Inning Stats	R: 0 E: 0 K: 1 S: 5	H: 0 LOB: 0 BB: 0 P: 5	R: 0 E: 0 K: 2 S: 8	H: 1 LOB: 3 BB: 2 P: 16	R: 0 E: 0 K: 2 S: 7	H: 0 LOB: 3 BB: 3 P: 19	R: 0 E: 0 K: 0 S: 4	H: 1 LOB: 1 BB: 0 P: 4	R: 2 E: 0 K: 0 S: 5	H: 2 LOB: 1 BB: 1 P: 9	R: 1 E: 1 K: 2 S: 10	H: 2 LOB: 2 BB: 0 P: 10	R: 1 E: 0 K: 0 S: 4	H: 2 LOB: 1 BB: 1 P: 8	R: 0 E: 0 K: 0 S: 3	H: 0 LOB: 0 BB: 0 P: 3	R: 0 E: 0 K: 3 S: 10	H: 1 LOB: 1 BB: 0 P: 10	1B: 6 2B: 3 3B: 0 HR: 0	SF: 0 DP: 1 HBP: 0	WP: 0 PB: 0 SB: 1 CS: 0	PA: 43			
PITCHER	IP	WLS	BF	H	R	ER	SO	BB	IBB	HBP	BLK	WP	HR	S	P	ERA	WHIP								
Tom Glavine, L ERA: 2.67	5.2		29	6	3	2	6	5	0	0	0	0	0	35	59	3.18	1.941								
Brad Clontz, R ERA: 4.5	0.2	W	6	2	1	1	1	1	0	0	0	0	0	7	11	13.50	4.500								
Pedro Borbon, L ERA: 2.32	1.2		4	0	0	0	0	0	0	0	0	0	0	4	4	0.00	0.000								
Mark Wohlers, R ERA: 2.47	1.0	S	4	1	0	0	3	0	0	0	0	0	0	10	10	0.00	1.000								









Batter	1	2	3	4	5	6	7	8	9	AB	R	H	RBI	BB	SO	LOB	TOP								
<b>Chad Curtis, R</b> OBP: 0.349, SLG: 0.385 (1, 8)		G1-3								4	1	2	0	1	0	2	<b>Los Angeles Dodgers @ Pittsburgh Pirates</b> Three Rivers Stadium, Pittsburgh, PA Wed Aug 07 1996, 7:05 PM EDT Att: 12,232 - Unknown - 87 F								
<b>Wayne Kirby, L</b> OBP: 0.330, SLG: 0.348 (1, 7)			G1-3							4	0	0	0	0	0	4									
<b>Mike Piazza, R</b> OBP: 0.415, SLG: 0.572 (6, PH)										3	0	1	1	0	1	2									
<b>Tom Prince, R</b> OBP: 0.390, SLG: 0.469 (8, 2)										1	0	1	0	0	0	0									
<b>Eric Karros, R</b> OBP: 0.298, SLG: 0.454 (1, 3)										4	0	0	0	0	2	2									
<b>Todd Hollandsworth, L</b> OBP: 0.353, SLG: 0.406 (1, 9)										4	0	0	0	0	1	2									
<b>Delino DeShields, L</b> OBP: 0.298, SLG: 0.315 (1, 4)										4	0	1	0	0	0	1									
<b>Juan Castro, R</b> OBP: 0.260, SLG: 0.303 (8, 4)										0	0	0	0	0	0	0									
<b>Mike Busch, R</b> OBP: 0.299, SLG: 0.390 (1, 5)										4	1	2	1	0	0	1									
<b>Greg Gagne, R</b> OBP: 0.351, SLG: 0.380 (1, 6)										4	0	3	0	0	0	0									
<b>Ramon Martinez, R</b> OBP: 0.147, SLG: 0.121 (6, 1)										1	0	0	0	0	0	1									
<b>Chad Hoyle, R</b> OBP: 0.118, SLG: 0.083 (6, 1)										0	0	0	0	0	0	0									
<b>Scott Radinsky, L</b> OBP: 0.118, SLG: 0.083 (6, 1)										0	0	0	0	0	0	0									
<b>Rick Parker, R</b> OBP: 0.055, SLG: 0.047 (7, 1)										0	0	0	0	0	0	0									
<b>Jim Bruske, R</b> OBP: 0.055, SLG: 0.047 (7, 1)										0	0	0	0	0	0	0									
<b>37 Darren Dreifort, R</b> OBP: 0.055, SLG: 0.047 (8, 1)										0	0	0	0	0	0	0									
<b>Billy Ashley, R</b> OBP: 0.055, SLG: 0.047 (9, PH)										1	0	0	0	0	0	2									
<b>Inning Stats</b>	R: 1 E: 0 K: 0 S: 12	H: 2 LOB: 1 BB: 0 P: 16	R: 1 E: 0 K: 1 S: 8	H: 2 LOB: 1 BB: 0 P: 12	R: 0 E: 0 K: 2 S: 7	H: 0 LOB: 0 BB: 0 P: 9	R: 0 E: 0 K: 0 S: 5	H: 0 LOB: 0 BB: 0 P: 10	R: 0 E: 0 K: 1 S: 9	H: 1 LOB: 2 BB: 1 P: 15	R: 0 E: 0 K: 1 S: 9	H: 1 LOB: 1 BB: 0 P: 15	R: 0 E: 0 K: 0 S: 9	H: 1 LOB: 1 BB: 0 P: 12	R: 0 E: 0 K: 1 S: 10	H: 1 LOB: 1 BB: 0 P: 16	R: 0 E: 0 K: 0 S: 11	H: 2 LOB: 1 BB: 0 P: 17	1B: 8 2B: 1 3B: 0 HR: 1	SF: 0 SAC: 1 DP: 1 HBP: 0	WP: 0 PB: 0 SB: 1 CS: 0	PA: 37			
<b>PITCHER</b>	IP	WLS	BF	H	R	ER	SO	BB	IBB	HBP	BLK	WP	HR	S	P	ERA	WHIP								
<b>Jon Lieber, R</b> ERA: 4.5 (1, 1)	6.0	W	25	6	2	2	4	1	0	0	0	0	1	50	77	3.00	1.167								
<b>Marc Wilkins, R</b> ERA: 2.67 (7, 1)	3.0	S	12	4	0	0	1	0	0	0	0	0	0	30	45	0.00	1.333								

Batter	1	2	3	4	5	6	7	8	9	AB	R	H	RBI	BB	SO	LOB	BOTTOM								
<b>Nelson Liriano, S</b> OBP: 0.307, SLG: 0.400 (1, 6)										4	1	2	3	0	0	1	<b>Los Angeles Dodgers @ Pittsburgh Pirates</b> Three Rivers Stadium, Pittsburgh, PA Wed Aug 07 1996, 7:05 PM EDT Att: 12,232 - Unknown - 87 F								
<b>Marc Wilkins, R</b> OBP: 0.333, SLG: 0.250 (7, 1)										1	0	0	0	0	1	1									
<b>Al Martin, L</b> OBP: 0.342, SLG: 0.449 (1, 7)										5	1	1	0	0	0	3									
<b>Jeff King, R</b> OBP: 0.336, SLG: 0.497 (1, 4)										4	2	2	2	0	1	0									
<b>Mark Johnson, L</b> OBP: 0.356, SLG: 0.530 (1, 3)										4	1	1	2	1	2	1									
<b>Dave Clark, L</b> OBP: 0.374, SLG: 0.455 (1, 9)										5	1	1	2	0	2	1									
<b>Charlie Hayes, R</b> OBP: 0.305, SLG: 0.388 (1, 5)										4	1	2	0	0	0	0									
<b>Mike Kingery, L</b> OBP: 0.307, SLG: 0.332 (1, 8)										4	2	3	0	0	0	0									
<b>1B Jason Kendall, R</b> OBP: 0.353, SLG: 0.394 (1, 2)										3	2	2	2	1	0	1									
<b>Jon Lieber, L</b> OBP: 0.238, SLG: 0.211 (1, 1)										2	0	0	0	0	1	2									
<b>Trey Beamon, L</b> OBP: 0.100, SLG: 0.200 (6, PH)										0	0	0	0	0	0	0									
<b>John Wehner, R</b> OBP: 0.263, SLG: 0.333 (6, PH)										1	1	0	0	0	0	3									
<b>Jay Bell, R</b> OBP: 0.292, SLG: 0.333 (7, 6)										1	0	1	1	0	0	0									
<b>Inning Stats</b>	R: 3 E: 0 K: 1 S: 11	H: 3 LOB: 0 BB: 0 P: 20	R: 0 E: 0 K: 1 S: 11	H: 1 LOB: 1 BB: 0 P: 17	R: 0 E: 0 K: 2 S: 9	H: 0 LOB: 1 BB: 1 P: 21	R: 0 E: 0 K: 0 S: 11	H: 1 LOB: 1 BB: 0 P: 19	R: 1 E: 0 K: 0 S: 7	H: 1 LOB: 0 BB: 0 P: 12	R: 3 E: 0 K: 0 S: 16	H: 3 LOB: 1 BB: 1 P: 29	R: 5 E: 1 K: 2 S: 19	H: 6 LOB: 1 BB: 0 P: 33	R: 0 E: 0 K: 1 S: 6	H: 0 LOB: 0 BB: 0 P: 10	R: 0 E: 0 K: 1 S: 6	H: 0 LOB: 0 BB: 0 P: 10	1B: 9 2B: 3 3B: 1 HR: 2	SF: 1 SAC: 0 DP: 0 HBP: 0	WP: 0 PB: 0 SB: 3 CS: 0	PA: 41			
<b>PITCHER</b>	IP	WLS	BF	H	R	ER	SO	BB	IBB	HBP	BLK	WP	HR	S	P	ERA	WHIP								
<b>Ramon Martinez, R</b> ERA: 3.84 (6, 1)	0.1	L	4	2	3	3	0	1	0	0	0	0	0	8	18	81.00	9.000								
<b>Chad Hoyle, R</b> ERA: 3.77 (6, 1)	0.2	L	3	1	0	0	0	0	0	0	0	0	0	8	11	0.00	1.500								
<b>Scott Radinsky, L</b> ERA: 1.93 (6, 1)	0.2	L	3	1	0	0	0	0	0	0	0	0	0	8	11	0.00	1.500								
<b>Jim Bruske, R</b> ERA: 6.75 (7, 1)	1.0	L	9	6	5	5	2	0	0	0	0	0	1	19	33	45.00	6.000								
<b>37 Darren Dreifort, R</b> ERA: 2.16 (8, 1)	1.0	L	3	0	0	0	1	0	0	0	0	0	0	6	10	0.00	0.000								





Batter	1	2	3	4	5	6	7	8	9	AB	R	H	RBI	BB	SO	LOB	TOP										
Todd Hollandsworth, L (1.7) OBP: 0.354, SLG: 0.419	1-1 F8		0-1 HR		0-1 2B		0-0 G3		1-2 F7	5	1	2	2	0	0	2	<b>Los Angeles Dodgers @ Cincinnati Reds</b> Riverfront Stadium, Cincinnati, OH Fri Aug 09 1996, 7:05 PM EDT Att: 34,004 - Unknown - 83 F <a href="http://livebaseballscorecards.com">livebaseballscorecards.com</a>										
Chad Curtis, R (1.8) OBP: 0.349, SLG: 0.382	1-2 G3		4-2 BB		0-1 F9		4-1 BB		1-1 FC6-4	3	0	0	0	2	0	3											
Mike Piazza, R (1.2) OBP: 0.414, SLG: 0.568	0-1 G6-3		2-1 P2		4-0 FC6 IBB		1-1 F8			3	0	0	0	1	0	3											
Eric Karros, R (1.3) OBP: 0.296, SLG: 0.450		0-2 F8	0-0 F8		1-2 L6		2-3 K			4	0	0	0	0	1	6											
Raul Mondesi, R (1.9) OBP: 0.315, SLG: 0.472		3-1 G6-3	0-0 F8		2-1 FC6			1-0 P6		4	0	0	0	0	0	4											
Delino DeShields, L (1.4) OBP: 0.296, SLG: 0.312	1-2 E6 HR			3-2 P5		0-0 P6		1-2 G6-3		4	1	0	0	0	0	0											
Mike Busch, R (1.5) Chan Ho Park, R (6.1) Wayne Kirby, L (8, PH) Jim Bruske, R (8.1)	0-1 HR			1-3 K		2-2 P4		2-0 G4-3		3	1	1	2	0	1	0											
Greg Gagne, R (1.6) OBP: 0.350, SLG: 0.378	0-0 G5-3			1-2 G6-3		1-0 G6-3			2-2 FC6-4 1B	4	0	1	0	0	0	0											
Ismael Valdez, R (1.1) Scott Radinsky, L (5.1) Juan Castro, R (6.5) OBP: 0.269, SLG: 0.306			0-0 E6 HR		1-3 K 2B		0-2 G3 1B		1-3 K	2	1	0	0	0	1	0											
<b>Inning Stats</b>	R: 0 E: 0 K: 0 S: 7	H: 0 LOB: 0 BB: 0 P: 9	R: 2 E: 1 K: 0 S: 11	H: 1 LOB: 0 BB: 0 P: 15	R: 2 E: 1 K: 0 S: 10	H: 1 LOB: 1 BB: 1 P: 16	R: 0 E: 0 K: 1 S: 11	H: 0 LOB: 0 BB: 0 P: 16	R: 0 E: 0 K: 1 S: 12	H: 1 LOB: 3 BB: 1 P: 20	R: 0 E: 0 K: 0 S: 5	H: 0 LOB: 0 BB: 0 P: 8	R: 0 E: 0 K: 1 S: 11	H: 1 LOB: 2 BB: 1 P: 18	R: 0 E: 0 K: 0 S: 5	H: 0 LOB: 0 BB: 0 P: 9		R: 0 E: 0 K: 1 S: 11	H: 1 LOB: 1 BB: 0 P: 16	1B: 2 2B: 1 3B: 0 HR: 2	SF: 0 SAC: 0 DP: 0 HBP: 0	WP: 1 PB: 0 SB: 0 CS: 0	PA: 38				
<b>PITCHER</b>	IP	WLS	BF	H	R	ER	SO	BB	IBB	HBP	BLK	WP	HR	S	P	ERA	WHIP										
Mark Portugal, R (1.1) ERA: 3.79	5.0	W	23	3	4	1	2	1	1	0	0	1	2	51	76	1.80	0.800										
Hector Carrasco, R (6.1) ERA: 3.04	2.0		8	1	0	0	1	1	0	0	0	0	0	16	26	0.00	1.000										
Lee Smith, R (8.1) ERA: 3.4	2.0		7	1	0	0	1	0	0	0	0	0	0	16	25	0.00	0.500										


Batter	1	2	3	4	5	6	7	8	9	AB	R	H	RBI	BB	SO	LOB	BOTTOM										
Lenny Harris, L (1.5) OBP: 0.329, SLG: 0.422	0-1 E5 G4-3 2B	0-0 HR 3B 1B		1-2 G3 1B	2-1 HR 2B		3-1 F8			5	2	3	2	0	0	1	<b>Los Angeles Dodgers @ Cincinnati Reds</b> Riverfront Stadium, Cincinnati, OH Fri Aug 09 1996, 7:05 PM EDT Att: 34,004 - Unknown - 83 F <a href="http://livebaseballscorecards.com">livebaseballscorecards.com</a>										
Hal Morris, L (1.3) OBP: 0.350, SLG: 0.437	1-2 G4-3	0-1 SF9 3B		0-0 F8 1B	3-2 G3-1			0-0 G6-4-3 1B		5	1	2	3	0	0	3											
Barry Larkin, R (1.6) OBP: 0.406, SLG: 0.562	4-2 BB	SF9		1-0 G3		1-1 HR		2-2 G6-4-3 1B		3	1	1	2	1	0	2											
Kevin Mitchell, R (1.7) Eric Owens, R (6, PR) Eric Owens, R (7.7)	1-2 BB	G1-6-3		0-0 F7		4-2 CS BB		1-0 F8		3	0	1	1	1	0	1											
Eric Davis, R (1.8) OBP: 0.400, SLG: 0.551	1-3 2B		3-3 K	1-1 E S 1B	1-0 2B 2B		1-3 K			4	1	2	0	0	2	3											
Reggie Sanders, R (1.9) OBP: 0.361, SLG: 0.494	4-2 BB		3-3 K		2-3 K		3-3 K			3	0	0	0	1	3	3											
Bret Boone, R (1.4) OBP: 0.278, SLG: 0.353	1-2 P6		1-2 G4-3		2-2 2B 2B		0-2 1B			4	1	2	1	0	0	3											
Joe Oliver, R (1.2) OBP: 0.322, SLG: 0.434		0-0 1B SH 3B 1B		2-2 G6-3	4-0 2B IBB		0-3 K			3	2	1	0	1	1	1											
Mark Portugal, R (1.1) Willie Greene, L (5, PH) Hector Carrasco, R (6.1) Chris Sabo, R (7, PH) Lee Smith, R (8.1)		0-2 SH 1B		0-1 G6-3	1-1 P6		1-3 K			1	1	0	0	0	0	0											
<b>Inning Stats</b>	R: 1 E: 1 K: 1 S: 21	H: 1 LOB: 3 BB: 2 P: 35	R: 4 E: 1 K: 1 S: 14	H: 4 LOB: 1 BB: 0 P: 19	R: 0 E: 0 K: 0 S: 8	H: 0 LOB: 0 BB: 0 P: 11	R: 0 E: 0 K: 0 S: 6	H: 1 LOB: 1 BB: 0 P: 8	R: 3 E: 0 K: 1 S: 15	H: 3 LOB: 1 BB: 1 P: 30	R: 1 E: 0 K: 2 S: 11	H: 1 LOB: 1 BB: 1 P: 20	R: 0 E: 0 K: 2 S: 11	H: 1 LOB: 1 BB: 0 P: 15	R: 0 E: 0 K: 0 S: 5	H: 1 LOB: 0 BB: 0 P: 8		1B: 6 2B: 4 3B: 1 HR: 1	SF: 1 SAC: 1 DP: 1 HBP: 0	WP: 0 PB: 0 SB: 2 CS: 1	PA: 40						
<b>PITCHER</b>	IP	WLS	BF	H	R	ER	SO	BB	IBB	HBP	BLK	WP	HR	S	P	ERA	WHIP										
Ismael Valdez, R (1.1) ERA: 3.34	4.1	L	26	8	8	6	3	2	0	0	0	0	0	8	14	0.00	1.500										
Scott Radinsky, L (5.1) ERA: 1.99	0.2		3	1	0	0	0	0	0	0	0	0	0	8	14	0.00	1.500										
Chan Ho Park, R (6.1) ERA: 3.78	2.0		8	2	1	1	4	1	0	0	0	0	1	22	35	4.50	1.500										
Jim Bruske, R (8.1) ERA: 6.17	1.0		3	1	0	0	0	0	0	0	0	0	0	5	8	0.00	1.000										



Batter	1	2	3	4	5	6	7	8	9	AB	R	H	RBI	BB	SO	LOB	TOP			
Todd Hollandsworth, L (1.7) OBP: 0.359, SLG: 0.435	F9	G4-3 SF9 2B		BB		HR		P6		5	2	3	2	0	0	1				
Chad Curtis, R (1.8) OBP: 0.346, SLG: 0.378	E5 1B	G4-3		P4		F7		G6-3		5	1	0	0	0	0	2				
Mike Piazza, R (1.2) OBP: 0.413, SLG: 0.566	G4-3 1B	SF9		FC6-4 BB		G6-3		G4-3		3	1	1	1	1	0	0				
Eric Karros, R (1.3) OBP: 0.299, SLG: 0.455	BB 1B 1B			FC6-4 BB		G1-3				4	1	2	1	1	0	2				
Raul Mondesi, R (1.9) OBP: 0.312, SLG: 0.467	K	K				F7		G1-3		5	0	0	0	0	3	4				
Delino DeShields, L (1.4) OBP: 0.295, SLG: 0.311 Todd Worrell, R (9.1)	BB 1B			G3		G4-3		F9		4	1	1	1	0	0	0				
Mike Busch, R (1.5) OBP: 0.261, SLG: 0.410	1B BB			L3		F9		K		3	0	0	0	1	1	0				
Greg Gagne, R (1.6) OBP: 0.355, SLG: 0.381	BB 1B			G6-3		SH1-4 HR BB		1B		3	1	2	2	1	0	0				
Hideo Nomo, R (1.1) OBP: 0.173, SLG: 0.220 Antonio Osuna, R (6.1) Juan Castro, R (7.4) Mark Guthrie, R (7.1)	K			P4		SH1-4		F7		2	0	0	0	0	1	2				
<b>Inning Stats</b>	R: 4 E: 1 K: 2 S: 23	H: 4 LOB: 2 BB: 1 P: 40	R: 1 E: 0 K: 1 S: 14	H: 1 LOB: 1 BB: 1 P: 23	R: 0 E: 0 K: 0 S: 6	H: 0 LOB: 0 BB: 0 P: 9	R: 0 E: 0 K: 0 S: 6	H: 1 LOB: 2 BB: 1 P: 13	R: 0 E: 0 K: 1 S: 5	H: 0 LOB: 0 BB: 0 P: 7	R: 2 E: 0 K: 0 S: 9	H: 1 LOB: 0 BB: 1 P: 15	R: 0 E: 0 K: 1 S: 11	H: 1 LOB: 1 BB: 0 P: 13	R: 0 E: 0 K: 0 S: 4	H: 1 LOB: 1 BB: 0 P: 4	1B: 6 2B: 1 3B: 1 HR: 1	SF: 1 SAC: 1 DP: 0 HBP: 0	WP: 0 PB: 0 SB: 0 CS: 0	PA: 41
<b>PITCHER</b>	IP WLS BF H R ER SO BB IBB HBP BLK WP HR S P ERA WHIP																			
Dave Burba, R (1.1) ERA: 3.97	5.0 L 25 6 5 1 4 3 0 0 0 0 0 0 0 0 0 0 1.80 1.800																			
Johnny Ruffin, R (6.1) ERA: 5.5	1.0 5 1 2 2 0 1 0 0 0 0 0 1 9 15 18.00 2.000																			
Scott Service, R (7.1) ERA: 3.76	2.0 7 1 0 0 1 0 0 0 0 0 0 0 20 28 0.00 0.500																			
Jeff Shaw, R (9.1) ERA: 3.31	1.0 4 1 0 0 0 0 0 0 0 0 0 0 4 4 0.00 1.000																			

Los Angeles Dodgers @ Cincinnati Reds  
Riverfront Stadium, Cincinnati, OH  
Sat Aug 10 1996, 3:33 AM EDT  
Att: 33,830 - Sunny - 79 F


AB 35  
R 7  
H 9  
RBI 7  
BB 4  
SO 5  
LOB 12



Batter	1	2	3	4	5	6	7	8	9	AB	R	H	RBI	BB	SO	LOB	BOTTOM					
Lenny Harris, L (1.5) OBP: 0.330, SLG: 0.416	CS BB			K		2B SF8 BB		F8		3	1	0	0	2	1	1						
Hal Morris, L (1.3) OBP: 0.348, SLG: 0.437	K			G4-3		HR 2B		FC6-4 BB		5	2	1	0	0	1	2						
Barry Larkin, R (1.6) OBP: 0.413, SLG: 0.562	BB			G5-4-3 BB		HR BB		1B 1B BB		0	1	0	0	4	0	0						
Kevin Mitchell, R (1.7) OBP: 0.383, SLG: 0.410 Eric Owens, R (9. PR) OBP: 0.276, SLG: 0.237	F8			G5-4-3		SF8		1B		3	0	1	2	1	0	2						
Eric Davis, R (1.8) OBP: 0.406, SLG: 0.563	K			BB		HR		1B		3	1	2	3	2	1	0						
Reggie Sanders, R (1.9) OBP: 0.358, SLG: 0.485	S BB			K		P6		L4		4	0	0	0	1	2	7						
Bret Boone, R (1.4) OBP: 0.278, SLG: 0.352	P2					F9		F8		4	0	1	0	0	0	1						
Joe Oliver, R (1.2) OBP: 0.318, SLG: 0.427 Scott Service, R (7.1) Chris Sabo, R (8. PH) OBP: 0.357, SLG: 0.403 Jeff Shaw, R (9.1)	P4					F7		K		3	0	0	0	0	1	2						
Dave Burba, R (1.1) OBP: 0.143, SLG: 0.234 Willie Greene, L (5. PH) OBP: 0.312, SLG: 0.419 Johnny Ruffin, R (6.1) Eddie Taubensee, L (7.2) OBP: 0.330, SLG: 0.426	G4-3					K		FC6-4 BB		1	0	0	0	0	0	0						
<b>Inning Stats</b>	R: 0 E: 1 K: 1 S: 9	H: 0 LOB: 1 BB: 2 P: 18	R: 0 E: 0 K: 1 S: 7	H: 0 LOB: 1 BB: 1 P: 14	R: 0 E: 0 K: 1 S: 7	H: 0 LOB: 0 BB: 0 P: 10	R: 0 E: 0 K: 1 S: 8	H: 0 LOB: 1 BB: 2 P: 18	R: 0 E: 0 K: 1 S: 8	H: 0 LOB: 0 BB: 0 P: 14	R: 4 E: 0 K: 1 S: 23	H: 3 LOB: 1 BB: 2 P: 39	R: 1 E: 0 K: 0 S: 13	H: 3 LOB: 3 BB: 1 P: 22	R: 0 E: 0 K: 1 S: 7	H: 0 LOB: 0 BB: 0 P: 9	R: 0 E: 0 K: 1 S: 5	H: 0 LOB: 3 BB: 2 P: 14	1B: 4 2B: 1 3B: 0 HR: 1	SF: 1 SAC: 0 DP: 1 HBP: 1	WP: 0 PB: 0 SB: 3 CS: 1	PA: 42
<b>PITCHER</b>	IP WLS BF H R ER SO BB IBB HBP BLK WP HR S P ERA WHIP																					
Hideo Nomo, R (1.1) ERA: 3.6	5.2 W 25 6 5 1 4 3 0 0 0 0 0 0 0 0 0 0 6.35 1.765																					
Antonio Osuna, R (6.1) ERA: 2.42	0.1 2 1 1 1 1 0 0 0 0 0 0 0 5 8 27.00 3.000																					
Mark Guthrie, L (7.1) ERA: 1.61	2.0 9 2 0 0 1 1 0 0 0 0 0 0 19 30 0.00 1.500																					
Todd Worrell, R (9.1) ERA: 3.09	1.0 S 6 0 0 0 1 2 0 0 1 0 0 0 5 14 0.00 2.000																					

Los Angeles Dodgers @ Cincinnati Reds  
Riverfront Stadium, Cincinnati, OH  
Sat Aug 10 1996, 3:33 AM EDT  
Att: 33,830 - Sunny - 79 F

AB 30  
R 5  
H 6  
RBI 5  
BB 10  
SO 8  
LOB 15






Batter	1	2	3	4	5	6	7	8	9	AB	R	H	RBI	BB	SO	LOB	TOP										
Todd Hollandsworth, L OBP: 0.353, SLG: 0.428 (1.7)	G3	F8		F7			K		F5	5	0	0	0	0	1	2											
Wayne Kirby, L OBP: 0.320, SLG: 0.337 (1.8)	F7		L8	P6			F9		F8 BB 1B	5	1	1	0	0	0	0											
Mike Piazza, R OBP: 0.418, SLG: 0.573 (1.2)			1B BB 1B BB		K				1B BB 1B BB	2	3	1	1	3	1	0											
Eric Karros, R OBP: 0.300, SLG: 0.460 (1.3)	K		1B BB 1B BB				K		F8	4	2	1	1	1	2	3											
Raul Mondesi, R OBP: 0.313, SLG: 0.469 Chad Curtis, R OBP: 0.347, SLG: 0.378 (8.8)		FC6 2B	F8 1B		K			G5-3	1B HR BB	4	0	2	0	0	1	0											
Delino DeShields, L OBP: 0.298, SLG: 0.313 (1.4)	FC6 WP		1-2 2-3 1B		F8				1-2 HR BB	4	2	2	3	1	0	1											
Tim Wallach, R OBP: 0.308, SLG: 0.412 (1.5)	1B WP BB		F8			G6-3		K	1-2 HR BB	4	1	1	4	1	1	3											
Greg Gagne, R OBP: 0.352, SLG: 0.375 (1.6)	K		F8			G5-3			G4-3	4	0	0	0	1	1	3											
Pedro Astacio, R OBP: 0.096, SLG: 0.078 37 Darren Dreifort, R Mark Guthrie, R Antonio Osuna, R (8.1)				G5-3		K		G1-3		4	0	1	0	0	1	2											
<b>Inning Stats</b>	R: 0 E: 0 K: 1 S: 5	H: 0 LOB: 1 BB: 1 P: 9	R: 1 E: 0 K: 1 S: 7	H: 2 LOB: 2 BB: 1 P: 11	R: 2 E: 0 K: 0 S: 5	H: 2 LOB: 2 BB: 2 P: 13	R: 0 E: 0 K: 0 S: 3	H: 0 LOB: 0 BB: 0 P: 3	R: 1 E: 0 K: 2 S: 8	H: 1 LOB: 0 BB: 0 P: 8	R: 0 E: 0 K: 1 S: 5	H: 0 LOB: 0 BB: 0 P: 5	R: 1 E: 0 K: 2 S: 8	H: 1 LOB: 0 BB: 0 P: 8	R: 0 E: 0 K: 1 S: 5	H: 0 LOB: 2 BB: 2 P: 13	R: 5 E: 0 K: 0 S: 6	H: 3 LOB: 0 BB: 2 P: 14	1B: 5 2B: 1 3B: 0 HR: 3	SF: 0 SAC: 0 DP: 0 HBP: 0	WP: 2 PB: 0 SB: 2 CS: 0	PA: 44					
<b>PITCHER</b>	IP	WLS	BF	H	R	ER	SO	BB	IBB	HBP	BLK	WP	HR	S	P	ERA	WHIP	<b>PITCHER</b>									
Roger Salkeld, R ERA: 4.94 Scott Service, R Lee Smith, R Hector Carrasco, R (9.1)	5.0		24	5	4	4	4	4	0	0	0	1	1	28	44	7.20	1.800										

Los Angeles Dodgers @ Cincinnati Reds  
Riverfront Stadium, Cincinnati, OH  
Sun Aug 11 1996, 3:33 AM EDT  
Att: 27,897 - Cloudy - 80 F


AB 36  
R 10  
H 9  
RBI 9  
BB 8  
SO 8  
LOB 14



Batter	1	2	3	4	5	6	7	8	9	AB	R	H	RBI	BB	SO	LOB	BOTTOM										
Lenny Harris, L OBP: 0.323, SLG: 0.406 (1.5)	F7		G3		G4-6-3		P6		G4-3	5	0	0	0	0	0	2											
Hal Morris, L OBP: 0.346, SLG: 0.439 (1.3)	G1-3		G1-3		G6-3			G6-3 3B	F7	5	1	1	0	0	0	1											
Barry Larkin, R OBP: 0.415, SLG: 0.565 (1.6)				BB 1B			F8	G6-3		5	0	3	1	0	0	0											
Kevin Mitchell, R OBP: 0.384, SLG: 0.429 (1.7)				K				K	F9	4	1	1	1	1	2	2											
Eric Davis, R OBP: 0.407, SLG: 0.560 (1.8)	F9			F8					1B 2B 1B	3	1	1	0	1	0	3											
Reggie Sanders, R OBP: 0.360, SLG: 0.484 (1.9)			K				F3		2B 1B	3	1	1	0	1	1	1											
Eddie Taubensee, L OBP: 0.328, SLG: 0.427 (1.2)			K		F7		G4-3		1-2 2B 2B	4	1	1	2	0	1	3											
Bret Boone, R OBP: 0.280, SLG: 0.357 (1.4)		F9					G5-3			4	0	2	1	0	0	0											
Roger Salkeld, R Willie Greene, L Scott Service, R Eric Owens, R Lee Smith, R Thomas Howard, S Hector Carrasco, R (9.1)			G6-3					F8	F9	1	0	0	0	0	0	0											
<b>Inning Stats</b>	R: 0 E: 0 K: 0 S: 4	H: 1 LOB: 2 BB: 1 P: 8	R: 0 E: 0 K: 2 S: 7	H: 0 LOB: 0 BB: 0 P: 7	R: 0 E: 0 K: 0 S: 3	H: 0 LOB: 0 BB: 0 P: 3	R: 0 E: 0 K: 1 S: 6	H: 1 LOB: 2 BB: 1 P: 10	R: 0 E: 0 K: 0 S: 4	H: 2 LOB: 1 BB: 0 P: 4	R: 1 E: 0 K: 0 S: 4	H: 1 LOB: 1 BB: 1 P: 8	R: 0 E: 0 K: 0 S: 3	H: 0 LOB: 0 BB: 0 P: 3	R: 4 E: 0 K: 1 S: 10	H: 5 LOB: 1 BB: 0 P: 10	R: 0 E: 0 K: 0 S: 4	H: 1 LOB: 1 BB: 0 P: 4	1B: 6 2B: 3 3B: 1 HR: 1	SF: 0 SAC: 0 DP: 1 HBP: 0	WP: 0 PB: 0 SB: 1 CS: 0	PA: 40					
<b>PITCHER</b>	IP	WLS	BF	H	R	ER	SO	BB	IBB	HBP	BLK	WP	HR	S	P	ERA	WHIP	<b>PITCHER</b>									
Pedro Astacio, R 37 Darren Dreifort, R Mark Guthrie, L Antonio Osuna, R (8.1)	7.2		32	7	3	3	4	3	0	0	0	0	0	1	37	4.94	1.304										

Los Angeles Dodgers @ Cincinnati Reds  
Riverfront Stadium, Cincinnati, OH  
Sun Aug 11 1996, 3:33 AM EDT  
Att: 27,897 - Cloudy - 80 F

AB 37  
R 5  
H 11  
RBI 5  
BB 3  
SO 4  
LOB 13





Batter	1	2	3	4	5	6	7	8	9	AB	R	H	RBI	BB	SO	LOB	TOP											
Chad Curtis, R OBP: 0.344, SLG: 0.374	F7		K			G6-3	F9			4	0	0	0	0	1	0	<b>Los Angeles Dodgers @ Cincinnati Reds</b> Riverfront Stadium, Cincinnati, OH Mon Aug 12 1996, 7:05 PM EDT Att: 21,677 - Unknown - 78 F											
Delino DeShields, L OBP: 0.300, SLG: 0.319	F7			SF8		2B	F8			4	2	2	0	0	0	0												
Mike Piazza, R OBP: 0.421, SLG: 0.584	HR			2B		1B	F8			3	3	2	2	1	0	0												
Eric Karros, R OBP: 0.299, SLG: 0.462	K		SF8			1B				3	1	1	1	0	1	0												
Raul Mondesi, R OBP: 0.313, SLG: 0.466		G6-3		K		1B				3	0	0	0	1	1	1												
Tim Lincecum, R OBP: 0.312, SLG: 0.419	G6-3			PO		1B				4	0	2	2	0	1	0												
Billy Ashley, R OBP: 0.259, SLG: 0.416				PO		1B				2	0	1	0	0	0	0												
Todd Hollandsworth, L OBP: 0.351, SLG: 0.425	P4			SAFE		K				2	0	0	0	0	1	3												
Greg Gagne, R OBP: 0.351, SLG: 0.374			G5-3			L5-3				4	0	1	1	0	0	1												
Ramon Martinez, R OBP: 0.135, SLG: 0.111			G4-3			K				3	0	0	0	0	2	3												
Antonio Osuna, R OBP: 0.135, SLG: 0.111						K				1	0	0	0	0	0	0												
Todd Worrell, R OBP: 0.135, SLG: 0.111						K				0	0	0	0	0	0	0												
<b>Inning Stats</b>	R: 1 H: 1 E: 0 K: 1 S: 9	H: 1 LOB: 0 BB: 0 P: 16	R: 0 H: 0 E: 0 K: 0 S: 6	H: 0 LOB: 0 BB: 0 P: 7	R: 0 H: 0 E: 0 K: 1 S: 11	H: 0 LOB: 0 BB: 0 P: 14	R: 2 H: 2 E: 0 K: 1 S: 16	H: 2 LOB: 0 BB: 0 P: 26	R: 0 H: 1 E: 0 K: 1 S: 6	H: 1 LOB: 0 BB: 0 P: 7	R: 3 H: 5 E: 0 K: 2 S: 18	H: 5 LOB: 3 BB: 1 P: 28	R: 0 H: 0 E: 0 K: 1 S: 8	H: 0 LOB: 0 BB: 0 P: 11	R: 0 H: 0 E: 0 K: 1 S: 9	H: 0 LOB: 0 BB: 0 P: 15	R: 0 H: 0 E: 0 K: 0 S: 6	H: 0 LOB: 0 BB: 0 P: 10	1B: 4 2B: 4 3B: 1 HR: 1	SF: 1 SAC: 0 DP: 1 HBP: 0	WP: 0 PB: 0 SB: 0 CS: 0	PA: 37						
<b>PITCHER</b>	IP	WLS	BF	H	R	ER	SO	BB	IBB	HBP	BLK	WP	HR	S	P	ERA	WHIP											
John Smiley, L ERA: 4.04	(1, 1)	5.1	L	24	8	6	6	4	1	1	0	0	0	1	59	89	10.12	1.688										
Jeff Shaw, R ERA: 3.22	(6, 1)	1.2		6	1	0	0	2	0	0	0	0	0	0	15	20	0.00	0.600										
Lee Smith, R ERA: 3.24	(8, 1)	1.0		3	0	0	0	1	0	0	0	0	0	9	15	0.00	0.000											
Jeff Brantley, R ERA: 2.72	(9, 1)	1.0		3	0	0	0	0	0	0	0	0	0	6	10	0.00	0.000											

Batter	1	2	3	4	5	6	7	8	9	AB	R	H	RBI	BB	SO	LOB	BOTTOM										
Lenny Harris, L OBP: 0.325, SLG: 0.403	K		G6-3			G4-3				4	1	1	1	1	1	0	<b>Los Angeles Dodgers @ Cincinnati Reds</b> Riverfront Stadium, Cincinnati, OH Mon Aug 12 1996, 7:05 PM EDT Att: 21,677 - Unknown - 78 F										
Hal Morris, L OBP: 0.347, SLG: 0.440	G4-3			F8		BB				4	0	1	0	1	1	1											
Barry Larkin, R OBP: 0.420, SLG: 0.569	2B			G6-3		BB				3	0	2	0	2	0	0											
Kevin Mitchell, R OBP: 0.371, SLG: 0.412	K			F7		G4-6-3				5	0	0	0	0	1	7											
Thomas Howard, S OBP: 0.295, SLG: 0.406				F8		HR				4	1	2	1	0	0	2											
Reggie Sanders, R OBP: 0.359, SLG: 0.478				F9-3		S				3	1	0	0	1	1	1											
Bret Boone, R OBP: 0.280, SLG: 0.355				K		F7				4	1	1	0	0	2	1											
Joe Oliver, R OBP: 0.321, SLG: 0.426				F9		1B				3	0	1	1	1	1	1											
John Smiley, L OBP: 0.266, SLG: 0.234	(1, 1)	7.1	W	30	4	2	2	8	6	0	0	0	0	0	0	0											
Jeff Shaw, R ERA: 3.75	(6, 1)	1.1		6	2	2	2	2	0	0	0	0	0	0	0	0											
Willie Greene, L OBP: 0.314, SLG: 0.420	(7, PH)																										
Lee Smith, R ERA: 2.59	(8, 1)	0.1	S	4	3	1	1	0	0	0	0	0	0	0	0	0											
Jeff Brantley, R ERA: 3.26	(9, 1)																										
Eddie Taubensee, L OBP: 0.331, SLG: 0.524	(9, PH)																										
<b>Inning Stats</b>	R: 0 H: 1 E: 0 K: 2 S: 11	H: 1 LOB: 1 BB: 0 P: 16	R: 0 H: 1 E: 0 K: 1 S: 7	H: 1 LOB: 0 BB: 0 P: 10	R: 0 H: 0 E: 0 K: 1 S: 8	H: 0 LOB: 0 BB: 0 P: 12	R: 0 H: 0 E: 0 K: 0 S: 6	H: 0 LOB: 0 BB: 0 P: 10	R: 1 H: 1 E: 0 K: 1 S: 11	H: 1 LOB: 1 BB: 1 P: 23	R: 0 H: 0 E: 0 K: 0 S: 8	H: 0 LOB: 1 BB: 2 P: 17	R: 1 H: 1 E: 0 K: 2 S: 12	H: 1 LOB: 1 BB: 1 P: 21	R: 0 H: 0 E: 0 K: 1 S: 10	H: 0 LOB: 2 BB: 2 P: 21	R: 3 H: 5 E: 1 K: 2 S: 19	H: 5 LOB: 2 2B: 4 3B: 0 HR: 1	SF: 0 SAC: 0 DP: 2 HBP: 0	WP: 1 PB: 0 SB: 1 CS: 0	PA: 40						
<b>PITCHER</b>	IP	WLS	BF	H	R	ER	SO	BB	IBB	HBP	BLK	WP	HR	S	P	ERA	WHIP										
Ramon Martinez, R ERA: 3.75	(1, 1)	7.1	W	30	4	2	2	8	6	0	0	0	0	0	0	0											
Antonio Osuna, R ERA: 2.59	(8, 1)	1.1		6	2	2	2	2	0	0	0	0	0	0	0	0											
Todd Worrell, R ERA: 3.26	(9, 1)	0.1	S	4	3	1	1	0	0	0	0	0	0	0	0	0											





Batter	1	2	3	4	5	6	7	8	9	AB	R	H	RBI	BB	SO	LOB	TOP			
Todd Hollandsworth, L (1.7) OBP: 0.351, SLG: 0.425										5	1	2	0	0	2	3	<b>Los Angeles Dodgers @ St. Louis Cardinals</b> Busch Stadium, St. Louis, MO Tue Aug 13 1996, 7:05 PM CDT Att: 30,761 - Unknown - 87 F <a href="http://livebaseballscorecards.com">livebaseballscorecards.com</a>			
Chad Curtis, R (1.8) OBP: 0.347, SLG: 0.378										4	1	2	2	1	1	2				
Mike Piazza, R (1.2) OBP: 0.419, SLG: 0.580										3	0	0	0	1	1	5				
Dave Hansen, L (6, PH) OBP: 0.304, SLG: 0.235										1	0	0	0	0	0	0				
Tom Prince, R (8.2) OBP: 0.390, SLG: 0.469										0	0	0	0	0	0	0				
Eric Karros, R (1.3) OBP: 0.302, SLG: 0.470										5	2	3	1	0	0	1				
Raul Mondesi, R (1.9) OBP: 0.316, SLG: 0.472										5	2	3	1	0	2	1				
Delino DeShields, L (1.4) OBP: 0.299, SLG: 0.316										4	1	0	0	1	1	3				
Tim Wallach, R (1.5) OBP: 0.320, SLG: 0.420										2	1	1	2	1	0	0				
Juan Castro, R (8.5) OBP: 0.265, SLG: 0.301										1	0	0	0	0	0	0				
Greg Gagne, R (1.6) OBP: 0.349, SLG: 0.371										5	0	1	1	0	0	2				
Tom Candiotti, R (1.1) OBP: 0.111, SLG: 0.088										2	0	0	0	0	1	1				
Billy Ashley, R (7, PH) OBP: 0.302, SLG: 0.416										0	0	0	0	0	0	0				
Chan Ho Park, R (7.1) OBP: 0.118, SLG: 0.063										0	0	0	0	0	0	0				
Wayne Kirby, L (9, PH) OBP: 0.317, SLG: 0.333										1	0	0	0	0	0	0				
Scott Radinsky, L (9.1) OBP: 0.317, SLG: 0.333										0	0	0	0	0	0	0				
<b>Inning Stats</b>	R: 0 E: 0 K: 2 S: 12	H: 0 LOB: 1 BB: 1 P: 23	R: 1 E: 0 K: 0 S: 9	H: 2 LOB: 1 BB: 0 P: 13	R: 6 E: 2 K: 2 S: 26	H: 5 LOB: 3 BB: 3 P: 48	R: 1 E: 0 K: 2 S: 9	H: 1 LOB: 1 BB: 0 P: 16	R: 0 E: 0 K: 1 S: 9	H: 1 LOB: 1 BB: 0 P: 17	R: 0 E: 0 K: 0 S: 11	H: 1 LOB: 2 BB: 0 P: 15	R: 0 E: 0 K: 0 S: 14	H: 1 LOB: 1 BB: 0 P: 20	R: 0 E: 0 K: 0 S: 8	H: 0 LOB: 0 BB: 0 P: 13	1B: 8 2B: 3 3B: 0 HR: 1	SF: 0 SAC: 1 DP: 1 HBP: 2	WP: 1 PB: 0 SB: 1 CS: 0	PA: 45
<b>PITCHER</b>	IP WLS BF H R ER SO BB IBB HBP BLK WP HR S P ERA WHIP																			
Todd Stottlemyre, R (1.1) ERA: 3.85	2.1 L 16 6 7 6 2 2 2 1 0 0 0 0 0 35 65 23.14 3.429																			
Mark Feltkovsek, R (3.1) ERA: 4.27	0.2 5 1 0 0 2 1 0 0 0 0 0 0 12 19 0.00 3.000																			
T.J. Mathews, R (4.1) ERA: 2.94	2.0 9 2 1 1 3 0 0 1 0 0 1 20 33 4.50 1.000																			
Danny Jackson, L (6.1) ERA: 5.79	2.0 8 2 0 0 1 0 0 1 0 0 0 20 29 0.00 1.000																			
Cory Bailey, R (8.1) ERA: 3.65	1.0 4 1 0 0 0 0 0 0 0 0 1 0 14 20 0.00 1.000																			
<b>PITCHER</b>	IP WLS BF H R ER SO BB IBB HBP BLK WP HR S P ERA WHIP																			
Tony Fossas, L (9.1) ERA: 2.52	1.0 3 0 0 0 0 0 0 0 0 0 0 0 8 13 0.00 0.000																			

Batter	1	2	3	4	5	6	7	8	9	AB	R	H	RBI	BB	SO	LOB	BOTTOM					
Royce Clayton, R (1.6) OBP: 0.327, SLG: 0.373										3	2	1	1	1	0	1	<b>Los Angeles Dodgers @ St. Louis Cardinals</b> Busch Stadium, St. Louis, MO Tue Aug 13 1996, 7:05 PM CDT Att: 30,761 - Unknown - 87 F <a href="http://livebaseballscorecards.com">livebaseballscorecards.com</a>					
Ray Lankford, L (1.8) OBP: 0.358, SLG: 0.501										3	1	0	0	1	1	0						
Ron Gant, R (1.7) OBP: 0.368, SLG: 0.526										3	0	1	0	0	1	0						
Luis Alica, S (8.4) OBP: 0.332, SLG: 0.352										1	0	1	2	0	0	0						
Brian Jordan, R (1.9) OBP: 0.332, SLG: 0.487										4	0	1	0	0	0	1						
Gary Gaetti, R (1.5) OBP: 0.324, SLG: 0.451										3	0	0	0	0	0	2						
Cory Bailey, R (8.1) OBP: 0.332, SLG: 0.390										0	0	0	0	0	0	0						
Willie McGee, S (9, PH) OBP: 0.332, SLG: 0.390										0	0	0	0	0	0	0						
John Mabry, L (1.3) OBP: 0.355, SLG: 0.454										4	0	0	0	0	2	0						
Tom Pagnozzi, R (1.2) OBP: 0.321, SLG: 0.465										2	1	2	1	0	0	0						
Danny Jackson, R (6.1) ERA: 3.9										0	0	0	0	0	0	0						
Mark Sweeney, L (7, PH) OBP: 0.372, SLG: 0.381										2	0	0	0	0	0	0						
Mike Gallego, R (1.4) OBP: 0.255, SLG: 0.207										3	0	1	0	0	1	1						
Todd Stottlemyre, L (1.1) ERA: 3.92										0	0	0	0	0	0	0						
Mark Feltkovsek, R (3.1) ERA: 4.27										0	0	0	0	0	0	0						
Ozzie Smith, S (3, PH) OBP: 0.305, SLG: 0.344										1	0	0	0	0	0	1						
T.J. Mathews, R (4.1) ERA: 2.94										0	0	0	0	0	0	0						
Danny Sheaffer, R (5, PH) OBP: 0.291, SLG: 0.380										2	0	0	0	0	0	1						
<b>Inning Stats</b>	R: 0 E: 0 K: 0 S: 4	H: 0 LOB: 0 BB: 0 P: 8	R: 0 E: 0 K: 0 S: 6	H: 0 LOB: 0 BB: 0 P: 7	R: 0 E: 0 K: 1 S: 9	H: 1 LOB: 1 BB: 0 P: 15	R: 0 E: 0 K: 0 S: 8	H: 2 LOB: 1 BB: 0 P: 14	R: 1 E: 0 K: 2 S: 11	H: 2 LOB: 0 BB: 0 P: 11	R: 1 E: 0 K: 2 S: 11	H: 1 LOB: 0 BB: 0 P: 16	R: 0 E: 0 K: 1 S: 7	H: 0 LOB: 0 BB: 0 P: 10	R: 2 E: 0 K: 0 S: 13	H: 1 LOB: 1 BB: 2 P: 23	R: 0 E: 0 K: 2 S: 8	H: 0 LOB: 0 BB: 0 P: 10	1B: 4 2B: 1 3B: 0 HR: 2	SF: 0 SAC: 0 DP: 2 HBP: 0	WP: 0 PB: 0 SB: 0 CS: 0	PA: 34
<b>PITCHER</b>	IP WLS BF H R ER SO BB IBB HBP BLK WP HR S P ERA WHIP																					
Tom Candiotti, R (1.1) ERA: 3.92	6.0 W 22 6 2 2 3 2 2 0 0 0 0 2 45 71 3.00 1.000																					
Chan Ho Park, R (7.1) ERA: 3.9	2.0 9 1 2 2 1 2 0 0 0 0 0 0 20 33 9.00 1.500																					
Scott Radinsky, L (9.1) ERA: 1.85	1.0 3 0 0 0 2 0 0 0 0 0 0 0 8 10 0.00 0.000																					



Batter	1	2	3	4	5	6	7	8	9	AB	R	H	RBI	BB	SO	LOB	TOP			
<b>Todd Hollandsworth, L</b> OBP: 0.347, SLG: 0.420	F7	F8		F8			L8			4	0	0	0	0	0	3				
<b>Chad Curtis, R</b> OBP: 0.348, SLG: 0.386	1B			HR		G5-3		P5		4	1	2	1	0	0	0				
<b>Mike Piazza, R</b> OBP: 0.420, SLG: 0.579	1B		G4-3			F9		G6-4-3 1B		4	0	2	0	0	0	0				
<b>Eric Karros, R</b> OBP: 0.300, SLG: 0.466	1B		G5-3			F9		G6-4-3 1-2		4	0	0	0	0	1	3				
<b>Raul Mondesi, R</b> OBP: 0.315, SLG: 0.469	1-2 BB		G5-3			G6-3		P4		3	0	0	0	1	0	0				
<b>Delino DeShields, L</b> OBP: 0.299, SLG: 0.316	G6-3			FC5-4 1B		G4-3		G4-3		4	0	1	0	0	0	3				
<b>Tim Wallach, R</b> OBP: 0.319, SLG: 0.414				FC5-4 SH5-4 BB 1-2		P6		F9		3	0	0	0	1	0	1				
<b>Greg Gagne, R</b> OBP: 0.349, SLG: 0.368		F9		SH5-4 BB				F8		2	0	0	0	1	0	1				
<b>Ismael Valdez, R</b> OBP: 0.122, SLG: 0.104								L9		0	0	0	0	0	0	0				
<b>Wayne Kirby, L</b> OBP: 0.314, SLG: 0.330	SH1-4			SH5-4						1	0	0	0	0	0	0				
<b>37 Darren Dreifort, R</b> OBP: 0.314, SLG: 0.330	1-2			SH5-4						0	0	0	0	0	0	0				
<b>Inning Stats</b>	R: 0 H: 2 E: 0 K: 1 S: 14	H: 2 LOB: 3 BB: 1 P: 23	R: 0 H: 0 E: 0 K: 0 S: 12	H: 0 LOB: 1 BB: 1 P: 18	R: 1 H: 1 E: 0 K: 0 S: 11	H: 1 LOB: 0 BB: 0 P: 18	R: 0 H: 1 E: 0 K: 0 S: 10	H: 0 LOB: 0 BB: 0 P: 20	R: 0 H: 0 E: 0 K: 0 S: 6	H: 0 LOB: 0 BB: 0 P: 8	R: 0 H: 0 E: 0 K: 0 S: 9	H: 0 LOB: 0 BB: 0 P: 13	R: 0 H: 1 E: 0 K: 0 S: 6	H: 0 LOB: 0 BB: 0 P: 8	R: 0 H: 0 E: 0 K: 0 S: 6	H: 0 LOB: 0 BB: 0 P: 9	1B: 4 2B: 0 3B: 0 HR: 1	SF: 0 SAC: 2 DP: 1 HBP: 0	WP: 0 PB: 0 SB: 0 CS: 0	PA: 34
<b>PITCHER</b> <b>Alan Benes, R</b> ERA: 5.07	IP: 9.0 WLS: W BF: 34 H: 5 R: 1 ER: 1 SO: 1 BB: 3 IBB: 0 HBP: 0 BLK: 0 WP: 0 HR: 1 S: 77 P: 122 ERA: 1.00 WHIP: 0.889																			

**Los Angeles Dodgers @ St. Louis Cardinals**  
 Busch Stadium, St. Louis, MO  
 Wed Aug 14 1996, 7:05 PM CDT  
 Att: 26,945 - Unknown - 90 F

AB	29
R	1
H	5
RBI	1
BB	3
SO	1
LOB	11



Batter	1	2	3	4	5	6	7	8	9	AB	R	H	RBI	BB	SO	LOB	BOTTOM			
<b>Royce Clayton, R</b> OBP: 0.323, SLG: 0.368	P3	B2		G6-3		G5-3		G6-3		5	0	0	0	0	0	1				
<b>Ray Lankford, L</b> OBP: 0.381, SLG: 0.506						E3 HR		G6-3		2	1	2	0	0	0	0				
<b>Willie McGee, S</b> OBP: 0.332, SLG: 0.389	BB 1B 2B			1B		2B 1B		G6-3		3	2	1	0	0	0	0				
<b>Ron Gant, R</b> OBP: 0.370, SLG: 0.535	1B BB BB			1B		F7 HR				3	1	1	2	1	1	2				
<b>Brian Jordan, R</b> OBP: 0.338, SLG: 0.493	1B BB			G1-6-3 1B		2B SF9 1B		2B		3	1	3	1	1	0	0				
<b>John Mabry, L</b> OBP: 0.351, SLG: 0.450	K			G1-6-3 1-2		K		G3-1		4	0	0	0	0	2	7				
<b>Gary Gaetti, R</b> OBP: 0.326, SLG: 0.454	1B					K SF9 2B		P5		4	0	2	1	0	1	0				
<b>Tom Pagnozzi, R</b> OBP: 0.323, SLG: 0.464	F9			2B 1B				K		3	1	1	0	1	1	3				
<b>Luis Alicea, S</b> OBP: 0.331, SLG: 0.356				G4-3 1B		SF9 IBB		G4-3		3	0	1	2	0	1	0				
<b>Alan Benes, R</b> OBP: 0.184, SLG: 0.229	K			G4-3		K		G6-3		4	0	0	0	0	2	3				
<b>Inning Stats</b>	R: 1 H: 2 E: 0 K: 1 S: 13	H: 2 LOB: 3 BB: 2 P: 25	R: 0 H: 0 E: 0 K: 2 S: 9	H: 0 LOB: 0 BB: 0 P: 12	R: 0 H: 2 E: 0 K: 1 S: 10	H: 2 LOB: 0 BB: 0 P: 14	R: 1 H: 2 E: 0 K: 1 S: 12	H: 2 LOB: 1 BB: 0 P: 17	R: 3 H: 3 E: 1 K: 2 S: 19	H: 3 LOB: 2 BB: 1 P: 31	R: 1 H: 2 E: 0 K: 0 S: 10	H: 2 LOB: 0 BB: 0 P: 13	R: 0 H: 0 E: 0 K: 1 S: 6	H: 0 LOB: 0 BB: 0 P: 9	R: 0 H: 0 E: 0 K: 0 S: 8	H: 0 LOB: 0 BB: 0 P: 12	1B: 6 2B: 4 3B: 0 HR: 1	SF: 1 SAC: 0 DP: 1 HBP: 0	WP: 0 PB: 0 SB: 0 CS: 0	PA: 38
<b>PITCHER</b> <b>Ismael Valdez, R</b> ERA: 3.44	IP: 6.0 WLS: L BF: 32 H: 11 R: 6 ER: 4 SO: 7 BB: 2 IBB: 1 HBP: 0 BLK: 0 WP: 0 HR: 1 S: 73 P: 112 ERA: 6.00 WHIP: 2.167																			
<b>37 Darren Dreifort, R</b> ERA: 2.61	IP: 2.0 WLS: 6 BF: 6 H: 0 R: 0 ER: 0 SO: 1 BB: 0 IBB: 0 HBP: 0 BLK: 0 WP: 0 HR: 0 S: 14 P: 21 ERA: 0.00 WHIP: 0.000																			

**Los Angeles Dodgers @ St. Louis Cardinals**  
 Busch Stadium, St. Louis, MO  
 Wed Aug 14 1996, 7:05 PM CDT  
 Att: 26,945 - Unknown - 90 F

AB	34
R	6
H	11
RBI	6
BB	3
SO	8
LOB	16





Batter	1	2	3	4	5	6	7	8	9	AB	R	H	RBI	BB	SO	LOB	TOP								
<b>Delino DeShields, L</b> OBP: 0.296, SLG: 0.312 (1.4)	G4-3	K		K			P5	G4-3		5	0	0	0	0	2	5									
<b>Chad Curtis, R</b> OBP: 0.347, SLG: 0.386 (1.8)	K	K			F9			L4		5	1	1	0	0	2	3									
<b>Todd Hollandsworth, L</b> OBP: 0.345, SLG: 0.419 (1.7)	F7			E3 2B		G6-3			L8	5	1	1	1	0	0	0									
<b>Eric Karros, R</b> OBP: 0.301, SLG: 0.467 (1.3)		1B 1B		G4-6-3 2B		K		P4	K	5	1	2	1	0	2	1									
<b>Raul Mondesi, R</b> OBP: 0.318, SLG: 0.468 (1.9)		1B 1B 1B		G4-6-3 BB		F8		G5-3 IBB	K	3	1	1	0	2	1	0									
<b>Dave Hansen, L</b> OBP: 0.302, SLG: 0.235 (1.5)						L7		G5-3		4	0	1	1	0	0	4									
<b>Juan Castro, R</b> OBP: 0.265, SLG: 0.301 (7.5)		1B 1B		G4-6-3						0	0	0	0	0	0	0									
<b>Greg Gagne, R</b> OBP: 0.353, SLG: 0.381 (1.6)		1B 1B		L1			HR			3	1	2	1	0	0	1									
<b>Tom Prince, R</b> OBP: 0.381, SLG: 0.453 (1.2)		K				F9		G6-3		4	0	1	0	0	1	6									
<b>Hideo Nomo, R</b> OBP: 0.196, SLG: 0.241 (1.1)										4	0	2	1	0	1	0									
<b>Todd Worrell, R</b> (9.1)						K			G6-3	0	0	0	0	0	0	0									
<b>Inning Stats</b>	R: 0 E: 0 K: 1 S: 5	H: 0 LOB: 0 BB: 0 P: 5	R: 2 E: 0 K: 3 S: 14	H: 5 LOB: 3 BB: 0 P: 14	R: 1 E: 1 K: 0 S: 4	H: 1 LOB: 1 BB: 1 P: 8	R: 0 E: 0 K: 2 S: 7	H: 0 LOB: 0 BB: 0 P: 7	R: 0 E: 0 K: 1 S: 5	H: 0 LOB: 0 BB: 0 P: 5	R: 1 E: 0 K: 0 S: 6	H: 3 LOB: 2 BB: 0 P: 6	R: 1 E: 0 K: 0 S: 5	H: 2 LOB: 3 BB: 1 P: 10	R: 0 E: 0 K: 0 S: 3	H: 0 LOB: 0 BB: 0 P: 3	R: 0 E: 0 K: 2 S: 7	H: 0 LOB: 0 BB: 0 P: 7	1B: 7 2B: 3 3B: 0 HR: 1	SF: 0 SAC: 0 DP: 1 HBP: 1	WP: 0 PB: 0 SB: 1 CS: 0	PA: 41			
<b>PITCHER</b>	IP	WLS	BF	H	R	ER	SO	BB	IBB	HBP	BLK	WP	HR	S	P	ERA	WHIP								
<b>Mike Morgan, R</b> ERA: 4.33 (1.1)	5.2	L	27	9	4	3	7	1	0	0	0	0	1	40	44	4.76	1.765								
<b>Rick Honeycutt, L</b> ERA: 3.57 (6.1)	0.1		1	0	0	0	0	0	0	0	0	0	0	1	1	0.00	0.000								
<b>Mark Petkovsek, R</b> ERA: 4.35 (7.1)	1.0		7	2	1	1	0	0	1	1	0	0	0	5	10	9.00	2.000								
<b>Tony Fossas, L</b> ERA: 2.43 (8.1)	1.1		4	0	0	0	0	0	0	0	0	0	0	4	4	0.00	0.000								
<b>T.J. Mathews, R</b> ERA: 2.81 (9.1)	0.2		2	0	0	0	2	0	0	0	0	0	0	6	6	0.00	0.000								

Los Angeles Dodgers @ St. Louis Cardinals  
 Busch Stadium, St. Louis, MO  
 Thu Aug 15 1996, 7:05 PM CDT  
 Att: 32,930 - Unknown - 86 F

AB 38  
 R 5  
 H 11  
 RBI 5  
 BB 2  
 SO 9  
 LOB 20



Batter	1	2	3	4	5	6	7	8	9	AB	R	H	RBI	BB	SO	LOB	BOTTOM								
<b>Royce Clayton, R</b> OBP: 0.319, SLG: 0.364 (1.6)	F9		P3			L4		K		4	0	0	0	0	1	0									
<b>Mark Sweeney, L</b> OBP: 0.365, SLG: 0.378 (1.9)	G1-3			FC5-4 1B		G6-3		G4-3		4	0	1	0	0	0	0									
<b>Ron Gant, R</b> OBP: 0.368, SLG: 0.541 (1.7)				K		G6-3			G6-3	4	1	1	1	0	1	1									
<b>Brian Jordan, R</b> OBP: 0.340, SLG: 0.492 (1.8)	K			FC5-4 1-2			2B G1-3 1B	G5-3 BB		3	1	1	0	1	1	1									
<b>Gary Gaetti, R</b> OBP: 0.325, SLG: 0.455 (1.5)		K		B1			G1-3 1-3 2B	G5-3		4	0	1	0	0	1	2									
<b>John Mabry, L</b> OBP: 0.346, SLG: 0.446 (1.3)		P5				K		G1-3		4	0	0	1	0	2	2									
<b>Tom Pagnozzi, R</b> OBP: 0.320, SLG: 0.459 (1.2)		G5-3				P3		K		3	0	0	0	0	1	2									
<b>Mike Gallego, R</b> OBP: 0.250, SLG: 0.202 (1.4)										2	0	0	0	0	2	1									
<b>Willie McGee, S</b> OBP: 0.331, SLG: 0.388 (7. PH)										1	0	0	0	0	0	1									
<b>Tony Fossas, L</b> (8.1)										0	0	0	0	0	0	0									
<b>T.J. Mathews, R</b> (9.1)										0	0	0	0	0	0	0									
<b>Mike Morgan, R</b> OBP: 0.063, SLG: 0.063 (1.1)										2	0	0	0	0	1	1									
<b>Rick Honeycutt, L</b> (6.1)				K2-3		G5-3				0	0	0	0	0	0	0									
<b>Mark Petkovsek, R</b> OBP: 0.250, SLG: 0.182 (7.1)										0	0	0	0	0	0	0									
<b>Luis Alicea, S</b> OBP: 0.330, SLG: 0.354 (8.4)										1	0	0	0	0	1	0									
<b>Inning Stats</b>	R: 1 E: 0 K: 1 S: 6	H: 1 LOB: 0 BB: 0 P: 6	R: 0 E: 0 K: 1 S: 5	H: 0 LOB: 0 BB: 0 P: 5	R: 0 E: 0 K: 2 S: 7	H: 0 LOB: 0 BB: 0 P: 7	R: 0 E: 0 K: 1 S: 6	H: 1 LOB: 1 BB: 0 P: 6	R: 0 E: 0 K: 0 S: 3	H: 0 LOB: 0 BB: 0 P: 3	R: 1 E: 0 K: 1 S: 7	H: 2 LOB: 1 BB: 0 P: 7	R: 0 E: 0 K: 2 S: 7	H: 0 LOB: 0 BB: 0 P: 7	R: 0 E: 0 K: 1 S: 5	H: 0 LOB: 1 BB: 1 P: 9	1B: 2 2B: 1 3B: 0 HR: 1	SF: 0 SAC: 0 DP: 0 HBP: 0	WP: 1 PB: 0 SB: 0 CS: 0	PA: 33					
<b>PITCHER</b>	IP	WLS	BF	H	R	ER	SO	BB	IBB	HBP	BLK	WP	HR	S	P	ERA	WHIP								
<b>Hideo Nomo, R</b> ERA: 3.54 (1.1)	8.0	S	29	4	2	2	10	1	0	0	0	0	0	5	9	2.25	0.500								
<b>Todd Worrell, R</b> ERA: 3.19 (9.1)	1.0		4	0	0	0	1	1	0	0	0	0	0	5	9	0.00	1.000								

Los Angeles Dodgers @ St. Louis Cardinals  
 Busch Stadium, St. Louis, MO  
 Thu Aug 15 1996, 7:05 PM CDT  
 Att: 32,930 - Unknown - 86 F

AB 32  
 R 2  
 H 4  
 RBI 2  
 BB 1  
 SO 11  
 LOB 11





Batter	1	2	3	4	5	6	7	8	9	AB	R	H	RBI	BB	SO	LOB	TOP							
Mark Grudzielanek, R (1, 6) OBP: 0.345, SLG: 0.415	3-1 G4-6-3 1B			0-0 G6-3		0-2 G6-4-3 1B		2-2 F8		4	0	2	0	0	0	0								
Mike Lansing, R (1, 4) OBP: 0.366, SLG: 0.446	1-2 G4-6-3			0-1 G5-3		0-2 G6-4-3			1-2 P5	4	0	0	0	0	0	3								
Rondell White, R (1, 8) OBP: 0.355, SLG: 0.455	2-2 F8			1-1 G6-3			0-2 G4-6-3 1B		0-0 G6-3	4	1	1	0	0	0	0								
Moises Alou, R (1, 9) OBP: 0.348, SLG: 0.471		2-2 G6-3-5 1B			0-0 F7		2-0 G4-6-3 1B		1-3 K	4	0	2	0	0	1	0								
David Segui, S (1, 3) OBP: 0.339, SLG: 0.417		1-2 G6-3-5			1-1 P5		0-0 G4-6-3			3	0	0	0	0	0	3								
F.P. Santangelo, S (1, 7) Omar Daal, L (7, 1) Barry Manuel, R (8, 1)		3-1 G3-1			1-3 K		0-2 1B			3	0	1	1	0	1	0								
Shane Andrews, R (1, 5) OBP: 0.322, SLG: 0.481				1-2 G4-3 1B		1-1 HR				3	1	2	1	0	0	1								
Tim Spehr, R (1, 2) Darin Fletcher, L (8, PH)				1-2 G4-3		3-3 K			1-0 P5	2	0	0	0	0	1	1								
Ugueth Urbina, R (1, 1) Dave Silvestri, R (6, PH) Jeff Juden, R (6, 1) Cliff Floyd, L (7, 7)				1-3 K		1-0 1B			2-1 G4-3	1	0	0	0	0	1	0								
<b>Inning Stats</b>	R: 0 E: 0 K: 0 S: 8	H: 1 LOB: 0 BB: 0 P: 14	R: 0 E: 0 K: 0 S: 8	H: 1 LOB: 0 BB: 0 P: 14	R: 0 E: 0 K: 1 S: 9	H: 1 LOB: 0 BB: 0 P: 12	R: 0 E: 0 K: 0 S: 5	H: 0 LOB: 0 BB: 0 P: 6	R: 0 E: 0 K: 1 S: 7	H: 0 LOB: 0 BB: 0 P: 9	R: 1 E: 0 K: 0 S: 12	H: 3 LOB: 1 BB: 0 P: 17	R: 1 E: 0 K: 0 S: 11	H: 3 LOB: 1 BB: 0 P: 16	R: 0 E: 0 K: 0 S: 6	H: 0 LOB: 0 BB: 0 P: 11	R: 0 E: 0 K: 1 S: 7	H: 0 LOB: 0 BB: 0 P: 9	1B: 8 2B: 1 3B: 0 HR: 1	SF: 0 SAC: 0 DP: 5 HBP: 0	WP: 0 PB: 0 SB: 0 CS: 0	PA: 31		
<b>PITCHER</b>	IP WLS BF H R ER SO BB IBB HBP BLK WP HR S P ERA WHIP	7.0 W 25 9 2 2 3 0 0 0 0 0 1 60 88 2.57 1.286	2.0 6 0 0 0 1 0 0 0 0 0 0 0 13 20 0.00 0.000																					

Montreal Expos @ Los Angeles Dodgers  
Dodger Stadium, Los Angeles, CA  
Fri Aug 16 1996, 7:05 PM PDT  
Att: 51,573 - Unknown - 80 F

AB	31
R	2
H	9
RBI	2
BB	0
SO	4
LOB	8



Batter	1	2	3	4	5	6	7	8	9	AB	R	H	RBI	BB	SO	LOB	BOTTOM							
Todd Hollandsworth, L (1, 7) OBP: 0.350, SLG: 0.423	1-1 HR	1-2 FC5-4 1B			0-3 K		2-0 HR			4	2	3	1	0	1	0								
Wayne Kirby, L (1, 8) Chad Curtis, R (7, PH)	1-1 L8	2-2 P2			0-0 G6-4-3 1B		1-0 HR			3	0	1	0	0	0	3								
Mike Piazza, R (1, 2) Tom Prince, R (9, 2)	4-1 HR	0-0 FC5-4			0-0 G6-4-3		3-3 F8			3	1	0	0	1	0	4								
Eric Karros, R (1, 3) OBP: 0.301, SLG: 0.472	2-2 HR				0-1 F8		1-2 G6-3		0-3 K	4	1	1	3	0	1	1								
Raul Mondesi, R (1, 9) OBP: 0.319, SLG: 0.475	1-2 P4				2-3 K		2-2 G6-3 1B		1-0 HR	4	1	2	1	0	1	0								
Delino DeShields, L (1, 4) OBP: 0.293, SLG: 0.310	1-1 G3				2-3 K		1-0 G6-3		0-3 K	4	0	0	0	0	2	1								
Tim Wallach, R (1, 5) OBP: 0.317, SLG: 0.411		1-0 1B			0-2 G5-3		2-3 K		1-0 G6-3	4	1	1	0	0	1	1								
Greg Gagne, R (1, 6) OBP: 0.349, SLG: 0.376		1-3 K			0-0 G5-3		1-1 G4-3		3-3 K	4	0	0	0	0	2	1								
Pedro Astacio, R (1, 1) Billy Ashley, R (7, PH) Rick Parker, R (7, PR) Antonio Osuna, R (8, 1)		0-0 1B			1-3 K		4-2 1B			2	0	1	0	0	1	0								
<b>Inning Stats</b>	R: 3 E: 0 K: 0 S: 13	H: 2 LOB: 0 BB: 1 P: 23	R: 1 E: 0 K: 1 S: 13	H: 3 LOB: 2 BB: 0 P: 18	R: 0 E: 0 K: 2 S: 8	H: 0 LOB: 0 BB: 0 P: 12	R: 0 E: 0 K: 1 S: 7	H: 0 LOB: 0 BB: 0 P: 8	R: 0 E: 0 K: 1 S: 5	H: 1 LOB: 0 BB: 0 P: 5	R: 0 E: 0 K: 1 S: 10	H: 1 LOB: 1 BB: 0 P: 16	R: 3 E: 0 K: 1 S: 11	H: 2 LOB: 1 BB: 1 P: 21	R: 1 E: 0 K: 2 S: 8	H: 1 LOB: 0 BB: 0 P: 13	R: 1 E: 0 K: 2 S: 8	H: 1 LOB: 0 BB: 0 P: 13	1B: 7 2B: 0 3B: 0 HR: 3	SF: 0 SAC: 0 DP: 1 HBP: 0	WP: 0 PB: 0 SB: 0 CS: 0	PA: 35		
<b>PITCHER</b>	IP WLS BF H R ER SO BB IBB HBP BLK WP HR S P ERA WHIP	5.0 L 21 6 4 1 5 1 0 0 0 0 0 15 26 6.75 1.500	1.1 6 1 1 1 1 1 0 0 0 0 0 0 6 11 27.00 3.000	0.2 4 2 2 2 1 0 0 0 0 0 0 1 6 11 27.00 3.000	1.0 4 1 1 1 2 0 0 0 0 0 0 1 8 13 9.00 1.000																			

Montreal Expos @ Los Angeles Dodgers  
Dodger Stadium, Los Angeles, CA  
Fri Aug 16 1996, 7:05 PM PDT  
Att: 51,573 - Unknown - 80 F

AB	33
R	8
H	10
RBI	8
BB	2
SO	9
LOB	11





Batter	1	2	3	4	5	6	7	8	9	AB	R	H	RBI	BB	SO	LOB	TOP								
Mark Grudzielanek, R OBP: 0.344, SLG: 0.413	G5-3			P2		HBP		K		3	0	0	0	0	1	0	<b>Montreal Expos @ Los Angeles Dodgers</b> Dodger Stadium, Los Angeles, CA Sat Aug 17 1996, 7:05 PM PDT Att: 47,549 - Unknown - 70 F								
Mike Lansing, R OBP: 0.365, SLG: 0.444	G6-3			E				G1-3		4	1	1	0	0	0	1									
Cliff Floyd, L OBP: 0.325, SLG: 0.432	P6			E9		CS		K		3	1	1	0	0	1	0									
Sherman Obando, R OBP: 0.333, SLG: 0.434				SF7				K		1	0	0	0	0	1	0									
Moises Alou, R OBP: 0.349, SLG: 0.472		P3		SF7				1B		3	2	2	1	0	0	0									
David Segui, S OBP: 0.341, SLG: 0.422		F8		P4				1B		4	1	2	1	0	0	0									
Rondell White, R OBP: 0.348, SLG: 0.446					P3			L8		4	0	0	0	0	1	2									
Shane Andrews, R OBP: 0.325, SLG: 0.481					F8			K		2	0	1	0	0	0	0									
Dave Silvestri, R OBP: 0.361, SLG: 0.244								1B		1	1	0	0	0	1	1									
Lenny Webster, R OBP: 0.321, SLG: 0.261					G3-1			1B		2	0	0	0	0	0	1									
Darin Fletcher, L OBP: 0.320, SLG: 0.456								FC6		0	0	0	0	2	0	0									
Jeff Fassero, L OBP: 0.175, SLG: 0.580					F7			FC6		2	0	0	0	0	1	0									
Fabrizio Stangano, S OBP: 0.277, SLG: 0.423										1	0	1	2	0	0	0									
Mike Lyster, R OBP: 0.277, SLG: 0.423										0	0	0	0	0	0	0									
Mel Rojas, R OBP: 0.312, SLG: 0.571										0	0	0	0	0	0	0									
Tim Spehr, R OBP: 0.195, SLG: 0.195										1	0	0	0	0	2	0									
Dave Veres, R OBP: 0.500, SLG: 0.867										0	0	0	0	0	0	0									
<b>Inning Stats</b>	R: 0 E: 0 K: 0 S: 4	H: 0 LOB: 0 BB: 0 P: 6	R: 0 E: 0 K: 1 S: 8	H: 0 LOB: 0 BB: 0 P: 12	R: 0 E: 0 K: 0 S: 8	H: 1 LOB: 0 BB: 0 P: 15	R: 2 E: 1 K: 0 S: 13	H: 2 LOB: 0 BB: 0 P: 23	R: 0 E: 0 K: 0 S: 9	H: 0 LOB: 0 BB: 0 P: 14	R: 0 E: 0 K: 1 S: 9	H: 0 LOB: 0 BB: 0 P: 17	R: 3 E: 0 K: 1 S: 15	H: 3 LOB: 2 BB: 1 P: 23	R: 0 E: 0 K: 2 S: 7	H: 0 LOB: 0 BB: 0 P: 9	R: 1 E: 0 K: 1 S: 13	H: 2 LOB: 2 BB: 1 P: 24	1B: 7 2B: 1 3B: 0 HR: 0	SF: 1 DP: 1 HBP: 2	WP: 0 PB: 0 SB: 2 CS: 1	PA: 37			
<b>PITCHER</b>	IP	WLS	BF	H	R	ER	SO	BB	IBB	HBP	BLK	WP	HR	S	P	ERA	WHIP								
Ramon Martinez, R ERA: 3.77	6.2		26	5	5	3	3	1	0	2	0	0	0	64	108	4.05	0.900								
37 Darren Dreifort, R ERA: 2.39	1.0		3	1	0	0	1	0	0	0	0	0	0	6	6	0.00	1.000								
Mark Guthrie, L ERA: 1.76	0.1		1	0	0	0	1	0	0	0	0	0	0	3	5	0.00	0.000								
Todd Worrell, R ERA: 3.31	1.0	W	6	2	1	1	1	0	1	0	0	0	0	13	24	9.00	2.000								

AB	31
R	6
H	8
RBI	4
BB	2
SO	6
LOB	7



Batter	1	2	3	4	5	6	7	8	9	AB	R	H	RBI	BB	SO	LOB	BOTTOM								
Chad Curtis, R OBP: 0.348, SLG: 0.394	1B	P2		F8		2B		K		5	2	2	0	0	1	0	<b>Montreal Expos @ Los Angeles Dodgers</b> Dodger Stadium, Los Angeles, CA Sat Aug 17 1996, 7:05 PM PDT Att: 47,549 - Unknown - 70 F								
Greg Gagne, R OBP: 0.350, SLG: 0.380	1B	G6-3		G5-3		2B		K		5	1	2	2	0	1	0									
Mike Piazza, R OBP: 0.418, SLG: 0.580	1B	K				K		K		5	2	2	2	0	3	1									
Eric Karros, R OBP: 0.300, SLG: 0.470	1B			K		F9		K		4	0	1	1	0	2	1									
Raul Mondesi, R OBP: 0.321, SLG: 0.475	1B			E5		1B		F9		4	0	2	1	0	0	0									
Tim Lincecum, R OBP: 0.316, SLG: 0.408	1B			F9		P4		G5-3		4	0	1	0	0	0	2									
Billy Ashley, R OBP: 0.309, SLG: 0.407	K			E5		G5-3		K		2	1	0	0	1	1	4									
Todd Hollandsworth, L OBP: 0.349, SLG: 0.422	K			E5		E		K		1	0	0	0	0	1	0									
Juan Castro, R OBP: 0.293, SLG: 0.294	F9			K		G5-3		F8		3	0	0	0	0	1	6									
Delino DeShields, L OBP: 0.293, SLG: 0.309				K						1	0	0	0	0	0	0									
Ramon Martinez, R OBP: 0.125, SLG: 0.103	G5-3			G4-3		E3		K		3	1	0	0	0	0	3									
37 Darren Dreifort, R ERA: 2.39										0	0	0	0	0	0	0									
Mark Guthrie, R ERA: 1.76										0	0	0	0	0	0	0									
Wayne Kirby, L OBP: 0.312, SLG: 0.327										1	0	0	0	0	1	0									
Todd Worrell, R ERA: 3.31										0	0	0	0	0	0	0									
<b>Inning Stats</b>	R: 3 E: 0 K: 1 S: 24	H: 6 LOB: 3 BB: 0 P: 30	R: 0 E: 0 K: 1 S: 7	H: 0 LOB: 0 BB: 0 P: 11	R: 0 E: 0 K: 2 S: 12	H: 0 LOB: 2 BB: 0 P: 13	R: 0 E: 0 K: 0 S: 4	H: 0 LOB: 0 BB: 0 P: 6	R: 0 E: 0 K: 0 S: 10	H: 1 LOB: 1 BB: 0 P: 13	R: 3 E: 1 K: 2 S: 13	H: 2 LOB: 1 BB: 1 P: 22	R: 0 E: 0 K: 1 S: 12	H: 0 LOB: 0 BB: 0 P: 19	R: 0 E: 0 K: 2 S: 8	H: 0 LOB: 0 BB: 0 P: 13	R: 1 E: 0 K: 1 S: 5	H: 1 LOB: 0 BB: 0 P: 7	1B: 8 2B: 1 3B: 0 HR: 1	SF: 0 DP: 0 HBP: 0	WP: 0 PB: 0 SB: 0 CS: 0	PA: 39			
<b>PITCHER</b>	IP	WLS	BF	H	R	ER	SO	BB	IBB	HBP	BLK	WP	HR	S	P	ERA	WHIP								
Jeff Fassero, L ERA: 2.9	6.0		31	9	6	5	7	1	0	0	0	0	0	12	19	0.00	0.000								
Mike Dyer, R ERA: 4.38	1.0		3	0	0	0	1	0	0	0	0	0	0	8	13	0.00	0.000								
Mel Rojas, R ERA: 4.04	1.0		3	0	0	0	2	0	0	0	0	0	0	8	13	0.00	0.000								
Dave Veres, R ERA: 5.12	0.1	L	2	1	1	1	1	0	0	0	0	0	1	5	7	27.00	3.000								









Batter	1	2	3	4	5	6	7	8	9	AB	R	H	RBI	BB	SO	LOB	TOP					
Wendell Magee, R (1.8) OBP: 0.333, SLG: 0.400	G6-3		E9				G5-3		F7	5	0	2	1	0	0	0	Philadelphia Phillies @ Los Angeles Dodgers Dodger Stadium, Los Angeles, CA Tue Aug 20 1996, 7:05 PM PDT Att: 35,457 - Unknown - 77 F					
Mickey Morandini, L (1.4) OBP: 0.339, SLG: 0.339	G4-3		E9				F9			4	0	0	0	0	1	3						
Gregg Jefferies, S (1.7) OBP: 0.339, SLG: 0.399	K						FC1-4			4	0	2	0	0	1	2						
Todd Zeile, R (1.3) OBP: 0.346, SLG: 0.430		G1-3	G3				FC4-6		K	4	0	0	0	0	1	6						
Jim Eisenreich, L (1.9) OBP: 0.396, SLG: 0.446									G6-3	4	0	2	0	0	0	0						
Bento Santiago, R (1.2) OBP: 0.322, SLG: 0.499		P4					K		P3	4	0	0	0	0	1	2						
Scott Rolen, R (1.5) OBP: 0.380, SLG: 0.368									G1-3	4	0	2	0	0	1	1						
Kevin Stocker, S (1.6) OBP: 0.326, SLG: 0.337										4	2	2	0	0	1	3						
David West, L (1.1) OBP: 0.500, SLG: 0.250										2	0	1	0	0	0	0						
Ken Ryan, R (7.1) OBP: 0.200, SLG: 0.200										0	0	0	0	0	0	0						
Ricardo Jordan, L (8.1) OBP: 0.368, SLG: 0.476										0	0	0	0	0	0	0						
Ruben Amaro Jr., S (9. PH) OBP: 0.333, SLG: 0.667										1	1	1	2	0	0	0						
Ricky Bottalico, L (9.1) OBP: 0.333, SLG: 0.667										0	0	0	0	0	0	0						
<b>Inning Stats</b>	R: 0 E: 0 K: 1 S: 8	H: 0 LOB: 0 BB: 0 P: 10	R: 0 E: 0 K: 1 S: 9	H: 1 LOB: 1 BB: 0 P: 15	R: 1 E: 2 K: 0 S: 14	H: 3 LOB: 2 BB: 0 P: 20	R: 0 E: 0 K: 0 S: 8	H: 2 LOB: 1 BB: 0 P: 12	R: 0 E: 0 K: 1 S: 9	H: 2 LOB: 2 BB: 0 P: 13	R: 0 E: 0 K: 2 S: 8	H: 1 LOB: 1 BB: 0 P: 11	R: 0 E: 0 K: 0 S: 6	H: 0 LOB: 0 BB: 0 P: 8	R: 0 E: 0 K: 1 S: 6	H: 1 LOB: 0 BB: 0 P: 8	R: 2 E: 0 K: 0 S: 13	H: 2 LOB: 0 BB: 0 P: 21	1B: 10 2B: 1 3B: 0 HR: 1	SF: 0 SAC: 1 DP: 1 HBP: 0	WP: 0 PB: 0 SB: 3 CS: 0	PA: 37
<b>PITCHER</b>	IP WLS BF H R ER SO BB IBB HBP BLK WP HR S P ERA WHIP	8.0 32 10 1 1 6 0 0 0 0 0 0 0 68 97 1.12 1.250	1.0 L 5 2 2 2 0 0 0 0 0 1 13 21 18.00 2.000	<b>PITCHER</b>																		

Batter	1	2	3	4	5	6	7	8	9	AB	R	H	RBI	BB	SO	LOB	BOTTOM					
Chad Curtis, R (1.8) OBP: 0.346, SLG: 0.390	P3									4	0	0	0	0	0	2	Philadelphia Phillies @ Los Angeles Dodgers Dodger Stadium, Los Angeles, CA Tue Aug 20 1996, 7:05 PM PDT Att: 35,457 - Unknown - 77 F					
Delino DeShields, L (1.4) OBP: 0.294, SLG: 0.309	K									4	1	1	0	0	1	2						
Mike Piazza, R (1.2) OBP: 0.418, SLG: 0.580	F8									4	0	2	0	0	0	0						
Eric Karros, R (1.3) OBP: 0.299, SLG: 0.466										4	0	1	1	0	1	2						
Raul Mondesi, R (1.9) OBP: 0.316, SLG: 0.467										4	0	0	0	0	1	2						
Tim Lincecum, R (1.5) OBP: 0.308, SLG: 0.396										4	0	0	0	0	0	2						
Billy Ashley, R (1.7) OBP: 0.310, SLG: 0.404										2	0	0	0	0	0	0						
Todd Hollandsworth, L (8.7) OBP: 0.352, SLG: 0.423										1	0	1	0	0	0	0						
Greg Gagne, R (1.6) OBP: 0.352, SLG: 0.377										1	0	0	0	1	0	0						
Ismael Valdez, R (1.1) OBP: 0.118, SLG: 0.100										2	0	0	0	0	1	1						
Wayne Kirby, L (8. PH) OBP: 0.316, SLG: 0.324										0	0	0	0	1	0	0						
Antonio Osuna, R (9.1) OBP: 0.333, SLG: 0.667										0	0	0	0	0	0	0						
<b>Inning Stats</b>	R: 0 E: 0 K: 1 S: 8	H: 0 LOB: 0 BB: 0 P: 13	R: 0 E: 0 K: 0 S: 11	H: 0 LOB: 0 BB: 0 P: 14	R: 0 E: 0 K: 1 S: 7	H: 0 LOB: 0 BB: 0 P: 7	R: 0 E: 0 K: 1 S: 10	H: 1 LOB: 1 BB: 0 P: 15	R: 0 E: 0 K: 0 S: 6	H: 0 LOB: 0 BB: 0 P: 8	R: 0 E: 0 K: 0 S: 5	H: 0 LOB: 0 BB: 1 P: 10	R: 1 E: 0 K: 1 S: 11	H: 2 LOB: 1 BB: 0 P: 16	R: 0 E: 0 K: 0 S: 6	H: 1 LOB: 2 BB: 1 P: 12	R: 0 E: 0 K: 0 S: 9	H: 1 LOB: 1 BB: 0 P: 14	1B: 5 2B: 0 3B: 0 HR: 0	SF: 0 SAC: 1 DP: 1 HBP: 0	WP: 1 PB: 0 SB: 0 CS: 0	PA: 33
<b>PITCHER</b>	IP WLS BF H R ER SO BB IBB HBP BLK WP HR S P ERA WHIP	6.0 21 7 1 0 1 0 1 0 0 0 1 0 10 19 0.00 0.667	1.2 W 1 0 0 0 0 0 0 0 0 0 0 1 2 0.00 0.000	0.1 S 4 1 0 0 0 0 0 0 0 0 0 9 14 0.00 1.000	<b>PITCHER</b>																	

AB 36  
R 3  
H 12  
RBI 3  
BB 0  
SO 6  
LOB 17



WP: 0  
PB: 0  
SB: 3  
CS: 0

AB 30  
R 1  
H 5  
RBI 1  
BB 2  
SO 4  
LOB 11



WP: 1  
PB: 0  
SB: 0  
CS: 0



Batter	1	2	3	4	5	6	7	8	9	AB	R	H	RBI	BB	SO	LOB	TOP					
Wendell Magee, R (1, 8) OBP: 0.250, SLG: 0.300	F9		K		G6-3		E6 2B		K	5	1	0	0	0	2	1						
Mickey Morandini, L (1, 4) OBP: 0.329, SLG: 0.342	K		L4			K				5	0	2	1	0	2	0						
Gregg Jefferies, S (1, 7) OBP: 0.340, SLG: 0.396	G6-3				G4-3				L1	4	0	1	0	1	0	1						
Todd Zeile, R (1, 3) OBP: 0.343, SLG: 0.426		G1-3			K					4	0	0	0	0	3	3						
Jim Eisenreich, L (1, 9) OBP: 0.398, SLG: 0.447		FC6-4 1B				G3-1			G6-3	4	0	2	0	0	0	1						
Bento Santiago, R (1, 2) OBP: 0.321, SLG: 0.495		FC6-4 HR			F9				K	3	2	0	0	1	1	2						
Scott Rolen, R (1, 5) OBP: 0.398, SLG: 0.472		HR				G6-3 1B			HR	4	2	3	3	0	0	1						
Kevin Stocker, S (1, 6) OBP: 0.325, SLG: 0.336		G2-3			G6-3				K	4	1	1	1	0	1	1						
Curt Schilling, R (1, 1) OBP: 0.191, SLG: 0.196			G4-3		K				K	3	0	0	0	0	2	1						
<b>Inning Stats</b>	R: 0 H: 0 E: 0 K: 1 S: 9	H: 0 LOB: 0 BB: 0 P: 11	R: 2 H: 2 E: 0 K: 0 S: 15	H: 2 LOB: 0 BB: 0 P: 18	R: 0 H: 0 E: 0 K: 1 S: 8	H: 0 LOB: 0 BB: 0 P: 10	R: 0 H: 1 E: 0 K: 1 S: 7	H: 1 LOB: 1 BB: 0 P: 10	R: 0 H: 1 E: 0 K: 1 S: 6	H: 1 LOB: 1 BB: 0 P: 9	R: 0 H: 1 E: 0 K: 2 S: 9	H: 1 LOB: 1 BB: 0 P: 16	R: 3 H: 2 E: 1 K: 1 S: 19	H: 2 LOB: 2 BB: 2 P: 30	R: 1 H: 1 E: 0 K: 2 S: 12	H: 1 LOB: 0 BB: 0 P: 17	R: 0 H: 1 E: 0 K: 2 S: 14	H: 1 LOB: 1 BB: 0 P: 18	1B: 6 2B: 1 3B: 0 HR: 2	SF: 0 SAC: 1 DP: 0 HBP: 0	WP: 0 PB: 0 SB: 0 CS: 0	PA: 39
<b>PITCHER</b>	IP	WLS	BF	H	R	ER	SO	BB	IBB	HBP	BLK	WP	HR	S	P	ERA	WHIP					
Hideo Nomo, R (1, 1) ERA: 3.56	6.2	L	29	7	5	3	6	1	0	0	0	0	1	66	93	4.05	1.200					
37 Darren Dreifort, R (7, 1) ERA: 2.63	2.1		10	2	1	1	5	1	0	0	0	0	1	33	46	3.86	1.286					

Philadelphia Phillies @ Los Angeles Dodgers  
 Dodger Stadium, Los Angeles, CA  
 Wed Aug 21 1996, 7:05 PM PDT  
 Att: 39,502 - Unknown - 75 F

AB	36
R	6
H	9
RBI	5
BB	2
SO	11
LOB	11



Batter	1	2	3	4	5	6	7	8	9	AB	R	H	RBI	BB	SO	LOB	BOTTOM					
Todd Hollandsworth, L (1, 7) OBP: 0.348, SLG: 0.418	K		F8			K			K	4	0	0	0	0	3	0						
Wayne Kirby, L (1, 8) OBP: 0.316, SLG: 0.324					K		P6			3	0	1	0	0	1	0						
Mike Piazza, R (1, 2) OBP: 0.416, SLG: 0.575		F9			G4-3		K			3	0	0	0	0	1	1						
Eric Karros, R (1, 3) OBP: 0.298, SLG: 0.463		F8			F9		G4-3			3	0	0	0	0	0	1						
Raul Mondesi, R (1, 9) OBP: 0.316, SLG: 0.466		G6-3				G6-4-3 1B			G5-3	3	0	1	0	0	0	0						
Delino DeShields, L (1, 4) OBP: 0.292, SLG: 0.307		B2			G6-4-3				G4-3	3	0	0	0	0	0	1						
Tim Wallach, R (1, 5) OBP: 0.305, SLG: 0.391		K				K			F9	3	0	0	0	0	2	0						
Greg Gagne, R (1, 6) OBP: 0.349, SLG: 0.374			K			K			G6-3	3	0	0	0	0	2	0						
Hideo Nomo, R (1, 1) ERA: 0.190, SLG: 0.232						K				2	0	0	0	0	2	0						
37 Darren Dreifort, R (7, 1) ERA: 2.63						K				0	0	0	0	0	0	0						
Dave Hansen, L (9, PH) OBP: 0.303, SLG: 0.239										1	0	0	0	0	1	0						
<b>Inning Stats</b>	R: 0 H: 1 E: 0 K: 1 S: 13	H: 0 LOB: 0 BB: 0 P: 20	R: 0 H: 0 E: 0 K: 1 S: 6	H: 0 LOB: 0 BB: 0 P: 10	R: 0 H: 0 E: 0 K: 2 S: 9	H: 0 LOB: 0 BB: 0 P: 12	R: 0 H: 0 E: 0 K: 1 S: 9	H: 0 LOB: 0 BB: 0 P: 13	R: 0 H: 1 E: 0 K: 1 S: 5	H: 1 LOB: 0 BB: 0 P: 9	R: 0 H: 0 E: 0 K: 3 S: 9	H: 0 LOB: 0 BB: 0 P: 11	R: 0 H: 0 E: 0 K: 1 S: 10	H: 0 LOB: 0 BB: 0 P: 12	R: 0 H: 0 E: 0 K: 0 S: 8	H: 0 LOB: 0 BB: 0 P: 12	R: 0 H: 0 E: 0 K: 2 S: 9	H: 0 LOB: 0 BB: 0 P: 12	1B: 2 2B: 0 3B: 0 HR: 0	SF: 0 SAC: 0 DP: 1 HBP: 0	WP: 0 PB: 0 SB: 0 CS: 0	PA: 28
<b>PITCHER</b>	IP	WLS	BF	H	R	ER	SO	BB	IBB	HBP	BLK	WP	HR	S	P	ERA	WHIP					
Curt Schilling, R (1, 1) ERA: 3.09	9.0	W	28	2	0	0	12	0	0	0	0	0	0	78	111	0.00	0.222					

Philadelphia Phillies @ Los Angeles Dodgers  
 Dodger Stadium, Los Angeles, CA  
 Wed Aug 21 1996, 7:05 PM PDT  
 Att: 39,502 - Unknown - 75 F

AB	28
R	0
H	2
RBI	0
BB	0
SO	12
LOB	3





Batter	1	2	3	4	5	6	7	8	9	AB	R	H	RBI	BB	SO	LOB	TOP										
Wendell Magee, R OBP: 0.208, SLG: 0.250 Larry Mitchell, R (7, 1) Pete Incaviglia, R OBP: 0.321, SLG: 0.459 Jeff Parrett, R (8, 1)	L5		K		FC6-4		G6-3	K		4	0	0	0	0	1	4											
Mickey Morandini, L OBP: 0.332, SLG: 0.344	FC6-4 BB			F8		G6-3 1B	F8		1B 1B	4	1	2	0	1	0	2											
Gregg Jefferies, S OBP: 0.338, SLG: 0.393	FC6-4			G5-3		G6-3		G1-3	1B 1B SF8 1B	5	1	1	0	0	0	2											
Todd Zeile, R OBP: 0.346, SLG: 0.431	F8			FC6 BB		1B 2B		2B 2B	F8	4	1	2	0	1	0	3											
Jim Eisenreich, L OBP: 0.401, SLG: 0.453		L9		FC6		1B		HR 2B	1B 1B	5	1	3	1	0	0	1											
Bento Santiago, R OBP: 0.322, SLG: 0.501	F9			L4		F7		HR	1B	5	1	2	3	0	0	2											
Scott Rolen, R OBP: 0.386, SLG: 0.461	G4-3			G6-3		K		1B 1B	SF8	4	0	1	1	0	1	0											
Kevin Stocker, S OBP: 0.326, SLG: 0.337			K		1B 1B	E1 G6-3 BB		F7		5	0	2	0	0	1	2											
Mike Williams, R OBP: 0.214, SLG: 0.175 Russ Springer, R OBP: 0.059, SLG: 0.059 Ruben Amaro Jr., S OBP: 0.371, SLG: 0.469	G6-3			G6-3		1B FC6-4 1B		P6		2	0	1	0	0	0	0											
<b>Inning Stats</b>	R: 0 E: 0 K: 0 S: 7	H: 0 LOB: 1 BB: 1 P: 12	R: 0 E: 0 K: 0 S: 6	H: 0 LOB: 0 BB: 0 P: 9	R: 0 E: 0 K: 2 S: 9	H: 0 LOB: 0 BB: 0 P: 11	R: 0 E: 0 K: 0 S: 9	H: 0 LOB: 1 BB: 1 P: 15	R: 0 E: 0 K: 0 S: 15	H: 2 LOB: 2 BB: 0 P: 24	R: 0 E: 0 K: 0 S: 8	H: 3 LOB: 2 BB: 0 P: 12	R: 0 E: 1 K: 1 S: 12	H: 0 LOB: 2 BB: 1 P: 18	R: 3 E: 0 K: 1 S: 25	H: 5 LOB: 2 BB: 0 P: 38	R: 2 E: 0 K: 0 S: 25	H: 4 LOB: 2 BB: 0 P: 34	1B: 10 2B: 3 3B: 0 HR: 1	SF: 1 SAC: 0 DP: 1 HBP: 0	WP: 0 PB: 0 SB: 0 CS: 0	PA: 44					
<b>PITCHER</b>	IP	WLS	BF	H	R	ER	SO	BB	IBB	HBP	BLK	WP	HR	S	P	ERA	WHIP										
Pedro Astacio, R ERA: 3.44 Chan Ho Park, R ERA: 3.71 Scott Radinsky, L ERA: 2.18 Todd Worrell, R ERA: 3.26	7.1	W	33	8	3	3	3	3	0	0	0	0	1	73	111	3.68	1.500										

Philadelphia Phillies @ Los Angeles Dodgers  
Dodger Stadium, Los Angeles, CA  
Thu Aug 22 1996, 7:05 PM PDT  
Att: 29,608 - Unknown

AB	40
R	5
H	14
RBI	5
BB	3
SO	4
LOB	20



Batter	1	2	3	4	5	6	7	8	9	AB	R	H	RBI	BB	SO	LOB	BOTTOM										
Todd Hollandsworth, L OBP: 0.349, SLG: 0.416	G6-3		K		FC6-4 1B	L8		BB		4	0	1	0	1	1	0											
Wayne Kirby, L OBP: 0.320, SLG: 0.327	CS 1B		K		FC6-4 WP		1B FC6-4 1B	K		5	2	2	0	0	2	3											
Mike Piazza, R OBP: 0.416, SLG: 0.574 Tom Prince, R OBP: 0.375, SLG: 0.444	HR BB		K2-3		P3		FC6-4 1B			3	1	1	0	1	1	1											
Eric Karros, R OBP: 0.299, SLG: 0.469	HR			K	HR BB		P2			3	2	1	2	1	1	2											
Raul Mondesi, R OBP: 0.317, SLG: 0.473	1B			G5-3	HR BB		FC6-4			4	1	2	3	0	0	1											
Delino DeShields, L OBP: 0.292, SLG: 0.308	F9			WP 1B 2B	K		G6-3			4	1	1	0	0	1	2											
Tim Wallach, R OBP: 0.308, SLG: 0.399	G6-3			1B BB		SF9 3B		K		3	1	1	0	1	1	0											
Greg Gagne, R OBP: 0.348, SLG: 0.373	K			1B		SF9		K		3	0	1	2	0	2	0											
Pedro Astacio, R OBP: 0.105, SLG: 0.089 Chan Ho Park, R OBP: 0.111, SLG: 0.059 Billy Ashley, R OBP: 0.316, SLG: 0.411 Scott Radinsky, L Todd Worrell, R	G3			G4-3		K		BB 1B		3	0	0	0	0	1	2											
<b>Inning Stats</b>	R: 2 E: 0 K: 0 S: 14	H: 3 LOB: 1 BB: 1 P: 25	R: 0 E: 0 K: 1 S: 6	H: 0 LOB: 0 BB: 0 P: 7	R: 0 E: 0 K: 3 S: 11	H: 0 LOB: 0 BB: 0 P: 15	R: 1 E: 0 K: 1 S: 15	H: 2 LOB: 2 BB: 1 P: 24	R: 3 E: 0 K: 1 S: 17	H: 2 LOB: 0 BB: 1 P: 23	R: 1 E: 0 K: 1 S: 13	H: 1 LOB: 0 BB: 0 P: 21	R: 1 E: 0 K: 0 S: 8	H: 2 LOB: 1 BB: 0 P: 12	R: 0 E: 0 K: 3 S: 16	H: 1 LOB: 2 BB: 1 P: 27	1B: 7 2B: 1 3B: 1 HR: 2	SF: 1 SAC: 0 DP: 0 HBP: 0	WP: 2 PB: 0 SB: 2 CS: 1	PA: 38							
<b>PITCHER</b>	IP	WLS	BF	H	R	ER	SO	BB	IBB	HBP	BLK	WP	HR	S	P	ERA	WHIP										
Mike Williams, R ERA: 5.54 Russ Springer, R ERA: 5.01 Larry Mitchell, R ERA: 1.69 Jeff Parrett, R ERA: 3.73	4.2	L	23	7	6	6	5	3	0	0	0	0	0	16	24	11.57	2.143										

Philadelphia Phillies @ Los Angeles Dodgers  
Dodger Stadium, Los Angeles, CA  
Thu Aug 22 1996, 7:05 PM PDT  
Att: 29,608 - Unknown

AB	33
R	8
H	11
RBI	7
BB	4
SO	10
LOB	11









Batter	1	2	3	4	5	6	7	8	9	AB	R	H	RBI	BB	SO	LOB	TOP										
Lance Johnson, L OBP: 0.351, SLG: 0.459	P4		S 1B		F7			HR 1B		4	2	2	1	0	0	0	<b>New York Mets @ Los Angeles Dodgers</b> Dodger Stadium, Los Angeles, CA Sat Aug 24 1996, 3:33 AM PDT Att: 33,201 - Sunny - 86 F										
Tim Lincecum, R OBP: 0.254, SLG: 0.246 Roberto Petagine, L OBP: 0.205, SLG: 0.244	F9		CS 1B			S 1B		HR		3	0	2	1	0	0	0											
Bernard Gilkey, R OBP: 0.389, SLG: 0.571	BB		K			K		2B BB		2	1	0	0	2	2												
Todd Hundley, S OBP: 0.361, SLG: 0.594	K				K		F9	1-H 2B		4	0	1	1	0	2	2											
Carlos Baerga, S OBP: 0.295, SLG: 0.380 Alvaro Espinoza, R OBP: 0.308, SLG: 0.434	P5				WP 1B	G4-3		F5		4	0	1	0	0	0	2											
Alex Ochoa, R OBP: 0.346, SLG: 0.444 Dave Milicki, R OBP: 0.200, SLG: 0.111	K				K		G5-3	K		4	0	0	0	0	3	2											
Edgardo Alfonzo, R OBP: 0.289, SLG: 0.318	F7				K		F8			4	0	0	0	0	2	1											
Rey Ordenez, R OBP: 0.295, SLG: 0.304 Carl Everett, S OBP: 0.336, SLG: 0.333			SH1-3 1B		K		F9	G4-3		3	1	1	0	0	1	0											
Paul Wilson, R OBP: 0.125, SLG: 0.079 Jerry Dipoto, R			SH1-3		L5			K		1	0	0	0	0	0	0											
Andy Tomberlin, L OBP: 0.415, SLG: 0.578								K		2	0	0	0	0	2	0											
<b>Inning Stats</b>	R: 0 E: 0 K: 1 S: 5	H: 0 LOB: 1 BB: 1 P: 9	R: 0 E: 0 K: 1 S: 5	H: 0 LOB: 0 BB: 0 P: 5	R: 2 E: 0 K: 1 S: 7	H: 3 LOB: 0 BB: 0 P: 7	R: 0 E: 0 K: 3 S: 10	H: 1 LOB: 1 BB: 0 P: 10	R: 0 E: 0 K: 1 S: 5	H: 0 LOB: 0 BB: 0 P: 5	R: 0 E: 0 K: 1 S: 6	H: 1 LOB: 1 BB: 0 P: 6	R: 0 E: 0 K: 0 S: 3	H: 0 LOB: 0 BB: 0 P: 3	R: 3 E: 0 K: 2 S: 10	H: 3 LOB: 1 BB: 1 P: 14	R: 0 E: 0 K: 2 S: 7	H: 0 LOB: 0 BB: 0 P: 7	1B: 6 2B: 1 3B: 0 HR: 1	SF: 0 SAC: 1 DP: 0 HBP: 0	WP: 1 PB: 0 SB: 2 CS: 1	PA: 36					
<b>PITCHER</b>	IP	WLS	BF	H	R	ER	SO	BB	IBB	HBP	BLK	WP	HR	S	P	ERA	WHIP										
Tom Candiotti, R ERA: 4.26	7.0	W	26	5	2	2	8	1	0	0	0	1	0	41	45	2.57	0.857										
37 Darren Dreifort, R ERA: 4.5	0.1		5	3	3	3	1	1	0	0	0	0	1	6	10	81.00	12.000										
Antonio Osuna, R ERA: 2.83	0.2		2	0	0	0	1	0	0	0	0	0	0	4	4	0.00	0.000										
Todd Worrell, R ERA: 3.14	1.0	S	3	0	0	0	2	0	0	0	0	0	0	7	7	0.00	0.000										

Batter	1	2	3	4	5	6	7	8	9	AB	R	H	RBI	BB	SO	LOB	BOTTOM										
Todd Hollandsworth, L OBP: 0.348, SLG: 0.420	BB G4-3 BB	1-H HR		FC6-4 1-2		F8 2-3		G4-3 1B		4	1	2	2	1	0	2	<b>New York Mets @ Los Angeles Dodgers</b> Dodger Stadium, Los Angeles, CA Sat Aug 24 1996, 3:33 AM PDT Att: 33,201 - Sunny - 86 F										
Wayne Kirby, L OBP: 0.316, SLG: 0.328	G4-3 1-2	F8			2B BB	2B 1B		G4-3 1-2		4	2	1	1	1	0	2											
Mike Piazza, R OBP: 0.422, SLG: 0.577	BB BB		L9		G4-3 1-H 2B	G4-3 1-H 2B		IBB		3	0	2	2	2	0	0											
Eric Karros, R OBP: 0.302, SLG: 0.468	BB 1-2 2-3		K		G4-3 2-3	G4-3		K		4	0	0	0	1	2	4											
Raul Mondesi, R OBP: 0.316, SLG: 0.470	F7		P5		K		E6 WP G5-3	K2-3		5	0	0	0	0	2	6											
Delino DeShields, L OBP: 0.291, SLG: 0.304	P6			S 1B BB	F7		G5-3 1-2			3	1	0	0	1	0	5											
Tim Wallach, R OBP: 0.302, SLG: 0.403		K		K		HR		G5-3		4	1	1	1	0	2	2											
Greg Gagne, R OBP: 0.354, SLG: 0.378	G5-3			G6-3		F8 SH2-4 1B 1B	WP IBB			3	1	1	0	1	0	1											
Tom Candiotti, R OBP: 0.128, SLG: 0.108 Billy Ashley, R OBP: 0.313, SLG: 0.406 37 Darren Dreifort, R	E6 HR			FC6-4 1B		SH2-4 1B	K			2	1	1	1	0	0	0											
Antonio Osuna, R Todd Worrell, R				2-H 1B		1-2 2-3				1	0	0	0	0	0	0											
<b>Inning Stats</b>	R: 0 E: 0 K: 0 S: 3	H: 0 LOB: 3 BB: 3 P: 15	R: 2 E: 1 K: 1 S: 7	H: 1 LOB: 0 BB: 0 P: 7	R: 0 E: 0 K: 1 S: 5	H: 0 LOB: 0 BB: 0 P: 5	R: 1 E: 0 K: 1 S: 6	H: 1 LOB: 1 BB: 1 P: 10	R: 1 E: 0 K: 1 S: 6	H: 1 LOB: 1 BB: 1 P: 10	R: 3 E: 0 K: 0 S: 7	H: 4 LOB: 1 BB: 0 P: 7	R: 0 E: 1 K: 1 S: 6	H: 0 LOB: 2 BB: 1 P: 10	R: 0 E: 0 K: 2 S: 8	H: 1 LOB: 2 BB: 1 P: 12	1B: 4 2B: 2 3B: 0 HR: 2	SF: 0 SAC: 1 DP: 0 HBP: 0	WP: 1 PB: 0 SB: 1 CS: 0	PA: 41							
<b>PITCHER</b>	IP	WLS	BF	H	R	ER	SO	BB	IBB	HBP	BLK	WP	HR	S	P	ERA	WHIP										
Paul Wilson, R ERA: 6.55	5.2	L	29	6	7	5	4	5	0	0	0	1	0	8	12	0.00	0.750										
Jerry Dipoto, R ERA: 4.45	1.1		7	1	0	0	1	0	1	0	0	1	0	8	12	0.00	1.000										
Dave Milicki, R ERA: 3.19	1.0		5	1	0	0	2	0	1	0	0	0	0	8	12	0.00	1.000										







Batter	1	2	3	4	5	6	7	8	9	AB	R	H	RBI	BB	SO	LOB	TOP										
Lance Johnson, L (1.8) OBP: 0.352, SLG: 0.463	G6-3		HR		G3			1B SH1-4 BB		4	2	2	1	0	0	0	<b>New York Mets @ Los Angeles Dodgers</b> Dodger Stadium, Los Angeles, CA Sun Aug 25 1996, 3:33 AM PDT Att: 39,056 - Sunny - 88 F										
Tim Bogar, R (1.5) OBP: 0.256, SLG: 0.237	L9		HR		G5-3			SH1-4		2	1	0	0	1	0	0											
Bernard Gilkey, R (1.7) OBP: 0.391, SLG: 0.579	G6-3		HR					BB 1B IBB		3	1	2	3	1	0	0											
Todd Hundley, S (1.2) OBP: 0.364, SLG: 0.594		G6-4-3 BB				K		BB 1B		2	0	1	0	2	1	1											
Carlos Baerga, S (1.3) OBP: 0.295, SLG: 0.378 Roberto Pelagrine, L (8. PR) OBP: 0.255, SLG: 0.244	G6-4-3 1-2f	G3				G6-3		G4-3 BB		3	0	0	1	1	0	3											
Chris Jones, R (1.9) OBP: 0.300, SLG: 0.385 John Franco, L (8.1)	K				F9			G4-3		4	0	0	0	0	1	4											
Edgardo Alfonzo, R (1.4) OBP: 0.286, SLG: 0.314 Andy Tomberlin, L (9. PH) OBP: 0.407, SLG: 0.565			K		F8			F8		3	0	0	0	0	1	0											
Rey Ordenez, R (1.6) OBP: 0.293, SLG: 0.302 Brent Mayne, L (9. PH) OBP: 0.374, SLG: 0.398			F7		K			F9		3	0	0	0	0	1	0											
Pete Harnisch, S (1.1) OBP: 0.146, SLG: 0.133 Doug Henry, R (8.1)								K		3	1	1	0	0	1	0											
Carl Everett, S (8.9) OBP: 0.333, SLG: 0.331			3B		1B			K		1	0	0	0	0	1	0											
<b>Inning Stats</b>	R: 0 E: 0 K: 0 S: 3	H: 0 LOB: 0 BB: 0 P: 3	R: 0 E: 0 K: 1 S: 9	H: 0 LOB: 0 BB: 1 P: 14	R: 4 E: 0 K: 1 S: 14	H: 3 LOB: 1 BB: 2 P: 27	R: 0 E: 0 K: 1 S: 12	H: 0 LOB: 0 BB: 0 P: 15	R: 0 E: 0 K: 1 S: 8	H: 1 LOB: 1 BB: 0 P: 14	R: 0 E: 0 K: 0 S: 11	H: 0 LOB: 0 BB: 0 P: 15	R: 1 E: 0 K: 0 S: 10	H: 2 LOB: 3 BB: 2 P: 20	R: 0 E: 0 K: 2 S: 10	H: 0 LOB: 0 BB: 0 P: 14	1B: 3 2B: 1 3B: 1 HR: 1	SF: 0 SAC: 1 DP: 2 HBP: 0	WP: 0 PB: 0 SB: 0 CS: 0	PA: 36							
<b>PITCHER</b>	IP	WLS	BF	H	R	ER	SO	BB	IBB	HBP	BLK	WP	HR	S	P	ERA	WHIP										
Ismael Valdez, R (1.1) ERA: 3.4	7.0		27	4	4	4	5	3	0	0	0	0	1	66	102	5.14	1.000										
Scott Radinsky, L (8.1) ERA: 2.3	1.0	W	6	2	1	1	0	1	1	0	0	0	0	10	20	9.00	3.000										
Todd Worrell, R (9.1) ERA: 3.08	1.0	S	3	0	0	0	2	0	0	0	0	0	0	10	14	0.00	0.000										

Batter	1	2	3	4	5	6	7	8	9	AB	R	H	RBI	BB	SO	LOB	BOTTOM										
Wayne Kirby, L (1.8) OBP: 0.314, SLG: 0.317	BB		F9		F7		L9	FC6-4		4	0	0	0	1	0	5	<b>New York Mets @ Los Angeles Dodgers</b> Dodger Stadium, Los Angeles, CA Sun Aug 25 1996, 3:33 AM PDT Att: 39,056 - Sunny - 88 F										
Delino DeShields, L (1.4) OBP: 0.293, SLG: 0.308	P4			HR			G3			4	1	2	0	0	0	3											
Todd Hollandsworth, L (1.7) OBP: 0.344, SLG: 0.415	P4			K			F7	F8		4	0	0	0	0	1	3											
Eric Karros, R (1.3) OBP: 0.303, SLG: 0.473	L9			HR			K	1B BB		3	2	1	2	1	1	2											
Raul Mondesi, R (1.9) OBP: 0.315, SLG: 0.474		F9		HR			K	F9		4	1	1	1	0	1	2											
Dave Hansen, L (1.5) OBP: 0.301, SLG: 0.239 Tim Wallach, R (8. PH) OBP: 0.305, SLG: 0.405		K					F7	1B BB 1B		3	0	0	0	0	2	0											
Greg Gagne, R (1.6) OBP: 0.355, SLG: 0.382		P5			L9			WP SH		4	1	2	1	0	0	0											
Tom Prince, R (1.2) OBP: 0.364, SLG: 0.429 Mike Piazza, R (8. PH) OBP: 0.423, SLG: 0.578			P5				F8	SH L9		2	0	0	1	0	0	0											
Ismael Valdez, R (1.1) OBP: 0.113, SLG: 0.096 Billy Ashby, R (7. PH) OBP: 0.219, SLG: 0.406 Rick Parker, R (7. PH) OBP: 0.357, SLG: 0.385 Scott Radinsky, L (8.1) OBP: 0.305, SLG: 0.330 Chad Curtis, R (8. PH) OBP: 0.347, SLG: 0.390 Todd Worrell, R (9.1)		G6-3			F7			FC6-4 BB		2	0	0	0	0	0	0											
<b>Inning Stats</b>	R: 0 E: 0 K: 0 S: 17	H: 0 LOB: 1 BB: 1 P: 25	R: 0 E: 0 K: 1 S: 8	H: 0 LOB: 0 BB: 0 P: 10	R: 0 E: 0 K: 0 S: 5	H: 0 LOB: 0 BB: 0 P: 8	R: 3 E: 0 K: 2 S: 16	H: 3 LOB: 0 BB: 0 P: 23	R: 0 E: 0 K: 2 S: 10	H: 1 LOB: 1 BB: 0 P: 14	R: 1 E: 1 K: 0 S: 13	H: 1 LOB: 2 BB: 1 P: 23	R: 2 E: 0 K: 0 S: 19	H: 3 LOB: 3 BB: 2 P: 35	1B: 4 2B: 2 3B: 0 HR: 2	SF: 0 SAC: 1 DP: 0 HBP: 0		WP: 1 PB: 0 SB: 0 CS: 0	PA: 37								
<b>PITCHER</b>	IP	WLS	BF	H	R	ER	SO	BB	IBB	HBP	BLK	WP	HR	S	P	ERA	WHIP										
Pete Harnisch, R (1.1) ERA: 4.49	7.0		29	5	4	4	5	2	0	0	0	0	0	76	115	5.14	1.000										
Doug Henry, R (8.1) ERA: 3.85	0.2		3	0	1	1	0	1	0	0	0	0	0	11	19	13.50	1.500										
John Franco, L (8.1) ERA: 1.73	0.1	L	5	3	1	1	0	1	0	0	0	0	0	8	16	27.00	12.000										


**AB 30**  
**R 5**  
**H 6**  
**RBI 5**  
**BB 5**  
**SO 7**  
**LOB 8**




**AB 32**  
**R 6**  
**H 8**  
**RBI 6**  
**BB 4**  
**SO 5**  
**LOB 15**





Batter	1	2	3	4	5	6	7	8	9	AB	R	H	RBI	BB	SO	LOB	TOP			
<b>Chad Curtis, R</b> OBP: 0.346, SLG: 0.391 (1, 8)	G4-3 1		K 2-3		B3-6 2B 0-1		G5-3 1		F8 0-0	5	0	1	0	0	1	0	<b>Los Angeles Dodgers @ Montreal Expos</b> Olympic Stadium, Montreal, QB Tue Aug 27 1996, 7:05 PM EDT Att: 21,040 - Dome - 68 F  <b>AB 32</b> <b>R 5</b> <b>H 7</b> <b>RBI 5</b> <b>BB 7</b> <b>SO 11</b> <b>LOB 16</b> 			
<b>Delino DeShields, L</b> OBP: 0.294, SLG: 0.309 (1, 4)	G5-3 1B 1-2		K 1-3		B3-6 2-2f 0-1		F8 2		F8 3-2	5	0	2	0	0	1	1				
<b>Mike Piazza, R</b> OBP: 0.423, SLG: 0.578 (1, 2)	G5-3 2 1-2		F8 0-1		2B 1-1		WP PB BB 4-1		K 3-3	4	1	1	0	1	1	2				
<b>Eric Karros, R</b> OBP: 0.308, SLG: 0.472 (1, 3)	BB 4-2			F9 BB 4-2	2B BB 4-0		WP BB 1-2		K 2-3	1	2	0	0	4	1	1				
<b>Raul Mondesi, R</b> OBP: 0.317, SLG: 0.475 (1, 9)	F8 0-0			HR BB 1-2	2B 1-1		P4 3-0			3	1	1	2	1	0	4				
<b>Tim Lincecum, R</b> OBP: 0.304, SLG: 0.403 (1, 5)				F9 BB 0-0	2B 2-3			L7 2-1		4	0	1	0	0	1	3				
<b>Billy Ashley, R</b> OBP: 0.373, SLG: 0.398 <b>Todd Hollandsworth, L</b> OBP: 0.346, SLG: 0.415 (1, 7) (7, 7)	K 0-3			SF9 3-H 0-0				G3-1 BB 4-2		2	0	0	1	0	2	1				
<b>Greg Gagne, R</b> OBP: 0.354, SLG: 0.390 (1, 6)	F8 2-2			HR 1-H 0-0			L9 1-0	G3-1 1-3		4	1	1	2	0	0	2				
<b>Hideo Nomo, R</b> OBP: 0.180, SLG: 0.220 (8, PH) <b>Wayne Kirby, L</b> OBP: 0.314, SLG: 0.317 <b>Rick Parker, R</b> OBP: 0.333, SLG: 0.357 <b>Mark Guthrie, R</b> (8, 1) <b>Antonio Osuna, R</b> (9, 1)	K 1-3			K 0-3				K 2-3		3	0	0	0	0	3	1				
<b>Inning Stats</b>	R: 0 E: 0 K: 0 S: 14	H: 1 LOB: 2 BB: 1 P: 23	R: 0 E: 0 K: 2 S: 16	H: 1 LOB: 1 BB: 0 P: 22	R: 0 E: 0 K: 2 S: 9	H: 0 LOB: 0 BB: 0 P: 12	R: 3 E: 0 K: 1 S: 12	H: 1 LOB: 0 BB: 2 P: 21	R: 2 E: 0 K: 2 S: 11	H: 3 LOB: 1 BB: 1 P: 19	R: 0 E: 0 K: 2 S: 8	H: 0 LOB: 0 BB: 0 P: 10	R: 0 E: 0 K: 0 S: 11	H: 0 LOB: 2 BB: 2 P: 25	R: 0 E: 0 K: 1 S: 12	H: 1 LOB: 1 BB: 0 P: 19		1B: 3 2B: 4 3B: 0 HR: 1	SF: 1 SAC: 0 DP: 1 HBP: 0	WP: 1 PB: 1 SB: 2 CS: 0
<b>PITCHER</b>	IP WLS BF H R ER SO	IP WLS BF H R ER SO	IP WLS BF H R ER SO	IP WLS BF H R ER SO	IP WLS BF H R ER SO	IP WLS BF H R ER SO	IP WLS BF H R ER SO	IP WLS BF H R ER SO	IP WLS BF H R ER SO	IP WLS BF H R ER SO	IP WLS BF H R ER SO	IP WLS BF H R ER SO	IP WLS BF H R ER SO	IP WLS BF H R ER SO	IP WLS BF H R ER SO	IP WLS BF H R ER SO	ERA WHIP	ERA WHIP		
<b>Jeff Fassero, L</b> ERA: 3.04 <b>Barry Manuel, R</b> ERA: 3.21 <b>Jeff Juden, R</b> ERA: 3.73 <b>Dave Veres, R</b> ERA: 4.64 <b>Omar Daal, L</b> ERA: 3.54	(1, 1) (5, 1) (6, 1) (8, 1) (8, 1)	(1, 1) (5, 1) (6, 1) (8, 1) (8, 1)	(1, 1) (5, 1) (6, 1) (8, 1) (8, 1)	(1, 1) (5, 1) (6, 1) (8, 1) (8, 1)	(1, 1) (5, 1) (6, 1) (8, 1) (8, 1)	(1, 1) (5, 1) (6, 1) (8, 1) (8, 1)	(1, 1) (5, 1) (6, 1) (8, 1) (8, 1)	(1, 1) (5, 1) (6, 1) (8, 1) (8, 1)	(1, 1) (5, 1) (6, 1) (8, 1) (8, 1)	(1, 1) (5, 1) (6, 1) (8, 1) (8, 1)	(1, 1) (5, 1) (6, 1) (8, 1) (8, 1)	(1, 1) (5, 1) (6, 1) (8, 1) (8, 1)	(1, 1) (5, 1) (6, 1) (8, 1) (8, 1)	(1, 1) (5, 1) (6, 1) (8, 1) (8, 1)	(1, 1) (5, 1) (6, 1) (8, 1) (8, 1)	(1, 1) (5, 1) (6, 1) (8, 1) (8, 1)	0.00 0.00 0.00 0.00 0.00	0.00 0.00 0.00 0.00 0.00		

Batter	1	2	3	4	5	6	7	8	9	AB	R	H	RBI	BB	SO	LOB	BOTTOM					
<b>Rondell White, R</b> OBP: 0.350, SLG: 0.468 (1, 8)	G4-3 1		E S 2H 1B 1-1		K 1-2		K 1-2 2-3		G4-3 1-2	5	0	1	1	0	2	5	<b>Los Angeles Dodgers @ Montreal Expos</b> Olympic Stadium, Montreal, QB Tue Aug 27 1996, 7:05 PM EDT Att: 21,040 - Dome - 68 F  <b>AB 32</b> <b>R 1</b> <b>H 10</b> <b>RBI 1</b> <b>BB 4</b> <b>SO 8</b> <b>LOB 20</b> 					
<b>Mike Lansing, R</b> OBP: 0.353, SLG: 0.431 (1, 4)	P2 2-2		S BB 1-3		G5-3 3			1B 1B 1-1		3	0	1	0	1	0	1						
<b>Henry Rodriguez, L</b> OBP: 0.320, SLG: 0.568 (1, 7)	F9 3-1		IBB 1-2			L7 2-2		B3 2-2		3	0	0	0	1	0	1						
<b>David Segui, S</b> OBP: 0.352, SLG: 0.418 (1, 3)			K 1-3			G3 0-0		1B 1-2		4	0	2	0	0	1	3						
<b>F.P. Santangelo, S</b> OBP: 0.377, SLG: 0.427 (1, 9)	F8-3 1-1			F9 2-0			2B 1-3	K 2-3		4	0	1	0	0	1	3						
<b>Shane Andrews, R</b> OBP: 0.317, SLG: 0.466 (1, 5)	G6-3 3		K 0-3				K 1-3	F8 3-1		4	0	0	0	0	2	3						
<b>Mark Grudzielanek, R</b> OBP: 0.342, SLG: 0.403 (1, 6)			SH2-4 S BB 4-2		P2 2-2		WP 1B 1B 0-1	1B 1B 2-1		3	0	2	0	1	0	0						
<b>Lenny Webster, R</b> OBP: 0.333, SLG: 0.295 (1, 2)			SH2-4 1B BB 1-2		L9 0-0		WP 1B 1B 1-2	S4-3 1B 1-2		3	1	2	0	1	0	0						
<b>Jeff Fassero, L</b> <b>Barry Manuel, R</b> <b>Carl Fegus, L</b> <b>Jeff Juden, R</b> <b>Shane Andrews, R</b> <b>Dave Veres, R</b> <b>Omar Daal, L</b> <b>Mike Dyer, R</b> <b>Dave Seaman, L</b>	(1, 1) (8, 1) (8, 1) (8, 1) (8, 1) (8, 1) (8, 1) (8, 1) (8, 1)	(1, 1) (8, 1) (8, 1) (8, 1) (8, 1) (8, 1) (8, 1) (8, 1) (8, 1)	(1, 1) (8, 1) (8, 1) (8, 1) (8, 1) (8, 1) (8, 1) (8, 1) (8, 1)	(1, 1) (8, 1) (8, 1) (8, 1) (8, 1) (8, 1) (8, 1) (8, 1) (8, 1)	(1, 1) (8, 1) (8, 1) (8, 1) (8, 1) (8, 1) (8, 1) (8, 1) (8, 1)	(1, 1) (8, 1) (8, 1) (8, 1) (8, 1) (8, 1) (8, 1) (8, 1) (8, 1)	(1, 1) (8, 1) (8, 1) (8, 1) (8, 1) (8, 1) (8, 1) (8, 1) (8, 1)	(1, 1) (8, 1) (8, 1) (8, 1) (8, 1) (8, 1) (8, 1) (8, 1) (8, 1)	(1, 1) (8, 1) (8, 1) (8, 1) (8, 1) (8, 1) (8, 1) (8, 1) (8, 1)	(1, 1) (8, 1) (8, 1) (8, 1) (8, 1) (8, 1) (8, 1) (8, 1) (8, 1)	(1, 1) (8, 1) (8, 1) (8, 1) (8, 1) (8, 1) (8, 1) (8, 1) (8, 1)	(1, 1) (8, 1) (8, 1) (8, 1) (8, 1) (8, 1) (8, 1) (8, 1) (8, 1)	(1, 1) (8, 1) (8, 1) (8, 1) (8, 1) (8, 1) (8, 1) (8, 1) (8, 1)	(1, 1) (8, 1) (8, 1) (8, 1) (8, 1) (8, 1) (8, 1) (8, 1) (8, 1)	(1, 1) (8, 1) (8, 1) (8, 1) (8, 1) (8, 1) (8, 1) (8, 1) (8, 1)	(1, 1) (8, 1) (8, 1) (8, 1) (8, 1) (8, 1) (8, 1) (8, 1) (8, 1)		(1, 1) (8, 1) (8, 1) (8, 1) (8, 1) (8, 1) (8, 1) (8, 1) (8, 1)	0.00 0.00 0.00 0.00 0.00 0.00 0.00 0.00 0.00	0.00 0.00 0.00 0.00 0.00 0.00 0.00 0.00 0.00		
<b>Inning Stats</b>	R: 0 E: 0 K: 0 S: 8	H: 0 LOB: 0 BB: 0 P: 14	R: 0 E: 0 K: 0 S: 8	H: 1 LOB: 0 BB: 0 P: 10	R: 1 E: 0 K: 1 S: 14	H: 1 LOB: 3 BB: 4 P: 33	R: 0 E: 0 K: 1 S: 7	H: 0 LOB: 0 BB: 0 P: 11	R: 0 E: 0 K: 1 S: 14	H: 1 LOB: 1 BB: 0 P: 19	R: 0 E: 0 K: 2 S: 11	H: 2 LOB: 1 BB: 0 P: 19	R: 0 E: 0 K: 1 S: 14	H: 2 LOB: 2 BB: 0 P: 23	R: 0 E: 0 K: 1 S: 9	H: 2 LOB: 1 BB: 0 P: 12		1B: 9 2B: 2 3B: 0 HR: 0	SF: 0 SAC: 1 DP: 2 HBP: 0	WP: 1 PB: 0 SB: 4 CS: 0	PA: 37	
<b>PITCHER</b>	IP WLS BF H R ER SO	IP WLS BF H R ER SO	IP WLS BF H R ER SO	IP WLS BF H R ER SO	IP WLS BF H R ER SO	IP WLS BF H R ER SO	IP WLS BF H R ER SO	IP WLS BF H R ER SO	IP WLS BF H R ER SO	IP WLS BF H R ER SO	IP WLS BF H R ER SO	IP WLS BF H R ER SO	IP WLS BF H R ER SO	IP WLS BF H R ER SO	IP WLS BF H R ER SO	IP WLS BF H R ER SO	ERA WHIP	ERA WHIP				
<b>Hideo Nomo, R</b> ERA: 3.47 <b>Mark Guthrie, L</b> ERA: 1.73 <b>Antonio Osuna, R</b> ERA: 2.79	(1, 1) (8, 1) (9, 1)	(1, 1) (8, 1) (9, 1)	(1, 1) (8, 1) (9, 1)	(1, 1) (8, 1) (9, 1)	(1, 1) (8, 1) (9, 1)	(1, 1) (8, 1) (9, 1)	(1, 1) (8, 1) (9, 1)	(1, 1) (8, 1) (9, 1)	(1, 1) (8, 1) (9, 1)	(1, 1) (8, 1) (9, 1)	(1, 1) (8, 1) (9, 1)	(1, 1) (8, 1) (9, 1)	(1, 1) (8, 1) (9, 1)	(1, 1) (8, 1) (9, 1)	(1, 1) (8, 1) (9, 1)	(1, 1) (8, 1) (9, 1)	0.00 0.00 0.00	0.00 0.00 0.00				








Batter	1	2	3	4	5	6	7	8	9	AB	R	H	RBI	BB	SO	LOB	TOP			
<b>Todd Hollandsworth, L</b> OBP: 0.349, SLG: 0.418	G3-1		K		F8			G6-3		4	0	0	0	0	1	0				
<b>Wayne Kirby, L</b> OBP: 0.306, SLG: 0.319	P2				F9				K	4	0	0	0	0	1	0				
<b>Mike Piazza, R</b> OBP: 0.422, SLG: 0.579	K				HR				BB 1B	4	1	2	1	0	2	0				
<b>Eric Karros, R</b> OBP: 0.310, SLG: 0.479		L9 2B			HR				BB 1B	3	1	2	1	1	0	0				
<b>Raul Mondesi, R</b> OBP: 0.314, SLG: 0.470		L9			K			G5-3	K	4	0	0	0	0	2	3				
<b>Delino DeShields, L</b> OBP: 0.293, SLG: 0.310		K			WP 2B			G4-3 1B	K	4	0	2	0	0	2	3				
<b>Tim Wallach, R</b> OBP: 0.300, SLG: 0.395		L4			K			G4-3 1-2		3	0	0	0	0	1	3				
<b>Greg Gagne, R</b> OBP: 0.350, SLG: 0.388					G1-6-3			G3	K	3	0	0	0	0	1	0				
<b>Ramon Martinez, R</b> OBP: 0.152, SLG: 0.133					G6-3			K		3	0	0	0	0	2	0				
<b>Todd Worrell, R</b> (9, 1)								K		0	0	0	0	0	0	0				
<b>Inning Stats</b>	R: 0 E: 0 K: 1 S: 11	H: 0 LOB: 0 BB: 0 P: 14	R: 0 E: 0 K: 1 S: 7	H: 1 LOB: 1 BB: 0 P: 13	R: 0 E: 0 K: 1 S: 6	H: 0 LOB: 0 BB: 0 P: 7	R: 2 E: 0 K: 2 S: 20	H: 3 LOB: 1 BB: 0 P: 28	R: 0 E: 0 K: 1 S: 9	H: 0 LOB: 0 BB: 0 P: 12	R: 0 E: 0 K: 0 S: 7	H: 1 LOB: 0 BB: 0 P: 10	R: 0 E: 0 K: 2 S: 10	H: 0 LOB: 0 BB: 1 P: 11	R: 0 E: 0 K: 3 S: 14	H: 1 LOB: 2 BB: 1 P: 22	1B: 2 2B: 2 3B: 0 HR: 2	SF: 0 SAC: 0 DP: 1 HBP: 0	WP: 1 PB: 0 SB: 0 CS: 0	PA: 33
<b>PITCHER</b> <b>Pedro Martinez, R</b> ERA: 4.05	IP: 9.0 WLS: L BF: 33 H: 6 R: 2 ER: 2 SO: 12 BB: 1 IBB: 0 HBP: 0 BLK: 0 WP: 1 HR: 2 S: 90 P: 125 ERA: 2.00 WHIP: 0.778																			

**Los Angeles Dodgers @ Montreal Expos**  
Olympic Stadium, Montreal, QB  
Thu Aug 29 1996, 7:05 PM EDT  
Att: 16,551 - Dome - 68 F

livebaseballscores.com

AB 32  
R 2  
H 6  
RBI 2  
BB 1  
SO 12  
LOB 9




Batter	1	2	3	4	5	6	7	8	9	AB	R	H	RBI	BB	SO	LOB	BOTTOM			
<b>Rondell White, R</b> OBP: 0.345, SLG: 0.463	G5-3		BB S BB 1B		G5-3			FC6-4 1-2		4	1	1	0	0	0	1				
<b>Mike Lansing, R</b> OBP: 0.353, SLG: 0.430	G4-3		BB BB 1-2 BB		F7			P3		3	0	0	0	1	0	0				
<b>Henry Rodriguez, L</b> OBP: 0.316, SLG: 0.563	P6		BB BB 1-2 2-3 BB		K			K		3	0	0	0	1	2	0				
<b>David Segui, S</b> OBP: 0.357, SLG: 0.422		K	SAFE		BB			F7		3	0	0	1	1	2	0				
<b>Darrin Fletcher, L</b> OBP: 0.333, SLG: 0.452			BB BB X		P5					3	0	1	0	1	0	3				
<b>Dave Silvestri, R</b> OBP: 0.349, SLG: 0.258		F8 1B			P5				SH3-4 BB	0	0	0	0	0	0	0				
<b>F.P. Santangelo, S</b> OBP: 0.381, SLG: 0.432					G3			K		3	0	1	0	0	1	3				
<b>Mark Grudzielanek, R</b> OBP: 0.339, SLG: 0.396		F8			G6-3			L8		4	0	0	0	0	0	4				
<b>Shane Andrews, R</b> OBP: 0.312, SLG: 0.459					P2			F8		3	0	0	0	0	1	2				
<b>Cliff Floyd, L</b> OBP: 0.333, SLG: 0.418		K			P2				K	1	0	0	0	0	1	2				
<b>Pedro Martinez, R</b> OBP: 0.186, SLG: 0.130					F9				FC6-4 BB	2	0	0	0	1	1	0				
<b>Inning Stats</b>	R: 0 E: 0 K: 0 S: 4	H: 0 LOB: 0 BB: 0 P: 5	R: 0 E: 0 K: 2 S: 11	H: 2 LOB: 2 BB: 0 P: 17	R: 1 E: 0 K: 0 S: 16	H: 1 LOB: 3 BB: 3 P: 33	R: 0 E: 0 K: 1 S: 8	H: 0 LOB: 0 BB: 0 P: 11	R: 0 E: 0 K: 1 S: 5	H: 0 LOB: 0 BB: 0 P: 7	R: 0 E: 0 K: 2 S: 9	H: 0 LOB: 1 BB: 1 P: 13	R: 0 E: 0 K: 1 S: 7	H: 0 LOB: 0 BB: 0 P: 14	R: 0 E: 0 K: 1 S: 6	H: 0 LOB: 2 BB: 1 P: 12	1B: 3 2B: 0 3B: 0 HR: 0	SF: 0 SAC: 1 DP: 0 HBP: 0	WP: 0 PB: 0 SB: 1 CS: 0	PA: 35
<b>PITCHER</b> <b>Ramon Martinez, R</b> ERA: 3.68	IP: 8.0 WLS: W BF: 32 H: 3 R: 1 ER: 1 SO: 7 BB: 5 IBB: 0 HBP: 0 BLK: 0 WP: 0 HR: 0 S: 68 P: 119 ERA: 1.12 WHIP: 1.000																			
<b>Todd Worrell, R</b> ERA: 3.02	IP: 1.0 WLS: S BF: 3 H: 0 R: 0 ER: 0 SO: 1 BB: 0 IBB: 0 HBP: 0 BLK: 0 WP: 0 HR: 0 S: 5 P: 7 ERA: 0.00 WHIP: 0.000																			

**Los Angeles Dodgers @ Montreal Expos**  
Olympic Stadium, Montreal, QB  
Thu Aug 29 1996, 7:05 PM EDT  
Att: 16,551 - Dome - 68 F

livebaseballscores.com

AB 29  
R 1  
H 3  
RBI 1  
BB 5  
SO 8  
LOB 15





Batter	1	2	3	4	5	6	7	8	9	10	11	12	AB	R	H	RBI	BB	SO	LOB	TOP							
<b>Chad Curtis, R</b> OBP: 0.347, SLG: 0.389 (1.8)	L7			FC1-4 BB		HBP 1B	P5		F8			3B BB	4	2	1	0	2	0	2								
<b>Delino DeShields, L</b> OBP: 0.285, SLG: 0.315 (1.4)	K			FC1-4 1B SF9		1B HBP			K			3B	5	2	2	1	0	2	3								
<b>Mike Piazza, R</b> OBP: 0.422, SLG: 0.578 (1.2)	K			3B 1B		1B HR	F9					G5-3	6	1	3	1	0	1	2								
<b>Eric Karros, R</b> OBP: 0.309, SLG: 0.475 (1.3)			F9	SF9		K			L9			G5-4-3	4	0	0	1	1	1	3								
<b>Raul Mondesi, R</b> OBP: 0.316, SLG: 0.471 (1.9)			F9	3-H BB		HR 1B			F9			F6	5	1	2	1	1	0	2								
<b>Tim Lincecum, R</b> OBP: 0.293, SLG: 0.386 (1.5)			L8	F9		F9			G5-3			L8	6	0	0	0	0	0	7								
<b>Billy Ashley, R</b> OBP: 0.311, SLG: 0.486 <b>Todd Hollandsworth, L</b> OBP: 0.349, SLG: 0.417 (6.7)			K			F8			SH1-3 BB			F7	3	1	1	3	0	1	0								
<b>Greg Gagne, R</b> OBP: 0.347, SLG: 0.383 (1.8)			F9			P2			SH1-3			G3-1	4	0	0	0	0	0	0								
<b>Tom Candiotti, R</b> ERA: 4.59 <b>Mark Guthrie, L</b> ERA: 2.16 <b>Antonio Osuna, R</b> ERA: 2.16 <b>Dave Hansen, L</b> ERA: 2.44 <b>Rick Radlinsky, L</b> ERA: 2.44 <b>Scott Radlinsky, L</b> ERA: 2.44 <b>37 Darren Dreifort, R</b> ERA: 3.78 (12.1)			K			K			G4-3			K	2	0	0	0	0	2	0								
<b>Inning Stats</b>	R: 0 E: 0 K: 2 S: 13	H: 0 LOB: 0 BB: 0 P: 19	R: 0 E: 0 K: 0 S: 6	H: 0 LOB: 0 BB: 0 P: 12	R: 0 E: 0 K: 2 S: 8	H: 0 LOB: 0 BB: 0 P: 13	R: 1 E: 0 K: 0 S: 13	H: 1 LOB: 2 BB: 0 P: 29	R: 0 E: 0 K: 1 S: 6	H: 0 LOB: 0 BB: 0 P: 7	R: 5 E: 0 K: 1 S: 17	H: 4 LOB: 0 BB: 0 P: 30	R: 0 E: 0 K: 0 S: 7	H: 1 LOB: 1 BB: 0 P: 12	R: 0 E: 0 K: 0 S: 5	H: 0 LOB: 0 BB: 0 P: 10	R: 0 E: 0 K: 0 S: 6	H: 2 LOB: 1 BB: 0 P: 9	R: 0 E: 0 K: 1 S: 7	H: 0 LOB: 0 BB: 0 P: 10	R: 1 E: 0 K: 0 S: 7	H: 1 LOB: 2 BB: 2 P: 17	1B: 6 2B: 1 3B: 1 HR: 1	SF: 1 SAC: 1 DP: 1 HBP: 1	WP: 0 PB: 0 SB: 0 CS: 0	PA: 51	
<b>PITCHER</b>	IP 5.2	WLS 5.2	BF 25	H 6	R 6	ER 6	SO 6	BB 2	IBB 0	HBP 0	BLK 0	WP 0	HR 0	S 13	P 19	ERA 9.53	WHIP 1.235										
<b>55 Matt Beech, L</b> ERA: 4.31 <b>Toby Borland, R</b> ERA: 4.31 <b>Russ Springer, R</b> ERA: 4.31 <b>Ricardo Jordan, L</b> ERA: 2.81 <b>Ken Ryan, R</b> ERA: 2.81 (10.1)	IP 1.1	WLS 1.1	BF 5	H 1	R 0	ER 0	SO 0	BB 0	IBB 0	HBP 0	BLK 0	WP 0	HR 0	S 8	P 13	ERA 0.00	WHIP 0.750										
<b>PITCHER</b>	IP 12.1	WLS 1.0	BF 6	H 1	R 1	ER 1	SO 0	BB 2	IBB 0	HBP 0	BLK 0	WP 0	HR 0	S 7	P 17	ERA 9.00	WHIP 3.000										
<b>Jeff Parrett, R</b> ERA: 4.07 (12.1)	IP 1.0	WLS 1.0	BF 6	H 1	R 1	ER 1	SO 0	BB 0	IBB 0	HBP 0	BLK 0	WP 0	HR 0	S 7	P 17	ERA 9.00	WHIP 3.000										

Los Angeles Dodgers @ Philadelphia Phillies  
Veterans Stadium, Philadelphia, PA  
Fri-Aug 30 1996, 7:05 PM EDT  
Att. 22,129 - Unknown - 78 F

AB 42  
R 7  
H 9  
RBI 7  
BB 6  
SO 8  
LOB 19



Batter	1	2	3	4	5	6	7	8	9	10	11	12	AB	R	H	RBI	BB	SO	LOB	BOTTOM							
<b>Mickey Morandini, L</b> OBP: 0.325, SLG: 0.332 (1.4)	P3		G3-1			F8 1B BB	SF9					FC6-5 BB	3	1	0	1	2	0	2								
<b>Jon Zuber, L</b> OBP: 0.347, SLG: 0.347 <b>Russ Springer, R</b> ERA: 4.31 <b>Ricardo Jordan, L</b> ERA: 2.81 <b>Ricky Clegg, S</b> ERA: 2.81 <b>Ken Ryan, R</b> ERA: 2.81 <b>Ruben Amador, S</b> ERA: 2.81 <b>Jeff Parrett, R</b> ERA: 4.07 (12.1)	P1			2B SF9 1B		2B 1B	G6-3		B3			G6-4-3	4	1	2	0	0	0	1								
<b>Gregg Jefferies, S</b> OBP: 0.333, SLG: 0.381 (1.7)	G3-1			SF9 1B 2B		L9			F9			G6-3	6	1	2	1	0	0	3								
<b>Benito Santiago, R</b> OBP: 0.315, SLG: 0.493 (1.2)			F8	SF9		F8			G5-3			L9	5	0	1	1	0	0	3								
<b>Jim Eisenreich, L</b> OBP: 0.409, SLG: 0.468 (1.9)			BB	G6-3 1B		FC6-4 1B			FC6-4			F8	5	0	3	2	1	0	2								
<b>Scott Rolen, R</b> OBP: 0.328, SLG: 0.394 (1.5)	F8		G6-3	G6-3		G4-3			G6-3			FC4	6	0	0	0	0	0	5								
<b>Wendell Magee, R</b> OBP: 0.156, SLG: 0.178 (1.8)	F8			F7					K			G1-3	5	1	1	0	0	1	1								
<b>Kevin Stocker, S</b> OBP: 0.322, SLG: 0.328 (1.8)			G4-3	F8		F8			FC6-5 1B BB			FC6-5 1B BB	3	1	1	0	1	0	0								
<b>55 Matt Beech, L</b> (1.1) <b>Toby Borland, R</b> (6.1) <b>Gene Schall, R</b> OBP: 0.405, SLG: 0.310 (7. PH) (8.3)			G4-3	G4-3		G5-3			P2			FC6-5 1B	2	0	0	0	0	0	0								
<b>Inning Stats</b>	R: 0 E: 0 K: 0 S: 6	H: 0 LOB: 0 BB: 0 P: 19	R: 0 E: 0 K: 0 S: 11	H: 0 LOB: 1 BB: 1 P: 11	R: 2 E: 0 K: 0 S: 7	H: 3 LOB: 0 BB: 0 P: 13	R: 0 E: 0 K: 0 S: 6	H: 0 LOB: 0 BB: 0 P: 7	R: 1 E: 0 K: 0 S: 13	H: 2 LOB: 2 BB: 1 P: 27	R: 3 E: 0 K: 0 S: 17	H: 4 LOB: 1 BB: 0 P: 25	R: 0 E: 0 K: 1 S: 9	H: 1 LOB: 1 BB: 0 P: 11	R: 0 E: 0 K: 0 S: 12	H: 0 LOB: 1 BB: 1 P: 16	R: 0 E: 0 K: 0 S: 4	H: 0 LOB: 0 BB: 0 P: 4	R: 0 E: 0 K: 0 S: 6	H: 1 LOB: 1 BB: 0 P: 13	R: 0 E: 0 K: 0 S: 11	H: 1 LOB: 1 BB: 0 P: 17	1B: 9 2B: 3 3B: 0 HR: 0	SF: 2 SAC: 0 DP: 2 HBP: 1	WP: 0 PB: 0 SB: 1 CS: 0	PA: 51	
<b>PITCHER</b>	IP 5.2	WLS 5.2	BF 22	H 4	R 3	ER 3	SO 0	BB 2	IBB 0	HBP 0	BLK 0	WP 0	HR 0	S 13	P 19	ERA 4.76	WHIP 1.059										
<b>Tom Candiotti, R</b> ERA: 4.29 <b>Mark Guthrie, L</b> ERA: 2.16 <b>Antonio Osuna, R</b> ERA: 2.16 <b>Scott Radlinsky, L</b> ERA: 2.44 <b>37 Darren Dreifort, R</b> ERA: 3.78 (9.1)	IP 1.0	WLS 1.0	BF 4	H 3	R 3	ER 3	SO 0	BB 0	IBB 0	HBP 0	BLK 0	WP 0	HR 0	S 8	P 13	ERA 27.00	WHIP 4.000										
<b>PITCHER</b>	IP 12.1	WLS 1.0	BF 4	H 1	R 0	ER 0	SO 0	BB 0	IBB 0	HBP 0	BLK 0	WP 0	HR 0	S 7	P 17	ERA 0.00	WHIP 1.000										
<b>Todd Worrell, R</b> ERA: 2.96 (12.1)	IP 1.0	WLS 1.0	BF 4	H 1	R 0	ER 0	SO 0	BB 0	IBB 0	HBP 0	BLK 0	WP 0	HR 0	S 7	P 17	ERA 0.00	WHIP 1.000										

Los Angeles Dodgers @ Philadelphia Phillies  
Veterans Stadium, Philadelphia, PA  
Fri-Aug 30 1996, 7:05 PM EDT  
Att. 22,129 - Unknown - 78 F

AB 44  
R 6  
H 12  
RBI 6  
BB 4  
SO 1  
LOB 21



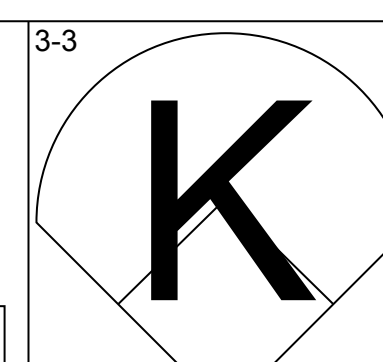
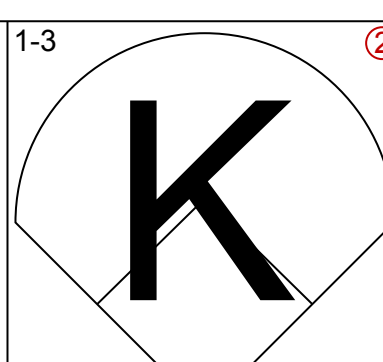
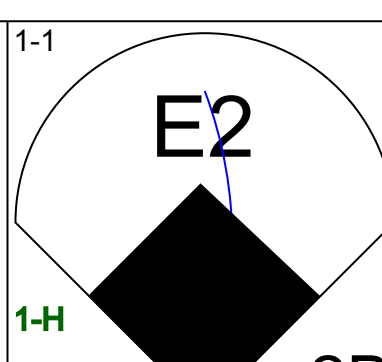
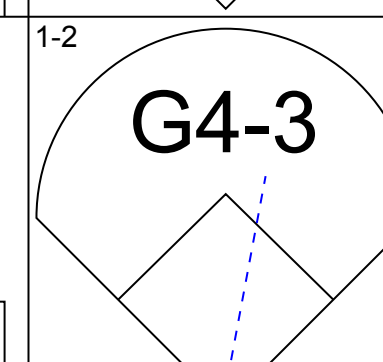
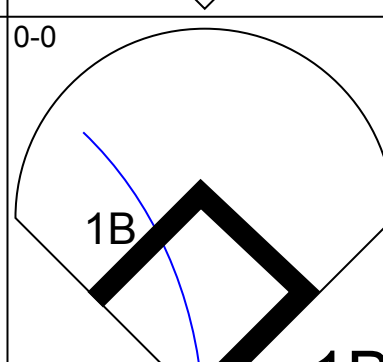
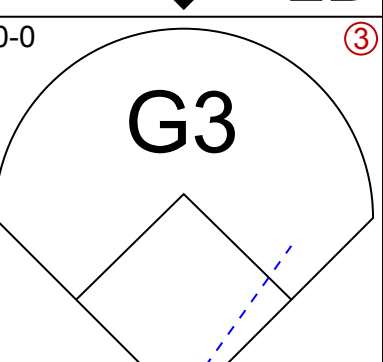
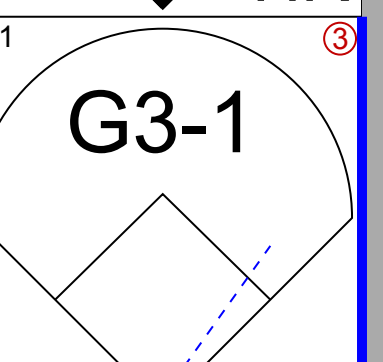
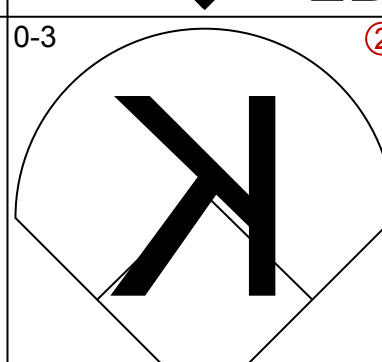
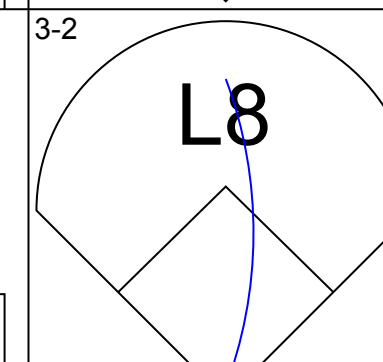
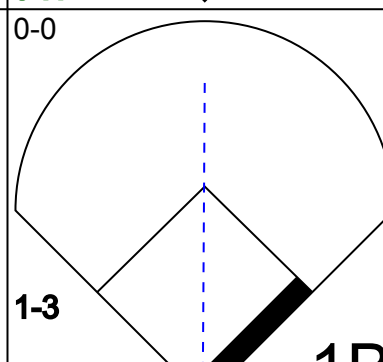
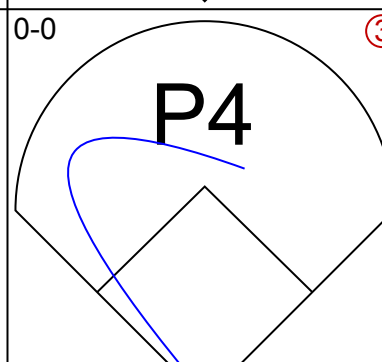

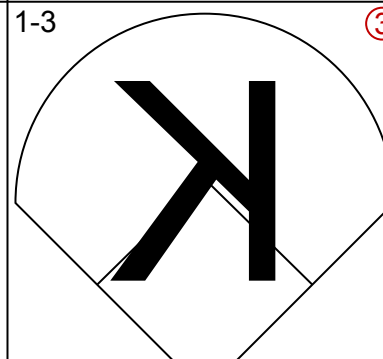

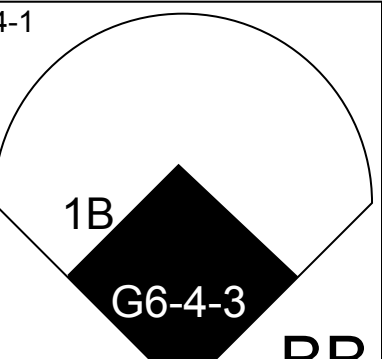
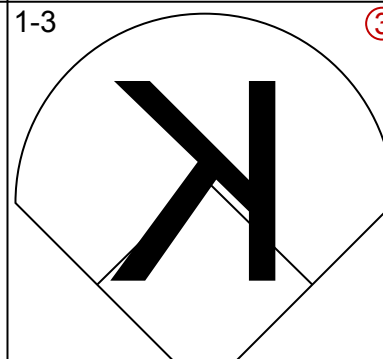
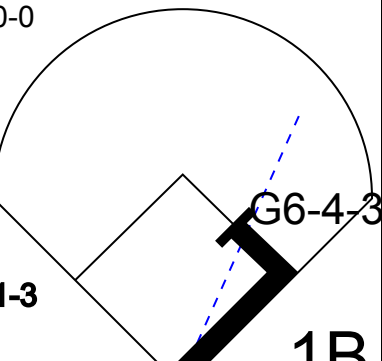
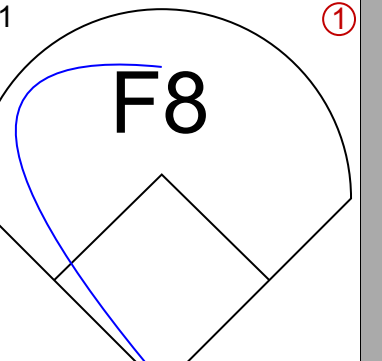
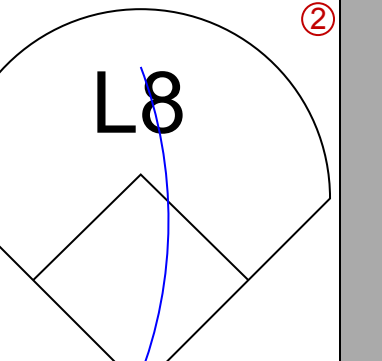
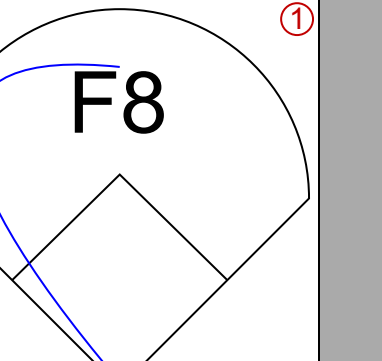
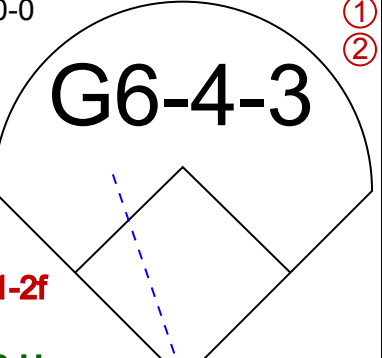
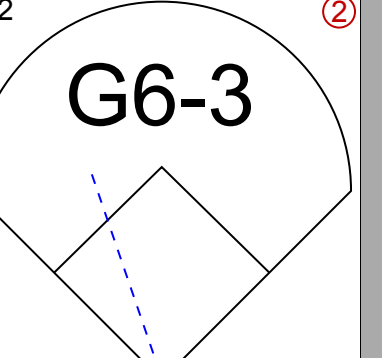
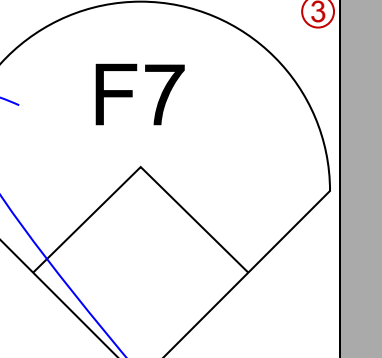
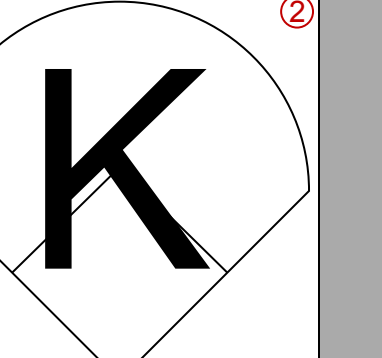
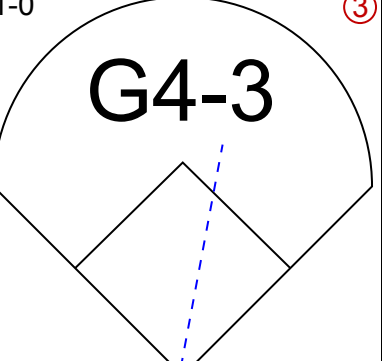
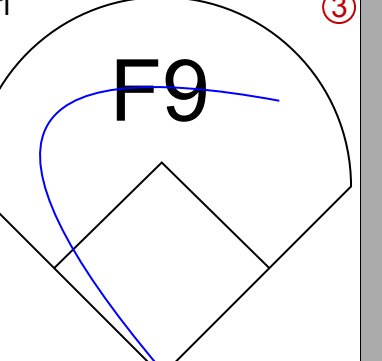
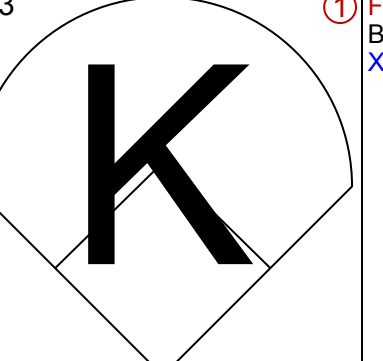
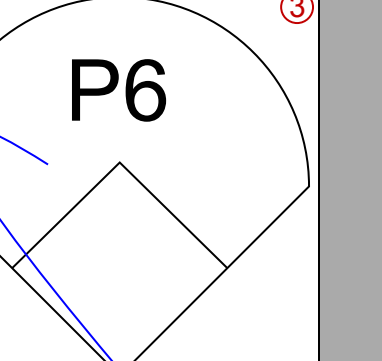
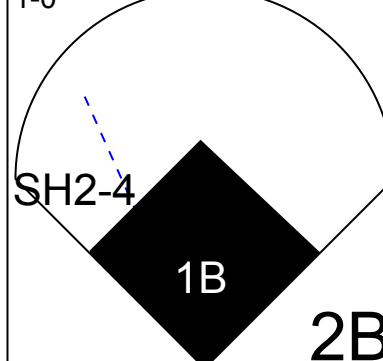
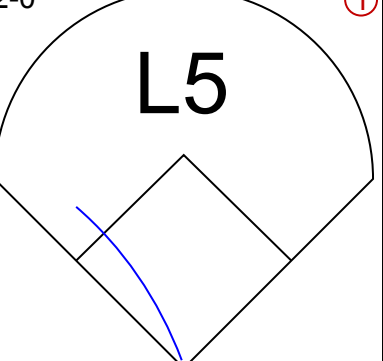
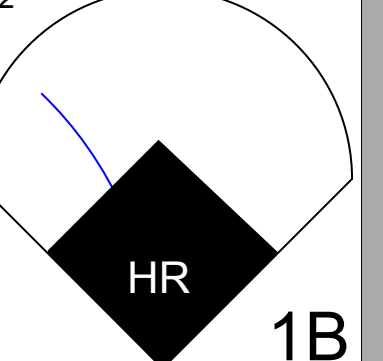
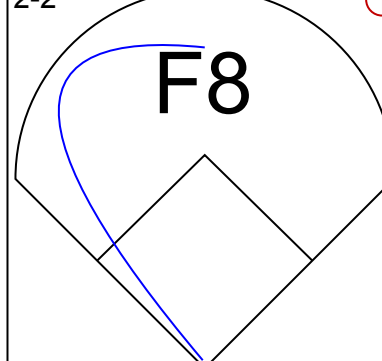
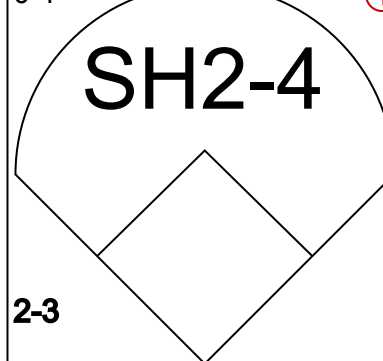
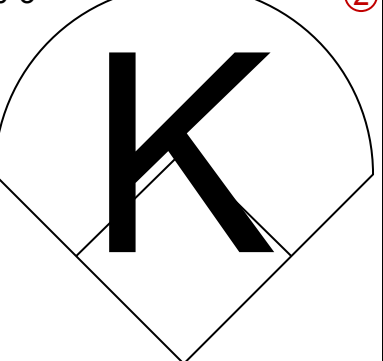
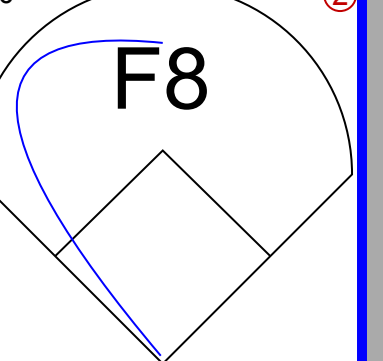
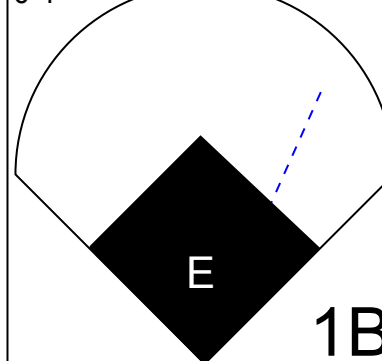
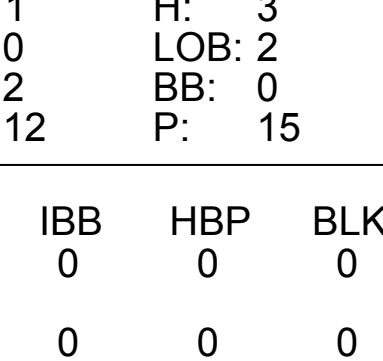


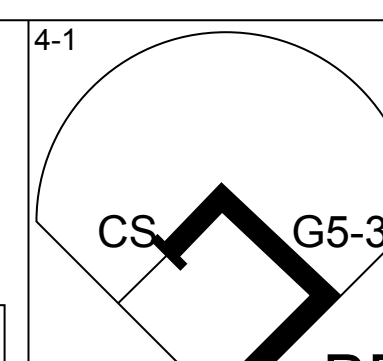
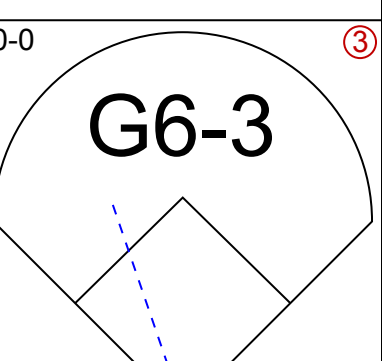
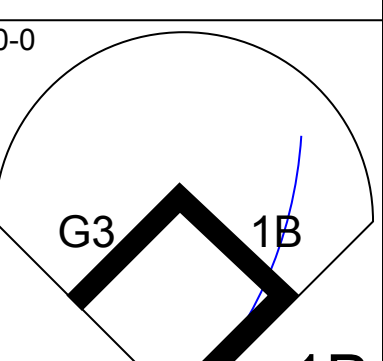
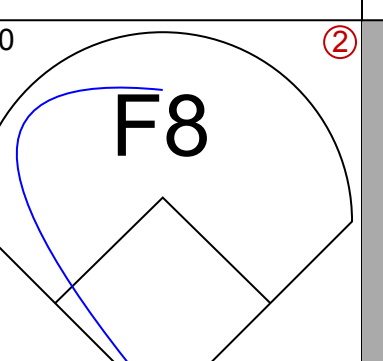
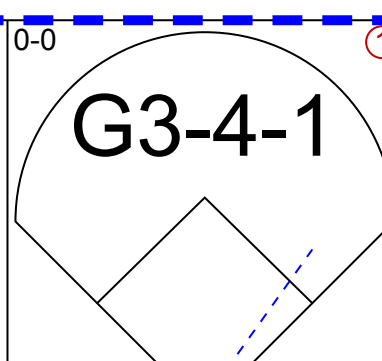
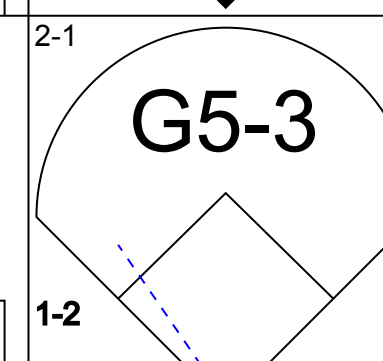
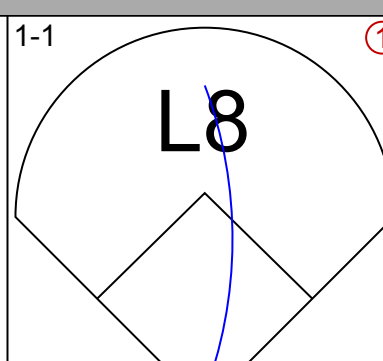
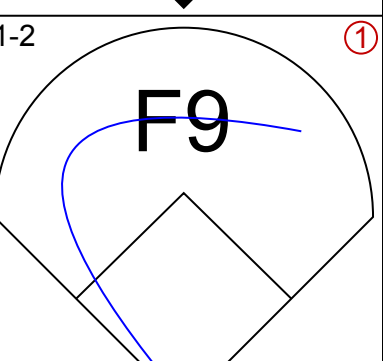
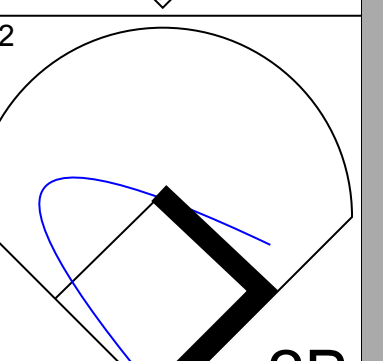
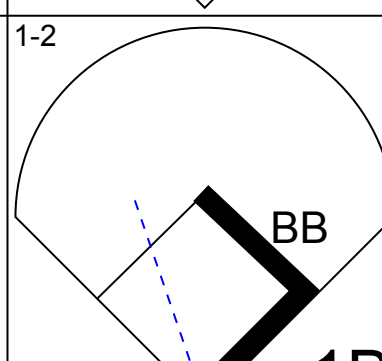
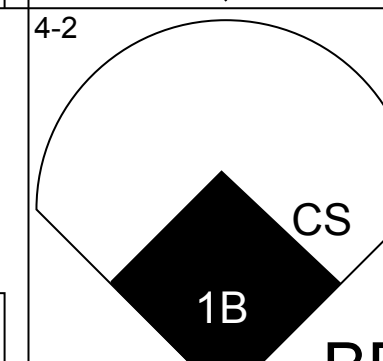
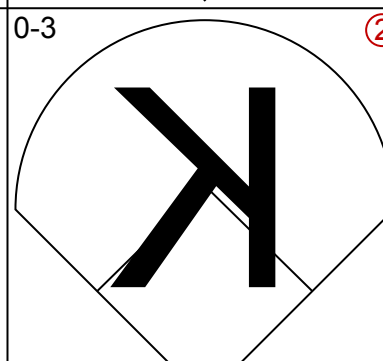
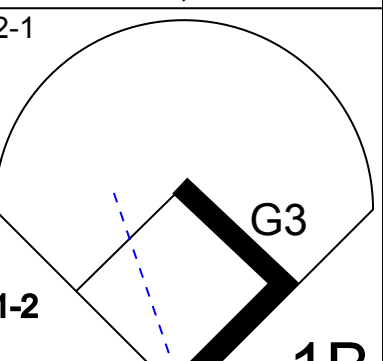
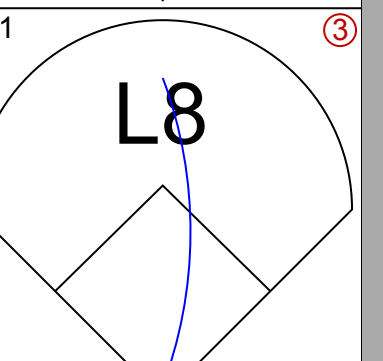
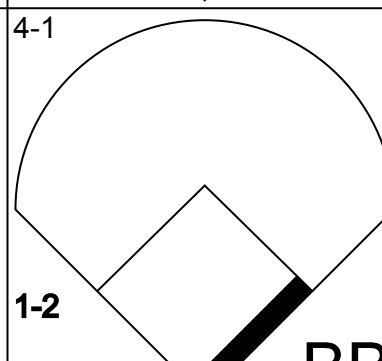
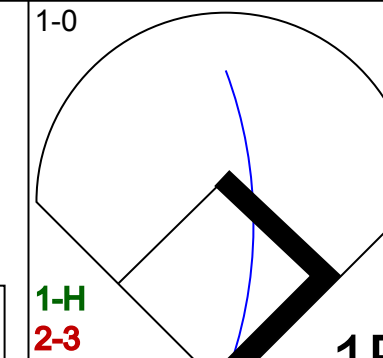
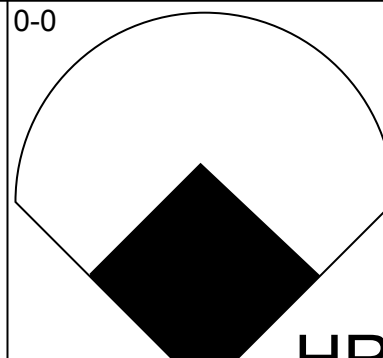
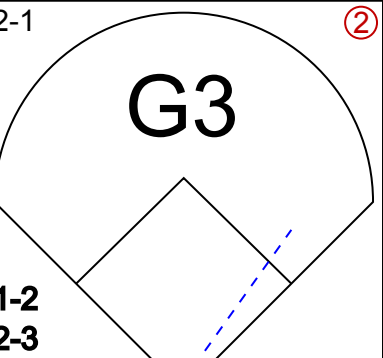
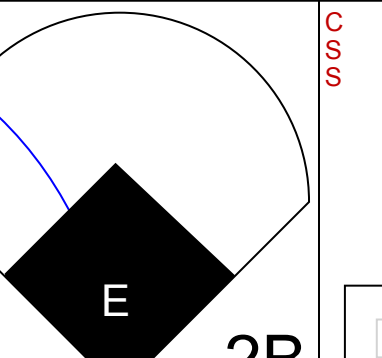
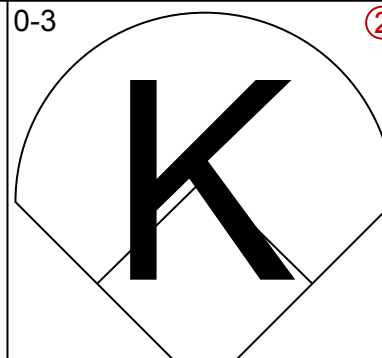
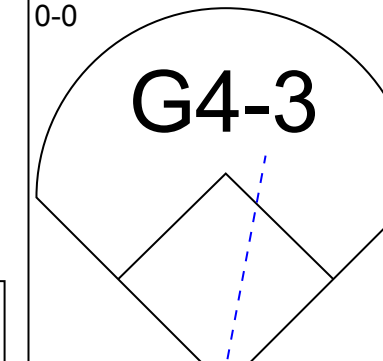
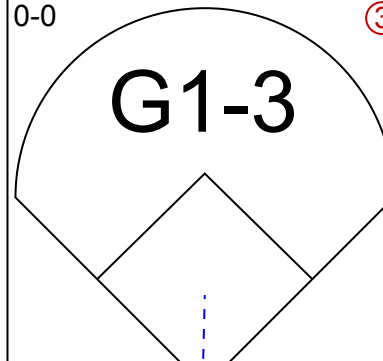
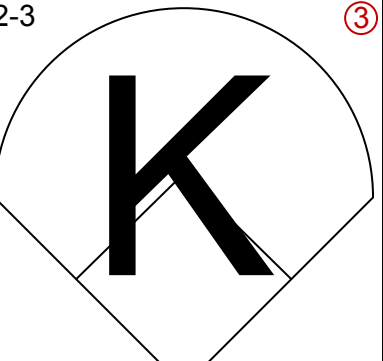
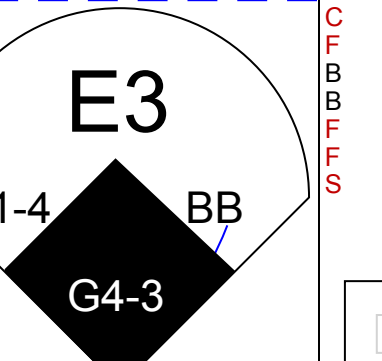
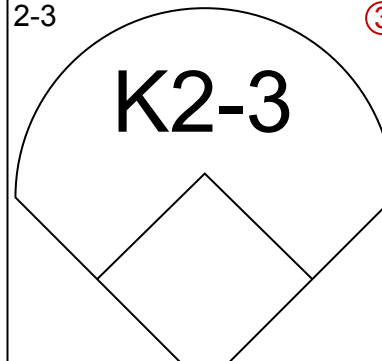
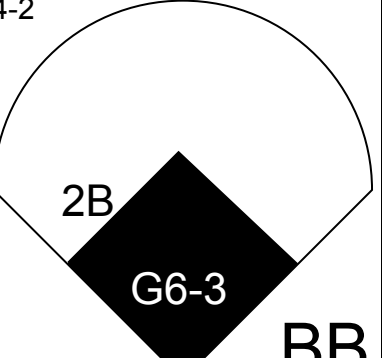
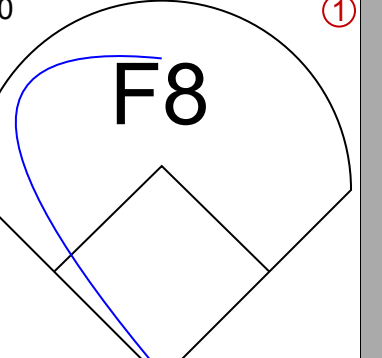
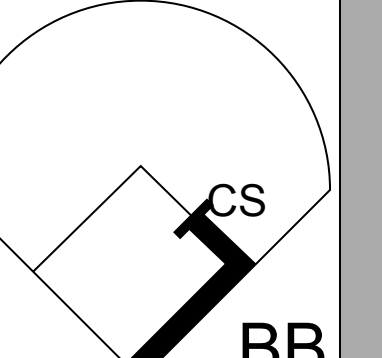
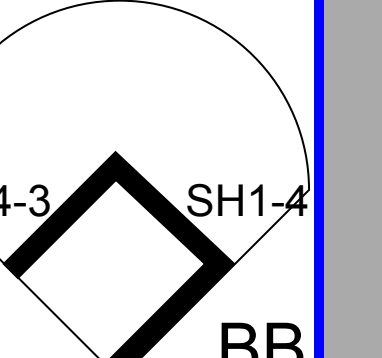

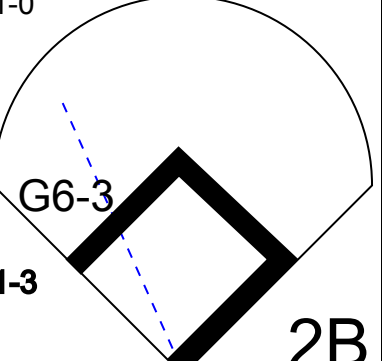
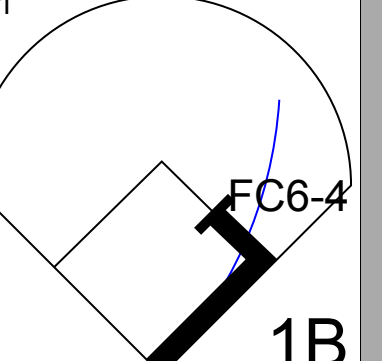
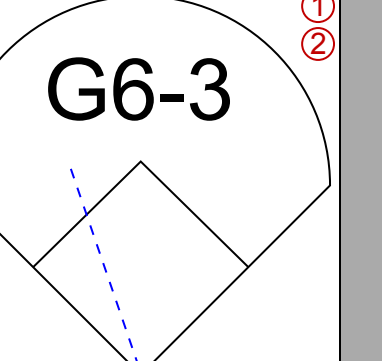
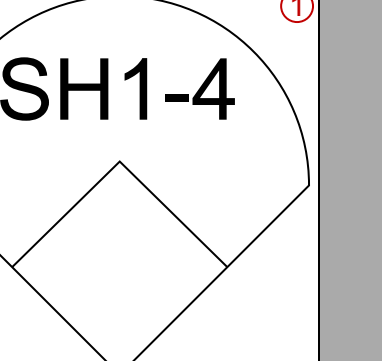
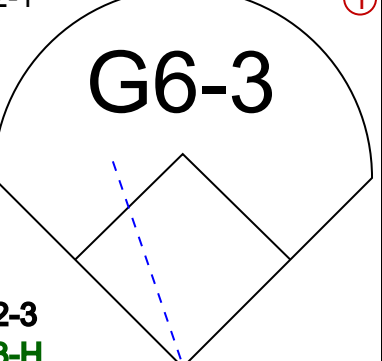

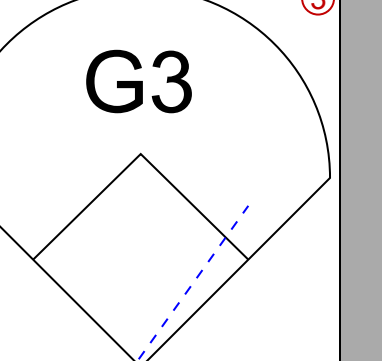
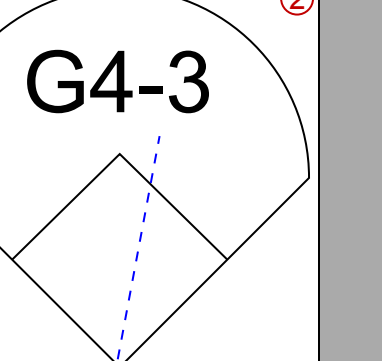


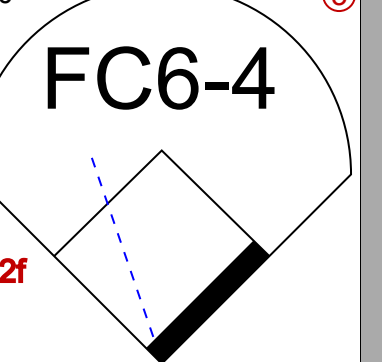
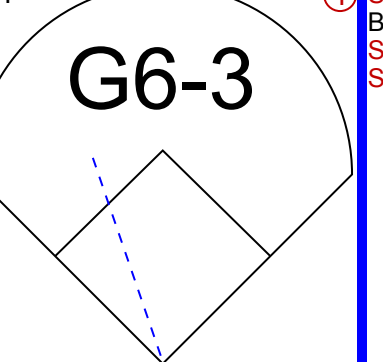
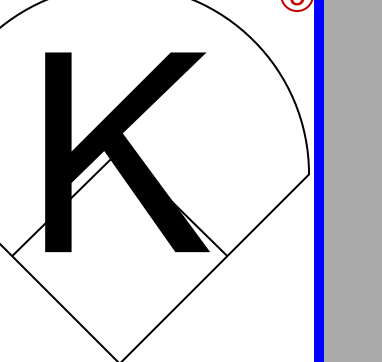








Batter	1	2	3	4	5	6	7	8	9	AB	R	H	RBI	BB	SO	LOB	TOP					
Todd Hollandsworth, L (1.7) OBP: 0.359, SLG: 0.435										5	2	3	3	0	2	1	<b>Los Angeles Dodgers @ New York Mets</b> Shea Stadium, Flushing, NY Mon Sep 02 1996, 3:33 AM EDT Att: 19,658 - Sunny - 84 F					
Wayne Kirby, L (1.8) OBP: 0.316, SLG: 0.336 Mark Guthrie, R (7.1)										4	0	1	1	0	0	1						
Antonio Osuna, R (8.1) Billy Ashley, R (9. PH) OBP: 0.309, SLG: 0.422 Todd Worrell, R (9.1)										0	0	0	0	0	0	0						
Raul Mondesi, R (1.9) OBP: 0.317, SLG: 0.476										5	1	2	0	0	1	0						
Eric Karros, R (1.3)										3	2	2	2	1	1	2						
Dave Hansen, L (1.5) OBP: 0.306, SLG: 0.240 Tim Wallach, R (7.5) OBP: 0.293, SLG: 0.380										3	0	1	0	0	0	1						
Delino DeShields, L (1.4) OBP: 0.294, SLG: 0.310										4	0	0	0	0	1	2						
Greg Gagne, R (1.6) OBP: 0.338, SLG: 0.376										4	0	0	0	0	1	0						
Tom Prince, R (1.2) OBP: 0.371, SLG: 0.450										4	2	2	0	0	0	0						
Pedro Astacio, R (1.1) OBP: 0.100, SLG: 0.085 Dave Clark, L (7. PH) OBP: 0.363, SLG: 0.460 Chad Curtis, R (7.8) OBP: 0.348, SLG: 0.390										1	0	0	0	0	1	0						
										1	1	1	0	0	0	0						
<b>Inning Stats</b>	R: 0 E: 0 K: 1 S: 11	H: 0 LOB: 0 BB: 0 P: 18	R: 1 E: 0 K: 0 S: 4	H: 1 LOB: 0 BB: 1 P: 9	R: 1 E: 0 K: 2 S: 12	H: 3 LOB: 2 BB: 0 P: 15	R: 0 E: 0 K: 0 S: 7	H: 0 LOB: 0 BB: 0 P: 11	R: 0 E: 0 K: 1 S: 8	H: 1 LOB: 1 BB: 0 P: 13	R: 0 E: 0 K: 1 S: 7	H: 1 LOB: 1 BB: 0 P: 9	R: 2 E: 0 K: 1 S: 11	H: 2 LOB: 0 BB: 0 P: 17	R: 2 E: 0 K: 1 S: 15	H: 2 LOB: 0 BB: 0 P: 22	R: 2 E: 1 K: 1 S: 11	H: 2 LOB: 0 BB: 0 P: 14	1B: 6 2B: 4 3B: 0 HR: 2	SF: 0 SAC: 1 DP: 1 HBP: 0	WP: 0 PB: 0 SB: 0 CS: 0	PA: 39
<b>PITCHER</b>	IP	WLS	BF	H	R	ER	SO	BB	IBB	HBP	BLK	WP	HR	S	P	ERA	WHIP					
Mark Clark, R (1.1) ERA: 3.52	7.0	L	29	8	4	4	6	1	0	0	0	0	1	60	92	5.14	1.286					
Paul Byrd, R (8.1) ERA: 4.92	1.0		5	2	2	2	1	0	0	0	0	0	1	15	22	18.00	2.000					
Derek Wallace, R (9.1) ERA: 6.3	1.0		5	2	2	1	1	0	0	0	0	0	0	11	14	9.00	2.000					

Batter	1	2	3	4	5	6	7	8	9	AB	R	H	RBI	BB	SO	LOB	BOTTOM				
Lance Johnson, L (1.8) OBP: 0.352, SLG: 0.462										4	0	1	0	1	0	1	<b>Los Angeles Dodgers @ New York Mets</b> Shea Stadium, Flushing, NY Mon Sep 02 1996, 3:33 AM EDT Att: 19,658 - Sunny - 84 F				
Edgardo Alfonzo, R (1.4) OBP: 0.285, SLG: 0.313										5	0	2	0	0	0	2					
Bernard Gilkey, R (1.7) OBP: 0.389, SLG: 0.565										3	1	1	0	2	1	1					
Todd Hundley, S (1.2) OBP: 0.365, SLG: 0.592										5	2	3	2	0	1	4					
Carl Everett, S (1.9) OBP: 0.333, SLG: 0.316										5	1	0	0	0	2	5					
Roberto Pelaez, L (1.3) OBP: 0.277, SLG: 0.351 Butch Huskey, R (8. PR) OBP: 0.315, SLG: 0.420										1	1	0	0	3	0	0					
Alvaro Espinoza, R (1.5) OBP: 0.300, SLG: 0.432										3	0	2	0	0	0	1					
Rey Ordenez, R (1.6) OBP: 0.298, SLG: 0.310										4	0	0	2	0	1	4					
Mark Clark, R (1.1) OBP: 0.063, SLG: 0.066 Alex Ochoa, R (7. PH) OBP: 0.351, SLG: 0.437 Paul Byrd, R (8.1) Andy Tomberlin, L (8. PH) OBP: 0.390, SLG: 0.549 Derek Wallace, R (9.1)										2	0	0	0	0	1	2					
										1	0	0	0	0	0	0					
										0	0	0	0	0	0	0					
										0	0	0	0	0	1	2					
<b>Inning Stats</b>	R: 1 E: 0 K: 0 S: 7	H: 1 LOB: 1 BB: 2 P: 18	R: 1 E: 0 K: 1 S: 10	H: 1 LOB: 1 BB: 1 P: 17	R: 1 E: 0 K: 1 S: 7	H: 1 LOB: 0 BB: 0 P: 8	R: 0 E: 0 K: 1 S: 7	H: 1 LOB: 1 BB: 0 P: 8	R: 0 E: 0 K: 0 S: 8	H: 0 LOB: 0 BB: 1 P: 15	R: 0 E: 0 K: 0 S: 8	H: 1 LOB: 1 BB: 0 P: 13	R: 2 E: 1 K: 1 S: 10	H: 1 LOB: 2 BB: 1 P: 20	R: 0 E: 0 K: 2 S: 16	H: 1 LOB: 2 BB: 1 P: 23	1B: 5 2B: 3 3B: 0 HR: 1	SF: 0 SAC: 1 DP: 0 HBP: 0	WP: 0 PB: 0 SB: 0 CS: 3	PA: 41	
<b>PITCHER</b>	IP	WLS	BF	H	R	ER	SO	BB	IBB	HBP	BLK	WP	HR	S	P	ERA	WHIP				
Pedro Astacio, R (1.1) ERA: 3.54	6.0	W	26	6	3	3	4	4	0	0	0	0	0	50	84	4.50	1.667				
Mark Guthrie, L (7.1) ERA: 2.38	1.0		5	2	1	1	0	0	0	0	0	0	0	11	19	9.00	2.000				
Antonio Osuna, R (8.1) ERA: 2.69	1.0		5	0	1	0	1	1	0	0	0	0	0	7	14	0.00	1.000				
Todd Worrell, R (9.1) ERA: 2.89	1.0	S	5	1	0	0	2	1	0	0	0	0	0	16	23	0.00	2.000				

AB	37
R	8
H	12
RBI	6
BB	1
SO	8
LOB	8



AB	34
R	5
H	9
RBI	4
BB	6
SO	7
LOB	22






Batter	1	2	3	4	5	6	7	8	9	AB	R	H	RBI	BB	SO	LOB	TOP					
Todd Hollandsworth, L (1.7) OBP: 0.354, SLG: 0.432	G4-3		G4-3		F8		G4-6-3	F7		5	0	1	0	0	0	3						
Wayne Kirby, L (1.8) OBP: 0.325, SLG: 0.340 Wilton Guerrero, S (9, FR) Antonio Osuna, R (9, 1)	F7			G5-3	1B	2B	G4-6-3	HR	1B	4	1	2	0	1	0	1						
Mike Piazza, R (1.2) OBP: 0.425, SLG: 0.585	G4-3			G5-3	E	K		HR	BB	3	2	1	0	2	1	1						
Eric Karros, R (1.3) OBP: 0.313, SLG: 0.481		G4-6-3	1B	G5-3		2B	F7	F7		5	1	2	1	0	0	5						
Raul Mondesi, R (1.9) OBP: 0.321, SLG: 0.485	G4-6-3	1B		E5		1B		HR		4	1	3	3	0	0	0						
Delino DeShields, L (1.4) OBP: 0.293, SLG: 0.308	G4-6-3			L6		FC	1B	K	K	4	0	0	0	1	2	5						
Tim Wallach, R (1.5) OBP: 0.296, SLG: 0.382 Chad Fonville, S (8, FR) Juan Castro, R (8, 5) Greg Gagne, R (1.6) OBP: 0.335, SLG: 0.371	G4-3		G3-1		K	FC		FC5-2-5		4	0	0	0	0	1	5						
Ramon Martinez, R (7.1) OBP: 0.185, SLG: 0.198 37 Darren Dreifort, R Scott Radinsky, L (7.1) Dave Clark, L (8, PH) Mark Guthrie, R (8, 1) Chad Curtis, R (9, 8) OBP: 0.348, SLG: 0.390	G4-3		G5-3			K		E6		2	0	0	0	1	1	3						
<b>Inning Stats</b>	R: 0 E: 0 K: 0 S: 7	H: 0 LOB: 0 BB: 0 P: 11	R: 0 E: 0 K: 0 S: 8	H: 2 LOB: 1 BB: 0 P: 12	R: 0 E: 0 K: 0 S: 8	H: 0 LOB: 0 BB: 0 P: 12	R: 1 E: 1 K: 0 S: 10	H: 2 LOB: 1 BB: 0 P: 20	R: 0 E: 0 K: 1 S: 9	H: 0 LOB: 1 BB: 1 P: 21	R: 2 E: 0 K: 2 S: 18	H: 3 LOB: 3 BB: 2 P: 28	R: 0 E: 0 K: 0 S: 5	H: 1 LOB: 1 BB: 1 P: 14	R: 1 E: 1 K: 1 S: 13	H: 2 LOB: 2 BB: 0 P: 22	R: 3 E: 0 K: 1 S: 14	H: 2 LOB: 1 BB: 1 P: 27	1B: 9 2B: 2 3B: 0 HR: 1	SF: 0 SAC: 0 DP: 3 HBP: 1	WP: 0 PB: 0 SB: 0 CS: 0	PA: 43
<b>PITCHER</b>	IP	WLS	BF	H	R	ER	SO	BB	IBB	HBP	BLK	WP	HR	S	P	ERA	WHIP					
Paul Wilson, R (1.1) ERA: 6.19	5.1		25	7	3	2	2	2	1	0	0	0	0	52	94	3.38	1.688					
Dave Mlicki, R (6.1) ERA: 3.39	1.2		6	1	0	0	2	1	0	0	0	0	0	13	24	0.00	1.200					
Doug Henry, R (8.1) ERA: 3.98	2.0	L	12	4	4	3	2	1	0	1	0	0	1	27	49	13.50	2.500					

Los Angeles Dodgers @ New York Mets  
Shea Stadium, Flushing, NY  
Tue Sep 03 1996, 7:05 PM EDT  
Att: 15,646 - Unknown - 84 F

livebaseballscorecards.com

AB 37  
R 7  
H 12  
RBI 5  
BB 5  
SO 5  
LOB 25




Batter	1	2	3	4	5	6	7	8	9	AB	R	H	RBI	BB	SO	LOB	BOTTOM				
Lance Johnson, L (1.8) OBP: 0.356, SLG: 0.463	G3-1		2B	CS			WP		FC6-4	3	1	2	0	2	0	0					
Edgardo Alfonzo, R (1.4) OBP: 0.285, SLG: 0.315 Doug Henry, R (8.1) Carl Everett, S (9, PH) OBP: 0.331, SLG: 0.314	F8		2B	CS	F9		K	HR		4	0	1	0	0	1	2					
Bernard Gilkey, R (1.7) OBP: 0.390, SLG: 0.571	1B		FC5-2-3-6		K			HR		4	2	2	3	1	1	2					
Todd Hundley, S (1.2) OBP: 0.363, SLG: 0.588	F8		FC5-4		L9		L8			5	0	1	2	0	0	3					
Alex Ochoa, R (1.9) OBP: 0.347, SLG: 0.431	G4-3	G4-3	FC5-4		F7			G6-3	P5	5	0	1	0	0	0	1					
Roberto Pelaez, L (1.3) OBP: 0.309, SLG: 0.373 Chris Jones, R (8, PH) OBP: 0.303, SLG: 0.388	G4-3	G4-3	FC6-4		G6-4-3					2	0	2	0	0	0	0					
Butch Huskey, R (1.5) OBP: 0.312, SLG: 0.416 Tim Bogar, R (9, 5) OBP: 0.288, SLG: 0.238	F9		FC6-4		G6-4-3			F9		4	0	0	0	0	0	6					
Rey Ordenez, R (1.6) OBP: 0.296, SLG: 0.307	G4-3				G6-3			P6		4	0	0	0	0	0	3					
Paul Wilson, R (1.1) OBP: 0.114, SLG: 0.071 Dave Mlicki, R (6.1) Andy Tomberlin, L (7, PH) Alvaro Espinoza, R (8, 4) OBP: 0.303, SLG: 0.435	K				K		WP	FC6-4	1B	0	0	0	0	0	0	0					
<b>Inning Stats</b>	R: 0 E: 0 K: 0 S: 5	H: 1 LOB: 1 BB: 0 P: 11	R: 0 E: 0 K: 1 S: 11	H: 2 LOB: 0 BB: 0 P: 14	R: 2 E: 0 K: 0 S: 12	H: 3 LOB: 2 BB: 1 P: 24	R: 0 E: 0 K: 1 S: 7	H: 0 LOB: 0 BB: 1 P: 12	R: 0 E: 0 K: 0 S: 4	H: 0 LOB: 0 BB: 0 P: 11	R: 1 E: 0 K: 1 S: 10	H: 1 LOB: 2 BB: 2 P: 24	R: 0 E: 0 K: 0 S: 9	H: 1 LOB: 1 BB: 0 P: 12	R: 3 E: 0 K: 0 S: 14	H: 3 LOB: 0 BB: 0 P: 22	1B: 8 2B: 2 3B: 0 HR: 1	SF: 0 SAC: 0 DP: 1 HBP: 1	WP: 2 PB: 0 SB: 1 CS: 1	PA: 42	
<b>PITCHER</b>	IP	WLS	BF	H	R	ER	SO	BB	IBB	HBP	BLK	WP	HR	S	P	ERA	WHIP				
Ramon Martinez, R (1.1) ERA: 3.71	6.1		28	7	3	3	3	3	0	1	0	2	0	6	13	0.00	0.000				
37 Darren Dreifort, R (7.1) ERA: 3.71	0.1		2	0	0	0	1	0	1	0	0	0	0	2	5	0.00	0.000				
Scott Radinsky, L (7.1) ERA: 2.58	0.1	W	1	0	0	0	0	0	0	0	0	0	0	2	5	0.00	0.000				
Mark Guthrie, L (8.1) ERA: 2.24	1.0		4	1	0	0	0	0	0	0	0	0	0	9	12	0.00	1.000				
Antonio Osuna, R (9.1) ERA: 3.01	1.0		6	3	3	3	0	0	0	0	0	0	1	14	22	27.00	3.000				

Los Angeles Dodgers @ New York Mets  
Shea Stadium, Flushing, NY  
Tue Sep 03 1996, 7:05 PM EDT  
Att: 15,646 - Unknown - 84 F

livebaseballscorecards.com

AB 36  
R 6  
H 11  
RBI 5  
BB 4  
SO 4  
LOB 21









Batter	1	2	3	4	5	6	7	8	9	AB	R	H	RBI	BB	SO	LOB	TOP										
Jermaine Allensworth, R (1.8) OBP: 0.301, SLG: 0.342 Orlando Merced, S (8, PH) OBP: 0.361, SLG: 0.490	1-3 K		3-3 K		1-3 K		1-1 B3		0-0 L9	4	0	0	0	0	3	0	<b>Pittsburgh Pirates @ Los Angeles Dodgers</b> Dodger Stadium, Los Angeles, CA Fri Sep 06 1996, 7:05 PM PDT Att: 41,509 - Unknown - 75 F <a href="http://livebaseballscorecards.com">livebaseballscorecards.com</a>										
Al Martin, L (1.7) OBP: 0.348, SLG: 0.456	0-2 G5-3		2-1 G6-3		0-0 2B		0-0 F7		2-2 1B	5	0	2	0	0	0												
Jeff King, R (1.4) OBP: 0.344, SLG: 0.508	3-2 HR		1-1 1B		4-1 BB		3-3 K		0-0 G5-3	4	1	2	1	1	1												
Mark Johnson, L (1.3) OBP: 0.370, SLG: 0.506 Jay Bell, R (8, PH) OBP: 0.294, SLG: 0.340	2-1 1B		4-0 1B		0-1 G3				1-1 BB 1B	2	0	1	0	1	0	2											
Mike Kingery, L (1.9) OBP: 0.295, SLG: 0.330	0-1 F8		1-2 BB		1-0 G4-3		1-0 F9		0-3 K	4	0	0	0	0	1	4											
Carlos Garcia, R (1.6) OBP: 0.329, SLG: 0.398		0-1 G4-3		1-2 P6		2-0 F8		1-3 K		4	0	0	0	0	1	1											
Dale Sveum, S (1.5) OBP: 0.500, SLG: 0.667		2-2 F9		0-0 P5		2-2 2B		4-0 BB		3	0	1	0	1	0	0											
1B Jason Kendall, R (1.2) OBP: 0.365, SLG: 0.401		0-1 E6		1-2 F8		4-0 IBB		1-1 F9		3	0	0	0	1	0	2											
67 Francisco Cordova, R (1.1) OBP: 0.143, SLG: 0.143 Nelson Lirio, S (8, PH) OBP: 0.235, SLG: 0.376 Marc Wilkins, R (6, PH) OBP: 0.300, SLG: 0.222 Tony Womack, L (9, PH)		1-3 K		0-3 K		2-1 G3-1		1-1 G4-3		2	0	0	0	0	2	1											
<b>Inning Stats</b>	R: 1 E: 0 K: 1 S: 13	H: 2 LOB: 1 BB: 0 P: 19	R: 0 E: 1 K: 1 S: 11	H: 0 LOB: 1 BB: 0 P: 14	R: 0 E: 0 K: 1 S: 11	H: 1 LOB: 2 BB: 1 P: 22	R: 0 E: 0 K: 0 S: 9	H: 0 LOB: 0 BB: 0 P: 11	R: 0 E: 0 K: 0 S: 10	H: 1 LOB: 2 BB: 1 P: 15	R: 0 E: 0 K: 1 S: 6	H: 0 LOB: 0 BB: 0 P: 10	R: 0 E: 0 K: 2 S: 10	H: 1 LOB: 2 BB: 0 P: 17	R: 0 E: 0 K: 0 S: 7	H: 1 LOB: 1 BB: 0 P: 10		1B: 4 2B: 2 3B: 0 HR: 1	SF: 0 SAC: 0 DP: 0 HBP: 0	WP: 0 PB: 0 SB: 0 CS: 0	PA: 39						
<b>PITCHER</b>	IP	WLS	BF	H	R	ER	SO	BB	IBB	HBP	BLK	WP	HR	S	P	ERA	WHIP										
Ismael Valdez, R (1.1) ERA: 3.43	7.0		30	5	1	1	6	2	1	0	0	0	1	68	110	1.29	1.000										
Scott Radinsky, L (8, 1) ERA: 2.56	0.1	2	1	0	0	1	0	0	0	0	0	0	0	5	6	0.00	3.000										
Antonio Osuna, R (8, 1) ERA: 2.99	0.2	W	3	0	0	1	1	0	0	0	0	0	0	5	11	0.00	1.500										
Todd Worrell, R (9, 1) ERA: 2.84	1.0	S	4	1	0	0	0	0	0	0	0	0	0	7	10	0.00	1.000										

Batter	1	2	3	4	5	6	7	8	9	AB	R	H	RBI	BB	SO	LOB	BOTTOM										
Brett Butler, L (1.8) OBP: 0.300, SLG: 0.292 Todd Worrell, R (9, 1)	0-0 G4-3		1-2 F7		2-2 1B				4-2 SF9 BB	3	1	1	0	1	0	0	<b>Pittsburgh Pirates @ Los Angeles Dodgers</b> Dodger Stadium, Los Angeles, CA Fri Sep 06 1996, 7:05 PM PDT Att: 41,509 - Unknown - 75 F <a href="http://livebaseballscorecards.com">livebaseballscorecards.com</a>										
Todd Hollandsworth, L (1.7) OBP: 0.353, SLG: 0.430	1-2 E3 1B		2-1 G3		1-1 G3			3-3 K		4	0	1	0	0	1	2											
Mike Piazza, R (1.2) OBP: 0.426, SLG: 0.581	1-1 G6-4-3 1B		0-0 L6		3-1 G6-3			4-0 IBB		3	0	1	0	1	0	1											
Eric Karros, R (1.3) OBP: 0.308, SLG: 0.473	0-1 G6-4-3				0-0 G5-3			2-2 G6-3		3	0	0	1	0	0	2											
Raul Mondesi, R (1.9) OBP: 0.320, SLG: 0.483		1-3 K		0-1 G6-3		0-0 G5-3		1-1 F8		4	0	0	0	0	1	1											
Tim Lincecum, R (1.5) OBP: 0.305, SLG: 0.404		1-1 HR		2-1 FC6-4 1B				1-2 1B		3	1	3	1	0	0	0											
Delino DeShields, L (1.4) OBP: 0.293, SLG: 0.307		0-0 G4-6-3 1B		2-2 FC6-4				0-3 K		3	0	1	0	0	1	2											
Greg Gagne, R (1.6) OBP: 0.331, SLG: 0.366		1-1 G4-6-3		0-1 G1-3				2-3 K		3	0	0	0	0	1	2											
Ismael Valdez, R (1.1) OBP: 0.136, SLG: 0.138 Dave Clark, L (7, PH) OBP: 0.363, SLG: 0.457 Scott Radinsky, L (8, 1) Antonio Osuna, R (8, 1) Chad Curtis, R (9, 8) OBP: 0.349, SLG: 0.390			1-0 F8		1-3 K			3-2 G4-3		2	0	0	0	0	1	0											
<b>Inning Stats</b>	R: 0 E: 1 K: 0 S: 8	H: 1 LOB: 1 BB: 0 P: 10	R: 1 E: 0 K: 1 S: 8	H: 2 LOB: 0 BB: 0 P: 10	R: 0 E: 0 K: 0 S: 7	H: 1 LOB: 1 BB: 0 P: 11	R: 0 E: 0 K: 0 S: 8	H: 1 LOB: 1 BB: 0 P: 12	R: 0 E: 0 K: 1 S: 9	H: 1 LOB: 1 BB: 0 P: 14	R: 0 E: 0 K: 0 S: 6	H: 0 LOB: 0 BB: 0 P: 11	R: 0 E: 0 K: 2 S: 12	H: 1 LOB: 1 BB: 0 P: 18	R: 1 E: 1 K: 1 S: 10	H: 0 LOB: 1 BB: 2 P: 23		1B: 6 2B: 0 3B: 0 HR: 1	SF: 1 SAC: 0 DP: 2 HBP: 0	WP: 0 PB: 0 SB: 1 CS: 0	PA: 32						
<b>PITCHER</b>	IP	WLS	BF	H	R	ER	SO	BB	IBB	HBP	BLK	WP	HR	S	P	ERA	WHIP										
67 Francisco Cordova, R (1.1) ERA: 3.77	5.0		20	6	1	1	2	0	0	0	0	0	0	40	57	1.80	1.200										
Marc Wilkins, R (6, 1) ERA: 3.2	3.0	L	12	1	1	0	3	1	1	0	0	0	0	28	52	0.00	0.667										







Batter	1	2	3	4	5	6	7	8	9	AB	R	H	RBI	BB	SO	LOB	TOP								
Tony Womack, L (1, 8) Jemaine Allensworth, R (7, 8) OBP: 0.284, SLG: 0.333	1-1 G6-3		0-1 G3-1			4-0 SF9 BB	0-0 F7		2-0 G4-3	3	1	0	0	1	0	2									
Al Martin, L (1, 7) OBP: 0.348, SLG: 0.456	0-1 G3			3-2 2B		0-0 E4 FC4-6 1B		0-0 F8	2-3 K	5	0	1	0	0	1	3									
Jeff King, R (1, 4) OBP: 0.339, SLG: 0.501	3-2 G4-3			3-1 L3		0-0 SF9		1-3 K		3	0	0	1	0	1	1									
Mark Johnson, L (1, 3) OBP: 0.367, SLG: 0.498		3-3 K		1-3 K		0-0 FC4-6 1B		1-1 F9		4	0	1	0	0	2	1									
Nelson Liriano, S (1, 5) John Wehner, R (9, PR) OBP: 0.269, SLG: 0.336		0-3 K		2-2 G4-3		0-0 FC4-6		2-2 SH3-4 2B 1B		4	0	1	0	0	1	3									
Carlos Garcia, R (1, 6) OBP: 0.328, SLG: 0.396		0-0 G4-3			1-1 G6-4-3 1B	1-0 L1-3		0-1 SH 2B SH3-4		3	1	1	0	0	0	2									
Trey Beamon, L (1, 9) OBP: 0.200, SLG: 0.207			2-2 F8		1-0 G6-4-3 1B		1-1 B3-1		0-0 SH3-4	3	0	1	0	0	0	0									
1B Jason Kendall, R (1, 2) OBP: 0.365, SLG: 0.396			3-1 B1-3 HBP		0-1 G6-4-3		0-0 F8		4-0 2B IBB	2	1	0	0	1	0	2									
Esteban Loaiza, R (1, 1) Dan Plesac, L (8, 1) Orlando Merced, S (9, PH) John Ericks, R (9, 1)			0-0 B1-3		1-3 K		0-0 1B		0-0 G4-3 2B	3	0	1	0	0	1	2									
<b>Inning Stats</b>	R: 0 E: 0 K: 0 S: 8	H: 0 LOB: 0 BB: 0 P: 12	R: 0 E: 0 K: 2 S: 8	H: 0 LOB: 0 BB: 0 P: 11	R: 0 E: 0 K: 0 S: 7	H: 0 LOB: 1 BB: 0 P: 12	R: 0 E: 0 K: 1 S: 14	H: 1 LOB: 1 BB: 0 P: 23	R: 0 E: 0 K: 1 S: 5	H: 2 LOB: 1 BB: 0 P: 11	R: 1 E: 1 K: 0 S: 5	H: 1 LOB: 2 BB: 1 P: 10	R: 0 E: 0 K: 0 S: 5	H: 1 LOB: 1 BB: 0 P: 6	R: 0 E: 0 K: 1 S: 6	H: 0 LOB: 0 BB: 0 P: 8	R: 3 E: 0 K: 1 S: 11	H: 2 LOB: 2 BB: 1 P: 21	1B: 5 2B: 2 3B: 0 HR: 0	SF: 1 SAC: 2 DP: 1 HBP: 1	WP: 0 PB: 0 SB: 0 CS: 0	PA: 38			
<b>PITCHER</b>	IP	WLS	BF	H	R	ER	SO	BB	IBB	HBP	BLK	WP	HR	S	P	ERA	WHIP								
Pedro Astacio, R (1, 1) ERA: 3.46	7.0		28	5	1	1	4	1	0	1	0	0	0	55	85	1.29	0.857								
Mark Guthrie, L (8, 1) ERA: 2.13	1.0	3	0	0	0	1	0	0	0	0	0	0	0	6	8	0.00	0.000								
37 Darren Dreifort, R (9, 1) ERA: 5.3	0.1	L	4	1	3	3	0	0	1	0	0	0	0	6	12	81.00	3.000								
Scott Radinsky, L (9, 1) ERA: 2.53	0.2		3	1	0	0	1	0	0	0	0	0	0	5	9	0.00	1.500								

Pittsburgh Pirates @ Los Angeles Dodgers  
 Dodger Stadium, Los Angeles, CA  
 Sun Sep 08 1996, 3:33 AM PDT  
 Att: 33,922 - Sunny - 81 F

AB	32
R	4
H	7
RBI	4
BB	2
SO	6
LOB	18



Batter	1	2	3	4	5	6	7	8	9	AB	R	H	RBI	BB	SO	LOB	BOTTOM								
Brett Butler, L (1, 8) OBP: 0.312, SLG: 0.294 37 Darren Dreifort, R (9, 1) Scott Radinsky, L (9, 1)	4-1 FC4-3 BB		4-2 CS BB			0-0 G1-3		1-3 K		2	0	0	0	2	1	2									
Todd Hollandsworth, L (1, 7) OBP: 0.350, SLG: 0.424 Chad Curtis, R (8, PH) OBP: 0.349, SLG: 0.389	0-2 FC4-3 1B		1-0 CS		2-3 K		2-2 G5-3		2-3 K	3	0	0	0	0	1	1									
Mike Piazza, R (1, 2) OBP: 0.429, SLG: 0.587 Roger Cedeno, S (9, PR) OBP: 0.326, SLG: 0.336	2-2 CS 1B			1-1 F9			1-0 HR		1-2 1B	4	1	3	1	0	0	0									
Eric Karros, R (1, 3) OBP: 0.304, SLG: 0.467	3-3 K			0-0 G5-3			1-1 P4		2-2 F8	4	0	0	0	0	1	3									
Raul Mondesi, R (1, 9) OBP: 0.320, SLG: 0.487					3-2 G6-3 G4-3 1B		2-2 F7		0-0 F7	4	0	1	0	0	0	1									
Tim Lincecum, R (1, 5) OBP: 0.307, SLG: 0.403 Chad Fonville, S (9, PR) OBP: 0.281, SLG: 0.247				1-1 G4-6-3 1B		0-2 G4-3		3-2 F8		1-1 F8	4	0	2	0	0	0	1								
Delino DeShields, L (1, 4) OBP: 0.290, SLG: 0.304 Dave Clark, L (9, PH) OBP: 0.361, SLG: 0.455			0-1 G4-6-3			0-1 G6-3		1-3 K		1-1 F9	3	0	0	0	0	1	2								
Greg Gagne, R (1, 6) OBP: 0.333, SLG: 0.366					1-0 G6-3			3-2 K		3	0	1	0	0	1	1									
Pedro Astacio, R (1, 1) Mark Guthrie, R (8, 1) Billy Ashley, R (8, PH) Wilton Guerrero, S (8, PR) Wayne Kirby, L (9, 7) OBP: 0.320, SLG: 0.333					0-2 F9		1-1 L4		0-1 1B	2	0	0	0	0	0	0									
<b>Inning Stats</b>	R: 0 E: 0 K: 1 S: 10	H: 1 LOB: 2 BB: 1 P: 19	R: 0 E: 0 K: 0 S: 5	H: 1 LOB: 0 BB: 0 P: 6	R: 0 E: 0 K: 1 S: 11	H: 0 LOB: 0 BB: 1 P: 17	R: 0 E: 0 K: 1 S: 6	H: 0 LOB: 0 BB: 0 P: 9	R: 0 E: 0 K: 0 S: 9	H: 1 LOB: 1 BB: 0 P: 13	R: 0 E: 0 K: 0 S: 6	H: 0 LOB: 0 BB: 0 P: 9	R: 1 E: 0 K: 0 S: 13	H: 1 LOB: 0 BB: 0 P: 20	R: 0 E: 0 K: 3 S: 17	H: 2 LOB: 2 BB: 0 P: 24	R: 0 E: 0 K: 0 S: 13	H: 2 LOB: 2 BB: 0 P: 18	1B: 7 2B: 1 3B: 0 HR: 1	SF: 0 SAC: 0 DP: 2 HBP: 0	WP: 0 PB: 0 SB: 0 CS: 2	PA: 35			
<b>PITCHER</b>	IP	WLS	BF	H	R	ER	SO	BB	IBB	HBP	BLK	WP	HR	S	P	ERA	WHIP								
Esteban Loaiza, R (1, 1) ERA: 7.82	7.0		24	4	1	1	3	2	0	0	0	0	0	60	93	1.29	0.857								
Dan Plesac, L (8, 1) ERA: 4.04	1.0	W	5	2	0	0	3	0	0	0	0	0	0	17	24	0.00	2.000								
John Ericks, R (9, 1) ERA: 6.08	1.0	S	5	2	0	0	0	0	0	0	0	0	0	13	18	0.00	2.000								

Pittsburgh Pirates @ Los Angeles Dodgers  
 Dodger Stadium, Los Angeles, CA  
 Sun Sep 08 1996, 3:33 AM PDT  
 Att: 33,922 - Sunny - 81 F

AB	32
R	1
H	8
RBI	1
BB	2
SO	6
LOB	15









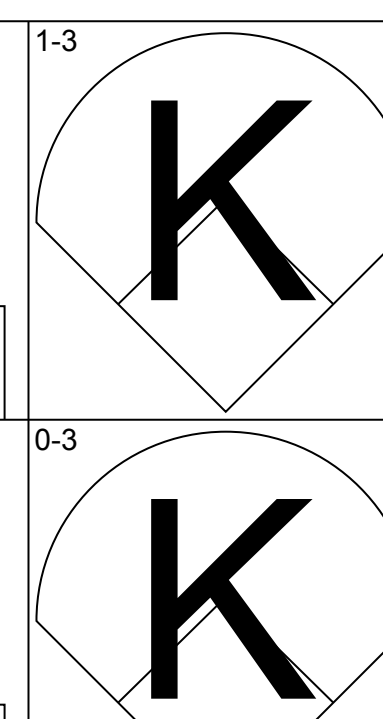
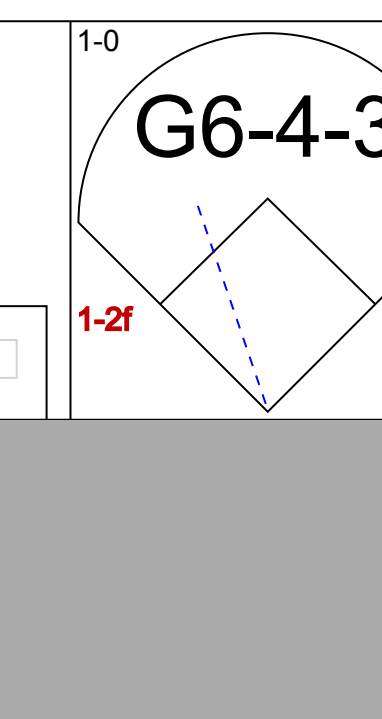
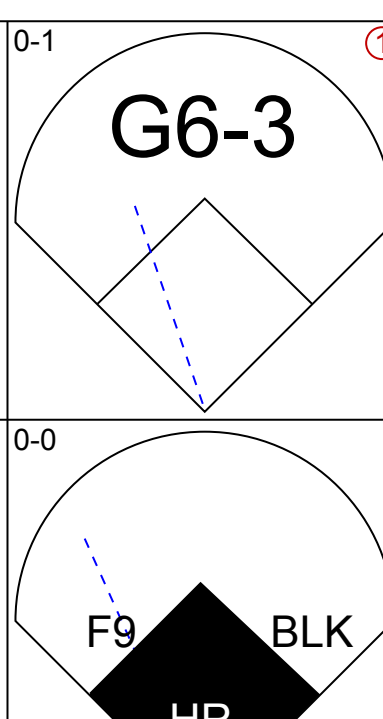
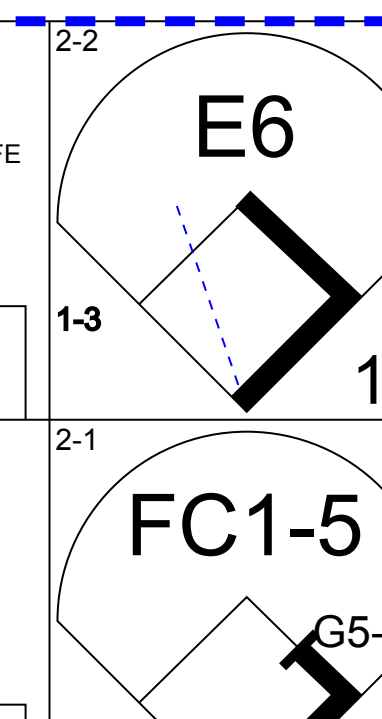
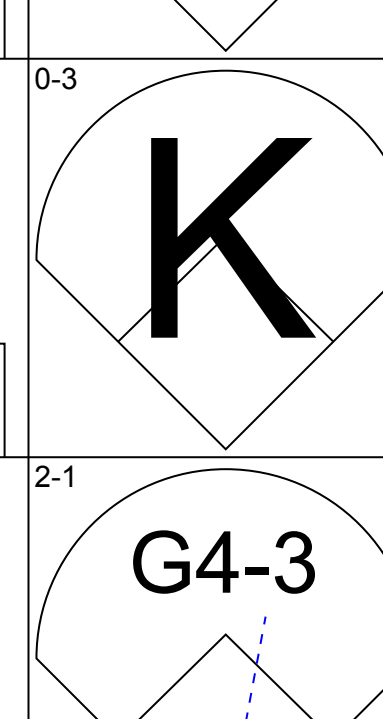
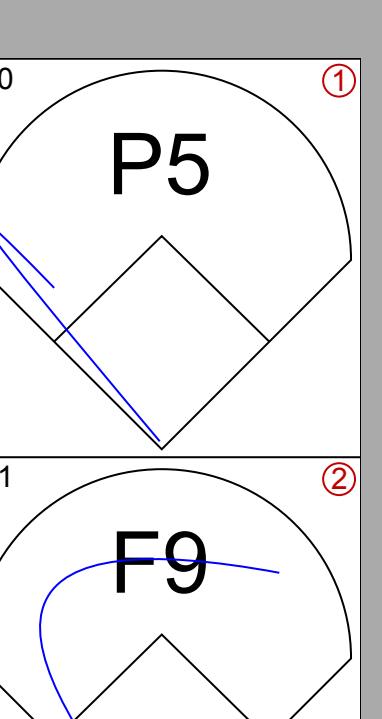
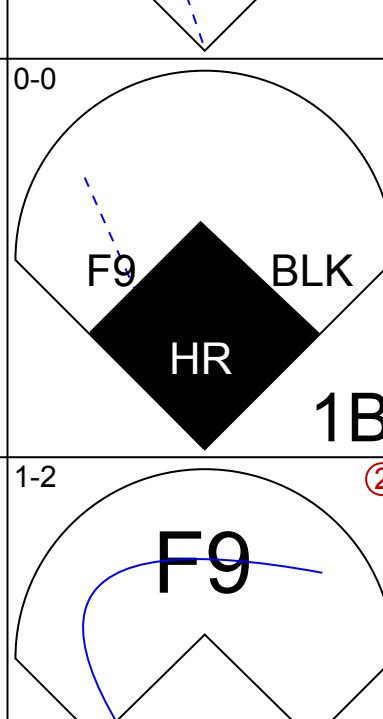
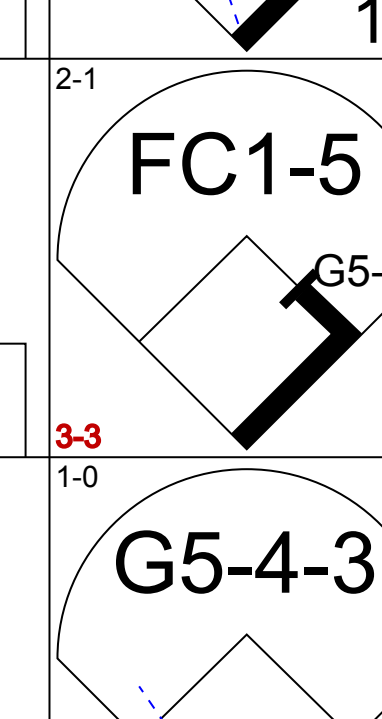
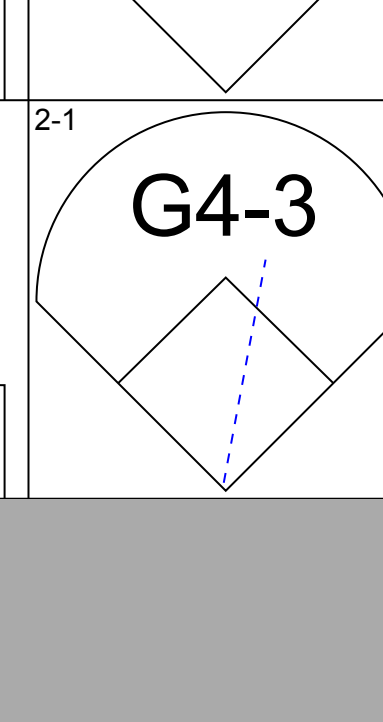
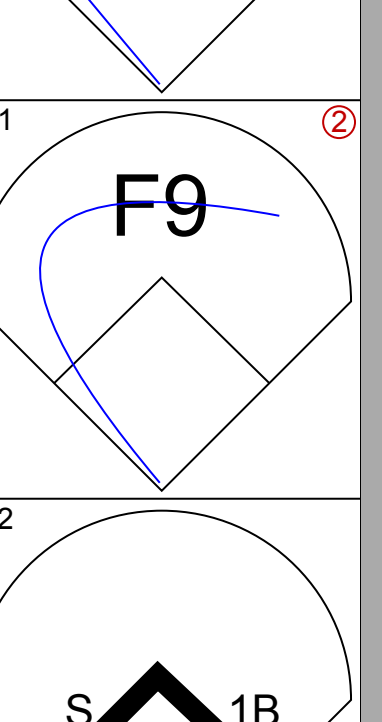
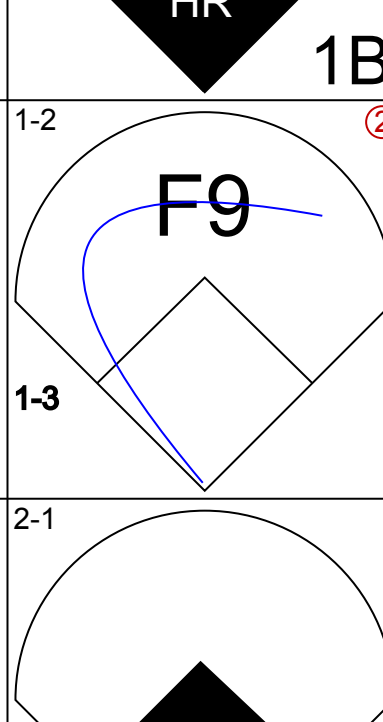
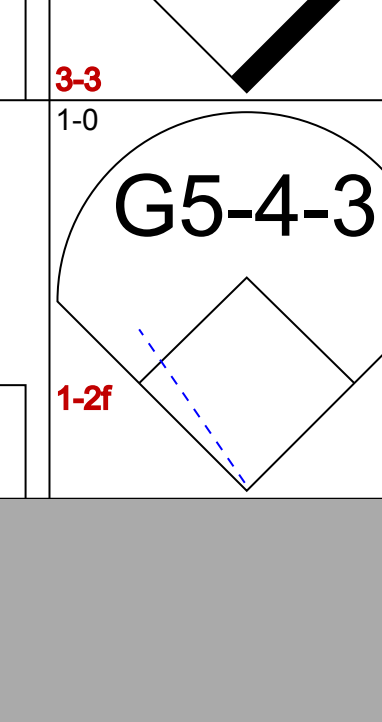
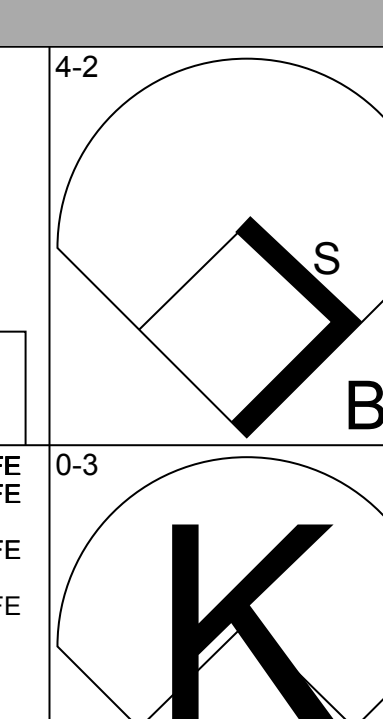
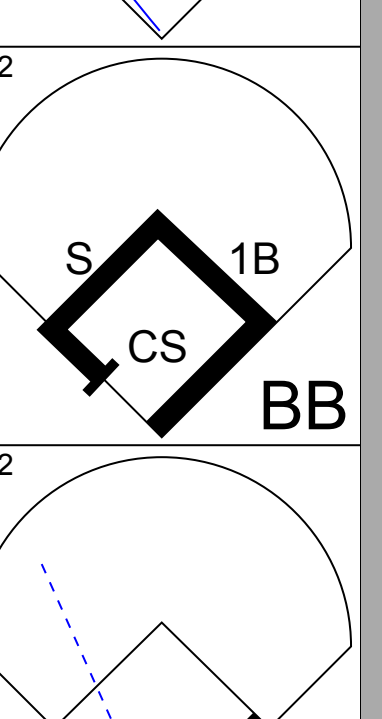
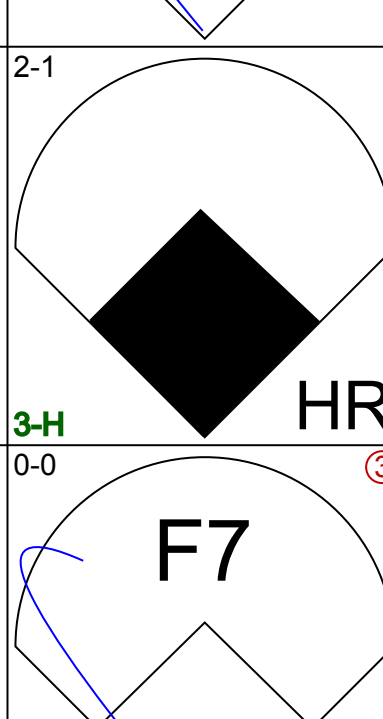


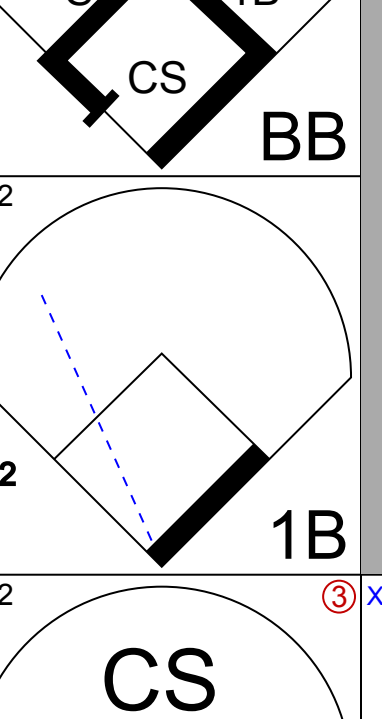
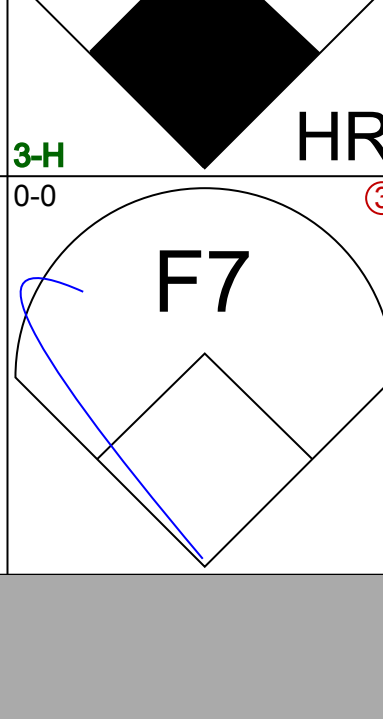


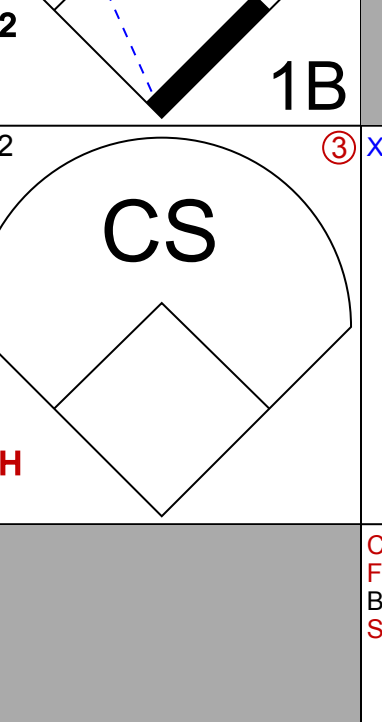
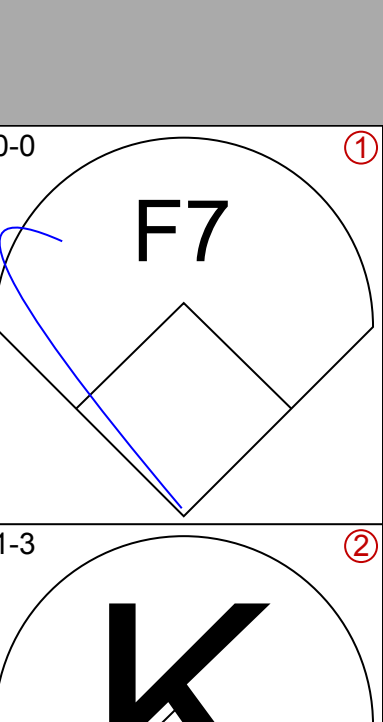
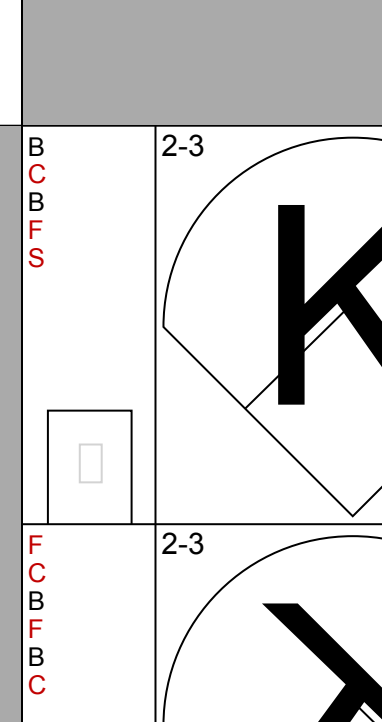
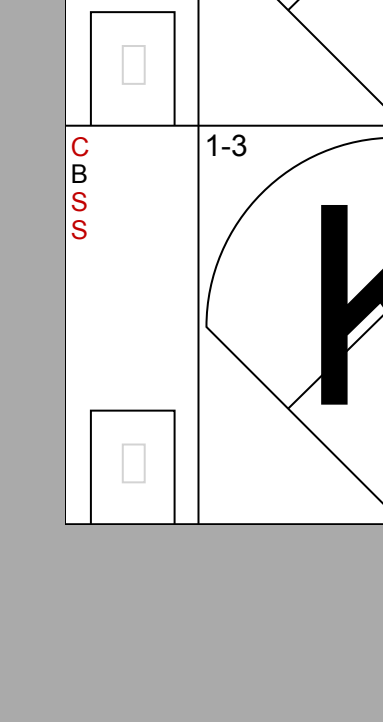

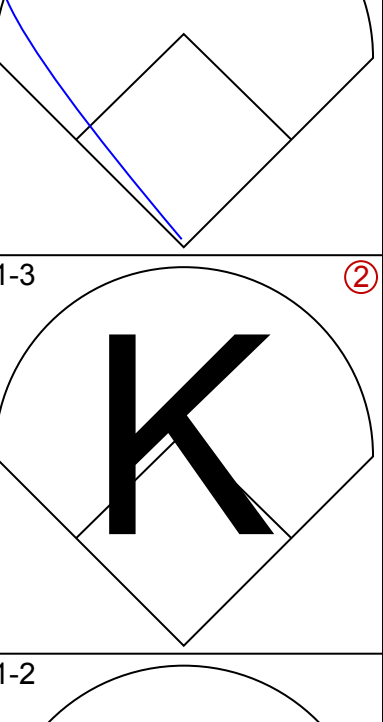
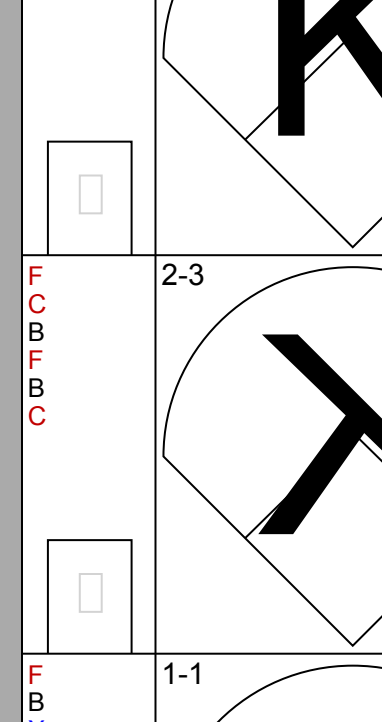
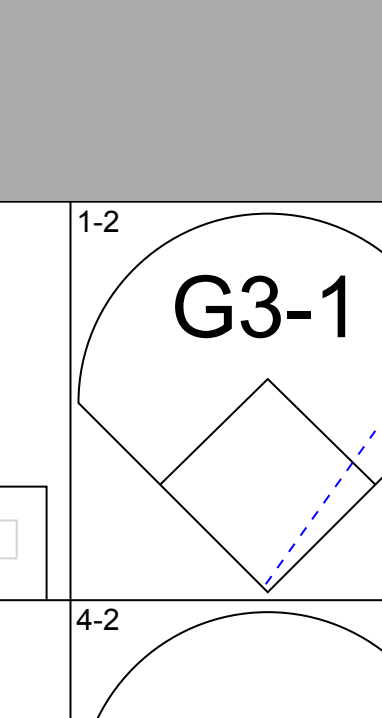
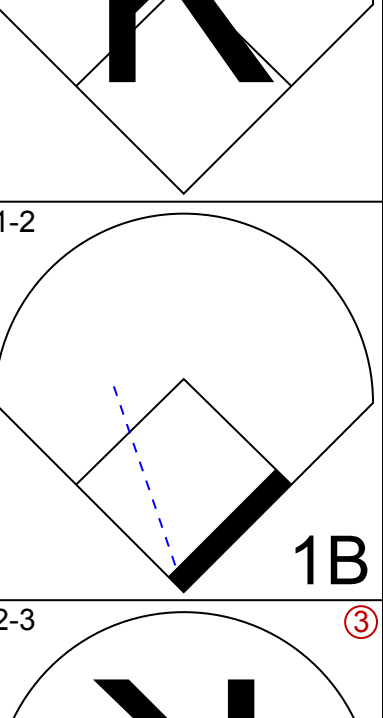
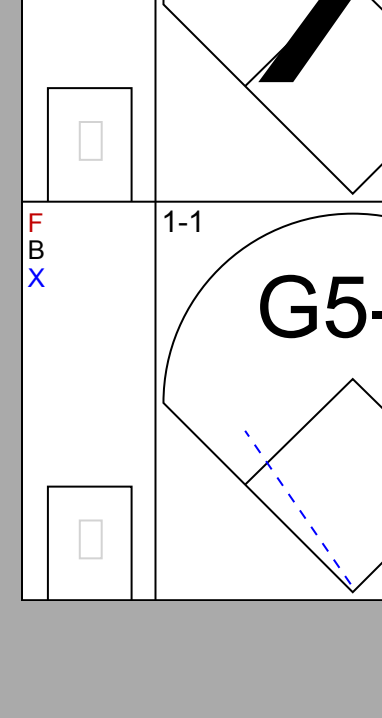
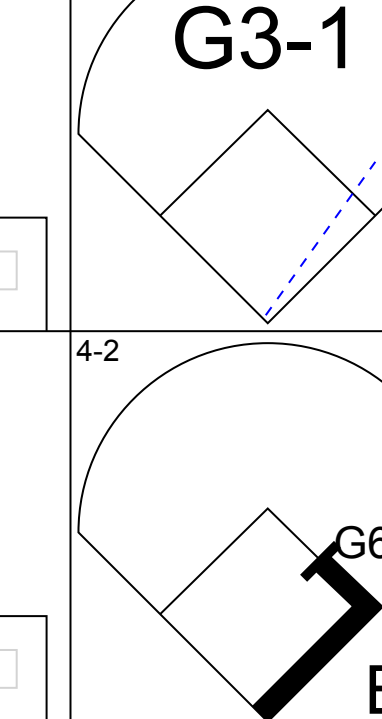
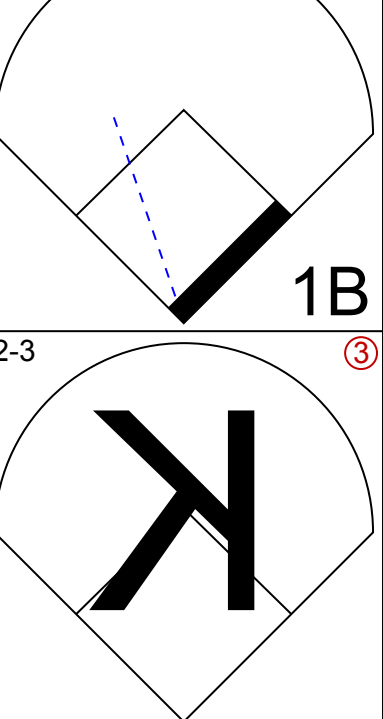
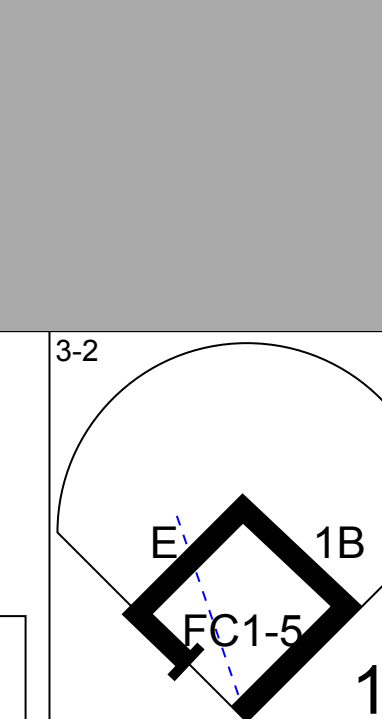
Batter	1	2	3	4	5	6	7	8	9	AB	R	H	RBI	BB	SO	LOB	TOP		
<b>Thomas Howard, S</b> OBP: 0.313, SLG: 0.442	(1, 9) K			(1, 0) HR		(1, 0) P5		(2, 2) P5		4	1	1	0	0	1	0	<b>Cincinnati Reds @ Los Angeles Dodgers</b> Dodger Stadium, Los Angeles, CA Tue Sep 10 1996, 7:05 PM PDT Att: 28,237 - Unknown		
<b>Lenny Harris, L</b> OBP: 0.323, SLG: 0.408	(1, 7) F7			(0, 0) P5		(2, 1) S		(1, 1) G5-3		4	0	1	0	0	0	1			
<b>Barry Larkin, R</b> OBP: 0.414, SLG: 0.557	(1, 6) P5			(1, 0) HR		(2, 3) K			(1, 1) G2-3	4	2	2	2	0	1	1			
<b>Eric Davis, R</b> OBP: 0.395, SLG: 0.534			(1, 1) P2	(1, 0) F8		(4, 2) BB			(2, 1) G2-3	3	0	0	0	1	0	1			
<b>Hal Morris, L</b> OBP: 0.367, SLG: 0.473			(4, 2) G1-6-3	(1, 3) K		(0, 0) P5			(3, 1) L1-3	3	1	1	1	1	1	2			
<b>Bret Boone, R</b> OBP: 0.287, SLG: 0.377			(0, 2) G1-6-3		(1, 1) G1-3		(2, 2) P6		(1, 0) L1-3	4	0	0	0	0	0	2			
<b>Eddie Taubensee, L</b> OBP: 0.336, SLG: 0.474			(0, 0) F7		(1, 1) F8		(2, 1) P3		(1, 1) L1-3	4	0	1	1	0	0	0			
<b>Reggie Sanders, R</b> OBP: 0.353, SLG: 0.463									(2, H) 1B	0	0	0	0	0	0	0			
<b>Jeff Branson, L</b> OBP: 0.310, SLG: 0.409			(2, 0) F9		(0, 0) 2B		(2, 3) K		(3, 2) G4-3	4	0	1	0	0	1	1			
<b>Roger Sakfeld, R</b> ERA: 4.05			(1, 3) K		(2, 3) K				(1, 3) K	0	0	0	0	0	0	0			
<b>Inning Stats</b>	R: 0 E: 0 K: 1 S: 8	H: 0 LOB: 0 BB: 0 P: 13	R: 0 E: 0 K: 0 S: 8	H: 0 LOB: 0 BB: 1 P: 13	R: 0 E: 0 K: 1 S: 5	H: 0 LOB: 0 BB: 0 P: 8	R: 2 E: 0 K: 1 S: 7	H: 2 LOB: 0 BB: 0 P: 11	R: 0 E: 0 K: 1 S: 10	H: 1 LOB: 1 BB: 0 P: 14	R: 0 E: 0 K: 1 S: 9	H: 0 LOB: 0 BB: 0 P: 15	R: 0 E: 0 K: 1 S: 9	H: 0 LOB: 0 BB: 0 P: 13	R: 2 E: 0 K: 0 S: 12	H: 3 LOB: 1 BB: 0 P: 23	1B: 5 2B: 1 3B: 0 HR: 1	SF: 0 SAC: 0 DP: 1 HBP: 0	WP: 0 PA: 35 PB: 0 SB: 1 CS: 0
<b>PITCHER</b>	IP	WLS	BF	H	R	ER	SO	BB	IBB	HBP	BLK	WP	HR	S	P	ERA	WHIP		
<b>Tom Candiotti, R</b> ERA: 4.05	(1, 1) 8.0	W	29	4	2	2	7	2	0	0	0	0	1	66	106	2.25	0.750		
<b>Todd Worrell, R</b> ERA: 3.09	(9, 1) 1.0	S	6	3	2	2	0	0	0	0	0	0	0	12	23	18.00	3.000		



Batter	1	2	3	4	5	6	7	8	9	AB	R	H	RBI	BB	SO	LOB	BOTTOM		
<b>Brett Butler, L</b> OBP: 0.313, SLG: 0.290	(1, 8) P6			(3, 2) L4		(2, 2) 1B		(2, 1) G5-3		2	1	1	1	0	0	0	<b>Cincinnati Reds @ Los Angeles Dodgers</b> Dodger Stadium, Los Angeles, CA Tue Sep 10 1996, 7:05 PM PDT Att: 28,237 - Unknown		
<b>Wayne Kirby, L</b> OBP: 0.320, SLG: 0.333	(4, PH) P6			(2, H) 1B		(1, 2) 1B		(1, 2) G5-3		2	0	1	0	0	0	0			
<b>Chad Curtis, R</b> OBP: 0.347, SLG: 0.388	(8, PH) P6			(2, H) 1B		(1, 2) 1B		(1, 2) G5-3		1	0	0	0	0	0	1			
<b>Todd Hollandsworth, L</b> OBP: 0.337, SLG: 0.442	(1, 7) HR			(0, 0) F9		(1, 2) G5-4-3		(1, 3) 1B		4	1	3	1	0	0	1			
<b>Mike Piazza, R</b> OBP: 0.434, SLG: 0.587	(1, 2) 3B			(2, 2) FC5-4		(4, 1) 2B		(0, 0) G5-4-3		3	1	2	1	1	0	2			
<b>Eric Karros, R</b> OBP: 0.308, SLG: 0.467	(1, 3) 3B			(2, 2) FC5-4		(1, 0) G1-3		(0, 3) K		3	1	0	0	1	1	3			
<b>Raul Mondesi, R</b> OBP: 0.328, SLG: 0.501	(1, 9) 3B			(2, 0) G3		(2, 2) G6-3		(3, 1) CS		4	0	4	2	0	0	0			
<b>Tim Lincecum, R</b> OBP: 0.305, SLG: 0.400	(1, 5) 3B			(2, 2) F8		(1, 0) G6-3		(3, 3) K		3	0	0	0	1	1	3			
<b>Delino DeShields, L</b> OBP: 0.289, SLG: 0.300	(1, 4) G6-4-3			(1, 2) G3		(4, 2) BB		(2, 3) K		3	0	0	0	1	1	3			
<b>Greg Gagne, R</b> OBP: 0.332, SLG: 0.360				(4, 0) SH3-4		(1, 1) G4-3		(0, 0) F8		3	1	0	0	1	0	2			
<b>Tom Candiotti, R</b> ERA: 4.05				(0, 0) SH3-4		(0, 0) P3		(4, 2) BLK		2	0	0	0	0	0	0			
<b>Dave Clark, L</b> ERA: 5.28				(8, PH) SH3-4		(2, 1) P5		(2, 1) P5		0	0	0	0	1	0	0			
<b>Roger Cedeno, S</b> ERA: 9.27				(6, PR) SH3-4						0	0	0	0	0	0	0			
<b>Todd Worrell, R</b> ERA: 3.91				(9, 1) 1-2						0	0	0	0	0	0	0			
<b>Inning Stats</b>	R: 3 E: 0 K: 0 S: 16	H: 3 LOB: 1 BB: 2 P: 30	R: 2 E: 0 K: 0 S: 10	H: 2 LOB: 1 BB: 1 P: 19	R: 0 E: 0 K: 0 S: 8	H: 1 LOB: 0 BB: 0 P: 15	R: 0 E: 0 K: 0 S: 8	H: 1 LOB: 2 BB: 1 P: 16	R: 0 E: 0 K: 2 S: 10	H: 2 LOB: 0 BB: 0 P: 16	R: 0 E: 0 K: 1 S: 8	H: 0 LOB: 2 BB: 1 P: 16	R: 0 E: 0 K: 1 S: 8	H: 0 LOB: 1 BB: 1 P: 16	R: 0 E: 0 K: 1 S: 10	H: 0 LOB: 2 BB: 0 P: 12	1B: 7 2B: 2 3B: 1 HR: 1	SF: 0 SAC: 1 DP: 3 HBP: 0	WP: 0 PA: 37 PB: 0 SB: 0 CS: 1
<b>PITCHER</b>	IP	WLS	BF	H	R	ER	SO	BB	IBB	HBP	BLK	WP	HR	S	P	ERA	WHIP		
<b>Roger Sakfeld, R</b> ERA: 5.28	(1, 1) 1.2	L	12	5	5	5	0	3	0	0	0	0	0	3	5	0.00	0.000		
<b>Johnny Ruffin, R</b> ERA: 5.58	(2, 1) 0.1		1	0	0	0	0	0	0	0	0	0	0	0	1	0.00	0.000		
<b>Giovanni Carrara, R</b> ERA: 9.27	(3, 1) 2.0		9	2	0	0	0	1	0	0	0	0	0	16	31	0.00	1.500		
<b>Scott Sullivan, R</b> ERA: 9.27	(5, 1) 2.0		8	3	0	0	0	1	0	0	0	0	0	20	33	0.00	2.000		
<b>Hector Carrasco, R</b> ERA: 3.91	(7, 1) 1.0		3	1	0	0	2	0	0	0	0	0	0	10	16	0.00	1.000		
<b>Scott Service, R</b> ERA: 4.06	(8, 1) 0.2		3	0	0	0	0	0	0	0	0	0	0	0	0	0.00	1.500		
<b>Mike Remlinger, L</b> ERA: 5.96	(8, 1) 0.1		1	0	0	0	0	0	0	0	0	0	0	0	0	0.00	0.000		

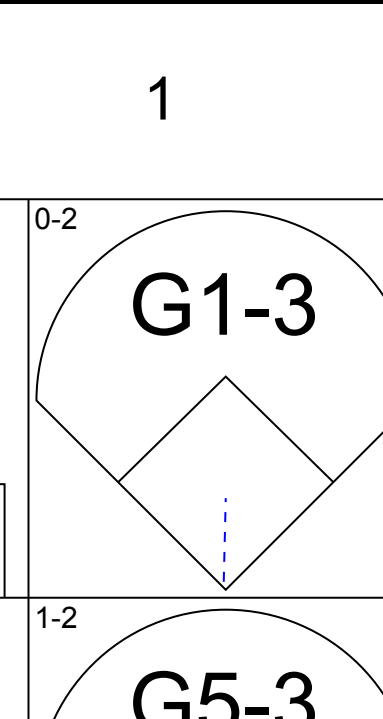
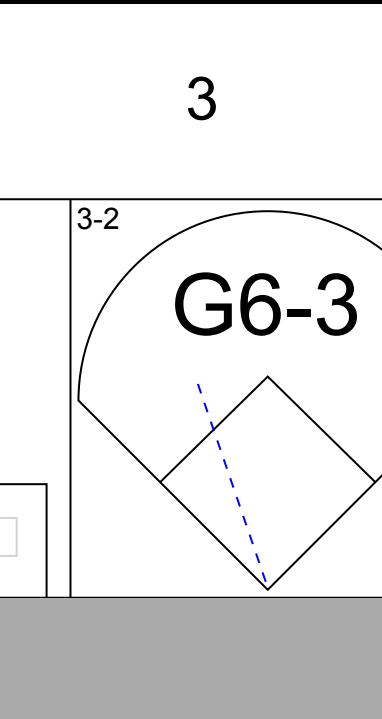
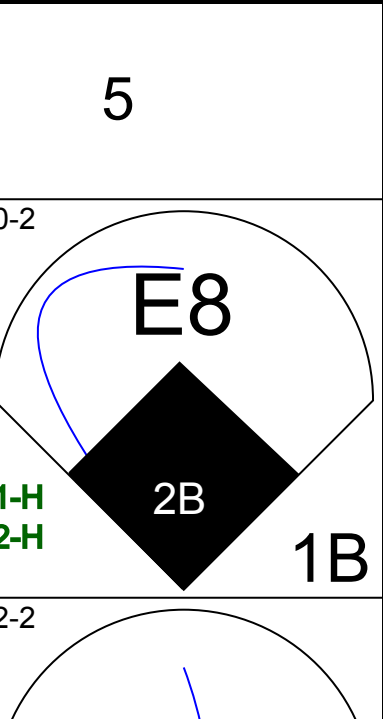
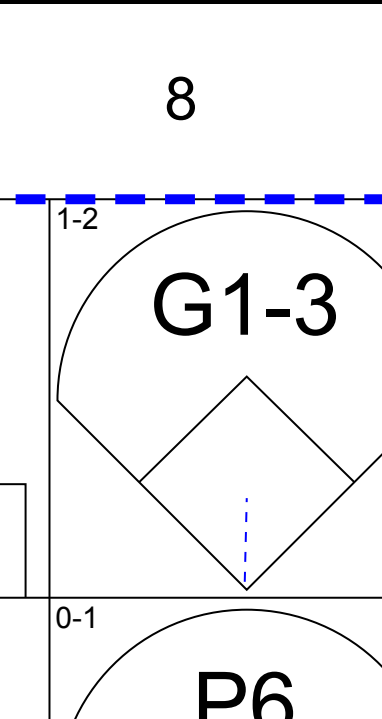
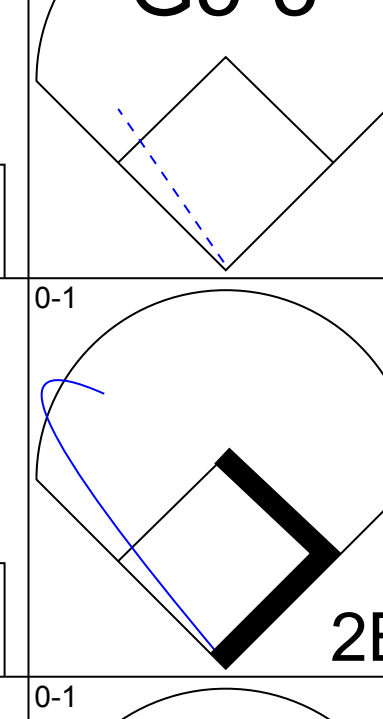
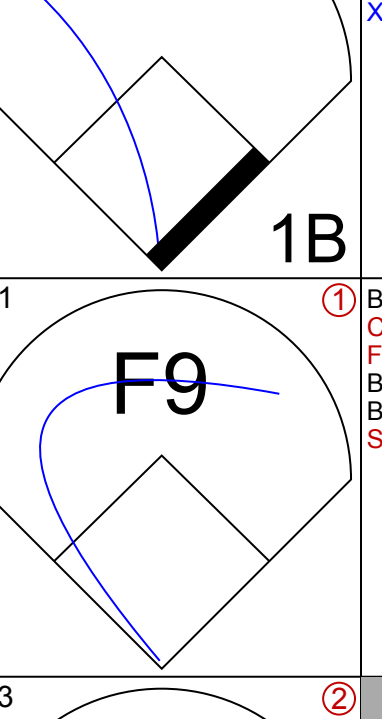
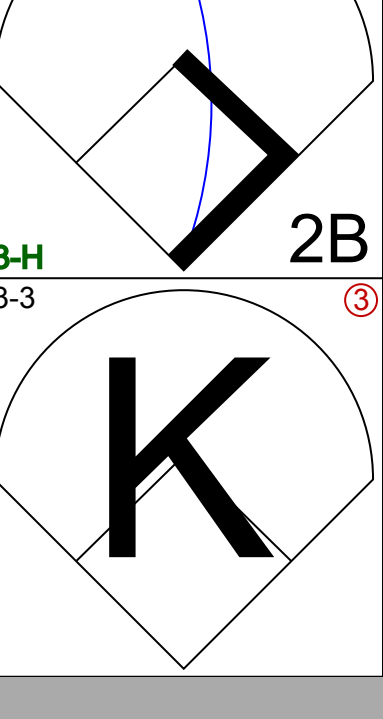
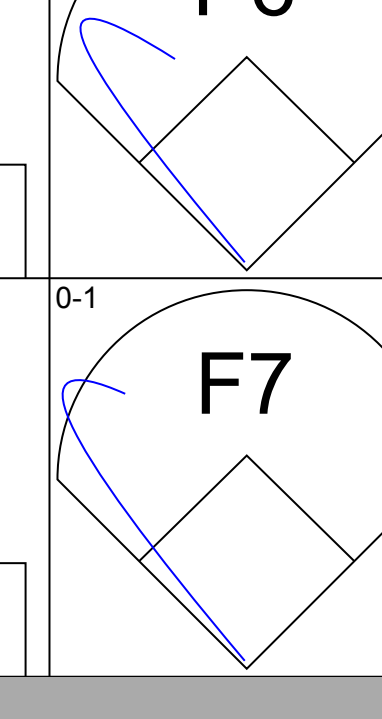
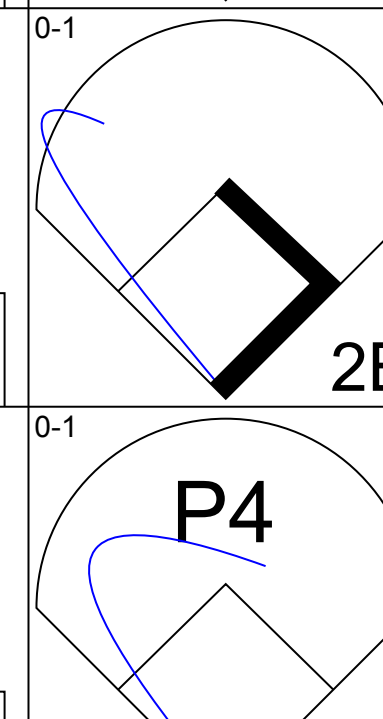
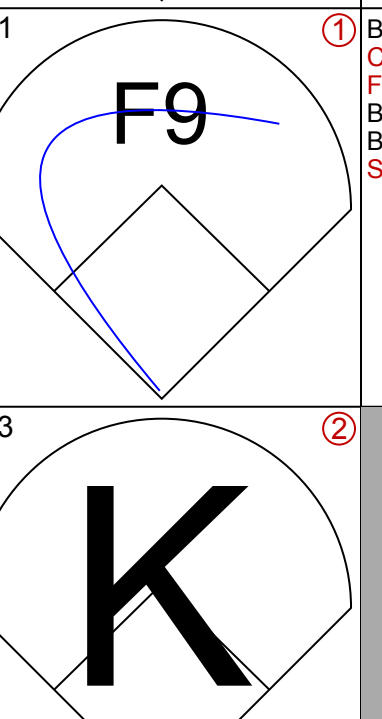

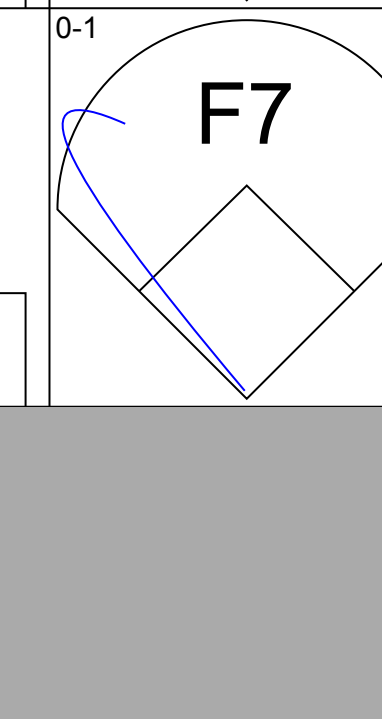
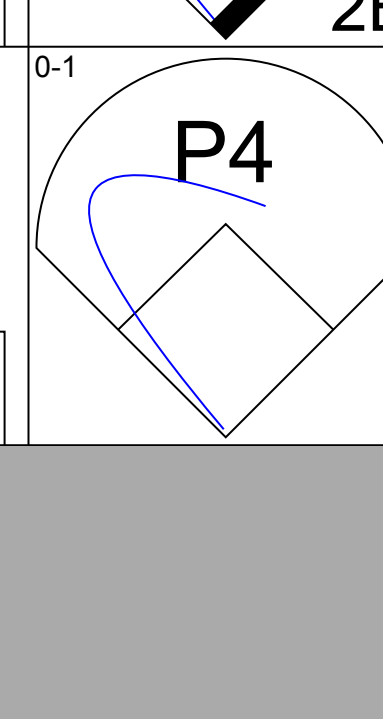
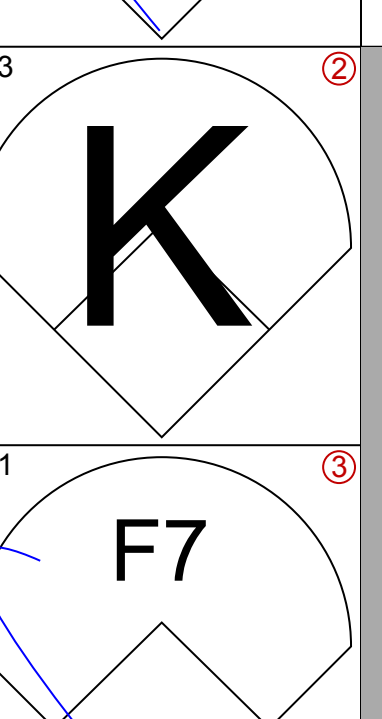
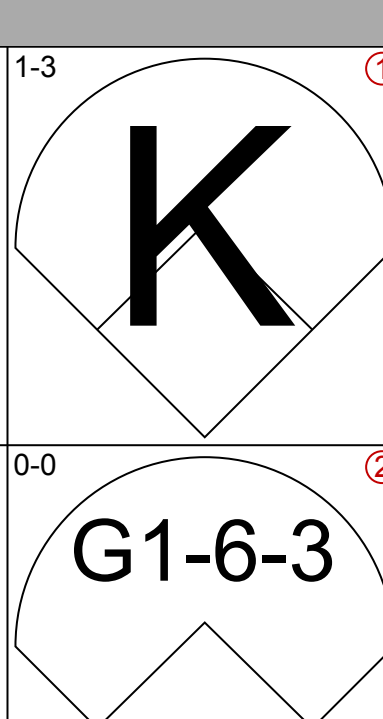
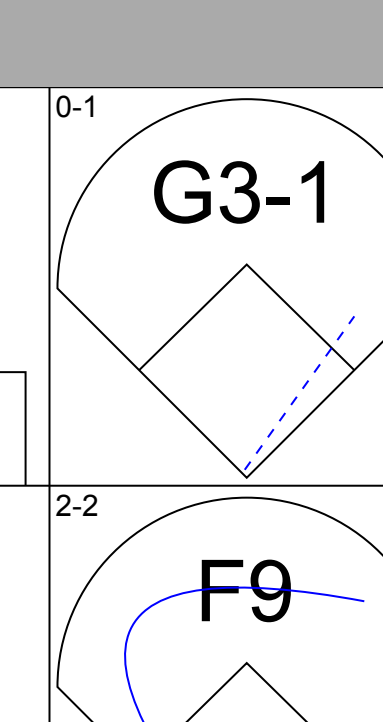
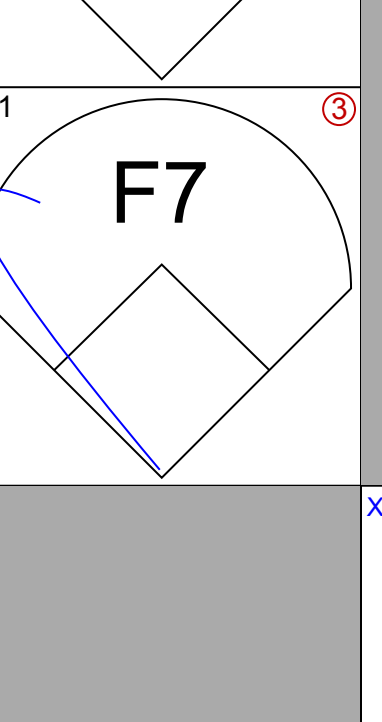
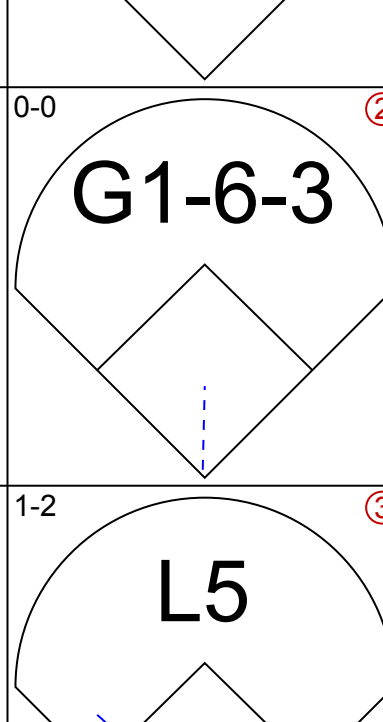
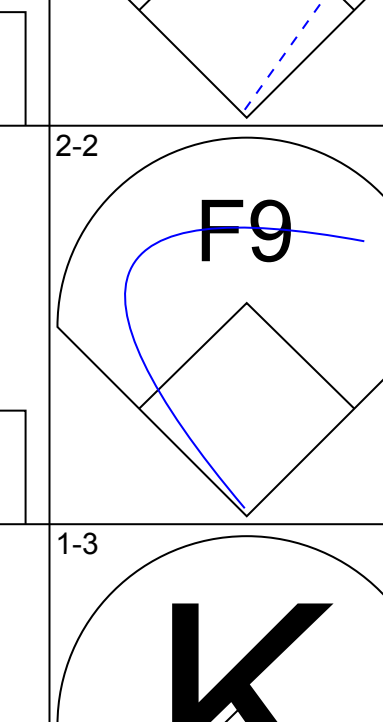
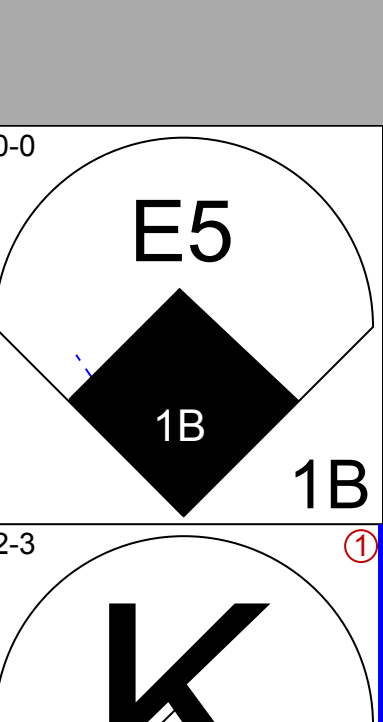
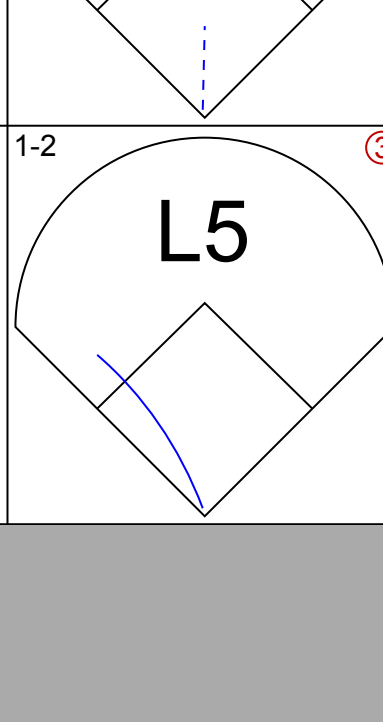
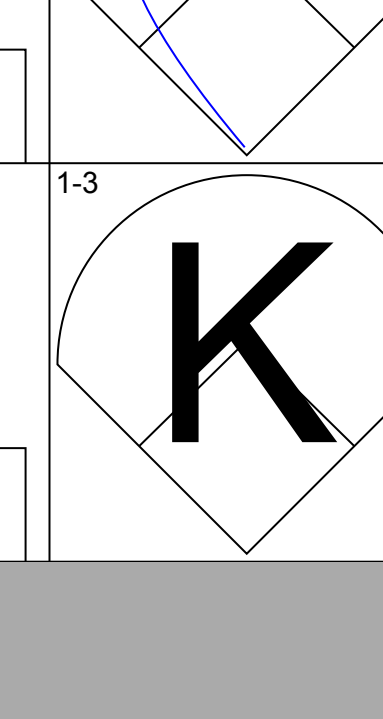
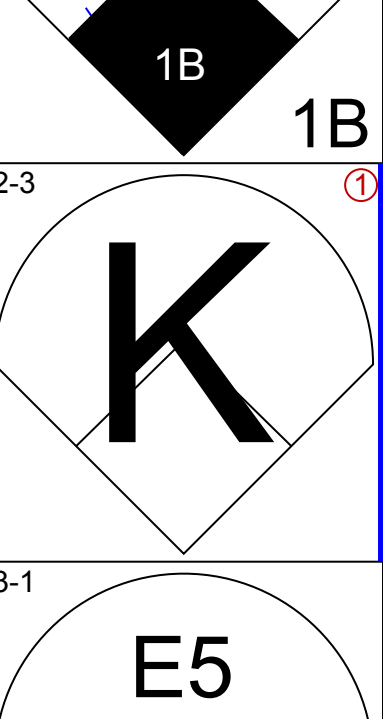
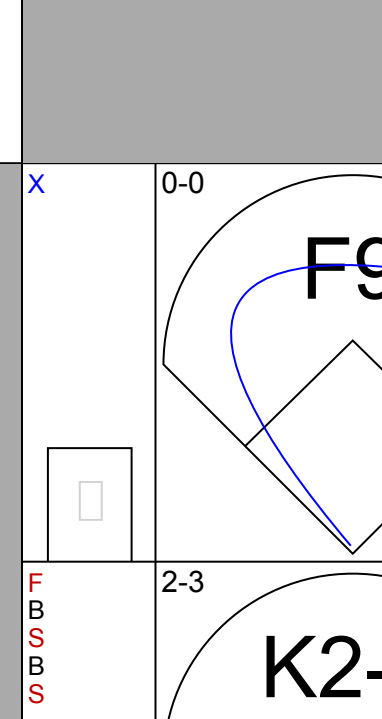
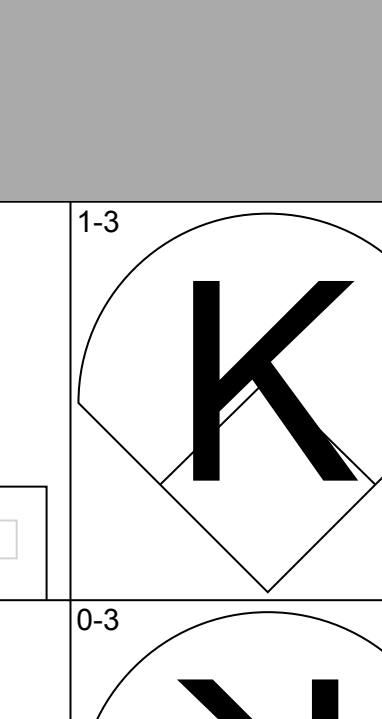
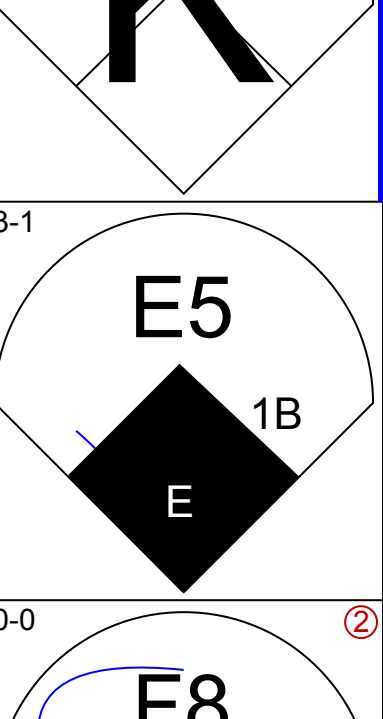
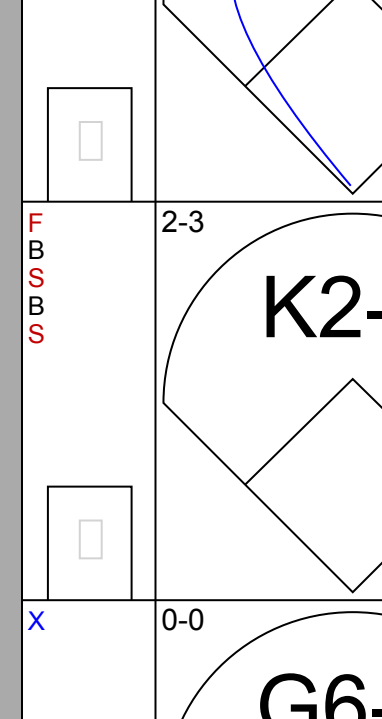

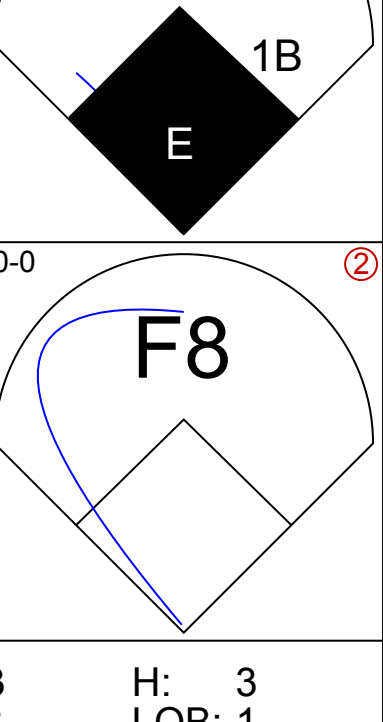
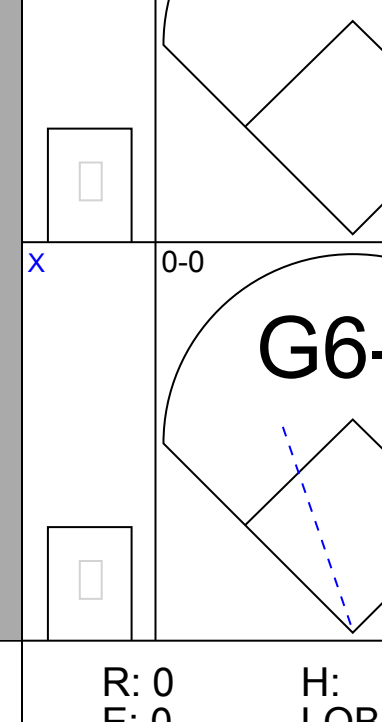




Batter	1	2	3	4	5	6	7	8	9	AB	R	H	RBI	BB	SO	LOB	TOP					
<b>Curtis Goodwin, L</b> OBP: 0.307, SLG: 0.272										4	0	1	0	0	1	1	<b>Cincinnati Reds @ Los Angeles Dodgers</b> Dodger Stadium, Los Angeles, CA Wed Sep 11 1996, 7:05 PM PDT Att: 27,527 - Unknown					
<b>Thomas Howard, S</b> OBP: 0.312, SLG: 0.440										4	1	1	0	0	1	2						
<b>Barry Larkin, R</b> OBP: 0.411, SLG: 0.552										4	0	0	0	0	0	3						
<b>Eric Davis, R</b> OBP: 0.399, SLG: 0.542										2	1	1	2	2	0	0						
<b>Hal Morris, L</b> OBP: 0.366, SLG: 0.471										4	0	1	0	0	1	1						
<b>Bret Boone, R</b> OBP: 0.285, SLG: 0.374										4	0	0	0	0	2	1						
<b>Willie Greene, L</b> OBP: 0.338, SLG: 0.460										3	0	0	0	0	3	1						
<b>Joe Oliver, R</b> OBP: 0.326, SLG: 0.419										3	0	1	0	0	0	0						
<b>John Smiley, L</b> OBP: 0.234, SLG: 0.217										1	0	0	0	1	1	1						
<b>Lenny Harris, L</b> OBP: 0.326, SLG: 0.410										1	0	1	0	0	0	0						
<b>Jeff Shaw, R</b> OBP: 0.326, SLG: 0.410										0	0	0	0	0	0	0						
<b>Inning Stats</b>	R: 0 E: 0 K: 2 S: 8	H: 0 LOB: 0 BB: 0 P: 11	R: 0 E: 0 K: 2 S: 15	H: 0 LOB: 1 BB: 1 P: 20	R: 0 E: 0 K: 0 S: 9	H: 0 LOB: 0 BB: 1 P: 15	R: 0 E: 0 K: 0 S: 12	H: 1 LOB: 1 BB: 1 P: 21	R: 0 E: 0 K: 2 S: 10	H: 1 LOB: 0 BB: 0 P: 14	R: 2 E: 0 K: 0 S: 10	H: 2 LOB: 0 BB: 0 P: 13	R: 0 E: 0 K: 2 S: 9	H: 0 LOB: 0 BB: 0 P: 14	R: 0 E: 1 K: 0 S: 11	H: 2 LOB: 1 BB: 0 P: 19	R: 0 E: 0 K: 1 S: 5	H: 0 LOB: 0 BB: 0 P: 8	1B: 5 2B: 0 3B: 0 HR: 1	SF: 0 SAC: 0 DP: 2 HBP: 0	WP: 0 PB: 0 SB: 2 CS: 1	PA: 34
<b>PITCHER</b>	IP	WLS	BF	H	R	ER	SO	BB	IBB	HBP	BLK	WP	HR	S	P	ERA	WHIP					
<b>Ismael Valdez, R</b> ERA: 3.4	7.0	W	27	5	2	2	8	3	0	0	1	0	1	78	116	2.57	1.143					
<b>Mark Guthrie, L</b> ERA: 2.04	1.0		3	1	0	0	0	0	0	0	0	0	0	6	11	0.00	1.000					
<b>Todd Worrell, R</b> ERA: 3.03	1.0	S	3	0	0	0	1	0	0	0	0	0	0	5	8	0.00	0.000					

AB	30
R	2
H	6
RBI	2
BB	3
SO	9
LOB	10



Batter	1	2	3	4	5	6	7	8	9	AB	R	H	RBI	BB	SO	LOB	BOTTOM					
<b>Chad Fonville, S</b> OBP: 0.280, SLG: 0.247										4	1	1	1	0	0	0	<b>Cincinnati Reds @ Los Angeles Dodgers</b> Dodger Stadium, Los Angeles, CA Wed Sep 11 1996, 7:05 PM PDT Att: 27,527 - Unknown					
<b>Chad Curtis, R</b> OBP: 0.348, SLG: 0.391										4	0	2	1	0	0	0						
<b>Mike Piazza, R</b> OBP: 0.433, SLG: 0.586										4	0	1	0	0	1	2						
<b>Eric Karros, R</b> OBP: 0.306, SLG: 0.464										3	0	0	0	0	2	2						
<b>Raul Mondesi, R</b> OBP: 0.326, SLG: 0.498										3	0	0	0	0	0	1						
<b>Tim Lincecum, R</b> OBP: 0.306, SLG: 0.399										3	1	1	0	0	0	0						
<b>Billy Ashley, R</b> OBP: 0.307, SLG: 0.415										2	0	0	0	0	2	1						
<b>Todd Hollandsworth, L</b> OBP: 0.356, SLG: 0.441										1	0	0	0	0	0	0						
<b>Greg Gagne, R</b> OBP: 0.329, SLG: 0.358										3	1	0	0	0	2	1						
<b>Ismael Valdez, R</b> OBP: 0.129, SLG: 0.131										3	0	0	0	0	1	2						
<b>Mark Guthrie, R</b> OBP: 0.356, SLG: 0.441										0	0	0	0	0	0	0						
<b>Todd Worrell, R</b> OBP: 0.356, SLG: 0.441										0	0	0	0	0	0	0						
<b>Inning Stats</b>	R: 0 E: 0 K: 0 S: 10	H: 1 LOB: 1 BB: 0 P: 11	R: 0 E: 0 K: 1 S: 8	H: 0 LOB: 0 BB: 0 P: 11	R: 0 E: 0 K: 2 S: 11	H: 0 LOB: 0 BB: 0 P: 15	R: 0 E: 0 K: 1 S: 8	H: 1 LOB: 1 BB: 0 P: 13	R: 3 E: 3 K: 2 S: 16	H: 3 LOB: 1 BB: 0 P: 26	R: 0 E: 0 K: 1 S: 8	H: 0 LOB: 0 BB: 0 P: 10	R: 0 E: 0 K: 1 S: 5	H: 0 LOB: 0 BB: 0 P: 7	R: 0 E: 0 K: 0 S: 11	H: 0 LOB: 0 BB: 0 P: 12	R: 0 E: 0 K: 0 S: 5	H: 0 LOB: 0 BB: 0 P: 8	1B: 3 2B: 2 3B: 0 HR: 0	SF: 0 SAC: 0 DP: 0 HBP: 0	WP: 0 PB: 0 SB: 0 CS: 0	PA: 30
<b>PITCHER</b>	IP	WLS	BF	H	R	ER	SO	BB	IBB	HBP	BLK	WP	HR	S	P	ERA	WHIP					
<b>John Smiley, L</b> ERA: 3.88	7.0	L	27	5	3	0	8	0	0	0	0	0	0	11	12	0.00	0.714					
<b>Jeff Shaw, R</b> ERA: 2.63	1.0		3	0	0	0	0	0	0	0	0	0	0	1	1	0.00	0.000					

AB	30
R	3
H	5
RBI	2
BB	0
SO	8
LOB	9









Batter	1	2	3	4	5	6	7	8	9	AB	R	H	RBI	BB	SO	LOB	TOP										
Ozzie Smith, S OBP: 0.366, SLG: 0.370 (1, 6)	G1-3		G3			G4-3		FC6-4	F7	4	0	1	0	1	0	2	<b>St. Louis Cardinals @ Los Angeles Dodgers</b> Dodger Stadium, Los Angeles, CA Fri Sep 13, 1996, 7:05 PM PDT Att: 36,657 - Unknown - 70 F										
Ray Lankford, L OBP: 0.369, SLG: 0.504 (1, 8)	WP B1-3				G4-3			FC6-4		2	0	0	0	2	0	4											
Ron Gant, R OBP: 0.362, SLG: 0.521 (1, 7)	B1-3		G5-3			K				3	0	0	0	1	1	3											
Brian Jordan, R OBP: 0.347, SLG: 0.479 (1, 9)	G4-3				G6-4-3		F8			3	0	0	0	0	1	3											
Gary Gaetti, R OBP: 0.324, SLG: 0.460 Miguel Mejia, R OBP: 0.063, SLG: 0.063 Tom Pagnozzi, R OBP: 0.318, SLG: 0.441 (1, 5)		K								4	0	1	0	0	2	1											
John Mabry, L OBP: 0.331, SLG: 0.419 Mike Gallego, R OBP: 0.267, SLG: 0.223 (1, 3)					G6-4-3					3	0	0	0	0	0	1											
Danny Sheaffer, R OBP: 0.284, SLG: 0.355 (1, 2)							G6-3			1	1	1	0	0	0	0											
Luis Alicea, S OBP: 0.347, SLG: 0.381 (1, 4)										3	0	1	1	0	0	0											
Todd Stottlemyre, L T.J. Mathews, R Tony Fossas, L Rich Batchelor, R Willie McGee, S Dennis Eckersley, R (1, 1)										2	0	0	0	0	1	3											
<b>Inning Stats</b>	R: 0 E: 0 K: 0 S: 7	H: 0 LOB: 1 BB: 1 P: 14	R: 0 E: 0 K: 1 S: 7	H: 0 LOB: 0 BB: 0 P: 12	R: 0 E: 0 K: 0 S: 10	H: 1 LOB: 2 BB: 1 P: 16	R: 0 E: 0 K: 1 S: 5	H: 0 LOB: 0 BB: 0 P: 7	R: 0 E: 0 K: 1 S: 7	H: 2 LOB: 2 BB: 1 P: 15	R: 0 E: 0 K: 1 S: 6	H: 0 LOB: 0 BB: 0 P: 8	R: 0 E: 0 K: 1 S: 13	H: 1 LOB: 1 BB: 0 P: 19	R: 0 E: 0 K: 1 S: 7	H: 1 LOB: 1 BB: 0 P: 14		R: 2 E: 0 K: 0 S: 14	H: 3 LOB: 1 BB: 0 P: 22	1B: 8 2B: 0 3B: 0 HR: 0	SF: 1 SAC: 1 DP: 2 HBP: 1	WP: 1 PB: 0 CS: 3	PA: 37				
<b>PITCHER</b>	IP	WLS	BF	H	R	ER	SO	BB	IBB	HBP	BLK	WP	HR	S	P	ERA	WHIP										
Pedro Astacio, R ERA: 3.33 Antonio Osuna, R ERA: 2.92 Mark Guthrie, L ERA: 2.27 (1, 1)	7.1		30	5	0	0	5	4	0	1	0	1	0	59	99	0.00	1.227										
(8, 1)	0.2		1	0	0	0	1	0	0	0	0	0	0	3	6	0.00	0.000										
(9, 1)	1.0	L	6	3	2	2	0	0	0	0	0	0	0	14	22	18.00	3.000										

Batter	1	2	3	4	5	6	7	8	9	AB	R	H	RBI	BB	SO	LOB	BOTTOM										
Todd Hollandsworth, L OBP: 0.356, SLG: 0.441 (1, 7)	G4-3		L6			FC4-6		L7-4		4	0	2	0	0	0	1	<b>St. Louis Cardinals @ Los Angeles Dodgers</b> Dodger Stadium, Los Angeles, CA Fri Sep 13, 1996, 7:05 PM PDT Att: 36,657 - Unknown - 70 F										
Wayne Kirby, L OBP: 0.314, SLG: 0.327 Chad Curtis, R OBP: 0.346, SLG: 0.388 (1, 8)	G4-3				G3-1			L7-4		3	0	0	0	0	0	1											
Mike Piazza, R OBP: 0.431, SLG: 0.580 (1, 2)										1	0	0	0	0	0	1											
Eric Karros, R OBP: 0.307, SLG: 0.467 (1, 3)										4	0	0	0	0	2	1											
Raul Mondesi, R OBP: 0.327, SLG: 0.495 (1, 9)										3	0	1	0	1	0	0											
Tim Lincecum, R OBP: 0.305, SLG: 0.397 Dave Hansen, L OBP: 0.297, SLG: 0.232 (1, 5)										4	0	0	0	0	0	3											
Greg Gagne, R OBP: 0.332, SLG: 0.360 (1, 6)										3	0	1	0	0	1	0											
Chad Fonville, S OBP: 0.272, SLG: 0.240 Dave Clark, L OBP: 0.362, SLG: 0.452 Delino DeShields, L OBP: 0.289, SLG: 0.300 (1, 4)										2	0	0	0	0	0	1											
Pedro Astacio, R OBP: 0.094, SLG: 0.079 Antonio Osuna, R OBP: 0.063, SLG: 0.063 Oreste Marrero, L OBP: 0.500, SLG: 0.667 Billy Ashley, R OBP: 0.305, SLG: 0.411 Mark Guthrie, R OBP: 0.297, SLG: 0.232 (1, 1)										1	0	0	0	0	0	1											
<b>Inning Stats</b>	R: 0 E: 0 K: 1 S: 7	H: 0 LOB: 0 BB: 0 P: 11	R: 0 E: 0 K: 0 S: 4	H: 0 LOB: 0 BB: 0 P: 8	R: 0 E: 0 K: 0 S: 11	H: 1 LOB: 1 BB: 0 P: 18	R: 0 E: 0 K: 1 S: 12	H: 0 LOB: 1 BB: 1 P: 21	R: 0 E: 0 K: 2 S: 8	H: 0 LOB: 0 BB: 0 P: 11	R: 0 E: 0 K: 0 S: 12	H: 1 LOB: 1 BB: 0 P: 18	R: 0 E: 0 K: 1 S: 14	H: 1 LOB: 2 BB: 0 P: 20	R: 0 E: 0 K: 0 S: 7	H: 1 LOB: 0 BB: 0 P: 12		R: 0 E: 0 K: 0 S: 10	H: 1 LOB: 1 BB: 0 P: 16	1B: 4 2B: 2 3B: 0 HR: 0	SF: 0 SAC: 0 DP: 1 HBP: 0	WP: 1 PB: 0 CS: 0	PA: 33				
<b>PITCHER</b>	IP	WLS	BF	H	R	ER	SO	BB	IBB	HBP	BLK	WP	HR	S	P	ERA	WHIP										
Todd Stottlemyre, R ERA: 4.01 Tony Fossas, L ERA: 2.75 Rich Batchelor, R ERA: 1.93 Dennis Eckersley, R ERA: 3.21 (1, 1)	5.1		19	2	0	0	4	1	0	0	0	1	0	46	75	0.00	0.562										
(8, 1)	1.2		7	1	0	0	1	0	0	0	0	0	0	22	32	0.00	0.600										
(8, 1)	0.1		2	1	0	0	0	0	0	0	0	0	0	3	5	0.00	3.000										
(8, 1)	0.2	W	1	0	0	0	0	0	0	0	0	0	0	4	7	0.00	0.000										
(9, 1)	1.0	S	4	1	0	0	0	0	0	0	0	0	0	10	16	0.00	1.000										

AB	30
R	2
H	8
RBI	2
BB	4
SO	6
LOB	18









Batter	1	2	3	4	5	6	7	8	9	AB	R	H	RBI	BB	SO	LOB	TOP				
Royce Clayton, R OBP: 0.319, SLG: 0.366	G5-3	F8		F9		F9		K		5	0	0	0	0	1	4					
Ray Lankford, L OBP: 0.368, SLG: 0.498	K		G4-3	FC4-6 BB		K			P6	4	0	0	0	1	2	0					
Ron Gant, R OBP: 0.361, SLG: 0.514	L9		HR	FC4-6 BB					K	4	1	1	1	1	1	2					
Brian Jordan, R OBP: 0.348, SLG: 0.477		FC1-5 1B	F8			K			G6-3	4	0	1	0	1	1	2					
Gary Gaetti, R OBP: 0.322, SLG: 0.462		PB FC1-5 2B		HR					G6-3	4	2	2	2	0	1	3					
John Mabry, L OBP: 0.336, SLG: 0.422										1	1	0	0	1	0	2					
Dmitri Young, S OBP: 0.500, SLG: 0.417										1	0	0	0	1	0	0					
Mark Petkovsek, R OBP: 0.290, SLG: 0.200										0	0	0	0	0	0	0					
Dennis Eckersley, R OBP: 0.290, SLG: 0.200										0	0	0	0	0	0	0					
Tom Pagnozzi, R OBP: 0.319, SLG: 0.440	SH2-4 1B		G5-3			K				4	0	1	2	0	2	2					
Mike Gallego, R OBP: 0.289, SLG: 0.236				SH FC4-6 1B						2	1	2	0	2	0	0					
Alan Benes, R OBP: 0.190, SLG: 0.214										1	0	0	0	0	1	1					
Willie McGee, S OBP: 0.339, SLG: 0.413	SH2-4			SH FC4-6 BB					G6-3	1	0	0	0	0	0	1					
<b>Inning Stats</b>	R: 0 E: 0 K: 1 S: 7	H: 0 LOB: 0 BB: 0 P: 12	R: 2 E: 0 K: 0 S: 11	H: 4 LOB: 2 BB: 0 P: 16	R: 2 E: 0 K: 0 S: 11	H: 2 LOB: 1 BB: 1 P: 21	R: 1 E: 1 K: 1 S: 16	H: 1 LOB: 3 BB: 2 P: 32	R: 0 E: 0 K: 2 S: 10	H: 0 LOB: 1 BB: 2 P: 20	R: 0 E: 0 K: 1 S: 16	H: 0 LOB: 0 BB: 0 P: 12	R: 0 E: 0 K: 1 S: 6	H: 0 LOB: 0 BB: 1 P: 12	R: 0 E: 0 K: 1 S: 9	H: 0 LOB: 0 BB: 0 P: 12	1B: 5 2B: 1 3B: 0 HR: 1	SF: 0 SAC: 2 DP: 1 HBP: 0	WP: 0 PB: 1 SB: 0 CS: 1	PA: 40	
<b>PITCHER</b>	IP	WLS	BF	H	R	ER	SO	BB	IBB	HBP	BLK	WP	HR	S	P	ERA	WHIP				
Tom Candiotti, R ERA: 4.26	3.2		22	7	5	5	1	3	0	0	0	0	1	42	76	12.27	2.727				
Chan Ho Park, R ERA: 3.51	2.1	9	0	0	0	0	5	3	0	0	0	0	0	29	53	0.00	1.286				
Scott Radinsky, L ERA: 2.42	2.0	W	6	0	0	0	2	1	0	0	0	0	0	15	24	0.00	0.500				
Todd Worrell, R ERA: 2.98	1.0	S	3	0	0	0	1	0	0	0	0	0	0	9	12	0.00	0.000				

**St. Louis Cardinals @ Los Angeles Dodgers**  
**Dodger Stadium, Los Angeles, CA**  
Sun Sep 15 1996, 3:33 AM PDT  
Att: 35,803 - Sunny - 77 F

AB	31
R	5
H	7
RBI	5
BB	7
SO	9
LOB	17



Batter	1	2	3	4	5	6	7	8	9	AB	R	H	RBI	BB	SO	LOB	BOTTOM				
Todd Hollandsworth, L OBP: 0.363, SLG: 0.450	CS 1B		F8					K		4	0	2	0	1	1	1					
Wayne Kirby, L OBP: 0.311, SLG: 0.320	P5		2B G5-3 1B			F7		1B BB		4	2	1	0	1	0	3					
Raul Mondesi, R OBP: 0.328, SLG: 0.495						K		FC5-4 BB		4	2	2	1	1	1	2					
Eric Karros, R OBP: 0.311, SLG: 0.469	L9		G5-3					FC5-4 BB		4	1	2	2	1	0	2					
Tim Wallach, R OBP: 0.309, SLG: 0.394			F9			FC6-4				5	0	2	3	0	0	3					
Dellin DeShields, L OBP: 0.291, SLG: 0.320										3	0	1	0	0	0	0					
Dave Hightower, R OBP: 0.295, SLG: 0.455										1	0	1	0	0	0	0					
Roger Cedeno, S OBP: 0.326, SLG: 0.336										0	0	0	0	0	0	0					
Chad Fournier, S OBP: 0.287, SLG: 0.235										0	0	0	0	0	0	0					
Mike Piazza, R OBP: 0.430, SLG: 0.583										1	0	0	0	0	1	1					
Greg Gagne, R OBP: 0.337, SLG: 0.372			F9			FC9-6				4	0	2	0	0	0	4					
Tom Prince, R OBP: 0.365, SLG: 0.438										4	0	1	0	0	2	2					
Juan Castro, R OBP: 0.254, SLG: 0.280										0	0	0	0	0	0	0					
Tom Candiotti, R OBP: 0.291, SLG: 0.393										1	0	0	0	0	0	2					
Chan Ho Park, R ERA: 4.78										1	0	0	0	0	1	1					
Dave Hightower, R OBP: 0.295, SLG: 0.455										1	0	0	0	0	1	1					
Scott Radinsky, L ERA: 2.42										0	0	0	0	0	0	0					
Oreste Marrero, L OBP: 0.371, SLG: 0.687										0	1	0	0	1	0	0					
Todd Worrell, R ERA: 2.98										0	0	0	0	0	0	0					
<b>Inning Stats</b>	R: 0 E: 0 K: 0 S: 9	H: 1 LOB: 1 BB: 1 P: 17	R: 0 E: 0 K: 0 S: 12	H: 2 LOB: 2 BB: 0 P: 22	R: 1 E: 0 K: 0 S: 12	H: 2 LOB: 1 BB: 0 P: 18	R: 0 E: 0 K: 0 S: 9	H: 1 LOB: 1 BB: 0 P: 12	R: 0 E: 0 K: 1 S: 13	H: 2 LOB: 2 BB: 0 P: 19	R: 0 E: 0 K: 2 S: 12	H: 1 LOB: 1 BB: 0 P: 19	R: 1 E: 0 K: 0 S: 12	H: 2 LOB: 3 BB: 2 P: 28	R: 4 E: 0 K: 3 S: 22	H: 3 LOB: 1 BB: 2 P: 34	1B: 11 2B: 3 3B: 0 HR: 0	SF: 0 SAC: 0 DP: 0 HBP: 0	WP: 0 PB: 0 SB: 0 CS: 1	PA: 42	
<b>PITCHER</b>	IP	WLS	BF	H	R	ER	SO	BB	IBB	HBP	BLK	WP	HR	S	P	ERA	WHIP				
Alan Benes, R ERA: 4.78	6.2		32	10	2	2	3	3	0	0	0	0	0	75	126	2.70	1.950				
Mark Petkovsek, R ERA: 3.75	1.0	6	1	2	2	2	2	2	0	0	0	0	0	12	25	18.00	3.000				
Dennis Eckersley, R ERA: 9.52	0.1	L	4	3	2	2	1	0	0	0	0	0	0	14	18	54.00	9.000				

**St. Louis Cardinals @ Los Angeles Dodgers**  
**Dodger Stadium, Los Angeles, CA**  
Sun Sep 15 1996, 3:33 AM PDT  
Att: 35,803 - Sunny - 77 F

AB	37
R	6
H	14
RBI	6
BB	5
SO	6
LOB	22









Batter	1	2	3	4	5	6	7	8	9	AB	R	H	RBI	BB	SO	LOB	TOP					
Todd Hollandsworth, L OBP: 0.364, SLG: 0.457	G1-3		G6-3 BB		G4-3		K	F8		4	1	0	0	1	1	2						
Wayne Kirby, L OBP: 0.319, SLG: 0.341 Chad Curtis, R OBP: 0.346, SLG: 0.387	G3		G6-3 1B			1B 2B	1B		F9 WP FC5-4 1B	4	1	3	0	0	0	0						
Mike Piazza, R OBP: 0.428, SLG: 0.577	K		G6-3 1-2 3-H 2-2			1B BB	F8		F9	4	1	0	0	1	1	3						
Eric Karros, R OBP: 0.313, SLG: 0.466		G5-3	G4-3			BB 1B	K		FC5-4 BB	4	0	1	1	1	1	1						
Raul Mondesi, R OBP: 0.332, SLG: 0.497		E 2B		G4-3		BB 1B		1B 1B	FC5-4 HR	5	3	3	2	0	0	1						
Tim Lincecum, R OBP: 0.310, SLG: 0.400	E7 G3-1 1B			G6-3		FC6-4 BB		K	HR	4	2	2	2	1	1	1						
Delino DeShields, L OBP: 0.289, SLG: 0.298	G3-1			G1-3		K		L8	BB 1B	5	0	1	0	0	1	5						
Greg Gagne, R OBP: 0.339, SLG: 0.372		1B			F8	P2		1B 1B	BB	4	0	2	1	1	0	3						
Hideo Nomo, R OBP: 0.164, SLG: 0.197	G5-3				K	FC6-4		1B	K	5	0	1	1	0	2	6						
<b>Inning Stats</b>	R: 0 E: 0 K: 1 S: 6	H: 0 LOB: 0 BB: 0 P: 9	R: 2 E: 1 K: 0 S: 15	H: 3 LOB: 1 BB: 0 P: 21	R: 1 E: 0 K: 0 S: 7	H: 1 LOB: 0 BB: 1 P: 13	R: 0 E: 0 K: 0 S: 3	H: 0 LOB: 0 BB: 0 P: 7	R: 0 E: 0 K: 1 S: 6	H: 0 LOB: 0 BB: 0 P: 9	R: 2 E: 0 K: 1 S: 18	H: 3 LOB: 3 BB: 2 P: 33	R: 0 E: 0 K: 2 S: 18	H: 1 LOB: 1 BB: 0 P: 24	R: 1 E: 0 K: 1 S: 12	H: 3 LOB: 2 BB: 0 P: 18	R: 3 E: 0 K: 1 S: 23	H: 3 LOB: 2 BB: 2 P: 38	1B: 11 2B: 2 3B: 0 HR: 1	SF: 0 SAC: 0 DP: 1 HBP: 0	WP: 1 PB: 0 SB: 0 CS: 0	PA: 45
<b>PITCHER</b>	IP	WLS	BF	H	R	ER	SO	BB	IBB	HBP	BLK	WP	HR	S	P	ERA	WHIP					
Bill Swift, R ERA: 6.46	5.0	L	23	7	5	5	2	2	0	0	0	0	0	44	73	9.00	1.800					
Steve Reed, R ERA: 3.96	2.0		8	1	0	0	3	1	0	0	0	0	0	29	43	0.00	1.000					
Bryan Rekar, R ERA: 9.53	1.0		6	3	1	1	1	0	0	0	0	0	0	12	18	9.00	3.000					
Robbie Beckett, L ERA: 13.5	1.0		8	3	3	3	1	2	0	0	0	1	1	23	38	27.00	5.000					

Los Angeles Dodgers @ Colorado Rockies  
Coors Field, Denver, CO  
Tue Sep 17 1996, 7:05 PM MDT  
Att: 50,066 - Unknown - 46 F


AB 40  
R 9  
H 14  
RBI 7  
BB 5  
SO 7  
LOB 22



Batter	1	2	3	4	5	6	7	8	9	AB	R	H	RBI	BB	SO	LOB	BOTTOM					
Eric Young Sr., R OBP: 0.400, SLG: 0.428	F8		F8			CS BB			G4-3	3	0	0	0	1	0	0						
Quinton McCracken, S OBP: 0.363, SLG: 0.363	F9 S BB		G4-3			G1-3			G4-3	3	0	0	0	1	0	1						
Ellis Burks, R OBP: 0.404, SLG: 0.637	F9			FC6-4 BB		G1-3			K	3	0	0	0	1	1	1						
Dante Bichette, R OBP: 0.366, SLG: 0.543	K			K		K			K	3	0	0	0	0	3	2						
Andres Galarraga, R OBP: 0.351, SLG: 0.594		S BB		FC6-4		L9				2	0	0	0	1	0	1						
Vinny Castilla, R OBP: 0.345, SLG: 0.558	K			F9		F8				3	0	0	0	0	1	2						
Steve Decker, R OBP: 0.318, SLG: 0.278 Terry Jones, S (8, PH) Jeff Reed, L OBP: 0.370, SLG: 0.431	K				F9			K		2	0	0	0	0	1	1						
Nelfi Perez, S OBP: 0.105, SLG: 0.105	P6				L5			G4-3		3	0	0	0	0	0	1						
Bill Swift, R OBP: 0.333, SLG: 0.333 Steve Reed, R OBP: 0.333, SLG: 0.333 Bryan Rekar, R OBP: 0.214, SLG: 0.214 John Vander Wal, L OBP: 0.343, SLG: 0.434 Robbie Beckett, R (9, 1)	G4-3				K			P5		2	0	0	0	0	1	0						
<b>Inning Stats</b>	R: 0 E: 0 K: 1 S: 9	H: 0 LOB: 1 BB: 1 P: 18	R: 0 E: 0 K: 2 S: 9	H: 0 LOB: 1 BB: 1 P: 16	R: 0 E: 0 K: 0 S: 5	H: 0 LOB: 0 BB: 0 P: 7	R: 0 E: 0 K: 1 S: 6	H: 0 LOB: 1 BB: 1 P: 14	R: 0 E: 0 K: 1 S: 7	H: 0 LOB: 0 BB: 0 P: 9	R: 0 E: 0 K: 0 S: 7	H: 0 LOB: 0 BB: 1 P: 16	R: 0 E: 0 K: 1 S: 7	H: 0 LOB: 0 BB: 0 P: 9	R: 0 E: 0 K: 1 S: 10	H: 0 LOB: 0 BB: 0 P: 12	R: 0 E: 0 K: 1 S: 6	H: 0 LOB: 0 BB: 0 P: 9	1B: 0 2B: 0 3B: 0 HR: 0	SF: 0 SAC: 0 DP: 0 HBP: 0	WP: 0 PB: 0 SB: 2 CS: 1	PA: 30
<b>PITCHER</b>	IP	WLS	BF	H	R	ER	SO	BB	IBB	HBP	BLK	WP	HR	S	P	ERA	WHIP					
Hideo Nomo, R ERA: 3.16	9.0	W	30	0	0	0	8	4	0	0	0	0	0	66	110	0.00	0.444					

Los Angeles Dodgers @ Colorado Rockies  
Coors Field, Denver, CO  
Tue Sep 17 1996, 7:05 PM MDT  
Att: 50,066 - Unknown - 46 F

AB 26  
R 0  
H 0  
RBI 0  
BB 4  
SO 8  
LOB 9





Batter	1	2	3	4	5	6	7	8	9	AB	R	H	RBI	BB	SO	LOB	TOP					
<b>Todd Hollandsworth, L</b> OBP: 0.365, SLG: 0.461 (1, 7)	L5	FC5-4 BB 1-2 2-H					G5-3		F7		5	0	2	2	0	0	1					
<b>Wayne Kirby, L</b> OBP: 0.323, SLG: 0.337 (1, 8)	F8						G3				2	0	0	0	1	0	1					
<b>Mike Piazza, R</b> OBP: 0.427, SLG: 0.573 (1, 2)	1B BB	FC5-4 1-2 2-3							G4-6-3 HBP		3	1	0	1	1	1	4					
<b>Eric Karros, R</b> OBP: 0.312, SLG: 0.465 (1, 3)	1B 1B	P3									4	0	1	0	0	0	2					
<b>Raul Mondesi, R</b> OBP: 0.331, SLG: 0.496 (1, 9)	1B 1-3 2-H						G1-3		P4		4	0	1	1	0	0	0					
<b>Tim Lincecum, R</b> OBP: 0.306, SLG: 0.395 (1, 5)	P2								F9		4	0	0	0	0	0	2					
<b>Delino DeShields, L</b> OBP: 0.297, SLG: 0.296 (9, PH)											3	0	0	0	0	1	0					
<b>Chad Curtis, R</b> OBP: 0.345, SLG: 0.386 (9, PH)											1	0	0	0	0	1	0					
<b>Greg Gagne, R</b> OBP: 0.341, SLG: 0.372 (1, 6)									G4-3		3	2	1	0	1	1	0					
<b>Pedro Astacio, R</b> OBP: 0.108, SLG: 0.094 (5, PH)											1	1	1	0	0	0	0					
<b>Karin Garcia, L</b> OBP: 0.108, SLG: 0.094 (5, PH)											1	0	0	0	0	1	0					
<b>37 Darren Dreifort, R</b> OBP: 0.108, SLG: 0.094 (5, PH)											0	0	0	0	0	0	0					
<b>Scott Radinsky, L</b> OBP: 0.108, SLG: 0.094 (5, PH)											0	0	0	0	0	0	0					
<b>Billy Ashley, R</b> OBP: 0.108, SLG: 0.094 (5, PH)											0	0	0	0	0	1	0					
<b>Chad Forville, S</b> OBP: 0.108, SLG: 0.094 (5, PH)											0	0	0	0	0	0	0					
<b>Inning Stats</b>	R: 1 E: 0 K: 0 S: 12	H: 2 LOB: 2 BB: 1 P: 22	R: 2 E: 0 K: 0 S: 14	H: 2 LOB: 2 BB: 2 P: 24	R: 0 E: 0 K: 0 S: 6	H: 0 LOB: 0 BB: 0 P: 12	R: 1 E: 0 K: 1 S: 9	H: 2 LOB: 1 BB: 0 P: 13	R: 0 E: 0 K: 0 S: 8	H: 0 LOB: 0 BB: 0 P: 11	R: 0 E: 0 K: 3 S: 10	H: 0 LOB: 0 BB: 0 P: 13	R: 0 E: 0 K: 0 S: 4	H: 0 LOB: 0 BB: 0 P: 6	R: 0 E: 0 K: 0 S: 9	H: 0 LOB: 0 BB: 0 P: 15	R: 0 E: 0 K: 1 S: 8	H: 0 LOB: 1 BB: 1 P: 16	1B: 5 2B: 0 3B: 1 HR: 0	SF: 0 SAC: 1 DP: 1 HBP: 1	WP: 0 PB: 0 SB: 0 CS: 0	PA: 37
<b>PITCHER</b>	IP WLS BF H R ER SO BB IBB HBP BLK WP HR S P ERA WHIP																					
<b>Armando Reynoso, R</b> ERA: 5.03 (1, 1)	4.0	21	6	4	4	1	3	0	0	0	0	0	0	0	0	41	71	9.00	2.250			
<b>John Burke, R</b> ERA: 5.93 (5, 1)	3.0	W 9	0	0	0	3	0	0	1	0	0	0	0	22	30	0.00	0.000					
<b>Curt Leskanic, R</b> ERA: 6.53 (8, 1)	1.0	S 3	0	0	0	0	0	0	0	0	0	0	0	9	15	0.00	0.000					
<b>Bruce Ruffin, L</b> ERA: 4.19 (9, 1)	1.0	S 4	0	0	0	1	1	0	0	0	0	0	0	8	16	0.00	1.000					

**Los Angeles Dodgers @ Colorado Rockies**  
Coors Field, Denver, CO  
Wed Sep 18 1996, 3:33 AM MDT  
Att: 50,053 - Sunny - 56 F

AB	31
R	4
H	6
RBI	4
BB	4
SO	5
LOB	10





Batter	1	2	3	4	5	6	7	8	9	AB	R	H	RBI	BB	SO	LOB	BOTTOM			
<b>Eric Young Sr., R</b> OBP: 0.399, SLG: 0.431 (1, 4)	G6-3										4	1	1	2	0	0	3			
<b>Quinton McCracken, S</b> OBP: 0.361, SLG: 0.391 (1, 8)											4	0	1	1	0	1	0			
<b>Dante Bichette, R</b> OBP: 0.366, SLG: 0.542 (1, 7)											4	0	1	0	0	1	1			
<b>Ellis Burks, R</b> OBP: 0.404, SLG: 0.637 (9, 7)											0	0	0	0	0	0	0			
<b>Andres Galarraga, R</b> OBP: 0.352, SLG: 0.598 (1, 3)											3	1	1	1	0	1	0			
<b>Eric Anthony, L</b> OBP: 0.359, SLG: 0.483 (8, PH)											3	0	0	0	0	0	2			
<b>Angel Echevarria, R</b> OBP: 0.350, SLG: 0.278 (8, PH)											0	0	0	0	1	0	0			
<b>Terry Jones, S</b> OBP: 0.342, SLG: 0.570 (9, 9)											0	1	0	0	0	0	0			
<b>Larry Walker, L</b> OBP: 0.342, SLG: 0.570 (9, 9)											0	0	0	0	0	0	0			
<b>Vinny Castilla, R</b> OBP: 0.344, SLG: 0.556 (1, 5)											4	1	1	0	0	1	1			
<b>Steve Decker, R</b> OBP: 0.325, SLG: 0.276 (1, 2)											1	1	0	0	2	0	2			
<b>Nelfi Perez, S</b> OBP: 0.217, SLG: 0.261 (1, 6)											4	1	3	1	0	0	1			
<b>Armando Reynoso, R</b> OBP: 0.226, SLG: 0.300 (4, PH)											0	0	0	0	0	0	0			
<b>Jeff Reed, L</b> OBP: 0.209, SLG: 0.430 (5, 1)											1	0	0	1	0	0	1			
<b>John Burke, R</b> OBP: 0.350, SLG: 0.500 (8, 1)											0	0	0	0	0	0	0			
<b>Curt Leskanic, R</b> OBP: 0.350, SLG: 0.667 (8, PH)											1	0	0	0	0	0	2			
<b>Alan Cockrell, R</b> OBP: 0.302, SLG: 0.460 (9, 1)											0	0	0	0	0	0	0			
<b>Bruce Ruffin, S</b> ERA: 2.55 (9, 1)											0	0	0	0	0	0	0			
<b>Inning Stats</b>	R: 0 E: 0 K: 1 S: 8	H: 0 LOB: 0 BB: 0 P: 13	R: 0 E: 0 K: 1 S: 7	H: 0 LOB: 0 BB: 0 P: 12	R: 3 E: 0 K: 0 S: 14	H: 3 LOB: 2 BB: 1 P: 25	R: 1 E: 1 K: 0 S: 8	H: 1 LOB: 1 BB: 0 P: 9	R: 1 E: 0 K: 1 S: 10	H: 1 LOB: 0 BB: 0 P: 19	R: 0 E: 0 K: 0 S: 7	H: 1 LOB: 2 BB: 1 P: 15	R: 0 E: 0 K: 0 S: 7	H: 1 LOB: 0 BB: 0 P: 10	R: 1 E: 0 K: 1 S: 11	H: 1 LOB: 2 BB: 1 P: 18	1B: 5 2B: 1 3B: 1 HR: 1	SF: 0 SAC: 2 DP: 1 HBP: 1	WP: 0 PB: 0 SB: 1 CS: 0	PA: 36
<b>PITCHER</b>	IP WLS BF H R ER SO BB IBB HBP BLK WP HR S P ERA WHIP																			
<b>Pedro Astacio, R</b> ERA: 3.43 (6, 1)	5.0	L 23	5	5	4	3	1	0	0	0	0	0	0	14	25	0.00	1.500			
<b>37 Darren Dreifort, R</b> ERA: 4.79 (8, 1)	2.0	8	2	0	0	0	1	0	0	0	0	0	0	11	18	9.00	2.000			
<b>Scott Radinsky, L</b> ERA: 2.55 (8, 1)	1.0	5	1	1	1	1	1	0	0	1	0	0	0	11	18	9.00	2.000			

**Los Angeles Dodgers @ Colorado Rockies**  
Coors Field, Denver, CO  
Wed Sep 18 1996, 3:33 AM MDT  
Att: 50,053 - Sunny - 56 F

AB	30
R	6
H	8
RBI	6
BB	3
SO	4
LOB	15





Batter	1	2	3	4	5	6	7	8	9	AB	R	H	RBI	BB	SO	LOB	TOP										
<b>Chad Curtis, R</b> OBP: 0.346, SLG: 0.385 (1, 8)	E5 1B SF7	4-0 BB BB		1-3 K		2-0 G6-3			1-2 HR 1B	4	2	1	1	1	1	0	<b>Los Angeles Dodgers @ San Diego Padres</b> Jack Murphy Stadium, San Diego, CA Thu Sep 19 1996, 6:33 AM EDT Att: 41,287 - Sunny - 78 F										
<b>Todd Hollandsworth, L</b> OBP: 0.363, SLG: 0.458 (1, 7)	0-2 HR	1-1 P5		0-1 P6			1-0 G5-3	3-2 P6	5	1	1	0	0	0	3												
<b>Mike Piazza, R</b> OBP: 0.427, SLG: 0.578 (1, 2)	0-1 SF7	4-0 BB			1-0 F8		0-2 G6-3	0-2 HR	3	1	1	3	1	0	0												
<b>Eric Karros, R</b> OBP: 0.314, SLG: 0.475 (1, 3)	2-2 HR	1-1 G6-3			1-1 2B		2-2 F8	3-2 2B	5	1	3	2	0	0	3												
<b>Raul Mondesi, R</b> OBP: 0.330, SLG: 0.495 (1, 9)	1-3 K		3-2 F9 2B		1-3 K			0-0 G4-3 G6-3	5	0	1	0	0	2	2												
<b>Tim Lincecum, R</b> OBP: 0.305, SLG: 0.391 (1, 5)	0-3 K		3-1 F9		4-2 BB			1-2 F8	3	0	0	0	1	1	1												
<b>Greg Gagne, R</b> OBP: 0.340, SLG: 0.369 (1, 6)		4-1 G6-3 1B S BB	3-2 G1-3		1-3 K			1-3 K	3	1	0	0	1	2	3												
<b>Delino DeShields, L</b> OBP: 0.287, SLG: 0.295 (1, 4)	1-2 G6-3		1-0 G4-3			2-1 G1-3			4-2 SH1-3 1B BB	3	1	0	0	1	0	2											
<b>Ramon Martinez, R</b> OBP: 0.155, SLG: 0.125 (1, 1)	1-0 BB 1B			2-2 G4-3		2-1 G1-3			0-2 SH1-3	3	0	1	1	0	0	0											
<b>Inning Stats</b>	R: 3 E: 1 K: 2 S: 17	H: 2 LOB: 0 BB: 0 P: 23	R: 1 E: 0 K: 0 S: 10	H: 1 LOB: 3 BB: 3 P: 26	R: 0 E: 0 K: 1 S: 10	H: 1 LOB: 0 BB: 0 P: 20	R: 0 E: 0 K: 1 S: 8	H: 0 LOB: 0 BB: 0 P: 11	R: 0 E: 0 K: 0 S: 5	H: 0 LOB: 0 BB: 0 P: 11	R: 0 E: 0 K: 1 S: 7	H: 0 LOB: 0 BB: 0 P: 10	R: 0 E: 0 K: 1 S: 8	H: 0 LOB: 0 BB: 0 P: 10	R: 3 E: 0 K: 0 S: 20	H: 3 LOB: 1 BB: 1 P: 31		1B: 3 2B: 3 3B: 0 HR: 2	SF: 1 SAC: 1 DP: 0 HBP: 0	WP: 0 PB: 0 SB: 2 CS: 0	PA: 41						
<b>PITCHER</b>	IP	WLS	BF	H	R	ER	SO	BB	IBB	HBP	BLK	WP	HR	S	P	ERA	WHIP										
<b>Fernando Valenzuela, L</b> ERA: 3.62 (1, 1)	1.2	L	12	3	4	3	2	3	0	0	0	0	1	25	46	16.20	3.600										
<b>Mike Quast, R</b> ERA: 2.35 (2, 1)	1.1		5	1	0	0	0	0	0	0	0	0	0	12	23	0.00	0.750										
<b>Willie Blair, R</b> ERA: 4.6 (4, 1)	2.0		8	1	0	0	3	1	0	0	0	0	0	20	31	0.00	1.000										
<b>Sean Bergman, R</b> ERA: 4.23 (6, 1)	2.0		6	0	0	0	0	0	0	0	0	0	0	12	21	0.00	0.000										
<b>Dustin Hermanson, R</b> ERA: 9.56 (8, 1)	2.0		10	3	3	3	1	1	0	0	0	0	1	28	41	13.50	2.000										
<b>Batter</b>	<b>1</b>	<b>2</b>	<b>3</b>	<b>4</b>	<b>5</b>	<b>6</b>	<b>7</b>	<b>8</b>	<b>9</b>	<b>AB</b>	<b>R</b>	<b>H</b>	<b>RBI</b>	<b>BB</b>	<b>SO</b>	<b>LOB</b>	<b>BOTTOM</b>										
<b>Tony Gwynn, L</b> OBP: 0.402, SLG: 0.446 (1, 9)	G6-3 1B		3-1 FC4-6 1B		3-1 F8			2-1 G4-3		4	0	2	0	0	0	0	<b>Los Angeles Dodgers @ San Diego Padres</b> Jack Murphy Stadium, San Diego, CA Thu Sep 19 1996, 6:33 AM EDT Att: 41,287 - Sunny - 78 F										
<b>Chris Gomez, R</b> OBP: 0.342, SLG: 0.333 (1, 6)	G6-3		1-0 FC4-6 1B		3-2 F8			2-3 K	4	0	1	0	0	1	1												
<b>Steve Finley, L</b> OBP: 0.353, SLG: 0.519 (1, 8)	0-1 2B		0-1 FC4-6		0-3 K			3-3 K	4	0	1	0	0	2	2												
<b>Ken Caminiti, S</b> OBP: 0.403, SLG: 0.614 (1, 5)	4-1 BB		3-3 K		2-3 K			2-3 K2-3	3	0	0	0	1	3	2												
<b>Greg Vaughn, R</b> OBP: 0.369, SLG: 0.546 (1, 7)	1-3 K			2-0 1B		0-1 F8			2-3 K	4	0	1	0	0	2	2											
<b>Wally Joyner, L</b> OBP: 0.394, SLG: 0.411 (1, 3)		0-0 G3		0-1 F9			0-0 P4		2-0 F7	4	0	0	0	0	1												
<b>John Flaherty, R</b> OBP: 0.316, SLG: 0.438 (1, 2)		1-3 K		1-2 K			1-1 G6-3			3	0	0	0	0	2	1											
<b>Jody Reed, R</b> OBP: 0.321, SLG: 0.288 (1, 4)		3-1 F7		2-1 F7			1-1 1B			3	0	1	0	0	0	1											
<b>Fernando Valenzuela, L</b> OBP: 0.148, SLG: 0.180 (2, 1)			0-0 F7		2-3 K		2-3 K			0	0	0	0	0	0	0											
<b>Chris Gwynn, L</b> OBP: 0.325, SLG: 0.247 (3, PH)										0	0	0	0	0	0	0											
<b>Willie Blair, R</b> (4, 1)										0	0	0	0	0	0	0											
<b>Rickey Henderson, R</b> OBP: 0.411, SLG: 0.544 (5, PH)										0	0	0	0	0	0	0											
<b>Sean Bergman, R</b> OBP: 0.109, SLG: 0.250 (6, 1)										0	0	0	0	0	0	0											
<b>Doug Dasencho, S</b> (7, PH)										0	0	0	0	0	0	0											
<b>Dustin Hermanson, R</b> (8, 1)										0	0	0	0	0	0	0											
<b>Inning Stats</b>	R: 0 E: 0 K: 1 S: 11	H: 2 LOB: 2 BB: 1 P: 19	R: 0 E: 0 K: 1 S: 6	H: 0 LOB: 0 BB: 0 P: 10	R: 0 E: 0 K: 1 S: 9	H: 2 LOB: 2 BB: 0 P: 16	R: 0 E: 0 K: 1 S: 8	H: 1 LOB: 1 BB: 0 P: 13	R: 0 E: 0 K: 2 S: 8	H: 0 LOB: 0 BB: 0 P: 10	R: 0 E: 0 K: 1 S: 8	H: 1 LOB: 1 BB: 0 P: 12	R: 0 E: 0 K: 2 S: 8	H: 0 LOB: 0 BB: 0 P: 15	R: 0 E: 0 K: 2 S: 7	H: 0 LOB: 0 BB: 0 P: 13	1B: 5 2B: 1 3B: 0 HR: 0	SF: 0 SAC: 0 DP: 1 HBP: 0	WP: 0 PB: 0 SB: 0 CS: 0	PA: 33							
<b>PITCHER</b>	IP	WLS	BF	H	R	ER	SO	BB	IBB	HBP	BLK	WP	HR	S	P	ERA	WHIP										
<b>Ramon Martinez, R</b> ERA: 3.47 (1, 1)	9.0	W	33	6	0	0	12	1	0	0	0	0	0	73	124	0.00	0.778										



Batter	1	2	3	4	5	6	7	8	9	AB	R	H	RBI	BB	SO	LOB	TOP					
<b>Todd Hollandsworth, L</b> (1, 7) OBP: 0.362, SLG: 0.456	1-2 L4			0-0 F7		1-1 G6-3		0-2 G4-3 WP G6-3 1B		4	1	1	0	0	0	0	<b>Los Angeles Dodgers @ San Diego Padres</b> Jack Murphy Stadium, San Diego, CA Fri Sep 20 1996, 10:05 PM EDT Att: 51,217 - Unknown - 69 F  <b>livebaseballscores.com</b>					
<b>Wayne Kirby, L</b> (1, 8) OBP: 0.317, SLG: 0.330	3-2 G4-3			2-3 K		0-2 G4-1		1-0 G4-3		4	0	0	0	0	1	1						
<b>Mike Piazza, R</b> (1, 2) OBP: 0.425, SLG: 0.574	1-0 G6-3			4-1 BB		3-1 G4-3		1-1 G6-3		3	0	0	1	1	0	0						
<b>Eric Karros, R</b> (1, 3) OBP: 0.314, SLG: 0.472		3-2 F8		1-3 K			1-3 K	3-H 4-2 BB		3	0	0	0	1	2	1						
<b>Raul Mondesi, R</b> (1, 9) OBP: 0.330, SLG: 0.493		1-0 G6-3			4-2 2B BB		0-0 G5-3	0-3 BB		3	1	0	0	1	1	1						
<b>Tim Lincecum, R</b> (1, 5) OBP: 0.305, SLG: 0.388		1-3 K			2-3 K		4-0 1B BB BB		0-1 F8	3	0	0	0	1	2	1						
<b>Greg Gagne, R</b> (1, 6) OBP: 0.341, SLG: 0.372			1-0 G4-3		0-0 1-H 2B		4-2 1B BB		2-3 K	3	0	1	1	1	1	0						
<b>Delino DeShields, L</b> (1, 4) OBP: 0.286, SLG: 0.294			2-2 G1-3		0-3 K		0-0 K		1-1 F9	2	0	0	0	0	1	1						
<b>Dave Hansen, L</b> (7, PH) OBP: 0.301, SLG: 0.238										1	0	1	0	0	0	0						
<b>Chad Forville, S</b> (7, PH) OBP: 0.237, SLG: 0.235										0	0	0	0	0	0	0						
<b>Chad Curtis, R</b> (8, PH) OBP: 0.345, SLG: 0.384										1	0	0	0	0	0	0						
<b>Tom Candiotti, R</b> (1, 1) OBP: 0.029, SLG: 0.091										1	0	0	0	0	0	1						
<b>Chan Ho Park, R</b> (4, 1) OBP: 0.109, SLG: 0.053										0	0	0	0	0	0	0						
<b>Orestes Martinez, R</b> (5, PH) OBP: 0.268, SLG: 0.171										0	0	0	0	0	0	1						
<b>37 Darren Dreifort, R</b> (5, 1) OBP: 0.336, SLG: 0.453										0	0	0	0	0	0	0						
<b>Dave Clark, L</b> (7, PH) OBP: 0.336, SLG: 0.453										0	0	0	0	0	0	1						
<b>Mark Guthrie, R</b> (7, 1) OBP: 0.336, SLG: 0.453										0	0	0	0	0	0	0						
<b>Antonio Osuna, R</b> (8, 1) OBP: 0.336, SLG: 0.453										0	0	0	0	0	0	0						
<b>Inning Stats</b>	R: 0 E: 0 K: 0 S: 8	H: 0 LOB: 0 BB: 0 P: 13	R: 0 E: 0 K: 1 S: 7	H: 0 LOB: 0 BB: 0 P: 12	R: 0 E: 0 K: 1 S: 8	H: 0 LOB: 0 BB: 0 P: 12	R: 0 E: 0 K: 2 S: 9	H: 0 LOB: 1 BB: 1 P: 16	R: 1 E: 0 K: 3 S: 13	H: 1 LOB: 1 BB: 1 P: 22	R: 0 E: 0 K: 0 S: 7	H: 0 LOB: 0 BB: 0 P: 11	R: 0 E: 0 K: 2 S: 10	H: 1 LOB: 3 BB: 2 P: 20	R: 1 E: 0 K: 1 S: 13	H: 1 LOB: 1 BB: 1 P: 19	R: 0 E: 0 K: 1 S: 8	H: 0 LOB: 0 BB: 0 P: 11	1B: 2 2B: 1 3B: 0 HR: 0	SF: 0 SAC: 0 DP: 0 HBP: 0	WP: 1 PB: 0 SB: 0 CS: 0	PA: 35
<b>PITCHER</b>	IP	WLS	BF	H	R	ER	SO	BB	IBB	HBP	BLK	WP	HR	S	P	ERA	WHIP					
<b>Joey Hamilton, R</b> (1, 1) ERA: 4.09	7.2	W	31	3	2	2	9	5	0	0	0	1	0	72	122	2.35	1.043					
<b>Trevor Hoffman, R</b> (8, 1) ERA: 2.3	1.1	S	4	0	0	0	2	0	0	0	0	0	0	11	14	0.00	0.000					

Batter	1	2	3	4	5	6	7	8	9	AB	R	H	RBI	BB	SO	LOB	BOTTOM					
<b>Tony Gwynn, L</b> (1, 9) OBP: 0.400, SLG: 0.443	1-3 K		1-1 P6		0-3 K		4-0 IBB			3	0	0	0	1	2	0	<b>Los Angeles Dodgers @ San Diego Padres</b> Jack Murphy Stadium, San Diego, CA Fri Sep 20 1996, 10:05 PM EDT Att: 51,217 - Unknown - 69 F  <b>livebaseballscores.com</b>					
<b>Steve Finley, L</b> (1, 8) OBP: 0.354, SLG: 0.528	0-0 HR			1-0 HR	2-3 K		0-0 F9			4	2	2	2	0	1	2						
<b>Ken Caminiti, S</b> (1, 5) OBP: 0.403, SLG: 0.621	0-3 K			1-1 S SF7 2B		0-2 G5-3		3-2 HR		4	2	2	1	0	1	0						
<b>Greg Vaughn, R</b> (1, 7) OBP: 0.367, SLG: 0.542	1-1 F7			0-1 P6		3-3 K		2-3 K		4	0	0	0	0	2	1						
<b>Wally Joyner, L</b> (1, 3) OBP: 0.383, SLG: 0.413		2-1 F8		3-2 SF7 2-H		1-0 2B		2-3 K		3	0	1	1	0	1	0						
<b>Chris Gomez, R</b> (1, 6) OBP: 0.343, SLG: 0.333		2-1 G6-3		2-2 1B 1B		2-2 G3-1		4-2 1B BB		3	0	1	0	1	0	1						
<b>Brian Johnson, R</b> (1, 2) OBP: 0.308, SLG: 0.470		0-0 G6-3		1-2 FC6-4 1B		0-0 F7		0-0 DI 1B		4	0	2	0	0	0	0						
<b>Jody Reed, R</b> (1, 4) OBP: 0.323, SLG: 0.288			2-3 K	1-1 FC6-4		1-1 SH3-4 1B		4-2 1B IBB		3	0	1	0	1	1	2						
<b>Joey Hamilton, R</b> (1, 1) OBP: 0.188, SLG: 0.239			0-3 K		3-3 K		0-0 SH3-4		3-3 K	2	0	0	0	0	2	0						
<b>Trevor Hoffman, R</b> (8, 1) ERA: 2.3										1	0	0	0	0	1	3						
<b>Inning Stats</b>	R: 1 E: 0 K: 2 S: 10	H: 1 LOB: 0 BB: 0 P: 12	R: 0 E: 0 K: 0 S: 5	H: 0 LOB: 0 BB: 0 P: 9	R: 0 E: 0 K: 2 S: 8	H: 0 LOB: 0 BB: 0 P: 11	R: 2 E: 0 K: 0 S: 17	H: 4 LOB: 2 BB: 0 P: 26	R: 0 E: 0 K: 3 S: 11	H: 0 LOB: 0 BB: 0 P: 16	R: 0 E: 0 K: 1 S: 10	H: 1 LOB: 1 BB: 0 P: 16	R: 0 E: 0 K: 0 S: 5	H: 1 LOB: 2 BB: 1 P: 10	R: 1 E: 0 K: 3 S: 25	H: 2 LOB: 3 BB: 2 P: 43	1B: 4 2B: 2 3B: 0 HR: 3	SF: 1 SAC: 1 DP: 0 HBP: 0	WP: 0 PB: 0 SB: 1 CS: 0	PA: 36		
<b>PITCHER</b>	IP	WLS	BF	H	R	ER	SO	BB	IBB	HBP	BLK	WP	HR	S	P	ERA	WHIP					
<b>Tom Candiotti, R</b> (1, 1) ERA: 4.34	3.2	L	16	5	3	3	4	0	0	0	0	0	0	2	38	5	7.36	1.364				
<b>Chan Ho Park, R</b> (4, 1) ERA: 3.59	0.1		1	0	0	0	0	0	0	0	0	0	0	2	3	0.00	0.000					
<b>37 Darren Dreifort, R</b> (5, 1) ERA: 4.37	2.0		7	1	0	0	4	0	0	0	0	0	0	21	32	0.00	0.500					
<b>Mark Guthrie, L</b> (7, 1) ERA: 2.35	1.0		6	2	1	1	0	0	1	0	0	0	1	12	20	9.00	2.000					
<b>Antonio Osuna, R</b> (8, 1) ERA: 2.81	1.0		6	1	0	0	3	1	1	0	0	0	0	18	33	0.00	2.000					



Batter	1	2	3	4	5	6	7	8	9	AB	R	H	RBI	BB	SO	LOB	TOP					
Todd Hollandsworth, L (1.7)	F7		K			L4		F8-2-5		5	1	2	0	0	1	0	<b>Los Angeles Dodgers @ San Diego Padres</b> Jack Murphy Stadium, San Diego, CA Sat Sep 21 1996, 6:33 AM EDT Att: 53,629 - Sunny - 75 F					
Wayne Kirby, L (1.8) Chad Curtis, R (7.8)	BB		K			1B		F8-2-5		3	1	2	0	1	1	0						
Mike Piazza, R (1.2)	BB		G6-3			1B		3H		4	1	2	2	1	0	1						
Eric Karros, R (1.3)	K					2B				4	2	1	1	1	2	3						
Raul Mondesi, R (1.9)	FC6-4					1B				5	2	4	3	0	0	2						
Tim Lincecum, R (1.5)			K			F8				5	0	0	0	0	1	5						
Delino DeShields, L (1.4)	F8					2B				4	1	2	2	0	0	0						
Greg Gagne, R (1.6)						K2-3				4	0	2	1	0	1	1						
Ismael Valdez, R (1.1) Wilton Guerrero, S (8, PH) Scott Radinsky, L (8.1) Todd Worrell, R (9.1)	K									3	1	1	0	0	1	2						
<b>Inning Stats</b>	R: 0 E: 0 K: 1 S: 13	H: 0 LOB: 2 BB: 2 P: 28	R: 0 E: 0 K: 2 S: 12	H: 1 LOB: 1 BB: 0 P: 14	R: 0 E: 0 K: 2 S: 11	H: 0 LOB: 0 BB: 0 P: 16	R: 1 E: 0 K: 0 S: 7	H: 2 LOB: 0 BB: 0 P: 10	R: 7 E: 0 K: 1 S: 21	H: 7 LOB: 1 BB: 1 P: 32	R: 0 E: 0 K: 0 S: 11	H: 1 LOB: 0 BB: 0 P: 17	R: 1 E: 0 K: 0 S: 7	H: 2 LOB: 1 BB: 0 P: 11	R: 0 E: 0 K: 1 S: 8	H: 1 LOB: 0 BB: 0 P: 14		R: 0 E: 0 K: 1 S: 10	H: 2 LOB: 1 BB: 0 P: 14	1B: 11 2B: 4 3B: 2 HR: 1	SF: 0 SAC: 0 DP: 4 HBP: 0	WP: 0 PB: 0 SB: 1 CS: 0
<b>PITCHER</b>	IP WLS BF H R ER SO BB IBB HBP BLK WP HR S P ERA WHIP																					
Scott Sanders, R (1.1) Sean Bergman, R (5.1) Bob Tewksbury, R (6.1) Al Osuna, L (8.1) Dario Veras, R (8.1)	4.1 L 22 7 6 6 6 2 1 0 0 0 0 1 55 89 12.46 2.077	0.2 5 3 2 2 0 0 0 0 0 0 0 9 11 27.00 4.500	2.0 8 3 1 1 0 0 0 0 0 0 0 18 28 4.50 1.500	0.1 2 1 0 0 1 0 0 0 0 0 0 6 10 0.00 3.000	1.2 5 2 0 0 1 0 0 0 0 0 0 12 18 0.00 1.200																	

Batter	1	2	3	4	5	6	7	8	9	AB	R	H	RBI	BB	SO	LOB	BOTTOM					
Rickey Henderson, R (1.7)	F8		L6					F8		4	0	1	0	0	0	1	<b>Los Angeles Dodgers @ San Diego Padres</b> Jack Murphy Stadium, San Diego, CA Sat Sep 21 1996, 6:33 AM EDT Att: 53,629 - Sunny - 75 F					
Tony Gwynn, L (1.9)	K		G5-3					F7		4	0	0	0	0	1	1						
Steve Finley, L (1.8)	E6		K					P5		3	0	0	0	1	1	0						
Ken Caminiti, S (1.5)	BB		K2-3					F8		3	0	0	0	1	2	1						
Wally Joyner, L (1.3)	G4-3									4	0	0	0	0	1	3						
Chris Gomez, R (1.6)			HR					G6-3		4	1	1	0	0	0	1						
John Flaherty, R (1.2) Jim Tatum, R (7, PR) Brian Johnson, R (8.2)			P3					E6		3	0	0	0	0	0	1						
Jody Reed, R (1.4)								G3		4	1	1	2	0	1	2						
Scott Sanders, R (1.1) Sean Bergman, R (5.1) Chris Sawley, R (5, PH) Bob Tewksbury, R (6.1) Scott Livingstone, L (7, PH) Al Osuna, R (8.1) Dario Veras, R (8.1)			F9					K		1	0	0	0	0	0	0						
<b>Inning Stats</b>	R: 0 E: 1 K: 1 S: 11	H: 0 LOB: 2 BB: 1 P: 22	R: 2 E: 0 K: 0 S: 10	H: 2 LOB: 0 BB: 0 P: 15	R: 0 E: 0 K: 2 S: 7	H: 0 LOB: 0 BB: 0 P: 7	R: 0 E: 0 K: 1 S: 7	H: 0 LOB: 0 BB: 0 P: 11	R: 0 E: 0 K: 0 S: 8	H: 1 LOB: 1 BB: 0 P: 17	R: 0 E: 0 K: 1 S: 12	H: 0 LOB: 1 BB: 1 P: 21	R: 0 E: 0 K: 2 S: 10	H: 0 LOB: 0 BB: 0 P: 16	R: 0 E: 0 K: 0 S: 8	H: 0 LOB: 0 BB: 0 P: 12		R: 0 E: 0 K: 0 S: 9	H: 1 LOB: 1 BB: 0 P: 15	1B: 3 2B: 0 3B: 0 HR: 1	SF: 0 SAC: 0 DP: 0 HBP: 0	WP: 0 PB: 0 SB: 1 CS: 0
<b>PITCHER</b>	IP WLS BF H R ER SO BB IBB HBP BLK WP HR S P ERA WHIP																					
Ismael Valdez, R (1.1) Scott Radinsky, L (8.1) Todd Worrell, R (9.1)	7.0 W 28 3 2 2 7 2 0 0 0 0 0 0 65 109 2.57 0.714	1.0 3 0 0 0 0 0 0 0 0 0 0 8 12 0.00 0.000	1.0 4 1 0 0 0 0 0 0 0 0 0 9 15 0.00 1.000																			



Batter	1	2	3	4	5	6	7	8	9	AB	R	H	RBI	BB	SO	LOB	TOP			
<b>Todd Hollandsworth, L</b> OBP: 0.359, SLG: 0.455	(1, 7) B 3-2 G6-3	(1, 1) B 1-1 F8			(1, 2) X 0-0 F7		(2) B 3-2 F8		(3) C 0-3 K2-3	5	0	0	0	0	1	4	<b>Los Angeles Dodgers @ San Diego Padres</b> Jack Murphy Stadium, San Diego, CA Sun Sep 22 1996, 6:33 AM EDT Att: 51,092 - Sunny - 73 F <a href="http://livebaseballscorecards.com">livebaseballscorecards.com</a>			
<b>Wayne Kirby, L</b> OBP: 0.333, SLG: 0.354	(1, 8) C 2-2 1B		(1, 0) B 1-0 L4-6		(1, 0) B 1-0 2B		(3) C 2-2 F7			4	0	3	0	0	0	1				
<b>Mike Piazza, R</b> OBP: 0.429, SLG: 0.580	(1, 2) C 1 SAFE 1B		(1, 2) F 0-1 L4-6		(1, 0) I 4-0 IBB					3	1	2	1	1	0	1				
<b>Eric Karros, R</b> OBP: 0.313, SLG: 0.473	(1, 3) B 1-3 K		(1, 3) C 1-3 K		(1, 3) B 3-2 G4-3					4	0	0	0	0	3	4				
<b>Raul Mondesi, R</b> OBP: 0.333, SLG: 0.500	(1, 9) F 1-2 F9			(1, 1) C 1-1 HR		(1, 2) C 3-2 F9		(2) C 1-3 K		4	1	1	1	0	1	2				
<b>Tim Lincecum, R</b> OBP: 0.303, SLG: 0.381		(1, 1) B 1-1 FC1-6 1B		(1, 2) C 4-2 G4-6-3 BB		(2) C 0-3 K		(3) C 0-1 G4-3		3	0	1	0	1	1	0				
<b>Delino DeShields, L</b> OBP: 0.287, SLG: 0.298	(1, 4) B 2-1 FC1-6 1B		(1, 2) C 1-2 G4-6-3		(1, 3) C 1-3 K				(1) C 1-3 K	4	0	1	0	0	2	1				
<b>Greg Gagne, R</b> OBP: 0.340, SLG: 0.372	(1, 6) C 0-1 FC1-6		(1, 1) C 1-1 G6-3			(1, 0) B 1-0 F9		(2) B 1-1 G5-3		4	0	0	0	0	0	2				
<b>Hideo Nomo, R</b> OBP: 0.185, SLG: 0.192	(1, 1) L 1-3 K		(1, 3) B 1-3 K		(1, 3) B 1-3 K		(2, 1) B 2-1 E6		(4, 2) B 4-2 BB	2	0	0	0	0	0	2		2		
<b>Inning Stats</b>	R: 0 E: 0 K: 1 S: 16	H: 2 LOB: 2 BB: 0 P: 23	R: 0 E: 0 K: 1 S: 11	H: 2 LOB: 2 BB: 0 P: 16	R: 0 E: 0 K: 1 S: 6	H: 1 LOB: 0 BB: 1 P: 8	R: 1 E: 0 K: 0 S: 9	H: 1 LOB: 0 BB: 1 P: 15	R: 0 E: 0 K: 1 S: 8	H: 0 LOB: 2 BB: 1 P: 17	R: 0 E: 1 K: 0 S: 10	H: 0 LOB: 1 BB: 0 P: 17	R: 1 E: 0 K: 2 S: 10	H: 1 LOB: 0 BB: 1 P: 14	R: 0 E: 0 K: 2 S: 10	H: 0 LOB: 1 BB: 1 P: 16		1B: 4 2B: 3 3B: 0 HR: 2	SF: 0 SAC: 0 DP: 2 HBP: 0	WP: 0 PB: 0 SB: 0 CS: 0
<b>PITCHER</b>	IP WLS BF H R ER SO BB IBB HBP BLK WP HR S P ERA WHIP																			
<b>Andy Ashby, R</b> ERA: 3.21	(1, 1) 5.0 W 22 7 1 1 4 1 1 0 0 0 1 50 79 1.80 1.600																			
<b>Tim Worrell, R</b> ERA: 3.17	(6, 1) 2.1 9 1 1 1 3 0 0 0 0 0 1 24 38 3.86 0.429																			
<b>Trevor Hoffman, R</b> ERA: 2.26	(8, 1) 1.2 S 6 0 0 0 3 1 0 0 0 0 0 0 15 22 0.00 0.600																			

Batter	1	2	3	4	5	6	7	8	9	AB	R	H	RBI	BB	SO	LOB	BOTTOM			
<b>Rickey Henderson, R</b> OBP: 0.413, SLG: 0.349	(1, 7) C 3-2 F8	(1, 3) B 3-3 K			(1, 2) C 2-1 2B	(4, 1) B 4-1 BB		(4, 2) B 4-2 BB		3	1	1	0	2	1	2	<b>Los Angeles Dodgers @ San Diego Padres</b> Jack Murphy Stadium, San Diego, CA Sun Sep 22 1996, 6:33 AM EDT Att: 51,092 - Sunny - 73 F <a href="http://livebaseballscorecards.com">livebaseballscorecards.com</a>			
<b>Tony Gwynn, L</b> OBP: 0.397, SLG: 0.439	(1, 9) C 4-1 1B BB		(1, 2) S 1-2 G6-3		(2, 1) C 2 SAFE 1 SAFE 1 SAFE 1 SAFE 1 SAFE B	(1, 1) C 1-1 G6-3		(3) F 2-2 G5-3		4	1	1	1	1	0	3				
<b>Steve Finley, L</b> OBP: 0.354, SLG: 0.530	(1, 8) C 1-1 F7		(1, 1) B 1-1 G3-1		(2, 1) B 2-1 HR		(0, 0) X 0-0 1B S			4	1	2	2	0	0	1				
<b>Ken Caminiti, S</b> OBP: 0.405, SLG: 0.618	(1, 5) C 2-1 1B		(4, 2) B 4-2 BB		(1, 3) B 1-3 K		(1, 3) C 1 SAFE 1 SAFE 1 SAFE 1 SAFE 1 SAFE B	(2, 2) X 2-2 1B		3	0	2	0	1	1	0				
<b>Wally Joyner, L</b> OBP: 0.379, SLG: 0.408	(1, 3) B 2-1 L3		(0, 0) X 0-0 P6		(2, 2) C 2-2 1B		(3, 1) B 3-1 G1-4-3			4	0	1	0	0	0	4				
<b>Chris Gomez, R</b> OBP: 0.343, SLG: 0.332		(1, 1) C 1-1 SH5-4 1B		(2, 2) C 2-2 F8	(4, 2) B 4-2 BB		(1, 2) C 1-2 L3			3	0	1	0	1	0	1				
<b>Brian Johnson, R</b> OBP: 0.306, SLG: 0.464	(1, 2) C 1 SAFE F4		(0, 0) X 0-0 G6-3		(2, 1) F 2-1 G4-3		(0, 0) X 0-0 F9			4	0	0	0	0	0	3				
<b>Jody Reed, R</b> OBP: 0.323, SLG: 0.296	(1, 4) C 1-2 SH5-4 1B		(2, 3) C 2-3 K		(1, 2) C 1-2 P3		(3, 2) B 3-2 SH5-4 1B			4	0	2	0	0	1	0				
<b>Andy Ashby, R</b> OBP: 0.250, SLG: 0.372	(1, 1) C 0-0 SH5-4				(3, 2) C 3-2 F9		(1, 2) C 1-2 G4-3		(0, 0) X 0-0 SH5-4	0	0	0	0	0	0	0				
<b>Chris Gwynn, L</b> OBP: 0.259, SLG: 0.241	(5, PH) 1-2 2-3									1	0	0	0	0	0	0				
<b>Tim Worrell, R</b> OBP: 0.190, SLG: 0.150	(6, 1) 1-2 2-3									1	0	0	0	0	0	0				
<b>Trevor Hoffman, R</b> ERA: 2.78	(8, 1) 1-2 2-3									0	0	0	0	0	0	0				
<b>Inning Stats</b>	R: 0 E: 0 K: 0 S: 10	H: 1 LOB: 2 BB: 1 P: 22	R: 0 E: 0 K: 1 S: 10	H: 2 LOB: 2 BB: 0 P: 15	R: 0 E: 0 K: 0 S: 8	H: 0 LOB: 1 BB: 1 P: 14	R: 0 E: 0 K: 1 S: 7	H: 0 LOB: 0 BB: 0 P: 11	R: 3 E: 0 K: 1 S: 24	H: 4 LOB: 2 BB: 1 P: 39	R: 0 E: 0 K: 0 S: 8	H: 0 LOB: 1 BB: 1 P: 16	R: 0 E: 0 K: 0 S: 9	H: 2 LOB: 0 BB: 0 P: 15	R: 0 E: 0 K: 0 S: 11	H: 1 LOB: 2 BB: 1 P: 20	1B: 7 2B: 2 3B: 0 HR: 1	SF: 0 SAC: 2 DP: 0 HBP: 0	WP: 0 PB: 0 SB: 1 CS: 0	PA: 38
<b>PITCHER</b>	IP WLS BF H R ER SO BB IBB HBP BLK WP HR S P ERA WHIP																			
<b>Hideo Nomo, R</b> ERA: 3.21	(1, 1) 5.0 L 25 7 3 3 3 3 0 0 0 0 0 0 59 101 5.40 2.000																			
<b>Chan Ho Park, R</b> ERA: 3.56	(6, 1) 1.0 4 0 0 0 0 1 0 0 0 0 0 0 8 16 0.00 1.000																			
<b>Mark Guthrie, L</b> ERA: 2.31	(7, 1) 1.0 4 2 0 0 0 0 0 0 0 0 0 0 9 15 0.00 2.000																			
<b>Antonio Osuna, R</b> ERA: 2.78	(8, 1) 1.0 5 1 0 0 0 1 0 0 0 0 0 0 11 20 0.00 2.000																			





Batter	1	2	3	4	5	6	7	8	9	AB	R	H	RBI	BB	SO	LOB	TOP					
Marvin Benard, L (1, 8) OBP: 0.335, SLG: 0.331	F7		K		FC3-6 BB		K			4	0	0	1	0	2	1	San Francisco Giants @ Los Angeles Dodgers Dodger Stadium, Los Angeles, CA Tue Sep 24 1996, 7:05 PM PDT Att: 37,448 - Unknown <a href="http://livebaseballscorecards.com">livebaseballscorecards.com</a>					
Bill Mueller, S (1, 4) OBP: 0.401, SLG: 0.403	F7		F9		BB		BB			2	0	0	0	2	0	0						
Barry Bonds, L (1, 7) OBP: 0.460, SLG: 0.619	S BB			K			F8			2	0	0	0	2	1	1						
Glenallen Hill, R (1, 9) OBP: 0.344, SLG: 0.499	BB			P6			F9		K	3	0	0	0	1	1	3						
Rick Wilkins, L (1, 2) OBP: 0.340, SLG: 0.383	F9			F8		K			G3-1	4	0	0	0	0	1	2						
Kim Batiste, R (1, 5) OBP: 0.228, SLG: 0.303		G6-3			B1-3		L6		K	4	0	0	0	0	1	0						
Desi Wilson, L (1, 3) OBP: 0.339, SLG: 0.330	K				HBP 1B				F7	3	1	1	0	1	1	0						
Wilson Delgado, S (1, 6) OBP: 0.286, SLG: 0.333	F7				1B FC3-6 HBP		K		K	3	1	0	0	0	2	1						
Allen Watson, L (1, 1) OBP: 0.294, SLG: 0.286					G6-3				K	2	0	1	1	0	0	0						
Rich DeLucia, R (6, 1) OBP: 0.400, SLG: 0.250							G4-3			0	0	0	0	0	0	0						
Jacob Cruz, L (7, PH) OBP: 0.350, SLG: 0.403										1	0	0	0	0	0	0						
Mark Dewey, R (7, 1) OBP: 0.286, SLG: 0.333										0	0	0	0	0	0	0						
Dave McCarty, R (9, PH) OBP: 0.286, SLG: 0.333										1	0	0	0	0	1	0						
<b>Inning Stats</b>	R: 0 E: 0 K: 0 S: 13	H: 0 LOB: 2 BB: 2 P: 30	R: 0 E: 0 K: 1 S: 7	H: 0 LOB: 0 BB: 0 P: 7	R: 0 E: 0 K: 1 S: 8	H: 0 LOB: 0 BB: 0 P: 11	R: 0 E: 0 K: 1 S: 7	H: 0 LOB: 0 BB: 0 P: 11	R: 2 E: 0 K: 0 S: 11	H: 2 LOB: 2 BB: 2 P: 24	R: 0 E: 0 K: 2 S: 10	H: 0 LOB: 1 BB: 1 P: 16	R: 0 E: 0 K: 1 S: 8	H: 0 LOB: 0 BB: 1 P: 14	R: 0 E: 0 K: 2 S: 12	H: 0 LOB: 0 BB: 0 P: 15	R: 0 E: 0 K: 1 S: 10	H: 0 LOB: 0 BB: 0 P: 11	1B: 2 2B: 0 3B: 0 HR: 0	SF: 0 SAC: 0 DP: 0 HBP: 1	WP: 0 PB: 0 SB: 2 CS: 0	PA: 36
<b>PITCHER</b>	IP WLS BF H R ER SO BB IBB HBP BLK WP HR S P ERA WHIP																					
Ramon Martinez, R (1, 1) ERA: 3.44	7.0 W 30 2 2 2 6 6 0 1 0 0 0 64 113 2.57 1.143																					
Antonio Osuna, R (8, 1) ERA: 2.74	1.0 3 0 0 0 2 0 0 0 0 0 0 12 15 0.00 0.000																					
Todd Worrell, R (9, 1) ERA: 3.13	1.0 3 0 0 0 2 0 0 0 0 0 0 10 11 0.00 0.000																					

Batter	1	2	3	4	5	6	7	8	9	AB	R	H	RBI	BB	SO	LOB	BOTTOM			
Chad Curtis, R (1, 8) OBP: 0.344, SLG: 0.381	1B BB	P2				F9		G3		3	1	0	0	1	0	4	San Francisco Giants @ Los Angeles Dodgers Dodger Stadium, Los Angeles, CA Tue Sep 24 1996, 7:05 PM PDT Att: 37,448 - Unknown <a href="http://livebaseballscorecards.com">livebaseballscorecards.com</a>			
Todd Hollandsworth, L (1, 7) OBP: 0.336, SLG: 0.453	1B	K			P4		G1-3			4	0	1	0	0	1	1				
Mike Piazza, R (1, 2) OBP: 0.428, SLG: 0.577	K				G6-3					3	1	0	0	1	2	2				
Eric Karros, R (1, 3) OBP: 0.315, SLG: 0.476	1B				G5-4-3 1B		G6-3			4	1	3	1	0	0	0				
Raul Mondesi, R (1, 9) OBP: 0.331, SLG: 0.497	K				G5-4-3		K 1B G4-3		G6-3	4	1	0	0	0	2	4				
Tim Wallach, R (1, 5) OBP: 0.302, SLG: 0.380		K			G6-3		G4-3 1B		G5-3	4	0	1	1	0	1	0				
Delino DeShields, L (1, 4) OBP: 0.238, SLG: 0.299										2	1	1	0	0	0	0				
Billy Ashley, R (6, PH) OBP: 0.321, SLG: 0.450										1	0	1	1	0	0	0				
Chad Fonville, S (6, PH) OBP: 0.266, SLG: 0.234		S 2B 1B								1	0	0	0	0	0	0				
Greg Gagne, R (1, 6) OBP: 0.340, SLG: 0.374	SAFE SAFE SAFE SAFE	E 2B								3	1	1	2	0	1	2				
Ramon Martinez, R (1, 1) OBP: 0.148, SLG: 0.119										3	0	0	0	0	0	3				
Antonio Osuna, R (8, 1) ERA: 5.7										0	0	0	0	0	0	0				
Todd Worrell, R (9, 1) ERA: 4.07										0	0	0	0	0	0	0				
<b>Inning Stats</b>	R: 1 E: 0 K: 2 S: 14	H: 2 LOB: 1 BB: 1 P: 22	R: 2 E: 1 K: 2 S: 13	H: 2 LOB: 1 BB: 0 P: 22	R: 0 E: 0 K: 0 S: 5	H: 1 LOB: 0 BB: 0 P: 7	R: 0 E: 0 K: 1 S: 9	H: 0 LOB: 0 BB: 0 P: 13	R: 0 E: 0 K: 0 S: 5	H: 0 LOB: 0 BB: 0 P: 7	R: 3 E: 0 K: 1 S: 24	H: 3 LOB: 3 BB: 1 P: 40	R: 0 E: 0 K: 1 S: 12	H: 0 LOB: 0 BB: 0 P: 18	R: 0 E: 0 K: 0 S: 5	H: 0 LOB: 0 BB: 0 P: 8	1B: 6 2B: 2 3B: 0 HR: 0	SF: 0 SAC: 0 DP: 1 HBP: 0	WP: 1 PB: 0 SB: 1 CS: 0	PA: 34
<b>PITCHER</b>	IP WLS BF H R ER SO BB IBB HBP BLK WP HR S P ERA WHIP																			
Allen Watson, L (1, 1) ERA: 4.32	5.0 L 25 8 6 5 6 2 0 0 0 0 1 0 58 93 9.00 2.000																			
Rich DeLucia, R (6, 1) ERA: 5.7	1.0 3 0 0 0 0 0 0 0 0 0 0 12 18 0.00 0.000																			
Mark Dewey, R (7, 1) ERA: 4.07	2.0 6 0 0 0 1 0 0 0 0 0 0 17 26 0.00 0.000																			

AB 29  
R 2  
H 2  
RBI 2  
BB 6  
SO 10  
LOB 8



AB 32  
R 6  
H 8  
RBI 5  
BB 2  
SO 7  
LOB 16









Batter	1	2	3	4	5	6	7	8	9	AB	R	H	RBI	BB	SO	LOB	TOP								
Marvin Benard, L (1.8)	F8		SF8	G4-3			G3-1		G4-3	5	1	1	1	0	0	1	San Francisco Giants @ Los Angeles Dodgers Dodger Stadium, Los Angeles, CA Thu Sep 26 1996, 7:05 PM PDT Att: 38,893 - Unknown - 69 F								
Bill Mueller, S (1.5)	PB		1B		G4-3		G4-3		G4-3	5	0	2	1	0	0	0									
Barry Bonds, L (1.7)	P2		SF8		F7			1B	G4-3	4	1	1	1	0	0	1									
Glenallen Hill, R (1.9)	K		F8		HR			1B		4	1	2	1	0	1	2									
Rick Wilkins, L (1.2)		L6	F8		G4-3			1B	P5	4	0	0	0	0	0	3									
Desi Wilson, L (1.3)	CS				F7		L4	1B	FC3-2	3	0	1	1	1	0	0									
Jay Canizaro, R (1.4)	K				E		K	1B	FC3-2	3	1	1	0	1	2	1									
Wilson Delgado, S (1.6)			1B		E3		P6	1B	FC3-2	4	1	2	1	0	0	3									
Mark Gardner, R (1.1)			1B		P4		K	1B	K	4	1	1	0	0	2	4									
<b>Inning Stats</b>	R: 0 E: 0 K: 1 S: 10	H: 1 LOB: 1 BB: 0 P: 15	R: 0 E: 0 K: 1 S: 7	H: 0 LOB: 0 BB: 1 P: 14	R: 3 E: 0 K: 0 S: 16	H: 4 LOB: 1 BB: 0 P: 22	R: 1 E: 1 K: 0 S: 14	H: 2 LOB: 1 BB: 0 P: 19	R: 1 E: 0 K: 1 S: 7	H: 1 LOB: 0 BB: 0 P: 13	R: 0 E: 0 K: 1 S: 6	H: 0 LOB: 0 BB: 0 P: 8	R: 0 E: 0 K: 1 S: 7	H: 0 LOB: 0 BB: 0 P: 9	R: 1 E: 0 K: 1 S: 14	H: 3 LOB: 3 BB: 1 P: 24	R: 0 E: 0 K: 0 S: 8	H: 0 LOB: 0 BB: 0 P: 14	1B: 9 2B: 1 3B: 0 HR: 1	SF: 1 SAC: 0 DP: 0 HBP: 0	WP: 0 PB: 1 SB: 0 CS: 1	PA: 39			
<b>PITCHER</b>	IP	WLS	BF	H	R	ER	SO	BB	IBB	HBP	BLK	WP	HR	S	P	ERA	WHIP								
Tom Candiotti, R (1.1)	5.0	L	23	8	5	5	2	1	0	0	0	0	1	54	83	9.00	1.800								
Chan Ho Park, R (6.1)	3.0		13	3	1	1	3	1	0	0	0	0	0	27	41	3.00	1.333								
Jim Bruske, R (9.1)	1.0		3	0	0	0	0	0	0	0	0	0	0	8	14	0.00	0.000								

Batter	1	2	3	4	5	6	7	8	9	AB	R	H	RBI	BB	SO	LOB	BOTTOM								
Todd Hollandsworth, L (1.7)	K		K			G1-3		F7		4	0	0	0	0	2	0	San Francisco Giants @ Los Angeles Dodgers Dodger Stadium, Los Angeles, CA Thu Sep 26 1996, 7:05 PM PDT Att: 38,893 - Unknown - 69 F								
Wayne Kirby, L (1.8)	F7				G4-3		L8	G4-3		4	0	0	0	0	0	0									
Mike Piazza, R (1.2)	F9				G4-3					4	0	1	0	0	0	0									
Roger Cedeno, S (9. PR)						G6-3			1B	0	0	0	0	0	0	0									
Eric Karros, R (1.3)		G4-3			L7		G5-3		F9	4	0	0	0	0	0	1									
Raul Mondesi, R (1.9)		E9				1B	P4		G5-4-3	4	1	3	0	0	0	0									
Tim Lincecum, R (1.5)		F7				F9		1B	G5-4-3	4	0	1	0	0	0	4									
Delino DeShields, L (1.4)		K				1B		1B		3	0	2	0	0	1	1									
Greg Gagne, R (1.6)			K			SF7		K		2	0	0	1	0	2	2									
Tom Candiotti, R (1.1)										1	0	0	0	0	0	0									
Oreste Marrero, L (5. PH)			G5-3							1	0	0	0	0	1	1									
Chan Ho Park, R (6.1)										0	0	0	0	0	0	0									
Wilton Guerrero, S (8. PH)										1	0	0	0	0	1	0									
Jim Bruske, R (9.1)										0	0	0	0	0	0	0									
<b>Inning Stats</b>	R: 0 E: 0 K: 1 S: 11	H: 0 LOB: 0 BB: 0 P: 14	R: 0 E: 1 K: 1 S: 13	H: 1 LOB: 1 BB: 0 P: 17	R: 0 E: 0 K: 2 S: 7	H: 0 LOB: 0 BB: 0 P: 7	R: 0 E: 0 K: 0 S: 10	H: 0 LOB: 0 BB: 0 P: 12	R: 1 E: 0 K: 1 S: 9	H: 2 LOB: 1 BB: 0 P: 13	R: 0 E: 0 K: 0 S: 7	H: 0 LOB: 0 BB: 0 P: 9	R: 0 E: 0 K: 1 S: 9	H: 2 LOB: 2 BB: 0 P: 14	R: 0 E: 0 K: 1 S: 7	H: 0 LOB: 0 BB: 0 P: 8	R: 0 E: 0 K: 0 S: 10	H: 2 LOB: 2 BB: 0 P: 15	1B: 7 2B: 0 3B: 0 HR: 0	SF: 1 SAC: 0 DP: 1 HBP: 0	WP: 0 PB: 0 SB: 0 CS: 0	PA: 33			
<b>PITCHER</b>	IP	WLS	BF	H	R	ER	SO	BB	IBB	HBP	BLK	WP	HR	S	P	ERA	WHIP								
Mark Gardner, R (1.1)	9.0	W	33	7	1	1	7	0	0	0	0	0	0	83	109	1.00	0.778								

AB	36
R	6
H	11
RBI	6
BB	2
SO	5
LOB	15









Batter	1	2	3	4	5	6	7	8	9	AB	R	H	RBI	BB	SO	LOB	TOP			
Rickey Henderson, R OBP: 0.411, SLG: 0.345 Doug Bochtler, R Trevor Hoffman, R	2-0 S 1B		3-1 L5		4-0 BB		2-1 P3	4-2 1B BB		3	0	1	0	2	0	0	<b>San Diego Padres @ Los Angeles Dodgers</b> Dodger Stadium, Los Angeles, CA Sat Sep 28 1996, 3:33 AM PDT Att: 52,977 - Sunny - 86 F			
Tony Gwynn, L OBP: 0.402, SLG: 0.445	1 SAFE P5		2-2 G3-1		0-0 F9		1-1 E9 F8	2-1 1B FC4-6		5	0	2	2	0	0	2				
Steve Finley, L OBP: 0.354, SLG: 0.532	1-3 K			4-0 CS E BB		2-1 HR	1-1 F8	1-0 FC4-6		4	1	1	1	1	1	4				
Ken Caminiti, S OBP: 0.406, SLG: 0.622	1-1 G3			3-2 E4 CS		2-1 1B 2B	4-0 IBB		0-0 G3	4	1	1	0	1	0	2				
Wally Joyner, L OBP: 0.377, SLG: 0.402		2-3 K		0-0 L9		2-0 2B 1B	0-3 K		0-1 L8	5	0	1	0	0	2	4				
Chris Gomez, R OBP: 0.348, SLG: 0.336		3-1 WP 2B		2 SAFE 4-2 1-2 2-3 BB		1-1 2B		1-3 K	1-3 K	4	0	2	1	1	2	0				
Brian Johnson, R OBP: 0.296, SLG: 0.441		2-3 K		0-0 G4-3		1-1 P4		0-0 G3-1		4	0	0	0	0	1	5				
Jody Reed, R OBP: 0.326, SLG: 0.299		2-3 K			2-1 F9	2-3 K		3-1 BB 1B 1B		4	1	1	0	0	2	3				
Andy Ashby, R OBP: 0.239, SLG: 0.356 Scott Livingstone, L OBP: 0.359, SLG: 0.363 Tim Worrell, R OBP: 0.150, SLG: 0.150 Greg Vaughn, R OBP: 0.367, SLG: 0.543			2-3 K		1-2 G5-3	2-3 K		1-0 BB 1B 1B		2	0	0	0	0	1	0				
<b>Inning Stats</b>	R: 0 E: 0 K: 1 S: 8	H: 1 LOB: 1 BB: 0 P: 14	R: 0 E: 0 K: 3 S: 12	H: 1 LOB: 1 BB: 0 P: 21	R: 0 E: 0 K: 1 S: 8	H: 0 LOB: 0 BB: 0 P: 15	R: 0 E: 1 K: 0 S: 7	H: 0 LOB: 2 BB: 2 P: 18	R: 0 E: 0 K: 0 S: 6	H: 4 LOB: 1 BB: 1 P: 28	R: 0 E: 1 K: 1 S: 9	H: 1 LOB: 2 BB: 1 P: 17	R: 2 E: 0 K: 1 S: 12	H: 3 LOB: 2 BB: 1 P: 24	R: 0 E: 0 K: 1 S: 6	H: 0 LOB: 0 BB: 0 P: 7		1B: 7 2B: 2 3B: 0 HR: 1	SF: 0 SAC: 0 DP: 0 HBP: 0	WP: 1 PB: 0 SB: 2 CS: 2
<b>PITCHER</b>	IP WLS BF H R ER SO	IP WLS BF H R ER SO	IP WLS BF H R ER SO	IP WLS BF H R ER SO	IP WLS BF H R ER SO	IP WLS BF H R ER SO	IP WLS BF H R ER SO	IP WLS BF H R ER SO	IP WLS BF H R ER SO	IP WLS BF H R ER SO	IP WLS BF H R ER SO	IP WLS BF H R ER SO	IP WLS BF H R ER SO	IP WLS BF H R ER SO	IP WLS BF H R ER SO	IP WLS BF H R ER SO	ERA WHIP	ERA WHIP		
Hideo Nomo, R ERA: 3.19	6.2	31	7	2	2	7	3	1	1	63	123	2.70	1.500							
Scott Radinsky, L ERA: 2.44	0.1	1	0	0	0	1	0	0	0	0	3	0.00	0.000							
37 Darren Dreifort, R ERA: 4.94	0.2	L	5	2	2	1	1	0	0	9	18	27.00	4.500							
Mark Guthrie, L ERA: 2.22	0.1	2	1	0	0	0	0	0	0	3	6	0.00	3.000							
Antonio Osuna, R ERA: 3.0	1.0	3	0	0	0	1	0	0	0	6	7	0.00	0.000							

Batter	1	2	3	4	5	6	7	8	9	AB	R	H	RBI	BB	SO	LOB	BOTTOM					
Wayne Kirby, L OBP: 0.335, SLG: 0.353	1-1 P5		0-1 G4-3		3-2 G4-3			4-2 FC6-4 BB		3	0	0	0	1	0	0	<b>San Diego Padres @ Los Angeles Dodgers</b> Dodger Stadium, Los Angeles, CA Sat Sep 28 1996, 3:33 AM PDT Att: 52,977 - Sunny - 86 F					
Todd Hollandsworth, L OBP: 0.350, SLG: 0.440	3-1 G4-3		0-1 S 1B		2-3 K		0-2 P5		0-1 FC6-4	4	1	1	0	0	1	1						
Mike Piazza, R OBP: 0.423, SLG: 0.565	1-1 G1-3		1 SAFE 3-2 1-H 1B		4-1 FC6-4 BB		0-1 FC6-4		1-2 1B	3	0	1	1	1	0	1						
Eric Karros, R OBP: 0.318, SLG: 0.482		2-1 L9	1-2 F9		3-2 F8				1-1 2B	4	0	1	0	0	0	2						
Raul Mondesi, R OBP: 0.335, SLG: 0.497		1-2 WP 1B 1B		0-0 F8		1-2 FC6-4			0-3 K	4	1	1	0	0	1	2						
Tim Lincecum, R OBP: 0.297, SLG: 0.371		1 SAFE 2-3 K		3-1 F8			1-1 G5-3		1-3 K	4	0	0	0	0	2	2						
Delino DeShields, L OBP: 0.238, SLG: 0.299 Billy Ashley, R OBP: 0.351, SLG: 0.482 Chad Fournier, S OBP: 0.268, SLG: 0.234		0-1 3-H 1B		1-0 E6 CS		2-2 G6-3		4-0 BB		3	0	1	1	0	0	0						
Greg Gagne, R OBP: 0.334, SLG: 0.366 Dave Hansen, L OBP: 0.236, SLG: 0.233		1 SAFE 0-0 G3		1 SAFE 2-0 CS		3-2 P3		2-3 K		3	0	0	0	0	1	1						
Hideo Nomo, R OBP: 0.186, SLG: 0.187 Scott Radinsky, L 37 Darren Dreifort, R Mark Guthrie, R Dave Clark, L Antonio Osuna, R			0-3 K		0-3 K			0-1 P5		2	0	0	0	0	2	0						
<b>Inning Stats</b>	R: 0 E: 0 K: 0 S: 6	H: 0 LOB: 0 BB: 0 P: 11	R: 1 E: 0 K: 1 S: 13	H: 2 LOB: 1 BB: 0 P: 18	R: 1 E: 0 K: 1 S: 13	H: 2 LOB: 1 BB: 0 P: 17	R: 0 E: 1 K: 0 S: 5	H: 0 LOB: 0 BB: 0 P: 10	R: 0 E: 0 K: 1 S: 10	H: 0 LOB: 1 BB: 1 P: 16	R: 0 E: 0 K: 1 S: 15	H: 0 LOB: 0 BB: 1 P: 25	R: 0 E: 0 K: 1 S: 8	H: 0 LOB: 0 BB: 0 P: 13	R: 0 E: 0 K: 0 S: 10	H: 0 LOB: 1 BB: 1 P: 14		R: 0 E: 0 K: 3 S: 11	H: 1 LOB: 2 BB: 1 P: 18	1B: 4 2B: 1 3B: 0 HR: 0	SF: 0 SAC: 0 DP: 0 HBP: 0	WP: 2 PB: 0 SB: 1 CS: 1
<b>PITCHER</b>	IP WLS BF H R ER SO	IP WLS BF H R ER SO	IP WLS BF H R ER SO	IP WLS BF H R ER SO	IP WLS BF H R ER SO	IP WLS BF H R ER SO	IP WLS BF H R ER SO	IP WLS BF H R ER SO	IP WLS BF H R ER SO	IP WLS BF H R ER SO	IP WLS BF H R ER SO	IP WLS BF H R ER SO	IP WLS BF H R ER SO	IP WLS BF H R ER SO	IP WLS BF H R ER SO	IP WLS BF H R ER SO	ERA WHIP	ERA WHIP				
Andy Ashby, R ERA: 3.23	5.0	19	4	2	2	3	0	0	0	0	47	3.60	0.800									
Tim Worrell, R ERA: 3.05	2.0	W	7	0	0	2	1	0	0	0	23	0.00	0.500									
Doug Bochtler, R ERA: 3.02	1.0	4	0	0	0	0	1	0	0	0	10	0.00	1.000									
Trevor Hoffman, R ERA: 2.28	1.0	S	5	1	0	3	1	0	0	0	11	0.00	2.000									





Batter	1	2	3	4	5	6	7	8	9	10	11	AB	R	H	RBI	BB	SO	LOB	TOP							
Tony Gwynn, L OBP: 0.400, SLG: 0.441 (1, 9)	L6		G6-3			G6-3		BB		G6-3		4	0	0	0	1	0	0								
Steve Finley, L OBP: 0.354, SLG: 0.531 (1, 8)	G3			G3		G4-3		BB			1B	5	1	2	0	0	0	0								
Ken Caminiti, S OBP: 0.408, SLG: 0.621 (1, 5)	K			F8				BB			1B	3	1	1	0	2	1	0								
Greg Vaughn, R OBP: 0.365, SLG: 0.539 Dario Veras, R (8, 1)		F9			G5-3	G4-3					1B	4	0	0	0	0	0	0	4							
Chris Gwynn, L OBP: 0.260, SLG: 0.256 Trevor Hoffman, R (11, 1)											2B	1	0	1	2	0	0	0								
Wally Joyner, L OBP: 0.377, SLG: 0.404 (1, 3)		2B									2B	5	0	2	0	0	3	1								
Chris Gomez, R OBP: 0.347, SLG: 0.333 (1, 6)											1B	4	0	0	0	1	3	3								
Brian Johnson, R OBP: 0.290, SLG: 0.432 (1, 2)												5	0	0	0	0	0	4								
Jody Reed, R OBP: 0.325, SLG: 0.297 (1, 4)												3	0	0	0	1	1	0								
Bob Tewksbury, R OBP: 0.074, SLG: 0.046 Scott Livingstone, L OBP: 0.351, SLG: 0.366 Doug Dascenzo, S OBP: 0.200, SLG: 0.111 Rickey Henderson, R OBP: 0.410, SLG: 0.344 (8, PH) (8, PR) (8, 7)												2	0	0	0	0	1	2								
												1	0	1	0	0	0	0								
												0	0	0	0	0	0	0								
												1	0	0	0	0	0	0								
<b>Inning Stats</b>	R: 0 E: 0 K: 1 S: 8	H: 0 LOB: 0 BB: 0 P: 11	R: 0 E: 0 K: 1 S: 9	H: 1 LOB: 1 BB: 0 P: 16	R: 0 E: 0 K: 0 S: 4	H: 0 LOB: 0 BB: 0 P: 8	R: 0 E: 0 K: 0 S: 4	H: 0 LOB: 0 BB: 0 P: 7	R: 0 E: 0 K: 2 S: 11	H: 0 LOB: 2 BB: 2 P: 20	R: 0 E: 0 K: 1 S: 7	H: 1 LOB: 0 BB: 0 P: 8	R: 0 E: 0 K: 0 S: 12	H: 2 LOB: 3 BB: 2 P: 28	R: 0 E: 0 K: 1 S: 8	H: 0 LOB: 0 BB: 0 P: 11	R: 0 E: 0 K: 1 S: 7	H: 0 LOB: 0 BB: 0 P: 13	R: 2 E: 0 K: 2 S: 17	H: 3 LOB: 1 BB: 0 P: 26	1B: 5 2B: 2 3B: 0 HR: 0	SF: 0 SAC: 0 DP: 1 HBP: 0	WP: 0 PB: 0 SB: 0 CS: 0	PA: 43		
<b>PITCHER</b>	IP ERA WLS BF H R ER SO BB IBB HBP BLK WP HR S P ERA WHIP																									
Ramon Martinez, R ERA: 3.42 (1, 1)	6.1	25	3	0	0	4	4	0	0	0	0	0	0	0	47	87	0.00	1.105								
Pedro Astacio, R ERA: 3.44 (2, 1)	0.2	3	1	0	0	0	0	1	0	0	0	0	0	7	15	0.00	1.500									
Scott Radinsky, L ERA: 2.41 (8, PH)	1.0	3	0	0	0	1	0	0	0	0	0	0	0	8	11	0.00	0.000									
Todd Worrell, R ERA: 3.03 (9, 1)	2.0	L	9	3	2	2	3	0	0	0	0	0	0	24	39	9.00	1.500									
Chan Ho Park, R ERA: 3.64 (10, 1)																										
<b>Batter</b>	<b>1</b>	<b>2</b>	<b>3</b>	<b>4</b>	<b>5</b>	<b>6</b>	<b>7</b>	<b>8</b>	<b>9</b>	<b>10</b>	<b>11</b>	<b>AB</b>	<b>R</b>	<b>H</b>	<b>RBI</b>	<b>BB</b>	<b>SO</b>	<b>LOB</b>	<b>BOTTOM</b>							
Wayne Kirby, L OBP: 0.333, SLG: 0.348 (1, 8)	G6-3		F9			G1-3						3	0	0	0	1	0	1								
Chad Fournier, S OBP: 0.266, SLG: 0.234 Chad Curtis, R OBP: 0.341, SLG: 0.377 (9, PR) (10, 8)												0	0	0	0	0	0	0								
Todd Hollandsworth, L OBP: 0.348, SLG: 0.437 (1, 7)	G3											3	0	0	0	0	0	0								
Mike Piazza, R OBP: 0.422, SLG: 0.563 Chan Ho Park, R OBP: 0.100, SLG: 0.053 (1, 2) (10, 1)												4	0	1	0	0	2	2								
												0	0	0	0	0	0	0								
Eric Karros, R OBP: 0.316, SLG: 0.479 (1, 3)												4	0	0	0	0	1	3								
Raul Mondesi, R OBP: 0.334, SLG: 0.495 (1, 9)												4	0	1	0	0	1	0								
Tim Wallach, R OBP: 0.297, SLG: 0.369 Roger Cedeno, S OBP: 0.326, SLG: 0.336 Juan Castro, R OBP: 0.254, SLG: 0.280 (1, 5) (10, PR) (11, 5)												4	0	1	0	0	0	1								
												0	0	0	0	0	0	0								
												0	0	0	0	0	0	0								
Delino DeShields, L OBP: 0.288, SLG: 0.288 (1, 4)												3	0	0	0	1	0	2								
Greg Gagne, R OBP: 0.333, SLG: 0.364 (1, 6)												4	0	1	0	0	1	2								
Ramon Martinez, R OBP: 0.346, SLG: 0.419 Pedro Astacio, R OBP: 0.301, SLG: 0.268 Scott Radinsky, L OBP: 0.351, SLG: 0.366 Dave Clark, L OBP: 0.264, SLG: 0.447 Todd Worrell, R OBP: 0.341, SLG: 0.447 Tom Prince, R OBP: 0.268, SLG: 0.438 Dave Hansen, L OBP: 0.193, SLG: 0.221 (1, 1) (2, 1) (8, PH) (8, 1) (9, 1) (10, 2) (11, PH)												0	0	0	0	0	0	0								
												2	0	0	0	0	1	1								
												1	0	0	0	0	0	1								
												0	0	0	0	0	0	0								
												1	0	0	0	0	0	0								
												0	0	0	0	0	0	0								
												1	0	0	0	0	0	0								
<b>Inning Stats</b>	R: 0 E: 0 K: 0 S: 8	H: 0 LOB: 0 BB: 0 P: 12	R: 0 E: 0 K: 1 S: 8	H: 0 LOB: 0 BB: 0 P: 10	R: 0 E: 0 K: 0 S: 13	H: 1 LOB: 1 BB: 0 P: 18	R: 0 E: 0 K: 0 S: 4	H: 1 LOB: 1 BB: 0 P: 6	R: 0 E: 0 K: 1 S: 11	H: 1 LOB: 1 BB: 0 P: 14	R: 0 E: 0 K: 1 S: 8	H: 0 LOB: 0 BB: 0 P: 13	R: 0 E: 0 K: 2 S: 7	H: 0 LOB: 0 BB: 0 P: 12	R: 0 E: 0 K: 0 S: 7	H: 0 LOB: 1 BB: 1 P: 11	R: 0 E: 0 K: 1 S: 9	H: 1 LOB: 1 BB: 0 P: 16	R: 0 E: 0 K: 0 S: 8	H: 1 LOB: 1 BB: 0 P: 13	R: 0 E: 0 K: 1 S: 10	H: 0 LOB: 0 BB: 0 P: 15	1B: 4 2B: 0 3B: 0 HR: 0	SF: 0 SAC: 1 DP: 3 HBP: 0	WP: 0 PB: 0 SB: 0 CS: 0	PA: 37
<b>PITCHER</b>	IP ERA WLS BF H R ER SO BB IBB HBP BLK WP HR S P ERA WHIP																									
Bob Tewksbury, R ERA: 4.31 (8, 1)	3.0	W	11	1	0	0	1	2	0	0	0	0	0	24	40	0.00	1.000									
Dario Veras, R ERA: 2.79 (11, 1)	1.0	S	3	0	0	0	1	0	0	0	0	0	0	10	15	0.00	0.000									
Trevor Hoffman, R ERA: 2.25 (11, 1)																										

San Diego Padres @ Los Angeles Dodgers  
Dodger Stadium, Los Angeles, CA  
Sun Sep 29 1996, 3:33 AM PDT  
Att: 53,270 - Sunny - 78 F

AB	38
R	2
H	7
RBI	2
BB	5
SO	9
LOB	14



WP	0	PA	43
PB	0		
SB	0		
CS	0		

San Diego Padres @ Los Angeles Dodgers  
Dodger Stadium, Los Angeles, CA  
Sun Sep 29 1996, 3:33 AM PDT  
Att: 53,270 - Sunny - 78 F

AB	34
R	0
H	4
RBI	0
BB	2
SO	7
LOB	13



WP	0	PA	37
PB	0		
SB	0		
CS	0		



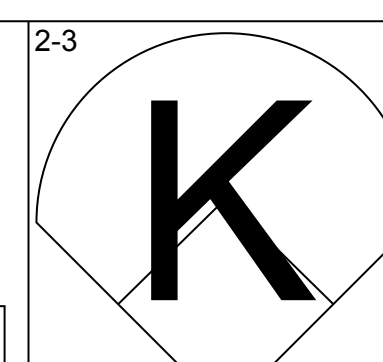
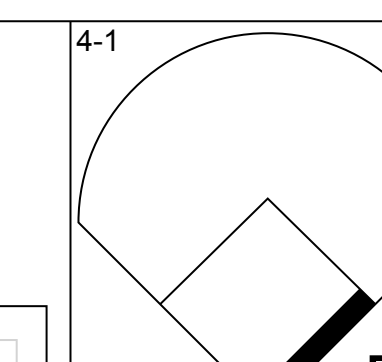
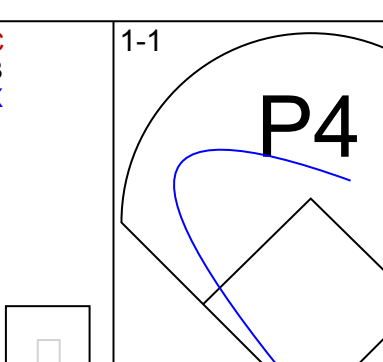
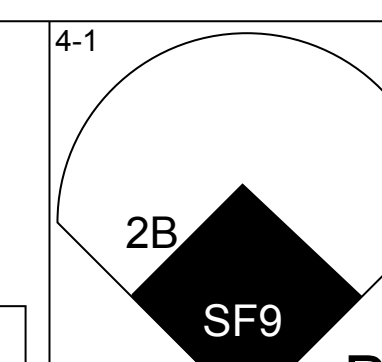
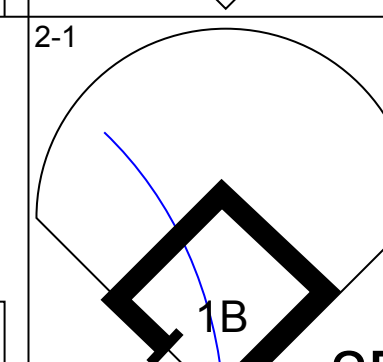
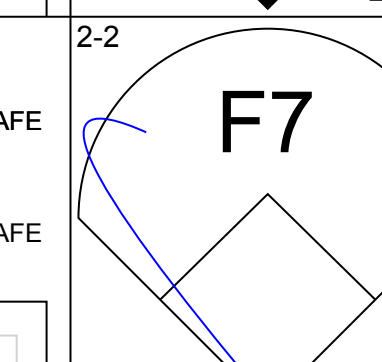
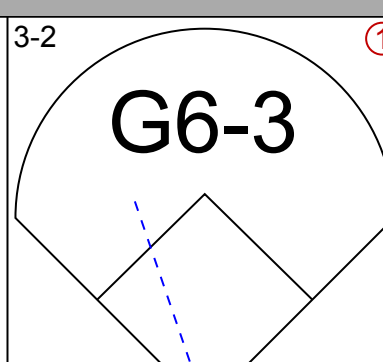
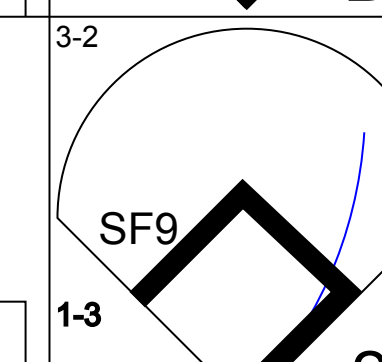
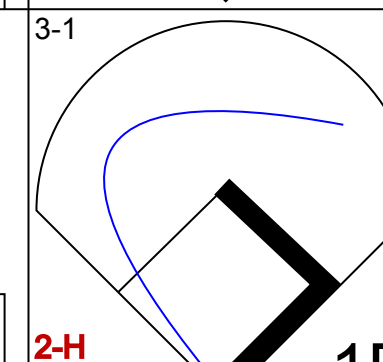
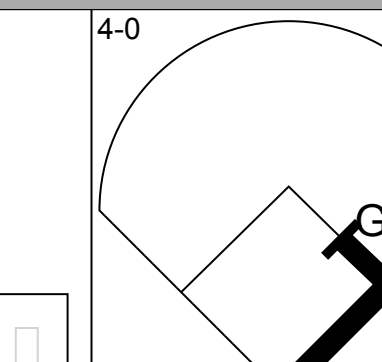
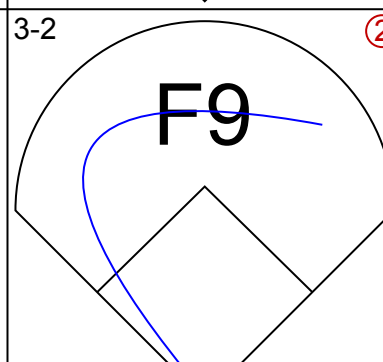
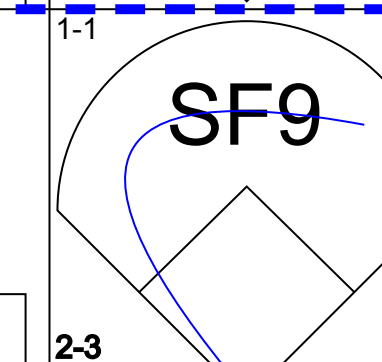
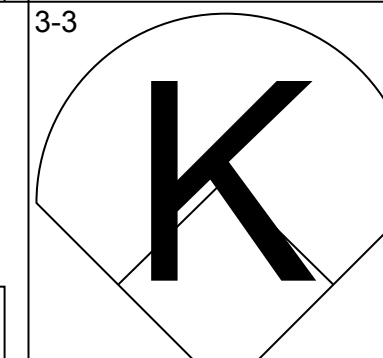
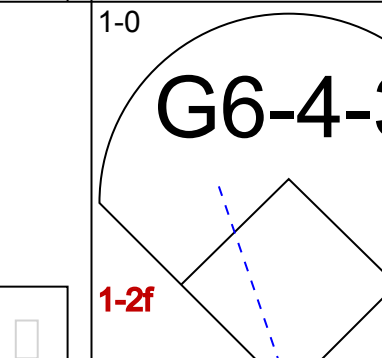
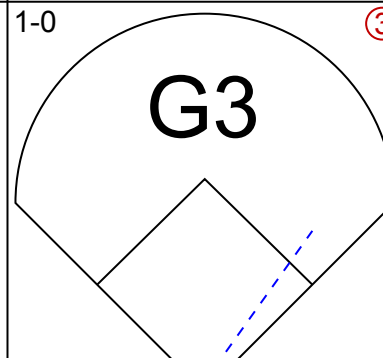
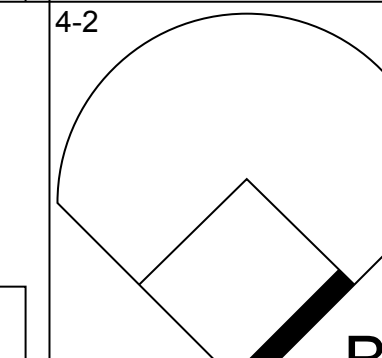
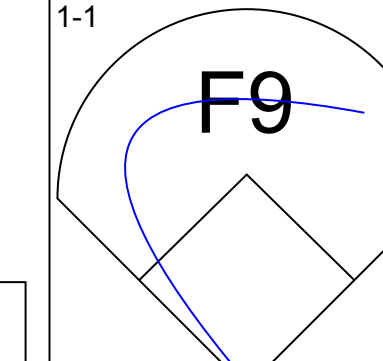
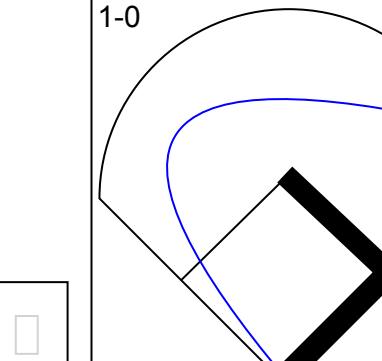
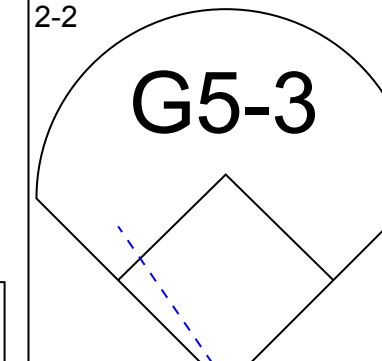
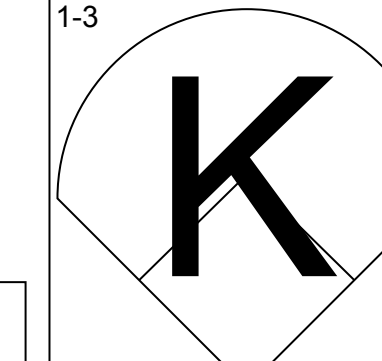
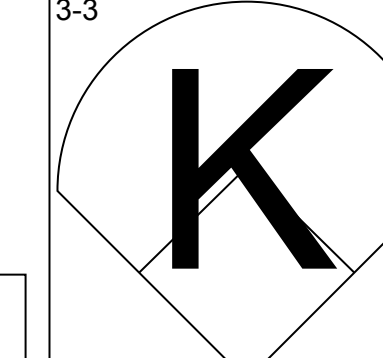
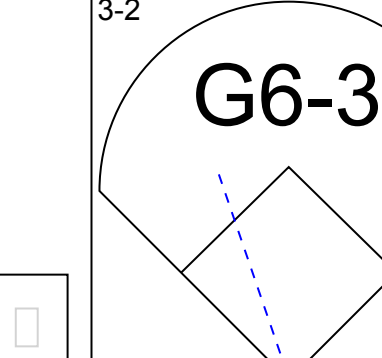
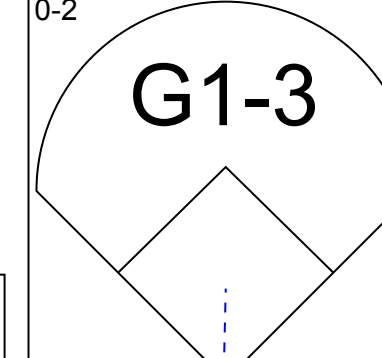
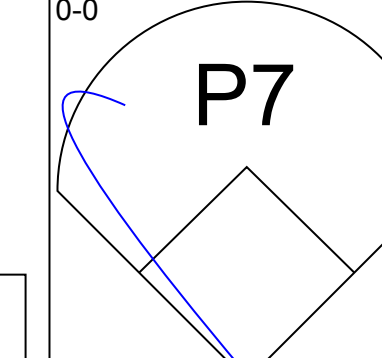
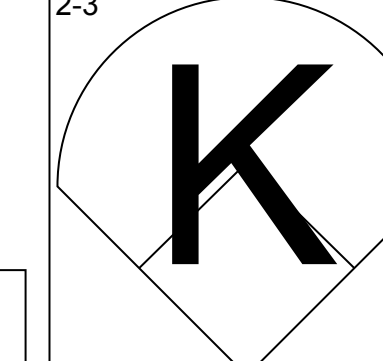
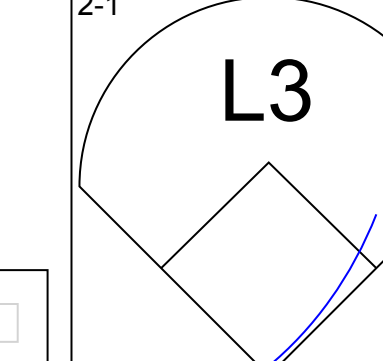
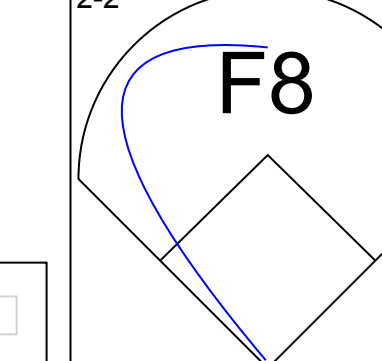
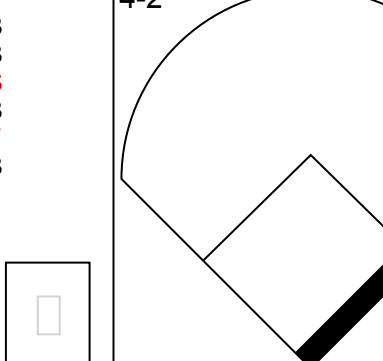
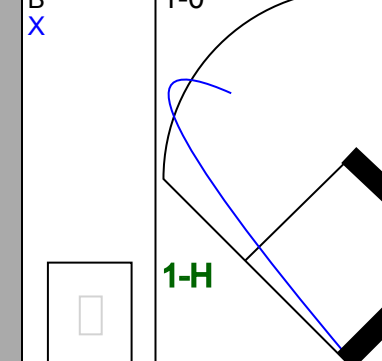
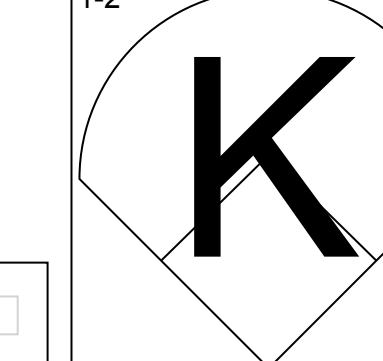
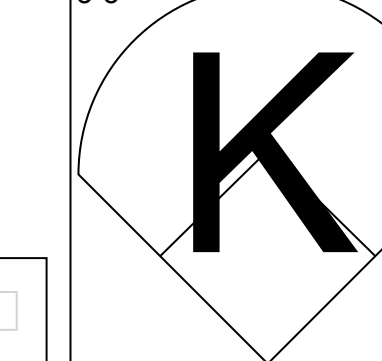
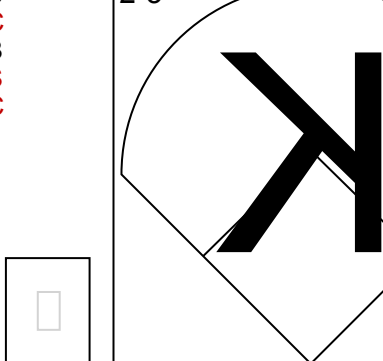
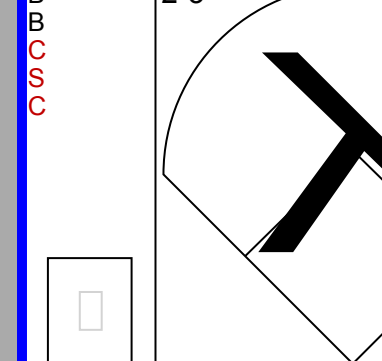
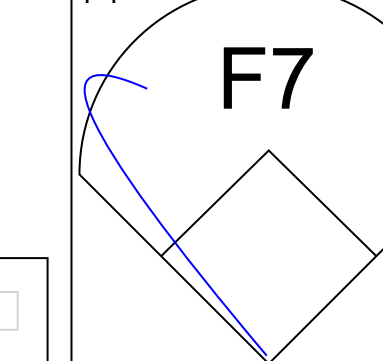


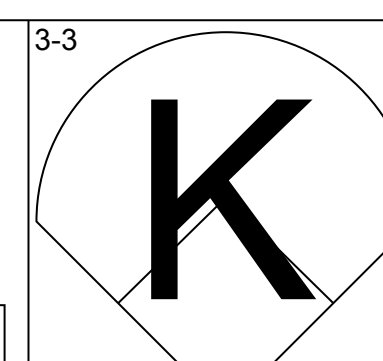
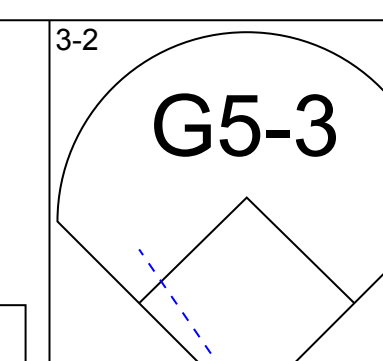
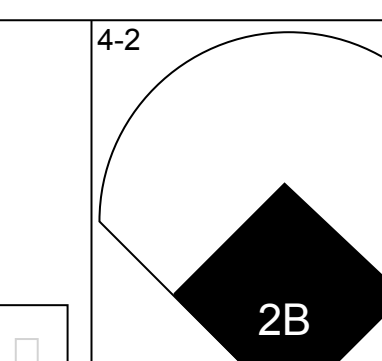
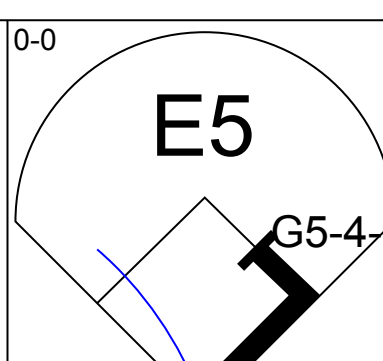
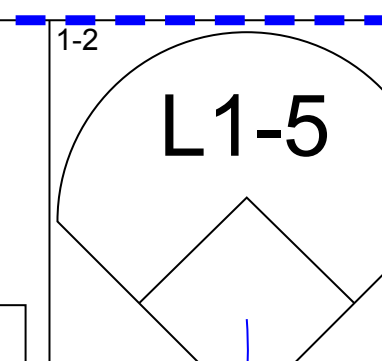
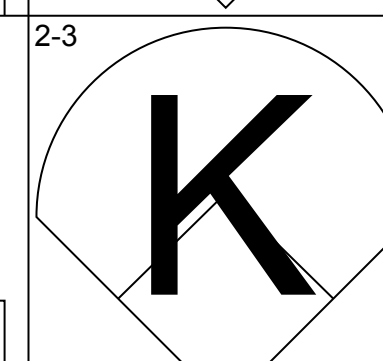
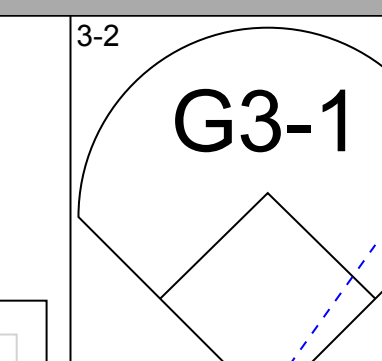
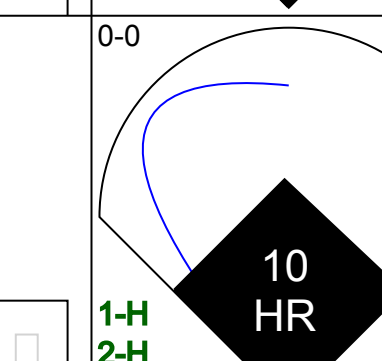
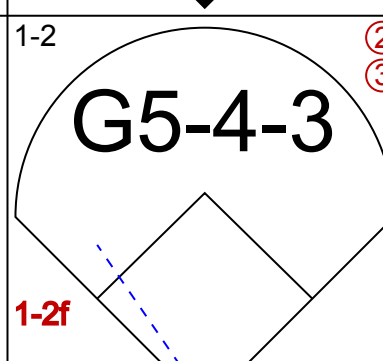
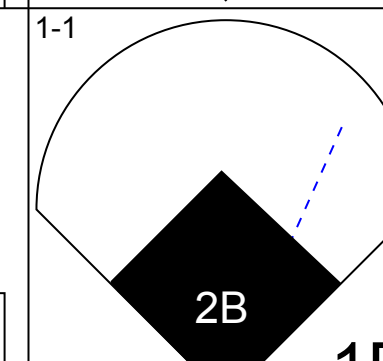
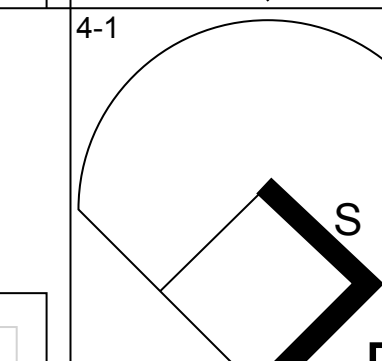
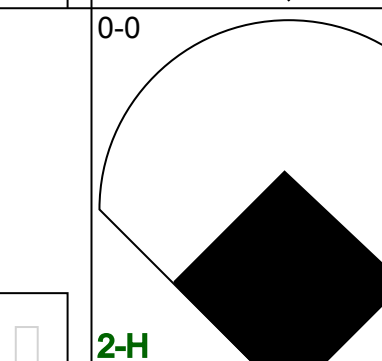
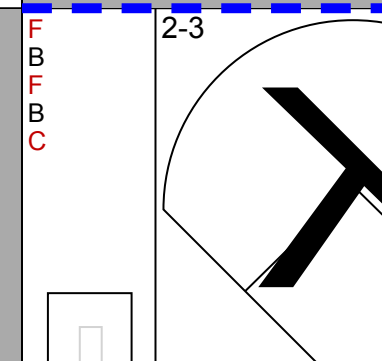
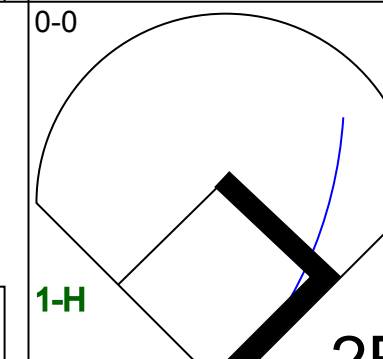
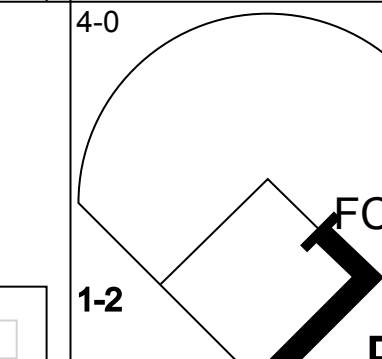
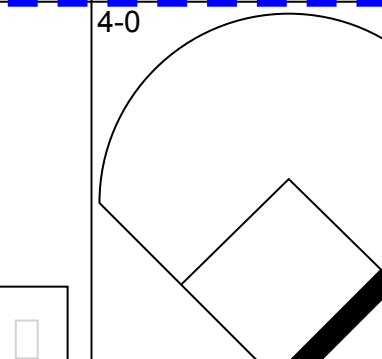

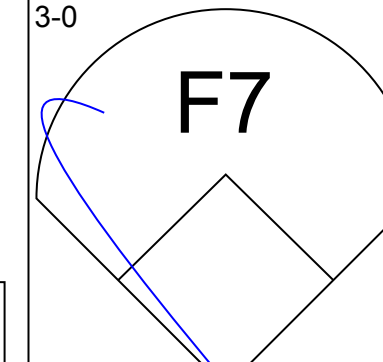
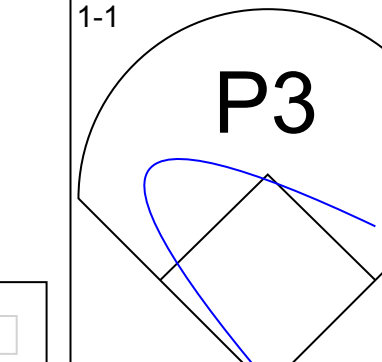
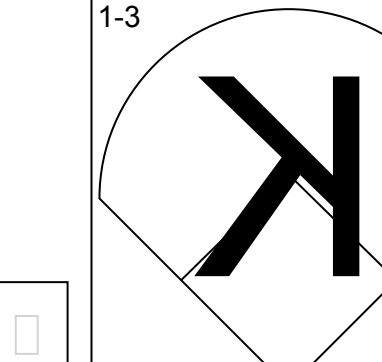
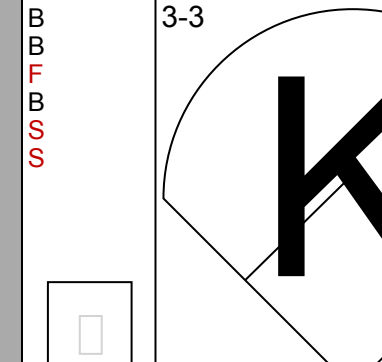
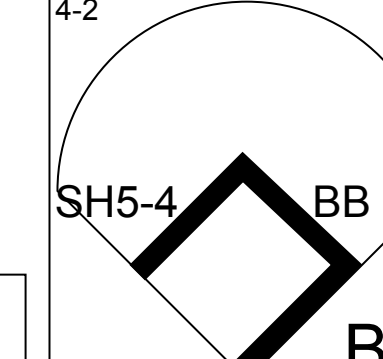
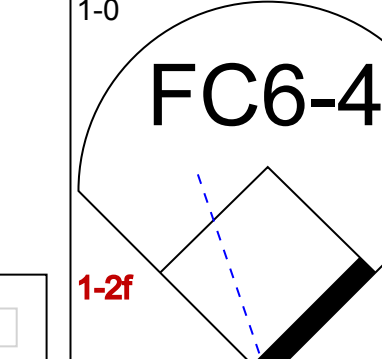
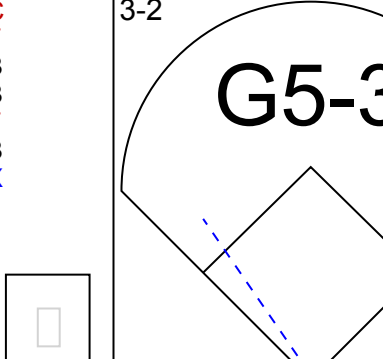
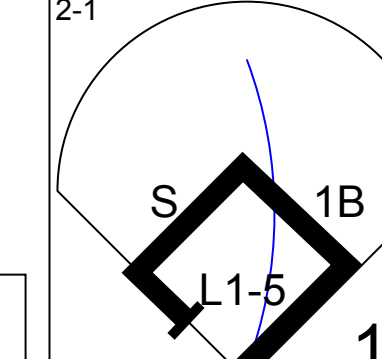
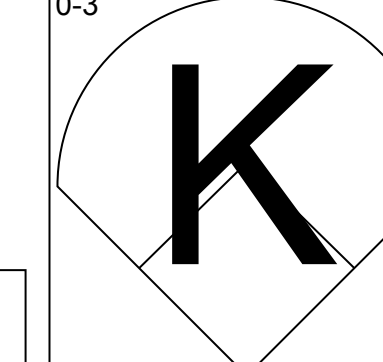
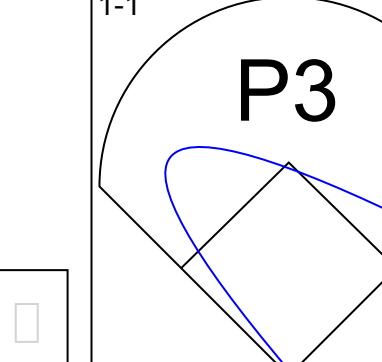
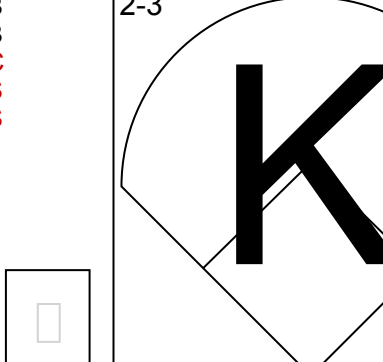
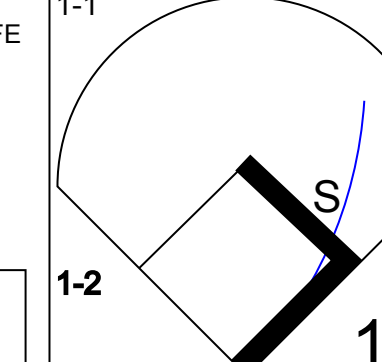
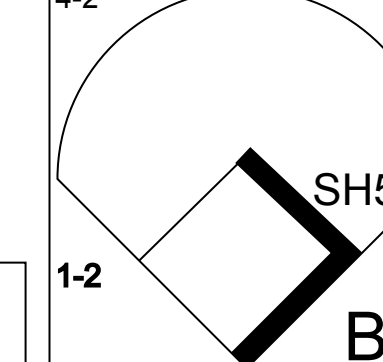
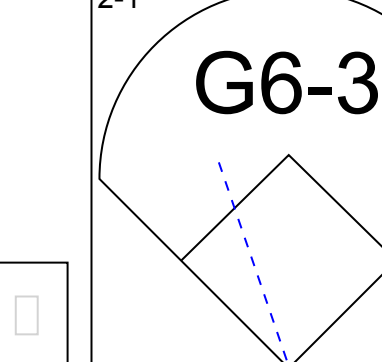
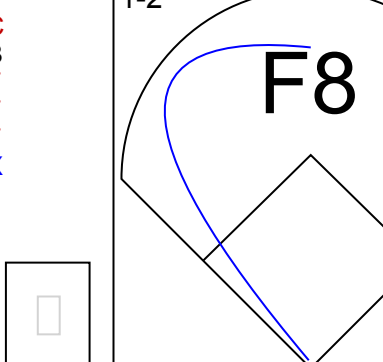
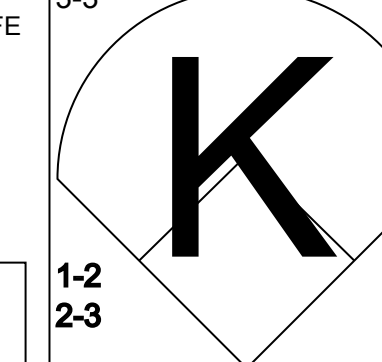
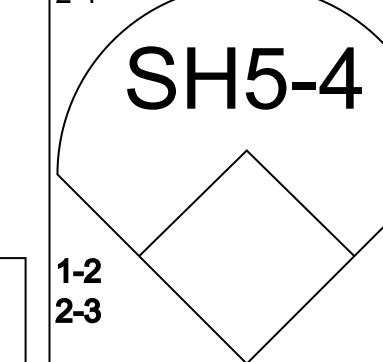
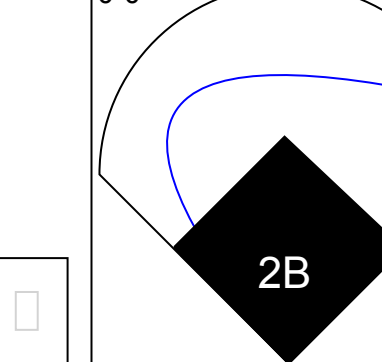
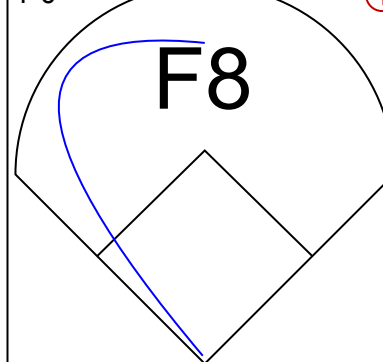


Batter	1	2	3	4	5	6	7	8	9	AB	R	H	RBI	BB	SO	LOB	TOP			
Marquis Grissom, R OBP: 0.125, SLG: 0.125										4	0	0	0	0	1	0	<p>Atlanta Braves @ Los Angeles Dodgers Dodger Stadium, Los Angeles, CA Thu Oct 03 1996, 7:05 PM PDT Att: 51,916 - Sunny - 75 F</p> <p>livebaseballscores.com</p>			
Mark Lemko, S OBP: 0.125, SLG: 0.125										4	0	1	0	0	0	0				
10 Chipper Jones, S										4	0	0	0	0	1	1				
Fred McGriff, L OBP: 0.250, SLG: 0.714										4	1	1	1	0	1	0				
Ryan Klesko, L OBP: 0.571, SLG: 1.000 Andrew Jones, R (9, PR)										3	1	1	1	1	1	0				
Jermaine Dye, R OBP: 0.143, SLG: 0.571										3	1	1	1	0	1	0				
Eddie Pérez, R OBP: 0.333, SLG: 0.333										3	0	1	0	0	0	0				
Jeff Blausler, R OBP: 0.286, SLG: 0.167 Rafael Belliard, R										3	0	0	0	0	1	1				
Greg Maddux, R										2	0	0	0	0	1	0				
Luis Polonia, L Greg McMichael, R Mark Wohlers, R										1	0	0	0	0	0	0				
<b>Inning Stats</b>	R: 0 E: 0 K: 1 S: 10	H: 0 LOB: 0 BB: 0 P: 17	R: 1 E: 0 K: 0 S: 9	H: 2 LOB: 1 BB: 0 P: 13	R: 0 E: 0 K: 0 S: 8	H: 0 LOB: 0 BB: 0 P: 10	R: 0 E: 0 K: 1 S: 6	H: 0 LOB: 0 BB: 0 P: 7	R: 0 E: 0 K: 1 S: 10	H: 1 LOB: 1 BB: 0 P: 13	R: 2 E: 0 K: 2 S: 12	H: 2 LOB: 0 BB: 0 P: 18	R: 0 E: 0 K: 0 S: 5	H: 0 LOB: 0 BB: 0 P: 8	R: 0 E: 0 K: 1 S: 8	H: 0 LOB: 1 BB: 1 P: 14	1B: 2 2B: 0 3B: 0 HR: 3	SF: 0 SAC: 0 DP: 0 HBP: 0	WP: 0 PB: 0 SB: 0 CS: 0	PA: 33
<b>PITCHER</b>	IP WLS BF H R ER SO BB IBB HBP BLK WP HR S P ERA WHIP																			
Ismael Valdez, R ERA: 4.26	(1, 1) 6.1 L 24 5 3 3 5 0 0 0 0 0 0 3 55 75 4.26 0.789																			
Pedro Astacio, R ERA:	(7, 1) 1.2 5 0 0 0 1 0 0 0 0 0 0 0 11 18 0.00 0.000																			
Todd Worrell, R ERA:	(9, 1) 1.0 3 0 0 0 1 1 0 0 0 0 0 0 8 14 0.00 1.000																			

Batter	1	2	3	4	5	6	7	8	9	AB	R	H	RBI	BB	SO	LOB	BOTTOM					
Todd Hollandsworth, L OBP: 0.250, SLG: 0.375										4	1	1	0	0	2	0	<p>Atlanta Braves @ Los Angeles Dodgers Dodger Stadium, Los Angeles, CA Thu Oct 03 1996, 7:05 PM PDT Att: 51,916 - Sunny - 75 F</p> <p>livebaseballscores.com</p>					
Wayne Kirby, L OBP: 0.222, SLG: 0.125										4	0	0	0	0	1	1						
Mike Piazza, R OBP: 0.250, SLG: 0.250										4	1	1	1	0	0	0						
Eric Karros, R										3	0	0	0	0	2	1						
Raul Mondesi, R OBP: 0.143, SLG: 0.286										3	0	1	1	0	2	0						
Tim Wallach, R										3	0	0	0	0	0	1						
Greg Gagne, R OBP: 0.286, SLG: 0.429										3	0	0	0	0	2	0						
Juan Castro, R Dave Hansen, L Delino DeShields, L										2	0	0	0	0	0	0						
Ismael Valdez, R Pedro Astacio, R Billy Ashley, R Todd Worrell, R										0	0	0	0	0	0	0						
<b>Inning Stats</b>	R: 1 E: 0 K: 0 S: 9	H: 1 LOB: 0 BB: 0 P: 10	R: 0 E: 0 K: 2 S: 10	H: 0 LOB: 0 BB: 0 P: 13	R: 0 E: 0 K: 1 S: 7	H: 0 LOB: 0 BB: 0 P: 10	R: 1 E: 1 K: 1 S: 13	H: 2 LOB: 1 BB: 0 P: 17	R: 0 E: 0 K: 0 S: 4	H: 0 LOB: 0 BB: 0 P: 6	R: 0 E: 0 K: 1 S: 8	H: 0 LOB: 0 BB: 0 P: 9	R: 0 E: 0 K: 2 S: 7	H: 0 LOB: 0 BB: 0 P: 7	R: 0 E: 0 K: 2 S: 9	H: 0 LOB: 0 BB: 0 P: 15		R: 0 E: 0 K: 1 S: 8	H: 0 LOB: 0 BB: 0 P: 10	1B: 2 2B: 1 3B: 0 HR: 0	SF: 0 SAC: 0 DP: 0 HBP: 0	WP: 0 PB: 0 SB: 0 CS: 0
<b>PITCHER</b>	IP WLS BF H R ER SO BB IBB HBP BLK WP HR S P ERA WHIP																					
Greg Maddux, R ERA:	(1, 1) 7.0 W 24 3 2 0 7 0 0 0 0 0 0 0 58 72 0.00 0.429																					
Greg McMichael, R ERA:	(8, 1) 1.0 3 0 0 0 2 0 0 0 0 0 0 0 9 15 0.00 0.000																					
Mark Wohlers, R ERA:	(9, 1) 1.0 S 3 0 0 0 1 0 0 0 0 0 0 0 8 10 0.00 0.000																					



Batter	1	2	3	4	5	6	7	8	9	AB	R	H	RBI	BB	SO	LOB	TOP			
Chad Curtis, R (1, 8) Wayne Kirby, L (8, FH) OBP: 0.300, SLG: 0.125										2	0	0	0	1	1	1	<b>Los Angeles Dodgers @ Atlanta Braves</b> Atlanta-Fulton County Stadium, Atlanta, GA Sat Oct 05 1996, 3:33 AM EDT Att: 52,529 - Sunny - 65 F			
Todd Hollandsworth, L (1, 7) OBP: 0.333, SLG: 0.933										4	0	2	0	0	0	1				
Mike Piazza, R (1, 2) OBP: 0.333, SLG: 0.300										2	0	1	1	1	0	0				
Eric Karros, R (1, 3)										3	0	0	0	1	1	2				
Raul Mondesi, R (1, 9) OBP: 0.182, SLG: 0.364										4	0	1	0	0	1	2				
Tim Wallach, R (1, 5) Antonio Osuna, R (8, 1) 37 Darren Dreifort, R (8, 1)										4	0	0	0	0	1	3				
Greg Gagne, R (1, 6) OBP: 0.273, SLG: 0.364										4	1	1	0	0	2	0				
Juan Castro, R (1, 4) OBP: 0.333, SLG: 0.400										3	0	1	1	1	1	0				
Hideo Nomo, R (1, 1) Mark Guthrie, R (4, 1) Dave Clark, L (5, PH) Tom Candiotti, R (5, 1) Billy Ashley, R (7, PH) Scott Radinsky, L (7, 1) Dave Hansen, L (8, 5)										1	0	0	0	0	1	0				
<b>Inning Stats</b>	R: 0 E: 0 K: 2 S: 10	H: 2 LOB: 1 BB: 0 P: 20	R: 0 E: 0 K: 2 S: 11	H: 0 LOB: 0 BB: 0 P: 17	R: 0 E: 0 K: 1 S: 13	H: 0 LOB: 1 BB: 1 P: 24	R: 0 E: 0 K: 0 S: 6	H: 1 LOB: 1 BB: 1 P: 15	R: 0 E: 0 K: 2 S: 9	H: 0 LOB: 0 BB: 0 P: 16	R: 1 E: 0 K: 1 S: 13	H: 2 LOB: 1 BB: 0 P: 19	R: 1 E: 0 K: 1 S: 13	H: 1 LOB: 2 BB: 2 P: 26	R: 0 E: 0 K: 1 S: 7	H: 0 LOB: 0 BB: 0 P: 11		1B: 2 2B: 4 3B: 0 HR: 0	SF: 1 SAC: 0 DP: 1 HBP: 0	WP: 0 PB: 0 SB: 0 CS: 0
<b>PITCHER</b>	IP WLS BF H R ER SO BB IBB HBP BLK WP HR S P ERA WHIP																			
Tom Glavine, L (1, 1) ERA: 1.35	6.2 W 26 5 1 1 7 3 0 0 0 0 0 0 70 127 1.35 1.200																			
Greg McMichael, R (7, 1) ERA: 8.75	0.1 3 1 1 1 1 1 0 0 0 0 0 0 7 16 27.00 6.000																			
Mike Bielecki, R (8, 1) ERA:	0.2 3 0 0 0 1 1 0 0 0 0 0 0 8 14 0.00 1.500																			
Mark Wohlers, R (8, 1) ERA:	1.1 S 4 0 0 0 1 0 0 0 0 0 0 0 8 12 0.00 0.000																			

Batter	1	2	3	4	5	6	7	8	9	AB	R	H	RBI	BB	SO	LOB	BOTTOM			
Marquis Grissom, R (1, 8) OBP: 0.154, SLG: 0.083										4	1	0	0	1	1	5	<b>Los Angeles Dodgers @ Atlanta Braves</b> Atlanta-Fulton County Stadium, Atlanta, GA Sat Oct 05 1996, 3:33 AM EDT Att: 52,529 - Sunny - 65 F			
Mark Lemke, S (1, 4) OBP: 0.167, SLG: 0.250										4	1	1	2	0	1	1				
10 Chipper Jones, S (1, 5) OBP: 0.417, SLG: 0.556										3	2	2	2	1	1	0				
Fred McGriff, L (1, 3) OBP: 0.417, SLG: 0.778										2	0	1	1	2	0	0				
Ryan Klesko, L (1, 7) OBP: 0.364, SLG: 0.500 Mark Wohlers, R (8, 1)										4	0	0	0	0	2	4				
Javy Lopez, R (1, 2) OBP: 0.375, SLG: 0.714										3	0	1	0	1	0	2				
Jermaine Dye, R (1, 9) OBP: 0.182, SLG: 0.455										4	0	1	0	0	2	1				
Jeff Blausler, R (1, 6) Rafael Belliard, R (9, 6)										3	0	0	0	1	1	2				
Tom Glavine, L (1, 1) OBP: 0.500, SLG: 1.000 Greg McMichael, R (7, 1) Mike Bielecki, R (8, 1) Andruw Jones, R (8, 7)										2	1	1	0	0	0	0				
<b>Inning Stats</b>	R: 1 E: 0 K: 2 S: 11	H: 2 LOB: 1 BB: 0 P: 20	R: 0 E: 0 K: 1 S: 17	H: 0 LOB: 2 BB: 2 P: 30	R: 0 E: 0 K: 0 S: 8	H: 0 LOB: 1 BB: 2 P: 21	R: 4 E: 0 K: 1 S: 13	H: 3 LOB: 1 BB: 2 P: 25	R: 0 E: 1 K: 0 S: 5	H: 0 LOB: 0 BB: 0 P: 7	R: 0 E: 0 K: 2 S: 7	H: 0 LOB: 0 BB: 0 P: 13	R: 0 E: 0 K: 1 S: 13	H: 2 LOB: 2 BB: 1 P: 24	R: 0 E: 0 K: 1 S: 7	H: 0 LOB: 0 BB: 0 P: 11		1B: 3 2B: 4 3B: 0 HR: 1	SF: 0 SAC: 1 DP: 2 HBP: 0	WP: 0 PB: 0 SB: 3 CS: 0
<b>PITCHER</b>	IP WLS BF H R ER SO BB IBB HBP BLK WP HR S P ERA WHIP																			
Hideo Nomo, R (1, 1) ERA: 12.27	3.2 L 21 5 5 5 3 5 0 0 0 0 0 0 3 46 12.27 2.727																			
Mark Guthrie, L (4, 1) ERA:	0.1 2 0 0 0 1 1 0 0 0 0 0 0 3 8 0.00 3.000																			
Tom Candiotti, R (5, 1) ERA:	2.0 6 0 0 0 1 0 0 0 0 0 0 0 18 26 0.00 0.000																			
Scott Radinsky, L (7, 1) ERA:	1.0 3 0 0 0 2 0 0 0 0 0 0 0 7 13 0.00 0.000																			
Antonio Osuna, R (8, 1) ERA: 4.5	0.1 4 2 0 0 1 1 0 0 0 0 0 0 8 18 0.00 9.000																			
<b>PITCHER</b>	IP WLS BF H R ER SO BB IBB HBP BLK WP HR S P ERA WHIP																			
37 Darren Dreifort, R (8, 1) ERA:	0.2 1 0 0 0 0 0 0 0 0 0 0 0 8 18 0.00 0.000																			

AB	30
R	2
H	6
RBI	2
BB	5
SO	10
LOB	11



AB	29
R	5
H	7
RBI	5
BB	7
SO	8
LOB	15

