

*Los Angeles Dodgers - 1997*

Batter	1	2	3	4	5	6	7	8	9	AB R H RBI BB SO LOB	TOP		
Mickey Morandini, L (1, 4) OBP: 0.600, SLG: 0.333	4-0 BB 1B BB		0-0 G3		0-0 L7	0-0 S 1B		4-0 2B BB		3 0 1 0 2 0 0	Philadelphia Phillies @ Los Angeles Dodgers Dodger Stadium, Los Angeles, CA Tue Apr 01 1997, 3:33 AM PST Att. 53,079 - Sunny - 70 F		
Kevin Stocker, S (1, 6) OBP: 0.800, SLG: 1.250	0-0 BB 1-2 1B		0-3 K		0-0 BB SF7 2B	4-0 FC6-4 BB		0-0 1-3 2-H 2B		4 1 3 1 1 1 0			
Gregg Jefferies, S (1, 7) OBP: 0.400, SLG: 0.500	0-0 P4		0-0 2B		4-0 BB 1B BB	0-0 FC6-4 1-2f		0-0 F9		4 1 1 0 1 0 6			
Danny Tartabull, R (1, 9) Derrick May, L (8, 9)	4-0 1-2 2-3 BB		0-0 F8		4-0 1-2 2-3 1B BB		0-0 F7		0-3 K	2 0 0 0 2 0 1 1 0 0 0 0 1 0			
Rico Brogna, L (1, 3) OBP: 0.200, SLG: 0.500	0-3 K			0-0 G5-3 2B	0-0 SF7 3-H		0-3 K		0-3 K	4 0 1 1 0 3 3			
Scott Rolen, R (1, 5) OBP: 0.200, SLG: 0.200	0-0 F9			0-0 G5-3 2-3	0-0 1-2 2-H 1B		0-0 5-3		0-0 G1-3	5 0 1 1 0 0 4			
Mike Lieberthal, R (1, 2)		0-3 K		0-0 P2	0-0 P4			0-0 G6-3		4 0 0 0 0 1 3			
Wendell Magee, R (1, 8)		0-0 F9		4-0 IBB		0-3 K		0-0 E6 BB 2B		3 1 0 0 1 1 0			
Curt Schilling, R (1, 1) Ricky Bottalico, L (9, 1)		0-0 G4-3		0-0 G3		0-0 6-3		0-3 K		4 0 0 0 0 1 3 0 0 0 0 0 0 0			
<b>Inning Stats</b>	R: 0 H: 1 E: 0 LOB: 3 K: 1 BB: 2 S: 6 P: 14	R: 0 H: 0 E: 0 LOB: 0 K: 1 BB: 0 S: 5 P: 5	R: 0 H: 1 E: 0 LOB: 1 K: 1 BB: 0 S: 6 P: 6	R: 0 H: 1 E: 0 LOB: 2 K: 0 BB: 1 S: 4 P: 8	R: 2 H: 2 E: 0 LOB: 2 K: 0 BB: 2 S: 5 P: 13	R: 0 H: 1 E: 0 LOB: 2 K: 1 BB: 1 S: 6 P: 10	R: 0 H: 0 E: 0 LOB: 0 K: 1 BB: 0 S: 5 P: 5	R: 1 H: 1 E: 1 LOB: 2 K: 1 BB: 1 S: 7 P: 11	R: 0 H: 0 E: 0 LOB: 0 K: 2 BB: 0 S: 7 P: 7	1B: 3 SF: 1 2B: 4 SAC: 0 3B: 0 DP: 0 HR: 0 HBP: 0	WP: 0 PA: 42 PB: 0 SB: 1 CS: 0		
<b>PITCHER</b>	IP WLS BF H R ER SO BB IBB HBP BLK WP HR S P ERA WHIP											<b>PITCHER</b>	IP WLS BF H R ER SO BB IBB HBP BLK WP HR S P ERA WHIP
Ramon Martinez, R (1, 1) ERA: 3.6	5.0 L 25 5 2 2 3 4 1 0 0 0 0 0 26 46 3.60 1.800												
Darren Hall, R (6, 1) ERA:	1.0 5 1 0 0 1 1 0 0 0 0 0 0 6 10 0.00 2.000												
Scott Radinsky, L (7, 1) ERA:	2.0 9 1 1 0 2 1 0 0 0 0 0 0 12 16 0.00 1.000												
Tom Candiotti, R (9, 1) ERA:	1.0 3 0 0 0 2 0 0 0 0 0 0 0 7 7 0.00 0.000												

AB	34
R	3
H	7
RBI	3
BB	7
SO	8
LOB	20



Batter	1	2	3	4	5	6	7	8	9	AB R H RBI BB SO LOB
Brett Butler, L (1, 8) OBP: 0.250, SLG: 0.250	0-3 K		0-0 FC6-4 1B			0-3 K			0-0 G5-3	4 0 1 0 0 2 0
Wilton Guerrero, S (1, 4)	0-0 G6-4-3 1B		0-0 FC6-4 1-2f			0-0 5-3			0-0 L6	4 0 1 0 0 0 1
Raul Mondesi, R (1, 9)	0-0 G6-4-3 1-2f								0-3 K	4 0 0 0 0 2 1
Mike Piazza, R (1, 2)		0-3 K								2 0 0 0 1 2 0
Eric Karros, R (1, 3)		4-0 FC3-6 BB								1 0 0 0 2 0 0
Todd Zeile, R (1, 5)		0-0 FC3-6 1-2f								3 0 0 0 0 0 3
Todd Hollandsworth, L (1, 7)		0-3 K								3 0 0 0 0 2 1
Greg Gagne, R (1, 6)			0-3 K							2 0 0 0 0 2 0
Wayne Kirby, L (8, PH)										1 0 0 0 0 1 0
Juan Castro, R (9, 6)										0 0 0 0 0 0 0
Ramon Martinez, R (1, 1)			0-3 K							1 0 0 0 0 1 0
Darren Hall, R (6, 1)										0 0 0 0 0 0 0
Chad Fonville, S (6, PH)										1 0 0 0 0 0 0
Scott Radinsky, L (7, 1)										0 0 0 0 0 0 0
Chip Hale, L (8, PH)										1 0 0 0 0 0 0
Tom Candiotti, R (9, 1)										0 0 0 0 0 0 0

Inning Stats	R: 0 E: 0 K: 1 S: 5	H: 1 LOB: 0 BB: 0 P: 5	R: 0 E: 1 K: 2 S: 7	H: 0 LOB: 1 BB: 1 P: 11	R: 0 E: 0 K: 2 S: 8	H: 1 LOB: 1 BB: 0 P: 8	R: 0 E: 0 K: 1 S: 5	H: 0 LOB: 0 BB: 0 P: 5	R: 0 E: 0 K: 2 S: 7	H: 0 LOB: 0 BB: 0 P: 7	R: 0 E: 0 K: 1 S: 5	H: 0 LOB: 0 BB: 0 P: 5	R: 0 E: 0 K: 1 S: 4	H: 0 LOB: 1 BB: 2 P: 12	R: 0 E: 0 K: 1 S: 5	H: 0 LOB: 0 BB: 0 P: 5	R: 0 E: 0 K: 1 S: 5	H: 0 LOB: 0 BB: 0 P: 5	1B: 2 2B: 0 3B: 0 HR: 0	SF: 0 SAC: 0 DP: 2 HBP: 0	WP: 0 PB: 0 SB: 0 CS: 0	PA: 30
--------------	------------------------------	---------------------------------	------------------------------	----------------------------------	------------------------------	---------------------------------	------------------------------	---------------------------------	------------------------------	---------------------------------	------------------------------	---------------------------------	------------------------------	----------------------------------	------------------------------	---------------------------------	------------------------------	---------------------------------	----------------------------------	------------------------------------	----------------------------------	--------

PITCHER	IP	WLS	BF	H	R	ER	SO	BB	IBB	HBP	BLK	WP	HR	S	P	ERA	WHIP
Curt Schilling, R (1, 1) ERA:	8.0	W	27	2	0	0	11	3	0	0	0	0	0	46	58	0.00	0.625
Ricky Bottalico, R (9, 1) ERA:	1.0	S	3	0	0	0	1	0	0	0	0	0	0	5	5	0.00	0.000

**BOTTOM**

Philadelphia Phillies @ Los Angeles Dodgers  
Dodger Stadium, Los Angeles, CA

Tue Apr 01 1997, 3:33 AM PST  
Att: 53,079 - Sunny - 70 F

AB	27
R	0
H	2
RBI	0
BB	3
SO	12
LOB	6



Batter	1	2	3	4	5	6	7	8	9	AB R H RBI BB SO LOB	TOP		
Mickey Morandini, L (1, 4) OBP: 0.444, SLG: 0.286	0-0 F7		0-0 FC3-6			0-3 K		0-0 BB 1B 1B		4 0 1 0 0 1 1	Philadelphia Phillies @ Los Angeles Dodgers Dodger Stadium, Los Angeles, CA Wed Apr 02 1997, 7:05 PM PST Att. 37,195 - Unknown - 59 F		
Kevin Stocker, S (1, 6) OBP: 0.667, SLG: 0.875	0-0 1B		0-3 K			0-0 F9		0-0 1-2 BB 1B		4 0 2 0 0 1 1			
Gregg Jefferies, S (1, 7) OBP: 0.333, SLG: 0.375	0-0 P4				0-0 L7		0-0 1B	0-0 F7		4 0 1 0 0 0 3			
Derrick May, L (1, 9) Rex Hudler, R (8, PH) (8, 9)	0-3 K				0-0 G4-3		0-0 G2-3	4-0 1-2 2-3 BB		3 0 0 0 0 1 2 0 0 0 0 1 0 0			
Rico Brogna, L (1, 3) OBP: 0.111, SLG: 0.250		0-0 G3			0-0 F7		0-0 F8	0-0 G1-3		4 0 0 0 0 0 3			
Scott Rolen, R (1, 5) OBP: 0.222, SLG: 0.125		0-3 K			0-3 K		1-0 G4-3 HBP	0-3 K		3 0 0 0 0 3 0			
Mike Lieberthal, R (1, 2) OBP: 0.125, SLG: 0.500		0-0 F8			0-0 HR		0-0 G4-3	0-0 G6-3		4 1 1 1 0 0 1			
Wendell Magee, R (1, 8) OBP: 0.250, SLG: 0.143			0-0 FC3-6 1B		0-0 G5-3		0-3 K	0-0 L3		4 0 1 0 0 1 1			
Calvin Maduro, R (1, 1) Ruben Amaro Jr, S (5, PH) Scott Ruffcorn, R (5, 1) Kevin Sefcik, R (8, PH) Ron Blazier, R (8, 1)			0-3 K		0-3 K		0-0 G6-3			1 0 0 0 0 1 1 1 0 0 0 0 1 0 0 0 0 0 0 0 0 1 0 0 0 0 0 0 0 0 0 0 0 0 0			
<b>Inning Stats</b>	R: 0 H: 1 E: 0 LOB: 1 K: 1 BB: 0 S: 6 P: 6	R: 0 H: 0 E: 0 LOB: 0 K: 1 BB: 0 S: 5 P: 5	R: 0 H: 1 E: 0 LOB: 1 K: 2 BB: 0 S: 8 P: 8	R: 0 H: 0 E: 0 LOB: 0 K: 0 BB: 0 S: 3 P: 3	R: 1 H: 1 E: 0 LOB: 0 K: 2 BB: 0 S: 8 P: 8	R: 0 H: 1 E: 0 LOB: 1 K: 1 BB: 0 S: 6 P: 6	R: 0 H: 0 E: 0 LOB: 1 K: 1 BB: 0 S: 5 P: 6	R: 0 H: 2 E: 0 LOB: 3 K: 0 BB: 1 S: 5 P: 9	R: 0 H: 0 E: 0 LOB: 0 K: 1 BB: 0 S: 5 P: 5	1B: 5 SF: 0 2B: 0 SAC: 0 3B: 0 DP: 0 HR: 1 HBP: 1	WP: 0 PA: 35 PB: 0 SB: 0 CS: 0		
<b>PITCHER</b>	IP WLS BF H R ER SO BB IBB HBP BLK WP HR S P ERA WHIP											<b>PITCHER</b>	IP WLS BF H R ER SO BB IBB HBP BLK WP HR S P ERA WHIP
Hideo Nomo, R (1, 1) ERA: 1.29	7.0 W 26 4 1 1 8 0 0 1 0 0 0 1 41 42 1.29 0.571												
Mark Guthrie, L (8, 1) ERA:	0.2 4 2 0 0 0 0 0 0 0 0 0 0 4 4 0.00 3.000												
37 Darren Dreifort, R (8, 1) ERA:	1.1 S 5 0 0 0 1 1 0 0 0 0 0 0 6 10 0.00 0.750												

livebaseballscores.com

AB	33
R	1
H	6
RBI	1
BB	1
SO	9
LOB	13



Batter	1	2	3	4	5	6	7	8	9	AB	R	H	RBI	BB	SO	LOB
<b>Brett Butler, L</b> (1, 8) OBP: 0.375, SLG: 0.286	4-0 1B HR BB	0-0 FC3-6 1-2 1B		0-0 F9		0-0 L5				3	1	1	0	1	0	0
<b>Wilton Guerrero, S</b> (1, 4) OBP: 0.500, SLG: 0.714	0-0 1-3 HR 1B	0-0 FC3-6 1-2f		0-0 1B 3B			4-0 G6-4-3 BB			3	2	2	0	1	0	2
<b>Raul Mondesi, R</b> (1, 9) OBP: 0.375, SLG: 0.750	0-0 1-H 3-H HR		0-0 BB 1B PB 1B	0-0 1B			0-3 K			4	2	3	4	0	1	1
<b>Mike Piazza, R</b> (1, 2) OBP: 0.286, SLG: 0.167	0-0 G6-3		0-0 PB BB 1B	0-0 F9			0-0 G6-4-3 1-2f			4	0	1	0	0	0	2
<b>Eric Karros, R</b> (1, 3) OBP: 0.375, SLG: 0.167	0-0 G6-3		4-0 1-2 2-3 PB BB		0-3 K		0-0 F7			3	0	0	0	1	1	0
<b>Todd Zeile, R</b> (1, 5) OBP: 0.375, SLG: 0.167	0-0 G6-3		0-0 P6		0-0 P5		0-0 F8			4	0	0	0	0	0	3
<b>Todd Hollandsworth, L</b> (1, 7) OBP: 0.375, SLG: 0.167		0-0 L4	4-0 1-2 2-3 3-H G4-3 IBB		0-3 K		0-0 G3			3	0	0	0	1	1	0
<b>Greg Gagne, R</b> (1, 6) OBP: 0.375, SLG: 0.167		0-0 G5-3	0-0 G4-3 1-2f			0-0 L7				3	0	0	0	0	0	3
<b>Hideo Nomo, R</b> (1, 1) OBP: 0.333, SLG: 0.333		0-0 1B		0-0 G6-3		0-0 G4-3				3	0	1	0	0	0	0
<b>Mark Guthrie, R</b> (8, 1) OBP: 0.333, SLG: 0.333										0	0	0	0	0	0	0
<b>37 Darren Dreifort, R</b> (8, 1) OBP: 0.333, SLG: 0.333										0	0	0	0	0	0	0

Inning Stats	R: 3	H: 2	E: 0	K: 0	S: 5	LOB: 0	BB: 1	P: 9	R: 0	H: 2	E: 0	K: 0	S: 5	LOB: 2	BB: 0	P: 5	R: 1	H: 2	E: 0	K: 0	S: 4	LOB: 2	BB: 2	P: 12	R: 1	H: 2	E: 0	K: 0	S: 5	LOB: 1	BB: 0	P: 5	R: 0	H: 0	E: 0	K: 2	S: 7	LOB: 0	BB: 0	P: 7	R: 0	H: 0	E: 0	K: 0	S: 3	LOB: 0	BB: 0	P: 3	R: 0	H: 0	E: 0	K: 1	S: 4	LOB: 0	BB: 1	P: 8	R: 0	H: 0	E: 0	K: 0	S: 3	LOB: 0	BB: 0	P: 3
<b>PITCHER</b>	IP	WLS	BF	H	R	ER	SO	BB	IBB	HBP	BLK	WP	HR	S	P	ERA	WHIP																																															
<b>Calvin Maduro, R</b> (1, 1) ERA: 11.25	4.0	L	22	8	5	5	0	2	1	0	0	0	0	19	31	11.25	2.500																																															
<b>Scott Ruffcorn, R</b> (5, 1) ERA:	3.0		9	0	0	0	3	1	0	0	0	0	0	14	18	0.00	0.333																																															
<b>Ron Blazier, R</b> (8, 1) ERA:	1.0		3	0	0	0	0	0	0	0	0	0	0	3	3	0.00	0.000																																															

**BOTTOM**

Philadelphia Phillies @ Los Angeles Dodgers  
 Dodger Stadium, Los Angeles, CA

Wed Apr 02 1997, 7:05 PM PST  
 Att: 37,195 - Unknown - 59 F

livebaseballscorecards.com

<b>AB</b>	<b>30</b>
<b>R</b>	<b>5</b>
<b>H</b>	<b>8</b>
<b>RBI</b>	<b>4</b>
<b>BB</b>	<b>4</b>
<b>SO</b>	<b>3</b>
<b>LOB</b>	<b>11</b>



WP: 0	PA: 34
PB: 1	
SB: 0	
CS: 0	

Batter	1	2	3	4	5	6	7	8	9	AB R H RBI BB SO LOB	TOP
Mickey Morandini, L (1, 4) OBP: 0.385, SLG: 0.200	0-0 F7		0-0 F8		0-0 FC6-4			4-0 FC6-4 BB		3 0 0 0 1 0 1	Philadelphia Phillies @ Los Angeles Dodgers Dodger Stadium, Los Angeles, CA Thu Apr 03 1997, 7:05 PM PST Att. 26,579 - Unknown - 64 F
Kevin Stocker, S (1, 6) OBP: 0.538, SLG: 0.667	0-0 G4-3			0-0 G3		0-0 G4-3 1B		0-0 F9		4 0 1 0 0 0 1	
Gregg Jefferies, S (1, 7) OBP: 0.385, SLG: 0.455	4-0 BB			0-0 2B		0-0 L7		0-0 FC6-4 BB		3 1 1 0 1 0 2	
Derrick May, L (1, 9) OBP: 0.143, SLG: 0.286 Rex Hudler, R (8, PH)	0-0 G4-3			0-0 G6-3 2B		0-0 G4-3		4-0 BB		3 0 1 1 0 0 2 0 0 0 0 1 0 0	
Darren Daulton, L (1, 3)		0-0 G4-3		0-0 G6-3 2B		0-0 G4-3		0-3 K		4 0 0 0 0 1 4	
Scott Rolen, R (1, 5) OBP: 0.231, SLG: 0.167		0-0 K 1B		0-0 G5-3		0-0 G1-3		0-3 K		4 0 1 0 0 1 1	
Mark Parent, R (1, 2)		0-3 K		0-3 K		0-0 F7		0-0 F3		4 0 0 0 0 2 1	
Wendell Magee, R (1, 8) OBP: 0.250, SLG: 0.182		0-3 K		0-3 K		0-0 E5		0-0 G1-3		4 0 1 0 0 1 0	
Mark Leiter, R (1, 1) Ruben Amaro Jr, S (7, PH) Erik Plantenberg, R (7, 1) Reggie Harris, R (7, 1)		0-3 K		0-0 FC3-6 1B		0-0 F9				2 0 0 0 0 1 1 1 0 0 0 0 0 1 0 0 0 0 0 0 0 0 0 0 0 0 0 0	
<b>Inning Stats</b>	R: 0 H: 0 E: 0 LOB: 1 K: 0 BB: 1 S: 3 P: 7	R: 0 H: 1 E: 0 LOB: 0 K: 1 BB: 0 S: 5 P: 5	R: 0 H: 0 E: 0 LOB: 0 K: 2 BB: 0 S: 7 P: 7	R: 1 H: 2 E: 0 LOB: 1 K: 0 BB: 0 S: 5 P: 5	R: 0 H: 1 E: 0 LOB: 1 K: 1 BB: 0 S: 6 P: 6	R: 0 H: 1 E: 0 LOB: 1 K: 0 BB: 0 S: 4 P: 4	R: 0 H: 0 E: 1 LOB: 1 K: 0 BB: 0 S: 4 P: 4	R: 0 H: 0 E: 0 LOB: 2 K: 1 BB: 2 S: 5 P: 13	R: 0 H: 0 E: 0 LOB: 0 K: 1 BB: 0 S: 5 P: 5	1B: 3 SF: 0 2B: 2 SAC: 0 3B: 0 DP: 0 HR: 0 HBP: 0	
<b>PITCHER</b>	IP WLS BF H R ER SO BB IBB HBP BLK WP HR S P ERA WHIP										
Ismael Valdez, R (1, 1) ERA: 1.29	7.0 W 27 5 1 1 4 1 0 0 0 0 0 0 34 38 1.29 0.857										
Scott Radinsky, L (8, 1) ERA:	0.2 3 0 0 0 0 1 0 0 0 0 0 0 2 6 0.00 1.500										
Darren Hall, R (8, 1) ERA:	0.0 1 0 0 0 0 1 0 0 0 0 0 0 0 4 ∞ ∞										
Mark Guthrie, L (8, 1) ERA:	0.1 1 0 0 0 0 1 0 0 0 0 0 0 0 3 3 0.00 0.000										
Todd Worrell, R (9, 1) ERA:	1.0 S 3 0 0 0 1 0 0 0 0 0 0 0 0 5 5 0.00 0.000										

livebaseballscorecards.com

AB	32
R	1
H	5
RBI	1
BB	3
SO	6
LOB	14



Batter	1	2	3	4	5	6	7	8	9	AB	R	H	RBI	BB	SO	LOB	BOTTOM				
<b>Brett Butler, L</b> OBP: 0.417, SLG: 0.300 (1, 8)	0-0 <b>G4-3</b> 1B		0-0 <b>E7</b> FC6-5 1B		0-0 <b>G6-3</b> 1B		4-0 <b>SH1-3</b> BB			3	0	1	0	1	0	0	<b>Philadelphia Phillies @ Los Angeles Dodgers</b> <b>Dodger Stadium, Los Angeles, CA</b> Thu Apr 03 1997, 7:05 PM PST Att: 26,579 - Unknown - 64 F				
<b>Wilton Guerrero, S</b> OBP: 0.364, SLG: 0.500 (1, 4)	0-0 <b>G5-3</b> 1B		0-3 <b>K</b> 1B		0-0 <b>G1-3</b> 1B		0-0 <b>SH1-3</b> 1-2			3	0	0	0	0	1	1					
<b>Raul Mondesi, R</b> OBP: 0.333, SLG: 0.583 (1, 9)	0-0 <b>BB</b> 1B		0-0 <b>FC6-5</b> 2-3		0-0 <b>F7</b> 1B		0-3 <b>K</b> 1B			4	0	1	0	0	1	2					
<b>Mike Piazza, R</b> OBP: 0.545, SLG: 0.750 (1, 2)	0-0 <b>BB</b> 1-2 1B		4-0 <b>BB</b> 1B		0-0 <b>HR</b> 1B		4-0 <b>BB</b> 1B			2	1	2	1	2	0	0					
<b>Eric Karros, R</b> OBP: 0.455, SLG: 0.143 (1, 3)	4-0 <b>BB</b> 1-2 2-3 BB		0-3 <b>K</b> 1B		0-0 <b>2B</b> 1B		0-3 <b>K</b> 1B			3	1	1	0	1	2	4					
<b>Todd Zeile, R</b> <b>Chad Fonville, S</b> <b>Juan Castro, R</b>	0-0 <b>P5</b> 1B		0-0 <b>F8</b> 1B		0-3 <b>K</b> 1-2		4-0 <b>CS</b> BB			3	0	0	0	1	1	4					
<b>Todd Hollandsworth, L</b> OBP: 0.364, SLG: 0.333 (1, 7)		0-0 <b>G5-3</b> 1B		0-0 <b>E6</b> F3 1B		0-0 <b>2B</b> 2B		4-0 <b>BB</b> 1-2		3	0	2	1	1	0	0					
<b>Greg Gagne, R</b> (1, 6)		0-0 <b>F8</b> 1B		0-0 <b>F3</b> 2-3		0-0 <b>F3</b> 1B		0-3 <b>K</b> 1B		4	0	0	0	0	1	3					
<b>Ismael Valdez, R</b> <b>Scott Radinsky, L</b> <b>Darren Hall, R</b> <b>Mark Guthrie, R</b> <b>Wayne Kirby, L</b> <b>Todd Worrell, R</b>		0-0 <b>F8</b> 1B		0-0 <b>F3</b> 1B		0-0 <b>G6-3</b> 1B		0-0 <b>F9</b> 1B		3	0	0	0	0	0	2					
<b>Inning Stats</b>	R: 0 E: 0 K: 0 S: 5	H: 2 LOB: 3 BB: 1 P: 9	R: 0 E: 0 K: 0 S: 3	H: 0 LOB: 0 BB: 0 P: 3	R: 0 E: 1 K: 2 S: 8	H: 1 LOB: 2 BB: 1 P: 12	R: 0 E: 1 K: 0 S: 4	H: 1 LOB: 1 BB: 0 P: 4	R: 0 E: 0 K: 0 S: 3	H: 0 LOB: 0 BB: 0 P: 3	R: 2 E: 0 K: 1 S: 8	H: 3 LOB: 1 BB: 0 P: 8	R: 0 E: 0 K: 2 S: 7	H: 0 LOB: 2 BB: 2 P: 15	R: 0 E: 0 K: 1 S: 4	H: 0 LOB: 1 BB: 2 P: 12		1B: 5 2B: 1 3B: 0 HR: 1	SF: 0 SAC: 1 DP: 0 HBP: 0	WP: 0 PB: 0 SB: 1 CS: 1	PA: 36
<b>PITCHER</b> <b>Mark Leiter, R</b> ERA: 3.0 <b>Erik Platenberg, L</b> ERA: <b>Reggie Harris, R</b> ERA:	(1, 1) (7, 1) (7, 1)	6.0 0.1 1.2	WLS L 7	BF 27 2 7	H 7 0 0	R 2 0 0	ER 2 0 0	SO 3 0 3	BB 2 1 3	IBB 0 0 0	HBP 0 0 0	BLK 0 0 0	WP 0 0 0	HR 1 0 0	S 31 1 10	P 39 5 22	ERA 3.00 0.00 0.00	WHIP 1.500 3.000 1.800			

AB	29
R	2
H	7
RBI	2
BB	6
SO	6
LOB	17



livebaseballscorecards.com

Batter	1	2	3	4	5	6	7	8	9	AB R H RBI BB SO LOB	TOP																									
Tony Womack, L (1, 4) OBP: 0.357, SLG: 0.333	0-1 CS 1B	0-2 G1-3			0-2 G1-3			4-1 F8 G4-3 BB		3 1 1 0 1 0 1																										
Jermaine Allensworth, R (1, 8) OBP: 0.462, SLG: 0.333	4-2 1B 2B BB		1-3 K		4-1 BB			2-2 F8 1-3		2 1 0 0 2 1 1																										
Al Martin, L (1, 7) OBP: 0.286, SLG: 0.167	0-0 2B G6-3 1B		1-3 K		0-0 G3			2-1 G4-3 3-H		4 1 1 1 0 1 2																										
Mark Johnson, L (1, 3) OBP: 0.286, SLG: 0.643	2-2 1B 2B		1-2 F8			2-1 F7		3-3 K		4 0 1 1 0 1 0																										
Kevin Elster, R (1, 6) OBP: 0.571, SLG: 0.818	2-2 G6-3 3-H			1-1 G4-3		4-2 18 FC5-4 BB		1-3 K		3 0 0 1 1 1 1																										
18 Jason Kendall, R (1, 2) OBP: 0.286, SLG: 0.231	3-2 1B		2-3 K		0-1 FC5-4 CS			2-2 G3		4 0 1 0 0 1 1																										
Jose Guillen, R (1, 9) OBP: 0.083, SLG: 0.083	3-3 K2-3		0-2 G2		1-1 CS		0-0 G5-3		0-3 K	4 0 0 0 0 2 2																										
Joe Randa, R (1, 5) OBP: 0.273, SLG: 0.364		3-2 G6-3			2-2 SH1-4 1B		3-2 G3			3 0 1 0 0 0 0																										
Esteban Loaiza, R (1, 1)			0-0 G2-3		0-0 SH1-4		1-1 G1			1 0 0 0 0 0 0																										
Midre Cummings, L (7, PH)										1 0 0 0 0 0 0																										
David Wainhouse, L (7, 1)										0 0 0 0 0 0 0																										
Jeff Granger, R (7, 1)										0 0 0 0 0 0 0																										
Rich Loiselle, R (7, 1)										0 0 0 0 0 0 0																										
<b>Inning Stats</b>	R: 2 E: 0 K: 1 S: 22	H: 4 LOB: 2 BB: 1 P: 36	R: 0 E: 0 K: 0 S: 8	H: 0 LOB: 0 BB: 0 P: 11	R: 0 E: 0 K: 2 S: 10	H: 0 LOB: 0 BB: 0 P: 13	R: 0 E: 0 K: 1 S: 8	H: 0 LOB: 0 BB: 0 P: 11	R: 0 E: 0 K: 0 S: 9	H: 1 LOB: 2 BB: 1 P: 15	R: 0 E: 0 K: 0 S: 10	H: 0 LOB: 0 BB: 1 P: 16	R: 0 E: 0 K: 0 S: 6	H: 0 LOB: 0 BB: 0 P: 10	R: 1 E: 1 K: 1 S: 9	H: 0 LOB: 0 BB: 1 P: 20	R: 0 E: 0 K: 2 S: 11	H: 0 LOB: 0 BB: 0 P: 14	1B: 4 2B: 1 3B: 0 HR: 0	SF: 0 SAC: 1 DP: 0 HBP: 0	WP: 0 PB: 0 SB: 0 CS: 2	PA: 35														
<b>PITCHER</b>	IP WLS BF H R ER SO BB IBB HBP BLK WP HR S P ERA WHIP																																			
Pedro Astacio, R (1, 1) ERA: 3.6	5.0		21	5	2	2	4	2	0	0	0	0	0	57	86	3.60	1.400																			
Tom Candiotti, R (6, 1) ERA:	2.0	W	6	0	0	0	0	1	0	0	0	0	0	16	26	0.00	0.500																			
Mark Guthrie, L (8, 1) ERA:	1.0		4	0	1	0	1	1	0	0	0	0	0	9	20	0.00	1.000																			
Todd Worrell, R (9, 1) ERA:	1.0	S	3	0	0	0	2	0	0	0	0	0	0	11	14	0.00	0.000																			

Pittsburgh Pirates @ Los Angeles Dodgers  
Dodger Stadium, Los Angeles, CA

Fri Apr 04 1997, 7:05 PM PST  
Att. 37,284 - Unknown - 64 F

AB	29
R	3
H	5
RBI	3
BB	4
SO	7
LOB	8





Batter	1	2	3	4	5	6	7	8	9	AB	R	H	RBI	BB	SO	LOB
<b>Brett Butler, L</b> OBP: 0.313, SLG: 0.214 (1, 8) B B C B X	3-1 G4-3 ①		3-2 G5-3 ①		2-3 K ②		0-1 G2-3 ②			4	0	0	0	0	1	1
<b>Wilton Guerrero, S</b> OBP: 0.333, SLG: 0.571 (1, 4) B F X	1-1 P6 ②		0-1 G6-3 ②		1-1 L6 ③		1-0 2-3 2-1 3B ③			4	0	1	1	0	0	0
<b>Raul Mondesi, R</b> OBP: 0.313, SLG: 0.688 (1, 9) C F X	0-2 F9 ③		0-0 L6 ③			1-0 G4-3 ①	2-2 2-1 3-H ③	0-0 HR		4	1	1	1	0	0	0
<b>Mike Piazza, R</b> OBP: 0.667, SLG: 0.818 (1, 2) B B B B X		4-0 F8 1B 1B BB		2-2 E FC4-6 1B		1-1 1B		1-2 FC6-4 1B		3	2	3	0	1	0	0
<b>Eric Karros, R</b> OBP: 0.400, SLG: 0.182 (1, 3) C B B X		1-2 1B 1B 1B		1-0 L4 ①		3-1 F7 ②		2-2 FC6-4 FC6-4 1-2f ①		4	0	1	0	0	0	3
<b>Todd Hollandsworth, L</b> OBP: 0.267, SLG: 0.231 (1, 7) B B B X		2-0 F8 ①		2-2 E3 FC4-6 1-3		3-1 G1-3 ③		0-0 F7 ②		4	0	0	0	0	0	5
<b>Todd Zeile, R</b> (1, 5) B B B X		3-0 P4 ②		0-1 FC4-6 ② 1-2f 3-H			2-0 G5-3 2B HBP ①	1-1 FC6-4 ③ 1-2f		3	1	0	1	0	0	4
<b>Greg Gagne, R</b> OBP: 0.083, SLG: 0.083 (1, 6) B X		1-0 1B ① 1-2 3-H		1-0 F8 ③			0-1 G5-3 ①			3	0	1	1	0	0	2
<b>Pedro Astacio, R</b> (1, 1) <b>Chip Hale, L</b> (5, PH) <b>Tom Candiotti, R</b> (6, 1) <b>Wayne Kirby, L</b> (7, PH) <b>Billy Ashley, R</b> OBP: 1.000, SLG: 2.000 (7, PR) <b>Chad Fonville, S</b> (7, PR) <b>Mark Guthrie, R</b> (8, 1) <b>Todd Worrell, R</b> (9, 1)		2-3 K ③		1-3 K ①			1-2 G2-3 3B 2B ① 2-H			1	0	0	0	0	1	2

Inning Stats	R: 0	H: 0	E: 0	K: 0	S: 7	R: 1	H: 2	E: 0	K: 1	S: 9	R: 0	H: 0	E: 0	K: 0	S: 6	R: 1	H: 1	E: 1	K: 0	S: 12	R: 0	H: 0	E: 0	K: 2	S: 8	R: 0	H: 1	E: 0	K: 0	S: 7	R: 2	H: 2	E: 0	K: 0	S: 10	R: 1	H: 2	E: 0	K: 0	S: 10	1B: 5	SF: 0	2B: 1	SAC: 0	3B: 1	DP: 0	HR: 1	HBP: 1	WP: 0	PA: 34
--------------	------	------	------	------	------	------	------	------	------	------	------	------	------	------	------	------	------	------	------	-------	------	------	------	------	------	------	------	------	------	------	------	------	------	------	-------	------	------	------	------	-------	-------	-------	-------	--------	-------	-------	-------	--------	-------	--------

PITCHER	IP	WLS	BF	H	R	ER	SO	BB	IBB	HBP	BLK	WP	HR	S	P	ERA	WHIP
<b>Esteban Loaiza, R</b> ERA: 1.5 (1, 1)	6.0		24	4	2	1	3	1	0	0	0	0	0	49	87	1.50	0.833
<b>David Wainhouse, R</b> ERA: 20.25 (7, 1)	0.1	L	2	0	1	1	0	0	0	1	0	0	0	2	4	27.00	0.000
<b>Jeff Granger, L</b> ERA: 6.75 (7, 1)	0.1		2	1	0	0	0	0	0	0	0	0	0	5	6	0.00	3.000
<b>Rich Loiselle, R</b> ERA: 3.86 (7, 1)	1.1		7	3	2	2	0	0	0	0	0	0	1	13	20	13.50	2.250

**BOTTOM**

**Pittsburgh Pirates @ Los Angeles Dodgers**  
Dodger Stadium, Los Angeles, CA

Fri Apr 04 1997, 7:05 PM PST  
Att: 37,284 - Unknown - 64 F

livebaseballscorecards.com

<b>AB</b>	<b>32</b>
<b>R</b>	<b>5</b>
<b>H</b>	<b>8</b>
<b>RBI</b>	<b>5</b>
<b>BB</b>	<b>1</b>
<b>SO</b>	<b>3</b>
<b>LOB</b>	<b>17</b>



Batter	1	2	3	4	5	6	7	8	9	AB R H RBI BB SO LOB	TOP											
<b>Tony Womack, L</b> (1, 4) OBP: 0.389, SLG: 0.375	2-2 HR 1B	0-0 P6			1-0 1B FC1-6 1B		1-2 G6-3			4 2 2 0 0 0 0	<b>Pittsburgh Pirates @ Los Angeles Dodgers</b> Dodger Stadium, Los Angeles, CA Sat Apr 05 1997, 7:05 PM PST Att. 41,099 - Unknown - 65 F <a href="http://livebaseballscorecards.com">livebaseballscorecards.com</a>											
<b>Jermaine Allensworth, R</b> (1, 8) OBP: 0.529, SLG: 0.692	2-0 HR 1-H		1-0 FC6-4 1B		3-2 FC1-6 1B		1-2 G1-3			4 1 3 2 0 0 0												
<b>Al Martin, L</b> (1, 7) OBP: 0.333, SLG: 0.250	2-0 FC4-6 1B		2-1 FC6-4 1-2f		1-1 FC1-6 1-2f		2-2 FC3-6 1B			4 0 2 1 0 0 2												
<b>Mark Johnson, L</b> (1, 3) OBP: 0.222, SLG: 0.500	1-2 FC4-6 1B 1-2f		1-1 P5 1-2f		2-2 F8 3-H		1-2 FC3-6 1-2f			4 0 0 0 0 0 4												
<b>Kevin Elster, R</b> (1, 6) OBP: 0.444, SLG: 0.600	2-2 P3		3-2 P3		1-2 G5-3		0-3 K			4 0 0 0 0 1 3												
<b>Dale Sveum, S</b> (1, 5) OBP: 0.600, SLG: 0.800	0-0 1B		0-1 G6-3		2-3 K		1-0 CS 1B			4 0 2 0 0 1 0												
<b>Jose Guillen, R</b> (1, 9) OBP: 0.063, SLG: 0.063	2-3 K		0-1 G1-3		1-1 P4		0-2 G1-3 1-2			4 0 0 0 0 1 3												
<b>Keith Osik, R</b> (1, 2)		0-0 G4-3		0-0 G1-3		1-3 K		0-1 G6-3		4 0 0 0 0 1 0												
<b>67 Francisco Cordova, R</b> (1, 1) <b>Matt Ruebel, L</b> (8, 1) <b>Marc Wilkins, R</b> (8, 1) <b>John Ericks, R</b> (9, 1)		1-3 K		0-1 G2-3		1-2 G6-3				3 0 0 0 0 1 0												
										0 0 0 0 0 0 0												
										0 0 0 0 0 0 0												
										0 0 0 0 0 0 0												
<b>Inning Stats</b>	R: 2 E: 0 K: 1 S: 22	H: 4 LOB: 2 BB: 0 P: 33	R: 0 E: 0 K: 1 S: 5	H: 0 LOB: 0 BB: 0 P: 6	R: 0 E: 0 K: 0 S: 8	H: 1 LOB: 1 BB: 0 P: 15	R: 0 E: 0 K: 0 S: 5	H: 0 LOB: 0 BB: 0 P: 5	R: 1 E: 0 K: 0 S: 13	H: 2 LOB: 1 BB: 0 P: 19	R: 0 E: 0 K: 1 S: 8	H: 0 LOB: 0 BB: 0 P: 12	R: 0 E: 0 K: 1 S: 9	H: 0 LOB: 0 BB: 0 P: 12	R: 0 E: 0 K: 1 S: 13	H: 1 LOB: 1 BB: 0 P: 17	R: 0 E: 0 K: 0 S: 6	H: 1 LOB: 0 BB: 0 P: 7	1B: 8 2B: 0 3B: 0 HR: 1	SF: 0 SAC: 0 DP: 0 HBP: 0	WP: 0 PB: 0 SB: 0 CS: 1	PA: 35
<b>PITCHER</b>	IP WLS BF H R ER SO BB IBB HBP BLK WP HR S P ERA WHIP																					
<b>Chan Ho Park, R</b> (1, 1) ERA: 4.5	6.0 L 25 7 3 3 3 0 0 0 0 0 0 1 61 90 4.50 1.167																					
<b>Tom Candiotti, R</b> (7, 1) ERA:	1.0 3 0 0 0 1 0 0 0 0 0 0 0 9 12 0.00 0.000																					
<b>Scott Radinsky, L</b> (8, 1) ERA:	0.2 3 1 0 0 0 0 0 0 0 0 0 0 10 14 0.00 1.500																					
<b>Darren Hall, R</b> (8, 1) ERA:	1.1 4 1 0 0 1 0 0 0 0 0 0 0 9 10 0.00 0.750																					



**BOTTOM**

**Pittsburgh Pirates @ Los Angeles Dodgers**  
**Dodger Stadium, Los Angeles, CA**

Sat Apr 05 1997, 7:05 PM PST  
 Att: 41,099 - Unknown - 65 F

livebaseballscorecards.com

<b>AB</b>	<b>33</b>
<b>R</b>	<b>1</b>
<b>H</b>	<b>6</b>
<b>RBI</b>	<b>1</b>
<b>BB</b>	<b>0</b>
<b>SO</b>	<b>4</b>
<b>LOB</b>	<b>9</b>



WP:	0	PA:	33
PB:	0	SB:	0
CS:	0		

AB R H RBI BB SO LOB

4 0 2 0 0 0 0

4 0 0 1 0 1 2

4 0 0 0 0 0 2

4 0 0 0 0 0 1

4 0 1 0 0 0 0

4 0 0 0 0 0 1

3 0 1 0 0 1 1

3 0 1 0 0 0 0

1B: 5 SF: 0  
 2B: 1 SAC: 0  
 3B: 0 DP: 0  
 HR: 0 HBP: 0

Batter	1	2	3	4	5	6	7	8	9												
<b>Brett Butler, L</b> OBP: 0.350, SLG: 0.278 (1, 8) B C X	1-1 B2-3 ①		1-1 F B 1 SAFE X G4-3 1-3 1B			2-1 C B B X FC5-4 1B		3-2 B C B B L F L F X L6													
<b>Wilton Guerrero, S</b> OBP: 0.263, SLG: 0.444 (1, 4) C F X	0-2 L3 ②		1-1 B F X G4-3 1-2 3-H			1-3 F 1 SAFE L 1 SAFE B 1 SAFE F 1 SAFE S K		0-2 C S X P6													
<b>Raul Mondesi, R</b> OBP: 0.250, SLG: 0.550 (1, 9) C B B F X	3-2 P2 ③		3-2 B B C B S X P2			1-0 B X F7		2-0 B B X F7													
<b>Mike Piazza, R</b> OBP: 0.526, SLG: 0.600 (1, 2) C B F X		1-2 F9 ①		3-2 B B F L X G5-3		0-1 F 1 SAFE X FC5-4		0-2 C C C X G1-3													
<b>Eric Karros, R</b> OBP: 0.368, SLG: 0.267 (1, 3) C B F X		1-2 G6-3 ②		0-0 X G6-3			0-1 S X F9		0-0 X F9												
<b>Todd Hollandsworth, L</b> OBP: 0.211, SLG: 0.176 (1, 7) B X		1-0 G2-3 ②		2-2 B C B B S X G6-3			1-0 B X G4-3		3-1 B C B B X G4-3												
<b>Todd Zeile, R</b> OBP: 0.167, SLG: 0.063 (1, 5) C X		0-1 G1-3 ③			2-3 B B B F S X K		2-1 C B B X 1B 1B														
<b>Greg Gagne, R</b> OBP: 0.133, SLG: 0.133 (1, 6) C B B X			2-2 G5-3 ①		0-1 S X G4-3		0-0 X 1-3 1B														
<b>Chan Ho Park, R</b> OBP: 0.500, SLG: 0.500 (1, 1) X			0-0 1B G4-3 1B		1-3 S X K		0-3 L S S X K														
<b>Tom Candiotti, R</b> (7, 1)																					
<b>Wayne Kirby, L</b> (7, PH)																					
<b>Scott Radinsky, L</b> (8, 1)																					
<b>Darren Hall, R</b> (8, 1)																					
<b>Inning Stats</b>	R: 0 E: 0 K: 0 S: 8	H: 0 LOB: 0 BB: 0 P: 12	R: 0 E: 0 K: 0 S: 9	H: 1 LOB: 1 BB: 0 P: 12	R: 1 E: 0 K: 0 S: 11	H: 2 LOB: 1 BB: 0 P: 18	R: 0 E: 0 K: 0 S: 7	H: 0 LOB: 0 BB: 0 P: 12	R: 0 E: 0 K: 1 S: 9	H: 1 LOB: 1 BB: 0 P: 13	R: 0 E: 0 K: 1 S: 9	H: 2 LOB: 2 BB: 0 P: 12	R: 0 E: 0 K: 0 S: 8	H: 0 LOB: 0 BB: 0 P: 13	R: 0 E: 0 K: 0 S: 6	H: 0 LOB: 0 BB: 0 P: 9	1B: 5 2B: 1 3B: 0 HR: 0	SF: 0 SAC: 0 DP: 0 HBP: 0	WP: 0 PB: 0 CS: 0	PA: 33	
<b>PITCHER</b>	IP WLS BF H R ER SO	WLS W 2 0 0 0 0	BF 27 0 0 0 0 0	H 6 0 0 0 0 0	R 1 0 0 0 0 0	ER 1 0 0 0 0 0	SO 4 0 0 0 0 0	BB 0 0 0 0 0 0	IBB 0 0 0 0 0 0 0	HBP 0 0 0 0 0 0 0	BLK 0 0 0 0 0 0 0	WP 0 0 0 0 0 0 0	HR 0 0 0 0 0 0 0	S 61 7 1 6 9	P 90 10 3 9	ERA 1.29 0.00 0.00 0.00	WHIP 0.857 0.000 0.000 0.000				

Batter	1	2	3	4	5	6	7	8	9	AB R H RBI BB SO LOB	TOP																	
Tony Womack, L (1, 4) OBP: 0.435, SLG: 0.400	4-2 B G5-3 BB		0-2 F7 S 1B		0-0 1B 1B	2-2 L5			0-3 K	4 1 2 0 1 1 0	<b>Pittsburgh Pirates @ Los Angeles Dodgers</b> <b>Dodger Stadium, Los Angeles, CA</b> Sun Apr 06 1997, 3:33 AM PDT Att. 37,493 - Sunny - 70 F																	
Jermaine Allensworth, R (1, 8) OBP: 0.455, SLG: 0.556	1-2 G5-3		2-2 F7		1-0 1B 1B	2-1 G4-3		2-3 K	5 1 1 0 0 1 2																			
Al Martin, L (1, 7) OBP: 0.348, SLG: 0.250	2-3 K		4-2 S BB		0-1 18 1B 1B		2-1 G1-3	2-2 G4-3	4 1 1 1 1 1 1																			
Mark Johnson, L (1, 3) Ricardo Rincon, L (7, 1) Rich Loiselle, R (7, 1)	3-2 G4-3		3-3 K		3-3 K		0-3 K		4 0 0 0 0 3 5 0 0 0 0 0 0 0 0 0 0 0 0 0 0																			
Kevin Elster, R (1, 6) OBP: 0.455, SLG: 0.579		0-1 18 FC6-4 1B		2-2 G6-3	0-0 18 1B		0-0 G6-3		4 0 2 1 0 0 0																			
18 Jason Kendall, R (1, 2) OBP: 0.333, SLG: 0.250		0-0 FC6-4 1-2f 1B		4-2 BB BB	1-2 3-H 1B		2-0 F9		3 0 1 1 1 0 1																			
Midre Cummings, L (1, 9) OBP: 0.143, SLG: 0.286		0-3 SAFE K		0-0 F8	1-1 F8		2-2 2B		4 0 1 0 0 1 4																			
Joe Randa, R (1, 5) OBP: 0.267, SLG: 0.286		2-0 SAFE FC6-4 1-2f 1B		4-0 SAFE BB	2-3 K		3-2 F9		3 0 0 0 1 1 4																			
Jason Schmidt, R (1, 1) Kevin Young, R (7, 3)			0-0 F8	0-1 F7		2-3 K		1-3 K	3 0 0 0 0 1 2 1 0 0 0 0 1 1																			
<b>Inning Stats</b>	R: 0 E: 0 K: 1 S: 18	H: 0 LOB: 1 BB: 1 P: 28	R: 0 E: 0 K: 1 S: 7	H: 1 LOB: 1 BB: 0 P: 9	R: 0 E: 0 K: 1 S: 13	H: 1 LOB: 2 BB: 1 P: 22	R: 0 E: 0 K: 0 S: 10	H: 0 LOB: 2 BB: 2 P: 20	R: 3 E: 0 K: 2 S: 15	H: 5 LOB: 2 BB: 0 P: 22		R: 0 E: 0 K: 1 S: 8	H: 0 LOB: 0 BB: 0 P: 14	R: 0 E: 0 K: 1 S: 6	H: 0 LOB: 0 BB: 0 P: 8	R: 0 E: 0 K: 1 S: 10	H: 1 LOB: 1 BB: 0 P: 18	R: 0 E: 0 K: 2 S: 11	H: 0 LOB: 0 BB: 0 P: 15	1B: 7 2B: 1 3B: 0 HR: 0	SF: 0 SAC: 0 DP: 0 HBP: 0	WP: 0 PB: 0 SB: 2 CS: 0	PA: 39					
<b>PITCHER</b>	IP WLS BF H R ER SO BB IBB HBP BLK WP HR S P ERA WHIP												<b>PITCHER</b>	IP WLS BF H R ER SO BB IBB HBP BLK WP HR S P ERA WHIP														
Ramon Martinez, R (1, 1) ERA: 4.5	5.0	26	7	3	3	5	4	0	0	0	0	0	0	63	101	5.40	2.200											
37 Darren Dreifort, R (6, 1) ERA:	3.0	W	10	1	0	0	3	0	0	0	0	0	0	24	40	0.00	0.333											
Todd Worrell, R (9, 1) ERA:	1.0	S	3	0	0	0	2	0	0	0	0	0	0	11	15	0.00	0.000											

livebaseballscorecards.com

<b>AB</b>	<b>35</b>
<b>R</b>	<b>3</b>
<b>H</b>	<b>8</b>
<b>RBI</b>	<b>3</b>
<b>BB</b>	<b>4</b>
<b>SO</b>	<b>10</b>
<b>LOB</b>	<b>20</b>



BOTTOM

Pittsburgh Pirates @ Los Angeles Dodgers  
Dodger Stadium, Los Angeles, CA

livebaseballscorecards.com

AB 33  
R 6  
H 11  
RBI 6  
BB 4  
SO 5  
LOB 18



WP: 1 PA: 38  
PB: 0  
SB: 1  
CS: 0

ERA WHIP

Sun Apr 06 1997, 3:33 AM PDT  
Att: 37,493 - Sunny - 70 F

Batter	1	2	3	4	5	6	7	8	9	AB	R	H	RBI	BB	SO	LOB
Brett Butler, L OBP: 0.360, SLG: 0.318 (1, 8)	B3		K		G6-4-3		SH3-4 1B	BB		4	1	1	0	1	1	1
Wilton Guerrero, S OBP: 0.304, SLG: 0.429 (1, 4)	FC4 1B		1B BB		L5		SH3-4	F7		3	0	1	0	1	0	1
Raul Mondesi, R OBP: 0.292, SLG: 0.522 (1, 9)	P4		G4-3 1B			E 1B BB	K			3	1	1	0	1	1	2
Mike Piazza, R OBP: 0.478, SLG: 0.526 (1, 2)	FC4		G4-3			E7 1B	1B			4	1	1	1	0	0	4
Eric Karros, R OBP: 0.391, SLG: 0.316 (1, 3)		P2			FC3-6 1B	2B FC6-5 1B	G6-3			4	1	2	2	0	0	1
Todd Hollandsworth, L OBP: 0.261, SLG: 0.286 (1, 7)		F8			FC3-6 S	FC6-5 2B		HR 1B		4	1	2	0	0	0	1
Todd Zeile, R OBP: 0.227, SLG: 0.300 (1, 5)		1B			F9	P3		HR		4	1	2	2	0	0	3
Greg Gagne, R OBP: 0.158, SLG: 0.158 (1, 6)		1B			G6-3	FC6-5 37 WP		F8		4	0	1	1	0	0	2
Ramon Martinez, R Chip Hale, L (5, PH) 37 Darren Dreifort, R (6, 1) Chad Fonville, S (8, PH) Todd Worrell, R (9, 1)		K			G6-4-3 BB	K		K		1	0	0	0	0	1	2
										0	0	0	0	0	1	0
										1	0	0	0	0	1	1
										1	0	0	0	0	1	0
										0	0	0	0	0	0	0

Batter	1	2	3	4	5	6	7	8	9
Brett Butler, L OBP: 0.360, SLG: 0.318 (1, 8)	0-1 B3		0-3 K		2-2 G6-4-3		2-0 SH3-4 1B	4-2 BB	
Wilton Guerrero, S OBP: 0.304, SLG: 0.429 (1, 4)	2-2 FC4 1B		4-1 1B BB		1-0 L5		0-0 SH3-4	0-0 F7	
Raul Mondesi, R OBP: 0.292, SLG: 0.522 (1, 9)	0-0 P4		1-0 G4-3 1B			4-0 E 1B BB	3-3 K		
Mike Piazza, R OBP: 0.478, SLG: 0.526 (1, 2)	0-1 FC4		0-2 G4-3			1-1 E7 1B	1-2 1B		
Eric Karros, R OBP: 0.391, SLG: 0.316 (1, 3)		1-0 P2			1-0 FC3-6 1B	1-0 2B FC6-5 1B	3-2 G6-3		
Todd Hollandsworth, L OBP: 0.261, SLG: 0.286 (1, 7)		1-1 F8			1-1 FC3-6 S	0-0 FC6-5 2B		1-0 HR 1B	
Todd Zeile, R OBP: 0.227, SLG: 0.300 (1, 5)		2-1 1B			1-1 F9	2-2 P3		1-1 HR	
Greg Gagne, R OBP: 0.158, SLG: 0.158 (1, 6)		1-2 1B			2-2 G6-3	1-1 FC6-5 37 WP		1-2 F8	
Ramon Martinez, R Chip Hale, L (5, PH) 37 Darren Dreifort, R (6, 1) Chad Fonville, S (8, PH) Todd Worrell, R (9, 1)		0-3 K			4-1 G6-4-3 BB	2-3 K		2-3 K	

Inning Stats	R: 0	H: 1	E: 0	K: 0	S: 11	H: 1	LOB: 1	BB: 0	P: 13	R: 0	H: 2	E: 0	K: 1	S: 13	H: 1	LOB: 1	BB: 0	P: 18	R: 0	H: 1	E: 0	K: 1	S: 9	R: 0	H: 1	E: 0	K: 0	S: 9	R: 0	H: 0	E: 0	K: 0	S: 5	R: 3	H: 2	E: 1	K: 1	S: 14	R: 1	H: 2	E: 0	K: 1	S: 11	R: 2	H: 2	E: 0	K: 1	S: 13	H: 2	LOB: 1	BB: 1	P: 22
PITCHER	IP	WLS	BF	H	R	ER	SO	BB	IBB	HBP	BLK	WP	HR	S	P	ERA	WHIP																																			
Jason Schmidt, R (1, 1) ERA: 1.5	6.0		27	7	3	1	3	3	0	0	0	1	0	61	94	1.50	1.667																																			
Ricardo Rincon, L (7, 1) ERA: 9.0	0.1	L	2	1	1	1	0	0	0	0	0	0	0	2	4	27.00	3.000																																			
Rich Loiselle, R (7, 1) ERA: 6.75	1.2		9	3	2	2	2	1	0	0	0	0	1	22	38	10.80	2.400																																			

Batter	1	2	3	4	5	6	7	8	9	10	11	12	13	14	15	AB	R	H	RBI	BB	SO	LOB	TOP							
Lance Johnson, L OBP: 0.405, SLG: 0.355	(1, 8) F7		(1, 1) F8		(1, 1) G6-3		(1, 3) G3-1			(1, 0) G1-3	(1, 2) FC6			(1, 3) G1-6-3		7	0	0	0	0	0	4								
John Olerud, L OBP: 0.417, SLG: 0.552	(1, 3) F7		(1, 1) FC4-6 BB			(1, 1) HR 2B			(1, 2) G4-3	(1, 4) 1B BB			(1, 3) K		(1, 0) F7	6	1	1	0	1	1	1								
Bernard Gilkey, R OBP: 0.314, SLG: 0.333	(1, 7) K		(1, 4) BB			(1, 3) K			(1, 2) P4	(1, 0) 1B			(1, 3) F7		(1, 2) K	6	0	1	0	1	3	1								
Todd Hundley, S OBP: 0.355, SLG: 0.542		(1, 2) K 1B		(1, 3) P6		(1, 1) HR			(1, 2) K	(1, 4) 1B			(1, 3) F9		(1, 3) K	4	1	1	2	1	2	2								
Barry Manuel, R OBP: 0.355, SLG: 0.542		(10, 1)														1	0	0	0	0	0	0								
John Franco, L OBP: 0.355, SLG: 0.542		(13, 1)														0	0	0	0	0	0	0								
Joe Crawford, L OBP: 0.355, SLG: 0.542		(15, PH)														1	0	0	0	0	1	0								
Andy Tomberlin, L OBP: 0.355, SLG: 0.542		(15, 1)																												
Steve Bieser, L OBP: 0.355, SLG: 0.542		(9, PR)														3	0	1	0	1	0	1								
Butch Huskey, R OBP: 0.111, SLG: 0.118		(9, 5)														0	0	0	0	0	0	0								
Edgardo Alfonzo, R OBP: 0.217, SLG: 0.250		(9, 6)														2	0	0	0	0	0	3								
Manny Alexander, R OBP: 0.200, SLG: 0.200		(9, 6)														5	0	1	0	1	1	4								
Carlos Baerga, S OBP: 0.273, SLG: 0.200		(9, 4)																												
Rey Ordóñez, R OBP: 0.318, SLG: 0.318		(9, PH)																												
Carl Everett, S OBP: 0.318, SLG: 0.318		(9, 9)																												
Mark Clark, R OBP: 0.200, SLG: 0.200		(9, PH)																												
Greg McMichael, R OBP: 0.273, SLG: 0.200		(9, 4)																												
Alex Ochoa, R OBP: 0.273, SLG: 0.200		(9, 4)																												
Toby Stotland, R OBP: 0.273, SLG: 0.200		(9, 4)																												
Ricardo Jordan, L OBP: 0.273, SLG: 0.200		(9, 4)																												
Alberto Castillo, R OBP: 1.000, SLG: 1.000		(10, 2)																												
Inning Stats	R: 0 E: 0 K: 1 S: 7	H: 0 LOB: 0 BB: 0 P: 13	R: 0 E: 0 K: 2 S: 13	H: 1 LOB: 2 BB: 0 P: 21	R: 0 E: 0 K: 1 S: 6	H: 0 LOB: 0 BB: 0 P: 11	R: 0 E: 0 K: 1 S: 6	H: 0 LOB: 0 BB: 0 P: 6	R: 2 E: 0 K: 1 S: 8	H: 2 LOB: 0 BB: 1 P: 18	R: 0 E: 0 K: 1 S: 10	H: 1 LOB: 1 BB: 0 P: 15	R: 0 E: 0 K: 1 S: 8	H: 0 LOB: 0 BB: 0 P: 14	R: 0 E: 0 K: 1 S: 12	H: 1 LOB: 3 BB: 1 P: 19	R: 0 E: 0 K: 0 S: 9	H: 1 LOB: 3 BB: 2 P: 20	R: 0 E: 0 K: 1 S: 8	H: 0 LOB: 1 BB: 1 P: 13	R: 0 E: 0 K: 1 S: 5	H: 0 LOB: 0 BB: 0 P: 9	R: 0 E: 0 K: 0 S: 4	H: 1 LOB: 0 BB: 0 P: 9	R: 0 E: 0 K: 2 S: 7	H: 0 LOB: 0 BB: 0 P: 10	1B: 5 2B: 2 3B: 0 HR: 1	SF: 0 SAC: 0 DP: 2 HBP: 0	WP: 1 PB: 0 SB: 1 CS: 0	PA: 58
PITCHER	IP	WLS	BF	H	R	ER	SO	BB	IBB	HBP	BLK	WP	HR	S	P	ERA	WHIP													
Hideo Nomo, R ERA: 2.08	(1, 1)	6.0	24	3	2	2	5	3	0	0	0	1	1	48	90	3.00	1.000													
Tom Candiotti, R ERA:	(7, 1)	1.0	4	1	0	0	1	0	0	0	0	0	0	10	15	0.00	1.000													
Scott Radinsky, L ERA:	(8, 1)	1.0	3	0	0	0	1	0	0	0	0	0	0	8	14	0.00	0.000													
Darren Hall, R ERA:	(9, 1)	2.0	11	2	0	0	1	2	1	0	0	0	0	21	39	0.00	2.000													
Mark Guthrie, L ERA:	(11, 1)	2.0	7	0	0	0	1	1	0	0	0	0	0	16	28	0.00	0.500													
PITCHER	IP	WLS	BF	H	R	ER	SO	BB	IBB	HBP	BLK	WP	HR	S	P	ERA	WHIP													
Pedro Astacio, R ERA: 2.25	(13, 1)	3.0	9	1	0	0	2	0	0	0	0	0	0	16	28	0.00	0.333													

New York Mets @ Los Angeles Dodgers  
 Dodger Stadium, Los Angeles, CA  
 Mon Apr 07 1997, 7:05 PM PDT  
 Att: 27,547 - Unknown - 60 F

AB	51
R	2
H	7
RBI	2
BB	7
SO	11
LOB	28



livebaseballscores.com

Batter	1	2	3	4	5	6	7	8	9	10	11	12	13	14	15	AB	R	H	RBI	BB	SO	LOB
Wilton Guerrero, S OBP: 0.276, SLG: 0.370	0-3 K			2-2 G4-3		2-0 B5-3		0-1 1B WP 1B		1 SAFE 0-0 SH2-4		1-1 F8	0-3 K			6	0	1	0	0	2	2
Todd Hollandsworth, L OBP: 0.300, SLG: 0.333	1-3 K			1-3 K		1-0 1B		0-1 SF9		0-2 F9		1-1 1B		0-2 1B		6	0	3	1	0	2	1
Raul Mondesi, R OBP: 0.323, SLG: 0.483	1-1 P2			0-0 F8		0-0 F7		1-2 2-3 3-H 1B		4-0 BB		1 SAFE 2-2 1 SAFE 1 SAFE 1 SAFE 1B 1B 1B	3-0 F9			6	0	2	1	1	0	2
Mike Piazza, R OBP: 0.429, SLG: 0.458		0-1 G5-3			1-1 G3-1 1B		2-1 G5-3		2-1 G6-4-3		2-1 G6-3		1-3 K		1 SAFE 1-3 1 SAFE 1 SAFE 1B 1B	5	0	1	0	0	0	4
Mark Guthrie, R OBP: 0.367, SLG: 0.280		3-2 G4-6-3 1B			0-0 G3-1		2-1 G6-3		4-1 G5-3 BB		0-0 P3		0-1 F8		1 SAFE 2-3 1 SAFE 1B 1B	6	0	1	0	1	1	4
Juan Castro, R OBP: 0.310, SLG: 0.292		2-1 G4-6-3			0-0 F8		4-0 BB		3-2 F8		4-2 BB		3-2 1B SH1-4 FC5-2 1B		4-1 FC5-4 BB	4	0	1	0	3	0	3
Pedro Astacio, R OBP: 0.500, SLG: 0.667			3-2 G4-3		4-0 FC6-4 BB		1-2 F7		4-0 F8		4-0 BB		0-0 SH1-4		0-2 FC5-4 S 1B	2	0	0	0	1	0	1
Brett Butler, L OBP: 0.393, SLG: 0.304			0-0 F9		0-1 FC6-4		0-1 F7		2-1 1B BB SF9 1B		2-1 G5-3		1-2 F8		0-3 K	7	1	2	0	0	1	7
Greg Gagne, R OBP: 0.192, SLG: 0.192					1-2 1B		2-1 F7		4-1 SF9 1B BB		4-2 F9 SH2-4 BB		1-1 G4-3		1-2 FC5-2	1	0	0	0	0	0	0
Hideo Nomo, R OBP: 0.250, SLG: 0.250													0-2 FC5-2		1-2 1B	1	0	0	0	0	0	0
Chip Hale, L OBP: 0.333, SLG: 0.333													3-H 1B		2-H 1B	3	0	1	1	0	0	4


Inning Stats	R: 0	H: 0	E: 0	K: 2	S: 10	H: 1	LOB: 0	BB: 0	P: 12	R: 0	H: 0	E: 0	K: 0	S: 6	H: 0	LOB: 0	BB: 0	P: 11	R: 0	H: 0	E: 0	K: 1	S: 7	H: 0	LOB: 0	BB: 0	P: 10	R: 0	H: 1	E: 0	K: 0	S: 6	H: 1	LOB: 2	BB: 1	P: 11	R: 0	H: 1	E: 0	K: 0	S: 4	H: 1	LOB: 1	BB: 0	P: 9	R: 0	H: 0	E: 0	K: 0	S: 7	H: 0	LOB: 1	BB: 1	P: 16	R: 2	H: 3	E: 0	K: 0	S: 12	H: 0	LOB: 2	BB: 2	P: 18	R: 0	H: 0	E: 0	K: 0	S: 8	H: 0	LOB: 2	BB: 2	P: 18	R: 0	H: 2	E: 0	K: 1	S: 14	H: 2	LOB: 2	BB: 0	P: 19	R: 0	H: 2	E: 0	K: 1	S: 14	H: 2	LOB: 2	BB: 0	P: 18	R: 0	H: 1	E: 0	K: 2	S: 10	H: 1	LOB: 1	BB: 0	P: 16	R: 1	H: 1	E: 0	K: 1	S: 12	H: 1	LOB: 1	BB: 1	P: 17	1B: 12	SF: 1	2B: 0	SAC: 2	3B: 0	DP: 3	HR: 0	HBP: 0
Mark Clark, R ERA: 3.29	IP	WLS	BF	H	R	ER	SO	BB	IBB	HBP	BLK	WP	HR	S	P	ERA	WHIP																																																																																																			
Greg McMichael, R ERA: 2.25	0.2		2	1	0	0	0	0	0	0	0	1	0	5	8	0.00	1.500																																																																																																			
Toby Borland, R ERA: 10.13	1.0		5	0	0	0	0	3	0	0	0	0	0	8	25	0.00	3.000																																																																																																			
Ricardo Jordan, L ERA: 10.8	0.2		2	0	0	0	0	0	0	0	0	0	0	4	4	0.00	0.000																																																																																																			
Barry Manuel, R ERA: 9.64	2.1		12	2	0	0	1	3	0	0	0	0	0	25	46	0.00	2.143																																																																																																			


**BOTTOM**

**New York Mets @ Los Angeles Dodgers**  
 Dodger Stadium, Los Angeles, CA

Mon Apr 07 1997, 7:05 PM PDT  
 Att: 27,547 - Unknown - 60 F

AB	50
R	3
H	12
RBI	3
BB	10
SO	8
LOB	32



Batter	1	2	3	4	5	6	7	8	9	AB R H RBI BB SO LOB	TOP		
Lance Johnson, L OBP: 0.429, SLG: 0.371 (1, 8)	2-1 1B S		2-1 G3-1	4-1 BB			1-1 1B SH1 SF8-3		1-2 F7	4 2 2 0 1 0 0			
Rey Ordonez, R OBP: 0.320, SLG: 0.320 (1, 6)	0-2 F8		1-0 2B G6-3	0-0 F9			0-0 SH1			3 1 1 0 0 0 3			
John Olerud, L OBP: 0.475, SLG: 0.636 (1, 3)	3-2 1B FC6-4		1-0 G6-3 1B				0-1 SF8-3 1B			4 2 4 1 0 0 0			
Todd Hundley, S OBP: 0.343, SLG: 0.519 (1, 2)	0-1 FC6-4 1B		0-2 G6-3				2-2 F7			3 0 1 2 0 0 2			
Bernard Gilkey, R OBP: 0.308, SLG: 0.324 (1, 7)	0-0 FC6-4 1-2f		2-1 3-H 1B				1-1 F8		2-0 G1-3	4 0 1 2 0 0 2			
Carlos Baerga, S OBP: 0.231, SLG: 0.167 Manny Alexander, R OBP: 0.200, SLG: 0.200 (1, 4) (8, 4)	2-1 G4-3		1-1 P5				1-0 P4		2-1 F8	4 0 0 0 0 0 3 0 0 0 0 0 0 0			
Butch Huskey, R OBP: 0.091, SLG: 0.095 Edgardo Alfonzo, R OBP: 0.217, SLG: 0.250 (1, 5) (8, 5)			0-2 G1-3				1-0 G5-3		0-0 P3	4 0 0 0 0 0 0 0 0 0 0 0 0 0	AB 33 R 5 H 9 RBI 5 BB 1 SO 1 LOB 10		
Alex Ochoa, R OBP: 0.211, SLG: 0.263 (1, 9)			0-2 F7				3-2 F8		1-1 G6-3	4 0 0 0 0 0 0			
Bobby Jones, R Andy Tomberlin, L OBP: 0.429, SLG: 0.333 Greg McMichael, R (1, 1) (9, PH) (9, 1)			0-2 F9				0-0 F9		0-3 K	2 0 0 0 0 0 0 1 0 0 0 0 1 0 0 0 0 0 0 0 0			
Inning Stats	R: 2 H: 3 E: 0 LOB: 1 K: 0 BB: 0 S: 13 P: 20	R: 0 H: 0 E: 0 LOB: 0 K: 0 BB: 0 S: 10 P: 10	R: 2 H: 3 E: 0 LOB: 1 K: 0 BB: 1 S: 12 P: 18	R: 0 H: 0 E: 1 LOB: 2 K: 0 BB: 1 S: 10 P: 14	R: 0 H: 1 E: 0 LOB: 1 K: 0 BB: 0 S: 8 P: 12	R: 0 H: 0 E: 0 LOB: 0 K: 0 BB: 0 S: 7 P: 11	R: 1 H: 2 E: 0 LOB: 0 K: 0 BB: 0 S: 7 P: 10	R: 0 H: 0 E: 0 LOB: 0 K: 0 BB: 0 S: 4 P: 8	R: 0 H: 0 E: 0 LOB: 0 K: 1 BB: 0 S: 10 P: 12	1B: 8 SF: 1 2B: 2 SAC: 2 3B: 0 DP: 1 HR: 0 HBP: 0	WP: 1 PA: 37 PB: 0 SB: 1 CS: 0		
PITCHER	IP WLS BF H R ER SO BB IBB HBP BLK WP HR S P ERA WHIP											PITCHER	IP WLS BF H R ER SO BB IBB HBP BLK WP HR S P ERA WHIP
Ismael Valdez, R ERA: 4.05 (1, 1)	6.1 L 30 9 5 5 0 1 0 0 0 0 1 0 65 91 7.11 1.579												
Scott Radinsky, L ERA: (7, 1)	0.2 1 0 0 0 0 0 0 0 0 0 0 0 2 4 0.00 0.000												
37 Darren Dreifort, R ERA: (8, 1)	1.0 3 0 0 0 0 0 0 0 0 0 0 0 4 8 0.00 0.000												
Todd Worrell, R ERA: (9, 1)	1.0 3 0 0 0 0 1 0 0 0 0 0 0 0 10 12 0.00 0.000												

New York Mets @ Los Angeles Dodgers  
Dodger Stadium, Los Angeles, CA

Tue Apr 08 1997, 7:05 PM PDT  
Att. 27,318 - Unknown - 67 F

livebaseballscorecards.com



Batter	1	2	3	4	5	6	7	8	9	AB	R	H	RBI	BB	SO	LOB
<b>Brett Butler, L</b> (1, 8) OBP: 0.406, SLG: 0.280	4-2 BB G6-4-3 BB		4-2 B FC6-5 BB 1-2		2-0 P4			2-1 G6-3		2	0	0	0	2	0	0
<b>Wilton Guerrero, S</b> (1, 4) OBP: 0.250, SLG: 0.333 <b>Wayne Kirby, L</b> (8, PH)	1-1 SAFE SAFE SAFE SAFE G6-4-3 1-2f		0-0 FC6-5 BB 1-2 2-3f		1-2 G4-3			2-2 F8		3	0	0	0	0	0	3
<b>Juan Castro, R</b> (9, 4)	SAFE		SAFE					SAFE		1	0	0	0	0	0	0
<b>Raul Mondesi, R</b> (1, 9) OBP: 0.314, SLG: 0.545	2-1 HR		3-3 K		1-2 F9			1-1 G4-3		4	1	1	1	0	1	2
<b>Mike Piazza, R</b> (1, 2) OBP: 0.406, SLG: 0.429	2-2 P4			3-1 2B 3B 1B				3-2 G5-3		4	1	1	0	0	0	0
<b>Eric Karros, R</b> (1, 3) OBP: 0.353, SLG: 0.276		3-3 K		2-0 F9 1B				0-1 F8 1B		4	0	1	0	0	1	1
<b>Todd Hollandsworth, L</b> (1, 7) OBP: 0.294, SLG: 0.355		2-2 G2-3		1-0 3B 2B				1-2 F8		4	1	1	0	0	0	0
<b>Todd Zeile, R</b> (1, 5) OBP: 0.281, SLG: 0.259		2-3 K		1-0 L5				1-1 L5		3	0	0	0	0	1	2
<b>Greg Gagne, R</b> (1, 6) OBP: 0.207, SLG: 0.276			0-1 G6-3	0-0 3B				1-1 F8		3	0	1	2	0	0	0
<b>Ismael Valdez, R</b> (1, 1)			0-1 G6-3	0-0 3B				1-1 F8		3	0	1	2	0	0	0
<b>Scott Radinsky, L</b> (7, 1)			4-1 FC6-5 BB	1-2 G1-3				1-2 F9		1	0	0	0	1	0	1
<b>Chip Hale, L</b> (7, PH)			BB							0	0	0	0	0	0	0
<b>37 Darren Dreifort, R</b> (8, 1)			BB							1	0	0	0	0	0	0
<b>Todd Worrell, R</b> (9, 1)			BB							0	0	0	0	0	0	0

Inning Stats	R: 1	H: 1	E: 0	K: 0	S: 11	LOB: 0	BB: 1	P: 20	R: 0	H: 0	E: 0	K: 2	S: 9	LOB: 0	BB: 0	P: 16	R: 0	H: 0	E: 0	K: 1	S: 13	LOB: 2	BB: 2	P: 24	R: 2	H: 3	E: 0	K: 0	S: 9	LOB: 1	BB: 0	P: 17	R: 0	H: 0	E: 0	K: 0	S: 9	LOB: 0	BB: 0	P: 13	R: 0	H: 1	E: 0	K: 0	S: 8	LOB: 0	BB: 0	P: 12	R: 0	H: 0	E: 0	K: 0	S: 7	LOB: 0	BB: 0	P: 10	R: 0	H: 0	E: 0	K: 0	S: 8	LOB: 0	BB: 0	P: 13	R: 0	H: 0	E: 0	K: 0	S: 5	LOB: 0	BB: 0	P: 9	1B: 2	2B: 1	3B: 1	SF: 0	SAC: 0	DP: 1	HBP: 0	WP: 0	PB: 0	SB: 0	CS: 0	PA: 33
<b>Bobby Jones, R</b> (1, 1) ERA: 2.25	IP	WLS	BF	H	R	ER	SO	BB	IBB	HBP	BLK	WP	HR	S	P	ERA	WHIP																																																																			
<b>Greg McMichael, R</b> (9, 1) ERA: 1.8	IP	WLS	BF	H	R	ER	SO	BB	IBB	HBP	BLK	WP	HR	S	P	ERA	WHIP																																																																			

**BOTTOM**

**New York Mets @ Los Angeles Dodgers**  
**Dodger Stadium, Los Angeles, CA**

Tue Apr 08 1997, 7:05 PM PDT  
Att: 27,318 - Unknown - 67 F

<b>AB</b>	<b>30</b>
<b>R</b>	<b>3</b>
<b>H</b>	<b>5</b>
<b>RBI</b>	<b>3</b>
<b>BB</b>	<b>3</b>
<b>SO</b>	<b>3</b>
<b>LOB</b>	<b>9</b>



<b>WP: 0</b>	<b>PA: 33</b>
<b>PB: 0</b>	
<b>SB: 0</b>	
<b>CS: 0</b>	

livebaseballscores.com

Batter	1	2	3	4	5	6	7	8	9	10	11	12	13	14	AB R H RBI BB SO LOB
Lance Johnson, L OBP: 0.396, SLG: 0.325 (1, 8)	0-0 G6-3		2-2 G3-1			3-2 G1-3			4-2 S 1B BB		2-1 F7			0-0 B5-3	5 1 0 0 1 0 0
Eduardo Alfonso, R OBP: 0.192, SLG: 0.217 Andy Tomberlin, L OBP: 0.379, SLG: 0.289 Rick Reed, R OBP: 0.115 Manny Alexander, R OBP: 0.187, SLG: 0.167 Brian Bohanon, L OBP: 0.115 Barry Manuel, R OBP: 0.115	3-3 K			1-3 K			1-2 L9		2-3 K		0-0 G5-3			2-3 K	3 0 0 0 0 2 0 1 0 0 0 0 0 1 1 1 0 0 0 0 0 0 0 1 0 0 0 0 0 1 0 0 0 0 0 0 0 0 0
John Olerud, L OBP: 0.444, SLG: 0.579 (1, 3)	0-1 G3			0-0 F9			1-2 F7		0-0 1B			2-3 K			5 0 1 1 0 1 0
Todd Hundley, S OBP: 0.325, SLG: 0.563 (1, 2)		3-2 K		2-2 P3			3-1 HR		0-3 K			3-2 F9			5 1 1 1 0 2 1
Bernard Gilkey, R OBP: 0.273, SLG: 0.282 (1, 7)		2-2 G6-3			2-0 P3		2-3 K			0-1 G6-3			2-3 K		5 0 0 0 0 2 0
Carl Everett, S OBP: 0.100, SLG: 0.053 Alex Ochoa, R OBP: 0.182, SLG: 0.227 (8, 9)		3-2 1B			0-1 B2-3			1-3 K		0-0 G6-3			1-1 G4-3		2 0 1 0 0 0 0 3 0 0 0 0 1 0
Carlos Baerga, S OBP: 0.226, SLG: 0.172 (1, 4)		1-1 SAFE G3			1-0 G1-3			0-2 G6-3		1-1 1B			1-1 L7		5 0 1 0 0 0 1
Rey Ordonez, R OBP: 0.267, SLG: 0.267 (1, 6)			0-3 K			0-0 G4-3		0-1 G6-3		0-1 G1-3			0-0 F9		5 0 0 0 0 1 1
Dave Mlicki, R Steve Bieser, L Butch Huskey, R OBP: 0.063, SLG: 0.067 (1, 1) (9, PH) (9, 5)			0-0 G1-3			2-3 K			1-3 K				0-0 L8		2 0 0 0 0 1 0 1 0 0 0 0 1 0 2 0 0 0 0 0 0

Inning Stats	R: 0	H: 0	E: 0	K: 1	S: 6	P: 9	R: 0	H: 1	E: 0	K: 1	S: 12	P: 21	R: 0	H: 0	E: 0	K: 1	S: 8	P: 10	R: 0	H: 0	E: 0	K: 1	S: 9	P: 12	R: 0	H: 0	E: 0	K: 0	S: 4	P: 7	R: 0	H: 0	E: 0	K: 1	S: 10	P: 15	R: 0	H: 0	E: 0	K: 1	S: 8	P: 9	R: 1	H: 1	E: 0	K: 1	S: 12	P: 19	R: 0	H: 0	E: 0	K: 1	S: 8	P: 9	R: 1	H: 1	E: 0	K: 3	S: 12	P: 19	R: 0	H: 1	E: 0	K: 0	S: 7	P: 8	R: 0	H: 0	E: 0	K: 2	S: 10	P: 17	R: 0	H: 0	E: 0	K: 0	S: 5	P: 7	R: 0	H: 0	E: 0	K: 1	S: 6	P: 8	R: 0	H: 0	E: 0	K: 1	S: 6	P: 8
1B: 3	SF: 0	2B: 0	SAC: 0	3B: 0	DP: 0	HR: 1	HBP: 0	WP: 0	PA: 47																																																																																	


PITCHER	IP	WLS	BF	H	R	ER	SO	BB	IBB	HBP	BLK	WP	HR	S	P	ERA	WHIP
Chan Ho Park, R ERA: 2.77 (1, 1)	7.0		23	2	1	1	6	0	0	0	0	0	1	61	93	1.29	0.286
Scott Radinsky, L ERA: (8, 1)	1.0		3	0	0	0	1	0	0	0	0	0	0	8	9	0.00	0.000
Todd Worrell, R ERA: 1.8 (9, 1)	1.0		5	1	1	1	3	1	0	0	0	0	0	12	19	9.00	2.000
Darren Hall, R ERA: (10, 1)	1.0		4	1	0	0	0	0	0	0	0	0	0	7	8	0.00	1.000
Mark Guthrie, L ERA: (11, 1)	3.0		9	0	0	0	2	0	0	0	0	0	0	19	30	0.00	0.000
PITCHER	IP <td>WLS <td>BF <td>H <td>R <td>ER <td>SO <td>BB <td>IBB <td>HBP <td>BLK <td>WP <td>HR <td>S <td>P <td>ERA <td>WHIP</td> </td></td></td></td></td></td></td></td></td></td></td></td></td></td></td>	WLS <td>BF <td>H <td>R <td>ER <td>SO <td>BB <td>IBB <td>HBP <td>BLK <td>WP <td>HR <td>S <td>P <td>ERA <td>WHIP</td> </td></td></td></td></td></td></td></td></td></td></td></td></td></td>	BF <td>H <td>R <td>ER <td>SO <td>BB <td>IBB <td>HBP <td>BLK <td>WP <td>HR <td>S <td>P <td>ERA <td>WHIP</td> </td></td></td></td></td></td></td></td></td></td></td></td></td>	H <td>R <td>ER <td>SO <td>BB <td>IBB <td>HBP <td>BLK <td>WP <td>HR <td>S <td>P <td>ERA <td>WHIP</td> </td></td></td></td></td></td></td></td></td></td></td></td>	R <td>ER <td>SO <td>BB <td>IBB <td>HBP <td>BLK <td>WP <td>HR <td>S <td>P <td>ERA <td>WHIP</td> </td></td></td></td></td></td></td></td></td></td></td>	ER <td>SO <td>BB <td>IBB <td>HBP <td>BLK <td>WP <td>HR <td>S <td>P <td>ERA <td>WHIP</td> </td></td></td></td></td></td></td></td></td></td>	SO <td>BB <td>IBB <td>HBP <td>BLK <td>WP <td>HR <td>S <td>P <td>ERA <td>WHIP</td> </td></td></td></td></td></td></td></td></td>	BB <td>IBB <td>HBP <td>BLK <td>WP <td>HR <td>S <td>P <td>ERA <td>WHIP</td> </td></td></td></td></td></td></td></td>	IBB <td>HBP <td>BLK <td>WP <td>HR <td>S <td>P <td>ERA <td>WHIP</td> </td></td></td></td></td></td></td>	HBP <td>BLK <td>WP <td>HR <td>S <td>P <td>ERA <td>WHIP</td> </td></td></td></td></td></td>	BLK <td>WP <td>HR <td>S <td>P <td>ERA <td>WHIP</td> </td></td></td></td></td>	WP <td>HR <td>S <td>P <td>ERA <td>WHIP</td> </td></td></td></td>	HR <td>S <td>P <td>ERA <td>WHIP</td> </td></td></td>	S <td>P <td>ERA <td>WHIP</td> </td></td>	P <td>ERA <td>WHIP</td> </td>	ERA <td>WHIP</td>	WHIP
Tom Candiotti, R ERA: (14, 1)	1.0	W	3	0	0	0	1	0	0	0	0	0	0	6	8	0.00	0.000

**New York Mets @ Los Angeles Dodgers**  
Dodger Stadium, Los Angeles, CA

Wed Apr 09 1997, 7:05 PM PDT  
Att. 28,056 - Unknown - 64 F

livebaseballscorecards.com

AB	46
R	2
H	4
RBI	2
BB	1
SO	13
LOB	4



Batter	1	2	3	4	5	6	7	8	9	10	11	12	13	14	AB	R	H	RBI	BB	SO	LOB
Brett Butler, L (1, 8) OBP: 0.378, SLG: 0.267	G6-3		SH2-3		G1-3			K			G3			E SH1-4 1B	5	1	1	0	0	1	0
Todd Hollandsworth, L (1, 7) OBP: 0.282, SLG: 0.333	G1-3		F7			G5-3 1B		F9			L8			SH1-4	5	0	1	0	0	0	1
Raul Mondesi, R (1, 9) OBP: 0.268, SLG: 0.462	P6		K			G5-3		F7			K			E5 1B	6	0	0	0	0	2	3
Mike Piazza, R (1, 2) OBP: 0.447, SLG: 0.438		HR 1B													4	1	2	1	2	2	0
Eric Karros, R (1, 3) OBP: 0.333, SLG: 0.265	P3		F8			G5-3									5	0	1	0	0	0	4
Todd Zeile, R (1, 5) OBP: 0.270, SLG: 0.344		HR													5	1	1	2	0	2	2
Greg Gagne, R (1, 6) OBP: 0.176, SLG: 0.235	G5-3		K2-3												5	0	0	0	0	1	1
Chad Fonville, S (1, 4)	G5-3														4	0	0	0	1	2	0
Chen Ho Park, R Chip Hale, R Scott Radinsky, L Todd Worrell, R Dwaine Hill, R Billy Ashby, R Mark Guthrie, R Wayne Kirby, L Tom Candiotti, R			SH2-3 BB												1	0	0	0	0	0	0

Inning Stats	R: 0	H: 0	E: 0	K: 0	S: 5	R: 2	H: 2	E: 0	K: 0	S: 9	R: 0	H: 0	E: 0	K: 1	S: 7	R: 0	H: 0	E: 0	K: 1	S: 10	R: 0	H: 0	E: 0	K: 0	S: 6	R: 0	H: 1	E: 0	K: 1	S: 6	R: 0	H: 0	E: 0	K: 2	S: 9	R: 0	H: 0	E: 0	K: 1	S: 10	R: 0	H: 0	E: 0	K: 1	S: 10	R: 1	H: 2	E: 1	K: 0	S: 6	1B: 5	2B: 0	3B: 0	HR: 1	SF: 0	SAC: 2	DP: 2	HBP: 0	WP: 0	PA: 49
PITCHER	IP	WLS	BF	H	R	ER	SO	BB	IBB	HBP	BLK	WP	HR	S	P	ERA	WHIP																																											
Dave Micki, R (1, 1) ERA: 3.21	8.0		30	3	2	2	4	3	1	0	0	0	1	60	98	2.25	0.750																																											
Rick Reed, R (9, 1) ERA:	5.0		15	1	0	0	7	0	0	0	0	0	0	42	55	0.00	0.200																																											
Brian Bohanon, L (14, 1) ERA: 2.45	0.1	L	2	1	1	0	0	0	0	0	0	0	0	4	6	0.00	3.000																																											
Barry Manuel, R (14, 1) ERA: 9.64	0.0		2	1	0	0	0	0	0	0	0	0	0	2	4	∞	∞																																											


**BOTTOM**

**New York Mets @ Los Angeles Dodgers**  
 Dodger Stadium, Los Angeles, CA

Wed Apr 09 1997, 7:05 PM PDT  
 Att. 28,056 - Unknown - 64 F

livebaseballscorecards.com

**AB 43**  
**R 3**  
**H 6**  
**RBI 3**  
**BB 4**  
**SO 11**  
**LOB 12**



Batter	1	2	3	4	5	6	7	8	9	AB R H RBI BB SO LOB	TOP														
<b>Brett Butler, L</b> (1, 8) OBP: 0.357, SLG: 0.235	0-1 G3-1		4-1 1B 1B BB		0-1 G6-3			1-2 L5	1-3 K	4 0 0 0 1 1 1															
<b>Wilton Guerrero, S</b> (1, 4) OBP: 0.243, SLG: 0.314	1-0 F7		2-2 1B 1B			2-0 G3		0-3 K	0-0 G5-3	5 0 1 1 0 1 1															
<b>Raul Mondesi, R</b> (1, 9) OBP: 0.267, SLG: 0.524	0-0 F8		0-0 SF7			0-1 HR		2-3 K		3 1 1 2 0 1 0															
<b>Mike Piazza, R</b> (1, 2) OBP: 0.462, SLG: 0.438		1-0 G5-4-3 HBP	2-1 1B			1-2 P3			0-0 E5 1B 3B	0 0 0 0 0 0 0 3 1 1 0 0 0 0															
<b>Tom Prince, R</b> (2, 2) OBP: 0.333, SLG: 0.333																									
<b>Eric Karros, R</b> (1, 3) OBP: 0.302, SLG: 0.237		0-0 L5		3-1 G5-3		1-0 F7			1-1 F9	4 0 0 0 0 0 2															
<b>Todd Hollandsworth, L</b> (1, 7) OBP: 0.279, SLG: 0.325		2-0 G5-4-3		0-0 F9			1-1 G4-3		1-2 BB 3B 1B	4 1 1 0 0 0 1															
<b>Todd Zeile, R</b> (1, 5) OBP: 0.293, SLG: 0.343			2-1 FC3-5 1B 1B		2-3 K		2-2 F9		4-0 3B BB	3 1 1 0 1 1 0															
<b>Greg Gagne, R</b> (1, 6) OBP: 0.237, SLG: 0.342			0-0 BB FC3-5 1B 1B		1-0 G4-3		1-1 1B		0-0 FC4 3B	4 2 3 3 0 0 0															
<b>Ramon Martinez, R</b> (1, 1)			0-0 FC3-5		0-2 G3		0-3 K		1-1 FC4	3 1 0 0 0 1 3 0 0 0 0 0 0 0 0 0 0 0 0 0 0 1 0 0 1 0 0 0 0 0 0 0 0 0 0															
<b>Scott Radinsky, L</b> (8, 1)			1B BB SF7																						
<b>37 Darren Dreifort, R</b> (8, 1)																									
<b>Wayne Kirby, L</b> (9, PH)																									
<b>Pedro Astacio, R</b> (9, 1)																									
<b>Inning Stats</b>	R: 0 E: 0 K: 0 S: 4	H: 0 LOB: 0 BB: 0 P: 5	R: 0 E: 0 K: 0 S: 2	H: 0 LOB: 0 BB: 0 P: 5	R: 2 E: 0 K: 0 S: 12	H: 4 LOB: 2 BB: 1 P: 22	R: 0 E: 0 K: 1 S: 6	H: 0 LOB: 0 BB: 0 P: 11	R: 0 E: 0 K: 0 S: 6	H: 0 LOB: 0 BB: 0 P: 7	R: 1 E: 0 K: 0 S: 7	H: 1 LOB: 0 BB: 0 P: 11	R: 0 E: 0 K: 1 S: 10	H: 1 LOB: 1 BB: 0 P: 14	R: 0 E: 0 K: 2 S: 9	H: 0 LOB: 0 BB: 0 P: 12	R: 4 E: 1 K: 1 S: 16	H: 2 LOB: 1 BB: 1 P: 24	1B: 6 2B: 0 3B: 1 HR: 1	SF: 1 SAC: 0 DP: 1 HBP: 1	WP: 0 PB: 0 SB: 0 CS: 0	PA: 38			
<b>PITCHER</b>	IP	WLS	BF	H	R	ER	SO	BB	IBB	HBP	BLK	WP	HR	S	P	ERA	WHIP								
<b>67 Francisco Cordova, R</b> (1, 1) ERA: 2.57	7.0	L	27	6	3	3	2	1	0	1	0	0	1	47	75	3.86	1.000								
<b>Ricardo Rincon, L</b> (8, 1) ERA: 6.0	1.0		3	0	0	0	2	0	0	0	0	0	0	9	12	0.00	0.000								
<b>Marc Wilkins, R</b> (9, 1) ERA: 10.13	1.0		8	2	4	3	1	1	0	0	0	0	0	16	24	27.00	3.000								

Los Angeles Dodgers @ Pittsburgh Pirates  
Three Rivers Stadium, Pittsburgh, PA

AB	34
R	7
H	8
RBI	7
BB	2
SO	5
LOB	8



Fri Apr 11 1997, 7:05 PM EDT  
Att. 43,126 - Unknown - 51 F

BOTTOM

Los Angeles Dodgers @ Pittsburgh Pirates  
Three Rivers Stadium, Pittsburgh, PA

Fri Apr 11 1997, 7:05 PM EDT  
Att: 43,126 - Unknown - 51 F

livebaseballscorecards.com

AB	32
R	1
H	8
RBI	1
BB	4
SO	7
LOB	20



WP:	0	PA:	39
PB:	0		
SB:	1		
CS:	1		


AB R H RBI BB SO LOB

4	0	0	0	1	1	3
5	0	1	0	0	1	3
2	1	2	0	2	0	0
3	0	1	1	0	0	4
3	0	0	0	1	1	0
3	0	1	0	0	2	1
4	0	1	0	0	1	4
4	0	2	0	0	0	2
2	0	0	0	0	1	1
1	0	0	0	0	0	0
0	0	0	0	0	0	0
1	0	0	0	0	0	2

Batter	1	2	3	4	5	6	7	8	9
Tony Womack, L (1, 4) OBP: 0.326, SLG: 0.359	0-2 G4		4-2 FC5-4 BB		0-0 F8		1-2 F7		1-3 K
Jermaine Allensworth, R (1, 8) OBP: 0.350, SLG: 0.412	2-3 K		1-1 FC5-4 CS		3-1 L4		0-0 L4		1-0 G6-3
Al Martin, L (1, 7) OBP: 0.417, SLG: 0.345	3-1 1B		1-1 CS	4-1 L6 BB	4-0 BB			1-0 SF8	
Mark Johnson, L (1, 3) OBP: 0.206, SLG: 0.364	2-1 1B		1-1 L6	3-0 L6	0-0 P2			0-0 SF8	
Kevin Elster, R (1, 6)		2-0 E6		4-2 1B BB		2-3 K		0-1 G6-3	
18 Jason Kendall, R (1, 2) OBP: 0.343, SLG: 0.313		1-1 SAFE K	2-3 K	1-1 1B		1-0 FC6-4 HBP		1-3 K	
Jose Guillen, R (1, 9) OBP: 0.219, SLG: 0.226		0-0 F9		0-3 K		0-2 P9			1-0 2B 1B
Joe Randa, R (1, 5) OBP: 0.355, SLG: 0.385		3-2 G4-3			2-0 67 FC1-6-5 2B	0-1 FC6-4			0-0 2B
67 Francisco Cordova, R (1, 1) Midre Cummings, L (7, PH) Ricardo Rincon, L (8, 1) Marc Wilkins, R (9, 1) Dale Sveum, S (9, PH)			1-3 K		0-0 FC1-6-5 2B		0-0 F8		3-1 F7

Inning Stats	R: 0	H: 2	E: 0	K: 1	S: 11	H: 2	LOB: 2	BB: 0	P: 18	R: 0	H: 0	E: 1	K: 1	S: 11	H: 0	LOB: 1	BB: 0	P: 18	R: 0	H: 0	E: 0	K: 1	S: 8	H: 1	LOB: 2	BB: 2	P: 21	R: 0	H: 2	E: 0	K: 0	S: 6	H: 0	LOB: 1	BB: 0	P: 11	R: 0	H: 0	E: 0	K: 0	S: 5	R: 1	H: 1	E: 0	K: 1	S: 7	H: 1	LOB: 0	BB: 0	P: 9	R: 0	H: 2	E: 0	K: 1	S: 8	H: 2	LOB: 2	BB: 0	P: 14	1B: 4	SF: 1	2B: 4	SAC: 0	3B: 1	DP: 1	HR: 0	HBP: 1	WP: 0	PA: 39
--------------	------	------	------	------	-------	------	--------	-------	-------	------	------	------	------	-------	------	--------	-------	-------	------	------	------	------	------	------	--------	-------	-------	------	------	------	------	------	------	--------	-------	-------	------	------	------	------	------	------	------	------	------	------	------	--------	-------	------	------	------	------	------	------	------	--------	-------	-------	-------	-------	-------	--------	-------	-------	-------	--------	-------	--------

PITCHER	IP	WLS	BF	H	R	ER	SO	BB	IBB	HBP	BLK	WP	HR	S	P	ERA	WHIP
Ramon Martinez, R (1, 1) ERA: 2.65	7.0		29	5	0	0	5	4	0	1	0	0	0	58	104	0.00	1.286
Scott Radinsky, L (8, 1) ERA: 1.42	0.1		2	1	1	1	0	0	0	0	0	0	0	2	3	27.00	3.000
37 Darren Dreifort, R (8, 1) ERA:	0.2		2	0	0	0	1	0	0	0	0	0	0	5	6	0.00	0.000
Pedro Astacio, R (9, 1) ERA: 2.0	1.0		5	2	0	0	1	0	0	0	0	0	0	8	14	0.00	2.000

Batter	1	2	3	4	5	6	7	8	9	AB R H RBI BB SO LOB	TOP												
<b>Brett Butler, L</b> (1, 8) OBP: 0.370, SLG: 0.243 <b>Wayne Kirby, L</b> (6, 8) OBP: 0.222, SLG: 0.250	2-2 G3	4-0 BB	2-2 G3		1-0 FC5-4 1B		1-0 FC5-4 1B 2B		0-2 G4-3	3 0 1 0 1 0 1 2 1 1 0 0 0 1													
<b>Wilton Guerrero, S</b> (1, 4) OBP: 0.256, SLG: 0.350	0-2 G3	3-2 SF7	3-1 1B 2B		1-0 FC5-4 1B SF9		1-1 FC5-4 1B		2-2 G5-3	5 2 2 2 0 0 2													
<b>Raul Mondesi, R</b> (1, 9) OBP: 0.300, SLG: 0.511	4-1 1B BB	0-0 F7	4-1 1B HR BB		0-1 1B		0-0 FC5-4 2B			3 2 1 1 2 0 3													
<b>Eric Karros, R</b> (1, 3) OBP: 0.354, SLG: 0.357 <b>Nelson Liriano, S</b> (7, 3)	3-1 1B				2-2 SF9		1-2 2B			4 2 4 3 0 0 0 0 0 0 0 0 0 0													
<b>Todd Hollandsworth, L</b> (1, 7) OBP: 0.292, SLG: 0.400	2-2 K				0-1 G5-3					5 2 2 4 0 2 2													
<b>Todd Zeile, R</b> (1, 5) OBP: 0.311, SLG: 0.324 <b>Chip Hale, L</b> (8, PH) OBP: 0.286, SLG: 0.167 (8, 5)		4-2 1B WP BB								2 2 0 0 2 1 0 1 0 1 0 0 0 0													
<b>Greg Gagne, R</b> (1, 6) OBP: 0.286, SLG: 0.381 <b>Tom Candiotti, R</b> (6, 1) <b>Billy Ashley, R</b> (8, PH) OBP: 0.333, SLG: 0.400 <b>Darren Hall, R</b> (8, 1) <b>Mark Guthrie, R</b> (9, 1)		3-2 FC3-5 1B	0-0 E9 1B 1B	0-2 G6-3		0-2 G5-4-3 1B		0-0 G6-4-3 1B		4 1 3 1 0 0 0 0 0 0 0 0 0 0 1 0 0 0 0 0 1 0 0 0 0 0 0 0 0 0 0 0 0 0 0	<b>AB</b> 39 <b>R</b> 14 <b>H</b> 18 <b>RBI</b> 13 <b>BB</b> 5 <b>SO</b> 5 <b>LOB</b> 14												
<b>Tom Prince, R</b> (1, 2) OBP: 0.455, SLG: 0.545		0-2 BB FC3-5 SF7 1B	0-0 G3 SH2-4 2B 1B	0-3 K		0-1 G5-4-3			2-2 G4-3 2B	5 2 3 2 0 1 1													
<b>Hideo Nomo, R</b> (1, 1) OBP: 0.167, SLG: 0.167 <b>Juan Castro, R</b> (6, 6)		1-2 FC3-5 BB	1-2 SH2-4	1-3 K			2-1 G6-3		0-0 F9	2 0 0 0 0 1 2 2 0 0 0 0 0 1													
<b>Inning Stats</b>	R: 1 E: 0 K: 1 S: 12	H: 1 LOB: 1 BB: 1 P: 23	R: 2 E: 0 K: 0 S: 17	H: 2 LOB: 2 BB: 2 P: 32	R: 9 E: 1 K: 1 S: 21	H: 7 LOB: 0 BB: 2 P: 41	R: 0 E: 0 K: 2 S: 9	H: 0 LOB: 0 BB: 0 P: 10	R: 1 E: 0 K: 0 S: 11	H: 2 LOB: 1 BB: 0 P: 15	R: 0 E: 0 K: 0 S: 7	H: 1 LOB: 0 BB: 0 P: 10	R: 1 E: 0 K: 0 S: 9	H: 3 LOB: 2 BB: 0 P: 14	R: 0 E: 0 K: 1 S: 9	H: 1 LOB: 0 BB: 0 P: 11	R: 0 E: 0 K: 0 S: 12	H: 1 LOB: 1 BB: 0 P: 16	1B: 12 2B: 5 3B: 0 HR: 1	SF: 2 SAC: 1 DP: 2 HBP: 0	WP: 1 PB: 0 SB: 1 CS: 0	PA: 47	
<b>PITCHER</b>	IP WLS BF H R ER SO BB IBB HBP BLK WP HR S P ERA WHIP	IP WLS BF H R ER SO BB IBB HBP BLK WP HR S P ERA WHIP	IP WLS BF H R ER SO BB IBB HBP BLK WP HR S P ERA WHIP	IP WLS BF H R ER SO BB IBB HBP BLK WP HR S P ERA WHIP	IP WLS BF H R ER SO BB IBB HBP BLK WP HR S P ERA WHIP	IP WLS BF H R ER SO BB IBB HBP BLK WP HR S P ERA WHIP	IP WLS BF H R ER SO BB IBB HBP BLK WP HR S P ERA WHIP	IP WLS BF H R ER SO BB IBB HBP BLK WP HR S P ERA WHIP	IP WLS BF H R ER SO BB IBB HBP BLK WP HR S P ERA WHIP	IP WLS BF H R ER SO BB IBB HBP BLK WP HR S P ERA WHIP	IP WLS BF H R ER SO BB IBB HBP BLK WP HR S P ERA WHIP	IP WLS BF H R ER SO BB IBB HBP BLK WP HR S P ERA WHIP	IP WLS BF H R ER SO BB IBB HBP BLK WP HR S P ERA WHIP	IP WLS BF H R ER SO BB IBB HBP BLK WP HR S P ERA WHIP	IP WLS BF H R ER SO BB IBB HBP BLK WP HR S P ERA WHIP	IP WLS BF H R ER SO BB IBB HBP BLK WP HR S P ERA WHIP	IP WLS BF H R ER SO BB IBB HBP BLK WP HR S P ERA WHIP	IP WLS BF H R ER SO BB IBB HBP BLK WP HR S P ERA WHIP	IP WLS BF H R ER SO BB IBB HBP BLK WP HR S P ERA WHIP	IP WLS BF H R ER SO BB IBB HBP BLK WP HR S P ERA WHIP	IP WLS BF H R ER SO BB IBB HBP BLK WP HR S P ERA WHIP	IP WLS BF H R ER SO BB IBB HBP BLK WP HR S P ERA WHIP	IP WLS BF H R ER SO BB IBB HBP BLK WP HR S P ERA WHIP
<b>Jason Schmidt, R</b> (1, 1) ERA: 7.88 <b>David Wainhouse, R</b> (3, 1) ERA: 21.6 <b>Jeff Granger, L</b> (3, 1) ERA: 13.5 <b>Rich Loiselle, R</b> (4, 1) ERA: 5.14 <b>Matt Ruebel, L</b> (6, 1) ERA: 4.76	<b>Marc Wilkins, R</b> (8, 1) ERA: 7.36 <b>John Ericks, R</b> (9, 1) ERA:																						

**Los Angeles Dodgers @ Pittsburgh Pirates**  
 Three Rivers Stadium, Pittsburgh, PA

Sun Apr 13 1997, 3:33 AM EDT  
 Att. 14,885 - Overcast - 42 F

<b>AB</b>	39
<b>R</b>	14
<b>H</b>	18
<b>RBI</b>	13
<b>BB</b>	5
<b>SO</b>	5
<b>LOB</b>	14



WP: 1	PA: 47
PB: 0	
SB: 1	
CS: 0	

Batter	1	2	3	4	5	6	7	8	9	AB	R	H	RBI	BB	SO	LOB
Tony Womack, L OBP: 0.313, SLG: 0.386 (1, 4)	2-1 1B 3B	1-1 F8		0-0 F7		0-0 F7		2-1 L5		5	1	1	0	0	0	1
Jermaine Allensworth, R OBP: 0.356, SLG: 0.395 (1, 8)	1-2 BB BLK 1B		4-1 2B BB	3-3 K			0-1 P3		1-0 G4-3	4	1	1	1	1	1	0
Midre Cummings, L OBP: 0.214, SLG: 0.429 (1, 7)	2-2 K		1-3 K		0-0 1B WP 2B		1-0 2B		0-0 G6-3	5	1	2	0	0	2	2
Mark Johnson, L OBP: 0.256, SLG: 0.405 (1, 3)	4-1 BB HBP		0-0 18 FC1-6 1B 2B		1-1 WP 1B		2-1 G1-3		2-1 G3-1	4	1	2	1	0	0	1
Kevin Elster, R OBP: 0.405, SLG: 0.471 Matt Ruebel, L (6, 1)	4-2 BB		4-2 18 FC1-6 BB		3-2 K		0-2 F9			1	0	0	0	2	1	2
Emil Brown, R OBP: 0.286, SLG: 0.286 (7, PH)	1-2 2-3 BB		1-2 FC1-6 1B		2-3 K				1-0 F7	2	0	0	0	0	0	5
Marc Wilkins, R John Ericks, R (8, 1) (9, 1)			1-2 2-3 BB		1-2 3-H 2-3					0	0	0	0	0	0	0
18 Jason Kendall, R OBP: 0.324, SLG: 0.294 Rich Loiselle, R Dale Sveum, S OBP: 0.333, SLG: 0.444 (5, PH) (6, 6)	3-2 F4		1-2 FC1-6 1B		2-3 K					2	0	0	0	0	0	0
Jose Guillen, R OBP: 0.250, SLG: 0.286 (1, 9)	1-3 K		1-2 1B		2-1 F4				2-1 2B	4	1	2	1	0	1	4
Joe Randa, R OBP: 0.343, SLG: 0.400 (1, 5)		2-1 G5-3	2-2 F9			3-2 F7		2-1 2B		4	0	1	1	0	0	2
Jason Schmidt, R David Wainhouse, L Jeff Granger, R Keith Osik, R (1, 1) (3, 1) (3, 1) (4, 2)		0-0 P3		1-3 K		2-3 K			2-3 K	1	0	0	0	0	0	0
										0	0	0	0	0	0	0
										3	0	0	0	0	3	1

Inning Stats	R: 1	H: 2	E: 0	K: 2	S: 21	LOB: 3	BB: 1	P: 38	R: 0	H: 0	E: 0	K: 0	S: 5	LOB: 0	BB: 0	P: 8	R: 2	H: 2	E: 0	K: 1	S: 16	LOB: 2	BB: 2	P: 29	R: 0	H: 0	E: 0	K: 2	S: 7	LOB: 0	BB: 0	P: 11	R: 1	H: 2	E: 0	K: 2	S: 11	LOB: 1	BB: 0	P: 19	R: 0	H: 0	E: 0	K: 1	S: 8	LOB: 0	BB: 0	P: 13	R: 0	H: 1	E: 0	K: 0	S: 8	LOB: 1	BB: 0	P: 11	R: 1	H: 2	E: 0	K: 1	S: 10	LOB: 1	BB: 0	P: 19	R: 0	H: 0	E: 0	K: 0	S: 4	LOB: 0	BB: 0	P: 7	1B: 3	SF: 0	2B: 5	SAC: 0	3B: 1	DP: 0	HR: 0	HBP: 1
--------------	------	------	------	------	-------	--------	-------	-------	------	------	------	------	------	--------	-------	------	------	------	------	------	-------	--------	-------	-------	------	------	------	------	------	--------	-------	-------	------	------	------	------	-------	--------	-------	-------	------	------	------	------	------	--------	-------	-------	------	------	------	------	------	--------	-------	-------	------	------	------	------	-------	--------	-------	-------	------	------	------	------	------	--------	-------	------	-------	-------	-------	--------	-------	-------	-------	--------


PITCHER	IP	WLS	BF	H	R	ER	SO	BB	IBB	HBP	BLK	WP	HR	S	P	ERA	WHIP
Hideo Nomo, R ERA: 3.5 (1, 1)	5.0	W	25	6	4	4	7	3	0	0	1	1	0	60	105	7.20	1.800
Tom Candiotti, R ERA: (6, 1)	2.0		7	1	0	0	1	0	0	0	0	0	0	16	24	0.00	0.500
Darren Hall, R ERA: 1.42 (8, 1)	1.0		5	2	1	1	1	0	0	0	0	0	0	10	19	9.00	2.000
Mark Guthrie, L ERA: (9, 1)	1.0		3	0	0	0	0	0	0	0	0	0	0	4	7	0.00	0.000

**BOTTOM**


**Los Angeles Dodgers @ Pittsburgh Pirates**  
Three Rivers Stadium, Pittsburgh, PA

Sun Apr 13 1997, 3:33 AM EDT  
Att. 14,885 - Overcast - 42 F

AB	36
R	5
H	9
RBI	4
BB	3
SO	9
LOB	20



PITCHER	IP	WLS	BF	H	R	ER	SO	BB	IBB	HBP	BLK	WP	HR	S	P	ERA	WHIP
Hideo Nomo, R ERA: 3.5 (1, 1)	5.0	W	25	6	4	4	7	3	0	0	1	1	0	60	105	7.20	1.800
Tom Candiotti, R ERA: (6, 1)	2.0		7	1	0	0	1	0	0	0	0	0	0	16	24	0.00	0.500
Darren Hall, R ERA: 1.42 (8, 1)	1.0		5	2	1	1	1	0	0	0	0	0	0	10	19	9.00	2.000
Mark Guthrie, L ERA: (9, 1)	1.0		3	0	0	0	0	0	0	0	0	0	0	4	7	0.00	0.000

Batter	1	2	3	4	5	6	7	8	9	AB R H RBI BB SO LOB	TOP																				
<b>Brett Butler, L</b> (1, 8) OBP: 0.392, SLG: 0.250	4-2 SH2-3 BB		1-2 1B	3-2 G6-3			0-2 G4-3		4-2 BB	3 0 1 0 2 0 2																					
<b>Wilton Guerrero, S</b> (1, 4) OBP: 0.277, SLG: 0.364	0-0 SH2-3		0-1 1B		1-1 G6-3 1B		1-3 K		0-2 F8	4 0 2 0 0 1 2																					
<b>Raul Mondesi, R</b> (1, 9) OBP: 0.296, SLG: 0.479	1-1 L5		0-0 L5		1-1 G6-3			1-0 G6-3 HBP		3 0 0 0 0 0 4																					
<b>Mike Piazza, R</b> (1, 2) OBP: 0.442, SLG: 0.400	4-1 BB		2-3 K		1-3 K			3-2 G6-3 1-2f		3 0 0 0 1 2 3																					
<b>Eric Karros, R</b> (1, 3) OBP: 0.346, SLG: 0.348	2-2 F9		3-2 P3		2-0 G6-3			1-1 FC4-6 1B		4 0 1 0 0 0 4																					
<b>Todd Hollandsworth, L</b> (1, 7) OBP: 0.269, SLG: 0.367		2-2 L6		0-1 G3-1		1-3 K		2-2 FC4-6 1-2f		4 0 0 0 0 1 1																					
<b>Todd Zeile, R</b> (1, 5) OBP: 0.327, SLG: 0.341		2-2 G4-3		2-0 FC1-5 1B		3-1 FC4 1B		1-3 K		4 0 2 0 0 1 0																					
<b>Greg Gagne, R</b> (1, 6) OBP: 0.304, SLG: 0.391		0-0 1B		0-0 FC1-5 1B		1-1 FC4 1-2f		0-2 F7		4 0 2 0 0 0 1																					
<b>Ismael Valdez, R</b> (1, 1) <b>Chan Ho Park, R</b> (6, 1) <b>Chip Hale, L</b> (7, PH) <b>Scott Radinsky, L</b> (7, 1) <b>Todd Worrell, R</b> (8, 1) <b>Nelson Liriano, S</b> (9, PH)		1-0 P4		1-2 FC1-5 1-2 2-3f		2-2 G3-1		0-0 E5 BB		2 0 0 0 0 0 0 3 0 0 0 0 0 0 0 0 1 0 1 0 0 0 0 0 0 0																					
<b>Inning Stats</b>	R: 0 E: 0 K: 0 S: 9	H: 0 LOB: 2 BB: 2 P: 20	R: 0 E: 0 K: 0 S: 8	H: 1 LOB: 1 BB: 0 P: 13	R: 0 E: 0 K: 1 S: 13	H: 2 LOB: 2 BB: 0 P: 19	R: 0 E: 0 K: 0 S: 10	H: 2 LOB: 2 BB: 0 P: 16	R: 0 E: 0 K: 1 S: 7	H: 1 LOB: 0 BB: 0 P: 10	R: 0 E: 0 K: 1 S: 9	H: 1 LOB: 1 BB: 0 P: 16	R: 0 E: 0 K: 1 S: 12	H: 0 LOB: 0 BB: 0 P: 15	R: 0 E: 0 K: 0 S: 8	H: 1 LOB: 1 BB: 0 P: 15	R: 0 E: 1 K: 1 S: 13	H: 0 LOB: 2 BB: 1 P: 18	1B: 8 2B: 0 3B: 0 HR: 0	SF: 0 SAC: 1 DP: 1 HBP: 1	WP: 0 PB: 0 SB: 0 CS: 0	PA: 38									
<b>PITCHER</b> <b>Armando Reynoso, R</b> (1, 1) ERA: <b>Toby Borland, R</b> (6, 1) ERA: 4.05	IP 5.0	WLS W	BF 22	H 6	R 0	ER 0	SO 2	BB 2	IBB 0	HBP 0	BLK 0	WP 0	HR 0	S 47	P 78	ERA 0.00	WHIP 1.600														
											<b>PITCHER</b>	IP	WLS	BF	H	R	ER	SO	BB	IBB	HBP	BLK	WP	HR	S	P	ERA	WHIP			

**Los Angeles Dodgers @ New York Mets**  
Shea Stadium, Flushing, NY  
Tue Apr 15 1997, 7:05 PM EDT  
Att. 54,047 - Unknown - 58 F

livebaseballscorecards.com

AB	33
R	0
H	8
RBI	0
BB	3
SO	5
LOB	20



**BOTTOM**

**Los Angeles Dodgers @ New York Mets**

Shea Stadium, Flushing, NY

Tue Apr 15 1997, 7:05 PM EDT

Att: 54,047 - Unknown - 58 F

livebaseballscores.com

AB	30
R	5
H	10
RBI	5
BB	2
SO	6
LOB	12



AB R H RBI BB SO LOB

4	0	2	4	0	0	0
4	0	2	0	0	0	2
3	0	0	0	1	2	1
4	0	0	0	0	0	2
4	0	1	0	0	3	1
3	1	1	0	0	0	1
1	1	0	0	0	0	1
3	2	3	0	0	0	0
3	1	1	1	0	0	4
1	0	0	0	0	1	0
0	0	0	0	1	0	0
0	0	0	0	0	0	0
1B: 9	SF: 0	WP: 0	PA: 33			
2B: 1	SAC: 1	PB: 0				
3B: 0	DP: 3	SB: 0				
HR: 0	HBP: 0	CS: 0				

Batter	1	2	3	4	5	6	7	8	9							
Lance Johnson, L (1, 8) OBP: 0.415, SLG: 0.364	0-0 F8			2-1 F7	0-0 1B		2-0 G1-6-3 1B									
John Olerud, L (1, 3) OBP: 0.435, SLG: 0.618	1-1 G4-3			2-2 1B	0-1 1B		1-1 G1-6-3 1-2f									
Bernard Gilkey, R (1, 7) OBP: 0.279, SLG: 0.315	0-3 K			2-3 K		1-0 F7		4-2 FC6-4 BB								
Todd Hundley, S (1, 2) OBP: 0.288, SLG: 0.429		3-2 F8		2-1 F9		3-2 G4-3		0-0 P3								
Butch Huskey, R (1, 5) OBP: 0.167, SLG: 0.257		1-3 K			0-1 1B E G1-2-3 1B			0-3 K								
Carlos Baerga, S (1, 4) OBP: 0.214, SLG: 0.200 Manny Alexander, R (7, PR) OBP: 0.200, SLG: 0.200		1-1 F9			0-1 E5 G1-2-3 1B 1-2 1B		0-0 1B 1B 2B	1-2 FC6-4								
Alex Ochoa, R (1, 9) OBP: 0.286, SLG: 0.324			2-2 G5-4-3 1B		2-2 G1-2-3 1B 1B		0-1 SH2-4 1B 1B									
Rey Ordonez, R (1, 6) OBP: 0.293, SLG: 0.275			0-0 G5-4-3 1-2f		1-2 G1-2-3 1-2 2-3 3-Hf		0-0 SH2-4 1B 1B									
Armando Reynoso, R (1, 1) Matt Franco, L (5, PH) Toby Borland, R (6, 1)			0-3 K		4-2 1B 1B BB		0-0 SH2-4									
<b>Inning Stats</b>	R: 0 E: 0 K: 1 S: 7	H: 0 LOB: 0 BB: 0 P: 8	R: 0 E: 0 K: 1 S: 9	H: 0 LOB: 0 BB: 0 P: 14	R: 0 E: 0 K: 1 S: 8	H: 1 LOB: 0 BB: 0 P: 10	R: 0 E: 0 K: 1 S: 10	H: 1 LOB: 1 BB: 0 P: 18	R: 2 E: 1 K: 0 S: 18	H: 4 LOB: 2 BB: 1 P: 25	R: 0 E: 0 K: 1 S: 8	H: 0 LOB: 0 BB: 0 P: 12	R: 3 E: 0 K: 0 S: 8	H: 4 LOB: 1 BB: 0 P: 11	R: 0 E: 0 K: 1 S: 11	H: 0 LOB: 1 BB: 1 P: 16
<b>PITCHER</b>	IP WLS BF H R ER SO BB IBB HBP BLK WP HR S P ERA WHIP															
Ismael Valdez, R (1, 1) ERA: 2.95	5.0 L 20 6 2 0 4 1 0 0 0 0 0 0 0 75 0.00 1.400															
Chan Ho Park, R (6, 1) ERA: 2.57	1.0 3 0 0 0 1 0 0 0 0 0 0 8 12 0.00 0.000															
Scott Radinsky, L (7, 1) ERA: 4.91	1.0 6 4 3 3 0 0 0 0 0 0 0 8 11 27.00 4.000															
Todd Worrell, R (8, 1) ERA: 1.5	1.0 4 0 0 0 1 1 0 0 0 0 0 11 16 0.00 1.000															



BOTTOM

Los Angeles Dodgers @ New York Mets  
Shea Stadium, Flushing, NY  
Wed Apr 16 1997, 3:33 AM EDT  
Att. 13,759 - Cloudy - 60 F

livebaseballscorecards.com

AB	26
R	2
H	1
RBI	2
BB	4
SO	4
LOB	8



WP:	0	PA:	32
PB:	0		
SB:	1		
CS:	0		

AB	R	H	RBI	BB	SO	LOB
3	1	0	0	1	0	2
3	0	0	0	1	2	3
3	0	0	1	0	0	1
4	0	0	0	0	1	0
4	0	0	0	0	0	0
3	1	1	0	0	0	0
2	0	0	0	1	0	1
2	0	0	0	0	1	1
0	0	0	0	1	0	0
0	0	0	0	0	0	0
0	0	0	0	0	0	0
0	0	0	0	0	0	0
0	0	0	1	0	0	0
0	0	0	0	0	0	0

Batter	1	2	3	4	5	6	7	8	9
Lance Johnson, L (1, 8) OBP: 0.406, SLG: 0.345	4-1 G4-3 BLK SF8 BB		2-1 F8			0-0 G4-3		2-0 F7	
John Olerud, L (1, 3) OBP: 0.424, SLG: 0.586	1 SAFE 2-1 G4-3			4-1 G5-4-3 BB		2-3 K		3-3 K	
Bernard Gilkey, R (1, 7) OBP: 0.262, SLG: 0.298	3-0 SF8			2-0 G5-4-3 1-2f		3-1 G5-3		3-2 F7	
Todd Hundley, S (1, 2) OBP: 0.288, SLG: 0.391	3-H 2-1 G6-3			1-0 G3		0-3 K		0-0 P5	
Butch Huskey, R (1, 5) OBP: 0.150, SLG: 0.231		0-1 F9		1-1 F9		0-0 F9		1-0 F8	
Carlos Baerga, S (1, 4) OBP: 0.222, SLG: 0.233		3-1 F8		0-2 E4				1-0 BB SF7 2B	
Alex Ochoa, R (1, 9) OBP: 0.289, SLG: 0.306		0-1 F8		2-1 L5				4-1 S BB BB	
Rey Ordonez, R (1, 6) OBP: 0.279, SLG: 0.262			1-2 P4		0-3 K			4-0 BB BB	
Carl Everett, S (8, PH) OBP: 0.148, SLG: 0.080								1-2 2-3 BB	
Manny Alexander, R (9, 6) OBP: 0.200, SLG: 0.200								3-2 SAFE SF7	
Rick Reed, R (1, 1)			1-1 G6-3			3-1 G3			
Steve Bieser, L (6, PH)									
Brian Bohanon, L (7, 1)									
Barry Manuel, R (7, 1)									
Matt Franco, L (8, PH)									
Edgardo Alfonzo, R (8, PH) OBP: 0.222, SLG: 0.228									
John Franco, L (9, 1)									

Inning	1	2	3	4	5	6	7	8	9
R:	1	0	0	0	0	0	0	1	0
E:	0	0	0	0	0	0	0	0	0
K:	0	0	0	0	0	0	0	0	0
S:	6	6	6	3	11	6	9	10	9
H:	0	0	0	0	0	0	0	0	0
LOB:	0	0	0	0	0	0	0	0	0
BB:	1	0	0	0	0	0	0	0	0
P:	17	9	11	10	14	11	9	27	9

PITCHER	IP	WLS	BF	H	R	ER	SO	BB	IBB	HBP	BLK	WP	HR	S	P	ERA	WHIP
Pedro Astacio, R (1, 1) ERA: 2.25	7.0		24	1	2	2	3	2	0	0	1	0	0	46	83	2.57	0.429
37 Darren Dreifort, R (8, 1) ERA:	0.0		2	0	0	0	0	2	0	0	0	0	0	1	9	∞	∞
Mark Guthrie, L (8, 1) ERA:	1.0		3	0	0	0	1	0	0	0	0	0	0	8	16	0.00	0.000
Todd Worrell, R (9, 1) ERA: 1.29	1.0	S	3	0	0	0	0	0	0	0	0	0	0	5	9	0.00	0.000

Batter	1	2	3	4	5	6	7	8	9	AB R H RBI BB SO LOB	TOP																
<b>Craig Biggio, R</b> (1, 4) OBP: 0.361, SLG: 0.429	0-3 K		0-2 F9		0-0 HBP BB 1B		1-0 P2	4-2 BB		4 0 1 0 1 1 0																	
<b>Bobby Abreu, L</b> (1, 9) OBP: 0.426, SLG: 0.409	1-2 F7		0-0 5 PB 5 BLK 2B		4-2 HBP BB		2-2 5 2B 1B	0-1 G1-3		4 1 2 0 1 0 1																	
<b>5 Jeff Bagwell, R</b> (1, 3) OBP: 0.420, SLG: 0.576	3-3 K		2-3 K 2-H		2-1 F8		0-0 1-3 2B			5 0 1 0 0 3 2																	
<b>Derek Bell, R</b> (1, 8) OBP: 0.309, SLG: 0.295		2-1 L1		1-3 K	1-0 FC4-6 HBP		2-2 P3			4 0 0 0 0 1 2																	
<b>Thomas Howard, S</b> (1, 7) OBP: 0.545, SLG: 0.765		3-2 HR		3-2 CS 1B	0-0 FC4-6		4-2 BB			4 1 2 1 1 0 3																	
<b>Bill Spiers, L</b> (1, 5) OBP: 0.474, SLG: 0.500		1-2		4-1 1B BB		4-1 FC6-4 BB		1-0 G4-3		1 0 1 0 2 0 0																	
<b>Tony Eusebio, R</b> (7, PH) OBP: 0.296, SLG: 0.208				1-2						1 0 0 0 0 0 3																	
<b>Tim Bogar, R</b> (7, 5) OBP: 0.231, SLG: 0.091										0 0 0 0 0 0 0																	
<b>Brad Ausmus, R</b> (1, 2) OBP: 0.359, SLG: 0.265		2-3 K		0-0 FC6 1B		0-1 F9		2-2 S E G6-3 1B		4 1 2 0 0 1 2																	
<b>Pat Listach, S</b> (1, 6) OBP: 0.241, SLG: 0.208		3-3 K		1-0 FC6 1-2f		0-0 FC6-4 FC6-4 1-2f		3-2 G6-3		4 0 0 0 0 1 5																	
<b>Mike Hampton, R</b> (1, 1)			0-0 G4-3		2-3 K		1-2 FC6-4 1-2f		3-3 K 2-H	3 0 0 0 0 1 1																	
<b>Russ Springer, R</b> (6, 1)										0 0 0 0 0 0 0																	
<b>James Mouton, R</b> (8, PH) OBP: 0.211, SLG: 0.389										1 0 0 0 0 1 0																	
<b>Tom Martin, L</b> (8, 1)										0 0 0 0 0 0 0																	
<b>Inning Stats</b>	R: 0 E: 0 K: 2 S: 12	H: 0 LOB: 0 BB: 0 P: 16	R: 1 E: 0 K: 2 S: 16	H: 2 LOB: 1 BB: 0 P: 27	R: 1 E: 0 K: 1 S: 10	H: 1 LOB: 0 BB: 0 P: 12	R: 0 E: 0 K: 1 S: 9	H: 2 LOB: 2 BB: 1 P: 18	R: 0 E: 0 K: 1 S: 9	H: 1 LOB: 3 BB: 1 P: 18	R: 0 E: 0 K: 0 S: 7	H: 0 LOB: 1 BB: 1 P: 12	R: 0 E: 0 K: 0 S: 11	H: 2 LOB: 3 BB: 1 P: 21	R: 1 E: 1 K: 1 S: 17	H: 1 LOB: 1 BB: 1 P: 29	R: 0 E: 0 K: 1 S: 5	H: 0 LOB: 0 BB: 0 P: 7	1B: 6 2B: 2 3B: 0 HR: 1	SF: 0 SAC: 0 DP: 0 HBP: 1	WP: 0 PB: 1 SB: 1 CS: 1	PA: 41					
<b>PITCHER</b>	IP	WLS	BF	H	R	ER	SO	BB	IBB	HBP	BLK	WP	HR	S	P	ERA	WHIP										
<b>Ramon Martinez, R</b> (1, 1) ERA: 2.31	6.1	W	30	8	2	1	7	3	0	1	1	0	1	68	111	1.42	1.737										
<b>37 Darren Dreifort, R</b> (7, 1) ERA:	0.1		2	0	0	0	0	1	0	0	0	0	0	5	11	0.00	3.000										
<b>Scott Radinsky, L</b> (7, 1) ERA: 4.5	0.2		3	1	1	0	0	0	0	0	0	0	0	9	15	0.00	1.500										
<b>Darren Hall, R</b> (8, 1) ERA: 1.29	0.2		3	0	0	0	1	1	0	0	0	0	0	9	16	0.00	1.500										
<b>Todd Worrell, R</b> (9, 1) ERA: 1.13	1.0	S	3	0	0	0	1	0	0	0	0	0	0	5	7	0.00	0.000										

Houston Astros @ Los Angeles Dodgers  
Dodger Stadium, Los Angeles, CA

Fri Apr 18 1997, 7:05 PM PDT  
Att. 38,937 - Unknown - 64 F

AB	35
R	3
H	9
RBI	1
BB	5
SO	9
LOB	19



livebaseballscorecards.com

Batter	1	2	3	4	5	6	7	8	9
<b>Brett Butler, L</b> OBP: 0.443, SLG: 0.360 (1, 8) CMBB X	2-2 G1-3		0-1 G6-3		1-0 HR 1B	2-2 3-H 2B		0-1 FC5-4 1B 1-2f	
<b>Wilton Guerrero, S</b> OBP: 0.286, SLG: 0.415 (1, 4) CFBBS	1-3 K		2-2 G1-3		0-1 B3	1-2 4-3		1-1 1B 1-3	
<b>Raul Mondesi, R</b> OBP: 0.302, SLG: 0.464 (1, 9) CFBBS	3-3 K			0-2 G1-3	0-0 HR 1B		2-1 2B		
<b>Mike Piazza, R</b> OBP: 0.468, SLG: 0.500 (1, 2) BBB X		2-1 FC6-4 1B		4-1 G3-1 1B BB	0-0 HR		3-2 P9		
<b>Eric Karros, R</b> OBP: 0.328, SLG: 0.370 (1, 3) X		0-0 FC6-4 1B 1-2f		2-2 G3-1 1B 1-2	3-3 K		0-3 K		
<b>Todd Zeile, R</b> OBP: 0.316, SLG: 0.298 (1, 5) CCCB		2-3 K		4-1 1B BB	0-0 G5-3		4-2 BB		
<b>Todd Hollandsworth, L</b> OBP: 0.317, SLG: 0.411 (1, 7) CBBB X		2-2 1B 1-2		1-1 IBB 1B 1-3 2-H		2-1 G4-3 2B	0-3 K		
<b>Greg Gagne, R</b> OBP: 0.352, SLG: 0.434 (1, 6) BBB X		2-2 1B 1-2 2-H		4-0 IBB 1B 1-2		3-3 K	3-2 FC5-4 1B		
<b>Ramon Martinez, R</b> 37 Darren Dreifort, R Scott Radinsky, L Darren Hall, R Billy Ashley, R OBP: 0.286, SLG: 0.333 Todd Worrell, R (8, PH) (9, 1) CCB X			1-2 G5-3	2-1 G1-3		2-2 G4-3	1-3 K		

Inning Stats	R: 0 E: 0 K: 2 S: 9	H: 0 LOB: 0 BB: 0 P: 15	R: 0 E: 0 K: 1 S: 12	H: 3 LOB: 2 BB: 0 P: 20	R: 0 E: 0 K: 0 S: 8	H: 0 LOB: 0 BB: 0 P: 11	R: 1 E: 0 K: 0 S: 12	H: 1 LOB: 3 BB: 3 P: 29	R: 3 E: 0 K: 1 S: 9	H: 3 LOB: 0 BB: 0 P: 13	R: 1 E: 0 K: 1 S: 24	H: 2 LOB: 1 BB: 0 P: 34	R: 0 E: 0 K: 2 S: 15	H: 1 LOB: 2 BB: 1 P: 24	R: 0 E: 0 K: 1 S: 12	H: 2 LOB: 2 BB: 0 P: 17
	1B: 8 2B: 3 3B: 0 HR: 1	SF: 0 SAC: 0 DP: 0 HBP: 0	1B: 8 2B: 3 3B: 0 HR: 1	SF: 0 SAC: 0 DP: 0 HBP: 0	1B: 8 2B: 3 3B: 0 HR: 1	SF: 0 SAC: 0 DP: 0 HBP: 0	1B: 8 2B: 3 3B: 0 HR: 1	SF: 0 SAC: 0 DP: 0 HBP: 0	1B: 8 2B: 3 3B: 0 HR: 1	SF: 0 SAC: 0 DP: 0 HBP: 0	1B: 8 2B: 3 3B: 0 HR: 1	SF: 0 SAC: 0 DP: 0 HBP: 0	1B: 8 2B: 3 3B: 0 HR: 1	SF: 0 SAC: 0 DP: 0 HBP: 0	1B: 8 2B: 3 3B: 0 HR: 1	SF: 0 SAC: 0 DP: 0 HBP: 0

PITCHER	IP	WLS	BF	H	R	ER	SO	BB	IBB	HBP	BLK	WP	HR	S	P	ERA	WHIP
<b>Mike Hampton, L</b> ERA: 4.94 (1, 1)	5.2	L	28	9	5	5	5	2	1	0	0	0	1	68	115	7.94	1.941
<b>Russ Springer, R</b> ERA: 2.16 (6, 1)	1.1		6	1	0	0	2	1	0	0	0	0	0	21	31	0.00	1.500
<b>Tom Martin, L</b> ERA: (8, 1)	1.0		4	2	0	0	1	0	0	0	0	0	0	12	17	0.00	2.000

**BOTTOM**

**Houston Astros @ Los Angeles Dodgers**  
Dodger Stadium, Los Angeles, CA  
Fri Apr 18 1997, 7:05 PM PDT  
Att: 38,937 - Unknown - 64 F

livebaseballscorecards.com

<b>AB</b>	<b>34</b>
<b>R</b>	<b>5</b>
<b>H</b>	<b>12</b>
<b>RBI</b>	<b>5</b>
<b>BB</b>	<b>4</b>
<b>SO</b>	<b>8</b>
<b>LOB</b>	<b>16</b>



<b>WP: 0</b>	<b>PA: 38</b>
<b>PB: 0</b>	
<b>SB: 0</b>	
<b>CS: 0</b>	

Batter	1	2	3	4	5	6	7	8	9	AB R H RBI BB SO LOB	TOP
<b>Craig Biggio, R</b> (1, 4) OBP: 0.342, SLG: 0.403	3-3 <b>K</b>		1-3 <b>K</b>		1-2 <b>P3</b>		2-2 <b>FC6-4</b>			4 0 0 0 0 2 3	
<b>Thomas Howard, S</b> (1, 8) OBP: 0.500, SLG: 0.667 <b>James Mouton, R</b> (8, PR) OBP: 0.211, SLG: 0.389	2-1 <b>F8</b>			2-0 <b>G4-3</b>		0-0 <b>F7</b>		0-0 <b>CS</b> <b>1B</b>		4 0 1 0 0 0 0 0 0 0 0 0 0 0	
<b>5 Jeff Bagwell, R</b> (1, 3) OBP: 0.425, SLG: 0.571	1-0 <b>1B</b>			2-0 <b>BB</b> <b>1B</b>		2-3 <b>K</b>		2-3 <b>K</b>		4 0 2 0 0 2 1	
<b>Luis Gonzalez, L</b> (1, 7) OBP: 0.333, SLG: 0.327 <b>Tim Bogar, R</b> (9, 6) OBP: 0.231, SLG: 0.091	2-1 <b>G4-3</b>			4-2 <b>BB</b> <b>1B</b>		0-0 <b>G4-3</b>		3-3 <b>K</b>		3 0 0 0 1 1 2 0 0 0 0 0 0 0	
<b>Bobby Abreu, L</b> (1, 9) OBP: 0.414, SLG: 0.383				2-2 <b>FC6-4-6-4-3-2-5</b> <b>1-2</b> <b>2-H</b>		4-0 <b>WP</b> <b>FC6</b> <b>BB</b>		1-1 <b>G6-3</b>		3 1 0 0 1 0 2	
<b>Russ Johnson, R</b> (1, 5) OBP: 0.324, SLG: 0.406			3-3 <b>K</b>		1-3 <b>K</b>		2-3 <b>K</b>		2-3 <b>K</b>	4 0 0 0 0 4 1	
<b>Bill Spiers, L</b> (1, 6) OBP: 0.452, SLG: 0.452 <b>Billy Wagner, L</b> (9, 1)			1-3 <b>K</b>		4-1 <b>2B</b> <b>BB</b>		1-1 <b>FC6</b> <b>FC2-5</b> <b>1B</b> <b>1-H</b>		2-2 <b>G3-1</b>	3 1 0 1 1 1 0 0 0 0 0 0 0 0	
<b>Brad Ausmus, R</b> (1, 2) OBP: 0.381, SLG: 0.324				3-2 <b>F9</b>		1-1 <b>1-H</b> <b>2B</b>		1-0 <b>FC2-5</b> <b>1B</b>		3 0 2 1 0 0 0	
<b>Darryl Kile, R</b> (1, 1) <b>Derek Bell, R</b> (9, 8) OBP: 0.309, SLG: 0.295			1-3 <b>K</b>		2-3 <b>K</b>		0-1 <b>FC2-5</b> <b>FC6-4</b> <b>1-2</b> <b>2-3f</b>			3 0 0 0 0 2 3 0 0 0 0 0 0 0	
<b>Inning Stats</b>	R: 0 H: 1 E: 0 LOB: 1 K: 1 BB: 0 S: 9 P: 17	R: 0 H: 0 E: 0 LOB: 0 K: 2 BB: 0 S: 10 P: 15	R: 0 H: 0 E: 0 LOB: 0 K: 2 BB: 0 S: 10 P: 15	R: 0 H: 1 E: 0 LOB: 1 K: 0 BB: 1 S: 7 P: 17	R: 1 H: 1 E: 0 LOB: 1 K: 2 BB: 1 S: 12 P: 21	R: 0 H: 0 E: 0 LOB: 0 K: 1 BB: 0 S: 5 P: 7	R: 1 H: 1 E: 0 LOB: 2 K: 1 BB: 1 S: 13 P: 22	R: 0 H: 1 E: 0 LOB: 1 K: 2 BB: 0 S: 9 P: 13	R: 0 H: 0 E: 0 LOB: 0 K: 1 BB: 0 S: 8 P: 13	1B: 4 SF: 0 2B: 3 SAC: 0 3B: 0 DP: 2 HR: 0 HBP: 0	WP: 1 PA: 34 PB: 0 SB: 1 CS: 1
<b>PITCHER</b>	IP WLS BF H R ER SO BB IBB HBP BLK WP HR S P ERA WHIP										
<b>Hideo Nomo, R</b> (1, 1) ERA: 3.28	6.2 L 27 4 2 2 9 3 0 0 0 1 0 62 108 2.70 1.050										
<b>Chan Ho Park, R</b> (7, 1) ERA: 2.2	2.1 7 1 0 0 3 0 0 0 0 0 0 21 32 0.00 0.429										

Houston Astros @ Los Angeles Dodgers  
Dodger Stadium, Los Angeles, CA

Sat Apr 19 1997, 7:05 PM PDT  
Att. 46,244 - Unknown - 67 F

livebaseballscorecards.com

AB	31
R	2
H	5
RBI	2
BB	3
SO	12
LOB	12



Batter	1	2	3	4	5	6	7	8	9	AB	R	H	RBI	BB	SO	LOB
<b>Brett Butler, L</b> (1, 8) OBP: 0.439, SLG: 0.352	0-0 G5-3 1B		1-1 G4-3	4-2 BB			1-1 B1-3		2-2 G6-3	4	0	1	0	1	0	1
<b>Wilton Guerrero, S</b> (1, 4) OBP: 0.267, SLG: 0.386 <b>Billy Ashley, R</b> (9, PH) OBP: 0.250, SLG: 0.286	1-0 F8		2-0 F9	1-1 F8			0-3 K		1-1 F9	4	0	0	0	0	1	4
<b>Raul Mondesi, R</b> (1, 9) OBP: 0.313, SLG: 0.467	0-0 G5-3		1-2 FC4-6 1B		1-2 G6-4-3 1B		1-2 F7			4	0	2	0	0	0	1
<b>Mike Piazza, R</b> (1, 2) OBP: 0.471, SLG: 0.475	4-1 BB		0-1 FC4-6		0-0 G6-4-3			4-0 E BB		2	0	0	0	2	0	2
<b>Eric Karros, R</b> (1, 3) OBP: 0.323, SLG: 0.362	3-3 K			2-1 E7 1B	1-0 G6-3			1-1 P5		4	1	1	0	0	1	3
<b>Todd Hollandsworth, L</b> (1, 7) OBP: 0.313, SLG: 0.400		2-2 1B		0-0 F7		0-0 F7		0-0 E4 G6-4-3		4	0	1	0	0	0	2
<b>Todd Zeile, R</b> (1, 5) OBP: 0.311, SLG: 0.294		0-3 K		2-1 SH1-4 BB 1B		0-1 G6-3		0-0 G6-4-3		4	0	1	1	0	1	3
<b>Greg Gagne, R</b> (1, 6) OBP: 0.379, SLG: 0.446		1-2 F7		4-0 SH1-4 BB 1B		2-2 FC6-4 1B			2-1 G6-3 SH1-4 1B	3	0	2	0	1	0	1
<b>Hideo Nomo, R</b> (1, 1) OBP: 0.125, SLG: 0.125 <b>Chan Ho Park, R</b> (7, 1) OBP: 0.500, SLG: 0.333 <b>Tom Prince, R</b> (9, PH) OBP: 0.400, SLG: 0.429		2-1 G1-3		0-0 SH1-4		0-0 FC6-4			1-0 SH1-4	2	0	0	0	0	0	2

Inning Stats	R: 0	H: 1	E: 0	LOB: 2	K: 1	BB: 1	S: 10	P: 18	R: 0	H: 1	E: 0	LOB: 1	K: 1	BB: 0	S: 11	P: 16	R: 0	H: 1	E: 0	LOB: 1	K: 0	BB: 0	S: 8	P: 12	R: 1	H: 2	E: 1	LOB: 3	K: 0	BB: 2	S: 10	P: 23	R: 0	H: 1	E: 0	LOB: 0	K: 0	BB: 0	S: 5	P: 7	R: 0	H: 1	E: 0	LOB: 1	K: 0	BB: 0	S: 7	P: 9	R: 0	H: 0	E: 0	LOB: 0	K: 1	BB: 0	S: 8	P: 10	R: 0	H: 0	E: 1	LOB: 1	K: 0	BB: 1	S: 4	P: 9	R: 0	H: 1	E: 0	LOB: 1	K: 0	BB: 0	S: 9	P: 15	1B: 8	SF: 0	2B: 0	SAC: 2	3B: 0	DP: 2	HR: 0	HBP: 0	WP: 0	PA: 38
--------------	------	------	------	--------	------	-------	-------	-------	------	------	------	--------	------	-------	-------	-------	------	------	------	--------	------	-------	------	-------	------	------	------	--------	------	-------	-------	-------	------	------	------	--------	------	-------	------	------	------	------	------	--------	------	-------	------	------	------	------	------	--------	------	-------	------	-------	------	------	------	--------	------	-------	------	------	------	------	------	--------	------	-------	------	-------	-------	-------	-------	--------	-------	-------	-------	--------	-------	--------

PITCHER	IP	WLS	BF	H	R	ER	SO	BB	IBB	HBP	BLK	WP	HR	S	P	ERA	WHIP
<b>Darryl Kile, R</b> (1, 1) ERA: 2.53	8.0	W	34	7	1	1	3	4	0	0	0	0	0	63	104	1.12	1.375
<b>Billy Wagner, L</b> (9, 1) ERA:	1.0	S	4	1	0	0	0	0	0	0	0	0	0	9	15	0.00	1.000

BOTTOM

Houston Astros @ Los Angeles Dodgers  
Dodger Stadium, Los Angeles, CA

Sat Apr 19 1997, 7:05 PM PDT  
Att: 46,244 - Unknown - 67 F

livebaseballscorecards.com

AB	32
R	1
H	8
RBI	1
BB	4
SO	3
LOB	20



Batter	1	2	3	4	5	6	7	8	9	AB R H RBI BB SO LOB	TOP																
Craig Biggio, R (1, 4) OBP: 0.350, SLG: 0.493	0-0 F7		1-1 HR			1-1 L5		1-1 HR		4 2 2 3 0 0 0																	
Pat Listach, S (1, 6) OBP: 0.259, SLG: 0.231	3-2 1B		0-1 B2			1-3 K		0-0 1B		4 0 2 0 0 1 0																	
Tom Martin, L (8, 1)										0 0 0 0 0 0 0																	
John Hudek, S (9, 1)										0 0 0 0 0 0 0																	
5 Jeff Bagwell, R (1, 3) OBP: 0.416, SLG: 0.545	0-2 P9				1-3 K			4-0 1B		3 0 0 0 1 1 1																	
Derek Bell, R (1, 8) OBP: 0.292, SLG: 0.277	2-2 G6-3				2-3 K			1-2 IBB		4 0 0 0 0 1 3																	
Luis Gonzalez, L (1, 7) OBP: 0.313, SLG: 0.305			1-1 F7		1-2 G4-3			1-0 F8		4 0 0 0 0 0 0																	
James Mouton, R (1, 9) OBP: 0.261, SLG: 0.429			1-1 F8			2-2 G4-3 2B		3-2 F7		3 0 1 0 1 0 0																	
Tony Eusebio, R (1, 2) OBP: 0.258, SLG: 0.179			2-2 P3			3-1 G4-3		1-2 F9		3 0 1 0 1 0 0																	
Tim Bogar, R (1, 5) OBP: 0.250, SLG: 0.214						2-3 K		0-1 G5-3		4 0 0 0 0 0 2																	
Chris Holt, R (1, 1)								2-2 G1-3		4 0 0 0 0 0 2																	
Bill Spiers, L (8, PH) OBP: 0.442, SLG: 0.438			0-3 K			2-3 K		1-0 HR 2B		3 1 1 0 0 1 1																	
								1-0 P9		2 0 0 0 0 2 1																	
										1 0 0 0 0 0 1																	
<b>Inning Stats</b>	R: 0 E: 0 K: 0 S: 13	H: 1 LOB: 1 BB: 0 P: 18	R: 0 E: 0 K: 0 S: 7	H: 0 LOB: 0 BB: 0 P: 11	R: 1 E: 0 K: 1 S: 8	H: 1 LOB: 0 BB: 0 P: 10	R: 0 E: 0 K: 2 S: 12	H: 0 LOB: 0 BB: 0 P: 16	R: 0 E: 0 K: 2 S: 12	H: 1 LOB: 1 BB: 0 P: 21	R: 0 E: 0 K: 1 S: 8	H: 0 LOB: 0 BB: 0 P: 10	R: 0 E: 0 K: 0 S: 7	H: 0 LOB: 0 BB: 0 P: 11	R: 2 E: 0 K: 0 S: 8	H: 3 LOB: 2 BB: 1 P: 15	R: 0 E: 0 K: 0 S: 5	H: 0 LOB: 0 BB: 1 P: 14	1B: 2 2B: 2 3B: 0 HR: 2	SF: 0 SAC: 0 DP: 0 HBP: 0	WP: 0 PB: 0 SB: 1 CS: 1	PA: 34					
<b>PITCHER</b>	IP WLS BF H R ER SO BB IBB HBP BLK WP HR S P ERA WHIP																										
Ismael Valdez, R (1, 1) ERA: 2.49	7.0		24	3	1	1	6	0	0	0	0	0	1	67	97	1.29	0.429										
Tom Candiotti, R (8, 1) ERA: 2.08	0.2	L	5	3	2	2	0	0	0	0	0	0	1	7	9	27.00	4.500										
Darren Hall, R (8, 1) ERA: 1.23	0.1		2	0	0	0	0	0	1	0	0	0	0	1	6	0.00	0.000										
Mark Guthrie, L (9, 1) ERA:	1.0		3	0	0	0	0	1	0	0	0	0	0	5	14	0.00	1.000										

Houston Astros @ Los Angeles Dodgers  
Dodger Stadium, Los Angeles, CA  
Sun Apr 20 1997, 3:33 AM PDT  
Att. 33,250 - Cloudy - 75 F

livebaseballscorecards.com

AB	32
R	3
H	6
RBI	3
BB	2
SO	6
LOB	9





Batter	1	2	3	4	5	6	7	8	9	AB	R	H	RBI	BB	SO	LOB
<b>Brett Butler, L</b> OBP: 0.457, SLG: 0.379 (1, 8) B B X	2-0 F9 1B		2-1 G3		1-1 1B			1-1 G6-4-3 1B		4	0	3	0	0	0	0
<b>Wilton Guerrero, S</b> OBP: 0.266, SLG: 0.377 (1, 4) X	0-0 FC6-4 1B		2-1 F7		1-0 F7			0-2 G6-4-3 1-2f		4	0	1	0	0	0	2
<b>Raul Mondesi, R</b> OBP: 0.324, SLG: 0.508 (1, 9) B S F X	1-3 K		1-0 E S HBP					1-1 P6		3	1	1	1	0	1	2
<b>Mike Piazza, R</b> OBP: 0.436, SLG: 0.432 (1, 2) B F X	1-1 F9		0-2 F9					0-1 G4-3		4	0	0	0	0	0	3
<b>Eric Karros, R</b> OBP: 0.319, SLG: 0.344 (1, 3) B X	1-0 FC6-4 1-2f				3-2 G4-3			0-0 P2		3	0	0	0	1	0	2
<b>Todd Hollandsworth, L</b> OBP: 0.294, SLG: 0.375 (1, 7) C B X					2-0 P7			1-1 G4-3		4	0	0	0	0	0	1
<b>Todd Zeile, R</b> OBP: 0.292, SLG: 0.273 (1, 5) B X					3-1 P7			1-2 G4-3		4	0	0	0	0	0	1
<b>Greg Gagne, R</b> OBP: 0.377, SLG: 0.441 (1, 6) C B X					0-0 G6-3			0-0 G4-3		3	0	1	0	0	0	0
<b>Ismael Valdez, R</b> (1, 1) X					0-0 G3			2-2 G3		2	0	0	0	0	0	1
<b>Chip Hale, L</b> OBP: 0.222, SLG: 0.125 (7, PH) <b>Tom Candiotti, R</b> (8, 1) <b>Darren Hall, R</b> (8, 1) <b>Mark Guthrie, R</b> (9, 1)										1	0	0	0	0	0	0
										0	0	0	0	0	0	0
										0	0	0	0	0	0	0
										0	0	0	0	0	0	0

Inning Stats	R: 0	H: 2	E: 0	K: 1	S: 8	LOB: 2	BB: 0	P: 13	R: 0	H: 1	E: 0	K: 0	S: 9	LOB: 1	BB: 0	P: 10	R: 0	H: 0	E: 0	K: 0	S: 7	LOB: 1	BB: 0	P: 12	R: 0	H: 0	E: 0	K: 0	S: 6	LOB: 0	BB: 0	P: 14	R: 1	H: 1	E: 0	K: 0	S: 6	LOB: 0	BB: 0	P: 8	R: 0	H: 0	E: 0	K: 0	S: 7	LOB: 0	BB: 0	P: 10	R: 0	H: 1	E: 0	K: 0	S: 8	LOB: 0	BB: 0	P: 9	R: 0	H: 0	E: 0	K: 0	S: 8	LOB: 1	BB: 1	P: 14	1B: 5	2B: 0	3B: 0	HR: 1	SF: 0	SAC: 0	DP: 1	HBP: 1	WP: 0	PB: 0	SB: 1	CS: 0	PA: 34
--------------	------	------	------	------	------	--------	-------	-------	------	------	------	------	------	--------	-------	-------	------	------	------	------	------	--------	-------	-------	------	------	------	------	------	--------	-------	-------	------	------	------	------	------	--------	-------	------	------	------	------	------	------	--------	-------	-------	------	------	------	------	------	--------	-------	------	------	------	------	------	------	--------	-------	-------	-------	-------	-------	-------	-------	--------	-------	--------	-------	-------	-------	-------	--------

PITCHER	IP	WLS	BF	H	R	ER	SO	BB	IBB	HBP	BLK	WP	HR	S	P	ERA	WHIP
<b>Chris Holt, R</b> ERA: 4.05 (1, 1)	7.0		27	5	1	1	1	0	0	0	0	0	1	49	74	1.29	0.714
<b>Tom Martin, L</b> ERA: (8, 1)	1.0		3	1	0	0	0	0	0	0	0	0	0	7	9	0.00	1.000
<b>John Hudek, R</b> ERA: 1.5 (9, 1)	1.0	S	4	0	0	0	0	1	0	0	0	0	0	8	14	0.00	1.000

**BOTTOM**

**Houston Astros @ Los Angeles Dodgers**  
Dodger Stadium, Los Angeles, CA  
Sun Apr 20 1997, 3:33 AM PDT  
Att: 33,250 - Cloudy - 75 F

[livebaseballscorecards.com](http://livebaseballscorecards.com)

<b>AB</b>	<b>32</b>
<b>R</b>	<b>1</b>
<b>H</b>	<b>6</b>
<b>RBI</b>	<b>1</b>
<b>BB</b>	<b>1</b>
<b>SO</b>	<b>1</b>
<b>LOB</b>	<b>12</b>



Batter	1	2	3	4	5	6	7	8	9	AB R H RBI BB SO LOB	TOP																									
<b>Delino DeShields, L</b> (1, 4) OBP: 0.271, SLG: 0.378	1-1 F7	0-0 F7			2-3 K	0-0 G1-3			3-2 G3-1	5 0 0 0 0 1 1																										
<b>Ron Gant, R</b> (1, 7) OBP: 0.286, SLG: 0.387	2-3 K		2-1 G4-3		1-0 FC1-2 2B 1B	1-1 G2			3-3 K	5 0 1 0 0 2 0																										
<b>Ray Lankford, L</b> (1, 8) OBP: 0.600, SLG: 0.750	4-2 WP 1B BB		2-0 G4-3		1-1 FC1-2 2B		0-0 F7		1-0 S 2B 1B	4 1 2 0 1 0 0																										
<b>Brian Jordan, R</b> (1, 9) OBP: 0.379, SLG: 0.320	0-0 WP 1B		1-2 1B		1-0 FC1-2 S		1-2 F7		4-2 2B BB	4 1 2 0 1 0 2																										
<b>Gary Gaetti, R</b> (1, 5) OBP: 0.281, SLG: 0.310	2-2 G1-3		0-3 K		4-2 BB		0-0 F9		1-1 2B 2B	4 1 1 2 1 1 3																										
<b>John Mabry, L</b> (1, 3) OBP: 0.311, SLG: 0.291		3-2 G6-3 1B		2-1 FC3-6 1B	1-0 G4-3			2-3 K	0-2 2B	5 0 3 1 0 1 3																										
<b>Mike DiFelice, R</b> (1, 2) OBP: 0.188, SLG: 0.143		0-1 G6-3		0-0 F7		1-0 3B HBP		4-1 BB	2-2 F7	2 0 0 0 0 0 2																										
<b>Mark Sweeney, L</b> (6, PH) OBP: 0.321, SLG: 0.250		1-2f								0 1 0 0 0 0 0																										
<b>Tom Lampkin, L</b> (6, 2) OBP: 0.269, SLG: 0.310										1 0 0 0 1 0 1																										
<b>Royce Clayton, R</b> (1, 6) OBP: 0.231, SLG: 0.360		2-2 E4 S E		1 SAFE 0-0 F8		1 SAFE 0-0 G4-3 3B		1 SAFE 1-3 K		4 2 1 1 0 1 2																										
<b>Donovan Osborne, S</b> (1, 1) OBP: 0.111, SLG: 0.111		1-2 1B		0-1 FC3-6		1-0 G4-3		1-0 F8		3 0 1 1 0 0 1																										
<b>Willie McGee, S</b> (8, PH) OBP: 0.371, SLG: 0.500										1 0 0 0 0 0 1																										
<b>T.J. Mathews, R</b> (8, 1)										0 0 0 0 0 0 0																										
<b>John Frascatore, R</b> (8, 1)										0 0 0 0 0 0 0																										
<b>Dennis Eckersley, R</b> (9, 1)										0 0 0 0 0 0 0																										
<b>Inning Stats</b>	R: 0 E: 0 K: 1 S: 13	H: 1 LOB: 2 BB: 1 P: 22	R: 1 E: 1 K: 0 S: 14	H: 2 LOB: 1 BB: 0 P: 20	R: 0 E: 0 K: 1 S: 9	H: 1 LOB: 1 BB: 0 P: 14	R: 0 E: 0 K: 0 S: 6	H: 1 LOB: 1 BB: 0 P: 8	R: 0 E: 0 K: 1 S: 11	H: 2 LOB: 3 BB: 1 P: 21	R: 2 E: 0 K: 0 S: 6	H: 1 LOB: 0 BB: 0 P: 8	R: 0 E: 0 K: 0 S: 6	H: 0 LOB: 0 BB: 0 P: 7	R: 0 E: 0 K: 2 S: 9	H: 0 LOB: 1 BB: 1 P: 17	R: 3 E: 0 K: 1 S: 22	H: 3 LOB: 1 BB: 1 P: 36	1B: 7 2B: 3 3B: 1 HR: 0	SF: 0 SAC: 0 DP: 1 HBP: 1	WP: 1 PB: 0 SB: 4 CS: 0	PA: 43														
<b>PITCHER</b>	IP WLS BF H R ER SO BB IBB HBP BLK WP HR S P ERA WHIP																																			
<b>Pedro Astacio, R</b> (1, 1) ERA: 2.35	7.0		32	8	3	2	3	2	0	1	0	1	0	65	100	2.57	1.429																			
<b>Scott Radinsky, L</b> (8, 1) ERA: 4.0	1.0		4	0	0	0	2	1	0	0	0	0	0	9	17	0.00	1.000																			
<b>Todd Worrell, R</b> (9, 1) ERA: 4.0	1.0	L	7	3	3	3	1	1	0	0	0	0	0	22	36	27.00	4.000																			

St. Louis Cardinals @ Los Angeles Dodgers  
 Dodger Stadium, Los Angeles, CA  
 Tue Apr 22 1997, 7:05 PM PDT  
 Att. 27,074 - Unknown - 75 F

AB	38
R	6
H	11
RBI	5
BB	4
SO	6
LOB	16



Batter	1	2	3	4	5	6	7	8	9	AB	R	H	RBI	BB	SO	LOB
<b>Brett Butler, L</b> OBP: 0.453, SLG: 0.397 (1, 8)	1-0 1B 1B	3-2 F7			1-1 CS 2B		2-3 K		1-1 F7	5	1	2	0	0	1	2
<b>Greg Gagne, R</b> OBP: 0.379, SLG: 0.438 (1, 6)	0-1 1B FC1-6 1B		0-0 F8		1-1 F9			0-0 F7 BB 1B	0-0 F8	5	2	2	0	0	0	1
<b>Mike Piazza, R</b> OBP: 0.458, SLG: 0.447 (1, 2)	0-3 K		0-1 P4-3 1B			0-0 L4-3 1B		4-0 BB 1B WP BB		3	1	2	0	1	1	2
<b>Eric Karros, R</b> OBP: 0.315, SLG: 0.338 (1, 3)	2-1 FC1-6 1B		3-2 P4-3			2-2 L4-3		0-0 F7		4	0	1	1	1	0	4
<b>Raul Mondesi, R</b> OBP: 0.347, SLG: 0.515 (1, 9)	2-1 FC1-6 PB		0-2 FC4-6 1B			4-2 BB		3-1 WP 1B		3	0	2	2	1	0	1
<b>Todd Zeile, R</b> OBP: 0.275, SLG: 0.254 (1, 5)	2-1 G3-1		0-1 F9			0-0 F7		0-3 K		4	0	0	0	0	1	5
<b>Todd Hollandsworth, L</b> OBP: 0.306, SLG: 0.364 (1, 7)			1-1 FC4-6			4-2 SH1-4 BB		4-1 1-3 2-H BB		2	0	0	0	2	1	1
<b>Wilton Guerrero, S</b> OBP: 0.258, SLG: 0.365 (1, 4)			0-0 G6-3			0-0 SH1-4		1-3 K		2	0	0	0	0	0	1
<b>Wayne Kirby, L</b> OBP: 0.200, SLG: 0.222 (8, PH)			1-1 F9			1-2 K				1	0	0	0	0	1	2
<b>Juan Castro, R</b> (9, 4)										0	0	0	0	0	0	0
<b>Pedro Astacio, R</b> OBP: 0.143, SLG: 0.143 (1, 1)			1-2 1B			0-0 G4-3				2	0	1	0	0	0	0
<b>Nelson Liriano, S</b> (7, PH)										1	0	0	0	0	0	1
<b>Scott Radinsky, L</b> (8, 1)										0	0	0	0	0	0	0
<b>Todd Worrell, R</b> (9, 1)										0	0	0	0	0	0	0
<b>Chip Hale, L</b> OBP: 0.200, SLG: 0.111 (9, PH)										1	0	0	0	0	1	0

Inning Stats	R: 2	H: 3	E: 0	K: 1	S: 12	H: 3	LOB: 1	BB: 0	P: 19	R: 0	H: 1	E: 0	K: 1	S: 13	H: 1	LOB: 0	BB: 0	P: 9	R: 0	H: 1	E: 0	K: 0	S: 6	H: 1	LOB: 0	BB: 0	P: 7	R: 0	H: 1	E: 0	K: 0	S: 5	R: 0	H: 1	E: 0	K: 0	S: 9	R: 0	H: 1	E: 0	K: 0	S: 9	R: 0	H: 0	E: 0	K: 1	S: 11	R: 2	H: 2	E: 0	K: 2	S: 11	H: 2	LOB: 2	BB: 2	P: 23	R: 0	H: 0	E: 0	K: 1	S: 6	H: 0	LOB: 0	BB: 0	P: 7	1B: 9	2B: 3	3B: 0	HR: 0	SF: 0	SAC: 1	DP: 2	HBP: 0	WP: 2	PB: 1	SB: 0	CS: 1	PA: 38
--------------	------	------	------	------	-------	------	--------	-------	-------	------	------	------	------	-------	------	--------	-------	------	------	------	------	------	------	------	--------	-------	------	------	------	------	------	------	------	------	------	------	------	------	------	------	------	------	------	------	------	------	-------	------	------	------	------	-------	------	--------	-------	-------	------	------	------	------	------	------	--------	-------	------	-------	-------	-------	-------	-------	--------	-------	--------	-------	-------	-------	-------	--------

PITCHER	IP	WLS	BF	H	R	ER	SO	BB	IBB	HBP	BLK	WP	HR	S	P	ERA	WHIP
<b>Donovan Osborne, L</b> ERA: 3.46 (1, 1)	7.0		28	8	2	2	3	2	0	0	0	0	0	65	100	2.57	1.429
<b>T.J. Mathews, R</b> ERA: 3.96 (8, 1)	0.0		2	1	2	2	0	1	0	0	0	0	0	1	5	∞	∞
<b>John Frascatore, R</b> ERA: 1.93 (8, 1)	1.0	W	5	1	0	0	2	1	0	0	0	1	0	10	18	0.00	2.000
<b>Dennis Eckersley, R</b> ERA: 3.38 (9, 1)	1.0	S	3	0	0	0	1	0	0	0	0	0	0	6	7	0.00	0.000

**BOTTOM**

**St. Louis Cardinals @ Los Angeles Dodgers**  
**Dodger Stadium, Los Angeles, CA**  
 Tue Apr 22 1997, 7:05 PM PDT  
 Att: 27,074 - Unknown - 75 F

<b>AB</b>	<b>33</b>
<b>R</b>	<b>4</b>
<b>H</b>	<b>10</b>
<b>RBI</b>	<b>3</b>
<b>BB</b>	<b>4</b>
<b>SO</b>	<b>6</b>
<b>LOB</b>	<b>20</b>



Batter	1	2	3	4	5	6	7	8	9	AB R H RBI BB SO LOB	TOP
<b>Delino DeShields, L</b> (1, 4) <small>OBP: 0.269, SLG: 0.354</small>	0-0 		4-2 			0-0 		0-1 		3 0 0 0 1 0 1	<b>St. Louis Cardinals @ Los Angeles Dodgers</b> Dodger Stadium, Los Angeles, CA Wed Apr 23 1997, 7:05 PM PDT Att. 30,434 - Unknown - 72 F
<b>Dmitri Young, S</b> (1, 3) <b>Mark Petkovsek, R</b> (8, 1) <small>OBP: 0.317, SLG: 0.439</small> <small>OBP: 0.200, SLG: 0.200</small>	0-0 		2-3 			4-1 		1-0 		3 0 0 0 1 1 3 0 0 0 0 0 0 0	
<b>Ray Lankford, L</b> (1, 8) <small>OBP: 0.556, SLG: 1.000</small>	3-1 		3-3 			1-0 			1-2 	4 1 2 1 0 1 2	
<b>Gary Gaetti, R</b> (1, 5) <b>Steve Scarsone, R</b> (9, PR) <small>OBP: 0.279, SLG: 0.306</small> <small>OBP: 0.250, SLG: 0.100</small>	2-0 			1-0 		0-1 		0-0 		4 0 1 0 0 0 2 0 0 0 0 0 0 0	
<b>John Mabry, L</b> (1, 9) <small>OBP: 0.292, SLG: 0.271</small>		1-3 		0-3 		3-2 	0-0 		1-3 	4 0 0 0 0 3 1	
<b>Ron Gant, R</b> (1, 7) <small>OBP: 0.270, SLG: 0.364</small>		0-3 		3-3 			0-2 		2-2 	4 0 0 0 0 2 1	
<b>Tom Lampkin, L</b> (1, 2) <small>OBP: 0.271, SLG: 0.289</small>		3-3 			1-0 		1-0 			3 0 0 0 0 1 0	
<b>Royce Clayton, R</b> (1, 6) <small>OBP: 0.222, SLG: 0.346</small>			1-1 		1-3 			1-0 		3 0 0 0 0 1 0	
<b>Todd Stottlemire, L</b> (1, 1) <b>Brian Jordan, R</b> (8, PH) <small>OBP: 0.500, SLG: 0.143</small> <small>OBP: 0.373, SLG: 0.314</small>			4-1 		0-3 			2-2 		1 0 0 0 1 1 0 1 0 0 0 0 0 0	
<b>Inning Stats</b>	R: 1 H: 1 E: 0 LOB: 0 K: 0 BB: 0 S: 5 P: 10	R: 0 H: 0 E: 0 LOB: 0 K: 3 BB: 0 S: 10 P: 14	R: 0 H: 0 E: 0 LOB: 2 K: 2 BB: 2 S: 11 P: 25	R: 0 H: 0 E: 0 LOB: 0 K: 2 BB: 0 S: 7 P: 11	R: 0 H: 0 E: 0 LOB: 0 K: 2 BB: 0 S: 7 P: 9	R: 0 H: 1 E: 0 LOB: 1 K: 0 BB: 1 S: 7 P: 15	R: 0 H: 0 E: 0 LOB: 0 K: 0 BB: 0 S: 5 P: 6	R: 0 H: 0 E: 1 LOB: 1 K: 0 BB: 0 S: 8 P: 11	R: 0 H: 1 E: 0 LOB: 2 K: 1 BB: 0 S: 12 P: 16	1B: 2 SF: 0 2B: 0 SAC: 0 3B: 0 DP: 0 HR: 1 HBP: 0	WP: 0 PA: 34 PB: 0 SB: 1 CS: 1
<b>PITCHER</b> <b>Ramon Martinez, R</b> (1, 1) <small>ERA: 2.08</small> <b>Mark Guthrie, L</b> (8, 1) <small>ERA:</small> <b>Todd Worrell, R</b> (9, 1) <small>ERA: 3.72</small>	IP WLS BF H R ER SO BB IBB HBP BLK WP HR S P ERA WHIP 7.0 0 25 2 1 1 9 3 0 0 0 0 1 52 90 1.29 0.714 1.1 W 5 0 0 0 0 0 0 0 0 0 0 0 12 16 0.00 0.000 0.2 S 3 1 0 0 0 1 0 0 0 0 0 0 8 11 0.00 1.500	<b>PITCHER</b> IP WLS BF H R ER SO BB IBB HBP BLK WP HR S P ERA WHIP									

AB	30
R	1
H	3
RBI	1
BB	3
SO	10
LOB	10





Batter	1	2	3	4	5	6	7	8	9	AB R H RBI BB SO LOB	TOP							
<b>Brett Butler, L</b> (1, 8) OBP: 0.452, SLG: 0.403	0-2 G6-3		1-0 F7		1-1 FC6-4 1B		0-2 FC6-4 BB		1-1 E 1B	5 0 2 1 0 0 2	<b>Los Angeles Dodgers @ Florida Marlins</b> Pro Player Stadium, Miami, FL Fri Apr 25 1997, 7:05 PM EDT Att. 40,151 - Unknown - 80 F							
<b>Greg Gagne, R</b> (1, 6) OBP: 0.378, SLG: 0.479	2-0 HR		3-2 P6		1-0 FC6-4 1-2f		4-1 FC6-4 BB		0-0 E6 1-3	4 1 1 1 1 0 2								
<b>Raul Mondesi, R</b> (1, 9) OBP: 0.345, SLG: 0.514	4-2 BB BB		3-2 F9		0-2 FC9-2-1-5-3 3B		1-0 FC6-4 1-2f		2-3 K	4 0 1 0 1 1 5								
<b>Eric Karros, R</b> (1, 3) OBP: 0.309, SLG: 0.310	2-1 P3			4-1 BB		3-1 FC9-2-1-5-3 3-H		3-2 F9		3 0 0 0 1 0 2								
<b>Todd Zeile, R</b> (1, 5) OBP: 0.273, SLG: 0.231	4-0 FC6-4 1-2 BB			0-2 P6 1 SAFE 1 SAFE		3-3 K		2-2 G4-3 HBP		2 0 0 0 1 1 1								
<b>Billy Ashley, R</b> (1, 7) OBP: 0.182, SLG: 0.200	1-0 FC6-4			2-1 P4			1-0 P4		2-1 G4-3	3 0 0 0 0 0 3								
<b>Tom Candiotti, R</b> (7, 1)										0 0 0 0 0 0 0								
<b>Wayne Kirby, L</b> (8, PH) OBP: 0.182, SLG: 0.200										1 0 0 0 0 0 1								
<b>37 Darren Dreifort, R</b> (8, 1)										0 0 0 0 0 0 0								
<b>Tom Prince, R</b> (1, 2) OBP: 0.368, SLG: 0.353		0-1 F8		2-0 F7			4-2 E BB FC6-4 BB		1-3 K	3 1 0 0 1 1 2								
<b>Wilton Guerrero, S</b> (1, 4) OBP: 0.254, SLG: 0.353		0-0 P4			0-1 G6-3		4-2 FC6-4 E 1-2 BB BB		1-3 K	2 0 0 0 0 0 0								
<b>Nelson Liriano, S</b> (7, PH) (7, 4)										1 0 0 0 1 1 0								
<b>Hideo Nomo, R</b> (1, 1) OBP: 0.100, SLG: 0.100		3-2 F8			0-1 G6-3		0-0 E1 FC6-4 1-2 2-3		2-1 G1-3	2 0 0 0 0 0 0								
<b>Chan Ho Park, R</b> (6, 1) OBP: 0.500, SLG: 0.333										0 0 0 0 0 0 0								
<b>Mike Piazza, R</b> (7, PH) OBP: 0.453, SLG: 0.431										1 0 0 0 0 0 2								
<b>Todd Hollandsworth, L</b> (7, PR) (7, 7)										1 0 0 0 0 0 0								
<b>Inning Stats</b>	R: 1 E: 0 K: 0 S: 12	H: 1 LOB: 2 BB: 2 P: 25	R: 0 E: 0 K: 0 S: 6	H: 0 LOB: 0 BB: 0 P: 9	R: 0 E: 0 K: 0 S: 9	H: 0 LOB: 1 BB: 1 P: 16	R: 0 E: 0 K: 1 S: 8	H: 1 LOB: 0 BB: 0 P: 14	R: 1 E: 1 K: 0 S: 12	H: 0 LOB: 3 BB: 3 P: 26	R: 0 E: 0 K: 1 S: 12	H: 0 LOB: 1 BB: 0 P: 20	R: 0 E: 1 K: 2 S: 12	H: 1 LOB: 2 BB: 0 P: 18	1B: 2 2B: 1 3B: 1 HR: 1	SF: 0 SAC: 0 DP: 1 HBP: 1	WP: 0 PB: 0 SB: 0 CS: 0	PA: 39
<b>PITCHER</b>	IP WLS BF H R ER SO BB IBB HBP BLK WP HR S P ERA WHIP																	
<b>Al Leiter, L</b> (1, 1) ERA: 3.95	6.1 W 26 3 2 1 1 5 0 0 0 0 0 1 56 104 1.42 1.263																	
<b>Jay Powell, R</b> (7, 1) ERA: 3.12	0.2 4 0 0 0 0 1 0 0 0 0 0 0 6 11 0.00 1.500																	
<b>Rick Helling, R</b> (8, 1) ERA: 2.03	1.0 4 0 0 0 1 0 0 1 0 0 0 0 12 20 0.00 0.000																	
<b>Robb Nen, R</b> (9, 1) ERA: 9.0	1.0 S 5 1 0 0 2 0 0 0 0 0 0 0 12 18 0.00 1.000																	

AB	32
R	2
H	4
RBI	2
BB	6
SO	4
LOB	20



WP	0
PB	0
SB	0
CS	0

Batter	1	2	3	4	5	6	7	8	9
Luis Castillo, S OBP: 0.310, SLG: 0.304 (1, 4)	3-3 C X	0-1 G6-3			4-2 L3 BB		1-2 G6-3		
Edgar Renteria, R OBP: 0.259, SLG: 0.275 (1, 6)	1-0 S 3B	2-0 F9			1-0 L3			0-0 G4-3 SF7 2B	
Gary Sheffield, R OBP: 0.477, SLG: 0.475 (1, 9)	2-3 K		0-1 CS 1B		3-3 K			1-2 G4-3	
Cliff Floyd, L OBP: 0.158, SLG: 0.278 (2, 9)	1-2 K							2-3	
Bobby Bonilla, S OBP: 0.329, SLG: 0.279 (1, 5)	1-2 3B HBP		1-0 F8		1-1 F7			4-1 IBB	
Moises Alou, R OBP: 0.397, SLG: 0.743 (1, 8)	3-0 1-H 2-H 3B		2-2 F8		2-2 HR			0-1 SF7	
Jim Eisenreich, L OBP: 0.300, SLG: 0.200 (1, 7)	4-1 BB		1-2 CS	1-0 F8		1-1 F9		1-1 F8	
Jeff Conine, R OBP: 0.435, SLG: 0.550 (1, 3)	4-1 BB			3-3 K		0-0 F9			
Charles Johnson, R OBP: 0.386, SLG: 0.413 (1, 2)	2-3 K			4-0 BB			3-1 F8		
Al Leiter, L (1, 1)		1-0 G6-3		0-2 G4-3			2-2 F7		
Jay Powell, R (7, 1)									
Alex Arias, R (7, PH)									
Rick Helling, R (8, 1)									
Robb Nen, R (9, 1)									

AB	R	H	RBI	BB	SO	LOB
3	0	0	0	1	1	0
4	2	2	0	0	0	1
1	0	0	0	0	1	1
3	0	1	0	0	1	1
2	1	0	0	1	0	1
3	1	2	4	0	0	1
3	0	0	0	1	0	1
2	0	0	0	1	1	0
2	0	0	0	1	1	3
2	0	0	0	0	0	1
0	0	0	0	0	0	0
1	0	0	0	0	0	0
0	0	0	0	0	0	0
0	0	0	0	0	0	0

AB	R	H	RBI	BB	SO	LOB
26	4	5	4	5	5	10

Inning Stats	R	H	E	K	S	R	H	E	K	S	R	H	E	K	S	R	H	E	K	S	R	H	E	K	S
R: 2 E: 0 K: 3 S: 20	H: 2 LOB: 3 BB: 2 P: 40	R: 0 E: 0 K: 0 S: 4	H: 0 LOB: 0 BB: 0 P: 7	R: 0 E: 0 K: 0 S: 9	H: 1 LOB: 0 BB: 0 P: 12	R: 0 E: 0 K: 1 S: 7	H: 0 LOB: 1 BB: 1 P: 15	R: 0 E: 0 K: 1 S: 8	H: 0 LOB: 0 BB: 1 P: 15	R: 1 E: 0 K: 0 S: 8	H: 1 LOB: 0 BB: 0 P: 12	R: 0 E: 0 K: 0 S: 10	H: 0 LOB: 0 BB: 0 P: 16	R: 1 E: 0 K: 0 S: 9	H: 1 LOB: 1 BB: 1 P: 15	1B: 2 2B: 2 3B: 1 HR: 1	SF: 1 SAC: 0 DP: 1 HBP: 1	WP: 0 PB: 0 SB: 1 CS: 1	PA: 34						

PITCHER	IP	WLS	BF	H	R	ER	SO	BB	IBB	HBP	BLK	WP	HR	S	P	ERA	WHIP
Hideo Nomo, R (1, 1) ERA: 3.34	5.0	L	21	3	2	2	5	4	0	0	0	0	0	48	89	3.60	1.400
Chan Ho Park, R (6, 1) ERA: 2.6	1.0		4	1	1	1	0	0	0	0	0	0	1	8	12	9.00	1.000
Tom Candiotti, R (7, 1) ERA: 1.86	1.0		3	0	0	0	0	0	0	0	0	0	0	10	16	0.00	0.000
37 Darren Dreifort, R (8, 1) ERA: 1.23	1.0		5	1	1	1	0	0	1	0	0	0	0	9	15	9.00	1.000

PITCHER	IP	WLS	BF	H	R	ER	SO	BB	IBB	HBP	BLK	WP	HR	S	P	ERA	WHIP

**Los Angeles Dodgers @ Florida Marlins**  
 Pro Player Stadium, Miami, FL  
 Fri Apr 25 1997, 7:05 PM EDT  
 Att: 40,151 - Unknown - 80 F

livebaseballscores.com



Batter	1	2	3	4	5	6	7	8	9	AB R H RBI BB SO LOB	TOP											
<b>Brett Butler, L</b> OBP: 0.427, SLG: 0.377 (1, 8) C B X	1-1 G4-3 ①		3-1 F9 ③		2-2 FC5-2 ③ 3-H		0-2 G3 ①		0-0 B2-3 ② 2-3	5 0 0 0 0 0 3												
<b>Greg Gagne, R</b> OBP: 0.392, SLG: 0.486 (1, 6) F S B X	1-2 2B			0-0 G6-3 ①		4-0 WP 2B BB	4-2 G6-4-3 BB		1-1 F9 ③	3 1 1 0 2 0 1												
<b>Mike Piazza, R</b> OBP: 0.441, SLG: 0.418 (1, 2) B F S D S	2-3 K			3-2 HR 1B		1-1 F9 ①	1-1 G6-4-3 ② ③ 1-2f			4 1 1 0 0 1 4												
<b>Eric Karros, R</b> OBP: 0.329, SLG: 0.387 (1, 3) C D B F X	3-2 G1-3 ③			0-2 1-H HR		2-2 E 1-H 2B		3-1 G4-6-3 1B		4 1 3 3 0 0 1												
<b>Raul Mondesi, R</b> OBP: 0.352, SLG: 0.506 (1, 9) B X		1-0 F8 ①		2-2 F8 ②		4-1 E BB		1-2 G4-6-3 1B		3 0 1 0 1 0 0												
<b>Todd Hollandsworth, L</b> OBP: 0.296, SLG: 0.347 (1, 7) B C S S T S	1-3 K			3-3 K		3-3 K		3-1 G4-6-3 ① ② 1-2f 2-3		4 0 0 0 0 3 4												
<b>Todd Zeile, R</b> OBP: 0.272, SLG: 0.246 (1, 5) C X	0-1 G5-3 ③				2-1 G4-3 FC5-2 2B	1-2 E5 1-2 2-3		2-3 K		4 0 1 0 0 1 3												
<b>Nelson Liriano, S</b> OBP: 0.222, SLG: 0.125 (1, 4) M B X			1-1 G1-6-4 1B		0-0 G4-3 ①	0-0 G3-1 ③		2-2 E9 B2-3		4 0 1 0 0 0 4												
<b>Ismael Valdez, R</b> (1, 1) <b>Darren Hall, R</b> (4, 1) <b>Wayne Kirby, L</b> OBP: 0.197, SLG: 0.192 (5, PH) <b>37 Darren Dreifort, R</b> (5, 1) <b>Wilton Guerrero, S</b> OBP: 0.264, SLG: 0.391 (7, PH) <b>Mark Gutrie, R</b> (7, 1) <b>Scott Radinsky, L</b> (8, 1) <b>Chip Hale, L</b> OBP: 0.182, SLG: 0.100 (9, PH)			0-0 G1-6-4 ① ② 1-2f		0-1 G1-3 ②		3-2 3B		3-3 K	①	1 0 0 0 0 0 0 1 0 0 0 0 0 0 0 0 1 0 0 0 0 0 0 1 0 0 0 0 0 0 0 0 1 0 1 0 1 0 0 0 0 0 1 1											
<b>Inning Stats</b>	R: 0 E: 0 K: 1 S: 11	H: 1 LOB: 1 BB: 0 P: 18	R: 0 E: 0 K: 1 S: 6	H: 0 LOB: 0 BB: 0 P: 8	R: 0 E: 0 K: 0 S: 5	H: 1 LOB: 0 BB: 0 P: 9	R: 2 E: 0 K: 1 S: 14	H: 2 LOB: 0 BB: 0 P: 22	R: 0 E: 0 K: 0 S: 10	H: 1 LOB: 1 BB: 0 P: 14	R: 1 E: 1 K: 1 S: 19	H: 1 LOB: 3 BB: 2 P: 34	R: 0 E: 0 K: 0 S: 13	H: 1 LOB: 1 BB: 1 P: 21	R: 0 E: 0 K: 1 S: 11	H: 2 LOB: 1 BB: 0 P: 20	R: 0 E: 1 K: 1 S: 9	H: 0 LOB: 1 BB: 0 P: 15	1B: 4 2B: 3 3B: 1 HR: 1	SF: 0 SAC: 0 DP: 3 HBP: 0	WP: 1 PB: 0 SB: 0 CS: 0	PA: 38
<b>PITCHER</b>	IP WLS BF H R ER SO BB IBB HBP BLK WP HR S P ERA WHIP																					
<b>Alex Fernandez, R</b> ERA: 2.73 (1, 1)	5.1 W 23 6 3 3 3 2 0 0 0 1 1 53 89 5.06 1.500																					
<b>Dennis Cook, L</b> ERA: 0.87 (6, 1)	0.1 1 0 0 0 1 0 0 0 0 0 0 8 11 0.00 0.000																					
<b>Mark Hutton, R</b> ERA: 7.04 (6, 1)	1.1 6 1 0 0 0 1 0 0 0 0 0 17 26 0.00 1.500																					
<b>Jay Powell, R</b> ERA: 2.53 (8, 1)	2.0 8 2 0 0 2 0 0 0 0 0 0 20 35 0.00 1.000																					

**Los Angeles Dodgers @ Florida Marlins**  
Pro Player Stadium, Miami, FL

AB	35
R	3
H	9
RBI	3
BB	3
SO	6
LOB	23



Sat Apr 26 1997, 7:05 PM EDT  
Att. 41,452 - Unknown - 77 F

[livebaseballscorecards.com](http://livebaseballscorecards.com)





Batter	1	2	3	4	5	6	7	8	9	AB R H RBI BB SO LOB	TOP																
Todd Hollandsworth, L OBP: 0.291, SLG: 0.338 (1, 7)	3-1 G6-3 ①		2-3 K ①		2-2 1B 1B		2-2 P2 ①		1-0 F9 ③	5 0 1 0 0 1 2																	
Greg Gagne, R OBP: 0.386, SLG: 0.474 (1, 6)	1-1 G4-3 ②		1-2 K ②		1-2 1B 1B		1-0 P6-4 ②③			4 0 1 1 0 1 1																	
Mike Piazza, R OBP: 0.444, SLG: 0.492 (1, 2)	3-2 2B		0-2 G6-3 ③		0-0 G1-3 ②			2-2 HR		4 1 2 1 0 0 2																	
Eric Karros, R OBP: 0.326, SLG: 0.380 (1, 3)	1-1 G4-3 ③			2-0 1B 1B	3-3 K ③			3-1 P3 ①		4 0 1 0 0 1 3																	
Raul Mondesi, R OBP: 0.348, SLG: 0.531 (1, 9)		0-0 HR		2-0 F8 ①		2-0 G6-3 ①		2-2 G5-3 ②		4 1 1 1 0 0 1																	
Wayne Kirby, L OBP: 0.313, SLG: 0.231 (1, 8)		4-2 BB FC6		4-2 BB G3-6-1		1-1 1B		1-3 K ③		2 0 1 0 2 1 0																	
Todd Zeile, R OBP: 0.259, SLG: 0.233 (1, 5)		3-2 F9 ①		2-2 G3-6-1 ②③		0-1 P6 ②			2-1 G3 ①	4 0 0 0 0 0 4																	
Nelson Liriano, S OBP: 0.231, SLG: 0.167 (1, 4)		0-3 K ②			3-2 1B SH3-4 1B		3-2 P2 ③		2-2 G4-3 ②	4 1 1 0 0 1 2																	
Pedro Astacio, R OBP: 0.125, SLG: 0.125 Wilton Guerrero, S OBP: 0.274, SLG: 0.391 Tom Candiotti, R (7, 1) Billy Ashley, R OBP: 0.250, SLG: 0.273 Darren Hall, R (9, 1)		2-2 FC6 ③			1-2 SH3-4 ①			4-0 BB P6-4	0-0 1B	1 0 0 0 0 0 1 0 0 0 0 1 0 0 0 0 0 0 0 0 0 1 0 1 0 0 0 0 0 0 0 0 0 0 0																	
<b>Inning Stats</b>	R: 0 E: 0 K: 0 S: 9	H: 1 LOB: 1 BB: 0 P: 17	R: 1 E: 0 K: 1 S: 15	H: 1 LOB: 1 BB: 1 P: 24	R: 0 E: 0 K: 2 S: 11	H: 0 LOB: 0 BB: 0 P: 14	R: 0 E: 0 K: 0 S: 9	H: 1 LOB: 1 BB: 1 P: 19	R: 1 E: 0 K: 1 S: 16	H: 3 LOB: 2 BB: 0 P: 26	R: 0 E: 0 K: 0 S: 8	H: 1 LOB: 1 BB: 0 P: 14	R: 0 E: 0 K: 0 S: 5	H: 0 LOB: 0 BB: 1 P: 12	R: 1 E: 0 K: 1 S: 12	H: 1 LOB: 0 BB: 0 P: 20	R: 0 E: 0 K: 0 S: 8	H: 1 LOB: 1 BB: 0 P: 13	1B: 6 2B: 2 3B: 0 HR: 2	SF: 0 SAC: 1 DP: 2 HBP: 0	WP: 0 PB: 0 SB: 0 CS: 0	PA: 37					
<b>PITCHER</b>	IP WLS BF H R ER SO BB IBB HBP BLK WP HR S P ERA WHIP																										
Pat Rapp, R ERA: 5.2 (1, 1)	5.1		24	7	2	2	4	2	0	0	0	0	1	63	106	3.38	1.688										
Rick Helling, R ERA: 1.8 (6, 1)	1.2		5	0	0	0	0	1	0	0	0	0	0	10	20	0.00	0.600										
Mark Hutton, R ERA: 6.52 (8, 1)	2.0	W	8	2	1	1	1	0	0	0	0	0	1	20	33	4.50	1.000										

**Los Angeles Dodgers @ Florida Marlins**  
 Pro Player Stadium, Miami, FL  
 Sun Apr 27 1997, 7:05 PM EDT  
 Att. 25,556 - Unknown - 79 F

livebaseballscorecards.com

**AB 33**  
**R 3**  
**H 9**  
**RBI 3**  
**BB 3**  
**SO 5**  
**LOB 16**



BOTTOM

Los Angeles Dodgers @ Florida Marlins  
Pro Player Stadium, Miami, FL

livebaseballscorecards.com

AB	32
R	4
H	7
RBI	4
BB	4
SO	7
LOB	14



WP	0	PA	38
PB	0		
SB	1		
CS	0		

Sun Apr 27 1997, 7:05 PM EDT  
Att: 25,556 - Unknown - 79 F

AB R H RBI BB SO LOB

3	2	1	0	2	1	1
5	0	2	1	0	1	1
3	0	1	1	1	0	2
3	0	1	1	0	1	2
0	0	0	0	0	0	0
3	0	0	1	1	1	3
3	0	0	0	0	0	4
0	0	0	0	0	0	0
1	0	0	0	0	0	0
4	0	0	0	0	2	0
3	0	0	0	0	1	0
2	1	1	0	0	0	0
2	1	1	0	0	0	1

Batter	1	2	3	4	5	6	7	8	9
Luis Castillo, S OBP: 0.351, SLG: 0.326 (1, 4)	0-0 G3 S FC5 1B		0-3 K		4-2 G4-3 1B SF7 BB	1-0 G1-3			4-0 1B BB
Edgar Renteria, R OBP: 0.269, SLG: 0.299 (1, 6)	3-3 SAFE K 1-2		0-0 P3		0-0 SF7 G4-3 1-2 2-3 1B		0-1 L7		2-2 1-3 2-H 1B
Gary Sheffield, R OBP: 0.463, SLG: 0.439 (1, 9)	4-2 G3 BB		2-2 1B		0-1 G4-3 1-2 2-3 3-H		1-0 F7		
Bobby Bonilla, S OBP: 0.318, SLG: 0.276 (1, 5) Mark Hutton, R (8, 1)	1-2 G3 1-2 2-3		2-1 FC6 1B		0-0 SF7 2-3 3-H		1-3 K		
Moises Alou, R OBP: 0.391, SLG: 0.684 (1, 8)	1-0 FC5 3-H		0-0 FC6 1-2f		4-2 BB		1-3 K		
Jim Eisenreich, L OBP: 0.324, SLG: 0.250 (1, 7) Rick Helling, R (6, 1) Alex Arias, R (8, 5) OBP: 0.286, SLG: 0.231	0-0 G1-3			1-1 G3	1-1 F9		3-2 P6		
Jeff Conine, R OBP: 0.442, SLG: 0.569 (1, 3)		2-2 G5-3		0-1 L8		2-3 K		3-3 K	
Charles Johnson, R OBP: 0.369, SLG: 0.434 (1, 2)		0-3 K		2-2 L7		3-2 HBP		1-1 G5-3	
Pat Rapp, R OBP: 0.222, SLG: 0.222 (1, 1) Cliff Floyd, L (6, 7) OBP: 0.190, SLG: 0.350		0-0 F9			2-1 1B BB G4-3 1B	1-2 F8		1-1 1B 2B	

Inning Stats	R: 1	H: 1	E: 0	K: 1	S: 14	H: 1	LOB: 2	BB: 1	P: 23	R: 0	H: 0	E: 0	K: 1	S: 7	H: 0	LOB: 0	BB: 0	P: 9	R: 0	H: 2	E: 0	K: 1	S: 10	H: 0	LOB: 0	BB: 0	P: 14	R: 0	H: 0	E: 0	K: 0	S: 7	R: 2	H: 2	E: 0	K: 0	S: 13	R: 0	H: 0	E: 0	K: 1	S: 12	R: 0	H: 0	E: 0	K: 1	S: 6	R: 0	H: 0	E: 0	K: 2	S: 9	R: 0	H: 2	E: 0	K: 0	S: 8	R: 1	H: 2	E: 0	K: 0	S: 8	R: 0	H: 2	E: 0	K: 0	S: 8	1B: 6	SF: 1	2B: 1	SAC: 0	3B: 0	DP: 0	HR: 0	HBP: 1	WP: 0	PA: 38
--------------	------	------	------	------	-------	------	--------	-------	-------	------	------	------	------	------	------	--------	-------	------	------	------	------	------	-------	------	--------	-------	-------	------	------	------	------	------	------	------	------	------	-------	------	------	------	------	-------	------	------	------	------	------	------	------	------	------	------	------	------	------	------	------	------	------	------	------	------	------	------	------	------	------	-------	-------	-------	--------	-------	-------	-------	--------	-------	--------

PITCHER	IP	WLS	BF	H	R	ER	SO	BB	IBB	HBP	BLK	WP	HR	S	P	ERA	WHIP
Pedro Astacio, R ERA: 2.79 (1, 1)	6.0		28	5	3	3	4	3	0	0	0	0	0	63	99	4.50	1.333
Tom Candiotti, R ERA: 1.54 (7, 1)	2.0		6	0	0	0	3	0	0	0	0	0	0	15	24	0.00	0.000
Darren Hall, R ERA: 2.16 (9, 1)	0.1	L	4	2	1	1	0	1	0	0	0	0	0	8	16	27.00	9.000

Batter	1	2	3	4	5	6	7	8	9	AB R H RBI BB SO LOB	TOP		
Brett Butler, L (1, 8) OBP: 0.424, SLG: 0.388 Todd Hollandsworth, L (7, 8) OBP: 0.287, SLG: 0.333	2-1 G6-3		2-2 2B		0-2 G5-3			0-3 K		3 0 1 0 0 0 0 1 0 0 0 0 1 1			
Greg Gagne, R (1, 6) OBP: 0.384, SLG: 0.463 Chip Hale, L (6, 5) OBP: 0.250, SLG: 0.100	4-2 1B BB		2-3 K			0-1 G3		4-1 BB		2 0 0 0 1 1 1 0 0 0 0 1 0 0			
Mike Piazza, R (1, 2) OBP: 0.440, SLG: 0.484 37 Darren Dreifort, R (6, 1) Wayne Kirby, L (7, 9) OBP: 0.294, SLG: 0.214	1-2 1-3 1B		2-3 K			1-1 G4-3		0-0 G3		3 0 1 0 0 1 1 0 0 0 0 0 0 0 1 0 0 0 0 0 2			
Eric Karros, R (1, 3) OBP: 0.323, SLG: 0.373	0-1 F8				0-1 G4-3		1-1 F9		3-2 G6-4-3 1B	4 0 1 0 0 0 1			
Raul Mondesi, R (1, 9) OBP: 0.347, SLG: 0.524 Mark Guthrie, R (7, 1) Todd Worrell, R (8, 1) Scott Radinsky, L (8, 1) Nelson Liriano, S (9, PH) OBP: 0.214, SLG: 0.154		3-2 E4		0-0 S 1B		1-2 G5-3		3-2 G6-4-3 1-2f		3 0 1 0 0 0 0 0 0 0 0 0 0 0 0 0 0 0 0 0 0 1 0 0 0 0 0 1			
Billy Ashley, R (1, 7) OBP: 0.188, SLG: 0.200		2-1 F7		3-3 S 1-2		2-3 K		0-3 K		4 0 0 0 0 3 2			
Juan Castro, R (1, 5) (6, 6)		2-0 G6-3		2-1 F8		1-0 G6-3				3 0 0 0 0 0 2			
Wilton Guerrero, S (1, 4) OBP: 0.276, SLG: 0.389		1-3 K			0-2 G4-3			2-1 BB 1B		3 0 1 0 0 1 1			
Ramon Martinez, R (1, 1) Tom Prince, R (6, 2) OBP: 0.350, SLG: 0.333			0-3 K		1-3 K			1-0 F9		2 0 0 0 0 2 0 1 0 0 0 0 0 1			
<b>Inning Stats</b>	R: 0 H: 1 E: 0 LOB: 1 K: 0 BB: 1 S: 9 P: 16	R: 0 H: 0 E: 1 LOB: 1 K: 1 BB: 0 S: 10 P: 18	R: 0 H: 1 E: 0 LOB: 1 K: 3 BB: 0 S: 15 P: 21	R: 0 H: 1 E: 0 LOB: 1 K: 1 BB: 0 S: 9 P: 14	R: 0 H: 0 E: 0 LOB: 0 K: 1 BB: 0 S: 11 P: 12	R: 0 H: 0 E: 0 LOB: 0 K: 1 BB: 0 S: 6 P: 8	R: 0 H: 0 E: 0 LOB: 0 K: 1 BB: 0 S: 10 P: 14	R: 0 H: 1 E: 0 LOB: 2 K: 1 BB: 1 S: 8 P: 15	R: 0 H: 1 E: 0 LOB: 0 K: 1 BB: 0 S: 9 P: 15	1B: 4 SF: 0 2B: 1 SAC: 0 3B: 0 DP: 1 HR: 0 HBP: 0	WP: 0 PA: 33 PB: 0 SB: 1 CS: 0		
<b>PITCHER</b>	IP WLS BF H R ER SO BB IBB HBP BLK WP HR S P ERA WHIP											<b>PITCHER</b>	IP WLS BF H R ER SO BB IBB HBP BLK WP HR S P ERA WHIP
Tom Glavine, L (1, 1) ERA: 1.64	7.0 W 25 3 0 0 7 1 0 0 0 0 0 0 70 103 0.00 0.571												
Paul Byrd, R (8, 1) ERA:	1.0 5 1 0 0 1 1 0 0 0 0 0 0 8 15 0.00 2.000												
Brad Clontz, R (9, 1) ERA: 3.38	1.0 3 1 0 0 1 0 0 0 0 0 0 0 9 15 0.00 1.000												

**Los Angeles Dodgers @ Atlanta Braves**  
Turner Field, Atlanta, GA  
Mon Apr 28 1997, 7:05 PM EDT  
Att. 28,357 - Unknown - 65 F

AB	31
R	0
H	5
RBI	0
BB	2
SO	9
LOB	13



Batter	1	2	3	4	5	6	7	8	9
Kenny Lofton, L OBP: 0.459, SLG: 0.538 Brad Clontz, R	3-0 SH1-3 10 2B 1B		2-2 F9	0-0 FC1-2 10 1B FC6-5	4-1 FC6-4 BB		3-3 K	2-2 2-H 1B	
Andrew Jones, R OBP: 0.350, SLG: 0.463	0-0 SH1-3 1-2		1-1 E1 F9 1B 1B	0-0 FC6-5 10 1B 2B	1-1 FC6-4 1-2f		2-3 K	3-2 F9	
10 Chipper Jones, S OBP: 0.394, SLG: 0.469 Mike Mordecai, R OBP: 0.474, SLG: 0.625	0-0 WP 2-H 2B		4-0 1B BB	1-0 2B 1B		1-3 K	1-1 F9		
Fred McGriff, L OBP: 0.360, SLG: 0.382	2-1 SAFE G4-3 2-3		0-0 F9 2-3	1-1 2B		0-0 F7		1-3 K	
Ryan Klesko, L OBP: 0.286, SLG: 0.448	1-1 G4-3		2-0 1B 3-H	3-1 P5		4-2 HR BB	2-2 1B 2B 2B		
Javy Lopez, R OBP: 0.434, SLG: 0.672		1-3 K	0-3 K		2-2 G4-3 HR 2B	1-0 HR	4-2 1B 2B BB		
Mark Lemke, S OBP: 0.342, SLG: 0.388 Tony Graffanino, R OBP: 0.333, SLG: 0.286		2-3 K		1-2 BB FC1-2 1B 1B	0-0 G4-3	1-0 1B	3-2 1-2 2-3 2B 1B		
Jeff Blauser, R OBP: 0.464, SLG: 0.671 Rafael Belliard, R OBP: 0.286, SLG: 0.286		3-2 2B		0-0 FC1-2 BB 1-2 FC6-5 1B 1B	1-1 HR	1-1 1B	0-0 F9		
Tom Glavine, L OBP: 0.333, SLG: 0.167 Paul Byrd, R Keith Lockhart, L OBP: 0.308, SLG: 0.364		0-0 G5-3		4-1 FC6-5 FC1-2 BB	2-1 G6-3	2-3 K	2-0 1B 2B		

Inning Stats	R: 1	H: 2	E: 0	K: 0	S: 7	R: 0	H: 1	E: 0	K: 2	S: 10	R: 1	H: 2	E: 1	K: 1	S: 10	R: 4	H: 4	E: 0	K: 0	S: 12	R: 2	H: 2	E: 0	K: 2	S: 11	R: 0	H: 0	E: 0	K: 2	S: 11	R: 4	H: 4	E: 0	K: 1	S: 23
	LOB: 1	BB: 0	P: 13	LOB: 1	BB: 0	P: 16	LOB: 2	BB: 1	P: 19	LOB: 1	BB: 1	P: 22	LOB: 1	BB: 1	P: 21	LOB: 0	BB: 0	P: 17	LOB: 0	BB: 0	P: 17	LOB: 1	BB: 1	P: 40	LOB: 0	BB: 0	P: 40	SF: 0	SAC: 1	DP: 0	HBP: 0				

PITCHER	IP	WLS	BF	H	R	ER	SO	BB	IBB	HBP	BLK	WP	HR	S	P	ERA	WHIP
Ramon Martinez, R ERA: 3.82	(1, 1)	5.0	L	29	11	8	8	3	3	0	0	1	1	50	91	14.40	2.800
37 Darren Dreifort, R ERA: 2.61	(6, 1)	1.0		7	3	2	2	1	0	0	0	0	1	17	27	18.00	4.000
Mark Guthrie, L ERA: 2.7	(7, 1)	1.0		3	0	0	2	0	0	0	0	0	0	11	17	0.00	0.000
Todd Worrell, R ERA: 6.97	(8, 1)	0.2		7	4	4	1	1	0	0	0	0	0	18	32	54.00	7.500
Scott Radinsky, L ERA: 3.48	(8, 1)	0.1		1	0	0	0	0	0	0	0	0	0	5	8	0.00	0.000

AB	R	H	RBI	BB	SO	LOB
5	2	2	1	1	1	3
0	0	0	0	0	0	0
5	2	1	1	0	1	4
3	1	2	2	1	1	0
1	0	0	0	0	0	0
5	0	1	2	0	1	3
4	2	2	1	1	0	2
4	3	2	2	1	2	2
3	0	1	0	0	1	1
2	1	2	0	0	0	0
3	2	3	2	0	0	0
2	0	1	0	0	0	3
3	0	0	0	1	1	3
0	0	0	0	0	0	0
1	1	1	3	0	0	0

WP	PA	ERA	WHIP
1	47		
0			
0			

AB	41
R	14
H	18
RBI	14
BB	5
SO	8
LOB	21



**Los Angeles Dodgers @ Atlanta Braves**  
 Turner Field, Atlanta, GA  
 Mon Apr 28 1997, 7:05 PM EDT  
 Att: 28,357 - Unknown - 65 F

livebaseballscores.com

Batter	1	2	3	4	5	6	7	8	9	AB	R	H	RBI	BB	SO	LOB	TOP					
<b>Brett Butler, L</b> (1, 8) OBP: 0.423, SLG: 0.388	0-1 CS 1B		1-0 F7		2-1 CS 1B		2-2 F7	0-1 G6-3		5	0	2	0	0	0	1						
<b>Greg Gagne, R</b> (1, 6) OBP: 0.396, SLG: 0.506	1-2 S 1B		2-1 HR		2-3 K		1-0 2B 1B		2-0 G5-3	5	2	3	1	0	1	1						
<b>Mike Piazza, R</b> (1, 2) OBP: 0.438, SLG: 0.537	3-3 K		2-2 G1-3		2-2 F7		0-0 2B		3-1 HR	5	1	2	2	0	1	1						
<b>Eric Karros, R</b> (1, 3) OBP: 0.316, SLG: 0.356	2-3 K		1-2 F8		4-2 2B 1B BB		0-3 K		1-0 P6	4	1	0	0	1	2	2						
<b>Raul Mondesi, R</b> (1, 9) OBP: 0.370, SLG: 0.540		4-1 1B G5-4-3 BB		0-0 S 1B		1-2 1B 2B	4-0 IBB		2-1 F8	3	2	2	0	2	0	0						
<b>Todd Hollandsworth, L</b> (1, 7) OBP: 0.297, SLG: 0.333		1-1 G5-4-3 1B		3-3 K		4-0 G4-3 1B IBB	3-3 K			3	0	1	0	1	2	3						
<b>Mark Guthrie, R</b> (7, 1)										0	0	0	0	0	0	0						
<b>Todd Worrell, R</b> (9, 1)										0	0	0	0	0	0	0						
<b>Todd Zeile, R</b> (1, 5) OBP: 0.281, SLG: 0.263		0-0 G5-4-3		4-1 G5-4-3 IBB		1-1 G4-3 1B		2-2 2B		3	0	2	2	1	0	1						
<b>Wilton Guerrero, S</b> (1, 4) OBP: 0.275, SLG: 0.382		1-0 S 1B		0-0 G5-4-3		3-2 G4-3		1-1 F7		4	0	1	0	0	0	5						
<b>Chan Ho Park, R</b> (1, 1) OBP: 0.333, SLG: 0.200		2-2 G6-3		1-3 K		0-0 G6-3		3-1 P6		2	0	0	0	0	1	1						
<b>Nelson Liriano, S</b> (6, PH) OBP: 0.200, SLG: 0.143										1	0	0	0	0	0	2						
<b>Scott Radinsky, L</b> (6, 1)										0	0	0	0	0	0	0						
<b>Tom Candiotti, R</b> (6, 1)										0	0	0	0	0	0	0						
<b>Wayne Kirby, L</b> (7, 7) OBP: 0.278, SLG: 0.200										1	0	0	0	0	0	1						
<b>Inning Stats</b>	R: 0 E: 0 K: 2 S: 12	H: 2 LOB: 1 BB: 0 P: 18	R: 1 E: 0 K: 0 S: 9	H: 2 LOB: 1 BB: 1 P: 17	R: 1 E: 0 K: 0 S: 10	H: 1 LOB: 0 BB: 0 P: 16	R: 0 E: 0 K: 1 S: 6	H: 1 LOB: 1 BB: 1 P: 13	R: 0 E: 0 K: 2 S: 9	H: 1 LOB: 0 BB: 0 P: 14	R: 2 E: 0 K: 0 S: 17	H: 2 LOB: 2 BB: 2 P: 32	R: 1 E: 0 K: 2 S: 17	H: 2 LOB: 2 BB: 1 P: 27	R: 0 E: 0 K: 0 S: 9	H: 1 LOB: 1 BB: 0 P: 15	R: 1 E: 0 K: 0 S: 6	H: 1 LOB: 0 BB: 0 P: 14	1B: 8 2B: 3 3B: 0 HR: 2	SF: 0 SAC: 0 DP: 2 HBP: 0	WP: 0 PB: 0 SB: 4 CS: 2	PA: 41
<b>PITCHER</b>	IP	WLS	BF	H	R	ER	SO	BB	IBB	HBP	BLK	WP	HR	S	P	ERA	WHIP					
<b>Terrell Wade, L</b> (1, 1) ERA: 3.27	4.1	L	19	7	2	2	4	1	1	0	0	0	1	42	72	4.15	1.846					
<b>Brad Clontz, R</b> (5, 1) ERA: 3.12	0.2		1	0	0	0	1	0	0	0	0	0	0	4	6	0.00	0.000					
<b>Paul Byrd, R</b> (6, 1) ERA: 1.86	1.0		7	2	2	2	0	1	1	0	0	0	0	17	32	18.00	3.000					
<b>Mike Bielecki, R</b> (7, 1) ERA: 2.08	1.0		6	2	1	1	2	0	1	0	0	0	0	17	27	9.00	2.000					
<b>Joe Borowski, R</b> (8, 1) ERA: 2.08	2.0		8	2	1	1	0	0	0	0	0	0	1	15	29	4.50	1.000					

**Los Angeles Dodgers @ Atlanta Braves**  
 Turner Field, Atlanta, GA  
 Tue Apr 29 1997, 7:05 PM EDT  
 Att. 35,442 - Unknown - 66 F

AB	36
R	6
H	13
RBI	5
BB	5
SO	7
LOB	18



**BOTTOM**

**Los Angeles Dodgers @ Atlanta Braves**  
Turner Field, Atlanta, GA

livebaseballscores.com

<b>AB</b>	<b>33</b>
<b>R</b>	<b>2</b>
<b>H</b>	<b>7</b>
<b>RBI</b>	<b>2</b>
<b>BB</b>	<b>6</b>
<b>SO</b>	<b>3</b>
<b>LOB</b>	<b>17</b>

WP: 0	PA: 39
PB: 0	
SB: 0	
CS: 1	



Tue Apr 29 1997, 7:05 PM EDT  
Att: 35,442 - Unknown - 66 F

Batter	1	2	3	4	5	6	7	8	9	AB	R	H	RBI	BB	SO	LOB	
Kenny Lofton, L OBP: 0.448, SLG: 0.519 (1, 8)	3-2 F8 ①		4-0 CS BB ②		0-0 F9 ②		2-1 B5-3 ①		0-0 G4-3 ②	4	0	0	0	1	0	0	
Michael Tucker, L OBP: 0.416, SLG: 0.479 (1, 9)	2-3 K ②		1 SAFE 4-2 10 BB 1-2 BB ②		3-1 G3 ③		2-1 BB 1B ②		2-1 BB 1B ③	4	0	2	0	1	1	0	
10 Chipper Jones, S OBP: 0.394, SLG: 0.471 (1, 5)	2-2 G4-3 ③		4-1 BB 1-2 BB ③		1-2 G3 1B 2B ②		1-0 F8 ②		1-0 F7 ③	4	1	1	0	1	0	2	
Fred McGriff, L OBP: 0.365, SLG: 0.380 (1, 3)		2-2 FC3-6 BB 1B ①		1-0 F7 ③		0-0 G3 ①		4-1 BB 1-2 BB ③		3	0	1	0	1	0	3	
Ryan Klesko, L OBP: 0.299, SLG: 0.443 (1, 7)		4-0 FC3-6 BB 1-2 BB ①		1-2 F8 ①		1-1 E 1B 1B 3-H ②		2-2 F7 ③		3	0	1	1	1	0	2	
Javy Lopez, R OBP: 0.425, SLG: 0.690 (1, 2)		0-3 K ①		0-0 HR ②		1-0 P3 ②		1-2 G5-3 ①		4	1	1	1	0	1	3	
Mark Lemke, S OBP: 0.338, SLG: 0.380 (1, 4)		3-1 FC3-6 1-2f 2-3 ②		0-0 L4 ②		1-0 E7 BB 1B ③		0-0 G5-3 ②		4	0	1	0	0	0	2	
Jeff Blauser, R OBP: 0.455, SLG: 0.645 (1, 6)		3-2 F8 ③		1-1 F9 ③		4-2 BB 1-2 BB ③		2-1 G4-3 ③		3	0	0	0	1	0	2	
Terrell Wade, L Brad Clontz, R Mike Mordecai, R Paul Byrd, R Keith Lockhart, L Mike Bielecki, R Joe Borowski, R Andruw Jones, R	(1, 1) (5, 1) (5, PH) (6, 1) (6, PH) (7, 1) (8, 1) (9, PH)		2-3 K ①		1-2 L6 ①		2-1 G4-3 ③		1-1 P4 ①		1	0	0	0	0	1	0

Inning Stats	R: 0	H: 0	E: 0	K: 1	S: 10	R: 0	H: 1	E: 0	K: 1	S: 11	R: 0	H: 0	E: 0	K: 1	S: 8	R: 1	H: 1	E: 0	K: 0	S: 7	R: 0	H: 0	E: 0	K: 0	S: 6	R: 1	H: 3	E: 1	K: 0	S: 12	R: 0	H: 1	E: 0	K: 0	S: 9	R: 0	H: 0	E: 0	K: 0	S: 6	R: 0	H: 1	E: 0	K: 0	S: 6	R: 0	H: 1	E: 0	K: 0	S: 6	1B: 5	SF: 0	2B: 1	SAC: 0	3B: 0	DP: 0	HR: 1	HBP: 0	WP: 0	PA: 39
--------------	------	------	------	------	-------	------	------	------	------	-------	------	------	------	------	------	------	------	------	------	------	------	------	------	------	------	------	------	------	------	-------	------	------	------	------	------	------	------	------	------	------	------	------	------	------	------	------	------	------	------	------	-------	-------	-------	--------	-------	-------	-------	--------	-------	--------

PITCHER	IP	WLS	BF	H	R	ER	SO	BB	IBB	HBP	BLK	WP	HR	S	P	ERA	WHIP
Chan Ho Park, R ERA: 2.42	(1, 1)	5.0	20	2	1	1	3	4	0	0	0	0	1	42	82	1.80	1.200
Scott Radinsky, L ERA: 4.09	(6, 1)	0.2	5	3	1	1	0	0	0	0	0	0	0	8	12	13.50	4.500
Tom Candiotti, R ERA: 1.5	(6, 1)	0.1	2	0	0	0	0	1	0	0	0	0	0	4	10	0.00	3.000
Mark Guthrie, L ERA: 2.35	(7, 1)	2.0	8	1	0	0	0	1	0	0	0	0	0	15	29	0.00	1.000
Todd Worrell, R ERA: 6.35	(9, 1)	1.0	4	1	0	0	0	0	0	0	0	0	0	6	10	0.00	1.000

Batter	1	2	3	4	5	6	7	8	9	AB R H RBI BB SO LOB	TOP										
<b>Brett Butler, L</b> (1, 8) OBP: 0.441, SLG: 0.404	2-2 FC6-4 1B	4-2 1B BB			1-1 G5-3 1B	3-2 G4-3			1-0 1B 2B 1B	4 1 3 0 1 0 2											
<b>Greg Gagne, R</b> (1, 6) OBP: 0.396, SLG: 0.500	1-2 L5	1-1 1B			0-0 G5-3			0-2 G6-3	1-1 2B G6-3 1B	5 1 2 2 0 0 2											
<b>Mike Piazza, R</b> (1, 2) OBP: 0.424, SLG: 0.528 <b>Tom Prince, R</b> (9, PR) OBP: 0.350, SLG: 0.333	2-1 F8	2-0 G3			1-2 G5-3			1-3 K	0-1 2B	5 0 1 2 0 1 4 0 0 0 0 0 0 0											
<b>Eric Karros, R</b> (1, 3) OBP: 0.301, SLG: 0.337	1-1 FC6-4				1-1 P4			3-2 G5-3	0-1 G6-3	5 0 0 1 0 0 3											
<b>Raul Mondesi, R</b> (1, 9) OBP: 0.362, SLG: 0.522					1-3 K			1-1 G5-3	1-1 G6-3	5 1 1 0 0 1 1											
<b>Todd Hollandsworth, L</b> (1, 7) OBP: 0.295, SLG: 0.330					0-0 G4-3			0-0 F8		4 1 1 0 0 0 1											
<b>Todd Zeile, R</b> (1, 5) OBP: 0.290, SLG: 0.275					3-3 K			3-1 SH5-4 1B 1B	2-0 G6-3	4 1 2 2 0 1 0											
<b>Wilton Guerrero, S</b> (1, 4) OBP: 0.298, SLG: 0.425					3-1 2B			0-2 SH5-4 1B	2-1 L8	4 1 3 0 0 0 0											
<b>Hideo Nomo, R</b> (1, 1) OBP: 0.083, SLG: 0.083 <b>Scott Radinsky, L</b> (7, 1) <b>Darren Hall, R</b> (8, 1) <b>Nelson Lirio, S</b> (9, PH) OBP: 0.250, SLG: 0.143 <b>Tom Candiotti, R</b> (9, 1) <b>Todd Worrell, R</b> (8, 1)					1-3 K			0-2 SH5-4	4-2 1B 1B 2B BB	2 0 0 0 0 0 2 2 0 0 0 0 0 0 0 0 0 0 0 0 0 0 0 0 0 1 0 0 1 0 0 0 0 0 0 0 0 0 0 0 0 0 0 0 0 0 0 0											
<b>Inning Stats</b>	R: 0 E: 0 K: 0 S: 14	H: 1 LOB: 1 BB: 0 P: 20	R: 3 E: 0 K: 1 S: 17	H: 4 LOB: 2 BB: 1 P: 25	R: 0 E: 0 K: 1 S: 5	H: 0 LOB: 0 BB: 0 P: 6	R: 0 E: 0 K: 2 S: 11	H: 1 LOB: 0 BB: 0 P: 18	R: 0 E: 0 K: 0 S: 8	H: 1 LOB: 1 BB: 0 P: 11	R: 1 E: 0 K: 0 S: 18	H: 3 LOB: 2 BB: 0 P: 25	R: 0 E: 0 K: 1 S: 10	H: 0 LOB: 0 BB: 0 P: 14	R: 0 E: 0 K: 0 S: 3	H: 0 LOB: 0 BB: 0 P: 6	R: 3 E: 0 K: 0 S: 13	H: 3 LOB: 1 BB: 1 P: 22	1B: 10 2B: 3 3B: 0 HR: 0	SF: 0 SAC: 1 DP: 0 HBP: 0	WP: 0 PA: 41 PB: 0 SB: 2 CS: 0
<b>PITCHER</b>	IP WLS BF H R ER SO BB IBB HBP BLK WP HR S P ERA WHIP																				
<b>Mark Leiter, R</b> (1, 1) ERA: 3.23	7.0 L 31 10 4 4 5 1 0 0 0 0 0 0 83 119 5.14 1.571																				
<b>Reggie Harris, R</b> (8, 1) ERA: 7.45	1.1 5 0 1 1 0 1 0 0 0 0 0 0 7 16 6.75 0.750																				
<b>Erik Plantenberg, L</b> (9, 1) ERA: 8.53	0.0 1 1 0 0 0 0 0 0 0 0 0 0 1 2 ∞ ∞																				
<b>Jerry Spradlin, R</b> (9, 1) ERA: 2.92	0.2 4 2 2 2 0 0 0 0 0 0 0 0 8 10 27.00 3.000																				

Los Angeles Dodgers @ Philadelphia Phillies  
Veterans Stadium, Philadelphia, PA  
Wed Apr 30 1997, 7:05 PM EDT  
Att. 15,872 - Unknown - 68 F

livebaseballscorecards.com

AB	38
R	7
H	13
RBI	7
BB	2
SO	5
LOB	15







Batter	1	2	3	4	5	6	7	8	9	AB R H RBI BB SO LOB	TOP												
Wilton Guerrero, S (1, 4) OBP: 0.295, SLG: 0.440	3-3 K		0-1 1-H 2-H 3B		1-1 G6-3			0-0 FC6-4 1-2f 2B		4 1 1 2 0 1 1	<b>Los Angeles Dodgers @ Philadelphia Phillies</b> <b>Veterans Stadium, Philadelphia, PA</b> Thu May 01 1997, 3:33 AM EDT Att. 16,546 - Cloudy - 69 F												
Greg Gagne, R (1, 6) OBP: 0.390, SLG: 0.500	1-1 F9		1-3 K		2-0 P3			2-1 1-H 2B		4 0 1 1 0 1 1													
Raul Mondesi, R (1, 9) OBP: 0.349, SLG: 0.500	0-0 P3		3-2 F9					1-1 P3		4 0 0 0 0 1 2													
Eric Karros, R (1, 3) OBP: 0.299, SLG: 0.326		2-2 L9		4-0 HR BB				1-3 K		3 1 0 0 1 2 1													
Todd Hollandsworth, L (1, 7) OBP: 0.283, SLG: 0.315		1-2 F8		1-3 K				0-1 L4		4 0 0 0 0 2 1													
Todd Zeile, R (1, 5) OBP: 0.299, SLG: 0.313		3-0 P5		1-2 HR				2-3 K		3 1 1 2 1 1 0													
Wayne Kirby, L (1, 8) OBP: 0.273, SLG: 0.211			0-2 HBP 3B 1B	2-2 P4				0-0 G6-4-3 1-2f		4 1 1 0 0 1 1													
Tom Prince, R (1, 2) OBP: 0.348, SLG: 0.300			2-2 HBP 3B	1-3 K				2-0 P5		2 1 0 0 0 1 0													
Pedro Astacio, R (1, 1) OBP: 0.091, SLG: 0.091			0-3 K		0-1 G1-3			0-3 K FC6-4		3 0 0 0 0 2 2													
<b>Inning Stats</b>	R: 0 E: 0 K: 1 S: 6	H: 0 LOB: 0 BB: 0 P: 10	R: 0 E: 0 K: 0 S: 10	H: 0 LOB: 0 BB: 0 P: 16	R: 2 E: 0 K: 2 S: 16	H: 2 LOB: 1 BB: 0 P: 22	R: 2 E: 0 K: 2 S: 14	H: 1 LOB: 0 BB: 1 P: 23	R: 0 E: 0 K: 0 S: 5	H: 0 LOB: 0 BB: 0 P: 8	R: 0 E: 0 K: 2 S: 10	H: 0 LOB: 0 BB: 0 P: 12	R: 0 E: 0 K: 2 S: 8	H: 0 LOB: 0 BB: 0 P: 15	R: 1 E: 0 K: 2 S: 12	H: 1 LOB: 1 BB: 0 P: 16	R: 0 E: 0 K: 1 S: 5	H: 0 LOB: 0 BB: 1 P: 11	1B: 1 2B: 1 3B: 1 HR: 1	SF: 0 SAC: 0 DP: 1 HBP: 1	WP: 1 PB: 0 SB: 0 CS: 0	PA: 34	
<b>PITCHER</b>	IP WLS BF H R ER SO BB IBB HBP BLK WP HR S P ERA WHIP																						
Curt Schilling, R (1, 1) ERA: 3.99	7.0 L 26 3 4 4 9 1 0 1 0 0 1 69 106 5.14 0.571																						
Mike Mims, L (8, 1) ERA: 4.15	2.0 8 1 1 1 3 1 0 0 0 1 0 17 27 4.50 1.000																						

livebaseballscorecards.com

**AB 31**  
**R 5**  
**H 4**  
**RBI 5**  
**BB 2**  
**SO 12**  
**LOB 9**



Batter	1	2	3	4	5	6	7	8	9	AB	R	H	RBI	BB	SO	LOB
Gregg Jefferies, S (1, 7) OBP: 0.293, SLG: 0.292	2-1 CS 1B	1-1 G4-3			1-1 FC4 1-2f FC6-4		3-2 L8		1-2 L3	5	0	1	0	0	0	4
Mickey Morandini, L (1, 4) OBP: 0.345, SLG: 0.266	4-1 1B BB 1-2		2-1 G4-3		2-1 L9			0-1 L7		3	0	0	0	1	0	1
Rico Brogna, L (1, 3) OBP: 0.303, SLG: 0.371	0-0 F7		0-2 G3-1		1-1 FC6-4 1-2f			1-0 2B 1B		4	0	1	0	0	0	2
Derrick May, L (1, 9) OBP: 0.326, SLG: 0.476	0-0 1B 1-2		1-0 FC6-4 1B		2-2 G4-3 1B			3-2 1-3 2B		4	0	4	0	0	0	0
Mark Parent, R (1, 2) OBP: 0.111, SLG: 0.080	0-3 K		0-0 FC6-4 1-2f		2-1 L9			0-3 K		4	0	0	0	0	2	6
Scott Rolen, R (1, 5) OBP: 0.366, SLG: 0.341		0-0 L7		4-1 G4-6-3 BB		1-0 G4-3 1-2		2-2 G6-3		3	0	0	0	1	0	3
Wendell Magee, R (1, 8) OBP: 0.244, SLG: 0.289		2-1 SH3-4 2B		0-0 G4-6-3 1-2f		0-0 P3			1-1 G6-3	4	0	1	0	0	0	2
Kevin Stocker, S (1, 6) OBP: 0.354, SLG: 0.360		4-1 SH3-4 BB		0-3 K			0-2 F8		2-2 2B	3	0	1	0	1	1	0
Curt Schilling, R (1, 1) OBP: 0.125, SLG: 0.133 23 Kevin Jordan, R (7, PH) Mike Mimbs, L (8, 1) Ruben Amaro Jr, S (9, PH)		0-0 SH3-4			1-1 FC4 1B		0-0 G4-3		1-3 K	1	0	1	0	0	0	0
		1-2 2-3								1	0	0	0	0	0	0
										0	0	0	0	0	0	0
										1	0	0	0	0	1	1

Inning Stats	R: 0	H: 2	E: 0	K: 1	S: 8	R: 0	H: 1	E: 0	K: 0	S: 7	R: 0	H: 1	E: 0	K: 0	S: 5	R: 0	H: 0	E: 0	K: 1	S: 5	R: 0	H: 1	E: 0	K: 0	S: 8	R: 0	H: 1	E: 0	K: 0	S: 7	R: 0	H: 2	E: 0	K: 1	S: 12	R: 0	H: 1	E: 0	K: 1	S: 13	R: 0	H: 1	E: 0	K: 1	S: 13	1B: 6	2B: 3	3B: 0	HR: 0	SF: 0	SAC: 1	DP: 1	HBP: 0	WP: 0	PB: 0	SB: 0	CS: 1	PA: 37
PITCHER Pedro Astacio, R (1, 1) ERA: 2.13	IP	WLS	BF	H	R	ER	SO	BB	IBB	HBP	BLK	WP	HR	S	P	ERA	WHIP																																									
	9.0	W	37	9	0	0	4	3	0	0	0	0	0	76	120	0.00	1.333																																									

**BOTTOM**

Los Angeles Dodgers @ Philadelphia Phillies  
Veterans Stadium, Philadelphia, PA

Thu May 01 1997, 3:33 AM EDT  
Att. 16,546 - Cloudy - 69 F

AB	33
R	0
H	9
RBI	0
BB	3
SO	4
LOB	19



livebaseballscorecards.com

Batter 1 2 3 4 5 6 7 8 9 10 AB R H RBI BB SO LOB

TOP

Brian McRae, S OBP: 0.274, SLG: 0.324 (1, 8) S B X	1-1 G5-3 SF7 2B		4-2 1-2 BB		1-2 FC6-4 1B	4-2 1B 2B BB	1-0 FC5-4 1-2f		0-3 K	4 2 2 0 2 1 2
Shawon Dunston, R OBP: 0.281, SLG: 0.374 (1, 6) C S B S B X	2-2 G5-3 2-3		0-1 P3		0-0 FC6-4 1B 1-2f	1-3 K		2-3 K	5 0 0 0 0 2 6	
Mark Grace, L OBP: 0.420, SLG: 0.515 (1, 3) X	0-0 SF7 3-H		2-1 F7		2-1 1-3 1B	1-2 2B 1B		1-2 F9	4 1 2 2 0 0 2	
Sammy Sosa, R OBP: 0.278, SLG: 0.352 (1, 9) C X	0-1 G6-3		3-3 K		2-3 K	0-0 2B		2-2 G1-4-3	5 0 1 2 0 2 4	
Brooks Kieschnick, L OBP: 0.351, SLG: 0.480 Kent Bottenfield, R Terry Adams, R Scott Servais, R OBP: 0.312, SLG: 0.319 (1, 7) (6, 1) (7, 1) (9, PH) (9, 2)		4-1 G1-6-3 BB		2-2 F7		K		1-1 G4-3	3 0 0 0 1 2 1 0 0 0 0 0 0 0 0 0 0 0 0 0 0 1 0 0 0 0 0 0	
Tyler Houston, L OBP: 0.279, SLG: 0.350 Mel Rojas, R 23 Ryne Sandberg, R OBP: 0.269, SLG: 0.324 (1, 2) (9, 1) (10, 4)		3-2 G1-6-3 1-2f		0-2 G4-3		2-2 1B 2B 1B		2-2 G5-3	5 1 1 0 0 0 1 0 0 0 0 0 0 0 0 0 0 0 0 0 0	
Dave Hansen, L OBP: 0.500, SLG: 0.391 Doug Glanville, R OBP: 0.333, SLG: 0.381 (1, 5) (6, 7)		3-2 1B		2-2 1B		4-2 1B 2B BB		0-1 FC3-6 2B	2 1 2 0 1 0 0 2 0 1 0 0 0 0	
Rey Sanchez, R OBP: 0.341, SLG: 0.324 Bob Patterson, R (1, 4) (10, 1)		0-0 G1-3		2-0 F8		1-1 2B 1B		4-1 FC3-6 BB	4 1 1 0 1 1 2 0 0 0 0 0 0 0	
Amaury Telemaco, R OBP: 0.500, SLG: 0.333 Dave Clark, L OBP: 0.393, SLG: 0.478 José Hernández, R OBP: 0.364, SLG: 0.421 (1, 1) (6, PH) (6, 5)			2-2 BB 1B		2-3 K	2-1 1B 2B		2-0 FC3-6 FC5-4	2 0 1 0 0 1 0 1 1 1 3 0 0 0 2 0 0 0 0 0 2	

Chicago Cubs @ Los Angeles Dodgers  
Dodger Stadium, Los Angeles, CA  
Fri May 02 1997, 7:05 PM PDT  
Att: 41,313 - Unknown - 75 F

AB	40
R	7
H	12
RBI	7
BB	5
SO	9
LOB	20



Inning Stats	R: 1 E: 0 K: 0 S: 8	H: 1 LOB: 0 BB: 0 P: 11	R: 0 E: 0 K: 0 S: 11	H: 1 LOB: 1 BB: 1 P: 21	R: 0 E: 0 K: 1 S: 13	H: 1 LOB: 2 BB: 1 P: 24	R: 0 E: 0 K: 0 S: 12	H: 1 LOB: 1 BB: 0 P: 18	R: 0 E: 0 K: 2 S: 13	H: 2 LOB: 2 BB: 0 P: 20	R: 6 E: 0 K: 3 S: 26	H: 5 LOB: 1 BB: 2 P: 43	R: 0 E: 0 K: 0 S: 9	H: 1 LOB: 2 BB: 1 P: 18	R: 0 E: 0 K: 1 S: 9	H: 0 LOB: 0 BB: 0 P: 14	R: 0 E: 0 K: 0 S: 5	H: 0 LOB: 0 BB: 0 P: 8	R: 0 E: 0 K: 2 S: 8	H: 0 LOB: 0 BB: 0 P: 9	1B: 8 2B: 4 3B: 0 HR: 0	SF: 1 SAC: 0 DP: 1 HBP: 0	WP: 0 PB: 0 SB: 0 CS: 0	PA: 46
--------------	------------------------------	----------------------------------	-------------------------------	----------------------------------	-------------------------------	----------------------------------	-------------------------------	----------------------------------	-------------------------------	----------------------------------	-------------------------------	----------------------------------	------------------------------	----------------------------------	------------------------------	----------------------------------	------------------------------	---------------------------------	------------------------------	---------------------------------	----------------------------------	------------------------------------	----------------------------------	--------

PITCHER	IP	WLS	BF	H	R	ER	SO	BB	IBB	HBP	BLK	WP	HR	S	P	ERA	WHIP
Ramon Martinez, R ERA: 4.43 37 Darren Dreifort, R ERA: 4.09 Scott Radinsky, L ERA: 3.38 Mark Guthrie, L ERA: 2.2 Darren Hall, R ERA: 1.86	(1, 1) (6, 1) (7, 1) (8, 1) (9, 1)		27 5 5 3 3	9 2 1 0 0	5 2 0 0 0	5 2 0 0 0	4 2 0 1 0	3 1 0 0 0	0 0 0 0 0	0 0 0 0 0	0 0 0 0 0	0 0 0 0 0	0 0 0 0 0	70 13 9 9 5	118 19 18 14 8	8.44 27.00 0.00 0.00 0.00	2.250 4.500 2.000 0.000 0.000

PITCHER	IP	WLS	BF	H	R	ER	SO	BB	IBB	HBP	BLK	WP	HR	S	P	ERA	WHIP
Tom Candiotti, R ERA: 2.63	(10, 1)		3	0	0	0	2	0	0	0	0	0	0	8	9	0.00	0.000



Batter	1	2	3	4	5	6	7	8	9	AB R H RBI BB SO LOB	TOP											
Brian McRae, S (1, 8) OBP: 0.270, SLG: 0.318	0-1 P5	2-3 K		2-2 1B			0-1 G3-1		0-1 G4-3	5 0 1 1 0 1 1												
23 Ryne Sandberg, R (1, 4) OBP: 0.256, SLG: 0.307	0-2 E7 1B		1-0 G6-3	1-3 K			0-1 G1-3			4 1 0 0 0 1 3												
Mark Grace, L (1, 3) OBP: 0.412, SLG: 0.493	4-1 1B BB		1-2 F9		0-0 G3-1		2-2 F7			3 0 0 0 1 0 0												
Sammy Sosa, R (1, 9) OBP: 0.269, SLG: 0.339	1-3 K		1-3 K		0-0 B2			0-0 G4-3		4 0 0 0 0 2 2												
Dave Hansen, L (1, 5) OBP: 0.529, SLG: 0.423	2-2 1B			1-2 G5-3	4-0 BB			3-1 BLK 1B		3 0 2 1 1 0 0												
José Hernández, R (8, PR) OBP: 0.364, SLG: 0.421	1-2 2-H 1B									0 0 0 0 0 0 0												
Brooks Kieschnick, L (1, 7) OBP: 0.333, SLG: 0.434	3-2 F8			0-1 E5 1B 1B	2-3 K			1-2 F9		3 1 0 0 0 1 3												
Doug Glanville, R (6, 7) OBP: 0.326, SLG: 0.372								1-2		1 0 0 0 0 0 1												
Scott Servais, R (1, 2) OBP: 0.321, SLG: 0.333		0-0 G4-3 2B		4-2 1B 1B BB		2-2 F8		0-0 G6-3		3 0 1 0 1 0 2												
Rey Sanchez, R (1, 6) OBP: 0.333, SLG: 0.317		0-0 G4-3		1-2 1B 1B		2-1 G5-3			0-0 G5-3	4 0 1 0 0 0 1												
Terry Mulholland, R (1, 1) OBP: 0.063, SLG: 0.063		2-3		1-2 2-3 1B																		
Mel Rojas, R (9, 1)		1-3 K		1-3 K		0-1 B1-3			0-3 K	4 0 0 0 0 3 4												
Terry Adams, R (9, 1)										0 0 0 0 0 0 0												
										0 0 0 0 0 0 0												
<b>Inning Stats</b>	R: 1 E: 1 K: 1 S: 17	H: 1 LOB: 2 BB: 1 P: 27	R: 0 E: 0 K: 2 S: 9	H: 1 LOB: 1 BB: 0 P: 12	R: 0 E: 0 K: 1 S: 8	H: 0 LOB: 0 BB: 0 P: 11	R: 1 E: 1 K: 2 S: 21	H: 2 LOB: 3 BB: 1 P: 31	R: 0 E: 0 K: 1 S: 7	H: 0 LOB: 1 BB: 1 P: 13	R: 0 E: 0 K: 0 S: 7	H: 0 LOB: 0 BB: 0 P: 11	R: 0 E: 0 K: 0 S: 7	H: 0 LOB: 0 BB: 0 P: 9	R: 0 E: 0 K: 0 S: 7	H: 1 LOB: 2 BB: 0 P: 11	R: 0 E: 0 K: 1 S: 6	H: 0 LOB: 0 BB: 0 P: 6	1B: 4 2B: 1 3B: 0 HR: 0	SF: 0 SAC: 0 DP: 0 HBP: 0	WP: 0 PB: 0 SB: 0 CS: 0	PA: 37
<b>PITCHER</b>	IP WLS BF H R ER SO BB IBB HBP BLK WP HR S P ERA WHIP																					
Ismael Valdez, R (1, 1) ERA: 2.48	7.2 L 33 5 2 0 7 3 0 0 0 1 0 0 82 124 0.00 1.043																					
Darren Hall, R (8, 1) ERA: 1.8	0.1 1 0 0 0 0 0 0 0 0 0 0 0 1 1 0.00 0.000																					
37 Darren Dreifort, R (9, 1) ERA: 3.75	1.0 3 0 0 0 0 1 0 0 0 0 0 0 6 6 0.00 0.000																					

Chicago Cubs @ Los Angeles Dodgers  
 Dodger Stadium, Los Angeles, CA  
 Sat May 03 1997, 7:05 PM PDT  
 Att. 44,519 - Unknown - 72 F

livebaseballscorecards.com

AB	34
R	2
H	5
RBI	2
BB	3
SO	8
LOB	17




Batter	1	2	3	4	5	6	7	8	9	AB	R	H	RBI	BB	SO	LOB
Wilton Guerrero, S OBP: 0.286, SLG: 0.426 (1, 4) C F X	0-2 G5-3 ①		3-1 G5-3 ③			1-2 G4-3 ②		0-0 F7 ③		4	0	0	0	0	0	2
Greg Gagne, R OBP: 0.391, SLG: 0.495 (1, 6) C X	0-1 F9 ②			4-1 G4-6-3 BB		0-0 G5-3 ③			2-0 G6-3 ①	3	0	0	0	1	0	0
Mike Piazza, R OBP: 0.436, SLG: 0.563 (1, 2) B C X	1-1 F9 ③			0-0 G4-6-3 1-2f			1-2 1B 1B		1-0 G5-3 ②	4	0	1	0	0	0	1
Eric Karros, R OBP: 0.302, SLG: 0.330 (1, 3)		1-0 P4 ①		2-1 F9 ③			0-0 F9 ①		1-1 1B 1B	4	1	1	0	0	0	1
Raul Mondesi, R OBP: 0.356, SLG: 0.500 (1, 9)		1-1 F7 ②			1-0 G5-3 ①		3-0 G4-3 1B		1-1 1B 1B	4	0	2	0	0	0	0
Todd Zeile, R OBP: 0.311, SLG: 0.322 Juan Castro, R (9, PR)		2-2 F9 ③			0-0 2B		0-1 G4-3 1-2f		3-2 1B 1-3 2-H	4	0	2	1	0	0	2
Billy Ashley, R OBP: 0.250, SLG: 0.278 Wayne Kirby, L OBP: 0.286, SLG: 0.174 (1, 7) (9, 8)			0-1 G6-3 2B		1-1 F7 ②			3-1 F8 ①	2-1 G3 ③	3	0	1	0	0	0	1
Todd Hollandsworth, L OBP: 0.271, SLG: 0.310 (1, 8) (9, 7)			1-2 G6-3 2-3		0-0 G3-1 ③			1-2 F8 ②		3	0	0	0	0	0	2
Ismael Valdez, R Darren Hall, R Nelson Liriano, S 37 Darren Dreifort, R (1, 1) (8, 1) (8, PH) (9, 1)			0-3 K ②			1-2 G6-3 ①		1-0 2B		2	0	0	0	0	1	1

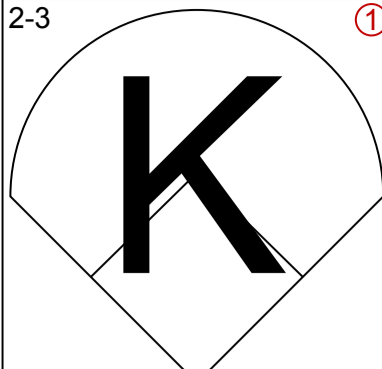
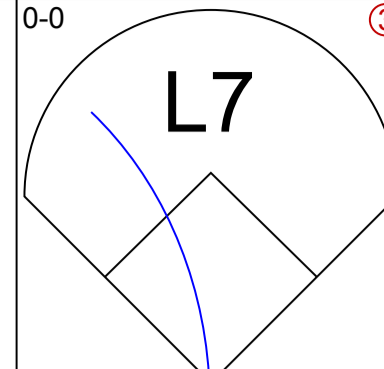
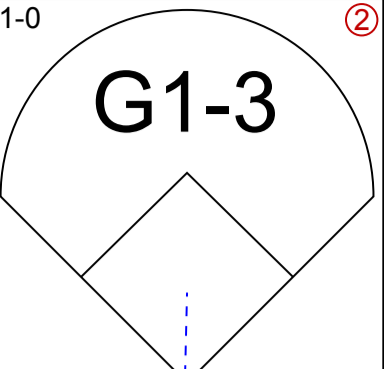
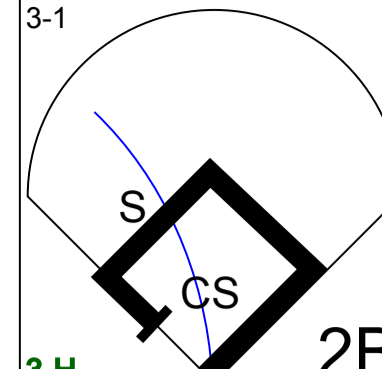
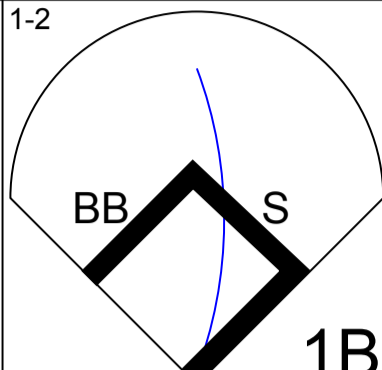
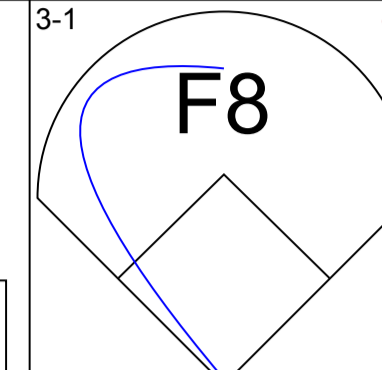
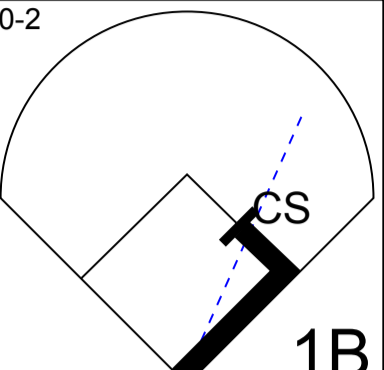
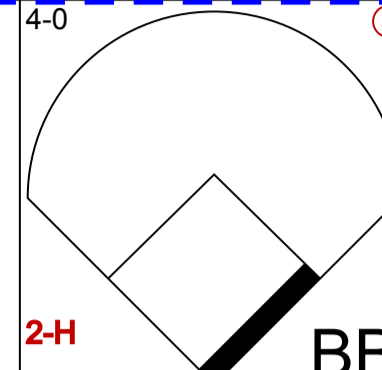
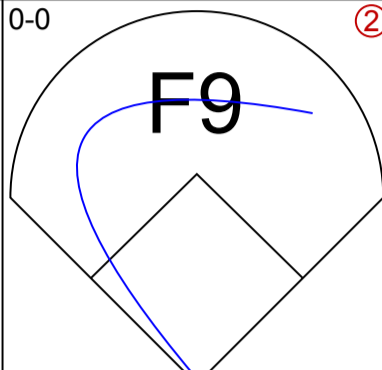
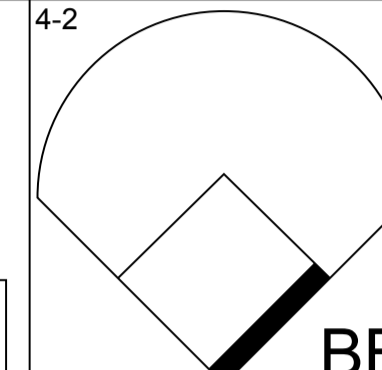
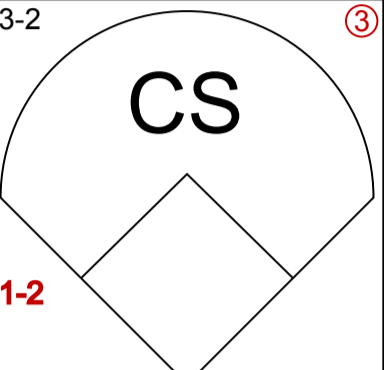
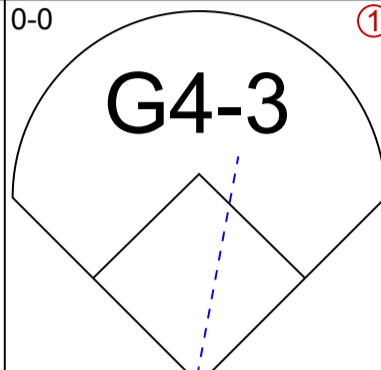
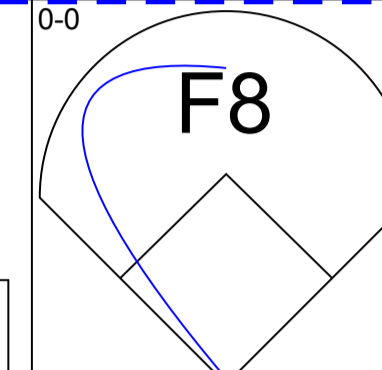
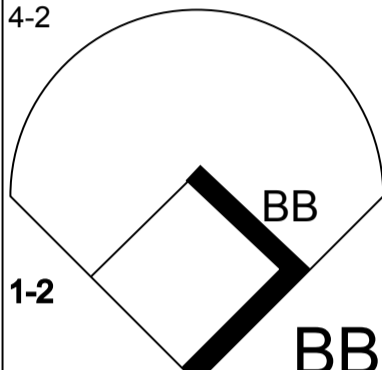
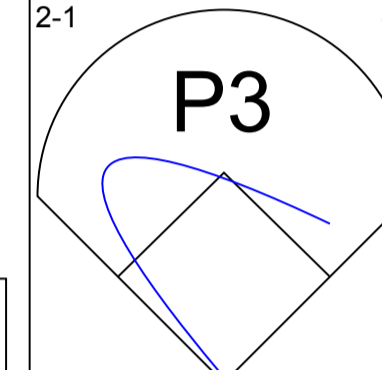
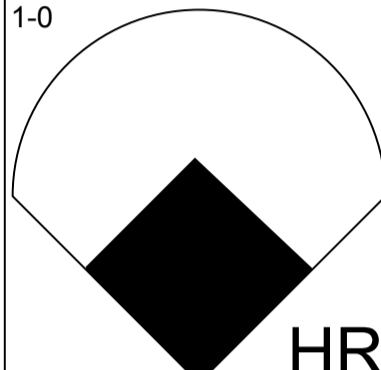
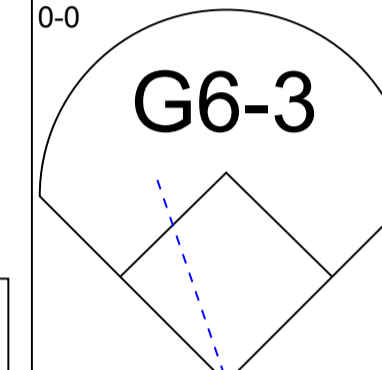
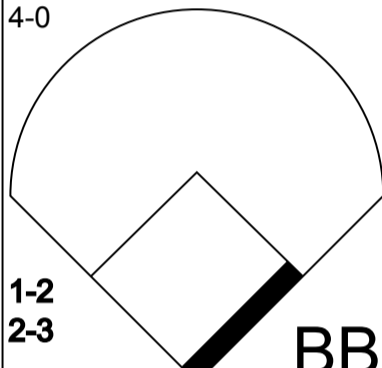
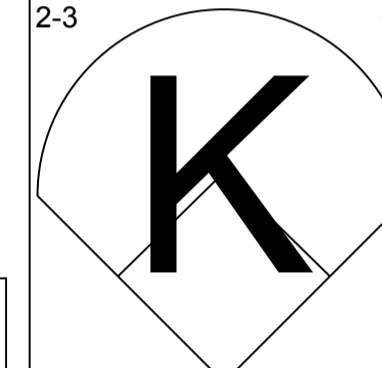
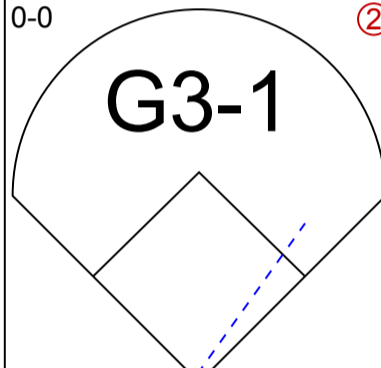
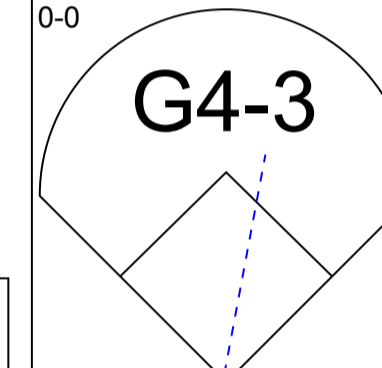
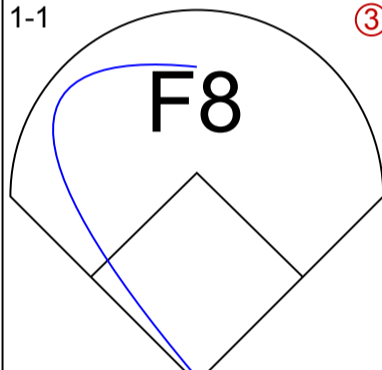

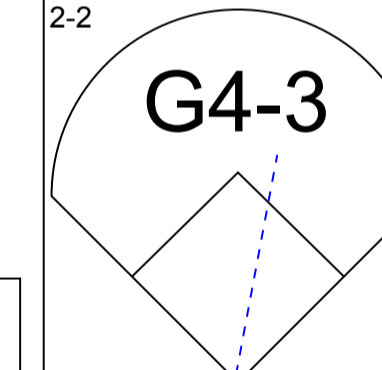

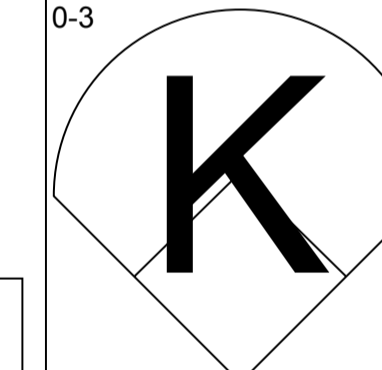
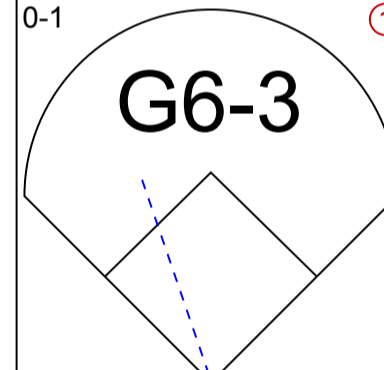
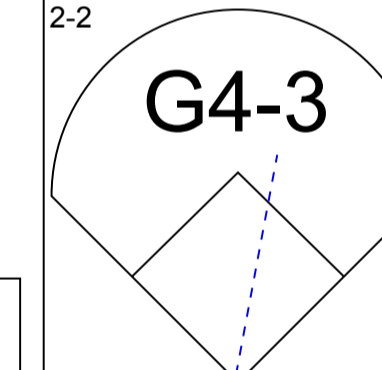
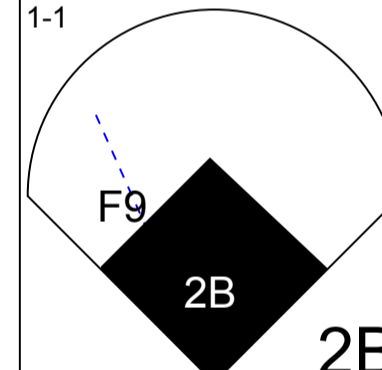
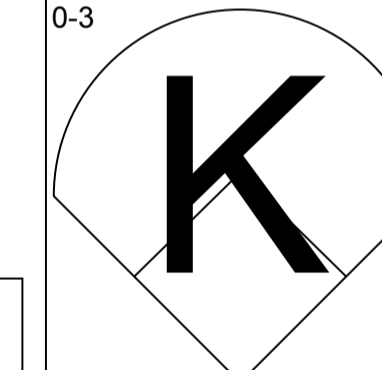
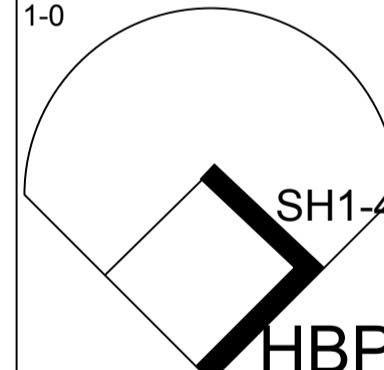
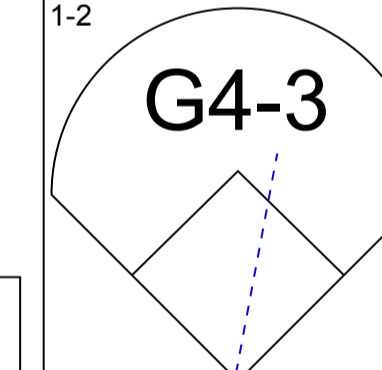
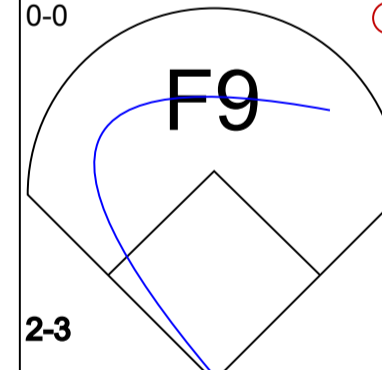
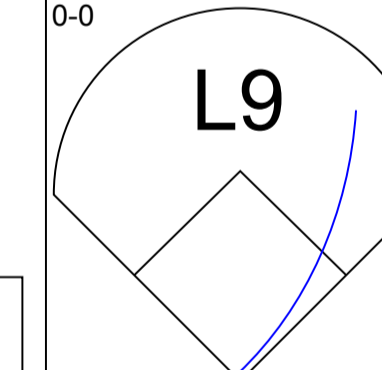
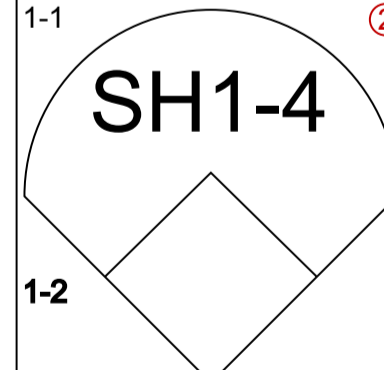
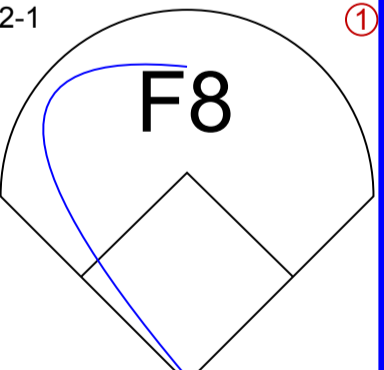
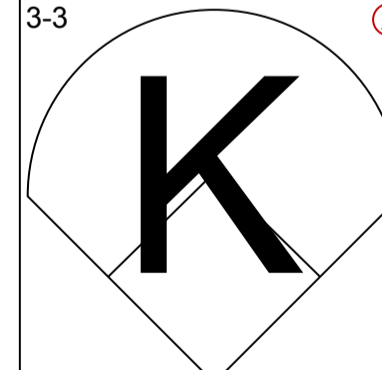
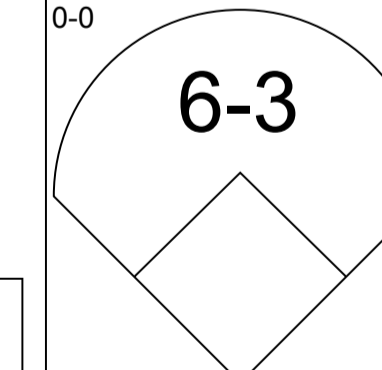
Inning Stats																	1B	2B	3B	HR	SF	SAC	DP	HBP	WP	PA
R: 0	H: 0	R: 0	H: 0	R: 0	H: 1	R: 0	H: 0	R: 0	H: 1	R: 0	H: 0	R: 0	H: 2	R: 0	H: 1	R: 1	H: 3	1B: 5	SF: 0	WP: 0	PA: 34					
E: 0	LOB: 0	E: 0	LOB: 0	E: 0	LOB: 1	E: 0	LOB: 0	E: 0	LOB: 1	E: 0	LOB: 0	E: 0	LOB: 1	E: 0	LOB: 1	E: 0	LOB: 2	2B: 3	SAC: 0	PB: 0						
K: 0	BB: 0	K: 0	BB: 0	K: 1	BB: 0	K: 0	BB: 1	K: 0	BB: 0	K: 0	BB: 0	K: 0	BB: 0	K: 0	BB: 0	K: 0	BB: 0	3B: 0	DP: 2	SB: 0						
S: 8	P: 9	S: 6	P: 10	S: 11	P: 15	S: 4	P: 10	S: 5	P: 7	S: 9	P: 11	S: 7	P: 11	S: 7	P: 12	S: 14	P: 24	HR: 0	HBP: 0	CS: 0						

**Chicago Cubs @ Los Angeles Dodgers**  
**Dodger Stadium, Los Angeles, CA**  
 Sat May 03 1997, 7:05 PM PDT  
 Att: 44,519 - Unknown - 72 F

AB	33
R	1
H	8
RBI	1
BB	1
SO	1
LOB	12



PITCHER																																	
Terry Mulholland, L ERA: 2.8 (1, 1)	8.2	WLS	W	BF	31	H	6	R	1	ER	1	SO	1	BB	1	IBB	0	HBP	0	BLK	0	WP	0	HR	0	S	61	P	93	ERA	1.04	WHIP	0.808
Mel Rojas, R ERA: 4.91 (9, 1)	0.0			2	2	0	0	0	0	0	0	0	0	0	0	0	0	0	0	0	0	0	0	0	0	8	12						
Terry Adams, R ERA: (9, 1)	0.1	S	1	1	0	0	0	0	0	0	0	0	0	0	0	0	0	0	0	0	0	0	0	0	2	4		0.00	0.000				

Batter	1	2	3	4	5	6	7	8	9	AB R H RBI BB SO LOB	TOP											
<b>Brian McRae, S</b> OBP: 0.270, SLG: 0.325 (1, 8)	2-3 	0-0 			1-0 		3-1 			4 0 1 1 0 1 1												
<b>Shawon Dunston, R</b> OBP: 0.286, SLG: 0.376 (1, 6)	1-2 		3-1 		0-2 		4-0 			2 0 1 0 0 0 0												
<b>José Hernández, R</b> OBP: 0.417, SLG: 0.450 (4, 6)										1 0 1 0 1 0 0												
<b>Mark Grace, L</b> OBP: 0.404, SLG: 0.472 (1, 3)	0-0 		4-2 		3-2 		0-0 		0-0 	3 0 0 0 1 0 1												
<b>Sammy Sosa, R</b> OBP: 0.276, SLG: 0.366 (1, 9)	4-2 		2-1 			1-0 		0-0 		3 1 1 1 1 0 1												
<b>Dave Hansen, L</b> OBP: 0.514, SLG: 0.393 (1, 5)	4-0 		2-3 		0-0 			0-0 		2 0 0 0 1 1 1												
<b>Rey Sanchez, R</b> OBP: 0.326, SLG: 0.310 (8, PH)	1-2 									1 0 0 0 0 0 0												
<b>Brooks Kieschnick, L</b> OBP: 0.328, SLG: 0.411 (1, 7)	1-1 			1-3 		2-2 			4-0 	3 0 0 0 1 2 3												
<b>23 Ryne Sandberg, R</b> OBP: 0.256, SLG: 0.316 (1, 4)		0-1 		2-2 			1-1 		0-3 	4 1 1 0 0 1 1												
<b>Scott Servais, R</b> OBP: 0.318, SLG: 0.320 (1, 2)			1-0 		1-2 		0-0 		0-0 	3 0 0 0 0 0 2												
<b>Steve Trachsel, R</b> OBP: 0.167, SLG: 0.182 (1, 1)																						
<b>Ramon Tatis, L</b> OBP: 0.379, SLG: 0.458 (5, 1)			1-1 		2-1 		3-3 		0-0 	1 0 0 0 0 0 0												
<b>Dave Clark, L</b> OBP: 0.319, SLG: 0.364 (7, PH)										0 0 0 0 0 0 0												
<b>Kent Bottenfield, R</b> OBP: 0.319, SLG: 0.364 (7, 1)										1 0 0 0 0 1 1												
<b>Doug Glanville, R</b> OBP: 0.319, SLG: 0.364 (9, PH)										0 0 0 0 0 0 0												
										1 0 0 0 0 0 1												
<b>Inning Stats</b>	R: 0 E: 0 K: 1 S: 15	H: 1 LOB: 3 BB: 2 P: 27	R: 0 E: 0 K: 0 S: 5	H: 0 LOB: 1 BB: 0 P: 7	R: 0 E: 0 K: 1 S: 11	H: 0 LOB: 1 BB: 1 P: 22	R: 0 E: 0 K: 1 S: 11	H: 0 LOB: 0 BB: 0 P: 15	R: 0 E: 0 K: 0 S: 9	H: 1 LOB: 0 BB: 0 P: 15	R: 1 E: 0 K: 1 S: 6	H: 1 LOB: 0 BB: 0 P: 9	R: 1 E: 0 K: 1 S: 9	H: 2 LOB: 1 BB: 1 P: 20	R: 0 E: 0 K: 0 S: 3	H: 0 LOB: 0 BB: 0 P: 3	R: 0 E: 0 K: 1 S: 5	H: 0 LOB: 1 BB: 1 P: 9	1B: 2 2B: 2 3B: 0 HR: 1	SF: 0 SAC: 1 DP: 0 HBP: 1	WP: 0 PB: 0 SB: 2 CS: 2	PA: 37
<b>PITCHER</b>	IP WLS BF H R ER SO BB IBB HBP BLK WP HR S P ERA WHIP																					
<b>Chan Ho Park, R</b> ERA: 2.48 (1, 1)	6.2 W 28 5 2 2 5 3 0 1 0 0 1 66 111 2.70 1.200																					
<b>Tom Candiotti, R</b> ERA: 2.57 (7, 1)	0.1 1 0 0 0 0 1 0 0 0 0 0 0 4 0.00 3.000																					
<b>Scott Radinsky, L</b> ERA: 3.14 (8, 1)	1.0 3 0 0 0 0 0 0 0 0 0 0 0 3 0.00 0.000																					
<b>Todd Worrell, R</b> ERA: 5.68 (9, 1)	1.0 S 4 0 0 0 1 1 0 0 0 0 0 0 5 9 0.00 1.000																					

Chicago Cubs @ Los Angeles Dodgers  
 Dodger Stadium, Los Angeles, CA  
 Sun May 04 1997, 3:33 AM PDT  
 Att. 41,772 - Unknown - 79 F

livebaseballscorecards.com

AB 29  
 R 2  
 H 5  
 RBI 2  
 BB 5  
 SO 6  
 LOB 12





Batter	1	2	3	4	5	6	7	8	9
Wilton Guerrero, S (1, 4) OBP: 0.294, SLG: 0.449	2-2 F7		1-1 G6-4-3 1B		0-2 1B 3B	1-3 K			
Greg Gagne, R (1, 6) OBP: 0.389, SLG: 0.491 Juan Castro, R (5, PR) (6, 6)	1-0 P4		0-0 G6-4-3 1-2f		0-0 1B		1-2 F9		
Mike Piazza, R (1, 2) OBP: 0.439, SLG: 0.595	1-2 F8			0-0 HR	0-0 G5-4-3 1-2f		2-0 2B 1B		
Eric Karros, R (1, 3) OBP: 0.308, SLG: 0.340		1-3 K		2-1 G6-3 1B 2B	4-0 FC6-4 BB		2-1 F9		
Raul Mondesi, R (1, 9) OBP: 0.352, SLG: 0.500		3-2 F8		3-1 F7	1-0 FC6-4		2-2 2B		
Todd Hollandsworth, L (1, 7) OBP: 0.261, SLG: 0.298		3-1 G4-3		1-2 G6-3		0-0 G1-3		0-3 K	
Todd Zeile, R (1, 5) OBP: 0.318, SLG: 0.340			3-2 E7 SH 2B	2-2 1B		1-3 K		0-0 F9	
Wayne Kirby, L (1, 8) OBP: 0.313, SLG: 0.222			1-1 G4-3	1-1 1B		0-0 2B 1B		0-3 K	
Chan Ho Park, R (1, 1) OBP: 0.375, SLG: 0.429 Tom Candiotti, R (7, 1) Scott Radinsky, L (8, 1) Chip Hale, L (8, PH) Todd Worrell, R (9, 1)			0-1 SH 1B	0-1 G1-3		2-2 1B		0-0 F8	

Inning Stats	R: 0	H: 0	E: 0	K: 0	S: 8	LOB: 0	BB: 0	P: 12
	R: 0	H: 0	E: 0	K: 1	S: 8 <td>LOB: 0</td> <td>BB: 0</td> <td>P: 15 </td>	LOB: 0	BB: 0	P: 15
	R: 2	H: 2	E: 2	K: 0	S: 11 <td>LOB: 0</td> <td>BB: 0</td> <td>P: 16 </td>	LOB: 0	BB: 0	P: 16
	R: 2	H: 4	E: 0	K: 0	S: 15 <td>LOB: 2</td> <td>BB: 0</td> <td>P: 24 </td>	LOB: 2	BB: 0	P: 24
	R: 1	H: 2	E: 0	K: 0	S: 6 <td>LOB: 1</td> <td>BB: 1</td> <td>P: 11 </td>	LOB: 1	BB: 1	P: 11
	R: 0	H: 2	E: 0	K: 2	S: 13 <td>LOB: 2</td> <td>BB: 0</td> <td>P: 17 </td>	LOB: 2	BB: 0	P: 17
	R: 0	H: 2	E: 0	K: 1	S: 12 <td>LOB: 2</td> <td>BB: 0</td> <td>P: 19 </td>	LOB: 2	BB: 0	P: 19
	R: 0	H: 0	E: 0	K: 1	S: 5 <td>LOB: 0</td> <td>BB: 0</td> <td>P: 5 </td>	LOB: 0	BB: 0	P: 5

PITCHER	IP	WLS	BF	H	R	ER	SO	BB	IBB	HBP	BLK	WP	HR	S	P	ERA	WHIP
Steve Trachsel, R (1, 1) ERA: 7.27	4.0	L	20	8	5	4	1	0	0	0	0	0	1	46	71	9.00	2.000
Ramon Tatis, L (5, 1) ERA: 3.48	2.0		8	2	0	0	2	1	0	0	0	0	0	15	24	0.00	1.500
Kent Bottenfield, R (7, 1) ERA: 4.26	2.0		8	2	0	0	2	0	0	0	0	0	0	17	24	0.00	1.000

AB	R	H	RBI	BB	SO	LOB
4	1	2	1	0	1	2
3	0	1	1	0	0	1
1	0	0	0	0	0	0
4	1	2	1	0	0	1
3	1	1	0	1	1	1
4	0	1	0	0	0	2
4	0	0	0	0	1	3
4	1	2	1	0	1	0
4	0	2	0	0	1	1
2	1	1	1	0	0	2
0	0	0	0	0	0	0
0	0	0	0	0	0	0
1	0	0	0	0	0	0
0	0	0	0	0	0	0

AB	34
R	5
H	12
RBI	5
BB	1
SO	5
LOB	13


  
 WP: 0 PA: 36  
 PB: 0  
 SB: 0  
 CS: 0

**Chicago Cubs @ Los Angeles Dodgers**  
 Dodger Stadium, Los Angeles, CA  
 Sun May 04 1997, 3:33 AM PDT  
 Att: 41,772 - Unknown - 79 F

livebaseballscores.com

Batter	1	2	3	4	5	6	7	8	9	AB R H RBI BB SO LOB	TOP	
Deion Sanders, L (1, 8) OBP: 0.399, SLG: 0.496	0-0 G6-3		1-1 P5			1-3 K			0-0 P4	4 0 0 0 0 1 1		
Lenny Harris, L (1, 7) OBP: 0.236, SLG: 0.308 Hector Carrasco, R (6, 1) Terry Pendleton, S (9, PH) OBP: 0.273, SLG: 0.300	0-3 K			0-2 G4-3		1-3 K			0-0 F7	3 0 0 0 0 2 0 0 0 0 0 0 0 0 1 0 0 0 0 0 1		
Barry Larkin, R (1, 6) OBP: 0.405, SLG: 0.348 Jeff Branson, L (5, 6) OBP: 0.081, SLG: 0.056	0-0 1B			2-2 G6-3			1-1 L9		0-2 G3	2 0 1 0 0 0 0 2 0 0 0 0 0 1		
Ruben Sierra, S (1, 9) OBP: 0.292, SLG: 0.389	0-3 K			2-3 K			2-0 P3			3 0 0 0 0 2 1		
Eddie Taubensee, L (1, 2) OBP: 0.365, SLG: 0.531		0-0 L8			3-1 F8 1B 2B		2-1 F9			3 1 1 0 0 0 0		
Hal Morris, L (1, 3) OBP: 0.328, SLG: 0.362		1-0 G4-3			1-0 F8			0-0 G3-6-1 1B		3 0 1 0 0 0 1		
Willie Greene, L (1, 5) OBP: 0.284, SLG: 0.358		2-3 K			2-2 G4-6-3 1B			0-0 G3-6-1 1-2f		3 0 1 1 0 1 1		
Bret Boone, R (1, 4) OBP: 0.232, SLG: 0.169			2-1 F9		0-0 G4-6-3 1-2f			3-2 G6-3		3 0 0 0 0 0 1		
Kent Mercker, L (1, 1) OBP: 0.571, SLG: 0.667 Curtis Goodwin, L (6, PH) OBP: 0.333, SLG: 0.353 (6, 7)			0-2 P6			1-2 G1-3			1-1 1B	1 0 0 0 0 0 0 2 0 1 0 0 0 0		
<b>Inning Stats</b>	R: 0 E: 0 K: 2 S: 8 H: 1 LOB: 1 BB: 0 P: 8	R: 0 E: 0 K: 1 S: 5 H: 0 LOB: 0 BB: 0 P: 8	R: 0 E: 0 K: 0 S: 7 H: 0 LOB: 0 BB: 0 P: 10	R: 0 E: 0 K: 1 S: 9 H: 0 LOB: 0 BB: 0 P: 13	R: 1 E: 0 K: 0 S: 7 H: 2 LOB: 0 BB: 0 P: 13	R: 0 E: 0 K: 2 S: 9 H: 0 LOB: 0 BB: 0 P: 12	R: 0 E: 0 K: 0 S: 5 H: 0 LOB: 0 BB: 0 P: 10	R: 0 E: 0 K: 0 S: 5 H: 1 LOB: 0 BB: 0 P: 8	R: 0 E: 0 K: 0 S: 9 H: 1 LOB: 1 BB: 0 P: 10	1B: 4 2B: 1 3B: 0 HR: 0 SF: 0 SAC: 0 DP: 2 HBP: 0	WP: 0 PB: 0 SB: 0 CS: 0 PA: 30	
<b>PITCHER</b>	IP WLS BF H R ER SO BB IBB HBP BLK WP HR S P ERA WHIP											
Hideo Nomo, R (1, 1) ERA: 3.07	8.0 W 27 5 1 1 6 0 0 0 0 0 0 0 57 85 1.12 0.625											
Mark Guthrie, L (9, 1) ERA: 2.16	0.1 1 0 0 0 0 0 0 0 0 0 0 0 1 1 0.00 0.000											
Todd Worrell, R (9, 1) ERA: 5.4	0.2 S 2 0 0 0 0 0 0 0 0 0 0 0 6 6 0.00 0.000											

Cincinnati Reds @ Los Angeles Dodgers  
Dodger Stadium, Los Angeles, CA

Mon May 05 1997, 7:05 PM PDT  
Att. 26,955 - Unknown - 78 F

AB	30
R	1
H	5
RBI	1
BB	0
SO	6
LOB	7



Batter	1	2	3	4	5	6	7	8	9
Wilton Guerrero, S (1, 4) OBP: 0.298, SLG: 0.450 Juan Castro, R (4, 4)	1-2 CS 1B		0-0 G5-3		4-2 G2-3 BB	0-0 L8		1-3 K	
Greg Gagne, R (1, 6) OBP: 0.376, SLG: 0.473	2-1 G6-3		0-1 F9		0-2 G2-3		1-1 G6-3		
Mike Piazza, R (1, 2) OBP: 0.461, SLG: 0.605	4-2 FC4-6 BB		3-2 1B 1B		4-0 IBB		1-1 BLK 1B		
Eric Karros, R (1, 3) OBP: 0.306, SLG: 0.336	2-2 FC4-6		3-2 1B		2-2 P5		1-3 K		
Raul Mondesi, R (1, 9) OBP: 0.349, SLG: 0.500		0-1 F9 1B 2B	3-1 P3		2-1 G5-3		0-0 G1-3		
Todd Zeile, R (1, 5) OBP: 0.316, SLG: 0.330		4-1 CS 1B BB		2-1 E6 FC1-6		0-2 E5 HR		2-3 K	
Billy Ashley, R (1, 7) OBP: 0.261, SLG: 0.429 Wayne Kirby, L (7, 8) OBP: 0.303, SLG: 0.214		0-1 F9		0-0 FC1-6 G4-3		0-0 HR		1-1 G4-3	
Todd Hollandsworth, L (1, 8) OBP: 0.270, SLG: 0.306 (7, 7)		1-1 CS 1B		2-2 G4-3		0-1 G4-3		0-1 1B 1B	
Hideo Nomo, R (1, 1) OBP: 0.125, SLG: 0.125 Mark Guthrie, R (9, 1) Todd Worrell, R (9, 1)		2-3 K		1-3 K		1-0 G5-3		2-1 1B	

Inning Stats	R: 0 E: 0 K: 10 S: 10	H: 1 LOB: 1 BB: 1 P: 19	R: 1 E: 0 K: 1 S: 10	H: 2 LOB: 1 BB: 1 P: 17	R: 0 E: 0 K: 13 S: 13	H: 2 LOB: 2 BB: 0 P: 22	R: 0 E: 1 K: 1 S: 11	H: 0 LOB: 1 BB: 0 P: 16	R: 0 E: 0 K: 11 S: 11	H: 0 LOB: 2 BB: 2 P: 23	R: 2 E: 1 K: 0 S: 8	H: 1 LOB: 0 BB: 0 P: 9	R: 0 E: 0 K: 1 S: 8	H: 1 LOB: 1 BB: 0 P: 11	R: 0 E: 0 K: 2 S: 14	H: 2 LOB: 2 BB: 0 P: 20
--------------	--------------------------------	----------------------------------	-------------------------------	----------------------------------	--------------------------------	----------------------------------	-------------------------------	----------------------------------	--------------------------------	----------------------------------	------------------------------	---------------------------------	------------------------------	----------------------------------	-------------------------------	----------------------------------

PITCHER	IP	WLS	BF	H	R	ER	SO	BB	IBB	HBP	BLK	WP	HR	S	P	ERA	WHIP
Kent Mercker, L (1, 1) ERA: 4.97	5.0		23	5	1	1	2	3	1	0	0	0	0	55	97	1.80	1.600
Hector Carrasco, R (6, 1) ERA: 2.41	3.0	L	14	4	2	1	3	0	0	0	1	0	1	30	40	3.00	1.333

AB R H RBI BB SO LOB

2	0	1	0	0	0	0
2	0	0	0	1	1	2
4	0	0	0	0	0	2
2	0	2	0	2	0	0
4	0	1	0	0	1	4
4	1	1	0	0	0	5
3	1	0	0	1	1	0
3	1	1	2	0	0	3
1	0	0	0	0	0	0
4	0	2	1	0	0	1
4	0	1	0	0	2	3
0	0	0	0	0	0	0
0	0	0	0	0	0	0

WP	PA	ERA	WHIP
0	37		
0			
0			
3			

**Cincinnati Reds @ Los Angeles Dodgers**  
**Dodger Stadium, Los Angeles, CA**  
 Mon May 05 1997, 7:05 PM PDT  
 Att: 26,955 - Unknown - 78 F

livebaseballscorecards.com

<b>AB</b>	<b>33</b>
<b>R</b>	<b>3</b>
<b>H</b>	<b>9</b>
<b>RBI</b>	<b>3</b>
<b>BB</b>	<b>4</b>
<b>SO</b>	<b>5</b>
<b>LOB</b>	<b>20</b>



Batter	1	2	3	4	5	6	7	8	9	10	11	AB R H RBI BB SO LOB	TOP					
<b>Deion Sanders, L</b> (1, 8) OBP: 0.401, SLG: 0.519	0-0 G4-3		0-0 G4-3		1-0 HR			1-0 SH5-4 1B		0-1 SH1-3		4 1 2 1 0 0 0	<b>Cincinnati Reds @ Los Angeles Dodgers</b> Dodger Stadium, Los Angeles, CA Tue May 06 1997, 7:05 PM PDT Att: 38,241 - Unknown - 78 F					
<b>Pokey Reese, R</b> (1, 6) OBP: 0.208, SLG: 0.348	2-3 K			2-1 F9	0-0 F8			1-0 SH5-4 1B		0-1 F8		5 0 1 0 0 1 1						
<b>Hal Morris, L</b> (1, 3) OBP: 0.325, SLG: 0.358	1-1 P6			0-0 SF9 1B		1-0 G6-3		1-1 SH5-4		3-2 P5		4 1 1 0 0 0 1						
<b>Reggie Sanders, R</b> (1, 9) OBP: 0.319, SLG: 0.459		2-3 K		0-0 E6		3-3 K		4-0 G6-4-3 IBB			2-2 F7	4 0 0 0 1 2 1						
<b>Eddie Taubensee, L</b> (1, 7) OBP: 0.391, SLG: 0.515 <b>Terry Pendleton, C</b> (8, PH) OBP: 0.281, SLG: 0.286 <b>Jeff Shaw, R</b> (8, 1) <b>Jeff Brantley, R</b> (8, 1) <b>Eduardo Perez, R</b> (11, PH) OBP: 0.381, SLG: 0.436 <b>Mike Morgan, R</b> (11, 1) OBP: 0.111, SLG: 0.333 <b>Mike Remlinger, L</b> (11, 1)		0-0 G5-3		0-1 SF9		1-2 G4-3		3-2 G6-4-3			2-2 HR	2 0 0 1 0 0 0 1 0 0 0 0 0 3 0 0 0 0 0 0 0 0 0 0 0 0 0 0 1 1 1 1 0 0 0 0 0 0 0 0 0 0 0 0 0 0 0 0 0						
<b>Bret Boone, R</b> (1, 4) OBP: 0.240, SLG: 0.172		2-0 1B		4-2 BB			1-3 K		3-3 K		1-3 K	4 0 1 0 1 3 0						
<b>Willie Greene, L</b> (1, 5) OBP: 0.286, SLG: 0.367 <b>Jeff Branson, L</b> (7, 5) OBP: 0.077, SLG: 0.053		0-0 G3		3-2 F7			3-2 2B		1-2 G4-3		2-3 K	3 0 1 0 0 0 3 2 0 0 0 0 1 0						
<b>Joe Oliver, R</b> (1, 2) OBP: 0.250, SLG: 0.182			3-2 G4-3		3-2 F9		2-3 K		1-3 K			4 0 0 0 0 2 1						
<b>Dave Burba, R</b> (1, 1) OBP: 0.273, SLG: 0.273 <b>Lenny Harris, L</b> (7, PH) OBP: 0.232, SLG: 0.302 <b>Stan Belinda, R</b> (7, 1) <b>Curtis Goodwin, L</b> (8, 7) OBP: 0.368, SLG: 0.389			1-3 K		1-1 G6-3		2-2 L9			0-0 SH1-3 1B		2 0 0 0 0 1 0 1 0 0 0 0 0 1 0 0 0 0 0 0 0 1 0 1 0 0 0 0						
<b>Inning Stats</b>	R: 0 H: 0 E: 0 LOB: 0 K: 1 BB: 0 S: 6 P: 9	R: 0 H: 1 E: 0 LOB: 1 K: 1 BB: 0 S: 6 P: 10	R: 0 H: 0 E: 0 LOB: 0 K: 1 BB: 0 S: 7 P: 11	R: 1 H: 1 E: 1 LOB: 2 K: 0 BB: 1 S: 11 P: 20	R: 1 H: 1 E: 0 LOB: 0 K: 2 BB: 0 S: 8 P: 13	R: 0 H: 0 E: 0 LOB: 0 K: 1 BB: 0 S: 8 P: 13	R: 0 H: 1 E: 0 LOB: 1 K: 2 BB: 0 S: 14 P: 22	R: 0 H: 2 E: 0 LOB: 2 K: 2 BB: 1 S: 8 P: 17	R: 0 H: 0 E: 0 LOB: 0 K: 2 BB: 0 S: 10 P: 15	R: 0 H: 1 E: 0 LOB: 1 K: 2 BB: 0 S: 9 P: 12	R: 1 H: 1 E: 0 LOB: 0 K: 2 BB: 0 S: 16 P: 23	1B: 5 SF: 1 2B: 1 SAC: 2 3B: 0 DP: 1 HR: 2 HBP: 0		WP: 0 PA: 43 PB: 0 SB: 0 CS: 0				
<b>PITCHER</b>	IP WLS BF H R ER SO BB IBB HBP BLK WP HR S P ERA WHIP																	
<b>Pedro Astacio, R</b> (1, 1) ERA: 2.0	7.0	27	4	2	1	6	1	0	0	0	0	0	0	1	60	98	1.29	0.714
<b>Scott Radinsky, L</b> (8, 1) ERA: 3.07	0.1	4	2	0	0	0	0	1	0	0	0	0	0	5	11	0.00	6.000	
<b>37 Darren Dreifort, R</b> (8, 1) ERA: 3.29	1.2	4	0	0	0	2	0	0	0	0	0	0	0	13	21	0.00	0.000	
<b>Mark Guthrie, L</b> (10, 1) ERA: 2.41	2.0	L 8	2	1	1	2	0	0	0	0	0	0	1	25	35	4.50	1.000	

AB	38
R	3
H	8
RBI	3
BB	2
SO	10
LOB	11



Batter	1	2	3	4	5	6	7	8	9	10	11	AB R H RBI BB SO LOB
<b>Todd Hollandsworth, L</b> OBP: 0.276, SLG: 0.319 (1, 8)	0-1 1B 2B	1 SAFE 2-0 F7			0-0 CS 1B		0-2 G5-3			0-2 P5		5 1 2 0 0 0 1
<b>Greg Gagne, R</b> OBP: 0.369, SLG: 0.461 (1, 6)	1-1 2-H 1B		1-0 G1-3		1 SAFE 3-2 G4-3			0-0 L7		1-1 F9		5 0 1 1 0 0 1
<b>Mike Piazza, R</b> OBP: 0.458, SLG: 0.604 (1, 2)	2-2 FC5 2B		2-3 K		0-0 1B			0-2 G1-3			1-0 F8	5 0 2 0 0 1 0
<b>Eric Karros, R</b> OBP: 0.310, SLG: 0.327 <b>Wilton Guerrero, S</b> OBP: 0.298, SLG: 0.450 (1, 3)	3-3 K		4-2 S BB		0-1 L7			0-0 G4-3			4-0 2B BB	3 0 0 0 2 1 2 0 0 0 0 0 0 0
<b>Raul Mondesi, R</b> OBP: 0.359, SLG: 0.534 (1, 9)	4-1 BB		1-1 P6			1-0 L7			0-0 HR		0-1 SAFE 1-3 2B	4 1 2 1 1 0 1
<b>Todd Zeile, R</b> OBP: 0.311, SLG: 0.317 (1, 5)	1-1 FC5		3-2 F8		3-1 P4				1-3 K		4-0 IBB	4 0 0 0 1 1 2
<b>Billy Ashley, R</b> OBP: 0.259, SLG: 0.400 <b>Mark Guthrie, R</b> <b>Nelson Liriano, S</b> OBP: 0.263, SLG: 0.235 (1, 7)		2-0 FC5-4 1B		0-1 G6-3		2-1 G6-3			3-3 K		3-3 K	4 0 1 0 0 1 0 0 0 0 0 0 0 0 1 0 0 0 0 1 3
<b>Juan Castro, R</b> OBP: 0.143, SLG: 0.077 <b>Eddie Williams, R</b> (11, PH)		0-1 FC5-4		2-0 1B			1-3 K2-3		1-3 K		1-1 P4	4 0 1 0 0 2 1 1 0 0 0 0 0 3
<b>Pedro Astacio, R</b> OBP: 0.077, SLG: 0.077 <b>Brett Butler, L</b> OBP: 0.437, SLG: 0.400 <b>Scott Radinsky, L</b> <b>37 Darren Dreifort, R</b> <b>Wayne Kirby, L</b> OBP: 0.294, SLG: 0.207 (1, 1)		0-2 P5		0-1 G3			2-2 P6			1-1 F8		2 0 0 0 0 0 2 1 0 1 0 0 0 0 0 0

Inning Stats	R: 1	H: 3	E: 0	K: 1	S: 18	H: 1	LOB: 1	BB: 1	P: 29	R: 0	H: 0	E: 0	K: 1	S: 9	R: 0	H: 1	E: 0	K: 0	S: 11	R: 0	H: 2	E: 0	K: 0	S: 8	R: 0	H: 0	E: 0	K: 1	S: 15	R: 0	H: 0	E: 0	K: 3	S: 11	R: 1	H: 1	E: 0	K: 3	S: 11	R: 0	H: 0	E: 0	K: 0	S: 7	R: 0	H: 1	E: 0	K: 1	S: 10	1B: 5	2B: 3	3B: 0	HR: 1	SF: 0	SAC: 0	DP: 0	HBP: 0	WP: 0	PA: 44
<b>PITCHER</b>	IP	WLS	BF	H	R	ER	SO	BB	IBB	HBP	BLK	WP	HR	S	P	ERA	WHIP													IP	WLS	BF	H	R	ER	SO	BB	IBB	HBP	BLK	WP	HR	S	P	ERA	WHIP													
<b>Dave Burba, R</b> ERA: 6.41 (1, 1)	6.0		25	7	1	1	2	2	0	0	0	0	0	58	95	1.50	1.500													<b>Mike Remlinger, L</b> ERA: 1.46 (11, 1)	0.2	S	2	0	0	0	1	0	0	0	0	0	7	11	0.00	0.000													
<b>Stan Belinda, R</b> ERA: 4.79 (7, 1)	1.0		3	0	0	0	1	0	0	0	0	0	0	15	18	0.00	0.000																																										
<b>Jeff Shaw, R</b> ERA: 0.93 (8, 1)	1.0		3	0	0	0	0	0	0	0	0	0	0	5	5	0.00	0.000																																										
<b>Jeff Brantley, R</b> ERA: 4.15 (9, 1)	2.0	W	7	1	1	1	3	0	0	0	0	0	0	18	25	4.50	0.500																																										
<b>Mike Morgan, R</b> ERA: 4.6 (11, 1)	0.1		4	1	0	0	0	1	1	0	0	0	0	3	12	0.00	6.000																																										


BOTTOM

Cincinnati Reds @ Los Angeles Dodgers  
 Dodger Stadium, Los Angeles, CA  
 Tue May 06 1997, 7:05 PM PDT  
 Att: 38,241 - Unknown - 78 F

livebaseballscores.com

AB	40
R	2
H	9
RBI	2
BB	4
SO	7
LOB	16



Batter	1	2	3	4	5	6	7	8	9	AB R H RBI BB SO LOB	TOP
Deion Sanders, L (1, 8) OBP: 0.388, SLG: 0.500	0-0 F7		0-1 P4		1-2 G4-6-3		3-2 P6		1-2 G3	5 0 0 0 0 0 5	
Pokey Reese, R (1, 6) OBP: 0.214, SLG: 0.333 Jeff Branson, L (9, PH) OBP: 0.075, SLG: 0.051	0-3 K		3-2 P3		1-1 1B		2-3 K		0-3 K	4 0 1 0 0 2 2 1 0 0 0 0 1 2	
Hal Morris, L (1, 3) OBP: 0.315, SLG: 0.345	2-1 F7			0-0 G3	0-0 G4-3		1-0 F8			4 0 0 0 0 0 1	
Reggie Sanders, R (1, 9) OBP: 0.315, SLG: 0.492		2-3 K		2-1 HR		2-3 K		1-3 K		4 1 1 1 0 3 0	
Eddie Taubensee, L (1, 7) OBP: 0.346, SLG: 0.514 (6, 2)		1-3 K		0-0 F8		1-1 1B SF7 2B		2-1 G3		4 1 1 0 0 1 0	
Bret Boone, R (1, 4) OBP: 0.250, SLG: 0.178		1-2 P3		4-2 E S BB		0-2 BB 1B		3-2 G6-3		3 0 1 0 1 0 0	
Willie Greene, L (1, 5) OBP: 0.310, SLG: 0.374			2-1 1B 1B	4-0 1-3 BB		4-2 1-2 BB			4-2 G3 1B BB	1 0 1 0 1 3 0 0	AB 33 R 2 H 7 RBI 2 BB 4 SO 9 LOB 18
Joe Oliver, R (1, 2) OBP: 0.286, SLG: 0.231 Lenny Harris, L (6, PH) OBP: 0.241, SLG: 0.315 (6, 7)			1-2 1B	1-3 K		1-0 SF7			0-2 G3 1B	2 0 1 0 0 1 2 1 0 1 1 0 0 0	
Pete Schourek, L (1, 1) OBP: 0.200, SLG: 0.500 Terry Pendleton, S (6, PH) OBP: 0.250, SLG: 0.273 Hector Carrasco, R (6, 1) Curtis Goodwin, L (9, PH) OBP: 0.350, SLG: 0.368		2-3 K		0-2 E6 G4-6-3		1-0 P5			1-2 B1	2 0 0 0 0 1 2 1 0 0 0 0 0 2 0 0 0 0 0 0 0 1 0 0 0 0 0 2	
Inning Stats	R: 0 H: 0 E: 0 LOB: 0 K: 1 BB: 0 S: 6 P: 8	R: 0 H: 0 E: 0 LOB: 0 K: 2 BB: 0 S: 9 P: 13	R: 0 H: 2 E: 0 LOB: 2 K: 1 BB: 0 S: 16 P: 24	R: 1 H: 1 E: 0 LOB: 2 K: 1 BB: 2 S: 10 P: 21	R: 0 H: 1 E: 1 LOB: 1 K: 0 BB: 0 S: 10 P: 12	R: 1 H: 2 E: 0 LOB: 2 K: 1 BB: 1 S: 12 P: 21	R: 0 H: 0 E: 0 LOB: 0 K: 1 BB: 0 S: 10 P: 16	R: 0 H: 0 E: 0 LOB: 0 K: 1 BB: 0 S: 8 P: 14	R: 0 H: 1 E: 0 LOB: 2 K: 1 BB: 1 S: 18 P: 24	1B: 5 SF: 1 2B: 1 SAC: 0 3B: 0 DP: 1 HR: 1 HBP: 0	WP: 0 PA: 38 PB: 0 SB: 1 CS: 0
PITCHER Ramon Martinez, R (1, 1) ERA: 4.07 Todd Worrell, R (9, 1) ERA: 5.02	IP WLS BF H R ER SO BB IBB HBP BLK WP HR S P ERA WHIP	8.0 W 33 6 2 2 8 3 0 0 0 0 0 1 81 129 2.25 1.125	1.0 S 5 1 0 0 1 1 0 0 0 0 0 0 18 24 0.00 2.000								

Cincinnati Reds @ Los Angeles Dodgers  
 Dodger Stadium, Los Angeles, CA  
 Wed May 07 1997, 7:05 PM PDT  
 Att. 28,303 - Unknown - 76 F

livebaseballscorecards.com

Batter	1	2	3	4	5	6	7	8	9
Todd Hollandsworth, L (1, 8) OBP: 0.274, SLG: 0.316	1-3 K		1-1 2B 1B		0-0 B1-3		0-1 G3		
Greg Gagne, R (1, 6) OBP: 0.365, SLG: 0.462	0-3 K		2-0 1-H 2B		0-1 G5-3			0-3 K	
Mike Piazza, R (1, 2) OBP: 0.441, SLG: 0.579	0-2 G5-3		2-2 G5-3			3-2 G3		2-2 L8	
Eric Karros, R (1, 3) OBP: 0.323, SLG: 0.336		4-0 G6-4-3 BB		0-2 S BB E 1B		0-0 1B 1B		1-1 F9	
Raul Mondesi, R (1, 9) OBP: 0.358, SLG: 0.525		2-1 G6-4-3 1-2f		4-1 S E BB		1-0 SAFE SAFE L7			
Todd Zeile, R (1, 5) OBP: 0.311, SLG: 0.317		3-1 F9		1-2 L4 1-2 2-3		2-1 SAFE SAFE FC6-4 1B			
Billy Ashley, R (1, 7) OBP: 0.233, SLG: 0.357			2-3 K	1-1 E3 G4-6-3		0-0 FC6-4 1-2f			
Wayne Kirby, L (8, 8) OBP: 0.294, SLG: 0.207				2-H 3-H					
Juan Castro, R (1, 4) OBP: 0.176, SLG: 0.067		4-2 SH1-4 1B BB		0-1 G4-6-3 1-2f			1-1 G4-3		
Ramon Martinez, R (1, 1)			2-1 SH1-4		1-2 P6		1-3 K		
Todd Worrell, R (9, 1)									

Inning Stats	R: 0	H: 0	E: 0	K: 2	S: 11	LOB: 0	BB: 0	P: 12
	R: 0	H: 0	E: 0	K: 0	S: 4	LOB: 0	BB: 1	P: 13
	R: 2	H: 2	E: 0	K: 1	S: 13	LOB: 1	BB: 1	P: 26
	R: 2	H: 1	E: 1	K: 0	S: 11	LOB: 0	BB: 1	P: 17
	R: 0	H: 0	E: 0	K: 0	S: 6	LOB: 0	BB: 0	P: 7
	R: 0	H: 2	E: 0	K: 0	S: 8	LOB: 2	BB: 0	P: 14
	R: 0	H: 0	E: 0	K: 1	S: 8	LOB: 0	BB: 0	P: 10
	R: 0	H: 0	E: 0	K: 1	S: 9	LOB: 0	BB: 0	P: 12

PITCHER	IP	WLS	BF	H	R	ER	SO	BB	IBB	HBP	BLK	WP	HR	S	P	ERA	WHIP
Pete Schourek, L (1, 1) ERA: 5.65	5.0	L	20	3	4	3	3	3	0	0	0	0	0	45	75	5.40	1.200
Hector Carrasco, R (6, 1) ERA: 2.08	3.0		11	2	0	0	2	0	0	0	0	0	0	25	36	0.00	0.667

AB R H RBI BB SO LOB

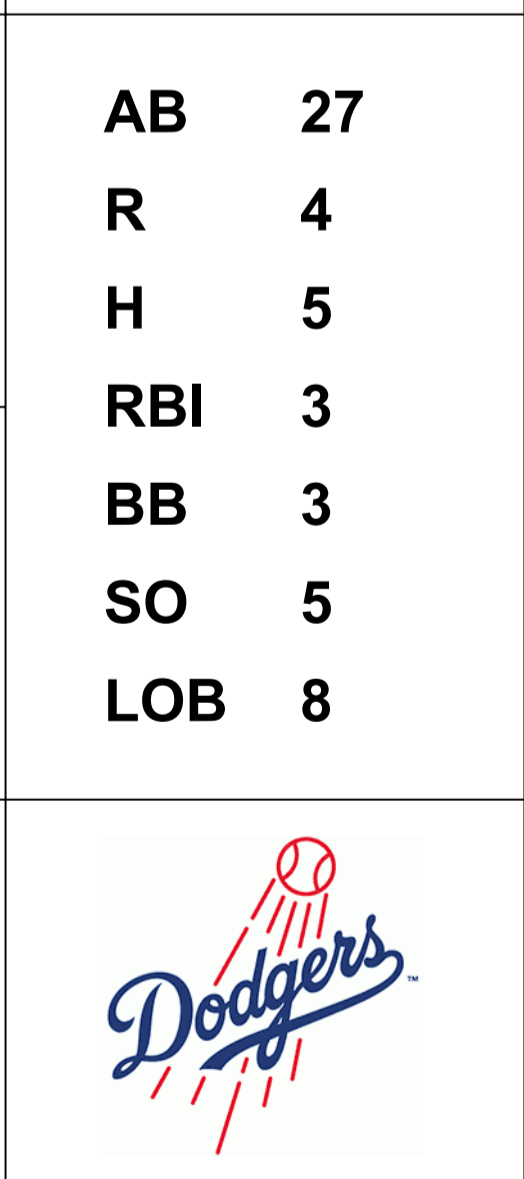
4	1	1	1	0	1	0
4	0	1	1	0	2	0
4	0	0	0	0	0	1
3	1	2	0	1	0	0
2	1	0	0	1	0	2
3	0	1	0	0	0	2
3	0	0	1	0	1	2
0	0	0	0	0	0	0
2	1	0	0	1	0	1
2	0	0	0	0	1	0
0	0	0	0	0	0	0

AB	R	H	RBI	BB	SO	LOB
27	4	5	3	3	5	8

WP: 0 PA: 31  
PB: 0  
SB: 2  
CS: 0

**Cincinnati Reds @ Los Angeles Dodgers**  
Dodger Stadium, Los Angeles, CA  
Wed May 07 1997, 7:05 PM PDT  
Att: 28,303 - Unknown - 76 F

livebaseballscorecards.com



Batter	1	2	3	4	5	6	7	8	9	AB R H RBI BB SO LOB	TOP						
Mark Grudzielanek, R OBP: 0.364, SLG: 0.462 (1, 6)	0-0 SF8 3B		0-0 F9			0-0 S 1B		0-0 G6-3		4 1 2 0 0 0 0	<b>Montreal Expos @ Los Angeles Dodgers</b> <b>Dodger Stadium, Los Angeles, CA</b> Fri May 09 1997, 7:05 PM PDT Att. 41,234 - Unknown - 74 F						
Mike Lansing, R OBP: 0.339, SLG: 0.469 (1, 4)	0-0 SF8		0-0 F8			0-3 K 1-2		0-0 1B 1B		3 0 1 1 0 1 1							
Rondell White, R OBP: 0.350, SLG: 0.541 (1, 8)	0-0 G4-3				0-3 K	0-3 K		0-0 1-3 1B		4 0 1 0 0 2 1							
David Segui, S OBP: 0.400, SLG: 0.513 (1, 3) Joe Orsulak, L OBP: 0.405, SLG: 0.438 (2, 3)	0-0 G6-3				0-0 G4-3	0-0 F7		0-0 G4-3		1 0 0 0 0 0 0 3 0 0 0 0 0 3							
Henry Rodriguez, L OBP: 0.369, SLG: 0.667 (1, 7) Dave Veres, R OBP: 1.000, SLG: 1.000 (7, 1) Ugueth Urbina, R (8, 1) Marc Valdes, R OBP: 0.250, SLG: 0.250 (8, 1) Andy Stankiewicz, R OBP: 0.355, SLG: 0.429 (9, PH)		0-0 G1-3			0-0 1B		0-3 K		0-0 L7	3 0 1 0 0 1 0 1 0 0 0 0 0 0							
Vladimir Guerrero, R OBP: 0.391, SLG: 0.526 (1, 9)		0-0 1B 1B			0-0 G3		4-0 FC4-6 BB		0-0 G5-3	3 0 1 0 1 0 1							
F.P. Santangelo, S OBP: 0.451, SLG: 0.432 (1, 5) (7, 7)		0-0 G5-4-3 1-3 1B			0-3 K	0-0 FC4-6 1-2f		0-0 G4-3		4 0 1 0 0 1 1							
Chris Widger, R OBP: 0.207, SLG: 0.418 (1, 2)		0-0 G5-4-3 1-2f			0-3 K	0-0 G5-3				3 0 0 0 0 1 3							
Dustin Hermanson, R OBP: 0.143, SLG: 0.571 (1, 1) Doug Strange, S OBP: 0.400, SLG: 0.527 (7, 5)			0-3 K		0-3 K	0-3 K		0-3 K		2 0 0 0 0 2 0 1 0 0 0 0 1 0							
<b>Inning Stats</b>	R: 1 H: 1 E: 0 LOB: 0 K: 0 BB: 0 S: 4 P: 4	R: 0 H: 2 E: 0 LOB: 1 K: 0 BB: 0 S: 4 P: 4	R: 0 H: 0 E: 0 LOB: 0 K: 1 BB: 0 S: 5 P: 5	R: 0 H: 1 E: 0 LOB: 1 K: 1 BB: 0 S: 6 P: 6	R: 0 H: 0 E: 0 LOB: 0 K: 3 BB: 0 S: 9 P: 9	R: 0 H: 1 E: 0 LOB: 1 K: 2 BB: 0 S: 8 P: 8	R: 0 H: 0 E: 0 LOB: 1 K: 1 BB: 1 S: 5 P: 9	R: 0 H: 2 E: 0 LOB: 2 K: 1 BB: 0 S: 7 P: 7	R: 0 H: 0 E: 0 LOB: 0 K: 0 BB: 0 S: 3 P: 3	1B: 6 SF: 1 2B: 0 SAC: 0 3B: 1 DP: 1 HR: 0 HBP: 0		WP: 0 PA: 34 PB: 0 SB: 1 CS: 0					
<b>PITCHER</b>	IP WLS BF H R ER SO BB IBB HBP BLK WP HR S P ERA WHIP																
Ismael Valdez, R ERA: 2.25 (1, 1)	7.2	30	7	1	1	9	1	0	0	0	0	0	0	47	51	1.17	1.043
Scott Radinsky, L ERA: 3.0 (8, 1)	0.1	W	1	0	0	0	0	0	0	0	0	0	0	1	1	0.00	0.000
Darren Hall, R ERA: 1.64 (9, 1)	1.0		3	0	0	0	0	0	0	0	0	0	0	3	3	0.00	0.000

livebaseballscorecards.com

AB	32
R	1
H	7
RBI	1
BB	1
SO	9
LOB	10





Batter	1	2	3	4	5	6	7	8	9
Todd Hollandsworth, L (1, 8) OBP: 0.281, SLG: 0.331	0-0 F8		0-0 1-3 2B			0-0 P3		0-0 PB G6-3 2B 1B	
Greg Gagne, R (1, 6) OBP: 0.354, SLG: 0.447	0-0 F7		0-0 F8			0-0 F3		0-0 G6-3 1-2	
Mike Piazza, R (1, 2) OBP: 0.435, SLG: 0.561	0-3 K					0-0 G6-3		4-0 PB 2B IBB	
Eric Karros, R (1, 3) OBP: 0.328, SLG: 0.336		0-3 K				0-0 FC5-4 1B		4-0 2B 2B BB	
Raul Mondesi, R (1, 9) OBP: 0.362, SLG: 0.533		0-0 G6-3				0-0 FC5-4 CS		0-0 1B S 1B 1-3 2-H 3-H	
Todd Zeile, R (1, 5) OBP: 0.317, SLG: 0.333		0-3 K				0-0 CS		0-0 1B 2B	
Billy Ashley, R (1, 7) Darren Hall, R (9, 1)			0-0 F8			0-0 L6		0-3 K K	
Wilton Guerrero, S (1, 4) ERA: 4.02			0-0 G3			0-3 K		0-0 SH2-4 1B 2B	
Ismael Valdez, R (1, 1) Scott Radinsky, L (8, 1) Nelson Liriano, S (8, PH) Wayne Kirby, L (9, 7) OBP: 0.294, SLG: 0.207			4-0 2B BB			0-0 B1-3		0-0 SH2-4 2-3	

Inning Stats	R: 0 E: 0 K: 1 S: 5	H: 0 LOB: 0 BB: 0 P: 5	R: 0 E: 0 K: 2 S: 7	H: 0 LOB: 0 BB: 0 P: 7	R: 0 E: 0 K: 0 S: 4	H: 1 LOB: 2 BB: 1 P: 8	R: 0 E: 0 K: 0 S: 3	H: 1 LOB: 0 BB: 0 P: 3	R: 0 E: 1 K: 1 S: 6	H: 0 LOB: 1 BB: 0 P: 6	R: 0 E: 0 K: 0 S: 3	H: 0 LOB: 0 BB: 0 P: 3	R: 0 E: 0 K: 1 S: 6	H: 2 LOB: 1 BB: 0 P: 6	R: 5 E: 0 K: 1 S: 9	H: 4 LOB: 1 BB: 2 P: 17
--------------	------------------------------	---------------------------------	------------------------------	---------------------------------	------------------------------	---------------------------------	------------------------------	---------------------------------	------------------------------	---------------------------------	------------------------------	---------------------------------	------------------------------	---------------------------------	------------------------------	----------------------------------

PITCHER	IP	WLS	BF	H	R	ER	SO	BB	IBB	HBP	BLK	WP	HR	S	P	ERA	WHIP
Dustin Hermanson, R (1, 1) ERA: 2.81	6.1		23	3	0	0	4	1	0	0	0	0	0	30	34	0.00	0.632
Dave Veres, R (7, 1) ERA: 3.32	0.2		2	1	0	0	1	0	0	0	0	0	0	4	4	0.00	1.500
Ugueth Urbina, R (8, 1) ERA: 4.02	0.2	L	7	3	5	5	0	1	1	0	0	0	0	5	13	67.50	6.000
Marc Valdes, R (8, 1) ERA: 6.19	0.1		2	1	0	0	1	0	0	0	0	0	0	4	4	0.00	3.000

**BOTTOM**

AB R H RBI BB SO LOB

4	1	2	1	0	0	0
4	0	0	0	0	0	3
3	1	0	0	1	1	0
3	1	1	0	1	1	0
4	1	2	2	0	0	1
4	0	2	2	0	1	0
4	0	0	0	0	2	3
0	0	0	0	0	0	0
3	1	1	0	0	1	1
1	0	0	0	1	0	1
0	0	0	0	0	0	0
0	0	0	0	0	0	0
0	0	0	0	0	0	0

AB 30  
R 5  
H 8  
RBI 5  
BB 3  
SO 6  
LOB 9

WP: 0 PA: 35  
PB: 1  
SB: 1  
CS: 1

1B: 4 SF: 0  
2B: 4 SAC: 1  
3B: 0 DP: 0  
HR: 0 HBP: 0

**Montreal Expos @ Los Angeles Dodgers**  
Dodger Stadium, Los Angeles, CA

Fri May 09 1997, 7:05 PM PDT  
Att: 41,234 - Unknown - 74 F

livebaseballscorecards.com



Batter	1	2	3	4	5	6	7	8	9	AB R H RBI BB SO LOB	TOP											
Mark Grudzianek, R OBP: 0.368, SLG: 0.463 (1, 6)	F9		G5-3			G6-4-3 1B		1-1 2-H 1B		4 0 2 1 0 0 0	<b>Montreal Expos @ Los Angeles Dodgers</b> Dodger Stadium, Los Angeles, CA Sat May 10 1997, 7:05 PM PDT Att. 47,597 - Unknown - 74 F <a href="http://livebaseballscorecards.com">livebaseballscorecards.com</a>											
Mike Lansing, R OBP: 0.328, SLG: 0.453 (1, 4)	F7			G5-3		F9		P3	4 0 0 0 0 0 1													
Rondell White, R OBP: 0.340, SLG: 0.526 (1, 8)	F9			G6-3		G6-4-3 1-2f		P3	4 0 0 0 0 0 1													
Henry Rodriguez, L OBP: 0.373, SLG: 0.659 (1, 7)		K					4-0 BB	G6-3	3 0 1 0 1 1 0													
Darrin Fletcher, L OBP: 0.299, SLG: 0.514 (1, 2)		F7		F7		F8		F7	4 0 0 0 0 0 2													
Vladimir Guerrero, R OBP: 0.385, SLG: 0.476 (1, 9)						K		F9	2 0 0 0 1 1 1													
Joe Orsulak, L OBP: 0.375, SLG: 0.400 (1, 3)						G6-3		G1-3	3 0 0 0 0 0 2													
Doug Strange, S OBP: 0.413, SLG: 0.534 (1, 5)						L4		SH2-4 1B 1B	3 1 2 0 0 0 0													
Jim Bullinger, R OBP: 0.286, SLG: 0.500 (1, 1)						G5-3		SH2-4	2 0 0 0 0 0 1													
Omar Daal, L OBP: 0.333, SLG: 0.333 (7, 1)						F7			0 0 0 0 0 0 0													
Andy Stankiewicz, R OBP: 0.355, SLG: 0.429 (8, PH)									0 0 0 0 0 0 0													
Dave Veres, R OBP: 1.000, SLG: 1.000 (8, 1)									0 0 0 0 0 0 0													
<b>Inning Stats</b>	R: 0 E: 0 K: 0 S: 11	H: 0 LOB: 0 BB: 0 P: 19	R: 0 E: 0 K: 1 S: 7	H: 0 LOB: 1 BB: 1 P: 12	R: 0 E: 0 K: 0 S: 9	H: 0 LOB: 0 BB: 0 P: 11	R: 0 E: 0 K: 0 S: 9	H: 1 LOB: 1 BB: 0 P: 11	R: 0 E: 0 K: 1 S: 10	H: 1 LOB: 1 BB: 0 P: 16	R: 0 E: 0 K: 0 S: 8	H: 1 LOB: 0 BB: 0 P: 11	R: 0 E: 0 K: 0 S: 6	H: 0 LOB: 1 BB: 1 P: 16	R: 1 E: 0 K: 0 S: 8	H: 2 LOB: 0 BB: 0 P: 11	R: 0 E: 0 K: 0 S: 5	H: 0 LOB: 0 BB: 0 P: 7	1B: 5 2B: 0 3B: 0 HR: 0	SF: 0 SAC: 1 DP: 1 HBP: 0	WP: 0 PB: 0 SB: 0 CS: 0	PA: 32
<b>PITCHER</b>	IP WLS BF H R ER SO BB IBB HBP BLK WP HR S P ERA WHIP																					
Chan Ho Park, R ERA: 2.0 (1, 1)	7.0		25	3	0	0	2	2	0	0	0	0	0	0	60	96	0.00	0.714				
Mark Guthrie, L ERA: 2.84 (8, 1)	0.1		2	1	1	1	0	0	0	0	0	0	0	3	3	27.00	3.000					
Darren Hall, R ERA: 1.5 (8, 1)	1.0		3	1	0	0	0	0	0	0	0	0	0	8	13	0.00	1.000					
Scott Radinsky, L ERA: 2.87 (9, 1)	0.2	W	2	0	0	0	0	0	0	0	0	0	0	2	2	0.00	0.000					

**Montreal Expos @ Los Angeles Dodgers**  
 Dodger Stadium, Los Angeles, CA  
 Sat May 10 1997, 7:05 PM PDT  
 Att. 47,597 - Unknown - 74 F

[livebaseballscorecards.com](http://livebaseballscorecards.com)

AB	29
R	1
H	5
RBI	1
BB	2
SO	2
LOB	8



Batter	1	2	3	4	5	6	7	8	9	AB	R	H	RBI	BB	SO	LOB
Todd Hollandsworth, L (1, 8) OBP: 0.280, SLG: 0.336	0-2 2B		0-0 F9		0-1 F8-3		2-1 G4-3			4	0	1	0	0	0	4
Greg Gagne, R (1, 6) OBP: 0.343, SLG: 0.433	2-3 K		0-0 G6-3			1-1 F7		1-3 K		4	0	0	0	0	2	1
Mike Piazza, R (1, 2) OBP: 0.429, SLG: 0.545	4-0 G6-4-3 BB		0-0 E6			0-0 F8		3-1 F9		3	0	0	0	1	0	0
Eric Karros, R (1, 3) OBP: 0.319, SLG: 0.325	0-1 G6-4-3		3-3 K			2-0 G5-3		2-2 F9		4	0	0	0	0	1	3
Raul Mondesi, R (1, 9) OBP: 0.359, SLG: 0.532		1-3 K		3-2 L6		2-2 G4-3 FC3-2 2B		0-0 P5		4	0	1	0	0	1	0
Todd Zeile, R (1, 5) OBP: 0.323, SLG: 0.333		4-1 S 2B BB		1-3 K		0-0 G4-3		2-1 WP 1B 1B		3	2	1	0	1	1	1
Billy Ashley, R (1, 7) OBP: 0.216, SLG: 0.294		3-3 SAFE K		1-2 G5-3		4-1 BB FC3-2 BB		0-0 F8		2	0	0	0	1	1	1
Wayne Kirby, L (7, PR) OBP: 0.286, SLG: 0.200		SAFE K		1-2 K		0-0 FC3-2 BB		0-3 K 1B		1	0	0	0	0	0	1
Wilton Guerrero, S (1, 4) OBP: 0.297, SLG: 0.458		3-2 2-H 2B		1-1 G4-3		0-0 FC3-2 BB		1-2 3-H K 1B		4	0	1	1	0	1	3
Chan Ho Park, R (1, 1) OBP: 0.480, SLG: 0.444		0-3 K		0-0 F8-3 1B		4-0 BB BB		1-1 K 1B		2	0	1	0	0	1	1
Eric Anthony, L (7, PH)										0	0	0	0	0	1	0
Mark Guthrie, R (8, 1)										0	0	0	0	0	0	0
Darren Hall, R (8, 1)										0	0	0	0	0	0	0
Scott Radinsky, L (9, 1)										0	0	0	0	0	0	0
Eddie Williams, R (9, PH) OBP: 0.500, SLG: 0.500										1	0	1	1	0	0	0

Inning Stats	R: 0	H: 1	E: 0	LOB: 1	K: 1	S: 9	P: 15	R: 1	H: 1	E: 0	LOB: 1	K: 3	S: 17	R: 0	H: 0	E: 1	LOB: 1	K: 1	S: 6	R: 0	H: 0	E: 0	LOB: 0	K: 1	S: 11	R: 0	H: 1	E: 0	LOB: 0	K: 0	S: 5	R: 0	H: 0	E: 0	LOB: 0	K: 0	S: 4	R: 0	H: 1	E: 0	LOB: 3	K: 0	S: 8	R: 0	H: 0	E: 0	LOB: 0	K: 1	S: 9	R: 1	H: 2	E: 0	LOB: 2	K: 1	S: 9	P: 12	1B: 3	SF: 0	2B: 4	SAC: 0	3B: 0	DP: 2	HR: 0	HBP: 0	WP: 1	PA: 36
--------------	------	------	------	--------	------	------	-------	------	------	------	--------	------	-------	------	------	------	--------	------	------	------	------	------	--------	------	-------	------	------	------	--------	------	------	------	------	------	--------	------	------	------	------	------	--------	------	------	------	------	------	--------	------	------	------	------	------	--------	------	------	-------	-------	-------	-------	--------	-------	-------	-------	--------	-------	--------

PITCHER	IP	WLS	BF	H	R	ER	SO	BB	IBB	HBP	BLK	WP	HR	S	P	ERA	WHIP
Jim Bullinger, R (1, 1) ERA: 7.34	6.2		27	4	1	1	6	4	0	0	0	0	0	58	97	1.35	1.200
Omar Daal, L (7, 1) ERA: 6.48	0.1		1	0	0	0	0	0	0	0	0	0	0	2	4	0.00	0.000
Dave Veres, R (8, 1) ERA: 3.47	1.2	L	8	2	1	1	2	0	0	0	0	1	0	18	27	5.40	1.200

**BOTTOM**

**Montreal Expos @ Los Angeles Dodgers**  
 Dodger Stadium, Los Angeles, CA

Sat May 10 1997, 7:05 PM PDT  
 Att: 47,597 - Unknown - 74 F

livebaseballscorecards.com

AB	32
R	2
H	6
RBI	2
BB	4
SO	8
LOB	15



Batter	1	2	3	4	5	6	7	8	9	10	AB R H RBI BB SO LOB	TOP										
Mark Grudzielanek, R OBP: 0.356, SLG: 0.447	1-0 E4 1B	0-3 K			2-3 K		1-0 F9			2-2 E5 FC1-5 1B	5 2 0 0 0 2 3	<b>Montreal Expos @ Los Angeles Dodgers</b> Dodger Stadium, Los Angeles, CA Sun May 11 1997, 3:33 AM PDT Att. 34,809 - Sunny - 76 F										
Mike Lansing, R OBP: 0.324, SLG: 0.443	1-0 1B 2B 1B	3-1 F8			1-0 F7			0-1 F9		0-1 FC1-5 1B	5 2 1 0 0 0 3											
Rondell White, R OBP: 0.336, SLG: 0.514	0-2 2B 1B				2-0 G5-3			3-3 K		0-2 F8	5 0 1 1 0 1 2											
Darrin Fletcher, L OBP: 0.305, SLG: 0.506 Marc Valdes, R OBP: 0.250, SLG: 0.250	3-3 K				1-0 G3-1		0-0 1B 1B	2-2 G4-3		0-1 1B 1B	5 1 2 1 0 1 2 0 0 0 0 0 0 0											
Vladimir Guerrero, R OBP: 0.419, SLG: 0.538	0-2 1B 2B				0-1 F8		1-1 1B CS 1B		1-1 F8	1-2 1B 1B	5 0 3 2 0 0 0											
Henry Rodriguez, L OBP: 0.367, SLG: 0.641	1-3 K				0-3 K		2-3 K		1-2 F7	2-1 1B	5 0 1 1 0 3 3											
Doug Strange, S OBP: 0.397, SLG: 0.556	0-2 P2				2-2 P4			2-2 G3		3-2 HR	5 1 1 1 0 0 4											
Joe Orsulak, L OBP: 0.386, SLG: 0.395 Ugueth Urbina, R		2-1 F7			3-1 1B		4-1 BB		2-2 F8		3 0 1 0 1 0											
Omar Daal, L OBP: 0.333, SLG: 0.333 Chris Widger, R OBP: 0.207, SLG: 0.418					1-3 K		3-1 F9			1-0 FC1-5 E HBP	1 0 0 0 1 1 1 1 0 0 0 0 0 1 0 0 0 0 0 0 0 0 0 0 0 0 0 0											
Carlos Perez, L OBP: 0.222, SLG: 0.313 Andy Stankiewicz, R OBP: 0.344, SLG: 0.414 Anthony Telford, R OBP: 0.400, SLG: 0.600 Lee Smith, R F.P. Santangelo, S OBP: 0.456, SLG: 0.432		4-0 BB									1B: 8 SF: 0 2B: 1 SAC: 0 3B: 0 DP: 0 HR: 1 HBP: 1											
<b>Inning Stats</b>	R: 2 E: 1 K: 2 S: 18	H: 3 LOB: 2 BB: 0 P: 24	R: 0 E: 0 K: 1 S: 10	H: 0 LOB: 1 BB: 1 P: 19	R: 0 E: 0 K: 0 S: 4	H: 0 LOB: 0 BB: 0 P: 7	R: 0 E: 0 K: 2 S: 12	H: 1 LOB: 1 BB: 0 P: 18	R: 0 E: 0 K: 1 S: 6	H: 0 LOB: 0 BB: 0 P: 9	R: 0 E: 0 K: 1 S: 7	H: 2 LOB: 0 BB: 0 P: 9	R: 0 E: 0 K: 0 S: 7	H: 0 LOB: 1 BB: 1 P: 17	R: 0 E: 0 K: 1 S: 9	H: 0 LOB: 0 BB: 0 P: 14	R: 1 E: 0 K: 0 S: 13	H: 1 LOB: 0 BB: 0 P: 20	R: 3 E: 1 K: 0 S: 19	H: 3 LOB: 2 BB: 0 P: 25	1B: 8 SF: 0 2B: 1 SAC: 0 3B: 0 DP: 0 HR: 1 HBP: 1	WP: 0 PA: 43 PB: 0 SB: 0 CS: 1
<b>PITCHER</b>	IP WLS BF H R ER SO BB IBB HBP BLK WP HR S P ERA WHIP																					
Hideo Nomo, R ERA: 2.82	(1, 1) 7.0																					
37 Darren Dreifort, R ERA: 3.07	(8, 1) 1.0																					
Todd Worrell, R ERA: 5.28	(9, 1) 1.0																					
Tom Candiotti, R ERA: 2.4	(10, 1) 1.0																					

AB	40
R	6
H	10
RBI	6
BB	2
SO	8
LOB	19



BOTTOM

Montreal Expos @ Los Angeles Dodgers  
Dodger Stadium, Los Angeles, CA

Sun May 11 1997, 3:33 AM PDT  
Att. 34,809 - Sunny - 76 F

livebaseballscorecards.com

AB	39
R	3
H	9
RBI	3
BB	3
SO	5
LOB	15



WP:	0	PA:	42
PB:	0		
SB:	1		
CS:	0		

AB	R	H	RBI	BB	SO	LOB
4	1	1	0	0	0	1
1	0	0	0	0	0	3
0	0	0	0	0	0	0

5	0	1	0	0	0	1
---	---	---	---	---	---	---

5	0	0	1	0	0	1
---	---	---	---	---	---	---

4	2	2	1	1	1	1
---	---	---	---	---	---	---

5	0	3	0	0	0	1
---	---	---	---	---	---	---

3	0	1	1	0	0	2
0	0	0	0	0	0	0
0	0	0	0	0	0	0
1	0	0	0	0	1	1
1	0	0	0	0	0	2

4	0	0	0	0	1	2
---	---	---	---	---	---	---

3	0	0	0	0	1	0
0	0	0	0	1	0	0

2	0	1	0	0	1	0
1	0	0	0	1	0	0

1B:	6	SF:	0
2B:	2	SAC:	0
3B:	0	DP:	0
HR:	1	HBP:	0

WP:	0	PA:	42
PB:	0		
SB:	1		
CS:	0		

Batter	1	2	3	4	5	6	7	8	9	10
Todd Hollandsworth, L OBP: 0.279, SLG: 0.333 Mike Piazza, R OBP: 0.425, SLG: 0.539 Tom Candiotti, R (10, 1)	1-1 2B G6-3 1B		0-1 P5		1-2 FC1-6 FC5-4		0-0 G1-3		1-1 FC6-4	
Greg Gagne, R OBP: 0.338, SLG: 0.432 (1, 6)	0-1 SAFE G6-3 FC5-2 2B		2-1 G5-3		0-1 FC5-4		0-1 G6-3		0-2 G5-3	
Raul Mondesi, R OBP: 0.347, SLG: 0.511 (1, 9)	1-0 G6-3		0-1 G5-3			1-0 P4		1-1 F9		0-0 P6
Eric Karros, R OBP: 0.329, SLG: 0.354 (1, 3)	1-0 FC5-2 1B			1-2 HR		4-2 G6-3 1B BB		0-3 K		3-2 1B 1B
Todd Zeile, R OBP: 0.333, SLG: 0.345 (1, 5)	0-1 SAFE 1-2 1B		3-2 F9		3-2 G6-3			1-0 BB S 1B		0-0 1-2 1B
Billy Ashley, R OBP: 0.225, SLG: 0.297 37 Darren Dreifort, R Todd Worrell, R Wilton Guerrero, S OBP: 0.295, SLG: 0.454 Eddie Williams, R OBP: 0.333, SLG: 0.333 (10, PH)	1-1 F8		3-1 P3		1-0 2-H 1B			1-3 K		0-0 P6
Tom Prince, R OBP: 0.286, SLG: 0.250 (1, 2)		0-2 G1-3		0-0 G4-3		1-0 SAFE P3		2-3 K		
Juan Castro, R OBP: 0.150, SLG: 0.056 Wayne Kirby, L OBP: 0.306, SLG: 0.200 (10, 8)		2-3 K			0-0 B3		0-2 P3		4-2 BB BB	
Hideo Nomo, R OBP: 0.167, SLG: 0.222 Eric Anthony, L (7, PH) (8, 7)		0-3 K			0-1 FC1-6 2B		2-1 F7		4-2 FC6-4 BB	

Inning Stats	R:	H:	E:	K:	S:	3	2	0	0	14	R:	H:	E:	K:	S:	0	0	0	0	15	R:	H:	E:	K:	S:	0	0	0	0	8	R:	H:	E:	K:	S:	1	1	0	0	19	R:	H:	E:	K:	S:	0	1	0	0	9	R:	H:	E:	K:	S:	1	1	0	1	20	R:	H:	E:	K:	S:	0	0	0	0	8	R:	H:	E:	K:	S:	0	0	0	0	9	R:	H:	E:	K:	S:	0	0	0	0	17	R:	H:	E:	K:	S:	0	1	0	2	30	R:	H:	E:	K:	S:	0	2	0	0	12	1B:	2B:	3B:	HR:	SF:	SAC:	DP:	HBP:	WP:	PA:
	1	3	0	0	10	0	2	0	0	14	0	0	0	0	13	0	0	0	0	15	0	0	0	0	15	0	0	0	0	8	0	0	0	0	19	0	1	0	0	9	0	1	0	1	20	0	0	0	0	8	0	0	0	0	9	0	0	0	0	17	0	1	0	2	30	0	2	0	1	12	6	2	0	1	0	0	0	0	0	42																																								

PITCHER	IP	WLS	BF	H	R	ER	SO	BB	IBB	HBP	BLK	WP	HR	S	P	ERA	WHIP
Carlos Perez, L ERA: 4.0 (1, 1)	6.0		25	6	3	3	2	1	0	0	0	0	1	59	85	4.50	1.167
Anthony Telford, R ERA: 4.12 (7, 1)	1.0		3	0	0	0	0	0	0	0	0	0	0	6	8	0.00	0.000
Lee Smith, R ERA: 2.19 (8, 1)	1.0		3	0	0	0	1	0	0	0	0	0	0	8	9	0.00	0.000
Ugueth Urbina, R ERA: 3.86 (9, 1)	0.2		5	1	0	0	2	2	0	0	0	0	0	15	27	0.00	4.500
Omar Daal, L ERA: 6.11 (9, 1)	1.0	W	5	2	0	0	0	0	0	0	0	0	0	10	14	0.00	2.000

PITCHER	IP	WLS	BF	H	R	ER	SO	BB	IBB	HBP	BLK	WP	HR	S	P	ERA	WHIP
Marc Valdes, R ERA: 6.06 (10, 1)	0.1		1	0	0	0	0	0	0	0	0	0	0	1	1	0.00	0.000

Batter	1	2	3	4	5	6	7	8	9	AB R H RBI BB SO LOB	TOP																								
Todd Hollandsworth, L (1, 8) OBP: 0.277, SLG: 0.328	1-2 G5-3		0-1 1B		1-0 G1-3		2-2 P3		1-2 K	5 0 1 0 0 1 6	<b>Los Angeles Dodgers @ Chicago Cubs</b> Wrigley Field, Chicago, IL Tue May 13 1997, 7:05 PM CDT Att. 21,908 - Unknown - 50 F																								
Greg Gagne, R (1, 6) OBP: 0.336, SLG: 0.434	1-2 G4-3 2B		1-0 G4-3		1-0 G6-3			1-3 K	4 0 1 0 0 1 3																										
Mike Piazza, R (1, 2) OBP: 0.411, SLG: 0.519	2-1 G4-3 2-3			1-3 K		1-3 K		0-0 G4-3	4 0 0 0 0 2 1																										
Eric Karros, R (1, 3) OBP: 0.327, SLG: 0.351	2-2 L4			0-1 G5-3 1B		1-3 K		0-1 L8	4 0 1 0 0 1 1																										
Raul Mondesi, R (1, 9) OBP: 0.338, SLG: 0.496		1-1 L9		1-2 G5-3 1-2		1-0 F8		2-2 G6-3	4 0 0 0 0 0 1																										
Todd Zeile, R (1, 5) OBP: 0.338, SLG: 0.370		2-1 P9		3-2 P4			0-0 HR	4-1 BB 1B BB	3 1 1 1 1 0 1 0 0 0 0 0 0 0																										
Wilton Guerrero, S (9, PR) OBP: 0.295, SLG: 0.454																																			
Billy Ashley, R (1, 7) OBP: 0.256, SLG: 0.325		1-2 F8			1-2 SH1-4 E 1B		1-0 E5 1B	2-1 BB 1B	3 0 2 0 0 0 0 1 0 1 0 0 0 0																										
Wayne Kirby, L (8, 7) OBP: 0.324, SLG: 0.226								1-2 1B																											
Juan Castro, R (1, 4) OBP: 0.130, SLG: 0.048			1-2 G6-3		0-0 E5 SH1-4		1-0 E5 SH2-4	1-0 F7	3 0 0 0 0 0 2 1 0 0 0 0 0 2																										
Eric Anthony, L (9, PH)																																			
Pedro Astacio, R (1, 1) OBP: 0.071, SLG: 0.071			0-2 F9		0-0 SH1-4		0-1 SH2-4	4-2 BB	1 0 0 0 0 0 0 0 0 0 0 1 0 0																										
Nelson Liriano, S (9, PH) OBP: 0.300, SLG: 0.235																																			
<b>Inning Stats</b>	R: 0 E: 0 K: 0 S: 11	H: 1 LOB: 1 BB: 0 P: 17	R: 0 E: 0 K: 0 S: 8	H: 0 LOB: 0 BB: 0 P: 12	R: 0 E: 0 K: 0 S: 10	H: 1 LOB: 1 BB: 0 P: 12	R: 0 E: 0 K: 1 S: 11	H: 1 LOB: 1 BB: 0 P: 16	R: 0 E: 1 K: 0 S: 8	H: 1 LOB: 2 BB: 0 P: 11	R: 0 E: 0 K: 2 S: 7	H: 0 LOB: 0 BB: 0 P: 10	R: 1 E: 1 K: 0 S: 11	H: 2 LOB: 1 BB: 0 P: 15	R: 0 E: 0 K: 1 S: 6	H: 0 LOB: 0 BB: 0 P: 7	R: 0 E: 0 K: 1 S: 12	H: 1 LOB: 3 BB: 2 P: 26	1B: 5 2B: 1 3B: 0 HR: 1	SF: 0 SAC: 2 DP: 0 HBP: 0	WP: 0 PB: 0 SB: 0 CS: 0	PA: 37													
<b>PITCHER</b>	IP WLS BF H R ER SO BB IBB HBP BLK WP HR S P ERA WHIP																																		
Terry Mulholland, L (1, 1) ERA: 2.61	7.0	28	6	1	1	3	0	0	0	0	0	1	66	93	1.29	0.857																			
Turk Wendell, R (8, 1) ERA: 4.66	1.0	W	3	0	0	0	1	0	0	0	0	0	6	7	0.00	0.000																			
Mel Rojas, R (9, 1) ERA: 4.41	1.0	S	6	1	0	0	1	2	0	0	0	0	12	26	0.00	3.000																			

<b>AB</b>	33
<b>R</b>	1
<b>H</b>	7
<b>RBI</b>	1
<b>BB</b>	2
<b>SO</b>	5
<b>LOB</b>	17



livebaseballscorecards.com



Batter	1	2	3	4	5	6	7	8	9	AB R H RBI BB SO LOB	TOP																										
Todd Hollandsworth, L OBP: 0.267, SLG: 0.317 (1, 8)	2-2 P9		3-1 G4-6-3 1-2f			0-2 G4-3		1-1 G5-3	2-0 F7	5 0 0 0 0 0 2																											
Greg Gagne, R OBP: 0.338, SLG: 0.440 (1, 6)	0-1 G5-3		1-1 2B			1-3 K		2-1 1B BB SF7 1B	2-0 F8	5 1 2 1 0 1 0																											
Mike Piazza, R OBP: 0.414, SLG: 0.514 (1, 2)	2-1 BB 1B		2-1 G4-3			0-1 L9		4-2 1B 1-2 BB		3 0 1 0 1 0 1																											
Eric Karros, R OBP: 0.338, SLG: 0.358 (1, 3)	4-2 1-2 BB				2-2 G4-3		2-2 HR 1B	2-1 1-2 2-3 1B		3 1 2 0 1 0 0																											
Raul Mondesi, R OBP: 0.342, SLG: 0.522 (1, 9)	1-1 P4				2-1 CS 1B		0-0 1-H HR	2-2 SF7		3 1 2 3 0 0 2																											
Todd Zeile, R OBP: 0.336, SLG: 0.361 (1, 5)					1-1 SAFE L8		1-1 L4	1-1 F8		3 0 0 0 1 0 3																											
Eric Anthony, L OBP: 0.375, SLG: 0.333 (1, 7)					2-1 SAFE CS 1-2	1-1 G3-1	0-0 G4-3		3-2 SH1-4 HR 2B	4 1 1 0 0 0 1																											
Wilton Guerrero, S OBP: 0.296, SLG: 0.450 Darren Hall, R Scott Radinsky, L Antonio Osuna, R Juan Castro, R OBP: 0.130, SLG: 0.048 (1, 4) (7, 1) (7, 1) (7, 1) (9, PH) (9, 4)					1-0 G4-6-3 1-2f	1-1 G4-3	0-1 CS 1B		0-0 SH1-4 2-3	3 0 1 0 0 0 1 0																											
Ramon Martinez, R OBP: 0.056, SLG: 0.056 Nelson Liriano, S OBP: 0.364, SLG: 0.526 (1, 1) (7, PH) (7, 4)					1-1 G4-6-3 1B	1-1 G5-3	2-1 SAFE CS 1-2	3-1 1B 2B	0-0 HR	2 0 1 0 0 0 0 2 2 2 2 0 0 0 0 0 0 0 0 0 0																											
Todd Worrell, R (9, 1)									3-H HR	0 0 0 0 0 0 0																											
<b>Inning Stats</b>	R: 0 E: 0 K: 0 S: 11	H: 1 LOB: 2 BB: 1 P: 20	R: 0 E: 0 K: 0 S: 4	H: 0 LOB: 0 BB: 1 P: 11	R: 0 E: 0 K: 0 S: 8	H: 2 LOB: 1 BB: 0 P: 15	R: 0 E: 0 K: 0 S: 10	H: 1 LOB: 0 BB: 0 P: 16	R: 0 E: 0 K: 0 S: 6	H: 0 LOB: 0 BB: 0 P: 9	R: 0 E: 0 K: 1 S: 8	H: 0 LOB: 0 BB: 0 P: 9	R: 2 E: 0 K: 0 S: 11	H: 3 LOB: 0 BB: 0 P: 15	R: 2 E: 0 K: 0 S: 16	H: 3 LOB: 2 BB: 1 P: 31	R: 2 E: 0 K: 0 S: 7	H: 2 LOB: 0 BB: 0 P: 14	1B: 7 2B: 3 3B: 0 HR: 2	SF: 1 SAC: 1 DP: 2 HBP: 0	WP: 0 PB: 0 SB: 0 CS: 2	PA: 40															
<b>PITCHER</b>	IP WLS BF H R ER SO BB IBB HBP BLK WP HR S P ERA WHIP																																				
Steve Trachsel, R ERA: 6.46 (1, 1)	6.1		24	6	2	2	1	2	0	0	0	0	1	53	89	2.84	1.263																				
Terry Adams, R ERA: 0.81 (7, 1)	1.0		7	4	2	2	0	1	0	0	0	0	0	15	28	18.00	5.000																				
Turk Wendell, R ERA: 4.5 (8, 1)	0.2		2	0	0	0	0	0	0	0	0	0	0	6	9	0.00	0.000																				
Mel Rojas, R ERA: 5.19 (9, 1)	1.0	L	5	2	2	2	0	0	0	0	0	1	7	14	18.00	2.000																					

**Los Angeles Dodgers @ Chicago Cubs**  
 Wrigley Field, Chicago, IL  
 Wed May 14 1997, 3:33 AM CDT  
 Att. 24,441 - Overcast - 53 F

[livebaseballscorecards.com](http://livebaseballscorecards.com)

AB	33
R	6
H	12
RBI	6
BB	3
SO	1
LOB	10





Batter	1	2	3	4	5	6	7	8	9	AB	R	H	RBI	BB	SO	LOB
Brian McRae, S OBP: 0.291, SLG: 0.408 (1, 8)	2-2 F8		1-0 1B		1-0 P2		0-1 HR		0-2 G4-3	5	1	2	1	0	0	0
Shawon Dunston, R OBP: 0.287, SLG: 0.366 Rey Sanchez, R OBP: 0.333, SLG: 0.320 (1, 6) (8, 6)	0-0 G6-3		1-2 L9		1-2 L3		1-1 G6-3 1B		3-2 1B	4	0	1	0	0	0	2
Mark Grace, L OBP: 0.441, SLG: 0.515 (1, 3)	2-2 G6-3			1-0 23 E 1B	1-1 HR		1-2 G6-3		0-0 P7	5	2	2	1	0	0	2
Sammy Sosa, R OBP: 0.319, SLG: 0.445 (1, 9)		1-0 P6		3-2 F8	4-2 S BB		4-0 G1-6-3 IBB			2	0	0	0	2	0	1
Dave Hansen, L OBP: 0.443, SLG: 0.298 José Hernández, R OBP: 0.368, SLG: 0.471 (1, 5) (5, PR) (6, 5)		1-3 K		0-0 23 E FC6-4 1B	4-1 BB		1-2 G1-6-3			2	1	1	0	1	1	0
23 Ryne Sandberg, R OBP: 0.252, SLG: 0.324 (1, 4)		2-3 K		1-0 E5 FC6-4 BB	0-1 F9		1-2 K			4	0	0	0	0	2	3
Brooks Kieschnick, L OBP: 0.304, SLG: 0.338 Doug Glanville, R OBP: 0.290, SLG: 0.339 (1, 7) (5, 7)			3-2 G3	4-2 FC6-4 BB		0-0 G6-3		1-1 G6-3		1	0	0	0	1	0	0
Scott Servais, R OBP: 0.308, SLG: 0.302 (1, 2)			0-2 G5-3	0-1 FC6-4		0-3 K		0-3 K		2	0	0	0	0	0	0
Steve Trachsel, R OBP: 0.176, SLG: 0.133 Terry Adams, R (7, 1) Turk Wendell, L (8, 1) Mel Rojas, R (9, 1) Dave Clark, L OBP: 0.286, SLG: 0.324 (9, PH)			4-2 1B BB	0-1 P9		0-3 K			3-2 G4-3	2	0	0	0	1	1	2

Inning Stats	R: 0	H: 0	E: 0	K: 8	S: 8	LOB: 0	BB: 12	P: 12	R: 0	H: 0	E: 0	K: 7	S: 7	LOB: 0	BB: 11	P: 11	R: 0	H: 1	E: 0	K: 0	S: 19	LOB: 2	BB: 1	P: 28	R: 2	H: 2	E: 1	K: 0	S: 13	LOB: 2	BB: 1	P: 22	R: 1	H: 1	E: 0	K: 0	S: 12	LOB: 2	BB: 2	P: 23	R: 0	H: 0	E: 0	K: 2	S: 7	LOB: 0	BB: 0	P: 7	R: 1	H: 2	E: 0	K: 0	S: 10	LOB: 1	BB: 1	P: 17	R: 0	H: 0	E: 0	K: 2	S: 8	LOB: 0	BB: 0	P: 10	R: 0	H: 1	E: 0	K: 0	S: 11	LOB: 1	BB: 0	P: 17	1B: 5	SF: 0	2B: 0	SAC: 0	3B: 0	DP: 1	HR: 2	HBP: 0	WP: 0	PA: 39
PITCHER	IP	WLS	BF	H	R	ER	SO	BB	IBB	HBP	BLK	WP	HR	S	P	ERA	WHIP																																																																	
Ramon Martinez, R ERA: 3.79 (1, 1)	6.0		27	4	3	1	4	4	0	0	0	0	0	1	66	103	1.50	1.333																																																																
Darren Hall, R ERA: 2.25 (7, 1)	0.0		2	2	1	1	0	0	0	0	0	0	0	1	4	5	∞	∞																																																																
Scott Radinsky, L ERA: 2.81 (7, 1)	0.1		2	0	0	0	0	0	1	0	0	0	0	0	3	8	0.00	0.000																																																																
Antonio Osuna, R ERA: (7, 1)	1.2	W	4	0	0	0	2	0	0	0	0	0	0	0	11	14	0.00	0.000																																																																
Todd Worrell, R ERA: 4.96 (9, 1)	1.0	S	4	1	0	0	0	0	0	0	0	0	0	0	11	17	0.00	1.000																																																																

**BOTTOM**

**Los Angeles Dodgers @ Chicago Cubs**  
 Wrigley Field, Chicago, IL  
 Wed May 14 1997, 3:33 AM CDT  
 Att. 24,441 - Overcast - 53 F

livebaseballscores.com

AB	34
R	4
H	7
RBI	3
BB	5
SO	6
LOB	14



Batter	1	2	3	4	5	6	7	8	9	AB R H RBI BB SO LOB	TOP											
Todd Hollandsworth, L (1, 8) OBP: 0.265, SLG: 0.319	1-1 F7		2-1 F9 2B		1-2 F7		0-2 G1-3		1-2 F7	5 0 1 0 0 0 2												
Greg Gagne, R (1, 6) OBP: 0.336, SLG: 0.434	2-2 G1-3		0-0 G3		2-1 G4-3			0-1 G6-3 F9 1B		4 0 1 0 0 0 1												
Mike Piazza, R (1, 2) OBP: 0.402, SLG: 0.496	1-1 G1-3		0-0 F9		0-0 L4			0-0 F9		4 0 0 0 0 0 2												
Eric Karros, R (1, 3) OBP: 0.335, SLG: 0.350		4-2 WP 1B BB	1-2 G3		0-0 F7			1-0 G6-3		3 1 0 0 1 0 2												
Raul Mondesi, R (1, 9) OBP: 0.346, SLG: 0.518		4-0 1B BB		0-0 F9 1B 1B		1-2 P4		3-1 G6-3		3 1 1 0 1 0 1												
Todd Zeile, R (1, 5) OBP: 0.340, SLG: 0.360		1-2 1B		3-2 F9		4-1 FC6-4 BB		0-3 K		3 0 1 1 1 1 1												
Billy Ashley, R (1, 7) OBP: 0.281, SLG: 0.326		0-0 F9		1-1 1B		3-0 FC6-4		0-2 P5		3 0 1 1 0 0 3												
Wayne Kirby, L (7, 7) OBP: 0.316, SLG: 0.219				3-H 1B		1-2 1B				1 0 0 0 0 0 0												
Juan Castro, R (1, 4) OBP: 0.148, SLG: 0.120		0-3 K		0-3 K		0-3 K		0-3 K		4 0 1 0 0 3 3												
Ismael Valdez, R (1, 1) Mark Guthrie, R (8, 1) Darren Hall, R (8, 1) Eric Anthony, L (9, PH) Eddie Williams, R (9, PH) Todd Worrell, R (9, 1)		2-0 P3		0-3 K		0-0 F9		4-0 2B IBB		3 0 0 0 0 0 1 3 0 1 0 0 0 0 0 0 0 0 0 0												
<b>Inning Stats</b>	R: 0 E: 0 K: 0 S: 7	H: 0 LOB: 0 BB: 0 P: 11	R: 1 E: 0 K: 1 S: 10	H: 1 LOB: 2 BB: 2 P: 21	R: 0 E: 0 K: 0 S: 7	H: 1 LOB: 1 BB: 0 P: 10	R: 1 E: 0 K: 2 S: 13	H: 2 LOB: 1 BB: 0 P: 17	R: 0 E: 0 K: 0 S: 6	H: 0 LOB: 0 BB: 0 P: 9	R: 0 E: 0 K: 0 S: 6	H: 0 LOB: 1 BB: 1 P: 14	R: 0 E: 0 K: 1 S: 7	H: 0 LOB: 0 BB: 0 P: 7	R: 0 E: 0 K: 0 S: 6	H: 1 LOB: 1 BB: 0 P: 10	R: 0 E: 0 K: 1 S: 12	H: 1 LOB: 2 BB: 1 P: 19	1B: 4 2B: 2 3B: 0 HR: 0	SF: 0 SAC: 0 DP: 0 HBP: 0	WP: 1 PB: 0 SB: 1 CS: 0	PA: 37
<b>PITCHER</b>	IP WLS BF H R ER SO BB IBB HBP BLK WP HR S P ERA WHIP																					
John Smiley, L (1, 1) ERA: 5.51	7.0 L 29 5 2 2 4 3 0 0 0 1 0 58 91 2.57 1.143																					
Jeff Brantley, R (8, 1) ERA: 4.35	1.0 3 0 0 0 0 0 0 0 0 0 0 0 4 8 0.00 0.000																					
Stan Belinda, R (9, 1) ERA: 3.76	0.2 3 1 0 0 1 0 0 0 0 0 0 0 8 10 0.00 1.500																					
Mike Remlinger, L (9, 1) ERA: 2.3	0.1 2 0 0 0 0 0 0 1 0 0 0 0 4 9 0.00 0.000																					

Los Angeles Dodgers @ Cincinnati Reds  
Cinergy Field, Cincinnati, OH  
Thu May 15 1997, 7:05 PM EDT  
Att. 16,986 - Unknown - 55 F

livebaseballscorecards.com

AB	33
R	2
H	6
RBI	2
BB	4
SO	5
LOB	18



**BOTTOM**

**Los Angeles Dodgers @ Cincinnati Reds**  
 Cinergy Field, Cincinnati, OH  
 Thu May 15 1997, 7:05 PM EDT  
 Att: 16,986 - Unknown - 55 F

[livebaseballscorecards.com](http://livebaseballscorecards.com)

AB	31
R	1
H	5
RBI	1
BB	3
SO	7
LOB	19



WP:	0	PA:	35
PB:	0		
SB:	2		
CS:	1		

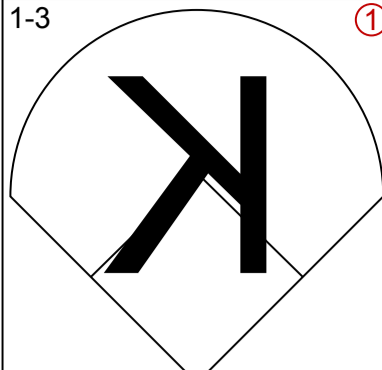
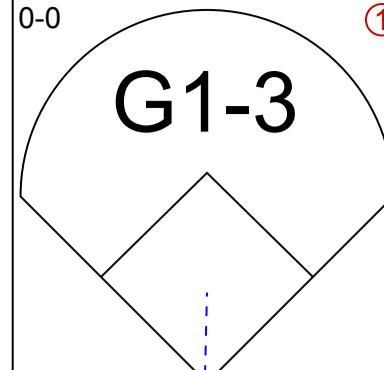
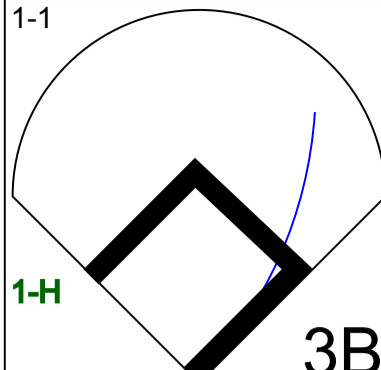
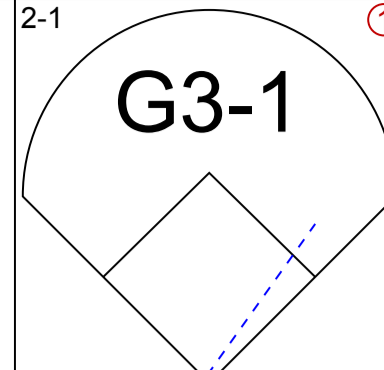
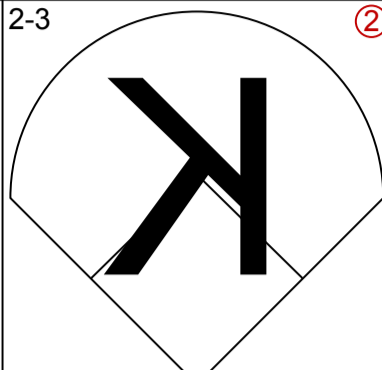
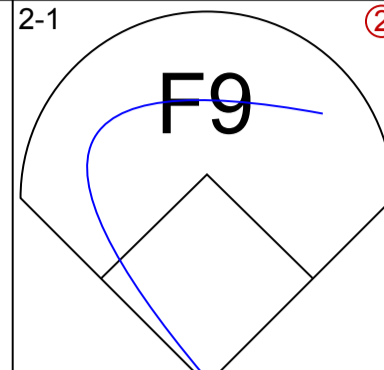
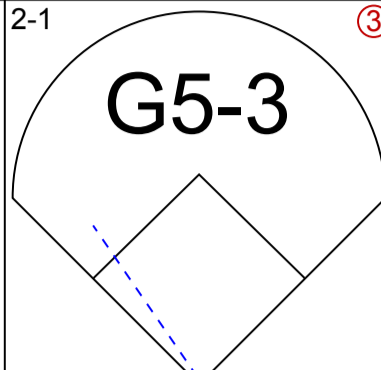
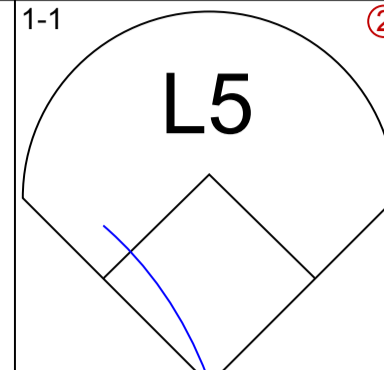
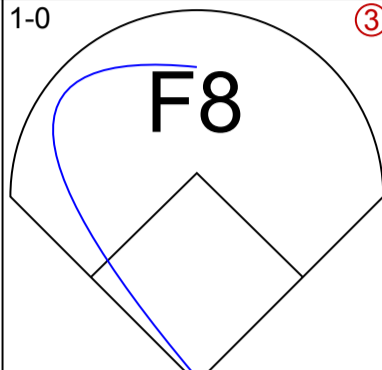
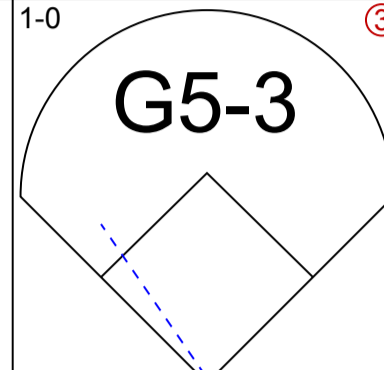
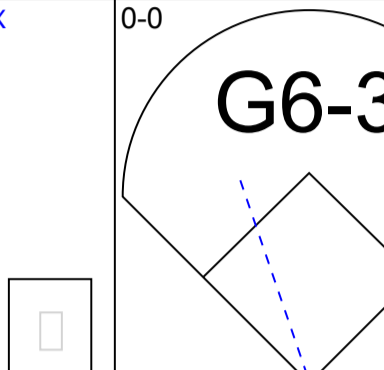
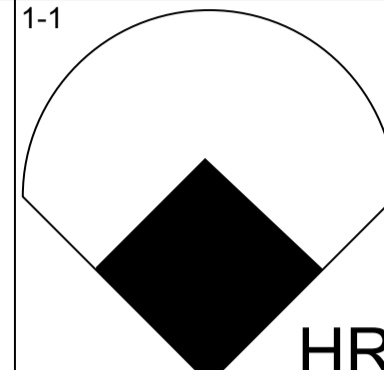
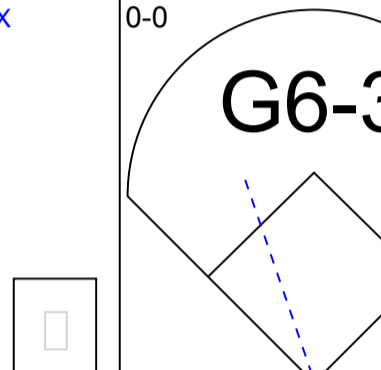
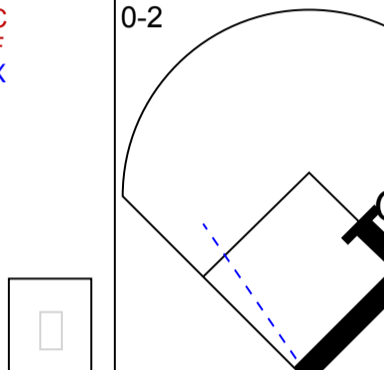
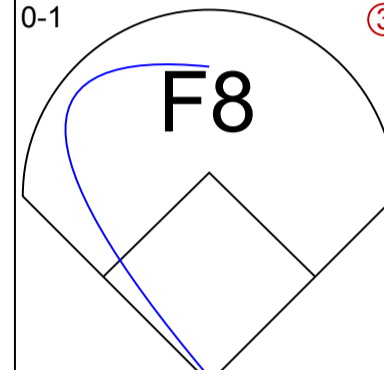
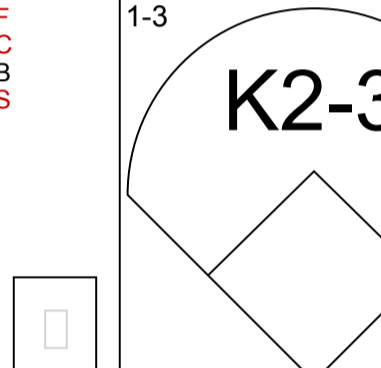
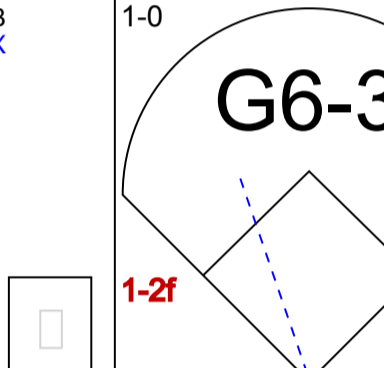
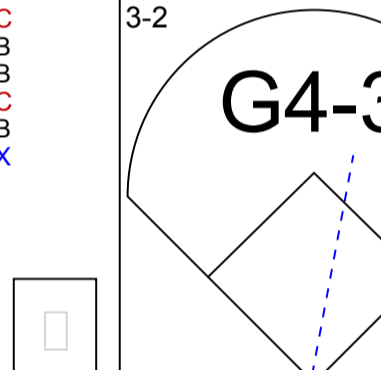
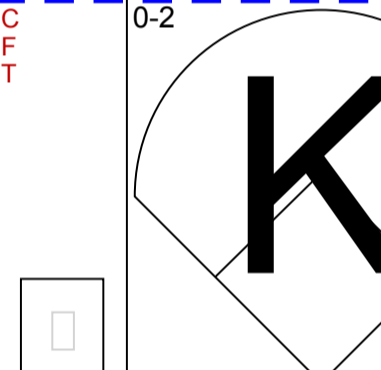
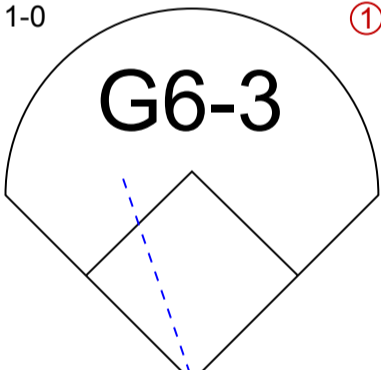
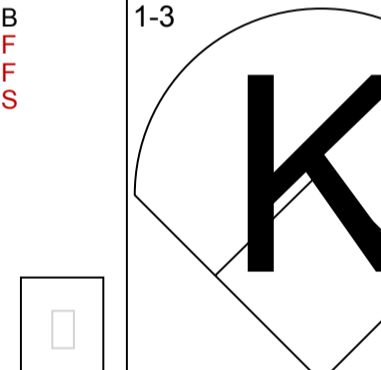
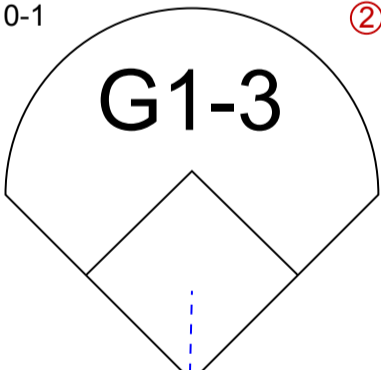
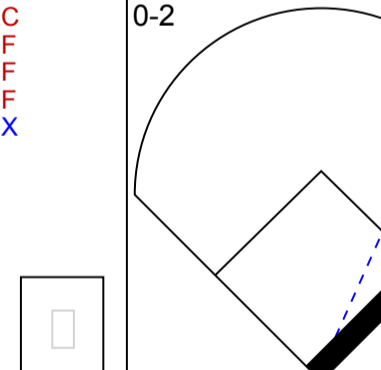
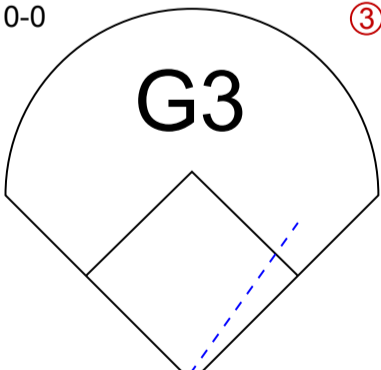
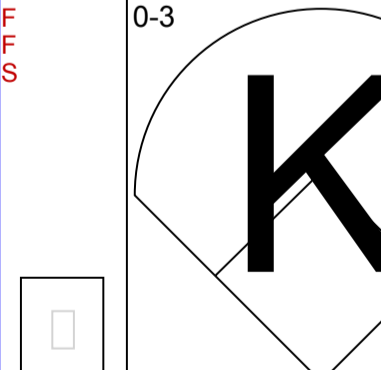
AB R H RBI BB SO LOB

4	0	1	0	0	1	2
3	0	0	0	0	1	1
4	0	0	0	0	2	4
0	0	0	0	0	0	0
0	0	0	0	0	0	0
4	0	0	0	0	2	2
3	0	0	0	1	1	2
2	1	0	0	1	0	1
1	0	1	0	0	0	0
3	0	2	0	1	0	1
3	0	0	1	0	0	3
1	0	0	0	0	0	2
2	0	0	0	0	0	1
0	0	0	0	0	0	0
1	0	1	0	0	0	0
0	0	0	0	0	0	0

Batter	1	2	3	4	5	6	7	8	9
<b>Deion Sanders, L</b> (1, 8) OBP: 0.366, SLG: 0.454	3-2 G3			0-0 SH 2B	1-1 G4-3			1-3 K	
<b>Curtis Goodwin, L</b> (1, 7) OBP: 0.400, SLG: 0.324	1-1 B5-3			1-1 SH		2-1 G3		1-3 K	
<b>Barry Larkin, R</b> (1, 6) OBP: 0.389, SLG: 0.333	3-3 K			3-3 K		0-1 G4-3		1-2 G4-3	
<b>Stan Belinda, R</b> (9, 1)									
<b>Mike Remlinger, L</b> (9, 1)									
<b>Willie Greene, L</b> (1, 5) OBP: 0.314, SLG: 0.420			2-2 G4-3	3-3 K		2-3 K		0-0 F7	
<b>Reggie Sanders, R</b> (1, 9) OBP: 0.316, SLG: 0.482			1-2 G5-3	1-3 K		4-2 G1-3 BB		2-0 F8	
<b>Eduardo Perez, R</b> (1, 3) OBP: 0.356, SLG: 0.426			1-2 G5-3		4-2 1B G6-3 BB	1 SAFE F7		1-1 BB 1B	
<b>Eddie Taubensee, L</b> (9, PH) OBP: 0.356, SLG: 0.500						1 SAFE F7			
<b>Bret Boone, R</b> (1, 4) OBP: 0.283, SLG: 0.264			0-2 CS 1B		0-1 G3-1 G6-3 1B	1 SAFE F7		4-2 BB	
<b>Joe Oliver, R</b> (1, 2) OBP: 0.303, SLG: 0.355			0-2 L1		0-2 G6-3	1 SAFE F7		1-1 F8	
<b>Lenny Harris, L</b> (9, PH) OBP: 0.212, SLG: 0.274					1-2 3-H	1 SAFE F7			
<b>John Smiley, L</b> (1, 1) OBP: 0.053, SLG: 0.105			1-1 G6-3		3-2 G3-1			0-0 S 2B	
<b>Jeff Brantley, R</b> (8, 1)									
<b>Terry Pendleton, S</b> (8, PH) OBP: 0.241, SLG: 0.296									
<b>Pokey Reese, R</b> (8, PR) OBP: 0.179, SLG: 0.243									

Inning Stats	R: 0	H: 0	E: 0	K: 1	S: 8	R: 0	H: 0	E: 0	K: 0	S: 13	R: 0	H: 1	E: 0	K: 0	S: 8	R: 0	H: 1	E: 0	K: 3	S: 16	R: 1	H: 1	E: 0	K: 0	S: 15	R: 0	H: 0	E: 0	K: 1	S: 8	R: 0	H: 0	E: 0	K: 0	S: 14	R: 0	H: 1	E: 0	K: 2	S: 11	R: 0	H: 1	E: 0	K: 0	S: 10	1B: 3	2B: 2	3B: 0	HR: 0	SF: 0	SAC: 1	DP: 0	HBP: 0	WP: 0	PA: 35
--------------	------	------	------	------	------	------	------	------	------	-------	------	------	------	------	------	------	------	------	------	-------	------	------	------	------	-------	------	------	------	------	------	------	------	------	------	-------	------	------	------	------	-------	------	------	------	------	-------	-------	-------	-------	-------	-------	--------	-------	--------	-------	--------

PITCHER	IP	WLS	BF	H	R	ER	SO	BB	IBB	HBP	BLK	WP	HR	S	P	ERA	WHIP
<b>Ismael Valdez, R</b> (1, 1) ERA: 2.12	7.0		26	3	1	1	5	2	0	0	0	0	0	82	123	1.29	0.714
<b>Mark Guthrie, L</b> (8, 1) ERA: 2.75	0.2		3	1	0	0	2	0	0	0	0	0	0	8	10	0.00	1.500
<b>Darren Hall, R</b> (8, 1) ERA: 2.19	0.1		1	0	0	0	0	0	0	0	0	0	0	3	4	0.00	0.000
<b>Todd Worrell, R</b> (9, 1) ERA: 4.67	1.0	S	5	1	0	0	0	1	0	0	0	0	0	10	18	0.00	2.000

Batter	1	2	3	4	5	6	7	8	9	AB R H RBI BB SO LOB	TOP												
Todd Hollandsworth, L OBP: 0.265, SLG: 0.331 (1, 8)	1-3 			0-0 G1-3 		1-1 SAFE 1-H 3B 			2-1 G3-1 	4 0 1 1 0 1 0	<b>Los Angeles Dodgers @ Cincinnati Reds</b> Cinergy Field, Cincinnati, OH Fri May 16 1997, 7:05 PM EDT Att. 24,556 - Unknown - 64 F <a href="http://livebaseballscorecards.com">livebaseballscorecards.com</a>												
Greg Gagne, R OBP: 0.327, SLG: 0.423 (1, 6)	2-3 			2-1 F9 		2-1 G5-3 			1-1 L5 	4 0 0 0 0 1 1													
Mike Piazza, R OBP: 0.397, SLG: 0.513 (1, 2)	1-0 F8 			1-0 G5-3 			0-0 G6-3 		1-1 HR 	4 1 1 1 0 0 0													
Eric Karros, R OBP: 0.333, SLG: 0.348 (1, 3)					0-0 G6-3 			0-2 G6-3 1B 	0-1 F8 	4 0 1 0 0 0 0													
Raul Mondesi, R OBP: 0.340, SLG: 0.507 (1, 9)					1-3 K2-3 			1-0 G6-3 1-2f 		3 0 0 0 0 2 1													
Todd Zeile, R OBP: 0.333, SLG: 0.352 (1, 5)					3-2 G4-3 			0-2 K 		3 0 0 0 0 1 0													
Eric Anthony, L OBP: 0.364, SLG: 0.444 (1, 7)					1-0 G6-3 			1-3 K 		3 0 1 0 0 1 0													
Wilton Guerrero, S OBP: 0.305, SLG: 0.456 (1, 4)					0-1 G1-3 			0-2 		3 1 2 0 0 0 0													
Chan Ho Park, R OBP: 0.364, SLG: 0.400 (1, 1)					0-0 G3 			0-3 K 		1 0 0 0 0 0 0													
Nelson Liriano, S OBP: 0.348, SLG: 0.500 (6, PH)										1 0 0 0 0 0 2													
Tom Candiotti, R (6, 1)										0 0 0 0 0 0 0													
Wayne Kirby, L OBP: 0.308, SLG: 0.212 (8, PH)										1 0 0 0 0 1 1													
Antonio Osuna, R (8, 1)										0 0 0 0 0 0 0													
<b>Inning Stats</b>	R: 0 E: 0 K: 2 S: 7	H: 0 LOB: 0 BB: 0 P: 11	R: 0 E: 0 K: 1 S: 9	H: 0 LOB: 0 BB: 0 P: 14	R: 0 E: 0 K: 0 S: 4	H: 0 LOB: 0 BB: 0 P: 5	R: 0 E: 0 K: 0 S: 4	H: 0 LOB: 0 BB: 0 P: 7	R: 0 E: 0 K: 1 S: 7	H: 0 LOB: 0 BB: 0 P: 11		R: 1 E: 0 K: 0 S: 9	H: 3 LOB: 1 BB: 0 P: 16	R: 0 E: 0 K: 0 S: 5	H: 1 LOB: 0 BB: 0 P: 6	R: 0 E: 0 K: 3 S: 14	H: 1 LOB: 1 BB: 0 P: 15	R: 1 E: 0 K: 0 S: 8	H: 1 LOB: 0 BB: 0 P: 12	1B: 3 2B: 2 3B: 1 HR: 1	SF: 0 SAC: 0 DP: 2 HBP: 0	WP: 0 PB: 0 SB: 0 CS: 0	PA: 31
<b>PITCHER</b>	IP WLS BF H R ER SO BB IBB HBP BLK WP HR S P ERA WHIP											<b>PITCHER</b>	IP WLS BF H R ER SO BB IBB HBP BLK WP HR S P ERA WHIP										
Mike Morgan, R ERA: 5.59 (1, 1)	7.0 W 23 4 1 1 4 0 0 0 0 0 0 45 70 1.29 0.571											Jeff Shaw, R ERA: 0.99 (8, 1)	2.0 S 8 2 1 1 3 0 0 0 0 0 1 22 27 4.50 1.000										

AB	31
R	2
H	6
RBI	2
BB	0
SO	7
LOB	5



Batter	1	2	3	4	5	6	7	8	9
Deion Sanders, L OBP: 0.369, SLG: 0.461 (1, 8)	0-0 SH1-3 1B 1B		0-1 G4-3		2-1 1B SF9 2B		1-1 P6		
Curtis Goodwin, L OBP: 0.455, SLG: 0.421 (1, 7)	0-0 SH1-3 1B 1B		1-1 BB FC6-4 1B		2-2 CS 1B		0-1 1-H 2B		
Barry Larkin, R OBP: 0.396, SLG: 0.340 Jeff Shaw, R (8, 1)	0-0 SH1-3 1B 2-3		2-0 FC6-4 BB 1B		2-2 SF9		4-0 IBB		
Willie Greene, L OBP: 0.319, SLG: 0.413 Jeff Branson, L OBP: 0.111, SLG: 0.091 (1, 5) (9, 5)	1-2 K		4-2 FC6-4 BB		4-1 BB		1-0 L9		
Reggie Sanders, R OBP: 0.313, SLG: 0.472 (1, 9)	0-1 1B		3-0 FC6-4 S		0-2 K		2-3 K		
Eddie Taubensee, L OBP: 0.340, SLG: 0.476 (1, 2)	2-1 G4-3		1-3 K		2-2 G1-3		0-0 G4-3		
Bret Boone, R OBP: 0.275, SLG: 0.254 (1, 4)		3-2 L8		3-3 K		2-1 G5-3		2-3 K	
Eduardo Perez, R OBP: 0.339, SLG: 0.404 (1, 3)		2-3 K		0-0 G4-3		1-2 G1-3			
Mike Morgan, R OBP: 0.091, SLG: 0.273 Brook Fordyce, R OBP: 0.277, SLG: 0.286 Pokey Reese, R OBP: 0.179, SLG: 0.243 (1, 1) (7, PH) (8, 6)		2-3 K		1-3 K			3-2 2B 1B		

Inning Stats	R: 2	H: 3	E: 0	K: 1	S: 10	LOB: 1	BB: 0	P: 13	R: 0	H: 0	E: 0	K: 2	S: 10	LOB: 0	BB: 0	P: 17	R: 1	H: 2	E: 0	K: 1	S: 11	LOB: 2	BB: 1	P: 22	R: 0	H: 0	E: 0	K: 2	S: 7	LOB: 0	BB: 0	P: 11	R: 1	H: 2	E: 0	K: 1	S: 15	LOB: 1	BB: 1	P: 24	R: 0	H: 0	E: 0	K: 0	S: 9	LOB: 0	BB: 0	P: 14	R: 0	H: 2	E: 0	K: 0	S: 8	LOB: 2	BB: 1	P: 17	R: 0	H: 0	E: 0	K: 2	S: 7	LOB: 0	BB: 0	P: 11
--------------	------	------	------	------	-------	--------	-------	-------	------	------	------	------	-------	--------	-------	-------	------	------	------	------	-------	--------	-------	-------	------	------	------	------	------	--------	-------	-------	------	------	------	------	-------	--------	-------	-------	------	------	------	------	------	--------	-------	-------	------	------	------	------	------	--------	-------	-------	------	------	------	------	------	--------	-------	-------

PITCHER	IP	WLS	BF	H	R	ER	SO	BB	IBB	HBP	BLK	WP	HR	S	P	ERA	WHIP
Chan Ho Park, R ERA: 2.63 (1, 1)	5.0	L	23	7	4	4	7	2	0	0	0	0	0	53	87	7.20	1.800
Tom Candiotti, R ERA: 2.12 (6, 1)	2.0		8	2	0	0	0	0	1	0	0	0	0	17	31	0.00	1.000
Antonio Osuna, R ERA: (8, 1)	1.0		3	0	0	0	2	0	0	0	0	0	0	7	11	0.00	0.000

AB R H RBI BB SO LOB

4	2	2	0	0	0	1
4	2	4	0	0	0	0
1	0	1	1	1	0	0
0	0	0	0	0	0	0
2	0	0	0	2	1	4
0	0	0	0	0	0	0
4	0	1	3	0	2	3
4	0	0	0	0	1	3
4	0	0	0	0	2	0
3	0	0	0	0	1	0
2	0	0	0	0	2	0
1	0	1	0	0	0	0
0	0	0	0	0	0	0


WP	PA	ERA	WHIP
0	34		
0			
1			
1			

**Los Angeles Dodgers @ Cincinnati Reds**  
Cinergy Field, Cincinnati, OH

Fri May 16 1997, 7:05 PM EDT  
Att: 24,556 - Unknown - 64 F

livebaseballscorecards.com


**REDS**

Batter	1	2	3	4	5	6	7	8	9	AB R H RBI BB SO LOB	TOP											
Todd Hollandsworth, L (1, 8) OBP: 0.275, SLG: 0.336	0-2 G1-3		1-2 3B 1B	1-0 2-H 1B		1-0 F8			4-2 1B BB	4 2 2 1 1 0 0												
Wilton Guerrero, S (1, 4) OBP: 0.317, SLG: 0.479	1-1 G3-1		0-0 1-H 3-H SF8 3B	0-1 P8			1-2 FC6-4 1B		0-0 1B 1B	5 1 3 2 0 0 1												
Mike Piazza, R (1, 2) OBP: 0.390, SLG: 0.504	1-1 E6		1-1 SF8		1-0 E 1B		3-2 F9		0-0 L8	4 1 1 1 0 0 3												
Raul Mondesi, R (1, 9) OBP: 0.341, SLG: 0.510	1-2 P3		0-0 3-H E9 G5-3 2B		2-1 1-H SF9		0-0 L9		2-2 1B 1B	5 2 2 1 0 0 2												
Todd Zeile, R (1, 5) OBP: 0.323, SLG: 0.341		1-1 G5-3	3-1 G5-3		1-0 SF9		2-2 FC6-4		2-3 K	4 0 0 2 0 1 3												
Eric Karros, R (1, 3) OBP: 0.325, SLG: 0.338		3-1 F9	3-2 L8		3-H G5-3			0-3 K		4 0 0 0 0 1 0												
Billy Ashley, R (1, 7) Wayne Kirby, L (8, 7) OBP: 0.280, SLG: 0.319 OBP: 0.308, SLG: 0.212		2-1 1B		1-1 G5-3	2-2 F8			2-1 G6-3		4 0 1 0 0 0 0 0 0 0 0 0 0 0	AB 38 R 8 H 11 RBI 7 BB 1 SO 4 LOB 11											
Juan Castro, R (1, 6) OBP: 0.161, SLG: 0.172	0-2 SAFE P4		0-0 1B 2B			0-1 G5-3		0-3 K		4 1 1 0 0 1 1												
Hideo Nomo, R (1, 1) Scott Radinsky, L (9, 1) OBP: 0.182, SLG: 0.273			0-2 1B 3B 2B		0-0 G1-3			0-0 G5-3		4 1 1 0 0 1 1 0 0 0 0 0 0 0												
<b>Inning Stats</b>	R: 0 E: 1 K: 0 S: 11	H: 0 LOB: 1 BB: 0 P: 14	R: 0 E: 0 K: 0 S: 9	H: 1 LOB: 1 BB: 0 P: 15	R: 4 E: 1 K: 0 S: 17	H: 4 LOB: 0 BB: 0 P: 25	R: 1 E: 0 K: 0 S: 7	H: 2 LOB: 1 BB: 0 P: 9	R: 2 E: 1 K: 0 S: 8	H: 1 LOB: 0 BB: 0 P: 16	R: 0 E: 0 K: 1 S: 6	H: 0 LOB: 0 BB: 0 P: 7	R: 0 E: 0 K: 0 S: 11	H: 1 LOB: 1 BB: 0 P: 17	R: 0 E: 0 K: 2 S: 10	H: 0 LOB: 0 BB: 0 P: 12	R: 1 E: 0 K: 1 S: 12	H: 2 LOB: 2 BB: 1 P: 20	1B: 7 2B: 3 3B: 1 HR: 0	SF: 2 SAC: 0 DP: 0 HBP: 0	WP: 0 PB: 0 SB: 0 CS: 0	PA: 41
<b>PITCHER</b>	IP WLS BF H R ER SO BB IBB HBP BLK WP HR S P ERA WHIP																					
Carlos Perez, L (1, 1) ERA: 4.32	5.0 L 25 8 7 4 0 0 0 0 0 0 0 0 52 79 7.20 1.600																					
Salomon Torres, R (6, 1) ERA: 10.8	2.0 7 1 0 0 1 0 0 0 0 0 0 0 17 24 0.00 0.500																					
Marc Valdes, R (8, 1) ERA: 5.14	2.0 9 2 1 1 3 1 0 0 0 0 0 0 22 32 4.50 1.500																					

Los Angeles Dodgers @ Montreal Expos  
Olympic Stadium, Montreal, QB  
Sat May 17 1997, 7:05 PM EDT  
Att. 28,871 - Dome

livebaseballscorecards.com



Batter	1	2	3	4	5	6	7	8	9	AB R H RBI BB SO LOB	TOP											
Todd Hollandsworth, L OBP: 0.274, SLG: 0.329 (1, 8)	4-2 1B PB G6-3 BB		3-2 F7 SAFE		3-2 G3		0-1 G4-3			3 1 0 0 1 0 1												
Wilton Guerrero, S OBP: 0.315, SLG: 0.472 (1, 4)	1-1 G6-3 1B		1-3 K			3-2 G4-3		0-3 K		4 0 1 0 0 2 1												
Mike Piazza, R OBP: 0.393, SLG: 0.504 (1, 2)	1-0 G6-3 1-2f 3-H		3-2 F8			2-2 FC6-4 1B		2-2 G4-6-3 1B		4 0 2 0 0 0 2												
Raul Mondesi, R OBP: 0.333, SLG: 0.497 (1, 9)	3-3 K			3-2 L8		1-3 K		2-2 G4-6-3 1-2f		4 0 0 0 0 2 2												
Todd Zeile, R OBP: 0.321, SLG: 0.360 (1, 5)		1-1 P4		1-1 HR		2-1 FC6-4 1-2f		0-3 K		4 1 1 1 0 1 1												
Eric Karros, R OBP: 0.329, SLG: 0.358 (1, 3)		3-2 HBP		3-1 L6			1-0 HR		3-3 K	3 1 1 1 0 1 0												
Eric Anthony, L OBP: 0.400, SLG: 0.769 (1, 7)		1-3 K		1-3 K			3-2 G4-3 3B		2-1 K 3B	4 1 2 0 0 2 1												
Greg Gagne, R OBP: 0.319, SLG: 0.412 (1, 6)		2-1 G5-3			1-2 G5-3		0-2 K		1-3 K	4 0 0 0 0 2 3												
Pedro Astacio, R OBP: 0.125, SLG: 0.125 Tom Candiotti, R Nelson Liriano, S Mark Guthrie, R Darren Hall, R			0-1 1B		0-3 K		0-1 G4-3 3-H			2 0 1 0 0 1 0 0 0 0 0 0 0 0 1 0 0 1 0 0 0 0 0 0 0 0 0 0 0 0 0 0 0 0 0												
<b>Inning Stats</b>	R: 1 E: 0 K: 1 S: 9	H: 1 LOB: 0 BB: 1 P: 18	R: 0 E: 0 K: 1 S: 9	H: 0 LOB: 1 BB: 0 P: 16	R: 0 E: 0 K: 1 S: 14	H: 1 LOB: 1 BB: 0 P: 21	R: 1 E: 0 K: 1 S: 11	H: 1 LOB: 0 BB: 0 P: 19	R: 0 E: 0 K: 1 S: 9	H: 0 LOB: 0 BB: 0 P: 13	R: 0 E: 0 K: 1 S: 12	H: 1 LOB: 1 BB: 0 P: 20	R: 2 E: 0 K: 1 S: 12	H: 2 LOB: 0 BB: 0 P: 16	R: 0 E: 0 K: 1 S: 9	H: 1 LOB: 0 BB: 0 P: 13	R: 0 E: 0 K: 3 S: 12	H: 1 LOB: 1 BB: 0 P: 18	1B: 4 2B: 0 3B: 2 HR: 2	SF: 0 SAC: 0 DP: 2 HBP: 1	WP: 0 PB: 1 SB: 1 CS: 0	PA: 35
<b>PITCHER</b>	IP WLS BF H R ER SO BB IBB HBP BLK WP HR S P ERA WHIP																					
Pedro Martinez, R ERA: 1.2	(1, 1) 7.0 W 28 6 4 3 7 1 0 1 0 0 2 76 123 3.86 1.000																					
Anthony Telford, R ERA: 3.42	(8, 1) 0.1 2 1 0 0 1 0 0 0 0 0 0 6 8 0.00 3.000																					
Ugueth Urbina, R ERA: 3.15	(8, 1) 1.2 S 5 1 0 0 3 0 0 0 0 0 0 0 15 23 0.00 0.600																					

Los Angeles Dodgers @ Montreal Expos  
Olympic Stadium, Montreal, QB  
Sun May 18 1997, 3:33 AM EDT  
Att. 31,949 - Dome - 72 F

AB	33
R	4
H	8
RBI	3
BB	1
SO	11
LOB	11





Batter	1	2	3	4	5	6	7	8	9	AB	R	H	RBI	BB	SO	LOB
Mark Grudzielanek, R OBP: 0.346, SLG: 0.426 (1, 6)	0-0 1B 2B	1-0 G6-3			1-3 K	1-0 2B 1B	2-1 FC6-4			5	1	2	0	0	1	4
Mike Lansing, R OBP: 0.370, SLG: 0.497 (1, 4)	1-0 FC3-6 FC5-4 1B 2-H		2-2 HR		0-1 E S E3 1B	3-2 1-3 2-H 2B		2-1 G1-3 1B 2B		5	3	5	3	0	0	0
Rondell White, R OBP: 0.356, SLG: 0.521 (1, 8)	1-0 FC3-6 1B		1-0 G6-3		4-2 E3 BB	1-0 P9		1-0 G1-3		4	0	1	0	1	0	3
David Segui, S OBP: 0.409, SLG: 0.511 (1, 3)	1-1 FC3-6 FC5-4 1-2f 2-3		4-2 BB		2-0 E3	3-1 F8		4-0 1B IBB		3	0	0	0	2	0	6
Henry Rodriguez, L OBP: 0.379, SLG: 0.642 F.P. Santangelo, S OBP: 0.460, SLG: 0.420 (7, PR) (8, 7)	2-0 FC5-4 FC6-4 1-2f 3-H		0-3 K		0-0 G4-3		0-0 1B S 1B	0-3 K		4	0	1	1	0	1	4
Vladimir Guerrero, R OBP: 0.397, SLG: 0.449 (1, 9)	0-0 FC6-4 1-2f		3-1 G4-3			2-0 HR 2B	1-1 L9	0-1 1-2 3-H 1B		5	1	2	1	0	0	3
Darrin Fletcher, L OBP: 0.323, SLG: 0.548 (1, 2)		1-3 K		0-0 G4-3		2-0 2B HR	0-1 BB 1B	1-2 G6-3		5	1	2	2	0	1	2
Doug Strange, S OBP: 0.409, SLG: 0.543 (1, 5)		4-2 SH1-4 BB		0-1 G4-3		0-1 L7	4-0 FC6-4 BB			2	0	0	0	2	0	0
Pedro Martinez, R OBP: 0.167, SLG: 0.176 Andy Stankiewicz, R OBP: 0.333, SLG: 0.400 Anthony Telford, R OBP: 0.333, SLG: 0.500 Ugueth Urbina, R (8, 1)	0-0 SH1-4 1-2		1-3 K		1-3 K	1-2 1B 2B 1B	1-3 K			2	1	1	0	0	1	0

Inning Stats	R: 2	H: 3	E: 0	K: 0	S: 7	LOB: 1	BB: 0	P: 12	R: 0	H: 0	E: 0	K: 1	S: 10	LOB: 1	BB: 1	P: 16	R: 1	H: 1	E: 0	K: 1	S: 11	LOB: 1	BB: 1	P: 21	R: 0	H: 0	E: 0	K: 1	S: 7	LOB: 0	BB: 0	P: 8	R: 0	H: 1	E: 1	K: 1	S: 12	LOB: 2	BB: 1	P: 19	R: 3	H: 5	E: 0	K: 0	S: 14	LOB: 2	BB: 0	P: 27	R: 0	H: 2	E: 0	K: 1	S: 10	LOB: 3	BB: 1	P: 18	R: 1	H: 2	E: 0	K: 1	S: 11	LOB: 2	BB: 1	P: 19
--------------	------	------	------	------	------	--------	-------	-------	------	------	------	------	-------	--------	-------	-------	------	------	------	------	-------	--------	-------	-------	------	------	------	------	------	--------	-------	------	------	------	------	------	-------	--------	-------	-------	------	------	------	------	-------	--------	-------	-------	------	------	------	------	-------	--------	-------	-------	------	------	------	------	-------	--------	-------	-------

PITCHER	IP	WLS	BF	H	R	ER	SO	BB	IBB	HBP	BLK	WP	HR	S	P	ERA	WHIP
Pedro Astacio, R ERA: 2.78 (1, 1)	5.1	L	28	9	6	6	4	3	0	0	0	0	2	55	90	10.12	2.250
Tom Candiotti, R ERA: 2.04 (6, 1)	0.2		3	1	0	0	0	0	0	0	0	0	0	6	13	0.00	1.500
Mark Guthrie, L ERA: 2.61 (7, 1)	1.0		6	2	0	0	1	1	0	0	0	0	0	10	18	0.00	3.000
Darren Hall, R ERA: 2.7 (8, 1)	1.0		6	2	1	1	1	0	1	0	0	0	0	11	19	9.00	2.000

**BOTTOM**

**Los Angeles Dodgers @ Montreal Expos**  
Olympic Stadium, Montreal, QB  
Sun May 18 1997, 3:33 AM EDT  
Att. 31,949 - Dome - 72 F

AB	37
R	7
H	14
RBI	7
BB	5
SO	6
LOB	27



WP	PA	ERA	WHIP
0	43		



Batter	1	2	3	4	5	6	7	8	9
Mark Grudzielanek, R (1, 6) OBP: 0.350, SLG: 0.434	0-3 K		2-2 G6-3		1-1 2B		0-1 1B		
Mike Lansing, R (1, 4) OBP: 0.361, SLG: 0.483	1-3 K			0-0 G6-3	1-0 F9		0-1 CS	1-3 K	
Rondell White, R (1, 8) OBP: 0.359, SLG: 0.533	0-2 G1			1-2 2B		1-2 2B		1-3 K	
David Segui, S (1, 3) OBP: 0.411, SLG: 0.507		2-0 G3-1		4-1 BB		1-0 P5		0-0 1B	
Henry Rodriguez, L (1, 7) OBP: 0.376, SLG: 0.643		1-0 G4-3		2-2 F8		2-2 SF9		0-0 G3	
Joe Orsulak, L (9, 7) OBP: 0.380, SLG: 0.372									
Vladimir Guerrero, R (1, 9) OBP: 0.377, SLG: 0.423		2-1 G4-3		3-3 K		1-1 E5			
F.P. Santangelo, S (6, PR) OBP: 0.460, SLG: 0.420									
Doug Strange, S (1, 5) OBP: 0.407, SLG: 0.536		1-1 G3-1			0-0 G4-3	3-2 F7			
Chris Widger, R (1, 2) OBP: 0.271, SLG: 0.522			0-1 G4-3		1-0 G5-3		1-2 K		
Jeff Juden, R (1, 1) Ugueth Urbina, R (9, 1)			2-0 F9		1-2 G4-3		2-2 K		

Inning Stats		R: 0	H: 0	R: 0	H: 1	R: 0	H: 0	R: 0	H: 1	R: 1	H: 1	R: 0	H: 1	R: 0	H: 1		
Ramon Martinez, R (1, 1) ERA: 3.71		6.0	WLS: 25	5	R: 2	ER: 2	SO: 3	BB: 1	IBB: 0	HBP: 0	BLK: 0	WP: 0	HR: 0	S: 54	P: 87	ERA: 3.00	WHIP: 1.000
Antonio Osuna, R (7, 1) ERA:		2.0	WLS: 7	2	R: 0	ER: 0	SO: 4	BB: 0	IBB: 0	HBP: 0	BLK: 0	WP: 0	HR: 0	S: 18	P: 23	ERA: 0.00	WHIP: 1.000


**BOTTOM**

**Los Angeles Dodgers @ Montreal Expos**  
 Olympic Stadium, Montreal, QB  
 Mon May 19 1997, 3:33 AM EDT  
 Att. 24,569 - Dome - 72 F

AB	R	H	RBI	BB	SO	LOB
4	0	2	0	0	1	0
4	0	0	0	0	2	1
4	1	2	0	0	1	0
3	0	1	0	1	0	1
3	0	1	1	0	0	3
0	0	0	0	0	0	0
3	0	0	0	0	1	3
0	0	0	0	0	0	0
3	1	1	0	0	0	2
3	0	0	0	0	1	1
3	0	0	0	0	1	1
0	0	0	0	0	0	0

<b>AB</b>	<b>30</b>
<b>R</b>	<b>2</b>
<b>H</b>	<b>7</b>
<b>RBI</b>	<b>1</b>
<b>BB</b>	<b>1</b>
<b>SO</b>	<b>7</b>
<b>LOB</b>	<b>12</b>

livebaseballscorecards.com



WP	PA
0	33

Batter	1	2	3	4	5	6	7	8	9	AB R H RBI BB SO LOB	TOP											
Wilton Guerrero, S OBP: 0.319, SLG: 0.466 (1, 4)	0-2 G5-3		0-0 F9			1-2 F8		1-0 G1-3		4 0 0 0 0 0 0												
Greg Gagne, R OBP: 0.310, SLG: 0.398 (1, 6)	2-2 G5-3			1-0 FC2-6 1B		1-2 G4-3		0-1 G6-3		4 0 1 0 0 0 0												
Mike Piazza, R OBP: 0.392, SLG: 0.511 (1, 2)	2-2 1B			0-0 FC2-6 FC6-4 1-2f		1-0 2B			3-2 HR 2B	4 1 3 0 0 0 1												
Eric Karros, R OBP: 0.326, SLG: 0.353 (1, 3)	1-0 F9			0-0 F9		2-2 F9			1-2 F8	4 0 0 0 0 0 4												
Raul Mondesi, R OBP: 0.324, SLG: 0.497 (1, 9)		1-0 L5		1-1 FC6-4 1-2f			1-1 G6-3		1-0 HR	4 1 1 2 0 0 1												
Todd Zeile, R OBP: 0.323, SLG: 0.389 (1, 5)		1-3 K			3-1 FC4-6 1B		0-2 F8		2-1 G6-3	4 0 1 0 0 1 0												
Billy Ashley, R OBP: 0.273, SLG: 0.385 (1, 7)		0-3 K			0-3 K		2-0 HR		1-1 1B	4 1 2 1 0 2 1												
Wayne Kirby, L OBP: 0.279, SLG: 0.189 (1, 8)			0-0 B1-3		2-1 FC4-6 1-2f		2-1 F7		1-3 K	3 0 0 0 0 0 1 1 0 0 0 0 1 1												
Tom Prince, R OBP: 0.276, SLG: 0.240 (9, PH)																						
Ismael Valdez, R (1, 1)			1-1 G3		0-3 K			2-2 G6-3		2 0 0 0 0 1 1 0 0 0 0 0 0 0 1 0 0 0 0 0 0 0 0 0 0 0 0 0												
Scott Radinsky, L (7, 1)																						
Eddie Williams, R OBP: 0.400, SLG: 0.250 (8, PH)																						
Todd Worrell, R (8, 1)																						
<b>Inning Stats</b>	R: 0 E: 0 K: 0 S: 10	H: 1 LOB: 1 BB: 0 P: 15	R: 0 E: 0 K: 2 S: 8	H: 0 LOB: 0 BB: 0 P: 10	R: 0 E: 0 K: 0 S: 4	H: 0 LOB: 0 BB: 0 P: 5	R: 0 E: 0 K: 0 S: 5	H: 1 LOB: 1 BB: 0 P: 7	R: 0 E: 0 K: 2 S: 10	H: 1 LOB: 1 BB: 0 P: 15	R: 0 E: 0 K: 0 S: 11	H: 1 LOB: 1 BB: 0 P: 16	R: 1 E: 0 K: 0 S: 8	H: 1 LOB: 0 BB: 0 P: 13	R: 0 E: 0 K: 0 S: 6	H: 0 LOB: 0 BB: 0 P: 9	R: 2 E: 0 K: 1 S: 15	H: 3 LOB: 1 BB: 0 P: 24	1B: 4 2B: 2 3B: 0 HR: 2	SF: 0 SAC: 0 DP: 0 HBP: 0	WP: 0 PB: 0 SB: 0 CS: 0	PA: 35
<b>PITCHER</b>	IP WLS BF H R ER SO BB IBB HBP BLK WP HR S P ERA WHIP																					
Sterling Hitchcock, L ERA: 3.79 (1, 1)	8.0 W 29 5 1 1 4 0 0 0 0 0 1 62 90 1.12 0.625																					
Marc Kroon, R ERA: 36.0 (9, 1)	0.2 5 3 2 2 0 0 0 0 0 0 1 11 19 27.00 4.500																					
Terry Burrows, L ERA: (9, 1)	0.1 1 0 0 0 0 1 0 0 0 0 0 4 5 0.00 0.000																					

Los Angeles Dodgers @ San Diego Padres  
Qualcomm Stadium, San Diego, CA  
Tue May 20 1997, 10:05 PM EDT  
Att. 29,650 - Unknown - 72 F

AB	35
R	3
H	8
RBI	3
BB	0
SO	5
LOB	10



Batter	1	2	3	4	5	6	7	8	9	AB R H RBI BB SO LOB
Steve Finley, L OBP: 0.309, SLG: 0.490 (1, 8)	1-0 F8	3-2 P2		2-3 K			1-2 PB SH3 HR 1B			4 1 1 0 0 1 1
Quilvio Veras, S OBP: 0.311, SLG: 0.315 (1, 4)	3-2 E2 1B	2-3 K			1-0 1B SF8 2B		0-0 SH3 1-2			3 1 2 0 0 1 1
Tony Gwynn, L OBP: 0.409, SLG: 0.584 (1, 9)	1-0 2B 2B		2-1 G4-3 2B		0-2 CS BB 1B		4-1 HR IBB			3 3 3 0 1 0 0
Wally Joyner, L OBP: 0.337, SLG: 0.442 (1, 3)	0-0 E 2B		1-2 G4-3		4-1 SAFE SAFE SAFE 1B		0-0 1-H HR			3 2 2 4 1 0 1
Archi Cianfrocco, R OBP: 0.381, SLG: 0.432 (1, 5)	1-1 E7 1B		0-2 2B		1-2 SF8		1-0 F8			3 0 2 3 0 0 0
Chris Jones, R OBP: 0.297, SLG: 0.411 (1, 7)	4-2 BB		0-0 G6-3		3-3 K		2-1 G6-3			3 0 0 0 1 1 3
Chris Gomez, R OBP: 0.312, SLG: 0.367 (1, 6)	0-0 F7		3-3 K			2-0 F9		3-3 K		4 0 0 0 0 2 4
John Flaherty, R OBP: 0.297, SLG: 0.346 (1, 2)		0-2 SH1-4 1B		1-1 G5-3		1-1 L6		2-3 K		4 0 1 0 0 1 0
Sterling Hitchcock, L OBP: 0.176, SLG: 0.125 (1, 1)		0-1 SH1-4		1-3 K		1-3 K		0-3 K		2 0 0 0 0 2 0
Trey Beamon, L OBP: 0.462, SLG: 0.545 (8, PH)										1 0 0 0 0 1 0
Marc Kroon, R (9, 1)										0 0 0 0 0 0 0
Terry Burrows, L (9, 1)										0 0 0 0 0 0 0

Inning Stats	R: 2	H: 4	E: 2	K: 0	S: 13	LOB: 3	BB: 1	P: 23	R: 0	H: 1	E: 0	K: 1	S: 11	LOB: 1	BB: 0	P: 16	R: 1	H: 2	E: 0	K: 1	S: 14	LOB: 1	BB: 0	P: 20	R: 0	H: 0	E: 0	K: 2	S: 8	LOB: 0	BB: 0	P: 12	R: 1	H: 2	E: 0	K: 1	S: 13	LOB: 2	BB: 1	P: 22	R: 0	H: 0	E: 0	K: 1	S: 6	LOB: 0	BB: 0	P: 10	R: 3	H: 2	E: 0	K: 0	S: 9	LOB: 0	BB: 1	P: 17	R: 0	H: 0	E: 0	K: 3	S: 9	LOB: 0	BB: 0	P: 14
PITCHER	IP	WLS	BF	H	R	ER	SO	BB	IBB	HBP	BLK	WP	HR	S	P	ERA	WHIP																																															
Ismael Valdez, R ERA: 2.53 (1, 1)	6.0	L	27	9	4	4	6	2	0	0	0	0	0	65	103	6.00	1.833																																															
Scott Radinsky, L ERA: 4.08 (7, 1)	1.0		6	2	3	3	0	0	1	0	0	0	0	9	17	27.00	2.000																																															
Todd Worrell, R ERA: 4.42 (8, 1)	1.0		3	0	0	0	3	0	0	0	0	0	0	9	14	0.00	0.000																																															


**BOTTOM**

**Los Angeles Dodgers @ San Diego Padres**  
Qualcomm Stadium, San Diego, CA

Tue May 20 1997, 10:05 PM EDT  
Att: 29,650 - Unknown - 72 F

livebaseballscorecards.com

AB	30
R	7
H	11
RBI	7
BB	3
SO	9
LOB	10



WP: 0	PA: 36
PB: 1	
SB: 0	
CS: 1	

Batter	1	2	3	4	5	6	7	8	9	10	11	AB R H RBI BB SO LOB	TOP																			
Wilton Guerrero, S OBP: 0.314, SLG: 0.456 (1, 4)	G4-3	FC1-6-4			2-1 S 1B		1-3 K			1-3 K2-3		5 1 1 0 0 2 2	<b>Los Angeles Dodgers @ San Diego Padres</b> Qualcomm Stadium, San Diego, CA Wed May 21 1997, 10:05 PM EDT Att: 25,386 - Unknown - 70 F																			
Roger Cedeno, S OBP: 0.400, SLG: 0.600 (1, 8)	E 2B		G4-3		2-0 S 1B		0-0 G3-1			1-3 K		5 1 2 1 0 1 0																				
Raul Mondesi, R OBP: 0.326, SLG: 0.494 (1, 9)	E7 S 1B		G4-3		1-1 S 1B		0-0 P2			1-1 CS 1B		5 0 2 1 0 0 1																				
Mike Piazza, R OBP: 0.392, SLG: 0.504 (1, 2)	G1-3		G6-3		0-0 HR 1B		4-0 L4-3 BB			1-2 CS	1-3 K	4 1 1 0 1 1 1																				
Eric Karros, R OBP: 0.322, SLG: 0.366 (1, 3)	G5-3		K		0-0 HR		0-0 L4-3			1-2 CS	3-2 L8	5 1 1 2 0 1 2																				
Todd Zeile, R OBP: 0.320, SLG: 0.378 (1, 5)		K	G6-3		2-3 K					3-2 F8	4-2 BB	4 0 0 0 1 2 0																				
Eric Anthony, L OBP: 0.417, SLG: 0.579 (1, 7)		FC1-5 1B	G3-1		1-0 G3-1		1-0 G3-1			4-2 S BB	1-1 F7	4 0 1 0 1 0 1																				
Juan Castro, R OBP: 0.171, SLG: 0.182 (1, 6)		FC1-5 1B			1-1 G5-3		1-1 L7			1-0 F9		4 0 1 0 0 0 1																				
Chan Ho Park, R Eddie Williams, R Mark Guthrie, R Darren Hall, R Nelson Liriano, S Scott Radinsky, L Antonio Osuna, R (1, 1) (7, PH) (7, 1) (8, 1) (9, PH) (9, 1) (10, 1)		FC1-5 1B			1-2 F9		2-3 K			2-3 K		2 0 0 0 0 0 2 1 0 0 0 0 0 1 0 0 0 0 0 0 0 0 0 0 0 0 0 0 1 0 0 0 0 0 1 0 0 0 0 0 0 0 0 0 0 0 0 0 0																				
<b>Inning Stats</b>	R: 1 E: 1 K: 0 S: 7	H: 2 LOB: 1 BB: 0 P: 11	R: 0 E: 0 K: 1 S: 10	H: 2 LOB: 2 BB: 0 P: 14	R: 0 E: 0 K: 0 S: 7	H: 0 LOB: 0 BB: 0 P: 8	R: 0 E: 0 K: 1 S: 8	H: 0 LOB: 0 BB: 0 P: 13	R: 1 E: 0 K: 0 S: 11	H: 2 LOB: 1 BB: 0 P: 17	R: 2 E: 0 K: 1 S: 8	H: 2 LOB: 0 BB: 0 P: 12		R: 0 E: 0 K: 2 S: 7	H: 0 LOB: 0 BB: 0 P: 10	R: 0 E: 0 K: 0 S: 2	H: 0 LOB: 0 BB: 1 P: 6	R: 0 E: 0 K: 1 S: 9	H: 0 LOB: 1 BB: 1 P: 19	R: 0 E: 0 K: 2 S: 11	H: 1 LOB: 0 BB: 0 P: 14	R: 0 E: 0 K: 1 S: 11	H: 0 LOB: 1 BB: 1 P: 20	1B: 7 2B: 2 3B: 0 HR: 1	SF: 0 SAC: 0 DP: 1 HBP: 0	WP: 0 PB: 0 SB: 4 CS: 1	PA: 44					
<b>PITCHER</b>	IP WLS BF H R ER SO BB IBB HBP BLK WP HR S P ERA WHIP														IP WLS BF H R ER SO BB IBB HBP BLK WP HR S P ERA WHIP																	
Tim Worrell, R ERA: 5.47 (1, 1)	7.0		29	8	4	4	5	0	0	0	0	0	0	0	1	58	85	5.14	1.143													
Doug Bochtler, R ERA: 1.23 (8, 1)	2.0		7	0	0	0	1	2	0	0	0	0	0	0	0	11	25	0.00	1.000													
Trevor Hoffman, R ERA: 4.0 (10, 1)	2.0	W	7	1	0	0	3	1	0	0	0	0	0	0	0	22	34	0.00	1.000													

AB	40
R	4
H	9
RBI	4
BB	3
SO	9
LOB	11



livebaseballscorecards.com

Batter	1	2	3	4	5	6	7	8	9	10	11	AB R H RBI BB SO LOB	BOTTOM											
Steve Finley, L (1, 8) OBP: 0.310, SLG: 0.476	3-1 F8		2-2 SH SF7-5 1B		2-3 K		1-0 P5		X 0-0 L4		4-0 G4-3 IBB	5 1 1 0 1 1 1	<b>Los Angeles Dodgers @ San Diego Padres</b> <b>Qualcomm Stadium, San Diego, CA</b> Wed May 21 1997, 10:05 PM EDT Att: 25,386 - Unknown - 70 F											
Quilvio Veras, S (1, 4) OBP: 0.314, SLG: 0.308	4-2 1B BB		0-0 SH SF7-5		4-0 BB		1-1 F9		C 3-1 L9		0-0 G4-3	3 0 0 1 2 0 3												
Tony Gwynn, L (1, 9) OBP: 0.409, SLG: 0.580	1-0 1-3 1B		3-1 SF7-5		1-3 K		4-0 IBB		B 2-1 F8			3 0 1 1 1 1 1												
Wally Joyner, L (1, 3) OBP: 0.339, SLG: 0.429	1-2 P5		4-2 BB		4-2 HR BB		1-1 L4		B 2-0 G3			3 1 0 0 2 0 4												
Archi Cianfrocco, R (1, 5) OBP: 0.371, SLG: 0.410	1 SAFE 0-2 F8		1-1 G4-3		2-3 K		3-3 K		B 4-1 BB			4 0 0 0 1 2 4												
Chris Jones, R (1, 7) OBP: 0.299, SLG: 0.458		1-2 G5-3		2-3 K		2-1 HR		F 2-1 G4-3		C 0-3 K		3 1 1 2 0 1 0												
Trey Beamon, L (8, PH) OBP: 0.400, SLG: 0.462												2 0 0 0 0 1 1												
Chris Gomez, R (1, 6) OBP: 0.315, SLG: 0.364		1-3 K		3-3 K		3-3 K		C 4-2 BB				4 1 1 0 1 3 0												
John Flaherty, R (1, 2) OBP: 0.294, SLG: 0.341		1-0 G6-3		1-0 L4		0-1 F8		C 2-2 L4				5 0 1 0 0 0 1												
Tim Worrell, R (1, 1) OBP: 0.313, SLG: 0.214			4-2 SH 1B BB		0-3 K		1-2 WP 1B		X 0-0 L9			1 1 0 0 0 1 1 0												
Terry Shumpert, R (7, PH) OBP: 0.500, SLG: 0.714												1 0 1 0 0 0 0 0												
Doug Bechtler, R (8, 1) OBP: 0.333, SLG: 0.500												0 0 0 0 0 0 0 0												
Carlos Hernandez, R (9, PH) OBP: 0.333, SLG: 0.500												1 0 0 0 0 0 0 0												
Trevor Hoffman, R (10, 1) OBP: 0.333, SLG: 0.500												0 0 0 0 0 0 0 0												
Craig Shipley, R (11, PH) OBP: 0.333, SLG: 0.889												1 0 0 0 0 0 0 2												
<b>Inning Stats</b>	R: 0 H: 1 E: 0 K: 0 S: 13	H: 1 LOB: 2 BB: 1 P: 22	R: 0 H: 0 E: 0 K: 1 S: 8	H: 0 LOB: 0 BB: 0 P: 11	R: 2 H: 1 E: 1 K: 0 S: 13	H: 1 LOB: 1 BB: 2 P: 27	R: 0 H: 0 E: 0 K: 2 S: 8	H: 0 LOB: 0 BB: 0 P: 14	R: 0 H: 0 E: 0 K: 3 S: 10	H: 0 LOB: 1 BB: 1 P: 16	R: 2 H: 1 E: 0 K: 2 S: 21	H: 1 LOB: 0 BB: 1 P: 32	R: 0 H: 1 E: 0 K: 0 S: 8	H: 1 LOB: 2 BB: 1 P: 16	R: 0 H: 0 E: 0 K: 1 S: 12	H: 0 LOB: 1 BB: 1 P: 23	R: 0 H: 0 E: 0 K: 0 S: 4	H: 0 LOB: 0 BB: 0 P: 7	R: 0 H: 0 E: 0 K: 1 S: 7	H: 0 LOB: 1 BB: 1 P: 15	R: 1 H: 2 E: 0 K: 0 S: 7	H: 2 LOB: 3 BB: 1 P: 12	1B: 5 SF: 1 2B: 1 SAC: 1 3B: 0 DP: 1 HR: 1 HBP: 0	WP: 1 PA: 47 PB: 0 SB: 0 CS: 0
<b>PITCHER</b>	IP WLS BF H R ER SO BB IBB HBP BLK WP HR S P ERA WHIP														IP WLS BF H R ER SO BB IBB HBP BLK WP HR S P ERA WHIP									
Chan Ho Park, R (1, 1) ERA: 2.87	6.0 26 3 4 3 8 5 0 0 0 0 1 73 122 4.50 1.333																							
Mark Guthrie, L (7, 1) ERA: 2.49	1.0 5 1 0 0 0 0 1 0 0 0 0 8 16 0.00 1.000																							
Darren Hall, R (8, 1) ERA: 2.51	1.0 4 0 0 0 0 1 0 0 0 0 0 12 23 0.00 1.000																							
Scott Radinsky, L (9, 1) ERA: 3.72	1.2 5 0 0 0 0 0 0 0 0 0 0 7 14 0.00 0.000																							
Antonio Osuna, R (10, 1) ERA: 1.59	1.0 L 7 2 1 1 1 1 1 0 0 0 0 11 20 9.00 3.000																							

livebaseballscores.com

AB	36
R	5
H	6
RBI	4
BB	9
SO	10
LOB	17



Batter	1	2	3	4	5	6	7	8	9	AB R H RBI BB SO LOB	TOP											
Wilton Guerrero, S (1, 4) OBP: 0.313, SLG: 0.450	3-2 L4		1-2 L3		1-3 K			0-0 FC6-4 1B		4 0 1 0 0 1 0												
Roger Cedeno, S (1, 8) OBP: 0.333, SLG: 0.444	0-0 S 1B		2-2 G4-3		0-0 F7			2-3 SAFE K		4 0 1 0 0 1 1												
Raul Mondesi, R (1, 9) OBP: 0.319, SLG: 0.482	1-3 SAFE K		0-0 E5			1-1 G6-3		3-0 FC6-4 1-2f		4 0 0 0 0 1 2												
Eric Karros, R (1, 3) OBP: 0.321, SLG: 0.364	2-2 SAFE SAFE L3		0-0 G6-3			2-2 1B		3-2 G6-3		4 0 1 0 0 0 2												
Todd Zeile, R (1, 5) OBP: 0.324, SLG: 0.397						1-3 K		3-3 K		3 1 1 1 1 2 0												
Eric Anthony, L (1, 7) OBP: 0.429, SLG: 0.545			2-1 G4-1		4-1 S BB 1-2		0-0 F7	3-2 1B 1B		3 0 1 0 1 0 0												
Greg Gagne, R (1, 6) OBP: 0.314, SLG: 0.400			2-2 BB 1B		0-3 K		2-0 G4-3	0-0 1-2 1B		4 0 2 0 0 1 1												
Tom Prince, R (1, 2) OBP: 0.281, SLG: 0.222			4-2 SAFE BB		2-2 G6-3		1-1 G5-3	1-0 F9		2 0 0 0 1 0 1												
Mike Piazza, R (9, PH) OBP: 0.390, SLG: 0.500			1-2 BB		1-2					1 0 0 0 0 0 2												
Hideo Nomo, R (1, 1) OBP: 0.167, SLG: 0.250			0-3 SAFE K			0-0 G3		2-3 K		2 0 0 0 0 1 2												
Nelson Liriano, S (8, PH) OBP: 0.296, SLG: 0.417										1 0 0 0 0 1 0												
Tom Candiotti, R (8, 1)			2-3 K							0 0 0 0 0 0 0												
<b>Inning Stats</b>	R: 0 E: 0 K: 1 S: 13	H: 1 LOB: 1 BB: 0 P: 18	R: 1 E: 0 K: 1 S: 12	H: 2 LOB: 1 BB: 1 P: 23	R: 0 E: 1 K: 0 S: 10	H: 0 LOB: 1 BB: 0 P: 13	R: 0 E: 0 K: 1 S: 8	H: 0 LOB: 1 BB: 2 P: 18	R: 0 E: 0 K: 1 S: 5	H: 0 LOB: 0 BB: 0 P: 6	R: 0 E: 0 K: 0 S: 9	H: 1 LOB: 0 BB: 0 P: 13	R: 0 E: 0 K: 0 S: 4	H: 0 LOB: 0 BB: 0 P: 7	R: 0 E: 0 K: 2 S: 8	H: 1 LOB: 1 BB: 0 P: 15	R: 0 E: 0 K: 1 S: 12	H: 2 LOB: 2 BB: 0 P: 22	1B: 6 2B: 0 3B: 0 HR: 1	SF: 0 SAC: 0 DP: 0 HBP: 0	WP: 0 PB: 0 SB: 2 CS: 1	PA: 35
<b>PITCHER</b>	IP WLS BF H R ER SO BB IBB HBP BLK WP HR S P ERA WHIP																					
Joey Hamilton, R (1, 1) ERA: 3.53	7.0 W 26 4 1 1 5 3 0 0 0 0 0 1 61 98 1.29 1.000																					
Will Cunnane, R (8, 1) ERA: 5.48	1.2 8 3 0 0 3 0 0 0 0 0 0 0 19 35 0.00 1.800																					
Doug Bochtler, R (9, 1) ERA: 1.21	0.1 S 1 0 0 0 0 0 0 0 0 0 0 0 1 2 0.00 0.000																					

Los Angeles Dodgers @ San Diego Padres  
Qualcomm Stadium, San Diego, CA  
Thu May 22 1997, 6:33 AM EDT  
Att. 32,749 - Sunny - 74 F

AB	32
R	1
H	7
RBI	1
BB	3
SO	8
LOB	11





Batter	1	2	3	4	5	6	7	8	9	AB	R	H	RBI	BB	SO	LOB
Steve Finley, L (1, 8) OBP: 0.300, SLG: 0.459	0-1 F7		1-3 K		2-3 K		0-1 F8			4	0	0	0	0	2	1
Chris Gomez, R (1, 6) OBP: 0.313, SLG: 0.368	2-0 1B 2B		2-1 F9			3-3 K	1-2 G6-3			4	1	1	0	0	1	1
Tony Gwynn, L (1, 9) OBP: 0.416, SLG: 0.584	3-1 CS 1B			0-0 1B		1-2 CS 1B		1-2 F8		4	0	3	1	0	0	0
Wally Joyner, L (1, 3) OBP: 0.336, SLG: 0.416	0-1 E3			0-0 F8		4-0 2B BB		2-1 P5		3	1	0	0	1	0	2
Archi Cianfrocco, R (1, 5) OBP: 0.376, SLG: 0.427	3-3 K			0-0 F9		2-1 PB 1B 2B		1-1 1B 1B		4	1	2	1	0	1	3
Trey Beamon, L (1, 7) OBP: 0.421, SLG: 0.471		0-1 G6-3		1-0 F7		3-0 BLK 1B		3-1 1B		4	0	2	1	0	0	1
Carlos Hernandez, R (1, 2) OBP: 0.286, SLG: 0.429		1-3 K			2-0 G6-3	2-3 K		2-3 K		4	0	0	0	0	3	3
Terry Shumpert, R (1, 4) OBP: 0.476, SLG: 0.647			0-0 F9		1-0 F7		0-0 SH3-4 1B			3	0	1	0	0	0	0
Joey Hamilton, R (1, 1) OBP: 0.100, SLG: 0.400 Will Cunnane, R (8, 1) Doug Bochtler, R (9, 1)			0-3 K		0-1 HR		0-0 SH3-4			2	1	1	1	0	1	0

Inning Stats	R: 1	H: 2	E: 1	K: 1	S: 10	R: 0	H: 0	E: 0	K: 1	S: 6	R: 0	H: 0	E: 0	K: 2	S: 8	R: 0	H: 1	E: 0	K: 0	S: 4	R: 1	H: 1	E: 0	K: 1	S: 7	R: 2	H: 3	E: 0	K: 2	S: 13	R: 0	H: 1	E: 0	K: 0	S: 7	R: 0	H: 2	E: 0	K: 1	S: 13										
	LOB: 2	BB: 0	P: 18			LOB: 0	BB: 0				LOB: 1	BB: 0				LOB: 0	BB: 0				LOB: 1	BB: 0				LOB: 1	BB: 1				LOB: 1	BB: 0				LOB: 2	BB: 0													
PITCHER	IP	WLS	BF	H	R	ER	SO	BB	IBB	HBP	BLK	WP	HR	S	P	ERA	WHIP													IP	WLS	BF	H	R	ER	SO	BB	IBB	HBP	BLK	WP	HR	S	P	ERA	WHIP				
Hideo Nomo, R (1, 1) ERA: 3.12	7.0	L	29	8	4	4	7	1	0	0	1	0	1	55	89	5.14	1.286																																	
Tom Candiotti, R (8, 1) ERA: 1.93	1.0		5	2	0	0	1	0	0	0	0	0	0	13	22	0.00	2.000																																	

**BOTTOM**

**Los Angeles Dodgers @ San Diego Padres**  
Qualcomm Stadium, San Diego, CA

Thu May 22 1997, 6:33 AM EDT  
Att. 32,749 - Sunny - 74 F

livebaseballscores.com

AB	32
R	4
H	10
RBI	4
BB	1
SO	8
LOB	11



WP: 0	PA: 34
PB: 1	
SB: 0	
CS: 2	

Batter	1	2	3	4	5	6	7	8	9	AB R H RBI BB SO LOB	TOP											
<b>Kenny Lofton, L</b> OBP: 0.407, SLG: 0.442 (1, 8)	0-2 F8	0-0 F8			1-0 G4-6-3		2-2 F7			4 0 0 0 0 0 4	<b>Atlanta Braves @ Los Angeles Dodgers</b> <b>Dodger Stadium, Los Angeles, CA</b> Fri May 23 1997, 7:05 PM PDT Att. 38,735 - Unknown - 72 F											
<b>Michael Tucker, L</b> OBP: 0.380, SLG: 0.491 (1, 9) (8, 7)	1-1 G3-1 1B		1-3 K			3-2 L3	0-0 L3			4 1 1 0 0 1 2												
<b>10 Chipper Jones, S</b> OBP: 0.379, SLG: 0.456 (1, 5)	1-2 G3-1		0-0 G4-3			2-1 F7		0-0 F9		4 0 0 0 0 0 1												
<b>Fred McGriff, L</b> OBP: 0.342, SLG: 0.401 (1, 3)	3-2 S 1B		2-2 G4-3			3-1 HR 1B		1-3 K		4 1 2 1 0 1 0												
<b>Ryan Klesko, L</b> OBP: 0.336, SLG: 0.500 <b>Andrew Jones, R</b> OBP: 0.355, SLG: 0.422 (1, 7) (8, PH) (8, 9)	2-3 K		3-3 K			1-1 SAFE HR		0-1 G1-3		3 1 1 2 0 2 1 1 0 0 0 0 0 0												
<b>Jeff Blauser, R</b> OBP: 0.441, SLG: 0.623 (1, 6)		1-0 1B			1-2 F8		2-2 G4-3		0-0 G6-3	4 1 1 0 0 0 0												
<b>Mark Lemke, S</b> OBP: 0.300, SLG: 0.336 (1, 4)		0-0 G5-3 1B			2-3 K		3-2 G3-1		2-1 G4-3	4 0 1 1 0 1 0												
<b>Eddie Pérez, R</b> OBP: 0.108, SLG: 0.108 (1, 2)		0-0 G5-3			2-1 G6-3		0-0 29 1B		0-0 G5-3	4 0 1 0 0 0 1												
<b>29 John Smoltz, R</b> OBP: 0.517, SLG: 0.520 <b>Mark Wohlers, R</b> (9, 1)		1-3 K			4-2 G4-6-3 BB		0-0 1-2 1B			2 0 1 0 1 1 1 0 0 0 0 0 0 0												
<b>Inning Stats</b>	R: 1 E: 0 K: 1 S: 15	H: 2 LOB: 1 BB: 0 P: 22	R: 1 E: 0 K: 1 S: 8	H: 2 LOB: 1 BB: 0 P: 10	R: 0 E: 0 K: 1 S: 7	H: 0 LOB: 0 BB: 0 P: 10	R: 0 E: 0 K: 2 S: 10	H: 0 LOB: 0 BB: 0 P: 16	R: 0 E: 0 K: 0 S: 6	H: 0 LOB: 0 BB: 1 P: 13	R: 2 E: 0 K: 0 S: 13	H: 2 LOB: 0 BB: 0 P: 24	R: 0 E: 0 K: 0 S: 10	H: 2 LOB: 2 BB: 0 P: 15	R: 0 E: 0 K: 1 S: 6	H: 0 LOB: 0 BB: 0 P: 7	R: 0 E: 0 K: 0 S: 4	H: 0 LOB: 0 BB: 0 P: 6	1B: 5 2B: 2 3B: 0 HR: 1	SF: 0 SAC: 0 DP: 1 HBP: 0	WP: 0 PB: 0 SB: 1 CS: 0	PA: 35
<b>PITCHER</b>	IP WLS BF H R ER SO BB IBB HBP BLK WP HR S P ERA WHIP																					
<b>Pedro Astacio, R</b> ERA: 3.05 (1, 1)	6.2 L 28 8 4 4 5 1 0 0 0 0 0 1 68 109 5.40 1.350																					
<b>Mark Guthrie, L</b> ERA: 2.45 (7, 1)	0.1 1 0 0 0 0 0 0 0 0 0 0 0 1 1 0.00 0.000																					
<b>Scott Radinsky, L</b> ERA: 3.54 (8, 1)	1.0 3 0 0 0 1 0 0 0 0 0 0 0 6 7 0.00 0.000																					
<b>Darren Hall, R</b> ERA: 2.35 (9, 1)	1.0 3 0 0 0 0 0 0 0 0 0 0 0 4 6 0.00 0.000																					

AB	34
R	4
H	8
RBI	4
BB	1
SO	6
LOB	10



livebaseballscorecards.com

Batter	1	2	3	4	5	6	7	8	9	AB	R	H	RBI	BB	SO	LOB
Wilton Guerrero, S OBP: 0.304, SLG: 0.438 (1, 4)	F8		G6-3		G3-1			F7		4	0	0	0	0	0	1
Roger Cedeno, S OBP: 0.231, SLG: 0.308 (1, 8)	K			G5-3		G4-3		G6-3		4	0	0	0	0	1	0
Raul Mondesi, R OBP: 0.318, SLG: 0.477 (1, 9)	CS 1B			G6-3		G4-3		K		4	0	1	0	0	1	0
Mike Piazza, R OBP: 0.393, SLG: 0.496 (1, 2)	CS	G4-3 S BB		1B 1B		F9		K		3	1	1	0	1	1	0
Eric Karros, R OBP: 0.325, SLG: 0.367 (1, 3)		G6-3		1B 1B		G4-6-3 1B		K		4	0	2	0	0	1	1
Todd Zeile, R OBP: 0.322, SLG: 0.394 (1, 5)		G4-3		1B		G4-6-3		G4-3		4	0	1	1	0	0	2
Eric Anthony, L OBP: 0.452, SLG: 0.680 (1, 7)		F9		SH3-4 1B		HR				3	1	2	1	0	0	1
Greg Gagne, R OBP: 0.309, SLG: 0.393 (1, 6)			K		K		E8			3	0	0	0	0	2	1
Pedro Astacio, R OBP: 0.118, SLG: 0.118 Mark Guthrie, R (7, 1)			K		SH3-4		G3			1	0	0	0	0	1	0
Billy Ashley, R OBP: 0.268, SLG: 0.377 Scott Radinsky, L (8, 1)										0	0	0	0	0	0	0
Darren Hall, R (9, 1)										1	0	0	0	0	0	0

Inning Stats	R: 0	H: 1	E: 0	K: 1	S: 9	LOB: 0	BB: 0	P: 14	R: 0	H: 0	E: 0	K: 0	S: 12	LOB: 1	BB: 1	P: 23	R: 0	H: 0	E: 0	K: 2	S: 10	LOB: 0	BB: 0	P: 13	R: 1	H: 3	E: 0	K: 0	S: 13	LOB: 2	BB: 0	P: 20	R: 0	H: 1	E: 0	K: 1	S: 10	LOB: 1	BB: 0	P: 13	R: 0	H: 0	E: 0	K: 0	S: 6	LOB: 0	BB: 0	P: 9	R: 1	H: 2	E: 1	K: 0	S: 17	LOB: 1	BB: 0	P: 24	R: 0	H: 0	E: 0	K: 1	S: 8	LOB: 0	BB: 0	P: 12	R: 0	H: 0	E: 0	K: 2	S: 10	LOB: 0	BB: 0	P: 12	1B: 6	SF: 0	2B: 0	SAC: 1	3B: 0	DP: 1	HR: 1	HBP: 0	WP: 0	PA: 34	PB: 0	SB: 1	CS: 1	ERA	WHIP
PITCHER	IP	WLS	BF	H	R	ER	SO	BB	IBB	HBP	BLK	WP	HR	S	P	ERA	WHIP																			IP	WLS	BF	H	R	ER	SO	BB	IBB	HBP	BLK	WP	HR	S	P	ERA	WHIP																																			
29 John Smoltz, R ERA: 2.6 Mark Wohlers, R ERA: 1.8	(1, 1)	8.0	W	30	7	2	2	5	1	0	0	0	0	85	128	2.25	1.000																			(9, 1)	1.0	S	3	0	0	0	2	0	0	0	0	0	10	12	0.00	0.000																																			

**BOTTOM**

**Atlanta Braves @ Los Angeles Dodgers**  
**Dodger Stadium, Los Angeles, CA**

Fri May 23 1997, 7:05 PM PDT  
 Att: 38,735 - Unknown - 72 F

AB	31
R	2
H	7
RBI	2
BB	1
SO	7
LOB	7



WP: 0	PA: 34
PB: 0	
SB: 1	
CS: 1	

ERA	WHIP
-----	------

Batter	1	2	3	4	5	6	7	8	9	AB R H RBI BB SO LOB	TOP												
<b>Kenny Lofton, L</b> (1, 8) OBP: 0.405, SLG: 0.443	1-1 G1-3		2-0 S E 2B		1-2 G5-3			2-1 F8		4 1 1 1 0 0 1	<b>Atlanta Braves @ Los Angeles Dodgers</b> <b>Dodger Stadium, Los Angeles, CA</b> Sat May 24 1997, 7:05 PM PDT Att. 49,074 - Unknown - 72 F												
<b>Michael Tucker, L</b> (1, 9) OBP: 0.371, SLG: 0.479	1-3 K		2-3 K			2-2 L4		0-3 K		4 0 0 0 0 3 0													
<b>10 Chipper Jones, S</b> (1, 5) OBP: 0.371, SLG: 0.444	0-0 G4-3			3-2 G1-3		2-2 F8		0-3 K		4 0 0 0 0 1 0													
<b>Fred McGriff, L</b> (1, 3) OBP: 0.340, SLG: 0.394		1-1 F7		2-3 K		4-2 BB		0-1 G3-1		3 0 0 0 1 1 0													
<b>Ryan Klesko, L</b> (1, 7) OBP: 0.340, SLG: 0.519		4-1 G4-6-3 BB		3-1 HR		1-3 K		2-3 K		3 1 1 1 1 2 1													
<b>Javy Lopez, R</b> (1, 2) OBP: 0.357, SLG: 0.547		1-0 G4-6-3 1-2f		0-3 K			1-0 G6-3		0-0 F8	4 0 0 0 0 1 2													
<b>Mark Lemke, S</b> (1, 4) OBP: 0.301, SLG: 0.331			0-0 F7		4-1 SH1-4 BB		0-0 F7			2 0 0 0 1 0 0													
<b>Jeff Blausler, R</b> (1, 6) OBP: 0.439, SLG: 0.617			1-1 G5-3 2B 1B		1-1 P6		1-0 G5-3			3 1 1 0 0 0 1													
<b>Tom Glavine, L</b> (1, 1) OBP: 0.318, SLG: 0.167 <b>Paul Byrd, R</b> (7, 1) <b>Keith Lockhart, L</b> (8, PH) OBP: 0.229, SLG: 0.310 <b>Brad Clontz, R</b> (8, 1)			1-0 G5-3		1 SAFE L 1 SAFE B 1 B X	2-1 SH1-4		0-2 G3		1 0 0 0 0 0 1 0 0 0 0 0 0 0 1 0 0 0 0 0 0 0 0 0 0 0 0 0													
<b>Inning Stats</b>	R: 0 E: 0 K: 1 S: 8	H: 0 LOB: 0 BB: 0 P: 10	R: 0 E: 0 K: 0 S: 4	H: 0 LOB: 0 BB: 1 P: 10	R: 2 E: 0 K: 1 S: 8	H: 2 LOB: 0 BB: 0 P: 14	R: 1 E: 0 K: 2 S: 11	H: 1 LOB: 0 BB: 0 P: 19	R: 0 E: 0 K: 0 S: 8	H: 0 LOB: 1 BB: 1 P: 16	R: 0 E: 0 K: 1 S: 11	H: 0 LOB: 1 BB: 1 P: 20	R: 0 E: 0 K: 0 S: 3	H: 0 LOB: 0 BB: 0 P: 5	R: 0 E: 0 K: 1 S: 8	H: 0 LOB: 0 BB: 0 P: 10	R: 0 E: 0 K: 2 S: 9	H: 0 LOB: 1 BB: 0 P: 11	1B: 1 2B: 1 3B: 0 HR: 1	SF: 0 SAC: 1 DP: 1 HBP: 0	WP: 0 PB: 1 SB: 1 CS: 0	PA: 33	
<b>PITCHER</b> <b>Ramon Martinez, R</b> (1, 1) ERA: 3.49	IP 9.0	WLS W	BF 33	H 3	R 3	ER 2	SO 8	BB 3	IBB 0	HBP 0	BLK 0	WP 0	HR 1	S 70	P 115	ERA 2.00	WHIP 0.667						<b>PITCHER</b> IP WLS BF H R ER SO BB IBB HBP BLK WP HR S P ERA WHIP

<b>AB</b>	29
<b>R</b>	3
<b>H</b>	3
<b>RBI</b>	2
<b>BB</b>	3
<b>SO</b>	8
<b>LOB</b>	6



livebaseballscorecards.com

Batter	1	2	3	4	5	6	7	8	9
Wilton Guerrero, S OBP: 0.307, SLG: 0.436 (1, 4)	0-0 HR 1B	0-2 P2		2-2 FC2-6 1B			0-0 FC1-6 FC4-6 1-2f	0-0 G4-6-3 1-2f	
Roger Cedeno, S OBP: 0.176, SLG: 0.235 (1, 8)	0-0 B2	3-2 G5-3		0-1 FC2-6 CS 1-2f			1-0 FC4-6 1B 1-2f		
Raul Mondesi, R OBP: 0.327, SLG: 0.500 (1, 9)	1-1 HR		3-2 2B 1B	3-2 CS 1-2	0-0 F9		3-1 1B HR 1B		
Mike Piazza, R OBP: 0.401, SLG: 0.507 (1, 2)	4-2 HR 1B BB		3-2 1-3 2B		1-0 F9		2-2 HR 1B		
Eric Karros, R OBP: 0.323, SLG: 0.382 (1, 3)	2-3 K		0-1 F9		1-1 G4-3		1-0 HR		
Todd Zeile, R OBP: 0.326, SLG: 0.392 (1, 5)	3-1 HR 1B		4-0 IBB		0-2 P5		0-0 F7		
Billy Ashley, R OBP: 0.288, SLG: 0.446 Todd Hollandsworth, L OBP: 0.274, SLG: 0.333 (6, PR) (7, 7)	3-1 HR		1-3 K		0-0 G1-6-3 1B		2-2 1B 2B		
Juan Castro, R OBP: 0.179, SLG: 0.189 (1, 6)	0-3 K		2-3 K		0-1 G1-6-3 1-2f		0-1 FC5-4 1B		
Ramon Martinez, R OBP: 0.083, SLG: 0.083 (1, 1)		1-1 G1-3		0-3 K			1-1 FC1-6 1B	0-1 FC5-4 G4-6-3 1-2f	

AB	R	H	RBI	BB	SO	LOB
5	1	2	0	0	0	2
4	1	0	0	0	0	3
4	2	3	2	0	0	0
3	2	2	1	1	0	0
4	1	1	3	0	1	3
3	1	1	0	1	0	0
3	1	2	3	0	1	3
1	1	1	0	0	0	0
4	0	1	1	0	2	4
4	0	1	0	0	1	1

AB	R	H	RBI	BB	SO	LOB
35	10	14	10	2	5	16

WP	HR	S	P	ERA	WHIP
0	0	0	0	0	0

Inning Stats	R	H	E	K	S	H	LOB	BB	P	R	H	E	K	S	H	LOB	BB	P
1	5	4	0	2	19	0	0	0	32	0	2	0	2	15	0	0	0	6
2	0	0	0	0	8	0	0	0	12	0	0	0	0	0	0	0	0	0
3	0	2	0	2	15	0	3	1	28	0	1	0	1	10	0	0	0	15
4	0	1	0	1	10	0	0	0	15	0	0	0	0	0	0	0	0	0
5	0	0	0	0	4	0	0	0	6	0	0	0	0	0	0	0	0	7
6	0	1	0	0	7	0	1	0	0	0	0	0	0	0	0	0	0	0
7	4	4	0	0	11	0	0	0	19	0	0	0	0	0	0	0	0	0
8	1	2	0	0	9	0	0	0	11	0	0	0	0	0	0	0	0	0
9	0	0	0	0	0	0	0	0	0	0	0	0	0	0	0	0	0	0

PITCHER	IP	WLS	BF	H	R	ER	SO	BB	IBB	HBP	BLK	WP	HR	S	P	ERA	WHIP
Tom Glavine, L ERA: 2.89 (1, 1)	6.2	L	31	11	8	8	5	1	1	0	0	0	2	72	116	10.80	1.800
Paul Byrd, R ERA: 6.32 (7, 1)	0.1		2	1	1	1	0	0	0	0	0	0	1	2	3	27.00	3.000
Brad Clontz, R ERA: 4.0 (8, 1)	1.0		4	2	1	1	0	0	0	0	0	0	0	9	11	9.00	2.000

**Atlanta Braves @ Los Angeles Dodgers**  
 Dodger Stadium, Los Angeles, CA  
 Sat May 24 1997, 7:05 PM PDT  
 Att: 49,074 - Unknown - 72 F

[livebaseballscorecards.com](http://livebaseballscorecards.com)



Batter	1	2	3	4	5	6	7	8	9	AB R H RBI BB SO LOB	TOP											
<b>Kenny Lofton, L</b> (1, 8) OBP: 0.397, SLG: 0.435	3-2 F7			1-0 F8		0-3 K			1-0 F8	4 0 0 0 0 1 1	<b>Atlanta Braves @ Los Angeles Dodgers</b> <b>Dodger Stadium, Los Angeles, CA</b> Sun May 25 1997, 3:33 AM PDT Att. 40,417 - Sunny - 76 F											
<b>Andruw Jones, R</b> (1, 9) OBP: 0.351, SLG: 0.414	0-1 G6-3			1-2 S 1B			1-1 G6-3	1-3 K	4 0 1 0 0 1 1													
<b>10 Chipper Jones, S</b> (1, 5) OBP: 0.368, SLG: 0.446	2-3 K			2-0 F8			2-1 L1-3 2B	0-0 P5	4 0 1 0 0 1 2													
<b>Fred McGriff, L</b> (1, 3) OBP: 0.335, SLG: 0.388		2-0 F8		3-0 F8			3-2 L1-3		3 0 0 0 0 0 2													
<b>Ryan Klesko, L</b> (1, 7) OBP: 0.340, SLG: 0.514		2-2 G5-4-3 1B		1-3 K			3-3 K		3 0 1 0 0 2 1													
<b>Javy Lopez, R</b> (1, 2) OBP: 0.350, SLG: 0.535		0-0 G5-4-3 1-2f		1-3 K			1-3 K		3 0 0 0 0 2 1													
<b>Mark Lemke, S</b> (1, 4) OBP: 0.295, SLG: 0.324			0-1 F7		3-2 F7		2-2 G4-3		3 0 0 0 0 0 0													
<b>Jeff Blausler, R</b> (1, 6) OBP: 0.432, SLG: 0.605			3-1 P4		2-2 F7		2-3 K		3 0 0 0 0 1 0													
<b>Denny Neagle, L</b> (1, 1) OBP: 0.111, SLG: 0.111			2-3 K		0-0 G1-3			4-2 BB	2 0 0 0 0 1 0													
<b>Mike Bielecki, R</b> (8, 1)									0 0 0 0 0 0 0													
<b>Alan Embree, L</b> (8, 1)									0 0 0 0 0 0 0													
<b>Michael Tucker, L</b> (9, PH) OBP: 0.375, SLG: 0.479									0 0 0 0 1 0 0													
<b>Inning Stats</b>	R: 0 E: 0 K: 1 S: 11	H: 0 LOB: 0 BB: 0 P: 16	R: 0 E: 0 K: 0 S: 5	H: 1 LOB: 0 BB: 0 P: 9	R: 0 E: 0 K: 1 S: 8	H: 0 LOB: 0 BB: 0 P: 13	R: 0 E: 0 K: 0 S: 6	H: 1 LOB: 1 BB: 0 P: 13	R: 0 E: 0 K: 2 S: 9	H: 0 LOB: 0 BB: 0 P: 14	R: 0 E: 0 K: 1 S: 7	H: 0 LOB: 0 BB: 0 P: 9	R: 0 E: 0 K: 1 S: 10	H: 1 LOB: 1 BB: 0 P: 19	R: 0 E: 0 K: 2 S: 10	H: 0 LOB: 0 BB: 0 P: 15	R: 0 E: 0 K: 1 S: 9	H: 0 LOB: 1 BB: 1 P: 15	1B: 2 2B: 1 3B: 0 HR: 0	SF: 0 SAC: 0 DP: 1 HBP: 0	WP: 0 PB: 0 SB: 1 CS: 0	PA: 30
<b>PITCHER</b>	IP WLS BF H R ER SO BB IBB HBP BLK WP HR S P ERA WHIP																					
<b>Ismael Valdez, R</b> (1, 1) ERA: 2.25	7.0 W 23 3 0 0 6 0 0 0 0 0 0 0 56 93 0.00 0.429																					
<b>Darren Hall, R</b> (8, 1) ERA: 2.2	1.0 3 0 0 0 2 0 0 0 0 0 0 0 10 15 0.00 0.000																					
<b>Todd Worrell, R</b> (9, 1) ERA: 4.19	1.0 S 4 0 0 0 1 1 0 0 0 0 0 0 9 15 0.00 1.000																					

livebaseballscorecards.com

<b>AB</b>	<b>29</b>
<b>R</b>	<b>0</b>
<b>H</b>	<b>3</b>
<b>RBI</b>	<b>0</b>
<b>BB</b>	<b>1</b>
<b>SO</b>	<b>9</b>
<b>LOB</b>	<b>8</b>



Batter	1	2	3	4	5	6	7	8	9
Wilton Guerrero, S OBP: 0.306, SLG: 0.431 (1, 4)	0-1 1B 1B		0-1 P4			0-0 G1-3	1-3 K		
Roger Cedeno, S OBP: 0.190, SLG: 0.200 (1, 8)	0-0 F8		3-2 F7			4-2 1B BB		1-2 F9	
Raul Mondesi, R OBP: 0.330, SLG: 0.497 (1, 9)	2-3 K			3-2 F9		1-2 SAFE 1B FC6-4		4-1 2B BB	
Mike Piazza, R OBP: 0.404, SLG: 0.514 (1, 2)	1-2 1B			2-3 K		0-0 FC6-4		0-1 2B	
Eric Karros, R OBP: 0.327, SLG: 0.377 (1, 3)	3-2 L3			2-3 K			4-1 1B BB	4-0 IBB	
Todd Zeile, R OBP: 0.324, SLG: 0.389 (1, 5)		1-1 F8			1-2 F8		1-1 SAFE SH1-4 1B	2-0 P5	
Billy Ashley, R OBP: 0.290, SLG: 0.441 Todd Hollandsworth, L OBP: 0.272, SLG: 0.331 (7, PR) (8, 7)		2-2 G4-3			1-1 F8		1-1 SAFE FC5-2-6 SH1-4 1B	1-3 K	
Greg Gagne, R OBP: 0.305, SLG: 0.388 (1, 6)		1-2 P3			0-1 P4		0-0 SH1-4		
Ismael Valdez, R Eddie Williams, R OBP: 0.286, SLG: 0.167 Darren Hall, R Todd Worrell, R (7, PH) (8, 1) (9, 1)			0-3 K			0-2 F8	1-1 FC5-2-6		

AB	R	H	RBI	BB	SO	LOB
4	0	1	0	0	1	3
3	0	0	0	1	0	1
3	1	1	0	1	1	1
4	0	2	1	0	1	2
2	1	0	0	2	1	2
4	0	1	0	0	0	2
3	0	1	1	0	0	0
1	0	0	0	0	1	2
2	0	0	0	0	0	0
2	0	0	0	0	1	0
1	0	0	0	0	0	3
0	0	0	0	0	0	0
0	0	0	0	0	0	0

**BOTTOM**

**Atlanta Braves @ Los Angeles Dodgers**  
**Dodger Stadium, Los Angeles, CA**

Sun May 25 1997, 3:33 AM PDT  
Att: 40,417 - Sunny - 76 F

livebaseballscorecards.com

<b>AB</b>	<b>29</b>
<b>R</b>	<b>2</b>
<b>H</b>	<b>6</b>
<b>RBI</b>	<b>2</b>
<b>BB</b>	<b>4</b>
<b>SO</b>	<b>6</b>
<b>LOB</b>	<b>16</b>



Inning Stats		R: 0	H: 2	E: 0	K: 1	S: 13	R: 0	H: 0	E: 0	K: 0	S: 9	R: 0	H: 0	E: 0	K: 1	S: 9	R: 0	H: 0	E: 0	K: 2	S: 10	R: 0	H: 0	E: 0	K: 0	S: 7	R: 0	H: 1	E: 0	K: 0	S: 10	R: 1	H: 2	E: 0	K: 1	S: 13	R: 1	H: 1	E: 0	K: 1	S: 10
PITCHER		IP	WLS	BF	H	R	ER	SO	BB	IBB	HBP	BLK	WP	HR	S	P	ERA	WHIP																							
Denny Neagle, L ERA: 3.36	(1, 1)	7.1	L	32	6	2	2	5	3	1	0	0	0	0	77	121	2.46	1.227																							
Mike Bielecki, R ERA: 2.3	(8, 1)	0.1		1	0	0	0	0	0	0	0	0	0	0	1	3	0.00	0.000																							
Alan Embree, L ERA: 3.38	(8, 1)	0.1		1	0	0	0	1	0	0	0	0	0	0	3	4	0.00	0.000																							


WP	PA	ERA	WHIP
34			

Batter	1	2	3	4	5	6	7	8	9	AB R H RBI BB SO LOB	TOP											
<b>John Cangelosi, S</b> OBP: 0.286, SLG: 0.240 (1, 8)	4-2 FC5-4 BB		3-2 G6-3		2-3 K		2-1 1B E 1B		1-1 F7	4 0 1 0 1 1 2												
<b>Edgar Renteria, R</b> OBP: 0.294, SLG: 0.318 (1, 6)	1-2 FC5-4 G4-3 1-2f		3-2 G5-3			0-0 L6	3-2 1B SAFE			4 0 1 0 0 0 2												
<b>Cliff Floyd, L</b> OBP: 0.352, SLG: 0.426 (1, 9)	1-1 G4-3			1-0 HR		0-1 G4-3 1B	2-3 K			3 1 2 1 0 0 1												
<b>Jeff Conine, R</b> OBP: 0.343, SLG: 0.367 (7, PH)	1-2									1 0 0 0 0 1 2												
<b>Moises Alou, R</b> OBP: 0.403, SLG: 0.553 (1, 7)	0-0 L4			4-1 CS BB		1-2 G4-3		1-3 K		3 0 0 0 1 1 2												
<b>Jim Eisenreich, L</b> OBP: 0.340, SLG: 0.305 (1, 3)			1-0 F8		3-2 F8 1-2	1-0 F8		1-0 1B		4 0 1 0 0 0 2												
<b>Bobby Bonilla, S</b> OBP: 0.384, SLG: 0.480 (1, 5)			2-3 K		3-2 F8		4-0 HR BB	0-3 K		3 1 0 0 1 2 1												
<b>Kurt Abbott, R</b> OBP: 0.338, SLG: 0.513 (1, 4)			0-0 G3			1-0 G4-3	1-0 HR	2-2 F9		4 1 1 2 0 0 1												
<b>Gregg Zaun, S</b> OBP: 0.441, SLG: 0.447 (1, 2)					0-0 WP 1B	2-3 K	3-1 F7		1-2 F9	4 0 1 0 0 1 0												
<b>Rick Helling, R</b> OBP: 0.167, SLG: 0.167 (1, 1)			2-3 K			2-1 1B			0-0 F7	2 0 1 0 0 1 1												
<b>Todd Dunwoody, L</b> OBP: 0.382, SLG: 0.567 (7, PH)										1 0 0 0 0 1 0												
<b>Mark Hutton, R</b> (7, 1)										0 0 0 0 0 0 0												
<b>Alex Arias, R</b> OBP: 0.357, SLG: 0.280 (9, PH)			1-2 K							1 0 0 0 0 0 0												
<b>Inning Stats</b>	R: 0 E: 0 K: 0 S: 10	H: 0 LOB: 1 BB: 1 P: 16	R: 0 E: 0 K: 1 S: 5	H: 0 LOB: 0 BB: 0 P: 8	R: 0 E: 0 K: 1 S: 10	H: 1 LOB: 1 BB: 0 P: 18	R: 1 E: 0 K: 0 S: 9	H: 1 LOB: 0 BB: 1 P: 20	R: 0 E: 0 K: 2 S: 10	H: 1 LOB: 1 BB: 0 P: 17	R: 0 E: 0 K: 0 S: 7	H: 1 LOB: 1 BB: 0 P: 9	R: 2 E: 1 K: 2 S: 21	H: 3 LOB: 2 BB: 1 P: 37	R: 0 E: 0 K: 2 S: 10	H: 1 LOB: 1 BB: 0 P: 14	R: 0 E: 0 K: 0 S: 6	H: 0 LOB: 0 BB: 0 P: 8	1B: 6 2B: 0 3B: 0 HR: 2	SF: 0 SAC: 0 DP: 0 HBP: 0	WP: 1 PB: 0 SB: 0 CS: 1	PA: 37
<b>PITCHER</b>	IP WLS BF H R ER SO BB IBB HBP BLK WP HR S P ERA WHIP																					
<b>Chan Ho Park, R</b> ERA: 3.04 (1, 1)	6.1 W 26 5 3 3 4 3 0 0 0 1 2 54 99 4.26 1.263																					
<b>Antonio Osuna, R</b> ERA: 1.5 (7, 1)	0.1 3 2 0 0 1 0 0 0 0 0 0 14 20 0.00 6.000																					
<b>Mark Guthrie, L</b> ERA: 2.31 (7, 1)	1.1 5 1 0 0 3 0 0 0 0 0 0 14 20 0.00 0.750																					
<b>Todd Worrell, R</b> ERA: 3.98 (9, 1)	1.0 S 3 0 0 0 0 0 0 0 0 0 0 6 8 0.00 0.000																					

**Florida Marlins @ Los Angeles Dodgers**  
**Dodger Stadium, Los Angeles, CA**  
 Mon May 26 1997, 7:05 PM PDT  
 Att. 48,921 - Sunny - 80 F

[livebaseballscorecards.com](http://livebaseballscorecards.com)

<b>AB</b>	<b>34</b>
<b>R</b>	<b>3</b>
<b>H</b>	<b>8</b>
<b>RBI</b>	<b>3</b>
<b>BB</b>	<b>3</b>
<b>SO</b>	<b>8</b>
<b>LOB</b>	<b>14</b>






Batter	1	2	3	4	5	6	7	8	9	AB	R	H	RBI	BB	SO	LOB
Wilton Guerrero, S (1, 4) OBP: 0.300, SLG: 0.423	3-2 F8		2-3 K		0-1 SH		0-0 G4-3			3	0	0	0	0	1	0
Roger Cedeno, S (1, 8) OBP: 0.240, SLG: 0.227	2-1 1B		4-1 E S BB		1-0 SF8		1-1 B1-3			2	0	1	1	1	0	0
Raul Mondesi, R (1, 9) OBP: 0.328, SLG: 0.508	2-1 P3		3-3 K		3-1 F9			2-1 HR		4	1	1	1	0	1	3
Mike Piazza, R (1, 2) OBP: 0.406, SLG: 0.510	2-1 F9			2-0 HR 1B	4-1 BB					3	1	1	0	1	1	1
Eric Karros, R (1, 3) OBP: 0.325, SLG: 0.391		2-2 G4-3		1-0 HR 1B	0-0 F8			3-3 K		4	1	1	2	0	1	2
Todd Zeile, R (1, 5) OBP: 0.328, SLG: 0.410		1-1 HR		1-1 P3		1-2 P6		1-0 BB 1B		4	1	2	1	0	0	0
Eric Anthony, L (1, 7) OBP: 0.412, SLG: 0.607		3-1 F8		0-0 G3		1-2 F8		4-2 1B BB		3	0	0	0	0	0	0
Mark Guthrie, R (7, 1)										0	0	0	0	0	0	0
Nelson Liriano, S (8, PH) OBP: 0.321, SLG: 0.417										0	0	0	0	1	0	0
Todd Worrell, R (9, 1)										0	0	0	0	0	0	0
Greg Gagne, R (1, 6) OBP: 0.304, SLG: 0.385		2-3 K		2-1 G6-3		1-0 L8		0-0 1B		4	0	1	0	0	1	0
Chan Ho Park, R (1, 1) OBP: 0.333, SLG: 0.429			0-3 K		2-2 SH SF8 2B					2	1	1	0	0	1	0
Antonio Osuna, R (7, 1)										0	0	0	0	0	0	0
Todd Hollandsworth, L (7, 7) OBP: 0.271, SLG: 0.329										1	0	0	0	0	1	0

Inning Stats	R: 0	H: 1	R: 1	H: 1	R: 0	H: 0	R: 2	H: 2	R: 1	H: 1	R: 0	H: 0	R: 0	H: 3	R: 1	H: 3
	E: 0	LOB: 1	E: 0	LOB: 0	E: 0	LOB: 1	E: 0	LOB: 0	E: 0	LOB: 2	E: 0	LOB: 0	E: 0	LOB: 0	E: 0	LOB: 2
	K: 0	BB: 0	K: 1	BB: 0	K: 3	BB: 1	K: 0	BB: 0	K: 0	BB: 1	K: 1	BB: 0	K: 2	BB: 0	K: 2	BB: 1
	S: 9	P: 18	S: 10	P: 18	S: 13	P: 21	S: 7	P: 13	S: 11	P: 21	S: 7	P: 10	S: 9	P: 11	S: 13	P: 26

PITCHER	IP	WLS	BF	H	R	ER	SO	BB	IBB	HBP	BLK	WP	HR	S	P	ERA	WHIP
Rick Helling, R (1, 1) ERA: 2.48	6.0	L	26	5	4	4	4	2	0	0	0	0	2	57	101	6.00	1.167
Mark Hutton, R (7, 1) ERA: 5.32	2.0		9	3	1	1	3	1	0	0	0	0	1	22	37	4.50	2.000

BOTTOM																		
<p style="text-align: center;"><b>Florida Marlins @ Los Angeles Dodgers</b>            Dodger Stadium, Los Angeles, CA</p> <p style="text-align: right;">Mon May 26 1997, 7:05 PM PDT            Att. 48,921 - Sunny - 80 F</p>																		
											3	0	0	0	0	1	0	
											2	0	1	1	1	0	0	
											4	1	1	1	0	1	3	
											3	1	1	0	1	1	1	
											4	1	1	2	0	1	2	
											4	1	2	1	0	0	0	
											3	0	0	0	0	0	0	
											0	0	0	0	1	0	0	
											0	0	0	0	0	0	0	
											4	0	1	0	0	1	0	
											2	1	1	0	0	1	0	
											0	0	0	0	0	0	0	
											1	0	0	0	0	1	0	
											1B: 4	SF: 1					WP: 0	PA: 35
											2B: 1	SAC: 1					PB: 0	
											3B: 0	DP: 0					SB: 2	
											HR: 3	HBP: 0					CS: 0	
																	AB	30
																	R	5
																	H	8
																	RBI	5
																	BB	3
																	SO	7
																	LOB	6
																		

BOTTOM																		
<p style="text-align: center;"><b>Florida Marlins @ Los Angeles Dodgers</b>            Dodger Stadium, Los Angeles, CA</p> <p style="text-align: right;">Mon May 26 1997, 7:05 PM PDT            Att. 48,921 - Sunny - 80 F</p>																		
											3	0	0	0	0	1	0	
											2	0	1	1	1	0	0	
											4	1	1	1	0	1	3	
											3	1	1	0	1	1	1	
											4	1	1	2	0	1	2	
											4	1	2	1	0	0	0	
											3	0	0	0	0	0	0	
											0	0	0	0	1	0	0	
											0	0	0	0	0	0	0	
											4	0	1	0	0	1	0	
											2	1	1	0	0	1	0	
											0	0	0	0	0	0	0	
											1	0	0	0	0	1	0	
											1B: 4	SF: 1					WP: 0	PA: 35
											2B: 1	SAC: 1					PB: 0	
											3B: 0	DP: 0					SB: 2	
											HR: 3	HBP: 0					CS: 0	
																	AB	30
																	R	5
																	H	8
																	RBI	5
																	BB	3
																	SO	7
																	LOB	6
																		

Batter	1	2	3	4	5	6	7	8	9	AB R H RBI BB SO LOB	TOP											
John Cangelosi, S OBP: 0.339, SLG: 0.296 (1, 8)	4-2 BB 1B 3B BB	3-2 G3-1		1-0 E 2B	4-2 FC6-4 BB		2-1 SH1-3 1B		0-0 1B	4 2 3 0 2 0 0												
Edgar Renteria, R OBP: 0.301, SLG: 0.325 (1, 6)	0-0 BB 1-2 3B 1B	1-0 FC5 1B 1B		0-3 K	0-1 FC6-4 1B		0-0 SH1-3		1-0 G6-4-3 1B	5 1 3 1 0 1 4												
Cliff Floyd, L OBP: 0.373, SLG: 0.431 (1, 9)	0-3 K	0-0 1B		0-3 K	3-2 1B		4-1 FC6-4 BB		0-1 G6-4-3 1-2f	4 0 2 1 1 2 4												
Jay Powell, R OBP: 0.333, SLG: 0.333 (7, 1)										0 0 0 0 0 0 0												
Alex Arias, R OBP: 0.345, SLG: 0.269 (9, PH)										1 0 0 0 0 0 2												
Robb Nen, R (9, 1)										0 0 0 0 0 0 0												
Moises Alou, R OBP: 0.403, SLG: 0.546 (1, 7)	4-2 3B BB 1-2 2-3	2-2 FC5		3-2 E5 1B	1-3 K		2-1 FC6-4			4 1 1 1 1 1 6												
Jim Eisenreich, L OBP: 0.354, SLG: 0.349 (1, 3)	2-0 1B 3B 1-H 2-H 3-H		0-3 K	4-2 BB		2-0 F8 2B		2-1 G6-3		4 1 2 3 1 1 0												
Bobby Bonilla, S OBP: 0.385, SLG: 0.477 (1, 5)	2-1 WP 1B 3-H		2-0 1B	0-0 F7		0-0 F8		0-1 P3		5 0 2 1 0 0 3												
Kurt Abbott, R OBP: 0.341, SLG: 0.518 (1, 4)	1-1 F8		1-3 K		0-1 1B FC6-4 2B		0-1 G5-3		0-0 1B	5 1 2 0 0 1 3												
Charles Johnson, R OBP: 0.340, SLG: 0.364 (1, 2)	3-3 K 1-2		2-3 K		1-2 F7		1-3 K		2-3 K	5 0 0 0 0 4 5												
Al Leiter, L OBP: 0.200, SLG: 0.143 (1, 1)		0-0 F8		2-1 2B 1B	3-2 FC6-4 BB 1B		2-3 K		0-3 K	3 2 2 0 0 0 0												
Rob Stanifer, R OBP: 1.000, SLG: 1.000 (6, 1)										0 0 0 0 0 0 0												
Dennis Cook, L (6, 1)										0 0 0 0 0 0 0												
Todd Dunwoody, L OBP: 0.371, SLG: 0.548 (7, PH)										1 0 0 0 0 1 0												
John Wehner, R OBP: 0.235, SLG: 0.188 (7, 9)										1 0 0 0 0 1 0												
Inning Stats	R: 4 E: 0 K: 2 S: 17	H: 3 LOB: 1 BB: 2 P: 33	R: 0 E: 0 K: 0 S: 9	H: 2 LOB: 2 BB: 0 P: 15	R: 0 E: 0 K: 3 S: 11	H: 1 LOB: 1 BB: 0 P: 16	R: 2 E: 1 K: 2 S: 15	H: 3 LOB: 2 BB: 1 P: 25	R: 2 E: 0 K: 1 S: 21	H: 3 LOB: 2 BB: 1 P: 33	R: 0 E: 0 K: 1 S: 7	H: 1 LOB: 1 BB: 0 P: 10	R: 0 E: 0 K: 1 S: 9	H: 1 LOB: 2 BB: 1 P: 19	R: 0 E: 0 K: 1 S: 8	H: 1 LOB: 1 BB: 0 P: 12	R: 0 E: 0 K: 1 S: 7	H: 2 LOB: 1 BB: 0 P: 8	1B: 13 2B: 3 3B: 1 HR: 0	SF: 0 SAC: 1 DP: 1 HBP: 0	WP: 1 PB: 0 SB: 0 CS: 0	PA: 48
PITCHER	IP WLS BF H R ER SO BB IBB HBP BLK WP HR S P ERA WHIP																					
Hideo Nomo, R ERA: 3.58 (1, 1)	4.0 L 24 9 6 5 7 3 0 0 0 0 1 0 52 89 11.25 3.000																					
Tom Candiotti, R ERA: 2.61 (5, 1)	2.0 11 4 2 2 2 1 0 0 0 0 0 0 28 43 9.00 2.500																					
Antonio Osuna, R ERA: 1.29 (7, 1)	1.0 5 1 0 0 1 1 0 0 0 0 0 0 9 19 0.00 2.000																					
Scott Radinsky, L ERA: 3.38 (8, 1)	1.0 4 1 0 0 1 0 0 0 0 0 0 0 8 12 0.00 1.000																					
Darren Hall, R ERA: 2.08 (9, 1)	1.0 4 2 0 0 1 0 0 0 0 0 0 0 7 8 0.00 2.000																					

Florida Marlins @ Los Angeles Dodgers  
Dodger Stadium, Los Angeles, CA

AB	42
R	8
H	17
RBI	7
BB	5
SO	12
LOB	27



WP: 1	PA: 48
PB: 0	
SB: 0	
CS: 0	

Tue May 27 1997, 7:05 PM PDT  
Att. 31,185 - Unknown - 81 F

livebaseballscorecards.com

Batter	1	2	3	4	5	6	7	8	9	AB R H RBI BB SO LOB
Roger Cedeno, S OBP: 0.200, SLG: 0.185 (1, 8)	3-3 K ①	1-0 P3 ②			1-2 F8 ①		0-3 K ①		2-1 F8 ②	5 0 0 0 0 2 1
Greg Gagne, R OBP: 0.306, SLG: 0.382 (1, 6)	1-0 BB 1B BB 1B	2-2 P3 ③			3-3 K ②		4-0 FC4-6 BB		2-3 K ③	4 1 1 0 1 2 1
Raul Mondesi, R OBP: 0.327, SLG: 0.503 (1, 9)	2-0 BB 1B BB 1B		1-3 K ①		1-2 G6-3 ③		1-2 FC4-6 ②			4 1 1 0 0 1 1
Mike Piazza, R OBP: 0.408, SLG: 0.503 (1, 2)	4-2 BB 1B BB		2-3 K ②			4-1 1B BB	0-1 F9 ③			2 2 0 0 2 1 1
Eric Karros, R OBP: 0.329, SLG: 0.390 (1, 3)	4-1 1B BB		2-2 P3 ③			0-2 1B 1B		2-3 K ①		3 0 1 1 1 1 0
Todd Zeile, R OBP: 0.327, SLG: 0.424 (1, 5)	0-3 K ②			3-2 HR		2-1 F8 ①		1-2 G6-3 ②		4 1 1 1 0 1 5
Billy Ashley, R OBP: 0.288, SLG: 0.429 Darren Hall, R (9, 1)	2-0 1B		2-0 P3 ①		3-3 K ②		0-3 K ③			4 0 1 2 0 2 2
Juan Castro, R OBP: 0.171, SLG: 0.179 Eric Anthony, L OBP: 0.429, SLG: 0.621 Wilton Guerrero, S OBP: 0.304, SLG: 0.427 (1, 4) (6, PH) (7, 4)	0-3 K ③		1-0 P3 ②		1-1 1B ③		1-1 1B ③		2-2 K ①	2 0 0 0 0 1 2
Hideo Nomo, R OBP: 0.180, SLG: 0.240 Nelson Lirio, S OBP: 0.310, SLG: 0.400 Tom Gandini, R Eddie Williams, R OBP: 0.250, SLG: 0.143 Antonio Osuna, R Scott Radinsky, L Todd Hollandsworth, L OBP: 0.269, SLG: 0.327 (1, 1) (4, PH) (5, 1) (6, PH) (7, 1) (8, 1) (9, 7)	2-2 F9 ①		0-3 K ③		1-0 F7 ③				0-3 K ①	1 0 0 0 0 0 0

Inning Stats	R: 3 E: 0 K: 3 S: 15	H: 3 LOB: 2 BB: 2 P: 31	R: 0 E: 0 K: 0 S: 9	H: 0 LOB: 0 BB: 0 P: 14	R: 0 E: 0 K: 2 S: 9	H: 0 LOB: 0 BB: 0 P: 14	R: 1 E: 0 K: 1 S: 8	H: 1 LOB: 0 BB: 0 P: 14	R: 0 E: 0 K: 1 S: 10	H: 0 LOB: 0 BB: 0 P: 15	R: 1 E: 0 K: 1 S: 12	H: 2 LOB: 2 BB: 1 P: 23	R: 0 E: 0 K: 1 S: 8	H: 0 LOB: 1 BB: 1 P: 13	R: 0 E: 0 K: 2 S: 9	H: 0 LOB: 0 BB: 0 P: 12	R: 0 E: 0 K: 2 S: 12	H: 1 LOB: 1 BB: 0 P: 18	1B: 6 2B: 0 3B: 0 HR: 1	SF: 0 SAC: 0 DP: 0 HBP: 0	WP: 0 PB: 0 SB: 0 CS: 0	PA: 38
--------------	-------------------------------	----------------------------------	------------------------------	----------------------------------	------------------------------	----------------------------------	------------------------------	----------------------------------	-------------------------------	----------------------------------	-------------------------------	----------------------------------	------------------------------	----------------------------------	------------------------------	----------------------------------	-------------------------------	----------------------------------	----------------------------------	------------------------------------	----------------------------------	--------

PITCHER	IP	WLS	BF	H	R	ER	SO	BB	IBB	HBP	BLK	WP	HR	S	P	ERA	WHIP
Al Leiter, L ERA: 5.18 (1, 1)	5.0		23	5	5	5	7	3	0	0	0	0	1	55	96	9.00	1.600
Rob Stanifer, R ERA: 2.79 (6, 1)	0.2		2	0	0	0	1	0	0	0	0	0	0	5	10	0.00	0.000
Dennis Cook, L ERA: 0.93 (6, 1)	0.1		2	1	0	0	0	0	0	0	0	0	0	3	5	0.00	3.000
Jay Powell, R ERA: 1.55 (7, 1)	2.0		7	0	0	0	3	1	0	0	0	0	0	17	25	0.00	0.500
Robb Nen, R ERA: 4.7 (9, 1)	1.0	S	4	1	0	0	2	0	0	0	0	0	0	12	18	0.00	1.000


**BOTTOM**

**Florida Marlins @ Los Angeles Dodgers**  
**Dodger Stadium, Los Angeles, CA**

Tue May 27 1997, 7:05 PM PDT  
Att: 31,185 - Unknown - 81 F

livebaseballscorecards.com

<b>AB</b>	<b>34</b>
<b>R</b>	<b>5</b>
<b>H</b>	<b>7</b>
<b>RBI</b>	<b>5</b>
<b>BB</b>	<b>4</b>
<b>SO</b>	<b>13</b>
<b>LOB</b>	<b>16</b>



Batter	1	2	3	4	5	6	7	8	9	AB R H RBI BB SO LOB	TOP
Wilton Guerrero, S (1, 4) OBP: 0.303, SLG: 0.422	1-2 CS 1B		2-1 G3			1-1 F7		1-2 G5-3		4 0 1 0 0 0 1	<b>Los Angeles Dodgers @ St. Louis Cardinals</b> Busch Stadium, St. Louis, MO Thu May 29 1997, 7:05 PM CDT Att. 28,497 - Unknown - 70 F
Todd Hollandsworth, L (1, 8) OBP: 0.263, SLG: 0.319	0-3 K		0-3 K			0-3 K		2-2 G6-3		4 0 0 0 0 3 3	
Raul Mondesi, R (1, 9) OBP: 0.335, SLG: 0.518	2-2 SAFE 1B				2-3 K	1-1 2B			1-1 WP 1B	4 2 3 0 0 1 0	
Mike Piazza, R (1, 2) OBP: 0.410, SLG: 0.503	0-1 2-H 1B				2-2 G4-3	3-2 G5-3		1-2 1-H FC5-4 1B	1-2 FC5-4 1B	4 0 2 2 0 0 1	
Eric Karros, R (1, 3) OBP: 0.322, SLG: 0.382					0-0 G4-3		2-1 L9	0-3 K	0-3 K	4 0 0 0 0 2 1	
Todd Zeile, R (1, 5) OBP: 0.330, SLG: 0.425						2-1 G5-4-3 1B	0-1 F7	3-2 FC5-4	3-2 FC5-4	4 0 2 0 0 0 1	
Eric Anthony, L (1, 7) OBP: 0.410, SLG: 0.576						0-1 G5-4-3 1B	2-0 G4-3	0-0 F7	0-0 F7	4 0 1 0 0 1 2	
Greg Gagne, R (1, 6) OBP: 0.302, SLG: 0.376						0-1 G5-4-3		0-1 G6-3		3 0 0 0 0 1 3	
Pedro Astacio, R (1, 1) OBP: 0.105, SLG: 0.105						0-2 G5-3		2-0 G5-3 1B		2 0 0 0 0 0 1	
Nelson Liriano, S (8, PH) OBP: 0.333, SLG: 0.423										1 0 1 0 0 0 0	
Roger Cedeno, S (8, PR) OBP: 0.200, SLG: 0.185										0 0 0 0 0 0 0	
Mark Guthrie, R (8, 1)										0 0 0 0 0 0 0	
Darren Hall, R (8, 1)										0 0 0 0 0 0 0	
<b>Inning Stats</b>	R: 1 H: 3 E: 0 LOB: 1 K: 1 BB: 0 S: 13 P: 15	R: 0 H: 1 E: 0 LOB: 1 K: 3 BB: 0 S: 15 P: 19	R: 0 H: 0 E: 0 LOB: 0 K: 1 BB: 0 S: 8 P: 11	R: 0 H: 0 E: 0 LOB: 0 K: 1 BB: 0 S: 7 P: 11	R: 0 H: 2 E: 0 LOB: 1 K: 0 BB: 0 S: 10 P: 12	R: 0 H: 1 E: 0 LOB: 1 K: 1 BB: 0 S: 13 P: 18	R: 0 H: 0 E: 0 LOB: 0 K: 0 BB: 0 S: 5 P: 9	R: 0 H: 1 E: 0 LOB: 2 K: 0 BB: 0 S: 10 P: 15	R: 1 H: 2 E: 0 LOB: 1 K: 1 BB: 0 S: 17 P: 22	1B: 8 SF: 0 2B: 2 SAC: 0 3B: 0 DP: 1 HR: 0 HBP: 0	WP: 1 PA: 34 PB: 0 SB: 0 CS: 1
<b>PITCHER</b>	IP WLS BF H R ER SO BB IBB HBP BLK WP HR S P ERA WHIP										
Matt Morris, R (1, 1) ERA: 2.64	8.0 W 29 8 1 1 7 0 0 0 0 0 0 81 110 1.12 1.000										
Dennis Eckersley, R (9, 1) ERA: 3.68	1.0 S 5 2 1 1 1 0 0 0 0 1 0 17 22 9.00 2.000										

AB	34
R	2
H	10
RBI	2
BB	0
SO	8
LOB	13





Batter	1	2	3	4	5	6	7	8	9	AB	R	H	RBI	BB	SO	LOB	TOP																			
<b>Wilton Guerrero, S</b> (1, 4) OBP: 0.304, SLG: 0.421	0-3 K2-3		1-2 G3-1			0-1 SH2-4		1-0 1B		3	0	1	0	0	1	0																				
<b>Eric Anthony, L</b> (1, 7) OBP: 0.419, SLG: 0.568	3-3 K			3-2 1B		3-1 G2-3		1-3 K		4	0	2	1	0	2	2																				
<b>Scott Radinsky, L</b> (8, 1)										0	0	0	0	0	0	0																				
<b>Darren Hall, R</b> (9, 1)										0	0	0	0	0	0	0																				
<b>Mark Guthrie, R</b> (9, 1)										0	0	0	0	0	0	0																				
<b>Raul Mondesi, R</b> (1, 9) OBP: 0.329, SLG: 0.508	2-3 K			1-0 F9		0-0 G2-3		0-1 P2		4	0	0	0	0	1	4																				
<b>Mike Piazza, R</b> (1, 2) OBP: 0.406, SLG: 0.497		1-2 G4-3		3-2 1B		1-1 G4-3		3-3 K		4	0	1	0	0	1	1																				
<b>Eric Karros, R</b> (1, 3) OBP: 0.326, SLG: 0.384		1-1 1B		3-2 L7		3-2 CS		2-1 G5-3		4	0	2	0	0	0	1																				
<b>Todd Zeile, R</b> (1, 5) OBP: 0.328, SLG: 0.418		2-2 L6		4-2 BB		3-2 F9		1-1 L7		3	0	0	0	1	0	2																				
<b>Todd Hollandsworth, L</b> (1, 8) OBP: 0.258, SLG: 0.314		2-2 G3		0-1 G4-6-3		3-3 K2-3				3	0	0	0	0	1	3																				
<b>Greg Gagne, R</b> (1, 6) OBP: 0.297, SLG: 0.370			0-1 F9		1-1 G4-3		3-2 G1-3			3	0	0	0	0	0	0																				
<b>Ramon Martinez, R</b> (1, 1) OBP: 0.115, SLG: 0.154			2-3 K		0-1 SH2-4		4-2 1B			2	1	1	0	0	1	0																				
<b>Nelson Liriano, S</b> (8, PH) OBP: 0.355, SLG: 0.423										0	0	0	0	1	0	0																				
<b>Roger Cedeño, S</b> (8, PR) OBP: 0.200, SLG: 0.185										0	0	0	0	0	0	0																				
<b>Inning Stats</b>	R: 0 E: 0 K: 3 S: 10	H: 0 LOB: 0 BB: 0 P: 15	R: 0 E: 0 K: 0 S: 11	H: 1 LOB: 1 BB: 0 P: 17	R: 0 E: 0 K: 1 S: 8	H: 0 LOB: 0 BB: 0 P: 11	R: 0 E: 0 K: 0 S: 11	H: 2 LOB: 1 BB: 0 P: 21	R: 0 E: 0 K: 0 S: 6	H: 0 LOB: 0 BB: 1 P: 11	R: 1 E: 0 K: 0 S: 9	H: 2 LOB: 1 BB: 0 P: 13	R: 0 E: 0 K: 1 S: 9	H: 1 LOB: 0 BB: 0 P: 18	R: 0 E: 0 K: 1 S: 11	H: 1 LOB: 2 BB: 1 P: 20	R: 0 E: 0 K: 1 S: 7	H: 0 LOB: 0 BB: 0 P: 13	1B: 6 2B: 1 3B: 0 HR: 0	SF: 0 SAC: 1 DP: 1 HBP: 0	WP: 0 PB: 0 SB: 1 CS: 1	PA: 33														
<b>PITCHER</b> <b>Andy Benes, R</b> (1, 1) ERA: 2.63 <b>T.J. Mathews, R</b> (9, 1) ERA: 2.29	IP 8.0	WLS 30	BF 7	H 1	R 1	ER 1	SO 6	BB 2	IBB 0	HBP 0	BLK 0	WP 0	HR 0	S 75	P 126	ERA 1.12	WHIP 1.125																			

Los Angeles Dodgers @ St. Louis Cardinals  
Busch Stadium, St. Louis, MO  
Fri May 30 1997, 7:05 PM CDT  
Att. 36,069 - Unknown - 65 F

AB 30  
R 1  
H 7  
RBI 1  
BB 2  
SO 7  
LOB 13



**BOTTOM**

**Los Angeles Dodgers @ St. Louis Cardinals**  
 Busch Stadium, St. Louis, MO

livebaseballscorecards.com

<b>AB</b>	<b>28</b>
<b>R</b>	<b>2</b>
<b>H</b>	<b>6</b>
<b>RBI</b>	<b>2</b>
<b>BB</b>	<b>8</b>
<b>SO</b>	<b>7</b>
<b>LOB</b>	<b>14</b>



WP: 0	PA: 37
PB: 0	
SB: 1	
CS: 1	

ERA	WHIP
3.29	1.143
3.22	1.000
2.41	3.000
2.66	

AB R H RBI BB SO LOB

3	0	0	1	2	1	2
4	0	0	0	0	3	2
4	0	1	0	0	3	1
2	0	0	0	2	0	1
4	0	0	0	0	0	2
2	1	2	0	2	0	0
2	0	0	0	0	0	2
0	1	0	0	1	0	0
4	0	2	0	0	0	2
3	0	1	1	0	0	2
0	0	0	0	0	0	0
0	0	0	0	1	0	0

1B: 4	SF: 0
2B: 2	SAC: 1
3B: 0	DP: 1
HR: 0	HBP: 0

IP	WLS	BF	H	R	ER	SO	BB	IBB	HBP	BLK	WP	HR	S	P	ERA	WHIP
7.0		27	4	1	1	5	4	0	0	0	0	0	11	20	0.00	1.000
1.0		4	0	0	0	2	1	0	0	0	0	0	6	17	13.50	3.000
0.2	L	5	2	1	1	0	0	2	0	0	0	0	0	4	∞	∞
0.0		1	0	0	0	0	1	0	0	0	0	0	0	4	∞	∞

Batter 1 2 3 4 5 6 7 8 9

<b>Delino DeShields, L</b> (1, 4) OBP: 0.328, SLG: 0.415	2-3 K		X 0-0 F7		B 3-2 F7		B 4-2 S BB	B 4-0 BB
<b>Ron Gant, R</b> (1, 7) OBP: 0.303, SLG: 0.434	2-0 G4-3		B 1-3 K		B 3-3 K		F 1 SAFE 1 SAFE 1 SAFE 1 SAFE 1 SAFE	2-3 K
<b>Ray Lankford, L</b> (1, 8) OBP: 0.455, SLG: 0.672	3-3 K		B 2-3 K		B 1-0 CS 1B		C 1-3 K	1-2 K
<b>Dmitri Young, S</b> (1, 3) OBP: 0.353, SLG: 0.408		X 0-0 G6-3		C 4-2 BB	1 SAFE 1 SAFE 1 SAFE 1 SAFE 1 SAFE		B 2-1 G1-3	
<b>Gary Gaetti, R</b> (1, 5) OBP: 0.296, SLG: 0.396		B 3-2 L4		1 SAFE 1 SAFE 1 SAFE 1 SAFE 1 SAFE	2-1 G6-4-3		D 2-1 P2	
<b>John Mabry, L</b> (1, 9) OBP: 0.344, SLG: 0.335		B 4-0 BB		X 0-0 SH1-3 2B 1B			B 4-2 G5-3 BB	
<b>Mike DiFelice, R</b> (1, 2) OBP: 0.292, SLG: 0.362		B 2-1 L8		B 1-0 SH1-3			B 2-2 G5-3	
<b>Mark Sweeney, L</b> (9, PH) OBP: 0.333, SLG: 0.205		B 1-2 L8		B 1-2			B 1-2	
<b>Royce Clayton, R</b> (1, 6) OBP: 0.302, SLG: 0.421		X 0-0 G5-3 1B		B 1-0 F8			B 3-2 G6-3	
<b>Andy Benes, R</b> (1, 1) OBP: 0.250, SLG: 0.313		X 0-0 G5-3		C 3-2 F8			B 1-0 G5-3	
<b>T.J. Mathews, R</b> (9, 1)				B 3-2 G5-3			B 3-2 G5-3	
<b>Willie McGee, S</b> (9, PH) OBP: 0.323, SLG: 0.425				B 2-H 2B			B 1-0 G5-3	

<b>Inning Stats</b>	R: 0 E: 0 K: 2 S: 8	H: 0 LOB: 0 BB: 0 P: 15	R: 0 E: 0 K: 0 S: 6	H: 0 LOB: 1 BB: 1 P: 15	R: 0 E: 0 K: 1 S: 6	H: 1 LOB: 1 BB: 0 P: 7	R: 0 E: 0 K: 1 S: 7	H: 0 LOB: 0 BB: 1 P: 15	R: 1 E: 0 K: 0 S: 11	H: 2 LOB: 1 BB: 0 P: 19	R: 0 E: 0 K: 1 S: 7	H: 1 LOB: 1 BB: 1 P: 17	R: 0 E: 0 K: 0 S: 11	H: 0 LOB: 1 BB: 1 P: 21	R: 0 E: 0 K: 2 S: 11	H: 0 LOB: 1 BB: 1 P: 20	R: 1 E: 0 K: 0 S: 6	H: 2 LOB: 3 BB: 3 P: 21
---------------------	------------------------------	----------------------------------	------------------------------	----------------------------------	------------------------------	---------------------------------	------------------------------	----------------------------------	-------------------------------	----------------------------------	------------------------------	----------------------------------	-------------------------------	----------------------------------	-------------------------------	----------------------------------	------------------------------	----------------------------------

PITCHER	IP	WLS	BF	H	R	ER	SO	BB	IBB	HBP	BLK	WP	HR	S	P	ERA	WHIP
<b>Ramon Martinez, R</b> (1, 1) ERA: 3.29	7.0		27	4	1	1	5	4	0	0	0	0	0	56	109	1.29	1.143
<b>Scott Radinsky, L</b> (8, 1) ERA: 3.22	1.0		4	0	0	0	2	1	0	0	0	0	0	11	20	0.00	1.000
<b>Darren Hall, R</b> (9, 1) ERA: 2.41	0.2	L	5	2	1	1	0	0	2	0	0	0	0	6	17	13.50	3.000
<b>Mark Guthrie, L</b> (9, 1) ERA: 2.66	0.0		1	0	0	0	0	1	0	0	0	0	0	4	∞	∞	

Fri May 30 1997, 7:05 PM CDT  
 Att: 36,069 - Unknown - 65 F

Batter	1	2	3	4	5	6	7	8	9	AB R H RBI BB SO LOB	TOP											
Wilton Guerrero, S (1, 4) OBP: 0.302, SLG: 0.417	0-3 K		0-0 B5-3			0-0 G3 1B		0-1 G1-3		4 0 1 0 0 1 0	<b>Los Angeles Dodgers @ St. Louis Cardinals</b> Busch Stadium, St. Louis, MO Sat May 31 1997, 3:33 AM CDT Att. 46,798 - Cloudy - 73 F											
Eric Anthony, L (1, 7) OBP: 0.404, SLG: 0.610	1-1 G6-3		0-3 K			3-1 G3 1-2			1-1 HR	4 1 1 1 0 1 1												
Raul Mondesi, R (1, 9) OBP: 0.323, SLG: 0.498	1-3 K				1-2 P6	3-2 L6			0-3 K	4 0 0 0 0 2 0												
Mike Piazza, R (1, 2) OBP: 0.408, SLG: 0.503		1-2 P4			0-0 WP 1B			0-2 G6-3	0-2 2B	4 0 2 0 0 0 0												
Eric Karros, R (1, 3) OBP: 0.320, SLG: 0.376		1-0 F9			0-0 F9			1-3 K	0-0 L7	4 0 0 0 0 1 2												
Todd Zeile, R (1, 5) OBP: 0.332, SLG: 0.417		1-1 HR 1B			3-3 K 1-2			4-0 BB	2-2 F9	3 1 1 0 1 1 2												
Todd Hollandsworth, L (1, 8) OBP: 0.265, SLG: 0.333		0-1 HR			4-2 CS G4-3 BB			0-3 K		2 1 1 2 1 1 1												
Greg Gagne, R (1, 6) OBP: 0.292, SLG: 0.364		2-3 K			1-0 G4-3 1-2			0-0 F8		3 0 0 0 0 1 1												
Ismael Valdez, R (1, 1)			2-2 G6-3		1-3 K 2-3			3-3 K		2 0 0 0 0 1 1												
Antonio Osuna, R (6, 1)										0 0 0 0 0 0 0												
Roger Cedeno, S (8, PH)										1 0 0 0 0 1 0												
Todd Worrell, R (8, 1)										0 0 0 0 0 0 0												
<b>Inning Stats</b>	R: 0 E: 0 K: 2 S: 8	H: 0 LOB: 0 BB: 0 P: 10	R: 2 E: 0 K: 1 S: 12	H: 2 LOB: 0 BB: 0 P: 17	R: 0 E: 0 K: 1 S: 7	H: 0 LOB: 0 BB: 0 P: 9	R: 0 E: 0 K: 1 S: 8	H: 1 LOB: 1 BB: 0 P: 12	R: 0 E: 0 K: 1 S: 7	H: 0 LOB: 1 BB: 1 P: 13	R: 0 E: 0 K: 0 S: 7	H: 1 LOB: 0 BB: 0 P: 13	R: 0 E: 0 K: 2 S: 9	H: 0 LOB: 1 BB: 1 P: 14	R: 0 E: 0 K: 1 S: 6	H: 0 LOB: 0 BB: 0 P: 9	R: 1 E: 0 K: 1 S: 14	H: 2 LOB: 1 BB: 0 P: 17	1B: 3 2B: 2 3B: 0 HR: 2	SF: 0 SAC: 0 DP: 1 HBP: 0	WP: 1 PB: 0 SB: 0 CS: 1	PA: 33
<b>PITCHER</b>	IP WLS BF H R ER SO BB IBB HBP BLK WP HR S P ERA WHIP																					
Todd Stottlemyre, R (1, 1) ERA: 3.94	8.1 W 31 6 3 3 10 2 0 0 0 1 2 73 107 3.24 0.960																					
Dennis Eckersley, R (9, 1) ERA: 3.52	0.2 S 2 0 0 0 0 0 0 0 0 0 0 5 7 0.00 0.000																					

AB	31
R	3
H	6
RBI	3
BB	2
SO	10
LOB	8





Batter	1	2	3	4	5	6	7	8	9	AB	R	H	RBI	BB	SO	LOB
<b>Delino DeShields, L</b> (1, 4) OBP: 0.326, SLG: 0.417	2-3 K		0-0 2-H 2B		0-1 F8		1-2 E5 2B			4	0	1	1	0	1	0
<b>Mark Sweeney, L</b> (1, 7) OBP: 0.345, SLG: 0.250	3-2 G4-3		3-2 F7			0-2 2B 1B	3-1 2B			4	1	2	0	0	0	1
<b>Ray Lankford, L</b> (1, 8) OBP: 0.449, SLG: 0.667	2-2 G4-3			1-2 1B FC9-6 2B		0-0 L8	3-3 K			4	1	1	0	0	1	3
<b>Willie McGee, S</b> (1, 9) OBP: 0.330, SLG: 0.422		0-0 F7		0-0 FC9-6 1B		4-0 2B BB	1-0 F7			3	1	1	0	1	0	2
<b>Gary Gaetti, R</b> (1, 5) OBP: 0.297, SLG: 0.399		2-2 G5-3		0-0 FC9-6 1B 1-2f 3-H		0-0 E8 HR 2B		2-0 F8		4	1	1	2	0	0	1
<b>John Mabry, L</b> (1, 3) OBP: 0.353, SLG: 0.363		1-3 K		1-0 G6-4-3 1B		1-1 HR		2-2 G3 1B 1B		4	1	3	2	0	1	0
<b>Tom Lampkin, L</b> (1, 2) OBP: 0.254, SLG: 0.300			1-1 F9	0-1 G6-4-3		0-0 G4-3		1-0 G3 1B		4	0	1	0	0	0	2
<b>Royce Clayton, R</b> (1, 6) OBP: 0.296, SLG: 0.413			1-2 F8		1-2 L4	2-2 G6-3		3-2 G3		4	0	0	0	0	0	2
<b>Todd Stottlemyre, L</b> (1, 1) OBP: 0.345, SLG: 0.261			2-2 E7 2B 1B		1-2 G4-3		2-2 L6		2-3 K	4	1	1	0	0	1	2
<b>Dennis Eckersley, R</b> (9, 1)										0	0	0	0	0	0	0


Inning Stats	R: 0	H: 0	E: 0	K: 1	S: 12	LOB: 0	BB: 0	P: 19
	R: 0	H: 0	E: 0	K: 1	S: 7	LOB: 0	BB: 0	P: 10
	R: 1	H: 2	E: 1	K: 0	S: 16	LOB: 1	BB: 0	P: 23
	R: 1	H: 3	E: 0	K: 0	S: 9	LOB: 1	BB: 0	P: 10
	R: 0	H: 0	E: 0	K: 0	S: 9	LOB: 0	BB: 0	P: 11
	R: 4	H: 3	E: 2	K: 0	S: 11	LOB: 0	BB: 1	P: 18
	R: 0	H: 1	E: 1	K: 1	S: 15	LOB: 2	BB: 0	P: 24
	R: 0	H: 2	E: 0	K: 1	S: 12	LOB: 2	BB: 0	P: 22

PITCHER	IP	WLS	BF	H	R	ER	SO	BB	IBB	HBP	BLK	WP	HR	S	P	ERA	WHIP
<b>Ismael Valdez, R</b> (1, 1) ERA: 2.73	5.1	L	24	8	6	5	2	1	0	0	0	0	1	60	85	8.44	1.688
<b>Antonio Osuna, R</b> (6, 1) ERA: 1.04	1.2		7	1	0	0	1	0	0	0	0	0	0	19	30	0.00	0.600
<b>Todd Worrell, R</b> (8, 1) ERA: 3.8	1.0		5	2	0	0	1	0	0	0	0	0	0	12	22	0.00	2.000

**BOTTOM**

**Los Angeles Dodgers @ St. Louis Cardinals**  
 Busch Stadium, St. Louis, MO  
 Sat May 31 1997, 3:33 AM CDT  
 Att. 46,798 - Cloudy - 73 F

AB	35
R	6
H	11
RBI	5
BB	1
SO	4
LOB	13



WP	HR	S	P	ERA	WHIP
0	0	0	0	0	0
0	0	0	0	0	0
0	0	0	0	0	0

Batter	1	2	3	4	5	6	7	8	9	AB R H RBI BB SO LOB	TOP	
<b>Wilton Guerrero, S</b> (1, 4) <small>OBP: 0.301, SLG: 0.414</small> <b>Nelson Liriano, S</b> (1, 4) <small>OBP: 0.324, SLG: 0.379</small> <b>Greg Gagne, R</b> (7, 6) <small>OBP: 0.291, SLG: 0.362</small>	1-1 		2-1 	0-0 			3-1 		1-3 	1 0 0 0 0 0 3 0 0 0 0 0 1 0 0 0 0 1		
<b>Eric Anthony, L</b> (1, 7) <small>OBP: 0.373, SLG: 0.556</small> <b>Raul Mondesi, R</b> (8, 9) <small>OBP: 0.321, SLG: 0.495</small>	1-3 		1-3 		1-3 			2-0 	0-3 	4 0 0 0 0 3 1 0 0 0 0 1		
<b>Mike Piazza, R</b> (1, 2) <small>OBP: 0.418, SLG: 0.527</small>	4-0 			1-2 	0-2 			2-2 	0-0 	4 2 3 1 1 0 0		
<b>Eric Karros, R</b> (1, 3) <small>OBP: 0.321, SLG: 0.392</small>	2-3 			1-1 	2-1 			2-2 	1-3 	5 2 2 1 0 2 3		
<b>Todd Zeile, R</b> (1, 5) <small>OBP: 0.330, SLG: 0.429</small>			1-3 			3-1 		3-2 		4 1 1 1 0 2 2		
<b>Todd Hollandsworth, L</b> (1, 9) <small>OBP: 0.265, SLG: 0.337</small>			1-1 		0-1 			2-1 	2-1 	4 1 1 1 0 0 0		
<b>Roger Cedeno, S</b> (1, 8) <small>OBP: 0.229, SLG: 0.219</small>			3-2 		0-1 		1-1 		1-2 	4 0 2 2 0 0 0		
<b>Juan Castro, R</b> (1, 6) <small>OBP: 0.200, SLG: 0.171</small>			4-2 	4-0 			1-1 	0-0 		2 0 0 0 2 0 1		
<b>Chan Ho Park, R</b> (1, 1) <small>OBP: 0.313, SLG: 0.400</small> <b>Scott Radinsky, L</b> (7, 1) <b>Billy Ashley, R</b> (9, PH) <small>OBP: 0.299, SLG: 0.429</small> <b>Mark Guthrie, R</b> (9, 1)			1-2 	1-1 			0-3 		4-1 	1 0 0 0 0 1 0 0 0 0 0 0 0 0 0 0 1 0 0 0 0 0 0 0		
<b>Inning Stats</b>	R: 0 H: 0 E: 0 LOB: 1 K: 2 BB: 1 S: 10 P: 18	R: 0 H: 0 E: 0 LOB: 0 K: 1 BB: 0 S: 8 P: 13	R: 0 H: 0 E: 0 LOB: 1 K: 1 BB: 1 S: 11 P: 19	R: 3 H: 4 E: 0 LOB: 2 K: 0 BB: 1 S: 16 P: 25	R: 0 H: 0 E: 0 LOB: 0 K: 1 BB: 0 S: 8 P: 11	R: 0 H: 0 E: 0 LOB: 0 K: 0 BB: 0 S: 7 P: 13	R: 0 H: 0 E: 0 LOB: 0 K: 1 BB: 0 S: 7 P: 11	R: 3 H: 4 E: 0 LOB: 1 K: 3 BB: 0 S: 16 P: 27	R: 0 H: 1 E: 0 LOB: 2 K: 3 BB: 1 S: 12 P: 18	1B: 5 SF: 0 2B: 1 SAC: 2 3B: 0 DP: 0 HR: 3 HBP: 0	WP: 0 PA: 40 PB: 0 SB: 0 CS: 0	
<b>PITCHER</b> <b>Alan Benes, R</b> (1, 1) <small>ERA: 3.09</small> <b>John Frascatore, R</b> (8, 1) <small>ERA: 2.84</small>	IP WLS BF H R ER SO BB IBB HBP BLK WP HR S P ERA WHIP 7.0 L 28 4 3 3 6 3 0 0 0 0 0 3 67 110 3.86 1.000											<b>PITCHER</b> IP WLS BF H R ER SO BB IBB HBP BLK WP HR S P ERA WHIP 2.0 12 5 3 3 4 1 0 0 0 0 0 0 28 45 13.50 3.000

**Los Angeles Dodgers @ St. Louis Cardinals**  
 Busch Stadium, St. Louis, MO  
 Sun Jun 01 1997, 3:33 AM CDT  
 Att. 36,035 - Cloudy - 67 F

<b>AB</b>	<b>34</b>
<b>R</b>	<b>6</b>
<b>H</b>	<b>9</b>
<b>RBI</b>	<b>6</b>
<b>BB</b>	<b>4</b>
<b>SO</b>	<b>10</b>
<b>LOB</b>	<b>12</b>

Batter	1	2	3	4	5	6	7	8	9	AB R H RBI BB SO LOB
Delino DeShields, L (1, 4) OBP: 0.340, SLG: 0.430 Danny Sheaffer, R (9, PH) OBP: 0.295, SLG: 0.268	2-0 G6-4-3 1B		2-2 1B		0-0 CS G3 1B		3-2 BB 1B		1-2 F7	4 0 4 1 0 0 0 1 0 0 0 0 0 1
Mark Sweeney, L (1, 7) OBP: 0.344, SLG: 0.255 Ron Gant, R (7, PH) OBP: 0.305, SLG: 0.431 (8, 7)	0-0 G6-4-3 1-2f		1-1 1-2 1B		0-0 G3		4-2 BB		2-2 G5-3	3 0 1 0 0 0 2 1 0 0 0 1 0 1
Ray Lankford, L (1, 8) OBP: 0.450, SLG: 0.659 John Frascatore, R (8, 1)	2-1 1B		2-3 K		4-2 BB		2-0 P2			3 0 1 0 1 1 4 0 0 0 0 0 0 0
Dmitri Young, S (1, 3) OBP: 0.341, SLG: 0.393	1-1 G5-3			3-1 P5		0-2 F7		2-2 G6-3		4 0 0 0 0 0 1
Gary Gaetti, R (1, 5)		1-2 L8		2-3 K		1-2 F7		0-0 P4		4 0 0 0 0 1 0
John Mabry, L (1, 9) OBP: 0.361, SLG: 0.378		2-3 K		2-1 1B		2-1 2B		1-1 1B		4 0 3 0 0 1 0
Mike DiFelice, R (1, 2) OBP: 0.275, SLG: 0.339		3-2 G6-3		2-3 K		0-1 F8		0-0 P4		4 0 0 0 0 1 3
Royce Clayton, R (1, 6) OBP: 0.300, SLG: 0.420			0-1 F7		1-0 SH1-4 1B 2B		2-2 G5-3		0-1 G5-3 1B	4 1 2 0 0 0 0
Alan Benes, R (1, 1) OBP: 0.231, SLG: 0.308 Willie McGee, S (7, PH) OBP: 0.324, SLG: 0.413 (8, 8)			0-1 G4-3		0-0 SH1-4		3-2 G4-3		1-2 G5-3	1 0 0 0 0 0 0 2 0 0 0 0 0 1


Inning Stats	R: 0 E: 0 K: 0 S: 6	H: 2 LOB: 1 BB: 0 P: 11	R: 0 E: 0 K: 1 S: 9	H: 0 LOB: 0 BB: 0 P: 15	R: 0 E: 0 K: 1 S: 12	H: 2 LOB: 2 BB: 0 P: 17	R: 0 E: 0 K: 2 S: 11	H: 1 LOB: 1 BB: 0 P: 20	R: 1 E: 0 K: 0 S: 6	H: 2 LOB: 1 BB: 1 P: 11	R: 0 E: 0 K: 0 S: 10	H: 1 LOB: 1 BB: 0 P: 13	R: 0 E: 0 K: 0 S: 14	H: 1 LOB: 2 BB: 1 P: 28	R: 0 E: 0 K: 0 S: 10	H: 1 LOB: 1 BB: 0 P: 13	R: 0 E: 0 K: 0 S: 12	H: 1 LOB: 1 BB: 0 P: 16	1B: 9 2B: 2 3B: 0 HR: 0	SF: 0 SAC: 1 DP: 1 HBP: 0
--------------	------------------------------	----------------------------------	------------------------------	----------------------------------	-------------------------------	----------------------------------	-------------------------------	----------------------------------	------------------------------	----------------------------------	-------------------------------	----------------------------------	-------------------------------	----------------------------------	-------------------------------	----------------------------------	-------------------------------	----------------------------------	----------------------------------	------------------------------------

PITCHER	IP	WLS	BF	H	R	ER	SO	BB	IBB	HBP	BLK	WP	HR	S	P	ERA	WHIP
Chan Ho Park, R (1, 1) ERA: 2.85	6.2	W	28	9	1	1	4	1	0	0	0	0	0	65	106	1.35	1.500
Scott Radinsky, L (7, 1) ERA: 3.04	1.1		6	1	0	0	0	1	0	0	0	0	0	13	22	0.00	1.500
Mark Guthrie, L (9, 1) ERA: 2.55	1.0		4	1	0	0	0	0	0	0	0	0	0	12	16	0.00	1.000

**BOTTOM**

**Los Angeles Dodgers @ St. Louis Cardinals**  
 Busch Stadium, St. Louis, MO  
 Sun Jun 01 1997, 3:33 AM CDT  
 Att. 36,035 - Cloudy - 67 F

<b>AB</b>	<b>35</b>
<b>R</b>	<b>1</b>
<b>H</b>	<b>11</b>
<b>RBI</b>	<b>1</b>
<b>BB</b>	<b>2</b>
<b>SO</b>	<b>4</b>
<b>LOB</b>	<b>13</b>



WP	PA	ERA	WHIP
0	38		
0			
0			

Batter	1	2	3	4	5	6	7	8	9	AB R H RBI BB SO LOB	TOP											
Roger Cedeno, S (1, 8) OBP: 0.205, SLG: 0.194	1-3 K		0-0 G3		3-3 K		0-0 B2-3			4 0 0 0 0 2 1												
Greg Gagne, R (1, 6) OBP: 0.295, SLG: 0.365	3-2 CS 1B		0-3 K		1-0 G6-3			0-1 FC5-4 1B		4 0 2 0 0 1 1												
Raul Mondesi, R (1, 9) Eric Anthony, L (8, PH) OBP: 0.321, SLG: 0.493 OBP: 0.365, SLG: 0.543	2-3 K 1-2			1-1 1B FC5-2-5 1B		0-0 G6-3		2-2 L7		3 0 1 0 0 1 1 1 0 0 0 0 0 1												
Eric Karros, R (1, 3) OBP: 0.329, SLG: 0.401		2-2 2B		1-0 FC3-6 FC5-2-5 1B		4-0 FC4-6 BB		1-1 FC5-4 FC5-4 1-2f		3 0 2 0 1 0 1												
Todd Zeile, R (1, 5) OBP: 0.329, SLG: 0.422		4-1 BB		0-1 FC5-2-5 FC3-6 1-2 3-H		1-2 FC4-6 BB 1-2f		0-0 FC5-4 1-2f		3 0 0 0 1 0 4												
Todd Hollandsworth, L (1, 7) OBP: 0.265, SLG: 0.331		3-1 L5		1-1 FC3-6 WP 1-2f 2-3		4-1 1 SAFE 1 SAFE BB		2-2 G4-3		3 0 0 0 1 0 4												
Tom Prince, R (1, 2) Nelson Liriano, S (9, PH) OBP: 0.257, SLG: 0.200 OBP: 0.314, SLG: 0.367		2-3 K		1-3 K 1-2		3-2 G6-3		1-1 L8		3 0 0 0 0 2 6 1 0 0 0 0 0 0												
Juan Castro, R (1, 4) Billy Ashley, R (9, PH) OBP: 0.188, SLG: 0.159 OBP: 0.294, SLG: 0.422		0-2 F7		3-3 K		0-0 G5-3		3-1 F8		3 0 0 0 0 1 2 1 0 0 0 0 0 0												
Hideo Nomo, R (1, 1) Antonio Osuna, R (7, 1)			1-3 K		2-0 2B		1-3 K			3 0 1 0 0 2 0 0 0 0 0 0 0 0												
<b>Inning Stats</b>	R: 0 E: 0 K: 2 S: 10	H: 1 LOB: 1 BB: 0 P: 16	R: 0 E: 0 K: 1 S: 12	H: 1 LOB: 2 BB: 1 P: 23	R: 0 E: 0 K: 2 S: 7	H: 0 LOB: 0 BB: 0 P: 8	R: 0 E: 0 K: 1 S: 10	H: 2 LOB: 2 BB: 0 P: 14	R: 0 E: 0 K: 2 S: 8	H: 1 LOB: 1 BB: 0 P: 17	R: 0 E: 0 K: 0 S: 8	H: 0 LOB: 2 BB: 2 P: 20	R: 0 E: 0 K: 1 S: 7	H: 0 LOB: 0 BB: 0 P: 8	R: 0 E: 0 K: 0 S: 10	H: 1 LOB: 1 BB: 0 P: 13	R: 0 E: 0 K: 0 S: 7	H: 0 LOB: 0 BB: 0 P: 13	1B: 4 2B: 3 3B: 0 HR: 0	SF: 0 SAC: 0 DP: 1 HBP: 0	WP: 1 PB: 0 SB: 0 CS: 1	PA: 35
<b>PITCHER</b>	IP WLS BF H R ER SO BB IBB HBP BLK WP HR S P ERA WHIP	IP WLS BF H R ER SO BB IBB HBP BLK WP HR S P ERA WHIP																				
Donne Wall, R (1, 1) ERA: 5.57	7.0 W 28 5 0 0 9 3 0 0 0 1 0 62 106 0.00 1.143	2.0 S 7 1 0 0 0 0 0 0 0 0 0 17 26 0.00 0.500																				

**Los Angeles Dodgers @ Houston Astros**  
 Astrodome, Houston, TX  
 Mon Jun 02 1997, 8:05 PM EDT  
 Att. 16,227 - Dome

AB	32
R	0
H	6
RBI	0
BB	3
SO	9
LOB	21



Batter	1	2	3	4	5	6	7	8	9
<b>Craig Biggio, R</b> OBP: 0.385, SLG: 0.513 (1, 4)	0-1 G4-3		2-0 2B			1-3 K		1-0 B1-3	
<b>Thomas Howard, S</b> OBP: 0.324, SLG: 0.354 (1, 9)	1-1 G4-3		0-3 K			0-2 G3		1-3 K	
<b>5 Jeff Bagwell, R</b> OBP: 0.448, SLG: 0.675 (1, 3)	3-2 L8			4-0 G4-6-3 BB		1-2 G6-3		4-2 BB	
<b>Luis Gonzalez, L</b> OBP: 0.378, SLG: 0.380 (1, 7)		3-1 CS 1B		2-2 SAFE G4-6-3 1-2f		0-0 2B		2-3 K	
<b>Bill Spiers, L</b> OBP: 0.437, SLG: 0.459 (1, 5)		2-3 K 1-2		2-2 P4		4-0 2B			
<b>Brad Ausmus, R</b> OBP: 0.353, SLG: 0.429 (1, 2)		2-2 1B			2-1 L8		1-1 L9 1-H 2-H		
<b>Ricky Gutierrez, R</b> OBP: 0.373, SLG: 0.435 (1, 6)		2-3 K			1-1 WP 1B		2-1 L9		
<b>James Mouton, R</b> OBP: 0.274, SLG: 0.329 (1, 8)			1-1 L8		2-1 P9		0-0 P3		
<b>Donne Wall, R</b> <b>Ken Ramos, L</b> (7, PH) <b>Jose Lima, R</b> (8, 1)			1-1 G4-3		1-3 K 1-2		0-0 F7		

Inning Stats	R: 0	H: 0	E: 0	K: 0	S: 8	R: 0	H: 2	E: 0	K: 2	S: 11	R: 0	H: 1	E: 0	K: 1	S: 8	R: 0	H: 0	E: 0	K: 0	S: 7	R: 0	H: 1	E: 0	K: 1	S: 9	R: 0	H: 0	E: 0	K: 1	S: 9	R: 2	H: 2	E: 0	K: 0	S: 7	R: 0	H: 0	E: 0	K: 2	S: 11	
	LOB: 0	BB: 0	LOB: 1	BB: 0		LOB: 0	BB: 1	LOB: 1	BB: 0		LOB: 0	BB: 1	LOB: 1	BB: 0		LOB: 0	BB: 0	LOB: 1	BB: 0		LOB: 1	BB: 0	LOB: 1	BB: 1	LOB: 1	BB: 1	LOB: 1	BB: 0	LOB: 1	BB: 1	LOB: 1	BB: 1	LOB: 1	BB: 1	LOB: 1	BB: 1	LOB: 1	BB: 1	LOB: 1	BB: 1	LOB: 1

PITCHER	IP	WLS	BF	H	R	ER	SO	BB	IBB	HBP	BLK	WP	HR	S	P	ERA	WHIP
<b>Hideo Nomo, R</b> ERA: 3.54 (1, 1)	6.0	L	24	6	2	2	5	2	0	0	0	1	0	55	93	3.00	1.333
<b>Antonio Osuna, R</b> ERA: 0.84 (7, 1)	2.0		7	0	0	0	2	1	0	0	0	0	0	15	25	0.00	0.500

**AB R H RBI BB SO LOB**

**4 0 1 0 0 1 0**

**4 0 0 0 0 2 1**

**2 0 0 0 2 0 0**

**4 1 2 0 0 1 2**

**2 1 0 0 1 1 1**

**3 0 2 2 0 0 0**

**3 0 1 0 0 1 2**

**3 0 0 0 0 0 2**

**2 0 0 0 0 1 1**

**1 0 0 0 0 0 1**

**0 0 0 0 0 0 0**

**AB 28**

**R 2**

**H 6**

**RBI 2**

**BB 3**

**SO 7**

**LOB 10**

**WP: 1 PA: 31**

**PB: 0**

**SB: 0**

**CS: 1**

**1B: 3 SF: 0**

**2B: 4 SAC: 0**

**3B: 0 DP: 2**

**HR: 0 HBP: 0**

**HOUSTON ASTROS**

**Los Angeles Dodgers @ Houston Astros**

**Astrodome, Houston, TX**

**Mon Jun 02 1997, 8:05 PM EDT**

**Att. 16,227 - Dome**

[livebaseballscorecards.com](http://livebaseballscorecards.com)

Batter	1	2	3	4	5	6	7	8	9	10	AB R H RBI BB SO LOB	TOP															
Brett Butler, L OBP: 0.426, SLG: 0.389 (1, 8) B F B X	2-1 E6 S		3-2 F9 S 1B		1-0 FC8-5 2-3		2-1 F9		2-2 F7 SAFE		5 0 1 0 0 0 2	<b>Los Angeles Dodgers @ Houston Astros</b> Astrodome, Houston, TX Tue Jun 03 1997, 4:33 AM EDT Att. 17,268 - Dome															
Eric Anthony, L OBP: 0.368, SLG: 0.520 (1, 9) X	0-0 F9		4-2 G3-6-3 1-2 BB			3-3 K		1-0 1B 2B 1B	0-3 K	4 1 1 0 1 2 2																	
Mike Piazza, R OBP: 0.423, SLG: 0.532 (1, 2) S C	0-3 K		0-0 F9 2-3			4-0 BB WP BB		2-0 2B 1-3 G4-3 1B	0-2 2B	4 1 2 0 1 1 3																	
Eric Karros, R OBP: 0.326, SLG: 0.401 (1, 3) S F B X	2-2 G6-3 1-2		2-0 G3-6-3 1-2f			1-1 P4		0-0 G4-3 1-3 3-H 2B	2-2 P2	5 0 1 1 0 0 6																	
Todd Zeile, R OBP: 0.326, SLG: 0.414 (1, 5) B C C X	2-1 G6-3			3-3 K		4-2 BB 1-2 BB		2-3 K	0-2 G6-3	4 0 0 0 1 2 2																	
Todd Hollandsworth, L OBP: 0.273, SLG: 0.331 (1, 7) B B B B	4-0 1B SH1-3 BB			1-1 G4-3		4-1 1-2 2-3 BB		1-0 G4-3 2-3 3-H BB	0-1 BLK 1B	3 1 1 1 2 0 1																	
Greg Gagne, R OBP: 0.298, SLG: 0.362 (1, 6) F X	0-1 SH1-3 1-3 1B 1B			0-3 K		2-3 K		4-1 BB	2-2 F8	4 0 1 0 1 2 4																	
Juan Castro, R OBP: 0.196, SLG: 0.170 Darren Hall, R Billy Ashley, R OBP: 0.290, SLG: 0.415 Scott Radinsky, L (10, 1)	1-0 SH1-3 1-2 3-H 1B				1-0 FC8-5 SH5-4 1B		2-2 G6-3	1-3 K	1-3 K	3 0 1 1 0 1 2 0 0 0 0 0 0 0 1 0 0 0 0 1 1 0 0 0 0 0 0 0																	
Pedro Astacio, R OBP: 0.150, SLG: 0.150 Roger Cedeno, S OBP: 0.200, SLG: 0.189 Tom Candiotti, R Nelson Liriano, S OBP: 0.333, SLG: 0.387 (8, 4)	0-0 1B				0-0 SH5-4 1-2		0-1 G6-3		1-1 2B 1B	1 0 1 0 0 0 0 1 0 0 0 0 0 0 0 0 0 0 0 0 0 1 0 1 0 0 0 0																	
<b>Inning Stats</b>	R: 0 E: 1 K: 1 S: 10	H: 0 LOB: 1 BB: 0 P: 14	R: 1 E: 0 K: 0 S: 6	H: 2 LOB: 2 BB: 1 P: 13	R: 0 E: 0 K: 0 S: 7	H: 1 LOB: 1 BB: 1 P: 16	R: 0 E: 0 K: 2 S: 9	H: 0 LOB: 0 BB: 0 P: 13	R: 0 E: 0 K: 2 S: 3	H: 1 LOB: 0 BB: 0 P: 5	R: 0 E: 0 K: 2 S: 16		H: 0 LOB: 3 BB: 3 P: 34	R: 0 E: 0 K: 0 S: 10	H: 0 LOB: 0 BB: 0 P: 14	R: 2 E: 0 K: 2 S: 12	H: 3 LOB: 2 BB: 1 P: 23	R: 0 E: 0 K: 1 S: 15	H: 2 LOB: 2 BB: 0 P: 20	R: 0 E: 0 K: 1 S: 12	H: 1 LOB: 1 BB: 0 P: 15	1B: 8 2B: 3 3B: 0 HR: 0	SF: 0 SAC: 2 DP: 2 HBP: 0	WP: 1 PB: 0 SB: 2 CS: 0	PA: 44		
<b>PITCHER</b>	IP WLS BF H R ER SO BB IBB HBP BLK WP HR S P ERA WHIP	IP WLS BF H R ER SO BB IBB HBP BLK WP HR S P ERA WHIP												IP WLS BF H R ER SO BB IBB HBP BLK WP HR S P ERA WHIP													
Darryl Kile, R ERA: 2.27 Blas Minor, R ERA: Russ Springer, R ERA: 2.03 Mike Magnante, L ERA:	7.0 0.2 1.1 1.0	31 3 6 4	7 0 2 1	3 0 0 0	3 0 0 0	5 1 0 0	0 0 0 0	0 0 0 0	0 0 0 0	0 0 0 0	0 0 0 0	0 0 0 0	0 0 0 0	0 0 0 0	0 0 0 0	0 0 0 0	0 0 0 0	0 0 0 0	0 0 0 0	0 0 0 0	0 0 0 0	0 0 0 0	0 0 0 0	0 0 0 0	0 0 0 0	0 0 0 0	0 0 0 0

livebaseballscores.com

AB 36  
R 3  
H 10  
RBI 3  
BB 6  
SO 9  
LOB 23




Batter	1	2	3	4	5	6	7	8	9	10	AB	R	H	RBI	BB	SO	LOB
<b>Craig Biggio, R</b> OBP: 0.377, SLG: 0.502 (1, 4)	1-2 F7	0-0 FC5-4		0-3 K			2-2 F8		2-3 K		5	0	0	0	0	2	2
<b>Thomas Howard, S</b> OBP: 0.319, SLG: 0.356 (1, 8)	2-2 2B		1-1 G4-3		1-1 G4-3		0-0 G6-3		1-1 G5-3		5	1	1	0	0	0	0
<b>5 Jeff Bagwell, R</b> OBP: 0.447, SLG: 0.681 (1, 3)	3-3 K		2-3 K		2-3 K			4-2 BB		3-2 HR	4	1	1	1	1	3	1
<b>Luis Gonzalez, L</b> OBP: 0.385, SLG: 0.393 (1, 7)	2-1 2B		2-0 1B		0-0 1B			0-1 F7			4	1	3	1	0	0	1
<b>Ray Montgomery, R</b> OBP: 0.314, SLG: 0.290 (1, 9)	1-3 K		0-0 1B		1-2 1B			1-0 F7			4	1	1	0	0	1	3
<b>Bill Spiers, L</b> OBP: 0.447, SLG: 0.480 (1, 5)		4-0 BB	3-2 3B		1-0 G3-1			4-0 IBB			2	0	1	2	2	0	0
<b>Tony Eusebio, R</b> OBP: 0.268, SLG: 0.203 (1, 2)		1-2 BB	2-2 G4-3		0-0 G6-3			3-1 F8			4	0	0	0	0	0	4
<b>Mike Magnante, L</b> (10, 1)		1-2 BB									0	0	0	0	0	0	0
<b>Ricky Gutierrez, R</b> OBP: 0.366, SLG: 0.415 (1, 6)		4-0 BB			3-2 G4-3				1-3 K		3	0	0	0	1	1	0
<b>Darryl Kile, R</b> OBP: 0.132, SLG: 0.111 (1, 1)		1-0 F7			1-1 G4-3			2-3 K		1-1 G6-3	3	0	0	0	0	1	2
<b>Blas Minor, R</b> (8, 1)											0	0	0	0	0	0	0
<b>Russ Springer, R</b> (8, 1)											0	0	0	0	0	0	0
<b>Brad Ausmus, R</b> OBP: 0.350, SLG: 0.426 (9, PH) (10, 2)											1	0	0	0	0	0	0

Inning Stats	R: 1	H: 2	E: 0	K: 2	S: 14	R: 0	H: 0	E: 0	K: 0	S: 5	R: 2	H: 3	E: 0	K: 1	S: 16	R: 0	H: 0	E: 0	K: 1	S: 8	R: 0	H: 1	E: 0	K: 1	S: 8	R: 0	H: 0	E: 0	K: 0	S: 6	R: 0	H: 0	E: 0	K: 1	S: 7	R: 0	H: 0	E: 0	K: 0	S: 8	R: 0	H: 0	E: 0	K: 2	S: 8	R: 1	H: 1	E: 0	K: 0	S: 7	R: 0	H: 0	E: 0	K: 0	S: 11	R: 0	H: 0	E: 0	K: 2	S: 8	R: 0	H: 0	E: 0	K: 0	S: 12	R: 0	H: 0	E: 0	K: 0	S: 11	R: 0	H: 0	E: 0	K: 0	S: 11
--------------	------	------	------	------	-------	------	------	------	------	------	------	------	------	------	-------	------	------	------	------	------	------	------	------	------	------	------	------	------	------	------	------	------	------	------	------	------	------	------	------	------	------	------	------	------	------	------	------	------	------	------	------	------	------	------	-------	------	------	------	------	------	------	------	------	------	-------	------	------	------	------	-------	------	------	------	------	-------

PITCHER	IP	WLS	BF	H	R	ER	SO	BB	IBB	HBP	BLK	WP	HR	S	P	ERA	WHIP
<b>Pedro Astacio, R</b> ERA: 3.12 (1, 1)	6.0		26	6	3	3	5	2	0	0	0	0	0	57	96	4.50	1.333
<b>Tom Candiotti, R</b> ERA: 2.49 (7, 1)	1.0		3	0	0	0	1	0	0	0	0	0	0	7	11	0.00	0.000
<b>Darren Hall, R</b> ERA: 2.18 (8, 1)	2.0		8	0	0	0	2	1	1	0	0	0	0	16	32	0.00	0.500
<b>Scott Radinsky, L</b> ERA: 3.38 (10, 1)	0.1	L	2	1	1	1	0	0	0	0	0	0	1	7	11	27.00	3.000

**Los Angeles Dodgers @ Houston Astros**  
Astrodome, Houston, TX  
Tue Jun 03 1997, 4:33 AM EDT  
Att: 17,268 - Dome

<b>AB</b>	35
<b>R</b>	4
<b>H</b>	7
<b>RBI</b>	4
<b>BB</b>	4
<b>SO</b>	8
<b>LOB</b>	13



<b>WP:</b> 0	<b>PA:</b> 39
<b>PB:</b> 0	
<b>SB:</b> 1	
<b>CS:</b> 0	

PITCHER	IP	WLS	BF	H	R	ER	SO	BB	IBB	HBP	BLK	WP	HR	S	P	ERA	WHIP
---------	----	-----	----	---	---	----	----	----	-----	-----	-----	----	----	---	---	-----	------

Batter	1	2	3	4	5	6	7	8	9	AB R H RBI BB SO LOB	TOP											
Darryl Hamilton, L (1, 8) OBP: 0.360, SLG: 0.289	0-3 K		1-2 1B		0-0 F7		1-1 G6-3		0-3 K	5 0 1 0 0 2 3	San Francisco Giants @ Los Angeles Dodgers Dodger Stadium, Los Angeles, CA Wed Jun 04 1997, 7:05 PM PDT Att. 30,357 - Unknown - 69 F											
Jose Vizcaino, S (1, 6) OBP: 0.341, SLG: 0.319	0-0 5-3		3-1 F8			1-1 G6-3		2-2 L9	4 0 0 0 0 0 1													
Barry Bonds, L (1, 7) OBP: 0.429, SLG: 0.453	1-0 P5					1-0 F9		0-1 1B	4 0 1 0 0 0 0													
Jeff Kent, R (1, 4) OBP: 0.323, SLG: 0.497		0-3 K			2-2 HBP		1-0 1B	0-3 K	1 0 0 0 0 1 0													
Mark Lewis, R (4, PR) OBP: 0.346, SLG: 0.454									2 0 1 0 0 1 1													
J.T. Snow, L (1, 3) OBP: 0.398, SLG: 0.393		2-2 G6-3			1-2 P4		4-2 1B	4-2 BB	2 0 0 0 2 0 1													
Glenallen Hill, R (1, 9) OBP: 0.288, SLG: 0.444					2-3 K		1-3 K	0-3 K	4 0 0 0 0 4 5													
Bill Mueller, S (1, 5) OBP: 0.354, SLG: 0.370					1-3 K			0-3 K	4 0 0 0 0 4 0													
Rick Wilkins, L (1, 2) OBP: 0.267, SLG: 0.341					3-1 HR		1-2 1B	0-1 2B	4 1 3 1 0 1 0													
Keith Foulke, R (1, 1)					2-3 K		0-0 SH1-4	2-2 P5	1 0 0 0 0 1 0													
Marvin Benard, L (7, PH) OBP: 0.361, SLG: 0.296								4-2 BB	1 0 0 0 0 0 1													
Rene Arocha, R (7, 1)									0 0 0 0 0 0 0													
Stan Javier, S (9, PH) OBP: 0.366, SLG: 0.365									0 0 0 0 1 0 0													
<b>Inning Stats</b>	R: 0 E: 0 K: 1 S: 5	H: 0 LOB: 0 BB: 0 P: 6	R: 0 E: 0 K: 2 S: 9	H: 0 LOB: 0 BB: 0 P: 13	R: 1 E: 0 K: 2 S: 18	H: 2 LOB: 1 BB: 0 P: 28	R: 0 E: 0 K: 1 S: 14	H: 0 LOB: 1 BB: 0 P: 21	R: 0 E: 0 K: 1 S: 8	H: 1 LOB: 1 BB: 0 P: 10	R: 0 E: 0 K: 1 S: 10	H: 1 LOB: 2 BB: 1 P: 18	R: 0 E: 0 K: 1 S: 10	H: 1 LOB: 1 BB: 0 P: 13	R: 0 E: 0 K: 2 S: 13	H: 1 LOB: 2 BB: 1 P: 19	R: 0 E: 0 K: 3 S: 13	H: 0 LOB: 1 BB: 1 P: 20	1B: 4 2B: 1 3B: 0 HR: 1	SF: 0 SAC: 1 DP: 0 HBP: 1	WP: 0 PB: 0 SB: 1 CS: 0	PA: 37
<b>PITCHER</b>	IP WLS BF H R ER SO BB IBB HBP BLK WP HR S P ERA WHIP																					
Ramon Martinez, R (1, 1) ERA: 3.12	7.0 W 28 5 1 1 9 1 0 1 0 0 1 74 109 1.29 0.857																					
Mark Guthrie, L (8, 1) ERA: 2.49	0.2 4 1 0 0 1 1 0 0 0 0 0 0 10 16 0.00 3.000																					
Antonio Osuna, R (8, 1) ERA: 0.82	0.1 1 0 0 0 1 0 0 0 0 0 0 0 3 3 0.00 0.000																					
Todd Worrell, R (9, 1) ERA: 3.63	1.0 4 0 0 0 3 1 0 0 0 0 0 0 13 20 0.00 1.000																					

AB	32
R	1
H	6
RBI	1
BB	3
SO	14
LOB	12





Batter	1	2	3	4	5	6	7	8	9	AB	R	H	RBI	BB	SO	LOB	BOTTOM
--------	---	---	---	---	---	---	---	---	---	----	---	---	-----	----	----	-----	--------

<b>Brett Butler, L</b> <small>(1, 8)</small> <small>OBP: 0.438, SLG: 0.392</small>										2	1	1	1	2	0	0	<b>San Francisco Giants @ Los Angeles Dodgers</b> <b>Dodger Stadium, Los Angeles, CA</b> <small>Wed Jun 04 1997, 7:05 PM PDT</small> <small>Att: 30,357 - Unknown - 69 F</small>
<b>Raul Mondesi, R</b> <small>(1, 9)</small> <small>OBP: 0.325, SLG: 0.490</small>										3	0	1	0	0	0	2	
<b>Mike Piazza, R</b> <small>(1, 2)</small> <small>OBP: 0.424, SLG: 0.548</small>										4	1	2	2	0	1	2	
<b>Eric Karros, R</b> <small>(1, 3)</small> <small>OBP: 0.321, SLG: 0.393</small>										4	0	0	0	0	1	3	
<b>Todd Zeile, R</b> <small>(1, 5)</small> <small>OBP: 0.324, SLG: 0.407</small>										3	1	0	0	1	0	0	
<b>Todd Hollandsworth, L</b> <small>(1, 7)</small> <small>OBP: 0.278, SLG: 0.335</small>										4	1	2	0	0	1	0	
<b>Greg Gagne, R</b> <small>(1, 6)</small> <small>OBP: 0.292, SLG: 0.355</small>										4	0	0	0	0	2	3	
<b>Juan Castro, R</b> <small>(1, 4)</small> <small>OBP: 0.212, SLG: 0.229</small>										1	0	1	2	0	0	0	
<b>Nelson Liriano, S</b> <small>(2, PR)</small> <small>(3, 4)</small> <small>OBP: 0.359, SLG: 0.394</small>										2	1	1	0	1	0	0	
<b>Ramon Martinez, R</b> <small>(1, 1)</small> <small>OBP: 0.197, SLG: 0.143</small>										2	0	0	0	0	0	2	
<b>Eric Anthony, L</b> <small>(7, PH)</small> <small>OBP: 0.362, SLG: 0.510</small>										1	0	0	0	0	0	0	
<b>Mark Guthrie, R</b> <small>(8, 1)</small> <small>OBP: 0.362, SLG: 0.510</small>										0	0	0	0	0	0	0	
<b>Antonio Osuna, R</b> <small>(8, 1)</small> <small>OBP: 0.266, SLG: 0.409</small>										0	0	0	0	0	0	0	
<b>Billy Ashley, R</b> <small>(8, PH)</small> <small>OBP: 0.266, SLG: 0.409</small>										1	0	0	0	0	0	2	
<b>Todd Worrell, R</b> <small>(9, 1)</small> <small>OBP: 0.266, SLG: 0.409</small>										0	0	0	0	0	0	0	

Inning Stats	R: 1	H: 1	E: 0	LOB: 0	K: 0	S: 7	R: 3	H: 3	E: 0	LOB: 2	K: 0	S: 16	R: 0	H: 0	E: 0	LOB: 0	K: 2	S: 11	R: 0	H: 1	E: 0	LOB: 1	K: 1	S: 7	R: 0	H: 1	E: 0	LOB: 1	K: 0	S: 8	R: 0	H: 0	E: 0	LOB: 0	K: 1	S: 5	R: 1	H: 1	E: 0	LOB: 2	K: 0	S: 6	R: 0	H: 1	E: 0	LOB: 2	K: 1	S: 11	R: 0	H: 1	E: 0	LOB: 1	K: 1	S: 24	1B: 6	2B: 0	3B: 1	HR: 1	SF: 0	SAC: 0	DP: 1	HBP: 1	WP: 0	PA: 36
--------------	------	------	------	--------	------	------	------	------	------	--------	------	-------	------	------	------	--------	------	-------	------	------	------	--------	------	------	------	------	------	--------	------	------	------	------	------	--------	------	------	------	------	------	--------	------	------	------	------	------	--------	------	-------	------	------	------	--------	------	-------	-------	-------	-------	-------	-------	--------	-------	--------	-------	--------

PITCHER	IP	WLS	BF	H	R	ER	SO	BB	IBB	HBP	BLK	WP	HR	S	P	ERA	WHIP
<b>Keith Foulke, R</b> <small>(1, 1)</small> <small>ERA: 7.27</small>	6.0	L	25	6	4	4	4	2	0	0	0	0	1	54	88	6.00	1.333
<b>Rene Arocha, R</b> <small>(7, 1)</small> <small>ERA: 10.61</small>	2.0		11	2	1	1	1	1	1	1	0	0	0	17	37	4.50	1.500

<b>AB</b>	<b>31</b>
<b>R</b>	<b>5</b>
<b>H</b>	<b>8</b>
<b>RBI</b>	<b>5</b>
<b>BB</b>	<b>4</b>
<b>SO</b>	<b>5</b>
<b>LOB</b>	<b>14</b>



Batter	1	2	3	4	5	6	7	8	9	AB R H RBI BB SO LOB	TOP											
Darryl Hamilton, L (1, 8) OBP: 0.353, SLG: 0.284	2-3 K	1-2 1B		2-1 F7			0-2 G6-3		0-0 P4	5 0 1 2 0 1 0												
Jose Vizcaino, S (1, 6) OBP: 0.339, SLG: 0.318	2-3 K	1-2 1B			2-1 G6-3		1-1 G3			4 0 1 1 0 1 0												
Stan Javier, S (1, 9) OBP: 0.370, SLG: 0.370	2-0 1B	1-0 F8			1-1 E		3-1 F8			4 1 2 0 0 0 2												
Barry Bonds, L (1, 7) OBP: 0.426, SLG: 0.449	0-1 F9		2-0 F9		2-2 E		0-0 F8			4 1 1 1 0 0 1												
Mark Lewis, R (1, 4) OBP: 0.343, SLG: 0.447		1-2 1B	0-0 F7		2-1 G4-3		3-1 G5-3			4 1 1 0 0 0 0												
J.T. Snow, L (1, 3) OBP: 0.396, SLG: 0.390		3-2 F7	0-2 1B		0-0 G3		0-0 E6			4 0 1 0 0 0 1												
Bill Mueller, S (1, 5) OBP: 0.344, SLG: 0.359		0-0 F8	2-2 P5			1-2 L6		0-1 F7		4 0 0 0 0 0 3												
Rick Wilkins, L (1, 2) OBP: 0.266, SLG: 0.333		4-2 1B		0-0 G3		2-2 F9		1-3 K		3 1 0 0 1 1 0												
William Van Landingham, R (1, 1) OBP: 0.095, SLG: 0.050		4-2 1B		1-3 K		2-3 K		1-2 P6		2 1 0 0 1 2 0												
Julian Tavarez, L (7, 1)										0 0 0 0 0 0 0												
Doug Henry, R (8, 1)										0 0 0 0 0 0 0												
Marvin Benard, L (9, PH) OBP: 0.355, SLG: 0.291										1 0 0 0 0 0 0												
Rod Beck, R (9, 1)										0 0 0 0 0 0 0												
<b>Inning Stats</b>	R: 0 E: 0 K: 2 S: 10	H: 1 LOB: 1 BB: 0 P: 16	R: 3 E: 0 K: 0 S: 24	H: 3 LOB: 2 BB: 2 P: 39	R: 0 E: 0 K: 0 S: 8	H: 1 LOB: 1 BB: 0 P: 12	R: 0 E: 0 K: 1 S: 6	H: 0 LOB: 0 BB: 0 P: 9	R: 2 E: 1 K: 0 S: 10	H: 2 LOB: 0 BB: 0 P: 17	R: 0 E: 0 K: 1 S: 9	H: 0 LOB: 0 BB: 0 P: 14	R: 0 E: 0 K: 0 S: 7	H: 0 LOB: 0 BB: 0 P: 11	R: 0 E: 1 K: 0 S: 6	H: 0 LOB: 1 BB: 0 P: 9	R: 0 E: 0 K: 1 S: 8	H: 0 LOB: 0 BB: 0 P: 10	1B: 7 2B: 0 3B: 0 HR: 0	SF: 0 SAC: 0 DP: 0 HBP: 0	WP: 0 PB: 0 SB: 2 CS: 0	PA: 37
<b>PITCHER</b>	IP WLS BF H R ER SO BB IBB HBP BLK WP HR S P ERA WHIP																					
Ismael Valdez, R (1, 1) ERA: 3.03	5.0 L 24 7 5 4 3 2 0 0 0 0 0 0 58 93 7.20 1.800																					
Tom Candiotti, R (6, 1) ERA: 2.28	2.0 6 0 0 0 1 0 0 0 0 0 0 0 16 25 0.00 0.000																					
Scott Radinsky, L (8, 1) ERA: 3.24	1.0 4 0 0 0 0 0 0 0 0 0 0 0 6 9 0.00 0.000																					
Antonio Osuna, R (9, 1) ERA: 0.75	1.0 3 0 0 0 1 0 0 0 0 0 0 0 8 10 0.00 0.000																					

San Francisco Giants @ Los Angeles Dodgers  
Dodger Stadium, Los Angeles, CA  
Thu Jun 05 1997, 7:05 PM PDT  
Att. 30,487 - Unknown - 69 F

livebaseballscorecards.com

AB	35
R	5
H	7
RBI	4
BB	2
SO	5
LOB	7



BOTTOM

San Francisco Giants @ Los Angeles Dodgers  
Dodger Stadium, Los Angeles, CA

Thu Jun 05 1997, 7:05 PM PDT  
Att: 30,487 - Unknown - 69 F

livebaseballscorecards.com

AB	32
R	4
H	6
RBI	4
BB	2
SO	4
LOB	11



AB	R	H	RBI	BB	SO	LOB
2	1	1	0	2	0	0
3	0	0	0	0	0	2
4	0	0	1	0	1	4
4	0	1	1	0	1	2
4	0	0	0	0	2	1
4	1	2	0	0	0	0
4	1	1	2	0	0	1
3	0	0	0	0	0	0
0	0	0	0	0	0	0
0	0	0	0	0	0	0
0	0	0	0	0	0	0
1	1	1	0	0	0	0
1B: 4	SF: 0	WP: 0	PA: 35			
2B: 1	SAC: 1	PB: 0				
3B: 0	DP: 1	SB: 0				
HR: 1	HBP: 0	CS: 0				

Batter	1	2	3	4	5	6	7	8	9
<b>Brett Butler, L</b> (1, 8) OBP: 0.448, SLG: 0.394	3-2 1B		1-1 P6			4-2 G6-4-3 1B BB		4-1 G6-3 SH2-4 BB	
<b>Raul Mondesi, R</b> (1, 9) OBP: 0.320, SLG: 0.483	0-1 P5			1-1 G6-3		0-0 E5 G6-4-3		0-0 SH2-4	
<b>Mike Piazza, R</b> (1, 2) OBP: 0.416, SLG: 0.536	2-3 1 SAFE K			1-0 G3		3-2 G6-4-3		1-0 G6-3	
<b>Eric Karros, R</b> (1, 3) OBP: 0.320, SLG: 0.391	2-1 F8			0-0 F9		0-1 FC6-4 1B		1-3 K	
<b>Todd Zeile, R</b> (1, 5) OBP: 0.319, SLG: 0.399			1-3 K			3-1 FC6-4		1-2 F8	
<b>Todd Hollandsworth, L</b> (1, 7) OBP: 0.282, SLG: 0.339			3-2 G4-3			0-0 HR 1B		2-2 1B	
<b>Greg Gagne, R</b> (1, 6) OBP: 0.291, SLG: 0.368			1-1 F8			1-1 HR		1-2 F8	
<b>Chad Fonville, S</b> (1, 4) <b>Antonio Osuna, R</b> (9, 1) <b>Eric Anthony, L</b> (9, PH) OBP: 0.356, SLG: 0.500			0-1 G6-3			2-2 F7		2-2 G4-3	
<b>Ismael Valdez, R</b> (5, PH) <b>Roger Cedeno, S</b> (6, 1) <b>Tom Gandiotto, R</b> (8, 1) <b>Scott Radinsky, L</b> (8, PH) <b>Nelson Liriano, S</b> (9, 4) OBP: 0.376, SLG: 0.441			3-2 L6			2-1 L4		3-2 SH2-4 G6-3 2B	

Inning	R	H	E	K	S	H	LOB	BB	P
1	0	1	0	1	21	0	0	0	13
2	0	0	0	1	8	0	0	0	13
3	0	0	0	0	7	0	0	0	11
4	0	0	0	0	4	0	0	0	6
5	2	2	0	1	11	2	0	0	18
6	1	1	1	0	13	1	1	1	23
7	0	0	0	0	10	0	0	0	16
8	1	1	0	1	9	1	1	1	18
9	0	0	0	0	19	0	0	0	19

PITCHER	IP	WLS	BF	H	R	ER	SO	BB	IBB	HBP	BLK	WP	HR	S	P	ERA	WHIP
<b>William Van Landingham, R</b> (1, 1) ERA: 4.4	6.0	W	23	4	3	2	3	1	0	0	0	0	1	58	92	3.00	0.833
<b>Julian Tavarez, R</b> (7, 1) ERA: 6.35	1.0		3	0	0	0	0	0	0	0	0	0	0	10	16	0.00	0.000
<b>Doug Henry, R</b> (8, 1) ERA: 1.5	1.0		5	1	1	1	1	1	0	0	0	0	0	9	18	9.00	2.000
<b>Rod Beck, R</b> (9, 1) ERA: 3.13	1.0	S	4	1	0	0	0	0	0	0	0	0	0	13	19	0.00	1.000

Batter	1	2	3	4	5	6	7	8	9	AB R H RBI BB SO LOB	TOP
<b>Delino DeShields, L</b> OBP: 0.344, SLG: 0.444 (1, 4) X	0-0 G5-4-3 1B		0-0 G6-3		4-0 BB 1B BB		0-3 K		0-0 1B	4 0 2 0 1 1 0	<b>St. Louis Cardinals @ Los Angeles Dodgers</b> <b>Dodger Stadium, Los Angeles, CA</b> Fri Jun 06 1997, 7:05 PM PDT Att. 41,231 - Unknown - 72 F
<b>Willie McGee, S</b> OBP: 0.325, SLG: 0.398 (1, 9) X	0-0 G5-4-3 1-2f			0-0 G6-3	0-0 BB 1B		0-0 G4-3		0-3 K	5 0 1 0 0 1 2	
<b>Ray Lankford, L</b> OBP: 0.473, SLG: 0.771 (1, 8) X	0-0 HR			0-0 HR	4-0 BB 1-2 2-3		0-3 K			3 2 2 2 1 1 0	
<b>Gary Gaetti, R</b> OBP: 0.300, SLG: 0.385 (1, 5) X	0-0 F8			0-0 G4-3	0-0 P5			4-0 BB		3 0 0 0 1 0 3	
<b>Ron Gant, R</b> OBP: 0.314, SLG: 0.464 (1, 7) X		0-0 G5-3		0-0 HR		0-0 SH1-3 BB 1B		0-3 K		4 1 2 1 0 1 1	
<b>John Mabry, L</b> OBP: 0.373, SLG: 0.398 (1, 3) X		0-0 G3-1		0-0 1B		4-0 SH1-3 BB		0-3 K		3 0 1 0 1 1 1	
<b>Mike DiFelice, R</b> OBP: 0.296, SLG: 0.347 (1, 2) X		0-3 K		0-0 F9		0-0 SH1-3 1-2 2-3		0-0 G4-3		3 0 0 0 0 1 2	
<b>Royce Clayton, R</b> OBP: 0.303, SLG: 0.417 (1, 6)			0-3 K		0-3 K		0-3 K		0-0 F9	3 0 0 0 0 3 2 1 0 0 0 0 0 0	
<b>Alan Benes, R</b> OBP: 0.207, SLG: 0.276 (1, 1)			0-0 G4-3		0-3 K		0-0 G6-3		0-0 G6-3	3 0 0 0 0 1 2 1 0 0 0 0 0 0 0 0 0 0 0 0 0	
<b>Dmitri Young, S</b> OBP: 0.348, SLG: 0.408 (9, PH)											
<b>Dennis Eckersley, R</b> (9, 1)											
<b>Inning Stats</b>	R: 1 E: 0 K: 0 S: 4 H: 2 LOB: 0 BB: 0 P: 4	R: 0 E: 0 K: 1 S: 5 H: 0 LOB: 0 BB: 0 P: 5	R: 0 E: 0 K: 1 S: 5 H: 0 LOB: 0 BB: 0 P: 5	R: 2 E: 0 K: 0 S: 6 H: 3 LOB: 1 BB: 0 P: 6	R: 0 E: 0 K: 2 S: 8 H: 1 LOB: 3 BB: 2 P: 16	R: 0 E: 0 K: 1 S: 6 H: 1 LOB: 2 BB: 1 P: 10	R: 0 E: 0 K: 2 S: 7 H: 0 LOB: 0 BB: 0 P: 7	R: 0 E: 0 K: 2 S: 7 H: 0 LOB: 1 BB: 1 P: 11	R: 0 E: 0 K: 1 S: 6 H: 1 LOB: 1 BB: 0 P: 6	1B: 5 2B: 0 3B: 0 HR: 3 SF: 0 SAC: 1 DP: 1 HBP: 0	WP: 0 PB: 0 SB: 0 CS: 0 PA: 38
<b>PITCHER</b>	IP WLS BF H R ER SO BB IBB HBP BLK WP HR S P ERA WHIP										
<b>Chan Ho Park, R</b> ERA: 2.96 (1, 1)	7.0 L 30 7 3 3 7 3 0 0 0 0 0 3 41 53 3.86 1.429										
<b>Darren Hall, R</b> ERA: 2.08 (8, 1)	1.0 4 0 0 0 2 1 0 0 0 0 0 0 7 11 0.00 1.000										
<b>Mark Guthrie, L</b> ERA: 2.39 (9, 1)	1.0 4 1 0 0 1 0 0 0 0 0 0 0 6 6 0.00 1.000										

livebaseballscores.com

<b>AB</b>	<b>33</b>
<b>R</b>	<b>3</b>
<b>H</b>	<b>8</b>
<b>RBI</b>	<b>3</b>
<b>BB</b>	<b>4</b>
<b>SO</b>	<b>10</b>
<b>LOB</b>	<b>13</b>



Batter	1	2	3	4	5	6	7	8	9	AB	R	H	RBI	BB	SO	LOB
<b>Brett Butler, L</b> (1, 8) OBP: 0.442, SLG: 0.388	0-3 <b>K</b>		0-0 <b>L3</b>		0-0 <b>F9</b>		0-0 <b>1B</b>			4	0	1	0	0	1	2
<b>Raul Mondesi, R</b> (1, 9) OBP: 0.319, SLG: 0.479	0-0 <b>G6-3</b>			0-3 <b>K</b>		0-0 <b>1B</b>	0-0 <b>L8</b>			4	0	1	0	0	1	2
<b>Mike Piazza, R</b> (1, 2) OBP: 0.413, SLG: 0.527	0-3 <b>K</b>			4-0 <b>WP</b> <b>BB</b>		0-0 <b>G5-4-3</b>		0-0 <b>F9</b>		3	0	0	0	1	1	1
<b>Eric Karros, R</b> (1, 3) OBP: 0.318, SLG: 0.385		0-0 <b>L9</b>		0-0 <b>F3</b>		4-0 <b>1B</b> <b>BB</b>		0-0 <b>P5</b>		3	0	0	0	1	0	1
<b>Todd Zeile, R</b> (1, 5) OBP: 0.326, SLG: 0.403		0-0 <b>G6-3</b> <b>1B</b>		0-3 <b>K</b>		0-0 <b>1B</b>		4-0 <b>BB</b>		3	0	2	0	1	1	1
<b>Todd Hollandsworth, L</b> (1, 7) OBP: 0.282, SLG: 0.337 <b>Mark Guthrie, R</b> (9, 1)		0-0 <b>G6-3</b> <b>1-2f</b>			0-0 <b>E5</b> <b>G4-3</b> <b>2B</b> <b>1B</b>	0-0 <b>G6-3</b>		0-3 <b>K</b>		4	1	1	0	0	1	4
<b>Greg Gagne, R</b> (1, 6) OBP: 0.290, SLG: 0.365			0-0 <b>FC3-6</b> <b>1B</b>		0-0 <b>G4-3</b>		0-3 <b>K2-3</b>		0-3 <b>K</b>	4	0	1	0	0	2	1
<b>Nelson Liriano, S</b> (1, 4) OBP: 0.364, SLG: 0.447			0-0 <b>FC3-6</b> <b>SH3-4</b> <b>1-2f</b>		0-0 <b>2B</b>		0-0 <b>G3</b>		0-0 <b>F8</b>	4	0	1	1	0	0	1
<b>Chan Ho Park, R</b> (1, 1) OBP: 0.294, SLG: 0.375 <b>Roger Cedeno, S</b> (7, PH) OBP: 0.214, SLG: 0.184 <b>Darren Hall, R</b> (8, 1) <b>Eric Anthony, L</b> (9, 7) OBP: 0.350, SLG: 0.491			0-0 <b>SH3-4</b> <b>1-2</b>		0-3 <b>K</b>		4-0 <b>1B</b> <b>BB</b>		0-0 <b>F8</b>	1	0	0	0	0	1	1

Inning Stats		R: 0	H: 0	R: 0	H: 1	R: 0	H: 1	R: 1	H: 2	R: 0	H: 2	R: 0	H: 0	R: 0	H: 0	R: 0	H: 0	1B: 6	SF: 0	WP: 2	PA: 36		
		E: 0	LOB: 0	E: 0	LOB: 0	E: 0	LOB: 1	E: 1	LOB: 1	E: 0	LOB: 2	E: 0	LOB: 1	E: 0	LOB: 1	E: 0	LOB: 0	2B: 1	SAC: 1	PB: 0			
		K: 2	BB: 0	K: 0	BB: 0	K: 2	BB: 1	K: 1	BB: 0	K: 1	BB: 1	K: 1	BB: 1	K: 1	BB: 1	K: 1	BB: 0	3B: 0	DP: 2	SB: 0			
		S: 7	P: 7	S: 3	P: 3	S: 4	P: 4	S: 7	P: 7	S: 4	P: 8	S: 6	P: 10	S: 5	P: 9	S: 5	P: 5	HR: 0	HBP: 0	CS: 0			
<b>PITCHER</b>	<b>IP</b>	<b>WLS</b>	<b>BF</b>	<b>H</b>	<b>R</b>	<b>ER</b>	<b>SO</b>	<b>BB</b>	<b>IBB</b>	<b>HBP</b>	<b>BLK</b>	<b>WP</b>	<b>HR</b>	<b>S</b>	<b>P</b>	<b>ERA</b>	<b>WHIP</b>					<b>ERA</b>	<b>WHIP</b>
<b>Alan Benes, R</b> (1, 1) ERA: 2.91	8.0	W	33	7	1	1	7	4	0	0	0	1	0	43	59	1.12	1.375						
<b>Dennis Eckersley, R</b> (9, 1) ERA: 3.63	1.0	S	3	0	0	0	1	0	0	0	0	0	0	5	5	0.00	0.000						

**BOTTOM**

**St. Louis Cardinals @ Los Angeles Dodgers**  
**Dodger Stadium, Los Angeles, CA**  
 Fri Jun 06 1997, 7:05 PM PDT  
 Att: 41,231 - Unknown - 72 F

livebaseballscorecards.com

<b>AB</b>	<b>31</b>
<b>R</b>	<b>1</b>
<b>H</b>	<b>7</b>
<b>RBI</b>	<b>1</b>
<b>BB</b>	<b>4</b>
<b>SO</b>	<b>8</b>
<b>LOB</b>	<b>14</b>



Batter	1	2	3	4	5	6	7	8	9	AB R H RBI BB SO LOB	TOP											
<b>Delino DeShields, L</b> (1, 4) OBP: 0.347, SLG: 0.440	4-0 BB S		4-1 BB S		0-0 F9			0-0 F7		2 0 0 0 2 0 2												
<b>Mark Sweeney, L</b> (1, 9) OBP: 0.324, SLG: 0.267	0-1 SAFE P5		1-2 L9			2-2 G3		2-0 1B		4 0 1 0 0 0 2												
<b>Rigo Beltran, L</b> (8, 1)								2-3 K		0 0 0 0 0 0 0												
<b>Ray Lankford, L</b> (1, 8) OBP: 0.462, SLG: 0.750	0-3 K			2-1 F8		0-0 G4-3		0-3 K		4 0 0 0 0 2 3												
<b>Gary Gaetti, R</b> (1, 5) OBP: 0.294, SLG: 0.376	2-3 K			0-0 G3		2-0 G6-3		1-3 K		4 0 0 0 0 2 3												
<b>Ron Gant, R</b> (1, 7) OBP: 0.321, SLG: 0.467		2-2 F9		0-1 1B			0-0 1B		4-2 2B G4-3 BB	3 1 2 0 1 0 0												
<b>John Mabry, L</b> (1, 3) OBP: 0.370, SLG: 0.400		0-0 F8		1-3 K			0-3 K		0-0 G4-3 1-3 G6-3 2B	4 1 1 0 0 2 2												
<b>Tom Lampkin, L</b> (1, 2) OBP: 0.267, SLG: 0.286		1-0 P2			2-2 1B		2-2 F8		1-0 G4-3	4 0 1 1 0 0 2												
<b>Royce Clayton, R</b> (1, 6) OBP: 0.298, SLG: 0.410			0-0 B1-3		0-3 K		1 SAFE 2-3 K		0-0 G6-3	4 0 0 1 0 2 2												
<b>Danny Jackson, R</b> (1, 1) OBP: 0.143, SLG: 0.143			1-0 F9		0-3 K			1-0 E4 1B	2-3 K	1 0 0 0 0 0 0												
<b>Dmitri Young, S</b> (5, PH) OBP: 0.345, SLG: 0.405										1 0 0 0 0 1 1												
<b>John Frascatore, R</b> (5, 1)										0 0 0 0 0 0 0												
<b>Willie McGee, S</b> (8, PH) (8, 9)										2 0 1 0 0 1 0												
<b>Inning Stats</b>	R: 0 E: 0 K: 2 S: 9	H: 0 LOB: 1 BB: 1 P: 15	R: 0 E: 0 K: 0 S: 6	H: 0 LOB: 0 BB: 0 P: 9	R: 0 E: 0 K: 0 S: 6	H: 0 LOB: 1 BB: 1 P: 12	R: 0 E: 0 K: 1 S: 8	H: 1 LOB: 1 BB: 0 P: 11	R: 0 E: 0 K: 2 S: 12	H: 1 LOB: 1 BB: 0 P: 14	R: 0 E: 0 K: 0 S: 5	H: 0 LOB: 0 BB: 0 P: 9	R: 0 E: 1 K: 2 S: 15	H: 1 LOB: 1 BB: 0 P: 19	R: 0 E: 1 K: 2 S: 10	H: 2 LOB: 2 BB: 0 P: 14	R: 2 E: 0 K: 1 S: 8	H: 1 LOB: 0 BB: 1 P: 15	1B: 5 2B: 1 3B: 0 HR: 0	SF: 0 SAC: 0 DP: 0 HBP: 0	WP: 0 PB: 0 SB: 3 CS: 0	PA: 36
<b>PITCHER</b> <b>Hideo Nomo, R</b> (1, 1) ERA: 3.38	IP: 9.0 WLS: W BF: 36 H: 6 R: 2 ER: 2 SO: 10 BB: 3 IBB: 0 HBP: 0 BLK: 0 WP: 0 HR: 0 S: 79 P: 118 ERA: 2.00 WHIP: 1.000											<b>PITCHER</b> IP: WLS: BF: H: R: ER: SO: BB: IBB: HBP: BLK: WP: HR: S: P: ERA: WHIP:										

**St. Louis Cardinals @ Los Angeles Dodgers**  
**Dodger Stadium, Los Angeles, CA**  
 Sat Jun 07 1997, 7:05 PM PDT  
 Att. 43,174 - Unknown - 64 F

AB	33
R	2
H	6
RBI	2
BB	3
SO	10
LOB	17



Batter	1	2	3	4	5	6	7	8	9	AB	R	H	RBI	BB	SO	LOB
Roger Cedeno, S OBP: 0.277, SLG: 0.286 (1, 8)	G4-3 1B 2B		2-0 1B 2B	1-1 FC6-2 1-2 2-3 3-H		4-0 FC5-4 BB		0-0 1B 1B		4	2	3	1	1	0	3
Todd Zelle, R OBP: 0.324, SLG: 0.398 (1, 5)	G4-3 2-3		1-1 F9	G4-3		0-0 FC5-4 1-2f		2-2 FC6-4 1B		5	0	1	0	0	0	6
Raul Mondesi, R OBP: 0.325, SLG: 0.484 (1, 9)	L6		0-1 1B			0-1 G6-3 2B		0-1 P3		4	1	2	1	0	0	3
Mike Piazza, R OBP: 0.417, SLG: 0.545 (1, 2)	FC6-4 1B		0-0 HR			0-2 G6-3		2-1 FC6-4		5	1	3	2	0	0	3
Eric Karros, R OBP: 0.321, SLG: 0.385 (1, 3)	FC6-4 1-2f		0-0 G1-3			4-1 BB		0-1 1B		3	0	1	1	1	0	1
Billy Ashley, R OBP: 0.288, SLG: 0.406 Todd Hollandsworth, L OBP: 0.280, SLG: 0.335 (7, PH) (8, 7)		1-3 K		1-0 1B FC6-2 1B		2-3 K		0-3 K		3	0	1	0	0	2	2
Greg Gagne, R OBP: 0.290, SLG: 0.363 (1, 6)		1-0 G5-3		0-0 FC6-2 1B 1-2 1B		0-0 G4-3		0-1 P6		4	0	1	0	0	0	4
Chad Fonville, S OBP: 0.200, SLG: 0.077 (1, 4)		2-1 G4-3		0-1 FC6-2 1B 1-2 2-3		0-1 G3-1		0-1 G1-3		4	0	1	0	0	0	2
Hideo Nomo, R OBP: 0.188, SLG: 0.313 (1, 1)			3-2 PB 2B 2B	1-3 K		1-1 G1-3		1-3 K		4	1	1	0	0	2	3

Inning Stats	R: 1	H: 2	E: 0	K: 0	S: 11	LOB: 1	BB: 0	P: 16	R: 0	H: 0	E: 0	K: 1	S: 6	LOB: 0	BB: 0	P: 10	R: 3	H: 4	E: 0	K: 0	S: 11	LOB: 0	BB: 0	P: 17	R: 0	H: 3	E: 0	K: 1	S: 12	LOB: 3	BB: 0	P: 18	R: 0	H: 1	E: 0	K: 1	S: 11	LOB: 2	BB: 1	P: 17	R: 0	H: 0	E: 0	K: 0	S: 5	LOB: 1	BB: 1	P: 10	R: 1	H: 2	E: 0	K: 1	S: 11	LOB: 2	BB: 0	P: 14	R: 0	H: 2	E: 0	K: 1	S: 12	LOB: 2	BB: 0	P: 15
1B: 9	SF: 0	2B: 4	SAC: 0	3B: 0	DP: 0	HR: 1	HBP: 1	WP: 0	PA: 40																																																							

PITCHER	IP	WLS	BF	H	R	ER	SO	BB	IBB	HBP	BLK	WP	HR	S	P	ERA	WHIP
Danny Jackson, L ERA: 7.71 (1, 1)	4.0	L	20	9	4	4	2	0	0	0	0	0	1	40	61	9.00	2.250
John Frascatore, R ERA: 2.67 (5, 1)	3.0		15	3	1	1	2	2	0	1	0	0	0	27	41	3.00	1.667
Rigo Beltran, L ERA: 4.15 (8, 1)	1.0		5	2	0	0	1	0	0	0	0	0	0	12	15	0.00	2.000


BOTTOM

St. Louis Cardinals @ Los Angeles Dodgers  
 Dodger Stadium, Los Angeles, CA  
 Sat Jun 07 1997, 7:05 PM PDT  
 Att: 43,174 - Unknown - 64 F

livebaseballscorecards.com

AB	37
R	5
H	14
RBI	5
BB	2
SO	5
LOB	29



Batter	1	2	3	4	5	6	7	8	9	AB R H RBI BB SO LOB	TOP	
<b>Delino DeShields, L</b> (1, 4) OBP: 0.348, SLG: 0.454	2-1 1B SF7 1B	1-1 G4-3		2-1 G3-1			1-0 L7		1-2 HR	5 2 2 3 0 0 1		
<b>Dmitri Young, S</b> (1, 3) OBP: 0.340, SLG: 0.397	3-2 1B 1B	2-2 G1-3			0-0 G3		3-3 K		1-3 K	5 1 1 0 0 2 1		
<b>Ray Lankford, L</b> (1, 8) OBP: 0.458, SLG: 0.748	0-0 SF7		3-2 1B G1-6-3 2B		3-2 F7		0-1 F7			3 1 1 1 0 0 0		
<b>Ron Gant, R</b> (1, 7) OBP: 0.325, SLG: 0.468 <b>Mark Sweeney, L</b> (9, 7) OBP: 0.324, SLG: 0.267	1-0 1B 1B		1-2 G1-6-3 1B		1-3 K		0-1 G5-3			4 0 2 0 0 1 0 0 0 0 0 0 0 0		
<b>John Mabry, L</b> (1, 9) OBP: 0.368, SLG: 0.397	3-1 1B G5-4-3		3-1 G1-6-3		0-3 K		0-0 G4-3			4 0 1 1 0 1 1		
<b>Danny Sheaffer, R</b> (1, 5) OBP: 0.300, SLG: 0.283	1-2 G5-4-3		0-0 F7		1-0 F7			1-0 SH1-3 3B 2B	4 1 1 0 0 0 2			
<b>Tom Lampkin, L</b> (1, 2) OBP: 0.276, SLG: 0.320		1-1 SH1-4 G4-3 1B		3-1 HR		2-2 G4-3		0-0 SH1-3	3 2 2 1 0 0 0		AB 35 R 9 H 13 RBI 8 BB 0 SO 5 LOB 6	
<b>Royce Clayton, R</b> (1, 6) OBP: 0.301, SLG: 0.424		1-1 G4-3 SH1-4 1B		2-0 P2			1-1 HR	0-2 G6-3	4 1 2 1 0 0 1			
<b>Matt Morris, R</b> (1, 1) OBP: 0.292, SLG: 0.304 <b>Micah Franklin, S</b> (7, PH) OBP: 0.382, SLG: 0.531 <b>T.J. Mathews, R</b> (7, 1) <b>Willie McGee, S</b> (9, PH) OBP: 0.333, SLG: 0.425 <b>Tony Fossas, L</b> (9, 1)		0-0 SH1-4		1-3 K			0-0 F9	2-2 HR 3B	1 0 0 0 0 1 0 1 0 0 0 0 0 0 0 0 0 0 0 0 0 1 1 1 1 0 0 0 0 0 0 0 0 0 0			
<b>Inning Stats</b>	R: 2 H: 4 E: 0 LOB: 1 K: 0 BB: 0 S: 14 P: 23	R: 1 H: 2 E: 0 LOB: 1 K: 0 BB: 0 S: 10 P: 15	R: 1 H: 2 E: 0 LOB: 0 K: 0 BB: 0 S: 11 P: 18	R: 1 H: 1 E: 0 LOB: 0 K: 1 BB: 0 S: 8 P: 16	R: 0 H: 0 E: 0 LOB: 0 K: 1 BB: 0 S: 7 P: 11	R: 0 H: 0 E: 0 LOB: 0 K: 1 BB: 0 S: 8 P: 11	R: 1 H: 1 E: 0 LOB: 0 K: 1 BB: 0 S: 7 P: 12	R: 0 H: 0 E: 0 LOB: 0 K: 0 BB: 0 S: 5 P: 5	R: 3 H: 3 E: 0 LOB: 0 K: 1 BB: 0 S: 17 P: 22	1B: 7 SF: 1 2B: 2 SAC: 2 3B: 1 DP: 2 HR: 3 HBP: 0	WP: 0 PA: 38 PB: 0 SB: 0 CS: 0	
<b>PITCHER</b>	IP WLS BF H R ER SO BB IBB HBP BLK WP HR S P ERA WHIP											
<b>Pedro Astacio, R</b> (1, 1) ERA: 3.51	4.0 L 19 9 5 5 1 0 0 0 0 0 0 1 43 72 11.25 2.250											
<b>Tom Candiotti, R</b> (5, 1) ERA: 2.1	2.0 6 0 0 0 2 0 0 0 0 0 0 0 15 22 0.00 0.000											
<b>Antonio Osuna, R</b> (7, 1) ERA: 1.29	2.0 7 1 1 1 1 0 0 0 0 0 0 1 12 17 4.50 0.500											
<b>Todd Worrell, R</b> (9, 1) ERA: 4.63	1.0 6 3 3 3 1 0 0 0 0 0 0 1 17 22 27.00 3.000											

St. Louis Cardinals @ Los Angeles Dodgers  
Dodger Stadium, Los Angeles, CA

Sun Jun 08 1997, 3:33 AM PDT  
Att. 42,710 - Overcast - 74 F

livebaseballscores.com



Batter	1	2	3	4	5	6	7	8	9	AB	R	H	RBI	BB	SO	LOB
<b>Brett Butler, L</b> OBP: 0.424, SLG: 0.370 (1, 8)	1-3 		3-1 B2-3	0-0 G5-3		3-1 L9			0-2 G1-3	5	0	0	0	0	1	3
<b>Todd Zelle, R</b> OBP: 0.321, SLG: 0.393 (1, 5)	2-2 1B 		0-1 G6-3		0-0 L7		2-1 F7		1-1 P9	5	0	1	0	0	0	0
<b>Raul Mondesi, R</b> OBP: 0.325, SLG: 0.482 <b>Roger Cedeno, S</b> OBP: 0.265, SLG: 0.273 (1, 9) (6, 9)	0-2 1B 		2-0 L4		1-1 G6-3		0-0 L8		1-1 G4-3	3	0	1	0	0	0	0
<b>Mike Piazza, R</b> OBP: 0.428, SLG: 0.554 (1, 2)	0-0 1B 			0-2 1B FC4-6	1-0 1B		0-0 1B			4	1	4	0	0	0	0
<b>Eric Karros, R</b> OBP: 0.320, SLG: 0.382 (1, 3)	0-3 K			2-2 1B FC4-6	3-1 P2		2-1 F8			4	1	1	0	0	1	5
<b>Todd Hollandsworth, L</b> OBP: 0.280, SLG: 0.333 (1, 7)	0-2 L7			1-2 1B FC4-6		1-2 G6-3		1-2 P6		4	0	1	0	0	0	3
<b>Nelson Liriano, S</b> OBP: 0.354, SLG: 0.452 (1, 4)		0-0 G4-3		3-2 1B FC3-6		2-1 1B 2B		0-2 G4-3		4	1	1	1	0	0	2
<b>Greg Gagne, R</b> OBP: 0.298, SLG: 0.370 (1, 6)		2-0 1B L6-3		0-0 1B FC3-6		3-2 G1-3		1-2 1B		4	0	3	1	0	0	1
<b>Pedro Astacio, R</b> OBP: 0.143, SLG: 0.143 <b>Eric Anthony, L</b> OBP: 0.343, SLG: 0.481 <b>Tom Gandolotti, R</b> OBP: 0.250, SLG: 0.143 <b>Chad Fonville, S</b> OBP: 0.250, SLG: 0.143 <b>Antonio Osuna, R</b> OBP: 0.284, SLG: 0.400 <b>Billy Ashley, R</b> OBP: 0.284, SLG: 0.400 <b>Todd Worrell, R</b> (1, 1) (4, PH) (5, 1) (6, PH) (7, 1) (8, PH) (9, 1)		1-0 L6-3		1-1 1B FC3-6		1-2 1B 2-H		1-3 K		1	0	0	0	0	0	1

Inning Stats	R: 0	H: 3	E: 0	LOB: 3	K: 2	BB: 0	S: 18	R: 0	H: 1	E: 0	LOB: 0	K: 0	BB: 0	S: 3	R: 0	H: 0	E: 0	LOB: 0	K: 0	BB: 0	S: 5	R: 2	H: 4	E: 0	LOB: 2	K: 0	BB: 0	S: 19	R: 0	H: 1	E: 0	LOB: 1	K: 0	BB: 0	S: 6	R: 1	H: 2	E: 0	LOB: 1	K: 0	BB: 0	S: 19	R: 0	H: 1	E: 0	LOB: 1	K: 0	BB: 0	S: 6	R: 0	H: 1	E: 0	LOB: 1	K: 1	BB: 0	S: 15	R: 0	H: 1	E: 0	LOB: 1	K: 0	BB: 0	S: 7	R: 0	H: 0	E: 0	LOB: 0	K: 0	BB: 0	S: 7	1B: 12	SF: 0	2B: 2	SAC: 0	3B: 0	DP: 1	HR: 0	HBP: 0	WP: 0	PA: 39
--------------	------	------	------	--------	------	-------	-------	------	------	------	--------	------	-------	------	------	------	------	--------	------	-------	------	------	------	------	--------	------	-------	-------	------	------	------	--------	------	-------	------	------	------	------	--------	------	-------	-------	------	------	------	--------	------	-------	------	------	------	------	--------	------	-------	-------	------	------	------	--------	------	-------	------	------	------	------	--------	------	-------	------	--------	-------	-------	--------	-------	-------	-------	--------	-------	--------

PITCHER	IP	WLS	BF	H	R	ER	SO	BB	IBB	HBP	BLK	WP	HR	S	P	ERA	WHIP
<b>Matt Morris, R</b> ERA: 3.09 (1, 1)	6.0		28	11	3	3	2	0	0	0	0	0	0	70	102	4.50	1.833
<b>T.J. Mathews, R</b> ERA: 1.82 (7, 1)	2.0		8	2	0	0	1	0	0	0	0	0	0	21	28	0.00	1.000
<b>Tony Fossas, L</b> ERA: 2.2 (9, 1)	1.0		3	0	0	0	0	0	0	0	0	0	0	7	9	0.00	0.000

BOTTOM

St. Louis Cardinals @ Los Angeles Dodgers  
 Dodger Stadium, Los Angeles, CA  
 Sun Jun 08 1997, 3:33 AM PDT  
 Att: 42,710 - Overcast - 74 F

livebaseballscores.com

AB	39
R	3
H	13
RBI	3
BB	0
SO	3
LOB	18



Batter	1	2	3	4	5	6	7	8	9	AB R H RBI BB SO LOB	TOP									
<b>Craig Biggio, R</b> (1, 4) OBP: 0.383, SLG: 0.498	2-2 F7		2-1 2B 1B	2-2 2B		3-3 K			2-2 F9	5 1 2 0 0 1 1										
<b>Thomas Howard, S</b> (1, 8) OBP: 0.324, SLG: 0.385	1-0 F7		0-0 1B 1-H	4-0 2B BB			1-3 K		1-2 E4	4 1 1 1 1 1 1										
<b>5 Jeff Bagwell, R</b> (1, 3) OBP: 0.442, SLG: 0.659	1-0 1B		1-3 K	1-3 K			3-3 K		2-1 F9	5 0 1 0 0 3 5										
<b>Luis Gonzalez, L</b> (1, 7) OBP: 0.395, SLG: 0.409	2-0 G4-3		2-1 P6	2-3 K			2-2 1B		3-2 G6-3	5 0 1 0 0 1 6										
<b>Ray Montgomery, R</b> (1, 9) OBP: 0.281, SLG: 0.316		0-0 1B BB	0-1 1B E		3-3 K		1-0 F8			4 1 2 0 0 1 1										
<b>Bill Spiers, L</b> (1, 5) OBP: 0.489, SLG: 0.495		4-2 1B BB	2-2 1B E		1-0 1B CS			1-1 1B G5-4-3		3 0 3 1 1 0 0										
<b>Ricky Gutierrez, R</b> (1, 6) OBP: 0.333, SLG: 0.361		0-3 SAFE K	1-0 E4 FC5-4		1-2 SAFE F9			0-0 G5-4-3 1-2f		4 0 0 0 0 1 5										
<b>Brad Ausmus, R</b> (1, 2) OBP: 0.330, SLG: 0.394		2-3 K	2-0 FC5-4		2-2 SAFE CS	1-1 G4-3		2-1 L6		4 0 0 0 0 1 4										
<b>Chris Holt, R</b> (1, 1) OBP: 0.069, SLG: 0.036		2-2 G4-3		1-1 F8		0-0 G1-3			2-1 E 1B	3 0 0 0 0 0 2										
<b>Jose Lima, R</b> (7, 1)										0 0 0 0 0 0 0										
<b>Ramon Garcia, R</b> (8, 1)										0 0 0 0 0 0 0										
<b>Pat Listach, S</b> (9, PH) OBP: 0.250, SLG: 0.192										1 0 1 0 0 0 0										
<b>Inning Stats</b>	R: 0 E: 0 K: 0 S: 7	H: 1 LOB: 1 BB: 0 P: 13	R: 0 E: 0 K: 2 S: 13	H: 1 LOB: 2 BB: 1 P: 21	R: 3 E: 1 K: 1 S: 16	H: 4 LOB: 2 BB: 0 P: 26	R: 0 E: 0 K: 2 S: 11	H: 1 LOB: 2 BB: 1 P: 21	R: 0 E: 0 K: 1 S: 6	H: 0 LOB: 0 BB: 0 P: 10	R: 0 E: 0 K: 2 S: 12	H: 1 LOB: 1 BB: 0 P: 19	R: 0 E: 0 K: 0 S: 5	H: 1 LOB: 0 BB: 0 P: 8	R: 0 E: 1 K: 0 S: 15	H: 1 LOB: 2 BB: 0 P: 25	1B: 9 2B: 2 3B: 0 HR: 0	SF: 0 SAC: 0 DP: 1 HBP: 0	WP: 0 PB: 0 SB: 0 CS: 1	PA: 41
<b>PITCHER</b>	IP WLS BF H R ER SO BB IBB HBP BLK WP HR S P ERA WHIP																			
<b>Ramon Martinez, R</b> (1, 1) ERA: 3.08	7.0 W 32 9 3 2 9 2 0 0 0 0 0 0 78 130 2.57 1.571																			
<b>Mark Guthrie, L</b> (8, 1) ERA: 2.22	2.0 8 2 0 0 0 0 0 0 0 0 0 0 20 33 0.00 1.000																			

Houston Astros @ Los Angeles Dodgers  
Dodger Stadium, Los Angeles, CA

Mon Jun 09 1997, 7:05 PM PDT  
Att. 25,585 - Unknown - 69 F

livebaseballscorecards.com

AB 38  
R 3  
H 11  
RBI 2  
BB 2  
SO 9  
LOB 25



Batter	1	2	3	4	5	6	7	8	9	AB R H RBI BB SO LOB
Brett Butler, L OBP: 0.426, SLG: 0.364 (1, 8)	4-2 HR BB		0-0 G4-3		4-1 F9 S BB		2-2 FC6 HR			2 2 0 0 2 0 1
Todd Zelle, R OBP: 0.324, SLG: 0.423 (1, 5)	0-2 HR		1-1 G6-3		1-2 E5 G6-4-3		0-0 HR			4 2 2 4 0 0 1
Mike Piazza, R OBP: 0.425, SLG: 0.553 (1, 2)	0-2 G6-3		0-0 G4-3		0-1 F9		0-0 2B			4 1 1 0 0 0 2
Eric Karros, R OBP: 0.319, SLG: 0.384 (1, 3)	2-1 G5-3			2-0 E4 1B		0-0 G6-4-3		1-2 1B 2B		4 2 1 1 0 0 2
Raul Mondesi, R OBP: 0.324, SLG: 0.478 (1, 9)	0-0 P2			2-3 K		3-1 F8		0-2 1B		4 0 1 1 0 1 1
Todd Hollandsworth, L OBP: 0.279, SLG: 0.328 (1, 7)		2-1 F8		4-0 1B G4-3 BB		2-2 L6		1-1 L6		3 1 0 0 1 0 1
Nelson Liriano, S OBP: 0.346, SLG: 0.435 (1, 4)		0-0 B5-3		0-2 G4-3 1-3 2-H 1B		0-0 G1-3		3-1 F9		4 0 1 1 0 0 0
Greg Gagne, R OBP: 0.301, SLG: 0.373 (1, 6)		1-1 1B		0-2 G4-3 2-3 3-H 1B			2-2 FC6 SH1-4 1B	2-1 F8		4 0 2 1 0 0 1
Ramon Martinez, R OBP: 0.100, SLG: 0.133 Mark Guthrie, R (8, 1)		0-1 G5-3		0-1 G5-3			1-2 SH1-4	1-0 F8		2 0 0 0 0 0 2 1 0 0 0 0 0 0

Inning Stats	R: 2 E: 0 K: 0 S: 12	H: 1 LOB: 0 BB: 1 P: 18	R: 0 E: 0 K: 0 S: 7	H: 1 LOB: 1 BB: 0 P: 10	R: 0 E: 0 K: 0 S: 4	H: 0 LOB: 0 BB: 0 P: 5	R: 2 E: 1 K: 1 S: 15	H: 1 LOB: 1 BB: 1 P: 25	R: 0 E: 1 K: 0 S: 7	H: 0 LOB: 1 BB: 1 P: 12	R: 0 E: 0 K: 0 S: 6	H: 0 LOB: 0 BB: 0 P: 11	R: 4 E: 0 K: 0 S: 21	H: 5 LOB: 1 BB: 0 P: 28	R: 0 E: 0 K: 0 S: 5	H: 0 LOB: 0 BB: 0 P: 11	1B: 4 2B: 2 3B: 0 HR: 2	SF: 0 SAC: 1 DP: 1 HBP: 0	WP: 0 PB: 1 SB: 1 CS: 0	PA: 36
--------------	-------------------------------	----------------------------------	------------------------------	----------------------------------	------------------------------	---------------------------------	-------------------------------	----------------------------------	------------------------------	----------------------------------	------------------------------	----------------------------------	-------------------------------	----------------------------------	------------------------------	----------------------------------	----------------------------------	------------------------------------	----------------------------------	--------


PITCHER	IP	WLS	BF	H	R	ER	SO	BB	IBB	HBP	BLK	WP	HR	S	P	ERA	WHIP
Chris Holt, R ERA: 4.14 (1, 1)	6.2	L	30	6	7	5	1	3	0	0	0	0	2	63	98	6.75	1.350
Jose Lima, R ERA: 3.5 (7, 1)	0.1		3	2	1	1	0	0	0	0	0	0	0	9	11	27.00	6.000
Ramon Garcia, R ERA: 4.86 (8, 1)	1.0		3	0	0	0	0	0	0	0	0	0	0	5	11	0.00	0.000

**BOTTOM**

**Houston Astros @ Los Angeles Dodgers**  
Dodger Stadium, Los Angeles, CA

Mon Jun 09 1997, 7:05 PM PDT  
Att: 25,585 - Unknown - 69 F

AB	32
R	8
H	8
RBI	8
BB	3
SO	1
LOB	11



[livebaseballscorecards.com](http://livebaseballscorecards.com)

**Houston Astros @ Los Angeles Dodgers**  
**Dodger Stadium, Los Angeles, CA**

Tue Jun 10 1997, 7:05 PM PDT  
 Att. 26,491 - Unknown - 74 F

AB	37
R	6
H	13
RBI	6
BB	4
SO	5
LOB	16



Batter	1	2	3	4	5	6	7	8	9	AB	R	H	RBI	BB	SO	LOB
<b>Craig Biggio, R</b> OBP: 0.387, SLG: 0.508 (1, 4)	2-2 F8 5 SF9 2B	3-3 K			3-2 F9		1-2 5 5 1B	0-0 1B 2B		5	3	3	3	0	1	1
<b>Thomas Howard, S</b> OBP: 0.319, SLG: 0.378 (1, 8) (9, 9)	1-0 F8 2-3	1-2 G1-3			1-0 G3		1-3 K	1-0 1B		5	0	1	1	0	1	3
<b>5 Jeff Bagwell, R</b> OBP: 0.445, SLG: 0.665 (1, 3)	3-1 SF9 3-H				0-0 1B 1B		1-1 1B	3-0 P3		4	0	3	2	0	0	1
<b>Luis Gonzalez, L</b> OBP: 0.395, SLG: 0.408 (1, 7)	2-1 1B				0-0 1B		2-1 G5-3		1-2 F7	5	0	2	0	0	0	2
<b>Sean Berry, R</b> OBP: 0.247, SLG: 0.343 (1, 5)	2-2 BB 1-3 1B				1-2 P3		2-2 G6-3		1-3 K	2-1 F9	5	0	1	0	0	1
<b>Ricky Gutierrez, R</b> OBP: 0.347, SLG: 0.360 (1, 6)	4-0 1-2 BB				2-3 K		1-2 F8		4-0 1B 2B BB	1-2 S 1B	3	1	1	0	2	1
<b>Ray Montgomery, R</b> OBP: 0.290, SLG: 0.355 <b>Billy Wagner, L</b> (9, 1)	1-0 P6				2-2 F9		2-1 3B		1-2 2B 1B	2-0 G5-3	5	1	2	0	0	4
<b>Brad Ausmus, R</b> OBP: 0.328, SLG: 0.387 (1, 2)					0-0 F9		3-3 K		2-2 F9		3	0	0	0	1	3
<b>Shane Reynolds, R</b> OBP: 0.097, SLG: 0.161 <b>Ken Ramos, L</b> (4, PH) <b>Jose Lima, R</b> (4, 1) <b>Pat Listach, S</b> OBP: 0.248, SLG: 0.190 <b>Mike Magnante, L</b> (7, 1) <b>Bill Spiers, L</b> OBP: 0.493, SLG: 0.495 <b>Russ Springer, R</b> (8, PH) <b>James Mouton, R</b> OBP: 0.291, SLG: 0.383 (9, 8)		4-2 SH1-3 BB			2-2 F7		0-0 F7		4-1 2B BB		0	0	0	0	0	0

Inning Stats	R: 1	H: 3	E: 0	K: 0	S: 12	P: 27	R: 0	H: 0	E: 0	K: 1	S: 9	P: 17	R: 0	H: 1	E: 0	K: 1	S: 17	P: 26	R: 0	H: 0	E: 0	K: 0	S: 7	P: 11	R: 0	H: 2	E: 0	K: 1	S: 11	P: 19	R: 1	H: 2	E: 0	K: 1	S: 11	P: 16	R: 4	H: 3	E: 0	K: 1	S: 15	P: 31	R: 0	H: 1	E: 0	K: 0	S: 9	P: 15	1B: 9	2B: 3	3B: 1	HR: 0	SF: 1	SAC: 1	DP: 0	HBP: 0	WP: 0	PA: 43
--------------	------	------	------	------	-------	-------	------	------	------	------	------	-------	------	------	------	------	-------	-------	------	------	------	------	------	-------	------	------	------	------	-------	-------	------	------	------	------	-------	-------	------	------	------	------	-------	-------	------	------	------	------	------	-------	-------	-------	-------	-------	-------	--------	-------	--------	-------	--------

PITCHER	IP	WLS	BF	H	R	ER	SO	BB	IBB	HBP	BLK	WP	HR	S	P	ERA	WHIP
<b>Ismael Valdez, R</b> ERA: 2.91 (1, 1)	6.0		26	7	1	1	3	2	0	0	0	0	0	62	110	1.50	1.500
<b>Darren Hall, R</b> ERA: 2.01 (7, 1)	0.2		4	2	1	0	1	0	0	0	0	0	0	9	12	0.00	3.000
<b>Scott Radinsky, L</b> ERA: 3.2 (7, 1)	0.1		1	0	0	0	0	0	0	0	0	0	0	2	4	0.00	0.000
<b>Antonio Osuna, R</b> ERA: 3.6 (8, 1)	1.0	L	8	3	4	4	1	2	0	0	0	0	0	15	31	36.00	5.000
<b>Tom Candiotti, R</b> ERA: 2.03 (9, 1)	1.0		4	1	0	0	0	0	0	0	0	0	0	9	15	0.00	1.000

WP: 0	PA: 43
PB: 0	SB: 4
CS: 0	

Batter	1	2	3	4	5	6	7	8	9	AB	R	H	RBI	BB	SO	LOB						
<b>Brett Butler, L</b> OBP: 0.436, SLG: 0.372 (1, 8) C B B B B	4-1 G4-6-3 BB		X 0-0 F7			B B F X 2-1 FC5 1B 1B		C B B X 2-1 BB 1B		3	1	2	0	1	0	0						
<b>Todd Zelle, R</b> OBP: 0.327, SLG: 0.422 (1, 5) C B 1 SAFE SAFE F 1 SAFE S	2-3 K			2-3 K		B C S X 1-2 1B 1-2 1B		B B C B S B 4-2 F7 1B 1-2 BB		3	0	1	0	1	2	1						
<b>Mike Piazza, R</b> OBP: 0.422, SLG: 0.547 (1, 2) B F X 1-1 G4-6-3 1-2f				0-2 F9		C S S X 0-3 K		C X 0-1 G6-3 1B 1-2 2-H		4	0	1	1	0	1	3						
<b>Eric Karros, R</b> OBP: 0.318, SLG: 0.382 (1, 3) B C B B B X 3-2 FC6-4 1B				0-0 G3		X 0-0 FC5 2-3f		B B C B B B X 3-2 F7 2-3		4	0	1	0	0	0	4						
<b>Raul Mondesi, R</b> OBP: 0.327, SLG: 0.483 (1, 9) <b>Tom Candiotti, R</b> (9, 1)			X 0-0 FC6-4 CS 1-2f		B X 1-0 1B 2B		C B F X 1-1 F8 SH5-4 1B 1B		F B F X 1-2 G6-3 1-2f	4	2	2	0	0	0	3						
<b>Todd Hollandsworth, L</b> OBP: 0.284, SLG: 0.330 (1, 7) B B B C C B B 4-1 FC6 BB 1-2				0-2 CS 1B		M X 0-1 SH5-4 1-2		6 T C 0-3 K		2	0	1	1	1	1	0						
<b>Greg Gagne, R</b> OBP: 0.296, SLG: 0.366 (1, 6) X 0-0 FC6 1-2f				0-0 P3		X 0-0 P3		C C S 0-3 K		4	0	0	0	0	1	3						
<b>Wilton Guerrero, S</b> OBP: 0.305, SLG: 0.413 (1, 4) X 0-0 G4-3				2-1 G5-3 1-2		B S B X 2-1 G5-3 1-2		B B C B B B X 4-1 BB		3	0	1	1	1	0	1						
<b>Ismael Valdez, R</b> (1, 1) <b>Nelson Liriano, S</b> OBP: 0.340, SLG: 0.428 (6, PH) <b>Darren Hall, R</b> (7, 1) <b>Scott Radinsky, L</b> (7, 1) <b>Billy Ashley, R</b> OBP: 0.280, SLG: 0.304 (7, PH) <b>Antonio Osuna, R</b> (8, 1) <b>Roger Cedeno, S</b> OBP: 0.260, SLG: 0.267 (9, 9)			S B S S 1-3 K		B C C X 1-1 G3		S C C X 0-3 K		B C C X 1-2 F9	1	0	0	0	0	1	0						
<b>Inning Stats</b>	R: 0 E: 0 K: 1 S: 7	H: 0 LOB: 0 BB: 1 P: 13	R: 0 E: 0 K: 0 S: 6	H: 1 LOB: 1 BB: 1 P: 13	R: 0 E: 0 K: 1 S: 5	H: 0 LOB: 0 BB: 0 P: 6	R: 0 E: 0 K: 1 S: 8	H: 0 LOB: 0 BB: 0 P: 10	R: 1 E: 0 K: 0 S: 7	H: 2 LOB: 0 BB: 0 P: 10	R: 0 E: 0 K: 1 S: 12	H: 2 LOB: 2 BB: 0 P: 16	R: 1 E: 0 K: 1 S: 10	H: 2 LOB: 1 BB: 0 P: 11	R: 1 E: 0 K: 0 S: 14	H: 2 LOB: 1 BB: 1 P: 24	R: 0 E: 0 K: 2 S: 10	H: 0 LOB: 1 BB: 1 P: 15	1B: 8 2B: 1 3B: 0 HR: 0	SF: 0 SAC: 1 DP: 2 HBP: 0	WP: 0 PB: 0 SB: 0 CS: 2	PA: 36

**BOTTOM**

**Houston Astros @ Los Angeles Dodgers**  
Dodger Stadium, Los Angeles, CA

Tue Jun 10 1997, 7:05 PM PDT  
Att: 26,491 - Unknown - 74 F

livebaseballscorecards.com

AB	31
R	3
H	9
RBI	3
BB	4
SO	7
LOB	17



PITCHER	IP	WLS	BF	H	R	ER	SO	BB	IBB	HBP	BLK	WP	HR	S	P	ERA	WHIP
<b>Shane Reynolds, R</b> ERA: 3.91 (1, 1)	3.0		10	1	0	0	2	2	0	0	0	0	0	18	32	0.00	1.000
<b>Jose Lima, R</b> ERA: 3.46 (4, 1)	3.0		12	4	1	1	2	0	0	0	0	0	0	27	36	3.00	1.333
<b>Mike Magnante, L</b> ERA: 1.35 (7, 1)	1.0	W	5	2	1	1	1	0	0	0	0	0	0	10	11	9.00	2.000
<b>Russ Springer, R</b> ERA: 2.25 (8, 1)	1.0		5	2	1	1	0	1	0	0	0	0	0	14	24	9.00	3.000
<b>Billy Wagner, L</b> ERA: 1.82 (9, 1)	1.0	S	4	0	0	0	2	1	0	0	0	0	0	10	15	0.00	1.000

**Houston Astros @ Los Angeles Dodgers**  
**Dodger Stadium, Los Angeles, CA**

Wed Jun 11 1997, 7:05 PM PDT  
 Att. 52,873 - Unknown - 70 F



Batter	1	2	3	4	5	6	7	8	9	AB R H RBI BB SO LOB
<b>Craig Biggio, R</b> (1, 4) OBP: 0.387, SLG: 0.515	2-1 G1-3		1-2 HR		4-2 5 1B BB		0-1 F9		2-3 K	4 2 1 1 1 1 1
<b>Thomas Howard, S</b> (1, 8) OBP: 0.322, SLG: 0.374	4-2 5 WP 5 2B BB		1-3 K		3-3 K		1-0 F7		1-1 5 1B 1B	4 2 1 0 1 2 2
<b>5 Jeff Bagwell, R</b> (1, 3) OBP: 0.447, SLG: 0.668	1-0 2B		0-1 F8		1-0 1B		1-0 P3		0-0 E 1B 1B	5 0 3 2 0 0 1
<b>Luis Gonzalez, L</b> (1, 7) OBP: 0.391, SLG: 0.404	2-0 G6-3		1-0 G4-3		2-1 F8		2-1 G1-3		1-2 E 1B 1B	5 0 1 1 0 0 2
<b>Sean Berry, R</b> (1, 5) OBP: 0.248, SLG: 0.343 <b>Ramon Garcia, R</b> (5, 1) <b>James Mouton, R</b> (8, PH) OBP: 0.298, SLG: 0.370 <b>Mike Magnante, L</b> (8, 1) <b>Ken Ramos, L</b> (9, PH)	2-1 G3			0-1 BLK 1B	1-2 F9		0-2 1B 1B		1-2 E6 FC6-4	3 1 1 0 0 0 2 0 0 0 0 0 0 0 1 0 1 0 0 0 0 0 0 0 0 0 0 0 1 0 0 0 0 0 2
<b>Ray Montgomery, R</b> (1, 9) OBP: 0.284, SLG: 0.333		4-1 G4-3 BB		1-3 K		1-1 F9		0-3 K	1-0 FC6-4	4 0 0 0 1 2 5
<b>Tony Eusebio, R</b> (1, 2) OBP: 0.330, SLG: 0.282		1-0 G4-3		3-1 1B		1-3 K		0-0 1B		4 0 2 1 0 1 1
<b>Ricky Gutierrez, R</b> (1, 6) OBP: 0.333, SLG: 0.344		1-2 F9		1-3 K		2-2 F9		1-3 K		4 0 0 0 0 2 4
<b>Mike Hampton, R</b> (1, 1) OBP: 0.111, SLG: 0.040 <b>Bill Spiers, L</b> (5, 5) OBP: 0.493, SLG: 0.490		0-3 K		3-3 K		4-0 BB		2-3 K		2 0 0 0 0 2 2 1 0 0 0 1 1 0

Inning Stats	R: 1	H: 1	E: 0	K: 0	S: 8	R: 0	H: 0	E: 0	K: 1	S: 8	R: 1	H: 1	E: 0	K: 3	S: 14	R: 1	H: 1	E: 0	K: 1	S: 8	R: 0	H: 0	E: 0	K: 0	S: 4	R: 0	H: 2	E: 0	K: 2	S: 12	R: 1	H: 3	E: 1	K: 2	S: 22	1B: 8	2B: 1	3B: 0	HR: 1	SF: 0	SAC: 0	DP: 0	HBP: 0	WP: 1	PB: 0	SB: 1	CS: 0	PA: 42
--------------	------	------	------	------	------	------	------	------	------	------	------	------	------	------	-------	------	------	------	------	------	------	------	------	------	------	------	------	------	------	-------	------	------	------	------	-------	-------	-------	-------	-------	-------	--------	-------	--------	-------	-------	-------	-------	--------

PITCHER	IP	WLS	BF	H	R	ER	SO	BB	IBB	HBP	BLK	WP	HR	S	P	ERA	WHIP
<b>Chan Ho Park, R</b> (1, 1) ERA: 3.16	7.0	W	30	5	4	4	7	4	0	0	1	1	1	64	112	5.14	1.286
<b>Scott Radinsky, L</b> (8, 1) ERA: 3.12	0.2		4	2	0	0	1	0	0	0	0	0	0	9	11	0.00	3.000
<b>Darren Hall, R</b> (8, 1) ERA: 1.99	0.1		1	0	0	0	1	0	0	0	0	0	0	3	4	0.00	0.000
<b>Todd Worrell, R</b> (9, 1) ERA: 4.81	1.0		7	3	1	1	2	0	0	0	0	0	0	22	30	9.00	3.000

AB	R	H	RBI	BB	SO	LOB
38	5	10	5	4	11	22

Batter	1	2	3	4	5	6	7	8	9
Brett Butler, L (1, 8) OBP: 0.449, SLG: 0.379 Todd Worrell, R (9, 1)	0-2 SH1-3 HR 1B	2-2 1-2 1B		4-2 FC6-4 BB		2-1 G3		4-2 HR BB	
Wilton Guerrero, S (1, 4) OBP: 0.309, SLG: 0.415	0-1 SH1-3 1-2	0-2 P5		1-0 FC6-4 1-2f		0-0 1B		1 SAFE 0-0 HR 1B	
Mike Piazza, R (1, 2) OBP: 0.426, SLG: 0.566	0-2 G5-3		3-2 F7		0-1 1B SF9 2B		4-1 HR BB	1-0 HR 1-H 2-H	
Todd Zeile, R (1, 5) OBP: 0.328, SLG: 0.423	4-1 HR BB		2-1 G6-3		0-3 K		1-1 F8	2-2 2B	
Raul Mondesi, R (1, 9) OBP: 0.332, SLG: 0.511	2-2 1-H 2-H HR		1-1 F7		0-0 SF9 WP 1B		1-1 HR	2-2 G6-3	
Eric Karros, R (1, 3) OBP: 0.317, SLG: 0.394	2-2 G6-3			3-2 HR	2-1 SF9		1-0 F8		
Greg Gagne, R (1, 6) OBP: 0.300, SLG: 0.366		2-2 G1-4-3		0-0 S 1B	1-3 3-H HBP		0-3 K		
Roger Cedeno, S (1, 7) OBP: 0.259, SLG: 0.250 (9, 8)		4-0 FC1-6 BB		2-3 K 1-2	0-0 G4-3		1-3 K		
Chan Ho Park, R (1, 1) OBP: 0.250, SLG: 0.316 Scott Radinsky, L (8, 1) Darren Hall, R (8, 1) Nelson Liriano, S (8, PH) Todd Hollandsworth, L (9, 7) OBP: 0.284, SLG: 0.330		2-0 FC1-6 1B 1-2f		0-3 K		0-0 G6-3		2-0 G6-3	

AB	R	H	RBI	BB	SO	LOB
3	2	2	0	2	0	0
0	0	0	0	0	0	0
4	1	2	0	0	0	4
4	3	2	3	1	0	1
4	1	1	0	1	1	2
5	2	3	5	0	0	1
3	1	1	2	0	0	0
3	0	1	0	0	1	0
3	0	0	0	1	2	3
3	0	0	0	0	1	2
0	0	0	0	0	0	0
0	0	0	0	0	0	0
1	0	0	0	0	0	0
0	0	0	0	0	0	0

BOTTOM	
Houston Astros @ Los Angeles Dodgers Dodger Stadium, Los Angeles, CA Wed Jun 11 1997, 7:05 PM PDT Att: 52,873 - Unknown - 70 F	
AB	33
R	10
H	12
RBI	10
BB	5
SO	5
LOB	13
WP: 1	PA: 41
PB: 0	SB: 1
CS: 0	

Inning Stats		R: 3	H: 2	E: 0	K: 0	S: 16	R: 0	H: 1	E: 0	K: 0	S: 11	R: 0	H: 0	E: 0	K: 0	S: 7	R: 1	H: 2	E: 0	K: 2	S: 13	R: 1	H: 2	E: 0	K: 1	S: 10	R: 0	H: 1	E: 0	K: 0	S: 4	R: 2	H: 1	E: 0	K: 1	S: 9	R: 3	H: 3	E: 0	K: 1	S: 14
PITCHER		IP	WLS	BF	H	R	ER	SO	BB	IBB	HBP	BLK	WP	HR	S	P	ERA	WHIP	PITCHER		IP	WLS	BF	H	R	ER	SO	BB	IBB	HBP	BLK	WP	HR	S	P	ERA	WHIP				
Mike Hampton, L (1, 1) ERA: 6.11	(1, 1)	4.2	L	24	7	5	5	3	3	0	0	0	1	2	55	91	9.64	2.143	PITCHER		IP	WLS	BF	H	R	ER	SO	BB	IBB	HBP	BLK	WP	HR	S	P	ERA	WHIP				
Ramon Garcia, R (5, 1) ERA: 4.99	(5, 1)	2.1		10	2	2	2	1	1	0	1	0	0	1	15	26	7.71	1.286	PITCHER		IP	WLS	BF	H	R	ER	SO	BB	IBB	HBP	BLK	WP	HR	S	P	ERA	WHIP				
Mike Magnante, L (8, 1) ERA: 4.7	(8, 1)	1.0		7	3	3	3	1	1	0	0	0	0	1	14	26	27.00	4.000	PITCHER		IP	WLS	BF	H	R	ER	SO	BB	IBB	HBP	BLK	WP	HR	S	P	ERA	WHIP				



Batter	1	2	3	4	5	6	7	8	9	AB R H RBI BB SO LOB	TOP											
<b>Brett Butler, L</b> (1, 8) OBP: 0.441, SLG: 0.388	1-3 K2-3		1-0 P8		2-0 G4-3		1-1 SF8 3B		3-2 G4-3	5 1 1 2 0 1 1	<b>Los Angeles Dodgers @ Oakland Athletics</b> <b>Oakland-Alameda County Coliseum, Oakland, CA</b> Thu Jun 12 1997, 7:05 PM PDT Att. 28,201 - Unknown - 66 F <a href="http://livebaseballscorecards.com">livebaseballscorecards.com</a>											
<b>Wilton Guerrero, S</b> (1, 4) OBP: 0.303, SLG: 0.408	2-3 K			0-3 K	1-1 L8		0-0 SF8			3 0 0 1 0 2 1												
<b>Mike Piazza, R</b> (1, 10) OBP: 0.431, SLG: 0.569	1-0 FC6 1B			0-0 1B 1B		0-0 E9 1B	1-1 FC6-4 1B			4 1 3 0 0 0 0												
<b>Todd Zeile, R</b> (1, 5) OBP: 0.323, SLG: 0.416	2-2 FC6 1-2f			1-3 K		2-0 L4	0-0 FC6-4 1-2f			4 0 0 0 0 1 4												
<b>Raul Mondesi, R</b> (1, 9) OBP: 0.335, SLG: 0.510		0-0 G5-3		2-2 FC5-4 1B		2-1 S FC6-2 1B		0-0 L7		4 0 2 1 0 0 0												
<b>Eric Karros, R</b> (1, 3) OBP: 0.316, SLG: 0.392		0-0 F9		0-1 FC5-4 1-2f		1-2 FC6-2		0-0 G4-3 1B		4 0 1 0 0 0 3												
<b>Todd Hollandsworth, L</b> (1, 7) OBP: 0.279, SLG: 0.324		0-3 K2-3			0-0 L9	2-0 G4-3		0-0 G4-3 1-2f		4 0 0 0 0 1 2												
<b>Tom Prince, R</b> (1, 2) OBP: 0.289, SLG: 0.242			3-3 K		2-1 1B G4-3 1B		1-0 3B 1B		2-3 K	3 2 2 0 0 1 0 1 0 0 0 0 1 0												
<b>Eric Anthony, L</b> (9, PH) OBP: 0.339, SLG: 0.473																						
<b>Greg Gagne, R</b> (1, 6) OBP: 0.299, SLG: 0.364			0-1 G4-3		1-0 G4-3 1B		2-1 F9		0-3 K	4 0 1 0 0 1 1												
<b>Inning Stats</b>	R: 0 E: 0 K: 2 S: 10	H: 1 LOB: 1 BB: 0 P: 16	R: 0 E: 0 K: 1 S: 5	H: 0 LOB: 0 BB: 0 P: 5	R: 0 E: 0 K: 1 S: 6	H: 0 LOB: 0 BB: 0 P: 10	R: 0 E: 0 K: 2 S: 12	H: 2 LOB: 2 BB: 0 P: 15	R: 1 E: 0 K: 0 S: 7	H: 2 LOB: 1 BB: 0 P: 13	R: 1 E: 1 K: 0 S: 8	H: 1 LOB: 1 BB: 0 P: 15	R: 2 E: 0 K: 0 S: 9	H: 3 LOB: 1 BB: 0 P: 14	R: 0 E: 0 K: 0 S: 3	H: 1 LOB: 0 BB: 0 P: 3	R: 0 E: 0 K: 2 S: 10	H: 0 LOB: 0 BB: 0 P: 15	1B: 9 2B: 0 3B: 1 HR: 0	SF: 1 SAC: 0 DP: 1 HBP: 0	WP: 0 PB: 0 SB: 1 CS: 0	PA: 37
<b>PITCHER</b>	IP WLS BF H R ER SO BB IBB HBP BLK WP HR S P ERA WHIP																					
<b>Dave Telgheder, R</b> (1, 1) ERA: 5.73	6.1 W 28 8 4 3 6 0 0 0 0 0 0 0 53 83 4.26 1.263																					
<b>Buddy Groom, L</b> (7, 1) ERA: 5.4	0.1 1 0 0 0 0 0 0 0 0 0 0 0 1 1 0.00 0.000																					
<b>Aaron Small, R</b> (7, 1) ERA: 4.91	1.1 5 2 0 0 0 0 0 0 0 0 0 0 6 7 0.00 1.500																					
<b>Billy Taylor, R</b> (9, 1) ERA: 6.11	1.0 S 3 0 0 0 0 2 0 0 0 0 0 0 10 15 0.00 0.000																					

**Los Angeles Dodgers @ Oakland Athletics**  
**Oakland-Alameda County Coliseum, Oakland, CA**

Thu Jun 12 1997, 7:05 PM PDT  
 Att. 28,201 - Unknown - 66 F

AB	36
R	4
H	10
RBI	4
BB	0
SO	8
LOB	12





Batter	1	2	3	4	5	6	7	8	9	AB R H RBI BB SO LOB	BOTTOM
--------	---	---	---	---	---	---	---	---	---	----------------------	--------

<b>Damon Mashore, R</b> <small>(1, 8) OBP: 0.364, SLG: 0.332</small> 										4 0 0 0 0 3 1	<b>Los Angeles Dodgers @ Oakland Athletics</b> <b>Oakland-Alameda County Coliseum, Oakland, CA</b> <small>Thu Jun 12 1997, 7:05 PM PDT Att: 28,201 - Unknown - 66 F</small>
<b>Rafael Bournigal, R</b> <small>(1, 6) OBP: 0.330, SLG: 0.302</small> 										3 1 0 0 1 0 1	
<b>Geronimo Berroa, R</b> <small>(1, 10) OBP: 0.395, SLG: 0.551</small> 										3 1 1 0 1 1 0	
<b>Mark McGwire, R</b> <small>(1, 3) OBP: 0.380, SLG: 0.655</small> 										3 1 0 0 0 2 1	
<b>Jose Canseco, R</b> <small>(1, 9) OBP: 0.336, SLG: 0.466</small> <b>Jason McDonald, S</b> <small>(8, PR) OBP: 0.250, SLG: 0.400</small> 										2 1 1 1 2 1 0 0 0 0 0 0 0 0	
<b>Matt Stairs, L</b> <small>(1, 7) OBP: 0.430, SLG: 0.718</small> <b>Pat Lennon, R</b> <small>(6, PH) OBP: 0.438, SLG: 0.444</small> 										2 1 1 1 0 1 1 2 0 2 2 0 0 0	
<b>Brent Mayne, L</b> <small>(1, 2) OBP: 0.286, SLG: 0.364</small> <b>George Williams, S</b> <small>(6, PH) OBP: 0.411, SLG: 0.320</small> 										2 0 0 0 0 0 0 1 0 1 1 0 0 0	
<b>Scott Brosius, R</b> <small>(1, 5) OBP: 0.235, SLG: 0.278</small> 										4 0 0 0 0 2 5	
<b>Mark Bellhorn, S</b> <small>(1, 4) OBP: 0.250, SLG: 0.100</small> 										3 0 0 0 1 1 5	

Inning Stats	R: 0 E: 0 K: 2 S: 10	H: 0 LOB: 0 BB: 0 P: 17	R: 1 E: 0 K: 2 S: 11	H: 1 LOB: 0 BB: 0 P: 16	R: 0 E: 0 K: 1 S: 9	H: 0 LOB: 1 BB: 1 P: 17	R: 0 E: 0 K: 2 S: 13	H: 0 LOB: 1 BB: 1 P: 23	R: 0 E: 0 K: 0 S: 5	H: 0 LOB: 0 BB: 0 P: 8	R: 4 E: 0 K: 2 S: 17	H: 2 LOB: 2 BB: 3 P: 41	R: 0 E: 0 K: 1 S: 9	H: 1 LOB: 1 BB: 0 P: 13	R: 0 E: 0 K: 1 S: 11	H: 2 LOB: 3 BB: 0 P: 18	1B: 4 2B: 1 3B: 0 HR: 1	SF: 0 SAC: 1 DP: 0 HBP: 1	WP: 0 PB: 0 SB: 0 CS: 0	PA: 36
--------------	-------------------------------	----------------------------------	-------------------------------	----------------------------------	------------------------------	----------------------------------	-------------------------------	----------------------------------	------------------------------	---------------------------------	-------------------------------	----------------------------------	------------------------------	----------------------------------	-------------------------------	----------------------------------	----------------------------------	------------------------------------	----------------------------------	--------

PITCHER	IP	WLS	BF	H	R	ER	SO	BB	IBB	HBP	BLK	WP	HR	S	P	ERA	WHIP
<b>Hideo Nomo, R</b> <small>(1, 1) ERA: 3.67</small>	5.1	L	23	1	5	5	8	5	0	1	0	0	1	56	107	8.44	1.125
<b>Mark Guthrie, L</b> <small>(6, 1) ERA: 2.12</small>	1.1		7	3	0	0	2	0	0	0	0	0	0	15	24	0.00	2.250
<b>Antonio Osuna, R</b> <small>(7, 1) ERA: 3.31</small>	1.1		6	2	0	0	1	0	0	0	0	0	0	14	22	0.00	1.500

AB	29
R	5
H	6
RBI	5
BB	5
SO	11
LOB	14



Batter	1	2	3	4	5	6	7	8	9	AB R H RBI BB SO LOB	TOP																									
<b>Brett Butler, L</b> OBP: 0.435, SLG: 0.384 (1, 8)	1-1 E6 1B	2-1 F8			1-1 SAFE F8		0-0 1B		0-0 SH1-4	4 0 1 0 0 0 1	<b>Los Angeles Dodgers @ Oakland Athletics</b> <b>Oakland-Alameda County Coliseum, Oakland, CA</b> Fri Jun 13 1997, 7:05 PM PDT Att. 28,235 - Unknown - 70 F <a href="http://livebaseballscorecards.com">livebaseballscorecards.com</a>																									
<b>Todd Zeile, R</b> OBP: 0.325, SLG: 0.413 (1, 5)	2-2 SAFE BB 1B 1-2 1B		0-2 F8		1-1 SAFE L9		0-1 G1-4-3		4-1 2B BB	4 2 1 0 1 0 2																										
<b>Mike Piazza, R</b> OBP: 0.430, SLG: 0.570 (1, 10)	0-1 BB 1-2 1B		1-1 L9		2-0 P4			1-0 G4-3	1-0 BB 2B	5 1 2 1 0 0 1																										
<b>Raul Mondesi, R</b> OBP: 0.343, SLG: 0.514 (1, 9)	2-3 K		2-0 1B		0-1 G5-4-3 1B			0-0 HR 1B	4-0 BB IBB	4 1 3 0 1 1 2																										
<b>Eric Karros, R</b> OBP: 0.321, SLG: 0.403 (1, 3)	4-2 SAFE 1B 1-2 2-3 BB		1-0 SAFE F7		0-0 G5-4-3 1-2f			0-2 1-H HR	4-2 1-2 2-3 3-H BB	3 1 1 3 2 0 2																										
<b>Karim Garcia, L</b> OBP: 0.750, SLG: 0.500 (1, 7)	1-1 FC6-4 1B		2-0 L7		4-0 FC6-4 BB			4-2 FC6-4 BB	0-3 K	2 0 1 2 2 0 0 1 0 0 0 0 1 3 0 0 0 0 0 0 0																										
<b>Billy Ashley, R</b> OBP: 0.276, SLG: 0.389 (9, PH)																																				
<b>Roger Cedeno, S</b> OBP: 0.259, SLG: 0.250 (9, 7)																																				
<b>Greg Gagne, R</b> OBP: 0.293, SLG: 0.356 (1, 6)	0-0 FC6-4 1-2f		1-2 P5		0-0 FC6-4 1-2f			0-0 FC6-4 1-2	1-3 K	5 0 0 0 0 1 7																										
<b>Tom Prince, R</b> OBP: 0.262, SLG: 0.216 (1, 2)		1-2 G6-3		0-0 P9			0-3 K	0-1 SAFE P4		4 0 0 0 0 1 1																										
<b>Wilton Guerrero, S</b> OBP: 0.307, SLG: 0.415 (1, 4)		2-3 K		2-1 1B			1-2 G1-3		1-2 SH1-4 2B 2B	4 1 2 0 0 1 0																										
<b>Inning Stats</b>	R: 2 E: 1 K: 1 S: 21	H: 3 LOB: 2 BB: 1 P: 31	R: 0 E: 0 K: 1 S: 9	H: 0 LOB: 0 BB: 0 P: 14	R: 0 E: 0 K: 0 S: 8	H: 1 LOB: 1 BB: 0 P: 12	R: 0 E: 0 K: 0 S: 8	H: 0 LOB: 0 BB: 0 P: 11	R: 0 E: 0 K: 0 S: 8	H: 1 LOB: 1 BB: 0 P: 13	R: 0 E: 0 K: 1 S: 9	H: 1 LOB: 1 BB: 0 P: 10	R: 2 E: 0 K: 0 S: 11	H: 2 LOB: 1 BB: 1 P: 16	R: 2 E: 0 K: 2 S: 14	H: 2 LOB: 3 BB: 3 P: 29	1B: 8 2B: 2 3B: 0 HR: 1	SF: 0 SAC: 1 DP: 1 HBP: 0	WP: 0 PB: 0 SB: 0 CS: 0	PA: 43																
<b>PITCHER</b>	IP WLS BF H R ER SO BB IBB HBP BLK WP HR S P ERA WHIP																																			
<b>Steve Karsay, R</b> ERA: 5.59 (1, 1)	7.1		33	9	4	4	3	3	0	0	0	0	1	75	112	4.91	1.636																			
<b>Aaron Small, R</b> ERA: 5.23 (8, 1)	1.0	L	5	1	2	2	0	1	0	0	0	0	0	8	13	18.00	2.000																			
<b>Dane Johnson, R</b> ERA: 1.29 (9, 1)	0.0		3	1	0	0	0	1	1	0	0	0	0	3	12	∞	∞																			
<b>Mike Mohler, L</b> ERA: 6.82 (9, 1)	0.2		2	0	0	0	2	0	0	0	0	0	0	6	7	0.00	0.000																			



Batter	1	2	3	4	5	6	7	8	9	AB R H RBI BB SO LOB
<b>Damon Mashore, R</b> OBP: 0.365, SLG: 0.330 (1, 8) (8, 7)	2-1 L9		0-1 G6-3 1B		4-2 G4-3 SH5-4 1-2 BB		0-3 K		2-3 K 1-2	4 0 1 0 1 2 2
<b>Rafael Bournigal, R</b> OBP: 0.339, SLG: 0.306 <b>Dave Magadan, L</b> OBP: 0.384, SLG: 0.369 (1, 6) (9, PH)	1-2 1B		0-1 G6-3 1-2f		1-1 SH5-4 1-2 2-3		4-2 FC5-4 BB		1-0 L7	2 0 1 0 1 0 1 1 0 0 0 0 0 1
<b>Geronimo Berroa, R</b> OBP: 0.369, SLG: 0.541 <b>Jason McDonald, S</b> OBP: 0.250, SLG: 0.400 (1, 9) (8, 8)	2-3 K			0-2 G6-3	1-0 G4-3		0-0 FC5-4 1-2f			4 0 0 1 0 1 4 0 0 0 0 0 0 0
<b>Mark McGwire, R</b> OBP: 0.378, SLG: 0.646 (1, 3)	1-0 G4-3			3-3 K	0-0 G6-3			4-1 BB		3 0 0 0 1 1 2
<b>Jose Canseco, R</b> OBP: 0.331, SLG: 0.459 (1, 10)		1-3 K		1-0 G6-3		3-1 G6-3		3-3 K		4 0 0 0 0 2 1
<b>Matt Stairs, L</b> OBP: 0.423, SLG: 0.707 (1, 7) (8, 9)		1-3 K			2-1 1B 2B 2B	2-2 F9		0-0 L7		4 1 1 0 0 1 1
<b>George Williams, S</b> OBP: 0.414, SLG: 0.321 (1, 2)		4-1 FC6-4 BB			0-0 2B 1B 1B	1-3 K		0-0 G3		3 1 1 0 1 1 1
<b>Scott Brosius, R</b> OBP: 0.243, SLG: 0.294 (1, 5)		0-1 FC6-4 1-2f			0-0 1B 2B		0-2 L8 2B		1-1 WP 1B	4 1 3 1 0 0 1
<b>Mark Bellhorn, S</b> OBP: 0.250, SLG: 0.143 (1, 4)			0-2 G6-3		1-0 SH5-4 G4-3 1B		3-2 L8		0-3 K	4 1 1 2 0 1 2

Inning Stats	R: 0 E: 0 K: 1 S: 9	H: 1 LOB: 1 BB: 0 P: 15	R: 0 E: 0 K: 2 S: 9	H: 0 LOB: 1 BB: 1 P: 15	R: 0 E: 0 K: 0 S: 7	H: 1 LOB: 0 BB: 0 P: 7	R: 0 E: 0 K: 1 S: 7	H: 0 LOB: 0 BB: 0 P: 11	R: 4 E: 0 K: 0 S: 13	H: 4 LOB: 1 BB: 1 P: 21	R: 0 E: 0 K: 1 S: 8	H: 0 LOB: 0 BB: 0 P: 14	R: 0 E: 0 K: 1 S: 13	H: 1 LOB: 2 BB: 1 P: 20	R: 0 E: 0 K: 1 S: 6	H: 0 LOB: 1 BB: 1 P: 13	R: 0 E: 0 K: 2 S: 12	H: 1 LOB: 1 BB: 0 P: 16	1B: 5 2B: 3 3B: 0 HR: 0	SF: 0 SAC: 1 DP: 1 HBP: 0
--------------	------------------------------	----------------------------------	------------------------------	----------------------------------	------------------------------	---------------------------------	------------------------------	----------------------------------	-------------------------------	----------------------------------	------------------------------	----------------------------------	-------------------------------	----------------------------------	------------------------------	----------------------------------	-------------------------------	----------------------------------	----------------------------------	------------------------------------

PITCHER	IP	WLS	BF	H	R	ER	SO	BB	IBB	HBP	BLK	WP	HR	S	P	ERA	WHIP
<b>Pedro Astacio, R</b> ERA: 3.64 (1, 1)	7.0		30	7	4	4	6	3	0	0	0	0	0	66	103	5.14	1.429
<b>Darren Hall, R</b> ERA: 1.9 (8, 1)	1.0	W	4	0	0	0	1	1	0	0	0	0	0	6	13	0.00	1.000
<b>Todd Worrell, R</b> ERA: 4.62 (9, 1)	1.0	S	4	1	0	0	2	0	0	0	0	1	0	12	16	0.00	1.000

**BOTTOM**

**Los Angeles Dodgers @ Oakland Athletics**  
Oakland-Alameda County Coliseum, Oakland, CA

livebaseballscorecards.com

<b>AB</b>	<b>33</b>
<b>R</b>	<b>4</b>
<b>H</b>	<b>8</b>
<b>RBI</b>	<b>4</b>
<b>BB</b>	<b>4</b>
<b>SO</b>	<b>9</b>
<b>LOB</b>	<b>16</b>



<b>WP: 1</b>	<b>PA: 38</b>
<b>PB: 0</b>	
<b>SB: 0</b>	
<b>CS: 0</b>	

PITCHER	IP	WLS	BF	H	R	ER	SO	BB	IBB	HBP	BLK	WP	HR	S	P	ERA	WHIP
---------	----	-----	----	---	---	----	----	----	-----	-----	-----	----	----	---	---	-----	------

Fri Jun 13 1997, 7:05 PM PDT  
Att: 28,235 - Unknown - 70 F



Batter	1	2	3	4	5	6	7	8	9	AB	R	H	RBI	BB	SO	LOB
Joey Cora, S OBP: 0.421, SLG: 0.533 (1, 4)	F8	K		2B	HBP		G6-3			4	0	1	0	0	1	2
José Cruz Jr., S OBP: 0.308, SLG: 0.531 (1, 7)	K		2B	K	K			K		4	1	0	0	1	4	3
Ken Griffey Jr., L OBP: 0.376, SLG: 0.673 (1, 8)	F8		F8	F9		HR		K		5	1	1	1	0	1	2
Edgar Martinez, R OBP: 0.445, SLG: 0.514 (1, 10)		HR	2B	2B	BB		G1-3	WP	2B	2	3	2	1	3	0	0
Jay Buhner, R OBP: 0.382, SLG: 0.478 (1, 9)		F8	2B	K		G1-3			BB	4	1	1	1	1	1	3
Paul Sorrento, L OBP: 0.340, SLG: 0.465 (1, 3)		HR	2B			F8	K		FC5	3	1	1	1	1	1	0
Rich Amaral, R OBP: 0.311, SLG: 0.296 (8, PH) (9, 3)		HR	2B			F8	K		FC5	1	0	0	0	0	0	2
Dan Wilson, R OBP: 0.342, SLG: 0.440 (1, 2)		2B	P4			G6-3	F8			5	0	1	0	0	0	3
Russ Davis, R OBP: 0.344, SLG: 0.538 (1, 5)		K	2B			1B	2B		K	5	2	3	3	0	2	1
Alvaro Espinoza, R OBP: 0.286, SLG: 0.250 (1, 6)		BB	G5-3			1B			F8	3	0	1	1	1	0	2

Inning Stats	R: 0	H: 0	E: 0	K: 12	S: 19	H: 0	LOB: 0	BB: 0	P: 19	R: 2	H: 3	E: 0	K: 2	S: 19	H: 2	LOB: 2	BB: 1	P: 31	R: 3	H: 2	E: 0	K: 0	S: 15	R: 0	H: 1	E: 0	K: 2	S: 11	H: 2	LOB: 2	BB: 0	P: 23	R: 2	H: 2	E: 0	K: 1	S: 16	H: 2	LOB: 0	BB: 0	P: 24	R: 0	H: 0	E: 0	K: 1	S: 8	H: 0	LOB: 0	BB: 0	P: 14	R: 0	H: 0	E: 0	K: 2	S: 14	H: 0	LOB: 2	BB: 2	P: 28	R: 1	H: 1	E: 0	K: 0	S: 3	H: 1	LOB: 0	BB: 0	P: 4	1B: 1	SF: 0	2B: 6	SAC: 0	3B: 0	DP: 0	HR: 4	HBP: 1	WP: 1	PA: 44
--------------	------	------	------	-------	-------	------	--------	-------	-------	------	------	------	------	-------	------	--------	-------	-------	------	------	------	------	-------	------	------	------	------	-------	------	--------	-------	-------	------	------	------	------	-------	------	--------	-------	-------	------	------	------	------	------	------	--------	-------	-------	------	------	------	------	-------	------	--------	-------	-------	------	------	------	------	------	------	--------	-------	------	-------	-------	-------	--------	-------	-------	-------	--------	-------	--------

PITCHER	IP	WLS	BF	H	R	ER	SO	BB	IBB	HBP	BLK	WP	HR	S	P	ERA	WHIP
Ramon Martinez, R ERA: 3.42 (1, 1)	4.0		23	6	5	5	5	5	0	0	0	0	2	57	100	11.25	2.750
Tom Candiotti, R ERA: 2.76 (5, 1)	2.2		13	4	3	3	3	0	0	1	0	1	1	33	56	10.12	1.500
Scott Radinsky, L ERA: 2.96 (7, 1)	1.1		6	0	0	0	2	2	0	0	0	0	0	17	33	0.00	1.500
Antonio Osuna, R ERA: 3.78 (9, 1)	0.1	L	2	1	1	1	0	0	0	0	0	0	1	3	4	27.00	3.000

**BOTTOM**

**Los Angeles Dodgers @ Seattle Mariners**  
The Kingdome, Seattle, WA

Sat Jun 14 1997, 6:33 AM EDT  
Att: 57,345 - Dome - 68 F

livebaseballscores.com

AB	36
R	9
H	11
RBI	8
BB	7
SO	10
LOB	18



Batter	1	2	3	4	5	6	7	8	9	AB R H RBI BB SO LOB	TOP	
<b>Brett Butler, L</b> (1, 8) OBP: 0.426, SLG: 0.366 <b>Roger Cedeno, S</b> (8, 8) OBP: 0.259, SLG: 0.250	0-1 G5-3		2-2 L8		3-1 G4-3			4-0 BB BB		3 0 0 0 1 0 0 0 0 0 0 0 0 0		
<b>Todd Zeile, R</b> (1, 5) OBP: 0.321, SLG: 0.403	0-1 G3		2-2 G6-3			2-2 G6-3		4-1 FC6 BB		3 0 0 0 1 0 0		
<b>Mike Piazza, R</b> (1, 10) OBP: 0.439, SLG: 0.595	1-3 K		0-0 E5 1B			2-1 F9		2-2 FC6 1-2f		4 0 1 0 0 1 2		
<b>Eric Karros, R</b> (1, 3) OBP: 0.325, SLG: 0.440		1-2 HR	3-2 G4-3			2-1 G6-3			0-1 2B 1B	4 1 2 1 0 0 1		
<b>Raul Mondesi, R</b> (1, 9) OBP: 0.339, SLG: 0.506		1-0 G6-3		3-2 P5			2-3 K		3-2 1-3 2B	4 0 1 0 0 1 0		
<b>Billy Ashley, R</b> (1, 7) OBP: 0.275, SLG: 0.395		3-2 2B		3-3 K			2-3 K		2-3 K	4 1 1 0 0 3 2		
<b>Greg Gagne, R</b> (1, 6) OBP: 0.295, SLG: 0.358		1-0 2-H 2B		3-1 G4-3			2-3 K2-3		2-3 K	4 0 1 1 0 2 2		
<b>Tom Prince, R</b> (1, 2) OBP: 0.250, SLG: 0.205 <b>Nelson Liriano, S</b> (8, PH) OBP: 0.327, SLG: 0.408 <b>Antonio Osuna, R</b> (8, 1) <b>Eric Anthony, L</b> (9, PH) OBP: 0.333, SLG: 0.464		3-2 F7			0-2 L7			1-0 F9	1-2 F7	2 0 0 0 0 0 1 1 0 0 0 0 0 0 0 0 0 0 0 0 0 1 0 0 0 0 0 2		
<b>Wilton Guerrero, S</b> (1, 4) OBP: 0.301, SLG: 0.405	0-1 G5-3				0-2 G3			1-1 L8		3 0 0 0 0 0 1		
<b>Inning Stats</b>	R: 0 E: 0 K: 1 S: 9 H: 0 LOB: 0 BB: 0 P: 10	R: 2 E: 0 K: 0 S: 16 H: 3 LOB: 1 BB: 0 P: 25	R: 0 E: 1 K: 0 S: 17 H: 1 LOB: 1 BB: 0 P: 24	R: 0 E: 0 K: 1 S: 10 H: 0 LOB: 0 BB: 0 P: 19	R: 0 E: 0 K: 0 S: 8 H: 0 LOB: 0 BB: 0 P: 11	R: 0 E: 0 K: 0 S: 8 H: 0 LOB: 0 BB: 0 P: 14	R: 0 E: 0 K: 3 S: 10 H: 0 LOB: 0 BB: 0 P: 16	R: 0 E: 0 K: 0 S: 7 H: 0 LOB: 2 BB: 2 P: 19	R: 0 E: 0 K: 2 S: 15 H: 2 LOB: 2 BB: 0 P: 23	1B: 2 2B: 3 3B: 0 HR: 1 SF: 0 SAC: 0 DP: 0 HBP: 0	WP: 0 PB: 0 SB: 0 CS: 0 PA: 35	
<b>PITCHER</b>	IP WLS BF H R ER SO BB IBB HBP BLK WP HR S P ERA WHIP											
<b>Jamie Moyer, L</b> (1, 1) ERA: 4.38 <b>Scott Sanders, R</b> (7, 1) ERA: 6.84	6.0 W 22 4 2 2 2 0 0 0 0 0 1 68 103 3.00 0.667											
	3.0 S 13 2 0 0 5 2 0 0 0 0 0 0 32 58 0.00 1.333											

**Los Angeles Dodgers @ Seattle Mariners**  
The Kingdom, Seattle, WA  
Sun Jun 15 1997, 6:33 AM EDT  
Att. 57,114 - Dome - 68 F

livebaseballscorecards.com

AB	33
R	2
H	6
RBI	2
BB	2
SO	7
LOB	11



Batter	1	2	3	4	5	6	7	8	9	AB	R	H	RBI	BB	SO	LOB
Joey Cora, S OBP: 0.414, SLG: 0.524 (1, 4)	3-2 P2		1-0 L4	0-2 F7		3-1 F8	0-0 SH5-3			4	0	0	0	0	0	1
José Cruz Jr., S OBP: 0.368, SLG: 0.608 (1, 7)	4-2 BB BB		4-1 BB BB 1B	2-0 HR		4-2 BB BB 1B	0-1 BB BB 1B			2	2	2	3	3	0	0
Ken Griffey Jr., L OBP: 0.380, SLG: 0.668 (1, 8)	3-2 K		4-1 BB BB 1B	4-1 CS BB		1-1 F8	4-0 BB BB			2	1	0	0	3	1	2
Edgar Martinez, R OBP: 0.447, SLG: 0.516 (1, 10)	4-0 BB		1-1 P3	0-1 CS	3-2 WP G1-3 1B	2-1 BB 1B	1-2 SF8			3	0	2	1	1	0	2
Jay Buhner, R OBP: 0.383, SLG: 0.472 (1, 9)	0-0 F8		4-2 BB BB 1B		2-2 G1-3	4-0 BB BB	1-2 G4-3			3	0	0	0	2	0	5
Paul Sorrento, L OBP: 0.349, SLG: 0.485 (1, 3)		2-1 HR	0-0 BB BB 1B		4-2 WP BB	1-1 F9		0-0 BB BB 2B		2	1	2	3	1	0	0
Mike Blowers, R OBP: 0.311, SLG: 0.379 (6, PH) (7, 3)			1-2 BB 1B							2	0	1	0	0	0	3
Dan Wilson, R OBP: 0.339, SLG: 0.448 (1, 2)		0-1 L8	2-3 K		2-0 F7		0-0 HR	2-3 K		5	1	1	1	0	2	5
Russ Davis, R OBP: 0.346, SLG: 0.533 (1, 5)		0-3 K		1-3 K	4-2 BB BB		1-0 SH5-3 SH 1B	2-3 K		4	1	1	0	1	3	1
Alvaro Espinoza, R OBP: 0.282, SLG: 0.250 (1, 6)		0-2 G5-3		0-1 HR 1B	2-3 K		1-0 SH 1B SH5-3 SF8	1-2 K		4	2	1	0	0	2	4

Inning Stats	R: 0	H: 0	E: 0	K: 11	S: 11	R: 1	H: 1	E: 0	K: 10	S: 10	R: 2	H: 1	E: 0	K: 11	S: 11	R: 2	H: 2	E: 0	K: 11	S: 11	R: 0	H: 1	E: 0	K: 11	S: 18	R: 0	H: 1	E: 0	K: 11	S: 11	R: 3	H: 3	E: 0	K: 12	S: 12	R: 0	H: 1	E: 0	K: 13	S: 13	
	0	0	0	11	11	1	1	0	10	10	2	1	0	11	11	2	2	0	0	11	11	0	1	0	11	18	0	1	0	11	11	3	3	0	12	12	0	1	0	13	13

PITCHER	IP	WLS	BF	H	R	ER	SO	BB	IBB	HBP	BLK	WP	HR	S	P	ERA	WHIP
Ismael Valdez, R ERA: 3.27 (1, 1)	5.0	L	27	5	5	5	5	8	0	0	0	1	2	61	117	9.00	2.600
Mark Guthrie, L ERA: 2.9 (6, 1)	1.1		12	4	3	3	0	3	0	0	0	0	1	17	38	20.25	5.250
Darren Hall, R ERA: 1.85 (7, 1)	0.2		2	0	0	0	0	0	0	0	0	0	0	6	8	0.00	0.000
Antonio Osuna, R ERA: 3.57 (8, 1)	1.0		4	1	0	0	3	0	0	0	0	0	0	13	18	0.00	1.000


**BOTTOM**

**Los Angeles Dodgers @ Seattle Mariners**  
The Kingdom, Seattle, WA

Sun Jun 15 1997, 6:33 AM EDT  
Att. 57,114 - Dome - 68 F

livebaseballscorecards.com

AB	31
R	8
H	10
RBI	8
BB	11
SO	8
LOB	23



WP: 1	PA: 46
PB: 0	
SB: 0	
CS: 1	

Batter	1	2	3	4	5	6	7	8	9	AB R H RBI BB SO LOB	TOP														
<b>Tony Phillips, S</b> (1, 4) <small>OBP: 0.414, SLG: 0.379</small> <b>Mike James, R</b> (8, 1) <b>Pep Harris, R</b> (8, 1) <b>Mike Holtz, L</b> (8, 1) <b>Troy Percival, R</b> (8, 1)	0-0 CS 1B		1-0 2B 1-3 1B			2-3 K		1-3 K		4 0 2 0 0 2 0	<b>Anaheim Angels @ Los Angeles Dodgers</b> Dodger Stadium, Los Angeles, CA Tue Jun 17 1997, 7:05 PM PDT Att. 41,428 - Unknown - 74 F														
<b>Jim Edmonds, L</b> (1, 8) <small>OBP: 0.375, SLG: 0.532</small>	2-0 L8		2-2 1-3 3-H 2B			1-3 K		3-1 G3		4 0 1 1 0 1 1															
<b>Dave Hollins, S</b> (1, 5) <small>OBP: 0.387, SLG: 0.479</small>	2-2 G4-3 1-2		1-3 K			2-2 16 2B 1B		1-3 K		4 1 1 0 0 2 3															
<b>Tim Salmon, R</b> (1, 9) <small>OBP: 0.385, SLG: 0.454</small>		2-2 G5-4-3 1B			2-3 K	4-2 16 2B BB		3-2 K		3 1 1 0 1 2 0															
<b>16 Garret Anderson, L</b> (1, 7) <small>OBP: 0.346, SLG: 0.380</small>		0-0 F8			3-2 F9	0-2 1-H 2-H 2B		1-2 G6-3		4 0 1 2 0 0 1															
<b>Jim Leyritz, R</b> (1, 3) <small>OBP: 0.349, SLG: 0.433</small>		1-1 G5-4-3 1-2f			1-1 G3	3-1 P3		3-2 G6-3		4 0 0 0 0 0 2															
<b>Chad Kreuter, S</b> (1, 2) <small>OBP: 0.323, SLG: 0.364</small>			3-2 G3			2-0 P2		0-0 F8		3 0 0 0 0 0 0															
<b>Gary Disarcina, R</b> (1, 6) <small>OBP: 0.280, SLG: 0.355</small>			2-1 E5 FC1-6			0-0 G4-3		3-1 P5		3 0 0 0 0 0 0															
<b>Chuck Finley, L</b> (1, 1) <b>Luis Alicea, S</b> (8, 4) <small>OBP: 0.398, SLG: 0.432</small>			0-0 FC1-6 1B 2B			2-3 K		0-1 F8		3 1 0 0 0 1 1 0 0 0 0 0 0 0															
<b>Inning Stats</b>	R: 0 E: 0 K: 0 S: 6	H: 1 LOB: 0 BB: 0 P: 10	R: 0 E: 0 K: 0 S: 6	H: 1 LOB: 0 BB: 0 P: 9	R: 1 E: 1 K: 1 S: 14	H: 2 LOB: 2 BB: 0 P: 23	R: 0 E: 0 K: 1 S: 9	H: 0 LOB: 0 BB: 0 P: 15	R: 0 E: 0 K: 1 S: 6	H: 0 LOB: 0 BB: 0 P: 10	R: 2 E: 0 K: 2 S: 19	H: 2 LOB: 1 BB: 1 P: 31	R: 0 E: 0 K: 0 S: 5	H: 0 LOB: 0 BB: 0 P: 8	R: 0 E: 0 K: 2 S: 8	H: 0 LOB: 0 BB: 0 P: 13	R: 0 E: 0 K: 1 S: 10	H: 0 LOB: 0 BB: 0 P: 17	1B: 4 2B: 2 3B: 0 HR: 0	SF: 0 SAC: 0 DP: 1 HBP: 0	WP: 0 PB: 0 SB: 0 CS: 1	PA: 33			
<b>PITCHER</b> <b>Chan Ho Park, R</b> (1, 1) <small>ERA: 3.11</small> <b>Mark Guthrie, L</b> (8, 1) <small>ERA: 2.81</small> <b>Darren Hall, R</b> (9, 1) <small>ERA: 1.78</small>	IP	WLS	BF	H	R	ER	SO	BB	IBB	HBP	BLK	WP	HR	S	P	ERA	WHIP							ERA	WHIP
	7.0		27	6	3	2	5	1	0	0	0	0	0	65	106	2.57	1.000								
	1.0		3	0	0	0	2	0	0	0	0	0	0	8	13	0.00	0.000								
	1.0	W	3	0	0	0	1	0	0	0	0	0	0	10	17	0.00	0.000								

<b>AB</b>	<b>32</b>
<b>R</b>	<b>3</b>
<b>H</b>	<b>6</b>
<b>RBI</b>	<b>3</b>
<b>BB</b>	<b>1</b>
<b>SO</b>	<b>8</b>
<b>LOB</b>	<b>8</b>





Batter	1	2	3	4	5	6	7	8	9	AB	R	H	RBI	BB	SO	LOB
Roger Cedeno, S OBP: 0.242, SLG: 0.232 (1, 8)	0-1 B2-3		0-1 SH1-3		0-0 L9		1-3 K		1-2 K	4	0	0	0	0	2	1
Todd Zelle, R OBP: 0.330, SLG: 0.434 (1, 5)	1-2 P4		4-1 L5-3 BB			2-2 1B 1B 1B		2-1 HR	1-1 HR	4	2	3	2	1	0	0
Mike Piazza, R OBP: 0.444, SLG: 0.596 (1, 2)	4-1 BB		0-0 L5-3			0-1 1B 1-2 1B		1-0 FC1-5 1B 1B		3	0	2	0	1	0	2
Eric Karros, R OBP: 0.328, SLG: 0.441 (1, 3)	2-1 P4			0-0 F8		1-2 FC5-4 1B		1-0 FC1-5 1B		4	0	2	0	0	0	1
Raul Mondesi, R OBP: 0.335, SLG: 0.498 (1, 9)		2-2 F8		0-0 G5-3		2-3 K		0-0 FC1-5		4	0	0	0	0	1	5
Billy Ashley, R OBP: 0.277, SLG: 0.385 Nelson Liriano, S OBP: 0.321, SLG: 0.400 (8, PH) (9, 4)		4-2 BB		3-0 G5-3		0-3 K		1-3 K		2	0	0	0	1	1	3
Greg Gagne, R OBP: 0.292, SLG: 0.354 Karim Garcia, L OBP: 0.400, SLG: 0.250 (8, PH) (9, 7)		0-1 P3			0-3 K	2-1 FC5-4		1-3 K		3	0	0	0	0	1	4
Wilton Guerrero, S OBP: 0.305, SLG: 0.423 (1, 4) (9, 6)		2-2 F9			1-0 HR		1-3 K		1-2 SH1-3 WP 1B	4	2	2	1	0	1	1
Chan Ho Park, R OBP: 0.273, SLG: 0.333 Tripp Cromer, R Mark Guthrie, R Darren Hall, R Brett Butler, L OBP: 0.426, SLG: 0.366 (1, 1) (7, PH) (8, 1) (9, 1) (9, PH)			0-0 SH1-3 1B		1-1 G6-3		2-3 K		1-1 SH1-3	2	0	1	0	0	0	0

Inning Stats	R: 0	H: 0	E: 0	K: 0	S: 9	H: 0	LOB: 1	BB: 1	P: 16	R: 0	H: 0	E: 0	K: 0	S: 13	H: 0	LOB: 1	BB: 1	P: 21	R: 0	H: 1	E: 0	K: 0	S: 5	H: 1	LOB: 1	BB: 1	P: 9	R: 0	H: 0	E: 0	K: 0	S: 3	H: 0	LOB: 0	BB: 0	P: 6	R: 1	H: 1	E: 0	K: 1	S: 7	H: 1	LOB: 0	BB: 0	P: 9	R: 0	H: 3	E: 0	K: 2	S: 17	H: 3	LOB: 3	BB: 0	P: 24	R: 0	H: 0	E: 0	K: 3	S: 9	H: 0	LOB: 0	BB: 0	P: 13	R: 1	H: 3	E: 0	K: 2	S: 11	H: 3	LOB: 2	BB: 0	P: 17	R: 2	H: 2	E: 0	K: 1	S: 10	H: 2	LOB: 0	BB: 0	P: 14	1B: 7	SF: 0	2B: 1	SAC: 2	3B: 0	DP: 1	HR: 3	HBP: 0	WP: 2	PA: 38
--------------	------	------	------	------	------	------	--------	-------	-------	------	------	------	------	-------	------	--------	-------	-------	------	------	------	------	------	------	--------	-------	------	------	------	------	------	------	------	--------	-------	------	------	------	------	------	------	------	--------	-------	------	------	------	------	------	-------	------	--------	-------	-------	------	------	------	------	------	------	--------	-------	-------	------	------	------	------	-------	------	--------	-------	-------	------	------	------	------	-------	------	--------	-------	-------	-------	-------	-------	--------	-------	-------	-------	--------	-------	--------

PITCHER	IP	WLS	BF	H	R	ER	SO	BB	IBB	HBP	BLK	WP	HR	S	P	ERA	WHIP
Chuck Finley, L ERA: 5.02 (1, 1)	7.0		28	5	1	1	6	3	0	0	0	0	1	63	98	1.29	1.143
Mike James, R ERA: 4.45 (8, 1)	0.0		3	3	1	1	0	0	0	0	0	0	1	4	8	∞	∞
Pep Harris, R ERA: 4.19 (8, 1)	0.1		1	0	0	0	0	0	0	0	0	0	0	1	1	0.00	0.000
Mike Holtz, L ERA: 0.96 (8, 1)	0.1		1	0	0	0	1	0	0	0	0	0	0	3	4	0.00	0.000
Troy Percival, R ERA: 4.41 (8, 1)	1.0	L	5	2	2	2	2	0	0	0	0	1	1	13	18	18.00	2.000

BOTTOM


Anaheim Angels @ Los Angeles Dodgers  
Dodger Stadium, Los Angeles, CA  
Tue Jun 17 1997, 7:05 PM PDT  
Att: 41,428 - Unknown - 74 F

livebaseballscorecards.com

AB	33
R	4
H	10
RBI	3
BB	3
SO	9
LOB	21



Batter	1	2	3	4	5	6	7	8	9	AB R H RBI BB SO LOB
<b>Tony Phillips, S</b> (1, 7) OBP: 0.417, SLG: 0.382	1-0 16 3B 2B	4-2 BB			4-0 E BB	1-1 F9		2-2 F9		3 2 1 0 2 0 4
<b>Jim Edmonds, L</b> (1, 3) OBP: 0.372, SLG: 0.525	0-0 F7	1-3 SAFE			0-1 E9 1B	1-3 K		1-1 G6-3		5 0 1 0 0 2 6
<b>Dave Hollins, S</b> (1, 5) OBP: 0.380, SLG: 0.469	1-3 K				0-3 K	0-3 K			0-0 F7	5 0 0 0 0 3 5
<b>Tim Salmon, R</b> (1, 9) OBP: 0.388, SLG: 0.471	4-2 16 3B BB				0-1 16 G3-1 2B				2-3 K	4 2 2 1 1 2 1
<b>16 Garret Anderson, L</b> (1, 8) OBP: 0.344, SLG: 0.384	1-2 1-H 2-H 3B				0-0 G3-1				0-0 F7	5 0 1 2 0 1 2
<b>Jim Leyritz, R</b> (1, 2) OBP: 0.356, SLG: 0.439	4-2 BB				1-3 K2-3					2 1 1 0 2 1 1
<b>Luis Alicea, S</b> (1, 4) OBP: 0.396, SLG: 0.425	0-3 K				0-1 P5					3 0 0 0 0 1 3
<b>Gary Disarcina, R</b> (1, 6) OBP: 0.276, SLG: 0.350					0-1 G5-3					3 0 0 0 0 0 1
<b>Pep Harris, R</b> (7, 1)										0 0 0 0 0 0 0
<b>Dennis Springer, R</b> (1, 1)					0-3 K					2 0 0 0 0 2 0
<b>Darin Erstad, L</b> (6, PH) OBP: 0.358, SLG: 0.466										0 0 0 1 1 0 0
<b>Shigetoshi Hasegawa, R</b> (6, 1)										0 0 0 0 0 0 0
<b>Mike Holtz, L</b> (7, 1)										0 0 0 0 0 0 0
<b>Craig Grebeck, R</b> (7, 6) OBP: 0.384, SLG: 0.469										1 0 1 0 0 0 0

TOP		
<b>Anaheim Angels @ Los Angeles Dodgers</b> Dodger Stadium, Los Angeles, CA	<b>AB</b> 33	
	<b>R</b> 5	
	<b>H</b> 7	
	<b>RBI</b> 4	
	<b>BB</b> 6	
	<b>SO</b> 12	
	<b>LOB</b> 23	
		
	WP: 0 PA: 41	
	PB: 0	
	SB: 0	
	CS: 0	

Inning Stats		R: 2 H: 2 E: 0 LOB: 2 K: 2 S: 16 P: 27		R: 0 H: 0 E: 0 LOB: 1 K: 2 S: 9 P: 14		R: 0 H: 1 E: 0 LOB: 1 K: 1 S: 8 P: 10		R: 0 H: 0 E: 0 LOB: 0 K: 1 S: 7 P: 7		R: 1 H: 1 E: 1 LOB: 1 K: 3 S: 11 P: 19		R: 1 H: 1 E: 1 LOB: 3 K: 2 S: 16 P: 28		R: 1 H: 1 E: 0 LOB: 1 K: 0 S: 6 P: 14		R: 0 H: 1 E: 0 LOB: 0 K: 0 S: 6 P: 10		R: 0 H: 0 E: 0 LOB: 0 K: 1 S: 5 P: 7		1B: 2 SF: 0 2B: 3 SAC: 1 3B: 1 DP: 1 HR: 1 HBP: 1	
<b>PITCHER</b>	IP	WLS	BF	H	R	ER	SO	BB	IBB	HBP	BLK	WP	HR	S	P	ERA	WHIP				
<b>Hideo Nomo, R</b> (1, 1) ERA: 3.71	6.1		33	6	5	3	11	6	0	1	0	0	1	70	113	4.26	1.895				
<b>37 Darren Dreifort, R</b> (7, 1) ERA: 2.93	0.2	W	2	0	0	0	0	0	0	0	0	0	0	3	6	0.00	0.000				
<b>Scott Radinsky, L</b> (8, 1) ERA: 2.86	1.0		3	1	0	0	0	0	0	0	0	0	0	6	10	0.00	1.000				
<b>Todd Worrell, R</b> (9, 1) ERA: 4.44	1.0	S	3	0	0	0	1	0	0	0	0	0	0	5	7	0.00	0.000				

**Anaheim Angels @ Los Angeles Dodgers**  
Dodger Stadium, Los Angeles, CA  
Wed Jun 18 1997, 7:05 PM PDT  
Att. 45,953 - Unknown - 73 F  
[livebaseballscorecards.com](http://livebaseballscorecards.com)

Batter	1	2	3	4	5	6	7	8	9	AB	R	H	RBI	BB	SO	LOB
<b>Brett Butler, L</b> OBP: 0.421, SLG: 0.358 (1, 8) BB F F B X (9, 7)	3-2 P4 ①		4-2 S BB ②		2-2 F7 ②		0-1 G6-3 ②			3	0	0	0	1	0	1
<b>Todd Zelle, R</b> OBP: 0.332, SLG: 0.445 (1, 5) B C B B X C (9, 7)	3-2 P6 ②		2-2 P3 ③		0-1 HR ③		4-0 FC6-4 BB ③			3	1	1	2	1	0	1
<b>Mike Piazza, R</b> OBP: 0.441, SLG: 0.590 (1, 2) C B B X S (9, 7)	2-2 F8 ③			0-0 HR 1B ③		0-1 G6-3 ③		1-1 FC6-4 ③		4	1	1	0	0	0	1
<b>Eric Karros, R</b> OBP: 0.323, SLG: 0.435 (1, 3) C B B X S (9, 7)		0-3 K ①		0-1 F9 ①		1-1 G6-3 ①		0-0 P3 ①		4	0	0	0	0	1	1
<b>Raul Mondesi, R</b> OBP: 0.340, SLG: 0.516 (1, 9) X C B B X S (9, 7)		1-2 F8 2B ②		3-1 HR 1-H ②		2-1 G5-3 ②		4-0 G4-3 1B BB ②		3	2	2	2	1	0	0
<b>Karim Garcia, L</b> OBP: 0.286, SLG: 0.167 <b>Todd Worrell, R</b> (9, 1)		0-0 F8 2-3 ②		0-1 G3 ②		0-1 F7 ③		0-2 G4-3 1-2 ②		4	0	0	0	0	0	2
<b>Greg Gagne, R</b> OBP: 0.291, SLG: 0.352 (1, 6) C B B X S (9, 7)		0-3 K2-3 ③		2-2 P5 ③				2-2 G4-3 ①		4	0	1	1	0	1	1
<b>Wilton Guerrero, S</b> OBP: 0.309, SLG: 0.421 (1, 4) B B C X (9, 7)			2-1 L6 ①		0-0 SH1-4 HR 1B ①		4-1 HR BB ①		1-0 G3 ③	3	2	1	0	1	0	1
<b>Hideo Nomo, R</b> OBP: 0.182, SLG: 0.303 37 Darren Dreifort, R Nelson Liriano, S Billy Ashley, R Scott Radinsky, L Roger Cedeno, S OBP: 0.242, SLG: 0.232 (1, 1) (7, 1) (7, PH) (7, PH) (8, 1) (9, 8)			3-2 G5-3 ②		2-2 SH1-4 1-2 ①		2-2 HR ①			1	0	0	0	0	0	0

Inning Stats	R: 0	H: 0	E: 0	K: 0	S: 9	H: 0	LOB: 0	BB: 0	P: 17	R: 0	H: 1	E: 0	K: 2	S: 10	H: 1	LOB: 1	BB: 0	P: 11	R: 0	H: 0	E: 0	K: 0	S: 12	H: 0	LOB: 1	BB: 1	P: 23	R: 2	H: 2	E: 0	K: 0	S: 10	H: 2	LOB: 0	BB: 0	P: 15	R: 2	H: 2	E: 0	K: 0	S: 11	H: 2	LOB: 0	BB: 0	P: 15	R: 0	H: 0	E: 0	K: 0	S: 6	H: 0	LOB: 0	BB: 0	P: 9	R: 2	H: 1	E: 0	K: 0	S: 11	H: 1	LOB: 1	BB: 2	P: 24	R: 1	H: 1	E: 0	K: 0	S: 6	H: 1	LOB: 1	BB: 1	P: 12	1B: 3	SF: 0	2B: 1	SAC: 1	3B: 0	DP: 0	HR: 3	HBP: 0	WP: 0	PA: 35
--------------	------	------	------	------	------	------	--------	-------	-------	------	------	------	------	-------	------	--------	-------	-------	------	------	------	------	-------	------	--------	-------	-------	------	------	------	------	-------	------	--------	-------	-------	------	------	------	------	-------	------	--------	-------	-------	------	------	------	------	------	------	--------	-------	------	------	------	------	------	-------	------	--------	-------	-------	------	------	------	------	------	------	--------	-------	-------	-------	-------	-------	--------	-------	-------	-------	--------	-------	--------

PITCHER	IP	WLS	BF	H	R	ER	SO	BB	IBB	HBP	BLK	WP	HR	S	P	ERA	WHIP
<b>Dennis Springer, R</b> ERA: 5.99 (1, 1)	5.0		21	5	4	4	2	1	0	0	0	0	2	52	81	7.20	1.200
<b>Shigetoshi Hasegawa, R</b> ERA: 4.82 (6, 1)	1.1		5	0	1	1	0	1	0	0	0	0	0	10	19	6.75	0.750
<b>Mike Holtz, L</b> ERA: 1.42 (7, 1)	0.1	L	2	1	1	1	0	0	0	0	0	0	1	5	7	27.00	3.000
<b>Pep Harris, R</b> ERA: 4.28 (7, 1)	1.1		7	1	1	1	0	2	0	0	0	0	0	8	19	6.75	2.250

**BOTTOM**

**Anaheim Angels @ Los Angeles Dodgers**  
Dodger Stadium, Los Angeles, CA  
Wed Jun 18 1997, 7:05 PM PDT  
Att: 45,953 - Unknown - 73 F

livebaseballscores.com

<b>AB</b>	<b>30</b>
<b>R</b>	<b>7</b>
<b>H</b>	<b>7</b>
<b>RBI</b>	<b>7</b>
<b>BB</b>	<b>4</b>
<b>SO</b>	<b>2</b>
<b>LOB</b>	<b>8</b>



Batter	1	2	3	4	5	6	7	8	9	AB R H RBI BB SO LOB	TOP											
<b>Brett Butler, L</b> (1, 8) OBP: 0.417, SLG: 0.355	0-1 G5-3		1-0 F7			3-2 L6		3-2 G6-4-3 1B		4 0 1 0 0 0 1	<p>Los Angeles Dodgers @ San Francisco Giants 3Com Park at Candlestick Point, San Francisco, CA</p> <p>Thu Jun 19 1997, 10:05 PM EDT Att. 18,112 - Unknown - 65 F</p>											
<b>Todd Zeile, R</b> (1, 5) OBP: 0.328, SLG: 0.438	1-2 G3		2-1 P3			1-3 K		2-1 G6-4-3 1-2f		4 0 0 0 0 1 3												
<b>Mike Piazza, R</b> (1, 2) OBP: 0.442, SLG: 0.584	4-1 BB			4-1 G4-3 BB		1-1 G6-3		0-1 F9		2 0 0 0 2 0 0												
<b>Eric Karros, R</b> (1, 3) OBP: 0.322, SLG: 0.443	0-2 L9			0-2 G4-3		1-3 K		2-2 HR		4 1 1 1 0 1 2												
<b>Raul Mondesi, R</b> (1, 9) OBP: 0.336, SLG: 0.508		0-2 G5-3		2-2 G5-3		1-1 G5-3		0-3 K		4 0 0 0 0 1 1												
<b>Billy Ashley, R</b> (1, 7) OBP: 0.287, SLG: 0.463		3-3 K		1-0 G1-4-3		3-2 HR		1-3 K		3 1 1 1 0 1 1												
<b>Karim Garcia, L</b> (9, PH) OBP: 0.267, SLG: 0.154										1 0 0 0 0 1 0												
<b>Greg Gagne, R</b> (1, 6) OBP: 0.288, SLG: 0.348		2-1 G6-3			3-3 K		2-3 K			3 0 0 0 0 2 0												
<b>Wilton Guerrero, S</b> (1, 4) OBP: 0.304, SLG: 0.415			1-2 G5-3		1-3 K		2-2 G5-3			3 0 0 0 0 1 0												
<b>Pedro Astacio, R</b> (1, 1) OBP: 0.174, SLG: 0.174			0-1		0-3 K			4-1 1B BB		2 0 1 0 0 1 0												
<b>Antonio Osuna, R</b> (6, 1)										0 0 0 0 0 0 0												
<b>Roger Cedeno, S</b> (8, PH) OBP: 0.254, SLG: 0.232										0 0 0 0 1 0 0												
<b>Mark Guthrie, R</b> (8, 1)										0 0 0 0 0 0 0												
<b>Inning Stats</b>	R: 0 E: 0 K: 0 S: 12	H: 0 LOB: 1 BB: 1 P: 17	R: 0 E: 0 K: 1 S: 9	H: 0 LOB: 0 BB: 0 P: 14	R: 0 E: 0 K: 0 S: 8	H: 1 LOB: 1 BB: 0 P: 12	R: 0 E: 0 K: 0 S: 8	H: 0 LOB: 1 BB: 1 P: 15	R: 0 E: 0 K: 3 S: 9	H: 0 LOB: 0 BB: 0 P: 13	R: 0 E: 0 K: 1 S: 9	H: 0 LOB: 0 BB: 0 P: 14	R: 1 E: 0 K: 2 S: 14	H: 1 LOB: 0 BB: 0 P: 21	R: 0 E: 0 K: 2 S: 10	H: 1 LOB: 1 BB: 1 P: 21	R: 1 E: 0 K: 2 S: 13	H: 1 LOB: 0 BB: 0 P: 16	1B: 2 2B: 0 3B: 0 HR: 2	SF: 0 SAC: 0 DP: 1 HBP: 0	WP: 0 PB: 0 SB: 0 CS: 0	PA: 33
<b>PITCHER</b>	IP WLS BF H R ER SO BB IBB HBP BLK WP HR S P ERA WHIP																					
<b>Shawn Estes, L</b> (1, 1) ERA: 2.84	7.1 W 28 3 1 1 7 3 0 0 0 0 0 1 77 123 1.23 0.818																					
<b>Doug Henry, R</b> (8, 1) ERA: 2.75	0.2 1 0 0 0 0 0 0 0 0 0 0 0 2 4 0.00 0.000																					
<b>Rod Beck, R</b> (9, 1) ERA: 2.76	1.0 4 1 1 1 2 0 0 0 0 0 0 1 13 16 9.00 1.000																					

AB	30
R	2
H	4
RBI	2
BB	3
SO	9
LOB	8






Batter	1	2	3	4	5	6	7	8	9	10	AB R H RBI BB SO LOB	TOP																										
<b>Brett Butler, L</b> OBP: 0.411, SLG: 0.345 (1, 8) C B B B X	3-2 L7	3-1 P4		3-2 G6-3			4-1 G5-3 BB		2-1 G6-3		4 0 0 0 1 0 0	<b>Los Angeles Dodgers @ San Francisco Giants</b> <b>3Com Park at Candlestick Point, San Francisco, CA</b> Fri Jun 20 1997, 10:05 PM EDT Att. 33,976 - Unknown - 61 F  livebaseballscorecards.com																										
<b>Todd Zeile, R</b> OBP: 0.332, SLG: 0.441 (1, 5) C C C B X	2-2 F7		2-0 1B WP 2B 1B	1-1 1B			2-2 G5-3			1-1 BB S PB 1B	5 2 3 0 0 0 1																											
<b>Mike Piazza, R</b> OBP: 0.433, SLG: 0.572 (1, 2) C B B X	2-2 L9		1 SAFE 2-3 1-2	1-0 L9			0-0 L8			3-3 K	5 0 0 0 0 2 4																											
<b>Eric Karros, R</b> OBP: 0.327, SLG: 0.444 (1, 3) C B X		1-1 1B HR 1B	3-2 2B 1B		1-0 L8		2-3 K			4-2 PB BB 2B BB	4 3 2 0 1 1 1																											
<b>Raul Mondesi, R</b> OBP: 0.340, SLG: 0.511 (1, 9) X	0-0 HR		1-0 1B 3-H FC4-3-6-5-2		0-0 F8			0-0 F9		4-2 PB 2B BB	4 3 2 1 1 0 0																											
<b>Karim Garcia, L</b> <b>Darren Hall, R</b> <b>Antonio Osuna, R</b> <b>Todd Worrell, R</b> <b>Nelson Liriano, S</b> <b>Mark Guthrie, R</b> (1, 7) (8, 1) (8, 1) (8, 1) (10, PH) (10, 1)		0-1 HR	4-0 1B IBB		3-3 K			0-0 G6-3		2-1 1B 2B	3 1 1 3 1 1 0 0 0 0 0 0 0 0 0 0 0 0 0 0 0 1 1 1 2 0 0 0 0 0 0 0 0 0 0																											
<b>Greg Gagne, R</b> OBP: 0.294, SLG: 0.364 (1, 6) B B X	2-0 HR		1-0 1B FC4-3-6-5-2			0-0 CS 1B		2-2 G6-3		0-3 K	5 1 3 2 0 1 1																											
<b>Wilton Guerrero, S</b> OBP: 0.302, SLG: 0.410 (1, 4) B S T B X	2-2 P5		0-2 FC4-3-6-5-2		1 SAFE 3-2 P 1 SAFE F 1 SAFE F 1 SAFE B 1 SAFE X F	3-2 P6			0-0 L9	0-0 1B	5 0 1 2 0 0 3																											
<b>Ismael Valdez, R</b> <b>Scott Radinsky, L</b> <b>Roger Cedeno, S</b> OBP: 0.246, SLG: 0.224 (1, 1) (6, 1) (8, 8)		0-2 G1-3		0-1 G6-3		0-2 F8			2-2 G5-3	3-3 K	3 0 0 0 0 0 0 0 0 0 0 0 0 0 2 0 0 0 0 1 1																											
<b>Inning Stats</b>	R: 0 E: 0 K: 0 S: 9	H: 0 LOB: 0 BB: 0 P: 16	R: 4 E: 0 K: 0 S: 14	H: 4 LOB: 0 BB: 0 P: 22	R: 3 E: 0 K: 1 S: 12	H: 4 LOB: 1 BB: 1 P: 25	R: 0 E: 0 K: 0 S: 8	H: 1 LOB: 1 BB: 0 P: 13	R: 0 E: 0 K: 1 S: 5	H: 0 LOB: 0 BB: 0 P: 9	R: 0 E: 0 K: 1 S: 10		H: 0 LOB: 1 BB: 1 P: 12	R: 0 E: 0 K: 1 S: 10	H: 0 LOB: 1 BB: 1 P: 17	R: 0 E: 0 K: 0 S: 5	H: 0 LOB: 0 BB: 0 P: 7	R: 0 E: 0 K: 0 S: 6	H: 0 LOB: 0 BB: 0 P: 10	R: 4 E: 0 K: 3 S: 19	H: 3 LOB: 1 BB: 2 P: 36	1B: 9 2B: 3 3B: 0 HR: 2	SF: 0 SAC: 0 DP: 1 HBP: 0	WP: 1 PB: 1 SB: 1 CS: 1	PA: 45													
<b>PITCHER</b>	IP WLS BF H R ER SO BB IBB HBP BLK WP HR S P ERA WHIP	<b>Osvaldo Fernandez, R</b> (1, 1) ERA: 4.73 <b>Joe Roa, R</b> (3, 1) ERA: 3.66 <b>Julian Tavarez, R</b> (8, 1) ERA: 5.0 <b>Rich Rodriguez, L</b> (9, 1) ERA: 1.3 <b>Doug Henry, R</b> (10, 1) ERA: 3.68																		<b>PITCHER</b> <b>Jim Poole, L</b> (10, 1) ERA: 5.11																		IP WLS BF H R ER SO BB IBB HBP BLK WP HR S P ERA WHIP



Batter	1	2	3	4	5	6	7	8	9	10	AB	R	H	RBI	BB	SO	LOB	BOTTOM							
Darryl Hamilton, L OBP: 0.339, SLG: 0.344 (1, 8)	F9			G5-3	1B		FC5-4 BB 1B	K		F8	6	1	1	0	0	1	3	<b>Los Angeles Dodgers @ San Francisco Giants</b> <b>3Com Park at Candlestick Point, San Francisco, CA</b> Fri Jun 20 1997, 10:05 PM EDT Att. 33,976 - Unknown - 61 F <a href="http://livebaseballscorecards.com">livebaseballscorecards.com</a>							
Jose Vizcaino, S OBP: 0.325, SLG: 0.298 (1, 6)	G4-3			G4-3	K		1B BB		F8	G5-3	5	0	0	0	1	1	3								
Stan Javier, S OBP: 0.389, SLG: 0.456 (1, 9)	G6-3			L3		HR 1B	1B		L8		5	1	2	1	0	0	0								
Barry Bonds, L OBP: 0.420, SLG: 0.513 (1, 7)		P5			HR	F7	L9			HR	5	2	2	2	0	0	3								
Mark Lewis, R OBP: 0.341, SLG: 0.436 (1, 4)		G6-3			F9	HR		K		BB 2B	5	1	2	2	0	1	0								
J.T. Snow, L OBP: 0.405, SLG: 0.446 (1, 3)		F7			HR	K		1B 1B		IBB	4	2	2	1	1	1	0								
Bill Mueller, S OBP: 0.340, SLG: 0.378 (1, 5)			F7		1B BB	G4-3		1B 1B		BB	3	0	1	0	2	0	0								
Damon Berryhill, S OBP: 0.397, SLG: 0.340 (1, 2)			L8		K		G3-1		1B	K	4	0	1	1	0	1	1								
Shawn Estes, R OBP: 0.120, SLG: 0.208 (8, PR)											0	0	0	0	0	0	0								
Rick Wilkins, L OBP: 0.245, SLG: 0.297 (9, 2)											1	0	0	0	0	1	3								
Doug Henry, R OBP: 0.245, SLG: 0.297 (10, 1)											0	0	0	0	0	0	0								
Jim Poole, L OBP: 0.245, SLG: 0.297 (10, 1)											0	0	0	0	0	0	0								
Oswaldo Fernandez, R OBP: 0.273, SLG: 0.200 (3, 1)			G1-3		1B BB		FC5-4 BB				0	0	0	0	0	0	0								
Joe Roa, R OBP: 0.324, SLG: 0.500 (7, PH)											1	0	0	0	1	0	0								
Rich Aurilia, R OBP: 0.324, SLG: 0.500 (8, 1)											0	0	0	0	1	0	0								
Julian Tavarez, L OBP: 0.348, SLG: 0.279 (8, PH)											1	0	0	0	0	0	2								
Marvin Benard, L OBP: 0.250, SLG: 1.500 (9, 1)											0	0	0	0	0	0	0								
Rich Rodriguez, L OBP: 0.243, SLG: 0.239 (10, 2)											1	0	0	0	0	0	0								
<b>Inning Stats</b>	R: 0 E: 0 K: 0 S: 7	H: 0 LOB: 0 BB: 0 P: 9	R: 0 E: 0 K: 0 S: 3	H: 0 LOB: 0 BB: 0 P: 4	R: 0 E: 0 K: 0 S: 6	H: 0 LOB: 0 BB: 0 P: 6	R: 0 E: 0 K: 0 S: 8	H: 0 LOB: 0 BB: 0 P: 10	R: 2 E: 0 K: 2 S: 16	H: 3 LOB: 3 BB: 2 P: 29	R: 2 E: 0 K: 1 S: 10	H: 2 LOB: 0 BB: 0 P: 18	R: 1 E: 0 K: 0 S: 11	H: 1 LOB: 2 BB: 2 P: 25	R: 1 E: 0 K: 2 S: 13	H: 3 LOB: 2 BB: 0 P: 21	R: 1 E: 0 K: 1 S: 14	H: 2 LOB: 3 BB: 2 P: 30	R: 0 E: 0 K: 0 S: 9	H: 0 LOB: 0 BB: 0 P: 15	1B: 6 2B: 1 3B: 0 HR: 4	SF: 0 SAC: 0 DP: 0 HBP: 0	WP: 0 PB: 0 SB: 0 CS: 0	PA: 47	
<b>PITCHER</b>	IP WLS BF H R ER SO BB IBB HBP BLK WP HR S P ERA WHIP	IP WLS BF H R ER SO BB IBB HBP BLK WP HR S P ERA WHIP	IP WLS BF H R ER SO BB IBB HBP BLK WP HR S P ERA WHIP	IP WLS BF H R ER SO BB IBB HBP BLK WP HR S P ERA WHIP	IP WLS BF H R ER SO BB IBB HBP BLK WP HR S P ERA WHIP	IP WLS BF H R ER SO BB IBB HBP BLK WP HR S P ERA WHIP	IP WLS BF H R ER SO BB IBB HBP BLK WP HR S P ERA WHIP	IP WLS BF H R ER SO BB IBB HBP BLK WP HR S P ERA WHIP	IP WLS BF H R ER SO BB IBB HBP BLK WP HR S P ERA WHIP	IP WLS BF H R ER SO BB IBB HBP BLK WP HR S P ERA WHIP	IP WLS BF H R ER SO BB IBB HBP BLK WP HR S P ERA WHIP	IP WLS BF H R ER SO BB IBB HBP BLK WP HR S P ERA WHIP	IP WLS BF H R ER SO BB IBB HBP BLK WP HR S P ERA WHIP	IP WLS BF H R ER SO BB IBB HBP BLK WP HR S P ERA WHIP	IP WLS BF H R ER SO BB IBB HBP BLK WP HR S P ERA WHIP	IP WLS BF H R ER SO BB IBB HBP BLK WP HR S P ERA WHIP	IP WLS BF H R ER SO BB IBB HBP BLK WP HR S P ERA WHIP	IP WLS BF H R ER SO BB IBB HBP BLK WP HR S P ERA WHIP	IP WLS BF H R ER SO BB IBB HBP BLK WP HR S P ERA WHIP	IP WLS BF H R ER SO BB IBB HBP BLK WP HR S P ERA WHIP	IP WLS BF H R ER SO BB IBB HBP BLK WP HR S P ERA WHIP	IP WLS BF H R ER SO BB IBB HBP BLK WP HR S P ERA WHIP	IP WLS BF H R ER SO BB IBB HBP BLK WP HR S P ERA WHIP	IP WLS BF H R ER SO BB IBB HBP BLK WP HR S P ERA WHIP	IP WLS BF H R ER SO BB IBB HBP BLK WP HR S P ERA WHIP
Ismael Valdez, R ERA: 3.47 (1, 1)	5.1	23	5	4	4	2	0	0	0	0	0	3	46	69	6.75	1.312									
Scott Radinsky, L ERA: 3.0 (6, 1)	1.2	8	1	1	1	2	0	0	0	0	0	0	15	32	5.40	1.800									
Darren Hall, R ERA: 2.1 (8, 1)	0.1	4	3	1	1	0	0	0	0	0	0	0	7	12	27.00	9.000									
Antonio Osuna, R ERA: 3.2 (8, 1)	0.2	2	0	0	0	0	0	0	0	0	0	0	6	9	0.00	0.000									
Todd Worrell, R ERA: 4.61 (9, 1)	1.0	7	2	1	1	1	1	0	0	0	1	14	30	9.00	3.000										



Batter	1	2	3	4	5	6	7	8	9	AB R H RBI BB SO LOB	TOP														
Wilton Guerrero, S (1, 4) OBP: 0.303, SLG: 0.405	1-3 K		1-3 K		1-2 L9	4-2 1B WP BB		0-2 G6-3	1-1 G5-4-3 1B	5 1 1 0 1 2 0	<p>Los Angeles Dodgers @ San Francisco Giants</p> <p>3Com Park at Candlestick Point, San Francisco, CA</p> <p>Sat Jun 21 1997, 6:33 AM EDT Att. 46,937 - Sunny - 67 F</p> <p>livebaseballscorecards.com</p> <table border="1"> <tr> <td>AB</td> <td>40</td> </tr> <tr> <td>R</td> <td>11</td> </tr> <tr> <td>H</td> <td>15</td> </tr> <tr> <td>RBI</td> <td>9</td> </tr> <tr> <td>BB</td> <td>6</td> </tr> <tr> <td>SO</td> <td>6</td> </tr> <tr> <td>LOB</td> <td>16</td> </tr> </table> 	AB	40	R	11	H	15	RBI	9	BB	6	SO	6	LOB	16
AB	40																								
R	11																								
H	15																								
RBI	9																								
BB	6																								
SO	6																								
LOB	16																								
Todd Zeile, R (1, 5) OBP: 0.332, SLG: 0.438	1-1 L4		2-0 L7		0-3 K	3-1 FC5 WP 1B		3-1 1B 2B 1B	3-1 G5-4-3 1B	6 1 2 0 0 1 1															
Mike Piazza, R (1, 2) OBP: 0.433, SLG: 0.568	1-0 G6-3		1-0 L8		3-2 1B 1B	1-2 FC5 1-3 3-H		0-2 2B 1B 1B	0-3 K	5 1 2 0 0 0 1 1 0 0 0 0 1 0															
Eric Karros, R (1, 3) OBP: 0.334, SLG: 0.450		4-2 WP 3B BB		2-2 F8	0-0 1B		4-2 BB G5-3 BB	1-1 1B 2B		3 2 2 1 2 0 0															
Raul Mondesi, R (1, 9) OBP: 0.345, SLG: 0.519		1-0 G3-1 3B		4-1 1B E BB	0-2 L8		1-1 G5-3	2-2 1B 1B		4 3 2 3 1 0 3 0 0 0 0 0 0 0															
37 Darren Dreifort, R (8, 1)		2-0 G3-1		2-1 E9 1B 1B		4-0 1B 2B BB	0-0 P8	1-3 K		4 2 1 1 1 1 2															
Karim Garcia, L (1, 7) OBP: 0.333, SLG: 0.350		0-1 E6		0-0 P5		1-0 2B SH1-4 1B	1-0 BB HBP	1-2 1B 1B		4 1 2 0 0 0 1															
Roger Cedeno, S (1, 8)		0-3 K		1-2 1B		2-2 SH1-4 CS 2B	4-2 FC6-4 BB	1-2 FC6-4 1B		4 0 3 3 1 1 1															
Tripp Cromer, R (1, 6) OBP: 0.667, SLG: 0.800		2-2 F7		0-0 F9		0-0 SH1-4	2-2 FC6-4	2-1 FC6-4		3 0 0 1 0 0 5 1 0 0 0 0 0 2															
Tom Candiotti, R (1, 1)																									
Billy Ashley, R (8, PH) OBP: 0.284, SLG: 0.458																									
<b>Inning Stats</b>	R: 0 E: 0 K: 1 S: 6	H: 0 LOB: 0 BB: 0 P: 9	R: 2 E: 1 K: 1 S: 14	H: 1 LOB: 1 BB: 1 P: 23	R: 0 E: 0 K: 1 S: 5	H: 0 LOB: 0 BB: 0 P: 9	R: 2 E: 1 K: 0 S: 11	H: 2 LOB: 1 BB: 1 P: 20	R: 0 E: 0 K: 1 S: 13	H: 2 LOB: 2 BB: 0 P: 17	R: 3 E: 0 K: 0 S: 16	H: 3 LOB: 1 BB: 2 P: 29	R: 0 E: 0 K: 0 S: 11	H: 0 LOB: 3 BB: 2 P: 23	R: 4 E: 0 K: 1 S: 27	H: 6 LOB: 2 BB: 0 P: 39	R: 0 E: 0 K: 1 S: 7	H: 1 LOB: 0 BB: 0 P: 11	1B: 12 2B: 2 3B: 1 HR: 0	SF: 0 SAC: 1 DP: 1 HBP: 1	WP: 2 PB: 0 SB: 0 CS: 1	PA: 48			
<b>PITCHER</b>	IP WLS BF H R ER SO BB IBB HBP BLK WP HR S P ERA WHIP																								
William Van Landonham, R (1, 1) ERA: 4.52	5.0 L 26 7 7 6 4 3 0 0 0 1 0 54 89 10.80 2.000																								
Jim Poole, L (6, 1) ERA: 6.0	2.1 14 4 3 3 0 3 0 1 0 1 0 34 57 11.57 3.000																								
Rich Rodriguez, L (8, 1) ERA: 1.53	0.2 5 3 1 1 1 0 0 0 0 0 0 15 23 13.50 4.500																								
Julian Tavarez, R (9, 1) ERA: 4.86	1.0 3 1 0 0 0 1 0 0 0 0 0 7 11 0.00 1.000																								



Batter	1	2	3	4	5	6	7	8	9	AB R H RBI BB SO LOB
--------	---	---	---	---	---	---	---	---	---	----------------------

<b>Stan Javier, S</b> (1, 8) <small>OBP: 0.386, SLG: 0.447</small>										3 0 0 0 1 1 1
<b>Jose Vizcaino, S</b> (1, 6) <small>OBP: 0.324, SLG: 0.297</small>										4 0 1 0 0 0 2
<b>Glenallen Hill, R</b> (1, 9) <small>OBP: 0.271, SLG: 0.440</small>										4 0 1 0 0 0 3
<b>Barry Bonds, L</b> (1, 7) <small>OBP: 0.418, SLG: 0.513</small>										4 0 1 0 0 1 1
<b>Jeff Kent, R</b> (1, 4) <small>OBP: 0.316, SLG: 0.500</small>										4 0 0 0 0 2 1
<b>J.T. Snow, L</b> (1, 3) <small>OBP: 0.399, SLG: 0.438</small>										4 0 0 0 0 2 0
<b>Mark Lewis, R</b> (1, 5) <small>OBP: 0.335, SLG: 0.428</small>										3 0 0 0 0 0 0
<b>Rick Wilkins, L</b> (1, 2) <small>OBP: 0.247, SLG: 0.298</small> <b>Rich Rodriguez, L</b> (8, 1) <small>OBP: 0.500, SLG: 0.500</small> <b>Julian Tavarez, L</b> (9, 1)										3 0 1 0 0 1 0
<b>William Van Landingham, R</b> (1, 1) <small>OBP: 0.125, SLG: 0.130</small> <b>Jim Poole, L</b> (6, 1) <small>OBP: 0.240, SLG: 0.235</small> <b>Marcus Jensen, S</b> (8, 2)										1 0 1 0 0 0 0

BOTTOM

Los Angeles Dodgers @ San Francisco Giants  
 3Com Park at Candlestick Point, San Francisco, CA

Sat Jun 21 1997, 6:33 AM EDT  
 Att. 46,937 - Sunny - 67 F

livebaseballscores.com

<b>AB</b>	<b>31</b>
<b>R</b>	<b>0</b>
<b>H</b>	<b>5</b>
<b>RBI</b>	<b>0</b>
<b>BB</b>	<b>1</b>
<b>SO</b>	<b>7</b>
<b>LOB</b>	<b>8</b>



Inning Stats	R: 0	H: 1	E: 0	LOB: 1	K: 0	S: 7	R: 0	H: 0	E: 0	LOB: 0	K: 0	S: 8	R: 0	H: 1	E: 0	LOB: 2	K: 0	S: 9	R: 0	H: 0	E: 0	LOB: 0	K: 2	S: 7	R: 0	H: 1	E: 0	LOB: 1	K: 2	S: 11	R: 0	H: 1	E: 0	LOB: 1	K: 1	S: 7	R: 0	H: 0	E: 0	LOB: 0	K: 1	S: 7	R: 0	H: 1	E: 0	LOB: 1	K: 0	S: 8	R: 0	H: 0	E: 0	LOB: 0	K: 0	S: 9	R: 0	H: 0	E: 0	LOB: 0	K: 1	S: 9	1B: 2	2B: 2	3B: 1	HR: 0	SF: 0	SAC: 1	DP: 0	HBP: 0	WP: 0	PB: 0	SB: 0	CS: 0	PA: 33
--------------	------	------	------	--------	------	------	------	------	------	--------	------	------	------	------	------	--------	------	------	------	------	------	--------	------	------	------	------	------	--------	------	-------	------	------	------	--------	------	------	------	------	------	--------	------	------	------	------	------	--------	------	------	------	------	------	--------	------	------	------	------	------	--------	------	------	-------	-------	-------	-------	-------	--------	-------	--------	-------	-------	-------	-------	--------

PITCHER	IP	WLS	BF	H	R	ER	SO	BB	IBB	HBP	BLK	WP	HR	S	P	ERA	WHIP
Tom Candiotti, R (1, 1) <small>ERA: 2.23</small>	7.0		26	4	0	0	6	1	0	0	0	0	0	56	88	0.00	0.714
37 Darren Dreifort, R (8, 1) <small>ERA: 2.6</small>	2.0		7	1	0	0	1	0	0	0	0	0	0	17	23	0.00	0.500

PITCHER	IP	WLS	BF	H	R	ER	SO	BB	IBB	HBP	BLK	WP	HR	S	P	ERA	WHIP
---------	----	-----	----	---	---	----	----	----	-----	-----	-----	----	----	---	---	-----	------

Batter	1	2	3	4	5	6	7	8	9	AB R H RBI BB SO LOB	TOP		
<b>Brett Butler, L</b> OBP: 0.413, SLG: 0.349 (1, 8)	2-2 F8		3-2 CS 1B		0-1 L5			2-0 G6-4-3 1B		4 0 2 0 0 0 2	<b>Los Angeles Dodgers @ San Francisco Giants</b> <b>3Com Park at Candlestick Point, San Francisco, CA</b> Sun Jun 22 1997, 10:05 PM EDT Att. 36,749 - Unknown - 65 F <a href="http://livebaseballscorecards.com">livebaseballscorecards.com</a>		
<b>Todd Zeile, R</b> OBP: 0.328, SLG: 0.432 (1, 5)	3-1 G6-3		2-2 CS 1-2	3-1 G5-3		1-1 P4		1-1 G6-4-3 1-2f		4 0 0 0 0 0 1			
<b>Mike Piazza, R</b> OBP: 0.430, SLG: 0.563 (1, 2)	1-3 K			1-0 F9		1-1 G6-3		2-2 1B		4 0 1 0 0 1 0			
<b>Eric Karros, R</b> OBP: 0.333, SLG: 0.445 (1, 3)		2-2 F9		2-2 F9		4-0 CS BB		1-0 L9		3 0 0 0 1 0 1			
<b>Raul Mondesi, R</b> OBP: 0.343, SLG: 0.517 <b>Roger Cedeno, S</b> OBP: 0.260, SLG: 0.231 (1, 9) (2, 9)		0-3 K			1-2 G5-3	0-0 CS 1-2	2-2 F8	2-1 L9		1 0 0 0 0 1 0 3 0 0 0 0 0 1			
<b>Billy Ashley, R</b> OBP: 0.275, SLG: 0.442 <b>Karim Garcia, L</b> OBP: 0.320, SLG: 0.333 (1, 7) (9, PH)		3-1 G5-3			0-0 G6-3		1-1 G1-3	1-3 K		3 0 0 0 0 0 0 1 0 0 0 0 1 1			
<b>Greg Gagne, R</b> OBP: 0.301, SLG: 0.387 (1, 6)			3-1 HR		1-1 2B		1-2 1B			3 2 3 1 0 0 0			
<b>Tripp Cramer, R</b> OBP: 0.556, SLG: 0.571 <b>Mark Guthrie, R</b> (7, 1)			2-1 L4		4-0 2B IBB		0-2 L9			2 0 0 0 1 0 1 0 0 0 0 0 0 0			
<b>Chan Ho Park, R</b> OBP: 0.292, SLG: 0.391 <b>Wilton Guerrero, S</b> OBP: 0.301, SLG: 0.403 (1, 1) (7, 4)			1-3 K		1-0 2B		0-2 P7			2 0 1 1 0 1 0 1 0 0 0 0 0 0			
<b>Inning Stats</b>	R: 0 E: 0 K: 1 S: 8 H: 0 LOB: 0 BB: 0 P: 14	R: 0 E: 0 K: 1 S: 10 H: 0 LOB: 0 BB: 0 P: 15	R: 1 E: 0 K: 1 S: 15 H: 2 LOB: 0 BB: 0 P: 25	R: 0 E: 0 K: 0 S: 7 H: 0 LOB: 0 BB: 0 P: 13	R: 1 E: 0 K: 0 S: 9 H: 2 LOB: 2 BB: 1 P: 16	R: 0 E: 0 K: 0 S: 4 H: 0 LOB: 0 BB: 1 P: 10	R: 0 E: 0 K: 0 S: 12 H: 1 LOB: 1 BB: 0 P: 16	R: 0 E: 0 K: 0 S: 6 H: 1 LOB: 0 BB: 0 P: 9	R: 0 E: 0 K: 1 S: 10 H: 1 LOB: 1 BB: 0 P: 16	1B: 4 2B: 2 3B: 0 HR: 1 SF: 0 SAC: 0 DP: 1 HBP: 0	WP: 0 PB: 0 SB: 0 CS: 2 PA: 35		
<b>PITCHER</b>	IP WLS BF H R ER SO BB IBB HBP BLK WP HR S P ERA WHIP											<b>PITCHER</b>	IP WLS BF H R ER SO BB IBB HBP BLK WP HR S P ERA WHIP
<b>Kirk Rueter, L</b> ERA: 3.51 (1, 1)	7.0 W 26 5 2 2 3 1 1 0 0 0 1 65 109 2.57 0.857												
<b>Rich Rodriguez, L</b> ERA: 1.51 (8, 1)	0.1 2 1 0 0 0 0 0 0 0 0 0 4 6 0.00 3.000												
<b>Julian Tavarez, R</b> ERA: 4.78 (8, 1)	0.2 1 0 0 0 0 0 0 0 0 0 0 2 3 0.00 0.000												
<b>Rod Beck, R</b> ERA: 2.67 (9, 1)	1.0 S 4 1 0 0 1 0 0 0 0 0 0 0 10 16 0.00 1.000												

<b>AB</b>	<b>31</b>
<b>R</b>	<b>2</b>
<b>H</b>	<b>7</b>
<b>RBI</b>	<b>2</b>
<b>BB</b>	<b>2</b>
<b>SO</b>	<b>4</b>
<b>LOB</b>	<b>7</b>



Batter	1	2	3	4	5	6	7	8	9	AB	R	H	RBI	BB	SO	LOB
<b>Darryl Hamilton, L</b> OBP: 0.337, SLG: 0.338 (1, 8) BB BB BB	4-0 SH3 3B BB		1-2 G5-3		0-3 K		1-3 K			3	1	0	0	1	2	2
<b>Bill Mueller, S</b> OBP: 0.346, SLG: 0.380 (1, 5) X	0-0 SH3 1-2		0-0 F8			4-2 CS BB	0-0 1-3 2-H 1B			2	0	1	1	1	0	0
<b>Stan Javier, S</b> OBP: 0.383, SLG: 0.455 (1, 9) C F X	0-2 2-H 3B		0-1 G4-3			0-0 L8		0-1 B2-3		4	0	1	1	0	0	1
<b>Barry Bonds, L</b> OBP: 0.419, SLG: 0.526 (1, 7) B B S B X	3-1 P5			0-1 HR		3-3 SAFE SAFE K2-6-2 1-2		2-1 CS 1B		4	1	2	1	0	1	2
<b>Jeff Kent, R</b> OBP: 0.312, SLG: 0.492 (1, 4) C S B X	1-2 G5-3			3-3 K		2-3 K		0-0 G4-3 1-2		4	0	0	0	0	2	3
<b>J.T. Snow, L</b> OBP: 0.402, SLG: 0.436 (1, 3) B B B B C T C T C T B		4-2 B BB		2-2 F9			4-2 1B E BB			1	1	0	0	2	0	0
<b>Damon Berryhill, S</b> OBP: 0.377, SLG: 0.321 (1, 2) F B SAFE X		1-1 SAFE P5		1-3 K			3-1 F9			3	0	0	0	0	1	2
<b>Rich Aurilia, R</b> OBP: 0.325, SLG: 0.486 (1, 6) B B S S C T T B B C T T B B C T T B B C T T B B		3-3 K			1-0 F9		1-0 1B E 1B			3	1	1	0	0	1	1
<b>Kirk Rueter, L</b> OBP: 0.167, SLG: 0.074 (1, 1) <b>Marvin Bernard, L</b> OBP: 0.348, SLG: 0.279 (7, PH) <b>Mark Lewis, R</b> OBP: 0.333, SLG: 0.425 (7, PH) <b>Rich Rodriguez, L</b> OBP: 0.550, SLG: 0.500 (8, 1) <b>Julian Tavarez, L</b> (8, 1) <b>Rod Beck, R</b> (9, 1)		1-1 G5-3			2-2 G6-3		2-2 E3 1B 1-2 3-H			2	0	0	0	0	0	1

Inning Stats	R: 1	H: 1	E: 0	LOB: 1	K: 0	BB: 1	S: 9	P: 17	R: 0	H: 0	E: 0	LOB: 1	K: 1	BB: 1	S: 16	R: 0	H: 0	E: 0	LOB: 0	K: 0	BB: 0	S: 7	R: 1	H: 1	E: 0	LOB: 0	K: 2	BB: 0	S: 14	R: 0	H: 0	E: 0	LOB: 0	K: 1	BB: 0	S: 8	R: 0	H: 0	E: 1	LOB: 1	K: 2	BB: 1	S: 11	R: 2	H: 2	E: 1	LOB: 2	K: 1	BB: 1	S: 12	R: 0	H: 1	E: 0	LOB: 0	K: 0	BB: 0	S: 5	P: 7	1B: 3	2B: 0	3B: 1	HR: 1	SF: 0	SAC: 1	DP: 0	HBP: 0	WP: 0	PA: 32
--------------	------	------	------	--------	------	-------	------	-------	------	------	------	--------	------	-------	-------	------	------	------	--------	------	-------	------	------	------	------	--------	------	-------	-------	------	------	------	--------	------	-------	------	------	------	------	--------	------	-------	-------	------	------	------	--------	------	-------	-------	------	------	------	--------	------	-------	------	------	-------	-------	-------	-------	-------	--------	-------	--------	-------	--------

PITCHER	IP	WLS	BF	H	R	ER	SO	BB	IBB	HBP	BLK	WP	HR	S	P	ERA	WHIP
<b>Chan Ho Park, R</b> ERA: 3.19 (1, 1)	6.1	L	26	3	4	3	6	4	0	0	0	0	1	70	114	4.26	1.105
<b>Mark Guthrie, L</b> ERA: 2.78 (7, 1)	1.2		6	2	0	0	1	0	0	0	0	0	0	12	17	0.00	1.200

**Los Angeles Dodgers @ San Francisco Giants**  
**3Com Park at Candlestick Point, San Francisco, CA**  
 Sun Jun 22 1997, 10:05 PM EDT  
 Att: 36,749 - Unknown - 65 F

AB 27  
 R 4  
 H 5  
 RBI 4  
 BB 4  
 SO 7  
 LOB 13

Batter	1	2	3	4	5	6	7	8	9	AB R H RBI BB SO LOB	TOP
Eric Young Sr. R (1, 4) OBP: 0.378, SLG: 0.438	2-1 P4		2-0 G4-3		1-0 S 1B		1-0 F7		0-0 FC6-4	5 0 1 0 0 0 2	<b>Colorado Rockies @ Los Angeles Dodgers</b> <b>Dodger Stadium, Los Angeles, CA</b> Mon Jun 23 1997, 7:05 PM PDT Att. 31,076 - Unknown - 73 F
Quinton McCracken, S (1, 8) OBP: 0.365, SLG: 0.392	0-0 G4-3		1-0 G3		2-0 S 1B		3-2 G4-3			4 0 1 0 0 0 0	
Larry Walker, L (1, 9) OBP: 0.503, SLG: 0.757	0-3 K		4-2 1B BB		0-2 P6			2-3 K2-3		3 0 0 0 1 2 2	
Andres Galarraga, R (1, 3) OBP: 0.414, SLG: 0.625		4-1 HR BB	3-2 1B		2-1 G5-3			1-2 F8		3 1 1 0 1 0 2	
Ellis Burks, R (1, 7) OBP: 0.331, SLG: 0.517		0-0 F9	1-0 P2			2-3 K		2-0 L4		4 0 0 0 0 1 3	
Vinny Castilla, R (1, 5) OBP: 0.360, SLG: 0.552		0-0 HR		2-2 F9		2-1 G4-3		0-0 G5-3		4 1 1 2 0 0 0	
Kirt Manwaring, R (1, 2) OBP: 0.333, SLG: 0.328		1-0 G4-3 3B		1-0 F9		4-0 BB		2-0 2B FC1-2 1B		3 1 2 0 1 0 0	
Neifi Perez, S (1, 6) OBP: 0.286, SLG: 0.857		0-0 G4-3		1-1 P6		1-1 F9		0-1 FC1-2 2B		4 0 1 1 0 0 1	
Kevin Ritz, R (1, 1) OBP: 0.167, SLG: 0.063		1-3 K		2-3 K			0-0 F9	0-0 FC1-2 FC6-4		3 0 0 0 0 2 0	
Jerry Dipoto, R (7, 1) OBP: 0.143, SLG: 0.143								2-3 3-H		0 0 0 0 0 0 0	
John Vander Wal, L (9, PH) OBP: 0.279, SLG: 0.204										1 0 0 0 0 0 2	
<b>Inning Stats</b>	R: 0 H: 0 E: 0 LOB: 0 K: 1 BB: 0 S: 6 P: 8	R: 3 H: 2 E: 0 LOB: 0 K: 1 BB: 1 S: 8 P: 14	R: 0 H: 1 E: 0 LOB: 2 K: 0 BB: 1 S: 8 P: 19	R: 0 H: 0 E: 0 LOB: 0 K: 0 BB: 0 S: 6 P: 10	R: 0 H: 2 E: 0 LOB: 2 K: 1 BB: 0 S: 10 P: 17	R: 0 H: 0 E: 0 LOB: 1 K: 1 BB: 1 S: 7 P: 16	R: 0 H: 0 E: 0 LOB: 0 K: 0 BB: 0 S: 5 P: 9	R: 0 H: 0 E: 0 LOB: 0 K: 1 BB: 0 S: 9 P: 14	R: 0 H: 2 E: 0 LOB: 2 K: 0 BB: 0 S: 6 P: 8	1B: 4 SF: 0 2B: 1 SAC: 0 3B: 1 DP: 0 HR: 1 HBP: 0	WP: 0 PA: 37 PB: 0 SB: 2 CS: 0
<b>PITCHER</b>	IP WLS BF H R ER SO BB IBB HBP BLK WP HR S P ERA WHIP										
Hideo Nomo, R (1, 1) ERA: 3.69	8.0 W 32 5 3 3 5 3 0 0 0 0 0 1 59 107 3.38 1.000										
Darren Hall, R (9, 1) ERA: 2.03	1.0 S 5 2 0 0 0 0 0 0 0 0 0 0 6 8 0.00 2.000										

livebaseballscorecards.com

<b>AB</b>	<b>34</b>
<b>R</b>	<b>3</b>
<b>H</b>	<b>7</b>
<b>RBI</b>	<b>3</b>
<b>BB</b>	<b>3</b>
<b>SO</b>	<b>5</b>
<b>LOB</b>	<b>12</b>



Batter	1	2	3	4	5	6	7	8	9	AB	R	H	RBI	BB	SO	LOB
<b>Brett Butler, L</b> OBP: 0.415, SLG: 0.353 (1, 8) SF9	2-1 E S SF9 1B	0-0 G4-3			0-0 B1-3		2-1 1B			4	1	2	0	0	0	0
<b>Todd Zelle, R</b> OBP: 0.324, SLG: 0.425 (1, 5) E3 HR	1-1 E3 HR 1-3	3-2 G5-3			0-0 G5-3		1-0 F8			4	1	0	0	0	0	3
<b>Mike Piazza, R</b> OBP: 0.428, SLG: 0.559 (1, 2) SF9	0-0 SF9 3-H	2-3 K			4-0 1B BB		1-1 F9			2	0	0	1	1	1	2
<b>Eric Karros, R</b> OBP: 0.335, SLG: 0.457 (1, 3) HR	1-0 HR 1-H		0-0 G6-3		0-0 FC6-4 1B		2-3 K			4	1	2	2	0	1	2
<b>Raul Mondesi, R</b> OBP: 0.342, SLG: 0.524 (1, 9) HR	0-0 HR		0-0 P4		1-0 FC6-4 1-2f		3-2 G6-3			4	1	1	1	0	0	2
<b>Karim Garcia, L</b> OBP: 0.310, SLG: 0.320 <b>Darren Hall, R</b> (9, 1) G6-3 3B 1B	1-2 G6-3 3B 1B		1-2 G4-3		0-0 L3		0-3 K			4	1	1	0	0	1	0
<b>Greg Gagne, R</b> OBP: 0.297, SLG: 0.381 (1, 6) G6-3	1-0 G6-3 1-2		1-1 F8		1-0 F8		0-0 F8			4	0	0	0	0	0	1
<b>Wilton Guerrero, S</b> OBP: 0.302, SLG: 0.411 (1, 4) G1-3 3B	1-2 G1-3 3B 2-H		2-2 G1-3		1-0 F7					3	0	1	1	0	0	0
<b>Hideo Nomo, R</b> OBP: 0.194, SLG: 0.333 <b>Roger Cedeno, S</b> OBP: 0.260, SLG: 0.231 (9, 8) K	1-3 K		1-2 G1-3		0-0 2B					3	0	1	0	0	1	1

Inning Stats	R	H	E	K	S	IP	WLS	BF	H	R	ER	SO	BB	IBB	HBP	BLK	WP	HR	S	P	ERA	WHIP
<b>Kevin Ritz, R</b> ERA: 6.19 (1, 1)	5	5	1	19	29	6.1	L	29	8	5	3	2	1	0	0	0	0	2	52	80	4.26	1.421
<b>Jerry Dipoto, R</b> ERA: 5.95 (7, 1)	0	0	0	0	0	1.2		5	0	0	0	2	0	0	0	0	0	0	12	18	0.00	0.000

**BOTTOM**

**Colorado Rockies @ Los Angeles Dodgers**  
Dodger Stadium, Los Angeles, CA

Mon Jun 23 1997, 7:05 PM PDT  
Att: 31,076 - Unknown - 73 F

AB	32
R	5
H	8
RBI	5
BB	1
SO	4
LOB	11

livebaseballscorecards.com



1B	4	SF	1	WP	0	PA	34
2B	1	SAC	0	PB	0		
3B	1	DP	0	SB	1		
HR	2	HBP	0	CS	0		

Batter	1	2	3	4	5	6	7	8	9	AB R H RBI BB SO LOB	TOP											
Eric Young Sr., R OBP: 0.373, SLG: 0.431 (1, 4)	1-2 F8	1-1 B5-3		0-0 G6-3		3-2 F8		2-1 G4-3		5 0 0 0 0 0 1												
Walt Weiss, S OBP: 0.364, SLG: 0.359 (1, 6)	4-2 HR BB		0-0 B1-3	1-0 BB HBP 1B		0-1 F7		0-1 F8		4 1 1 0 1 0 0												
Larry Walker, L OBP: 0.508, SLG: 0.767 (1, 9)	0-0 HR		4-1 2B BB	1-0 BB HBP		4-2 FC6-4 BB			1-3 K	2 2 1 2 2 1 0												
Andres Galarraga, R OBP: 0.414, SLG: 0.619 (1, 3)	3-2 2B HBP		2-3 K	4-2 BB		0-0 FC6-4			2-3 K	3 1 0 1 1 2 2												
Ellis Burks, R OBP: 0.336, SLG: 0.527 (1, 8) (9, 7)	0-1 2B		1-0 1B 2B	1-0 F9			0-0 1B		0-1 P3	5 1 3 2 0 0 3												
Dante Bichette, R OBP: 0.334, SLG: 0.458 Quinton McCracken, S OBP: 0.365, SLG: 0.392 (1, 7) (9, 8)	0-2 G4-3		1-0 WP 1B	2-0 F9			0-0 L8			4 0 1 1 0 0 2 0 0 0 0 0 0 0												
Vinny Castilla, R OBP: 0.356, SLG: 0.544 (1, 5)	1-3 K		1-3 K	0-3 K			0-1 F9			4 0 0 0 0 3 3												
Kirt Manwaring, R OBP: 0.337, SLG: 0.328 (1, 2)		0-0 G5-3		3-2 1B SH2-3 BB 1B			0-3 K			3 1 1 0 1 1 1												
Darren Holmes, R OBP: 0.167, SLG: 0.417 Curt Leskanic, R (9, 1)		1-3 K		0-0 SH2-3			1-3 K		3-3 K	3 0 0 0 0 3 1 0 0 0 0 0 0 0												
<b>Inning Stats</b>	R: 3 E: 0 K: 1 S: 19	H: 2 LOB: 1 BB: 1 P: 28	R: 0 E: 0 K: 1 S: 6	H: 0 LOB: 0 BB: 0 P: 8	R: 2 E: 0 K: 2 S: 10	H: 2 LOB: 1 BB: 1 P: 19	R: 1 E: 0 K: 0 S: 10	H: 2 LOB: 3 BB: 1 P: 20	R: 0 E: 0 K: 2 S: 9	H: 0 LOB: 1 BB: 1 P: 16	R: 0 E: 0 K: 0 S: 8	H: 0 LOB: 1 BB: 1 P: 15	R: 0 E: 0 K: 1 S: 7	H: 1 LOB: 1 BB: 0 P: 7	R: 0 E: 0 K: 1 S: 7	H: 0 LOB: 0 BB: 0 P: 12	R: 0 E: 0 K: 2 S: 8	H: 0 LOB: 0 BB: 0 P: 11	1B: 4 2B: 2 3B: 0 HR: 1	SF: 0 SAC: 1 DP: 0 HBP: 2	WP: 1 PB: 0 SB: 0 CS: 0	PA: 41
<b>PITCHER</b>	IP WLS BF H R ER SO BB IBB HBP BLK WP HR S P ERA WHIP																				<b>PITCHER</b>	IP WLS BF H R ER SO BB IBB HBP BLK WP HR S P ERA WHIP
Pedro Astacio, R ERA: 4.21 (1, 1)	3.2 L 22 6 6 6 4 3 0 2 0 1 1 44 73 14.73 2.455																					
Mike Harkey, R ERA: (4, 1)	3.1 13 1 0 0 3 2 0 0 0 0 0 0 25 40 0.00 0.900																					
Scott Radinsky, L ERA: 2.9 (8, 1)	1.0 3 0 0 0 1 0 0 0 0 0 0 0 7 12 0.00 0.000																					
Antonio Osuna, R ERA: 3.05 (9, 1)	1.0 3 0 0 0 2 0 0 0 0 0 0 0 8 11 0.00 0.000																					

Colorado Rockies @ Los Angeles Dodgers  
Dodger Stadium, Los Angeles, CA

Tue Jun 24 1997, 7:05 PM PDT  
Att. 45,194 - Unknown - 76 F

AB	33
R	6
H	7
RBI	6
BB	5
SO	10
LOB	13



Batter	1	2	3	4	5	6	7	8	9	AB R H RBI BB SO LOB
<b>Brett Butler, L</b> (1, 8) OBP: 0.413, SLG: 0.353	1-1 G6-3 S 1B		1-0 SH1-3 2-3		1-3 K 2			2-2 P5 SAFE		3 1 1 0 0 1 2
<b>Todd Zelle, R</b> (1, 5) OBP: 0.319, SLG: 0.421	3-2 G6-3 SAFE 1-3		2-2 SF9 3-H		2-2 P6 3			3-2 P6 SAFE		3 0 0 1 0 0 3
<b>Mike Piazza, R</b> (1, 2) OBP: 0.429, SLG: 0.558	3-0 FC5-4 3-H 1B		0-0 1B			0-2 G5-3		2-3 K SAFE		4 0 2 1 0 1 1
<b>Eric Karros, R</b> (1, 3) OBP: 0.331, SLG: 0.450	1-1 F9 2		2-3 K 3			3-1 G4-3 2			1-1 G4-3 1	4 0 0 0 0 1 2
<b>Raul Mondesi, R</b> (1, 9) OBP: 0.341, SLG: 0.520	1-1 FC5-4 1-2f 3			1-2 F7 1		0-3 K 3			2-1 E6 1B 2	4 0 1 0 0 1 1
<b>Karim Garcia, L</b> (1, 7) OBP: 0.303, SLG: 0.286		4-2 G5-4-3 BB		1-3 K 2		0-0 L3 1			3-3 K 2	3 0 0 0 1 2 1
<b>Greg Gagne, R</b> (1, 6) OBP: 0.293, SLG: 0.375		0-1 G5-4-3 1-2f 2		0-3 K 3		2-3 K 2			1-1 G5-3 3	4 0 0 0 0 2 2
<b>Wilton Guerrero, S</b> (1, 4) OBP: 0.302, SLG: 0.410		0-0 B1-3 3			0-1 SH1-4 1B 1		1-0 G3 3			3 0 1 0 0 0 0
<b>Pedro Astacio, R</b> (1, 1) OBP: 0.208, SLG: 0.250			0-0 SH1-3 SF9 2B		1-0 SH1-4 1-2			4-0 BB		1 1 1 0 0 0 0
<b>Mike Harkey, R</b> (4, 1)										0 0 0 0 0 0 0
<b>Scott Radinsky, L</b> (8, 1)										0 0 0 0 0 0 0
<b>Roger Cedeño, S</b> (8, PH) OBP: 0.270, SLG: 0.231										0 0 0 0 1 0 0
<b>Antonio Osuna, R</b> (9, 1)										0 0 0 0 0 0 0

Inning Stats	R: 1 E: 0 K: 0 S: 11	H: 2 LOB: 1 BB: 0 P: 20	R: 0 E: 0 K: 0 S: 6	H: 0 LOB: 0 BB: 1 P: 10	R: 1 E: 0 K: 1 S: 11	H: 2 LOB: 1 BB: 0 P: 16	R: 0 E: 0 K: 2 S: 9	H: 0 LOB: 0 BB: 0 P: 11	R: 0 E: 0 K: 1 S: 10	H: 1 LOB: 1 BB: 0 P: 14	R: 0 E: 0 K: 1 S: 8	H: 0 LOB: 0 BB: 0 P: 11	R: 0 E: 0 K: 1 S: 5	H: 0 LOB: 0 BB: 0 P: 8	R: 0 E: 0 K: 1 S: 9	H: 0 LOB: 1 BB: 1 P: 20	R: 0 E: 1 K: 1 S: 9	H: 1 LOB: 1 BB: 0 P: 16	1B: 5 2B: 1 3B: 0 HR: 0	SF: 1 SAC: 2 DP: 1 HBP: 0	WP: 0 PB: 0 SB: 1 CS: 0	PA: 34
--------------	-------------------------------	----------------------------------	------------------------------	----------------------------------	-------------------------------	----------------------------------	------------------------------	----------------------------------	-------------------------------	----------------------------------	------------------------------	----------------------------------	------------------------------	---------------------------------	------------------------------	----------------------------------	------------------------------	----------------------------------	----------------------------------	------------------------------------	----------------------------------	--------

PITCHER	IP	WLS	BF	H	R	ER	SO	BB	IBB	HBP	BLK	WP	HR	S	P	ERA	WHIP
<b>Darren Holmes, R</b> (1, 1) ERA: 3.91	8.0	W	30	5	2	2	7	2	0	0	0	0	0	69	110	2.25	0.875
<b>Curt Leskanic, R</b> (9, 1) ERA: 3.94	1.0		4	1	0	0	1	0	0	0	0	0	0	9	16	0.00	1.000


**BOTTOM**

**Colorado Rockies @ Los Angeles Dodgers**  
Dodger Stadium, Los Angeles, CA

Tue Jun 24 1997, 7:05 PM PDT  
Att: 45,194 - Unknown - 76 F

<b>AB</b>	<b>29</b>
<b>R</b>	<b>2</b>
<b>H</b>	<b>6</b>
<b>RBI</b>	<b>2</b>
<b>BB</b>	<b>2</b>
<b>SO</b>	<b>8</b>
<b>LOB</b>	<b>12</b>

[livebaseballscores.com](http://livebaseballscores.com)



Batter	1	2	3	4	5	6	7	8	9	AB R H RBI BB SO LOB	TOP									
Eric Young Sr. R (1, 4) OBP: 0.371, SLG: 0.429	0-0 G4-3		0-0 F9			0-0 F7			0-0 S 1B	4 0 1 0 0 0 0	<b>Colorado Rockies @ Los Angeles Dodgers</b> Dodger Stadium, Los Angeles, CA Wed Jun 25 1997, 7:05 PM PDT Att. 30,963 - Unknown - 70 F									
Neff Perez, S (1, 5) OBP: 0.182, SLG: 0.545	0-0 G3			0-3 K			0-0 P3	0-0 F9	4 0 0 0 0 1 1											
Larry Walker, L (1, 9) OBP: 0.505, SLG: 0.763	0-3 K			0-3 K			0-0 2B	0-3 K	4 0 1 0 0 3 1											
Andres Galarraga, R (1, 3) OBP: 0.412, SLG: 0.612		0-0 F9		0-0 F9			0-3 K	4-0 1-2 BB	3 0 0 0 1 1 1											
Ellis Burks, R (1, 8) OBP: 0.331, SLG: 0.519		0-0 F7			0-0 G1-3		0-0 F9	0-3 K	4 0 0 0 0 1 3											
Dante Bichette, R (1, 7) OBP: 0.334, SLG: 0.460		0-0 2B			0-0 P4			0-0 F8	3 0 1 0 0 0 0											
Jeff Reed, L (1, 2) OBP: 0.372, SLG: 0.527		0-3 K			0-0 F8			0-0 FC6-4 1B	3 0 1 0 0 1 1											
Walt Weiss, S (1, 6) OBP: 0.359, SLG: 0.354			0-0 G4-3			0-3 K		0-0 FC6-4 1-2	3 0 0 0 0 1 1											
John Burke, S (1, 1) OBP: 0.143, SLG: 0.143			0-0 G4-3			0-3 K		0-3 K	2 0 0 0 0 1 0											
Mike DeJean, R (6, 1) OBP: 0.500, SLG: 1.000									0 0 0 0 0 0 0											
John Vander Wal, L (8, PH) OBP: 0.274, SLG: 0.200									1 0 0 0 0 1 1											
Jerry Dipoto, R (8, 1) OBP: 0.143, SLG: 0.143									0 0 0 0 0 0 0											
<b>Inning Stats</b>	R: 0 E: 0 K: 1 S: 5	H: 0 LOB: 0 BB: 0 P: 5	R: 0 E: 0 K: 1 S: 6	H: 1 LOB: 1 BB: 0 P: 6	R: 0 E: 0 K: 0 S: 3	H: 0 LOB: 0 BB: 0 P: 3	R: 0 E: 0 K: 2 S: 7	H: 0 LOB: 0 BB: 0 P: 7	R: 0 E: 0 K: 0 S: 3	H: 0 LOB: 0 BB: 0 P: 3	R: 0 E: 0 K: 1 S: 6	H: 1 LOB: 1 BB: 0 P: 6	R: 0 E: 0 K: 1 S: 6	H: 1 LOB: 1 BB: 0 P: 6	R: 0 E: 0 K: 2 S: 8	H: 1 LOB: 2 BB: 1 P: 12	1B: 2 2B: 2 3B: 0 HR: 0	SF: 0 SAC: 0 DP: 0 HBP: 0	WP: 0 PB: 0 SB: 1 CS: 0	PA: 32
<b>PITCHER</b>	IP WLS BF H R ER SO BB IBB HBP BLK WP HR S P ERA WHIP																			
Ismael Valdez, R (1, 1) ERA: 3.18	8.1 W 29 4 0 0 8 0 0 0 0 0 0 0 45 45 0.00 0.480																			
Scott Radinsky, L (9, 1) ERA: 2.87	0.1 1 0 0 0 1 0 0 0 0 0 0 0 3 3 0.00 0.000																			
37 Darren Dreifort, R (9, 1) ERA: 2.6	0.0 1 0 0 0 0 1 0 0 0 0 0 0 0 4 ∞ ∞																			
Darren Hall, R (9, 1) ERA: 2.0	0.1 S 1 0 0 0 1 0 0 0 0 0 0 0 3 3 0.00 0.000																			

livebaseballscorecards.com

AB	31
R	0
H	4
RBI	0
BB	1
SO	10
LOB	9





Batter	1	2	3	4	5	6	7	8	9	AB	R	H	RBI	BB	SO	LOB
<b>Brett Butler, L</b> OBP: 0.410, SLG: 0.346 (1, 8) BB (8, 7) B	4-0 F9 S HR BB	0-0 G5-3			0-0 FC4-5 E S		0-0 G5-3			3	1	0	0	1	0	2
<b>Todd Zelle, R</b> OBP: 0.315, SLG: 0.415 (1, 5) X	0-0 F9 1-3		0-0 F7		0-0 G6-3 1-3		0-0 G6-3			4	0	0	0	0	0	2
<b>Mike Piazza, R</b> OBP: 0.433, SLG: 0.571 (1, 2) X	0-0 HR 3-H		0-0 WP 1B		4-0 BB		0-0 G1-3			3	1	2	2	1	0	0
<b>Eric Karros, R</b> OBP: 0.330, SLG: 0.448 (1, 3) X	0-0 L8		0-3 K 1-2		0-0 F8			0-0 G4-3 G2-3 1B		4	0	1	0	0	1	3
<b>Raul Mondesi, R</b> OBP: 0.343, SLG: 0.523 (1, 9) X	0-0 2B		0-3 K		0-0 FC6-4 S 1B			0-0 G2-3 1-2		4	0	2	0	0	1	2
<b>Karim Garcia, L</b> OBP: 0.278, SLG: 0.258 <b>Roger Cedeno, S</b> OBP: 0.267, SLG: 0.227 (1, 7) S (8, 8) S	0-3 K		0-0 F9		0-0 F8			0-0 G4-3 2-3		3	0	0	0	0	1	2
<b>Greg Gagne, R</b> OBP: 0.296, SLG: 0.373 (1, 6) X		0-0 L7		0-0 G5-3		4-0 FC6-4 BB		4-0 FC4 BB		2	0	0	0	2	0	0
<b>Wilton Guerrero, S</b> OBP: 0.301, SLG: 0.412 <b>37 Darren Dreifort, R</b> (9, 1) <b>Darren Hall, R</b> (9, 1)		0-0 2B		0-0 F7		0-0 FC6-4 FC4-6 1-2f 2-3		0-0 FC4 1-2f		4	0	1	0	0	0	4
<b>Ismael Valdez, R</b> OBP: 0.097, SLG: 0.034 <b>Scott Radinsky, L</b> (9, 1) <b>Tripp Cromer, R</b> OBP: 0.556, SLG: 0.571 (9, 4)		0-0 F9			0-0 E5 FC4-5 1B		0-0 FC4-6 1-2f			0	0	0	0	0	0	0

Inning Stats	R: 2	H: 2	E: 0	K: 1	S: 7	LOB: 1	BB: 1	P: 11	R: 0	H: 1	E: 0	K: 0	S: 4	LOB: 1	BB: 0	P: 4	R: 0	H: 1	E: 0	K: 2	S: 8	LOB: 1	BB: 0	P: 8	R: 0	H: 0	E: 0	K: 0	S: 3	LOB: 0	BB: 0	P: 3	R: 0	H: 1	E: 1	K: 0	S: 4	LOB: 2	BB: 1	P: 8	R: 0	H: 0	E: 0	K: 0	S: 3	LOB: 0	BB: 0	P: 3	R: 0	H: 1	E: 0	K: 0	S: 4	LOB: 2	BB: 1	P: 8
--------------	------	------	------	------	------	--------	-------	-------	------	------	------	------	------	--------	-------	------	------	------	------	------	------	--------	-------	------	------	------	------	------	------	--------	-------	------	------	------	------	------	------	--------	-------	------	------	------	------	------	------	--------	-------	------	------	------	------	------	------	--------	-------	------

PITCHER	IP	WLS	BF	H	R	ER	SO	BB	IBB	HBP	BLK	WP	HR	S	P	ERA	WHIP
<b>John Burke, R</b> ERA: 5.6 (1, 1)	5.1	L	25	6	2	2	3	3	0	0	0	1	1	28	40	3.38	1.688
<b>Mike DeJean, R</b> ERA: 3.98 (6, 1)	1.2		5	0	0	0	0	0	0	0	0	0	0	5	5	0.00	0.000
<b>Jerry Dipoto, R</b> ERA: 5.82 (8, 1)	1.0		5	1	0	0	0	1	0	0	0	0	0	4	8	0.00	2.000

**BOTTOM**

**Colorado Rockies @ Los Angeles Dodgers**  
Dodger Stadium, Los Angeles, CA

Wed Jun 25 1997, 7:05 PM PDT  
Att: 30,963 - Unknown - 70 F

AB	31
R	2
H	7
RBI	2
BB	4
SO	3
LOB	19

livebaseballscorecards.com



1B	2B	3B	HR	SF	SAC	DP	HBP	WP	PA	ERA	WHIP
4	2	0	1	0	0	0	0	1	35		

San Diego Padres @ Los Angeles Dodgers  
 Dodger Stadium, Los Angeles, CA

Thu Jun 26 1997, 7:05 PM PDT  
 Att. 32,400 - Unknown - 74 F

AB	34
R	9
H	9
RBI	9
BB	9
SO	4
LOB	23



WP:	0	PA:	45
PB:	0		
SB:	3		
CS:	2		

Batter	1	2	3	4	5	6	7	8	9	AB	R	H	RBI	BB	SO	LOB
Rickey Henderson, R OBP: 0.448, SLG: 0.372 (1, 7)	P3		1B S 1B	1-2 BB			IHR 1B	S BB		3	2	2	0	2	0	0
Steve Finley, L OBP: 0.331, SLG: 0.512 (1, 8)	HR		1B BB FC4-6 1B	P3			IHR BB	L4		4	3	2	1	1	0	3
Tony Gwynn, L OBP: 0.438, SLG: 0.590 (1, 9)	G4-3 2B		FC4-6 1B FC4-6 BB				IHR	P5		4	2	2	4	1	0	1
Ken Caminiti, S OBP: 0.332, SLG: 0.391 (1, 5)	G4-3		FC4-6 1B				BB BB			3	0	1	1	2	0	1
Wally Joyner, L OBP: 0.396, SLG: 0.500 (1, 3)	BB		FC4-6 FC4-6				BB	F9		3	0	0	1	2	0	3
Quilvio Veras, S OBP: 0.321, SLG: 0.328 (1, 4)	G6-3		FC4-6 CS				K	FC6-4 1B		4	1	0	1	1	1	6
Chris Gomez, R OBP: 0.319, SLG: 0.343 (1, 6)			G6-3 CS				F9 K	1B		4	0	1	1	0	1	3
John Flaherty, R OBP: 0.277, SLG: 0.332 (1, 2)	L7		L7				F7 P4	G5-3		5	0	0	0	0	1	5
Sean Bergman, R OBP: 0.200, SLG: 0.300 (1, 1)			K				IHR 1B	G6-3		2	0	0	0	0	1	1
Greg Vaughn, R OBP: 0.298, SLG: 0.359 (7, PH)										1	1	1	0	0	0	0
Jim Bruske, R OBP: 0.250, SLG: 0.500 (7, 1)										1	0	0	0	0	0	0
Trevor Hoffman, R OBP: 0.500, SLG: 0.500 (8, 1)										0	0	0	0	0	0	0

Batter	1	2	3	4	5	6	7	8	9
Rickey Henderson, R OBP: 0.448, SLG: 0.372 (1, 7)	P3		1B S 1B	1-2 BB			IHR 1B	S BB	
Steve Finley, L OBP: 0.331, SLG: 0.512 (1, 8)	HR		1B BB FC4-6 1B	P3			IHR BB	L4	
Tony Gwynn, L OBP: 0.438, SLG: 0.590 (1, 9)	G4-3 2B		FC4-6 1B FC4-6 BB				IHR	P5	
Ken Caminiti, S OBP: 0.332, SLG: 0.391 (1, 5)	G4-3		FC4-6 1B				BB BB		
Wally Joyner, L OBP: 0.396, SLG: 0.500 (1, 3)	BB		FC4-6 FC4-6				BB	F9	
Quilvio Veras, S OBP: 0.321, SLG: 0.328 (1, 4)	G6-3		FC4-6 CS				K	FC6-4 1B	
Chris Gomez, R OBP: 0.319, SLG: 0.343 (1, 6)			G6-3 CS				F9 K	1B	
John Flaherty, R OBP: 0.277, SLG: 0.332 (1, 2)	L7		L7				F7 P4	G5-3	
Sean Bergman, R OBP: 0.200, SLG: 0.300 (1, 1)			K				IHR 1B	G6-3	
Greg Vaughn, R OBP: 0.298, SLG: 0.359 (7, PH)									
Jim Bruske, R OBP: 0.250, SLG: 0.500 (7, 1)									
Trevor Hoffman, R OBP: 0.500, SLG: 0.500 (8, 1)									

Inning Stats																																																									
R	H	E	K	S	R	H	E	K	S	R	H	E	K	S	R	H	E	K	S	R	H	E	K	S	R	H	E	K	S	R	H	E	K	S	R	H	E	K	S	1B	2B	3B	HR	SF	SAC	DP	HBP										
1	2	0	0	12	0	0	0	1	7	3	3	0	0	17	0	0	0	1	9	0	0	0	0	4	0	0	0	0	7	0	0	0	0	14	4	3	0	2	23	0	0	0	0	11	0	1	0	0	19	1	1	0	2	0	0	0	1
2	2	0	1	23	0	0	0	0	10	3	3	0	1	27	0	0	0	1	19	0	0	0	0	4	0	0	0	0	14	4	3	0	3	43	0	0	0	0	19	0	1	0	0	0	0	0	0										
3	2	0	1	23	0	0	0	0	10	3	3	0	1	27	0	0	0	1	19	0	0	0	0	4	0	0	0	0	14	4	3	0	3	43	0	0	0	0	19	0	1	0	0	0	0	0	0										
4	2	0	1	23	0	0	0	0	10	3	3	0	1	27	0	0	0	1	19	0	0	0	0	4	0	0	0	0	14	4	3	0	3	43	0	0	0	0	19	0	1	0	0	0	0	0	0										
5	2	0	1	23	0	0	0	0	10	3	3	0	1	27	0	0	0	1	19	0	0	0	0	4	0	0	0	0	14	4	3	0	3	43	0	0	0	0	19	0	1	0	0	0	0	0	0										
6	2	0	1	23	0	0	0	0	10	3	3	0	1	27	0	0	0	1	19	0	0	0	0	4	0	0	0	0	14	4	3	0	3	43	0	0	0	0	19	0	1	0	0	0	0	0	0										
7	2	0	1	23	0	0	0	0	10	3	3	0	1	27	0	0	0	1	19	0	0	0	0	4	0	0	0	0	14	4	3	0	3	43	0	0	0	0	19	0	1	0	0	0	0	0	0										
8	2	0	1	23	0	0	0	0	10	3	3	0	1	27	0	0	0	1	19	0	0	0	0	4	0	0	0	0	14	4	3	0	3	43	0	0	0	0	19	0	1	0	0	0	0	0	0										
9	2	0	1	23	0	0	0	0	10	3	3	0	1	27	0	0	0	1	19	0	0	0	0	4	0	0	0	0	14	4	3	0	3	43	0	0	0	0	19	0	1	0	0	0	0	0	0										

PITCHER																	
IP	WLS	BF	H	R	ER	SO	BB	IBB	HBP	BLK	WP	HR	S	P	ERA	WHIP	
Tom Candiotti, R (1, 1)	6.0		26	5	4	4	2	4	0	1	0	0	1	56	97	6.00	1.500
Mark Guthrie, L (7, 1)	0.0	L	5	3	4	4	0	2	0	0	0	0	8	17	∞	∞	
Antonio Osuna, R (7, 1)	2.0		8	0	0	0	2	2	0	0	0	0	26	45	0.00	1.000	
37 Darren Dreifort, R (9, 1)	1.0		5	1	1	1	0	1	0	0	0	0	12	23	9.00	2.000	

**BOTTOM**

**San Diego Padres @ Los Angeles Dodgers**  
 Dodger Stadium, Los Angeles, CA

livebaseballscores.com

**AB 37**  
**R 7**  
**H 11**  
**RBI 7**  
**BB 3**  
**SO 7**  
**LOB 15**



WP: 0 PA: 41  
 PB: 0  
 SB: 0  
 CS: 0

ERA WHIP

Thu Jun 26 1997, 7:05 PM PDT  
 Att: 32,400 - Unknown - 74 F

AB R H RBI BB SO LOB

3	1	0	0	1	0	
2	0	0	0	1	0	
5	2	2	0	0	1	0
4	2	2	2	1	1	0
4	1	2	3	1	0	0
5	0	1	0	0	0	4
4	0	1	0	0	0	3
4	1	2	1	0	0	2
1	0	0	0	1	0	0
0	0	0	0	1	0	0
0	0	0	0	0	0	0
0	0	0	0	0	0	0
1	0	0	0	0	1	2
0	0	0	0	0	0	0
2	0	0	0	0	1	2
1B: 6	SF: 1					
2B: 3	SAC: 0					
3B: 1	DP: 0					
HR: 1	HBP: 0					

Batter	1	2	3	4	5	6	7	8	9
<b>Brett Butler, L</b> (1, 7) OBP: 0.409, SLG: 0.346 <b>Billy Ashley, R</b> (7, 7) OBP: 0.269, SLG: 0.432	1-2 BB 1B 1B	2-3 K			2-1 L5		1-3 K		2-1 F8
<b>Wilton Guerrero, S</b> (1, 4) OBP: 0.303, SLG: 0.412	1-1 SAFE 1B BB 1B		0-3 K		1-2 F7		2-1 G4-3		2-2 HR 1B
<b>Mike Piazza, R</b> (1, 2) OBP: 0.436, SLG: 0.585	4-0 FC5 1B BB		2-1 G3		1-0 2B		1-3 K		0-2 HR
<b>Eric Karros, R</b> (1, 3) OBP: 0.334, SLG: 0.452	2-1 FC5 1B 1B		0-1 G5-3		2-1 2B			4-2 1B E BB	1-2 P6
<b>Raul Mondesi, R</b> (1, 9) OBP: 0.341, SLG: 0.521	1-1 FC5 1B			0-0 G4-3 2B	0-0 P6			1-0 F7	2-2 L6
<b>Greg Gagne, R</b> (1, 6) OBP: 0.295, SLG: 0.371	0-1 F8			0-0 P4		1-2 F9		3-2 E 1B	
<b>Roger Cedeno, S</b> (1, 8) OBP: 0.278, SLG: 0.271	1-1 1B			2-2 G4-3	2-2 SF8 3B	2-2		3-2 E6	
<b>Tripp Cramer, R</b> (1, 9) OBP: 0.545, SLG: 0.500 <b>Karim Garcia, L</b> (6, PH) OBP: 0.270, SLG: 0.258 <b>Mark Guthrie, R</b> (7, 1) <b>Antonio Osuna, R</b> (7, 1) <b>Nelson Lirio, S</b> (8, PH) OBP: 0.328, SLG: 0.423 <b>37 Darren Dreifort, R</b> (9, 1)		0-0 P5		4-2 BB	1-2 SF8	1-2 3-H		0-3 SAFE K	
<b>Tom Candiotti, R</b> (1, 1) <b>Todd Zeile, R</b> (6, PH) OBP: 0.313, SLG: 0.412		1-3 K		1-1 G1-3		2-3 K		1-2 SAFE G5-3	

Inning Stats	R	H	E	K	S	R	H	E	K	S	R	H	E	K	S	R	H	E	K	S	R	H	E	K	S	R	H	E	K	S	R	H	E	K	S				
	2	4	0	13		0	0	0	2		0	0	0	9		1	1	0	11		0	0	0	7		0	0	0	17		1	1	0	30		2	2	0	22

PITCHER	IP	WLS	BF	H	R	ER	SO	BB	IBB	HBP	BLK	WP	HR	S	P	ERA	WHIP
<b>Sean Bergman, R</b> (1, 1) ERA: 4.92	6.0		27	8	4	4	4	2	0	0	0	0	0	61	95	6.00	1.667
<b>Jim Bruske, R</b> (7, 1) ERA: 1.42	1.1		7	1	1	1	2	1	0	0	0	0	0	20	35	6.75	1.500
<b>Trevor Hoffman, R</b> (8, 1) ERA: 3.97	1.2	S	7	2	2	2	1	0	0	0	0	0	1	21	29	10.80	1.200

Batter	1	2	3	4	5	6	7	8	9	AB R H RBI BB SO LOB	TOP																								
Rickey Henderson, R OBP: 0.452, SLG: 0.376 (1, 7)	2-2 F9		2-0 FC4-8 1B		3-1 1B	2-3 K		4-0 2B BB		4 1 2 0 1 1 1																									
Steve Finley, L OBP: 0.332, SLG: 0.508 (1, 8)	4-2 BB		0-1 FC4-6 1-2f		0-0 L9		2-1 S 1B 1B	0-1 P4		4 0 1 0 1 0 5																									
Tony Gwynn, L OBP: 0.434, SLG: 0.587 (1, 9)	0-0 F8		1-1 G4-3		2-1 P5		0-0 F7	1-0 2B 1-H 2-H 3-H		5 0 1 3 0 0 4																									
Ken Caminiti, S OBP: 0.333, SLG: 0.388 (1, 5)	2-2 F8			3-2 P4		4-0 1B BB E BB	0-0 S 1B 1-2	0-0 F8		4 1 1 0 1 0 2																									
Wally Joyner, L OBP: 0.396, SLG: 0.500 (1, 3)		1-3 K		1-1 2B		4-0 E SF9 BB 1-2	2-0 P6	1-0 F8		4 1 1 0 1 1 2																									
Quilvio Veras, S OBP: 0.326, SLG: 0.335 (1, 4)		2-3 K		4-2 BB		0-0 E1 1B SH1-3 1-3 2-H 1B	1-1 G6-3 1-2 2-3	3-1 1B 2B		4 1 2 0 1 1 2																									
Chris Gomez, R OBP: 0.317, SLG: 0.341 (1, 6)		3-3 K		2-3 K		0-0 SF9		0-0 F7	2-1 G1-3 1B	4 0 1 1 0 2 2																									
John Flaherty, R OBP: 0.280, SLG: 0.338 (1, 2)			2-1 F9	0-0 F9		2-1 SH1-3 1B 2-3		3-2 BB 2B 2B	1-2 G1-3	5 1 2 0 0 0 4																									
Joey Hamilton, R OBP: 0.182, SLG: 0.455 (1, 1)			0-0 HR		2-3 K	1-2 SH1-3		4-2 2B BB	1-3 K	2 1 1 2 0 1 0 0 1 0 0 1 0 0 0 0 0 0 0 0 0 1 0 0 0 0 0 1 2 0 0 0 0 0 0 0 0 0 0 0 0 0 0 0 0																									
Mark Sweeney, L OBP: 0.314, SLG: 0.274 (8, PH)																																			
Tim Worrell, R OBP: 0.296, SLG: 0.200 (8, 1)																																			
Greg Vaughn, R OBP: 0.296, SLG: 0.357 (9, PH)																																			
Doug Bochler, R (9, 1)																																			
Trevor Hoffman, R OBP: 0.500, SLG: 0.500 (9, 1)																																			
<b>Inning Stats</b>	R: 0 E: 0 K: 0 S: 9	H: 0 LOB: 1 BB: 1 P: 17	R: 0 E: 0 K: 3 S: 14	H: 0 LOB: 0 BB: 0 P: 20	R: 1 E: 0 K: 0 S: 8	H: 2 LOB: 1 BB: 0 P: 13	R: 0 E: 0 K: 1 S: 13	H: 1 LOB: 2 BB: 1 P: 23	R: 0 E: 0 K: 1 S: 8	H: 1 LOB: 1 BB: 0 P: 15	R: 3 E: 1 K: 1 S: 10	H: 2 LOB: 1 BB: 2 P: 23	R: 0 E: 0 K: 0 S: 7	H: 2 LOB: 2 BB: 0 P: 12	R: 3 E: 0 K: 0 S: 14	H: 2 LOB: 1 BB: 2 P: 26	R: 0 E: 0 K: 1 S: 13	H: 2 LOB: 2 BB: 0 P: 21	1B: 7 2B: 4 3B: 0 HR: 1	SF: 1 SAC: 1 DP: 0 HBP: 0	WP: 0 PB: 0 SB: 2 CS: 0	PA: 45													
<b>PITCHER</b> Chan Ho Park, R ERA: 3.4 37 Darren Dreifort, R ERA: 2.84 Mark Guthrie, L ERA: 3.68 Todd Worrell, R ERA: 5.53 Scott Radinsky, L ERA: 2.81	IP 5.1 0.2 1.0 0.1 0.2	WLS L	BF 26 2 5 4 3	H 6 0 2 1 1	R 4 0 0 3 0	ER 4 0 0 3 0	SO 5 1 0 0 0	BB 4 0 0 2 0	IBB 0 0 0 0 0	HBP 0 0 0 0 0	BLK 0 0 0 0 0	WP 0 0 0 0 0	HR 1 0 0 0 0	S 56 6 7 10 4	P 102 9 12 21 5	ERA 6.75 0.00 0.00 81.00 0.00	WHIP 1.875 0.000 2.000 9.000 1.500	<b>PITCHER</b> Mike Harkey, R ERA: (9, 1)	IP 1.0	WLS	BF 5	H 2	R 0	ER 0	SO 1	BB 0	IBB 0	HBP 0	BLK 0	WP 0	HR 0	S 13	P 21	ERA 0.00	WHIP 2.000

San Diego Padres @ Los Angeles Dodgers  
Dodger Stadium, Los Angeles, CA  
Fri Jun 27 1997, 7:05 PM PDT  
Att. 39,011 - Unknown - 72 F

AB	37
R	7
H	12
RBI	6
BB	6
SO	7
LOB	24



Batter	1	2	3	4	5	6	7	8	9	AB	R	H	RBI	BB	SO	LOB
Wilton Guerrero, S OBP: 0.305, SLG: 0.416 (1, 4)	3-2 G4-3 1B		1-2 G6-3 1B		2-1 G5-3		0-0 G1-3		0-1 1B 2B	5	1	2	0	0	0	2
Roger Cedeno, S OBP: 0.274, SLG: 0.267 (1, 8)	0-0 F9 1B		3-1 G6-3 1-2		3-3 K			0-2 P5	0-1 P1	5	0	1	0	0	1	3
Mike Piazza, R OBP: 0.439, SLG: 0.597 (1, 2)	1-0 1-2 1B		1-2 G1-3			3-3 K		0-0 HR	2-2 BB 1B	5	1	3	3	0	1	1
Eric Karros, R OBP: 0.341, SLG: 0.461 Brett Butler, L OBP: 0.409, SLG: 0.346 (1, 3) (9, PR)	2-1 F9			0-0 1B 2B		4-2 G6-3 BB		0-2 2B	4-2 1-2 BB	3	0	2	0	2	0	2
Raul Mondesi, R OBP: 0.342, SLG: 0.517 (1, 9)	2-2 F9			0-0 E S HR 1B		1-2 G6-3 1-2f		4-0 BB	0-3 K	4	1	1	0	1	1	5
Todd Zeile, R OBP: 0.316, SLG: 0.423 (1, 5)		3-1 P5		3-1 SAFE 1-H HR			1-0 FC3-6 1B	2-3 K		4	1	2	2	0	1	2
Karim Garcia, L OBP: 0.244, SLG: 0.229 Mike Harkey, R (9, 1)		2-3 K		1-0 P5			0-0 FC3-6 FC4-6 1B 1-2f	1-2 G4-3		4	0	0	0	0	1	3
Greg Gagne, R OBP: 0.298, SLG: 0.371 (1, 6)		3-2 G5-3		0-1 G5-3			2-1 FC4-6 1-2 1B		4-1 2B 1B BB	3	1	1	0	1	0	0
Chan Ho Park, R OBP: 0.299, SLG: 0.380 37 Darren Dreifort, R Mark Guthrie, R Nelson Lirio, S OBP: 0.322, SLG: 0.415 Todd Worrell, R Scott Radinsky, L Billy Ashley, R OBP: 0.266, SLG: 0.427 (1, 1) (6, 1) (7, 1) (7, PH) (8, 1) (8, 1) (9, 7)			1-3 K		1-2 F8		1-1 FC4-6 1-2f 2-3		2-3 K	2	0	0	0	0	1	0

Inning Stats	R: 0	H: 2	E: 0	K: 0	S: 11	LOB: 2	BB: 0	P: 19	R: 0	H: 0	E: 0	K: 1	S: 8	LOB: 0	BB: 0	P: 16	R: 0	H: 1	E: 0	K: 1	S: 15	LOB: 1	BB: 0	P: 21	R: 2	H: 3	E: 0	K: 0	S: 7	LOB: 0	BB: 0	P: 11	R: 0	H: 0	E: 0	K: 1	S: 10	LOB: 0	BB: 0	P: 16	R: 0	H: 0	E: 0	K: 1	S: 11	LOB: 0	BB: 1	P: 19	R: 0	H: 2	E: 0	K: 0	S: 7	LOB: 2	BB: 0	P: 11	R: 1	H: 2	E: 0	K: 1	S: 20	LOB: 2	BB: 1	P: 27	R: 2	H: 2	E: 0	K: 2	S: 20	LOB: 2	BB: 2	P: 32	1B: 7	2B: 3	3B: 0	HR: 2	SF: 0	SAC: 0	DP: 1	HBP: 0	WP: 0	PA: 41
--------------	------	------	------	------	-------	--------	-------	-------	------	------	------	------	------	--------	-------	-------	------	------	------	------	-------	--------	-------	-------	------	------	------	------	------	--------	-------	-------	------	------	------	------	-------	--------	-------	-------	------	------	------	------	-------	--------	-------	-------	------	------	------	------	------	--------	-------	-------	------	------	------	------	-------	--------	-------	-------	------	------	------	------	-------	--------	-------	-------	-------	-------	-------	-------	-------	--------	-------	--------	-------	--------

PITCHER	IP	WLS	BF	H	R	ER	SO	BB	IBB	HBP	BLK	WP	HR	S	P	ERA	WHIP
Joey Hamilton, R ERA: 4.4 (1, 1)	7.0		28	8	2	2	4	1	0	0	0	0	1	69	113	2.57	1.286
Tim Worrell, R ERA: 5.35 (8, 1)	1.0		6	2	1	1	1	1	0	0	0	0	1	20	27	9.00	3.000
Doug Bochtler, R ERA: 4.95 (9, 1)	0.1		3	1	2	2	1	1	0	0	0	0	0	6	12	54.00	6.000
Trevor Hoffman, R ERA: 3.89 (9, 1)	0.2	S	4	1	0	0	1	1	0	0	0	0	0	14	20	0.00	3.000

BOTTOM

San Diego Padres @ Los Angeles Dodgers  
 Dodger Stadium, Los Angeles, CA  
 Fri Jun 27 1997, 7:05 PM PDT  
 Att: 39,011 - Unknown - 72 F

livebaseballscorecards.com

AB	37
R	5
H	12
RBI	5
BB	4
SO	7
LOB	21



Batter	1	2	3	4	5	6	7	8	9	AB	R	H	RBI	BB	SO	LOB	TOP							
Rickey Henderson, R OBP: 0.455, SLG: 0.386 (1, 7)	2-3 F8 1		1-1 F8 2		4-0 G4-3 BLK HR BB	3-2 HR 2B		1-2 FC3-6 1B		4	2	2	1	1	1	0								
Steve Finley, L OBP: 0.337, SLG: 0.532 (1, 8)	0-2 HR		0-0 1B		2-1 G4-3 1-3	1-1 HR		1-3 K		5	2	3	3	0	1	3								
Tony Gwynn, L OBP: 0.431, SLG: 0.591 Will Cunnane, R OBP: 0.417, SLG: 0.545 (1, 9) (8, 1)	1-0 F8 2		1-0 L4 3		0-0 HR	1-0 F8		0-0 FC3-6 1-2 2-3		5	1	1	2	0	0	3								
Ken Caminiti, S OBP: 0.327, SLG: 0.379 Jorge Velandia, R OBP: 0.500, SLG: 0.600 (1, 5) (9, 5)	1-3 K 3				1-1 G4-3 1	1-3 K 2		1-2 G4-3 3		5	0	0	0	0	3	2								
Wally Joyner, L OBP: 0.398, SLG: 0.498 Mark Sweeney, L OBP: 0.310, SLG: 0.270 (1, 3) (9, PH) (9, 3)					4-0 1B 2B BB	0-0 1B 1B		1-3 K 3		3	2	1	0	1	1	0								
Quilvio Veras, S OBP: 0.327, SLG: 0.336 (1, 4)					1-2 2B 1B	2-1 1B 1B		1-3 K 1		5	1	2	0	0	1	0								
Chris Gomez, R OBP: 0.322, SLG: 0.344 (1, 6)					0-2 K	0-0 1B		2-2 G4-3 2		4	0	2	1	0	1	2								
Carlos Hernandez, R OBP: 0.292, SLG: 0.365 (1, 2)					0-2 2B	0-0 G5-3 1-1 2-H		2-2 L6 3		5	0	1	2	0	1	4								
Pete Smith, R (1, 1)					1-3 K 1	1-3 K 3		3-1 FC3-6 1B 1B		2	0	0	0	0	2	1								
Greg Vaughn, R OBP: 0.300, SLG: 0.357 Rich Batchelor, R (6, PH) (6, 1)										0	1	0	0	1	0	0								
Chris Jones, R OBP: 0.313, SLG: 0.438 (8, PH) (8, 9)										0	0	0	0	0	0	0								
										1	0	1	0	0	0	0								
<b>Inning Stats</b>	R: 1 E: 0 K: 2 S: 10	H: 1 LOB: 0 BB: 0 P: 14	R: 0 E: 0 K: 0 S: 5	H: 0 LOB: 1 BB: 0 P: 9	R: 0 E: 0 K: 1 S: 7	H: 1 LOB: 1 BB: 0 P: 10	R: 2 E: 0 K: 2 S: 14	H: 2 LOB: 1 BB: 1 P: 21	R: 3 E: 0 K: 1 S: 11	H: 4 LOB: 2 BB: 1 P: 20	R: 3 E: 0 K: 1 S: 14	H: 2 LOB: 0 BB: 1 P: 25	R: 0 E: 0 K: 1 S: 10	H: 0 LOB: 0 BB: 0 P: 15	R: 0 E: 0 K: 2 S: 13	H: 2 LOB: 2 BB: 0 P: 20	R: 0 E: 0 K: 1 S: 9	H: 1 LOB: 1 BB: 0 P: 15	1B: 8 2B: 2 3B: 0 HR: 3	SF: 0 SAC: 0 DP: 0 HBP: 1	WP: 0 PB: 0 SB: 0 CS: 0	PA: 44		
<b>PITCHER</b>	IP WLS BF H R ER SO BB IBB HBP BLK WP HR S P ERA WHIP	IP WLS BF H R ER SO BB IBB HBP BLK WP HR S P ERA WHIP	IP WLS BF H R ER SO BB IBB HBP BLK WP HR S P ERA WHIP	IP WLS BF H R ER SO BB IBB HBP BLK WP HR S P ERA WHIP	IP WLS BF H R ER SO BB IBB HBP BLK WP HR S P ERA WHIP	IP WLS BF H R ER SO BB IBB HBP BLK WP HR S P ERA WHIP	IP WLS BF H R ER SO BB IBB HBP BLK WP HR S P ERA WHIP	IP WLS BF H R ER SO BB IBB HBP BLK WP HR S P ERA WHIP	IP WLS BF H R ER SO BB IBB HBP BLK WP HR S P ERA WHIP	IP WLS BF H R ER SO BB IBB HBP BLK WP HR S P ERA WHIP	IP WLS BF H R ER SO BB IBB HBP BLK WP HR S P ERA WHIP	IP WLS BF H R ER SO BB IBB HBP BLK WP HR S P ERA WHIP	IP WLS BF H R ER SO BB IBB HBP BLK WP HR S P ERA WHIP	IP WLS BF H R ER SO BB IBB HBP BLK WP HR S P ERA WHIP	IP WLS BF H R ER SO BB IBB HBP BLK WP HR S P ERA WHIP	IP WLS BF H R ER SO BB IBB HBP BLK WP HR S P ERA WHIP	IP WLS BF H R ER SO BB IBB HBP BLK WP HR S P ERA WHIP	IP WLS BF H R ER SO BB IBB HBP BLK WP HR S P ERA WHIP	IP WLS BF H R ER SO BB IBB HBP BLK WP HR S P ERA WHIP	IP WLS BF H R ER SO BB IBB HBP BLK WP HR S P ERA WHIP	IP WLS BF H R ER SO BB IBB HBP BLK WP HR S P ERA WHIP	IP WLS BF H R ER SO BB IBB HBP BLK WP HR S P ERA WHIP	IP WLS BF H R ER SO BB IBB HBP BLK WP HR S P ERA WHIP	IP WLS BF H R ER SO BB IBB HBP BLK WP HR S P ERA WHIP
Hideo Nomo, R ERA: 4.02 (1, 1)	4.2 L 25 8 6 6 6 2																							
Mike Harkey, R ERA: 4.76 (5, 1)	1.1 7 2 3 3 1 1 0																							
Mark Guthrie, L ERA: 3.58 (7, 1)	1.0 3 0 0 0 1 0 0																							
Darren Hall, R ERA: 1.86 (8, 1)	2.0 9 3 0 0 3 0 0																							

San Diego Padres @ Los Angeles Dodgers  
Dodger Stadium, Los Angeles, CA  
Sat Jun 28 1997, 3:33 AM PDT  
Att. 43,740 - Sunny - 77 F

AB	40
R	9
H	13
RBI	9
BB	3
SO	11
LOB	15



Batter	1	2	3	4	5	6	7	8	9	AB R H RBI BB SO LOB	BOTTOM
--------	---	---	---	---	---	---	---	---	---	----------------------	--------

<p><b>Wilton Guerrero, S</b> (1, 4) OBP: 0.307, SLG: 0.424</p>				<p>3-2 1B</p>	<p>3-2 2-H 1B</p>		<p>1-2 1-2f G3-6-3</p>		<p>0-1 1-2f FC5-4</p>	5 1 2 1 0 1 2	<p><b>San Diego Padres @ Los Angeles Dodgers</b> Dodger Stadium, Los Angeles, CA</p> <p>Sat Jun 28 1997, 3:33 AM PDT Att: 43,740 - Sunny - 77 F</p> <p>livebaseballscorecards.com</p> <p><b>AB 33</b> <b>R 3</b> <b>H 8</b> <b>RBI 3</b> <b>BB 4</b> <b>SO 6</b> <b>LOB 18</b></p>
<p><b>Roger Cedeno, S</b> (1, 8) OBP: 0.281, SLG: 0.266</p>	<p>1-0 G1-3</p>			<p>2-0 3-H 1B</p>	<p>2-2 1-2 G4-3</p>			<p>4-0 BB</p>	<p>2-1 F9</p>	4 0 1 1 1 0 2	
<p><b>Mike Piazza, R</b> (1, 2) OBP: 0.436, SLG: 0.592</p> <p><b>Darren Hall, R</b> (8, 1)</p>	<p>0-2 G1-3</p>			<p>0-1 1-2f FC5-4</p>		<p>1-0 E 1B</p>		<p>2-2 F8</p>		<p>4 1 1 0 0 0 2</p> <p>0 0 0 0 0 0 0</p>	
<p><b>Eric Karros, R</b> (1, 3) OBP: 0.343, SLG: 0.459</p> <p><b>Nelson Liriano, S</b> (9, 3) OBP: 0.322, SLG: 0.415</p>		<p>2-2 G4-3</p>		<p>4-0 1-2 FC4-6</p>		<p>2-0 1-3 E4</p>		<p>0-3 K</p>		<p>3 0 1 0 1 1 0</p> <p>0 0 0 0 0 0 0</p>	
<p><b>Raul Mondesi, R</b> (1, 9) OBP: 0.339, SLG: 0.512</p> <p><b>Billy Ashley, R</b> (8, 7) OBP: 0.283, SLG: 0.422</p>		<p>0-1 G5-3</p>		<p>0-2 P6</p>		<p>0-0 P6</p>		<p>2-3 K</p>		<p>3 0 0 0 0 0 4</p> <p>1 0 0 0 0 1 0</p>	
<p><b>Todd Zeile, R</b> (1, 5) OBP: 0.318, SLG: 0.425</p>		<p>3-3 K</p>		<p>2-2 1-2f FC4-6</p>		<p>0-2 1-2 3-H G4-3</p>		<p>2-2 1B</p>		4 0 2 1 0 1 2	
<p><b>Karim Garcia, L</b> (1, 7) OBP: 0.244, SLG: 0.211</p>			<p>0-3 K</p>		<p>4-2 SH1-3</p>		<p>0-0 G4-3</p>		<p>0-0 L4</p>	<p>3 1 0 0 1 1 3</p>	
<p><b>Tripp Cramer, R</b> (1, 6) OBP: 0.400, SLG: 0.333</p>			<p>3-2 F7</p>		<p>1-1 P4</p>		<p>0-2 L1</p>		<p>2-2 G5-3</p>	4 0 0 0 0 0 3	
<p><b>Hideo Nomo, R</b> (1, 1) OBP: 0.189, SLG: 0.324</p> <p><b>Mike Harkey, R</b> (5, 1)</p> <p><b>Mark Guthrie, R</b> (7, 1)</p> <p><b>Brett Butler, L</b> (7, PH) OBP: 0.412, SLG: 0.346</p> <p><b>Tom Prince, R</b> (8, 2) OBP: 0.261, SLG: 0.220</p>			<p>1-2 K</p>		<p>0-0 SH1-3</p>		<p>4-2 G3-6-3</p>		<p>1-0 FC5-4</p>	<p>1 0 0 0 0 0 1 0</p> <p>0 0 0 0 0 0 0 0</p> <p>0 0 0 0 0 0 0 0</p> <p>0 0 0 0 1 0 0 0</p> <p>1 0 1 0 0 0 0 0</p>	

Inning Stats	R: 0 E: 0 K: 1 S: 7	H: 0 LOB: 0 BB: 0 P: 10	R: 0 E: 0 K: 1 S: 9	H: 0 LOB: 0 BB: 0 P: 14	R: 0 E: 0 K: 2 S: 10	H: 0 LOB: 0 BB: 0 P: 14	R: 1 E: 0 K: 0 S: 13	H: 2 LOB: 2 BB: 1 P: 24	R: 1 E: 0 K: 0 S: 13	H: 1 LOB: 1 BB: 1 P: 23	R: 1 E: 1 K: 0 S: 11	H: 3 LOB: 2 BB: 0 P: 14	R: 0 E: 0 K: 0 S: 9	H: 0 LOB: 1 BB: 2 P: 20	R: 0 E: 0 K: 2 S: 11	H: 1 LOB: 1 BB: 0 P: 15	R: 0 E: 0 K: 0 S: 9	H: 1 LOB: 1 BB: 0 P: 14	1B: 7 2B: 0 3B: 1 HR: 0	SF: 0 SAC: 1 DP: 1 HBP: 0	WP: 0 PB: 0 SB: 0 CS: 0	PA: 38
--------------	------------------------------	----------------------------------	------------------------------	----------------------------------	-------------------------------	----------------------------------	-------------------------------	----------------------------------	-------------------------------	----------------------------------	-------------------------------	----------------------------------	------------------------------	----------------------------------	-------------------------------	----------------------------------	------------------------------	----------------------------------	----------------------------------	------------------------------------	----------------------------------	--------

PITCHER	IP	WLS	BF	H	R	ER	SO	BB	IBB	HBP	BLK	WP	HR	S	P	ERA	WHIP
<b>Pete Smith, R</b> (1, 1) ERA: 4.91	5.0		20	3	2	2	4	2	0	0	1	0	0	52	85	3.60	1.000
<b>Rich Batchelor, R</b> (6, 1) ERA: 4.44	2.0		10	3	1	1	0	2	0	0	0	0	0	20	34	4.50	2.500
<b>Will Cunnane, R</b> (8, 1) ERA: 6.67	2.0		8	2	0	0	2	0	0	0	0	0	0	20	29	0.00	1.000

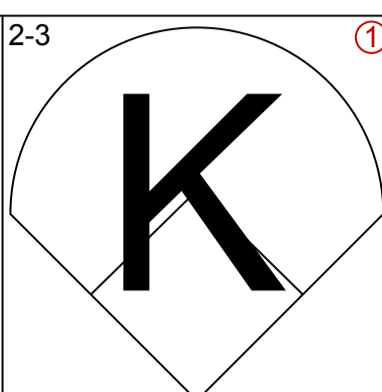
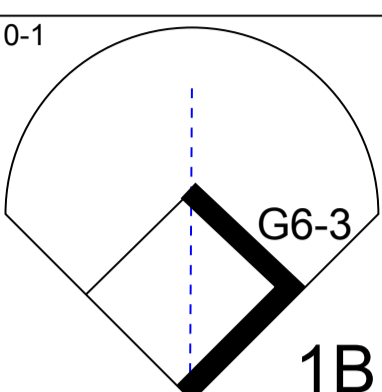
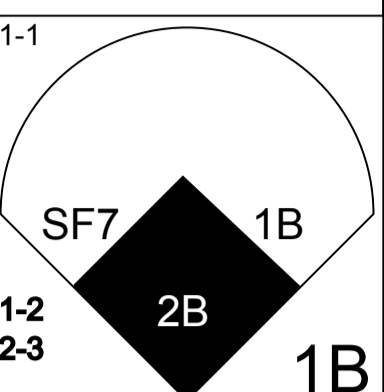
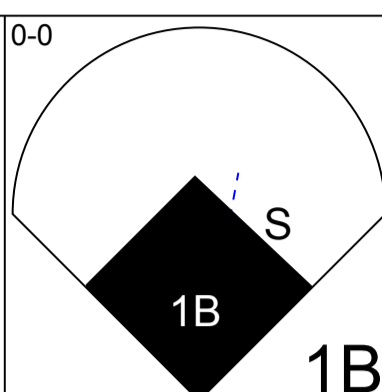
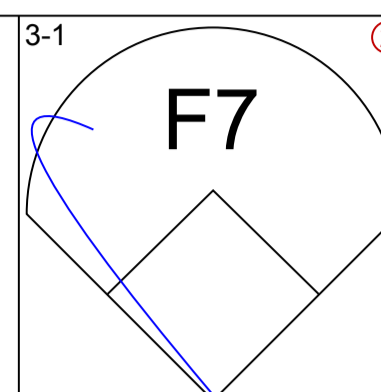
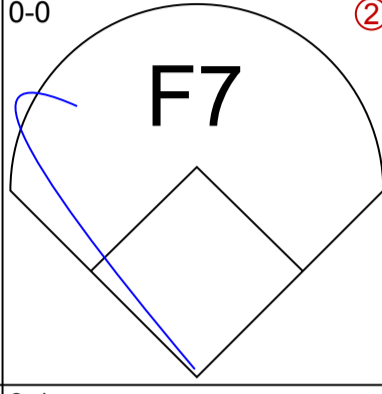
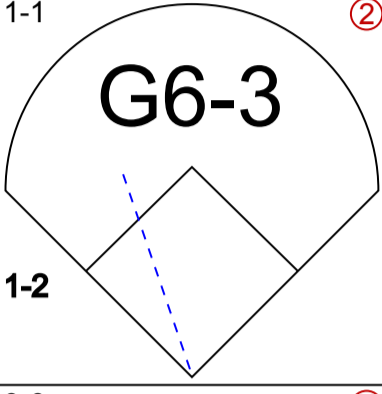
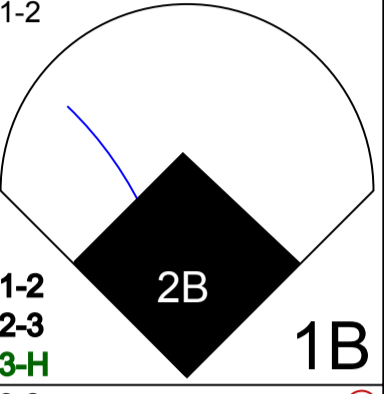
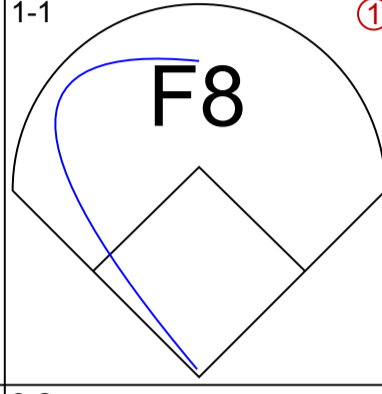
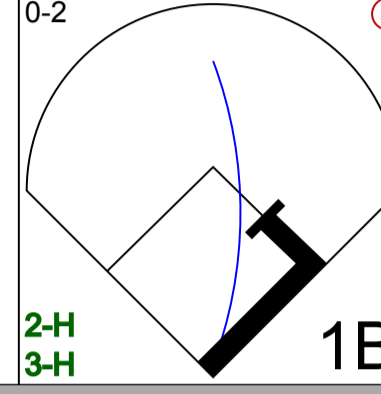
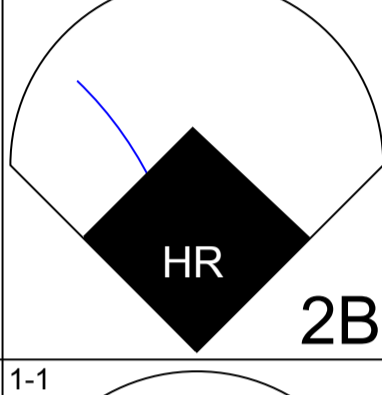
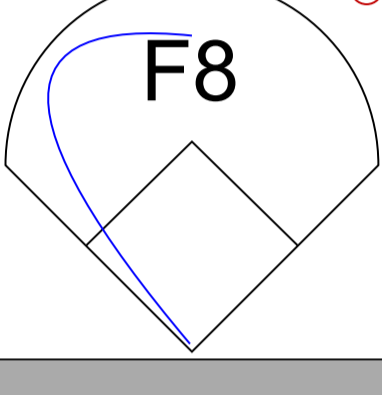
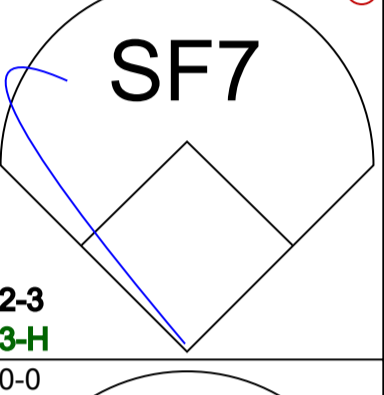
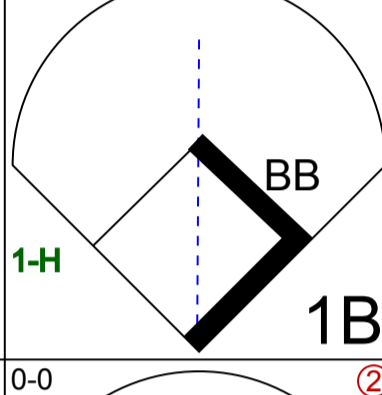
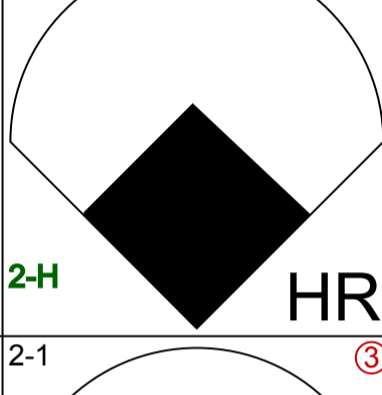
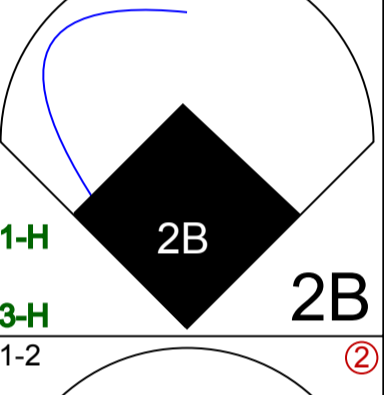
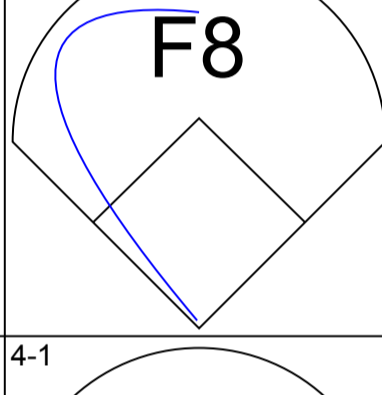
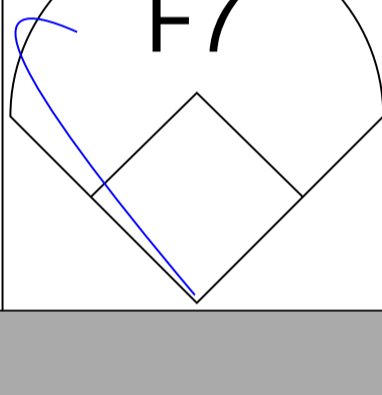
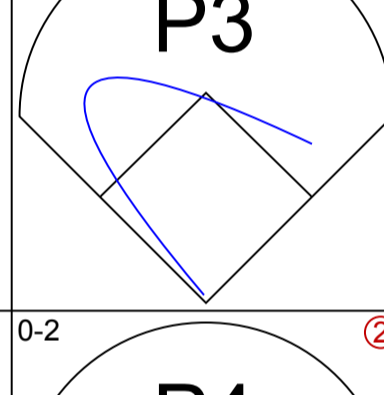
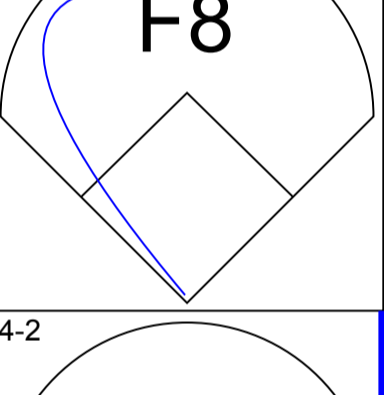
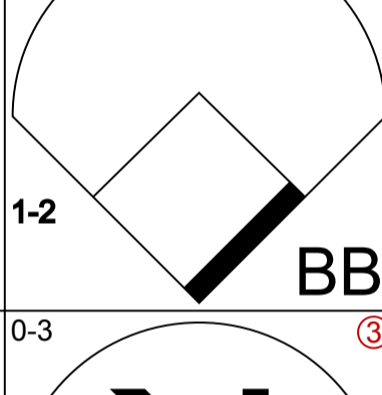

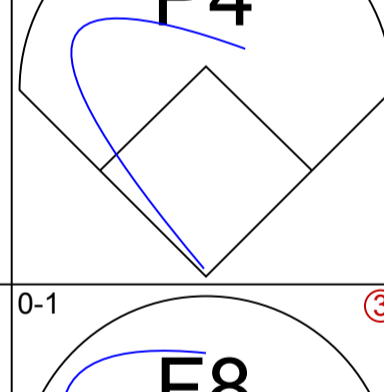
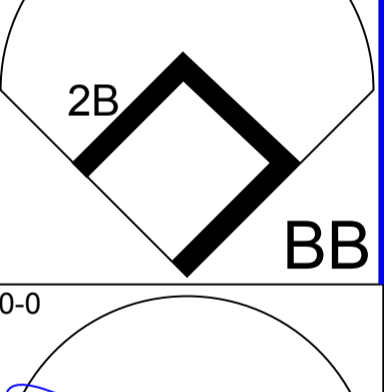

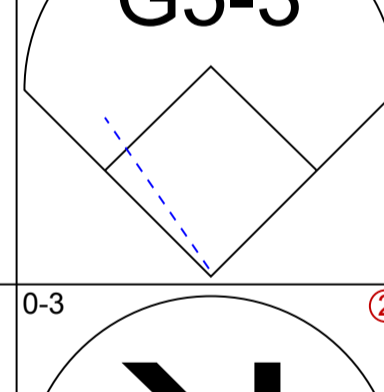
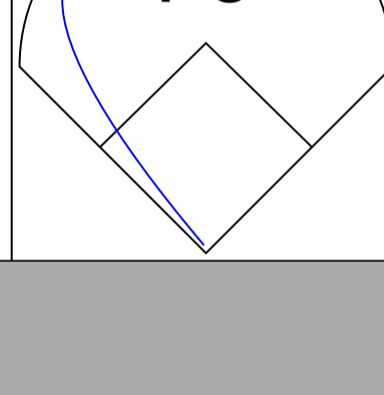
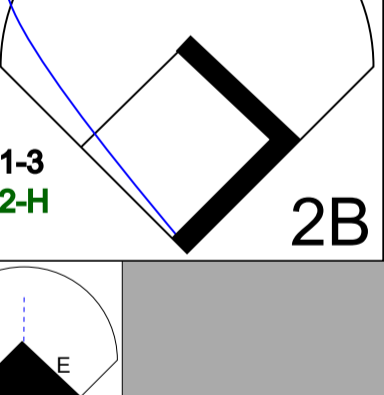


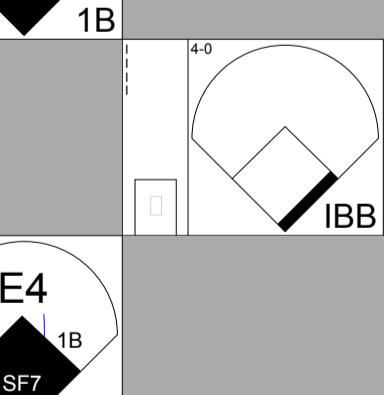

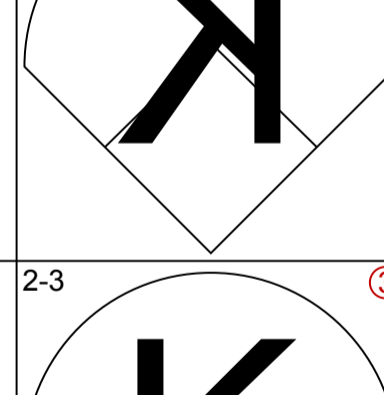

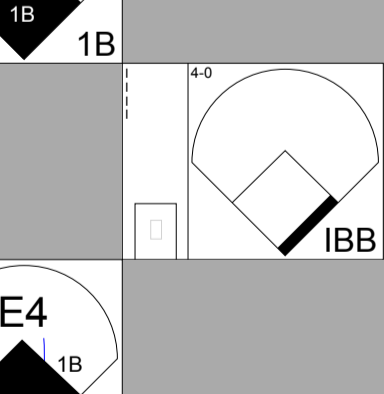

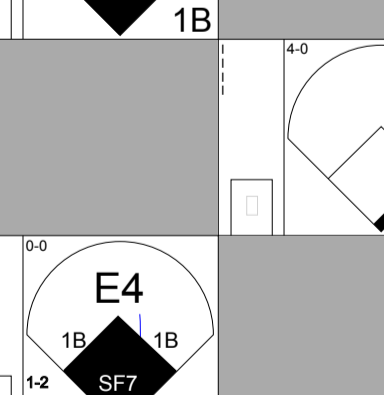
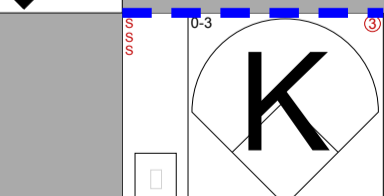
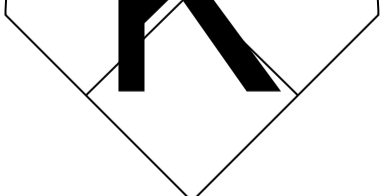
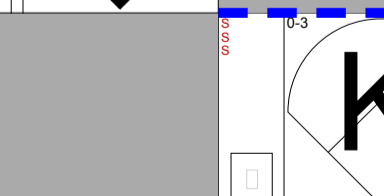
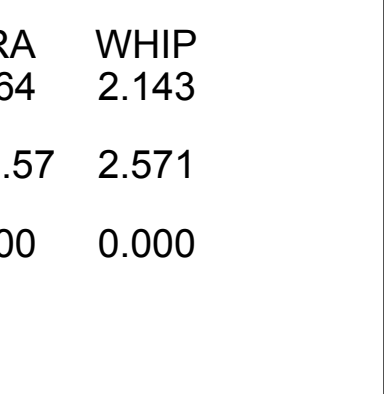
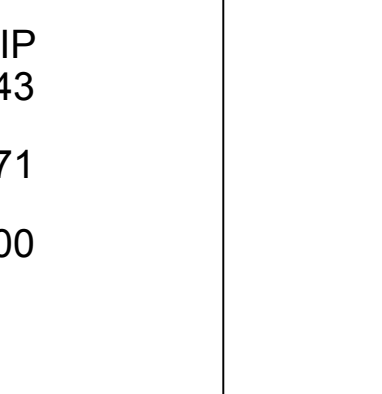
Batter	1	2	3	4	5	6	7	8	9	AB R H RBI BB SO LOB	TOP		
Rickey Henderson, R OBP: 0.451, SLG: 0.383 Doug Bochtler, R (8, 1)	2-2 BB 1B	1-2 SAFE CS	1-2 G4-3			2-2 F9		0-0 G6-4-3 1-2f		4 1 1 0 0 0 1 0 0 0 0 0 0 0			
Quilvio Veras, S OBP: 0.330, SLG: 0.336 (1, 4)	1-2 SAFE F8		4-1 G3-6-3 BB			2-1 G4-3		0-0 1B		3 0 1 0 1 0 1			
Steve Finley, L OBP: 0.337, SLG: 0.528 Chris Jones, R OBP: 0.310, SLG: 0.432 (1, 8) (6, 8)	4-1 1B 1-2 G6-3 BB		2-1 G3-6-3 1-2f			2-3 K		0-0 P6		2 1 0 0 1 1 1 1 0 0 0 0 0 1			
Wally Joyner, L OBP: 0.397, SLG: 0.495 Carlos Hernandez, R OBP: 0.303, SLG: 0.375 (1, 3) (7, 3)	1-1 G6-3 1-3 2-H 1B					0-1 G1-3		1-0 G1-3		3 0 1 1 0 0 0 1 1 1 0 0 0 0			
Greg Vaughn, R OBP: 0.294, SLG: 0.349 (1, 7)	1-1 G6-3 1-2 3-H					0-1 P2		0-3 K		4 0 0 1 0 1 2			
Chris Gomez, R OBP: 0.324, SLG: 0.353 (1, 6)	2-2 G5-3					1-0 G5-3		2-1 2B		4 1 2 1 0 0 1			
John Flaherty, R OBP: 0.279, SLG: 0.340 (1, 2)						0-1 F8		2-1 2B 2-H		4 0 1 1 0 0 1			
Jorge Velandia, R OBP: 0.300, SLG: 0.333 (1, 5)						0-2 F8		0-0 F9		4 0 0 0 0 2 2			
Danny Jackson, R OBP: 0.154, SLG: 0.083 Jim Bruske, R OBP: 0.250, SLG: 0.500 Mark Sweeney, L OBP: 0.318, SLG: 0.280 (1, 1) (5, 1) (8, PH) (8, 9)						2-2 L3		2-1 G6-3 1B		1 0 0 0 1 0 0 0 0 0 0 0 0 0 1 0 1 0 0 0 0			
<b>Inning Stats</b>	R: 2 H: 2 E: 0 LOB: 1 K: 0 BB: 1 S: 15 P: 26	R: 0 H: 0 E: 0 LOB: 0 K: 1 BB: 1 S: 10 P: 16	R: 0 H: 0 E: 0 LOB: 0 K: 0 BB: 1 S: 6 P: 13	R: 0 H: 0 E: 0 LOB: 0 K: 0 BB: 0 S: 5 P: 6	R: 0 H: 0 E: 0 LOB: 0 K: 0 BB: 0 S: 7 P: 10	R: 0 H: 0 E: 0 LOB: 0 K: 1 BB: 0 S: 9 P: 15	R: 1 H: 2 E: 0 LOB: 1 K: 1 BB: 0 S: 9 P: 14	R: 0 H: 2 E: 0 LOB: 1 K: 0 BB: 0 S: 5 P: 7	R: 1 H: 2 E: 0 LOB: 1 K: 1 BB: 0 S: 15 P: 15	1B: 5 SF: 0 2B: 3 SAC: 0 3B: 0 DP: 2 HR: 0 HBP: 0	WP: 0 PA: 36 PB: 0 SB: 0 CS: 1		
<b>PITCHER</b> Pedro Astacio, R ERA: 4.15 Todd Worrell, R ERA: 5.65 (1, 1) (9, 1)	IP WLS BF H R ER SO BB IBB HBP BLK WP HR S P ERA WHIP	8.0 W 30 6 3 3 3 3 0 0 0 0 0 0 66 107 3.38 1.125	1.0 5 2 1 1 1 0 0 0 0 0 0 0 15 15 9.00 2.000	<b>PITCHER</b> IP WLS BF H R ER SO BB IBB HBP BLK WP HR S P ERA WHIP									

San Diego Padres @ Los Angeles Dodgers  
 Dodger Stadium, Los Angeles, CA  
 Sun Jun 29 1997, 3:33 AM PDT  
 Att. 37,681 - Sunny - 77 F

AB	32
R	4
H	8
RBI	4
BB	3
SO	4
LOB	10





Batter	1	2	3	4	5	6	7	8	9	AB	R	H	RBI	BB	SO	LOB
<b>Brett Butler, L</b> OBP: 0.417, SLG: 0.354 (1, 8)										5	2	3	0	0	1	2
<b>Wilton Guerrero, S</b> OBP: 0.309, SLG: 0.423 (1, 4)										5	1	2	3	0	0	2
<b>Mike Piazza, R</b> OBP: 0.437, SLG: 0.596 (1, 2)										3	1	2	2	0	0	1
<b>Tom Prince, R</b> OBP: 0.255, SLG: 0.214 (8, 2)										1	0	0	0	0	1	0
<b>Eric Karros, R</b> OBP: 0.347, SLG: 0.473 (1, 3)										4	2	2	4	1	0	1
<b>Todd Zeile, R</b> OBP: 0.316, SLG: 0.419 (1, 5)										4	0	0	0	1	0	2
<b>Billy Ashley, R</b> OBP: 0.265, SLG: 0.413 (1, 7)										2	0	0	0	1	0	1
<b>Karim Garcia, L</b> OBP: 0.239, SLG: 0.205 (6, PH) (7, 7)										1	0	0	0	0	1	2
<b>Greg Gagne, R</b> OBP: 0.301, SLG: 0.376 (1, 6)										4	1	2	1	0	1	1
<b>Roger Cedeno, S</b> OBP: 0.301, SLG: 0.272 (1, 9)										2	2	1	0	2	1	0
<b>Pedro Astacio, R</b> OBP: 0.185, SLG: 0.222 (1, 1)										3	1	0	0	0	2	4
<b>Todd Worrell, R</b> (9, 1)										0	0	0	0	0	0	0

Inning Stats	R: 2	H: 2	E: 0	K: 1	S: 12	LOB: 0	BB: 0	P: 17	R: 0	H: 0	E: 0	K: 2	S: 7	LOB: 0	BB: 0	P: 10	R: 0	H: 1	E: 0	K: 1	S: 9	LOB: 1	BB: 0	P: 10	R: 0	H: 0	E: 0	K: 0	S: 10	LOB: 1	BB: 1	P: 14	R: 5	H: 5	E: 1	K: 1	S: 25	LOB: 3	BB: 2	P: 39	R: 1	H: 2	E: 0	K: 1	S: 11	LOB: 2	BB: 1	P: 19	R: 2	H: 2	E: 0	K: 0	S: 9	LOB: 1	BB: 1	P: 20	R: 0	H: 0	E: 0	K: 1	S: 13	LOB: 0	BB: 0	P: 22
<b>PITCHER</b>	IP	WLS	BF	H	R	ER	SO	BB	IBB	HBP	BLK	WP	HR	S	P	ERA	WHIP																																															
<b>Danny Jackson, L</b> ERA: 7.59 (1, 1)	4.2	L	26	8	7	5	4	2	1	0	0	0	0	60	87	9.64	2.143																																															
<b>Jim Bruske, R</b> ERA: 4.15 (5, 1)	2.1		12	4	3	3	2	2	0	0	0	0	0	23	42	11.57	2.571																																															
<b>Doug Bochtler, R</b> ERA: 4.82 (8, 1)	1.0		3	0	0	0	1	0	0	0	0	0	0	13	22	0.00	0.000																																															

**BOTTOM**

**San Diego Padres @ Los Angeles Dodgers**  
**Dodger Stadium, Los Angeles, CA**  
 Sun Jun 29 1997, 3:33 AM PDT  
 Att. 37,681 - Sunny - 77 F

<b>AB</b>	<b>34</b>
<b>R</b>	<b>10</b>
<b>H</b>	<b>12</b>
<b>RBI</b>	<b>10</b>
<b>BB</b>	<b>5</b>
<b>SO</b>	<b>7</b>
<b>LOB</b>	<b>16</b>



<b>WP:</b> 0	<b>PA:</b> 41
<b>PB:</b> 0	
<b>SB:</b> 1	
<b>CS:</b> 0	

WP	HR	S	P	ERA	WHIP
0	0	0	0	0.00	0.000

Batter	1	2	3	4	5	6	7	8	9	AB R H RBI BB SO LOB	TOP											
<b>Mark McLemore, S</b> (1, 4) OBP: 0.329, SLG: 0.287	4-2 BB G6-3			1-0 G3		1-1 G6-3 1B		1-0 G6-3		3 0 1 0 1 0 0												
<b>Ivan Rodriguez, R</b> (1, 2) OBP: 0.379, SLG: 0.535	1-2 SAFE SAFE G6-3			2-3 K		2-2 SAFE SAFE SAFE SAFE G6-3 1-2f		2-1 G6-3		4 0 0 0 0 1 2												
<b>29 Rusty Greer, L</b> (1, 7) OBP: 0.430, SLG: 0.539	2-0 G3-1			1-1 F8		3-2 L9			1-2 1B 2B	4 1 1 0 0 0 0												
<b>Juan Gonzalez, R</b> (1, 9) OBP: 0.317, SLG: 0.554			0-1 F9		0-1 2B 2B		0-0 F8		1-2 1B 2-H 1B	4 1 2 1 0 0 0												
<b>Will Clark, L</b> (1, 3) OBP: 0.421, SLG: 0.496			0-0 G1-3		0-0 F7		1-3 K		1-2 SAFE F7	4 0 0 0 0 1 2												
<b>Dean Palmer, R</b> (1, 5) OBP: 0.288, SLG: 0.373			0-1 F3		1-2 2-H 2B		0-1 1B 1B		2-3 K	4 0 2 1 0 1 1												
<b>Domingo Cedeno, S</b> (1, 6) OBP: 0.322, SLG: 0.440			0-0 F8		1-3 K		1-2 1B		2-2 1B	4 0 2 0 0 1 1												
<b>Damon Buford, R</b> (1, 8) OBP: 0.281, SLG: 0.318			2-2 G6-3		0-0 L8		3-3 K		3-2 G6-3	4 0 0 0 0 1 5												
<b>Bobby Witt, R</b> (1, 1) OBP: 0.333, SLG: 1.333			0-0 G4-3		0-0 HR				3-2 F9	3 1 1 1 0 0 0												
<b>John Wetteland, R</b> (9, 1)										0 0 0 0 0 0 0												
<b>Inning Stats</b>	R: 0 E: 0 K: 0 S: 9	H: 0 LOB: 0 BB: 1 P: 16	R: 0 E: 0 K: 0 S: 5	H: 0 LOB: 0 BB: 0 P: 5	R: 0 E: 0 K: 0 S: 6	H: 0 LOB: 0 BB: 0 P: 8	R: 0 E: 0 K: 1 S: 8	H: 0 LOB: 0 BB: 0 P: 12	R: 1 E: 0 K: 1 S: 10	H: 2 LOB: 1 BB: 0 P: 12	R: 1 E: 0 K: 0 S: 9	H: 2 LOB: 0 BB: 0 P: 15	R: 0 E: 0 K: 2 S: 12	H: 2 LOB: 2 BB: 0 P: 17	R: 0 E: 0 K: 0 S: 6	H: 0 LOB: 0 BB: 0 P: 12	R: 1 E: 0 K: 1 S: 23	H: 3 LOB: 2 BB: 0 P: 33	1B: 5 2B: 3 3B: 0 HR: 1	SF: 0 SAC: 0 DP: 1 HBP: 0	WP: 0 PB: 0 SB: 0 CS: 0	PA: 35
<b>PITCHER</b>	IP WLS BF H R ER SO BB IBB HBP BLK WP HR S P ERA WHIP																					
<b>Ismael Valdez, R</b> (1, 1) ERA: 3.11	8.0 L 29 6 2 2 4 1 0 0 0 0 0 1 65 97 2.25 0.875																					
<b>Scott Radinsky, L</b> (9, 1) ERA: 3.06	0.1 3 2 1 1 0 0 0 0 0 0 0 0 10 13 27.00 6.000																					
<b>Antonio Osuna, R</b> (9, 1) ERA: 2.7	0.2 3 1 0 0 0 1 0 0 0 0 0 0 13 20 0.00 1.500																					

Texas Rangers @ Los Angeles Dodgers  
Dodger Stadium, Los Angeles, CA

AB	34
R	3
H	9
RBI	3
BB	1
SO	5
LOB	11



Mon Jun 30 1997, 7:05 PM PDT  
Att. 31,721 - Unknown - 73 F

WP: 0	PA: 35
PB: 0	
SB: 0	
CS: 0	

Batter	1	2	3	4	5	6	7	8	9	AB	R	H	RBI	BB	SO	LOB	BOTTOM										
<b>Brett Butler, L</b> (1, 8) OBP: 0.413, SLG: 0.347	1-1 F7		4-2 BB		0-1 L3			2-1 F9		3	0	0	0	1	0	1	<b>Texas Rangers @ Los Angeles Dodgers</b> Dodger Stadium, Los Angeles, CA Mon Jun 30 1997, 7:05 PM PDT Att: 31,721 - Unknown - 73 F										
<b>Wilton Guerrero, S</b> (1, 4) OBP: 0.308, SLG: 0.420	1-0 L7		0-1 G3-6-3-4			1-0 L8		1-1 1B		4	0	1	0	0	0	1											
<b>Mike Piazza, R</b> (1, 2) OBP: 0.435, SLG: 0.602	1-2 G4-3			1-0 P3		2-2 HR		0-3 K		4	1	1	1	0	1	1											
<b>Eric Karros, R</b> (1, 3) OBP: 0.346, SLG: 0.470		3-1 F8		0-0 1B		0-2 F8		1-1 F8		4	0	1	0	0	0	0											
<b>Raul Mondesi, R</b> (1, 9) OBP: 0.340, SLG: 0.525		0-0 2B		0-2 FC6		0-0 G6-3		1-2 HR		4	1	2	1	0	0	1											
<b>Todd Zeile, R</b> (1, 5) OBP: 0.315, SLG: 0.414		4-2 BB		3-3 K		1-3 K		3-3 K		3	0	0	0	1	3	1											
<b>Todd Hollandsworth, L</b> (1, 7) OBP: 0.274, SLG: 0.318		2-2 K		0-1 G1-3		0-2 P3		0-3 K		4	0	0	0	0	2	2											
<b>Greg Gagne, R</b> (1, 6) OBP: 0.301, SLG: 0.379		0-0 FC5		2-2 2B		0-0 F9				3	0	1	0	0	0	2											
<b>Ismael Valdez, R</b> (1, 1) OBP: 0.091, SLG: 0.032			1-2 P3		0-1 G6-3			2-1 G4-3		2	0	0	0	0	0	1											
<b>Nelson Liriano, S</b> (8, PH) OBP: 0.317, SLG: 0.407										1	0	0	0	0	0	0											
<b>Scott Radinsky, L</b> (9, 1)										0	0	0	0	0	0	0											
<b>Antonio Osuna, R</b> (9, 1)										0	0	0	0	0	0	0											
<b>Inning Stats</b>	R: 0 E: 0 K: 0 S: 8	H: 0 LOB: 0 BB: 0 P: 11	R: 0 E: 0 K: 1 S: 11	H: 1 LOB: 2 BB: 1 P: 20	R: 0 E: 0 K: 0 S: 7	H: 0 LOB: 0 BB: 1 P: 12	R: 0 E: 0 K: 1 S: 8	H: 1 LOB: 1 BB: 0 P: 12	R: 0 E: 0 K: 1 S: 9	H: 1 LOB: 1 BB: 0 P: 11	R: 1 E: 0 K: 0 S: 8	H: 1 LOB: 0 BB: 0 P: 11	R: 0 E: 0 K: 1 S: 7	H: 0 LOB: 0 BB: 0 P: 8	R: 0 E: 0 K: 1 S: 9	H: 1 LOB: 1 BB: 0 P: 14	R: 1 E: 0 K: 2 S: 12	H: 1 LOB: 0 BB: 0 P: 17	1B: 2 2B: 2 3B: 0 HR: 2	SF: 0 SAC: 0 DP: 1 HBP: 0	WP: 0 PB: 0 SB: 1 CS: 0	PA: 34					
<b>PITCHER</b>	IP	WLS	BF	H	R	ER	SO	BB	IBB	HBP	BLK	WP	HR	S	P	ERA	WHIP										
<b>Bobby Witt, R</b> (1, 1) ERA: 3.8	8.0	W	30	5	1	1	4	2	0	0	0	0	1	67	99	1.12	0.875										
<b>John Wetteland, R</b> (9, 1) ERA: 2.73	1.0	S	4	1	1	1	2	0	0	0	0	0	1	12	17	9.00	1.000										

livebaseballscorecards.com

AB	32
R	2
H	6
RBI	2
BB	2
SO	6
LOB	10



Batter	1	2	3	4	5	6	7	8	9	AB R H RBI BB SO LOB	TOP
<b>Mark McLemore, S</b> (1, 4) OBP: 0.330, SLG: 0.290	2-2 G4-3		0-1 29 G4-3 1B	2-1 G4-3			1-0 G5-3		2-1 G3-1 1B	5 0 2 0 0 0 1	
<b>Ivan Rodriguez, R</b> (1, 2) OBP: 0.379, SLG: 0.540	0-0 G1-3		1-2 P2		1-1 HR		4-2 29 1B BB		0-0 G3-1	4 1 1 1 1 0 3	
<b>29 Rusty Greer, L</b> (1, 7) OBP: 0.427, SLG: 0.534 (8, 8)	2-2 G1-3		0-0 G4-3		2-1 G4-3		2-2 1B		1-1 P5	5 0 1 0 0 0 3	
<b>Juan Gonzalez, R</b> (1, 9) OBP: 0.320, SLG: 0.564		0-2 HR	4-1 IBB		0-1 F9		0-3 K			3 1 1 1 1 1 2	
<b>Will Clark, L</b> (1, 3) OBP: 0.415, SLG: 0.488		3-2 L9	2-2 G3		3-3 K			1-1 G4-3		4 0 0 0 0 1 3	
<b>Dean Palmer, R</b> (1, 5) OBP: 0.291, SLG: 0.383		1-0 F8		3-1 HR		1-0 L9		4-2 G5-3 BB		3 1 1 1 1 0 0	
<b>Domingo Cedeno, S</b> (1, 6) OBP: 0.336, SLG: 0.460		1-0 S 1B		0-0 G5-3 2B		2-0 CS 1B		2-2 G5-3		4 0 3 0 0 0 1	
<b>Damon Buford, R</b> (1, 8) OBP: 0.278, SLG: 0.314 <b>Lee Stevens, L</b> (8, PH) OBP: 0.326, SLG: 0.500 (8, 7)		3-3 K		1-3 K		1 SAFE 2-1 G4-3		1-2 G5-3		3 0 0 0 0 2 3 1 0 0 0 0 0 1	
<b>Julio Santana, R</b> (1, 1) OBP: 0.500, SLG: 0.500 <b>Matt Whiteside, R</b> (6, 1) <b>Warren Newson, L</b> (7, PH) <b>Eric Gunderson, R</b> (7, 1) <b>Xavier Hernandez, L</b> (7, 1) <b>Mickey Tettleton, S</b> (8, PH) OBP: 0.199, SLG: 0.341			0-0 29 G4-3 1B	2-2 G5-3			1-3 K		1-2 L9	2 0 1 0 0 0 1 0 0 0 0 0 0 0 1 0 0 0 0 0 1 0 0 0 0 0 0 0 0 0 0 0 0 0 0 1 0 0 0 0 0 0	

**Texas Rangers @ Los Angeles Dodgers**  
**Dodger Stadium, Los Angeles, CA**  
 Tue Jul 01 1997, 7:05 PM PDT  
 Att. 54,179 - Unknown - 79 F

[livebaseballscorecards.com](http://livebaseballscorecards.com)

<b>AB</b>	36
<b>R</b>	3
<b>H</b>	10
<b>RBI</b>	3
<b>BB</b>	3
<b>SO</b>	5
<b>LOB</b>	18



Inning Stats	R: 0	H: 0	R: 1	H: 2	R: 0	H: 2	R: 1	H: 2	R: 1	H: 1	R: 0	H: 1	R: 0	H: 0	R: 0	H: 1	1B: 6	SF: 0	WP: 0	PA: 39
	E: 0	LOB: 0	E: 0	LOB: 1	E: 0	LOB: 3	E: 0	LOB: 1	E: 0	LOB: 0	E: 0	LOB: 0	E: 0	LOB: 1	E: 0	LOB: 1	2B: 1	SAC: 0	PB: 0	
	K: 0	BB: 0	K: 1	BB: 0	K: 0	BB: 1	K: 1	BB: 0	K: 1	BB: 0	K: 0	BB: 0	K: 2	BB: 1	K: 0	BB: 0	3B: 0	DP: 0	SB: 1	
	S: 7	P: 11	S: 13	P: 20	S: 11	P: 18	S: 11	P: 19	S: 9	P: 15	S: 4	P: 9	S: 14	P: 22	S: 11	P: 19	HR: 3	HBP: 0	CS: 1	

PITCHER	IP	WLS	BF	H	R	ER	SO	BB	IBB	HBP	BLK	WP	HR	S	P	ERA	WHIP												
<b>Tom Candiotti, R</b> (1, 1) ERA: 3.04	5.0		23	7	3	3	3	0	1	0	0	0	3	51	83	5.40	1.400												
<b>37 Darren Dreifort, R</b> (6, 1) ERA: 2.45	3.0	W	12	2	0	0	2	2	0	0	0	0	0	29	50	0.00	1.333												
<b>Todd Worrell, R</b> (9, 1) ERA: 5.46	1.0	S	4	1	0	0	0	0	0	0	0	0	0	8	12	0.00	1.000												



Batter	1	2	3	4	5	6	7	8	9	AB R H RBI BB SO LOB	TOP																									
<b>Brett Butler, L</b> (1, 8) OBP: 0.410, SLG: 0.347	0-3 K2-3		0-0 G4-6-3 1B		0-0 G4-3	0-0 FC5 E 1-2 1B		0-0 G5-3		5 0 2 0 0 1 1																										
<b>Todd Hollandsworth, L</b> (1, 7) OBP: 0.277, SLG: 0.332	0-0 P4		0-0 G4-6-3 1-2f		0-0 1B 2B	0-0 E4 1-2 2-3		0-0 F8		5 1 1 0 0 0 6																										
<b>Mike Piazza, R</b> (1, 10) OBP: 0.435, SLG: 0.599	0-3 K			0-0 FC5 1B 1B	0-0 1B 1B	0-0 FC5 2-3f			0-0 F8	5 0 2 1 0 1 3																										
<b>Eric Karros, R</b> (1, 3) OBP: 0.348, SLG: 0.498		0-3 K		0-0 E 1-2 1B	0-0 F9		0-0 F8		0-0 HR	5 2 2 1 0 1 1																										
<b>Raul Mondesi, R</b> (1, 9) OBP: 0.343, SLG: 0.536		0-0 F8		0-0 L5	0-0 1B		0-0 G4-6-3 1B		0-0 G6-3	5 0 2 0 0 0 2																										
<b>Todd Zeile, R</b> (1, 5) OBP: 0.310, SLG: 0.405		0-3 K		0-0 FC5 E 1-3 2-3f 1B	0-3 K		0-0 G4-6-3 1-2f		0-3 K	5 1 0 0 0 3 5																										
<b>Greg Gagne, R</b> (1, 6) OBP: 0.308, SLG: 0.382			0-0 SH1-4 1B 1B	0-0 E6 1B 2-3 3-H 1B		0-0 CS 1B		4-0 SH3 1B BB	0-0 F9	4 1 2 0 1 0 2	<b>AB 40</b>																									
<b>Tom Prince, R</b> (1, 2) OBP: 0.280, SLG: 0.244			0-0 SH1-4 1-2 1B	0-0 1-3 3-H 1B		0-0 F8 1-2		0-0 SH3		3 0 2 1 0 0 1	<b>R 5</b>																									
<b>Tripp Cramer, R</b> (1, 4) OBP: 0.389, SLG: 0.333			0-0 SH1-4 1-2 2-3	0-0 P9		0-0 E5 E 1B		0-0 1B		3 0 1 1 0 0 2	<b>H 14</b>																									
<b>Inning Stats</b>	R: 0 E: 0 K: 2 S: 7	H: 0 LOB: 0 BB: 0 P: 7	R: 0 E: 0 K: 2 S: 7	H: 0 LOB: 0 BB: 0 P: 7	R: 0 E: 0 K: 0 S: 5	H: 3 LOB: 2 BB: 0 P: 5	R: 2 E: 2 K: 0 S: 7	H: 3 LOB: 2 BB: 0 P: 7	R: 1 E: 0 K: 1 S: 8	H: 3 LOB: 2 BB: 0 P: 8	R: 0 E: 2 K: 0 S: 6	H: 2 LOB: 3 BB: 0 P: 6	R: 0 E: 0 K: 0 S: 3	H: 1 LOB: 0 BB: 0 P: 3	R: 1 E: 0 K: 0 S: 4	H: 1 LOB: 1 BB: 1 P: 8	R: 1 E: 0 K: 1 S: 7	H: 1 LOB: 1 BB: 0 P: 7	1B: 12 2B: 1 3B: 0 HR: 1	SF: 0 SAC: 2 DP: 2 HBP: 0	WP: 0 PB: 1 SB: 0 CS: 1	PA: 43														
<b>PITCHER</b>	IP WLS BF H R ER SO BB IBB HBP BLK WP HR S P ERA WHIP																																			
<b>Jason Dickson, R</b> (1, 1) ERA: 3.41	6.0		30	11	3	1	5	0	0	0	0	0	0	40	40	1.50	1.833																			
<b>Mike James, R</b> (7, 1) ERA: 4.85	1.1		6	2	1	1	0	1	0	0	0	0	0	5	9	6.75	2.250																			
<b>Mike Holtz, L</b> (8, 1) ERA: 1.23	0.2		2	0	0	0	0	0	0	0	0	0	0	2	2	0.00	0.000																			
<b>Troy Percival, R</b> (9, 1) ERA: 3.38	1.0	L	5	1	1	1	1	0	0	0	0	0	1	7	7	9.00	1.000																			

**Los Angeles Dodgers @ Anaheim Angels**  
 Anaheim Stadium, Anaheim, CA

Wed Jul 02 1997, 10:05 PM EDT  
 Att. 34,507 - Unknown - 80 F

**AB 40**  
**R 5**  
**H 14**  
**RBI 4**  
**BB 1**  
**SO 6**  
**LOB 23**



WP: 0 PA: 43  
 PB: 1  
 SB: 0  
 CS: 1

ERA WHIP  
 1.50 1.833  
 6.75 2.250  
 0.00 0.000  
 9.00 1.000

1B: 12 SF: 0  
 2B: 1 SAC: 2  
 3B: 0 DP: 2  
 HR: 1 HBP: 0

Batter	1	2	3	4	5	6	7	8	9	AB	R	H	RBI	BB	SO	LOB
Tony Phillips, S OBP: 0.424, SLG: 0.399 (1, 7)	0-0 HR	0-0 2-H 3-H 1B		0-3 K		0-0 1-3 1B		0-0 1-3 2B		5	1	4	3	0	1	0
Darin Erstad, L OBP: 0.351, SLG: 0.444 (1, 3)	0-0 G3	0-0 F7			0-3 K2-3	0-0 F7		0-0 F7		5	0	0	0	0	1	5
Dave Hollins, S OBP: 0.374, SLG: 0.446 (1, 5)	0-0 F9		4-0 HBP BB		4-0 CS BB		0-0 P1		0-0 1B	3	0	1	0	2	0	0
Jim Edmonds, L OBP: 0.360, SLG: 0.507 (1, 10)	1-0 HBP		0-3 K		0-0 E E 1B		0-0 G4-3		0-3 K	4	0	1	0	0	2	2
Tim Salmon, R OBP: 0.386, SLG: 0.469 (1, 9)	0-0 F8		1-0 HBP		0-0 E5		0-0 G6-3		0-3 K	4	0	0	0	0	1	3
16 Garret Anderson, L OBP: 0.340, SLG: 0.387 (1, 8)		4-0 SH1-4 E 1B BB	0-0 F7		0-0 F8			0-0 SH1-4 1B	0-0 G3	4	2	1	0	1	0	5
Jim Leyritz, R OBP: 0.366, SLG: 0.448 (1, 2)		0-0 E4 SH1-4 1B	0-0 P4		4-0 FC6-4 BB		0-0 SH1-4			2	1	0	0	1	0	3
Luis Alicea, S OBP: 0.400, SLG: 0.432 (1, 4)		0-0 SH1-4		0-0 G5-4-3 1B		0-0 F8		0-0 2-H 1B		3	0	2	1	0	0	1
Gary Disarcina, R OBP: 0.276, SLG: 0.354 (1, 6)		0-3 K		0-0 G5-4-3 1-2f		0-0 FC6-4 1B		0-0 2B 1B		4	0	1	0	0	1	4

Inning Stats	R: 1	H: 1	E: 0	LOB: 1	K: 0	BB: 0	S: 4	P: 5	R: 2	H: 1	E: 1	LOB: 1	K: 1	BB: 1	S: 7	P: 11	R: 0	H: 0	E: 0	LOB: 2	K: 1	BB: 1	S: 5	P: 10	R: 0	H: 1	E: 0	LOB: 0	K: 1	BB: 0	S: 5	P: 5	R: 0	H: 1	E: 1	LOB: 2	K: 1	BB: 1	S: 6	P: 10	R: 0	H: 1	E: 0	LOB: 2	K: 0	BB: 1	S: 4	P: 8	R: 0	H: 0	E: 0	LOB: 0	K: 0	BB: 0	S: 3	P: 3	R: 1	H: 4	E: 0	LOB: 2	K: 0	BB: 0	S: 6	P: 6	R: 0	H: 1	E: 0	LOB: 1	K: 2	BB: 0	S: 8	P: 8	1B: 8	SF: 0	2B: 1	SAC: 2	3B: 0	DP: 1	HR: 1	HBP: 2	WP: 0	PA: 42
--------------	------	------	------	--------	------	-------	------	------	------	------	------	--------	------	-------	------	-------	------	------	------	--------	------	-------	------	-------	------	------	------	--------	------	-------	------	------	------	------	------	--------	------	-------	------	-------	------	------	------	--------	------	-------	------	------	------	------	------	--------	------	-------	------	------	------	------	------	--------	------	-------	------	------	------	------	------	--------	------	-------	------	------	-------	-------	-------	--------	-------	-------	-------	--------	-------	--------

PITCHER	IP	WLS	BF	H	R	ER	SO	BB	IBB	HBP	BLK	WP	HR	S	P	ERA	WHIP
Chan Ho Park, R ERA: 3.29	(1, 1)	5.2	27	4	3	1	4	4	0	0	0	0	1	29	47	1.59	1.412
Mark Guthrie, L ERA: 3.69	(6, 1)	1.1	6	2	1	1	0	0	0	0	0	0	0	6	6	6.75	1.500
Darren Hall, R ERA: 1.82	(8, 1)	0.2	4	3	0	0	0	0	0	0	0	0	0	4	4	0.00	4.500
Scott Radinsky, L ERA: 3.03	(8, 1)	0.1	W 1	0	0	0	0	0	0	0	0	0	0	1	1	0.00	0.000
Todd Worrell, R ERA: 5.28	(9, 1)	1.0	S 4	1	0	0	2	0	0	0	0	0	0	8	8	0.00	1.000

**Los Angeles Dodgers @ Anaheim Angels**  
Anaheim Stadium, Anaheim, CA

Wed Jul 02 1997, 10:05 PM EDT  
Att: 34,507 - Unknown - 80 F

<b>AB</b>	<b>34</b>
<b>R</b>	<b>4</b>
<b>H</b>	<b>10</b>
<b>RBI</b>	<b>4</b>
<b>BB</b>	<b>4</b>
<b>SO</b>	<b>6</b>
<b>LOB</b>	<b>23</b>

Los Angeles Dodgers @ Anaheim Angels  
 Anaheim Stadium, Anaheim, CA

Thu Jul 03 1997, 10:05 PM EDT  
 Att. 35,295 - Unknown - 85 F

livebaseballscorecards.com

AB	35
R	8
H	11
RBI	7
BB	6
SO	6
LOB	18



WP:	0	PA:	45
PB:	0		
SB:	3		
CS:	0		

Batter	1	2	3	4	5	6	7	8	9	AB	R	H	RBI	BB	SO	LOB					
Roger Cedeno, S (1, 8) OBP: 0.313, SLG: 0.274	K		SF7			G4-3		SF8		3	2	1	2	0	1	2					
Greg Gagne, R (1, 6) OBP: 0.310, SLG: 0.383	K		F9					F9		5	1	2	2	0	1	1					
Mike Piazza, R (1, 10) OBP: 0.434, SLG: 0.601	P4		F8					SF8		4	0	2	2	0	0	1					
Eric Karros, R (1, 3) OBP: 0.349, SLG: 0.500		L7				P6		P4		5	0	2	0	0	0	2					
Raul Mondesi, R (1, 9) OBP: 0.341, SLG: 0.530		L5				L5		G3		5	0	1	0	0	0	3					
Todd Zeile, R (1, 5) OBP: 0.311, SLG: 0.401		G6-3						K		3	0	0	0	2	1	3					
Billy Ashley, R (1, 7) OBP: 0.270, SLG: 0.409								SH1-4													
Todd Hollandsworth, L (6, PH) OBP: 0.282, SLG: 0.330								FC4-6													
Tom Prince, R (1, 2) OBP: 0.296, SLG: 0.250										1	1	0	0	1	1	2					
Tripp Cromer, R (1, 4) OBP: 0.391, SLG: 0.350										1	1	0	0	2	1	0					
Inning Stats	R: 0 E: 0 K: 2 S: 10	H: 0 LOB: 0 BB: 0 P: 17	R: 0 E: 0 K: 0 S: 6	H: 0 LOB: 0 BB: 0 P: 8	R: 2 E: 1 K: 0 S: 5	H: 1 LOB: 1 BB: 2 P: 16	R: 0 E: 0 K: 1 S: 9	H: 1 LOB: 2 BB: 1 P: 19	R: 2 E: 0 K: 0 S: 13	H: 2 LOB: 1 BB: 0 P: 18	R: 0 E: 0 K: 1 S: 12	H: 0 LOB: 2 BB: 2 P: 23	R: 0 E: 0 K: 0 S: 8	H: 1 LOB: 1 BB: 0 P: 11	R: 4 E: 0 K: 1 S: 23	H: 6 LOB: 3 BB: 1 P: 38	R: 0 E: 0 K: 1 S: 8	H: 0 LOB: 0 BB: 0 P: 12	1B: 9 2B: 2 3B: 0 HR: 0	SF: 2 SAC: 1 DP: 0 HBP: 1	WP: 0 PA: 45

PITCHER	IP	WLS	BF	H	R	ER	SO	BB	IBB	HBP	BLK	WP	HR	S	P	ERA	WHIP
Allen Watson, L (1, 1) ERA: 5.23	5.0	L	24	4	4	3	3	4	0	1	0	0	0	44	83	5.40	1.600
Kevin Gross, R (6, 1) ERA: 8.31	2.1		11	2	2	2	2	2	0	0	0	0	0	25	42	7.71	1.714
Pep Harris, R (8, 1) ERA: 4.34	0.2		7	5	2	2	0	0	0	0	0	0	0	17	25	27.00	7.500
Shigetoshi Hasegawa, R (9, 1) ERA: 4.33	1.0		3	0	0	0	1	0	0	0	0	0	0	8	12	0.00	0.000



Batter	1	2	3	4	5	6	7	8	9	AB R H RBI BB SO LOB
Tony Phillips, S OBP: 0.421, SLG: 0.394 (1, 7)	0-3 K	2-1 F9		1-2 G3			1-0 G2-3		4-0 E 2B BB	4 1 0 0 1 1 3
Darin Erstad, L OBP: 0.352, SLG: 0.453 (1, 3)	3-1 BB S 1B	1-1 G3			0-3 K		3-2 HR		0-2 F8	5 1 2 1 0 1 3
Dave Hollins, S OBP: 0.377, SLG: 0.445 (1, 5)	4-2 BB 1-2 BB		3-2 P3		4-1 BB		0-2 E1 1B		0-0 E5 2B 1-2	3 0 1 0 2 0 1
Jim Edmonds, L OBP: 0.361, SLG: 0.502 (1, 10)	1-3 K		4-2 16 FC6-4 BB		2-3 K		4-2 16 FC6-4 BB		0-2 F7	3 0 0 0 2 2 5
Tim Salmon, R OBP: 0.386, SLG: 0.469 (1, 9)	4-2 1-2 2-3 BB		2-3 K		0-0 F7		2-0 L7		0-0 1-3 2-H 2B	4 0 1 1 1 1 4
16 Garret Anderson, L OBP: 0.335, SLG: 0.381 (1, 8)	2-1 F9		1-1 FC6-4 1-2f			1-0 F9	0-0 FC6-4 1-2f		1-2 F8	5 0 0 0 0 0 8
Luis Alicea, S OBP: 0.401, SLG: 0.431 (1, 4)		H 1-0 G3-4 HBP		F X 0-1 FC3-6 1B		0-3 K		1-2 G4-3		3 0 1 0 0 1 0
Chad Kreuter, S OBP: 0.304, SLG: 0.344 (1, 2)		1 SAFE B 1 SAFE SAFE X 1-0 G3-4 1-2		B C F F F 1 SAFE SAFE D 1 SAFE X 2-2 FC3-6 1-2f		X 0-0 1B		B B X 2-0 F7		4 0 1 0 0 0 2
Craig Grebeck, R OBP: 0.388, SLG: 0.453 (1, 6)		B S B B X 4-1 BB		F B B X 2-1 P5		B B C X 2-1 L9		X 0-0 F8		3 0 0 0 1 0 2

Inning Stats	R: 0 E: 0 K: 2 S: 14	H: 1 LOB: 3 BB: 2 P: 28	R: 0 E: 0 K: 0 S: 6	H: 0 LOB: 2 BB: 1 P: 15	R: 0 E: 0 K: 1 S: 12	H: 0 LOB: 1 BB: 1 P: 22	R: 0 E: 0 K: 0 S: 11	H: 1 LOB: 1 BB: 0 P: 16	R: 0 E: 0 K: 2 S: 8	H: 0 LOB: 1 BB: 1 P: 14	R: 0 E: 0 K: 1 S: 8	H: 1 LOB: 1 BB: 0 P: 11	R: 1 E: 1 K: 0 S: 15	H: 2 LOB: 2 BB: 1 P: 25	R: 0 E: 0 K: 0 S: 5	H: 0 LOB: 0 BB: 0 P: 8	R: 1 E: 1 K: 0 S: 13	H: 1 LOB: 2 BB: 1 P: 18	1B: 4 2B: 1 3B: 0 HR: 1	SF: 0 SAC: 0 DP: 0 HBP: 1	WP: 0 PB: 0 SB: 1 CS: 0	PA: 42
--------------	-------------------------------	----------------------------------	------------------------------	----------------------------------	-------------------------------	----------------------------------	-------------------------------	----------------------------------	------------------------------	----------------------------------	------------------------------	----------------------------------	-------------------------------	----------------------------------	------------------------------	---------------------------------	-------------------------------	----------------------------------	----------------------------------	------------------------------------	----------------------------------	--------

PITCHER	IP	WLS	BF	H	R	ER	SO	BB	IBB	HBP	BLK	WP	HR	S	P	ERA	WHIP
Hideo Nomo, R ERA: 3.81 (1, 1)	6.0		27	3	0	0	6	5	0	1	0	0	0	59	106	0.00	1.333
Antonio Osuna, R ERA: 3.0 (7, 1)	0.2		5	2	1	1	0	1	0	0	0	0	1	14	24	13.50	4.500
Scott Radinsky, L ERA: 2.91 (7, 1)	1.1		4	0	0	0	0	0	0	0	0	0	0	6	9	0.00	0.000
Mike Harkey, R ERA: 4.05 (9, 1)	1.0		6	1	1	0	0	1	0	0	0	0	0	13	18	0.00	2.000

**BOTTOM**

**Los Angeles Dodgers @ Anaheim Angels**  
Anaheim Stadium, Anaheim, CA

Thu Jul 03 1997, 10:05 PM EDT  
Att: 35,295 - Unknown - 85 F

livebaseballscorecards.com

<b>AB</b>	<b>34</b>
<b>R</b>	<b>2</b>
<b>H</b>	<b>6</b>
<b>RBI</b>	<b>2</b>
<b>BB</b>	<b>7</b>
<b>SO</b>	<b>6</b>
<b>LOB</b>	<b>28</b>



Batter	1	2	3	4	5	6	7	8	9	AB R H RBI BB SO LOB	TOP																								
Roger Cedeno, S OBP: 0.317, SLG: 0.281 (1, 8)	0-0 1B	2-0 P4			1-0 FC4-6 1B	1-2 L5			3-3 K	5 1 2 0 0 1 4																									
Greg Gagne, R OBP: 0.314, SLG: 0.387 (1, 6)	1-2 F8		0-0 L9		4-2 FC4-6 BB	1-0 2B		0-0 1B	4 0 2 2 1 0 1																										
Mike Piazza, R OBP: 0.431, SLG: 0.595 (1, 2)	0-0 F9		2-2 1B		0-0 F9	0-0 G4-3		2-3 K	5 0 1 0 0 1 7																										
Eric Karros, R OBP: 0.344, SLG: 0.492 (1, 3)	1-0 G5-3		3-0 F7		0-2 FC4-6		1-1 F7	0-3 K	5 0 0 1 0 1 4																										
Raul Mondesi, R OBP: 0.340, SLG: 0.527 (1, 9)		1-1 1B	0-1 P6		0-0 F8		1-3 K		4 0 1 0 0 1 2																										
Todd Zeile, R OBP: 0.316, SLG: 0.404 (1, 5)		2-0 2B		4-2 FC5-4 BB		0-1 1B	1-3 K		3 2 2 0 1 1 0																										
Billy Ashley, R OBP: 0.282, SLG: 0.427 Todd Hollandsworth, L OBP: 0.280, SLG: 0.329 (1, 7) (6, PR) (6, 7)		2-1 2B		0-0 P6		1-0 1B		0-3 K	3 1 2 0 0 0 1 1 1 0 0 0 1 0																										
Tripp Cramer, R OBP: 0.407, SLG: 0.417 (1, 4)		1-1 G6-3 2B		0-0 FC5-4		0-0 2B		2-2 F9	4 0 2 2 0 0 1																										
Pedro Astacio, R OBP: 0.167, SLG: 0.200 Scott Radinsky, L (7, 1) Nelson Liriano, S OBP: 0.306, SLG: 0.393 37 Darren Dreifort, R OBP: 0.500, SLG: 0.500 Todd Worrell, R (9, 1)		0-1 G6-3		0-1 F9		0-0 P4		2-2 F9	3 0 0 0 0 0 5 0 0 0 0 0 0 0 1 0																										
<b>Inning Stats</b>	R: 0 E: 0 K: 0 S: 6	H: 1 LOB: 1 BB: 0 P: 8	R: 2 E: 0 K: 0 S: 10	H: 4 LOB: 1 BB: 0 P: 18	R: 0 E: 0 K: 0 S: 8	H: 1 LOB: 1 BB: 1 P: 13	R: 0 E: 0 K: 0 S: 6	H: 0 LOB: 1 BB: 1 P: 10	R: 1 E: 0 K: 0 S: 11	H: 1 LOB: 1 BB: 1 P: 16	R: 2 E: 0 K: 0 S: 10	H: 4 LOB: 3 BB: 0 P: 13	R: 0 E: 0 K: 2 S: 8	H: 0 LOB: 0 BB: 0 P: 11	R: 0 E: 0 K: 1 S: 9	H: 0 LOB: 0 BB: 0 P: 13	R: 0 E: 0 K: 3 S: 11	H: 1 LOB: 1 BB: 0 P: 16	1B: 9 2B: 3 3B: 0 HR: 0	SF: 0 SAC: 0 DP: 0 HBP: 0	WP: 0 PB: 0 SB: 1 CS: 0	PA: 40													
<b>PITCHER</b>	IP WLS BF H R ER SO BB IBB HBP BLK WP HR S P ERA WHIP																																		
Danny Jackson, L ERA: 7.63 Rich Batchelor, R ERA: 4.73 Jim Bruske, R ERA: 3.86	(1, 1) (6, 1) (7, 1)	5.2 0.1 3.0	L 1 10	29 0 10	11 0 1	5 0 0	5 0 6	0 0 0	2 0 0	0 0 0	0 0 0	0 0 0	50 1 28	77 1 40	7.94 0.00 0.00	2.294 0.000 0.333																			

Los Angeles Dodgers @ San Diego Padres  
Qualcomm Stadium, San Diego, CA  
Fri Jul 04 1997, 10:05 PM EDT  
Att. 47,518 - Unknown - 78 F

AB	38
R	5
H	12
RBI	5
BB	2
SO	6
LOB	25



BOTTOM

Los Angeles Dodgers @ San Diego Padres  
Qualcomm Stadium, San Diego, CA

AB	34
R	2
H	8
RBI	2
BB	4
SO	9
LOB	19



WP:	0	PA:	39
PB:	0	ERA:	
SB:	2	WHIP:	
CS:	0		

Fri Jul 04 1997, 10:05 PM EDT  
Att: 47,518 - Unknown - 78 F

Batter	1	2	3	4	5	6	7	8	9	AB	R	H	RBI	BB	SO	LOB
Rickey Henderson, R (1, 7) OBP: 0.441, SLG: 0.395	3-2 FC3-6 1B SF8 1B	3-2 F9		0-0 G4-3			2-3 K		3-2 S 1B	5	1	2	0	0	1	2
Quilvio Veras, S (1, 4) OBP: 0.351, SLG: 0.366	1-1 FC3-6 1B		3-2 HR		4-2 S 1B BB		1-0 1B		2-2 F7 1B	4	1	3	1	1	0	1
Tony Gwynn, L (1, 9) OBP: 0.435, SLG: 0.594	0-1 FC3-6 BB 1B 1-2f 2-3		0-1 F7		1-0 1B		0-1 F8		0-1 F7	5	0	1	0	0	0	4
Steve Finley, L (1, 8) OBP: 0.338, SLG: 0.544	4-1 BB 1B 1-2		0-0 G3-1		3-3 K		0-1 F9			3	0	0	0	1	1	3
Wally Joyner, L (1, 3) OBP: 0.400, SLG: 0.500	2-0 SF8		2-3 K		0-1 F8			0-3 K		3	0	0	1	0	2	2
Archi Cianfrocco, R (1, 5) OBP: 0.333, SLG: 0.380	4-2 1B 2-3 BB		0-1 G4-3		2-3 K		4-2 BB			2	0	0	0	2	1	2
Chris Gomez, R (1, 6) OBP: 0.327, SLG: 0.353	2-3 K		0-0 G6-3		0-0 G6-3		0-0 F9		0-0 P4	4	0	0	0	0	1	4
John Flaherty, R (1, 2) OBP: 0.280, SLG: 0.352		1-0 G1-3		0-1 1B 1B		2-2 G5-3				4	0	1	0	0	0	1
Danny Jackson, R (1, 1) OBP: 0.200, SLG: 0.143		0-3 K		0-0 1B		0-3 K			0-3 K	2	0	1	0	0	1	0
Rich Batchelor, R (6, 1)										0	0	0	0	0	0	0
Craig Shipley, R (6, PH) OBP: 0.344, SLG: 0.656										1	0	0	0	0	1	0
Jim Bruske, R (7, 1) OBP: 0.250, SLG: 0.500										0	0	0	0	0	0	0
Mark Sweeney, L (9, PH) OBP: 0.337, SLG: 0.295										1	0	0	0	0	1	0

Inning Stats	R: 1	H: 2	E: 0	K: 1	S: 15	R: 0	H: 0	E: 0	K: 1	S: 8	R: 0	H: 1	E: 0	K: 1	S: 9	R: 0	H: 1	E: 0	K: 2	S: 12	R: 0	H: 0	E: 0	K: 1	S: 7	R: 0	H: 1	E: 0	K: 1	S: 8	R: 0	H: 0	E: 0	K: 1	S: 11	R: 0	H: 1	E: 0	K: 1	S: 11	1B: 7	2B: 0	3B: 0	HR: 1	SF: 1	SAC: 0	DP: 0	HBP: 0	WP: 0	PA: 39
--------------	------	------	------	------	-------	------	------	------	------	------	------	------	------	------	------	------	------	------	------	-------	------	------	------	------	------	------	------	------	------	------	------	------	------	------	-------	------	------	------	------	-------	-------	-------	-------	-------	-------	--------	-------	--------	-------	--------

PITCHER	IP	WLS	BF	H	R	ER	SO	BB	IBB	HBP	BLK	WP	HR	S	P	ERA	WHIP
Pedro Astacio, R (1, 1) ERA: 4.07	6.1		29	7	2	2	7	3	0	0	0	0	1	62	102	2.84	1.579
Scott Radinsky, L (7, 1) ERA: 2.86	0.2		2	0	0	0	0	0	0	0	0	0	0	4	4	0.00	0.000
37 Darren Dreifort, R (8, 1) ERA: 2.35	1.0		4	0	0	0	1	1	0	0	0	0	0	8	12	0.00	1.000
Todd Worrell, R (9, 1) ERA: 5.12	1.0	S	4	1	0	0	1	0	0	0	0	0	0	11	16	0.00	1.000

Batter	1	2	3	4	5	6	7	8	9	AB R H RBI BB SO LOB	TOP			
Brett Butler, L (1, 7) OBP: 0.407, SLG: 0.344 Todd Hollandsworth, L (8, 7) OBP: 0.279, SLG: 0.327	3-1 F7		0-1 SH1-3 1B	3-2 P6			1-3 K		0-0 F8	4 1 1 0 0 1 1 1 0 0 0 0 0 0				
Roger Cedeno, S (1, 8) OBP: 0.324, SLG: 0.283	3-1 E 1B		0-0 SH1-3 1-2		1-0 G4-3		2-1 F7		4-0 S HR BB	3 1 1 0 1 0 0				
Mike Piazza, R (1, 2) OBP: 0.424, SLG: 0.584 Tom Prince, R (9, 2) OBP: 0.296, SLG: 0.250	0-0 E6 G6-4-3 1-2		2-1 E6 1B 1B G4-3 2-3		2-1 F9		0-0 G4-3		3-2 G5-3 1-2	5 1 0 0 0 0 3 0 0 0 0 0 0 0				
Eric Karros, R (1, 3) OBP: 0.345, SLG: 0.500	0-0 G6-4-3 1-2f		0-0 G4-3 1B CS 1B 1-2 3-H		0-1 F7			1-3 K	2-1 HR	5 1 2 3 0 1 2				
Raul Mondesi, R (1, 9) OBP: 0.344, SLG: 0.528		1-2 1B S 1B	0-1 G4-3 1-2 2-3 1B		1-2 G5-3			0-0 1B 3B 1B	1-0 G6-3	5 1 3 0 0 0 0				
Todd Zeile, R (1, 5) OBP: 0.321, SLG: 0.410		4-0 1B BB	1-0 G4-3 1-2 2-3 3-H		1-2 2B			1-0 3B 1B		3 1 2 1 1 0 2				
Greg Gagne, R (1, 6) OBP: 0.314, SLG: 0.392		0-1 L9	0-0 CS 3-H	1-3 K		2-2 G5-3		0-0 SH5-3 3B 1H 2-H		4 1 1 2 0 1 3				
Tripp Cramer, R (1, 4) OBP: 0.467, SLG: 0.462		0-0 G6-3 1-2 2-3 1B		0-0 SH3-4 1B		4-0 IBB		0-0 SH5-3		2 0 2 1 1 0 0				
Ismael Valdez, R (1, 1) OBP: 0.086, SLG: 0.030 Mark Guthrie, R (6, 1) Nelson Liriano, S (8, PH) OBP: 0.302, SLG: 0.386 Darren Hall, R (8, 1)		0-1 G6-3 1-2f	0-0 SH3-4 1-2		0-1 G1-5-3			3-2 G6-3		2 0 0 0 0 0 5 0 0 0 0 0 0 0 1 0 0 0 0 0 0 0 0 0 0 0 0 0				
<b>Inning Stats</b>	R: 0 E: 1 K: 0 S: 6 H: 1 LOB: 1 BB: 0 P: 12	R: 0 E: 0 K: 0 S: 8 H: 2 LOB: 2 BB: 1 P: 13	R: 2 E: 1 K: 0 S: 9 H: 3 LOB: 1 BB: 0 P: 12	R: 0 E: 0 K: 1 S: 9 H: 1 LOB: 1 BB: 0 P: 13	R: 0 E: 0 K: 0 S: 5 H: 0 LOB: 0 BB: 0 P: 8	R: 0 E: 0 K: 0 S: 12 H: 1 LOB: 2 BB: 1 P: 20	R: 0 E: 0 K: 1 S: 7 H: 0 LOB: 0 BB: 0 P: 10	R: 3 E: 0 K: 1 S: 10 H: 3 LOB: 0 BB: 0 P: 15	R: 2 E: 0 K: 0 S: 8 H: 1 LOB: 0 BB: 1 P: 18	1B: 9 2B: 1 3B: 1 HR: 1 SF: 0 SAC: 3 DP: 2 HBP: 0	WP: 0 PB: 0 SB: 2 CS: 1 PA: 42			
<b>PITCHER</b>	IP WLS BF H R ER SO BB IBB HBP BLK WP HR S P ERA WHIP												<b>PITCHER</b>	IP WLS BF H R ER SO BB IBB HBP BLK WP HR S P ERA WHIP
Andy Ashby, R (1, 1) ERA: 3.54 Tim Worrell, R (8, 1) ERA: 5.3 Pete Smith, R (9, 1) ERA: 5.7	7.1 L 34 11 5 4 3 1 1 0 0 0 0 62 96 4.91 1.636													

Los Angeles Dodgers @ San Diego Padres  
Qualcomm Stadium, San Diego, CA  
Sat Jul 05 1997, 6:33 AM EDT  
Att. 45,066 - Sunny - 75 F

AB	35
R	7
H	12
RBI	7
BB	3
SO	3
LOB	16



Batter	1	2	3	4	5	6	7	8	9	AB	R	H	RBI	BB	SO	LOB
Rickey Henderson, R OBP: 0.442, SLG: 0.415 (1, 7)	1-3 K ①		2-2 G3-1 ③			2-2 CS 1B ②			0-0 HR	4	1	2	2	0	1	0
Quilvio Veras, S OBP: 0.350, SLG: 0.364 (1, 4)	0-0 G5-3 ②			2-1 P5 ①		0-0 L5 ②			0-0 1B G4-3 1B ①	4	1	1	0	0	0	1
Tony Gwynn, L OBP: 0.433, SLG: 0.590 (1, 9)	3-1 G4-3 ③			0-0 G3-6-3 1B ②			0-1 P6 ①		1-0 G4-3 ①	4	0	1	0	0	0	1
Steve Finley, L OBP: 0.337, SLG: 0.540 (1, 8)		2-2 G5-3 ①		1-1 G3-6-3 1-2f ②			0-3 K ②		0-1 1B 1B ②	4	0	1	0	0	1	1
Wally Joyner, L OBP: 0.401, SLG: 0.504 (1, 3)		2-1 2B			1-1 G3 ①		3-2 F8 ③		1-0 G5-4-3 1B ②	4	0	2	1	0	0	0
Archi Cianfrocco, R OBP: 0.326, SLG: 0.371 (1, 5)		2-3 K ②			2-1 F8 ②			1-0 G4-3 ①	0-1 G5-4-3 1-2f ③	4	0	0	0	0	1	3
Chris Gomez, R OBP: 0.327, SLG: 0.350 (1, 6)		0-0 F8 ③			0-1 G5-3 ③			4-1 BB		2	0	0	0	1	0	1
Carlos Hernandez, R OBP: 0.311, SLG: 0.389 (1, 2)			0-2 G6-3 ①			3-2 SH5-4 1B 2B		1-1 P3 ②		3	1	1	0	0	0	1
Andy Ashby, R OBP: 0.100, SLG: 0.069 (1, 1)			1-3 K ②			0-1 SH5-4 ①		3-3 K ③		1	0	0	0	0	1	0
Tim Worrell, R OBP: 0.294, SLG: 0.200 (8, 1)										0	0	0	0	0	0	0
Mark Sweeney, L OBP: 0.333, SLG: 0.291 (8, PH)										1	0	0	0	0	1	1
Pete Smith, R (9, 1)										0	0	0	0	0	0	0

Inning Stats	R: 0	H: 0	E: 0	K: 1	S: 7	R: 0	H: 1	E: 0	K: 1	S: 10	R: 0	H: 0	E: 0	K: 1	S: 9	R: 0	H: 1	E: 0	K: 0	S: 5	R: 0	H: 0	E: 0	K: 0	S: 6	R: 1	H: 2	E: 0	K: 0	S: 10	R: 0	H: 0	E: 0	K: 1	S: 8	R: 0	H: 0	E: 0	K: 1	S: 7	R: 0	H: 0	E: 0	K: 1	S: 7	R: 2	H: 4	E: 0	K: 0	S: 8	1B: 5	2B: 2	3B: 0	HR: 1	SF: 0	SAC: 1	DP: 2	HBP: 0	WP: 0	PA: 33
PITCHER	IP	WLS	BF	H	R	ER	SO	BB	IBB	HBP	BLK	WP	HR	S	P	ERA	WHIP																																											
Ismael Valdez, R ERA: 2.97 (1, 1)	5.0	W	16	2	0	0	3	0	0	0	0	0	0	37	56	0.00	0.400																																											
Mark Guthrie, L ERA: 3.73 (6, 1)	2.0		7	2	1	1	1	0	0	0	0	0	0	18	26	4.50	1.000																																											
Darren Hall, R ERA: 2.27 (8, 1)	2.0		10	4	2	2	1	1	0	0	0	0	1	15	26	9.00	2.500																																											

**BOTTOM**

**Los Angeles Dodgers @ San Diego Padres**  
Qualcomm Stadium, San Diego, CA

Sat Jul 05 1997, 6:33 AM EDT  
Att. 45,066 - Sunny - 75 F

livebaseballscores.com

AB	31
R	3
H	8
RBI	3
BB	1
SO	5
LOB	9



Batter	1	2	3	4	5	6	7	8	9	AB R H RBI BB SO LOB	TOP		
Brett Butler, L (1, 7) OBP: 0.407, SLG: 0.351 Todd Hollandsworth, L (9, 7) OBP: 0.279, SLG: 0.327	3-2 SH1-4 1B 2B	0-1 G6-3		1-2 S 1B 2-H 3-H		1-2 G4-3			0-3 K	5 1 2 2 0 1 1 0 0 0 0 0 0 0			
Roger Cedeno, S (1, 8) OBP: 0.330, SLG: 0.295	0-0 SH1-4 2-3		3-2 G4-3	4-2 S BB			0-0 E SF7 2B		1-3 K	3 1 1 0 1 1 0			
Mike Piazza, R (1, 2) OBP: 0.424, SLG: 0.580	0-2 BB 1B 3-H		0-0 L6	4-1 1-2 2-3 IBB			0-2 E6 2-3		2-3 K	4 0 1 1 1 1 1			
Eric Karros, R (1, 3) OBP: 0.344, SLG: 0.497	4-0 1-2 BB		1-3 K	0-0 F9			0-0 SF7			2 0 0 1 1 1 3			
Raul Mondesi, R (1, 9) OBP: 0.346, SLG: 0.529	3-3 K			0-1 1B 2B	3-1 G6-4-3 HBP		0-0 F9			3 1 1 0 0 1 3			
Todd Zeile, R (1, 5) OBP: 0.320, SLG: 0.408	2-3 K			2-2 SH1-4 1B 2-H 1B	1 SAFE 2-3 K		2-0 F7			4 1 1 1 0 2 4			
Greg Gagne, R (1, 6) OBP: 0.313, SLG: 0.390		1-0 SH3-4 1B		1 SAFE 3-2 F7	0-1 G6-4-3			0-3 K		4 0 1 0 0 1 2			
Tripp Cramer, R (1, 4) OBP: 0.441, SLG: 0.433		1 SAFE 1-0 L9		0-1 SH1-4 1B 1-2 1B		0-0 F8		1-0 F9		4 1 1 0 0 0 1			
Tom Candiotti, R (1, 1) Scott Radinsky, L (8, 1) Todd Worrell, R (9, 1)		0-0 SH3-4 1-2		0-0 SH1-4		0-0 F9		0-3 K		2 0 0 0 0 1 0 0 0 0 0 0 0 0 0 0 0 0 0 0 0			
<b>Inning Stats</b>	R: 1 E: 0 K: 2 S: 13 H: 2 LOB: 2 BB: 1 P: 25	R: 0 E: 0 K: 0 S: 5 H: 1 LOB: 1 BB: 0 P: 7	R: 0 E: 0 K: 1 S: 8 H: 0 LOB: 0 BB: 0 P: 12	R: 3 E: 0 K: 0 S: 22 H: 4 LOB: 3 BB: 2 P: 36	R: 0 E: 0 K: 1 S: 6 H: 0 LOB: 0 BB: 0 P: 11	R: 0 E: 0 K: 0 S: 6 H: 0 LOB: 0 BB: 0 P: 7	R: 1 E: 1 K: 0 S: 7 H: 1 LOB: 1 BB: 0 P: 9	R: 0 E: 0 K: 2 S: 7 H: 0 LOB: 0 BB: 0 P: 8	R: 0 E: 0 K: 3 S: 10 H: 0 LOB: 0 BB: 0 P: 13	1B: 5 2B: 3 3B: 0 HR: 0 SF: 1 SAC: 3 DP: 1 HBP: 1	WP: 0 PB: 0 SB: 2 CS: 0 PA: 39		
<b>PITCHER</b>	IP WLS BF H R ER SO BB IBB HBP BLK WP HR S P ERA WHIP											<b>PITCHER</b>	IP WLS BF H R ER SO BB IBB HBP BLK WP HR S P ERA WHIP
Sean Bergman, R (1, 1) ERA: 5.01	3.2 L 19 7 4 4 3 1 0 0 0 0 0 0 41 65 9.82 2.182												
Will Cunnane, R (4, 1) ERA: 6.29	1.1 6 0 0 0 1 1 1 1 0 0 0 0 13 26 0.00 0.750												
Joey Hamilton, R (6, 1) ERA: 4.21	3.0 11 1 1 0 2 0 0 0 0 0 0 0 20 24 0.00 0.333												
Trevor Hoffman, R (9, 1) ERA: 4.06	1.0 3 0 0 0 3 0 0 0 0 0 0 0 10 13 0.00 0.000												

Los Angeles Dodgers @ San Diego Padres  
Qualcomm Stadium, San Diego, CA  
Sun Jul 06 1997, 6:33 AM EDT  
Att. 35,862 - Sunny - 80 F

livebaseballscorecards.com

AB	31
R	5
H	8
RBI	5
BB	3
SO	9
LOB	15



Batter	1	2	3	4	5	6	7	8	9	AB	R	H	RBI	BB	SO	LOB
Rickey Henderson, R <small>(1, 7) OBP: 0.439, SLG: 0.411</small>	1-1 F8		1-2 E6			3-3 K		1-1 SF8 1B		4	0	1	0	0	1	0
Quilvio Veras, S <small>(1, 4) OBP: 0.352, SLG: 0.362</small>	2-2 L3		1 SAFE 1 SAFE 2-3 1 SAFE 1 SAFE 1 SAFE 1 SAFE 1 SAFE 1 SAFE 1 SAFE 1 SAFE			4-1 FC3-6 BB		4-2 BB		2	0	0	0	2	1	1
Tony Gwynn, L <small>(1, 9) OBP: 0.431, SLG: 0.588</small>	0-0 G4-3					2-2 FC3-6 1-2f		3-2 SF8		3	0	1	1	0	0	1
Steve Finley, L <small>(1, 8) OBP: 0.332, SLG: 0.532</small>		1-1 G4-3				2-2 G6-3 1-2		2-1 F9		4	0	0	0	0	0	4
Wally Joyner, L <small>(1, 3) OBP: 0.403, SLG: 0.508</small>		0-0 1B				3-1 F9 2-3		3-2 G3-1		4	1	2	0	0	0	1
Archi Cianfrocco, R <small>(1, 5) OBP: 0.319, SLG: 0.363</small>		2-3 K				0-0 G1-3		2-3 K		4	0	0	0	0	0	3
Chris Gomez, R <small>(1, 6) OBP: 0.326, SLG: 0.349</small>		3-1 F7				0-0 G4-3		1-0 F9		4	0	1	1	0	0	1
John Flaherty, R <small>(1, 2) OBP: 0.277, SLG: 0.348</small>			3-1 L5			1-1 G5-3		1-1 G5-3		3	0	0	0	0	0	0
Mark Sweeney, L <small>(9, PH) OBP: 0.330, SLG: 0.288</small>								2-2 G1-6-3		1	0	0	0	0	0	1
Sean Bergman, R <small>(1, 1) OBP: 0.162, SLG: 0.273</small>			0-3 K			3-2 P4		1-1 BB 1B SF8 1B		1	0	0	0	0	0	1
Will Cunniff, R <small>(4, 1) OBP: 0.417, SLG: 0.545</small>										0	0	0	0	0	0	0
Craig Shipley, R <small>(5, PH) OBP: 0.333, SLG: 0.636</small>										0	0	0	0	0	0	0
Joey Hamilton, R <small>(6, 1) OBP: 0.160, SLG: 0.400</small>										0	0	0	0	0	0	0
Chris Jones, R <small>(8, PH) OBP: 0.320, SLG: 0.483</small>										1	1	1	0	0	0	0
Trevor Hoffman, R <small>(9, 1) OBP: 0.500, SLG: 0.500</small>										0	0	0	0	0	0	0

BOTTOM	
<b>Los Angeles Dodgers @ San Diego Padres</b> Qualcomm Stadium, San Diego, CA	
Sun Jul 06 1997, 6:33 AM EDT Att. 35,862 - Sunny - 80 F	
AB 32	
R 2	
H 6	
RBI 2	
BB 2	
SO 6	
LOB 12	
	
WP: 0 PA: 35	
PB: 0	
SB: 1	
CS: 0	

Inning Stats	R: 0	H: 0	E: 0	K: 0	S: 6	R: 0	H: 1	E: 0	K: 1	S: 9	R: 0	H: 0	E: 1	K: 2	S: 13	R: 0	H: 1	E: 0	K: 0	S: 8	R: 0	H: 0	E: 0	K: 0	S: 7	R: 0	H: 0	E: 0	K: 1	S: 11	R: 0	H: 0	E: 0	K: 1	S: 9	R: 1	H: 2	E: 0	K: 0	S: 14	R: 1	H: 2	E: 0	K: 1	S: 15	1B: 5	SF: 1	2B: 1	SAC: 0	3B: 0	DP: 1	HR: 0	HBP: 0	WP: 0	PA: 35
<b>PITCHER</b> Tom Candiotti, R <small>(1, 1) ERA: 2.8</small>	IP	WLS	BF	H	R	ER	SO	BB	IBB	HBP	BLK	WP	HR	S	P	ERA	WHIP																																						
Scott Radinsky, L <small>(8, 1) ERA: 3.03</small>	1.0	5	2	1	1	1	1	0	0	0	0	0	0	17	30	9.00	2.000																																						
Todd Worrell, R <small>(9, 1) ERA: 5.01</small>	0.2	S	1	0	0	0	0	0	0	0	0	0	0	4	6	0.00	0.000																																						
<b>PITCHER</b>	IP	WLS	BF	H	R	ER	SO	BB	IBB	HBP	BLK	WP	HR	S	P	ERA	WHIP																																						

Batter	1	2	3	4	5	6	7	8	9	AB R H RBI BB SO LOB	TOP											
Darryl Hamilton, L (1, 8) OBP: 0.351, SLG: 0.378	1-2 G4-3		1-1 1B			2-1 1B		4-2 BB		3 0 2 0 1 0 0	<p>San Francisco Giants @ Los Angeles Dodgers Dodger Stadium, Los Angeles, CA</p> <p>Thu Jul 10 1997, 7:05 PM PDT Att. 42,942 - Unknown - 79 F</p>											
Jose Vizcaino, S (1, 6) OBP: 0.330, SLG: 0.319	3-1 E3		1-1 G5-3			2-2 F8		2-2 F7		4 0 0 0 0 0 3												
Stan Javier, S (1, 9) OBP: 0.385, SLG: 0.455	2-2 L7				1-1 F8		3-2 F8	0-0 FC6-4		4 0 0 0 0 0 3												
Barry Bonds, L (1, 7) OBP: 0.417, SLG: 0.538 Rich Aurilia, R (9, PH) OBP: 0.362, SLG: 0.625	3-3 K				1-0 P2		3-1 1B			3 0 1 0 0 1 1 0 0 0 0 1 0 0												
Jeff Kent, R (1, 4) OBP: 0.320, SLG: 0.497 Rick Wilkins, L (9, PH) OBP: 0.250, SLG: 0.294		0-0 L9			4-2 BB		3-3 K			2 0 0 0 1 1 2 0 0 0 0 1 0 0												
J.T. Snow, L (1, 3) OBP: 0.399, SLG: 0.512 Glenallen Hill, R (9, PH) OBP: 0.272, SLG: 0.424		1-0 L4			1-3 K		3-2 P6			3 0 0 0 0 1 1 1 0 0 0 0 1 2												
Mark Lewis, R (1, 5) OBP: 0.335, SLG: 0.443		3-1 F9					1-0 G4-3			4 0 0 0 0 0 2												
Damon Berryhill, S (1, 2) OBP: 0.381, SLG: 0.407			2-2 F8			0-0 F9		2-3 K		3 0 0 0 0 1 0												
Kirk Rueter, L (1, 1) OBP: 0.167, SLG: 0.091 John Johnstone, R (6, 1) Marvin Benard, L (8, PH) OBP: 0.338, SLG: 0.262 Jim Poole, L (8, 1)			1-2 G6-3			1-3 K		1-3 K		2 0 0 0 0 1 0 0 0 0 0 0 0 0 1 0 0 0 0 1 0 0 0 0 0 0 0 0												
<b>Inning Stats</b>	R: 0 E: 1 K: 1 S: 13	H: 0 LOB: 1 BB: 0 P: 22	R: 0 E: 0 K: 0 S: 4	H: 0 LOB: 0 BB: 0 P: 8	R: 0 E: 0 K: 0 S: 11	H: 1 LOB: 1 BB: 0 P: 16	R: 0 E: 0 K: 1 S: 8	H: 0 LOB: 1 BB: 1 P: 15	R: 0 E: 0 K: 1 S: 8	H: 0 LOB: 0 BB: 0 P: 11	R: 0 E: 0 K: 1 S: 18	H: 2 LOB: 2 BB: 0 P: 31	R: 0 E: 0 K: 1 S: 10	H: 0 LOB: 0 BB: 0 P: 16	R: 0 E: 0 K: 1 S: 14	H: 0 LOB: 1 BB: 1 P: 21	R: 0 E: 0 K: 1 S: 11	H: 0 LOB: 1 BB: 2 P: 20	1B: 3 2B: 0 3B: 0 HR: 0	SF: 0 SAC: 0 DP: 1 HBP: 0	WP: 0 PB: 0 SB: 1 CS: 0	PA: 34
<b>PITCHER</b>	IP WLS BF H R ER SO BB IBB HBP BLK WP HR S P ERA WHIP																					
Chan Ho Park, R (1, 1) ERA: 3.08	7.0 W 26 3 0 0 5 1 0 0 0 0 0 0 72 119 0.00 0.571																					
37 Darren Dreifort, R (8, 1) ERA: 2.25	1.0 4 0 0 0 1 1 0 0 0 0 0 0 14 21 0.00 1.000																					
Antonio Osuna, R (9, 1) ERA: 2.88	1.0 4 0 0 0 1 2 0 0 0 0 0 0 11 20 0.00 2.000																					


livebaseballscorecards.com

AB	30
R	0
H	3
RBI	0
BB	4
SO	7
LOB	14







Batter	1	2	3	4	5	6	7	8	9	AB R H RBI BB SO LOB	TOP									
Darryl Hamilton, L (1, 8) OBP: 0.352, SLG: 0.378	1-0 G4-3		1-1 SH5-3 BLK 1B		0-2 G3		1-0 F8		2-2 WP G3-1 1B	5 1 2 0 0 0 0	<p>San Francisco Giants @ Los Angeles Dodgers Dodger Stadium, Los Angeles, CA</p> <p>livebaseballscorecards.com</p> <p>AB 37 R 2 H 11 RBI 2 BB 3 SO 7 LOB 17</p> 									
Jose Vizcaino, S (1, 6) OBP: 0.332, SLG: 0.322	0-0 E5 1B CS		0-1 SH5-3 1-3		2-1 1B 1B		0-0 G3		1-2 G3-1 WP 1B	4 0 2 0 0 0 0										
Stan Javier, S (1, 9) OBP: 0.394, SLG: 0.461	1-1 1-3 1B		0-3 K2-3		0-0 1-3 1B		2-1 1B		4-2 G3-1 1-2 2-3 BB	4 0 3 0 1 1 1										
Barry Bonds, L (1, 7) OBP: 0.414, SLG: 0.531	2-3 K 3-H		4-0 IBB		1-2 F7		0-0 F7		1-0 G3-1 1-2 2-3 3-H 2-0	4 0 0 1 1 1 7										
Jeff Kent, R (1, 4) OBP: 0.318, SLG: 0.502		1-2 F8	1-2 F8		0-3 K		1-0 HR		1-0 F9	5 1 1 1 0 1 4										
J.T. Snow, L (1, 3) OBP: 0.397, SLG: 0.512		1-0 F9		3-3 K		3-2 1B 2B		0-3 K		4 0 1 0 0 2 0										
Mark Lewis, R (1, 5) OBP: 0.333, SLG: 0.439		1-1 BB 1B		0-0 G5-3		0-0 P3		3-2 G5-6-3		4 0 1 0 0 0 1										
Damon Berryhill, S (1, 2) OBP: 0.385, SLG: 0.404		4-1 SAFE 1-2 BB		2-1 G4-3		2-1 1B		3-3 K		3 0 1 0 1 1 0										
Keith Foulke, R (1, 1) OBP: 0.182, SLG: 0.182		0-2 G4-3		2-3 K		0-0 P5		1-1 F8		2 0 0 0 0 1 2										
Julian Tavarez, L (5, 1)										0 0 0 0 0 0 0										
Rick Wilkins, L (6, PH) OBP: 0.249, SLG: 0.293										1 0 0 0 0 0 2										
William Van Lanningham, R (6, 1) OBP: 0.154, SLG: 0.160										0 0 0 0 0 0 0										
Glenallen Hill, R (9, PH) OBP: 0.272, SLG: 0.423										1 0 0 0 0 0 0										
<b>Inning Stats</b>	R: 0 E: 1 K: 1 S: 7	H: 1 LOB: 2 BB: 0 P: 11	R: 0 E: 0 K: 0 S: 10	H: 1 LOB: 2 BB: 1 P: 17	R: 0 E: 0 K: 1 S: 10	H: 0 LOB: 0 BB: 0 P: 11	R: 0 E: 0 K: 1 S: 6	H: 2 LOB: 2 BB: 0 P: 11	R: 0 E: 0 K: 1 S: 10	H: 2 LOB: 2 BB: 0 P: 15	R: 0 E: 0 K: 0 S: 5	H: 1 LOB: 1 BB: 0 P: 8	R: 1 E: 0 K: 2 S: 12	H: 1 LOB: 0 BB: 0 P: 19	R: 1 E: 0 K: 0 S: 14	H: 2 LOB: 2 BB: 1 P: 25	1B: 9 2B: 2 3B: 0 HR: 1	SF: 0 SAC: 1 DP: 1 HBP: 0	WP: 1 PB: 0 SB: 0 CS: 1	PA: 41
<b>PITCHER</b>	IP WLS BF H R ER SO BB IBB HBP BLK WP HR S P ERA WHIP																			
Hideo Nomo, R (1, 1) ERA: 3.64	8.0 W 35 9 1 1 7 1 1 0 1 0 12 20 1.12 1.250																			
Mark Guthrie, L (9, 1) ERA: 3.92	0.1 4 2 1 1 0 1 0 0 0 0 1 0 27.00 9.000																			
Scott Radinsky, L (9, 1) ERA: 3.0	0.1 1 0 0 0 0 0 0 0 0 0 0 0 0.00 0.000																			
Todd Worrell, R (9, 1) ERA: 4.96	0.1 S 1 0 0 0 0 0 0 0 0 0 0 0 0.00 0.000																			

Fri Jul 11 1997, 7:05 PM PDT  
Att. 46,869 - Unknown - 76 F

Batter	1	2	3	4	5	6	7	8	9
Brett Butler, L (1, 7) OBP: 0.405, SLG: 0.351 Todd Hollandsworth, L (6, PH) OBP: 0.283, SLG: 0.335 (7, 7)	2-1 F8		1-2 F8		1-2 BB 1B 1-2 1B	1-1 1B 2B		0-1 F8	
Roger Cedeno, S (1, 8) OBP: 0.347, SLG: 0.337	2-2 FC6-4 1B		2-2 F5		1-1 BB 1-2 1B	3-1 G6-4-3 1B			
Mike Piazza, R (1, 2) OBP: 0.420, SLG: 0.582	1-2 FC6-4 1B 1-2f		0-2 L9		4-2 1B 1-2 HR 2-3 BB 3-H	1-0 G6-4-3 1-2f			
Eric Karros, R (1, 3) OBP: 0.349, SLG: 0.497	2-1 1B			2-2 G6-3	0-1 HR 1-2 1B 2-H 3-H		4-0 WP BB		
Raul Mondesi, R (1, 9) OBP: 0.343, SLG: 0.526	1-0 P6			1-2 F9	2-3 K		1-3 K		
Todd Zeile, R (1, 5) OBP: 0.324, SLG: 0.417		2-2 F9		4-0 1B BB	1-2 HR 1-H 2-H		1-3 K		
Greg Gagne, R (1, 6) OBP: 0.314, SLG: 0.388		1-2 FC6-4 HBP		0-1 FC5-4 1B	2-2 G6-3		0-0 F8		
Tripp Cromer, R (1, 4) OBP: 0.429, SLG: 0.500		1-3 K		2-1 FC5-4 1-2f	2-0 F9		1-3 K		
Hideo Nomo, R (1, 1) OBP: 0.200, SLG: 0.325 Eric Anthony, L (8, PH) OBP: 0.328, SLG: 0.456 Mark Guthrie, R (9, 1) Scott Radinsky, L (9, 1) Todd Worrell, R (9, 1)		1-1 FC6-4 1-2f			2-2 1B BB 1B	0-3 K		2-2 G5-3	

Inning Stats	R: 0 E: 0 K: 0 S: 14	H: 2 LOB: 2 BB: 0 P: 22	R: 0 E: 0 K: 1 S: 10	H: 0 LOB: 1 BB: 0 P: 15	R: 0 E: 0 K: 0 S: 9	H: 0 LOB: 0 BB: 0 P: 12	R: 0 E: 0 K: 0 S: 10	H: 1 LOB: 2 BB: 1 P: 19	R: 6 E: 0 K: 1 S: 23	H: 5 LOB: 0 BB: 1 P: 38	R: 0 E: 0 K: 1 S: 8	H: 2 LOB: 1 BB: 0 P: 13	R: 0 E: 0 K: 2 S: 7	H: 0 LOB: 1 BB: 1 P: 13	R: 0 E: 0 K: 1 S: 9	H: 0 LOB: 0 BB: 0 P: 12
--------------	-------------------------------	----------------------------------	-------------------------------	----------------------------------	------------------------------	----------------------------------	-------------------------------	----------------------------------	-------------------------------	----------------------------------	------------------------------	----------------------------------	------------------------------	----------------------------------	------------------------------	----------------------------------

PITCHER	IP	WLS	BF	H	R	ER	SO	BB	IBB	HBP	BLK	WP	HR	S	P	ERA	WHIP
Keith Foulke, R (1, 1) ERA: 6.64	4.0	L	21	6	4	4	1	2	0	1	0	0	0	53	86	9.00	2.000
Julian Tavarez, R (5, 1) ERA: 4.27	1.0		5	2	2	2	1	0	0	0	0	0	1	13	20	18.00	2.000
William Van Landingham, R (6, 1) ERA: 4.93	3.0		11	2	0	0	4	1	0	0	0	1	0	24	38	0.00	1.000

AB	R	H	RBI	BB	SO	LOB
3	1	1	0	0	0	0
2	0	1	0	0	0	0
4	1	3	0	0	0	0
3	1	0	1	1	0	3
3	1	2	2	1	0	0
4	0	0	0	0	2	5
3	1	1	3	1	1	1
3	0	1	0	0	0	1
4	0	0	0	0	2	3
3	1	1	0	0	1	1
1	0	0	0	0	0	0
0	0	0	0	0	0	0
0	0	0	0	0	0	0
0	0	0	0	0	0	0

AB	33
R	6
H	10
RBI	6
BB	3
SO	6
LOB	14

WP	PA
1	37
PB: 0	
SB: 0	
CS: 0	

San Francisco Giants @ Los Angeles Dodgers  
 Dodger Stadium, Los Angeles, CA  
 Fri Jul 11 1997, 7:05 PM PDT  
 Att: 46,869 - Unknown - 76 F

livebaseballscorecards.com



Batter	1	2	3	4	5	6	7	8	9	AB R H RBI BB SO LOB	TOP																										
Darryl Hamilton, L (1, 8) OBP: 0.353, SLG: 0.379	0-1 CS 1B		1-0 G3 1-2		2-0 F9		3-2 K		1 SAFE 0-1 1B 1B	5 1 2 0 0 1 2																											
Jose Vizcaino, S (1, 6) OBP: 0.333, SLG: 0.321	0-0 F8		0-0 G1-3			4-2 F7 G5-3 1B BB		0-0 G6-3	0-0 1B 1B	4 2 1 0 1 0 2																											
Glenallen Hill, R (1, 9) OBP: 0.272, SLG: 0.422 Stan Javier, S (8, PH) OBP: 0.394, SLG: 0.461	2-2 G1-3 1-2			3-2 F7		1-1 G5-3 1B		0-1 L5	3-2 E8 HR 1B	3 0 1 0 0 0 1 2 1 1 2 0 0 0																											
Barry Bonds, L (1, 7) OBP: 0.416, SLG: 0.530		1-0 G4-3		1-0 1B 1B		1-0 F7		0-1 1B	1-0 CS HBP	4 0 2 0 0 0 2																											
Jeff Kent, R (1, 4) OBP: 0.319, SLG: 0.510		1-2 G6-3		0-0 1B		1-2 G5-3		0-1 L9	1-2 HR	5 1 2 3 0 0 2																											
J.T. Snow, L (1, 3) OBP: 0.394, SLG: 0.507		3-2 FC6-4 1B		0-1 F8		1-2 L7			K G3	5 0 1 0 0 1 4																											
Mark Lewis, R (1, 5) OBP: 0.336, SLG: 0.455		3-1 FC6-4 1-2		3-3 K			0-0 1B P5-1-5 1B		2-2 HR	4 1 2 1 0 1 3																											
Rick Wilkins, L (1, 2) OBP: 0.259, SLG: 0.321			1-1 G3 1B		0-0 G3		2-2 P5-1-5 1B		0-1 HR	4 1 3 1 0 0 0																											
Mark Gardner, R (1, 1) OBP: 0.167, SLG: 0.125 Marvin Benard, L (7, PH) OBP: 0.333, SLG: 0.258 Rich Rodriguez, L (7, 1) OBP: 0.333, SLG: 0.333 Julian Tavarez, L (8, 1) Damon Berryhill, S (9, PH) OBP: 0.382, SLG: 0.400 Rich Aurilia, R (9, PR) OBP: 0.362, SLG: 0.625 Rod Beck, R (9, 1)			0-3 K		1-2 G6-3		1-0 P5-1-5 1B		1-1 E4 1B 1B	2 0 0 0 0 0 1 1 1 0 0 0 0 0 0 2 0 0 0 0 0 0 0 0 0 0 0 0 0 0 0 0 1 0 0 0 0 0 0 0 0 0 1 0 0 0 0 0 0 0 0 0 0 0 0 0																											
<b>Inning Stats</b>	R: 0 E: 0 K: 0 S: 6	H: 1 LOB: 0 BB: 0 P: 8	R: 0 E: 0 K: 0 S: 9	H: 1 LOB: 1 BB: 0 P: 17	R: 0 E: 0 K: 1 S: 7	H: 1 LOB: 1 BB: 0 P: 9	R: 0 E: 0 K: 1 S: 11	H: 2 LOB: 2 BB: 0 P: 18	R: 0 E: 0 K: 0 S: 5	H: 0 LOB: 0 BB: 0 P: 8	R: 1 E: 0 K: 0 S: 11	H: 1 LOB: 1 BB: 1 P: 19	R: 0 E: 0 K: 1 S: 10	H: 2 LOB: 1 BB: 0 P: 16	R: 0 E: 0 K: 0 S: 7	H: 1 LOB: 1 BB: 0 P: 7	R: 7 E: 2 K: 1 S: 24	H: 6 LOB: 1 BB: 0 P: 36	1B: 12 2B: 1 3B: 0 HR: 3	SF: 0 SAC: 0 DP: 1 HBP: 1	WP: 0 PB: 0 SB: 0 CS: 2	PA: 42															
<b>PITCHER</b>	IP WLS BF H R ER SO BB IBB HBP BLK WP HR S P ERA WHIP																				<b>PITCHER</b>	IP WLS BF H R ER SO BB IBB HBP BLK WP HR S P ERA WHIP															
Tom Candiotti, R (1, 1) ERA: 2.67	6.0		26	8	1	1	2	1	0	0	0	0	0	0	53	85	1.50	1.500																			
Scott Radinsky, L (7, 1) ERA: 2.92	1.0		2	0	0	0	1	0	0	0	0	0	0	6	10	0.00	0.000																				
37 Darren Dreifort, R (8, 1) ERA: 2.16	1.0		4	1	0	0	0	0	0	0	0	0	0	7	7	0.00	1.000																				
Todd Worrell, R (9, 1) ERA: 5.73	0.1	L	7	5	7	4	1	0	0	0	0	0	2	16	24	108.00	15.000																				
Antonio Osuna, R (9, 1) ERA: 3.16	0.2		3	1	0	0	0	0	0	1	0	0	1	8	12	0.00	1.500																				

San Francisco Giants @ Los Angeles Dodgers  
Dodger Stadium, Los Angeles, CA  
Sat Jul 12 1997, 7:05 PM PDT  
Att. 53,792 - Unknown - 72 F

livebaseballscorecards.com

AB	40
R	8
H	15
RBI	7
BB	1
SO	4
LOB	19



Batter	1	2	3	4	5	6	7	8	9	AB R H RBI BB SO LOB
Brett Butler, L (1, 7) OBP: 0.399, SLG: 0.345 Todd Hollandsworth, L (8, 7) OBP: 0.286, SLG: 0.351	0-0 G6-3	1-2 G5-3			1-1 SH5-3		0-1 G6-3		0-1 HR	3 0 0 0 0 0 1 1 1 1 3 0 0 0
Roger Cedeno, S (1, 8) OBP: 0.341, SLG: 0.324	4-0 HR BB		1-2 G4-3		1-2 G3-1		0-0 G6-3		3-2 G6-3	4 1 0 0 1 0 1
Mike Piazza, R (1, 2) OBP: 0.421, SLG: 0.589	2-2 HR		0-0 G6-3		4-0 IBB			1-2 G6-3		3 1 1 2 1 0 0
Eric Karros, R (1, 3) OBP: 0.345, SLG: 0.491	0-1 F8		0-1 G4-3		1-3 K			1-3 K		4 0 0 0 0 2 2
Raul Mondesi, R (1, 9) OBP: 0.342, SLG: 0.525	1-2 2B			3-3 K		0-0 L9		1-0 G4-3		4 0 1 0 0 1 0
Todd Zeile, R (1, 5) OBP: 0.326, SLG: 0.418	2-1 L7			2-1 CS 1B		2-2 1B			1-2 F9	4 0 2 0 0 0 1
Greg Gagne, R (1, 6) OBP: 0.317, SLG: 0.389		1-3 K		1 SAFE 1-2 1B		1-2 F8			1-2 HR BB 1B	4 1 2 0 0 1 1
Tripp Cromer, R (1, 4) OBP: 0.422, SLG: 0.488 Nelson Liriano, S (9, PH) OBP: 0.297, SLG: 0.379		2-2 SH3 1B		1 SAFE 3-2 G4-3		1-3 K			2-1 L9	3 0 1 0 0 1 2 1 0 0 0 0 0 1
Tom Candiotti, R (1, 1) OBP: 0.125, SLG: 0.125 Scott Radinsky, L (7, 1) OBP: 0.286, SLG: 0.429 37 Darren Dreifort, R (8, 1) OBP: 0.500, SLG: 0.500 Todd Worrell, R (9, 1) Antonio Osuna, R (9, 1) Eric Anthony, L (9, PH) OBP: 0.338, SLG: 0.456		0-0 SH3			2-2 G3-1 SH5-3 1B		3-3 K		4-2 HR BB	1 0 1 0 0 0 0 0 0 0 0 0 0 0 1 0 0 0 0 0 1 0 1 0 0 1 0 0

Inning Stats	R: 2 E: 0 K: 0 S: 14	H: 2 LOB: 1 BB: 1 P: 22	R: 0 E: 0 K: 1 S: 11	H: 1 LOB: 1 BB: 0 P: 15	R: 0 E: 0 K: 0 S: 6	H: 0 LOB: 0 BB: 0 P: 7	R: 0 E: 0 K: 1 S: 12	H: 2 LOB: 1 BB: 0 P: 21	R: 0 E: 0 K: 1 S: 12	H: 1 LOB: 2 BB: 1 P: 21	R: 0 E: 0 K: 1 S: 7	H: 0 LOB: 0 BB: 0 P: 10	R: 0 E: 0 K: 1 S: 7	H: 0 LOB: 0 BB: 0 P: 10	R: 3 E: 0 K: 0 S: 15	H: 2 LOB: 0 BB: 1 P: 26	1B: 6 2B: 1 3B: 0 HR: 2	SF: 0 SAC: 2 DP: 0 HBP: 0
--------------	-------------------------------	----------------------------------	-------------------------------	----------------------------------	------------------------------	---------------------------------	-------------------------------	----------------------------------	-------------------------------	----------------------------------	------------------------------	----------------------------------	------------------------------	----------------------------------	-------------------------------	----------------------------------	----------------------------------	------------------------------------

PITCHER	IP	WLS	BF	H	R	ER	SO	BB	IBB	HBP	BLK	WP	HR	S	P	ERA	WHIP
Mark Gardner, R (1, 1) ERA: 3.69	6.0		26	7	2	2	4	1	1	0	0	0	1	67	101	3.00	1.333
Rich Rodriguez, L (7, 1) ERA: 1.71	1.0		3	0	0	0	1	0	0	0	0	0	0	7	10	0.00	0.000
Julian Tavarez, R (8, 1) ERA: 4.18	1.0	W	3	0	0	0	1	0	0	0	0	0	0	7	10	0.00	0.000
Rod Beck, R (9, 1) ERA: 3.08	1.0		6	2	3	3	0	1	0	0	0	0	1	15	26	27.00	3.000

**BOTTOM**

**San Francisco Giants @ Los Angeles Dodgers**  
**Dodger Stadium, Los Angeles, CA**

Sat Jul 12 1997, 7:05 PM PDT  
Att: 53,792 - Unknown - 72 F

livebaseballscorecards.com

<b>AB</b>	<b>33</b>
<b>R</b>	<b>5</b>
<b>H</b>	<b>9</b>
<b>RBI</b>	<b>5</b>
<b>BB</b>	<b>3</b>
<b>SO</b>	<b>6</b>
<b>LOB</b>	<b>9</b>



<b>WP: 0</b>	<b>PA: 38</b>
<b>PB: 0</b>	
<b>SB: 0</b>	
<b>CS: 1</b>	

Batter	1	2	3	4	5	6	7	8	9	AB R H RBI BB SO LOB	TOP											
Darryl Hamilton, L (1, 8) OBP: 0.363, SLG: 0.384	2-1 1B		4-0 BB		4-1 BB			0-1 1B		2 0 2 0 2 0 0	<p>San Francisco Giants @ Los Angeles Dodgers Dodger Stadium, Los Angeles, CA</p> <p>Sun Jul 13 1997, 3:33 AM PDT Att. 51,730 - Sunny - 76 F</p> <p>livebaseballscorecards.com</p>											
Jose Vizcaino, S (1, 6) OBP: 0.330, SLG: 0.317	0-3 K		0-0 G4-6-3		1-0 F8			1-3 K2-3		4 0 0 0 0 2 4												
Stan Javier, S (1, 9) OBP: 0.392, SLG: 0.462	3-2 HR			1-3 K				0-0 F9		4 1 1 0 0 2 1												
Barry Bonds, L (1, 7) OBP: 0.420, SLG: 0.540	3-2 HR			4-2 S 1B BB				1-1 G4-3		2 2 1 2 2 0 0												
Jeff Kent, R (1, 4) OBP: 0.315, SLG: 0.503	3-0 P3			2-3 K				0-0 F9		4 0 0 0 0 1 2												
Mark Lewis, R (1, 5) OBP: 0.335, SLG: 0.451				1-2 S 1B				1-2 G6-3		4 0 1 1 0 0 0												
J.T. Snow, L (1, 3) OBP: 0.394, SLG: 0.505				2-3 K						3 0 1 0 0 1 1												
Damon Berryhill, S (1, 2) OBP: 0.372, SLG: 0.388										3 0 0 0 0 0 1												
Shawn Estes, R (1, 1) OBP: 0.162, SLG: 0.176 Julian Tavarez, L (6, 1) John Johnstone, R (7, 1) Marvin Benard, L (8, PH) Doug Henry, R (8, 1) Rich Rodriguez, L (8, 1) OBP: 0.333, SLG: 0.333										2 0 0 0 0 0 1 0 0 0 0 0 0 0 0 0 0 0 0 0 0 0 0 0 1 0												
Inning Stats	R: 2 E: 0 K: 1 S: 13	H: 3 LOB: 0 BB: 0 P: 24	R: 0 E: 0 K: 0 S: 3	H: 0 LOB: 0 BB: 0 P: 5	R: 0 E: 0 K: 1 S: 6	H: 0 LOB: 0 BB: 1 P: 11	R: 1 E: 0 K: 3 S: 14	H: 1 LOB: 1 BB: 1 P: 24	R: 0 E: 0 K: 0 S: 6	H: 0 LOB: 1 BB: 1 P: 13	R: 0 E: 0 K: 1 S: 6	H: 0 LOB: 0 BB: 1 P: 11	R: 0 E: 0 K: 0 S: 4	H: 1 LOB: 0 BB: 0 P: 7	R: 0 E: 0 K: 1 S: 8	H: 1 LOB: 1 BB: 0 P: 10	R: 0 E: 0 K: 0 S: 6	H: 0 LOB: 0 BB: 0 P: 8	1B: 4 2B: 1 3B: 0 HR: 1	SF: 0 SAC: 0 DP: 3 HBP: 0	WP: 0 PB: 0 SB: 3 CS: 0	PA: 33
PITCHER	IP WLS BF H R ER SO BB IBB HBP BLK WP HR S P ERA WHIP																					
Dennys Reyes, L (1, 1) ERA: 4.5	6.0 W 23 4 3 3 6 4 0 0 0 0 0 1 48 88 4.50 1.333																					
Darren Hall, R (7, 1) ERA: 2.16	1.2 6 2 0 0 1 0 0 0 0 0 0 0 11 16 0.00 1.200																					
Scott Radinsky, L (8, 1) ERA: 2.89	0.1 1 0 0 0 0 0 0 0 0 0 0 0 1 1 0.00 0.000																					
Mark Guthrie, L (9, 1) ERA: 3.83	1.0 3 0 0 0 0 0 0 0 0 0 0 0 6 8 0.00 0.000																					

AB	29
R	3
H	6
RBI	3
BB	4
SO	7
LOB	9





Batter	1	2	3	4	5	6	7	8	9	10	AB R H RBI BB SO LOB	TOP																
Brett Butler, L (1, 7) OBP: 0.409, SLG: 0.365 Scott Radinsky, L (9, 1) Billy Ashley, R (10, PH) Todd Worrell, R (10, 1)	0-0 1B HR 1B	0-0 E7 1B			0-0 2B 2B	0-0 2B 1B	0-0 P4		0-0 FC4-6 1-2f	0-3 K	6 3 4 1 0 0 2 0 0 0 0 0 0 0 1 0 0 0 0 1 2 0 0 0 0 0 0 0																	
Roger Cedeno, S (1, 8) OBP: 0.358, SLG: 0.373	0-0 1-2 HR 1B	0-0 G4-3			4-0 2B BB	0-0 1-H 2B		0-3 K	0-3 K		5 1 2 1 1 2 2																	
Mike Piazza, R (1, 2) OBP: 0.425, SLG: 0.599	0-0 1-H 2-H HR				0-0 1-3 2-H 2B	0-0 G5-3		0-0 BB E 1B		0-0 HR 1B	6 2 4 4 0 0 1																	
Eric Karros, R (1, 3) OBP: 0.342, SLG: 0.493	0-0 G5-3				0-3 K	0-0 G4-3		0-3 K		0-0 1-H HR	6 1 1 2 0 3 4																	
Raul Mondesi, R (1, 9) OBP: 0.339, SLG: 0.524	0-0 F7				0-0 L4			0-0 1B 1B	0-0 E4 BB	0-3 K	6 1 1 0 0 1 3																	
Todd Zeile, R (1, 5) OBP: 0.333, SLG: 0.438	0-0 HR				0-0 G6-3 1B	0-0 HR	0-0 F8 SH1-3 1B	4-0 1-2 2-3 BB		0-3 K	5 3 4 2 1 1 0																	
Greg Gagne, R (1, 6) OBP: 0.319, SLG: 0.388	0-0 G6-3				0-3 K	0-3 K	0-0 SH1-3 1B	0-3 K		0-0 1B 1B	6 1 2 1 0 3 4																	
Tripp Cramer, R (1, 4) Antonio Osuna, R (4, 1) Eric Anthony, L (6, PH) Mark Guthrie, R (6, 1) Nelson Lirio, S (7, PH) 37 Darren Dreifort, R (7, 1) Todd Hollandsworth, L (9, PH) OBP: 0.297, SLG: 0.362		0-3 K			0-0 G6-3 1-2f		4-0 1B BB	0-0 F8		0-0 FC4-6 1B	2 0 0 0 0 1 1 0 0 0 0 0 0 0 0 1 0 0 0 1 0 0 0 0 0 0 0 0 0 0 1 0 0 0 0 0 2 0 0 0 0 0 0 0 0 2 0 2 0 0 0 0 0																	
Pedro Astacio, R (1, 1) Wilton Guerrero, S (4, 4) OBP: 0.307, SLG: 0.415		0-0 G6-3			0-0 G1-3	0-0 E9 1B 1B	0-0 SH1-3		0-0 L1	0-0 1-3 2-H 1B	1 0 0 0 0 0 0 4 1 2 2 0 0 1																	
<b>Inning Stats</b>	R: 4 E: 0 K: 0 S: 7	H: 4 LOB: 0 BB: 0 P: 7	R: 0 E: 1 K: 1 S: 6	H: 1 LOB: 1 BB: 0 P: 6	R: 0 E: 0 K: 1 S: 5	H: 0 LOB: 0 BB: 0 P: 5	R: 0 E: 0 K: 1 S: 5	H: 1 LOB: 0 BB: 0 P: 5	R: 1 E: 0 K: 1 S: 7	H: 2 LOB: 2 BB: 1 P: 11	R: 4 E: 1 K: 1 S: 9	H: 4 LOB: 1 BB: 1 P: 13	R: 2 E: 0 K: 0 S: 6	H: 3 LOB: 1 BB: 0 P: 6	R: 0 E: 1 K: 3 S: 11	H: 1 LOB: 3 BB: 1 P: 15	R: 0 E: 1 K: 1 S: 6	H: 1 LOB: 1 BB: 0 P: 6	R: 3 E: 0 K: 3 S: 14	H: 5 LOB: 2 BB: 0 P: 14	1B: 15 2B: 3 3B: 0 HR: 4	SF: 0 SAC: 1 DP: 1 HBP: 0	WP: 0 PB: 0 SB: 0 CS: 0	PA: 55				
<b>PITCHER</b>	IP WLS BF H R ER SO BB IBB HBP BLK WP HR S P ERA WHIP	IP WLS BF H R ER SO BB IBB HBP BLK WP HR S P ERA WHIP													IP WLS BF H R ER SO BB IBB HBP BLK WP HR S P ERA WHIP													
Darren Holmes, R (1, 1) ERA: 5.03	5.1	28	11	9	9	5	2	0	0	0	0	0	3	3	15.19	2.438												
Mike DeJean, R (6, 1) ERA: 3.89	0.2	3	1	0	0	0	0	0	0	0	0	0	3	3	0.00	1.500												
Nate Minchey, R (7, 1) ERA: 18.0	1.0	6	3	2	2	0	0	0	0	0	0	0	6	6	18.00	3.000												
Jerry Dipoto, R (8, 1) ERA: 4.91	2.0	10	2	0	0	4	1	0	0	0	0	0	17	21	0.00	1.500												
Steve Reed, R (10, 1) ERA: 5.31	1.0	L 8	5	3	3	3	0	0	0	0	0	0	1	14	27.00	5.000												

Los Angeles Dodgers @ Colorado Rockies  
Coors Field, Denver, CO  
Mon Jul 14 1997, 7:05 PM MDT  
Att. 48,360 - Unknown - 90 F

AB	51
R	14
H	22
RBI	13
BB	3
SO	12
LOB	22





BOTTOM

Los Angeles Dodgers @ Colorado Rockies  
Coors Field, Denver, CO  
Mon Jul 14 1997, 7:05 PM MDT  
Att. 48,360 - Unknown - 90 F

livebaseballscorecards.com

AB 46  
R 12  
H 18  
RBI 11  
BB 7  
SO 7  
LOB 27



WP: 2 PA: 54  
PB: 0  
SB: 2  
CS: 1

AB R H RBI BB SO LOB

6 1 1 1 0 0 2

2 1 2 0 1 0 0  
3 1 2 0 0 1 1

6 3 4 2 0 0 2

4 2 2 2 2 0 3

4 2 2 2 2 0 3

2 1 0 1 0 1 1  
2 0 1 1 0 0 2

0 0 0 0 0 0 0  
1 0 0 0 0 1 2  
0 0 0 0 0 0 0  
1 0 0 0 0 0 1  
0 0 0 0 0 0 0

4 2 2 2 2 0 3

4 2 2 2 2 0 3

6 0 1 1 0 2 6

5 0 2 1 1 1 1

2 0 0 0 0 1 3  
0 0 0 0 0 0 0  
2 1 1 0 1 0 0

1B: 10 SF: 0  
2B: 4 SAC: 1  
3B: 1 DP: 1  
HR: 3 HBP: 0

2 0 0 0 0 1 3  
0 0 0 0 0 0 0  
2 1 1 0 1 0 0

2 0 0 0 0 1 3  
0 0 0 0 0 0 0  
2 1 1 0 1 0 0

2 0 0 0 0 1 3  
0 0 0 0 0 0 0  
2 1 1 0 1 0 0

1B: 10 SF: 0  
2B: 4 SAC: 1  
3B: 1 DP: 1  
HR: 3 HBP: 0

2 0 0 0 0 1 3  
0 0 0 0 0 0 0  
2 1 1 0 1 0 0

2 0 0 0 0 1 3  
0 0 0 0 0 0 0  
2 1 1 0 1 0 0

2 0 0 0 0 1 3  
0 0 0 0 0 0 0  
2 1 1 0 1 0 0

Main table containing batter names, statistics, and play diagrams for each batter across 10 innings.

Inning Stats table showing runs, hits, errors, and other statistics for each of the 10 innings.

Pitcher statistics table listing names like Pedro Astacio, Antonio Osuna, Mark Guthrie, etc., along with their IP, WLS, BF, H, R, ER, SO, BB, IBB, HBP, BLK, WP, HR, S, P, ERA, and WHIP.

Batter	1	2	3	4	5	6	7	8	9	AB R H RBI BB SO LOB	TOP			
Roger Cedeno, S OBP: 0.359, SLG: 0.369 (1, 8)	1-0 L8 FC4 SF7 1B		3-3 K		2-0 F7		4-2 S 1B BB		2-1 G3	4 2 1 0 1 1 1				
Todd Hollandsworth, L OBP: 0.295, SLG: 0.367 (1, 7)	1-1 FC4 PO SF7 1-2		0-0 2B 3B		1-3 K		2-3 SAFE K		0-3 K	5 1 1 0 0 3 3				
Mike Piazza, R OBP: 0.427, SLG: 0.602 (1, 2)	1-0 L8 2-3		2-2 2B			2-2 G6-3		0-2 G3 2-H 1B	2-1 2B 1B	5 0 3 2 0 0 2				
Eric Karros, R OBP: 0.343, SLG: 0.496 (1, 3)	1-1 SF7 1-2 3-H		2-2 L5			0-1 2B FC6-5 1B		0-0 G3 1-2	1-0 2B	4 1 2 1 0 0 2				
Raul Mondesi, R OBP: 0.337, SLG: 0.523 (1, 9)	0-1 PO 2-3		1-1 F8		2-1 P5		0-2 FC6-5 1-3 2B		1-0 G1-3	5 0 1 0 0 0 3				
Todd Zeile, R OBP: 0.338, SLG: 0.447 (1, 5)			4-1 S BB		1-2 G6-3		4-2 FC6-5 1B BB		2-1 HR	2 2 1 1 2 0 0				
Wilton Guerrero, S OBP: 0.306, SLG: 0.412 (1, 4)			0-3 K		2-3 K		0-0 FC6-5 1B 1-2 2-3f 3-H		1-0 K 1B	4 0 1 1 0 2 3				
Tripp Cromer, R OBP: 0.418, SLG: 0.460 (1, 6)			0-2 L9 1-2			0-0 B1-4 1B		2-0 FC6-4 1B 1-3 2-H	1-3 K 1-2	4 0 2 1 0 1 2				
Chan Ho Park, R OBP: 0.226, SLG: 0.300 Darren Hall, R Eric Anthony, L OBP: 0.343, SLG: 0.448 Mark Guthrie, R Todd Worrell, R			3-1 G6-3		0-0 B1-4 1-2		2-2 FC6-4 1-2f		3-1 G2-3	3 0 0 0 0 0 3 0 0 0 0 0 0 0 1 0				
Inning Stats	R: 1 E: 0 K: 0 S: 7 H: 1 LOB: 0 BB: 0 P: 11	R: 0 E: 0 K: 1 S: 9 H: 0 LOB: 1 BB: 1 P: 14	R: 1 E: 0 K: 1 S: 12 H: 2 LOB: 1 BB: 0 P: 22	R: 0 E: 0 K: 1 S: 8 H: 0 LOB: 0 BB: 0 P: 13	R: 0 E: 0 K: 1 S: 6 H: 1 LOB: 1 BB: 0 P: 9	R: 2 E: 0 K: 0 S: 16 H: 3 LOB: 2 BB: 1 P: 26	R: 1 E: 0 K: 1 S: 11 H: 1 LOB: 1 BB: 1 P: 18	R: 1 E: 0 K: 1 S: 8 H: 2 LOB: 0 BB: 0 P: 15	R: 0 E: 0 K: 1 S: 10 H: 2 LOB: 2 BB: 0 P: 18	1B: 7 2B: 3 3B: 1 HR: 1 SF: 1 SAC: 0 DP: 0 HBP: 0	WP: 0 PB: 0 SB: 2 CS: 0 PA: 42			
PITCHER	IP WLS BF H R ER SO BB IBB HBP BLK WP HR S P ERA WHIP													
Roger Bailey, R ERA: 3.63 Curt Leskanic, R ERA: 7.61 Jeff McCurry, R ERA: 3.98	(1, 1) 6.0 L 27 7 4 4 4 2 0 0 0 0 0 58 95 6.00 1.500	(7, 1) 1.0 5 1 1 1 1 1 0 0 0 0 0 11 18 9.00 2.000	(8, 1) 2.0 9 4 1 1 2 0 0 0 0 0 1 18 33 4.50 2.000											

**Los Angeles Dodgers @ Colorado Rockies**  
 Coors Field, Denver, CO  
 Tue Jul 15 1997, 3:33 AM MDT  
 Att. 48,621 - Sunny - 92 F

AB	37
R	6
H	12
RBI	6
BB	3
SO	7
LOB	19




WP	0
PB	0
SB	2
CS	0

BOTTOM

Los Angeles Dodgers @ Colorado Rockies  
Coors Field, Denver, CO  
Tue Jul 15 1997, 3:33 AM MDT  
Att. 48,621 - Sunny - 92 F

livebaseballscores.com

AB	35
R	5
H	11
RBI	5
BB	1
SO	4
LOB	16



WP	0	PA	38
PB	0		
SB	1		
CS	0		

AB R H RBI BB SO LOB

4	0	0	2	0	0	4
5	0	1	0	0	1	2
4	0	0	0	0	1	1
4	2	2	0	0	1	1
2	0	0	0	1	1	1
1	0	1	1	0	0	0
0	0	0	0	0	0	0
4	1	1	0	0	0	2
3	0	1	1	0	0	1
1	0	1	0	0	0	0
0	1	0	0	0	0	0
4	1	3	1	0	0	1
1	0	0	0	0	0	1
0	0	0	0	0	0	0
1	0	0	0	0	0	2
0	0	0	0	0	0	0
1	0	1	0	0	0	0

1B	7	SF	1
2B	4	SAC	1
3B	0	DP	1
HR	0	HBP	0

Batter	1	2	3	4	5	6	7	8	9
Eric Young Sr., R OBP: 0.371, SLG: 0.414	1-2 F8		3-1 SF8			0-1 G4-3	3-1 G6-3		0-0 FC4-6
Quinton McCracken, S OBP: 0.340, SLG: 0.343	2-1 1B		3-H 2-2 F7			2-3 K		2-2 F8	2-0 F7
Larry Walker, L OBP: 0.499, SLG: 0.740	1-1 L9			0-0 P5		2-1 L7		1-3 K	
Andres Galarraga, R OBP: 0.400, SLG: 0.576	1-3 F9			1-3 K			2-1 1B	3-0 2B	
Jeff Reed, L OBP: 0.392, SLG: 0.529		4-2 BB		1-3 K			0-0 F7	1-1 2B	
Dante Bichette, R OBP: 0.338, SLG: 0.479									
Kirt Manwaring, R OBP: 0.331, SLG: 0.325									
Vinny Castilla, R OBP: 0.326, SLG: 0.506	1-1 P6				2-2 F7		0-1 1B	1-1 G6-3	
John Vander Wal, L OBP: 0.273, SLG: 0.217		1-1 G3-6					3-2 1B		2-1 FC4-6
Walt Weiss, S OBP: 0.363, SLG: 0.376							1-3 2-H 1B		
Bill Swift, R OBP: 0.467, SLG: 0.364									
Neifi Perez, S OBP: 0.321, SLG: 0.547			0-1 SH5-4 SF8 2B		0-0 1B		2-2 1B		0-0 F9
Roger Bailey, R OBP: 0.225, SLG: 0.211					1-0 L3		0-1 G2-3		1-2 FC4-6
Curt Leskanic, R									
Angel Echevarria, R OBP: 0.429, SLG: 0.417									
Jeff McCurry, R									
Harvey Pulliam, R OBP: 0.269, SLG: 0.375									2-3 1B

Inning Stats	R: 0 E: 0 K: 0 S: 9	H: 1 LOB: 1 BB: 0 P: 13	R: 0 E: 0 K: 0 S: 7	H: 0 LOB: 0 BB: 1 P: 13	R: 1 E: 0 K: 0 S: 8	H: 1 LOB: 0 BB: 0 P: 13	R: 0 E: 0 K: 2 S: 7	H: 0 LOB: 0 BB: 0 P: 9	R: 0 E: 0 K: 0 S: 7	H: 1 LOB: 1 BB: 0 P: 12	R: 0 E: 0 K: 1 S: 7	H: 0 LOB: 0 BB: 0 P: 11	R: 2 E: 0 K: 0 S: 17	H: 4 LOB: 2 BB: 0 P: 27	R: 1 E: 0 K: 1 S: 12	H: 2 LOB: 1 BB: 0 P: 20	R: 1 E: 0 K: 0 S: 8	H: 2 LOB: 1 BB: 0 P: 13	1B: 7 2B: 4 3B: 0 HR: 0	SF: 1 SAC: 1 DP: 1 HBP: 0
--------------	------------------------------	----------------------------------	------------------------------	----------------------------------	------------------------------	----------------------------------	------------------------------	---------------------------------	------------------------------	----------------------------------	------------------------------	----------------------------------	-------------------------------	----------------------------------	-------------------------------	----------------------------------	------------------------------	----------------------------------	----------------------------------	------------------------------------

PITCHER	IP	WLS	BF	H	R	ER	SO	BB	IBB	HBP	BLK	WP	HR	S	P	ERA	WHIP
Chan Ho Park, R ERA: 3.14	(1, 1)	6.1	26	7	3	3	3	1	0	0	0	0	0	58	91	4.26	1.263
Darren Hall, R ERA: 2.12	(7, 1)	0.2	2	0	0	0	0	0	0	0	0	0	0	4	7	0.00	0.000
Mark Guthrie, L ERA: 4.47	(8, 1)	1.0	6	3	2	2	1	0	0	0	0	0	0	14	24	18.00	3.000
Todd Worrell, R ERA: 5.66	(9, 1)	1.0	S	4	1	0	0	0	0	0	0	0	0	6	9	0.00	1.000

PITCHER	IP	WLS	BF	H	R	ER	SO	BB	IBB	HBP	BLK	WP	HR	S	P	ERA	WHIP
---------	----	-----	----	---	---	----	----	----	-----	-----	-----	----	----	---	---	-----	------

Batter	1	2	3	4	5	6	7	8	9	AB R H RBI BB SO LOB	TOP
<b>Brett Butler, L</b> (1, 7) OBP: 0.403, SLG: 0.357	1-2 G5-3			2-2 G4-3		0-0 G6-3			3-2 L6	4 0 0 0 0 0 0	<b>Los Angeles Dodgers @ Florida Marlins</b> Pro Player Stadium, Miami, FL Wed Jul 16 1997, 7:05 PM EDT Att. 30,225 - Unknown - 84 F
<b>Roger Cedeno, S</b> (1, 8) <b>Todd Hollandsworth, L</b> (7, 8) OBP: 0.359, SLG: 0.363 OBP: 0.294, SLG: 0.366	1-1 G3-1			4-1 FC1-4 BB		0-3 K			1-3 K	2 0 0 0 1 1 0 1 0 0 0 0 1 0	
<b>Mike Piazza, R</b> (1, 2) OBP: 0.424, SLG: 0.596	2-3 K			1 SAFE 2-0 FC1-4					1-1 G6-3	3 0 0 0 0 1 1	
<b>Eric Karros, R</b> (1, 3) OBP: 0.340, SLG: 0.492			0-1 G5-3						2-2 G4-3	3 0 0 0 0 1 1	
<b>Raul Mondesi, R</b> (1, 9) OBP: 0.337, SLG: 0.521			0-1 L7		1-2 G3-1 1B				0-0 G6-3	3 1 1 0 0 0 0	
<b>Todd Zeile, R</b> (1, 5) OBP: 0.335, SLG: 0.443			1-1 G4-3		1 SAFE 3-2 G3-1 1-H				1-3 K	3 0 0 1 0 1 0	
<b>Greg Gagne, R</b> (1, 6) OBP: 0.316, SLG: 0.384				3-1 G4-3		2-0 G6-3			2-0 G6-3	3 0 0 0 0 0 0	
<b>Tripp Cromer, R</b> (1, 4) OBP: 0.404, SLG: 0.442 <b>Wilton Guerrero, S</b> (8, PH) OBP: 0.305, SLG: 0.411 (8, 4)			2-3 K		1-2 L9				0-1 G4-3	2 0 0 0 0 1 0 1 0 0 0 0 0 0	
<b>Hideo Nomo, R</b> (1, 1) OBP: 0.190, SLG: 0.310 <b>Antonio Osuna, R</b> (6, 1) <b>Nelson Liriano, S</b> (9, PH) OBP: 0.288, SLG: 0.367			0-3 K			0-3 K			0-1 G1-3	2 0 0 0 0 2 0 0 0 0 0 0 0 0 1 0 0 0 0 0 0	
<b>Inning Stats</b>	R: 0 H: 0 E: 0 LOB: 0 K: 1 BB: 0 S: 9 P: 13	R: 0 H: 0 E: 0 LOB: 0 K: 0 BB: 0 S: 6 P: 7	R: 0 H: 0 E: 0 LOB: 0 K: 2 BB: 0 S: 9 P: 14	R: 0 H: 0 E: 0 LOB: 1 K: 1 BB: 1 S: 9 P: 20	R: 1 H: 1 E: 0 LOB: 0 K: 0 BB: 0 S: 10 P: 17	R: 0 H: 0 E: 0 LOB: 0 K: 2 BB: 0 S: 7 P: 7	R: 0 H: 0 E: 0 LOB: 0 K: 0 BB: 0 S: 6 P: 9	R: 0 H: 0 E: 0 LOB: 0 K: 1 BB: 0 S: 7 P: 10	R: 0 H: 0 E: 0 LOB: 0 K: 1 BB: 0 S: 11 P: 15	1B: 1 SF: 0 2B: 0 SAC: 0 3B: 0 DP: 0 HR: 0 HBP: 0	WP: 0 PA: 29 PB: 0 SB: 1 CS: 0
<b>PITCHER Kevin Brown, R</b> (1, 1) ERA: 2.73	IP WLS BF H R ER SO BB IBB HBP BLK WP HR S P ERA WHIP										
	9.0 W 29 1 1 0 8 1 0 0 0 0 0 0 74 112 0.00 0.222										

livebaseballscorecards.com

<b>AB</b>	<b>28</b>
<b>R</b>	<b>1</b>
<b>H</b>	<b>1</b>
<b>RBI</b>	<b>1</b>
<b>BB</b>	<b>1</b>
<b>SO</b>	<b>8</b>
<b>LOB</b>	<b>2</b>



Batter	1	2	3	4	5	6	7	8	9	AB	R	H	RBI	BB	SO	LOB
John Cangelosi, S OBP: 0.341, SLG: 0.328 (1, 7)	2-2 1B SF7 1B	2-0 G3		2-3 K		2-0 3B 2B		2-3 K		5	2	2	1	0	2	2
Edgar Renteria, R OBP: 0.319, SLG: 0.331 (1, 6)	1-2 CS 1B 1-2 1B		1-1 G4-3		2-0 F8	0-1 2B 3B		3-2 1B		5	0	3	2	0	0	0
Mark Kotsay, L OBP: 0.304, SLG: 0.364 (1, 8)	1-2 1-2 2-3 1B		4-2 3B BB		1-3 K	2-3 K		2-2 G1-3		4	1	1	0	1	2	2
Bobby Bonilla, S OBP: 0.390, SLG: 0.491 (1, 5)	0-0 SF7		0-1 SAFE 3B		4-1 1B BB	2-2 F8				2	0	1	2	1	0	1
Moises Alou, R OBP: 0.373, SLG: 0.465 (1, 9)	3-3 K		3-2 F9		1-1 SAFE 1B		2-2 F8			4	0	1	0	0	1	3
Jim Eisenreich, L OBP: 0.344, SLG: 0.357 Jeff Conine, R OBP: 0.343, SLG: 0.373 (1, 3) (7, 3)		1-2 E6 BB	4-0 IBB		0-3 K		3-3 K			2	0	0	0	1	1	2
Charles Johnson, R OBP: 0.335, SLG: 0.409 (1, 2)		0-2 K	0-3 K			0-0 SH3-4 2B		4-0 BB		3	1	1	0	1	2	3
Luis Castillo, S OBP: 0.320, SLG: 0.268 (1, 4)		4-1 BB		0-0 L8		4-1 2B SH3-4 3B BB		3-2 G1-3		2	1	0	0	2	0	1
Kevin Brown, R OBP: 0.227, SLG: 0.154 (1, 1)		2-2 B3		2-1 P6		1-2 SH3-4		0-3 K		3	0	0	0	0	1	2


Inning Stats	R: 1	H: 3	E: 0	K: 1	S: 14	H: 0	LOB: 2	BB: 0	P: 21	R: 0	H: 0	E: 1	K: 1	S: 11	H: 1	LOB: 2	BB: 1	P: 20	R: 1	H: 1	E: 0	K: 1	S: 12	H: 0	LOB: 0	BB: 0	P: 10	R: 0	H: 1	E: 0	K: 2	S: 13	H: 3	LOB: 1	BB: 1	P: 26	R: 0	H: 0	E: 0	K: 1	S: 12	H: 0	LOB: 1	BB: 1	P: 24	R: 0	H: 1	E: 0	K: 2	S: 14	H: 1	LOB: 1	BB: 0	P: 21
1B: 5	SF: 1	2B: 3	SAC: 1	3B: 2	DP: 1	HR: 0	HBP: 0																																															

PITCHER	IP	WLS	BF	H	R	ER	SO	BB	IBB	HBP	BLK	WP	HR	S	P	ERA	WHIP
Hideo Nomo, R ERA: 3.83 (1, 1)	5.2	L	30	8	5	5	7	4	1	0	0	0	0	67	116	7.94	2.118
Antonio Osuna, R ERA: 2.76 (6, 1)	2.1		9	1	0	0	3	1	0	0	0	0	0	30	51	0.00	0.857

**BOTTOM**

**Los Angeles Dodgers @ Florida Marlins**  
**Pro Player Stadium, Miami, FL**  
 Wed Jul 16 1997, 7:05 PM EDT  
 Att: 30,225 - Unknown - 84 F

AB	31
R	5
H	9
RBI	5
BB	6
SO	10
LOB	16



WP: 0	PA: 39
PB: 0	
SB: 0	
CS: 1	

Batter	1	2	3	4	5	6	7	8	9	AB R H RBI BB SO LOB
--------	---	---	---	---	---	---	---	---	---	----------------------

<b>Brett Butler, L</b> <small>(1, 8) OBP: 0.404, SLG: 0.360</small> <small>(6, 7)</small> <small>(8, 8)</small>	<small>3-2</small> 		<small>2-1</small> <b>SH1-3</b> <small>1-2</small> <small>3-H</small>		<small>0-1</small> <b>G6-3</b>		<small>0-1</small> <b>E7</b> <small>1-3</small> <small>1B</small> <small>2B</small> <small>1B</small>	<small>1-3</small> 		4 1 2 1 0 1 2
<b>Tripp Cramer, R</b> <small>(1, 6) OBP: 0.403, SLG: 0.554</small>	<small>2-3</small> 		<small>1-2</small> <b>F9</b>		<small>2-1</small> 		<small>0-1</small> <b>SF9</b>		<small>2-1</small> 	4 2 2 3 0 1 2
<b>Raul Mondesi, R</b> <small>(1, 9) OBP: 0.335, SLG: 0.517</small>	<small>3-3</small> 			<small>2-3</small> 	<small>1-3</small> 		<small>1-1</small> 		<small>1-2</small> <b>G5-3</b>	5 1 1 0 0 3 1
<b>Eric Karros, R</b> <small>(1, 3) OBP: 0.343, SLG: 0.503</small>		<small>4-2</small> 		<small>3-3</small> 		<small>3-2</small> <b>G4-3</b>	<small>0-0</small> 		<small>0-2</small> 	4 1 2 3 1 1 0
<b>Todd Zeile, R</b> <small>(1, 5) OBP: 0.333, SLG: 0.438</small>		<small>3-3</small> 		<small>4-2</small> 		<small>1-0</small> <b>F7</b>	<small>0-1</small> <b>F8</b>		<small>3-2</small> <b>P3</b>	4 0 0 0 1 1 2
<b>Billy Ashley, R</b> <small>(1, 7) OBP: 0.300, SLG: 0.447</small> <b>Eric Anthony, L</b> <small>(8, 7) OBP: 0.353, SLG: 0.458</small>		<small>1-1</small> <b>P6</b>		<small>0-0</small> 		<small>0-0</small> 		<small>1-2</small> <b>F8</b>	<small>3-1</small> 	3 0 2 0 0 0 0 1 0 1 0 0 0 0
<b>Tom Prince, R</b> <small>(1, 2) OBP: 0.333, SLG: 0.308</small>			<small>4-2</small> 	<small>1-0</small> 		<small>1-2</small> <b>G5-3</b>		<small>1-0</small> 	<small>3-2</small> <b>L8</b>	3 1 1 0 1 0 2
<b>Wilton Guerrero, S</b> <small>(1, 4) OBP: 0.311, SLG: 0.420</small>			<small>0-1</small> 	<small>1-3</small> 			<small>0-0</small> 	<small>1-0</small> 		4 1 3 0 0 1 3
<b>Tom Candiotti, R</b> <small>(1, 1) OBP: 0.100, SLG: 0.100</small> <b>Darren Hall, R</b> <small>(6, 1) OBP: 0.250, SLG: 0.354</small> <b>Todd Hollandsworth, L</b> <small>(8, PH) OBP: 0.284, SLG: 0.361</small> <b>Nelson Lirio, S</b> <small>(8, PH) OBP: 0.422, SLG: 0.595</small> <b>Mike Piazza, R</b> <small>37 OBP: 0.500, SLG: 0.500</small>			<small>0-0</small> <b>FC6</b> <b>SH1-3</b>		<small>1-3</small> 		<small>2-2</small> <b>F8</b>	<small>3-3</small> 		2 0 0 0 0 1 2 0 0 0 0 0 0 0 1 0 0 0 0 0 1 1 0 0 0 0 0 0 1 0 0 0 0 1 2 0 0 0 0 0 0 0

**Los Angeles Dodgers @ Florida Marlins**  
**Pro Player Stadium, Miami, FL**  
 Thu Jul 17 1997, 7:05 PM EDT  
 Att. 27,406 - Unknown - 84 F

<b>AB</b>	<b>37</b>
<b>R</b>	<b>7</b>
<b>H</b>	<b>14</b>
<b>RBI</b>	<b>7</b>
<b>BB</b>	<b>3</b>
<b>SO</b>	<b>10</b>
<b>LOB</b>	<b>17</b>



Inning Stats	R: 0	H: 1	R: 0	H: 0	R: 1	H: 1	R: 0	H: 1	R: 1	H: 1	R: 0	H: 1	R: 3	H: 4	R: 0	H: 2	R: 2	H: 3	1B: 7	SF: 1	WP: 0	PA: 43
	E: 0	LOB: 1	E: 0	LOB: 0	E: 0	LOB: 1	E: 0	LOB: 3	E: 0	LOB: 0	E: 0	LOB: 1	E: 1	LOB: 1	E: 0	LOB: 2	E: 0	LOB: 1	2B: 6	SAC: 1	PB: 0	
	K: 2	BB: 0	K: 1	BB: 1	K: 0	BB: 1	K: 3	BB: 1	K: 2	BB: 0	K: 0	BB: 0	K: 0	BB: 0	K: 2	BB: 0	K: 0	BB: 0	3B: 0	DP: 2	SB: 0	
	S: 10	P: 18	S: 9	P: 17	S: 13	P: 20	S: 12	P: 23	S: 10	P: 14	S: 9	P: 14	S: 13	P: 16	S: 14	P: 21	S: 17	P: 29	HR: 3	HBP: 1	CS: 2	

PITCHER	IP	WLS	BF	H	R	ER	SO	BB	IBB	HBP	BLK	WP	HR	S	P	ERA	WHIP
<b>Al Leiter, L</b> <small>(1, 1) ERA: 4.88</small>	6.0	W	25	5	2	2	8	3	0	1	0	0	1	63	106	3.00	1.333
<b>Jay Powell, R</b> <small>(7, 1) ERA: 2.42</small>	1.0		7	4	3	3	0	0	0	0	0	0	0	13	16	27.00	4.000
<b>Dennis Cook, L</b> <small>(8, 1) ERA: 2.29</small>	1.0		5	2	0	0	2	0	0	0	0	0	0	14	21	0.00	2.000
<b>Robb Nen, R</b> <small>(9, 1) ERA: 4.37</small>	1.0	S	6	3	2	2	0	0	0	0	0	0	2	17	29	18.00	3.000

<b>WP: 0</b>	<b>PA: 43</b>
<b>PB: 0</b>	
<b>SB: 0</b>	
<b>CS: 2</b>	

Batter	1	2	3	4	5	6	7	8	9	AB	R	H	RBI	BB	SO	LOB
Mark Kotsay, L OBP: 0.250, SLG: 0.296 (1, 8)	L6	P4		FC6-4 HBP		G4-3	FC3-6			5	0	0	0	0	0	5
Edgar Renteria, R OBP: 0.325, SLG: 0.338 (1, 6)	CS BB 1B			G3 1B		BB G1-2-3 2B	G1-3			4	0	3	2	0	0	1
Moises Alou, R OBP: 0.373, SLG: 0.461 (1, 9)	BB			F8		BB BB		G1-3		3	0	0	0	2	0	3
Jeff Conine, R OBP: 0.340, SLG: 0.367 (1, 3)	K					BB BB		F9		4	0	0	0	1	2	3
Jim Eisenreich, L OBP: 0.345, SLG: 0.360 (1, 7)						G3				4	0	1	0	1	0	3
Robb Nen, R (9, 1)						G1-2-3		BB 2B		0	0	0	0	0	0	0
Bobby Bonilla, S OBP: 0.393, SLG: 0.494 (1, 5)		1B 2B 2B		G6-3		G5-3		G3 1B 1B		4	2	2	0	1	0	2
Charles Johnson, R OBP: 0.347, SLG: 0.421 (1, 2)								G3 1B 1B		3	4	3	0	2	0	0
Luis Castillo, S OBP: 0.321, SLG: 0.275 (1, 4)								G3 2B 1B		5	1	2	2	0	1	6
Al Leiter, L (1, 1)										2	0	1	1	0	1	1
Alex Arias, R (6, PH)										1	1	1	1	0	0	0
Jay Powell, R (7, 1)										0	0	0	0	0	0	0
Gary Sheffield, R (7, PH)										1	0	1	2	0	0	0
Matt Whisenant, R (7, PR)										0	0	0	0	0	0	0
Dennis Cook, L (8, 1)										0	0	0	0	0	0	0
John Cangelosi, S (9, 7)										0	0	0	0	0	0	0

Inning Stats	R: 0	H: 1	E: 0	K: 1	S: 8	H: 3	LOB: 1	BB: 1	P: 17	R: 2	H: 3	E: 0	K: 1	S: 16	R: 0	H: 1	E: 0	K: 1	S: 13	R: 1	H: 1	E: 0	K: 0	S: 10	R: 0	H: 0	E: 0	K: 0	S: 8	R: 3	H: 4	E: 1	K: 0	S: 12	R: 2	H: 3	E: 0	K: 0	S: 18	R: 0	H: 1	E: 0	K: 1	S: 9																		
PITCHER	IP	WLS	BF	H	R	ER	SO	BB	IBB	HBP	BLK	WP	HR	S	P	ERA	WHIP																			IP	WLS	BF	H	R	ER	SO	BB	IBB	HBP	BLK	WP	HR	S	P	ERA	WHIP										
Tom Candiotti, R (1, 1)	5.0	L	26	8	5	5	3	3	0	1	0	0	0	59	102	9.00	2.200																																													
Darren Hall, R (6, 1)	2.0		12	5	3	3	0	2	0	0	0	0	0	26	47	13.50	3.500																																													
37 Darren Dreifort, R (8, 1)	1.0		6	1	0	0	1	1	1	0	0	0	0	9	22	0.00	2.000																																													

**BOTTOM**

**Los Angeles Dodgers @ Florida Marlins**  
 Pro Player Stadium, Miami, FL

Thu Jul 17 1997, 7:05 PM EDT  
 Att: 27,406 - Unknown - 84 F

livebaseballscorecards.com

AB	36
R	8
H	14
RBI	8
BB	7
SO	4
LOB	24



1B: 9	SF: 0	WP: 0	PA: 44
2B: 5	SAC: 0	PB: 0	
3B: 0	DP: 1	SB: 0	
HR: 0	HBP: 1	CS: 1	

Batter	1	2	3	4	5	6	7	8	9	AB R H RBI BB SO LOB	TOP	
<b>Brett Butler, L</b> (1, 8) OBP: 0.402, SLG: 0.358	1-0 G4-3		2-2 G5-3			2-2 1B		1-3 K		4 0 1 0 0 1 0		
<b>Tripp Cromer, R</b> (1, 6) OBP: 0.379, SLG: 0.517	0-3 K			2-1 F7		0-0 L6		0-0 P3		4 0 0 0 0 1 1		
<b>Mike Piazza, R</b> (1, 2) OBP: 0.421, SLG: 0.590	2-2 1B			1-3 K		0-0 F8			0-1 F8	4 0 1 0 0 1 1		
<b>Eric Karros, R</b> (1, 3) OBP: 0.345, SLG: 0.503	3-3 K			3-2 1B		1-1 F9			0-1 1B	4 0 2 0 0 1 2		
<b>Raul Mondesi, R</b> (1, 9) OBP: 0.337, SLG: 0.525			2-2 F8		0-0 P3		1-0 HR		0-0 1B	4 1 2 1 0 0 1		
<b>Todd Zeile, R</b> (1, 5) OBP: 0.330, SLG: 0.433			2-2 G4-3		0-0 P4		1-1 P4		0-1 P4	4 0 0 0 0 0 2		
<b>Billy Ashley, R</b> (1, 7) OBP: 0.301, SLG: 0.453 <b>Todd Hollandsworth, L</b> (9, PH) OBP: 0.292, SLG: 0.363			3-3 K		1-2 G4-3 2B		0-2 G4-3		1-2 G5-3	3 0 1 0 0 1 0 1 0 0 0 0 0 2		
<b>Wilton Guerrero, S</b> (1, 4) OBP: 0.308, SLG: 0.415 <b>Mark Guthrie, R</b> (7, 1)			1-1 F9		0-0 G4-3		1-2 F7			3 0 0 0 0 0 1 0 0 0 0 0 0 0		
<b>Dennys Reyes, R</b> (1, 1) <b>Nelson Liriano, S</b> (7, 4) OBP: 0.279, SLG: 0.355			1-3 K		0-0 P3			2-3 K		2 0 0 0 0 1 1 1 0 0 0 0 1 0		
<b>Inning Stats</b>	R: 0 H: 1 E: 0 LOB: 1 K: 2 BB: 0 S: 12 P: 18	R: 0 H: 0 E: 0 LOB: 0 K: 1 BB: 0 S: 10 P: 17	R: 0 H: 0 E: 0 LOB: 0 K: 1 BB: 0 S: 8 P: 12	R: 0 H: 1 E: 0 LOB: 1 K: 1 BB: 0 S: 11 P: 17	R: 0 H: 1 E: 0 LOB: 1 K: 0 BB: 0 S: 6 P: 7	R: 0 H: 1 E: 0 LOB: 1 K: 0 BB: 0 S: 9 P: 12	R: 1 H: 1 E: 0 LOB: 0 K: 0 BB: 0 S: 9 P: 12	R: 0 H: 0 E: 0 LOB: 0 K: 2 BB: 0 S: 10 P: 13	R: 0 H: 2 E: 0 LOB: 2 K: 0 BB: 0 S: 10 P: 11	1B: 5 SF: 0 2B: 1 SAC: 0 3B: 0 DP: 0 HR: 1 HBP: 0	WP: 0 PA: 34 PB: 0 SB: 0 CS: 0	
<b>PITCHER</b> <b>Denny Neagle, L</b> (1, 1) ERA: 3.31 <b>Mark Wohlers, R</b> (9, 1) ERA: 2.13	IP WLS BF H R ER SO BB IBB HBP BLK WP HR S P ERA WHIP	8.0 W 29 5 1 1 7 0 0 0 0 0 0 1 75 108 1.12 0.625	1.0 S 5 2 0 0 0 0 0 0 0 0 0 0 10 11 0.00 2.000									

**Los Angeles Dodgers @ Atlanta Braves**  
Turner Field, Atlanta, GA  
Fri Jul 18 1997, 7:05 PM EDT  
Att. 48,721 - Overcast - 81 F

livebaseballscorecards.com

<b>AB</b>	<b>34</b>
<b>R</b>	<b>1</b>
<b>H</b>	<b>7</b>
<b>RBI</b>	<b>1</b>
<b>BB</b>	<b>0</b>
<b>SO</b>	<b>7</b>
<b>LOB</b>	<b>11</b>





BOTTOM

Los Angeles Dodgers @ Atlanta Braves  
Turner Field, Atlanta, GA  
Fri Jul 18 1997, 7:05 PM EDT  
Att. 48,721 - Overcast - 81 F

livebaseballscorecards.com

AB	31
R	4
H	9
RBI	4
BB	3
SO	4
LOB	11



WP:	1	PA:	37
PB:	0		
SB:	1		
CS:	0		

AB R H RBI BB SO LOB

4 0 2 1 0 1 2

4 0 1 0 0 0 1

3 0 0 0 1 0 2

3 2 2 1 1 0 2

3 1 1 2 1 1 3

3 0 0 0 0 1 0

4 0 1 0 0 0 0

4 1 1 0 0 0 1

1B:	6	SF:	0
2B:	1	SAC:	1
3B:	0	DP:	0
HR:	2	HBP:	0

Batter	1	2	3	4	5	6	7	8	9
Jeff Blauer, R OBP: 0.432, SLG: 0.552 (1, 6)	1-1 F8		0-1 FC3-6 1B		3-2 10 F9 1B	1-3			
Danny Bautista, R OBP: 0.261, SLG: 0.364 (1, 9)	1-1 F9		1-1 FC3-6 WP 10 S 1-2f		3-2 BB 1B		2-2 G4-3		
10 Chipper Jones, S OBP: 0.388, SLG: 0.513 (1, 5)	0-0 G1-3		4-1 WP BB		0-0 F9		1-1 G6-3		
Fred McGriff, L OBP: 0.367, SLG: 0.433 (1, 3)		3-1 HR 1B	1-0 G1-3		4-1 FC6-4 BB		1-0 HR		
Andruw Jones, R OBP: 0.380, SLG: 0.471 (1, 8)		2-2 HR 1-H		3-3 K	0-1 FC6-4 1-2f		4-2 PO CI BB		
Ryan Klesko, L OBP: 0.343, SLG: 0.537 (1, 7)		1-0 P3		1-3 K		0-0 G4-3	1-1 CI		
Eddie Pérez, R OBP: 0.279, SLG: 0.378 (1, 2)		3-2 G6-3		3-1 P6		0-1 1B 1B	2-1 PO 2-3	2-1 F3	
Tony Graffanino, R OBP: 0.350, SLG: 0.429 (1, 4)		2-1 L5			2-1 SH5-4 1B 2B	1-2 F9		1-0 F7	
Denny Neagle, L OBP: 0.239, SLG: 0.209 Mike Mordecai, R OBP: 0.258, SLG: 0.250 Mark Wohlers, R (8, PH) (9, 1)			1-1 F7		0-0 SH5-4 2-3	0-0 1B		0-3 K	

Inning Stats	R: 0	H: 0	R: 2	H: 2	R: 0	H: 1	R: 0	H: 0	R: 1	H: 3	R: 0	H: 2	R: 1	H: 1	R: 0	H: 0
	E: 0	LOB: 0	E: 0	LOB: 0	E: 0	LOB: 2	E: 0	LOB: 0	E: 0	LOB: 3	E: 0	LOB: 2	E: 1	LOB: 1	E: 0	LOB: 0
	K: 0	BB: 0	K: 0	BB: 0	K: 2	BB: 1	K: 2	BB: 0	K: 1	BB: 1	K: 0	BB: 0	K: 0	BB: 1	K: 1	BB: 0
	S: 5	P: 7	S: 11	P: 22	S: 8	P: 15	S: 8	P: 15	S: 14	P: 26	S: 10	P: 12	S: 14	P: 23	S: 6	P: 9

PITCHER	IP	WLS	BF	H	R	ER	SO	BB	IBB	HBP	BLK	WP	HR	S	P	ERA	WHIP
Dennys Reyes, L ERA: 4.97 (1, 1)	6.2	L	32	9	4	4	3	3	0	0	0	1	2	68	117	5.40	1.800
Mark Guthrie, L ERA: 4.34 (7, 1)	1.1		4	0	0	0	1	0	0	0	0	0	0	8	12	0.00	0.000

Batter	1	2	3	4	5	6	7	8	9	AB R H RBI BB SO LOB	TOP											
<b>Brett Butler, L</b> (1, 7) OBP: 0.407, SLG: 0.362 <b>Roger Cedeno, S</b> (9, 8) OBP: 0.359, SLG: 0.363	2-1 CS 1B		1-2 G4-3	2-1 FC4 1B			4-1 1B BB			3 0 2 1 1 0 0 0 0 0 0 0 0 0												
<b>Todd Hollandsworth, L</b> (1, 8) OBP: 0.291, SLG: 0.361	2-2 F9 1-2		1-1 F7	0-2 FC4 1-2f			1-2 SAFE SAFE SAFE SAFE 1-3 1B			4 0 1 0 0 0 4												
<b>Mike Piazza, R</b> (1, 2) OBP: 0.419, SLG: 0.589	2-3 K			0-1 1B 2B			0-0 F8 G5-3			4 1 1 0 0 1 1												
<b>Eric Karros, R</b> (1, 3) OBP: 0.344, SLG: 0.500		0-1 2B 1B		2-2 F8			2-0 L6			4 1 1 0 0 1 1												
<b>Raul Mondesi, R</b> (1, 9) OBP: 0.336, SLG: 0.524		3-2 SAFE G3-1 1-H 2B		1-3 K			2-0 F7			4 0 1 1 0 1 1												
<b>Todd Zeile, R</b> (1, 5) OBP: 0.329, SLG: 0.429		1-2 G3-1 2-3		4-2 1B 1B BB			1-3 K			3 1 0 0 1 1 1												
<b>Wilton Guerrero, S</b> (1, 4) OBP: 0.307, SLG: 0.413		1-1 F8		0-0 1B 1B 1B			2-2 F7			4 1 1 1 0 0 1												
<b>Tripp Cramer, R</b> (1, 6) OBP: 0.371, SLG: 0.492		0-0 G1-3		4-0 1B 1B IBB			1-1 G6-3			3 0 0 0 1 0 1												
<b>Pedro Astacio, R</b> (1, 1) OBP: 0.176, SLG: 0.206 <b>Scott Radinsky, L</b> (8, 1)			0-3 K	3-2 1B 1B			0-3 K			3 0 1 1 0 2 0 1 0 0 0 0 1 0												
<b>Inning Stats</b>	R: 0 E: 0 K: 1 S: 13	H: 1 LOB: 0 BB: 0 P: 19	R: 1 E: 0 K: 0 S: 13	H: 2 LOB: 1 BB: 0 P: 18	R: 0 E: 0 K: 1 S: 8	H: 0 LOB: 0 BB: 0 P: 10	R: 3 E: 0 K: 1 S: 19	H: 4 LOB: 3 BB: 2 P: 35	R: 0 E: 0 K: 0 S: 3	H: 0 LOB: 0 BB: 0 P: 7	R: 0 E: 0 K: 1 S: 10	H: 0 LOB: 0 BB: 0 P: 14	R: 0 E: 0 K: 1 S: 9	H: 1 LOB: 1 BB: 1 P: 13	R: 0 E: 0 K: 1 S: 5	H: 0 LOB: 0 BB: 0 P: 9	R: 0 E: 0 K: 1 S: 6	H: 0 LOB: 0 BB: 0 P: 7	1B: 6 2B: 2 3B: 0 HR: 0	SF: 0 SAC: 0 DP: 0 HBP: 0	WP: 0 PB: 0 SB: 0 CS: 1	PA: 36
<b>PITCHER</b>	IP	WLS	BF	H	R	ER	SO	BB	IBB	HBP	BLK	WP	HR	S	P	ERA	WHIP					
<b>Kevin Millwood, R</b> (1, 1) ERA: 5.14	5.0	L	23	7	4	4	3	1	1	0	0	0	0	56	89	7.20	1.600					
<b>Mike Cather, R</b> (6, 1) ERA:	1.2		6	1	0	0	2	1	0	0	0	0	0	18	26	0.00	1.200					
<b>Chad Fox, R</b> (7, 1) ERA:	1.1		4	0	0	0	1	0	0	0	0	0	0	6	10	0.00	0.000					
<b>Alan Embree, L</b> (9, 1) ERA: 3.33	1.0		3	0	0	0	1	0	0	0	0	0	0	6	7	0.00	0.000					

**Los Angeles Dodgers @ Atlanta Braves**  
Turner Field, Atlanta, GA

Sat Jul 19 1997, 3:33 AM EDT  
Att. 49,758 - Cloudy - 92 F

[livebaseballscorecards.com](http://livebaseballscorecards.com)

<b>AB</b>	33
<b>R</b>	4
<b>H</b>	8
<b>RBI</b>	4
<b>BB</b>	3
<b>SO</b>	7
<b>LOB</b>	10



BOTTOM

Los Angeles Dodgers @ Atlanta Braves  
Turner Field, Atlanta, GA

Sat Jul 19 1997, 3:33 AM EDT  
Att. 49,758 - Cloudy - 92 F

livebaseballscorecards.com

AB	31
R	1
H	4
RBI	1
BB	1
SO	9
LOB	4



WP:	0	PA:	32
PB:	0		
SB:	0		
CS:	0		

AB R H RBI BB SO LOB

4 0 1 0 0 0 0

4 0 0 0 0 2 1

4 0 1 0 0 1 0

4 0 1 0 0 0 0

3 0 0 0 1 1 0

3 0 0 0 0 1 0

3 0 0 0 0 1 0

1 0 0 0 0 0 1 0  
 1 1 1 1 0 0 0 0  
 0 0 0 0 0 0 0 0  
 0 0 0 0 0 0 0 0  
 0 0 0 0 0 0 0 0  
 1 0 0 0 0 0 1 0  
 0 0 0 0 0 0 0 0

1B: 3 SF: 0  
 2B: 0 SAC: 0  
 3B: 0 DP: 0  
 HR: 1 HBP: 0

Batter	1	2	3	4	5	6	7	8	9
Jeff Blauser, R OBP: 0.430, SLG: 0.548 (1, 6)	L9			L6	G1-3			1B	
Michael Tucker, L OBP: 0.358, SLG: 0.449 (1, 9)	L4			G4-3		K		K	
10 Chipper Jones, S OBP: 0.387, SLG: 0.510 (1, 5)	K			BB 1B	BB 1B	F8		F8	
Fred McGriff, L OBP: 0.366, SLG: 0.431 (1, 3)		F7		BB 1B	G2-3			G4-3	
Ryan Klesko, L OBP: 0.342, SLG: 0.532 (1, 7)		F9		FC5-4 BB		F8		K	
Andruw Jones, R OBP: 0.376, SLG: 0.465 (1, 8)		K		FC5-4		F7			
Mark Lemke, S OBP: 0.278, SLG: 0.297 (1, 4)			G4-3		K		G6-3		
Tim Spehr, R OBP: 0.222, SLG: 0.310 (1, 2)			K		F7			G5-3	
Kevin Millwood, R Tony Graffanino, R Mike Cather, R Chad Fox, R Keith Lockhart, L Mike Mordecai, R Alan Embree, L			K		HR			K	

Inning Stats	R: 0 H: 0 E: 0 LOB: 0 K: 1 BB: 0 S: 6 P: 10	R: 0 H: 0 E: 0 LOB: 0 K: 1 BB: 0 S: 6 P: 10	R: 0 H: 0 E: 0 LOB: 0 K: 2 BB: 0 S: 9 P: 12	R: 0 H: 2 E: 0 LOB: 3 K: 0 BB: 1 S: 15 P: 30	R: 1 H: 1 E: 0 LOB: 0 K: 1 BB: 0 S: 6 P: 11	R: 0 H: 0 E: 0 LOB: 0 K: 1 BB: 0 S: 9 P: 16	R: 0 H: 0 E: 0 LOB: 0 K: 0 BB: 0 S: 4 P: 7	R: 0 H: 1 E: 0 LOB: 1 K: 2 BB: 0 S: 12 P: 17	R: 0 H: 0 E: 0 LOB: 0 K: 1 BB: 0 S: 7 P: 11
--------------	--	--	--	---	--	--	---	---	--

PITCHER	IP	WLS	BF	H	R	ER	SO	BB	IBB	HBP	BLK	WP	HR	S	P	ERA	WHIP
Pedro Astacio, R ERA: 4.15 (1, 1)	7.1	W	26	3	1	1	6	1	0	0	0	0	1	58	100	1.23	0.545
Scott Radinsky, L ERA: 2.7 (8, 1)	1.2	S	6	1	0	0	3	0	0	0	0	0	0	16	24	0.00	0.600

Batter	1	2	3	4	5	6	7	8	9	AB R H RBI BB SO LOB	TOP												
<b>Brett Butler, L</b> (1, 7) OBP: 0.407, SLG: 0.357 <b>Roger Cedeno, S</b> (8, PR) OBP: 0.359, SLG: 0.363 (8, 8)	0-0 F7	0-3 K		0-1 G4-3			4-0 2B BB BB	4-1 BB		3 1 0 0 2 1 2 0 0 0 0 0 0 0													
<b>Todd Hollandsworth, L</b> (1, 8) OBP: 0.289, SLG: 0.357 (8, 7)	0-2 1B E 1B		0-1 F7		1-2 F7	1-3 SAFE BB BB BB	1-3 K BB	2-3 K		5 1 1 0 0 2 2													
<b>Mike Piazza, R</b> (1, 2) OBP: 0.420, SLG: 0.591 <b>Tom Prince, R</b> (1, PR) OBP: 0.328, SLG: 0.321 (1, 2)	3-2 1B 1-H 1B		1-3 K		1-1 F9	B SAFE BB BB BB	0-0 BB BB 2B		1-2 E4 HR	1 0 1 1 0 0 0 4 1 1 0 0 1 0													
<b>Eric Karros, R</b> (1, 3) OBP: 0.342, SLG: 0.495	2-3 K		0-0 F9		3-3 K	S SAFE BB BB BB	4-0 BB IBB		0-3 K	4 0 0 0 1 3 2													
<b>Raul Mondesi, R</b> (1, 9) OBP: 0.337, SLG: 0.531	2-3 K		1-3 K		3-2 F8 S 1B 1B	S SAFE BB BB BB	0-0 P6		1-0 HR	5 2 2 2 0 2 4													
<b>Todd Zeile, R</b> (1, 5) OBP: 0.333, SLG: 0.433		0-0 SH1-3 1B 2B		2-0 1B E 1B 1B		1-0 F8	4-2 FC6-4 BB	1-2 F8	1-2 F8	4 2 2 1 1 0 1													
<b>Wilton Guerrero, S</b> (1, 6) OBP: 0.306, SLG: 0.410		0-0 SH1-3		1-1 F8		1-1 G4-3 1B	0-1 FC6-4	0-1 G4-3	0-1 G4-3	4 0 1 1 0 0 4													
<b>Nelson Liriano, S</b> (1, 4) OBP: 0.292, SLG: 0.364		2-0 SH3 1B		0-0 E 1B		1-1 G4-3		0-1 G3		4 1 2 1 0 0 1													
<b>Chan Ho Park, R</b> (1, 1) OBP: 0.242, SLG: 0.313 <b>Mark Guthrie, R</b> (7, 1) <b>37 Darren Dreifort, R</b> (8, 1) OBP: 0.500, SLG: 0.500 <b>Todd Worrell, R</b> (9, 1)		1-0 SH3		0-1 E8 1B		1-3 K		0-0 G4-3		2 0 1 0 0 1 1 1 0													
<b>Inning Stats</b>	R: 1 E: 1 K: 2 S: 13	H: 2 LOB: 1 BB: 0 P: 20	R: 1 E: 0 K: 1 S: 7	H: 2 LOB: 1 BB: 0 P: 10	R: 0 E: 0 K: 1 S: 6	H: 0 LOB: 0 BB: 0 P: 7	R: 2 E: 1 K: 1 S: 11	H: 3 LOB: 1 BB: 0 P: 15	R: 0 E: 0 K: 1 S: 8	H: 0 LOB: 0 BB: 0 P: 13	R: 1 E: 0 K: 1 S: 13	H: 2 LOB: 1 BB: 0 P: 20	R: 1 E: 0 K: 1 S: 10	H: 1 LOB: 3 BB: 3 P: 23	R: 0 E: 0 K: 1 S: 10	H: 0 LOB: 1 BB: 1 P: 14	R: 2 E: 1 K: 1 S: 12	H: 1 LOB: 0 BB: 0 P: 15	1B: 8 2B: 2 3B: 0 HR: 1	SF: 0 SAC: 2 DP: 0 HBP: 0	WP: 0 PB: 0 SB: 1 CS: 0	PA: 43	
<b>29 John Smoltz, R</b> (1, 1) ERA: 3.31 <b>Mike Cather, R</b> (8, 1) ERA: <b>Mike Bielecki, R</b> (9, 1) ERA: 3.99	IP	WLS	BF	H	R	ER	SO	BB	IBB	HBP	BLK	WP	HR	S	P	ERA	WHIP					ERA	WHIP
	7.0	L	34	10	6	3	8	2	1	0	0	0	0	68	108	3.86	1.714						
	1.0		4	0	0	0	1	1	0	0	0	0	0	10	14	0.00	1.000						
	1.0		5	1	2	1	1	0	0	0	0	0	1	12	15	9.00	1.000						

**Los Angeles Dodgers @ Atlanta Braves**  
Turner Field, Atlanta, GA  
Sun Jul 20 1997, 3:33 AM EDT  
Att. 48,414 - Sunny - 91 F

[livebaseballscorecards.com](http://livebaseballscorecards.com)

**AB 37**  
**R 8**  
**H 11**  
**RBI 6**  
**BB 4**  
**SO 10**  
**LOB 17**



Batter	1	2	3	4	5	6	7	8	9	AB	R	H	RBI	BB	SO	LOB						
Jeff Blauer, R OBP: 0.432, SLG: 0.547 (1, 6)	1-1 FC1-6 1B		0-1 10 BB 1B		0-1 F8		2-2 HBP		1-3	4	1	2	0	0	1	1						
Michael Tucker, L OBP: 0.355, SLG: 0.445 Danny Bautista, R OBP: 0.240, SLG: 0.333 (7, PH) (8, 9)	1-3		0-0 F7		2-3 K		1-3 HBP		3-2 L6	3	0	0	0	0	2	3						
10 Chipper Jones, S OBP: 0.388, SLG: 0.508 (1, 5)	3-2 FC1-6 1-2f		4-1 1B 1-2 2-3 BB		2-2 2B 1B		1-2 F9			3	1	1	0	1	0	3						
Fred McGriff, L OBP: 0.365, SLG: 0.429 (1, 3)	0-3 K		3-0 1-2 2-H 3-H 1B		2-0 F7		1-2 F8			4	0	1	2	0	1	2						
Ryan Klesko, L OBP: 0.341, SLG: 0.531 (1, 7)		2-3 K	1-3 K		3-1 1-H 2B		1-3 K			4	0	1	1	0	3	2						
Andruw Jones, R OBP: 0.374, SLG: 0.461 (1, 8)		2-3 K		2-2 G6-3		1-3 K		2-1 1B		4	0	1	0	0	2	1						
Eddie Pérez, R OBP: 0.275, SLG: 0.372 Keith Lockhart, L OBP: 0.287, SLG: 0.404 Tim Spehr, R OBP: 0.217, SLG: 0.302 (6, PH) (7, 2)		0-3 K		2-3 K		0-0 G3		0-3 K		2	0	0	0	0	2	0						
Mark Lemke, S OBP: 0.276, SLG: 0.300 (1, 4)		0-0 L3		2-2 G1-3		1-0 2B		1-2 G4-3		4	0	1	0	0	0	0						
29 John Smoltz, R OBP: 0.411, SLG: 0.388 Mike Mordecai, R OBP: 0.250, SLG: 0.242 Mike Cather, R Mike Bielecki, R Tony Graffanino, R OBP: 0.366, SLG: 0.479 (7, PH) (8, 1) (9, 1) (9, PH)		4-0 10 BB 1B BB		1-3 K		2-3 K		4-0 BB		1	1	0	0	1	1	0						
<b>Inning Stats</b>	R: 0 E: 0 K: 12 S: 12	H: 1 LOB: 1 BB: 0 P: 17	R: 0 E: 0 K: 3 S: 10	H: 0 LOB: 0 BB: 0 P: 14	R: 2 E: 0 K: 1 S: 9	H: 2 LOB: 2 BB: 2 P: 21	R: 0 E: 0 K: 1 S: 11	H: 0 LOB: 0 BB: 0 P: 17	R: 0 E: 0 K: 2 S: 8	H: 0 LOB: 0 BB: 0 P: 11	R: 1 E: 0 K: 1 S: 11	H: 2 LOB: 1 BB: 0 P: 19	R: 0 E: 0 K: 2 S: 13	H: 1 LOB: 2 BB: 0 P: 20	R: 0 E: 0 K: 2 S: 14	H: 1 LOB: 1 BB: 0 P: 18	R: 0 E: 0 K: 1 S: 9	H: 0 LOB: 1 BB: 1 P: 18	1B: 5 2B: 2 3B: 0 HR: 0	SF: 0 SAC: 0 DP: 0 HBP: 1	WP: 0 PB: 0 SB: 0 CS: 0	PA: 38

**Los Angeles Dodgers @ Atlanta Braves**  
Turner Field, Atlanta, GA  
Sun Jul 20 1997, 3:33 AM EDT  
Att. 48,414 - Sunny - 91 F

<b>AB</b>	<b>34</b>
<b>R</b>	<b>3</b>
<b>H</b>	<b>7</b>
<b>RBI</b>	<b>3</b>
<b>BB</b>	<b>3</b>
<b>SO</b>	<b>15</b>
<b>LOB</b>	<b>18</b>



PITCHER																	
IP	WLS	BF	H	R	ER	SO	BB	IBB	HBP	BLK	WP	HR	S	P	ERA	WHIP	
Chan Ho Park, R ERA: 3.2 (1, 1)	6.1	W	28	6	3	3	11	2	0	1	0	0	67	110	4.26	1.263	
Mark Guthrie, L ERA: 4.21 (7, 1)	1.1		5	1	0	2	0	0	0	0	0	0	18	24	0.00	0.750	
37 Darren Dreifort, R ERA: 2.54 (8, 1)	0.1		1	0	0	1	0	0	0	0	0	0	3	3	0.00	0.000	
Todd Worrell, R ERA: 5.5 (9, 1)	1.0		4	0	0	1	1	0	0	0	0	0	9	18	0.00	1.000	

Batter	1	2	3	4	5	6	7	8	9	10	AB R H RBI BB SO LOB	TOP											
Roger Cedeno, S (1, 8) OBP: 0.360, SLG: 0.359	0-0 F8		0-0 1B HR 1B		4-0 BB E BB		0-3 K			0-3 K	4 1 1 0 1 2 0	<b>Los Angeles Dodgers @ Atlanta Braves</b> Turner Field, Atlanta, GA Mon Jul 21 1997, 3:33 AM EDT Att: 49,318 - Cloudy - 86 F											
Wilton Guerrero, S (1, 6) OBP: 0.308, SLG: 0.410	0-0 G4-3		0-0 1-2 HR 1B		0-0 1-3 E9 1B			0-0 F9		0-0 F7	5 1 2 0 0 0 0												
Raul Mondesi, R (1, 9) OBP: 0.337, SLG: 0.536	0-0 F9		0-0 1-H 2-H HR		4-0 G6-4-3 IBB			0-0 G6-3		0-3 K	4 1 1 3 1 1 0												
Eric Karros, R (1, 3) OBP: 0.344, SLG: 0.501		0-0 E6	4-0 BB BB		0-0 1-2f G6-4-3			0-0 HR			3 1 1 1 1 0 3												
Todd Zeile, R (1, 5) OBP: 0.329, SLG: 0.428	0-0 F7		0-0 G4-3			0-3 K		0-0 G5-3			4 0 0 0 0 1 2												
Billy Ashley, R (1, 7) OBP: 0.293, SLG: 0.440		0-3 K		0-3 K		0-0 G6-3			0-0 G4-3 SH1 1B		3 0 0 0 0 2 1												
Todd Hollandsworth, L (8, 7) OBP: 0.292, SLG: 0.360											1 0 1 0 0 0 0												
Tom Prince, R (1, 2) OBP: 0.313, SLG: 0.305	0-0 G5-3		0-0 F3			0-0 F8			0-0 SH1		3 0 0 0 0 0 1												
Nelson Liriano, S (1, 4) OBP: 0.276, SLG: 0.343			0-0 F9		0-0 F9			0-0 F8		0-0 G4-3	4 0 0 0 0 0 1												
Hideo Nomo, R (1, 1) OBP: 0.182, SLG: 0.295			0-3 K		0-0 G3			0-0 G6-3		0-0 F8	2 0 0 0 0 1 0												
Brett Butler, L (7, PH) OBP: 0.450, SLG: 0.356											1 0 0 0 0 0 0												
Scott Radinsky, L (7, 1)											0 0 0 0 0 0 0												
Darren Hall, R (8, 1)											0 0 0 0 0 0 0												
Eric Anthony, L (9, PH) OBP: 0.348, SLG: 0.450											1 0 0 0 0 0 1												
Mark Guthrie, R (9, 1)											0 0 0 0 0 0 0												
37 Darren Dreifort, R (10, 1) OBP: 0.500, SLG: 0.500											0 0 0 0 0 0 0												
<b>Inning Stats</b>	R: 0 E: 0 K: 0 S: 3	H: 0 LOB: 0 BB: 0 P: 3	R: 0 E: 1 K: 1 S: 6	H: 0 LOB: 1 BB: 0 P: 6	R: 3 E: 0 K: 1 S: 8	H: 3 LOB: 1 BB: 1 P: 12	R: 0 E: 0 K: 1 S: 5	H: 0 LOB: 0 BB: 0 P: 5	R: 0 E: 1 K: 0 S: 3	H: 1 LOB: 2 BB: 2 P: 11	R: 0 E: 0 K: 1 S: 5	H: 0 LOB: 0 BB: 0 P: 5	R: 1 E: 0 K: 0 S: 4	H: 1 LOB: 0 BB: 0 P: 4	R: 0 E: 0 K: 0 S: 4	H: 1 LOB: 1 BB: 0 P: 4	R: 0 E: 0 K: 2 S: 7	H: 0 LOB: 0 BB: 0 P: 7	1B: 4 2B: 0 3B: 0 HR: 2	SF: 0 SAC: 1 DP: 1 HBP: 0	WP: 0 PB: 0 SB: 0 CS: 0	PA: 39	
<b>PITCHER</b>	IP WLS BF H R ER SO BB IBB HBP BLK WP HR S P ERA WHIP																						
Tom Glavine, L (1, 1) ERA: 2.95	6.0		25	4	3	3	4	2	1	0	0	0	0	0	0	1	9	9	4.50	1.000			
Chad Fox, R (7, 1) ERA: 1.42	2.0		7	1	1	1	1	0	0	0	0	0	0	0	1	9	9	4.50	0.500				
Mark Wohlers, R (9, 1) ERA: 2.08	1.0		4	1	0	0	0	0	0	0	0	0	0	0	4	4	0.00	1.000					
Alan Embree, L (10, 1) ERA: 3.21	1.0	W	3	0	0	0	2	0	0	0	0	0	0	0	7	7	0.00	0.000					

livebaseballscorecards.com

**AB 35**  
**R 4**  
**H 6**  
**RBI 4**  
**BB 3**  
**SO 7**  
**LOB 9**





Batter	1	2	3	4	5	6	7	8	9	AB R H RBI BB SO LOB	TOP											
Lance Johnson, L (1, 8) OBP: 0.383, SLG: 0.387	2-2 G3-1		0-1 P6		3-2 G3-1			1-0 G4-3		4 0 0 0 0 0 0												
Carl Everett, S (1, 9) OBP: 0.330, SLG: 0.470	1-1 P5		0-0 F8			0-2 F7		2-3 K		4 0 0 0 0 1 0												
John Olerud, L (1, 3) OBP: 0.393, SLG: 0.480	2-1 F7		2-3 K			2-0 G6-3		2-2 G4-3		4 0 0 0 0 1 0												
Butch Huskey, R (1, 7) OBP: 0.316, SLG: 0.511		0-1 HR		1-0 F8		1-0 L6		1-2 G1-3		4 1 1 1 0 0 0												
Edgardo Alfonzo, R (1, 5) OBP: 0.362, SLG: 0.460		4-0 CS 1B BB		0-1 G5-3		3-1 HR		4-1 G3-1 BB		2 1 1 1 2 0 0												
Carlos Baerga, S (1, 4) OBP: 0.308, SLG: 0.395		1-0 CS 1B		2-0 HR		0-2 P4		1-0 G3-1		4 1 2 1 0 0 1												
Todd Pratt, R (1, 2) OBP: 0.455, SLG: 0.621		3-3 K		3-2 P5		0-0 G5-3 1B		2-1 G4-3		4 0 1 0 0 1 3												
Rey Ordonez, R (1, 6) OBP: 0.277, SLG: 0.289		4-0 IBB		1-3 K		1-0 G5-3		1-2 G5-3		1 0 0 0 1 1 0												
Matt Franco, L (7, PH) OBP: 0.349, SLG: 0.431										1 0 0 0 0 0 1												
Luis Lopez, S (7, 6) OBP: 0.343, SLG: 0.352										0 0 0 0 0 0 0												
Mark Clark, R (1, 1) OBP: 0.075, SLG: 0.105		2-1 F8		0-2 G1-6-3		2-3 K				2 0 0 0 0 0 2												
Juan Acevedo, R (6, 1)										0 0 0 0 0 0 0												
Alex Ochoa, R (7, PH) OBP: 0.266, SLG: 0.319										1 0 0 0 0 1 1												
Joe Crawford, L (7, 1)										0 0 0 0 0 0 0												
<b>Inning Stats</b>	R: 0 E: 0 K: 0 S: 7	H: 0 LOB: 0 BB: 0 P: 12	R: 1 E: 0 K: 1 S: 8	H: 2 LOB: 2 BB: 2 P: 22	R: 0 E: 0 K: 1 S: 7	H: 0 LOB: 0 BB: 0 P: 9	R: 1 E: 0 K: 0 S: 7	H: 1 LOB: 0 BB: 0 P: 13	R: 0 E: 0 K: 1 S: 10	H: 0 LOB: 0 BB: 0 P: 14	R: 0 E: 0 K: 0 S: 5	H: 0 LOB: 0 BB: 0 P: 8	R: 1 E: 0 K: 1 S: 11	H: 2 LOB: 1 BB: 0 P: 17	R: 0 E: 0 K: 1 S: 9	H: 0 LOB: 0 BB: 0 P: 14	R: 0 E: 0 K: 0 S: 7	H: 0 LOB: 1 BB: 1 P: 15	1B: 2 2B: 1 3B: 0 HR: 3	SF: 0 SAC: 0 DP: 1 HBP: 0	WP: 0 PB: 0 SB: 0 CS: 2	PA: 34
<b>PITCHER</b>	IP WLS BF H R ER SO BB IBB HBP BLK WP HR S P ERA WHIP																					
Tom Candiotti, R (1, 1) ERA: 3.22	7.0 W 27 5 3 3 4 1 1 0 0 0 3 55 95 3.86 0.857																					
Scott Radinsky, L (8, 1) ERA: 2.79	1.0 3 0 0 0 1 0 0 0 0 0 0 9 14 0.00 0.000																					
Darren Hall, R (9, 1) ERA: 2.61	1.0 4 0 0 0 0 1 0 0 0 0 0 7 15 0.00 1.000																					

**New York Mets @ Los Angeles Dodgers**  
 Dodger Stadium, Los Angeles, CA  
 Tue Jul 22 1997, 7:05 PM PDT  
 Att. 33,358 - Unknown - 70 F

livebaseballscorecards.com

AB	31
R	3
H	5
RBI	3
BB	3
SO	5
LOB	8





Batter	1	2	3	4	5	6	7	8	9
Brett Butler, L (1, 7) OBP: 0.398, SLG: 0.348 Darren Hall, R (9, 1)	1-1 G6-3		1-1 G3		3-2 G1-3	2-0 L4		2-2 G5-3	
Roger Cedeno, S (1, 8) OBP: 0.364, SLG: 0.359	2-1 G6-3		1-0 F7		1-0 1B	4-2 BB			
Raul Mondesi, R (1, 9) OBP: 0.337, SLG: 0.541	0-1 G6-3		1-2 HR		1-3 K	0-0 F7			
Eric Karros, R (1, 3) OBP: 0.343, SLG: 0.499		0-3 K	1-2 F7			1-1 1B HBP 1B	2-2 F9		
Todd Zeile, R (1, 5) OBP: 0.331, SLG: 0.427		4-0 3B BB		2-2 G6-3		3-1 HBP 2B 1B	1-1 G6-3		
Wilton Guerrero, S (1, 4) OBP: 0.314, SLG: 0.422		2-2 FC3-2 3B		0-1 CS 1B		2 SAFE 1-1 2B 1B	2-1 G5-3		
Tom Prince, R (1, 2) OBP: 0.324, SLG: 0.355		2-2 FC3-2 1B		2-1 HR		2-0 2B HBP		0-1 P3	
Tripp Cromer, R (1, 6) OBP: 0.378, SLG: 0.507		0-0 1B		0-3 K		1-0 SH2-4 2B		3-2 L5	
Tom Candiotti, R (1, 1) OBP: 0.083, SLG: 0.083 Scott Radinsky, L (8, 1) Billy Ashley, R (8, PH) Todd Hollandsworth, L (9, 7) OBP: 0.299, SLG: 0.473 OBP: 0.292, SLG: 0.360		0-1 G2			1-1 G1-3	1-0 SH2-4		3-2 HR	

Inning Stats	R: 0	H: 0	E: 0	LOB: 0	K: 0	BB: 0	S: 6	P: 9
	R: 1	H: 2	E: 0	LOB: 2	K: 1	BB: 1	S: 16	P: 23
	R: 1	H: 1	E: 0	LOB: 0	K: 0	BB: 0	S: 9	P: 13
	R: 1	H: 2	E: 0	LOB: 0	K: 1	BB: 0	S: 10	P: 14
	R: 0	H: 1	E: 0	LOB: 1	K: 1	BB: 0	S: 10	P: 16
	R: 4	H: 4	E: 0	LOB: 2	K: 0	BB: 1	S: 13	P: 28
	R: 0	H: 0	E: 0	LOB: 0	K: 0	BB: 0	S: 7	P: 12
	R: 1	H: 1	E: 0	LOB: 0	K: 0	BB: 0	S: 11	P: 19

PITCHER	IP	WLS	BF	H	R	ER	SO	BB	IBB	HBP	BLK	WP	HR	S	P	ERA	WHIP
Mark Clark, R (1, 1) ERA: 4.36	5.1	L	27	10	7	7	3	1	0	1	0	0	2	59	92	11.81	2.062
Juan Acevedo, R (6, 1) ERA: 4.05	0.2		3	0	0	0	0	1	0	0	0	0	0	5	11	0.00	1.500
Joe Crawford, L (7, 1) ERA: 5.4	2.0		7	1	1	1	0	0	0	0	0	0	1	18	31	4.50	0.500

**BOTTOM**

**New York Mets @ Los Angeles Dodgers**  
**Dodger Stadium, Los Angeles, CA**


Tue Jul 22 1997, 7:05 PM PDT  
 Att: 33,358 - Unknown - 70 F

AB	R	H	RBI	BB	SO	LOB
5	0	0	0	0	0	1
0	0	0	0	0	0	0
3	0	1	0	1	0	0
4	1	1	1	0	1	3
4	1	1	0	0	1	0
3	2	1	0	1	0	0
4	1	3	1	0	0	0
3	2	1	2	0	0	1
4	0	2	3	0	1	0
2	0	0	0	0	0	2
0	0	0	0	0	0	0
1	1	1	1	0	0	0
0	0	0	0	0	0	0

1B: 6	SF: 0	WP: 0	PA: 37
2B: 1	SAC: 1	PB: 0	
3B: 1	DP: 0	SB: 0	
HR: 3	HBP: 1	CS: 1	

livebaseballscorecards.com

**AB 33**  
**R 8**  
**H 11**  
**RBI 8**  
**BB 2**  
**SO 3**  
**LOB 7**



Batter	1	2	3	4	5	6	7	8	9	AB R H RBI BB SO LOB	TOP											
Lance Johnson, L (1, 8) OBP: 0.383, SLG: 0.389	3-1 F7		1-2 L6	1-0 2B			4-0 1B BB		1-3 K	4 0 1 1 1 1 0												
Bernard Gilkey, R (1, 7) OBP: 0.319, SLG: 0.372	0-0 1B		4-2 1B BB	3-3 K			3-2 1B BB			3 0 2 0 1 1 1												
John Olerud, L (1, 3) OBP: 0.396, SLG: 0.481	1-2 1B		1-0 1B	1-2 1B		1-0 G4-6-3 HBP	2-3 K			3 0 2 0 0 1 2												
Todd Hundley, S (1, 2) OBP: 0.427, SLG: 0.603	2-3 K		2-3 K		0-2 G4-6-3		1-2 G6-3			4 0 0 0 0 2 7												
Edgardo Alfonzo, R (1, 5) OBP: 0.383, SLG: 0.461	3-2 G6-3		1-0 1B	1-2 2-3 1B		1-0 1B		2-2 F8		4 0 2 0 0 0 2												
Butch Huskey, R (1, 9) OBP: 0.312, SLG: 0.504		3-2 P2	0-1 F9		1-1 G1-3		2-0 F8			4 0 0 0 0 0 4												
Alex Ochoa, R (8, 9) OBP: 0.266, SLG: 0.319								1-3 K		0 0 0 0 0 0 0												
Manny Alexander, R (1, 4) OBP: 0.299, SLG: 0.397		2-2 SF7 2B		0-1 G4-3 2B			0-3 K			4 2 2 0 0 2 0												
Rey Ordóñez, R (1, 6) OBP: 0.271, SLG: 0.284		2 SAFE 3-1 SF7		1-0 G4-3			0-2 L9			3 0 0 1 0 1 1												
Brian Bohanon, L (1, 1) Carl Everett, S (8, PH) Cory Lidie, R (6, 1) Greg McMichael, R (8, 1) Matt Franco, L (9, PH) John Franco, L (9, 1)		2-3 K		3-3 K			0-3 K		0-1 P6	2 0 0 0 0 2 1 1 0 0 0 0 1 0 0 0 0 0 0 0 0 0 0 0 0 0 0 0 1 0 0 0 0 0 0 0 0 0 0 0 0 0												
<b>Inning Stats</b>	R: 0 E: 0 K: 1 S: 13	H: 2 LOB: 2 BB: 0 P: 22	R: 1 E: 0 K: 1 S: 14	H: 1 LOB: 0 BB: 0 P: 24	R: 0 E: 0 K: 1 S: 13	H: 2 LOB: 3 BB: 1 P: 22	R: 1 E: 0 K: 2 S: 13	H: 2 LOB: 1 BB: 0 P: 21	R: 0 E: 0 K: 0 S: 6	H: 1 LOB: 1 BB: 0 P: 9	R: 0 E: 0 K: 2 S: 10	H: 0 LOB: 0 BB: 0 P: 10	R: 0 E: 0 K: 1 S: 11	H: 1 LOB: 1 BB: 1 P: 21	R: 0 E: 0 K: 1 S: 7	H: 0 LOB: 0 BB: 0 P: 12	R: 0 E: 0 K: 2 S: 8	H: 0 LOB: 0 BB: 0 P: 10	1B: 6 2B: 3 3B: 0 HR: 0	SF: 1 SAC: 0 DP: 2 HBP: 1	WP: 0 PB: 0 SB: 1 CS: 0	PA: 37
<b>PITCHER</b>	IP WLS BF H R ER SO BB IBB HBP BLK WP HR S P ERA WHIP																					
Dennys Reyes, L (1, 1) ERA: 4.58	5.0 L 24 8 2 2 5 1 0 1 0 0 0 0 59 98 3.60 1.800																					
Antonio Osuna, R (6, 1) ERA: 2.51	3.0 10 1 0 0 4 1 0 0 0 0 0 0 28 43 0.00 0.667																					
37 Darren Dreifort, R (9, 1) ERA: 2.7	1.0 3 0 0 0 2 0 0 0 0 0 0 0 8 10 0.00 0.000																					

**New York Mets @ Los Angeles Dodgers**  
**Dodger Stadium, Los Angeles, CA**  
 Wed Jul 23 1997, 7:05 PM PDT  
 Att. 39,610 - Unknown - 71 F

[livebaseballscorecards.com](http://livebaseballscorecards.com)

AB	33
R	2
H	9
RBI	2
BB	2
SO	11
LOB	18



Batter	1	2	3	4	5	6	7	8	9	AB	R	H	RBI	BB	SO	LOB
<b>Brett Butler, L</b> (1, 7) OBP: 0.395, SLG: 0.346	0-0 B1-3		1-0 G6-3		2-2 1B			2-2 G4-3		4	0	1	0	0	0	0
<b>Roger Cedeno, S</b> (1, 8) OBP: 0.363, SLG: 0.353	4-2 FC1-4			2-3 K	2-3 K			3-3 K		2	0	0	0	1	2	1
<b>Eric Anthony, L</b> (8, PH) OBP: 0.343, SLG: 0.443	BB									1	0	0	0	0	1	0
<b>37 Darren Dreifort, R</b> (9, 1) OBP: 0.500, SLG: 0.500	BB									0	0	0	0	0	0	0
<b>Raul Mondesi, R</b> (1, 9) OBP: 0.336, SLG: 0.538	2-2 FC1-4			0-0 G2-3	1B		2-3 K		0-0 E5	4	0	1	0	0	1	1
<b>Eric Karros, R</b> (1, 3) OBP: 0.342, SLG: 0.495	3-1 L8			4-2 G2-3	BB		0-0 L5		3-3 K	3	0	0	0	1	1	2
<b>Todd Zeile, R</b> (1, 5) OBP: 0.330, SLG: 0.425		2-2 G6-4-3		1-2 G2-3	BB		1-3 K		2-2 L7	4	0	1	0	0	1	3
<b>Wilton Guerrero, S</b> (1, 4) OBP: 0.310, SLG: 0.416		1-0 L5		0-1 G3				1-1 G4-3		4	0	0	0	0	0	4
<b>Tom Prince, R</b> (1, 2) OBP: 0.324, SLG: 0.400		1-0 G6-4-3				0-0 HR		2-2 G5-3		3	1	1	1	0	0	1
<b>Tripp Cromer, R</b> (1, 6) OBP: 0.364, SLG: 0.486			1-2 G6-3		1-1 F9			3-1 G6-3		3	0	0	0	0	0	0
<b>Dennys Reyes, R</b> (1, 1) OBP: 0.315, SLG: 0.383				0-3 K					3-2 F8	1	0	0	0	0	1	0
<b>Greg Gagne, R</b> (5, PH) OBP: 0.315, SLG: 0.383										1	0	0	0	0	0	0
<b>Antonio Osuna, R</b> (6, 1) OBP: 0.291, SLG: 0.359										0	0	0	0	0	0	0
<b>Todd Hollandsworth, L</b> (8, PH) OBP: 0.291, SLG: 0.359										1	0	0	0	0	0	0

Inning Stats	R: 0	H: 0	E: 0	K: 0	S: 11	R: 0	H: 1	E: 0	K: 0	S: 5	R: 0	H: 0	E: 0	K: 1	S: 8	R: 0	H: 1	E: 0	K: 1	S: 11	R: 1	H: 2	E: 0	K: 1	S: 11	R: 0	H: 0	E: 0	K: 2	S: 8	R: 0	H: 0	E: 0	K: 0	S: 9	R: 0	H: 0	E: 1	K: 1	S: 14	R: 0	H: 0	E: 0	K: 1	S: 10	R: 0	H: 0	E: 0	K: 1	S: 14	1B: 3	2B: 0	3B: 0	HR: 1	SF: 0	SAC: 0	DP: 1	HBP: 0	WP: 0	PB: 1	SB: 1	CS: 0	PA: 33
--------------	------	------	------	------	-------	------	------	------	------	------	------	------	------	------	------	------	------	------	------	-------	------	------	------	------	-------	------	------	------	------	------	------	------	------	------	------	------	------	------	------	-------	------	------	------	------	-------	------	------	------	------	-------	-------	-------	-------	-------	-------	--------	-------	--------	-------	-------	-------	-------	--------

PITCHER	IP	WLS	BF	H	R	ER	SO	BB	IBB	HBP	BLK	WP	HR	S	P	ERA	WHIP
<b>Brian Bohanon, L</b> (1, 1) ERA: 5.4	5.0		20	4	1	1	3	2	0	0	0	0	1	46	74	1.80	1.200
<b>Cory Lidle, R</b> (6, 1) ERA: 3.4	2.0		6	0	0	0	2	0	0	0	0	0	0	17	26	0.00	0.000
<b>Greg McMichael, R</b> (8, 1) ERA: 2.58	1.0		3	0	0	0	1	0	0	0	0	0	0	10	18	0.00	0.000
<b>John Franco, L</b> (9, 1) ERA: 2.55	1.0	S	4	0	0	0	1	0	0	0	0	0	0	14	21	0.00	0.000

**BOTTOM**

**New York Mets @ Los Angeles Dodgers**  
**Dodger Stadium, Los Angeles, CA**  
 Wed Jul 23 1997, 7:05 PM PDT  
 Att: 39,610 - Unknown - 71 F

livebaseballscorecards.com

<b>AB</b>	<b>31</b>
<b>R</b>	<b>1</b>
<b>H</b>	<b>4</b>
<b>RBI</b>	<b>1</b>
<b>BB</b>	<b>2</b>
<b>SO</b>	<b>7</b>
<b>LOB</b>	<b>12</b>



Batter	1	2	3	4	5	6	7	8	9	AB R H RBI BB SO LOB	TOP																
Lance Johnson, L (1, 8) OBP: 0.389, SLG: 0.395	1-0 1B		1-0 WP G5-3 1B		0-1 1B			2-1 G4-3		4 0 3 0 0 0 0																	
Bernard Gilkey, R (1, 7) OBP: 0.321, SLG: 0.373	1-0 1B		0-0 G5-3		1-0 1B			2-2 F9		4 0 2 0 0 0 1																	
John Olerud, L (1, 3) OBP: 0.395, SLG: 0.479 Rey Ordonez, R (9, PR) OBP: 0.271, SLG: 0.284	2-1 P6		2-1 G5-3		1-1 P5			3-2 SH5-4 1B SF7 1B		4 0 1 0 0 0 4 0 1 0 0 0 0 0																	
Todd Hundley, S (1, 2) OBP: 0.425, SLG: 0.598	1-3 K			3-3 K		3-3 K		1-0 SH5-4 1B		4 1 1 0 0 3 3																	
Edgardo Alfonzo, R (1, 5) OBP: 0.383, SLG: 0.459	0-1 G6-3			1-2 E6 G3			2-2 FC6-4 1B	1-0 SH5-4		3 0 1 0 0 0 2																	
Carl Everett, S (1, 9)		2-3 K		0-2 G3			1-0 P6	2-1 SF7		3 0 0 1 0 1 2																	
Carlos Baerga, S (1, 4)		2-1 G4-3		2-3 K			1-3 K	0-1 1B 1B		4 1 1 1 0 2 2																	
Manny Alexander, R (1, 6) OBP: 0.294, SLG: 0.389 Matt Franco, L (9, PH) OBP: 0.351, SLG: 0.427		0-3 K			0-0 G6-3		1-1 FC6-4	4-0 1B IBB		3 0 0 0 0 1 1 0 0 0 0 1 0 0																	
Rick Reed, R (1, 1) OBP: 0.209, SLG: 0.300 Luis Lopez, S (9, PH) OBP: 0.350, SLG: 0.360 John Franco, L (9, 1)			3-2 F8		1-3 K			1-2 G5-3	0-0 1B	3 0 0 0 0 1 0 1 0 1 1 0 0 0 0 0 0 0 0 0 0																	
<b>Inning Stats</b>	R: 0 E: 0 K: 1 S: 10	H: 2 LOB: 2 BB: 0 P: 15	R: 0 E: 0 K: 2 S: 8	H: 0 LOB: 0 BB: 0 P: 12	R: 0 E: 0 K: 0 S: 7	H: 1 LOB: 1 BB: 0 P: 13	R: 0 E: 1 K: 2 S: 14	H: 0 LOB: 1 BB: 0 P: 20	R: 0 E: 0 K: 1 S: 6	H: 1 LOB: 1 BB: 0 P: 7	R: 0 E: 0 K: 1 S: 7	H: 1 LOB: 0 BB: 0 P: 12	R: 0 E: 0 K: 1 S: 12	H: 1 LOB: 1 BB: 0 P: 17	R: 0 E: 0 K: 0 S: 9	H: 0 LOB: 0 BB: 0 P: 14	R: 3 E: 0 K: 0 S: 10	H: 4 LOB: 3 BB: 1 P: 21	1B: 10 2B: 0 3B: 0 HR: 0	SF: 1 SAC: 1 DP: 0 HBP: 0	WP: 1 PB: 0 SB: 1 CS: 1	PA: 36					
<b>PITCHER</b>	IP WLS BF H R ER SO BB IBB HBP BLK WP HR S P ERA WHIP																										
Pedro Astacio, R (1, 1) ERA: 3.9	8.0		29	6	0	0	8	0	0	0	0	1	0	73	110	0.00	0.750										
Mark Guthrie, L (9, 1) ERA: 4.62	0.2	L	5	3	3	3	0	0	0	0	0	0	0	9	16	40.50	4.500										
Darren Hall, R (9, 1) ERA: 2.58	0.1		2	1	0	0	0	0	1	0	0	0	0	1	5	0.00	3.000										

**New York Mets @ Los Angeles Dodgers**  
**Dodger Stadium, Los Angeles, CA**  
 Thu Jul 24 1997, 7:05 PM PDT  
 Att. 53,655 - Unknown - 73 F

livebaseballscorecards.com

<b>AB</b>	<b>33</b>
<b>R</b>	<b>3</b>
<b>H</b>	<b>10</b>
<b>RBI</b>	<b>3</b>
<b>BB</b>	<b>1</b>
<b>SO</b>	<b>8</b>
<b>LOB</b>	<b>15</b>



Batter	1	2	3	4	5	6	7	8	9	AB	R	H	RBI	BB	SO	LOB
Brett Butler, L OBP: 0.397, SLG: 0.346 Mark Guthrie, R Darren Hall, R	3-2 F8 1B		4-2 E S BB			3-3 K		1-1 G4-3		3	0	1	0	1	1	0
Wilton Guerrero, S OBP: 0.309, SLG: 0.424	2-1 F8 1-2		1-1 G6-3 1-3			1-1 G4-3			0-2 HR	4	1	1	1	0	0	2
Raul Mondesi, R OBP: 0.335, SLG: 0.535	2-0 G2-3			0-1 L6			0-0 G5-3 1B		2-1 G6-3	4	0	1	0	0	0	1
Eric Karros, R OBP: 0.341, SLG: 0.491	1-1 F8			4-0 G5-4-3 BB			1-1 G5-3 1-2		1-2 F9	3	0	0	0	1	0	2
Todd Zeile, R OBP: 0.329, SLG: 0.422		1-1 G3		1-2 G5-4-3 1-2f			4-1 SAFE BB		0-2 G5-3	3	0	0	0	1	0	1
Todd Hollandsworth, L OBP: 0.288, SLG: 0.354		2-2 F8			1-1 G3-1		0-0 F9			3	0	0	0	0	0	2
Tom Prince, R OBP: 0.325, SLG: 0.397		2-0 G5-3			1-2 G1-6-3 1B		0-0 P6			3	0	1	0	0	0	2
Tripp Cromer, R OBP: 0.350, SLG: 0.466			2-1 G4-3		0-1 G1-6-3 1-2f			1-1 P3		3	0	0	0	0	0	1
Pedro Astacio, R OBP: 0.167, SLG: 0.194 Eric Anthony, L OBP: 0.338, SLG: 0.435 Roger Cedeno, S OBP: 0.363, SLG: 0.353			0-0 G1-3			0-0 G1-3		1-2 F7		2	0	0	0	0	0	0

BOTTOM																
<b>New York Mets @ Los Angeles Dodgers</b> <b>Dodger Stadium, Los Angeles, CA</b> Thu Jul 24 1997, 7:05 PM PDT Att: 53,655 - Unknown - 73 F																
AB	29															
R	1															
H	4															
RBI	1															
BB	3															
SO	1															
LOB	11															
1B:	3	SF:	0													
2B:	0	SAC:	0													
3B:	0	DP:	2													
HR:	1	HBP:	0													
WP:	0	PA:	32													
PB:	0															
SB:	1															
CS:	0															

Inning	Stats	R: 0 H: 1 E: 0 K: 0 S: 9														R: 0 H: 0 E: 0 K: 0 S: 5														R: 0 H: 0 E: 0 K: 0 S: 7														R: 0 H: 1 E: 0 K: 0 S: 6														R: 0 H: 0 E: 0 K: 1 S: 6														R: 0 H: 1 E: 0 K: 0 S: 7														R: 0 H: 0 E: 0 K: 0 S: 11														R: 1 H: 1 E: 0 K: 0 S: 11														1B: 3 2B: 0 3B: 0 HR: 1 SF: 0 SAC: 0 DP: 2 HBP: 0 WP: 0 PB: 0 SB: 1 CS: 0													
PITCHER		IP WLS BF H R ER SO BB IBB HBP BLK WP HR S P ERA WHIP														IP WLS BF H R ER SO BB IBB HBP BLK WP HR S P ERA WHIP														IP WLS BF H R ER SO BB IBB HBP BLK WP HR S P ERA WHIP														IP WLS BF H R ER SO BB IBB HBP BLK WP HR S P ERA WHIP														IP WLS BF H R ER SO BB IBB HBP BLK WP HR S P ERA WHIP														IP WLS BF H R ER SO BB IBB HBP BLK WP HR S P ERA WHIP																																																							
Rick Reed, R ERA: 2.77	(1, 1)	8.0 W 28 3 0 0 1 3 0 0 0 0 0 0 0 0 0.00 0.750														1.0 S 4 1 1 1 0 0 0 0 0 0 1 11 14 9.00 1.000																																																																																																															
John Franco, L ERA: 2.7	(9, 1)																																																																																																																														



Batter	1	2	3	4	5	6	7	8	9	AB R H RBI BB SO LOB	TOP	
<b>Midre Cummings, L</b> (1, 8) <small>OBP: 0.291, SLG: 0.396</small>	0-0  G4-3 2B 1B		1-0  P5		4-1  BB			0-0  L9		3 1 1 0 1 0 0	Philadelphia Phillies @ Los Angeles Dodgers Dodger Stadium, Los Angeles, CA Fri Jul 25 1997, 7:05 PM PDT Att. 42,198 - Unknown - 73 F	
<b>Mickey Morandini, L</b> (1, 4) <small>OBP: 0.385, SLG: 0.412</small>	1-2  G4-3		1-3  K		2-0  L8			2-2  F9		4 0 0 0 0 1 3		
<b>Gregg Jefferies, S</b> (1, 7) <small>OBP: 0.315, SLG: 0.367</small>	0-1  G4-3		2-0  G4-3			1-2  G6-3		0-0  1B		4 0 1 0 0 0 1		
<b>Scott Rolen, R</b> (1, 5) <small>OBP: 0.384, SLG: 0.479</small>	1-2  2B			1-0  L8		2-2  1B		1-2  G5-3		4 0 2 1 0 0 1		
<b>Rico Brogna, L</b> (1, 3) <small>OBP: 0.291, SLG: 0.430</small> <b>23 Kevin Jordan, R</b> (4, 3) <small>OBP: 0.256, SLG: 0.403</small>	1-2  G1-3			2-2  G4-3		3-2  P3		1-0  2B		2 0 0 0 0 0 1 2 0 1 0 0 0 1		
<b>Mike Lieberthal, R</b> (1, 2) <small>OBP: 0.305, SLG: 0.474</small>			1-0  P8		0-1  F9		0-2  G2		1-2  1B			4 0 1 0 0 0 1
<b>Derrick May, L</b> (1, 9) <small>OBP: 0.274, SLG: 0.310</small>				4-2  BB		1-3  K		4-2  L4-3 BB		2 0 0 0 2 1 2		
<b>Kevin Stocker, S</b> (1, 6) <small>OBP: 0.323, SLG: 0.348</small>			2-1  F8			0-1  L9		0-1  L4-3		4 0 0 0 0 0 4		
<b>Garrett Stephenson, R</b> (1, 1) <small>OBP: 0.176, SLG: 0.188</small> <b>Ricky Otero, S</b> (7, PH) <small>OBP: 0.339, SLG: 0.327</small> <b>Scott Ruffcorn, R</b> (7, 1) <small>OBP: 0.336, SLG: 0.383</small> <b>Ruben Amaro Jr, S</b> (9, PH)			0-3  K			4-2  BB BB		0-3  K		1 0 0 0 1 1 1 1 0 0 0 0 1 0 0 0 0 0 0 0 0 1 0 0 0 0 0 2		
<b>Inning Stats</b>	R: 1 H: 2 E: 0 LOB: 1 K: 0 BB: 0 S: 14 P: 17	R: 0 H: 0 E: 0 LOB: 1 K: 1 BB: 1 S: 9 P: 16	R: 0 H: 0 E: 0 LOB: 0 K: 1 BB: 0 S: 7 P: 11	R: 0 H: 0 E: 0 LOB: 0 K: 0 BB: 0 S: 9 P: 12	R: 0 H: 0 E: 0 LOB: 2 K: 1 BB: 2 S: 10 P: 21	R: 0 H: 1 E: 0 LOB: 1 K: 0 BB: 0 S: 15 P: 21	R: 0 H: 0 E: 0 LOB: 0 K: 1 BB: 1 S: 7 P: 11	R: 0 H: 1 E: 0 LOB: 1 K: 0 BB: 0 S: 10 P: 13	R: 0 H: 2 E: 0 LOB: 2 K: 0 BB: 0 S: 10 P: 16	1B: 4 SF: 0 2B: 3 SAC: 0 3B: 0 DP: 1 HR: 0 HBP: 0		WP: 0 PA: 36 PB: 0 SB: 0 CS: 0
<b>PITCHER</b> <b>Chan Ho Park, R</b> (1, 1) <small>ERA: 3.07</small> <b>Todd Worrell, R</b> (9, 1) <small>ERA: 5.35</small>	IP WLS BF H R ER SO BB IBB HBP BLK WP HR S P ERA WHIP 8.0 W 31 4 1 1 4 4 0 0 0 0 0 0 81 122 1.12 1.000					<b>PITCHER</b> IP WLS BF H R ER SO BB IBB HBP BLK WP HR S P ERA WHIP 1.0 5 2 0 0 0 0 0 0 0 0 0 0 10 16 0.00 2.000						

livebaseballscorecards.com

AB	32
R	1
H	6
RBI	1
BB	4
SO	4
LOB	17



Batter	1	2	3	4	5	6	7	8	9	AB	R	H	RBI	BB	SO	LOB										
Brett Butler, L OBP: 0.399, SLG: 0.346 Roger Cedeno, S OBP: 0.367, SLG: 0.358	1-2 2B SF8 1B		4-0 E HR BB	0-0 F9		3-2 G3 1-2		3-1 FC5-4 1B		3	2	1	0	1	0	2										
Todd Hollandsworth, L OBP: 0.293, SLG: 0.363	0-0 1-3 2B		0-1 E6 HR 1B		0-1 1B HR 1B	3-3 K		0-0 FC5-4 1-2f 2-3 1B		5	2	3	0	0	1	3										
Mike Piazza, R OBP: 0.424, SLG: 0.601 Tom Prince, R OBP: 0.321, SLG: 0.391	0-3 K		0-0 HR		2-2 HR 1B	0-0 1B		3-1 P4		4	2	3	4	0	1	2										
Eric Karros, R OBP: 0.340, SLG: 0.497	0-0 SF8		2-3 K		0-1 HR	1-2 F9				3	1	1	4	0	1	1										
Raul Mondesi, R OBP: 0.337, SLG: 0.538 Eric Anthony, L OBP: 0.333, SLG: 0.429	1-1 F8		1-1 2B		1-1 PB G4-3 1B			3-3 K		3	0	2	0	0	0	1										
Todd Zeile, R OBP: 0.326, SLG: 0.417 Todd Worrell, R		2-1 L7	1-1 G4-3		3-2 G4-3	1-2 G5-3		0-0 G5-3		4	0	0	0	0	0	2										
Greg Gagne, R OBP: 0.312, SLG: 0.379		3-2 K		0-0 F9	1-3 K	2-3 F9		2-0 F9		4	0	0	0	0	2	1										
Tripp Cromer, R OBP: 0.333, SLG: 0.442		0-0 L8		2-0 G5-3	0-0 G5-3			0-0 L8		4	0	0	0	0	0	1										
Chan Ho Park, R OBP: 0.278, SLG: 0.371 Henry Blanco, R OBP: 1.000, SLG: 1.000			0-0 F8	3-1 2B		1-2 G3 1B		0-0 FC5-4 1B		3	1	2	0	0	0	0										
										1	0	1	0	0	0	0										
<b>Inning Stats</b>	R: 1 E: 0 K: 1 S: 11	H: 2 LOB: 1 BB: 0 P: 13	R: 0 E: 0 K: 1 S: 6	H: 0 LOB: 0 BB: 0 P: 11	R: 3 E: 1 K: 1 S: 14	H: 3 LOB: 1 BB: 1 P: 22	R: 0 E: 0 K: 0 S: 5	H: 1 LOB: 1 BB: 0 P: 10	R: 3 E: 0 K: 1 S: 18	H: 4 LOB: 1 BB: 0 P: 25	R: 1 E: 0 K: 1 S: 13	H: 2 LOB: 1 BB: 0 P: 21	R: 0 E: 0 K: 1 S: 5	H: 0 LOB: 0 BB: 0 P: 10	R: 0 E: 0 K: 0 S: 7	H: 2 LOB: 2 BB: 0 P: 13										
<b>PITCHER</b>	IP WLS L	WLS L	BF L	H R	R ER	ER SO	BB IBB	HBP BLK	WP HR	S P	ERA WHIP	<b>PITCHER</b>					IP WLS L	BF L	H R	R ER	ER SO	BB IBB	HBP BLK	WP HR	S P	ERA WHIP
Garrett Stephenson, R ERA: 4.06 Scott Ruffcorn, R ERA: 7.11	(1, 1) (7, 1)	6.0 2.0	31 8	12 2	8 0	8 1	5 0	0 0	0 0	102 23	12.00 0.00						6.0 2.0	31 8	12 2	8 0	8 1	5 0	0 0	0 0	102 23	12.00 0.00

**BOTTOM**

Philadelphia Phillies @ Los Angeles Dodgers  
Dodger Stadium, Los Angeles, CA

Fri Jul 25 1997, 7:05 PM PDT  
Att: 42,198 - Unknown - 73 F

livebaseballscores.com

<b>AB</b>	<b>37</b>
<b>R</b>	<b>8</b>
<b>H</b>	<b>14</b>
<b>RBI</b>	<b>8</b>
<b>BB</b>	<b>1</b>
<b>SO</b>	<b>6</b>
<b>LOB</b>	<b>15</b>



WP: 0	PA: 39
PB: 1	SB: 0
CS: 0	

Batter	1	2	3	4	5	6	7	8	9	AB R H RBI BB SO LOB	TOP																		
<b>Midre Cummings, L</b> (1, 8) <small>OBP: 0.288, SLG: 0.390</small> <b>Ricky Otero, S</b> (4, 8) <small>OBP: 0.341, SLG: 0.330</small>	0-0 G6-3		0-0 L7			0-0 E SF9 1B		0-0 G4-3		2 0 0 0 0 0 0 2 1 1 0 0 0 0	<b>Philadelphia Phillies @ Los Angeles Dodgers</b> <b>Dodger Stadium, Los Angeles, CA</b> Sat Jul 26 1997, 7:05 PM PDT Att. 43,603 - Unknown - 70 F																		
<b>Mickey Morandini, L</b> (1, 4) <small>OBP: 0.381, SLG: 0.407</small>	0-0 F8			0-0 G3-1		0-0 F9		0-0 G1-3		4 0 0 0 0 0 1																			
<b>Gregg Jefferies, S</b> (1, 7) <small>OBP: 0.314, SLG: 0.366</small>	0-0 L3			0-0 P1		0-0 E1 1B		0-0 E3 BB		4 0 1 0 0 0 0																			
<b>Scott Rolen, R</b> (1, 5) <small>OBP: 0.385, SLG: 0.479</small>		0-3 K		0-0 1B		0-0 SF9		4-0 BB BB BB BB		2 0 1 1 1 1 0																			
<b>Rico Brogna, L</b> (1, 3) <small>OBP: 0.288, SLG: 0.425</small>		0-0 F8		0-0 G4-3		0-0 G4-3		0-0 F7		4 0 0 0 0 0 4																			
<b>Mike Lieberthal, R</b> (1, 2) <small>OBP: 0.304, SLG: 0.469</small>		4-0 BB			0-0 G4-3		0-0 P3		0-0 F9			3 0 0 0 1 0 2																	
<b>Derrick May, L</b> (1, 9) <small>OBP: 0.266, SLG: 0.300</small>		0-0 P6			0-3 K		0-0 F7		0-3 K			4 0 0 0 0 2 3																	
<b>Kevin Stocker, S</b> (1, 6) <small>OBP: 0.323, SLG: 0.347</small>			0-0 G2		0-0 1B		0-0 F8					3 0 1 0 0 0 0																	
<b>Curt Schilling, R</b> (1, 1) <small>OBP: 0.173, SLG: 0.180</small> <b>Ruben Amaro Jr, S</b> (8, PH) <small>OBP: 0.333, SLG: 0.380</small> <b>Billy Brewer, L</b> (8, 1) <b>Jerry Spradlin, S</b> (8, 1)			0-3 K		0-0 G4-3			0-3 K		2 0 0 0 0 1 1 1 0 0 0 0 1 0 0 0 0 0 0 0 0 0 0 0 0 0 0 0																			
<b>Inning Stats</b>	R: 0 E: 0 K: 0 S: 3	H: 0 LOB: 0 BB: 0 P: 3	R: 0 E: 0 K: 1 S: 5	H: 0 LOB: 1 BB: 1 P: 9	R: 0 E: 0 K: 1 S: 5	H: 0 LOB: 0 BB: 0 P: 5	R: 0 E: 0 K: 1 S: 6	H: 1 LOB: 1 BB: 0 P: 6	R: 1 E: 1 K: 0 S: 5	H: 2 LOB: 1 BB: 0 P: 5	R: 0 E: 0 K: 0 S: 3	H: 0 LOB: 0 BB: 0 P: 3	R: 0 E: 0 K: 1 S: 5	H: 0 LOB: 0 BB: 0 P: 5	R: 0 E: 1 K: 1 S: 6	H: 0 LOB: 2 BB: 1 P: 10	1B: 4 2B: 0 3B: 0 HR: 0	SF: 1 SAC: 0 DP: 0 HBP: 0	WP: 0 PB: 0 SB: 1 CS: 0	PA: 34									
<b>PITCHER</b>	IP WLS BF H R ER SO BB IBB HBP BLK WP HR S P ERA WHIP																												
<b>Hideo Nomo, R</b> (1, 1) <small>ERA: 3.76</small> <b>37 Darren Dreifort, R</b> (4, 1) <small>ERA: 2.36</small> <b>Todd Worrell, R</b> (9, 1) <small>ERA: 5.21</small>	3.2		13	1	0	0	2	1	0	0	0	0	0	0	16	20	0.00	0.545											
	4.1	W	16	3	1	0	2	0	0	0	0	0	0	0	20	20	0.00	0.692											
	1.0	S	5	0	0	0	1	1	0	0	0	0	0	0	6	10	0.00	1.000											

livebaseballscorecards.com

<b>AB</b>	31
<b>R</b>	1
<b>H</b>	4
<b>RBI</b>	1
<b>BB</b>	2
<b>SO</b>	5
<b>LOB</b>	11





Batter	1	2	3	4	5	6	7	8	9
<b>Brett Butler, L</b> OBP: 0.396, SLG: 0.344 (1, 7)	0-0 G6-3		0-3 K			0-0 HR 1B		0-0 G4-3	
<b>Todd Hollandsworth, L</b> OBP: 0.293, SLG: 0.361 (1, 8)	0-3 K		0-3 K			0-0 L8		0-0 1B	
<b>Mike Piazza, R</b> OBP: 0.425, SLG: 0.617 (1, 2)	0-0 HR		0-0 G1-3			0-0 HR 1-H		0-0 F8	
<b>Eric Karros, R</b> OBP: 0.339, SLG: 0.497 (1, 3)	0-3 K			0-0 G6-3		0-0 2B		0-0 G6-3	
<b>Raul Mondesi, R</b> OBP: 0.335, SLG: 0.534 (1, 9)		0-0 F8		0-0 G6-3		0-0 G5-3			
<b>Todd Zeile, R</b> OBP: 0.329, SLG: 0.427 (1, 5)		0-0 1B 1B		0-0 F3			0-0 HR		
<b>Wilton Guerrero, S</b> OBP: 0.309, SLG: 0.423 (1, 4)		0-0 1-2 1B			0-3 K		0-0 F7		
<b>Greg Gagne, R</b> OBP: 0.309, SLG: 0.375 (1, 6)		0-3 K			0-3 K		0-0 F9		
<b>Hideo Nomo, R</b> OBP: 0.178, SLG: 0.289 (1, 1)		0-3 K			0-3 K		0-3 K		
<b>37 Darren Dreifort, R</b> OBP: 0.250, SLG: 0.250 (4, 1)									
<b>Todd Worrell, R</b> (9, 1)									

AB	R	H	RBI	BB	SO	LOB
4	1	1	0	0	1	0
4	0	1	0	0	2	1
4	2	2	3	0	0	1
4	0	1	0	0	1	1
3	0	0	0	0	0	0
3	1	2	1	0	0	0
3	0	1	0	0	1	0
3	0	0	0	0	2	2
1	0	0	0	0	1	2
2	0	0	0	0	2	0
0	0	0	0	0	0	0

**BOTTOM**

Philadelphia Phillies @ Los Angeles Dodgers  
 Dodger Stadium, Los Angeles, CA  
 Sat Jul 26 1997, 7:05 PM PDT  
 Att: 43,603 - Unknown - 70 F

livebaseballscorecards.com

<b>AB</b>	<b>31</b>
<b>R</b>	<b>4</b>
<b>H</b>	<b>8</b>
<b>RBI</b>	<b>4</b>
<b>BB</b>	<b>0</b>
<b>SO</b>	<b>10</b>
<b>LOB</b>	<b>7</b>



Inning Stats	R: 1	H: 1	E: 0	K: 2	S: 8	LOB: 0	BB: 0	P: 8
<b>Inning Stats</b>	R: 0	H: 2	E: 0	K: 2	S: 9	LOB: 2	BB: 0	P: 9
	R: 0	H: 0	E: 0	K: 2	S: 7	LOB: 0	BB: 0	P: 7
	R: 0	H: 0	E: 0	K: 0	S: 3	LOB: 0	BB: 0	P: 3
	R: 0	H: 0	E: 0	K: 3	S: 9	LOB: 0	BB: 0	P: 9
	R: 2	H: 3	E: 0	K: 0	S: 5	LOB: 0	BB: 0	P: 5
	R: 1	H: 1	E: 0	K: 1	S: 6	LOB: 0	BB: 0	P: 6
	R: 0	H: 1	E: 0	K: 0	S: 4	LOB: 1	BB: 0	P: 4

1B:	2B:	3B:	HR:	SF:	SAC:	DP:	HBP:
4	1	0	3	0	0	0	0

WP:	PA:
0	31

PITCHER	IP	WLS	BF	H	R	ER	SO	BB	IBB	HBP	BLK	WP	HR	S	P	ERA	WHIP
<b>Curt Schilling, R</b> ERA: 3.37 (1, 1)	7.0	L	27	7	4	4	10	0	0	0	0	0	3	47	47	5.14	1.000
<b>Billy Brewer, L</b> ERA: 6.14 (8, 1)	0.1		2	1	0	0	0	0	0	0	0	0	2	2	0.00	3.000	
<b>Jerry Spradlin, R</b> ERA: 5.57 (8, 1)	0.2		2	0	0	0	0	0	0	0	0	0	2	2	0.00	0.000	

Batter	1	2	3	4	5	6	7	8	9	AB R H RBI BB SO LOB	TOP											
Ricky Otero, S (1, 8) OBP: 0.338, SLG: 0.322	1-2 G4-3		0-1 G4-3		2-3 K			4-0 FC6-4 BB		3 0 0 0 1 1 2	Philadelphia Phillies @ Los Angeles Dodgers Dodger Stadium, Los Angeles, CA Sun Jul 27 1997, 3:33 AM PDT Att. 36,481 - Unknown - 81 F											
Mickey Morandini, L (1, 4) OBP: 0.380, SLG: 0.405	2-2 G3		2-2 P9		0-0 F8		0-1 FC6-4 1B		4 0 1 0 0 0 2													
Gregg Jefferies, S (1, 7) OBP: 0.314, SLG: 0.373	3-1 G6-3			1-1 G5-3		1-0 HR	0-0 FC6-4 BB		4 1 1 1 0 0 2													
Scott Rolen, R (1, 5) OBP: 0.389, SLG: 0.483		0-0 G1-6-3 23 1B		0-0 WP 2B		2-1 F7	4-0 G4-6-3 BB		3 0 2 0 1 0 0													
23 Kevin Jordan, R (1, 3) OBP: 0.256, SLG: 0.395		0-1 G1-6-3 1B		0-3 K		2-3 K2-3	0-1 G4-6-3		4 0 1 0 0 2 4													
Ruben Amaro Jr, S (1, 9) OBP: 0.331, SLG: 0.369		0-2 G1-6-3		4-1 WP BB		1-0 G1-3		2-1 F9	3 0 0 0 1 0 2													
Mike Lieberthal, R (1, 2) OBP: 0.306, SLG: 0.468		0-0 G6-3		1-2 G4-3					3 0 1 0 0 0 3													
Kevin Stocker, S (1, 6) OBP: 0.325, SLG: 0.349			1-2 G4-3 1B		0-0 SH5-3 1B		1-1 G1-6-3		1-2 1B	4 0 2 0 0 1 2												
55 Matt Beech, L (1, 1) OBP: 0.154, SLG: 0.231			0-3 K		0-0 SH5-3		1-3 K		1-3 G5-3	1 0 0 0 0 1 1												
Wayne Gomes, R (6, 1)										0 0 0 0 0 0 0												
Derrick May, L (7, PH) OBP: 0.264, SLG: 0.298										1 0 0 0 0 1 0												
Reggie Harris, R (7, 1)										0 0 0 0 0 0 0												
Tony Barron, R (9, PH) OBP: 0.333, SLG: 0.200										1 0 0 0 0 0 1												
<b>Inning Stats</b>	R: 0 E: 0 K: 0 S: 10	H: 0 LOB: 0 BB: 0 P: 16	R: 0 E: 0 K: 0 S: 7	H: 2 LOB: 1 BB: 0 P: 7	R: 0 E: 0 K: 1 S: 12	H: 1 LOB: 1 BB: 0 P: 15	R: 0 E: 0 K: 1 S: 10	H: 1 LOB: 2 BB: 1 P: 16	R: 0 E: 0 K: 1 S: 6	H: 1 LOB: 1 BB: 0 P: 8	R: 1 E: 0 K: 1 S: 7	H: 1 LOB: 0 BB: 0 P: 13	R: 0 E: 0 K: 1 S: 5	H: 0 LOB: 0 BB: 0 P: 8	R: 0 E: 0 K: 0 S: 5	H: 1 LOB: 2 BB: 2 P: 13	R: 0 E: 0 K: 1 S: 12	H: 1 LOB: 1 BB: 0 P: 19	1B: 6 2B: 1 3B: 0 HR: 1	SF: 0 SAC: 1 DP: 3 HBP: 1	WP: 1 PB: 0 SB: 0 CS: 0	PA: 36
<b>PITCHER</b>	IP WLS BF H R ER SO BB IBB HBP BLK WP HR S P ERA WHIP																				IP WLS BF H R ER SO BB IBB HBP BLK WP HR S P ERA WHIP	
Tom Candiotti, R (1, 1) ERA: 3.04	7.1 W 31 7 1 1 5 3 0 1 0 1 1 60 94 1.23 1.364																					
Darren Hall, R (8, 1) ERA: 2.54	0.2 1 0 0 0 0 0 0 0 0 0 0 0 2 2 0.00 0.000																					
Scott Radinsky, L (9, 1) ERA: 2.72	1.0 4 1 0 0 1 0 0 0 0 0 0 0 12 19 0.00 1.000																					

livebaseballscorecards.com

AB	31
R	1
H	8
RBI	1
BB	3
SO	6
LOB	19



Batter	1	2	3	4	5	6	7	8	9
Roger Cedeno, S (1, 8) OBP: 0.368, SLG: 0.396	1-3 K ①		2-1 P8 ②			2-2 HR	0-1 3B	1-3 K ②	
Tripp Cromer, R (1, 4) OBP: 0.337, SLG: 0.476	0-0 G6-3 ②		2-2 HR			2-1 G5-3 1B	0-3 K ①	2-1 L7 ③	
Mike Piazza, R (1, 2) OBP: 0.423, SLG: 0.613	1-1 1B		2-3 K ③			0-1 G5-3 1-2	2-3 K ②		
Tom Prince, R (9, 2) OBP: 0.321, SLG: 0.391									
Eric Karros, R (1, 3) OBP: 0.341, SLG: 0.496	1-3 K ③			3-2 L9 ①		0-0 E5 SF8 1B	4-1 FC5-4 BB		
Raul Mondesi, R (1, 9) OBP: 0.336, SLG: 0.535		1-0 FC5-4 2B		1-3 K2-3 ②		4-2 SF8 S 2B BB	2-0 FC5-4 ③		
Todd Zeile, R (1, 5) OBP: 0.328, SLG: 0.425		1-3 K ①		3-3 K ③		2-1 SF8 1-3 2-H	4-2 BB BB		
Billy Ashley, R (1, 7) OBP: 0.300, SLG: 0.478		1-1 FC5-4-5 2-3			3-2 G5-3	3-1 1B 2B	4-1 WP 1B BB		
Todd Hollandsworth, L (6, PR) OBP: 0.295, SLG: 0.361									
Greg Gagne, R (1, 6) OBP: 0.309, SLG: 0.374		0-3 K ③			1-3 K2-3	3-2 FC5-4 1B	1-3 K ①		
Tom Candiotti, R (1, 1) OBP: 0.067, SLG: 0.067			0-0 F7 ①		3-2 P4	1-1 FC5-4 1-2f	0-0 WP 1B		
Darren Hall, R (8, 1)									
Nelson Liriano, S (8, PH) OBP: 0.286, SLG: 0.352									
Scott Radinsky, L (9, 1)									

AB	R	H	RBI	BB	SO	LOB
5	1	2	1	0	2	2
5	2	2	1	0	1	3
4	0	1	0	0	2	2
0	0	0	0	0	0	0
3	1	1	0	1	1	1
3	1	1	0	1	1	2
2	1	0	1	1	2	1
3	0	1	1	0	0	1
0	1	0	0	1	0	0
4	0	1	1	0	3	3
3	0	0	0	0	0	2
0	0	0	0	0	0	0
1	0	1	1	0	0	0
0	0	0	0	0	0	0

Inning Stats		R: 0	H: 1	R: 0	H: 1	R: 1	H: 1	R: 0	H: 0	R: 0	H: 0	R: 5	H: 5	R: 0	H: 1	R: 1	H: 1
		E: 0	LOB: 1	E: 0	LOB: 1	E: 0	LOB: 0	E: 0	LOB: 0	E: 0	LOB: 0	E: 1	LOB: 2	E: 0	LOB: 2	E: 0	LOB: 2
		K: 2	BB: 0	K: 2	BB: 0	K: 1	BB: 0	K: 2	BB: 0	K: 1	BB: 0	K: 0	BB: 1	K: 2	BB: 1	K: 2	BB: 2
		S: 10	P: 13	S: 9	P: 12	S: 10	P: 16	S: 9	P: 16	S: 9	P: 16	S: 19	P: 36	S: 11	P: 19	S: 13	P: 25

BOTTOM		AB	R	H	RBI	BB	SO	LOB
		5	1	2	1	0	2	2
		5	2	2	1	0	1	3
		4	0	1	0	0	2	2
		0	0	0	0	0	0	0
		3	1	1	0	1	1	1
		3	1	1	0	1	1	2
		2	1	0	1	1	2	1
		3	0	1	1	0	0	1
		0	1	0	0	1	0	0
		4	0	1	1	0	3	3
		3	0	0	0	0	0	2
		0	0	0	0	0	0	0
		1	0	1	1	0	0	0
		0	0	0	0	0	0	0

PITCHER		IP	WLS	BF	H	R	ER	SO	BB	IBB	HBP	BLK	WP	HR	S	P	ERA	WHIP
55 Matt Beech, L (1, 1) ERA: 6.13		5.2	L	25	7	6	6	8	1	0	0	0	0	2	61	100	9.53	1.412
Wayne Gomes, R (6, 1) ERA: 4.63		0.1		2	1	0	0	0	0	0	0	0	0	5	9		0.00	3.000
Reggie Harris, R (7, 1) ERA: 5.06		2.0		11	2	1	1	4	3	0	0	0	1	0	24	44	4.50	2.500

Philadelphia Phillies @ Los Angeles Dodgers  
 Dodger Stadium, Los Angeles, CA  
 Sun Jul 27 1997, 3:33 AM PDT  
 Att: 36,481 - Unknown - 81 F

AB	33
R	7
H	10
RBI	6
BB	4
SO	12
LOB	17



Batter	1	2	3	4	5	6	7	8	9	AB R H RBI BB SO LOB	TOP											
Tony Womack, L (1, 4) OBP: 0.324, SLG: 0.374	0-2 G1-6-3 1B		1-0 G3		2-0 G3 2B		0-0 F7		1-2 L6	5 1 2 0 0 0 1	<b>Pittsburgh Pirates @ Los Angeles Dodgers</b> Dodger Stadium, Los Angeles, CA Mon Jul 28 1997, 7:05 PM PDT Att. 53,503 - Unknown - 74 F <a href="http://livebaseballscorecards.com">livebaseballscorecards.com</a>											
Jermaine Allensworth, R (1, 8) OBP: 0.333, SLG: 0.326	0-0 G1-6-3 1-2f		2-3 K		1-2 G3		0-1 B3			4 0 0 0 0 1 2												
Al Martin, L (1, 7) OBP: 0.376, SLG: 0.470	0-0 F7		0-0 F9		2-2 2B		0-3 K			4 0 1 1 0 1 0												
Kevin Young, R (1, 3) OBP: 0.354, SLG: 0.554		0-2 18 FC5 1B		2-0 WP 1B	1-3 K		2-2 1B			4 1 3 0 0 1 1												
Joe Randa, R (1, 5) OBP: 0.357, SLG: 0.475	1 SAFE 1 SAFE 1 SAFE	3-1 1B 18 FC5 1B		0-0 F8		1-2 F8		1-1 1B		4 0 2 0 0 0 1												
Marc Wilkins, R (8, 1)	1 SAFE 1 SAFE 1 SAFE	1-2 1B		1 SAFE 1 SAFE 1 SAFE		0-1 F9		1-2 1B		0 0 0 0 0 0 0												
18 Jason Kendall, R (1, 2) OBP: 0.395, SLG: 0.430		1-2 FC5 1B		1 SAFE 1 SAFE 1 SAFE		0-0 F9		3-2 F7		4 0 0 0 0 0 5												
Jose Guillen, R (1, 9) OBP: 0.283, SLG: 0.406		2-2 P6		1 SAFE 1 SAFE 1 SAFE	2-3 K 1B		0-3 K			4 0 0 0 0 3 3												
Kevin Polcovich, R (1, 6) OBP: 0.381, SLG: 0.427		0-1 1B		1 SAFE 1 SAFE 1 SAFE	1-1 1B		2-2 G5-3		1-2 P4	4 0 2 1 0 0 0												
Jon Lieber, L (1, 1) OBP: 0.098, SLG: 0.100		0-3 K		1-3 1B	0-2 G1-3		3-2 F7		0-2 E5	2 0 0 0 0 1 3												
Turner Ward, S (7, PH) OBP: 0.412, SLG: 0.522				3-H						1 0 0 0 0 0 0												
Matt Ruebel, L (7, 1)										0 0 0 0 0 0 0												
Clint Sodowsky, L (7, 1) OBP: 0.500, SLG: 0.500										0 0 0 0 0 0 0												
Dale Sveum, S (8, 5) OBP: 0.335, SLG: 0.468										1 0 0 0 0 0 0												
<b>Inning Stats</b>	R: 0 E: 0 K: 0 S: 7	H: 1 LOB: 0 BB: 0 P: 7	R: 0 E: 0 K: 1 S: 16	H: 3 LOB: 3 BB: 0 P: 22	R: 0 E: 0 K: 1 S: 6	H: 0 LOB: 0 BB: 0 P: 9	R: 1 E: 0 K: 1 S: 8	H: 2 LOB: 2 BB: 0 P: 13	R: 1 E: 0 K: 1 S: 14	H: 2 LOB: 1 BB: 0 P: 20	R: 0 E: 0 K: 1 S: 9	H: 0 LOB: 0 BB: 0 P: 10	R: 0 E: 0 K: 0 S: 7	H: 0 LOB: 0 BB: 0 P: 12	R: 0 E: 0 K: 1 S: 16	H: 2 LOB: 2 BB: 0 P: 22	R: 0 E: 1 K: 1 S: 15	H: 0 LOB: 1 BB: 0 P: 20	1B: 8 2B: 2 3B: 0 HR: 0	SF: 0 SAC: 0 DP: 1 HBP: 0	WP: 1 PB: 0 SB: 1 CS: 0	PA: 37
<b>PITCHER</b>	IP WLS BF H R ER SO BB IBB HBP BLK WP HR S P ERA WHIP																					
Ismael Valdez, R (1, 1) ERA: 2.97	6.0 W 25 8 2 2 5 0 0 0 0 1 0 60 81 3.00 1.333																					
Antonio Osuna, R (7, 1) ERA: 2.36	2.0 8 2 0 0 1 0 0 0 0 0 0 23 34 0.00 1.000																					
Todd Worrell, R (9, 1) ERA: 5.08	1.0 S 4 0 0 0 1 0 0 0 0 0 0 15 20 0.00 0.000																					



Batter	1	2	3	4	5	6	7	8	9	AB	R	H	RBI	BB	SO	LOB
Brett Butler, L (1, 7) OBP: 0.398, SLG: 0.355 Roger Cedeno, S (9, 8) OBP: 0.368, SLG: 0.396	1-0 B2-3		3-3 K		2-1 SF8 3B		2-2 G4-6-3 1B	1-1 CS		4	1	2	0	0	1	0
Todd Hollandsworth, L (1, 8) OBP: 0.291, SLG: 0.357	1-2 G3		0-2 F8		1-0 SF8		1-2 G4-6-3 1-2f			3	0	0	1	0	0	1
Mike Piazza, R (1, 2) OBP: 0.426, SLG: 0.614	3-2 1B		3-2 1B		1-1 G5-3		1-0 BB HBP			3	0	2	0	0	0	0
Eric Karros, R (1, 3) OBP: 0.342, SLG: 0.494	2-2 F9		2-2 F9		3-2 1B HBP		4-2 BB BB			2	0	0	0	1	0	2
Raul Mondesi, R (1, 9) OBP: 0.340, SLG: 0.536		1-1 1B		0-0 G6-3	1 SAFE 1 SAFE 1 SAFE	0-2 1B	4-0 FC6-4 BB			3	1	2	0	1	0	0
Todd Zeile, R (1, 5) OBP: 0.330, SLG: 0.423		4-2 1B BB		4-2 HR BB		0-0 G6-3	2-1 FC6-4			2	1	0	0	2	0	5
Greg Gagne, R (1, 6) OBP: 0.311, SLG: 0.384		1-3 K		0-0 HR		0-0 G4-3	2-1 CS 1B			4	1	2	2	0	1	2
Tripp Cromer, R (1, 4) OBP: 0.333, SLG: 0.465		0-0 1B		0-0 P3		2-3 K	2-3 K			4	0	1	1	0	2	1
Ismael Valdez, R (1, 1) OBP: 0.081, SLG: 0.029 Nelson Liriano, S (6, PH) OBP: 0.282, SLG: 0.347 Antonio Osuna, R (7, 1) Wilton Guerrero, S (8, PH) OBP: 0.308, SLG: 0.422 Todd Worrell, R (9, 1)		0-3 K		1-2 G6-3		1-2 G3	2-2 P6			2	0	0	0	0	1	2

Inning Stats	R: 0	H: 1	E: 0	K: 0	S: 11	H: 1	LOB: 1	BB: 0	P: 18	R: 1	H: 2	E: 1	K: 2	S: 13	H: 1	LOB: 1	BB: 1	P: 19	R: 0	H: 1	E: 0	K: 1	S: 13	R: 2	H: 1	E: 0	K: 0	S: 8	H: 1	LOB: 0	BB: 1	P: 13	R: 1	H: 2	E: 0	K: 0	S: 11	H: 0	LOB: 0	BB: 0	P: 10	R: 0	H: 1	E: 0	K: 0	S: 10	H: 1	LOB: 3	BB: 2	P: 24	R: 0	H: 1	E: 0	K: 1	S: 9	H: 1	LOB: 0	BB: 0	P: 16
--------------	------	------	------	------	-------	------	--------	-------	-------	------	------	------	------	-------	------	--------	-------	-------	------	------	------	------	-------	------	------	------	------	------	------	--------	-------	-------	------	------	------	------	-------	------	--------	-------	-------	------	------	------	------	-------	------	--------	-------	-------	------	------	------	------	------	------	--------	-------	-------


PITCHER	IP	WLS	BF	H	R	ER	SO	BB	IBB	HBP	BLK	WP	HR	S	P	ERA	WHIP
Jon Lieber, R (1, 1) ERA: 4.72	6.0	L	27	7	4	4	4	2	0	1	0	0	1	63	99	6.00	1.500
Matt Ruebel, L (7, 1) ERA: 6.75	0.2		5	1	0	0	0	2	0	1	0	0	0	8	20	0.00	4.500
Clint Sodowsky, R (7, 1) ERA: 3.97	0.1		1	0	0	0	0	0	0	0	0	0	0	2	4	0.00	0.000
Marc Wilkins, R (8, 1) ERA: 4.14	1.0		3	1	0	0	1	0	0	0	0	0	0	9	16	0.00	1.000

**BOTTOM**

**Pittsburgh Pirates @ Los Angeles Dodgers**  
 Dodger Stadium, Los Angeles, CA

Mon Jul 28 1997, 7:05 PM PDT  
 Att: 53,503 - Unknown - 74 F

AB	29
R	4
H	9
RBI	4
BB	4
SO	5
LOB	14



WP	PA	1B	2B	3B	HR	SF	SAC	DP	HBP	WP	HR	S	P	ERA	WHIP
0	37	7	0	1	1	1	0	1	2	0	0	0	0	0.00	1.000

Batter	1	2	3	4	5	6	7	8	9	AB R H RBI BB SO LOB	TOP											
Tony Womack, L (1, 4) OBP: 0.323, SLG: 0.372	1-0 G3		2-1 P3			2-1 G3-6-1 1B		1-2 FC6-4 1-2f		4 0 1 0 0 0 1												
Turner Ward, S (1, 8) OBP: 0.400, SLG: 0.500	3-3 K			0-1 E9 1B		0-1 F7		1-0 G4-3		4 0 1 0 0 1 2												
Al Martin, L (1, 7) OBP: 0.375, SLG: 0.466	2-3 K			0-1 L3		0-0 G3-6-1 1-2f			1-2 1B 1B	4 0 1 0 0 1 2												
Kevin Young, R (1, 3) OBP: 0.353, SLG: 0.548		4-2 BLK BB		0-0 P3		3-1 F7			0-0 F8	3 0 0 0 1 0 2												
Joe Randa, R (1, 5) OBP: 0.355, SLG: 0.471		0-3 K		1-3 K		2-2 G6-3			2-2 1B 1-2	4 0 1 0 0 2 2												
18 Jason Kendall, R (1, 2) OBP: 0.391, SLG: 0.425		1-3 K			0-2 G5-3		2-1 G6-3		0-0 F8	4 0 0 0 0 1 3												
Jose Guillen, R (1, 9) OBP: 0.296, SLG: 0.417		0-0 F7			3-2 G4-3 1B		2-1 HR		1-3 K	3 1 2 1 0 0 1												
Mark Smith, R (8, 9) OBP: 0.310, SLG: 0.521					1-2 G4-3					1 0 0 0 0 1 2	AB 33 R 1 H 7 RBI 1 BB 1 SO 6 LOB 17											
Kevin Polcovich, R (1, 6) OBP: 0.375, SLG: 0.419			3-1 G5-3		1-2 G4-3		2-2 G1-3			3 0 0 0 0 0 1												
Steve Cooke, R (1, 1) OBP: 0.079, SLG: 0.105			1-0 G6-3		1-2 F7		1-0 FC6-4 1B			2 0 0 0 0 0 1												
Dale Sveum, S (8, PH) OBP: 0.338, SLG: 0.470										1 0 1 0 0 0 0												
Emil Brown, R (8, PR) OBP: 0.301, SLG: 0.288										0 0 0 0 0 0 0												
Paul Wagner, R (8, 1)										0 0 0 0 0 0 0												
Ricardo Rincon, L (8, 1)										0 0 0 0 0 0 0												
Inning Stats	R: 0 E: 0 K: 2 S: 9	H: 0 LOB: 0 BB: 0 P: 15	R: 0 E: 0 K: 2 S: 10	H: 0 LOB: 1 BB: 1 P: 15	R: 0 E: 0 K: 0 S: 5	H: 0 LOB: 0 BB: 0 P: 11	R: 0 E: 1 K: 1 S: 8	H: 1 LOB: 1 BB: 0 P: 9	R: 0 E: 0 K: 0 S: 18	H: 1 LOB: 1 BB: 0 P: 23	R: 0 E: 0 K: 0 S: 5	H: 1 LOB: 0 BB: 0 P: 7	R: 0 E: 0 K: 0 S: 8	H: 0 LOB: 0 BB: 0 P: 15	R: 1 E: 0 K: 0 S: 12	H: 2 LOB: 1 BB: 0 P: 19	R: 0 E: 0 K: 1 S: 12	H: 2 LOB: 2 BB: 0 P: 16	1B: 6 2B: 0 3B: 0 HR: 1	SF: 0 SAC: 0 DP: 1 HBP: 0	WP: 0 PB: 0 SB: 0 CS: 0	PA: 34
PITCHER	IP WLS BF H R ER SO BB IBB HBP BLK WP HR S P ERA WHIP																					
Pedro Astacio, R (1, 1) ERA: 3.76	7.1 W 27 5 1 1 5 1 0 0 0 0 0 1 69 106 1.23 0.818																					
Scott Radinsky, L (8, 1) ERA: 2.68	0.2 2 0 0 0 0 0 0 0 0 0 0 6 8 0.00 0.000																					
Todd Worrell, R (9, 1) ERA: 4.95	1.0 S 5 2 0 0 1 0 0 0 0 0 0 0 12 16 0.00 2.000																					

Pittsburgh Pirates @ Los Angeles Dodgers  
Dodger Stadium, Los Angeles, CA  
Tue Jul 29 1997, 3:33 AM PDT  
Att. 43,791 - Sunny - 69 F

livebaseballscorecards.com



Batter	1	2	3	4	5	6	7	8	9
Brett Butler, L (1, 7) OBP: 0.406, SLG: 0.367 Todd Hollandsworth, L (8, 7) OBP: 0.290, SLG: 0.356	4-1 FC5 E BB		0-2 CS 1B		2-2 FC6-4 1B		3-1 2-H 2B	3-3 K	
Roger Cedeno, S (1, 8) OBP: 0.359, SLG: 0.385	2-1 E4 WP FC5 1-2 G5-3		1-3 SAFE K		0-0 FC6-4 1-2f		1-2 G5-3		
Mike Piazza, R (1, 2) OBP: 0.427, SLG: 0.614	1-2 FC5 G5-3 1B 1-2 2-3f		1-1 K 2B			0-0 F8	4-0 IBB		
Eric Karros, R (1, 3) OBP: 0.339, SLG: 0.489	3-0 G5-3 1-2 2-H		0-0 G6-3			1-1 G4-3	1-2 G3-1		
Raul Mondesi, R (1, 9) OBP: 0.344, SLG: 0.541	1-1 S 2-H 1B			0-1 F8		3-2 E7 2B		0-0 SH1-4 BLK 1B	
Todd Zeile, R (1, 5) OBP: 0.331, SLG: 0.421	2-3 K 2-3			0-0 B5-3		4-0 FC6 IBB	4-1 SH1-4 BB		
Wilton Guerrero, S (1, 4) OBP: 0.305, SLG: 0.418		2-1 G5-3		1-2 G5-3		0-2 FC6 1-2f	0-1 SH1-4 1-2 2-3		
Greg Gagne, R (1, 6) OBP: 0.313, SLG: 0.384		2-2 G3			0-2 G4-3		0-0 SH2-3 2B 1B	4-0 IBB	
Pedro Astacio, R (1, 1) OBP: 0.158, SLG: 0.184 Scott Radinsky, L (8, 1)		0-3 K			0-0 G6-3		2-2 SH2-3 1-2	2-3 K	
Nelson Liriano, S (8, PH) OBP: 0.282, SLG: 0.347 Billy Ashley, R (8, PH) OBP: 0.298, SLG: 0.474 Todd Worrell, R (9, 1)									

Inning Stats	R: 2 E: 1 K: 1 S: 12	H: 1 LOB: 1 BB: 1 P: 25	R: 0 E: 0 K: 1 S: 8	H: 0 LOB: 0 BB: 0 P: 12	R: 0 E: 0 K: 1 S: 11	H: 2 LOB: 1 BB: 0 P: 12	R: 0 E: 0 K: 0 S: 7	H: 0 LOB: 0 BB: 0 P: 8	R: 0 E: 0 K: 0 S: 8	H: 1 LOB: 1 BB: 0 P: 10	R: 0 E: 1 K: 0 S: 9	H: 1 LOB: 2 BB: 1 P: 17	R: 1 E: 0 K: 0 S: 13	H: 2 LOB: 2 BB: 1 P: 23	R: 0 E: 0 K: 2 S: 10	H: 1 LOB: 3 BB: 2 P: 23
--------------	-------------------------------	----------------------------------	------------------------------	----------------------------------	-------------------------------	----------------------------------	------------------------------	---------------------------------	------------------------------	----------------------------------	------------------------------	----------------------------------	-------------------------------	----------------------------------	-------------------------------	----------------------------------

PITCHER	IP	WLS	BF	H	R	ER	SO	BB	IBB	HBP	BLK	WP	HR	S	P	ERA	WHIP
Steve Cooke, L (1, 1) ERA: 3.32	7.0	L	31	7	3	1	3	1	2	0	0	1	0	68	107	1.29	1.143
Paul Wagner, R (8, 1) ERA: 1.29	0.1		4	1	0	0	0	1	1	0	1	0	0	4	12	0.00	6.000
Ricardo Rincon, L (8, 1) ERA: 3.69	0.2		2	0	0	0	2	0	0	0	0	0	0	6	11	0.00	0.000

**BOTTOM**

AB	R	H	RBI	BB	SO	LOB
3	0	3	1	1	0	0
1	0	0	0	0	1	3
4	1	0	0	0	1	4
3	1	1	0	1	0	2
4	0	0	1	0	0	4
4	0	3	1	0	0	0
2	0	0	0	2	1	1
3	0	0	0	0	0	2
3	1	1	0	1	0	0
2	0	0	0	0	1	0
0	0	0	0	0	0	0
0	0	0	0	0	0	0
1	0	0	0	0	1	3
0	0	0	0	0	0	0


**AB 30**  
**R 3**  
**H 8**  
**RBI 3**  
**BB 5**  
**SO 5**  
**LOB 19**

WP: 1 PA: 37  
PB: 0  
SB: 1  
CS: 1

**Dodgers**

**Pittsburgh Pirates @ Los Angeles Dodgers**  
Dodger Stadium, Los Angeles, CA  
Tue Jul 29 1997, 3:33 AM PDT  
Att. 43,791 - Sunny - 69 F

livebaseballscores.com

Batter	1	2	3	4	5	6	7	8	9	AB R H RBI BB SO LOB	TOP	
Brett Butler, L (1, 7) OBP: 0.403, SLG: 0.361 Todd Hollandsworth, L (9, 7) OBP: 0.290, SLG: 0.356	4-0 1B BB		0-0 G4-3	0-0 FC6-4 1-2f			0-0 G1-4-3		0-0 G3-1	4 1 0 0 1 0 3 0 0 0 0 0 0 0		
Roger Cedeno, S (1, 8) OBP: 0.357, SLG: 0.381	0-0 1B FC4-6 1B		0-3 K			0-0 B1-3		0-3 K		4 1 1 0 0 2 0		
Mike Piazza, R (1, 2) OBP: 0.428, SLG: 0.611	0-0 F9		4-0 BB			4-0 G6-4-3 BB		0-0 G6-3		2 0 0 0 2 0 2		
Eric Karros, R (1, 3) OBP: 0.338, SLG: 0.486	0-0 FC4-6 1B		0-0 G1-3			0-0 G6-4-3 1-2f		0-0 P4		4 0 1 1 0 0 2		
Raul Mondesi, R (1, 9) OBP: 0.348, SLG: 0.550	0-0 FC4-6 FC6-4 1-2f			0-0 G5-3 1B 1B		0-0 HR		0-0 1B		4 2 3 2 0 0 1		
Todd Zeile, R (1, 5) OBP: 0.330, SLG: 0.417	0-0 FC6-4 1-2f		0-0 G5-3 1-3			0-0 G2-3		4-0 CS BB		3 0 0 0 1 0 2		
Greg Gagne, R (1, 6) OBP: 0.312, SLG: 0.382		0-0 G1-3		0-0 FC6-4 1B		0-0 F9		0-0 CS	0-0 E3 FC6-5	4 0 1 1 0 0 0	AB 31 R 4 H 7 RBI 4 BB 5 SO 3 LOB 13	
Wilton Guerrero, S (1, 4) OBP: 0.304, SLG: 0.415		0-0 P4		0-0 FC6-4 BB 1-2f		0-0 E7 1B			0-0 FC6-5 SH3	4 0 1 0 0 0 2		
Chan Ho Park, R (1, 1) OBP: 0.282, SLG: 0.351 Todd Worrell, R (9, 1)		0-3 K		4-0 FC6-4 BB 1-2		0-0 F8			0-0 SH3	2 0 0 0 1 1 1 0 0 0 0 0 0 0		
Inning Stats	R: 2 H: 2 E: 0 LOB: 1 K: 0 BB: 1 S: 5 P: 9	R: 0 H: 0 E: 0 LOB: 0 K: 1 BB: 0 S: 5 P: 5	R: 0 H: 0 E: 0 LOB: 1 K: 1 BB: 1 S: 5 P: 9	R: 1 H: 2 E: 0 LOB: 2 K: 0 BB: 1 S: 5 P: 9	R: 0 H: 0 E: 0 LOB: 0 K: 0 BB: 1 S: 2 P: 6	R: 1 H: 2 E: 1 LOB: 1 K: 0 BB: 0 S: 5 P: 5	R: 0 H: 0 E: 0 LOB: 0 K: 1 BB: 0 S: 5 P: 5	R: 0 H: 1 E: 0 LOB: 0 K: 0 BB: 1 S: 2 P: 6	R: 0 H: 0 E: 1 LOB: 1 K: 0 BB: 0 S: 4 P: 4	1B: 6 SF: 0 2B: 0 SAC: 1 3B: 0 DP: 1 HR: 1 HBP: 0	WP: 0 PA: 38 PB: 0 SB: 0 CS: 1	
PITCHER Terry Mulholland, L (1, 1) ERA: 3.86 Amaury Telemaco, R (9, 1) ERA: 4.79	IP WLS BF H R ER SO BB IBB HBP BLK WP HR S P ERA WHIP											PITCHER IP WLS BF H R ER SO BB IBB HBP BLK WP HR S P ERA WHIP

Los Angeles Dodgers @ Chicago Cubs  
Wrigley Field, Chicago, IL  
Thu Jul 31 1997, 7:05 PM CDT  
Att. 39,145 - Unknown - 76 F

livebaseballscorecards.com



BOTTOM

Los Angeles Dodgers @ Chicago Cubs

Wrigley Field, Chicago, IL

Thu Jul 31 1997, 7:05 PM CDT

Att: 39,145 - Unknown - 76 F

livebaseballscorecards.com

AB	31
R	1
H	4
RBI	1
BB	2
SO	8
LOB	14



WP:	0	PA:	34
PB:	0	SB:	0
CS:	0		

AB R H RBI BB SO LOB

4	1	2	0	0	1	0
4	0	1	0	0	0	1
3	0	0	0	1	1	2
3	0	0	0	1	0	1
2	0	0	0	0	1	3
2	0	1	0	0	1	0
2	0	0	1	0	1	0
1	0	0	0	0	1	2
3	0	0	0	0	0	3
1	0	0	0	0	0	2
3	0	0	0	0	1	0
2	0	0	0	0	1	0
1	0	0	0	0	0	0
0	0	0	0	0	0	0

Batter	1	2	3	4	5	6	7	8	9
Doug Glanville, R (1, 7) OBP: 0.342, SLG: 0.414	0-0 2B HBP 1B	0-0 1B			0-0 L6			0-3 K	
Brian McRae, S (1, 8) OBP: 0.326, SLG: 0.362	0-0 HBP 1-3 2B	0-0 F7			0-0 F9			0-0 F9	
Sammy Sosa, R (1, 9) OBP: 0.302, SLG: 0.463	0-3 K		0-0 G5-3			0-0 F8		4-0 23 1B BB	
Mark Grace, L (1, 3) OBP: 0.427, SLG: 0.471	4-0 HBP BB		0-0 F8			0-0 F7		0-0 F8	
Shawon Dunston, R (1, 6) OBP: 0.312, SLG: 0.429 23 Ryne Sandberg, R (6, 4) OBP: 0.293, SLG: 0.353	0-3 K		0-0 F9			0-3 K		0-0 1-2 1B	
Kevin Orie, R (1, 5) OBP: 0.355, SLG: 0.420 Tyler Houston, L (9, PH) OBP: 0.250, SLG: 0.304	1-0 1-2 2-3 3-H HBP			0-3 K			0-0 G5-3	0-3 K	
Scott Servais, R (1, 2) OBP: 0.305, SLG: 0.346 Dave Clark, L (9, PH) OBP: 0.361, SLG: 0.447	0-0 F8		0-0 G3-1				0-0 F9	0-0 G4-3	
Rey Sanchez, R (1, 4) OBP: 0.289, SLG: 0.314 (6, 6)		0-0 P8		0-3 K			0-0 G5-3		
Terry Mulholland, R (1, 1) OBP: 0.149, SLG: 0.191 Dave Hansen, L (8, PH) OBP: 0.423, SLG: 0.388 Amaury Telemaco, R (9, 1) OBP: 0.300, SLG: 0.222		0-0 L9			0-3 K			0-0 F9	

Inning Stats	R: 1	H: 2	E: 0	K: 2	S: 9	WLS	BF	H	R	ER	SO	BB	IBB	HBP	BLK	WP	HR	S	P	ERA	WHIP
	0	3	0	1	14		30	3	1	1	7	2	0	1	0	0	0	41	50	1.12	0.625
Inning Stats	R: 0	H: 1	E: 0	K: 0	S: 4	WLS	BF	H	R	ER	SO	BB	IBB	HBP	BLK	WP	HR	S	P	ERA	WHIP
	0	1	0	0	4		14	1	0	0	4	0	0	0	0	0	0	7	7	0.00	1.000

PITCHER	IP	WLS	BF	H	R	ER	SO	BB	IBB	HBP	BLK	WP	HR	S	P	ERA	WHIP
Chan Ho Park, R (1, 1) ERA: 2.96	8.0	W	30	3	1	1	7	2	0	1	0	0	0	41	50	1.12	0.625
Todd Worrell, R (9, 1) ERA: 4.83	1.0	S	4	1	0	0	1	0	0	0	0	0	0	6	6	0.00	1.000

Batter	1	2	3	4	5	6	7	8	9	AB	R	H	RBI	BB	SO	LOB	TOP								
Brett Butler, L (1, 7) OBP: 0.405, SLG: 0.362 Roger Cedeno, S (4, 8) OBP: 0.356, SLG: 0.380	1-0 G6-3	2-2 PB 1B	4-1 S BB		2-3 K	0-0 1B		3-1 G4-3		2	0	1	1	1	0	0									
Wilton Guerrero, S (1, 4) OBP: 0.308, SLG: 0.427	2-2 G4-6-3 1B	2-3 K	2-1 G3-1		1-1 HR	1-0 G4-3		1-1 G5-3 1B		6	1	3	1	0	1	6									
Mike Piazza, R (1, 2) OBP: 0.427, SLG: 0.607 Tom Prince, R (7, PR) OBP: 0.316, SLG: 0.386	1-0 G4-6-3 1-2f		0-2 1B 2B 1B		0-0 F9	2-2 F9		4-0 1B BB		4	1	1	0	1	0	1									
Eric Karros, R (1, 3) OBP: 0.338, SLG: 0.483		1-0 G3-1	1-1 2B HR 1B		4-1 1B BB	3-3 K		1-3 K		5	2	1	0	1	2	2									
Raul Mondesi, R (1, 9) OBP: 0.352, SLG: 0.553		4-2 E S 2B BB	0-1 HR 2B		0-1 1B 2B 1B			1-3 K	1-0 G5-4-3 1B		5	3	3	1	1	2	1								
Todd Zeile, R (1, 5) OBP: 0.333, SLG: 0.426		4-2 2B 1B BB	1-1 HR		3-1 2B 1B			2-3 K	1-2 G5-4-3 1B		4	3	2	4	1	1	2								
Todd Hollandsworth, L (1, 8) OBP: 0.296, SLG: 0.368		0-0 1B PB 2B	0-0 F8		1-1 1B 2B			0-2 2B 1B 1B	0-1 F7		5	2	3	3	0	0	0								
Greg Gagne, R (1, 6) OBP: 0.316, SLG: 0.389		4-0 PB 1B IBB	1-0 G3 2B		1-3 K			0-1 1B 2B	0-0 L9		4	1	2	0	1	1	1								
Hideo Nomo, R (1, 1) OBP: 0.204, SLG: 0.306 Antonio Osuna, R (7, 1) OBP: 1.000, SLG: 1.000 Darren Hall, R (9, 1)		3-3 K	0-0 G3 2B		2-1 1B			2-2 1B	1-1 1B		4	0	2	1	0	1	4								
Inning Stats	R: 0 E: 0 K: 0 S: 8	H: 1 LOB: 0 BB: 0 P: 12	R: 3 E: 0 K: 2 S: 20	H: 2 LOB: 2 BB: 3 P: 40	R: 4 E: 0 K: 0 S: 15	H: 5 LOB: 2 BB: 1 P: 24	R: 3 E: 0 K: 1 S: 14	H: 4 LOB: 2 BB: 1 P: 25	R: 1 E: 0 K: 2 S: 12	H: 1 LOB: 0 BB: 0 P: 20	R: 2 E: 0 K: 2 S: 17	H: 4 LOB: 2 BB: 0 P: 23	R: 0 E: 0 K: 1 S: 9	H: 1 LOB: 2 BB: 1 P: 16	R: 0 E: 0 K: 0 S: 7	H: 1 LOB: 1 BB: 0 P: 11	R: 0 E: 0 K: 1 S: 12	H: 1 LOB: 1 BB: 0 P: 18	1B: 13 2B: 5 3B: 0 HR: 2	SF: 0 SAC: 0 DP: 2 HBP: 0	WP: 0 PB: 1 SB: 3 CS: 0	PA: 50			
PITCHER Geremi Gonzalez, R (1, 1) ERA: 4.15 Amaury Telemaco, R (3, 1) ERA: 5.59 Ramon Tatis, L (4, 1) ERA: 4.33 Turk Wendell, R (5, 1) ERA: 4.17 Terry Adams, R (7, 1) ERA: 3.93	IP	WLS	BF	H	R	ER	SO	BB	IBB	HBP	BLK	WP	HR	S	P	ERA	WHIP								
PITCHER Kent Bottenfield, R (9, 1) ERA: 2.91	IP	WLS	BF	H	R	ER	SO	BB	IBB	HBP	BLK	WP	HR	S	P	ERA	WHIP								
	2.0	L	14	6	6	5	2	2	1	0	0	0	0	35	60	22.50	4.000								
	1.1		11	5	4	4	0	2	0	0	0	0	1	16	32	27.00	5.250								
	1.0		4	2	1	1	2	0	0	0	0	0	1	11	17	9.00	2.000								
	1.2		9	4	2	2	3	0	0	0	0	0	0	24	35	10.80	2.400								
	2.0		8	2	0	0	1	1	0	0	0	0	0	16	27	0.00	1.500								

Los Angeles Dodgers @ Chicago Cubs  
Wrigley Field, Chicago, IL  
Fri Aug 01 1997, 3:33 AM CDT  
Att. 32,257 - Sunny - 83 F

livebaseballscorecards.com

AB	44
R	13
H	20
RBI	12
BB	6
SO	9
LOB	19



Batter	1	2	3	4	5	6	7	8	9	AB	R	H	RBI	BB	SO	LOB	BOTTOM								
<b>Doug Glanville, R</b> (1, 7) OBP: 0.343, SLG: 0.424	1-0 G3		3-1 G6-3		0-0 1B 2B 1B	1-1 F9		2-2 HR		5	2	2	1	0	0	1	<b>Los Angeles Dodgers @ Chicago Cubs</b> <b>Wrigley Field, Chicago, IL</b> <b>Fri Aug 01 1997, 3:33 AM CDT</b> <b>Att: 32,257 - Sunny - 83 F</b>								
<b>Brian McRae, S</b> (1, 8) OBP: 0.327, SLG: 0.370	2-1 F8		1-0 HR		0-3 K		0-0 G4-3	0-1 G6-4-3 1B		5	1	2	1	0	1	1									
<b>Mark Grace, L</b> (1, 3) OBP: 0.427, SLG: 0.468	4-0 BB BB		0-0 F7		0-3 K		2-0 HR 1B	1-0 G6-4-3 1-2f		4	1	1	0	1	1	2									
<b>Sammy Sosa, R</b> (1, 9) OBP: 0.305, SLG: 0.470	4-2 1-2 BB		2-3 K		1-0 2B 1B		3-2 1-H HR	1-2 G5-3		4	2	2	2	1	1	0									
<b>Tyler Houston, L</b> (1, 2) OBP: 0.263, SLG: 0.323	1-3 K			1-0 23 HR 1B	2-1 1-H 2-H 2B		1-0 23 1B 1B	1-2 G6-3		5	1	3	2	0	1	2									
<b>Kevin Orie, R</b> (1, 5) OBP: 0.352, SLG: 0.429 (8, 6)		0-0 P6		2-3 K	1-0 L8		1-3 K	0-0 HR		5	1	1	1	0	2	3									
<b>23 Ryne Sandberg, R</b> (1, 4) OBP: 0.294, SLG: 0.363		1-3 K		1-2 1-H HR		1-0 G4-3	3-1 1-2 1B	1-3 K2-3		5	1	2	2	0	2	0									
<b>Rey Sanchez, R</b> (1, 6) OBP: 0.289, SLG: 0.314 <b>Dave Hansen, L</b> (7, PH) OBP: 0.425, SLG: 0.385 (8, 5)		1-1 1B		1-3 K		0-0 G4-3	2-1 F7			3	0	1	0	0	1	0									
<b>Geremi Gonzalez, R</b> (1, 1) OBP: 0.251, SLG: 0.130 <b>Amaury Telemaco, R</b> (3, 1) OBP: 0.300, SLG: 0.222 <b>Ramon Tatis, L</b> (4, 1) OBP: 0.300, SLG: 0.463 <b>Turk Wendell, L</b> (5, 1) OBP: 0.233, SLG: 0.130 <b>José Hernández, R</b> (6, PH) OBP: 0.333, SLG: 0.463 <b>Terry Adams, R</b> (7, 1) OBP: 0.358, SLG: 0.442 <b>Dave Clark, L</b> (8, PH) OBP: 0.358, SLG: 0.442 <b>Kent Bottenfield, R</b> (9, 1)		1-3 K		1-3 K		4-1 WP BB		1-3 K		1	0	0	0	0	1	1									
<b>Inning Stats</b>	R: 0 E: 0 K: 1 S: 8	H: 0 LOB: 2 BB: 2 P: 20	R: 0 E: 0 K: 2 S: 9	H: 1 LOB: 1 BB: 0 P: 12	R: 1 E: 0 K: 1 S: 8	H: 1 LOB: 0 BB: 0 P: 14	R: 2 E: 0 K: 3 S: 15	H: 2 LOB: 0 BB: 0 P: 21	R: 2 E: 0 K: 2 S: 12	H: 3 LOB: 1 BB: 0 P: 16	R: 0 E: 0 K: 1 S: 5	H: 0 LOB: 1 BB: 1 P: 11	R: 2 E: 0 K: 1 S: 13	H: 4 LOB: 2 BB: 0 P: 25	R: 1 E: 0 K: 1 S: 9	H: 2 LOB: 0 BB: 0 P: 13		R: 1 E: 0 K: 1 S: 10	H: 1 LOB: 0 BB: 0 P: 13	1B: 8 2B: 1 3B: 0 HR: 5	SF: 0 SAC: 0 DP: 1 HBP: 0	WP: 1 PB: 0 SB: 0 CS: 0	PA: 43		
<b>PITCHER</b>	IP	WLS	BF	H	R	ER	SO	BB	IBB	HBP	BLK	WP	HR	S	P	ERA	WHIP								
<b>Hideo Nomo, R</b> (1, 1) ERA: 4.02	6.2	W	34	11	7	7	10	3	0	0	0	1	3	68	115	9.45	2.100								
<b>Antonio Osuna, R</b> (7, 1) ERA: 2.52	1.1		5	2	1	1	1	0	0	0	0	0	1	11	17	6.75	1.500								
<b>Darren Hall, R</b> (9, 1) ERA: 2.7	1.0		4	1	1	1	1	0	0	0	0	0	1	10	13	9.00	1.000								

livebaseballscores.com

<b>AB</b>	<b>40</b>
<b>R</b>	<b>9</b>
<b>H</b>	<b>14</b>
<b>RBI</b>	<b>9</b>
<b>BB</b>	<b>3</b>
<b>SO</b>	<b>12</b>
<b>LOB</b>	<b>12</b>



Batter	1	2	3	4	5	6	7	8	9	AB R H RBI BB SO LOB	TOP									
<b>Brett Butler, L</b> (1, 7) OBP: 0.402, SLG: 0.359	0-0 SH1-3 1B	0-0 G5-3		0-3 K		0-3 K			0-0 G6-3	5 1 1 0 0 2 4										
<b>Wilton Guerrero, S</b> (1, 4) OBP: 0.310, SLG: 0.428	0-0 SH1-3 1-2		0-0 FC9-6 BLK 1B		0-0 F7		0-0 PO 1B		0-3 K	4 0 2 0 0 1 0										
<b>Mike Piazza, R</b> (1, 2) OBP: 0.424, SLG: 0.600	0-0 G4-3		4-0 FC9-6 BB		0-0 G5-3		0-0 P3		0-3 K	4 0 0 0 1 1 2										
<b>Eric Karros, R</b> (1, 3) OBP: 0.340, SLG: 0.483	0-0 1B		0-0 FC9-6 FC5-4 1-2f 2-3		0-0 1B 1B		0-3 K			4 0 2 1 0 1 3										
<b>Raul Mondesi, R</b> (1, 9) OBP: 0.353, SLG: 0.553	0-0 G5-3		0-0 F7		0-0 1B		0-0 PO 1-2	0-0 WP 1B		4 0 2 0 0 0 3										
<b>Todd Zeile, R</b> (1, 5) OBP: 0.333, SLG: 0.424		0-0 F8 BB 1B	0-0 FC5-4 1-2f		0-0 F7		0-0 L3 1-2			4 0 1 0 0 0 5										
<b>Greg Gagne, R</b> (1, 6) OBP: 0.315, SLG: 0.386		4-0 SH3-4 BB		0-0 G6-3		0-0 G6-3		0-3 K		3 0 0 0 1 1 1										
<b>Roger Cedeno, S</b> (1, 8) OBP: 0.360, SLG: 0.379		0-0 F8 2-3		0-0 SH1-4 1B		0-3 K		4-0 BB		3 0 1 0 1 1 2										
<b>Tom Candiotti, R</b> (1, 1) OBP: 0.067, SLG: 0.067 <b>Mark Guthrie, R</b> (3, 1) <b>Eric Anthony, L</b> (6, PH) <b>Antonio Osuna, R</b> (6, 1) <b>37 Darren Dreifort, R</b> (7, 1) <b>Nelson Lirio, S</b> (8, PH) <b>Scott Radinsky, L</b> (8, 1)		0-0 SH3-4		0-0 SH1-4 1-2		0-0 1B		0-3 K		0 0 0 0 0 0 0 0 0 0 0 0 0 0 1 0 1 0 1 0 0 0 0 1 2 0 0 0 0 0 0 0										
<b>Inning Stats</b>	R: 1 E: 0 K: 0 S: 5	H: 2 LOB: 1 BB: 0 P: 5	R: 0 E: 0 K: 0 S: 4	H: 1 LOB: 2 BB: 1 P: 8	R: 0 E: 0 K: 0 S: 4	H: 1 LOB: 2 BB: 1 P: 8	R: 0 E: 0 K: 1 S: 6	H: 1 LOB: 1 BB: 0 P: 6	R: 0 E: 0 K: 2 S: 8	H: 1 LOB: 1 BB: 0 P: 8	R: 0 E: 0 K: 1 S: 5	H: 1 LOB: 0 BB: 0 P: 5	R: 0 E: 0 K: 2 S: 8	H: 1 LOB: 2 BB: 1 P: 12	R: 0 E: 0 K: 2 S: 7	H: 0 LOB: 0 BB: 0 P: 7	1B: 10 2B: 0 3B: 0 HR: 0	SF: 0 SAC: 3 DP: 0 HBP: 0	WP: 1 PB: 0 SB: 0 CS: 0	PA: 40
<b>PITCHER</b>	IP WLS BF H R ER SO BB IBB HBP BLK WP HR S P ERA WHIP																			
<b>Kevin Tapani, R</b> (1, 1) ERA: 4.0	6.0 W 28 8 1 1 3 2 0 0 1 0 0 32 40 1.50 1.667																			
<b>Terry Adams, R</b> (7, 1) ERA: 3.81	1.2 7 2 0 0 2 1 0 0 0 1 0 10 14 0.00 1.800																			
<b>Kent Bottenfield, R</b> (8, 1) ERA: 2.9	0.1 1 0 0 0 1 0 0 0 0 0 0 3 3 0.00 0.000																			
<b>Mel Rojas, R</b> (9, 1) ERA: 4.45	1.0 3 0 0 0 2 0 0 0 0 0 0 7 7 0.00 0.000																			

**Los Angeles Dodgers @ Chicago Cubs**  
Wrigley Field, Chicago, IL  
Sat Aug 02 1997, 3:33 AM CDT  
Att. 39,953 - Sunny - 84 F

[livebaseballscorecards.com](http://livebaseballscorecards.com)

<b>AB</b>	<b>33</b>
<b>R</b>	<b>1</b>
<b>H</b>	<b>10</b>
<b>RBI</b>	<b>1</b>
<b>BB</b>	<b>3</b>
<b>SO</b>	<b>8</b>
<b>LOB</b>	<b>22</b>



Batter	1	2	3	4	5	6	7	8	9
Doug Glanville, R (1, 7) OBP: 0.344, SLG: 0.423	0-3 K	0-0 F9		0-0 G5-4-3 1B		0-0 G6-3		0-0 1B	
Brian McRae, S (1, 8) OBP: 0.328, SLG: 0.367	4-0 FC1-4 HBP BB	4-0 1B BB		0-0 G5-4-3 1-2f 2-3		0-3 K		0-3 K	
Mark Grace, L (1, 3) OBP: 0.430, SLG: 0.473	1-0 FC1-4 1-2 HBP	0-0 1-2 2-3 1B		0-0 3-H 2B		0-0 G4-3			
Sammy Sosa, R (1, 9) OBP: 0.303, SLG: 0.466	0-0 FC1-4 1-2f 2-3 PB	0-0 G5-3		0-0 G6-3		0-3 K		0-3 K	
Shawon Dunston, R (1, 6) OBP: 0.311, SLG: 0.427	0-0 F7		0-0 F8		0-0 SH1-3 S 1B		0-3 K		
Rey Sanchez, R (8, 6) OBP: 0.289, SLG: 0.314									
Kevin Orie, R (1, 5) OBP: 0.356, SLG: 0.432		0-0 23 HR 1B	0-0 G5-3		0-0 SH1-3		0-0 23 1B FC6-2 1B		
23 Ryne Sandberg, R (1, 4) OBP: 0.302, SLG: 0.388		0-0 1-H HR	0-0 HR		4-0 G4-6-3 IBB		0-0 FC6-2 S 1B 1B		
Scott Servais, R (1, 2) OBP: 0.302, SLG: 0.341		0-0 G4-3	0-0 G6-3		0-0 G4-6-3 1-2f		0-0 G4-3		
Kevin Tapani, R (1, 1) OBP: 0.330, SLG: 0.333		0-0 1B S 1B		4-0 G5-4-3 1B 2B BB		0-3 K		0-0 FC6-2 1B	
Dave Clark, L (6, PH) OBP: 0.355, SLG: 0.438									
Terry Adams, R (7, 1)									
Kent Bottenfield, R (8, 1)									
José Hernández, R (8, PH) OBP: 0.331, SLG: 0.459									
Mel Rojas, R (9, 1)									

Inning Stats	R: 0	H: 0	E: 0	K: 1	S: 5	LOB: 2	BB: 1	P: 10									
R: 2 E: 0 K: 0 S: 7	H: 4 LOB: 3 BB: 1 P: 11	R: 1 E: 0 K: 0 S: 4	H: 1 LOB: 0 BB: 0 P: 4	R: 1 E: 0 K: 0 S: 4	H: 2 LOB: 1 BB: 1 P: 8	R: 0 E: 0 K: 2 S: 7	H: 1 LOB: 0 BB: 0 P: 7	R: 0 E: 0 K: 2 S: 7	H: 0 LOB: 0 BB: 0 P: 7	R: 1 E: 0 K: 1 S: 8	H: 3 LOB: 2 BB: 0 P: 8						
<b>PITCHER</b>	IP	WLS	BF	H	R	ER	SO	BB	IBB	HBP	BLK	WP	HR	S	P	ERA	WHIP
Tom Candiotti, R (1, 1) ERA: 3.18	2.0	L	13	4	2	2	1	2	2	0	0	0	1	12	21	9.00	3.000
Mark Guthrie, L (3, 1) ERA: 4.7	3.0		13	4	2	2	0	1	1	0	0	0	1	11	19	6.00	1.667
Antonio Osuna, R (6, 1) ERA: 2.45	1.0		3	0	0	0	2	0	0	0	0	0	0	7	7	0.00	0.000
37 Darren Dreifort, R (7, 1) ERA: 2.29	1.0		3	0	0	0	2	0	0	0	0	0	0	7	7	0.00	0.000
Scott Radinsky, L (8, 1) ERA: 2.82	1.0		6	3	1	1	1	0	0	0	0	0	0	8	8	9.00	3.000

**BOTTOM**

Los Angeles Dodgers @ Chicago Cubs  
Wrigley Field, Chicago, IL

Sat Aug 02 1997, 3:33 AM CDT  
Att: 39,953 - Sunny - 84 F

AB	R	H	RBI	BB	SO	LOB
5	0	2	1	0	1	1
3	0	0	0	2	2	4
3	0	2	1	0	0	0
4	0	0	0	0	1	6
4	0	1	0	0	1	2
0	0	0	0	0	0	0
3	1	2	0	0	0	0
3	3	3	3	1	0	0
4	0	0	0	0	0	4
1	1	1	0	1	0	0
1	0	0	0	0	1	0
0	0	0	0	0	0	0
0	0	0	0	0	0	0
1	0	0	0	0	0	2
0	0	0	0	0	0	0

livebaseballscorecards.com

AB	32
R	5
H	11
RBI	5
BB	4
SO	6
LOB	19



1B: 8	SF: 0	WP: 0	PA: 38
2B: 1	SAC: 1	PB: 1	
3B: 0	DP: 2	SB: 3	
HR: 2	HBP: 1	CS: 0	

Batter	1	2	3	4	5	6	7	8	9	10	11	12	AB	R	H	RBI	BB	SO	LOB	TOP							
<b>Brett Butler, L</b> OBP: 0.397, SLG: 0.352 (1, 7) X	0-0 F8		0-0 F9		0-0 L3			0-0 G6-3		0-0 G6-3 FC3-6 BB		0-3 K	5	0	0	0	1	1	1								
<b>Wilton Guerrero, S</b> OBP: 0.306, SLG: 0.421 (1, 4) X	0-0 G5-3		0-0 L4-3 1-2				0-0 G6-3		0-0 G3-1		0-0 FC3-6 FC6-4			5	0	0	0	0	0	3							
<b>Mike Piazza, R</b> OBP: 0.424, SLG: 0.595 (1, 2) B B B	4-0 BB				4-0 1B BB		0-0 G3-1		0-0 G4-3		0-0 FC6-4 1-2f 2-3			3	0	0	0	2	0	2							
<b>Eric Karros, R</b> OBP: 0.336, SLG: 0.477 (1, 3) X	0-0 F3		0-0 F8		0-0 F8		0-0 F7		0-0 L3		0-0 K		0-3 K	5	0	0	0	0	1	2							
<b>Raul Mondesi, R</b> OBP: 0.354, SLG: 0.565 (1, 9) X		0-0 HR			0-3 K		0-0 HR		0-0 P4		0-3 K		0-3 K	5	2	2	2	0	2	1							
<b>Todd Zeile, R</b> OBP: 0.336, SLG: 0.426 (1, 5) X	0-3 K		0-0 1B		0-0 1B		0-0 G4-3 1B		0-0 1B		0-0 G5-3			5	0	3	0	0	1	0							
<b>Greg Gagne, R</b> OBP: 0.316, SLG: 0.394 (1, 6) X	0-0 F8		0-0 1B		0-0 1B		0-3 K		0-0 F2		0-0 HR		0-0 HR	5	1	2	1	0	1	2							
<b>Roger Cedeno, S</b> OBP: 0.355, SLG: 0.373 (1, 8) X	0-3 K		0-3 K		0-3 K		0-0 G4-3		0-0 SH2-4 FC3-6 1B		0-0 G4-3		0-0 G4-3	5	0	1	0	0	2	1							
<b>Samuel Valdez, R</b> <b>Scott Rostadsky, L</b> <b>Darren Dreifort, R</b> <b>Nelson Lirio, S</b> <b>Antonio Orlando, R</b> <b>Eric Anthony, L</b> <b>Billy Ashby, R</b> <b>Todd Worrell, R</b>			0-0 L4-3 1B		0-0 G3-1		0-3 K		0-3 K		0-0 SH2-4		0-3 K	3	0	1	0	0	1	1							
<b>Inning Stats</b>	R: 0 E: 0 K: 0 S: 3	H: 0 LOB: 1 BB: 1 P: 7	R: 1 E: 0 K: 2 S: 8	H: 1 LOB: 0 BB: 0 P: 8	R: 0 E: 0 K: 1 S: 6	H: 2 LOB: 2 BB: 1 P: 10	R: 0 E: 0 K: 1 S: 5	H: 0 LOB: 0 BB: 0 P: 5	R: 0 E: 0 K: 0 S: 3	H: 0 LOB: 0 BB: 0 P: 3	R: 1 E: 0 K: 2 S: 9	H: 2 LOB: 1 BB: 0 P: 9	R: 0 E: 0 K: 0 S: 3	H: 0 LOB: 0 BB: 0 P: 3	R: 0 E: 0 K: 0 S: 4	H: 1 LOB: 1 BB: 0 P: 4	R: 0 E: 0 K: 2 S: 7	H: 0 LOB: 0 BB: 0 P: 7	R: 0 E: 0 K: 2 S: 8	H: 1 LOB: 0 BB: 0 P: 8	1B: 6 2B: 1 3B: 0 HR: 3	SF: 0 SAC: 1 DP: 1 HBP: 0	WP: 0 PB: 0 SB: 0 CS: 0	PA: 46			
<b>PITCHER</b>	IP	WLS	BF	H	R	ER	SO	BB	IBB	HBP	BLK	WP	HR	S	P	ERA	WHIP										
<b>Steve Trachsel, R</b> ERA: 4.75	(1, 1)	7.0	27	6	2	2	6	2	0	0	0	0	2	37	45	2.57	1.143										
<b>Bob Patterson, L</b> ERA: 3.21	(8, 1)	0.2	2	0	0	0	0	0	0	0	0	0	0	2	2	0.00	0.000										
<b>Turk Wendell, R</b> ERA: 4.07	(8, 1)	1.1	5	1	0	0	0	0	0	0	0	0	0	5	5	0.00	0.750										
<b>Mel Rojas, R</b> ERA: 4.42	(10, 1)	2.1	10	2	1	1	2	1	0	0	0	0	1	13	17	3.86	1.286										
<b>Ramon Tatis, L</b> ERA: 4.26	(12, 1)	0.2	W	2	0	0	2	0	0	0	0	0	0	6	6	0.00	0.000										

**Los Angeles Dodgers @ Chicago Cubs**  
Wrigley Field, Chicago, IL  
Sun Aug 03 1997, 7:05 PM CDT  
Att. 31,280 - Unknown - 77 F

AB	42
R	3
H	9
RBI	3
BB	3
SO	10
LOB	13



1B	6
2B	1
3B	0
HR	3
SF	0
SAC	1
DP	1
HBP	0

Batter	1	2	3	4	5	6	7	8	9	10	11	12
Doug Glanville, R OBP: 0.345, SLG: 0.423 (1, 7) (9, 8)	0-0 G4-3		0-0 G5-3			0-0 SH2-4		0-0 G6-3 BLK 2B 1B	0-0 DI 1B			0-0 G6-3
Brian McRae, S OBP: 0.327, SLG: 0.364 Rey Sanchez, R OBP: 0.288, SLG: 0.313 Mel Rojas, R Ramon Tatis, L Kevin Foster, R OBP: 0.143, SLG: 0.146 (12, PH)	0-0 F9			0-3 K		4-0 1B BB		0-0 G6-3	0-0 G5-3			0-3 K
Mark Grace, L OBP: 0.433, SLG: 0.474 (1, 3)	0-0 G3			0-0 1B		0-0 1B		0-3 K		0-0 FC5-4 1B		4-0 HR BB
Sammy Sosa, R OBP: 0.303, SLG: 0.473 (1, 9)		0-0 F9		0-3 K		0-0 F8		0-0 2B		0-3 K		0-0 HR
Tyler Houston, L OBP: 0.261, SLG: 0.313 (1, 5) (8, 2)		0-3 K		0-0 G6-3		0-0 F7		4-0 FC6-4 BB		0-3 K		
Shawon Dunston, R OBP: 0.309, SLG: 0.430 (1, 6) (9, 7) (10, 6)		0-0 G6-3			0-3 K		0-0 3B	0-0 FC6-4		0-0 FC5-4		
23 Ryne Sandberg, R OBP: 0.301, SLG: 0.388 (1, 4)			0-3 K		0-0 F8		0-3 K		0-0 SH3-4 FC1-2-5 2B		0-0 F9	
Scott Servais, R OBP: 0.303, SLG: 0.343 Dave Hansen, L OBP: 0.425, SLG: 0.385 (7, PH) Kevin Orie, R OBP: 0.353, SLG: 0.428 (7, PH) (8, 5)			0-0 1B		0-3 K		0-0 F5		0-0 SH3-4		0-3 K	
Steve Trachsel, R Jose Hernandez, R Bob Patterson, R Turk Wendell, L Dave Clark, L OBP: 0.348, SLG: 0.429 (10, 7)			0-3 K			0-0 SH2-4 1B 2B		0-3 K		0-0 FC1-2-5 1B		0-3 K


Inning Stats	R: 0	H: 0	E: 0	K: 3	S: 3	R: 0	H: 0	E: 0	K: 1	S: 5	R: 0	H: 1	E: 0	K: 2	S: 8	R: 0	H: 1	E: 0	K: 2	S: 7	R: 0	H: 0	E: 0	K: 2	S: 7	R: 1	H: 2	E: 0	K: 1	S: 7	R: 0	H: 1	E: 0	K: 2	S: 8	R: 1	H: 2	E: 0	K: 1	S: 7	R: 0	H: 1	E: 0	K: 2	S: 8	R: 0	H: 1	E: 0	K: 2	S: 7	R: 0	H: 0	E: 0	K: 2	S: 7	R: 2	H: 1	E: 0	K: 1	S: 5	1B: 6	2B: 3	3B: 1	HR: 1	SF: 0	SAC: 2	DP: 0	HBP: 0	WP: 0	PA: 49
--------------	------	------	------	------	------	------	------	------	------	------	------	------	------	------	------	------	------	------	------	------	------	------	------	------	------	------	------	------	------	------	------	------	------	------	------	------	------	------	------	------	------	------	------	------	------	------	------	------	------	------	------	------	------	------	------	------	------	------	------	------	-------	-------	-------	-------	-------	--------	-------	--------	-------	--------

PITCHER	IP	WLS	BF	H	R	ER	SO	BB	IBB	HBP	BLK	WP	HR	S	P	ERA	WHIP
Ismael Valdez, R ERA: 2.9	6.1		25	5	1	1	8	1	0	0	0	0	0	40	44	1.42	0.947
Scott Radinsky, L ERA: 2.78	0.2		2	0	0	0	1	0	0	0	0	0	0	4	4	0.00	0.000
37 Darren Dreifort, R ERA: 2.43	1.2		9	3	1	1	1	1	0	0	1	0	0	10	14	5.40	2.400
Darren Hall, R ERA: 2.68	0.1		2	1	0	0	0	0	0	0	0	0	0	2	2	0.00	3.000
Antonio Osuna, R ERA: 2.33	2.0		7	1	0	0	4	0	0	0	0	0	0	15	15	0.00	0.500

**Los Angeles Dodgers @ Chicago Cubs**  
 Wrigley Field, Chicago, IL  
 Sun Aug 03 1997, 7:05 PM CDT  
 Att: 31,280 - Unknown - 77 F

livebaseballscorecards.com

AB	44
R	4
H	11
RBI	4
BB	3
SO	15
LOB	21



Batter	1	2	3	4	5	6	7	8	9	10	AB	R	H	RBI	BB	SO	LOB	TOP						
<b>Brett Butler, L</b> OBP: 0.394, SLG: 0.349 (1, 7)	2-1 1B HR	0-0 F7			3-3 K	0-2 G6-3			0-0 L1-3		5	1	1	0	0	1	2							
<b>Wilton Guerrero, S</b> OBP: 0.307, SLG: 0.421 (1, 4)	SAFE 1-2 HR		1-3 K		1-1 BB E 1B			3-2 G4-3	0-3 K2-3		5	2	2	0	0	2	0							
<b>Mike Piazza, R</b> OBP: 0.429, SLG: 0.613 (1, 2)	3-2 1-H 2-H HR		3-3 K		4-2 E BB 1-2			2-1 1B		0-2 HR	4	2	3	4	1	1	0							
<b>Eric Karros, R</b> OBP: 0.333, SLG: 0.472 (1, 3)	2-1 G6-3		3-2 F8		1-1 E6 1-2 2-H			1-2 F9		0-3 K	5	0	0	0	0	1	2							
<b>Raul Mondesi, R</b> OBP: 0.352, SLG: 0.561 (1, 9)	1-1 F7		3-2 G6-3 1B		2-3 K			1-1 F9		1-0 G4-3	5	0	1	0	0	1	3							
<b>Todd Zeile, R</b> OBP: 0.336, SLG: 0.423 (1, 5)	1-2 G5-3		SAFE 1-0 SAFE SAFE G6-3 1-2		0-0 G4-3			4-2 G6-4-3 BB		4-0 PO BB	3	0	0	0	2	0	3							
<b>Greg Gagne, R</b> OBP: 0.316, SLG: 0.392 (1, 6)		2-1 F7		2-3 K		3-1 SH1-4 1B		1-2 G6-4-3 1-2f		1-2 PO 1-2	4	0	1	0	0	1	2							
<b>Roger Cedeno, S</b> OBP: 0.358, SLG: 0.373 (1, 8)		2-1 SH3-4 1B		4-0 IBB		2-3 K		1-1 L8			3	0	1	0	1	1	1							
<b>Pedro Astacio, R</b> OBP: 0.154, SLG: 0.179 (1, 1)		SAFE 0-0 SH3-4		0-1 G1-3		1-1 SH1-4			1-3 K		1	0	0	0	0	0	2							
<b>Scott Radinsky, L</b> (7, 1)											0	0	0	0	0	0	0							
<b>Darren Hall, R</b> (8, 1)											0	0	0	0	0	0	0							
<b>Billy Ashley, R</b> OBP: 0.253, SLG: 0.466 (9, PH)											1	0	0	0	0	1	0							
<b>Todd Worrell, R</b> (9, 1)											0	0	0	0	0	0	0							
<b>Inning Stats</b>	R: 3 E: 0 K: 0 S: 14	H: 3 LOB: 0 BB: 0 P: 25	R: 0 E: 0 K: 0 S: 6	H: 1 LOB: 1 BB: 0 P: 10	R: 0 E: 0 K: 2 S: 9	H: 0 LOB: 0 BB: 0 P: 16	R: 0 E: 0 K: 1 S: 9	H: 1 LOB: 2 BB: 1 P: 19	R: 1 E: 1 K: 2 S: 16	H: 1 LOB: 2 BB: 1 P: 27	R: 0 E: 0 K: 1 S: 12	H: 1 LOB: 1 BB: 0 P: 18	R: 0 E: 0 K: 0 S: 12	H: 1 LOB: 1 BB: 0 P: 19	R: 0 E: 0 K: 0 S: 9	H: 0 LOB: 0 BB: 1 P: 15	R: 0 E: 0 K: 2 S: 7	H: 0 LOB: 0 BB: 0 P: 8	R: 1 E: 0 K: 1 S: 10	H: 1 LOB: 0 BB: 1 P: 16	1B: 7 2B: 0 3B: 0 HR: 2	SF: 0 SAC: 2 DP: 1 HBP: 0	WP: 0 PB: 0 SB: 0 CS: 0	PA: 43
<b>PITCHER</b>	IP	WLS	BF	H	R	ER	SO	BB	IBB	HBP	BLK	WP	HR	S	P	ERA	WHIP							
<b>Mike Johnson, R</b> ERA: 7.83 (1, 1)	4.0		18	5	3	3	3	0	1	0	0	0	0	38	70	6.75	1.250							
<b>Anthony Telford, R</b> ERA: 2.85 (5, 1)	1.0		6	1	1	0	2	1	0	0	0	0	0	16	27	0.00	2.000							
<b>Rick DeHart, L</b> ERA: 5.79 (6, 1)	2.0		8	2	0	0	1	0	0	0	0	0	0	24	37	0.00	1.000							
<b>Steve Kline, L</b> ERA: 5.4 (8, 1)	2.0		6	0	0	0	2	1	0	0	0	0	0	16	23	0.00	0.500							
<b>Ugueth Urbina, R</b> ERA: 4.53 (10, 1)	1.0	L	4	1	1	1	1	1	0	0	0	0	1	10	16	9.00	2.000							

**Los Angeles Dodgers @ Montreal Expos**  
Olympic Stadium, Montreal, QB  
Tue Aug 05 1997, 7:05 PM EDT  
Att. 16,769 - Dome - 70 F

livebaseballscorecards.com

AB 36  
R 5  
H 9  
RBI 4  
BB 4  
SO 9  
LOB 15





BOTTOM

Los Angeles Dodgers @ Montreal Expos  
Olympic Stadium, Montreal, QB  
Tue Aug 05 1997, 7:05 PM EDT  
Att. 16,769 - Dome - 70 F

livebaseballscorecards.com

AB	41
R	4
H	11
RBI	4
BB	0
SO	11
LOB	17



WP	0	PA	41
PB	0		
SB	0		
CS	0		

AB R H RBI BB SO LOB

5 1 2 1 0 2 2  
4 0 0 0 0 1 2  
0 0 0 0 0 0 0  
1 0 0 0 0 1 1  
0 0 0 0 0 0 0

5 0 1 1 0 1 0

5 0 2 0 0 0 1

5 0 0 0 0 1 3

4 1 2 0 0 0 1

4 1 2 1 0 2 1

3 0 0 0 0 1 3  
1 1 1 1 0 0 0

1 0 0 0 0 1 1  
0 0 0 0 0 0 0  
1 0 0 0 0 0 1  
0 0 0 0 0 0 0  
2 0 1 0 0 1 1

1B: 6 SF: 0  
2B: 2 SAC: 0  
3B: 2 DP: 0  
HR: 1 HBP: 0

Batter	1	2	3	4	5	6	7	8	9	10
F.P. Santangelo, S OBP: 0.407, SLG: 0.418 (1, 7) (8, 4)	G6-3		K			G4-3 1B	K 1-H 3B		K	
Jose Vidro, S OBP: 0.235, SLG: 0.292 Steve Kline, S Ryan McGuire, L OBP: 0.336, SLG: 0.429 Ugueth Urbina, R (10, 1)	G6-3			G4-3		G4-3	K		K	
Rondell White, R OBP: 0.318, SLG: 0.479 (1, 8)	F8			G5-3		G5-3		K		L5
David Segui, S OBP: 0.384, SLG: 0.492 (1, 3)		F8				F8				F9
Vladimir Guerrero, R OBP: 0.368, SLG: 0.490 (1, 9)		F9				G5-3		F8		K
Mark Grudzielanek, R OBP: 0.321, SLG: 0.398 (1, 6)								FC5-4		
Doug Strange, S OBP: 0.331, SLG: 0.427 (1, 5)										
Chris Widger, R OBP: 0.288, SLG: 0.436 Darrin Fletcher, L OBP: 0.324, SLG: 0.541 (10, 2)										
Mike Johnson, L Anthony Telford, R Joe Orsulak, L Rick DeHart, L Henry Rodriguez, L OBP: 0.305, SLG: 0.492 (8, 7)										

Inning Stats	R: 0	H: 0	E: 0	K: 0	S: 7	P: 11	R: 0	H: 0	E: 0	K: 0	S: 8	P: 11	R: 0	H: 1	E: 0	K: 3	S: 11	R: 0	H: 1	E: 0	K: 0	S: 8	P: 13	R: 0	H: 1	E: 0	K: 1	S: 13	R: 1	H: 2	E: 0	K: 0	S: 8	R: 2	H: 3	E: 0	K: 2	S: 15	R: 0	H: 1	E: 0	K: 1	S: 7	R: 1	H: 2	E: 0	K: 3	S: 14	R: 0	H: 0	E: 0	K: 1	S: 8	R: 0	H: 0	E: 0	K: 1	S: 8	1B: 6	2B: 2	3B: 2	HR: 1	SF: 0	SAC: 0	DP: 0	HBP: 0	WP: 0	PA: 41
--------------	------	------	------	------	------	-------	------	------	------	------	------	-------	------	------	------	------	-------	------	------	------	------	------	-------	------	------	------	------	-------	------	------	------	------	------	------	------	------	------	-------	------	------	------	------	------	------	------	------	------	-------	------	------	------	------	------	------	------	------	------	------	-------	-------	-------	-------	-------	--------	-------	--------	-------	--------

PITCHER	IP	WLS	BF	H	R	ER	SO	BB	IBB	HBP	BLK	WP	HR	S	P	ERA	WHIP
Pedro Astacio, R ERA: 3.77 (1, 1)	6.2		28	8	3	3	5	0	0	0	0	0	0	67	96	4.05	1.200
Scott Radinsky, L ERA: 2.76 (7, 1)	0.1		1	0	0	0	1	0	0	0	0	0	0	3	4	0.00	0.000
Darren Hall, R ERA: 2.61 (8, 1)	1.0		4	1	0	0	1	0	0	0	0	0	0	7	9	0.00	1.000
Todd Worrell, R ERA: 5.15 (9, 1)	2.0	W	8	2	1	1	4	0	0	0	0	0	1	22	30	4.50	1.000

**Los Angeles Dodgers @ Montreal Expos**  
 Olympic Stadium, Montreal, QB  
 Wed Aug 06 1997, 7:05 PM EDT  
 Att. 16,063 - Dome

AB	31
R	3
H	8
RBI	3
BB	7
SO	12
LOB	27



WP:	0	PA:	39
PB:	0		
SB:	0		
CS:	1		

Batter	1	2	3	4	5	6	7	8	9	AB R H RBI BB SO LOB
<b>Wilton Guerrero, S</b> (1, 4) OBP: 0.302, SLG: 0.414	1-3 K		0-3 K		0-1 P5		0-1 FC6-4 1B		0-2 G1-3	5 0 0 0 0 2 6
<b>Eric Anthony, L</b> (1, 7) OBP: 0.346, SLG: 0.426	4-1 BB			0-0 1B	2-1 F7		2-3 K		3-3 K	4 0 1 0 1 2 5
<b>Mike Piazza, R</b> (1, 2) OBP: 0.428, SLG: 0.610	2-3 K			1-3 K		1-2 BB HR 1B	1-1 1B		0-3 K	5 1 2 0 0 3 4
<b>Eric Karros, R</b> (1, 3) OBP: 0.332, SLG: 0.472		1-2 CS 2B		2-3 K		1-3 K	0-2 G3-1			4 0 1 0 0 2 4
<b>Raul Mondesi, R</b> (1, 9) OBP: 0.353, SLG: 0.559		3-2 F8		0-0 1B		4-2 HR BB		2-1 P6		3 1 1 0 1 0 1
<b>Todd Zeile, R</b> (1, 5) OBP: 0.335, SLG: 0.420		0-3 K		0-0 F8 1B		1-3 K		4-1 BB G4-6-3		3 0 0 0 1 2 5
<b>Greg Gagne, R</b> (1, 6) OBP: 0.317, SLG: 0.400			2-3 K		4-2 FC4-6 BB	3-1 HR		0-0 G4-6-3		3 1 1 3 1 1 1
<b>Roger Cedeno, S</b> (1, 8) OBP: 0.358, SLG: 0.368			4-2 SH1-4 BB		0-1 FC4-6 BB	2-2 G4-3		2-1 G1-3 BB 1B		2 0 0 0 1 0 1
<b>Mark Guthrie, R</b> (6, 1)					1-2f					0 0 0 0 0 0 0
<b>37 Darren Dreifort, R</b> (8, 1) OBP: 0.250, SLG: 0.250										0 0 0 0 0 0 0
<b>Wayne Kirby, L</b> (9, PH) OBP: 0.295, SLG: 0.211										1 0 1 0 0 0 0
<b>Chan Ho Park, R</b> (1, 1) OBP: 0.300, SLG: 0.351			1-0 SH1-4		4-1 BB		1-1 FC6-4 1B		4-1 G1-3 BB	0 0 0 0 1 0 0
<b>Brett Butler, L</b> (6, 8) OBP: 0.398, SLG: 0.352			1-2		1-2 BB					1 0 1 0 1 0 0

Inning Stats	R: 0	H: 0	E: 0	K: 2	S: 7	P: 14	R: 0	H: 1	E: 0	K: 1	S: 9	P: 13	R: 0	H: 0	E: 0	K: 2	S: 10	P: 17	R: 0	H: 2	E: 0	K: 2	S: 10	P: 13	R: 0	H: 0	E: 0	K: 0	S: 9	P: 19	R: 3	H: 2	E: 0	K: 2	S: 17	P: 29	R: 0	H: 2	E: 0	K: 1	S: 15	P: 19	R: 0	H: 0	E: 0	K: 0	S: 4	P: 10	R: 0	H: 1	E: 0	K: 2	S: 12	P: 21	1B: 6	SF: 0	2B: 1	SAC: 1	3B: 0	DP: 1	HR: 1	HBP: 0	WP: 0	PA: 39
--------------	------	------	------	------	------	-------	------	------	------	------	------	-------	------	------	------	------	-------	-------	------	------	------	------	-------	-------	------	------	------	------	------	-------	------	------	------	------	-------	-------	------	------	------	------	-------	-------	------	------	------	------	------	-------	------	------	------	------	-------	-------	-------	-------	-------	--------	-------	-------	-------	--------	-------	--------

PITCHER	IP	WLS	BF	H	R	ER	SO	BB	IBB	HBP	BLK	WP	HR	S	P	ERA	WHIP
<b>Dustin Hermanson, R</b> (1, 1) ERA: 4.05	5.2	W	25	5	3	3	9	5	0	0	0	0	1	59	100	4.76	1.765
<b>Marc Valdes, R</b> (6, 1) ERA: 3.4	1.1		6	2	0	0	1	0	0	0	0	0	0	18	24	0.00	1.500
<b>Dave Veres, R</b> (8, 1) ERA: 3.13	2.0		8	1	0	0	2	2	0	0	0	0	0	16	31	0.00	1.500

PITCHER	IP	WLS	BF	H	R	ER	SO	BB	IBB	HBP	BLK	WP	HR	S	P	ERA	WHIP
---------	----	-----	----	---	---	----	----	----	-----	-----	-----	----	----	---	---	-----	------

BOTTOM

Los Angeles Dodgers @ Montreal Expos  
Olympic Stadium, Montreal, QB  
Wed Aug 06 1997, 7:05 PM EDT  
Att. 16,063 - Dome

livebaseballscorecards.com

AB	34
R	7
H	10
RBI	6
BB	5
SO	6
LOB	18



WP:	1	PA:	39
PB:	0		
SB:	1		
CS:	0		

AB R H RBI BB SO LOB

3	2	1	0	2	0	1	
5	1	1	0	0	1	4	
5	1	2	1	0	1	2	
3	1	2	2	1	0	0	
3	1	1	3	1	1	3	
0	0	0	0	0	0	0	
4	1	2	0	0	1	3	
4	0	1	0	0	0	3	
4	0	0	0	0	1	1	
2	0	0	0	1	1	1	
0	0	0	0	0	0	0	
1	0	0	0	0	0	0	
0	0	0	0	0	0	0	
1B:	4	SF:	0	WP:	1	PA:	39
2B:	4	SAC:	0	PB:	0		
3B:	1	DP:	0	SB:	1		
HR:	1	HBP:	0	CS:	0		

Batter	1	2	3	4	5	6	7	8	9
F.P. Santangelo, S OBP: 0.410, SLG: 0.417 (1, 9)	2-2 1B 2B	4-1 FC3-6 BB		2-1 F8		4-2 3B BB		2-0 F7	
Andy Stankiewicz, R OBP: 0.293, SLG: 0.359 (1, 4)	2-0 1B 2B	1-2 FC3-6		1-0 F8		3-2 G6-3		3-3 K	
Rondell White, R OBP: 0.319, SLG: 0.483 (1, 8)	0-3 K		2-2 P4		3-2 1B HR	1-1 3B 2-H		1-1 G6-3	
David Segui, S OBP: 0.388, SLG: 0.493 (1, 3)	1-1 1B 2-H 3-H		0-0 P8		0-2 1B HR	4-0 IBB			
Henry Rodriguez, L OBP: 0.307, SLG: 0.499 Ryan McGuire, L OBP: 0.336, SLG: 0.429 (1, 7) (8, 7)	2-2 F9		4-0 2B BB		2-1 HR 1-H 2-H	0-3 K			
Mark Grudzielanek, R OBP: 0.323, SLG: 0.404 (1, 6)	0-3 K		0-0 2B		3-1 G3 WP 2B	0-0 F8			
Doug Strange, S OBP: 0.329, SLG: 0.429 (1, 5)		2-1 G6-3 2B	0-0 P7		0-2 G3	1-0 G5-3			
Chris Widger, R OBP: 0.283, SLG: 0.427 (1, 2)		0-1 G6-3		0-1 F8	2-3 K	1-1 G6-3			
Dustin Hermanson, R OBP: 0.156, SLG: 0.200 Marc Valdes, R OBP: 0.200, SLG: 0.200 Jose Vidro, S OBP: 0.231, SLG: 0.286 Dave Veres, R OBP: 1.000, SLG: 1.000 (1, 1) (6, 1) (7, PH) (8, 1)		0-3 K		4-1 BB	1-1 P3	2-2 G5-3			

Inning Stats	R: 2	H: 3	E: 0	K: 2	S: 15	LOB: 1	BB: 0	P: 22	R: 0	H: 1	E: 0	K: 1	S: 11	LOB: 2	BB: 1	P: 18	R: 0	H: 1	E: 0	K: 0	S: 6	LOB: 1	BB: 1	P: 12	R: 0	H: 0	E: 0	K: 0	S: 6	LOB: 0	BB: 1	P: 13	R: 4	H: 4	E: 0	K: 1	S: 21	LOB: 0	BB: 0	P: 32	R: 1	H: 1	E: 0	K: 1	S: 13	LOB: 2	BB: 2	P: 25	R: 0	H: 0	E: 0	K: 0	S: 6	LOB: 0	BB: 0	P: 10	R: 0	H: 0	E: 0	K: 1	S: 6	LOB: 0	BB: 0	P: 12
--------------	------	------	------	------	-------	--------	-------	-------	------	------	------	------	-------	--------	-------	-------	------	------	------	------	------	--------	-------	-------	------	------	------	------	------	--------	-------	-------	------	------	------	------	-------	--------	-------	-------	------	------	------	------	-------	--------	-------	-------	------	------	------	------	------	--------	-------	-------	------	------	------	------	------	--------	-------	-------

PITCHER	IP	WLS	BF	H	R	ER	SO	BB	IBB	HBP	BLK	WP	HR	S	P	ERA	WHIP
Chan Ho Park, R ERA: 3.24 (1, 1)	5.0	L	27	9	6	6	4	3	0	0	0	1	1	59	97	10.80	2.400
Mark Guthrie, L ERA: 4.7 (6, 1)	2.0		9	1	1	1	1	1	1	0	0	0	0	19	35	4.50	1.000
37 Darren Dreifort, R ERA: 2.37 (8, 1)	1.0		3	0	0	0	1	0	0	0	0	0	0	6	12	0.00	0.000

**Los Angeles Dodgers @ Montreal Expos**  
 Olympic Stadium, Montreal, QB  
 Thu Aug 07 1997, 7:05 PM EDT  
 Att. 14,214 - Dome - 65 F

AB	40
R	9
H	14
RBI	8
BB	0
SO	7
LOB	14



WP:	0	PA:	42
PB:	0		
SB:	5		
CS:	1		

AB R H RBI BB SO LOB

5	1	2	2	0	2	0
3	0	0	0	0	0	2
2	2	2	0	0	0	0
5	3	4	3	0	0	0
5	0	3	1	0	1	2
5	0	1	2	0	0	4
3	1	1	0	0	1	2
4	1	1	0	0	1	1
4	1	0	0	0	0	1
3	0	0	0	0	2	2
0	0	0	0	0	0	0
1	0	0	0	0	0	0
0	0	0	0	0	0	0

Batter	1	2	3	4	5	6	7	8	9
<b>Brett Butler, L</b> (1, 7) OBP: 0.398, SLG: 0.353	0-1 G4-3	3-2 1B 1B		1-0 CS 1B			0-2 K		1-3 K
<b>Wayne Kirby, L</b> (1, 8) OBP: 0.277, SLG: 0.195	1-0 G3-1	0-2 P3		3-1 F9			1-1 S 1B 3B 1B		0-0 HR 1B
<b>Roger Cedeño, S</b> (7, PH) OBP: 0.365, SLG: 0.376		1-2							
<b>Mike Piazza, R</b> (1, 2) OBP: 0.432, SLG: 0.623	3-2 1B 2B	0-0 1B 1B		1-2 CS 1-2		1-2 G6-3	0-0 S 3B 1B		1-0 HR 1-H
<b>Eric Karros, R</b> (1, 3) OBP: 0.335, SLG: 0.474	1-2 S 1B 2-H	0-1 FC5-4 1B				0-1 FC1-6 1B	3-3 K 1-2 2-3		0-1 G4-3
<b>Raul Mondesi, R</b> (1, 9) OBP: 0.352, SLG: 0.560	2-2 L5 1-2	1-0 FC5-4 1-2f				1-0 FC1-6 1-2f	0-2 S 3B		0-0 L7
<b>Todd Zeile, R</b> (1, 5) OBP: 0.337, SLG: 0.419		1-1 1B E HBP		2-1 G6-4-3 1B		0-3 K	1-2 F8		
<b>Greg Gagne, R</b> (1, 6) OBP: 0.317, SLG: 0.398		2-2 E 1B 1B		1-2 G6-4-3 1-2f		1-3 K		2-0 F8	
<b>Adam Riggs, R</b> (1, 4)		1-2 E4 S 1B 1-3 2-H		0-1 G4-3		0-0 G5-3		0-0 L8	
<b>Hideo Nomo, R</b> (1, 1) OBP: 0.192, SLG: 0.288		0-3 K				2-2 G5-3		2-0 G5-3	
<b>Scott Radinsky, L</b> (6, 1)									
<b>Antonio Osuna, R</b> (7, 1) OBP: 0.500, SLG: 0.500									
<b>Darren Hall, R</b> (9, 1)									

Inning Stats	R: 1	H: 2	E: 0	LOB: 1	K: 0	BB: 0	S: 13	P: 20	R: 4	H: 4	E: 1	LOB: 2	K: 1	BB: 0	S: 20	P: 28	R: 0	H: 1	E: 0	LOB: 0	K: 0	BB: 0	S: 7	P: 10	R: 0	H: 1	E: 0	LOB: 0	K: 1	BB: 0	S: 11	P: 16	R: 0	H: 1	E: 0	LOB: 1	K: 1	BB: 0	S: 9	P: 11	R: 0	H: 0	E: 0	LOB: 0	K: 1	BB: 0	S: 7	P: 10	R: 2	H: 3	E: 0	LOB: 1	K: 2	BB: 0	S: 16	P: 21	R: 0	H: 0	E: 0	LOB: 0	K: 0	BB: 0	S: 3	P: 7	R: 2	H: 2	E: 0	LOB: 0	K: 1	BB: 0	S: 8	P: 10	1B: 11	SF: 0	2B: 1	SAC: 0	3B: 1	DP: 1	HR: 1	HBP: 1	WP: 0	PA: 42
--------------	------	------	------	--------	------	-------	-------	-------	------	------	------	--------	------	-------	-------	-------	------	------	------	--------	------	-------	------	-------	------	------	------	--------	------	-------	-------	-------	------	------	------	--------	------	-------	------	-------	------	------	------	--------	------	-------	------	-------	------	------	------	--------	------	-------	-------	-------	------	------	------	--------	------	-------	------	------	------	------	------	--------	------	-------	------	-------	--------	-------	-------	--------	-------	-------	-------	--------	-------	--------

PITCHER	IP	WLS	BF	H	R	ER	SO	BB	IBB	HBP	BLK	WP	HR	S	P	ERA	WHIP
<b>Jim Bullinger, R</b> (1, 1) ERA: 5.87	4.0	L	20	8	5	3	2	0	0	1	0	0	0	51	74	6.75	2.000
<b>Anthony Telford, R</b> (5, 1) ERA: 2.76	2.0		7	1	0	0	2	0	0	0	0	0	0	16	21	0.00	0.500
<b>Steve Kline, L</b> (7, 1) ERA: 5.9	0.2		4	2	2	2	2	0	0	0	0	0	0	10	14	27.00	3.000
<b>Marc Valdes, R</b> (7, 1) ERA: 3.38	0.1		2	1	0	0	0	0	0	0	0	0	0	6	7	0.00	3.000
<b>Rick DeHart, L</b> (8, 1) ERA: 6.35	2.0		8	2	2	2	1	0	0	0	0	0	1	11	17	9.00	1.000

PITCHER	IP	WLS	BF	H	R	ER	SO	BB	IBB	HBP	BLK	WP	HR	S	P	ERA	WHIP
---------	----	-----	----	---	---	----	----	----	-----	-----	-----	----	----	---	---	-----	------

Batter	1	2	3	4	5	6	7	8	9	AB	R	H	RBI	BB	SO	LOB
F.P. Santangelo, S OBP: 0.407, SLG: 0.411 (1, 7)	3-3 K		4-1 FC3-6 BB	3-3 K		3-3 K	0-0 F7			4	0	0	0	1	3	4
Jose Vidro, S OBP: 0.281, SLG: 0.352 (1, 4)	0-0 BB 1B		0-1 FC3-6 1B 1-2f		1-0 HR 1B	0-1 BB 1B		2-2 2B		5	2	4	0	0	0	1
Rondell White, R OBP: 0.322, SLG: 0.482 (1, 8)	4-0 G4-6-3 BB		2-1 1B 1B		1-3 K	4-2 BB		2-0 P8		3	0	1	0	2	1	2
David Segui, S OBP: 0.389, SLG: 0.502 (1, 3)	2-1 G4-6-3 1-2f		1-1 1B 1-2 2-H		0-0 HR	0-0 F8		1-3 K		5	1	2	3	0	1	5
Darrin Fletcher, L OBP: 0.321, SLG: 0.533 (1, 2)		0-0 P4	3-1 P3		2-2 WP 1B		3-3 K	2-2 L7		5	0	1	0	0	1	3
Mark Grudzielanek, R OBP: 0.326, SLG: 0.407 (1, 6)		4-1 FC5-4 BB		1-1 BB 1B	2-3 K	1-2 1B 2B		2-1 G6-3		4	1	2	0	1	1	1
Vladimir Guerrero, R OBP: 0.373, SLG: 0.488 (1, 9)		1-2 FC5-4 1-2f		4-1 SAFE BB 1B	4-2 BB		1-0 1B	1-2 G6-3		3	0	1	0	2	0	1
Doug Strange, S OBP: 0.331, SLG: 0.428 (1, 5)		1-3 K2-3		0-3 K	1-1 G3-1		0-0 1B	0-0 1B		5	0	2	1	0	2	5
Jim Bullinger, R Joe Orsulak, L Anthony Telford, R Ryan McCann, L Steve Kline, S Marc Valdes, R Andy Stankiewicz, R Henry Rodriguez, L Rope Burnet, L Chris Widger, R			0-3 K	2-2 P6		2-3 K	3-3 K	0-2 G6-3		1	0	0	0	0	0	1

Inning Stats	R: 0	H: 1	E: 0	K: 1	S: 6	LOB: 1	BB: 1	P: 15	R: 0	H: 0	E: 0	K: 1	S: 8	LOB: 1	BB: 1	P: 14	R: 1	H: 2	E: 0	K: 1	S: 12	LOB: 2	BB: 1	P: 22	R: 0	H: 1	E: 0	K: 2	S: 12	LOB: 2	BB: 1	P: 22	R: 2	H: 3	E: 0	K: 2	S: 15	LOB: 2	BB: 1	P: 26	R: 0	H: 1	E: 0	K: 2	S: 11	LOB: 2	BB: 1	P: 20	R: 1	H: 3	E: 0	K: 2	S: 14	LOB: 2	BB: 0	P: 22	R: 0	H: 1	E: 0	K: 1	S: 14	LOB: 1	BB: 0	P: 21	R: 0	H: 1	E: 0	K: 0	S: 9	LOB: 1	BB: 0	P: 12	1B: 10	SF: 0	2B: 2	SAC: 0	3B: 0	DP: 1	HR: 1	HBP: 0	WP: 1	PA: 45
--------------	------	------	------	------	------	--------	-------	-------	------	------	------	------	------	--------	-------	-------	------	------	------	------	-------	--------	-------	-------	------	------	------	------	-------	--------	-------	-------	------	------	------	------	-------	--------	-------	-------	------	------	------	------	-------	--------	-------	-------	------	------	------	------	-------	--------	-------	-------	------	------	------	------	-------	--------	-------	-------	------	------	------	------	------	--------	-------	-------	--------	-------	-------	--------	-------	-------	-------	--------	-------	--------

PITCHER	IP	WLS	BF	H	R	ER	SO	BB	IBB	HBP	BLK	WP	HR	S	P	ERA	WHIP
Hideo Nomo, R ERA: 4.04 (1, 1)	5.2		30	8	3	3	9	6	0	0	0	1	1	63	118	4.76	2.471
Scott Radinsky, L ERA: 2.91 (6, 1)	0.2		5	3	1	1	1	0	0	0	0	0	0	11	16	13.50	4.500
Antonio Osuna, R ERA: 2.23 (7, 1)	1.2		6	1	0	0	2	0	0	0	0	0	0	18	28	0.00	0.600
Darren Hall, R ERA: 2.55 (9, 1)	1.0		4	1	0	0	0	0	0	0	0	0	0	9	12	0.00	1.000

BOTTOM

Los Angeles Dodgers @ Montreal Expos  
Olympic Stadium, Montreal, QB  
Thu Aug 07 1997, 7:05 PM EDT  
Att. 14,214 - Dome - 65 F

livebaseballscorecards.com

AB	39
R	4
H	13
RBI	4
BB	6
SO	12
LOB	27



Batter	1	2	3	4	5	6	7	8	9	AB R H RBI BB SO LOB	TOP		
<b>Brett Butler, L</b> (1, 7) X OBP: 0.401, SLG: 0.361 <b>Roger Cedeno, S</b> (8, 8) OBP: 0.363, SLG: 0.373	0-0 G4-3		0-0 FC6-4 1B 1B	0-0 2B G6-3 1B	0-0 CS 2B	0-3 K			0-3 K	5 2 3 0 0 1 0 1 0 0 0 0 1 0			
<b>Wayne Kirby, L</b> (1, 8) X OBP: 0.321, SLG: 0.261 (8, 7)	0-0 P4		0-0 FC6-4 1B	0-0 1-3 2B 2B	4-0 BB 3B BB	0-0 1B			0-0 P5	5 2 3 1 1 0 0			
<b>Mike Piazza, R</b> (1, 2) X OBP: 0.429, SLG: 0.615 <b>Tom Prince, R</b> (9, 2) OBP: 0.316, SLG: 0.386	0-0 G6-3		0-0 FC6-4 WP 1B 1-2 2-3	0-0 G6-3	4-0 BB 3B BB	0-0 P4			0-0 P4	5 1 0 1 1 0 4 0 0 0 0 0 0 0			
<b>Eric Karros, R</b> (1, 3) OBP: 0.335, SLG: 0.475		0-0 G6-3	0-0 WP 1B	0-0 2B 2B	0-0 F7				0-0 F7	5 1 2 2 0 0 2			
<b>Raul Mondesi, R</b> (1, 9) OBP: 0.352, SLG: 0.561		0-0 L4	0-0 F7	4-0 2B BB	0-0 3B				0-3 K	4 1 1 2 1 1 2			
<b>Todd Zeile, R</b> (1, 5) OBP: 0.342, SLG: 0.424		0-0 2B 1B	4-0 BB	0-0 1B 2B	4-0 BB BB				0-3 K	3 2 2 2 2 1 0			
<b>Greg Gagne, R</b> (1, 6) OBP: 0.320, SLG: 0.401		0-0 1B 2B	0-3 K	4-0 1B BB	4-0 BB				0-0 G6-3	3 0 1 1 2 1 3			
<b>Wilton Guerrero, S</b> (1, 4) OBP: 0.307, SLG: 0.417		0-0 2B 1B		0-0 1B 1B	0-0 F7				0-0 G4-3	5 1 3 1 0 0 3			
<b>Tom Candiotti, R</b> (1, 1) OBP: 0.059, SLG: 0.059 <b>Nelson Liriano, S</b> (6, PH) OBP: 0.275, SLG: 0.338 <b>37 Darren Dreifort, R</b> (6, 1) OBP: 0.200, SLG: 0.200		0-0 G3		0-0 SH1-3 1B		0-0 G6-3			0-3 K	2 0 0 0 0 0 4 1 0 0 0 0 0 0 1 0 0 0 0 1 0			
<b>Inning Stats</b>	R: 0 E: 0 K: 0 S: 3 H: 0 LOB: 0 BB: 0 P: 3	R: 1 E: 0 K: 0 S: 6 H: 3 LOB: 2 BB: 0 P: 6	R: 1 E: 0 K: 1 S: 8 H: 3 LOB: 3 BB: 1 P: 12	R: 6 E: 0 K: 0 S: 9 H: 6 LOB: 2 BB: 2 P: 17	R: 2 E: 0 K: 0 S: 4 H: 2 LOB: 3 BB: 4 P: 20	R: 0 E: 0 K: 1 S: 6 H: 1 LOB: 1 BB: 0 P: 6	R: 0 E: 0 K: 2 S: 7 H: 0 LOB: 0 BB: 0 P: 7	R: 0 E: 0 K: 1 S: 5 H: 0 LOB: 0 BB: 0 P: 5	R: 0 E: 0 K: 1 S: 5 H: 0 LOB: 0 BB: 0 P: 5	1B: 9 2B: 5 3B: 1 HR: 0 SF: 0 SAC: 1 DP: 0 HBP: 0	WP: 1 PB: 0 SB: 0 CS: 1 PA: 48		
<b>PITCHER</b>	IP WLS BF H R ER SO BB IBB HBP BLK WP HR S P ERA WHIP											<b>PITCHER</b>	IP WLS BF H R ER SO BB IBB HBP BLK WP HR S P ERA WHIP
<b>Mike Morgan, R</b> (1, 1) ERA: 5.66	3.2 L 24 11 8 8 1 2 0 0 0 1 0 24 32 19.64 3.545												
<b>Richie Lewis, R</b> (4, 1) ERA: 8.87	0.1 3 1 0 0 0 0 1 0 0 0 0 0 2 6 0.00 6.000												
<b>Felix Rodriguez, R</b> (5, 1) ERA: 6.04	5.0 21 3 2 2 5 4 0 0 0 0 0 0 27 43 3.60 1.400												

**Los Angeles Dodgers @ Cincinnati Reds**  
Cinergy Field, Cincinnati, OH

Fri Aug 08 1997, 7:05 PM EDT  
Att. 26,837 - Cloudy - 83 F

AB	40
R	10
H	15
RBI	10
BB	7
SO	6
LOB	18



Batter	1	2	3	4	5	6	7	8	9	AB	R	H	RBI	BB	SO	LOB	BOTTOM								
Deion Sanders, L (1, 8) OBP: 0.336, SLG: 0.370 Jon Nunnally, L (7, 8) OBP: 0.301, SLG: 0.389	0-0 S E 1B	0-3 K		0-0 F5		0-0 G6-3			0-0 F8	4	1	1	0	0	1	4	<b>Los Angeles Dodgers @ Cincinnati Reds</b> Cinergy Field, Cincinnati, OH Fri Aug 08 1997, 7:05 PM EDT Att: 26,837 - Cloudy - 83 F <a href="http://livebaseballscores.com">livebaseballscores.com</a>								
Mike Kelly, R (1, 7) OBP: 0.342, SLG: 0.549	0-0 F8 S 1B	0-3 K		0-0 F7		0-0 G1-3			0-0 DI 1B	5	0	2	1	0	1	4									
Barry Larkin, R (1, 6) OBP: 0.450, SLG: 0.490 Pokey Reese, R (8, 6) OBP: 0.299, SLG: 0.286	4-0 PB 1-2 BB		0-0 2B FC5-2 1B	0-0 1B	0-0 2B		0-0 G1-3		0-3 K	3	0	2	0	1	0	0									
Eduardo Perez, R (1, 3) OBP: 0.337, SLG: 0.488	0-0 P4		0-0 FC5-2 1-3 PB 2B		0-0 HR		0-3 K			4	2	2	1	0	1	2									
Willie Greene, L (1, 5) OBP: 0.365, SLG: 0.476	0-0 F8 2-3		0-0 F8		0-0 G3-1		0-3 K			4	0	0	0	0	1	4									
Reggie Sanders, R (1, 9) OBP: 0.337, SLG: 0.548	0-0 P4 1-2		0-0 FC5-2 S HR 2-3 3-H		0-0 F8		0-0 G4-3			4	1	0	0	0	0	4									
Joe Oliver, R (1, 2) OBP: 0.328, SLG: 0.451		0-0 SH3-4 1B	0-0 1B	1-H 3-H HR		0-0 F2		0-3 K		4	1	2	2	0	1	0									
Bret Boone, R (1, 4) OBP: 0.299, SLG: 0.328		0-0 SH3-4 1B	0-0 G6-3			4-0 G6-3 SH1-3 BB		0-3 K		3	0	1	0	1	1	0									
Mike Morgan, R (1, 1) OBP: 0.115, SLG: 0.160 Richie Lewis, R (4, 1) OBP: 1.000, SLG: 1.000 Felix Rodriguez, R (5, 1) Eddie Taubensee, L (9, PH) OBP: 0.320, SLG: 0.476		0-0 SH3-4		0-0 2B 1B		0-0 SH1-3			0-3 K	0	0	0	0	0	0	0									
<b>Inning Stats</b>	R: 1 E: 1 K: 0 S: 5	H: 2 LOB: 2 BB: 1 P: 9	R: 0 E: 0 K: 2 S: 9	H: 2 LOB: 2 BB: 0 P: 9	R: 3 E: 0 K: 0 S: 6	H: 3 LOB: 0 BB: 0 P: 6	R: 0 E: 0 K: 0 S: 4	H: 2 LOB: 2 BB: 0 P: 4	R: 1 E: 0 K: 0 S: 4	H: 1 LOB: 0 BB: 0 P: 4	R: 0 E: 0 K: 0 S: 3	H: 0 LOB: 1 BB: 1 P: 7	R: 0 E: 0 K: 2 S: 7	H: 0 LOB: 0 BB: 0 P: 7	R: 0 E: 0 K: 2 S: 7	H: 0 LOB: 0 BB: 0 P: 7	R: 0 E: 0 K: 2 S: 8	H: 1 LOB: 1 BB: 0 P: 8	1B: 7 2B: 2 3B: 0 HR: 2	SF: 0 SAC: 2 DP: 0 HBP: 0	WP: 0 PB: 2 SB: 3 CS: 0	PA: 39			
<b>PITCHER</b>	IP WLS BF H R ER SO BB IBB HBP BLK WP HR S P ERA WHIP	IP WLS BF H R ER SO BB IBB HBP BLK WP HR S P ERA WHIP	IP WLS BF H R ER SO BB IBB HBP BLK WP HR S P ERA WHIP	IP WLS BF H R ER SO BB IBB HBP BLK WP HR S P ERA WHIP	IP WLS BF H R ER SO BB IBB HBP BLK WP HR S P ERA WHIP	IP WLS BF H R ER SO BB IBB HBP BLK WP HR S P ERA WHIP	IP WLS BF H R ER SO BB IBB HBP BLK WP HR S P ERA WHIP	IP WLS BF H R ER SO BB IBB HBP BLK WP HR S P ERA WHIP	IP WLS BF H R ER SO BB IBB HBP BLK WP HR S P ERA WHIP	IP WLS BF H R ER SO BB IBB HBP BLK WP HR S P ERA WHIP	IP WLS BF H R ER SO BB IBB HBP BLK WP HR S P ERA WHIP	IP WLS BF H R ER SO BB IBB HBP BLK WP HR S P ERA WHIP	IP WLS BF H R ER SO BB IBB HBP BLK WP HR S P ERA WHIP	IP WLS BF H R ER SO BB IBB HBP BLK WP HR S P ERA WHIP	IP WLS BF H R ER SO BB IBB HBP BLK WP HR S P ERA WHIP	IP WLS BF H R ER SO BB IBB HBP BLK WP HR S P ERA WHIP	IP WLS BF H R ER SO BB IBB HBP BLK WP HR S P ERA WHIP	IP WLS BF H R ER SO BB IBB HBP BLK WP HR S P ERA WHIP	IP WLS BF H R ER SO BB IBB HBP BLK WP HR S P ERA WHIP	IP WLS BF H R ER SO BB IBB HBP BLK WP HR S P ERA WHIP	IP WLS BF H R ER SO BB IBB HBP BLK WP HR S P ERA WHIP	IP WLS BF H R ER SO BB IBB HBP BLK WP HR S P ERA WHIP	IP WLS BF H R ER SO BB IBB HBP BLK WP HR S P ERA WHIP	IP WLS BF H R ER SO BB IBB HBP BLK WP HR S P ERA WHIP	IP WLS BF H R ER SO BB IBB HBP BLK WP HR S P ERA WHIP

Los Angeles Dodgers @ Cincinnati Reds

Cinergy Field, Cincinnati, OH

Fri Aug 08 1997, 7:05 PM EDT  
Att: 26,837 - Cloudy - 83 F

AB	35
R	5
H	11
RBI	4
BB	2
SO	8
LOB	19



Batter	1	2	3	4	5	6	7	8	9	AB R H RBI BB SO LOB	TOP											
<b>Brett Butler, L</b> (1, 7) OBP: 0.396, SLG: 0.356	1-0 G4-3	2-1 L1			2-2 G6-3		0-0 P2			4 0 0 0 0 0 1												
<b>Roger Cedeno, S</b> (1, 8) OBP: 0.365, SLG: 0.382	0-2 2B			2-2 F9	1-1 1B		0-2 G4-3			4 1 2 0 0 0 0												
<b>Mike Piazza, R</b> (1, 2) OBP: 0.427, SLG: 0.610	1-3 K			4-0 BB	2-1 E6		1-0 F7			3 0 0 0 1 1 2												
<b>Eric Karros, R</b> (1, 3) OBP: 0.335, SLG: 0.475	3-2 2B			0-0 P3	1-1 L7		2-2 G4-3			4 0 1 1 0 0 3												
<b>Raul Mondesi, R</b> (1, 9) OBP: 0.349, SLG: 0.556	2-3 K			0-0 F8	1-3 K		1-3 K			4 0 0 0 0 3 4												
<b>Todd Zeile, R</b> (1, 5) OBP: 0.343, SLG: 0.427		0-1 1B			0-0 F7		1-2 P4		1-0 1B	4 1 2 0 0 0 0												
<b>Wilton Guerrero, S</b> (9, PR) OBP: 0.307, SLG: 0.417										0 0 0 0 0 0 0												
<b>Greg Gagne, R</b> (1, 6) OBP: 0.320, SLG: 0.399		2-2 1B			0-0 P3		0-0 G5-3		1-1 G6-4-3	4 0 1 1 0 0 1												
<b>Adam Riggs, R</b> (1, 4) OBP: 0.342, SLG: 0.420		0-0 P5			1-2 E5		1-1 F8		0-0 P5	3 0 0 0 0 0 1												
<b>Eric Anthony, L</b> (9, PH)										1 0 0 0 0 0 1												
<b>Ismael Valdez, R</b> (1, 1) OBP: 0.095, SLG: 0.050		0-0 SH2-3			1-3 K		0-3 K			2 0 0 0 0 2 1												
<b>Darren Hall, R</b> (8, 1)										0 0 0 0 0 0 0												
<b>Inning Stats</b>	R: 1 E: 0 K: 2 S: 15	H: 2 LOB: 1 BB: 0 P: 22	R: 1 E: 0 K: 0 S: 12	H: 2 LOB: 1 BB: 0 P: 16	R: 0 E: 0 K: 0 S: 7	H: 0 LOB: 1 BB: 1 P: 13	R: 0 E: 1 K: 1 S: 8	H: 0 LOB: 1 BB: 0 P: 10	R: 0 E: 1 K: 1 S: 12	H: 1 LOB: 2 BB: 0 P: 19	R: 0 E: 0 K: 0 S: 6	H: 0 LOB: 0 BB: 0 P: 8	R: 0 E: 0 K: 1 S: 7	H: 0 LOB: 0 BB: 0 P: 7	R: 0 E: 0 K: 1 S: 7	H: 0 LOB: 0 BB: 0 P: 11	R: 0 E: 0 K: 0 S: 4	H: 1 LOB: 1 BB: 0 P: 6	1B: 3 2B: 3 3B: 0 HR: 0	SF: 0 SAC: 1 DP: 1 HBP: 0	WP: 0 PB: 0 SB: 0 CS: 0	PA: 35
<b>PITCHER</b>	IP WLS BF H R ER SO BB IBB HBP BLK WP HR S P ERA WHIP																					
<b>Gabe White, L</b> (1, 1) ERA: 2.57	7.0 W 29 5 2 2 5 1 0 0 0 0 0 0 67 95 2.57 0.857																					
<b>Stan Belinda, R</b> (8, 1) ERA: 3.45	1.0 3 0 0 0 1 0 0 0 0 0 0 0 7 11 0.00 0.000																					
<b>Jeff Shaw, R</b> (9, 1) ERA: 2.33	1.0 S 3 1 0 0 0 0 0 0 0 0 0 0 4 6 0.00 1.000																					

**Los Angeles Dodgers @ Cincinnati Reds**  
Cinergy Field, Cincinnati, OH  
Sat Aug 09 1997, 7:05 PM EDT  
Att. 30,809 - Unknown - 73 F

AB	33
R	2
H	6
RBI	2
BB	1
SO	6
LOB	14





Batter 1 2 3 4 5 6 7 8 9

Main game play area with inning diagrams and batter stats including Deion Sanders, Chris Stynes, Willie Greene, Eduardo Perez, Reggie Sanders, Mike Kelly, Joe Oliver, Pokey Reese, Gabe White, Jon Nunnally, Stan Belinda, and Jeff Shaw.

AB R H RBI BB SO LOB

Bottom of the page containing team name 'Los Angeles Dodgers @ Cincinnati Reds', date 'Sat Aug 09 1997, 7:05 PM EDT', attendance 'Att: 30,809 - Unknown - 73 F', and a table of team statistics for AB, R, H, RBI, BB, SO, LOB.

Inning Stats table showing runs, hits, errors, and other metrics for each of the 9 innings.

Pitcher log table with columns for pitcher name, IP, WLS, BF, H, R, ER, SO, BB, IBB, HBP, BLK, WP, HR, S, P, ERA, WHIP, and other performance indicators.

Logo for the Cincinnati Reds and additional team statistics including WP, PA, ERA, and WHIP.

Batter	1	2	3	4	5	6	7	8	9	AB R H RBI BB SO LOB	TOP																								
Roger Cedeño, S (1, 8) OBP: 0.358, SLG: 0.374	0-0 G6-3		0-3 K			0-0 F8			0-0 L4	4 0 0 0 0 1 1																									
Greg Gagne, R (1, 6) OBP: 0.320, SLG: 0.397	4-0 BB		0-3 K			0-3 K			0-0 WP 1B	2 0 0 0 1 2 1 1 1 1 0 0 0 0																									
Nelson Liriano, S (6, 4) OBP: 0.284, SLG: 0.347																																			
Raul Mondesi, R (1, 9) OBP: 0.347, SLG: 0.553	0-3 K				0-0 F9				0-3 K	3 0 0 0 0 1 1 0 0 0 0 0 0 0 0 0 0 0 0 0 0 1 0 0 0 0 1 1																									
Scott Radinsky, L (7, 1)																																			
Todd Worrell, R (8, 1)																																			
Mike Piazza, R (9, PH) OBP: 0.426, SLG: 0.609	1-2 K								1-2 K																										
Eric Karros, R (1, 3) OBP: 0.334, SLG: 0.473		0-0 G5-3			0-3 K				0-0 F7	4 0 1 1 0 1 0																									
Todd Zeile, R (1, 5) OBP: 0.342, SLG: 0.425									0-0 G1-3	4 0 1 0 0 0 1																									
Billy Ashley, R (1, 7) OBP: 0.236, SLG: 0.466																																			
Wayne Kirby, L (6, 7) OBP: 0.315, SLG: 0.255																																			
Tom Prince, R (1, 2) OBP: 0.305, SLG: 0.370																																			
Adam Riggs, R (1, 4)																																			
Mark Guthrie, R (5, 1)																																			
Eric Anthony, L (7, 9) OBP: 0.338, SLG: 0.414																																			
Pedro Astacio, R (1, 1) OBP: 0.150, SLG: 0.175																																			
Wilton Guerrero, S (5, 4) OBP: 0.305, SLG: 0.414																																			
Inning Stats	R: 0 E: 0 K: 1 S: 4	H: 0 LOB: 0 BB: 1 P: 8	R: 0 E: 0 K: 0 S: 4	H: 1 LOB: 1 BB: 0 P: 4	R: 0 E: 1 K: 3 S: 9	H: 0 LOB: 1 BB: 1 P: 13	R: 0 E: 0 K: 1 S: 5	H: 0 LOB: 0 BB: 0 P: 5	R: 0 E: 0 K: 2 S: 7	H: 0 LOB: 0 BB: 0 P: 7	R: 0 E: 0 K: 1 S: 5	H: 0 LOB: 0 BB: 0 P: 5	R: 0 E: 0 K: 0 S: 4	H: 1 LOB: 1 BB: 0 P: 4	R: 0 E: 0 K: 0 S: 3	H: 0 LOB: 0 BB: 0 P: 3	R: 1 E: 0 K: 1 S: 7	H: 2 LOB: 1 BB: 0 P: 7	1B: 4 2B: 0 3B: 0 HR: 0	SF: 0 SAC: 0 DP: 0 HBP: 0	WP: 1 PB: 0 SB: 0 CS: 1	PA: 32													
PITCHER Mike Remlinger, L (1, 1) ERA: 3.1	IP 9.0	WLS W	BF 32	H 4	R 1	ER 1	SO 9	BB 2	IBB 0	HBP 0	BLK 0	WP 1	HR 0	S 48	P 56	ERA 1.00	WHIP 0.667	PITCHER	IP	WLS	BF	H	R	ER	SO	BB	IBB	HBP	BLK	WP	HR	S	P	ERA	WHIP

Los Angeles Dodgers @ Cincinnati Reds  
Cinergy Field, Cincinnati, OH  
Sun Aug 10 1997, 3:33 AM EDT  
Att. 24,742 - Cloudy - 72 F

AB	30
R	1
H	4
RBI	1
BB	2
SO	9
LOB	8



1B	4
2B	0
3B	0
HR	0

Batter	1	2	3	4	5	6	7	8	9
<b>Pokey Reese, R</b> OBP: 0.302, SLG: 0.290 (1, 6) X	0-0 G3-1 E 1B 1B		0-3 K	0-0 1B 2-H 1B		0-0 G5-3		0-0 G1-3	
<b>Chris Stynes, R</b> OBP: 1.000, SLG: 1.429 (1, 7) X	0-0 G3-1 E 1B 1B		0-0 G3 2B 1B	0-0 1B 2-3 1B		0-0 HR			
<b>Willie Greene, L</b> OBP: 0.360, SLG: 0.466 (1, 5) X	0-0 G3-1 1-2 2-3		0-0 G3 1-2	0-3 K		0-3 K			
<b>Eduardo Perez, R</b> OBP: 0.344, SLG: 0.497 (1, 3) X	0-0 E7 2B 2-H 3-H		0-0 HR 2B 2-H		4-0 E 2B BB	0-0 G4-3			
<b>Reggie Sanders, R</b> OBP: 0.333, SLG: 0.568 (1, 9) X	0-0 G5-3		0-0 HR 2-H		0-0 F8		0-3 K		
<b>Eddie Taubensee, L</b> OBP: 0.314, SLG: 0.466 (1, 2) S	0-3 K		0-3 K		0-3 K 1-2		0-3 K		
<b>Jon Nunnally, L</b> OBP: 0.295, SLG: 0.390 (1, 8) X		0-0 G4-3		0-3 K	0-0 2B 2-H		0-3 K		
<b>Bret Boone, R</b> OBP: 0.298, SLG: 0.324 (1, 4) X		0-0 F9		0-0 G3	4-0 BB BB BB		0-3 K		
<b>Mike Remlinger, L</b> (1, 1) X		0-0 G4-3		0-0 E8 1B	0-3 K		0-3 K		

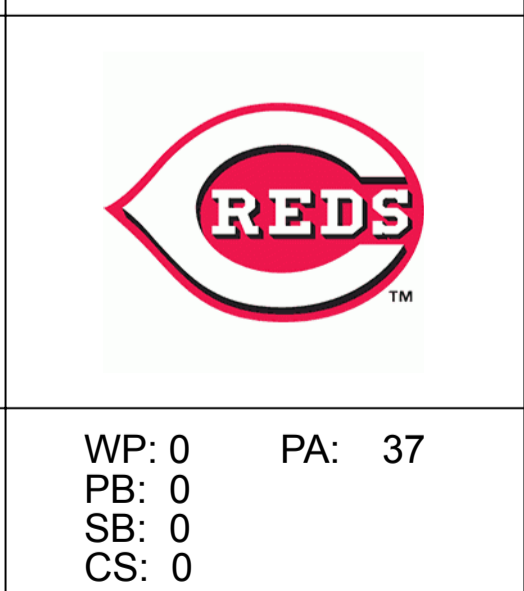
Inning Stats	R: 2	H: 3	E: 1	K: 1	S: 8	LOB: 1	BB: 0	P: 8
	R: 0	H: 0	E: 0	K: 0	S: 3	LOB: 0	BB: 0	P: 3
	R: 3	H: 3	E: 0	K: 2	S: 10	LOB: 0	BB: 0	P: 10
	R: 1	H: 2	E: 1	K: 2	S: 10	LOB: 2	BB: 0	P: 10
	R: 1	H: 1	E: 1	K: 2	S: 8	LOB: 2	BB: 2	P: 16
	R: 1	H: 1	E: 0	K: 1	S: 6	LOB: 0	BB: 0	P: 6
	R: 0	H: 0	E: 0	K: 3	S: 9	LOB: 0	BB: 0	P: 9
	R: 0	H: 0	E: 0	K: 2	S: 7	LOB: 0	BB: 0	P: 7

AB	R	H	RBI	BB	SO	LOB
5	1	2	1	0	1	0
4	3	4	1	0	0	0
4	0	0	0	0	2	5
3	2	2	3	1	0	0
4	1	1	2	0	1	2
4	0	0	0	0	4	2
4	0	1	1	0	2	0
3	0	0	0	1	1	0
4	1	0	0	0	2	2

WP	HR	S	P	ERA	WHIP
0	0	5	31	11.25	2.000
0	0	2	14	4.50	2.000
0	0	9	9	0.00	0.000
0	0	7	7	0.00	0.000

**Los Angeles Dodgers @ Cincinnati Reds**  
Cinergy Field, Cincinnati, OH  
Sun Aug 10 1997, 3:33 AM EDT  
Att: 24,742 - Cloudy - 72 F

AB	35
R	8
H	10
RBI	8
BB	2
SO	13
LOB	11



Batter	1	2	3	4	5	6	7	8	9	AB R H RBI BB SO LOB	TOP											
Lance Johnson, L (1, 8) OBP: 0.380, SLG: 0.409	1-0 L9		0-0 1B			2-1 F8		3-2 G6-3		4 0 1 0 0 0 0												
Doug Glanville, R (1, 7) OBP: 0.346, SLG: 0.414	1-2 E1 1B		0-1 G5-3			2-1 1B		1-1 G6-3		4 0 2 0 0 0 1												
Mark Grace, L (1, 3) OBP: 0.423, SLG: 0.458	1-2 F7			0-0 G5-3		0-0 G4-3			3-1 F7	4 0 0 0 0 0 2												
Sammy Sosa, R (1, 9) OBP: 0.298, SLG: 0.468	1-1 G1-3			2-3 K			3-2 F9		1-0 G6-3	4 0 0 0 0 1 1												
Shawon Dunston, R (1, 6) OBP: 0.305, SLG: 0.425		0-1 P3		2-3 K			0-1 B3		0-3 K	4 0 0 0 0 2 0												
23 Ryne Sandberg, R (1, 4) OBP: 0.309, SLG: 0.393		0-1 G5-3			1-3 K		4-1 BB			2 0 0 0 1 1 0												
Kevin Orie, R (1, 5) OBP: 0.352, SLG: 0.437 Marc Pisciotta, R (8, 1)		0-0 F9			1-3 K		1-3 K			3 0 0 0 0 2 1 0 0 0 0 0 0 0												
Scott Servais, R (1, 2) OBP: 0.300, SLG: 0.339			0-1 L5		0-0 G1-3			0-1 L8		3 0 0 0 0 0 0												
Miguel Batista, R (1, 1) Dave Hansen, L (8, PH) OBP: 0.440, SLG: 0.442 (8, 5)			1-3 K			2-1 G4-3		0-0 HR		2 0 0 0 0 1 0 1 1 1 1 0 0 0												
<b>Inning Stats</b>	R: 0 E: 1 K: 0 S: 10	H: 1 LOB: 1 BB: 0 P: 14	R: 0 E: 0 K: 0 S: 5	H: 0 LOB: 0 BB: 0 P: 5	R: 0 E: 0 K: 1 S: 8	H: 1 LOB: 1 BB: 0 P: 9	R: 0 E: 0 K: 2 S: 8	H: 0 LOB: 0 BB: 0 P: 12	R: 0 E: 0 K: 2 S: 7	H: 0 LOB: 0 BB: 0 P: 9	R: 0 E: 0 K: 0 S: 7	H: 1 LOB: 1 BB: 0 P: 13	R: 0 E: 0 K: 1 S: 9	H: 0 LOB: 1 BB: 1 P: 17	R: 1 E: 0 K: 0 S: 8	H: 1 LOB: 0 BB: 0 P: 12	R: 0 E: 0 K: 1 S: 6	H: 0 LOB: 0 BB: 0 P: 10	1B: 3 2B: 0 3B: 0 HR: 1	SF: 0 SAC: 0 DP: 0 HBP: 0	WP: 0 PB: 0 SB: 0 CS: 0	PA: 32
<b>PITCHER</b> Chan Ho Park, R (1, 1) ERA: 3.1	IP: 9.0 WLS: W BF: 32 H: 4 R: 1 ER: 1 SO: 7 BB: 1 IBB: 0 HBP: 0 BLK: 0 WP: 0 HR: 1 S: 68 P: 101 ERA: 1.00 WHIP: 0.556											<b>PITCHER</b>	IP: 9.0 WLS: W BF: 32 H: 4 R: 1 ER: 1 SO: 7 BB: 1 IBB: 0 HBP: 0 BLK: 0 WP: 0 HR: 1 S: 68 P: 101 ERA: 1.00 WHIP: 0.556									

Chicago Cubs @ Los Angeles Dodgers  
Dodger Stadium, Los Angeles, CA  
Mon Aug 11 1997, 7:05 PM PDT  
Att. 45,955 - Unknown - 72 F

livebaseballscorecards.com

AB	31
R	1
H	4
RBI	1
BB	1
SO	7
LOB	5





Batter	1	2	3	4	5	6	7	8	9	AB R H RBI BB SO LOB
Lance Johnson, L (1, 8) OBP: 0.377, SLG: 0.405	0-0 F7-2 1B		1-0 F9			1-3 K	0-0 L9		1-2 FC3-6 1-2f	5 0 1 0 0 1 4
Doug Glanville, R (1, 7) OBP: 0.344, SLG: 0.412	1-1 CS 1B			1-3 K		0-0 F8	1-0 G6-3			4 0 1 0 0 1 2
Mark Grace, L (1, 3) OBP: 0.422, SLG: 0.456	0-0 F7-2			1-0 3B 1B		0-1 G4-3		0-0 G4-3		4 1 1 0 0 0 2
Sammy Sosa, R (1, 9) OBP: 0.297, SLG: 0.471	2-1 CS 1-2	2-2 G4-3		1-1 1-H 3B		2-2 F9	1-3 K			4 0 1 1 0 1 0
Dave Hansen, L (1, 5) 23 Ryne Sandberg, R (7, 4) OBP: 0.438, SLG: 0.439 OBP: 0.308, SLG: 0.392		0-3 K		3-3 K		1-0 HR 1B	2-1 G4-3			3 1 1 0 0 2 1 1 0 0 0 0 0 0
Shawon Dunston, R (1, 6) José Hernández, R (6, 4) (7, 5) OBP: 0.306, SLG: 0.424 OBP: 0.325, SLG: 0.470		4-1 BB		2-2 P3		1-1 HR 1-H		1-1 G6-3		1 0 0 0 1 0 1 2 1 1 2 0 0 0
Scott Servais, R (1, 2) OBP: 0.302, SLG: 0.344		0-0 F9			1-0 F8	1-0 SH 2B		1-0 1B 1B		4 1 2 0 0 0 1
Rey Sanchez, R (1, 4) (6, 6) OBP: 0.288, SLG: 0.308			2-2 F7		1-0 G5-3	4-2 SH BB		1-2 P6		3 0 0 0 1 0 1
Mark Clark, R (1, 1) Bob Patterson, R (7, 1) Marc Pisciotta, R (7, 1) Dave Clark, L (9, PH) Terry Adams, R (9, 1) OBP: 0.085, SLG: 0.111 OBP: 0.347, SLG: 0.413			0-3 K		1-1 F8	1-0 SH		1-2 FC3-6 1B		2 0 0 0 0 1 0 0 0 0 0 0 0 0 0 0 0 0 0 0 0 1 0 1 0 0 0 0 0 0 0 0 0 0 0

Inning Stats	R: 0 E: 0 K: 0 S: 6	H: 2 LOB: 0 BB: 0 P: 8	R: 0 E: 0 K: 1 S: 9	H: 0 LOB: 1 BB: 1 P: 15	R: 0 E: 0 K: 1 S: 7	H: 0 LOB: 0 BB: 0 P: 10	R: 1 E: 0 K: 2 S: 12	H: 2 LOB: 1 BB: 0 P: 20	R: 0 E: 0 K: 0 S: 4	H: 0 LOB: 0 BB: 0 P: 7	R: 0 E: 0 K: 1 S: 6	H: 0 LOB: 0 BB: 0 P: 7	R: 3 E: 1 K: 0 S: 13	H: 3 LOB: 2 BB: 1 P: 24	R: 0 E: 0 K: 1 S: 6	H: 0 LOB: 0 BB: 0 P: 9	R: 0 E: 0 K: 0 S: 12	H: 2 LOB: 2 BB: 0 P: 17	1B: 6 2B: 2 3B: 1 HR: 1	SF: 0 SAC: 1 DP: 1 HBP: 0
--------------	------------------------------	---------------------------------	------------------------------	----------------------------------	------------------------------	----------------------------------	-------------------------------	----------------------------------	------------------------------	---------------------------------	------------------------------	---------------------------------	-------------------------------	----------------------------------	------------------------------	---------------------------------	-------------------------------	----------------------------------	----------------------------------	------------------------------------

PITCHER	IP	WLS	BF	H	R	ER	SO	BB	IBB	HBP	BLK	WP	HR	S	P	ERA	WHIP
Hideo Nomo, R (1, 1) ERA: 4.05	6.1	L	27	7	4	3	5	2	0	0	0	0	1	55	88	4.26	1.421
Scott Radinsky, L (7, 1) ERA: 2.81	0.2		2	0	0	0	0	0	0	0	0	0	0	2	3	0.00	0.000
Antonio Osuna, R (8, 1) ERA: 2.14	1.2		7	2	0	0	1	0	0	0	0	0	0	15	22	0.00	1.200
Mark Guthrie, L (9, 1) ERA: 4.66	0.1		1	0	0	0	0	0	0	0	0	0	0	3	4	0.00	0.000


**TOP**

**Chicago Cubs @ Los Angeles Dodgers**  
Dodger Stadium, Los Angeles, CA

Tue Aug 12 1997, 7:05 PM PDT  
Att. 50,731 - Unknown - 71 F

[livebaseballscorecards.com](http://livebaseballscorecards.com)

<b>AB</b>	<b>34</b>
<b>R</b>	<b>4</b>
<b>H</b>	<b>9</b>
<b>RBI</b>	<b>3</b>
<b>BB</b>	<b>2</b>
<b>SO</b>	<b>6</b>
<b>LOB</b>	<b>12</b>



<b>WP:</b>	0	<b>PA:</b>	38
<b>PB:</b>	0		
<b>SB:</b>	0		
<b>CS:</b>	1		

Batter	1	2	3	4	5	6	7	8	9	AB	R	H	RBI	BB	SO	LOB	BOTTOM
--------	---	---	---	---	---	---	---	---	---	----	---	---	-----	----	----	-----	--------

<b>Brett Butler, L</b> (1, 7) <small>OBP: 0.389, SLG: 0.346</small>										5	0	0	0	0	1	6	<b>Chicago Cubs @ Los Angeles Dodgers</b> Dodger Stadium, Los Angeles, CA Tue Aug 12 1997, 7:05 PM PDT Att: 50,731 - Unknown - 71 F
--	--	--	--	--	--	--	--	--	--	---	---	---	---	---	---	---	--

<b>Wayne Kirby, L</b> (1, 8) <small>OBP: 0.295, SLG: 0.241</small> <b>Roger Cedeno, S</b> (7, PH) <small>OBP: 0.361, SLG: 0.377</small> (8, 8)										3	0	0	0	0	1	3	<b>Chicago Cubs @ Los Angeles Dodgers</b> Dodger Stadium, Los Angeles, CA Tue Aug 12 1997, 7:05 PM PDT Att: 50,731 - Unknown - 71 F
--	--	--	--	--	--	--	--	--	--	---	---	---	---	---	---	---	--

<b>Mike Piazza, R</b> (1, 2) <small>OBP: 0.421, SLG: 0.599</small>										4	0	0	0	0	1	2	<b>Chicago Cubs @ Los Angeles Dodgers</b> Dodger Stadium, Los Angeles, CA Tue Aug 12 1997, 7:05 PM PDT Att: 50,731 - Unknown - 71 F
---	--	--	--	--	--	--	--	--	--	---	---	---	---	---	---	---	--

<b>Eric Karros, R</b> (1, 3) <small>OBP: 0.331, SLG: 0.468</small>										4	0	1	0	0	0	0	<b>Chicago Cubs @ Los Angeles Dodgers</b> Dodger Stadium, Los Angeles, CA Tue Aug 12 1997, 7:05 PM PDT Att: 50,731 - Unknown - 71 F
---	--	--	--	--	--	--	--	--	--	---	---	---	---	---	---	---	--

<b>Raul Mondesi, R</b> (1, 9) <small>OBP: 0.350, SLG: 0.554</small>										4	0	1	0	0	2	1	<b>Chicago Cubs @ Los Angeles Dodgers</b> Dodger Stadium, Los Angeles, CA Tue Aug 12 1997, 7:05 PM PDT Att: 50,731 - Unknown - 71 F
--	--	--	--	--	--	--	--	--	--	---	---	---	---	---	---	---	--

<b>Todd Zeile, R</b> (1, 5) <small>OBP: 0.341, SLG: 0.420</small>										4	1	1	0	0	0	2	<b>Chicago Cubs @ Los Angeles Dodgers</b> Dodger Stadium, Los Angeles, CA Tue Aug 12 1997, 7:05 PM PDT Att: 50,731 - Unknown - 71 F
--	--	--	--	--	--	--	--	--	--	---	---	---	---	---	---	---	--

<b>Greg Gagne, R</b> (1, 6) <small>OBP: 0.325, SLG: 0.400</small>										4	1	2	0	0	1	1	<b>Chicago Cubs @ Los Angeles Dodgers</b> Dodger Stadium, Los Angeles, CA Tue Aug 12 1997, 7:05 PM PDT Att: 50,731 - Unknown - 71 F
--	--	--	--	--	--	--	--	--	--	---	---	---	---	---	---	---	--

<b>Wilton Guerrero, S</b> (1, 4) <small>OBP: 0.307, SLG: 0.415</small>										4	0	3	0	0	0	0	<b>Chicago Cubs @ Los Angeles Dodgers</b> Dodger Stadium, Los Angeles, CA Tue Aug 12 1997, 7:05 PM PDT Att: 50,731 - Unknown - 71 F
---	--	--	--	--	--	--	--	--	--	---	---	---	---	---	---	---	--

<b>Hideo Nomo, R</b> (1, 1) <small>OBP: 0.284, SLG: 0.296</small> <b>Scott Radinsky, L</b> (7, 1) <small>OBP: 0.284, SLG: 0.347</small> <b>Nelson Liriano, S</b> (7, PH) <small>OBP: 0.284, SLG: 0.462</small> <b>Billy Ashley, R</b> (7, PH) <small>OBP: 0.600, SLG: 0.500</small> <b>Antonio Osuna, R</b> (8, 1) <small>OBP: 0.346, SLG: 0.414</small> <b>Mark Guthrie, R</b> (9, 1) <small>OBP: 0.346, SLG: 0.414</small> <b>Eric Anthony, L</b> (9, PH)										2	0	1	1	0	1	1	<b>Chicago Cubs @ Los Angeles Dodgers</b> Dodger Stadium, Los Angeles, CA Tue Aug 12 1997, 7:05 PM PDT Att: 50,731 - Unknown - 71 F
---	--	--	--	--	--	--	--	--	--	---	---	---	---	---	---	---	--

Inning Stats	R: 0 E: 0 K: 0 S: 6	H: 0 LOB: 0 BB: 0 P: 12	R: 0 E: 0 K: 0 S: 8	H: 1 LOB: 1 BB: 0 P: 11	R: 0 E: 0 K: 1 S: 10	H: 1 LOB: 1 BB: 0 P: 12	R: 0 E: 0 K: 1 S: 9	H: 0 LOB: 0 BB: 0 P: 16	R: 1 E: 0 K: 1 S: 17	H: 4 LOB: 2 BB: 0 P: 24	R: 0 E: 0 K: 1 S: 11	H: 1 LOB: 1 BB: 0 P: 16	R: 1 E: 0 K: 1 S: 12	H: 3 LOB: 2 BB: 0 P: 16	R: 0 E: 0 K: 1 S: 7	H: 0 LOB: 0 BB: 0 P: 13	R: 0 E: 0 K: 1 S: 13	H: 0 LOB: 1 BB: 1 P: 22	1B: 10 2B: 0 3B: 0 HR: 0	SF: 0 SAC: 0 DP: 0 HBP: 0	WP: 0 PB: 1 SB: 2 CS: 1	PA: 38
--------------	------------------------------	----------------------------------	------------------------------	----------------------------------	-------------------------------	----------------------------------	------------------------------	----------------------------------	-------------------------------	----------------------------------	-------------------------------	----------------------------------	-------------------------------	----------------------------------	------------------------------	----------------------------------	-------------------------------	----------------------------------	-----------------------------------	------------------------------------	----------------------------------	--------

PITCHER	IP	WLS	BF	H	R	ER	SO	BB	IBB	HBP	BLK	WP	HR	S	P	ERA	WHIP
<b>Mark Clark, R</b> (1, 1) ERA: 4.2	6.0		26	9	2	2	4	0	0	0	0	0	0	66	97	3.00	1.500
<b>Bob Patterson, L</b> (7, 1) ERA: 3.33	0.2		3	1	0	0	1	0	0	0	0	0	0	6	9	0.00	1.500
<b>Marc Pisciotta, R</b> (7, 1) ERA: 1.42	1.1		4	0	0	0	1	0	0	0	0	0	0	8	14	0.00	0.000
<b>Terry Adams, R</b> (9, 1) ERA: 3.86	1.0	S	4	0	0	0	1	1	0	0	0	0	0	13	22	0.00	1.000

livebaseballscorecards.com

<b>AB</b>	<b>36</b>
<b>R</b>	<b>2</b>
<b>H</b>	<b>10</b>
<b>RBI</b>	<b>2</b>
<b>BB</b>	<b>1</b>
<b>SO</b>	<b>7</b>
<b>LOB</b>	<b>18</b>



Batter	1	2	3	4	5	6	7	8	9	AB R H RBI BB SO LOB	TOP											
Joe Orsulak, L (1, 7) OBP: 0.307, SLG: 0.339	2-2 P6		2-2 G4-3			2-0 F9		1-0 2B		4 0 1 0 0 0 0	<b>Montreal Expos @ Los Angeles Dodgers</b> Dodger Stadium, Los Angeles, CA Wed Aug 13 1997, 7:05 PM PDT Att. 33,318 - Unknown - 72 F <a href="http://livebaseballscorecards.com">livebaseballscorecards.com</a>											
Mike Lansing, R (1, 4) OBP: 0.355, SLG: 0.493	1-3 K			0-1 P2		1-1 HR		1-3 K		4 1 1 1 0 2 1												
Rondell White, R (1, 8) OBP: 0.313, SLG: 0.465	2-0 P3			1-2 G1-3		3-3 K		2-3 K		4 0 0 0 0 2 1												
David Segui, S (1, 3) OBP: 0.386, SLG: 0.491		0-3 K		1-3 K		0-2 F7		2-2 G3		4 0 0 0 0 2 0												
Vladimir Guerrero, R (1, 9) OBP: 0.380, SLG: 0.502		0-1 E5 F8			0-1 WP 1B		1-1 G6-3	0-0 F9		4 0 1 0 0 0 0												
Darrin Fletcher, L (1, 2) OBP: 0.321, SLG: 0.518		0-1 F8			2-0 F8		0-1 FC6-4 1B	2-2 F7		4 0 1 0 0 0 2												
Mark Grudzielanek, R (1, 6) OBP: 0.323, SLG: 0.405		2-3 K			1-0 P3		1-1 FC6-4			3 0 0 0 0 1 3												
Doug Strange, S (1, 5) OBP: 0.332, SLG: 0.416		3-3 K			1-2 K		2-3 K			2 0 0 0 1 1 1												
Carlos Perez, L (1, 1) OBP: 0.193, SLG: 0.255		2-2 L4			4-1 IBB		2-3 K			2 0 0 0 0 1 2												
Jose Vidro, S (8, PH) OBP: 0.274, SLG: 0.339			3-2 G4-3			3-3 K		0-2 G4-3		1 0 0 0 0 0 0												
Steve Kline, S (8, 1)										0 0 0 0 0 0 0												
Anthony Telford, R (8, 1) OBP: 0.231, SLG: 0.308										0 0 0 0 0 0 0												
<b>Inning Stats</b>	R: 0 E: 0 K: 1 S: 7	H: 0 LOB: 0 BB: 0 P: 12	R: 0 E: 1 K: 2 S: 10	H: 0 LOB: 1 BB: 0 P: 13	R: 0 E: 0 K: 0 S: 11	H: 0 LOB: 0 BB: 0 P: 18	R: 0 E: 0 K: 1 S: 8	H: 0 LOB: 0 BB: 0 P: 10	R: 0 E: 0 K: 1 S: 10	H: 1 LOB: 2 BB: 1 P: 20	R: 1 E: 0 K: 1 S: 9	H: 1 LOB: 0 BB: 0 P: 15	R: 0 E: 0 K: 1 S: 9	H: 1 LOB: 1 BB: 0 P: 13	R: 0 E: 0 K: 2 S: 10	H: 1 LOB: 1 BB: 0 P: 14	R: 0 E: 0 K: 0 S: 8	H: 0 LOB: 0 BB: 0 P: 12	1B: 2 2B: 1 3B: 0 HR: 1	SF: 0 SAC: 0 DP: 0 HBP: 0	WP: 1 PB: 0 SB: 0 CS: 0	PA: 33
<b>PITCHER</b>	IP WLS BF H R ER SO BB IBB HBP BLK WP HR S P ERA WHIP																					
Tom Candiotti, R (1, 1) ERA: 3.35	7.0 W 26 3 1 1 7 0 1 0 0 1 1 64 101 1.29 0.429																					
Antonio Osuna, R (8, 1) ERA: 2.09	1.0 4 1 0 0 2 0 0 0 0 0 0 10 14 0.00 1.000																					
Todd Worrell, R (9, 1) ERA: 4.93	1.0 S 3 0 0 0 0 0 0 0 0 0 0 8 12 0.00 0.000																					

**Montreal Expos @ Los Angeles Dodgers**  
 Dodger Stadium, Los Angeles, CA  
 Wed Aug 13 1997, 7:05 PM PDT  
 Att. 33,318 - Unknown - 72 F

AB	32
R	1
H	4
RBI	1
BB	1
SO	9
LOB	10





Batter	1	2	3	4	5	6	7	8	9
<b>Otis Nixon, S</b> <small>OBP: 0.342, SLG: 0.304</small> (1, 8)	0-3 <b>K2-3</b>		1-0 <b>B3</b>			0-1 <b>B1-3</b>		1-0 <b>FC6-4</b> <b>1B</b>	
<b>Roger Cedeno, S</b> <small>OBP: 0.364, SLG: 0.376</small> (1, 7)	4-1 <b>BB</b>		1-3 <b>K</b>			1-1 <b>G6-3</b>		0-0 <b>FC6-4</b> <b>1B</b>	
<b>Mike Piazza, R</b> <small>OBP: 0.420, SLG: 0.596</small> (1, 2)	0-0 <b>F8</b>				0-3 <b>K</b>	0-0 <b>1B</b>		0-1 <b>FC6-4</b> <b>1B</b>	
<b>Eric Karros, R</b> <small>OBP: 0.330, SLG: 0.466</small> (1, 3)	0-2 <b>F8</b>			0-3 <b>K</b>		1-1 <b>F8</b>		0-0 <b>FC6-4</b> <b>1B</b>	
<b>Raul Mondesi, R</b> <small>OBP: 0.349, SLG: 0.550</small> (1, 9)		2-3 <b>K</b>		4-2 <b>CS</b> <b>BB</b>		3-2 <b>P4</b>		1-1 <b>FC6-4</b>	
<b>Todd Zeile, R</b> <small>OBP: 0.343, SLG: 0.429</small> (1, 5)		3-0 <b>HR</b>		0-1 <b>CS</b>	0-2 <b>F8</b>	3-0 <b>1B</b> <b>1B</b>		2-2 <b>CS</b>	
<b>Greg Gagne, R</b> <small>OBP: 0.325, SLG: 0.399</small> (1, 6)		1-3 <b>K</b>			1-3 <b>K</b>	3-1 <b>1B</b> <b>1B</b>			
<b>Adam Riggs, R</b> <small>OBP: 0.250, SLG: 0.182</small> (1, 4)		2-3 <b>K</b>			2-2 <b>1B</b>	0-1 <b>G6-4-3</b> <b>1B</b>			
<b>Tom Candiotti, R</b> <small>OBP: 0.053, SLG: 0.053</small> <b>Billy Ashley, R</b> <small>OBP: 0.291, SLG: 0.458</small> <b>Antonio Osuna, R</b> <small>OBP: 0.500, SLG: 0.500</small> <b>Todd Worrell, R</b> <small>OBP: 0.500, SLG: 0.500</small>			1-3 <b>K</b>		0-3 <b>K</b>	1-2 <b>G6-4-3</b>			

Inning Stats	R: 0	H: 0	E: 0	K: 1	S: 8	R: 1	H: 1	E: 0	K: 3	S: 11	R: 0	H: 0	E: 0	K: 2	S: 9	R: 0	H: 0	E: 0	K: 2	S: 9	R: 0	H: 1	E: 0	K: 2	S: 16	R: 0	H: 1	E: 0	K: 0	S: 7	R: 1	H: 3	E: 0	K: 0	S: 11	R: 1	H: 3	E: 0	K: 10	S: 10			
	LOB: 1	BB: 1		BB: 0		LOB: 0	BB: 0		LOB: 0		LOB: 0	BB: 0		LOB: 1		LOB: 1	BB: 0		LOB: 1		LOB: 1	BB: 0		LOB: 1	BB: 0		LOB: 1	BB: 0		LOB: 1	BB: 0		LOB: 1	BB: 0		LOB: 1	BB: 0		LOB: 1	BB: 0		LOB: 1	BB: 0

PITCHER	IP	WLS	BF	H	R	ER	SO	BB	IBB	HBP	BLK	WP	HR	S	P	ERA	WHIP
<b>Carlos Perez, L</b> <small>ERA: 3.65</small>	(1, 1)	7.0	L	27	6	2	2	10	2	0	0	0	1	71	105	2.57	1.143
<b>Steve Kline, L</b> <small>ERA: 5.63</small>	(8, 1)	0.0		2	2	1	1	0	0	0	0	0	0	2	3	∞	∞
<b>Anthony Telford, R</b> <small>ERA: 2.74</small>	(8, 1)	1.0		3	1	0	0	0	0	0	0	0	0	8	10	0.00	1.000

**BOTTOM**

**Montreal Expos @ Los Angeles Dodgers**  
 Dodger Stadium, Los Angeles, CA

Wed Aug 13 1997, 7:05 PM PDT  
 Att: 33,318 - Unknown - 72 F

AB	R	H	RBI	BB	SO	LOB
4	1	1	0	0	1	0
3	0	1	0	1	1	0
4	0	1	0	0	1	3
4	0	1	1	0	1	2
3	0	0	0	1	1	2
3	2	2	1	0	0	0
3	0	1	0	0	2	0
3	0	2	1	0	1	0
2	0	0	0	0	2	1
1	0	0	0	0	0	2
0	0	0	0	0	0	0
0	0	0	0	0	0	0

AB	30
R	3
H	9
RBI	3
BB	2
SO	10
LOB	10



WP	PA
34	

Batter	1	2	3	4	5	6	7	8	9	AB R H RBI BB SO LOB	TOP											
<b>F.P. Santangelo, S</b> OBP: 0.398, SLG: 0.399 (1, 7) (8, 6)	1-0 B2-3			1-0 F8		4-2 S BB		0-1 F8		3 0 0 0 1 0 1												
<b>Mike Lansing, R</b> OBP: 0.352, SLG: 0.488 (1, 4)	0-0 F8			1-2 F9		2-3 SAFE K		3-1 G6-3		4 0 0 0 0 1 1												
<b>Vladimir Guerrero, R</b> OBP: 0.382, SLG: 0.507 (1, 9)	1-1 F8			1-2 BLK 1B		0-2 G5-3		0-2 2B		4 0 2 0 0 0 0												
<b>David Segui, S</b> OBP: 0.382, SLG: 0.485 (1, 3)		0-0 F8		3-1 F8 1-2		3-2 G4-3		3-3 K		4 0 0 0 0 1 2												
<b>Darrin Fletcher, L</b> OBP: 0.320, SLG: 0.513 (1, 2)		1-0 F9			0-0 F8		2-0 1B		0-2 G4-3		4 0 1 0 0 0 1											
<b>Rondell White, R</b> OBP: 0.311, SLG: 0.462 (1, 8)		0-0 G6-3			1-3 K		0-0 P4			3 0 0 0 0 1 1												
<b>Doug Strange, S</b> OBP: 0.329, SLG: 0.411 (1, 5)					3-3 K			0-2 F9		3 0 0 0 0 1 0												
<b>Andy Stankiewicz, R</b> OBP: 0.264, SLG: 0.322 (1, 6)					3-3 K		2-2 G4-3		1-1 F8	2 0 0 0 0 1 0												
<b>Joe Orsulak, L</b> OBP: 0.305, SLG: 0.336 (8, PH) (8, 7)										1 0 0 0 0 0 0												
<b>Pedro Martinez, R</b> OBP: 0.164, SLG: 0.154 (1, 1)									1-1 F8	2 0 0 0 0 1 0												
<b>Jose Vidro, S</b> OBP: 0.286, SLG: 0.350 (8, PH)									1-0 1B	1 0 1 0 0 0 0												
<b>Ugueth Urbina, R</b> (8, 1)										0 0 0 0 0 0 0												
<b>Inning Stats</b>	R: 0 E: 0 K: 0 S: 4	H: 0 LOB: 0 BB: 0 P: 6	R: 0 E: 0 K: 0 S: 3	H: 0 LOB: 0 BB: 0 P: 4	R: 0 E: 0 K: 1 S: 11	H: 0 LOB: 0 BB: 0 P: 16	R: 0 E: 0 K: 0 S: 9	H: 1 LOB: 1 BB: 0 P: 15	R: 0 E: 0 K: 2 S: 8	H: 0 LOB: 1 BB: 1 P: 12	R: 0 E: 0 K: 0 S: 14	H: 0 LOB: 1 BB: 1 P: 23	R: 0 E: 0 K: 0 S: 8	H: 1 LOB: 1 BB: 0 P: 13	R: 0 E: 0 K: 0 S: 8	H: 1 LOB: 1 BB: 0 P: 10	R: 0 E: 0 K: 1 S: 11	H: 1 LOB: 1 BB: 0 P: 17	1B: 3 2B: 1 3B: 0 HR: 0	SF: 0 SAC: 0 DP: 0 HBP: 0	WP: 0 PB: 0 SB: 1 CS: 0	PA: 32
<b>PITCHER</b>	IP WLS BF H R ER SO BB IBB HBP BLK WP HR S P ERA WHIP																					
<b>Ismael Valdez, R</b> ERA: 2.76 (1, 1)	8.1 W 30 4 0 0 5 1 0 0 0 1 0 0 70 107 0.00 0.600																					
<b>Scott Radinsky, L</b> ERA: 2.77 (9, 1)	0.2 S 2 0 0 0 1 0 0 0 0 0 0 0 6 9 0.00 0.000																					

**Montreal Expos @ Los Angeles Dodgers**  
Dodger Stadium, Los Angeles, CA

Thu Aug 14 1997, 3:33 AM PDT  
Att. 38,745 - Sunny - 82 F

[livebaseballscorecards.com](http://livebaseballscorecards.com)

AB	31
R	0
H	4
RBI	0
BB	1
SO	6
LOB	6



Batter	1	2	3	4	5	6	7	8	9
<b>Otis Nixon, S</b> <small>OBP: 0.339, SLG: 0.301</small> (1, 8)	0-2 		1-2 		1-3 		0-3 		
<b>Wayne Kirby, L</b> <small>OBP: 0.292, SLG: 0.228</small> (1, 7)	2-3 		0-0 		4-1 		1-1 		
<b>Mike Piazza, R</b> <small>OBP: 0.418, SLG: 0.600</small> (1, 2)	2-3 		1-0 		2-1 			1-0 	
<b>Eric Karros, R</b> <small>OBP: 0.329, SLG: 0.464</small> (1, 3)		1-1 	2-3 		2-3 		1-3 		
<b>Raul Mondesi, R</b> <small>OBP: 0.352, SLG: 0.552</small> (1, 9)		1-1 		2-2 		0-0 		0-2 	
<b>Todd Zeile, R</b> <small>OBP: 0.341, SLG: 0.426</small> (1, 5)		0-3 		2-3 		3-2 			
<b>Greg Gagne, R</b> <small>OBP: 0.323, SLG: 0.397</small> (1, 6)		0-3 		1-3 		0-0 			
<b>Wilton Guerrero, S</b> <small>OBP: 0.311, SLG: 0.413</small> (1, 4)		4-0 			4-0 		0-3 		
<b>Ismael Valdez, R</b> <small>OBP: 0.114, SLG: 0.049</small> <b>Scott Radinsky, L</b> (9, 1)		0-3 			0-1 		4-2 		

AB	R	H	RBI	BB	SO	LOB
4	0	0	0	0	2	2
3	0	0	0	1	1	1
4	1	1	1	0	1	2
4	0	1	0	0	3	0
4	0	3	0	0	0	0
3	0	0	0	0	2	4
3	0	0	0	0	2	4
1	0	0	0	2	1	0
1	0	0	0	1	1	3
0	0	0	0	0	0	0
1B: 4	SF: 0	2B: 0	SAC: 1	3B: 0	DP: 0	HR: 1
HR: 1	HBP: 0					

**BOTTOM**

**Montreal Expos @ Los Angeles Dodgers**  
 Dodger Stadium, Los Angeles, CA

Thu Aug 14 1997, 3:33 AM PDT  
 Att: 38,745 - Sunny - 82 F

livebaseballscorecards.com

<b>AB</b>	<b>27</b>
<b>R</b>	<b>1</b>
<b>H</b>	<b>5</b>
<b>RBI</b>	<b>1</b>
<b>BB</b>	<b>4</b>
<b>SO</b>	<b>13</b>
<b>LOB</b>	<b>16</b>

Inning Stats	R: 0	H: 0	E: 0	K: 2	S: 11	LOB: 0	BB: 0	P: 15
	R: 0	H: 2	E: 0	K: 3	S: 15	LOB: 3	BB: 1	P: 21
	R: 1	H: 1	E: 0	K: 1	S: 8	LOB: 0	BB: 0	P: 12
	R: 0	H: 1	E: 0	K: 2	S: 10	LOB: 0	BB: 0	P: 15
	R: 0	H: 0	E: 0	K: 1	S: 8	LOB: 2	BB: 2	P: 19
	R: 0	H: 1	E: 0	K: 1	S: 10	LOB: 1	BB: 0	P: 15
	R: 0	H: 0	E: 0	K: 2	S: 10	LOB: 1	BB: 1	P: 15
	R: 0	H: 0	E: 0	K: 1	S: 7	LOB: 0	BB: 0	P: 9

PITCHER	IP	WLS	BF	H	R	ER	SO	BB	IBB	HBP	BLK	WP	HR	S	P	ERA	WHIP
<b>Pedro Martinez, R</b> <small>ERA: 1.7</small>	(1, 1)	7.0	L	29	5	1	1	12	3	1	0	0	1	72	112	1.29	1.143
<b>Ugueth Urbina, R</b> <small>ERA: 4.34</small>	(8, 1)	1.0		3	0	0	1	0	0	0	0	0	0	7	9	0.00	0.000

WP	PA	ERA	WHIP
32			

Batter	1	2	3	4	5	6	7	8	9	AB R H RBI BB SO LOB	TOP											
<b>Deion Sanders, L</b> (1, 8) OBP: 0.332, SLG: 0.367	0-0 G4-3		4-2 BB	4-0 BB			1-3 K		3-3 K	3 0 0 0 2 2 0												
<b>Pokey Reese, R</b> (1, 6) OBP: 0.293, SLG: 0.283	1-2 F9		0-1 P5	3-2 P6			1-2 1B		2-3 K	5 1 1 0 0 1 3												
<b>Chris Stynes, R</b> (1, 5) OBP: 0.552, SLG: 0.786	0-3 K		1-1 G4-3		0-3 K		1-1 1B			4 0 1 1 0 2 1												
<b>Eduardo Perez, R</b> (1, 3) OBP: 0.346, SLG: 0.500		2-2 G1-3 1B 2B		1-0 F7	0-0 G4-3		4-1 BB			3 1 1 0 1 0 0												
<b>Eddie Taubensee, L</b> (1, 2) OBP: 0.316, SLG: 0.464		3-3 K		1-0 BB 1B 2B 1B	0-0 G2-3		1-0 G4-3			4 1 1 0 0 1 3												
<b>Reggie Sanders, R</b> (1, 9) OBP: 0.326, SLG: 0.542		1-0 G1-3		1-0 F9		2-3 K		1-2 F8		4 0 0 0 0 1 2												
<b>Jon Nunnally, L</b> (1, 7) OBP: 0.316, SLG: 0.430		1-1 1B		1-0 BB 1B 2B 1B		1-2 G1-3		1-0 G3-1		4 1 2 1 0 0 0												
<b>Stan Belinda, R</b> (8, 1)		3-H 1B		1-2 2B 1B						0 0 0 0 0 0 0												
<b>Jeff Shaw, R</b> (9, 1)										0 0 0 0 0 0 0												
<b>Bret Boone, R</b> (1, 4) OBP: 0.300, SLG: 0.326		0-2 G6-3		4-1 2B BB		1-2 G4-3		0-3 K		3 1 0 0 1 1 1												
<b>Mike Remlinger, L</b> (1, 1) OBP: 0.125, SLG: 0.250				1-2 2B BB						2 0 1 3 0 1 0												
<b>Lenny Harris, L</b> (7, PH) OBP: 0.279, SLG: 0.353			1-3 K	2-1 2B						1 0 0 0 0 0 0												
<b>Scott Sullivan, R</b> (7, 1)				1-H 2-H 3-H 2B						0 0 0 0 0 0 0												
<b>Mike Kelly, R</b> (8, 7) OBP: 0.319, SLG: 0.509							0-0 G1-3		0-0 G6-3	1 0 0 0 0 0 0												
<b>Inning Stats</b>	R: 0 E: 0 K: 1 S: 7	H: 0 LOB: 0 BB: 0 P: 8	R: 1 E: 0 K: 1 S: 12	H: 2 LOB: 1 BB: 0 P: 19	R: 0 E: 0 K: 1 S: 11	H: 0 LOB: 1 BB: 1 P: 16	R: 3 E: 0 K: 0 S: 10	H: 3 LOB: 2 BB: 2 P: 27	R: 0 E: 0 K: 1 S: 5	H: 0 LOB: 0 BB: 0 P: 5	R: 0 E: 0 K: 1 S: 10	H: 0 LOB: 0 BB: 0 P: 14	R: 1 E: 0 K: 1 S: 13	H: 2 LOB: 2 BB: 1 P: 21	R: 0 E: 0 K: 1 S: 7	H: 0 LOB: 0 BB: 0 P: 9	R: 0 E: 0 K: 2 S: 9	H: 0 LOB: 0 BB: 0 P: 14	1B: 5 2B: 2 3B: 0 HR: 0	SF: 0 SAC: 0 DP: 0 HBP: 0	WP: 0 PB: 0 SB: 2 CS: 0	PA: 38
<b>PITCHER</b>	IP WLS BF H R ER SO BB IBB HBP BLK WP HR S P ERA WHIP																					
<b>Pedro Astacio, R</b> (1, 1) ERA: 4.1	4.0 L 20 5 4 4 3 3 0 0 0 0 0 0 40 70 9.00 2.000																					
<b>37 Darren Dreifort, R</b> (5, 1) ERA: 2.2	3.0 12 2 1 1 3 1 0 0 0 0 0 0 28 40 3.00 1.000																					
<b>Darren Hall, R</b> (8, 1) ERA: 2.4	2.0 6 0 0 0 3 0 0 0 0 0 0 0 16 23 0.00 0.000																					

Cincinnati Reds @ Los Angeles Dodgers  
Dodger Stadium, Los Angeles, CA

Fri Aug 15 1997, 7:05 PM PDT  
Att. 46,711 - Unknown - 71 F

livebaseballscorecards.com

AB	34
R	5
H	7
RBI	5
BB	4
SO	9
LOB	10



BOTTOM

Cincinnati Reds @ Los Angeles Dodgers  
Dodger Stadium, Los Angeles, CA  
Fri Aug 15 1997, 7:05 PM PDT  
Att: 46,711 - Unknown - 71 F

livebaseballscorecards.com

AB 30  
R 3  
H 7  
RBI 3  
BB 5  
SO 10  
LOB 14



WP: 0 PA: 36  
PB: 0  
SB: 0  
CS: 0

AB R H RBI BB SO LOB

3 1 2 0 1 0 0

3 0 0 0 0 1 3

4 1 1 1 0 1 2

4 1 2 1 0 1 1

4 0 1 0 0 0 1

4 0 1 1 0 1 0

3 0 0 0 1 2 2

1 0 0 0 2 1 1

1 0 0 0 0 1 3

1 0 0 0 0 0 1

0 0 0 0 0 0 0

0 0 0 0 1 0 0

0 0 0 0 0 0 0

1 0 0 0 0 1 0

1B: 5 SF: 0  
2B: 4 SAC: 1  
3B: 0 DP: 2  
HR: 0 HBP: 0

Batter	1	2	3	4	5	6	7	8	9
<b>Otis Nixon, S</b> (1, 8) OBP: 0.343, SLG: 0.303	4-1 	1-0 		2-0 			2-2 		
<b>Brett Butler, L</b> (1, 7) OBP: 0.385, SLG: 0.342	0-1 	0-1 			0-3 		0-0 		
<b>Mike Piazza, R</b> (1, 2) OBP: 0.417, SLG: 0.599	2-2 	2-3 			0-1 		1-1 		
<b>Eric Karros, R</b> (1, 3) OBP: 0.331, SLG: 0.465	1-2 	0-0 			0-0 		2-3 		
<b>Raul Mondesi, R</b> (1, 9) OBP: 0.351, SLG: 0.549	2-2 		2-1 		1-1 		1-1 		
<b>Todd Zeile, R</b> (1, 5) OBP: 0.340, SLG: 0.427	0-2 		2-0 		0-1 		1-3 		
<b>Greg Gagne, R</b> (1, 6) OBP: 0.323, SLG: 0.394	3-3 		1-3 		4-1 		0-1 		
<b>Adam Riggs, R</b> (1, 4) OBP: 0.333, SLG: 0.167 <b>Wilton Guerrero, S</b> (9, PH) OBP: 0.310, SLG: 0.412	4-0 			4-2 		3-3 		0-3 	
<b>Pedro Astacio, R</b> (1, 1) OBP: 0.146, SLG: 0.171 <b>Nelson Lirio, S</b> (4, PH) OBP: 0.289, SLG: 0.342 <b>37 Darren Dreifort, R</b> (5, 1) OBP: 0.200, SLG: 0.200 <b>Wayne Kirby, L</b> (7, PH) OBP: 0.303, SLG: 0.228 <b>Darren Hall, R</b> (8, 1) <b>Roger Cedeno, S</b> (9, PH) OBP: 0.362, SLG: 0.374	0-3 			3-2 		4-0 		2-3 	

Inning Stats	R: 3	H: 4	E: 0	LOB: 3	K: 2	P: 39	R: 0	H: 1	E: 0	LOB: 1	K: 1	P: 10	R: 0	H: 0	E: 0	LOB: 0	K: 1	P: 11	R: 0	H: 0	E: 0	LOB: 0	K: 0	P: 15	R: 0	H: 1	E: 0	LOB: 1	K: 1	P: 9	R: 0	H: 0	E: 0	LOB: 1	K: 1	P: 16	R: 0	H: 1	E: 0	LOB: 1	K: 0	P: 13	R: 0	H: 0	E: 0	LOB: 0	K: 2	P: 13	R: 0	H: 0	E: 0	LOB: 0	K: 2	P: 12	1B: 5	SF: 0	2B: 4	SAC: 1	3B: 0	DP: 2	HR: 0	HBP: 0	WP: 0	PA: 36	PB: 0	SB: 0	CS: 0
--------------	------	------	------	--------	------	-------	------	------	------	--------	------	-------	------	------	------	--------	------	-------	------	------	------	--------	------	-------	------	------	------	--------	------	------	------	------	------	--------	------	-------	------	------	------	--------	------	-------	------	------	------	--------	------	-------	------	------	------	--------	------	-------	-------	-------	-------	--------	-------	-------	-------	--------	-------	--------	-------	-------	-------

PITCHER	IP	WLS	BF	H	R	ER	SO	BB	IBB	HBP	BLK	WP	HR	S	P	ERA	WHIP
<b>Mike Remlinger, L</b> (1, 1) ERA: 3.21	6.0		26	6	3	3	6	3	1	0	0	0	0	59	100	4.50	1.500
<b>Scott Sullivan, R</b> (7, 1) ERA: 2.37	1.0		4	1	0	0	0	1	0	0	0	0	0	6	13	0.00	2.000
<b>Stan Belinda, R</b> (8, 1) ERA: 3.36	1.0		3	0	0	0	2	0	0	0	0	0	0	9	13	0.00	0.000
<b>Jeff Shaw, R</b> (9, 1) ERA: 2.45	1.0	S	3	0	0	0	2	0	0	0	0	0	0	10	12	0.00	0.000

Batter	1	2	3	4	5	6	7	8	9	AB R H RBI BB SO LOB	TOP		
Deion Sanders, L (1, 8) OBP: 0.334, SLG: 0.369 Mike Kelly, R (6, 7) OBP: 0.317, SLG: 0.505	1-1 F9		3-2 S 1B			0-0 HR 1B	3-3 K			3 1 2 0 0 0 0 1 0 0 0 0 1 1			
Pokey Reese, R (1, 6) OBP: 0.289, SLG: 0.278	3-1 F8		3-2 F8			1-3 K		2-3 K		4 0 0 0 0 2 2			
Chris Stynes, R (1, 5) OBP: 0.515, SLG: 0.719	0-0 G6-3				1-0 L8	1-0 HR 1B		0-0 F9		4 1 1 0 0 0 0			
Eduardo Perez, R (1, 3) OBP: 0.344, SLG: 0.510		2-2 F9			0-2 P2	3-2 HR		1-1 L3		4 1 1 3 0 0 0			
Reggie Sanders, R (1, 9) OBP: 0.320, SLG: 0.531		0-3 K			2-3 K	3-2 F8		0-3 K		4 0 0 0 0 3 0			
Jon Nunnally, L (1, 7) OBP: 0.314, SLG: 0.422 (6, 8)		2-1 1B			2-3 K	3-2 G3		2-2 G5-3		4 0 1 0 0 1 0			
Eddie Taubensee, L (1, 2) OBP: 0.311, SLG: 0.455		1-3 K			0-0 F8		1-2 G1-3		3-2 F7	4 0 0 0 0 1 1			
Bret Boone, R (1, 4) OBP: 0.303, SLG: 0.332			1-3 K		2-1 1B		3-2 2B			3 0 2 0 0 1 0			
Kent Mercker, L (1, 1) OBP: 0.227, SLG: 0.225 Richie Lewis, R (3, 1) OBP: 1.000, SLG: 1.000 Lenny Harris, L (5, PH) OBP: 0.277, SLG: 0.351 Felix Rodriguez, R (5, 1) Barry Larkin, R (7, PH) OBP: 0.448, SLG: 0.488 Scott Sullivan, R (7, 1)			0-3 K		1-3 K		1-0 L9			1 0 0 0 0 1 0 0 0 0 0 0 0 0 1 0 0 0 0 1 1 0 0 0 0 0 0 0 1 0 0 0 0 0 1 0 0 0 0 0 0 0			
<b>Inning Stats</b>	R: 0 H: 0 E: 0 LOB: 0 K: 0 BB: 0 S: 5 P: 9	R: 0 H: 1 E: 0 LOB: 1 K: 2 BB: 0 S: 13 P: 17	R: 0 H: 1 E: 0 LOB: 1 K: 2 BB: 0 S: 12 P: 19	R: 0 H: 0 E: 0 LOB: 0 K: 1 BB: 0 S: 8 P: 11	R: 0 H: 1 E: 0 LOB: 1 K: 2 BB: 0 S: 9 P: 14	R: 3 H: 3 E: 0 LOB: 0 K: 1 BB: 0 S: 18 P: 29	R: 0 H: 1 E: 0 LOB: 1 K: 1 BB: 0 S: 10 P: 18	R: 0 H: 0 E: 0 LOB: 0 K: 1 BB: 0 S: 7 P: 10	R: 0 H: 0 E: 0 LOB: 0 K: 1 BB: 0 S: 14 P: 19	1B: 5 SF: 0 2B: 1 SAC: 0 3B: 0 DP: 0 HR: 1 HBP: 0	WP: 0 PA: 34 PB: 0 SB: 1 CS: 0		
<b>PITCHER</b>	IP WLS BF H R ER SO BB IBB HBP BLK WP HR S P ERA WHIP											<b>PITCHER</b>	IP WLS BF H R ER SO BB IBB HBP BLK WP HR S P ERA WHIP
Chan Ho Park, R (1, 1) ERA: 3.16	6.0 W 24 6 3 3 8 0 0 0 0 0 0 1 65 99 4.50 1.000												
Antonio Osuna, R (7, 1) ERA: 2.0	2.0 7 1 0 0 2 0 0 0 0 0 0 0 17 28 0.00 0.500												
Todd Worrell, R (9, 1) ERA: 4.82	1.0 S 3 0 0 0 1 0 0 0 0 0 0 0 14 19 0.00 0.000												

Cincinnati Reds @ Los Angeles Dodgers  
Dodger Stadium, Los Angeles, CA

Sat Aug 16 1997, 7:05 PM PDT  
Att. 53,464 - Unknown - 70 F

AB	34
R	3
H	7
RBI	3
BB	0
SO	11
LOB	6



Batter	1	2	3	4	5	6	7	8	9
<b>Otis Nixon, S</b> <small>OBP: 0.340, SLG: 0.301</small> (1, 8)	2-1 		2 SAFE 1-0 	1-0 			2-1 		
<b>Roger Cedeno, S</b> <small>OBP: 0.360, SLG: 0.388</small> (1, 7)	2-3 		0-1 		1-0 		0-0 		
<b>Mike Piazza, R</b> <small>OBP: 0.415, SLG: 0.602</small> (1, 2)	2-1 		2-0 		0-0 		0-0 		
<b>Eric Karros, R</b> <small>OBP: 0.332, SLG: 0.463</small> (1, 3)		3-2 	4-1 		4-1 			3-3 	
<b>Raul Mondesi, R</b> <small>OBP: 0.352, SLG: 0.548</small> (1, 9)		0-1 	2-2 1 SAFE 		4-2 1 SAFE 			2-2 	
<b>Todd Zeile, R</b> <small>OBP: 0.337, SLG: 0.423</small> (1, 5)		2-0 	3-3 1 SAFE 		0-0 			0-1 	
<b>Greg Gagne, R</b> <small>OBP: 0.320, SLG: 0.391</small> (1, 6)		1-2 	2-2 			0-1 			
<b>Adam Riggs, R</b> <small>OBP: 0.333, SLG: 0.200</small> (1, 4)			2-2 	2-2 		3-2 			
<b>Chan Ho Park, R</b> <small>OBP: 0.302, SLG: 0.333</small> <b>Nelson Liriano, S</b> <small>OBP: 0.277, SLG: 0.338</small> (6, PH) <b>Antonio Osuna, R</b> <small>OBP: 0.500, SLG: 0.500</small> (7, 1) <b>Todd Worrell, R</b> (9, 1)			4-0 	1-3 		2-1 			

AB	R	H	RBI	BB	SO	LOB
3	1	0	0	0	0	0
4	1	1	2	0	1	0
4	1	1	1	0	0	0
2	0	0	0	2	1	0
3	0	1	0	1	0	1
4	0	0	0	0	1	5
3	0	0	0	0	0	3
3	1	1	0	0	0	0
1	1	0	0	1	1	0
1	0	0	0	0	0	0
0	0	0	0	0	0	0
0	0	0	0	0	0	0

WP	PA
33	

Inning Stats	R	H	E	K	S	H	LOB	BB	P	R	H	E	K	S	H	LOB	BB	P	R	H	E	K	S	H	LOB	BB	P	R	H	E	K	S	H	LOB	BB	P		
	0	0	0	7	13	0	0	0	15	0	0	0	1	15	0	0	0	15	0	0	0	7	13	0	0	0	15	0	0	0	15	0	0	0	15	0	0	15
	0	0	0	9	13	0	0	0	15	0	0	0	1	15	0	0	0	15	0	0	0	9	13	0	0	0	15	0	0	0	15	0	0	0	15	0	0	15
	5	3	1	22	42	1	1	2	42	0	0	0	1	42	0	0	0	42	0	0	0	5	42	0	0	0	42	0	0	0	42	0	0	0	42	0	0	42
	0	0	0	10	14	0	0	0	14	0	0	0	1	14	0	0	0	14	0	0	0	0	14	0	0	0	14	0	0	0	14	0	0	0	14	0	0	14
	0	0	0	8	13	0	0	0	13	0	0	0	1	13	0	0	0	13	0	0	0	0	13	0	0	0	13	0	0	0	13	0	0	0	13	0	0	13
	0	0	0	6	13	0	0	0	13	0	0	0	1	13	0	0	0	13	0	0	0	0	13	0	0	0	13	0	0	0	13	0	0	0	13	0	0	13

PITCHER	IP	WLS	BF	H	R	ER	SO	BB	IBB	HBP	BLK	WP	HR	S	P	ERA	WHIP
<b>Kent Mercker, L</b> <small>ERA: 3.89</small>	(1, 1)	2.0	9	2	2	2	1	1	0	0	0	0	0	19	37	9.00	1.500
<b>Richie Lewis, R</b> <small>ERA: 8.88</small>	(3, 1)	2.0	10	2	3	2	2	1	0	0	0	0	2	29	47	9.00	1.500
<b>Felix Rodriguez, R</b> <small>ERA: 5.4</small>	(5, 1)	2.0	8	0	0	0	0	2	0	0	0	0	0	15	29	0.00	1.000
<b>Scott Sullivan, R</b> <small>ERA: 2.3</small>	(7, 1)	2.0	6	0	0	0	1	0	0	0	0	0	0	12	19	0.00	0.000

**BOTTOM**

**Cincinnati Reds @ Los Angeles Dodgers**  
 Dodger Stadium, Los Angeles, CA  
 Sat Aug 16 1997, 7:05 PM PDT  
 Att: 53,464 - Unknown - 70 F

livebaseballscores.com

<b>AB</b>	<b>28</b>
<b>R</b>	<b>5</b>
<b>H</b>	<b>4</b>
<b>RBI</b>	<b>3</b>
<b>BB</b>	<b>4</b>
<b>SO</b>	<b>4</b>
<b>LOB</b>	<b>9</b>



Batter	1	2	3	4	5	6	7	8	9	AB R H RBI BB SO LOB	TOP											
<b>Pokey Reese, R</b> (1, 6) OBP: 0.287, SLG: 0.274	0-1 G4-3	1-1 F9			4-1 1B S 1B BB	2-0 G5-3		3-2 F9		4 1 0 0 1 0 2												
<b>Jon Nunnally, L</b> (1, 8) OBP: 0.318, SLG: 0.421	0-1 2B 1B	1-3 K			0-0 1B FC5-2 1B		0-0 F8		0-0 F7	5 1 2 0 0 1 1												
<b>Chris Stynes, R</b> (1, 7) OBP: 0.526, SLG: 0.703	0-0 F9				0-0 FC5-2 1B		0-1 1B E 1B		0-2 G5-3 1B	5 1 3 1 0 0 1												
<b>Eduardo Perez, R</b> (1, 3) OBP: 0.345, SLG: 0.513	0-1 1B 2B				1-3 FC5-2 BB		0-1 E 1B		2-1 G5-3 1B	5 1 2 0 0 1 3												
<b>Reggie Sanders, R</b> (1, 9) OBP: 0.321, SLG: 0.523	4-1 1B WP BB				2-1 FC5-2 BB		3-2 E2 1B		0-0 F8	3 1 0 0 2 0 2												
<b>Willie Greene, L</b> (1, 5) OBP: 0.354, SLG: 0.453	0-1 WP 1B				1-2 F9		1-2 BB			4 0 1 2 0 3 5												
<b>Brook Fordyce, R</b> (1, 2) OBP: 0.263, SLG: 0.290	3-3 K				1-3 K		1-3 K			4 0 0 0 0 3 6												
<b>Bret Boone, R</b> (1, 4) OBP: 0.305, SLG: 0.332					4-1 BB					3 0 1 0 1 2 0												
<b>Brett Tomko, R</b> (1, 1) OBP: 0.174, SLG: 0.182					0-3 K					2 0 0 0 0 1 1												
<b>Barry Larkin, R</b> (8, PH) OBP: 0.450, SLG: 0.491					1-3 K					1 0 1 0 0 0 0												
<b>Lenny Harris, L</b> (8, PR) OBP: 0.277, SLG: 0.351										0 0 0 0 0 0 0												
<b>Stan Belinda, R</b> (8, 1)										0 0 0 0 0 0 0												
<b>Inning Stats</b>	R: 3 E: 0 K: 1 S: 14	H: 3 LOB: 1 BB: 1 P: 21	R: 0 E: 0 K: 1 S: 7	H: 1 LOB: 1 BB: 0 P: 11	R: 0 E: 0 K: 1 S: 8	H: 0 LOB: 0 BB: 0 P: 13	R: 0 E: 0 K: 3 S: 12	H: 0 LOB: 1 BB: 1 P: 22	R: 1 E: 0 K: 2 S: 13	H: 2 LOB: 3 BB: 2 P: 25	R: 0 E: 0 K: 1 S: 6	H: 0 LOB: 0 BB: 0 P: 11	R: 1 E: 1 K: 1 S: 12	H: 2 LOB: 2 BB: 0 P: 18	R: 0 E: 0 K: 1 S: 8	H: 1 LOB: 1 BB: 0 P: 14	R: 0 E: 0 K: 0 S: 7	H: 1 LOB: 1 BB: 0 P: 9	1B: 9 2B: 1 3B: 0 HR: 0	SF: 0 SAC: 1 DP: 0 HBP: 0	WP: 1 PB: 0 SB: 1 CS: 1	PA: 41
<b>PITCHER</b>	IP WLS BF H R ER SO BB IBB HBP BLK WP HR S P ERA WHIP												<b>PITCHER</b>	IP WLS BF H R ER SO BB IBB HBP BLK WP HR S P ERA WHIP								
<b>Hideo Nomo, R</b> (1, 1) ERA: 4.1	7.0 L 34 8 5 4 10 4 0 0 0 1 0 72 121 5.14 1.714																					
<b>Mark Guthrie, L</b> (8, 1) ERA: 4.5	2.0 7 2 0 0 1 0 0 0 0 0 0 15 23 0.00 1.000																					

Cincinnati Reds @ Los Angeles Dodgers  
 Dodger Stadium, Los Angeles, CA  
 Sun Aug 17 1997, 7:05 PM PDT  
 Att. 51,245 - Unknown - 76 F

livebaseballscorecards.com

AB	36
R	5
H	10
RBI	3
BB	4
SO	11
LOB	21





Batter	1	2	3	4	5	6	7	8	9	AB	R	H	RBI	BB	SO	LOB
<b>Otis Nixon, S</b> <small>OBP: 0.338, SLG: 0.298</small> (1, 8)										4	0	0	0	0	1	3
<b>Roger Cedeno, S</b> <small>OBP: 0.353, SLG: 0.380</small> (1, 7)										4	0	0	0	0	0	3
<b>Mike Piazza, R</b> <small>OBP: 0.416, SLG: 0.601</small> (1, 2)										4	0	2	0	0	1	0
<b>Eric Karros, R</b> <small>OBP: 0.333, SLG: 0.462</small> (1, 3)										3	0	1	0	1	0	2
<b>Raul Mondesi, R</b> <small>OBP: 0.352, SLG: 0.545</small> (1, 9)										4	0	1	0	0	1	4
<b>Todd Zeile, R</b> <small>OBP: 0.337, SLG: 0.421</small> (1, 5)										4	0	1	0	0	0	3
<b>Greg Gagne, R</b> <small>OBP: 0.322, SLG: 0.390</small> (1, 6)										3	0	1	0	0	0	0
<b>Wilton Guerrero, S</b> <small>OBP: 0.306, SLG: 0.408</small> (1, 4)										4	0	0	0	0	1	3
<b>Hideo Nomo, R</b> <small>OBP: 0.196, SLG: 0.286</small> (1, 1)										2	0	0	0	0	1	0
<b>Nelson Liriano, S</b> <small>OBP: 0.286, SLG: 0.346</small> (7, PH)										1	0	1	0	0	0	0
<b>Mark Guthrie, R</b> (8, 1)										0	0	0	0	0	0	0
<b>Billy Ashley, R</b> <small>OBP: 0.289, SLG: 0.455</small> (9, PH)										1	0	0	0	0	1	0

Inning Stats	R: 0	H: 1	E: 0	K: 1	S: 12	R: 0	H: 2	E: 0	K: 0	S: 12	R: 0	H: 0	E: 0	K: 1	S: 11	R: 0	H: 0	E: 1	K: 0	S: 10	R: 0	H: 0	E: 0	K: 0	S: 7	R: 0	H: 2	E: 0	K: 0	S: 9	R: 0	H: 2	E: 0	K: 0	S: 10	R: 0	H: 0	E: 0	K: 2	S: 10	R: 0	H: 0	E: 0	K: 2	S: 7	R: 0	H: 0	E: 0	K: 2	S: 7	1B: 7	2B: 0	3B: 0	HR: 0	SF: 0	SAC: 0	DP: 1	HBP: 1	WP: 0	PB: 0	SB: 1	CS: 0	PA: 36
<b>Brett Tomko, R</b> <small>ERA: 3.24</small> (1, 1)	IP	WLS	BF	H	R	ER	SO	BB	IBB	HBP	BLK	WP	HR	S	P	ERA	WHIP																																														
<b>Stan Belinda, R</b> <small>ERA: 3.27</small> (8, 1)	2.0	7	7	0	0	0	4	1	0	0	0	0	0	17	29	0.00	0.500																																														

**BOTTOM**  
**Cincinnati Reds @ Los Angeles Dodgers**  
 Dodger Stadium, Los Angeles, CA  
 Sun Aug 17 1997, 7:05 PM PDT  
 Att: 51,245 - Unknown - 76 F

AB	34
R	0
H	7
RBI	0
BB	1
SO	6
LOB	18



Batter	1	2	3	4	5	6	7	8	9	AB R H RBI BB SO LOB	TOP
<b>Otis Nixon, S</b> (1, 8) OBP: 0.334, SLG: 0.295 C C B X	1-2 G6-3 		3-2 L9 		2-1 G6-3 		2-0 G1-3 		1-2 G1-3 	5 0 0 0 0 0 1	
<b>Eric Young Sr., R</b> (1, 4) OBP: 0.365, SLG: 0.411 B X	1-0 S 1B		3-1 1B		2-1 2B 1B			1-3 K2-3 		4 1 3 1 0 1 0	
<b>Mike Piazza, R</b> (1, 2) OBP: 0.415, SLG: 0.600 B F X	1-1 F7 		0-0 G4-3 		1-0 2H 2B			1-0 G5-3 		4 0 1 1 0 0 2	
<b>Eric Karros, R</b> (1, 3) OBP: 0.333, SLG: 0.466 C F D X	2-3 1-2 K			1-2 L8 	1-1 G4-3 			3-1 HR		4 1 1 1 0 1 2	
<b>Raul Mondesi, R</b> (1, 9) OBP: 0.351, SLG: 0.545 B C B X		2-1 F9 		1-1 G6-3 		1-1 P4 		1-1 2B 2B		4 1 1 0 0 0 0	
<b>Todd Zeile, R</b> (1, 5) OBP: 0.340, SLG: 0.425 B B B B X		4-0 S BB		0-1 1B		0-3 K		1-2 2H 2B		3 0 2 1 1 1 0	
<b>Greg Gagne, R</b> (1, 6) OBP: 0.319, SLG: 0.386 C B B B X		2-3 K		3-2 G5-3 		1-3 K		2-2 P6 		4 0 0 0 0 2 3	
<b>Brett Butler, L</b> (1, 7) OBP: 0.383, SLG: 0.341 <b>Roger Cedeno, S</b> (9, 7) OBP: 0.353, SLG: 0.380 1 SAFE 1 SAFE B B B B X		3-3 K 1-2			0-0 SH1-4 1B 1B		1-1 G5-3 		0-0 G6-3	4 1 1 0 0 1 1 0 0 0 0 0 0 0	
<b>Ismael Valdez, R</b> (1, 1) OBP: 0.109, SLG: 0.047 <b>Scott Radinsky, L</b> (8, 1) <b>Darren Hall, R</b> (8, 1) <b>Nelson Liriano, S</b> (9, PH) OBP: 0.282, SLG: 0.342 <b>Todd Worrell, R</b> (9, 1)			1-3 K		0-0 SH1-4		0-0 G6-3		1-0 F9 	2 0 0 0 0 1 0 0 0 0 0 0 0 0 0 0 0 0 0 0 0 1 0 0 0 0 0 0 0 0 0 0 0 0 0	
<b>Inning Stats</b>	R: 0 H: 1 E: 0 LOB: 1 K: 1 BB: 0 S: 9 P: 14	R: 0 H: 0 E: 0 LOB: 1 K: 2 BB: 1 S: 9 P: 20	R: 0 H: 1 E: 0 LOB: 1 K: 1 BB: 0 S: 10 P: 17	R: 0 H: 1 E: 0 LOB: 1 K: 0 BB: 0 S: 10 P: 15	R: 2 H: 3 E: 0 LOB: 1 K: 0 BB: 0 S: 9 P: 15	R: 0 H: 0 E: 0 LOB: 0 K: 2 BB: 0 S: 8 P: 10	R: 0 H: 0 E: 0 LOB: 0 K: 0 BB: 0 S: 4 P: 7	R: 2 H: 3 E: 0 LOB: 1 K: 1 BB: 0 S: 15 P: 24	R: 0 H: 0 E: 0 LOB: 0 K: 0 BB: 0 S: 5 P: 7	1B: 5 SF: 0 2B: 3 SAC: 1 3B: 0 DP: 0 HR: 1 HBP: 0	WP: 0 PA: 37 PB: 0 SB: 2 CS: 0
<b>PITCHER</b> <b>Brian Bohanon, L</b> (1, 1) ERA: 3.66 <b>Mel Rojas, R</b> (8, 1) ERA: 4.88 <b>Greg McMichael, R</b> (9, 1) ERA: 3.12	IP WLS BF H R ER SO BB IBB HBP BLK WP HR S P ERA WHIP 7.2 L 32 8 4 4 7 1 0 0 0 0 1 68 113 4.70 1.174 0.1 2 1 0 0 0 0 0 0 0 0 0 6 9 0.00 3.000 1.0 3 0 0 0 0 0 0 0 0 0 0 5 7 0.00 0.000	<b>PITCHER</b> IP WLS BF H R ER SO BB IBB HBP BLK WP HR S P ERA WHIP									

**Los Angeles Dodgers @ New York Mets**  
 Shea Stadium, Flushing, NY  
 Tue Aug 19 1997, 7:05 PM EDT  
 Att. 25,971 - Unknown - 74 F

AB	35
R	4
H	9
RBI	4
BB	1
SO	7
LOB	9



BOTTOM

Los Angeles Dodgers @ New York Mets  
Shea Stadium, Flushing, NY  
Tue Aug 19 1997, 7:05 PM EDT  
Att: 25,971 - Unknown - 74 F

livebaseballscorecards.com

AB 32  
R 2  
H 9  
RBI 2  
BB 1  
SO 5  
LOB 12



WP: 0 PA: 35  
PB: 0  
SB: 0  
CS: 1

AB R H RBI BB SO LOB

4 0 1 0 0 0 3

4 0 1 0 0 1 1

4 0 0 0 0 2 2

4 0 1 0 0 0 1

4 1 2 0 0 0 1

2 1 0 0 1 0 1  
1 0 0 0 0 0 0

2 0 1 0 0 0 0  
1 0 0 0 0 1 0

2 0 2 2 0 0 0  
0 0 0 0 0 0 0  
0 0 0 0 0 0 0

1B: 8 SF: 0  
2B: 1 SAC: 2  
3B: 0 DP: 1  
HR: 0 HBP: 0

Batter	1	2	3	4	5	6	7	8	9
Brian McRae, S (1, 8) OBP: 0.325, SLG: 0.365	1-1 CS 1B		2-2 F8		1-1 L7		1-2 G4-3		
Edgardo Alfonzo, R (1, 5) OBP: 0.394, SLG: 0.450	1-2 SAFE SAFE SAFE P X		3-2 F8		3-3 K			2-2 FC6 1B	
John Olerud, L (1, 3) OBP: 0.398, SLG: 0.482	3-3 K			1-1 G5-4-3 1B		1-2 F7		0-0 F7	
Todd Hundley, S (1, 2) OBP: 0.398, SLG: 0.552		1-3 K		1-2 G5-4-3 1-2f		1-1 P6		3-3 K	
Bernard Gilkey, R (1, 7) OBP: 0.310, SLG: 0.358		2-2 F7		0-0 L5		1-2 1B		0-1 FC6 1-2f	
Carlos Baerga, S (1, 4) OBP: 0.317, SLG: 0.405		3-2 2B			2-0 SH3 BB 1B	1-2 SAFE SAFE SAFE SAFE X	1-2 F9		1-2 G3-1
Butch Huskey, R (1, 9) OBP: 0.304, SLG: 0.464		2-1 G5-3			4-0 SH3 BB 1B		1-0 F9		0-1 G3
Carl Everett, S (8, 9) OBP: 0.308, SLG: 0.442									
Rey Ordonez, R (1, 6) OBP: 0.274, SLG: 0.280			3-2 F9		0-2 SH3		1-0 SH1-4 1B		2-3 K2-3
Luis Lopez, S (9, PH) OBP: 0.333, SLG: 0.369									
Brian Bohanon, L (1, 1) OBP: 0.176, SLG: 0.188			0-0 1B		0-1 1B		1-1 SH1-4		
Mel Rojas, R (8, 1)									
Greg McMichael, R (9, 1) OBP: 0.500, SLG: 0.500					2-H 3-H 1B		1-2		

Inning Stats	R: 0	H: 1	E: 0	LOB: 0	K: 1	BB: 0	S: 8	P: 13
	R: 0	H: 1	E: 0	LOB: 1	K: 1	BB: 0	S: 13	P: 21
	R: 0	H: 1	E: 0	LOB: 0	K: 0	BB: 0	S: 7	P: 9
	R: 2	H: 2	E: 0	LOB: 1	K: 1	BB: 1	S: 11	P: 21
	R: 0	H: 1	E: 0	LOB: 1	K: 0	BB: 0	S: 11	P: 15
	R: 0	H: 1	E: 0	LOB: 1	K: 0	BB: 0	S: 7	P: 11
	R: 0	H: 1	E: 0	LOB: 1	K: 1	BB: 0	S: 10	P: 15
	R: 0	H: 0	E: 0	LOB: 0	K: 1	BB: 0	S: 8	P: 11

PITCHER	IP	WLS	BF	H	R	ER	SO	BB	IBB	HBP	BLK	WP	HR	S	P	ERA	WHIP
Ismael Valdez, R (1, 1) ERA: 2.76	7.0	W	28	8	2	2	3	1	0	0	0	0	0	70	111	2.57	1.286
Scott Radinsky, L (8, 1) ERA: 2.74	0.2		3	1	0	0	1	0	0	0	0	0	0	8	13	0.00	1.500
Darren Hall, R (8, 1) ERA: 2.38	0.1		1	0	0	0	0	0	0	0	0	0	0	2	2	0.00	0.000
Todd Worrell, R (9, 1) ERA: 4.72	1.0	S	3	0	0	0	1	0	0	0	0	0	0	8	11	0.00	0.000

Batter	1	2	3	4	5	6	7	8	9	AB R H RBI BB SO LOB	TOP	
<b>Otis Nixon, S</b> (1, 8) OBP: 0.331, SLG: 0.292 C B L X	1-2 P6		1-0 G1-3			0-2 G6-3		0-3 K		4 0 0 0 0 1 3		
<b>Eric Young Sr., R</b> (1, 4) OBP: 0.363, SLG: 0.408 X	0-0 F8			0-0 F9		0-1 G6-3		2-2 FC6-4 1-2f		4 0 0 0 0 0 2		
<b>Mike Piazza, R</b> (1, 2) OBP: 0.413, SLG: 0.604 C B F B B X	3-2 F7			2-2 G4-3			1-1 HR		3-2 G6-3	4 1 1 1 0 0 0		
<b>Eric Karros, R</b> (1, 3) OBP: 0.334, SLG: 0.466 F B X F B		1-2 G5-3		0-0 G6-3			2-1 G5-4-3 1B		4-2 2B BB	3 0 1 0 1 0 0		
<b>Raul Mondesi, R</b> (1, 9) OBP: 0.352, SLG: 0.546 X		0-0 P5			4-2 G4-3 BB		2-2 G5-4-3 1-2f		1-0 1-3 2B	3 0 1 0 1 0 1		
<b>Todd Zeile, R</b> (1, 5) OBP: 0.337, SLG: 0.422 B C B C X		2-2 G1-3			1 SAFE 1 SAFE 1 SAFE G4-3		0-0 G5-3		0-3 K	4 0 0 0 0 1 3		
<b>Greg Gagne, R</b> (1, 6) OBP: 0.318, SLG: 0.384 B C X			1-1 G6-3		0-1 G5-3			4-1 FC1-5 1B BB	0-0 G6-3	3 0 0 0 1 0 3		
<b>Roger Cedeno, S</b> (1, 7) OBP: 0.355, SLG: 0.386 <b>Brett Butler, L</b> (8, PH) OBP: 0.385, SLG: 0.343 (8, 7)			0-0 G5-3 2B		1-2 L6			2-2 FC1-5 1B		2 0 1 0 0 0 1 1 0 1 0 0 0 0		
<b>Tom Candiotti, R</b> (1, 1) OBP: 0.048, SLG: 0.048 <b>Mark Guthrie, R</b> (7, 1) <b>Nelson Liriano, S</b> (8, PH) OBP: 0.279, SLG: 0.338 <b>Wilton Guerrero, S</b> (8, PR) OBP: 0.306, SLG: 0.408 <b>37 Darren Dreifort, R</b> (8, 1) OBP: 0.200, SLG: 0.200			0-2 G5-3		2-3 K		0-0 FC1-5 FC6-4 1-2 2-3f		2 0 0 0 0 1 1 0 0 0 0 0 0 0 1 0 0 0 0 0 2 0 0 0 0 0 0 0 0 0 0 0 0 0 0			
<b>Inning Stats</b>	R: 0 H: 0 E: 0 LOB: 0 K: 0 BB: 0 S: 7 P: 11	R: 0 H: 0 E: 0 LOB: 0 K: 0 BB: 0 S: 7 P: 10	R: 0 H: 1 E: 0 LOB: 1 K: 0 BB: 0 S: 7 P: 9	R: 0 H: 0 E: 0 LOB: 0 K: 0 BB: 0 S: 5 P: 7	R: 0 H: 0 E: 0 LOB: 1 K: 0 BB: 1 S: 9 P: 15	R: 0 H: 0 E: 0 LOB: 0 K: 1 BB: 0 S: 8 P: 10	R: 1 H: 2 E: 0 LOB: 0 K: 0 BB: 0 S: 8 P: 13	R: 0 H: 1 E: 0 LOB: 2 K: 1 BB: 1 S: 11 P: 19	R: 0 H: 1 E: 0 LOB: 2 K: 1 BB: 1 S: 10 P: 18	1B: 2 SF: 0 2B: 2 SAC: 0 3B: 0 DP: 1 HR: 1 HBP: 0	WP: 0 PA: 34 PB: 0 SB: 0 CS: 0	
<b>PITCHER</b> <b>Joe Crawford, L</b> (1, 1) ERA: 3.48 <b>Greg McMichael, R</b> (7, 1) ERA: 3.03 <b>John Franco, L</b> (9, 1) ERA: 2.34	IP WLS BF H R ER SO BB IBB HBP BLK WP HR S P ERA WHIP											<b>PITCHER</b> IP WLS BF H R ER SO BB IBB HBP BLK WP HR S P ERA WHIP
	6.0 W 22 3 1 1 1 1 1 0 0 0 0 1 47 69 1.50 0.667											
	2.0 7 1 0 0 1 1 0 0 0 0 0 0 15 25 0.00 1.000											
	1.0 S 5 1 0 0 1 1 0 0 0 0 0 0 10 18 0.00 2.000											

**Los Angeles Dodgers @ New York Mets**  
 Shea Stadium, Flushing, NY  
 Thu Aug 21 1997, 3:33 AM EDT  
 Overcast - 64 F

[livebaseballscorecards.com](http://livebaseballscorecards.com)

AB	31
R	1
H	5
RBI	1
BB	3
SO	3
LOB	16



BOTTOM

Los Angeles Dodgers @ New York Mets  
Shea Stadium, Flushing, NY  
Thu Aug 21 1997, 3:33 AM EDT  
Overcast - 64 F

livebaseballscores.com

AB 29  
R 3  
H 6  
RBI 3  
BB 3  
SO 4  
LOB 13



WP: 0 PA: 33  
PB: 0  
SB: 0  
CS: 0

AB	R	H	RBI	BB	SO	LOB
4	0	0	0	0	0	0
2	0	1	0	2	0	0
4	0	1	0	0	0	2
0	0	0	0	0	0	0
3	1	0	0	1	1	3
3	2	2	2	0	0	2
3	0	1	1	0	1	0
3	0	1	0	0	1	1
3	0	0	0	0	0	2
2	0	0	0	0	1	2
0	0	0	0	0	0	0
1	0	0	0	0	0	0
1	0	0	0	0	0	1
1B: 3	SF: 0	WP: 0	PA: 33	2B: 2	SAC: 0	PB: 0
3B: 0	DP: 1	SB: 0		HR: 1	HBP: 1	CS: 0

Batter	1	2	3	4	5	6	7	8	9
Brian McRae, S OBP: 0.322, SLG: 0.362 (1, 8)	3-2 F9 1		3-1 G3 1		1-1 F8 1		1-0 P4 2		
Edgardo Alfonzo, R OBP: 0.397, SLG: 0.450 (1, 5)	4-1 1B BB		1-0 FC5-4 1B		0-0 F8 2		4-0 BB		
Matt Franco, L OBP: 0.356, SLG: 0.408 John Franco, L (9, 1)	1-0 1B		0-0 F9 2		0-1 F7 3		0-1 G4-3 3		
Bernard Gilkey, R OBP: 0.310, SLG: 0.355 (1, 7)	0-2 F9 2		1-2 FC5-4 3		4-1 HR BB		2-3 K 1		
Carlos Baerga, S OBP: 0.321, SLG: 0.418 (1, 4)	3-2 G4-3 3			2-0 2B 2B		1-1 HR 1-H	1-2 G5-4-3 HBP		
Butch Huskey, R OBP: 0.304, SLG: 0.466 (1, 9)		2-3 K 1		0-0 G6-3 2B 2-H		3-2 G5-3 1	1-0 G5-4-3 2 3 1-2f		
Todd Pratt, R OBP: 0.453, SLG: 0.553 (1, 2)		1-2 1B		2-3 K 1		2-2 F9 2			
Rey Ordonez, R OBP: 0.271, SLG: 0.277 (1, 6)		3-2 P4 2		1-1 G6-3 2		0-0 P3 3			
Joe Crawford, L Greg McMichael, R OBP: 0.500, SLG: 0.500 Carl Everett, S OBP: 0.307, SLG: 0.440 John Olerud, L OBP: 0.397, SLG: 0.481 (8, PH) (9, 3)		1-0 P4 3		0-3 K 3			0-1 L5 1		

Inning	R	H	E	K	S	P	IP	WLS	BF	H	R	ER	SO	BB	IBB	HBP	BLK	WP	HR	S	P	ERA	WHIP
1	0	1	0	0	11	26	6.0	L	26	6	3	3	3	2	0	0	0	0	1	56	95	4.50	1.333
2	0	1	0	0	12	19	1.0		4	0	0	0	1	0	0	0	0	0	5	10	0.00	1.000	
3	0	1	0	0	12	19	1.0		3	0	0	0	1	0	1	0	0	0	6	10	0.00	0.000	

PITCHER	IP	WLS	BF	H	R	ER	SO	BB	IBB	HBP	BLK	WP	HR	S	P	ERA	WHIP
Tom Candiotti, R ERA: 3.42 (1, 1)	6.0	L	26	6	3	3	3	2	0	0	0	0	1	56	95	4.50	1.333
Mark Guthrie, L ERA: 4.42 (7, 1)	1.0		4	0	0	0	0	1	0	0	0	0	0	5	10	0.00	1.000
37 Darren Dreifort, R ERA: 2.15 (8, 1)	1.0		3	0	0	0	1	0	0	1	0	0	0	6	10	0.00	0.000

Los Angeles Dodgers @ New York Mets  
 Shea Stadium, Flushing, NY  
 Thu Aug 21 1997, 7:05 PM EDT  
 Att. 43,500 - Unknown - 68 F

AB	31
R	4
H	7
RBI	4
BB	3
SO	7
LOB	12



WP:	0	PA:	36
PB:	0		
SB:	2		
CS:	1		

AB	R	H	RBI	BB	SO	LOB
3	1	2	0	1	0	0
2	1	1	0	1	0	1
0	0	0	0	0	0	0
3	2	1	0	1	1	3
3	0	1	1	0	1	3
4	0	2	3	0	0	1
4	0	0	0	0	0	3
4	0	0	0	0	2	1
4	0	0	0	0	1	0
3	0	0	0	0	2	0
0	0	0	0	0	0	0
0	0	0	0	0	0	0
1	0	0	0	0	0	0
0	0	0	0	0	0	0

Batter	1	2	3	4	5	6	7	8	9
Eric Young Sr. R (1, 4) OBP: 0.366, SLG: 0.409	1-2 G1-3		0-0 F8 SH2-3 E 1B		3-1 G1-3 1B		4-1 S BB		
Brett Butler, L (1, 7) OBP: 0.388, SLG: 0.344	0-1 1B SF7 1B		0-1 SH2-3		0-0 G1-3		4-2 1-2 BB		
Roger Cedeño, S (9, 7) OBP: 0.355, SLG: 0.386			1-2		1-2		1-2 BB		
Raul Mondesi, R (1, 9) OBP: 0.353, SLG: 0.545	0-2 SF7 1-3 1B 1B		4-2 S E BB		0-0 L8		0-3 K		
Eric Karros, R (1, 3) OBP: 0.333, SLG: 0.465	0-0 SF7		0-0 F8		1-3 K		1-2 CS 1B		
Todd Zeile, R (1, 5) OBP: 0.338, SLG: 0.422	1-1 2-3 3-H 1B		1-0 E8 1-H 3-H 1B		1-0 G6-3		0-2 F9		
Tom Prince, R (1, 2) OBP: 0.291, SLG: 0.351	0-2 F8		0-1 P3		2-1 E5 G6-4-3		2-2 P2		
Otis Nixon, S (1, 8) OBP: 0.329, SLG: 0.289		0-0 G4-3		1-3 K		0-0 G6-4-3		1-3 K	
Juan Castro, R (1, 6) OBP: 0.196, SLG: 0.212		0-3 K		3-2 F9		2-2 F9		1-0 P4	
Chan Ho Park, R (1, 1) OBP: 0.283, SLG: 0.310		1-2 G6-3		0-3 K		1-3 K		0-2 F7	
Scott Radinsky, L (7, 1)									
Darren Hall, R (8, 1)									
Wilton Guerrero, S (9, PH) OBP: 0.305, SLG: 0.406									
Todd Worrell, R (9, 1)									

Inning Stats	R: 2	H: 3	E: 0	LOB: 1	K: 0	BB: 0	S: 18	P: 20	R: 0	H: 0	E: 0	LOB: 0	K: 1	BB: 0	S: 7	P: 8	R: 2	H: 2	E: 1	LOB: 1	K: 0	BB: 1	S: 9	P: 14	R: 0	H: 0	E: 0	LOB: 0	K: 2	BB: 0	S: 10	P: 14	R: 0	H: 1	E: 1	LOB: 1	K: 1	BB: 0	S: 7	P: 11	R: 0	H: 0	E: 0	LOB: 0	K: 0	BB: 0	S: 4	P: 7	R: 0	H: 0	E: 0	LOB: 2	K: 2	BB: 2	S: 13	P: 24	R: 0	H: 1	E: 0	LOB: 0	K: 0	BB: 0	S: 12	P: 14	R: 0	H: 0	E: 0	LOB: 0	K: 1	BB: 0	S: 7	P: 9	1B: 7	SF: 1	2B: 0	SAC: 1	3B: 0	DP: 1	HR: 0	HBP: 0	WP: 0	PA: 36
--------------	------	------	------	--------	------	-------	-------	-------	------	------	------	--------	------	-------	------	------	------	------	------	--------	------	-------	------	-------	------	------	------	--------	------	-------	-------	-------	------	------	------	--------	------	-------	------	-------	------	------	------	--------	------	-------	------	------	------	------	------	--------	------	-------	-------	-------	------	------	------	--------	------	-------	-------	-------	------	------	------	--------	------	-------	------	------	-------	-------	-------	--------	-------	-------	-------	--------	-------	--------

PITCHER	IP	WLS	BF	H	R	ER	SO	BB	IBB	HBP	BLK	WP	HR	S	P	ERA	WHIP
Rick Reed, R (1, 1) ERA: 2.98	6.0	L	25	6	4	4	4	1	0	0	0	0	0	55	74	6.00	1.167
Turk Wendell, R (7, 1) ERA: 3.78	2.0		8	1	0	0	2	2	0	0	0	0	0	25	38	0.00	1.500
Mel Rojas, R (9, 1) ERA: 4.81	1.0		3	0	0	0	1	0	0	0	0	0	0	7	9	0.00	0.000

PITCHER	IP	WLS	BF	H	R	ER	SO	BB	IBB	HBP	BLK	WP	HR	S	P	ERA	WHIP
---------	----	-----	----	---	---	----	----	----	-----	-----	-----	----	----	---	---	-----	------

BOTTOM

Los Angeles Dodgers @ New York Mets  
Shea Stadium, Flushing, NY  
Thu Aug 21 1997, 7:05 PM EDT  
Att: 43,500 - Unknown - 68 F

livebaseballscorecards.com

AB	33
R	3
H	7
RBI	3
BB	4
SO	8
LOB	15



WP:	0	PA:	38
PB:	0		
SB:	0		
CS:	0		

AB	R	H	RBI	BB	SO	LOB
5	0	0	0	0	2	3
5	0	0	0	0	1	1
3	0	0	0	1	1	1
4	1	1	0	0	1	2
3	1	0	0	1	1	2
2	1	1	1	1	0	0
3	0	2	1	1	0	0
3	0	1	0	0	0	3
1	0	0	0	0	0	2
0	0	0	0	0	0	0
2	0	2	1	0	0	0
1	0	0	0	0	1	1
0	0	0	0	0	0	0
1	0	0	0	0	1	0

Batter	1	2	3	4	5	6	7	8	9
<b>Carl Everett, S</b> OBP: 0.303, SLG: 0.434 (1, 9)	1-1 L7		1-3 K2-3	1-3 K			1-1 G1-3		3-1 G6-3
<b>Edgardo Alfonzo, R</b> OBP: 0.393, SLG: 0.444 (1, 5)	0-1 F9		3-2 F9		2-1 F9		3-2 G5-3		1-3 K
<b>John Olerud, L</b> OBP: 0.396, SLG: 0.478 (1, 3)	2-3 K		0-1 G4-3		4-2 BB		0-0 E4		
<b>Todd Hundley, S</b> OBP: 0.397, SLG: 0.555 (1, 2)		1-2 SF8 3B		1-3 K	1-0 P3		3-1 F9		
<b>Carlos Baerga, S</b> OBP: 0.321, SLG: 0.415 (1, 4)		3-3 K		4-0 1B BB	1-0 L9			2-0 G3	
<b>Bernard Gilkey, R</b> OBP: 0.311, SLG: 0.356 (1, 7)		2-1 SF8		0-1 1B 1-3 1B BB	0-0 L7			4-2 1B BB	
<b>Brian McRae, S</b> OBP: 0.326, SLG: 0.364 (1, 8)		4-2 BB		2-2 1B 1-2 1B BB	3-2 G6-3			0-0 G6-4-3 1B	
<b>Rey Ordonez, R</b> OBP: 0.271, SLG: 0.277 (1, 6)		0-2 F9		0-2 P6	2-2 1B			0-0 G6-4-3	
<b>Matt Franco, L</b> OBP: 0.353, SLG: 0.405 (8, PH)									
<b>Mel Rojas, R</b> (9, 1)									
<b>Rick Reed, R</b> OBP: 0.271, SLG: 0.400 (1, 1)			0-0 2B	0-1 1B		2-3 K			1-3 K
<b>Butch Huskey, R</b> OBP: 0.303, SLG: 0.465 (6, PH)				1-2 2-H					
<b>Turk Wendell, L</b> (7, 1)									
<b>Luis Lopez, S</b> OBP: 0.331, SLG: 0.366 (9, 6)									

Inning Stats	R: 0	H: 0	E: 0	K: 1	S: 7	H: 0	LOB: 0	BB: 0	P: 10	R: 1	H: 1	E: 0	K: 1	S: 14	H: 1	LOB: 1	BB: 1	P: 24	R: 0	H: 1	E: 0	K: 1	S: 9	H: 3	LOB: 2	BB: 0	P: 13	R: 2	H: 3	E: 0	K: 2	S: 19	H: 0	LOB: 1	BB: 1	P: 15	R: 0	H: 1	E: 0	K: 1	S: 14	H: 0	LOB: 1	BB: 0	P: 21	R: 0	H: 0	E: 1	K: 0	S: 9	H: 1	LOB: 1	BB: 1	P: 11	R: 0	H: 0	E: 0	K: 2	S: 9	H: 0	LOB: 0	BB: 0	P: 14	1B: 5	SF: 1	2B: 1	SAC: 0	3B: 1	DP: 1	HR: 0	HBP: 0	WP: 0	PA: 38
--------------	------	------	------	------	------	------	--------	-------	-------	------	------	------	------	-------	------	--------	-------	-------	------	------	------	------	------	------	--------	-------	-------	------	------	------	------	-------	------	--------	-------	-------	------	------	------	------	-------	------	--------	-------	-------	------	------	------	------	------	------	--------	-------	-------	------	------	------	------	------	------	--------	-------	-------	-------	-------	-------	--------	-------	-------	-------	--------	-------	--------

PITCHER	IP	WLS	BF	H	R	ER	SO	BB	IBB	HBP	BLK	WP	HR	S	P	ERA	WHIP
<b>Chan Ho Park, R</b> ERA: 3.19 (1, 1)	6.2		29	6	3	3	6	3	0	0	0	0	0	76	120	4.05	1.350
<b>Scott Radinsky, L</b> ERA: 2.7 (7, 1)	0.2		3	0	0	0	0	0	0	0	0	0	0	4	9	0.00	0.000
<b>Darren Hall, R</b> ERA: 2.35 (8, 1)	0.2		3	1	0	0	0	1	0	0	0	0	0	4	8	0.00	3.000
<b>Todd Worrell, R</b> ERA: 4.62 (9, 1)	1.0	S	3	0	0	0	2	0	0	0	0	0	0	9	14	0.00	0.000

PITCHER	IP	WLS	BF	H	R	ER	SO	BB	IBB	HBP	BLK	WP	HR	S	P	ERA	WHIP
<b>Chan Ho Park, R</b> ERA: 3.19 (1, 1)	6.2		29	6	3	3	6	3	0	0	0	0	0	76	120	4.05	1.350
<b>Scott Radinsky, L</b> ERA: 2.7 (7, 1)	0.2		3	0	0	0	0	0	0	0	0	0	0	4	9	0.00	0.000
<b>Darren Hall, R</b> ERA: 2.35 (8, 1)	0.2		3	1	0	0	0	1	0	0	0	0	0	4	8	0.00	3.000
<b>Todd Worrell, R</b> ERA: 4.62 (9, 1)	1.0	S	3	0	0	0	2	0	0	0	0	0	0	9	14	0.00	0.000

Batter	1	2	3	4	5	6	7	8	9	AB R H RBI BB SO LOB	TOP	
Eric Young Sr. R (1, 4) OBP: 0.367, SLG: 0.416	L9		CS	1B		L3			2B	4 2 2 0 0 0 1		
Brett Butler, L (1, 7) OBP: 0.386, SLG: 0.343 Roger Cedeno, S (9, 7) OBP: 0.355, SLG: 0.386				1B		G5-3			P6	4 0 1 1 0 1 2 0 0 0 0 0 0 0		
Mike Piazza, R (1, 2) OBP: 0.412, SLG: 0.603	K			G4-6-3					BB	4 1 1 1 0 2 1		
Eric Karros, R (1, 3) OBP: 0.333, SLG: 0.462			K						2B	3 1 0 0 1 2 0		
Raul Mondesi, R (1, 9) OBP: 0.354, SLG: 0.544					1B				L7	4 0 2 0 0 1 2		
Todd Zeile, R (1, 5) OBP: 0.338, SLG: 0.419					K				2B	3 1 0 0 1 1 2		
Greg Gagne, R (1, 6) OBP: 0.318, SLG: 0.385						K			2B	4 0 1 3 0 3 0		
Otis Nixon, S (1, 8) OBP: 0.330, SLG: 0.288									L6	2 0 0 0 2 1 1		
Dennys Reyes, R (1, 1) Nelson Liriano, S (8, PH) OBP: 0.276, SLG: 0.333 Antonio Osuna, R (8, 1) OBP: 0.500, SLG: 0.500 Todd Worrell, R (9, 1)										1 0 0 0 0 1 1 1 0		
<b>Inning Stats</b>	R: 0 H: 0 E: 0 LOB: 0 K: 2 BB: 0 S: 11 P: 14	R: 0 H: 0 E: 0 LOB: 0 K: 2 BB: 0 S: 7 P: 10	R: 0 H: 0 E: 0 LOB: 0 K: 2 BB: 1 S: 8 P: 17	R: 1 H: 2 E: 0 LOB: 0 K: 1 BB: 0 S: 8 P: 11	R: 0 H: 1 E: 0 LOB: 0 K: 2 BB: 0 S: 9 P: 15	R: 0 H: 0 E: 0 LOB: 1 K: 0 BB: 1 S: 13 P: 21	R: 0 H: 1 E: 0 LOB: 1 K: 1 BB: 0 S: 10 P: 13	R: 0 H: 0 E: 0 LOB: 0 K: 2 BB: 0 S: 7 P: 9	R: 4 H: 3 E: 0 LOB: 1 K: 0 BB: 2 S: 18 P: 31	1B: 3 SF: 0 2B: 4 SAC: 1 3B: 1 DP: 2 HR: 0 HBP: 0	WP: 0 PA: 36 PB: 0 SB: 0 CS: 2	
<b>PITCHER</b>	IP WLS BF H R ER SO BB IBB HBP BLK WP HR S P ERA WHIP											
Curt Schilling, R (1, 1) ERA: 2.92 Ricky Bottalico, R (9, 1) ERA: 3.99	8.1 30 6 3 3 12 2 0 0 0 0 0 0 80 118 3.24 0.960											

Los Angeles Dodgers @ Philadelphia Phillies  
Veterans Stadium, Philadelphia, PA

Fri Aug 22 1997, 7:05 PM EDT  
Att. 21,060 - Unknown - 76 F

livebaseballscorecards.com

AB 30  
R 5  
H 7  
RBI 5  
BB 4  
SO 12  
LOB 10





Batter	1	2	3	4	5	6	7	8	9	AB	R	H	RBI	BB	SO	LOB
<b>Midre Cummings, L</b> (1, 8) <small>OBP: 0.305, SLG: 0.381</small>	0-1 L8		1-0 G4-3		0-0 F7		4-2 1B BB			3	0	0	0	1	0	1
<b>Mickey Morandini, L</b> (1, 4) <small>OBP: 0.382, SLG: 0.400</small>	2-1 1B		1-2 G6-3		1-2 G2-3		0-0 1B			4	0	2	2	0	0	1
<b>Scott Rolen, R</b> (1, 5) <small>OBP: 0.386, SLG: 0.489</small>	0-0 L6			2-0 E 2B		1-3 K		2-3 K		4	1	1	0	0	2	1
<b>Rico Brogna, L</b> (1, 3) <small>OBP: 0.288, SLG: 0.422</small>	0-3 K			0-1 E1 1B		1-3 K2-3		1-2 L3		4	0	1	0	0	2	1
<b>Mike Lieberthal, R</b> (1, 2) <small>OBP: 0.308, SLG: 0.470</small>		2-0 L7		2-3 K 1B		1-0 F9		1-2 F4		4	0	0	0	0	1	1
<b>Tony Barron, R</b> (1, 9) <small>OBP: 0.328, SLG: 0.424</small>		2-0 E5		2-3 K		0-0 F7		2-3 K		4	0	0	0	0	2	1
<b>Rex Hudler, R</b> (1, 7) <small>OBP: 0.215, SLG: 0.243</small> <b>Ruben Amaro Jr, S</b> (9, 7) <small>OBP: 0.313, SLG: 0.326</small>		2-0 P2		1-3 K2-3		1-1 1B 1B		0-3 K		3	1	1	0	0	1	2
<b>Kevin Stocker, S</b> (1, 6) <small>OBP: 0.332, SLG: 0.347</small>		1-1 G5-3			2-2 F9		0-0 L9		2-1 F7		4	0	0	0	0	2
<b>Curt Schilling, R</b> (1, 1) <small>OBP: 0.212, SLG: 0.219</small> <b>Ricky Bottalico, L</b> (9, 1)			0-1 G4-3		1-0 1B		2-1 1B 1B			3	1	2	0	0	0	0
										0	0	0	0	0	0	0

Inning Stats	R: 0	H: 1	R: 0	H: 0	R: 0	H: 0	R: 1	H: 2	R: 0	H: 1	R: 0	H: 0	R: 2	H: 3	R: 0	H: 0	R: 0	H: 0	R: 0	H: 0	1B: 6	SF: 0	WP: 0	PA: 35
	E: 0	LOB: 1	E: 1	LOB: 1	E: 0	LOB: 0	E: 1	LOB: 1	E: 0	LOB: 1	E: 0	LOB: 0	E: 0	LOB: 2	E: 0	LOB: 0	E: 0	LOB: 0	E: 0	LOB: 0	2B: 1	SAC: 0	PB: 0	
	K: 1	BB: 0	K: 0	BB: 0	K: 0	BB: 0	K: 3	BB: 0	K: 2	BB: 0	K: 0	BB: 0	K: 0	BB: 1	K: 1	BB: 0	K: 2	BB: 0	K: 2	BB: 0	3B: 0	DP: 0	SB: 2	
	S: 8	P: 10	S: 5	P: 12	S: 6	P: 8	S: 12	P: 19	S: 8	P: 12	S: 9	P: 12	S: 9	P: 16	S: 12	P: 16	S: 8	P: 12	S: 8	P: 12	HR: 0	HBP: 0	CS: 0	

PITCHER	IP	WLS	BF	H	R	ER	SO	BB	IBB	HBP	BLK	WP	HR	S	P	ERA	WHIP
<b>Dennys Reyes, L</b> (1, 1) <small>ERA: 4.01</small>	7.0		29	7	3	2	6	1	0	0	0	0	0	57	89	2.57	1.143
<b>Antonio Osuna, R</b> (8, 1) <small>ERA: 1.96</small>	1.0	W	3	0	0	0	1	0	0	0	0	0	0	12	16	0.00	0.000
<b>Todd Worrell, R</b> (9, 1) <small>ERA: 4.53</small>	1.0	S	3	0	0	0	2	0	0	0	0	0	0	8	12	0.00	0.000

**BOTTOM**

Los Angeles Dodgers @ Philadelphia Phillies  
Veterans Stadium, Philadelphia, PA  
Fri Aug 22 1997, 7:05 PM EDT  
Att: 21,060 - Unknown - 76 F

livebaseballscorecards.com

<b>AB</b>	<b>34</b>
<b>R</b>	<b>3</b>
<b>H</b>	<b>7</b>
<b>RBI</b>	<b>2</b>
<b>BB</b>	<b>1</b>
<b>SO</b>	<b>9</b>
<b>LOB</b>	<b>10</b>



Batter	1	2	3	4	5	6	7	8	9	AB R H RBI BB SO LOB	TOP											
Eric Young Sr. R (1, 4) OBP: 0.367, SLG: 0.415	1-1 F8		4-0 G6-3 1B BB	1-3 K		1-1 SAFE F9 1B		2-1 G6-3		4 1 1 0 1 1 0												
Brett Butler, L (1, 7) OBP: 0.384, SLG: 0.339	2-1 P6		2-1 G6-3		4-0 WP 1B SF7 BB	3-2 F9		3-3 K		4 1 0 0 1 1 3												
Roger Cedeno, S (8, 7) OBP: 0.355, SLG: 0.386			1-2			1-2 2-3				0 0 0 0 0 0 0												
Mike Piazza, R (1, 2) OBP: 0.416, SLG: 0.611	1-1 HR		2-1 FC6-4 1B 2-H		1-1 SAFE L9	4-0 IBB			4-0 G5-3 BB	3 1 2 2 2 0 1												
Eric Karros, R (1, 3) OBP: 0.333, SLG: 0.461	3-2 G5-3		0-0 FC6-4 1B		0-1 FC5 WP 1B	0-2 L8			2-2 G5-3	5 0 2 0 0 0 4												
Raul Mondesi, R (1, 9) OBP: 0.355, SLG: 0.542		0-0 CS 1B	1-1 FC6-4		4-0 FC5 IBB		0-0 F7		2-1 F7	4 0 1 0 1 0 3												
Todd Zeile, R (1, 5) OBP: 0.340, SLG: 0.420		3-2 E G6-4-3 1B	4-2 FC6-4 BB		1-1 SF7		4-0 S 1B BB		1-2 G6-3	2 1 1 1 2 0 1												
Greg Gagne, R (1, 6) OBP: 0.315, SLG: 0.381		3-2 E1 G6-4-3	2-2 FC6-4		1-2 FC5		1-1 SAFE L8			4 0 0 0 0 0 7												
Otis Nixon, S (1, 8) OBP: 0.331, SLG: 0.290		1-0 G6-4-3		1-3 K		0-0 FC1-6 1B		2-2 1-H 1B		4 0 2 1 0 1 1												
Hideo Nomo, R (1, 1) OBP: 0.190, SLG: 0.276		2-3 K		0-3 K		SAFE FC1-6 F9 1B		2-1 L7		2 0 0 0 0 0 2 1												
Tom Candiotti, R (6, PH) OBP: 0.045, SLG: 0.045										1 0 0 0 0 0 0 1												
Juan Castro, R (6, PR) OBP: 0.196, SLG: 0.212										0 0 0 0 0 0 0 0												
37 Darren Dreifort, R (8, 1) OBP: 0.167, SLG: 0.167										1 0 0 0 0 0 0 0												
Scott Radinsky, L (8, 1)										0 0 0 0 0 0 0 0												
Todd Worrell, R (8, 1)										0 0 0 0 0 0 0 0												
<b>Inning Stats</b>	R: 1 E: 0 K: 0 S: 9	H: 1 LOB: 0 BB: 0 P: 16	R: 1 E: 1 K: 1 S: 11	H: 2 LOB: 1 BB: 0 P: 20	R: 1 E: 0 K: 0 S: 13	H: 2 LOB: 3 BB: 2 P: 28	R: 0 E: 0 K: 3 S: 10	H: 0 LOB: 0 BB: 0 P: 12	R: 1 E: 0 K: 0 S: 10	H: 1 LOB: 2 BB: 2 P: 23	R: 0 E: 0 K: 0 S: 10	H: 2 LOB: 3 BB: 1 P: 18	R: 0 E: 0 K: 0 S: 7	H: 1 LOB: 2 BB: 1 P: 14	R: 0 E: 0 K: 1 S: 8	H: 0 LOB: 0 BB: 0 P: 15	R: 0 E: 0 K: 0 S: 8	H: 0 LOB: 1 BB: 1 P: 17	1B: 8 2B: 0 3B: 0 HR: 1	SF: 1 SAC: 0 DP: 0 HBP: 0	WP: 1 PB: 0 SB: 2 CS: 1	PA: 42
<b>PITCHER</b>	IP WLS BF H R ER SO BB IBB HBP BLK WP HR S P ERA WHIP																					
Tyler Green, R (1, 1) ERA: 4.93	5.1 L 28 8 4 3 4 3 1 0 0 1 1 57 104 5.06 2.062																					
Ron Blazier, R (6, 1) ERA: 6.2	0.2 3 0 0 0 0 0 0 1 0 0 0 0 6 13 0.00 0.000																					
Jerry Spradlin, R (7, 1) ERA: 5.12	2.0 7 1 0 0 1 1 0 0 0 0 0 15 29 0.00 1.000																					
Wayne Gomes, R (9, 1) ERA: 5.01	1.0 4 0 0 0 0 1 0 0 0 0 0 8 17 0.00 1.000																					

Los Angeles Dodgers @ Philadelphia Phillies  
Veterans Stadium, Philadelphia, PA

Sat Aug 23 1997, 7:05 PM EDT  
Att. 31,159 - Unknown - 72 F

livebaseballscorecards.com

AB	34
R	4
H	9
RBI	4
BB	7
SO	5
LOB	22



Batter	1	2	3	4	5	6	7	8	9	AB	R	H	RBI	BB	SO	LOB
<b>Midre Cummings, L</b> (1, 8) OBP: 0.309, SLG: 0.399 <b>Rex Hudler, R</b> (8, PH) OBP: 0.225, SLG: 0.253 <b>Wayne Gomes, R</b> (9, 1)	0-0 L4		0-0 HR		2-1 HBP 23 1B	2-2 G4-6-3 1-2f 2-3		0-1 E9 1B		4	2	2	1	0	0	2
<b>Mickey Morandini, L</b> (1, 4) OBP: 0.380, SLG: 0.396	3-2 P6		1-2 G4-3		2-3 SAFE K	4-2 BB		2-3 K		4	0	0	0	1	2	2
<b>Scott Rolen, R</b> (1, 5) OBP: 0.387, SLG: 0.491 <b>Rico Brogna, L</b> (6, PH) OBP: 0.287, SLG: 0.420 (7, 3)	1-1 L7		3-2 2B		2-1 23 1B HBP	0-3 K		0-1 L7		2	1	1	0	0	0	0
<b>23 Kevin Jordan, R</b> (1, 3) OBP: 0.257, SLG: 0.365 (7, 5)		3-2 G6-3	0-0 F4		0-1 G6-3 1B 1-3 2-H		2-3 K2-3	2-2 L7 1B		5	0	2	1	0	1	1
<b>Billy McMillon, L</b> (1, 7) OBP: 0.241, SLG: 0.357		0-3 K	1-3 K		0-0 G6-3 1B 1-2 3-H		4-1 BB	1-2 L7		4	0	1	1	1	2	2
<b>Mike Lieberthal, R</b> (1, 2) OBP: 0.307, SLG: 0.466		0-1 BB 1B		2-3 K	0-0 G6-3		1-3 K	0-1 G1-3		5	0	1	0	0	2	4
<b>Tony Barron, R</b> (1, 9) OBP: 0.338, SLG: 0.435		4-1 BB 1-2 BB		0-1 G3 2B	1-2 G6-3		0-2 K			3	0	1	0	1	1	3
<b>Kevin Stocker, S</b> (1, 6) OBP: 0.333, SLG: 0.345		4-1 BB		3-0 G3	4-0 G4-6-3 SH BB		2-1 L8			2	0	0	0	2	0	1
<b>Tyler Green, R</b> (1, 1) OBP: 0.378, SLG: 0.438 <b>Ron Blaziet, R</b> (6, 1) OBP: 0.450, SLG: 0.400 <b>Kevin Seifolt, R</b> (6, PH) OBP: 0.304, SLG: 0.373 <b>Jerry Spradlin, S</b> (7, 1) <b>Ruben Amaro Jr, S</b> (8, PH) OBP: 0.311, SLG: 0.324 (9, 8)		0-3 K		1-2 G4-3	0-0 SH G4-6-3		0-1 G3-1			2	0	0	0	0	1	4

Inning Stats	R: 0	H: 0	E: 0	K: 7	S: 7	LOB: 0	BB: 0	P: 11	R: 0	H: 1	E: 0	K: 2	S: 15	LOB: 3	BB: 2	P: 26	R: 1	H: 2	E: 0	K: 1	S: 11	LOB: 1	BB: 0	P: 16	R: 0	H: 1	E: 0	K: 1	S: 10	LOB: 1	BB: 0	P: 16	R: 2	H: 3	E: 0	K: 1	S: 13	LOB: 2	BB: 0	P: 20	R: 0	H: 0	E: 0	K: 1	S: 12	LOB: 2	BB: 2	P: 22	R: 0	H: 0	E: 0	K: 3	S: 12	LOB: 1	BB: 1	P: 19	R: 0	H: 1	E: 1	K: 1	S: 9	LOB: 1	BB: 0	P: 13	R: 0	H: 1	E: 0	K: 0	S: 13	LOB: 1	BB: 0	P: 16	1B: 6	SF: 0	2B: 2	SAC: 1	3B: 0	DP: 1	HR: 1	HBP: 1	WP: 0	PA: 42
<b>Hideo Nomo, R</b> (1, 1) ERA: 4.14 <b>37 Darren Dreifort, R</b> (6, 1) ERA: 2.03 <b>Scott Radinsky, L</b> (8, 1) ERA: 2.66 <b>Todd Worrell, R</b> (9, 1) ERA: 4.47	IP	WLS	BF	H	R	ER	SO	BB	IBB	HBP	BLK	WP	HR	S	P	ERA	WHIP																																																																	
	5.0	W	25	7	3	3	5	2	0	1	0	0	1	56	89	5.40	1.800																																																																	
	2.2		11	0	0	0	4	3	0	0	0	0	0	28	47	0.00	1.125																																																																	
	0.2	S	3	1	0	0	1	0	0	0	0	0	0	7	9	0.00	1.500																																																																	
	0.2	S	3	1	0	0	0	0	0	0	0	0	0	11	14	0.00	1.500																																																																	

**Los Angeles Dodgers @ Philadelphia Phillies**  
**Veterans Stadium, Philadelphia, PA**

Sat Aug 23 1997, 7:05 PM EDT  
 Att: 31,159 - Unknown - 72 F

<b>AB</b>	<b>35</b>
<b>R</b>	<b>3</b>
<b>H</b>	<b>9</b>
<b>RBI</b>	<b>3</b>
<b>BB</b>	<b>5</b>
<b>SO</b>	<b>10</b>
<b>LOB</b>	<b>21</b>

[livebaseballscorecards.com](http://livebaseballscorecards.com)

Batter	1	2	3	4	5	6	7	8	9	AB R H RBI BB SO LOB	TOP											
Eric Young Sr. R (1, 4) OBP: 0.369, SLG: 0.422	3-2 HR		2-3 K		4-0 IBB	1-0 P3		1-0 1B		4 1 2 1 1 1 2												
Roger Cedeno, S (1, 7) OBP: 0.356, SLG: 0.383	0-0 F8		2-3 K		3-2 G6-3		2-2 1B	4-0 BB		4 0 1 0 1 1 2												
Mike Piazza, R (1, 2) OBP: 0.420, SLG: 0.609	1-0 FC5-4 HBP			4-1 BB		4-1 FC4-6 BB	4-2 BB	3-1 P3		1 0 0 0 3 0 2												
Eric Karros, R (1, 3) OBP: 0.332, SLG: 0.459	0-1 FC5-4 FC6-4 1-2f		0-0 L7		0-3 K	1-3 K		2-1 1B SF8 1B		5 1 1 0 0 2 5												
Raul Mondesi, R (1, 9) OBP: 0.351, SLG: 0.536	3-1 FC6-4 1-2f		0-0 F9		1-1 FC4-6 HR 1-2f	2-1 P9		2-3 K		5 1 0 0 0 1 6												
Todd Zeile, R (1, 5) OBP: 0.343, SLG: 0.427		1-1 P3		0-1 P3		1-0 HR	4-0 FC6-4 BB	2-2 SF8 BB 1B		4 1 2 2 1 0 1												
Otis Nixon, S (1, 8) OBP: 0.332, SLG: 0.292		3-2 F9			1-3 K	3-2 1B 2B	0-1 FC6-4 1-2f	4-1 S BB		4 1 1 0 1 1 3												
Juan Castro, R (1, 6) OBP: 0.200, SLG: 0.200		0-0 P3			0-1 E7 SH3-4	4-0 1B IBB		2-2 G6-3		3 0 0 0 1 0 0												
Nelson Liriano, S (9, PH) OBP: 0.273, SLG: 0.333								SF8		0 0 0 1 0 0 0												
Greg Gagne, R (9, 6) OBP: 0.315, SLG: 0.381								2-3 3-H		0 0 0 0 0 0 0												
Ismael Valdez, R (1, 1) OBP: 0.122, SLG: 0.065			1-2 G1-3					1-2 G4-3		3 0 1 1 0 1 0												
Billy Ashley, R (9, PH) OBP: 0.287, SLG: 0.451					2-2 SH3-4	0-1 S 1B				1 0 0 0 0 0 2												
Scott Radinsky, L (9, 1)					1-2					0 0 0 0 0 0 0												
<b>Inning Stats</b>	R: 1 E: 0 K: 0 S: 8	H: 1 LOB: 1 BB: 0 P: 15	R: 0 E: 0 K: 0 S: 9	H: 0 LOB: 0 BB: 0 P: 13	R: 0 E: 0 K: 2 S: 10	H: 0 LOB: 0 BB: 0 P: 15	R: 0 E: 0 K: 0 S: 5	H: 0 LOB: 1 BB: 1 P: 9	R: 0 E: 1 K: 1 S: 12	H: 0 LOB: 2 BB: 1 P: 22	R: 3 E: 0 K: 1 S: 14	H: 3 LOB: 2 BB: 2 P: 28	R: 0 E: 0 K: 1 S: 14	H: 1 LOB: 3 BB: 2 P: 27	R: 0 E: 0 K: 1 S: 11	H: 1 LOB: 2 BB: 1 P: 19	R: 1 E: 0 K: 1 S: 15	H: 2 LOB: 2 BB: 1 P: 29	1B: 5 2B: 1 3B: 0 HR: 2	SF: 1 SAC: 1 DP: 0 HBP: 1	WP: 0 PB: 0 SB: 4 CS: 0	PA: 45
<b>PITCHER</b>	IP WLS BF H R ER SO BB IBB HBP BLK WP HR S P ERA WHIP												<b>PITCHER</b>	IP WLS BF H R ER SO BB IBB HBP BLK WP HR S P ERA WHIP								
55 Matt Beech, L (1, 1) ERA: 5.12	6.0 L 30 5 4 4 4 3 2 1 0 0 2 64 114 6.00 1.333																					
Ron Blazier, R (7, 1) ERA: 5.91	2.0 9 1 0 0 2 2 0 0 0 0 0 19 34 0.00 1.500																					
Reggie Harris, R (9, 1) ERA: 5.33	1.0 6 2 1 1 1 1 0 0 0 0 0 15 29 9.00 3.000																					

Los Angeles Dodgers @ Philadelphia Phillies  
Veterans Stadium, Philadelphia, PA  
Sun Aug 24 1997, 3:33 AM EDT  
Att. 23,363 - Sunny - 74 F

livebaseballscorecards.com

AB	34
R	5
H	8
RBI	5
BB	8
SO	7
LOB	23



Batter	1	2	3	4	5	6	7	8	9	AB	R	H	RBI	BB	SO	LOB
Kevin Sevcik, R OBP: 0.301, SLG: 0.367 (1, 5) C X	0-2 SH5-3-2 1B			0-0 L9		3-1 F9		2-1 FC4-6 1-2f		4	0	1	0	0	0	1
Mickey Morandini, L OBP: 0.382, SLG: 0.398 (1, 4) 1 SAFE X	0-0 SH5-3-2 1-3f			2-0 FC4-6 1B		1-2 L9			3-2 1B 1B	3	0	2	0	0	0	0
Midre Cummings, L OBP: 0.305, SLG: 0.393 (1, 8) Rex Hudler, R OBP: 0.222, SLG: 0.250 (9, PH) X	0-0 G3-1			1-0 FC4-6 1-2f		2-1 F8			0-1 F7	3	0	0	0	0	0	1
Rico Brogna, L OBP: 0.284, SLG: 0.416 (1, 3) C X		0-1 G4-3		2-2 P7			2-3 K		0-3 K	4	0	0	0	0	2	2
Tony Barron, R OBP: 0.347, SLG: 0.485 (1, 9) C X		0-1 P3			1-0 HR		0-3 K		0-0 1B	4	1	2	1	0	1	0
Billy McMillon, L OBP: 0.212, SLG: 0.313 (1, 7) X		0-0 G5-3			1-3 K		0-0 G4-3		0-3 K	4	0	0	0	0	2	2
Mark Parent, R OBP: 0.211, SLG: 0.189 (1, 2) Mike Robertson, L OBP: 0.307, SLG: 0.466 (8, PH) Mike Lieberthal, R OBP: 0.307, SLG: 0.466 (9, 2) C F B B B B X			3-2 G4-3		1-1 G5-3			0-0 P4		2	0	0	0	0	0	0
Kevin Stocker, S OBP: 0.333, SLG: 0.348 (1, 6) C F B B B B X			1-2 G6-3		2-0 2B			2-2 F7		3	0	1	0	0	0	0
55 Matt Beech, L OBP: 0.143, SLG: 0.190 (1, 1) Ron Blazier, R OBP: 0.400, SLG: 0.400 (7, 1) Ruben Amaro Jr, S OBP: 0.315, SLG: 0.324 (8, PH) Reggie Harris, R OBP: 0.315, SLG: 0.324 (9, 1) C F B B B B X			3-2 F9		0-1 G6-3			4-1 FC4-6 HBP		2	0	0	0	0	0	1

Inning Stats	R: 0	H: 1	E: 0	LOB: 0	K: 0	S: 5	P: 5	R: 0	H: 0	E: 0	LOB: 0	K: 0	S: 5	P: 5	R: 0	H: 0	E: 0	LOB: 0	K: 0	S: 14	P: 21	R: 0	H: 1	E: 0	LOB: 1	K: 0	S: 6	P: 11	R: 1	H: 2	E: 0	LOB: 1	K: 1	S: 9	P: 14	R: 0	H: 0	E: 0	LOB: 0	K: 0	S: 7	P: 13	R: 0	H: 0	E: 0	LOB: 0	K: 2	S: 7	P: 9	R: 0	H: 0	E: 0	LOB: 1	K: 0	S: 9	P: 17	R: 0	H: 2	E: 0	LOB: 2	K: 2	S: 16	P: 19	1B: 4	SF: 0	2B: 2	SAC: 1	3B: 0	DP: 1	HR: 1	HBP: 1	WP: 0	PA: 33
--------------	------	------	------	--------	------	------	------	------	------	------	--------	------	------	------	------	------	------	--------	------	-------	-------	------	------	------	--------	------	------	-------	------	------	------	--------	------	------	-------	------	------	------	--------	------	------	-------	------	------	------	--------	------	------	------	------	------	------	--------	------	------	-------	------	------	------	--------	------	-------	-------	-------	-------	-------	--------	-------	-------	-------	--------	-------	--------

PITCHER	IP	WLS	BF	H	R	ER	SO	BB	IBB	HBP	BLK	WP	HR	S	P	ERA	WHIP
Ismael Valdez, R ERA: 2.67 (1, 1)	8.0	W	28	4	1	1	3	0	0	1	0	0	0	62	95	1.12	0.500
Scott Radinsky, L ERA: 2.61 (9, 1)	1.0		5	2	0	0	2	0	0	0	0	0	0	16	19	0.00	2.000

**BOTTOM**


**Los Angeles Dodgers @ Philadelphia Phillies**  
Veterans Stadium, Philadelphia, PA

Sun Aug 24 1997, 3:33 AM EDT  
Att. 23,363 - Sunny - 74 F

<b>AB</b>	<b>31</b>
<b>R</b>	<b>1</b>
<b>H</b>	<b>6</b>
<b>RBI</b>	<b>1</b>
<b>BB</b>	<b>0</b>
<b>SO</b>	<b>5</b>
<b>LOB</b>	<b>8</b>



PITCHER	IP	WLS	BF	H	R	ER	SO	BB	IBB	HBP	BLK	WP	HR	S	P	ERA	WHIP
---------	----	-----	----	---	---	----	----	----	-----	-----	-----	----	----	---	---	-----	------

Batter	1	2	3	4	5	6	7	8	9	AB R H RBI BB SO LOB	TOP	
Eric Young Sr. R (1, 4) OBP: 0.367, SLG: 0.419	3-2 E S 1B		1-0 F9	1-1 G4-3	0-3 K			1-0 G6-3		5 1 1 0 0 1 3		
Brett Butler, L (1, 7) OBP: 0.381, SLG: 0.337	2-3 SAFE K		3-2 BB 1B	2-1 G6-3			1-0 G4-3	1-2 G4-3		5 1 1 0 0 1 1 0 0 0 0 0 0 0		
Roger Cedeño, S (8, 7) OBP: 0.356, SLG: 0.383			1-2 1B									
Mike Piazza, R (1, 2) OBP: 0.423, SLG: 0.610	2-0 L6-3 1B		4-0 BB 1B 1B BB				1-0 P9	1-2 1B		3 1 2 1 2 0 0		
Eric Karros, R (1, 3) OBP: 0.333, SLG: 0.458	0-0 L6-3		2-0 1B BB FC9-6 1B				0-0 HR	2-2 P5		5 2 2 2 0 0 3		
Raul Mondesi, R (1, 9) OBP: 0.352, SLG: 0.540			4-2 FC9-6 1B 1-2 2-3 BB				3-0 SAFE HR	1-2 P3		4 1 1 2 1 1 1		
Todd Zeile, R (1, 5) OBP: 0.343, SLG: 0.427			1-2 FC9-6 1B				1-1 1B G5-3 1B			5 1 2 1 0 0 0		
Greg Gagne, R (1, 6) OBP: 0.314, SLG: 0.380			1-2 2-3 3-H 1B				1-0 1B G5-3 1B					
Juan Castro, R (7, 6) OBP: 0.213, SLG: 0.214			0-2 FC9-6				0-1 1B G5-3 1B	2-0 G4-3		4 0 1 1 0 0 2 1 0 1 0 0 0 0	AB 40 R 8 H 13 RBI 8 BB 4 SO 4 LOB 16	
Otis Nixon, S (1, 8) OBP: 0.331, SLG: 0.289			1-2f 2-3 3-H 1B				1-0 G5-3	4-2 FC6-4 BB		4 0 0 1 1 1 5		
Ramon Martinez, R (1, 1) OBP: 0.152, SLG: 0.182			3-1 FC6-4				1-2 3-H 1B					
Mark Guthrie, R (6, 1)			1-0 BB 1B 1B				0-0 F9	0-0 FC6-4		3 1 2 0 0 0 0 1 0 0 0 0 0 1		
<b>Inning Stats</b>	R: 1 H: 2 E: 0 LOB: 0 K: 1 BB: 0 S: 10 P: 16	R: 0 H: 0 E: 1 LOB: 1 K: 0 BB: 0 S: 9 P: 15	R: 4 H: 4 E: 0 LOB: 2 K: 1 BB: 2 S: 23 P: 42	R: 0 H: 0 E: 0 LOB: 0 K: 0 BB: 0 S: 5 P: 8	R: 3 H: 5 E: 0 LOB: 2 K: 1 BB: 0 S: 12 P: 18	R: 0 H: 1 E: 0 LOB: 1 K: 0 BB: 0 S: 12 P: 17	R: 0 H: 0 E: 0 LOB: 1 K: 0 BB: 1 S: 5 P: 12	R: 0 H: 0 E: 0 LOB: 1 K: 0 BB: 1 S: 6 P: 12	R: 0 H: 1 E: 0 LOB: 1 K: 1 BB: 0 S: 11 P: 17	1B: 12 SF: 0 2B: 1 SAC: 0 3B: 0 DP: 1 HR: 1 HBP: 0	WP: 0 PA: 44 PB: 0 SB: 1 CS: 0	
<b>PITCHER</b>	IP WLS BF H R ER SO BB IBB HBP BLK WP HR S P ERA WHIP											
Jason Schmidt, R (1, 1) ERA: 4.59	4.1 L 25 10 8 8 2 2 0 0 0 0 0 1 54 93 16.61 2.769											
Matt Ruebel, L (5, 1) ERA: 6.67	2.2 11 2 0 0 1 1 0 0 0 0 0 0 22 35 0.00 1.125											
Clint Sodowsky, R (8, 1) ERA: 3.97	1.0 4 0 0 0 0 1 0 0 0 0 0 0 6 12 0.00 1.000											
Jason Christiansen, L (9, 1) ERA: 4.09	1.0 4 1 0 0 1 0 0 0 0 0 0 0 11 17 0.00 1.000											

Los Angeles Dodgers @ Pittsburgh Pirates  
 Three Rivers Stadium, Pittsburgh, PA  
 Mon Aug 25 1997, 7:05 PM EDT  
 Cloudy - 77 F

livebaseballscorecards.com



Batter	1	2	3	4	5	6	7	8	9	AB	R	H	RBI	BB	SO	LOB
Tony Womack, L OBP: 0.329, SLG: 0.388 (1, 4)	0-2 E6 HBP 1B	4-1 2B BB		1-1 F7			1-3 K			3	1	0	0	1	1	1
Turner Ward, S OBP: 0.402, SLG: 0.534 Clint Sodowsky, L OBP: 0.500, SLG: 0.500 Jason Christiansen, R (8, 1) (9, 1)	0-1 P3	1-1 2B			3-2 G6-3 FC1-5-2 2B		3-2 F9			4	0	2	1	0	0	1
Al Martin, L OBP: 0.356, SLG: 0.449 (1, 7)	2-0 F7	1-2 F8			0-1 G6-3			2-1 F8		4	0	0	0	0	0	4
Eddie Williams, R OBP: 0.288, SLG: 0.463 (1, 3)	2-0 1B HBP		0-3 K		1-2 FC1-5-2			1-1 G6-3		3	0	0	0	0	1	1
Dale Sveum, S OBP: 0.343, SLG: 0.485 (1, 6)	3-2 1B		2-3 K		3-H 0-0 G4-3			2-2 G5-3		4	0	1	1	0	1	1
Joe Randa, R OBP: 0.358, SLG: 0.436 (1, 5)	1-1 G1-3		2-3 K			2-3 K2-3			0-0 F9	4	0	0	0	0	2	2
18 Jason Kendall, R OBP: 0.394, SLG: 0.438 (1, 2)		1-2 2B 1B		2-2 2B		3-1 G4-3			1-3 K	4	1	2	0	0	1	0
Jose Guillen, R OBP: 0.300, SLG: 0.419 (1, 9)		1-3 K		1-0 F8		1-0 L6			1-3 K	4	0	0	0	0	2	2
Jason Schmidt, R OBP: 0.128, SLG: 0.130 Matt Ruebel, L (5, 1) Emil Brown, R OBP: 0.293, SLG: 0.271 (7, PH) (8, 8)		1-2 G5-3		2-2 K			0-1 F9			2	0	0	0	0	1	2
										0	0	0	0	0	0	0
										1	0	0	0	0	0	0

BOTTOM

Los Angeles Dodgers @ Pittsburgh Pirates  
Three Rivers Stadium, Pittsburgh, PA  
Mon Aug 25 1997, 7:05 PM EDT  
Cloudy - 77 F

livebaseballscores.com

AB	33
R	2
H	5
RBI	2
BB	1
SO	9
LOB	14



Inning Stats	R: 1	H: 1	E: 1	K: 0	S: 12	H: 1	LOB: 2	BB: 0	P: 20	R: 1	H: 2	E: 0	K: 1	S: 16	R: 0	H: 0	E: 0	K: 3	S: 10	R: 0	H: 1	E: 0	K: 1	S: 10	R: 0	H: 1	E: 0	K: 0	S: 11	R: 0	H: 0	E: 0	K: 1	S: 6	R: 0	H: 0	E: 0	K: 1	S: 10	R: 0	H: 0	E: 0	K: 0	S: 8	R: 0	H: 0	E: 0	K: 2	S: 7	R: 0	H: 0	E: 0	K: 2	S: 9	1B: 2	SF: 0	2B: 3	SAC: 0	3B: 0	DP: 0	HR: 0	HBP: 1	WP: 0	PA: 35	PB: 0	SB: 1	CS: 0	ERA	WHIP
PITCHER	IP	WLS	BF	H	R	ER	SO	BB	IBB	HBP	BLK	WP	HR	S	P	ERA	WHIP																																																				
Ramon Martinez, R ERA: 3.34 (1, 1)	5.0	W	23	5	2	1	5	1	0	1	0	0	0	59	90	1.80	1.200																																																				
Mark Guthrie, L ERA: 4.14 (6, 1)	4.0	S	12	0	0	0	4	0	0	0	0	0	0	31	48	0.00	0.000																																																				

**Los Angeles Dodgers @ Pittsburgh Pirates**  
 Three Rivers Stadium, Pittsburgh, PA

Mon Aug 25 1997, 7:05 PM EDT  
 Att. 14,018 - Unknown - 74 F

AB	33
R	3
H	8
RBI	0
BB	1
SO	3
LOB	14



WP:	1	PA:	36
PB:	0		
SB:	0		
CS:	1		

AB R H RBI BB SO LOB

4	0	0	0	0	0	2
1	1	1	0	1	0	0
2	0	0	0	0	0	1
4	1	3	0	0	0	0
4	1	1	0	0	1	4
4	0	2	0	0	0	1
4	0	0	0	0	1	3
4	0	0	0	0	1	2
4	0	0	0	0	0	1
1	0	1	0	0	0	0
1	0	0	0	0	0	0
0	0	0	0	0	0	0
0	0	0	0	0	0	0

Batter	1	2	3	4	5	6	7	8	9
Eric Young Sr. R (1, 4) OBP: 0.365, SLG: 0.416	0-0 P3		3-1 G4-6-3		2-1 F9			2-1 L6	
Roger Cedeno, S (1, 7) OBP: 0.362, SLG: 0.392	0-0 E			4-0 FC5 WP	0-2 G5-3			0-1 G6-3	
Brett Butler, L (5, PH) OBP: 0.379, SLG: 0.334	2B			BB					
Raul Mondesi, R (1, 9) OBP: 0.355, SLG: 0.542	1-0 E4			1-1 1B FC5	3-2 F9			1-1 1B	
Eric Karros, R (1, 3) OBP: 0.332, SLG: 0.456	1-3 K			1-2 E 1B	1-1 1B			1-1 G5-3	
Todd Zeile, R (1, 5) OBP: 0.344, SLG: 0.427	3-2 CS	2-1 G1-3		2-2 E8	2-2 G4-3			2-0 G5-3	
Greg Gagne, R (1, 6) OBP: 0.312, SLG: 0.376		2-0 F7		0-0 G6-3	3-3 K			0-0 G5-3	
Tom Prince, R (1, 2) OBP: 0.278, SLG: 0.333		0-1 L4		0-1 L5			0-1 F8	2-3 K	
Otis Nixon, S (1, 8) OBP: 0.328, SLG: 0.287			1-1 G5-3		0-0 E3		3-2 G4-3	2-0 G5-3	
Tom Candiotti, R (1, 1) OBP: 0.087, SLG: 0.087			1-0 G4-6-3		0-0 SH1-3		2-2 G6-3		
Billy Ashley, R (7, PH) OBP: 0.285, SLG: 0.447									
Antonio Osuna, R (7, 1) OBP: 0.500, SLG: 0.500									
Todd Worrell, R (9, 1)									

Inning Stats	R: 1	H: 2	R: 0	H: 0	R: 0	H: 1	R: 0	H: 0	R: 0	H: 1	R: 0	H: 0	R: 0	H: 1	R: 0	H: 1	R: 0	H: 1	
E: 1	LOB: 0	E: 0	LOB: 0	E: 0	LOB: 0	E: 1	LOB: 1	E: 1	LOB: 1	E: 0	LOB: 0	E: 0	LOB: 0	E: 0	LOB: 1	E: 0	LOB: 1	E: 0	LOB: 1
K: 1	BB: 0	K: 0	BB: 0	K: 0	BB: 0	K: 0	BB: 1	K: 0	BB: 0	K: 0	BB: 0	K: 0	BB: 0	K: 0	BB: 0	K: 1	BB: 0	K: 1	BB: 0
S: 8	P: 13	S: 5	P: 9	S: 5	P: 10	S: 9	P: 16	S: 7	P: 9	S: 12	P: 21	S: 9	P: 14	S: 8	P: 12	S: 7	P: 13	S: 7	P: 13

PITCHER	IP	WLS	BF	H	R	ER	SO	BB	IBB	HBP	BLK	WP	HR	S	P	ERA	WHIP
Chris Peters, L (1, 1) ERA: 4.55	7.0		27	6	3	0	2	1	0	0	0	1	0	55	92	0.00	1.000
Marc Wilkins, R (8, 1) ERA: 4.02	2.0	W	8	2	0	0	1	0	0	0	0	0	0	15	25	0.00	1.000

WP:	1	PA:	36
PB:	0		
SB:	0		
CS:	1		



Batter	1	2	3	4	5	6	7	8	9	AB	R	H	RBI	BB	SO	LOB
Tony Womack, L OBP: 0.326, SLG: 0.385 (1, 4)	2-1 E4 G6-3 WP SF9		3-2 L9			2-2 F8		1-1 L5		4	1	0	0	0	0	0
Jermaine Allensworth, R OBP: 0.349, SLG: 0.353 (1, 8)	1-1 G6-3		2-0 F7			0-0 G6-3		3-2 G3-1		4	0	0	0	0	0	1
Al Martin, L OBP: 0.355, SLG: 0.448 (1, 7)	1-0 SF9		0-1 L4			1-0 1B		0-1 G4-3		3	0	1	1	0	0	0
Eddie Williams, R OBP: 0.302, SLG: 0.474 (1, 3)	3-2 2B		3-2 F6			1-0 F9		4-2 HR BB		3	1	1	0	1	0	1
Joe Randa, R OBP: 0.359, SLG: 0.449 (1, 5)	3-3 K		2-1 F8			3-1 2B		2-1 HR		4	1	2	2	0	1	1
Mark Smith, R OBP: 0.340, SLG: 0.535 (1, 9)		4-1 BB	1-2 G5-3			3-3 K		0-0 HR		3	1	1	1	1	1	1
Keith Osik, R OBP: 0.337, SLG: 0.386 (1, 2)		2-0 F7				4-0 BB				2	0	1	0	1	0	1
Kevin Polcovich, R OBP: 0.358, SLG: 0.407 (1, 6)		3-1 F9				2-2 G4-6-3 1B		1-2 P6		2	0	0	0	0	0	2
Turner Ward, S (7, PH) OBP: 0.398, SLG: 0.528		1 SAFE				1-2f				1	0	0	0	0	0	2
Marc Wilkins, R (8, 1)		1 SAFE								0	0	0	0	0	0	0
Chris Peters, L OBP: 0.250, SLG: 0.250 (1, 1)		2-3 K				2-1 F4		0-3 K		2	0	0	0	0	1	1
Dale Sveum, S (7, PH) OBP: 0.341, SLG: 0.483 (8, 6)										1	0	0	0	0	1	2

Inning Stats	R: 1	H: 1	E: 1	K: 1	S: 11	H: 1	LOB: 1	BB: 1	P: 21	R: 0	H: 0	E: 0	K: 1	S: 7	H: 0	LOB: 1	BB: 1	P: 18	R: 0	H: 0	E: 0	K: 0	S: 7	R: 0	H: 0	E: 0	K: 0	S: 12	R: 0	H: 1	E: 0	K: 0	S: 10	R: 0	H: 1	E: 0	K: 0	S: 6	R: 0	H: 1	E: 0	K: 0	S: 13	R: 0	H: 0	E: 0	K: 0	S: 10	R: 3	H: 2	E: 0	K: 0	S: 6	H: 2	LOB: 0	BB: 1	P: 12	1B: 2	2B: 2	3B: 0	HR: 2	SF: 1	SAC: 0	DP: 1	HBP: 0	WP: 1	PB: 0	SB: 0	CS: 0	PA: 33
--------------	------	------	------	------	-------	------	--------	-------	-------	------	------	------	------	------	------	--------	-------	-------	------	------	------	------	------	------	------	------	------	-------	------	------	------	------	-------	------	------	------	------	------	------	------	------	------	-------	------	------	------	------	-------	------	------	------	------	------	------	--------	-------	-------	-------	-------	-------	-------	-------	--------	-------	--------	-------	-------	-------	-------	--------


PITCHER	IP	WLS	BF	H	R	ER	SO	BB	IBB	HBP	BLK	WP	HR	S	P	ERA	WHIP
Tom Candiotti, R (1, 1) ERA: 3.23	6.0		22	3	1	0	2	1	0	0	0	1	0	53	96	0.00	0.667
Antonio Osuna, R (7, 1) ERA: 1.88	2.0		8	1	0	0	2	1	0	0	0	0	0	23	38	0.00	1.000
Todd Worrell, R (9, 1) ERA: 5.01	0.0	L	3	2	3	3	0	1	0	0	0	0	2	6	12	∞	∞

**BOTTOM**

**Los Angeles Dodgers @ Pittsburgh Pirates**  
 Three Rivers Stadium, Pittsburgh, PA

Mon Aug 25 1997, 7:05 PM EDT  
 Att: 14,018 - Unknown - 74 F

AB	29
R	4
H	6
RBI	4
BB	3
SO	4
LOB	12



PITCHER	IP	WLS	BF	H	R	ER	SO	BB	IBB	HBP	BLK	WP	HR	S	P	ERA	WHIP
---------	----	-----	----	---	---	----	----	----	-----	-----	-----	----	----	---	---	-----	------

Batter	1	2	3	4	5	6	7	8	9	AB R H RBI BB SO LOB	TOP														
<b>Eric Young Sr. R</b> (1, 4) OBP: 0.365, SLG: 0.416	3-2 PB G6-3 1B	0-0 G4-3		0-2 G4-3		3-2 G6-3			1-0 1B SH5-4 E 1B	5 2 2 0 0 0 1															
<b>Brett Butler, L</b> (1, 7) OBP: 0.375, SLG: 0.330	1-0 G6-3	0-1 P6		1-2 G5-3			0-0 F7		0-0 SH5-4	4 0 0 0 0 0 1															
<b>Mike Piazza, R</b> (1, 2) OBP: 0.427, SLG: 0.613	1-1 2B 2B 2-H	2-2 1B			2-1 F8		1-1 F9 2B		4-0 E 1B IBB	4 2 3 1 1 0 0															
<b>Eric Karros, R</b> (1, 3) OBP: 0.333, SLG: 0.458	3-1 2B 1-3	0-0 F8			3-1 F8		3-0 F9		0-1 E9 1B 1-2 2-H	5 1 2 0 0 0 2															
<b>Raul Mondesi, R</b> (1, 9) OBP: 0.359, SLG: 0.545	2-0 1B SF9 2B 2-H 3-H		1-0 G3		1-1 FC5-4 1B		4-0 IBB		3-2 1B 1-3 2-H	4 1 3 3 1 0 0															
<b>Todd Zeile, R</b> (1, 5) OBP: 0.343, SLG: 0.425	2-2 S 1B 2-3		1-3 K		0-0 FC5-4 1-2f		1-2 P4		0-1 F9	5 0 1 0 0 1 4															
<b>Greg Gagne, R</b> (1, 6) OBP: 0.311, SLG: 0.376	1-2 SF9 3-H		0-2 1B		1-3 K			2-3 K		3 0 1 1 0 2 0															
<b>Otis Nixon, S</b> (1, 8) OBP: 0.329, SLG: 0.287	4-2 1B BB		1-0 G4-3		0-0 BLK SH2-4 1B		1-1 G4-3			3 0 1 0 1 0 1															
<b>Chan Ho Park, R</b> (1, 1) OBP: 0.271, SLG: 0.295	3-2 G4-3			0-3 K		1-1 SH2-4		0-3 K		2 0 0 0 0 1 2															
<b>Darren Hall, R</b> (7, 1)										0 0 0 0 0 0 0															
<b>Scott Radinsky, L</b> (7, 1)										1 0 0 0 0 1 0															
<b>37 Darren Dreifort, R</b> (8, 1) OBP: 0.167, SLG: 0.167										0 0 0 0 0 0 0															
<b>Inning Stats</b>	R: 4 E: 0 K: 0 S: 28	H: 5 LOB: 2 BB: 1 P: 48	R: 0 E: 0 K: 0 S: 7	H: 1 LOB: 1 BB: 0 P: 9	R: 0 E: 0 K: 1 S: 8	H: 1 LOB: 1 BB: 0 P: 11	R: 0 E: 0 K: 1 S: 10	H: 0 LOB: 0 BB: 0 P: 11	R: 0 E: 0 K: 0 S: 7	H: 1 LOB: 1 BB: 0 P: 13	R: 0 E: 0 K: 1 S: 10	H: 1 LOB: 1 BB: 0 P: 15	R: 0 E: 0 K: 0 S: 7	H: 1 LOB: 2 BB: 1 P: 16	R: 0 E: 0 K: 2 S: 9	H: 0 LOB: 0 BB: 0 P: 12	R: 2 E: 1 K: 0 S: 9	H: 3 LOB: 1 BB: 1 P: 17	1B: 10 2B: 3 3B: 0 HR: 0	SF: 1 SAC: 2 DP: 0 HBP: 0	WP: 0 PB: 1 SB: 1 CS: 0	PA: 42			
<b>PITCHER</b>	IP	WLS	BF	H	R	ER	SO	BB	IBB	HBP	BLK	WP	HR	S	P	ERA	WHIP								
<b>Jose Silva, R</b> (1, 1) ERA: 7.45	7.0		33	10	4	4	3	1	1	0	1	0	0	77	123	5.14	1.571								
<b>Ricardo Rincon, L</b> (8, 1) ERA: 3.96	1.1	L	6	1	2	2	2	0	1	0	0	0	0	11	19	13.50	0.750								
<b>Rich Loiselle, R</b> (9, 1) ERA: 2.95	0.2		3	2	0	0	0	0	0	0	0	0	0	7	10	0.00	3.000								

**Los Angeles Dodgers @ Pittsburgh Pirates**  
**Three Rivers Stadium, Pittsburgh, PA**  
 Tue Aug 26 1997, 7:05 PM EDT  
 Att. 13,689 - Unknown - 77 F

AB	36
R	6
H	13
RBI	5
BB	3
SO	5
LOB	11



BOTTOM

Los Angeles Dodgers @ Pittsburgh Pirates  
Three Rivers Stadium, Pittsburgh, PA  
Tue Aug 26 1997, 7:05 PM EDT  
Att. 13,689 - Unknown - 77 F

livebaseballscorecards.com

AB 34  
R 4  
H 6  
RBI 2  
BB 5  
SO 9  
LOB 14



WP: 0 PA: 39  
PB: 0  
SB: 0  
CS: 0

AB R H RBI BB SO LOB

5	0	1	0	0	1	3
5	1	2	0	0	0	0
4	2	2	1	1	0	3
4	0	0	0	0	1	3
3	0	0	0	1	1	2
0	0	0	0	0	0	0
4	1	1	0	0	1	2
4	0	0	0	0	2	1
2	0	0	0	0	2	0
0	0	0	0	1	0	0
0	0	0	0	0	0	0
1	0	0	0	0	0	0
2	0	0	0	0	1	0
0	0	0	1	2	0	0
0	0	0	0	0	0	0

Batter	1	2	3	4	5	6	7	8	9
Tony Womack, L OBP: 0.325, SLG: 0.383 (1, 4)	1-3 K ①		2-0 L6 ③			3-2 G3 ③	2-2 FC4 ③		0-0 1B 1-2 1B
Jermaine Allensworth, R OBP: 0.350, SLG: 0.354 (1, 8)	0-2 G3 ②			3-2 F8 ①			2-1 1B 18 E 1B	2-2 P3 ①	1-0 1B 1-2 2-3 1B
Al Martin, L OBP: 0.358, SLG: 0.461 (1, 7)	1-0 HR			1-1 G3 ②			4-1 1B 18 E BB	0-1 2B	0-0 G3-1 ③
Dale Sveum, S OBP: 0.337, SLG: 0.476 (1, 3) (8, 6)	0-2 G5-3 ③			2-1 G3 ③			0-3 K ①	0-1 G5-3 ②	
Turner Ward, S OBP: 0.392, SLG: 0.511 Rich Loiselle, R (9, 1)			3-3 K ①		1-1 G6-3 ①		0-0 P6 ②	4-0 IBB ③	
Joe Randa, R OBP: 0.358, SLG: 0.446 (1, 5)			2-0 G6-3 ②		1-0 G4-3 ②		0-1 18 E BB 1B	2-3 K	
18 Jason Kendall, R OBP: 0.391, SLG: 0.433 (1, 2)			1-2 K ③		0-0 F8 ③		3-1 E2 BB		2-3 K ①
Kevin Polcovich, R OBP: 0.356, SLG: 0.403 Mark Smith, R OBP: 0.345, SLG: 0.535 (7, PH) Ricardo Rincon, L (8, 1) Jose Guillen, R OBP: 0.300, SLG: 0.418 (9, 9)			2-2 K ①				4-2 K BB BB		0-2 G6-3 ②
Jose Silva, R OBP: 0.200, SLG: 0.200 Eddie Williams, R OBP: 0.323, SLG: 0.474 (7, PH) (8, 3) Emil Brown, R OBP: 0.293, SLG: 0.271 (9, PR)			0-3 K ②				2-0 G4-3 ②		4-0 1B 1B BB

Inning Stats	R: 1	H: 1	E: 0	K: 1	S: 11	H: 1	LOB: 0	BB: 0	P: 13	R: 0	H: 0	E: 0	K: 2	S: 7	H: 0	LOB: 0	BB: 0	P: 13	R: 0	H: 0	E: 0	K: 0	S: 7	R: 0	H: 0	E: 0	K: 0	S: 4	H: 0	LOB: 0	BB: 0	P: 6	R: 0	H: 0	E: 0	K: 1	S: 8	R: 3	H: 2	E: 1	K: 1	S: 20	H: 1	LOB: 2	BB: 1	P: 20	R: 0	H: 2	E: 0	K: 1	S: 10	H: 2	LOB: 3	BB: 1	P: 17	1B: 4	SF: 0	2B: 1	SAC: 0	3B: 0	DP: 0	HR: 1	HBP: 0	WP: 0	PA: 39
--------------	------	------	------	------	-------	------	--------	-------	-------	------	------	------	------	------	------	--------	-------	-------	------	------	------	------	------	------	------	------	------	------	------	--------	-------	------	------	------	------	------	------	------	------	------	------	-------	------	--------	-------	-------	------	------	------	------	-------	------	--------	-------	-------	-------	-------	-------	--------	-------	-------	-------	--------	-------	--------

PITCHER	IP	WLS	BF	H	R	ER	SO	BB	IBB	HBP	BLK	WP	HR	S	P	ERA	WHIP
Chan Ho Park, R ERA: 3.12 (1, 1)	6.2		26	3	4	1	7	2	0	0	0	0	1	60	100	1.35	0.750
Darren Hall, R ERA: 2.35 (7, 1)	0.0		1	0	0	0	0	1	0	0	0	0	0	1	5	∞	∞
Scott Radinsky, L ERA: 2.56 (7, 1)	1.0		5	1	0	0	0	0	1	0	0	0	0	12	20	0.00	1.000
37 Darren Dreifort, R ERA: 1.98 (8, 1)	1.1	W	7	2	0	0	2	1	0	0	0	0	0	13	22	0.00	2.250

Batter	1	2	3	4	5	6	7	8	9	AB R H RBI BB SO LOB	TOP									
Eric Young Sr., R OBP: 0.368, SLG: 0.421 (1, 4) C X	0-1 1B 2B	3-2 E5 HR	2-1 1B		0-1 1B		1-0 1B 1-2 2-H		1-0 F6	6 2 4 1 0 0 0										
Otis Nixon, S OBP: 0.335, SLG: 0.294 (1, 8) X	0-0 F8 SF7 1B	0-0 HR 1B	2-1 E1 S 1B		2-0 G5-3		0-2 FC6-4 1B		1-2 HR 1B	6 3 5 0 0 0 1										
Mike Piazza, R OBP: 0.430, SLG: 0.626 (1, 2) B X	1-0 BB 1B 1-2 3-H	0-0 HR	4-0 IBB			3-2 F8	2-0 FC6-4 1-2f		1-2 HR	5 3 3 6 1 0 3										
Eric Karros, R OBP: 0.331, SLG: 0.454 (1, 3) B S X	2-1 F8 2-3	2-1 CS 1B	2-1 P4			0-0 F7		0-0 G5-3	2-3 K	6 0 1 0 0 1 4										
Raul Mondesi, R OBP: 0.357, SLG: 0.542 (1, 9) B B X	2-0 SF7 3-H	2-3 K 1-2		1-1 F8		3-3 K		4-1 1B BB		3 0 0 1 1 2 1										
Todd Zeile, R OBP: 0.347, SLG: 0.426 (1, 5) B B B	4-0 1B BB 1-2	2-0 1B		4-1 CS BB			0-1 FC1-5 BB 1B	2-2 F7		3 0 2 0 2 0 1										
Garey Ingram, R OBP: 0.800, SLG: 0.750 (1, 7) F B X	1-1 BB 1B 1-3 2-H	0-1 SAFE		3-3 K 1-2			4-0 FC1-5 1B BB	0-0 1B		4 1 3 1 1 1 1										
Juan Castro, R OBP: 0.212, SLG: 0.200 (1, 6) D B B	4-0 BB 1-2	2-2 G5-3			2-1 G5-3		1-3 K 1B	1-1 F7		4 0 0 0 1 1 6										
Dennys Reyes, R (1, 1) X	0-0 L8		0-3 K		1-2 G6-3		0-1 FC1-5 1B 1B 1-2 2-3f		2-3 K	4 0 0 0 0 1 5										
Darren Hall, R (7, 1)										0 0 0 0 0 0 0										
Billy Ashley, R OBP: 0.282, SLG: 0.444 (9, PH)										1 0 0 0 0 1 0										
Todd Worrell, R (9, 1)										0 0 0 0 0 0 0										
<b>Inning Stats</b>	R: 3 E: 0 K: 0 S: 10	H: 4 LOB: 3 BB: 2 P: 24	R: 3 E: 1 K: 1 S: 16	H: 5 LOB: 2 BB: 0 P: 27	R: 0 E: 1 K: 1 S: 9	H: 2 LOB: 2 BB: 1 P: 19	R: 0 E: 0 K: 1 S: 6	H: 0 LOB: 1 BB: 1 P: 14	R: 0 E: 0 K: 0 S: 7	H: 0 LOB: 0 BB: 0 P: 13	R: 1 E: 0 K: 1 S: 12	H: 3 LOB: 3 BB: 1 P: 20	R: 0 E: 0 K: 0 S: 9	H: 1 LOB: 2 BB: 1 P: 16	R: 2 E: 0 K: 2 S: 14	H: 2 LOB: 0 BB: 0 P: 21	1B: 15 2B: 3 3B: 0 HR: 2	SF: 1 SAC: 0 DP: 2 HBP: 0	WP: 0 PB: 0 SB: 1 CS: 2	PA: 49
<b>PITCHER</b>	IP WLS BF H R ER SO BB IBB HBP BLK WP HR S P ERA WHIP																			
Steve Cooke, L ERA: 4.04 (1, 1)	1.0 L 11 5 5 5 0 2 0 0 0 0 0 0 14 31 45.00 7.000																			
Jason Johnson, R ERA: 9.0 (2, 1)	1.0 6 4 1 0 1 0 0 0 0 0 0 1 12 20 0.00 4.000																			
Jason Christiansen, L ERA: 3.75 (3, 1)	2.0 8 2 0 0 2 1 1 0 0 0 0 0 15 33 0.00 1.500																			
Marc Wilkins, R ERA: 3.9 (5, 1)	2.0 7 1 0 0 1 0 0 0 0 0 0 0 15 26 0.00 0.500																			
Jeff Wallace, L ERA: 3.38 (7, 1)	1.0 7 3 1 1 1 1 0 0 0 0 0 0 12 20 9.00 4.000																			
<b>PITCHER</b>	IP WLS BF H R ER SO BB IBB HBP BLK WP HR S P ERA WHIP																			
Matt Ruebel, L ERA: 6.75 (8, 1)	2.0 10 3 2 2 2 1 0 0 0 0 0 1 23 37 9.00 2.000																			

Los Angeles Dodgers @ Pittsburgh Pirates  
 Three Rivers Stadium, Pittsburgh, PA  
 Wed Aug 27 1997, 3:33 AM EDT  
 Att. 48,032 - Overcast - 83 F

AB	42
R	9
H	18
RBI	9
BB	6
SO	7
LOB	22



BOTTOM

Los Angeles Dodgers @ Pittsburgh Pirates  
Three Rivers Stadium, Pittsburgh, PA

livebaseballscorecards.com

AB 37  
R 5  
H 10  
RBI 5  
BB 1  
SO 5  
LOB 10



WP: 0 PA: 38  
PB: 0  
SB: 1  
CS: 0

ERA WHIP

Wed Aug 27 1997, 3:33 AM EDT  
Att. 48,032 - Overcast - 83 F

AB R H RBI BB SO LOB

5 1 2 2 0 0 0

4 0 2 0 1 0 0

4 0 1 1 0 2 3

4 0 0 0 0 1 3

0 0 0 0 0 0 0

4 0 1 0 0 0 0

4 1 1 0 0 0 1

3 1 1 0 0 0 1

0 0 0 0 0 0 0

1 0 0 0 0 0 0

4 1 1 1 0 1 0

0 0 0 0 0 0 0

0 0 0 0 0 0 0

1 0 0 0 0 1 2

0 0 0 0 0 0 0

1 0 0 0 0 0 0

0 0 0 0 0 0 0

2 1 1 1 0 0 0

1B: 7 SF: 0

2B: 1 SAC: 0

3B: 1 DP: 0

HR: 1 HBP: 0

Table with 9 columns (Batter 1-9) and 10 rows of game data. Each cell contains a batter's name, stats, and a baseball diamond diagram showing the play. Batter 1: Abraham Nunez, S (1, 6); Jermaine Allensworth, R (1, 8); Mark Smith, R (1, 7) (8, 3); Eddie Williams, R (1, 3) (8, 1); Matt Ruebel, L; Joe Randa, R (1, 5); 18 Jason Kendall, R (1, 2); Jose Guillen, R (1, 9); Jeff Wallace, L (7, 1); Al Martin, L (8, 7); Kevin Polcovich, R (1, 4); Steve Cooke, R (1, 1); Jason Johnson, R (2, 1); Emil Brown, R (2, PH); Jason Christiansen, R (3, 1); Dale Sveum, S (4, PH); Marc Wilkins, R (5, 1); Turner Ward, S (7, 9).

Inning Stats table with columns for Runs (R), Hits (H), Errors (E), Strikes (S), Home Runs (HR), Left On Base (LOB), and Outs (O) for each of the 9 batters.

Pitcher stats table with columns for IP, WLS, BF, H, R, ER, SO, BB, IBB, HBP, BLK, WP, HR, S, P, ERA, WHIP for three pitchers: Dennys Reyes, L (1, 1); Darren Hall, R (7, 1); Todd Worrell, R (9, 1).

Batter	1	2	3	4	5	6	7	8	9	AB R H RBI BB SO LOB	TOP		
Jason McDonald, S (1, 7) OBP: 0.314, SLG: 0.376	0-1 F7		2-3 K			1-3 K		1-0 FC6-4 1B		4 0 1 1 0 2 1	<b>Oakland Athletics @ Los Angeles Dodgers</b> <b>Dodger Stadium, Los Angeles, CA</b> Thu Aug 28 1997, 7:05 PM PDT Att. 51,392 - Unknown - 74 F		
Mark Bellhorn, S (1, 5) OBP: 0.348, SLG: 0.402	2-0 G3		3-1 F9			3-2 F9		3-3 K		4 0 0 0 0 1 3			
Jason Giambi, L (1, 3) Dane Johnson, R (8, 1) OBP: 0.355, SLG: 0.477	3-3 K				3-2 F8	1-3 K		1-1 FC6-4 1-2f		4 0 0 0 0 2 2 0 0 0 0 0 0 0			
Matt Stairs, L (1, 9) OBP: 0.416, SLG: 0.651		3-1 P3			2-3 K		0-0 F8		3-2 F7	4 0 0 0 0 1 0			
Brent Mayne, L (1, 2) George Williams, S (9, PH) OBP: 0.314, SLG: 0.339		3-2 1B			1-1 G6-3		2-3 K2-3		1-1 P3	3 0 1 0 0 1 0 1 0 0 0 0 0 0			
Scott Spiezo, S (1, 4) OBP: 0.281, SLG: 0.356		2-1 P5					1-3 K		0-2 G5-3	4 0 0 0 0 1 1			
Ernie Young, R (1, 8) OBP: 0.302, SLG: 0.362		1-3 K			2-2 G6-3 1B			4-1 G5-3 1B BB		2 1 1 0 1 1 1			
Miguel Tejada, R (1, 6) OBP: 0.125, SLG: 0.375			1-1 K		0-1 G6-3			2-2 G5-3		3 0 1 0 0 0 2			
Eric Ludwick, R (1, 1) Don Wengert, R (6, 1) Dave Magadan, L (8, PH) OBP: 0.420, SLG: 0.414			0-3 K		1-1 G6-3			4-1 1B BB		2 0 0 0 0 1 2 0 0 0 0 0 0 0 0 0 0 0 1 0 0			
<b>Inning Stats</b>	R: 0 E: 0 K: 1 S: 6 H: 0 LOB: 0 BB: 0 P: 11	R: 0 E: 0 K: 1 S: 11 H: 1 LOB: 1 BB: 0 P: 20	R: 0 E: 0 K: 2 S: 10 H: 1 LOB: 1 BB: 0 P: 16	R: 0 E: 0 K: 1 S: 9 H: 0 LOB: 0 BB: 0 P: 15	R: 0 E: 0 K: 0 S: 10 H: 1 LOB: 1 BB: 0 P: 15	R: 0 E: 0 K: 2 S: 9 H: 0 LOB: 0 BB: 0 P: 14	R: 0 E: 0 K: 2 S: 8 H: 0 LOB: 0 BB: 0 P: 11	R: 1 E: 0 K: 1 S: 13 H: 1 LOB: 2 BB: 2 P: 28	R: 0 E: 0 K: 0 S: 8 H: 0 LOB: 0 BB: 0 P: 12	1B: 3 2B: 0 3B: 1 HR: 0 SF: 0 SAC: 0 DP: 0 HBP: 0	WP: 0 PB: 0 SB: 0 CS: 0 PA: 33		
<b>PITCHER</b>	IP WLS BF H R ER SO BB IBB HBP BLK WP HR S P ERA WHIP											<b>PITCHER</b>	IP WLS BF H R ER SO BB IBB HBP BLK WP HR S P ERA WHIP
Hideo Nomo, R (1, 1) ERA: 4.02	7.1 W 28 4 1 1 9 2 0 0 0 0 0 0 69 119 1.23 0.818												
Mark Guthrie, L (8, 1) ERA: 4.04	1.2 5 0 0 0 1 0 0 0 0 0 0 0 15 23 0.00 0.000												

AB	31
R	1
H	4
RBI	1
BB	2
SO	10
LOB	12



WP: 0	PA: 33
PB: 0	
SB: 0	
CS: 0	

Batter	1	2	3	4	5	6	7	8	9
Eric Young Sr., R OBP: 0.367, SLG: 0.417 (1, 4)	4-0 S S 1B BB	1-2 F8		1-0 F9		0-1 FC4-6 2B E 1-2f 2-3		1-0 F9	
Otis Nixon, S OBP: 0.336, SLG: 0.296 (1, 8)	1-1 B3 1-2		4-1 S S BB		1-1 E3 S 1B 1B	2-1 E7 1-H 3-H 2B		0-0 G3	
Mike Piazza, R OBP: 0.432, SLG: 0.626 (1, 2)	4-1 S 1B BB		1-0 L4 1-2		1 SAFE 0-1 1 SAFE 1 SAFE 1-2 S 1B	4-1 FC5-4 BB			
Eric Karros, R OBP: 0.329, SLG: 0.451 (1, 3)	3-3 K 1-2 2-3		0-1 F9		1-3 K 1-2 2-3	0-1 FC5-4			
Raul Mondesi, R OBP: 0.360, SLG: 0.543 (1, 9)	4-0 1B 1B IBB		1-1 P4 2-3		0-0 1B 2-H 3-H		0-0 FC4-6 1B		
Todd Zeile, R OBP: 0.348, SLG: 0.427 Juan Castro, R OBP: 0.212, SLG: 0.200 (7, PR) (8, 5)	0-1 1B 1-H 2-H 3-H		2-0 1B 1B		2-1 G3		2-2 FC4-6 G1-6-3 1-2f		
Greg Gagne, R OBP: 0.311, SLG: 0.375 (1, 6)	2-2 F8		0-3 K		1-2 FC4-6 1B 2B 1B		1-2 G1-6-3		
Darren Lewis, R OBP: 0.337, SLG: 0.259 (1, 7)		2-2 G4-3		2-2 SH1-4 1B 1-3		1-1 FC4-6 1B 1-2		2-3 K	
Hideo Nomo, R OBP: 0.183, SLG: 0.267 Mark Guthrie, R OBP: 0.250, SLG: 0.250 (8, 1)		1-0 P3		0-1 SH1-4 1-2		0-3 K		0-0 1B	

Inning Stats	R: 3	H: 1	E: 0	K: 14	LOB: 1	BB: 3	P: 32	R: 0	H: 0	E: 0	K: 8	LOB: 0	BB: 0	P: 12	R: 0	H: 0	E: 0	K: 7	LOB: 1	BB: 1	P: 12	R: 0	H: 2	E: 0	K: 10	LOB: 2	BB: 0	P: 15	R: 2	H: 3	E: 1	K: 16	LOB: 2	BB: 1	P: 24	R: 0	H: 1	E: 0	K: 6	LOB: 1	BB: 0	P: 10	R: 0	H: 1	E: 0	K: 6	LOB: 1	BB: 0	P: 9
--------------	------	------	------	-------	--------	-------	-------	------	------	------	------	--------	-------	-------	------	------	------	------	--------	-------	-------	------	------	------	-------	--------	-------	-------	------	------	------	-------	--------	-------	-------	------	------	------	------	--------	-------	-------	------	------	------	------	--------	-------	------

PITCHER	IP	WLS	BF	H	R	ER	SO	BB	IBB	HBP	BLK	WP	HR	S	P	ERA	WHIP
Eric Ludwick, R ERA: 8.76 (1, 1)	5.2	L	29	8	7	5	4	3	1	0	0	0	0	62	102	7.94	1.941
Don Wengert, R ERA: 5.78 (6, 1)	1.1		5	1	0	0	0	1	0	0	0	0	0	10	17	0.00	1.500
Dane Johnson, R ERA: 4.85 (8, 1)	1.0		4	1	0	0	1	0	0	0	0	0	0	6	9	0.00	1.000

**BOTTOM**

**Oakland Athletics @ Los Angeles Dodgers**  
**Dodger Stadium, Los Angeles, CA**

Thu Aug 28 1997, 7:05 PM PDT  
Att: 51,392 - Unknown - 74 F

AB	R	H	RBI	BB	SO	LOB
4	2	0	0	1	0	5
4	1	1	1	1	0	2
2	2	1	0	2	0	1
4	0	0	0	0	2	7
3	1	2	2	1	0	1
4	0	2	2	0	0	1
0	0	0	0	0	0	0
4	1	1	0	0	1	3
4	0	2	0	0	1	0
2	0	0	0	0	1	2
1	0	1	0	0	0	0

AB	32
R	7
H	10
RBI	5
BB	5
SO	5
LOB	22

WP: 0 PA: 38  
PB: 0  
SB: 7  
CS: 0



PITCHER	IP	WLS	BF	H	R	ER	SO	BB	IBB	HBP	BLK	WP	HR	S	P	ERA	WHIP
---------	----	-----	----	---	---	----	----	----	-----	-----	-----	----	----	---	---	-----	------

Batter	1	2	3	4	5	6	7	8	9	10	AB	R	H	RBI	BB	SO	LOB	TOP	
<b>Mark Bellhorn, S</b> (1, 5) <small>OBP: 0.350, SLG: 0.399</small> <b>T.J. Mathews, R</b> (10, 1)												4	1	1	0	1	2	0	
<b>Miguel Tejada, R</b> (1, 6) <small>OBP: 0.308, SLG: 0.667</small>											4	1	2	2	0	0	0		
<b>Jason Giambi, L</b> (1, 3) <small>OBP: 0.356, SLG: 0.476</small>											5	0	2	0	0	0	4		
<b>Matt Stairs, L</b> (1, 9) <small>OBP: 0.415, SLG: 0.645</small>											4	0	1	1	1	0	2		
<b>Scott Brosius, R</b> (1, 7) <small>OBP: 0.266, SLG: 0.329</small> (10, 5)											5	0	0	0	0	2	6		
<b>Brent Mayne, L</b> (1, 2) <small>OBP: 0.313, SLG: 0.353</small>											4	1	1	1	0	1	0		
<b>Scott Spiezio, S</b> (1, 4) <small>OBP: 0.278, SLG: 0.352</small>											4	0	0	0	0	0	0		
<b>Ernie Young, R</b> (1, 8) <small>OBP: 0.295, SLG: 0.352</small>										4	0	0	0	0	2	0			
<b>Brad Rigby, R</b> (1, 1) <b>Brian Leshar, R</b> (8, PH) <b>Billy Taylor, R</b> (8, 1) <b>Dave Magadan, L</b> (10, PH) <b>Jason McDonald, S</b> (10, PR) <small>OBP: 0.314, SLG: 0.376</small> (10, 7)										2	0	0	0	0	1	0			
<b>Inning Stats</b>	R: 0 H: 0 E: 0 LOB: 0 K: 1 BB: 0 S: 8 P: 11	R: 1 H: 1 E: 0 LOB: 0 K: 1 BB: 0 S: 11 P: 18	R: 0 H: 0 E: 0 LOB: 0 K: 1 BB: 0 S: 8 P: 13	R: 0 H: 1 E: 0 LOB: 1 K: 0 BB: 0 S: 9 P: 14	R: 0 H: 0 E: 0 LOB: 0 K: 0 BB: 0 S: 5 P: 11	R: 1 H: 1 E: 0 LOB: 2 K: 1 BB: 1 S: 14 P: 22	R: 0 H: 0 E: 0 LOB: 0 K: 1 BB: 0 S: 10 P: 14	R: 1 H: 2 E: 0 LOB: 1 K: 1 BB: 0 S: 14 P: 23	R: 0 H: 0 E: 0 LOB: 0 K: 1 BB: 0 S: 10 P: 14	R: 1 H: 3 E: 0 LOB: 3 K: 1 BB: 1 S: 20 P: 33	1B: 6 SF: 0 2B: 0 SAC: 0 3B: 0 DP: 0 HR: 2 HBP: 1	WP: 0 PA: 41 PB: 0 SB: 1 CS: 0							
<b>PITCHER</b> <b>Ismael Valdez, R</b> (1, 1) <small>ERA: 2.67</small> <b>Scott Radinsky, L</b> (8, 1) <small>ERA: 2.68</small> <b>Antonio Osuna, R</b> (9, 1) <small>ERA: 1.98</small>	IP WLS BF H R ER SO BB IBB HBP BLK WP HR S P ERA WHIP 7.0 26 3 2 2 5 1 0 0 0 0 1 65 103 2.57 0.571 1.0 5 2 1 1 1 0 0 0 0 0 1 14 23 9.00 2.000 2.0 W 10 3 1 1 2 1 0 0 0 0 0 30 47 4.50 2.000	<b>PITCHER</b> IP WLS BF H R ER SO BB IBB HBP BLK WP HR S P ERA WHIP																	

Oakland Athletics @ Los Angeles Dodgers  
 Dodger Stadium, Los Angeles, CA  
 Fri Aug 29 1997, 7:05 PM PDT  
 Att. 43,630 - Unknown - 73 F

AB	38
R	4
H	8
RBI	4
BB	2
SO	8
LOB	12







Batter	1	2	3	4	5	6	7	8	9	AB R H RBI BB SO LOB	TOP	
Roberto Kelly, R (1, 7) OBP: 0.332, SLG: 0.458	0-0 6-3 1B		0-0 F8		0-0 F7			0-3 K		4 0 1 0 0 1 0		
Brian Raabe, R (1, 4) (4, 5)	0-0 6-3 1-2		4-0 BB		0-3 K			0-3 K		3 0 0 0 1 2 1		
Ken Griffey Jr., L (1, 8) Andy Sheets, R (7, 4) OBP: 0.381, SLG: 0.630 OBP: 0.286, SLG: 0.550	0-3 K		0-3 K			0-0 3-1			0-0 HR	3 0 0 0 0 2 2 1 1 1 1 0 0 0		
Paul Sorrento, L (1, 3) OBP: 0.342, SLG: 0.525	4-0 BB		0-0 L4			0-3 K			0-3 K	3 0 0 0 1 2 1		
Alex Rodriguez, R (1, 6) Edgar Martinez, R (9, PH) OBP: 0.352, SLG: 0.509 OBP: 0.455, SLG: 0.549	0-3 K			0-0 1B		0-0 F7			0-0 L8	3 0 1 0 0 1 2 1 0 0 0 0 0 0		
Jay Buhner, R (1, 9) OBP: 0.375, SLG: 0.487		0-0 HR		0-0 F8		0-0 F7			0-3 K	4 1 1 1 0 1 1		
Mike Blowers, R (1, 5) Rich Amaral, R (4, 4) (7, 8) OBP: 0.382, SLG: 0.437 OBP: 0.320, SLG: 0.315		0-3 K		0-3 K		0-0 CS 1B				2 0 0 0 0 2 1 1 0 1 0 0 0 0		
John Marzano, R (1, 2) OBP: 0.363, SLG: 0.378		0-0 P6		0-0 F8		0-3 K				3 0 0 0 0 1 2		
Bob Wolcott, R (1, 1) Rob Ducey, L (5, PH) Bob Wells, R (5, 1) Norm Charlton, S (7, 1) Joey Cora, S (8, PH) Heathcliff Slocumb, R (8, 1) OBP: 0.308, SLG: 0.459		0-0 4-3			0-0 F9			0-0 F8		1 0 0 0 0 0 0 1 0 1 0 0 0 0 0 0 0 0 0 0 0 0 0		
<b>Inning Stats</b>	R: 0 H: 1 E: 0 LOB: 2 K: 2 BB: 1 S: 8 P: 12	R: 1 H: 1 E: 0 LOB: 0 K: 1 BB: 0 S: 6 P: 6	R: 0 H: 0 E: 0 LOB: 1 K: 1 BB: 1 S: 5 P: 9	R: 0 H: 1 E: 0 LOB: 1 K: 1 BB: 0 S: 6 P: 6	R: 0 H: 0 E: 0 LOB: 0 K: 1 BB: 0 S: 5 P: 5	R: 0 H: 0 E: 0 LOB: 0 K: 1 BB: 0 S: 5 P: 5	R: 0 H: 1 E: 0 LOB: 1 K: 1 BB: 0 S: 5 P: 5	R: 0 H: 0 E: 0 LOB: 0 K: 2 BB: 0 S: 7 P: 7	R: 1 H: 1 E: 0 LOB: 0 K: 2 BB: 0 S: 8 P: 8	1B: 3 SF: 0 2B: 1 SAC: 0 3B: 0 DP: 1 HR: 2 HBP: 0	WP: 0 PA: 33 PB: 0 SB: 0 CS: 1	
<b>PITCHER</b> Ramon Martinez, R (1, 1) ERA: 3.24 37 Darren Dreifort, R (7, 1) ERA: 2.04	IP WLS BF H R ER SO BB IBB HBP BLK WP HR S P ERA WHIP	6.0 W 23 3 1 1 7 2 0 0 0 0 1 35 43 1.50 0.833	3.0 S 10 2 1 1 5 0 0 0 0 0 0 1 20 20 3.00 0.667	<b>PITCHER</b> IP WLS BF H R ER SO BB IBB HBP BLK WP HR S P ERA WHIP								

Seattle Mariners @ Los Angeles Dodgers  
Dodger Stadium, Los Angeles, CA  
Sat Aug 30 1997, 3:33 AM PDT  
Att. 53,638 - Sunny - 86 F

AB	31
R	2
H	5
RBI	2
BB	2
SO	12
LOB	10



Batter	1	2	3	4	5	6	7	8	9
Eric Young Sr., R (1, 4) OBP: 0.368, SLG: 0.420 Nelson Liriano, S (8, PH) OBP: 0.278, SLG: 0.337 (9, 4)	1-0 SH1-3 S PB HBP	0-0 1-3 1B 2B		0-0 1-H 1B 2B		0-3 K		0-0 1B 1B	
Otis Nixon, S (1, 8) OBP: 0.340, SLG: 0.301	0-0 SH1-3	0-0 2-H 3-H 1B		0-0 3-H 1B		0-0 FC6-5 HR		0-0 1-2 1B	
Mike Piazza, R (1, 2) OBP: 0.430, SLG: 0.626 37 Darren Dreifort, R (7, 1) OBP: 0.143, SLG: 0.143	0-3 K	0-0 6-3		0-0 P4		0-0 HR		0-3 K	
Eric Karros, R (1, 3) OBP: 0.329, SLG: 0.461	0-0 HR		0-0 6-3	0-0 CS	0-0 G6-4-3 1B	0-0 F7		0-0 6-3	
Raul Mondesi, R (1, 9) OBP: 0.359, SLG: 0.541 Garey Ingram, R (7, 7) OBP: 0.667, SLG: 0.600	0-3 K		0-0 F9		0-0 P4		0-0 1-3		
Todd Zeile, R (1, 5) OBP: 0.350, SLG: 0.426		0-0 1B 2B 1-3 1B	4-0 BB		0-0 G6-4-3 1-2f		4-0 FC6-4 BB		
Greg Gagne, R (1, 6) OBP: 0.310, SLG: 0.373 Juan Castro, R (8, 6) OBP: 0.212, SLG: 0.200		0-0 P2	0-3 K			0-0 HBP 1B 1B		0-0 P3	
Brett Butler, L (1, 7) OBP: 0.374, SLG: 0.328 Tom Prince, R (7, 2) OBP: 0.275, SLG: 0.329		0-0 1-3		0-0 5-3		1-0 FC6-5 1B HBP		0-0 FC6-4 1-2f	
Ramon Martinez, R (1, 1) OBP: 0.200, SLG: 0.229 Darren Lewis, R (6, PH) OBP: 0.330, SLG: 0.256 (7, 9)		0-0 2B 1B 1B		0-0 2B 1B		0-0 FC6-5 HR 1B		0-3 K	

AB	R	H	RBI	BB	SO	LOB
3	3	2	2	0	1	2
1	0	1	0	0	0	0
4	1	3	3	0	0	2
4	1	1	3	0	1	2
1	0	0	0	0	1	2
5	1	2	1	0	0	2
3	0	0	0	0	1	1
1	0	0	0	0	0	0
2	1	1	0	2	0	1
4	1	1	0	0	1	3
0	0	0	0	0	0	0
2	0	0	0	0	0	1
1	0	0	0	0	0	1
2	2	2	0	0	0	0
2	1	1	1	0	1	0

WP	HR	S	P	ERA	WHIP
0	0	0	0	15.75	2.250
0	1	11	12	18.00	2.000
0	0	3	7	0.00	1.000
0	0	9	9	0.00	2.000

Inning Stats		R: 2	H: 1	E: 0	K: 2	S: 8	LOB: 0	BB: 0	P: 9	R: 3	H: 4	E: 0	K: 0	S: 7	LOB: 1	BB: 0	P: 7	R: 0	H: 0	E: 0	K: 1	S: 5	LOB: 1	BB: 1	P: 9	R: 2	H: 3	E: 0	K: 0	S: 5	LOB: 0	BB: 0	P: 5	R: 0	H: 1	E: 0	K: 0	S: 3	LOB: 0	BB: 0	P: 3	R: 4	H: 3	E: 0	K: 1	S: 8	LOB: 0	BB: 0	P: 9	R: 0	H: 0	E: 0	K: 0	S: 3	LOB: 1	BB: 1	P: 7	R: 0	H: 2	E: 0	K: 2	S: 9	LOB: 2	BB: 0	P: 9
PITCHER		IP	WLS	BF	H	R	ER	SO	BB	IBB	HBP	BLK	WP	HR	S	P	ERA	WHIP	PITCHER		IP	WLS	BF	H	R	ER	SO	BB	IBB	HBP	BLK	WP	HR	S	P	ERA	WHIP																												
Bob Wolcott, R (1, 1) ERA: 6.03	4.0	L	21	8	7	7	3	3	1	0	1	0	0	1	25	30	15.75	2.250	Bob Wells, R (5, 1) ERA: 6.09	2.0		10	4	4	4	1	0	0	1	0	0	0	1	11	12	18.00	2.000																												
Norm Charlton, L (7, 1) ERA: 7.43	1.0		4	0	0	0	0	0	1	0	0	0	0	0	3	7	0.00	1.000	Heathcliff Stocumb, R (8, 1) ERA: 5.81	1.0		5	2	0	0	2	0	0	0	0	0	0	0	9	9	0.00	2.000																												

**BOTTOM**

**Seattle Mariners @ Los Angeles Dodgers**  
**Dodger Stadium, Los Angeles, CA**  
 Sat Aug 30 1997, 3:33 AM PDT  
 Att: 53,638 - Sunny - 86 F

livebaseballscorecards.com

<b>AB</b>	<b>35</b>
<b>R</b>	<b>11</b>
<b>H</b>	<b>14</b>
<b>RBI</b>	<b>10</b>
<b>BB</b>	<b>2</b>
<b>SO</b>	<b>6</b>
<b>LOB</b>	<b>17</b>



Batter	1	2	3	4	5	6	7	8	9	10	AB	R	H	RBI	BB	SO	LOB	TOP							
Joey Cora, S OBP: 0.365, SLG: 0.447 (1, 4)	F7 1-2		K 2-3			B3 1-1		B1-3 1-1		G5-3 1-2	5	0	0	0	0	1	3								
Roberto Kelly, R OBP: 0.331, SLG: 0.455 (1, 7)	F7 1-2			BB 1B 1B		K 2-3			G4-3 1-2	4	0	1	0	0	1	0									
Ken Griffey Jr., L OBP: 0.382, SLG: 0.634 (1, 8)	HR 1-1			BB 1B		F7 1-2			G6-3 0-0	4	1	2	1	0	0	0									
Paul Sorrento, L OBP: 0.341, SLG: 0.521 (1, 3)	F8 2-0			G6-4-3 BB			F8 2-2		G6-3 1-2	3	0	0	0	1	0	0									
Alex Rodriguez, R OBP: 0.351, SLG: 0.507 (1, 6)		F8 3-1		K 0-3			F9 2-2			1B 1-0	4	1	1	0	0	1	3								
Jay Buhner, R OBP: 0.376, SLG: 0.485 (1, 9)		G6 4-0		G6-4-3 BB			F9 2-1			1B 4-0	2	1	0	0	2	0	3								
Dan Wilson, R OBP: 0.321, SLG: 0.422 (1, 2)		G6 1-1				G5-3 2-1		F7 0-0		SF9 0-1	4	0	1	1	0	0	1								
Andy Sheets, R OBP: 0.250, SLG: 0.478 (1, 5)			K 1-3			K 2-3		F7 1-1		CS 4-2	3	0	0	0	0	2	0								
Rob Ducey, L OBP: 0.308, SLG: 0.459 (10, PH)										BB 1-2	0	0	0	0	0	0	0								
Edgar Martinez, R OBP: 0.456, SLG: 0.549 (10, PH)										CS 1-2	0	0	0	0	1	0	0								
Brian Raabe, R (10, PR)										BB 1-2	0	0	0	0	0	0	0								
Jamie Moyer, L OBP: 0.333, SLG: 0.333 (1, 1)										SF9 0-0	3	0	1	0	0	0	0								
Mike Timlin, R (8, 1)			G1-3 1-2			F8 0-0					0	0	0	0	0	0	0								
Rich Amaral, R OBP: 0.318, SLG: 0.315 (10, PH)											0	0	0	1	0	0	0								
Heathcliff Slocumb, R (10, 1)											0	0	0	0	0	0	0								
Bobby Ayala, R (10, 1)								1B 0-1			0	0	0	0	0	0	0								
<b>Inning Stats</b>	R: 1 E: 0 K: 0 S: 10	H: 1 LOB: 0 BB: 0 P: 15	R: 0 E: 0 K: 0 S: 4	H: 0 LOB: 0 BB: 1 P: 12	R: 0 E: 0 K: 2 S: 11	H: 0 LOB: 0 BB: 0 P: 15	R: 0 E: 0 K: 1 S: 9	H: 2 LOB: 2 BB: 1 P: 14	R: 0 E: 0 K: 1 S: 6	H: 0 LOB: 0 BB: 0 P: 10	R: 0 E: 0 K: 1 S: 8	H: 0 LOB: 0 BB: 0 P: 12	R: 0 E: 0 K: 0 S: 8	H: 0 LOB: 0 BB: 0 P: 14	R: 0 E: 0 K: 0 S: 7	H: 1 LOB: 1 BB: 0 P: 9	R: 0 E: 0 K: 0 S: 7	H: 0 LOB: 0 BB: 0 P: 9	R: 2 E: 0 K: 0 S: 9	H: 2 LOB: 2 BB: 2 P: 19	1B: 5 2B: 0 3B: 0 HR: 1	SF: 1 SAC: 0 DP: 2 HBP: 0	WP: 0 PB: 0 SB: 1 CS: 2	PA: 37	
<b>PITCHER</b>	IP	WLS	BF	H	R	ER	SO	BB	IBB	HBP	BLK	WP	HR	S	P	ERA	WHIP								
Tom Candiotti, R ERA: 3.08 (1, 1)	8.0		28	4	1	1	5	2	0	0	0	0	1	63	101	1.12	0.750								
Todd Worrell, R ERA: 5.33 (9, 1)	1.0	L	6	2	2	2	0	1	0	0	0	0	0	10	17	18.00	3.000								
Scott Radinsky, L ERA: 2.67 (10, 1)	0.1		2	0	0	0	0	1	0	0	0	0	0	3	7	0.00	3.000								
Darren Hall, R ERA: 2.25 (10, 1)	0.2		1	0	0	0	0	0	0	0	0	0	0	3	4	0.00	0.000								

Seattle Mariners @ Los Angeles Dodgers  
 Dodger Stadium, Los Angeles, CA  
 Sun Aug 31 1997, 3:33 AM PDT  
 Att. 54,213 - Sunny - 85 F

AB	32
R	3
H	6
RBI	3
BB	4
SO	5
LOB	10



BOTTOM

Seattle Mariners @ Los Angeles Dodgers  
Dodger Stadium, Los Angeles, CA

Sun Aug 31 1997, 3:33 AM PDT  
Att: 54,213 - Sunny - 85 F

livebaseballscorecards.com

AB 33  
R 1  
H 3  
RBI 1  
BB 4  
SO 6  
LOB 11



WP: 1 PA: 38  
PB: 0  
SB: 2  
CS: 0

AB R H RBI BB SO LOB

4 0 0 0 0 0 1

5 0 0 0 0 1 3

3 0 0 0 1 2 0

3 1 2 1 1 0 1

4 0 0 0 0 0 2

3 0 0 0 1 0 1

4 0 0 0 0 0 1

4 0 1 0 0 2 1

2 0 0 0 0 1 0  
0 0 0 0 0 0 0  
1 0 0 0 0 0 1  
0 0 0 0 0 0 0  
0 0 0 0 0 0 0  
0 0 0 0 0 0 0  
0 0 0 0 1 0 0  
0 0 0 0 0 0 0

Batter	1	2	3	4	5	6	7	8	9	10
Eric Young Sr. R (1.4) OBP: 0.367, SLG: 0.416	0-2 F8		3-2 F8			1-1 P4		3-1 G5-3		3-2 HBP
Otis Nixon, S (1.8) OBP: 0.336, SLG: 0.298	1-0 F8			3-2 G5-3		3-2 G6-3			2-1 G6-3	0-3 K
Mike Piazza, R (1.2) OBP: 0.428, SLG: 0.622	4-1 BB			1-3 K			0-0 G5-3		0-3 K	
Eric Karros, R (1.3) OBP: 0.332, SLG: 0.468	1-2 P4			4-2 BB			0-0 S 1B		2-1 HR	
Raul Mondesi, R (1.9) OBP: 0.357, SLG: 0.537		1-0 F7		1-0 F8			1 SAFE 0-0 F7		2-1 G6-3	
Todd Zeile, R (1.5) OBP: 0.350, SLG: 0.423		1-1 F8			2-2 P6		3-2 P3			4-1 WP G4-3 BB
Greg Gagne, R (1.6) OBP: 0.307, SLG: 0.369		1-1 F8			1-0 G1-3			2-1 G5-3		1-2 G4-3
Darren Lewis, R (1.7) OBP: 0.327, SLG: 0.267			1-0 F7		3-3 K			2-2 F8 2B		2-3 K
Tom Candiotti, R (1.1) OBP: 0.080, SLG: 0.080 (8, PH) Garey Ingram, R (8, PH) Nelson Lirio, S (8, PH) Todd Worrell, R (8, 1) Scott Radinsky, L (10, 1) Darren Hall, R (10, 1) Billy Ashley, R (10, PH) Brett Butler, L (10, PR) OBP: 0.298, SLG: 0.440 OBP: 0.374, SLG: 0.328			1-3 K			1-0 G6-3		0-0 F8		4-2 S BB

Inning Stats	R: 0	H: 0	R: 0	H: 0	R: 0	H: 0	R: 0	H: 0	R: 0	H: 1	R: 0	H: 1	R: 1	H: 1	R: 0	H: 0	1B: 1	SF: 0
	E: 0	LOB: 1	E: 0	LOB: 0	E: 0	LOB: 1	E: 0	LOB: 0	E: 0	LOB: 1	E: 0	LOB: 1	E: 0	LOB: 0	E: 0	LOB: 3	2B: 1	SAC: 0
	K: 0	BB: 1	K: 0	BB: 0	K: 1	BB: 1	K: 0	BB: 0	K: 0	BB: 0	K: 0	BB: 0	K: 1	BB: 0	K: 2	BB: 2	3B: 0	DP: 0
	S: 9	P: 15	S: 5	P: 8	S: 7	P: 12	S: 12	P: 21	S: 7	P: 13	S: 6	P: 11	S: 6	P: 9	S: 8	P: 15	S: 9	P: 15

PITCHER	IP	WLS	BF	H	R	ER	SO	BB	IBB	HBP	BLK	WP	HR	S	P	ERA	WHIP
Jamie Moyer, L (1.1) ERA: 3.91	7.1		26	2	0	0	3	2	0	0	0	0	0	57	98	0.00	0.545
Mike Timlin, R (8, 1) ERA: 3.41	1.2	W	6	1	1	1	1	0	0	0	0	0	1	12	21	5.40	0.600
Heathcliff Slocumb, R (10, 1) ERA: 5.74	0.2		5	0	0	0	1	2	0	1	0	1	0	13	27	0.00	3.000
Bobby Ayala, R (10, 1) ERA: 4.29	0.1	S	1	0	0	0	1	0	0	0	0	0	0	3	3	0.00	0.000

Batter	1	2	3	4	5	6	7	8	9	AB R H RBI BB SO LOB	TOP																
<b>Eric Young Sr., R</b> OBP: 0.366, SLG: 0.415 (1, 4)	2-1 G6-3		2-2 L8 1B E 1B	0-0 B1-3	1-2 1B		0-0 L3		1-2 P4	6 1 2 0 0 0 2																	
<b>Otis Nixon, S</b> OBP: 0.338, SLG: 0.302 (1, 8)	3-2 1B 2B		1-1 E 1-2 G5-3 1B	1-0 3B 1B	0-0 G4-3			0-1 B1-3	0-2 G6-3	6 3 3 0 0 0 2																	
<b>Mike Piazza, R</b> OBP: 0.430, SLG: 0.628 (1, 10)	0-0 2B 1B		1-1 L8	0-2 3B		0-2 F9		3-2 FC6-4 1B 2B		5 2 3 2 0 0 2																	
<b>Eric Karros, R</b> OBP: 0.329, SLG: 0.464 (1, 3)	2-2 P3		2-2 E6 G5-3 2B	2-2 L7		2-2 L6-3		2-1 E5 FC6-4		5 1 0 1 0 0 4																	
<b>Raul Mondesi, R</b> OBP: 0.357, SLG: 0.538 (1, 9)	2-0 2B		2-1 G5-3		3-2 S HR 1B	0-1 G5-3		1-2 FC6-4 1B E		5 2 2 2 0 0 3																	
<b>Todd Zeile, R</b> OBP: 0.350, SLG: 0.425 (1, 5)	3-1 L9		2-2 E 2B		1-3 K		1-1 G6-3	2-0 E7 1B 1B		5 1 2 2 0 1 2																	
<b>Greg Gagne, R</b> OBP: 0.310, SLG: 0.372 (1, 6)		0-0 G1-3	0-0 E5 1B		3-3 K		0-0 1B 1B	0-1 FC5-4 1B		5 1 3 1 0 1 1																	
<b>Tom Prince, R</b> OBP: 0.281, SLG: 0.368 (1, 2)		1-2 F8	0-3 K		1-0 HR		0-0 1B 1B	0-1 FC5-4		5 1 2 2 0 1 3																	
<b>Darren Lewis, R</b> OBP: 0.321, SLG: 0.263 (1, 7)		3-3 K		1-0 F9	1-0 E4 1B		1-0 L3 1B		1-2 G4-3	5 0 1 1 0 1 0																	
<b>Inning Stats</b>	R: 2 E: 0 K: 0 S: 12	H: 3 LOB: 1 BB: 0 P: 24	R: 0 E: 0 K: 1 S: 9	H: 0 LOB: 0 BB: 0 P: 13	R: 4 E: 2 K: 1 S: 21	H: 4 LOB: 1 BB: 0 P: 31	R: 1 E: 0 K: 0 S: 9	H: 2 LOB: 1 BB: 0 P: 13	R: 2 E: 1 K: 2 S: 19	H: 3 LOB: 2 BB: 0 P: 29	R: 0 E: 0 K: 0 S: 9	H: 0 LOB: 0 BB: 0 P: 11	R: 1 E: 0 K: 0 S: 6	H: 3 LOB: 1 BB: 0 P: 8	R: 2 E: 2 K: 0 S: 15	H: 3 LOB: 2 BB: 0 P: 23	R: 0 E: 0 K: 0 S: 12	H: 0 LOB: 0 BB: 0 P: 14	1B: 12 2B: 5 3B: 1 HR: 1	SF: 0 SAC: 0 DP: 1 HBP: 0	WP: 0 PB: 0 SB: 2 CS: 0	PA: 47					
<b>PITCHER</b>	IP WLS BF H R ER SO BB IBB HBP BLK WP HR S P ERA WHIP																										
<b>Darren Oliver, L</b> ERA: 4.16 (1, 1)	4.0		22	9	7	4	2	0	0	0	0	0	0	51	81	9.00	2.250										
<b>Eric Moody, R</b> ERA: 5.02 (5, 1)	3.0		15	6	3	3	2	0	0	0	0	1	34	48	9.00	2.000											
<b>Wilson Heredia, R</b> ERA: 3.21 (8, 1)	2.0	W	10	3	2	0	0	0	0	0	0	0	27	37	0.00	1.500											

Los Angeles Dodgers @ Texas Rangers  
The Ballpark at Arlington, Arlington, TX

Tue Sep 02 1997, 8:05 PM EDT  
Att. 31,506 - Unknown - 92 F

livebaseballscorecards.com

AB	47
R	12
H	18
RBI	11
BB	0
SO	4
LOB	19





Los Angeles Dodgers @ Texas Rangers  
 The Ballpark at Arlington, Arlington, TX

Wed Sep 03 1997, 8:05 PM EDT  
 Att. 33,116 - Unknown - 76 F

AB	33
R	2
H	8
RBI	2
BB	2
SO	6
LOB	11



Batter	1	2	3	4	5	6	7	8	9	AB R H RBI BB SO LOB	TOP																									
Eric Young Sr. R (1, 4) OBP: 0.366, SLG: 0.414	1-2 P3		0-0 E S 3B 1B		3-3 K			1-0 G5-3		4 1 1 0 0 1 0																										
Otis Nixon S (1, 8) OBP: 0.343, SLG: 0.311	4-0 G6-3 BB		1-1 1 SAFE 1-H 3B			2-2 1B 2B 1B		0-1 1B 1B 1B		3 1 3 1 1 0 0																										
Mike Piazza R (1, 10) OBP: 0.430, SLG: 0.627	1-2 G6-3		0-0 F9			1-1 1-3 2B 1B		0-1 1-3 1B		4 0 2 0 0 0 2																										
Eric Karros R (1, 3) OBP: 0.327, SLG: 0.460	1-1 G6-3			3-2 F7		1-1 P4		0-3 K		4 0 0 0 0 1 4																										
Raul Mondesi R (1, 9) OBP: 0.358, SLG: 0.539		0-0 F9		3-2 FC4-6 1B		0-0 1-H 3-H 2B		1-3 K		4 0 2 1 0 1 0																										
Todd Zeile R (1, 5) OBP: 0.349, SLG: 0.423		2-2 G6-3		0-2 FC4-6 1-2f		3-2 F9			4-0 BB	3 0 0 0 1 0 2																										
Greg Gagne R (1, 6) OBP: 0.308, SLG: 0.370 Nelson Liriano S (9, PH) OBP: 0.272, SLG: 0.329		1-1 G6-3		2-3 K			0-1 L9		2-3 K	3 0 0 0 0 1 1 1 0 0 0 0 1 1																										
Tom Prince R (1, 2) OBP: 0.273, SLG: 0.356 Wayne Kirby L (9, PH) OBP: 0.299, SLG: 0.224			1-2 F9		0-2 F8		1-1 P6		0-1 L3	3 0 0 0 0 0 0 1 0 0 0 0 0 1																										
Darren Lewis R (1, 7) OBP: 0.312, SLG: 0.255			0-0 B5-3		2-2 G6-3		0-3 K			3 0 0 0 0 1 0																										
Inning Stats	R: 0 H: 0 E: 0 K: 0 S: 9	H: 0 LOB: 1 BB: 1 P: 16	R: 0 H: 0 E: 0 K: 0 S: 6	H: 0 LOB: 0 BB: 0 P: 9	R: 1 H: 2 E: 0 K: 0 S: 8	H: 2 LOB: 1 BB: 0 P: 10	R: 0 H: 1 E: 0 K: 1 S: 17	H: 1 LOB: 1 BB: 0 P: 25	R: 0 H: 0 E: 0 K: 1 S: 10	H: 0 LOB: 0 BB: 0 P: 15	R: 1 H: 3 E: 0 K: 0 S: 12	H: 3 LOB: 1 BB: 0 P: 19	R: 0 H: 0 E: 0 K: 1 S: 7	H: 0 LOB: 0 BB: 0 P: 8	R: 0 H: 2 E: 0 K: 2 S: 8	H: 2 LOB: 1 BB: 0 P: 9	R: 0 H: 0 E: 0 K: 2 S: 8	H: 0 LOB: 1 BB: 1 P: 15	1B: 6 SF: 0 2B: 1 SAC: 0 3B: 1 DP: 0 HR: 0 HBP: 0	WP: 0 PA: 35 PB: 0 SB: 1 CS: 0																
PITCHER	IP WLS BF H R ER SO BB IBB HBP BLK WP HR S P ERA WHIP																																			
Bobby Witt R (1, 1) ERA: 4.36	7.1		29	7	2	2	3	1	0	0	0	0	0	72	106	2.46	1.091																			
Danny Patterson R (8, 1) ERA: 3.48	0.2	W	2	1	0	0	1	0	0	0	0	0	0	5	5	0.00	1.500																			
John Wetteland R (9, 1) ERA: 1.99	1.0	S	4	0	0	0	2	1	0	0	0	0	0	8	15	0.00	1.000																			

livebaseballscorecards.com



BOTTOM

Los Angeles Dodgers @ Texas Rangers  
The Ballpark at Arlington, Arlington, TX

Wed Sep 03 1997, 8:05 PM EDT  
Att. 33,116 - Unknown - 76 F

livebaseballscorecards.com

AB	33
R	5
H	11
RBI	5
BB	2
SO	5
LOB	17



WP	2	PA	36
PB	0	SB	0
CS	1		

AB	R	H	RBI	BB	SO	LOB
4	1	2	1	0	1	0
4	2	2	2	0	0	1
4	0	2	0	0	0	1
4	0	1	0	0	1	3
4	1	1	2	0	1	3
4	0	1	0	0	0	2
2	0	1	0	2	0	1
4	0	0	0	0	1	5
2	0	0	0	0	1	1
1	0	1	0	0	0	0
0	1	0	0	0	0	0
1B	7	SF	0			
2B	0	SAC	0			
3B	2	DP	2			
HR	2	HBP	0			

Batter	1	2	3	4	5	6	7	8	9
Tom Goodwin, L OBP: 0.312, SLG: 0.341 (1, 8)	0-2 G3-6-3 1B		2-2 G4-3			0-3 K		2-2 1B 3B	
Ivan Rodriguez, R OBP: 0.363, SLG: 0.480 (1, 2)	1-1 F8			0-0 F8		2-1 HR		2-0 29 1B FC6 1B	
29 Rusty Greer, L OBP: 0.415, SLG: 0.537 (1, 7)	1-0 G3-6-3 1-2f			1-2 CS 1B		2-1 F9		0-2 WP WP 1B	
Juan Gonzalez, R OBP: 0.330, SLG: 0.566 (1, 10)		2-2 G4-6-3 1B		1-1 L6		1-3 K		1-2 L4	
Lee Stevens, L OBP: 0.334, SLG: 0.503 (1, 3)		0-0 G4-6-3 1-2f		1-2 CS 1-2	0-0 HR		0-3 K	2-2 FC6 WP	
Fernando Tatis, R OBP: 0.309, SLG: 0.409 (1, 5)		1-2 1B			0-0 G6-3		2-2 L5	1-1 L4	
Domingo Cedenro, S OBP: 0.343, SLG: 0.395 (1, 4)		0-1 L1			4-2 E BB		2-2 3B	4-0 1-2 2-3 BB	
Alex Diaz, S OBP: 0.206, SLG: 0.294 (1, 9)			2-2 G1-3		0-1 L9		1-3 K	0-2 P6	
Benji Gil, R OBP: 0.265, SLG: 0.325 (8, PH) Jim Leyritz, R OBP: 0.386, SLG: 0.402 (8, PR) Hanley Frias, S (9, 6)			0-1 G6-3		2-3 K			2-2 3B 1B	

Inning Stats	R: 0	H: 1	E: 0	LOB: 0	K: 0	S: 6	P: 8
	R: 0	H: 2	E: 0	LOB: 1	K: 0	S: 9	P: 12
	R: 0	H: 0	E: 0	LOB: 0	K: 0	S: 9	P: 13
	R: 0	H: 1	E: 0	LOB: 0	K: 0	S: 8	P: 11
	R: 1	H: 1	E: 1	LOB: 1	K: 1	S: 12	P: 18
	R: 1	H: 1	E: 0	LOB: 0	K: 2	S: 11	P: 16
	R: 0	H: 1	E: 0	LOB: 1	K: 2	S: 13	P: 18
	R: 3	H: 4	E: 0	LOB: 3	K: 0	S: 24	P: 38

PITCHER	IP	WLS	BF	H	R	ER	SO	BB	IBB	HBP	BLK	WP	HR	S	P	ERA	WHIP
Ismael Valdez, R ERA: 2.66 (1, 1)	7.0		26	7	2	2	5	1	0	0	0	0	2	68	96	2.57	1.143
37 Darren Dreifort, R ERA: 2.52 (8, 1)	0.1	L	5	4	3	3	0	0	0	0	0	1	0	14	21	81.00	12.000
Scott Radinsky, L ERA: 3.33 (8, 1)	0.0		1	0	0	0	0	0	0	0	0	0	0	5	7	∞	∞
Antonio Osuna, R ERA: 1.93 (8, 1)	0.2		3	0	0	0	0	1	0	0	0	1	0	5	10	0.00	1.500


Batter	1	2	3	4	5	6	7	8	9	AB R H RBI BB SO LOB	TOP											
Devon White, S OBP: 0.346, SLG: 0.345 (1, 8)	2-2 FC3-6 1B	2-2 F7		2-3 K			2-0 G1-3		1-0 G1-3	5 0 1 0 0 1 2												
Edgar Renteria, R OBP: 0.328, SLG: 0.346 (1, 6)	0-1 FC3-6 BB 1-2f	0-0 L1-3			3-2 HR		1-1 G6-3			4 2 1 1 0 0 2												
Gary Sheffield, R OBP: 0.427, SLG: 0.432 (1, 9)	4-2 BB 1-2 G4-3 BB		3-2 G3-1 1B 2B		1-3 K		2-3 K			3 2 1 0 0 1 2 0												
Bobby Bonilla, S OBP: 0.377, SLG: 0.474 (1, 5)	4-1 G4-3 BB 1-2 2-3 BB		0-0 G3-1		1-0 CS 1B		0-0 P3			3 0 1 0 0 1 0 1												
Jim Eisenreich, L OBP: 0.354, SLG: 0.377 (1, 3)	4-2 G4-3 BB 1-2 2-3 3-H		0-0 P5		3-2 G4-3 1-2		1-2 G1-3			3 0 0 1 1 0 2												
Moises Alou, R OBP: 0.372, SLG: 0.493 (1, 7)	0-2 G4-3 1-2 2-3 3-H		2-0 FC5-4 1B		0-0 1B		3-3 K			4 0 2 2 0 1 2												
Charles Johnson, R OBP: 0.367, SLG: 0.490 (1, 2)	1-1 G5-3		1 SAFE 0-0 FC5-4 1-2f		1 SAFE 1-3 K		1-3 K		1-3 K	4 0 0 0 0 2 4												
Craig Counsell, L OBP: 0.413, SLG: 0.442 (1, 4)		1-1 P3		1-3 K		1 SAFE 0-0 P6		0-1 G3		4 0 0 0 0 1 1												
Alex Fernandez, R OBP: 0.215, SLG: 0.254 (1, 1)		4-1 BB		0-1 F8		1-0 G1-3		4-2 BB		2 0 0 0 1 0 1												
Jay Powell, R OBP: 0.500, SLG: 0.500 (7, 1)										0 0 0 0 0 0 0												
Rob Stanifer, R OBP: 0.750, SLG: 1.000 (8, 1)										0 0 0 0 0 0 0												
Cliff Floyd, L OBP: 0.342, SLG: 0.376 (9, PH)										0 0 0 0 1 0 0												
<b>Inning Stats</b>	R: 2 E: 0 K: 0 S: 15	H: 1 LOB: 2 BB: 3 P: 30	R: 0 E: 0 K: 0 S: 7	H: 0 LOB: 1 BB: 1 P: 14	R: 1 E: 0 K: 0 S: 8	H: 2 LOB: 1 BB: 0 P: 13	R: 0 E: 0 K: 2 S: 8	H: 0 LOB: 0 BB: 0 P: 11	R: 1 E: 0 K: 1 S: 11	H: 2 LOB: 0 BB: 0 P: 19	R: 0 E: 0 K: 1 S: 7	H: 1 LOB: 1 BB: 0 P: 9	R: 0 E: 0 K: 1 S: 6	H: 0 LOB: 0 BB: 0 P: 11	R: 0 E: 0 K: 1 S: 9	H: 0 LOB: 0 BB: 0 P: 13	R: 0 E: 0 K: 1 S: 10	H: 0 LOB: 1 BB: 1 P: 16	1B: 4 2B: 1 3B: 0 HR: 1	SF: 0 SAC: 0 DP: 0 HBP: 0	WP: 0 PB: 0 SB: 1 CS: 1	PA: 37
<b>PITCHER</b>	IP WLS BF H R ER SO BB IBB HBP BLK WP HR S P ERA WHIP																					
Ramon Martinez, R ERA: 3.42 (1, 1)	5.0 W 23 5 4 4 3 4 0 0 0 0 0 1 49 87 7.20 1.800																					
Antonio Osuna, R ERA: 1.86 (6, 1)	2.0 7 1 0 0 2 0 0 0 0 0 0 0 13 20 0.00 0.500																					
Mark Guthrie, L ERA: 4.21 (8, 1)	1.0 3 0 0 0 1 0 0 0 0 0 0 0 9 13 0.00 0.000																					
Todd Worrell, R ERA: 5.53 (9, 1)	1.0 S 4 0 0 0 1 1 0 0 0 0 0 0 10 16 0.00 1.000																					

Florida Marlins @ Los Angeles Dodgers  
 Dodger Stadium, Los Angeles, CA

Fri Sep 05 1997, 7:05 PM PDT  
 Att. 39,242 - Unknown - 79 F

livebaseballscorecards.com

**AB** 32  
**R** 4  
**H** 6  
**RBI** 4  
**BB** 5  
**SO** 7  
**LOB** 15



Batter	1	2	3	4	5	6	7	8	9	AB	R	H	RBI	BB	SO	LOB
Eric Young Sr., R OBP: 0.364, SLG: 0.411 (1, 4)	0-1 G5-3		4-1 BB 1B G5-4-3	2-0 F8		0-0 P3	0-1 G1-3			4	1	0	0	1	0	2
Otis Nixon, S OBP: 0.344, SLG: 0.312 (1, 8)	2-3 K		0-1 G5-4-3 BB 1-2 1B		1-1 2B 1B	2-0 G1-3	0-1 G4-3			5	1	2	0	0	1	2
Mike Piazza, R OBP: 0.432, SLG: 0.631 (1, 2)	2-2 HR		4-1 G5-4-3 BB 1-2 2-3		0-1 F9	4-1 1B BB		1-1 F9		3	1	1	1	2	0	1
Eric Karros, R OBP: 0.329, SLG: 0.462 (1, 3)	4-1 FC6-4 BB		1-1 G5-4-3		2-1 1B 2B	3-1 1B		2-2 G4-3		4	1	2	0	1	0	2
Raul Mondesi, R OBP: 0.357, SLG: 0.535 (1, 9)	2-0 FC6-4		3-3 K		4-0 1B IBB	0-0 F9		1-0 F8		4	0	0	0	1	1	4
Todd Zeile, R OBP: 0.354, SLG: 0.428 (1, 5)		1-2 SH1-3 2B		2-2 B1-3 1B		2-1 BB 1B		4-2 SH1-3 BB 1B		3	2	3	2	1	0	0
Greg Gagne, R OBP: 0.308, SLG: 0.368 (1, 6)		0-0 SH1-3		1-3 K		2-3 K		4-2 SH1-3 BB 1B		2	1	0	0	1	2	3
Darren Lewis, R OBP: 0.321, SLG: 0.253 (1, 7)		4-1 CS BB		0-0 B1-3		4-1 BB		1-1 SH1-3		1	0	0	0	2	0	1
Ramon Martinez, R OBP: 0.216, SLG: 0.243 Nelson Lirio, S OBP: 0.269, SLG: 0.326 Antonio Osuna, R OBP: 0.500, SLG: 0.500 Eddie Murray, S OBP: 0.277, SLG: 0.323 Wilton Guerrero, S OBP: 0.250, SLG: 0.406 Mark Guthrie, R OBP: 0.250, SLG: 0.250 Todd Worrell, R (9, 1)	1-3 K	1-3 K	1-0 1B	2-2 F8		2-1 G1-3 1B				2	0	1	1	0	1	2

Inning Stats	R: 1	H: 1	E: 0	LOB: 1	K: 1	P: 21	R: 0	H: 1	E: 0	LOB: 1	K: 1	P: 10	R: 1	H: 1	E: 0	LOB: 1	K: 1	P: 21	R: 0	H: 3	E: 0	LOB: 3	K: 1	P: 32	R: 0	H: 1	E: 0	LOB: 2	K: 0	P: 15	R: 2	H: 1	E: 0	LOB: 2	K: 0	P: 25	R: 0	H: 0	E: 0	LOB: 0	K: 0	P: 10
	1	1	0	1	1	21	0	1	0	1	1	10	1	1	0	1	1	1	21	0	3	0	3	1	32	0	0	0	2	1	15	2	1	0	2	0	25	0	0	0	0	10

PITCHER	IP	WLS	BF	H	R	ER	SO	BB	IBB	HBP	BLK	WP	HR	S	P	ERA	WHIP
Alex Fernandez, R ERA: 3.45 (1, 1)	6.0	L	32	9	5	5	5	6	1	0	0	0	1	62	121	7.50	2.500
Jay Powell, R ERA: 3.39 (7, 1)	1.0		6	1	2	2	0	2	0	0	0	0	0	14	25	18.00	3.000
Rob Stanifer, R ERA: 5.06 (8, 1)	1.0		3	0	0	0	0	0	0	0	0	0	0	6	10	0.00	0.000

**BOTTOM**

**Florida Marlins @ Los Angeles Dodgers**  
Dodger Stadium, Los Angeles, CA

livebaseballscorecards.com

**AB 30**  
**R 7**  
**H 10**  
**RBI 6**  
**BB 9**  
**SO 5**  
**LOB 20**



WP: 0 PA: 41  
PB: 0  
SB: 0  
CS: 1

Fri Sep 05 1997, 7:05 PM PDT  
Att: 39,242 - Unknown - 79 F

Florida Marlins @ Los Angeles Dodgers  
 Dodger Stadium, Los Angeles, CA

Sat Sep 06 1997, 3:33 AM PDT  
 Att. 45,814 - Sunny - 86 F


AB	36
R	5
H	10
RBI	5
BB	4
SO	3
LOB	16



Batter	1	2	3	4	5	6	7	8	9	AB R H RBI BB SO LOB	TOP																										
John Cangelosi, S (1, 8) OBP: 0.335, SLG: 0.313	0-0 F7		1-1 F9	4-0 HR BB		2-2 L5		0-0 G4-3		4 1 0 0 1 0 0																											
Edgar Renteria, R (1, 6) OBP: 0.328, SLG: 0.345	2-2 G1-3		4-0 HR BB		0-2 L5	2-1 G5-3		2-2 G5-4-3 1B		4 1 1 0 1 0 1																											
Cliff Floyd, L (1, 7) OBP: 0.357, SLG: 0.448 John Wehner, R (9, PH) OBP: 0.348, SLG: 0.364	4-2 BB		0-1 HR	3-2 HR		2-2 G3		3-2 G5-4-3 1-2f		3 2 2 4 1 0 0 1 0 0 0 0 0 1																											
Bobby Bonilla, S (1, 5) OBP: 0.375, SLG: 0.477	1-1 F8		0-0 HR	1-3 K		1-1 F7		3-2 G6-3		5 1 1 1 0 1 1																											
Darren Daulton, L (1, 3) OBP: 0.378, SLG: 0.472 Jeff Conine, R (4, 3) OBP: 0.340, SLG: 0.387		3-2 1B	1-1 F7	2-3 K		2-1 P3				3 0 1 0 0 1 0 1 0 0 0 0 0 0																											
Moises Alou, R (1, 9) OBP: 0.377, SLG: 0.496		2-0 1B	1-1 1B		1-2 1B	4-2 BB				3 0 3 0 1 0 0																											
Gregg Zaun, S (1, 2) OBP: 0.416, SLG: 0.411		1-2 F7	1-0 1B		0-0 F8	3-1 F8				4 0 1 0 0 0 4																											
Kurt Abbott, R (1, 4) OBP: 0.319, SLG: 0.442 Craig Counsell, L (8, PH) OBP: 0.410, SLG: 0.438		3-3 K	0-1 1B		0-0 F9		2-1 G4-3			3 0 1 0 0 1 3 1 0 0 0 0 0 0																											
Livan Hernandez, R (1, 1) OBP: 0.208, SLG: 0.261 Antonio Alfonseca, R (6, 1) Jim Eisenreich, L (8, PH) OBP: 0.352, SLG: 0.376 Kurt Miller, R (8, 1) Dennis Cook, L (8, 1) OBP: 0.714, SLG: 1.143		1-1 P2	1-0 P2		1-1 G5-3		0-0 F7			3 0 0 0 0 0 6 0 0 0 0 0 0 0 1 0																											
<b>Inning Stats</b>	R: 0 E: 0 K: 0 S: 8	H: 0 LOB: 1 BB: 1 P: 15	R: 0 E: 0 K: 1 S: 15	H: 2 LOB: 2 BB: 0 P: 25	R: 3 E: 0 K: 0 S: 13	H: 5 LOB: 3 BB: 1 P: 22	R: 2 E: 0 K: 2 S: 13	H: 1 LOB: 0 BB: 1 P: 23	R: 0 E: 0 K: 0 S: 7	H: 1 LOB: 1 BB: 0 P: 9	R: 0 E: 0 K: 0 S: 8	H: 0 LOB: 0 BB: 0 P: 14	R: 0 E: 0 K: 0 S: 8	H: 0 LOB: 1 BB: 1 P: 18	R: 0 E: 0 K: 0 S: 4	H: 0 LOB: 0 BB: 0 P: 6	R: 0 E: 0 K: 0 S: 13	H: 1 LOB: 0 BB: 0 P: 21	1B: 7 2B: 0 3B: 0 HR: 3	SF: 0 SAC: 0 DP: 1 HBP: 0	WP: 0 PB: 0 SB: 0 CS: 0	PA: 40															
<b>PITCHER</b>	IP WLS BF H R ER SO BB IBB HBP BLK WP HR S P ERA WHIP																																				
Chan Ho Park, R (1, 1) ERA: 3.31	4.0		23	8	5	5	3	3	0	0	0	0	3	49	85	11.25	2.750																				
Dennys Reyes, L (5, 1) ERA: 4.18	1.0		4	1	0	0	0	0	0	0	0	0	0	7	9	0.00	1.000																				
37 Darren Dreifort, R (6, 1) ERA: 2.43	2.0		7	0	0	0	0	1	0	0	0	0	0	16	32	0.00	0.500																				
Darren Hall, R (8, 1) ERA: 2.15	1.0	W	3	0	0	0	0	0	0	0	0	0	0	4	6	0.00	0.000																				
Scott Radinsky, L (9, 1) ERA: 3.27	1.0		3	1	0	0	0	0	0	0	0	0	0	13	21	0.00	1.000																				

Batter	1	2	3	4	5	6	7	8	9
<b>Eric Young Sr., R</b> OBP: 0.365, SLG: 0.414 (1, 4)	4-1 BB G6-4-3 BB		2-0 G5-3		1-2 FC1 3B		1-1 SH3-4	3-1 G1-3	
<b>Otis Nixon, S</b> OBP: 0.344, SLG: 0.313 (1, 8)	1-1 SAFE G6-4-3 1-2f		2-2 G1-3		1-1 FC1 2B		0-2 FC6-4 1B	0-1 1B	
<b>Mike Piazza, R</b> OBP: 0.432, SLG: 0.631 (1, 2)	3-3 K			3-2 G6-4-3 1B	1-0 2B		1-2 FC6-4 1-2f	0-3 K	
<b>Eric Karros, R</b> OBP: 0.327, SLG: 0.459 (1, 3)		1-3 K		1-2 F8	0-3 K		0-1 F7		
<b>Raul Mondesi, R</b> OBP: 0.354, SLG: 0.531 (1, 9)		1-3 K		0-0 G6-4-3 1-2f		0-3 K		2-2 F9	
<b>Todd Zeile, R</b> OBP: 0.358, SLG: 0.439 (1, 5)		1-2 1B			4-2 SH 3B BB	3-1 2B		1-0 HR	
<b>Greg Gagne, R</b> OBP: 0.310, SLG: 0.366 (1, 6)		0-1 G1-3			4-1 SH 3B BB	0-3 K		4-1 3B BB	
<b>Brett Butler, L</b> OBP: 0.375, SLG: 0.329 (1, 7)			2-2 SH1 1B		1-1 SH 3B	0-2 G6-3		2-1 1B 3B	
<b>Darren Lewis, R</b> OBP: 0.327, SLG: 0.280 (8, PH) (9, 7)					1-1 F8			1-2 G1-3 1B	
<b>Chan Ho Park, R</b> <b>Wayne Kirby, L</b> <b>Dennis Reyes, R</b> <b>Wilton Guerrero, S</b> <b>Darren Hall, R</b> <b>Eddie Murray, S</b> <b>Todd Hollandsworth, L</b> <b>Scott Radinsky, L</b>									

AB	R	H	RBI	BB	SO	LOB
3	0	1	3	1	0	2
5	1	2	2	0	0	3
5	0	2	1	0	2	2
4	0	0	0	0	2	3
4	0	0	0	0	2	1
3	2	3	1	1	0	0
2	2	0	0	2	1	2
2	1	1	0	0	0	1
1	1	1	1	0	0	0
0	0	0	0	0	0	0
0	0	0	0	0	0	0
1	0	0	0	0	0	3
0	0	0	0	0	0	0
1	1	1	0	0	0	0
0	0	0	0	0	0	0
1	0	1	1	0	0	0
0	1	0	0	0	0	0
0	0	0	0	0	0	0

BOTTOM												
<b>Florida Marlins @ Los Angeles Dodgers</b> Dodger Stadium, Los Angeles, CA Sat Sep 06 1997, 3:33 AM PDT Att: 45,814 - Sunny - 86 F												
<b>AB</b>	<b>32</b>											
<b>R</b>	<b>9</b>											
<b>H</b>	<b>12</b>											
<b>RBI</b>	<b>9</b>											
<b>BB</b>	<b>4</b>											
<b>SO</b>	<b>7</b>											
<b>LOB</b>	<b>17</b>											
												
<b>1B:</b>	7	<b>SF:</b>	0	<b>WP:</b>	0	<b>PA:</b>	39					
<b>2B:</b>	2	<b>SAC:</b>	3	<b>PB:</b>	0	<b>SB:</b>	1					
<b>3B:</b>	2	<b>DP:</b>	2	<b>CS:</b>	0							
<b>HR:</b>	1	<b>HBP:</b>	0									

Inning Stats																															
<b>R:</b>	0	<b>H:</b>	0	<b>R:</b>	0	<b>H:</b>	1	<b>R:</b>	0	<b>H:</b>	1	<b>R:</b>	4	<b>H:</b>	2	<b>R:</b>	0	<b>H:</b>	1	<b>R:</b>	1	<b>H:</b>	2	<b>R:</b>	4	<b>H:</b>	4				
<b>E:</b>	0	<b>LOB:</b>	0	<b>E:</b>	0	<b>LOB:</b>	1	<b>E:</b>	0	<b>LOB:</b>	0	<b>E:</b>	0	<b>LOB:</b>	1	<b>E:</b>	0	<b>LOB:</b>	1	<b>E:</b>	0	<b>LOB:</b>	1	<b>E:</b>	0	<b>LOB:</b>	1	<b>E:</b>	0	<b>LOB:</b>	1
<b>K:</b>	1	<b>BB:</b>	1	<b>K:</b>	2	<b>BB:</b>	0	<b>K:</b>	0	<b>BB:</b>	0	<b>K:</b>	2	<b>BB:</b>	0	<b>K:</b>	2	<b>BB:</b>	0	<b>K:</b>	0	<b>BB:</b>	0	<b>K:</b>	0	<b>BB:</b>	0	<b>K:</b>	1	<b>BB:</b>	1
<b>S:</b>	7	<b>P:</b>	15	<b>S:</b>	11	<b>P:</b>	14	<b>S:</b>	8	<b>P:</b>	15	<b>S:</b>	7	<b>P:</b>	11	<b>S:</b>	14	<b>P:</b>	17	<b>S:</b>	13	<b>P:</b>	16	<b>S:</b>	20	<b>P:</b>	33				

PITCHER																																	
<b>IP</b>	5.0	<b>WLS</b>		<b>BF</b>	22	<b>H</b>	5	<b>R</b>	4	<b>ER</b>	4	<b>SO</b>	4	<b>BB</b>	3	<b>IBB</b>	0	<b>HBP</b>	0	<b>BLK</b>	0	<b>WP</b>	0	<b>HR</b>	0	<b>S</b>	51	<b>P</b>	86	<b>ERA</b>	7.20	<b>WHIP</b>	1.600
<b>Livan Hernandez, R</b> ERA: 3.04	(1, 1)	2.0		9	3	1	1	2	0	0	0	0	0	0	0	0	0	0	0	0	0	0	0	0	0	27	33	4.50	1.500				
<b>Antonio Alfonseca, R</b> ERA: 2.51	(6, 1)	0.1	L	3	1	2	2	0	1	0	0	0	0	0	0	0	0	0	0	0	0	0	0	1	7	14	54.00	6.000					
<b>Kurt Miller, R</b> ERA: 13.5	(8, 1)	0.2		5	3	2	2	1	0	0	0	0	0	0	0	0	0	0	0	0	0	0	0	0	13	19	27.00	4.500					
<b>Dennis Cook, L</b> ERA: 3.96	(8, 1)																																

Batter	1	2	3	4	5	6	7	8	9	AB R H RBI BB SO LOB	TOP		
Devon White, S OBP: 0.343, SLG: 0.356 (1, 8)	3-3 K		3-2 F8		2-0 G6-3		0-0 HR		0-1 G4-3	5 1 1 3 0 1 0	<b>Florida Marlins @ Los Angeles Dodgers</b> <b>Dodger Stadium, Los Angeles, CA</b> Sun Sep 07 1997, 3:33 AM PDT Att. 36,757 - Sunny - 86 F		
Edgar Renteria, R OBP: 0.331, SLG: 0.346 (1, 6)	0-2 G3		1-1 E S 1B		3-2 F8		3-1 BB BB 1B HBP		0-0 1B	4 1 2 0 0 0 0			
Gary Sheffield, R OBP: 0.427, SLG: 0.428 (1, 9)	0-1 F9		4-2 1-3 BB		1-2 G1-3		4-1 1B BB 1-2 BB		1-3 K	3 0 0 0 2 1 1			
Bobby Bonilla, S OBP: 0.376, SLG: 0.474 (1, 5)		4-1 2B SF7 BB	2-0 F8		2-3 K		4-2 1B 1-2 2-3 BB		1-0 F7	3 1 0 0 2 1 3			
Jim Eisenreich, L OBP: 0.352, SLG: 0.379 Moises Alou, R OBP: 0.378, SLG: 0.497 (7, PH) (7, 7)		1-1 1-3 2B		2-3 K		0-2 F8	0-0 1B 1-2 2-3 3-H			3 0 1 0 0 1 0 1 0 1 1 0 0 0			
Jeff Conine, R OBP: 0.337, SLG: 0.384 Felix Heredia, L OBP: 0.500, SLG: 0.500 Jay Powell, R OBP: 0.500, SLG: 0.500 Kurt Abbott, R OBP: 0.319, SLG: 0.442 (8, 4)		2-1 SF7		1-3 K			G1-3 L6			3 0 0 1 0 1 3 0			
Charles Johnson, R OBP: 0.366, SLG: 0.486 (1, 2)		3-2 P4		4-2 BB			0-3 K	1-0 G4-3		3 0 0 0 1 1 1			
Craig Counsell, L OBP: 0.405, SLG: 0.440 Robb Nen, R (8, 1)		0-1 G1-3		2-3 K			3-1 HR 2B	1-0 F9		4 1 1 0 0 1 2 0 0 0 0 0 0 0			
Tony Saunders, L OBP: 0.096, SLG: 0.121 Antonio Alfonseca, R OBP: 0.353, SLG: 0.311 John Cangelosi, S OBP: 0.759, SLG: 1.000 Rob Stanifer, R OBP: 0.345, SLG: 0.316 Alex Arias, R OBP: 0.345, SLG: 0.316 Kirt Ojala, L OBP: 0.359, SLG: 0.443 (7, PH) (7, 3)			3-2 F7		1-3 K		4-2 HR BB	2-1 F8		0 0 0 0 0 0 0 0 0 0 0 0 0 0 1 0 0 0 0 0 0 0 0 0 0 0 0 0 1 0 0 0 0 1 0 0 0 0 0 0 0 0 1 1 0 0 1 0 0			
<b>Inning Stats</b>	R: 0 E: 0 K: 1 S: 8 H: 0 LOB: 0 BB: 0 P: 11	R: 1 E: 0 K: 0 S: 10 H: 1 LOB: 1 BB: 1 P: 20	R: 0 E: 0 K: 0 S: 11 H: 1 LOB: 2 BB: 1 P: 24	R: 0 E: 0 K: 3 S: 13 H: 0 LOB: 1 BB: 1 P: 22	R: 0 E: 0 K: 1 S: 7 H: 0 LOB: 0 BB: 0 P: 13	R: 0 E: 0 K: 1 S: 10 H: 0 LOB: 0 BB: 0 P: 13	R: 4 E: 0 K: 1 S: 16 H: 3 LOB: 3 BB: 3 P: 34	R: 0 E: 0 K: 0 S: 4 H: 0 LOB: 0 BB: 0 P: 8	R: 0 E: 0 K: 1 S: 7 H: 1 LOB: 1 BB: 0 P: 9	1B: 3 2B: 2 3B: 0 HR: 1 SF: 1 SAC: 0 DP: 0 HBP: 1		WP: 0 PB: 0 SB: 1 CS: 0 PA: 40	
<b>PITCHER</b>	IP WLS BF H R ER SO BB IBB HBP BLK WP HR S P ERA WHIP											<b>PITCHER</b>	IP WLS BF H R ER SO BB IBB HBP BLK WP HR S P ERA WHIP
Tom Candiotti, R ERA: 3.28 (1, 1)	6.2 W 29 4 5 5 7 4 0 1 0 0 0 1 70 124 6.75 1.200												
Darren Hall, R ERA: 2.15 (7, 1)	0.0 2 0 0 0 0 2 0 0 0 0 0 0 3 11 ∞ ∞												
Mark Guthrie, L ERA: 4.19 (7, 1)	0.1 2 1 0 0 0 0 0 0 0 0 0 0 2 2 0.00 3.000												
Antonio Osuna, R ERA: 1.82 (8, 1)	1.0 3 0 0 0 0 0 0 0 0 0 0 0 4 8 0.00 0.000												
Todd Worrell, R ERA: 5.43 (9, 1)	1.0 4 1 0 0 1 0 0 0 0 0 0 0 7 9 0.00 1.000												

livebaseballscorecards.com

AB	32
R	5
H	6
RBI	5
BB	6
SO	8
LOB	10






Batter	1	2	3	4	5	6	7	8	9	AB R H RBI BB SO LOB	TOP									
Devon White, S OBP: 0.344, SLG: 0.354 (1, 8)	0-0 F7	3-1 BB 1B 1B		0-1 G3-1		0-0 G5-3			4-1 F8 SH1-3 HR BB	4 1 1 0 1 0 1										
Edgar Renteria, R OBP: 0.330, SLG: 0.345 (1, 6)	1-3 K	0-0 BB 1B		3-3 K		1-0 F9			0-0 SH1-3	4 0 1 0 0 2 1										
Gary Sheffield, R OBP: 0.430, SLG: 0.438 John Wehner, R OBP: 0.348, SLG: 0.364 (1, 9) (9, 9)	2-2 HR	4-2 BB 1B		3-2 G5-3 1B		1-1 G5-3			4-0 HR IBB	3 2 2 1 2 0 0 0 0 0 0 0 0 0										
Bobby Bonilla, S OBP: 0.374, SLG: 0.470 Robb Nen, R (1, 5) (9, 1)	4-1 HR BB BB	1-3 K		0-1 G5-3		2-2 G4-3			1-1 F8	4 1 0 0 1 1 6 0 0 0 0 0 0 0										
Darren Daulton, L OBP: 0.380, SLG: 0.481 Jeff Conine, R OBP: 0.338, SLG: 0.392 (1, 3) (6, 3)	4-2 HR BB			2-0 HR		3-2 P6			2-0 HR	2 2 1 1 1 0 1 2 1 1 3 0 0 0										
Moises Alou, R OBP: 0.378, SLG: 0.501 (1, 7)	1-1 HR			2-0 F8		4-0 FC6-4 IBB			0-2 G5-3	4 1 1 3 1 0 0										
Charles Johnson, R OBP: 0.362, SLG: 0.481 (1, 2)	2-3 K			1-3 K		2-1 FC6-4			0-1 P6	4 0 0 0 0 2 2										
Craig Counsell, L OBP: 0.408, SLG: 0.451 (1, 4)				0-2 G4-3		1-1 F9			1-2 SH1-4 2B	4 0 2 0 0 0 0										
Kevin Brown, R OBP: 0.194, SLG: 0.145 Cliff Floyd, L OBP: 0.356, SLG: 0.439 Dennis Cook, L OBP: 0.714, SLG: 1.143 Jay Powell, R OBP: 0.500, SLG: 0.500 Alex Arias, R OBP: 0.345, SLG: 0.316 (1, 1) (8, PH) (8, 1) (8, 1) (9, 5)				0-0 F8		1-1 P6			0-0 SH1-4	2 0 0 0 0 0 0 1 0 0 0 0 0 1 0										
<b>Inning Stats</b>	R: 4 E: 0 K: 2 S: 17	H: 2 LOB: 0 BB: 2 P: 31	R: 0 E: 0 K: 1 S: 14	H: 2 LOB: 3 BB: 1 P: 22	R: 1 E: 0 K: 1 S: 7	H: 1 LOB: 0 BB: 0 P: 13	R: 0 E: 0 K: 1 S: 7	H: 0 LOB: 0 BB: 0 P: 11	R: 0 E: 0 K: 0 S: 10	H: 1 LOB: 1 BB: 0 P: 13	R: 0 E: 0 K: 0 S: 7	H: 0 LOB: 0 BB: 0 P: 12	R: 0 E: 0 K: 0 S: 11	H: 1 LOB: 1 BB: 0 P: 13	R: 3 E: 0 K: 0 S: 7	H: 1 LOB: 0 BB: 2 P: 19	1B: 4 2B: 1 3B: 0 HR: 4	SF: 0 SAC: 2 DP: 0 HBP: 0	WP: 0 PB: 0 SB: 0 CS: 0	PA: 42
<b>PITCHER</b>	IP WLS BF H R ER SO BB IBB HBP BLK WP HR S P ERA WHIP																			
Hideo Nomo, R ERA: 4.3 (1, 1)	4.0 L 20 5 5 5 5 3 0 0 0 0 3 45 77 11.25 2.000																			
Dennys Reyes, L ERA: 3.97 (5, 1)	1.2 8 2 0 0 0 0 0 1 0 0 0 0 21 35 0.00 1.200																			
Mike Harkey, R ERA: 3.0 (6, 1)	2.1 8 1 0 0 0 0 0 0 0 0 0 0 19 27 0.00 0.429																			
Mark Guthrie, L ERA: 4.52 (9, 1)	1.0 6 1 3 3 0 1 1 0 0 0 1 7 19 27.00 2.000																			

Florida Marlins @ Los Angeles Dodgers  
Dodger Stadium, Los Angeles, CA  
Mon Sep 08 1997, 7:05 PM PDT  
Att. 45,195 - Unknown - 84 F

AB	34
R	8
H	9
RBI	8
BB	6
SO	5
LOB	12





Batter	1	2	3	4	5	6	7	8	9	AB	R	H	RBI	BB	SO	LOB
Eric Young Sr., R OBP: 0.367, SLG: 0.414 (1, 4)	4-2 S G4-3 BB		1-1 G3 1B	2-2 FC6-4 1B		0-1 G5-3		1-0 FC4-6 1B		4	1	2	2	1	0	1
Otis Nixon, S OBP: 0.343, SLG: 0.316 (1, 8)	1-2 G4-3		3-2 G3	0-0 FC6-4 1B		1-3 K		1-0 G4-6-3 1B		5	0	1	1	0	1	3
Mike Piazza, R OBP: 0.433, SLG: 0.628 (1, 2)	4-2 S BB		0-1 1B	1-1 F9				0-0 G4-6-3		4	0	1	1	1	0	3
Eric Karros, R OBP: 0.330, SLG: 0.463 (1, 3)	2-3 K		1-1 1B					1-1 WP 1B		5	0	2	0	0	1	2
Todd Zeile, R OBP: 0.361, SLG: 0.444 (1, 5)	2-2 F8		3-2 F9					2-1 P4		5	0	2	0	0	0	5
Wayne Kirby, L OBP: 0.278, SLG: 0.206 Raul Mondesi, R OBP: 0.357, SLG: 0.532 (7, PH) (8, 9)		0-3 K	0-1 F8					1-0 F7		3	0	0	0	0	1	3
Greg Gagne, R OBP: 0.311, SLG: 0.368 Eric Anthony, L OBP: 0.341, SLG: 0.408 (9, PH)		2-1 K						1-3 F7		2	0	1	0	0	0	1
Brett Butler, L OBP: 0.375, SLG: 0.329 Mike Harkey, R (6, 1) Paul Konerko, R OBP: 1.000, SLG: 1.000 Todd Hollandsworth, L OBP: 0.296, SLG: 0.368 Mark Guthrie, R OBP: 0.250, SLG: 0.250 (9, 1)		2-1 G4-3						1-3 P4		4	1	2	0	0	0	2
Hideo Nomo, R OBP: 0.180, SLG: 0.262 Wilton Guerrero, S OBP: 0.309, SLG: 0.410 Dennys Reyes, R (5, 1) Darren Lewis, R OBP: 0.336, SLG: 0.279 (6, 7)		1-1 E6 1B						1-2 FC4-6 1B		3	0	1	0	0	0	3
		1-3 K						1-1 G1-3		1	0	0	0	0	1	1
								1-3 FC4-6 1B		1	1	1	0	0	0	0
										0	0	0	0	0	0	0
										2	0	1	0	0	0	0

Inning Stats	R: 0	H: 0	E: 0	K: 1	S: 14	R: 0	H: 1	E: 1	K: 2	S: 11	R: 1	H: 3	E: 0	K: 0	S: 15	R: 2	H: 3	E: 0	K: 0	S: 11	R: 0	H: 2	E: 0	K: 1	S: 7	R: 0	H: 2	E: 0	K: 0	S: 10	R: 1	H: 3	E: 0	K: 0	S: 8	R: 0	H: 1	E: 0	K: 1	S: 9	1B: 14	2B: 1	3B: 0	HR: 0	SF: 0	SAC: 0	DP: 1	HBP: 0	WP: 1	PA: 43
--------------	------	------	------	------	-------	------	------	------	------	-------	------	------	------	------	-------	------	------	------	------	-------	------	------	------	------	------	------	------	------	------	-------	------	------	------	------	------	------	------	------	------	------	--------	-------	-------	-------	-------	--------	-------	--------	-------	--------

PITCHER	IP	WLS	BF	H	R	ER	SO	BB	IBB	HBP	BLK	WP	HR	S	P	ERA	WHIP
Kevin Brown, R ERA: 2.78 (1, 1)	7.0		34	11	3	3	4	2	0	0	0	0	0	80	126	3.86	1.857
Dennis Cook, L ERA: 4.13 (8, 1)	0.0		2	2	1	1	0	0	0	0	0	0	0	5	8	∞	∞
Jay Powell, R ERA: 3.3 (8, 1)	1.0		3	1	0	0	0	0	0	0	0	0	0	3	5	0.00	1.000
Robb Nen, R ERA: 3.76 (9, 1)	1.0		4	1	0	0	1	0	0	0	0	1	0	9	14	0.00	1.000

BOTTOM

Florida Marlins @ Los Angeles Dodgers  
Dodger Stadium, Los Angeles, CA  
Mon Sep 08 1997, 7:05 PM PDT  
Att: 45,195 - Unknown - 84 F

livebaseballscorecards.com

AB 41  
R 4  
H 15  
RBI 4  
BB 2  
SO 5  
LOB 25



Batter	1	2	3	4	5	6	7	8	9	AB R H RBI BB SO LOB	TOP											
Kenny Lofton, L (1, 8) OBP: 0.413, SLG: 0.447	1-2 G4-3		1-2 E S 10 FC3 1B		1-1 G4-3	1-2 G1-3		1-3 K		5 1 1 0 0 1 3												
Jeff Blausler, R (1, 6) OBP: 0.396, SLG: 0.479	1-3 K		2-3 K		4-1 10 1B BB		3-1 HR	1-1 F9		4 1 1 1 1 2 3												
10 Chipper Jones, S (1, 5) OBP: 0.379, SLG: 0.498	0-0 G4-3		1-0 FC3 1B		0-0 BB 1B		0-0 E6		2-3 K	5 0 1 1 0 1 0												
Fred McGriff, L (1, 3) OBP: 0.355, SLG: 0.444		1-2 FC3-6 1B	1-0 1B		4-1 1B BB		1-3 K		2-2 L6	4 0 2 0 1 1 1												
Michael Tucker, L (1, 7) OBP: 0.343, SLG: 0.427		2-1 FC3-6 1B	0-1 G4-3		0-2 F9		1-1 F7		2-2 2B	5 1 1 0 0 0 6												
Andruw Jones, R (1, 9) OBP: 0.345, SLG: 0.445		1 SAFE 1B 1-2 HBP		2-2 P3		4-0 2B BB	1-2 G6-3		1-0 F8	3 1 0 0 1 0 2												
Javy Lopez, R (1, 2) OBP: 0.350, SLG: 0.536		1-1 1B		2-2 L6		1-0 2B		0-0 29 FC1-5 2B		4 0 3 2 0 0 0												
Tony Graffanino, R (1, 4) OBP: 0.335, SLG: 0.420		1 SAFE 1B 1-0 P3		3-2 G6-3		0-1 F8		4-1 29 FC1-5 BB		3 0 0 0 1 0 3												
29 John Smoltz, R (1, 1) OBP: 0.333, SLG: 0.292		1-3 K			2-3 K	3-3 K		2-1 FC1-5		4 0 0 0 0 3 5												
Mark Wohlers, R (9, 1)								1-2 2-3f		0 0 0 0 0 0 0												
<b>Inning Stats</b>	R: 0 E: 0 K: 1 S: 9	H: 0 LOB: 0 BB: 0 P: 11	R: 1 E: 0 K: 1 S: 13	H: 2 LOB: 2 BB: 0 P: 21	R: 1 E: 1 K: 1 S: 10	H: 2 LOB: 1 BB: 0 P: 15	R: 0 E: 0 K: 0 S: 10	H: 0 LOB: 0 BB: 0 P: 17	R: 0 E: 0 K: 1 S: 11	H: 1 LOB: 3 BB: 2 P: 22	R: 1 E: 0 K: 1 S: 11	H: 1 LOB: 1 BB: 1 P: 20	R: 1 E: 1 K: 1 S: 11	H: 1 LOB: 1 BB: 0 P: 17	R: 0 E: 0 K: 1 S: 9	H: 1 LOB: 2 BB: 1 P: 17	R: 0 E: 0 K: 1 S: 11	H: 1 LOB: 1 BB: 0 P: 18	1B: 5 2B: 3 3B: 0 HR: 1	SF: 0 SAC: 0 DP: 0 HBP: 1	WP: 0 PB: 0 SB: 1 CS: 0	PA: 42
<b>PITCHER</b>	IP WLS BF H R ER SO BB IBB HBP BLK WP HR S P ERA WHIP																					
Ismael Valdez, R (1, 1) ERA: 2.78	6.0 L 29 7 4 4 5 3 0 1 0 0 0 1 66 111 6.00 1.667																					
37 Darren Dreifort, R (7, 1) ERA: 2.37	1.1 7 1 0 0 1 1 0 0 0 0 0 0 13 22 0.00 1.500																					
Scott Radinsky, L (8, 1) ERA: 3.23	0.2 2 0 0 0 1 0 0 0 0 0 0 0 5 7 0.00 0.000																					
Antonio Osuna, R (9, 1) ERA: 1.79	1.0 4 1 0 0 1 0 0 0 0 0 0 0 11 18 0.00 1.000																					

Atlanta Braves @ Los Angeles Dodgers  
Dodger Stadium, Los Angeles, CA

Tue Sep 09 1997, 7:05 PM PDT  
Att. 37,270 - Unknown - 78 F

AB	37
R	4
H	9
RBI	4
BB	4
SO	8
LOB	23



livebaseballscorecards.com

Batter	1	2	3	4	5	6	7	8	9	AB R H RBI BB SO LOB
Eric Young Sr., R OBP: 0.365, SLG: 0.411 (1, 4)	3-3 K		2-3 K		1-3 K			1-0 F8		4 0 0 0 0 3 1
Otis Nixon, S OBP: 0.344, SLG: 0.318 (1, 8)	1-2 FC7-4 S 1B		1-1 G3			3-2 G4-3		0-2 G4-3 S G5-3 1B		4 1 2 0 0 0 0
Mike Piazza, R OBP: 0.432, SLG: 0.631 (1, 2)	2-0 FC7-4 1-3			2-1 HR		0-1 G5-3		0-2 G4-3 1-3		4 1 1 1 0 0 2
Eric Karros, R OBP: 0.329, SLG: 0.462 (1, 3)		2-1 1B SF9 1B		2-3 K		1-0 G5-3		0-1 G5-3 3-H		4 1 1 1 0 1 0
Raul Mondesi, R OBP: 0.356, SLG: 0.530 (1, 9)		2-0 SAFE SF9 1-3 1B		2-0 G1-3			0-1 F7	1-3 K		4 0 1 0 0 1 0
Todd Zeile, R OBP: 0.359, SLG: 0.442 (1, 5)		2-2 SF9 2-3 3-H		3-3 K			0-2 F9			2 0 0 1 0 1 0
Greg Gagne, R OBP: 0.310, SLG: 0.365 (1, 6)		3-3 K		2-3 K			2-3 K			3 0 0 0 0 3 1
Brett Butler, L OBP: 0.372, SLG: 0.326 (1, 7)		2-3 K		0-2 G4-3			1-2 F9			3 0 0 0 0 1 1
Ismael Valdez, R OBP: 0.132, SLG: 0.100 (1, 1)			0-3 K		0-2 K		1-2 G5-3			2 0 1 0 0 1 0
37 Darren Dreifort, R OBP: 0.143, SLG: 0.143 (7, 1)										0 0 0 0 0 0 0
Scott Radinsky, L (8, 1)										0 0 0 0 0 0 0
Wilton Guerrero, S OBP: 0.308, SLG: 0.409 (8, PH)										1 0 0 0 0 0 0
Antonio Osuna, R OBP: 0.500, SLG: 0.500 (9, 1)										0 0 0 0 0 0 0

Inning Stats	R: 0	H: 1	E: 0	LOB: 0	K: 1	BB: 0	S: 8	P: 14	R: 1	H: 2	E: 0	LOB: 1	K: 2	BB: 0	S: 16	P: 27	R: 0	H: 0	E: 0	LOB: 0	K: 2	BB: 0	S: 8	P: 11	R: 1	H: 1	E: 0	LOB: 0	K: 2	BB: 0	S: 9	P: 18	R: 0	H: 1	E: 0	LOB: 1	K: 2	BB: 0	S: 13	P: 16	R: 0	H: 0	E: 0	LOB: 0	K: 1	BB: 0	S: 10	P: 12	R: 0	H: 0	E: 0	LOB: 0	K: 0	BB: 0	S: 8	P: 11	R: 1	H: 1	E: 0	LOB: 0	K: 1	BB: 0	S: 12	P: 13	1B: 4	SF: 1	2B: 2	SAC: 0	3B: 0	DP: 1	HR: 1	HBP: 0	WP: 0	PA: 32
--------------	------	------	------	--------	------	-------	------	-------	------	------	------	--------	------	-------	-------	-------	------	------	------	--------	------	-------	------	-------	------	------	------	--------	------	-------	------	-------	------	------	------	--------	------	-------	-------	-------	------	------	------	--------	------	-------	-------	-------	------	------	------	--------	------	-------	------	-------	------	------	------	--------	------	-------	-------	-------	-------	-------	-------	--------	-------	-------	-------	--------	-------	--------

PITCHER	IP	WLS	BF	H	R	ER	SO	BB	IBB	HBP	BLK	WP	HR	S	P	ERA	WHIP
29 John Smoltz, R ERA: 3.13 (1, 1)	8.0	W	28	5	2	2	10	0	0	0	0	0	1	78	119	2.25	0.625
Mark Wohlers, R ERA: 2.77 (9, 1)	1.0	S	4	1	1	1	1	0	0	0	0	0	0	12	13	9.00	1.000

BOTTOM

Atlanta Braves @ Los Angeles Dodgers  
Dodger Stadium, Los Angeles, CA

Tue Sep 09 1997, 7:05 PM PDT  
Att: 37,270 - Unknown - 78 F

livebaseballscores.com

AB	31
R	3
H	6
RBI	3
BB	0
SO	11
LOB	5



Batter	1	2	3	4	5	6	7	8	9	AB R H RBI BB SO LOB	TOP	
<b>Kenny Lofton, L</b> (1, 8) OBP: 0.415, SLG: 0.449	0-0 G4-6-3 1B			1-3 K		1-3 K			4-1 G5-4-3 BB	4 1 2 0 1 2 2		
<b>Jeff Blausler, R</b> (1, 6) OBP: 0.393, SLG: 0.475 <b>Rafael Belliard, R</b> (6, 6) OBP: 0.212, SLG: 0.220	1-3 K			0-0 B1	1-0 G1-3	1-1 L9			0-0 G5-4-3	4 0 0 0 0 1 2 1 0 0 0 0 0 1		
<b>10 Chipper Jones, S</b> (1, 5) OBP: 0.378, SLG: 0.495 <b>Greg Colbrunn, R</b> (9, PH) OBP: 0.314, SLG: 0.437	0-1 G4-6-3 1-2f			2-2 E4 1B	4-1 HR			0-0 F8	1-0 1B	3 2 0 0 1 0 1 1 0 1 0 0 0 0		
<b>Fred McGriff, L</b> (1, 3) OBP: 0.354, SLG: 0.440 <b>Ed Giovanola, L</b> (9, 5) OBP: 0.286, SLG: 0.167			3-3 K	4-2 1B FC5-4	0-0 F8			1-0 L9	1-1 G6-3	4 1 0 0 1 1 2 0 0 0 0 0 0 0		
<b>Ryan Klesko, L</b> (1, 7) OBP: 0.331, SLG: 0.492 <b>Danny Bautista, R</b> (7, 7) OBP: 0.287, SLG: 0.439			2-2 F7	3-0 1B FC5-4	0-0 HR			2-3 K		4 1 2 3 0 1 0 0 0 0 0 0 0 0		
<b>Andruw Jones, R</b> (1, 9) OBP: 0.344, SLG: 0.441			0-0 P6	2-2 1B FC5-4	4-0 1B BB			0-0 F7		3 1 0 1 1 0 1		
<b>Javy Lopez, R</b> (1, 2) OBP: 0.352, SLG: 0.536			3-3 K	1-1 1B HBP	0-0 1B			0-1 F9		4 1 2 1 0 1 0		
<b>Tony Graffanino, R</b> (1, 4) OBP: 0.339, SLG: 0.414			2-3 K	1-1 1B HBP	2-1 F7			4-1 BB		2 0 0 0 1 1 2		
<b>Tom Glavine, L</b> (1, 1) OBP: 0.344, SLG: 0.250			1-2 G3-1	0-0 1B	0-0 G6-3			1-2 G3		4 0 1 1 0 0 1		
<b>Inning Stats</b>	R: 0 E: 0 K: 1 S: 6 H: 1 LOB: 0 BB: 0 P: 7	R: 0 E: 0 K: 1 S: 9 H: 0 LOB: 0 BB: 0 P: 14	R: 0 E: 0 K: 2 S: 11 H: 0 LOB: 0 BB: 0 P: 17	R: 5 E: 1 K: 1 S: 28 H: 4 LOB: 2 BB: 1 P: 43	R: 2 E: 0 K: 0 S: 7 H: 2 LOB: 2 BB: 2 P: 18	R: 0 E: 0 K: 1 S: 6 H: 0 LOB: 0 BB: 0 P: 8	R: 0 E: 0 K: 1 S: 5 H: 0 LOB: 0 BB: 0 P: 8	R: 0 E: 0 K: 0 S: 7 H: 0 LOB: 1 BB: 1 P: 12	R: 0 E: 0 K: 0 S: 5 H: 1 LOB: 1 BB: 1 P: 11	1B: 6 2B: 1 3B: 0 HR: 1 SF: 0 SAC: 0 DP: 2 HBP: 1	WP: 0 PB: 0 SB: 1 CS: 0 PA: 40	
<b>PITCHER</b>	IP WLS BF H R ER SO BB IBB HBP BLK WP HR S P ERA WHIP											
<b>Ramon Martinez, R</b> (1, 1) ERA: 3.51	4.2 L 24 6 7 3 5 3 0 1 0 0 0 1 58 94 5.79 1.929											
<b>Dennys Reyes, L</b> (5, 1) ERA: 3.82	1.1 5 1 0 0 1 0 0 0 0 0 0 0 9 13 0.00 0.750											
<b>Mike Harkey, R</b> (7, 1) ERA: 2.45	2.0 7 0 0 0 1 1 0 0 0 0 0 0 12 20 0.00 0.500											
<b>Rick Gorecki, R</b> (9, 1) ERA:	1.0 4 1 0 0 0 1 0 0 0 0 0 0 5 11 0.00 2.000											

Atlanta Braves @ Los Angeles Dodgers  
Dodger Stadium, Los Angeles, CA  
Wed Sep 10 1997, 7:05 PM PDT  
Att. 41,564 - Unknown - 76 F

livebaseballscorecards.com

AB	34
R	7
H	8
RBI	6
BB	5
SO	7
LOB	12



Batter	1	2	3	4	5	6	7	8	9	AB	R	H	RBI	BB	SO	LOB
Eric Young Sr., R OBP: 0.363, SLG: 0.408 Rick Gorecki, R (9, 1)	1-1 G4-3		1-1 G4-3			1-0 G4-3		1-1 G4-3		4	0	0	0	0	0	0
Otis Nixon, S OBP: 0.343, SLG: 0.316 Garey Ingram, R OBP: 0.714, SLG: 0.667 (1, 8) (7, 7)	1-1 G1-3			1-3 K		1-0 L8			2-2 FC4-6 1B	3	0	0	0	0	1	0
Mike Piazza, R OBP: 0.429, SLG: 0.627 Tom Prince, R OBP: 0.270, SLG: 0.352 (1, 2) (8, 2)	2-3 K			2-2 G5-3			2-2 E9 1B		2-2 P3	3	0	0	0	0	1	0
Eric Karros, R OBP: 0.328, SLG: 0.459 Paul Konerko, R OBP: 0.500, SLG: 0.500 (1, 3) (8, 3)			3-2 G4-3		2-2 G5-3		2-2 K		2-2 F9	3	0	0	0	0	1	1
Raul Mondesi, R OBP: 0.356, SLG: 0.531 Todd Hollandsworth, L OBP: 0.296, SLG: 0.368 Henry Blanco, R OBP: 0.500, SLG: 0.500 (1, 9) (8, 9) (9, PH)			3-0 G6-3 2B		1-0 P3		2-3 K		0-0 FC4-6 1-2f	3	0	1	0	0	1	1
Todd Zeile, R OBP: 0.360, SLG: 0.444 (1, 5)			3-2 G6-3		0-0 G4-3 1B		2-1 G4-3 1B			3	0	2	0	0	0	1
Darren Lewis, R OBP: 0.328, SLG: 0.271 (1, 7) (7, 8)			2-0 F9		1-1 G4-3		1-2 F8			3	0	0	0	0	0	4
Greg Gagne, R OBP: 0.308, SLG: 0.364 Juan Castro, R OBP: 0.225, SLG: 0.219 (1, 6) (8, 6)			0-3 K		2-3 K			0-0 G4-3		2	0	0	0	0	2	1
Ramon Martinez, R OBP: 0.211, SLG: 0.237 Dennys Reyes, R OBP: 0.264, SLG: 0.437 Mike Harkey, R OBP: 0.316, SLG: 0.188 (1, 1) (5, 1) (6, PH) (7, 1) (8, PH) (9, 4)			0-1 F8			1-3 K		0-1 P3		1	0	0	0	0	0	0

Inning Stats	R: 0	H: 0	R: 0	H: 1	R: 0	H: 0	R: 0	H: 1	R: 0	H: 0	R: 0	H: 1	R: 0	H: 0	R: 0	H: 1	R: 0	H: 1	1B: 3	SF: 0	WP: 0	PA: 32	
E: 0	LOB: 0	E: 0	LOB: 1	E: 0	LOB: 0	E: 0	LOB: 1	E: 0	LOB: 0	E: 0	LOB: 0	E: 0	LOB: 0	E: 0	LOB: 1	E: 0	LOB: 1	E: 0	LOB: 0	2B: 1 <td>SAC: 0 <td>PB: 0 <td></td> </td></td>	SAC: 0 <td>PB: 0 <td></td> </td>	PB: 0 <td></td>	
K: 1	BB: 0	K: 0	BB: 0	K: 1	BB: 0	K: 1	BB: 0	K: 1	BB: 0	K: 2	BB: 0	K: 0	BB: 0	K: 0	BB: 0	K: 0	BB: 0	K: 0	BB: 0	3B: 0	DP: 0	SB: 0	
S: 8	P: 12	S: 9	P: 20	S: 7	P: 8	S: 11	P: 16	S: 8	P: 12	S: 17	P: 26	S: 5	P: 6	S: 15	P: 21	S: 15	P: 21	S: 5	P: 6	HR: 0	HBP: 0	CS: 0	

PITCHER	IP	WLS	BF	H	R	ER	SO	BB	IBB	HBP	BLK	WP	HR	S	P	ERA	WHIP	PITCHER	IP	WLS	BF	H	R	ER	SO	BB	IBB	HBP	BLK	WP	HR	S	P	ERA	WHIP		
Tom Glavine, L ERA: 3.11 (1, 1)	9.0	W	32	4	0	0	7	0	0	0	0	0	0	85	129	0.00	0.444																				

**BOTTOM**

**Atlanta Braves @ Los Angeles Dodgers**  
Dodger Stadium, Los Angeles, CA

Wed Sep 10 1997, 7:05 PM PDT  
Att: 41,564 - Unknown - 76 F

<b>AB</b>	<b>32</b>
<b>R</b>	<b>0</b>
<b>H</b>	<b>4</b>
<b>RBI</b>	<b>0</b>
<b>BB</b>	<b>0</b>
<b>SO</b>	<b>7</b>
<b>LOB</b>	<b>11</b>



Batter	1	2	3	4	5	6	7	8	9	AB R H RBI BB SO LOB	TOP											
Eric Young Sr. R (1, 4) OBP: 0.361, SLG: 0.405	1-2 G1-3		0-3 K		0-1 P3		1-3 K		4-2 BB	4 0 0 0 1 2 2												
Otis Nixon, S (1, 8) Paul Konerko, R (9, PH) OBP: 0.342, SLG: 0.315 OBP: 0.333, SLG: 0.333	2-2 G6-3			1-1 E6 HR 1B	3-2 L8			2-3 K	0-3 K	4 1 1 0 0 1 0 1 0 0 0 0 1 2												
Mike Piazza, R (1, 2) OBP: 0.430, SLG: 0.634	0-2 G1-3			0-0 HR		0-0 G6-3		1-2 G4-3 2B		4 2 2 2 0 0 0												
Eric Karros, R (1, 3) OBP: 0.325, SLG: 0.456		0-2 F9		1-1 F9		0-3 K		3-2 G4-3		4 0 0 0 0 1 1												
Raul Mondesi, R (1, 9) OBP: 0.357, SLG: 0.536		2-3 K		1-3 K		0-1 3B		0-0 2B		4 0 2 1 0 2 0												
Todd Zeile, R (1, 5) OBP: 0.360, SLG: 0.442		0-3 K		0-0 1B 1B		0-3 K		2-3 K		4 0 1 0 0 3 2												
Darren Lewis, R (1, 7) OBP: 0.333, SLG: 0.279			0-1 G6-3	2-0 1B			1-1 1B		2-1 G4-3	4 0 2 0 0 0 0												
Greg Gagne, R (1, 6) OBP: 0.310, SLG: 0.366			0-0 2B	0-3 K			0-1 F7		4-0 BB	3 0 1 0 1 1 3												
Chan Ho Park, R (1, 1) 37 Darren Dreifort, R (5, 1) Wayne Kirby, L (7, PH) Mark Guthrie, R (7, 1) Darren Hall, R (7, 1) Mike Harkey, R (8, 1) Billy Ashley, R (9, PH) OBP: 0.260, SLG: 0.283 OBP: 0.143, SLG: 0.143 OBP: 0.274, SLG: 0.203 OBP: 0.250, SLG: 0.250 OBP: 0.250, SLG: 0.250 OBP: 0.261, SLG: 0.433			0-3 K		1-3 K		1-3 K		1-1 F9	2 0 0 0 0 0 2 1 0 0 0 0 0 0 0 0 1 0 0 0 0 0 1 1 0 1 0 0 0 0 0 0 1												
<b>Inning Stats</b>	R: 0 E: 0 K: 0 S: 9	H: 0 LOB: 0 BB: 0 P: 12	R: 0 E: 0 K: 2 S: 9	H: 0 LOB: 0 BB: 0 P: 11	R: 0 E: 0 K: 2 S: 10	H: 1 LOB: 1 BB: 0 P: 10	R: 2 E: 1 K: 2 S: 14	H: 4 LOB: 2 BB: 0 P: 19	R: 0 E: 0 K: 1 S: 8	H: 0 LOB: 0 BB: 0 P: 12	R: 0 E: 0 K: 2 S: 9	H: 1 LOB: 1 BB: 0 P: 9	R: 0 E: 0 K: 2 S: 10	H: 1 LOB: 1 BB: 0 P: 13	R: 1 E: 0 K: 2 S: 17	H: 2 LOB: 1 BB: 0 P: 25	R: 0 E: 0 K: 1 S: 10	H: 0 LOB: 2 BB: 2 P: 21	1B: 4 2B: 3 3B: 1 HR: 1	SF: 0 SAC: 0 DP: 0 HBP: 0	WP: 0 PB: 0 SB: 0 CS: 0	PA: 38
<b>PITCHER</b>	IP WLS BF H R ER SO BB IBB HBP BLK WP HR S P ERA WHIP																					
Shane Reynolds, R (1, 1) ERA: 4.34	7.0 W 28 7 2 2 11 0 0 0 0 0 0 1 69 86 2.57 1.000																					
Russ Springer, R (8, 1) ERA: 4.56	1.0 5 2 1 1 2 0 0 0 0 0 0 0 17 25 9.00 2.000																					
Billy Wagner, L (9, 1) ERA: 2.97	1.0 5 0 0 0 1 2 0 0 0 0 0 0 10 21 0.00 2.000																					

Los Angeles Dodgers @ Houston Astros  
Astrodome, Houston, TX  
Fri Sep 12 1997, 8:05 PM EDT  
Att: 36,817 - Dome - 68 F

livebaseballscorecards.com

AB 36  
R 3  
H 9  
RBI 3  
BB 2  
SO 14  
LOB 13



BOTTOM

Los Angeles Dodgers @ Houston Astros  
Astrodome, Houston, TX

livebaseballscorecards.com

AB	34
R	10
H	10
RBI	10
BB	6
SO	10
LOB	18



WP	1	PA	42
PB	0		
SB	0		
CS	0		

AB R H RBI BB SO LOB

3	3	1	0	0	1	0
5	1	3	4	0	0	0
3	0	0	0	2	1	1
4	2	1	1	1	1	3
3	0	1	1	0	1	1
1	2	0	0	1	0	1
4	0	1	0	1	0	3
4	1	2	3	0	2	2
4	0	1	1	0	1	5
2	1	0	0	1	2	1
1	0	0	0	0	1	1
0	0	0	0	0	0	0
0	0	0	0	0	0	0

1B	4	SF	0
2B	3	SAC	0
3B	2	DP	0
HR	1	HBP	2

Batter	1	2	3	4	5	6	7	8	9
<b>Craig Biggio, R</b> OBP: 0.410, SLG: 0.501 (1, 4)	0-0 G5-3 ①		4-2 2B HBP		1-0 1B FC3-6 HBP	0-3 K ②		1-1 HR 3B	
<b>Derek Bell, R</b> OBP: 0.343, SLG: 0.445 (1, 9)	3-2 F7 ②		1-1 2B 1-H 2-H		0-1 1B 1-3	1-1 G1-3 ③		1-2 HR	
<b>5 Jeff Bagwell, R</b> OBP: 0.420, SLG: 0.573 (1, 3)	4-2 FC4-6 BB		1-3 K ①		4-2 FC3-6 BB		3-2 L9	2-2 G6-3 ①	
<b>Luis Gonzalez, L</b> OBP: 0.347, SLG: 0.356 (1, 7)	0-2 FC4-6 ③		2-2 K ②		0-0 FC3-6 2B 1-2f		4-2 3B BB	1-2 1B	
<b>Sean Berry, R</b> OBP: 0.309, SLG: 0.419 (1, 5)		1-3 K ①	0-0 L4 ③		1-2 1B 2B 1-H		4-0 3B BB	2-0 F8 ②	
<b>Bill Spiers, L</b> OBP: 0.443, SLG: 0.473 (5, PR) (6, 5)									
<b>Thomas Howard, S</b> OBP: 0.336, SLG: 0.365 (1, 8)		2-1 1B		2-2 E5	4-0 1B IBB		1-0 F8 ②	2-1 P5 ③	
<b>Ricky Gutierrez, R</b> OBP: 0.318, SLG: 0.380 (1, 6)		1-3 K ②		3-3 K ①	3-1 1B 1-3 2-H		2-2 2B 3B 1-H 2-H		
<b>Brad Ausmus, R</b> OBP: 0.317, SLG: 0.354 (1, 2)		0-0 F9 ③		1-3 K ②	0-0 F9 ③		0-0 2B 3-H		
<b>Shane Reynolds, R</b> OBP: 0.163, SLG: 0.191 (1, 1)			4-2 2B WP BB		3-3 K ③		1-3 K ①	1-3 K ③	
<b>Tony Eusebio, R</b> OBP: 0.351, SLG: 0.293 (7, PH)									
<b>Russ Springer, R</b> (8, 1)									
<b>Billy Wagner, L</b> (9, 1)									

Inning Stats	R: 0	H: 0	E: 0	K: 11	S: 11	R: 0	H: 1	E: 0	K: 2	S: 9	R: 0	H: 1	E: 0	K: 2	S: 15	R: 2	H: 1	E: 0	K: 3	S: 15	R: 3	H: 3	E: 0	K: 12	S: 12	R: 0	H: 0	E: 0	K: 2	S: 8	R: 3	H: 2	E: 0	K: 1	S: 16	R: 2	H: 3	E: 0	K: 14	S: 14
--------------	------	------	------	-------	-------	------	------	------	------	------	------	------	------	------	-------	------	------	------	------	-------	------	------	------	-------	-------	------	------	------	------	------	------	------	------	------	-------	------	------	------	-------	-------

PITCHER	IP	WLS	BF	H	R	ER	SO	BB	IBB	HBP	BLK	WP	HR	S	P	ERA	WHIP
<b>Chan Ho Park, R</b> ERA: 3.48 (1, 1)	4.2	L	25	5	5	5	7	3	1	2	0	1	0	61	106	9.64	1.714
<b>37 Darren Dreifort, R</b> ERA: 2.31 (5, 1)	1.1		4	0	0	0	2	0	0	0	0	0	0	9	11	0.00	0.000
<b>Mark Guthrie, L</b> ERA: 4.74 (7, 1)	0.2		4	0	2	2	0	2	0	0	0	0	0	9	21	27.00	3.000
<b>Darren Hall, R</b> ERA: 2.31 (7, 1)	0.1		3	2	1	1	1	0	0	0	0	0	0	7	10	27.00	6.000
<b>Mike Harkey, R</b> ERA: 3.75 (8, 1)	1.0		6	3	2	2	0	0	0	0	0	0	1	14	23	18.00	3.000

PITCHER	IP	WLS	BF	H	R	ER	SO	BB	IBB	HBP	BLK	WP	HR	S	P	ERA	WHIP
<b>Chan Ho Park, R</b> ERA: 3.48 (1, 1)	4.2	L	25	5	5	5	7	3	1	2	0	1	0	61	106	9.64	1.714
<b>37 Darren Dreifort, R</b> ERA: 2.31 (5, 1)	1.1		4	0	0	0	2	0	0	0	0	0	0	9	11	0.00	0.000
<b>Mark Guthrie, L</b> ERA: 4.74 (7, 1)	0.2		4	0	2	2	0	2	0	0	0	0	0	9	21	27.00	3.000
<b>Darren Hall, R</b> ERA: 2.31 (7, 1)	0.1		3	2	1	1	1	0	0	0	0	0	0	7	10	27.00	6.000
<b>Mike Harkey, R</b> ERA: 3.75 (8, 1)	1.0		6	3	2	2	0	0	0	0	0	0	1	14	23	18.00	3.000

Fri Sep 12 1997, 8:05 PM EDT  
Att: 36,817 - Dome - 68 F

Batter	1	2	3	4	5	6	7	8	9	AB R H RBI BB SO LOB	TOP											
Eric Young Sr. R (1, 4) OBP: 0.359, SLG: 0.402	3-2 G5-3		3-2 FC4			1-2 L6		1-3 K		4 0 0 0 0 1 1												
Otis Nixon, S (1, 8) OBP: 0.341, SLG: 0.313	1-3 K		2-0 F7			4-0 S BB		0-0 B1		3 0 0 0 1 1 1												
Mike Piazza, R (1, 2) OBP: 0.430, SLG: 0.632	4-2 BB		0-1 G6-3			3-3 K		0-1 1B 1B		3 0 1 0 1 1 2												
Eric Karros, R (1, 3) OBP: 0.325, SLG: 0.455	2-0 P6				3-3 K	2-3 K		1-2 1B 1B		4 0 1 0 0 2 2												
Raul Mondesi, R (1, 9) OBP: 0.355, SLG: 0.532		0-0 P3			0-0 L8		0-0 F7	3-3 K		4 0 0 0 0 1 2												
Todd Zeile, R (1, 5) OBP: 0.361, SLG: 0.447		3-1 HR			1-3 K		4-1 2B BB		2-3 K	3 1 1 1 1 2 0												
Todd Hollandsworth, L (1, 7) OBP: 0.296, SLG: 0.371		1-3 K			1-3 K		0-2 2B		2-1 DI 1B	3 0 1 0 0 2 0												
Darren Lewis, R (9, PH) OBP: 0.339, SLG: 0.286							1-3 2B			1 0 1 0 0 0 0												
Greg Gagne, R (1, 6) OBP: 0.307, SLG: 0.363		3-3 K			1-3 K		0-3 K		0-3 K	4 0 0 0 0 4 3												
Tom Candiotti, R (1, 1) OBP: 0.100, SLG: 0.069							2-3 K		3-3 K	1 0 0 0 1 0 0												
Dennys Reyes, R (6, 1)										0 0 0 0 0 0 0												
Eddie Murray, S (7, PH) OBP: 0.279, SLG: 0.323										1 0 0 0 0 1 2												
Antonio Osuna, R (7, 1) OBP: 0.600, SLG: 0.500										0 0 0 0 0 0 0												
Todd Worrell, R (8, 1)										0 0 0 0 0 0 0												
Billy Ashley, R (9, PH) OBP: 0.279, SLG: 0.430			4-0 FC4 BB			0-0 L8				1 0 0 0 0 1 1												
<b>Inning Stats</b>	R: 0 E: 0 K: 1 S: 11	H: 0 LOB: 1 BB: 1 P: 21	R: 1 E: 0 K: 2 S: 10	H: 1 LOB: 0 BB: 0 P: 17	R: 0 E: 0 K: 0 S: 6	H: 0 LOB: 1 BB: 1 P: 15	R: 0 E: 0 K: 2 S: 7	H: 0 LOB: 0 BB: 0 P: 11	R: 0 E: 0 K: 2 S: 8	H: 0 LOB: 0 BB: 0 P: 10	R: 0 E: 0 K: 2 S: 9	H: 0 LOB: 1 BB: 1 P: 19	R: 0 E: 0 K: 2 S: 11	H: 1 LOB: 2 BB: 1 P: 17	R: 0 E: 0 K: 2 S: 13	H: 2 LOB: 2 BB: 0 P: 18	R: 0 E: 0 K: 3 S: 11	H: 1 LOB: 1 BB: 0 P: 18	1B: 3 2B: 1 3B: 0 HR: 1	SF: 0 SAC: 0 DP: 0 HBP: 0	WP: 0 PB: 0 SB: 1 CS: 0	PA: 36
<b>PITCHER</b>	IP WLS BF H R ER SO BB IBB HBP BLK WP HR S P ERA WHIP																					
Darryl Kile, R (1, 1) ERA: 2.38	8.0 W 32 4 1 1 13 4 0 0 0 0 1 75 128 1.12 1.000																					
Mike Magnante, L (9, 1) ERA: 2.51	1.0 4 1 0 0 3 0 0 0 0 0 0 0 11 18 0.00 1.000																					

**Los Angeles Dodgers @ Houston Astros**  
 Astrodome, Houston, TX  
 Sat Sep 13 1997, 8:05 PM EDT  
 Att: 33,130 - Dome - 68 F

livebaseballscorecards.com

AB	32
R	1
H	5
RBI	1
BB	4
SO	16
LOB	14





Batter	1	2	3	4	5	6	7	8	9
<b>Craig Biggio, R</b> OBP: 0.409, SLG: 0.499 (1, 4)									
<b>Derek Bell, R</b> OBP: 0.344, SLG: 0.443 (1, 9)									
<b>5 Jeff Bagwell, R</b> OBP: 0.417, SLG: 0.568 (1, 3)									
<b>Luis Gonzalez, L</b> OBP: 0.348, SLG: 0.363 (1, 7)									
<b>Sean Berry, R</b> OBP: 0.311, SLG: 0.422 (1, 5)									
<b>Bill Spiers, L</b> OBP: 0.443, SLG: 0.473 (9, 5)									
<b>Ricky Gutierrez, R</b> OBP: 0.317, SLG: 0.382 (1, 6)									
<b>Richard Hidalgo, R</b> OBP: 0.296, SLG: 0.346 (1, 8)									
<b>Tony Eusebio, R</b> OBP: 0.354, SLG: 0.294 (1, 2)									
<b>Brad Ausmus, R</b> OBP: 0.317, SLG: 0.354 (9, 2)									
<b>Darryl Kile, R</b> OBP: 0.180, SLG: 0.157 (1, 1)									
<b>Thomas Howard, S</b> OBP: 0.335, SLG: 0.364 (8, PH)									
<b>Mike Magnante, L</b> OBP: 0.317, SLG: 0.354 (9, 1)									

AB	R	H	RBI	BB	SO	LOB
4	1	1	0	0	1	4
2	1	0	0	0	0	0
4	1	0	0	0	3	1
4	1	2	1	0	0	1
3	1	1	1	1	1	0
0	0	0	0	0	0	0
4	0	1	0	0	1	3
4	0	1	1	0	1	1
3	0	1	0	0	0	1
0	0	0	0	0	0	0
1	0	0	0	0	0	0
1	0	0	0	0	0	1
0	0	0	0	0	0	0

BOTTOM	
<b>AB</b>	<b>30</b>
<b>R</b>	<b>5</b>
<b>H</b>	<b>7</b>
<b>RBI</b>	<b>3</b>
<b>BB</b>	<b>1</b>
<b>SO</b>	<b>7</b>
<b>LOB</b>	<b>12</b>

Inning Stats	
R: 4 E: 1 K: 1 S: 24	H: 3 LOB: 3 BB: 0 P: 44
R: 0 E: 0 K: 1 S: 6	H: 0 LOB: 0 BB: 0 P: 10
R: 0 E: 0 K: 2 S: 7	H: 0 LOB: 0 BB: 0 P: 11
R: 0 E: 0 K: 0 S: 7	H: 0 LOB: 0 BB: 0 P: 12
R: 0 E: 0 K: 1 S: 9	H: 1 LOB: 2 BB: 1 P: 18
R: 0 E: 0 K: 1 S: 9	H: 1 LOB: 1 BB: 0 P: 12
R: 1 E: 0 K: 0 S: 6	H: 1 LOB: 0 BB: 0 P: 9
R: 0 E: 0 K: 0 S: 12	H: 1 LOB: 1 BB: 0 P: 19

PITCHER		IP	WLS	BF	H	R	ER	SO	BB	IBB	HBP	BLK	WP	HR	S	P	ERA	WHIP
<b>Tom Candiotti, R</b> ERA: 3.29 (1, 1)		5.0	L	24	4	4	2	6	1	0	4	0	0	0	53	95	3.60	1.000
<b>Dennys Reyes, L</b> ERA: 3.72 (6, 1)		1.0		4	1	0	0	1	0	0	0	0	0	0	9	12	0.00	1.000
<b>Antonio Osuna, R</b> ERA: 1.92 (7, 1)		1.0		4	1	1	1	0	0	0	0	0	0	1	6	9	9.00	1.000
<b>Todd Worrell, R</b> ERA: 5.34 (8, 1)		1.0		4	1	0	0	0	0	0	0	0	0	0	12	19	0.00	1.000

PITCHER		IP	WLS	BF	H	R	ER	SO	BB	IBB	HBP	BLK	WP	HR	S	P	ERA	WHIP
<b>WP</b>	<b>0</b>	<b>PA</b>	<b>36</b>															
<b>PB</b>	<b>2</b>	<b>SB</b>	<b>3</b>															
<b>CS</b>	<b>1</b>	<b>1B</b>	<b>4</b>															
<b>SF</b>	<b>0</b>	<b>2B</b>	<b>3</b>															
<b>SAC</b>	<b>1</b>	<b>3B</b>	<b>0</b>															
<b>DP</b>	<b>1</b>	<b>HR</b>	<b>1</b>															
<b>HBP</b>	<b>4</b>																	

**Los Angeles Dodgers @ Houston Astros**  
Astrodome, Houston, TX  
Sat Sep 13 1997, 8:05 PM EDT  
Att: 33,130 - Dome - 68 F

livebaseballscorecards.com





Batter	1	2	3	4	5	6	7	8	9	10	AB	R	H	RBI	BB	SO	LOB
<b>Craig Biggio, R</b> OBP: 0.406, SLG: 0.495 (1, 4)	K		F7		G5-3			K		G6-3	5	0	0	0	0	2	1
<b>Derek Bell, R</b> OBP: 0.345, SLG: 0.442 (1, 9)	5 HR 1B		K			L9		5 WP 5 S 1B		F8	5	2	2	0	0	1	0
<b>5 Jeff Bagwell, R</b> OBP: 0.419, SLG: 0.573 (1, 3)	1-H HR		K			G5-3		1B BB		BB	3	1	1	2	2	1	0
<b>Luis Gonzalez, L</b> OBP: 0.347, SLG: 0.361 (1, 7)	K				F8			1-3 1B		F7	3	0	0	0	0	2	0
<b>Tony Luscio, R</b> OBP: 0.358, SLG: 0.299 (8, PH)											1	0	1	1	0	0	0
<b>James Moulton, R</b> OBP: 0.285, SLG: 0.333 (9, 1)											0	0	0	0	0	0	0
<b>Billy Wagner, L</b> OBP: 0.255, SLG: 0.333 (9, 1)											0	0	0	0	0	0	0
<b>Jose Lima, R</b> OBP: 0.255, SLG: 0.333 (10, 1)											0	0	0	0	0	0	0
<b>Thomas Howard, S</b> OBP: 0.333, SLG: 0.362 (10, PH)											1	0	0	0	0	0	1
<b>Bill Spiers, L</b> OBP: 0.437, SLG: 0.465 (1, 5)	G1-3				G3-1			G3			4	0	0	0	0	0	2
<b>Ricky Gutierrez, R</b> OBP: 0.316, SLG: 0.379 (1, 6)			F9		K			F7			4	0	1	0	0	2	0
<b>Richard Hidalgo, R</b> OBP: 0.323, SLG: 0.345 (1, 8)								S 1B		K	3	0	1	0	1	2	1
<b>Brad Ausmus, R</b> OBP: 0.316, SLG: 0.352 (1, 2)								S BB		K	3	0	1	0	1	2	1
<b>Chris Holt, R</b> OBP: 0.108, SLG: 0.095 (1, 1)										FC6-4 1B	3	0	0	0	1	2	3
<b>Russ Springer, R</b> OBP: 0.324, SLG: 0.357 (8, 1)											3	0	0	0	1	2	3
<b>Bobby Abreu, L</b> OBP: 0.324, SLG: 0.357 (8, PH)											3	0	0	0	1	2	3
<b>Chuck Carr, S</b> OBP: 0.309, SLG: 0.378 (9, PH)											3	0	0	0	1	2	3
<b>Chris Holt, R</b> OBP: 0.108, SLG: 0.095 (1, 1)											2	0	0	0	0	1	2
<b>Russ Springer, R</b> OBP: 0.324, SLG: 0.357 (8, 1)											0	0	0	0	0	0	0
<b>Bobby Abreu, L</b> OBP: 0.324, SLG: 0.357 (8, PH)											1	0	0	0	0	1	0
<b>Chuck Carr, S</b> OBP: 0.309, SLG: 0.378 (9, PH)											1	0	0	0	0	1	1


Inning Stats	R: 2	H: 2	E: 0	LOB: 0	K: 2	BB: 0	S: 14	P: 21	R: 0	H: 0	E: 0	LOB: 1	K: 2	BB: 1	S: 12	P: 21	R: 0	H: 0	E: 0	LOB: 0	K: 2	BB: 0	S: 8	P: 11	R: 0	H: 0	E: 0	LOB: 0	K: 1	BB: 0	S: 7	P: 10	R: 0	H: 0	E: 0	LOB: 1	K: 1	BB: 1	S: 13	P: 22	R: 0	H: 0	E: 0	LOB: 0	K: 1	BB: 0	S: 6	P: 10	R: 0	H: 1	E: 0	LOB: 1	K: 2	BB: 0	S: 13	P: 18	R: 0	H: 2	E: 0	LOB: 2	K: 2	BB: 1	S: 15	P: 27	R: 0	H: 1	E: 0	LOB: 1	K: 2	BB: 0	S: 12	P: 17	R: 0	H: 0	E: 0	LOB: 1	K: 0	BB: 1	S: 9	P: 14	1B: 5	SF: 0	2B: 0	SAC: 0	3B: 0	DP: 0	HR: 1	HBP: 0	WP: 1	PA: 40
--------------	------	------	------	--------	------	-------	-------	-------	------	------	------	--------	------	-------	-------	-------	------	------	------	--------	------	-------	------	-------	------	------	------	--------	------	-------	------	-------	------	------	------	--------	------	-------	-------	-------	------	------	------	--------	------	-------	------	-------	------	------	------	--------	------	-------	-------	-------	------	------	------	--------	------	-------	-------	-------	------	------	------	--------	------	-------	-------	-------	------	------	------	--------	------	-------	------	-------	-------	-------	-------	--------	-------	-------	-------	--------	-------	--------

PITCHER	IP	WLS	BF	H	R	ER	SO	BB	IBB	HBP	BLK	WP	HR	S	P	ERA	WHIP
<b>Hideo Nomo, R</b> ERA: 4.24 (1, 1)	7.0		26	3	2	2	11	2	0	0	0	0	1	73	113	2.57	0.714
<b>37 Darren Dreifort, R</b> ERA: 2.44 (8, 1)	0.2		4	1	1	1	2	1	0	0	0	1	0	11	21	13.50	3.000
<b>Scott Radinsky, L</b> ERA: 3.16 (8, 1)	1.1	W	6	2	0	0	2	0	0	0	0	0	0	16	23	0.00	1.500
<b>Todd Worrell, R</b> ERA: 5.24 (10, 1)	1.0	S	4	0	0	0	0	1	0	0	0	0	0	9	14	0.00	1.000

**Los Angeles Dodgers @ Houston Astros**  
Astrodome, Houston, TX  
Sun Sep 14 1997, 4:33 AM EDT  
Att: 32,666 - Dome - 68 F

livebaseballscorecards.com

AB	36
R	3
H	6
RBI	3
BB	4
SO	15
LOB	11





Batter	1	2	3	4	5	6	7	8	9	10	11	12	13	14	15	AB	R	H	RBI	BB	SO	LOB	BOTTOM							
<b>Delino DeShields, L</b> OBP: 0.344, SLG: 0.436 (1, 4)	1-1 2B 1B		1-3 K		3-1 E7 2H 1B			2-1 G4-3	2-2 FC6-4 FC5-2		1-0 B2-3			1-0 F7		7	1	2	2	0	1	3								
<b>Willie McGee, S</b> OBP: 0.351, SLG: 0.425 (1, 9)	0-0 1H 2B		1-0 G3		0-1 G3-1			2-2 1B	0-0 FC5-2			1-2 G1-3		0-1 F7		7	0	2	1	0	0	3								
<b>Mark McGwire, R</b> OBP: 0.393, SLG: 0.642 (1, 3)	2-3 K		1-3 K			2-0 L8		0-0 P2 1-3	1-3 K			1-1 F9		1-2 HR 1B		7	1	1	0	0	3	4								
<b>Ray Lankford, L</b> OBP: 0.412, SLG: 0.605 (1, 8)	2-2 F8			3-3 K		4-0 G1-3 BB		4-2 BB		3-2 G4-3		1-3 K		2-2 HR 1H		5	1	1	2	2	2	1								
<b>Phil Plantier, L</b> OBP: 0.339, SLG: 0.444 (1, 7)	1-2 L6		3-2 G5-3		2-2 G1-3		1-2 G6-3		0-3 K			2-1 F9		0-3 K		3	0	0	0	0	0	2								
<b>Ron Gant, R</b> OBP: 0.311, SLG: 0.386 (8, PH)																1	0	0	0	0	0	2								
<b>Scarborough Green, S</b> OBP: 0.185, SLG: 0.120 (9, 7)																3	0	0	0	0	0	2								
<b>Gary Gaetti, R</b> OBP: 0.315, SLG: 0.421 (1, 5)		1-2 G5-3		2-3 K		2-3 K		0-1 HR		2-2 G6-3			1-1 G5-3		1-1 G5-3	5	1	1	1	0	2	1								
<b>Mark Petkovsek, R</b> OBP: 0.182, SLG: 0.100 (11, 1)																0	0	0	0	0	0	0								
<b>Jeff Berblinger, R</b> (13, PH)																1	0	0	0	0	0	0								
<b>Brady Raggio, R</b> (14, 1)																0	0	0	0	0	0	0								
<b>Luis Ordaz, R</b> (15, PH)																1	0	0	0	0	0	0								
<b>Mike DiFelice, R</b> OBP: 0.295, SLG: 0.321 (1, 2)		3-2 G4-3		3-2 L7		1-1 F9		3-2 SH 1B FC6-4			0-1 G6-3 G4-3		1-3 K			3	0	0	0	0	0	0								
<b>Tom Lampkin, L</b> OBP: 0.339, SLG: 0.386 (9, PH)																3	1	2	0	0	1	0								
<b>Eli Marrero, R</b> OBP: 0.313, SLG: 0.375 (15, 2)																0	0	0	0	0	0	0								
<b>Royce Clayton, R</b> OBP: 0.303, SLG: 0.391 (1, 6)		2-2 S 1B		2-2 E 2B		3-2 F7		2-1 FC6-4 SH FC5-2 1B			3-2 G4-3		1-2 G4-3		2-0 F7	6	1	3	0	0	0	1								
<b>Rigo Beltran, L</b> (1, 1)			1-3 K		1-3 K		2-1 F8		0-0 SH FC6-4			1-1 G6-3		1-2 F7		1	0	0	0	0	1	1								
<b>Dmitri Young, S</b> OBP: 0.331, SLG: 0.365 (5, PH)																1	0	0	0	0	1	1								
<b>John Francisco, R</b> (6, 1)																0	0	0	0	0	0	0								
<b>Tom Paganuzzi, R</b> OBP: 0.234, SLG: 0.328 (7, PH)																1	0	0	0	0	0	0								
<b>Jose Bautista, R</b> (8, 1)																0	0	0	0	0	0	0								
<b>Danny Sheaffer, R</b> OBP: 0.302, SLG: 0.295 (9, PH)																0	0	0	0	0	0	0								
<b>Dennis Eckersley, R</b> (10, 1)																0	0	0	0	0	0	0								
<b>David Bell, R</b> OBP: 0.303, SLG: 0.381 (11, 5)																2	0	0	0	0	0	1								
<b>Inning Stats</b>	R: 1 E: 0 K: 1 S: 13	H: 2 LOB: 1 BB: 0 P: 19	R: 0 E: 0 K: 1 S: 12	H: 1 LOB: 1 BB: 0 P: 19	R: 0 E: 0 K: 2 S: 9	H: 0 LOB: 0 BB: 0 P: 17	R: 0 E: 1 K: 1 S: 15	H: 2 LOB: 1 BB: 0 P: 24	R: 0 E: 0 K: 0 S: 7	H: 0 LOB: 0 BB: 0 P: 13	R: 0 E: 1 K: 0 S: 11	H: 1 LOB: 2 BB: 1 P: 20	R: 2 E: 1 K: 1 S: 17	H: 3 LOB: 2 BB: 0 P: 25	R: 0 E: 0 K: 1 S: 10	H: 0 LOB: 0 BB: 0 P: 15	R: 0 E: 0 K: 0 S: 8	H: 1 LOB: 1 BB: 0 P: 13	R: 0 E: 0 K: 1 S: 8	H: 0 LOB: 0 BB: 0 P: 11	R: 0 E: 0 K: 1 S: 7	H: 0 LOB: 0 BB: 0 P: 11	R: 0 E: 0 K: 0 S: 6	H: 0 LOB: 0 BB: 0 P: 10	R: 2 E: 0 K: 1 S: 16	H: 2 LOB: 0 BB: 0 P: 20	1B: 8 2B: 2 3B: 0 HR: 2	SF: 0 SAC: 1 DP: 0 HBP: 0	WP: 0 PB: 0 SB: 1 CS: 0	PA: 60

**Los Angeles Dodgers @ St. Louis Cardinals**  
 Busch Stadium, St. Louis, MO  
 Mon Sep 15 1997, 7:05 PM CDT  
 Att. 23,311 - Unknown - 84 F

AB	57
R	6
H	12
RBI	6
BB	2
SO	13
LOB	20

PITCHER	IP	WLS	BF	H	R	ER	SO	BB	IBB	HBP	BLK	WP	HR	S	P	ERA	WHIP
<b>Ismael Valdez, R</b> ERA: 2.77 (5, 1)	7.0		27	5	2	2	8	1	0	0	0	0	0	8	122	2.57	0.857
<b>Scott Radinsky, L</b> ERA: 3.12 (8, 1)	0.2		4	1	0	0	0	1	0	0	0	0	0	8	16	0.00	3.000
<b>Antonio Osuna, R</b> ERA: 1.91 (8, 1)	0.1		1	0	0	0	0	0	0	0	0	0	0	3	4	0.00	0.000
<b>Todd Worrell, R</b> ERA: 5.56 (9, 1)	0.0		4	3	2	2	0	0	0	0	0	0	1	10	15	∞	∞
<b>Mark Guthrie, L</b> ERA: 4.7 (9, 1)	0.2		2	0	0	0	0	0	0	0	0	0	0	4	6	0.00	0.000

PITCHER	IP	WLS	BF	H	R	ER	SO	BB	IBB	HBP	BLK	WP	HR	S	P	ERA	WHIP
<b>Darren Hall, R</b> ERA: 2.25 (9, 1)	1.1		4	0	0	0	2	0	0	0	0	0	0	3	19	0.00	0.000
<b>Dennys Reyes, L</b> ERA: 3.43 (11, 1)	3.0		10	1	0	0	2	0	0	0	0	0	0	23	35	0.00	0.333
<b>Mike Harkey, R</b> ERA: 4.73 (14, 1)	1.1	W	6	2	2	2	0	0	0	0	0	0	1	17	24	13.50	1.500
<b>37 Darren Dreifort, R</b> ERA: 2.41 (15, 1)	0.2	S	2	0	0	0	1	0	0	0	0	0	0	5	6	0.00	0.000




Batter	1	2	3	4	5	6	7	8	9	AB	R	H	RBI	BB	SO	LOB
<b>Delino DeShields, L</b> (1, 4) OBP: 0.344, SLG: 0.434	0-1 F8	3-2 F8			4-1 G4-6-3 BB		4-0 SH1-4 BLK HR BB	1-2 G3		3	1	0	0	2	0	1
<b>Royce Clayton, R</b> (1, 6) OBP: 0.302, SLG: 0.391	1-0 G6-3		2-0 2B		2-2 G4-6-3		0-1 SH1-4	1-2 L4		4	0	1	0	0	0	2
<b>Mark McGwire, R</b> (1, 3) OBP: 0.393, SLG: 0.644	3-1 HR		2-3 K		3-2 F8		4-0 HR IBB	1-2 F8		4	2	1	1	1	1	2
<b>Ray Lankford, L</b> (1, 8) OBP: 0.414, SLG: 0.610	4-0 BB BB		2-1 L8			4-2 G1 1B BB	0-0 HR		1-3 K	3	2	1	3	2	1	1
<b>Dmitri Young, S</b> (1, 7) OBP: 0.333, SLG: 0.355	4-1 SAFE		1-2 G1-3			1-2 G1	3-2 HR		2-3 K	3	0	1	0	1	0	2
<b>Scarborough Green, S</b> (7, PR) OBP: 0.185, SLG: 0.120										0	1	0	0	0	0	0
<b>Ron Gant, R</b> (9, PH) OBP: 0.311, SLG: 0.385	1-2 BB					1-2	2B 1B		1-3 K	1	0	0	0	0	1	0
<b>Phil Plantier, L</b> (1, 9) OBP: 0.331, SLG: 0.431	3-3 K			1-0 G2-3		3-3 K	0-0 F8 1-H 2B		1-3 K	3	0	0	0	0	2	3
<b>Willie McGee, S</b> (7, PH) OBP: 0.352, SLG: 0.429										2	0	1	1	0	1	0
<b>David Bell, R</b> (1, 5) OBP: 0.302, SLG: 0.371		2-1 L4		3-2 P6		4-1 1B BB	1-2 F8			3	0	0	0	1	0	2
<b>Eli Marrero, R</b> (1, 2) OBP: 0.350, SLG: 0.368		2-0 G6-3		2-3 K		2-1 1B	4-0 S IBB			3	0	1	1	1	1	0
<b>Mike DiFelice, R</b> (9, 2) OBP: 0.295, SLG: 0.321						1-2 2-H				0	0	0	0	0	0	0
<b>Mike Busby, R</b> (1, 1) OBP: 1.000, SLG: 1.000		1-1 1B			3-2 G4-6-3 BB 1B	1-0 L6	0-3 K			2	0	2	0	0	0	0
<b>Gary Gaetti, R</b> (6, PH) OBP: 0.314, SLG: 0.420										1	0	0	0	0	0	2
<b>Curtis King, R</b> (7, 1)										1	0	0	0	0	1	2
<b>Dennis Eckersley, R</b> (9, 1)										0	0	0	0	0	0	0
<b>John Frascatore, R</b> (9, 1)										0	0	0	0	0	0	0

Inning Stats	R: 1	H: 1	E: 0	K: 1	S: 9	LOB: 2	BB: 2	P: 24	R: 0	H: 1	E: 0	K: 0	S: 8	LOB: 1	BB: 0	P: 16	R: 0	H: 0	E: 0	K: 1	S: 10	LOB: 0	BB: 0	P: 17	R: 0	H: 1	E: 0	K: 0	S: 12	LOB: 1	BB: 1	P: 24	R: 1	H: 1	E: 0	K: 1	S: 12	LOB: 2	BB: 2	P: 27	R: 4	H: 3	E: 0	K: 1	S: 15	LOB: 3	BB: 3	P: 31	R: 0	H: 0	E: 0	K: 0	S: 10	LOB: 0	BB: 0	P: 13	R: 0	H: 0	E: 0	K: 3	S: 11	LOB: 0	BB: 0	P: 15	1B: 4	SF: 0	2B: 2	SAC: 1	3B: 0	DP: 1	HR: 2	HBP: 0	WP: 0	PA: 42
--------------	------	------	------	------	------	--------	-------	-------	------	------	------	------	------	--------	-------	-------	------	------	------	------	-------	--------	-------	-------	------	------	------	------	-------	--------	-------	-------	------	------	------	------	-------	--------	-------	-------	------	------	------	------	-------	--------	-------	-------	------	------	------	------	-------	--------	-------	-------	------	------	------	------	-------	--------	-------	-------	-------	-------	-------	--------	-------	-------	-------	--------	-------	--------

PITCHER	IP	WLS	BF	H	R	ER	SO	BB	IBB	HBP	BLK	WP	HR	S	P	ERA	WHIP
<b>Ramon Martinez, R</b> (1, 1) ERA: 3.5	5.2		25	4	2	2	4	5	0	0	0	0	0	56	116	3.18	1.588
<b>Darren Hall, R</b> (6, 1) ERA: 2.24	0.1		2	1	0	0	0	0	0	0	0	0	0	3	6	0.00	3.000
<b>Mark Guthrie, L</b> (7, 1) ERA: 5.19	0.1		6	3	4	4	0	1	1	0	1	0	1	9	20	108.00	12.000
<b>Rick Gorecki, R</b> (7, 1) ERA:	1.2	W	6	0	0	0	1	0	1	0	0	0	0	16	24	0.00	0.000
<b>Scott Radinsky, L</b> (9, 1) ERA: 3.07	1.0	S	3	0	0	0	3	0	0	0	0	0	0	11	15	0.00	0.000

**Los Angeles Dodgers @ St. Louis Cardinals**  
 Busch Stadium, St. Louis, MO  
 Tue Sep 16 1997, 7:05 PM CDT  
 Att: 27,157 - Unknown - 92 F

<b>AB</b>	<b>33</b>
<b>R</b>	<b>6</b>
<b>H</b>	<b>8</b>
<b>RBI</b>	<b>6</b>
<b>BB</b>	<b>8</b>
<b>SO</b>	<b>8</b>
<b>LOB</b>	<b>17</b>



Batter	1	2	3	4	5	6	7	8	9	AB R H RBI BB SO LOB	TOP											
<b>Eric Young Sr., R</b> (1, 4) OBP: 0.360, SLG: 0.399	2-2 L3			1-1 G1-3		0-0 1B		4-1 FC1-4 BB		3 0 1 0 1 0 0	<b>Los Angeles Dodgers @ San Francisco Giants</b> <b>3Com Park at Candlestick Point, San Francisco, CA</b> Wed Sep 17 1997, 10:05 PM EDT Att. 56,625 - Unknown - 64 F <a href="http://livebaseballscorecards.com">livebaseballscorecards.com</a>											
<b>Otis Nixon, S</b> (1, 8) OBP: 0.342, SLG: 0.315	0-1 F8			3-1 F8		0-0 1B		0-0 FC1-4		4 0 1 0 0 0 1												
<b>Mike Piazza, R</b> (1, 2) OBP: 0.430, SLG: 0.631	2-2 F8			3-2 G5-3		0-1 F8		0-1 F9		4 0 0 0 0 0 3												
<b>Eric Karros, R</b> (1, 3) OBP: 0.326, SLG: 0.449					2-1 F7	2-3 K			0-3 K	3 0 0 0 1 2 2												
<b>Raul Mondesi, R</b> (1, 9) OBP: 0.359, SLG: 0.532					0-1 HR		4-2 G1-6-3 BB	0-3 K	0-3 K	3 1 1 1 1 1 1												
<b>Todd Zeile, R</b> (1, 5) OBP: 0.358, SLG: 0.440					4-2 BB		1-2 G1-6-3	2-0 G6-3		3 0 0 0 1 1 2												
<b>Darren Lewis, R</b> (1, 7) OBP: 0.336, SLG: 0.288				0-0 L8	0-1 F9		0-0 1B			3 0 1 0 0 0 1												
<b>Greg Gagne, R</b> (1, 6) OBP: 0.301, SLG: 0.354				2-3 K	0-0 G4-3		1-2 G1-3			3 0 0 0 0 1 2												
<b>Chan Ho Park, R</b> (1, 1) OBP: 0.250, SLG: 0.271				1-1 F9		3-3 K		3-2 L7		2 0 0 0 0 1 0												
<b>Paul Konerko, R</b> (8, PH) OBP: 0.333, SLG: 0.333										0 0 0 0 0 0 0												
<b>Todd Hollandsworth, L</b> (8, PH) OBP: 0.289, SLG: 0.362										1 0 0 0 0 0 0												
<b>Antonio Osuna, R</b> (8, 1) OBP: 0.500, SLG: 0.500										0 0 0 0 0 0 0												
<b>Inning Stats</b>	R: 0 E: 0 K: 0 S: 8	H: 0 LOB: 0 BB: 0 P: 12	R: 0 E: 0 K: 1 S: 7	H: 0 LOB: 0 BB: 1 P: 13	R: 0 E: 0 K: 1 S: 6	H: 0 LOB: 0 BB: 0 P: 9	R: 0 E: 0 K: 0 S: 8	H: 0 LOB: 0 BB: 0 P: 15	R: 1 E: 0 K: 0 S: 9	H: 1 LOB: 1 BB: 1 P: 15	R: 0 E: 0 K: 2 S: 11	H: 2 LOB: 2 BB: 0 P: 16	R: 0 E: 0 K: 0 S: 9	H: 1 LOB: 1 BB: 1 P: 15	R: 0 E: 0 K: 0 S: 9	H: 0 LOB: 1 BB: 1 P: 16	R: 0 E: 0 K: 2 S: 8	H: 0 LOB: 0 BB: 0 P: 10	1B: 3 2B: 0 3B: 0 HR: 1	SF: 0 SAC: 0 DP: 1 HBP: 0	WP: 0 PB: 0 SB: 0 CS: 1	PA: 33
<b>PITCHER</b>	IP WLS BF H R ER SO BB IBB HBP BLK WP HR S P ERA WHIP												<b>PITCHER</b>	IP WLS BF H R ER SO BB IBB HBP BLK WP HR S P ERA WHIP								
<b>Kirk Rueter, L</b> (1, 1) ERA: 3.42	7.0 W 26 4 1 1 4 3 0 0 0 0 1 58 95 1.29 1.000																					
<b>Roberto Hernandez, R</b> (8, 1) ERA: 2.54	2.0 S 7 0 0 0 2 1 0 0 0 0 0 0 17 26 0.00 0.500																					












Batter	1	2	3	4	5	6	7	8	9	AB R H RBI BB SO LOB	TOP											
Walt Weiss, S OBP: 0.376, SLG: 0.392 (1, 6)	2-1 FC5-4 1B		0-0 G4-3			2-3 K	3-1 P6		3-2 F8	5 0 1 0 0 1 2												
Ellis Burks, R OBP: 0.353, SLG: 0.559 (1, 8) (7, 7)	0-2 FC5-4 G3 S 1-2f		2-3 K			2-1 HR		2-0 G5-3		4 1 1 1 0 1 1												
Larry Walker, L OBP: 0.456, SLG: 0.727 (1, 9)	3-2 G3 1-3			1-1 P5		0-3 K		1-1 G1-3		4 0 0 0 0 1 1												
Andres Galarraga, R OBP: 0.390, SLG: 0.584 (1, 3)	3-3 K			1-0 F8		1-1 F8		4-0 S 1B BB		3 1 0 0 1 1 1												
Dante Bichette, R OBP: 0.344, SLG: 0.513 Quinton McCracken, S OBP: 0.372, SLG: 0.359 (1, 7) (7, PR) (7, 8)		2-2 G3-1 2B		3-3 K			1-2 SH3-4 S E 1B	2-0 1-H 1B		3 0 2 0 0 1 0 1 1 1 1 0 0 0												
Vinny Castilla, R OBP: 0.352, SLG: 0.553 (1, 5)		3-3 K			0-2 G5-3		4-1 E 17 WP SH3-4 BB	3-2 F7		3 1 0 0 1 1 2												
Jeff Reed, L OBP: 0.394, SLG: 0.547 (1, 2)		1-0 G3-1 2-3			2-0 HR		0-1 SH3-4		3-2 HR	3 2 2 2 0 0 1	AB 34 R 6 H 7 RBI 5 BB 2 SO 10 LOB 12											
Neifi Perez, S OBP: 0.338, SLG: 0.443 (1, 4)		1-1 G6-3			1-3 K		0-1 E3 17 G4-3 WP		1-0 L4	4 0 0 1 0 1 3												
Pedro Astacio, R OBP: 0.113, SLG: 0.132 17 Todd Helton, L OBP: 0.384, SLG: 0.564 Curt Leskanic, R Mike DeJean, R OBP: 0.333, SLG: 0.667 Jerry Dipoto, R OBP: 0.111, SLG: 0.111 (1, 1) (7, PH) (7, 1) (8, 1) (8, 1)			0-3 K		1-3 K		2-1 G4-3		0-3 K	2 0 0 0 0 2 0 1 0 0 0 0 0 1 0 0 0 0 0 0 0 0 0 0 0 0 0 0 1 0 0 0 0 1 0												
Inning Stats	R: 0 E: 0 K: 1 S: 14	H: 1 LOB: 1 BB: 0 P: 22	R: 0 E: 0 K: 1 S: 10	H: 1 LOB: 1 BB: 0 P: 17	R: 0 E: 0 K: 2 S: 9	H: 0 LOB: 0 BB: 0 P: 11	R: 0 E: 0 K: 1 S: 7	H: 0 LOB: 0 BB: 0 P: 12	R: 1 E: 0 K: 2 S: 10	H: 1 LOB: 0 BB: 0 P: 14	R: 1 E: 0 K: 2 S: 10	H: 1 LOB: 0 BB: 0 P: 15	R: 2 E: 1 K: 0 S: 16	H: 1 LOB: 2 BB: 1 P: 26	R: 1 E: 0 K: 0 S: 7	H: 1 LOB: 1 BB: 1 P: 19	R: 1 E: 0 K: 1 S: 12	H: 1 LOB: 0 BB: 0 P: 19	1B: 3 2B: 1 3B: 0 HR: 3	SF: 0 SAC: 1 DP: 0 HBP: 0	WP: 1 PB: 0 SB: 3 CS: 0	PA: 37
PITCHER	IP WLS BF H R ER SO BB IBB HBP BLK WP HR S P ERA WHIP												PITCHER	IP WLS BF H R ER SO BB IBB HBP BLK WP HR S P ERA WHIP								
Hideo Nomo, R ERA: 4.27 (1, 1)	7.0 L 28 5 4 4 9 1 0 0 0 1 2 76 117 5.14 0.857																					
37 Darren Dreifort, R ERA: 2.48 (8, 1)	1.0 5 1 1 1 0 1 0 0 0 0 0 7 19 9.00 2.000																					
Rick Gorecki, R ERA: 2.45 (9, 1)	1.0 4 1 1 1 1 0 0 0 0 0 1 12 19 9.00 1.000																					

Colorado Rockies @ Los Angeles Dodgers  
Dodger Stadium, Los Angeles, CA

Fri Sep 19 1997, 7:05 PM PDT  
Att. 53,408 - Unknown - 73 F

livebaseballscorecards.com

BOTTOM

Colorado Rockies @ Los Angeles Dodgers  
Dodger Stadium, Los Angeles, CA

livebaseballscorecards.com

AB 38  
R 4  
H 11  
RBI 3  
BB 3  
SO 12  
LOB 26



WP: 0 PA: 42  
PB: 0  
SB: 1  
CS: 0

ERA WHIP

AB R H RBI BB SO LOB

5 2 2 1 0 1 5

4 1 2 0 1 1 3

5 0 1 1 0 1 3

4 0 1 0 1 1 3

0 0 0 0 0 0 0

5 0 1 1 0 3 2

5 1 2 0 0 1 3

3 0 2 0 0 1 0

1 0 0 0 0 0 1

0 0 0 0 0 0 0

1 2

4-0

2-3

0-3

1-2

1-2

2-2

3-3

1-1

1-2

0-3

0-3

2-2

0-2

1-1

0-1

1-3

2-3

2-1

1-1

1-1

1-3

3-1

4-2

0-0

1-1

2-1

0-1

2-3

2-3

2-1

1-1

1-0

0-3

2-3

1-3

1-1

2-1

0-1

2-3

2-3

2-1

1-1

1-0

0-3

2-3

0-0

1-1

2-1

0-1

2-3

2-3

2-1

1-1

1-0

0-3

2-3

1-3

1-1

2-1

0-1

2-3

2-3

2-1

1-1

1-0

0-3

2-3

2-2

0-2

1-1

0-1

1-3

2-3

2-1

1-1

1-0

0-3

2-3

2-1

4-0

2-3

0-3

1-2

2-2

2-2

3-3

1-2

0-3

2-1

4-0

2-3

0-3

1-2

2-2

2-2

3-3

1-2

0-3

2-1

4-0

2-3

0-3

1-2

2-2

2-2

3-3

1-2

0-3

Batter

Otis Nixon, S

Eric Young Sr., R

Mike Piazza, R

Eric Karros, R

Brett Butler, L

Raul Mondesi, R

Todd Zeile, R

Darren Lewis, R

Nelson Liriano, S

Garey Ingram, R

Juan Castro, R

Greg Gagne, R

Todd Hollandsworth, L

Hideo Nomo, R

Darren Dreifort, R

Eddie Murray, S

Adam Riggs, R

Rick Gorecki, R

PITCHER

Pedro Astacio, R

Curt Leskanic, R

Mike DeJean, R

Jerry Dipoto, R

IP

WLS

BF

H

R

ER

SO

BB

IBB

HBP

BLK

WP

HR

S

P

ERA

WHIP

IP

WLS

BF

H

R

ER

SO

BB

IBB

HBP

BLK

WP

HR

S

P

ERA

WHIP

IP

WLS

BF

H

R

ER

SO

BB

IBB

HBP

BLK

WP

HR

S

P

ERA

WHIP

IP

WLS

BF

H

R

ER

SO

BB

IBB

HBP

BLK

WP

HR

S

P

ERA

WHIP

IP

WLS

BF

H

R

ER

SO

BB

IBB

HBP

BLK

WP

HR

S

P

ERA

WHIP

IP

WLS

BF

H

R

ER

SO

BB

IBB

HBP

BLK

WP

HR

S

P

ERA

WHIP

IP

WLS

BF

H

R

ER

SO

BB

IBB

HBP

BLK

WP

HR

S

P

ERA

WHIP

IP

WLS

BF

H

R

ER

SO

BB

IBB

HBP

BLK

WP

HR

S

P

ERA

WHIP

Batter	1	2	3	4	5	6	7	8	9	AB R H RBI BB SO LOB	TOP												
Walt Weiss, S OBP: 0.374, SLG: 0.389 (1, 6)	2-2 G3-1		1-0 SH1-3		3-2 P5		4-2 1B BB		1-2 G3-1	3 0 0 0 1 0 0	<b>Colorado Rockies @ Los Angeles Dodgers</b> <b>Dodger Stadium, Los Angeles, CA</b> Sat Sep 20 1997, 3:33 AM PDT Att. 45,780 - Sunny - 81 F												
Ellis Burks, R OBP: 0.356, SLG: 0.559 (1, 8) (8, 7)	0-1 S 1B		4-2 2B BB		1-2 P3		0-1 SAFE 1-3 1B		3-3 K	4 0 2 0 1 1 0													
Larry Walker, L OBP: 0.456, SLG: 0.726 (1, 9)	0-2 P5		2-0 1-3 2B		4-1 S BB		1-3 K			3 0 1 1 1 1 3													
Andres Galarraga, R OBP: 0.389, SLG: 0.581 (1, 3)	4-2 1-2 BB		2-3 K		3-3 K			2-3 K		3 0 0 0 1 3 3													
Dante Bichette, R OBP: 0.342, SLG: 0.509 Quinton McCracken, S OBP: 0.372, SLG: 0.359 (1, 7) (8, 8)	0-3 K		0-0 F9		2-2 P6			2-3 K		4 0 0 0 0 2 4 0 0 0 0 0 0 0													
Vinny Castilla, R OBP: 0.355, SLG: 0.553 (1, 5)		0-1 G4-3		4-1 BB		4-2 G1-6-3 BB		2-2 E 1B		2 1 1 0 2 0 0													
Jeff Reed, L OBP: 0.392, SLG: 0.546 (1, 2)		1-1 F8		0-0 SAFE F7		1-2 G1-6-3		3-2 E2 1H 2B		4 0 1 1 0 0 2													
Neifi Perez, S OBP: 0.333, SLG: 0.437 (1, 4)		0-1 G6-3		1-1 P5			1-2 F7	1-2 G3-1		4 0 0 0 0 0 2													
Jamey Wright, R OBP: 0.180, SLG: 0.149 Curt Leskanic, R (8, 1) 17 Todd Helton, L OBP: 0.379, SLG: 0.557 Jerry Dipoto, R OBP: 0.111, SLG: 0.111 (9, 1)			2-1 SH1-3 2B		1-3 K		1-2 P6		1-0 F7	3 1 1 0 0 1 1 0 0 0 0 0 0 0 1 0 0 0 0 0 0 0 0 0 0 0 0 0													
<b>Inning Stats</b>	R: 0 E: 0 K: 1 S: 14	H: 1 LOB: 2 BB: 1 P: 20	R: 0 E: 0 K: 0 S: 6	H: 0 LOB: 0 BB: 0 P: 7	R: 1 E: 0 K: 1 S: 10	H: 2 LOB: 2 BB: 1 P: 21	R: 0 E: 0 K: 1 S: 7	H: 0 LOB: 1 BB: 1 P: 13	R: 0 E: 0 K: 1 S: 10	H: 0 LOB: 1 BB: 1 P: 21		R: 0 E: 0 K: 0 S: 12	H: 0 LOB: 0 BB: 1 P: 19	R: 0 E: 0 K: 1 S: 15	H: 1 LOB: 2 BB: 1 P: 22	R: 1 E: 1 K: 2 S: 22	H: 2 LOB: 1 BB: 0 P: 32	R: 0 E: 0 K: 1 S: 8	H: 0 LOB: 0 BB: 0 P: 13	1B: 3 2B: 3 3B: 0 HR: 0	SF: 0 SAC: 1 DP: 1 HBP: 0	WP: 0 PB: 0 SB: 2 CS: 0	PA: 38
<b>PITCHER</b> Ismael Valdez, R ERA: 2.71 Antonio Osuna, R ERA: 1.93	IP 7.0 2.0	WLS 30 L 8	H 4 2	R 1 1	ER 1 1	SO 5 3	BB 6 0	IBB 0 0	HBP 0 0	BLK 0 0	WP 0 0	HR 0 0	S 74 30	P 123 45	ERA 1.29 4.50	WHIP 1.429 1.000						ERA 4.50	WHIP 1.000

AB	31
R	2
H	6
RBI	2
BB	6
SO	8
LOB	15



**BOTTOM**

**Colorado Rockies @ Los Angeles Dodgers**  
**Dodger Stadium, Los Angeles, CA**

Sat Sep 20 1997, 3:33 AM PDT  
 Att: 45,780 - Sunny - 81 F

livebaseballscorecards.com

<b>AB</b>	<b>33</b>
<b>R</b>	<b>1</b>
<b>H</b>	<b>9</b>
<b>RBI</b>	<b>0</b>
<b>BB</b>	<b>2</b>
<b>SO</b>	<b>4</b>
<b>LOB</b>	<b>12</b>



WP: 0	PA: 37
PB: 0	
SB: 2	
CS: 1	

AB R H RBI BB SO LOB

4 0 1 0 0 0 1

4 0 0 0 0 0 2

4 0 1 0 0 0 0

4 1 1 0 0 1 1

3 0 1 0 1 1 1

4 0 2 0 0 0 0

0 0 0 0 0 0 0

4 0 1 0 0 1 3

3 0 2 0 0 0 0

0 0 0 0 1 0 0

1 0 0 0 0 0 0

1 0 0 0 0 1 1

0 0 0 0 0 0 0

1 0 0 0 0 0 3

1B: 7	SF: 0
2B: 2	SAC: 1
3B: 0	DP: 1
HR: 0	HBP: 0

Batter	1	2	3	4	5	6	7	8	9
Otis Nixon, S OBP: 0.340, SLG: 0.321 (1, 8)	0-0 B3		2-1 1B		2-2 G4-3			1-1 G1-3	
Eric Young Sr., R OBP: 0.359, SLG: 0.396 (1, 4)	2-1 G6-3		2-2 P4		1-0 G5-3			0-1 F7	
Mike Piazza, R OBP: 0.428, SLG: 0.622 (1, 2)	0-2 F8							2-0 1B	
Eric Karros, R OBP: 0.327, SLG: 0.449 (1, 3)		1-0 G6-3		0-1 2B				1-3 K	
Raul Mondesi, R OBP: 0.359, SLG: 0.529 (1, 9)		2-3 K		1-1 F9				3-2 1B 2B	
Todd Zeile, R OBP: 0.359, SLG: 0.441 (1, 5)		0-0 1B		0-1 E4				1-2 1B	
Garey Ingram, R OBP: 0.625, SLG: 0.571 (9, PR)				2-H 1B				2-3 1B	
Darren Lewis, R OBP: 0.333, SLG: 0.289 (1, 7)		1-2 G4-3		1 SAFE 1-H 1B				1 SAFE 2-3 K	
Juan Castro, R OBP: 0.228, SLG: 0.222 (1, 6)			1-2 G4-3		2-1 G4-3 SH1-4 1B			4-0 G5-4-3 IBB	
Eric Anthony, L OBP: 0.349, SLG: 0.408 (9, PH)								1-1 1B	
Ismael Valdez, R OBP: 0.125, SLG: 0.094 (1, 1)			0-0 F7		0-0 SH1-4			1-1 G5-4-3	
Todd Hollandsworth, L OBP: 0.288, SLG: 0.359 (7, PH)								1-2	
Antonio Osuna, R OBP: 0.500, SLG: 0.500 (8, 1)									
Eddie Murray, S OBP: 0.281, SLG: 0.317 (9, PH)									

Inning Stats	R: 0	H: 0	R: 0	H: 1	R: 0	H: 1	R: 1	H: 2	R: 0	H: 1	R: 0	H: 0	R: 0	H: 1	R: 0	H: 1	R: 0	H: 1	R: 0	H: 2	R: 0	H: 1	R: 0	H: 1	R: 0	H: 2	R: 0	H: 2	R: 0	H: 2	R: 0	H: 2	R: 0	H: 2
	E: 0	LOB: 0	E: 0	LOB: 1	E: 0	LOB: 1	E: 1	LOB: 2	E: 0	LOB: 1	E: 0	LOB: 0	E: 0	LOB: 1	E: 0	LOB: 3	E: 0	LOB: 3	E: 0	LOB: 0	E: 0	LOB: 1	E: 0	LOB: 1	E: 0	LOB: 3	E: 0	LOB: 3	E: 0	LOB: 3	E: 0	LOB: 3	E: 0	LOB: 3
	K: 0	BB: 0	K: 1	BB: 0	K: 0	BB: 0	K: 0	BB: 0	K: 0	BB: 0	K: 1	BB: 1	K: 1	BB: 0	K: 1	BB: 1	K: 1	BB: 0	K: 1	BB: 0	K: 1	BB: 0	K: 1	BB: 0	K: 1	BB: 0	K: 1	BB: 0	K: 1	BB: 0	K: 1	BB: 0	K: 1	BB: 0
	S: 6	P: 8	S: 8	P: 12	S: 11	P: 14	S: 8	P: 9	S: 7	P: 12	S: 8	P: 12	S: 8	P: 12	S: 12	P: 23	S: 12	P: 23	S: 12	P: 12	S: 12	P: 12	S: 12	P: 12	S: 12	P: 12	S: 12	P: 12	S: 12	P: 12	S: 12	P: 12	S: 12	P: 12

PITCHER	IP	WLS	BF	H	R	ER	SO	BB	IBB	HBP	BLK	WP	HR	S	P	ERA	WHIP
Jamey Wright, R ERA: 6.16 (1, 1)	7.2	W	30	7	1	0	2	1	0	0	0	0	0	57	86	0.00	1.043
Curt Leskanic, R ERA: 5.89 (8, 1)	0.1		1	0	0	0	1	0	0	0	0	0	0	3	4	0.00	0.000
Jerry Dipoto, R ERA: 4.4 (9, 1)	1.0	S	5	2	0	0	1	0	1	0	0	0	0	12	23	0.00	2.000





BOTTOM

Colorado Rockies @ Los Angeles Dodgers  
Dodger Stadium, Los Angeles, CA

Sun Sep 21 1997, 7:05 PM PDT  
Att: 53,903 - Sunny - 79 F

livebaseballscorecards.com

AB	34
R	5
H	8
RBI	5
BB	3
SO	3
LOB	11



WP:	0	PA:	37
PB:	0		
SB:	0		
CS:	0		

AB R H RBI BB SO LOB

4	1	0	0	1	0	0
4	0	0	0	0	0	1
3	1	2	2	1	0	0
3	0	0	0	1	1	2
4	2	3	1	0	1	1
4	1	2	0	0	0	2
3	0	1	2	0	0	1
0	0	0	0	0	0	0
3	0	0	0	0	1	1
1	0	0	0	0	0	0
0	0	0	0	0	0	0
0	0	0	0	0	0	0
2	0	0	0	0	0	1
0	0	0	0	0	0	0
0	0	0	0	0	0	0
2	0	0	0	0	0	0
1	0	0	0	0	0	2

Batter	1	2	3	4	5	6	7	8	9
<b>Otis Nixon, S</b> (1, 8) OBP: 0.339, SLG: 0.319	1-1 <b>G6-3</b>		4-0 <b>HR</b> BB	1-0 <b>F7</b>			0-1 <b>G3</b>		1-1 <b>P5</b>
<b>Eric Young Sr., R</b> (1, 4) OBP: 0.357, SLG: 0.394	1-2 <b>G1-3</b>		0-0 <b>P5</b>		0-2 <b>G4-3</b>		0-1 <b>G6-3</b>		
<b>Mike Piazza, R</b> (1, 2) OBP: 0.430, SLG: 0.628	1-2 <b>1B</b>		2-2 <b>HR</b> 1-H		0-1 <b>F9</b>		4-2 <b>1B</b> <b>BB</b>		
<b>Eric Karros, R</b> (1, 3) OBP: 0.327, SLG: 0.446	3-1 <b>F9</b>		3-2 <b>P4</b>		4-2 <b>BB</b>		1-3 <b>K</b>		
<b>Raul Mondesi, R</b> (1, 9)		3-2 <b>1B</b> <b>2B</b> <b>1B</b>	1-0 <b>HR</b>		1-3 <b>K</b>		0-2 <b>1B</b>		
<b>Todd Zeile, R</b> (1, 5) OBP: 0.360, SLG: 0.442		0-1 <b>2B</b> <b>1B</b>	2-0 <b>1B</b>		2-1 <b>L9</b>		0-1 <b>F9</b>		
<b>Darren Lewis, R</b> (1, 7) <b>Mike Harkey, R</b> (9, 1)		0-1 <b>2B</b> <b>2B</b> 2-H 3-H	0-0 <b>G4-3</b>		1-1 <b>G4-3</b>		1-0 <b>F9</b>		
<b>Juan Castro, R</b> (1, 6) <b>Brett Butler, L</b> (9, PH) OBP: 0.220, SLG: 0.213 OBP: 0.365, SLG: 0.320		1-0 <b>G6-3</b>		0-0 <b>F9</b>		1-3 <b>K</b>		0-2 <b>P2</b>	
<b>Ramon Martinez, R</b> (1, 1) <b>37 Darren Dreifort, R</b> (6, 1) <b>Dennys Reyes, R</b> (7, 1) <b>Todd Hollandsworth, L</b> (7, 7) <b>Eric Anthony, L</b> (8, PH) OBP: 0.195, SLG: 0.220 OBP: 0.143, SLG: 0.143 OBP: 0.286, SLG: 0.356 OBP: 0.345, SLG: 0.403		0-0 <b>G6-3-5</b> <b>2-3f</b>	1-1 <b>P3</b>			1-1 <b>G4-3</b>		3-2 <b>F9</b>	

Inning Stats	R: 0	H: 1	E: 0	K: 0	S: 10	R: 2	H: 3	E: 0	K: 0	S: 9	R: 3	H: 3	E: 0	K: 0	S: 11	R: 0	H: 0	E: 0	K: 1	S: 11	R: 0	H: 0	E: 0	K: 1	S: 7	R: 0	H: 1	E: 0	K: 1	S: 13	R: 0	H: 0	E: 0	K: 0	S: 11	R: 0	H: 0	E: 0	K: 0	S: 11	R: 0	H: 1	E: 0	K: 1	S: 19	R: 0	H: 0	E: 0	K: 0	S: 15	1B: 5	2B: 2	3B: 0	HR: 2	SF: 0	SAC: 0	DP: 1	HBP: 0	WP: 0	PB: 0	SB: 0	CS: 0
--------------	------	------	------	------	-------	------	------	------	------	------	------	------	------	------	-------	------	------	------	------	-------	------	------	------	------	------	------	------	------	------	-------	------	------	------	------	-------	------	------	------	------	-------	------	------	------	------	-------	------	------	------	------	-------	-------	-------	-------	-------	-------	--------	-------	--------	-------	-------	-------	-------

PITCHER	IP	WLS	BF	H	R	ER	SO	BB	IBB	HBP	BLK	WP	HR	S	P	ERA	WHIP
<b>Frank Castillo, R</b> (1, 1) ERA: 5.53	5.0	W	23	7	5	5	1	2	0	0	0	0	2	45	74	9.00	1.800
<b>Mike DeJean, R</b> (6, 1) ERA: 4.22	2.0		6	0	0	0	1	0	0	0	0	0	0	13	18	0.00	0.000
<b>Steve Reed, R</b> (8, 1) ERA: 4.1	2.0		8	1	0	0	1	1	0	0	0	0	0	24	34	0.00	1.000

PITCHER	IP	WLS	BF	H	R	ER	SO	BB	IBB	HBP	BLK	WP	HR	S	P	ERA	WHIP
---------	----	-----	----	---	---	----	----	----	-----	-----	-----	----	----	---	---	-----	------

Batter	1	2	3	4	5	6	7	8	9	AB R H RBI BB SO LOB	TOP
<b>Quilvio Veras, S</b> (1, 4) OBP: 0.359, SLG: 0.333 B C B X 2-1 G1-3 1B	1-0 F7				1-1 B2			1-3 K		4 0 1 0 0 1 1	<b>San Diego Padres @ Los Angeles Dodgers</b> Dodger Stadium, Los Angeles, CA Tue Sep 23 1997, 7:05 PM PDT Att. 45,711 - Unknown - 78 F <a href="http://livebaseballscorecards.com">livebaseballscorecards.com</a>
<b>Steve Finley, L</b> (1, 8) OBP: 0.307, SLG: 0.466 B B 1 X SAFE 2-0 G1-3 1-2			1-3 K		4-2 G4-3 BB		2-2 F7		3 0 0 0 1 1 1		
<b>Tony Gwynn, L</b> (1, 9) OBP: 0.410, SLG: 0.550 B S H 2-1 G3-6-1 HBP			1-1 L5		1-1 G4-3 1-2f		1-2 1B		3 0 1 0 0 0 1		
<b>Ken Caminiti, S</b> (1, 5) OBP: 0.391, SLG: 0.507 C B X 1-1 G3-6-1 1-2f			1-3 K			0-0 F7		2-2 F7	4 0 0 0 0 1 3		
<b>Wally Joyner, L</b> (1, 3) OBP: 0.394, SLG: 0.492 B X 1-0 HR 1B				1-1 G3		3-2 G3		0-0 1B	4 1 2 0 0 0 0		
<b>Greg Vaughn, R</b> (1, 7) OBP: 0.323, SLG: 0.399 B B B B X 2-2 F9				3-2 G4-3		3-0 P3		0-0 F8	4 0 0 0 0 0 2		
<b>John Flaherty, R</b> (1, 2) OBP: 0.325, SLG: 0.391 B B X 2-0 HR 1-H HR 1B				3-2 S 1B			2-0 F8		4 1 2 2 0 0 1		
<b>Chris Gomez, R</b> (1, 6) OBP: 0.329, SLG: 0.328 C B B B B B 4-2 SH3-4 BB				4-2 BB 1-2 BB			1-1 CS 1B		2 0 1 0 2 1 1		
<b>Paul Menhart, R</b> (1, 1) <b>Trey Beamon, L</b> (7, PH) <b>Tim Worrell, R</b> (7, 1) OBP: 0.279, SLG: 0.276 OBP: 0.294, SLG: 0.200 0-0 SH3-4 1-2 B1-3				0-0 B1-3			3-3 SAFE K 1-2		1 0 0 0 0 0 2 1 0 0 0 0 1 1 0 0 0 0 0 0 0		
<b>Inning Stats</b>	R: 0 H: 1 E: 0 LOB: 1 K: 0 BB: 0 S: 6 P: 13	R: 2 H: 2 E: 0 LOB: 1 K: 0 BB: 1 S: 13 P: 23	R: 0 H: 0 E: 0 LOB: 0 K: 2 BB: 0 S: 9 P: 12	R: 0 H: 1 E: 0 LOB: 2 K: 0 BB: 1 S: 13 P: 24	R: 0 H: 0 E: 0 LOB: 0 K: 0 BB: 1 S: 7 P: 13	R: 0 H: 0 E: 0 LOB: 0 K: 0 BB: 0 S: 6 P: 12	R: 0 H: 1 E: 0 LOB: 1 K: 1 BB: 0 S: 6 P: 12	R: 0 H: 1 E: 0 LOB: 1 K: 1 BB: 0 S: 14 P: 20	R: 0 H: 1 E: 0 LOB: 1 K: 1 BB: 0 S: 6 P: 10	1B: 6 SF: 0 2B: 1 SAC: 1 3B: 0 DP: 3 HR: 1 HBP: 1	WP: 0 PA: 35 PB: 0 SB: 1 CS: 1
<b>PITCHER</b> <b>Chan Ho Park, R</b> (1, 1) ERA: 3.38	IP WLS BF H R ER SO BB IBB HBP BLK WP HR S P ERA WHIP 9.0 W 35 7 2 2 5 3 0 1 0 0 1 80 139 2.00 1.111										

Batter	1	2	3	4	5	6	7	8	9	AB	R	H	RBI	BB	SO	LOB
<b>Otis Nixon, S</b> <small>OBP: 0.340, SLG: 0.320</small> (1, 8)	1-0 		2-3 		0-2 		1-2 			4	0	2	1	0	1	0
<b>Eric Young Sr., R</b> <small>OBP: 0.357, SLG: 0.393</small> (1, 4)	2-2 		1-1 		2-0 		0-2 			4	0	1	0	0	0	1
<b>Mike Piazza, R</b> <small>OBP: 0.430, SLG: 0.629</small> (1, 2)	2-2 		0-0 		2-1 			2-0 		4	2	2	0	0	0	2
<b>Eric Karros, R</b> <small>OBP: 0.328, SLG: 0.453</small> (1, 3)	0-2 		1-1 		2-2 		2-1 			4	1	2	3	0	0	0
<b>Raul Mondesi, R</b> <small>OBP: 0.361, SLG: 0.535</small> (1, 9)	0-1 		1-3 		3-1 		1-0 			4	0	1	0	0	1	1
<b>Todd Zeile, R</b> <small>OBP: 0.361, SLG: 0.453</small> (1, 5)		2-2 	0-0 		0-1 		3-2 			4	2	2	2	0	0	1
<b>Darren Lewis, R</b> <small>OBP: 0.338, SLG: 0.303</small> (1, 7)		1-0 		0-1 	1-2 		0-0 			4	1	2	0	0	0	1
<b>Greg Gagne, R</b> <small>OBP: 0.298, SLG: 0.349</small> (1, 6)		2-2 		2-3 		1-3 	0-1 			3	0	0	0	0	2	2
<b>Chan Ho Park, R</b> <small>OBP: 0.236, SLG: 0.255</small> (1, 1)		2-3 		2-0 		2-3 				3	0	0	0	0	2	1

Inning Stats	R: 1	H: 2	R: 1	H: 2	R: 0	H: 0	R: 0	H: 0	R: 1	H: 3	R: 1	H: 1	R: 0	H: 1	R: 2	H: 3
	E: 0	LOB: 1	E: 0	LOB: 0	E: 0	LOB: 0	E: 0	LOB: 0	E: 1	LOB: 2	E: 0	LOB: 0	E: 0	LOB: 1	E: 0	LOB: 0
	K: 0	BB: 0	K: 1	BB: 0	K: 1	BB: 0	K: 1	BB: 0	K: 1	BB: 0	K: 2	BB: 0	K: 2	BB: 0	K: 0	BB: 0
	S: 13	P: 18	S: 11	P: 18	S: 6	P: 9	S: 6	P: 8	S: 13	P: 20	S: 10	P: 16	S: 12	P: 16	S: 10	P: 18

PITCHER	IP	WLS	BF	H	R	ER	SO	BB	IBB	HBP	BLK	WP	HR	S	P	ERA	WHIP
<b>Paul Menhart, R</b> <small>ERA: 4.74</small> (1, 1)	6.0	L	25	8	4	4	4	0	0	0	0	0	2	59	89	6.00	1.333
<b>Tim Worrell, R</b> <small>ERA: 5.07</small> (7, 1)	2.0		9	4	2	2	2	0	0	0	0	0	1	22	34	9.00	2.000

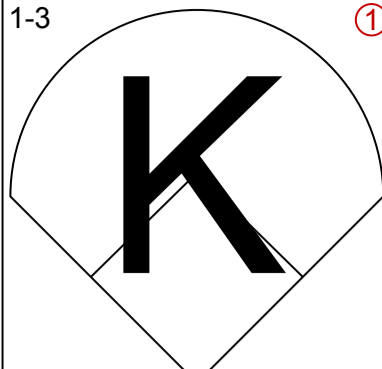
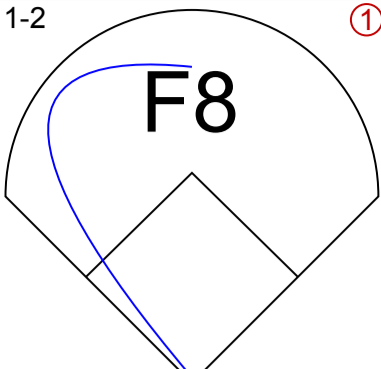
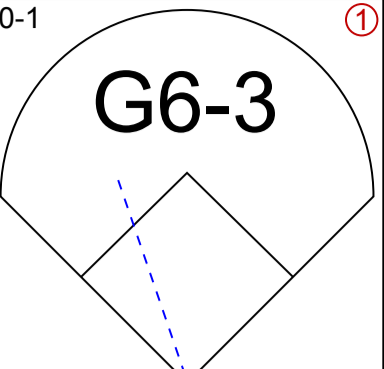
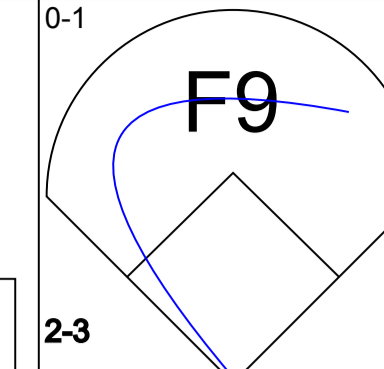
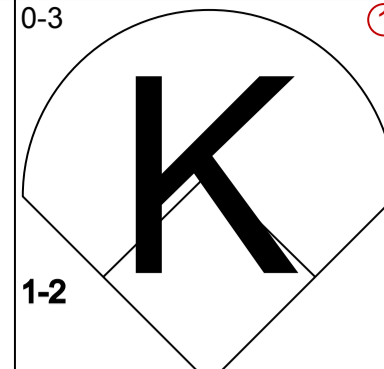
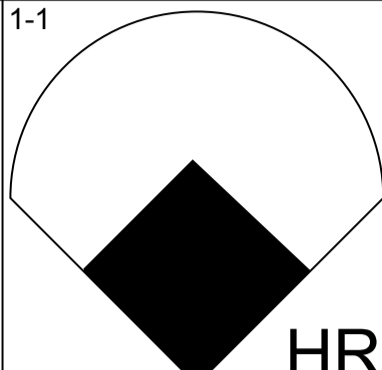
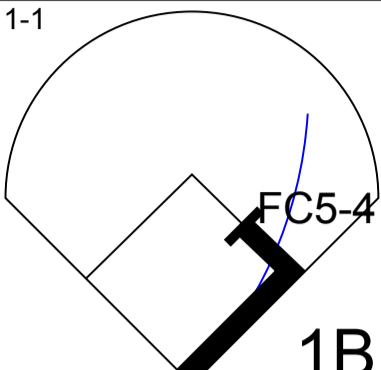
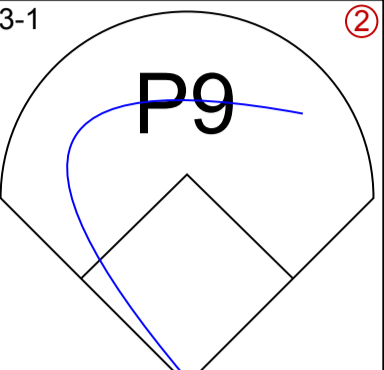
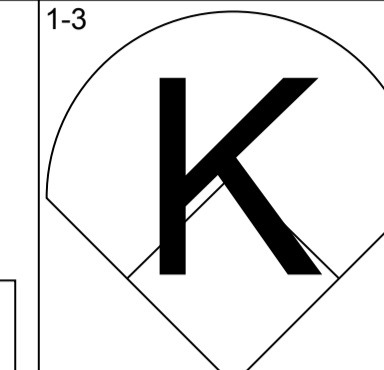
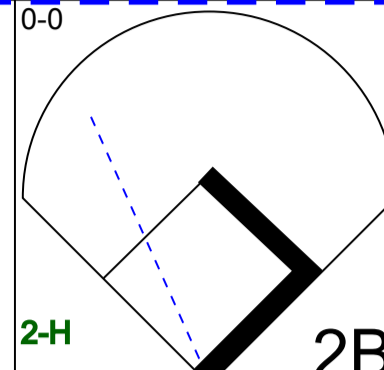
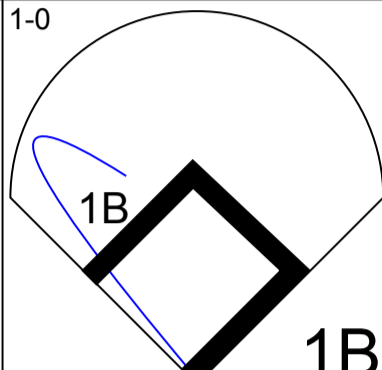
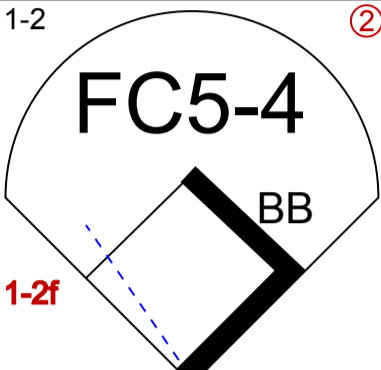
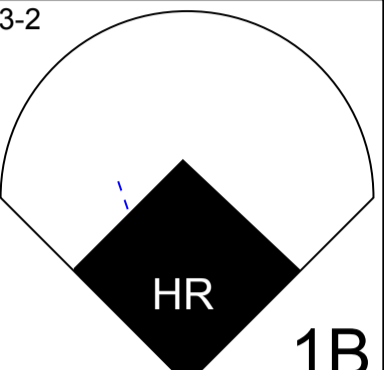
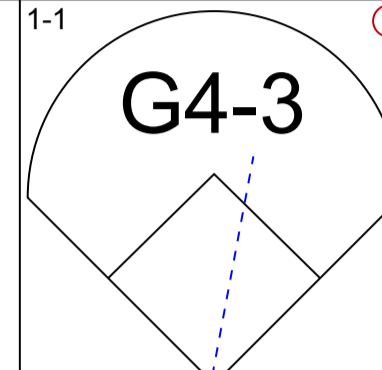
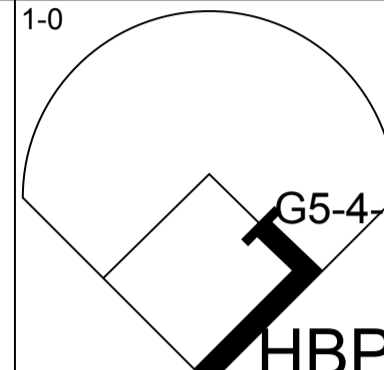
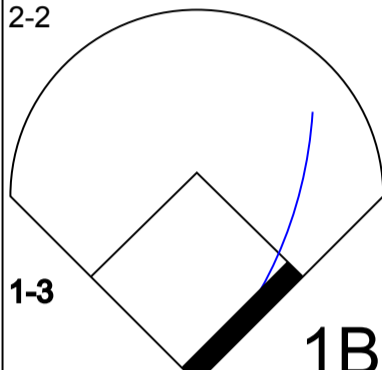
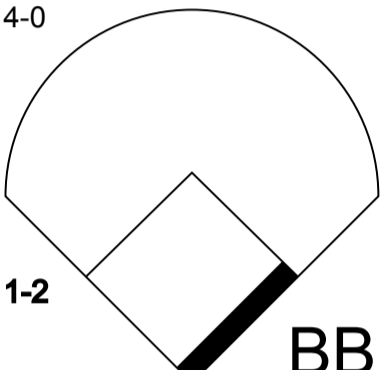
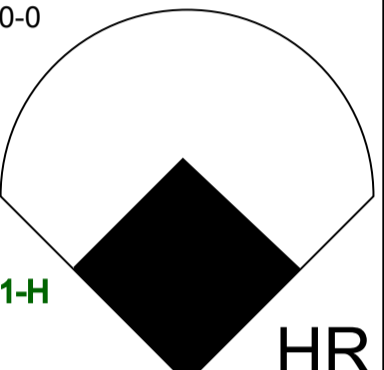
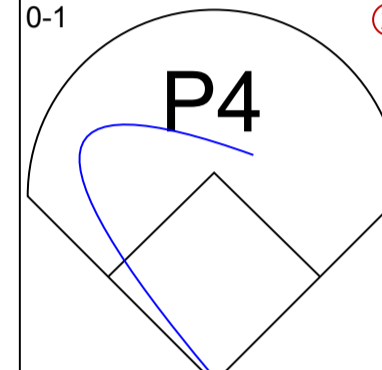
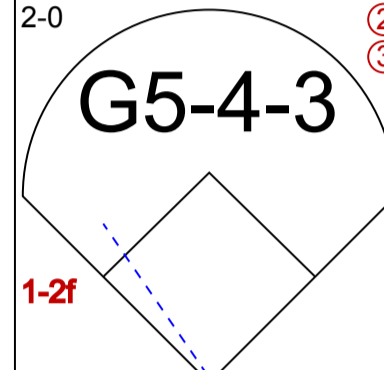
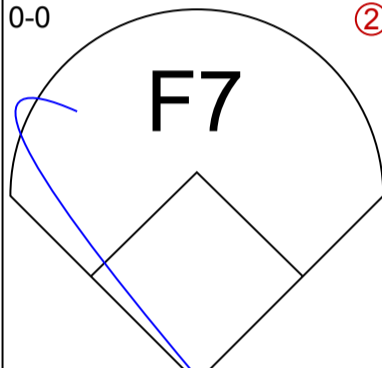
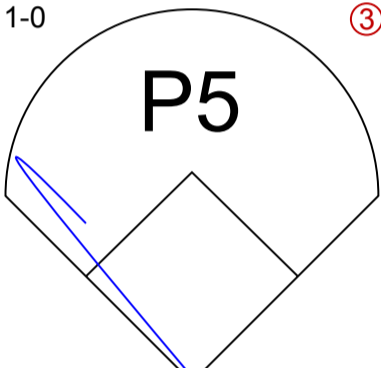
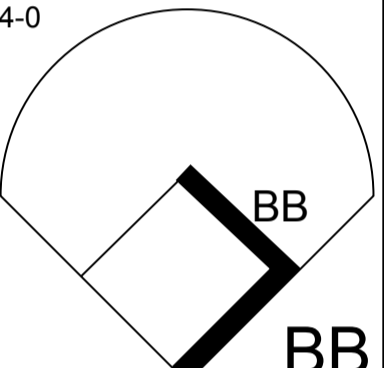
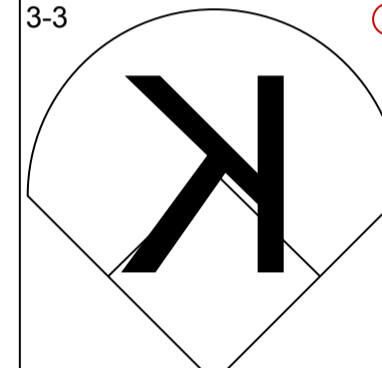
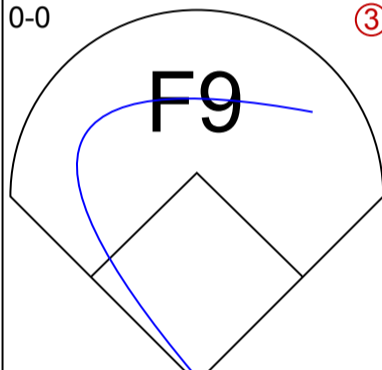
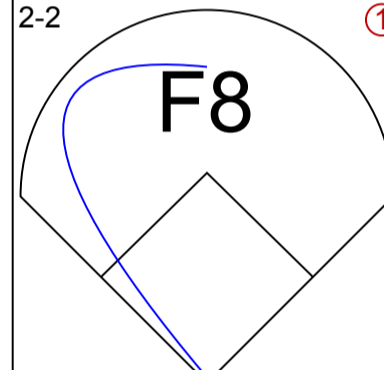
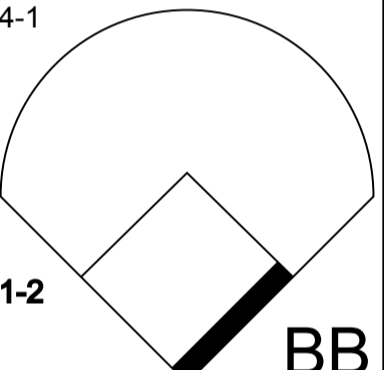
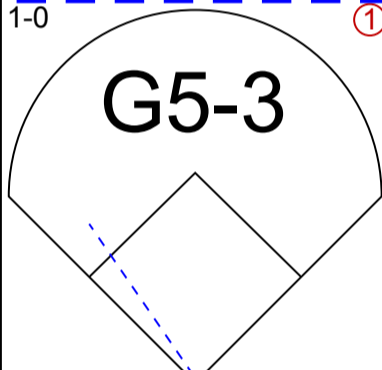
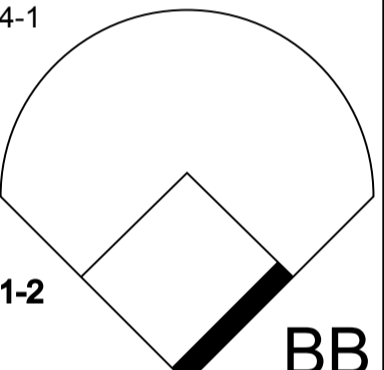
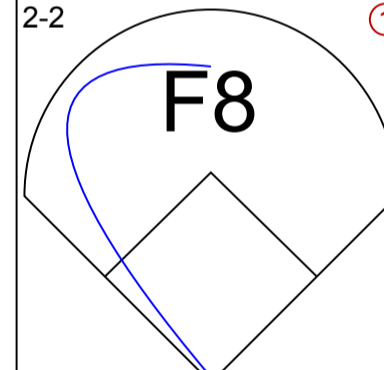
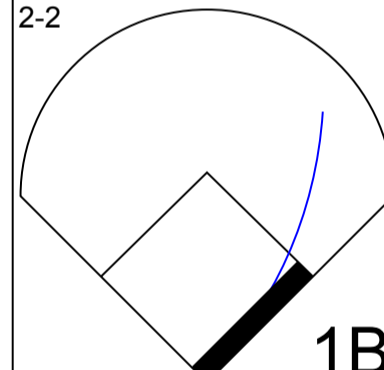
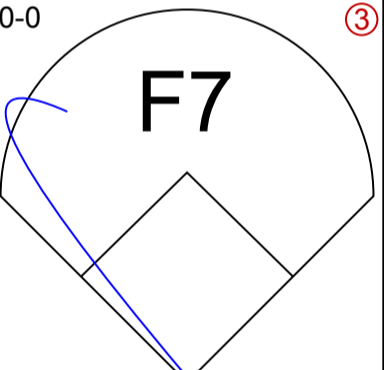
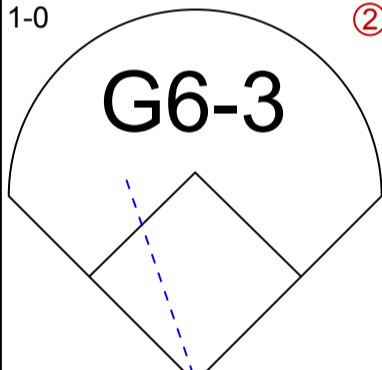
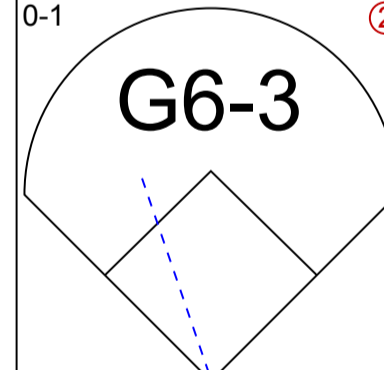
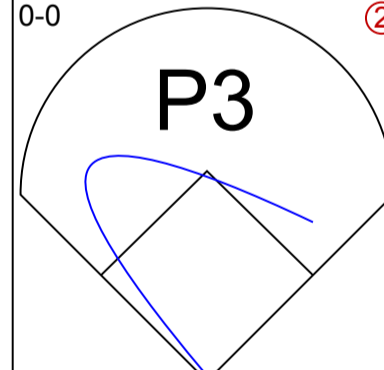
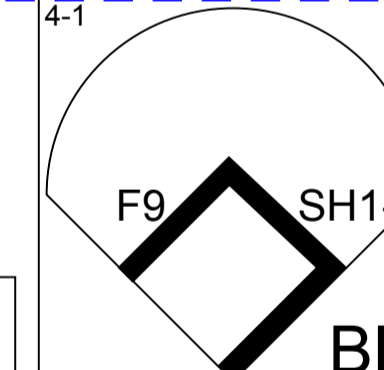
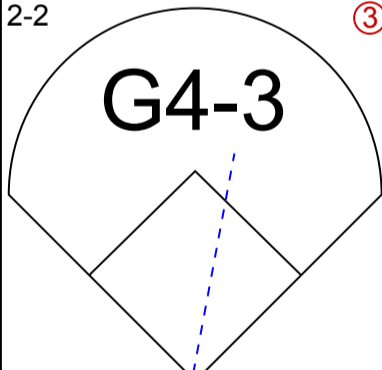
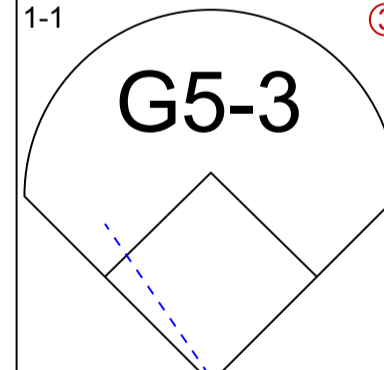
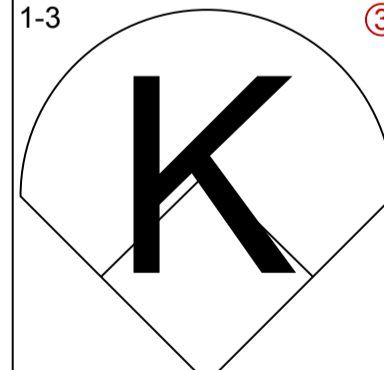
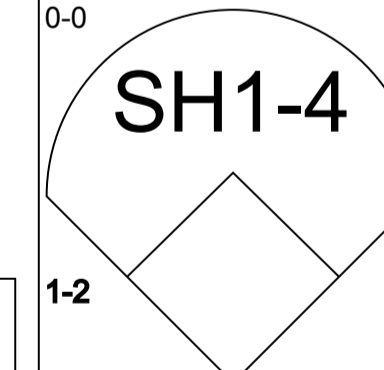
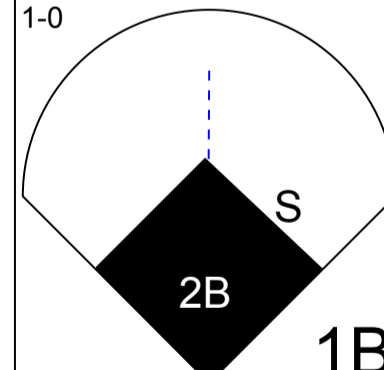
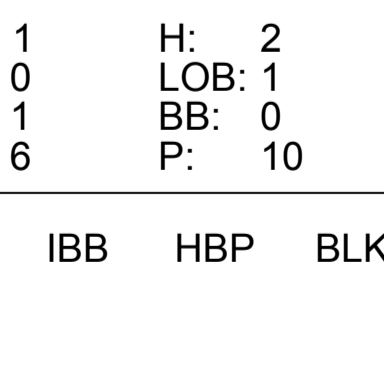
**BOTTOM**

**San Diego Padres @ Los Angeles Dodgers**  
 Dodger Stadium, Los Angeles, CA

Tue Sep 23 1997, 7:05 PM PDT  
 Att: 45,711 - Unknown - 78 F

AB	34
R	6
H	12
RBI	6
BB	0
SO	6
LOB	9

1B	2B	3B	HR	SF	SAC	DP	HBP	WP	HR	S	P	ERA	WHIP
6	3	0	3	0	0	1	0	0	2	34	89	6.00	1.333

Batter	1	2	3	4	5	6	7	8	9	AB R H RBI BB SO LOB	TOP											
<b>Craig Shipley, R</b> OBP: 0.310, SLG: 0.455 (1, 4)	1-3 		1-2 		0-1 	0-1 			0-3 	5 0 0 0 0 2 2												
<b>Steve Finley, L</b> OBP: 0.310, SLG: 0.475 (1, 8)	1-1 		1-1 		3-1 	1-3 			0-0 	5 1 3 2 0 1 1												
<b>Tony Gwynn, L</b> OBP: 0.411, SLG: 0.550 (1, 9)	1-0 		1-2 		3-2 			1-1 	1-0 	4 1 2 0 0 0 1												
<b>Ken Caminiti, S</b> OBP: 0.393, SLG: 0.514 (1, 5)	2-2 		4-0 		0-0 			0-1 	2-0 	4 1 2 2 1 0 2												
<b>Wally Joyner, L</b> OBP: 0.393, SLG: 0.489 (1, 3)	0-0 		1-0 		4-0 			3-3 		3 0 0 0 1 1 4												
<b>Mark Sweeney, L</b> OBP: 0.354, SLG: 0.354 (1, 7)	0-0 			2-2 		4-1 		1-0 		3 0 0 0 1 0 2												
<b>Chris Jones, R</b> OBP: 0.314, SLG: 0.437 (8, 7)					1-2 					0 0 0 0 0 0 0												
<b>John Flaherty, R</b> OBP: 0.325, SLG: 0.390 (1, 2)		2-2 		2-2 		0-0 		1-0 		4 0 1 0 0 0 2												
<b>Chris Gomez, R</b> OBP: 0.328, SLG: 0.326 (1, 6)		0-1 		0-0 		4-1 		2-2 		3 0 0 0 1 0 1												
<b>Joey Hamilton, R</b> OBP: 0.140, SLG: 0.241 (1, 1)			1-1 		1-3 		0-0 		1-0 	2 0 0 0 0 1 1												
<b>Trey Beamon, L</b> OBP: 0.290, SLG: 0.288 (9, PH)										1 1 1 0 0 0 0												
<b>Trevor Hoffman, R</b> OBP: 0.333, SLG: 0.333 (9, 1)									1-0 	0 0 0 0 0 0 0												
<b>Inning Stats</b>	R: 1 E: 0 K: 1 S: 13	H: 3 LOB: 2 BB: 0 P: 18	R: 0 E: 0 K: 0 S: 10	H: 0 LOB: 0 BB: 0 P: 13	R: 0 E: 0 K: 0 S: 12	H: 1 LOB: 2 BB: 1 P: 20	R: 0 E: 0 K: 1 S: 10	H: 1 LOB: 1 BB: 0 P: 15	R: 2 E: 0 K: 0 S: 10	H: 2 LOB: 2 BB: 2 P: 24	R: 0 E: 0 K: 1 S: 7	H: 0 LOB: 1 BB: 1 P: 12	R: 0 E: 0 K: 1 S: 7	H: 0 LOB: 0 BB: 0 P: 11	R: 0 E: 0 K: 0 S: 5	H: 0 LOB: 0 BB: 0 P: 9	R: 1 E: 0 K: 1 S: 6	H: 2 LOB: 1 BB: 0 P: 10	1B: 6 2B: 1 3B: 0 HR: 2	SF: 0 SAC: 1 DP: 1 HBP: 1	WP: 0 PB: 0 SB: 1 CS: 0	PA: 40
<b>PITCHER</b>	IP WLS BF H R ER SO BB IBB HBP BLK WP HR S P ERA WHIP																					
<b>Tom Candiotti, R</b> ERA: 3.6 (1, 1)	5.0 L 25 7 3 3 2 3 0 0 0 0 0 2 55 90 5.40 2.000																					
<b>Dennys Reyes, L</b> ERA: 3.25 (6, 1)	2.0 7 0 0 0 2 1 0 0 0 0 0 0 14 23 0.00 0.500																					
<b>Darren Hall, R</b> ERA: 2.35 (8, 1)	1.1 5 1 1 1 1 0 0 0 0 0 0 0 9 14 6.75 0.750																					
<b>Scott Radinsky, L</b> ERA: 2.95 (9, 1)	0.2 3 1 0 0 0 0 0 0 1 0 0 0 2 5 0.00 1.500																					

San Diego Padres @ Los Angeles Dodgers  
 Dodger Stadium, Los Angeles, CA  
 Wed Sep 24 1997, 7:05 PM PDT  
 Att. 39,184 - Unknown - 86 F

AB	34
R	4
H	9
RBI	4
BB	4
SO	5
LOB	16



Batter	1	2	3	4	5	6	7	8	9	AB	R	H	RBI	BB	SO	LOB
<b>Otis Nixon, S</b> <small>(1, 8)            OBP: 0.338, SLG: 0.318</small>	3-2 <b>G5-3</b> 		1-0 <b>F8</b> 		1-2 <b>F8</b> 			2-1 <b>G6-3</b> 		4	0	0	0	0	0	0
<b>Eric Young Sr., R</b> <small>(1, 4)            OBP: 0.356, SLG: 0.391</small>	1-1 		0-1 <b>G4-3</b> 			1-1 <b>G1-3</b> 		1-1 <b>G6-3</b> 		3	0	0	0	0	0	0
<b>Mike Piazza, R</b> <small>(1, 2)            OBP: 0.429, SLG: 0.626</small> <b>Tom Prince, R</b> <small>(9, 2)            OBP: 0.280, SLG: 0.367</small>	1-1 <b>F7</b> 		0-0 <b>P4</b> 			2-2 		2-3 <b>K</b> 		4	0	1	0	0	1	1
<b>Eric Karros, R</b> <small>(1, 3)            OBP: 0.329, SLG: 0.454</small>	2-1 <b>CS</b> 	1-1 		3-2 <b>F8</b> 		2-2 		2-3 <b>K</b> 	2-3 <b>K</b> 	4	0	2	0	0	1	0
<b>Raul Mondesi, R</b> <small>(1, 9)            OBP: 0.359, SLG: 0.532</small>		0-0 <b>FC6-4</b> 		0-3 <b>K</b> 		2-3 <b>K</b> 		1-2 <b>P6</b> 	1-2 <b>P6</b> 	4	1	0	0	0	2	3
<b>Todd Zeile, R</b> <small>(1, 5)            OBP: 0.362, SLG: 0.452</small>		2-2 		3-1 		3-2 <b>F9</b> 		2-1 <b>G5-3</b> 	2-1 <b>G5-3</b> 	3	0	1	0	0	0	2
<b>Darren Lewis, R</b> <small>(1, 7)            OBP: 0.338, SLG: 0.299</small>		4-2 		0-1 <b>L4</b> 		3-2 <b>G3-1</b> 		3-2 <b>G3-1</b> 	3-2 <b>G3-1</b> 	2	0	0	0	1	0	1
<b>Greg Gagne, R</b> <small>(1, 6)            OBP: 0.299, SLG: 0.349</small>		0-1 		3-2 <b>G5-3</b> 		2-1 <b>G6-3</b> 		2-1 <b>G6-3</b> 	2-1 <b>G6-3</b> 	3	0	1	1	0	0	0
<b>Tom Candiotti, R</b> <small>(1, 1)            OBP: 0.321, SLG: 0.094</small> <b>Brett Butler, L</b> <small>(5, PH)            OBP: 0.364, SLG: 0.319</small> <b>Dennys Reyes, R</b> <small>(6, 1)            OBP: 0.341, SLG: 0.397</small> <b>Eric Anthony, L</b> <small>(7, PH)            OBP: 0.341, SLG: 0.397</small> <b>Darren Hall, R</b> <small>(8, 1)            OBP: 0.341, SLG: 0.397</small> <b>Scott Radinsky, L</b> <small>(9, 1)            OBP: 0.341, SLG: 0.397</small>	0-1 <b>G6-4-3</b> 	0-1 <b>G6-4-3</b> 	0-0 <b>G6-3</b> 	0-0 <b>G6-3</b> 	0-0 <b>G6-3</b> 	1-1 <b>F9</b> 		1-1 <b>F9</b> 	1-1 <b>F9</b> 	1	0	0	0	0	0	3

Inning Stats	R: 0	H: 0	E: 0	K: 0	S: 9	R: 1	H: 2	E: 0	K: 0	S: 13	R: 0	H: 0	E: 0	K: 0	S: 4	R: 0	H: 1	E: 0	K: 1	S: 10	R: 0	H: 0	E: 0	K: 0	S: 7	R: 0	H: 2	E: 0	K: 1	S: 16	R: 0	H: 0	E: 0	K: 0	S: 7	R: 0	H: 0	E: 0	K: 1	S: 7	R: 0	H: 0	E: 0	K: 1	S: 8	R: 0	H: 0	E: 0	K: 1	S: 8	1B: 5	2B: 0	3B: 0	HR: 0	SF: 0	SAC: 0	DP: 1	HBP: 2	WP: 0	PB: 0	SB: 0	CS: 1	PA: 34
--------------	------	------	------	------	------	------	------	------	------	-------	------	------	------	------	------	------	------	------	------	-------	------	------	------	------	------	------	------	------	------	-------	------	------	------	------	------	------	------	------	------	------	------	------	------	------	------	------	------	------	------	------	-------	-------	-------	-------	-------	--------	-------	--------	-------	-------	-------	-------	--------

PITCHER	IP	WLS	BF	H	R	ER	SO	BB	IBB	HBP	BLK	WP	HR	S	P	ERA	WHIP
<b>Joey Hamilton, R</b> <small>(1, 1) ERA: 4.25</small>	8.0	W	30	5	1	1	3	1	0	2	0	0	0	73	119	1.12	0.750
<b>Trevor Hoffman, R</b> <small>(9, 1) ERA: 2.72</small>	1.0	S	3	0	0	0	1	0	0	0	0	0	0	8	13	0.00	0.000

**BOTTOM**

**San Diego Padres @ Los Angeles Dodgers**  
 Dodger Stadium, Los Angeles, CA

Wed Sep 24 1997, 7:05 PM PDT  
 Att: 39,184 - Unknown - 86 F

<b>AB</b>	<b>30</b>
<b>R</b>	<b>1</b>
<b>H</b>	<b>5</b>
<b>RBI</b>	<b>1</b>
<b>BB</b>	<b>1</b>
<b>SO</b>	<b>4</b>
<b>LOB</b>	<b>10</b>

livebaseballscorecards.com



Batter	1	2	3	4	5	6	7	8	9
Walt Weiss, S (1, 6) OBP: 0.377, SLG: 0.387 Jason Bates, S (9, 4) OBP: 0.333, SLG: 0.407	1-0 G6-3		1-3 K		0-0 G4-3		3-3 K		3-3 K
Ellis Burks, R (1, 8) OBP: 0.368, SLG: 0.579	2-0 1B		4-1 1-2 BB		1-3 K2-3		1-0 BB 2B 1B		
Dante Bichette, R (1, 9) OBP: 0.340, SLG: 0.502	1-1 F9		1-2 G5		0-0 L8		4-0 2B 17 G6-3 BB		
Andres Galarraga, R (1, 3) OBP: 0.389, SLG: 0.589	1-3 K		2-1 F7		3-3 K2-3		0-0 G1-3 1-3 2-H 2B		
17 Todd Helton, L (1, 7) OBP: 0.363, SLG: 0.530		1-0 F8		0-2 G6-3		1-0 F7		1-1 G6-3	
Vinny Castilla, R (1, 5) OBP: 0.355, SLG: 0.549		1-0 L7		1-2 F9		1-0 WP 3B 1B		0-2 G1-3	
Neifi Perez, S (1, 4) OBP: 0.332, SLG: 0.445		1-3 K		2-1 G3-1 3B		2-1 G4-3 3B		1-1 G5-3	
Kirt Manwaring, R (1, 2) OBP: 0.290, SLG: 0.275 Nate Minchey, R (8, 1) Curt Leskanic, R (9, 1) Quinton McCracken, S (9, PH) OBP: 0.371, SLG: 0.356		1-0 F9		2-1 G3-1		3-2 G4-3		4-2 G1-6-3 BB	
Pedro Astacio, R (1, 1) OBP: 0.130, SLG: 0.148 Mark Hutton, R (5, 1) Jeff Reed, L (7, PH) OBP: 0.389, SLG: 0.536		1-1 BB 1B		3-2 G4-3		4-2 BB		0-1 G1-6-3	

AB	R	H	RBI	BB	SO	LOB
4	0	0	0	0	2	2
1	0	0	0	0	1	0
3	1	2	0	1	1	0
3	1	0	0	1	0	3
4	0	1	1	0	2	1
4	0	0	1	0	0	1
4	1	1	0	0	0	1
4	2	2	1	0	1	1
3	0	0	2	0	0	0
0	0	0	0	0	0	0
0	0	0	0	0	0	0
0	0	0	0	1	0	0
1	0	1	0	0	0	0
1	0	0	0	0	0	0
1	0	0	0	1	0	1

**BOTTOM**

**Los Angeles Dodgers @ Colorado Rockies**  
**Coors Field, Denver, CO**  
 Thu Sep 25 1997, 7:05 PM MDT  
 Att: 48,020 - Unknown - 77 F

livebaseballscores.com

<b>AB</b>	<b>33</b>
<b>R</b>	<b>5</b>
<b>H</b>	<b>7</b>
<b>RBI</b>	<b>5</b>
<b>BB</b>	<b>4</b>
<b>SO</b>	<b>7</b>
<b>LOB</b>	<b>10</b>



Inning Stats	R: 0	H: 1	R: 0	H: 0	R: 0	H: 1	R: 1	H: 1	R: 0	H: 0	R: 2	H: 2	R: 2	H: 2	R: 0	H: 0
	E: 0	LOB: 1	E: 0	LOB: 0	E: 0	LOB: 2	E: 0	LOB: 0	E: 0	LOB: 0	E: 0	LOB: 1	E: 0	LOB: 1	E: 0	LOB: 0
	K: 1	BB: 0	K: 1	BB: 0	K: 1	BB: 1	K: 0	BB: 0	K: 2	BB: 0	K: 1	BB: 1	K: 0	BB: 1	K: 1	BB: 1
	S: 7	P: 12	S: 5	P: 8	S: 10	P: 18	S: 8	P: 11	S: 10	P: 17	S: 12	P: 26	S: 10	P: 17	S: 10	P: 17

PITCHER	IP	WLS	BF	H	R	ER	SO	BB	IBB	HBP	BLK	WP	HR	S	P	ERA	WHIP
Hideo Nomo, R (1, 1) ERA: 4.25	7.0	W	28	5	3	3	6	2	0	0	0	1	0	60	104	3.86	1.000
Antonio Osuna, R (8, 1) ERA: 2.19	1.0		6	2	2	2	0	1	0	0	0	0	0	10	17	18.00	3.000
Todd Worrell, R (9, 1) ERA: 5.28	1.0		3	0	0	0	1	1	0	0	0	0	0	10	17	0.00	1.000

WP	PA	3B	SF	SAC	DP	HBP
1	37	2	0	0	1	0
0		1	0	0	0	0
0		2	0	0	0	0

Batter	1	2	3	4	5	6	7	8	9	AB	R	H	RBI	BB	SO	LOB	TOP					
<b>Otis Nixon, S</b> (1, 8) <small>OBP: 0.338, SLG: 0.318</small>	2-2 	0-0 		0-0 G3 		0-1 B1 	0-3 			5	1	2	0	0	1	0						
<b>Eric Young Sr., R</b> (1, 4) <small>OBP: 0.358, SLG: 0.398</small>	1-1 	0-1 G5-3 		1-1 G6-3 		3-1 		1-0 		5	3	3	1	0	0	2						
<b>Mike Piazza, R</b> (1, 2) <small>OBP: 0.430, SLG: 0.630</small>	1-1 	0-1 G1-3 		1-2 G5-3 		0-0 		3-3 		5	2	2	3	0	1	2						
<b>Eric Karros, R</b> (1, 3) <small>OBP: 0.330, SLG: 0.461</small>	0-1 	2-1 G5-3 			2-1 F8 	4-2 		0-0 F9 		4	1	1	3	1	0	2						
<b>Raul Mondesi, R</b> (1, 9) <small>OBP: 0.361, SLG: 0.541</small>	3-1 G5-3 		1-0 		1-0 	1-3 		3-1 		5	2	3	2	0	1	1						
<b>Todd Zeile, R</b> (1, 5) <small>OBP: 0.365, SLG: 0.462</small>	4-2 		4-0 		1-1 F7 	1-1 		1-3 		3	0	0	0	2	1	1						
<b>Darren Lewis, R</b> (1, 7) <small>OBP: 0.345, SLG: 0.331</small> <b>Todd Hollandsworth, L</b> (7, PH) <small>OBP: 0.284, SLG: 0.354</small> <b>Paul Konerko, R</b> (9, PH) <small>OBP: 0.250, SLG: 0.250</small> <b>Garey Ingram, R</b> (9, 7) <small>OBP: 0.625, SLG: 0.571</small>	1-1 		2-1 FC5-4 		3-2 		1-3 		1-0 	3 0 2 0 0 0 0 2	1 0 0 0 0 0 1 0	1 0 0 0 0 0 0 0	0 0 0 0 0 0 0 0	0 0 0 0 0 0 0 0	0 0 0 0 0 0 0 0	0 0 0 0 0 0 0 0	<b>AB</b> 41 <b>R</b> 10 <b>H</b> 15 <b>RBI</b> 10 <b>BB</b> 4 <b>SO</b> 7 <b>LOB</b> 18					
<b>Greg Gagne, R</b> (1, 6) <small>OBP: 0.299, SLG: 0.353</small>	1-0 		0-0 		4-0 		0-0 		1-0 	4 1 1 1 1 0 4												
<b>Ismael Valdez, R</b> (1, 1) <small>OBP: 0.133, SLG: 0.105</small> <b>Scott Radinsky, L</b> (8, 1)		0-0 	2-3 		0-0 		0-1 		1-3 	4 0 1 0 0 0 1 4	1 0 0 0 0 0 1 0											
<b>Inning Stats</b>	R: 4 E: 0 K: 0 S: 17	H: 5 LOB: 1 BB: 1 P: 30	R: 0 E: 0 K: 0 S: 8	H: 2 LOB: 2 BB: 0 P: 10	R: 0 E: 0 K: 1 S: 8	H: 1 LOB: 2 BB: 1 P: 17	R: 0 E: 0 K: 0 S: 7	H: 0 LOB: 0 BB: 0 P: 9	R: 1 E: 0 K: 0 S: 9	H: 2 LOB: 2 BB: 1 P: 20	R: 2 E: 0 K: 1 S: 13	H: 2 LOB: 1 BB: 1 P: 22	R: 1 E: 0 K: 2 S: 12	H: 1 LOB: 0 BB: 0 P: 13	R: 2 E: 0 K: 2 S: 11	H: 2 LOB: 0 BB: 0 P: 19	R: 0 E: 0 K: 1 S: 5	H: 0 LOB: 0 BB: 0 P: 8	1B: 7 2B: 3 3B: 0 HR: 6	SF: 0 SAC: 0 DP: 1 HBP: 0	WP: 0 PB: 0 SB: 0 CS: 0	PA: 45
<b>PITCHER</b> <b>Jamey Wright, R</b> (1, 1) <small>ERA: 6.25</small> <b>Darren Holmes, R</b> (6, 1) <small>ERA: 5.34</small> <b>Jeff McCurry, R</b> (8, 1) <small>ERA: 4.43</small> <b>Robbie Beckett, L</b> (9, 1) <small>ERA: 5.4</small>	IP WLS BF H R ER SO BB IBB HBP BLK WP HR S P ERA WHIP	IP WLS BF H R ER SO BB IBB HBP BLK WP HR S P ERA WHIP	IP WLS BF H R ER SO BB IBB HBP BLK WP HR S P ERA WHIP	IP WLS BF H R ER SO BB IBB HBP BLK WP HR S P ERA WHIP	IP WLS BF H R ER SO BB IBB HBP BLK WP HR S P ERA WHIP	IP WLS BF H R ER SO BB IBB HBP BLK WP HR S P ERA WHIP	IP WLS BF H R ER SO BB IBB HBP BLK WP HR S P ERA WHIP	IP WLS BF H R ER SO BB IBB HBP BLK WP HR S P ERA WHIP	IP WLS BF H R ER SO BB IBB HBP BLK WP HR S P ERA WHIP	IP WLS BF H R ER SO BB IBB HBP BLK WP HR S P ERA WHIP	IP WLS BF H R ER SO BB IBB HBP BLK WP HR S P ERA WHIP	IP WLS BF H R ER SO BB IBB HBP BLK WP HR S P ERA WHIP	IP WLS BF H R ER SO BB IBB HBP BLK WP HR S P ERA WHIP	IP WLS BF H R ER SO BB IBB HBP BLK WP HR S P ERA WHIP	IP WLS BF H R ER SO BB IBB HBP BLK WP HR S P ERA WHIP	IP WLS BF H R ER SO BB IBB HBP BLK WP HR S P ERA WHIP	IP WLS BF H R ER SO BB IBB HBP BLK WP HR S P ERA WHIP					

**Los Angeles Dodgers @ Colorado Rockies**  
 Coors Field, Denver, CO  
 Fri Sep 26 1997, 7:05 PM MDT  
 Att. 48,016 - Unknown - 68 F

AB	41
R	10
H	15
RBI	10
BB	4
SO	7
LOB	18





BOTTOM

Los Angeles Dodgers @ Colorado Rockies  
Coors Field, Denver, CO

livebaseballscorecards.com

AB	36
R	4
H	7
RBI	4
BB	1
SO	3
LOB	18



WP	0	PA	37
PB	0		
SB	1		
CS	0		

Fri Sep 26 1997, 7:05 PM MDT  
Att: 48,016 - Unknown - 68 F

AB R H RBI BB SO LOB

5	1	0	0	0	0	3
4	1	0	1	0	0	3
3	1	1	1	0	1	0
1	0	0	0	0	0	2
0	0	0	0	0	0	0
4	0	1	1	0	1	1
4	0	1	0	0	1	3
4	0	1	1	0	0	2
2	0	0	0	1	0	0
1	0	0	0	0	0	2
0	0	0	0	0	0	0
4	0	1	0	0	0	2
1	0	0	0	0	0	0
1	0	1	0	0	0	0
0	0	0	0	0	0	0
0	0	0	0	0	0	0
0	0	0	0	0	0	0
2	1	1	0	0	0	0

Batter	1	2	3	4	5	6	7	8	9
Neifi Perez, S OBP: 0.327, SLG: 0.438 (1, 6)	1-1 G3-1 ①		0-2 F8 ②		0-1 F7 ②			1-0 E3 E 1-3 E ③	0-0 F8 ③
Ellis Burks, R OBP: 0.364, SLG: 0.574 (1, 8) (9, 7)	2-2 G4-3 ②		1-1 G5-3 ③		2-2 L5 ③			1-1 E6 E 1B 2-3 3-H ①	
Larry Walker, L OBP: 0.452, SLG: 0.720 17 Todd Helton, L OBP: 0.359, SLG: 0.524 Robbie Beckett, R (1, 9) (8, 7) (9, 1)	2-3 K ③			1-2 HR		0-0 G3 ①		1-0 F9 ①	
Andres Galarraga, R OBP: 0.388, SLG: 0.586 (1, 3)		0-0 S 1B ①		1-1 G5-3 ①		2-3 K ②		1-2 E5 1B 1-3 3-H ②	
Dante Bichette, R OBP: 0.340, SLG: 0.500 (1, 7) (8, 9)		0-0 F9 ①		2-1 G4-6-3 1B		2-3 K ③		2-1 F7 ②	
Vinny Castilla, R OBP: 0.354, SLG: 0.547 (1, 5)		3-2 G6-3 ②		3-2 G4-6-3 ② ③ 1-2f			1-0 G1-3 ①	1-1 1-2 3-H 1B ③	
Jeff Reed, L OBP: 0.388, SLG: 0.532 Harvey Pulliam, R OBP: 0.328, SLG: 0.476 Kirt Manwaring, R OBP: 0.290, SLG: 0.275 (1, 2) (8, PH) (9, 2)		4-2 BB			0-0 G3 ①		0-2 G2-3 ②	0-0 G5-3 ③	
Jason Bates, S OBP: 0.331, SLG: 0.402 (1, 4)		0-0 G3 ③			1-1 1B 1B		1-0 G4-3 ③		2-2 F8 ①
Jamey Wright, R OBP: 0.176, SLG: 0.146 John Vander Wal, L OBP: 0.250, SLG: 0.222 Darren Holmes, R OBP: 0.150, SLG: 0.316 Jeff McCurdy, R Quinton McCracken, S OBP: 0.372, SLG: 0.357 (1, 1) (5, PH) (6, 1) (8, 1) (8, PH) (9, 8)			0-2 G5-3 ①		2-0 1B 1-2 1B		0-0 E E 1B ③	0-0 G6-3 ②	

Inning Stats	R: 0 E: 0 K: 1 S: 8	H: 0 LOB: 0 BB: 0 P: 13	R: 0 E: 0 K: 0 S: 8	H: 1 LOB: 2 BB: 1 P: 15	R: 0 E: 0 K: 0 S: 8	H: 0 LOB: 0 BB: 0 P: 9	R: 1 E: 0 K: 0 S: 10	H: 2 LOB: 0 BB: 0 P: 17	R: 0 E: 0 K: 0 S: 9	H: 2 LOB: 2 BB: 0 P: 14	R: 0 E: 0 K: 2 S: 8	H: 0 LOB: 0 BB: 0 P: 12	R: 0 E: 0 K: 0 S: 5	H: 0 LOB: 0 BB: 0 P: 7	R: 3 E: 3 K: 0 S: 13	H: 2 LOB: 2 BB: 0 P: 20	R: 0 E: 0 K: 0 S: 5	H: 0 LOB: 0 BB: 0 P: 7	1B: 6 2B: 0 3B: 0 HR: 1	SF: 0 SAC: 0 DP: 1 HBP: 0
--------------	------------------------------	----------------------------------	------------------------------	----------------------------------	------------------------------	---------------------------------	-------------------------------	----------------------------------	------------------------------	----------------------------------	------------------------------	----------------------------------	------------------------------	---------------------------------	-------------------------------	----------------------------------	------------------------------	---------------------------------	----------------------------------	------------------------------------

PITCHER	IP	WLS	BF	H	R	ER	SO	BB	IBB	HBP	BLK	WP	HR	S	P	ERA	WHIP
Ismael Valdez, R ERA: 2.65 (1, 1)	7.2	W	33	7	4	1	3	1	0	0	0	0	1	68	106	1.17	1.043
Scott Radinsky, L ERA: 2.89 (8, 1)	1.1		4	0	0	0	0	0	0	0	0	0	0	6	8	0.00	0.000

PITCHER	IP	WLS	BF	H	R	ER	SO	BB	IBB	HBP	BLK	WP	HR	S	P	ERA	WHIP
---------	----	-----	----	---	---	----	----	----	-----	-----	-----	----	----	---	---	-----	------

Batter	1	2	3	4	5	6	7	8	9	AB R H RBI BB SO LOB	TOP												
<b>Otis Nixon, S</b> (1, 8) <small>OBP: 0.337, SLG: 0.318</small>	0-0 L8	0-0 2-H 1B		2-3 K			1-0 SF8		1-1 G6-3	4 0 1 2 0 1 1													
<b>Eric Young Sr., R</b> (1, 4) <small>OBP: 0.359, SLG: 0.397</small>	4-1 1B 2B BB	2-2 F8			1-0 G6-3		1-2 P4		1-0 1B	4 1 1 1 1 0 1													
<b>Mike Piazza, R</b> (1, 2) <b>Darren Hall, R</b> (9, 1)	0-1 2B 1-3 1B	2-2 1-2 1B			2-1 G6-3			0-1 L4	3-1 P4	5 0 2 0 0 0 1 0 0 0 0 0 0 0													
<b>Eric Karros, R</b> (1, 3) <small>OBP: 0.328, SLG: 0.458</small>	3-2 P3	0-0 F9			2-0 G4-3			3-2 G5-3		4 0 0 0 0 0 4													
<b>Raul Mondesi, R</b> (1, 9) <small>OBP: 0.360, SLG: 0.541</small>	0-0 1-3 3-H 2B		0-0 F9			0-0 P5		0-3 K		4 0 1 1 0 1 0													
<b>Todd Zeile, R</b> (1, 5) <small>OBP: 0.365, SLG: 0.459</small>	3-1 HBP		0-1 F8			1-2 G6-3			3-2 E9 2B	3 1 0 0 0 0 0													
<b>Darren Lewis, R</b> (1, 7) <b>Todd Hollandsworth, L</b> (7, 7)	2-3 K		1-3 K			2-3 K			0-2 G4-3 2B 2B	3 0 0 0 0 3 3 1 1 1 1 0 0 0													
<b>Greg Gagne, R</b> (1, 6) <small>OBP: 0.298, SLG: 0.354</small>		1-2 E5 SH1-4 1B		2-3 K			0-1 SH5-4 SF8 2B		0-0 G4-3	4 2 1 0 0 1 1													
<b>Ramon Martinez, R</b> (1, 1) <small>OBP: 0.190, SLG: 0.214</small> <b>37 Darren Dreifort, R</b> (8, 1) <small>OBP: 0.143, SLG: 0.143</small> <b>Eric Anthony, L</b> (9, PH) <small>OBP: 0.349, SLG: 0.419</small> <b>Tom Prince, R</b> (9, 2) <small>OBP: 0.280, SLG: 0.367</small>		0-1 SH1-4		0-3 K			1-1 SH5-4		0-0 G6-3 1B 2B	1 0 0 0 0 1 0 0 0 0 0 0 0 0 1 1 1 1 0 0 0 0 0 0 0 0 0 0													
<b>Inning Stats</b>	R: 1 E: 0 K: 1 S: 18	H: 2 LOB: 3 BB: 1 P: 30	R: 1 E: 1 K: 0 S: 16	H: 2 LOB: 2 BB: 0 P: 20	R: 0 E: 0 K: 1 S: 6	H: 0 LOB: 0 BB: 0 P: 7	R: 0 E: 0 K: 3 S: 9	H: 0 LOB: 0 BB: 0 P: 13	R: 0 E: 0 K: 0 S: 4	H: 0 LOB: 0 BB: 0 P: 9	R: 0 E: 0 K: 1 S: 12	H: 0 LOB: 0 BB: 0 P: 15	R: 1 E: 0 K: 0 S: 9	H: 1 LOB: 0 BB: 0 P: 12	R: 0 E: 0 K: 1 S: 8	H: 0 LOB: 0 BB: 0 P: 11	R: 3 E: 1 K: 0 S: 13	H: 3 LOB: 1 BB: 0 P: 21	1B: 4 2B: 4 3B: 0 HR: 0	SF: 1 SAC: 2 DP: 0 HBP: 1	WP: 0 PB: 0 SB: 0 CS: 0	PA: 39	
<b>PITCHER</b>	IP WLS BF H R ER SO BB IBB HBP BLK WP HR S P ERA WHIP																						
<b>Frank Castillo, R</b> (1, 1) <small>ERA: 5.42</small> <b>Curt Leskanic, R</b> (8, 1) <small>ERA: 5.65</small> <b>Jerry Dipoto, R</b> (9, 1) <small>ERA: 4.7</small>	7.0 L 29 5 3 2 6 1 0 1 0 0 0 0 74 106 2.57 0.857	1.0 3 0 0 0 1 0 0 0 0 0 0 8 11 0.00 0.000	1.0 7 3 3 1 0 0 0 0 0 0 0 13 21 9.00 3.000																				

**Los Angeles Dodgers @ Colorado Rockies**  
 Coors Field, Denver, CO  
 Sat Sep 27 1997, 3:33 AM MDT  
 Att. 48,125 - Sunny - 77 F

<b>AB</b>	34
<b>R</b>	6
<b>H</b>	8
<b>RBI</b>	6
<b>BB</b>	1
<b>SO</b>	7
<b>LOB</b>	11





Batter	1	2	3	4	5	6	7	8	9	AB R H RBI BB SO LOB	TOP																
Brett Butler, L (1, 8) OBP: 0.363, SLG: 0.324 Dennys Reyes, R (6, 1) Nelson Liriano, S (8, 5) OBP: 0.274, SLG: 0.330	1-1 B1-3		0-1 HR 3B	1-1 G6-3		1-1 L9			0-1 BB 1B	4 1 1 2 0 0 0 0 0 0 0 0 0 0 1 0 1 0 0 0 0																	
Adam Riggs, R (1, 4) OBP: 0.333, SLG: 0.250	0-1 G1-3		2-3 K		1-1 HR 2B	1-2 P6			4-2 FC6-4 BB	4 1 1 0 1 1 1																	
Mike Piazza, R (1, 2) OBP: 0.431, SLG: 0.638 Tom Prince, R (5, 2) OBP: 0.275, SLG: 0.360	0-3 K		0-0 HR		1-0 HR 2B		0-0 G5-3		0-0 P3	3 2 2 4 0 1 0 2 0 0 0 0 0 2																	
Eric Karros, R (1, 3) OBP: 0.329, SLG: 0.459 Mike Judd, R (3, 1) Garey Ingram, R (6, 8) OBP: 0.500, SLG: 0.444		0-1 1B 1B	0-0 F9		0-3 K		2-3 K		1-2 FC6-4	2 0 1 0 0 0 0 1 0 0 0 0 1 0 2 0 0 0 0 1 2																	
Billy Ashley, R (1, 7) OBP: 0.293, SLG: 0.435		1-2 G6-4-3 1B	1-1 HBP		2-2 HR 1B		2-3 K			3 1 2 0 0 1 0																	
Todd Hollandsworth, L (1, 9) OBP: 0.286, SLG: 0.366		0-0 P5	1-0 G4-3		1-0 HR			1-3 K		4 1 1 2 0 1 3																	
Paul Konerko, R (1, 5) OBP: 0.250, SLG: 0.143 Mike Harkey, R (8, 1)		1-1 G6-4-3 1-2f		0-3 K	2-1 G6-3			4-0 FC4-6 BB		3 0 0 0 1 1 2 0 0 0 0 0 0 0																	
Wilton Guerrero, S (1, 6) OBP: 0.305, SLG: 0.403			1-0 SH 3B 1B	1-2 G4-3	2-2 F8			1-0 FC4-6 CS		4 1 1 0 0 0 1																	
Rick Gorecki, R (1, 1) Henry Blanco, R (3, 3) OBP: 0.400, SLG: 1.000			0-0 SH 3B	0-1 HR		1-2 G1-3		1-0 CS	2-3 K	0 1 0 0 0 0 0 3 1 1 1 0 1 0																	
<b>Inning Stats</b>	R: 0 E: 0 K: 1 S: 7	H: 0 LOB: 0 BB: 0 P: 8	R: 0 E: 0 K: 0 S: 8	H: 2 LOB: 1 BB: 0 P: 10	R: 4 E: 1 K: 1 S: 11	H: 3 LOB: 1 BB: 0 P: 16	R: 1 E: 0 K: 1 S: 13	H: 1 LOB: 0 BB: 0 P: 15	R: 4 E: 0 K: 1 S: 17	H: 4 LOB: 0 BB: 0 P: 26	R: 0 E: 0 K: 0 S: 9	H: 0 LOB: 0 BB: 0 P: 12	R: 0 E: 0 K: 2 S: 7	H: 0 LOB: 0 BB: 0 P: 11	R: 0 E: 0 K: 1 S: 4	H: 0 LOB: 0 BB: 1 P: 11	R: 0 E: 0 K: 1 S: 11	H: 1 LOB: 2 BB: 1 P: 18	1B: 5 2B: 1 3B: 1 HR: 4	SF: 0 SAC: 1 DP: 1 HBP: 1	WP: 0 PB: 0 SB: 0 CS: 1	PA: 41					
<b>PITCHER</b>	IP	WLS	BF	H	R	ER	SO	BB	IBB	HBP	BLK	WP	HR	S	P	ERA	WHIP										
John Thomson, R (1, 1) ERA: 4.71	5.0		26	10	9	8	4	0	0	1	0	0	4	56	75	14.40	2.000										
Steve Reed, R (6, 1) ERA: 4.04	2.0		6	0	0	0	2	0	0	0	0	0	0	16	23	0.00	0.000										
Mike DeJean, R (8, 1) ERA: 3.99	1.0	W	3	0	0	0	1	1	0	0	0	0	0	4	11	0.00	1.000										
Curt Leskanic, R (9, 1) ERA: 5.55	1.0		5	1	0	0	1	1	0	0	0	0	0	11	18	0.00	2.000										

**Los Angeles Dodgers @ Colorado Rockies**  
**Coors Field, Denver, CO**  
Sun Sep 28 1997, 3:33 AM MDT  
Att. 48,197 - Sunny - 68 F

AB	36
R	9
H	11
RBI	9
BB	2
SO	8
LOB	11



