

Los Angeles Dodgers - 1997

| Batter | 1 | 2 | 3 | 4 | 5 | 6 | 7 | 8 | 9 | AB | R | H | RBI | BB | SO | LOB | TOP | | | | | | | | | | | |
|--|------------------------------|---------------------------------|------------------------------|---------------------------------|------------------------------|---------------------------------|------------------------------|---------------------------------|------------------------------|---------------------------------|------------------------------|---------------------------------|------------------------------|---------------------------------|------------------------------|---------------------------------|--|------------------------------------|----------------------------------|--------|--|--|--|--|--|--|--|--|
| Mickey Morandini, L OBP: 0.444, SLG: 0.286 | F7 | | FC3-6 | | | K | | BB 1B | | 4 | 0 | 1 | 0 | 0 | 1 | 1 | Philadelphia Phillies @ Los Angeles Dodgers Dodger Stadium, Los Angeles, CA Wed Apr 02 1997, 7:05 PM PST Att: 37,195 - Unknown - 59 F | | | | | | | | | | | |
| Kevin Stocker, S OBP: 0.697, SLG: 0.875 | 1B | | K | | | F9 | | BB 1B | | 4 | 0 | 2 | 0 | 0 | 1 | 1 | | | | | | | | | | | | |
| Gregg Jefferies, S OBP: 0.333, SLG: 0.375 | P4 | | | | L7 | | | F7 | | 4 | 0 | 1 | 0 | 0 | 0 | 3 | | | | | | | | | | | | |
| Derrick May, L Rex Hudler, R (8, PH) (8, 9) | K | | | | G4-3 | | | G2-3 | | 3 | 0 | 0 | 0 | 0 | 1 | 2 | | | | | | | | | | | | |
| Rico Brogna, L OBP: 0.311, SLG: 0.250 | | G3 | | | F7 | | | F8 | | 4 | 0 | 0 | 0 | 0 | 0 | 3 | | | | | | | | | | | | |
| Scott Rolen, R OBP: 0.222, SLG: 0.125 | | K | | | | K | | G4-3 HBP | | 3 | 0 | 0 | 0 | 0 | 3 | 0 | | | | | | | | | | | | |
| Mike Lieberthal, R OBP: 0.125, SLG: 0.500 | | F8 | | | | HR | | G4-3 | | 4 | 1 | 1 | 1 | 0 | 0 | 1 | | | | | | | | | | | | |
| Wendell Magee, R OBP: 0.250, SLG: 0.143 | | | | | G5-3 | | | K | | 4 | 0 | 1 | 0 | 0 | 1 | 1 | | | | | | | | | | | | |
| Calvin Maduro, R Ruben Amaro Jr, S Scott Ruffcorn, R Kevin Seick, R Ron Blazier, R | | | | | K | | | G6-3 | | 1 | 0 | 0 | 0 | 0 | 1 | 1 | | | | | | | | | | | | |
| | | | | | | | | | | 1 | 0 | 0 | 0 | 0 | 1 | 0 | | | | | | | | | | | | |
| | | | | | | | | | | 0 | 0 | 0 | 0 | 0 | 0 | 0 | | | | | | | | | | | | |
| | | | | | | | | | | 0 | 0 | 0 | 0 | 0 | 0 | 0 | | | | | | | | | | | | |
| | | | | | | | | | | 0 | 0 | 0 | 0 | 0 | 0 | 0 | | | | | | | | | | | | |
| Inning Stats | R: 0 E: 0 K: 1 S: 6 | H: 1 LOB: 1 BB: 0 P: 6 | R: 0 E: 0 K: 1 S: 5 | H: 0 LOB: 0 BB: 0 P: 5 | R: 0 E: 0 K: 2 S: 8 | H: 1 LOB: 1 BB: 0 P: 8 | R: 0 E: 0 K: 0 S: 3 | H: 0 LOB: 0 BB: 0 P: 3 | R: 1 E: 0 K: 2 S: 8 | H: 1 LOB: 0 BB: 0 P: 8 | R: 0 E: 0 K: 1 S: 6 | H: 0 LOB: 1 BB: 0 P: 6 | R: 0 E: 0 K: 0 S: 5 | H: 2 LOB: 3 BB: 1 P: 9 | R: 0 E: 0 K: 1 S: 5 | H: 0 LOB: 0 BB: 0 P: 5 | 1B: 5 2B: 0 3B: 0 HR: 1 | SF: 0 SAC: 0 DP: 0 HBP: 1 | WP: 0 PB: 0 SB: 0 CS: 0 | PA: 35 | | | | | | | | |
| PITCHER | IP | WLS | BF | H | R | ER | SO | BB | IBB | HBP | BLK | WP | HR | S | P | ERA | WHIP | | | | | | | | | | | |
| Hideo Nomo, R ERA: 1.29 | (1, 1) | 7.0 | W | 26 | 4 | 1 | 1 | 8 | 0 | 0 | 1 | 0 | 0 | 1 | 41 | 42 | 1.29 | 0.571 | | | | | | | | | | |
| Mark Guthrie, L ERA: | (8, 1) | 0.2 | | 4 | 2 | 0 | 0 | 0 | 0 | 0 | 0 | 0 | 0 | 4 | 4 | 0.00 | 3.000 | | | | | | | | | | | |
| 37 Darren Dreifort, R ERA: | (8, 1) | 1.1 | S | 5 | 0 | 0 | 0 | 1 | 1 | 0 | 0 | 0 | 0 | 6 | 10 | 0.00 | 0.750 | | | | | | | | | | | |

| | |
|-----|----|
| AB | 33 |
| R | 1 |
| H | 6 |
| RBI | 1 |
| BB | 1 |
| SO | 9 |
| LOB | 13 |



| Batter | 1 | 2 | 3 | 4 | 5 | 6 | 7 | 8 | 9 | AB | R | H | RBI | BB | SO | LOB | BOTTOM | | | | | | | | | | |
|--|------------------------------|---------------------------------|------------------------------|---------------------------------|------------------------------|----------------------------------|------------------------------|---------------------------------|------------------------------|---------------------------------|------------------------------|---------------------------------|------------------------------|---------------------------------|------------------------------|---------------------------------|--|------------------------------------|----------------------------------|--------|--|--|--|--|--|--|--|
| Brett Butler, L OBP: 0.375, SLG: 0.286 | 1B HR | | | | | F9 | | | | 3 | 1 | 1 | 0 | 1 | 0 | 0 | Philadelphia Phillies @ Los Angeles Dodgers Dodger Stadium, Los Angeles, CA Wed Apr 02 1997, 7:05 PM PST Att: 37,195 - Unknown - 59 F | | | | | | | | | | |
| Wilton Guerrero, S OBP: 0.500, SLG: 0.714 | HR | | | | | | | G6-4-3 BB | | 3 | 2 | 2 | 0 | 1 | 0 | 2 | | | | | | | | | | | |
| Raul Mondesi, R OBP: 0.375, SLG: 0.750 | HR | | | | | | | K | | 4 | 2 | 3 | 4 | 0 | 1 | 1 | | | | | | | | | | | |
| Mike Piazza, R OBP: 0.286, SLG: 0.167 | G6-3 | | | | | F9 | | G6-4-3 | | 4 | 0 | 1 | 0 | 0 | 0 | 2 | | | | | | | | | | | |
| Eric Karros, R | G6-3 | | | | | | | F7 | | 3 | 0 | 0 | 0 | 1 | 1 | 0 | | | | | | | | | | | |
| Todd Zeile, R | G6-3 | | | | | | | F8 | | 4 | 0 | 0 | 0 | 0 | 0 | 3 | | | | | | | | | | | |
| Todd Hollandsworth, L | | | | | | | | G3 | | 3 | 0 | 0 | 0 | 1 | 1 | 0 | | | | | | | | | | | |
| Greg Gagne, R | | | | | | | | L7 | | 3 | 0 | 0 | 0 | 0 | 0 | 3 | | | | | | | | | | | |
| Hideo Nomo, R Calvin Maduro, R Scott Ruffcorn, R Ron Blazier, R | | | | | | | | G4-3 | | 3 | 0 | 1 | 0 | 0 | 0 | 0 | | | | | | | | | | | |
| | | | | | | | | | | 0 | 0 | 0 | 0 | 0 | 0 | 0 | | | | | | | | | | | |
| | | | | | | | | | | 0 | 0 | 0 | 0 | 0 | 0 | 0 | | | | | | | | | | | |
| Inning Stats | R: 3 E: 0 K: 0 S: 5 | H: 2 LOB: 0 BB: 1 P: 9 | R: 0 E: 0 K: 0 S: 5 | H: 2 LOB: 2 BB: 0 P: 5 | R: 1 E: 0 K: 0 S: 4 | H: 2 LOB: 2 BB: 2 P: 12 | R: 1 E: 0 K: 0 S: 5 | H: 2 LOB: 1 BB: 0 P: 5 | R: 0 E: 0 K: 2 S: 7 | H: 0 LOB: 0 BB: 0 P: 7 | R: 0 E: 0 K: 0 S: 3 | H: 0 LOB: 0 BB: 0 P: 3 | R: 0 E: 0 K: 1 S: 4 | H: 0 LOB: 0 BB: 1 P: 8 | R: 0 E: 0 K: 0 S: 3 | H: 0 LOB: 0 BB: 0 P: 3 | 1B: 6 2B: 0 3B: 1 HR: 1 | SF: 0 SAC: 0 DP: 2 HBP: 0 | WP: 0 PB: 1 SB: 0 CS: 0 | PA: 34 | | | | | | | |
| PITCHER | IP | WLS | BF | H | R | ER | SO | BB | IBB | HBP | BLK | WP | HR | S | P | ERA | WHIP | | | | | | | | | | |
| Calvin Maduro, R ERA: 11.25 | (1, 1) | 4.0 | L | 22 | 8 | 5 | 0 | 3 | 1 | 0 | 0 | 0 | 0 | 14 | 18 | 0.00 | 0.333 | | | | | | | | | | |
| Scott Ruffcorn, R ERA: | (5, 1) | 3.0 | | 9 | 0 | 0 | 0 | 3 | 1 | 0 | 0 | 0 | 0 | 14 | 18 | 0.00 | 0.333 | | | | | | | | | | |
| Ron Blazier, R ERA: | (8, 1) | 1.0 | | 3 | 0 | 0 | 0 | 0 | 0 | 0 | 0 | 0 | 0 | 3 | 3 | 0.00 | 0.000 | | | | | | | | | | |



| Batter | 1 | 2 | 3 | 4 | 5 | 6 | 7 | 8 | 9 | AB | R | H | RBI | BB | SO | LOB | TOP | | | | | | | | | | |
|--|------------------------------|---------------------------------|------------------------------|---------------------------------|------------------------------|---------------------------------|------------------------------|---------------------------------|------------------------------|---------------------------------|------------------------------|---------------------------------|------------------------------|---------------------------------|------------------------------|----------------------------------|--|---------------------------------|----------------------------------|------------------------------------|----------------------------------|--------|--|--|--|--|--|
| Mickey Morandini, L (1.4) | F7 | | F8 | | FC6-4 | | | FC6-4 BB | | 3 | 0 | 0 | 0 | 1 | 0 | 1 | Philadelphia Phillies @ Los Angeles Dodgers Dodger Stadium, Los Angeles, CA Thu Apr 03 1997, 7:05 PM PST Att: 26,579 - Unknown - 64 F | | | | | | | | | | |
| Kevin Stocker, S (1.6) | G4-3 | | | G3 | | | G4-3 1B | F9 | | 4 | 0 | 1 | 0 | 0 | 0 | 1 | | | | | | | | | | | |
| Gregg Jefferies, S (1.7) | | | | | | | L7 | FC6-4 BB | | 3 | 1 | 1 | 0 | 1 | 0 | 2 | | | | | | | | | | | |
| Derrick May, L (1.9) Rex Hudler, R (8, PH) | G4-3 | | | | 2B | | | | | 3 | 0 | 1 | 1 | 0 | 0 | 2 | | | | | | | | | | | |
| | | | | G6-3 2B | | | G4-3 | | | 0 | 0 | 0 | 0 | 1 | 0 | 0 | | | | | | | | | | | |
| Darren Daulton, L (1.3) | | G4-3 | | G6-3 | | | G4-3 | | | 4 | 0 | 0 | 0 | 0 | 1 | 4 | | | | | | | | | | | |
| Scott Rolen, R (1.5) | | | | | G5-3 | | | | | 4 | 0 | 1 | 0 | 0 | 1 | 1 | | | | | | | | | | | |
| Mark Parent, R (1.2) | | | | | | | G1-3 | | | 4 | 0 | 0 | 0 | 0 | 2 | 1 | | | | | | | | | | | |
| Wendell Magee, R (1.8) | | | | | | | | | | 4 | 0 | 1 | 0 | 0 | 1 | 0 | | | | | | | | | | | |
| Mark Leiter, R (1.1) Ruben Amaro Jr, S (7, PH) Erik Plantenberg, R (7.1) Reggie Harris, R (7.1) | | | | | | | | | | 2 | 0 | 0 | 0 | 0 | 1 | 1 | | | | | | | | | | | |
| Inning Stats | R: 0 E: 0 K: 0 S: 3 | H: 0 LOB: 1 BB: 1 P: 7 | R: 0 E: 0 K: 1 S: 5 | H: 1 LOB: 0 BB: 0 P: 5 | R: 0 E: 0 K: 2 S: 7 | H: 0 LOB: 0 BB: 0 P: 7 | R: 1 E: 0 K: 0 S: 5 | H: 2 LOB: 1 BB: 0 P: 5 | R: 0 E: 0 K: 1 S: 6 | H: 1 LOB: 1 BB: 0 P: 6 | R: 0 E: 0 K: 0 S: 4 | H: 0 LOB: 1 BB: 0 P: 4 | R: 0 E: 1 K: 0 S: 4 | H: 0 LOB: 1 BB: 0 P: 4 | R: 0 E: 0 K: 1 S: 5 | H: 0 LOB: 2 BB: 2 P: 13 | R: 0 E: 0 K: 1 S: 5 | H: 0 LOB: 0 BB: 0 P: 5 | 1B: 3 2B: 2 3B: 0 HR: 0 | SF: 0 SAC: 0 DP: 0 HBP: 0 | WP: 0 PB: 0 SB: 0 CS: 0 | PA: 35 | | | | | |
| PITCHER | IP | WLS | BF | H | R | ER | SO | BB | IBB | HBP | BLK | WP | HR | S | P | ERA | WHIP | | | | | | | | | | |
| Ismael Valdez, R (1.1) | 7.0 | W | 27 | 5 | 1 | 1 | 4 | 1 | 0 | 0 | 0 | 0 | 0 | 34 | 38 | 1.29 | 0.857 | | | | | | | | | | |
| Scott Radinsky, L (8.1) | 0.2 | | 3 | 0 | 0 | 0 | 0 | 1 | 0 | 0 | 0 | 0 | 0 | 2 | 6 | 0.00 | 1.500 | | | | | | | | | | |
| Darren Hall, R (8.1) | 0.0 | | 1 | 0 | 0 | 0 | 0 | 1 | 0 | 0 | 0 | 0 | 0 | 0 | 4 | ∞ | ∞ | | | | | | | | | | |
| Mark Guthrie, L (8.1) | 0.1 | | 1 | 0 | 0 | 0 | 1 | 0 | 0 | 0 | 0 | 0 | 0 | 3 | 3 | 0.00 | 0.000 | | | | | | | | | | |
| Todd Worrell, R (9.1) | 1.0 | S | 3 | 0 | 0 | 0 | 1 | 0 | 0 | 0 | 0 | 0 | 0 | 5 | 5 | 0.00 | 0.000 | | | | | | | | | | |

| Batter | 1 | 2 | 3 | 4 | 5 | 6 | 7 | 8 | 9 | AB | R | H | RBI | BB | SO | LOB | BOTTOM | | | | | | | | | | |
|---|------------------------------|---------------------------------|------------------------------|---------------------------------|------------------------------|----------------------------------|------------------------------|---------------------------------|------------------------------|---------------------------------|------------------------------|---------------------------------|------------------------------|----------------------------------|------------------------------|----------------------------------|--|------------------------------------|----------------------------------|--------|--|--|--|--|--|--|--|
| Brett Butler, L (1.8) | G4-3 | | E7 FC6-5 1B | | G6-3 | | | SH1-3 BB | | 3 | 0 | 1 | 0 | 1 | 0 | 0 | Philadelphia Phillies @ Los Angeles Dodgers Dodger Stadium, Los Angeles, CA Thu Apr 03 1997, 7:05 PM PST Att: 26,579 - Unknown - 64 F | | | | | | | | | | |
| Wilton Guerrero, S (1.4) | G5-3 | | | | G1-3 | | SH1-3 | | | 3 | 0 | 0 | 0 | 0 | 1 | 1 | | | | | | | | | | | |
| Raul Mondesi, R (1.9) | | | | | FC6-5 | | | | | 4 | 0 | 1 | 0 | 0 | 1 | 2 | | | | | | | | | | | |
| Mike Piazza, R (1.2) | | | | | | | | | | 2 | 1 | 2 | 1 | 2 | 0 | 0 | | | | | | | | | | | |
| | | | | | | | | | | | | | | | | | | | | | | | | | | | |
| Eric Karros, R (1.3) | | | | | | | | | | 3 | 1 | 1 | 0 | 1 | 2 | 4 | | | | | | | | | | | |
| Todd Zeile, R (1.5) Chad Fonville, S (8, FR) | P5 | | | | | | | | | 3 | 0 | 0 | 0 | 1 | 1 | 4 | | | | | | | | | | | |
| Juan Castro, R (9.5) | | | | | | | | | | 0 | 0 | 0 | 0 | 0 | 0 | 0 | | | | | | | | | | | |
| | | | | | | | | | | 0 | 0 | 0 | 0 | 0 | 0 | 0 | | | | | | | | | | | |
| Todd Hollandsworth, L (1.7) | | | | | | | | | | 3 | 0 | 2 | 1 | 1 | 0 | 0 | | | | | | | | | | | |
| Greg Gagne, R (1.6) | | | | | | | | | | 4 | 0 | 0 | 0 | 0 | 1 | 3 | | | | | | | | | | | |
| Ismael Valdez, R (1.1) Scott Radinsky, L (8.1) Darren Hall, R (8.1) Mark Guthrie, R (8.1) Wayne Kirby, L (8, PH) Todd Worrell, R (9.1) | | | | | | | | | | 3 | 0 | 0 | 0 | 0 | 0 | 2 | | | | | | | | | | | |
| | | | | | | | | | | 0 | 0 | 0 | 0 | 0 | 0 | 0 | | | | | | | | | | | |
| | | | | | | | | | | 0 | 0 | 0 | 0 | 0 | 0 | 0 | | | | | | | | | | | |
| | | | | | | | | | | 0 | 0 | 0 | 0 | 0 | 0 | 0 | | | | | | | | | | | |
| | | | | | | | | | | 1 | 0 | 0 | 0 | 0 | 0 | 1 | | | | | | | | | | | |
| | | | | | | | | | | 0 | 0 | 0 | 0 | 0 | 0 | 0 | | | | | | | | | | | |
| Inning Stats | R: 0 E: 0 K: 0 S: 5 | H: 2 LOB: 3 BB: 1 P: 9 | R: 0 E: 0 K: 0 S: 3 | H: 0 LOB: 0 BB: 0 P: 3 | R: 0 E: 1 K: 2 S: 8 | H: 1 LOB: 2 BB: 1 P: 12 | R: 0 E: 1 K: 0 S: 4 | H: 1 LOB: 1 BB: 0 P: 4 | R: 0 E: 0 K: 0 S: 3 | H: 0 LOB: 0 BB: 0 P: 3 | R: 2 E: 0 K: 1 S: 8 | H: 3 LOB: 1 BB: 0 P: 8 | R: 0 E: 0 K: 2 S: 7 | H: 0 LOB: 2 BB: 2 P: 15 | R: 0 E: 0 K: 1 S: 4 | H: 0 LOB: 1 BB: 2 P: 12 | 1B: 5 2B: 1 3B: 0 HR: 1 | SF: 0 SAC: 1 DP: 0 HBP: 0 | WP: 0 PB: 0 SB: 1 CS: 1 | PA: 36 | | | | | | | |
| PITCHER | IP | WLS | BF | H | R | ER | SO | BB | IBB | HBP | BLK | WP | HR | S | P | ERA | WHIP | | | | | | | | | | |
| Mark Leiter, R (1.1) | 6.0 | L | 27 | 7 | 2 | 2 | 3 | 2 | 0 | 0 | 0 | 0 | 1 | 31 | 39 | 3.00 | 1.500 | | | | | | | | | | |
| Erik Plantenberg, L (7.1) | 0.1 | | 2 | 0 | 0 | 0 | 0 | 1 | 0 | 0 | 0 | 0 | 0 | 1 | 5 | 0.00 | 3.000 | | | | | | | | | | |
| Reggie Harris, R (7.1) | 1.2 | | 7 | 0 | 0 | 0 | 3 | 3 | 0 | 0 | 0 | 0 | 0 | 10 | 22 | 0.00 | 1.800 | | | | | | | | | | |



| Batter | 1 | 2 | 3 | 4 | 5 | 6 | 7 | 8 | 9 | AB | R | H | RBI | BB | SO | LOB | TOP | | | | | | | | |
|--|-------------------------------|----------------------------------|------------------------------|---------------------------------|-------------------------------|----------------------------------|-------------------------------|----------------------------------|-------------------------------|----------------------------------|------------------------------|----------------------------------|------------------------------|---------------------------------|-------------------------------|----------------------------------|-------------------------------|----------------------------------|----------------------------------|------------------------------------|----------------------------------|--------|--|--|--|
| Tony Womack, L (1,4) OBP: 0.435, SLG: 0.400 | 4-2 B G5-3 BB | | 0-2 F7 S 1B | | 0-0 1B 1B | 2-2 L5 | | | 0-3 K | 4 | 1 | 2 | 0 | 1 | 1 | 0 | | | | | | | | | |
| Jermaine Allensworth, R (1,8) OBP: 0.455, SLG: 0.559 | 1-2 G5-3 | | 2-2 F7 | | 1-0 1B 1B | 2-1 G4-3 | | | 2-3 K | 5 | 1 | 1 | 0 | 0 | 1 | 2 | | | | | | | | | |
| Al Martin, L (1,7) OBP: 0.348, SLG: 0.250 | 2-3 K | | 4-2 S BB | | 0-1 1B 1B | | 2-1 G1-3 | | 2-2 G4-3 | 4 | 1 | 1 | 1 | 1 | 1 | 1 | | | | | | | | | |
| Mark Johnson, L (1,3) Ricardo Rincon, L (7,1) Rich Loiselle, R (7,1) | 3-2 G4-3 | | 3-3 K | | 3-3 K | | 0-3 K | | | 4 | 0 | 0 | 0 | 0 | 3 | 5 | | | | | | | | | |
| Kevin Elster, R (1,6) OBP: 0.455, SLG: 0.579 | | 0-1 18 FC6-4 1B | | 2-2 G6-3 | 0-0 18 1B | | 0-0 G6-3 | | | 4 | 0 | 2 | 1 | 0 | 0 | 0 | | | | | | | | | |
| 18 Jason Kendall, R (1,2) OBP: 0.333, SLG: 0.250 | 0-0 FC6-4 1B | | | 4-2 BB BB | 0-1 1B | | | 2-0 F9 | | 3 | 0 | 1 | 1 | 1 | 0 | 1 | | | | | | | | | |
| Midre Cummings, L (1,9) OBP: 0.143, SLG: 0.286 | 0-3 K | | | 0-0 F8 | 1-1 F8 | | | 2-2 2B | | 4 | 0 | 1 | 0 | 0 | 1 | 4 | | | | | | | | | |
| Joe Randa, R (1,5) OBP: 0.267, SLG: 0.286 | 2-0 FC6-4 1B | | | 4-0 BB | 2-3 K | | | 3-2 F9 | | 3 | 0 | 0 | 0 | 1 | 1 | 4 | | | | | | | | | |
| Jason Schmidt, R (1,1) Kevin Young, R (7,3) | | | 0-0 F8 | 0-1 F7 | | 2-3 K | | 1-3 K | | 3 | 0 | 0 | 0 | 0 | 1 | 2 | | | | | | | | | |
| Inning Stats | R: 0 E: 0 K: 1 S: 18 | H: 0 LOB: 1 BB: 1 P: 28 | R: 0 E: 0 K: 1 S: 7 | H: 1 LOB: 1 BB: 0 P: 9 | R: 0 E: 0 K: 1 S: 13 | H: 1 LOB: 2 BB: 1 P: 22 | R: 0 E: 0 K: 0 S: 10 | H: 0 LOB: 2 BB: 2 P: 20 | R: 3 E: 0 K: 2 S: 15 | H: 5 LOB: 5 BB: 0 P: 22 | R: 0 E: 0 K: 1 S: 8 | H: 0 LOB: 0 BB: 0 P: 14 | R: 0 E: 0 K: 1 S: 6 | H: 0 LOB: 0 BB: 0 P: 8 | R: 0 E: 0 K: 1 S: 10 | H: 1 LOB: 1 BB: 0 P: 18 | R: 0 E: 0 K: 2 S: 11 | H: 0 LOB: 0 BB: 0 P: 15 | 1B: 7 2B: 1 3B: 0 HR: 0 | SF: 0 SAC: 0 DP: 0 HBP: 0 | WP: 0 PB: 0 SB: 2 CS: 0 | PA: 39 | | | |
| PITCHER | IP | WLS | BF | H | R | ER | SO | BB | IBB | HBP | BLK | WP | HR | S | P | ERA | WHIP | | | | | | | | |
| Ramon Martinez, R (1,1) ERA: 4.5 | 5.0 | | 26 | 7 | 3 | 3 | 5 | 4 | 0 | 0 | 0 | 0 | 0 | 63 | 101 | 5.40 | 2.200 | | | | | | | | |
| 37 Darren Dreifort, R (6,1) ERA: | 3.0 | W | 10 | 1 | 0 | 0 | 3 | 0 | 0 | 0 | 0 | 0 | 0 | 24 | 40 | 0.00 | 0.333 | | | | | | | | |
| Todd Worrell, R (9,1) ERA: | 1.0 | S | 3 | 0 | 0 | 0 | 2 | 0 | 0 | 0 | 0 | 0 | 0 | 11 | 15 | 0.00 | 0.000 | | | | | | | | |

Pittsburgh Pirates @ Los Angeles Dodgers
 Dodger Stadium, Los Angeles, CA
 Sun Apr 06 1997, 3:33 AM PDT
 Att: 37,493 - Sunny - 70 F

| | |
|-----|----|
| AB | 35 |
| R | 3 |
| H | 8 |
| RBI | 3 |
| BB | 4 |
| SO | 10 |
| LOB | 20 |



| Batter | 1 | 2 | 3 | 4 | 5 | 6 | 7 | 8 | 9 | AB | R | H | RBI | BB | SO | LOB | BOTTOM | | | | | | | | |
|---|-------------------------------|----------------------------------|-------------------------------|----------------------------------|------------------------------|----------------------------------|------------------------------|----------------------------------|-------------------------------|----------------------------------|-------------------------------|----------------------------------|-------------------------------|----------------------------------|-------------------------------|----------------------------------|----------------------------------|------------------------------------|----------------------------------|--------|--|--|--|--|--|
| Brett Butler, L (1,8) OBP: 0.360, SLG: 0.318 | 0-1 B3 | | 0-3 K | | 2-2 G6-4-3 1B | | 2-0 SH3-4 1B 2B | 4-2 BB | | 4 | 1 | 1 | 0 | 1 | 1 | 1 | | | | | | | | | |
| Wilton Guerrero, S (1,4) OBP: 0.304, SLG: 0.429 | 2-2 FC4 1B | | 4-1 1B BB | | 1-0 L5 | | 0-0 SH3-4 2-3 | 0-0 F7 | | 3 | 0 | 1 | 0 | 1 | 0 | 1 | | | | | | | | | |
| Raul Mondesi, R (1,9) OBP: 0.292, SLG: 0.522 | 0-0 P4 | | 1-0 G4-3 1B | | 4-0 E 1B BB | | 3-3 K | | | 3 | 1 | 1 | 0 | 1 | 1 | 2 | | | | | | | | | |
| Mike Piazza, R (1,2) OBP: 0.478, SLG: 0.526 | 0-1 FC4 1B | | 0-2 G4-3 | | 1-1 E7 1B | | 1-2 1B | | | 4 | 1 | 1 | 1 | 0 | 0 | 4 | | | | | | | | | |
| Eric Karros, R (1,3) OBP: 0.391, SLG: 0.316 | | 1-0 P2 | | 1-0 FC3-6 1B | | 2B FC6-5 1B | | 3-2 G6-3 | | 4 | 1 | 2 | 2 | 0 | 0 | 1 | | | | | | | | | |
| Todd Hollandsworth, L (1,7) OBP: 0.261, SLG: 0.286 | | 1-1 F8 | | 1-1 FC3-6 S | | 0-0 FC6-5 2B | | 1-0 HR 1B | | 4 | 1 | 2 | 0 | 0 | 0 | 1 | | | | | | | | | |
| Todd Zeile, R (1,5) OBP: 0.227, SLG: 0.300 | | 2-1 1B | | 1-1 F9 | | 2-2 P3 | | 1-1 HR 1B | | 4 | 1 | 2 | 2 | 0 | 0 | 3 | | | | | | | | | |
| Greg Gagne, R (1,6) OBP: 0.158, SLG: 0.158 | | 1-2 1B | | 2-2 G6-3 | | 1-1 FC6-5 37 WP | | 1-2 F8 | | 4 | 0 | 1 | 1 | 0 | 0 | 2 | | | | | | | | | |
| Ramon Martinez, R (1,1) Chip Hale, L (5,PH) 37 Darren Dreifort, R (6,1) Chad Fonville, S (8,PH) Todd Worrell, R (9,1) | | 0-3 K | | 4-1 G6-4-3 BB | | 1-2 K | | 2-3 K | | 1 | 0 | 0 | 0 | 0 | 1 | 2 | | | | | | | | | |
| Inning Stats | R: 0 E: 0 K: 0 S: 11 | H: 1 LOB: 1 BB: 0 P: 13 | R: 0 E: 0 K: 1 S: 13 | H: 2 LOB: 2 BB: 0 P: 18 | R: 0 E: 0 K: 0 S: 9 | H: 1 LOB: 1 BB: 0 P: 13 | R: 0 E: 0 K: 0 S: 5 | H: 0 LOB: 0 BB: 1 P: 12 | R: 3 E: 1 K: 1 S: 14 | H: 2 LOB: 1 BB: 1 P: 25 | R: 1 E: 0 K: 1 S: 11 | H: 2 LOB: 1 BB: 0 P: 20 | R: 2 E: 0 K: 1 S: 13 | H: 2 LOB: 1 BB: 1 P: 22 | R: 2 E: 0 K: 1 S: 13 | H: 2 LOB: 1 BB: 1 P: 22 | 1B: 8 2B: 2 3B: 0 HR: 1 | SF: 0 SAC: 1 DP: 2 HBP: 0 | WP: 1 PB: 0 SB: 1 CS: 0 | PA: 38 | | | | | |
| PITCHER | IP | WLS | BF | H | R | ER | SO | BB | IBB | HBP | BLK | WP | HR | S | P | ERA | WHIP | | | | | | | | |
| Jason Schmidt, R (1,1) ERA: 1.5 | 6.0 | | 27 | 7 | 3 | 1 | 3 | 3 | 0 | 0 | 0 | 0 | 0 | 61 | 94 | 1.50 | 1.667 | | | | | | | | |
| Ricardo Rincon, L (7,1) ERA: 9.0 | 0.1 | L | 2 | 1 | 1 | 1 | 0 | 0 | 0 | 0 | 0 | 0 | 0 | 2 | 4 | 27.00 | 3.000 | | | | | | | | |
| Rich Loiselle, R (7,1) ERA: 6.75 | 1.2 | | 9 | 3 | 2 | 2 | 2 | 1 | 0 | 0 | 0 | 0 | 1 | 22 | 38 | 10.80 | 2.400 | | | | | | | | |

Pittsburgh Pirates @ Los Angeles Dodgers
 Dodger Stadium, Los Angeles, CA
 Sun Apr 06 1997, 3:33 AM PDT
 Att: 37,493 - Sunny - 70 F

| | |
|-----|----|
| AB | 33 |
| R | 6 |
| H | 11 |
| RBI | 6 |
| BB | 4 |
| SO | 5 |
| LOB | 18 |



| Batter | 1 | 2 | 3 | 4 | 5 | 6 | 7 | 8 | 9 | AB | R | H | RBI | BB | SO | LOB | TOP | | | | |
|--|---|---|---------------------------------------|---|---------------------------------------|---|---------------------------------------|---|--------------------------------------|---|--------------------------------------|---|--------------------------------------|---|--------------------------------------|--|---|---|----------------------------------|------------------------------------|--|
| Lance Johnson, L (1, 8) OBP: 0.429, SLG: 0.371 | | | | | | | | | | 4 | 2 | 2 | 0 | 1 | 0 | 0 | New York Mets @ Los Angeles Dodgers Dodger Stadium, Los Angeles, CA Tue Apr 08 1997, 7:05 PM PDT Att: 27,318 - Unknown - 67 F livebaseballscorecards.com | | | | |
| Rey Ordonez, R (1, 6) OBP: 0.320, SLG: 0.320 | | | | | | | | | | 3 | 1 | 1 | 0 | 0 | 0 | 3 | | | | | |
| John Olerud, L (1, 3) OBP: 0.475, SLG: 0.636 | | | | | | | | | | 4 | 2 | 4 | 1 | 0 | 0 | 0 | | | | | |
| Todd Hundley, S (1, 2) OBP: 0.343, SLG: 0.519 | | | | | | | | | | 3 | 0 | 1 | 2 | 0 | 0 | 2 | | | | | |
| Bernard Gilkey, R (1, 7) OBP: 0.308, SLG: 0.324 | | | | | | | | | | 4 | 0 | 1 | 2 | 0 | 0 | 2 | | | | | |
| Carlos Baerga, S (1, 4) OBP: 0.231, SLG: 0.167 | | | | | | | | | | 4 | 0 | 0 | 0 | 0 | 0 | 3 | | | | | |
| Manny Alexander, R (8, 4) OBP: 0.200, SLG: 0.200 | | | | | | | | | | 0 | 0 | 0 | 0 | 0 | 0 | 0 | | | | | |
| Butch Huskey, R (1, 5) OBP: 0.091, SLG: 0.095 | | | | | | | | | | 4 | 0 | 0 | 0 | 0 | 0 | 0 | | | | | |
| Edgardo Alfonzo, R (8, 5) OBP: 0.217, SLG: 0.250 | | | | | | | | | | 0 | 0 | 0 | 0 | 0 | 0 | 0 | | | | | |
| Alex Ochoa, R (1, 9) OBP: 0.211, SLG: 0.263 | | | | | | | | | | 4 | 0 | 0 | 0 | 0 | 0 | 0 | | | | | |
| Bobby Jones, R (1, 1) Andy Tomberlin, L (9, PH) Greg McMichael, R (9, 1) | | | | | | | | | | 2 | 0 | 0 | 0 | 0 | 0 | 0 | | | | | |
| Inning Stats | R: 2 H: 3 E: 0 K: 0 S: 13 | H: 3 R: 5 ER: 5 LOB: 1 BB: 0 P: 20 | R: 0 H: 0 E: 0 K: 0 S: 10 | H: 0 R: 5 ER: 5 LOB: 0 BB: 0 P: 10 | R: 2 H: 3 E: 0 K: 0 S: 12 | H: 3 R: 5 ER: 5 LOB: 1 BB: 0 P: 18 | R: 0 H: 0 E: 1 K: 0 S: 10 | H: 0 R: 0 ER: 1 LOB: 2 BB: 1 P: 14 | R: 0 H: 1 E: 0 K: 0 S: 8 | H: 1 R: 0 ER: 0 LOB: 0 BB: 0 P: 12 | R: 0 H: 0 E: 0 K: 0 S: 7 | H: 0 R: 0 ER: 0 LOB: 0 BB: 0 P: 11 | R: 1 H: 2 E: 0 K: 0 S: 7 | H: 2 R: 0 ER: 0 LOB: 0 BB: 0 P: 10 | R: 0 H: 0 E: 0 K: 0 S: 4 | H: 0 R: 0 ER: 0 LOB: 0 BB: 0 P: 8 | R: 0 H: 0 E: 0 K: 1 S: 10 | H: 0 R: 0 ER: 0 LOB: 0 BB: 0 P: 12 | 1B: 8 2B: 2 3B: 0 HR: 0 | SF: 1 SAC: 2 DP: 1 HBP: 0 | WP: 1 PA: 37 PB: 0 SB: 1 CS: 0 |
| PITCHER | IP WLS BF H R ER SO BB IBB HBP BLK WP HR S P ERA WHIP | | | | | | | | | | | | | | | | | | | | |
| Ismael Valdez, R (1, 1) ERA: 4.05 | 6.1 L 30 9 5 5 0 1 0 0 0 0 1 0 65 91 7.11 1.579 | | | | | | | | | | | | | | | | | | | | |
| Scott Radinsky, L (7, 1) ERA: | 0.2 1 0 0 0 0 0 0 0 0 0 0 0 2 4 0.00 0.000 | | | | | | | | | | | | | | | | | | | | |
| 37 Darren Dreifort, R (8, 1) ERA: | 1.0 3 0 0 0 0 0 0 0 0 0 0 0 4 8 0.00 0.000 | | | | | | | | | | | | | | | | | | | | |
| Todd Worrell, R (9, 1) ERA: | 1.0 3 0 0 0 1 0 0 0 0 0 0 0 10 12 0.00 0.000 | | | | | | | | | | | | | | | | | | | | |

| Batter | 1 | 2 | 3 | 4 | 5 | 6 | 7 | 8 | 9 | AB | R | H | RBI | BB | SO | LOB | BOTTOM | | | | |
|---|---|---|--------------------------------------|---|---------------------------------------|---|--------------------------------------|---|--------------------------------------|---|--------------------------------------|---|--------------------------------------|---|--------------------------------------|---|---|--|----------------------------------|------------------------------------|--|
| Brett Butler, L (1, 8) OBP: 0.406, SLG: 0.280 | | | | | | | | | | 2 | 0 | 0 | 0 | 2 | 0 | 0 | New York Mets @ Los Angeles Dodgers Dodger Stadium, Los Angeles, CA Tue Apr 08 1997, 7:05 PM PDT Att: 27,318 - Unknown - 67 F livebaseballscorecards.com | | | | |
| Wilton Guerrero, S (1, 4) OBP: 0.250, SLG: 0.333 | | | | | | | | | | 3 | 0 | 0 | 0 | 0 | 0 | 3 | | | | | |
| Wayne Kirby, L (8, PH) Juan Castro, R (9, 4) | | | | | | | | | | 1 | 0 | 0 | 0 | 0 | 0 | 0 | | | | | |
| Raul Mondesi, R (1, 9) OBP: 0.314, SLG: 0.545 | | | | | | | | | | 4 | 1 | 1 | 1 | 0 | 1 | 2 | | | | | |
| Mike Piazza, R (1, 2) OBP: 0.406, SLG: 0.429 | | | | | | | | | | 4 | 1 | 1 | 0 | 0 | 0 | 0 | | | | | |
| Eric Karros, R (1, 3) OBP: 0.353, SLG: 0.276 | | | | | | | | | | 4 | 0 | 1 | 0 | 0 | 1 | 1 | | | | | |
| Todd Hollandsworth, L (1, 7) OBP: 0.284, SLG: 0.355 | | | | | | | | | | 4 | 1 | 1 | 0 | 0 | 0 | 0 | | | | | |
| Todd Zeile, R (1, 5) OBP: 0.281, SLG: 0.259 | | | | | | | | | | 3 | 0 | 0 | 0 | 0 | 1 | 2 | | | | | |
| Greg Gagne, R (1, 6) OBP: 0.207, SLG: 0.276 | | | | | | | | | | 3 | 0 | 1 | 2 | 0 | 0 | 0 | | | | | |
| Ismael Valdez, R (1, 1) Scott Radinsky, L (7, 1) Chip Hale, L (7, PH) 37 Darren Dreifort, R (8, 1) Todd Worrell, R (9, 1) | | | | | | | | | | 1 | 0 | 0 | 0 | 1 | 0 | 1 | | | | | |
| Inning Stats | R: 1 H: 1 E: 0 K: 0 S: 11 | H: 1 R: 3 ER: 3 LOB: 0 BB: 1 P: 20 | R: 0 H: 0 E: 0 K: 2 S: 9 | H: 0 R: 3 ER: 3 LOB: 0 BB: 0 P: 16 | R: 0 H: 0 E: 0 K: 1 S: 13 | H: 0 R: 0 ER: 0 LOB: 2 BB: 2 P: 24 | R: 2 H: 3 E: 0 K: 0 S: 9 | H: 3 R: 0 ER: 1 LOB: 1 BB: 0 P: 17 | R: 0 H: 0 E: 0 K: 0 S: 8 | H: 0 R: 0 ER: 0 LOB: 0 BB: 0 P: 13 | R: 0 H: 1 E: 0 K: 0 S: 8 | H: 1 R: 0 ER: 0 LOB: 0 BB: 0 P: 12 | R: 0 H: 0 E: 0 K: 0 S: 7 | H: 0 R: 0 ER: 0 LOB: 0 BB: 0 P: 10 | R: 0 H: 0 E: 0 K: 0 S: 8 | H: 0 R: 0 ER: 0 LOB: 0 BB: 0 P: 13 | R: 0 H: 0 E: 0 K: 0 S: 5 | H: 0 R: 0 ER: 0 LOB: 0 BB: 0 P: 9 | 1B: 2 2B: 1 3B: 1 HR: 1 | SF: 0 SAC: 0 DP: 1 HBP: 0 | WP: 0 PA: 33 PB: 0 SB: 0 CS: 0 |
| PITCHER | IP WLS BF H R ER SO BB IBB HBP BLK WP HR S P ERA WHIP | | | | | | | | | | | | | | | | | | | | |
| Bobby Jones, R (1, 1) ERA: 2.25 | 8.0 W 30 5 3 3 3 3 0 0 0 0 0 0 74 125 3.38 1.000 | | | | | | | | | | | | | | | | | | | | |
| Greg McMichael, R (9, 1) ERA: 1.8 | 1.0 S 3 0 0 0 0 0 0 0 0 0 0 0 5 9 0.00 0.000 | | | | | | | | | | | | | | | | | | | | |

AB 33
R 5
H 9
RBI 5
BB 1
SO 1
LOB 10




AB 30
R 3
H 5
RBI 3
BB 3
SO 3
LOB 9



| Batter | 1 | 2 | 3 | 4 | 5 | 6 | 7 | 8 | 9 | 10 | 11 | 12 | 13 | 14 | AB | R | H | RBI | BB | SO | LOB | TOP | | | | | | | | | | | | | | | | |
|--|------------------------------|---------------------------------|---------------------------------|--------------------------------|--------------------------------|--------------------------------|---------------------------------|---------------------------------|--------------------------------|---------------------------------|--------------------------------|--------------------------------|---------------------------------|--------------------------------|--------------------------------|----------------------------------|------------------------------------|----------------------------------|--------|----|-----|-----|---|---|---|---|---|---|---|---|---|------|-------|--|--|--|--|--|
| Lanco Johnson, L OBP: 0.396, SLG: 0.325 (1, 8) | G6-3 | | G3-1 | | | G1-3 | | | 1B BB | | F7 | | | B5-3 | 5 | 1 | 0 | 0 | 1 | 0 | 0 | | | | | | | | | | | | | | | | | |
| Edgardo Alfonzo, R Andy Rothstein, L Rick Reed, R Manny Alexander, R Brian Bohanon, L Barry Manuel, R | K | | | K | | | L9 | | K | | G5-3 | | | K | 3 | 0 | 0 | 0 | 0 | 2 | 0 | | | | | | | | | | | | | | | | | |
| John Olerud, L OBP: 0.444, SLG: 0.579 (1, 3) | G3 | | | F9 | | | F7 | | 1B | | | | | | 5 | 0 | 1 | 1 | 0 | 1 | 0 | | | | | | | | | | | | | | | | | |
| Todd Hundley, S OBP: 0.325, SLG: 0.563 (1, 2) | | K | | P3 | | | | | K | | | F9 | | | 5 | 1 | 1 | 1 | 0 | 2 | 1 | | | | | | | | | | | | | | | | | |
| Bernard Gilkey, R OBP: 0.273, SLG: 0.282 (1, 7) | | G6-3 | | | | P3 | | | | | G6-3 | | | | 5 | 0 | 0 | 0 | 0 | 2 | 0 | | | | | | | | | | | | | | | | | |
| Carl Everett, S OBP: 0.100, SLG: 0.053 Alex Ochoa, R OBP: 0.182, SLG: 0.227 | | | | | | B2-3 | | | K | | G6-3 | | | G4-3 | 2 | 0 | 1 | 0 | 0 | 0 | 0 | | | | | | | | | | | | | | | | | |
| Carlos Baerga, S OBP: 0.226, SLG: 0.172 (1, 4) | | | | | | G1-3 | | | G6-3 | | | | | L7 | 5 | 0 | 1 | 0 | 0 | 0 | 1 | | | | | | | | | | | | | | | | | |
| Ray Ordonez, R OBP: 0.267, SLG: 0.267 (1, 6) | | | | | | | | | G6-3 | | | | | F9 | 5 | 0 | 0 | 0 | 0 | 1 | 1 | | | | | | | | | | | | | | | | | |
| Dave Micki, R Steve Bieser, L Butch Huskey, R | | | | | | | | | K | | | | | L8 | 2 | 0 | 0 | 0 | 0 | 1 | 0 | | | | | | | | | | | | | | | | | |
| Inning Stats | R: 0 E: 0 K: 1 S: 6 | H: 0 LOB: 0 BB: 0 P: 9 | H: 1 LOB: 1 K: 1 S: 12 | H: 0 LOB: 0 K: 1 S: 8 | H: 0 LOB: 0 K: 1 S: 9 | H: 0 LOB: 0 K: 0 S: 4 | H: 0 LOB: 0 K: 1 S: 10 | H: 1 LOB: 0 K: 1 S: 12 | H: 0 LOB: 0 K: 1 S: 8 | H: 1 LOB: 1 K: 3 S: 12 | H: 1 LOB: 1 K: 0 S: 7 | H: 0 LOB: 0 K: 0 S: 4 | H: 0 LOB: 0 K: 2 S: 10 | H: 0 LOB: 0 K: 0 S: 5 | H: 0 LOB: 0 K: 1 S: 6 | 1B: 3 2B: 0 3B: 0 HR: 1 | SF: 0 SAC: 0 DP: 0 HBP: 0 | WP: 0 PB: 0 SB: 1 CS: 0 | PA: 47 | | | | | | | | | | | | | | | | | | | |
| PITCHER | IP | WLS | BF | H | R | ER | SO | BB | IBB | HBP | BLK | WP | HR | S | P | ERA | WHIP | | | | | | | | | | | | | | | | | | | | | |
| Chan Ho Park, R Scott Radinsky, L Todd Worrell, R Darren Hall, R Mark Guthrie, L | 7.0 | 23 | 2 | 2 | 1 | 0 | 6 | 0 | 0 | 0 | 0 | 0 | 0 | 8 | 9 | 2.77 | 0.286 | | | | | | | | | | | | | | | | | | | | | |
| PITCHER | | | | | | | | | | | | | | | | | Tom Candiotti, R | (14, 1) | 1.0 | 3 | 0 | 0 | 1 | 0 | 0 | 0 | 0 | 0 | 0 | 8 | 9 | 0.00 | 0.000 | | | | | |

New York Mets @ Los Angeles Dodgers
Dodger Stadium, Los Angeles, CA
 Wed Apr 09 1997, 7:05 PM PDT
 Att: 28,056 - Unknown - 64 F


AB 46
 R 2
 H 4
 RBI 2
 BB 1
 SO 13
 LOB 4



| Batter | 1 | 2 | 3 | 4 | 5 | 6 | 7 | 8 | 9 | 10 | 11 | 12 | 13 | 14 | AB | R | H | RBI | BB | SO | LOB | BOTTOM | | | | | | | | | | | | | | | | |
|--|------------------------------|----------------------------------|--------------------------------|---------------------------------|--------------------------------|--------------------------------|--------------------------------|--------------------------------|---------------------------------|--------------------------------|--------------------------------|--------------------------------|---------------------------------|---------------------------------|--------------------------------|----------------------------------|------------------------------------|----------------------------------|--------|----|-----|--------|---|---|---|---|---|---|---|---|---|------|-------|--|--|--|--|--|
| Brett Butler, L OBP: 0.378, SLG: 0.267 (1, 8) | G6-3 | | SH2-3 | | G1-3 | | | K | | | G3 | | | E SH1-4 1B | 5 | 1 | 1 | 0 | 0 | 1 | 0 | | | | | | | | | | | | | | | | | |
| Todd Hollandsworth, L OBP: 0.282, SLG: 0.333 (1, 7) | G1-3 | | F7 | | | G5-3 1B | | F9 | | | L8 | | | SH1-4 | 5 | 0 | 1 | 0 | 0 | 0 | 1 | | | | | | | | | | | | | | | | | |
| Raul Mondesi, R OBP: 0.268, SLG: 0.462 (1, 9) | P6 | | K | | | G5-3 | | F7 | | | K | | | E5 1B | 6 | 0 | 0 | 0 | 0 | 2 | 3 | | | | | | | | | | | | | | | | | |
| Mike Piazza, R OBP: 0.447, SLG: 0.438 (1, 2) | | HR 1B | | | | | | | | | | | | | 4 | 1 | 2 | 1 | 2 | 2 | 0 | | | | | | | | | | | | | | | | | |
| Eric Karros, R OBP: 0.333, SLG: 0.265 (1, 3) | | P3 | | | | G5-3 | | | | | | | | G6-3 | 5 | 0 | 1 | 0 | 0 | 0 | 4 | | | | | | | | | | | | | | | | | |
| Todd Zeile, R OBP: 0.270, SLG: 0.344 (1, 5) | | | | | | | | L9 | | | | | | K | 5 | 1 | 1 | 2 | 0 | 2 | 2 | | | | | | | | | | | | | | | | | |
| Greg Gagne, R OBP: 0.176, SLG: 0.235 (1, 6) | | G5-3 | | | | | | K2-3 | | | | | | | 5 | 0 | 0 | 0 | 0 | 1 | 1 | | | | | | | | | | | | | | | | | |
| Chad Fonville, S (1, 4) | | G5-3 | | | | | | G4-3 | | | | | | | 4 | 0 | 0 | 0 | 1 | 2 | 0 | | | | | | | | | | | | | | | | | |
| Inning Stats | R: 0 E: 0 K: 0 S: 5 | H: 2 LOB: 0 BB: 0 P: 16 | H: 0 LOB: 1 K: 1 S: 7 | H: 0 LOB: 1 K: 1 S: 10 | H: 0 LOB: 0 K: 0 S: 7 | H: 0 LOB: 0 K: 0 S: 6 | H: 1 LOB: 1 K: 1 S: 9 | H: 0 LOB: 1 K: 1 S: 7 | H: 0 LOB: 0 K: 1 S: 11 | H: 1 LOB: 1 K: 1 S: 8 | H: 0 LOB: 0 K: 2 S: 8 | H: 0 LOB: 0 K: 1 S: 9 | H: 0 LOB: 0 K: 2 S: 10 | H: 0 LOB: 0 K: 1 S: 10 | H: 2 LOB: 2 K: 0 S: 6 | 1B: 5 2B: 0 3B: 0 HR: 1 | SF: 0 SAC: 2 DP: 2 HBP: 0 | WP: 0 PB: 0 SB: 0 CS: 0 | PA: 49 | | | | | | | | | | | | | | | | | | | |
| PITCHER | IP | WLS | BF | H | R | ER | SO | BB | IBB | HBP | BLK | WP | HR | S | P | ERA | WHIP | | | | | | | | | | | | | | | | | | | | | |
| Dave Micki, R Rick Reed, R Brian Bohanon, L Barry Manuel, R | 8.0 | 30 | 3 | 2 | 2 | 4 | 4 | 0 | 0 | 0 | 0 | 0 | 0 | 42 | 55 | 3.21 | 0.750 | | | | | | | | | | | | | | | | | | | | | |
| PITCHER | | | | | | | | | | | | | | | | | Tom Candiotti, R | (14, 1) | 1.0 | 3 | 0 | 0 | 1 | 0 | 0 | 0 | 0 | 0 | 0 | 4 | 6 | 0.00 | 3.000 | | | | | |


New York Mets @ Los Angeles Dodgers
Dodger Stadium, Los Angeles, CA
 Wed Apr 09 1997, 7:05 PM PDT
 Att: 28,056 - Unknown - 64 F

AB 43
 R 3
 H 6
 RBI 3
 BB 4
 SO 11
 LOB 12



| Batter | 1 | 2 | 3 | 4 | 5 | 6 | 7 | 8 | 9 | AB | R | H | RBI | BB | SO | LOB | TOP | | | | | |
|--|------------------------------|---------------------------------|------------------------------|---------------------------------|-------------------------------|----------------------------------|------------------------------|----------------------------------|------------------------------|---------------------------------|------------------------------|----------------------------------|------------------------------|----------------------------------|-------------------------------|----------------------------------|---|----------------------------------|------------------------------------|----------------------------------|--------|--|
| Brett Butler, L OBP: 0.357, SLG: 0.235 (1, 8) | G3-1 | | 1B BB | | G6-3 | | | L5 | K | 4 | 0 | 0 | 0 | 1 | 1 | 1 | Los Angeles Dodgers @ Pittsburgh Pirates Three Rivers Stadium, Pittsburgh, PA Fri Apr 11 1997, 7:05 PM EDT Att: 43,126 - Unknown - 51 F | | | | | |
| Wilton Guerrero, S OBP: 0.243, SLG: 0.314 (1, 4) | F7 | | 1B | | G3 | | | K | G5-3 | 5 | 0 | 1 | 1 | 0 | 1 | 1 | | | | | | |
| Raul Mondesi, R OBP: 0.267, SLG: 0.524 (1, 9) | F8 | | SF7 | | HR | | | K | | 3 | 1 | 1 | 2 | 0 | 1 | 0 | | | | | | |
| Mike Piazza, R OBP: 0.462, SLG: 0.438 Tom Prince, R OBP: 0.333, SLG: 0.333 (2, 2) | | G5-4-3 HBP | 1B | | P3 | | | E5 | 1B 3B | 0 | 0 | 0 | 0 | 0 | 0 | 0 | | | | | | |
| Eric Karros, R OBP: 0.302, SLG: 0.237 (1, 3) | L5 | | | | F7 | | | F9 | | 4 | 0 | 0 | 0 | 0 | 0 | 2 | | | | | | |
| Todd Hollandsworth, L OBP: 0.279, SLG: 0.325 (1, 7) | G5-4-3 | | | | F9 | | | BB 3B | 1B | 4 | 1 | 1 | 0 | 0 | 0 | 1 | | | | | | |
| Todd Zeile, R OBP: 0.293, SLG: 0.343 (1, 5) | | | FC3-5 1B | | K | | | F9 | BB 3B | 3 | 1 | 1 | 0 | 1 | 1 | 0 | | | | | | |
| Greg Gagne, R OBP: 0.237, SLG: 0.342 (1, 6) | | | BB FC3-5 1B | | G4-3 | | | FC4 | 3B | 4 | 2 | 3 | 3 | 0 | 0 | 0 | | | | | | |
| Ramon Martinez, R (1, 1) Scott Radinsky, L (8, 1) 37 Darren Dreifort, R (9, PH) Wayne Kirby, L (9, PH) Pedro Astacio, R (9, 1) | | | FC3-5 1B BB | | G3 | | | K | FC4 | 3 | 1 | 0 | 0 | 0 | 1 | 3 | | | | | | |
| Inning Stats | R: 0 E: 0 K: 0 S: 4 | H: 0 LOB: 0 BB: 0 P: 5 | R: 0 E: 0 K: 0 S: 2 | H: 0 LOB: 0 BB: 0 P: 5 | R: 2 E: 0 K: 0 S: 12 | H: 4 LOB: 2 BB: 1 P: 22 | R: 0 E: 0 K: 1 S: 6 | H: 0 LOB: 0 BB: 0 P: 11 | R: 0 E: 0 K: 0 S: 6 | H: 0 LOB: 0 BB: 0 P: 7 | R: 1 E: 0 K: 0 S: 7 | H: 1 LOB: 0 BB: 0 P: 11 | R: 0 E: 0 K: 2 S: 9 | H: 0 LOB: 0 BB: 0 P: 12 | R: 4 E: 1 K: 1 S: 16 | H: 2 LOB: 1 BB: 1 P: 24 | | 1B: 6 2B: 0 3B: 1 HR: 1 | SF: 1 SAC: 0 DP: 1 HBP: 1 | WP: 0 PB: 0 SB: 0 CS: 0 | PA: 38 | |
| PITCHER | IP | WLS | BF | H | R | ER | SO | BB | IBB | HBP | BLK | WP | HR | S | P | ERA | | WHIP | | | | |
| 67 Francisco Cordova, R ERA: 2.97 Ricardo Rincon, L ERA: 6.0 Marc Wilkins, R ERA: 10.13 | 7.0 | L | 27 | 6 | 3 | 3 | 2 | 1 | 0 | 1 | 0 | 0 | 1 | 47 | 75 | 3.86 | | 1.000 | | | | |
| | 1.0 | | 3 | 0 | 0 | 0 | 2 | 0 | 0 | 0 | 0 | 0 | 0 | 9 | 12 | 0.00 | 0.000 | | | | | |
| | 1.0 | | 8 | 2 | 4 | 3 | 1 | 1 | 0 | 0 | 0 | 0 | 0 | 16 | 24 | 27.00 | 3.000 | | | | | |

| Batter | 1 | 2 | 3 | 4 | 5 | 6 | 7 | 8 | 9 | AB | R | H | RBI | BB | SO | LOB | BOTTOM | | | | | | |
|--|-------------------------------|----------------------------------|-------------------------------|----------------------------------|------------------------------|----------------------------------|------------------------------|----------------------------------|------------------------------|----------------------------------|------------------------------|----------------------------------|------------------------------|---------------------------------|------------------------------|---------------------------------|---|------------------------------|----------------------------------|----------------------------------|------------------------------------|----------------------------------|--------|
| Tony Womack, L OBP: 0.326, SLG: 0.359 (1, 4) | G4 | | FC5-4 BB | | F8 | | | F7 | K | 4 | 0 | 0 | 0 | 1 | 1 | 3 | Los Angeles Dodgers @ Pittsburgh Pirates Three Rivers Stadium, Pittsburgh, PA Fri Apr 11 1997, 7:05 PM EDT Att: 43,126 - Unknown - 51 F | | | | | | |
| Jermaine Allensworth, R OBP: 0.350, SLG: 0.412 (1, 8) | K | | FC5-4 CS | | L4 | | | L4 | G6-3 | 5 | 0 | 1 | 0 | 0 | 1 | 3 | | | | | | | |
| Al Martin, L OBP: 0.417, SLG: 0.345 (1, 7) | 1B | | CS | | L6 BB | | | SF8 3B | | 2 | 1 | 2 | 0 | 2 | 0 | 0 | | | | | | | |
| Mark Johnson, L OBP: 0.206, SLG: 0.364 (1, 3) | 1B | | L6 BB | | P2 | | | SF8 | | 3 | 0 | 1 | 1 | 0 | 0 | 4 | | | | | | | |
| Kevin Elster, R OBP: 0.385, SLG: 0.485 (1, 6) | | E6 | | | 1B BB | | | G6-3 | | 3 | 0 | 0 | 0 | 1 | 1 | 0 | | | | | | | |
| 18 Jason Kendall, R OBP: 0.343, SLG: 0.313 (1, 2) | | K | | | 1B | | | K | | 3 | 0 | 1 | 0 | 0 | 2 | 1 | | | | | | | |
| Jose Guillen, R OBP: 0.219, SLG: 0.226 (1, 9) | | F9 | | | K | | | P9 | | 4 | 0 | 1 | 0 | 0 | 1 | 4 | | | | | | | |
| Joe Randa, R OBP: 0.355, SLG: 0.385 (1, 5) | | G4-3 | | | 67 FC1-6-5 2B | | | FC6-4 HBP | | 4 | 0 | 2 | 0 | 0 | 0 | 2 | | | | | | | |
| 67 Francisco Cordova, R (1, 1) Midre Cummings, L (7, PH) Ricardo Rincon, L (8, 1) Marc Wilkins, R (9, 1) Dale Sveum, S (9, PH) | | | | | K | | | F8 | | 2 | 0 | 0 | 0 | 0 | 1 | 1 | | | | | | | |
| Inning Stats | R: 0 E: 0 K: 1 S: 11 | H: 2 LOB: 2 BB: 0 P: 18 | R: 0 E: 1 K: 1 S: 11 | H: 0 LOB: 1 BB: 0 P: 18 | R: 0 E: 0 K: 1 S: 8 | H: 0 LOB: 0 BB: 1 P: 15 | R: 0 E: 0 K: 1 S: 9 | H: 1 LOB: 2 BB: 2 P: 21 | R: 0 E: 0 K: 0 S: 6 | H: 2 LOB: 3 BB: 1 P: 15 | R: 0 E: 0 K: 1 S: 8 | H: 0 LOB: 1 BB: 0 P: 11 | R: 0 E: 0 K: 0 S: 5 | H: 0 LOB: 0 BB: 0 P: 6 | R: 1 E: 0 K: 1 S: 7 | H: 1 LOB: 0 BB: 0 P: 9 | | R: 0 E: 0 K: 1 S: 8 | H: 2 LOB: 2 BB: 0 P: 14 | 1B: 4 2B: 4 3B: 1 HR: 0 | SF: 1 SAC: 0 DP: 1 HBP: 1 | WP: 0 PB: 0 SB: 1 CS: 1 | PA: 39 |
| PITCHER | IP | WLS | BF | H | R | ER | SO | BB | IBB | HBP | BLK | WP | HR | S | P | ERA | | WHIP | | | | | |
| Ramon Martinez, R ERA: 2.85 Scott Radinsky, L ERA: 1.42 37 Darren Dreifort, R ERA: Pedro Astacio, R ERA: 2.0 | 7.0 | W | 29 | 5 | 0 | 0 | 5 | 4 | 0 | 1 | 0 | 0 | 0 | 2 | 3 | 0.00 | | 1.286 | | | | | |
| | 0.1 | | 2 | 1 | 1 | 1 | 0 | 0 | 0 | 0 | 0 | 0 | 0 | 2 | 3 | 27.00 | 3.000 | | | | | | |
| | 0.2 | | 2 | 0 | 0 | 0 | 1 | 0 | 0 | 0 | 0 | 0 | 0 | 5 | 6 | 0.00 | 0.000 | | | | | | |
| | 1.0 | | 5 | 2 | 0 | 0 | 1 | 0 | 0 | 0 | 0 | 0 | 0 | 8 | 14 | 0.00 | 2.000 | | | | | | |

| Batter | 1 | 2 | 3 | 4 | 5 | 6 | 7 | 8 | 9 | AB | R | H | RBI | BB | SO | LOB | TOP | | | | | | | | | | |
|---|------------------------------|----------------------------------|------------------------------|----------------------------------|-------------------------------|----------------------------------|-------------------------------|----------------------------------|------------------------------|----------------------------------|-------------------------------|----------------------------------|------------------------------|----------------------------------|-------------------------------|----------------------------------|--|---|----------------------------------|------------------------------------|----------------------------------|--------|--|--|--|--|--|
| Brett Butler, L OBP: 0.392, SLG: 0.250 (1, 8) | 4-2 SH2-3 BB | | 1-2 1B | 3-2 G6-3 | | | 0-2 G4-3 | | 4-2 BB | 3 | 0 | 1 | 0 | 2 | 0 | 2 | Los Angeles Dodgers @ New York Mets Shea Stadium, Flushing, NY Tue Apr 15 1997, 7:05 PM EDT Att: 54,047 - Unknown - 58 F livebaseballscores.com | | | | | | | | | | |
| Wilton Guerrero, S OBP: 0.277, SLG: 0.364 (1, 4) | 0-0 SH2-3 | | 0-1 1B | | 1-1 G6-3 | | 1-3 K | | 0-2 F8 | 4 | 0 | 2 | 0 | 0 | 1 | 2 | | | | | | | | | | | |
| Raul Mondesi, R OBP: 0.296, SLG: 0.479 (1, 9) | 1-1 L5 | | 0-0 L5 | | 1-1 G6-3 | | | 1-0 G6-3 HBP | | 3 | 0 | 0 | 0 | 0 | 0 | 4 | | | | | | | | | | | |
| Mike Piazza, R OBP: 0.442, SLG: 0.400 (1, 2) | 4-1 BB | | 2-3 K | | 1-3 K | | | 3-2 G6-3 | | 3 | 0 | 0 | 0 | 1 | 2 | 3 | | | | | | | | | | | |
| Eric Karros, R OBP: 0.346, SLG: 0.348 (1, 3) | 2-2 F9 | | 3-2 P3 | | | 2-0 G6-3 | | 1-1 FC4-6 1B | | 4 | 0 | 1 | 0 | 0 | 0 | 4 | | | | | | | | | | | |
| Todd Hollandsworth, L OBP: 0.289, SLG: 0.367 (1, 7) | | 2-2 L6 | | 0-1 G3-1 | | 1-3 K | | 2-2 FC4-6 | | 4 | 0 | 0 | 0 | 0 | 1 | 1 | | | | | | | | | | | |
| Todd Zeile, R OBP: 0.327, SLG: 0.341 (1, 5) | | 2-2 G4-3 | | 2-0 FC1-5 1B | | 3-1 FC4 1B | | | 1-3 K | 4 | 0 | 2 | 0 | 0 | 1 | 0 | | | | | | | | | | | |
| Greg Gagne, R OBP: 0.304, SLG: 0.391 (1, 6) | | 0-0 1B | | 0-0 FC1-5 1B | | 1-1 FC4 | | | 0-2 F7 | 4 | 0 | 2 | 0 | 0 | 0 | 1 | | | | | | | | | | | |
| Ismael Valdez, R Chan Ho Park, R Chip Hale, S Scott Radinsky, L Todd Worrell, R Nelson Liriano, S (1, 1) (6, 1) (7, PH) (7, 1) (8, 1) (8, PH) | | 1-0 P4 | | 1-2 FC1-5 | | | 2-2 G3-1 | | 0-0 E5 BB | 2 | 0 | 0 | 0 | 0 | 0 | 3 | |  | | | | | | | | | |
| Inning Stats | R: 0 E: 0 K: 0 S: 9 | H: 0 LOB: 2 BB: 2 P: 20 | R: 0 E: 0 K: 0 S: 8 | H: 1 LOB: 1 BB: 0 P: 13 | R: 0 E: 0 K: 1 S: 13 | H: 2 LOB: 2 BB: 0 P: 19 | R: 0 E: 0 K: 0 S: 10 | H: 2 LOB: 1 BB: 0 P: 16 | R: 0 E: 0 K: 1 S: 7 | H: 1 LOB: 0 BB: 0 P: 10 | R: 0 E: 0 K: 1 S: 12 | H: 0 LOB: 0 BB: 0 P: 15 | R: 0 E: 0 K: 0 S: 8 | H: 1 LOB: 1 BB: 0 P: 15 | R: 0 E: 1 K: 1 S: 13 | H: 0 LOB: 2 BB: 1 P: 18 | | | 1B: 8 2B: 0 3B: 0 HR: 0 | SF: 0 SAC: 1 DP: 1 HBP: 1 | WP: 0 PB: 0 SB: 0 CS: 0 | PA: 38 | | | | | |
| PITCHER | IP | WLS | BF | H | R | ER | SO | BB | IBB | HBP | BLK | WP | HR | S | P | ERA | WHIP | | | | | | | | | | |
| Armando Reynoso, R ERA: 4.05 (1, 1) | 5.0 | W | 22 | 6 | 0 | 0 | 2 | 2 | 0 | 0 | 0 | 0 | 0 | 47 | 78 | 0.00 | 1.600 | | | | | | | | | | |
| Toby Borland, R ERA: 4.05 (6, 1) | 4.0 | S | 16 | 2 | 0 | 0 | 3 | 1 | 0 | 1 | 0 | 0 | 0 | 42 | 64 | 0.00 | 0.750 | | | | | | | | | | |

| Batter | 1 | 2 | 3 | 4 | 5 | 6 | 7 | 8 | 9 | AB | R | H | RBI | BB | SO | LOB | BOTTOM | | | | | | | | | | |
|---|------------------------------|---------------------------------|------------------------------|----------------------------------|--------------------------------------|----------------------------------|-------------------------------|----------------------------------|-------------------------------|----------------------------------|------------------------------|----------------------------------|------------------------------|----------------------------------|-------------------------------|----------------------------------|--|----------------------------------|------------------------------------|----------------------------------|--------|--|--|--|--|--|--|
| Lance Johnson, L OBP: 0.415, SLG: 0.364 (1, 8) | 0-0 F8 | | | 2-1 F7 | 0-0 1B | | 2-0 G1-6-3 1B | | | 4 | 0 | 2 | 4 | 0 | 0 | 0 | Los Angeles Dodgers @ New York Mets Shea Stadium, Flushing, NY Tue Apr 15 1997, 7:05 PM EDT Att: 54,047 - Unknown - 58 F livebaseballscores.com | | | | | | | | | | |
| John Olerud, L OBP: 0.435, SLG: 0.618 (1, 3) | 1-1 G4-3 | | | 2-2 1B | 0-1 1B | | 1-1 G1-6-3 | | | 4 | 0 | 2 | 0 | 0 | 0 | 2 | | | | | | | | | | | |
| Bernard Gilkey, R OBP: 0.279, SLG: 0.315 (1, 7) | 0-3 K | | | 2-3 K | | 1-0 F7 | | 4-2 FC6-4 BB | | 3 | 0 | 0 | 0 | 1 | 2 | 1 | | | | | | | | | | | |
| Todd Hundley, S OBP: 0.288, SLG: 0.429 (1, 2) | | 3-2 F8 | | 2-1 F9 | | 3-2 G4-3 | | 1 SAFE 0-0 P3 | | 4 | 0 | 0 | 0 | 0 | 0 | 2 | | | | | | | | | | | |
| Butch Huskey, R OBP: 0.167, SLG: 0.257 (1, 5) | | 1-3 K | | | 0-1 1B E | | 0-3 K | | 0-3 K | 4 | 0 | 1 | 0 | 0 | 3 | 1 | | | | | | | | | | | |
| Carlos Baerga, S OBP: 0.214, SLG: 0.200 Manny Alexander, R OBP: 0.200, SLG: 0.200 (1, 4) (7, FR) (8, 4) | | 1-1 F9 | | | 0-1 E5 1B | | 0-0 1B 2B | | 1-2 FC6-4 | 3 | 1 | 1 | 0 | 0 | 0 | 1 | | | | | | | | | | | |
| Alex Ochoa, R OBP: 0.286, SLG: 0.324 (1, 9) | | | 2-2 G5-4-3 1B | | 2-2 G1-2-3 1B | | 0-1 SH2-4 1B | | | 3 | 2 | 3 | 0 | 0 | 0 | 0 | | | | | | | | | | | |
| Rey Ordenez, R OBP: 0.293, SLG: 0.275 (1, 6) | | | 0-0 G5-4-3 | | 1-2 G1-2-3 | | 0-0 SH2-4 1B | | | 3 | 1 | 1 | 1 | 0 | 0 | 4 | | | | | | | | | | | |
| Armando Reynoso, R Matt Franco, L Toby Borland, R (1, 1) (5, PH) (6, 1) | | | 0-3 K | | 1-2 2-3 3-H 4-2 1B BB | | 1-2 3-H 2-3 1B | | 1-2 SH2-4 | 1 | 0 | 0 | 0 | 0 | 1 | 0 | | | | | | | | | | | |
| Inning Stats | R: 0 E: 0 K: 1 S: 7 | H: 0 LOB: 0 BB: 0 P: 8 | R: 0 E: 0 K: 1 S: 9 | H: 0 LOB: 0 BB: 0 P: 14 | R: 0 E: 0 K: 1 S: 8 | H: 1 LOB: 0 BB: 0 P: 10 | R: 0 E: 0 K: 1 S: 10 | H: 1 LOB: 1 BB: 0 P: 18 | R: 2 E: 1 K: 0 S: 18 | H: 4 LOB: 2 BB: 1 P: 25 | R: 0 E: 0 K: 1 S: 8 | H: 0 LOB: 0 BB: 0 P: 12 | R: 3 E: 0 K: 0 S: 8 | H: 4 LOB: 1 BB: 0 P: 11 | R: 0 E: 0 K: 1 S: 11 | H: 0 LOB: 1 BB: 1 P: 16 | | 1B: 9 2B: 1 3B: 0 HR: 0 | SF: 0 SAC: 1 DP: 3 HBP: 0 | WP: 0 PB: 0 SB: 0 CS: 0 | PA: 33 | | | | | | |
| PITCHER | IP | WLS | BF | H | R | ER | SO | BB | IBB | HBP | BLK | WP | HR | S | P | ERA | WHIP | | | | | | | | | | |
| Ismael Valdez, R ERA: 2.95 (1, 1) | 1.0 | L | 3 | 0 | 0 | 0 | 1 | 0 | 0 | 0 | 0 | 0 | 0 | 8 | 12 | 0.00 | 0.000 | | | | | | | | | | |
| Chan Ho Park, R ERA: 2.57 (6, 1) | 1.0 | | 6 | 4 | 3 | 3 | 0 | 0 | 0 | 0 | 0 | 0 | 0 | 8 | 11 | 27.00 | 4.000 | | | | | | | | | | |
| Scott Radinsky, L ERA: 4.91 (7, 1) | 1.0 | | 4 | 0 | 0 | 0 | 1 | 1 | 0 | 0 | 0 | 0 | 0 | 11 | 16 | 0.00 | 1.000 | | | | | | | | | | |
| Todd Worrell, R ERA: 1.5 (8, 1) | 1.0 | | 4 | 0 | 0 | 0 | 1 | 1 | 0 | 0 | 0 | 0 | 0 | 11 | 16 | 0.00 | 1.000 | | | | | | | | | | |




| Batter | 1 | 2 | 3 | 4 | 5 | 6 | 7 | 8 | 9 | AB | R | H | RBI | BB | SO | LOB | TOP | | | |
|--|---|---|---|---|---|---|---|---|---|---|---|---|---|---|---|---|---|---|---|---|
| Brett Butler, L OBP: 0.446, SLG: 0.333 (1, 8) | 1B | | 1B | | | | 1B | 1B | | 5 | 2 | 5 | 0 | 0 | 0 | 0 | | | | |
| Wilton Guerrero, S OBP: 0.294, SLG: 0.438 (1, 4) | 1-2 | | HR | | | | 1-2 | | 1B | 4 | 1 | 2 | 2 | 0 | 1 | 2 | | | | |
| Raul Mondesi, R OBP: 0.288, SLG: 0.442 (1, 9) | 1-2 | | 1-2 | | | | BB | | 1-2 | 4 | 1 | 0 | 0 | 1 | 1 | 4 | | | | |
| Eric Karros, R OBP: 0.351, SLG: 0.400 (1, 3) | 1-3 2H | | 1-2 | | | | HR | | 3-3 | 4 | 1 | 1 | 2 | 1 | 1 | 1 | | | | |
| Todd Hollandsworth, L OBP: 0.286, SLG: 0.365 (1, 7) | 1-2 | | BB | | | | 1B | | | 3 | 0 | 1 | 0 | 1 | 0 | 4 | | | | |
| Todd Zeile, R OBP: 0.302, SLG: 0.311 (1, 5) | 1-2 | | 1-2 | | | | 1-2 | 1-2 | | 4 | 0 | 0 | 0 | 0 | 1 | 3 | | | | |
| Greg Gagne, R OBP: 0.320, SLG: 0.420 (1, 6) | | 1-2 | | | | | | 1-1 | | 4 | 0 | 2 | 0 | 0 | 0 | 0 | | | | |
| Tom Prince, R OBP: 0.400, SLG: 0.429 (1, 2) | | 1-2 | | | | | 2-2 | | 1B BB | 3 | 0 | 0 | 0 | 1 | 0 | 2 | | | | |
| Pedro Astacio, R (1, 1) | | | | | | | | | | 3 | 0 | 0 | 0 | 0 | 2 | 2 | | | | |
| 37 Darren Dreifort, R (8, 1) | | | | | | | | | | 0 | 0 | 0 | 0 | 0 | 0 | 0 | | | | |
| Mark Guthrie, R (8, 1) | | | | | | | | | | 0 | 0 | 0 | 0 | 0 | 0 | 0 | | | | |
| Todd Worrell, R (9, 1) | | | | | | | | | | 0 | 0 | 0 | 0 | 0 | 0 | 0 | | | | |
| Inning Stats | R: 1 E: 2 K: 1 S: 16 | H: 1 LOB: 2 BB: 0 P: 25 | R: 0 E: 0 K: 0 S: 6 | H: 0 LOB: 0 BB: 0 P: 6 | R: 2 E: 0 K: 0 S: 10 | H: 2 LOB: 0 BB: 1 P: 20 | R: 0 E: 0 K: 2 S: 11 | H: 1 LOB: 1 BB: 0 P: 16 | R: 0 E: 0 K: 1 S: 12 | H: 1 LOB: 2 BB: 1 P: 22 | R: 2 E: 0 K: 1 S: 14 | H: 3 LOB: 1 BB: 1 P: 25 | R: 0 E: 0 K: 0 S: 8 | H: 1 LOB: 2 BB: 0 P: 16 | R: 0 E: 0 K: 1 S: 6 | H: 1 LOB: 0 BB: 0 P: 10 | 1B: 8 2B: 1 3B: 0 HR: 2 | SF: 0 SAC: 2 DP: 1 HBP: 0 | WP: 0 PB: 0 SB: 0 CS: 2 | PA: 41 |
| PITCHER | IP WLS BF H R ER SO BB IBB HBP BLK WP HR S P ERA WHIP | IP WLS BF H R ER SO BB IBB HBP BLK WP HR S P ERA WHIP | IP WLS BF H R ER SO BB IBB HBP BLK WP HR S P ERA WHIP | IP WLS BF H R ER SO BB IBB HBP BLK WP HR S P ERA WHIP | IP WLS BF H R ER SO BB IBB HBP BLK WP HR S P ERA WHIP | IP WLS BF H R ER SO BB IBB HBP BLK WP HR S P ERA WHIP | IP WLS BF H R ER SO BB IBB HBP BLK WP HR S P ERA WHIP | IP WLS BF H R ER SO BB IBB HBP BLK WP HR S P ERA WHIP | IP WLS BF H R ER SO BB IBB HBP BLK WP HR S P ERA WHIP | IP WLS BF H R ER SO BB IBB HBP BLK WP HR S P ERA WHIP | IP WLS BF H R ER SO BB IBB HBP BLK WP HR S P ERA WHIP | IP WLS BF H R ER SO BB IBB HBP BLK WP HR S P ERA WHIP | IP WLS BF H R ER SO BB IBB HBP BLK WP HR S P ERA WHIP | IP WLS BF H R ER SO BB IBB HBP BLK WP HR S P ERA WHIP | IP WLS BF H R ER SO BB IBB HBP BLK WP HR S P ERA WHIP | IP WLS BF H R ER SO BB IBB HBP BLK WP HR S P ERA WHIP | IP WLS BF H R ER SO BB IBB HBP BLK WP HR S P ERA WHIP | IP WLS BF H R ER SO BB IBB HBP BLK WP HR S P ERA WHIP | IP WLS BF H R ER SO BB IBB HBP BLK WP HR S P ERA WHIP | IP WLS BF H R ER SO BB IBB HBP BLK WP HR S P ERA WHIP |

Los Angeles Dodgers @ New York Mets
Shea Stadium, Flushing, NY
Wed Apr 16 1997, 3:33 AM EDT
Att: 13,759 - Cloudy - 60 F

livebaseballscorecards.com

| | |
|-----|----|
| AB | 34 |
| R | 5 |
| H | 11 |
| RBI | 4 |
| BB | 4 |
| SO | 6 |
| LOB | 18 |




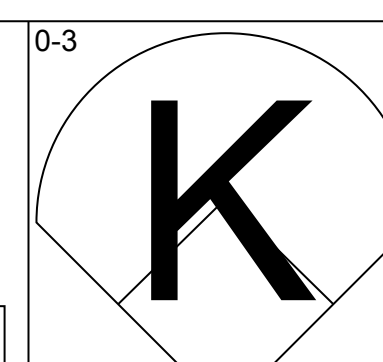
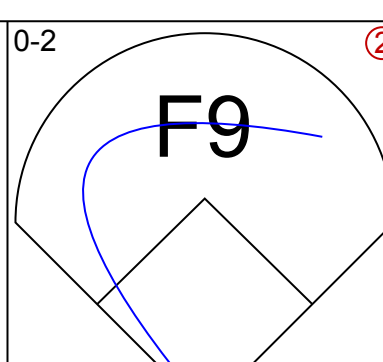
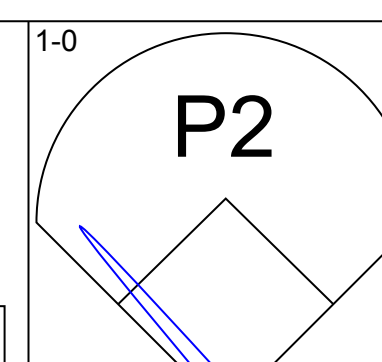
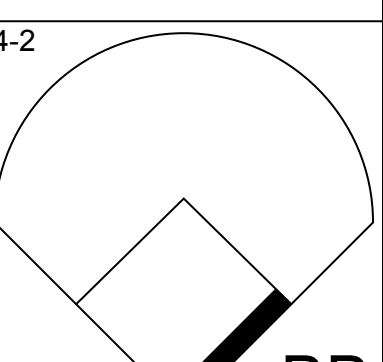
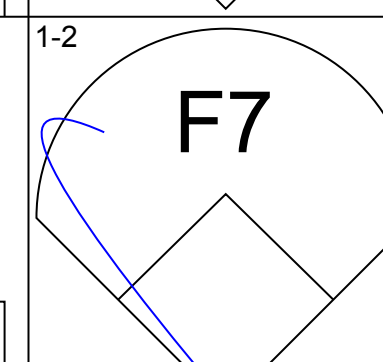
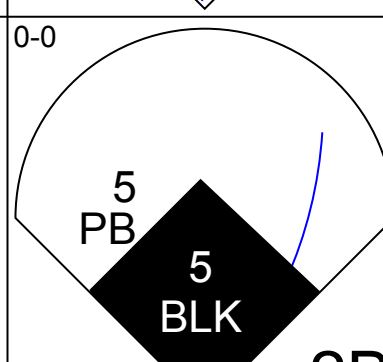
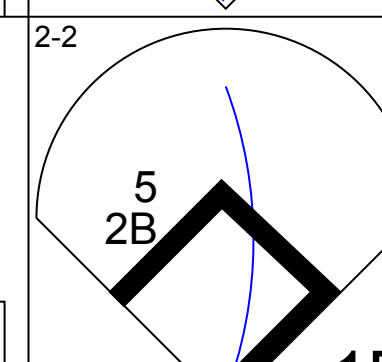
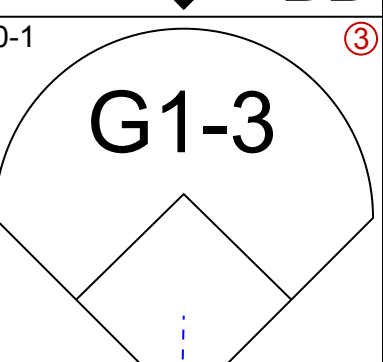
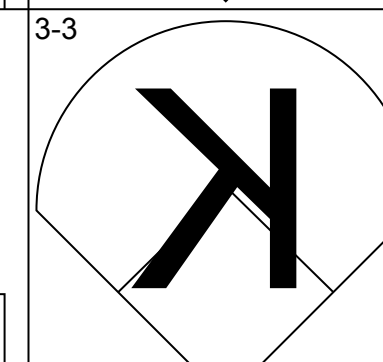
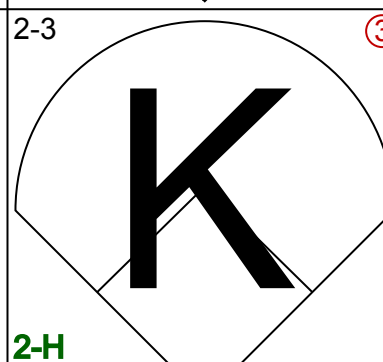
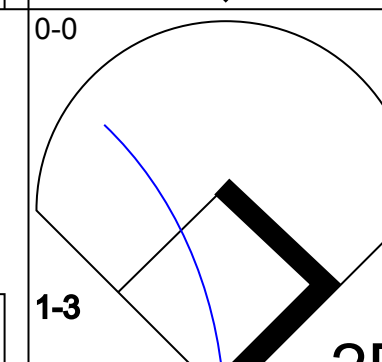
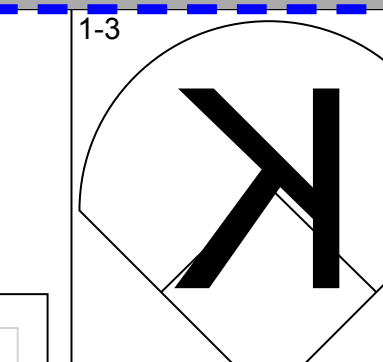
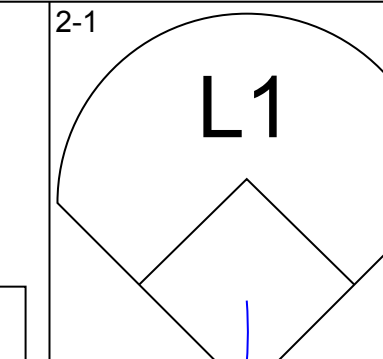
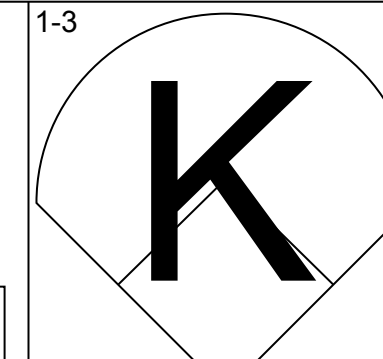

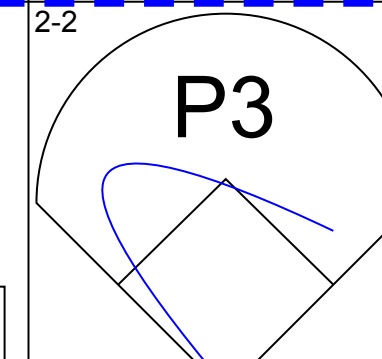
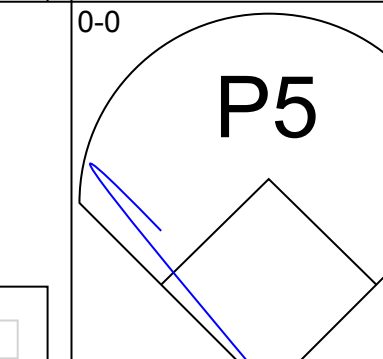
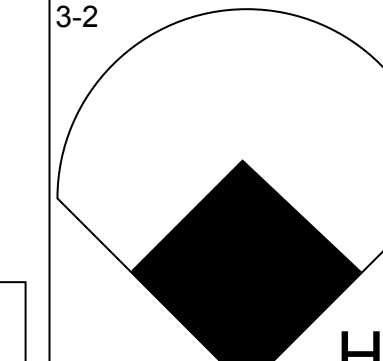
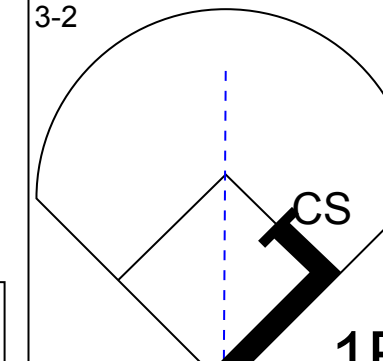

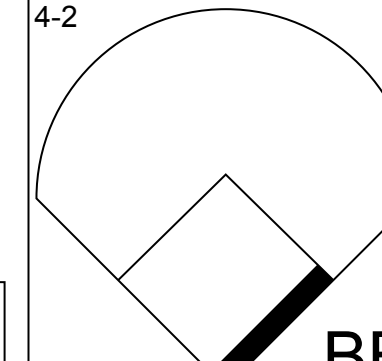
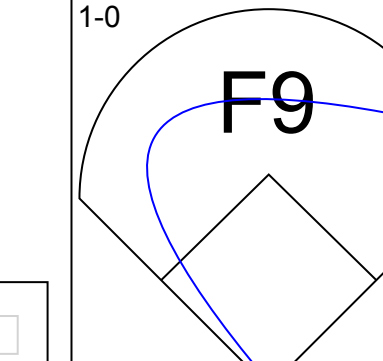
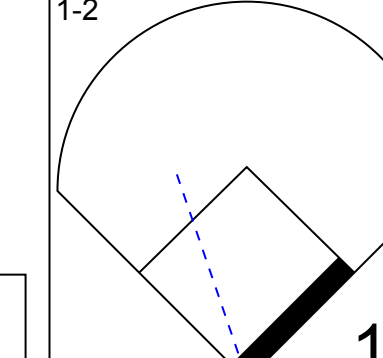
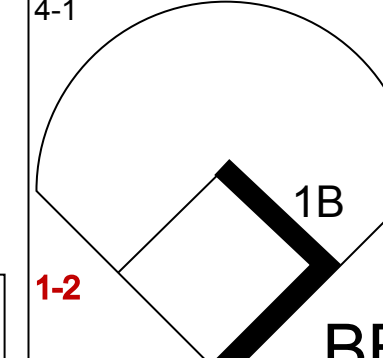
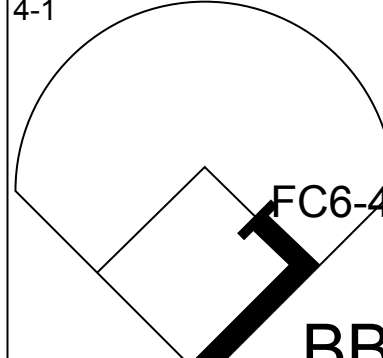
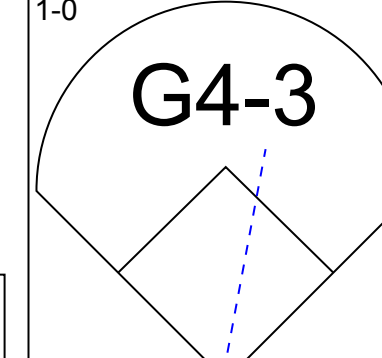
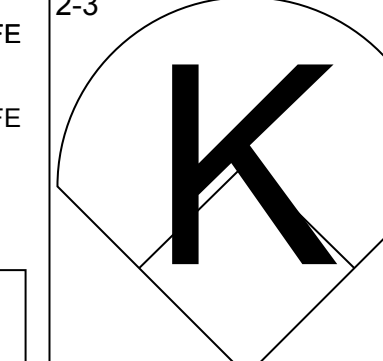
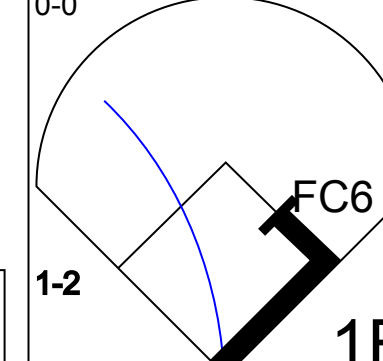
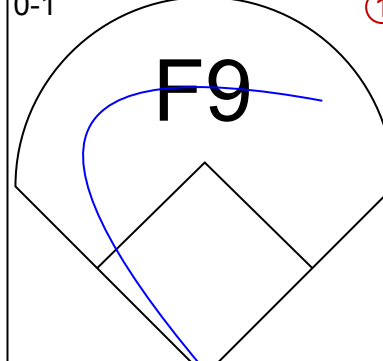
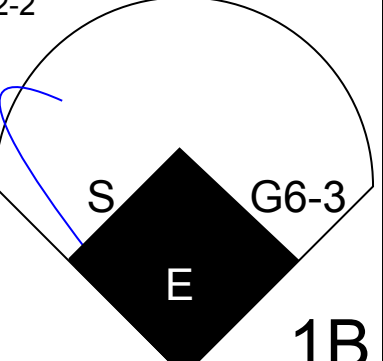
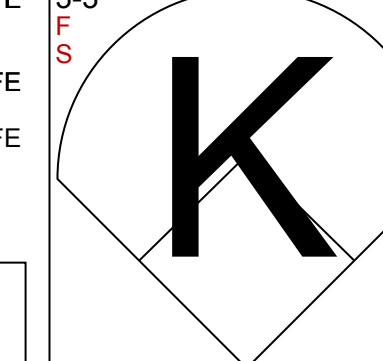
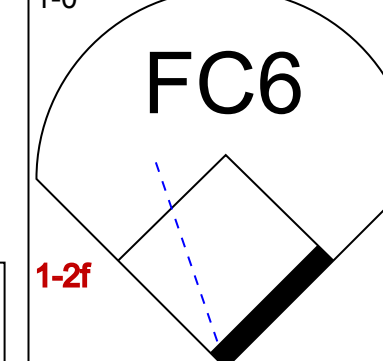
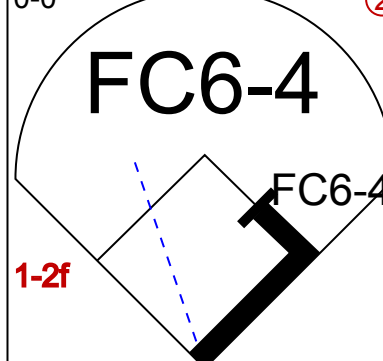

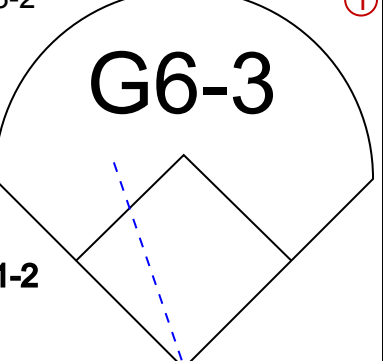


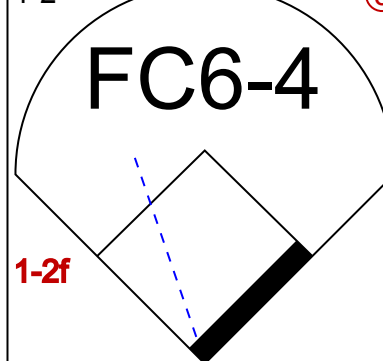
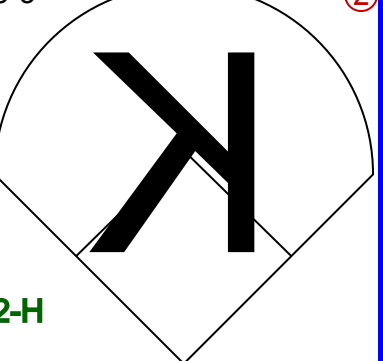
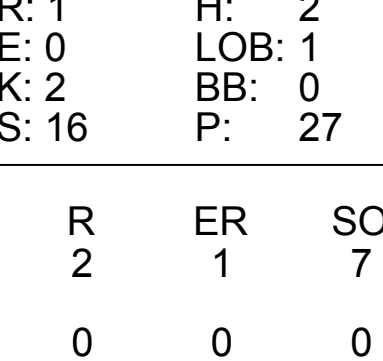
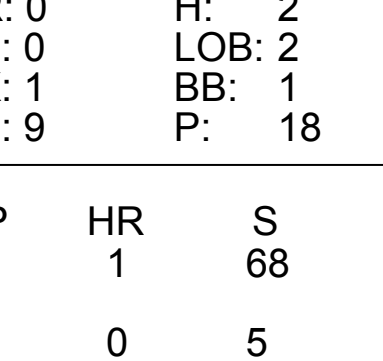
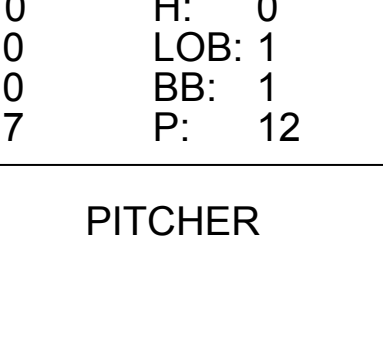
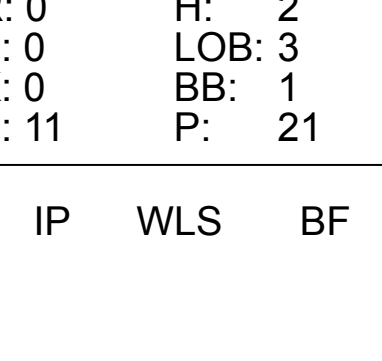
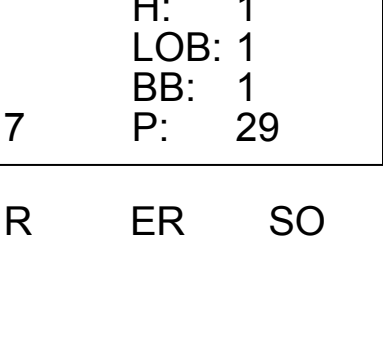

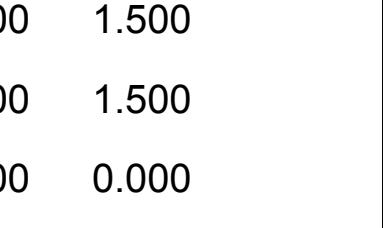


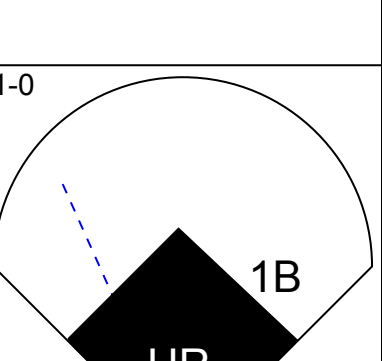
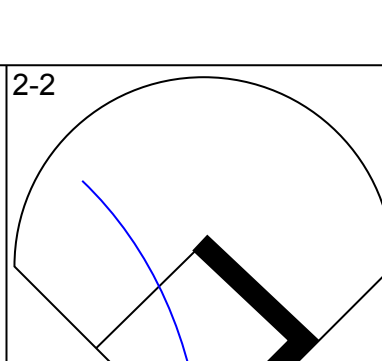
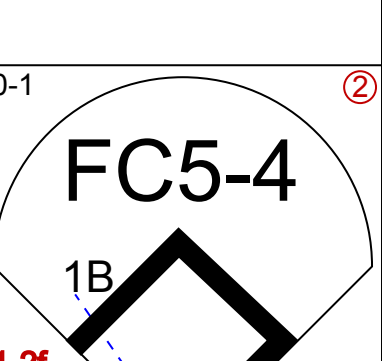
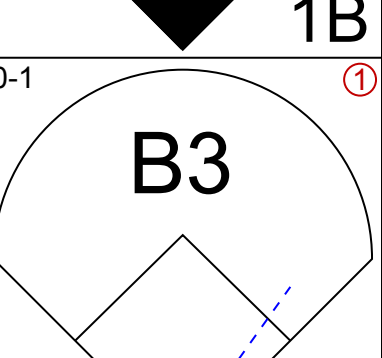
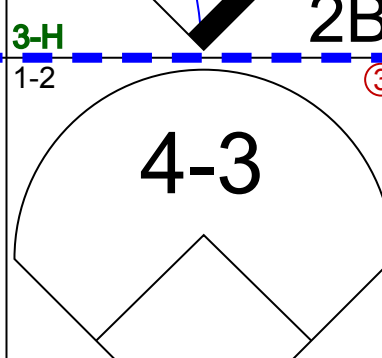
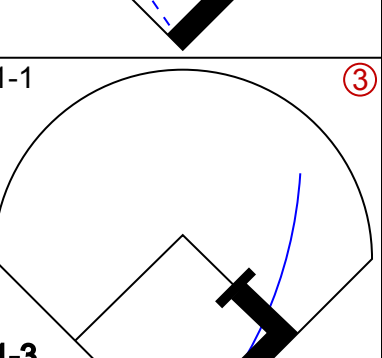
| Batter | 1 | 2 | 3 | 4 | 5 | 6 | 7 | 8 | 9 | AB | R | H | RBI | BB | SO | LOB | BOTTOM | | | | | |
|--|---|---|---|---|---|---|---|---|---|---|---|---|---|---|---|---|---|---|---|---|----------------------------------|--------|
| Lance Johnson, L OBP: 0.406, SLG: 0.345 (1, 8) | BLK SF8 BB | | 1-2 | | | | 1-2 | 2-0 | | 3 | 1 | 0 | 0 | 1 | 0 | 2 | | | | | | |
| John Olerud, L OBP: 0.424, SLG: 0.586 (1, 3) | 1-3 | | | BB | | | 2-3 | 2-3 | | 3 | 0 | 0 | 0 | 1 | 2 | 3 | | | | | | |
| Bernard Gilkey, R OBP: 0.262, SLG: 0.298 (1, 7) | 3H | | | 1-2 | | | 1-2 | | 3-2 | 3 | 0 | 0 | 1 | 0 | 0 | 1 | | | | | | |
| Todd Hundley, S OBP: 0.268, SLG: 0.391 (1, 2) | 1-2 | | | 1-0 | | | 0-3 | | 0-0 | 4 | 0 | 0 | 0 | 0 | 1 | 0 | | | | | | |
| Butch Huskey, R OBP: 0.150, SLG: 0.231 (1, 5) | | 1-1 | | | | | 1-1 | | 1-0 | 4 | 0 | 0 | 0 | 0 | 0 | 0 | | | | | | |
| Carlos Baerga, S OBP: 0.222, SLG: 0.233 (1, 4) | | 3-1 | | | | | 0-2 | | SF7 2B | 3 | 1 | 1 | 0 | 0 | 0 | 0 | | | | | | |
| Alex Ochoa, R OBP: 0.289, SLG: 0.306 (1, 9) | | 0-1 | | | | | 2-1 | | BB BB | 2 | 0 | 0 | 0 | 1 | 0 | 1 | | | | | | |
| Rey Ordenez, R OBP: 0.279, SLG: 0.262 (8, PH) | | | 1-2 | | | | 0-3 | | 1-2 2-3 BB | 2 | 0 | 0 | 0 | 0 | 1 | 1 | | | | | | |
| Carl Everett, S OBP: 0.148, SLG: 0.080 (9, 6) | | | | | | | 1-1 | | 1-2 2-3 BB | 0 | 0 | 0 | 0 | 1 | 0 | 0 | | | | | | |
| Manny Alexander, R OBP: 0.200, SLG: 0.200 (9, 6) | | | | | | | 1-1 | | 1-2 2-3 BB | 0 | 0 | 0 | 0 | 0 | 0 | 0 | | | | | | |
| Rick Reed, R (5, PH) | | | | | | | 1-1 | | 3H | 1 | 0 | 0 | 0 | 0 | 0 | 0 | | | | | | |
| Steve Bieser, L (5, PH) | | | | | | | 1-1 | | 3H | 1 | 0 | 0 | 0 | 0 | 0 | 0 | | | | | | |
| Brian Bohanon, L (7, 1) | | | | | | | 1-1 | | 3H | 1 | 0 | 0 | 0 | 0 | 0 | 0 | | | | | | |
| Barry Manuel, R (7, 1) | | | | | | | 1-1 | | 3H | 1 | 0 | 0 | 0 | 0 | 0 | 0 | | | | | | |
| Matt Franco, L (8, PH) | | | | | | | 1-1 | | 3H | 1 | 0 | 0 | 0 | 0 | 0 | 0 | | | | | | |
| Edgardo Alfonzo, R OBP: 0.222, SLG: 0.328 (8, PH) | | | | | | | 1-1 | | 3H | 1 | 0 | 0 | 0 | 0 | 0 | 0 | | | | | | |
| John Franco, L (9, 1) | | | | | | | 1-1 | | 3H | 1 | 0 | 0 | 0 | 0 | 0 | 0 | | | | | | |
| Inning Stats | R: 1 E: 0 K: 0 S: 6 | H: 0 LOB: 0 BB: 1 P: 17 | R: 0 E: 0 K: 0 S: 6 | H: 0 LOB: 0 BB: 0 P: 9 | R: 0 E: 0 K: 0 S: 7 | H: 0 LOB: 0 BB: 0 P: 11 | R: 0 E: 0 K: 0 S: 3 | H: 0 LOB: 0 BB: 1 P: 10 | R: 0 E: 0 K: 1 S: 11 | H: 0 LOB: 1 BB: 0 P: 14 | R: 0 E: 0 K: 1 S: 6 | H: 0 LOB: 0 BB: 0 P: 11 | R: 0 E: 0 K: 1 S: 6 | H: 0 LOB: 0 BB: 0 P: 9 | R: 1 E: 0 K: 1 S: 10 | H: 1 LOB: 2 BB: 2 P: 27 | R: 0 E: 0 K: 0 S: 5 | H: 0 LOB: 0 BB: 0 P: 9 | 1B: 0 2B: 1 3B: 0 HR: 0 | SF: 2 SAC: 0 DP: 1 HBP: 0 | WP: 0 PB: 0 SB: 1 CS: 0 | PA: 32 |
| PITCHER | IP WLS BF H R ER SO BB IBB HBP BLK WP HR S P ERA WHIP | IP WLS BF H R ER SO BB IBB HBP BLK WP HR S P ERA WHIP | IP WLS BF H R ER SO BB IBB HBP BLK WP HR S P ERA WHIP | IP WLS BF H R ER SO BB IBB HBP BLK WP HR S P ERA WHIP | IP WLS BF H R ER SO BB IBB HBP BLK WP HR S P ERA WHIP | IP WLS BF H R ER SO BB IBB HBP BLK WP HR S P ERA WHIP | IP WLS BF H R ER SO BB IBB HBP BLK WP HR S P ERA WHIP | IP WLS BF H R ER SO BB IBB HBP BLK WP HR S P ERA WHIP | IP WLS BF H R ER SO BB IBB HBP BLK WP HR S P ERA WHIP | IP WLS BF H R ER SO BB IBB HBP BLK WP HR S P ERA WHIP | IP WLS BF H R ER SO BB IBB HBP BLK WP HR S P ERA WHIP | IP WLS BF H R ER SO BB IBB HBP BLK WP HR S P ERA WHIP | IP WLS BF H R ER SO BB IBB HBP BLK WP HR S P ERA WHIP | IP WLS BF H R ER SO BB IBB HBP BLK WP HR S P ERA WHIP | IP WLS BF H R ER SO BB IBB HBP BLK WP HR S P ERA WHIP | IP WLS BF H R ER SO BB IBB HBP BLK WP HR S P ERA WHIP | IP WLS BF H R ER SO BB IBB HBP BLK WP HR S P ERA WHIP | IP WLS BF H R ER SO BB IBB HBP BLK WP HR S P ERA WHIP | IP WLS BF H R ER SO BB IBB HBP BLK WP HR S P ERA WHIP | IP WLS BF H R ER SO BB IBB HBP BLK WP HR S P ERA WHIP | | |

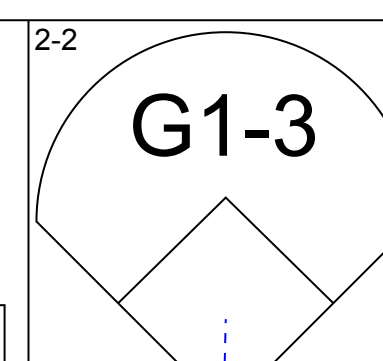
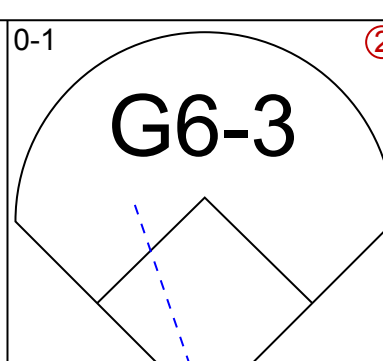
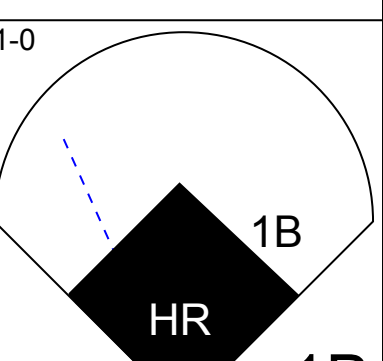
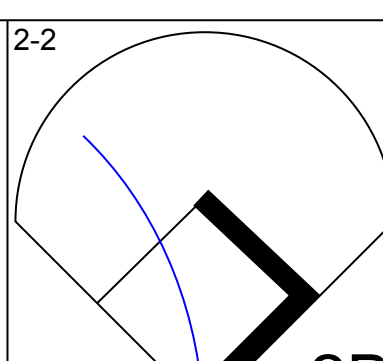
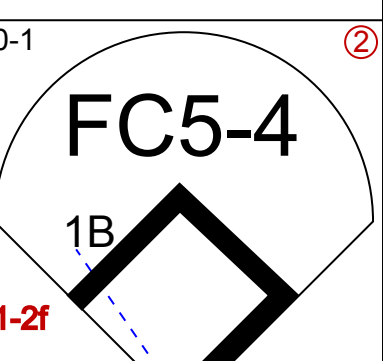
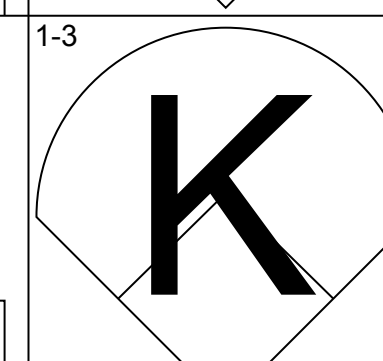
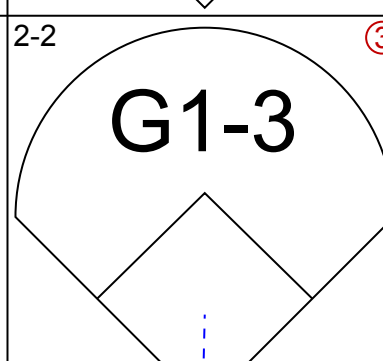
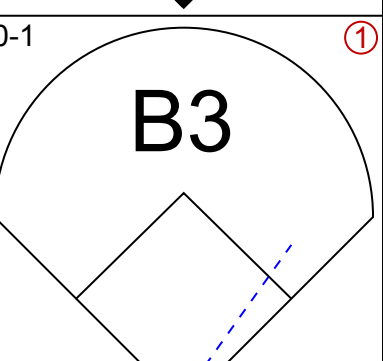
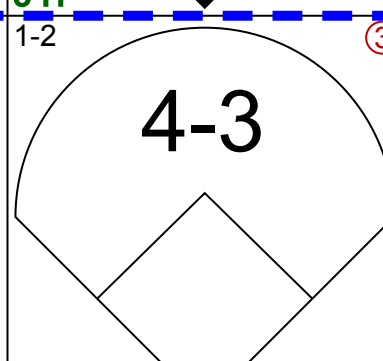
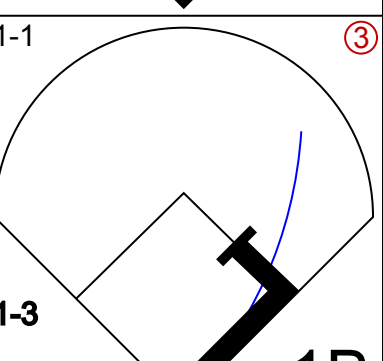
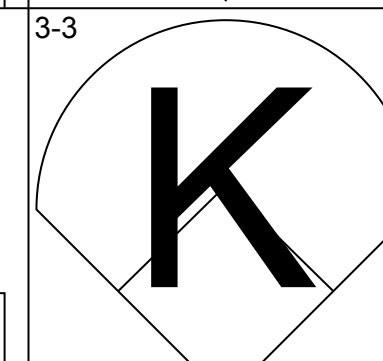
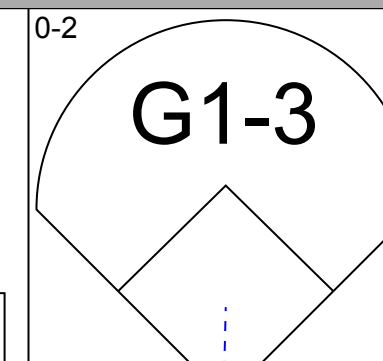
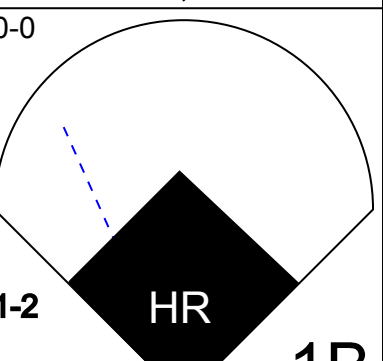
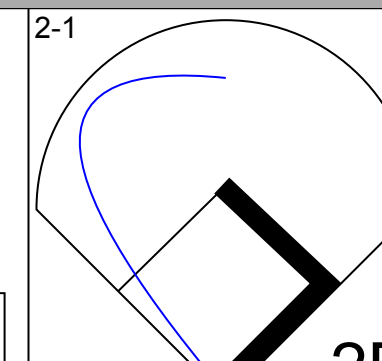
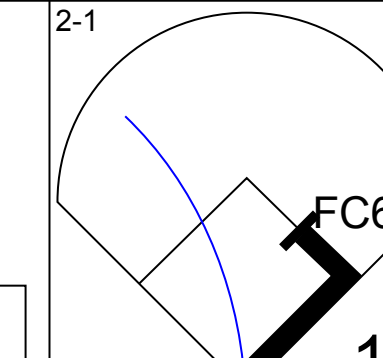
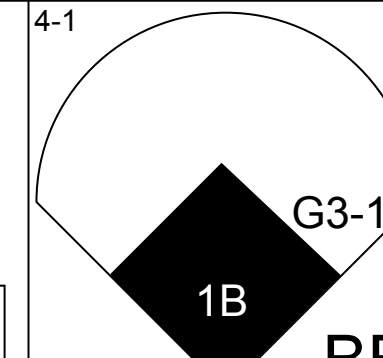
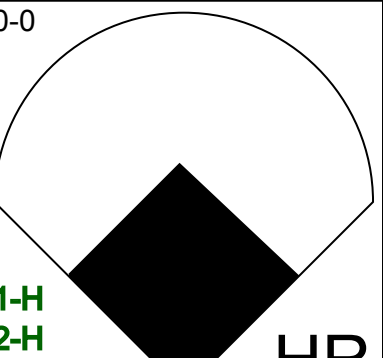
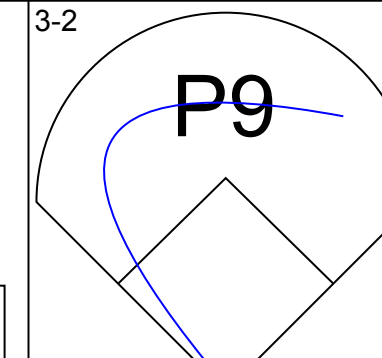
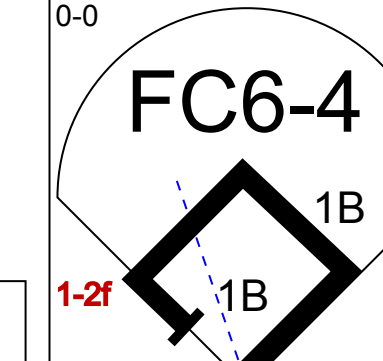
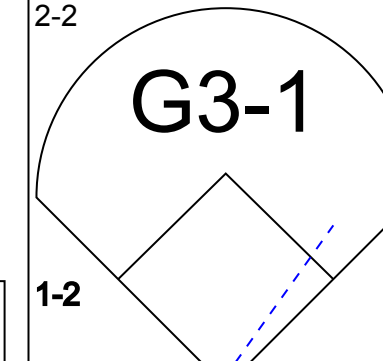
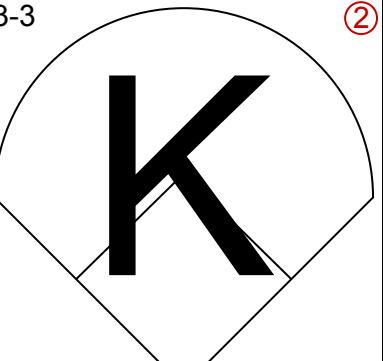
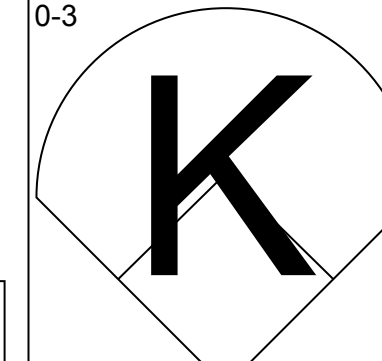
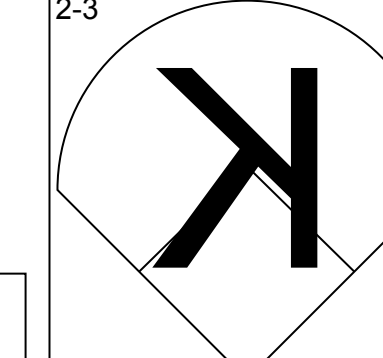
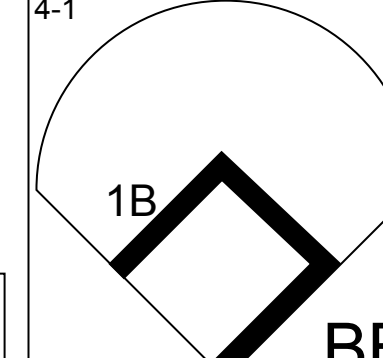
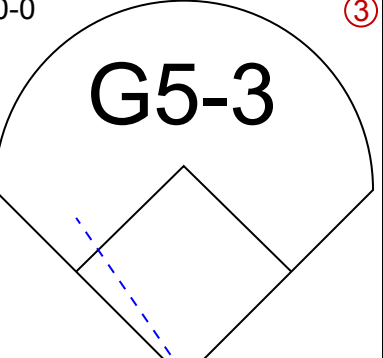
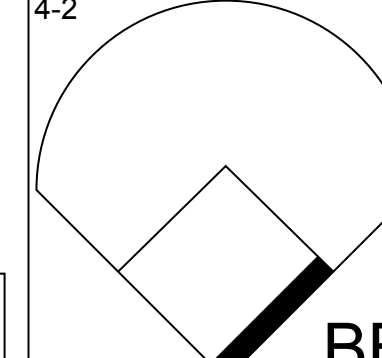
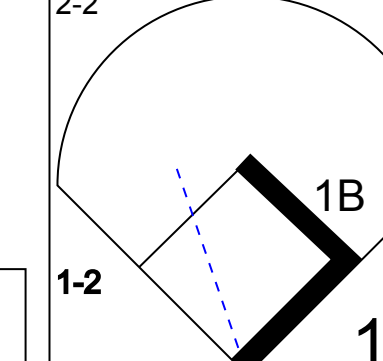
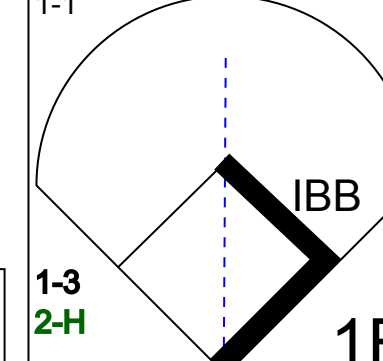

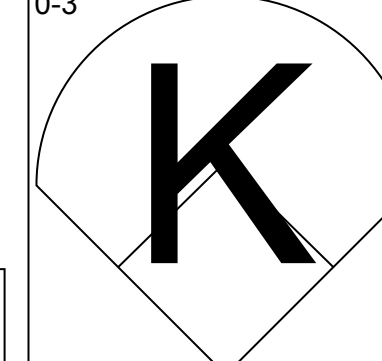
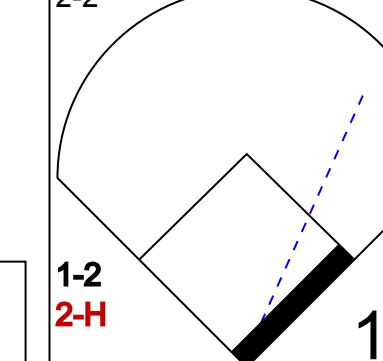
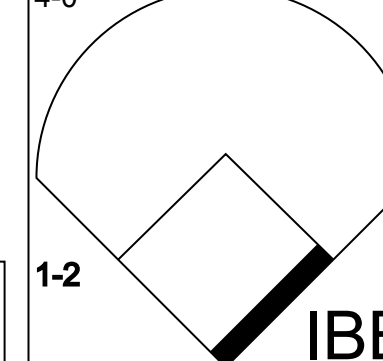

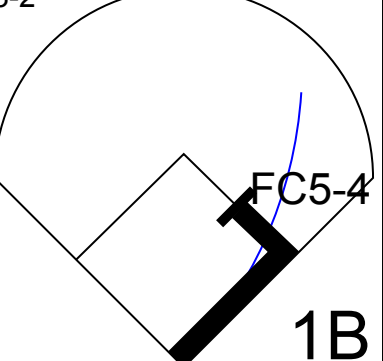
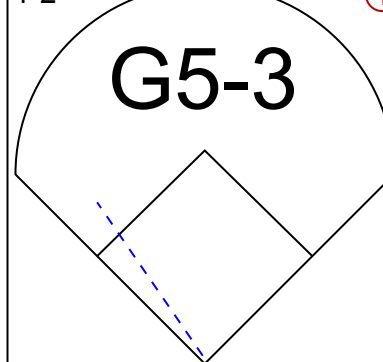
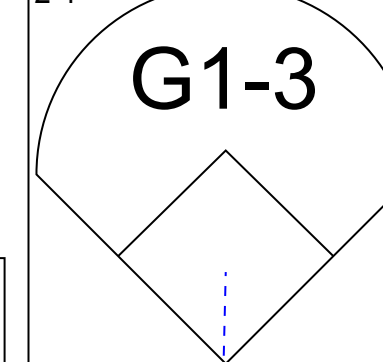
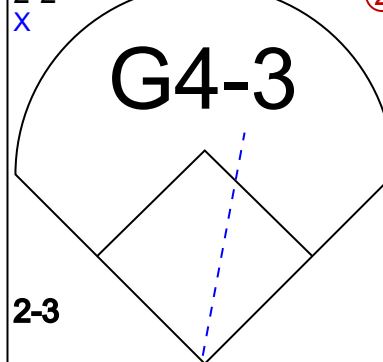
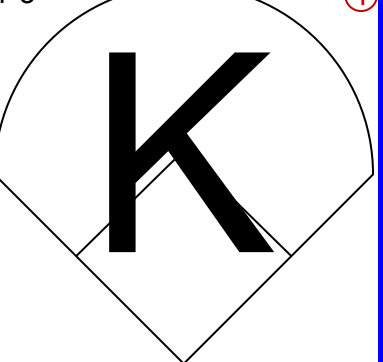
Los Angeles Dodgers @ New York Mets
Shea Stadium, Flushing, NY
Wed Apr 16 1997, 3:33 AM EDT
Att: 13,759 - Cloudy - 60 F

livebaseballscorecards.com

| | |
|-----|----|
| AB | 26 |
| R | 2 |
| H | 1 |
| RBI | 2 |
| BB | 4 |
| SO | 4 |
| LOB | 8 |



| Batter | 1 | 2 | 3 | 4 | 5 | 6 | 7 | 8 | 9 | AB | R | H | RBI | BB | SO | LOB | TOP | | | | | |
|--|---|---|---|---|-------------------------------|----------------------------------|---|---|---|----------------------------------|------------------------------|----------------------------------|-------------------------------|----------------------------------|-------------------------------|----------------------------------|--|---------------------------------|----------------------------------|------------------------------------|----------------------------------|--------|
| Craig Biggio, R OBP: 0.361, SLG: 0.429 |  | |  | | | |  |  | | 4 | 0 | 1 | 0 | 1 | 1 | 0 | Houston Astros @ Los Angeles Dodgers Dodger Stadium, Los Angeles, CA Fri Apr 18 1997, 7:05 PM PDT Att: 38,937 - Unknown - 64 F | | | | | |
| Bobby Abreu, L OBP: 0.426, SLG: 0.409 |  | |  | | | |  |  | | 4 | 1 | 2 | 0 | 1 | 0 | 1 | | | | | | |
| 5 Jeff Bagwell, R OBP: 0.420, SLG: 0.576 |  | |  | | | |  | |  | 5 | 0 | 1 | 0 | 0 | 3 | 2 | | | | | | |
| Derek Bell, R OBP: 0.309, SLG: 0.295 | |  | |  | | |  |  |  | 4 | 0 | 0 | 0 | 0 | 1 | 2 | | | | | | |
| Thomas Howard, S OBP: 0.545, SLG: 0.765 | |  | |  | | |  |  |  | 4 | 1 | 2 | 1 | 1 | 0 | 3 | | | | | | |
| Bill Spiers, L OBP: 0.474, SLG: 0.500 | |  | |  | | |  |  | | 1 | 0 | 1 | 0 | 2 | 0 | 0 | | | | | | |
| Tony Eusebio, R OBP: 0.296, SLG: 0.208 | |  | |  | | |  | |  | 4 | 1 | 2 | 0 | 0 | 1 | 2 | | | | | | |
| Tim Bogar, R OBP: 0.231, SLG: 0.091 | |  | |  | | |  |  |  | 4 | 0 | 0 | 0 | 0 | 1 | 5 | | | | | | |
| Brad Ausmus, R OBP: 0.359, SLG: 0.265 | |  | |  | | |  | |  | 3 | 0 | 0 | 0 | 0 | 1 | 1 | | | | | | |
| Pat Listach, S OBP: 0.241, SLG: 0.208 | |  | |  | | |  |  |  | 0 | 0 | 0 | 0 | 0 | 0 | 0 | | | | | | |
| Mike Hampton, R OBP: 0.211, SLG: 0.389 | | |  | | | |  |  |  | 0 | 0 | 0 | 0 | 0 | 0 | 0 | | | | | | |
| Russ Springer, R OBP: 0.211, SLG: 0.389 | | | | | | |  |  |  | 0 | 0 | 0 | 0 | 0 | 0 | 0 | | | | | | |
| Tom Martin, L OBP: 0.211, SLG: 0.389 | | | | | | |  |  |  | 0 | 0 | 0 | 0 | 0 | 0 | 0 | | | | | | |
| Inning Stats | R: 0 E: 0 K: 2 S: 12 | H: 0 LOB: 0 BB: 0 P: 16 | R: 1 E: 0 K: 2 S: 16 | H: 2 LOB: 1 BB: 0 P: 27 | R: 1 E: 0 K: 1 S: 10 | H: 1 LOB: 0 BB: 0 P: 12 | R: 0 E: 0 K: 1 S: 9 | H: 2 LOB: 2 BB: 1 P: 18 | R: 0 E: 0 K: 1 S: 9 | H: 1 LOB: 3 BB: 1 P: 18 | R: 0 E: 0 K: 0 S: 7 | H: 0 LOB: 1 BB: 1 P: 12 | R: 0 E: 0 K: 0 S: 11 | H: 2 LOB: 3 BB: 1 P: 21 | R: 1 E: 1 K: 1 S: 17 | H: 1 LOB: 1 BB: 1 P: 29 | R: 0 E: 0 K: 1 S: 5 | H: 0 LOB: 0 BB: 0 P: 7 | 1B: 6 2B: 2 3B: 0 HR: 1 | SF: 0 SAC: 0 DP: 0 HBP: 1 | WP: 0 PB: 1 CS: 1 SB: 1 | PA: 41 |
| PITCHER | IP | WLS | BF | H | R | ER | SO | BB | IBB | HBP | BLK | WP | HR | S | P | ERA | WHIP | | | | | |
| Ramon Martinez, R ERA: 2.31 | 6.1 | W | 30 | 8 | 2 | 1 | 7 | 3 | 0 | 1 | 1 | 0 | 1 | 68 | 111 | 1.42 | 1.737 | | | | | |
| 37 Darren Dreifort, R ERA: | 0.1 | | 2 | 0 | 0 | 0 | 0 | 1 | 0 | 0 | 0 | 0 | 0 | 5 | 11 | 0.00 | 3.000 | | | | | |
| Scott Radinsky, L ERA: 4.5 | 0.2 | | 3 | 1 | 1 | 0 | 0 | 0 | 0 | 0 | 0 | 0 | 0 | 9 | 15 | 0.00 | 1.500 | | | | | |
| Darren Hall, R ERA: 1.29 | 0.2 | | 3 | 0 | 0 | 0 | 1 | 1 | 0 | 0 | 0 | 0 | 0 | 9 | 16 | 0.00 | 1.500 | | | | | |
| Todd Worrell, R ERA: 1.13 | 1.0 | S | 3 | 0 | 0 | 0 | 1 | 0 | 0 | 0 | 0 | 0 | 0 | 5 | 7 | 0.00 | 0.000 | | | | | |

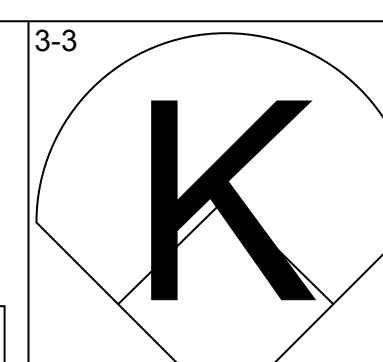
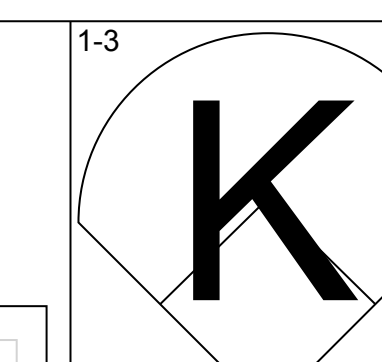
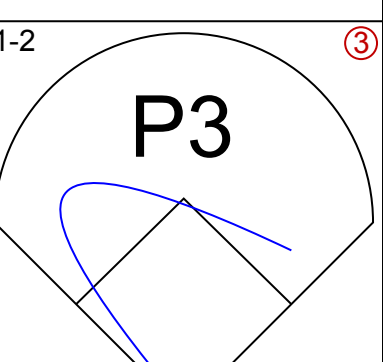
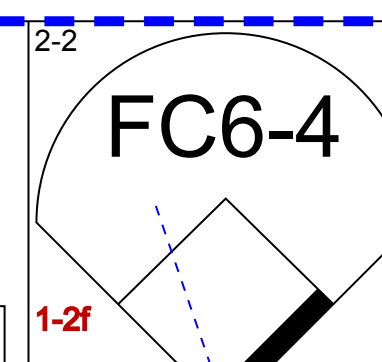
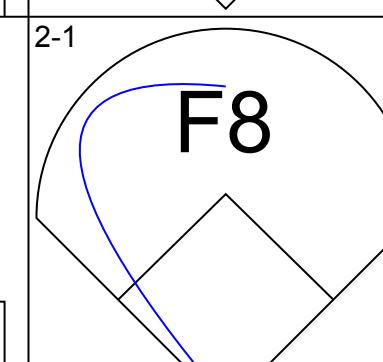
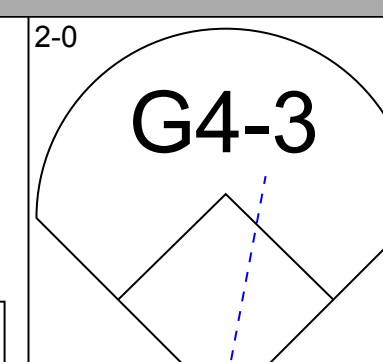
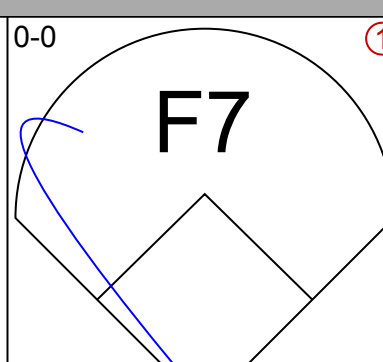
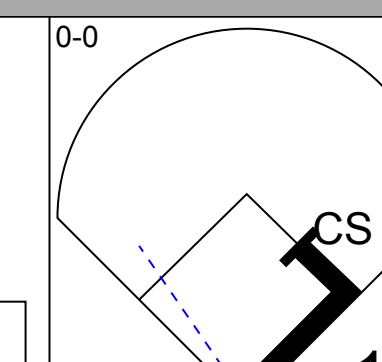
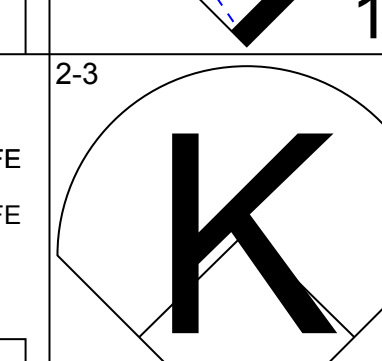
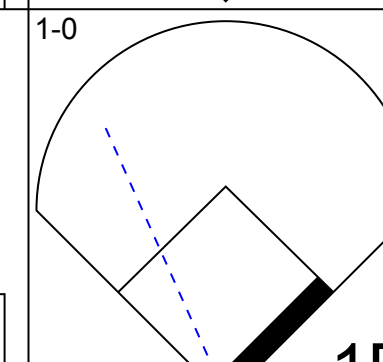
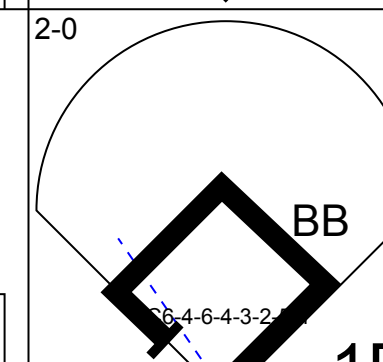
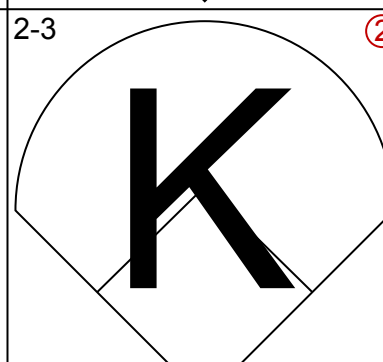
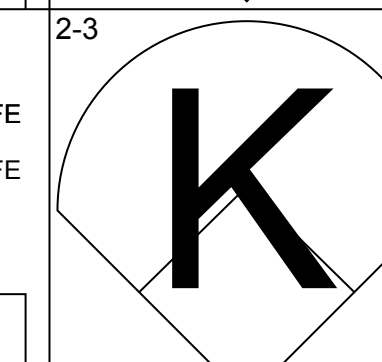
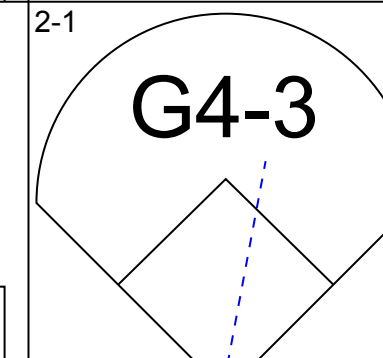
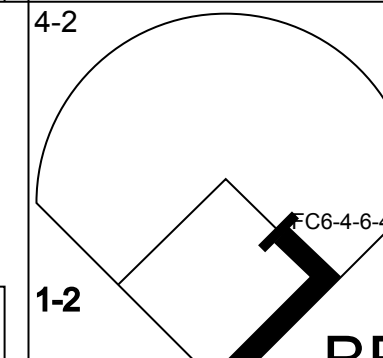
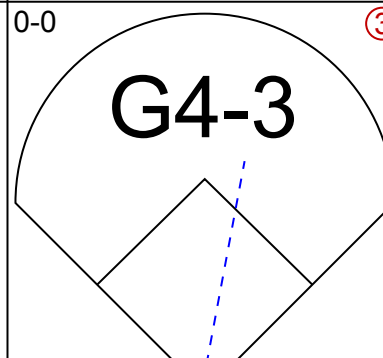
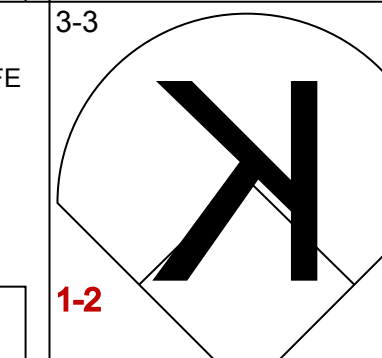
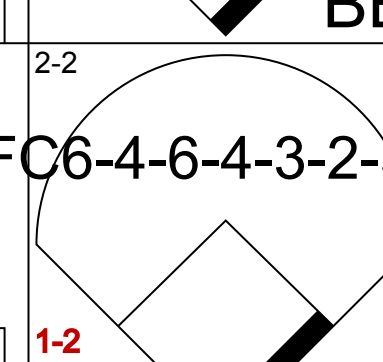
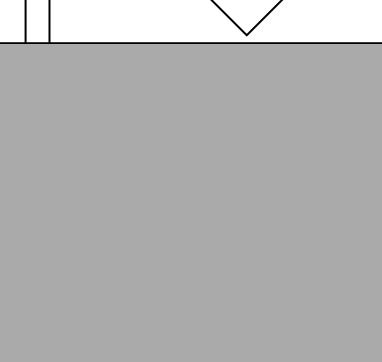
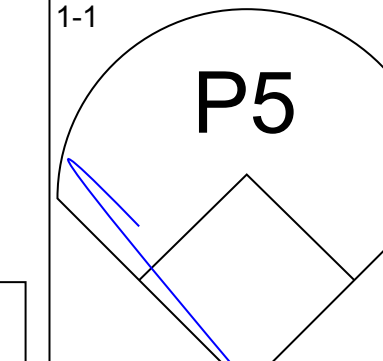
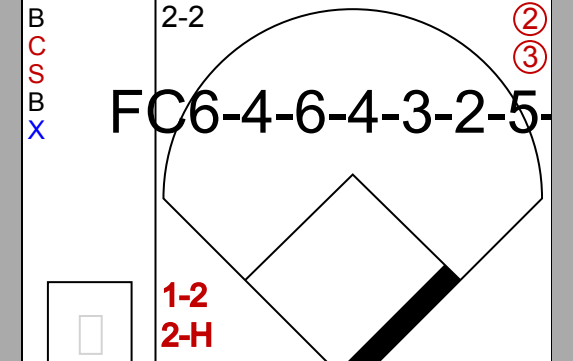
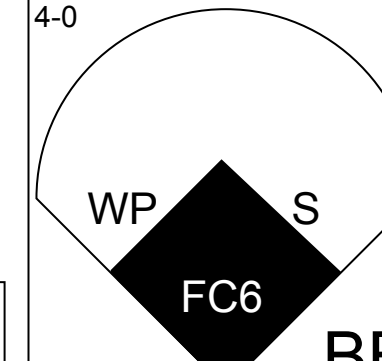
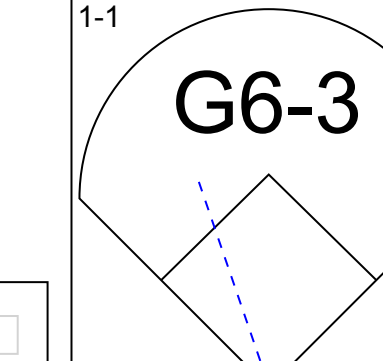

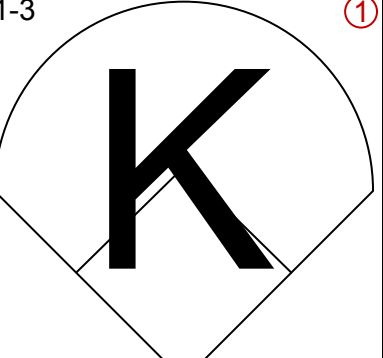
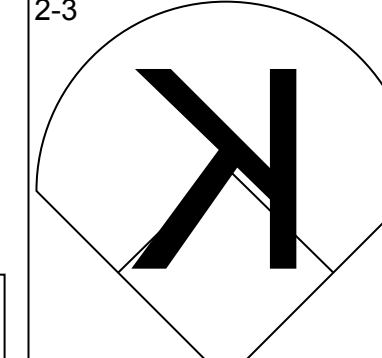

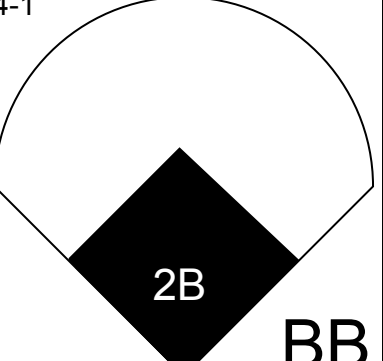
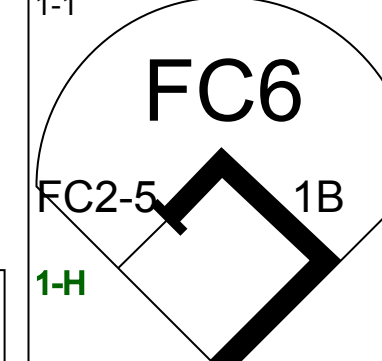
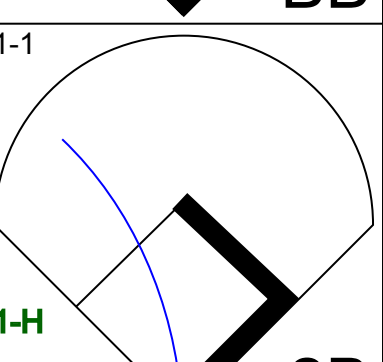
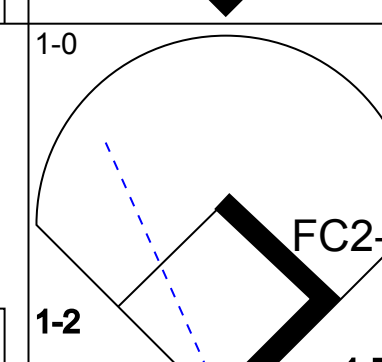
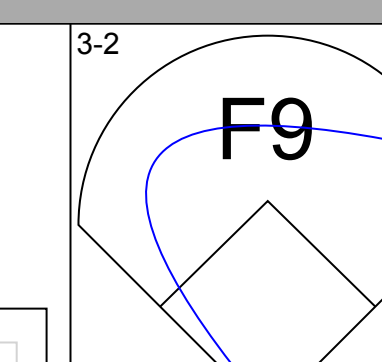
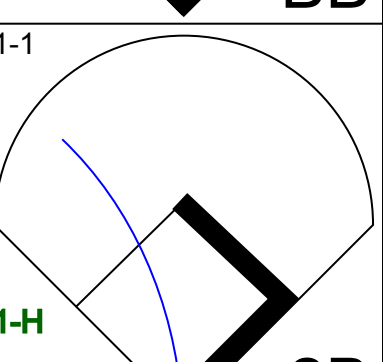
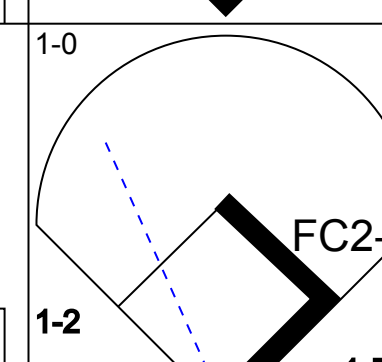
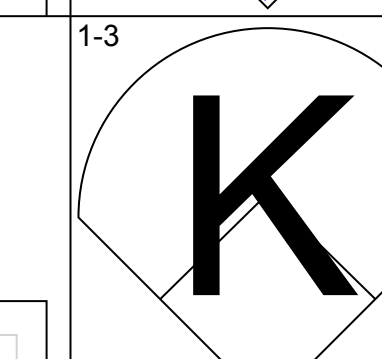
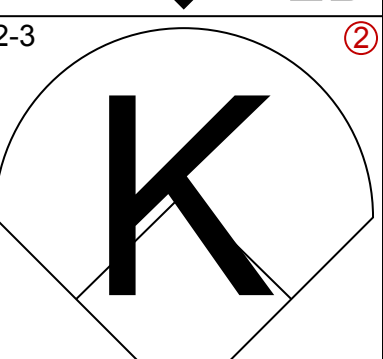
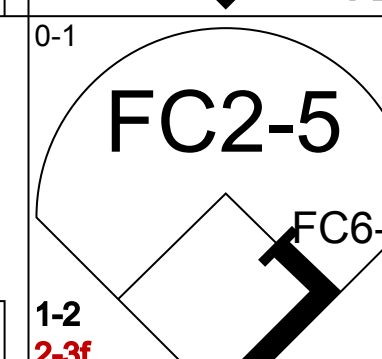
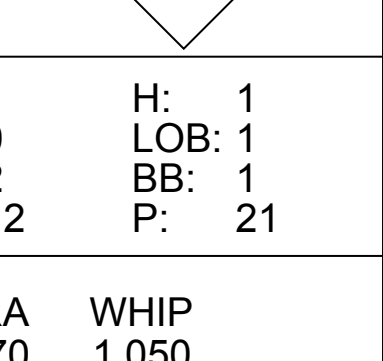
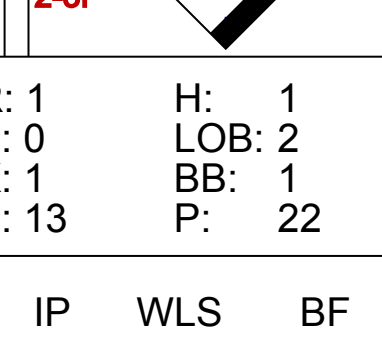
| Batter | 1 | 2 | 3 | 4 | 5 | 6 | 7 | 8 | 9 | AB | R | H | RBI | BB | SO | LOB | BOTTOM | | | | | |
|--|---|---|---|---|---|--|---|---|---|----------------------------------|-------------------------------|----------------------------------|-------------------------------|----------------------------------|-------------------------------|----------------------------------|--|---------------------------------|----------------------------------|------------------------------------|-------------------------|--------|
| Brett Butler, L OBP: 0.443, SLG: 0.360 |  | |  | | | |  |  |  | 5 | 1 | 2 | 1 | 0 | 0 | 1 | Houston Astros @ Los Angeles Dodgers Dodger Stadium, Los Angeles, CA Fri Apr 18 1997, 7:05 PM PDT Att: 38,937 - Unknown - 64 F | | | | | |
| Wilton Guerrero, S OBP: 0.286, SLG: 0.415 |  | |  | | |  |  |  | | 5 | 0 | 1 | 0 | 0 | 1 | 2 | | | | | | |
| Raul Mondesi, R OBP: 0.302, SLG: 0.464 |  | | | |  | |  | |  | 4 | 1 | 2 | 0 | 0 | 1 | 0 | | | | | | |
| Mike Piazza, R OBP: 0.468, SLG: 0.500 | |  | |  | |  | |  | | 3 | 2 | 2 | 3 | 1 | 0 | 1 | | | | | | |
| Eric Karros, R OBP: 0.328, SLG: 0.370 | |  | |  | |  | |  | | 4 | 0 | 0 | 0 | 0 | 2 | 3 | | | | | | |
| Todd Zeile, R OBP: 0.316, SLG: 0.298 | |  | |  | |  | |  | | 2 | 0 | 0 | 0 | 2 | 1 | 1 | | | | | | |
| Todd Hollandsworth, L OBP: 0.317, SLG: 0.411 | |  | |  | |  | |  | | 4 | 1 | 3 | 1 | 0 | 1 | 2 | | | | | | |
| Greg Gagne, R OBP: 0.352, SLG: 0.434 | |  | |  | |  | |  | | 3 | 0 | 2 | 0 | 1 | 1 | 1 | | | | | | |
| Ramon Martinez, R ERA: 4.94 | | |  | |  | |  | |  | 3 | 0 | 0 | 0 | 0 | 0 | 4 | | | | | | |
| 37 Darren Dreifort, R ERA: | | | | | | | | | | 0 | 0 | 0 | 0 | 0 | 0 | 0 | | | | | | |
| Scott Radinsky, L ERA: 2.16 | | | | | | | | | | 0 | 0 | 0 | 0 | 0 | 0 | 0 | | | | | | |
| Darren Hall, R ERA: 1.29 | | | | | | | | | | 0 | 0 | 0 | 0 | 0 | 0 | 0 | | | | | | |
| Billy Ashley, R ERA: 2.16 | | | | | | | | | | 1 | 0 | 0 | 0 | 0 | 1 | 1 | | | | | | |
| Todd Worrell, R ERA: 1.13 | | | | | | | | | | 0 | 0 | 0 | 0 | 0 | 0 | 0 | | | | | | |
| Inning Stats | R: 0 E: 0 K: 2 S: 9 | H: 0 LOB: 0 BB: 0 P: 15 | R: 0 E: 0 K: 1 S: 12 | H: 3 LOB: 2 BB: 0 P: 20 | R: 0 E: 0 K: 0 S: 8 | H: 0 LOB: 0 BB: 0 P: 11 | R: 1 E: 0 K: 0 S: 12 | H: 1 LOB: 3 BB: 3 P: 29 | R: 3 E: 0 K: 1 S: 9 | H: 3 LOB: 0 BB: 0 P: 13 | R: 1 E: 0 K: 1 S: 24 | H: 2 LOB: 1 BB: 0 P: 34 | R: 0 E: 0 K: 2 S: 15 | H: 1 LOB: 2 BB: 1 P: 24 | R: 0 E: 0 K: 1 S: 12 | H: 2 LOB: 2 BB: 0 P: 17 | R: 0 E: 0 K: 1 S: 5 | H: 0 LOB: 0 BB: 0 P: 7 | 1B: 8 2B: 3 3B: 0 HR: 1 | SF: 0 SAC: 0 DP: 0 HBP: 0 | WP: 0 PB: 0 CS: 0 | PA: 38 |
| PITCHER | IP | WLS | BF | H | R | ER | SO | BB | IBB | HBP | BLK | WP | HR | S | P | ERA | WHIP | | | | | |
| Mike Hampton, L ERA: 4.94 | 5.2 | L | 28 | 9 | 5 | 5 | 5 | 2 | 1 | 0 | 0 | 0 | 0 | 21 | 115 | 7.94 | 1.941 | | | | | |
| Russ Springer, R ERA: 2.16 | 1.1 | | 6 | 1 | 0 | 0 | 2 | 1 | 0 | 0 | 0 | 0 | 0 | 21 | 31 | 0.00 | 1.500 | | | | | |
| Tom Martin, L ERA: | 1.0 | | 4 | 2 | 0 | 0 | 1 | 0 | 0 | 0 | 0 | 0 | 0 | 12 | 17 | 0.00 | 2.000 | | | | | |

| | |
|-----|----|
| AB | 35 |
| R | 3 |
| H | 9 |
| RBI | 1 |
| BB | 5 |
| SO | 9 |
| LOB | 19 |



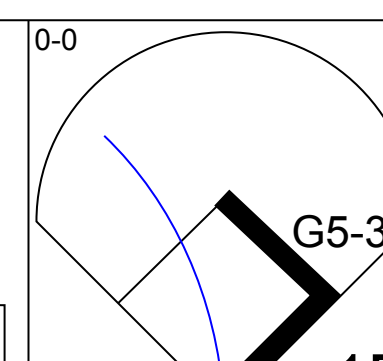
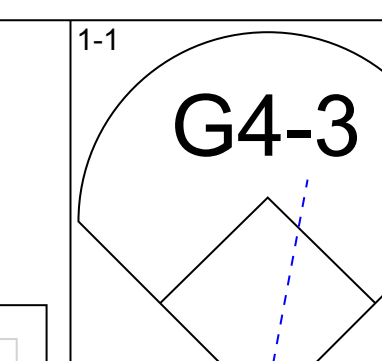
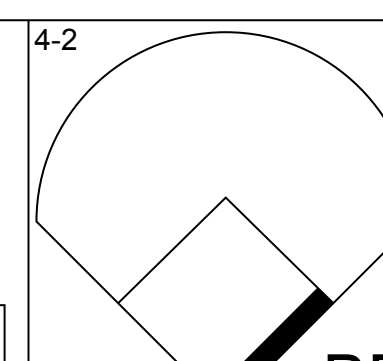
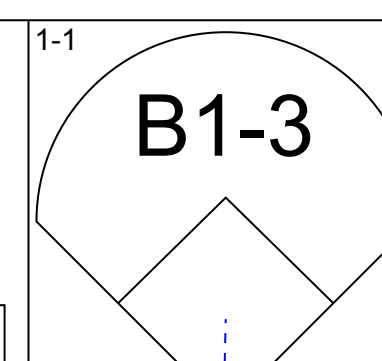
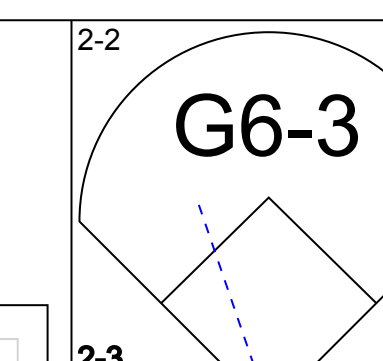
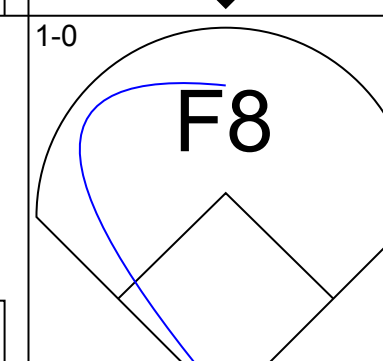
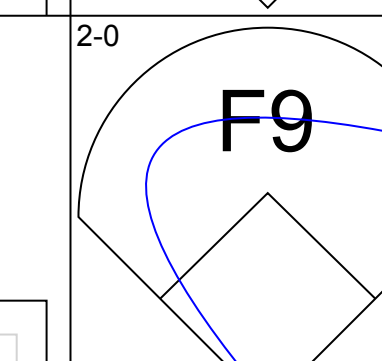
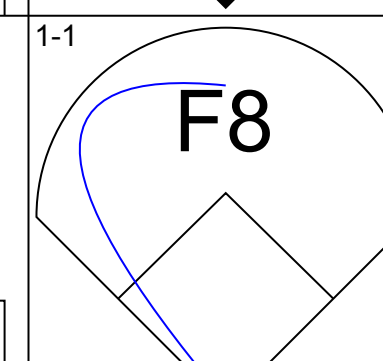
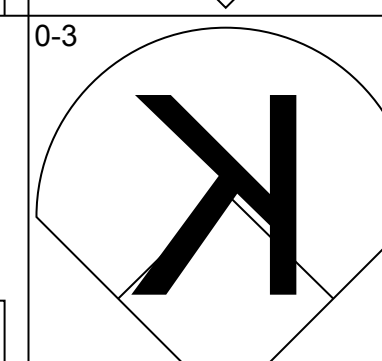
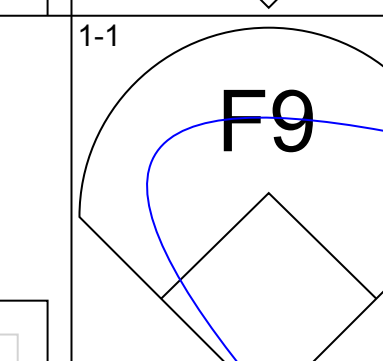
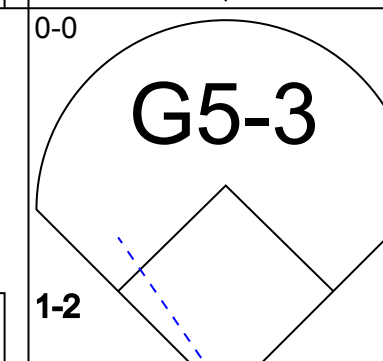
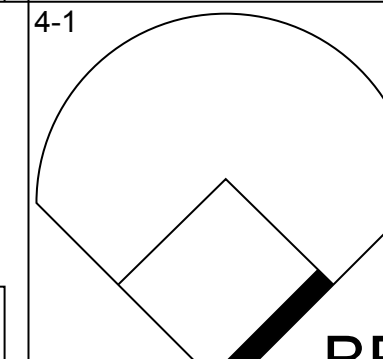
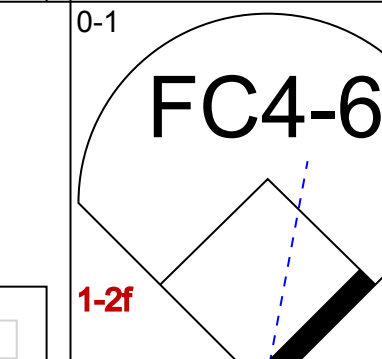

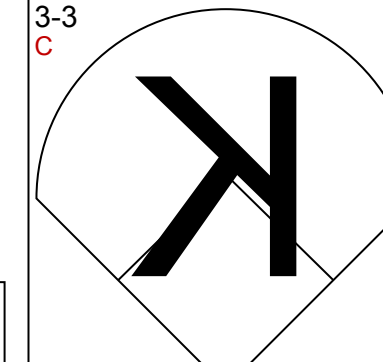

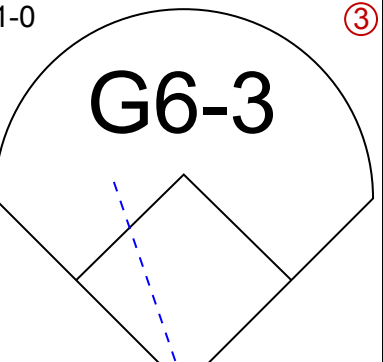
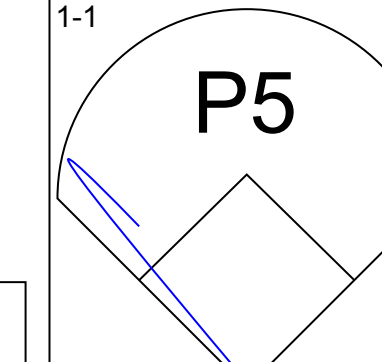

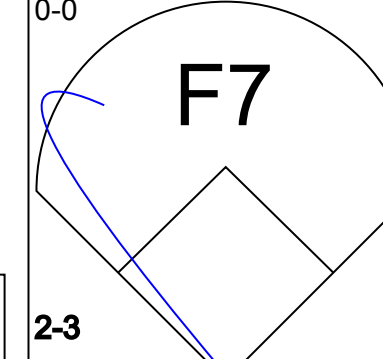

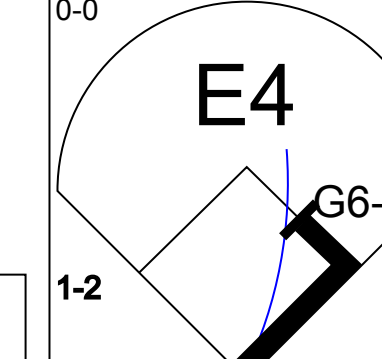
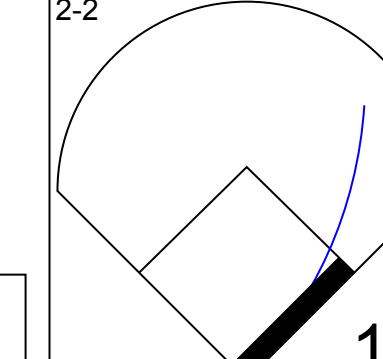
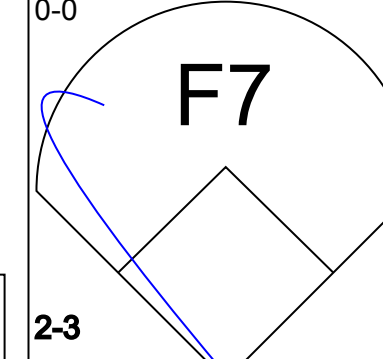
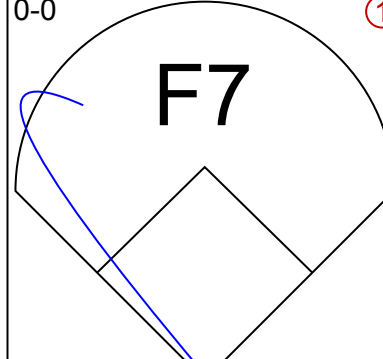
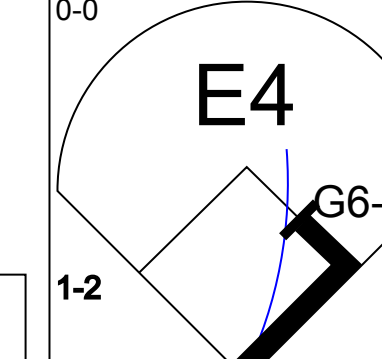

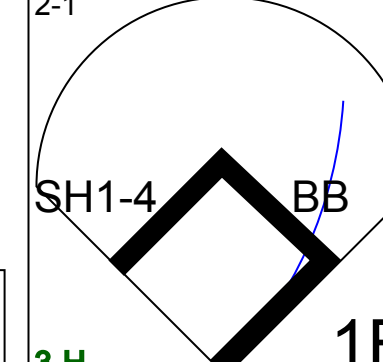
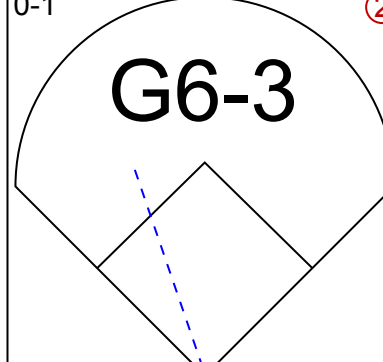
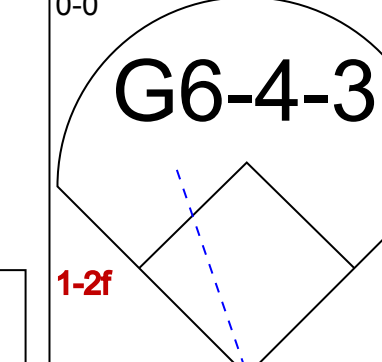

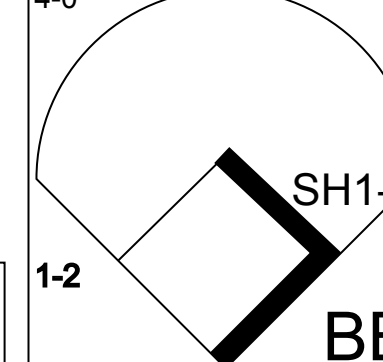
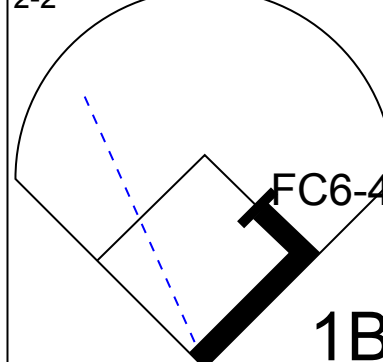

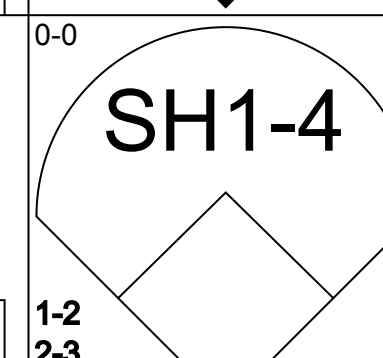
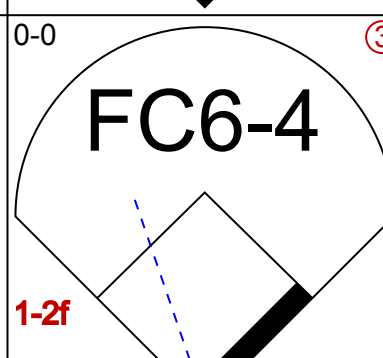

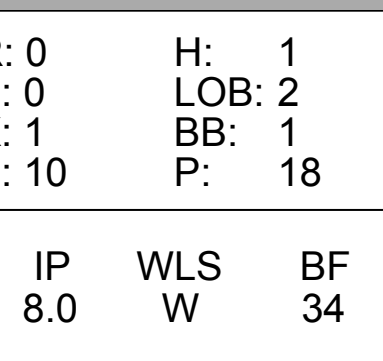
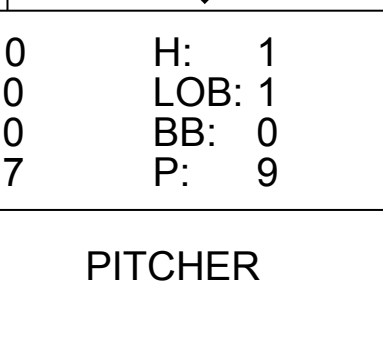

| | |
|-----|----|
| AB | 34 |
| R | 5 |
| H | 12 |
| RBI | 5 |
| BB | 4 |
| SO | 8 |
| LOB | 16 |

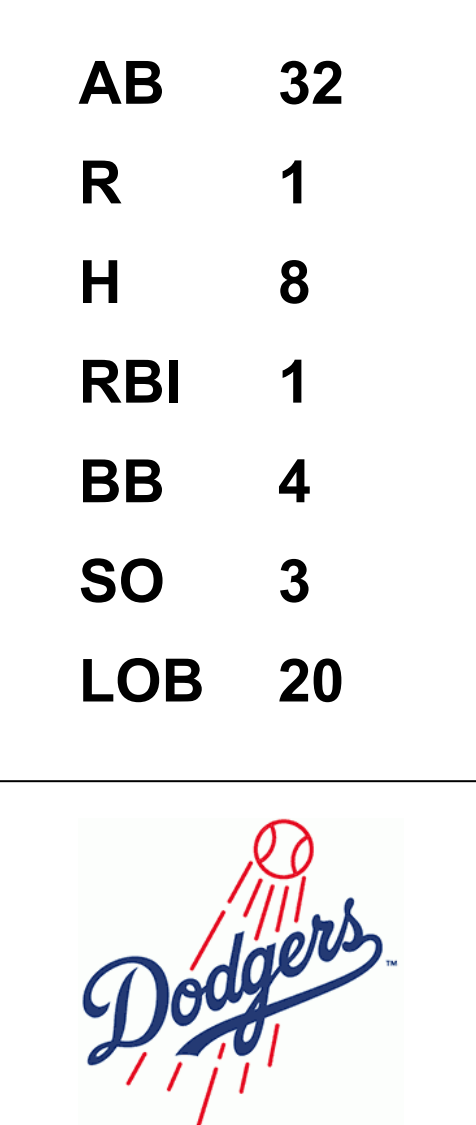


| Batter | 1 | 2 | 3 | 4 | 5 | 6 | 7 | 8 | 9 | AB | R | H | RBI | BB | SO | LOB | TOP | | | | | | | | | | | | | | |
|--|---|---|---|---|-------------------------------|--|---|---|-------------------------------|----------------------------------|------------------------------|---------------------------------|-------------------------------|----------------------------------|------------------------------|----------------------------------|--|----------------------------------|----------------------------------|------------------------------------|----------------------------------|--------|--|--|--|--|--|--|--|--|--|
| Craig Biggio, R OBP: 0.342, SLG: 0.403 |  | |  | | |  | |  | | 4 | 0 | 0 | 0 | 0 | 2 | 3 | Houston Astros @ Los Angeles Dodgers Dodger Stadium, Los Angeles, CA Sat Apr 19 1997, 7:05 PM PDT Att: 46,244 - Unknown - 67 F | | | | | | | | | | | | | | |
| Thomas Howard, S OBP: 0.500, SLG: 0.667 |  | | |  | | |  |  | | 4 | 0 | 1 | 0 | 0 | 0 | 0 | | | | | | | | | | | | | | | |
| James Mouton, R OBP: 0.211, SLG: 0.389 | | | | | | | |  | | 0 | 0 | 0 | 0 | 0 | 0 | 0 | | | | | | | | | | | | | | | |
| 5 Jeff Bagwell, R OBP: 0.425, SLG: 0.571 |  | | |  | | |  |  | | 4 | 0 | 2 | 0 | 0 | 2 | 1 | | | | | | | | | | | | | | | |
| Luis Gonzalez, L OBP: 0.333, SLG: 0.327 |  | | |  | | |  |  | | 3 | 0 | 0 | 0 | 1 | 1 | 2 | | | | | | | | | | | | | | | |
| Tim Bogar, R OBP: 0.291, SLG: 0.091 | | | |  | | | |  | | 0 | 0 | 0 | 0 | 0 | 0 | 0 | | | | | | | | | | | | | | | |
| Bobby Abreu, L OBP: 0.414, SLG: 0.383 | |  | |  | | |  |  | | 3 | 1 | 0 | 0 | 1 | 0 | 2 | | | | | | | | | | | | | | | |
| Russ Johnson, R OBP: 0.324, SLG: 0.406 |  | | | | |  | |  | | 4 | 0 | 0 | 0 | 0 | 4 | 1 | | | | | | | | | | | | | | | |
| Bill Spiers, L OBP: 0.452, SLG: 0.452 |  | | | | |  | |  | | 3 | 1 | 0 | 1 | 1 | 1 | 0 | | | | | | | | | | | | | | | |
| Billy Wagner, L OBP: 0.309, SLG: 0.295 | | | | | |  | |  | | 0 | 0 | 0 | 0 | 0 | 0 | 0 | | | | | | | | | | | | | | | |
| Brad Ausmus, R OBP: 0.381, SLG: 0.324 | | |  | | |  | |  | | 3 | 0 | 2 | 1 | 0 | 0 | 0 | | | | | | | | | | | | | | | |
| Darryl Kile, R OBP: 0.309, SLG: 0.295 | | |  | | |  | |  | | 3 | 0 | 0 | 0 | 0 | 2 | 3 | | | | | | | | | | | | | | | |
| Derek Bell, R OBP: 0.309, SLG: 0.295 | | | | | |  | |  | | 0 | 0 | 0 | 0 | 0 | 0 | 0 | | | | | | | | | | | | | | | |
| Inning Stats | R: 0 E: 0 K: 1 S: 9 | H: 1 LOB: 1 BB: 0 P: 17 | R: 0 E: 0 K: 2 S: 10 | H: 0 LOB: 0 BB: 0 P: 15 | R: 0 E: 0 K: 2 S: 10 | H: 0 LOB: 0 BB: 1 P: 15 | R: 0 E: 0 K: 0 S: 7 | H: 1 LOB: 1 BB: 1 P: 17 | R: 1 E: 0 K: 2 S: 12 | H: 1 LOB: 1 BB: 1 P: 21 | R: 0 E: 0 K: 1 S: 5 | H: 0 LOB: 0 BB: 0 P: 7 | R: 1 E: 0 K: 1 S: 13 | H: 1 LOB: 2 BB: 1 P: 22 | R: 0 E: 0 K: 2 S: 9 | H: 1 LOB: 1 BB: 0 P: 13 | R: 0 E: 0 K: 1 S: 8 | H: 0 LOB: 0 BB: 0 P: 13 | 1B: 4 2B: 3 3B: 0 HR: 0 | SF: 0 SAC: 0 DP: 2 HBP: 0 | WP: 1 PB: 0 SB: 1 CS: 1 | PA: 34 | | | | | | | | | |
| PITCHER | IP WLS BF | H R ER SO | BB IBB HBP BLK | WP HR S P | ERA WHIP | PITCHER | | | | | | | | | | IP WLS BF | H R ER SO | BB IBB HBP BLK | WP HR S P | ERA WHIP | | | | | | | | | | | |
| Hideo Nomo, R ERA: 3.28 | (1, 1) 6.2 L 27 | 4 2 2 9 | 3 0 0 0 | 1 0 62 108 | 2.70 1.050 | | | | | | | | | | | 7 1 0 3 | 0 0 0 0 | 0 0 0 0 | 0 0 21 32 | 0.00 0.429 | | | | | | | | | | | |
| Chan Ho Park, R ERA: 2.2 | (7, 1) 2.1 7 | 1 0 0 3 | 0 0 0 0 | 0 0 21 32 | 0.00 0.429 | | | | | | | | | | | | | | | | | | | | | | | | | | |

| | |
|-----|----|
| AB | 31 |
| R | 2 |
| H | 5 |
| RBI | 2 |
| BB | 3 |
| SO | 12 |
| LOB | 12 |



| Batter | 1 | 2 | 3 | 4 | 5 | 6 | 7 | 8 | 9 | AB | R | H | RBI | BB | SO | LOB | BOTTOM | | | | | | | | | | | | | |
|--|---|---|---|---|------------------------------|--|---|---|---|---------------------------------|------------------------------|----------------------------------|------------------------------|---------------------------------|------------------------------|----------------------------------|--|------------------------------------|----------------------------------|-------------|--|--|--|--|--|--|--|--|--|--|
| Brett Butler, L OBP: 0.439, SLG: 0.352 |  | |  |  | | |  | |  | 4 | 0 | 1 | 0 | 1 | 0 | 1 | Houston Astros @ Los Angeles Dodgers Dodger Stadium, Los Angeles, CA Sat Apr 19 1997, 7:05 PM PDT Att: 46,244 - Unknown - 67 F | | | | | | | | | | | | | |
| Wilton Guerrero, S OBP: 0.287, SLG: 0.386 |  | |  |  | | |  | |  | 4 | 0 | 0 | 0 | 0 | 1 | 4 | | | | | | | | | | | | | | |
| Billy Ashley, R OBP: 0.250, SLG: 0.286 |  | | | | | | | | | 1 | 0 | 0 | 0 | 0 | 0 | 1 | | | | | | | | | | | | | | |
| Raul Mondesi, R OBP: 0.313, SLG: 0.467 |  | |  | | | |  | | | 4 | 0 | 2 | 0 | 0 | 0 | 1 | | | | | | | | | | | | | | |
| Mike Piazza, R OBP: 0.471, SLG: 0.475 |  | |  | | |  | |  | | 2 | 0 | 0 | 0 | 2 | 0 | 2 | | | | | | | | | | | | | | |
| Eric Karros, R OBP: 0.323, SLG: 0.362 |  | | |  | |  | |  | | 4 | 1 | 1 | 0 | 0 | 1 | 3 | | | | | | | | | | | | | | |
| Todd Hollandsworth, L OBP: 0.313, SLG: 0.400 | |  | |  | | |  | |  | 4 | 0 | 1 | 0 | 0 | 0 | 2 | | | | | | | | | | | | | | |
| Todd Zeile, R OBP: 0.311, SLG: 0.294 |  | | |  | | |  | |  | 4 | 0 | 1 | 1 | 0 | 1 | 3 | | | | | | | | | | | | | | |
| Greg Gagne, R OBP: 0.379, SLG: 0.446 |  | | |  | | |  | |  | 3 | 0 | 2 | 0 | 1 | 0 | 1 | | | | | | | | | | | | | | |
| Hideo Nomo, R OBP: 0.125, SLG: 0.125 | | | |  | | |  | |  | 2 | 0 | 0 | 0 | 0 | 0 | 2 | | | | | | | | | | | | | | |
| Chan Ho Park, R OBP: 0.500, SLG: 0.333 |  | | | | | |  | | | 0 | 0 | 0 | 0 | 0 | 0 | 0 | | | | | | | | | | | | | | |
| Tom Prince, R OBP: 0.400, SLG: 0.429 | | | | | | |  | | | 0 | 0 | 0 | 0 | 0 | 0 | 0 | | | | | | | | | | | | | | |
| Inning Stats | R: 0 E: 0 K: 1 S: 10 | H: 1 LOB: 2 BB: 1 P: 18 | R: 0 E: 0 K: 1 S: 11 | H: 1 LOB: 1 BB: 0 P: 16 | R: 0 E: 0 K: 0 S: 8 | H: 1 LOB: 1 BB: 0 P: 12 | R: 1 E: 1 K: 0 S: 10 | H: 2 LOB: 3 BB: 2 P: 23 | R: 0 E: 0 K: 0 S: 5 | H: 1 LOB: 0 BB: 0 P: 7 | R: 0 E: 0 K: 1 S: 8 | H: 0 LOB: 0 BB: 0 P: 10 | R: 0 E: 1 K: 0 S: 4 | H: 0 LOB: 1 BB: 1 P: 9 | R: 0 E: 0 K: 0 S: 9 | H: 1 LOB: 1 BB: 0 P: 15 | 1B: 8 2B: 0 3B: 0 HR: 0 | SF: 0 SAC: 2 DP: 2 HBP: 0 | WP: 0 PB: 0 SB: 0 CS: 0 | PA: 38 | | | | | | | | | | |
| PITCHER | IP WLS BF | H R ER SO | BB IBB HBP BLK | WP HR S P | ERA WHIP | PITCHER | | | | | | | | | | IP WLS BF | H R ER SO | BB IBB HBP BLK | WP HR S P | ERA WHIP | | | | | | | | | | |
| Darryl Kile, R ERA: 2.53 | (1, 1) 8.0 W 34 | 1 0 1 3 | 0 0 0 0 | 0 0 63 104 | 1.12 1.375 | | | | | | | | | | | 1.0 S 4 | 1 0 0 0 | 0 0 9 15 | 0.00 1.000 | | | | | | | | | | | |
| Billy Wagner, L ERA: | (9, 1) 1.0 S 4 | 1 0 0 0 | 0 0 0 0 | 0 0 9 15 | 0.00 1.000 | | | | | | | | | | | | | | | | | | | | | | | | | |



| Batter | 1 | 2 | 3 | 4 | 5 | 6 | 7 | 8 | 9 | AB | R | H | RBI | BB | SO | LOB | TOP | | | | | | | | |
|--|-------------------------------|----------------------------------|------------------------------|----------------------------------|------------------------------|----------------------------------|-------------------------------|----------------------------------|------------------------------|----------------------------------|------------------------------|----------------------------------|------------------------------|----------------------------------|------------------------------|----------------------------------|---|------------------------------------|----------------------------------|--------|--|--|--|--|--|
| Craig Biggio, R OBP: 0.350, SLG: 0.493 (1, 4) | F7 | | HR | | | L5 | | HR | | 4 | 2 | 2 | 3 | 0 | 0 | 0 | Houston Astros @ Los Angeles Dodgers Dodger Stadium, Los Angeles, CA Sun Apr 20 1997, 3:33 AM PDT Att: 33,250 - Cloudy - 75 F | | | | | | | | |
| Pat Listach, S OBP: 0.259, SLG: 0.231 Tom Martin, L John Hudek, S (1, 6) (8, 1) (9, 1) | 1B | | B2 | | | K | | 1B | | 4 | 0 | 2 | 0 | 0 | 1 | 0 | | | | | | | | | |
| 5 Jeff Bagwell, R OBP: 0.416, SLG: 0.545 (1, 3) | P9 | | | | | P8 | | IBB | | 3 | 0 | 0 | 0 | 1 | 1 | 1 | | | | | | | | | |
| Derek Bell, R OBP: 0.292, SLG: 0.277 (1, 8) | G6-3 | | | | | | | F8 | | 4 | 0 | 0 | 0 | 0 | 1 | 3 | | | | | | | | | |
| Luis Gonzalez, L OBP: 0.313, SLG: 0.305 (1, 7) | F7 | | | | | | | G5-3 | | 4 | 0 | 0 | 0 | 0 | 0 | 0 | | | | | | | | | |
| James Mouton, R OBP: 0.261, SLG: 0.429 (1, 9) | F8 | | | | | G4-3 | | CS | | 3 | 0 | 1 | 0 | 1 | 0 | 0 | | | | | | | | | |
| Tony Eusebio, R OBP: 0.258, SLG: 0.179 (1, 2) | P3 | | | | | G4-3 | | G1-3 | | 4 | 0 | 0 | 0 | 0 | 0 | 2 | | | | | | | | | |
| Tim Bogar, R OBP: 0.250, SLG: 0.214 (1, 5) (8, 6) | | | G5-3 | | | K | | HR | | 3 | 1 | 1 | 0 | 0 | 1 | 1 | | | | | | | | | |
| Chris Holt, R Bill Spiers, L (8, PH) (8, 5) | | | K | | | K | | P9 | | 2 | 0 | 0 | 0 | 0 | 2 | 1 | | | | | | | | | |
| Inning Stats | R: 0 E: 0 K: 0 S: 13 | H: 1 LOB: 1 BB: 0 P: 18 | R: 0 E: 0 K: 0 S: 7 | H: 0 LOB: 0 BB: 0 P: 11 | R: 1 E: 0 K: 1 S: 8 | H: 1 LOB: 0 BB: 0 P: 10 | R: 0 E: 0 K: 2 S: 12 | H: 0 LOB: 0 BB: 0 P: 16 | R: 0 E: 0 K: 1 S: 8 | H: 0 LOB: 0 BB: 0 P: 10 | R: 0 E: 0 K: 0 S: 7 | H: 0 LOB: 0 BB: 0 P: 11 | R: 2 E: 0 K: 0 S: 8 | H: 3 LOB: 2 BB: 1 P: 15 | R: 0 E: 0 K: 0 S: 5 | H: 0 LOB: 0 BB: 1 P: 14 | 1B: 2 2B: 2 3B: 0 HR: 2 | SF: 0 SAC: 0 DP: 0 HBP: 0 | WP: 0 PB: 0 SB: 1 CS: 1 | PA: 34 | | | | | |
| PITCHER | IP | WLS | BF | H | R | ER | SO | BB | IBB | HBP | BLK | WP | HR | S | P | ERA | WHIP | | | | | | | | |
| Ismael Valdez, R ERA: 2.49 Tom Candiotti, R ERA: 2.09 Darren Hall, R ERA: 1.23 Mark Guthrie, L ERA: | 7.0 | | 24 | 3 | 1 | 1 | 6 | 0 | 0 | 0 | 0 | 0 | 1 | 67 | 97 | 1.29 | 0.429 | | | | | | | | |
| | 0.2 | L | 5 | 3 | 2 | 2 | 0 | 0 | 0 | 0 | 0 | 0 | 1 | 7 | 9 | 27.00 | 4.500 | | | | | | | | |
| | 0.1 | | 2 | 0 | 0 | 0 | 0 | 0 | 1 | 0 | 0 | 0 | 0 | 1 | 6 | 0.00 | 0.000 | | | | | | | | |
| | 1.0 | | 3 | 0 | 0 | 0 | 0 | 1 | 0 | 0 | 0 | 0 | 0 | 5 | 14 | 0.00 | 1.000 | | | | | | | | |

| Batter | 1 | 2 | 3 | 4 | 5 | 6 | 7 | 8 | 9 | AB | R | H | RBI | BB | SO | LOB | BOTTOM | | | | | | | | |
|---|------------------------------|----------------------------------|------------------------------|----------------------------------|------------------------------|----------------------------------|------------------------------|----------------------------------|------------------------------|---------------------------------|------------------------------|----------------------------------|------------------------------|---------------------------------|------------------------------|----------------------------------|---|------------------------------------|----------------------------------|--------|--|--|--|--|--|
| Brett Butler, L OBP: 0.457, SLG: 0.379 (1, 8) | F9 | | G3 | | | | | G6-4-3 | | 4 | 0 | 3 | 0 | 0 | 0 | 0 | Houston Astros @ Los Angeles Dodgers Dodger Stadium, Los Angeles, CA Sun Apr 20 1997, 3:33 AM PDT Att: 33,250 - Cloudy - 75 F | | | | | | | | |
| Wilton Guerrero, S OBP: 0.286, SLG: 0.377 (1, 4) | 1B | | F7 | | | | | 1B | | 4 | 0 | 1 | 0 | 0 | 0 | 2 | | | | | | | | | |
| Raul Mondesi, R OBP: 0.324, SLG: 0.508 (1, 9) | K | | E | | | | | P6 | | 3 | 1 | 1 | 1 | 0 | 1 | 2 | | | | | | | | | |
| Mike Piazza, R OBP: 0.436, SLG: 0.432 (1, 2) | F9 | | F9 | | | | | G6-3 | | 4 | 0 | 0 | 0 | 0 | 0 | 3 | | | | | | | | | |
| Eric Karros, R OBP: 0.319, SLG: 0.344 (1, 3) | FC6-4 | | G4-3 | | | | | P2 | | 3 | 0 | 0 | 0 | 1 | 0 | 2 | | | | | | | | | |
| Todd Hollandsworth, L OBP: 0.284, SLG: 0.375 (1, 7) | G4-3 | | P7 | | | | | G4-3 | | 4 | 0 | 0 | 0 | 0 | 0 | 1 | | | | | | | | | |
| Todd Zeile, R OBP: 0.292, SLG: 0.273 (1, 5) | F7 | | P7 | | | | | G4-3 | | 4 | 0 | 0 | 0 | 0 | 0 | 1 | | | | | | | | | |
| Greg Gagne, R OBP: 0.377, SLG: 0.441 (1, 6) | 1B | | G6-3 | | | | | G4-3 | | 3 | 0 | 1 | 0 | 0 | 0 | 0 | | | | | | | | | |
| Ismael Valdez, R Chip Hale, L (7, PH) Tom Candiotti, R Darren Hall, R Mark Guthrie, R (1, 1) (8, 1) (8, 1) (9, 1) | P3 | | G3 | | | | | G3 | | 2 | 0 | 0 | 0 | 0 | 0 | 1 | | | | | | | | | |
| Inning Stats | R: 0 E: 0 K: 1 S: 8 | H: 2 LOB: 2 BB: 0 P: 13 | R: 0 E: 0 K: 0 S: 9 | H: 1 LOB: 1 BB: 0 P: 10 | R: 0 E: 0 K: 0 S: 7 | H: 0 LOB: 1 BB: 0 P: 12 | R: 0 E: 0 K: 0 S: 6 | H: 0 LOB: 0 BB: 0 P: 14 | R: 0 E: 0 K: 0 S: 6 | H: 1 LOB: 0 BB: 0 P: 8 | R: 0 E: 0 K: 0 S: 7 | H: 0 LOB: 0 BB: 0 P: 10 | R: 0 E: 0 K: 0 S: 7 | H: 1 LOB: 0 BB: 0 P: 9 | R: 0 E: 0 K: 0 S: 8 | H: 0 LOB: 1 BB: 1 P: 14 | 1B: 5 2B: 0 3B: 0 HR: 1 | SF: 0 SAC: 0 DP: 1 HBP: 1 | WP: 0 PB: 0 SB: 1 CS: 0 | PA: 34 | | | | | |
| PITCHER | IP | WLS | BF | H | R | ER | SO | BB | IBB | HBP | BLK | WP | HR | S | P | ERA | WHIP | | | | | | | | |
| Chris Holt, R ERA: 4.05 Tom Martin, L ERA: John Hudek, R ERA: 1.5 | 7.0 | | 27 | 5 | 1 | 1 | 49 | 0 | 0 | 0 | 0 | 0 | 1 | 74 | 74 | 1.29 | 0.714 | | | | | | | | |
| | 1.0 | | 3 | 1 | 0 | 0 | 0 | 0 | 0 | 0 | 0 | 0 | 0 | 7 | 9 | 0.00 | 1.000 | | | | | | | | |
| | 1.0 | S | 4 | 0 | 0 | 0 | 0 | 1 | 0 | 0 | 0 | 0 | 0 | 8 | 14 | 0.00 | 1.000 | | | | | | | | |



| Batter | 1 | 2 | 3 | 4 | 5 | 6 | 7 | 8 | 9 | AB | R | H | RBI | BB | SO | LOB | TOP | | | | | | | | |
|--|-------------------------------|----------------------------------|-------------------------------|----------------------------------|------------------------------|----------------------------------|------------------------------|---------------------------------|-------------------------------|----------------------------------|------------------------------|---------------------------------|------------------------------|---------------------------------|------------------------------|----------------------------------|-------------------------------|----------------------------------|----------------------------------|------------------------------------|----------------------------------|--------|--|--|--|
| Delino DeShields, L OBP: 0.271, SLG: 0.378 (1,4) | F7 | F7 | | | K | G1-3 | | | G3-1 | 5 | 0 | 0 | 0 | 0 | 1 | 1 | | | | | | | | | |
| Ron Gant, R OBP: 0.286, SLG: 0.387 (1,7) | K | | G4-3 | | 2B FC1-2 | G2 | | | K | 5 | 0 | 1 | 0 | 0 | 2 | 0 | | | | | | | | | |
| Ray Lankford, L OBP: 0.600, SLG: 0.750 (1,8) | WP 1B BB | | G4-3 | | FC1-2 2B | | F7 | | S 2B 1B | 4 | 1 | 2 | 0 | 1 | 0 | 0 | | | | | | | | | |
| Brian Jordan, R OBP: 0.379, SLG: 0.320 (1,9) | WP 1B | | 1B | | FC1-2 S | | F7 | | 2B BB | 4 | 1 | 2 | 0 | 1 | 0 | 2 | | | | | | | | | |
| Gary Gaetti, R OBP: 0.281, SLG: 0.310 (1,5) | G1-3 | | K | | 2-3 3-H | | F9 | | 2B BB | 4 | 1 | 1 | 2 | 1 | 1 | 3 | | | | | | | | | |
| John Mabry, L OBP: 0.311, SLG: 0.291 (1,3) | | G6-3 1B | | FC3-6 1B | G4-3 | | | K | 2-H 2B | 5 | 0 | 3 | 1 | 0 | 1 | 3 | | | | | | | | | |
| Mike DiFelice, R OBP: 0.188, SLG: 0.143 (1,2) | G6-3 | | | F7 | | 3B HBP | | BB | F7 | 2 | 0 | 0 | 0 | 0 | 2 | | AB 38 | | | | | | | | |
| Mark Sweeney, L OBP: 0.321, SLG: 0.250 (6, PH) | 1-2 | | | | | | | | | 0 | 1 | 0 | 0 | 0 | 0 | 2 | R 6 | | | | | | | | |
| Tom Lampkin, L OBP: 0.289, SLG: 0.310 (6,2) | | | | | | | | | | 1 | 0 | 0 | 0 | 1 | 0 | 1 | H 11 | | | | | | | | |
| Royce Clayton, R OBP: 0.231, SLG: 0.360 (1,6) | E4 S E | | | F8 | | G4-3 3B | | K | | 4 | 2 | 1 | 1 | 0 | 1 | 2 | RBI 5 | | | | | | | | |
| Donovan Osborne, S OBP: 0.111, SLG: 0.111 (1,1) | | | | | | | | | | | | | | | | | BB 4 | | | | | | | | |
| Willie McGee, S OBP: 0.371, SLG: 0.500 (8, PH) | | | | | | | | | | | | | | | | | SO 6 | | | | | | | | |
| T.J. Mathews, R (8,1) | | | | | | | | | | | | | | | | | LOB 16 | | | | | | | | |
| John Frascatore, R (8,1) | | | | | | | | | | | | | | | | | | | | | | | | | |
| Dennis Eckersley, R (9,1) | | | | | | | | | | | | | | | | | | | | | | | | | |
| Inning Stats | R: 0 E: 0 K: 1 S: 13 | H: 1 LOB: 2 BB: 1 P: 22 | R: 1 E: 1 K: 0 S: 14 | H: 2 LOB: 1 BB: 0 P: 20 | R: 0 E: 0 K: 1 S: 9 | H: 1 LOB: 1 BB: 0 P: 14 | R: 0 E: 0 K: 0 S: 6 | H: 1 LOB: 3 BB: 1 P: 8 | R: 0 E: 0 K: 1 S: 11 | H: 2 LOB: 0 BB: 0 P: 21 | R: 2 E: 0 K: 0 S: 6 | H: 1 LOB: 0 BB: 0 P: 8 | R: 0 E: 0 K: 0 S: 6 | H: 0 LOB: 0 BB: 0 P: 7 | R: 0 E: 0 K: 2 S: 9 | H: 0 LOB: 1 BB: 1 P: 17 | R: 3 E: 0 K: 1 S: 22 | H: 3 LOB: 1 BB: 1 P: 36 | 1B: 7 2B: 3 3B: 1 HR: 0 | SF: 0 SAC: 0 DP: 1 HBP: 1 | WP: 1 PB: 0 SB: 4 CS: 0 | PA: 43 | | | |
| PITCHER | IP | WLS | BF | H | R | ER | SO | BB | IBB | HBP | BLK | WP | HR | S | P | ERA | WHIP | | | | | | | | |
| Pedro Astacio, R ERA: 2.35 (1,1) | 7.0 | | 32 | 8 | 3 | 2 | 3 | 2 | 0 | 1 | 0 | 1 | 0 | 65 | 100 | 2.57 | 1.429 | | | | | | | | |
| Scott Radinsky, L ERA: 4.0 (8,1) | 1.0 | | 4 | 0 | 0 | 0 | 2 | 1 | 0 | 0 | 0 | 0 | 0 | 9 | 17 | 0.00 | 1.000 | | | | | | | | |
| Todd Worrell, R ERA: 4.0 (9,1) | 1.0 | L | 7 | 3 | 3 | 3 | 1 | 1 | 0 | 0 | 0 | 0 | 0 | 22 | 36 | 27.00 | 4.000 | | | | | | | | |

St. Louis Cardinals @ Los Angeles Dodgers
 Dodger Stadium, Los Angeles, CA
 Tue Apr 22 1997, 7:05 PM PDT
 Att: 27,074 - Unknown - 75 F

livebaseballscorecards.com



| Batter | 1 | 2 | 3 | 4 | 5 | 6 | 7 | 8 | 9 | AB | R | H | RBI | BB | SO | LOB | BOTTOM | | | | | | | | |
|--|-------------------------------|----------------------------------|-------------------------------|----------------------------------|------------------------------|---------------------------------|------------------------------|----------------------------------|------------------------------|---------------------------------|------------------------------|----------------------------------|-------------------------------|----------------------------------|-------------------------------|----------------------------------|------------------------------|---------------------------------|----------------------------------|------------------------------------|----------------------------------|--------|--|--|--|
| Brett Butler, L OBP: 0.453, SLG: 0.397 (1,8) | 1B 1B | F7 | | | CS 2B | | K | | F7 | 5 | 1 | 2 | 0 | 0 | 1 | 2 | | | | | | | | | |
| Greg Gagne, R OBP: 0.379, SLG: 0.438 (1,6) | 1B FC1-6 | | F8 | | F9 | | | F7 BB 1B | F8 | 5 | 2 | 2 | 0 | 0 | 0 | 1 | | | | | | | | | |
| Mike Piazza, R OBP: 0.458, SLG: 0.447 (1,2) | K | | | P4-3 1B | | L4-3 1B | | BB 1B BB | | 3 | 1 | 2 | 0 | 1 | 1 | 2 | | | | | | | | | |
| Eric Karros, R OBP: 0.315, SLG: 0.338 (1,3) | FC1-6 1B | | P4-3 1B | | | L4-3 1B | | F7 | | 4 | 0 | 1 | 1 | 0 | 0 | 4 | | | | | | | | | |
| Raul Mondesi, R OBP: 0.347, SLG: 0.515 (1,9) | FC1-6 PB | | | FC4-6 1B | | | BB | WP 1B | | 3 | 0 | 2 | 2 | 1 | 0 | 1 | | | | | | | | | |
| Todd Zeile, R OBP: 0.275, SLG: 0.254 (1,5) | G3-1 | | | F9 | | F7 | | K | | 4 | 0 | 0 | 0 | 0 | 1 | 5 | | | | | | | | | |
| Todd Hollandsworth, L OBP: 0.309, SLG: 0.364 (1,7) | | K | | FC4-6 1B | | | SH1-4 BB | 1-3 2-H BB | | 2 | 0 | 0 | 0 | 2 | 1 | 1 | | | | | | | | | |
| Wilton Guerrero, S OBP: 0.258, SLG: 0.365 (1,4) | | G6-3 | | | F9 | | SH1-4 | K | | 2 | 0 | 0 | 0 | 0 | 0 | 1 | | | | | | | | | |
| Wayne Kirby, L OBP: 0.200, SLG: 0.222 (8, PH) | | | | | | | | | | 1 | 0 | 0 | 0 | 0 | 1 | 2 | | | | | | | | | |
| Juan Castro, R (9,4) | | | | | | | | | | 0 | 0 | 0 | 0 | 0 | 0 | 0 | | | | | | | | | |
| Pedro Astacio, R OBP: 0.143, SLG: 0.143 (1,1) | | | | | G4-3 | | | K | | 2 | 0 | 1 | 0 | 0 | 0 | 0 | | | | | | | | | |
| Nelson Liriano, S (7, PH) | | | | | | | | | | 1 | 0 | 0 | 0 | 0 | 0 | 1 | | | | | | | | | |
| Scott Radinsky, L (8,1) | | | | | | | | | | 0 | 0 | 0 | 0 | 0 | 0 | 0 | | | | | | | | | |
| Todd Worrell, R (9,1) | | | | | | | | | | 0 | 0 | 0 | 0 | 0 | 0 | 0 | | | | | | | | | |
| Chip Hale, L OBP: 0.200, SLG: 0.111 (9, PH) | | | | | | | | | | 1 | 0 | 0 | 0 | 0 | 1 | 0 | | | | | | | | | |
| Inning Stats | R: 2 E: 0 K: 1 S: 12 | H: 3 LOB: 1 BB: 0 P: 19 | R: 0 E: 0 K: 1 S: 13 | H: 1 LOB: 0 BB: 0 P: 20 | R: 0 E: 0 K: 0 S: 6 | H: 1 LOB: 0 BB: 0 P: 9 | R: 0 E: 0 K: 0 S: 9 | H: 1 LOB: 1 BB: 0 P: 11 | R: 0 E: 0 K: 0 S: 5 | H: 1 LOB: 0 BB: 0 P: 7 | R: 0 E: 0 K: 0 S: 9 | H: 1 LOB: 1 BB: 1 P: 15 | R: 0 E: 0 K: 1 S: 11 | H: 0 LOB: 1 BB: 1 P: 19 | R: 2 E: 0 K: 2 S: 11 | H: 2 LOB: 2 BB: 2 P: 23 | R: 0 E: 0 K: 1 S: 6 | H: 0 LOB: 0 BB: 0 P: 7 | 1B: 9 2B: 3 3B: 0 HR: 0 | SF: 0 SAC: 1 DP: 2 HBP: 0 | WP: 2 PB: 1 SB: 0 CS: 1 | PA: 38 | | | |
| PITCHER | IP | WLS | BF | H | R | ER | SO | BB | IBB | HBP | BLK | WP | HR | S | P | ERA | WHIP | | | | | | | | |
| Donovan Osborne, L ERA: 3.48 (1,1) | 7.0 | | 28 | 8 | 2 | 2 | 3 | 2 | 0 | 0 | 0 | 0 | 0 | 65 | 100 | 2.57 | 1.429 | | | | | | | | |
| T.J. Mathews, R ERA: 3.86 (8,1) | 0.0 | | 2 | 1 | 2 | 2 | 0 | 1 | 0 | 0 | 0 | 0 | 0 | 1 | 5 | - | - | | | | | | | | |
| John Frascatore, R ERA: 1.93 (8,1) | 1.0 | W | 5 | 1 | 0 | 0 | 2 | 1 | 0 | 0 | 0 | 1 | 0 | 10 | 18 | 0.00 | 2.000 | | | | | | | | |
| Dennis Eckersley, R ERA: 3.38 (9,1) | 1.0 | S | 3 | 0 | 0 | 0 | 1 | 0 | 0 | 0 | 0 | 0 | 0 | 6 | 7 | 0.00 | 0.000 | | | | | | | | |

St. Louis Cardinals @ Los Angeles Dodgers
 Dodger Stadium, Los Angeles, CA
 Tue Apr 22 1997, 7:05 PM PDT
 Att: 27,074 - Unknown - 75 F

livebaseballscorecards.com



| Batter | 1 | 2 | 3 | 4 | 5 | 6 | 7 | 8 | 9 | AB | R | H | RBI | BB | SO | LOB | TOP | | | | |
|---|------------------------------|----------------------------------|-------------------------------|----------------------------------|-------------------------------|----------------------------------|------------------------------|---------------------------------|------------------------------|----------------------------------|------------------------------|---------------------------------|------------------------------|----------------------------------|-------------------------------|----------------------------------|---|----------------------------------|------------------------------------|----------------------------------|--------|
| Delino DeShields, L OBP: 0.289, SLG: 0.354 (1, 4) | P5 | | BB | | | G4-3 | | F8 | | 3 | 0 | 0 | 0 | 1 | 0 | 1 | St. Louis Cardinals @ Los Angeles Dodgers Dodger Stadium, Los Angeles, CA Wed Apr 23 1997, 7:05 PM PDT Att: 30,434 - Unknown - 72 F livebaseballscorecards.com | | | | |
| Dmitri Young, S OBP: 0.317, SLG: 0.439 Mark Petkovsek, R OBP: 0.200, SLG: 0.200 (1, 3) (8, 1) | F8 | | K | | | FC6-4 1B CS BB | | F9 | | 3 | 0 | 0 | 0 | 1 | 1 | 3 | | | | | |
| Ray Lankford, L OBP: 0.556, SLG: 1.000 (1, 8) | HR | | K | | | FC6-4 1B | | G3 | | 4 | 1 | 2 | 1 | 0 | 1 | 2 | | | | | |
| Gary Gaetti, R OBP: 0.279, SLG: 0.306 Steve Scarfone, R OBP: 0.250, SLG: 0.100 (9, PR) (9, PR) | F7 | | | | G6-3 | FC6-4 | | S 1B | | 4 | 0 | 1 | 0 | 0 | 0 | 2 | | | | | |
| John Mabry, L OBP: 0.292, SLG: 0.271 (1, 9) (8, 3) | | K | | | K | CS | G1-3 | K | | 4 | 0 | 0 | 0 | 0 | 3 | 1 | | | | | |
| Ron Gant, R OBP: 0.270, SLG: 0.364 (1, 7) | | K | | | K | | G3 | F7 | | 4 | 0 | 0 | 0 | 0 | 2 | 1 | | | | | |
| Tom Lampkin, L OBP: 0.271, SLG: 0.289 (1, 2) | | K | | | | P6 | F9 | | | 3 | 0 | 0 | 0 | 0 | 1 | 0 | | | | | |
| Royce Clayton, R OBP: 0.222, SLG: 0.346 (1, 6) | | | | | | G5-3 | | F9 | | 3 | 0 | 0 | 0 | 0 | 1 | 0 | | | | | |
| Todd Stottlemyre, L OBP: 0.500, SLG: 0.143 Brian Jordan, R OBP: 0.373, SLG: 0.314 (8, PH) (8, 9) | | | | | | BB BB | | E5 | | 1 | 0 | 0 | 0 | 1 | 1 | 0 | | | | | |
| Inning Stats | R: 1 E: 0 K: 0 S: 5 | H: 1 LOB: 0 BB: 0 P: 10 | R: 0 E: 0 K: 3 S: 10 | H: 0 LOB: 0 BB: 0 P: 14 | R: 0 E: 0 K: 2 S: 11 | H: 0 LOB: 2 BB: 2 P: 25 | R: 0 E: 0 K: 2 S: 7 | H: 0 LOB: 0 BB: 0 P: 9 | R: 0 E: 0 K: 0 S: 7 | H: 1 LOB: 1 BB: 1 P: 15 | R: 0 E: 0 K: 0 S: 5 | H: 0 LOB: 0 BB: 0 P: 6 | R: 0 E: 1 K: 0 S: 8 | H: 0 LOB: 1 BB: 0 P: 11 | R: 0 E: 0 K: 1 S: 12 | H: 1 LOB: 2 BB: 0 P: 16 | | 1B: 2 2B: 0 3B: 0 HR: 1 | SF: 0 SAC: 0 DP: 0 HBP: 0 | WP: 0 PB: 0 SB: 1 CS: 1 | PA: 34 |
| PITCHER | IP | WLS | BF | H | R | ER | SO | BB | IBB | HBP | BLK | WP | HR | S | P | ERA | WHIP | | | | |
| Ramon Martinez, R ERA: 2.08 (1, 1) | 7.0 | | 25 | 2 | 1 | 1 | 9 | 3 | 0 | 0 | 0 | 0 | 1 | 52 | 90 | 1.29 | 0.714 | | | | |
| Mark Guthrie, L ERA: (8, 1) | 1.1 | W | 5 | 0 | 0 | 0 | 0 | 0 | 0 | 0 | 0 | 0 | 0 | 12 | 16 | 0.00 | 0.000 | | | | |
| Todd Worrell, R ERA: 3.72 (9, 1) | 0.2 | S | 3 | 1 | 0 | 0 | 1 | 0 | 0 | 0 | 0 | 0 | 0 | 8 | 11 | 0.00 | 1.500 | | | | |


| Batter | 1 | 2 | 3 | 4 | 5 | 6 | 7 | 8 | 9 | AB | R | H | RBI | BB | SO | LOB | BOTTOM | | | | |
|--|------------------------------|----------------------------------|------------------------------|----------------------------------|------------------------------|----------------------------------|-------------------------------|----------------------------------|-------------------------------|----------------------------------|------------------------------|----------------------------------|-------------------------------|----------------------------------|----------------------------------|------------------------------------|---|--------|--|--|--|
| Brett Butler, L OBP: 0.456, SLG: 0.403 (1, 8) | 1B | | F8 | | | SH1-3 1B 1B | | G1-3 | | 4 | 1 | 2 | 0 | 0 | 0 | 0 | St. Louis Cardinals @ Los Angeles Dodgers Dodger Stadium, Los Angeles, CA Wed Apr 23 1997, 7:05 PM PDT Att: 30,434 - Unknown - 72 F livebaseballscorecards.com | | | | |
| Greg Gagne, R OBP: 0.377, SLG: 0.448 (1, 6) | F7 | | P2 | | | SH1-3 | | BB 1B 2B | | 3 | 1 | 1 | 0 | 0 | 0 | 1 | | | | | |
| Mike Piazza, R OBP: 0.480, SLG: 0.440 (1, 2) | F9 | | | | K | 2H 1B | | 1B BB IBB | | 3 | 0 | 1 | 1 | 1 | 1 | 1 | | | | | |
| Eric Karros, R OBP: 0.312, SLG: 0.324 (1, 3) | G5-3 | | | | K | P6 | | 1B BB | | 3 | 0 | 0 | 0 | 1 | 1 | 2 | | | | | |
| Raul Mondesi, R OBP: 0.342, SLG: 0.500 (1, 9) | P3 | | | | G6-3 | L5 | | 1B | | 4 | 0 | 1 | 1 | 0 | 0 | 1 | | | | | |
| Todd Hollandsworth, L OBP: 0.316, SLG: 0.371 (1, 7) | G4-3 1B | | | | | FC6 1B | | K | | 4 | 0 | 2 | 0 | 0 | 1 | 3 | | | | | |
| Todd Zeile, R OBP: 0.260, SLG: 0.238 (1, 5) | G4-3 | | | | K | | | G6-3 | | 4 | 0 | 0 | 0 | 0 | 1 | 5 | | | | | |
| Wilton Guerrero, S OBP: 0.261, SLG: 0.364 (1, 4) | G3-1 | | | | K | | | | | 3 | 0 | 1 | 0 | 0 | 1 | 2 | | | | | |
| Ramon Martinez, R (1, 1) | | | | | G4-3 | FC6 | | G4-3 | | 2 | 0 | 0 | 0 | 0 | 0 | 1 | | | | | |
| Nelson Liriano, S (7, PH) | | | | | | | | | | 1 | 0 | 0 | 0 | 0 | 0 | 1 | | | | | |
| Mark Guthrie, R (8, 1) | | | | | | | | | | 0 | 0 | 0 | 0 | 0 | 0 | 0 | | | | | |
| Todd Worrell, R (9, 1) | | | | | | | | | | 0 | 0 | 0 | 0 | 0 | 0 | 0 | | | | | |
| Inning Stats | R: 0 E: 0 K: 0 S: 9 | H: 1 LOB: 1 BB: 0 P: 13 | R: 0 E: 0 K: 0 S: 9 | H: 1 LOB: 0 BB: 0 P: 14 | R: 0 E: 0 K: 2 S: 8 | H: 0 LOB: 0 BB: 0 P: 11 | R: 0 E: 0 K: 2 S: 11 | H: 1 LOB: 1 BB: 0 P: 14 | R: 1 E: 0 K: 0 S: 14 | H: 2 LOB: 1 BB: 0 P: 21 | R: 0 E: 0 K: 0 S: 8 | H: 1 LOB: 1 BB: 0 P: 14 | R: 1 E: 0 K: 1 S: 15 | H: 2 LOB: 3 BB: 2 P: 30 | 1B: 7 2B: 1 3B: 0 HR: 0 | SF: 0 SAC: 1 DP: 0 HBP: 0 | WP: 0 PB: 0 SB: 0 CS: 0 | PA: 34 | | | |
| PITCHER | IP | WLS | BF | H | R | ER | SO | BB | IBB | HBP | BLK | WP | HR | S | P | ERA | WHIP | | | | |
| Todd Stottlemyre, R ERA: 2.97 (1, 1) | 7.0 | | 27 | 6 | 1 | 1 | 4 | 0 | 0 | 0 | 0 | 0 | 0 | 68 | 101 | 1.29 | 0.857 | | | | |
| Mark Petkovsek, R ERA: 2.45 (8, 1) | 1.0 | L | 7 | 2 | 1 | 1 | 1 | 1 | 1 | 0 | 0 | 0 | 0 | 15 | 30 | 9.00 | 3.000 | | | | |


| Batter | 1 | 2 | 3 | 4 | 5 | 6 | 7 | 8 | 9 | AB | R | H | RBI | BB | SO | LOB | TOP | | | |
|---|---|---|---|---|---|---|---|---|---|---|---|---|---|---|---|---|---|------------------------------------|----------------------------------|--------|
| Brett Butler, L OBP: 0.452, SLG: 0.403 | G6-3 | | F7 | | | | FC6-4 1B | | FC6-4 BB 1B | 5 | 0 | 2 | 1 | 0 | 0 | 2 | Los Angeles Dodgers @ Florida Marlins Pro Player Stadium, Miami, FL Fri Apr 25 1997, 7:05 PM EDT Att: 40,151 - Unknown - 80 F | | | |
| Greg Gagne, R OBP: 0.378, SLG: 0.479 | HR | | P6 | | | | FC6-4 BB | | E6 | 4 | 1 | 1 | 1 | 1 | 0 | 2 | | | | |
| Raul Mondesi, R OBP: 0.345, SLG: 0.514 | BB BB | | F9 | | | | FC6-4 BB | | K | 4 | 0 | 1 | 0 | 1 | 1 | 5 | | | | |
| Eric Karros, R OBP: 0.309, SLG: 0.310 | P3 | | | | | | FC9-2-1-5-3 BB | | F9 | 3 | 0 | 0 | 0 | 1 | 0 | 2 | | | | |
| Todd Zeile, R OBP: 0.273, SLG: 0.231 | FC6-4 BB | | P6 | | | | K | | G4-3 HBP | 2 | 0 | 0 | 0 | 1 | 1 | 1 | | | | |
| Billy Ashley, R OBP: 0.182, SLG: 0.200 Tom Candiotti, R (7, 1) | FC6-4 | | P4 | | | | P4 | | G4-3 | 3 | 0 | 0 | 0 | 0 | 0 | 3 | | | | |
| Wayne Kirby, L (8, PH) 37 Darren Dreifort, R (8, 1) | FC6-4 | | P4 | | | | P4 | | G4-3 | 0 | 0 | 0 | 0 | 0 | 0 | 0 | | | | |
| Tom Prince, R OBP: 0.368, SLG: 0.353 | | | F8 | | | | F7 | | K | 3 | 1 | 0 | 0 | 1 | 1 | 2 | | | | |
| Wilton Guerrero, S OBP: 0.254, SLG: 0.353 Nelson Liriano, S (7, PH) (7, 4) | | | P4 | | | | G6-3 | | K | 2 | 0 | 0 | 0 | 0 | 0 | 0 | | | | |
| Hideo Nomo, R OBP: 0.100, SLG: 0.100 Chan Ho Park, R OBP: 0.260, SLG: 0.333 Mike Piazza, R OBP: 0.453, SLG: 0.431 Todd Hollandsworth, L OBP: 0.312, SLG: 0.366 | | | F8 | | | | G6-3 | | E1 | 2 | 0 | 0 | 0 | 0 | 0 | 0 | | | | |
| Inning Stats | R: 1 E: 0 K: 0 S: 12 | H: 1 LOB: 2 BB: 2 P: 25 | R: 0 E: 0 K: 0 S: 6 | H: 0 LOB: 0 BB: 0 P: 9 | R: 0 E: 0 K: 0 S: 9 | H: 0 LOB: 0 BB: 0 P: 16 | R: 0 E: 0 K: 0 S: 8 | H: 1 LOB: 1 BB: 0 P: 9 | R: 0 E: 0 K: 1 S: 8 | H: 1 LOB: 0 BB: 0 P: 14 | R: 1 E: 1 K: 0 S: 12 | H: 0 LOB: 3 BB: 3 P: 26 | R: 0 E: 0 K: 1 S: 12 | H: 0 LOB: 1 BB: 0 P: 20 | R: 0 E: 1 K: 2 S: 12 | H: 1 LOB: 2 BB: 0 P: 18 | 1B: 2 2B: 1 3B: 1 HR: 1 | SF: 0 SAC: 0 DP: 1 HBP: 1 | WP: 0 PB: 0 SB: 0 CS: 0 | PA: 39 |
| PITCHER | IP WLS BF H R ER SO BB IBB HBP BLK WP HR S P ERA WHIP | IP WLS BF H R ER SO BB IBB HBP BLK WP HR S P ERA WHIP | IP WLS BF H R ER SO BB IBB HBP BLK WP HR S P ERA WHIP | IP WLS BF H R ER SO BB IBB HBP BLK WP HR S P ERA WHIP | IP WLS BF H R ER SO BB IBB HBP BLK WP HR S P ERA WHIP | IP WLS BF H R ER SO BB IBB HBP BLK WP HR S P ERA WHIP | IP WLS BF H R ER SO BB IBB HBP BLK WP HR S P ERA WHIP | IP WLS BF H R ER SO BB IBB HBP BLK WP HR S P ERA WHIP | IP WLS BF H R ER SO BB IBB HBP BLK WP HR S P ERA WHIP | IP WLS BF H R ER SO BB IBB HBP BLK WP HR S P ERA WHIP | IP WLS BF H R ER SO BB IBB HBP BLK WP HR S P ERA WHIP | IP WLS BF H R ER SO BB IBB HBP BLK WP HR S P ERA WHIP | IP WLS BF H R ER SO BB IBB HBP BLK WP HR S P ERA WHIP | IP WLS BF H R ER SO BB IBB HBP BLK WP HR S P ERA WHIP | IP WLS BF H R ER SO BB IBB HBP BLK WP HR S P ERA WHIP | IP WLS BF H R ER SO BB IBB HBP BLK WP HR S P ERA WHIP | IP WLS BF H R ER SO BB IBB HBP BLK WP HR S P ERA WHIP | | | |
| Al Leiter, L ERA: 3.95 | 6.1 | W | 26 | 3 | 2 | 1 | 1 | 5 | 0 | 0 | 0 | 0 | 0 | 0 | 0 | 0 | 1.42 | 1.263 | | |
| Jay Powell, R ERA: 3.12 | 0.2 | | 4 | 0 | 0 | 0 | 0 | 1 | 0 | 0 | 0 | 0 | 0 | 0 | 0 | 0 | 0.00 | 1.500 | | |
| Rick Helling, R ERA: 2.03 | 1.0 | S | 5 | 1 | 0 | 0 | 1 | 0 | 0 | 1 | 0 | 0 | 0 | 0 | 0 | 0 | 0.00 | 0.000 | | |
| Robb Nen, R ERA: 9.0 | 1.0 | S | 5 | 1 | 0 | 0 | 2 | 0 | 0 | 0 | 0 | 0 | 0 | 0 | 0 | 0 | 0.00 | 1.000 | | |

| Batter | 1 | 2 | 3 | 4 | 5 | 6 | 7 | 8 | 9 | AB | R | H | RBI | BB | SO | LOB | BOTTOM | |
|---|---|---|---|---|---|---|---|---|---|---|---|---|---|---|---|---|---|----------------------------------|
| Luis Castillo, S OBP: 0.310, SLG: 0.304 | K | G6-3 | | | | | G6-3 | | | 3 | 0 | 0 | 0 | 1 | 1 | 0 | Los Angeles Dodgers @ Florida Marlins Pro Player Stadium, Miami, FL Fri Apr 25 1997, 7:05 PM EDT Att: 40,151 - Unknown - 80 F | |
| Edgar Renteria, R OBP: 0.255, SLG: 0.275 | S 3B 1B | F9 | | | | L3 BB | | | G4-3 SF7 2B | 4 | 2 | 2 | 0 | 0 | 0 | 1 | | |
| Gary Sheffield, R OBP: 0.477, SLG: 0.475 Cliff Floyd, L OBP: 0.158, SLG: 0.278 | K | | | | | K | | | G4-3 | 1 | 0 | 0 | 0 | 0 | 1 | 1 | | |
| Bobby Bonilla, S OBP: 0.329, SLG: 0.279 | BB HBP | | | | | F7 | | | IBB | 2 | 1 | 0 | 0 | 1 | 0 | 1 | | |
| Moises Alou, R OBP: 0.397, SLG: 0.743 | 3B | F8 | | | | HR | | | SF7 | 3 | 1 | 2 | 4 | 0 | 0 | 1 | | |
| Jim Eisenreich, L OBP: 0.300, SLG: 0.200 | BB BB | | | | | F8 | | | F8 | 3 | 0 | 0 | 0 | 1 | 0 | 1 | | |
| Jeff Conine, R OBP: 0.435, SLG: 0.550 | BB | | | | | K | | | F9 | 2 | 0 | 0 | 0 | 1 | 1 | 0 | | |
| Charles Johnson, R OBP: 0.386, SLG: 0.413 | K | | | | | BB | | | F8 | 2 | 0 | 0 | 0 | 1 | 1 | 3 | | |
| Al Leiter, L (1, 1) Jay Powell, R (7, 1) Alex Arias, R OBP: 0.250, SLG: 0.182 Rick Helling, R (8, 1) Robb Nen, R (9, 1) | | G6-3 | | | | G4-3 | | | F7 | 2 | 0 | 0 | 0 | 0 | 0 | 0 | | |
| Inning Stats | R: 2 E: 0 K: 3 S: 20 | H: 2 LOB: 3 BB: 2 P: 40 | R: 0 E: 0 K: 0 S: 4 | H: 0 LOB: 0 BB: 0 P: 7 | R: 0 E: 0 K: 0 S: 9 | H: 1 LOB: 0 BB: 0 P: 12 | R: 0 E: 0 K: 1 S: 7 | H: 0 LOB: 1 BB: 1 P: 15 | R: 0 E: 0 K: 0 S: 8 | H: 1 LOB: 0 BB: 0 P: 12 | R: 0 E: 0 K: 0 S: 10 | H: 0 LOB: 0 BB: 0 P: 16 | R: 1 E: 0 K: 0 S: 9 | H: 1 LOB: 1 BB: 1 P: 15 | 1B: 2 2B: 2 3B: 1 HR: 1 | SF: 1 SAC: 0 DP: 1 HBP: 1 | | WP: 0 PB: 0 SB: 1 CS: 1 |
| PITCHER | IP WLS BF H R ER SO BB IBB HBP BLK WP HR S P ERA WHIP | IP WLS BF H R ER SO BB IBB HBP BLK WP HR S P ERA WHIP | IP WLS BF H R ER SO BB IBB HBP BLK WP HR S P ERA WHIP | IP WLS BF H R ER SO BB IBB HBP BLK WP HR S P ERA WHIP | IP WLS BF H R ER SO BB IBB HBP BLK WP HR S P ERA WHIP | IP WLS BF H R ER SO BB IBB HBP BLK WP HR S P ERA WHIP | IP WLS BF H R ER SO BB IBB HBP BLK WP HR S P ERA WHIP | IP WLS BF H R ER SO BB IBB HBP BLK WP HR S P ERA WHIP | IP WLS BF H R ER SO BB IBB HBP BLK WP HR S P ERA WHIP | IP WLS BF H R ER SO BB IBB HBP BLK WP HR S P ERA WHIP | IP WLS BF H R ER SO BB IBB HBP BLK WP HR S P ERA WHIP | IP WLS BF H R ER SO BB IBB HBP BLK WP HR S P ERA WHIP | IP WLS BF H R ER SO BB IBB HBP BLK WP HR S P ERA WHIP | IP WLS BF H R ER SO BB IBB HBP BLK WP HR S P ERA WHIP | IP WLS BF H R ER SO BB IBB HBP BLK WP HR S P ERA WHIP | IP WLS BF H R ER SO BB IBB HBP BLK WP HR S P ERA WHIP | | |
| Hideo Nomo, R ERA: 3.34 | 5.0 | L | 21 | 3 | 2 | 2 | 5 | 4 | 0 | 0 | 0 | 0 | 0 | 0 | 0 | 0 | 3.60 | 1.400 |
| Chan Ho Park, R ERA: 2.8 | 1.0 | | 4 | 1 | 1 | 1 | 0 | 0 | 0 | 0 | 0 | 0 | 0 | 0 | 0 | 0 | 9.00 | 1.000 |
| Tom Candiotti, R ERA: 1.86 | 1.0 | | 3 | 0 | 0 | 0 | 0 | 0 | 0 | 0 | 0 | 0 | 0 | 0 | 0 | 0 | 0.00 | 0.000 |
| 37 Darren Dreifort, R ERA: 1.23 | 1.0 | | 5 | 1 | 1 | 1 | 0 | 0 | 1 | 0 | 0 | 0 | 0 | 0 | 0 | 0 | 9.00 | 1.000 |

| Batter | 1 | 2 | 3 | 4 | 5 | 6 | 7 | 8 | 9 | AB | R | H | RBI | BB | SO | LOB | TOP | | | | | | | | | | | |
|--|-------------------------------|----------------------------------|------------------------------|---------------------------------|------------------------------|---------------------------------|-------------------------------|----------------------------------|-------------------------------|----------------------------------|-------------------------------|----------------------------------|-------------------------------|----------------------------------|-------------------------------|----------------------------------|--|------------------------------|----------------------------------|----------------------------------|------------------------------------|----------------------------------|--------|--|--|--|--|--|
| Brett Butler, L OBP: 0.427, SLG: 0.377 | 1-1 G4-3 | | 3-1 F9 | | 2-2 FC5-2 | | 0-2 G3 | | 0-0 B2-3 | 5 | 0 | 0 | 0 | 0 | 0 | 3 | Los Angeles Dodgers @ Florida Marlins Pro Player Stadium, Miami, FL Sat Apr 26 1997, 7:05 PM EDT Att: 41,452 - Unknown - 77 F livebaseballscores.com AB 35 R 3 H 9 RBI 3 BB 3 SO 6 LOB 23 | | | | | | | | | | | |
| Greg Gagne, R OBP: 0.392, SLG: 0.486 | 1-2 2B | | 0-0 G6-3 | | 4-0 WP 2B BB | | 4-2 G6-4-3 BB | | 1-1 F9 | 3 | 1 | 1 | 0 | 2 | 0 | 1 | | | | | | | | | | | | |
| Mike Piazza, R OBP: 0.441, SLG: 0.418 | 2-3 K | | 3-2 HR | | 1-1 F9 | | 1-1 G6-4-3 | | | 4 | 1 | 1 | 0 | 0 | 1 | 4 | | | | | | | | | | | | |
| Eric Karros, R OBP: 0.329, SLG: 0.387 | 3-2 G1-3 | | 0-2 HR | | 2-2 E 1H 2B | | | | 3-1 G4-6-3 1B | 4 | 1 | 3 | 3 | 0 | 0 | 1 | | | | | | | | | | | | |
| Raul Mondesi, R OBP: 0.352, SLG: 0.506 | | 1-0 F8 | | 2-2 F8 | | 4-1 E BB | | 1-2 G4-6-3 1B | | 3 | 0 | 1 | 0 | 1 | 0 | 0 | | | | | | | | | | | | |
| Todd Hollandsworth, L OBP: 0.256, SLG: 0.347 | 1-3 K | | 3-3 K | | 3-3 K | | | 3-1 G4-6-3 | | 4 | 0 | 0 | 0 | 0 | 3 | 4 | | | | | | | | | | | | |
| Todd Zeile, R OBP: 0.272, SLG: 0.246 | 0-1 G5-3 | | | | 2-1 G4-3 FC5-2 2B | | 1-2 E5 | | 2-3 K | 4 | 0 | 1 | 0 | 0 | 1 | 3 | | | | | | | | | | | | |
| Nelson Liriano, S OBP: 0.222, SLG: 0.125 | | | 1-1 G1-6-4 1B | | 0-0 G4-3 | | 0-0 G3-1 | | 2-2 E9 B2-3 | 4 | 0 | 1 | 0 | 0 | 0 | 4 | | | | | | | | | | | | |
| Ismael Valdez, R Darren Hall, R Wayne Kirby, L 37 Darren Dreifort, R Wilton Guerrero, S Mark Guthrie, R Scott Radinsky, L Chip Hale, L | | | 0-0 G1-6-4 | | 0-1 G1-3 | | | | 3-3 K | 1 | 0 | 0 | 0 | 0 | 0 | 1 | | | | | | | | | | | | |
| Inning Stats | R: 0 E: 0 K: 1 S: 11 | H: 1 LOB: 1 BB: 0 P: 18 | R: 0 E: 0 K: 1 S: 6 | H: 0 LOB: 0 BB: 0 P: 8 | R: 0 E: 0 K: 0 S: 5 | H: 1 LOB: 0 BB: 0 P: 9 | R: 2 E: 0 K: 1 S: 14 | H: 2 LOB: 0 BB: 0 P: 22 | R: 0 E: 0 K: 0 S: 10 | H: 1 LOB: 1 BB: 0 P: 14 | R: 1 E: 0 K: 1 S: 19 | H: 1 LOB: 3 BB: 2 P: 34 | R: 0 E: 0 K: 0 S: 13 | H: 1 LOB: 1 BB: 1 P: 21 | R: 0 E: 0 K: 1 S: 11 | H: 2 LOB: 1 BB: 0 P: 20 | | R: 0 E: 1 K: 1 S: 9 | H: 0 LOB: 1 BB: 0 P: 15 | 1B: 4 2B: 3 3B: 1 HR: 1 | SF: 0 SAC: 0 DP: 3 HBP: 0 | WP: 1 PB: 0 SB: 0 CS: 0 | PA: 38 | | | | | |
| PITCHER | IP | WLS | BF | H | R | ER | SO | BB | IBB | HBP | BLK | WP | HR | S | P | ERA | WHIP | | | | | | | | | | | |
| Alex Fernandez, R | (1, 1) | 5.1 | W | 23 | 6 | 3 | 3 | 3 | 2 | 0 | 0 | 0 | 1 | 1 | 53 | 89 | 5.06 | 1.500 | | | | | | | | | | |
| Dennis Cook, L | (6, 1) | 0.1 | | 1 | 0 | 0 | 0 | 1 | 0 | 0 | 0 | 0 | 0 | 0 | 8 | 11 | 0.00 | 0.000 | | | | | | | | | | |
| Mark Hutton, R | (6, 1) | 1.1 | | 6 | 1 | 0 | 0 | 0 | 1 | 0 | 0 | 0 | 0 | 0 | 17 | 26 | 0.00 | 1.500 | | | | | | | | | | |
| Jay Powell, R | (8, 1) | 2.0 | | 8 | 2 | 0 | 0 | 2 | 0 | 0 | 0 | 0 | 0 | 20 | 35 | 0.00 | 1.000 | | | | | | | | | | | |

| Batter | 1 | 2 | 3 | 4 | 5 | 6 | 7 | 8 | 9 | AB | R | H | RBI | BB | SO | LOB | BOTTOM | | | | | | | | | | | |
|--|------------------------------|----------------------------------|-------------------------------|----------------------------------|-------------------------------|----------------------------------|-------------------------------|----------------------------------|-------------------------------|----------------------------------|------------------------------|----------------------------------|-------------------------------|----------------------------------|------------------------------|----------------------------------|---|----------------------------------|------------------------------------|----------------------------------|--------|--|--|--|--|--|--|--|
| Luis Castillo, S OBP: 0.337, SLG: 0.325 | 0-1 CS 1B | | 3-2 1B SH BB 1B | | 3-2 L7 | | 4-2 SH5-3 BB | | 2-0 1-3 1B | 4 | 1 | 3 | 0 | 1 | 0 | 1 | Los Angeles Dodgers @ Florida Marlins Pro Player Stadium, Miami, FL Sat Apr 26 1997, 7:05 PM EDT Att: 41,452 - Unknown - 77 F livebaseballscores.com AB 31 R 8 H 12 RBI 8 BB 7 SO 5 LOB 19 | | | | | | | | | | | |
| Edgar Renteria, R OBP: 0.281, SLG: 0.293 | 1-0 F9 | | 0-0 SH BB 1B | | 0-0 2B | | 0-0 SH5-3 | | 1-0 SF8 | 2 | 1 | 1 | 1 | 0 | 0 | 1 | | | | | | | | | | | | |
| Gary Sheffield, R OBP: 0.462, SLG: 0.444 | 4-0 BB | | 0-1 P2 | | 2-3 K | | 1-2 F7 | | 3-1 F7 | 4 | 0 | 0 | 0 | 1 | 1 | 6 | | | | | | | | | | | | |
| Bobby Bonilla, S OBP: 0.321, SLG: 0.274 | 1-1 F8 | | 0-1 BB 1B | | 1-1 F7 | | 0-1 G3 | | 0-1 L8 | 5 | 0 | 1 | 0 | 0 | 0 | 4 | | | | | | | | | | | | |
| Moises Alou, R OBP: 0.398, SLG: 0.712 | | 2-1 L5 | | 4-2 1B BB | | 1-3 K | | 4-2 SH2-4 HR BB | | 3-3 K | 3 | 1 | 0 | 1 | 2 | 2 | | | | | | | | | | | | |
| Jim Eisenreich, L OBP: 0.353, SLG: 0.276 | | 2-0 HR 1B | | 1-2 BB | | 1-1 BB | | 1-1 SH2-4 | | 1-2 G1-3 | 4 | 1 | 3 | 1 | 0 | 0 | | | | | | | | | | | | |
| Jeff Conine, R OBP: 0.466, SLG: 0.607 | | 3-2 HR 1B | | 1-3 HR 1B | | 4-2 BB | | 4-0 HR IBB | | | 1 | 2 | 1 | 2 | 3 | 0 | | | | | | | | | | | | |
| Charles Johnson, R OBP: 0.377, SLG: 0.460 | | 2-0 F7 | | 0-0 G6-3 | | 0-3 K | | 1-2 HR | | | 4 | 1 | 1 | 3 | 0 | 1 | | | | | | | | | | | | |
| Alex Fernandez, R Dennis Cook, L Mark Hutton, R Alex Arias, R Jay Powell, R | | 1-3 K | | 0-2 2B | | 0-0 P5 | | 3-2 HR SF8 1B | | | 3 | 0 | 1 | 0 | 0 | 1 | | | | | | | | | | | | |
| Inning Stats | R: 0 E: 0 K: 0 S: 7 | H: 1 LOB: 1 BB: 1 P: 11 | R: 2 E: 0 K: 1 S: 12 | H: 2 LOB: 0 BB: 0 P: 22 | R: 2 E: 1 K: 0 S: 20 | H: 3 LOB: 3 BB: 2 P: 32 | R: 0 E: 0 K: 1 S: 14 | H: 2 LOB: 2 BB: 0 P: 20 | R: 0 E: 0 K: 2 S: 12 | H: 1 LOB: 2 BB: 1 P: 18 | R: 0 E: 0 K: 0 S: 8 | H: 0 LOB: 1 BB: 1 P: 13 | R: 4 E: 0 K: 0 S: 19 | H: 3 LOB: 1 BB: 2 P: 35 | R: 0 E: 0 K: 1 S: 8 | H: 0 LOB: 0 BB: 0 P: 12 | | 1B: 8 2B: 2 3B: 0 HR: 2 | SF: 1 SAC: 3 DP: 0 HBP: 0 | WP: 0 PB: 0 SB: 0 CS: 1 | PA: 42 | | | | | | | |
| PITCHER | IP | WLS | BF | H | R | ER | SO | BB | IBB | HBP | BLK | WP | HR | S | P | ERA | WHIP | | | | | | | | | | | |
| Ismael Valdez, R | (1, 1) | 3.1 | L | 20 | 8 | 4 | 3 | 1 | 0 | 0 | 0 | 0 | 0 | 5 | 8 | 0.00 | 0.000 | | | | | | | | | | | |
| Darren Hall, R | (4, 1) | 0.2 | | 2 | 0 | 0 | 0 | 1 | 0 | 0 | 0 | 0 | 0 | 20 | 31 | 0.00 | 1.500 | | | | | | | | | | | |
| 37 Darren Dreifort, R | (5, 1) | 2.0 | | 9 | 1 | 0 | 0 | 2 | 2 | 0 | 0 | 0 | 0 | 1 | 19 | 35 | 36.00 | 4.000 | | | | | | | | | | |
| Mark Guthrie, L | (7, 1) | 1.0 | | 8 | 3 | 4 | 4 | 0 | 1 | 1 | 0 | 0 | 0 | 0 | 8 | 12 | 0.00 | 0.000 | | | | | | | | | | |
| Scott Radinsky, L | (8, 1) | 1.0 | | 3 | 0 | 0 | 0 | 1 | 0 | 0 | 0 | 0 | 0 | 8 | 12 | 0.00 | 0.000 | | | | | | | | | | | |

| Batter | 1 | 2 | 3 | 4 | 5 | 6 | 7 | 8 | 9 | AB | R | H | RBI | BB | SO | LOB | TOP | | | | | |
|--|-------------------------------|----------------------------------|------------------------------|----------------------------------|-------------------------------|--|------------------------------|----------------------------------|------------------------------|----------------------------------|-------------------------------|----------------------------------|-------------------------------|----------------------------------|------------------------------|----------------------------------|---|------------------------------|----------------------------------|----------------------------------|------------------------------------|----------------------------------|
| Brett Butler, L OBP: 0.423, SLG: 0.388 (1, 8) | 0-1 CS 1B | | 1-0 F7 | | 2-1 CS 1B | | 2-2 F7 | 0-1 G6-3 | | 5 | 0 | 2 | 0 | 0 | 0 | 1 | Los Angeles Dodgers @ Atlanta Braves Turner Field, Atlanta, GA Tue Apr 29 1997, 7:05 PM EDT Att: 35,442 - Unknown - 66 F AB 36 R 6 H 13 RBI 5 BB 5 SO 7 LOB 18  | | | | | |
| Greg Gagne, R OBP: 0.396, SLG: 0.506 (1, 6) | 1-2 SAFE 1-2 1B | | 2-1 HR | | 2-3 SAFE 1-2 K | | 1-0 2B 1B | | 2-0 G5-3 | 5 | 2 | 3 | 1 | 0 | 1 | 1 | | | | | | |
| Mike Piazza, R OBP: 0.438, SLG: 0.537 (1, 2) | 3-3 SAFE 1-2 K | | 2-2 G1-3 | | 2-2 F7 | | 0-0 1-H 2B | | 3-1 HR | 5 | 1 | 2 | 2 | 0 | 1 | 1 | | | | | | |
| Eric Karros, R OBP: 0.316, SLG: 0.356 (1, 3) | 2-3 K | | 1-2 F8 | | 4-2 2B 1B BB | | 0-3 K | | 1-0 P6 | 4 | 1 | 0 | 0 | 1 | 2 | 2 | | | | | | |
| Raul Mondesi, R OBP: 0.370, SLG: 0.540 (1, 9) | | 4-1 1B G5-4-3 BB | | 0-0 S 1B | | 1-2 SAFE 1-3 1B 2B | | 4-0 IBB | 2-1 F8 | 3 | 2 | 2 | 0 | 2 | 0 | 0 | | | | | | |
| Todd Hollandsworth, L OBP: 0.297, SLG: 0.333 Mark Guthrie, R (7, 1) Todd Worrell, R (9, 1) | 1-1 SAFE 1-3 1B | | 3-3 SAFE 1-2 K | | 4-0 G4-3 1B IBB | | 3-3 K | | | 3 | 0 | 1 | 0 | 1 | 2 | 3 | | | | | | |
| Todd Zeile, R OBP: 0.281, SLG: 0.263 (1, 5) | 0-0 G5-4-3 1-2 3-H | | 4-1 G5-4-3 IBB | | 1-1 G4-3 1B | | 2-2 2B | | | 3 | 0 | 2 | 2 | 1 | 0 | 1 | | | | | | |
| Wilton Guerrero, S OBP: 0.275, SLG: 0.382 (1, 4) | 1-0 S 1B | | 0-0 G5-4-3 | | 0-0 G4-3 | | 1-1 F7 | | | 4 | 0 | 1 | 0 | 0 | 0 | 5 | | | | | | |
| Chan Ho Park, R OBP: 0.333, SLG: 0.200 Nelson Liriano, S OBP: 0.200, SLG: 0.143 Scott Radinsky, L (6, 1) Tom Candiotti, R (6, 1) Wayne Kirby, L OBP: 0.276, SLG: 0.200 (7, 7) | 2-2 G6-3 | | 1-3 K | | 0-0 G6-3 | | 3-1 P6 | | | 2 | 0 | 0 | 0 | 0 | 1 | 1 | | | | | | |
| Inning Stats | R: 0 E: 0 K: 2 S: 12 | H: 2 LOB: 1 BB: 0 P: 18 | R: 1 E: 0 K: 0 S: 9 | H: 2 LOB: 1 BB: 1 P: 17 | R: 1 E: 0 K: 0 S: 10 | H: 1 LOB: 1 BB: 1 P: 16 | R: 0 E: 0 K: 1 S: 6 | H: 1 LOB: 1 BB: 1 P: 13 | R: 0 E: 0 K: 2 S: 9 | H: 1 LOB: 2 BB: 0 P: 14 | R: 2 E: 0 K: 0 S: 17 | H: 2 LOB: 2 BB: 2 P: 32 | R: 1 E: 0 K: 2 S: 17 | H: 2 LOB: 2 BB: 1 P: 27 | R: 0 E: 0 K: 0 S: 9 | H: 1 LOB: 1 BB: 0 P: 15 | | R: 1 E: 0 K: 0 S: 6 | H: 1 LOB: 0 BB: 0 P: 14 | 1B: 8 2B: 3 3B: 0 HR: 2 | SF: 0 SAC: 0 DP: 2 HBP: 0 | WP: 0 PB: 0 SB: 4 CS: 2 |
| PITCHER | IP WLS BF | H R ER SO | BB IBB HBP BLK | WP HR S P | ERA WHIP | PITCHER | IP WLS BF | H R ER SO | BB IBB HBP BLK | WP HR S P | ERA WHIP | | | | | | | | | | | |
| Terrell Wade, L ERA: 3.27 (1, 1) | 4.1 L 19 | 7 2 2 4 | 1 1 0 0 | 0 0 4 72 | 4.15 1.846 | Brad Clontz, R ERA: 3.12 (5, 1) | 0.2 1 0 0 | 0 0 0 1 | 0 0 0 0 | 0 0 4 6 | 0.00 0.000 | | | | | | | | | | | |
| Paul Byrd, R ERA: 1.86 (6, 1) | 1.0 7 2 2 | 2 2 1 1 | 0 1 0 0 | 0 17 32 | 18.00 3.000 | Mike Bielecki, R ERA: 2.08 (7, 1) | 1.0 6 2 1 | 1 1 2 0 | 0 1 0 0 | 0 0 17 27 | 9.00 2.000 | | | | | | | | | | | |
| Joe Borowski, R ERA: 2.09 (8, 1) | 2.0 8 2 1 | 1 1 0 0 | 0 0 0 0 | 0 1 15 29 | 4.50 1.000 | | | | | | | | | | | | | | | | | |

| Batter | 1 | 2 | 3 | 4 | 5 | 6 | 7 | 8 | 9 | AB | R | H | RBI | BB | SO | LOB | BOTTOM | | | | | |
|---|-------------------------------|----------------------------------|-------------------------------|----------------------------------|------------------------------|---|------------------------------|---------------------------------|------------------------------|----------------------------------|-------------------------------|----------------------------------|------------------------------|----------------------------------|------------------------------|---------------------------------|--|------------------------------|----------------------------------|----------------------------------|------------------------------------|----------------------------------|
| Kenny Lofton, L OBP: 0.448, SLG: 0.519 (1, 8) | 3-2 F8 | | 4-0 CS BB | | 0-0 F9 | | 2-1 B5-3 | | 0-0 G4-3 | 4 | 0 | 0 | 0 | 1 | 0 | 0 | Los Angeles Dodgers @ Atlanta Braves Turner Field, Atlanta, GA Tue Apr 29 1997, 7:05 PM EDT Att: 35,442 - Unknown - 66 F AB 33 R 2 H 7 RBI 2 BB 6 SO 3 LOB 17  | | | | | |
| Michael Tucker, L OBP: 0.416, SLG: 0.479 (1, 9) | 2-3 K | | 4-2 10 BB BB | | 3-1 G3 | | 2-1 BB 1B | | 2-1 1B | 4 | 0 | 2 | 0 | 1 | 1 | 0 | | | | | | |
| 10 Chipper Jones, S OBP: 0.394, SLG: 0.471 (1, 5) | 2-2 G4-3 | | 4-1 1-2 BB | | 1-2 G3 1B 2B | | 1-0 F8 | | 1-0 F7 | 4 | 1 | 1 | 0 | 1 | 0 | 2 | | | | | | |
| Fred McGriff, L OBP: 0.365, SLG: 0.380 (1, 3) | | 2-2 FC3-6 BB 1B | | 1-0 F7 | | 0-0 G3 | | 4-1 BB | | 3 | 0 | 1 | 0 | 1 | 0 | 3 | | | | | | |
| Ryan Klesko, L OBP: 0.299, SLG: 0.443 (1, 7) | | 4-0 FC3-6 BB | | 1-2 F8 | | 1-1 E 1B 1B | | 2-2 F7 | | 3 | 0 | 1 | 1 | 1 | 0 | 2 | | | | | | |
| Javy Lopez, R OBP: 0.425, SLG: 0.690 (1, 2) | | 0-3 K | | 0-0 HR | | 1-0 P3 | | 1-2 G5-3 | | 4 | 1 | 1 | 1 | 0 | 1 | 3 | | | | | | |
| Mark Lemke, S OBP: 0.338, SLG: 0.380 (1, 4) | | 3-1 FC3-6 | | 0-0 L4 | | 1-0 E7 BB 1B | | 0-0 G5-3 | | 4 | 0 | 1 | 0 | 0 | 0 | 2 | | | | | | |
| Jeff Blausler, R OBP: 0.455, SLG: 0.645 (1, 6) | | 3-2 F8 | | 1-1 F9 | | 4-2 BB | | 2-1 G4-3 | | 3 | 0 | 0 | 0 | 1 | 0 | 2 | | | | | | |
| Terrell Wade, L ERA: 3.27 (1, 1) Brad Clontz, R ERA: 3.12 (5, 1) Mike Mordcaai, R OBP: 0.289, SLG: 0.588 (5, 1) Paul Byrd, R ERA: 1.86 (6, 1) Keith Lockhart, L OBP: 0.298, SLG: 0.333 Mike Bielecki, R ERA: 2.08 (7, 1) Joe Borowski, R ERA: 2.09 (8, 1) Andrew Jones, R OBP: 0.344, SLG: 0.455 (9, 1) | | 2-3 K | | 1-2 L6 | | 2-1 G4-3 | | 1-1 P4 | | 1 | 0 | 0 | 0 | 0 | 1 | 0 | | | | | | |
| Inning Stats | R: 0 E: 0 K: 1 S: 10 | H: 0 LOB: 0 BB: 0 P: 17 | R: 0 E: 0 K: 1 S: 11 | H: 1 LOB: 2 BB: 1 P: 23 | R: 0 E: 0 K: 1 S: 8 | H: 0 LOB: 3 BB: 3 P: 23 | R: 1 E: 0 K: 0 S: 7 | H: 1 LOB: 0 BB: 0 P: 9 | R: 0 E: 0 K: 0 S: 6 | H: 0 LOB: 0 BB: 0 P: 10 | R: 1 E: 1 K: 0 S: 12 | H: 3 LOB: 3 BB: 1 P: 22 | R: 0 E: 0 K: 0 S: 9 | H: 1 LOB: 2 BB: 1 P: 20 | R: 0 E: 0 K: 0 S: 6 | H: 0 LOB: 0 BB: 0 P: 9 | | R: 0 E: 0 K: 0 S: 6 | H: 1 LOB: 1 BB: 0 P: 10 | 1B: 5 2B: 1 3B: 0 HR: 1 | SF: 0 SAC: 0 DP: 0 HBP: 0 | WP: 0 PB: 0 SB: 0 CS: 1 |
| PITCHER | IP WLS BF | H R ER SO | BB IBB HBP BLK | WP HR S P | ERA WHIP | PITCHER | IP WLS BF | H R ER SO | BB IBB HBP BLK | WP HR S P | ERA WHIP | | | | | | | | | | | |
| Chan Ho Park, R ERA: 2.42 (5, 1) | 5.0 W 20 | 2 1 1 3 | 0 0 0 0 | 0 42 82 | 1.80 1.200 | Scott Radinsky, L ERA: 4.09 (6, 1) | 0.2 5 3 1 | 1 1 0 0 | 0 0 0 0 | 0 0 8 12 | 13.50 4.500 | | | | | | | | | | | |
| Tom Candiotti, R ERA: 1.5 (6, 1) | 0.1 2 0 0 | 0 0 0 0 | 1 0 0 0 | 0 0 4 10 | 0.00 3.000 | Mark Guthrie, L ERA: 2.35 (7, 1) | 2.0 8 1 0 | 0 0 0 0 | 1 0 0 0 | 0 0 15 29 | 0.00 1.000 | | | | | | | | | | | |
| Todd Worrell, R ERA: 6.35 (9, 1) | 1.0 4 1 0 | 0 0 0 0 | 0 0 0 0 | 0 0 6 10 | 0.00 1.000 | | | | | | | | | | | | | | | | | |

| Batter | 1 | 2 | 3 | 4 | 5 | 6 | 7 | 8 | 9 | AB | R | H | RBI | BB | SO | LOB | TOP | | | | | | | | |
|---|---|---|---|----------------------------------|-------------------------------|----------------------------------|-------------------------------|----------------------------------|------------------------------|---------------------------------|-------------------------------|----------------------------------|------------------------------|----------------------------------|-------------------------------|----------------------------------|--|----------------------------------|----------------------------------|------------------------------------|----------------------------------|--------|--|--|--|
| Wilton Guerrero, S (1,4) OBP: 0.295, SLG: 0.440 | 3-3 K | | 0-1 1-H 2-H 3B | | 1-1 G6-3 | | | 0-0 FC6-4 2B | | 4 | 1 | 1 | 2 | 0 | 1 | 1 | Los Angeles Dodgers @ Philadelphia Phillies Veterans Stadium, Philadelphia, PA Thu May 01 1997, 3:33 AM EDT Att: 16,546 - Cloudy - 69 F | | | | | | | | |
| Greg Gagne, R (1,6) OBP: 0.390, SLG: 0.500 | 1-1 F9 | | 1-3 K | | 2-0 P3 | | | 2-1 1-H 2B | | 4 | 0 | 1 | 1 | 0 | 1 | 1 | | | | | | | | | |
| Raul Mondesi, R (1,9) OBP: 0.349, SLG: 0.500 | 0-0 P3 | | 3-2 F9 | | | 0-3 K | | 1-1 P3 | | 4 | 0 | 0 | 0 | 0 | 1 | 2 | | | | | | | | | |
| Eric Karros, R (1,3) | | 2-2 L9 | | 4-0 HR BB | | 2-3 K | | 1-3 K | | 3 | 1 | 0 | 0 | 1 | 2 | 1 | | | | | | | | | |
| Todd Hollandsworth, L (1,7) OBP: 0.283, SLG: 0.315 | 1-2 F8 | | 1-3 K | | 0-1 L4 | | | | 2-3 K | 4 | 0 | 0 | 0 | 0 | 2 | 1 | | | | | | | | | |
| Todd Zeile, R (1,5) OBP: 0.299, SLG: 0.313 | 3-0 P5 | | | 1-2 HR | | | 2-3 K | | 4-0 G6-4-3 BB | 3 | 1 | 1 | 2 | 1 | 1 | 0 | | | | | | | | | |
| Wayne Kirby, L (1,8) OBP: 0.273, SLG: 0.211 | | | 0-2 HBP 3B 1B | 2-2 P4 | | | 3-2 K | | 0-0 G6-4-3 1-2 | 4 | 1 | 1 | 0 | 0 | 1 | 1 | | | | | | | | | |
| Tom Prince, R (1,2) OBP: 0.348, SLG: 0.300 | | | 2-2 HBP 3B | 1-3 K | | | 2-0 P5 | | | 2 | 1 | 0 | 0 | 0 | 1 | 0 | | | | | | | | | |
| Pedro Astacio, R (1,1) OBP: 0.091, SLG: 0.091 | | | 0-3 K | | 0-1 G1-3 | | | 0-3 K FC6-4 | | 3 | 0 | 0 | 0 | 0 | 2 | 2 | | | | | | | | | |
| Inning Stats | R: 0 E: 0 K: 1 S: 6 | H: 0 LOB: 0 BB: 0 P: 10 | R: 0 E: 0 K: 0 S: 10 | H: 0 LOB: 0 BB: 0 P: 16 | R: 2 E: 0 K: 2 S: 16 | H: 2 LOB: 1 BB: 0 P: 22 | R: 2 E: 0 K: 2 S: 14 | H: 1 LOB: 0 BB: 1 P: 23 | R: 0 E: 0 K: 0 S: 5 | H: 0 LOB: 0 BB: 0 P: 8 | R: 0 E: 0 K: 2 S: 10 | H: 0 LOB: 0 BB: 0 P: 12 | R: 0 E: 0 K: 2 S: 8 | H: 0 LOB: 0 BB: 0 P: 15 | R: 1 E: 0 K: 2 S: 12 | H: 1 LOB: 1 BB: 0 P: 16 | R: 0 E: 0 K: 1 S: 5 | H: 0 LOB: 0 BB: 1 P: 11 | 1B: 1 2B: 1 3B: 1 HR: 1 | SF: 0 SAC: 0 DP: 1 HBP: 1 | WP: 1 PB: 0 SB: 0 CS: 0 | PA: 34 | | | |
| PITCHER | IP WLS BF H R ER SO BB IBB HBP BLK WP HR S P ERA WHIP | 7.0 L 26 3 4 4 9 1 0 1 0 0 1 0 69 106 5.14 0.571 | 2.0 8 1 1 1 3 1 0 0 0 1 0 17 27 4.50 1.000 | | | | | | | | | | | | | | | | | | | | | | |

| | |
|-----|----|
| AB | 31 |
| R | 5 |
| H | 4 |
| RBI | 5 |
| BB | 2 |
| SO | 12 |
| LOB | 9 |



| Batter | 1 | 2 | 3 | 4 | 5 | 6 | 7 | 8 | 9 | AB | R | H | RBI | BB | SO | LOB | BOTTOM | | | | | | | |
|---|---|--|------------------------------|----------------------------------|------------------------------|----------------------------------|------------------------------|---------------------------------|------------------------------|----------------------------------|------------------------------|----------------------------------|-------------------------------|----------------------------------|-------------------------------|----------------------------------|--|------------------------------------|----------------------------------|--------|--|--|--|--|
| Gregg Jefferies, S (1,7) OBP: 0.293, SLG: 0.292 | 2-1 CS 1B | | | | 1-1 FC4 FC6-4 | | 3-2 L8 | | 1-2 L3 | 5 | 0 | 1 | 0 | 0 | 0 | 4 | Los Angeles Dodgers @ Philadelphia Phillies Veterans Stadium, Philadelphia, PA Thu May 01 1997, 3:33 AM EDT Att: 16,546 - Cloudy - 69 F | | | | | | | |
| Mickey Morandini, L (1,4) OBP: 0.346, SLG: 0.206 | 1 SAFE 1 SAFE 1 SAFE 1 SAFE 1 SAFE 1 SAFE 1-2 | | 2-1 G4-3 | | 2-1 L9 | | | 0-1 L7 | | 3 | 0 | 0 | 0 | 1 | 0 | 1 | | | | | | | | |
| Rico Brogna, L (1,3) OBP: 0.303, SLG: 0.371 | 0-0 F7 | | 0-2 G3-1 | | 1-1 FC6-4 | | | 1-0 2B 1B | | 4 | 0 | 1 | 0 | 0 | 0 | 2 | | | | | | | | |
| Derrick May, L (1,9) OBP: 0.326, SLG: 0.476 | 0-0 1-2 1B | | 1-0 FC6-4 1B | | 2-2 G4-3 1B | | | 3-2 2B 1-3 2B | | 4 | 0 | 4 | 0 | 0 | 0 | 0 | | | | | | | | |
| Mark Parent, R (1,2) OBP: 0.111, SLG: 0.080 | 0-3 K | | 0-0 FC6-4 | | 2-1 L9 | | | 0-3 K | | 4 | 0 | 0 | 0 | 0 | 2 | 6 | | | | | | | | |
| Scott Rolen, R (1,5) OBP: 0.386, SLG: 0.341 | | 0-0 L7 | | 4-1 G4-6-3 BB | | 1-0 G4-3 | | 2-2 G6-3 | | 3 | 0 | 0 | 0 | 1 | 0 | 3 | | | | | | | | |
| Wendell Magee, R (1,8) OBP: 0.244, SLG: 0.289 | | 2-1 SH3-4 2B | | 0-0 G4-6-3 1-2 | | 0-0 P3 | | | 1-1 G6-3 | 4 | 0 | 1 | 0 | 0 | 0 | 2 | | | | | | | | |
| Kevin Stocker, S (1,6) OBP: 0.354, SLG: 0.360 | | 4-1 SH3-4 BB | | 0-3 K | | | 0-2 F8 | | 2-2 2B | 3 | 0 | 1 | 0 | 1 | 1 | 0 | | | | | | | | |
| Curt Schilling, R (1,1) OBP: 0.125, SLG: 0.133 23 Kevin Jordan, R (7,PH) Mike Mimbs, L (8,1) Ruben Amaro Jr, S (8,PH) OBP: 0.333, SLG: 0.250 | 0-0 SH3-4 | | 0-0 SH3-4 | | 1-1 FC4 1B | | 0-0 G4-3 | | 1-3 K | 1 | 0 | 1 | 0 | 0 | 0 | 0 | | | | | | | | |
| Inning Stats | R: 0 E: 0 K: 1 S: 8 | H: 2 LOB: 2 BB: 1 P: 14 | R: 0 E: 0 K: 0 S: 7 | H: 1 LOB: 1 BB: 1 P: 14 | R: 0 E: 0 K: 1 S: 5 | H: 1 LOB: 1 BB: 0 P: 10 | R: 0 E: 0 K: 1 S: 5 | H: 0 LOB: 0 BB: 1 P: 9 | R: 0 E: 0 K: 0 S: 7 | H: 1 LOB: 1 BB: 0 P: 13 | R: 0 E: 0 K: 0 S: 9 | H: 0 LOB: 0 BB: 0 P: 12 | R: 0 E: 0 K: 1 S: 12 | H: 0 LOB: 2 BB: 0 P: 18 | R: 0 E: 0 K: 1 S: 13 | H: 1 LOB: 1 BB: 0 P: 18 | 1B: 6 2B: 3 3B: 0 HR: 0 | SF: 0 SAC: 1 DP: 1 HBP: 0 | WP: 0 PB: 0 SB: 0 CS: 1 | PA: 37 | | | | |
| PITCHER | IP WLS BF H R ER SO BB IBB HBP BLK WP HR S P ERA WHIP | 9.0 W 37 9 0 0 4 3 0 0 0 0 0 76 120 0.00 1.333 | | | | | | | | | | | | | | | | | | | | | | |



| Batter | 1 | 2 | 3 | 4 | 5 | 6 | 7 | 8 | 9 | 10 | AB | R | H | RBI | BB | SO | LOB | TOP | | | | | | | | | | | |
|---|---|----------------------------------|-------------------------------|----------------------------------|-------------------------------|----------------------------------|-------------------------------|----------------------------------|-------------------------------|----------------------------------|-------------------------------|----------------------------------|-------------------------------|---------------------------------------|---|---------------------------------|---|---|----------------------------------|------------------------------------|----------------------------------|-----------------------|-----------------------|-----------------------|-----------------------|-----------------------|-----------------------|---------------|--|
| Brian McRae, S OBP: 0.274, SLG: 0.324 (1, 8) | G5-3 SF7 2B | | | | | FC6-4 1B | FC5-4 1B | | | K | 4 | 2 | 2 | 0 | 2 | 1 | 2 | Chicago Cubs @ Los Angeles Dodgers Dodger Stadium, Los Angeles, CA Fri May 02 1997, 7:05 PM PDT Att: 41,313 - Unknown - 75 F | | | | | | | | | | | |
| Shawon Dunston, R OBP: 0.281, SLG: 0.374 (1, 6) | G5-3 | | P3 | | FC6-4 1B | K | | | K | 5 | 0 | 0 | 0 | 0 | 0 | 2 | livebaseballscorecards.com | | | | | | | | | | | | |
| Mark Grace, L OBP: 0.420, SLG: 0.515 (1, 3) | SF7 | | F7 | | 1B | 2B | | | F9 | 4 | 1 | 2 | 2 | 0 | 0 | 2 | | | UBS | | | | | | | | | | |
| Sammy Sosa, R OBP: 0.278, SLG: 0.352 (1, 9) | G6-3 | | K | | K | 2B | | | G1-4-3 | 5 | 0 | 1 | 2 | 0 | 2 | 4 | | | | | | | | | | | | | |
| Brooks Kieschnick, L OBP: 0.351, SLG: 0.469 Kent Bottenfield, R (6, 1) | | | | | F7 | | | | G4-3 | 3 | 0 | 0 | 0 | 1 | 2 | 1 | | | | | | | | | | | | | |
| Terry Adams, R (7, 1) | | | | | | | | | | | | | | | | | | | | | | | | | | | | | |
| Scott Servais, R OBP: 0.312, SLG: 0.319 (9, PH) | | | | | | | | | | | | | | | | | | | | | | | | | | | | | |
| Tyler Houston, L OBP: 0.279, SLG: 0.350 Mel Rojas, R (9, 1) | G1-6-3 | | | | G4-3 | | | | G4-3 | 5 | 1 | 1 | 0 | 0 | 0 | 1 | | | | | | | | | | | | | |
| 23 Ryne Sandberg, R OBP: 0.269, SLG: 0.324 (10, 4) | | | | | | 1B | | | | | | | | | | | | | | | | | | | | | | | |
| Dave Hansen, L OBP: 0.500, SLG: 0.391 Doug Glanville, R OBP: 0.333, SLG: 0.381 (6, 7) | | | | | | 1B | | | G5-3 | 2 | 1 | 2 | 0 | 1 | 0 | 0 | | | | | | | | | | | | | |
| Rey Sanchez, R OBP: 0.341, SLG: 0.324 Bob Patterson, R (10, 1) | | | | | | | | | | | | | | | | | | | | | | | | | | | | | |
| Amaury Telemaco, R OBP: 0.500, SLG: 0.333 Dave Clark, L OBP: 0.353, SLG: 0.478 José Hernández, R OBP: 0.364, SLG: 0.421 (6, 5) | | | | | | | | | | | | | | | | | | | | | | | | | | | | | |
| Inning Stats | R: 1 E: 0 K: 0 S: 8 | H: 1 LOB: 0 BB: 0 P: 11 | R: 0 E: 0 K: 0 S: 11 | H: 1 LOB: 1 BB: 1 P: 21 | R: 0 E: 0 K: 1 S: 13 | H: 1 LOB: 2 BB: 1 P: 24 | R: 0 E: 0 K: 2 S: 12 | H: 2 LOB: 2 BB: 0 P: 18 | R: 0 E: 0 K: 1 S: 13 | H: 1 LOB: 2 BB: 1 P: 20 | R: 6 E: 0 K: 3 S: 26 | H: 5 LOB: 1 BB: 2 P: 43 | R: 0 E: 0 K: 0 S: 9 | H: 0 LOB: 0 BB: 1 P: 14 | R: 0 E: 0 K: 0 S: 5 | H: 0 LOB: 0 BB: 0 P: 8 | R: 0 E: 0 K: 2 S: 8 | H: 0 LOB: 0 BB: 0 P: 9 | 1B: 8 2B: 4 3B: 0 HR: 0 | SF: 1 SAC: 0 DP: 1 HBP: 0 | WP: 0 PB: 0 SB: 0 CS: 0 | PA: 46 | | | | | | | |
| PITCHER | IP WLS BF H R ER SO BB IBB HBP BLK WP HR S P ERA WHIP | 5.1 0.2 1.0 1.0 1.0 | 27 5 1 3 0 | 9 2 0 0 0 | 5 2 0 0 0 | 5 2 0 0 0 | 4 2 0 0 0 | 3 1 1 0 0 | 0 0 0 0 0 | 0 0 0 0 0 | 0 0 0 0 0 | 70 13 18 9 5 | 118 19 27.00 14 8 | 8.44 27.00 0.00 0.00 0.00 | 2.250 4.500 2.000 0.000 0.000 | PITCHER | IP WLS BF H R ER SO BB IBB HBP BLK WP HR S P ERA WHIP | 10.1 1.0 3 0 0 0 2 | 3 0 0 0 0 | 0 0 0 0 0 | 0 0 0 0 0 | 0 0 0 0 0 | 0 0 0 0 0 | 0 0 0 0 0 | 0 0 0 0 0 | 0 0 0 0 0 | 0 0 0 0 0 | 0.00 0.000 | |

| Batter | 1 | 2 | 3 | 4 | 5 | 6 | 7 | 8 | 9 | 10 | AB | R | H | RBI | BB | SO | LOB | BOTTOM | | | | | | | | | |
|---|---|----------------------------------|------------------------------|---------------------------------|-------------------------------|----------------------------------|------------------------------|---------------------------------|-------------------------------|----------------------------------|-------------------------------|----------------------------------|---|---|-------------------------------|---|---|----------------------------------|------------------------------|---------------------------------|----------------------------------|------------------------------------|----------------------------------|-----------------------|-----------------------|---------------|--|
| Wilton Guerrero, S OBP: 0.298, SLG: 0.444 (1, 4) | 1B 2B | | | B4 | | F8 | | | | P3 | 6 | 1 | 2 | 0 | 0 | 1 | Chicago Cubs @ Los Angeles Dodgers Dodger Stadium, Los Angeles, CA Fri May 02 1997, 7:05 PM PDT Att: 41,313 - Unknown - 75 F | | | | | | | | | | |
| Greg Gagne, R OBP: 0.396, SLG: 0.510 (1, 6) | G5-3 | | | F9 | | | | | | E9 SF8 2B | 6 | 3 | 3 | 0 | 0 | 1 | | livebaseballscorecards.com | | | | | | | | | |
| Mike Piazza, R OBP: 0.444, SLG: 0.579 Tom Prince, P OBP: 0.333, SLG: 0.300 (10, 2) | 2B 1B | | | | | G4-3 | | | | SF8 | 4 | 2 | 3 | 3 | 1 | 0 | | | Dodgers | | | | | | | | |
| Eric Karros, R OBP: 0.304, SLG: 0.333 (1, 3) | 2B 2B | | | P6 | | G6-3 | | | | | 4 | 1 | 1 | 0 | 1 | 0 | | | | | | | | | | | |
| Raul Mondesi, R OBP: 0.351, SLG: 0.500 (1, 9) | 2B | | | P4 | | | | | | | 4 | 0 | 1 | 2 | 1 | 0 | | | | | | | | | | | |
| Todd Hollandsworth, L OBP: 0.276, SLG: 0.320 (1, 7) | F9 | | | | | K | | | | | 5 | 0 | 1 | 1 | 0 | 1 | | | | | | | | | | | |
| Todd Zeile, R OBP: 0.304, SLG: 0.302 (1, 5) | K | | | | | | | | | | 3 | 0 | 0 | 0 | 2 | 1 | | | | | | | | | | | |
| Wayne Kirby, L OBP: 0.296, SLG: 0.182 (1, 8) | | | | F7 | | | | | | | 3 | 0 | 0 | 1 | 2 | 0 | | | | | | | | | | | |
| Brian Martinez, R OBP: 0.296, SLG: 0.182 37 Darren Dreifort, R ERA: 4.43 Scott Radinsky, L ERA: 4.09 Mark Guthrie, L ERA: 3.38 Darren Hall, R ERA: 1.95 | | | | | | | | | | | 2 | 0 | 0 | 0 | 0 | 0 | | | | | | | | | | | |
| Inning Stats | R: 3 E: 0 K: 1 S: 13 | H: 4 LOB: 1 BB: 0 P: 21 | R: 0 E: 0 K: 0 S: 4 | H: 0 LOB: 0 BB: 0 P: 7 | R: 1 E: 0 K: 0 S: 10 | H: 3 LOB: 3 BB: 1 P: 17 | R: 0 E: 0 K: 0 S: 3 | H: 0 LOB: 0 BB: 0 P: 4 | R: 0 E: 0 K: 1 S: 10 | H: 0 LOB: 1 BB: 1 P: 17 | R: 0 E: 0 K: 1 S: 10 | H: 0 LOB: 0 BB: 1 P: 18 | R: 2 E: 0 K: 0 S: 11 | H: 2 LOB: 0 BB: 0 P: 15 | R: 0 E: 0 K: 1 S: 10 | H: 1 LOB: 2 BB: 1 P: 21 | R: 1 E: 0 K: 0 S: 16 | H: 0 LOB: 3 BB: 3 P: 36 | R: 1 E: 1 K: 0 S: 6 | H: 1 LOB: 0 BB: 0 P: 8 | 1B: 5 2B: 5 3B: 0 HR: 1 | SF: 1 SAC: 0 DP: 0 HBP: 0 | WP: 1 PB: 0 SB: 1 CS: 0 | PA: 48 | | | |
| PITCHER | IP WLS BF H R ER SO BB IBB HBP BLK WP HR S P ERA WHIP | 5.0 1.0 2.0 1.0 0.2 | 24 6 8 7 3 | 7 2 1 0 1 | 4 2 0 1 0 | 2 1 0 0 0 | 0 0 0 0 0 | 0 0 0 0 0 | 0 0 0 0 0 | 0 0 0 0 0 | 0 0 0 0 0 | 40 15 24 16 36 8 | 7.20 18.00 3.00 9.00 0.00 0.00 | 1.800 3.000 1.000 4.000 1.500 | PITCHER | IP WLS BF H R ER SO BB IBB HBP BLK WP HR S P ERA WHIP | 10.1 1.0 3 0 0 0 2 | 3 0 0 0 0 | 0 0 0 0 0 | 0 0 0 0 0 | 0 0 0 0 0 | 0 0 0 0 0 | 0 0 0 0 0 | 0 0 0 0 0 | 0 0 0 0 0 | 0.00 0.000 | |

| Batter | 1 | 2 | 3 | 4 | 5 | 6 | 7 | 8 | 9 | AB | R | H | RBI | BB | SO | LOB | TOP | | | | | | | | | | |
|---|-------------------------------|----------------------------------|------------------------------|----------------------------------|------------------------------|----------------------------------|-------------------------------|----------------------------------|------------------------------|----------------------------------|------------------------------|----------------------------------|------------------------------|----------------------------------|------------------------------|---------------------------------|--|------------------------------------|----------------------------------|--------|--|--|--|--|--|--|--|
| Brian McRae, S (1, 8) OBP: 0.270, SLG: 0.318 | P5 | K | | | | | G3-1 | | G4-3 | 5 | 0 | 1 | 1 | 0 | 1 | 1 | Chicago Cubs @ Los Angeles Dodgers Dodger Stadium, Los Angeles, CA Sat May 03 1997, 7:05 PM PDT Att: 44,519 - Unknown - 72 F livebaseballscorecards.com | | | | | | | | | | |
| 23 Ryne Sandberg, R (1, 4) OBP: 0.256, SLG: 0.307 | E7 1B | | G6-3 | K | | | G1-3 | | | 4 | 1 | 0 | 0 | 0 | 1 | 3 | | | | | | | | | | | |
| Mark Grace, L (1, 3) OBP: 0.412, SLG: 0.493 | | | F9 | | | | G3-1 | | F7 | 3 | 0 | 0 | 0 | 1 | 0 | 0 | | | | | | | | | | | |
| Sammy Sosa, R (1, 9) OBP: 0.269, SLG: 0.339 | K | | K | | | | B2 | | G4-3 | 4 | 0 | 0 | 0 | 0 | 2 | 2 | | | | | | | | | | | |
| Dave Hansen, L (1, 5) OBP: 0.529, SLG: 0.423 José Hernández, R (8, PR) OBP: 0.364, SLG: 0.421 | | | | G5-3 | | | | | BLK 1B | 3 | 0 | 2 | 1 | 1 | 0 | 0 | | | | | | | | | | | |
| Brooks Kieschnick, L (1, 7) OBP: 0.333, SLG: 0.434 Doug Glanville, R (6, 7) OBP: 0.326, SLG: 0.372 | | | F8 | E5 1B | | | K | | F9 | 3 | 1 | 0 | 0 | 0 | 1 | 3 | | | | | | | | | | | |
| Scott Servais, R (1, 2) OBP: 0.321, SLG: 0.333 | | | | G4-3 2B | | | F8 | | G6-3 | 3 | 0 | 1 | 0 | 1 | 0 | 2 | | | | | | | | | | | |
| Rey Sanchez, R (1, 6) OBP: 0.333, SLG: 0.317 | | | | G4-3 | | | G5-3 | | G5-3 | 4 | 0 | 1 | 0 | 0 | 0 | 1 | | | | | | | | | | | |
| Terry Mulholland, R (1, 1) OBP: 0.063, SLG: 0.063 Mel Rojas, R (9, 1) Terry Adams, R (9, 1) | | | K | | | | B1-3 | | K | 4 | 0 | 0 | 0 | 0 | 3 | 4 | | | | | | | | | | | |
| | | | | | | | | | | 0 | 0 | 0 | 0 | 0 | 0 | 0 | | | | | | | | | | | |
| | | | | | | | | | | 0 | 0 | 0 | 0 | 0 | 0 | 0 | | | | | | | | | | | |
| Inning Stats | R: 1 E: 1 K: 1 S: 17 | H: 1 LOB: 2 BB: 1 P: 27 | R: 0 E: 0 K: 2 S: 9 | H: 1 LOB: 1 BB: 0 P: 12 | R: 0 E: 0 K: 1 S: 8 | H: 0 LOB: 0 BB: 0 P: 11 | R: 1 E: 1 K: 2 S: 21 | H: 2 LOB: 3 BB: 1 P: 31 | R: 0 E: 0 K: 1 S: 7 | H: 0 LOB: 1 BB: 1 P: 13 | R: 0 E: 0 K: 0 S: 7 | H: 0 LOB: 0 BB: 0 P: 11 | R: 0 E: 0 K: 0 S: 7 | H: 0 LOB: 2 BB: 0 P: 11 | R: 0 E: 0 K: 0 S: 6 | H: 1 LOB: 0 BB: 0 P: 6 | 1B: 4 2B: 1 3B: 0 HR: 0 | SF: 0 SAC: 0 DP: 0 HBP: 0 | WP: 0 PB: 0 SB: 0 CS: 0 | PA: 37 | | | | | | | |
| PITCHER | IP | WLS | BF | H | R | ER | SO | BB | IBB | HBP | BLK | WP | HR | S | P | ERA | WHIP | | | | | | | | | | |
| Ismael Valdez, R (1, 1) ERA: 2.48 | 7.2 | L | 33 | 5 | 2 | 0 | 7 | 3 | 0 | 0 | 1 | 0 | 0 | 82 | 124 | 0.00 | 1.043 | | | | | | | | | | |
| Darren Hall, R (8, 1) ERA: 1.8 | 0.1 | | 1 | 0 | 0 | 0 | 0 | 0 | 0 | 0 | 0 | 0 | 0 | 1 | 1 | 0.00 | 0.000 | | | | | | | | | | |
| 37 Darren Dreifort, R (9, 1) ERA: 3.75 | 1.0 | S | 3 | 0 | 0 | 0 | 1 | 0 | 0 | 0 | 0 | 0 | 0 | 6 | 6 | 0.00 | 0.000 | | | | | | | | | | |

| Batter | 1 | 2 | 3 | 4 | 5 | 6 | 7 | 8 | 9 | AB | R | H | RBI | BB | SO | LOB | BOTTOM | | | | | | | | | | |
|---|------------------------------|---------------------------------|------------------------------|----------------------------------|-------------------------------|----------------------------------|------------------------------|----------------------------------|------------------------------|---------------------------------|------------------------------|----------------------------------|------------------------------|----------------------------------|------------------------------|----------------------------------|--|----------------------------------|----------------------------------|------------------------------------|----------------------------------|--------|--|--|--|--|--|
| Wilton Guerrero, S (1, 4) OBP: 0.286, SLG: 0.426 | G5-3 | | G5-3 | | | | G4-3 | | F7 | 4 | 0 | 0 | 0 | 0 | 0 | 2 | Chicago Cubs @ Los Angeles Dodgers Dodger Stadium, Los Angeles, CA Sat May 03 1997, 7:05 PM PDT Att: 44,519 - Unknown - 72 F livebaseballscorecards.com | | | | | | | | | | |
| Greg Gagne, R (1, 6) OBP: 0.391, SLG: 0.495 | F9 | | | G4-6-3 BB | | | G5-3 | | G6-3 | 3 | 0 | 0 | 0 | 1 | 0 | 0 | | | | | | | | | | | |
| Mike Piazza, R (1, 2) OBP: 0.436, SLG: 0.563 | F9 | | | G4-6-3 1-2 | | | 1B | | G5-3 | 4 | 0 | 1 | 0 | 0 | 0 | 1 | | | | | | | | | | | |
| Eric Karros, R (1, 3) OBP: 0.302, SLG: 0.330 | | | P4 | F9 | | | F9 | | 1B | 4 | 1 | 1 | 0 | 0 | 0 | 1 | | | | | | | | | | | |
| Raul Mondesi, R (1, 9) OBP: 0.356, SLG: 0.500 | | | F7 | | | | G5-3 | | 1B | 4 | 0 | 2 | 0 | 0 | 0 | 0 | | | | | | | | | | | |
| Todd Zeile, R (1, 5) OBP: 0.311, SLG: 0.322 Juan Castro, R (9, PR) | | | F9 | | | | | | 1B | 4 | 0 | 2 | 1 | 0 | 0 | 2 | | | | | | | | | | | |
| Billy Ashley, R (1, 7) OBP: 0.250, SLG: 0.278 Wayne Kirby, L (9, 8) OBP: 0.286, SLG: 0.174 | | | | G6-3 2B | | | F7 | | F8 | 3 | 0 | 1 | 0 | 0 | 0 | 1 | | | | | | | | | | | |
| Todd Hollandsworth, L (1, 8) OBP: 0.271, SLG: 0.310 | | | | G6-3 | | | G3-1 | | F8 | 3 | 0 | 0 | 0 | 0 | 0 | 2 | | | | | | | | | | | |
| Ismael Valdez, R (1, 1) Darren Hall, R (8, 1) Nelson Liriano, S (8, PH) OBP: 0.278, SLG: 0.250 37 Darren Dreifort, R (9, 1) | | | | K | | | G6-3 | | 2B | 2 | 0 | 0 | 0 | 0 | 1 | 1 | | | | | | | | | | | |
| | | | | | | | | | | 0 | 0 | 0 | 0 | 0 | 0 | 0 | | | | | | | | | | | |
| | | | | | | | | | | 1 | 0 | 1 | 0 | 0 | 0 | 0 | | | | | | | | | | | |
| | | | | | | | | | | 0 | 0 | 0 | 0 | 0 | 0 | 0 | | | | | | | | | | | |
| Inning Stats | R: 0 E: 0 K: 0 S: 8 | H: 0 LOB: 0 BB: 0 P: 9 | R: 0 E: 0 K: 0 S: 6 | H: 0 LOB: 0 BB: 0 P: 10 | R: 0 E: 0 K: 1 S: 11 | H: 1 LOB: 1 BB: 0 P: 15 | R: 0 E: 0 K: 0 S: 4 | H: 0 LOB: 0 BB: 1 P: 10 | R: 0 E: 0 K: 0 S: 5 | H: 1 LOB: 1 BB: 0 P: 7 | R: 0 E: 0 K: 0 S: 9 | H: 0 LOB: 0 BB: 0 P: 11 | R: 0 E: 0 K: 0 S: 7 | H: 2 LOB: 1 BB: 0 P: 11 | R: 0 E: 0 K: 0 S: 7 | H: 1 LOB: 0 BB: 0 P: 12 | R: 1 E: 0 K: 0 S: 14 | H: 3 LOB: 2 BB: 0 P: 24 | 1B: 5 2B: 3 3B: 0 HR: 0 | SF: 0 SAC: 0 DP: 2 HBP: 0 | WP: 0 PB: 0 SB: 0 CS: 0 | PA: 34 | | | | | |
| PITCHER | IP | WLS | BF | H | R | ER | SO | BB | IBB | HBP | BLK | WP | HR | S | P | ERA | WHIP | | | | | | | | | | |
| Terry Mulholland, L (1, 1) ERA: 2.8 | 8.2 | W | 31 | 6 | 1 | 1 | 1 | 1 | 0 | 0 | 0 | 0 | 0 | 61 | 93 | 1.04 | 0.808 | | | | | | | | | | |
| Mel Rojas, R (9, 1) ERA: 4.91 | 0.0 | | 2 | 2 | 0 | 0 | 0 | 0 | 0 | 0 | 0 | 0 | 0 | 8 | 12 | - | - | | | | | | | | | | |
| Terry Adams, R (9, 1) ERA: | 0.1 | S | 1 | 0 | 0 | 0 | 0 | 0 | 0 | 0 | 0 | 0 | 0 | 2 | 4 | 0.00 | 0.000 | | | | | | | | | | |

| Batter | 1 | 2 | 3 | 4 | 5 | 6 | 7 | 8 | 9 | AB | R | H | RBI | BB | SO | LOB | TOP | | | |
|---|---|---------------------------------|------------------------------|---------------------------------|------------------------------|----------------------------------|------------------------------|----------------------------------|------------------------------|----------------------------------|------------------------------|----------------------------------|------------------------------|---------------------------------|------------------------------|----------------------------------|--|------------------------------------|----------------------------------|--------|
| Deion Sanders, L (1, 8) OBP: 0.399, SLG: 0.496 | G6-3 | | P5 | | | | | | P4 | 4 | 0 | 0 | 0 | 0 | 1 | 1 | <p>Cincinnati Reds @ Los Angeles Dodgers Dodger Stadium, Los Angeles, CA Mon May 05 1997, 7:05 PM PDT Att: 26,955 - Unknown - 78 F</p> | | | |
| Lenny Harris, L (1, 7) OBP: 0.236, SLG: 0.308 Hector Carrasco, R (6, 1) Terry Pendleton, S (9, PH) OBP: 0.273, SLG: 0.300 | K | | | G4-3 | | K | | | F7 | 3 | 0 | 0 | 0 | 0 | 2 | 0 | | | | |
| Barry Larkin, R (1, 6) Jeff Branson, L (5, 6) OBP: 0.405, SLG: 0.348 OBP: 0.081, SLG: 0.056 | 1B | | | G6-3 | | | L9 | | G3 | 2 | 0 | 1 | 0 | 0 | 0 | 0 | | | | |
| Ruben Sierra, S (1, 9) OBP: 0.292, SLG: 0.389 | K | | | K | | | P3 | | | 3 | 0 | 0 | 0 | 0 | 2 | 1 | | | | |
| Eddie Taubensee, L (1, 2) OBP: 0.365, SLG: 0.531 | | L8 | | | F8 1B 2B | | F9 | | | 3 | 1 | 1 | 0 | 0 | 0 | 0 | | | | |
| Hal Morris, L (1, 3) OBP: 0.322, SLG: 0.362 | G4-3 | | | | F8 | | | G3-6-1 1B | | 3 | 0 | 1 | 0 | 0 | 0 | 1 | | | | |
| Willie Greene, L (1, 5) OBP: 0.284, SLG: 0.358 | K | | | | G4-6-3 1B | | | G3-6-1 1-2 | | 3 | 0 | 1 | 1 | 0 | 1 | 1 | | | | |
| Bret Boone, R (1, 4) OBP: 0.232, SLG: 0.169 | | | F9 | | G4-6-3 1-2 | | | G6-3 | | 3 | 0 | 0 | 0 | 0 | 0 | 1 | | | | |
| Kent Mercker, L (1, 1) Curtis Goodwin, L (6, PH) OBP: 0.571, SLG: 0.667 OBP: 0.333, SLG: 0.353 | | | P6 | | | G1-3 | | | 1B | 1 | 0 | 0 | 0 | 0 | 0 | 0 | | | | |
| | | | | | | | | | | 2 | 0 | 1 | 0 | 0 | 0 | 0 | | | | |
| Inning Stats | R: 0 E: 0 K: 2 S: 8 | H: 1 LOB: 1 BB: 0 P: 8 | R: 0 E: 0 K: 1 S: 5 | H: 0 LOB: 0 BB: 0 P: 8 | R: 0 E: 0 K: 0 S: 7 | H: 0 LOB: 0 BB: 0 P: 10 | R: 0 E: 0 K: 1 S: 9 | H: 0 LOB: 0 BB: 0 P: 13 | R: 1 E: 0 K: 0 S: 7 | H: 2 LOB: 2 BB: 0 P: 13 | R: 0 E: 0 K: 0 S: 9 | H: 0 LOB: 0 BB: 0 P: 10 | R: 0 E: 0 K: 0 S: 5 | H: 1 LOB: 0 BB: 0 P: 8 | R: 0 E: 0 K: 0 S: 9 | H: 1 LOB: 1 BB: 0 P: 10 | 1B: 4 2B: 1 3B: 0 HR: 0 | SF: 0 SAC: 0 DP: 2 HBP: 0 | WP: 0 PB: 0 SB: 0 CS: 0 | PA: 30 |
| PITCHER | IP WLS BF H R ER SO BB IBB HBP BLK WP HR S P ERA WHIP | | | | | | | | | | | | | | | | | | | |
| Hideo Nomo, R (1, 1) ERA: 3.07 | 8.0 W 27 5 1 1 6 0 0 0 0 0 0 57 85 1.12 0.625 | | | | | | | | | | | | | | | | | | | |
| Mark Guthrie, L (9, 1) ERA: 2.16 | 0.1 1 0 0 0 0 0 0 0 0 0 0 1 1 0.00 0.000 | | | | | | | | | | | | | | | | | | | |
| Todd Worrell, R (9, 1) ERA: 5.4 | 0.2 S 2 0 0 0 0 0 0 0 0 0 0 6 6 0.00 0.000 | | | | | | | | | | | | | | | | | | | |

| | |
|-----|----|
| AB | 30 |
| R | 1 |
| H | 5 |
| RBI | 1 |
| BB | 0 |
| SO | 6 |
| LOB | 7 |



| Batter | 1 | 2 | 3 | 4 | 5 | 6 | 7 | 8 | 9 | AB | R | H | RBI | BB | SO | LOB | BOTTOM | | | |
|--|---|----------------------------------|-------------------------------|----------------------------------|-------------------------------|----------------------------------|-------------------------------|----------------------------------|-------------------------------|----------------------------------|------------------------------|---------------------------------|------------------------------|----------------------------------|-------------------------------|----------------------------------|--|------------------------------------|----------------------------------|--------|
| Wilton Guerrero, S (1, 4) OBP: 0.298, SLG: 0.450 Juan Castro, R (4, 4) | CS 1B | | G5-3 | | | L8 | | K | | 2 | 0 | 1 | 0 | 0 | 0 | 0 | <p>Cincinnati Reds @ Los Angeles Dodgers Dodger Stadium, Los Angeles, CA Mon May 05 1997, 7:05 PM PDT Att: 26,955 - Unknown - 78 F</p> | | | |
| Greg Gagne, R (1, 6) OBP: 0.376, SLG: 0.473 | G6-3 1-2 | | F9 | | G2-3 BB | | G6-3 | | | 4 | 0 | 0 | 0 | 0 | 0 | 2 | | | | |
| Mike Piazza, R (1, 2) OBP: 0.461, SLG: 0.605 | FC4-6 BB | | 1B | | IBB | | BLK 1B | | | 2 | 0 | 2 | 0 | 2 | 0 | 0 | | | | |
| Eric Karros, R (1, 3) OBP: 0.306, SLG: 0.336 | FC4-6 1-2 | | 1B | | P5 | | K | | | 4 | 0 | 1 | 0 | 0 | 1 | 4 | | | | |
| Raul Mondesi, R (1, 9) OBP: 0.349, SLG: 0.500 | | F9 1B 2B | P3 | | G5-3 | | G1-3 | | | 4 | 1 | 1 | 0 | 0 | 0 | 5 | | | | |
| Todd Zeile, R (1, 5) OBP: 0.316, SLG: 0.330 | | CS 1B BB | | E6 FC1-6 | | E5 HR | | K | | 3 | 1 | 0 | 0 | 1 | 1 | 0 | | | | |
| Billy Ashley, R (1, 7) Wayne Kirby, L (7, 8) OBP: 0.281, SLG: 0.429 OBP: 0.303, SLG: 0.214 | F9 | | FC1-6 G4-3 | | HR | | G4-3 | | | 3 | 1 | 1 | 2 | 0 | 0 | 3 | | | | |
| Todd Hollandsworth, L (1, 8) OBP: 0.270, SLG: 0.306 | | CS 1B | G4-3 | | G4-3 | | G4-3 | | | 4 | 0 | 2 | 1 | 0 | 0 | 1 | | | | |
| Hideo Nomo, R (1, 1) Mark Guthrie, R (9, 1) Todd Worrell, R (9, 1) OBP: 0.125, SLG: 0.125 OBP: 0.303, SLG: 0.214 | K | | K | | K | | G5-3 | | 1B | 4 | 0 | 1 | 0 | 0 | 2 | 3 | | | | |
| | | | | | | | | | | 0 | 0 | 0 | 0 | 0 | 0 | 0 | | | | |
| | | | | | | | | | | 0 | 0 | 0 | 0 | 0 | 0 | 0 | | | | |
| Inning Stats | R: 0 E: 0 K: 0 S: 10 | H: 1 LOB: 1 BB: 1 P: 19 | R: 1 E: 0 K: 1 S: 10 | H: 2 LOB: 1 BB: 1 P: 17 | R: 0 E: 0 K: 0 S: 13 | H: 2 LOB: 2 BB: 0 P: 22 | R: 0 E: 1 K: 1 S: 11 | H: 0 LOB: 1 BB: 0 P: 16 | R: 0 E: 0 K: 0 S: 11 | H: 0 LOB: 2 BB: 2 P: 23 | R: 2 E: 1 K: 0 S: 8 | H: 1 LOB: 0 BB: 0 P: 9 | R: 0 E: 0 K: 1 S: 8 | H: 1 LOB: 1 BB: 0 P: 11 | R: 0 E: 0 K: 2 S: 14 | H: 2 LOB: 2 BB: 0 P: 20 | 1B: 7 2B: 1 3B: 0 HR: 1 | SF: 0 SAC: 0 DP: 0 HBP: 0 | WP: 0 PB: 0 SB: 0 CS: 3 | PA: 37 |
| PITCHER | IP WLS BF H R ER SO BB IBB HBP BLK WP HR S P ERA WHIP | | | | | | | | | | | | | | | | | | | |
| Kent Mercker, L (1, 1) ERA: 4.97 | 5.0 L 14 4 2 1 3 0 0 0 0 1 0 1 30 40 3.00 1.333 | | | | | | | | | | | | | | | | | | | |

| | |
|-----|----|
| AB | 33 |
| R | 3 |
| H | 9 |
| RBI | 3 |
| BB | 4 |
| SO | 5 |
| LOB | 20 |



| Batter | 1 | 2 | 3 | 4 | 5 | 6 | 7 | 8 | 9 | AB | R | H | RBI | BB | SO | LOB | TOP | | | | | | | |
|--|---|--|--|----------------------------------|-------------------------------|----------------------------------|-------------------------------|----------------------------------|-------------------------------|----------------------------------|-------------------------------|----------------------------------|-------------------------------|----------------------------------|------------------------------|----------------------------------|---|----------------------------------|----------------------------------|------------------------------------|----------------------------------|--------|--|--|
| Deion Sanders, L (1, 8) OBP: 0.388, SLG: 0.500 | F7 | | P4 | | G4-6-3 | | P6 | | G3 | 5 | 0 | 0 | 0 | 0 | 0 | 5 | Cincinnati Reds @ Los Angeles Dodgers Dodger Stadium, Los Angeles, CA Wed May 07 1997, 7:05 PM PDT Att: 28,303 - Unknown - 76 F | | | | | | | |
| Pokey Reese, R (1, 6) OBP: 0.214, SLG: 0.333 Jeff Branson, L (9, PH) OBP: 0.075, SLG: 0.051 | K | | P3 | | 1B | | K | | K | 4 | 0 | 1 | 0 | 0 | 2 | 2 | | | | | | | | |
| Hal Morris, L (1, 3) OBP: 0.315, SLG: 0.345 | F7 | | | G3 | G4-3 | | F8 | | | 4 | 0 | 0 | 0 | 0 | 0 | 1 | | | | | | | | |
| Reggie Sanders, R (1, 9) OBP: 0.315, SLG: 0.492 | | K | | HR | | | K | | K | 4 | 1 | 1 | 1 | 0 | 3 | 0 | | | | | | | | |
| Eddie Taubensee, L (1, 7) OBP: 0.346, SLG: 0.514 | | K | | F8 | | 1B SF7 | 2B | | G3 | 4 | 1 | 1 | 0 | 0 | 1 | 0 | | | | | | | | |
| Bret Boone, R (1, 4) OBP: 0.250, SLG: 0.178 | | P3 | | E S BB | | BB | 1B | | G6-3 | 3 | 0 | 1 | 0 | 1 | 0 | 0 | | | | | | | | |
| Willie Greene, L (1, 5) OBP: 0.310, SLG: 0.374 | | | 1B | 1B | BB | | BB | | G3 1B BB | 1 | 0 | 1 | 0 | 3 | 0 | 0 | | | | | | | | |
| Joe Oliver, R (1, 2) OBP: 0.286, SLG: 0.231 Lenny Harris, L (6, PH) OBP: 0.241, SLG: 0.315 | | | 1B | 1-3 SAFE | K | | SF7 | | G3 | 2 | 0 | 1 | 0 | 0 | 1 | 2 | | | | | | | | |
| Pete Schourek, L (1, 1) OBP: 0.200, SLG: 0.500 Terry Pendleton, S (6, PH) OBP: 0.250, SLG: 0.273 Hector Carrasco, R (6, 1) OBP: 0.350, SLG: 0.368 | | | K | | E6 | | P5 | | B1 | 2 | 0 | 0 | 0 | 0 | 1 | 2 | | | | | | | | |
| | | | | | | | | | | 1 | 0 | 0 | 0 | 0 | 0 | 2 | | | | | | | | |
| Inning Stats | R: 0 E: 0 K: 1 S: 6 | H: 0 LOB: 0 BB: 0 P: 8 | R: 0 E: 0 K: 2 S: 9 | H: 0 LOB: 0 BB: 0 P: 13 | R: 0 E: 0 K: 1 S: 16 | H: 2 LOB: 2 BB: 0 P: 24 | R: 1 E: 0 K: 1 S: 10 | H: 1 LOB: 2 BB: 2 P: 21 | R: 0 E: 1 K: 0 S: 10 | H: 1 LOB: 1 BB: 0 P: 12 | R: 1 E: 0 K: 1 S: 12 | H: 2 LOB: 2 BB: 1 P: 21 | R: 0 E: 0 K: 1 S: 10 | H: 0 LOB: 0 BB: 0 P: 16 | R: 0 E: 0 K: 1 S: 8 | H: 0 LOB: 0 BB: 0 P: 14 | R: 0 E: 0 K: 1 S: 18 | H: 1 LOB: 2 BB: 1 P: 24 | 1B: 5 2B: 1 3B: 0 HR: 1 | SF: 1 SAC: 0 DP: 1 HBP: 0 | WP: 0 PB: 0 SB: 1 CS: 1 | PA: 38 | | |
| PITCHER | IP WLS BF H R ER SO BB IBB HBP BLK WP HR S P ERA WHIP | 8.0 W 33 6 2 2 8 3 0 0 0 0 1 81 129 2.25 1.125 | 1.0 S 5 1 0 0 1 1 0 0 0 0 0 18 24 0.00 2.000 | | | | | | | | | | | | | | | | | | | | | |

| | |
|-----|----|
| AB | 33 |
| R | 2 |
| H | 7 |
| RBI | 2 |
| BB | 4 |
| SO | 9 |
| LOB | 18 |



| Batter | 1 | 2 | 3 | 4 | 5 | 6 | 7 | 8 | 9 | AB | R | H | RBI | BB | SO | LOB | BOTTOM | | | | | | |
|---|---|---|---|----------------------------------|-------------------------------|----------------------------------|-------------------------------|----------------------------------|------------------------------|---------------------------------|------------------------------|----------------------------------|------------------------------|----------------------------------|------------------------------|----------------------------------|---|------------------------------------|----------------------------------|--------|--|--|--|
| Todd Hollandsworth, L (1, 8) OBP: 0.274, SLG: 0.316 | K | | 2B 1B | | B1-3 | | G3 | | | 4 | 1 | 1 | 1 | 0 | 1 | 0 | Cincinnati Reds @ Los Angeles Dodgers Dodger Stadium, Los Angeles, CA Wed May 07 1997, 7:05 PM PDT Att: 28,303 - Unknown - 76 F | | | | | | |
| Greg Gagne, R (1, 6) OBP: 0.385, SLG: 0.462 | K | | 1H 2B | | G5-3 | | | | K | 4 | 0 | 1 | 1 | 0 | 2 | 0 | | | | | | | |
| Mike Piazza, R (1, 2) OBP: 0.441, SLG: 0.579 | G5-3 | | G5-3 | | | | G3 | | L8 | 4 | 0 | 0 | 0 | 0 | 0 | 1 | | | | | | | |
| Eric Karros, R (1, 3) OBP: 0.323, SLG: 0.336 | | G6-4-3 BB | | S BB E 1B | | 1B 1B | | F9 | | 3 | 1 | 2 | 0 | 1 | 0 | 0 | | | | | | | |
| Raul Mondesi, R (1, 9) OBP: 0.358, SLG: 0.525 | | G6-4-3 1-2F | | S E BB | | L7 | | | | 2 | 1 | 0 | 0 | 1 | 0 | 2 | | | | | | | |
| Todd Zeile, R (1, 5) OBP: 0.311, SLG: 0.317 | | F9 | | L4 | | FC6-4 1B | | | | 3 | 0 | 1 | 0 | 0 | 0 | 2 | | | | | | | |
| Billy Ashley, R (1, 7) OBP: 0.233, SLG: 0.357 Wayne Kirby, L (8, 8) OBP: 0.294, SLG: 0.207 | | | K | | E3 | | FC6-4 | | | 3 | 0 | 0 | 1 | 0 | 1 | 2 | | | | | | | |
| | | | | | | | | | | 0 | 0 | 0 | 0 | 0 | 0 | 0 | | | | | | | |
| Juan Castro, R (1, 4) OBP: 0.176, SLG: 0.067 | | | SH1-4 1B | | G4-6-3 | | | | G4-3 | 2 | 1 | 0 | 0 | 1 | 0 | 1 | | | | | | | |
| Ramon Martinez, R (1, 1) Todd Worrell, R (9, 1) | | | SH1-4 | | | | P6 | | K | 2 | 0 | 0 | 0 | 0 | 1 | 0 | | | | | | | |
| | | | | | | | | | | 0 | 0 | 0 | 0 | 0 | 0 | 0 | | | | | | | |
| Inning Stats | R: 0 E: 0 K: 2 S: 11 | H: 0 LOB: 0 BB: 0 P: 12 | R: 0 E: 0 K: 0 S: 4 | H: 0 LOB: 0 BB: 1 P: 13 | R: 2 E: 0 K: 1 S: 13 | H: 2 LOB: 1 BB: 1 P: 26 | R: 2 E: 1 K: 0 S: 11 | H: 1 LOB: 0 BB: 1 P: 17 | R: 0 E: 0 K: 0 S: 6 | H: 0 LOB: 0 BB: 0 P: 7 | R: 0 E: 0 K: 0 S: 8 | H: 2 LOB: 2 BB: 0 P: 14 | R: 0 E: 0 K: 1 S: 8 | H: 0 LOB: 0 BB: 0 P: 10 | R: 0 E: 0 K: 1 S: 9 | H: 0 LOB: 0 BB: 0 P: 12 | 1B: 4 2B: 1 3B: 0 HR: 0 | SF: 0 SAC: 1 DP: 2 HBP: 0 | WP: 0 PB: 0 SB: 2 CS: 0 | PA: 31 | | | |
| PITCHER | IP WLS BF H R ER SO BB IBB HBP BLK WP HR S P ERA WHIP | 5.0 L 20 3 4 3 3 3 0 0 0 0 0 45 75 5.40 1.200 | 3.0 L 11 2 0 0 2 0 0 0 0 0 0 25 36 0.00 0.667 | | | | | | | | | | | | | | | | | | | | |



| Batter | 1 | 2 | 3 | 4 | 5 | 6 | 7 | 8 | 9 | AB | R | H | RBI | BB | SO | LOB | TOP | | | | | |
|--|---|---------------------------------|------------------------------|---------------------------------|------------------------------|---------------------------------|------------------------------|---------------------------------|------------------------------|---------------------------------|------------------------------|---------------------------------|------------------------------|---------------------------------|------------------------------|---------------------------------|--|---------------------------------|----------------------------------|------------------------------------|----------------------------------|--------|
| Mark Grudzielanek, R OBP: 0.364, SLG: 0.462 | | | | | | | | | | 4 | 1 | 2 | 0 | 0 | 0 | 0 | Montreal Expos @ Los Angeles Dodgers Dodger Stadium, Los Angeles, CA Fri May 09 1997, 7:05 PM PDT Att: 41,234 - Unknown - 74 F | | | | | |
| Mike Lansing, R OBP: 0.335, SLG: 0.469 | | | | | | | | | | 3 | 0 | 1 | 1 | 0 | 1 | 1 | | | | | | |
| Rondell White, R OBP: 0.350, SLG: 0.541 | | | | | | | | | | 4 | 0 | 1 | 0 | 0 | 2 | 1 | | | | | | |
| David Segui, S OBP: 0.300, SLG: 0.513 | | | | | | | | | | 1 | 0 | 0 | 0 | 0 | 0 | 0 | | | | | | |
| Joe Orsulak, L OBP: 0.405, SLG: 0.438 | | | | | | | | | | 3 | 0 | 0 | 0 | 0 | 0 | 3 | | | | | | |
| Henry Rodriguez, L OBP: 0.369, SLG: 0.667 | | | | | | | | | | 3 | 0 | 1 | 0 | 0 | 1 | 0 | | | | | | |
| Dave Veres, R OBP: 1.000, SLG: 1.000 | | | | | | | | | | 0 | 0 | 0 | 0 | 0 | 0 | 0 | | | | | | |
| Ugueth Urbina, R | | | | | | | | | | 0 | 0 | 0 | 0 | 0 | 0 | 0 | | | | | | |
| Marc Valdes, R OBP: 0.250, SLG: 0.250 | | | | | | | | | | 0 | 0 | 0 | 0 | 0 | 0 | 0 | | | | | | |
| Andy Stankiewicz, R OBP: 0.350, SLG: 0.420 | | | | | | | | | | 1 | 0 | 0 | 0 | 0 | 0 | 0 | | | | | | |
| Vladimir Guerrero, R OBP: 0.391, SLG: 0.526 | | | | | | | | | | 3 | 0 | 1 | 0 | 1 | 0 | 1 | | | | | | |
| F.P. Santangelo, S OBP: 0.451, SLG: 0.432 | | | | | | | | | | 4 | 0 | 1 | 0 | 0 | 1 | 1 | | | | | | |
| Chris Widger, R OBP: 0.207, SLG: 0.418 | | | | | | | | | | 3 | 0 | 0 | 0 | 0 | 1 | 3 | | | | | | |
| Dustin Hermanson, R OBP: 0.143, SLG: 0.571 | | | | | | | | | | 2 | 0 | 0 | 0 | 0 | 2 | 0 | | | | | | |
| Doug Strange, S OBP: 0.400, SLG: 0.527 | | | | | | | | | | 1 | 0 | 0 | 0 | 0 | 1 | 0 | | | | | | |
| Inning Stats | R: 1 E: 0 K: 0 S: 4 | H: 1 LOB: 0 BB: 0 P: 4 | R: 0 E: 0 K: 0 S: 4 | H: 2 LOB: 1 BB: 0 P: 4 | R: 0 E: 0 K: 1 S: 5 | H: 0 LOB: 0 BB: 0 P: 5 | R: 0 E: 0 K: 1 S: 6 | H: 1 LOB: 1 BB: 0 P: 6 | R: 0 E: 0 K: 3 S: 9 | H: 0 LOB: 0 BB: 0 P: 9 | R: 0 E: 0 K: 2 S: 8 | H: 1 LOB: 1 BB: 1 P: 8 | R: 0 E: 0 K: 1 S: 5 | H: 0 LOB: 1 BB: 1 P: 9 | R: 0 E: 0 K: 1 S: 7 | H: 2 LOB: 2 BB: 0 P: 7 | R: 0 E: 0 K: 0 S: 3 | H: 0 LOB: 0 BB: 0 P: 3 | 1B: 6 2B: 0 3B: 1 HR: 0 | SF: 1 SAC: 0 DP: 1 HBP: 0 | WP: 0 PB: 0 SB: 1 CS: 0 | PA: 34 |
| PITCHER | IP WLS BF H R ER SO BB IBB HBP BLK WP HR S P ERA WHIP | | | | | | | | | | | | | | | | | | | | | |
| Ismael Valdez, R ERA: 2.25 | (1, 1) 7.2 30 7 1 1 9 1 0 0 0 0 0 0 47 51 1.17 1.043 | | | | | | | | | | | | | | | | | | | | | |
| Scott Radinsky, L ERA: 3.0 | (8, 1) 0.1 W 1 0 0 0 0 0 0 0 0 0 0 0 1 1 0.00 0.000 | | | | | | | | | | | | | | | | | | | | | |
| Darren Hall, R ERA: 1.64 | (9, 1) 1.0 3 0 0 0 0 0 0 0 0 0 0 0 3 3 0.00 0.000 | | | | | | | | | | | | | | | | | | | | | |

| Batter | 1 | 2 | 3 | 4 | 5 | 6 | 7 | 8 | 9 | AB | R | H | RBI | BB | SO | LOB | BOTTOM | | | | |
|---|---|---------------------------------|------------------------------|---------------------------------|------------------------------|---------------------------------|------------------------------|---------------------------------|------------------------------|---------------------------------|------------------------------|---------------------------------|------------------------------|---------------------------------|------------------------------|----------------------------------|--|----------------------------------|------------------------------------|----------------------------------|--------|
| Todd Hollandsworth, L OBP: 0.281, SLG: 0.331 | | | | | | | | | | 4 | 1 | 2 | 1 | 0 | 0 | 0 | Montreal Expos @ Los Angeles Dodgers Dodger Stadium, Los Angeles, CA Fri May 09 1997, 7:05 PM PDT Att: 41,234 - Unknown - 74 F | | | | |
| Greg Gagne, R OBP: 0.354, SLG: 0.447 | | | | | | | | | | 4 | 0 | 0 | 0 | 0 | 0 | 3 | | | | | |
| Mike Piazza, R OBP: 0.435, SLG: 0.561 | | | | | | | | | | 3 | 1 | 0 | 0 | 1 | 1 | 0 | | | | | |
| Eric Karros, R OBP: 0.328, SLG: 0.336 | | | | | | | | | | 3 | 1 | 1 | 0 | 1 | 1 | 0 | | | | | |
| Raul Mondesi, R OBP: 0.362, SLG: 0.533 | | | | | | | | | | 4 | 1 | 2 | 2 | 0 | 0 | 1 | | | | | |
| Todd Zeile, R OBP: 0.317, SLG: 0.333 | | | | | | | | | | 4 | 0 | 2 | 2 | 0 | 1 | 0 | | | | | |
| Billy Ashley, R OBP: 0.206, SLG: 0.313 | | | | | | | | | | 4 | 0 | 0 | 0 | 0 | 2 | 3 | | | | | |
| Darren Hall, R | | | | | | | | | | 0 | 0 | 0 | 0 | 0 | 0 | 0 | | | | | |
| Wilton Guerrero, S OBP: 0.299, SLG: 0.456 | | | | | | | | | | 3 | 1 | 1 | 0 | 0 | 1 | 1 | | | | | |
| Ismael Valdez, R | | | | | | | | | | 1 | 0 | 0 | 0 | 1 | 0 | 1 | | | | | |
| Scott Radinsky, L | | | | | | | | | | 0 | 0 | 0 | 0 | 0 | 0 | 0 | | | | | |
| Nelson Liriano, S OBP: 0.263, SLG: 0.235 | | | | | | | | | | 0 | 0 | 0 | 0 | 0 | 0 | 0 | | | | | |
| Wayne Kirby, L OBP: 0.294, SLG: 0.207 | | | | | | | | | | 0 | 0 | 0 | 0 | 0 | 0 | 0 | | | | | |
| Inning Stats | R: 0 E: 0 K: 1 S: 5 | H: 0 LOB: 0 BB: 0 P: 5 | R: 0 E: 0 K: 2 S: 7 | H: 0 LOB: 0 BB: 0 P: 7 | R: 0 E: 0 K: 0 S: 4 | H: 1 LOB: 2 BB: 1 P: 8 | R: 0 E: 0 K: 0 S: 3 | H: 1 LOB: 0 BB: 0 P: 3 | R: 0 E: 0 K: 1 S: 6 | H: 0 LOB: 1 BB: 0 P: 6 | R: 0 E: 0 K: 0 S: 3 | H: 0 LOB: 0 BB: 0 P: 3 | R: 0 E: 0 K: 1 S: 6 | H: 2 LOB: 1 BB: 0 P: 6 | R: 5 E: 0 K: 1 S: 9 | H: 4 LOB: 1 BB: 2 P: 17 | | 1B: 4 2B: 4 3B: 0 HR: 0 | SF: 0 SAC: 1 DP: 0 HBP: 0 | WP: 0 PB: 1 SB: 1 CS: 1 | PA: 35 |
| PITCHER | IP WLS BF H R ER SO BB IBB HBP BLK WP HR S P ERA WHIP | | | | | | | | | | | | | | | | | | | | |
| Dustin Hermanson, R ERA: 2.81 | (1, 1) 6.1 23 3 0 0 4 1 0 0 0 0 0 0 4 4 0.00 0.632 | | | | | | | | | | | | | | | | | | | | |
| Dave Veres, R ERA: 3.32 | (7, 1) 0.2 2 1 0 0 1 0 0 0 0 0 0 0 4 4 0.00 1.500 | | | | | | | | | | | | | | | | | | | | |
| Ugueth Urbina, R ERA: 4.02 | (8, 1) 0.2 L 7 3 5 5 0 1 1 0 0 0 0 0 5 13 67.50 6.000 | | | | | | | | | | | | | | | | | | | | |
| Marc Valdes, R ERA: 6.19 | (8, 1) 0.1 2 1 0 0 1 0 0 0 0 0 0 0 4 4 0.00 3.000 | | | | | | | | | | | | | | | | | | | | |

| | |
|-----|----|
| AB | 32 |
| R | 1 |
| H | 7 |
| RBI | 1 |
| BB | 1 |
| SO | 9 |
| LOB | 10 |



| | |
|-----|----|
| AB | 30 |
| R | 5 |
| H | 8 |
| RBI | 5 |
| BB | 3 |
| SO | 6 |
| LOB | 9 |



| Batter | 1 | 2 | 3 | 4 | 5 | 6 | 7 | 8 | 9 | AB | R | H | RBI | BB | SO | LOB | TOP | | | | | | | | | | | | | | | | | | |
|---|---|----------------------------------|------------------------------|----------------------------------|------------------------------|----------------------------------|------------------------------|----------------------------------|-------------------------------|----------------------------------|------------------------------|----------------------------------|------------------------------|----------------------------------|------------------------------|----------------------------------|--|---------------------------------|----------------------------------|------------------------------------|----------------------------------|--------|--|--|--|--|--|--|--|--|--|--|--|--|--|
| Mark Grudzielanek, R (1, 6) OBP: 0.369, SLG: 0.463 | F9 | | G5-3 | | | G6-4-3 1B | | 1-1 2H 1B | | 4 | 0 | 2 | 1 | 0 | 0 | 0 | Montreal Expos @ Los Angeles Dodgers Dodger Stadium, Los Angeles, CA Sat May 10 1997, 7:05 PM PDT Att: 47,597 - Unknown - 74 F livebaseballscores.com | | | | | | | | | | | | | | | | | | |
| Mike Lansing, R (1, 4) OBP: 0.328, SLG: 0.453 | F7 | | | G5-3 | | F9 | | P3 | | 4 | 0 | 0 | 0 | 0 | 0 | 1 | | | | | | | | | | | | | | | | | | | |
| Rondell White, R (1, 8) OBP: 0.340, SLG: 0.526 | F9 | | | G6-3 | | G6-4-3 1-2 | | P3 | | 4 | 0 | 0 | 0 | 0 | 0 | 1 | | | | | | | | | | | | | | | | | | | |
| Henry Rodriguez, L (1, 7) OBP: 0.373, SLG: 0.659 | | K | | | | | | G6-3 | | 3 | 0 | 1 | 0 | 1 | 1 | 0 | | | | | | | | | | | | | | | | | | | |
| Darrin Fletcher, L (1, 2) OBP: 0.299, SLG: 0.514 | F7 | | | F7 | | | | F7 | | 4 | 0 | 0 | 0 | 0 | 0 | 2 | | | | | | | | | | | | | | | | | | | |
| Vladimir Guerrero, R (1, 9) OBP: 0.385, SLG: 0.476 | | | | | | | | F9 | | 2 | 0 | 0 | 0 | 1 | 1 | 1 | | | | | | | | | | | | | | | | | | | |
| Joe Orsulak, L (1, 3) OBP: 0.375, SLG: 0.400 | | | | | | | | G1-3 | | 3 | 0 | 0 | 0 | 0 | 0 | 2 | | | | | | | | | | | | | | | | | | | |
| Doug Strange, S (1, 5) OBP: 0.413, SLG: 0.534 | | | | | | | | | | 3 | 1 | 2 | 0 | 0 | 0 | 0 | | | | | | | | | | | | | | | | | | | |
| Jim Bullinger, R (1, 1) OBP: 0.286, SLG: 0.500 | | | | | | | | | | 2 | 0 | 0 | 0 | 0 | 0 | 1 | | | | | | | | | | | | | | | | | | | |
| Omar Daal, L (7, 1) OBP: 0.333, SLG: 0.333 | | | | | | | | | | 0 | 0 | 0 | 0 | 0 | 0 | 0 | | | | | | | | | | | | | | | | | | | |
| Andy Stankiewicz, R (8, PH) OBP: 0.355, SLG: 0.429 | | | | | | | | | | 0 | 0 | 0 | 0 | 0 | 0 | 0 | | | | | | | | | | | | | | | | | | | |
| Dave Veres, R (8, 1) OBP: 1.000, SLG: 1.000 | | | | | | | | | | 0 | 0 | 0 | 0 | 0 | 0 | 0 | | | | | | | | | | | | | | | | | | | |
| Inning Stats | R: 0 E: 0 K: 0 S: 11 | H: 0 LOB: 0 BB: 0 P: 19 | R: 0 E: 0 K: 1 S: 7 | H: 0 LOB: 1 BB: 1 P: 12 | R: 0 E: 0 K: 0 S: 9 | H: 0 LOB: 0 BB: 0 P: 11 | R: 0 E: 0 K: 0 S: 9 | H: 1 LOB: 1 BB: 0 P: 11 | R: 0 E: 0 K: 1 S: 10 | H: 1 LOB: 1 BB: 0 P: 16 | R: 0 E: 0 K: 0 S: 8 | H: 0 LOB: 1 BB: 1 P: 11 | R: 0 E: 0 K: 0 S: 6 | H: 0 LOB: 1 BB: 1 P: 16 | R: 1 E: 0 K: 0 S: 8 | H: 2 LOB: 0 BB: 0 P: 11 | R: 0 E: 0 K: 0 S: 5 | H: 0 LOB: 0 BB: 0 P: 7 | 1B: 5 2B: 0 3B: 0 HR: 0 | SF: 0 SAC: 1 DP: 1 HBP: 0 | WP: 0 PB: 0 SB: 0 CS: 0 | PA: 32 | | | | | | | | | | | | | |
| PITCHER | IP WLS BF H R ER SO BB IBB HBP BLK WP HR S P ERA WHIP | | | | | | | | | | | | | | | | | | | | | | | | | | | | | | | | | | |
| Chan Ho Park, R (1, 1) ERA: 2.0 | 7.0 | 25 | 3 | 0 | 0 | 2 | 2 | 0 | 0 | 0 | 0 | 0 | 0 | 0 | 0 | 60 | 96 | 0.00 | 0.714 | | | | | | | | | | | | | | | | |
| Mark Guthrie, L (8, 1) ERA: 2.94 | 0.1 | 2 | 1 | 1 | 1 | 0 | 0 | 0 | 0 | 0 | 0 | 0 | 0 | 0 | 0 | 3 | 3 | 27.00 | 3.000 | | | | | | | | | | | | | | | | |
| Darren Hall, R (8, 1) ERA: 1.5 | 1.0 | 3 | 1 | 0 | 0 | 0 | 0 | 0 | 0 | 0 | 0 | 0 | 0 | 0 | 8 | 13 | 0.00 | 1.000 | | | | | | | | | | | | | | | | | |
| Scott Radinsky, L (9, 1) ERA: 2.87 | 0.2 | W 2 | 0 | 0 | 0 | 0 | 0 | 0 | 0 | 0 | 0 | 0 | 0 | 0 | 2 | 2 | 0.00 | 0.000 | | | | | | | | | | | | | | | | | |

| Batter | 1 | 2 | 3 | 4 | 5 | 6 | 7 | 8 | 9 | AB | R | H | RBI | BB | SO | LOB | BOTTOM | | | | | | | | | | | | | | | | | | |
|--|---|----------------------------------|-------------------------------|----------------------------------|------------------------------|---------------------------------|-------------------------------|----------------------------------|------------------------------|---------------------------------|------------------------------|---------------------------------|------------------------------|----------------------------------|------------------------------|----------------------------------|--|----------------------------------|----------------------------------|------------------------------------|----------------------------------|--------|--|--|--|--|--|--|--|--|--|--|--|--|--|
| Todd Hollandsworth, L (1, 8) OBP: 0.280, SLG: 0.336 | | | F9 | | F8-3 1-2 | | G4-3 | | | 4 | 0 | 1 | 0 | 0 | 0 | 4 | Montreal Expos @ Los Angeles Dodgers Dodger Stadium, Los Angeles, CA Sat May 10 1997, 7:05 PM PDT Att: 47,597 - Unknown - 74 F livebaseballscores.com | | | | | | | | | | | | | | | | | | |
| Greg Gagne, R (1, 6) OBP: 0.343, SLG: 0.433 | | K | G6-3 | | | F7 | | K | | 4 | 0 | 0 | 0 | 0 | 2 | 1 | | | | | | | | | | | | | | | | | | | |
| Mike Piazza, R (1, 2) OBP: 0.429, SLG: 0.545 | | | E6 | | | F8 | | F9 | | 3 | 0 | 0 | 0 | 1 | 0 | 0 | | | | | | | | | | | | | | | | | | | |
| Eric Karros, R (1, 3) OBP: 0.319, SLG: 0.325 | | | G6-4-3 1-2 | | | G5-3 | | F9 | | 4 | 0 | 0 | 0 | 0 | 1 | 3 | | | | | | | | | | | | | | | | | | | |
| Raul Mondesi, R (1, 9) OBP: 0.359, SLG: 0.532 | | K | | L6 | | G4-3 FC3-2 2B | | P5 | | 4 | 0 | 1 | 0 | 0 | 1 | 0 | | | | | | | | | | | | | | | | | | | |
| Todd Zeile, R (1, 5) OBP: 0.323, SLG: 0.333 | | | | | | G4-3 | | | | 3 | 2 | 1 | 0 | 1 | 1 | 1 | | | | | | | | | | | | | | | | | | | |
| Billy Ashley, R (1, 7) OBP: 0.216, SLG: 0.294 | | | | | | | | | | 2 | 0 | 0 | 0 | 1 | 1 | 1 | | | | | | | | | | | | | | | | | | | |
| Wayne Kirby, L (7, PR) OBP: 0.286, SLG: 0.200 | | | | | | | | | | 1 | 0 | 0 | 0 | 0 | 0 | 1 | | | | | | | | | | | | | | | | | | | |
| Wilton Guerrero, S (1, 4) OBP: 0.297, SLG: 0.458 | | | | | | | | | | 4 | 0 | 1 | 1 | 0 | 1 | 3 | | | | | | | | | | | | | | | | | | | |
| Chan Ho Park, R (1, 1) OBP: 0.400, SLG: 0.444 | | | | | | | | | | 2 | 0 | 1 | 0 | 0 | 1 | 1 | | | | | | | | | | | | | | | | | | | |
| Eric Anthony, L (7, PH) | | | | | | | | | | 0 | 0 | 0 | 0 | 0 | 0 | 0 | | | | | | | | | | | | | | | | | | | |
| Mark Guthrie, R (8, 1) | | | | | | | | | | 0 | 0 | 0 | 0 | 0 | 0 | 0 | | | | | | | | | | | | | | | | | | | |
| Darren Hall, R (8, 1) | | | | | | | | | | 0 | 0 | 0 | 0 | 0 | 0 | 0 | | | | | | | | | | | | | | | | | | | |
| Scott Radinsky, L (9, 1) | | | | | | | | | | 0 | 0 | 0 | 0 | 0 | 0 | 0 | | | | | | | | | | | | | | | | | | | |
| Eddie Williams, R (8, PH) OBP: 0.500, SLG: 0.500 | | | | | | | | | | 1 | 0 | 1 | 1 | 0 | 0 | 0 | | | | | | | | | | | | | | | | | | | |
| Inning Stats | R: 0 E: 0 K: 1 S: 9 | H: 1 LOB: 1 BB: 1 P: 15 | R: 1 E: 0 K: 3 S: 17 | H: 1 LOB: 1 BB: 1 P: 28 | R: 0 E: 1 K: 1 S: 6 | H: 0 LOB: 0 BB: 0 P: 9 | R: 0 E: 0 K: 1 S: 11 | H: 0 LOB: 0 BB: 0 P: 16 | R: 0 E: 0 K: 0 S: 5 | H: 1 LOB: 0 BB: 0 P: 6 | R: 0 E: 0 K: 0 S: 4 | H: 0 LOB: 0 BB: 0 P: 7 | R: 0 E: 0 K: 0 S: 8 | H: 1 LOB: 3 BB: 2 P: 20 | R: 0 E: 0 K: 1 S: 9 | H: 0 LOB: 0 BB: 0 P: 15 | R: 1 E: 0 K: 1 S: 9 | H: 2 LOB: 2 BB: 0 P: 12 | 1B: 3 2B: 4 3B: 0 HR: 0 | SF: 0 SAC: 0 DP: 2 HBP: 0 | WP: 1 PB: 0 SB: 1 CS: 0 | PA: 36 | | | | | | | | | | | | | |
| PITCHER | IP WLS BF H R ER SO BB IBB HBP BLK WP HR S P ERA WHIP | | | | | | | | | | | | | | | | | | | | | | | | | | | | | | | | | | |
| Jim Bullinger, R (1, 1) ERA: 7.34 | 6.2 | 27 | 4 | 1 | 1 | 6 | 4 | 0 | 0 | 0 | 0 | 0 | 0 | 0 | 0 | 58 | 97 | 1.35 | 1.200 | | | | | | | | | | | | | | | | |
| Omar Daal, L (7, 1) ERA: 8.48 | 0.1 | 1 | 0 | 0 | 0 | 0 | 0 | 0 | 0 | 0 | 0 | 0 | 2 | 4 | 0.00 | 0.000 | | | | | | | | | | | | | | | | | | | |
| Dave Veres, R (8, 1) ERA: 3.47 | 1.2 | L 8 | 2 | 1 | 1 | 2 | 0 | 0 | 0 | 0 | 1 | 0 | 18 | 27 | 5.40 | 1.200 | | | | | | | | | | | | | | | | | | | |

| | |
|-----|----|
| AB | 29 |
| R | 1 |
| H | 5 |
| RBI | 1 |
| BB | 2 |
| SO | 2 |
| LOB | 8 |



| Batter | 1 | 2 | 3 | 4 | 5 | 6 | 7 | 8 | 9 | AB R H RBI BB SO LOB | TOP | | | | | | | | | | | | | | | | |
|--|---|----------------------------------|------------------------------|----------------------------------|-------------------------------|----------------------------------|-------------------------------|----------------------------------|------------------------------|------------------------------------|---|------------------------------|---|-------------------------------|----------------------------------|------------------------------|---------------------------------|-------------------------------|----------------------------------|----------------------------------|------------------------------------|----------------------------------|--------|--|--|--|--|
| Todd Hollandsworth, L (1, 8) OBP: 0.277, SLG: 0.328 | G5-3 | | 1B | | G1-3 | | P3 | | K | 5 0 1 0 0 1 6 | Los Angeles Dodgers @ Chicago Cubs Wrigley Field, Chicago, IL Tue May 13 1997, 7:05 PM CDT Att: 21,908 - Unknown - 50 F livebaseballscorecards.com | | | | | | | | | | | | | | | | |
| Greg Gagne, R (1, 6) OBP: 0.336, SLG: 0.434 | G4-3 | | | | G6-3 | | | K | | 4 0 1 0 0 1 3 | | | | | | | | | | | | | | | | | |
| Mike Piazza, R (1, 2) OBP: 0.411, SLG: 0.519 | G4-3 | | | | K | | | G4-3 | | 4 0 0 0 0 2 1 | | | | | | | | | | | | | | | | | |
| Eric Karros, R (1, 3) OBP: 0.327, SLG: 0.351 | L4 | | | | K | | | L8 | | 4 0 1 0 0 1 1 | | | | | | | | | | | | | | | | | |
| Raul Mondesi, R (1, 9) OBP: 0.338, SLG: 0.496 | | L9 | | | G5-3 | | | | G6-3 | 4 0 0 0 0 0 1 | | | | | | | | | | | | | | | | | |
| Todd Zeile, R (1, 5) OBP: 0.338, SLG: 0.370 Wilton Guerrero, S (9, PH) OBP: 0.295, SLG: 0.454 | | P9 | | | P4 | | | | BB 1B | 3 1 1 1 1 1 0 1 0 0 0 0 0 0 0 0 | | | | | | | | | | | | | | | | | |
| Billy Ashley, R (1, 7) Wayne Kirby, L (8, 7) OBP: 0.324, SLG: 0.226 | | F8 | | | SH1-4 | | | | BB 1B | 3 0 2 0 0 0 0 0 1 0 1 0 0 0 0 0 | | | | | | | | | | | | | | | | | |
| Juan Castro, R (1, 4) Eric Anthony, L (9, PH) | | | | | E5 | | | | F7 | 3 0 0 0 0 0 0 2 1 0 0 0 0 0 0 2 | | | | | | | | | | | | | | | | | |
| Pedro Astacio, R (1, 1) Nelson Liriano, S (9, PH) OBP: 0.300, SLG: 0.235 | | | | | SH1-4 | | | | BB | 1 0 0 0 0 0 0 0 0 0 0 0 0 1 0 0 | | | | | | | | | | | | | | | | | |
| Inning Stats | R: 0 E: 0 K: 0 S: 11 | H: 1 LOB: 1 BB: 0 P: 17 | R: 0 E: 0 K: 0 S: 8 | H: 0 LOB: 0 BB: 0 P: 12 | R: 0 E: 0 K: 0 S: 10 | H: 1 LOB: 1 BB: 0 P: 12 | R: 0 E: 0 K: 1 S: 11 | H: 1 LOB: 1 BB: 0 P: 16 | R: 0 E: 1 K: 0 S: 8 | H: 0 LOB: 2 BB: 0 P: 11 | | R: 0 E: 0 K: 0 S: 7 | H: 0 LOB: 0 BB: 0 P: 10 | R: 1 E: 1 K: 0 S: 11 | H: 2 LOB: 1 BB: 0 P: 15 | R: 0 E: 0 K: 1 S: 6 | H: 0 LOB: 0 BB: 0 P: 7 | R: 0 E: 0 K: 1 S: 12 | H: 1 LOB: 3 BB: 2 P: 26 | 1B: 5 2B: 1 3B: 0 HR: 1 | SF: 0 SAC: 2 DP: 0 HBP: 0 | WP: 0 PB: 0 SB: 0 CS: 0 | PA: 37 | | | | |
| PITCHER | IP WLS BF H R ER SO BB IBB HBP BLK WP HR S P ERA WHIP | | | | | | | | | | | PITCHER | IP WLS BF H R ER SO BB IBB HBP BLK WP HR S P ERA WHIP | | | | | | | | | | | | | | |
| Terry Mulholland, L (1, 1) ERA: 2.91 | 7.0 | 28 | 6 | 1 | 1 | 3 | 0 | 0 | 0 | 0 | 0 | 0 | 1 | 66 | 93 | 1.29 | 0.857 | | | | | | | | | | |
| Turk Wendell, R (8, 1) ERA: 4.66 | 1.0 | W | 3 | 0 | 0 | 1 | 0 | 0 | 0 | 0 | 0 | 0 | 0 | 6 | 7 | 0.00 | 0.000 | | | | | | | | | | |
| Mel Rojas, R (9, 1) ERA: 4.41 | 1.0 | S | 6 | 1 | 0 | 1 | 2 | 0 | 0 | 0 | 0 | 0 | 0 | 12 | 26 | 0.00 | 3.000 | | | | | | | | | | |

| Batter | 1 | 2 | 3 | 4 | 5 | 6 | 7 | 8 | 9 | AB R H RBI BB SO LOB | BOTTOM | | | | | | | | | | | | | | | | |
|---|---|----------------------------------|------------------------------|----------------------------------|------------------------------|----------------------------------|------------------------------|----------------------------------|------------------------------|--|---|-------------------------------|---|------------------------------|----------------------------------|-------------------------------|----------------------------------|----------------------------------|------------------------------------|----------------------------------|--------|--|--|--|--|--|--|
| Brian McRae, S (1, 8) OBP: 0.288, SLG: 0.388 | B1 | | G3-1 | | | 1B SH1-3 | | K | | 4 0 1 0 0 1 1 | Los Angeles Dodgers @ Chicago Cubs Wrigley Field, Chicago, IL Tue May 13 1997, 7:05 PM CDT Att: 21,908 - Unknown - 50 F livebaseballscorecards.com | | | | | | | | | | | | | | | | |
| Shawon Dunston, R (1, 6) OBP: 0.288, SLG: 0.370 | L9 | | P5 | | | SH1-3 | | F8 | | 3 0 0 0 0 0 1 | | | | | | | | | | | | | | | | | |
| Mark Grace, L (1, 3) OBP: 0.443, SLG: 0.490 | | | | | G6-3 | | | | HR | 2 1 2 0 2 0 0 | | | | | | | | | | | | | | | | | |
| Sammy Sosa, R (1, 9) OBP: 0.314, SLG: 0.451 | | | | | K | | | | HR | 4 1 1 2 0 2 4 | | | | | | | | | | | | | | | | | |
| Dave Hansen, L (1, 5) Mel Rojas, R (9, 1) OBP: 0.431, SLG: 0.289 | | G6-3 | | | G6-3 | | | | G3 | 4 0 0 0 0 0 3 0 0 0 0 0 0 0 | | | | | | | | | | | | | | | | | |
| Brooks Kieschnick, L (1, 7) José Hernández, R (9, 5) OBP: 0.299, SLG: 0.343 OBP: 0.379, SLG: 0.485 | | | F9 | | G3 | | | | | 3 0 0 0 0 0 1 0 0 0 0 0 0 0 | | | | | | | | | | | | | | | | | |
| 23 Ryne Sandberg, R (1, 4) OBP: 0.261, SLG: 0.337 | | | L4 | | | F9 | | | BLK | 3 0 1 0 0 0 0 | | | | | | | | | | | | | | | | | |
| Scott Servais, R (1, 2) OBP: 0.320, SLG: 0.315 | | | | | G3-1 | | | | G5-3 | 3 0 1 0 0 1 1 | | | | | | | | | | | | | | | | | |
| Terry Mulholland, R (1, 1) Dave Clark, L (7, PH) Turk Wendell, L (8, 1) Doug Gianvelli, R (9, 7) OBP: 0.050, SLG: 0.050 OBP: 0.253, SLG: 0.333 | | | | | SH1-4 | | | | G6-3 | 1 0 0 0 0 0 0 1 0 0 0 0 0 1 0 0 0 0 0 0 0 0 0 0 0 0 0 0 | | | | | | | | | | | | | | | | | |
| Inning Stats | R: 0 E: 0 K: 0 S: 8 | H: 0 LOB: 1 BB: 1 P: 12 | R: 0 E: 0 K: 0 S: 5 | H: 0 LOB: 0 BB: 0 P: 11 | R: 0 E: 0 K: 0 S: 6 | H: 1 LOB: 1 BB: 0 P: 10 | R: 0 E: 0 K: 1 S: 8 | H: 1 LOB: 1 BB: 0 P: 13 | R: 0 E: 0 K: 0 S: 5 | H: 0 LOB: 0 BB: 0 P: 6 | | R: 0 E: 0 K: 1 S: 10 | H: 2 LOB: 2 BB: 0 P: 17 | R: 0 E: 0 K: 1 S: 9 | H: 1 LOB: 1 BB: 0 P: 15 | R: 2 E: 0 K: 1 S: 11 | H: 1 LOB: 0 BB: 1 P: 20 | 1B: 5 2B: 0 3B: 0 HR: 1 | SF: 0 SAC: 2 DP: 0 HBP: 0 | WP: 0 PB: 0 SB: 0 CS: 0 | PA: 32 | | | | | | |
| PITCHER | IP WLS BF H R ER SO BB IBB HBP BLK WP HR S P ERA WHIP | | | | | | | | | | | PITCHER | IP WLS BF H R ER SO BB IBB HBP BLK WP HR S P ERA WHIP | | | | | | | | | | | | | | |
| Pedro Astacio, R (1, 1) ERA: 2.04 | 8.0 | L | 32 | 6 | 2 | 2 | 4 | 2 | 0 | 0 | 0 | 0 | 1 | 62 | 104 | 2.25 | 1.000 | | | | | | | | | | |



| Batter | 1 | 2 | 3 | 4 | 5 | 6 | 7 | 8 | 9 | AB | R | H | RBI | BB | SO | LOB | TOP | | | | |
|--|-------------------------------|----------------------------------|------------------------------|----------------------------------|------------------------------|----------------------------------|-------------------------------|----------------------------------|------------------------------|---------------------------------|------------------------------|---------------------------------|-------------------------------|----------------------------------|-------------------------------|----------------------------------|--|----------------------------------|----------------------------------|------------------------------------|--|
| Todd Hollandsworth, L OBP: 0.267, SLG: 0.317 | P9 | | G4-6-3 | | | G4-3 | | G5-3 | F7 | 5 | 0 | 0 | 0 | 0 | 0 | 2 | Los Angeles Dodgers @ Chicago Cubs Wrigley Field, Chicago, IL Wed May 14 1997, 3:33 AM CDT Att: 24,441 - Overcast - 53 F | | | | |
| Greg Gagne, R OBP: 0.338, SLG: 0.440 | G5-3 | | | | | | | 1B SF7 1B | F8 | 5 | 1 | 2 | 1 | 0 | 1 | 0 | | | | | |
| Mike Piazza, R OBP: 0.414, SLG: 0.514 | | | G4-3 | | | | | | | 3 | 0 | 1 | 0 | 1 | 0 | 1 | | | | | |
| Eric Karros, R OBP: 0.338, SLG: 0.358 | | | | | | | | | | 3 | 1 | 2 | 0 | 1 | 0 | 0 | | | | | |
| Raul Mondesi, R OBP: 0.342, SLG: 0.522 | P4 | | | | | | | | | 3 | 1 | 2 | 3 | 0 | 0 | 2 | | | | | |
| Todd Zeile, R OBP: 0.336, SLG: 0.361 | | | | | | | | | | 3 | 0 | 0 | 0 | 1 | 0 | 3 | | | | | |
| Eric Anthony, L OBP: 0.375, SLG: 0.333 | | | | | | | | | | 4 | 1 | 1 | 0 | 0 | 0 | 1 | | | | | |
| Wilton Guerrero, S OBP: 0.296, SLG: 0.450 | | | | | | | | | | 3 | 0 | 1 | 0 | 0 | 0 | 1 | | | | | |
| Darren Hall, R OBP: 0.287, SLG: 0.366 | | | | | | | | | | 0 | 0 | 0 | 0 | 0 | 0 | 0 | | | | | |
| Scott Radinsky, L OBP: 0.281, SLG: 0.335 | | | | | | | | | | 0 | 0 | 0 | 0 | 0 | 0 | 0 | | | | | |
| Antonio Osuna, R OBP: 0.252, SLG: 0.324 | | | | | | | | | | 0 | 0 | 0 | 0 | 0 | 0 | 0 | | | | | |
| Juan Castro, R OBP: 0.150, SLG: 0.048 | | | | | | | | | | 0 | 0 | 0 | 0 | 0 | 0 | 0 | | | | | |
| Ramon Martinez, R OBP: 0.056, SLG: 0.056 | | | | | | | | | | 2 | 0 | 1 | 0 | 0 | 0 | 0 | | | | | |
| Nelson Liriano, S OBP: 0.364, SLG: 0.526 | | | | | | | | | | 2 | 2 | 2 | 2 | 0 | 0 | 0 | | | | | |
| Todd Worrell, R OBP: 0.333, SLG: 0.320 | | | | | | | | | | 0 | 0 | 0 | 0 | 0 | 0 | 0 | | | | | |
| Inning Stats | R: 0 E: 0 K: 0 S: 11 | H: 1 LOB: 2 BB: 1 P: 20 | R: 0 E: 0 K: 0 S: 4 | H: 0 LOB: 0 BB: 1 P: 11 | R: 0 E: 0 K: 0 S: 8 | H: 2 LOB: 1 BB: 0 P: 15 | R: 0 E: 0 K: 0 S: 10 | H: 1 LOB: 0 BB: 0 P: 16 | R: 0 E: 0 K: 0 S: 6 | H: 0 LOB: 0 BB: 0 P: 9 | R: 0 E: 0 K: 1 S: 8 | H: 0 LOB: 0 BB: 0 P: 9 | R: 2 E: 0 K: 0 S: 11 | H: 3 LOB: 0 BB: 0 P: 15 | R: 2 E: 0 K: 0 S: 16 | H: 3 LOB: 2 BB: 1 P: 31 | R: 2 E: 0 K: 0 S: 7 | H: 2 LOB: 0 BB: 0 P: 14 | 1B: 7 2B: 3 3B: 0 HR: 2 | SF: 1 SAC: 1 DP: 2 HBP: 0 | WP: 0 PA: 40 PB: 0 SB: 0 CS: 2 |
| PITCHER | IP | WLS | BF | H | R | ER | SO | BB | IBB | HBP | BLK | WP | HR | S | P | ERA | WHIP | | | | |
| Steve Trachsel, R ERA: 6.46 | 6.1 | | 24 | 6 | 2 | 2 | 1 | 2 | 0 | 0 | 0 | 0 | 1 | 53 | 89 | 2.84 | 1.263 | | | | |
| Terry Adams, R ERA: 0.91 | 1.0 | | 7 | 4 | 2 | 2 | 0 | 1 | 0 | 0 | 0 | 0 | 0 | 15 | 28 | 18.00 | 5.000 | | | | |
| Turk Wendell, R ERA: 4.5 | 0.2 | | 2 | 0 | 0 | 0 | 0 | 0 | 0 | 0 | 0 | 0 | 0 | 6 | 9 | 0.00 | 0.000 | | | | |
| Mel Rojas, R ERA: 5.19 | 1.0 | L | 5 | 2 | 2 | 2 | 0 | 0 | 0 | 0 | 0 | 0 | 1 | 7 | 14 | 18.00 | 2.000 | | | | |

| Batter | 1 | 2 | 3 | 4 | 5 | 6 | 7 | 8 | 9 | AB | R | H | RBI | BB | SO | LOB | BOTTOM | | | | |
|---|------------------------------|----------------------------------|------------------------------|----------------------------------|-------------------------------|----------------------------------|-------------------------------|----------------------------------|-------------------------------|----------------------------------|------------------------------|---------------------------------|-------------------------------|----------------------------------|------------------------------|----------------------------------|--|----------------------------------|----------------------------------|------------------------------------|--|
| Brian McRae, S OBP: 0.291, SLG: 0.408 | F8 | | | | P2 | | | | G4-3 | 5 | 1 | 2 | 1 | 0 | 0 | 0 | Los Angeles Dodgers @ Chicago Cubs Wrigley Field, Chicago, IL Wed May 14 1997, 3:33 AM CDT Att: 24,441 - Overcast - 53 F | | | | |
| Shawn Dunston, R OBP: 0.287, SLG: 0.366 | | | | | | | | | | 4 | 0 | 1 | 0 | 0 | 0 | 2 | | | | | |
| Rey Sanchez, R OBP: 0.333, SLG: 0.320 | G6-3 | | L9 | | L3 | | | | | 1 | 0 | 1 | 0 | 0 | 0 | 0 | | | | | |
| Mark Grace, L OBP: 0.441, SLG: 0.515 | | | | | | | | | | 5 | 2 | 2 | 1 | 0 | 0 | 2 | | | | | |
| Sammy Sosa, R OBP: 0.319, SLG: 0.445 | | | | | | | | | | 2 | 0 | 0 | 0 | 2 | 0 | 1 | | | | | |
| Dave Hansen, L OBP: 0.443, SLG: 0.298 | | | | | | | | | | 2 | 1 | 1 | 0 | 1 | 1 | 0 | | | | | |
| José Hernández, R OBP: 0.368, SLG: 0.471 | | | | | | | | | | 1 | 0 | 0 | 0 | 0 | 0 | 2 | | | | | |
| 23 Ryne Sandberg, R OBP: 0.252, SLG: 0.324 | | | | | | | | | | 4 | 0 | 0 | 0 | 0 | 2 | 3 | | | | | |
| Brooks Kieschnick, L OBP: 0.394, SLG: 0.338 | | | | | | | | | | 1 | 0 | 0 | 0 | 1 | 0 | 0 | | | | | |
| Doug Glanville, R OBP: 0.290, SLG: 0.339 | | | | | | | | | | 2 | 0 | 0 | 0 | 0 | 0 | 0 | | | | | |
| Scott Servais, R OBP: 0.308, SLG: 0.302 | | | | | | | | | | 4 | 0 | 0 | 1 | 0 | 2 | 2 | | | | | |
| Steve Trachsel, R OBP: 0.176, SLG: 0.133 | | | | | | | | | | 2 | 0 | 0 | 0 | 1 | 1 | 2 | | | | | |
| Terry Adams, R ERA: 2.55 | | | | | | | | | | 0 | 0 | 0 | 0 | 0 | 0 | 0 | | | | | |
| Turk Wendell, L ERA: 4.5 | | | | | | | | | | 0 | 0 | 0 | 0 | 0 | 0 | 0 | | | | | |
| Mel Rojas, R ERA: 5.19 | | | | | | | | | | 0 | 0 | 0 | 0 | 0 | 0 | 0 | | | | | |
| Dave Clark, L OBP: 0.286, SLG: 0.324 | | | | | | | | | | 1 | 0 | 0 | 0 | 0 | 0 | 0 | | | | | |
| Inning Stats | R: 0 E: 0 K: 0 S: 8 | H: 0 LOB: 0 BB: 0 P: 12 | R: 0 E: 0 K: 2 S: 7 | H: 0 LOB: 0 BB: 0 P: 11 | R: 0 E: 0 K: 0 S: 19 | H: 1 LOB: 2 BB: 1 P: 28 | R: 2 E: 1 K: 0 S: 13 | H: 2 LOB: 2 BB: 1 P: 22 | R: 1 E: 0 K: 0 S: 12 | H: 1 LOB: 2 BB: 2 P: 23 | R: 0 E: 0 K: 2 S: 7 | H: 0 LOB: 0 BB: 0 P: 7 | R: 1 E: 0 K: 0 S: 10 | H: 2 LOB: 1 BB: 1 P: 17 | R: 0 E: 0 K: 2 S: 8 | H: 0 LOB: 0 BB: 0 P: 10 | R: 0 E: 0 K: 0 S: 11 | H: 1 LOB: 1 BB: 0 P: 17 | 1B: 5 2B: 0 3B: 0 HR: 2 | SF: 0 SAC: 0 DP: 1 HBP: 0 | WP: 0 PA: 39 PB: 0 SB: 1 CS: 0 |
| PITCHER | IP | WLS | BF | H | R | ER | SO | BB | IBB | HBP | BLK | WP | HR | S | P | ERA | WHIP | | | | |
| Ramon Martinez, R ERA: 3.79 | 6.0 | | 27 | 4 | 3 | 1 | 4 | 4 | 0 | 0 | 0 | 0 | 1 | 4 | 5 | 1.50 | 1.333 | | | | |
| Darren Hall, R ERA: 2.55 | 0.0 | | 2 | 2 | 1 | 1 | 0 | 0 | 0 | 0 | 0 | 0 | 0 | 4 | 5 | ∞ | ∞ | | | | |
| Scott Radinsky, L ERA: 2.81 | 0.1 | | 2 | 0 | 0 | 0 | 0 | 0 | 1 | 0 | 0 | 0 | 0 | 3 | 8 | 0.00 | 0.000 | | | | |
| Antonio Osuna, R ERA: 4.96 | 1.2 | W | 4 | 0 | 0 | 0 | 2 | 0 | 0 | 0 | 0 | 0 | 0 | 11 | 14 | 0.00 | 0.000 | | | | |
| Todd Worrell, R ERA: 4.96 | 1.0 | S | 4 | 1 | 0 | 0 | 0 | 0 | 0 | 0 | 0 | 0 | 0 | 11 | 17 | 0.00 | 1.000 | | | | |



| Batter | 1 | 2 | 3 | 4 | 5 | 6 | 7 | 8 | 9 | AB | R | H | RBI | BB | SO | LOB | TOP | | | | | |
|---|---|----------------------------------|------------------------------|----------------------------------|------------------------------|---------------------------------|------------------------------|---------------------------------|------------------------------|----------------------------------|------------------------------|----------------------------------|------------------------------|---------------------------------|-------------------------------|----------------------------------|---|----------------------------------|----------------------------------|------------------------------------|----------------------------------|--------|
| Todd Hollandsworth, L (1,8) OBP: 0.265, SLG: 0.331 | | | | | | | | | | 4 | 0 | 1 | 1 | 0 | 1 | 0 | Los Angeles Dodgers @ Cincinnati Reds Cinergy Field, Cincinnati, OH Fri May 16 1997, 7:05 PM EDT Att: 24,556 - Unknown - 64 F AB 31 R 2 H 6 RBI 2 BB 0 SO 7 LOB 5 | | | | | |
| Greg Gagne, R (1,6) OBP: 0.327, SLG: 0.423 | | | | | | | | | | 4 | 0 | 0 | 0 | 0 | 1 | 1 | | | | | | |
| Mike Piazza, R (1,2) OBP: 0.397, SLG: 0.513 | | | | | | | | | | 4 | 1 | 1 | 1 | 0 | 0 | 0 | | | | | | |
| Eric Karros, R (1,3) OBP: 0.333, SLG: 0.348 | | | | | | | | | | 4 | 0 | 1 | 0 | 0 | 0 | 0 | | | | | | |
| Raul Mondesi, R (1,9) OBP: 0.340, SLG: 0.507 | | | | | | | | | | 3 | 0 | 0 | 0 | 0 | 2 | 1 | | | | | | |
| Todd Zeile, R (1,5) OBP: 0.333, SLG: 0.352 | | | | | | | | | | 3 | 0 | 0 | 0 | 0 | 1 | 0 | | | | | | |
| Eric Anthony, L (1,7) OBP: 0.364, SLG: 0.444 | | | | | | | | | | 3 | 0 | 1 | 0 | 0 | 1 | 0 | | | | | | |
| Wilton Guerrero, S (1,4) OBP: 0.305, SLG: 0.456 | | | | | | | | | | 3 | 1 | 2 | 0 | 0 | 0 | 0 | | | | | | |
| Chan Ho Park, R (1,1) OBP: 0.364, SLG: 0.400 | | | | | | | | | | 1 | 0 | 0 | 0 | 0 | 0 | 0 | | | | | | |
| Nelson Liriano, S (6,PH) OBP: 0.348, SLG: 0.500 | | | | | | | | | | 1 | 0 | 0 | 0 | 0 | 0 | 2 | | | | | | |
| Tom Candiotti, R (6,PH) OBP: 0.348, SLG: 0.500 | | | | | | | | | | 0 | 0 | 0 | 0 | 0 | 0 | 0 | | | | | | |
| Wayne Kirby, L (8,PH) OBP: 0.308, SLG: 0.212 | | | | | | | | | | 1 | 0 | 0 | 0 | 0 | 1 | 1 | | | | | | |
| Antonio Osuna, R (8,1) ERA: 0.99 | | | | | | | | | | 0 | 0 | 0 | 0 | 0 | 0 | 0 | | | | | | |
| Inning Stats | R: 0 E: 0 K: 2 S: 7 | H: 0 LOB: 0 BB: 0 P: 11 | R: 0 E: 0 K: 1 S: 9 | H: 0 LOB: 0 BB: 0 P: 14 | R: 0 E: 0 K: 0 S: 4 | H: 0 LOB: 0 BB: 0 P: 5 | R: 0 E: 0 K: 0 S: 4 | H: 0 LOB: 0 BB: 0 P: 7 | R: 0 E: 0 K: 1 S: 7 | H: 0 LOB: 0 BB: 0 P: 11 | R: 1 E: 0 K: 0 S: 9 | H: 3 LOB: 1 BB: 0 P: 16 | R: 0 E: 0 K: 0 S: 5 | H: 1 LOB: 0 BB: 0 P: 6 | R: 0 E: 0 K: 3 S: 14 | H: 1 LOB: 1 BB: 0 P: 15 | R: 1 E: 0 K: 0 S: 8 | H: 1 LOB: 0 BB: 0 P: 12 | 1B: 3 2B: 2 3B: 1 HR: 1 | SF: 0 SAC: 0 DP: 2 HBP: 0 | WP: 0 PB: 0 SB: 0 CS: 0 | PA: 31 |
| PITCHER | IP WLS BF H R ER SO BB IBB HBP BLK WP HR S P ERA WHIP | | | | | | | | | | | | | | | | | | | | | |
| Mike Morgan, R (1,1) ERA: 5.59 | 7.0 W 23 4 1 1 4 0 0 0 0 0 0 0 45 70 1.29 0.571 | | | | | | | | | | | | | | | | | | | | | |
| Jeff Shaw, R (8,1) ERA: 0.99 | 2.0 S 8 2 1 1 3 0 0 0 0 0 0 1 22 27 4.50 1.000 | | | | | | | | | | | | | | | | | | | | | |

| Batter | 1 | 2 | 3 | 4 | 5 | 6 | 7 | 8 | 9 | AB | R | H | RBI | BB | SO | LOB | BOTTOM | | | |
|--|---|----------------------------------|-------------------------------|----------------------------------|-------------------------------|----------------------------------|------------------------------|----------------------------------|-------------------------------|----------------------------------|------------------------------|----------------------------------|------------------------------|----------------------------------|------------------------------|----------------------------------|--|------------------------------------|----------------------------------|--------|
| Deion Sanders, L (1,8) OBP: 0.369, SLG: 0.461 | | | | | | | | | | 4 | 2 | 2 | 0 | 0 | 0 | 1 | Los Angeles Dodgers @ Cincinnati Reds Cinergy Field, Cincinnati, OH Fri May 16 1997, 7:05 PM EDT Att: 24,556 - Unknown - 64 F AB 29 R 4 H 9 RBI 4 BB 3 SO 9 LOB 11 | | | |
| Curtis Goodwin, L (1,7) OBP: 0.455, SLG: 0.421 | | | | | | | | | | 4 | 2 | 4 | 0 | 0 | 0 | 0 | | | | |
| Barry Larkin, R (1,6) OBP: 0.396, SLG: 0.340 | | | | | | | | | | 1 | 0 | 1 | 1 | 1 | 0 | 0 | | | | |
| Jeff Shaw, R (8,1) ERA: 0.99 | | | | | | | | | | 0 | 0 | 0 | 0 | 0 | 0 | 0 | | | | |
| Willie Greene, L (1,5) OBP: 0.319, SLG: 0.413 | | | | | | | | | 2 | 0 | 0 | 0 | 2 | 1 | 4 | | | | | |
| Jeff Branson, L (9,5) OBP: 0.111, SLG: 0.091 | | | | | | | | | 0 | 0 | 0 | 0 | 0 | 0 | 0 | | | | | |
| Reggie Sanders, R (1,9) OBP: 0.313, SLG: 0.472 | | | | | | | | | 4 | 0 | 1 | 3 | 0 | 2 | 3 | | | | | |
| Eddie Taubensee, L (1,2) OBP: 0.340, SLG: 0.476 | | | | | | | | | 4 | 0 | 0 | 0 | 0 | 1 | 3 | | | | | |
| Bret Boone, R (1,4) OBP: 0.275, SLG: 0.254 | | | | | | | | | 4 | 0 | 0 | 0 | 0 | 2 | 0 | | | | | |
| Eduardo Perez, R (1,3) OBP: 0.339, SLG: 0.404 | | | | | | | | | 3 | 0 | 0 | 0 | 0 | 1 | 0 | | | | | |
| Mike Morgan, R (1,1) OBP: 0.091, SLG: 0.273 | | | | | | | | | 2 | 0 | 0 | 0 | 0 | 2 | 0 | | | | | |
| Brook Fordyce, R (7,PH) OBP: 0.277, SLG: 0.286 | | | | | | | | | 1 | 0 | 1 | 0 | 0 | 0 | 0 | | | | | |
| Pokey Reese, R (8,6) OBP: 0.179, SLG: 0.243 | | | | | | | | | 0 | 0 | 0 | 0 | 0 | 0 | 0 | | | | | |
| Inning Stats | R: 2 E: 0 K: 1 S: 10 | H: 3 LOB: 1 BB: 0 P: 13 | R: 0 E: 0 K: 2 S: 10 | H: 0 LOB: 0 BB: 0 P: 17 | R: 1 E: 0 K: 1 S: 11 | H: 2 LOB: 2 BB: 1 P: 22 | R: 0 E: 0 K: 2 S: 7 | H: 0 LOB: 0 BB: 0 P: 11 | R: 1 E: 0 K: 1 S: 15 | H: 2 LOB: 1 BB: 1 P: 24 | R: 0 E: 0 K: 0 S: 9 | H: 0 LOB: 0 BB: 0 P: 14 | R: 0 E: 0 K: 0 S: 8 | H: 2 LOB: 2 BB: 1 P: 17 | R: 0 E: 0 K: 2 S: 7 | H: 0 LOB: 0 BB: 0 P: 11 | 1B: 7 2B: 2 3B: 0 HR: 0 | SF: 1 SAC: 1 DP: 0 HBP: 0 | WP: 0 PB: 0 SB: 1 CS: 1 | PA: 34 |
| PITCHER | IP WLS BF H R ER SO BB IBB HBP BLK WP HR S P ERA WHIP | | | | | | | | | | | | | | | | | | | |
| Chan Ho Park, R (1,1) ERA: 2.63 | 5.0 L 23 7 4 4 7 2 0 0 0 0 0 0 0 17 31 0.00 1.800 | | | | | | | | | | | | | | | | | | | |
| Tom Candiotti, R (6,1) ERA: 2.12 | 2.0 8 2 0 0 0 0 0 1 0 0 0 0 0 17 31 0.00 1.000 | | | | | | | | | | | | | | | | | | | |
| Antonio Osuna, R (8,1) ERA: | 1.0 3 0 0 0 0 2 0 0 0 0 0 0 0 7 11 0.00 0.000 | | | | | | | | | | | | | | | | | | | |

| Batter | 1 | 2 | 3 | 4 | 5 | 6 | 7 | 8 | 9 | AB | R | H | RBI | BB | SO | LOB | TOP | | | | |
|---|---|--|---|----------------------------------|-------------------------------|----------------------------------|------------------------------|----------------------------------|-------------------------------|----------------------------------|------------------------------|----------------------------------|------------------------------|---------------------------------|-------------------------------|----------------------------------|----------------------------------|------------------------------------|----------------------------------|--------|--|
| Wilton Guerrero, S (1, 4) OBP: 0.328, SLG: 0.480 | 1-1 F9-3 1B | | 2-2 E S 1B | | 0-0 1B | | 3-1 F7 | | | 4 | 0 | 3 | 0 | 0 | 0 | 0 | | | | | |
| Todd Hollandsworth, L (1, 8) Wayne Kirby, L (7, PH) OBP: 0.289, SLG: 0.323 OBP: 0.300, SLG: 0.206 | 1-0 F9-3 | | 2-1 E6 | | 2-2 P5 | | 2-1 G4-3 | | | 3 | 0 | 0 | 0 | 0 | 0 | 3 | | | | | |
| Mike Piazza, R (1, 2) OBP: 0.383, SLG: 0.488 | 0-2 F9 | | 0-0 G5-3 | | 0-3 K | | | 1-1 G5-3 | | 4 | 0 | 0 | 0 | 0 | 1 | 3 | | | | | |
| Eric Karros, R (1, 3) OBP: 0.333, SLG: 0.362 | | 1-1 F9 | | 1-1 G5-3 1B | | 0-0 S 1B | | 0-1 G5-3 | | 4 | 0 | 2 | 0 | 0 | 0 | 0 | | | | | |
| Raul Mondesi, R (1, 9) OBP: 0.326, SLG: 0.484 | 1-0 F8 | | 0-0 F8 | | 0-0 L6 | | 1-1 G4-3 | | | 4 | 0 | 0 | 0 | 0 | 0 | 2 | | | | | |
| Todd Zeile, R (1, 5) OBP: 0.325, SLG: 0.393 | 3-1 2B | | 1-2 G5-3 | | 1-3 K | | | 1-1 HR | | 4 | 1 | 2 | 1 | 0 | 1 | 2 | | | | | |
| Eric Anthony, L (1, 7) OBP: 0.421, SLG: 0.667 | 1-0 L9 | | 4-0 BB | | 4-0 BB | | | 3-2 F7 | | 2 | 0 | 0 | 0 | 2 | 0 | 1 | | | | | |
| Greg Gagne, R (1, 6) OBP: 0.311, SLG: 0.401 | | | 1-3 K | | 1-3 K | | 2-3 K | | 2-3 K | 4 | 0 | 0 | 0 | 0 | 4 | 4 | | | | | |
| Ramon Martinez, R (1, 1) Nelson Liriano, S (7, PH) Antonio Osuna, R (7, 1) Billy Ashley, R (9, PH) OBP: 0.050, SLG: 0.050 OBP: 0.320, SLG: 0.455 OBP: 0.255, SLG: 0.313 | | | 1-3 K | | 0-1 G1-3 | | 2-3 K | | 2-3 K | 2 | 0 | 0 | 0 | 0 | 1 | 0 | | | | | |
| Inning Stats | R: 0 E: 0 K: 0 S: 8 | H: 1 LOB: 0 BB: 0 P: 10 | R: 0 E: 0 K: 0 S: 6 | H: 1 LOB: 1 BB: 0 P: 12 | R: 0 E: 1 K: 2 S: 12 | H: 1 LOB: 2 BB: 0 P: 18 | R: 0 E: 0 K: 1 S: 9 | H: 1 LOB: 2 BB: 1 P: 16 | R: 0 E: 0 K: 2 S: 10 | H: 1 LOB: 2 BB: 1 P: 12 | R: 0 E: 0 K: 1 S: 7 | H: 0 LOB: 0 BB: 0 P: 14 | R: 0 E: 0 K: 0 S: 6 | H: 0 LOB: 0 BB: 0 P: 8 | R: 1 E: 0 K: 2 S: 11 | H: 1 LOB: 0 BB: 0 P: 19 | 1B: 5 2B: 2 3B: 0 HR: 1 | SF: 0 SAC: 0 DP: 1 HBP: 0 | WP: 0 PB: 0 SB: 0 CS: 0 | PA: 36 | |
| PITCHER | IP WLS BF H R ER SO BB IBB HBP BLK WP HR S P ERA WHIP | 8.0 W 33 7 1 1 7 2 0 0 0 0 1 68 108 1.12 1.125 | 1.0 S 3 0 0 0 2 0 0 0 0 0 0 9 16 0.00 0.000 | | | | | | | | | | | | | | | | | | |

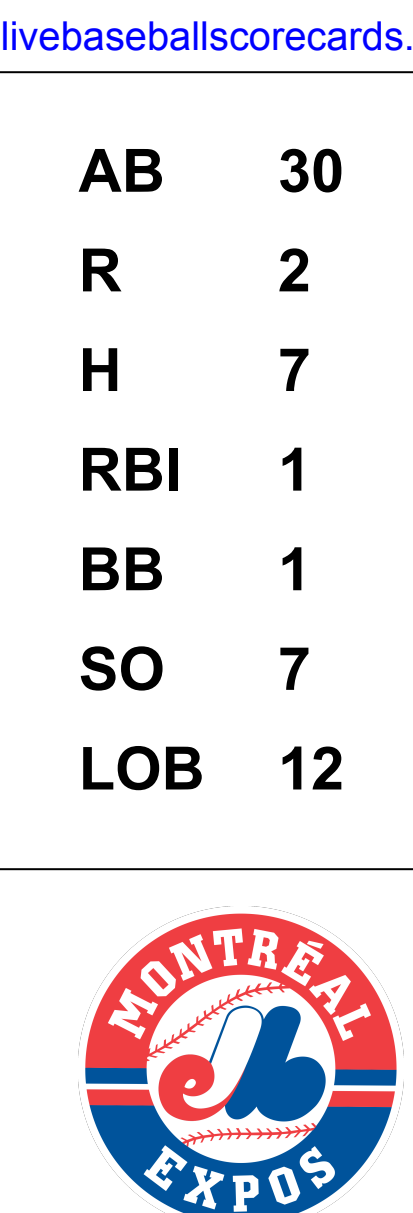
Los Angeles Dodgers @ Montreal Expos
Olympic Stadium, Montreal, QB
Mon May 19, 1997, 3:33 AM EDT
Att. 24,569 - Dome - 72 F

| | |
|-----|----|
| AB | 34 |
| R | 1 |
| H | 7 |
| RBI | 1 |
| BB | 2 |
| SO | 9 |
| LOB | 15 |



| Batter | 1 | 2 | 3 | 4 | 5 | 6 | 7 | 8 | 9 | AB | R | H | RBI | BB | SO | LOB | BOTTOM | |
|---|---|---|--|----------------------------------|---------------------------------|----------------------------------|------------------------------|----------------------------------|-------------------------------|----------------------------------|-------------------------------|----------------------------------|------------------------------|----------------------------------|----------------------------------|------------------------------------|----------------------------------|--------|
| Mark Grudzielanek, R (1, 6) OBP: 0.350, SLG: 0.434 | 0-3 K | | 2-2 G6-3 | | 1-1 2B | | 0-1 CS 1B | | | 4 | 0 | 2 | 0 | 0 | 1 | 0 | | |
| Mike Lansing, R (1, 4) OBP: 0.361, SLG: 0.483 | 1-3 K | | 0-0 G6-3 | | 1-0 F9 | | 0-1 CS | 1-3 K | | 4 | 0 | 0 | 0 | 0 | 2 | 1 | | |
| Rondell White, R (1, 8) OBP: 0.359, SLG: 0.533 | 0-2 G1 | | 1-2 2B | | 1-2 SF9 2B | | 1-3 K | | | 4 | 1 | 2 | 0 | 0 | 1 | 0 | | |
| David Segui, S (1, 3) OBP: 0.411, SLG: 0.507 | | 2-0 G3-1 | | 4-1 BB | | 1-0 P5 | | 0-0 1B | | 3 | 0 | 1 | 0 | 1 | 0 | 1 | | |
| Henry Rodriguez, L (1, 7) Joe Orsulak, L (9, 7) OBP: 0.376, SLG: 0.643 OBP: 0.380, SLG: 0.372 | | 1-0 G4-3 2B | | 2-2 F8 | | 2-2 SF9 | | 0-0 G3 | | 3 | 0 | 1 | 1 | 0 | 0 | 3 | | |
| Vladimir Guerrero, R (1, 9) F.P. Santangelo, S (6, PR) OBP: 0.377, SLG: 0.423 OBP: 0.460, SLG: 0.420 | | 2-1 G4-3 | | 3-3 K | | 1-1 E5 | | | | 3 | 0 | 0 | 0 | 0 | 1 | 3 | | |
| Doug Strange, S (1, 5) OBP: 0.407, SLG: 0.536 | 1-1 G3-1 | | | | 0-0 G4-3 G5-3 PB 1B | | 3-2 F7 | | | 3 | 1 | 1 | 0 | 0 | 0 | 2 | | |
| Chris Widger, R (1, 2) OBP: 0.271, SLG: 0.522 | | | 0-1 G4-3 | | 1-0 G5-3 | | 1-2 K | | | 3 | 0 | 0 | 0 | 0 | 1 | 1 | | |
| Jeff Juden, R (1, 1) Ugueth Urbina, R (9, 1) | | | 2-0 F9 | | 1-2 G4-3 | | 2-2 K | | | 3 | 0 | 0 | 0 | 0 | 1 | 1 | | |
| Inning Stats | R: 0 E: 0 K: 2 S: 9 | H: 0 LOB: 0 BB: 0 P: 10 | R: 0 E: 0 K: 0 S: 6 | H: 1 LOB: 1 BB: 0 P: 12 | R: 0 E: 0 K: 1 S: 12 | H: 1 LOB: 2 BB: 1 P: 22 | R: 1 E: 0 K: 0 S: 8 | H: 2 LOB: 1 BB: 0 P: 12 | R: 1 E: 1 K: 0 S: 12 | H: 1 LOB: 2 BB: 0 P: 20 | R: 0 E: 0 K: 2 S: 10 | H: 1 LOB: 0 BB: 0 P: 13 | R: 0 E: 0 K: 2 S: 8 | H: 1 LOB: 1 BB: 0 P: 10 | 1B: 3 2B: 4 3B: 0 HR: 0 | SF: 1 SAC: 0 DP: 0 HBP: 0 | WP: 0 PB: 1 SB: 2 CS: 1 | PA: 33 |
| PITCHER | IP WLS BF H R ER SO BB IBB HBP BLK WP HR S P ERA WHIP | 6.0 L 25 5 2 2 3 1 0 0 0 0 0 18 23 3.00 1.000 | 2.0 7 2 0 0 4 0 0 0 0 0 0 0 18 23 0.00 1.000 | | | | | | | | | | | | | | | |

Los Angeles Dodgers @ Montreal Expos
Olympic Stadium, Montreal, QB
Mon May 19, 1997, 3:33 AM EDT
Att. 24,569 - Dome - 72 F



| Batter | 1 | 2 | 3 | 4 | 5 | 6 | 7 | 8 | 9 | AB | R | H | RBI | BB | SO | LOB | TOP | | | | | | | | | | |
|--|-------------------------------|----------------------------------|------------------------------|----------------------------------|------------------------------|----------------------------------|-------------------------------|----------------------------------|------------------------------|----------------------------------|-------------------------------|----------------------------------|-------------------------------|----------------------------------|------------------------------|---------------------------------|--|---------------------------------|----------------------------------|------------------------------------|----------------------------------|--------|--|--|--|--|--|
| Kenny Lofton, L OBP: 0.407, SLG: 0.442 (1, 8) | F8 | F8 | | | G4-6-3 | | F7 | | | 4 | 0 | 0 | 0 | 0 | 0 | 4 | Atlanta Braves @ Los Angeles Dodgers Dodger Stadium, Los Angeles, CA Fri May 23 1997, 7:05 PM PDT Att: 38,735 - Unknown - 72 F | | | | | | | | | | |
| Michael Tucker, L OBP: 0.380, SLG: 0.491 (1, 9) (8, 7) | 10 G3-1 1B 2B | | K | | | L3 | L3 | | | 4 | 1 | 1 | 0 | 0 | 1 | 2 | | | | | | | | | | | |
| 10 Chipper Jones, S OBP: 0.379, SLG: 0.456 (1, 5) | G3-1 | | G4-3 | | | F7 | | F9 | | 4 | 0 | 0 | 0 | 0 | 0 | 1 | | | | | | | | | | | |
| Fred McGriff, L OBP: 0.342, SLG: 0.401 (1, 3) | S 1B | | G4-3 | | | HR 1B | | K | | 4 | 1 | 2 | 1 | 0 | 1 | 0 | | | | | | | | | | | |
| Ryan Klesko, L OBP: 0.336, SLG: 0.500 Andruw Jones, R OBP: 0.355, SLG: 0.422 (1, 7) (8, PH) | K | | K | | | HR 1B | | G1-3 | | 3 | 1 | 1 | 2 | 0 | 2 | 1 | | | | | | | | | | | |
| Jeff Blauser, R OBP: 0.441, SLG: 0.623 (1, 6) | | | | | | HR 1B | | | | 1 | 0 | 0 | 0 | 0 | 0 | 0 | | | | | | | | | | | |
| Mark Lemke, S OBP: 0.300, SLG: 0.336 (1, 4) | | | | | | | | | | 4 | 1 | 1 | 0 | 0 | 1 | 0 | | | | | | | | | | | |
| Eddie Pérez, R OBP: 0.108, SLG: 0.108 (1, 2) | | | | | | | | | | 4 | 0 | 1 | 0 | 0 | 0 | 1 | | | | | | | | | | | |
| 29 John Smoltz, R OBP: 0.517, SLG: 0.520 Mark Wohlers, R (9, 1) | | | K | | | | | | | 2 | 0 | 1 | 0 | 1 | 1 | 1 | | | | | | | | | | | |
| Inning Stats | R: 1 E: 0 K: 1 S: 15 | H: 2 LOB: 1 BB: 0 P: 22 | R: 1 E: 0 K: 1 S: 8 | H: 2 LOB: 1 BB: 0 P: 10 | R: 0 E: 0 K: 1 S: 7 | H: 0 LOB: 0 BB: 0 P: 10 | R: 0 E: 0 K: 2 S: 10 | H: 0 LOB: 0 BB: 0 P: 16 | R: 0 E: 0 K: 0 S: 6 | H: 0 LOB: 0 BB: 1 P: 13 | R: 2 E: 0 K: 0 S: 13 | H: 2 LOB: 2 BB: 0 P: 24 | R: 0 E: 0 K: 0 S: 10 | H: 2 LOB: 0 BB: 0 P: 15 | R: 0 E: 0 K: 1 S: 6 | H: 0 LOB: 0 BB: 0 P: 7 | R: 0 E: 0 K: 0 S: 4 | H: 0 LOB: 0 BB: 0 P: 6 | 1B: 5 2B: 2 3B: 0 HR: 1 | SF: 0 SAC: 0 DP: 1 HBP: 0 | WP: 0 PB: 0 SB: 1 CS: 0 | PA: 35 | | | | | |
| PITCHER | IP | WLS | BF | H | R | ER | SO | BB | IBB | HBP | BLK | WP | HR | S | P | ERA | WHIP | | | | | | | | | | |
| Pedro Astacio, R ERA: 3.05 (1, 1) | 6.2 | L | 28 | 8 | 4 | 4 | 5 | 1 | 0 | 0 | 0 | 0 | 1 | 68 | 109 | 5.40 | 1.350 | | | | | | | | | | |
| Mark Guthrie, L ERA: 2.45 (7, 1) | 0.1 | 1 | 0 | 0 | 0 | 0 | 0 | 0 | 0 | 0 | 0 | 0 | 0 | 1 | 1 | 0.00 | 0.000 | | | | | | | | | | |
| Scott Radinsky, L ERA: 3.54 (8, 1) | 1.0 | 3 | 0 | 0 | 0 | 1 | 0 | 0 | 0 | 0 | 0 | 0 | 0 | 6 | 7 | 0.00 | 0.000 | | | | | | | | | | |
| Darren Hall, R ERA: 2.35 (9, 1) | 1.0 | 3 | 0 | 0 | 0 | 0 | 0 | 0 | 0 | 0 | 0 | 0 | 0 | 4 | 6 | 0.00 | 0.000 | | | | | | | | | | |

| Batter | 1 | 2 | 3 | 4 | 5 | 6 | 7 | 8 | 9 | AB | R | H | RBI | BB | SO | LOB | BOTTOM | | | | | | | | | | |
|--|------------------------------|----------------------------------|-------------------------------|----------------------------------|-------------------------------|----------------------------------|-------------------------------|----------------------------------|-------------------------------|----------------------------------|------------------------------|---------------------------------|-------------------------------|----------------------------------|------------------------------|----------------------------------|--|----------------------------------|----------------------------------|------------------------------------|----------------------------------|--------|--|--|--|--|--|
| Wilton Guerrero, S OBP: 0.304, SLG: 0.438 (1, 4) | F8 | | G6-3 | | G3-1 | | | F7 | | 4 | 0 | 0 | 0 | 0 | 0 | 1 | Atlanta Braves @ Los Angeles Dodgers Dodger Stadium, Los Angeles, CA Fri May 23 1997, 7:05 PM PDT Att: 38,735 - Unknown - 72 F | | | | | | | | | | |
| Roger Cedeno, S OBP: 0.231, SLG: 0.308 (1, 8) | K | | | | G5-3 | | G4-3 | G6-3 | | 4 | 0 | 0 | 0 | 0 | 1 | 0 | | | | | | | | | | | |
| Raul Mondesi, R OBP: 0.318, SLG: 0.477 (1, 9) | CS 1B | | | | G6-3 | | G4-3 | K | | 4 | 0 | 1 | 0 | 0 | 1 | 0 | | | | | | | | | | | |
| Mike Piazza, R OBP: 0.393, SLG: 0.496 (1, 2) | CS | | | | G4-3 S BB | | F9 | | K | 3 | 1 | 1 | 0 | 1 | 1 | 0 | | | | | | | | | | | |
| Eric Karros, R OBP: 0.325, SLG: 0.367 (1, 3) | | | | | G6-3 | | G4-6-3 1B | K | | 4 | 0 | 2 | 0 | 0 | 1 | 1 | | | | | | | | | | | |
| Todd Zeile, R OBP: 0.322, SLG: 0.394 (1, 5) | | | | | G4-3 | | G4-6-3 | G4-3 | | 4 | 0 | 1 | 1 | 0 | 0 | 2 | | | | | | | | | | | |
| Eric Anthony, L OBP: 0.452, SLG: 0.680 (1, 7) | | | | | F9 | | SH3-4 1B | HR | | 3 | 1 | 2 | 1 | 0 | 0 | 1 | | | | | | | | | | | |
| Greg Gagne, R OBP: 0.309, SLG: 0.393 (1, 6) | | | | | K | | K | E8 | | 3 | 0 | 0 | 0 | 0 | 2 | 1 | | | | | | | | | | | |
| Pedro Astacio, R OBP: 0.118, SLG: 0.118 Mark Guthrie, R (7, 1) | | | | | K | | SH3-4 | G3 | | 1 | 0 | 0 | 0 | 0 | 1 | 0 | | | | | | | | | | | |
| Billy Ashley, R OBP: 0.288, SLG: 0.377 Scott Radinsky, L (8, 1) | | | | | K | | | | | 1 | 0 | 0 | 0 | 0 | 0 | 0 | | | | | | | | | | | |
| Darren Hall, R (9, 1) | | | | | | | | | | 0 | 0 | 0 | 0 | 0 | 0 | 0 | | | | | | | | | | | |
| Inning Stats | R: 0 E: 0 K: 1 S: 9 | H: 1 LOB: 0 BB: 0 P: 14 | R: 0 E: 0 K: 0 S: 12 | H: 0 LOB: 1 BB: 1 P: 23 | R: 0 E: 0 K: 2 S: 10 | H: 0 LOB: 0 BB: 0 P: 13 | R: 1 E: 0 K: 0 S: 13 | H: 3 LOB: 2 BB: 0 P: 20 | R: 0 E: 0 K: 1 S: 10 | H: 1 LOB: 1 BB: 0 P: 13 | R: 0 E: 0 K: 0 S: 6 | H: 0 LOB: 0 BB: 0 P: 9 | R: 1 E: 1 K: 0 S: 17 | H: 2 LOB: 1 BB: 0 P: 24 | R: 0 E: 0 K: 1 S: 8 | H: 0 LOB: 0 BB: 0 P: 12 | R: 0 E: 0 K: 2 S: 10 | H: 0 LOB: 0 BB: 0 P: 12 | 1B: 6 2B: 0 3B: 0 HR: 1 | SF: 0 SAC: 1 DP: 1 HBP: 0 | WP: 0 PB: 0 SB: 1 CS: 1 | PA: 34 | | | | | |
| PITCHER | IP | WLS | BF | H | R | ER | SO | BB | IBB | HBP | BLK | WP | HR | S | P | ERA | WHIP | | | | | | | | | | |
| 29 John Smoltz, R ERA: 2.6 (1, 1) | 8.0 | W | 30 | 7 | 2 | 2 | 5 | 1 | 0 | 0 | 0 | 0 | 0 | 85 | 128 | 2.25 | 1.000 | | | | | | | | | | |
| Mark Wohlers, R ERA: 1.8 (9, 1) | 1.0 | S | 3 | 0 | 0 | 0 | 2 | 0 | 0 | 0 | 0 | 0 | 0 | 10 | 12 | 0.00 | 0.000 | | | | | | | | | | |

| Batter | 1 | 2 | 3 | 4 | 5 | 6 | 7 | 8 | 9 | AB | R | H | RBI | BB | SO | LOB | TOP | | | |
|---|---|----------------------------------|------------------------------|----------------------------------|------------------------------|----------------------------------|-------------------------------|----------------------------------|-------------------------------|----------------------------------|------------------------------|---------------------------------|------------------------------|----------------------------------|------------------------------|----------------------------------|--|------------------------------------|----------------------------------|--------|
| Kenny Lofton, L OBP: 0.405, SLG: 0.443 (1, 8) | G1-3 | | 2-0 S E 2B | | 1-2 G5-3 | | | 2-1 F8 | | 4 | 1 | 1 | 1 | 0 | 0 | 1 | Atlanta Braves @ Los Angeles Dodgers Dodger Stadium, Los Angeles, CA Sat May 24 1997, 7:05 PM PDT Att: 49,074 - Unknown - 72 F | | | |
| Michael Tucker, L OBP: 0.371, SLG: 0.479 (1, 9) | K | | 2-3 2H K | | | 2-2 L4 | | 0-3 K | | 4 | 0 | 0 | 0 | 0 | 3 | 0 | | | | |
| 10 Chipper Jones, S OBP: 0.371, SLG: 0.444 (1, 5) | G4-3 | | | 3-2 G1-3 | | 2-2 F8 | | | 0-3 K | 4 | 0 | 0 | 0 | 0 | 1 | 0 | | | | |
| Fred McGriff, L OBP: 0.340, SLG: 0.394 (1, 3) | | 1-1 F7 | | 2-3 K | | 4-2 BB | | | 0-1 G3-1 | 3 | 0 | 0 | 0 | 1 | 1 | 0 | | | | |
| Ryan Klesko, L OBP: 0.340, SLG: 0.519 (1, 7) | | 4-1 G4-6-3 BB | | 3-1 HR | | 1-3 K | | | 2-3 K | 3 | 1 | 1 | 1 | 1 | 2 | 1 | | | | |
| Javy Lopez, R OBP: 0.357, SLG: 0.547 (1, 2) | | 1-0 G4-6-3 1-2 | | 0-3 K | | | 1-0 G6-3 | | 0-0 F8 | 4 | 0 | 0 | 0 | 0 | 1 | 2 | | | | |
| Mark Lemke, S OBP: 0.301, SLG: 0.331 (1, 4) | | | 0-0 F7 | | 4-1 SH1-4 BB | | 0-0 F7 | | | 2 | 0 | 0 | 0 | 1 | 0 | 0 | | | | |
| Jeff Blausler, R OBP: 0.439, SLG: 0.617 (1, 6) | | | 1-1 G5-3 2B 1B | | 1-1 P6 | | 1-0 G5-3 | | | 3 | 1 | 1 | 0 | 0 | 0 | 1 | | | | |
| Tom Glavine, L OBP: 0.318, SLG: 0.167 Paul Byrd, R (7, 1) | | | 1-0 G5-3 | | 2-1 SH1-4 | | | 0-2 G3 | | 1 | 0 | 0 | 0 | 0 | 0 | 1 | | | | |
| Keith Lockhart, L OBP: 0.229, SLG: 0.310 Brad Clontz, R (8, 1) | | | 1-2 | | 1-2 | | | | | 0 | 0 | 0 | 0 | 0 | 0 | 0 | | | | |
| Inning Stats | R: 0 E: 0 K: 1 S: 8 | H: 0 LOB: 0 BB: 0 P: 10 | R: 0 E: 0 K: 0 S: 4 | H: 0 LOB: 0 BB: 1 P: 10 | R: 2 E: 0 K: 1 S: 8 | H: 2 LOB: 0 BB: 0 P: 14 | R: 1 E: 0 K: 2 S: 11 | H: 1 LOB: 0 BB: 0 P: 19 | R: 0 E: 0 K: 0 S: 11 | H: 0 LOB: 1 BB: 1 P: 20 | R: 0 E: 0 K: 0 S: 3 | H: 0 LOB: 0 BB: 0 P: 5 | R: 0 E: 0 K: 1 S: 8 | H: 0 LOB: 0 BB: 0 P: 10 | R: 0 E: 0 K: 2 S: 9 | H: 0 LOB: 1 BB: 0 P: 11 | 1B: 1 2B: 1 3B: 0 HR: 1 | SF: 0 SAC: 1 DP: 1 HBP: 0 | WP: 0 PB: 1 SB: 1 CS: 0 | PA: 33 |
| PITCHER Ramon Martinez, R ERA: 3.49 (1, 1) | IP: 9.0 WLS: W BF: 33 H: 3 R: 3 ER: 2 SO: 8 BB: 3 IBB: 0 HBP: 0 BLK: 0 WP: 0 HR: 1 S: 70 P: 115 ERA: 2.00 WHIP: 0.667 | | | | | | | | | | | | | | | | | | | |

| Batter | 1 | 2 | 3 | 4 | 5 | 6 | 7 | 8 | 9 | AB | R | H | RBI | BB | SO | LOB | BOTTOM | | | |
|---|---|----------------------------------|------------------------------|----------------------------------|-------------------------------|----------------------------------|-------------------------------|----------------------------------|------------------------------|---------------------------------|------------------------------|---------------------------------|-------------------------------|----------------------------------|------------------------------|----------------------------------|--|----------------------------------|------------------------------------|----------------------------------|
| Wilton Guerrero, S OBP: 0.307, SLG: 0.436 (1, 4) | 0-0 HR 1B | 0-2 P2 | | 2-2 FC2-6 1B | | | 0-0 FC1-6 FC4-6 1-2 | 0-0 G4-6-3 1-2 | | 5 | 1 | 2 | 0 | 0 | 0 | 2 | Atlanta Braves @ Los Angeles Dodgers Dodger Stadium, Los Angeles, CA Sat May 24 1997, 7:05 PM PDT Att: 49,074 - Unknown - 72 F | | | |
| Roger Cedeno, S OBP: 0.176, SLG: 0.235 (1, 8) | 0-0 B2 | 3-2 G5-3 | | 0-1 FC2-6 CS 1-2 | | 1-0 FC4-6 1B 1-2 | | | | 4 | 1 | 0 | 0 | 0 | 3 | | | | | |
| Raul Mondesi, R OBP: 0.327, SLG: 0.500 (1, 9) | 1-1 1H HR | | 3-2 2B 1B | 3-2 CS 1-2 | 0-0 F9 | | 3-1 1B HR 1B 1-2 | | | 4 | 2 | 3 | 2 | 0 | 0 | 0 | | | | |
| Mike Piazza, R OBP: 0.401, SLG: 0.507 (1, 2) | 4-2 HR 1B BB | | 3-2 1B 2B | | 1-0 F9 | | 2-2 HR 1B 1-3 2H | | | 3 | 2 | 2 | 1 | 1 | 0 | 0 | | | | |
| Eric Karros, R OBP: 0.323, SLG: 0.382 (1, 3) | 2-3 K | | 0-1 F9 | | 1-1 G4-3 | | 1-0 HR 1-3 3H | | | 4 | 1 | 1 | 3 | 0 | 1 | 3 | | | | |
| Todd Zeile, R OBP: 0.326, SLG: 0.392 (1, 5) | 3-1 HR 1B 1-2 | | 4-0 IBB | | | 0-2 P5 | | 0-0 F7 | | 3 | 1 | 1 | 0 | 1 | 0 | 0 | | | | |
| Billy Ashley, R OBP: 0.258, SLG: 0.446 Todd Hollandsworth, L OBP: 0.274, SLG: 0.333 (6, PR) (7, 7) | 3-1 HR 1-3 2H | | 1-3 K | | | 0-0 G1-6-3 1B | | 2-2 1B 2B | | 3 | 1 | 2 | 3 | 0 | 1 | 3 | | | | |
| Juan Castro, R OBP: 0.179, SLG: 0.189 (1, 6) | 0-3 K | | 2-3 K | | | 0-1 G1-6-3 1-2 | | 0-1 FC5-4 1B 2H | | 4 | 0 | 1 | 1 | 0 | 2 | 4 | | | | |
| Ramon Martinez, R OBP: 0.083, SLG: 0.083 (1, 1) | | 1-1 G1-3 | | 0-3 K | | | 1-1 FC1-6 1B | 0-1 FC5-4 G4-6-3 1-2 | | 4 | 0 | 1 | 0 | 0 | 1 | 1 | | | | |
| Inning Stats | R: 5 E: 0 K: 2 S: 19 | H: 4 LOB: 1 BB: 1 P: 32 | R: 0 E: 0 K: 0 S: 8 | H: 0 LOB: 0 BB: 0 P: 12 | R: 0 E: 0 K: 2 S: 15 | H: 2 LOB: 3 BB: 1 P: 28 | R: 0 E: 0 K: 1 S: 10 | H: 1 LOB: 0 BB: 0 P: 15 | R: 0 E: 0 K: 0 S: 4 | H: 0 LOB: 0 BB: 0 P: 6 | R: 0 E: 0 K: 0 S: 7 | H: 1 LOB: 1 BB: 0 P: 7 | R: 4 E: 0 K: 0 S: 11 | H: 4 LOB: 0 BB: 0 P: 19 | R: 1 E: 0 K: 0 S: 9 | H: 2 LOB: 0 BB: 0 P: 11 | | 1B: 9 2B: 2 3B: 0 HR: 3 | SF: 0 SAC: 0 DP: 2 HBP: 0 | WP: 0 PB: 0 SB: 0 CS: 1 |
| PITCHER Tom Glavine, L ERA: 2.89 Paul Byrd, R ERA: 6.32 Brad Clontz, R ERA: 4.0 (8, 1) | IP: 6.2 WLS: L BF: 31 H: 11 R: 8 ER: 8 SO: 8 BB: 1 IBB: 0 HBP: 0 BLK: 0 WP: 0 HR: 2 S: 72 P: 116 ERA: 10.80 WHIP: 1.800 | | | | | | | | | | | | | | | | | | | |

| Batter | 1 | 2 | 3 | 4 | 5 | 6 | 7 | 8 | 9 | AB | R | H | RBI | BB | SO | LOB | TOP | | | | | |
|---|-------------------------------|----------------------------------|------------------------------|---------------------------------|------------------------------|----------------------------------|------------------------------|----------------------------------|------------------------------|----------------------------------|------------------------------|---------------------------------|-------------------------------|----------------------------------|-------------------------------|----------------------------------|--|----------------------------------|----------------------------------|------------------------------------|----------------------------------|--------|
| Kenny Lofton, L OBP: 0.397, SLG: 0.435 (1, 8) | F7 | | | F8 | | K | | | F8 | 4 | 0 | 0 | 0 | 0 | 1 | 1 | Atlanta Braves @ Los Angeles Dodgers Dodger Stadium, Los Angeles, CA Sun May 25 1997, 3:33 AM PDT Att: 40,417 - Sunny - 76 F | | | | | |
| Andruw Jones, R OBP: 0.351, SLG: 0.414 (1, 9) | G6-3 | | | 1B | | | G6-3 | | K | 4 | 0 | 1 | 0 | 0 | 1 | 1 | | | | | | |
| 10 Chipper Jones, S OBP: 0.368, SLG: 0.446 (1, 5) | K | | | F8 | | | L1-3 | | P5 | 4 | 0 | 1 | 0 | 0 | 1 | 2 | | | | | | |
| Fred McGriff, L OBP: 0.335, SLG: 0.388 (1, 3) | | F8 | | F8 | | | L1-3 | | | 3 | 0 | 0 | 0 | 0 | 0 | 2 | | | | | | |
| Ryan Klesko, L OBP: 0.340, SLG: 0.514 (1, 7) | | G5-4-3 | | | K | | K | | | 3 | 0 | 1 | 0 | 0 | 2 | 1 | | | | | | |
| Javy Lopez, R OBP: 0.350, SLG: 0.535 (1, 2) | G5-4-3 | | | | K | | | | K | 3 | 0 | 0 | 0 | 0 | 2 | 1 | | | | | | |
| Mark Lemke, S OBP: 0.295, SLG: 0.324 (1, 4) | | | F7 | | F7 | | | G4-3 | | 3 | 0 | 0 | 0 | 0 | 0 | 0 | | | | | | |
| Jeff Blausler, R OBP: 0.432, SLG: 0.605 (1, 6) | | | P4 | | F7 | | | K | | 3 | 0 | 0 | 0 | 0 | 1 | 0 | | | | | | |
| Denny Neagle, L OBP: 0.111, SLG: 0.111 (1, 1) | | | K | | G1-3 | | | | | 2 | 0 | 0 | 0 | 0 | 1 | 0 | | | | | | |
| Mike Bielecki, R (8, 1) | | | | | | | | | | 0 | 0 | 0 | 0 | 0 | 0 | 0 | | | | | | |
| Alan Embree, L (8, 1) | | | | | | | | | | 0 | 0 | 0 | 0 | 0 | 0 | 0 | | | | | | |
| Michael Tucker, L OBP: 0.375, SLG: 0.479 (9, PH) | | | | | | | | | BB | 0 | 0 | 0 | 0 | 1 | 0 | 0 | | | | | | |
| Inning Stats | R: 0 E: 0 K: 1 S: 11 | H: 0 LOB: 0 BB: 0 P: 16 | R: 0 E: 0 K: 0 S: 5 | H: 1 LOB: 0 BB: 0 P: 9 | R: 0 E: 0 K: 1 S: 8 | H: 0 LOB: 0 BB: 0 P: 13 | R: 0 E: 0 K: 0 S: 6 | H: 1 LOB: 1 BB: 0 P: 13 | R: 0 E: 0 K: 2 S: 9 | H: 0 LOB: 0 BB: 0 P: 14 | R: 0 E: 0 K: 1 S: 7 | H: 0 LOB: 0 BB: 0 P: 9 | R: 0 E: 0 K: 1 S: 10 | H: 1 LOB: 1 BB: 0 P: 19 | R: 0 E: 0 K: 2 S: 10 | H: 0 LOB: 0 BB: 0 P: 15 | R: 0 E: 0 K: 1 S: 9 | H: 0 LOB: 1 BB: 1 P: 15 | 1B: 2 2B: 1 3B: 0 HR: 0 | SF: 0 SAC: 0 DP: 1 HBP: 0 | WP: 0 PB: 0 SB: 1 CS: 0 | PA: 30 |
| PITCHER | IP | WLS | BF | H | R | ER | SO | BB | IBB | HBP | BLK | WP | HR | S | P | ERA | WHIP | | | | | |
| Ismael Valdez, R ERA: 2.25 (1, 1) | 7.0 | W | 23 | 3 | 0 | 0 | 6 | 0 | 0 | 0 | 0 | 0 | 0 | 56 | 93 | 0.00 | 0.429 | | | | | |
| Darren Hall, R ERA: 2.2 (8, 1) | 1.0 | | 3 | 0 | 0 | 0 | 2 | 0 | 0 | 0 | 0 | 0 | 0 | 10 | 15 | 0.00 | 0.000 | | | | | |
| Todd Worrell, R ERA: 4.19 (9, 1) | 1.0 | S | 4 | 0 | 0 | 0 | 1 | 1 | 0 | 0 | 0 | 0 | 0 | 9 | 15 | 0.00 | 1.000 | | | | | |


| Batter | 1 | 2 | 3 | 4 | 5 | 6 | 7 | 8 | 9 | AB | R | H | RBI | BB | SO | LOB | BOTTOM | | | | | |
|---|-------------------------------|----------------------------------|------------------------------|----------------------------------|------------------------------|----------------------------------|-------------------------------|----------------------------------|------------------------------|---------------------------------|-------------------------------|----------------------------------|-------------------------------|----------------------------------|-------------------------------|----------------------------------|--|----------------------------------|----------------------------------|------------------------------------|----------------------------------|--------|
| Wilton Guerrero, S OBP: 0.306, SLG: 0.431 (1, 4) | 1B | | P4 | | | G1-3 | K | | | 4 | 0 | 1 | 0 | 0 | 1 | 3 | Atlanta Braves @ Los Angeles Dodgers Dodger Stadium, Los Angeles, CA Sun May 25 1997, 3:33 AM PDT Att: 40,417 - Sunny - 76 F | | | | | |
| Roger Cedeno, S OBP: 0.190, SLG: 0.200 (1, 8) | F8 | | F7 | | | 1B | BB | F9 | | 3 | 0 | 0 | 0 | 1 | 0 | 1 | | | | | | |
| Raul Mondesi, R OBP: 0.330, SLG: 0.497 (1, 9) | K | | | F9 | | FC6-4 | 1B | 2B | BB | 3 | 1 | 1 | 0 | 1 | 1 | 1 | | | | | | |
| Mike Piazza, R OBP: 0.404, SLG: 0.514 (1, 2) | 1B | | | K | | FC6-4 | | 2B | | 4 | 0 | 2 | 1 | 0 | 1 | 2 | | | | | | |
| Eric Karros, R OBP: 0.327, SLG: 0.377 (1, 3) | L3 | | | K | | 1B | BB | IBB | | 2 | 1 | 0 | 0 | 2 | 1 | 2 | | | | | | |
| Todd Zeile, R OBP: 0.324, SLG: 0.389 (1, 5) | F8 | | | | F8 | SH1-4 | 1B | P5 | | 4 | 0 | 1 | 0 | 0 | 0 | 2 | | | | | | |
| Billy Ashley, R OBP: 0.250, SLG: 0.441 (1, 7) | | G4-3 | | | F8 | FC5-2-6 | SH1-4 | K | | 3 | 0 | 1 | 1 | 0 | 0 | 0 | | | | | | |
| Todd Hollandsworth, L OBP: 0.272, SLG: 0.331 (7, PR) (8, 7) | | | | | | 1B | | | | 1 | 0 | 0 | 0 | 0 | 1 | 2 | | | | | | |
| Greg Gagne, R OBP: 0.305, SLG: 0.388 (1, 6) | P3 | | | | P4 | SH1-4 | | | | 2 | 0 | 0 | 0 | 0 | 0 | 0 | | | | | | |
| Ismael Valdez, R (1, 1) | | | | | | F8 | FC5-2-6 | | | 2 | 0 | 0 | 0 | 0 | 1 | 0 | | | | | | |
| Eddie Williams, R OBP: 0.286, SLG: 0.167 (7, PH) | | | | | | | | | | 1 | 0 | 0 | 0 | 0 | 0 | 3 | | | | | | |
| Darren Hall, R (8, 1) | | | | | | | | | | 0 | 0 | 0 | 0 | 0 | 0 | 0 | | | | | | |
| Todd Worrell, R (9, 1) | | | | | | | | | | 0 | 0 | 0 | 0 | 0 | 0 | 0 | | | | | | |
| Inning Stats | R: 0 E: 0 K: 1 S: 13 | H: 2 LOB: 2 BB: 0 P: 19 | R: 0 E: 0 K: 0 S: 9 | H: 0 LOB: 0 BB: 0 P: 13 | R: 0 E: 0 K: 1 S: 9 | H: 0 LOB: 0 BB: 0 P: 12 | R: 0 E: 0 K: 2 S: 10 | H: 0 LOB: 0 BB: 0 P: 17 | R: 0 E: 0 K: 0 S: 7 | H: 0 LOB: 0 BB: 0 P: 9 | R: 0 E: 0 K: 0 S: 10 | H: 1 LOB: 2 BB: 1 P: 15 | R: 1 E: 0 K: 1 S: 13 | H: 2 LOB: 3 BB: 1 P: 21 | R: 1 E: 0 K: 1 S: 10 | H: 1 LOB: 2 BB: 2 P: 22 | R: 0 E: 0 K: 1 S: 9 | H: 0 LOB: 1 BB: 1 P: 15 | 1B: 5 2B: 1 3B: 0 HR: 0 | SF: 0 SAC: 1 DP: 0 HBP: 0 | WP: 0 PB: 0 SB: 0 CS: 0 | PA: 34 |
| PITCHER | IP | WLS | BF | H | R | ER | SO | BB | IBB | HBP | BLK | WP | HR | S | P | ERA | WHIP | | | | | |
| Denny Neagle, L ERA: 3.36 (1, 1) | 7.1 | L | 32 | 6 | 2 | 2 | 5 | 3 | 1 | 0 | 0 | 0 | 0 | 77 | 121 | 2.46 | 1.227 | | | | | |
| Mike Bielecki, R ERA: 2.3 (8, 1) | 0.1 | | 1 | 0 | 0 | 0 | 0 | 0 | 0 | 0 | 0 | 0 | 0 | 1 | 3 | 0.00 | 0.000 | | | | | |
| Alan Embree, L ERA: 3.38 (8, 1) | 0.1 | | 1 | 0 | 0 | 0 | 1 | 0 | 0 | 0 | 0 | 0 | 0 | 3 | 4 | 0.00 | 0.000 | | | | | |


AB 29
R 0
H 3
RBI 0
BB 1
SO 9
LOB 8



AB 29
R 2
H 6
RBI 2
BB 4
SO 6
LOB 16



| Batter | 1 | 2 | 3 | 4 | 5 | 6 | 7 | 8 | 9 | AB | R | H | RBI | BB | SO | LOB | TOP | | | | | | | | | | |
|---|-------------------------------|----------------------------------|-------------------------------|----------------------------------|------------------------------|----------------------------------|-------------------------------|----------------------------------|------------------------------|----------------------------------|------------------------------|----------------------------------|------------------------------|----------------------------------|-------------------------------|----------------------------------|--|------------------------------|----------------------------------|----------------------------------|------------------------------------|----------------------------------|--------|--|--|--|--|
| Wilton Guerrero, S (1,4) OBP: 0.304, SLG: 0.421 | K2-3 | | G3-1 | | | SH2-4 | | 1-0 | | 3 | 0 | 1 | 0 | 0 | 1 | 0 | Los Angeles Dodgers @ St. Louis Cardinals Busch Stadium, St. Louis, MO Fri May 30 1997, 7:05 PM CDT Att: 36,069 - Unknown - 65 F livebaseballscorecards.com | | | | | | | | | | |
| Eric Anthony, L (1,7) OBP: 0.419, SLG: 0.568 Scott Radinsky, L (8,1) Darren Hall, R (9,1) Mark Guthrie, R (9,1) | K | | | | | G2-3 | | 1-3 | | 4 | 0 | 2 | 1 | 0 | 2 | 2 | | | | | | | | | | | |
| Raul Mondesi, R (1,9) OBP: 0.329, SLG: 0.508 | K | | | | | G2-3 | | 0-1 | | 4 | 0 | 0 | 0 | 0 | 1 | 4 | | | | | | | | | | | |
| Mike Piazza, R (1,2) OBP: 0.406, SLG: 0.497 | | G4-3 | | | | G4-3 | | | | 4 | 0 | 1 | 0 | 0 | 1 | 1 | | | | | | | | | | | |
| Eric Karros, R (1,3) OBP: 0.326, SLG: 0.384 | | | | | | | | | | 4 | 0 | 2 | 0 | 0 | 0 | 1 | | | | | | | | | | | |
| Todd Zeile, R (1,5) OBP: 0.326, SLG: 0.418 | | L6 | | | | F9 | | | | 3 | 0 | 0 | 0 | 1 | 0 | 2 | | | | | | | | | | | |
| Todd Hollandsworth, L (1,8) OBP: 0.259, SLG: 0.314 | | | | | | G4-6-3 | | | | 3 | 0 | 0 | 0 | 0 | 1 | 3 | | | | | | | | | | | |
| Greg Gagne, R (1,6) OBP: 0.297, SLG: 0.370 | | | | | | G4-3 | | | | 3 | 0 | 0 | 0 | 0 | 0 | 0 | | | | | | | | | | | |
| Ramon Martinez, R (1,1) OBP: 0.115, SLG: 0.154 Nelson Liriano, S (8,PH) OBP: 0.355, SLG: 0.423 Roger Cedeno, S (8,PH) OBP: 0.200, SLG: 0.185 | | | | | | | | | | 2 | 1 | 1 | 0 | 0 | 1 | 0 | AB 30 R 1 H 7 RBI 1 BB 2 SO 7 LOB 13  | | | | | | | | | | |
| Inning Stats | R: 0 E: 0 K: 3 S: 10 | H: 0 LOB: 0 BB: 0 P: 15 | R: 0 E: 0 K: 0 S: 11 | H: 1 LOB: 1 BB: 0 P: 17 | R: 0 E: 0 K: 1 S: 8 | H: 0 LOB: 0 BB: 0 P: 11 | R: 0 E: 0 K: 0 S: 11 | H: 2 LOB: 1 BB: 0 P: 21 | R: 0 E: 0 K: 0 S: 6 | H: 0 LOB: 0 BB: 1 P: 11 | R: 1 E: 0 K: 0 S: 9 | H: 2 LOB: 1 BB: 0 P: 13 | R: 0 E: 0 K: 1 S: 9 | H: 1 LOB: 0 BB: 0 P: 18 | R: 0 E: 0 K: 1 S: 11 | H: 1 LOB: 2 BB: 1 P: 20 | | R: 0 E: 0 K: 1 S: 7 | H: 0 LOB: 0 BB: 0 P: 13 | 1B: 6 2B: 1 3B: 0 HR: 0 | SF: 0 SAC: 1 DP: 1 HBP: 0 | WP: 0 PB: 0 SB: 1 CS: 1 | PA: 33 | | | | |
| PITCHER | IP | WLS | BF | H | R | ER | SO | BB | IBB | HBP | BLK | WP | HR | S | P | ERA | WHIP | | | | | | | | | | |
| Andy Benes, R (1,1) ERA: 2.63 T.J. Mathews, R (9,1) ERA: 2.29 | 8.0 | | 30 | 7 | 1 | 1 | 6 | 2 | 0 | 0 | 0 | 0 | 0 | 75 | 126 | 1.12 | 1.125 | | | | | | | | | | |

| Batter | 1 | 2 | 3 | 4 | 5 | 6 | 7 | 8 | 9 | AB | R | H | RBI | BB | SO | LOB | BOTTOM | | | | | | | | | | |
|---|------------------------------|----------------------------------|------------------------------|----------------------------------|------------------------------|---------------------------------|------------------------------|----------------------------------|-------------------------------|----------------------------------|------------------------------|----------------------------------|-------------------------------|----------------------------------|-------------------------------|----------------------------------|--|--|------------------------------|----------------------------------|----------------------------------|------------------------------------|----------------------------------|--------|--|--|--|
| Delino DeShields, L (1,4) OBP: 0.328, SLG: 0.415 | K | | F7 | | | F7 | | | | 3 | 0 | 0 | 1 | 2 | 1 | 2 | Los Angeles Dodgers @ St. Louis Cardinals Busch Stadium, St. Louis, MO Fri May 30 1997, 7:05 PM CDT Att: 36,069 - Unknown - 65 F livebaseballscorecards.com | | | | | | | | | | |
| Ron Gant, R (1,7) OBP: 0.303, SLG: 0.434 | G4-3 | | | | | K | | | | 4 | 0 | 0 | 0 | 0 | 3 | 2 | | | | | | | | | | | |
| Ray Lankford, L (1,8) OBP: 0.455, SLG: 0.672 | K | | | | | | | | | 4 | 0 | 1 | 0 | 0 | 3 | 1 | | | | | | | | | | | |
| Dmitri Young, S (1,3) OBP: 0.353, SLG: 0.408 | | G6-3 | | | | | | | | 2 | 0 | 0 | 0 | 2 | 0 | 1 | | | | | | | | | | | |
| Gary Gaetti, R (1,5) OBP: 0.298, SLG: 0.396 | | L4 | | | | G6-4-3 | | | | 4 | 0 | 0 | 0 | 0 | 0 | 2 | | | | | | | | | | | |
| John Mabry, L (1,9) OBP: 0.344, SLG: 0.335 | | | | | | | | | | 2 | 1 | 2 | 0 | 2 | 0 | 0 | | | | | | | | | | | |
| Mike DiFelice, R (1,2) OBP: 0.292, SLG: 0.362 Mark Sweeney, L (9,PH) OBP: 0.333, SLG: 0.205 | | | | | | | | | | 2 | 0 | 0 | 0 | 0 | 0 | 2 | | AB 28 R 2 H 6 RBI 2 BB 8 SO 7 LOB 14  | | | | | | | | | |
| Inning Stats | R: 0 E: 0 K: 2 S: 8 | H: 0 LOB: 0 BB: 0 P: 15 | R: 0 E: 0 K: 0 S: 6 | H: 0 LOB: 1 BB: 1 P: 15 | R: 0 E: 0 K: 1 S: 6 | H: 1 LOB: 0 BB: 0 P: 7 | R: 0 E: 0 K: 1 S: 7 | H: 0 LOB: 0 BB: 1 P: 15 | R: 1 E: 0 K: 0 S: 11 | H: 2 LOB: 1 BB: 0 P: 19 | R: 0 E: 0 K: 1 S: 7 | H: 1 LOB: 1 BB: 1 P: 17 | R: 0 E: 0 K: 2 S: 11 | H: 0 LOB: 1 BB: 1 P: 21 | R: 0 E: 0 K: 2 S: 11 | H: 0 LOB: 1 BB: 1 P: 20 | | | R: 1 E: 0 K: 0 S: 6 | H: 2 LOB: 3 BB: 3 P: 21 | 1B: 4 2B: 2 3B: 0 HR: 0 | SF: 0 SAC: 1 DP: 1 HBP: 0 | WP: 0 PB: 0 SB: 1 CS: 1 | PA: 37 | | | |
| PITCHER | IP | WLS | BF | H | R | ER | SO | BB | IBB | HBP | BLK | WP | HR | S | P | ERA | WHIP | | | | | | | | | | |
| Ramon Martinez, R (1,1) ERA: 3.29 Scott Radinsky, L (8,1) ERA: 3.22 Darren Hall, R (9,1) ERA: 2.41 Mark Guthrie, L (9,1) ERA: 2.66 | 7.0 | | 27 | 4 | 1 | 1 | 5 | 4 | 0 | 0 | 0 | 0 | 0 | 11 | 20 | 0.00 | 1.000 | | | | | | | | | | |

| Batter | 1 | 2 | 3 | 4 | 5 | 6 | 7 | 8 | 9 | AB | R | H | RBI | BB | SO | LOB | TOP | | | | |
|--|---|---|---|---|---|---|---|---|---|---|---|---|---|---|---|---|---|---|---|---|---|
| Wilton Guerrero, S OBP: 0.302, SLG: 0.417 | 0-3 K | | 0-0 B5-3 | | | 0-0 G3 1B | | 0-1 G1-3 | | 4 | 0 | 1 | 0 | 0 | 1 | 0 | | | | | |
| Eric Anthony, L OBP: 0.404, SLG: 0.610 | 1-1 G6-3 | | 0-3 K | | | 3-1 G3 1-2 | | | 1-1 HR | 4 | 1 | 1 | 1 | 0 | 1 | 1 | | | | | |
| Raul Mondesi, R OBP: 0.323, SLG: 0.498 | 1-3 K | | | 1-2 P6 | | 3-2 L6 | | | 0-3 K | 4 | 0 | 0 | 0 | 0 | 2 | 0 | | | | | |
| Mike Piazza, R OBP: 0.408, SLG: 0.503 | | 1-2 P4 | | 0-0 WP 1B | | | | 0-2 G6-3 | 0-2 2B | 4 | 0 | 2 | 0 | 0 | 0 | 0 | | | | | |
| Eric Karros, R OBP: 0.320, SLG: 0.376 | | 1-0 F9 | | 0-0 F9 | | | 1-3 K | | 0-0 L7 | 4 | 0 | 0 | 0 | 0 | 1 | 2 | | | | | |
| Todd Zeile, R OBP: 0.332, SLG: 0.417 | | 1-1 HR 1B | | 3-3 K 1-2 | | | 4-0 BB | | 2-2 F9 | 3 | 1 | 1 | 0 | 1 | 1 | 2 | | | | | |
| Todd Hollandsworth, L OBP: 0.265, SLG: 0.333 | | 0-1 HR | | | 4-2 CS G4-3 BB | | 0-3 K | | | 2 | 1 | 1 | 2 | 1 | 1 | 1 | | | | | |
| Greg Gagne, R OBP: 0.292, SLG: 0.364 | | 2-3 K | | 1-0 G4-3 | | | | 0-0 F8 | | 3 | 0 | 0 | 0 | 0 | 1 | 1 | | | | | |
| Ismael Valdez, R Antonio Osuna, R Roger Cedeno, S Todd Worrell, R | | | 2-2 G6-3 | | 1-3 K 2-3 | | | 3-3 K | | 2 | 0 | 0 | 0 | 0 | 1 | 1 | | | | | |
| Inning Stats | R: 0 E: 0 K: 2 S: 8 | H: 0 LOB: 0 BB: 0 P: 10 | R: 2 E: 0 K: 1 S: 12 | H: 2 LOB: 0 BB: 0 P: 17 | R: 0 E: 0 K: 1 S: 7 | H: 0 LOB: 0 BB: 0 P: 9 | R: 0 E: 0 K: 1 S: 8 | H: 1 LOB: 1 BB: 0 P: 12 | R: 0 E: 0 K: 1 S: 7 | H: 0 LOB: 1 BB: 1 P: 13 | R: 0 E: 0 K: 2 S: 9 | H: 0 LOB: 1 BB: 1 P: 14 | R: 0 E: 0 K: 1 S: 6 | H: 0 LOB: 0 BB: 0 P: 9 | R: 1 E: 0 K: 1 S: 14 | H: 2 LOB: 1 BB: 0 P: 17 | 1B: 3 2B: 2 3B: 0 HR: 2 | SF: 0 SAC: 0 DP: 1 HBP: 0 | WP: 1 PB: 0 SB: 0 CS: 1 | PA: 33 | |
| PITCHER | IP WLS BF H R ER SO BB IBB HBP BLK WP HR S P ERA WHIP | IP WLS BF H R ER SO BB IBB HBP BLK WP HR S P ERA WHIP | IP WLS BF H R ER SO BB IBB HBP BLK WP HR S P ERA WHIP | IP WLS BF H R ER SO BB IBB HBP BLK WP HR S P ERA WHIP | IP WLS BF H R ER SO BB IBB HBP BLK WP HR S P ERA WHIP | IP WLS BF H R ER SO BB IBB HBP BLK WP HR S P ERA WHIP | IP WLS BF H R ER SO BB IBB HBP BLK WP HR S P ERA WHIP | IP WLS BF H R ER SO BB IBB HBP BLK WP HR S P ERA WHIP | IP WLS BF H R ER SO BB IBB HBP BLK WP HR S P ERA WHIP | IP WLS BF H R ER SO BB IBB HBP BLK WP HR S P ERA WHIP | IP WLS BF H R ER SO BB IBB HBP BLK WP HR S P ERA WHIP | IP WLS BF H R ER SO BB IBB HBP BLK WP HR S P ERA WHIP | IP WLS BF H R ER SO BB IBB HBP BLK WP HR S P ERA WHIP | IP WLS BF H R ER SO BB IBB HBP BLK WP HR S P ERA WHIP | IP WLS BF H R ER SO BB IBB HBP BLK WP HR S P ERA WHIP | IP WLS BF H R ER SO BB IBB HBP BLK WP HR S P ERA WHIP | IP WLS BF H R ER SO BB IBB HBP BLK WP HR S P ERA WHIP | IP WLS BF H R ER SO BB IBB HBP BLK WP HR S P ERA WHIP | IP WLS BF H R ER SO BB IBB HBP BLK WP HR S P ERA WHIP | IP WLS BF H R ER SO BB IBB HBP BLK WP HR S P ERA WHIP | IP WLS BF H R ER SO BB IBB HBP BLK WP HR S P ERA WHIP |

Los Angeles Dodgers @ St. Louis Cardinals
 Busch Stadium, St. Louis, MO
 Sat May 31 1997, 3:33 AM CDT
 Att: 46,798 - Cloudy - 73 F

| | |
|-----|----|
| AB | 31 |
| R | 3 |
| H | 6 |
| RBI | 3 |
| BB | 2 |
| SO | 10 |
| LOB | 8 |



| Batter | 1 | 2 | 3 | 4 | 5 | 6 | 7 | 8 | 9 | AB | R | H | RBI | BB | SO | LOB | BOTTOM | | | | |
|---|---|---|---|---|---|---|---|---|---|---|---|---|---|---|---|---|---|---|---|---|---|
| Delino DeShields, L OBP: 0.328, SLG: 0.417 | 2-3 K | | 0-0 2H 2B | | 0-1 F8 | | 1-2 E5 2B | | | 4 | 0 | 1 | 1 | 0 | 1 | 0 | | | | | |
| Mark Sweeney, L OBP: 0.345, SLG: 0.250 | 3-2 G4-3 | | 3-2 F7 | | | 0-2 2B 1B | 1-3 2B | | | 4 | 1 | 2 | 0 | 0 | 0 | 1 | | | | | |
| Ray Lankford, L OBP: 0.449, SLG: 0.667 | 2-2 G4-3 | | | 1-2 1B FC9-6 2B | | 0-0 L8 | 3-3 K | | | 4 | 1 | 1 | 0 | 0 | 1 | 3 | | | | | |
| Willie McGee, S OBP: 0.330, SLG: 0.422 | | 0-0 F7 | | 0-0 FC9-6 1B | | 4-0 2B BB | 1-0 F7 | | | 3 | 1 | 1 | 0 | 1 | 0 | 2 | | | | | |
| Gary Gaetti, R OBP: 0.297, SLG: 0.399 | | 2-2 G5-3 | | 0-0 FC9-6 1B | | 0-0 E8 HR 2B | | 2-0 F8 | | 4 | 1 | 1 | 2 | 0 | 0 | 1 | | | | | |
| John Mabry, L OBP: 0.353, SLG: 0.363 | | 1-3 K | | 1-0 G6-4-3 1B | | 1-1 HR | | 2-2 G3 1B | | 4 | 1 | 3 | 2 | 0 | 1 | 0 | | | | | |
| Tom Lampkin, L OBP: 0.254, SLG: 0.300 | | | 1-1 F9 | 0-1 G6-4-3 | | 0-0 G4-3 | | 1-0 G3 1B | | 4 | 0 | 1 | 0 | 0 | 0 | 2 | | | | | |
| Royce Clayton, R OBP: 0.296, SLG: 0.413 | | | 1-2 F8 | | 1-2 L4 | 2-2 G6-3 | | 3-2 G3 | | 4 | 0 | 0 | 0 | 0 | 0 | 2 | | | | | |
| Todd Stottlemyre, L Dennis Eckersley, R | | 2-2 E7 2B | | 1-2 G4-3 | | 1-2 L6 | | 2-3 K | | 4 | 1 | 1 | 0 | 0 | 1 | 2 | | | | | |
| Inning Stats | R: 0 E: 0 K: 1 S: 12 | H: 0 LOB: 0 BB: 0 P: 19 | R: 0 E: 0 K: 1 S: 7 | H: 0 LOB: 0 BB: 0 P: 10 | R: 1 E: 1 K: 0 S: 16 | H: 2 LOB: 1 BB: 0 P: 23 | R: 0 E: 0 K: 0 S: 9 | H: 3 LOB: 1 BB: 0 P: 10 | R: 0 E: 0 K: 0 S: 9 | H: 0 LOB: 0 BB: 0 P: 11 | R: 4 E: 2 K: 0 S: 11 | H: 3 LOB: 0 BB: 1 P: 18 | R: 0 E: 1 K: 1 S: 15 | H: 1 LOB: 2 BB: 0 P: 24 | R: 0 E: 0 K: 1 S: 12 | H: 2 LOB: 2 BB: 0 P: 22 | 1B: 6 2B: 4 3B: 0 HR: 1 | SF: 0 SAC: 0 DP: 1 HBP: 0 | WP: 0 PB: 0 SB: 0 CS: 0 | PA: 36 | |
| PITCHER | IP WLS BF H R ER SO BB IBB HBP BLK WP HR S P ERA WHIP | IP WLS BF H R ER SO BB IBB HBP BLK WP HR S P ERA WHIP | IP WLS BF H R ER SO BB IBB HBP BLK WP HR S P ERA WHIP | IP WLS BF H R ER SO BB IBB HBP BLK WP HR S P ERA WHIP | IP WLS BF H R ER SO BB IBB HBP BLK WP HR S P ERA WHIP | IP WLS BF H R ER SO BB IBB HBP BLK WP HR S P ERA WHIP | IP WLS BF H R ER SO BB IBB HBP BLK WP HR S P ERA WHIP | IP WLS BF H R ER SO BB IBB HBP BLK WP HR S P ERA WHIP | IP WLS BF H R ER SO BB IBB HBP BLK WP HR S P ERA WHIP | IP WLS BF H R ER SO BB IBB HBP BLK WP HR S P ERA WHIP | IP WLS BF H R ER SO BB IBB HBP BLK WP HR S P ERA WHIP | IP WLS BF H R ER SO BB IBB HBP BLK WP HR S P ERA WHIP | IP WLS BF H R ER SO BB IBB HBP BLK WP HR S P ERA WHIP | IP WLS BF H R ER SO BB IBB HBP BLK WP HR S P ERA WHIP | IP WLS BF H R ER SO BB IBB HBP BLK WP HR S P ERA WHIP | IP WLS BF H R ER SO BB IBB HBP BLK WP HR S P ERA WHIP | IP WLS BF H R ER SO BB IBB HBP BLK WP HR S P ERA WHIP | IP WLS BF H R ER SO BB IBB HBP BLK WP HR S P ERA WHIP | IP WLS BF H R ER SO BB IBB HBP BLK WP HR S P ERA WHIP | IP WLS BF H R ER SO BB IBB HBP BLK WP HR S P ERA WHIP | IP WLS BF H R ER SO BB IBB HBP BLK WP HR S P ERA WHIP |

Los Angeles Dodgers @ St. Louis Cardinals
 Busch Stadium, St. Louis, MO
 Sat May 31 1997, 3:33 AM CDT
 Att: 46,798 - Cloudy - 73 F

| | |
|-----|----|
| AB | 35 |
| R | 6 |
| H | 11 |
| RBI | 5 |
| BB | 1 |
| SO | 4 |
| LOB | 13 |



| Batter | 1 | 2 | 3 | 4 | 5 | 6 | 7 | 8 | 9 | AB | R | H | RBI | BB | SO | LOB | TOP | | | | | |
|--|---|---|---|---|---|---|---|---|---|---|---|---|---|---|---|---|---|---|---|---|---|---|
| Wilton Guerrero, S OBP: 0.301, SLG: 0.414 Nelson Liriano, S OBP: 0.324, SLG: 0.379 Greg Gagne, R OBP: 0.291, SLG: 0.362 | 1-1 G4-3 | | 2-1 G6-3 | 0-0 F8 | | | 3-1 G4-3 | | 1-3 K | 1 | 0 | 0 | 0 | 0 | 0 | 0 | Los Angeles Dodgers @ St. Louis Cardinals Busch Stadium, St. Louis, MO Sun Jun 01 1997, 3:33 AM CDT Att: 36,035 - Cloudy - 67 F livebaseballscorecards.com | | | | | |
| Eric Anthony, L OBP: 0.373, SLG: 0.556 Raul Mondesi, R OBP: 0.321, SLG: 0.495 | 1-3 K | | 1-3 K | | 1-3 K | | | 2-0 F8 | 0-3 K | 4 | 0 | 0 | 0 | 3 | 1 | | | | | | | |
| Mike Piazza, R OBP: 0.418, SLG: 0.527 | 4-0 BB | | | 1-2 HR | 0-2 G4-3 | | | 2-2 2B 1B | 0-0 1B | 4 | 2 | 3 | 1 | 1 | 0 | | | | | | | |
| Eric Karros, R OBP: 0.321, SLG: 0.392 | 2-3 K | | | 1-1 HR | 2-1 L7 | | | 2-2 2B 1B | 1-3 K | 5 | 2 | 2 | 1 | 0 | 2 | | | | | | | |
| Todd Zeile, R OBP: 0.330, SLG: 0.429 | | 1-3 K | | 3-1 HR | | 3-2 P6 | | 2-3 K | | 4 | 1 | 1 | 1 | 0 | 2 | | | | | | | |
| Todd Hollandsworth, L OBP: 0.265, SLG: 0.337 | 1-1 G5-3 | | 0-1 P4 | | 2-1 G3 | | | 2-1 1B | 1-3 2H 2B | 4 | 1 | 1 | 1 | 0 | 0 | | | | | | | |
| Roger Cedeno, S OBP: 0.229, SLG: 0.219 | 3-2 G6-3 | | 0-1 SH1-4 1B | | 1-1 B5-3 | | | 1-2 1B | 1-2 2H 3H 1B | 4 | 0 | 2 | 2 | 0 | 0 | | | | | | | |
| Juan Castro, R OBP: 0.200, SLG: 0.171 | | | 4-2 G6-3 SH3-4 BB | 4-0 SH1-4 BB | | | 1-1 G4-3 | 0-0 L9 | | 2 | 0 | 0 | 0 | 2 | 0 | | | | | | | |
| Chan Ho Park, R OBP: 0.313, SLG: 0.400 Scott Radinsky, L | 1-2 SH3-4 | | 1-1 SH1-4 | | | | 0-3 K | | 4-1 1B BB | 1 | 0 | 0 | 0 | 0 | 1 | | | | | | | |
| Billy Ashley, R OBP: 0.299, SLG: 0.429 Mark Guthrie, R | 1-2 1B | | 1-2 2-3 | | | | | | | 0 | 0 | 0 | 0 | 1 | 0 | | | | | | | |
| Inning Stats | R: 0 E: 0 K: 2 S: 10 | H: 0 LOB: 1 BB: 1 P: 18 | R: 0 E: 0 K: 1 S: 8 | H: 0 LOB: 0 BB: 0 P: 13 | R: 0 E: 0 K: 1 S: 11 | H: 0 LOB: 1 BB: 1 P: 19 | R: 3 E: 0 K: 0 S: 16 | H: 4 LOB: 2 BB: 1 P: 25 | R: 0 E: 0 K: 1 S: 7 | H: 0 LOB: 0 BB: 0 P: 13 | R: 0 E: 0 K: 1 S: 7 | H: 0 LOB: 0 BB: 0 P: 11 | R: 3 E: 0 K: 1 S: 16 | H: 4 LOB: 1 BB: 1 P: 27 | R: 0 E: 0 K: 3 S: 12 | H: 1 LOB: 2 BB: 1 P: 18 | 1B: 5 2B: 1 3B: 0 HR: 3 | SF: 0 SAC: 2 DP: 0 HBP: 0 | WP: 0 PB: 0 CS: 0 | PA: 40 | | |
| PITCHER | IP WLS BF H R ER SO BB IBB HBP BLK WP HR S P ERA WHIP | IP WLS BF H R ER SO BB IBB HBP BLK WP HR S P ERA WHIP | IP WLS BF H R ER SO BB IBB HBP BLK WP HR S P ERA WHIP | IP WLS BF H R ER SO BB IBB HBP BLK WP HR S P ERA WHIP | IP WLS BF H R ER SO BB IBB HBP BLK WP HR S P ERA WHIP | IP WLS BF H R ER SO BB IBB HBP BLK WP HR S P ERA WHIP | IP WLS BF H R ER SO BB IBB HBP BLK WP HR S P ERA WHIP | IP WLS BF H R ER SO BB IBB HBP BLK WP HR S P ERA WHIP | IP WLS BF H R ER SO BB IBB HBP BLK WP HR S P ERA WHIP | IP WLS BF H R ER SO BB IBB HBP BLK WP HR S P ERA WHIP | IP WLS BF H R ER SO BB IBB HBP BLK WP HR S P ERA WHIP | IP WLS BF H R ER SO BB IBB HBP BLK WP HR S P ERA WHIP | IP WLS BF H R ER SO BB IBB HBP BLK WP HR S P ERA WHIP | IP WLS BF H R ER SO BB IBB HBP BLK WP HR S P ERA WHIP | IP WLS BF H R ER SO BB IBB HBP BLK WP HR S P ERA WHIP | IP WLS BF H R ER SO BB IBB HBP BLK WP HR S P ERA WHIP | IP WLS BF H R ER SO BB IBB HBP BLK WP HR S P ERA WHIP | IP WLS BF H R ER SO BB IBB HBP BLK WP HR S P ERA WHIP | IP WLS BF H R ER SO BB IBB HBP BLK WP HR S P ERA WHIP | IP WLS BF H R ER SO BB IBB HBP BLK WP HR S P ERA WHIP | IP WLS BF H R ER SO BB IBB HBP BLK WP HR S P ERA WHIP | IP WLS BF H R ER SO BB IBB HBP BLK WP HR S P ERA WHIP |



| Batter | 1 | 2 | 3 | 4 | 5 | 6 | 7 | 8 | 9 | AB | R | H | RBI | BB | SO | LOB | BOTTOM | | | | | |
|--|---|---|---|---|---|---|---|---|---|---|---|---|---|---|---|---|---|---|---|---|---|---|
| Delino DeShields, L OBP: 0.340, SLG: 0.430 Danny Sheaffer, R OBP: 0.255, SLG: 0.288 | 2-0 G6-4-3 1B | | 2-2 1B | | 0-0 CS G3 1B | | 3-2 BB 1B | | 1-2 F7 | 4 | 0 | 4 | 1 | 0 | 0 | | Los Angeles Dodgers @ St. Louis Cardinals Busch Stadium, St. Louis, MO Sun Jun 01 1997, 3:33 AM CDT Att: 36,035 - Cloudy - 67 F livebaseballscorecards.com | | | | | |
| Mark Sweeney, L OBP: 0.344, SLG: 0.255 Ron Gant, R OBP: 0.305, SLG: 0.431 | 0-0 G6-4-3 1-2 | | 1-1 1B | | 0-0 G3 | | 4-2 BB | | 2-2 G5-3 | 3 | 0 | 1 | 0 | 0 | 2 | | | | | | | |
| Ray Lankford, L OBP: 0.450, SLG: 0.659 John Frascatore, R | 2-1 1B | | 2-3 K | | 4-2 BB | | 2-0 P2 | | | 3 | 0 | 1 | 0 | 1 | 4 | | | | | | | |
| Dmitri Young, S OBP: 0.341, SLG: 0.393 | 1-1 G5-3 | | 3-1 P5 | | 0-2 F7 | | | 2-2 G6-3 | | 4 | 0 | 0 | 0 | 0 | 1 | | | | | | | |
| Gary Gaetti, R OBP: 0.290, SLG: 0.389 | | 1-2 L8 | | 2-3 K | | 1-2 F7 | | 0-0 P4 | | 4 | 0 | 0 | 0 | 1 | 0 | | | | | | | |
| John Mabry, L OBP: 0.391, SLG: 0.378 | | 2-3 K | | 2-1 1B | | 2-1 2B | | 1-1 1B | | 4 | 0 | 3 | 0 | 0 | 1 | | | | | | | |
| Mike DiFelice, R OBP: 0.275, SLG: 0.339 | | 3-2 G6-3 | | 2-3 K | | 0-1 F8 | | 0-0 P4 | | 4 | 0 | 0 | 0 | 0 | 1 | | | | | | | |
| Royce Clayton, R OBP: 0.300, SLG: 0.420 | | | 0-1 F7 | | 1-0 SH1-4 1B 2B | | 2-2 G5-3 | | 0-1 G5-3 1B | 4 | 1 | 2 | 0 | 0 | 0 | | | | | | | |
| Alan Benes, R OBP: 0.231, SLG: 0.308 Willie McGee, S OBP: 0.324, SLG: 0.413 | 0-1 G4-3 | | 0-1 SH1-4 | | 0-0 SH1-4 | | 3-2 G4-3 | | 1-2 G5-3 | 1 | 0 | 0 | 0 | 0 | 0 | | | | | | | |
| | 1-2 | | 2-3 | | 2-3 | | | | 1-2 | 2 | 0 | 0 | 0 | 0 | 1 | | | | | | | |
| Inning Stats | R: 0 E: 0 K: 0 S: 6 | H: 2 LOB: 1 BB: 0 P: 11 | R: 0 E: 0 K: 1 S: 9 | H: 0 LOB: 0 BB: 0 P: 15 | R: 0 E: 0 K: 1 S: 12 | H: 2 LOB: 2 BB: 0 P: 17 | R: 0 E: 0 K: 2 S: 11 | H: 1 LOB: 1 BB: 0 P: 20 | R: 1 E: 0 K: 0 S: 6 | H: 2 LOB: 1 BB: 1 P: 11 | R: 0 E: 0 K: 0 S: 10 | H: 1 LOB: 0 BB: 0 P: 13 | R: 0 E: 0 K: 0 S: 14 | H: 1 LOB: 2 BB: 1 P: 28 | R: 0 E: 0 K: 0 S: 10 | H: 1 LOB: 1 BB: 0 P: 13 | R: 0 E: 0 K: 0 S: 12 | H: 1 LOB: 1 BB: 0 P: 16 | 1B: 9 2B: 2 3B: 0 HR: 0 | SF: 0 SAC: 1 DP: 1 HBP: 0 | WP: 0 PB: 0 CS: 1 | PA: 38 |
| PITCHER | IP WLS BF H R ER SO BB IBB HBP BLK WP HR S P ERA WHIP | IP WLS BF H R ER SO BB IBB HBP BLK WP HR S P ERA WHIP | IP WLS BF H R ER SO BB IBB HBP BLK WP HR S P ERA WHIP | IP WLS BF H R ER SO BB IBB HBP BLK WP HR S P ERA WHIP | IP WLS BF H R ER SO BB IBB HBP BLK WP HR S P ERA WHIP | IP WLS BF H R ER SO BB IBB HBP BLK WP HR S P ERA WHIP | IP WLS BF H R ER SO BB IBB HBP BLK WP HR S P ERA WHIP | IP WLS BF H R ER SO BB IBB HBP BLK WP HR S P ERA WHIP | IP WLS BF H R ER SO BB IBB HBP BLK WP HR S P ERA WHIP | IP WLS BF H R ER SO BB IBB HBP BLK WP HR S P ERA WHIP | IP WLS BF H R ER SO BB IBB HBP BLK WP HR S P ERA WHIP | IP WLS BF H R ER SO BB IBB HBP BLK WP HR S P ERA WHIP | IP WLS BF H R ER SO BB IBB HBP BLK WP HR S P ERA WHIP | IP WLS BF H R ER SO BB IBB HBP BLK WP HR S P ERA WHIP | IP WLS BF H R ER SO BB IBB HBP BLK WP HR S P ERA WHIP | IP WLS BF H R ER SO BB IBB HBP BLK WP HR S P ERA WHIP | IP WLS BF H R ER SO BB IBB HBP BLK WP HR S P ERA WHIP | IP WLS BF H R ER SO BB IBB HBP BLK WP HR S P ERA WHIP | IP WLS BF H R ER SO BB IBB HBP BLK WP HR S P ERA WHIP | IP WLS BF H R ER SO BB IBB HBP BLK WP HR S P ERA WHIP | IP WLS BF H R ER SO BB IBB HBP BLK WP HR S P ERA WHIP | IP WLS BF H R ER SO BB IBB HBP BLK WP HR S P ERA WHIP |



| Batter | 1 | 2 | 3 | 4 | 5 | 6 | 7 | 8 | 9 | AB | R | H | RBI | BB | SO | LOB | TOP | | |
|--|-------------------------------|----------------------------------|-------------------------------|---------------------------------------|------------------------------|---------------------------------|-------------------------------|----------------------------------|------------------------------|----------------------------------|------------------------------|----------------------------------|------------------------------|---------------------------------|-------------------------------|----------------------------------|------------------------------|----------------------------------|--|
| Roger Cedeno, S OBP: 0.205, SLG: 0.194 | 1-3 K | | 0-0 G3 | | 3-3 K | | 0-0 B2-3 | | | 4 | 0 | 0 | 0 | 0 | 2 | 1 | | | |
| Greg Gagne, R OBP: 0.295, SLG: 0.365 | 3-2 CS 1B | | 0-3 K | | 1-0 G6-3 | | | 0-1 FC5-4 1B | | 4 | 0 | 2 | 0 | 0 | 1 | 1 | | | |
| Raul Mondesi, R OBP: 0.257, SLG: 0.493 Eric Anthony, L OBP: 0.365, SLG: 0.543 | 2-3 K | | | 1-1 1B FC5-5 1B | | 0-0 G6-3 | | 2-2 L7 | | 3 | 0 | 1 | 0 | 0 | 1 | 1 | | | |
| Eric Karros, R OBP: 0.329, SLG: 0.401 | | 2-2 2B | | 1-0 FC3-6 FC5-2-4 1B | | 4-0 FC4-6 BB | | 1-1 FC5-4 FC5-4 1-2 | | 3 | 0 | 2 | 0 | 1 | 0 | 1 | | | |
| Todd Zeile, R OBP: 0.329, SLG: 0.422 | | 4-1 2B | | 0-1 FC5-2-5 FC3-6 1-2 3-H | | 1-2 FC4-6 BB 1-2 | | 0-0 FC5-4 1-2 | | 3 | 0 | 0 | 0 | 1 | 0 | 4 | | | |
| Todd Hollandsworth, L OBP: 0.266, SLG: 0.331 | | 3-1 L5 | | 1-1 FC3-6 WP 1-2 2-3 | | 4-1 1-1 1-2 BB | | 2-2 G4-3 | | 3 | 0 | 0 | 0 | 1 | 0 | 4 | | | |
| Tom Prince, R OBP: 0.257, SLG: 0.200 Nelson Liriano, S OBP: 0.314, SLG: 0.367 | 2-3 K | | 1-3 K | | 3-3 G6-3 | | | 1-1 L8 | | 3 | 0 | 0 | 0 | 0 | 2 | 6 | | | |
| Juan Castro, R OBP: 0.188, SLG: 0.159 Billy Ashley, R OBP: 0.234, SLG: 0.422 | 0-2 F7 | | | | 1-2 K | | 0-0 G5-3 | | 3-1 F8 | 3 | 0 | 0 | 0 | 0 | 1 | 2 | | | |
| Hideo Nomo, R OBP: 0.179, SLG: 0.286 Antonio Osuna, R (7, 1) | | | 1-3 K | | 2-0 2B | | 1-3 K | | | 3 | 0 | 1 | 0 | 0 | 2 | 0 | | | |
| | | | | | | | | | | 1B: 4 | SF: 0 | 2B: 3 | SAC: 0 | 3B: 0 | DP: 1 | HR: 0 | WP: 1 | PA: 35 | |
| | | | | | | | | | | 0 | 0 | 0 | 0 | 0 | 0 | 0 | FB: 0 | CS: 1 | |
| Inning Stats | R: 0 E: 0 K: 2 S: 10 | H: 1 LOB: 1 BB: 0 P: 16 | R: 0 E: 0 K: 1 S: 12 | H: 1 LOB: 2 BB: 1 P: 23 | R: 0 E: 0 K: 2 S: 7 | H: 0 LOB: 0 BB: 0 P: 8 | R: 0 E: 0 K: 1 S: 10 | H: 2 LOB: 2 BB: 0 P: 14 | R: 0 E: 0 K: 2 S: 8 | H: 1 LOB: 1 BB: 0 P: 17 | R: 0 E: 0 K: 0 S: 8 | H: 0 LOB: 0 BB: 2 P: 20 | R: 0 E: 0 K: 1 S: 7 | H: 0 LOB: 0 BB: 0 P: 8 | R: 0 E: 0 K: 0 S: 10 | H: 1 LOB: 1 BB: 0 P: 13 | R: 0 E: 0 K: 0 S: 7 | H: 0 LOB: 0 BB: 0 P: 13 | |
| PITCHER | IP 7.0 | WLS W | BF 28 | H 5 | R 0 | ER 0 | SO 9 | BB 3 | IBB 0 | HBP 0 | BLK 0 | WP 1 | HR 0 | S 62 | P 106 | ERA 0.00 | WHIP 1.143 | | |
| PITCHER | IP 2.0 | WLS S | BF 7 | H 1 | R 0 | ER 0 | SO 0 | BB 0 | IBB 0 | HBP 0 | BLK 0 | WP 0 | HR 0 | S 17 | P 26 | ERA 0.00 | WHIP 0.500 | | |

Los Angeles Dodgers @ Houston Astros
Astrodome, Houston, TX
Mon Jun 02 1997, 8:05 PM EDT
Att: 16,227 - Dome

livebaseballscores.com

AB 32
R 0
H 6
RBI 0
BB 3
SO 9
LOB 21



| Batter | 1 | 2 | 3 | 4 | 5 | 6 | 7 | 8 | 9 | AB | R | H | RBI | BB | SO | LOB | BOTTOM | | |
|---|------------------------------|----------------------------------|-------------------------------|----------------------------------|------------------------------|----------------------------------|------------------------------|----------------------------------|------------------------------|----------------------------------|------------------------------|----------------------------------|------------------------------|----------------------------------|-------------------------------|----------------------------------|---------------|--------|--|
| Craig Biggio, R OBP: 0.385, SLG: 0.513 | 0-1 G4-3 | | 2-0 2B | | 1-3 K | | 1-0 B1-3 | | | 4 | 0 | 1 | 0 | 0 | 1 | 0 | | | |
| Thomas Howard, S OBP: 0.324, SLG: 0.354 | 1-1 G4-3 | | 0-3 K | | 0-2 G3 | | 1-3 K | | | 4 | 0 | 0 | 0 | 0 | 2 | 1 | | | |
| 5 Jeff Bagwell, R OBP: 0.448, SLG: 0.675 | 3-2 L8 | | | 4-0 G4-6-3 BB | | 1-2 G6-3 | | 4-2 BB | | 2 | 0 | 0 | 0 | 2 | 0 | 0 | | | |
| Luis Gonzalez, L OBP: 0.378, SLG: 0.380 | | 3-1 CS 1B | | 2-2 G4-6-3 1-2 | | 0-0 2B 2B | | 2-3 K | | 4 | 1 | 2 | 0 | 0 | 1 | 2 | | | |
| Bill Spiers, L OBP: 0.437, SLG: 0.459 | | 2-3 K 1-2 | | 2-2 P4 | | 4-0 2B BB | | | | 2 | 1 | 0 | 0 | 1 | 1 | 1 | | | |
| Brad Ausmus, R OBP: 0.353, SLG: 0.429 | | 2-2 1B | | | 2-1 L8 | | 1-1 L9 1-H 2-H | | | 3 | 0 | 2 | 2 | 0 | 0 | 0 | | | |
| Ricky Gutierrez, R OBP: 0.373, SLG: 0.435 | | 2-3 K | | | 1-1 WP 1B | | 2-1 L9 | | | 3 | 0 | 1 | 0 | 0 | 1 | 2 | | | |
| James Mouton, R OBP: 0.274, SLG: 0.329 | | | 1-1 L8 | | 2-1 P9 | | 0-0 P3 | | | 3 | 0 | 0 | 0 | 0 | 0 | 2 | | | |
| Donne Wall, R Ken Ramos, L Jose Lima, R | | 1-1 G4-3 | | 1-1 G4-3 | | 1-3 K 1-2 | | 0-0 F7 | | 2 | 0 | 0 | 0 | 0 | 1 | 1 | | | |
| | | | | | | | | | | 1B: 3 | SF: 0 | 2B: 4 | SAC: 0 | 3B: 0 | DP: 2 | HR: 0 | WP: 1 | PA: 31 | |
| | | | | | | | | | | 0 | 0 | 0 | 0 | 0 | 0 | 0 | FB: 0 | CS: 1 | |
| Inning Stats | R: 0 E: 0 K: 0 S: 8 | H: 0 LOB: 0 BB: 0 P: 12 | R: 0 E: 0 K: 2 S: 11 | H: 2 LOB: 1 BB: 0 P: 20 | R: 0 E: 0 K: 1 S: 8 | H: 1 LOB: 1 BB: 0 P: 12 | R: 0 E: 0 K: 0 S: 7 | H: 0 LOB: 0 BB: 1 P: 15 | R: 0 E: 0 K: 1 S: 9 | H: 1 LOB: 1 BB: 0 P: 15 | R: 0 E: 0 K: 1 S: 9 | H: 0 LOB: 0 BB: 0 P: 11 | R: 2 E: 0 K: 0 S: 7 | H: 2 LOB: 1 BB: 1 P: 14 | R: 0 E: 0 K: 2 S: 11 | H: 0 LOB: 1 BB: 1 P: 19 | | | |
| PITCHER | IP 6.0 | WLS L | BF 24 | H 6 | R 2 | ER 2 | SO 5 | BB 2 | IBB 0 | HBP 0 | BLK 0 | WP 1 | HR 0 | S 55 | P 93 | ERA 3.00 | WHIP 1.333 | | |
| PITCHER | IP 2.0 | WLS 7 | BF 0 | H 0 | R 0 | ER 0 | SO 2 | BB 1 | IBB 0 | HBP 0 | BLK 0 | WP 0 | HR 0 | S 15 | P 25 | ERA 0.00 | WHIP 0.500 | | |

Los Angeles Dodgers @ Houston Astros
Astrodome, Houston, TX
Mon Jun 02 1997, 8:05 PM EDT
Att: 16,227 - Dome

livebaseballscores.com

AB 28
R 2
H 6
RBI 2
BB 3
SO 7
LOB 10



| Batter | 1 | 2 | 3 | 4 | 5 | 6 | 7 | 8 | 9 | 10 | AB | R | H | RBI | BB | SO | LOB | TOP | | | | |
|--|-------------------------------|----------------------------------|------------------------------|-----------------------------------|------------------------------|----------------------------------|------------------------------|---------------------------------|-------------------------------|----------------------------------|-------------------------------|----------------------------------|-------------------------------|----------------------------------|-------------------------------|----------------------------------|-------------------------------|--|----------------------------------|------------------------------------|----------------------------------|--------|
| Brett Butler, L OBP: 0.426, SLG: 0.389 (1, 8) | E6 | | F9 | | FC8-5 | | F9 | | F7 | | 5 | 0 | 1 | 0 | 0 | 0 | 2 | Los Angeles Dodgers @ Houston Astros Astrodome, Houston, TX Tue Jun 03 1997, 4:33 AM EDT Att. 17,268 - Dome | | | | |
| Eric Anthony, L OBP: 0.368, SLG: 0.520 (1, 9) | F9 | | G3-6-3 | | | K | | 1B | K | | 4 | 1 | 1 | 0 | 1 | 2 | 2 | | | | | |
| Mike Piazza, R OBP: 0.423, SLG: 0.532 (1, 2) | K | | F9 | | | BB | WP | BB | 2B | | 4 | 1 | 2 | 0 | 1 | 1 | 3 | | | | | |
| Eric Karros, R OBP: 0.326, SLG: 0.401 (1, 3) | G6-3 | | G3-6-3 | | | P4 | | 1B | P2 | | 5 | 0 | 1 | 1 | 0 | 0 | 6 | | | | | |
| Todd Zeile, R OBP: 0.196, SLG: 0.414 (1, 5) | | G6-3 | | | K | | | K | | G6-3 | 4 | 0 | 0 | 0 | 1 | 2 | 2 | | | | | |
| Todd Hollandsworth, L OBP: 0.273, SLG: 0.331 (1, 7) | | 1B | | | G4-3 | | | G4-3 | | | 3 | 1 | 1 | 1 | 2 | 0 | 1 | | | | | |
| Greg Gagne, R OBP: 0.298, SLG: 0.362 (1, 6) | | BB | | | K | | | | | | 4 | 0 | 1 | 0 | 1 | 2 | 4 | | | | | |
| Juan Castro, R OBP: 0.196, SLG: 0.170 (8, 1) | | SH1-3 | | | | | | | | | 3 | 0 | 1 | 1 | 0 | 1 | 2 | | | | | |
| Billy Ashley, R OBP: 0.280, SLG: 0.415 (10, PH) | | | | | FC8-5 | | | G6-3 | | | 0 | 0 | 0 | 0 | 0 | 0 | 0 | | | | | |
| Scott Radinsky, L (10, 1) | | | | | 1B | | | K | | | 1 | 0 | 0 | 0 | 0 | 1 | 1 | | | | | |
| Pedro Astacio, R OBP: 0.150, SLG: 0.150 (1, 1) | | | | | | | | | | | 1 | 0 | 1 | 0 | 0 | 0 | 0 | | | | | |
| Roger Cedeno, S OBP: 0.200, SLG: 0.189 (7, PH) | | | | | SH5-4 | | | G6-3 | | | 1 | 0 | 0 | 0 | 0 | 0 | 0 | | | | | |
| Tom Candiotti, R (7, 1) | | | | | | | | | | | 0 | 0 | 0 | 0 | 0 | 0 | 0 | | | | | |
| Nelson Liriano, S OBP: 0.333, SLG: 0.387 (8, 4) | | | | | | | | | | | 1 | 0 | 1 | 0 | 0 | 0 | 0 | | | | | |
| Inning Stats | R: 0 E: 1 K: 1 S: 10 | H: 0 LOB: 1 BB: 0 P: 14 | R: 1 E: 0 K: 0 S: 6 | H: 2 LOB: 2 BB: 13 P: 13 | R: 0 E: 0 K: 2 S: 9 | H: 1 LOB: 1 BB: 1 P: 16 | R: 0 E: 0 K: 2 S: 9 | H: 0 LOB: 0 BB: 0 P: 5 | R: 0 E: 0 K: 0 S: 10 | H: 0 LOB: 3 BB: 3 P: 34 | R: 0 E: 0 K: 2 S: 12 | H: 0 LOB: 0 BB: 0 P: 14 | R: 2 E: 0 K: 1 S: 15 | H: 3 LOB: 2 BB: 1 P: 23 | R: 0 E: 0 K: 1 S: 15 | H: 2 LOB: 2 BB: 0 P: 20 | R: 0 E: 0 K: 1 S: 12 | H: 1 LOB: 1 BB: 0 P: 15 | 1B: 8 2B: 3 3B: 0 HR: 0 | SF: 0 SAC: 2 DP: 2 HBP: 0 | WP: 1 PB: 0 SB: 2 CS: 0 | PA: 44 |
| PITCHER | IP | WLS | BF | H | R | ER | SO | BB | IBB | HBP | BLK | WP | HR | S | P | ERA | WHIP | | | | | |
| Darryl Kile, R ERA: 2.27 | 7.0 | | 31 | 7 | 3 | 3 | 5 | 5 | 0 | 0 | 0 | 1 | 0 | 64 | 115 | 3.86 | 1.714 | | | | | |
| Bias Minor, R ERA: 2.03 | 0.2 | | 3 | 0 | 0 | 0 | 1 | 1 | 0 | 0 | 0 | 0 | 0 | 6 | 13 | 0.00 | 1.500 | | | | | |
| Russ Springer, R ERA: 2.03 | 1.1 | | 6 | 2 | 0 | 0 | 2 | 0 | 0 | 0 | 0 | 0 | 0 | 18 | 24 | 0.00 | 1.500 | | | | | |
| Mike Magnante, L ERA: 2.03 | 1.0 | W | 4 | 1 | 0 | 0 | 1 | 0 | 0 | 0 | 1 | 0 | 0 | 12 | 15 | 0.00 | 1.000 | | | | | |

| Batter | 1 | 2 | 3 | 4 | 5 | 6 | 7 | 8 | 9 | 10 | AB | R | H | RBI | BB | SO | LOB | BOTTOM | | | | |
|---|-------------------------------|-----------------------------------|------------------------------|-----------------------------------|-------------------------------|-----------------------------------|------------------------------|----------------------------------|------------------------------|-----------------------------------|------------------------------|-----------------------------------|------------------------------|-----------------------------------|------------------------------|-----------------------------------|------------------------------|--|----------------------------------|------------------------------------|----------------------------------|--------|
| Craig Biggio, R OBP: 0.377, SLG: 0.502 (1, 4) | F7 | FC5-4 | | | | | | | | | 5 | 0 | 0 | 0 | 0 | 2 | 2 | Los Angeles Dodgers @ Houston Astros Astrodome, Houston, TX Tue Jun 03 1997, 4:33 AM EDT Att. 17,268 - Dome | | | | |
| Thomas Howard, S OBP: 0.319, SLG: 0.356 (1, 8) | 2B | | G4-3 | | | G4-3 | | | | G5-3 | 5 | 1 | 1 | 0 | 0 | 0 | 0 | | | | | |
| 5 Jeff Bagwell, R OBP: 0.447, SLG: 0.661 (1, 3) | K | | K | | | K | | | | | 4 | 1 | 1 | 1 | 1 | 3 | 1 | | | | | |
| Luis Gonzalez, L OBP: 0.365, SLG: 0.393 (1, 7) | 2B | | 1B | | | 1B | | | | | 4 | 1 | 3 | 1 | 0 | 0 | 1 | | | | | |
| Ray Montgomery, R OBP: 0.314, SLG: 0.290 (1, 9) | | | 1B | | | 1B | | | | | 4 | 1 | 1 | 0 | 0 | 1 | 3 | | | | | |
| Bill Spiers, L OBP: 0.447, SLG: 0.480 (1, 5) | | | 3B | | | | | | | | 2 | 0 | 1 | 2 | 2 | 0 | 0 | | | | | |
| Tony Eusebio, R OBP: 0.268, SLG: 0.203 (1, 2) | | | 3B | | | | | | | | 4 | 0 | 0 | 0 | 0 | 0 | 4 | | | | | |
| Mike Magnante, L (10, 1) | | | | | | | | | | | 0 | 0 | 0 | 0 | 0 | 0 | 0 | | | | | |
| Ricky Gutierrez, R OBP: 0.366, SLG: 0.415 (1, 6) | | | | | | | | | | | 3 | 0 | 0 | 0 | 1 | 1 | 0 | | | | | |
| Darryl Kile, R OBP: 0.132, SLG: 0.111 (1, 1) | | | | | | | | | | | 3 | 0 | 0 | 0 | 0 | 1 | 2 | | | | | |
| Bias Minor, R (8, 1) | | | | | | | | | | | 0 | 0 | 0 | 0 | 0 | 0 | 0 | | | | | |
| Russ Springer, R (8, 1) | | | | | | | | | | | 0 | 0 | 0 | 0 | 0 | 0 | 0 | | | | | |
| Brad Ausmus, R OBP: 0.350, SLG: 0.426 (9, PH) | | | | | | | | | | | 1 | 0 | 0 | 0 | 0 | 0 | 0 | | | | | |
| Inning Stats | R: 1 E: 0 K: 2 S: 14 | H: 2 LOB: 1 BB: 23 P: 23 | R: 0 E: 0 K: 0 S: 5 | H: 0 LOB: 2 BB: 15 P: 15 | R: 2 E: 0 K: 1 S: 16 | H: 3 LOB: 1 BB: 26 P: 26 | R: 0 E: 0 K: 1 S: 8 | H: 0 LOB: 0 BB: 0 P: 10 | R: 0 E: 0 K: 1 S: 8 | H: 1 LOB: 1 BB: 12 P: 12 | R: 0 E: 0 K: 0 S: 6 | H: 0 LOB: 0 BB: 10 P: 10 | R: 0 E: 0 K: 1 S: 7 | H: 0 LOB: 0 BB: 11 P: 11 | R: 0 E: 0 K: 2 S: 8 | H: 0 LOB: 0 BB: 12 P: 12 | R: 1 E: 0 K: 0 S: 7 | H: 1 LOB: 0 BB: 11 P: 11 | 1B: 3 2B: 2 3B: 1 HR: 1 | SF: 0 SAC: 0 DP: 0 HBP: 0 | WP: 0 PB: 0 SB: 1 CS: 0 | PA: 39 |
| PITCHER | IP | WLS | BF | H | R | ER | SO | BB | IBB | HBP | BLK | WP | HR | S | P | ERA | WHIP | | | | | |
| Pedro Astacio, R ERA: 3.12 | 6.0 | | 26 | 6 | 3 | 3 | 5 | 2 | 0 | 0 | 0 | 0 | 0 | 57 | 96 | 4.50 | 1.333 | | | | | |
| Tom Candiotti, R ERA: 2.49 | 1.0 | | 3 | 0 | 0 | 0 | 1 | 0 | 0 | 0 | 0 | 0 | 0 | 7 | 11 | 0.00 | 0.000 | | | | | |
| Darren Hall, R ERA: 2.18 | 2.0 | | 8 | 0 | 0 | 0 | 2 | 1 | 1 | 0 | 0 | 0 | 0 | 16 | 32 | 0.00 | 0.500 | | | | | |
| Scott Radinsky, L ERA: 3.38 | 0.1 | L | 2 | 1 | 1 | 1 | 0 | 0 | 0 | 0 | 0 | 0 | 1 | 7 | 11 | 27.00 | 3.000 | | | | | |

| | |
|-----|----|
| AB | 36 |
| R | 3 |
| H | 10 |
| RBI | 3 |
| BB | 6 |
| SO | 9 |
| LOB | 23 |

| | |
|-----|----|
| AB | 35 |
| R | 4 |
| H | 7 |
| RBI | 4 |
| BB | 4 |
| SO | 8 |
| LOB | 13 |



| Batter | 1 | 2 | 3 | 4 | 5 | 6 | 7 | 8 | 9 | AB | R | H | RBI | BB | SO | LOB | TOP | | | | | | | | | | |
|--|-------------------------------|----------------------------------|-------------------------------|----------------------------------|------------------------------|----------------------------------|------------------------------|---------------------------------|-------------------------------|----------------------------------|------------------------------|----------------------------------|------------------------------|----------------------------------|------------------------------|---------------------------------|------------------------------|----------------------------------|----------------------------------|------------------------------------|----------------------------------|--------|--|--|--|--|--|
| Darryl Hamilton, L (1, 8) OBP: 0.353, SLG: 0.284 | 2-3 K | 1-2 1B | | 2-1 F7 | | | 0-2 G6-3 | | 0-0 P4 | 5 | 0 | 1 | 2 | 0 | 1 | 0 | | | | | | | | | | | |
| Jose Vizcaino, S (1, 6) OBP: 0.335, SLG: 0.318 | 2-3 K | 1-2 1B | | | 2-1 G6-3 | | 1-1 G3 | | | 4 | 0 | 1 | 1 | 0 | 1 | 0 | | | | | | | | | | | |
| Stan Javier, S (1, 9) OBP: 0.370, SLG: 0.370 | 2-0 1B | 1-0 F8 | | | 1-1 E | | 3-1 F8 | | | 4 | 1 | 2 | 0 | 0 | 0 | 2 | | | | | | | | | | | |
| Barry Bonds, L (1, 7) OBP: 0.426, SLG: 0.449 | 0-1 F9 | | | 2-0 F9 | | 2-2 E | | 0-0 F8 | | 4 | 1 | 1 | 1 | 0 | 0 | 1 | | | | | | | | | | | |
| Mark Lewis, R (1, 4) OBP: 0.343, SLG: 0.447 | | 1-2 BB | | 0-0 F7 | | 2-1 G4-3 | | 3-1 G5-3 | | 4 | 1 | 1 | 0 | 0 | 0 | 0 | | | | | | | | | | | |
| J.T. Snow, L (1, 3) OBP: 0.396, SLG: 0.390 | | 3-2 F7 | | 0-2 1B | | 0-0 G3 | | 0-0 E6 | | 4 | 0 | 1 | 0 | 0 | 0 | 1 | | | | | | | | | | | |
| Bill Mueller, S (1, 5) OBP: 0.344, SLG: 0.359 | | 0-0 F8 | | 2-2 P5 | | 1-2 L6 | | 0-1 F7 | | 4 | 0 | 0 | 0 | 0 | 0 | 3 | | | | | | | | | | | |
| Rick Wilkins, L (1, 2) OBP: 0.266, SLG: 0.333 | | 4-2 BB | | 0-0 G3 | | 2-2 F9 | | 1-3 K | | 3 | 1 | 0 | 0 | 1 | 1 | 0 | | | | | | | | | | | |
| William Van Landingham, R (1, 1) OBP: 0.095, SLG: 0.050 | | 4-2 BB | | 1-3 K | | | | | | 2 | 1 | 0 | 0 | 1 | 2 | 0 | | | | | | | | | | | |
| Julian Tavarez, L (7, 1) | | | | | | | | | | 0 | 0 | 0 | 0 | 0 | 0 | 0 | | | | | | | | | | | |
| Doug Henry, R (8, 1) | | | | | | | | | | 0 | 0 | 0 | 0 | 0 | 0 | 0 | | | | | | | | | | | |
| Marvin Benard, L (9, PH) | | | | | | | | | | 1 | 0 | 0 | 0 | 0 | 0 | 0 | | | | | | | | | | | |
| Rod Beck, R (9, 1) | | | | | | | | | | 0 | 0 | 0 | 0 | 0 | 0 | 0 | | | | | | | | | | | |
| Inning Stats | R: 0 E: 0 K: 2 S: 10 | H: 1 LOB: 1 BB: 0 P: 16 | R: 3 E: 0 K: 0 S: 24 | H: 3 LOB: 2 BB: 2 P: 39 | R: 0 E: 0 K: 0 S: 8 | H: 1 LOB: 1 BB: 0 P: 12 | R: 0 E: 0 K: 1 S: 6 | H: 0 LOB: 0 BB: 0 P: 9 | R: 2 E: 1 K: 0 S: 10 | H: 2 LOB: 0 BB: 0 P: 17 | R: 0 E: 0 K: 0 S: 9 | H: 0 LOB: 0 BB: 0 P: 14 | R: 0 E: 0 K: 0 S: 7 | H: 0 LOB: 0 BB: 0 P: 11 | R: 0 E: 1 K: 0 S: 6 | H: 0 LOB: 1 BB: 0 P: 9 | R: 0 E: 0 K: 1 S: 8 | H: 0 LOB: 0 BB: 0 P: 10 | 1B: 7 2B: 0 3B: 0 HR: 0 | SF: 0 SAC: 0 DP: 0 HBP: 0 | WP: 0 PB: 0 SB: 2 CS: 0 | PA: 37 | | | | | |
| PITCHER | IP | WLS | BF | H | R | ER | SO | BB | IBB | HBP | BLK | WP | HR | S | P | ERA | WHIP | | | | | | | | | | |
| Ismael Valdez, R (1, 1) ERA: 3.03 | 5.0 | L | 24 | 7 | 5 | 4 | 3 | 2 | 0 | 0 | 0 | 0 | 0 | 58 | 93 | 7.20 | 1.800 | | | | | | | | | | |
| Tom Candiotti, R (6, 1) ERA: 2.29 | 2.0 | | 6 | 0 | 0 | 0 | 1 | 0 | 0 | 0 | 0 | 0 | 0 | 16 | 25 | 0.00 | 0.000 | | | | | | | | | | |
| Scott Radinsky, L (8, 1) ERA: 3.24 | 1.0 | | 4 | 0 | 0 | 0 | 0 | 0 | 0 | 0 | 0 | 0 | 0 | 6 | 9 | 0.00 | 0.000 | | | | | | | | | | |
| Antonio Osuna, R (9, 1) ERA: 0.75 | 1.0 | | 3 | 0 | 0 | 0 | 1 | 0 | 0 | 0 | 0 | 0 | 0 | 8 | 10 | 0.00 | 0.000 | | | | | | | | | | |

San Francisco Giants @ Los Angeles Dodgers
Dodger Stadium, Los Angeles, CA
Thu Jun 05 1997, 7:05 PM PDT
Att: 30,487 - Unknown - 69 F

AB 35
R 5
H 7
RBI 4
BB 2
SO 5
LOB 7



| Batter | 1 | 2 | 3 | 4 | 5 | 6 | 7 | 8 | 9 | AB | R | H | RBI | BB | SO | LOB | BOTTOM | | | | | | | | | | |
|--|-------------------------------|----------------------------------|------------------------------|----------------------------------|------------------------------|----------------------------------|------------------------------|---------------------------------|-------------------------------|----------------------------------|-------------------------------|----------------------------------|------------------------------|----------------------------------|-------------------------------|----------------------------------|----------------------------------|------------------------------------|----------------------------------|--------|--|--|--|--|--|--|--|
| Brett Butler, L (1, 8) OBP: 0.448, SLG: 0.394 | 3-2 1B | | 1-1 P6 | | | 4-2 E | | 4-1 SH2-4 | | 2 | 1 | 1 | 0 | 2 | 0 | 0 | | | | | | | | | | | |
| Raul Mondesi, R (1, 9) OBP: 0.320, SLG: 0.483 | 0-1 P5 | | | 1-1 G6-3 | | 0-0 E | | 0-0 SH2-4 | | 3 | 0 | 0 | 0 | 0 | 0 | 2 | | | | | | | | | | | |
| Mike Piazza, R (1, 2) OBP: 0.416, SLG: 0.536 | 2-3 K | | | 1-0 G3 | | 3-2 G6-4-3 | | 1-0 G6-3 | | 4 | 0 | 0 | 1 | 0 | 1 | 4 | | | | | | | | | | | |
| Eric Karros, R (1, 3) OBP: 0.320, SLG: 0.391 | 2-1 F8 | | | 0-0 F9 | | 0-1 FC6-4 | | 2-3 K | | 4 | 0 | 1 | 1 | 0 | 1 | 2 | | | | | | | | | | | |
| Todd Zeile, R (1, 5) OBP: 0.319, SLG: 0.399 | | 1-3 K | | | 2-3 K | 3-1 FC6-4 | | 1-2 F8 | | 4 | 0 | 0 | 0 | 0 | 2 | 1 | | | | | | | | | | | |
| Todd Hollandsworth, L (1, 7) OBP: 0.282, SLG: 0.339 | | 3-2 G4-3 | | | 0-0 HR | | 1-1 G6-3 | | 2-2 1B | 4 | 1 | 2 | 0 | 0 | 0 | 0 | | | | | | | | | | | |
| Greg Gagne, R (1, 6) OBP: 0.291, SLG: 0.368 | | 1-1 F8 | | | 1-1 HR | | 3-2 G6-3 | | 1-2 F8 | 4 | 1 | 1 | 2 | 0 | 0 | 1 | | | | | | | | | | | |
| Chad Fonville, S (1, 4) | | | | | | | | | | | | | | | | | | | | | | | | | | | |
| Antonio Osuna, R (9, 1) | | | | | | | | | | | | | | | | | | | | | | | | | | | |
| Eric Anthony, L (9, PH) | | | | | | | | | | | | | | | | | | | | | | | | | | | |
| Ismael Valdez, R (1, 1) ERA: 4.4 | 6.0 | W | 23 | 4 | 3 | 2 | 3 | 1 | 0 | 0 | 0 | 0 | 0 | 0 | 0 | 0 | | | | | | | | | | | |
| Julian Tavarez, R (7, 1) ERA: 6.35 | 1.0 | | 3 | 0 | 0 | 0 | 0 | 0 | 0 | 0 | 0 | 0 | 0 | 0 | 0 | 0 | | | | | | | | | | | |
| Doug Henry, R (8, 1) ERA: 1.5 | 1.0 | S | 5 | 1 | 1 | 1 | 1 | 1 | 0 | 0 | 0 | 0 | 0 | 0 | 0 | 0 | | | | | | | | | | | |
| Rod Beck, R (9, 1) ERA: 3.13 | 1.0 | | 4 | 1 | 0 | 0 | 0 | 0 | 0 | 0 | 0 | 0 | 0 | 0 | 0 | 0 | | | | | | | | | | | |
| Inning Stats | R: 0 E: 0 K: 1 S: 15 | H: 1 LOB: 1 BB: 0 P: 21 | R: 0 E: 0 K: 1 S: 8 | H: 0 LOB: 0 BB: 0 P: 13 | R: 0 E: 0 K: 0 S: 7 | H: 0 LOB: 0 BB: 0 P: 11 | R: 0 E: 0 K: 0 S: 4 | H: 0 LOB: 0 BB: 0 P: 6 | R: 2 E: 1 K: 0 S: 13 | H: 2 LOB: 1 BB: 1 P: 23 | R: 0 E: 0 K: 0 S: 10 | H: 0 LOB: 0 BB: 0 P: 16 | R: 1 E: 0 K: 1 S: 9 | H: 1 LOB: 1 BB: 1 P: 18 | R: 0 E: 0 K: 0 S: 13 | H: 1 LOB: 1 BB: 0 P: 19 | 1B: 4 2B: 1 3B: 0 HR: 1 | SF: 0 SAC: 1 DP: 1 HBP: 0 | WP: 0 PB: 0 SB: 0 CS: 0 | PA: 35 | | | | | | | |
| PITCHER | IP | WLS | BF | H | R | ER | SO | BB | IBB | HBP | BLK | WP | HR | S | P | ERA | WHIP | | | | | | | | | | |
| William Van Landingham, R (1, 1) ERA: 4.4 | 6.0 | | 23 | 4 | 3 | 2 | 3 | 1 | 0 | 0 | 0 | 0 | 0 | 0 | 0 | 0 | | | | | | | | | | | |
| Julian Tavarez, R (7, 1) ERA: 6.35 | 1.0 | | 3 | 0 | 0 | 0 | 0 | 0 | 0 | 0 | 0 | 0 | 0 | 0 | 0 | 0 | | | | | | | | | | | |
| Doug Henry, R (8, 1) ERA: 1.5 | 1.0 | | 5 | 1 | 1 | 1 | 1 | 1 | 0 | 0 | 0 | 0 | 0 | 0 | 0 | 0 | | | | | | | | | | | |
| Rod Beck, R (9, 1) ERA: 3.13 | 1.0 | | 4 | 1 | 0 | 0 | 0 | 0 | 0 | 0 | 0 | 0 | 0 | 0 | 0 | 0 | | | | | | | | | | | |

San Francisco Giants @ Los Angeles Dodgers
Dodger Stadium, Los Angeles, CA
Thu Jun 05 1997, 7:05 PM PDT
Att: 30,487 - Unknown - 69 F

AB 32
R 4
H 6
RBI 4
BB 2
SO 4
LOB 11



| Batter | 1 | 2 | 3 | 4 | 5 | 6 | 7 | 8 | 9 | AB | R | H | RBI | BB | SO | LOB | TOP | | | | |
|--|------------------------------|---------------------------------|------------------------------|---------------------------------|------------------------------|---------------------------------|------------------------------|---------------------------------|------------------------------|----------------------------------|------------------------------|---------------------------------|------------------------------|----------------------------------|------------------------------|---------------------------------|---|------------------------------------|----------------------------------|--------|--|
| Delino DeShields, L (1.4) OBP: 0.344, SLG: 0.444 | G5-4-3 1B | | G6-3 | | BB 1B BB | | K | | G5-4-3 1B | 4 | 0 | 2 | 0 | 1 | 1 | 0 | St. Louis Cardinals @ Los Angeles Dodgers Dodger Stadium, Los Angeles, CA Fri Jun 06 1997, 7:05 PM PDT Att: 41,231 - Unknown - 72 F livebaseballscorecards.com | | | | |
| Willie McGee, S (1.9) OBP: 0.325, SLG: 0.398 | G5-4-3 1-2 | | G6-3 | | BB 1B | | G4-3 | | K | 5 | 0 | 1 | 0 | 0 | 1 | 2 | | | | | |
| Ray Lankford, L (1.8) OBP: 0.473, SLG: 0.771 | HR | | | HR | 1-2 2-3 BB | | K | | | 3 | 2 | 2 | 2 | 1 | 1 | 0 | | | | | |
| Gary Gaetti, R (1.5) OBP: 0.300, SLG: 0.385 | F8 | | G4-3 | | P5 | | | BB | | 3 | 0 | 0 | 0 | 1 | 0 | 3 | | | | | |
| Ron Gant, R (1.7) OBP: 0.314, SLG: 0.464 | | G5-3 | | HR | | SH1-3 BB 1B | | K | | 4 | 1 | 2 | 1 | 0 | 1 | 1 | | | | | |
| John Mabry, L (1.3) OBP: 0.373, SLG: 0.398 | G3-1 | | | 1B | | SH1-3 BB | | K | | 3 | 0 | 1 | 0 | 1 | 1 | 1 | | | | | |
| Mike DiFelice, R (1.2) OBP: 0.296, SLG: 0.347 | K | | F9 | | SH1-3 | 1-2 2-3 | | G4-3 | | 3 | 0 | 0 | 0 | 0 | 1 | 2 | | | | | |
| Royce Clayton, R (1.6) OBP: 0.303, SLG: 0.417 | | | K | | K | K | | F9 | | 3 | 0 | 0 | 0 | 0 | 3 | 2 | | | | | |
| Mike Gallego, R (6.6) OBP: 0.160, SLG: 0.160 | | | | | K | K | | | F9 | 1 | 0 | 0 | 0 | 0 | 0 | 0 | | | | | |
| Alan Benes, R (1.1) OBP: 0.207, SLG: 0.276 | | | G4-3 | | K | G6-3 | | | G6-3 | 3 | 0 | 0 | 0 | 0 | 1 | 2 | | | | | |
| Dmitri Young, S (9. PH) OBP: 0.348, SLG: 0.408 | | | | | | | | | | 1 | 0 | 0 | 0 | 0 | 0 | 0 | | | | | |
| Dennis Eckersley, R (9.1) OBP: 0.348, SLG: 0.408 | | | | | | | | | | 0 | 0 | 0 | 0 | 0 | 0 | 0 | | | | | |
| Inning Stats | R: 1 E: 0 K: 0 S: 4 | H: 2 LOB: 0 BB: 0 P: 4 | R: 0 E: 0 K: 1 S: 5 | H: 0 LOB: 0 BB: 0 P: 5 | R: 0 E: 0 K: 1 S: 5 | H: 0 LOB: 0 BB: 0 P: 5 | R: 2 E: 0 K: 2 S: 6 | H: 3 LOB: 1 BB: 2 P: 6 | R: 0 E: 0 K: 1 S: 8 | H: 1 LOB: 3 BB: 2 P: 16 | R: 0 E: 0 K: 2 S: 7 | H: 0 LOB: 0 BB: 0 P: 7 | R: 0 E: 0 K: 2 S: 7 | H: 0 LOB: 1 BB: 1 P: 11 | R: 0 E: 0 K: 1 S: 6 | H: 1 LOB: 1 BB: 0 P: 6 | 1B: 5 2B: 0 3B: 0 HR: 3 | SF: 0 SAC: 1 DP: 1 HBP: 0 | WP: 0 PB: 0 SB: 0 CS: 0 | PA: 38 | |
| PITCHER | IP | WLS | BF | H | R | ER | SO | BB | IBB | HBP | BLK | WP | HR | S | P | ERA | WHIP | | | | |
| Chan Ho Park, R (1.1) ERA: 2.96 | 7.0 | L | 30 | 7 | 3 | 3 | 7 | 3 | 0 | 0 | 0 | 0 | 3 | 41 | 53 | 3.86 | 1.429 | | | | |
| Darren Hall, R (8.1) ERA: 2.09 | 1.0 | | 4 | 0 | 0 | 0 | 2 | 1 | 0 | 0 | 0 | 0 | 0 | 7 | 11 | 0.00 | 1.000 | | | | |
| Mark Guthrie, L (9.1) ERA: 2.39 | 1.0 | | 4 | 1 | 0 | 0 | 1 | 0 | 0 | 0 | 0 | 0 | 0 | 6 | 6 | 0.00 | 1.000 | | | | |

| Batter | 1 | 2 | 3 | 4 | 5 | 6 | 7 | 8 | 9 | AB | R | H | RBI | BB | SO | LOB | BOTTOM | | | | | |
|--|------------------------------|---------------------------------|------------------------------|---------------------------------|------------------------------|---------------------------------|------------------------------|----------------------------------|------------------------------|---------------------------------|------------------------------|---------------------------------|------------------------------|----------------------------------|------------------------------|---------------------------------|---|---------------------------------|----------------------------------|------------------------------------|----------------------------------|--------|
| Brett Butler, L (1.8) OBP: 0.442, SLG: 0.388 | K | | L3 | | F9 | | 1-2 1B | | | 4 | 0 | 1 | 0 | 0 | 1 | 2 | St. Louis Cardinals @ Los Angeles Dodgers Dodger Stadium, Los Angeles, CA Fri Jun 06 1997, 7:05 PM PDT Att: 41,231 - Unknown - 72 F livebaseballscorecards.com | | | | | |
| Raul Mondesi, R (1.9) OBP: 0.318, SLG: 0.479 | G6-3 | | | K | | G5-4-3 1B | | L8 | | 4 | 0 | 1 | 0 | 0 | 1 | 2 | | | | | | |
| Mike Piazza, R (1.2) OBP: 0.413, SLG: 0.527 | K | | | WP BB | | G5-4-3 1-2 | | F9 | | 3 | 0 | 0 | 0 | 1 | 1 | 1 | | | | | | |
| Eric Karros, R (1.3) OBP: 0.318, SLG: 0.385 | | L9 | | F3 | | 1B BB | | P5 | | 3 | 0 | 0 | 0 | 1 | 0 | 1 | | | | | | |
| Todd Zeile, R (1.5) OBP: 0.326, SLG: 0.403 | G6-3 1B | | | K | | 1-2 1B | | | | 3 | 0 | 2 | 0 | 1 | 1 | 1 | | | | | | |
| Todd Hollandsworth, L (1.7) OBP: 0.282, SLG: 0.337 | G6-3 1-2 | | | | E5 G4-3 2B 1B | | | | | 4 | 1 | 1 | 0 | 0 | 1 | 4 | | | | | | |
| Mark Guthrie, R (9.1) OBP: 0.282, SLG: 0.337 | | | | | | | | K | | 0 | 0 | 0 | 0 | 0 | 0 | 0 | | | | | | |
| Greg Gagne, R (1.6) OBP: 0.290, SLG: 0.365 | | | FC3-6 1B | | G4-3 | | K2-3 | | K | 4 | 0 | 1 | 0 | 0 | 2 | 1 | | | | | | |
| Nelson Liriano, S (1.4) OBP: 0.364, SLG: 0.447 | | | FC3-6 SH3-4 | | | | G3 | | F8 | 4 | 0 | 1 | 1 | 0 | 0 | 1 | | | | | | |
| Chan Ho Park, R (1.1) OBP: 0.294, SLG: 0.375 | | | SH3-4 | | | | | | F8 | 1 | 0 | 0 | 0 | 0 | 1 | 1 | | | | | | |
| Roger Cedeno, S (7. PH) OBP: 0.214, SLG: 0.184 | | | | | K | | | | | 0 | 0 | 0 | 0 | 1 | 0 | 0 | | | | | | |
| Darren Hall, R (8.1) OBP: 0.350, SLG: 0.491 | | | | | | | 1B BB | | | 0 | 0 | 0 | 0 | 0 | 0 | 0 | | | | | | |
| Eric Anthony, L (9.7) OBP: 0.350, SLG: 0.491 | | | | | | | | | | 1 | 0 | 0 | 0 | 0 | 0 | 0 | | | | | | |
| Inning Stats | R: 0 E: 0 K: 2 S: 7 | H: 0 LOB: 0 BB: 0 P: 7 | R: 0 E: 0 K: 0 S: 3 | H: 1 LOB: 0 BB: 0 P: 3 | R: 0 E: 0 K: 0 S: 4 | H: 1 LOB: 1 BB: 0 P: 4 | R: 0 E: 0 K: 2 S: 7 | H: 0 LOB: 1 BB: 1 P: 11 | R: 1 E: 1 K: 1 S: 7 | H: 2 LOB: 1 BB: 0 P: 7 | R: 0 E: 0 K: 0 S: 4 | H: 2 LOB: 2 BB: 1 P: 8 | R: 0 E: 0 K: 1 S: 6 | H: 1 LOB: 1 BB: 1 P: 10 | R: 0 E: 0 K: 1 S: 5 | H: 0 LOB: 0 BB: 0 P: 9 | R: 0 E: 0 K: 1 S: 5 | H: 0 LOB: 0 BB: 0 P: 5 | 1B: 6 2B: 1 3B: 0 HR: 0 | SF: 0 SAC: 1 DP: 2 HBP: 0 | WP: 2 PB: 0 SB: 0 CS: 0 | PA: 36 |
| PITCHER | IP | WLS | BF | H | R | ER | SO | BB | IBB | HBP | BLK | WP | HR | S | P | ERA | WHIP | | | | | |
| Alan Benes, R (1.1) ERA: 2.91 | 8.0 | W | 33 | 7 | 1 | 1 | 7 | 4 | 0 | 0 | 0 | 0 | 0 | 43 | 59 | 1.12 | 1.375 | | | | | |
| Dennis Eckersley, R (9.1) ERA: 3.63 | 1.0 | S | 3 | 0 | 0 | 0 | 1 | 0 | 0 | 0 | 0 | 0 | 0 | 5 | 5 | 0.00 | 0.000 | | | | | |

| Batter | 1 | 2 | 3 | 4 | 5 | 6 | 7 | 8 | 9 | AB | R | H | RBI | BB | SO | LOB | TOP | | | | | |
|---|--|----------------------------------|------------------------------|---------------------------------|------------------------------|----------------------------------|------------------------------|----------------------------------|-------------------------------|----------------------------------|------------------------------|---------------------------------|-------------------------------|----------------------------------|-------------------------------|----------------------------------|---|------------------------------|----------------------------------|----------------------------------|------------------------------------|----------------------------------|
| Delino DeShields, L (1,4) OBP: 0.347, SLG: 0.440 | 4-0 BB | | 4-1 BB | | 0-0 F9 | | | 0-0 F7 | | 2 | 0 | 0 | 0 | 2 | 0 | 2 | St. Louis Cardinals @ Los Angeles Dodgers Dodger Stadium, Los Angeles, CA Sat Jun 07 1997, 7:05 PM PDT Att: 43,174 - Unknown - 64 F | | | | | |
| Mark Sweeney, L (1,9) OBP: 0.324, SLG: 0.267 Rigo Beltran, L (8,1) | 0-1 P5 | | 1-2 L9 | | | 2-2 G3 | | 2-0 1B | | 4 | 0 | 1 | 0 | 0 | 0 | 2 | | | | | | |
| Ray Lankford, L (1,8) OBP: 0.462, SLG: 0.750 | 0-3 K | | | 2-1 F8 | | 0-0 G4-3 | | 0-3 K | | 4 | 0 | 0 | 0 | 0 | 2 | 3 | | | | | | |
| Gary Gaetti, R (1,5) OBP: 0.294, SLG: 0.376 | 2-3 K | | | 0-0 G3 | | 2-0 G6-3 | | 1-3 K | | 4 | 0 | 0 | 0 | 0 | 2 | 3 | | | | | | |
| Ron Gant, R (1,7) OBP: 0.321, SLG: 0.467 | | 2-2 F9 | | 0-1 1B | | | 0-0 1B | | 4-2 2B G4-3 BB | 3 | 1 | 2 | 0 | 1 | 0 | 0 | | | | | | |
| John Mabry, L (1,3) OBP: 0.370, SLG: 0.400 | 0-0 F8 | | | 1-3 K | | | 0-3 K | | 0-0 G4-3 G6-3 2B | 4 | 1 | 1 | 0 | 0 | 2 | 2 | | | | | | |
| Tom Lampkin, L (1,2) OBP: 0.267, SLG: 0.286 | 1-0 P2 | | | | 2-2 1B | | 2-2 F8 | | 1-0 G4-3 | 4 | 0 | 1 | 1 | 0 | 0 | 2 | | | | | | |
| Royce Clayton, R (1,6) OBP: 0.298, SLG: 0.410 | | | 0-0 B1-3 | | 0-3 K | | 2-3 K | | 0-0 G6-3 | 4 | 0 | 0 | 1 | 0 | 2 | 2 | | | | | | |
| Danny Jackson, R (1,1) OBP: 0.143, SLG: 0.143 Dmitri Young, S (5, PH) OBP: 0.345, SLG: 0.405 John Frascatore, R (5,1) Willie McGee, S (8, PH) (8,9) | 1-0 F9 | | | | 0-3 K | | 1-0 K | | 1-0 E4 1B | 1 | 0 | 0 | 0 | 0 | 0 | 0 | | | | | | |
| Inning Stats | R: 0 E: 0 K: 2 S: 9 | H: 0 LOB: 1 BB: 1 P: 15 | R: 0 E: 0 K: 0 S: 6 | H: 0 LOB: 0 BB: 0 P: 9 | R: 0 E: 0 K: 0 S: 6 | H: 0 LOB: 1 BB: 1 P: 12 | R: 0 E: 0 K: 1 S: 8 | H: 1 LOB: 1 BB: 0 P: 11 | R: 0 E: 0 K: 2 S: 12 | H: 1 LOB: 1 BB: 0 P: 14 | R: 0 E: 0 K: 0 S: 5 | H: 0 LOB: 1 BB: 0 P: 9 | R: 0 E: 1 K: 2 S: 15 | H: 1 LOB: 1 BB: 0 P: 19 | R: 0 E: 1 K: 2 S: 10 | H: 2 LOB: 2 BB: 0 P: 14 | | R: 2 E: 0 K: 1 S: 8 | H: 1 LOB: 0 BB: 1 P: 15 | 1B: 5 2B: 1 3B: 0 HR: 0 | SF: 0 SAC: 0 DP: 0 HBP: 0 | WP: 0 PB: 0 SB: 3 CS: 0 |
| PITCHER Hideo Nomo, R (1,1) ERA: 3.38 | IP: 9.0 WLS: W BF: 36 H: 6 R: 2 ER: 2 SO: 10 BB: 3 IBB: 0 HBP: 0 BLK: 0 WP: 0 HR: 0 S: 79 P: 118 ERA: 2.00 WHIP: 1.000 | | | | | | | | | | | | | | | PITCHER | | | | | | |

| Batter | 1 | 2 | 3 | 4 | 5 | 6 | 7 | 8 | 9 | AB | R | H | RBI | BB | SO | LOB | BOTTOM | | | |
|---|--|----------------------------------|------------------------------|----------------------------------|-------------------------------|----------------------------------|-------------------------------|----------------------------------|------------------------------|----------------------------------|-------------------------------|----------------------------------|-------------------------------|----------------------------------|------------------------------|----------------------------------|---|----------------------------------|------------------------------------|----------------------------------|
| Roger Cedeno, S (1,8) OBP: 0.277, SLG: 0.286 | 0-2 G4-3 1B 2B | | 2-0 1B 2B | 1-1 FC6-2 | | 4-0 FC5-4 BB | | 0-0 1B | | 4 | 2 | 3 | 1 | 1 | 0 | 3 | St. Louis Cardinals @ Los Angeles Dodgers Dodger Stadium, Los Angeles, CA Sat Jun 07 1997, 7:05 PM PDT Att: 43,174 - Unknown - 64 F | | | |
| Todd Zeile, R (1,5) OBP: 0.324, SLG: 0.398 | 1-0 G4-3 | | 1-1 F9 | 3-2 G4-3 | | 0-0 FC5-4 | | 2-2 FC6-4 1B | | 5 | 0 | 1 | 0 | 0 | 0 | 6 | | | | |
| Raul Mondesi, R (1,9) OBP: 0.325, SLG: 0.484 | 1-0 L6 | | 0-1 1B | | 0-1 G6-3 2B | | 1-0 1B HBP | 0-1 P3 | | 4 | 1 | 2 | 1 | 0 | 0 | 3 | | | | |
| Mike Piazza, R (1,2) OBP: 0.417, SLG: 0.545 | 3-1 FC6-4 1B | | 0-0 HR | | 0-2 G6-3 | | 2-1 1B HBP | 0-1 FC6-4 | | 5 | 1 | 3 | 2 | 0 | 0 | 3 | | | | |
| Eric Karros, R (1,3) OBP: 0.321, SLG: 0.385 | 0-2 FC6-4 | | 0-0 G1-3 | | 4-1 BB | | 0-1 S | | | 3 | 0 | 1 | 1 | 1 | 0 | 1 | | | | |
| Billy Ashley, R (1,7) OBP: 0.288, SLG: 0.406 Todd Hollandsworth, L (7, PH) OBP: 0.280, SLG: 0.335 (8,7) | | 1-3 K | | 1-0 1B FC6-2 1B | 2-3 K | | 0-3 K | | | 3 | 0 | 1 | 0 | 0 | 2 | 2 | | | | |
| Greg Gagne, R (1,6) OBP: 0.290, SLG: 0.363 | 1-0 G5-3 | | | 0-0 FC6-2 1B | 0-0 G4-3 | | 0-1 P6 | | | 4 | 0 | 1 | 0 | 0 | 0 | 4 | | | | |
| Chad Fonville, S (1,4) OBP: 0.200, SLG: 0.077 | 2-1 G4-3 | | | 0-1 FC6-2 1B | | 0-1 G3-1 | 0-1 G1-3 | | | 4 | 0 | 1 | 0 | 0 | 0 | 2 | | | | |
| Hideo Nomo, R (1,1) OBP: 0.188, SLG: 0.313 | | | 3-2 PB 2B 2B | 1-3 K | | 1-1 G1-3 | | 1-3 K | | 4 | 1 | 1 | 0 | 0 | 2 | 3 | | | | |
| Inning Stats | R: 1 E: 0 K: 0 S: 11 | H: 2 LOB: 1 BB: 0 P: 16 | R: 0 E: 0 K: 1 S: 6 | H: 0 LOB: 0 BB: 0 P: 10 | R: 3 E: 0 K: 0 S: 11 | H: 4 LOB: 0 BB: 0 P: 17 | R: 0 E: 0 K: 1 S: 12 | H: 3 LOB: 3 BB: 0 P: 18 | R: 0 E: 0 K: 0 S: 5 | H: 0 LOB: 1 BB: 1 P: 10 | R: 1 E: 0 K: 1 S: 11 | H: 2 LOB: 2 BB: 0 P: 14 | R: 0 E: 0 K: 1 S: 12 | H: 2 LOB: 2 BB: 0 P: 15 | R: 0 E: 0 K: 1 S: 8 | H: 1 LOB: 0 BB: 1 P: 15 | | 1B: 9 2B: 4 3B: 0 HR: 1 | SF: 0 SAC: 0 DP: 0 HBP: 1 | WP: 0 PB: 1 SB: 1 CS: 0 |
| PITCHER Danny Jackson, L (1,1) ERA: 7.71 John Frascatore, R (5,1) ERA: 2.67 Rigo Beltran, L (8,1) ERA: 4.15 | IP: 4.0 WLS: L BF: 20 H: 9 R: 4 ER: 4 SO: 4 BB: 0 IBB: 0 HBP: 0 BLK: 0 WP: 0 HR: 1 S: 40 P: 61 ERA: 9.00 WHIP: 2.250 | | | | | | | | | | | | | | | PITCHER | | | | |

| | |
|-----|----|
| AB | 33 |
| R | 2 |
| H | 6 |
| RBI | 2 |
| BB | 3 |
| SO | 10 |
| LOB | 17 |

| | |
|-----|----|
| AB | 37 |
| R | 5 |
| H | 14 |
| RBI | 5 |
| BB | 2 |
| SO | 5 |
| LOB | 29 |

| Batter | 1 | 2 | 3 | 4 | 5 | 6 | 7 | 8 | 9 | AB | R | H | RBI | BB | SO | LOB | TOP | | | | |
|---|------------------------------|----------------------------------|-------------------------------|----------------------------------|-------------------------------|----------------------------------|-------------------------------|----------------------------------|-------------------------------|----------------------------------|-------------------------------|----------------------------------|------------------------------|---------------------------------|-------------------------------|----------------------------------|----------------------------------|------------------------------------|----------------------------------|--------|--|
| Craig Biggio, R OBP: 0.383, SLG: 0.498 (1, 4) | F7 | | 2B | 2B | | K | | | F9 | 5 | 1 | 2 | 0 | 0 | 1 | 1 | | | | | |
| Thomas Howard, S OBP: 0.324, SLG: 0.385 (1, 8) | F7 | | 1B | BB | | | K | | E4 | 4 | 1 | 1 | 1 | 1 | 1 | 1 | | | | | |
| 5 Jeff Bagwell, R OBP: 0.442, SLG: 0.659 (1, 3) | 1B | | K | K | | | K | | F9 | 5 | 0 | 1 | 0 | 0 | 3 | 5 | | | | | |
| Luis Gonzalez, L OBP: 0.395, SLG: 0.409 (1, 7) | G4-3 | | P6 | K | | | 1B | | G6-3 | 5 | 0 | 1 | 0 | 0 | 1 | 6 | | | | | |
| Ray Montgomery, R OBP: 0.281, SLG: 0.316 (1, 9) | | BB | 1B | | K | | F8 | | | 4 | 1 | 2 | 0 | 0 | 1 | 1 | | | | | |
| Bill Spiers, L OBP: 0.489, SLG: 0.495 (1, 5) | | BB | 1B | | | | | G5-4-3 | | 3 | 0 | 3 | 1 | 1 | 0 | 0 | | | | | |
| Ricky Gutierrez, R OBP: 0.333, SLG: 0.361 (1, 6) | | BB | E4 | | F9 | | | G5-4-3 | | 4 | 0 | 0 | 0 | 0 | 1 | 5 | | | | | |
| Brad Ausmus, R OBP: 0.330, SLG: 0.394 (1, 2) | | K | FC5-4 | | CS | G4-3 | | L6 | | 4 | 0 | 0 | 0 | 0 | 1 | 4 | | | | | |
| Chris Holt, R OBP: 0.069, SLG: 0.036 (1, 1) | G4-3 | | | | | | | | | 3 | 0 | 0 | 0 | 0 | 0 | 2 | | | | | |
| Jose Lima, R (7, 1) | | | | | | | | | | 0 | 0 | 0 | 0 | 0 | 0 | 0 | | | | | |
| Ramon Garcia, R (8, 1) | | | | | | | | | | 0 | 0 | 0 | 0 | 0 | 0 | 0 | | | | | |
| Pat Listach, S OBP: 0.250, SLG: 0.192 (9, PH) | | | | | | | | | E | 1 | 0 | 1 | 0 | 0 | 0 | 0 | | | | | |
| Inning Stats | R: 0 E: 0 K: 0 S: 7 | H: 1 LOB: 1 BB: 0 P: 13 | R: 0 E: 0 K: 2 S: 13 | H: 1 LOB: 2 BB: 1 P: 21 | R: 3 E: 1 K: 1 S: 16 | H: 4 LOB: 2 BB: 0 P: 26 | R: 0 E: 0 K: 2 S: 11 | H: 1 LOB: 2 BB: 1 P: 21 | R: 0 E: 0 K: 1 S: 13 | H: 0 LOB: 0 BB: 0 P: 20 | R: 0 E: 0 K: 1 S: 12 | H: 1 LOB: 1 BB: 0 P: 19 | R: 0 E: 0 K: 0 S: 5 | H: 1 LOB: 0 BB: 0 P: 8 | R: 0 E: 1 K: 0 S: 15 | H: 1 LOB: 2 BB: 0 P: 25 | 1B: 9 2B: 2 3B: 0 HR: 0 | SF: 0 SAC: 0 DP: 1 HBP: 0 | WP: 0 PB: 0 SB: 1 CS: 1 | PA: 41 | |
| PITCHER | IP | WLS | BF | H | R | ER | SO | BB | IBB | HBP | BLK | WP | HR | S | P | ERA | WHIP | | | | |
| Ramon Martinez, R ERA: 3.08 (1, 1) | 7.0 | W | 32 | 9 | 3 | 2 | 9 | 2 | 0 | 0 | 0 | 0 | 0 | 78 | 130 | 2.57 | 1.571 | | | | |
| Mark Guthrie, L ERA: 2.22 (8, 1) | 2.0 | | 8 | 2 | 0 | 0 | 0 | 0 | 0 | 0 | 0 | 0 | 0 | 20 | 33 | 0.00 | 1.000 | | | | |

Houston Astros @ Los Angeles Dodgers
Dodger Stadium, Los Angeles, CA
Mon Jun 09 1997, 7:05 PM PDT
Att: 25,585 - Unknown - 69 F

AB 38
R 3
H 11
RBI 2
BB 2
SO 9
LOB 25



| Batter | 1 | 2 | 3 | 4 | 5 | 6 | 7 | 8 | 9 | AB | R | H | RBI | BB | SO | LOB | BOTTOM | | | | |
|--|-------------------------------|----------------------------------|------------------------------|----------------------------------|------------------------------|---------------------------------|-------------------------------|----------------------------------|------------------------------|----------------------------------|------------------------------|----------------------------------|-------------------------------|----------------------------------|------------------------------|----------------------------------|----------------------------------|------------------------------------|----------------------------------|--------|--|
| Brett Butler, L OBP: 0.426, SLG: 0.364 (1, 8) | HR | | G4-3 | | | F9 | FC6 | | | 2 | 2 | 0 | 0 | 2 | 0 | 1 | | | | | |
| Todd Zeile, R OBP: 0.324, SLG: 0.423 (1, 5) | HR | | G6-3 | | E5 | | | HR | | 4 | 2 | 2 | 4 | 0 | 0 | 1 | | | | | |
| Mike Piazza, R OBP: 0.425, SLG: 0.553 (1, 2) | G6-3 | | G4-3 | | F9 | | 2B | | | 4 | 1 | 1 | 0 | 0 | 0 | 2 | | | | | |
| Eric Karros, R OBP: 0.319, SLG: 0.384 (1, 3) | G5-3 | | | E4 | G6-4-3 | | | 1B | | 4 | 2 | 1 | 1 | 0 | 0 | 2 | | | | | |
| Raul Mondesi, R OBP: 0.324, SLG: 0.478 (1, 9) | P2 | | | K | | F8 | | 1B | | 4 | 0 | 1 | 1 | 0 | 1 | 1 | | | | | |
| Todd Hollandsworth, L OBP: 0.279, SLG: 0.328 (1, 7) | | F8 | | 1B | G4-3 | | L6 | L6 | | 3 | 1 | 0 | 0 | 1 | 0 | 1 | | | | | |
| Nelson Liriano, S OBP: 0.346, SLG: 0.435 (1, 4) | | B5-3 | | G4-3 | | G1-3 | | F9 | | 4 | 0 | 1 | 1 | 0 | 0 | 0 | | | | | |
| Greg Gagne, R OBP: 0.301, SLG: 0.373 (1, 6) | | 1B | | G4-3 | | | FC6 | F8 | | 4 | 0 | 2 | 1 | 0 | 0 | 1 | | | | | |
| Ramon Martinez, R OBP: 0.100, SLG: 0.133 (1, 1) | | G5-3 | | G5-3 | | | SH1-4 | F8 | | 2 | 0 | 0 | 0 | 0 | 0 | 2 | | | | | |
| Mark Guthrie, R (8, 1) | | | | | | | SH1-4 | F8 | | 1 | 0 | 0 | 0 | 0 | 0 | 0 | | | | | |
| Inning Stats | R: 2 E: 0 K: 0 S: 12 | H: 1 LOB: 0 BB: 1 P: 18 | R: 0 E: 0 K: 0 S: 7 | H: 1 LOB: 0 BB: 0 P: 10 | R: 0 E: 0 K: 0 S: 4 | H: 0 LOB: 0 BB: 0 P: 5 | R: 2 E: 1 K: 1 S: 15 | H: 1 LOB: 1 BB: 1 P: 25 | R: 0 E: 0 K: 0 S: 7 | H: 0 LOB: 0 BB: 1 P: 12 | R: 0 E: 0 K: 0 S: 6 | H: 0 LOB: 0 BB: 0 P: 11 | R: 4 E: 0 K: 0 S: 21 | H: 5 LOB: 1 BB: 0 P: 28 | R: 0 E: 0 K: 0 S: 5 | H: 0 LOB: 0 BB: 0 P: 11 | 1B: 4 2B: 2 3B: 0 HR: 2 | SF: 0 SAC: 1 DP: 1 HBP: 0 | WP: 0 PB: 0 SB: 1 CS: 0 | PA: 36 | |
| PITCHER | IP | WLS | BF | H | R | ER | SO | BB | IBB | HBP | BLK | WP | HR | S | P | ERA | WHIP | | | | |
| Chris Holt, R ERA: 4.14 (1, 1) | 6.2 | L | 30 | 6 | 7 | 5 | 1 | 3 | 0 | 0 | 0 | 0 | 0 | 63 | 98 | 6.75 | 1.350 | | | | |
| Jose Lima, R ERA: 3.5 (7, 1) | 0.1 | | 3 | 2 | 1 | 1 | 0 | 0 | 0 | 0 | 0 | 0 | 0 | 9 | 11 | 27.00 | 6.000 | | | | |
| Ramon Garcia, R ERA: 4.86 (8, 1) | 1.0 | | 3 | 0 | 0 | 0 | 0 | 0 | 0 | 0 | 0 | 0 | 0 | 5 | 11 | 0.00 | 0.000 | | | | |

Houston Astros @ Los Angeles Dodgers
Dodger Stadium, Los Angeles, CA
Mon Jun 09 1997, 7:05 PM PDT
Att: 25,585 - Unknown - 69 F

AB 32
R 8
H 8
RBI 8
BB 3
SO 1
LOB 11





| Batter | 1 | 2 | 3 | 4 | 5 | 6 | 7 | 8 | 9 | AB | R | H | RBI | BB | SO | LOB | TOP | | | | | | | | | | |
|--|-------------------------------|----------------------------------|------------------------------|----------------------------------|-------------------------------|----------------------------------|------------------------------|----------------------------------|------------------------------|----------------------------------|-------------------------------|----------------------------------|-------------------------------|----------------------------------|-------------------------------|----------------------------------|--|-------------------------------|----------------------------------|----------------------------------|------------------------------------|----------------------------------|--------|--|--|--|--|
| Craig Biggio, R OBP: 0.387, SLG: 0.508 (1, 4) | | | | | | | | | | 5 | 3 | 3 | 3 | 0 | 1 | 1 | Houston Astros @ Los Angeles Dodgers Dodger Stadium, Los Angeles, CA Tue Jun 10 1997, 7:05 PM PDT Att: 26,491 - Unknown - 74 F | | | | | | | | | | |
| Thomas Howard, S OBP: 0.319, SLG: 0.378 (1, 8) (9, 9) | | | | | | | | | | 5 | 0 | 1 | 1 | 0 | 1 | 3 | | | | | | | | | | | |
| 5 Jeff Bagwell, R OBP: 0.445, SLG: 0.665 (1, 3) | | | | | | | | | | 4 | 0 | 3 | 2 | 0 | 0 | 1 | | | | | | | | | | | |
| Luis Gonzalez, L OBP: 0.395, SLG: 0.408 (1, 7) | | | | | | | | | | 5 | 0 | 2 | 0 | 0 | 0 | 2 | | | | | | | | | | | |
| Sean Berry, R OBP: 0.247, SLG: 0.343 (1, 5) | | | | | | | | | | 5 | 0 | 1 | 0 | 0 | 1 | 1 | | | | | | | | | | | |
| Ricky Gutierrez, R OBP: 0.347, SLG: 0.360 (1, 6) | | | | | | | | | | 3 | 1 | 1 | 0 | 2 | 1 | 1 | | | | | | | | | | | |
| Ray Montgomery, R Billy Wagner, L (1, 9) (9, 1) | | | | | | | | | | 5 | 1 | 2 | 0 | 0 | 0 | 4 | | | | | | | | | | | |
| Brad Ausmus, R OBP: 0.328, SLG: 0.387 (1, 2) | | | | | | | | | | 3 | 0 | 0 | 0 | 1 | 1 | 3 | | | | | | | | | | | |
| Shane Reynolds, R Ken Ramos, L Jose Lima, R Pat Listach, S Mike Magnante, L Bill Spiers, L Russ Springer, R James Mouton, R (1, 1) (4, PH) (4, 1) (7, PH) (7, 1) (8, PH) (8, 1) (8, 1) (8, 1) | | | | | | | | | | 0 | 0 | 0 | 0 | 0 | 0 | 0 | | | | | | | | | | | |
| Inning Stats | R: 1 E: 0 K: 0 S: 12 | H: 3 LOB: 3 BB: 1 P: 27 | R: 0 E: 0 K: 1 S: 9 | H: 0 LOB: 1 BB: 1 P: 17 | R: 0 E: 0 K: 1 S: 17 | H: 1 LOB: 1 BB: 0 P: 26 | R: 0 E: 0 K: 0 S: 7 | H: 0 LOB: 0 BB: 0 P: 11 | R: 0 E: 0 K: 0 S: 6 | H: 2 LOB: 2 BB: 0 P: 10 | R: 0 E: 0 K: 1 S: 11 | H: 1 LOB: 1 BB: 0 P: 19 | R: 1 E: 0 K: 1 S: 11 | H: 2 LOB: 1 BB: 0 P: 16 | R: 4 E: 0 K: 1 S: 15 | H: 3 LOB: 2 BB: 2 P: 31 | | R: 0 E: 0 K: 0 S: 9 | H: 1 LOB: 1 BB: 0 P: 15 | 1B: 9 2B: 3 3B: 1 HR: 0 | SF: 1 SAC: 1 DP: 0 HBP: 0 | WP: 0 PB: 0 SB: 4 CS: 0 | PA: 43 | | | | |
| PITCHER | IP | WLS | BF | H | R | ER | SO | BB | IBB | HBP | BLK | WP | HR | S | P | ERA | WHIP | | | | | | | | | | |
| Ismael Valdez, R ERA: 2.91 (1, 1) | 6.0 | | 26 | 7 | 1 | 1 | 3 | 2 | 0 | 0 | 0 | 0 | 0 | 62 | 110 | 1.50 | 1.500 | | | | | | | | | | |
| Darren Hall, R ERA: 2.01 (7, 1) | 0.2 | | 4 | 2 | 1 | 0 | 1 | 0 | 0 | 0 | 0 | 0 | 0 | 9 | 12 | 0.00 | 3.000 | | | | | | | | | | |
| Scott Radinsky, L ERA: 3.2 (7, 1) | 0.1 | | 1 | 0 | 0 | 0 | 0 | 0 | 0 | 0 | 0 | 0 | 0 | 2 | 4 | 0.00 | 0.000 | | | | | | | | | | |
| Antonio Osuna, R ERA: 3.6 (8, 1) | 1.0 | L | 8 | 3 | 4 | 4 | 1 | 2 | 0 | 0 | 0 | 0 | 0 | 15 | 31 | 36.00 | 5.000 | | | | | | | | | | |
| Tom Candiotti, R ERA: 2.03 (9, 1) | 1.0 | | 4 | 1 | 0 | 0 | 0 | 0 | 0 | 0 | 0 | 0 | 0 | 9 | 15 | 0.00 | 1.000 | | | | | | | | | | |
| Batter | 1 | 2 | 3 | 4 | 5 | 6 | 7 | 8 | 9 | AB | R | H | RBI | BB | SO | LOB | BOTTOM | | | | | | | | | | |
| Brett Butler, L OBP: 0.436, SLG: 0.372 (1, 8) | | | | | | | | | | 3 | 1 | 2 | 0 | 1 | 0 | 0 | Houston Astros @ Los Angeles Dodgers Dodger Stadium, Los Angeles, CA Tue Jun 10 1997, 7:05 PM PDT Att: 26,491 - Unknown - 74 F | | | | | | | | | | |
| Todd Zeile, R OBP: 0.327, SLG: 0.422 (1, 5) | | | | | | | | | | 3 | 0 | 1 | 0 | 1 | 2 | 1 | | | | | | | | | | | |
| Mike Piazza, R OBP: 0.422, SLG: 0.547 (1, 2) | | | | | | | | | | 4 | 0 | 1 | 1 | 0 | 1 | 3 | | | | | | | | | | | |
| Eric Karros, R OBP: 0.318, SLG: 0.382 (1, 3) | | | | | | | | | | 4 | 0 | 1 | 0 | 0 | 0 | 4 | | | | | | | | | | | |
| Raul Mondesi, R OBP: 0.327, SLG: 0.483 Tom Candiotti, R (1, 9) (9, 1) | | | | | | | | | | 4 | 2 | 2 | 0 | 0 | 0 | 3 | | | | | | | | | | | |
| Todd Hollandsworth, L OBP: 0.284, SLG: 0.330 (1, 7) | | | | | | | | | | 2 | 0 | 1 | 1 | 1 | 1 | 0 | | | | | | | | | | | |
| Greg Gagne, R OBP: 0.296, SLG: 0.366 (1, 6) | | | | | | | | | | 4 | 0 | 0 | 0 | 0 | 1 | 3 | | | | | | | | | | | |
| Wilton Guerrero, S OBP: 0.305, SLG: 0.413 (1, 4) | | | | | | | | | | 3 | 0 | 1 | 1 | 1 | 0 | 1 | | | | | | | | | | | |
| Ismael Valdez, R Nelson Liriano, S Darren Hall, R Scott Radinsky, L Billy Ashley, R Antonio Osuna, R Roger Cedeno, S (1, 1) (6, PH) (7, 1) (7, 1) (7, PH) (8, 1) (8, 1) | | | | | | | | | | 1 | 0 | 0 | 0 | 0 | 1 | 0 | | | | | | | | | | | |
| Inning Stats | R: 0 E: 0 K: 1 S: 7 | H: 0 LOB: 0 BB: 1 P: 13 | R: 0 E: 0 K: 0 S: 6 | H: 1 LOB: 1 BB: 1 P: 13 | R: 0 E: 0 K: 1 S: 5 | H: 0 LOB: 0 BB: 0 P: 6 | R: 0 E: 0 K: 1 S: 8 | H: 0 LOB: 0 BB: 0 P: 10 | R: 1 E: 0 K: 0 S: 7 | H: 2 LOB: 2 BB: 0 P: 10 | R: 0 E: 0 K: 1 S: 12 | H: 2 LOB: 1 BB: 0 P: 16 | R: 1 E: 0 K: 0 S: 10 | H: 2 LOB: 1 BB: 0 P: 11 | R: 1 E: 0 K: 0 S: 14 | H: 2 LOB: 1 BB: 1 P: 24 | | R: 0 E: 0 K: 2 S: 10 | H: 0 LOB: 1 BB: 1 P: 15 | 1B: 8 2B: 1 3B: 0 HR: 0 | SF: 0 SAC: 1 DP: 2 HBP: 0 | WP: 0 PB: 0 SB: 0 CS: 2 | PA: 36 | | | | |
| PITCHER | IP | WLS | BF | H | R | ER | SO | BB | IBB | HBP | BLK | WP | HR | S | P | ERA | WHIP | | | | | | | | | | |
| Shane Reynolds, R ERA: 3.91 (1, 1) | 3.0 | | 10 | 4 | 1 | 1 | 2 | 0 | 0 | 0 | 0 | 0 | 0 | 18 | 32 | 0.00 | 1.000 | | | | | | | | | | |
| Jose Lima, R ERA: 3.46 (4, 1) | 3.0 | | 12 | 4 | 1 | 1 | 2 | 0 | 0 | 0 | 0 | 0 | 0 | 27 | 36 | 3.00 | 1.333 | | | | | | | | | | |
| Mike Magnante, L ERA: 1.35 (7, 1) | 1.0 | W | 5 | 2 | 1 | 1 | 1 | 0 | 0 | 0 | 0 | 0 | 0 | 10 | 11 | 9.00 | 2.000 | | | | | | | | | | |
| Russ Springer, R ERA: 2.25 (8, 1) | 1.0 | | 5 | 2 | 1 | 1 | 0 | 1 | 0 | 0 | 0 | 0 | 0 | 14 | 24 | 9.00 | 3.000 | | | | | | | | | | |
| Billy Wagner, L ERA: 1.82 (9, 1) | 1.0 | S | 4 | 0 | 0 | 0 | 2 | 1 | 0 | 0 | 0 | 0 | 0 | 10 | 15 | 0.00 | 1.000 | | | | | | | | | | |

| Batter | 1 | 2 | 3 | 4 | 5 | 6 | 7 | 8 | 9 | AB | R | H | RBI | BB | SO | LOB | TOP | | | | | | | | | | |
|---|------------------------------|----------------------------------|------------------------------|----------------------------------|------------------------------|----------------------------------|-------------------------------|----------------------------------|-------------------------------|----------------------------------|------------------------------|----------------------------------|-------------------------------|----------------------------------|-------------------------------|----------------------------------|--|------------------------------------|----------------------------------|--------|--|--|--|--|--|--|--|
| Craig Biggio, R OBP: 0.397, SLG: 0.515 (1.4) | G1-3 | | HR | | 5 1B BB | | F9 | | K | 4 | 2 | 1 | 1 | 1 | 1 | 1 | Houston Astros @ Los Angeles Dodgers Dodger Stadium, Los Angeles, CA Wed Jun 11 1997, 7:05 PM PDT Att: 52,873 - Unknown - 70 F | | | | | | | | | | |
| Thomas Howard, S OBP: 0.322, SLG: 0.374 (1.8) | 5 WP 2B BB | | K | | K | | F7 | | 5 1B 1B | 4 | 2 | 1 | 0 | 1 | 2 | 2 | | | | | | | | | | | |
| 5 Jeff Bagwell, R OBP: 0.447, SLG: 0.668 (1.3) | 1-H 2B | | F8 | | 2-H 1B | | P3 | | E 1B 1B | 5 | 0 | 3 | 2 | 0 | 0 | 1 | | | | | | | | | | | |
| Luis Gonzalez, L OBP: 0.391, SLG: 0.404 (1.7) | G6-3 | | G4-3 | | F8 | | | G1-3 | 2-H 2B 1B | 5 | 0 | 1 | 1 | 0 | 0 | 2 | | | | | | | | | | | |
| Sean Berry, R OBP: 0.248, SLG: 0.343 (5.1) | G3 | | | 1-B 1B | F9 | | | 1B 1B | E6 FC6-4 | 3 | 1 | 1 | 0 | 0 | 0 | 2 | | | | | | | | | | | |
| James Mouton, R OBP: 0.298, SLG: 0.370 (8. PH) | | | | | | | | | | 1 0 | 1 | 0 | 0 | 0 | 0 | 0 | | | | | | | | | | | |
| Mike Magnante, L (8.1) | | | | | | | | | | 0 | 0 | 0 | 0 | 0 | 0 | 0 | | | | | | | | | | | |
| Ken Ramos, L (9. PH) | | | | | | | | | | 1 | 0 | 0 | 0 | 0 | 0 | 2 | | | | | | | | | | | |
| Ray Montgomery, R OBP: 0.284, SLG: 0.333 (1.9) | | G4-3 BB | | K | | F9 | | K | FC6-4 | 4 | 0 | 0 | 0 | 1 | 2 | 5 | | | | | | | | | | | |
| Tony Eusebio, R OBP: 0.330, SLG: 0.282 (1.2) | G4-3 | | 1-H 1B | | | F9 | | 1B | | 4 | 0 | 2 | 1 | 0 | 1 | 1 | | | | | | | | | | | |
| Ricky Gutierrez, R OBP: 0.333, SLG: 0.344 (1.6) | F9 | | K | | F9 | | | K | | 4 | 0 | 0 | 0 | 0 | 2 | 4 | | | | | | | | | | | |
| Mike Hampton, R OBP: 0.111, SLG: 0.040 (1.1) | | | | | | | | | | 2 | 0 | 0 | 0 | 0 | 2 | 2 | | | | | | | | | | | |
| Bill Spiers, L OBP: 0.493, SLG: 0.490 (5.5) | | | | | | | | BB | | 1 | 0 | 0 | 0 | 1 | 1 | 0 | | | | | | | | | | | |
| Inning Stats | R: 1 E: 0 K: 0 S: 8 | H: 1 LOB: 1 BB: 1 P: 19 | R: 0 E: 0 K: 1 S: 8 | H: 0 LOB: 1 BB: 1 P: 14 | R: 1 E: 0 K: 1 S: 9 | H: 1 LOB: 0 BB: 0 P: 12 | R: 1 E: 0 K: 3 S: 14 | H: 2 LOB: 1 BB: 0 P: 22 | R: 1 E: 0 K: 1 S: 13 | H: 1 LOB: 1 BB: 1 P: 23 | R: 0 E: 0 K: 1 S: 8 | H: 0 LOB: 1 BB: 1 P: 10 | R: 0 E: 0 K: 2 S: 12 | H: 2 LOB: 2 BB: 0 P: 15 | R: 1 E: 1 K: 2 S: 22 | H: 3 LOB: 3 BB: 0 P: 30 | 1B: 8 2B: 1 3B: 0 HR: 1 | SF: 0 SAC: 0 DP: 0 HBP: 0 | WP: 1 PB: 0 SB: 1 CS: 0 | PA: 42 | | | | | | | |
| PITCHER | IP | WLS | BF | H | R | ER | SO | BB | IBB | HBP | BLK | WP | HR | S | P | ERA | WHIP | | | | | | | | | | |
| Chan Ho Park, R ERA: 3.16 (1.1) | 7.0 | W | 30 | 5 | 4 | 4 | 7 | 4 | 0 | 0 | 1 | 1 | 1 | 64 | 112 | 5.14 | 1.286 | | | | | | | | | | |
| Scott Radinsky, L ERA: 3.12 (8.1) | 0.2 | | 4 | 2 | 0 | 0 | 1 | 0 | 0 | 0 | 0 | 0 | 0 | 9 | 11 | 0.00 | 3.000 | | | | | | | | | | |
| Darren Hall, R ERA: 1.99 (8.1) | 0.1 | | 1 | 0 | 0 | 0 | 1 | 0 | 0 | 0 | 0 | 0 | 0 | 3 | 4 | 0.00 | 0.000 | | | | | | | | | | |
| Todd Worrell, R ERA: 4.81 (9.1) | 1.0 | | 7 | 3 | 1 | 1 | 2 | 0 | 0 | 0 | 0 | 0 | 0 | 22 | 30 | 9.00 | 3.000 | | | | | | | | | | |

| Batter | 1 | 2 | 3 | 4 | 5 | 6 | 7 | 8 | 9 | AB | R | H | RBI | BB | SO | LOB | BOTTOM | | | | | | | | | | |
|--|-------------------------------|----------------------------------|-------------------------------|----------------------------------|------------------------------|----------------------------------|-------------------------------|----------------------------------|-------------------------------|----------------------------------|------------------------------|---------------------------------|------------------------------|----------------------------------|-------------------------------|----------------------------------|--|------------------------------------|----------------------------------|--------|--|--|--|--|--|--|--|
| Brett Butler, L OBP: 0.449, SLG: 0.379 (1.8) | SH1-3 HR | | | | | G3 | | 1B HR BB | | 3 | 2 | 2 | 0 | 2 | 0 | 0 | Houston Astros @ Los Angeles Dodgers Dodger Stadium, Los Angeles, CA Wed Jun 11 1997, 7:05 PM PDT Att: 52,873 - Unknown - 70 F | | | | | | | | | | |
| Wilton Guerrero, S OBP: 0.399, SLG: 0.415 (1.4) | SH1-3 | P5 | | FC6-4 | | 1B | | HR 1B | | 4 | 1 | 2 | 0 | 0 | 0 | 4 | | | | | | | | | | | |
| Mike Piazza, R OBP: 0.426, SLG: 0.566 (1.2) | G5-3 | | F7 | | 1B SF9 2B | | HR BB | HR | | 4 | 3 | 2 | 3 | 1 | 0 | 1 | | | | | | | | | | | |
| Todd Zeile, R OBP: 0.328, SLG: 0.423 (1.5) | HR BB | | G6-3 | | K | | F8 | HR 2B | | 4 | 1 | 1 | 0 | 1 | 1 | 2 | | | | | | | | | | | |
| Raul Mondesi, R OBP: 0.332, SLG: 0.511 (1.9) | HR | | F7 | | SF9 WP 1B | | HR | G6-3 | | 5 | 2 | 3 | 5 | 0 | 0 | 1 | | | | | | | | | | | |
| Eric Karros, R OBP: 0.317, SLG: 0.394 (1.3) | G6-3 | | | HR | SF9 | | F8 | | | 3 | 1 | 1 | 2 | 0 | 0 | 0 | | | | | | | | | | | |
| Greg Gagne, R OBP: 0.300, SLG: 0.366 (1.6) | | G1-4-3 | | HR | 1B | | K | | | 3 | 0 | 1 | 0 | 0 | 1 | 0 | | | | | | | | | | | |
| Roger Cedeno, S OBP: 0.259, SLG: 0.250 (1.7) | | FC1-6 BB | | K | G4-3 | | | K | | 3 | 0 | 0 | 0 | 1 | 2 | 3 | | | | | | | | | | | |
| Chan Ho Park, R OBP: 0.250, SLG: 0.316 (1.1) | | FC1-6 1B | | K | | | | G6-3 | | 3 | 0 | 0 | 0 | 0 | 1 | 2 | | | | | | | | | | | |
| Scott Radinsky, L (8.1) | | | | | | | | | | 0 | 0 | 0 | 0 | 0 | 0 | 0 | | | | | | | | | | | |
| Darren Hall, R (8.1) | | | | | | | | | | 0 | 0 | 0 | 0 | 0 | 0 | 0 | | | | | | | | | | | |
| Nelson Lirio, S OBP: 0.333, SLG: 0.417 (8. PH) | | | | | | | | | | 1 | 0 | 0 | 0 | 0 | 0 | 0 | | | | | | | | | | | |
| Todd Hollandsworth, L OBP: 0.294, SLG: 0.300 (9.7) | | | | | | | | | | 0 | 0 | 0 | 0 | 0 | 0 | 0 | | | | | | | | | | | |
| Inning Stats | R: 3 E: 0 K: 0 S: 16 | H: 2 LOB: 0 BB: 1 P: 24 | R: 0 E: 0 K: 0 S: 11 | H: 1 LOB: 2 BB: 1 P: 21 | R: 0 E: 0 K: 0 S: 7 | H: 0 LOB: 0 BB: 0 P: 13 | R: 1 E: 0 K: 2 S: 13 | H: 2 LOB: 2 BB: 1 P: 23 | R: 1 E: 0 K: 1 S: 10 | H: 2 LOB: 2 BB: 0 P: 14 | R: 0 E: 0 K: 0 S: 4 | H: 1 LOB: 1 BB: 0 P: 6 | R: 2 E: 0 K: 1 S: 9 | H: 1 LOB: 0 BB: 1 P: 16 | R: 3 E: 0 K: 1 S: 14 | H: 3 LOB: 1 BB: 1 P: 26 | 1B: 6 2B: 2 3B: 0 HR: 4 | SF: 1 SAC: 1 DP: 0 HBP: 1 | WP: 1 PB: 0 SB: 1 CS: 0 | PA: 41 | | | | | | | |
| PITCHER | IP | WLS | BF | H | R | ER | SO | BB | IBB | HBP | BLK | WP | HR | S | P | ERA | WHIP | | | | | | | | | | |
| Mike Hampton, L ERA: 6.11 (1.1) | 4.2 | L | 24 | 7 | 5 | 5 | 3 | 3 | 0 | 0 | 0 | 0 | 0 | 55 | 91 | 9.64 | 2.143 | | | | | | | | | | |
| Ramon Garcia, R ERA: 4.99 (5.1) | 2.1 | | 10 | 2 | 2 | 2 | 1 | 1 | 0 | 1 | 0 | 0 | 1 | 15 | 26 | 7.71 | 1.286 | | | | | | | | | | |
| Mike Magnante, L ERA: 4.7 (8.1) | 1.0 | | 7 | 3 | 3 | 3 | 1 | 1 | 0 | 0 | 0 | 0 | 1 | 14 | 26 | 27.00 | 4.000 | | | | | | | | | | |



| Batter | 1 | 2 | 3 | 4 | 5 | 6 | 7 | 8 | 9 | AB | R | H | RBI | BB | SO | LOB | TOP | | | | | | | | |
|---|-------------------------------|----------------------------------|------------------------------|---------------------------------|------------------------------|----------------------------------|-------------------------------|----------------------------------|------------------------------|----------------------------------|------------------------------|----------------------------------|------------------------------|----------------------------------|------------------------------|---------------------------------|---|-------------------------------|----------------------------------|----------------------------------|------------------------------------|----------------------------------|--------|--|--|
| Brett Butler, L OBP: 0.441, SLG: 0.388 (1, 8) | K2-3 | | P8 | | G4-3 | | SF8 3B | | G4-3 | 5 | 1 | 2 | 0 | 1 | 1 | | Los Angeles Dodgers @ Oakland Athletics Oakland-Alameda County Coliseum, Oakland, CA Thu Jun 12 1997, 7:05 PM PDT Att: 28,201 - Unknown - 66 F AB 36 R 4 H 10 RBI 4 BB 0 SO 8 LOB 12  | | | | | | | | |
| Wilton Guerrero, S OBP: 0.303, SLG: 0.408 (1, 4) | K | | | K | L8 | | SF8 | | | 3 | 0 | 0 | 1 | 0 | 2 | 1 | | | | | | | | | |
| Mike Piazza, R OBP: 0.431, SLG: 0.569 (1, 10) | FC6 1B | | | 1B 1B | | E9 1B | FC6-4 1B | | | 4 | 1 | 3 | 0 | 0 | 0 | 0 | | | | | | | | | |
| Todd Zeile, R OBP: 0.323, SLG: 0.416 (1, 5) | FC6 | | | K | | L4 | FC6-4 | | | 4 | 0 | 0 | 0 | 0 | 1 | 4 | | | | | | | | | |
| Raul Mondesi, R OBP: 0.335, SLG: 0.510 (1, 9) | | G5-3 | | FC5-4 1B | | S FC6-2 1B | | L7 | | 4 | 0 | 2 | 1 | 0 | 0 | 0 | | | | | | | | | |
| Eric Karros, R OBP: 0.316, SLG: 0.392 (1, 3) | F9 | | | FC5-4 | | FC6-2 | | | | 4 | 0 | 1 | 0 | 0 | 0 | 3 | | | | | | | | | |
| Todd Hollandsworth, L OBP: 0.279, SLG: 0.324 (1, 7) | K2-3 | | | | L9 | G4-3 | | G4-3 | | 4 | 0 | 0 | 0 | 0 | 1 | 2 | | | | | | | | | |
| Tom Prince, R OBP: 0.289, SLG: 0.242 Eric Anthony, L OBP: 0.335, SLG: 0.473 (9, PH) | | | K | | 1B G4-3 1B | | 3B 1B | | K | 3 | 2 | 2 | 0 | 0 | 1 | 0 | | | | | | | | | |
| Greg Gagne, R OBP: 0.299, SLG: 0.364 (1, 6) | G4-3 | | | G4-3 | | G4-3 1B | F9 | | K | 4 | 0 | 1 | 0 | 0 | 1 | 1 | | | | | | | | | |
| Inning Stats | R: 0 E: 0 K: 2 S: 10 | H: 1 LOB: 1 BB: 0 P: 16 | R: 0 E: 0 K: 1 S: 5 | H: 0 LOB: 0 BB: 0 P: 5 | R: 0 E: 0 K: 1 S: 6 | H: 0 LOB: 0 BB: 0 P: 10 | R: 0 E: 0 K: 2 S: 12 | H: 2 LOB: 2 BB: 0 P: 15 | R: 1 E: 0 K: 0 S: 7 | H: 2 LOB: 1 BB: 0 P: 13 | R: 1 E: 1 K: 0 S: 8 | H: 1 LOB: 1 BB: 0 P: 15 | R: 2 E: 0 K: 0 S: 9 | H: 3 LOB: 1 BB: 0 P: 14 | R: 0 E: 0 K: 0 S: 3 | H: 1 LOB: 0 BB: 0 P: 3 | | R: 0 E: 0 K: 2 S: 10 | H: 0 LOB: 0 BB: 0 P: 15 | 1B: 9 2B: 0 3B: 1 HR: 0 | SF: 1 SAC: 0 DP: 1 HBP: 0 | WP: 0 PB: 0 SB: 1 CS: 0 | PA: 37 | | |
| PITCHER | IP | WLS | BF | H | R | ER | SO | BB | IBB | HBP | BLK | WP | HR | S | P | ERA | WHIP | | | | | | | | |
| Dave Telgheder, R ERA: 5.73 (1, 1) | 6.1 | W | 28 | 8 | 4 | 3 | 6 | 0 | 0 | 0 | 0 | 0 | 0 | 53 | 83 | 4.26 | 1.263 | | | | | | | | |
| Buddy Groom, L ERA: 5.4 (7, 1) | 0.1 | | 1 | 0 | 0 | 0 | 0 | 0 | 0 | 0 | 0 | 0 | 0 | 1 | 1 | 0.00 | 0.000 | | | | | | | | |
| Aaron Small, R ERA: 4.91 (7, 1) | 1.1 | S | 5 | 2 | 0 | 0 | 0 | 0 | 0 | 0 | 0 | 0 | 0 | 6 | 7 | 0.00 | 1.500 | | | | | | | | |
| Billy Taylor, R ERA: 6.11 (9, 1) | 1.0 | S | 3 | 0 | 0 | 0 | 2 | 0 | 0 | 0 | 0 | 0 | 0 | 10 | 15 | 0.00 | 0.000 | | | | | | | | |

| Batter | 1 | 2 | 3 | 4 | 5 | 6 | 7 | 8 | 9 | AB | R | H | RBI | BB | SO | LOB | BOTTOM | | | | | | | | |
|---|-------------------------------|----------------------------------|-------------------------------|----------------------------------|------------------------------|----------------------------------|-------------------------------|----------------------------------|------------------------------|---------------------------------|-------------------------------|----------------------------------|------------------------------|----------------------------------|-------------------------------|----------------------------------|---|-------------------------------|----------------------------------|----------------------------------|------------------------------------|----------------------------------|--------|--|--|
| Damon Mashore, R OBP: 0.364, SLG: 0.332 (1, 8) | K | | G6-3 | | | K | K | | | 4 | 0 | 0 | 0 | 0 | 3 | 1 | Los Angeles Dodgers @ Oakland Athletics Oakland-Alameda County Coliseum, Oakland, CA Thu Jun 12 1997, 7:05 PM PDT Att: 28,201 - Unknown - 66 F AB 29 R 5 H 6 RBI 5 BB 5 SO 11 LOB 14  | | | | | | | | |
| Rafael Bourquiel, R OBP: 0.330, SLG: 0.302 (1, 6) | P6 | | G6-3 | | | HBP BB BB | G6-3 | | | 3 | 1 | 0 | 0 | 1 | 0 | 1 | | | | | | | | | |
| Geronimo Berroa, R OBP: 0.395, SLG: 0.551 (1, 10) | K | | | P9 | | BB 1B HBP BB | | | | 3 | 1 | 1 | 0 | 1 | 1 | 0 | | | | | | | | | |
| Mark McGwire, R OBP: 0.380, SLG: 0.655 (1, 3) | | K | | K | | BB 1B HBP | P9 | | | 3 | 1 | 0 | 0 | 0 | 2 | 1 | | | | | | | | | |
| Jose Canseco, R OBP: 0.336, SLG: 0.466 Jason McDonald, S OBP: 0.250, SLG: 0.400 (8, PR) | K | | | BB | | 1B 2B BB | | SH1-4 1B | | 2 | 1 | 1 | 1 | 2 | 1 | 0 | | | | | | | | | |
| Matt Stairs, L OBP: 0.430, SLG: 0.718 Pat Lennan, R OBP: 0.438, SLG: 0.444 (6, PH) | | HR | | K2-3 | | 2B 1B | | SH1-4 1B | | 2 | 1 | 1 | 1 | 0 | 1 | 1 | | | | | | | | | |
| Brent Mayne, L OBP: 0.286, SLG: 0.364 George Williams, S OBP: 0.411, SLG: 0.320 (6, PH) | | G6-3 | | | G4-3 | 1-3 2-3 3-H | 2B | | SH1-4 | 2 | 0 | 0 | 0 | 0 | 0 | 0 | | | | | | | | | |
| Scott Brosius, R OBP: 0.235, SLG: 0.278 (1, 5) | | | K | | G6-3 | K | | P6 | | 4 | 0 | 0 | 0 | 0 | 2 | 5 | | | | | | | | | |
| Mark Bellhorn, S OBP: 0.250, SLG: 0.100 (1, 4) | | | G6-3 BB | | P5 | G4-3 | | K | | 3 | 0 | 0 | 0 | 1 | 1 | 5 | | | | | | | | | |
| Inning Stats | R: 0 E: 0 K: 2 S: 10 | H: 0 LOB: 0 BB: 0 P: 17 | R: 1 E: 0 K: 2 S: 11 | H: 1 LOB: 0 BB: 0 P: 16 | R: 0 E: 0 K: 1 S: 9 | H: 0 LOB: 1 BB: 1 P: 17 | R: 0 E: 0 K: 2 S: 13 | H: 0 LOB: 1 BB: 1 P: 23 | R: 0 E: 0 K: 0 S: 5 | H: 0 LOB: 0 BB: 0 P: 8 | R: 4 E: 0 K: 2 S: 17 | H: 2 LOB: 2 BB: 3 P: 41 | R: 0 E: 0 K: 1 S: 9 | H: 1 LOB: 1 BB: 0 P: 13 | R: 0 E: 0 K: 1 S: 11 | H: 2 LOB: 3 BB: 0 P: 18 | | R: 0 E: 0 K: 1 S: 11 | H: 2 LOB: 3 BB: 0 P: 18 | 1B: 4 2B: 1 3B: 0 HR: 1 | SF: 0 SAC: 1 DP: 0 HBP: 1 | WP: 0 PB: 0 SB: 0 CS: 0 | PA: 36 | | |
| PITCHER | IP | WLS | BF | H | R | ER | SO | BB | IBB | HBP | BLK | WP | HR | S | P | ERA | WHIP | | | | | | | | |
| Hideo Nomo, R ERA: 3.67 (1, 1) | 5.1 | L | 23 | 1 | 5 | 5 | 8 | 5 | 0 | 1 | 0 | 0 | 0 | 15 | 24 | 0.00 | 2.250 | | | | | | | | |
| Mark Guthrie, L ERA: 2.12 (6, 1) | 1.1 | | 7 | 3 | 0 | 0 | 2 | 0 | 0 | 0 | 0 | 0 | 0 | 15 | 24 | 0.00 | 2.250 | | | | | | | | |
| Antonio Osuna, R ERA: 3.31 (7, 1) | 1.1 | | 6 | 2 | 0 | 0 | 1 | 0 | 0 | 0 | 0 | 0 | 0 | 14 | 22 | 0.00 | 1.500 | | | | | | | | |

| Batter | 1 | 2 | 3 | 4 | 5 | 6 | 7 | 8 | 9 | AB | R | H | RBI | BB | SO | LOB | TOP | | | | | |
|---|------------------------------|---------------------------------|------------------------------|----------------------------------|-------------------------------|----------------------------------|-------------------------------|----------------------------------|-------------------------------|----------------------------------|-------------------------------|----------------------------------|-------------------------------|----------------------------------|------------------------------|----------------------------------|------------------------------|----------------------------------|----------------------------------|------------------------------------|----------------------------------|--------|
| Brett Butler, L OBP: 0.430, SLG: 0.375 (1, 10) | G6-3 | | BB | K | | G3 | | SH1-3 | | 3 | 0 | 0 | 1 | 1 | 1 | 4 | | | | | | |
| Todd Zeile, R OBP: 0.322, SLG: 0.409 (1, 5) | K | | K | | P6 | | HR | F7 | | 5 | 1 | 1 | 0 | 0 | 2 | 1 | | | | | | |
| Mike Piazza, R OBP: 0.442, SLG: 0.601 (1, 2) | 2B | | | FC5 | HR | | HR | | | 4 | 2 | 4 | 2 | 1 | 0 | 0 | | | | | | |
| Raul Mondesi, R OBP: 0.341, SLG: 0.506 (1, 9) | F8 | | | FC5 | F7 | | G6-3 | | | 4 | 1 | 0 | 0 | 1 | 0 | 3 | | | | | | |
| Eric Karros, R OBP: 0.323, SLG: 0.427 (1, 3) | | P4 | | FC5 | HR | | HR | | | 5 | 3 | 2 | 3 | 0 | 1 | 3 | | | | | | |
| Karim Garcia, L OBP: 0.444, SLG: 0.286 (1, 7) | L8 | | | 1B | G3-1 | | K | | | 5 | 0 | 1 | 1 | 0 | 2 | 1 | | | | | | |
| Roger Cedeno, S OBP: 0.259, SLG: 0.250 (1, 8) | L8 | | | 1B | | | F8 | | | 4 | 0 | 1 | 0 | 0 | 1 | 0 | | | | | | |
| Greg Gagne, R OBP: 0.296, SLG: 0.356 (1, 6) | | P2 | | 1B | | | L7 | | | 3 | 1 | 1 | 1 | 1 | 0 | 0 | | | | | | |
| Wilton Guerrero, S OBP: 0.306, SLG: 0.412 (1, 4) | G3 | | | P6 | | | L5 | | | 4 | 0 | 1 | 0 | 0 | 0 | 4 | | | | | | |
| Inning Stats | R: 0 E: 0 K: 1 S: 7 | H: 1 LOB: 1 BB: 0 P: 9 | R: 0 E: 0 K: 0 S: 7 | H: 0 LOB: 0 BB: 0 P: 10 | R: 0 E: 0 K: 1 S: 11 | H: 0 LOB: 1 BB: 1 P: 20 | R: 2 E: 0 K: 1 S: 16 | H: 4 LOB: 3 BB: 1 P: 26 | R: 2 E: 0 K: 0 S: 10 | H: 2 LOB: 0 BB: 0 P: 13 | R: 0 E: 0 K: 0 S: 10 | H: 1 LOB: 1 BB: 0 P: 14 | R: 3 E: 0 K: 2 S: 11 | H: 3 LOB: 0 BB: 0 P: 18 | R: 1 E: 1 K: 0 S: 7 | H: 0 LOB: 0 BB: 1 P: 14 | R: 0 E: 0 K: 2 S: 9 | H: 0 LOB: 1 BB: 1 P: 14 | 1B: 6 2B: 2 3B: 0 HR: 3 | SF: 0 SAC: 1 DP: 0 HBP: 0 | WP: 0 PB: 0 SB: 0 CS: 0 | PA: 42 |
| PITCHER | IP | WLS | BF | H | R | ER | SO | BB | IBB | HBP | BLK | WP | HR | S | P | ERA | WHIP | | | | | |
| Bob Wolcott, R ERA: 5.79 (1, 1) | 5.0 | | 24 | 7 | 4 | 4 | 3 | 2 | 0 | 0 | 0 | 0 | 1 | 51 | 78 | 7.20 | 1.800 | | | | | |
| Bob Wells, R ERA: 8.17 (6, 1) | 1.1 | | 8 | 4 | 3 | 3 | 0 | 0 | 0 | 0 | 0 | 0 | 2 | 15 | 22 | 20.25 | 3.000 | | | | | |
| Norm Charlton, L ERA: 7.64 (7, 1) | 1.1 | | 5 | 0 | 1 | 0 | 2 | 1 | 0 | 0 | 0 | 0 | 0 | 12 | 22 | 0.00 | 0.750 | | | | | |
| Bobby Ayala, R ERA: 4.38 (8, 1) | 1.1 | W | 5 | 0 | 0 | 0 | 2 | 1 | 0 | 0 | 0 | 0 | 0 | 10 | 16 | 0.00 | 0.750 | | | | | |

Los Angeles Dodgers @ Seattle Mariners
The Kingdome, Seattle, WA
Sat Jun 14 1997, 6:33 AM EDT
Att: 57,345 - Dome - 68 F

livebaseballscores.com

AB 37
R 8
H 11
RBI 8
BB 4
SO 7
LOB 16



| Batter | 1 | 2 | 3 | 4 | 5 | 6 | 7 | 8 | 9 | AB | R | H | RBI | BB | SO | LOB | BOTTOM | | | | | |
|--|-------------------------------|----------------------------------|-------------------------------|----------------------------------|-------------------------------|----------------------------------|-------------------------------|----------------------------------|-------------------------------|----------------------------------|-------------------------------|----------------------------------|------------------------------|----------------------------------|-------------------------------|----------------------------------|------------------------------|---------------------------------|----------------------------------|------------------------------------|----------------------------------|--------|
| Joey Cora, S OBP: 0.421, SLG: 0.533 (1, 4) | F8 | | | 2B | HBP | | G6-3 | | | 4 | 0 | 1 | 0 | 0 | 1 | 2 | | | | | | |
| José Cruz Jr., S OBP: 0.308, SLG: 0.531 (1, 7) | K | | S | K | K | | | K | | 4 | 1 | 0 | 0 | 1 | 4 | 3 | | | | | | |
| Ken Griffey Jr., L OBP: 0.376, SLG: 0.673 (1, 8) | F8 | | F8 | F9 | | HR | | K | | 5 | 1 | 1 | 1 | 0 | 1 | 2 | | | | | | |
| Edgar Martinez, R OBP: 0.445, SLG: 0.514 (1, 10) | | HR | 2B | 2B | BB | | HR | FC5 | | 2 | 3 | 2 | 1 | 3 | 0 | 0 | | | | | | |
| Jay Buhner, R OBP: 0.382, SLG: 0.478 (1, 9) | F8 | | 2B | K | | G1-3 | | BB | | 4 | 1 | 1 | 1 | 1 | 1 | 3 | | | | | | |
| Paul Sorrento, L OBP: 0.340, SLG: 0.465 (8, FH) (9, 3) | | HR | 2B | BB | | F8 | | FC5 | | 3 | 1 | 1 | 1 | 1 | 1 | 0 | | | | | | |
| Rich Amaral, R OBP: 0.311, SLG: 0.296 (9, 3) | | HR | 2B | BB | | F8 | | FC5 | | 1 | 0 | 0 | 0 | 0 | 0 | 2 | | | | | | |
| Dan Wilson, R OBP: 0.342, SLG: 0.440 (1, 2) | 2B | | P4 | | G6-3 | | F8 | | | 5 | 0 | 1 | 0 | 0 | 0 | 3 | | | | | | |
| Russ Davis, R OBP: 0.344, SLG: 0.538 (1, 5) | K | | 2B | | 1B | | K | | | 5 | 2 | 3 | 3 | 0 | 2 | 1 | | | | | | |
| Alvaro Espinoza, R OBP: 0.286, SLG: 0.250 (1, 6) | BB | | G5-3 | | 2B | | F8 | | | 3 | 0 | 1 | 1 | 1 | 0 | 2 | | | | | | |
| Inning Stats | R: 0 E: 0 K: 1 S: 12 | H: 0 LOB: 0 BB: 0 P: 19 | R: 2 E: 0 K: 2 S: 19 | H: 3 LOB: 2 BB: 1 P: 31 | R: 3 E: 0 K: 0 S: 15 | H: 2 LOB: 2 BB: 3 P: 31 | R: 0 E: 0 K: 2 S: 11 | H: 1 LOB: 2 BB: 1 P: 19 | R: 1 E: 0 K: 1 S: 12 | H: 2 LOB: 2 BB: 0 P: 23 | R: 2 E: 0 K: 1 S: 16 | H: 2 LOB: 0 BB: 0 P: 24 | R: 0 E: 0 K: 1 S: 8 | H: 0 LOB: 0 BB: 0 P: 14 | R: 0 E: 0 K: 2 S: 14 | H: 0 LOB: 2 BB: 2 P: 28 | R: 1 E: 0 K: 0 S: 3 | H: 1 LOB: 0 BB: 0 P: 4 | 1B: 1 2B: 6 3B: 0 HR: 4 | SF: 0 SAC: 0 DP: 0 HBP: 1 | WP: 1 PB: 0 SB: 2 CS: 0 | PA: 44 |
| PITCHER | IP | WLS | BF | H | R | ER | SO | BB | IBB | HBP | BLK | WP | HR | S | P | ERA | WHIP | | | | | |
| Ramon Martinez, R ERA: 3.42 (1, 1) | 4.0 | | 23 | 6 | 5 | 5 | 5 | 5 | 0 | 0 | 0 | 1 | 1 | 33 | 56 | 11.25 | 2.750 | | | | | |
| Tom Candiotti, R ERA: 2.79 (5, 1) | 2.2 | | 13 | 4 | 3 | 3 | 3 | 0 | 0 | 1 | 0 | 1 | 1 | 33 | 56 | 10.12 | 1.500 | | | | | |
| Scott Radinsky, L ERA: 2.96 (7, 1) | 1.1 | | 6 | 0 | 0 | 0 | 2 | 2 | 0 | 0 | 0 | 0 | 0 | 17 | 33 | 0.00 | 1.500 | | | | | |
| Antonio Osuna, R ERA: 3.78 (9, 1) | 0.1 | L | 2 | 1 | 1 | 1 | 0 | 0 | 0 | 0 | 0 | 0 | 1 | 3 | 4 | 27.00 | 3.000 | | | | | |

Los Angeles Dodgers @ Seattle Mariners
The Kingdome, Seattle, WA
Sat Jun 14 1997, 6:33 AM EDT
Att: 57,345 - Dome - 68 F

livebaseballscores.com

AB 36
R 9
H 11
RBI 8
BB 7
SO 10
LOB 18



| Batter | 1 | 2 | 3 | 4 | 5 | 6 | 7 | 8 | 9 | AB | R | H | RBI | BB | SO | LOB | TOP | | | | | | | | | | |
|---|------------------------------|----------------------------------|-------------------------------|----------------------------------|-------------------------------|----------------------------------|-------------------------------|----------------------------------|------------------------------|----------------------------------|------------------------------|----------------------------------|-------------------------------|----------------------------------|------------------------------|----------------------------------|---|-------------------------------|----------------------------------|-------------------------|------------------------------------|----------------------------------|--------|--|--|--|--|
| Brett Butler, L (1, 8) OBP: 0.426, SLG: 0.366 Roger Cedeno, S (8, 8) OBP: 0.259, SLG: 0.250 | G5-3 | | L8 | | G4-3 | | | BB BB | | 3 | 0 | 0 | 0 | 1 | 0 | 0 | Los Angeles Dodgers @ Seattle Mariners The Kingdome, Seattle, WA Sun Jun 15 1997, 6:33 AM EDT Att. 57,114 - Dome - 68 F | | | | | | | | | | |
| Todd Zeile, R (1, 5) OBP: 0.321, SLG: 0.403 | G3 | | G6-3 | | G6-3 | | | BB BB BB BB | | 3 | 0 | 0 | 0 | 1 | 0 | 0 | | | | | | | | | | | |
| Mike Piazza, R (1, 10) OBP: 0.439, SLG: 0.595 | K | | E5 | | F9 | | | BB BB BB BB | | 4 | 0 | 1 | 0 | 0 | 1 | 2 | | | | | | | | | | | |
| Eric Karros, R (1, 3) OBP: 0.325, SLG: 0.440 | | HR | G4-3 | | G6-3 | | | | | 4 | 1 | 2 | 1 | 0 | 0 | 1 | | | | | | | | | | | |
| Raul Mondesi, R (1, 9) OBP: 0.339, SLG: 0.506 | G6-3 | | | | P5 | | | | | 4 | 0 | 1 | 0 | 0 | 1 | 0 | | | | | | | | | | | |
| Billy Ashley, R (1, 7) OBP: 0.275, SLG: 0.395 | 2B | | K | | K | | | | | 4 | 1 | 1 | 0 | 0 | 3 | 2 | | | | | | | | | | | |
| Greg Gagne, R (1, 6) OBP: 0.295, SLG: 0.358 | 2B | | G4-3 | | G4-3 | | | | | 4 | 0 | 1 | 1 | 0 | 2 | 2 | | | | | | | | | | | |
| Tom Prince, R (1, 2) OBP: 0.250, SLG: 0.205 Nelson Lirio, S (8, PH) OBP: 0.327, SLG: 0.408 Antonio Osuna, R (8, 1) Eric Anthony, L (8, PH) OBP: 0.333, SLG: 0.464 | F7 | | | | L7 | | | | | 2 | 0 | 0 | 0 | 0 | 0 | 1 | | | | | | | | | | | |
| Wilton Guerrero, S (1, 4) OBP: 0.301, SLG: 0.405 | G5-3 | | | | G3 | | | | | 3 | 0 | 0 | 0 | 0 | 0 | 1 | | | | | | | | | | | |
| Inning Stats | R: 0 E: 0 K: 1 S: 9 | H: 0 LOB: 0 BB: 0 P: 10 | R: 2 E: 0 K: 0 S: 16 | H: 3 LOB: 1 BB: 0 P: 25 | R: 0 E: 1 K: 0 S: 17 | H: 1 LOB: 1 BB: 0 P: 24 | R: 0 E: 0 K: 1 S: 10 | H: 0 LOB: 0 BB: 0 P: 19 | R: 0 E: 0 K: 0 S: 8 | H: 0 LOB: 0 BB: 0 P: 11 | R: 0 E: 0 K: 0 S: 8 | H: 0 LOB: 0 BB: 0 P: 14 | R: 0 E: 0 K: 3 S: 10 | H: 0 LOB: 0 BB: 0 P: 16 | R: 0 E: 0 K: 0 S: 7 | H: 0 LOB: 2 BB: 2 P: 19 | | R: 0 E: 0 K: 2 S: 15 | H: 2 LOB: 2 BB: 0 P: 23 | 1B: 2 2B: 3 HR: 1 | SF: 0 SAC: 0 DP: 0 HBP: 0 | WP: 0 PB: 0 SB: 0 CS: 0 | PA: 35 | | | | |
| PITCHER | IP | WLS | BF | H | R | ER | SO | BB | IBB | HBP | BLK | WP | HR | S | P | ERA | WHIP | | | | | | | | | | |
| Jamie Moyer, L (1, 1) ERA: 4.38 Scott Sanders, R (7, 1) ERA: 6.84 | 6.0 | W | 22 | 4 | 2 | 2 | 2 | 0 | 0 | 0 | 0 | 0 | 1 | 68 | 103 | 3.00 | 0.667 | | | | | | | | | | |

| Batter | 1 | 2 | 3 | 4 | 5 | 6 | 7 | 8 | 9 | AB | R | H | RBI | BB | SO | LOB | BOTTOM | | | | | | | | | | |
|--|-------------------------------|----------------------------------|-------------------------------|----------------------------------|-------------------------------|----------------------------------|-------------------------------|----------------------------------|------------------------------|----------------------------------|-------------------------------|----------------------------------|-------------------------------|----------------------------------|-------------------------------|----------------------------------|---|----------------------------------|------------------------------------|----------------------------------|--------|--|--|--|--|--|--|
| Joey Cora, S (1, 4) OBP: 0.414, SLG: 0.524 | P2 | | L4 | | F7 | | | | | 4 | 0 | 0 | 0 | 0 | 0 | 1 | Los Angeles Dodgers @ Seattle Mariners The Kingdome, Seattle, WA Sun Jun 15 1997, 6:33 AM EDT Att. 57,114 - Dome - 68 F | | | | | | | | | | |
| José Cruz Jr., S (1, 7) OBP: 0.368, SLG: 0.608 | BB | | BB | | HR | | | | | 2 | 2 | 2 | 3 | 3 | 0 | 0 | | | | | | | | | | | |
| Ken Griffey Jr., L (1, 8) OBP: 0.380, SLG: 0.668 | K | | BB | | CS | | | | | 2 | 1 | 0 | 0 | 3 | 1 | 2 | | | | | | | | | | | |
| Edgar Martinez, R (1, 10) OBP: 0.447, SLG: 0.516 | BB | | P3 | | CS | | | | | 3 | 0 | 2 | 1 | 1 | 0 | 2 | | | | | | | | | | | |
| Jay Buhner, R (1, 9) OBP: 0.383, SLG: 0.472 | F8 | | BB | | G1-3 | | | | | 3 | 0 | 0 | 0 | 2 | 0 | 5 | | | | | | | | | | | |
| Paul Sorrento, L (1, 3) OBP: 0.349, SLG: 0.485 Mike Blowers, R (6, PH) OBP: 0.311, SLG: 0.379 | HR | | BB | | WP | | | | | 2 | 1 | 2 | 3 | 1 | 0 | 0 | | | | | | | | | | | |
| Dan Wilson, R (1, 2) OBP: 0.339, SLG: 0.448 | L8 | | K | | F7 | | | | | 5 | 1 | 1 | 1 | 0 | 2 | 5 | | | | | | | | | | | |
| Russ Davis, R (1, 5) OBP: 0.346, SLG: 0.533 | K | | K | | K | | | | | 4 | 1 | 1 | 0 | 1 | 3 | 1 | | | | | | | | | | | |
| Alvaro Espinoza, R (1, 6) OBP: 0.282, SLG: 0.250 | G5-3 | | HR | | HR | | | | | 4 | 2 | 1 | 0 | 0 | 2 | 4 | | | | | | | | | | | |
| Inning Stats | R: 0 E: 0 K: 1 S: 11 | H: 0 LOB: 2 BB: 2 P: 25 | R: 1 E: 0 K: 1 S: 10 | H: 1 LOB: 0 BB: 0 P: 12 | R: 2 E: 0 K: 1 S: 11 | H: 1 LOB: 2 BB: 3 P: 27 | R: 2 E: 0 K: 1 S: 11 | H: 2 LOB: 0 BB: 1 P: 18 | R: 0 E: 0 K: 0 S: 8 | H: 1 LOB: 3 BB: 2 P: 35 | R: 0 E: 0 K: 0 S: 11 | H: 1 LOB: 2 BB: 2 P: 26 | R: 3 E: 0 K: 0 S: 12 | H: 3 LOB: 1 BB: 1 P: 20 | R: 0 E: 0 K: 3 S: 13 | H: 1 LOB: 1 BB: 0 P: 18 | | 1B: 6 2B: 1 3B: 0 HR: 3 | SF: 1 SAC: 2 DP: 0 HBP: 0 | WP: 1 PB: 0 SB: 0 CS: 1 | PA: 46 | | | | | | |
| PITCHER | IP | WLS | BF | H | R | ER | SO | BB | IBB | HBP | BLK | WP | HR | S | P | ERA | WHIP | | | | | | | | | | |
| Ismael Valdez, R (1, 1) ERA: 3.27 Mark Guthrie, L (6, 1) ERA: 2.9 Darren Hall, R (7, 1) ERA: 1.85 Antonio Osuna, R (8, 1) ERA: 3.57 | 5.0 | L | 27 | 5 | 5 | 5 | 5 | 8 | 0 | 0 | 0 | 0 | 1 | 17 | 38 | 9.00 | 2.600 | | | | | | | | | | |



| Batter | 1 | 2 | 3 | 4 | 5 | 6 | 7 | 8 | 9 | AB | R | H | RBI | BB | SO | LOB | TOP | | | | | | | | |
|---|------------------------------|----------------------------------|------------------------------|---------------------------------|-------------------------------|----------------------------------|------------------------------|----------------------------------|------------------------------|----------------------------------|-------------------------------|----------------------------------|------------------------------|---------------------------------|------------------------------|----------------------------------|--|----------------------------------|----------------------------------|------------------------------------|----------------------------------|--------|--|--|--|
| Tony Phillips, S OBP: 0.414, SLG: 0.379 | 0-0 CS 1B | | 1-0 2B 1B | | | 2-3 K | | 1-3 K | | 4 | 0 | 2 | 0 | 0 | 2 | 0 | Anaheim Angels @ Los Angeles Dodgers Dodger Stadium, Los Angeles, CA Tue Jun 17 1997, 7:05 PM PDT Att: 41,428 - Unknown - 74 F livebaseballscorecards.com | | | | | | | | |
| Mike James, R (8, 1) | | | | | | | | | | 0 | 0 | 0 | 0 | 0 | 0 | 0 | | | | | | | | | |
| Pep Harris, R (8, 1) | | | | | | | | | | 0 | 0 | 0 | 0 | 0 | 0 | 0 | | | | | | | | | |
| Mike Holtz, L (8, 1) | | | | | | | | | | 0 | 0 | 0 | 0 | 0 | 0 | 0 | | | | | | | | | |
| Troy Percival, R (8, 1) | | | | | | | | | | 0 | 0 | 0 | 0 | 0 | 0 | 0 | | | | | | | | | |
| Jim Edmonds, L OBP: 0.375, SLG: 0.532 | 2-0 L8 | | 2-2 1-3 2B | | | 1-3 K | | 3-1 G3 | | 4 | 0 | 1 | 1 | 0 | 1 | 1 | | | | | | | | | |
| Dave Hollins, S OBP: 0.387, SLG: 0.479 | 2-2 G4-3 1-2 | | 3-H 1-3 K | | | 2-2 16 2B 1B | | 1-3 K | | 4 | 1 | 1 | 0 | 0 | 2 | 3 | | | | | | | | | |
| Tim Salmon, R OBP: 0.385, SLG: 0.454 | | 2-2 G5-4-3 1B | | 2-3 K | | 4-2 16 2B BB | | 3-2 K | | 3 | 1 | 1 | 0 | 1 | 2 | 0 | | | | | | | | | |
| 16 Garret Anderson, L OBP: 0.346, SLG: 0.380 | 0-0 F8 | | 3-2 F9 | | | 0-2 1-H 2-H 2B | | 1-2 G6-3 | | 4 | 0 | 1 | 2 | 0 | 0 | 1 | | | | | | | | | |
| Jim Levritz, R OBP: 0.349, SLG: 0.433 | 1-1 G5-4-3 1-2 | | 1-1 G3 | | | 3-1 P3 | | 3-2 G6-3 | | 4 | 0 | 0 | 0 | 0 | 0 | 2 | | | | | | | | | |
| Chad Kreuter, S OBP: 0.323, SLG: 0.364 | | | 3-2 G3 | | 2-0 P2 | | 0-0 F8 | | | 3 | 0 | 0 | 0 | 0 | 0 | 0 | | | | | | | | | |
| Gary Disarcina, R OBP: 0.280, SLG: 0.355 | | | 2-1 E5 FC1-6 | | 0-0 G4-3 | | 3-1 P5 | | | 3 | 0 | 0 | 0 | 0 | 0 | 0 | | | | | | | | | |
| Chuck Finley, L (1, 1) | | | 0-0 FC1-6 1B 2B | | 2-3 K | | 0-1 F8 | | | 3 | 1 | 0 | 0 | 0 | 1 | 1 | | | | | | | | | |
| Luis Alicea, S OBP: 0.396, SLG: 0.432 | | | | | | | | | | 0 | 0 | 0 | 0 | 0 | 0 | 0 | | | | | | | | | |
| Inning Stats | R: 0 E: 0 K: 0 S: 6 | H: 1 LOB: 0 BB: 0 P: 10 | R: 0 E: 0 K: 0 S: 6 | H: 1 LOB: 0 BB: 0 P: 9 | R: 1 E: 1 K: 1 S: 14 | H: 2 LOB: 2 BB: 0 P: 23 | R: 0 E: 0 K: 1 S: 9 | H: 0 LOB: 0 BB: 0 P: 15 | R: 0 E: 0 K: 1 S: 6 | H: 0 LOB: 0 BB: 0 P: 10 | R: 2 E: 0 K: 2 S: 19 | H: 2 LOB: 1 BB: 1 P: 31 | R: 0 E: 0 K: 0 S: 5 | H: 0 LOB: 0 BB: 0 P: 8 | R: 0 E: 0 K: 2 S: 8 | H: 0 LOB: 0 BB: 0 P: 13 | R: 0 E: 0 K: 1 S: 10 | H: 0 LOB: 0 BB: 0 P: 17 | 1B: 4 2B: 2 3B: 0 HR: 0 | SF: 0 SAC: 0 DP: 1 HBP: 0 | WP: 0 PB: 0 SB: 0 CS: 1 | PA: 33 | | | |
| PITCHER | IP | WLS | BF | H | R | ER | SO | BB | IBB | HBP | BLK | WP | HR | S | P | ERA | WHIP | | | | | | | | |
| Chan Ho Park, R ERA: 3.11 | 7.0 | | 27 | 6 | 3 | 2 | 5 | 1 | 0 | 0 | 0 | 0 | 0 | 65 | 106 | 2.57 | 1.000 | | | | | | | | |
| Mark Guthrie, L ERA: 2.51 | 1.0 | W | 3 | 0 | 0 | 0 | 2 | 0 | 0 | 0 | 0 | 0 | 0 | 8 | 13 | 0.00 | 0.000 | | | | | | | | |
| Darren Hall, R ERA: 1.78 | 1.0 | | 3 | 0 | 0 | 0 | 1 | 0 | 0 | 0 | 0 | 0 | 0 | 10 | 17 | 0.00 | 0.000 | | | | | | | | |

| Batter | 1 | 2 | 3 | 4 | 5 | 6 | 7 | 8 | 9 | AB | R | H | RBI | BB | SO | LOB | BOTTOM | | | | | | | | |
|--|------------------------------|----------------------------------|-------------------------------|----------------------------------|------------------------------|---------------------------------|------------------------------|---------------------------------|------------------------------|---------------------------------|-------------------------------|----------------------------------|------------------------------|----------------------------------|-------------------------------|----------------------------------|--|----------------------------------|----------------------------------|------------------------------------|----------------------------------|--------|--|--|--|
| Roger Cedeno, S OBP: 0.242, SLG: 0.232 | 0-1 B2-3 | | 0-1 SH1-3 1-2 | | 0-0 L9 | | 1-3 K | | 1-2 K | 4 | 0 | 0 | 0 | 0 | 2 | 1 | Anaheim Angels @ Los Angeles Dodgers Dodger Stadium, Los Angeles, CA Tue Jun 17 1997, 7:05 PM PDT Att: 41,428 - Unknown - 74 F livebaseballscorecards.com | | | | | | | | |
| Todd Zeile, R OBP: 0.330, SLG: 0.434 | 1-2 P4 | | 4-1 L5-3 BB | | | 2-2 1B 1B 1B | | 2-1 HR 2-H HR | | 4 | 2 | 3 | 2 | 1 | 0 | 0 | | | | | | | | | |
| Mike Piazza, R OBP: 0.444, SLG: 0.596 | 4-1 BB | | 0-0 L5-3 1-1 | | | 0-1 1B 1-2 1B 1B | | 1-0 FC1-5 1B 1B | | 3 | 0 | 2 | 0 | 1 | 0 | 2 | | | | | | | | | |
| Eric Karros, R OBP: 0.328, SLG: 0.441 | 2-1 P4 | | | | 0-0 F8 | | 1-2 FC5-4 1B | | 1-0 FC1-5 1B | 4 | 0 | 2 | 0 | 0 | 0 | 1 | | | | | | | | | |
| Raul Mondesi, R OBP: 0.335, SLG: 0.498 | | 2-2 F8 | | 0-0 G5-3 | | 2-3 K | | 0-0 FC1-5 | | 4 | 0 | 0 | 0 | 0 | 1 | 5 | | | | | | | | | |
| Billy Ashley, R OBP: 0.277, SLG: 0.385 | | 4-2 BB | | 3-0 G5-3 | | 0-3 K | | 1-3 K | | 2 | 0 | 0 | 0 | 1 | 1 | 3 | | | | | | | | | |
| Nelson Liriano, S OBP: 0.321, SLG: 0.400 | | | | | | | | | | 1 | 0 | 0 | 0 | 0 | 1 | 2 | | | | | | | | | |
| Greg Gagne, R OBP: 0.292, SLG: 0.354 | | 0-1 P3 | | | 0-3 K | | 2-1 FC5-4 1-2 | | 1-3 K | 3 | 0 | 0 | 0 | 0 | 1 | 4 | | | | | | | | | |
| Karim Garcia, L OBP: 0.400, SLG: 0.250 | | 1 SAFE | | | | | | | | 1 | 0 | 0 | 0 | 0 | 1 | 2 | | | | | | | | | |
| Wilton Guerrero, S OBP: 0.305, SLG: 0.423 | | 2-2 F9 | | | 1-0 HR | | 1-3 K | | 1-2 SH1-3 WP 1B | 4 | 2 | 2 | 1 | 0 | 1 | 1 | | | | | | | | | |
| Chan Ho Park, R OBP: 0.273, SLG: 0.333 | | | 0-0 SH1-3 1B | | 1-1 G6-3 | | 2-3 K | | 1-1 SH1-3 | 2 | 0 | 1 | 0 | 0 | 0 | 0 | | | | | | | | | |
| Tripp Cromer, R (7, PH) | | | | | | | | | | 1 | 0 | 0 | 0 | 0 | 1 | 0 | | | | | | | | | |
| Mark Guthrie, R (8, 1) | | | | | | | | | | 0 | 0 | 0 | 0 | 0 | 0 | 0 | | | | | | | | | |
| Darren Hall, R (9, 1) | | | | | | | | | | 0 | 0 | 0 | 0 | 0 | 0 | 0 | | | | | | | | | |
| Brett Butler, L OBP: 0.426, SLG: 0.366 | | | | | | | | | | 0 | 0 | 0 | 0 | 0 | 0 | 0 | | | | | | | | | |
| Inning Stats | R: 0 E: 0 K: 0 S: 9 | H: 0 LOB: 1 BB: 1 P: 16 | R: 0 E: 0 K: 0 S: 13 | H: 0 LOB: 1 BB: 1 P: 21 | R: 0 E: 0 K: 0 S: 5 | H: 1 LOB: 1 BB: 1 P: 9 | R: 0 E: 0 K: 0 S: 3 | H: 0 LOB: 0 BB: 0 P: 6 | R: 1 E: 0 K: 1 S: 7 | H: 1 LOB: 0 BB: 0 P: 9 | R: 0 E: 0 K: 2 S: 17 | H: 3 LOB: 3 BB: 0 P: 24 | R: 0 E: 0 K: 3 S: 9 | H: 0 LOB: 0 BB: 0 P: 13 | R: 1 E: 0 K: 2 S: 11 | H: 3 LOB: 2 BB: 0 P: 17 | R: 2 E: 0 K: 1 S: 10 | H: 2 LOB: 0 BB: 0 P: 14 | 1B: 7 2B: 1 3B: 0 HR: 3 | SF: 0 SAC: 2 DP: 1 HBP: 0 | WP: 2 PB: 0 SB: 0 CS: 0 | PA: 38 | | | |
| PITCHER | IP | WLS | BF | H | R | ER | SO | BB | IBB | HBP | BLK | WP | HR | S | P | ERA | WHIP | | | | | | | | |
| Chuck Finley, L ERA: 5.02 | 7.0 | | 28 | 5 | 1 | 1 | 6 | 3 | 0 | 0 | 0 | 0 | 1 | 63 | 98 | 1.29 | 1.143 | | | | | | | | |
| Mike James, R ERA: 4.45 | 0.0 | | 3 | 3 | 1 | 1 | 0 | 0 | 0 | 0 | 0 | 0 | 1 | 4 | 8 | ∞ | ∞ | | | | | | | | |
| Pep Harris, R ERA: 4.19 | 0.1 | | 1 | 0 | 0 | 0 | 0 | 0 | 0 | 0 | 0 | 0 | 0 | 1 | 1 | 0.00 | 0.000 | | | | | | | | |
| Mike Holtz, L ERA: 0.96 | 0.1 | L | 1 | 0 | 0 | 0 | 1 | 0 | 0 | 0 | 0 | 0 | 0 | 3 | 4 | 0.00 | 0.000 | | | | | | | | |
| Troy Percival, R ERA: 4.41 | 1.0 | L | 5 | 2 | 2 | 2 | 2 | 0 | 0 | 0 | 0 | 1 | 1 | 13 | 18 | 18.00 | 2.000 | | | | | | | | |



| Batter | 1 | 2 | 3 | 4 | 5 | 6 | 7 | 8 | 9 | AB | R | H | RBI | BB | SO | LOB | TOP | | | | |
|--|-------------------------------|----------------------------------|------------------------------|----------------------------------|------------------------------|----------------------------------|------------------------------|---------------------------------|-------------------------------|----------------------------------|------------------------------|----------------------------------|------------------------------|----------------------------------|------------------------------|---------------------------------|--|------------------------------------|----------------------------------|--------|--|
| Tony Phillips, S OBP: 0.417, SLG: 0.382 (1, 7) | | | | | | | | | | 3 | 2 | 1 | 0 | 2 | 0 | 4 | Anaheim Angels @ Los Angeles Dodgers Dodger Stadium, Los Angeles, CA Wed Jun 18 1997, 7:05 PM PDT Att: 45,953 - Unknown - 73 F | | | | |
| Jim Edmonds, L OBP: 0.372, SLG: 0.525 (1, 3) | | | | | | | | | | 5 | 0 | 1 | 0 | 0 | 2 | 6 | | | | | |
| Dave Hollins, S OBP: 0.380, SLG: 0.469 (1, 5) | | | | | | | | | | 5 | 0 | 0 | 0 | 0 | 3 | 5 | | | | | |
| Tim Salmon, R OBP: 0.388, SLG: 0.471 (1, 9) | | | | | | | | | | 4 | 2 | 2 | 1 | 1 | 2 | 1 | | | | | |
| 16 Garret Anderson, L OBP: 0.344, SLG: 0.384 (1, 8) | | | | | | | | | | 5 | 0 | 1 | 2 | 0 | 1 | 2 | | | | | |
| Jim Levritz, R OBP: 0.356, SLG: 0.439 (1, 2) | | | | | | | | | | 2 | 1 | 1 | 0 | 2 | 1 | 1 | | | | | |
| Luis Alicea, S OBP: 0.396, SLG: 0.425 (1, 4) | | | | | | | | | | 3 | 0 | 0 | 0 | 0 | 1 | 3 | | | | | |
| Gary Disarcina, R OBP: 0.276, SLG: 0.350 Pep Harris, R (7, 1) | | | | | | | | | | 3 | 0 | 0 | 0 | 0 | 0 | 1 | | | | | |
| Dennis Springer, R (1, 1) | | | | | | | | | | 0 | 0 | 0 | 0 | 0 | 0 | 0 | | | | | |
| Darin Erstad, L OBP: 0.358, SLG: 0.466 Shigetoshi Hasegawa, R (6, 1) | | | | | | | | | | 0 | 0 | 0 | 1 | 1 | 0 | 0 | | | | | |
| Mike Holtz, L (7, 1) | | | | | | | | | | 0 | 0 | 0 | 0 | 0 | 0 | 0 | | | | | |
| Craig Grebeck, R OBP: 0.384, SLG: 0.469 (7, 6) | | | | | | | | | | 1 | 0 | 1 | 0 | 0 | 0 | 0 | | | | | |
| Inning Stats | R: 2 E: 0 K: 2 S: 16 | H: 2 LOB: 2 BB: 2 P: 27 | R: 0 E: 0 K: 2 S: 9 | H: 0 LOB: 1 BB: 1 P: 14 | R: 0 E: 0 K: 1 S: 8 | H: 1 LOB: 1 BB: 0 P: 10 | R: 0 E: 0 K: 1 S: 7 | H: 0 LOB: 0 BB: 0 P: 7 | R: 1 E: 1 K: 3 S: 11 | H: 1 LOB: 1 BB: 1 P: 19 | R: 1 E: 0 K: 0 S: 6 | H: 1 LOB: 1 BB: 1 P: 14 | R: 0 E: 0 K: 0 S: 6 | H: 1 LOB: 0 BB: 0 P: 10 | R: 0 E: 0 K: 1 S: 5 | H: 0 LOB: 0 BB: 0 P: 7 | 1B: 2 2B: 3 3B: 1 HR: 1 | SF: 0 SAC: 1 DP: 1 HBP: 1 | WP: 0 PB: 0 SB: 1 CS: 0 | PA: 41 | |
| PITCHER | IP | WLS | BF | H | R | ER | SO | BB | IBB | HBP | BLK | WP | HR | S | P | ERA | WHIP | | | | |
| Hideo Nomo, R ERA: 3.71 37 Darren Dreifort, R ERA: 2.53 Scott Radinsky, L ERA: 2.86 Todd Worrell, R ERA: 4.44 | 6.1 | | 33 | 6 | 5 | 3 | 11 | 6 | 0 | 1 | 0 | 0 | 1 | 70 | 113 | 4.26 | 1.895 | | | | |

| Batter | 1 | 2 | 3 | 4 | 5 | 6 | 7 | 8 | 9 | AB | R | H | RBI | BB | SO | LOB | BOTTOM | | | | |
|--|------------------------------|----------------------------------|-------------------------------|----------------------------------|-------------------------------|----------------------------------|-------------------------------|----------------------------------|-------------------------------|----------------------------------|------------------------------|---------------------------------|-------------------------------|----------------------------------|------------------------------|----------------------------------|--|----------------------------------|------------------------------------|----------------------------------|--------|
| Brett Butler, L OBP: 0.421, SLG: 0.358 (1, 8) | | | | | | | | | | 3 | 0 | 0 | 0 | 1 | 0 | 1 | Anaheim Angels @ Los Angeles Dodgers Dodger Stadium, Los Angeles, CA Wed Jun 18 1997, 7:05 PM PDT Att: 45,953 - Unknown - 73 F | | | | |
| Todd Zeile, R OBP: 0.332, SLG: 0.445 (1, 5) | | | | | | | | | | 3 | 1 | 1 | 2 | 1 | 0 | 1 | | | | | |
| Mike Piazza, R OBP: 0.441, SLG: 0.590 (1, 2) | | | | | | | | | | 4 | 1 | 1 | 0 | 0 | 0 | 1 | | | | | |
| Eric Karros, R OBP: 0.323, SLG: 0.435 (1, 3) | | | | | | | | | | 4 | 0 | 0 | 0 | 0 | 1 | 1 | | | | | |
| Raul Mondesi, R OBP: 0.340, SLG: 0.516 (1, 9) | | | | | | | | | | 3 | 2 | 2 | 2 | 1 | 0 | 0 | | | | | |
| Karin Garcia, L OBP: 0.286, SLG: 0.167 Todd Worrell, R (9, 1) | | | | | | | | | | 4 | 0 | 0 | 0 | 0 | 0 | 2 | | | | | |
| Greg Gagne, R OBP: 0.291, SLG: 0.352 (1, 6) | | | | | | | | | | 4 | 0 | 1 | 1 | 0 | 1 | 1 | | | | | |
| Wilton Guerrero, S OBP: 0.309, SLG: 0.421 (1, 4) | | | | | | | | | | 3 | 2 | 1 | 0 | 1 | 0 | 1 | | | | | |
| Hideo Nomo, R OBP: 0.421, SLG: 0.393 37 Darren Dreifort, R ERA: 5.99 Nelson Liriano, S OBP: 0.221, SLG: 0.400 Billy Ashby, R OBP: 0.286, SLG: 0.430 Scott Radinsky, L (8, 1) Roger Cedeno, S OBP: 0.242, SLG: 0.222 (8, 8) | | | | | | | | | | 1 | 0 | 0 | 0 | 0 | 0 | 0 | | | | | |
| Inning Stats | R: 0 E: 0 K: 0 S: 9 | H: 0 LOB: 0 BB: 0 P: 17 | R: 0 E: 0 K: 2 S: 10 | H: 1 LOB: 1 BB: 0 P: 11 | R: 0 E: 0 K: 0 S: 12 | H: 0 LOB: 1 BB: 1 P: 23 | R: 2 E: 0 K: 0 S: 10 | H: 2 LOB: 0 BB: 0 P: 15 | R: 2 E: 0 K: 0 S: 11 | H: 2 LOB: 0 BB: 0 P: 15 | R: 0 E: 0 K: 0 S: 6 | H: 0 LOB: 0 BB: 0 P: 9 | R: 2 E: 0 K: 0 S: 11 | H: 1 LOB: 1 BB: 2 P: 24 | R: 1 E: 0 K: 0 S: 6 | H: 1 LOB: 1 BB: 1 P: 12 | | 1B: 3 2B: 1 3B: 0 HR: 3 | SF: 0 SAC: 1 DP: 0 HBP: 0 | WP: 0 PB: 0 SB: 1 CS: 0 | PA: 35 |
| PITCHER | IP | WLS | BF | H | R | ER | SO | BB | IBB | HBP | BLK | WP | HR | S | P | ERA | WHIP | | | | |
| Dennis Springer, R ERA: 5.99 Shigetoshi Hasegawa, R ERA: 4.82 Mike Holtz, L ERA: 1.42 Pep Harris, R ERA: 4.28 | 5.0 | | 21 | 5 | 4 | 4 | 2 | 1 | 0 | 0 | 0 | 0 | 0 | 10 | 19 | 6.75 | 0.750 | | | | |

| Batter | 1 | 2 | 3 | 4 | 5 | 6 | 7 | 8 | 9 | AB | R | H | RBI | BB | SO | LOB | TOP | | | | |
|--|-------------------------------|----------------------------------|------------------------------|----------------------------------|------------------------------|----------------------------------|------------------------------|----------------------------------|------------------------------|----------------------------------|-------------------------------|----------------------------------|-------------------------------|----------------------------------|-------------------------------|----------------------------------|---|------------------------------------|----------------------------------|--------|--|
| Brett Butler, L OBP: 0.417, SLG: 0.355 (1, 8) | G5-3 | | F7 | | | L6 | | G6-4-3 1B | | 4 | 0 | 1 | 0 | 0 | 0 | 1 | Los Angeles Dodgers @ San Francisco Giants 3Com Park at Candlestick Point, San Francisco, CA Thu Jun 19 1997, 10:05 PM EDT Att: 18,112 - Unknown - 65 F livebaseballscorecards.com | | | | |
| Todd Zeile, R OBP: 0.326, SLG: 0.438 (1, 5) | G3 | | P3 | | | K | | G6-4-3 | | 4 | 0 | 0 | 0 | 0 | 1 | 3 | | | | | |
| Mike Piazza, R OBP: 0.442, SLG: 0.584 (1, 2) | BB | | | | | G6-3 | | | F9 | 2 | 0 | 0 | 0 | 2 | 0 | 0 | | | | | |
| Eric Karros, R OBP: 0.322, SLG: 0.443 (1, 3) | L9 | | | | | G4-3 | | K | HR | 4 | 1 | 1 | 1 | 0 | 1 | 2 | | | | | |
| Raul Mondesi, R OBP: 0.336, SLG: 0.508 (1, 9) | G5-3 | | | | | G5-3 | | G5-3 | K | 4 | 0 | 0 | 0 | 0 | 1 | 1 | | | | | |
| Billy Ashley, R OBP: 0.287, SLG: 0.463 (1, 7) | K | | | | | G1-4-3 | | K | K | 3 | 1 | 1 | 1 | 0 | 1 | 1 | | | | | |
| Karim Garcia, L OBP: 0.267, SLG: 0.154 (9, PH) | | | | | | | | HR | K | 1 | 0 | 0 | 0 | 0 | 1 | 0 | | | | | |
| Greg Gagne, R OBP: 0.288, SLG: 0.348 (1, 6) | G6-3 | | | | | K | | K | | 3 | 0 | 0 | 0 | 0 | 2 | 0 | | | | | |
| Wilton Guerrero, S OBP: 0.304, SLG: 0.415 (1, 4) | | | G5-3 | | | K | | G5-3 | | 3 | 0 | 0 | 0 | 0 | 1 | 0 | | | | | |
| Pedro Astacio, R OBP: 0.174, SLG: 0.174 (1, 1) | | | | | | K | | | | 2 | 0 | 1 | 0 | 0 | 1 | 0 | | | | | |
| Antonio Osuna, R (6, 1) | | | | | | | | | | 0 | 0 | 0 | 0 | 0 | 0 | 0 | | | | | |
| Roger Cedeno, S OBP: 0.254, SLG: 0.232 (8, PH) | | | | | | | | | | 0 | 0 | 0 | 0 | 1 | 0 | 0 | | | | | |
| Mark Guthrie, R (8, 1) | | | | | | | | 1B | BB | 0 | 0 | 0 | 0 | 0 | 0 | 0 | | | | | |
| Inning Stats | R: 0 E: 0 K: 0 S: 12 | H: 0 LOB: 1 BB: 1 P: 17 | R: 0 E: 0 K: 1 S: 9 | H: 0 LOB: 0 BB: 0 P: 14 | R: 0 E: 0 K: 0 S: 8 | H: 1 LOB: 1 BB: 0 P: 12 | R: 0 E: 0 K: 0 S: 8 | H: 0 LOB: 1 BB: 1 P: 15 | R: 0 E: 0 K: 1 S: 9 | H: 0 LOB: 0 BB: 0 P: 13 | R: 1 E: 0 K: 2 S: 14 | H: 1 LOB: 0 BB: 0 P: 21 | R: 0 E: 0 K: 0 S: 10 | H: 1 LOB: 1 BB: 1 P: 21 | R: 1 E: 0 K: 2 S: 13 | H: 1 LOB: 0 BB: 0 P: 16 | 1B: 2 2B: 0 3B: 0 HR: 2 | SF: 0 SAC: 0 DP: 1 HBP: 0 | WP: 0 PB: 0 SB: 0 CS: 0 | PA: 33 | |
| PITCHER | IP | WLS | BF | H | R | ER | SO | BB | IBB | HBP | BLK | WP | HR | S | P | ERA | WHIP | | | | |
| Shawn Estes, L ERA: 2.84 (1, 1) | 7.1 | W | 28 | 3 | 1 | 1 | 7 | 3 | 0 | 0 | 0 | 0 | 1 | 77 | 123 | 1.23 | 0.818 | | | | |
| Doug Henry, R ERA: 2.75 (8, 1) | 0.2 | | 1 | 0 | 0 | 0 | 0 | 0 | 0 | 0 | 0 | 0 | 0 | 2 | 4 | 0.00 | 0.000 | | | | |
| Rod Beck, R ERA: 2.76 (9, 1) | 1.0 | | 4 | 1 | 1 | 1 | 2 | 0 | 0 | 0 | 0 | 0 | 1 | 13 | 16 | 9.00 | 1.000 | | | | |

| Batter | 1 | 2 | 3 | 4 | 5 | 6 | 7 | 8 | 9 | AB | R | H | RBI | BB | SO | LOB | BOTTOM | | | | |
|--|-------------------------------|----------------------------------|------------------------------|----------------------------------|------------------------------|----------------------------------|-------------------------------|----------------------------------|-------------------------------|----------------------------------|-------------------------------|----------------------------------|------------------------------|---------------------------------|------------------------------|----------------------------------|---|------------------------------------|----------------------------------|--------|--|
| Darryl Hamilton, L OBP: 0.345, SLG: 0.351 (1, 8) | K | | F7 | | | G3 | | G4-3 | | 4 | 0 | 0 | 0 | 0 | 1 | 2 | Los Angeles Dodgers @ San Francisco Giants 3Com Park at Candlestick Point, San Francisco, CA Thu Jun 19 1997, 10:05 PM EDT Att: 18,112 - Unknown - 65 F livebaseballscorecards.com | | | | |
| Jose Vizcaino, S OBP: 0.326, SLG: 0.304 (1, 6) | K | | | | | G4-3 | | L6 | | 3 | 1 | 0 | 0 | 1 | 1 | 0 | | | | | |
| Stan Javier, S OBP: 0.389, SLG: 0.458 (1, 9) | G4-3 | | | | | FC6-4 2B | | | G3 | 3 | 1 | 1 | 1 | 1 | 0 | 0 | | | | | |
| Barry Bonds, L OBP: 0.421, SLG: 0.489 (1, 7) | | | | | | FC6-4 2B | | | G3 | 4 | 1 | 1 | 1 | 0 | 0 | 2 | | | | | |
| Jeff Kent, R OBP: 0.321, SLG: 0.508 (1, 4) | K | | | | | F9 | | K | K | 4 | 0 | 0 | 0 | 0 | 3 | 2 | | | | | |
| J.T. Snow, L OBP: 0.401, SLG: 0.432 (1, 3) | K | | | | | F9 | | K | L9 | 3 | 1 | 1 | 1 | 1 | 1 | 0 | | | | | |
| Bill Mueller, S OBP: 0.333, SLG: 0.379 (1, 5) | | | | | | G1-3 | | | | 2 | 1 | 1 | 2 | 1 | 0 | 0 | | | | | |
| Damon Berryhill, S OBP: 0.407, SLG: 0.348 (1, 2) | | | | | | G1-3 | | | | 2 | 0 | 0 | 0 | 1 | 1 | 3 | | | | | |
| Shawn Estes, R OBP: 0.120, SLG: 0.208 (1, 1) | | | | | | L9 | | | | 2 | 0 | 1 | 0 | 0 | 1 | 0 | | | | | |
| Doug Henry, R (8, 1) | | | | | | | | | | 0 | 0 | 0 | 0 | 0 | 0 | 0 | | | | | |
| Rod Beck, R (9, 1) | | | | | | | | | | 0 | 0 | 0 | 0 | 0 | 0 | 0 | | | | | |
| Inning Stats | R: 0 E: 0 K: 2 S: 10 | H: 0 LOB: 0 BB: 0 P: 14 | R: 0 E: 0 K: 2 S: 9 | H: 0 LOB: 0 BB: 0 P: 12 | R: 0 E: 0 K: 0 S: 7 | H: 0 LOB: 1 BB: 1 P: 13 | R: 1 E: 0 K: 0 S: 14 | H: 1 LOB: 3 BB: 3 P: 30 | R: 0 E: 0 K: 1 S: 10 | H: 0 LOB: 0 BB: 0 P: 11 | R: 3 E: 0 K: 2 S: 13 | H: 2 LOB: 0 BB: 1 P: 23 | R: 0 E: 0 K: 0 S: 5 | H: 1 LOB: 0 BB: 0 P: 7 | R: 1 E: 0 K: 1 S: 9 | H: 1 LOB: 0 BB: 0 P: 17 | 1B: 1 2B: 1 3B: 0 HR: 3 | SF: 0 SAC: 1 DP: 1 HBP: 0 | WP: 0 PB: 0 SB: 0 CS: 0 | PA: 33 | |
| PITCHER | IP | WLS | BF | H | R | ER | SO | BB | IBB | HBP | BLK | WP | HR | S | P | ERA | WHIP | | | | |
| Pedro Astacio, R ERA: 3.8 (1, 1) | 5.2 | L | 25 | 3 | 4 | 4 | 6 | 5 | 0 | 0 | 0 | 0 | 2 | 60 | 99 | 6.35 | 1.412 | | | | |
| Antonio Osuna, R ERA: 3.32 (6, 1) | 1.1 | | 4 | 1 | 0 | 0 | 1 | 0 | 0 | 0 | 0 | 0 | 0 | 8 | 11 | 0.00 | 0.750 | | | | |
| Mark Guthrie, L ERA: 3.0 (8, 1) | 1.0 | | 4 | 1 | 1 | 1 | 1 | 0 | 0 | 0 | 0 | 0 | 1 | 9 | 17 | 9.00 | 1.000 | | | | |

| Batter | 1 | 2 | 3 | 4 | 5 | 6 | 7 | 8 | 9 | 10 | AB | R | H | RBI | BB | SO | LOB | TOP | | |
|---|------------------------------|----------------------------------|-------------------------------|----------------------------------|-------------------------------|----------------------------------|------------------------------|----------------------------------|-------------------------------|----------------------------------|------------------------------|---------------------------------|------------------------------|----------------------------------|-------------------------------|----------------------------------|----------------------------------|------------------------------------|----------------------------------|--------|
| Brett Butler, L OBP: 0.411, SLG: 0.345 (1.8) (8.7) | L7 | P4 | | G6-3 | | | G5-3 BB | | G6-3 | | 4 | 0 | 0 | 0 | 1 | 0 | 0 | | | |
| Todd Zeile, R OBP: 0.332, SLG: 0.441 (1.5) | F7 | | 1B 2B WP | 1B | | | G5-3 | | | BB PB 1B | 5 | 2 | 3 | 0 | 0 | 0 | 1 | | | |
| Mike Piazza, R OBP: 0.433, SLG: 0.572 (1.2) | L9 | | | L9 | | | L8 | | | K | 5 | 0 | 0 | 0 | 0 | 0 | 2 | 4 | | |
| Eric Karros, R OBP: 0.327, SLG: 0.444 (1.3) | | 1B HR | 1B | 2B 1B | | | L8 | | | PB 2B BB | 4 | 3 | 2 | 0 | 1 | 1 | 1 | | | |
| Raul Mondesi, R OBP: 0.340, SLG: 0.511 (1.9) | | HR | 1B | 1B 2B | | | F8 | | F9 | PB 2B BB | 4 | 3 | 2 | 1 | 1 | 0 | 0 | | | |
| Karin Garcia, L OBP: 0.258, SLG: 0.375 (8.7) Darrell Hall, R OBP: 0.241, SLG: 0.375 (8.1) Antonio Osuna, R OBP: 0.241, SLG: 0.375 (8.1) Todd Worrell, R OBP: 0.241, SLG: 0.375 (8.1) Nelson Lirio, S OBP: 0.241, SLG: 0.375 (8.1) Mark Guthrie, R OBP: 0.241, SLG: 0.375 (8.1) | | HR | 1B | 1B IBB | | | K | | G6-3 | 1B 2B | 3 | 1 | 1 | 3 | 1 | 1 | 0 | | | |
| Greg Gagne, R OBP: 0.294, SLG: 0.364 (1.6) | | HR | | 1B | | | | | G6-3 | K | 5 | 1 | 3 | 2 | 0 | 1 | 1 | | | |
| Wilton Guerrero, S OBP: 0.302, SLG: 0.410 (1.4) | P5 | | | FC4-3-6-5-2 | | | P6 | | L9 | 1B | 5 | 0 | 1 | 2 | 0 | 0 | 3 | | | |
| Ismael Valdez, R OBP: 0.246, SLG: 0.224 (8.8) | G1-3 | | | G6-3 | | | F8 | | G5-3 | K | 2 | 0 | 0 | 0 | 0 | 1 | 1 | | | |
| Inning Stats | R: 0 E: 0 K: 0 S: 9 | H: 0 LOB: 0 BB: 0 P: 16 | R: 4 E: 0 K: 0 S: 14 | H: 4 LOB: 0 BB: 0 P: 22 | R: 3 E: 0 K: 1 S: 12 | H: 4 LOB: 1 BB: 1 P: 25 | R: 0 E: 0 K: 0 S: 8 | H: 1 LOB: 1 BB: 0 P: 13 | R: 0 E: 0 K: 1 S: 10 | H: 0 LOB: 1 BB: 0 P: 17 | R: 0 E: 0 K: 0 S: 5 | H: 0 LOB: 0 BB: 0 P: 7 | R: 0 E: 0 K: 0 S: 6 | H: 0 LOB: 1 BB: 2 P: 36 | R: 4 E: 0 K: 3 S: 19 | H: 3 LOB: 1 BB: 2 P: 36 | 1B: 9 2B: 3 3B: 0 HR: 2 | SF: 0 SAC: 0 DP: 1 HBP: 0 | WP: 1 PB: 1 SB: 1 CS: 1 | PA: 45 |
| PITCHER | IP | WLS | BF | H | R | ER | SO | BB | IBB | HBP | BLK | WP | HR | S | P | ERA | WHIP | | | |
| Oswaldo Fernandez, R ERA: 4.73 | 2.1 | | 16 | 8 | 7 | 7 | 1 | 0 | 0 | 0 | 0 | 1 | 2 | 32 | 60 | 27.00 | 3.429 | | | |
| Joe Roa, R ERA: 3.66 | 4.2 | | 15 | 2 | 0 | 0 | 2 | 1 | 0 | 0 | 0 | 0 | 0 | 36 | 54 | 0.00 | 0.643 | | | |
| Julian Tavarez, R ERA: 5.0 | 1.0 | | 3 | 0 | 0 | 0 | 0 | 0 | 0 | 0 | 0 | 0 | 0 | 5 | 7 | 0.00 | 0.000 | | | |
| Rich Rodriguez, L ERA: 1.3 | 1.0 | | 3 | 0 | 0 | 0 | 0 | 0 | 0 | 0 | 0 | 0 | 0 | 6 | 10 | 0.00 | 0.000 | | | |
| Doug Henry, R ERA: 3.68 | 0.2 | | 7 | 3 | 4 | 4 | 2 | 2 | 0 | 0 | 0 | 0 | 0 | 16 | 30 | 54.00 | 7.500 | | | |
| PITCHER | IP | WLS | BF | H | R | ER | SO | BB | IBB | HBP | BLK | WP | HR | S | P | ERA | WHIP | | | |
| Jim Poole, L ERA: 5.11 | 0.1 | | 1 | 0 | 0 | 0 | 0 | 0 | 0 | 0 | 0 | 0 | 0 | 3 | 6 | 0.00 | 0.000 | | | |

Los Angeles Dodgers @ San Francisco Giants
 3Com Park at Candlestick Point, San Francisco, CA
 Fri Jun 20 1997, 10:05 PM EDT
 Att: 33,976 - Unknown - 61 F

livebaseballscores.com

AB 41
 R 11
 H 13
 RBI 10
 BB 4
 SO 6
 LOB 11

Dodgers

| Batter | 1 | 2 | 3 | 4 | 5 | 6 | 7 | 8 | 9 | 10 | AB | R | H | RBI | BB | SO | LOB | BOTTOM | | | | |
|---|------------------------------|---------------------------------|------------------------------|---------------------------------|------------------------------|---------------------------------|------------------------------|----------------------------------|-------------------------------|----------------------------------|-------------------------------|----------------------------------|-------------------------------|----------------------------------|-------------------------------|----------------------------------|------------------------------|----------------------------------|----------------------------------|------------------------------------|----------------------------------|--------|
| Darryl Hamilton, L OBP: 0.339, SLG: 0.344 (1.8) | F9 | | | G5-3 | | | FC5-4 BB 1B | | K | | 6 | 1 | 1 | 0 | 0 | 1 | 3 | | | | | |
| Jose Vizcaino, S OBP: 0.325, SLG: 0.298 (1.6) | G4-3 | | | G4-3 | | | 1B BB | | F8 | G5-3 | 5 | 0 | 0 | 0 | 1 | 1 | 3 | | | | | |
| Stan Javier, S OBP: 0.389, SLG: 0.456 (1.9) | G6-3 | | | L3 | | | HR 1B | | L8 | | 5 | 1 | 2 | 1 | 0 | 0 | 0 | | | | | |
| Barry Bonds, L OBP: 0.420, SLG: 0.513 (1.7) | | P5 | | | | | HR 1B | | F7 | L9 | 5 | 2 | 2 | 2 | 0 | 0 | 3 | | | | | |
| Mark Lewis, R OBP: 0.341, SLG: 0.436 (1.4) | G6-3 | | | F9 | | | HR | | K | BB 2B | 5 | 1 | 2 | 2 | 0 | 1 | 0 | | | | | |
| J.T. Snow, L OBP: 0.405, SLG: 0.446 (1.3) | F7 | | | | | | K | | 1B 1B | IBB | 4 | 2 | 2 | 1 | 1 | 1 | 0 | | | | | |
| Bill Mueller, S OBP: 0.340, SLG: 0.378 (1.5) | | | | F7 | | | G4-3 | | 1B 1B | BB | 3 | 0 | 1 | 0 | 2 | 0 | 0 | | | | | |
| Damon Berryhill, S OBP: 0.397, SLG: 0.340 (8. PR) | | | | L8 | | | K | | G3-1 | K | 4 | 0 | 1 | 1 | 0 | 1 | 1 | | | | | |
| Shawn Estes, R OBP: 0.120, SLG: 0.208 (9.2) | | | | | | | | | 1B 2B | IBB | 0 | 0 | 0 | 0 | 0 | 0 | 0 | | | | | |
| Rick Wilkins, L OBP: 0.245, SLG: 0.297 (10.1) | | | | | | | | | 1B | | 1 | 0 | 0 | 0 | 0 | 0 | 0 | | | | | |
| Doug Henry, R OBP: 0.245, SLG: 0.297 (10.1) | | | | | | | | | 1B | | 0 | 0 | 0 | 0 | 0 | 0 | 0 | | | | | |
| Jim Poole, L ERA: 4.61 | | | | | | | | | 1B | | 0 | 0 | 0 | 0 | 0 | 0 | 0 | | | | | |
| Oswaldo Fernandez, R Joe Roa, R Rich Aurilio, R Julian Tavarez, L Marvin Benard, L Rich Rodriguez, L Mark Lewis, R | | | | G1-3 | | | 1B BB | | FC5-4 BB | P7 | 1 | 0 | 0 | 0 | 0 | 0 | 0 | | | | | |
| Inning Stats | R: 0 E: 0 K: 0 S: 7 | H: 0 LOB: 0 BB: 0 P: 9 | R: 0 E: 0 K: 0 S: 3 | H: 0 LOB: 0 BB: 0 P: 4 | R: 0 E: 0 K: 0 S: 6 | H: 0 LOB: 0 BB: 0 P: 6 | R: 0 E: 0 K: 0 S: 8 | H: 0 LOB: 0 BB: 0 P: 10 | R: 2 E: 0 K: 2 S: 16 | H: 2 LOB: 3 BB: 2 P: 29 | R: 0 E: 0 K: 1 S: 10 | H: 1 LOB: 2 BB: 0 P: 25 | R: 1 E: 0 K: 2 S: 11 | H: 3 LOB: 2 BB: 0 P: 21 | R: 1 E: 0 K: 1 S: 14 | H: 2 LOB: 3 BB: 2 P: 30 | R: 0 E: 0 K: 0 S: 9 | H: 0 LOB: 0 BB: 0 P: 15 | 1B: 6 2B: 1 3B: 0 HR: 4 | SF: 0 SAC: 0 DP: 0 HBP: 0 | WP: 0 PB: 0 SB: 0 CS: 0 | PA: 47 |
| PITCHER | IP | WLS | BF | H | R | ER | SO | BB | IBB | HBP | BLK | WP | HR | S | P | ERA | WHIP | | | | | |
| Mark Guthrie, L ERA: 2.91 | 1.0 | | 3 | 0 | 0 | 0 | 0 | 0 | 0 | 0 | 0 | 0 | 0 | 9 | 15 | 0.00 | 0.000 | | | | | |
| Ismael Valdez, R ERA: 3.47 | 1.2 | | 8 | 1 | 1 | 1 | 1 | 2 | 0 | 0 | 0 | 0 | 0 | 15 | 32 | 5.40 | 1.800 | | | | | |
| Scott Radinsky, L ERA: 3.0 | 0.1 | | 4 | 3 | 1 | 1 | 1 | 0 | 0 | 0 | 0 | 0 | 0 | 7 | 12 | 27.00 | 9.000 | | | | | |
| Darren Hall, R ERA: 2.1 | 0.2 | | 2 | 0 | 0 | 0 | 1 | 0 | 0 | 0 | 0 | 0 | 0 | 6 | 9 | 0.00 | 0.000 | | | | | |
| Antonio Osuna, R ERA: 3.2 | 1.0 | | 7 | 2 | 1 | 1 | 1 | 1 | 1 | 0 | 0 | 0 | 1 | 14 | 30 | 9.00 | 3.000 | | | | | |
| Todd Worrell, R ERA: 4.61 | | | | | | | | | | | | | | | | | | | | | | |

Los Angeles Dodgers @ San Francisco Giants
 3Com Park at Candlestick Point, San Francisco, CA
 Fri Jun 20 1997, 10:05 PM EDT
 Att: 33,976 - Unknown - 61 F

livebaseballscores.com

AB 41
 R 7
 H 11
 RBI 7
 BB 6
 SO 6
 LOB 15

GIANTS

| Batter | 1 | 2 | 3 | 4 | 5 | 6 | 7 | 8 | 9 | AB | R | H | RBI | BB | SO | LOB | TOP | | | | | | | | |
|---|------------------------------|----------------------------------|-------------------------------|----------------------------------|-------------------------------|----------------------------------|------------------------------|----------------------------------|------------------------------|----------------------------------|------------------------------|----------------------------------|-------------------------------|----------------------------------|------------------------------|---------------------------------|---|-------------------------------|----------------------------------|----------------------------------|------------------------------------|----------------------------------|--------|--|--|
| Brett Butler, L OBP: 0.413, SLG: 0.349 | F8 | | CS 1B | | L5 | | | G6-4-3 1B | | 4 | 0 | 2 | 0 | 0 | 0 | 2 | Los Angeles Dodgers @ San Francisco Giants 3Com Park at Candlestick Point, San Francisco, CA Sun Jun 22 1997, 10:05 PM EDT Att: 36,749 - Unknown - 65 F livebaseballscorecards.com | | | | | | | | |
| Todd Zeile, R OBP: 0.326, SLG: 0.432 | G6-3 | | CS 1-2 | G5-3 | | P4 | | G6-4-3 1-2 | | 4 | 0 | 0 | 0 | 0 | 0 | 1 | | | | | | | | | |
| Mike Piazza, R OBP: 0.430, SLG: 0.563 | K | | | F9 | | G6-3 | | | 2-2 1B | 4 | 0 | 1 | 0 | 0 | 1 | 0 | | | | | | | | | |
| Eric Karros, R OBP: 0.333, SLG: 0.445 | | F9 | | F9 | | CS BB | | | 1-0 1B | 3 | 0 | 0 | 0 | 1 | 0 | 1 | | | | | | | | | |
| Raul Mondesi, R OBP: 0.343, SLG: 0.517 Roger Cedeno, S OBP: 0.260, SLG: 0.231 | K | | | | G5-3 | SAFE | CS | F8 | 2-1 L9 | 1 | 0 | 0 | 0 | 0 | 1 | 0 | | | | | | | | | |
| Billy Ashley, R OBP: 0.275, SLG: 0.442 Karim Garcia, L OBP: 0.320, SLG: 0.333 | G5-3 | | | | G6-3 | | G1-3 | | 1-3 K | 3 | 0 | 0 | 0 | 0 | 0 | 0 | | | | | | | | | |
| Greg Gagne, R OBP: 0.301, SLG: 0.387 | | | | HR | | 2B | | | | 3 | 2 | 3 | 1 | 0 | 0 | 0 | | | | | | | | | |
| Tripp Cromer, R OBP: 0.556, SLG: 0.571 Mark Guthrie, R OBP: 0.320, SLG: 0.333 | | | L4 | | | 2B IBB | | L9 | | 2 | 0 | 0 | 0 | 1 | 0 | 1 | | | | | | | | | |
| Chan Ho Park, R OBP: 0.292, SLG: 0.391 Wilton Guerrero, S OBP: 0.301, SLG: 0.403 | | | K | | | | | P7 | | 2 | 0 | 1 | 1 | 0 | 1 | 0 | | | | | | | | | |
| Inning Stats | R: 0 E: 0 K: 1 S: 8 | H: 0 LOB: 0 BB: 0 P: 14 | R: 0 E: 0 K: 1 S: 10 | H: 0 LOB: 0 BB: 0 P: 15 | R: 1 E: 0 K: 1 S: 15 | H: 2 LOB: 0 BB: 0 P: 25 | R: 0 E: 0 K: 0 S: 7 | H: 0 LOB: 0 BB: 0 P: 13 | R: 1 E: 0 K: 0 S: 9 | H: 2 LOB: 2 BB: 1 P: 16 | R: 0 E: 0 K: 0 S: 4 | H: 0 LOB: 0 BB: 1 P: 10 | R: 0 E: 0 K: 0 S: 12 | H: 1 LOB: 1 BB: 0 P: 16 | R: 0 E: 0 K: 0 S: 6 | H: 1 LOB: 0 BB: 0 P: 9 | | R: 0 E: 0 K: 1 S: 10 | H: 1 LOB: 1 BB: 0 P: 16 | 1B: 4 2B: 2 3B: 0 HR: 1 | SF: 0 SAC: 0 DP: 1 HBP: 0 | WP: 0 PB: 0 SB: 0 CS: 2 | PA: 35 | | |
| PITCHER | IP | WLS | BF | H | R | ER | SO | BB | IBB | HBP | BLK | WP | HR | S | P | ERA | WHIP | | | | | | | | |
| Kirk Rueter, L ERA: 3.51 | 7.0 | W | 26 | 5 | 2 | 2 | 3 | 1 | 1 | 0 | 0 | 0 | 1 | 65 | 109 | 2.57 | 0.857 | | | | | | | | |
| Rich Rodriguez, L ERA: 1.51 | 0.1 | | 2 | 1 | 0 | 0 | 0 | 0 | 0 | 0 | 0 | 0 | 0 | 4 | 6 | 0.00 | 3.000 | | | | | | | | |
| Julian Tavarez, R ERA: 4.78 | 0.2 | | 1 | 0 | 0 | 0 | 0 | 0 | 0 | 0 | 0 | 0 | 0 | 2 | 3 | 0.00 | 0.000 | | | | | | | | |
| Rod Beck, R ERA: 2.67 | 1.0 | S | 4 | 1 | 0 | 0 | 1 | 0 | 0 | 0 | 0 | 0 | 0 | 10 | 16 | 0.00 | 1.000 | | | | | | | | |

| Batter | 1 | 2 | 3 | 4 | 5 | 6 | 7 | 8 | 9 | AB | R | H | RBI | BB | SO | LOB | BOTTOM | | | | | | | | |
|--|------------------------------|----------------------------------|-------------------------------|----------------------------------|------------------------------|---------------------------------|-------------------------------|----------------------------------|------------------------------|----------------------------------|-------------------------------|----------------------------------|-------------------------------|----------------------------------|------------------------------|---------------------------------|---|-------------------------------|----------------------------------|----------------------------------|------------------------------------|----------------------------------|--------|--|--|
| Darryl Hamilton, L OBP: 0.337, SLG: 0.338 | SH3 3B BB | | G5-3 | | K | | | K | | 3 | 1 | 0 | 0 | 1 | 2 | 2 | Los Angeles Dodgers @ San Francisco Giants 3Com Park at Candlestick Point, San Francisco, CA Sun Jun 22 1997, 10:05 PM EDT Att: 36,749 - Unknown - 65 F livebaseballscorecards.com | | | | | | | | |
| Bill Mueller, S OBP: 0.346, SLG: 0.380 | SH3 | | F8 | | | CS BB | | 1-3 2-H 1B | | 2 | 0 | 1 | 1 | 1 | 0 | 0 | | | | | | | | | |
| Stan Javier, S OBP: 0.383, SLG: 0.455 | 2-H 3B | | G4-3 | | | L8 | | B2-3 | | 4 | 0 | 1 | 1 | 0 | 0 | 1 | | | | | | | | | |
| Barry Bonds, L OBP: 0.419, SLG: 0.526 | P5 | | | HR | | K2-6-2 | | CS 1B | | 4 | 1 | 2 | 1 | 0 | 1 | 2 | | | | | | | | | |
| Jeff Kent, R OBP: 0.312, SLG: 0.492 | G5-3 | | | K | | K | | G4-3 | | 4 | 0 | 0 | 0 | 0 | 2 | 3 | | | | | | | | | |
| J.T. Snow, L OBP: 0.402, SLG: 0.436 | | | | F9 | | | | 1B E BB | | 1 | 1 | 0 | 0 | 2 | 0 | 0 | | | | | | | | | |
| Damon Berryhill, S OBP: 0.377, SLG: 0.321 | | P5 | | K | | | | F9 | | 3 | 0 | 0 | 0 | 0 | 1 | 2 | | | | | | | | | |
| Rich Aurilia, R OBP: 0.325, SLG: 0.486 | | K | | | F9 | | | 1B E 1B | | 3 | 1 | 1 | 0 | 0 | 1 | 1 | | | | | | | | | |
| Kirk Rueter, L OBP: 0.167, SLG: 0.074 Marvin Gonzalez, L OBP: 0.348, SLG: 0.279 Mark Lewis, R OBP: 0.333, SLG: 0.425 Rich Rodriguez, R OBP: 0.396, SLG: 0.500 Julian Tavarez, L OBP: 0.301, SLG: 0.403 Rod Beck, R OBP: 0.320, SLG: 0.333 | G5-3 | | | | G6-3 | | | E3 1B 3-H | | 2 | 0 | 0 | 0 | 0 | 0 | 1 | | | | | | | | | |
| Inning Stats | R: 1 E: 0 K: 0 S: 9 | H: 1 LOB: 1 BB: 1 P: 17 | R: 0 E: 0 K: 1 S: 16 | H: 0 LOB: 1 BB: 1 P: 25 | R: 0 E: 0 K: 0 S: 7 | H: 0 LOB: 0 BB: 0 P: 8 | R: 1 E: 0 K: 2 S: 14 | H: 1 LOB: 0 BB: 0 P: 20 | R: 0 E: 0 K: 1 S: 8 | H: 0 LOB: 0 BB: 0 P: 11 | R: 0 E: 0 K: 2 S: 11 | H: 0 LOB: 1 BB: 1 P: 20 | R: 2 E: 1 K: 1 S: 12 | H: 2 LOB: 2 BB: 1 P: 23 | R: 0 E: 0 K: 0 S: 5 | H: 1 LOB: 0 BB: 0 P: 7 | | R: 0 E: 0 K: 0 S: 10 | H: 1 LOB: 1 BB: 0 P: 16 | 1B: 3 2B: 0 3B: 1 HR: 1 | SF: 0 SAC: 1 DP: 0 HBP: 0 | WP: 0 PB: 0 SB: 0 CS: 2 | PA: 32 | | |
| PITCHER | IP | WLS | BF | H | R | ER | SO | BB | IBB | HBP | BLK | WP | HR | S | P | ERA | WHIP | | | | | | | | |
| Chan Ho Park, R ERA: 3.19 | 6.1 | L | 26 | 3 | 4 | 3 | 6 | 4 | 0 | 0 | 0 | 0 | 0 | 70 | 114 | 4.26 | 1.105 | | | | | | | | |
| Mark Guthrie, L ERA: 2.79 | 1.2 | | 6 | 2 | 0 | 0 | 1 | 0 | 0 | 0 | 0 | 0 | 0 | 12 | 17 | 0.00 | 1.200 | | | | | | | | |



| Batter | 1 | 2 | 3 | 4 | 5 | 6 | 7 | 8 | 9 | AB | R | H | RBI | BB | SO | LOB | TOP | | | | | | | | | | | |
|--|------------------------------|---------------------------------|------------------------------|----------------------------------|------------------------------|----------------------------------|------------------------------|----------------------------------|-------------------------------|----------------------------------|------------------------------|----------------------------------|------------------------------|---------------------------------|------------------------------|----------------------------------|--|---------------------------------|----------------------------------|------------------------------------|----------------------------------|--------|--|--|--|--|--|--|
| Eric Young Sr. R OBP: 0.378, SLG: 0.438 | 2-1 P4 | | 2-0 G4-3 | | 1-0 S 1B | | 1-0 F7 | | 0-0 FC6-4 | 5 | 0 | 1 | 0 | 0 | 0 | 2 | Colorado Rockies @ Los Angeles Dodgers Dodger Stadium, Los Angeles, CA Mon Jun 23 1997, 7:05 PM PDT Att: 31,076 - Unknown - 73 F | | | | | | | | | | | |
| Quinton McCracken S OBP: 0.365, SLG: 0.392 | 0-0 G4-3 | | 1-0 G3 | | 2-0 S 1B | | 3-2 G4-3 | | | 4 | 0 | 1 | 0 | 0 | 0 | 0 | | | | | | | | | | | | |
| Larry Walker L OBP: 0.503, SLG: 0.757 | 0-3 K | | 4-2 1B BB | | 0-2 P6 | | | 2-3 K2-3 | | 3 | 0 | 0 | 0 | 1 | 2 | 2 | | | | | | | | | | | | |
| Andres Galarraga R OBP: 0.414, SLG: 0.625 | | 4-1 HR BB | 3-2 1B | | 2-1 G5-3 | | | 1-2 F8 | | 3 | 1 | 1 | 0 | 1 | 0 | 2 | | | | | | | | | | | | |
| Ellis Burks R OBP: 0.331, SLG: 0.517 | 0-0 F9 | | 1-0 P2 | | | 2-3 K | | 2-0 L4 | | 4 | 0 | 0 | 0 | 0 | 1 | 3 | | | | | | | | | | | | |
| Vinny Castilla R OBP: 0.380, SLG: 0.552 | | 0-0 HR | | 2-2 F9 | | 2-1 G4-3 | | | 0-0 G5-3 | 4 | 1 | 1 | 2 | 0 | 0 | 0 | | | | | | | | | | | | |
| Kirt Manwaring R OBP: 0.333, SLG: 0.328 | 1-0 G4-3 3B | | | 1-0 F9 | | 4-0 BB | | 2-0 2B FC1-2 1B | | 3 | 1 | 2 | 0 | 1 | 0 | 0 | | | | | | | | | | | | |
| Nelfi Perez S OBP: 0.286, SLG: 0.857 | 0-0 G4-3 | | | 1-1 P6 | | 1-1 F9 | | 0-1 FC1-2 2B | | 4 | 0 | 1 | 1 | 0 | 0 | 1 | | | | | | | | | | | | |
| Kevin Ritz R OBP: 0.167, SLG: 0.063 | | 3-H K | | 2-3 K | | | 0-0 F9 | | 0-0 FC1-2 FC6-4 | 3 | 0 | 0 | 0 | 0 | 0 | 2 | | | | | | | | | | | | |
| Jerry Dipoto R OBP: 0.143, SLG: 0.143 | | | | | | | | | 2-3 3-H | 1 | 0 | 0 | 0 | 0 | 0 | 0 | | | | | | | | | | | | |
| John Vander Wal L OBP: 0.279, SLG: 0.204 | | | | | | | | | | 1 | 0 | 0 | 0 | 0 | 0 | 2 | | | | | | | | | | | | |
| Inning Stats | R: 0 E: 0 K: 1 S: 6 | H: 0 LOB: 0 BB: 0 P: 8 | R: 3 E: 0 K: 1 S: 8 | H: 2 LOB: 0 BB: 1 P: 14 | R: 0 E: 0 K: 0 S: 8 | H: 1 LOB: 2 BB: 1 P: 19 | R: 0 E: 0 K: 0 S: 6 | H: 0 LOB: 0 BB: 0 P: 10 | R: 0 E: 0 K: 1 S: 10 | H: 2 LOB: 2 BB: 0 P: 17 | R: 0 E: 0 K: 0 S: 7 | H: 0 LOB: 1 BB: 1 P: 16 | R: 0 E: 0 K: 0 S: 5 | H: 0 LOB: 0 BB: 0 P: 9 | R: 0 E: 0 K: 1 S: 9 | H: 0 LOB: 0 BB: 0 P: 14 | R: 0 E: 0 K: 0 S: 6 | H: 2 LOB: 2 BB: 0 P: 8 | 1B: 4 2B: 1 3B: 1 HR: 1 | SF: 0 SAC: 0 DP: 0 HBP: 0 | WP: 0 PB: 0 SB: 2 CS: 0 | PA: 37 | | | | | | |
| PITCHER | IP | WLS | BF | H | R | ER | SO | BB | IBB | HBP | BLK | WP | HR | S | P | ERA | WHIP | | | | | | | | | | | |
| Hideo Nomo R ERA: 3.69 | (1, 1) | 8.0 | W | 32 | 5 | 3 | 3 | 5 | 3 | 0 | 0 | 0 | 0 | 1 | 59 | 107 | 3.38 | 1.000 | | | | | | | | | | |
| Darren Hall R ERA: 2.03 | (9, 1) | 1.0 | S | 5 | 2 | 0 | 0 | 0 | 0 | 0 | 0 | 0 | 0 | 0 | 6 | 8 | 0.00 | 2.000 | | | | | | | | | | |



AB 34
R 3
H 7
RBI 3
BB 3
SO 5
LOB 12

livebaseballscores.com

| Batter | 1 | 2 | 3 | 4 | 5 | 6 | 7 | 8 | 9 | AB | R | H | RBI | BB | SO | LOB | BOTTOM | | | | | | | | | | | |
|--|-------------------------------|----------------------------------|------------------------------|----------------------------------|------------------------------|---------------------------------|------------------------------|----------------------------------|------------------------------|---------------------------------|------------------------------|---------------------------------|------------------------------|----------------------------------|------------------------------|----------------------------------|--|------------------------------------|----------------------------------|--------|--|--|--|--|--|--|--|--|
| Brett Butler L OBP: 0.415, SLG: 0.353 | 2-1 E SF9 1B | | 0-0 G4-3 | | 0-0 B1-3 | | 2-1 1B | | | 4 | 1 | 2 | 0 | 0 | 0 | 0 | Colorado Rockies @ Los Angeles Dodgers Dodger Stadium, Los Angeles, CA Mon Jun 23 1997, 7:05 PM PDT Att: 31,076 - Unknown - 73 F | | | | | | | | | | | |
| Todd Zeile R OBP: 0.324, SLG: 0.425 | 1-1 E3 HR | | 3-2 G5-3 | | 0-0 G5-3 | | 1-0 F8 | | | 4 | 1 | 0 | 0 | 0 | 0 | 3 | | | | | | | | | | | | |
| Mike Piazza R OBP: 0.428, SLG: 0.559 | 0-0 SF9 | | 2-3 K | | 4-0 1B BB | | 1-1 F9 | | | 2 | 0 | 0 | 1 | 1 | 1 | 2 | | | | | | | | | | | | |
| Eric Karros R OBP: 0.335, SLG: 0.457 | 1-0 HR | | 0-0 G6-3 | | 0-0 FC6-4 1B | | 2-3 K | | | 4 | 1 | 2 | 2 | 0 | 1 | 2 | | | | | | | | | | | | |
| Raul Mondesi R OBP: 0.342, SLG: 0.524 | 0-0 HR | | 0-0 P4 | | 1-0 FC6-4 | | | 3-2 G6-3 | | 4 | 1 | 1 | 1 | 0 | 0 | 2 | | | | | | | | | | | | |
| Karin Garcia L OBP: 0.310, SLG: 0.320 | 1-2 G6-3 3B 1B | | 1-2 G4-3 | | | 0-0 L3 | | 0-3 K | | 4 | 1 | 1 | 0 | 0 | 1 | 0 | | | | | | | | | | | | |
| Darren Hall R ERA: 2.03 | | | | | | | | | | 0 | 0 | 0 | 0 | 0 | 0 | 0 | | | | | | | | | | | | |
| Greg Gagne R OBP: 0.297, SLG: 0.381 | 1-0 G6-3 | | | 1-1 F8 | | 1-0 F8 | | 0-0 F8 | | 4 | 0 | 0 | 0 | 0 | 0 | 1 | | | | | | | | | | | | |
| Wilton Guerrero S OBP: 0.302, SLG: 0.411 | 1-2 2H 3B | | | 2-2 G1-3 | | 1-0 F7 | | | | 3 | 0 | 1 | 1 | 0 | 0 | 0 | | | | | | | | | | | | |
| Hideo Nomo R OBP: 0.194, SLG: 0.333 | 1-3 K | | | 1-2 G1-3 | | | 0-0 2B | | | 3 | 0 | 1 | 0 | 0 | 1 | 1 | | | | | | | | | | | | |
| Roger Cedeno S OBP: 0.260, SLG: 0.231 | | | | | | | | | | 0 | 0 | 0 | 0 | 0 | 0 | 0 | | | | | | | | | | | | |
| Inning Stats | R: 5 E: 1 K: 1 S: 19 | H: 5 LOB: 1 BB: 0 P: 27 | R: 0 E: 0 K: 1 S: 8 | H: 0 LOB: 0 BB: 0 P: 13 | R: 0 E: 0 K: 0 S: 5 | H: 0 LOB: 0 BB: 0 P: 6 | R: 0 E: 0 K: 0 S: 9 | H: 0 LOB: 0 BB: 0 P: 13 | R: 0 E: 0 K: 0 S: 4 | H: 1 LOB: 2 BB: 1 P: 9 | R: 0 E: 0 K: 0 S: 3 | H: 0 LOB: 0 BB: 0 P: 5 | R: 0 E: 0 K: 1 S: 9 | H: 2 LOB: 2 BB: 0 P: 15 | R: 0 E: 0 K: 1 S: 7 | H: 0 LOB: 0 BB: 0 P: 10 | 1B: 4 2B: 1 3B: 1 HR: 2 | SF: 1 SAC: 0 DP: 0 HBP: 0 | WP: 0 PB: 0 SB: 1 CS: 0 | PA: 34 | | | | | | | | |
| PITCHER | IP | WLS | BF | H | R | ER | SO | BB | IBB | HBP | BLK | WP | HR | S | P | ERA | WHIP | | | | | | | | | | | |
| Kevin Ritz R ERA: 6.19 | (1, 1) | 6.1 | L | 29 | 8 | 5 | 3 | 2 | 1 | 0 | 0 | 0 | 0 | 0 | 12 | 18 | 0.00 | 0.000 | | | | | | | | | | |
| Jerry Dipoto R ERA: 5.95 | (7, 1) | 1.2 | | 5 | 0 | 0 | 0 | 2 | 0 | 0 | 0 | 0 | 0 | 0 | 0 | 0 | 0.00 | 0.000 | | | | | | | | | | |



AB 32
R 5
H 8
RBI 5
BB 1
SO 4
LOB 11

livebaseballscores.com

| Batter | 1 | 2 | 3 | 4 | 5 | 6 | 7 | 8 | 9 | AB | R | H | RBI | BB | SO | LOB | TOP | | |
|---|-------------------------------|----------------------------------|------------------------------|---------------------------------|-------------------------------|----------------------------------|-------------------------------|----------------------------------|------------------------------|----------------------------------|------------------------------|----------------------------------|------------------------------|----------------------------------|------------------------------|----------------------------------|--|------------------------------------|--|
| Eric Young Sr., R OBP: 0.373, SLG: 0.431 (1, 4) | F8 | B5-3 | | G6-3 | | F8 | | G4-3 | | 5 | 0 | 0 | 0 | 0 | 0 | 1 | Colorado Rockies @ Los Angeles Dodgers Dodger Stadium, Los Angeles, CA Tue Jun 24 1997, 7:05 PM PDT Att: 45,194 - Unknown - 76 F livebaseballscorecards.com | | |
| Watt Weiss, S OBP: 0.384, SLG: 0.359 (1, 6) | HR | | B1-3 | BB | HBP | F7 | | F8 | | 4 | 1 | 1 | 0 | 1 | 0 | 0 | | | |
| Larry Walker, L OBP: 0.508, SLG: 0.767 (1, 9) | HR | | 2B | BB | HBP | FC6-4 | | | K | 2 | 2 | 1 | 2 | 2 | 1 | 0 | | | |
| Andres Galarraga, R OBP: 0.414, SLG: 0.619 (1, 3) | 2B | HBP | K | BB | | FC6-4 | | | K | 3 | 1 | 0 | 1 | 1 | 2 | 2 | | | |
| Ellis Burks, R OBP: 0.336, SLG: 0.527 (1, 8) | 1-H | 2B | 1B | 2B | | F9 | | | P3 | 5 | 1 | 3 | 2 | 0 | 0 | 3 | | | |
| Dante Bichette, R OBP: 0.334, SLG: 0.458 Quinton McCracken, S OBP: 0.385, SLG: 0.392 (1, 7) | G4-3 | | WP | 1B | | F9 | | L8 | | 4 | 0 | 1 | 1 | 0 | 0 | 2 | | | |
| Vinny Castilla, R OBP: 0.356, SLG: 0.544 (1, 5) | K | | K | | | | | F9 | | 4 | 0 | 0 | 0 | 0 | 3 | 3 | | | |
| Kirt Manwaring, R OBP: 0.337, SLG: 0.328 (1, 2) | | G5-3 | | 1B | SH2-3 | BB | 1B | | | 3 | 1 | 1 | 0 | 1 | 1 | 1 | | | |
| Darren Holmes, R OBP: 0.167, SLG: 0.417 Curt Leskanic, R (9, 1) | K | | SH2-3 | | | | | K | | 3 | 0 | 0 | 0 | 0 | 3 | 1 | | | |
| Inning Stats | R: 3 E: 0 K: 1 S: 19 | H: 2 LOB: 1 BB: 1 P: 28 | R: 0 E: 0 K: 1 S: 6 | H: 0 LOB: 0 BB: 0 P: 8 | R: 2 E: 0 K: 2 S: 10 | H: 2 LOB: 1 BB: 1 P: 19 | R: 1 E: 0 K: 0 S: 10 | H: 2 LOB: 3 BB: 1 P: 20 | R: 0 E: 0 K: 2 S: 9 | H: 0 LOB: 1 BB: 1 P: 16 | R: 0 E: 0 K: 1 S: 8 | H: 1 LOB: 1 BB: 0 P: 15 | R: 0 E: 0 K: 1 S: 7 | H: 0 LOB: 0 BB: 0 P: 12 | R: 0 E: 0 K: 2 S: 8 | H: 0 LOB: 0 BB: 0 P: 11 | 1B: 4 2B: 2 3B: 0 HR: 1 | SF: 0 SAC: 1 DP: 0 HBP: 2 | WP: 1 PA: 41 PB: 0 SB: 0 CS: 0 |
| PITCHER | IP | WLS | BF | H | R | ER | SO | BB | IBB | HBP | BLK | WP | HR | S | P | ERA | WHIP | | |
| Pedro Astacio, R ERA: 4.21 (1, 1) | 3.2 | L | 22 | 6 | 6 | 6 | 4 | 3 | 0 | 2 | 0 | 1 | 1 | 44 | 73 | 14.73 | 2.455 | | |
| Mike Harkey, R ERA: (4, 1) | 3.1 | | 13 | 1 | 0 | 0 | 3 | 2 | 0 | 0 | 0 | 0 | 0 | 25 | 40 | 0.00 | 0.900 | | |
| Scott Radinsky, L ERA: 2.9 (8, 1) | 1.0 | | 3 | 0 | 0 | 0 | 1 | 0 | 0 | 0 | 0 | 0 | 0 | 7 | 12 | 0.00 | 0.000 | | |
| Antonio Osuna, R ERA: 3.05 (9, 1) | 1.0 | | 3 | 0 | 0 | 0 | 2 | 0 | 0 | 0 | 0 | 0 | 0 | 8 | 11 | 0.00 | 0.000 | | |

| Batter | 1 | 2 | 3 | 4 | 5 | 6 | 7 | 8 | 9 | AB | R | H | RBI | BB | SO | LOB | BOTTOM | | |
|---|-------------------------------|----------------------------------|------------------------------|----------------------------------|-------------------------------|----------------------------------|------------------------------|----------------------------------|------------------------------|----------------------------------|------------------------------|---------------------------------|------------------------------|----------------------------------|------------------------------|----------------------------------|--|------------------------------------|--|
| Brett Butler, L OBP: 0.413, SLG: 0.353 (1, 8) | G6-3 | | SH1-3 | | | | | P5 | | 3 | 1 | 1 | 0 | 0 | 1 | 2 | Colorado Rockies @ Los Angeles Dodgers Dodger Stadium, Los Angeles, CA Tue Jun 24 1997, 7:05 PM PDT Att: 45,194 - Unknown - 76 F livebaseballscorecards.com | | |
| Todd Zeile, R OBP: 0.319, SLG: 0.421 (1, 5) | G6-3 | | SF9 | | | | | P6 | | 3 | 0 | 0 | 1 | 0 | 0 | 3 | | | |
| Mike Piazza, R OBP: 0.429, SLG: 0.558 (1, 2) | FC5-4 | | | | | | | | | 4 | 0 | 2 | 1 | 0 | 1 | 1 | | | |
| Eric Karros, R OBP: 0.331, SLG: 0.450 (1, 3) | F9 | | K | | | | | K | | 4 | 0 | 0 | 0 | 0 | 1 | 2 | | | |
| Raul Mondesi, R OBP: 0.341, SLG: 0.520 (1, 9) | FC5-4 | | | F7 | | | | | E6 | 4 | 0 | 1 | 0 | 0 | 1 | 1 | | | |
| Karim Garcia, L OBP: 0.303, SLG: 0.286 (1, 7) | | G5-4-3 | | K | | | | L3 | | 3 | 0 | 0 | 0 | 1 | 2 | 1 | | | |
| Greg Gagne, R OBP: 0.293, SLG: 0.375 (1, 6) | | G5-4-3 | | K | | | | K | | 4 | 0 | 0 | 0 | 0 | 2 | 2 | | | |
| Wilton Guerrero, S OBP: 0.302, SLG: 0.410 (1, 4) | | B1-3 | | | | | | G3 | | 3 | 0 | 1 | 0 | 0 | 0 | 0 | | | |
| Pedro Astacio, R OBP: 0.208, SLG: 0.250 Mike Harkey, R (4, 1) | | | | | | | | | | 1 | 1 | 1 | 0 | 0 | 0 | 0 | | | |
| Scott Radinsky, L (8, 1) | | | | | | | | | | 0 | 0 | 0 | 0 | 0 | 0 | 0 | | | |
| Roger Cedeno, S OBP: 0.270, SLG: 0.231 Antonio Osuna, R (9, 1) | | | SH1-3 | | | | | | | 0 | 0 | 0 | 0 | 0 | 0 | 0 | | | |
| Inning Stats | R: 1 E: 0 K: 0 S: 11 | H: 2 LOB: 1 BB: 0 P: 20 | R: 0 E: 0 K: 0 S: 6 | H: 0 LOB: 0 BB: 1 P: 10 | R: 1 E: 0 K: 1 S: 11 | H: 2 LOB: 1 BB: 0 P: 16 | R: 0 E: 0 K: 2 S: 9 | H: 0 LOB: 0 BB: 0 P: 11 | R: 0 E: 0 K: 1 S: 8 | H: 1 LOB: 1 BB: 0 P: 14 | R: 0 E: 0 K: 1 S: 5 | H: 0 LOB: 0 BB: 0 P: 8 | R: 0 E: 0 K: 1 S: 9 | H: 0 LOB: 1 BB: 1 P: 20 | R: 0 E: 1 K: 1 S: 9 | H: 1 LOB: 1 BB: 0 P: 16 | 1B: 5 2B: 1 3B: 0 HR: 0 | SF: 1 SAC: 2 DP: 1 HBP: 0 | WP: 0 PA: 34 PB: 0 SB: 1 CS: 0 |
| PITCHER | IP | WLS | BF | H | R | ER | SO | BB | IBB | HBP | BLK | WP | HR | S | P | ERA | WHIP | | |
| Darren Holmes, R ERA: 3.91 (1, 1) | 8.0 | W | 30 | 5 | 2 | 2 | 7 | 2 | 0 | 0 | 0 | 0 | 0 | 69 | 110 | 2.25 | 0.875 | | |
| Curt Leskanic, R ERA: 3.94 (9, 1) | 1.0 | | 4 | 1 | 0 | 0 | 1 | 0 | 0 | 0 | 0 | 0 | 0 | 9 | 16 | 0.00 | 1.000 | | |

| Batter | 1 | 2 | 3 | 4 | 5 | 6 | 7 | 8 | 9 | AB | R | H | RBI | BB | SO | LOB | TOP | | | | | | | | | | |
|---|------------------------------|---------------------------------|------------------------------|---------------------------------|------------------------------|---------------------------------|------------------------------|---------------------------------|------------------------------|---------------------------------|------------------------------|---------------------------------|------------------------------|---------------------------------|------------------------------|----------------------------------|----------------------------------|------------------------------------|--|--|--|--|--|--|--|--|--|
| Eric Young Sr. R OBP: 0.371, SLG: 0.429 | G4-3 | | F9 | | | F7 | | | S | 4 | 0 | 1 | 0 | 0 | 0 | 0 | | | | | | | | | | | |
| Neft Perez. S OBP: 0.182, SLG: 0.545 | G3 | | | K | | | P3 | | F9 | 4 | 0 | 0 | 0 | 0 | 1 | 1 | | | | | | | | | | | |
| Larry Walker. L OBP: 0.505, SLG: 0.763 | K | | | K | | | | | K | 4 | 0 | 1 | 0 | 0 | 3 | 1 | | | | | | | | | | | |
| Andres Galarraga. R OBP: 0.412, SLG: 0.612 | | F9 | | F9 | | | K | | | 3 | 0 | 0 | 0 | 1 | 1 | 1 | | | | | | | | | | | |
| Ellis Burks. R OBP: 0.331, SLG: 0.519 | F7 | | | | G1-3 | | F9 | | K | 4 | 0 | 0 | 0 | 0 | 1 | 3 | | | | | | | | | | | |
| Dante Bichette. R OBP: 0.334, SLG: 0.460 | | | | | | P4 | | F8 | | 3 | 0 | 1 | 0 | 0 | 0 | 0 | | | | | | | | | | | |
| Jeff Reed. L OBP: 0.372, SLG: 0.527 | | | | | | F8 | | | FC6-4 | 3 | 0 | 1 | 0 | 0 | 1 | 1 | | | | | | | | | | | |
| Walt Weiss. S OBP: 0.359, SLG: 0.354 | | | G4-3 | | | K | | | FC6-4 | 3 | 0 | 0 | 0 | 0 | 1 | 1 | | | | | | | | | | | |
| John Burke. S OBP: 0.143, SLG: 0.143 | | | | | | | | | | 2 | 0 | 0 | 0 | 0 | 1 | 0 | | | | | | | | | | | |
| Mike DeJean. R OBP: 0.500, SLG: 1.000 | | | G4-3 | | | | | | | 0 | 0 | 0 | 0 | 0 | 0 | 0 | | | | | | | | | | | |
| John Vander Wal. L OBP: 0.274, SLG: 0.200 | | | | | | | | | | 1 | 0 | 0 | 0 | 0 | 1 | 1 | | | | | | | | | | | |
| Jerry Dipoto. R OBP: 0.143, SLG: 0.143 | | | | | | | | | | 0 | 0 | 0 | 0 | 0 | 0 | 0 | | | | | | | | | | | |
| Inning Stats | R: 0 E: 0 K: 1 S: 5 | H: 0 LOB: 0 BB: 0 P: 5 | R: 0 E: 0 K: 1 S: 6 | H: 1 LOB: 1 BB: 0 P: 6 | R: 0 E: 0 K: 0 S: 3 | H: 0 LOB: 0 BB: 0 P: 3 | R: 0 E: 0 K: 2 S: 7 | H: 0 LOB: 0 BB: 0 P: 7 | R: 0 E: 0 K: 0 S: 3 | H: 0 LOB: 0 BB: 0 P: 3 | R: 0 E: 0 K: 1 S: 6 | H: 1 LOB: 1 BB: 0 P: 6 | R: 0 E: 0 K: 1 S: 6 | H: 1 LOB: 1 BB: 0 P: 6 | R: 0 E: 0 K: 2 S: 8 | H: 1 LOB: 2 BB: 1 P: 12 | 1B: 2 2B: 2 3B: 0 HR: 0 | SF: 0 SAC: 0 DP: 0 HBP: 0 | WP: 0 PA: 32 PB: 0 SB: 1 CS: 0 | | | | | | | | |
| PITCHER | IP | WLS | BF | H | R | ER | SO | BB | IBB | HBP | BLK | WP | HR | S | P | ERA | WHIP | | | | | | | | | | |
| Ismael Valdez. R ERA: 3.18 | 8.1 | W | 29 | 4 | 0 | 0 | 8 | 0 | 0 | 0 | 0 | 0 | 0 | 45 | 45 | 0.00 | 0.480 | | | | | | | | | | |
| Scott Radinsky. L ERA: 2.97 | 0.1 | | 1 | 0 | 0 | 0 | 1 | 0 | 0 | 0 | 0 | 0 | 0 | 3 | 3 | 0.00 | 0.000 | | | | | | | | | | |
| 37 Darren Dreifort. R ERA: 2.6 | 0.0 | | 1 | 0 | 0 | 0 | 0 | 1 | 0 | 0 | 0 | 0 | 0 | 4 | 4 | ∞ | ∞ | | | | | | | | | | |
| Darren Hall. R ERA: 2.0 | 0.1 | S | 1 | 0 | 0 | 0 | 1 | 0 | 0 | 0 | 0 | 0 | 0 | 3 | 3 | 0.00 | 0.000 | | | | | | | | | | |

Colorado Rockies @ Los Angeles Dodgers
Dodger Stadium, Los Angeles, CA
Wed Jun 25 1997, 7:05 PM PDT
Att: 30,963 - Unknown - 70 F

| | |
|-----|----|
| AB | 31 |
| R | 0 |
| H | 4 |
| RBI | 0 |
| BB | 1 |
| SO | 10 |
| LOB | 9 |



| Batter | 1 | 2 | 3 | 4 | 5 | 6 | 7 | 8 | 9 | AB | R | H | RBI | BB | SO | LOB | BOTTOM | | | | | | | | | | |
|--|------------------------------|----------------------------------|------------------------------|---------------------------------|------------------------------|---------------------------------|------------------------------|---------------------------------|------------------------------|---------------------------------|------------------------------|---------------------------------|------------------------------|---------------------------------|------------------------------|---------------------------------|----------------------------------|------------------------------------|--|--|--|--|--|--|--|--|--|
| Brett Butler. L OBP: 0.410, SLG: 0.346 | F9 | G5-3 | | | FC4-5 | | G5-3 | | | 3 | 1 | 0 | 0 | 1 | 0 | 2 | | | | | | | | | | | |
| Todd Zeile. R OBP: 0.315, SLG: 0.415 | F9 | | F7 | | G6-3 | | G6-3 | | | 4 | 0 | 0 | 0 | 0 | 0 | 2 | | | | | | | | | | | |
| Mike Piazza. R OBP: 0.433, SLG: 0.571 | | | | WP | | | G1-3 | | | 3 | 1 | 2 | 2 | 1 | 0 | 0 | | | | | | | | | | | |
| Eric Karros. R OBP: 0.330, SLG: 0.448 | L8 | | K | | F8 | | | | G4-3 | 4 | 0 | 1 | 0 | 0 | 1 | 3 | | | | | | | | | | | |
| Raul Mondesi. R OBP: 0.343, SLG: 0.523 | | | K | | | FC6-4 | | | G2-3 | 4 | 0 | 2 | 0 | 0 | 1 | 2 | | | | | | | | | | | |
| Karin Garcia. L OBP: 0.278, SLG: 0.258 | | | | | F9 | | F8 | | G4-3 | 3 | 0 | 0 | 0 | 0 | 1 | 2 | | | | | | | | | | | |
| Roger Cedeño. S OBP: 0.267, SLG: 0.227 | K | | | | | | | | | 1 | 0 | 0 | 0 | 0 | 0 | 1 | | | | | | | | | | | |
| Greg Gagne. R OBP: 0.296, SLG: 0.373 | | L7 | | | G5-3 | | | | | 2 | 0 | 0 | 0 | 2 | 0 | 0 | | | | | | | | | | | |
| Wilton Guerrero. S OBP: 0.301, SLG: 0.412 | | | | | | | | | | 4 | 0 | 1 | 0 | 0 | 0 | 4 | | | | | | | | | | | |
| 37 Darren Dreifort. R ERA: 2.6 | | | | | F7 | | FC6-4 | | FC4 | 0 | 0 | 0 | 0 | 0 | 0 | 0 | | | | | | | | | | | |
| Darren Hall. R ERA: 2.0 | | | | | | | FC4-6 | | | 0 | 0 | 0 | 0 | 0 | 0 | 0 | | | | | | | | | | | |
| Ismael Valdez. R OBP: 0.097, SLG: 0.034 | | | | | | | | | | 3 | 0 | 1 | 0 | 0 | 0 | 3 | | | | | | | | | | | |
| Scott Radinsky. L ERA: 2.97 | | F9 | | | E5 | | FC4-6 | | | 0 | 0 | 0 | 0 | 0 | 0 | 0 | | | | | | | | | | | |
| Tripp Cramer. R OBP: 0.556, SLG: 0.571 | | | | | | | | | | 0 | 0 | 0 | 0 | 0 | 0 | 0 | | | | | | | | | | | |
| Inning Stats | R: 2 E: 0 K: 1 S: 7 | H: 2 LOB: 1 BB: 1 P: 11 | R: 0 E: 0 K: 0 S: 4 | H: 1 LOB: 1 BB: 0 P: 4 | R: 0 E: 0 K: 2 S: 8 | H: 1 LOB: 1 BB: 0 P: 8 | R: 0 E: 0 K: 0 S: 3 | H: 0 LOB: 0 BB: 0 P: 3 | R: 0 E: 1 K: 0 S: 4 | H: 1 LOB: 2 BB: 1 P: 8 | R: 0 E: 0 K: 0 S: 3 | H: 0 LOB: 0 BB: 0 P: 3 | R: 0 E: 0 K: 0 S: 4 | H: 1 LOB: 1 BB: 1 P: 8 | R: 0 E: 0 K: 0 S: 4 | H: 1 LOB: 2 BB: 1 P: 8 | 1B: 4 2B: 2 3B: 0 HR: 1 | SF: 0 SAC: 0 DP: 0 HBP: 0 | WP: 1 PA: 35 PB: 0 SB: 3 CS: 0 | | | | | | | | |
| PITCHER | IP | WLS | BF | H | R | ER | SO | BB | IBB | HBP | BLK | WP | HR | S | P | ERA | WHIP | | | | | | | | | | |
| John Burke. R ERA: 5.6 | 5.1 | L | 25 | 6 | 2 | 2 | 3 | 3 | 0 | 0 | 0 | 0 | 1 | 28 | 40 | 3.38 | 1.688 | | | | | | | | | | |
| Mike DeJean. R ERA: 3.99 | 1.2 | | 5 | 0 | 0 | 0 | 0 | 0 | 0 | 0 | 0 | 0 | 0 | 5 | 5 | 0.00 | 0.000 | | | | | | | | | | |
| Jerry Dipoto. R ERA: 5.82 | 1.0 | | 5 | 1 | 0 | 0 | 0 | 1 | 0 | 0 | 0 | 0 | 0 | 4 | 8 | 0.00 | 2.000 | | | | | | | | | | |

Colorado Rockies @ Los Angeles Dodgers
Dodger Stadium, Los Angeles, CA
Wed Jun 25 1997, 7:05 PM PDT
Att: 30,963 - Unknown - 70 F

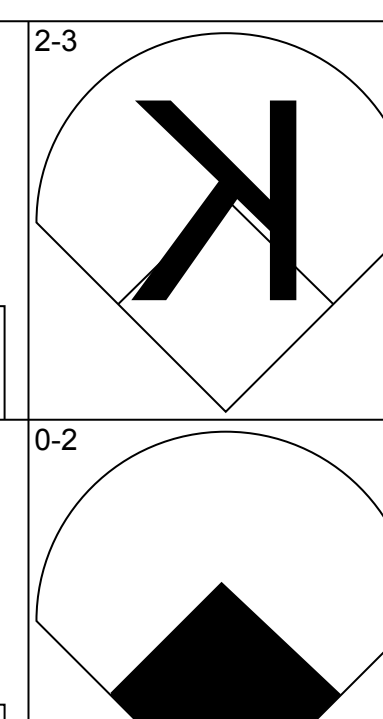
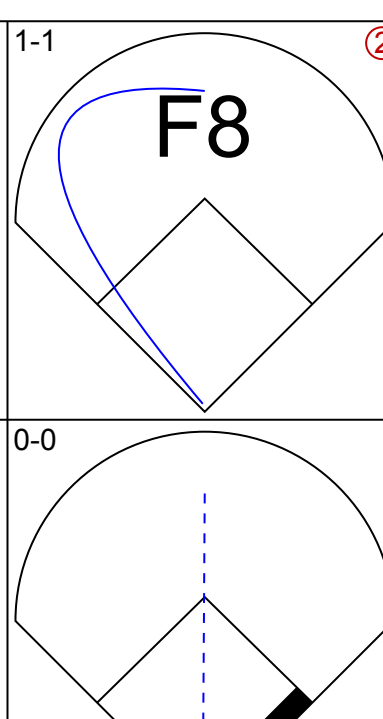
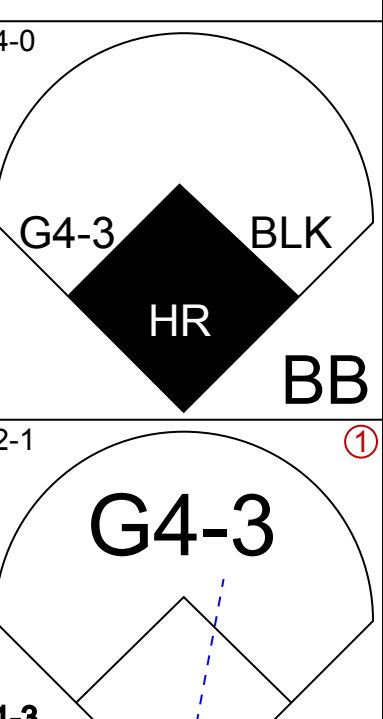
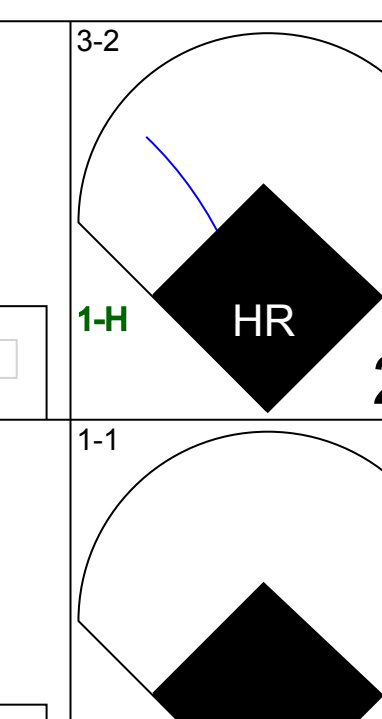
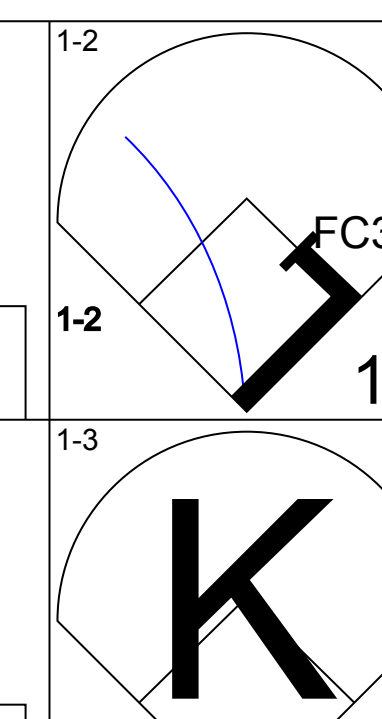
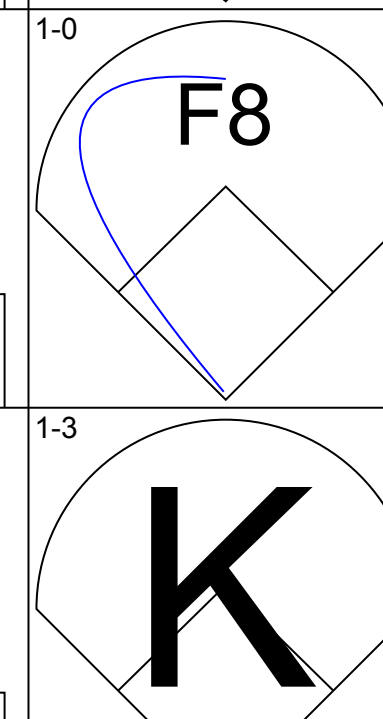
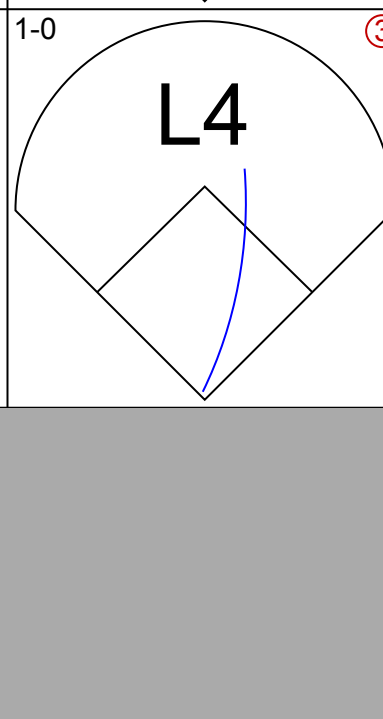
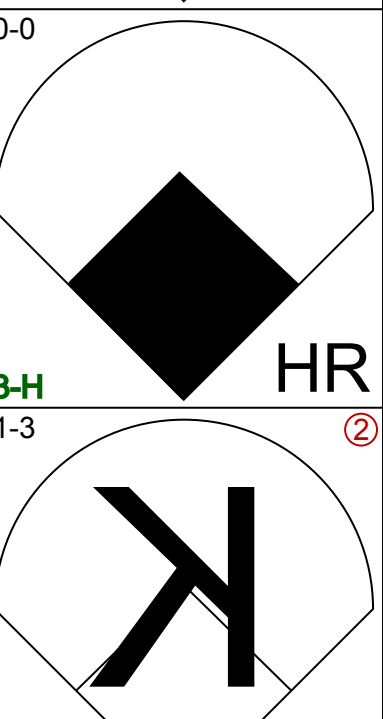
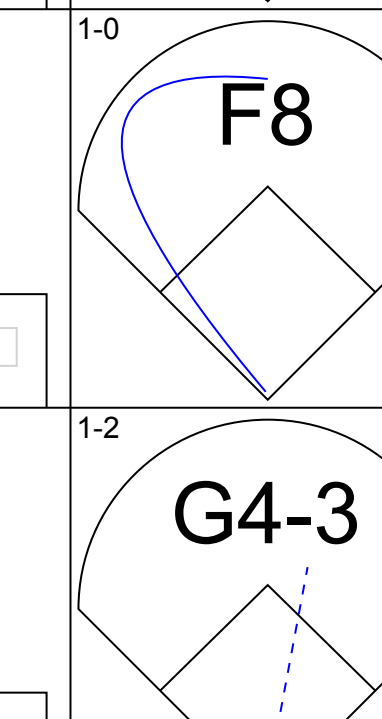
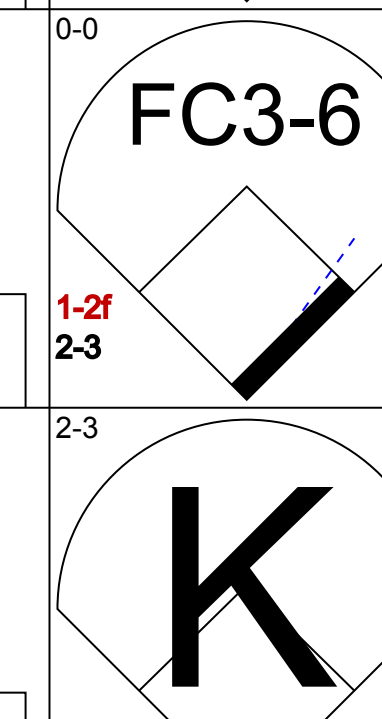


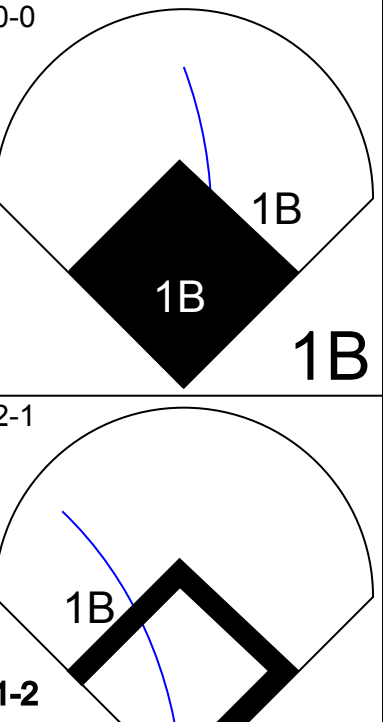



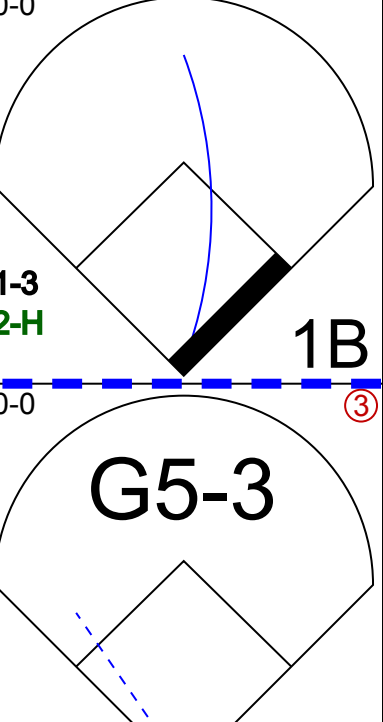

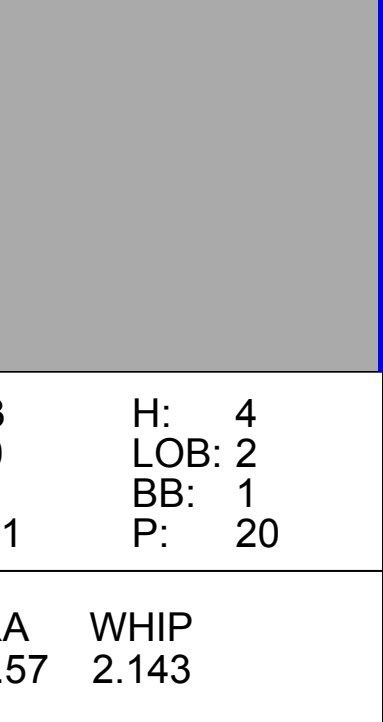
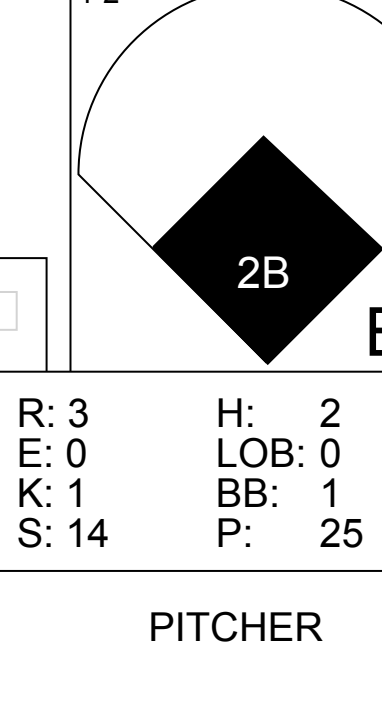
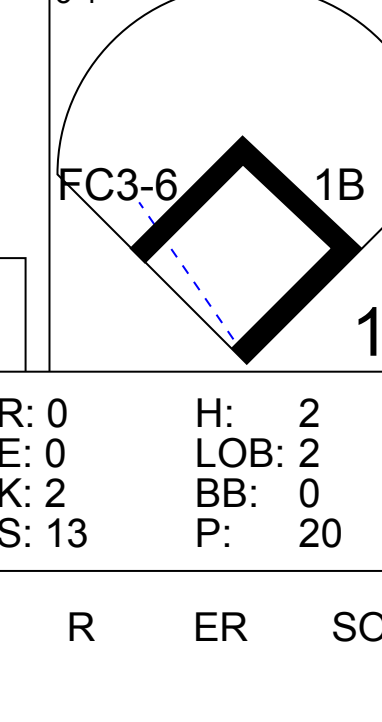
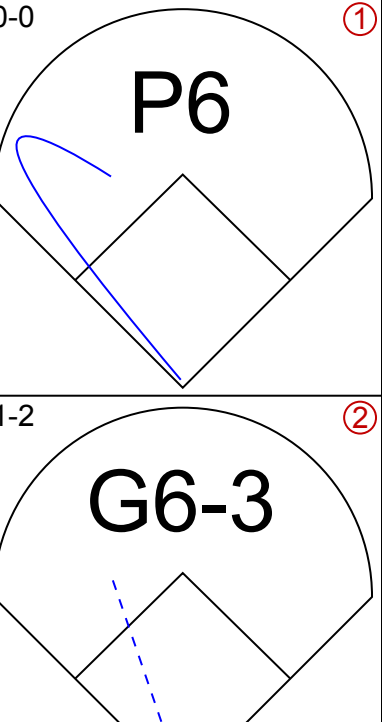
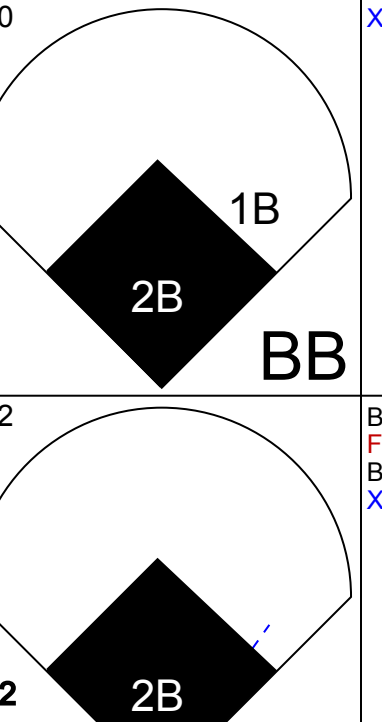
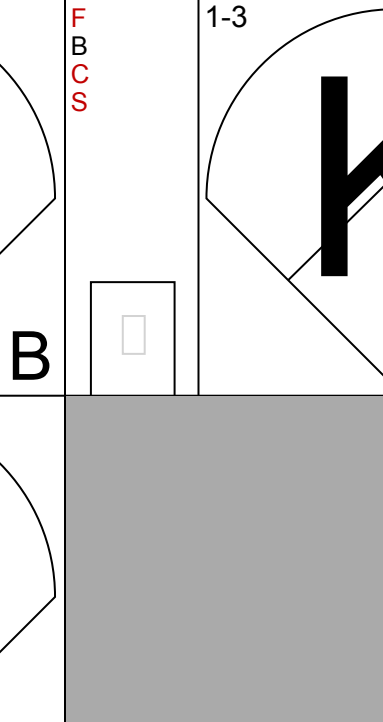

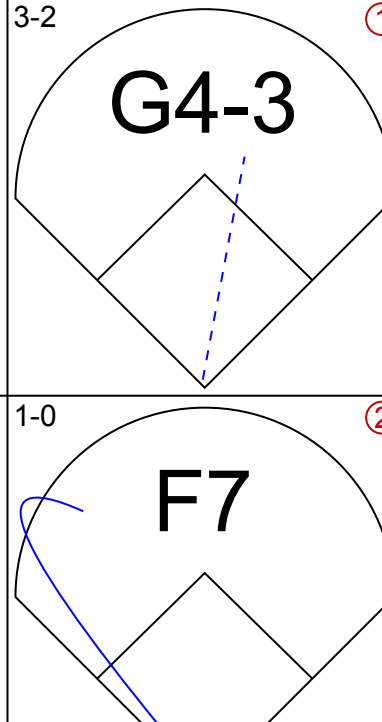
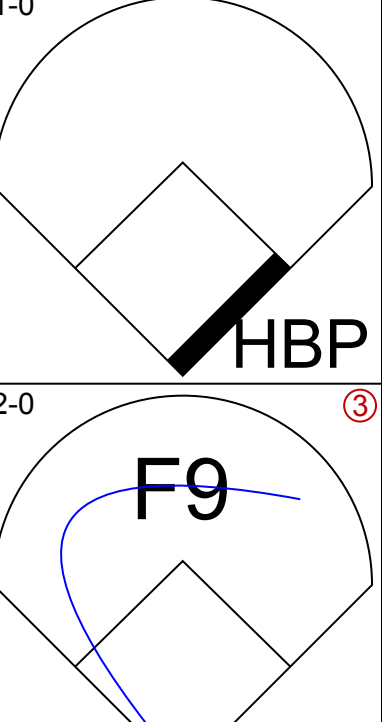
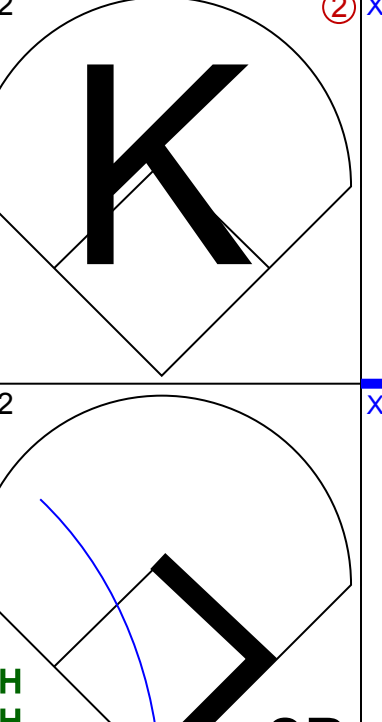
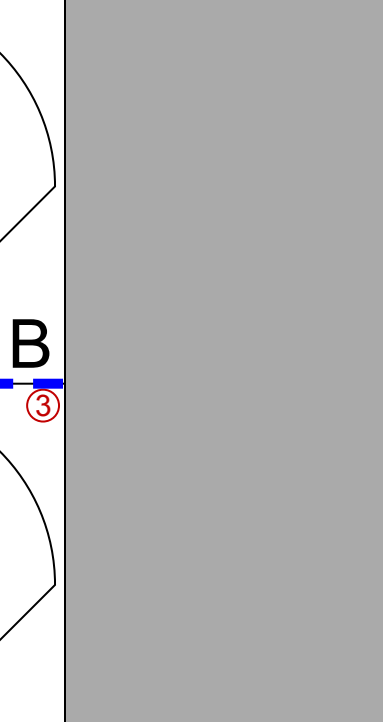

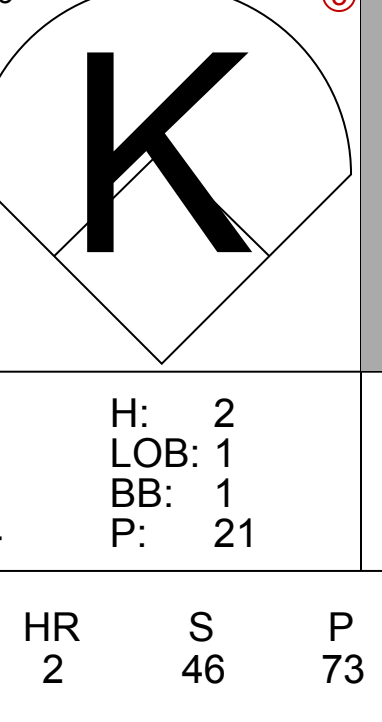
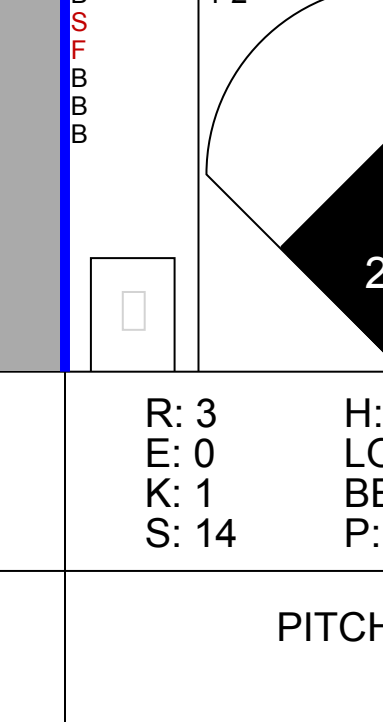
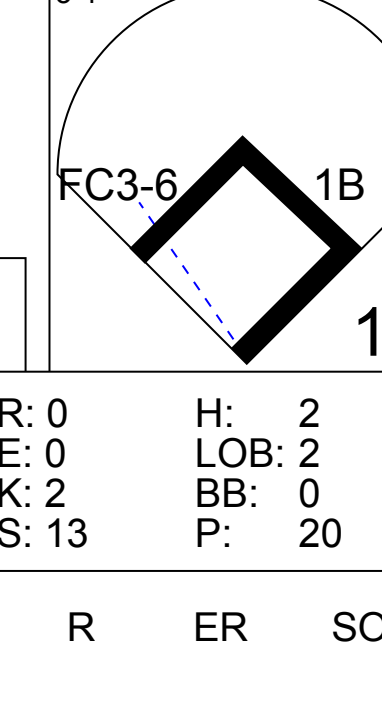
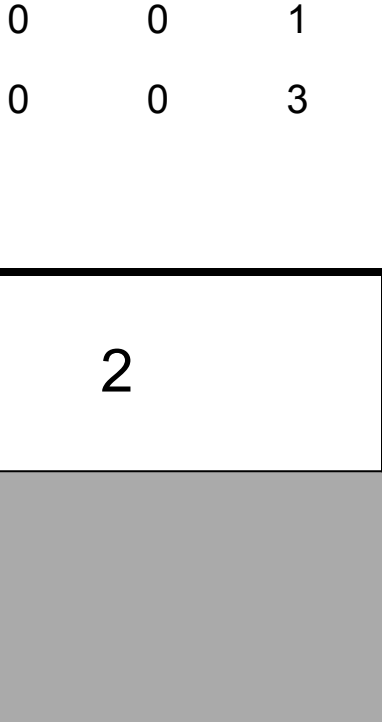
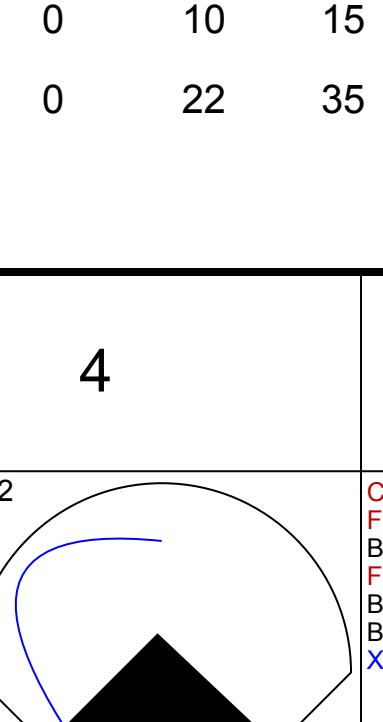
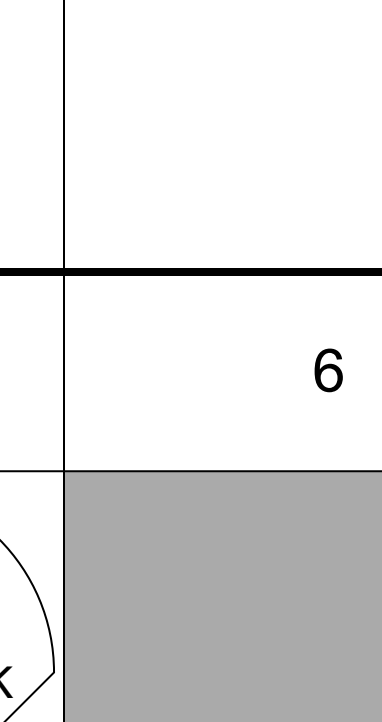
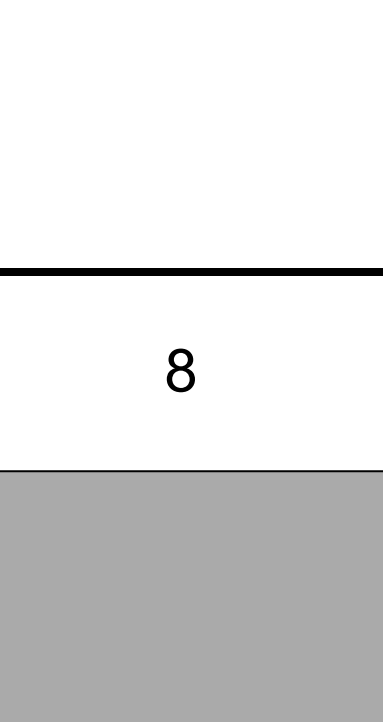

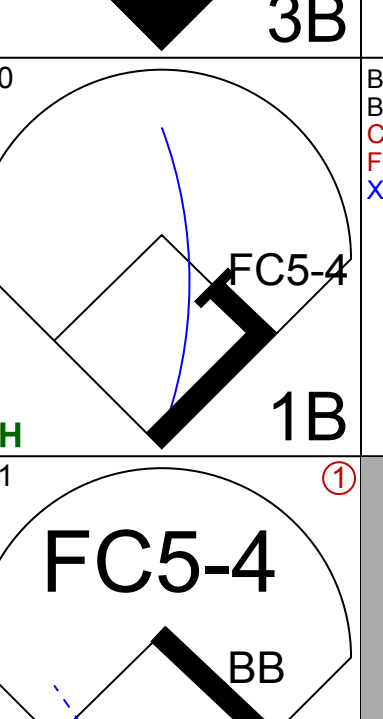
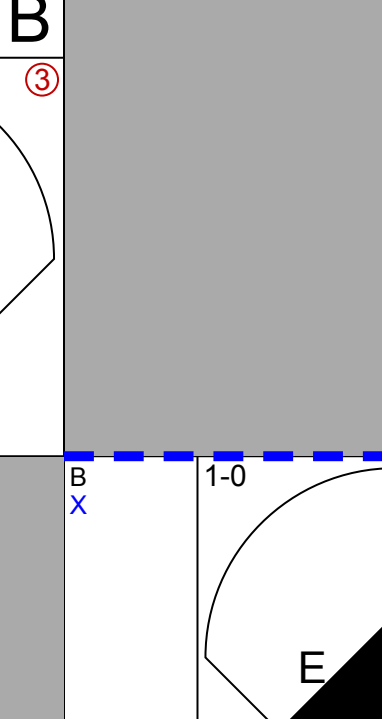

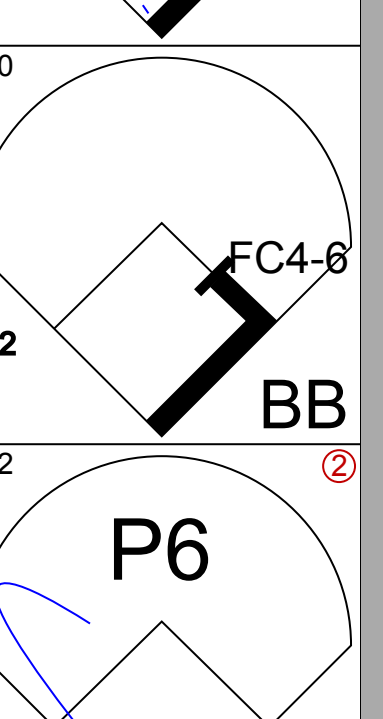
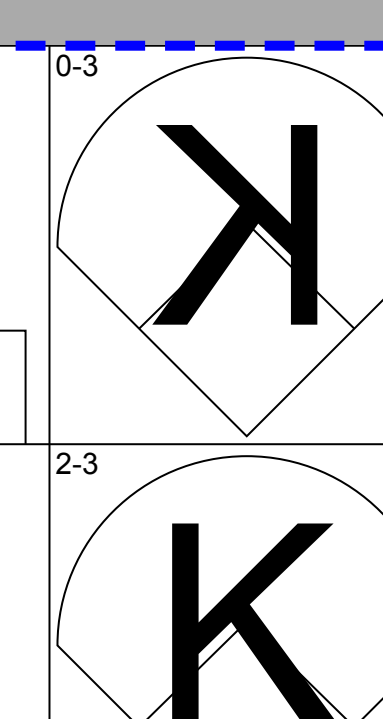
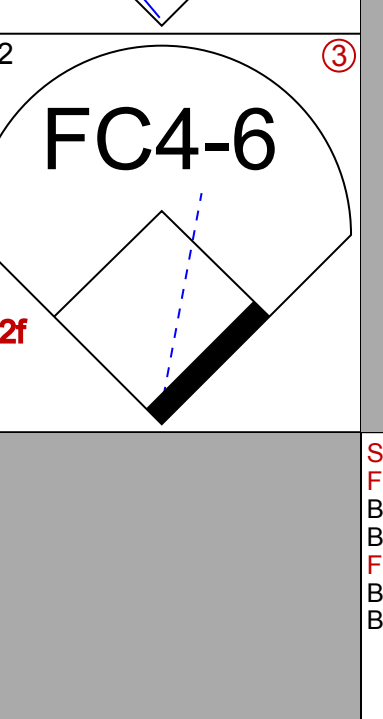
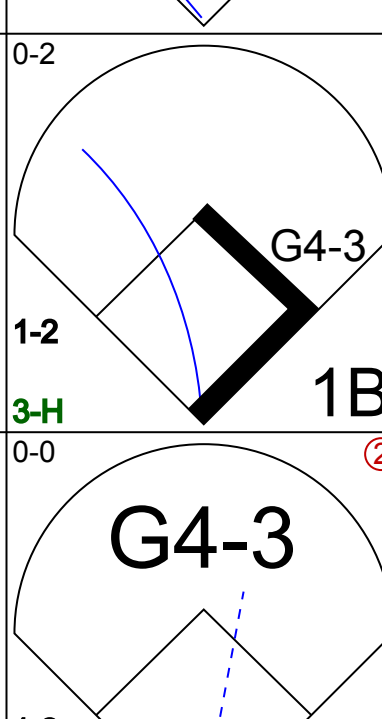

| | |
|-----|----|
| AB | 31 |
| R | 2 |
| H | 7 |
| RBI | 2 |
| BB | 4 |
| SO | 3 |
| LOB | 19 |

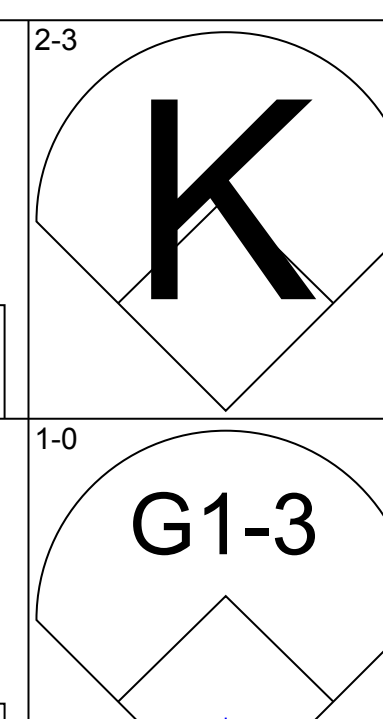
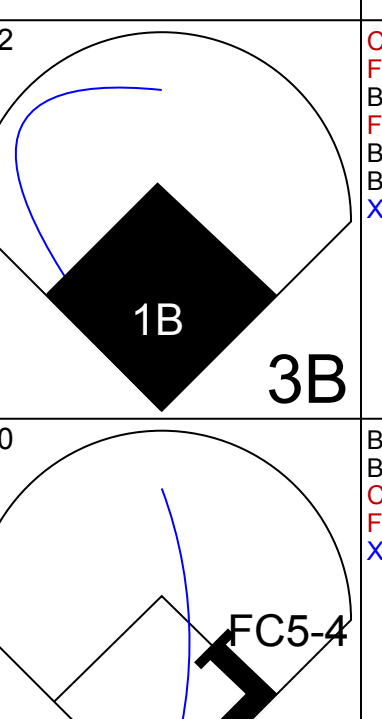
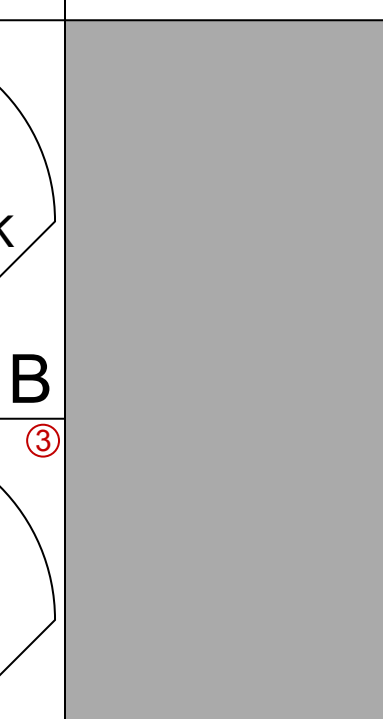
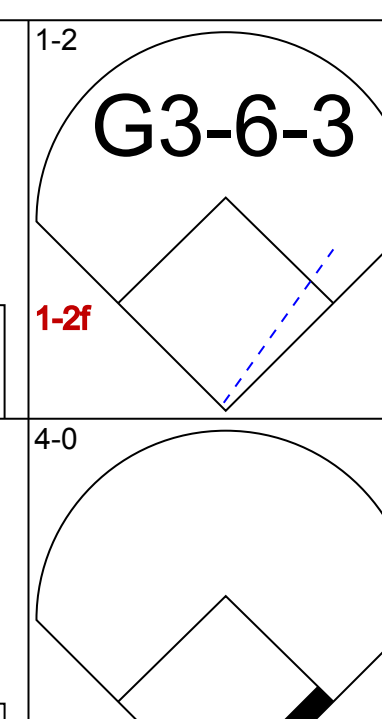
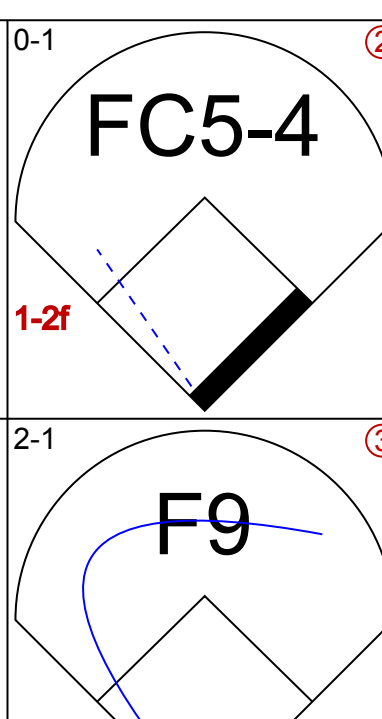
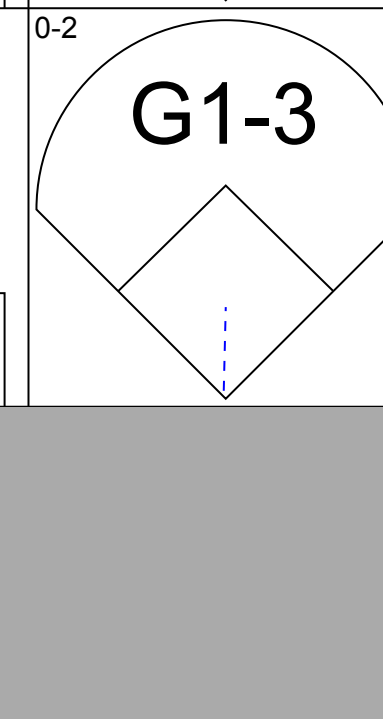
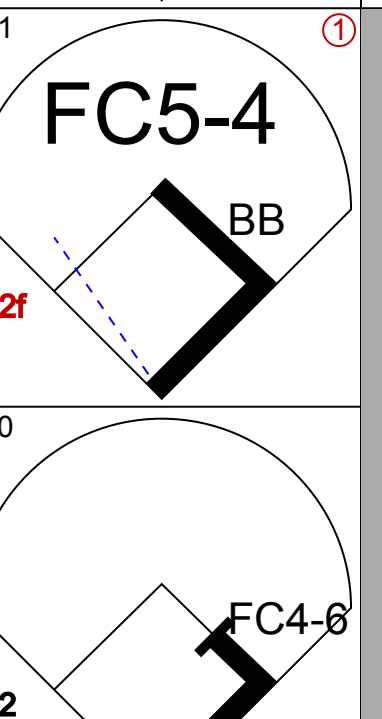
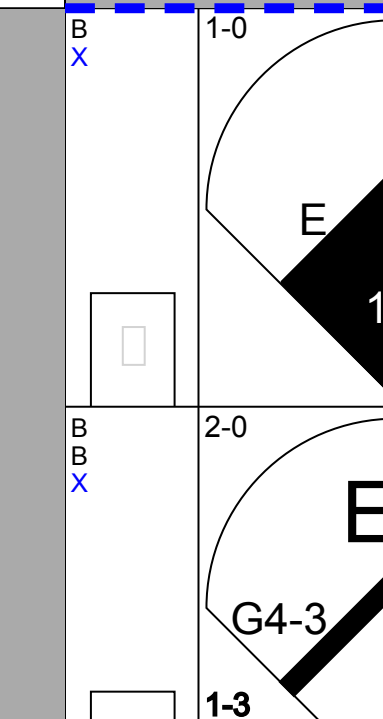


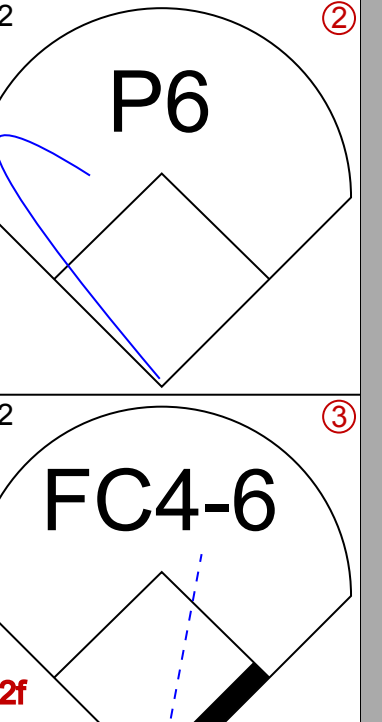
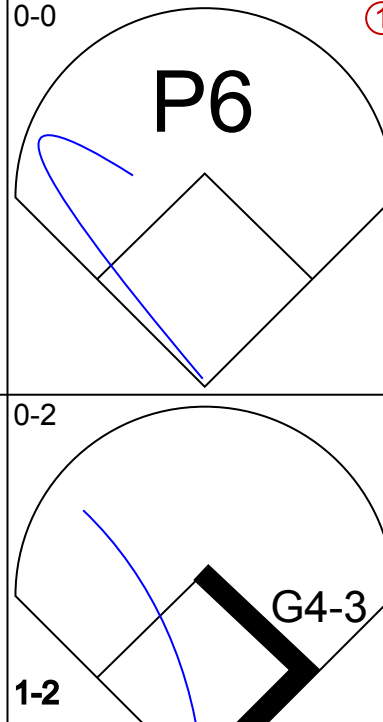


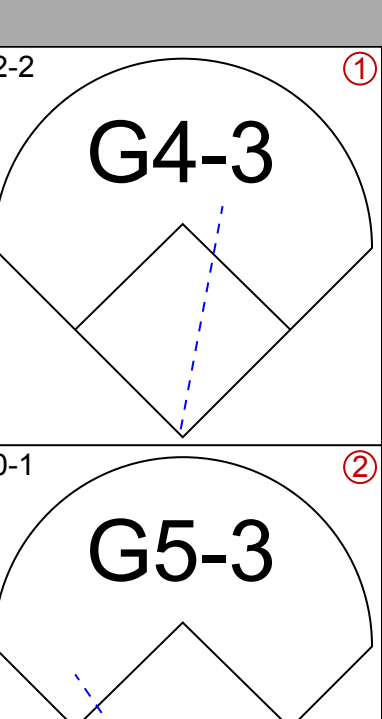
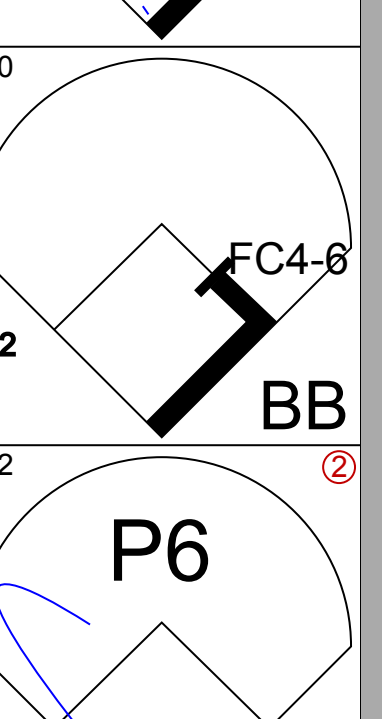
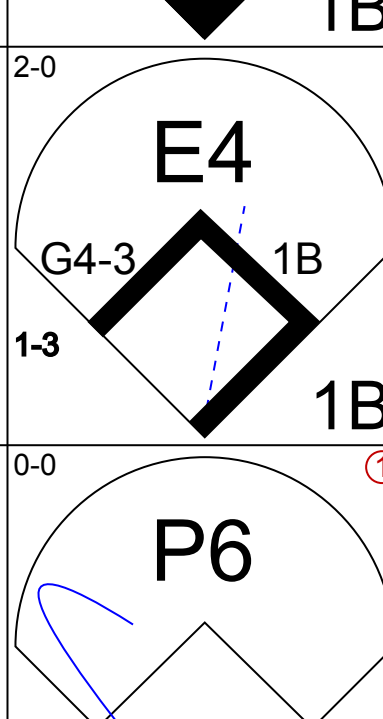
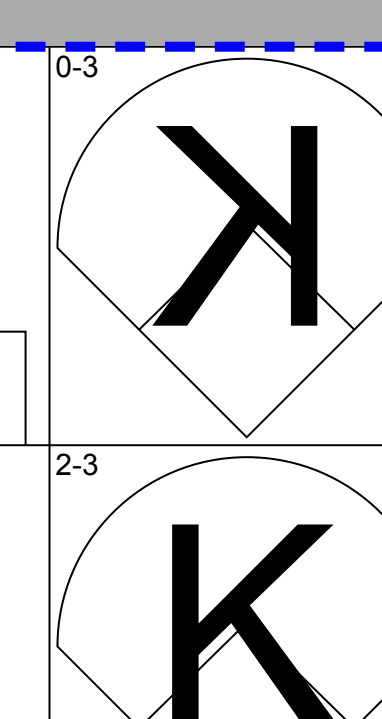
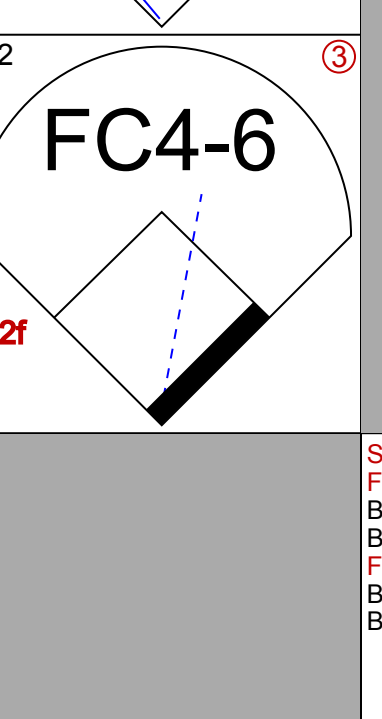
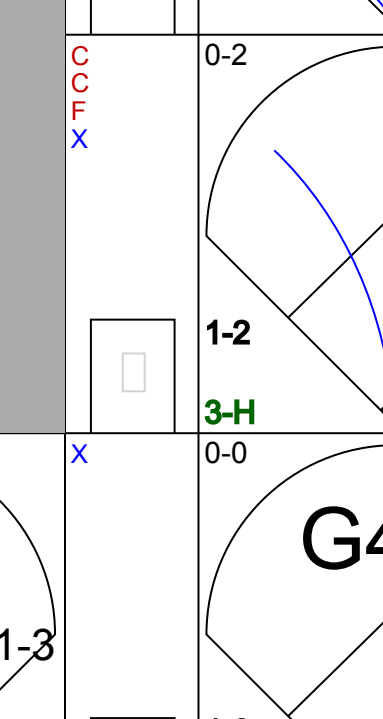
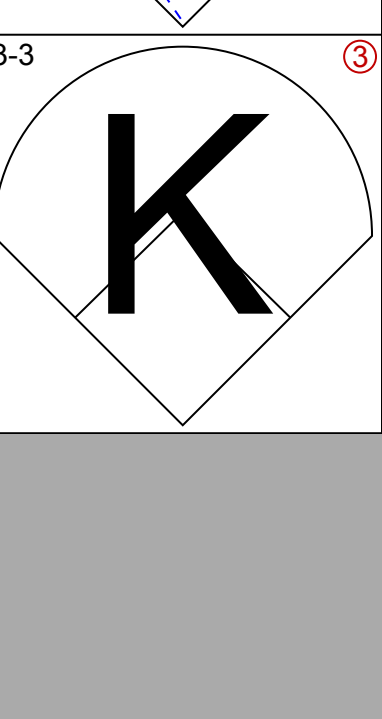
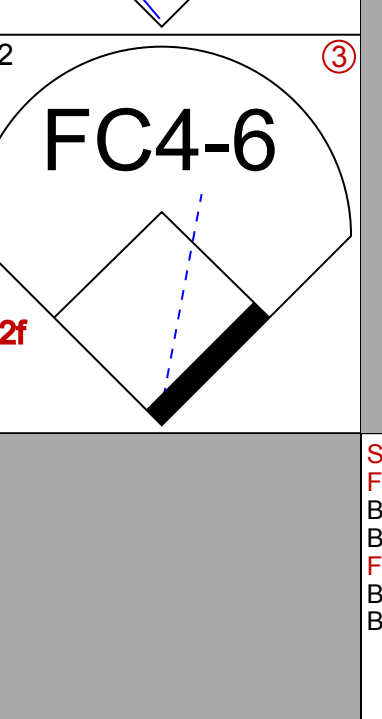
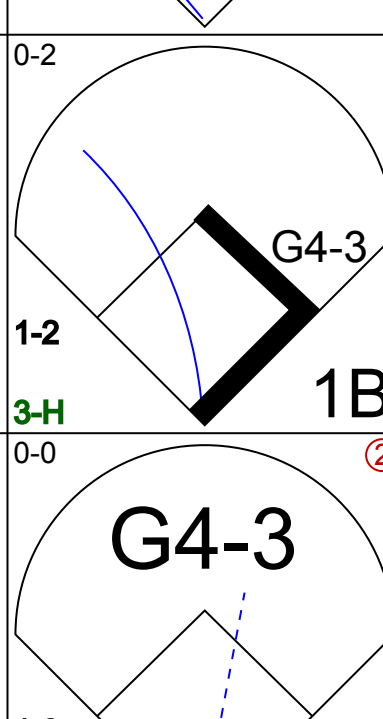
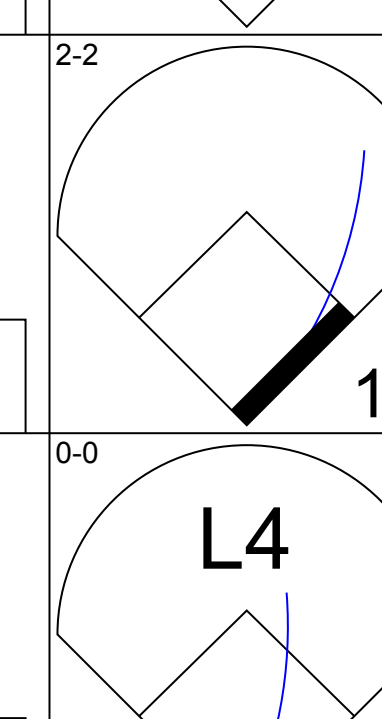

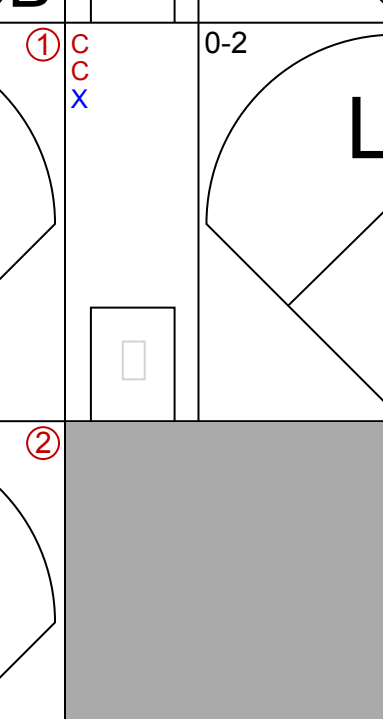

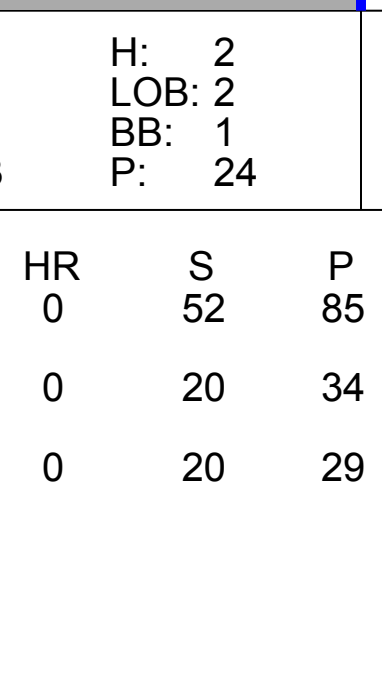
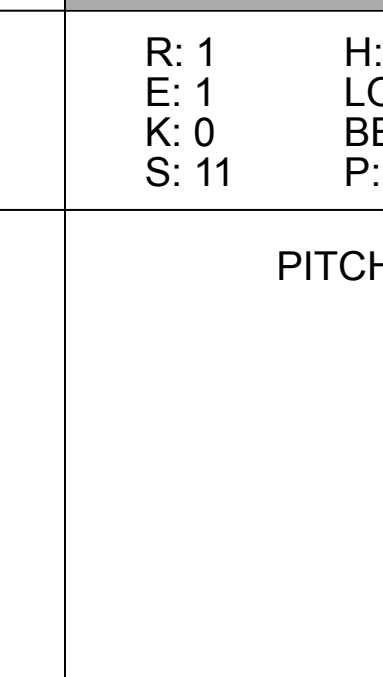
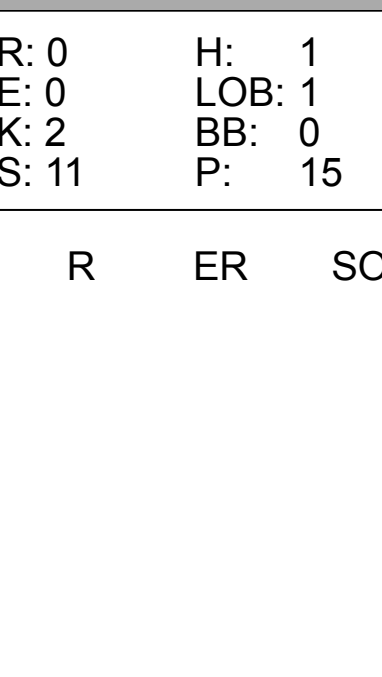
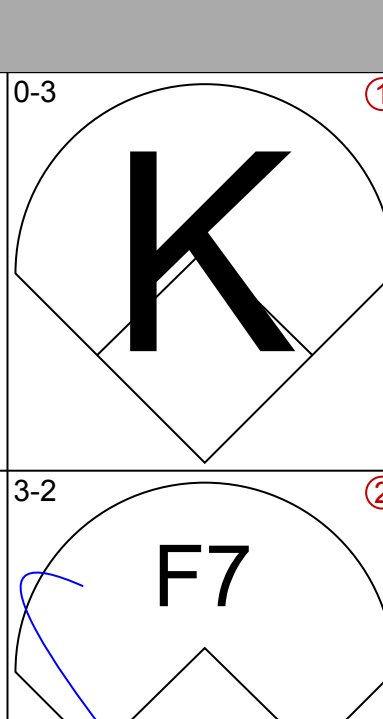
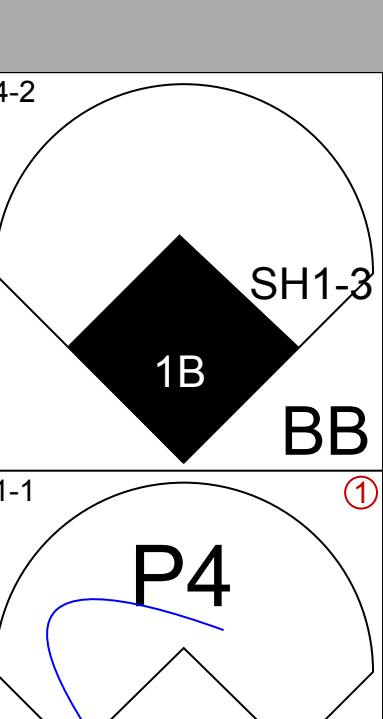
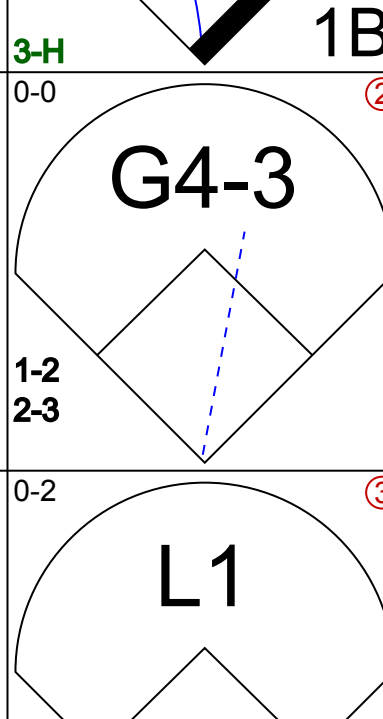
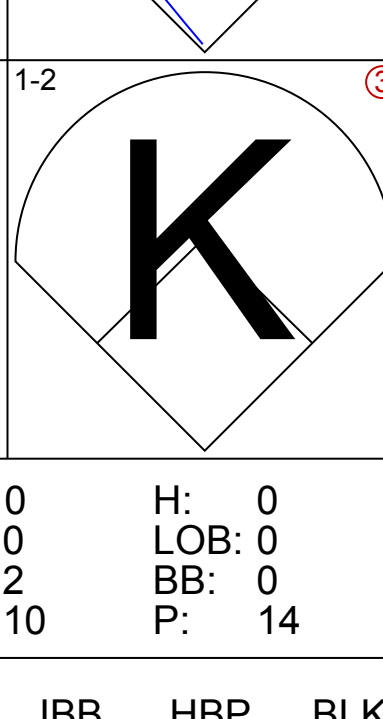
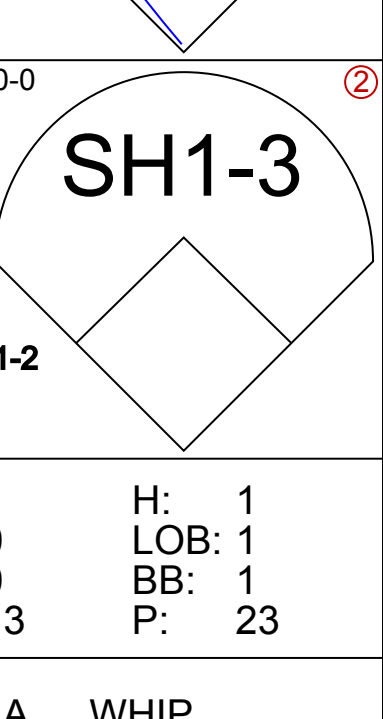
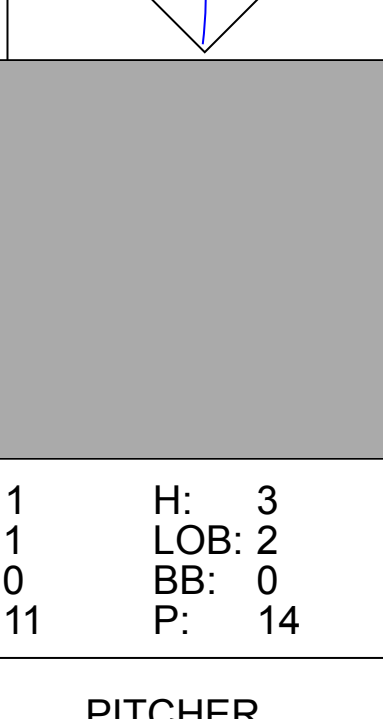

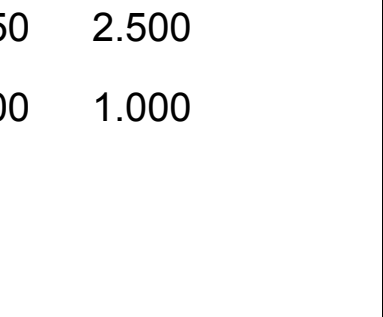




| Batter | 1 | 2 | 3 | 4 | 5 | 6 | 7 | 8 | 9 | AB | R | H | RBI | BB | SO | LOB | TOP | | | | | |
|---|-------------------------------|----------------------------------|------------------------------|----------------------------------|-------------------------------|----------------------------------|------------------------------|----------------------------------|------------------------------|---------------------------------|------------------------------|----------------------------------|-------------------------------|----------------------------------|-------------------------------|----------------------------------|--|----------------------------------|----------------------------------|------------------------------------|----------------------------------|--------|
| Rickey Henderson, R OBP: 0.448, SLG: 0.372 | P3 | | 1B S 1B | | | | IHR 1B | S BB | | 3 | 2 | 2 | 0 | 2 | 0 | 0 | San Diego Padres @ Los Angeles Dodgers Dodger Stadium, Los Angeles, CA Thu Jun 26 1997, 7:05 PM PDT Att: 32,400 - Unknown - 74 F livebaseballscorecards.com | | | | | |
| Steve Finley, L OBP: 0.331, SLG: 0.512 | HR | | 1B BB FC4-6 1B | P3 | | | IHR BB | L4 | | 4 | 3 | 2 | 1 | 1 | 0 | 3 | | | | | | |
| Tony Gwynn, L OBP: 0.438, SLG: 0.590 | G4-3 2B | | FC4-6 1B FC4-6 BB | | F9 | | IHR | P5 | | 4 | 2 | 2 | 4 | 1 | 0 | 1 | | | | | | |
| Ken Caminiti, S OBP: 0.332, SLG: 0.391 | G4-3 | | FC4-6 1B | | F7 | | BB | | FC6-4 BB | 3 | 0 | 1 | 1 | 2 | 0 | 1 | | | | | | |
| Wally Joyner, L OBP: 0.396, SLG: 0.500 | BB | | FC4-6 FC4-6 | | F9 | | BB | | F9 | 3 | 0 | 0 | 1 | 2 | 0 | 3 | | | | | | |
| QuiVio Veras, S OBP: 0.321, SLG: 0.328 | G6-3 | | FC4-6 CS | | | CS BB | | | FC6-4 1B | 4 | 1 | 0 | 1 | 1 | 1 | 6 | | | | | | |
| Chris Gomez, R OBP: 0.319, SLG: 0.343 | | G6-3 | CS | | | F9 | | | 1B | 4 | 0 | 1 | 1 | 0 | 1 | 3 | | | | | | |
| John Flaherty, R OBP: 0.277, SLG: 0.332 | L7 | | | | | F7 | | | G5-3 | 5 | 0 | 0 | 0 | 0 | 1 | 5 | | | | | | |
| Sean Bergman, R OBP: 0.200, SLG: 0.300 Greg Vaughn, R OBP: 0.289, SLG: 0.359 Jim Bruske, R OBP: 0.250, SLG: 0.500 Trevor Hoffman, R OBP: 0.500, SLG: 0.500 | K | | | | F8 | | IHR 1B | G6-3 | | 2 | 0 | 0 | 0 | 0 | 1 | 1 | | | | | | |
| Inning Stats | R: 1 E: 0 K: 0 S: 12 | H: 2 LOB: 2 BB: 1 P: 23 | R: 0 E: 0 K: 1 S: 7 | H: 0 LOB: 0 BB: 0 P: 10 | R: 3 E: 0 K: 0 S: 17 | H: 3 LOB: 1 BB: 1 P: 27 | R: 0 E: 0 K: 1 S: 9 | H: 0 LOB: 2 BB: 1 P: 19 | R: 0 E: 0 K: 0 S: 4 | H: 0 LOB: 0 BB: 0 P: 4 | R: 0 E: 0 K: 0 S: 7 | H: 0 LOB: 0 BB: 1 P: 14 | R: 4 E: 0 K: 2 S: 23 | H: 3 LOB: 3 BB: 3 P: 43 | R: 0 E: 0 K: 0 S: 11 | H: 0 LOB: 1 BB: 1 P: 19 | R: 1 E: 0 K: 0 S: 12 | H: 1 LOB: 1 BB: 1 P: 23 | 1B: 6 2B: 1 3B: 0 HR: 2 | SF: 0 SAC: 0 DP: 0 HBP: 1 | WP: 0 PB: 0 SB: 3 CS: 2 | PA: 45 |
| PITCHER | IP | WLS | BF | H | R | ER | SO | BB | IBB | HBP | BLK | WP | HR | S | P | ERA | WHIP | | | | | |
| Tom Candiotti, R ERA: 2.76 | 6.0 | | 26 | 5 | 4 | 4 | 2 | 4 | 0 | 1 | 0 | 0 | 1 | 56 | 97 | 6.00 | 1.500 | | | | | |
| Mark Guthrie, L ERA: 3.73 | 0.0 | L | 5 | 3 | 4 | 4 | 0 | 2 | 0 | 0 | 0 | 0 | 0 | 8 | 17 | ∞ | ∞ | | | | | |
| Antonio Osuna, R ERA: 2.78 | 2.0 | | 8 | 0 | 0 | 0 | 2 | 2 | 0 | 0 | 0 | 0 | 0 | 26 | 45 | 0.00 | 1.000 | | | | | |
| 37 Darren Dreifort, R ERA: 2.95 | 1.0 | | 5 | 1 | 1 | 1 | 0 | 1 | 0 | 0 | 0 | 0 | 0 | 12 | 23 | 9.00 | 2.000 | | | | | |


| Batter | 1 | 2 | 3 | 4 | 5 | 6 | 7 | 8 | 9 | AB | R | H | RBI | BB | SO | LOB | BOTTOM | | | | | |
|--|-------------------------------|----------------------------------|------------------------------|----------------------------------|------------------------------|---------------------------------|------------------------------|----------------------------------|-------------------------------|----------------------------------|-------------------------------|----------------------------------|------------------------------|----------------------------------|-------------------------------|----------------------------------|--|----------------------------------|----------------------------------|------------------------------------|----------------------------------|--------|
| Brett Butler, L OBP: 0.409, SLG: 0.346 Billy Ashley, R OBP: 0.269, SLG: 0.432 | BB 1B 1B | | | | L5 | | K | | F8 | 3 | 1 | 1 | 0 | 0 | 1 | 0 | San Diego Padres @ Los Angeles Dodgers Dodger Stadium, Los Angeles, CA Thu Jun 26 1997, 7:05 PM PDT Att: 32,400 - Unknown - 74 F livebaseballscorecards.com | | | | | |
| Wilton Guerrero, S OBP: 0.303, SLG: 0.412 | BB 1B | | | | F7 | | G4-3 | | HR 1B | 5 | 2 | 2 | 0 | 0 | 1 | 0 | | | | | | |
| Mike Piazza, R OBP: 0.436, SLG: 0.585 | FC5 1B BB | | | G3 | | | 2B | | HR | 4 | 2 | 2 | 2 | 1 | 1 | 0 | | | | | | |
| Eric Karros, R OBP: 0.334, SLG: 0.452 | FC5 1B | | | G5-3 | | | 2B | | P6 | 4 | 1 | 2 | 3 | 1 | 0 | 0 | | | | | | |
| Raul Mondesi, R OBP: 0.341, SLG: 0.521 | FC5 1B | | | G4-3 2B | | | P6 | | F7 | 5 | 0 | 1 | 0 | 0 | 0 | 4 | | | | | | |
| Greg Gagne, R OBP: 0.295, SLG: 0.371 | F8 | | | | P4 | | F9 | | E 1B | 4 | 0 | 1 | 0 | 0 | 0 | 3 | | | | | | |
| Roger Cedeno, S OBP: 0.278, SLG: 0.271 | 1B | | | | G4-3 | | SF8 3B | | E6 | 4 | 1 | 2 | 1 | 0 | 0 | 2 | | | | | | |
| Tripp Cramer, R OBP: 0.300, SLG: 0.300 Karin Garcia, L OBP: 0.319, SLG: 0.298 Mark Guthrie, R ERA: 3.73 Antonio Osuna, R ERA: 2.78 Nelson Lirio, S OBP: 0.350, SLG: 0.423 37 Darren Dreifort, R ERA: 2.95 | P5 | | | | | | SF8 | | K | 1 | 0 | 0 | 0 | 1 | 0 | 0 | | | | | | |
| Tom Candiotti, R Todd Zeile, R OBP: 0.313, SLG: 0.412 | K | | | | G1-3 | | K | | G5-3 | 2 | 0 | 0 | 0 | 0 | 1 | 2 | | | | | | |
| Inning Stats | R: 2 E: 0 K: 0 S: 13 | H: 4 LOB: 2 BB: 1 P: 23 | R: 0 E: 0 K: 2 S: 8 | H: 0 LOB: 0 BB: 0 P: 11 | R: 0 E: 0 K: 1 S: 7 | H: 0 LOB: 0 BB: 0 P: 9 | R: 0 E: 0 K: 0 S: 9 | H: 1 LOB: 2 BB: 1 P: 16 | R: 1 E: 0 K: 1 S: 11 | H: 2 LOB: 1 BB: 0 P: 17 | R: 1 E: 0 K: 1 S: 13 | H: 1 LOB: 0 BB: 0 P: 19 | R: 0 E: 0 K: 2 S: 8 | H: 0 LOB: 0 BB: 0 P: 12 | R: 1 E: 1 K: 1 S: 18 | H: 1 LOB: 2 BB: 1 P: 30 | R: 2 E: 0 K: 0 S: 15 | H: 2 LOB: 0 BB: 0 P: 22 | 1B: 6 2B: 3 3B: 1 HR: 1 | SF: 1 SAC: 0 DP: 0 HBP: 0 | WP: 0 PB: 0 SB: 0 CS: 0 | PA: 41 |
| PITCHER | IP | WLS | BF | H | R | ER | SO | BB | IBB | HBP | BLK | WP | HR | S | P | ERA | WHIP | | | | | |
| Sean Bergman, R ERA: 4.92 | 6.0 | W | 27 | 8 | 4 | 4 | 4 | 2 | 0 | 0 | 0 | 0 | 0 | 61 | 95 | 6.00 | 1.667 | | | | | |
| Jim Bruske, R ERA: 1.42 | 1.1 | | 7 | 1 | 1 | 1 | 2 | 1 | 0 | 0 | 0 | 0 | 0 | 20 | 35 | 6.75 | 1.500 | | | | | |
| Trevor Hoffman, R ERA: 3.97 | 1.2 | S | 7 | 2 | 2 | 2 | 1 | 0 | 0 | 0 | 0 | 0 | 1 | 21 | 29 | 10.80 | 1.200 | | | | | |




| Batter | 1 | 2 | 3 | 4 | 5 | 6 | 7 | 8 | 9 | AB | R | H | RBI | BB | SO | LOB | TOP | | | |
|--|---|---|---|---|---|--|---|----------------------------------|---|----------------------------------|-------------------------------|----------------------------------|-------------------------------|----------------------------------|------------------------------|----------------------------------|----------------------------------|--|----------------------------------|--------|
| Rickey Henderson, R OBP: 0.455, SLG: 0.386 |  | |  | | |  |  | |  | | 4 | 2 | 2 | 1 | 1 | 1 | 0 | San Diego Padres @ Los Angeles Dodgers Dodger Stadium, Los Angeles, CA Sat Jun 28 1997, 3:33 AM PDT Att: 43,740 - Sunny - 77 F | | |
| Steve Finley, L OBP: 0.337, SLG: 0.532 |  | |  | | |  |  | |  | | 5 | 2 | 3 | 3 | 0 | 1 | 3 | | | |
| Tony Gwynn, L OBP: 0.431, SLG: 0.591 |  | |  | | |  |  | |  | | 5 | 1 | 1 | 2 | 0 | 0 | 3 | | | |
| Will Cunnane, R OBP: 0.417, SLG: 0.545 |  | | | | |  | | |  | | 0 | 0 | 0 | 0 | 0 | 0 | 0 | | | |
| Ken Caminiti, S OBP: 0.327, SLG: 0.379 |  | | | | |  |  | |  | | 5 | 0 | 0 | 0 | 0 | 3 | 2 | | | |
| Jorge Velazquez, R OBP: 0.500, SLG: 0.600 | | | | | | | | | | | 0 | 0 | 0 | 0 | 0 | 0 | 0 | | | |
| Wally Joyner, L OBP: 0.398, SLG: 0.498 | |  | | | |  |  | |  | | 3 | 2 | 1 | 0 | 1 | 1 | 0 | | | |
| Mark Sweeney, L OBP: 0.310, SLG: 0.270 | | | | | | | | |  | | 1 | 0 | 0 | 0 | 0 | 0 | 0 | | | |
| QuiVio Veras, S OBP: 0.327, SLG: 0.336 |  | | | | |  |  | |  | | 5 | 1 | 2 | 0 | 0 | 1 | 0 | | | |
| Chris Gomez, R OBP: 0.322, SLG: 0.344 | | | | | |  |  | |  | | 4 | 0 | 2 | 1 | 0 | 1 | 2 | | | |
| Carlos Hernandez, R OBP: 0.292, SLG: 0.365 | |  | | | |  |  | |  | | 5 | 0 | 1 | 2 | 0 | 1 | 4 | | | |
| Pete Smith, R OBP: 0.313, SLG: 0.438 | | |  | | |  |  | |  | | 2 | 0 | 0 | 0 | 0 | 2 | 1 | | | |
| Greg Vaughn, R OBP: 0.300, SLG: 0.357 | | | |  | | | | |  | | 0 | 1 | 0 | 0 | 1 | 0 | 0 | | | |
| Rich Batchelor, R OBP: 0.313, SLG: 0.438 | | | | |  | | | |  | | 0 | 0 | 0 | 0 | 0 | 0 | 0 | | | |
| Chris Jones, R OBP: 0.313, SLG: 0.438 | | | | | | | | |  | | 1 | 0 | 1 | 0 | 0 | 0 | 0 | | | |
| Inning Stats | R: 1 E: 0 K: 2 S: 10 | H: 1 LOB: 0 BB: 0 P: 14 | R: 0 E: 0 K: 0 S: 5 | H: 0 LOB: 1 BB: 0 P: 9 | R: 0 E: 0 K: 1 S: 7 | H: 1 LOB: 1 BB: 0 P: 10 | R: 2 E: 0 K: 2 S: 14 | H: 2 LOB: 1 BB: 1 P: 21 | R: 3 E: 0 K: 1 S: 11 | H: 4 LOB: 2 BB: 1 P: 20 | R: 0 E: 0 K: 1 S: 10 | H: 0 LOB: 0 BB: 0 P: 15 | R: 0 E: 0 K: 2 S: 13 | H: 2 LOB: 2 BB: 0 P: 20 | R: 0 E: 0 K: 1 S: 9 | H: 1 LOB: 1 BB: 0 P: 15 | 1B: 8 2B: 2 3B: 0 HR: 3 | SF: 0 SAC: 0 DP: 0 HBP: 1 | WP: 0 PB: 0 SB: 0 CS: 0 | PA: 44 |
| PITCHER | IP WLS BF H R ER SO BB IBB HBP BLK WP HR S P ERA WHIP | | | | | | | | | | | | | | | | | | | |
| Hideo Nomo, R ERA: 4.02 | (1, 1) 4.2 L 25 8 6 6 6 2 0 0 1 1 0 0 2 46 73 11.57 2.143 | | | | | | | | | | | | | | | | | | | |
| Mike Harkey, R ERA: 4.75 | (5, 1) 1.1 7 2 3 3 1 1 0 0 0 0 0 1 15 26 20.25 2.250 | | | | | | | | | | | | | | | | | | | |
| Mark Guthrie, L ERA: 3.58 | (7, 1) 1.0 3 0 0 0 1 0 0 0 0 0 0 0 10 15 0.00 0.000 | | | | | | | | | | | | | | | | | | | |
| Darren Hall, R ERA: 1.86 | (8, 1) 2.0 9 3 0 0 3 0 0 0 0 0 0 0 22 35 0.00 1.500 | | | | | | | | | | | | | | | | | | | |

| Batter | 1 | 2 | 3 | 4 | 5 | 6 | 7 | 8 | 9 | AB | R | H | RBI | BB | SO | LOB | BOTTOM | | | |
|---|---|---|---|---|---|----------------------------------|---|----------------------------------|---|----------------------------------|------------------------------|----------------------------------|-------------------------------|----------------------------------|------------------------------|----------------------------------|----------------------------------|--|----------------------------------|--------|
| Wilton Guerrero, S OBP: 0.307, SLG: 0.424 |  | | |  |  | |  | |  | | 5 | 1 | 2 | 1 | 0 | 1 | 2 | San Diego Padres @ Los Angeles Dodgers Dodger Stadium, Los Angeles, CA Sat Jun 28 1997, 3:33 AM PDT Att: 43,740 - Sunny - 77 F | | |
| Roger Cedeno, S OBP: 0.281, SLG: 0.266 |  | | |  |  | | | |  | | 4 | 0 | 1 | 1 | 1 | 0 | 2 | | | |
| Mike Piazza, R OBP: 0.436, SLG: 0.592 |  | | |  | | |  | |  | | 4 | 1 | 1 | 0 | 0 | 0 | 2 | | | |
| Darren Hall, R ERA: 1.86 | | | |  | | | | | | | 0 | 0 | 0 | 0 | 0 | 0 | 0 | | | |
| Eric Karros, R OBP: 0.343, SLG: 0.459 | |  | |  | | |  | |  | | 3 | 0 | 1 | 0 | 1 | 1 | 0 | | | |
| Nelson Liriano, S OBP: 0.322, SLG: 0.415 | | | |  | | |  | | | | 0 | 0 | 0 | 0 | 0 | 0 | 0 | | | |
| Raul Mondesi, R OBP: 0.339, SLG: 0.512 | |  | |  | | |  | |  | | 3 | 0 | 0 | 0 | 0 | 0 | 4 | | | |
| Billy Ashley, R OBP: 0.263, SLG: 0.422 | | | |  | | |  | |  | | 4 | 0 | 2 | 1 | 0 | 1 | 2 | | | |
| Todd Zeile, R OBP: 0.318, SLG: 0.425 | | | | |  | |  | |  | | 3 | 1 | 0 | 0 | 1 | 1 | 3 | | | |
| Karim Garcia, L OBP: 0.244, SLG: 0.211 | | |  | | | |  | |  | | 3 | 1 | 0 | 0 | 1 | 1 | 3 | | | |
| Tripp Cramer, R OBP: 0.400, SLG: 0.333 | | |  | | | |  | |  | | 4 | 0 | 0 | 0 | 0 | 0 | 3 | | | |
| Hideo Nomo, R OBP: 0.189, SLG: 0.324 | | |  | | | |  | |  | | 1 | 0 | 0 | 0 | 0 | 1 | 0 | | | |
| Mike Harkey, R ERA: 4.91 | | | | | | | | |  | | 0 | 0 | 0 | 0 | 0 | 0 | 0 | | | |
| Mark Guthrie, R ERA: 3.58 | | | | | | | | | | | 0 | 0 | 0 | 0 | 0 | 0 | 0 | | | |
| Brett Butler, L OBP: 0.412, SLG: 0.346 | | | | | | | | | | | 0 | 0 | 0 | 0 | 1 | 0 | 0 | | | |
| Tom Prince, R OBP: 0.261, SLG: 0.220 | | | | | | | | | | | 1 | 0 | 1 | 0 | 0 | 0 | 0 | | | |
| Inning Stats | R: 0 E: 0 K: 1 S: 7 | H: 0 LOB: 0 BB: 0 P: 10 | R: 0 E: 0 K: 1 S: 9 | H: 0 LOB: 0 BB: 0 P: 14 | R: 0 E: 0 K: 2 S: 10 | H: 0 LOB: 0 BB: 0 P: 14 | R: 1 E: 0 K: 0 S: 13 | H: 2 LOB: 2 BB: 1 P: 24 | R: 1 E: 0 K: 0 S: 11 | H: 3 LOB: 2 BB: 0 P: 14 | R: 0 E: 0 K: 0 S: 9 | H: 0 LOB: 1 BB: 2 P: 20 | R: 0 E: 0 K: 2 S: 11 | H: 1 LOB: 1 BB: 0 P: 15 | R: 0 E: 0 K: 0 S: 9 | H: 1 LOB: 1 BB: 0 P: 14 | 1B: 7 2B: 0 3B: 1 HR: 0 | SF: 0 SAC: 1 DP: 1 HBP: 0 | WP: 0 PB: 0 SB: 0 CS: 0 | PA: 38 |
| PITCHER | IP WLS BF H R ER SO BB IBB HBP BLK WP HR S P ERA WHIP | | | | | | | | | | | | | | | | | | | |
| Pete Smith, R ERA: 4.91 | (1, 1) 5.0 W 20 3 2 2 4 2 0 0 0 0 0 0 20 34 4.50 2.500 | | | | | | | | | | | | | | | | | | | |
| Rich Batchelor, R ERA: 4.44 | (6, 1) 2.0 10 3 1 1 0 2 0 0 0 0 0 0 20 29 0.00 1.000 | | | | | | | | | | | | | | | | | | | |
| Will Cunnane, R ERA: 6.67 | (8, 1) 2.0 8 2 0 0 2 0 0 0 0 0 0 0 20 29 0.00 1.000 | | | | | | | | | | | | | | | | | | | |

AB 40
R 9
H 13
RBI 9
BB 3
SO 11
LOB 15



AB 33
R 3
H 8
RBI 3
BB 4
SO 6
LOB 18



| Batter | 1 | 2 | 3 | 4 | 5 | 6 | 7 | 8 | 9 | AB | R | H | RBI | BB | SO | LOB | TOP | | | |
|--|---|---|-------------------------------|----------------------------------|------------------------------|----------------------------------|------------------------------|---------------------------------|------------------------------|----------------------------------|------------------------------|----------------------------------|------------------------------|---------------------------------|-------------------------------|----------------------------------|----------------------------------|------------------------------------|----------------------------------|--------|
| Rickey Henderson, R OBP: 0.451, SLG: 0.383 Doug Bochtler, R (8, 1) | 2-2 BB 1B | 1-2 CS | 1-2 G4-3 | | | 2-2 F9 | | 0-0 G6-4-3 | | 4 | 1 | 1 | 0 | 0 | 0 | 1 | | | | |
| Quilvio Veras, S OBP: 0.337, SLG: 0.336 (1, 4) | 1-2 F8 | | 4-1 G3-6-3 BB | | | 2-1 G4-3 | | 0-0 | | 3 | 0 | 1 | 0 | 1 | 0 | 1 | | | | |
| Steve Finley, L OBP: 0.397, SLG: 0.528 Chris Jones, R OBP: 0.310, SLG: 0.432 (6, 8) | 4-1 1B G6-3 BB | | 2-1 G3-6-3 | | | 2-3 K | | 0-0 P6 | | 2 | 1 | 0 | 0 | 1 | 1 | 1 | | | | |
| Wally Joyner, L OBP: 0.337, SLG: 0.495 Carlos Hernandez, R OBP: 0.303, SLG: 0.375 (1, 3) | 1-1 G6-3 1B | | | | | 0-1 G1-3 | | 0-0 G1-3 | | 3 | 0 | 1 | 1 | 0 | 0 | 0 | | | | |
| Greg Vaughn, R OBP: 0.294, SLG: 0.349 (1, 7) | 1-1 G6-3 | | | | | 0-1 P2 | | 0-3 K | | 4 | 0 | 0 | 1 | 0 | 1 | 2 | | | | |
| Chris Gomez, R OBP: 0.324, SLG: 0.353 (1, 6) | 2-2 G5-3 | | | | | 1-0 G5-3 | | 2-1 2B | | 4 | 1 | 2 | 1 | 0 | 0 | 1 | | | | |
| John Flaherty, R OBP: 0.279, SLG: 0.340 (1, 2) | | | 0-1 F8 | | | 0-2 F8 | | 2-1 2B | | 4 | 0 | 1 | 1 | 0 | 0 | 1 | | | | |
| Jorge Velandia, R OBP: 0.300, SLG: 0.333 (1, 5) | | | 1-3 K | | | 2-2 L3 | | 0-0 F9 | | 4 | 0 | 0 | 0 | 0 | 2 | 2 | | | | |
| Danny Jackson, R OBP: 0.154, SLG: 0.083 Jim Bruske, R OBP: 0.250, SLG: 0.500 Mark Sweeney, L OBP: 0.318, SLG: 0.280 (8, 9) | 4-2 CS BB | | | | | 1-0 G6-3 | | 2-1 G6-4-3 1B | | 1 | 0 | 0 | 0 | 1 | 0 | 0 | | | | |
| Inning Stats | R: 2 E: 0 K: 0 S: 15 | H: 2 LOB: 1 BB: 1 P: 26 | R: 0 E: 0 K: 1 S: 10 | H: 0 LOB: 0 BB: 1 P: 16 | R: 0 E: 0 K: 0 S: 6 | H: 0 LOB: 0 BB: 1 P: 13 | R: 0 E: 0 K: 0 S: 5 | H: 0 LOB: 0 BB: 0 P: 6 | R: 0 E: 0 K: 1 S: 9 | H: 0 LOB: 0 BB: 0 P: 10 | R: 1 E: 0 K: 1 S: 9 | H: 2 LOB: 1 BB: 0 P: 14 | R: 0 E: 0 K: 0 S: 5 | H: 2 LOB: 1 BB: 0 P: 7 | R: 1 E: 0 K: 1 S: 15 | H: 2 LOB: 1 BB: 0 P: 15 | 1B: 5 2B: 3 3B: 0 HR: 0 | SF: 0 SAC: 0 DP: 2 HBP: 0 | WP: 0 PB: 0 SB: 0 CS: 1 | PA: 36 |
| PITCHER | IP WLS BF H R ER SO BB IBB HBP BLK WP HR S P ERA WHIP | IP WLS BF H R ER SO BB IBB HBP BLK WP HR S P ERA WHIP | | | | | | | | | | | | | | | | | | |
| Pedro Astacio, R ERA: 4.15 Todd Worrell, R ERA: 5.65 | (1, 1) 8.0 W 30 6 3 3 3 3 0 0 0 0 0 0 66 107 3.38 1.125 | (9, 1) 1.0 5 2 1 1 1 0 0 0 0 0 0 0 0 15 15 9.00 2.000 | | | | | | | | | | | | | | | | | | |

San Diego Padres @ Los Angeles Dodgers
Dodger Stadium, Los Angeles, CA
Sun Jun 29 1997, 3:33 AM PDT
Att: 37,681 - Sunny - 77 F


AB 32
R 4
H 8
RBI 4
BB 3
SO 4
LOB 10



| Batter | 1 | 2 | 3 | 4 | 5 | 6 | 7 | 8 | 9 | AB | R | H | RBI | BB | SO | LOB | BOTTOM | | | |
|--|---|--|------------------------------|----------------------------------|------------------------------|----------------------------------|-------------------------------|----------------------------------|-------------------------------|----------------------------------|-------------------------------|----------------------------------|------------------------------|----------------------------------|-------------------------------|----------------------------------|----------------------------------|------------------------------------|----------------------------------|--------|
| Brett Butler, L OBP: 0.417, SLG: 0.354 (1, 8) | K | | 0-1 G6-3 1B | | | 1-1 SF7 2B 1B | 0-0 S 1B | 3-1 F7 | | 5 | 2 | 3 | 0 | 0 | 1 | 2 | | | | |
| Wilton Guerrero, S OBP: 0.309, SLG: 0.423 (1, 4) | 0-0 F7 | | 1-1 G6-3 | | | 1-2 2B 1B | 1-1 F8 | 0-2 1B | | 5 | 1 | 2 | 3 | 0 | 0 | 2 | | | | |
| Mike Piazza, R OBP: 0.437, SLG: 0.596 Tom Prince, R OBP: 0.255, SLG: 0.214 (8, 2) | 0-1 HR 2B | | 0-0 F8 | | | 3-2 SF7 1B | 3-2 BB 1B | 3-3 K | | 3 | 1 | 2 | 2 | 0 | 0 | 1 | | | | |
| Eric Karros, R OBP: 0.347, SLG: 0.473 (1, 3) | 1-1 HR | | | | | 0-0 2B 2B | 0-0 F8 | 3-2 P3 | | 4 | 2 | 2 | 4 | 1 | 0 | 1 | | | | |
| Todd Zeile, R OBP: 0.316, SLG: 0.419 (1, 5) | 2-1 F7 | | | | | 0-1 P3 | 1-2 F8 | 4-1 BB | | 4 | 0 | 0 | 0 | 1 | 0 | 2 | | | | |
| Billy Ashley, R OBP: 0.265, SLG: 0.413 Karim Garcia, L OBP: 0.239, SLG: 0.205 (6, 7) | | | 1-0 G5-3 | | | 0-2 P4 | 4-2 2B BB | 0-3 K | | 2 | 0 | 0 | 0 | 1 | 0 | 1 | | | | |
| Greg Gagne, R OBP: 0.301, SLG: 0.376 (1, 6) | | | 0-3 K | | | 0-1 F8 | 0-0 2B | 3-2 SH3-4 BB 1B | | 4 | 1 | 2 | 1 | 0 | 1 | 1 | | | | |
| Roger Cedeno, S OBP: 0.301, SLG: 0.272 (1, 9) | | | 2-3 K | | | 1-3 2B | 4-0 SH3-4 1B | 1-2 1B BB | | 2 | 2 | 1 | 0 | 2 | 1 | 0 | | | | |
| Pedro Astacio, R OBP: 0.185, SLG: 0.222 Todd Worrell, R (9, 1) | | | 0-3 K | | | 0-3 K | 1-0 SH3-4 | 1-2 2-3 | | 3 | 1 | 0 | 0 | 0 | 2 | 4 | | | | |
| Inning Stats | R: 2 E: 0 K: 1 S: 12 | H: 2 LOB: 0 BB: 0 P: 17 | R: 0 E: 0 K: 2 S: 7 | H: 0 LOB: 0 BB: 0 P: 10 | R: 0 E: 0 K: 1 S: 9 | H: 1 LOB: 1 BB: 0 P: 10 | R: 0 E: 0 K: 0 S: 10 | H: 0 LOB: 1 BB: 1 P: 14 | R: 5 E: 1 K: 1 S: 25 | H: 5 LOB: 3 BB: 2 P: 39 | R: 1 E: 0 K: 1 S: 11 | H: 2 LOB: 1 BB: 1 P: 19 | R: 2 E: 0 K: 0 S: 9 | H: 2 LOB: 1 BB: 1 P: 20 | R: 0 E: 0 K: 1 S: 13 | H: 0 LOB: 0 BB: 0 P: 22 | 1B: 8 2B: 3 3B: 0 HR: 1 | SF: 1 SAC: 1 DP: 0 HBP: 0 | WP: 0 PB: 0 SB: 1 CS: 0 | PA: 41 |
| PITCHER | IP WLS BF H R ER SO BB IBB HBP BLK WP HR S P ERA WHIP | IP WLS BF H R ER SO BB IBB HBP BLK WP HR S P ERA WHIP | | | | | | | | | | | | | | | | | | |
| Danny Jackson, L ERA: 7.59 Jim Bruske, R ERA: 4.15 Doug Bochtler, R ERA: 4.82 | (1, 1) 4.2 L 26 8 7 5 4 2 0 0 0 0 0 0 23 42 11.57 2.571 | (8, 1) 1.0 3 0 0 0 1 0 0 0 0 0 0 0 13 22 0.00 0.000 | | | | | | | | | | | | | | | | | | |

San Diego Padres @ Los Angeles Dodgers
Dodger Stadium, Los Angeles, CA
Sun Jun 29 1997, 3:33 AM PDT
Att: 37,681 - Sunny - 77 F


AB 34
R 10
H 12
RBI 10
BB 5
SO 7
LOB 16



| Batter | 1 | 2 | 3 | 4 | 5 | 6 | 7 | 8 | 9 | AB | R | H | RBI | BB | SO | LOB | TOP | | | | | | | | | | |
|---|------------------------------|----------------------------------|-------------------------------|----------------------------------|-------------------------------|----------------------------------|-------------------------------|----------------------------------|------------------------------|----------------------------------|------------------------------|----------------------------------|-------------------------------|----------------------------------|------------------------------|----------------------------------|----------------------------------|------------------------------------|----------------------------------|--------|--|--|--|--|--|--|--|
| Mark McLemore, S (1,4) OBP: 0.330, SLG: 0.290 | G4-3 | | G4-3 | G4-3 | | | G5-3 | | G3-1 | 5 | 0 | 2 | 0 | 0 | 0 | 1 | | | | | | | | | | | |
| Ivan Rodriguez, R (1,2) OBP: 0.379, SLG: 0.540 | G1-3 | | P2 | | | | HR | | G3-1 | 4 | 1 | 1 | 1 | 1 | 0 | 3 | | | | | | | | | | | |
| 29 Rusty Greer, L (1,7) (8, B) OBP: 0.427, SLG: 0.534 | G1-3 | | G4-3 | | | | G4-3 | | P5 | 5 | 0 | 1 | 0 | 0 | 0 | 3 | | | | | | | | | | | |
| Juan Gonzalez, R (1,9) OBP: 0.320, SLG: 0.564 | | | HR | IBB | | | F9 | | | 3 | 1 | 1 | 1 | 1 | 1 | 2 | | | | | | | | | | | |
| Will Clark, L (1,3) OBP: 0.415, SLG: 0.488 | | | L9 | G3 | | | K | | G4-3 | 4 | 0 | 0 | 0 | 0 | 1 | 3 | | | | | | | | | | | |
| Dean Palmer, R (1,5) OBP: 0.291, SLG: 0.383 | | | F8 | | | | HR | | L9 | 3 | 1 | 1 | 1 | 1 | 0 | 0 | | | | | | | | | | | |
| Domingo Cedeño, S (1,6) OBP: 0.336, SLG: 0.460 | | | S | G5-3 | | | CS | | G5-3 | 4 | 0 | 3 | 0 | 0 | 0 | 1 | | | | | | | | | | | |
| Damon Buford, R (1,8) OBP: 0.278, SLG: 0.314 | | | K | | | | G4-3 | | G5-3 | 3 | 0 | 0 | 0 | 0 | 2 | 3 | | | | | | | | | | | |
| Lee Stevens, L (8, PH) OBP: 0.326, SLG: 0.500 | | | K | | | | K | | G5-3 | 1 | 0 | 0 | 0 | 0 | 0 | 1 | | | | | | | | | | | |
| Julio Santana, R (1,1) OBP: 0.260, SLG: 0.500 | | | | G5-3 | | | | | | 2 | 0 | 1 | 0 | 0 | 0 | 1 | | | | | | | | | | | |
| Warren Newson, L (7, PH) OBP: 0.363, SLG: 0.500 | | | | G4-3 | | | | | | 1 | 0 | 0 | 0 | 0 | 0 | 0 | | | | | | | | | | | |
| Eric Gunderson, R (7,1) OBP: 0.363, SLG: 0.500 | | | | G4-3 | | | | | | 0 | 0 | 0 | 0 | 0 | 0 | 0 | | | | | | | | | | | |
| Xavier Hernandez, L (7,1) OBP: 0.363, SLG: 0.500 | | | | G4-3 | | | | | | 0 | 0 | 0 | 0 | 0 | 0 | 0 | | | | | | | | | | | |
| Mickey Tettleton, S (8, PH) OBP: 0.363, SLG: 0.500 | | | | G4-3 | | | | | | 1 | 0 | 0 | 0 | 0 | 0 | 0 | | | | | | | | | | | |
| Inning Stats | R: 0 E: 0 K: 0 S: 7 | H: 0 LOB: 0 BB: 0 P: 11 | R: 1 E: 0 K: 1 S: 13 | H: 2 LOB: 1 BB: 0 P: 20 | R: 0 E: 0 K: 0 S: 11 | H: 2 LOB: 3 BB: 1 P: 18 | R: 1 E: 0 K: 1 S: 11 | H: 2 LOB: 1 BB: 0 P: 19 | R: 1 E: 0 K: 1 S: 9 | H: 1 LOB: 0 BB: 0 P: 15 | R: 0 E: 0 K: 0 S: 4 | H: 1 LOB: 2 BB: 1 P: 22 | R: 0 E: 0 K: 0 S: 11 | H: 0 LOB: 1 BB: 1 P: 19 | R: 0 E: 0 K: 0 S: 8 | H: 1 LOB: 1 BB: 0 P: 12 | 1B: 6 2B: 1 3B: 0 HR: 3 | SF: 0 SAC: 0 DP: 0 HBP: 0 | WP: 0 PB: 0 SB: 1 CS: 1 | PA: 39 | | | | | | | |
| PITCHER | IP | WLS | BF | H | R | ER | SO | BB | IBB | HBP | BLK | WP | HR | S | P | ERA | WHIP | | | | | | | | | | |
| Tom Candiotti, R (1,1) ERA: 3.04 | 5.0 | | 23 | 7 | 3 | 3 | 3 | 0 | 1 | 0 | 0 | 0 | 3 | 51 | 83 | 5.40 | 1.400 | | | | | | | | | | |
| 37 Darren Dreifort, R (6,1) ERA: 2.45 | 3.0 | W | 12 | 2 | 0 | 0 | 2 | 2 | 0 | 0 | 0 | 0 | 0 | 29 | 50 | 0.00 | 1.333 | | | | | | | | | | |
| Todd Worrell, R (9,1) ERA: 5.46 | 1.0 | S | 4 | 1 | 0 | 0 | 0 | 0 | 0 | 0 | 0 | 0 | 0 | 8 | 12 | 0.00 | 1.000 | | | | | | | | | | |

Texas Rangers @ Los Angeles Dodgers
Dodger Stadium, Los Angeles, CA
Tue Jul 01 1997, 7:05 PM PDT
Att: 54,179 - Unknown - 79 F

| | |
|-----|----|
| AB | 36 |
| R | 3 |
| H | 10 |
| RBI | 3 |
| BB | 3 |
| SO | 5 |
| LOB | 18 |



| Batter | 1 | 2 | 3 | 4 | 5 | 6 | 7 | 8 | 9 | AB | R | H | RBI | BB | SO | LOB | BOTTOM | | | | | | | | | | |
|---|------------------------------|----------------------------------|------------------------------|----------------------------------|------------------------------|----------------------------------|------------------------------|----------------------------------|-------------------------------|----------------------------------|-------------------------------|----------------------------------|-------------------------------|----------------------------------|------------------------------|----------------------------------|----------------------------------|------------------------------------|----------------------------------|--------|--|--|--|--|--|--|--|
| Brett Butler, L (1,8) OBP: 0.410, SLG: 0.345 | G6-4-3 | | G1-3 | | | | F8 | | G6-3 | 4 | 0 | 1 | 0 | 0 | 0 | 3 | | | | | | | | | | | |
| Wilton Guerrero, S (1,4) OBP: 0.394, SLG: 0.414 | | | | | | | P5 | | G4-3 | 3 | 0 | 0 | 0 | 0 | 1 | 1 | | | | | | | | | | | |
| Tripp Cramer, R (7, PH) OBP: 0.400, SLG: 0.333 | | | | | | | K | | K | 1 | 0 | 0 | 0 | 0 | 1 | 1 | | | | | | | | | | | |
| Mike Piazza, R (1,2) OBP: 0.435, SLG: 0.603 | | | | | | | F9 | | HR | 3 | 1 | 1 | 0 | 1 | 0 | 1 | | | | | | | | | | | |
| Eric Karros, R (1,3) OBP: 0.348, SLG: 0.490 | | | | | | | HR | | HR | 4 | 2 | 2 | 3 | 0 | 2 | 2 | | | | | | | | | | | |
| Raul Mondesi, R (1,9) OBP: 0.342, SLG: 0.538 | | | | | | | 2B | | HR | 4 | 1 | 2 | 1 | 0 | 1 | 0 | | | | | | | | | | | |
| Todd Zeile, R (1,5) OBP: 0.315, SLG: 0.412 | | | | | | | K | | G5-3 | 4 | 1 | 1 | 0 | 0 | 1 | 0 | | | | | | | | | | | |
| Todd Hollandsworth, L (1,7) OBP: 0.279, SLG: 0.330 | | | | | | | F8 | | G6-3 | 4 | 1 | 2 | 0 | 0 | 0 | 1 | | | | | | | | | | | |
| Greg Gagne, R (1,6) OBP: 0.304, SLG: 0.381 | | | | | | | F8 | | G5-3 | 4 | 0 | 2 | 1 | 0 | 0 | 2 | | | | | | | | | | | |
| Tom Candiotti, R (1,1) ERA: 3.04 | | | | | | | SH2-3 | | G6-3 | 0 | 0 | 0 | 1 | 0 | 0 | 0 | | | | | | | | | | | |
| Roger Cedeno, S (5, PH) OBP: 0.309, SLG: 0.272 | | | | | | | SH2-3 | | F8 | 0 | 0 | 0 | 0 | 0 | 0 | 0 | | | | | | | | | | | |
| 37 Darren Dreifort, R (6,1) OBP: 0.500, SLG: 0.500 | | | | | | | SH2-3 | | G6-3 | 1 | 0 | 1 | 0 | 0 | 0 | 0 | | | | | | | | | | | |
| Nelson Liriano, S (8, PH) OBP: 0.311, SLG: 0.400 | | | | | | | SH2-3 | | G6-3 | 1 | 0 | 0 | 0 | 0 | 0 | 1 | | | | | | | | | | | |
| Todd Worrell, R (9,1) ERA: 5.46 | | | | | | | SH2-3 | | F8 | 0 | 0 | 0 | 0 | 0 | 0 | 0 | | | | | | | | | | | |
| Inning Stats | R: 0 E: 0 K: 1 S: 8 | H: 1 LOB: 0 BB: 0 P: 11 | R: 0 E: 0 K: 1 S: 6 | H: 0 LOB: 0 BB: 0 P: 10 | R: 0 E: 0 K: 0 S: 8 | H: 1 LOB: 0 BB: 0 P: 15 | R: 1 E: 0 K: 0 S: 6 | H: 2 LOB: 1 BB: 0 P: 10 | R: 0 E: 0 K: 1 S: 10 | H: 1 LOB: 2 BB: 0 P: 14 | R: 3 E: 0 K: 0 S: 16 | H: 4 LOB: 1 BB: 0 P: 25 | R: 0 E: 0 K: 2 S: 11 | H: 1 LOB: 2 BB: 1 P: 19 | R: 1 E: 0 K: 1 S: 9 | H: 2 LOB: 1 BB: 0 P: 14 | 1B: 5 2B: 4 3B: 0 HR: 3 | SF: 0 SAC: 1 DP: 1 HBP: 1 | WP: 1 PB: 0 SB: 0 CS: 0 | PA: 36 | | | | | | | |
| PITCHER | IP | WLS | BF | H | R | ER | SO | BB | IBB | HBP | BLK | WP | HR | S | P | ERA | WHIP | | | | | | | | | | |
| Julio Santana, R (1,1) ERA: 6.21 | 0.2 | | 3 | 1 | 0 | 0 | 0 | 0 | 0 | 0 | 0 | 0 | 0 | 5 | 7 | 0.00 | 1.500 | | | | | | | | | | |
| Matt Whiteside, R (6,1) ERA: 5.84 | 0.2 | | 3 | 1 | 0 | 0 | 0 | 0 | 0 | 0 | 0 | 0 | 0 | 5 | 7 | 0.00 | 1.500 | | | | | | | | | | |
| Eric Gunderson, L (7,1) ERA: 1.86 | 0.1 | | 2 | 1 | 0 | 0 | 0 | 0 | 0 | 0 | 0 | 0 | 0 | 5 | 7 | 0.00 | 3.000 | | | | | | | | | | |
| Xavier Hernandez, R (7,1) ERA: 3.86 | 1.2 | | 8 | 2 | 1 | 1 | 3 | 0 | 1 | 0 | 0 | 1 | 0 | 15 | 26 | 5.40 | 1.200 | | | | | | | | | | |

Texas Rangers @ Los Angeles Dodgers
Dodger Stadium, Los Angeles, CA
Tue Jul 01 1997, 7:05 PM PDT
Att: 54,179 - Unknown - 79 F


| | |
|-----|----|
| AB | 33 |
| R | 6 |
| H | 12 |
| RBI | 6 |
| BB | 1 |
| SO | 6 |
| LOB | 12 |




| Batter | 1 | 2 | 3 | 4 | 5 | 6 | 7 | 8 | 9 | AB | R | H | RBI | BB | SO | LOB | TOP | | | | | |
|--|------------------------------|---------------------------------|------------------------------|---------------------------------|------------------------------|---------------------------------|------------------------------|---------------------------------|------------------------------|---------------------------------|------------------------------|---------------------------------|------------------------------|---------------------------------|------------------------------|---------------------------------|--|---------------------------------|-----------------------------------|------------------------------------|----------------------------------|--------|
| Brett Butler, L OBP: 0.410, SLG: 0.347 (1, 8) | K2-3 | | G4-6-3 1B | | G4-3 | FC5 E 1B | | G5-3 | | 5 | 0 | 2 | 0 | 0 | 1 | 1 | Los Angeles Dodgers @ Anaheim Angels Anaheim Stadium, Anaheim, CA Wed Jul 02 1997, 10:05 PM EDT Att: 34,507 - Unknown - 80 F | | | | | |
| Todd Hollandsworth, L OBP: 0.277, SLG: 0.332 (1, 7) | P4 | | G4-6-3 1-2f | | | E4 1B 2B | | F8 | | 5 | 1 | 1 | 0 | 0 | 0 | 6 | | | | | | |
| Mike Piazza, R OBP: 0.435, SLG: 0.599 (1, 10) | K | | | FC5 1B | | 1B | | FC5 | | 5 | 0 | 2 | 1 | 0 | 1 | 3 | | | | | | |
| Eric Karros, R OBP: 0.348, SLG: 0.498 (1, 3) | | K | | FC5 1B | | F9 | | F8 | | 5 | 2 | 2 | 1 | 0 | 1 | 1 | | | | | | |
| Raul Mondesi, R OBP: 0.343, SLG: 0.536 (1, 9) | | F8 | | L5 | | | | G6-3 | | 5 | 0 | 2 | 0 | 0 | 0 | 2 | | | | | | |
| Todd Zeile, R OBP: 0.310, SLG: 0.405 (1, 5) | | K | | FC5 1B | | K | | K | | 5 | 1 | 0 | 0 | 0 | 3 | 5 | | | | | | |
| Greg Gagne, R OBP: 0.308, SLG: 0.382 (1, 6) | | | | E6 SH1-4 1B | | CS 1B | | F9 | | 4 | 1 | 2 | 0 | 1 | 0 | 2 | | | | | | |
| Tom Prince, R OBP: 0.280, SLG: 0.244 (1, 2) | | | | F8 SH1-4 1B | | F8 | | SH3 | | 3 | 0 | 2 | 1 | 0 | 0 | 1 | | | | | | |
| Tripp Cramer, R OBP: 0.389, SLG: 0.333 (1, 4) | | | | SH1-4 | | P9 | | E5 | | 3 | 0 | 1 | 1 | 0 | 0 | 2 | | | | | | |
| Inning Stats | R: 0 E: 0 K: 2 S: 7 | H: 0 LOB: 0 BB: 0 P: 7 | R: 0 E: 0 K: 2 S: 7 | H: 0 LOB: 0 BB: 0 P: 7 | R: 0 E: 0 K: 0 S: 5 | H: 3 LOB: 2 BB: 0 P: 5 | R: 2 E: 2 K: 0 S: 7 | H: 3 LOB: 2 BB: 0 P: 7 | R: 1 E: 0 K: 1 S: 8 | H: 3 LOB: 2 BB: 0 P: 8 | R: 0 E: 2 K: 0 S: 6 | H: 2 LOB: 3 BB: 0 P: 6 | R: 0 E: 0 K: 0 S: 3 | H: 1 LOB: 0 BB: 0 P: 3 | R: 1 E: 0 K: 0 S: 4 | H: 1 LOB: 1 BB: 1 P: 8 | R: 1 E: 0 K: 1 S: 7 | H: 1 LOB: 1 BB: 0 P: 7 | 1B: 12 2B: 1 3B: 0 HR: 1 | SF: 0 SAC: 2 DP: 2 HBP: 0 | WP: 0 PB: 1 SB: 0 CS: 1 | PA: 43 |
| PITCHER | IP | WLS | BF | H | R | ER | SO | BB | IBB | HBP | BLK | WP | HR | S | P | ERA | WHIP | | | | | |
| Jason Dickson, R ERA: 3.41 (1, 1) | 6.0 | | 30 | 11 | 3 | 1 | 5 | 0 | 0 | 0 | 0 | 0 | 0 | 40 | 40 | 1.50 | 1.833 | | | | | |
| Mike James, R ERA: 4.85 (7, 1) | 1.1 | | 6 | 2 | 1 | 1 | 0 | 1 | 0 | 0 | 0 | 0 | 0 | 5 | 9 | 6.75 | 2.250 | | | | | |
| Mike Holtz, L ERA: 1.23 (8, 1) | 0.2 | | 2 | 0 | 0 | 0 | 0 | 0 | 0 | 0 | 0 | 0 | 0 | 2 | 2 | 0.00 | 0.000 | | | | | |
| Troy Percival, R ERA: 3.38 (9, 1) | 1.0 | L | 5 | 1 | 1 | 1 | 1 | 0 | 0 | 0 | 0 | 0 | 1 | 7 | 7 | 9.00 | 1.000 | | | | | |

| Batter | 1 | 2 | 3 | 4 | 5 | 6 | 7 | 8 | 9 | AB | R | H | RBI | BB | SO | LOB | BOTTOM | | | | |
|---|------------------------------|---------------------------------|------------------------------|----------------------------------|------------------------------|----------------------------------|------------------------------|---------------------------------|------------------------------|---------------------------------|------------------------------|---------------------------------|------------------------------|---------------------------------|------------------------------|---------------------------------|--|------------------------------------|----------------------------------|--------|--|
| Tony Phillips, S OBP: 0.424, SLG: 0.399 (1, 7) | | | | K | | | | | | 5 | 1 | 4 | 3 | 0 | 1 | 0 | Los Angeles Dodgers @ Anaheim Angels Anaheim Stadium, Anaheim, CA Wed Jul 02 1997, 10:05 PM EDT Att: 34,507 - Unknown - 80 F | | | | |
| Darin Erstad, L OBP: 0.351, SLG: 0.444 (1, 3) | G3 | F7 | | | K2-3 | F7 | | F7 | | 5 | 0 | 0 | 0 | 0 | 1 | 5 | | | | | |
| Dave Hollins, S OBP: 0.374, SLG: 0.446 (1, 5) | F9 | | | HBP BB | | CS BB | | P1 | | 3 | 0 | 1 | 0 | 2 | 0 | 0 | | | | | |
| Jim Edmonds, L OBP: 0.360, SLG: 0.507 (1, 10) | | | | K | | E E 1B | | G4-3 | | 4 | 0 | 1 | 0 | 0 | 2 | 2 | | | | | |
| Tim Salmon, R OBP: 0.386, SLG: 0.469 (1, 9) | | | | HBP | | E5 | | G6-3 | | 4 | 0 | 0 | 0 | 0 | 1 | 3 | | | | | |
| 16 Garrett Anderson, L OBP: 0.340, SLG: 0.387 (1, 8) | | | | SH1-4 E BB | | F7 | | F8 | | 4 | 2 | 1 | 0 | 1 | 0 | 5 | | | | | |
| Jim Leyritz, R OBP: 0.366, SLG: 0.448 (1, 2) | | | | E4 SH1-4 1B | | P4 | | SH1-4 | | 2 | 1 | 0 | 0 | 1 | 0 | 3 | | | | | |
| Luis Alicea, S OBP: 0.400, SLG: 0.432 (1, 4) | | | | SH1-4 | | G5-4-3 1B | | F8 | | 3 | 0 | 2 | 1 | 0 | 0 | 1 | | | | | |
| Gary Disarcina, R OBP: 0.276, SLG: 0.354 (1, 6) | | | | K | | G5-4-3 | | FC6-4 1B | | 4 | 0 | 1 | 0 | 0 | 1 | 4 | | | | | |
| Inning Stats | R: 1 E: 0 K: 0 S: 4 | H: 1 LOB: 1 BB: 0 P: 5 | R: 2 E: 1 K: 1 S: 7 | H: 1 LOB: 1 BB: 1 P: 11 | R: 0 E: 0 K: 1 S: 5 | H: 0 LOB: 2 BB: 1 P: 10 | R: 0 E: 0 K: 1 S: 5 | H: 1 LOB: 0 BB: 0 P: 5 | R: 0 E: 0 K: 0 S: 4 | H: 1 LOB: 2 BB: 1 P: 8 | R: 0 E: 0 K: 0 S: 3 | H: 0 LOB: 0 BB: 0 P: 3 | R: 1 E: 0 K: 0 S: 6 | H: 4 LOB: 2 BB: 0 P: 6 | R: 0 E: 0 K: 2 S: 8 | H: 1 LOB: 1 BB: 0 P: 8 | 1B: 8 2B: 1 3B: 0 HR: 1 | SF: 0 SAC: 2 DP: 1 HBP: 2 | WP: 0 PB: 0 SB: 0 CS: 1 | PA: 42 | |
| PITCHER | IP | WLS | BF | H | R | ER | SO | BB | IBB | HBP | BLK | WP | HR | S | P | ERA | WHIP | | | | |
| Chan Ho Park, R ERA: 3.29 (1, 1) | 5.2 | | 27 | 4 | 3 | 1 | 4 | 4 | 0 | 2 | 0 | 0 | 0 | 6 | 6 | 1.59 | 1.412 | | | | |
| Mark Guthrie, L ERA: 3.69 (6, 1) | 1.1 | | 6 | 2 | 1 | 1 | 0 | 0 | 0 | 0 | 0 | 0 | 0 | 6 | 6 | 6.75 | 1.500 | | | | |
| Darren Hall, R ERA: 1.82 (8, 1) | 0.2 | | 4 | 3 | 0 | 0 | 0 | 0 | 0 | 0 | 0 | 0 | 0 | 4 | 4 | 0.00 | 4.500 | | | | |
| Scott Radinsky, L ERA: 3.03 (8, 1) | 0.1 | W | 1 | 0 | 0 | 0 | 0 | 0 | 0 | 0 | 0 | 0 | 0 | 1 | 1 | 0.00 | 0.000 | | | | |
| Todd Worrell, R ERA: 5.28 (9, 1) | 1.0 | S | 4 | 1 | 0 | 0 | 2 | 0 | 0 | 0 | 0 | 0 | 0 | 8 | 8 | 0.00 | 1.000 | | | | |



| Batter | 1 | 2 | 3 | 4 | 5 | 6 | 7 | 8 | 9 | AB R H RBI BB SO LOB | TOP |
|--|---|--|--|--|---|---|--|---|--|--|---|
| Brett Butler, L (1.7) OBP: 0.407, SLG: 0.344 Todd Hollandsworth, L (8.7) OBP: 0.279, SLG: 0.327 | F7 | | E SH1-3 1B | P6 | | | K | | F8 | 4 1 1 0 0 1 1 1 0 0 0 0 0 0 | Los Angeles Dodgers @ San Diego Padres Qualcomm Stadium, San Diego, CA Sat Jul 05 1997, 6:33 AM EDT Att: 45,066 - Sunny - 75 F AB 35 R 7 H 12 RBI 7 BB 3 SO 3 LOB 16  |
| Roger Cedeno, S (1.8) OBP: 0.324, SLG: 0.283 | E 1B | | SH1-3 | | G4-3 | | F7 | | S HR BB | 3 1 1 0 1 0 0 | |
| Mike Piazza, R (1.2) OBP: 0.424, SLG: 0.584 Tom Prince, R (9.2) OBP: 0.296, SLG: 0.250 | E6 G6-4-3 | | E6 1B G4-3 | | F9 | | G4-3 | | G5-3 | 5 1 0 0 0 0 3 0 0 0 0 0 0 0 | |
| Eric Karros, R (1.3) OBP: 0.345, SLG: 0.500 | G6-4-3 | | G4-3 CS 1B | | F7 | | K | | HR | 5 1 2 3 0 1 2 | |
| Raul Mondesi, R (1.9) OBP: 0.344, SLG: 0.528 | | S 1B | G4-3 1B | | | G5-3 | | 1B 3B 1B | G6-3 | 5 1 3 0 0 0 0 | |
| Todd Zeile, R (1.5) OBP: 0.321, SLG: 0.410 | SAFE 1B | | G4-3 1B | | | | | SAFE 1B | | 3 1 2 1 1 0 2 | |
| Greg Gagne, R (1.6) OBP: 0.314, SLG: 0.392 | L9 | | CS | | K | | G5-3 | | S SH5-3 3B | 4 1 1 2 0 1 3 | |
| Tripp Cramer, R (1.4) OBP: 0.467, SLG: 0.462 | | | | | | | | | SH5-3 | 2 0 2 1 1 0 0 | |
| Ismael Valdez, R (1.1) OBP: 0.086, SLG: 0.030 Mark Guthrie, R (6.1) | G6-3 | | G6-3 1B | | SH3-4 1B | | | | | 2 0 0 0 0 0 5 | |
| Nelson Liriano, S (8. PH) OBP: 0.302, SLG: 0.386 Darren Hall, R (8.1) | G6-3 | | G6-3 | | SH3-4 | | G1-5-3 | | G6-3 | 0 0 0 0 0 0 0 1 0 0 0 0 0 0 0 0 0 0 0 0 0 | |
| Inning Stats | R: 0 H: 1 E: 1 LOB: 1 K: 0 BB: 0 S: 6 P: 12 | R: 0 H: 2 E: 0 LOB: 2 K: 0 BB: 1 S: 8 P: 13 | R: 2 H: 3 E: 1 LOB: 1 K: 0 BB: 0 S: 9 P: 12 | R: 0 H: 1 E: 0 LOB: 0 K: 1 BB: 0 S: 9 P: 13 | R: 0 H: 0 E: 0 LOB: 0 K: 0 BB: 0 S: 5 P: 8 | R: 0 H: 1 E: 0 LOB: 2 K: 0 BB: 1 S: 12 P: 20 | R: 0 H: 0 E: 0 LOB: 0 K: 1 BB: 0 S: 7 P: 10 | R: 3 H: 3 E: 0 LOB: 0 K: 1 BB: 0 S: 10 P: 15 | R: 2 H: 1 E: 0 LOB: 0 K: 0 BB: 1 S: 8 P: 18 | 1B: 9 SF: 0 2B: 1 SAC: 3 3B: 1 DP: 2 HR: 1 HBP: 0 | WP: 0 PA: 42 PB: 0 CS: 2 SB: 1 |
| PITCHER | IP WLS BF H R ER SO BB IBB HBP BLK WP HR S P ERA WHIP | PITCHER | | | | | | | | | |
| Andy Ashby, R (1.1) ERA: 3.54 | 7.1 L 34 11 5 4 3 1 1 0 0 0 0 0 62 96 4.91 1.636 | | | | | | | | | | |
| Tim Worrell, R (8.1) ERA: 5.3 | 0.2 2 0 0 0 0 0 0 0 0 0 0 0 4 7 0.00 0.000 | | | | | | | | | | |
| Pete Smith, R (9.1) ERA: 5.7 | 1.0 5 1 2 2 0 1 0 0 0 0 0 1 8 18 18.00 2.000 | | | | | | | | | | |

| Batter | 1 | 2 | 3 | 4 | 5 | 6 | 7 | 8 | 9 | AB R H RBI BB SO LOB | BOTTOM |
|---|---|---|--|---|---|---|--|--|--|--|---|
| Rickey Henderson, R (1.7) OBP: 0.442, SLG: 0.415 | K | | G3-1 | | | CS 1B | | | HR | 4 1 2 2 0 1 0 | Los Angeles Dodgers @ San Diego Padres Qualcomm Stadium, San Diego, CA Sat Jul 05 1997, 6:33 AM EDT Att: 45,066 - Sunny - 75 F AB 31 R 3 H 8 RBI 3 BB 1 SO 5 LOB 9  |
| Quijvio Veras, S (1.4) OBP: 0.350, SLG: 0.364 | G5-3 | | | | P5 | L5 | | | 1B G4-3 1B | 4 1 1 0 0 0 1 | |
| Tony Gwynn, L (1.9) OBP: 0.433, SLG: 0.590 | G4-3 | | | | G3-6-3 1B | | P6 | | G4-3 | 4 0 1 0 0 0 1 | |
| Steve Finley, L (1.8) OBP: 0.337, SLG: 0.540 | | G5-3 | | | G3-6-3 | | K | | 1B | 4 0 1 0 0 1 1 | |
| Wally Joyner, L (1.3) OBP: 0.401, SLG: 0.504 | | | | | G3 | | F8 | | G5-4-3 1B | 4 0 2 1 0 0 0 | |
| Archi Cianfrocco, R (1.5) OBP: 0.328, SLG: 0.371 | | K | | | F8 | | G4-3 | | G5-4-3 | 4 0 0 0 0 1 3 | |
| Chris Gomez, R (1.6) OBP: 0.327, SLG: 0.350 | | F8 | | | G5-3 | | | | BB | 2 0 0 0 1 0 1 | |
| Carlos Hernandez, R (1.2) OBP: 0.311, SLG: 0.389 | | | G6-3 | | | SH5-4 1B 2B | | P3 | | 3 1 1 0 0 0 1 | |
| Andy Ashby, R (1.1) OBP: 0.100, SLG: 0.069 Tim Worrell, R (8.1) OBP: 0.294, SLG: 0.200 Mark Sweeney, L (8. PH) OBP: 0.333, SLG: 0.291 Pete Smith, R (9.1) | | | K | | | SH5-4 | | K | | 1 0 0 0 0 1 0 0 0 0 0 0 0 0 1 0 0 0 0 1 1 0 0 0 0 0 0 0 | |
| Inning Stats | R: 0 H: 0 E: 0 LOB: 0 K: 1 BB: 0 S: 7 P: 11 | R: 0 H: 1 E: 0 LOB: 1 K: 1 BB: 0 S: 10 P: 16 | R: 0 H: 0 E: 0 LOB: 0 K: 1 BB: 0 S: 9 P: 12 | R: 0 H: 1 E: 0 LOB: 0 K: 0 BB: 0 S: 5 P: 8 | R: 0 H: 0 E: 0 LOB: 0 K: 0 BB: 0 S: 6 P: 9 | R: 1 H: 2 E: 0 LOB: 0 K: 0 BB: 0 S: 10 P: 15 | R: 0 H: 0 E: 0 LOB: 0 K: 1 BB: 0 S: 8 P: 11 | R: 0 H: 0 E: 0 LOB: 1 K: 1 BB: 1 S: 7 P: 16 | R: 2 H: 4 E: 0 LOB: 1 K: 0 BB: 0 S: 8 P: 10 | 1B: 5 SF: 0 2B: 2 SAC: 1 3B: 0 DP: 2 HR: 1 HBP: 0 | |
| PITCHER | IP WLS BF H R ER SO BB IBB HBP BLK WP HR S P ERA WHIP | PITCHER | | | | | | | | | |
| Ismael Valdez, R (1.1) ERA: 2.97 | 5.0 W 16 2 0 0 3 0 0 0 0 0 0 0 37 56 0.00 0.400 | | | | | | | | | | |
| Mark Guthrie, L (6.1) ERA: 3.73 | 2.0 7 2 1 1 1 0 0 0 0 0 0 0 18 26 4.50 1.000 | | | | | | | | | | |
| Darren Hall, R (8.1) ERA: 2.27 | 2.0 10 4 2 2 2 1 1 0 0 0 0 0 1 15 26 9.00 2.500 | | | | | | | | | | |

| Batter | 1 | 2 | 3 | 4 | 5 | 6 | 7 | 8 | 9 | AB | R | H | RBI | BB | SO | LOB | TOP | | | | | |
|--|--|----------------------------------|------------------------------|---------------------------------|------------------------------|----------------------------------|-------------------------------|----------------------------------|------------------------------|----------------------------------|------------------------------|---------------------------------|------------------------------|---------------------------------|------------------------------|---------------------------------|-------------------------------|----------------------------------|----------------------------------|------------------------------------|----------------------------------|--------|
| Brett Butler, L OBP: 0.407, SLG: 0.351 Todd Hollandsworth, L OBP: 0.279, SLG: 0.327 | | | | | | | | | | 5 | 1 | 2 | 2 | 0 | 1 | 1 | | | | | | |
| Roger Cedeno, S OBP: 0.330, SLG: 0.295 | | | | | | | | | | 3 | 1 | 1 | 0 | 1 | 1 | 0 | | | | | | |
| Mike Piazza, R OBP: 0.424, SLG: 0.580 | | | | | | | | | | 4 | 0 | 1 | 1 | 1 | 1 | 1 | | | | | | |
| Eric Karros, R OBP: 0.344, SLG: 0.497 | | | | | | | | | | 2 | 0 | 0 | 1 | 1 | 1 | 3 | | | | | | |
| Raul Mondesi, R OBP: 0.346, SLG: 0.529 | | | | | | | | | | | 3 | 1 | 1 | 0 | 0 | 1 | 3 | | | | | |
| Todd Zeile, R OBP: 0.320, SLG: 0.408 | | | | | | | | | | | 4 | 1 | 1 | 1 | 0 | 2 | 4 | | | | | |
| Greg Gagne, R OBP: 0.313, SLG: 0.390 | | | | | | | | | | | 4 | 0 | 1 | 0 | 0 | 1 | 2 | | | | | |
| Tripp Cramer, R OBP: 0.441, SLG: 0.433 | | | | | | | | | | | 4 | 1 | 1 | 0 | 0 | 0 | 1 | | | | | |
| Tom Candiotti, R Scott Radinsky, L Todd Worrell, R | | | | | | | | | | | 2 | 0 | 0 | 0 | 0 | 1 | 0 | | | | | |
| Inning Stats | R: 1 E: 0 K: 2 S: 13 | H: 2 LOB: 2 BB: 1 P: 25 | R: 0 E: 0 K: 0 S: 5 | H: 1 LOB: 1 BB: 0 P: 7 | R: 0 E: 0 K: 1 S: 8 | H: 0 LOB: 0 BB: 0 P: 12 | R: 3 E: 0 K: 0 S: 22 | H: 4 LOB: 3 BB: 2 P: 36 | R: 0 E: 0 K: 1 S: 6 | H: 0 LOB: 0 BB: 0 P: 11 | R: 0 E: 0 K: 0 S: 6 | H: 0 LOB: 0 BB: 0 P: 7 | R: 1 E: 1 K: 0 S: 7 | H: 1 LOB: 1 BB: 0 P: 9 | R: 0 E: 0 K: 2 S: 7 | H: 0 LOB: 0 BB: 0 P: 8 | R: 0 E: 0 K: 3 S: 10 | H: 0 LOB: 0 BB: 0 P: 13 | 1B: 5 2B: 3 3B: 0 HR: 0 | SF: 1 SAC: 3 DP: 1 HBP: 1 | WP: 0 PB: 0 SB: 2 CS: 0 | PA: 39 |
| PITCHER | IP WLS BF H R ER SO BB IBB HBP BLK WP HR S P ERA WHIP | | | | | | | | | | | | | | | | | | | | | |
| Sean Bergman, R ERA: 5.01 | (1, 1) 3.2 L 19 7 4 4 3 1 0 0 0 0 0 0 41 65 9.82 2.182 | | | | | | | | | | | | | | | | | | | | | |
| Will Cunnane, R ERA: 8.29 | (4, 1) 1.1 6 0 0 0 1 1 1 1 0 0 0 13 26 0.00 0.750 | | | | | | | | | | | | | | | | | | | | | |
| Joey Hamilton, R ERA: 4.21 | (6, 1) 3.0 11 1 1 0 2 0 0 0 0 0 0 20 24 0.00 0.333 | | | | | | | | | | | | | | | | | | | | | |
| Trevor Hoffman, R ERA: 4.06 | (9, 1) 1.0 3 0 0 0 3 0 0 0 0 0 0 10 13 0.00 0.000 | | | | | | | | | | | | | | | | | | | | | |

Los Angeles Dodgers @ San Diego Padres
Qualcomm Stadium, San Diego, CA
Sun Jul 06 1997, 6:33 AM EDT
Att: 35,862 - Sunny - 80 F

AB 31
R 5
H 8
RBI 5
BB 3
SO 9
LOB 15

| Batter | 1 | 2 | 3 | 4 | 5 | 6 | 7 | 8 | 9 | AB | R | H | RBI | BB | SO | LOB | BOTTOM | | | | | |
|---|---|---------------------------------|------------------------------|----------------------------------|-------------------------------|----------------------------------|------------------------------|----------------------------------|------------------------------|----------------------------------|-------------------------------|----------------------------------|------------------------------|----------------------------------|-------------------------------|----------------------------------|-------------------------------|----------------------------------|----------------------------------|------------------------------------|----------------------------------|--------|
| Rickey Henderson, R OBP: 0.439, SLG: 0.411 | | | | | | | | | | 4 | 0 | 1 | 0 | 0 | 1 | 0 | | | | | | |
| Quilvio Veras, S OBP: 0.352, SLG: 0.362 | | | | | | | | | | 2 | 0 | 0 | 0 | 2 | 1 | 1 | | | | | | |
| Tony Gwynn, L OBP: 0.431, SLG: 0.588 | | | | | | | | | | 3 | 0 | 1 | 1 | 0 | 0 | 1 | | | | | | |
| Steve Finley, L OBP: 0.332, SLG: 0.532 | | | | | | | | | | 4 | 0 | 0 | 0 | 0 | 0 | 4 | | | | | | |
| Wally Joyner, L OBP: 0.403, SLG: 0.508 | | | | | | | | | | 4 | 1 | 2 | 0 | 0 | 0 | 1 | | | | | | |
| Archi Cianfrocco, R OBP: 0.319, SLG: 0.363 | | | | | | | | | | 4 | 0 | 0 | 0 | 0 | 3 | 3 | | | | | | |
| Chris Gomez, R OBP: 0.326, SLG: 0.349 | | | | | | | | | | 4 | 0 | 1 | 1 | 0 | 0 | 1 | | | | | | |
| John Flaherty, R OBP: 0.277, SLG: 0.348 Mark Sweeney, L OBP: 0.330, SLG: 0.288 | | | | | | | | | | 3 | 0 | 0 | 0 | 0 | 0 | 0 | | | | | | |
| Sean Bergman, R ERA: 5.01 Will Cunnane, R ERA: 8.29 Craig Shively, R ERA: 3.03 Joey Hamilton, R ERA: 4.21 Chris Jones, R ERA: 4.43 Trevor Hoffman, R ERA: 4.06 | | | | | | | | | | 1 | 0 | 0 | 0 | 0 | 1 | 0 | | | | | | |
| Inning Stats | R: 0 E: 0 K: 0 S: 6 | H: 0 LOB: 0 BB: 0 P: 9 | R: 0 E: 0 K: 1 S: 9 | H: 1 LOB: 1 BB: 0 P: 15 | R: 0 E: 1 K: 2 S: 13 | H: 0 LOB: 1 BB: 0 P: 18 | R: 0 E: 0 K: 0 S: 8 | H: 1 LOB: 1 BB: 0 P: 14 | R: 0 E: 0 K: 1 S: 7 | H: 0 LOB: 0 BB: 0 P: 11 | R: 0 E: 0 K: 1 S: 11 | H: 0 LOB: 1 BB: 1 P: 22 | R: 0 E: 0 K: 1 S: 9 | H: 0 LOB: 0 BB: 0 P: 15 | R: 1 E: 0 K: 0 S: 14 | H: 2 LOB: 2 BB: 1 P: 26 | R: 1 E: 0 K: 1 S: 15 | H: 2 LOB: 0 BB: 0 P: 25 | 1B: 5 2B: 1 3B: 0 HR: 0 | SF: 1 SAC: 0 DP: 1 HBP: 0 | WP: 0 PB: 0 SB: 1 CS: 0 | PA: 35 |
| PITCHER | IP WLS BF H R ER SO BB IBB HBP BLK WP HR S P ERA WHIP | | | | | | | | | | | | | | | | | | | | | |
| Tom Candiotti, R ERA: 2.8 | (1, 1) 7.1 W 29 4 1 1 5 2 0 0 0 0 0 0 71 119 1.23 0.818 | | | | | | | | | | | | | | | | | | | | | |
| Scott Radinsky, L ERA: 3.03 | (8, 1) 1.0 5 2 1 1 1 0 0 0 0 0 0 17 30 9.00 2.000 | | | | | | | | | | | | | | | | | | | | | |
| Todd Worrell, R ERA: 5.01 | (9, 1) 0.2 S 1 0 0 0 0 0 0 0 0 0 0 4 6 0.00 0.000 | | | | | | | | | | | | | | | | | | | | | |

Los Angeles Dodgers @ San Diego Padres
Qualcomm Stadium, San Diego, CA
Sun Jul 06 1997, 6:33 AM EDT
Att: 35,862 - Sunny - 80 F

AB 32
R 2
H 6
RBI 2
BB 2
SO 6
LOB 12

| Batter | 1 | 2 | 3 | 4 | 5 | 6 | 7 | 8 | 9 | AB | R | H | RBI | BB | SO | LOB | TOP | | | | | | | | |
|--|---|--|---|---|-------------------------------|----------------------------------|------------------------------|----------------------------------|------------------------------|----------------------------------|-------------------------------|----------------------------------|-------------------------------|----------------------------------|-------------------------------|----------------------------------|--|----------------------------------|----------------------------------|------------------------------------|----------------------------------|--------|--|--|--|
| Darryl Hamilton, L OBP: 0.351, SLG: 0.378 (1, 8) | G4-3 ① | | 1-1 1B | | | 2-1 1B | | 4-2 BB | | 3 | 0 | 2 | 0 | 1 | 0 | 0 | <p>San Francisco Giants @ Los Angeles Dodgers Dodger Stadium, Los Angeles, CA</p> <p>Thu Jul 10 1997, 7:05 PM PDT Att: 42,942 - Unknown - 79 F</p> <p>livebaseballscorecards.com</p> | | | | | | | | |
| Jose Vizcaino, S OBP: 0.330, SLG: 0.319 (1, 6) | E3 | | 1-1 G5-3 ③ | | | 2-2 F8 | | 2-2 F7 | | 4 | 0 | 0 | 0 | 0 | 0 | 3 | | | | | | | | | |
| Stan Javier, S OBP: 0.385, SLG: 0.455 (1, 9) | L7 ② | | | 1-1 F8 | | 3-2 F8 | | 0-0 FC6-4 1-2 | | 4 | 0 | 0 | 0 | 0 | 0 | 3 | | | | | | | | | |
| Barry Bonds, L OBP: 0.417, SLG: 0.538 Rich Aurilia, R OBP: 0.362, SLG: 0.625 (1, 7) (9, PH) | K | | | 1-0 P2 | | 3-1 1B | | 4-2 BB | | 3 | 0 | 1 | 0 | 0 | 1 | 1 | | | | | | | | | |
| Jeff Kent, R OBP: 0.320, SLG: 0.497 Rick Wilkins, L OBP: 0.250, SLG: 0.294 (1, 4) (9, PH) | | 0-0 L9 | | 4-2 BB | | 3-3 1B | | 4-1 BB | | 2 | 0 | 0 | 0 | 1 | 1 | 2 | | | | | | | | | |
| J.T. Snow, L OBP: 0.399, SLG: 0.512 Glenallen Hill, R OBP: 0.272, SLG: 0.424 (1, 3) (9, PH) | | 1-0 L4 | | 1-3 BB | | 1-2 K | | 0-3 K | | 3 | 0 | 0 | 0 | 0 | 1 | 1 | | | | | | | | | |
| Mark Lewis, R OBP: 0.335, SLG: 0.443 (1, 5) | | 3-1 F9 | | | 2-2 F9 | | 1-0 G4-3 | | 1-2 G4-6-3 1-2 | 4 | 0 | 0 | 0 | 0 | 0 | 2 | | | | | | | | | |
| Damon Berryhill, S OBP: 0.381, SLG: 0.407 (1, 2) | | | 2-2 F8 | | 0-0 F9 | | 2-3 K | | | 3 | 0 | 0 | 0 | 0 | 1 | 0 | | | | | | | | | |
| Kirk Rueter, L OBP: 0.167, SLG: 0.091 John Johnstone, R (6, 1) | | | 1-2 G6-3 | | 1-3 K | | | | | 2 | 0 | 0 | 0 | 0 | 1 | 0 | | | | | | | | | |
| Marvin Benard, L OBP: 0.338, SLG: 0.262 Jim Poole, L (8, 1) (8, 1) | | | | | | | | | | 1 | 0 | 0 | 0 | 0 | 1 | 0 | | | | | | | | | |
| | | | | | | | | | | 0 | 0 | 0 | 0 | 0 | 0 | 0 | | | | | | | | | |
| Inning Stats | R: 0 E: 1 K: 1 S: 13 | H: 0 LOB: 1 BB: 0 P: 22 | R: 0 E: 0 K: 0 S: 4 | H: 0 LOB: 0 BB: 0 P: 8 | R: 0 E: 0 K: 0 S: 11 | H: 1 LOB: 1 BB: 0 P: 16 | R: 0 E: 0 K: 1 S: 8 | H: 0 LOB: 1 BB: 1 P: 15 | R: 0 E: 0 K: 1 S: 8 | H: 0 LOB: 0 BB: 0 P: 11 | R: 0 E: 0 K: 1 S: 18 | H: 2 LOB: 2 BB: 0 P: 31 | R: 0 E: 0 K: 1 S: 10 | H: 0 LOB: 0 BB: 0 P: 16 | R: 0 E: 0 K: 1 S: 14 | H: 0 LOB: 1 BB: 2 P: 21 | R: 0 E: 0 K: 1 S: 11 | H: 0 LOB: 1 BB: 2 P: 20 | 1B: 3 2B: 0 3B: 0 HR: 0 | SF: 0 SAC: 0 DP: 1 HBP: 0 | WP: 0 PB: 0 SB: 1 CS: 0 | PA: 34 | | | |
| PITCHER | IP WLS BF H R ER SO BB IBB HBP BLK WP HR S P ERA WHIP | 7.0 W 26 3 0 0 5 1 0 0 0 0 0 14 119 0.00 0.571 | 1.0 4 0 0 0 1 1 0 0 0 0 0 14 21 0.00 1.000 | 1.0 4 0 0 0 1 2 0 0 0 0 0 11 20 0.00 2.000 | | | | | | | | | | | | | | | | | | | | | |

| Batter | 1 | 2 | 3 | 4 | 5 | 6 | 7 | 8 | 9 | AB | R | H | RBI | BB | SO | LOB | BOTTOM | | | | | | | | |
|--|---|--|---|---|------------------------------|----------------------------------|-------------------------------|----------------------------------|------------------------------|----------------------------------|-------------------------------|----------------------------------|-------------------------------|----------------------------------|-------------------------------|----------------------------------|--|----------------------------------|-----------------------------------|------------------------------------|----------------------------------|--------|--|--|--|
| Brett Butler, L OBP: 0.406, SLG: 0.351 37 Darren Dreifort, R OBP: 0.500, SLG: 0.500 Billy Ashley, R OBP: 0.288, SLG: 0.433 Antonio Osuna, R (1, 7) (8, 1) (8, PH) (9, 1) | 2B SF7 1B | | 3-2 E5 G5-4-3 | | | 2-1 F7 | | 0-1 SH2-4 | | 3 | 1 | 1 | 0 | 0 | 0 | 1 | <p>San Francisco Giants @ Los Angeles Dodgers Dodger Stadium, Los Angeles, CA</p> <p>Thu Jul 10 1997, 7:05 PM PDT Att: 42,942 - Unknown - 79 F</p> <p>livebaseballscorecards.com</p> | | | | | | | | |
| Roger Cedeno, S OBP: 0.333, SLG: 0.320 (1, 8) | SF7 G6-3 2B | | 0-0 G5-4-3 | | | 0-0 G1-3 | | 1-2 G1-3 | | 5 | 2 | 2 | 0 | 0 | 0 | 4 | | | | | | | | | |
| Mike Piazza, R OBP: 0.312, SLG: 0.587 Tom Prince, R OBP: 0.309, SLG: 0.286 (1, 2) (8, PH) (9, 2) | SF7 | | | 0-1 G4-3 | | 2-1 HR | | 1-3 K | | 3 | 1 | 1 | 2 | 0 | 1 | 2 | | | | | | | | | |
| Eric Karros, R OBP: 0.345, SLG: 0.496 (1, 3) | 2-3 3-H 1-2 G6-3 | | | 1-2 F9 | | 0-0 S 1B SF7 | | 2-0 2B | | 5 | 2 | 2 | 1 | 0 | 0 | 1 | | | | | | | | | |
| Raul Mondesi, R OBP: 0.347, SLG: 0.532 Eric Anthony, L OBP: 0.333, SLG: 0.464 (1, 9) (9, 9) | 3-H G5-3 | | | 3-2 1B 2B | | 1-0 L9-6 1B | | 0-3 K | | 4 | 1 | 2 | 0 | 0 | 1 | 1 | | | | | | | | | |
| Todd Zeile, R OBP: 0.322, SLG: 0.408 (1, 5) | | 2-1 G4-3 | | 1-1 1B | | 2-2 SF7 | | 4-2 1B | | 2 | 1 | 1 | 2 | 1 | 0 | 0 | | | | | | | | | |
| Greg Gagne, R OBP: 0.312, SLG: 0.389 Wilton Guerrero, S OBP: 0.304, SLG: 0.414 (1, 6) (9, 4) | | 2-1 P4 | | 1-3 K | | 1-1 L9-6 | | 1-0 HR | | 4 | 1 | 1 | 1 | 0 | 1 | 2 | | | | | | | | | |
| Tripp Cromer, R OBP: 0.474, SLG: 0.559 (1, 4) (9, 6) | | 0-0 G4-3 | | | 2-2 FC1-6 1B | | 1-2 SH2-4 1B | | 3-2 HR | 4 | 1 | 3 | 3 | 0 | 0 | 0 | | | | | | | | | |
| Chan Ho Park, R OBP: 0.250, SLG: 0.333 Todd Hollandsworth, L OBP: 0.251, SLG: 0.359 (1, 1) (7, PH) (8, 7) | | | 1-2 F8 | | 0-2 FC1-6 1B | | 0-2 SH2-4 1B | | 0-3 K | 2 | 0 | 0 | 0 | 0 | 0 | 1 | | | | | | | | | |
| | | | | | | | | | | 2 | 0 | 1 | 0 | 0 | 1 | 0 | | | | | | | | | |
| Inning Stats | R: 2 E: 0 K: 0 S: 16 | H: 2 LOB: 0 BB: 0 P: 24 | R: 0 E: 0 K: 0 S: 5 | H: 0 LOB: 0 BB: 0 P: 9 | R: 0 E: 1 K: 0 S: 9 | H: 0 LOB: 0 BB: 0 P: 13 | R: 1 E: 0 K: 1 S: 15 | H: 2 LOB: 1 BB: 0 P: 21 | R: 0 E: 0 K: 0 S: 9 | H: 1 LOB: 1 BB: 0 P: 13 | R: 2 E: 0 K: 0 S: 11 | H: 3 LOB: 0 BB: 0 P: 17 | R: 0 E: 0 K: 1 S: 14 | H: 2 LOB: 2 BB: 0 P: 17 | R: 6 E: 0 K: 2 S: 24 | H: 6 LOB: 1 BB: 1 P: 41 | R: 0 E: 0 K: 2 S: 11 | H: 0 LOB: 1 BB: 1 P: 41 | 1B: 10 2B: 5 3B: 0 HR: 2 | SF: 2 SAC: 1 DP: 2 HBP: 0 | WP: 0 PB: 0 SB: 2 CS: 0 | PA: 40 | | | |
| PITCHER | IP WLS BF H R ER SO BB IBB HBP BLK WP HR S P ERA WHIP | 5.0 L 23 8 5 5 1 0 0 0 0 0 21 27 0.00 1.600 | 2.0 7 2 0 0 1 0 0 0 0 0 0 21 27 0.00 1.000 | 1.0 10 6 6 3 2 1 0 0 0 0 1 24 41 27.00 7.000 | | | | | | | | | | | | | | | | | | | | | |

AB 30
R 0
H 3
RBI 0
BB 4
SO 7
LOB 14



AB 36
R 11
H 16
RBI 11
BB 1
SO 4
LOB 12



| Batter | 1 | 2 | 3 | 4 | 5 | 6 | 7 | 8 | 9 | AB | R | H | RBI | BB | SO | LOB | TOP |
|---------------------------------|---|----------------------------------|-------------------------------|----------------------------------|-------------------------------|----------------------------------|-------------------------------|----------------------------------|-------------------------------|---------------------------------|-------------------------------|----------------------------------|-------------------------------|----------------------------------|----------------------------------|------------------------------------|---|
| Darryl Hamilton, L (1.8) | G4-3 | | SH5-3 BLK 1B | | G3 | | F8 | | WP 1B G3-1 1B | 5 | 1 | 2 | 0 | 0 | 0 | 0 | San Francisco Giants @ Los Angeles Dodgers Dodger Stadium, Los Angeles, CA Fri Jul 11 1997, 7:05 PM PDT Att: 46,869 - Unknown - 76 F |
| Jose Vizcaino, S (1.6) | E5 1B CS | | SH5-3 | | 1B | | G3 | | G3-1 WP 1B | 4 | 0 | 2 | 0 | 0 | 0 | | |
| Stan Javier, S (1.9) | 1-1 1B | | K2-3 | | 1B | | 1B | | G3-1 BB | 4 | 0 | 3 | 0 | 1 | 1 | | |
| Barry Bonds, L (1.7) | K 3H | | IBB | | F7 | | F7 | | G3-1 | 4 | 0 | 0 | 1 | 1 | 1 | | |
| Jeff Kent, R (1.4) | | F8 | F8 | | | | K | | HR F9 | 5 | 1 | 1 | 1 | 0 | 1 | | |
| J.T. Snow, L (1.3) | | F9 | | | K | | 1B 2B | | K | 4 | 0 | 1 | 0 | 0 | 2 | | |
| Mark Lewis, R (1.5) | | BB 1B | | | G5-3 | | P3 | | G5-6-3 | 4 | 0 | 1 | 0 | 0 | 0 | | |
| Damon Berryhill, S (1.2) | | SAFE BB | | | G4-3 | | 1B | | K | 3 | 0 | 1 | 0 | 1 | 1 | | |
| Keith Foulke, R (1.1) | | G4-3 | | | | | K | | F8 | 2 | 0 | 0 | 0 | 0 | 1 | | |
| Julian Tavarez, L (5.1) | | | | | | | P5 | | | 0 | 0 | 0 | 0 | 0 | 0 | | |
| Rick Wilkins, L (6. PH) | | | | | | | | | | 1 | 0 | 0 | 0 | 0 | 2 | | |
| William Van Landingham, R (6.1) | | | | | | | | | | 0 | 0 | 0 | 0 | 0 | 0 | | |
| Glenallen Hill, R (9. PH) | | | | | | | | | | 1 | 0 | 0 | 0 | 0 | 0 | | |
| Inning Stats | R: 0 E: 1 K: 1 S: 7 | H: 1 LOB: 2 BB: 0 P: 11 | R: 0 E: 0 K: 0 S: 10 | H: 1 LOB: 2 BB: 1 P: 17 | R: 0 E: 0 K: 1 S: 10 | H: 0 LOB: 0 BB: 1 P: 11 | R: 0 E: 0 K: 1 S: 15 | H: 2 LOB: 2 BB: 0 P: 20 | R: 0 E: 0 K: 1 S: 10 | H: 1 LOB: 1 BB: 0 P: 8 | R: 1 E: 0 K: 2 S: 12 | H: 1 LOB: 0 BB: 0 P: 19 | R: 1 E: 0 K: 0 S: 14 | H: 2 LOB: 2 BB: 1 P: 25 | 1B: 9 2B: 2 3B: 0 HR: 1 | SF: 0 SAC: 1 DP: 1 HBP: 0 | WP: 1 PA: 41 |
| PITCHER | IP WLS BF H R ER SO BB IBB HBP BLK WP HR S P ERA WHIP | | | | | | | | | | | | | | | | |
| Hideo Nomo, R (1.1) | 8.0 W 35 9 1 1 7 1 1 0 1 0 1 75 117 1.12 1.250 | | | | | | | | | | | | | | | | |
| Mark Guthrie, L (9.1) | 0.1 4 2 1 1 0 0 0 0 0 0 1 0 12 20 27.00 9.000 | | | | | | | | | | | | | | | | |
| Scott Radinsky, L (9.1) | 0.1 1 0 0 0 0 0 0 0 0 0 0 0 1 2 0.00 0.000 | | | | | | | | | | | | | | | | |
| Todd Worrell, R (9.1) | 0.1 S 1 0 0 0 0 0 0 0 0 0 0 0 1 3 0.00 0.000 | | | | | | | | | | | | | | | | |

| | |
|-----|----|
| AB | 37 |
| R | 2 |
| H | 11 |
| RBI | 2 |
| BB | 3 |
| SO | 7 |
| LOB | 17 |



| Batter | 1 | 2 | 3 | 4 | 5 | 6 | 7 | 8 | 9 | AB | R | H | RBI | BB | SO | LOB | BOTTOM | | |
|---------------------------------|---|----------------------------------|-------------------------------|----------------------------------|------------------------------|----------------------------------|-------------------------------|----------------------------------|-------------------------------|----------------------------------|------------------------------|----------------------------------|------------------------------|----------------------------------|------------------------------|----------------------------------|---|------------------------------------|-----------------|
| Brett Butler, L (1.7) | F8 | | F8 | | BB 1B 1B | | 1B 2B | | F8 | 3 | 1 | 1 | 0 | 0 | 0 | 0 | San Francisco Giants @ Los Angeles Dodgers Dodger Stadium, Los Angeles, CA Fri Jul 11 1997, 7:05 PM PDT Att: 46,869 - Unknown - 76 F | | |
| Todd Hollandsworth, L (7.7) | | | | | | | | | | 2 | 0 | 1 | 0 | 0 | 0 | | | | |
| Roger Cedeno, S (1.8) | FC6-4 1B | | F5 | | BB 1B | | G6-4-3 1B | | | 4 | 1 | 3 | 0 | 0 | 0 | | | | |
| Mike Piazza, R (1.2) | FC6-4 1B | | L9 | | HR 1B | | G6-4-3 | | | 3 | 1 | 0 | 1 | 1 | 0 | | | | |
| Eric Karros, R (1.3) | 1-2 1B | | | | G6-3 | | HR 1B | | WP BB | 3 | 1 | 2 | 2 | 1 | 0 | | | | |
| Raul Mondesi, R (1.9) | P6 | | F9 | | K | | K | | K | 4 | 0 | 0 | 0 | 0 | 2 | | | | |
| Todd Zeile, R (1.5) | | F9 | | 1B BB | HR | | K | | K | 3 | 1 | 1 | 3 | 1 | 1 | | | | |
| Greg Gagne, R (1.6) | | FC6-4 HBP | | FC5-4 1B | G6-3 | | F8 | | | 3 | 0 | 1 | 0 | 0 | 0 | | | | |
| Tripp Cromer, R (1.4) | | K | | FC5-4 1-2 | F9 | | K | | K | 4 | 0 | 0 | 0 | 0 | 2 | | | | |
| Hideo Nomo, R (1.1) | | FC6-4 | | | | | | | G5-3 | 3 | 1 | 1 | 0 | 0 | 1 | | | | |
| Eric Anthony, L (8. PH) | | | | | | | | | | 1 | 0 | 0 | 0 | 0 | 0 | | | | |
| Mark Guthrie, R (9.1) | | | | | | | | | | 0 | 0 | 0 | 0 | 0 | 0 | | | | |
| Scott Radinsky, L (9.1) | | | | | | | | | | 0 | 0 | 0 | 0 | 0 | 0 | | | | |
| Todd Worrell, R (9.1) | | | | | | | | | | 0 | 0 | 0 | 0 | 0 | 0 | | | | |
| Inning Stats | R: 0 E: 0 K: 0 S: 14 | H: 2 LOB: 2 BB: 0 P: 22 | R: 0 E: 0 K: 1 S: 10 | H: 0 LOB: 1 BB: 0 P: 15 | R: 0 E: 0 K: 0 S: 9 | H: 0 LOB: 0 BB: 0 P: 12 | R: 0 E: 0 K: 0 S: 10 | H: 1 LOB: 2 BB: 1 P: 19 | R: 6 E: 0 K: 1 S: 23 | H: 5 LOB: 0 BB: 1 P: 38 | R: 0 E: 0 K: 1 S: 8 | H: 2 LOB: 1 BB: 0 P: 13 | R: 0 E: 0 K: 2 S: 7 | H: 0 LOB: 1 BB: 1 P: 13 | R: 0 E: 0 K: 1 S: 9 | H: 0 LOB: 0 BB: 0 P: 12 | 1B: 8 2B: 1 3B: 0 HR: 1 | SF: 0 SAC: 0 DP: 1 HBP: 1 | WP: 1 PA: 37 |
| PITCHER | IP WLS BF H R ER SO BB IBB HBP BLK WP HR S P ERA WHIP | | | | | | | | | | | | | | | | | | |
| Keith Foulke, R (1.1) | 4.0 L 21 6 4 4 1 0 0 1 0 0 0 1 3 20 9.00 2.000 | | | | | | | | | | | | | | | | | | |
| Julian Tavarez, R (5.1) | 1.0 5 2 2 2 1 0 0 0 0 0 0 1 13 20 18.00 2.000 | | | | | | | | | | | | | | | | | | |
| William Van Landingham, R (6.1) | 3.0 11 2 0 0 4 1 0 0 0 0 1 0 24 38 0.00 1.000 | | | | | | | | | | | | | | | | | | |

| | |
|-----|----|
| AB | 33 |
| R | 6 |
| H | 10 |
| RBI | 6 |
| BB | 3 |
| SO | 6 |
| LOB | 14 |



| Batter | 1 | 2 | 3 | 4 | 5 | 6 | 7 | 8 | 9 | AB | R | H | RBI | BB | SO | LOB | TOP | | | |
|---|---|----------------------------------|------------------------------|---------------------------------|------------------------------|----------------------------------|-------------------------------|----------------------------------|------------------------------|----------------------------------|------------------------------|---------------------------------|------------------------------|----------------------------------|------------------------------|---------------------------------|---|----------------------------------|------------------------------------|----------------------------------|
| Darryl Hamilton, L (1, 8) OBP: 0.363, SLG: 0.384 | 2-1 1B | | 4-0 BB | | 4-1 BB | | | 0-1 1B | | 2 | 0 | 2 | 0 | 2 | 0 | 0 | San Francisco Giants @ Los Angeles Dodgers Dodger Stadium, Los Angeles, CA Sun Jul 13 1997, 3:33 AM PDT Att: 51,730 - Sunny - 76 F | | | |
| Jose Vizcaino, S (1, 6) OBP: 0.335, SLG: 0.317 | 0-3 K | | 0-0 G4-6-3 | | 1-0 F8 | | | 1-3 K2-3 | | 4 | 0 | 0 | 0 | 0 | 2 | 4 | | | | |
| Stan Javier, S (1, 9) OBP: 0.392, SLG: 0.462 | 3-2 HR | | | 1-3 K | | | | 0-0 F9 | | 4 | 1 | 1 | 0 | 0 | 2 | 1 | | | | |
| Barry Bonds, L (1, 7) OBP: 0.420, SLG: 0.540 | 3-2 HR | | | 4-2 S 1B BB | | | | 4-0 G5-4-3 BB | | 2 | 2 | 1 | 2 | 2 | 0 | 0 | | | | |
| Jeff Kent, R (1, 4) OBP: 0.315, SLG: 0.503 | 3-0 P3 | | | 2-3 K | | | | 1-2 G5-4-3 | | 4 | 0 | 0 | 0 | 0 | 1 | 2 | | | | |
| Mark Lewis, R (1, 5) OBP: 0.335, SLG: 0.451 | | 1-0 G4-3 | | 1-2 S 1B | | | | 0-0 G4-3 | | 4 | 0 | 1 | 1 | 0 | 0 | 0 | | | | |
| J.T. Snow, L (1, 3) OBP: 0.394, SLG: 0.505 | | 0-0 P3 | | 2-3 K | | | | 1-0 G4-6-3 1B | | 3 | 0 | 1 | 0 | 0 | 1 | 1 | | | | |
| Damon Berryhill, S (1, 2) OBP: 0.372, SLG: 0.388 | | 1-0 G3 | | | 1-1 F9 | | | 2-1 G4-6-3 | | 3 | 0 | 0 | 0 | 0 | 0 | 1 | | | | |
| Shawn Estes, R (1, 1) Julian Tavarez, L (6, 1) John Johnstone, R (7, 1) Marvin Benard, L (6, PH) Doug Henry, R (8, 1) Rich Rodriguez, L (8, 1) | | | 1-3 K | | 1-1 G1-3 | | | 1-1 G3 | | 2 | 0 | 0 | 0 | 0 | 1 | 0 | | | | |
| Inning Stats | R: 2 E: 0 K: 1 S: 13 | H: 3 LOB: 0 BB: 0 P: 24 | R: 0 E: 0 K: 0 S: 3 | H: 0 LOB: 0 BB: 0 P: 5 | R: 0 E: 0 K: 1 S: 6 | H: 0 LOB: 0 BB: 1 P: 11 | R: 1 E: 0 K: 3 S: 14 | H: 1 LOB: 1 BB: 1 P: 24 | R: 0 E: 0 K: 0 S: 6 | H: 0 LOB: 0 BB: 1 P: 11 | R: 0 E: 0 K: 0 S: 4 | H: 1 LOB: 0 BB: 0 P: 7 | R: 0 E: 0 K: 1 S: 8 | H: 1 LOB: 1 BB: 0 P: 10 | R: 0 E: 0 K: 0 S: 6 | H: 0 LOB: 0 BB: 0 P: 8 | | 1B: 4 2B: 1 3B: 0 HR: 1 | SF: 0 SAC: 0 DP: 3 HBP: 0 | WP: 0 PB: 0 SB: 3 CS: 0 |
| PITCHER | IP WLS BF H R ER SO BB IBB HBP BLK WP HR S P ERA WHIP | | | | | | | | | | | | | | | | | | | |
| Dennys Reyes, L (1, 1) ERA: 4.5 | 6.0 W 23 4 3 3 6 4 0 0 0 0 0 1 48 88 4.50 1.333 | | | | | | | | | | | | | | | | | | | |
| Darren Hall, R (7, 1) ERA: 2.16 | 1.2 6 2 0 0 1 0 0 0 0 0 0 0 11 16 0.00 1.200 | | | | | | | | | | | | | | | | | | | |
| Scott Radinsky, L (8, 1) ERA: 2.89 | 0.1 1 0 0 0 0 0 0 0 0 0 0 0 1 1 0.00 0.000 | | | | | | | | | | | | | | | | | | | |
| Mark Guthrie, L (9, 1) ERA: 3.83 | 1.0 3 0 0 0 0 0 0 0 0 0 0 0 6 8 0.00 0.000 | | | | | | | | | | | | | | | | | | | |

| Batter | 1 | 2 | 3 | 4 | 5 | 6 | 7 | 8 | 9 | AB | R | H | RBI | BB | SO | LOB | BOTTOM | | | |
|---|---|----------------------------------|-------------------------------|----------------------------------|-------------------------------|----------------------------------|------------------------------|----------------------------------|-------------------------------|----------------------------------|-------------------------------|----------------------------------|------------------------------|----------------------------------|-------------------------------|----------------------------------|---|-----------------------------------|------------------------------------|----------------------------------|
| Brett Butler, L (1, 7) Darren Hall, R (7, 1) Scott Radinsky, L (8, 1) Eric Anthony, L (6, PH) Billy Ashley, R (6, PH) Tom Prince, R (9, 2) | 3-2 G6-3 | | 2-1 1B BLK SF9 1B | | 1-2 1B | 1-1 SH2-4 | | 1-0 CS HR 1B | | 3 | 1 | 2 | 0 | 0 | 0 | 0 | San Francisco Giants @ Los Angeles Dodgers Dodger Stadium, Los Angeles, CA Sun Jul 13 1997, 3:33 AM PDT Att: 51,730 - Sunny - 76 F | | | |
| Roger Cedeno, S (1, 8) OBP: 0.351, SLG: 0.363 | 2-1 1B | | 1-2 SF9 BB 1B | | 2-3 K | 0-0 FC3-2 | | 1-0 HR 1B | | 5 | 2 | 3 | 2 | 0 | 1 | 3 | | | | |
| Mike Piazza, R (1, 2) Mark Guthrie, R (9, 1) | 3-2 1B | | 4-2 G4-6-3 BB | | 1-3 K | 2-3 G5-3 | | 2-1 F9 | | 4 | 0 | 1 | 0 | 1 | 1 | 3 | | | | |
| Eric Karros, R (1, 3) OBP: 0.344, SLG: 0.490 | 2-2 G5-4-3 1B | | 1-1 SF9 | | 0-0 G5-3 | | 1-3 K | | | 3 | 0 | 1 | 2 | 0 | 1 | 1 | | | | |
| Raul Mondesi, R (1, 9) OBP: 0.341, SLG: 0.531 | 2-0 G5-4-3 | | 2-3 G4-6-3 | | | 0-1 HR | | 1-3 K | | 4 | 1 | 1 | 1 | 0 | 1 | 4 | | | | |
| Todd Zeile, R (1, 5) OBP: 0.325, SLG: 0.414 | | 1-1 G6-3 | | 1-0 L6 | | 2-2 1B BB HBP | | 2-3 K | | 3 | 1 | 0 | 0 | 0 | 1 | 0 | | | | |
| Greg Gagne, R (1, 6) OBP: 0.319, SLG: 0.389 | | 1-0 G5-3 1B | | 1-3 K | | 1-2 1B BB | | 3-2 G4-3 | | 3 | 1 | 1 | 0 | 1 | 1 | 0 | | | | |
| Tripp Cromer, R (1, 4) OBP: 0.429, SLG: 0.477 | | 3-2 G5-3 | | 1-3 K | | 0-0 SH2-4 FC3-2 1B | | 4-2 1B BB | | 3 | 1 | 1 | 0 | 1 | 1 | 1 | | | | |
| Dennys Reyes, R (1, 1) Todd Hollandsworth, L (6, PH) (7, 7) | | 1-3 K | | 4-2 S 1B BB | | 3-1 FC3-2 SH2-4 1B | | 0-2 1B CS 1B | | 1 | 1 | 0 | 0 | 1 | 1 | 1 | | | | |
| Inning Stats | R: 1 E: 0 K: 0 S: 12 | H: 3 LOB: 1 BB: 0 P: 24 | R: 0 E: 0 K: 1 S: 12 | H: 1 LOB: 0 BB: 0 P: 18 | R: 1 E: 0 K: 0 S: 10 | H: 2 LOB: 1 BB: 1 P: 20 | R: 0 E: 0 K: 2 S: 8 | H: 0 LOB: 0 BB: 0 P: 11 | R: 1 E: 0 K: 2 S: 17 | H: 1 LOB: 1 BB: 1 P: 26 | R: 3 E: 0 K: 0 S: 19 | H: 3 LOB: 2 BB: 1 P: 30 | R: 0 E: 0 K: 3 S: 9 | H: 0 LOB: 0 BB: 0 P: 13 | R: 3 E: 0 K: 0 S: 15 | H: 3 LOB: 0 BB: 1 P: 25 | | 1B: 11 2B: 0 3B: 0 HR: 2 | SF: 1 SAC: 1 DP: 2 HBP: 1 | WP: 0 PB: 0 SB: 1 CS: 2 |
| PITCHER | IP WLS BF H R ER SO BB IBB HBP BLK WP HR S P ERA WHIP | | | | | | | | | | | | | | | | | | | |
| Shawn Estes, L (1, 1) ERA: 2.79 | 5.0 L 25 4 3 5 5 3 0 0 0 0 0 0 69 114 9.00 2.200 | | | | | | | | | | | | | | | | | | | |
| Julian Tavarez, R (6, 1) ERA: 4.1 | 1.0 5 2 0 0 0 0 0 0 0 0 0 0 9 15 0.00 2.000 | | | | | | | | | | | | | | | | | | | |
| John Johnstone, R (7, 1) ERA: | 1.0 3 0 0 0 3 0 0 0 0 0 0 0 9 13 0.00 0.000 | | | | | | | | | | | | | | | | | | | |
| Doug Henry, R (8, 1) ERA: 3.61 | 0.1 3 1 2 2 0 1 0 0 0 0 0 0 10 17 54.00 6.000 | | | | | | | | | | | | | | | | | | | |
| Rich Rodriguez, L (8, 1) ERA: 2.11 | 0.2 3 2 1 1 0 0 0 0 0 0 0 1 5 8 13.50 3.000 | | | | | | | | | | | | | | | | | | | |

| Batter | 1 | 2 | 3 | 4 | 5 | 6 | 7 | 8 | 9 | AB | R | H | RBI | BB | SO | LOB | TOP | | | | | | | | |
|--|---|---|---|---|---|---|---|---|---|---|---|---|---|---|---|---|--|---|---|---|---|---|---|---|---|
| Roger Cedeno, S (1, 8) OBP: 0.359, SLG: 0.369 | | | | | | | | | | 4 | 2 | 1 | 0 | 1 | 1 | 1 | Los Angeles Dodgers @ Colorado Rockies Coors Field, Denver, CO Tue Jul 15 1997, 3:33 AM MDT Att: 48,621 - Sunny - 92 F | | | | | | | | |
| Todd Hollandsworth, L (1, 7) OBP: 0.255, SLG: 0.367 | | | | | | | | | | 5 | 1 | 1 | 0 | 0 | 3 | 3 | | | | | | | | | |
| Mike Piazza, R (1, 2) OBP: 0.427, SLG: 0.602 | | | | | | | | | | 5 | 0 | 3 | 2 | 0 | 0 | 2 | | | | | | | | | |
| Eric Karros, R (1, 3) OBP: 0.343, SLG: 0.496 | | | | | | | | | | 4 | 1 | 2 | 1 | 0 | 0 | 2 | | | | | | | | | |
| Raul Mondesi, R (1, 9) OBP: 0.337, SLG: 0.523 | | | | | | | | | | 5 | 0 | 1 | 0 | 0 | 0 | 3 | | | | | | | | | |
| Todd Zeile, R (1, 5) OBP: 0.335, SLG: 0.447 | | | | | | | | | | 2 | 2 | 1 | 1 | 2 | 0 | 0 | | | | | | | | | |
| Wilton Guerrero, S (1, 4) OBP: 0.306, SLG: 0.412 | | | | | | | | | | 4 | 0 | 1 | 1 | 0 | 2 | 3 | | | | | | | | | |
| Tripp Cromer, R (1, 6) OBP: 0.418, SLG: 0.460 | | | | | | | | | | 4 | 0 | 2 | 1 | 0 | 1 | 2 | | | | | | | | | |
| Chan Ho Park, R (1, 1) OBP: 0.226, SLG: 0.300 | | | | | | | | | | 3 | 0 | 0 | 0 | 0 | 0 | 3 | | | | | | | | | |
| Darren Hall, R (7, 1) | | | | | | | | | | 0 | 0 | 0 | 0 | 0 | 0 | 0 | | | | | | | | | |
| Eric Anthony, L (8, PH) OBP: 0.343, SLG: 0.448 | | | | | | | | | | 1 | 0 | 0 | 0 | 0 | 0 | 0 | | | | | | | | | |
| Mark Guthrie, R (8, 1) | | | | | | | | | | 0 | 0 | 0 | 0 | 0 | 0 | 0 | | | | | | | | | |
| Todd Worrell, R (9, 1) | | | | | | | | | | 0 | 0 | 0 | 0 | 0 | 0 | 0 | | | | | | | | | |
| Inning Stats | R: 1 E: 0 K: 0 S: 7 | H: 1 LOB: 0 BB: 0 P: 11 | R: 0 E: 0 K: 1 S: 9 | H: 0 LOB: 1 BB: 1 P: 14 | R: 1 E: 0 K: 1 S: 12 | H: 2 LOB: 1 BB: 0 P: 22 | R: 0 E: 0 K: 1 S: 8 | H: 0 LOB: 0 BB: 0 P: 13 | R: 0 E: 0 K: 1 S: 6 | H: 1 LOB: 1 BB: 0 P: 9 | R: 2 E: 0 K: 0 S: 16 | H: 3 LOB: 2 BB: 1 P: 26 | R: 1 E: 0 K: 1 S: 11 | H: 1 LOB: 1 BB: 1 P: 18 | R: 1 E: 0 K: 1 S: 8 | H: 2 LOB: 2 BB: 0 P: 15 | R: 0 E: 0 K: 1 S: 10 | H: 2 LOB: 0 BB: 0 P: 18 | 1B: 7 2B: 3 3B: 1 HR: 1 | SF: 1 SAC: 0 DP: 0 HBP: 0 | WP: 0 PB: 0 SB: 2 CS: 0 | PA: 42 | | | |
| PITCHER | IP WLS BF H R ER SO BB IBB HBP BLK WP HR S P ERA WHIP | IP WLS BF H R ER SO BB IBB HBP BLK WP HR S P ERA WHIP | IP WLS BF H R ER SO BB IBB HBP BLK WP HR S P ERA WHIP | IP WLS BF H R ER SO BB IBB HBP BLK WP HR S P ERA WHIP | IP WLS BF H R ER SO BB IBB HBP BLK WP HR S P ERA WHIP | IP WLS BF H R ER SO BB IBB HBP BLK WP HR S P ERA WHIP | IP WLS BF H R ER SO BB IBB HBP BLK WP HR S P ERA WHIP | IP WLS BF H R ER SO BB IBB HBP BLK WP HR S P ERA WHIP | IP WLS BF H R ER SO BB IBB HBP BLK WP HR S P ERA WHIP | IP WLS BF H R ER SO BB IBB HBP BLK WP HR S P ERA WHIP | IP WLS BF H R ER SO BB IBB HBP BLK WP HR S P ERA WHIP | IP WLS BF H R ER SO BB IBB HBP BLK WP HR S P ERA WHIP | IP WLS BF H R ER SO BB IBB HBP BLK WP HR S P ERA WHIP | IP WLS BF H R ER SO BB IBB HBP BLK WP HR S P ERA WHIP | IP WLS BF H R ER SO BB IBB HBP BLK WP HR S P ERA WHIP | IP WLS BF H R ER SO BB IBB HBP BLK WP HR S P ERA WHIP | IP WLS BF H R ER SO BB IBB HBP BLK WP HR S P ERA WHIP | IP WLS BF H R ER SO BB IBB HBP BLK WP HR S P ERA WHIP | IP WLS BF H R ER SO BB IBB HBP BLK WP HR S P ERA WHIP | IP WLS BF H R ER SO BB IBB HBP BLK WP HR S P ERA WHIP | IP WLS BF H R ER SO BB IBB HBP BLK WP HR S P ERA WHIP | IP WLS BF H R ER SO BB IBB HBP BLK WP HR S P ERA WHIP | IP WLS BF H R ER SO BB IBB HBP BLK WP HR S P ERA WHIP | IP WLS BF H R ER SO BB IBB HBP BLK WP HR S P ERA WHIP | IP WLS BF H R ER SO BB IBB HBP BLK WP HR S P ERA WHIP |

AB 37
R 6
H 12
RBI 6
BB 3
SO 7
LOB 19



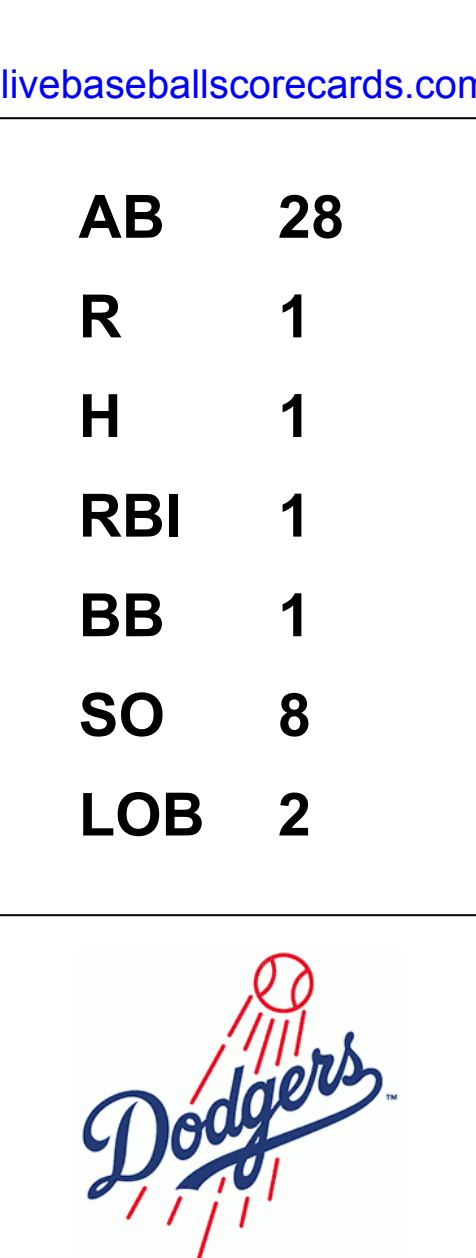
| Batter | 1 | 2 | 3 | 4 | 5 | 6 | 7 | 8 | 9 | AB | R | H | RBI | BB | SO | LOB | BOTTOM | | | | | | | | |
|---|---|---|---|---|---|---|---|---|---|---|---|---|---|---|---|---|--|---|---|---|---|---|---|---|---|
| Eric Young Sr., R (1, 4) OBP: 0.371, SLG: 0.414 | | | | | | | | | | 4 | 0 | 0 | 2 | 0 | 0 | 4 | Los Angeles Dodgers @ Colorado Rockies Coors Field, Denver, CO Tue Jul 15 1997, 3:33 AM MDT Att: 48,621 - Sunny - 92 F | | | | | | | | |
| Quinton McCracken, S (1, 8) OBP: 0.340, SLG: 0.343 | | | | | | | | | | 5 | 0 | 1 | 0 | 0 | 1 | 2 | | | | | | | | | |
| Larry Walker, L (1, 9) OBP: 0.499, SLG: 0.740 | | | | | | | | | | 4 | 0 | 0 | 0 | 0 | 1 | 1 | | | | | | | | | |
| Andres Galarraga, R (1, 3) OBP: 0.400, SLG: 0.576 | | | | | | | | | | 4 | 2 | 2 | 0 | 0 | 1 | 1 | | | | | | | | | |
| Jeff Reed, L (1, 2) OBP: 0.392, SLG: 0.529 | | | | | | | | | | 2 | 0 | 0 | 0 | 1 | 1 | 1 | | | | | | | | | |
| Dante Bichette, R (8, PH) OBP: 0.338, SLG: 0.479 | | | | | | | | | | 1 | 0 | 1 | 1 | 0 | 0 | 0 | | | | | | | | | |
| Kirt Manwaring, R (9, 2) OBP: 0.331, SLG: 0.325 | | | | | | | | | | 0 | 0 | 0 | 0 | 0 | 0 | 0 | | | | | | | | | |
| Vinny Castilla, R (1, 5) OBP: 0.326, SLG: 0.506 | | | | | | | | | | 4 | 1 | 1 | 0 | 0 | 0 | 2 | | | | | | | | | |
| John Vander Wal, L (1, 7) OBP: 0.273, SLG: 0.217 | | | | | | | | | | 3 | 0 | 1 | 1 | 0 | 0 | 1 | | | | | | | | | |
| Walt Weiss, S (9, PH) OBP: 0.363, SLG: 0.376 | | | | | | | | | | 1 | 0 | 1 | 0 | 0 | 0 | 0 | | | | | | | | | |
| Bill Swift, R (9, PR) OBP: 0.467, SLG: 0.364 | | | | | | | | | | 0 | 1 | 0 | 0 | 0 | 0 | 0 | | | | | | | | | |
| Nelfi Perez, S (1, 6) OBP: 0.321, SLG: 0.547 | | | | | | | | | | 4 | 1 | 3 | 1 | 0 | 0 | 1 | | | | | | | | | |
| Roger Bailey, R (1, 1) OBP: 0.225, SLG: 0.211 | | | | | | | | | | 1 | 0 | 0 | 0 | 0 | 0 | 1 | | | | | | | | | |
| Curt Leskanic, R (7, 1) | | | | | | | | | | 0 | 0 | 0 | 0 | 0 | 0 | 0 | | | | | | | | | |
| Angel Echevarria, R (7, PH) OBP: 0.429, SLG: 0.417 | | | | | | | | | | 1 | 0 | 0 | 0 | 0 | 0 | 2 | | | | | | | | | |
| Jeff McCurry, R (8, 1) | | | | | | | | | | 0 | 0 | 0 | 0 | 0 | 0 | 0 | | | | | | | | | |
| Harvey Pulliam, R (9, PH) OBP: 0.289, SLG: 0.375 | | | | | | | | | | 1 | 0 | 1 | 0 | 0 | 0 | 0 | | | | | | | | | |
| Inning Stats | R: 0 E: 0 K: 0 S: 9 | H: 1 LOB: 1 BB: 0 P: 13 | R: 0 E: 0 K: 0 S: 7 | H: 0 LOB: 0 BB: 1 P: 13 | R: 1 E: 0 K: 0 S: 8 | H: 1 LOB: 0 BB: 0 P: 13 | R: 0 E: 0 K: 2 S: 7 | H: 0 LOB: 0 BB: 0 P: 9 | R: 0 E: 0 K: 1 S: 7 | H: 1 LOB: 1 BB: 0 P: 12 | R: 0 E: 0 K: 1 S: 7 | H: 0 LOB: 0 BB: 0 P: 11 | R: 2 E: 0 K: 0 S: 17 | H: 4 LOB: 2 BB: 0 P: 27 | R: 1 E: 0 K: 1 S: 12 | H: 2 LOB: 1 BB: 0 P: 20 | R: 1 E: 0 K: 0 S: 8 | H: 2 LOB: 1 BB: 0 P: 13 | 1B: 7 2B: 4 3B: 0 HR: 0 | SF: 1 SAC: 1 DP: 1 HBP: 0 | WP: 0 PB: 0 SB: 1 CS: 0 | PA: 38 | | | |
| PITCHER | IP WLS BF H R ER SO BB IBB HBP BLK WP HR S P ERA WHIP | IP WLS BF H R ER SO BB IBB HBP BLK WP HR S P ERA WHIP | IP WLS BF H R ER SO BB IBB HBP BLK WP HR S P ERA WHIP | IP WLS BF H R ER SO BB IBB HBP BLK WP HR S P ERA WHIP | IP WLS BF H R ER SO BB IBB HBP BLK WP HR S P ERA WHIP | IP WLS BF H R ER SO BB IBB HBP BLK WP HR S P ERA WHIP | IP WLS BF H R ER SO BB IBB HBP BLK WP HR S P ERA WHIP | IP WLS BF H R ER SO BB IBB HBP BLK WP HR S P ERA WHIP | IP WLS BF H R ER SO BB IBB HBP BLK WP HR S P ERA WHIP | IP WLS BF H R ER SO BB IBB HBP BLK WP HR S P ERA WHIP | IP WLS BF H R ER SO BB IBB HBP BLK WP HR S P ERA WHIP | IP WLS BF H R ER SO BB IBB HBP BLK WP HR S P ERA WHIP | IP WLS BF H R ER SO BB IBB HBP BLK WP HR S P ERA WHIP | IP WLS BF H R ER SO BB IBB HBP BLK WP HR S P ERA WHIP | IP WLS BF H R ER SO BB IBB HBP BLK WP HR S P ERA WHIP | IP WLS BF H R ER SO BB IBB HBP BLK WP HR S P ERA WHIP | IP WLS BF H R ER SO BB IBB HBP BLK WP HR S P ERA WHIP | IP WLS BF H R ER SO BB IBB HBP BLK WP HR S P ERA WHIP | IP WLS BF H R ER SO BB IBB HBP BLK WP HR S P ERA WHIP | IP WLS BF H R ER SO BB IBB HBP BLK WP HR S P ERA WHIP | IP WLS BF H R ER SO BB IBB HBP BLK WP HR S P ERA WHIP | IP WLS BF H R ER SO BB IBB HBP BLK WP HR S P ERA WHIP | IP WLS BF H R ER SO BB IBB HBP BLK WP HR S P ERA WHIP | IP WLS BF H R ER SO BB IBB HBP BLK WP HR S P ERA WHIP | IP WLS BF H R ER SO BB IBB HBP BLK WP HR S P ERA WHIP |

AB 35
R 5
H 11
RBI 5
BB 1
SO 4
LOB 16



| Batter | 1 | 2 | 3 | 4 | 5 | 6 | 7 | 8 | 9 | AB | R | H | RBI | BB | SO | LOB | TOP | | | | | |
|---|---|----------------------------------|------------------------------|---------------------------------|------------------------------|----------------------------------|------------------------------|----------------------------------|-------------------------------|----------------------------------|------------------------------|---------------------------------|------------------------------|---------------------------------|------------------------------|----------------------------------|---|-------------------------------|----------------------------------|----------------------------------|------------------------------------|----------------------------------|
| Brett Butler, L (1, 7) OBP: 0.403, SLG: 0.357 | 1-2 G5-3 | | | 2-2 G4-3 | | 0-0 G6-3 | | | 3-2 L6 | 4 | 0 | 0 | 0 | 0 | 0 | 0 | Los Angeles Dodgers @ Florida Marlins Pro Player Stadium, Miami, FL Wed Jul 16 1997, 7:05 PM EDT Att: 30,225 - Unknown - 84 F AB 28 R 1 H 1 RBI 1 BB 1 SO 8 LOB 2 | | | | | |
| Roger Cedeno, S (1, 8) OBP: 0.339, SLG: 0.363 Todd Hollandsworth, L (7, 8) OBP: 0.294, SLG: 0.366 | 1-1 G3-1 | | | 4-1 FC1-4 BB | | 0-3 K | | | 1-3 K | 2 | 0 | 0 | 0 | 1 | 1 | 0 | | | | | | |
| Mike Piazza, R (1, 2) OBP: 0.424, SLG: 0.596 | 2-3 K | | | 2-0 FC1-4 1-2 | | | | | 1-1 G6-3 | 3 | 0 | 0 | 0 | 0 | 1 | 1 | | | | | | |
| Eric Karros, R (1, 3) OBP: 0.340, SLG: 0.492 | | | | 3-3 K | | | | | 2-2 G4-3 | 3 | 0 | 0 | 0 | 0 | 1 | 1 | | | | | | |
| Raul Mondesi, R (1, 9) OBP: 0.337, SLG: 0.521 | | | | | | | | | 0-0 G6-3 | 3 | 1 | 1 | 0 | 0 | 0 | 0 | | | | | | |
| Todd Zeile, R (1, 5) OBP: 0.335, SLG: 0.443 | | | | | | | | | 1-3 K | 3 | 0 | 0 | 1 | 0 | 1 | 0 | | | | | | |
| Greg Gagne, R (1, 6) OBP: 0.316, SLG: 0.384 | | | | | | | | | 2-0 G6-3 | 3 | 0 | 0 | 0 | 0 | 0 | 0 | | | | | | |
| Tripp Cromer, R (1, 4) OBP: 0.404, SLG: 0.442 Wilton Guerrero, S (8, PH) OBP: 0.305, SLG: 0.411 | | | | | | | | | 0-1 G4-3 | 2 | 0 | 0 | 0 | 0 | 1 | 0 | | | | | | |
| Hideo Nomo, R (1, 1) OBP: 0.190, SLG: 0.310 Antonio Osuna, R (6, 1) Nelson Liriano, S (9, PH) OBP: 0.288, SLG: 0.367 | | | | | | | | | 0-1 G1-3 | 2 | 0 | 0 | 0 | 0 | 2 | 0 | | | | | | |
| Inning Stats | R: 0 E: 0 K: 1 S: 9 | H: 0 LOB: 0 BB: 0 P: 13 | R: 0 E: 0 K: 0 S: 6 | H: 0 LOB: 0 BB: 0 P: 7 | R: 0 E: 0 K: 2 S: 9 | H: 0 LOB: 0 BB: 0 P: 14 | R: 0 E: 0 K: 1 S: 9 | H: 0 LOB: 1 BB: 1 P: 20 | R: 1 E: 0 K: 0 S: 10 | H: 1 LOB: 0 BB: 0 P: 17 | R: 0 E: 0 K: 2 S: 7 | H: 0 LOB: 0 BB: 0 P: 7 | R: 0 E: 0 K: 0 S: 6 | H: 0 LOB: 0 BB: 0 P: 9 | R: 0 E: 0 K: 1 S: 7 | H: 0 LOB: 0 BB: 0 P: 10 | | R: 0 E: 0 K: 1 S: 11 | H: 0 LOB: 0 BB: 0 P: 15 | 1B: 1 2B: 0 3B: 0 HR: 0 | SF: 0 SAC: 0 DP: 0 HBP: 0 | WP: 0 PB: 0 SB: 1 CS: 0 |
| PITCHER Kevin Brown, R (1, 1) ERA: 2.73 | IP: 9.0 WLS: W BF: 29 H: 1 R: 1 ER: 0 SO: 8 BB: 1 IBB: 0 HBP: 0 BLK: 0 WP: 0 HR: 0 S: 74 P: 112 ERA: 0.00 WHIP: 0.222 | | | | | | | | | | | | | | | PITCHER | | | | | | |

| Batter | 1 | 2 | 3 | 4 | 5 | 6 | 7 | 8 | 9 | AB | R | H | RBI | BB | SO | LOB | BOTTOM | | | |
|---|---|----------------------------------|-------------------------------|----------------------------------|-------------------------------|----------------------------------|------------------------------|----------------------------------|-------------------------------|----------------------------------|-------------------------------|----------------------------------|-------------------------------|----------------------------------|-------------------------------|----------------------------------|---|----------------------------------|------------------------------------|----------------------------------|
| John Cangelosi, S (1, 7) OBP: 0.341, SLG: 0.328 | 2-2 1B SF7 1B | | | 2-3 K | | 2-0 3B 2B | | 2-3 K | | 5 | 2 | 2 | 1 | 0 | 2 | 2 | Los Angeles Dodgers @ Florida Marlins Pro Player Stadium, Miami, FL Wed Jul 16 1997, 7:05 PM EDT Att: 30,225 - Unknown - 84 F AB 31 R 5 H 9 RBI 5 BB 6 SO 10 LOB 16 | | | |
| Edgar Renteria, R (1, 6) OBP: 0.315, SLG: 0.331 | 1-2 CS 1B | | | 1-1 G4-3 | | 2-0 F8 2H 3H | | 3-2 K | | 5 | 0 | 3 | 2 | 0 | 0 | 0 | | | | |
| Mark Kotsay, L (1, 8) OBP: 0.304, SLG: 0.364 | 1-2 1B | | | 4-2 3B BB | | 1-3 K | | 2-2 G1-3 | | 4 | 1 | 1 | 0 | 1 | 2 | 2 | | | | |
| Bobby Bonilla, S (1, 5) OBP: 0.390, SLG: 0.491 | 0-0 SF7 | | | 0-1 1H 3B | | 4-1 1B BB | | 2-2 F8 | | 2 | 0 | 1 | 2 | 1 | 0 | 1 | | | | |
| Moises Alou, R (1, 9) OBP: 0.373, SLG: 0.465 | 3-3 K | | | 3-2 F9 | | 1-1 1B | | 2-2 F8 | | 4 | 0 | 1 | 0 | 0 | 1 | 3 | | | | |
| Jim Eisenreich, L (1, 3) OBP: 0.344, SLG: 0.357 Jeff Conine, R (7, 3) OBP: 0.343, SLG: 0.373 | | | | 4-0 IBB | | 0-3 K | | 3-3 K | | 2 | 0 | 0 | 0 | 1 | 1 | 2 | | | | |
| Charles Johnson, R (1, 2) OBP: 0.335, SLG: 0.409 | | | | | | | | | | 3 | 1 | 1 | 0 | 1 | 2 | 3 | | | | |
| Luis Castillo, S (1, 4) OBP: 0.320, SLG: 0.268 | | | | | | | | | | 2 | 1 | 0 | 0 | 2 | 0 | 1 | | | | |
| Kevin Brown, R (1, 1) OBP: 0.227, SLG: 0.154 | | | | | | | | | | 3 | 0 | 0 | 0 | 0 | 1 | 2 | | | | |
| Inning Stats | R: 1 E: 0 K: 1 S: 14 | H: 3 LOB: 2 BB: 0 P: 21 | R: 0 E: 1 K: 1 S: 11 | H: 0 LOB: 1 BB: 1 P: 20 | R: 1 E: 0 K: 1 S: 12 | H: 1 LOB: 2 BB: 2 P: 24 | R: 0 E: 0 K: 1 S: 6 | H: 0 LOB: 0 BB: 0 P: 10 | R: 0 E: 0 K: 2 S: 13 | H: 1 LOB: 2 BB: 1 P: 21 | R: 3 E: 0 K: 1 S: 15 | H: 3 LOB: 1 BB: 1 P: 26 | R: 0 E: 0 K: 1 S: 12 | H: 0 LOB: 1 BB: 1 P: 24 | R: 0 E: 0 K: 2 S: 14 | H: 1 LOB: 1 BB: 0 P: 21 | | 1B: 5 2B: 3 3B: 2 HR: 0 | SF: 1 SAC: 1 DP: 1 HBP: 0 | WP: 0 PB: 0 SB: 0 CS: 1 |
| PITCHER Hideo Nomo, R (1, 1) ERA: 3.83 Antonio Osuna, R (6, 1) ERA: 2.76 | IP: 5.2 WLS: L BF: 30 H: 8 R: 5 ER: 5 SO: 7 BB: 4 IBB: 1 HBP: 0 BLK: 0 WP: 0 HR: 0 S: 67 P: 116 ERA: 7.94 WHIP: 2.118 | | | | | | | | | | | | | | | PITCHER | | | | |



| Batter | 1 | 2 | 3 | 4 | 5 | 6 | 7 | 8 | 9 | AB | R | H | RBI | BB | SO | LOB | TOP | | | | | |
|---|---|----------------------------------|------------------------------|----------------------------------|-------------------------------|----------------------------------|-------------------------------|----------------------------------|-------------------------------|----------------------------------|------------------------------|----------------------------------|-------------------------------|----------------------------------|-------------------------------|----------------------------------|--|-------------------------------|----------------------------------|----------------------------------|------------------------------------|----------------------------------|
| Brett Butler, L OBP: 0.404, SLG: 0.360 (1, 8) | | | | | | | | | | 4 | 1 | 2 | 1 | 0 | 1 | 2 | Los Angeles Dodgers @ Florida Marlins Pro Player Stadium, Miami, FL Thu Jul 17 1997, 7:05 PM EDT Att: 27,406 - Unknown - 84 F AB 37 R 7 H 14 RBI 7 BB 3 SO 10 LOB 17 | | | | | |
| Tripp Cramer, R OBP: 0.403, SLG: 0.554 (1, 6) | | | | | | | | | | 4 | 2 | 2 | 3 | 0 | 1 | 2 | | | | | | |
| Raul Mondesi, R OBP: 0.335, SLG: 0.517 (1, 9) | | | | | | | | | | 5 | 1 | 1 | 0 | 0 | 3 | 1 | | | | | | |
| Eric Karros, R OBP: 0.343, SLG: 0.503 (1, 3) | | | | | | | | | | 4 | 1 | 2 | 3 | 1 | 1 | 0 | | | | | | |
| Todd Zeile, R OBP: 0.333, SLG: 0.438 (1, 5) | | | | | | | | | | 4 | 0 | 0 | 0 | 1 | 1 | 2 | | | | | | |
| Billy Ashley, R OBP: 0.300, SLG: 0.447 Eric Anthony, L OBP: 0.353, SLG: 0.458 (8, 7) | | | | | | | | | | 3 | 0 | 2 | 0 | 0 | 0 | 0 | | | | | | |
| Tom Prince, R OBP: 0.333, SLG: 0.308 (1, 2) | | | | | | | | | | 3 | 1 | 1 | 0 | 1 | 0 | 2 | | | | | | |
| Wilton Guerrero, S OBP: 0.311, SLG: 0.420 (1, 4) | | | | | | | | | | 4 | 1 | 3 | 0 | 0 | 1 | 3 | | | | | | |
| Tom Candiotti, R OBP: 0.100, SLG: 0.100 Darren Hall, K OBP: 0.250, SLG: 0.296 Todd Hollandsworth, L OBP: 0.250, SLG: 0.354 Nelson Lirio, S OBP: 0.250, SLG: 0.354 Mike Piazza, R OBP: 0.400, SLG: 0.695 37 Darren Dreifort, R OBP: 0.500, SLG: 0.500 (8, 1) | | | | | | | | | | 2 | 0 | 0 | 0 | 0 | 1 | 2 | | | | | | |
| Inning Stats | R: 0 E: 0 K: 2 S: 10 | H: 1 LOB: 1 BB: 0 P: 18 | R: 0 E: 0 K: 1 S: 9 | H: 0 LOB: 0 BB: 1 P: 17 | R: 1 E: 0 K: 0 S: 13 | H: 1 LOB: 1 BB: 1 P: 20 | R: 0 E: 0 K: 3 S: 12 | H: 1 LOB: 3 BB: 1 P: 23 | R: 1 E: 0 K: 0 S: 10 | H: 1 LOB: 0 BB: 0 P: 14 | R: 0 E: 0 K: 0 S: 9 | H: 1 LOB: 1 BB: 0 P: 14 | R: 3 E: 1 K: 0 S: 13 | H: 4 LOB: 1 BB: 0 P: 16 | R: 0 E: 0 K: 2 S: 14 | H: 2 LOB: 2 BB: 0 P: 21 | | R: 2 E: 0 K: 0 S: 17 | H: 3 LOB: 1 BB: 0 P: 29 | 1B: 7 2B: 8 3B: 0 HR: 3 | SF: 1 SAC: 1 DP: 2 HBP: 1 | WP: 0 PB: 0 SB: 0 CS: 2 |
| PITCHER | IP WLS BF H R ER SO BB IBB HBP BLK WP HR S P ERA WHIP | | | | | | | | | | | | | | | | | | | | | |
| Al Leiter, L ERA: 4.88 | 6.0 W 25 5 2 2 8 3 0 1 0 0 1 63 106 3.00 1.333 | | | | | | | | | | | | | | | | | | | | | |
| Jay Powell, R ERA: 2.42 | 1.0 7 4 3 3 0 0 0 0 0 0 0 13 16 27.00 4.000 | | | | | | | | | | | | | | | | | | | | | |
| Dennis Cook, L ERA: 2.29 | 1.0 S 5 2 0 0 2 0 0 0 0 0 0 0 14 21 0.00 2.000 | | | | | | | | | | | | | | | | | | | | | |
| Robb Nen, R ERA: 4.37 | 1.0 S 6 3 2 2 0 0 0 0 0 0 0 2 17 29 18.00 3.000 | | | | | | | | | | | | | | | | | | | | | |

| Batter | 1 | 2 | 3 | 4 | 5 | 6 | 7 | 8 | 9 | AB | R | H | RBI | BB | SO | LOB | BOTTOM | | | |
|---|---|----------------------------------|-------------------------------|----------------------------------|-------------------------------|----------------------------------|-------------------------------|----------------------------------|------------------------------|----------------------------------|-------------------------------|----------------------------------|-------------------------------|----------------------------------|------------------------------|----------------------------------|---|----------------------------------|------------------------------------|----------------------------------|
| Mark Kotsay, L OBP: 0.250, SLG: 0.296 (1, 8) | | | | | | | | | | 5 | 0 | 0 | 0 | 0 | 0 | 5 | Los Angeles Dodgers @ Florida Marlins Pro Player Stadium, Miami, FL Thu Jul 17 1997, 7:05 PM EDT Att: 27,406 - Unknown - 84 F AB 36 R 8 H 14 RBI 8 BB 7 SO 4 LOB 24 | | | |
| Edgar Renteria, R OBP: 0.325, SLG: 0.338 (1, 6) | | | | | | | | | | 4 | 0 | 3 | 2 | 0 | 0 | 1 | | | | |
| Moises Alou, R OBP: 0.373, SLG: 0.461 (1, 9) | | | | | | | | | | 3 | 0 | 0 | 0 | 2 | 0 | 3 | | | | |
| Jeff Conine, R OBP: 0.340, SLG: 0.367 (1, 3) | | | | | | | | | | 4 | 0 | 0 | 0 | 1 | 2 | 3 | | | | |
| Jim Eisenreich, L OBP: 0.345, SLG: 0.360 Robb Nen, R (9, 1) | | | | | | | | | | 4 | 0 | 1 | 0 | 1 | 0 | 3 | | | | |
| Bobby Bonilla, S OBP: 0.393, SLG: 0.494 (1, 5) | | | | | | | | | | 4 | 2 | 2 | 0 | 1 | 0 | 2 | | | | |
| Charles Johnson, R OBP: 0.347, SLG: 0.421 (1, 2) | | | | | | | | | | 3 | 4 | 3 | 0 | 2 | 0 | 0 | | | | |
| Luis Castillo, S OBP: 0.321, SLG: 0.275 (1, 4) | | | | | | | | | | 5 | 1 | 2 | 2 | 0 | 1 | 6 | | | | |
| Al Leiter, L OBP: 0.100, SLG: 0.100 Alex Arango, R OBP: 0.400, SLG: 0.388 Jay Powell, R OBP: 0.250, SLG: 0.500 Gary Sheffield, R OBP: 0.350, SLG: 0.444 Matt Whisenant, R OBP: 0.100, SLG: 0.100 Dennis Cook, L OBP: 0.500, SLG: 1.000 John Cangelosi, S OBP: 0.350, SLG: 0.328 (8, 7) | | | | | | | | | | 2 | 0 | 1 | 1 | 0 | 1 | 1 | | | | |
| Inning Stats | R: 0 E: 0 K: 1 S: 8 | H: 1 LOB: 1 BB: 1 P: 17 | R: 2 E: 0 K: 1 S: 16 | H: 3 LOB: 1 BB: 0 P: 24 | R: 0 E: 0 K: 1 S: 13 | H: 1 LOB: 2 BB: 1 P: 23 | R: 1 E: 0 K: 0 S: 10 | H: 1 LOB: 2 BB: 1 P: 22 | R: 0 E: 0 K: 0 S: 8 | H: 0 LOB: 0 BB: 0 P: 11 | R: 3 E: 1 K: 0 S: 12 | H: 4 LOB: 2 BB: 2 P: 23 | R: 2 E: 0 K: 0 S: 18 | H: 3 LOB: 1 BB: 0 P: 29 | R: 0 E: 0 K: 1 S: 9 | H: 1 LOB: 3 BB: 2 P: 22 | | 1B: 9 2B: 5 3B: 0 HR: 0 | SF: 0 SAC: 0 DP: 1 HBP: 1 | WP: 0 PB: 0 SB: 0 CS: 1 |
| PITCHER | IP WLS BF H R ER SO BB IBB HBP BLK WP HR S P ERA WHIP | | | | | | | | | | | | | | | | | | | |
| Tom Candiotti, R ERA: 3.15 | 5.0 L 26 8 5 5 3 3 0 0 0 0 0 0 59 102 9.00 2.200 | | | | | | | | | | | | | | | | | | | |
| Darren Hall, R ERA: 2.75 | 2.0 12 5 3 3 0 2 0 0 0 0 0 0 26 47 13.50 3.500 | | | | | | | | | | | | | | | | | | | |
| 37 Darren Dreifort, R ERA: 2.57 | 1.0 6 1 0 0 1 1 1 0 0 0 0 0 9 22 0.00 2.000 | | | | | | | | | | | | | | | | | | | |

| Batter | 1 | 2 | 3 | 4 | 5 | 6 | 7 | 8 | 9 | AB | R | H | RBI | BB | SO | LOB | TOP | | |
|---|-------------------------------|----------------------------------|-------------------------------|----------------------------------|------------------------------|----------------------------------|------------------------------|---------------------------------|------------------------------|----------------------------------|-------------------------------|----------------------------------|-------------------------------|----------------------------------|----------------------------------|------------------------------------|--|----------------------------------|--------|
| Brett Butler , L (1, 8) OBP: 0.402, SLG: 0.358 | G4-3 | | G5-3 | | | 1B | | K | | 4 | 0 | 1 | 0 | 0 | 1 | 0 | Los Angeles Dodgers @ Atlanta Braves Turner Field, Atlanta, GA Fri Jul 18, 1997, 7:05 PM EDT Att: 48,721 - Overcast - 81 F | | |
| Tripp Cramer , R (1, 6) OBP: 0.376, SLG: 0.517 | K | | | F7 | | L6 | | P3 | | 4 | 0 | 0 | 0 | 0 | 1 | | | | |
| Mike Piazza , R (1, 2) OBP: 0.421, SLG: 0.590 | 1B | | | K | | F8 | | F8 | | 4 | 0 | 1 | 0 | 0 | 1 | | | | |
| Eric Karros , R (1, 3) OBP: 0.345, SLG: 0.503 | K | | | 1B | | F9 | | 1B | | 4 | 0 | 2 | 0 | 0 | 1 | 2 | | | |
| Raul Mondesi , R (1, 9) OBP: 0.337, SLG: 0.525 | | F8 | | P3 | | | | HR | | 4 | 1 | 2 | 1 | 0 | 0 | 1 | | | |
| Todd Zeile , R (1, 5) OBP: 0.330, SLG: 0.433 | G4-3 | | | | P4 | | P4 | | | 4 | 0 | 0 | 0 | 0 | 0 | 2 | | | |
| Billy Ashley , R (1, 7) OBP: 0.351, SLG: 0.453 Todd Hollandsworth , L (9, PH) OBP: 0.292, SLG: 0.363 | K | | | G4-3 | 2B | | G4-3 | | G5-3 | 3 | 0 | 1 | 0 | 0 | 1 | 0 | | | |
| Wilton Guerrero , S (1, 4) OBP: 0.308, SLG: 0.415 Mark Guthrie , R (7, 1) | | | F9 | | G4-3 | | F7 | | | 3 | 0 | 0 | 0 | 0 | 0 | 1 | | | |
| Dennys Reyes , R (1, 1) Nelson Liriano , S (7, 4) OBP: 0.279, SLG: 0.355 | | | K | | P3 | | | K | | 2 | 0 | 0 | 0 | 0 | 1 | 1 | | | |
| Inning Stats | R: 0 E: 0 K: 2 S: 12 | H: 1 LOB: 1 BB: 0 P: 18 | R: 0 E: 0 K: 1 S: 10 | H: 0 LOB: 0 BB: 0 P: 17 | R: 0 E: 0 K: 1 S: 8 | H: 1 LOB: 1 BB: 0 P: 17 | R: 0 E: 0 K: 0 S: 6 | H: 1 LOB: 1 BB: 0 P: 7 | R: 1 E: 0 K: 0 S: 9 | H: 1 LOB: 0 BB: 0 P: 12 | R: 0 E: 0 K: 2 S: 10 | H: 0 LOB: 0 BB: 0 P: 13 | R: 0 E: 0 K: 0 S: 10 | H: 2 LOB: 2 BB: 0 P: 11 | 1B: 5 2B: 1 3B: 0 HR: 1 | SF: 0 SAC: 0 DP: 0 HBP: 0 | | WP: 0 PB: 0 SB: 0 CS: 0 | PA: 34 |
| PITCHER | IP | WLS | BF | H | R | ER | SO | BB | IBB | HBP | BLK | WP | HR | S | P | ERA | WHIP | | |
| Denny Neagle , L (1, 1) ERA: 3.31 | 8.0 | W | 29 | 5 | 1 | 1 | 7 | 0 | 0 | 0 | 0 | 0 | 1 | 75 | 108 | 1.12 | 0.625 | | |
| Mark Wohlers , R (9, 1) ERA: 2.13 | 1.0 | S | 5 | 2 | 0 | 0 | 0 | 0 | 0 | 0 | 0 | 0 | 0 | 10 | 11 | 0.00 | 2.000 | | |

| Batter | 1 | 2 | 3 | 4 | 5 | 6 | 7 | 8 | 9 | AB | R | H | RBI | BB | SO | LOB | BOTTOM | | | |
|---|------------------------------|---------------------------------|-------------------------------|----------------------------------|------------------------------|----------------------------------|------------------------------|----------------------------------|-------------------------------|----------------------------------|-------------------------------|----------------------------------|-------------------------------|----------------------------------|------------------------------|---------------------------------|--|----------------------------------|------------------------------------|----------------------------------|
| Jeff Blauser , R (1, 6) OBP: 0.432, SLG: 0.552 | F8 | | FC3-6 1B | | 10 F9 1B | K | | | | 4 | 0 | 2 | 1 | 0 | 1 | 2 | Los Angeles Dodgers @ Atlanta Braves Turner Field, Atlanta, GA Fri Jul 18, 1997, 7:05 PM EDT Att: 48,721 - Overcast - 81 F | | | |
| Danny Bautista , R (1, 9) OBP: 0.281, SLG: 0.364 | F9 | | FC3-6 10 S 1-2 | | BB 1B | G4-3 | | | | 4 | 0 | 1 | 0 | 0 | 0 | 1 | | | | |
| 10 Chipper Jones , S (1, 5) OBP: 0.388, SLG: 0.513 | G1-3 | | WP BB | | F9 | G6-3 | | | | 3 | 0 | 0 | 0 | 1 | 0 | 2 | | | | |
| Fred McGriff , L (1, 3) OBP: 0.367, SLG: 0.433 | | HR 1B | G1-3 | | FC6-4 BB | HR | | | | 3 | 2 | 2 | 1 | 1 | 0 | 2 | | | | |
| Andruw Jones , R (1, 8) OBP: 0.380, SLG: 0.471 | | HR | | K | FC6-4 | PO CI BB | | | | 3 | 1 | 1 | 2 | 1 | 1 | 3 | | | | |
| Ryan Klesko , L (1, 7) OBP: 0.343, SLG: 0.537 | P3 | | | K | | G4-3 | CI | | | 3 | 0 | 0 | 0 | 0 | 1 | 0 | | | | |
| Eddie Pérez , R (1, 2) OBP: 0.279, SLG: 0.378 | G6-3 | | | P6 | | 1B 1B | PO | F3 | | 4 | 0 | 1 | 0 | 0 | 0 | 0 | | | | |
| Tony Graffano , R (1, 4) OBP: 0.350, SLG: 0.429 | L5 | | | | SH5-4 1B 2B | F9 | | F7 | | 4 | 1 | 1 | 0 | 0 | 0 | 1 | | | | |
| Denny Neagle , L (1, 1) OBP: 0.239, SLG: 0.209 Mike Mordecai , R (8, PH) OBP: 0.258, SLG: 0.250 Mark Wohlers , R (9, 1) ERA: 4.34 | | | F7 | | SH5-4 | 1B | | K | | 2 | 0 | 1 | 0 | 0 | 0 | 0 | | | | |
| Inning Stats | R: 0 E: 0 K: 0 S: 5 | H: 0 LOB: 0 BB: 0 P: 7 | R: 2 E: 0 K: 0 S: 11 | H: 2 LOB: 0 BB: 0 P: 22 | R: 0 E: 0 K: 0 S: 8 | H: 1 LOB: 2 BB: 1 P: 15 | R: 0 E: 0 K: 2 S: 8 | H: 0 LOB: 0 BB: 0 P: 15 | R: 1 E: 0 K: 0 S: 14 | H: 3 LOB: 3 BB: 1 P: 26 | R: 0 E: 0 K: 1 S: 10 | H: 2 LOB: 2 BB: 0 P: 12 | R: 1 E: 1 K: 0 S: 14 | H: 1 LOB: 1 BB: 1 P: 23 | R: 0 E: 0 K: 1 S: 6 | H: 0 LOB: 0 BB: 0 P: 9 | | 1B: 6 2B: 1 3B: 0 HR: 2 | SF: 0 SAC: 1 DP: 0 HBP: 0 | WP: 1 PB: 0 SB: 1 CS: 0 |
| PITCHER | IP | WLS | BF | H | R | ER | SO | BB | IBB | HBP | BLK | WP | HR | S | P | ERA | WHIP | | | |
| Dennys Reyes , L (1, 1) ERA: 4.97 | 6.2 | L | 32 | 9 | 4 | 4 | 3 | 3 | 0 | 0 | 0 | 0 | 0 | 68 | 117 | 5.40 | 1.800 | | | |
| Mark Guthrie , L (7, 1) ERA: 4.34 | 1.1 | | 4 | 0 | 0 | 0 | 1 | 0 | 0 | 0 | 0 | 0 | 0 | 8 | 12 | 0.00 | 0.000 | | | |

| Batter | 1 | 2 | 3 | 4 | 5 | 6 | 7 | 8 | 9 | AB | R | H | RBI | BB | SO | LOB | TOP | | | | | | | | | | |
|--|-------------------------------|----------------------------------|-------------------------------|----------------------------------|------------------------------|----------------------------------|----------------------------------|----------------------------------|------------------------------|---------------------------------|-------------------------------|----------------------------------|------------------------------|----------------------------------|------------------------------|---------------------------------|---|---------------------------------|----------------------------------|------------------------------------|----------------------------------|--------|--|--|--|--|--|
| Brett Butler , L (1, 7) OBP: 0.407, SLG: 0.362 | 2-1 CS 1B | | 1-2 G4-3 | 2-1 FC4 1B | | | 4-1 1B BB | | | 3 | 0 | 2 | 1 | 1 | 0 | 0 | Los Angeles Dodgers @ Atlanta Braves Turner Field, Atlanta, GA Sat Jul 19 1997, 3:33 AM EDT Att: 49,758 - Cloudy - 92 F | | | | | | | | | | |
| Roger Cedeno , S (9, 8) OBP: 0.359, SLG: 0.363 | | | | 1-2 2-3 3-H 1B | | | | | | 0 | 0 | 0 | 0 | 0 | 0 | | | | | | | | | | | | |
| Todd Hollandsworth , L (1, 8) OBP: 0.291, SLG: 0.361 | 2-2 SAFE F9 | | 1-1 F7 | 0-2 FC4 | | | 1-2 SAFE 1-3 SAFE 1B | | | 4 | 0 | 1 | 0 | 0 | 0 | 4 | | | | | | | | | | | |
| Mike Piazza , R (1, 2) OBP: 0.419, SLG: 0.589 | 2-3 K | | | 0-1 1B 2B | 0-0 F8 | | 0-0 G5-3 | | | 4 | 1 | 1 | 0 | 0 | 1 | 1 | | | | | | | | | | | |
| Eric Karros , R (1, 3) OBP: 0.344, SLG: 0.500 | | 0-1 2B 1B | | 2-2 F8 | 2-0 L6 | | | 1-3 K | | 4 | 1 | 1 | 0 | 0 | 1 | 1 | | | | | | | | | | | |
| Raul Mondesi , R (1, 9) OBP: 0.336, SLG: 0.524 | | 3-2 SAFE G3-1 1-H 2B | | 1-3 K | 2-0 F7 | | | 0-0 P4 | | 4 | 0 | 1 | 1 | 0 | 1 | 1 | | | | | | | | | | | |
| Todd Zeile , R (1, 5) OBP: 0.329, SLG: 0.429 | | 1-2 G3-1 | | 4-2 1B BB | | | 1-3 K | | | 3 | 1 | 0 | 0 | 1 | 1 | | | | | | | | | | | | |
| Wilton Guerrero , S (1, 4) OBP: 0.307, SLG: 0.413 | | 2-3 F8 | | 0-0 1B BB | 2-2 F7 | | | 0-0 P4 | | 4 | 1 | 1 | 1 | 0 | 0 | 1 | | | | | | | | | | | |
| Tripp Cramer , R (1, 6) OBP: 0.371, SLG: 0.492 | | 0-0 G1-3 | | 4-0 1B 1B IBB | 1-1 G6-3 | | | 0-1 P4 | | 3 | 0 | 0 | 0 | 1 | 0 | 1 | | | | | | | | | | | |
| Pedro Astacio , R (1, 1) OBP: 0.176, SLG: 0.206 | | | 0-3 K | 3-2 1B | | | 0-3 K | | 1-3 K | 3 | 0 | 1 | 1 | 0 | 2 | 0 | | | | | | | | | | | |
| Scott Radinsky , L (8, 1) | | | | 1-2 2-3 3-H 1B | | | | | | 1 | 0 | 0 | 0 | 0 | 1 | 0 | | | | | | | | | | | |
| Inning Stats | R: 0 E: 0 K: 1 S: 13 | H: 1 LOB: 0 BB: 0 P: 19 | R: 1 E: 0 K: 0 S: 13 | H: 2 LOB: 1 BB: 0 P: 18 | R: 0 E: 0 K: 1 S: 8 | H: 0 LOB: 0 BB: 0 P: 10 | R: 3 E: 0 K: 1 S: 19 | H: 4 LOB: 3 BB: 2 P: 35 | R: 0 E: 0 K: 0 S: 3 | H: 0 LOB: 0 BB: 0 P: 7 | R: 0 E: 0 K: 1 S: 10 | H: 0 LOB: 0 BB: 0 P: 14 | R: 0 E: 0 K: 1 S: 9 | H: 1 LOB: 1 BB: 1 P: 13 | R: 0 E: 0 K: 1 S: 5 | H: 0 LOB: 0 BB: 0 P: 9 | R: 0 E: 0 K: 1 S: 6 | H: 0 LOB: 0 BB: 0 P: 7 | 1B: 6 2B: 2 3B: 0 HR: 0 | SF: 0 SAC: 0 DP: 0 HBP: 0 | WP: 0 PB: 0 SB: 0 CS: 1 | PA: 36 | | | | | |
| PITCHER | IP | WLS | BF | H | R | ER | SO | BB | IBB | HBP | BLK | WP | HR | S | P | ERA | WHIP | | | | | | | | | | |
| Kevin Millwood , R (1, 1) ERA: 5.14 | 5.0 | L | 23 | 7 | 4 | 4 | 3 | 1 | 1 | 0 | 0 | 0 | 0 | 56 | 89 | 7.20 | 1.600 | | | | | | | | | | |
| Mike Cather , R (6, 1) ERA: | 1.2 | | 6 | 1 | 0 | 0 | 2 | 1 | 0 | 0 | 0 | 0 | 0 | 18 | 26 | 0.00 | 1.200 | | | | | | | | | | |
| Chad Fox , R (7, 1) ERA: | 1.1 | | 4 | 0 | 0 | 0 | 1 | 0 | 0 | 0 | 0 | 0 | 0 | 6 | 10 | 0.00 | 0.000 | | | | | | | | | | |
| Alan Embree , L (9, 1) ERA: 3.33 | 1.0 | | 3 | 0 | 0 | 0 | 1 | 0 | 0 | 0 | 0 | 0 | 0 | 6 | 7 | 0.00 | 0.000 | | | | | | | | | | |

| Batter | 1 | 2 | 3 | 4 | 5 | 6 | 7 | 8 | 9 | AB | R | H | RBI | BB | SO | LOB | BOTTOM | | | | | | | | | | |
|--|------------------------------|----------------------------------|------------------------------|----------------------------------|------------------------------|----------------------------------|-------------------------------|----------------------------------|------------------------------|----------------------------------|------------------------------|----------------------------------|------------------------------|---------------------------------|-------------------------------|----------------------------------|---|----------------------------------|----------------------------------|------------------------------------|----------------------------------|--------|--|--|--|--|--|
| Jeff Blauser , R (1, 6) OBP: 0.430, SLG: 0.548 | 1-1 L9 | | | 3-2 L6 | 2-0 G1-3 | | | 2-2 1B | | 4 | 0 | 1 | 0 | 0 | 0 | 0 | Los Angeles Dodgers @ Atlanta Braves Turner Field, Atlanta, GA Sat Jul 19 1997, 3:33 AM EDT Att: 49,758 - Cloudy - 92 F | | | | | | | | | | |
| Michael Tucker , L (1, 9) OBP: 0.358, SLG: 0.449 | 1-0 L4 | | | 1-1 G4-3 | | | 2-3 K | 1-3 K | | 4 | 0 | 0 | 0 | 0 | 2 | 1 | | | | | | | | | | | |
| 10 Chipper Jones , S (1, 5) OBP: 0.387, SLG: 0.510 | 2-3 K | | | 3-0 BB 1B | | | 2-1 F8 | | 1-0 F8 | 4 | 0 | 1 | 0 | 0 | 1 | 0 | | | | | | | | | | | |
| Fred McGriff , L (1, 3) OBP: 0.366, SLG: 0.431 | | 1-1 F7 | | 2-1 BB 1B | 1-2 1B | | 3-2 G2-3 | | 0-0 G4-3 | 4 | 0 | 1 | 0 | 0 | 0 | 0 | | | | | | | | | | | |
| Ryan Klesko , L (1, 7) OBP: 0.342, SLG: 0.532 | | 1-0 F9 | | 4-1 FC5-4 BB | 1-2 2-3 1-2F | | 0-0 F8 | | 3-3 K | 3 | 0 | 0 | 0 | 1 | 1 | 0 | | | | | | | | | | | |
| Andruw Jones , R (1, 8) OBP: 0.376, SLG: 0.465 | | 2-3 K | | 2-2 FC5-4 | | | 3-1 F7 | | | 3 | 0 | 0 | 0 | 0 | 1 | 3 | | | | | | | | | | | |
| Mark Lemke , S (1, 4) OBP: 0.278, SLG: 0.297 | | | 0-1 G4-3 | | 1-3 K | | 0-0 G6-3 | | | 3 | 0 | 0 | 0 | 0 | 1 | 0 | | | | | | | | | | | |
| Tim Spehr , R (1, 2) OBP: 0.222, SLG: 0.310 | | | 3-3 K | | 1-0 F7 | | | 1-2 G5-3 | | 3 | 0 | 0 | 0 | 0 | 1 | 0 | | | | | | | | | | | |
| Kevin Millwood , R (1, 1) ERA: 5.14 | | | 0-3 K | | 1-0 HR | | | 1-3 K | | 1 | 0 | 0 | 0 | 0 | 1 | 0 | | | | | | | | | | | |
| Tony Gaffano , R (5, PH) OBP: 0.338, SLG: 0.479 | | | | | | | | | | 1 | 1 | 1 | 0 | 0 | 0 | 0 | | | | | | | | | | | |
| Mike Cather , R (6, 1) ERA: | | | | | | | | | | 0 | 0 | 0 | 0 | 0 | 0 | 0 | | | | | | | | | | | |
| Chad Fox , R (7, 1) ERA: | | | | | | | | | | 0 | 0 | 0 | 0 | 0 | 0 | 0 | | | | | | | | | | | |
| Keith Lockhart , L (8, PH) OBP: 0.299, SLG: 0.409 | | | | | | | | | | 0 | 0 | 0 | 0 | 0 | 0 | 0 | | | | | | | | | | | |
| Mike Montecalvo , R (8, PH) OBP: 0.256, SLG: 0.245 | | | | | | | | | | 1 | 0 | 0 | 0 | 0 | 1 | 0 | | | | | | | | | | | |
| Alan Embree , L (9, 1) ERA: 3.33 | | | | | | | | | | 0 | 0 | 0 | 0 | 0 | 0 | 0 | | | | | | | | | | | |
| Inning Stats | R: 0 E: 0 K: 1 S: 6 | H: 0 LOB: 0 BB: 0 P: 10 | R: 0 E: 0 K: 1 S: 6 | H: 0 LOB: 0 BB: 0 P: 10 | R: 0 E: 0 K: 2 S: 9 | H: 0 LOB: 0 BB: 0 P: 12 | R: 0 E: 0 K: 0 S: 15 | H: 2 LOB: 3 BB: 1 P: 30 | R: 1 E: 0 K: 1 S: 6 | H: 1 LOB: 0 BB: 0 P: 11 | R: 0 E: 0 K: 1 S: 9 | H: 0 LOB: 0 BB: 0 P: 16 | R: 0 E: 0 K: 0 S: 4 | H: 0 LOB: 0 BB: 0 P: 7 | R: 0 E: 0 K: 2 S: 12 | H: 1 LOB: 1 BB: 0 P: 17 | R: 0 E: 0 K: 1 S: 7 | H: 0 LOB: 0 BB: 0 P: 11 | 1B: 3 2B: 0 3B: 0 HR: 1 | SF: 0 SAC: 0 DP: 0 HBP: 0 | WP: 0 PB: 0 SB: 0 CS: 0 | PA: 32 | | | | | |
| PITCHER | IP | WLS | BF | H | R | ER | SO | BB | IBB | HBP | BLK | WP | HR | S | P | ERA | WHIP | | | | | | | | | | |
| Pedro Astacio , R (1, 1) ERA: 4.15 | 7.1 | W | 26 | 3 | 1 | 1 | 6 | 1 | 0 | 0 | 0 | 0 | 0 | 16 | 24 | 0.00 | 0.545 | | | | | | | | | | |
| Scott Radinsky , L (8, 1) ERA: 2.7 | 1.2 | S | 6 | 1 | 0 | 0 | 3 | 0 | 0 | 0 | 0 | 0 | 0 | 16 | 24 | 0.00 | 0.600 | | | | | | | | | | |



| Batter | 1 | 2 | 3 | 4 | 5 | 6 | 7 | 8 | 9 | AB | R | H | RBI | BB | SO | LOB | TOP | | | | | |
|--|---|----------------------------------|------------------------------|----------------------------------|------------------------------|---------------------------------|-------------------------------|----------------------------------|------------------------------|----------------------------------|-------------------------------|----------------------------------|-------------------------------|----------------------------------|-------------------------------|----------------------------------|--|----------------------------------|----------------------------------|------------------------------------|----------------------------------|--------|
| Brett Butler , L (1, 7) OBP: 0.407, SLG: 0.357 | F7 | K | | G4-3 | | | 2B BB | | | 3 | 1 | 0 | 0 | 2 | 1 | 2 | Los Angeles Dodgers @ Atlanta Braves Turner Field, Atlanta, GA Sun Jul 20 1997, 3:33 AM EDT Att: 48,414 - Sunny - 91 F | | | | | |
| Roger Cedeno , S (8, FR) OBP: 0.359, SLG: 0.363 | | | | | | | | | | 0 | 0 | 0 | 0 | 0 | 0 | 0 | | | | | | |
| Todd Hollandsworth , L (1, 8) OBP: 0.289, SLG: 0.357 | E 1B | | F7 | | F7 | | K | K | | 5 | 1 | 1 | 0 | 0 | 2 | 2 | | | | | | |
| Mike Piazza , R (1, 2) OBP: 0.420, SLG: 0.591 | 1B | | | | | | | | | 1 | 0 | 1 | 1 | 0 | 0 | 0 | | | | | | |
| Tom Prince , R (1, PR) OBP: 0.328, SLG: 0.321 | 1-H 1B | | K | | F9 | | BB | | E4 HR | 4 | 1 | 1 | 0 | 0 | 1 | 0 | | | | | | |
| Eric Karros , R (1, 3) OBP: 0.342, SLG: 0.495 | K | | F9 | | K | | | | K | 4 | 0 | 0 | 0 | 1 | 3 | 2 | | | | | | |
| Raul Mondesi , R (1, 9) OBP: 0.337, SLG: 0.531 | K | | | K | | | | | | 5 | 2 | 2 | 2 | 0 | 2 | 4 | | | | | | |
| Todd Zeile , R (1, 5) OBP: 0.333, SLG: 0.433 | | SH1-3 1B | | 1B 1B E | | | F8 | FC6-4 BB | F8 | 4 | 2 | 2 | 1 | 1 | 0 | 1 | | | | | | |
| Wilton Guerrero , S (1, 6) OBP: 0.306, SLG: 0.410 | | SH1-3 | | F8 | | | G4-3 1B | FC6-4 BB | G4-3 | 4 | 0 | 1 | 1 | 0 | 0 | 4 | | | | | | |
| Nelson Liriano , S (1, 4) OBP: 0.292, SLG: 0.364 | | | | | | | G4-3 | | G3 | 4 | 1 | 2 | 1 | 0 | 0 | 1 | | | | | | |
| Chan Ho Park , R (1, 1) OBP: 0.242, SLG: 0.313 | | SH3 | | E | | | | | G4-3 | 2 | 0 | 1 | 0 | 0 | 1 | 1 | | | | | | |
| Mark Guthrie , R (7, 1) OBP: 0.500, SLG: 0.500 | | | | E8 | | | | | | 1 | 0 | 0 | 0 | 0 | 0 | 0 | | | | | | |
| 37 Darren Dreifort , R (9, 1) OBP: 0.500, SLG: 0.500 | | | | 1-H 2-H 1B | | | | | | 0 | 0 | 0 | 0 | 0 | 0 | 0 | | | | | | |
| Todd Worrell , R (9, 1) | | | | | | | | | | 0 | 0 | 0 | 0 | 0 | 0 | 0 | | | | | | |
| Inning Stats | R: 1 E: 1 K: 2 S: 13 | H: 2 LOB: 1 BB: 0 P: 20 | R: 1 E: 0 K: 1 S: 7 | H: 2 LOB: 1 BB: 0 P: 10 | R: 0 E: 0 K: 1 S: 6 | H: 0 LOB: 0 BB: 0 P: 7 | R: 2 E: 1 K: 1 S: 11 | H: 3 LOB: 1 BB: 0 P: 15 | R: 0 E: 0 K: 1 S: 8 | H: 0 LOB: 0 BB: 0 P: 13 | R: 1 E: 0 K: 1 S: 13 | H: 2 LOB: 1 BB: 0 P: 20 | R: 1 E: 0 K: 1 S: 10 | H: 1 LOB: 3 BB: 3 P: 23 | R: 0 E: 0 K: 1 S: 10 | H: 0 LOB: 1 BB: 1 P: 14 | R: 2 E: 1 K: 1 S: 12 | H: 1 LOB: 0 BB: 0 P: 15 | 1B: 8 2B: 2 3B: 0 HR: 1 | SF: 0 SAC: 0 DP: 0 HBP: 0 | WP: 0 PB: 0 SB: 1 CS: 0 | PA: 43 |
| PITCHER | IP WLS BF H R ER SO BB IBB HBP BLK WP HR S P ERA WHIP | | | | | | | | | | | | | | | | | | | | | |
| 29 John Smoltz , R (1, 1) ERA: 3.31 | 7.0 L 34 10 6 3 8 2 1 0 0 0 0 0 68 108 3.86 1.714 | | | | | | | | | | | | | | | | | | | | | |
| Mike Cather , R (8, 1) ERA: | 1.0 4 0 0 0 1 1 0 0 0 0 0 0 10 14 0.00 1.000 | | | | | | | | | | | | | | | | | | | | | |
| Mike Bielecki , R (9, 1) ERA: 3.99 | 1.0 5 1 2 1 1 0 0 0 0 0 0 1 12 15 9.00 1.000 | | | | | | | | | | | | | | | | | | | | | |

| | |
|-----|----|
| AB | 37 |
| R | 8 |
| H | 11 |
| RBI | 6 |
| BB | 4 |
| SO | 10 |
| LOB | 17 |



| Batter | 1 | 2 | 3 | 4 | 5 | 6 | 7 | 8 | 9 | AB | R | H | RBI | BB | SO | LOB | BOTTOM | | | | | |
|--|---|----------------------------------|-------------------------------|----------------------------------|------------------------------|----------------------------------|-------------------------------|----------------------------------|------------------------------|----------------------------------|-------------------------------|----------------------------------|-------------------------------|----------------------------------|-------------------------------|----------------------------------|--|----------------------------------|----------------------------------|------------------------------------|----------------------------------|--------|
| Jeff Blausler , R (1, 6) OBP: 0.432, SLG: 0.547 | FC1-6 1B | | 10 BB 1B | | F8 | | | | K | 4 | 1 | 2 | 0 | 0 | 1 | 1 | Los Angeles Dodgers @ Atlanta Braves Turner Field, Atlanta, GA Sun Jul 20 1997, 3:33 AM EDT Att: 48,414 - Sunny - 91 F | | | | | |
| Michael Tucker , L (1, 9) OBP: 0.355, SLG: 0.445 | | | | | | | | | | 3 | 0 | 0 | 0 | 0 | 2 | 3 | | | | | | |
| Danny Bautista , R (7, PH) OBP: 0.240, SLG: 0.333 | K | | F7 | | K | | | | L6 | 2 | 0 | 0 | 0 | 0 | 1 | 3 | | | | | | |
| 10 Chipper Jones , S (1, 5) OBP: 0.388, SLG: 0.508 | FC1-6 | | | | | | | | | 3 | 1 | 1 | 0 | 1 | 0 | 3 | | | | | | |
| Fred McGriff , L (1, 3) OBP: 0.365, SLG: 0.429 | K | | | | | | | | | 4 | 0 | 1 | 2 | 0 | 1 | 2 | | | | | | |
| Ryan Klesko , L (1, 7) OBP: 0.341, SLG: 0.531 | | K | K | | | | | | | 4 | 0 | 1 | 1 | 0 | 3 | 2 | | | | | | |
| Andruw Jones , R (1, 8) OBP: 0.374, SLG: 0.461 | | K | | | G6-3 | | | | | 4 | 0 | 1 | 0 | 0 | 2 | 1 | | | | | | |
| Eddie Pérez , R (1, 2) OBP: 0.411, SLG: 0.388 | | | | | | | | | | 2 | 0 | 0 | 0 | 0 | 2 | 0 | | | | | | |
| Keith Lockhart , L (6, PH) OBP: 0.287, SLG: 0.404 | | | | | | | | | | 1 | 0 | 0 | 0 | 0 | 0 | 1 | | | | | | |
| Tim Spehr , R (7, 2) OBP: 0.217, SLG: 0.302 | | | | | | | | | | 1 | 0 | 0 | 0 | 0 | 1 | 1 | | | | | | |
| Mark Lemke , S (1, 4) OBP: 0.278, SLG: 0.300 | | | | | L3 | G1-3 | | | | 4 | 0 | 1 | 0 | 0 | 0 | 0 | | | | | | |
| 29 John Smoltz , R (1, 1) ERA: 3.2 | 6.1 W 28 6 3 3 11 2 0 0 0 0 0 0 67 110 4.26 1.263 | | | | | | | | | | | | | | | | | | | | | |
| Mike Mordecai , R (7, PH) ERA: 4.21 | 1.0 5 1 0 0 2 0 0 0 0 0 0 0 18 24 0.00 0.750 | | | | | | | | | | | | | | | | | | | | | |
| 37 Darren Dreifort , R (8, 1) ERA: 2.54 | 0.1 1 0 0 0 1 0 0 0 0 0 0 0 3 3 0.00 0.000 | | | | | | | | | | | | | | | | | | | | | |
| Todd Worrell , R (9, 1) ERA: 5.5 | 1.0 4 0 0 0 1 1 0 0 0 0 0 0 9 18 0.00 1.000 | | | | | | | | | | | | | | | | | | | | | |
| Inning Stats | R: 0 E: 0 K: 2 S: 12 | H: 1 LOB: 1 BB: 0 P: 17 | R: 0 E: 0 K: 3 S: 10 | H: 0 LOB: 0 BB: 0 P: 14 | R: 2 E: 0 K: 1 S: 9 | H: 2 LOB: 2 BB: 2 P: 21 | R: 0 E: 0 K: 1 S: 11 | H: 0 LOB: 0 BB: 0 P: 17 | R: 0 E: 0 K: 2 S: 8 | H: 0 LOB: 0 BB: 0 P: 11 | R: 1 E: 0 K: 1 S: 11 | H: 2 LOB: 1 BB: 0 P: 19 | R: 0 E: 0 K: 2 S: 13 | H: 1 LOB: 2 BB: 0 P: 20 | R: 0 E: 0 K: 2 S: 14 | H: 1 LOB: 1 BB: 0 P: 18 | R: 0 E: 0 K: 1 S: 9 | H: 0 LOB: 1 BB: 1 P: 18 | 1B: 5 2B: 2 3B: 0 HR: 0 | SF: 0 SAC: 0 DP: 0 HBP: 1 | WP: 0 PB: 0 SB: 0 CS: 0 | PA: 38 |
| PITCHER | IP WLS BF H R ER SO BB IBB HBP BLK WP HR S P ERA WHIP | | | | | | | | | | | | | | | | | | | | | |
| Chan Ho Park , R (7, 1) ERA: 3.2 | 1.1 5 1 0 0 2 0 0 0 0 0 0 0 18 24 0.00 0.750 | | | | | | | | | | | | | | | | | | | | | |
| 37 Darren Dreifort , R (8, 1) ERA: 2.54 | 0.1 1 0 0 0 1 0 0 0 0 0 0 0 3 3 0.00 0.000 | | | | | | | | | | | | | | | | | | | | | |
| Todd Worrell , R (9, 1) ERA: 5.5 | 1.0 4 0 0 0 1 1 0 0 0 0 0 0 9 18 0.00 1.000 | | | | | | | | | | | | | | | | | | | | | |

| | |
|-----|----|
| AB | 34 |
| R | 3 |
| H | 7 |
| RBI | 3 |
| BB | 3 |
| SO | 15 |
| LOB | 18 |



| Batter | 1 | 2 | 3 | 4 | 5 | 6 | 7 | 8 | 9 | AB | R | H | RBI | BB | SO | LOB | TOP | | | |
|--|---|---|------------------------------|----------------------------------|------------------------------|---------------------------------|-------------------------------|----------------------------------|------------------------------|---------------------------------|-------------------------------|----------------------------------|------------------------------|----------------------------------|------------------------------|----------------------------------|---|------------------------------------|----------------------------------|--------|
| Lance Johnson, L OBP: 0.383, SLG: 0.387 (1, 8) | G3-1 | | P6 | | G3-1 | | | G4-3 | | 4 | 0 | 0 | 0 | 0 | 0 | 0 | New York Mets @ Los Angeles Dodgers Dodger Stadium, Los Angeles, CA Tue Jul 22 1997, 7:05 PM PDT Att: 33,358 - Unknown - 70 F | | | |
| Carl Everett, S OBP: 0.330, SLG: 0.470 (1, 9) | P5 | | F8 | | | F7 | | K | | 4 | 0 | 0 | 0 | 0 | 1 | 0 | | | | |
| John Olerud, L OBP: 0.393, SLG: 0.480 (1, 3) | F7 | | K | | | G6-3 | | G4-3 | | 4 | 0 | 0 | 0 | 0 | 1 | 0 | | | | |
| Butch Huskey, R OBP: 0.316, SLG: 0.511 (1, 7) | | HR | | F8 | | L6 | | | G1-3 | 4 | 1 | 1 | 1 | 0 | 0 | 0 | | | | |
| Edgardo Alfonzo, R OBP: 0.382, SLG: 0.460 (1, 5) | | CS 1B BB | | G5-3 | | | HR | | G3-1 BB | 2 | 1 | 1 | 1 | 2 | 0 | 0 | | | | |
| Carlos Baerga, S OBP: 0.308, SLG: 0.395 (1, 4) | | CS 1B | | | HR | | P4 | | G3-1 | 4 | 1 | 2 | 1 | 0 | 0 | 1 | | | | |
| Todd Pratt, R OBP: 0.455, SLG: 0.621 (1, 2) | | | K | | P5 | | | G5-3 1B | | 4 | 0 | 1 | 0 | 0 | 1 | 3 | | | | |
| Rey Ordenez, R OBP: 0.277, SLG: 0.289 (1, 6) | | | | | | | | | | 1 | 0 | 0 | 0 | 1 | 1 | 0 | | | | |
| Matt Franco, L OBP: 0.349, SLG: 0.431 (7, PH) | | | | | | | | | | 1 | 0 | 0 | 0 | 0 | 0 | 1 | | | | |
| Luis Lopez, S OBP: 0.343, SLG: 0.352 (7, 6) | | IBB | | | | | | | | 0 | 0 | 0 | 0 | 0 | 0 | 0 | | | | |
| Mark Clark, R OBP: 0.075, SLG: 0.105 (1, 1) | | | | | | | | | | 2 | 0 | 0 | 0 | 0 | 0 | 2 | | | | |
| Juan Acevedo, R (6, 1) | | | | | | | | | | 0 | 0 | 0 | 0 | 0 | 0 | 0 | | | | |
| Alex Ochoa, R OBP: 0.286, SLG: 0.319 (7, PH) | | | | | | | | | | 1 | 0 | 0 | 0 | 0 | 1 | 1 | | | | |
| Joe Crawford, L (7, 1) | | | | | | | | | | 0 | 0 | 0 | 0 | 0 | 0 | 0 | | | | |
| Inning Stats | R: 0 E: 0 K: 0 S: 7 | H: 0 LOB: 0 BB: 0 P: 12 | R: 1 E: 0 K: 1 S: 8 | H: 2 LOB: 2 BB: 2 P: 22 | R: 0 E: 0 K: 1 S: 7 | H: 0 LOB: 0 BB: 0 P: 9 | R: 1 E: 0 K: 0 S: 10 | H: 1 LOB: 0 BB: 0 P: 13 | R: 0 E: 0 K: 1 S: 5 | H: 0 LOB: 0 BB: 0 P: 8 | R: 1 E: 0 K: 1 S: 11 | H: 2 LOB: 1 BB: 0 P: 17 | R: 0 E: 0 K: 1 S: 9 | H: 0 LOB: 0 BB: 1 P: 14 | R: 0 E: 0 K: 0 S: 7 | H: 0 LOB: 1 BB: 1 P: 15 | 1B: 2 2B: 1 3B: 0 HR: 3 | SF: 0 SAC: 0 DP: 1 HBP: 0 | WP: 0 PB: 0 SB: 0 CS: 2 | PA: 34 |
| PITCHER | IP WLS BF H R ER SO BB IBB HBP BLK WP HR S P ERA WHIP | IP WLS BF H R ER SO BB IBB HBP BLK WP HR S P ERA WHIP | | | | | | | | | | | | | | | | | | |
| Tom Candiotti, R ERA: 3.22 (1, 1) | 7.0 W 27 | 5 3 3 4 | 1 1 0 0 | 0 0 0 0 | 0 0 0 0 | 0 0 0 0 | 0 0 0 0 | 0 0 0 0 | 0 0 0 0 | 0 0 0 0 | 0 0 0 0 | 0 0 0 0 | 0 0 0 0 | 0 0 0 0 | 0 0 0 0 | 0 0 0 0 | 3.86 0.857 | | | |
| Scott Radinsky, L ERA: 2.79 (8, 1) | 1.0 3 0 0 0 1 | 0 0 0 0 | 0 0 0 0 | 0 0 0 0 | 0 0 0 0 | 0 0 0 0 | 0 0 0 0 | 0 0 0 0 | 0 0 0 0 | 0 0 0 0 | 0 0 0 0 | 0 0 0 0 | 0 0 0 0 | 0 0 0 0 | 0 0 0 0 | 0 0 0 0 | 0.00 0.000 | | | |
| Darren Hall, R ERA: 2.61 (9, 1) | 1.0 4 0 0 0 0 | 0 0 0 0 | 0 0 0 0 | 0 0 0 0 | 0 0 0 0 | 0 0 0 0 | 0 0 0 0 | 0 0 0 0 | 0 0 0 0 | 0 0 0 0 | 0 0 0 0 | 0 0 0 0 | 0 0 0 0 | 0 0 0 0 | 0 0 0 0 | 0 0 0 0 | 0.00 1.000 | | | |

| | |
|-----|----|
| AB | 31 |
| R | 3 |
| H | 5 |
| RBI | 3 |
| BB | 3 |
| SO | 5 |
| LOB | 8 |



| Batter | 1 | 2 | 3 | 4 | 5 | 6 | 7 | 8 | 9 | AB | R | H | RBI | BB | SO | LOB | BOTTOM | | | |
|--|---|---|-------------------------------|----------------------------------|------------------------------|----------------------------------|-------------------------------|----------------------------------|-------------------------------|----------------------------------|-------------------------------|----------------------------------|------------------------------|----------------------------------|-------------------------------|----------------------------------|---|------------------------------------|----------------------------------|--------|
| Brett Butler, L OBP: 0.398, SLG: 0.348 Darren Hall, R (9, 1) | G6-3 | | G3 | | G1-3 | L4 | | G5-3 | | 5 | 0 | 0 | 0 | 0 | 0 | 1 | New York Mets @ Los Angeles Dodgers Dodger Stadium, Los Angeles, CA Tue Jul 22 1997, 7:05 PM PDT Att: 33,358 - Unknown - 70 F | | | |
| Roger Cedeno, S OBP: 0.394, SLG: 0.359 (1, 8) | G6-3 | | F7 | | 1B | BB | | | | 3 | 0 | 1 | 0 | 1 | 0 | 0 | | | | |
| Raul Mondesi, R OBP: 0.337, SLG: 0.541 (1, 9) | G6-3 | | HR | | K | F7 | | | | 4 | 1 | 1 | 1 | 0 | 1 | 3 | | | | |
| Eric Karros, R OBP: 0.343, SLG: 0.499 (1, 3) | | K | F7 | | | 1B HBP 1B | F9 | | | 4 | 1 | 1 | 0 | 0 | 1 | 0 | | | | |
| Todd Zeile, R OBP: 0.331, SLG: 0.427 (1, 5) | | 3B BB | | G6-3 | | HBP 2B 1B | G6-3 | | | 3 | 2 | 1 | 0 | 1 | 0 | 0 | | | | |
| Wilton Guerrero, S OBP: 0.314, SLG: 0.422 (1, 4) | | FC3-2 3B | | | CS 1B | HBP 2B 1B | G5-3 | | | 4 | 1 | 3 | 1 | 0 | 0 | 0 | | | | |
| Tom Prince, R OBP: 0.324, SLG: 0.355 (1, 2) | | FC3-2 1B | | | HR | 2B HBP | | P3 | | 3 | 2 | 1 | 2 | 0 | 0 | 1 | | | | |
| Tripp Cromer, R OBP: 0.378, SLG: 0.507 (1, 6) | | 1B | | | K | SH2-4 2B | | L5 | | 4 | 0 | 2 | 3 | 0 | 1 | 0 | | | | |
| Tom Candiotti, R OBP: 0.083, SLG: 0.083 Scott Radinsky, L (8, 1) | | G2 | | | G1-3 | SH2-4 | | | | 2 | 0 | 0 | 0 | 0 | 0 | 2 | | | | |
| Billy Ashley, R OBP: 0.289, SLG: 0.473 Todd Hollandsworth, L OBP: 0.292, SLG: 0.360 (9, 7) | | | | | | | | HR | | 1 | 1 | 1 | 1 | 0 | 0 | 0 | | | | |
| Inning Stats | R: 0 E: 0 K: 0 S: 6 | H: 0 LOB: 0 BB: 0 P: 9 | R: 1 E: 0 K: 1 S: 16 | H: 2 LOB: 1 BB: 1 P: 23 | R: 1 E: 0 K: 1 S: 9 | H: 1 LOB: 0 BB: 0 P: 13 | R: 1 E: 0 K: 1 S: 10 | H: 2 LOB: 0 BB: 0 P: 14 | R: 0 E: 0 K: 1 S: 10 | H: 1 LOB: 1 BB: 0 P: 16 | R: 4 E: 0 K: 0 S: 13 | H: 4 LOB: 2 BB: 1 P: 28 | R: 0 E: 0 K: 0 S: 7 | H: 0 LOB: 0 BB: 0 P: 12 | R: 1 E: 0 K: 0 S: 11 | H: 1 LOB: 0 BB: 0 P: 19 | 1B: 6 2B: 1 3B: 1 HR: 3 | SF: 0 SAC: 1 DP: 0 HBP: 1 | WP: 0 PB: 0 SB: 0 CS: 1 | PA: 37 |
| PITCHER | IP WLS BF H R ER SO BB IBB HBP BLK WP HR S P ERA WHIP | IP WLS BF H R ER SO BB IBB HBP BLK WP HR S P ERA WHIP | | | | | | | | | | | | | | | | | | |
| Mark Clark, R ERA: 4.36 (1, 1) | 5.1 L 27 | 10 7 7 3 | 1 0 0 0 | 1 0 0 0 | 0 0 0 0 | 0 0 0 0 | 0 0 0 0 | 0 0 0 0 | 0 0 0 0 | 0 0 0 0 | 0 0 0 0 | 0 0 0 0 | 0 0 0 0 | 0 0 0 0 | 0 0 0 0 | 0 0 0 0 | 11.81 2.062 | | | |
| Juan Acevedo, R ERA: 4.05 (6, 1) | 0.2 3 0 0 0 0 | 0 0 0 0 | 0 0 0 0 | 0 0 0 0 | 0 0 0 0 | 0 0 0 0 | 0 0 0 0 | 0 0 0 0 | 0 0 0 0 | 0 0 0 0 | 0 0 0 0 | 0 0 0 0 | 0 0 0 0 | 0 0 0 0 | 0 0 0 0 | 0 0 0 0 | 0.00 1.500 | | | |
| Joe Crawford, L ERA: 5.4 (7, 1) | 2.0 7 1 1 1 0 | 0 0 0 0 | 0 0 0 0 | 0 0 0 0 | 0 0 0 0 | 0 0 0 0 | 0 0 0 0 | 0 0 0 0 | 0 0 0 0 | 0 0 0 0 | 0 0 0 0 | 0 0 0 0 | 0 0 0 0 | 0 0 0 0 | 0 0 0 0 | 0 0 0 0 | 4.50 0.500 | | | |

| | |
|-----|----|
| AB | 33 |
| R | 8 |
| H | 11 |
| RBI | 8 |
| BB | 2 |
| SO | 3 |
| LOB | 7 |



| Batter | 1 | 2 | 3 | 4 | 5 | 6 | 7 | 8 | 9 | AB | R | H | RBI | BB | SO | LOB | TOP | | | |
|--|---|---|---|---|---|---|---|---|---|---|---|---|---|---|---|---|---|---|---|---|
| Lance Johnson, L (1.8) OBP: 0.383, SLG: 0.389 | 3-1 F7 | | 1-2 L6 | 1-0 2B | | | 4-0 1B BB | | 1-3 K | 4 | 0 | 1 | 1 | 1 | 1 | 0 | | | | |
| Bernard Gilkey, R (1.7) OBP: 0.319, SLG: 0.372 | 0-0 1B | | 4-2 1B BB | 3-3 K | | | 3-2 G6-3 1B | | | 3 | 0 | 2 | 0 | 1 | 1 | 1 | | | | |
| John Olerud, L (1.3) OBP: 0.396, SLG: 0.481 | 1-2 1B | | 1-0 1B | | 1-0 G4-6-3 HBP | | 2-3 K | | | 3 | 0 | 2 | 0 | 0 | 1 | 2 | | | | |
| Todd Hundley, S (1.2) OBP: 0.427, SLG: 0.603 | 2-3 K | | 2-3 K | | 0-2 G4-6-3 1-2 | | 1-2 G6-3 1-2 | | | 4 | 0 | 0 | 0 | 0 | 2 | 7 | | | | |
| Edgardo Alfonzo, R (1.5) OBP: 0.383, SLG: 0.461 | 3-2 G6-3 | | 1-0 1B | | 1-0 1B | | | 2-2 F8 | | 4 | 0 | 2 | 0 | 0 | 0 | 2 | | | | |
| Butch Huskey, R (1.9) OBP: 0.312, SLG: 0.504 | | 3-2 P2 | 0-1 F9 | | 1-1 G1-3 | | | 2-0 F8 | | 4 | 0 | 0 | 0 | 0 | 0 | 4 | | | | |
| Alex Ochoa, R (8.9) OBP: 0.266, SLG: 0.319 | | | | | | | | | | 0 | 0 | 0 | 0 | 0 | 0 | 0 | | | | |
| Manny Alexander, R (1.4) OBP: 0.299, SLG: 0.397 | | 2-2 SF7 2B | | 0-1 G4-3 2B | | | 0-3 K | | 1-3 K | 4 | 2 | 2 | 0 | 0 | 2 | 0 | | | | |
| Rey Ordóñez, R (1.6) OBP: 0.271, SLG: 0.284 | | 3-1 SF7 2H | | 1-0 G4-3 | | | 0-2 L9 | | 1-3 K | 3 | 0 | 0 | 1 | 0 | 1 | 1 | | | | |
| Brian Bohanon, L (1.1) OBP: 0.299, SLG: 0.459 | | 2-3 K | | 3-3 K | | | 0-3 K | | 0-1 P6 | 2 | 0 | 0 | 0 | 0 | 2 | 1 | | | | |
| Carl Everett, S (6. PH) OBP: 0.299, SLG: 0.459 | | | | | | | | | | 1 | 0 | 0 | 0 | 0 | 1 | 0 | | | | |
| Cory Lidle, R (8.1) OBP: 0.343, SLG: 0.443 | | | | | | | | | | 0 | 0 | 0 | 0 | 0 | 0 | 0 | | | | |
| Greg McMichael, R (8.1) OBP: 0.343, SLG: 0.443 | | | | | | | | | | 0 | 0 | 0 | 0 | 0 | 0 | 0 | | | | |
| Matt Franco, L (9. PH) OBP: 0.343, SLG: 0.443 | | | | | | | | | | 1 | 0 | 0 | 0 | 0 | 0 | 0 | | | | |
| John Franco, L (9.1) OBP: 0.343, SLG: 0.443 | | | | | | | | | | 0 | 0 | 0 | 0 | 0 | 0 | 0 | | | | |
| Inning Stats | R: 0 E: 0 K: 1 S: 13 | H: 2 LOB: 2 BB: 0 P: 22 | R: 1 E: 0 K: 1 S: 14 | H: 1 LOB: 0 BB: 0 P: 24 | R: 0 E: 0 K: 1 S: 13 | H: 2 LOB: 3 BB: 1 P: 22 | R: 1 E: 0 K: 2 S: 13 | H: 2 LOB: 1 BB: 0 P: 21 | R: 0 E: 0 K: 0 S: 6 | H: 0 LOB: 0 BB: 0 P: 10 | R: 0 E: 0 K: 1 S: 11 | H: 1 LOB: 1 BB: 1 P: 21 | R: 0 E: 0 K: 1 S: 7 | H: 0 LOB: 0 BB: 0 P: 12 | R: 0 E: 0 K: 2 S: 8 | H: 0 LOB: 0 BB: 0 P: 10 | 1B: 6 2B: 3 3B: 0 HR: 0 | SF: 1 SAC: 0 DP: 2 HBP: 1 | WP: 0 PB: 0 SB: 1 CS: 0 | PA: 37 |
| PITCHER | IP WLS BF H R ER SO BB IBB HBP BLK WP HR S P ERA WHIP | IP WLS BF H R ER SO BB IBB HBP BLK WP HR S P ERA WHIP | IP WLS BF H R ER SO BB IBB HBP BLK WP HR S P ERA WHIP | IP WLS BF H R ER SO BB IBB HBP BLK WP HR S P ERA WHIP | IP WLS BF H R ER SO BB IBB HBP BLK WP HR S P ERA WHIP | IP WLS BF H R ER SO BB IBB HBP BLK WP HR S P ERA WHIP | IP WLS BF H R ER SO BB IBB HBP BLK WP HR S P ERA WHIP | IP WLS BF H R ER SO BB IBB HBP BLK WP HR S P ERA WHIP | IP WLS BF H R ER SO BB IBB HBP BLK WP HR S P ERA WHIP | IP WLS BF H R ER SO BB IBB HBP BLK WP HR S P ERA WHIP | IP WLS BF H R ER SO BB IBB HBP BLK WP HR S P ERA WHIP | IP WLS BF H R ER SO BB IBB HBP BLK WP HR S P ERA WHIP | IP WLS BF H R ER SO BB IBB HBP BLK WP HR S P ERA WHIP | IP WLS BF H R ER SO BB IBB HBP BLK WP HR S P ERA WHIP | IP WLS BF H R ER SO BB IBB HBP BLK WP HR S P ERA WHIP | IP WLS BF H R ER SO BB IBB HBP BLK WP HR S P ERA WHIP | IP WLS BF H R ER SO BB IBB HBP BLK WP HR S P ERA WHIP | IP WLS BF H R ER SO BB IBB HBP BLK WP HR S P ERA WHIP | IP WLS BF H R ER SO BB IBB HBP BLK WP HR S P ERA WHIP | IP WLS BF H R ER SO BB IBB HBP BLK WP HR S P ERA WHIP |

New York Mets @ Los Angeles Dodgers
 Dodger Stadium, Los Angeles, CA
 Wed Jul 23 1997, 7:05 PM PDT
 Att: 39,610 - Unknown - 71 F

AB 33
 R 2
 H 9
 RBI 2
 BB 2
 SO 11
 LOB 18



| Batter | 1 | 2 | 3 | 4 | 5 | 6 | 7 | 8 | 9 | AB | R | H | RBI | BB | SO | LOB | BOTTOM | | | | | |
|---|---|---|---|---|---|---|---|---|---|---|---|---|---|---|---|---|---|---|---|---|----------------------------------|--------|
| Brett Butler, L (1.7) OBP: 0.395, SLG: 0.346 | 0-0 B1-3 | | 1-0 G6-3 | | 2-2 1B | | | 2-2 G4-3 | | 4 | 0 | 1 | 0 | 0 | 0 | 0 | | | | | | |
| Roger Cedeno, S (1.8) OBP: 0.383, SLG: 0.353 | | | | 2-3 K | 2-3 K | | | 3-3 K | | 2 | 0 | 0 | 0 | 1 | 2 | 1 | | | | | | |
| Eric Anthony, L (8. PH) OBP: 0.343, SLG: 0.443 | | | | | | | | | | 1 | 0 | 0 | 0 | 0 | 1 | 0 | | | | | | |
| 37 Darren Dreifort, R (9.1) OBP: 0.500, SLG: 0.500 | | | | | | | | | | 0 | 0 | 0 | 0 | 0 | 0 | 0 | | | | | | |
| Raul Mondesi, R (1.9) OBP: 0.336, SLG: 0.538 | 2-2 FC1-4 BB | | | 0-0 G2-3 S 1B | | | 2-3 K | | 0-0 E5 PB | 4 | 0 | 1 | 0 | 0 | 1 | 1 | | | | | | |
| Eric Karros, R (1.3) OBP: 0.342, SLG: 0.495 | 3-1 L8 | | | 4-2 G2-3 BB | | | 0-0 L5 | | 3-3 K | 3 | 0 | 0 | 0 | 1 | 1 | 2 | | | | | | |
| Todd Zeile, R (1.5) OBP: 0.330, SLG: 0.425 | | 2-2 G6-4-3 1B | | 1-2 G2-3 | | | 1-3 K | | 2-2 L7 | 4 | 0 | 1 | 0 | 0 | 1 | 3 | | | | | | |
| Wilton Guerrero, S (1.4) OBP: 0.310, SLG: 0.416 | | 1-0 L5 | | 0-1 G3 | | | | | 2-2 G5-3 | 4 | 0 | 0 | 0 | 0 | 0 | 4 | | | | | | |
| Tom Prince, R (1.2) OBP: 0.324, SLG: 0.400 | | 1-0 G6-4-3 | | | 0-0 HR | | | | | 3 | 1 | 1 | 1 | 0 | 0 | 1 | | | | | | |
| Tripp Cramer, R (1.6) OBP: 0.364, SLG: 0.486 | | | 1-2 G6-3 | | 1-1 F9 | | | | | 3 | 0 | 0 | 0 | 0 | 0 | 0 | | | | | | |
| Dennys Reyes, R (1.1) OBP: 0.315, SLG: 0.383 | | | | | 1-1 G4-3 | | | | | 1 | 0 | 0 | 0 | 0 | 1 | 0 | | | | | | |
| Greg Cagne, R (6. PH) OBP: 0.315, SLG: 0.383 | | | | | | | | | | 1 | 0 | 0 | 0 | 0 | 0 | 0 | | | | | | |
| Antonio Osuna, R (6.1) OBP: 0.315, SLG: 0.383 | | | | | | | | | | 0 | 0 | 0 | 0 | 0 | 0 | 0 | | | | | | |
| Todd Hollandsworth, L (8. PH) OBP: 0.291, SLG: 0.359 | | | | | | | | | | 1 | 0 | 0 | 0 | 0 | 0 | 0 | | | | | | |
| Inning Stats | R: 0 E: 0 K: 0 S: 11 | H: 0 LOB: 1 BB: 1 P: 20 | R: 0 E: 0 K: 0 S: 5 | H: 1 LOB: 0 BB: 0 P: 9 | R: 0 E: 0 K: 1 S: 8 | H: 0 LOB: 0 BB: 0 P: 10 | R: 0 E: 0 K: 1 S: 11 | H: 1 LOB: 2 BB: 1 P: 18 | R: 1 E: 0 K: 1 S: 11 | H: 2 LOB: 1 BB: 0 P: 17 | R: 0 E: 0 K: 2 S: 8 | H: 0 LOB: 0 BB: 0 P: 11 | R: 0 E: 0 K: 0 S: 9 | H: 0 LOB: 0 BB: 0 P: 15 | R: 0 E: 0 K: 1 S: 10 | H: 0 LOB: 0 BB: 0 P: 18 | R: 0 E: 1 K: 1 S: 14 | H: 0 LOB: 1 BB: 0 P: 21 | 1B: 3 2B: 0 3B: 0 HR: 1 | SF: 0 SAC: 0 DP: 1 HBP: 0 | WP: 0 PB: 1 SB: 1 CS: 0 | PA: 33 |
| PITCHER | IP WLS BF H R ER SO BB IBB HBP BLK WP HR S P ERA WHIP | IP WLS BF H R ER SO BB IBB HBP BLK WP HR S P ERA WHIP | IP WLS BF H R ER SO BB IBB HBP BLK WP HR S P ERA WHIP | IP WLS BF H R ER SO BB IBB HBP BLK WP HR S P ERA WHIP | IP WLS BF H R ER SO BB IBB HBP BLK WP HR S P ERA WHIP | IP WLS BF H R ER SO BB IBB HBP BLK WP HR S P ERA WHIP | IP WLS BF H R ER SO BB IBB HBP BLK WP HR S P ERA WHIP | IP WLS BF H R ER SO BB IBB HBP BLK WP HR S P ERA WHIP | IP WLS BF H R ER SO BB IBB HBP BLK WP HR S P ERA WHIP | IP WLS BF H R ER SO BB IBB HBP BLK WP HR S P ERA WHIP | IP WLS BF H R ER SO BB IBB HBP BLK WP HR S P ERA WHIP | IP WLS BF H R ER SO BB IBB HBP BLK WP HR S P ERA WHIP | IP WLS BF H R ER SO BB IBB HBP BLK WP HR S P ERA WHIP | IP WLS BF H R ER SO BB IBB HBP BLK WP HR S P ERA WHIP | IP WLS BF H R ER SO BB IBB HBP BLK WP HR S P ERA WHIP | IP WLS BF H R ER SO BB IBB HBP BLK WP HR S P ERA WHIP | IP WLS BF H R ER SO BB IBB HBP BLK WP HR S P ERA WHIP | IP WLS BF H R ER SO BB IBB HBP BLK WP HR S P ERA WHIP | IP WLS BF H R ER SO BB IBB HBP BLK WP HR S P ERA WHIP | IP WLS BF H R ER SO BB IBB HBP BLK WP HR S P ERA WHIP | | |

New York Mets @ Los Angeles Dodgers
 Dodger Stadium, Los Angeles, CA
 Wed Jul 23 1997, 7:05 PM PDT
 Att: 39,610 - Unknown - 71 F

AB 31
 R 1
 H 4
 RBI 1
 BB 2
 SO 7
 LOB 12



| Batter | 1 | 2 | 3 | 4 | 5 | 6 | 7 | 8 | 9 | AB | R | H | RBI | BB | SO | LOB | TOP | | | | |
|---|---|--|--|--|------------------------------|----------------------------------|-------------------------------|----------------------------------|------------------------------|---------------------------------|-------------------------------|----------------------------------|------------------------------|----------------------------------|-------------------------------|----------------------------------|---|------------------------------------|----------------------------------|--------|--|
| Lance Johnson, L (1, 8) OBP: 0.389, SLG: 0.395 | 1B | | 1B | | | | | G4-3 | | 4 | 0 | 3 | 0 | 0 | 0 | 0 | New York Mets @ Los Angeles Dodgers Dodger Stadium, Los Angeles, CA Thu Jul 24 1997, 7:05 PM PDT Att: 53,655 - Unknown - 73 F | | | | |
| Bernard Gilkey, R (1, 7) OBP: 0.321, SLG: 0.373 | 1B | | G5-3 | | | | | F9 | | 4 | 0 | 2 | 0 | 0 | 0 | 1 | | | | | |
| John Olerud, L (1, 3) OBP: 0.395, SLG: 0.479 Rey Ordóñez, R (9, PR) OBP: 0.271, SLG: 0.284 | P6 | | G5-3 | | | | | SH5-4 1B | | 4 | 0 | 1 | 0 | 0 | 0 | 4 | | | | | |
| Todd Hundley, S (1, 2) OBP: 0.425, SLG: 0.598 | K | | | | | | | SH5-4 1B | | 4 | 1 | 1 | 0 | 0 | 3 | 3 | | | | | |
| Edgardo Alfonzo, R (1, 5) OBP: 0.383, SLG: 0.459 | G6-3 | | | | | | | SH5-4 | | 3 | 0 | 1 | 0 | 0 | 0 | 2 | | | | | |
| Carl Everett, S (1, 9) OBP: 0.325, SLG: 0.464 | K | | | | | | | SH5-4 1B | | 3 | 0 | 0 | 1 | 0 | 1 | 2 | | | | | |
| Carlos Baerga, S (1, 4) OBP: 0.308, SLG: 0.394 | G4-3 | | | | | | | SH5-4 1B | | 4 | 1 | 1 | 1 | 0 | 2 | 2 | | | | | |
| Manny Alexander, R (1, 6) OBP: 0.294, SLG: 0.389 Matt Franco, L (9, PH) OBP: 0.351, SLG: 0.427 | K | | | | | | | 1B IBB | | 3 | 0 | 0 | 0 | 0 | 1 | 1 | | | | | |
| Rick Reed, R (1, 1) OBP: 0.209, SLG: 0.300 Luis Lopez, S (9, PH) OBP: 0.350, SLG: 0.360 John Franco, L (9, 1) | F8 | | | | | | | G5-3 | | 3 | 0 | 0 | 0 | 0 | 1 | 0 | | | | | |
| | | | | | | | | 1B | | 1 | 0 | 1 | 1 | 0 | 0 | 0 | | | | | |
| Inning Stats | R: 0 E: 0 K: 1 S: 10 | H: 2 LOB: 2 BB: 0 P: 15 | R: 0 E: 0 K: 2 S: 8 | H: 0 LOB: 0 BB: 0 P: 12 | R: 0 E: 0 K: 0 S: 7 | H: 1 LOB: 1 BB: 0 P: 13 | R: 0 E: 1 K: 2 S: 14 | H: 0 LOB: 1 BB: 0 P: 20 | R: 0 E: 0 K: 1 S: 6 | H: 1 LOB: 0 BB: 0 P: 7 | R: 0 E: 0 K: 1 S: 12 | H: 1 LOB: 1 BB: 0 P: 17 | R: 0 E: 0 K: 0 S: 9 | H: 0 LOB: 0 BB: 0 P: 14 | R: 3 E: 0 K: 0 S: 10 | H: 4 LOB: 3 BB: 1 P: 21 | 1B: 10 2B: 0 3B: 0 HR: 0 | SF: 1 SAC: 1 DP: 0 HBP: 0 | WP: 1 PB: 0 SB: 1 CS: 1 | PA: 36 | |
| PITCHER | IP WLS BF H R ER SO BB IBB HBP BLK WP HR S P ERA WHIP | 8.0 L 5 3 3 0 0 0 0 0 0 0 0 9 16 40.50 4.500 | 0.2 L 5 3 3 0 0 0 0 0 0 0 0 9 16 40.50 4.500 | 0.1 L 2 1 0 0 0 0 1 0 0 0 0 1 5 0.00 3.000 | | | | | | | | | | | | | | | | | |

| Batter | 1 | 2 | 3 | 4 | 5 | 6 | 7 | 8 | 9 | AB | R | H | RBI | BB | SO | LOB | BOTTOM | | | |
|--|---|---|--|----------------------------------|------------------------------|----------------------------------|------------------------------|----------------------------------|------------------------------|----------------------------------|------------------------------|----------------------------------|------------------------------|----------------------------------|-------------------------------|----------------------------------|---|------------------------------------|----------------------------------|--------|
| Brett Butler, L (1, 7) OBP: 0.397, SLG: 0.346 Mark Guthrie, R (9, 1) Darren Hall, R (9, 1) | F8 1B | | E S BB | | | | | G4-3 | | 3 | 0 | 1 | 0 | 1 | 1 | 0 | New York Mets @ Los Angeles Dodgers Dodger Stadium, Los Angeles, CA Thu Jul 24 1997, 7:05 PM PDT Att: 53,655 - Unknown - 73 F | | | |
| Wilton Guerrero, S (1, 4) OBP: 0.309, SLG: 0.424 | F8 1-2 | | G6-3 1-3 | | | | | G4-3 | | 4 | 1 | 1 | 1 | 0 | 0 | 2 | | | | |
| Raul Mondesi, R (1, 9) OBP: 0.335, SLG: 0.535 | G2-3 | | | | | | | G6-3 | | 4 | 0 | 1 | 0 | 0 | 0 | 1 | | | | |
| Eric Karros, R (1, 3) OBP: 0.341, SLG: 0.491 | F8 | | | | | | | G6-3 | | 3 | 0 | 0 | 0 | 1 | 0 | 2 | | | | |
| Todd Zeile, R (1, 5) OBP: 0.329, SLG: 0.422 | G3 | | | | | | | F9 | | 3 | 0 | 0 | 0 | 1 | 0 | 1 | | | | |
| Todd Hollandsworth, L (1, 8) OBP: 0.288, SLG: 0.354 | F8 | | | | | | | G5-3 | | 3 | 0 | 0 | 0 | 0 | 0 | 2 | | | | |
| Tom Prince, R (1, 2) OBP: 0.325, SLG: 0.397 | G5-3 | | | | | | | F9 | | 3 | 0 | 0 | 0 | 0 | 0 | 2 | | | | |
| Tripp Cramer, R (1, 6) OBP: 0.350, SLG: 0.466 | | | G4-3 | | | | | P6 | | 3 | 0 | 1 | 0 | 0 | 0 | 2 | | | | |
| Pedro Astacio, R (1, 1) OBP: 0.167, SLG: 0.194 Eric Anthony, L (8, PH) OBP: 0.336, SLG: 0.435 Roger Cedeno, S (9, 8) OBP: 0.363, SLG: 0.353 | G1-3 | | G4-3 | | | | | G1-6-3 1B | | 3 | 0 | 0 | 0 | 0 | 0 | 1 | | | | |
| | G1-3 | | | | | | | P3 | | 2 | 0 | 0 | 0 | 0 | 0 | 0 | | | | |
| | G1-3 | | | | | | | F7 | | 1 | 0 | 0 | 0 | 0 | 0 | 0 | | | | |
| Inning Stats | R: 0 E: 0 K: 0 S: 9 | H: 1 LOB: 1 BB: 0 P: 17 | R: 0 E: 0 K: 0 S: 6 | H: 0 LOB: 0 BB: 0 P: 11 | R: 0 E: 0 K: 0 S: 7 | H: 0 LOB: 1 BB: 1 P: 14 | R: 0 E: 0 K: 0 S: 5 | H: 0 LOB: 0 BB: 1 P: 10 | R: 0 E: 0 K: 1 S: 6 | H: 0 LOB: 0 BB: 0 P: 10 | R: 0 E: 0 K: 0 S: 6 | H: 1 LOB: 2 BB: 1 P: 11 | R: 0 E: 0 K: 0 S: 7 | H: 0 LOB: 0 BB: 0 P: 10 | R: 1 E: 0 K: 0 S: 11 | H: 1 LOB: 0 BB: 0 P: 14 | 1B: 3 2B: 0 3B: 0 HR: 1 | SF: 0 SAC: 0 DP: 2 HBP: 0 | WP: 0 PB: 0 SB: 1 CS: 0 | PA: 32 |
| PITCHER | IP WLS BF H R ER SO BB IBB HBP BLK WP HR S P ERA WHIP | 8.0 W 28 3 0 0 0 0 0 0 0 0 1 11 14 9.00 1.000 | 1.0 S 4 1 1 1 0 0 0 0 0 0 1 11 14 9.00 1.000 | | | | | | | | | | | | | | | | | |

AB 33
R 3
H 10
RBI 3
BB 1
SO 8
LOB 15



AB 29
R 1
H 4
RBI 1
BB 3
SO 1
LOB 11



| Batter | 1 | 2 | 3 | 4 | 5 | 6 | 7 | 8 | 9 | AB | R | H | RBI | BB | SO | LOB | TOP | | | | | | | | | | |
|--|-------------------------------|----------------------------------|------------------------------|----------------------------------|------------------------------|----------------------------------|------------------------------|----------------------------------|-------------------------------|----------------------------------|-------------------------------|----------------------------------|-------------------------------|----------------------------------|-------------------------------|----------------------------------|----------------------------------|------------------------------------|----------------------------------|--------|--|--|--|--|--|--|--|
| Midre Cummings, L (1, 8) OBP: 0.291, SLG: 0.396 | | | | | | | | | | 3 | 1 | 1 | 0 | 1 | 0 | 0 | | | | | | | | | | | |
| Mickey Morandini, L (1, 4) OBP: 0.366, SLG: 0.412 | | | | | | | | | | 4 | 0 | 0 | 0 | 0 | 1 | 3 | | | | | | | | | | | |
| Gregg Jefferies, S (1, 7) OBP: 0.315, SLG: 0.367 | | | | | | | | | | 4 | 0 | 1 | 0 | 0 | 0 | 1 | | | | | | | | | | | |
| Scott Rolen, R (1, 5) OBP: 0.384, SLG: 0.479 | | | | | | | | | | 4 | 0 | 2 | 1 | 0 | 0 | 1 | | | | | | | | | | | |
| Rico Brogna, L (1, 3) OBP: 0.291, SLG: 0.430 23 Kevin Jordan, R (4, 3) OBP: 0.256, SLG: 0.403 | | | | | | | | | | 2 | 0 | 0 | 0 | 0 | 0 | 1 | | | | | | | | | | | |
| Mike Lieberthal, R (1, 2) OBP: 0.305, SLG: 0.474 | | | | | | | | | | 4 | 0 | 1 | 0 | 0 | 0 | 1 | | | | | | | | | | | |
| Derrick May, L (1, 9) OBP: 0.274, SLG: 0.310 | | | | | | | | | | 2 | 0 | 0 | 0 | 2 | 1 | 2 | | | | | | | | | | | |
| Kevin Stocker, S (1, 6) OBP: 0.323, SLG: 0.348 | | | | | | | | | | 4 | 0 | 0 | 0 | 0 | 0 | 4 | | | | | | | | | | | |
| Garrett Stephenson, R (1, 1) OBP: 0.176, SLG: 0.188 Ricky Otero, S (7, PH) OBP: 0.339, SLG: 0.327 Scott Ruffcorn, R (7, 1) Ruben Amaro Jr., S (9, PH) OBP: 0.336, SLG: 0.383 | | | | | | | | | | 1 | 0 | 0 | 0 | 1 | 1 | 1 | | | | | | | | | | | |
| Inning Stats | R: 1 E: 0 K: 0 S: 14 | H: 2 LOB: 1 BB: 0 P: 17 | R: 0 E: 0 K: 1 S: 9 | H: 0 LOB: 1 BB: 1 P: 16 | R: 0 E: 0 K: 1 S: 7 | H: 0 LOB: 0 BB: 0 P: 11 | R: 0 E: 0 K: 0 S: 9 | H: 0 LOB: 0 BB: 0 P: 12 | R: 0 E: 0 K: 1 S: 10 | H: 1 LOB: 1 BB: 2 P: 21 | R: 0 E: 0 K: 1 S: 15 | H: 0 LOB: 0 BB: 1 P: 11 | R: 0 E: 0 K: 0 S: 10 | H: 1 LOB: 1 BB: 0 P: 13 | R: 0 E: 0 K: 0 S: 10 | H: 2 LOB: 2 BB: 0 P: 16 | 1B: 4 2B: 3 3B: 0 HR: 0 | SF: 0 SAC: 0 DP: 1 HBP: 0 | WP: 0 PB: 0 SB: 0 CS: 0 | PA: 36 | | | | | | | |
| PITCHER | IP | WLS | BF | H | R | ER | SO | BB | IBB | HBP | BLK | WP | HR | S | P | ERA | WHIP | | | | | | | | | | |
| Chan Ho Park, R (1, 1) ERA: 3.07 | 8.0 | W | 31 | 4 | 1 | 1 | 4 | 4 | 0 | 0 | 0 | 0 | 0 | 81 | 122 | 1.12 | 1.000 | | | | | | | | | | |
| Todd Worrell, R (9, 1) ERA: 5.35 | 1.0 | | 5 | 2 | 0 | 0 | 0 | 0 | 0 | 0 | 0 | 0 | 0 | 10 | 16 | 0.00 | 2.000 | | | | | | | | | | |

Philadelphia Phillies @ Los Angeles Dodgers
Dodger Stadium, Los Angeles, CA

AB 32
R 1
H 6
RBI 1
BB 4
SO 4
LOB 17



WP: 0 PA: 36
PB: 0
SB: 0
CS: 0

| Batter | 1 | 2 | 3 | 4 | 5 | 6 | 7 | 8 | 9 | AB | R | H | RBI | BB | SO | LOB | BOTTOM | | | | | | | | | | |
|---|-------------------------------|----------------------------------|------------------------------|----------------------------------|-------------------------------|----------------------------------|------------------------------|----------------------------------|-------------------------------|----------------------------------|-------------------------------|----------------------------------|------------------------------|----------------------------------|------------------------------|----------------------------------|----------------------------------|------------------------------------|----------------------------------|--------|--|--|--|--|--|--|--|
| Brett Butler, L (1, 7) OBP: 0.399, SLG: 0.346 Roger Cedeno, S (7, 8) OBP: 0.367, SLG: 0.358 | | | | | | | | | | 3 | 2 | 1 | 0 | 1 | 0 | 2 | | | | | | | | | | | |
| Todd Hollandsworth, L (1, 8) OBP: 0.293, SLG: 0.363 | | | | | | | | | | 5 | 2 | 3 | 0 | 0 | 1 | 3 | | | | | | | | | | | |
| Mike Piazza, R (1, 2) OBP: 0.424, SLG: 0.601 Tom Prince, R (6, PR) OBP: 0.321, SLG: 0.391 | | | | | | | | | | 4 | 2 | 3 | 4 | 0 | 1 | 2 | | | | | | | | | | | |
| Eric Karros, R (1, 3) OBP: 0.340, SLG: 0.497 | | | | | | | | | | 3 | 1 | 1 | 4 | 0 | 1 | 1 | | | | | | | | | | | |
| Raul Mondesi, R (1, 9) OBP: 0.337, SLG: 0.538 Eric Anthony, L (7, PH) OBP: 0.333, SLG: 0.429 | | | | | | | | | | 3 | 0 | 2 | 0 | 0 | 0 | 1 | | | | | | | | | | | |
| Todd Zeile, R (1, 5) OBP: 0.326, SLG: 0.417 Todd Worrell, R (9, 1) | | | | | | | | | | 4 | 0 | 0 | 0 | 0 | 0 | 2 | | | | | | | | | | | |
| Greg Gagne, R (1, 6) OBP: 0.312, SLG: 0.379 | | | | | | | | | | 4 | 0 | 0 | 0 | 0 | 2 | 1 | | | | | | | | | | | |
| Tripp Cromer, R (1, 4) OBP: 0.333, SLG: 0.442 | | | | | | | | | | 4 | 0 | 0 | 0 | 0 | 0 | 1 | | | | | | | | | | | |
| Chan Ho Park, R (1, 1) OBP: 0.278, SLG: 0.371 Henry Blanco, R (8, PH) OBP: 1.000, SLG: 1.000 | | | | | | | | | | 3 | 1 | 2 | 0 | 0 | 0 | 0 | | | | | | | | | | | |
| Inning Stats | R: 1 E: 0 K: 1 S: 11 | H: 2 LOB: 1 BB: 0 P: 13 | R: 0 E: 0 K: 1 S: 6 | H: 0 LOB: 0 BB: 0 P: 11 | R: 3 E: 1 K: 1 S: 14 | H: 3 LOB: 1 BB: 1 P: 22 | R: 0 E: 0 K: 0 S: 5 | H: 1 LOB: 1 BB: 0 P: 10 | R: 3 E: 0 K: 1 S: 18 | H: 4 LOB: 1 BB: 0 P: 25 | R: 1 E: 0 K: 1 S: 13 | H: 2 LOB: 1 BB: 0 P: 21 | R: 0 E: 0 K: 0 S: 5 | H: 0 LOB: 0 BB: 0 P: 10 | R: 0 E: 0 K: 0 S: 7 | H: 2 LOB: 2 BB: 0 P: 13 | 1B: 9 2B: 3 3B: 0 HR: 2 | SF: 1 SAC: 0 DP: 0 HBP: 0 | WP: 0 PB: 1 SB: 0 CS: 0 | PA: 39 | | | | | | | |
| PITCHER | IP | WLS | BF | H | R | ER | SO | BB | IBB | HBP | BLK | WP | HR | S | P | ERA | WHIP | | | | | | | | | | |
| Garrett Stephenson, R (1, 1) ERA: 4.08 | 6.0 | L | 31 | 12 | 8 | 8 | 5 | 1 | 0 | 0 | 0 | 0 | 0 | 67 | 102 | 12.00 | 2.167 | | | | | | | | | | |
| Scott Ruffcorn, R (7, 1) ERA: 7.11 | 2.0 | | 8 | 2 | 0 | 0 | 1 | 0 | 0 | 0 | 0 | 0 | 0 | 12 | 23 | 0.00 | 1.000 | | | | | | | | | | |

Philadelphia Phillies @ Los Angeles Dodgers
Dodger Stadium, Los Angeles, CA

AB 37
R 8
H 14
RBI 8
BB 1
SO 6
LOB 15



WP: 0 PA: 39
PB: 1
SB: 0
CS: 0

| Batter | 1 | 2 | 3 | 4 | 5 | 6 | 7 | 8 | 9 | AB | R | H | RBI | BB | SO | LOB | TOP | | | | | | | | | | |
|---|------------------------------|---------------------------------|------------------------------|---------------------------------|------------------------------|---------------------------------|------------------------------|---------------------------------|------------------------------|---------------------------------|------------------------------|---------------------------------|------------------------------|---------------------------------|------------------------------|----------------------------------|----------------------------------|------------------------------------|----------------------------------|--------|--|--|--|--|--|--|--|
| Midre Cummings, L (1, 8) <small>OBP: 0.288, SLG: 0.390</small> Ricky Otero, S (4, 8) <small>OBP: 0.341, SLG: 0.330</small> | G6-3 | | L7 | | | SF9 1B | | G4-3 | | 2 | 0 | 0 | 0 | 0 | 0 | 0 | 2 0 0 0 0 0 0 | | | | | | | | | | |
| Mickey Morandini, L (1, 4) <small>OBP: 0.361, SLG: 0.407</small> | F8 | | | G3-1 | | F9 | | G1-3 | | 4 | 0 | 0 | 0 | 0 | 0 | 1 | 4 0 0 0 0 0 1 | | | | | | | | | | |
| Gregg Jefferies, S (1, 7) <small>OBP: 0.314, SLG: 0.366</small> | L3 | | | P1 | | E1 | | E3 | | 4 | 0 | 1 | 0 | 0 | 0 | 0 | 4 0 1 0 0 0 0 | | | | | | | | | | |
| Scott Rolen, R (1, 5) <small>OBP: 0.385, SLG: 0.479</small> | | K | | | | SF9 | | | | 2 | 0 | 1 | 1 | 1 | 1 | 0 | 2 0 1 1 1 1 0 | | | | | | | | | | |
| Rico Brogna, L (1, 3) <small>OBP: 0.288, SLG: 0.425</small> | F8 | | | G4-3 | | G4-3 | | F7 | | 4 | 0 | 0 | 0 | 0 | 0 | 4 | 4 0 0 0 0 0 4 | | | | | | | | | | |
| Mike Lieberthal, R (1, 2) <small>OBP: 0.304, SLG: 0.469</small> | | BB | | | | G4-3 | | F9 | | 3 | 0 | 0 | 0 | 1 | 0 | 2 | 3 0 0 0 1 0 2 | | | | | | | | | | |
| Derrick May, L (1, 9) <small>OBP: 0.266, SLG: 0.300</small> | P6 | | | | | K | | F7 | | 4 | 0 | 0 | 0 | 0 | 2 | 3 | 4 0 0 0 0 2 3 | | | | | | | | | | |
| Kevin Stocker, S (1, 6) <small>OBP: 0.323, SLG: 0.347</small> | | | G2 | | | | | F8 | | 3 | 0 | 1 | 0 | 0 | 0 | 0 | 3 0 1 0 0 0 0 | | | | | | | | | | |
| Curt Schilling, R (1, 1) <small>OBP: 0.173, SLG: 0.180</small> Ruben Amaro Jr, S (8, PH) <small>OBP: 0.333, SLG: 0.380</small> Billy Brewer, L (8, 1) Jerry Spradlin, S (8, 1) | | | K | | | G4-3 | | K | | 2 | 0 | 0 | 0 | 0 | 1 | 1 | 2 0 0 0 0 1 1 | | | | | | | | | | |
| Inning Stats | R: 0 E: 0 K: 0 S: 3 | H: 0 LOB: 0 BB: 0 P: 3 | R: 0 E: 0 K: 1 S: 5 | H: 0 LOB: 1 BB: 1 P: 9 | R: 0 E: 0 K: 1 S: 5 | H: 0 LOB: 0 BB: 0 P: 5 | R: 0 E: 0 K: 0 S: 4 | H: 1 LOB: 1 BB: 0 P: 4 | R: 0 E: 0 K: 1 S: 6 | H: 1 LOB: 1 BB: 0 P: 6 | R: 1 E: 1 K: 0 S: 5 | H: 2 LOB: 1 BB: 0 P: 5 | R: 0 E: 0 K: 0 S: 3 | H: 0 LOB: 0 BB: 0 P: 3 | R: 0 E: 0 K: 1 S: 5 | H: 0 LOB: 2 BB: 1 P: 10 | 1B: 4 2B: 0 3B: 0 HR: 0 | SF: 1 SAC: 0 DP: 0 HBP: 0 | WP: 0 PB: 0 SB: 1 CS: 0 | PA: 34 | | | | | | | |
| PITCHER | IP | WLS | BF | H | R | ER | SO | BB | IBB | HBP | BLK | WP | HR | S | P | ERA | WHIP | | | | | | | | | | |
| Hideo Nomo, R (1, 1) ERA: 3.76 | 3.2 | | 13 | 1 | 0 | 0 | 2 | 1 | 0 | 0 | 0 | 0 | 0 | 16 | 20 | 0.00 | 0.545 | | | | | | | | | | |
| 37 Darren Dreifort, R (4, 1) ERA: 2.39 | 4.1 | W | 16 | 3 | 1 | 0 | 2 | 0 | 0 | 0 | 0 | 0 | 0 | 20 | 20 | 0.00 | 0.692 | | | | | | | | | | |
| Todd Worrell, R (9, 1) ERA: 5.21 | 1.0 | S | 5 | 0 | 0 | 0 | 1 | 1 | 0 | 0 | 0 | 0 | 0 | 6 | 10 | 0.00 | 1.000 | | | | | | | | | | |

Philadelphia Phillies @ Los Angeles Dodgers
Dodger Stadium, Los Angeles, CA

AB 31
R 1
H 4
RBI 1
BB 2
SO 5
LOB 11



WP: 0 PA: 34
PB: 0
SB: 1
CS: 0

| Batter | 1 | 2 | 3 | 4 | 5 | 6 | 7 | 8 | 9 | AB | R | H | RBI | BB | SO | LOB | BOTTOM | | | | | | | | | | |
|---|------------------------------|---------------------------------|------------------------------|---------------------------------|------------------------------|---------------------------------|------------------------------|---------------------------------|------------------------------|---------------------------------|------------------------------|---------------------------------|------------------------------|---------------------------------|------------------------------|---------------------------------|----------------------------------|------------------------------------|----------------------------------|--------|--|--|--|--|--|--|--|
| Brett Butler, L (1, 7) <small>OBP: 0.396, SLG: 0.344</small> | G6-3 | | K | | | HR | | G4-3 | | 4 | 1 | 1 | 0 | 0 | 1 | 0 | 4 1 1 0 0 1 0 | | | | | | | | | | |
| Todd Hollandsworth, L (1, 8) <small>OBP: 0.293, SLG: 0.361</small> | K | | K | | | L8 | | | | 4 | 0 | 1 | 0 | 0 | 2 | 1 | 4 0 1 0 0 2 1 | | | | | | | | | | |
| Mike Piazza, R (1, 2) <small>OBP: 0.425, SLG: 0.617</small> | HR | | G1-3 | | | HR | | F8 | | 4 | 2 | 2 | 3 | 0 | 0 | 1 | 4 2 2 3 0 0 1 | | | | | | | | | | |
| Eric Karros, R (1, 3) <small>OBP: 0.339, SLG: 0.497</small> | K | | | G6-3 | | | | G6-3 | | 4 | 0 | 1 | 0 | 0 | 1 | 1 | 4 0 1 0 0 1 1 | | | | | | | | | | |
| Raul Mondesi, R (1, 9) <small>OBP: 0.335, SLG: 0.534</small> | | F8 | | G6-3 | | G5-3 | | | | 3 | 0 | 0 | 0 | 0 | 0 | 0 | 3 0 0 0 0 0 0 | | | | | | | | | | |
| Todd Zeile, R (1, 5) <small>OBP: 0.329, SLG: 0.427</small> | | 1B | | F3 | | | | HR | | 3 | 1 | 2 | 1 | 0 | 0 | 0 | 3 1 2 1 0 0 0 | | | | | | | | | | |
| Wilton Guerrero, S (1, 4) <small>OBP: 0.309, SLG: 0.423</small> | | 1B | | | | K | | F7 | | 3 | 0 | 1 | 0 | 0 | 1 | 0 | 3 0 1 0 0 1 0 | | | | | | | | | | |
| Greg Gagne, R (1, 6) <small>OBP: 0.309, SLG: 0.375</small> | | K | | | | K | | F9 | | 3 | 0 | 0 | 0 | 0 | 2 | 2 | 3 0 0 0 0 2 2 | | | | | | | | | | |
| Hideo Nomo, R (1, 1) <small>OBP: 0.178, SLG: 0.289</small> 37 Darren Dreifort, R (4, 1) <small>OBP: 0.250, SLG: 0.250</small> Todd Worrell, R (9, 1) | | | K | | | K | | K | | 1 | 0 | 0 | 0 | 0 | 1 | 2 | 1 0 0 0 0 1 2 | | | | | | | | | | |
| Inning Stats | R: 1 E: 0 K: 2 S: 8 | H: 1 LOB: 0 BB: 0 P: 8 | R: 0 E: 0 K: 2 S: 9 | H: 2 LOB: 2 BB: 0 P: 9 | R: 0 E: 0 K: 2 S: 7 | H: 0 LOB: 0 BB: 0 P: 7 | R: 0 E: 0 K: 0 S: 3 | H: 0 LOB: 0 BB: 0 P: 3 | R: 0 E: 0 K: 3 S: 9 | H: 0 LOB: 0 BB: 0 P: 9 | R: 2 E: 0 K: 0 S: 5 | H: 3 LOB: 0 BB: 0 P: 5 | R: 1 E: 0 K: 1 S: 6 | H: 1 LOB: 0 BB: 0 P: 6 | R: 0 E: 0 K: 0 S: 4 | H: 1 LOB: 1 BB: 0 P: 4 | 1B: 4 2B: 1 3B: 0 HR: 3 | SF: 0 SAC: 0 DP: 0 HBP: 0 | WP: 0 PB: 0 SB: 0 CS: 0 | PA: 31 | | | | | | | |
| PITCHER | IP | WLS | BF | H | R | ER | SO | BB | IBB | HBP | BLK | WP | HR | S | P | ERA | WHIP | | | | | | | | | | |
| Curt Schilling, R (1, 1) ERA: 3.37 | 7.0 | L | 27 | 7 | 4 | 4 | 10 | 7 | 4 | 4 | 10 | 0 | 3 | 47 | 47 | 5.14 | 1.000 | | | | | | | | | | |
| Billy Brewer, L (8, 1) ERA: 6.14 | 0.1 | | 2 | 1 | 0 | 0 | 0 | 0 | 0 | 0 | 0 | 0 | 0 | 2 | 2 | 0.00 | 3.000 | | | | | | | | | | |
| Jerry Spradlin, R (8, 1) ERA: 5.57 | 0.2 | | 2 | 0 | 0 | 0 | 0 | 0 | 0 | 0 | 0 | 0 | 0 | 2 | 2 | 0.00 | 0.000 | | | | | | | | | | |

Philadelphia Phillies @ Los Angeles Dodgers
Dodger Stadium, Los Angeles, CA

AB 31
R 4
H 8
RBI 4
BB 0
SO 10
LOB 7



WP: 0 PA: 31
PB: 0
SB: 0
CS: 0

| Batter | 1 | 2 | 3 | 4 | 5 | 6 | 7 | 8 | 9 | AB | R | H | RBI | BB | SO | LOB | TOP | | | | | | | | | | |
|--|--|---------------------------------|-------------------------------|----------------------------------|------------------------------|---------------------------------|------------------------------|----------------------------------|-------------------------------|----------------------------------|------------------------------|----------------------------------|------------------------------|----------------------------------|-------------------------------|----------------------------------|-------------------------------|----------------------------------|----------------------------------|------------------------------------|----------------------------------|--------|--|--|--|--|--|
| Tony Womack, L (1,4) OBP: 0.324, SLG: 0.374 | 0-2 G1-6-3 1B | | 1-0 G3 | | 2-0 G3 2B | | 0-0 F7 | | 1-2 L6 | 5 | 1 | 2 | 0 | 0 | 0 | 1 | | | | | | | | | | | |
| Jermaine Allensworth, R (1,8) OBP: 0.353, SLG: 0.359 | 0-0 G1-6-3 | | 2-3 K | | 1-2 G3 | | 0-1 B3 | | | 4 | 0 | 0 | 0 | 0 | 0 | 1 | 2 | | | | | | | | | | |
| Al Martin, L (1,7) OBP: 0.376, SLG: 0.470 | 0-0 F7 | | 0-0 F9 | | 2-2 2B | | 0-3 K | | | 4 | 0 | 1 | 1 | 0 | 1 | 0 | | | | | | | | | | | |
| Kevin Young, R (1,3) OBP: 0.354, SLG: 0.554 | | 0-2 18 FC5 1B | | 2-0 WP 1B | | 1-3 K | | 2-2 1B | | 4 | 1 | 3 | 0 | 0 | 1 | 1 | | | | | | | | | | | |
| Joe Randa, R (1,5) OBP: 0.357, SLG: 0.475 Marc Wilkins, R (8,1) | 1 SAFE 1 SAFE 1 B 1 B 1 B 1 B 1 B 1 B 1 B 1 B | 3-1 1B 18 FC5 1B | | 0-0 F8 | | 1-2 F8 | | 1-1 1B | | 4 | 0 | 2 | 0 | 0 | 0 | 1 | | | | | | | | | | | |
| 18 Jason Kendall, R (1,2) OBP: 0.395, SLG: 0.430 | 1-2 FC5 1B | | 0-0 F9 | | 0-1 F9 | | 3-2 F7 | | | 4 | 0 | 0 | 0 | 0 | 0 | 5 | | | | | | | | | | | |
| Jose Guillen, R (1,9) OBP: 0.293, SLG: 0.406 | 2-2 P6 | | 2-3 K 1B | | 0-3 K | | 3-3 K | | | 4 | 0 | 0 | 0 | 0 | 3 | 3 | | | | | | | | | | | |
| Kevin Polcovich, R (1,6) OBP: 0.381, SLG: 0.427 | 0-1 1-2 2-3 1B | | 1-1 1B | | 2-2 G5-3 | | 1-2 P4 | | | 4 | 0 | 2 | 1 | 0 | 0 | 0 | | | | | | | | | | | |
| Jon Lieber, L (1,1) OBP: 0.098, SLG: 0.100 Turner Ward, S (7,PH) Matt Ruebel, L (7,1) Clint Sodowsky, L (7,1) Dale Sveum, S (8,5) | | 0-3 K | | 0-2 G1-3 | | 3-2 F7 | | 0-2 E5 | | 2 | 0 | 0 | 0 | 0 | 1 | 3 | | | | | | | | | | | |
| Inning Stats | R: 0 E: 0 K: 0 S: 7 | H: 1 LOB: 0 BB: 0 P: 7 | R: 0 E: 0 K: 1 S: 16 | H: 3 LOB: 3 BB: 0 P: 22 | R: 0 E: 0 K: 1 S: 6 | H: 0 LOB: 0 BB: 0 P: 9 | R: 1 E: 0 K: 1 S: 8 | H: 2 LOB: 2 BB: 0 P: 13 | R: 1 E: 0 K: 1 S: 14 | H: 2 LOB: 1 BB: 0 P: 20 | R: 0 E: 0 K: 1 S: 9 | H: 0 LOB: 0 BB: 0 P: 10 | R: 0 E: 0 K: 0 S: 7 | H: 0 LOB: 0 BB: 0 P: 12 | R: 0 E: 0 K: 1 S: 16 | H: 2 LOB: 2 BB: 0 P: 22 | R: 0 E: 1 K: 1 S: 15 | H: 0 LOB: 1 BB: 0 P: 20 | 1B: 8 2B: 2 3B: 0 HR: 0 | SF: 0 SAC: 0 DP: 1 HBP: 0 | WP: 1 PB: 0 SB: 1 CS: 0 | PA: 37 | | | | | |
| PITCHER | IP | WLS | BF | H | R | ER | SO | BB | IBB | HBP | BLK | WP | HR | S | P | ERA | WHIP | | | | | | | | | | |
| Ismael Valdez, R (1,1) ERA: 2.97 | 6.0 | W | 25 | 8 | 2 | 2 | 5 | 0 | 0 | 0 | 0 | 1 | 0 | 60 | 81 | 3.00 | 1.333 | | | | | | | | | | |
| Antonio Osuna, R (7,1) ERA: 2.36 | 2.0 | | 8 | 2 | 0 | 0 | 1 | 0 | 0 | 0 | 0 | 0 | 0 | 23 | 34 | 0.00 | 1.000 | | | | | | | | | | |
| Todd Worrell, R (9,1) ERA: 5.08 | 1.0 | S | 4 | 0 | 0 | 0 | 1 | 0 | 0 | 0 | 0 | 0 | 0 | 15 | 20 | 0.00 | 0.000 | | | | | | | | | | |

Pittsburgh Pirates @ Los Angeles Dodgers
Dodger Stadium, Los Angeles, CA
Mon Jul 28 1997, 7:05 PM PDT
Att: 53,503 - Unknown - 74 F

AB 37
R 2
H 10
RBI 2
BB 0
SO 7
LOB 16



| Batter | 1 | 2 | 3 | 4 | 5 | 6 | 7 | 8 | 9 | AB | R | H | RBI | BB | SO | LOB | BOTTOM | | | | | | | | | | |
|--|-------------------------------|----------------------------------|-------------------------------|----------------------------------|-------------------------------|----------------------------------|------------------------------|----------------------------------|-------------------------------|----------------------------------|------------------------------|----------------------------------|-------------------------------|----------------------------------|------------------------------|----------------------------------|----------------------------------|------------------------------------|----------------------------------|--------|--|--|--|--|--|--|--|
| Brett Butler, L (1,7) OBP: 0.398, SLG: 0.355 Roger Cedeno, S (9,8) | 1-0 B2-3 | | 3-3 K | | 2-1 SF8 3B | | 2-2 G4-6-3 1B | 1-1 CS | | 4 | 1 | 2 | 0 | 0 | 1 | 0 | | | | | | | | | | | |
| Todd Hollandsworth, L (1,8) OBP: 0.291, SLG: 0.357 | 1-2 G3 | | 0-2 F8 | | 1-0 SF8 | | 1-2 G4-6-3 | | | 3 | 0 | 0 | 1 | 0 | 0 | 1 | | | | | | | | | | | |
| Mike Piazza, R (1,2) OBP: 0.426, SLG: 0.614 | 3-2 1B | | 3-2 1B | | 3-H G5-3 | | 1-0 BB HBP | | | 3 | 0 | 2 | 0 | 0 | 0 | 0 | | | | | | | | | | | |
| Eric Karros, R (1,3) OBP: 0.342, SLG: 0.494 | 2-2 F9 | | 2-2 F9 | | 3-2 1B HBP | | 4-2 BB | | | 2 | 0 | 0 | 0 | 1 | 0 | 2 | | | | | | | | | | | |
| Raul Mondesi, R (1,9) OBP: 0.340, SLG: 0.536 | | 1-1 E 1B | | 0-0 G6-3 | 0-2 1B | | 4-0 FC6-4 BB | | | 3 | 1 | 2 | 0 | 1 | 0 | 0 | | | | | | | | | | | |
| Todd Zeile, R (1,5) OBP: 0.330, SLG: 0.423 | 4-2 K BB | | 1-3 BB | | 4-2 HR BB | | 2-1 FC6-4 | | | 2 | 1 | 0 | 0 | 2 | 0 | 5 | | | | | | | | | | | |
| Greg Gagne, R (1,6) OBP: 0.311, SLG: 0.384 | 1-3 K | | 1-3 K | | 0-0 HR | | 0-0 G4-3 | | 2-1 CS 1B | 4 | 1 | 2 | 2 | 0 | 1 | 2 | | | | | | | | | | | |
| Tripp Cromer, R (1,4) OBP: 0.333, SLG: 0.465 | 0-0 1B | | 1-2 1B | | 0-0 P3 | | 2-3 K | | 2-3 K | 4 | 0 | 1 | 1 | 0 | 2 | 1 | | | | | | | | | | | |
| Ismael Valdez, R (1,1) OBP: 0.081, SLG: 0.029 Nelson Liriano, S (6,PH) Antonio Osuna, R (7,1) Wilton Guerrero, S (8,PH) Todd Worrell, R (9,1) | | 0-3 K | | 1-2 G6-3 | | 1-2 G3 | | 2-2 P6 | | 2 | 0 | 0 | 0 | 0 | 1 | 2 | | | | | | | | | | | |
| Inning Stats | R: 0 E: 0 K: 0 S: 11 | H: 1 LOB: 1 BB: 0 P: 18 | R: 1 E: 1 K: 2 S: 13 | H: 2 LOB: 1 BB: 1 P: 19 | R: 0 E: 0 K: 1 S: 13 | H: 1 LOB: 0 BB: 1 P: 21 | R: 2 E: 0 K: 0 S: 8 | H: 1 LOB: 0 BB: 1 P: 13 | R: 1 E: 0 K: 0 S: 11 | H: 2 LOB: 2 BB: 0 P: 18 | R: 0 E: 0 K: 1 S: 7 | H: 0 LOB: 0 BB: 0 P: 10 | R: 0 E: 0 K: 0 S: 10 | H: 1 LOB: 3 BB: 2 P: 24 | R: 0 E: 0 K: 1 S: 9 | H: 1 LOB: 0 BB: 0 P: 16 | 1B: 7 2B: 0 3B: 1 HR: 1 | SF: 1 SAC: 0 DP: 1 HBP: 2 | WP: 0 PB: 0 SB: 0 CS: 1 | PA: 37 | | | | | | | |
| PITCHER | IP | WLS | BF | H | R | ER | SO | BB | IBB | HBP | BLK | WP | HR | S | P | ERA | WHIP | | | | | | | | | | |
| Jon Lieber, R (1,1) ERA: 4.72 | 6.0 | L | 27 | 7 | 4 | 4 | 4 | 2 | 0 | 1 | 0 | 0 | 0 | 8 | 20 | 0.00 | 4.500 | | | | | | | | | | |
| Matt Ruebel, L (7,1) ERA: 6.75 | 0.2 | | 5 | 1 | 0 | 0 | 0 | 2 | 0 | 1 | 0 | 0 | 0 | 8 | 20 | 0.00 | 4.500 | | | | | | | | | | |
| Clint Sodowsky, R (7,1) ERA: 3.97 | 0.1 | | 1 | 0 | 0 | 0 | 0 | 0 | 0 | 0 | 0 | 0 | 0 | 2 | 4 | 0.00 | 0.000 | | | | | | | | | | |
| Marc Wilkins, R (8,1) ERA: 4.14 | 1.0 | | 3 | 1 | 0 | 0 | 1 | 0 | 0 | 0 | 0 | 0 | 0 | 9 | 16 | 0.00 | 1.000 | | | | | | | | | | |

Pittsburgh Pirates @ Los Angeles Dodgers
Dodger Stadium, Los Angeles, CA
Mon Jul 28 1997, 7:05 PM PDT
Att: 53,503 - Unknown - 74 F

AB 29
R 4
H 9
RBI 4
BB 4
SO 5
LOB 14



| Batter | 1 | 2 | 3 | 4 | 5 | 6 | 7 | 8 | 9 | AB | R | H | RBI | BB | SO | LOB | TOP | | | | | | | | | | |
|---|------------------------------|----------------------------------|-------------------------------|----------------------------------|------------------------------|----------------------------------|------------------------------|---------------------------------|-------------------------------|----------------------------------|------------------------------|---------------------------------|------------------------------|----------------------------------|-------------------------------|----------------------------------|--|-------------------------------|----------------------------------|----------------------------------|------------------------------------|----------------------------------|--------|--|--|--|--|
| Tony Womack, L (1,4) OBP: 0.323, SLG: 0.372 | G3 | | P3 | | | G3-6-1 1B | | FC6-4 1-2 | | 4 | 0 | 1 | 0 | 0 | 0 | 1 | Pittsburgh Pirates @ Los Angeles Dodgers Dodger Stadium, Los Angeles, CA Tue Jul 29 1997, 3:33 AM PDT Att: 43,791 - Sunny - 69 F | | | | | | | | | | |
| Turner Ward, S (1,8) OBP: 0.400, SLG: 0.500 | K | | | E9 1B | | F7 | | G4-3 | | 4 | 0 | 1 | 0 | 0 | 1 | 2 | | | | | | | | | | | |
| Al Martin, L (1,7) OBP: 0.375, SLG: 0.466 | K | | | L3 | | G3-6-1 1-2 | | | 1B | 4 | 0 | 1 | 0 | 0 | 1 | 2 | | | | | | | | | | | |
| Kevin Young, R (1,3) OBP: 0.353, SLG: 0.548 | | 4-2 BLK BB | | P3 | | | F7 | | F8 | 3 | 0 | 0 | 0 | 1 | 0 | 2 | | | | | | | | | | | |
| Joe Randa, R (1,5) OBP: 0.355, SLG: 0.471 | | 1 SAFE 1 SAFE K | | 1-3 K | | | G6-3 | | 1-2 1B | 4 | 0 | 1 | 0 | 0 | 2 | 2 | | | | | | | | | | | |
| 18 Jason Kendall, R (1,2) OBP: 0.391, SLG: 0.425 | | | | | G5-3 | | G6-3 | | F8 | 4 | 0 | 0 | 0 | 0 | 1 | 3 | | | | | | | | | | | |
| Jose Guillen, R (1,9) Mark Smith, R (8,9) OBP: 0.310, SLG: 0.521 | | | | | | 3-2 G4-3 1B | | 2-1 HR | 1-3 K | 3 | 1 | 2 | 1 | 0 | 0 | 1 | | | | | | | | | | | |
| Kevin Polcovich, R (1,6) OBP: 0.375, SLG: 0.419 | | | | | 3-1 G5-3 | | 1-2 G4-3 | | 2-2 G1-3 | 3 | 0 | 0 | 0 | 0 | 0 | 1 | | | | | | | | | | | |
| Steve Cooke, R (1,1) Dale Sveum, S (8,PH) Emil Brown, R (8,PR) Paul Wagner, R (8,1) Ricardo Rincon, L (8,1) OBP: 0.079, SLG: 0.105 OBP: 0.338, SLG: 0.470 OBP: 0.301, SLG: 0.288 | | | | | 1-0 G6-3 | | 1-2 F7 | | 1-0 FC6-4 1B | 2 | 0 | 0 | 0 | 0 | 0 | 1 | | | | | | | | | | | |
| Inning Stats | R: 0 E: 0 K: 2 S: 9 | H: 0 LOB: 0 BB: 0 P: 15 | R: 0 E: 0 K: 2 S: 10 | H: 0 LOB: 1 BB: 1 P: 15 | R: 0 E: 0 K: 0 S: 5 | H: 0 LOB: 0 BB: 0 P: 11 | R: 0 E: 1 K: 1 S: 8 | H: 1 LOB: 1 BB: 0 P: 9 | R: 0 E: 0 K: 0 S: 18 | H: 1 LOB: 0 BB: 0 P: 23 | R: 0 E: 0 K: 0 S: 5 | H: 0 LOB: 0 BB: 0 P: 7 | R: 0 E: 0 K: 0 S: 8 | H: 0 LOB: 0 BB: 0 P: 15 | R: 1 E: 0 K: 0 S: 12 | H: 2 LOB: 1 BB: 0 P: 19 | | R: 0 E: 0 K: 1 S: 12 | H: 2 LOB: 2 BB: 0 P: 16 | 1B: 6 2B: 0 3B: 0 HR: 1 | SF: 0 SAC: 0 DP: 1 HBP: 0 | WP: 0 PB: 0 SB: 0 CS: 0 | PA: 34 | | | | |
| PITCHER | IP | WLS | BF | H | R | ER | SO | BB | IBB | HBP | BLK | WP | HR | S | P | ERA | WHIP | | | | | | | | | | |
| Pedro Astacio, R (1,1) ERA: 3.76 | 7.1 | W | 27 | 5 | 1 | 1 | 5 | 1 | 0 | 0 | 1 | 0 | 1 | 69 | 106 | 1.23 | 0.818 | | | | | | | | | | |
| Scott Radinsky, L (8,1) ERA: 2.99 | 0.2 | | 2 | 0 | 0 | 0 | 0 | 0 | 0 | 0 | 0 | 0 | 0 | 6 | 8 | 0.00 | 0.000 | | | | | | | | | | |
| Todd Worrell, R (9,1) ERA: 4.95 | 1.0 | S | 5 | 2 | 0 | 0 | 1 | 0 | 0 | 0 | 0 | 0 | 0 | 12 | 16 | 0.00 | 2.000 | | | | | | | | | | |


AB 33
R 1
H 7
RBI 1
BB 1
SO 6
LOB 17




| Batter | 1 | 2 | 3 | 4 | 5 | 6 | 7 | 8 | 9 | AB | R | H | RBI | BB | SO | LOB | BOTTOM | | | | | | | | | | |
|---|-------------------------------|----------------------------------|------------------------------|----------------------------------|-------------------------------|----------------------------------|------------------------------|---------------------------------|------------------------------|----------------------------------|-------------------------------|----------------------------------|-------------------------------|----------------------------------|----------------------------------|------------------------------------|--|----------------------------------|--------|--|--|--|--|--|--|--|--|
| Brett Butler, L (1,7) Todd Hollandsworth, L (8,7) OBP: 0.406, SLG: 0.367 OBP: 0.290, SLG: 0.356 | FC5 E BB | | CS 1B | | FC6-4 1B | | 2H 2B | K | | 3 | 0 | 3 | 1 | 1 | 0 | 0 | Pittsburgh Pirates @ Los Angeles Dodgers Dodger Stadium, Los Angeles, CA Tue Jul 29 1997, 3:33 AM PDT Att: 43,791 - Sunny - 69 F | | | | | | | | | | |
| Roger Cedeno, S (1,8) OBP: 0.359, SLG: 0.385 | E4 WP FC5 G5-3 | | K | | FC6-4 1-2 | | G5-3 | | | 4 | 1 | 0 | 0 | 0 | 1 | 4 | | | | | | | | | | | |
| Mike Piazza, R (1,2) OBP: 0.427, SLG: 0.614 | FC5 1B G5-3 | | 2B | | | | F8 | | IBB | 3 | 1 | 1 | 0 | 1 | 0 | 2 | | | | | | | | | | | |
| Eric Karros, R (1,3) OBP: 0.339, SLG: 0.489 | G5-3 | | G6-3 | | | | G4-3 | | G3-1 | 4 | 0 | 0 | 1 | 0 | 0 | 4 | | | | | | | | | | | |
| Raul Mondesi, R (1,9) OBP: 0.344, SLG: 0.541 | S 2H 1B | | | F8 | | E7 2B | | SH1-4 BLK 1B | | 4 | 0 | 3 | 1 | 0 | 0 | 0 | | | | | | | | | | | |
| Todd Zeile, R (1,5) OBP: 0.331, SLG: 0.421 | K | | | B5-3 | | FC6 IBB | | SH1-4 BB | | 2 | 0 | 0 | 0 | 2 | 1 | 1 | | | | | | | | | | | |
| Wilton Guerrero, S (1,4) OBP: 0.305, SLG: 0.418 | | | G5-3 | | G5-3 | | FC6 1-2 | | SH1-4 | 3 | 0 | 0 | 0 | 0 | 0 | 2 | | | | | | | | | | | |
| Greg Gagne, R (1,6) OBP: 0.313, SLG: 0.384 | | G3 | | | G4-3 | | | SH2-3 2B | | 3 | 1 | 1 | 0 | 1 | 0 | 0 | | | | | | | | | | | |
| Pedro Astacio, R (1,1) Scott Radinsky, L (8,1) Nelson Liriano, S (8,PH) Billy Ashley, R (8,PH) Todd Worrell, R (9,1) OBP: 0.158, SLG: 0.184 ERA: 1.39 OBP: 0.282, SLG: 0.347 OBP: 0.298, SLG: 0.474 | | | | | | | | SH2-3 1B | 2-3 IBB | 2 | 0 | 0 | 0 | 0 | 1 | 0 | | | | | | | | | | | |
| Inning Stats | R: 2 E: 1 K: 1 S: 12 | H: 1 LOB: 1 BB: 1 P: 25 | R: 0 E: 0 K: 1 S: 8 | H: 0 LOB: 0 BB: 0 P: 12 | R: 0 E: 0 K: 1 S: 11 | H: 2 LOB: 1 BB: 0 P: 12 | R: 0 E: 0 K: 0 S: 7 | H: 0 LOB: 0 BB: 0 P: 8 | R: 0 E: 0 K: 0 S: 9 | H: 1 LOB: 1 BB: 0 P: 10 | R: 1 E: 1 K: 0 S: 13 | H: 2 LOB: 2 BB: 1 P: 23 | R: 0 E: 0 K: 2 S: 10 | H: 1 LOB: 3 BB: 2 P: 23 | 1B: 5 2B: 3 3B: 0 HR: 0 | SF: 0 SAC: 2 DP: 0 HBP: 0 | | WP: 1 PB: 0 SB: 1 CS: 1 | PA: 37 | | | | | | | | |
| PITCHER | IP | WLS | BF | H | R | ER | SO | BB | IBB | HBP | BLK | WP | HR | S | P | ERA | WHIP | | | | | | | | | | |
| Steve Cooke, L (1,1) ERA: 3.32 | 7.0 | L | 31 | 7 | 3 | 1 | 3 | 1 | 2 | 0 | 0 | 0 | 0 | 68 | 107 | 1.29 | 1.143 | | | | | | | | | | |
| Paul Wagner, R (8,1) ERA: 1.39 | 0.1 | | 4 | 1 | 0 | 0 | 0 | 1 | 1 | 0 | 1 | 0 | 0 | 4 | 12 | 0.00 | 6.000 | | | | | | | | | | |
| Ricardo Rincon, L (8,1) ERA: 3.69 | 0.2 | | 2 | 0 | 0 | 0 | 2 | 0 | 0 | 0 | 0 | 0 | 0 | 6 | 11 | 0.00 | 0.000 | | | | | | | | | | |

AB 30
R 3
H 8
RBI 3
BB 5
SO 5
LOB 19



| Batter | 1 | 2 | 3 | 4 | 5 | 6 | 7 | 8 | 9 | AB | R | H | RBI | BB | SO | LOB | TOP | | | | | |
|--|---|---|------------------------------|---------------------------------|------------------------------|---------------------------------|------------------------------|---------------------------------|------------------------------|---------------------------------|------------------------------|---------------------------------|------------------------------|---------------------------------|------------------------------|---------------------------------|---|---------------------------------|----------------------------------|------------------------------------|----------------------------------|--------|
| Brett Butler, L OBP: 0.403, SLG: 0.361 Todd Hollandsworth, L OBP: 0.290, SLG: 0.356 | 4-0 1B 1B BB | | 0-0 G4-3 | 0-0 FC6-4 | 0-0 FC6-4 | | 0-0 G1-4-3 | | 0-0 G3-1 | 4 | 1 | 0 | 0 | 1 | 0 | 3 | Los Angeles Dodgers @ Chicago Cubs Wrigley Field, Chicago, IL Thu Jul 31 1997, 7:05 PM CDT Att: 39,145 - Unknown - 76 F AB 31 R 4 H 7 RBI 4 BB 5 SO 3 LOB 13  | | | | | |
| Roger Cedeno, S OBP: 0.357, SLG: 0.381 | 0-0 1B 1-2 FC4-6 1B | | 0-3 K | | 0-0 B1-3 | | 0-3 K | | | 4 | 1 | 1 | 0 | 0 | 2 | 0 | | | | | | |
| Mike Piazza, R OBP: 0.428, SLG: 0.611 | 0-0 F9 | | 4-0 BB | | 4-0 G6-4-3 BB | | 0-0 G6-3 | | | 2 | 0 | 0 | 0 | 2 | 0 | 2 | | | | | | |
| Eric Karros, R OBP: 0.338, SLG: 0.486 | 0-0 FC4-6 1-3 2H 1B | | 0-0 G1-3 | | 0-0 G6-4-3 | | | 0-0 P4 | | 4 | 0 | 1 | 1 | 0 | 0 | 2 | | | | | | |
| Raul Mondesi, R OBP: 0.348, SLG: 0.550 | 0-0 FC4-6 FC6-4 | | | 0-0 G5-3 1B | | 0-0 HR | | 0-0 1B | | 4 | 2 | 3 | 2 | 0 | 0 | 1 | | | | | | |
| Todd Zeile, R OBP: 0.330, SLG: 0.417 | 0-0 FC6-4 | | | 0-0 G5-3 | | 0-0 G2-3 | | 4-0 CS BB | | 3 | 0 | 0 | 0 | 1 | 0 | 2 | | | | | | |
| Greg Gagne, R OBP: 0.312, SLG: 0.382 | | 0-0 G1-3 | | 0-0 FC6-4 1B | | 0-0 F9 | | 0-0 CS | 0-0 E3 FC6-5 | 4 | 0 | 1 | 1 | 0 | 0 | 0 | | | | | | |
| Wilton Guerrero, S OBP: 0.304, SLG: 0.415 | | 0-0 P4 | | 0-0 FC6-4 BB | | 0-0 E7 | | 0-0 FC6-5 SH3 | | 4 | 0 | 1 | 0 | 0 | 0 | 2 | | | | | | |
| Chan Ho Park, R OBP: 0.282, SLG: 0.351 Todd Worrell, R OBP: 0.282, SLG: 0.351 | | 0-3 K | | 4-0 FC6-4 BB | | 0-0 F8 | | 0-0 SH3 | | 2 | 0 | 0 | 0 | 1 | 1 | 1 | | | | | | |
| Inning Stats | R: 2 E: 0 K: 0 S: 5 | H: 2 LOB: 1 BB: 1 P: 9 | R: 0 E: 0 K: 1 S: 5 | H: 0 LOB: 0 BB: 0 P: 5 | R: 0 E: 0 K: 1 S: 5 | H: 0 LOB: 1 BB: 1 P: 9 | R: 1 E: 0 K: 0 S: 5 | H: 2 LOB: 2 BB: 1 P: 9 | R: 0 E: 0 K: 0 S: 2 | H: 0 LOB: 0 BB: 1 P: 6 | R: 1 E: 1 K: 0 S: 5 | H: 2 LOB: 1 BB: 0 P: 5 | R: 0 E: 0 K: 1 S: 5 | H: 0 LOB: 0 BB: 0 P: 5 | R: 0 E: 0 K: 0 S: 2 | H: 1 LOB: 0 BB: 1 P: 6 | R: 0 E: 1 K: 0 S: 4 | H: 0 LOB: 1 BB: 0 P: 4 | 1B: 6 2B: 0 3B: 0 HR: 1 | SF: 0 SAC: 1 DP: 1 HBP: 0 | WP: 0 PB: 0 SB: 0 CS: 1 | PA: 38 |
| PITCHER | IP WLS BF H R ER SO BB IBB HBP BLK WP HR S P ERA WHIP | IP WLS BF H R ER SO BB IBB HBP BLK WP HR S P ERA WHIP | | | | | | | | | | | | | | | IP WLS BF H R ER SO BB IBB HBP BLK WP HR S P ERA WHIP | | | | | |
| Terry Mulholland, L ERA: 3.98 | 8.0 | L | 33 | 7 | 4 | 4 | 3 | 5 | 0 | 0 | 0 | 0 | 0 | 0 | 0 | 0 | 0 | 1 | 34 | 54 | 4.50 | 1.500 |
| Amaury Telemaco, R ERA: 4.79 | 1.0 | S | 4 | 0 | 0 | 0 | 0 | 0 | 0 | 0 | 0 | 0 | 0 | 0 | 0 | 0 | 0 | 0 | 4 | 4 | 0.00 | 0.000 |

| Batter | 1 | 2 | 3 | 4 | 5 | 6 | 7 | 8 | 9 | AB | R | H | RBI | BB | SO | LOB | BOTTOM | | | | | |
|--|---|---|------------------------------|---------------------------------|------------------------------|---------------------------------|------------------------------|---------------------------------|------------------------------|---------------------------------|------------------------------|---------------------------------|------------------------------|---------------------------------|------------------------------|----------------------------------|---|------------------------------------|----------------------------------|--------|------|-------|
| Doug Glanville, R OBP: 0.342, SLG: 0.414 | 0-0 2B HBP 1B | | | | | | | 0-3 K | | 4 | 1 | 2 | 0 | 0 | 1 | 0 | Los Angeles Dodgers @ Chicago Cubs Wrigley Field, Chicago, IL Thu Jul 31 1997, 7:05 PM CDT Att: 39,145 - Unknown - 76 F AB 31 R 1 H 4 RBI 1 BB 2 SO 8 LOB 14  | | | | | |
| Brian McRae, S OBP: 0.326, SLG: 0.362 | 0-0 HBP 1-3 2B | | 0-0 F7 | | 0-0 F9 | | 0-0 F9 | | | 4 | 0 | 1 | 0 | 0 | 0 | 1 | | | | | | |
| Sammy Sosa, R OBP: 0.302, SLG: 0.463 | 0-3 K | | 0-0 G5-3 | | 0-0 F8 | | 0-0 F8 | | 4-0 2B 1B BB | 3 | 0 | 0 | 0 | 1 | 1 | 2 | | | | | | |
| Mark Grace, L OBP: 0.427, SLG: 0.471 | 4-0 HBP BB | | 0-0 F8 | | 0-0 F7 | | 0-0 F8 | | | 3 | 0 | 0 | 0 | 1 | 0 | 1 | | | | | | |
| Shawon Dunston, R OBP: 0.312, SLG: 0.429 23 Ryne Sandberg, R OBP: 0.293, SLG: 0.353 | 0-3 K | | 0-0 F9 | | 0-3 K | | 0-0 K | | 0-0 1B | 2 | 0 | 0 | 0 | 0 | 1 | 3 | | | | | | |
| Kevin Orie, R OBP: 0.395, SLG: 0.420 Tyler Houston, L OBP: 0.250, SLG: 0.304 | 1-0 HBP | | | 0-3 K | | 0-0 G5-3 | | 0-3 K | | 2 | 0 | 0 | 1 | 0 | 1 | 0 | | | | | | |
| Scott Servais, R OBP: 0.305, SLG: 0.346 Dave Clark, L OBP: 0.361, SLG: 0.447 | 0-0 F8 | | | 0-0 G3-1 | | 0-0 F9 | | 0-0 G4-3 | | 3 | 0 | 0 | 0 | 0 | 0 | 3 | | | | | | |
| Rey Sanchez, R OBP: 0.289, SLG: 0.314 | | 0-0 P8 | | 0-3 K | | 0-0 G5-3 | | | | 3 | 0 | 0 | 0 | 0 | 1 | 0 | | | | | | |
| Terry Mulholland, R OBP: 0.149, SLG: 0.191 Dave Hansen, L OBP: 0.453, SLG: 0.388 Amaury Telemaco, R OBP: 0.300, SLG: 0.222 | | 0-0 L9 | | | 0-3 K | | 0-0 F9 | | | 2 | 0 | 0 | 0 | 0 | 1 | 0 | | | | | | |
| Inning Stats | R: 1 E: 0 K: 2 S: 9 | H: 2 LOB: 3 BB: 1 P: 14 | R: 0 E: 0 K: 0 S: 4 | H: 1 LOB: 1 BB: 0 P: 4 | R: 0 E: 0 K: 0 S: 3 | H: 0 LOB: 0 BB: 0 P: 3 | R: 0 E: 0 K: 2 S: 7 | H: 0 LOB: 0 BB: 0 P: 7 | R: 0 E: 0 K: 1 S: 5 | H: 0 LOB: 0 BB: 0 P: 5 | R: 0 E: 0 K: 1 S: 5 | H: 0 LOB: 0 BB: 0 P: 5 | R: 0 E: 0 K: 1 S: 5 | H: 0 LOB: 2 BB: 1 P: 5 | R: 0 E: 0 K: 1 S: 6 | H: 1 LOB: 2 BB: 1 P: 10 | 1B: 3 2B: 1 3B: 0 HR: 0 | SF: 0 SAC: 0 DP: 0 HBP: 1 | WP: 0 PB: 0 SB: 0 CS: 0 | PA: 34 | | |
| PITCHER | IP WLS BF H R ER SO BB IBB HBP BLK WP HR S P ERA WHIP | IP WLS BF H R ER SO BB IBB HBP BLK WP HR S P ERA WHIP | | | | | | | | | | | | | | | IP WLS BF H R ER SO BB IBB HBP BLK WP HR S P ERA WHIP | | | | | |
| Chan Ho Park, R ERA: 2.96 | 8.0 | W | 30 | 3 | 1 | 1 | 7 | 2 | 0 | 0 | 0 | 0 | 0 | 0 | 0 | 0 | 0 | 0 | 41 | 50 | 1.12 | 0.625 |
| Todd Worrell, R ERA: 4.83 | 1.0 | S | 4 | 1 | 0 | 0 | 1 | 0 | 0 | 0 | 0 | 0 | 0 | 0 | 0 | 0 | 0 | 0 | 6 | 6 | 0.00 | 1.000 |

| Batter | 1 | 2 | 3 | 4 | 5 | 6 | 7 | 8 | 9 | AB | R | H | RBI | BB | SO | LOB | TOP | | | | | | | | | | | | | | | | | | | | | |
|--|------------------------------|----------------------------------|-------------------------------|----------------------------------|-------------------------------|----------------------------------|-------------------------------|----------------------------------|-------------------------------|----------------------------------|-------------------------------|----------------------------------|------------------------------|----------------------------------|------------------------------|----------------------------------|---|---|----------------------------------|-----------------------------------|------------------------------------|----------------------------------|--------|----|---|---|----|----|----|-----|-----|-----|----|----|----|------|-------|------|
| Brett Butler, L OBP: 0.405, SLG: 0.362 Roger Cedeno, S OBP: 0.356, SLG: 0.380 | G6-3 | | | | | | | G4-3 | | 2 | 0 | 1 | 1 | 1 | 0 | 0 | Los Angeles Dodgers @ Chicago Cubs Wrigley Field, Chicago, IL Fri Aug 01 1997, 3:33 AM CDT Att: 32,257 - Sunny - 83 F | | | | | | | | | | | | | | | | | | | | | |
| Wilton Guerrero, S OBP: 0.398, SLG: 0.427 | | | | | | | | | | 6 | 1 | 3 | 1 | 0 | 1 | 6 | | | | | | | | | | | | | | | | | | | | | | |
| Mike Piazza, R OBP: 0.427, SLG: 0.607 Tom Prince, R OBP: 0.316, SLG: 0.386 | G4-6-3 | | | | | | | | | 4 | 1 | 1 | 0 | 1 | 0 | 1 | | | | | | | | | | | | | | | | | | | | | | |
| Eric Karros, R OBP: 0.338, SLG: 0.483 | | | | | | | | | | 5 | 2 | 1 | 0 | 1 | 2 | 2 | | | | | | | | | | | | | | | | | | | | | | |
| Raul Mondesi, R OBP: 0.352, SLG: 0.553 | | | | | | | | | | 5 | 3 | 3 | 1 | 1 | 2 | 1 | | | | | | | | | | | | | | | | | | | | | | |
| Todd Zeile, R OBP: 0.333, SLG: 0.426 | | | | | | | | | | 4 | 3 | 2 | 4 | 1 | 1 | 2 | | | | | | | | | | | | | | | | | | | | | | |
| Todd Hollandsworth, L OBP: 0.290, SLG: 0.366 | | | | | | | | | | 5 | 2 | 3 | 3 | 0 | 0 | 0 | | | | | | | | | | | | | | | | | | | | | | |
| Greg Gagne, R OBP: 0.316, SLG: 0.389 | | | | | | | | | | 4 | 1 | 2 | 0 | 1 | 1 | 1 | | | | | | | | | | | | | | | | | | | | | | |
| Hideo Nomo, R OBP: 0.204, SLG: 0.306 Antonio Osuna, R OBP: 1.000, SLG: 1.000 Darren Hall, R OBP: 0.316, SLG: 0.389 | | | | | | | | | | 4 | 0 | 2 | 1 | 0 | 1 | 4 | | | | | | | | | | | | | | | | | | | | | | |
| Inning Stats | R: 0 E: 0 K: 0 S: 8 | H: 1 LOB: 0 BB: 0 P: 12 | R: 3 E: 0 K: 2 S: 20 | H: 2 LOB: 2 BB: 3 P: 40 | R: 4 E: 0 K: 0 S: 15 | H: 5 LOB: 2 BB: 1 P: 24 | R: 3 E: 0 K: 1 S: 14 | H: 4 LOB: 2 BB: 1 P: 25 | R: 1 E: 0 K: 2 S: 12 | H: 1 LOB: 0 BB: 0 P: 20 | R: 2 E: 0 K: 2 S: 17 | H: 4 LOB: 2 BB: 0 P: 23 | R: 0 E: 0 K: 1 S: 9 | H: 1 LOB: 2 BB: 1 P: 16 | R: 0 E: 0 K: 0 S: 7 | H: 1 LOB: 1 BB: 0 P: 11 | | R: 0 E: 0 K: 1 S: 12 | H: 1 LOB: 1 BB: 0 P: 18 | 1B: 13 2B: 5 3B: 0 HR: 2 | SF: 0 SAC: 0 DP: 2 HBP: 0 | WP: 0 PB: 1 SB: 3 CS: 0 | PA: 50 | | | | | | | | | | | | | | | |
| PITCHER | IP | WLS | BF | H | R | ER | SO | BB | IBB | HBP | BLK | WP | HR | S | P | ERA | WHIP | PITCHER | | | | IP | WLS | BF | H | R | ER | SO | BB | IBB | HBP | BLK | WP | HR | S | P | ERA | WHIP |
| Geremi Gonzalez, R ERA: 4.15 | 2.0 | L | 14 | 6 | 6 | 5 | 2 | 2 | 1 | 0 | 0 | 0 | 0 | 35 | 60 | 22.50 | 4.000 | Kent Bottenfield, R ERA: 2.91 | | | | 1.0 | | 4 | 1 | 0 | 0 | 1 | 0 | 0 | 0 | 0 | 0 | 12 | 18 | 0.00 | 1.000 | |
| Amarty Telemaco, R ERA: 5.59 | 3.1 | | 11 | 5 | 4 | 4 | 0 | 2 | 0 | 0 | 0 | 0 | 1 | 16 | 32 | 27.00 | 5.250 | | | | | | | | | | | | | | | | | | | | | |
| Ramon Tatis, L ERA: 4.33 | 4.1 | | 10 | 4 | 2 | 1 | 2 | 0 | 0 | 0 | 0 | 0 | 1 | 11 | 17 | 9.00 | 2.000 | | | | | | | | | | | | | | | | | | | | | |
| Turk Wendell, R ERA: 4.17 | 5.1 | | 9 | 4 | 2 | 2 | 3 | 0 | 0 | 0 | 0 | 0 | 0 | 24 | 35 | 10.80 | 2.400 | | | | | | | | | | | | | | | | | | | | | |
| Terry Adams, R ERA: 3.93 | 7.1 | | 8 | 2 | 0 | 0 | 1 | 1 | 0 | 0 | 0 | 0 | 0 | 16 | 27 | 0.00 | 1.500 | | | | | | | | | | | | | | | | | | | | | |

| | |
|-----|----|
| AB | 44 |
| R | 13 |
| H | 20 |
| RBI | 12 |
| BB | 6 |
| SO | 9 |
| LOB | 19 |



| Batter | 1 | 2 | 3 | 4 | 5 | 6 | 7 | 8 | 9 | AB | R | H | RBI | BB | SO | LOB | BOTTOM | | | | | | | | | | | | | | | | | | | | | |
|--|------------------------------|----------------------------------|------------------------------|----------------------------------|------------------------------|----------------------------------|-------------------------------|----------------------------------|-------------------------------|----------------------------------|------------------------------|----------------------------------|-------------------------------|----------------------------------|------------------------------|----------------------------------|---|---|----------------------------------|----------------------------------|------------------------------------|----------------------------------|--------|----|---|---|----|----|----|-----|-----|-----|----|------|-------|---|-----|------|
| Doug Glanville, R OBP: 0.343, SLG: 0.424 | G3 | | | | | | | | | 5 | 2 | 2 | 1 | 0 | 0 | 1 | Los Angeles Dodgers @ Chicago Cubs Wrigley Field, Chicago, IL Fri Aug 01 1997, 3:33 AM CDT Att: 32,257 - Sunny - 83 F | | | | | | | | | | | | | | | | | | | | | |
| Brian McRae, S OBP: 0.327, SLG: 0.370 | | | | | | | | | | 5 | 1 | 2 | 1 | 0 | 1 | 1 | | | | | | | | | | | | | | | | | | | | | | |
| Mark Grace, L OBP: 0.427, SLG: 0.468 | | | | | | | | | | 4 | 1 | 1 | 0 | 1 | 1 | 2 | | | | | | | | | | | | | | | | | | | | | | |
| Sammy Sosa, R OBP: 0.305, SLG: 0.470 | | | | | | | | | | 4 | 2 | 2 | 2 | 1 | 1 | 0 | | | | | | | | | | | | | | | | | | | | | | |
| Tyler Houston, L OBP: 0.263, SLG: 0.323 | | | | | | | | | | 5 | 1 | 3 | 2 | 0 | 1 | 2 | | | | | | | | | | | | | | | | | | | | | | |
| Kevin Orie, R OBP: 0.352, SLG: 0.429 | | | | | | | | | | 5 | 1 | 1 | 1 | 1 | 0 | 2 | | | | | | | | | | | | | | | | | | | | | | |
| 23 Ryne Sandberg, R OBP: 0.294, SLG: 0.363 | | | | | | | | | | 5 | 1 | 2 | 2 | 0 | 2 | 0 | | | | | | | | | | | | | | | | | | | | | | |
| Rey Sanchez, R OBP: 0.289, SLG: 0.314 Dave Hansen, L OBP: 0.425, SLG: 0.385 | | | | | | | | | | 3 | 0 | 1 | 0 | 0 | 1 | 0 | | | | | | | | | | | | | | | | | | | | | | |
| Geremi Gonzalez, R ERA: 4.02 Amarty Telemaco, R ERA: 5.59 Ramon Tatis, L ERA: 4.33 Turk Wendell, L ERA: 4.17 José Hernández, R OBP: 0.333, SLG: 0.443 Terry Adams, R ERA: 3.93 Dave Clark, L OBP: 0.316, SLG: 0.442 Kent Bottenfield, R ERA: 2.91 | | | | | | | | | | 1 | 0 | 0 | 0 | 0 | 1 | 1 | | | | | | | | | | | | | | | | | | | | | | |
| Inning Stats | R: 0 E: 0 K: 1 S: 8 | H: 0 LOB: 2 BB: 2 P: 20 | R: 0 E: 0 K: 2 S: 9 | H: 1 LOB: 1 BB: 0 P: 12 | R: 1 E: 0 K: 1 S: 8 | H: 1 LOB: 0 BB: 0 P: 14 | R: 2 E: 0 K: 3 S: 15 | H: 2 LOB: 0 BB: 0 P: 21 | R: 2 E: 0 K: 0 S: 12 | H: 3 LOB: 1 BB: 0 P: 16 | R: 0 E: 0 K: 0 S: 5 | H: 0 LOB: 1 BB: 1 P: 11 | R: 2 E: 0 K: 1 S: 13 | H: 4 LOB: 2 BB: 0 P: 25 | R: 1 E: 0 K: 1 S: 9 | H: 2 LOB: 0 BB: 0 P: 13 | | R: 1 E: 0 K: 1 S: 10 | H: 1 LOB: 0 BB: 0 P: 13 | 1B: 8 2B: 1 3B: 0 HR: 5 | SF: 0 SAC: 0 DP: 1 HBP: 0 | WP: 1 PB: 0 SB: 0 CS: 0 | PA: 43 | | | | | | | | | | | | | | | |
| PITCHER | IP | WLS | BF | H | R | ER | SO | BB | IBB | HBP | BLK | WP | HR | S | P | ERA | WHIP | PITCHER | | | | IP | WLS | BF | H | R | ER | SO | BB | IBB | HBP | BLK | WP | HR | S | P | ERA | WHIP |
| Hideo Nomo, R ERA: 4.02 | 1.1 | | 5 | 2 | 1 | 1 | 1 | 0 | 0 | 0 | 0 | 0 | 1 | 11 | 17 | 6.75 | 1.500 | Kent Bottenfield, R ERA: 2.91 | | | | 1.0 | | 4 | 1 | 0 | 0 | 1 | 0 | 0 | 0 | 12 | 18 | 0.00 | 1.000 | | | |
| Antonio Osuna, R ERA: 2.52 | 7.1 | | 1 | 1 | 1 | 1 | 1 | 0 | 0 | 0 | 0 | 0 | 1 | 10 | 13 | 9.00 | 1.000 | | | | | | | | | | | | | | | | | | | | | |
| Darren Hall, R ERA: 2.7 | 9.1 | | 4 | 1 | 1 | 1 | 1 | 0 | 0 | 0 | 0 | 0 | 1 | 10 | 13 | 9.00 | 1.000 | | | | | | | | | | | | | | | | | | | | | |




| Batter | 1 | 2 | 3 | 4 | 5 | 6 | 7 | 8 | 9 | AB | R | H | RBI | BB | SO | LOB | TOP | | | | | | | | | | |
|---|------------------------------|---------------------------------|------------------------------|---------------------------------|------------------------------|---------------------------------|------------------------------|---------------------------------|------------------------------|---------------------------------|------------------------------|----------------------------------|------------------------------|---------------------------------|-----------------------------------|------------------------------------|---|----------------------------------|--------|--|--|--|--|--|--|--|--|
| Brett Butler, L OBP: 0.402, SLG: 0.359 (1, 7) | | | | | | | | | | 5 | 1 | 1 | 0 | 0 | 2 | 4 | Los Angeles Dodgers @ Chicago Cubs Wrigley Field, Chicago, IL Sat Aug 02 1997, 3:33 AM CDT Att: 39,953 - Sunny - 84 F | | | | | | | | | | |
| Wilton Guerrero, S OBP: 0.310, SLG: 0.428 (1, 4) | | | | | | | | | | 4 | 0 | 2 | 0 | 0 | 1 | 0 | | | | | | | | | | | |
| Mike Piazza, R OBP: 0.424, SLG: 0.600 (1, 2) | | | | | | | | | | 4 | 0 | 0 | 0 | 1 | 1 | 2 | | | | | | | | | | | |
| Eric Karros, R OBP: 0.340, SLG: 0.483 (1, 3) | | | | | | | | | | 4 | 0 | 2 | 1 | 0 | 1 | 3 | | | | | | | | | | | |
| Raul Mondesi, R OBP: 0.353, SLG: 0.553 (1, 9) | | | | | | | | | | 4 | 0 | 2 | 0 | 0 | 0 | 3 | | | | | | | | | | | |
| Todd Zeile, R OBP: 0.333, SLG: 0.424 (1, 5) | | | | | | | | | | 4 | 0 | 1 | 0 | 0 | 0 | 5 | | | | | | | | | | | |
| Greg Gagne, R OBP: 0.315, SLG: 0.386 (1, 6) | | | | | | | | | | 3 | 0 | 0 | 0 | 1 | 1 | 1 | | | | | | | | | | | |
| Roger Cedeno, S OBP: 0.360, SLG: 0.379 (1, 8) | | | | | | | | | | 3 | 0 | 1 | 0 | 1 | 1 | 2 | | | | | | | | | | | |
| Tom Candiotti, R ERA: 4.0 Mark Guthrie, L ERA: 4.7 Eric Anthony, L ERA: 3.81 Antonio Osuna, R ERA: 2.45 37 Darren Dreifort, R ERA: 2.29 Nelson Hernandez, S ERA: 2.82 Scott Radinsky, L ERA: 2.82 (1, 1) | | | | | | | | | | 0 | 0 | 0 | 0 | 0 | 0 | 0 | | | | | | | | | | | |
| Inning Stats | R: 1 E: 0 K: 0 S: 5 | H: 2 LOB: 1 BB: 0 P: 5 | R: 0 E: 0 K: 0 S: 4 | H: 1 LOB: 2 BB: 1 P: 8 | R: 0 E: 0 K: 1 S: 6 | H: 1 LOB: 1 BB: 0 P: 6 | R: 0 E: 0 K: 2 S: 8 | H: 1 LOB: 0 BB: 0 P: 8 | R: 0 E: 0 K: 1 S: 5 | H: 1 LOB: 0 BB: 0 P: 5 | R: 0 E: 0 K: 2 S: 8 | H: 1 LOB: 2 BB: 0 P: 12 | R: 0 E: 0 K: 2 S: 7 | H: 0 LOB: 0 BB: 0 P: 7 | 1B: 10 2B: 0 3B: 0 HR: 0 | SF: 0 SAC: 3 DP: 0 HBP: 0 | | WP: 1 PB: 0 SB: 0 CS: 0 | PA: 40 | | | | | | | | |
| PITCHER | IP | WLS | BF | H | R | ER | SO | BB | IBB | HBP | BLK | WP | HR | S | P | ERA | WHIP | | | | | | | | | | |
| Kevin Tapani, R ERA: 4.0 (1, 1) | 6.0 | W | 28 | 8 | 1 | 1 | 3 | 2 | 0 | 0 | 1 | 0 | 0 | 32 | 40 | 1.50 | 1.667 | | | | | | | | | | |
| Terry Adams, R ERA: 3.81 (7, 1) | 1.2 | | 7 | 2 | 0 | 0 | 2 | 1 | 0 | 0 | 0 | 1 | 0 | 10 | 14 | 0.00 | 1.800 | | | | | | | | | | |
| Kent Bottenfield, R ERA: 2.9 (8, 1) | 0.1 | | 1 | 0 | 0 | 0 | 1 | 0 | 0 | 0 | 0 | 0 | 0 | 3 | 3 | 0.00 | 0.000 | | | | | | | | | | |
| Mel Rojas, R ERA: 4.45 (9, 1) | 1.0 | | 3 | 0 | 0 | 0 | 2 | 0 | 0 | 0 | 0 | 0 | 0 | 7 | 7 | 0.00 | 0.000 | | | | | | | | | | |

| Batter | 1 | 2 | 3 | 4 | 5 | 6 | 7 | 8 | 9 | AB | R | H | RBI | BB | SO | LOB | BOTTOM | | | | | | | | | | |
|---|------------------------------|----------------------------------|------------------------------|----------------------------------|------------------------------|---------------------------------|------------------------------|---------------------------------|------------------------------|---------------------------------|------------------------------|---------------------------------|------------------------------|---------------------------------|----------------------------------|------------------------------------|---|----------------------------------|--------|--|--|--|--|--|--|--|--|
| Doug Glanville, R OBP: 0.344, SLG: 0.423 (1, 7) | | | | | | | | | | 5 | 0 | 2 | 1 | 0 | 1 | 1 | Los Angeles Dodgers @ Chicago Cubs Wrigley Field, Chicago, IL Sat Aug 02 1997, 3:33 AM CDT Att: 39,953 - Sunny - 84 F | | | | | | | | | | |
| Brian McRae, S OBP: 0.328, SLG: 0.367 (1, 8) | | | | | | | | | | 3 | 0 | 0 | 0 | 2 | 2 | 4 | | | | | | | | | | | |
| Mark Grace, L OBP: 0.430, SLG: 0.473 (1, 3) | | | | | | | | | | 3 | 0 | 2 | 1 | 0 | 0 | 0 | | | | | | | | | | | |
| Sammy Sosa, R OBP: 0.303, SLG: 0.466 (1, 9) | | | | | | | | | | 4 | 0 | 0 | 0 | 0 | 1 | 6 | | | | | | | | | | | |
| Shawon Dunston, R OBP: 0.311, SLG: 0.427 Rey Sanchez, R OBP: 0.289, SLG: 0.314 (1, 6) | | | | | | | | | | 4 | 0 | 1 | 0 | 0 | 1 | 2 | | | | | | | | | | | |
| Kevin Orie, R OBP: 0.356, SLG: 0.432 (1, 5) | | | | | | | | | | 3 | 1 | 2 | 0 | 0 | 0 | 0 | | | | | | | | | | | |
| 23 Ryne Sandberg, R OBP: 0.302, SLG: 0.588 (1, 4) | | | | | | | | | | 3 | 3 | 3 | 3 | 1 | 0 | 0 | | | | | | | | | | | |
| Scott Servais, R OBP: 0.302, SLG: 0.341 (1, 2) | | | | | | | | | | 4 | 0 | 0 | 0 | 0 | 0 | 4 | | | | | | | | | | | |
| Kevin Tapani, R ERA: 3.18 Dave Calk, L ERA: 4.7 Terry Adams, R ERA: 3.81 Kent Bottenfield, R ERA: 2.45 37 Darren Dreifort, R ERA: 2.29 Nelson Hernandez, S ERA: 2.82 Mel Rojas, R ERA: 4.45 (1, 1) | | | | | | | | | | 1 | 1 | 1 | 0 | 1 | 0 | 0 | | | | | | | | | | | |
| Inning Stats | R: 0 E: 0 K: 1 S: 5 | H: 0 LOB: 2 BB: 1 P: 10 | R: 2 E: 0 K: 0 S: 7 | H: 4 LOB: 3 BB: 1 P: 11 | R: 1 E: 0 K: 0 S: 4 | H: 1 LOB: 0 BB: 0 P: 4 | R: 1 E: 0 K: 0 S: 4 | H: 2 LOB: 1 BB: 1 P: 8 | R: 0 E: 0 K: 2 S: 7 | H: 0 LOB: 0 BB: 0 P: 7 | R: 0 E: 0 K: 2 S: 7 | H: 0 LOB: 0 BB: 0 P: 7 | R: 1 E: 0 K: 1 S: 8 | H: 3 LOB: 2 BB: 0 P: 8 | 1B: 8 2B: 1 3B: 0 HR: 2 | SF: 0 SAC: 1 DP: 2 HBP: 1 | | WP: 0 PB: 1 SB: 3 CS: 0 | PA: 38 | | | | | | | | |
| PITCHER | IP | WLS | BF | H | R | ER | SO | BB | IBB | HBP | BLK | WP | HR | S | P | ERA | WHIP | | | | | | | | | | |
| Tom Candiotti, R ERA: 3.18 (1, 1) | 2.0 | L | 13 | 4 | 2 | 2 | 1 | 2 | 0 | 0 | 0 | 0 | 1 | 12 | 21 | 9.00 | 3.000 | | | | | | | | | | |
| Mark Guthrie, L ERA: 4.7 (3, 1) | 3.0 | | 13 | 4 | 2 | 2 | 0 | 1 | 1 | 0 | 0 | 0 | 1 | 11 | 19 | 6.00 | 1.667 | | | | | | | | | | |
| Antonio Osuna, R ERA: 2.45 (6, 1) | 1.0 | | 3 | 0 | 0 | 0 | 2 | 0 | 0 | 0 | 0 | 0 | 0 | 7 | 7 | 0.00 | 0.000 | | | | | | | | | | |
| 37 Darren Dreifort, R ERA: 2.29 (7, 1) | 1.0 | | 3 | 0 | 0 | 0 | 2 | 0 | 0 | 0 | 0 | 0 | 0 | 7 | 7 | 0.00 | 0.000 | | | | | | | | | | |
| Scott Radinsky, L ERA: 2.82 (8, 1) | 1.0 | | 6 | 3 | 1 | 1 | 1 | 0 | 0 | 0 | 0 | 0 | 0 | 8 | 8 | 9.00 | 3.000 | | | | | | | | | | |

| Batter | 1 | 2 | 3 | 4 | 5 | 6 | 7 | 8 | 9 | 10 | 11 | 12 | AB | R | H | RBI | BB | SO | LOB | | | |
|--|----------------------|---------------------------------|----------------------|---------------------------------|----------------------|-------------------------|----------------------|----------------------------------|----------------------|---------------------------------|----------------------|---------------------------------|----------------------|---------------------------------|----------------------|---------------------------------|----------------------|---------------------------------|----------------------------------|------------------------------------|----------------------------------|--------|
| Brett Butler, L OBP: 0.397, SLG: 0.352 (1.7) | F8 | | F9 | | L3 | | | G6-3 | | FC3-6 BB | | K | 5 | 0 | 0 | 0 | 1 | 1 | 1 | | | |
| Wilton Guerrero, S OBP: 0.306, SLG: 0.421 (1.4) | G5-3 | | L4-3 | | | G6-3 | | G3-1 | | FC3-6 FC6-4 | | | 5 | 0 | 0 | 0 | 0 | 0 | 3 | | | |
| Mike Piazza, R OBP: 0.424, SLG: 0.595 (1.2) | BB | | | | | G3-1 | | G4-3 | | FC6-4 | | | 3 | 0 | 0 | 0 | 2 | 0 | 2 | | | |
| Eric Karros, R OBP: 0.336, SLG: 0.477 (1.3) | F3 | | F8 | | | F7 | | L3 | | | | K | 5 | 0 | 0 | 0 | 0 | 1 | 2 | | | |
| Raul Mondesi, R OBP: 0.354, SLG: 0.565 (1.9) | | HR | | | | K | | | | | | K | 5 | 2 | 2 | 2 | 0 | 2 | 1 | | | |
| Todd Zeile, R OBP: 0.336, SLG: 0.426 (1.5) | K | | | | | | | | | | | G5-3 | 5 | 0 | 3 | 0 | 0 | 1 | 0 | | | |
| Greg Gagne, R OBP: 0.316, SLG: 0.394 (1.6) | F8 | | | | | K | | | | F2 | | | 5 | 1 | 2 | 1 | 0 | 1 | 2 | | | |
| Roger Cedeno, S OBP: 0.355, SLG: 0.373 (1.8) | K | | | | | K | | G4-3 | | FC3-6 SH2-4 1B | | G4-3 | 5 | 0 | 1 | 0 | 0 | 2 | 1 | | | |
| Neil Maritz, R OBP: 0.375, SLG: 0.475 (1.7) | | | | | | G3-1 | | K | | | | K | 5 | 0 | 0 | 0 | 0 | 0 | 0 | | | |
| Inning Stats | R: 0 E: 0 K: 3 | H: 0 LOB: 1 BB: 1 P: 7 | R: 1 E: 0 K: 8 | H: 1 LOB: 0 BB: 0 P: 8 | R: 0 E: 0 K: 3 | H: 1 LOB: 0 BB: 3 | R: 0 E: 0 K: 1 | H: 2 LOB: 1 BB: 1 P: 10 | R: 0 E: 0 K: 1 | H: 0 LOB: 0 BB: 0 P: 3 | R: 1 E: 0 K: 2 | H: 2 LOB: 1 BB: 0 P: 9 | R: 0 E: 0 K: 0 | H: 1 LOB: 1 BB: 0 P: 4 | R: 0 E: 0 K: 2 | H: 0 LOB: 0 BB: 0 P: 7 | R: 1 E: 0 K: 2 | H: 1 LOB: 0 BB: 0 P: 8 | 1B: 6 2B: 1 3B: 0 HR: 3 | SF: 0 SAC: 1 DP: 1 HBP: 0 | WP: 0 PB: 0 SB: 0 CS: 0 | PA: 46 |
| PITCHER | IP | WLS | BF | H | R | ER | SO | BB | IBB | HBP | BLK | WP | HR | S | P | ERA | WHIP | | | | | |
| Steve Trachsel, R ERA: 4.75 (1.1) | 7.0 | | 27 | 6 | 2 | 2 | 6 | 2 | 2 | 0 | 0 | 0 | 0 | 2 | 2 | 0.00 | 0.000 | | | | | |
| Bob Patterson, L ERA: 3.21 (8.1) | 0.2 | | 2 | 0 | 0 | 0 | 0 | 0 | 0 | 0 | 0 | 0 | 0 | 2 | 2 | 0.00 | 0.000 | | | | | |
| Turk Wendell, R ERA: 4.07 (8.1) | 1.1 | | 5 | 1 | 0 | 0 | 0 | 0 | 0 | 0 | 0 | 0 | 0 | 5 | 5 | 0.00 | 0.750 | | | | | |
| Mel Rojas, R ERA: 4.42 (10.1) | 2.1 | | 10 | 2 | 1 | 1 | 2 | 1 | 0 | 0 | 0 | 0 | 1 | 13 | 17 | 3.86 | 1.286 | | | | | |
| Ramon Tatis, L ERA: 4.28 (12.1) | 0.2 | W | 2 | 0 | 0 | 0 | 2 | 0 | 0 | 0 | 0 | 0 | 0 | 6 | 6 | 0.00 | 0.000 | | | | | |

Los Angeles Dodgers @ Chicago Cubs
Wrigley Field, Chicago, IL
Sun Aug 03 1997, 7:05 PM CDT
Att: 31,280 - Unknown - 77 F


AB 42
R 3
H 9
RBI 3
BB 3
SO 10
LOB 13



| Batter | 1 | 2 | 3 | 4 | 5 | 6 | 7 | 8 | 9 | 10 | 11 | 12 | AB | R | H | RBI | BB | SO | LOB | | | | | |
|---|----------------------|---------------------------------|----------------------|---------------------------------|----------------------|---------------------------------|----------------------|---------------------------------|----------------------|---------------------------------|----------------------|---------------------------------|----------------------|----------------------------------|----------------------|---------------------------------|----------------------|---------------------------------|----------------------|---------------------------------|----------------------------------|------------------------------------|----------------------------------|--------|
| Doug Glanville, R OBP: 0.345, SLG: 0.423 (8.8) | G4-3 | | G5-3 | | | SH2-4 | | G6-3 BLK 2B 1B | | DI 1B | | G6-3 | 5 | 1 | 2 | 0 | 0 | 0 | 1 | | | | | |
| Brian McRae, S OBP: 0.327, SLG: 0.364 (1.8) | F9 | | | | | | | G6-3 | | G5-3 | | K | 3 | 0 | 0 | 0 | 1 | 1 | 1 | | | | | |
| Ray Sanchez, R OBP: 0.288, SLG: 0.313 (9.6) | | | | | | | | | | | | | 1 | 0 | 0 | 0 | 0 | 0 | 2 | | | | | |
| Mel Rojas, R (10.1) | | | | | | | | | | | | | 0 | 0 | 0 | 0 | 0 | 0 | 0 | | | | | |
| Ramon Tatis, L (12.1) | | | | | | | | | | | | | 0 | 0 | 0 | 0 | 0 | 0 | 0 | | | | | |
| Kevin Foster, R OBP: 0.143, SLG: 0.146 (12, PH) | | | | | | | | | | | | | 1 | 0 | 0 | 0 | 0 | 1 | 0 | | | | | |
| Mark Grace, L OBP: 0.433, SLG: 0.474 (1.3) | G3 | | | | | | | K | | | | HR BB | 5 | 1 | 3 | 1 | 1 | 1 | 1 | | | | | |
| Sammy Sosa, R OBP: 0.303, SLG: 0.473 (1.9) | | F9 | | | | | | F8 | | | | | 6 | 1 | 2 | 3 | 0 | 2 | 4 | | | | | |
| Tyler Houston, L OBP: 0.261, SLG: 0.313 (8.2) | K | | | | | G6-3 | | F7 | | FC6-4 BB | | K | 4 | 0 | 0 | 0 | 1 | 2 | 4 | | | | | |
| Shawon Dunston, R OBP: 0.309, SLG: 0.430 (9.7) | G6-3 | | | | | | | | | FC6-4 | | FC5-4 | 5 | 0 | 1 | 0 | 0 | 1 | 3 | | | | | |
| 23 Ryne Sandberg, R OBP: 0.301, SLG: 0.388 (1.4) | | | K | | | F8 | | K | | SH3-4 FC1-2-5 2B | | F9 | 5 | 0 | 1 | 0 | 0 | 2 | 1 | | | | | |
| Scott Servais, R OBP: 0.303, SLG: 0.343 (7, PH) | | | | | | | | | | | | | 2 | 0 | 1 | 0 | 0 | 1 | 0 | | | | | |
| Dave Hansen, L OBP: 0.425, SLG: 0.385 (7, PH) | | | | | | | | F5 | | SH3-4 | | K | 0 | 0 | 0 | 0 | 0 | 0 | 0 | | | | | |
| Kevin Orie, R OBP: 0.353, SLG: 0.428 (8.5) | | | | | | | | | | | | | 2 | 0 | 0 | 0 | 0 | 1 | 1 | | | | | |
| Steve Trachsel, R OBP: 0.375, SLG: 0.475 (7, PH) | | | | | | | | | | | | | 2 | 1 | 1 | 0 | 0 | 1 | 1 | | | | | |
| Bob Patterson, R (8.1) | | | | | | | | | | | | | 1 | 0 | 0 | 0 | 0 | 1 | 1 | | | | | |
| Turk Wendell, L (8.1) | | | | | | | | | | | | | 0 | 0 | 0 | 0 | 0 | 0 | 0 | | | | | |
| Dave Clark, L OBP: 0.304, SLG: 0.429 (10.7) | | | | | | | | | | | | | 2 | 0 | 0 | 0 | 0 | 1 | 1 | | | | | |
| Inning Stats | R: 0 E: 0 K: 0 | H: 0 LOB: 0 BB: 0 P: 3 | R: 0 E: 0 K: 1 | H: 0 LOB: 0 BB: 0 P: 5 | R: 0 E: 0 K: 2 | H: 1 LOB: 1 BB: 0 P: 8 | R: 0 E: 0 K: 2 | H: 1 LOB: 1 BB: 0 P: 8 | R: 0 E: 0 K: 2 | H: 0 LOB: 2 BB: 1 P: 9 | R: 1 E: 0 K: 2 | H: 2 LOB: 2 BB: 1 P: 9 | R: 0 E: 0 K: 0 | H: 1 LOB: 1 BB: 0 P: 11 | R: 0 E: 0 K: 2 | H: 2 LOB: 2 BB: 0 P: 8 | R: 0 E: 0 K: 2 | H: 0 LOB: 0 BB: 0 P: 7 | R: 2 E: 0 K: 1 | H: 1 LOB: 0 BB: 1 P: 9 | 1B: 6 2B: 3 3B: 1 HR: 1 | SF: 0 SAC: 2 DP: 0 HBP: 0 | WP: 0 PB: 0 SB: 0 CS: 0 | PA: 49 |
| PITCHER | IP | WLS | BF | H | R | ER | SO | BB | IBB | HBP | BLK | WP | HR | S | P | ERA | WHIP | | | | | | | |
| Ismael Valdez, R ERA: 2.9 (7, PH) | 6.1 | | 25 | 5 | 1 | 1 | 8 | 1 | 0 | 0 | 0 | 0 | 0 | 4 | 4 | 1.42 | 0.947 | | | | | | | |
| Scott Radinsky, L ERA: 2.78 (8.1) | 0.2 | | 2 | 0 | 0 | 0 | 1 | 0 | 0 | 0 | 0 | 0 | 0 | 4 | 4 | 0.00 | 0.000 | | | | | | | |
| 37 Darren Dreifort, R ERA: 2.43 (8.1) | 1.2 | | 9 | 3 | 1 | 1 | 1 | 1 | 0 | 0 | 1 | 0 | 0 | 10 | 14 | 5.40 | 2.400 | | | | | | | |
| Darren Hall, R ERA: 2.68 (9.1) | 0.1 | | 2 | 1 | 0 | 0 | 0 | 0 | 0 | 0 | 0 | 0 | 0 | 2 | 2 | 0.00 | 3.000 | | | | | | | |
| Antonio Osuna, R ERA: 2.53 (10.1) | 2.0 | | 7 | 1 | 0 | 0 | 4 | 0 | 0 | 0 | 0 | 0 | 0 | 15 | 15 | 0.00 | 0.500 | | | | | | | |

Los Angeles Dodgers @ Chicago Cubs
Wrigley Field, Chicago, IL
Sun Aug 03 1997, 7:05 PM CDT
Att: 31,280 - Unknown - 77 F

AB 44
R 4
H 11
RBI 4
BB 3
SO 15
LOB 21



| Batter | 1 | 2 | 3 | 4 | 5 | 6 | 7 | 8 | 9 | AB | R | H | RBI | BB | SO | LOB | TOP | | | | | | | | | | |
|---|-------------------------------|----------------------------------|-------------------------------|----------------------------------|------------------------------|----------------------------------|-------------------------------|----------------------------------|------------------------------|----------------------------------|-------------------------------|----------------------------------|------------------------------|---------------------------------|------------------------------|----------------------------------|---|-----------------------------------|------------------------------------|----------------------------------|--------|--|--|--|--|--|--|
| Brett Butler, L OBP: 0.398, SLG: 0.353 (1, 7) | G4-3 | 1B | | | | | K | | K | 5 | 1 | 2 | 2 | 0 | 2 | 0 | Los Angeles Dodgers @ Montreal Expos Olympic Stadium, Montreal, QB Thu Aug 07 1997, 7:05 PM EDT Att: 14,214 - Dome - G5 F livebaseballscorecards.com | | | | | | | | | | |
| Wayne Kirby, L OBP: 0.277, SLG: 0.195 Roger Cedeno, S OBP: 0.365, SLG: 0.376 (7, 8) | G3-1 | P3 | | | | | 3B | | HR | 3 | 0 | 0 | 0 | 0 | 0 | 2 | | | | | | | | | | | |
| Mike Piazza, R OBP: 0.432, SLG: 0.623 (1, 2) | 1B | 2B | | | | | 3B | | HR | 5 | 3 | 4 | 3 | 0 | 0 | 0 | | | | | | | | | | | |
| Eric Karros, R OBP: 0.335, SLG: 0.474 (1, 3) | 1B | 1B | | | | | K | | G4-3 | 5 | 0 | 3 | 1 | 0 | 1 | 2 | | | | | | | | | | | |
| Raul Mondesi, R OBP: 0.352, SLG: 0.560 (1, 9) | L5 | FC5-4 | | | | | FC1-6 | | L7 | 5 | 0 | 1 | 2 | 0 | 0 | 4 | | | | | | | | | | | |
| Todd Zeile, R OBP: 0.337, SLG: 0.419 (1, 5) | | | | | | | F8 | | | 3 | 1 | 1 | 0 | 0 | 1 | 2 | | | | | | | | | | | |
| Greg Gagne, R OBP: 0.317, SLG: 0.398 (1, 6) | | | | | | | K | | F8 | 4 | 1 | 1 | 0 | 0 | 1 | 1 | | | | | | | | | | | |
| Adam Riggs, R (1, 4) | | | | | | | G5-3 | | L8 | 4 | 1 | 0 | 0 | 0 | 0 | 1 | | | | | | | | | | | |
| Hideo Nomo, R OBP: 0.192, SLG: 0.288 Scott Radinsky, L ERA: 2.79 Antonio Osuna, R OBP: 0.500, SLG: 0.500 Darren Hall, R ERA: 6.35 (9, 1) | | | | | | | G5-3 | | G5-3 | 3 | 0 | 0 | 0 | 0 | 2 | 2 | | | | | | | | | | | |
| Inning Stats | R: 1 E: 0 K: 0 S: 13 | H: 2 LOB: 1 BB: 0 P: 20 | R: 4 E: 1 K: 1 S: 20 | H: 4 LOB: 2 BB: 0 P: 28 | R: 0 E: 0 K: 0 S: 7 | H: 1 LOB: 0 BB: 0 P: 10 | R: 0 E: 0 K: 1 S: 11 | H: 1 LOB: 0 BB: 0 P: 16 | R: 0 E: 0 K: 1 S: 9 | H: 0 LOB: 1 BB: 0 P: 11 | R: 2 E: 0 K: 2 S: 16 | H: 3 LOB: 1 BB: 0 P: 21 | R: 0 E: 0 K: 0 S: 3 | H: 0 LOB: 0 BB: 0 P: 7 | R: 2 E: 0 K: 1 S: 8 | H: 2 LOB: 0 BB: 0 P: 10 | | 1B: 11 2B: 1 3B: 1 HR: 1 | SF: 0 SAC: 0 DP: 1 HBP: 1 | WP: 0 PB: 0 SB: 5 CS: 1 | PA: 42 | | | | | | |
| PITCHER | IP | WLS | BF | H | R | ER | SO | BB | IBB | HBP | BLK | WP | HR | S | P | ERA | WHIP | | | | | | | | | | |
| Jim Bullinger, R ERA: 5.87 Anthony Telford, R ERA: 2.79 Steve Kline, L ERA: 5.9 Marc Valdes, R ERA: 3.38 Rick DeHart, L ERA: 6.35 (8, 1) | 4.0 | L | 20 | 8 | 5 | 3 | 2 | 0 | 0 | 1 | 0 | 0 | 0 | 51 | 74 | 6.75 | 2.000 | | | | | | | | | | |

| Batter | 1 | 2 | 3 | 4 | 5 | 6 | 7 | 8 | 9 | AB | R | H | RBI | BB | SO | LOB | BOTTOM | | | | | | | | | | |
|--|------------------------------|----------------------------------|------------------------------|----------------------------------|-------------------------------|----------------------------------|-------------------------------|----------------------------------|-------------------------------|----------------------------------|-------------------------------|----------------------------------|-------------------------------|----------------------------------|-------------------------------|----------------------------------|---|------------------------------|----------------------------------|-----------------------------------|------------------------------------|----------------------------------|--------|--|--|--|--|
| F.P. Santangelo, S OBP: 0.407, SLG: 0.411 (1, 7) | K | | | | | | F7 | | | 4 | 0 | 0 | 0 | 1 | 3 | 4 | Los Angeles Dodgers @ Montreal Expos Olympic Stadium, Montreal, QB Thu Aug 07 1997, 7:05 PM EDT Att: 14,214 - Dome - G5 F livebaseballscorecards.com | | | | | | | | | | |
| Jose Vidro, S OBP: 0.281, SLG: 0.352 (1, 4) | 1B | | | | | | 1B | | 2B | 5 | 2 | 4 | 0 | 0 | 0 | 1 | | | | | | | | | | | |
| Rondell White, R OBP: 0.322, SLG: 0.482 (1, 8) | 1B | | | | | | K | | P8 | 3 | 0 | 1 | 0 | 2 | 1 | 2 | | | | | | | | | | | |
| David Segui, S OBP: 0.389, SLG: 0.502 (1, 3) | G4-6-3 | | | | | | F8 | | K | 5 | 1 | 2 | 3 | 0 | 1 | 5 | | | | | | | | | | | |
| Darrin Fletcher, L OBP: 0.321, SLG: 0.533 (1, 2) | | | | | | | HR | | L7 | 5 | 0 | 1 | 0 | 0 | 1 | 3 | | | | | | | | | | | |
| Mark Gudzzielanek, R OBP: 0.328, SLG: 0.407 (1, 6) | | | | | | | K | | G6-3 | 4 | 1 | 2 | 0 | 1 | 1 | 1 | | | | | | | | | | | |
| Vladimir Guerrero, R OBP: 0.373, SLG: 0.488 (1, 9) | | | | | | | 1B | | G6-3 | 3 | 0 | 1 | 0 | 2 | 0 | 1 | | | | | | | | | | | |
| Doug Strange, S OBP: 0.331, SLG: 0.428 (1, 5) | | | | | | | K | | G6-3 | 5 | 0 | 2 | 1 | 0 | 2 | 5 | | | | | | | | | | | |
| Jim Bullinger, R ERA: 5.87 Joe Oltman, R ERA: 2.79 Anthony Telford, R ERA: 2.79 Pavel Medvedev, R ERA: 2.79 Steve Kline, L ERA: 5.9 Marc Valdes, R ERA: 3.38 Andy Schatzman, R ERA: 2.23 Henry Rodriguez, L ERA: 2.23 Boo Schott, L ERA: 2.23 Chris Wagner, R ERA: 2.55 (9, 1) | | | | | | | P6 | | K | 1 | 0 | 0 | 0 | 0 | 0 | 0 | | | | | | | | | | | |
| Inning Stats | R: 0 E: 0 K: 1 S: 6 | H: 1 LOB: 1 BB: 1 P: 15 | R: 0 E: 0 K: 1 S: 8 | H: 0 LOB: 1 BB: 1 P: 14 | R: 1 E: 0 K: 1 S: 12 | H: 2 LOB: 2 BB: 1 P: 22 | R: 0 E: 0 K: 2 S: 12 | H: 1 LOB: 2 BB: 1 P: 22 | R: 2 E: 0 K: 2 S: 15 | H: 3 LOB: 2 BB: 1 P: 26 | R: 0 E: 0 K: 2 S: 11 | H: 1 LOB: 2 BB: 1 P: 20 | R: 1 E: 0 K: 2 S: 14 | H: 3 LOB: 2 BB: 0 P: 22 | R: 0 E: 0 K: 1 S: 14 | H: 1 LOB: 1 BB: 0 P: 21 | | R: 0 E: 0 K: 0 S: 9 | H: 1 LOB: 1 BB: 0 P: 12 | 1B: 10 2B: 2 3B: 0 HR: 1 | SF: 0 SAC: 0 DP: 1 HBP: 0 | WP: 1 PB: 0 SB: 0 CS: 0 | PA: 45 | | | | |
| PITCHER | IP | WLS | BF | H | R | ER | SO | BB | IBB | HBP | BLK | WP | HR | S | P | ERA | WHIP | | | | | | | | | | |
| Hideo Nomo, R ERA: 4.04 Scott Radinsky, L ERA: 2.91 Antonio Osuna, R ERA: 2.23 Darren Hall, R ERA: 2.55 (9, 1) | 5.2 | W | 30 | 8 | 3 | 3 | 9 | 6 | 0 | 0 | 0 | 0 | 0 | 11 | 63 | 4.76 | 2.471 | | | | | | | | | | |



| Batter | 1 | 2 | 3 | 4 | 5 | 6 | 7 | 8 | 9 | AB | R | H | RBI | BB | SO | LOB | TOP | | | | | | | | | | |
|---|------------------------------|---------------------------------|------------------------------|---------------------------------|------------------------------|----------------------------------|------------------------------|----------------------------------|------------------------------|----------------------------------|------------------------------|---------------------------------|------------------------------|---------------------------------|------------------------------|---------------------------------|------------------------------|---------------------------------|----------------------------------|------------------------------------|----------------------------------|--------|--|--|--|--|--|
| Brett Butler, L (1,7) OBP: 0.401, SLG: 0.361 Roger Cedeno, S (8,8) OBP: 0.363, SLG: 0.373 | G4-3 | | FC6-4 1B | 2B G6-3 1B | CS 2B | K | | | K | 5 | 2 | 3 | 0 | 0 | 1 | 0 | | | | | | | | | | | |
| Wayne Kirby, L (1,8) OBP: 0.321, SLG: 0.261 | P4 | | FC6-4 1B | 1-3 2B 2B | 2-3 3B BB | 1B | | | P5 | 5 | 2 | 3 | 1 | 1 | 0 | 0 | | | | | | | | | | | |
| Mike Piazza, R (1,2) OBP: 0.429, SLG: 0.615 Tom Prince, R (9,2) OBP: 0.316, SLG: 0.386 | G6-3 | | FC6-4 WP 1B | G6-3 | 3-H 3B BB | P4 | | | P4 | 5 | 1 | 0 | 1 | 1 | 0 | 4 | | | | | | | | | | | |
| Eric Karros, R (1,3) OBP: 0.335, SLG: 0.475 | | G6-3 | 1-2 3-H 1B | 2B | 2B | F7 | | | | 5 | 1 | 2 | 2 | 0 | 0 | 2 | | | | | | | | | | | |
| Raul Mondesi, R (1,9) OBP: 0.352, SLG: 0.561 | L4 | | F7 | 2B | BB | K | | | | 4 | 1 | 1 | 2 | 1 | 1 | 2 | | | | | | | | | | | |
| Todd Zeile, R (1,5) OBP: 0.342, SLG: 0.424 | 2B | | 1-2 2-3 BB | 1B | BB | K | | | | 3 | 2 | 2 | 2 | 2 | 1 | 0 | | | | | | | | | | | |
| Greg Gagne, R (1,6) OBP: 0.320, SLG: 0.401 | 1B | | K | 1B | BB | | | | G6-3 | 3 | 0 | 1 | 1 | 2 | 1 | 3 | | | | | | | | | | | |
| Wilton Guerrero, S (1,4) OBP: 0.307, SLG: 0.417 | | | | | | F7 | | | G4-3 | 5 | 1 | 3 | 1 | 0 | 0 | 3 | | | | | | | | | | | |
| Tom Candiotti, R (1,1) OBP: 0.059, SLG: 0.059 Nelson Liriano, S (6,PH) OBP: 0.275, SLG: 0.338 37 Darren Dreifort, R (6,1) OBP: 0.200, SLG: 0.200 | G3 | | | | | G6-3 | | | K | 2 | 0 | 0 | 0 | 0 | 0 | 4 | | | | | | | | | | | |
| Inning Stats | R: 0 E: 0 K: 0 S: 3 | H: 0 LOB: 0 BB: 0 P: 3 | R: 1 E: 0 K: 0 S: 6 | H: 3 LOB: 2 BB: 0 P: 6 | R: 1 E: 0 K: 1 S: 8 | H: 3 LOB: 3 BB: 1 P: 12 | R: 6 E: 0 K: 0 S: 9 | H: 6 LOB: 2 BB: 2 P: 17 | R: 2 E: 0 K: 0 S: 4 | H: 2 LOB: 3 BB: 4 P: 20 | R: 0 E: 0 K: 1 S: 6 | H: 1 LOB: 1 BB: 0 P: 6 | R: 0 E: 0 K: 2 S: 7 | H: 0 LOB: 0 BB: 0 P: 7 | R: 0 E: 0 K: 1 S: 5 | H: 0 LOB: 0 BB: 0 P: 5 | R: 0 E: 0 K: 1 S: 5 | H: 0 LOB: 0 BB: 0 P: 5 | 1B: 9 2B: 5 3B: 1 HR: 0 | SF: 0 SAC: 1 DP: 0 HBP: 0 | WP: 1 PB: 0 SB: 0 CS: 1 | PA: 48 | | | | | |
| PITCHER | IP | WLS | BF | H | R | ER | SO | BB | IBB | HBP | BLK | WP | HR | S | P | ERA | WHIP | | | | | | | | | | |
| Mike Morgan, R (1,1) ERA: 5.66 | 3.2 | L | 24 | 11 | 8 | 8 | 1 | 2 | 0 | 0 | 0 | 1 | 0 | 24 | 32 | 19.64 | 3.545 | | | | | | | | | | |
| Richie Lewis, R (4,1) ERA: 8.87 | 0.1 | | 3 | 1 | 0 | 0 | 0 | 1 | 0 | 0 | 0 | 0 | 0 | 2 | 6 | 0.00 | 6.000 | | | | | | | | | | |
| Felix Rodriguez, R (5,1) ERA: 6.04 | 5.0 | | 21 | 3 | 2 | 2 | 5 | 4 | 0 | 0 | 0 | 0 | 0 | 27 | 43 | 3.60 | 1.400 | | | | | | | | | | |

Los Angeles Dodgers @ Cincinnati Reds
Cinergy Field, Cincinnati, OH
Fri Aug 08, 1997, 7:05 PM EDT
Att: 26,837 - Cloudy - 83 F

| | |
|-----|----|
| AB | 40 |
| R | 10 |
| H | 15 |
| RBI | 10 |
| BB | 7 |
| SO | 6 |
| LOB | 18 |



| Batter | 1 | 2 | 3 | 4 | 5 | 6 | 7 | 8 | 9 | AB | R | H | RBI | BB | SO | LOB | BOTTOM | | | | | | | | | | |
|--|------------------------------|---------------------------------|------------------------------|---------------------------------|------------------------------|---------------------------------|------------------------------|---------------------------------|------------------------------|---------------------------------|------------------------------|---------------------------------|------------------------------|---------------------------------|------------------------------|---------------------------------|----------------------------------|------------------------------------|----------------------------------|--------|--|--|--|--|--|--|--|
| Deion Sanders, L (1,8) OBP: 0.336, SLG: 0.370 Jon Nunnally, L (7,8) OBP: 0.301, SLG: 0.389 | S E 1B | K | | F5 | | G6-3 | | | F8 | 4 | 1 | 1 | 0 | 0 | 1 | 4 | | | | | | | | | | | |
| Mike Kelly, R (1,7) OBP: 0.342, SLG: 0.549 | F8 S 1B | K | | F7 | | G1-3 | | | DI 1B | 5 | 0 | 2 | 1 | 0 | 1 | 4 | | | | | | | | | | | |
| Barry Larkin, R (1,6) OBP: 0.450, SLG: 0.490 Pokey Reese, R (8,6) OBP: 0.299, SLG: 0.286 | PB BB | | 2B FC5-2 1B | 1-H 2B | | G1-3 | | | K | 3 | 0 | 2 | 0 | 1 | 0 | 0 | | | | | | | | | | | |
| Eduardo Perez, R (1,3) OBP: 0.337, SLG: 0.488 | P4 | | FC5-2 PB 2B | | | K | | | K | 4 | 2 | 2 | 1 | 0 | 1 | 2 | | | | | | | | | | | |
| Willie Greene, L (1,5) OBP: 0.365, SLG: 0.476 | F8 | | F8 | | | G3-1 | | | K | 4 | 0 | 0 | 0 | 0 | 1 | 4 | | | | | | | | | | | |
| Reggie Sanders, R (1,9) OBP: 0.337, SLG: 0.548 | P4 | | FC5-2 S HR | | | F8 | | | G4-3 | 4 | 1 | 0 | 0 | 0 | 0 | 4 | | | | | | | | | | | |
| Joe Oliver, R (1,2) OBP: 0.328, SLG: 0.451 | | | SH3-4 1B | | | F2 | | | K | 4 | 1 | 2 | 2 | 0 | 1 | 0 | | | | | | | | | | | |
| Bret Boone, R (1,4) OBP: 0.299, SLG: 0.328 | | | SH3-4 1B | | | G6-3 | | | K | 3 | 0 | 1 | 0 | 1 | 1 | 0 | | | | | | | | | | | |
| Mike Morgan, R (1,1) OBP: 0.315, SLG: 0.160 Richie Lewis, R (4,1) OBP: 1.000, SLG: 1.000 Felix Rodriguez, R (5,1) Eddie Taubensee, L (8,PH) OBP: 0.320, SLG: 0.476 | SH3-4 | | | | | G6-3 SH1-3 BB | | | K | 0 | 0 | 0 | 0 | 0 | 0 | 0 | | | | | | | | | | | |
| Inning Stats | R: 1 E: 1 K: 0 S: 5 | H: 2 LOB: 2 BB: 1 P: 9 | R: 0 E: 0 K: 2 S: 9 | H: 2 LOB: 2 BB: 0 P: 9 | R: 3 E: 0 K: 0 S: 6 | H: 3 LOB: 0 BB: 0 P: 6 | R: 0 E: 0 K: 0 S: 4 | H: 2 LOB: 2 BB: 0 P: 4 | R: 1 E: 0 K: 0 S: 4 | H: 1 LOB: 0 BB: 0 P: 4 | R: 0 E: 0 K: 2 S: 7 | H: 0 LOB: 0 BB: 0 P: 7 | R: 0 E: 0 K: 2 S: 7 | H: 0 LOB: 0 BB: 0 P: 7 | R: 0 E: 0 K: 2 S: 8 | H: 1 LOB: 1 BB: 0 P: 8 | 1B: 7 2B: 2 3B: 0 HR: 2 | SF: 0 SAC: 2 DP: 0 HBP: 0 | WP: 0 PB: 2 SB: 3 CS: 0 | PA: 39 | | | | | | | |
| PITCHER | IP | WLS | BF | H | R | ER | SO | BB | IBB | HBP | BLK | WP | HR | S | P | ERA | WHIP | | | | | | | | | | |
| Tom Candiotti, R (1,1) ERA: 3.52 | 5.0 | W | 25 | 10 | 5 | 5 | 2 | 1 | 0 | 0 | 0 | 0 | 0 | 25 | 29 | 0.00 | 0.500 | | | | | | | | | | |
| 37 Darren Dreifort, R (6,1) ERA: 2.14 | 4.0 | S | 14 | 1 | 0 | 0 | 6 | 1 | 0 | 0 | 0 | 0 | 0 | 25 | 29 | 0.00 | 0.500 | | | | | | | | | | |

Los Angeles Dodgers @ Cincinnati Reds
Cinergy Field, Cincinnati, OH
Fri Aug 08, 1997, 7:05 PM EDT
Att: 26,837 - Cloudy - 83 F

| | |
|-----|----|
| AB | 35 |
| R | 5 |
| H | 11 |
| RBI | 4 |
| BB | 2 |
| SO | 8 |
| LOB | 19 |



| Batter | 1 | 2 | 3 | 4 | 5 | 6 | 7 | 8 | 9 | AB | R | H | RBI | BB | SO | LOB | TOP | | | |
|--|-------------------------------|----------------------------------|-------------------------------|----------------------------------|------------------------------|----------------------------------|------------------------------|----------------------------------|-------------------------------|----------------------------------|------------------------------|-------------------------|------------------------------|-------------------------|------------------------------|---------------------------------|---|------------------------------------|--|--|
| Brett Butler, L OBP: 0.396, SLG: 0.356 (1, 7) | G4-3 | L1 | | | G6-3 | | P2 | | | 4 | 0 | 0 | 0 | 0 | 0 | 1 | Los Angeles Dodgers @ Cincinnati Reds Cinergy Field, Cincinnati, OH Sat Aug 09 1997, 7:05 PM EDT Att: 30,809 - Unknown - 73 F livebaseballscorecards.com | | | |
| Roger Cedeno, S OBP: 0.365, SLG: 0.382 (1, 8) | 2B | | F9 | | 1B | | G4-3 | | | 4 | 1 | 2 | 0 | 0 | 0 | 0 | | | | |
| Mike Piazza, R OBP: 0.427, SLG: 0.610 (1, 2) | K | | | BB | E6 | | | F7 | | 3 | 0 | 0 | 0 | 1 | 1 | 2 | | | | |
| Eric Karros, R OBP: 0.335, SLG: 0.475 (1, 3) | 2H | | P3 | | L7 | | | G4-3 | | 4 | 0 | 1 | 1 | 0 | 0 | 3 | | | | |
| Raul Mondesi, R OBP: 0.349, SLG: 0.556 (1, 9) | K | | F8 | | K | | | K | | 4 | 0 | 0 | 0 | 0 | 3 | 4 | | | | |
| Todd Zeile, R OBP: 0.343, SLG: 0.427 Wilton Guerrero, S OBP: 0.307, SLG: 0.417 (9, PR) | | 1B | | | F7 | | P4 | | G6-4-3 | 4 | 1 | 2 | 0 | 0 | 0 | 0 | | | | |
| Greg Gagne, R OBP: 0.320, SLG: 0.399 (1, 6) | SH2-3 | 1B | | | P3 | | G5-3 | | G6-4-3 | 4 | 0 | 1 | 1 | 0 | 0 | 1 | | | | |
| Adam Riggs, R (1, 4) | | | | | E5 | | F8 | | P5 | 3 | 0 | 0 | 0 | 0 | 0 | 1 | | | | |
| Eric Anthony, L OBP: 0.342, SLG: 0.420 (9, PH) | | | | | | | | | | 1 | 0 | 0 | 0 | 0 | 0 | 1 | | | | |
| Ismael Valdez, R OBP: 0.095, SLG: 0.050 Darren Hall, R (8, 1) | SH2-3 | | | | K | | | | | 2 | 0 | 0 | 0 | 0 | 2 | 1 | | | | |
| Inning Stats | R: 1 E: 0 K: 2 S: 15 | H: 2 LOB: 1 BB: 0 P: 22 | R: 1 E: 0 K: 0 S: 12 | H: 2 LOB: 1 BB: 0 P: 16 | R: 0 E: 0 K: 0 S: 7 | H: 0 LOB: 1 BB: 1 P: 13 | R: 0 E: 1 K: 1 S: 8 | H: 0 LOB: 1 BB: 0 P: 10 | R: 0 E: 0 K: 0 S: 12 | H: 1 LOB: 2 BB: 0 P: 19 | R: 0 E: 0 K: 1 S: 7 | H: 0 LOB: 0 BB: 7 | R: 0 E: 0 K: 1 S: 7 | H: 0 LOB: 0 BB: 7 | R: 0 E: 0 K: 0 S: 4 | H: 1 LOB: 1 BB: 0 P: 6 | 1B: 3 2B: 3 3B: 0 HR: 0 | SF: 0 SAC: 1 DP: 1 HBP: 0 | WP: 0 PA: 35 PB: 0 SB: 0 CS: 0 | |
| PITCHER | IP | WLS | BF | H | R | ER | SO | BB | IBB | HBP | BLK | WP | HR | S | P | ERA | WHIP | | | |
| Gabe White, L ERA: 2.57 Stan Belinda, R ERA: 3.45 Jeff Shaw, R ERA: 2.33 | (1, 1) | 7.0 | W | 29 | 5 | 2 | 2 | 5 | 1 | 0 | 0 | 0 | 0 | 0 | 67 | 95 | 2.57 | 0.857 | | |
| | (8, 1) | 1.0 | | 3 | 0 | 0 | 0 | 1 | 0 | 0 | 0 | 0 | 0 | 7 | 11 | 0.00 | 0.000 | | | |
| | (9, 1) | 1.0 | S | 3 | 1 | 0 | 0 | 0 | 0 | 0 | 0 | 0 | 0 | 4 | 6 | 0.00 | 1.000 | | | |

| Batter | 1 | 2 | 3 | 4 | 5 | 6 | 7 | 8 | 9 | AB | R | H | RBI | BB | SO | LOB | BOTTOM | | |
|---|-------------------------------|----------------------------------|------------------------------|----------------------------------|-------------------------------|----------------------------------|-------------------------------|----------------------------------|------------------------------|---------------------------------|-------------------------------|----------------------------------|------------------------------|-------------------------|-------------------------------|----------------------------------|---|----------------------------------|------------------------------------|
| Deion Sanders, L OBP: 0.335, SLG: 0.369 (1, 8) | 1B | | B1 | | F8 | | G4-3 | | | 4 | 1 | 1 | 0 | 0 | 0 | 0 | Los Angeles Dodgers @ Cincinnati Reds Cinergy Field, Cincinnati, OH Sat Aug 09 1997, 7:05 PM EDT Att: 30,809 - Unknown - 73 F livebaseballscorecards.com | | |
| Chris Stynes, R OBP: 1.000, SLG: 1.000 Bret Boone, R OBP: 0.299, SLG: 0.327 (8, 4) | FC3 | | S | | G4-6-3 | | | F7 | | 3 | 1 | 3 | 0 | 0 | 0 | 0 | | | |
| Willie Greene, L OBP: 0.363, SLG: 0.471 (1, 5) | FC3 | | P6 | | G4-6-3 | | | E | | 3 | 0 | 0 | 1 | 1 | 0 | 3 | | | |
| Eduardo Perez, R OBP: 0.335, SLG: 0.482 (1, 3) | K | | 1B | | G6-3 | | | K | | 4 | 0 | 1 | 1 | 0 | 2 | 3 | | | |
| Reggie Sanders, R OBP: 0.335, SLG: 0.558 (1, 9) | F9 | | K | | HR | | | G6-3 | | 4 | 1 | 1 | 1 | 0 | 1 | 4 | | | |
| Mike Kelly, R OBP: 0.333, SLG: 0.533 (1, 7) | G3-1 | | | | K2-3 | | G4-3 | | | 3 | 0 | 0 | 0 | 0 | 1 | 2 | | | |
| Joe Oliver, R OBP: 0.324, SLG: 0.445 (1, 2) | | | F8 | | P4 | | | K | | 3 | 0 | 0 | 0 | 0 | 1 | 0 | | | |
| Pokey Reese, R OBP: 0.300, SLG: 0.287 (1, 6) | | L1 | | | 1B | | | L6 | | 3 | 0 | 1 | 0 | 0 | 0 | 0 | | | |
| Gabe White, L Jon Nunnally, L OBP: 0.296, SLG: 0.384 Stan Belinda, R Jeff Shaw, R (9, 1) | | | K | | K | | | K | | 2 | 0 | 0 | 0 | 0 | 2 | 1 | | | |
| Inning Stats | R: 1 E: 0 K: 1 S: 19 | H: 2 LOB: 2 BB: 0 P: 29 | R: 0 E: 0 K: 1 S: 8 | H: 0 LOB: 0 BB: 0 P: 10 | R: 1 E: 0 K: 1 S: 10 | H: 2 LOB: 1 BB: 0 P: 16 | R: 0 E: 0 K: 2 S: 13 | H: 1 LOB: 1 BB: 0 P: 19 | R: 0 E: 0 K: 0 S: 4 | H: 1 LOB: 0 BB: 0 P: 7 | R: 1 E: 0 K: 1 S: 10 | H: 1 LOB: 0 BB: 0 P: 15 | R: 0 E: 0 K: 1 S: 7 | H: 0 LOB: 0 BB: 8 | R: 0 E: 0 K: 1 S: 11 | H: 0 LOB: 1 BB: 1 P: 20 | | 1B: 6 2B: 0 3B: 0 HR: 1 | SF: 0 SAC: 0 DP: 1 HBP: 0 |
| PITCHER | IP | WLS | BF | H | R | ER | SO | BB | IBB | HBP | BLK | WP | HR | S | P | ERA | WHIP | | |
| Ismael Valdez, R ERA: 2.94 Darren Hall, R ERA: 2.51 | (1, 1) | 7.1 | L | 30 | 7 | 3 | 3 | 7 | 1 | 0 | 0 | 0 | 0 | 75 | 114 | 3.68 | 1.091 | | |
| | (8, 1) | 0.2 | | 2 | 0 | 0 | 0 | 1 | 0 | 0 | 0 | 0 | 0 | 7 | 10 | 0.00 | 0.000 | | |

| Batter | 1 | 2 | 3 | 4 | 5 | 6 | 7 | 8 | 9 | AB | R | H | RBI | BB | SO | LOB | TOP | | | | |
|--|--|---------------------------------|------------------------------|---------------------------------|------------------------------|----------------------------------|------------------------------|---------------------------------|------------------------------|---------------------------------|------------------------------|---------------------------------|------------------------------|---------------------------------|------------------------------|---|--|----------------------------------|------------------------------------|----------------------------------|--------|
| Roger Cedeno, S OBP: 0.358, SLG: 0.374 (1, 8) | G6-3 | | K | | | F8 | | | L4 | 4 | 0 | 0 | 0 | 0 | 1 | 1 | Los Angeles Dodgers @ Cincinnati Reds Cinergy Field, Cincinnati, OH Sun Aug 10 1997, 3:33 AM EDT Att: 24,742 - Cloudy - 72 F | | | | |
| Greg Gagne, R OBP: 0.320, SLG: 0.397 Nelson Liriano, S OBP: 0.284, SLG: 0.347 (1, 6) (6, 4) | CS BB | | K | | | K | | | WP 1B | 2 | 0 | 0 | 0 | 1 | 2 | 1 | | | | | |
| Raul Mondesi, R Scott Radinsky, L Todd Worrell, R Mike Piazza, R OBP: 0.426, SLG: 0.609 (1, 9) (7, 1) (8, 1) (9, FH) | K | | | | F9 | | | | K | 3 | 0 | 0 | 0 | 0 | 1 | 1 | | | | | |
| Eric Karros, R OBP: 0.334, SLG: 0.473 (1, 3) | | G5-3 | | | K | | | | F7 | 4 | 0 | 1 | 1 | 0 | 1 | 0 | | | | | |
| Todd Zeile, R OBP: 0.342, SLG: 0.425 (1, 5) | | F9 | | | G1-3 | | | | 2H 1B | 4 | 0 | 1 | 0 | 0 | 0 | 1 | | | | | |
| Billy Ashley, R Wayne Kirby, L OBP: 0.296, SLG: 0.466 OBP: 0.315, SLG: 0.255 (1, 7) (6, 7) | | | | | K | | | | G4-3 | 2 | 0 | 1 | 0 | 0 | 1 | 0 | | | | | |
| Tom Prince, R OBP: 0.305, SLG: 0.370 (1, 2) | | | | | K | | | | G4-3 | 3 | 0 | 0 | 0 | 0 | 1 | 1 | | | | | |
| Adam Riggs, R Mark Guthrie, R Eric Anthony, L OBP: 0.338, SLG: 0.414 (1, 4) (5, 1) (7, 9) | | | E BB | | | G5-3 | | | P6 | 1 | 0 | 0 | 0 | 1 | 0 | 0 | | | | | |
| Pedro Astacio, R Wilton Guerrero, S OBP: 0.150, SLG: 0.175 OBP: 0.305, SLG: 0.414 (1, 1) (5, 4) (6, 6) | | | K | | | G6-3 | | | F9 | 1 | 0 | 0 | 0 | 0 | 1 | 1 | | | | | |
| | | | | | | | | | | 2 | 0 | 0 | 0 | 0 | 0 | 0 | | | | | |
| Inning Stats | R: 0 E: 0 K: 1 S: 4 | H: 0 LOB: 0 BB: 1 P: 8 | R: 0 E: 0 K: 0 S: 4 | H: 1 LOB: 1 BB: 0 P: 4 | R: 0 E: 1 K: 3 S: 9 | H: 0 LOB: 1 BB: 1 P: 13 | R: 0 E: 0 K: 1 S: 5 | H: 0 LOB: 0 BB: 0 P: 5 | R: 0 E: 0 K: 2 S: 7 | H: 0 LOB: 0 BB: 0 P: 7 | R: 0 E: 0 K: 0 S: 4 | H: 1 LOB: 1 BB: 0 P: 4 | R: 0 E: 0 K: 0 S: 3 | H: 0 LOB: 0 BB: 0 P: 3 | R: 1 E: 0 K: 1 S: 7 | H: 2 LOB: 1 BB: 0 P: 7 | | 1B: 4 2B: 0 3B: 0 HR: 0 | SF: 0 SAC: 0 DP: 0 HBP: 0 | WP: 1 PB: 0 SB: 0 CS: 1 | PA: 32 |
| PITCHER Mike Remlinger, L ERA: 3.1 (1, 1) | IP: 9.0 WLS: W BF: 32 H: 4 R: 1 ER: 1 SO: 9 BB: 2 IBB: 0 HBP: 0 BLK: 0 WP: 1 HR: 0 S: 48 P: 56 ERA: 1.00 WHIP: 0.667 | | | | | | | | | | | | | | | PITCHER IP: WLS: BF: H: R: ER: SO: BB: IBB: HBP: BLK: WP: HR: S: P: ERA: WHIP | | | | | |

| | |
|-----|----|
| AB | 30 |
| R | 1 |
| H | 4 |
| RBI | 1 |
| BB | 2 |
| SO | 9 |
| LOB | 8 |



| Batter | 1 | 2 | 3 | 4 | 5 | 6 | 7 | 8 | 9 | AB | R | H | RBI | BB | SO | LOB | BOTTOM | | | | |
|---|---|---------------------------------|------------------------------|---------------------------------|-------------------------------|----------------------------------|-------------------------------|----------------------------------|------------------------------|---------------------------------|------------------------------|---------------------------------|------------------------------|---------------------------------|------------------------------|---|--|----------------------------------|------------------------------------|----------------------------------|--------|
| Pokey Reese, R OBP: 0.302, SLG: 0.290 (1, 6) | G3-1 E 1B | | K | 1B 2H | | G5-3 | | | G1-3 | 5 | 1 | 2 | 1 | 0 | 1 | 0 | Los Angeles Dodgers @ Cincinnati Reds Cinergy Field, Cincinnati, OH Sun Aug 10 1997, 3:33 AM EDT Att: 24,742 - Cloudy - 72 F | | | | |
| Chris Stynes, R OBP: 1.000, SLG: 1.429 (1, 7) | G3-1 E 1B | | G3 2B | | | | | | | 4 | 3 | 4 | 1 | 0 | 0 | 0 | | | | | |
| Willie Greene, L OBP: 0.360, SLG: 0.466 (1, 5) | G3-1 | | G3 | | | K | | | | 4 | 0 | 0 | 0 | 0 | 2 | 5 | | | | | |
| Eduardo Perez, R OBP: 0.344, SLG: 0.497 (1, 3) | E7 2H 3H | | HR 2B | | | G4-3 | | | | 3 | 2 | 2 | 3 | 1 | 0 | 0 | | | | | |
| Reggie Sanders, R OBP: 0.333, SLG: 0.568 (1, 9) | G5-3 | | HR | | | F8 | | | | 4 | 1 | 1 | 2 | 0 | 1 | 2 | | | | | |
| Eddie Taubensee, L OBP: 0.314, SLG: 0.466 (1, 2) | K | | K | | | K | | | | 4 | 0 | 0 | 0 | 0 | 4 | 2 | | | | | |
| Jon Nunnally, L OBP: 0.295, SLG: 0.390 (1, 8) | | | G4-3 | | | K | | | | 4 | 0 | 1 | 1 | 0 | 2 | 0 | | | | | |
| Bret Boone, R OBP: 0.298, SLG: 0.324 (1, 4) | | | F9 | | | G3 | | | | 3 | 0 | 0 | 0 | 1 | 1 | 0 | | | | | |
| Mike Remlinger, L (1, 1) | | | G4-3 | | | E8 1B | | | | 4 | 1 | 0 | 0 | 0 | 2 | 2 | | | | | |
| | | | | | | | | | | | | | | | | | | | | | |
| Inning Stats | R: 2 E: 1 K: 1 S: 8 | H: 3 LOB: 1 BB: 0 P: 8 | R: 0 E: 0 K: 0 S: 3 | H: 0 LOB: 0 BB: 0 P: 3 | R: 3 E: 0 K: 2 S: 10 | H: 3 LOB: 0 BB: 0 P: 10 | R: 1 E: 1 K: 2 S: 10 | H: 2 LOB: 2 BB: 0 P: 10 | R: 1 E: 1 K: 1 S: 6 | H: 1 LOB: 0 BB: 0 P: 6 | R: 0 E: 0 K: 3 S: 9 | H: 0 LOB: 0 BB: 0 P: 9 | R: 0 E: 0 K: 2 S: 7 | H: 0 LOB: 0 BB: 0 P: 7 | R: 0 E: 0 K: 0 S: 7 | H: 0 LOB: 0 BB: 0 P: 7 | | 1B: 5 2B: 3 3B: 0 HR: 2 | SF: 0 SAC: 0 DP: 0 HBP: 0 | WP: 0 PB: 0 SB: 0 CS: 0 | PA: 37 |
| PITCHER Pedro Astacio, R ERA: 3.97 Mark Guthrie, L ERA: 4.69 Scott Radinsky, L ERA: 2.85 Todd Worrell, R ERA: 5.04 (1, 1) (5, 1) (7, 1) (8, 1) | IP: 4.0 WLS: L BF: 21 H: 8 R: 6 ER: 5 SO: 5 BB: 0 IBB: 0 HBP: 0 BLK: 0 WP: 0 HR: 1 S: 31 P: 31 ERA: 11.25 WHIP: 2.000 | | | | | | | | | | | | | | | PITCHER IP: WLS: BF: H: R: ER: SO: BB: IBB: HBP: BLK: WP: HR: S: P: ERA: WHIP | | | | | |

| | |
|-----|----|
| AB | 35 |
| R | 8 |
| H | 10 |
| RBI | 8 |
| BB | 2 |
| SO | 13 |
| LOB | 11 |



| Batter | 1 | 2 | 3 | 4 | 5 | 6 | 7 | 8 | 9 | AB | R | H | RBI | BB | SO | LOB | TOP | | | | | |
|---|---|----------------------------------|------------------------------|---------------------------------|------------------------------|---------------------------------|------------------------------|----------------------------------|------------------------------|---------------------------------|------------------------------|----------------------------------|------------------------------|----------------------------------|------------------------------|----------------------------------|---|----------------------------------|----------------------------------|------------------------------------|----------------------------------|--------|
| Lance Johnson, L (1.8) OBP: 0.380, SLG: 0.409 | L9 | | 1B | | | F8 | | G6-3 | | 4 | 0 | 1 | 0 | 0 | 0 | 0 | Chicago Cubs @ Los Angeles Dodgers Dodger Stadium, Los Angeles, CA Mon Aug 11 1997, 7:05 PM PDT Att: 45,955 - Unknown - 72 F | | | | | |
| Doug Glanville, R (1.7) OBP: 0.346, SLG: 0.414 | E1 | | G5-3 | | | | | G6-3 | | 4 | 0 | 2 | 0 | 0 | 0 | 1 | | | | | | |
| Mark Grace, L (1.3) OBP: 0.423, SLG: 0.458 | F7 | | | G5-3 | | G4-3 | | | F7 | 4 | 0 | 0 | 0 | 0 | 2 | | | | | | | |
| Sammy Sosa, R (1.9) OBP: 0.298, SLG: 0.468 | G1-3 | | | K | | | | F9 | G6-3 | 4 | 0 | 0 | 0 | 0 | 1 | | | | | | | |
| Shawon Dunston, R (1.6) OBP: 0.305, SLG: 0.425 | | P3 | | K | | | B3 | | K | 4 | 0 | 0 | 0 | 0 | 2 | | | | | | | |
| 23 Ryne Sandberg, R (1.4) OBP: 0.309, SLG: 0.393 | | G5-3 | | | K | | | | | 2 | 0 | 0 | 0 | 1 | 1 | | | | | | | |
| Kevin Orte, R (1.5) OBP: 0.352, SLG: 0.437 Marc Pisciotta, R (8.1) | | F9 | | | K | | BB | | K | 3 | 0 | 0 | 0 | 0 | 2 | 1 | | | | | | |
| Scott Servais, R (1.2) OBP: 0.300, SLG: 0.339 | | | L5 | | G1-3 | | | | L8 | 3 | 0 | 0 | 0 | 0 | 0 | | | | | | | |
| Miguel Batista, R (1.1) Dave Hansen, L (8. PH) OBP: 0.440, SLG: 0.442 | | | K | | | G4-3 | | | HR | 2 | 0 | 0 | 0 | 0 | 1 | 0 | | | | | | |
| | | | | | | | | | | 1 | 1 | 1 | 1 | 0 | 0 | | | | | | | |
| Inning Stats | R: 0 E: 1 K: 0 S: 10 | H: 1 LOB: 1 BB: 0 P: 14 | R: 0 E: 0 K: 0 S: 5 | H: 0 LOB: 0 BB: 0 P: 5 | R: 0 E: 0 K: 1 S: 8 | H: 1 LOB: 1 BB: 0 P: 9 | R: 0 E: 0 K: 2 S: 8 | H: 0 LOB: 0 BB: 0 P: 12 | R: 0 E: 0 K: 2 S: 7 | H: 0 LOB: 0 BB: 0 P: 9 | R: 0 E: 0 K: 0 S: 7 | H: 1 LOB: 1 BB: 0 P: 13 | R: 0 E: 0 K: 1 S: 9 | H: 0 LOB: 1 BB: 1 P: 17 | R: 1 E: 0 K: 0 S: 8 | H: 1 LOB: 0 BB: 0 P: 12 | R: 0 E: 0 K: 1 S: 6 | H: 0 LOB: 0 BB: 0 P: 10 | 1B: 3 2B: 0 3B: 0 HR: 1 | SF: 0 SAC: 0 DP: 0 HBP: 0 | WP: 0 PB: 0 SB: 0 CS: 0 | PA: 32 |
| PITCHER Chan Ho Park, R (1.1) ERA: 3.1 | IP: 9.0 WLS: W BF: 32 H: 4 R: 1 ER: 1 SO: 7 BB: 1 IBB: 0 HBP: 0 BLK: 0 WP: 0 HR: 1 S: 68 P: 101 ERA: 1.00 WHIP: 0.556 | | | | | | | | | | | | | | | | | | | | | |

| Batter | 1 | 2 | 3 | 4 | 5 | 6 | 7 | 8 | 9 | AB | R | H | RBI | BB | SO | LOB | BOTTOM |
|---|---|-------------|------|--------------------|------|-------------|----|------|---|----------------------------------|------------------------------------|----------------------------------|--------|----|----|-----|---|
| Brett Butler, L (1.7) OBP: 0.394, SLG: 0.352 | 1B SF9 BB | K2-3 | | G6-3 | | | K | | | 3 | 1 | 0 | 0 | 1 | 2 | 3 | Chicago Cubs @ Los Angeles Dodgers Dodger Stadium, Los Angeles, CA Mon Aug 11 1997, 7:05 PM PDT Att: 45,955 - Unknown - 72 F |
| Wayne Kirby, L (1.8) OBP: 0.310, SLG: 0.255 | F8 | | G4-3 | | P6 | | | | | 4 | 0 | 1 | 0 | 0 | 0 | 1 | |
| Mike Piazza, R (1.2) OBP: 0.425, SLG: 0.605 | 1B 1-3 1B | | F8 | | K | | F8 | | | 4 | 0 | 1 | 0 | 0 | 1 | 1 | |
| Eric Karros, R (1.3) OBP: 0.331, SLG: 0.470 | SF9 | | G6-3 | | G6-3 | | K | | | 3 | 0 | 0 | 1 | 0 | 1 | 1 | |
| Raul Mondesi, R (1.9) OBP: 0.351, SLG: 0.557 | 1B | | | L9 1B 2B | | FC4-6 1B | | F8 | | 4 | 1 | 3 | 0 | 0 | 0 | 0 | |
| Todd Zeile, R (1.5) OBP: 0.342, SLG: 0.422 | K | | | L9 | | IBB | | G3 | | 3 | 0 | 0 | 0 | 1 | 1 | 3 | |
| Greg Gagne, R (1.6) OBP: 0.324, SLG: 0.399 | | SH1-4 1B | | SH1-4 FC3 1B | | FC4-6 BB | | G5-3 | | 3 | 0 | 2 | 1 | 1 | 0 | 0 | |
| Wilton Guerrero, S (1.4) OBP: 0.302, SLG: 0.411 | | K | | FC3 SH1-4 | | FC4-6 | | | | 3 | 0 | 0 | 0 | 0 | 1 | 4 | |
| Chan Ho Park, R (1.1) OBP: 0.293, SLG: 0.342 | | SH1-4 | | SH1-4 | | K | | | | 1 | 0 | 0 | 0 | 0 | 1 | 2 | |
| | | | | | | | | | | 1B: 6 2B: 1 3B: 0 HR: 0 | SF: 1 SAC: 2 DP: 0 HBP: 0 | WP: 0 PB: 0 SB: 1 CS: 0 | PA: 34 | | | | |
| PITCHER Miguel Batista, R (1.1) ERA: 2.57 Marc Pisciotta, R (8.1) ERA: 1.8 | IP: 7.0 WLS: L BF: 31 H: 7 R: 2 ER: 2 SO: 7 BB: 2 IBB: 1 HBP: 0 BLK: 0 WP: 0 HR: 0 S: 72 P: 112 ERA: 2.57 WHIP: 1.286 | | | | | | | | | | | | | | | | |
| PITCHER | IP: 1.0 WLS: 3 BF: 0 H: 0 R: 0 ER: 0 SO: 0 BB: 0 IBB: 0 HBP: 0 BLK: 0 WP: 0 HR: 0 S: 6 P: 10 ERA: 0.00 WHIP: 0.000 | | | | | | | | | | | | | | | | |

| Batter | 1 | 2 | 3 | 4 | 5 | 6 | 7 | 8 | 9 | AB | R | H | RBI | BB | SO | LOB | TOP | | | | | |
|---|---|---------------------------------|------------------------------|----------------------------------|------------------------------|----------------------------------|-------------------------------|----------------------------------|------------------------------|---------------------------------|------------------------------|---------------------------------|-------------------------------|----------------------------------|------------------------------|---------------------------------|---|-------------------------------|----------------------------------|----------------------------------|------------------------------------|----------------------------------|
| Lance Johnson, L (1, 8) OBP: 0.377, SLG: 0.405 | | | | | | | | | | 5 | 0 | 1 | 0 | 0 | 1 | 4 | Chicago Cubs @ Los Angeles Dodgers Dodger Stadium, Los Angeles, CA Tue Aug 12 1997, 7:05 PM PDT Att: 50,731 - Unknown - 71 F | | | | | |
| Doug Glanville, R (1, 7) OBP: 0.344, SLG: 0.412 | | | | | | | | | | 4 | 0 | 1 | 0 | 0 | 1 | 2 | | | | | | |
| Mark Grace, L (1, 3) OBP: 0.422, SLG: 0.456 | | | | | | | | | | 4 | 1 | 1 | 0 | 0 | 0 | 2 | | | | | | |
| Sammy Sosa, R (1, 9) OBP: 0.297, SLG: 0.471 | | | | | | | | | | 4 | 0 | 1 | 1 | 0 | 1 | 0 | | | | | | |
| Dave Hansen, L (1, 5) OBP: 0.438, SLG: 0.439 23 Ryne Sandberg, R (7, 4) OBP: 0.308, SLG: 0.392 | | | | | | | | | | 3 | 1 | 1 | 0 | 0 | 0 | 2 | | | | | | |
| Shawn Dunston, R (1, 6) OBP: 0.306, SLG: 0.424 José Hernández, R (6, 4) OBP: 0.325, SLG: 0.470 | | | | | | | | | | 1 | 0 | 0 | 0 | 1 | 0 | 1 | | | | | | |
| Scott Servais, R (1, 2) OBP: 0.302, SLG: 0.344 | | | | | | | | | | 4 | 1 | 2 | 0 | 0 | 0 | 1 | | | | | | |
| Rey Sanchez, R (1, 4) OBP: 0.288, SLG: 0.308 | | | | | | | | | | 3 | 0 | 0 | 0 | 1 | 0 | 1 | | | | | | |
| Mark Clark, R (1, 1) OBP: 0.085, SLG: 0.111 Bob Patterson, R (7, 1) Marc Pisciotta, R (7, 1) Dave Clark, L (9, PH) Terry Adams, R (9, 1) | | | | | | | | | | 2 | 0 | 0 | 0 | 0 | 1 | 0 | | | | | | |
| Inning Stats | R: 0 E: 0 K: 0 S: 6 | H: 2 LOB: 0 BB: 0 P: 8 | R: 0 E: 0 K: 1 S: 9 | H: 0 LOB: 1 BB: 1 P: 15 | R: 0 E: 0 K: 1 S: 7 | H: 0 LOB: 0 BB: 0 P: 10 | R: 1 E: 0 K: 2 S: 12 | H: 2 LOB: 1 BB: 0 P: 20 | R: 0 E: 0 K: 0 S: 4 | H: 0 LOB: 2 BB: 0 P: 7 | R: 0 E: 0 K: 1 S: 6 | H: 0 LOB: 0 BB: 0 P: 7 | R: 3 E: 1 K: 0 S: 13 | H: 3 LOB: 2 BB: 1 P: 24 | R: 0 E: 0 K: 1 S: 6 | H: 0 LOB: 0 BB: 0 P: 9 | | R: 0 E: 0 K: 0 S: 12 | H: 2 LOB: 2 BB: 0 P: 17 | 1B: 6 2B: 2 3B: 1 HR: 1 | SF: 0 SAC: 1 DP: 1 HBP: 0 | WP: 0 PB: 0 SB: 0 CS: 1 |
| PITCHER | IP WLS BF H R ER SO BB IBB HBP BLK WP HR S P ERA WHIP | | | | | | | | | | | | | | | | | | | | | |
| Hideo Nomo, R (1, 1) ERA: 4.05 | 6.1 L 27 7 4 3 5 2 0 0 0 0 0 0 1 55 88 4.26 1.421 | | | | | | | | | | | | | | | | | | | | | |
| Scott Radinsky, L (7, 1) ERA: 2.51 | 0.2 2 0 0 0 0 0 0 0 0 0 0 0 0 2 3 0.00 0.000 | | | | | | | | | | | | | | | | | | | | | |
| Antonio Osuna, R (8, 1) ERA: 2.14 | 1.2 7 2 0 0 1 0 0 0 0 0 0 0 0 15 22 0.00 1.200 | | | | | | | | | | | | | | | | | | | | | |
| Mark Guthrie, L (9, 1) ERA: 4.66 | 0.1 1 0 0 0 0 0 0 0 0 0 0 0 0 3 4 0.00 0.000 | | | | | | | | | | | | | | | | | | | | | |

| Batter | 1 | 2 | 3 | 4 | 5 | 6 | 7 | 8 | 9 | AB | R | H | RBI | BB | SO | LOB | BOTTOM | | | | | |
|--|---|----------------------------------|------------------------------|----------------------------------|-------------------------------|----------------------------------|------------------------------|----------------------------------|-------------------------------|----------------------------------|-------------------------------|----------------------------------|-------------------------------|----------------------------------|------------------------------|----------------------------------|---|-------------------------------|----------------------------------|-----------------------------------|------------------------------------|----------------------------------|
| Brett Butler, L (1, 7) OBP: 0.389, SLG: 0.346 | | | | | | | | | | 5 | 0 | 0 | 0 | 0 | 1 | 6 | Chicago Cubs @ Los Angeles Dodgers Dodger Stadium, Los Angeles, CA Tue Aug 12 1997, 7:05 PM PDT Att: 50,731 - Unknown - 71 F | | | | | |
| Wayne Kirby, L (1, 8) OBP: 0.295, SLG: 0.241 Roger Cedeno, S (7, PH) (8, 8) | | | | | | | | | | 3 | 0 | 0 | 0 | 0 | 1 | 3 | | | | | | |
| Mike Piazza, R (1, 2) OBP: 0.421, SLG: 0.599 | | | | | | | | | | 4 | 0 | 0 | 0 | 0 | 1 | 2 | | | | | | |
| Eric Karros, R (1, 3) OBP: 0.331, SLG: 0.468 | | | | | | | | | | 4 | 0 | 1 | 0 | 0 | 0 | 0 | | | | | | |
| Raul Mondesi, R (1, 9) OBP: 0.350, SLG: 0.554 | | | | | | | | | | 4 | 0 | 1 | 0 | 0 | 2 | 1 | | | | | | |
| Todd Zeile, R (1, 5) OBP: 0.341, SLG: 0.420 | | | | | | | | | | 4 | 1 | 1 | 0 | 0 | 0 | 2 | | | | | | |
| Greg Gagne, R (1, 6) OBP: 0.325, SLG: 0.490 | | | | | | | | | | 4 | 1 | 2 | 0 | 0 | 1 | 1 | | | | | | |
| Wilton Guerrero, S (1, 4) OBP: 0.307, SLG: 0.415 | | | | | | | | | | 4 | 0 | 3 | 0 | 0 | 0 | 0 | | | | | | |
| Hideo Nomo, R (1, 1) Scott Radinsky, L (7, 1) Nelson Lirio, S (7, PH) Billy Ashley, R (7, PH) Antonio Osuna, R (8, 1) Mark Guthrie, R (9, 1) Eric Anthony, L (9, PH) | | | | | | | | | | 2 | 0 | 1 | 1 | 0 | 1 | 1 | | | | | | |
| Inning Stats | R: 0 E: 0 K: 0 S: 6 | H: 0 LOB: 0 BB: 0 P: 12 | R: 0 E: 0 K: 0 S: 8 | H: 1 LOB: 1 BB: 0 P: 11 | R: 0 E: 0 K: 1 S: 10 | H: 1 LOB: 0 BB: 0 P: 12 | R: 0 E: 0 K: 1 S: 9 | H: 0 LOB: 0 BB: 0 P: 16 | R: 1 E: 0 K: 1 S: 17 | H: 4 LOB: 2 BB: 0 P: 24 | R: 0 E: 0 K: 1 S: 11 | H: 1 LOB: 1 BB: 0 P: 16 | R: 1 E: 0 K: 1 S: 12 | H: 3 LOB: 2 BB: 0 P: 16 | R: 0 E: 0 K: 1 S: 7 | H: 0 LOB: 0 BB: 0 P: 13 | | R: 0 E: 0 K: 1 S: 13 | H: 0 LOB: 1 BB: 1 P: 22 | 1B: 10 2B: 0 3B: 0 HR: 0 | SF: 0 SAC: 0 DP: 0 HBP: 0 | WP: 0 PB: 1 SB: 2 CS: 1 |
| PITCHER | IP WLS BF H R ER SO BB IBB HBP BLK WP HR S P ERA WHIP | | | | | | | | | | | | | | | | | | | | | |
| Mark Clark, R (1, 1) ERA: 4.2 | 6.0 W 26 9 2 2 4 9 2 2 4 0 0 0 66 97 3.00 1.500 | | | | | | | | | | | | | | | | | | | | | |
| Bob Patterson, L (7, 1) ERA: 3.33 | 0.2 3 1 0 0 1 0 0 0 0 0 0 0 6 9 0.00 1.500 | | | | | | | | | | | | | | | | | | | | | |
| Marc Pisciotta, R (7, 1) ERA: 1.42 | 1.1 4 0 0 0 1 0 0 0 0 0 0 0 8 14 0.00 0.000 | | | | | | | | | | | | | | | | | | | | | |
| Terry Adams, R (9, 1) ERA: 3.86 | 1.0 S 4 0 0 0 1 1 0 0 0 0 0 0 13 22 0.00 1.000 | | | | | | | | | | | | | | | | | | | | | |



| Batter | 1 | 2 | 3 | 4 | 5 | 6 | 7 | 8 | 9 | AB | R | H | RBI | BB | SO | LOB | TOP | | | | | | | | | | |
|---|------------------------------|----------------------------------|-------------------------------|----------------------------------|-------------------------------|----------------------------------|------------------------------|----------------------------------|-------------------------------|----------------------------------|------------------------------|----------------------------------|------------------------------|----------------------------------|-------------------------------|----------------------------------|--|----------------------------------|----------------------------------|------------------------------------|----------------------------------|--------|--|--|--|--|--|
| Joe Orsulak L (1.7) OBP: 0.307, SLG: 0.339 | P6 | | G4-3 | | | F9 | | 2B | | 4 | 0 | 1 | 0 | 0 | 0 | 0 | Montreal Expos @ Los Angeles Dodgers Dodger Stadium, Los Angeles, CA Wed Aug 13 1997, 7:05 PM PDT Att: 33,318 - Unknown - 72 F | | | | | | | | | | |
| Mike Lansing R (1.4) OBP: 0.355, SLG: 0.493 | K | | | P2 | | HR | | K | | 4 | 1 | 1 | 1 | 0 | 2 | 1 | | | | | | | | | | | |
| Rondell White R (1.8) OBP: 0.313, SLG: 0.465 | P3 | | | G1-3 | | K | | K | | 4 | 0 | 0 | 0 | 0 | 2 | 1 | | | | | | | | | | | |
| David Segui S (1.3) OBP: 0.386, SLG: 0.491 | | K | | K | | F7 | | | G3 | 4 | 0 | 0 | 0 | 0 | 2 | 0 | | | | | | | | | | | |
| Vladimir Guerrero R (1.9) OBP: 0.380, SLG: 0.502 | | E5 | | | | WP | | | F9 | 4 | 0 | 1 | 0 | 0 | 0 | 0 | | | | | | | | | | | |
| Darin Fletcher L (1.2) OBP: 0.321, SLG: 0.518 | | F8 | | | | F8 | | | F7 | 4 | 0 | 1 | 0 | 0 | 0 | 2 | | | | | | | | | | | |
| Mark Grudzielanek R (1.6) OBP: 0.323, SLG: 0.495 | | | | | | | | | | 3 | 0 | 0 | 0 | 0 | 1 | 3 | | | | | | | | | | | |
| Doug Strange S (1.5) OBP: 0.332, SLG: 0.416 | | | L4 | | | | | | | 2 | 0 | 0 | 0 | 1 | 1 | 1 | | | | | | | | | | | |
| Carlos Perez L (1.1) OBP: 0.193, SLG: 0.255 | | | G4-3 | | | | | | | 2 | 0 | 0 | 0 | 0 | 1 | 2 | | | | | | | | | | | |
| Jose Vidro S (8, PH) OBP: 0.274, SLG: 0.339 | | | | | | | | G4-3 | | 1 | 0 | 0 | 0 | 0 | 0 | 0 | | | | | | | | | | | |
| Steve Kline S (8.1) | | | | | | | | | | 0 | 0 | 0 | 0 | 0 | 0 | 0 | | | | | | | | | | | |
| Anthony Telford R (8.1) OBP: 0.231, SLG: 0.308 | | | | | | | | | | 0 | 0 | 0 | 0 | 0 | 0 | 0 | | | | | | | | | | | |
| Inning Stats | R: 0 E: 0 K: 1 S: 7 | H: 0 LOB: 0 BB: 0 P: 12 | R: 0 E: 1 K: 2 S: 10 | H: 0 LOB: 1 BB: 0 P: 13 | R: 0 E: 0 K: 0 S: 11 | H: 0 LOB: 0 BB: 0 P: 18 | R: 0 E: 0 K: 1 S: 8 | H: 0 LOB: 0 BB: 0 P: 10 | R: 0 E: 0 K: 1 S: 10 | H: 1 LOB: 2 BB: 1 P: 20 | R: 1 E: 0 K: 1 S: 9 | H: 1 LOB: 1 BB: 0 P: 15 | R: 0 E: 0 K: 1 S: 9 | H: 1 LOB: 1 BB: 0 P: 13 | R: 0 E: 0 K: 2 S: 10 | H: 1 LOB: 0 BB: 0 P: 14 | R: 0 E: 0 K: 0 S: 8 | H: 0 LOB: 0 BB: 0 P: 12 | 1B: 2 2B: 1 3B: 0 HR: 1 | SF: 0 SAC: 0 DP: 0 HBP: 0 | WP: 1 PB: 0 SB: 0 CS: 0 | PA: 33 | | | | | |
| PITCHER | IP | WLS | BF | H | R | ER | SO | BB | IBB | HBP | BLK | WP | HR | S | P | ERA | WHIP | | | | | | | | | | |
| Tom Candiotti R (1.1) ERA: 3.35 | 7.0 | W | 26 | 3 | 1 | 1 | 7 | 0 | 1 | 0 | 0 | 1 | 1 | 64 | 101 | 1.29 | 0.429 | | | | | | | | | | |
| Antonio Osuna R (8.1) ERA: 2.09 | 1.0 | | 4 | 1 | 0 | 0 | 2 | 0 | 0 | 0 | 0 | 0 | 0 | 10 | 14 | 0.00 | 1.000 | | | | | | | | | | |
| Todd Worrell R (9.1) ERA: 4.93 | 1.0 | S | 3 | 0 | 0 | 0 | 0 | 0 | 0 | 0 | 0 | 0 | 0 | 8 | 12 | 0.00 | 0.000 | | | | | | | | | | |

| | |
|-----|----|
| AB | 32 |
| R | 1 |
| H | 4 |
| RBI | 1 |
| BB | 1 |
| SO | 9 |
| LOB | 10 |



| Batter | 1 | 2 | 3 | 4 | 5 | 6 | 7 | 8 | 9 | AB | R | H | RBI | BB | SO | LOB | BOTTOM | | | | | | | | | | |
|--|------------------------------|----------------------------------|-------------------------------|----------------------------------|------------------------------|----------------------------------|------------------------------|----------------------------------|------------------------------|---------------------------------|-------------------------------|----------------------------------|-------------------------------|----------------------------------|------------------------------|----------------------------------|--|------------------------------------|----------------------------------|--------|--|--|--|--|--|--|--|
| Otis Nixon S (1.8) OBP: 0.342, SLG: 0.304 | K2-3 | | B3 | | | B1-3 | | FC6-4 | | 4 | 1 | 1 | 0 | 0 | 1 | 0 | Montreal Expos @ Los Angeles Dodgers Dodger Stadium, Los Angeles, CA Wed Aug 13 1997, 7:05 PM PDT Att: 33,318 - Unknown - 72 F | | | | | | | | | | |
| Roger Cedeno S (1.7) OBP: 0.394, SLG: 0.376 | | | K | | | G6-3 | | FC6-4 | | 3 | 0 | 1 | 0 | 1 | 1 | 0 | | | | | | | | | | | |
| Mike Piazza R (1.2) OBP: 0.420, SLG: 0.596 | BB | | | | | | | FC6-4 | | 4 | 0 | 1 | 0 | 0 | 1 | 3 | | | | | | | | | | | |
| Eric Karros R (1.3) OBP: 0.330, SLG: 0.466 | F8 | | | | | | | FC6-4 | | 4 | 0 | 1 | 1 | 0 | 1 | 2 | | | | | | | | | | | |
| Raul Mondesi R (1.9) OBP: 0.349, SLG: 0.550 | | K | | | | | | FC6-4 | | 3 | 0 | 0 | 0 | 1 | 1 | 2 | | | | | | | | | | | |
| Todd Zeile R (1.5) OBP: 0.343, SLG: 0.429 | | HR | | | | | | CS | | 3 | 2 | 2 | 1 | 0 | 0 | 0 | | | | | | | | | | | |
| Greg Gagne R (1.6) OBP: 0.325, SLG: 0.399 | | K | | | | | | | | 3 | 0 | 1 | 0 | 0 | 2 | 0 | | | | | | | | | | | |
| Adam Riggs R (1.4) OBP: 0.250, SLG: 0.182 | | K | | | | | | | | 3 | 0 | 2 | 1 | 0 | 1 | 0 | | | | | | | | | | | |
| Tom Candiotti R (1.1) ERA: 3.65 | | | | | | | | | | 2 | 0 | 0 | 0 | 0 | 2 | 1 | | | | | | | | | | | |
| Billy Ashley R (7, PH) OBP: 0.291, SLG: 0.458 | | | | | | | | | | 1 | 0 | 0 | 0 | 0 | 0 | 2 | | | | | | | | | | | |
| Antonio Osuna R (8.1) OBP: 0.500, SLG: 0.500 | | | | | | | | | | 0 | 0 | 0 | 0 | 0 | 0 | 0 | | | | | | | | | | | |
| Todd Worrell R (9.1) ERA: 2.74 | | | | | | | | | | 0 | 0 | 0 | 0 | 0 | 0 | 0 | | | | | | | | | | | |
| Inning Stats | R: 0 E: 0 K: 1 S: 8 | H: 0 LOB: 1 BB: 1 P: 12 | R: 1 E: 0 K: 3 S: 11 | H: 1 LOB: 0 BB: 0 P: 19 | R: 0 E: 0 K: 2 S: 9 | H: 0 LOB: 0 BB: 0 P: 12 | R: 0 E: 0 K: 2 S: 9 | H: 0 LOB: 1 BB: 1 P: 13 | R: 0 E: 0 K: 0 S: 7 | H: 1 LOB: 1 BB: 0 P: 9 | R: 1 E: 0 K: 0 S: 11 | H: 3 LOB: 1 BB: 0 P: 21 | R: 1 E: 0 K: 0 S: 10 | H: 3 LOB: 1 BB: 0 P: 13 | R: 1 E: 0 K: 0 S: 8 | H: 0 LOB: 0 BB: 0 P: 12 | 1B: 8 2B: 0 3B: 0 HR: 1 | SF: 0 SAC: 0 DP: 1 HBP: 0 | WP: 0 PB: 0 SB: 0 CS: 2 | PA: 34 | | | | | | | |
| PITCHER | IP | WLS | BF | H | R | ER | SO | BB | IBB | HBP | BLK | WP | HR | S | P | ERA | WHIP | | | | | | | | | | |
| Carlos Perez L (1.1) ERA: 3.65 | 7.0 | L | 27 | 6 | 2 | 2 | 10 | 2 | 0 | 0 | 0 | 0 | 0 | 71 | 105 | 2.57 | 1.143 | | | | | | | | | | |
| Steve Kline L (8.1) ERA: 5.63 | 0.0 | | 2 | 2 | 1 | 1 | 0 | 0 | 0 | 0 | 0 | 0 | 0 | 2 | 3 | ∞ | ∞ | | | | | | | | | | |
| Anthony Telford R (8.1) ERA: 2.74 | 1.0 | | 3 | 1 | 0 | 0 | 0 | 0 | 0 | 0 | 0 | 0 | 0 | 8 | 10 | 0.00 | 1.000 | | | | | | | | | | |


| | |
|-----|----|
| AB | 30 |
| R | 3 |
| H | 9 |
| RBI | 3 |
| BB | 2 |
| SO | 10 |
| LOB | 10 |



| Batter | 1 | 2 | 3 | 4 | 5 | 6 | 7 | 8 | 9 | AB | R | H | RBI | BB | SO | LOB | TOP | | | | |
|--|------------------------------|---------------------------------|------------------------------|---------------------------------|-------------------------------|----------------------------------|------------------------------|----------------------------------|------------------------------|----------------------------------|------------------------------|----------------------------------|------------------------------|----------------------------------|-------------------------------|----------------------------------|--|------------------------------------|----------------------------------|--------|--|
| F.P. Santangelo, S (1,7) OBP: 0.398, SLG: 0.399 | B2-3 | | | F8 | | F8 | | F8 | | 3 | 0 | 0 | 0 | 1 | 0 | 1 | Montreal Expos @ Los Angeles Dodgers Dodger Stadium, Los Angeles, CA Thu Aug 14 1997, 3:33 AM PDT Att: 38,745 - Sunny - 82 F | | | | |
| Mike Lansing, R (1,4) OBP: 0.352, SLG: 0.488 | F8 | | | F9 | | K | | | G6-3 | 4 | 0 | 0 | 0 | 1 | 1 | | | | | | |
| Vladimir Guerrero, R (1,9) OBP: 0.382, SLG: 0.597 | F8 | | | BLK 1B | | | | | G5-3 | 4 | 0 | 2 | 0 | 0 | 0 | | | | | | |
| David Segui, S (1,3) | | F8 | | F8 | | | | | G4-3 | 4 | 0 | 0 | 0 | 1 | 2 | | | | | | |
| Darrin Fletcher, L (1,2) | | F9 | | | F8 | | | | G4-3 | 4 | 0 | 1 | 0 | 0 | 0 | | | | | | |
| Rondell White, R (1,8) | | G6-3 | | | K | | | | P4 | 3 | 0 | 0 | 0 | 0 | 1 | | | | | | |
| Doug Strange, S (1,5) | | | | | K | | | | F9 | 3 | 0 | 0 | 0 | 0 | 1 | | | | | | |
| Andy Stankiewicz, R (1,6) Joe Orsulak, L (8,PH) OBP: 0.305, SLG: 0.336 | | | | | K | | | | F8 | 2 | 0 | 0 | 0 | 0 | 1 | | | | | | |
| Pedro Martinez, R (1,1) Jose Vidro, S (8,PH) Ugueth Urbina, R (8,1) | | | | | G3 | | | | K | 1 | 0 | 1 | 0 | 0 | 0 | | | | | | |
| | | | | | | | | | 1B | 0 | 0 | 0 | 0 | 0 | 0 | | | | | | |
| Inning Stats | R: 0 E: 0 K: 0 S: 4 | H: 0 LOB: 0 BB: 0 P: 6 | R: 0 E: 0 K: 0 S: 3 | H: 0 LOB: 0 BB: 0 P: 4 | R: 0 E: 0 K: 1 S: 11 | H: 0 LOB: 0 BB: 0 P: 16 | R: 0 E: 0 K: 0 S: 9 | H: 1 LOB: 1 BB: 0 P: 15 | R: 0 E: 0 K: 2 S: 8 | H: 0 LOB: 1 BB: 1 P: 23 | R: 0 E: 0 K: 0 S: 8 | H: 1 LOB: 0 BB: 0 P: 13 | R: 0 E: 0 K: 0 S: 8 | H: 1 LOB: 1 BB: 0 P: 10 | R: 0 E: 0 K: 1 S: 11 | H: 1 LOB: 1 BB: 0 P: 17 | 1B: 3 2B: 1 3B: 0 HR: 0 | SF: 0 SAC: 0 DP: 0 HBP: 0 | WP: 0 PB: 0 SB: 1 CS: 1 | PA: 32 | |
| PITCHER | IP | WLS | BF | H | R | ER | SO | BB | IBB | HBP | BLK | WP | HR | S | P | ERA | WHIP | | | | |
| Ismael Valdez, R (1,1) ERA: 2.76 | 8.1 | W | 30 | 4 | 0 | 0 | 5 | 1 | 0 | 0 | 1 | 0 | 0 | 70 | 107 | 0.00 | 0.600 | | | | |
| Scott Radinsky, L (9,1) ERA: 2.77 | 0.2 | S | 2 | 0 | 0 | 0 | 1 | 0 | 0 | 0 | 0 | 0 | 0 | 6 | 9 | 0.00 | 0.000 | | | | |

| Batter | 1 | 2 | 3 | 4 | 5 | 6 | 7 | 8 | 9 | AB | R | H | RBI | BB | SO | LOB | BOTTOM | | | | |
|--|-------------------------------|----------------------------------|------------------------------|----------------------------------|-------------------------------|----------------------------------|-------------------------------|----------------------------------|-------------------------------|----------------------------------|------------------------------|---------------------------------|------------------------------|---------------------------------|----------------------------------|------------------------------------|--|--------|--|--|--|
| Otis Nixon, S (1,8) OBP: 0.339, SLG: 0.301 | F7 | | G1-3 | | K | | K | | | 4 | 0 | 0 | 0 | 0 | 2 | 2 | Montreal Expos @ Los Angeles Dodgers Dodger Stadium, Los Angeles, CA Thu Aug 14 1997, 3:33 AM PDT Att: 38,745 - Sunny - 82 F | | | | |
| Wayne Kirby, L (1,7) OBP: 0.292, SLG: 0.228 | K | | G4-3 | | | | F7 | | | 3 | 0 | 0 | 0 | 1 | 1 | | | | | | |
| Mike Piazza, R (1,2) OBP: 0.418, SLG: 0.600 | K | | | | F9 | | | | F8 | 4 | 1 | 1 | 1 | 0 | 1 | | | | | | |
| Eric Karros, R (1,3) OBP: 0.329, SLG: 0.464 | | 1B | | | K | | K | | K | 4 | 0 | 1 | 0 | 0 | 3 | | | | | | |
| Raul Mondesi, R (1,9) OBP: 0.352, SLG: 0.552 | | 1B | | | CS 1B | | | | G6-3 | 4 | 0 | 3 | 0 | 0 | 0 | | | | | | |
| Todd Zeile, R (1,5) OBP: 0.341, SLG: 0.426 | | K | | | K | | F8 | | | 3 | 0 | 0 | 0 | 0 | 2 | | | | | | |
| Greg Gagne, R (1,6) OBP: 0.323, SLG: 0.397 | | K | | | K | | F9 | | | 3 | 0 | 0 | 0 | 0 | 2 | | | | | | |
| Wilton Guerrero, S (1,4) OBP: 0.311, SLG: 0.413 | | | | | SH2-4 BB | | | | K | 1 | 0 | 0 | 0 | 2 | 1 | | | | | | |
| Ismael Valdez, R (1,1) Scott Radinsky, L (9,1) | | | | | SH2-4 | | | | BB | 0 | 0 | 0 | 0 | 0 | 0 | | | | | | |
| | | | | | | | | | BB | 0 | 0 | 0 | 0 | 0 | 0 | | | | | | |
| Inning Stats | R: 0 E: 0 K: 2 S: 11 | H: 2 LOB: 3 BB: 1 P: 15 | R: 1 E: 0 K: 1 S: 8 | H: 1 LOB: 0 BB: 0 P: 12 | R: 0 E: 0 K: 2 S: 10 | H: 1 LOB: 0 BB: 0 P: 15 | R: 0 E: 0 K: 1 S: 10 | H: 1 LOB: 1 BB: 0 P: 15 | R: 0 E: 0 K: 2 S: 10 | H: 0 LOB: 1 BB: 1 P: 15 | R: 0 E: 0 K: 1 S: 7 | H: 0 LOB: 0 BB: 0 P: 9 | R: 0 E: 0 K: 1 S: 7 | H: 0 LOB: 0 BB: 0 P: 9 | 1B: 4 2B: 0 3B: 0 HR: 1 | SF: 0 SAC: 1 DP: 0 HBP: 0 | WP: 0 PB: 0 SB: 0 CS: 1 | PA: 32 | | | |
| PITCHER | IP | WLS | BF | H | R | ER | SO | BB | IBB | HBP | BLK | WP | HR | S | P | ERA | WHIP | | | | |
| Pedro Martinez, R (1,1) ERA: 1.7 | 7.0 | L | 29 | 5 | 1 | 1 | 12 | 3 | 1 | 0 | 0 | 0 | 0 | 72 | 112 | 1.29 | 1.143 | | | | |
| Ugueth Urbina, R (8,1) ERA: 4.34 | 1.0 | | 3 | 0 | 0 | 0 | 1 | 0 | 0 | 0 | 0 | 0 | 0 | 7 | 9 | 0.00 | 0.000 | | | | |

AB 31
 R 0
 H 4
 RBI 0
 BB 1
 SO 6
 LOB 6



AB 27
 R 1
 H 5
 RBI 1
 BB 4
 SO 13
 LOB 16



| Batter | 1 | 2 | 3 | 4 | 5 | 6 | 7 | 8 | 9 | AB | R | H | RBI | BB | SO | LOB | TOP | | | | | | | | | | |
|--|------------------------------|---------------------------------|-------------------------------|----------------------------------|-------------------------------|----------------------------------|-------------------------------|----------------------------------|------------------------------|---------------------------------|-------------------------------|----------------------------------|-------------------------------|----------------------------------|------------------------------|---------------------------------|---|------------------------------|----------------------------------|----------------------------------|------------------------------------|----------------------------------|--------|--|--|--|--|
| Deion Sanders, L OBP: 0.332, SLG: 0.367 | 0-0 G4-3 | | 4-2 BB | 4-0 BB | | | 1-3 K | | 3-3 K | 3 | 0 | 0 | 0 | 2 | 2 | 0 | Cincinnati Reds @ Los Angeles Dodgers Dodger Stadium, Los Angeles, CA Fri Aug 15 1997, 7:05 PM PDT Att: 46,711 - Unknown - 71 F | | | | | | | | | | |
| Pokey Reese, R OBP: 0.293, SLG: 0.283 | 1-2 F9 | | 0-1 P5 | 3-2 P6 | | | 1-2 S 1B | | 2-3 K | 5 | 1 | 1 | 0 | 0 | 1 | 3 | | | | | | | | | | | |
| Chris Stynes, R OBP: 0.352, SLG: 0.786 | 0-3 K | | 1-1 G4-3 | | | | 1-1 S 1B | | | 4 | 0 | 1 | 1 | 0 | 2 | 1 | | | | | | | | | | | |
| Eduardo Perez, R OBP: 0.346, SLG: 0.500 | | 2-2 G1-3 1B 2B | | 1-0 F7 | 0-0 G4-3 | | 4-1 S 1B | | 1-2 BB | 3 | 1 | 1 | 0 | 1 | 0 | 0 | | | | | | | | | | | |
| Eddie Taubensee, L OBP: 0.316, SLG: 0.464 | | 3-3 K | | 1-0 BB 1B 2B | 0-0 G2-3 | | 1-0 G4-3 | | | 4 | 1 | 1 | 0 | 0 | 1 | 3 | | | | | | | | | | | |
| Reggie Sanders, R OBP: 0.326, SLG: 0.542 | | 1-0 G1-3 | | 1-0 F9 | | 2-3 K | | 1-2 F8 | | 4 | 0 | 0 | 0 | 0 | 1 | 2 | | | | | | | | | | | |
| Jon Nunnally, L OBP: 0.316, SLG: 0.430 Stan Belinda, R Jeff Shaw, R | 1-1 S 1B | | 1-0 BB 1B | 1-2 2B 1B | | 1-2 G1-3 | | 1-0 G3-1 | | 4 | 1 | 2 | 1 | 0 | 0 | 0 | | | | | | | | | | | |
| Bret Boone, R OBP: 0.300, SLG: 0.326 | 0-2 G6-3 | | 4-1 2B BB | 1-2 2B BB | | 1-2 G4-3 | | 0-3 K | | 3 | 1 | 0 | 0 | 1 | 1 | 1 | | | | | | | | | | | |
| Mike Remlinger, L OBP: 0.125, SLG: 0.250 Lenny Harris, L OBP: 0.279, SLG: 0.353 Scott Sullivan, R Mike Kelly, R OBP: 0.319, SLG: 0.509 | | | 1-3 K | 2-1 S 2B | | | 0-0 G1-3 | | 0-0 G6-3 | 2 | 0 | 1 | 3 | 0 | 1 | 0 | | | | | | | | | | | |
| Inning Stats | R: 0 E: 0 K: 1 S: 7 | H: 0 LOB: 0 BB: 0 P: 8 | R: 1 E: 0 K: 1 S: 12 | H: 2 LOB: 1 BB: 0 P: 19 | R: 0 E: 0 K: 1 S: 11 | H: 0 LOB: 1 BB: 1 P: 16 | R: 3 E: 0 K: 0 S: 10 | H: 3 LOB: 2 BB: 2 P: 27 | R: 0 E: 0 K: 1 S: 5 | H: 0 LOB: 0 BB: 0 P: 5 | R: 0 E: 0 K: 1 S: 10 | H: 0 LOB: 0 BB: 0 P: 14 | R: 1 E: 0 K: 1 S: 13 | H: 2 LOB: 2 BB: 1 P: 21 | R: 0 E: 0 K: 1 S: 7 | H: 0 LOB: 0 BB: 0 P: 9 | | R: 0 E: 0 K: 2 S: 9 | H: 0 LOB: 0 BB: 0 P: 14 | 1B: 5 2B: 2 3B: 0 HR: 0 | SF: 0 SAC: 0 DP: 0 HBP: 0 | WP: 0 PB: 0 SB: 2 CS: 0 | PA: 38 | | | | |
| PITCHER | IP | WLS | BF | H | R | ER | SO | BB | IBB | HBP | BLK | WP | HR | S | P | ERA | WHIP | | | | | | | | | | |
| Pedro Astacio, R ERA: 4.1 | 4.0 | L | 20 | 5 | 4 | 4 | 3 | 3 | 0 | 0 | 0 | 0 | 0 | 40 | 70 | 9.00 | 2.000 | | | | | | | | | | |
| 37 Darren Dreifort, R ERA: 2.2 | 3.0 | | 12 | 2 | 1 | 1 | 3 | 1 | 0 | 0 | 0 | 0 | 0 | 28 | 40 | 3.00 | 1.000 | | | | | | | | | | |
| Darren Hall, R ERA: 2.4 | 2.0 | | 6 | 0 | 0 | 0 | 3 | 0 | 0 | 0 | 0 | 0 | 0 | 16 | 23 | 0.00 | 0.000 | | | | | | | | | | |

| | |
|-----|----|
| AB | 34 |
| R | 5 |
| H | 7 |
| RBI | 5 |
| BB | 4 |
| SO | 9 |
| LOB | 10 |



| Batter | 1 | 2 | 3 | 4 | 5 | 6 | 7 | 8 | 9 | AB | R | H | RBI | BB | SO | LOB | BOTTOM | | | | | | | | | | |
|---|-------------------------------|----------------------------------|------------------------------|----------------------------------|------------------------------|----------------------------------|------------------------------|----------------------------------|------------------------------|---------------------------------|------------------------------|----------------------------------|------------------------------|----------------------------------|------------------------------|----------------------------------|---|-------------------------------|----------------------------------|----------------------------------|------------------------------------|----------------------------------|--------|--|--|--|--|
| Otis Nixon, S OBP: 0.343, SLG: 0.303 | 4-1 2B BB | 1-0 SH5-3 1B | | 2-0 F9 | | | 2-2 FC6-4 1B | | | 3 | 1 | 2 | 0 | 1 | 0 | 0 | Cincinnati Reds @ Los Angeles Dodgers Dodger Stadium, Los Angeles, CA Fri Aug 15 1997, 7:05 PM PDT Att: 46,711 - Unknown - 71 F | | | | | | | | | | |
| Brett Butler, L OBP: 0.385, SLG: 0.342 | 0-1 B3 | 0-1 SH5-3 | | | 0-3 K | | 0-0 B2-6 | | | 3 | 0 | 0 | 0 | 0 | 1 | 3 | | | | | | | | | | | |
| Mike Piazza, R OBP: 0.417, SLG: 0.599 | 2-2 1H 1B 2B | 2-3 K | | | 0-1 F9 | | 1-1 FC6-4 | | | 4 | 1 | 1 | 1 | 0 | 1 | 2 | | | | | | | | | | | |
| Eric Karros, R OBP: 0.331, SLG: 0.465 | 1-2 2H 2B 1B | 0-0 G6-3 | | | 0-0 FC5-4 1B | | | | | 4 | 1 | 2 | 1 | 0 | 1 | 1 | | | | | | | | | | | |
| Raul Mondesi, R OBP: 0.351, SLG: 0.549 | 2-2 2B 1B | | 2-1 G1-4-3 | | 1-1 FC5-4 | | 1-1 P3 | | | 4 | 0 | 1 | 0 | 0 | 0 | 1 | | | | | | | | | | | |
| Todd Zeile, R OBP: 0.340, SLG: 0.427 | 0-2 1-3 2H 2B | | 2-0 L7 | | | 0-1 F8 | | 1-3 K | | 4 | 0 | 1 | 1 | 0 | 1 | 0 | | | | | | | | | | | |
| Greg Gagne, R OBP: 0.323, SLG: 0.394 | 3-3 K | | 1-3 K | | | 4-1 K2 BB | | | 0-1 G6-3 | 3 | 0 | 0 | 0 | 1 | 2 | 2 | | | | | | | | | | | |
| Adam Riggs, R OBP: 0.333, SLG: 0.167 Wilton Guerrero, S OBP: 0.310, SLG: 0.412 | 4-0 IBB | | | 4-2 S4-3 BB | | 3-3 SAFE K2 | | | 0-3 K | 1 | 0 | 0 | 0 | 2 | 1 | 1 | | | | | | | | | | | |
| Pedro Astacio, R OBP: 0.146, SLG: 0.171 Nelson Lirio, S OBP: 0.289, SLG: 0.342 37 Darren Dreifort, R Wayne Kirby, S OBP: 0.206, SLG: 0.250 Darren Hall, R Roger Cedeno, S OBP: 0.302, SLG: 0.374 | 0-3 K | | | 3-2 SAFE G4-3 | | | 4-0 B2-6 1B BB | | 2-3 K | 1 | 0 | 0 | 0 | 0 | 1 | 3 | | | | | | | | | | | |
| Inning Stats | R: 3 E: 0 K: 2 S: 23 | H: 4 LOB: 3 BB: 2 P: 39 | R: 0 E: 0 K: 1 S: 7 | H: 1 LOB: 1 BB: 0 P: 10 | R: 0 E: 0 K: 1 S: 6 | H: 0 LOB: 0 BB: 0 P: 11 | R: 0 E: 0 K: 0 S: 6 | H: 0 LOB: 0 BB: 1 P: 15 | R: 0 E: 0 K: 1 S: 8 | H: 1 LOB: 1 BB: 0 P: 9 | R: 0 E: 0 K: 1 S: 9 | H: 0 LOB: 1 BB: 1 P: 16 | R: 0 E: 0 K: 0 S: 6 | H: 1 LOB: 1 BB: 1 P: 13 | R: 0 E: 0 K: 2 S: 9 | H: 0 LOB: 0 BB: 0 P: 13 | | R: 0 E: 0 K: 2 S: 10 | H: 0 LOB: 0 BB: 0 P: 12 | 1B: 5 2B: 4 3B: 0 HR: 0 | SF: 0 SAC: 1 DP: 2 HBP: 0 | WP: 0 PB: 0 SB: 0 CS: 0 | PA: 36 | | | | |
| PITCHER | IP | WLS | BF | H | R | ER | SO | BB | IBB | HBP | BLK | WP | HR | S | P | ERA | WHIP | | | | | | | | | | |
| Mike Remlinger, L ERA: 3.21 | 6.0 | W | 26 | 6 | 3 | 3 | 6 | 3 | 1 | 0 | 0 | 0 | 0 | 59 | 100 | 4.50 | 1.500 | | | | | | | | | | |
| Scott Sullivan, R ERA: 2.37 | 1.0 | | 4 | 1 | 0 | 0 | 0 | 1 | 0 | 0 | 0 | 0 | 0 | 6 | 13 | 0.00 | 2.000 | | | | | | | | | | |
| Stan Belinda, R ERA: 3.36 | 1.0 | S | 3 | 0 | 0 | 0 | 2 | 0 | 0 | 0 | 0 | 0 | 0 | 9 | 13 | 0.00 | 0.000 | | | | | | | | | | |
| Jeff Shaw, R ERA: 2.45 | 1.0 | | 3 | 0 | 0 | 0 | 2 | 0 | 0 | 0 | 0 | 0 | 0 | 10 | 12 | 0.00 | 0.000 | | | | | | | | | | |

| | |
|-----|----|
| AB | 30 |
| R | 3 |
| H | 7 |
| RBI | 3 |
| BB | 5 |
| SO | 10 |
| LOB | 14 |



| Batter | 1 | 2 | 3 | 4 | 5 | 6 | 7 | 8 | 9 | AB | R | H | RBI | BB | SO | LOB | TOP | | | | | | | | | | |
|--|------------------------------|---------------------------------|-------------------------------|----------------------------------|-------------------------------|----------------------------------|------------------------------|----------------------------------|------------------------------|----------------------------------|-------------------------------|----------------------------------|-------------------------------|----------------------------------|------------------------------|----------------------------------|-------------------------------|----------------------------------|----------------------------------|------------------------------------|----------------------------------|--------|--|--|--|--|--|
| Deion Sanders, L OBP: 0.334, SLG: 0.369 Mike Kelly, R OBP: 0.317, SLG: 0.505 | 1-1 F9 | | 3-2 S 1B | | | 0-0 1B HR 1B | 3-3 K | | | 3 | 1 | 2 | 0 | 0 | 0 | 0 | | | | | | | | | | | |
| Pokey Reese, R OBP: 0.288, SLG: 0.278 | 3-1 F8 | | 3-2 F8 1-2 | | | 1-3 K | | 2-3 K | | 4 | 0 | 0 | 0 | 0 | 2 | 2 | | | | | | | | | | | |
| Chris Stynes, R OBP: 0.515, SLG: 0.719 | 0-0 G6-3 | | | 1-0 L8 | | 1-0 HR 1B | | 0-0 F9 | | 4 | 1 | 1 | 0 | 0 | 0 | 0 | | | | | | | | | | | |
| Eduardo Perez, R OBP: 0.344, SLG: 0.510 | | 2-2 F9 | | 0-2 P2 | | 3-2 HR | | 1-1 L3 | | 4 | 1 | 1 | 3 | 0 | 0 | 0 | | | | | | | | | | | |
| Reggie Sanders, R OBP: 0.320, SLG: 0.531 | | 0-3 K | | 2-3 K | | 3-2 F8 | | 0-3 K | | 4 | 0 | 0 | 0 | 0 | 3 | 0 | | | | | | | | | | | |
| Jon Nunnally, L OBP: 0.314, SLG: 0.422 | 2-1 1B | | | | 2-3 K | 3-2 G3 | | 2-2 G5-3 | | 4 | 0 | 1 | 0 | 0 | 1 | 0 | | | | | | | | | | | |
| Eddie Taubensee, L OBP: 0.311, SLG: 0.455 | 1-3 K | | | | 0-0 F8 | | 1-2 G1-3 | 3-2 F7 | | 4 | 0 | 0 | 0 | 0 | 1 | 1 | | | | | | | | | | | |
| Bret Boone, R OBP: 0.303, SLG: 0.332 | | | 1-3 K | | 2-1 1B | | 3-2 2B | | | 3 | 0 | 2 | 0 | 0 | 1 | 0 | | | | | | | | | | | |
| Kent Mercker, L OBP: 0.237, SLG: 0.225 Richie Lewis, R OBP: 1.000, SLG: 1.000 Lenny Harris OBP: 0.277, SLG: 0.251 Felix Rodriguez, R OBP: 0.448, SLG: 0.458 Barry Larkin, R OBP: 0.448, SLG: 0.458 Scott Sullivan, R OBP: 0.448, SLG: 0.458 | | | 0-3 K | | 1-3 K | | 1-0 L9 | | | 1 | 0 | 0 | 0 | 0 | 1 | 0 | | | | | | | | | | | |
| Inning Stats | R: 0 E: 0 K: 0 S: 5 | H: 0 LOB: 0 BB: 0 P: 9 | R: 0 E: 0 K: 2 S: 13 | H: 1 LOB: 1 BB: 0 P: 17 | R: 0 E: 0 K: 2 S: 12 | H: 1 LOB: 1 BB: 0 P: 19 | R: 0 E: 0 K: 1 S: 8 | H: 0 LOB: 0 BB: 0 P: 11 | R: 0 E: 0 K: 2 S: 9 | H: 1 LOB: 1 BB: 0 P: 14 | R: 3 E: 0 K: 1 S: 18 | H: 3 LOB: 0 BB: 0 P: 29 | R: 0 E: 0 K: 1 S: 10 | H: 1 LOB: 1 BB: 0 P: 18 | R: 0 E: 0 K: 1 S: 7 | H: 0 LOB: 0 BB: 0 P: 10 | R: 0 E: 0 K: 1 S: 14 | H: 0 LOB: 0 BB: 0 P: 19 | 1B: 5 2B: 1 3B: 0 HR: 1 | SF: 0 SAC: 0 DP: 0 HBP: 0 | WP: 0 PB: 0 SB: 1 CS: 0 | PA: 34 | | | | | |
| PITCHER | IP | WLS | BF | H | R | ER | SO | BB | IBB | HBP | BLK | WP | HR | S | P | ERA | WHIP | | | | | | | | | | |
| Chan Ho Park, R ERA: 3.16 | 6.0 | W | 24 | 6 | 3 | 3 | 8 | 0 | 0 | 0 | 0 | 0 | 1 | 65 | 99 | 4.50 | 1.000 | | | | | | | | | | |
| Antonio Osuna, R ERA: 2.0 | 2.0 | | 7 | 1 | 0 | 0 | 2 | 0 | 0 | 0 | 0 | 0 | 0 | 17 | 28 | 0.00 | 0.500 | | | | | | | | | | |
| Todd Worrell, R ERA: 4.82 | 1.0 | S | 3 | 0 | 0 | 0 | 1 | 0 | 0 | 0 | 0 | 0 | 0 | 14 | 19 | 0.00 | 0.000 | | | | | | | | | | |

Cincinnati Reds @ Los Angeles Dodgers
 Dodger Stadium, Los Angeles, CA
 Sat Aug 16 1997, 7:05 PM PDT
 Att: 53,464 - Unknown - 70 F

| | |
|-----|----|
| AB | 34 |
| R | 3 |
| H | 7 |
| RBI | 3 |
| BB | 0 |
| SO | 11 |
| LOB | 6 |



| Batter | 1 | 2 | 3 | 4 | 5 | 6 | 7 | 8 | 9 | AB | R | H | RBI | BB | SO | LOB | BOTTOM | | | | | | | | | | |
|---|------------------------------|----------------------------------|------------------------------|----------------------------------|-------------------------------|----------------------------------|-------------------------------|----------------------------------|------------------------------|----------------------------------|------------------------------|----------------------------------|------------------------------|---------------------------------|------------------------------|----------------------------------|----------------------------------|------------------------------------|----------------------------------|--------|--|--|--|--|--|--|--|
| Otis Nixon, S OBP: 0.340, SLG: 0.301 | 2-1 B1-3 | | 1-0 SH HR | 1-0 F7 | | | 2-1 B1-3 | | | 3 | 1 | 0 | 0 | 0 | 0 | 0 | | | | | | | | | | | |
| Roger Cedeno, S OBP: 0.360, SLG: 0.388 | 2-3 K | | 0-1 HR | | 1-0 G6-3 | | 0-0 G4-3 | | | 4 | 1 | 1 | 2 | 0 | 1 | 0 | | | | | | | | | | | |
| Mike Piazza, R OBP: 0.415, SLG: 0.602 | 2-1 G5-3 | | 2-0 HR | | 0-0 G5-3 | | 0-0 G5-3 | | | 4 | 1 | 1 | 1 | 0 | 0 | 0 | | | | | | | | | | | |
| Eric Karros, R OBP: 0.332, SLG: 0.463 | | 3-2 E9 1B | 4-1 FC5-4 BB | | 4-1 BB BB | | | 3-3 K | | 2 | 0 | 0 | 0 | 2 | 1 | 0 | | | | | | | | | | | |
| Raul Mondesi, R OBP: 0.352, SLG: 0.548 | | 0-1 G5-4-3 1B | 2-2 FC5-4 PB S | | 4-2 FC5-4 BB | | 2-2 G1-3 | | | 3 | 0 | 1 | 0 | 1 | 0 | 1 | | | | | | | | | | | |
| Todd Zeile, R OBP: 0.337, SLG: 0.423 | 2-0 F9 | | 3-3 K | | 0-0 FC5-4 | | 0-1 G6-3 | | | 4 | 0 | 0 | 0 | 0 | 1 | 5 | | | | | | | | | | | |
| Greg Gagne, R OBP: 0.320, SLG: 0.391 | 1-2 G5-4-3 | | 2-2 P6 | | | 0-1 F9 | | | | 3 | 0 | 0 | 0 | 0 | 0 | 3 | | | | | | | | | | | |
| Adam Riggs, R OBP: 0.333, SLG: 0.200 | | | 2-2 BB SH 1B | 2-2 P4 | | 3-2 P5 | | | | 3 | 1 | 1 | 0 | 0 | 0 | 0 | | | | | | | | | | | |
| Chan Ho Park, R OBP: 0.302, SLG: 0.333 Nelson Liriano, S OBP: 0.277, SLG: 0.338 Antonio Osuna, R OBP: 0.500, SLG: 0.500 Todd Worrell, R OBP: 0.337, SLG: 0.423 | | | 4-0 SH BB | 1-3 K | | 2-1 F8 | | | | 1 | 1 | 0 | 0 | 1 | 1 | 0 | | | | | | | | | | | |
| Inning Stats | R: 0 E: 0 K: 1 S: 7 | H: 0 LOB: 0 BB: 0 P: 13 | R: 0 E: 1 K: 0 S: 9 | H: 1 LOB: 1 BB: 0 P: 15 | R: 5 E: 1 K: 1 S: 22 | H: 3 LOB: 1 BB: 2 P: 42 | R: 0 E: 0 K: 1 S: 10 | H: 0 LOB: 0 BB: 0 P: 14 | R: 0 E: 0 K: 0 S: 7 | H: 0 LOB: 2 BB: 2 P: 16 | R: 0 E: 0 K: 0 S: 8 | H: 0 LOB: 0 BB: 0 P: 13 | R: 0 E: 0 K: 1 S: 4 | H: 0 LOB: 0 BB: 0 P: 6 | R: 0 E: 0 K: 1 S: 8 | H: 0 LOB: 0 BB: 0 P: 13 | 1B: 2 2B: 0 3B: 0 HR: 2 | SF: 0 SAC: 1 DP: 1 HBP: 0 | WP: 0 PB: 1 SB: 1 CS: 0 | PA: 33 | | | | | | | |
| PITCHER | IP | WLS | BF | H | R | ER | SO | BB | IBB | HBP | BLK | WP | HR | S | P | ERA | WHIP | | | | | | | | | | |
| Kent Mercker, L ERA: 3.89 | 2.0 | L | 9 | 2 | 2 | 2 | 1 | 1 | 0 | 0 | 0 | 0 | 2 | 29 | 47 | 9.00 | 1.500 | | | | | | | | | | |
| Richie Lewis, R ERA: 8.88 | 2.0 | | 10 | 2 | 3 | 2 | 2 | 1 | 0 | 0 | 0 | 0 | 0 | 15 | 29 | 0.00 | 1.000 | | | | | | | | | | |
| Felix Rodriguez, R ERA: 5.4 | 2.0 | | 8 | 0 | 0 | 0 | 0 | 2 | 0 | 0 | 0 | 0 | 0 | 12 | 19 | 0.00 | 0.000 | | | | | | | | | | |
| Scott Sullivan, R ERA: 2.3 | 2.0 | | 6 | 0 | 0 | 0 | 1 | 0 | 0 | 0 | 0 | 0 | 0 | 12 | 19 | 0.00 | 0.000 | | | | | | | | | | |

Cincinnati Reds @ Los Angeles Dodgers
 Dodger Stadium, Los Angeles, CA
 Sat Aug 16 1997, 7:05 PM PDT
 Att: 53,464 - Unknown - 70 F

| | |
|-----|----|
| AB | 28 |
| R | 5 |
| H | 4 |
| RBI | 3 |
| BB | 4 |
| SO | 4 |
| LOB | 9 |



| Batter | 1 | 2 | 3 | 4 | 5 | 6 | 7 | 8 | 9 | AB | R | H | RBI | BB | SO | LOB | TOP | | | | | |
|--|-------------------------------|----------------------------------|------------------------------|----------------------------------|------------------------------|----------------------------------|-------------------------------|----------------------------------|-------------------------------|----------------------------------|------------------------------|----------------------------------|-------------------------------|----------------------------------|------------------------------|----------------------------------|------------------------------|---------------------------------|----------------------------------|------------------------------------|----------------------------------|--------|
| Pokey Reese, R OBP: 0.287, SLG: 0.274 (1, 6) | G4-3 | F9 | | | | G5-3 | | F9 | | 4 | 1 | 0 | 0 | 1 | 0 | 2 | | | | | | |
| Jon Nunnally, L OBP: 0.318, SLG: 0.421 (1, 8) | 2B | K | | | | | F8 | | F7 | 5 | 1 | 2 | 0 | 0 | 1 | 1 | | | | | | |
| Chris Stynes, R OBP: 0.526, SLG: 0.703 (1, 7) | F9 | | G6-3 | | | | | | | 5 | 1 | 3 | 1 | 0 | 0 | 1 | | | | | | |
| Eduardo Perez, R OBP: 0.345, SLG: 0.513 (1, 3) | 1B | | K | | | | | | | 5 | 1 | 2 | 0 | 0 | 1 | 3 | | | | | | |
| Reggie Sanders, R OBP: 0.321, SLG: 0.523 (1, 9) | 1B | 2B | | | | | | | | 3 | 1 | 0 | 0 | 2 | 0 | 2 | | | | | | |
| Willie Greene, L OBP: 0.354, SLG: 0.453 (1, 5) | 1B | | | | | | | | | 4 | 0 | 1 | 2 | 0 | 3 | 5 | | | | | | |
| Brook Fordyce, R OBP: 0.263, SLG: 0.290 (1, 2) | K | | | | | | | | | 4 | 0 | 0 | 0 | 0 | 3 | 6 | | | | | | |
| Bret Boone, R OBP: 0.305, SLG: 0.332 (1, 4) | | | | | | | | | | 3 | 0 | 1 | 0 | 1 | 2 | 0 | | | | | | |
| Brett Tomko, R OBP: 0.174, SLG: 0.182 (1, 1) | | | | | | | | | | 2 | 0 | 0 | 0 | 0 | 1 | 1 | | | | | | |
| Barry Larkin, R OBP: 0.450, SLG: 0.491 (8, PH) | | SH1-4 | | | | | | | | 1 | 0 | 1 | 0 | 0 | 0 | 0 | | | | | | |
| Lenny Harris, L OBP: 0.277, SLG: 0.351 (8, PR) | | | | | | | | | | 0 | 0 | 0 | 0 | 0 | 0 | 0 | | | | | | |
| Stan Belinda, R (8, 1) | | | | | | | | | | 0 | 0 | 0 | 0 | 0 | 0 | 0 | | | | | | |
| Inning Stats | R: 3 E: 0 K: 1 S: 14 | H: 3 LOB: 1 BB: 1 P: 21 | R: 0 E: 0 K: 1 S: 7 | H: 1 LOB: 1 BB: 0 P: 11 | R: 0 E: 0 K: 1 S: 8 | H: 0 LOB: 0 BB: 0 P: 13 | R: 0 E: 0 K: 3 S: 12 | H: 0 LOB: 1 BB: 1 P: 22 | R: 1 E: 0 K: 2 S: 13 | H: 2 LOB: 3 BB: 2 P: 25 | R: 0 E: 0 K: 1 S: 6 | H: 0 LOB: 0 BB: 0 P: 11 | R: 1 E: 1 K: 1 S: 12 | H: 2 LOB: 2 BB: 0 P: 18 | R: 0 E: 0 K: 1 S: 8 | H: 1 LOB: 1 BB: 0 P: 14 | R: 0 E: 0 K: 0 S: 7 | H: 1 LOB: 1 BB: 0 P: 9 | 1B: 9 2B: 1 3B: 0 HR: 0 | SF: 0 SAC: 1 DP: 0 HBP: 0 | WP: 1 PB: 0 SB: 1 CS: 1 | PA: 41 |
| PITCHER | IP | WLS | BF | H | R | ER | SO | BB | IBB | HBP | BLK | WP | HR | S | P | ERA | WHIP | | | | | |
| Hideo Nomo, R ERA: 4.1 (1, 1) | 7.0 | L | 34 | 8 | 5 | 4 | 10 | 4 | 0 | 0 | 0 | 1 | 0 | 72 | 121 | 5.14 | 1.714 | | | | | |
| Mark Guthrie, L ERA: 4.5 (8, 1) | 2.0 | | 7 | 2 | 0 | 0 | 1 | 0 | 0 | 0 | 0 | 0 | 0 | 15 | 23 | 0.00 | 1.000 | | | | | |

Cincinnati Reds @ Los Angeles Dodgers
Dodger Stadium, Los Angeles, CA
Sun Aug 17 1997, 7:05 PM PDT
Att: 51,245 - Unknown - 76 F

| | |
|-----|----|
| AB | 36 |
| R | 5 |
| H | 10 |
| RBI | 3 |
| BB | 4 |
| SO | 11 |
| LOB | 21 |



| Batter | 1 | 2 | 3 | 4 | 5 | 6 | 7 | 8 | 9 | AB | R | H | RBI | BB | SO | LOB | BOTTOM | | | | | |
|---|-------------------------------|----------------------------------|-------------------------------|----------------------------------|-------------------------------|----------------------------------|-------------------------------|----------------------------------|------------------------------|----------------------------------|------------------------------|----------------------------------|-------------------------------|----------------------------------|-------------------------------|----------------------------------|------------------------------|---------------------------------|----------------------------------|------------------------------------|----------------------------------|--------|
| Otis Nixon, S OBP: 0.338, SLG: 0.298 (1, 8) | K | | F7 | | | F8 | FC5-2 | | | 4 | 0 | 0 | 0 | 0 | 1 | 3 | | | | | | |
| Roger Cedeno, S OBP: 0.353, SLG: 0.380 (1, 7) | L7 | | F9 | | | B5-3 | L4 | | | 4 | 0 | 0 | 0 | 0 | 0 | 3 | | | | | | |
| Mike Piazza, R OBP: 0.416, SLG: 0.601 (1, 2) | 1B | | | | | 1B | | | | 4 | 0 | 2 | 0 | 0 | 1 | 0 | | | | | | |
| Eric Karros, R OBP: 0.333, SLG: 0.462 (1, 3) | P3 | | | | | 1B | | | | 3 | 0 | 1 | 0 | 1 | 0 | 2 | | | | | | |
| Raul Mondesi, R OBP: 0.352, SLG: 0.545 (1, 9) | | | | | | L8 | | | | 4 | 0 | 1 | 0 | 0 | 1 | 4 | | | | | | |
| Todd Zeile, R OBP: 0.337, SLG: 0.421 (1, 5) | | | | | | P4 | | | | 4 | 0 | 1 | 0 | 0 | 0 | 3 | | | | | | |
| Greg Gagne, R OBP: 0.322, SLG: 0.390 (1, 6) | | | | | | G5-3 | | | | 3 | 0 | 1 | 0 | 0 | 0 | 0 | | | | | | |
| Wilton Guerrero, S OBP: 0.306, SLG: 0.408 (1, 4) | | | | | | B5-3 | | | | 4 | 0 | 0 | 0 | 0 | 1 | 3 | | | | | | |
| Hideo Nomo, R OBP: 0.196, SLG: 0.286 (1, 1) | | | | | | G6-3 | | | | 2 | 0 | 0 | 0 | 0 | 1 | 0 | | | | | | |
| Nelson Liriano, S OBP: 0.286, SLG: 0.346 (7, PH) | | | | | | | | | | 1 | 0 | 1 | 0 | 0 | 0 | 0 | | | | | | |
| Mark Guthrie, R (8, 1) | | | | | | | | | | 0 | 0 | 0 | 0 | 0 | 0 | 0 | | | | | | |
| Billy Ashley, R OBP: 0.289, SLG: 0.455 (8, PH) | | | | | | | | | | 1 | 0 | 0 | 0 | 0 | 1 | 0 | | | | | | |
| Inning Stats | R: 0 E: 0 K: 1 S: 12 | H: 1 LOB: 0 BB: 0 P: 15 | R: 0 E: 0 K: 0 S: 12 | H: 2 LOB: 0 BB: 0 P: 19 | R: 0 E: 0 K: 1 S: 11 | H: 0 LOB: 0 BB: 0 P: 17 | R: 0 E: 1 K: 0 S: 10 | H: 0 LOB: 1 BB: 0 P: 13 | R: 0 E: 0 K: 0 S: 7 | H: 0 LOB: 0 BB: 0 P: 11 | R: 0 E: 0 K: 0 S: 9 | H: 2 LOB: 2 BB: 0 P: 12 | R: 0 E: 0 K: 2 S: 10 | H: 2 LOB: 3 BB: 0 P: 14 | R: 0 E: 0 K: 2 S: 10 | H: 0 LOB: 1 BB: 1 P: 20 | R: 0 E: 0 K: 2 S: 7 | H: 0 LOB: 0 BB: 0 P: 9 | 1B: 7 2B: 0 3B: 0 HR: 0 | SF: 0 SAC: 0 DP: 1 HBP: 1 | WP: 0 PB: 0 SB: 1 CS: 0 | PA: 36 |
| PITCHER | IP | WLS | BF | H | R | ER | SO | BB | IBB | HBP | BLK | WP | HR | S | P | ERA | WHIP | | | | | |
| Brett Tomko, R ERA: 3.24 (1, 1) | 7.0 | W | 29 | 7 | 0 | 0 | 2 | 0 | 0 | 1 | 0 | 0 | 0 | 71 | 101 | 0.00 | 1.000 | | | | | |
| Stan Belinda, R ERA: 3.27 (8, 1) | 2.0 | | 7 | 0 | 0 | 0 | 4 | 1 | 0 | 0 | 0 | 0 | 0 | 17 | 29 | 0.00 | 0.500 | | | | | |

Cincinnati Reds @ Los Angeles Dodgers
Dodger Stadium, Los Angeles, CA
Sun Aug 17 1997, 7:05 PM PDT
Att: 51,245 - Unknown - 76 F

| | |
|-----|----|
| AB | 34 |
| R | 0 |
| H | 7 |
| RBI | 0 |
| BB | 1 |
| SO | 6 |
| LOB | 18 |



| Batter | 1 | 2 | 3 | 4 | 5 | 6 | 7 | 8 | 9 | AB | R | H | RBI | BB | SO | LOB | TOP | | | | |
|--|--------------------------------------|----------------------------------|--------------------------------------|-----------------------------------|---------------------------------------|----------------------------------|---------------------------------------|----------------------------------|--------------------------------------|-----------------------------------|--------------------------------------|----------------------------------|--------------------------------------|---------------------------------|---------------------------------------|----------------------------------|---|--------------------------------------|---------------------------------|----------------------------------|------------------------------------|
| Otis Nixon, S <small>OBP: 0.334, SLG: 0.295</small> | | | | | | | | | | 5 | 0 | 0 | 0 | 0 | 0 | 1 | Los Angeles Dodgers @ New York Mets Shea Stadium, Flushing, NY Tue Aug 19 1997, 7:05 PM EDT Att: 25,971 - Unknown - 74 F livebaseballscores.com | | | | |
| Eric Young Sr., R <small>OBP: 0.365, SLG: 0.411</small> | | | | | | | | | | 4 | 1 | 3 | 1 | 0 | 1 | 0 | | | | | |
| Mike Piazza, R <small>OBP: 0.415, SLG: 0.600</small> | | | | | | | | | | 4 | 0 | 1 | 1 | 0 | 0 | 2 | | | | | |
| Eric Karros, R <small>OBP: 0.333, SLG: 0.466</small> | | | | | | | | | | 4 | 1 | 1 | 1 | 0 | 1 | 2 | | | | | |
| Raul Mondesi, R <small>OBP: 0.351, SLG: 0.545</small> | | | | | | | | | | 4 | 1 | 1 | 0 | 0 | 0 | 0 | | | | | |
| Todd Zeile, R <small>OBP: 0.340, SLG: 0.425</small> | | | | | | | | | | 3 | 0 | 2 | 1 | 1 | 1 | 0 | | | | | |
| Greg Gagne, R <small>OBP: 0.319, SLG: 0.386</small> | | | | | | | | | | 4 | 0 | 0 | 0 | 0 | 2 | 3 | | | | | |
| Brett Butler, L <small>OBP: 0.383, SLG: 0.341</small> Roger Cedeno, S <small>OBP: 0.353, SLG: 0.350</small> | | | | | | | | | | 4 | 1 | 1 | 0 | 0 | 1 | 1 | | | | | |
| Ismael Valdez, R <small>OBP: 0.109, SLG: 0.047</small> Scott Radinsky, L <small>ERA: 4.89</small> Darren Hall, R <small>ERA: 2.38</small> Nelson Liriano, S <small>OBP: 0.282, SLG: 0.342</small> Todd Worrell, R <small>ERA: 3.12</small> | | | | | | | | | | 2 | 0 | 0 | 0 | 0 | 1 | 0 | | | | | |
| Inning Stats | R: 0 H: 1 E: 0 K: 1 S: 9 | H: 1 LOB: 1 BB: 0 P: 14 | R: 0 H: 0 E: 0 K: 2 S: 9 | H: 0 LOB: 1 BB: 1 P: 20 | R: 0 H: 1 E: 0 K: 1 S: 10 | H: 1 LOB: 1 BB: 0 P: 17 | R: 0 H: 1 E: 0 K: 0 S: 10 | H: 1 LOB: 1 BB: 0 P: 15 | R: 2 H: 3 E: 0 K: 0 S: 9 | H: 3 LOB: 1 BB: 0 P: 15 | R: 0 H: 0 E: 0 K: 2 S: 8 | H: 0 LOB: 0 BB: 0 P: 10 | R: 0 H: 0 E: 0 K: 0 S: 4 | H: 0 LOB: 0 BB: 0 P: 7 | R: 2 H: 3 E: 0 K: 1 S: 15 | H: 3 LOB: 1 BB: 0 P: 24 | | R: 0 H: 0 E: 0 K: 0 S: 5 | H: 0 LOB: 0 BB: 0 P: 7 | 1B: 5 2B: 3 3B: 0 HR: 1 | SF: 0 SAC: 1 DP: 0 HBP: 0 |
| PITCHER | IP: 7.2 WLS: L BF: 32 | H: 8 R: 4 ER: 4 SO: 7 | BB: 1 IBB: 0 HBP: 0 BLK: 0 | WP: 0 HR: 1 S: 68 P: 113 | ERA: 4.70 WHIP: 1.174 | PITCHER | IP: 7.2 WLS: L BF: 32 | H: 8 R: 4 ER: 4 SO: 7 | BB: 1 IBB: 0 HBP: 0 BLK: 0 | WP: 0 HR: 1 S: 68 P: 113 | ERA: 4.70 WHIP: 1.174 | | | | | | | | | | |

| Batter | 1 | 2 | 3 | 4 | 5 | 6 | 7 | 8 | 9 | AB | R | H | RBI | BB | SO | LOB | BOTTOM |
|--|--------------------------------------|----------------------------------|---------------------------------------|-----------------------------------|--------------------------------------|---------------------------------|---------------------------------------|----------------------------------|---------------------------------------|-----------------------------------|---------------------------------------|----------------------------------|--------------------------------------|----------------------------------|----------------------------------|------------------------------------|---|
| Brian McRae, S <small>OBP: 0.325, SLG: 0.365</small> | | | | | | | | | | 4 | 0 | 1 | 0 | 0 | 0 | 3 | Los Angeles Dodgers @ New York Mets Shea Stadium, Flushing, NY Tue Aug 19 1997, 7:05 PM EDT Att: 25,971 - Unknown - 74 F livebaseballscores.com |
| Edgardo Alfonzo, R <small>OBP: 0.394, SLG: 0.450</small> | | | | | | | | | | 4 | 0 | 1 | 0 | 0 | 1 | 3 | |
| John Olerud, L <small>OBP: 0.398, SLG: 0.482</small> | | | | | | | | | | 4 | 0 | 1 | 0 | 0 | 1 | 1 | |
| Todd Hundley, S <small>OBP: 0.398, SLG: 0.552</small> | | | | | | | | | | 4 | 0 | 0 | 0 | 0 | 2 | 2 | |
| Bernard Gilkey, R <small>OBP: 0.310, SLG: 0.358</small> | | | | | | | | | | 4 | 0 | 1 | 0 | 0 | 0 | 1 | |
| Carlos Baerga, S <small>OBP: 0.317, SLG: 0.405</small> | | | | | | | | | | 4 | 1 | 2 | 0 | 0 | 0 | 1 | |
| Butch Huskey, R <small>OBP: 0.304, SLG: 0.464</small> Carl Everett, S <small>OBP: 0.308, SLG: 0.442</small> | | | | | | | | | | 2 | 1 | 0 | 0 | 1 | 0 | 1 | |
| Rey Ordenez, R <small>OBP: 0.274, SLG: 0.280</small> Luis Lopez, S <small>OBP: 0.333, SLG: 0.369</small> | | | | | | | | | | 2 | 0 | 1 | 0 | 0 | 0 | 0 | |
| Brian Bohanon, L <small>OBP: 0.176, SLG: 0.188</small> Mel Rojas, R <small>ERA: 2.38</small> Greg McMichael, R <small>OBP: 0.500, SLG: 0.500</small> | | | | | | | | | | 2 | 0 | 2 | 2 | 0 | 0 | 0 | |
| Inning Stats | R: 0 H: 1 E: 0 K: 1 S: 8 | H: 1 LOB: 0 BB: 0 P: 13 | R: 0 H: 1 E: 0 K: 1 S: 13 | H: 1 LOB: 1 BB: 0 P: 21 | R: 0 H: 1 E: 0 K: 0 S: 7 | H: 1 LOB: 0 BB: 0 P: 9 | R: 2 H: 2 E: 0 K: 1 S: 11 | H: 2 LOB: 1 BB: 1 P: 21 | R: 0 H: 1 E: 0 K: 0 S: 11 | H: 1 LOB: 1 BB: 0 P: 15 | R: 0 H: 1 E: 0 K: 1 S: 10 | H: 1 LOB: 1 BB: 0 P: 15 | R: 0 H: 0 E: 0 K: 1 S: 8 | H: 0 LOB: 0 BB: 0 P: 11 | 1B: 8 2B: 1 3B: 0 HR: 0 | SF: 0 SAC: 2 DP: 1 HBP: 0 | |
| PITCHER | IP: 7.0 WLS: W BF: 28 | H: 8 R: 2 ER: 2 SO: 3 | BB: 1 IBB: 0 HBP: 0 BLK: 0 | WP: 0 HR: 0 S: 70 P: 111 | ERA: 2.57 WHIP: 1.286 | PITCHER | IP: 7.0 WLS: W BF: 28 | H: 8 R: 2 ER: 2 SO: 3 | BB: 1 IBB: 0 HBP: 0 BLK: 0 | WP: 0 HR: 0 S: 70 P: 111 | ERA: 2.57 WHIP: 1.286 | | | | | | |

| Batter | 1 | 2 | 3 | 4 | 5 | 6 | 7 | 8 | 9 | AB | R | H | RBI | BB | SO | LOB | TOP |
|--|---|--|--|--|--|--|---|---|--|-----------------------------|---|---|-----|----|----|-----|-----|
| Otis Nixon, S <small>OBP: 0.331, SLG: 0.292</small> | | | | | | | | | | 4 | 0 | 0 | 0 | 0 | 1 | 3 | |
| Eric Young Sr., R <small>OBP: 0.383, SLG: 0.408</small> | | | | | | | | | | 4 | 0 | 0 | 0 | 0 | 0 | 2 | |
| Mike Piazza, R <small>OBP: 0.413, SLG: 0.604</small> | | | | | | | | | | 4 | 1 | 1 | 1 | 0 | 0 | 0 | |
| Eric Karros, R <small>OBP: 0.334, SLG: 0.466</small> | | | | | | | | | | 3 | 0 | 1 | 0 | 1 | 0 | 0 | |
| Raul Mondesi, R <small>OBP: 0.352, SLG: 0.546</small> | | | | | | | | | | 3 | 0 | 1 | 0 | 1 | 0 | 1 | |
| Todd Zeile, R <small>OBP: 0.337, SLG: 0.422</small> | | | | | | | | | | 4 | 0 | 0 | 0 | 0 | 1 | 3 | |
| Greg Gagne, R <small>OBP: 0.318, SLG: 0.384</small> | | | | | | | | | | 3 | 0 | 0 | 0 | 1 | 0 | 3 | |
| Roger Cedeno, S <small>OBP: 0.355, SLG: 0.386</small> Brett Butler, L <small>OBP: 0.365, SLG: 0.343</small> | | | | | | | | | | 2 | 0 | 1 | 0 | 0 | 0 | 1 | |
| Tom Candiotti, R <small>OBP: 0.048, SLG: 0.048</small> Mark Guthrie, R <small>OBP: 0.279, SLG: 0.338</small> Wilton Guerrero, S <small>OBP: 0.306, SLG: 0.408</small> 37 Darren Dreifort, R <small>OBP: 0.200, SLG: 0.200</small> | | | | | | | | | | 2 | 0 | 0 | 0 | 0 | 1 | 1 | |
| Inning Stats <small>R: 0 H: 0 E: 0 LOB: 0 K: 0 BB: 0 S: 7</small> | <small>R: 0 H: 0 E: 0 LOB: 0 K: 0 BB: 0 S: 7</small> | <small>R: 0 H: 1 E: 0 LOB: 1 K: 0 BB: 0 S: 9</small> | <small>R: 0 H: 0 E: 0 LOB: 0 K: 0 BB: 0 S: 5</small> | <small>R: 0 H: 0 E: 0 LOB: 0 K: 0 BB: 0 S: 9</small> | <small>R: 0 H: 0 E: 0 LOB: 0 K: 1 BB: 0 S: 8</small> | <small>R: 1 H: 2 E: 0 LOB: 0 K: 0 BB: 0 S: 8</small> | <small>R: 0 H: 1 E: 0 LOB: 2 K: 1 BB: 1 S: 11</small> | <small>R: 0 H: 1 E: 0 LOB: 2 K: 1 BB: 1 S: 10</small> | <small>1B: 2 SF: 0 2B: 2 SAC: 0 3B: 0 DP: 1 HR: 1 HBP: 0</small> | <small>WP: 0 PA: 34</small> | | | | | | | |
| PITCHER Joe Crawford, L <small>ERA: 3.48</small> Greg McMichael, R <small>ERA: 3.03</small> John Franco, L <small>ERA: 2.34</small> | <small>IP: 6.0 WLS: 22 BF: 3 H: 1 R: 1 ER: 1 SO: 1 BB: 1 IBB: 0 HBP: 0 BLK: 0 WP: 0 HR: 1 S: 47 P: 69 ERA: 1.50 WHIP: 0.667</small> | | | | | | | | | | | | | | | | |

Los Angeles Dodgers @ New York Mets
 Shea Stadium, Flushing, NY
 Thu Aug 21 1997, 3:33 AM EDT
 Overcast - 64 F

| | |
|-----|----|
| AB | 31 |
| R | 1 |
| H | 5 |
| RBI | 1 |
| BB | 3 |
| SO | 3 |
| LOB | 16 |





| Batter | 1 | 2 | 3 | 4 | 5 | 6 | 7 | 8 | 9 | AB | R | H | RBI | BB | SO | LOB | BOTTOM |
|---|---|--|---|--|---|--|--|--|-----------------------------|----|---|---|-----|----|----|-----|--------|
| Brian McRae, S <small>OBP: 0.322, SLG: 0.362</small> | | | | | | | | | | 4 | 0 | 0 | 0 | 0 | 0 | 0 | |
| Edgardo Alfonzo, R <small>OBP: 0.397, SLG: 0.450</small> | | | | | | | | | | 2 | 0 | 1 | 0 | 2 | 0 | 0 | |
| Matt Franco, L <small>OBP: 0.356, SLG: 0.408</small> John Franco, L <small>OBP: 0.356, SLG: 0.408</small> | | | | | | | | | | 4 | 0 | 1 | 0 | 0 | 0 | 2 | |
| Bernard Gilkey, R <small>OBP: 0.310, SLG: 0.355</small> | | | | | | | | | | 3 | 1 | 0 | 0 | 1 | 1 | 3 | |
| Carlos Baerga, S <small>OBP: 0.321, SLG: 0.418</small> | | | | | | | | | | 3 | 2 | 2 | 2 | 0 | 0 | 2 | |
| Butch Huskey, R <small>OBP: 0.304, SLG: 0.466</small> | | | | | | | | | | 3 | 0 | 1 | 1 | 0 | 1 | 0 | |
| Todd Pratt, R <small>OBP: 0.453, SLG: 0.553</small> | | | | | | | | | | 3 | 0 | 1 | 0 | 0 | 1 | 1 | |
| Rey Ordonez, R <small>OBP: 0.271, SLG: 0.277</small> | | | | | | | | | | 3 | 0 | 0 | 0 | 0 | 0 | 2 | |
| Joe Crawford, L <small>OBP: 0.397, SLG: 0.481</small> Greg McMichael, R <small>OBP: 0.307, SLG: 0.440</small> Carl Everett, S <small>OBP: 0.307, SLG: 0.440</small> John Olerud, L <small>OBP: 0.397, SLG: 0.481</small> | | | | | | | | | | 2 | 0 | 0 | 0 | 0 | 1 | 2 | |
| Inning Stats <small>R: 0 H: 1 E: 0 LOB: 2 K: 0 BB: 1 S: 11</small> | <small>R: 0 H: 1 E: 0 LOB: 1 K: 1 BB: 0 S: 12</small> | <small>R: 0 H: 1 E: 0 LOB: 1 K: 0 BB: 0 S: 7</small> | <small>R: 1 H: 2 E: 0 LOB: 1 K: 2 BB: 0 S: 10</small> | <small>R: 0 H: 0 E: 0 LOB: 0 K: 0 BB: 0 S: 5</small> | <small>R: 2 H: 1 E: 0 LOB: 1 K: 0 BB: 1 S: 11</small> | <small>R: 0 H: 0 E: 0 LOB: 1 K: 1 BB: 1 S: 6</small> | <small>R: 0 H: 0 E: 0 LOB: 0 K: 1 BB: 0 S: 6</small> | <small>1B: 3 SF: 0 2B: 3 SAC: 0 3B: 0 DP: 1 HR: 1 HBP: 1</small> | <small>WP: 0 PA: 33</small> | | | | | | | | |
| PITCHER Tom Candiotti, R <small>ERA: 3.42</small> Mark Guthrie, L <small>ERA: 4.42</small> 37 Darren Dreifort, R <small>ERA: 2.15</small> | <small>IP: 6.0 WLS: 26 BF: 6 H: 3 R: 3 ER: 3 SO: 3 BB: 2 IBB: 0 HBP: 0 BLK: 0 WP: 0 HR: 1 S: 56 P: 95 ERA: 4.50 WHIP: 1.333</small> | | | | | | | | | | | | | | | | |

Los Angeles Dodgers @ New York Mets
 Shea Stadium, Flushing, NY
 Thu Aug 21 1997, 3:33 AM EDT
 Overcast - 64 F

| | |
|-----|----|
| AB | 29 |
| R | 3 |
| H | 6 |
| RBI | 3 |
| BB | 3 |
| SO | 4 |
| LOB | 13 |



| Batter | 1 | 2 | 3 | 4 | 5 | 6 | 7 | 8 | 9 | AB | R | H | RBI | BB | SO | LOB | TOP | | | |
|---|---|---|---|---|---|---|---|---|---|---|---|---|---|---|---|---|--|------------------------------------|----------------------------------|--------|
| Eric Young Sr. R OBP: 0.366, SLG: 0.409 (1, 4) | G1-3 | | F8 SH2-3 E 1B | | G1-3 1B | | S BB | | | 3 | 1 | 2 | 0 | 1 | 0 | 0 | Los Angeles Dodgers @ New York Mets Shea Stadium, Flushing, NY Thu Aug 21 1997, 7:05 PM EDT Att: 43,500 - Unknown - 68 F AB 31 R 4 H 7 RBI 4 BB 3 SO 7 LOB 12  | | | |
| Brett Butler L OBP: 0.388, SLG: 0.344 (1, 7) | 1B SF7 1B | | SH2-3 | | G1-3 | | BB | | | 2 | 1 | 1 | 0 | 1 | 0 | 1 | | | | |
| Roger Cedeno S OBP: 0.355, SLG: 0.386 (9, 7) | 1B | | 1-2 | | 1-2 | | BB | | | 0 | 0 | 0 | 0 | 0 | 0 | 0 | | | | |
| Raul Mondesi R OBP: 0.353, SLG: 0.545 (1, 9) | SF7 1B 1B | | 4-2 S E BB | | L8 | | K | | | 3 | 2 | 1 | 0 | 1 | 1 | 3 | | | | |
| Eric Karros R OBP: 0.333, SLG: 0.465 (1, 3) | SF7 | | F8 | | K | | | | | 3 | 0 | 1 | 1 | 0 | 1 | 3 | | | | |
| Todd Zeile R OBP: 0.338, SLG: 0.422 (1, 5) | 2-3 3-H 1B | | 2-3 | | K | | | | | 4 | 0 | 2 | 3 | 0 | 0 | 1 | | | | |
| Tom Prince R OBP: 0.291, SLG: 0.351 (1, 2) | F8 | | E8 1-H 3-H 1B | | E5 G6-4-3 | | P2 | | | 4 | 0 | 0 | 0 | 0 | 0 | 3 | | | | |
| Otis Nixon S OBP: 0.329, SLG: 0.289 (1, 8) | | | G4-3 | | G6-4-3 | | | | | 4 | 0 | 0 | 0 | 0 | 2 | 1 | | | | |
| Juan Castro R OBP: 0.196, SLG: 0.212 (1, 6) | | | K | | F9 | | F9 | | | 4 | 0 | 0 | 0 | 0 | 1 | 0 | | | | |
| Chan Ho Park R OBP: 0.283, SLG: 0.310 (1, 1) | | | G6-3 | | K | | K | | | 3 | 0 | 0 | 0 | 0 | 2 | 0 | | | | |
| Scott Radinsky L (7, 1) | | | | | | | | | | 0 | 0 | 0 | 0 | 0 | 0 | 0 | | | | |
| Darren Hall R (8, 1) | | | | | | | | | | 0 | 0 | 0 | 0 | 0 | 0 | 0 | | | | |
| Wilton Guerrero S OBP: 0.305, SLG: 0.406 (9, PH) | | | | | | | | | | 1 | 0 | 0 | 0 | 0 | 0 | 0 | | | | |
| Todd Worrell R (9, 1) | | | | | | | | | | 0 | 0 | 0 | 0 | 0 | 0 | 0 | | | | |
| Inning Stats | R: 2 E: 0 K: 0 S: 18 | H: 3 LOB: 1 BB: 0 P: 20 | R: 0 E: 0 K: 1 S: 7 | H: 0 LOB: 0 BB: 0 P: 8 | R: 2 E: 1 K: 0 S: 9 | H: 2 LOB: 1 BB: 1 P: 14 | R: 0 E: 0 K: 2 S: 10 | H: 0 LOB: 0 BB: 0 P: 14 | R: 0 E: 1 K: 0 S: 4 | H: 1 LOB: 1 BB: 0 P: 11 | R: 0 E: 0 K: 0 S: 13 | H: 0 LOB: 2 BB: 2 P: 24 | R: 0 E: 0 K: 0 S: 12 | H: 1 LOB: 0 BB: 0 P: 14 | R: 0 E: 0 K: 1 S: 7 | H: 0 LOB: 0 BB: 9 P: 9 | 1B: 7 2B: 0 3B: 0 HR: 0 | SF: 1 SAC: 1 DP: 1 HBP: 0 | WP: 0 PB: 0 SB: 2 CS: 1 | PA: 36 |
| PITCHER | IP WLS BF H R ER SO BB IBB HBP BLK WP HR S P ERA WHIP | IP WLS BF H R ER SO BB IBB HBP BLK WP HR S P ERA WHIP | IP WLS BF H R ER SO BB IBB HBP BLK WP HR S P ERA WHIP | IP WLS BF H R ER SO BB IBB HBP BLK WP HR S P ERA WHIP | IP WLS BF H R ER SO BB IBB HBP BLK WP HR S P ERA WHIP | IP WLS BF H R ER SO BB IBB HBP BLK WP HR S P ERA WHIP | IP WLS BF H R ER SO BB IBB HBP BLK WP HR S P ERA WHIP | IP WLS BF H R ER SO BB IBB HBP BLK WP HR S P ERA WHIP | IP WLS BF H R ER SO BB IBB HBP BLK WP HR S P ERA WHIP | IP WLS BF H R ER SO BB IBB HBP BLK WP HR S P ERA WHIP | IP WLS BF H R ER SO BB IBB HBP BLK WP HR S P ERA WHIP | IP WLS BF H R ER SO BB IBB HBP BLK WP HR S P ERA WHIP | IP WLS BF H R ER SO BB IBB HBP BLK WP HR S P ERA WHIP | IP WLS BF H R ER SO BB IBB HBP BLK WP HR S P ERA WHIP | IP WLS BF H R ER SO BB IBB HBP BLK WP HR S P ERA WHIP | IP WLS BF H R ER SO BB IBB HBP BLK WP HR S P ERA WHIP | IP WLS BF H R ER SO BB IBB HBP BLK WP HR S P ERA WHIP | | | |
| Rick Reed R ERA: 2.98 (1, 1) | 6.0 L | 25 6 | 4 4 | 4 4 | 4 4 | 1 0 | 0 0 | 0 0 | 0 0 | 0 0 | 55 74 | 6.00 1.167 | | | | | | | | |
| Turk Wendell R ERA: 3.78 (7, 1) | 2.0 | 8 1 | 0 0 | 0 2 | 2 2 | 0 0 | 0 0 | 0 0 | 0 0 | 0 0 | 25 38 | 0.00 1.500 | | | | | | | | |
| Mel Rojas R ERA: 4.81 (9, 1) | 1.0 | 3 0 | 0 0 | 0 1 | 0 0 | 0 0 | 0 0 | 0 0 | 0 0 | 0 7 | 9 9 | 0.00 0.000 | | | | | | | | |

| Batter | 1 | 2 | 3 | 4 | 5 | 6 | 7 | 8 | 9 | AB | R | H | RBI | BB | SO | LOB | BOTTOM | | | | | |
|--|---|---|---|---|---|---|---|---|---|---|---|---|---|---|---|---|--|----------------------------------|----------------------------------|------------------------------------|----------------------------------|--------|
| Carl Everett S OBP: 0.303, SLG: 0.434 (1, 9) | L7 | | K2-3 | | K | | G1-3 | | G6-3 | 5 | 0 | 0 | 0 | 0 | 2 | 3 | Los Angeles Dodgers @ New York Mets Shea Stadium, Flushing, NY Thu Aug 21 1997, 7:05 PM EDT Att: 43,500 - Unknown - 68 F AB 33 R 3 H 7 RBI 3 BB 4 SO 8 LOB 15  | | | | | |
| Eduardo Alfonzo R OBP: 0.393, SLG: 0.444 (1, 5) | F9 | | F9 | | F9 | | G5-3 | | K | 5 | 0 | 0 | 0 | 0 | 1 | 1 | | | | | | |
| John Olerud L OBP: 0.396, SLG: 0.478 (1, 3) | K | | G4-3 | | BB | | E4 | | | 3 | 0 | 0 | 0 | 1 | 1 | 1 | | | | | | |
| Todd Hundley S OBP: 0.397, SLG: 0.555 (1, 2) | | SF8 3B | | K | | P3 | F9 | | | 4 | 1 | 1 | 0 | 0 | 1 | 2 | | | | | | |
| Carlos Baerga S OBP: 0.321, SLG: 0.415 (1, 4) | | K | | 1B 1B BB | | L9 | | G3 | | 3 | 1 | 0 | 0 | 1 | 1 | 2 | | | | | | |
| Bernard Gilkey R OBP: 0.311, SLG: 0.356 (1, 7) | | SF8 | | 1B 1B | | L7 | | 1B BB | | 2 | 1 | 1 | 1 | 1 | 0 | 0 | | | | | | |
| Brian McRae S OBP: 0.326, SLG: 0.364 (1, 8) | | BB | | 1B 1B | | G6-3 | | G6-4-3 1B | | 3 | 0 | 2 | 1 | 1 | 0 | 0 | | | | | | |
| Rey Ordenez R OBP: 0.271, SLG: 0.277 (6, PH) | | F9 | | P6 | | | | G6-4-3 | | 3 | 0 | 1 | 0 | 0 | 0 | 3 | | | | | | |
| Matt Franco L OBP: 0.303, SLG: 0.405 (9, 1) | | | | | | | | | | 1 | 0 | 0 | 0 | 0 | 0 | 2 | | | | | | |
| Mel Rojas R (9, 1) | | | | | | | | | | 0 | 0 | 0 | 0 | 0 | 0 | 0 | | | | | | |
| Rick Reed R OBP: 0.271, SLG: 0.400 (1, 1) | | | | | | | | | | 2 | 0 | 2 | 1 | 0 | 0 | 0 | | | | | | |
| Butch Huskey R OBP: 0.303, SLG: 0.465 (6, PH) | | | | | | | | | | 1 | 0 | 0 | 0 | 0 | 1 | 1 | | | | | | |
| Turk Wendell L (7, 1) | | | | | | | | | | 0 | 0 | 0 | 0 | 0 | 0 | 0 | | | | | | |
| Luis Lopez S OBP: 0.331, SLG: 0.366 (9, 6) | | | | | | | | | | 1 | 0 | 0 | 0 | 0 | 1 | 0 | | | | | | |
| Inning Stats | R: 0 E: 0 K: 1 S: 7 | H: 0 LOB: 0 BB: 0 P: 10 | R: 1 E: 0 K: 1 S: 14 | H: 1 LOB: 1 BB: 1 P: 24 | R: 0 E: 0 K: 1 S: 9 | H: 1 LOB: 1 BB: 0 P: 13 | R: 2 E: 0 K: 2 S: 19 | H: 3 LOB: 2 BB: 1 P: 27 | R: 0 E: 0 K: 0 S: 7 | H: 0 LOB: 1 BB: 1 P: 15 | R: 0 E: 0 K: 1 S: 14 | H: 1 LOB: 1 BB: 0 P: 21 | R: 0 E: 0 K: 0 S: 9 | H: 0 LOB: 1 BB: 1 P: 16 | R: 0 E: 0 K: 0 S: 5 | H: 1 LOB: 1 BB: 1 P: 11 | R: 0 E: 0 K: 2 S: 9 | H: 0 LOB: 0 BB: 0 P: 14 | 1B: 5 2B: 1 3B: 1 HR: 0 | SF: 1 SAC: 0 DP: 1 HBP: 0 | WP: 0 PB: 0 SB: 0 CS: 0 | PA: 38 |
| PITCHER | IP WLS BF H R ER SO BB IBB HBP BLK WP HR S P ERA WHIP | IP WLS BF H R ER SO BB IBB HBP BLK WP HR S P ERA WHIP | IP WLS BF H R ER SO BB IBB HBP BLK WP HR S P ERA WHIP | IP WLS BF H R ER SO BB IBB HBP BLK WP HR S P ERA WHIP | IP WLS BF H R ER SO BB IBB HBP BLK WP HR S P ERA WHIP | IP WLS BF H R ER SO BB IBB HBP BLK WP HR S P ERA WHIP | IP WLS BF H R ER SO BB IBB HBP BLK WP HR S P ERA WHIP | IP WLS BF H R ER SO BB IBB HBP BLK WP HR S P ERA WHIP | IP WLS BF H R ER SO BB IBB HBP BLK WP HR S P ERA WHIP | IP WLS BF H R ER SO BB IBB HBP BLK WP HR S P ERA WHIP | IP WLS BF H R ER SO BB IBB HBP BLK WP HR S P ERA WHIP | IP WLS BF H R ER SO BB IBB HBP BLK WP HR S P ERA WHIP | IP WLS BF H R ER SO BB IBB HBP BLK WP HR S P ERA WHIP | IP WLS BF H R ER SO BB IBB HBP BLK WP HR S P ERA WHIP | IP WLS BF H R ER SO BB IBB HBP BLK WP HR S P ERA WHIP | IP WLS BF H R ER SO BB IBB HBP BLK WP HR S P ERA WHIP | IP WLS BF H R ER SO BB IBB HBP BLK WP HR S P ERA WHIP | | | | | |
| Chan Ho Park R ERA: 3.19 (1, 1) | 6.2 | 29 3 | 0 0 | 0 3 | 0 3 | 0 0 | 0 0 | 0 0 | 0 0 | 0 0 | 76 120 | 4.05 1.350 | | | | | | | | | | |
| Scott Radinsky L ERA: 2.1 (7, 1) | 0.2 | 3 0 | 0 0 | 0 0 | 0 0 | 0 0 | 0 0 | 0 0 | 0 0 | 0 4 | 9 9 | 0.00 0.000 | | | | | | | | | | |
| Darren Hall R ERA: 2.35 (8, 1) | 0.2 | 3 1 | 0 0 | 0 0 | 0 0 | 1 0 | 0 0 | 0 0 | 0 0 | 0 4 | 8 8 | 0.00 3.000 | | | | | | | | | | |
| Todd Worrell R ERA: 4.62 (9, 1) | 1.0 | S 3 0 | 0 0 | 0 2 | 0 0 | 0 0 | 0 0 | 0 0 | 0 9 | 14 14 | 0.00 0.000 | | | | | | | | | | | |

| Batter | 1 | 2 | 3 | 4 | 5 | 6 | 7 | 8 | 9 | AB | R | H | RBI | BB | SO | LOB | TOP | | | | | | | | |
|---|-------------------------------|----------------------------------|------------------------------|----------------------------------|------------------------------|----------------------------------|------------------------------|----------------------------------|------------------------------|----------------------------------|-------------------------------|----------------------------------|-------------------------------|----------------------------------|------------------------------|---------------------------------|---|----------------------------------|----------------------------------|------------------------------------|----------------------------------|--------|--|--|--|
| Eric Young Sr. R (1,4) OBP: 0.367, SLG: 0.416 | L9 | | CS | 1B 3B | | L3 | | | 2B | 4 | 2 | 2 | 0 | 0 | 0 | 1 | Los Angeles Dodgers @ Philadelphia Phillies Veterans Stadium, Philadelphia, PA Fri Aug 22 1997, 7:05 PM EDT Att: 21,060 - Unknown - 76 F | | | | | | | | |
| Brett Butler L (1,7) OBP: 0.386, SLG: 0.343 | K | | | G4-6-3 | | G5-3 | | | P6 | 4 | 0 | 1 | 1 | 0 | 1 | 2 | | | | | | | | | |
| Roger Cedeno, S (9,7) OBP: 0.355, SLG: 0.386 | | | | 1B | | | | | | 0 | 0 | 0 | 0 | 0 | 0 | 0 | | | | | | | | | |
| Mike Piazza R (1,2) OBP: 0.412, SLG: 0.603 | K | | | G4-6-3 | | | | | BB 2B | 4 | 1 | 1 | 1 | 0 | 2 | 1 | | | | | | | | | |
| Eric Karros, R (1,3) OBP: 0.333, SLG: 0.462 | | K | | | | | | | BB 2B | 3 | 1 | 0 | 0 | 1 | 2 | 0 | | | | | | | | | |
| Raul Mondesi, R (1,9) OBP: 0.354, SLG: 0.544 | K | | | | | | | | L7 | 4 | 0 | 2 | 0 | 0 | 1 | 2 | | | | | | | | | |
| Todd Zeile, R (1,5) OBP: 0.335, SLG: 0.419 | G3 | | | | | | | | 2B | 3 | 1 | 0 | 0 | 1 | 1 | 2 | | | | | | | | | |
| Greg Gagne, R (1,6) OBP: 0.318, SLG: 0.385 | | | | | | | | | BB | 4 | 0 | 1 | 3 | 0 | 3 | 0 | | | | | | | | | |
| Otis Nixon, S (1,8) OBP: 0.330, SLG: 0.288 | | | | | | | | | L6 | 2 | 0 | 0 | 0 | 2 | 1 | 1 | | | | | | | | | |
| Dennys Reyes, R (1,1) Nelson Liriano, S (8, PH) Antonio Osuna, R (8, PH) Todd Worrell, R (9,1) | | | | | | | | | F8 | 1 | 0 | 0 | 0 | 0 | 1 | 1 | | | | | | | | | |
| Inning Stats | R: 0 E: 0 K: 2 S: 11 | H: 0 LOB: 0 BB: 0 P: 14 | R: 0 E: 0 K: 2 S: 7 | H: 0 LOB: 0 BB: 0 P: 10 | R: 0 E: 0 K: 2 S: 8 | H: 0 LOB: 0 BB: 1 P: 17 | R: 1 E: 0 K: 1 S: 8 | H: 2 LOB: 0 BB: 0 P: 11 | R: 0 E: 0 K: 2 S: 9 | H: 1 LOB: 0 BB: 0 P: 15 | R: 0 E: 0 K: 1 S: 13 | H: 0 LOB: 1 BB: 1 P: 21 | R: 0 E: 0 K: 1 S: 10 | H: 1 LOB: 0 BB: 0 P: 13 | R: 0 E: 0 K: 2 S: 7 | H: 0 LOB: 0 BB: 0 P: 9 | R: 4 E: 0 K: 0 S: 18 | H: 3 LOB: 1 BB: 2 P: 31 | 1B: 3 2B: 4 3B: 1 HR: 0 | SF: 0 SAC: 1 DP: 2 HBP: 0 | WP: 0 PB: 0 SB: 0 CS: 2 | PA: 36 | | | |
| PITCHER | IP | WLS | BF | H | R | ER | SO | BB | IBB | HBP | BLK | WP | HR | S | P | ERA | WHIP | | | | | | | | |
| Curt Schilling, R (1,1) ERA: 2.92 | 8.1 | | 30 | 6 | 3 | 3 | 12 | 2 | 0 | 0 | 0 | 0 | 0 | 80 | 118 | 3.24 | 0.960 | | | | | | | | |
| Ricky Bottalico, R (9,1) ERA: 3.99 | 0.2 | L | 5 | 1 | 2 | 2 | 0 | 2 | 0 | 0 | 0 | 0 | 0 | 11 | 23 | 27.00 | 4.500 | | | | | | | | |

| | |
|-----|----|
| AB | 30 |
| R | 5 |
| H | 7 |
| RBI | 5 |
| BB | 4 |
| SO | 12 |
| LOB | 10 |



| Batter | 1 | 2 | 3 | 4 | 5 | 6 | 7 | 8 | 9 | AB | R | H | RBI | BB | SO | LOB | BOTTOM | | | | | | | | |
|--|------------------------------|----------------------------------|------------------------------|----------------------------------|------------------------------|---------------------------------|-------------------------------|----------------------------------|------------------------------|----------------------------------|------------------------------|----------------------------------|------------------------------|----------------------------------|-------------------------------|----------------------------------|---|----------------------------------|----------------------------------|------------------------------------|----------------------------------|--------|--|--|--|
| Midre Cummings, L (1,8) OBP: 0.305, SLG: 0.381 | L8 | | G4-3 | | F7 | | BB | | | 3 | 0 | 0 | 0 | 1 | 0 | 1 | Los Angeles Dodgers @ Philadelphia Phillies Veterans Stadium, Philadelphia, PA Fri Aug 22 1997, 7:05 PM EDT Att: 21,060 - Unknown - 76 F | | | | | | | | |
| Mickey Morandini, L (1,4) OBP: 0.362, SLG: 0.400 | | | G6-3 | | G2-3 | | BB | | | 4 | 0 | 2 | 2 | 0 | 0 | 1 | | | | | | | | | |
| Scott Rolen, R (1,5) OBP: 0.386, SLG: 0.489 | L6 | | | | | | BB | | | 4 | 1 | 1 | 0 | 0 | 2 | 1 | | | | | | | | | |
| Rico Brogna, L (1,3) OBP: 0.288, SLG: 0.422 | K | | | | | | | | | 4 | 0 | 1 | 0 | 0 | 2 | 1 | | | | | | | | | |
| Mike Lieberthal, R (1,2) OBP: 0.308, SLG: 0.470 | | L7 | | | | | | | | 4 | 0 | 0 | 0 | 0 | 1 | 1 | | | | | | | | | |
| Tony Barron, R (1,9) OBP: 0.328, SLG: 0.424 | | E5 | | | | | | | | 4 | 0 | 0 | 0 | 0 | 2 | 1 | | | | | | | | | |
| Rex Hudler, R (1,7) OBP: 0.215, SLG: 0.243 | | | | | | | | | | 3 | 1 | 1 | 0 | 0 | 1 | 2 | | | | | | | | | |
| Ruben Amaro Jr. S (9,7) OBP: 0.313, SLG: 0.326 | | | | | | | | | | 1 | 0 | 0 | 0 | 0 | 1 | 0 | | | | | | | | | |
| Kevin Stocker, S (1,6) OBP: 0.332, SLG: 0.347 | | | | | | | | | | 4 | 0 | 0 | 0 | 0 | 0 | 2 | | | | | | | | | |
| Curt Schilling, R (1,1) OBP: 0.212, SLG: 0.219 | | | | | | | | | | 3 | 1 | 2 | 0 | 0 | 0 | 0 | | | | | | | | | |
| Ricky Bottalico, L (9,1) | | | | | | | | | | 0 | 0 | 0 | 0 | 0 | 0 | 0 | | | | | | | | | |
| Inning Stats | R: 0 E: 0 K: 1 S: 8 | H: 1 LOB: 1 BB: 0 P: 10 | R: 0 E: 1 K: 0 S: 5 | H: 0 LOB: 1 BB: 0 P: 12 | R: 0 E: 0 K: 0 S: 6 | H: 0 LOB: 0 BB: 0 P: 8 | R: 1 E: 1 K: 3 S: 12 | H: 2 LOB: 1 BB: 0 P: 19 | R: 0 E: 0 K: 0 S: 8 | H: 1 LOB: 1 BB: 0 P: 12 | R: 0 E: 0 K: 2 S: 9 | H: 0 LOB: 0 BB: 0 P: 12 | R: 2 E: 0 K: 0 S: 9 | H: 3 LOB: 2 BB: 1 P: 16 | R: 0 E: 0 K: 1 S: 12 | H: 0 LOB: 0 BB: 0 P: 16 | R: 0 E: 0 K: 2 S: 8 | H: 0 LOB: 0 BB: 0 P: 12 | 1B: 6 2B: 1 3B: 0 HR: 0 | SF: 0 SAC: 0 DP: 0 HBP: 0 | WP: 0 PB: 0 SB: 2 CS: 0 | PA: 35 | | | |
| PITCHER | IP | WLS | BF | H | R | ER | SO | BB | IBB | HBP | BLK | WP | HR | S | P | ERA | WHIP | | | | | | | | |
| Dennys Reyes, L (1,1) ERA: 4.01 | 7.0 | | 29 | 7 | 3 | 2 | 6 | 1 | 0 | 0 | 0 | 0 | 0 | 57 | 89 | 2.57 | 1.143 | | | | | | | | |
| Antonio Osuna, R (8,1) ERA: 1.96 | 1.0 | W | 3 | 0 | 0 | 0 | 1 | 0 | 0 | 0 | 0 | 0 | 0 | 12 | 16 | 0.00 | 0.000 | | | | | | | | |
| Todd Worrell, R (9,1) ERA: 4.53 | 1.0 | S | 3 | 0 | 0 | 0 | 2 | 0 | 0 | 0 | 0 | 0 | 0 | 8 | 12 | 0.00 | 0.000 | | | | | | | | |

| | |
|-----|----|
| AB | 34 |
| R | 3 |
| H | 7 |
| RBI | 2 |
| BB | 1 |
| SO | 9 |
| LOB | 10 |



| Batter | 1 | 2 | 3 | 4 | 5 | 6 | 7 | 8 | 9 | AB | R | H | RBI | BB | SO | LOB | TOP | | | | | | | | | | |
|--|------------------------------|----------------------------------|-------------------------------|----------------------------------|-------------------------------|----------------------------------|-------------------------------|----------------------------------|-------------------------------|----------------------------------|-------------------------------|----------------------------------|------------------------------|----------------------------------|------------------------------|----------------------------------|---|------------------------------|----------------------------------|------------------------------|----------------------------------|----------------------------------|------------------------------------|----------------------------------|--------|--|--|
| Eric Young Sr. R OBP: 0.367, SLG: 0.415 (1, 4) | F8 | | G6-3 1B | K | | F9 1B | | G6-3 | | 4 | 1 | 1 | 0 | 1 | 1 | 0 | Los Angeles Dodgers @ Philadelphia Phillies Veterans Stadium, Philadelphia, PA Sat Aug 23 1997, 7:05 PM EDT Att: 31,159 - Unknown - 72 F | | | | | | | | | | |
| Brett Butler L OBP: 0.384, SLG: 0.339 Roger Cedeno, S OBP: 0.355, SLG: 0.386 (1, 7) (8, 7) | P6 | | G6-3 | | WP SF7 1B | F9 1B | | K | | 4 | 1 | 0 | 0 | 1 | 1 | 3 | | | | | | | | | | | |
| Mike Piazza R OBP: 0.416, SLG: 0.611 (1, 2) | HR | | FC6-4 1B | | L9 | | | G5-3 BB | | 3 | 1 | 2 | 2 | 2 | 0 | 1 | | | | | | | | | | | |
| Eric Karros, R OBP: 0.333, SLG: 0.461 (1, 3) | G5-3 | | FC6-4 1B | | FC5 WP 1B | L8 | | G5-3 | | 5 | 0 | 2 | 0 | 0 | 0 | 4 | | | | | | | | | | | |
| Raul Mondesi, R OBP: 0.355, SLG: 0.542 (1, 9) | | CS 1B | FC6-4 S | | FC5 1B | | F7 | | F7 | 4 | 0 | 1 | 0 | 1 | 0 | 3 | | | | | | | | | | | |
| Todd Zeile, R OBP: 0.340, SLG: 0.420 (1, 5) | E G6-4-3 1B | | FC6-4 BB | | SF7 | | S 1B BB | | G6-3 | 2 | 1 | 1 | 1 | 2 | 0 | 1 | | | | | | | | | | | |
| Greg Gagne, R OBP: 0.315, SLG: 0.381 (1, 6) | E1 G6-4-3 | | FC6-4 | | FC5 | | L8 | | | 4 | 0 | 0 | 0 | 0 | 0 | 7 | | | | | | | | | | | |
| Otis Nixon, S OBP: 0.331, SLG: 0.290 (1, 8) | G6-4-3 | | | | K | | FC1-6 1B | | | 4 | 0 | 2 | 1 | 0 | 1 | 1 | | | | | | | | | | | |
| Hideo Nomo, R OBP: 0.195, SLG: 0.276 (5, PH) Tom Candiello, R OBP: 0.045, SLG: 0.045 (5, PH) Juan Castro, R OBP: 0.045, SLG: 0.045 (5, PH) 37 Darren Dreifort, R OBP: 0.045, SLG: 0.045 (5, PH) Scott Radinsky, L OBP: 0.157 (8, 1) Todd Worrell, R (8, 1) | K | | K | | K | | FC1-6 F9 1B | | L7 | 2 | 0 | 0 | 0 | 0 | 0 | 2 | | | | | | | | | | | |
| Inning Stats | R: 1 E: 0 K: 0 S: 9 | H: 1 LOB: 0 BB: 0 P: 16 | R: 1 E: 1 K: 1 S: 11 | H: 2 LOB: 1 BB: 0 P: 20 | R: 1 E: 0 K: 0 S: 13 | H: 2 LOB: 3 BB: 2 P: 28 | R: 0 E: 0 K: 3 S: 10 | H: 0 LOB: 0 BB: 0 P: 12 | R: 1 E: 0 K: 0 S: 10 | H: 1 LOB: 2 BB: 2 P: 23 | R: 0 E: 0 K: 0 S: 10 | H: 2 LOB: 3 BB: 1 P: 18 | R: 0 E: 0 K: 0 S: 7 | H: 1 LOB: 2 BB: 1 P: 14 | R: 0 E: 0 K: 1 S: 8 | H: 0 LOB: 0 BB: 0 P: 15 | | R: 0 E: 0 K: 0 S: 8 | H: 0 LOB: 1 BB: 1 P: 17 | R: 0 E: 0 K: 0 S: 8 | H: 0 LOB: 1 BB: 1 P: 17 | 1B: 8 2B: 0 3B: 0 HR: 1 | SF: 1 SAC: 0 DP: 0 HBP: 0 | WP: 1 PB: 0 SB: 2 CS: 1 | PA: 42 | | |
| PITCHER | IP | WLS | BF | H | R | ER | SO | BB | IBB | HBP | BLK | WP | HR | S | P | ERA | WHIP | | | | | | | | | | |
| Tyler Green, R ERA: 4.93 Ron Blazler, R ERA: 6.2 Jerry Spradlin, R ERA: 5.12 Wayne Gomes, R ERA: 5.01 | 5.1 | L | 28 | 8 | 4 | 3 | 4 | 3 | 1 | 0 | 0 | 1 | 1 | 57 | 104 | 5.06 | 2.062 | | | | | | | | | | |

| Batter | 1 | 2 | 3 | 4 | 5 | 6 | 7 | 8 | 9 | AB | R | H | RBI | BB | SO | LOB | BOTTOM | | | | | | | | | | |
|--|------------------------------|----------------------------------|-------------------------------|----------------------------------|-------------------------------|----------------------------------|-------------------------------|----------------------------------|-------------------------------|----------------------------------|-------------------------------|----------------------------------|-------------------------------|----------------------------------|------------------------------|----------------------------------|---|-------------------------------|----------------------------------|-------------------------------|----------------------------------|----------------------------------|------------------------------------|----------------------------------|--------|--|--|
| Midre Cummings, L OBP: 0.309, SLG: 0.399 Rex Hudler, R OBP: 0.225, SLG: 0.253 Wayne Gomes, R (9, 1) | L4 | | HR | | HBP 23 1B | G4-6-3 | | E9 1B | | 4 | 2 | 2 | 1 | 0 | 0 | 2 | Los Angeles Dodgers @ Philadelphia Phillies Veterans Stadium, Philadelphia, PA Sat Aug 23 1997, 7:05 PM EDT Att: 31,159 - Unknown - 72 F | | | | | | | | | | |
| Mickey Morandini, L OBP: 0.360, SLG: 0.396 (1, 4) | P6 | | G4-3 | | K | | | K | | 4 | 0 | 0 | 0 | 1 | 2 | 2 | | | | | | | | | | | |
| Scott Rolen, R OBP: 0.387, SLG: 0.491 Rico Brogna, L OBP: 0.287, SLG: 0.420 (6, PH) (7, 3) | L7 | | 2B | | HBP 23 1B | K | | L7 | | 2 | 1 | 1 | 0 | 0 | 0 | 0 | | | | | | | | | | | |
| 23 Kevin Jordan, R OBP: 0.257, SLG: 0.365 (1, 3) (7, 5) | G6-3 | | F4 | | G6-3 1B | | | K2-3 | | 5 | 0 | 2 | 1 | 0 | 1 | 1 | | | | | | | | | | | |
| Billy McMillon, L OBP: 0.241, SLG: 0.357 (1, 7) | K | | K | | G6-3 1B | | | L7 | | 4 | 0 | 1 | 1 | 1 | 2 | 2 | | | | | | | | | | | |
| Mike Lieberthal, R OBP: 0.307, SLG: 0.466 (1, 2) | BB BB 1B | | | | K | | | G1-3 | | 5 | 0 | 1 | 0 | 0 | 2 | 4 | | | | | | | | | | | |
| Tony Barron, R OBP: 0.338, SLG: 0.435 (1, 9) | BB BB | | | | G3 2B | | | K | | 3 | 0 | 1 | 0 | 1 | 1 | 3 | | | | | | | | | | | |
| Kevin Stocker, S OBP: 0.333, SLG: 0.345 (1, 6) | BB BB | | | | G3 | | | L8 | | 2 | 0 | 0 | 0 | 2 | 0 | 1 | | | | | | | | | | | |
| Tyler Green, R OBP: 0.375, SLG: 0.438 (5, 1) Ron Blazler, R OBP: 0.406, SLG: 0.400 (5, PH) Kevin Sedwiza, R OBP: 0.306, SLG: 0.373 (7, 1) Jerry Spradlin, R (8, PH) Ruben Amaro Jr., S OBP: 0.311, SLG: 0.324 (8, 8) | K | | | | G4-3 | | | G3-1 | | 2 | 0 | 0 | 0 | 0 | 1 | 4 | | | | | | | | | | | |
| Inning Stats | R: 0 E: 0 K: 0 S: 7 | H: 0 LOB: 0 BB: 0 P: 11 | R: 0 E: 0 K: 2 S: 15 | H: 1 LOB: 3 BB: 2 P: 26 | R: 1 E: 0 K: 1 S: 11 | H: 2 LOB: 1 BB: 0 P: 16 | R: 0 E: 0 K: 1 S: 10 | H: 1 LOB: 1 BB: 0 P: 16 | R: 2 E: 0 K: 1 S: 12 | H: 3 LOB: 2 BB: 0 P: 20 | R: 0 E: 0 K: 1 S: 12 | H: 0 LOB: 2 BB: 2 P: 22 | R: 0 E: 0 K: 3 S: 12 | H: 0 LOB: 1 BB: 1 P: 19 | R: 0 E: 1 K: 1 S: 9 | H: 1 LOB: 1 BB: 0 P: 13 | | R: 0 E: 0 K: 0 S: 13 | H: 1 LOB: 1 BB: 0 P: 16 | R: 0 E: 0 K: 0 S: 13 | H: 1 LOB: 1 BB: 0 P: 16 | 1B: 6 2B: 2 3B: 0 HR: 1 | SF: 0 SAC: 1 DP: 1 HBP: 1 | WP: 0 PB: 0 SB: 0 CS: 0 | PA: 42 | | |
| PITCHER | IP | WLS | BF | H | R | ER | SO | BB | IBB | HBP | BLK | WP | HR | S | P | ERA | WHIP | | | | | | | | | | |
| Hideo Nomo, R ERA: 4.14 37 Darren Dreifort, R ERA: 2.03 Scott Radinsky, L ERA: 2.66 Todd Worrell, R ERA: 4.47 | 5.0 | W | 25 | 7 | 3 | 3 | 5 | 2 | 0 | 0 | 0 | 0 | 0 | 28 | 47 | 0.00 | 1.125 | | | | | | | | | | |

| | |
|-----|----|
| AB | 34 |
| R | 4 |
| H | 9 |
| RBI | 4 |
| BB | 7 |
| SO | 5 |
| LOB | 22 |



| Batter | 1 | 2 | 3 | 4 | 5 | 6 | 7 | 8 | 9 | AB | R | H | RBI | BB | SO | LOB | TOP | | | | | |
|---|---|----------------------------------|------------------------------|----------------------------------|-------------------------------|----------------------------------|------------------------------|---------------------------------|-------------------------------|----------------------------------|-------------------------------|----------------------------------|-------------------------------|----------------------------------|-------------------------------|----------------------------------|---|----------------------------------|----------------------------------|------------------------------------|----------------------------------|--------|
| Eric Young Sr. R OBP: 0.369, SLG: 0.422 | | | | | | | | | | | 4 | 1 | 2 | 1 | 1 | 2 | Los Angeles Dodgers @ Philadelphia Phillies Veterans Stadium, Philadelphia, PA Sun Aug 24 1997, 3:33 AM EDT Att: 23,363 - Sunny - 74 F | | | | | |
| Roger Cedeno S OBP: 0.356, SLG: 0.383 | | | | | | | | | | | 4 | 0 | 1 | 0 | 1 | 2 | | | | | | |
| Mike Piazza R OBP: 0.420, SLG: 0.609 | | | | | | | | | | | 1 | 0 | 0 | 0 | 3 | 0 | | | | | | |
| Eric Karros R OBP: 0.332, SLG: 0.459 | | | | | | | | | | | 5 | 1 | 1 | 0 | 0 | 2 | | 5 | | | | |
| Raul Mondesi R OBP: 0.351, SLG: 0.536 | | | | | | | | | | | 5 | 1 | 0 | 0 | 0 | 1 | | 6 | | | | |
| Todd Zeile R OBP: 0.343, SLG: 0.427 | | | | | | | | | | | 4 | 1 | 2 | 2 | 1 | 0 | | 1 | | | | |
| Otis Nixon S OBP: 0.332, SLG: 0.292 | | | | | | | | | | | 4 | 1 | 1 | 0 | 1 | 1 | | 3 | | | | |
| Juan Castro R OBP: 0.200, SLG: 0.200 | | | | | | | | | | | 3 | 0 | 0 | 0 | 1 | 0 | | 0 | | | | |
| Nelson Liriano S OBP: 0.273, SLG: 0.333 | | | | | | | | | | | 0 | 0 | 0 | 1 | 0 | 0 | | 0 | | | | |
| Greg Gagne R OBP: 0.315, SLG: 0.381 | | | | | | | | | | | 0 | 0 | 0 | 0 | 0 | 0 | | 0 | | | | |
| Ismael Valdez R OBP: 0.122, SLG: 0.065 | | | | | | | | | | | 3 | 0 | 1 | 1 | 0 | 1 | 0 | | | | | |
| Billy Ashley R OBP: 0.287, SLG: 0.451 | | | | | | | | | | | 1 | 0 | 0 | 0 | 0 | 0 | 2 | | | | | |
| Scott Radinsky L OBP: 0.287, SLG: 0.451 | | | | | | | | | | | 0 | 0 | 0 | 0 | 0 | 0 | 0 | | | | | |
| Inning Stats | R: 1 E: 0 K: 0 S: 8 | H: 1 LOB: 1 BB: 0 P: 15 | R: 0 E: 0 K: 0 S: 9 | H: 0 LOB: 0 BB: 0 P: 13 | R: 0 E: 0 K: 2 S: 10 | H: 0 LOB: 0 BB: 0 P: 15 | R: 0 E: 0 K: 0 S: 5 | H: 0 LOB: 1 BB: 1 P: 9 | R: 0 E: 1 K: 1 S: 12 | H: 0 LOB: 2 BB: 1 P: 22 | R: 3 E: 0 K: 1 S: 14 | H: 3 LOB: 3 BB: 2 P: 28 | R: 0 E: 0 K: 1 S: 14 | H: 1 LOB: 3 BB: 2 P: 27 | R: 0 E: 0 K: 1 S: 11 | H: 1 LOB: 2 BB: 1 P: 19 | R: 1 E: 0 K: 1 S: 15 | H: 2 LOB: 2 BB: 1 P: 29 | 1B: 5 2B: 1 3B: 0 HR: 2 | SF: 1 SAC: 1 DP: 0 HBP: 1 | WP: 0 PB: 0 SB: 4 CS: 0 | PA: 45 |
| PITCHER | IP WLS BF H R ER SO BB IBB HBP BLK WP HR S P ERA WHIP | | | | | | | | | | | | | | | | | | | | | |
| 55 Matt Beech L ERA: 5.12 | (1, 1) 6.0 L 30 5 4 4 4 4 3 2 1 0 0 2 64 114 6.00 1.333 | | | | | | | | | | | | | | | | | | | | | |
| Ron Blazier R ERA: 5.91 | (7, 1) 2.0 9 1 0 0 2 2 0 0 0 0 0 19 34 0.00 1.500 | | | | | | | | | | | | | | | | | | | | | |
| Reggie Harris R ERA: 5.33 | (9, 1) 1.0 6 2 1 1 1 1 0 0 0 0 0 15 29 9.00 3.000 | | | | | | | | | | | | | | | | | | | | | |

| Batter | 1 | 2 | 3 | 4 | 5 | 6 | 7 | 8 | 9 | AB | R | H | RBI | BB | SO | LOB | BOTTOM | | | | | |
|---|---|---------------------------------|------------------------------|---------------------------------|-------------------------------|----------------------------------|------------------------------|----------------------------------|------------------------------|----------------------------------|------------------------------|----------------------------------|------------------------------|---------------------------------|------------------------------|----------------------------------|-------------------------------|----------------------------------|----------------------------------|------------------------------------|----------------------------------|--------|
| Kevin Seifick R OBP: 0.301, SLG: 0.367 | | | | | | | | | | | 4 | 0 | 1 | 0 | 0 | 0 | 1 | | | | | |
| Mickey Morandini L OBP: 0.362, SLG: 0.398 | | | | | | | | | | | 3 | 0 | 2 | 0 | 0 | 0 | 0 | | | | | |
| Midre Cummings L OBP: 0.305, SLG: 0.393 | | | | | | | | | | | 3 | 0 | 0 | 0 | 0 | 0 | 1 | | | | | |
| Rex Hudler R OBP: 0.222, SLG: 0.250 | | | | | | | | | | | 1 | 0 | 0 | 0 | 0 | 0 | 1 | | | | | |
| Rico Brogna L OBP: 0.284, SLG: 0.416 | | | | | | | | | | | 4 | 0 | 0 | 0 | 0 | 2 | 2 | | | | | |
| Tony Barron R OBP: 0.347, SLG: 0.485 | | | | | | | | | | | 4 | 1 | 2 | 1 | 0 | 1 | 0 | | | | | |
| Billy McMillon L OBP: 0.212, SLG: 0.313 | | | | | | | | | | | 4 | 0 | 0 | 0 | 0 | 2 | 2 | | | | | |
| Mark Parent R OBP: 0.189 | | | | | | | | | | | 2 | 0 | 0 | 0 | 0 | 0 | 0 | | | | | |
| Mike Robertson L OBP: 0.307, SLG: 0.466 | | | | | | | | | | | 1 | 0 | 0 | 0 | 0 | 0 | 0 | | | | | |
| Mike Lieberthal R OBP: 0.307, SLG: 0.466 | | | | | | | | | | | 0 | 0 | 0 | 0 | 0 | 0 | 0 | | | | | |
| Kevin Stocker S OBP: 0.333, SLG: 0.348 | | | | | | | | | | | 3 | 0 | 1 | 0 | 0 | 0 | 0 | | | | | |
| 55 Matt Beech L OBP: 0.143, SLG: 0.190 | | | | | | | | | | | 2 | 0 | 0 | 0 | 0 | 0 | 0 | | | | | |
| Ron Blazier R OBP: 0.400, SLG: 0.490 | | | | | | | | | | | 0 | 0 | 0 | 0 | 0 | 0 | 0 | | | | | |
| Ruben Amaro Jr. S OBP: 0.315, SLG: 0.324 | | | | | | | | | | | 0 | 0 | 0 | 0 | 0 | 0 | 0 | | | | | |
| Reggie Harris R OBP: 0.315, SLG: 0.324 | | | | | | | | | | | 0 | 0 | 0 | 0 | 0 | 0 | 0 | | | | | |
| Inning Stats | R: 0 E: 0 K: 0 S: 5 | H: 1 LOB: 0 BB: 0 P: 5 | R: 0 E: 0 K: 0 S: 5 | H: 0 LOB: 0 BB: 0 P: 5 | R: 0 E: 0 K: 0 S: 14 | H: 0 LOB: 0 BB: 0 P: 21 | R: 0 E: 0 K: 0 S: 6 | H: 1 LOB: 1 BB: 0 P: 11 | R: 1 E: 0 K: 1 S: 9 | H: 2 LOB: 1 BB: 0 P: 14 | R: 0 E: 0 K: 0 S: 7 | H: 0 LOB: 0 BB: 0 P: 13 | R: 0 E: 0 K: 2 S: 7 | H: 0 LOB: 0 BB: 0 P: 9 | R: 0 E: 0 K: 0 S: 9 | H: 0 LOB: 1 BB: 0 P: 17 | R: 0 E: 0 K: 2 S: 16 | H: 2 LOB: 2 BB: 0 P: 19 | 1B: 4 2B: 2 3B: 0 HR: 1 | SF: 0 SAC: 1 DP: 1 HBP: 1 | WP: 0 PB: 0 SB: 0 CS: 0 | PA: 33 |
| PITCHER | IP WLS BF H R ER SO BB IBB HBP BLK WP HR S P ERA WHIP | | | | | | | | | | | | | | | | | | | | | |
| Ismael Valdez R ERA: 2.67 | (1, 1) 8.0 W 28 4 1 1 3 0 0 0 0 0 0 16 19 0.00 2.000 | | | | | | | | | | | | | | | | | | | | | |
| Scott Radinsky L ERA: 2.61 | (9, 1) 1.0 5 2 0 0 2 0 0 0 0 0 0 16 19 0.00 2.000 | | | | | | | | | | | | | | | | | | | | | |

Los Angeles Dodgers @ Philadelphia Phillies
Veterans Stadium, Philadelphia, PA
 Sun Aug 24 1997, 3:33 AM EDT
 Att: 23,363 - Sunny - 74 F

AB 34
R 5
H 8
RBI 5
BB 8
SO 7
LOB 23



Los Angeles Dodgers @ Philadelphia Phillies
Veterans Stadium, Philadelphia, PA
 Sun Aug 24 1997, 3:33 AM EDT
 Att: 23,363 - Sunny - 74 F

AB 31
R 1
H 6
RBI 1
BB 0
SO 5
LOB 8



| Batter | 1 | 2 | 3 | 4 | 5 | 6 | 7 | 8 | 9 | AB | R | H | RBI | BB | SO | LOB | TOP | | | | |
|--|-------------------------------|----------------------------------|------------------------------|----------------------------------|-------------------------------|----------------------------------|------------------------------|---------------------------------|-------------------------------|----------------------------------|-------------------------------|----------------------------------|------------------------------|----------------------------------|------------------------------|----------------------------------|---|----------------------------------|-----------------------------------|------------------------------------|-----------------------------------|
| Eric Young Sr., R OBP: 0.367, SLG: 0.419 | | | | | | | | | | 5 | 1 | 1 | 0 | 0 | 1 | 3 | Los Angeles Dodgers @ Pittsburgh Pirates Three Rivers Stadium, Pittsburgh, PA Mon Aug 25 1997, 7:05 PM EDT Cloudy - 77 F | | | | |
| Brett Butler, L OBP: 0.381, SLG: 0.337 | | | | | | | | | | 5 | 1 | 1 | 0 | 0 | 1 | 1 | | | | | |
| Roger Cedeno, S OBP: 0.356, SLG: 0.383 | | | | | | | | | | 0 | 0 | 0 | 0 | 0 | 0 | 0 | | | | | |
| Mike Piazza, R OBP: 0.423, SLG: 0.610 | | | | | | | | | | 3 | 1 | 2 | 1 | 2 | 0 | 0 | | | | | |
| Eric Karros, R OBP: 0.333, SLG: 0.458 | | | | | | | | | | 5 | 2 | 2 | 2 | 0 | 0 | 3 | | | | | |
| Raul Mondesi, R OBP: 0.352, SLG: 0.540 | | | | | | | | | | 4 | 1 | 1 | 2 | 1 | 1 | 1 | | | | | |
| Todd Zeile, R OBP: 0.343, SLG: 0.427 | | | | | | | | | | 5 | 1 | 2 | 1 | 0 | 0 | 0 | | | | | |
| Greg Gagne, R OBP: 0.314, SLG: 0.380 | | | | | | | | | | 4 | 0 | 1 | 1 | 0 | 0 | 2 | | | | | |
| Juan Castro, R OBP: 0.213, SLG: 0.214 | | | | | | | | | | 1 | 0 | 1 | 0 | 0 | 0 | 0 | | | | | |
| Otis Nixon, S OBP: 0.331, SLG: 0.289 | | | | | | | | | | 4 | 0 | 0 | 1 | 1 | 1 | 5 | | | | | |
| Ramon Martinez, R OBP: 0.152, SLG: 0.182 | | | | | | | | | | 3 | 1 | 2 | 0 | 0 | 0 | 0 | | | | | |
| Mark Guthrie, R OBP: 0.358, SLG: 0.436 | | | | | | | | | | 1 | 0 | 0 | 0 | 0 | 0 | 1 | | | | | |
| Inning Stats | R: 1 E: 0 K: 1 S: 10 | H: 2 LOB: 0 BB: 0 P: 16 | R: 0 E: 1 K: 0 S: 9 | H: 0 LOB: 1 BB: 0 P: 15 | R: 4 E: 0 K: 1 S: 23 | H: 4 LOB: 2 BB: 2 P: 42 | R: 0 E: 0 K: 0 S: 5 | H: 0 LOB: 0 BB: 0 P: 8 | R: 3 E: 0 K: 1 S: 12 | H: 5 LOB: 1 BB: 0 P: 18 | R: 0 E: 0 K: 0 S: 12 | H: 1 LOB: 1 BB: 0 P: 17 | R: 0 E: 0 K: 0 S: 5 | H: 0 LOB: 1 BB: 1 P: 12 | R: 0 E: 0 K: 0 S: 6 | H: 0 LOB: 1 BB: 1 P: 12 | R: 0 E: 0 K: 1 S: 11 | H: 1 LOB: 1 BB: 0 P: 17 | 1B: 12 2B: 3 3B: 0 HR: 1 | SF: 0 SAC: 0 DP: 1 HBP: 0 | WP: 0 PA: 44 SB: 0 CS: 1 |
| PITCHER | IP | WLS | BF | H | R | ER | SO | BB | IBB | HBP | BLK | WP | HR | S | P | ERA | WHIP | | | | |
| Jason Schmidt, R ERA: 4.59 | (1, 1) | 4.1 | L | 25 | 10 | 8 | 8 | 2 | 0 | 0 | 0 | 0 | 1 | 54 | 93 | 16.61 | 2.769 | | | | |
| Matt Ruebel, L ERA: 6.67 | (5, 1) | 2.2 | | 11 | 2 | 0 | 0 | 1 | 0 | 0 | 0 | 0 | 0 | 22 | 35 | 0.00 | 1.125 | | | | |
| Clint Sodowsky, R ERA: 3.97 | (8, 1) | 1.0 | | 4 | 0 | 0 | 0 | 1 | 0 | 0 | 0 | 0 | 0 | 6 | 12 | 0.00 | 1.000 | | | | |
| Jason Christiansen, L ERA: 4.09 | (9, 1) | 1.0 | | 4 | 1 | 0 | 0 | 1 | 0 | 0 | 0 | 0 | 0 | 11 | 17 | 0.00 | 1.000 | | | | |

| Batter | 1 | 2 | 3 | 4 | 5 | 6 | 7 | 8 | 9 | AB | R | H | RBI | BB | SO | LOB | BOTTOM | | | | |
|--|-------------------------------|----------------------------------|-------------------------------|----------------------------------|-------------------------------|----------------------------------|-------------------------------|----------------------------------|-------------------------------|----------------------------------|------------------------------|----------------------------------|-------------------------------|----------------------------------|------------------------------|----------------------------------|---|---------------------------------|----------------------------------|------------------------------------|-----------------------------------|
| Tony Womack, L OBP: 0.329, SLG: 0.388 | | | | | | | | | | 3 | 1 | 0 | 0 | 1 | 1 | 1 | Los Angeles Dodgers @ Pittsburgh Pirates Three Rivers Stadium, Pittsburgh, PA Mon Aug 25 1997, 7:05 PM EDT Cloudy - 77 F | | | | |
| Turner Ward, S OBP: 0.402, SLG: 0.534 | | | | | | | | | | 4 | 0 | 2 | 1 | 0 | 0 | 1 | | | | | |
| Clint Sodowsky, L OBP: 0.500, SLG: 0.500 | | | | | | | | | | 0 | 0 | 0 | 0 | 0 | 0 | 0 | | | | | |
| Jason Christiansen, R OBP: 0.356, SLG: 0.449 | | | | | | | | | | 4 | 0 | 0 | 0 | 0 | 0 | 4 | | | | | |
| Eddie Williams, R OBP: 0.288, SLG: 0.463 | | | | | | | | | | 3 | 0 | 0 | 0 | 0 | 1 | 1 | | | | | |
| Dale Sveum, S OBP: 0.343, SLG: 0.485 | | | | | | | | | | 4 | 0 | 1 | 1 | 0 | 1 | 1 | | | | | |
| Joe Randa, R OBP: 0.358, SLG: 0.436 | | | | | | | | | | 4 | 0 | 0 | 0 | 0 | 2 | 2 | | | | | |
| 1B Jason Kendall, R OBP: 0.394, SLG: 0.438 | | | | | | | | | | 4 | 1 | 2 | 0 | 0 | 1 | 0 | | | | | |
| Jose Guillen, R OBP: 0.300, SLG: 0.419 | | | | | | | | | | 4 | 0 | 0 | 0 | 0 | 2 | 2 | | | | | |
| Jason Schmidt, R OBP: 0.128, SLG: 0.130 | | | | | | | | | | 2 | 0 | 0 | 0 | 0 | 1 | 2 | | | | | |
| Matt Ruebel, L OBP: 0.293, SLG: 0.271 | | | | | | | | | | 0 | 0 | 0 | 0 | 0 | 0 | 0 | | | | | |
| Emil Brown, R OBP: 0.293, SLG: 0.271 | | | | | | | | | | 1 | 0 | 0 | 0 | 0 | 0 | 0 | | | | | |
| Inning Stats | R: 1 E: 1 K: 0 S: 12 | H: 1 LOB: 2 BB: 0 P: 20 | R: 1 E: 0 K: 1 S: 16 | H: 2 LOB: 2 BB: 1 P: 25 | R: 0 E: 0 K: 3 S: 10 | H: 0 LOB: 0 BB: 0 P: 14 | R: 0 E: 0 K: 1 S: 10 | H: 1 LOB: 1 BB: 0 P: 16 | R: 0 E: 0 K: 0 S: 11 | H: 1 LOB: 1 BB: 0 P: 15 | R: 0 E: 0 K: 1 S: 6 | H: 0 LOB: 0 BB: 0 P: 12 | R: 0 E: 0 K: 1 S: 10 | H: 0 LOB: 0 BB: 0 P: 14 | R: 0 E: 0 K: 0 S: 8 | H: 0 LOB: 0 BB: 0 P: 13 | R: 0 E: 0 K: 2 S: 7 | H: 0 LOB: 0 BB: 0 P: 9 | 1B: 2 2B: 3 3B: 0 HR: 0 | SF: 0 SAC: 0 DP: 0 HBP: 1 | WP: 0 PA: 35 SB: 1 CS: 0 |
| PITCHER | IP | WLS | BF | H | R | ER | SO | BB | IBB | HBP | BLK | WP | HR | S | P | ERA | WHIP | | | | |
| Ramon Martinez, R ERA: 3.34 | (1, 1) | 5.0 | W | 23 | 5 | 2 | 1 | 5 | 1 | 0 | 0 | 0 | 0 | 59 | 90 | 1.80 | 1.200 | | | | |
| Mark Guthrie, L ERA: 4.14 | (6, 1) | 4.0 | S | 12 | 0 | 0 | 0 | 4 | 0 | 0 | 0 | 0 | 0 | 31 | 48 | 0.00 | 0.000 | | | | |

AB 40
R 8
H 13
RBI 8
BB 4
SO 4
LOB 16



AB 33
R 2
H 5
RBI 2
BB 1
SO 9
LOB 14



| Batter | 1 | 2 | 3 | 4 | 5 | 6 | 7 | 8 | 9 | AB | R | H | RBI | BB | SO | LOB | TOP | | | | | |
|---|------------------------------|----------------------------------|------------------------------|---------------------------------|------------------------------|----------------------------------|------------------------------|----------------------------------|------------------------------|---------------------------------|-------------------------------|----------------------------------|------------------------------|----------------------------------|------------------------------|----------------------------------|--|----------------------------------|----------------------------------|------------------------------------|----------------------------------|--------|
| Eric Young Sr., R OBP: 0.365, SLG: 0.416 (1, 4) | | | | | | | | | | 4 | 0 | 0 | 0 | 0 | 0 | 2 | Los Angeles Dodgers @ Pittsburgh Pirates Three Rivers Stadium, Pittsburgh, PA Mon Aug 25 1997, 7:05 PM EDT Att: 14,018 - Unknown - 74 F | | | | | |
| Roger Cedeno, S OBP: 0.362, SLG: 0.392 (1, 7) | | | | | | | | | | 1 | 1 | 1 | 0 | 1 | 0 | 0 | | | | | | |
| Brett Butler, L OBP: 0.379, SLG: 0.334 (5, PH) (5, 7) | | | | | | | | | | 2 | 0 | 0 | 0 | 0 | 0 | 1 | | | | | | |
| Raul Mondesi, R OBP: 0.355, SLG: 0.542 (1, 9) | | | | | | | | | | 4 | 1 | 3 | 0 | 0 | 0 | 0 | | | | | | |
| Eric Karros, R OBP: 0.332, SLG: 0.456 (1, 3) | | | | | | | | | | 4 | 1 | 1 | 0 | 0 | 1 | 4 | | | | | | |
| Todd Zeile, R OBP: 0.344, SLG: 0.427 (1, 5) | | | | | | | | | | 4 | 0 | 2 | 0 | 0 | 0 | 1 | | | | | | |
| Greg Gagne, R OBP: 0.312, SLG: 0.376 (1, 6) | | | | | | | | | | 4 | 0 | 0 | 0 | 0 | 1 | 3 | | | | | | |
| Tom Prince, R OBP: 0.278, SLG: 0.333 (1, 2) | | | | | | | | | | 4 | 0 | 0 | 0 | 0 | 1 | 2 | | | | | | |
| Otis Nixon, S OBP: 0.328, SLG: 0.287 (1, 8) | | | | | | | | | | 4 | 0 | 0 | 0 | 0 | 0 | 1 | | | | | | |
| Tom Candiotti, R OBP: 0.087, SLG: 0.087 (1, 1) | | | | | | | | | | 1 | 0 | 1 | 0 | 0 | 0 | 0 | | | | | | |
| Billy Ashley, R OBP: 0.265, SLG: 0.447 (7, PH) | | | | | | | | | | 1 | 0 | 0 | 0 | 0 | 0 | 0 | | | | | | |
| Antonio Osuna, R OBP: 0.500, SLG: 0.500 (7, 1) | | | | | | | | | | 0 | 0 | 0 | 0 | 0 | 0 | 0 | | | | | | |
| Todd Worrell, R (9, 1) | | | | | | | | | | 0 | 0 | 0 | 0 | 0 | 0 | 0 | | | | | | |
| Inning Stats | R: 1 E: 1 K: 1 S: 8 | H: 2 LOB: 0 BB: 0 P: 13 | R: 0 E: 0 K: 0 S: 5 | H: 0 LOB: 0 BB: 0 P: 9 | R: 0 E: 0 K: 0 S: 5 | H: 1 LOB: 0 BB: 0 P: 10 | R: 2 E: 1 K: 0 S: 9 | H: 2 LOB: 1 BB: 1 P: 16 | R: 0 E: 1 K: 0 S: 7 | H: 0 LOB: 1 BB: 0 P: 9 | R: 0 E: 0 K: 1 S: 12 | H: 1 LOB: 1 BB: 0 P: 21 | R: 0 E: 0 K: 0 S: 9 | H: 0 LOB: 0 BB: 0 P: 14 | R: 0 E: 0 K: 0 S: 8 | H: 1 LOB: 1 BB: 0 P: 12 | R: 0 E: 0 K: 1 S: 7 | H: 1 LOB: 1 BB: 0 P: 13 | 1B: 7 2B: 1 3B: 0 HR: 0 | SF: 0 SAC: 1 DP: 1 HBP: 0 | WP: 1 PB: 0 SB: 0 CS: 1 | PA: 36 |
| PITCHER | IP | WLS | BF | H | R | ER | SO | BB | IBB | HBP | BLK | WP | HR | S | P | ERA | WHIP | | | | | |
| Chris Peters, L ERA: 4.55 (1, 1) | 7.0 | | 27 | 6 | 3 | 0 | 2 | 1 | 0 | 0 | 0 | 1 | 0 | 55 | 92 | 0.00 | 1.000 | | | | | |
| Marc Wilkins, R ERA: 4.02 (8, 1) | 2.0 | W | 8 | 2 | 0 | 0 | 1 | 0 | 0 | 0 | 0 | 0 | 0 | 15 | 25 | 0.00 | 1.000 | | | | | |

| Batter | 1 | 2 | 3 | 4 | 5 | 6 | 7 | 8 | 9 | AB | R | H | RBI | BB | SO | LOB | BOTTOM | | | | | |
|---|-------------------------------|----------------------------------|------------------------------|----------------------------------|------------------------------|----------------------------------|-------------------------------|----------------------------------|-------------------------------|----------------------------------|------------------------------|----------------------------------|-------------------------------|----------------------------------|-------------------------------|----------------------------------|--|----------------------------------|----------------------------------|------------------------------------|----------------------------------|--------|
| Tony Womack, L OBP: 0.326, SLG: 0.385 (1, 4) | | | | | | | | | | 4 | 1 | 0 | 0 | 0 | 0 | 0 | Los Angeles Dodgers @ Pittsburgh Pirates Three Rivers Stadium, Pittsburgh, PA Mon Aug 25 1997, 7:05 PM EDT Att: 14,018 - Unknown - 74 F | | | | | |
| Jermaine Allensworth, R OBP: 0.349, SLG: 0.353 (1, 8) | | | | | | | | | | 4 | 0 | 0 | 0 | 0 | 0 | 1 | | | | | | |
| Al Martin, L OBP: 0.355, SLG: 0.448 (1, 7) | | | | | | | | | | 3 | 0 | 1 | 1 | 0 | 0 | 0 | | | | | | |
| Eddie Williams, R OBP: 0.302, SLG: 0.474 (1, 3) | | | | | | | | | | 3 | 1 | 1 | 0 | 1 | 0 | 1 | | | | | | |
| Joe Randa, R OBP: 0.359, SLG: 0.449 (1, 5) | | | | | | | | | | 4 | 1 | 2 | 2 | 0 | 1 | 1 | | | | | | |
| Mark Smith, R OBP: 0.340, SLG: 0.535 (1, 9) | | | | | | | | | | 3 | 1 | 1 | 1 | 1 | 1 | 1 | | | | | | |
| Keith Osik, R OBP: 0.337, SLG: 0.386 (1, 2) | | | | | | | | | | 2 | 0 | 1 | 0 | 1 | 0 | 1 | | | | | | |
| Kevin Polcovich, R OBP: 0.358, SLG: 0.407 (1, 6) | | | | | | | | | | 2 | 0 | 0 | 0 | 0 | 0 | 2 | | | | | | |
| Turner Ward, S OBP: 0.398, SLG: 0.528 (7, PH) | | | | | | | | | | 1 | 0 | 0 | 0 | 0 | 0 | 2 | | | | | | |
| Marc Wilkins, R (8, 1) | | | | | | | | | | 0 | 0 | 0 | 0 | 0 | 0 | 0 | | | | | | |
| Chris Peters, L OBP: 0.250, SLG: 0.250 (1, 1) | | | | | | | | | | 2 | 0 | 0 | 0 | 0 | 1 | 1 | | | | | | |
| Dale Sveum, S OBP: 0.341, SLG: 0.483 (7, PH) (8, 6) | | | | | | | | | | 1 | 0 | 0 | 0 | 0 | 1 | 2 | | | | | | |
| Inning Stats | R: 1 E: 1 K: 1 S: 11 | H: 1 LOB: 1 BB: 0 P: 21 | R: 0 E: 0 K: 1 S: 7 | H: 0 LOB: 1 BB: 1 P: 18 | R: 0 E: 0 K: 0 S: 7 | H: 0 LOB: 0 BB: 0 P: 12 | R: 0 E: 0 K: 0 S: 12 | H: 0 LOB: 0 BB: 0 P: 18 | R: 0 E: 0 K: 0 S: 10 | H: 1 LOB: 0 BB: 0 P: 17 | R: 0 E: 0 K: 0 S: 6 | H: 1 LOB: 1 BB: 0 P: 10 | R: 0 E: 0 K: 2 S: 13 | H: 1 LOB: 2 BB: 1 P: 24 | R: 0 E: 0 K: 0 S: 10 | H: 0 LOB: 0 BB: 0 P: 14 | R: 3 E: 0 K: 0 S: 6 | H: 2 LOB: 0 BB: 1 P: 12 | 1B: 2 2B: 2 3B: 0 HR: 2 | SF: 1 SAC: 0 DP: 1 HBP: 0 | WP: 1 PB: 0 SB: 0 CS: 0 | PA: 33 |
| PITCHER | IP | WLS | BF | H | R | ER | SO | BB | IBB | HBP | BLK | WP | HR | S | P | ERA | WHIP | | | | | |
| Tom Candiotti, R ERA: 3.23 (1, 1) | 6.0 | | 22 | 3 | 1 | 0 | 2 | 1 | 0 | 0 | 0 | 1 | 0 | 53 | 96 | 0.00 | 0.667 | | | | | |
| Antonio Osuna, R ERA: 1.88 (7, 1) | 2.0 | | 8 | 1 | 0 | 0 | 2 | 1 | 0 | 0 | 0 | 0 | 0 | 23 | 38 | 0.00 | 1.000 | | | | | |
| Todd Worrell, R ERA: 5.01 (9, 1) | 0.0 | L | 3 | 2 | 3 | 3 | 0 | 1 | 0 | 0 | 0 | 0 | 2 | 6 | 12 | ∞ | ∞ | | | | | |



| Batter | 1 | 2 | 3 | 4 | 5 | 6 | 7 | 8 | 9 | AB | R | H | RBI | BB | SO | LOB | TOP | | | | | | | | | | | |
|--|-------------------------------|----------------------------------|------------------------------|---------------------------------|------------------------------|----------------------------------|-------------------------------|----------------------------------|------------------------------|----------------------------------|-------------------------------|----------------------------------|------------------------------|----------------------------------|------------------------------|----------------------------------|---|----------------------------------|-----------------------------------|------------------------------------|----------------------------------|--------|--|--|--|--|--|--|
| Eric Young Sr. R OBP: 0.365, SLG: 0.416 | | | | | | | | | | 5 | 2 | 2 | 0 | 0 | 0 | 1 | Los Angeles Dodgers @ Pittsburgh Pirates Three Rivers Stadium, Pittsburgh, PA Tue Aug 26 1997, 7:05 PM EDT Att: 13,689 - Unknown - 77 F livebaseballscorecards.com | | | | | | | | | | | |
| Brett Butler L OBP: 0.375, SLG: 0.330 | | | | | | | | | | 4 | 0 | 0 | 0 | 0 | 0 | 1 | | | | | | | | | | | | |
| Mike Piazza R OBP: 0.427, SLG: 0.613 | | | | | | | | | | 4 | 2 | 3 | 1 | 1 | 0 | 0 | | | | | | | | | | | | |
| Eric Karros R OBP: 0.333, SLG: 0.458 | | | | | | | | | | 5 | 1 | 2 | 0 | 0 | 0 | 2 | | | | | | | | | | | | |
| Raul Mondesi R OBP: 0.359, SLG: 0.545 | | | | | | | | | | 4 | 1 | 3 | 3 | 1 | 0 | 0 | | | | | | | | | | | | |
| Todd Zeile R OBP: 0.343, SLG: 0.425 | | | | | | | | | | 5 | 0 | 1 | 0 | 0 | 1 | 4 | | | | | | | | | | | | |
| Greg Gagne R OBP: 0.311, SLG: 0.376 | | | | | | | | | | 3 | 0 | 1 | 1 | 0 | 2 | 0 | | | | | | | | | | | | |
| Otis Nixon S OBP: 0.329, SLG: 0.287 | | | | | | | | | | 3 | 0 | 1 | 0 | 1 | 0 | 1 | | | | | | | | | | | | |
| Chan Ho Park R OBP: 0.271, SLG: 0.295 | | | | | | | | | | 2 | 0 | 0 | 0 | 0 | 1 | 2 | | | | | | | | | | | | |
| Darren Hall, R (7, 1) | | | | | | | | | | 0 | 0 | 0 | 0 | 0 | 0 | 0 | | | | | | | | | | | | |
| Scott Radinsky, L (7, 1) | | | | | | | | | | 1 | 0 | 0 | 0 | 0 | 1 | 0 | | | | | | | | | | | | |
| 37 Darren Dreifort, R OBP: 0.167, SLG: 0.167 | | | | | | | | | | 0 | 0 | 0 | 0 | 0 | 0 | 0 | | | | | | | | | | | | |
| Inning Stats | R: 4 E: 0 K: 0 S: 28 | H: 5 LOB: 2 BB: 1 P: 48 | R: 0 E: 0 K: 0 S: 7 | H: 1 LOB: 1 BB: 0 P: 9 | R: 0 E: 0 K: 1 S: 8 | H: 1 LOB: 1 BB: 0 P: 11 | R: 0 E: 0 K: 1 S: 10 | H: 0 LOB: 0 BB: 0 P: 11 | R: 0 E: 0 K: 0 S: 7 | H: 1 LOB: 1 BB: 0 P: 13 | R: 0 E: 0 K: 1 S: 10 | H: 1 LOB: 1 BB: 0 P: 15 | R: 0 E: 0 K: 0 S: 7 | H: 1 LOB: 2 BB: 1 P: 16 | R: 0 E: 0 K: 2 S: 9 | H: 0 LOB: 0 BB: 0 P: 12 | R: 2 E: 1 K: 0 S: 9 | H: 3 LOB: 1 BB: 1 P: 17 | 1B: 10 2B: 3 3B: 0 HR: 0 | SF: 1 SAC: 2 DP: 0 HBP: 0 | WP: 0 PB: 1 SB: 1 CS: 0 | PA: 42 | | | | | | |
| PITCHER | IP | WLS | BF | H | R | ER | SO | BB | IBB | HBP | BLK | WP | HR | S | P | ERA | WHIP | | | | | | | | | | | |
| Jose Silva, R ERA: 7.45 | (1, 1) | 7.0 | L | 33 | 10 | 4 | 4 | 3 | 1 | 1 | 0 | 1 | 0 | 0 | 77 | 123 | 5.14 | 1.571 | | | | | | | | | | |
| Ricardo Rincon, L ERA: 3.95 | (8, 1) | 1.1 | L | 6 | 1 | 2 | 2 | 2 | 0 | 1 | 0 | 0 | 0 | 0 | 11 | 19 | 13.50 | 0.750 | | | | | | | | | | |
| Rich Loiselle, R ERA: 2.95 | (9, 1) | 0.2 | | 3 | 2 | 0 | 0 | 0 | 0 | 0 | 0 | 0 | 0 | 0 | 7 | 10 | 0.00 | 3.000 | | | | | | | | | | |



| Batter | 1 | 2 | 3 | 4 | 5 | 6 | 7 | 8 | 9 | AB | R | H | RBI | BB | SO | LOB | BOTTOM | | | | | | | | | | | |
|---|-------------------------------|----------------------------------|------------------------------|----------------------------------|------------------------------|----------------------------------|------------------------------|----------------------------------|------------------------------|---------------------------------|------------------------------|----------------------------------|-------------------------------|----------------------------------|-------------------------------|----------------------------------|---|----------------------------------|----------------------------------|------------------------------------|----------------------------------|--------|--|--|--|--|--|--|
| Tony Womack L OBP: 0.325, SLG: 0.383 | | | | | | | | | | 5 | 0 | 1 | 0 | 0 | 1 | 3 | Los Angeles Dodgers @ Pittsburgh Pirates Three Rivers Stadium, Pittsburgh, PA Tue Aug 26 1997, 7:05 PM EDT Att: 13,689 - Unknown - 77 F livebaseballscorecards.com | | | | | | | | | | | |
| Jermaine Allensworth R OBP: 0.350, SLG: 0.354 | | | | | | | | | | 5 | 1 | 2 | 0 | 0 | 0 | 0 | | | | | | | | | | | | |
| Al Martin, L OBP: 0.358, SLG: 0.461 | | | | | | | | | | 4 | 2 | 2 | 1 | 1 | 0 | 3 | | | | | | | | | | | | |
| Dale Sveum, S OBP: 0.337, SLG: 0.476 | | | | | | | | | | 4 | 0 | 0 | 0 | 0 | 1 | 3 | | | | | | | | | | | | |
| Turner Ward, S OBP: 0.392, SLG: 0.511 | | | | | | | | | | 3 | 0 | 0 | 0 | 1 | 1 | 2 | | | | | | | | | | | | |
| Rich Loiselle, R (9, 1) | | | | | | | | | | 0 | 0 | 0 | 0 | 0 | 0 | 0 | | | | | | | | | | | | |
| Joe Randa, R OBP: 0.358, SLG: 0.446 | | | | | | | | | | 4 | 1 | 1 | 0 | 0 | 1 | 2 | | | | | | | | | | | | |
| 18 Jason Kendall, R OBP: 0.391, SLG: 0.433 | | | | | | | | | | 4 | 0 | 0 | 0 | 0 | 2 | 1 | | | | | | | | | | | | |
| Kevin Polcovich, R OBP: 0.356, SLG: 0.403 | | | | | | | | | | 2 | 0 | 0 | 0 | 0 | 2 | 0 | | | | | | | | | | | | |
| Mark Smith, R OBP: 0.345, SLG: 0.535 | | | | | | | | | | 0 | 0 | 0 | 0 | 1 | 0 | 0 | | | | | | | | | | | | |
| Ricardo Rincon, L (8, 1) | | | | | | | | | | 0 | 0 | 0 | 0 | 0 | 0 | 0 | | | | | | | | | | | | |
| Jose Guillen, R OBP: 0.300, SLG: 0.418 | | | | | | | | | | 1 | 0 | 0 | 0 | 0 | 0 | 0 | | | | | | | | | | | | |
| Jose Silva, R OBP: 0.200, SLG: 0.200 | | | | | | | | | | 2 | 0 | 0 | 0 | 0 | 1 | 0 | | | | | | | | | | | | |
| Eddie Williams, R OBP: 0.323, SLG: 0.474 | | | | | | | | | | 0 | 0 | 0 | 1 | 2 | 0 | 0 | | | | | | | | | | | | |
| Emil Brown, R OBP: 0.293, SLG: 0.271 | | | | | | | | | | 0 | 0 | 0 | 0 | 0 | 0 | 0 | | | | | | | | | | | | |
| Inning Stats | R: 1 E: 0 K: 1 S: 11 | H: 1 LOB: 0 BB: 0 P: 13 | R: 0 E: 0 K: 2 S: 7 | H: 0 LOB: 0 BB: 0 P: 13 | R: 0 E: 0 K: 2 S: 7 | H: 0 LOB: 0 BB: 0 P: 11 | R: 0 E: 0 K: 0 S: 7 | H: 0 LOB: 0 BB: 0 P: 13 | R: 0 E: 0 K: 0 S: 4 | H: 0 LOB: 0 BB: 0 P: 6 | R: 0 E: 0 K: 1 S: 8 | H: 0 LOB: 0 BB: 0 P: 15 | R: 3 E: 1 K: 1 S: 20 | H: 2 LOB: 3 BB: 3 P: 39 | R: 0 E: 0 K: 1 S: 12 | H: 1 LOB: 2 BB: 1 P: 20 | R: 0 E: 0 K: 1 S: 10 | H: 2 LOB: 3 BB: 1 P: 17 | 1B: 4 2B: 1 3B: 0 HR: 1 | SF: 0 SAC: 0 DP: 0 HBP: 0 | WP: 0 PB: 0 SB: 0 CS: 0 | PA: 39 | | | | | | |
| PITCHER | IP | WLS | BF | H | R | ER | SO | BB | IBB | HBP | BLK | WP | HR | S | P | ERA | WHIP | | | | | | | | | | | |
| Chan Ho Park, R ERA: 3.12 | (1, 1) | 6.2 | | 26 | 3 | 4 | 1 | 7 | 2 | 0 | 0 | 0 | 0 | 0 | 60 | 100 | 1.35 | 0.750 | | | | | | | | | | |
| Darren Hall, R ERA: 2.35 | (7, 1) | 0.0 | | 1 | 0 | 0 | 0 | 0 | 1 | 0 | 0 | 0 | 0 | 0 | 1 | 5 | ∞ | ∞ | | | | | | | | | | |
| Scott Radinsky, L ERA: 2.56 | (7, 1) | 1.0 | | 5 | 1 | 0 | 0 | 0 | 0 | 1 | 0 | 0 | 0 | 0 | 12 | 20 | 0.00 | 1.000 | | | | | | | | | | |
| 37 Darren Dreifort, R ERA: 1.98 | (8, 1) | 1.1 | W | 7 | 2 | 0 | 0 | 2 | 1 | 0 | 0 | 0 | 0 | 0 | 13 | 22 | 0.00 | 2.250 | | | | | | | | | | |



| Batter | 1 | 2 | 3 | 4 | 5 | 6 | 7 | 8 | 9 | AB | R | H | RBI | BB | SO | LOB | TOP | | | | | |
|--|-------------------------------|----------------------------------|-------------------------------|----------------------------------|------------------------------|----------------------------------|------------------------------|----------------------------------|------------------------------|----------------------------------|------------------------------|----------------------------------|-------------------------------|----------------------------------|------------------------------|----------------------------------|--|----------------------------------|-----------------------------------|------------------------------------|----------------------------------|--------|
| Eric Young Sr. R OBP: 0.388, SLG: 0.421 (1.4) | | | | | | | | | | 6 | 2 | 4 | 1 | 0 | 0 | 0 | Los Angeles Dodgers @ Pittsburgh Pirates Three Rivers Stadium, Pittsburgh, PA Wed Aug 27 1997, 3:33 AM EDT Att: 48,032 - Overcast - 83 F | | | | | |
| Otis Nixon S OBP: 0.335, SLG: 0.294 (1.8) | | | | | | | | | | 6 | 3 | 5 | 0 | 0 | 0 | 1 | | | | | | |
| Mike Piazza R OBP: 0.430, SLG: 0.626 (1.2) | | | | | | | | | | 5 | 3 | 3 | 6 | 1 | 0 | 3 | | | | | | |
| Eric Karros R OBP: 0.331, SLG: 0.454 (1.3) | | | | | | | | | | 6 | 0 | 1 | 0 | 0 | 1 | 4 | | | | | | |
| Raul Mondesi R OBP: 0.357, SLG: 0.542 (1.9) | | | | | | | | | | 3 | 0 | 0 | 1 | 1 | 2 | 1 | | | | | | |
| Todd Zeile R OBP: 0.347, SLG: 0.426 (1.5) | | | | | | | | | | 3 | 0 | 2 | 0 | 2 | 0 | 1 | | | | | | |
| Garey Ingram R OBP: 0.300, SLG: 0.750 (1.7) | | | | | | | | | | 4 | 1 | 3 | 1 | 1 | 1 | 1 | | | | | | |
| Juan Castro R OBP: 0.212, SLG: 0.200 (1.6) | | | | | | | | | | 4 | 0 | 0 | 0 | 1 | 1 | 6 | | | | | | |
| Dennys Reyes R (1.1) | | | | | | | | | | 4 | 0 | 0 | 0 | 0 | 1 | 5 | | | | | | |
| Darren Hall R (7.1) | | | | | | | | | | 0 | 0 | 0 | 0 | 0 | 0 | 0 | | | | | | |
| Billy Ashley R OBP: 0.282, SLG: 0.444 (9. PH) | | | | | | | | | | 1 | 0 | 0 | 0 | 0 | 1 | 0 | | | | | | |
| Todd Worrell R (9.1) | | | | | | | | | | 0 | 0 | 0 | 0 | 0 | 0 | 0 | | | | | | |
| Inning Stats | R: 3 E: 0 K: 0 S: 10 | H: 4 LOB: 3 BB: 2 P: 24 | R: 3 E: 1 K: 1 S: 16 | H: 5 LOB: 2 BB: 0 P: 27 | R: 0 E: 1 K: 1 S: 9 | H: 2 LOB: 2 BB: 1 P: 19 | R: 0 E: 0 K: 1 S: 6 | H: 0 LOB: 1 BB: 1 P: 14 | R: 0 E: 0 K: 0 S: 8 | H: 1 LOB: 1 BB: 0 P: 13 | R: 0 E: 0 K: 1 S: 7 | H: 0 LOB: 0 BB: 0 P: 13 | R: 1 E: 0 K: 1 S: 12 | H: 3 LOB: 3 BB: 1 P: 20 | R: 0 E: 0 K: 0 S: 9 | H: 1 LOB: 2 BB: 1 P: 16 | R: 2 E: 0 K: 2 S: 14 | H: 2 LOB: 0 BB: 0 P: 21 | 1B: 15 2B: 3 3B: 0 HR: 2 | SF: 1 SAC: 0 DP: 2 HBP: 0 | WP: 0 PB: 0 SB: 1 CS: 2 | PA: 49 |
| PITCHER | IP | WLS | BF | H | R | ER | SO | BB | IBB | HBP | BLK | WP | HR | S | P | ERA | WHIP | | | | | |
| Steve Cooke L ERA: 4.04 (1.1) | 1.0 | L | 11 | 5 | 5 | 5 | 0 | 2 | 0 | 0 | 0 | 0 | 0 | 14 | 31 | 45.00 | 7.000 | | | | | |
| Jason Johnson R ERA: 9.0 (2.1) | 1.0 | | 6 | 4 | 1 | 0 | 1 | 0 | 0 | 0 | 0 | 0 | 1 | 12 | 20 | 0.00 | 4.000 | | | | | |
| Jason Christiansen L ERA: 3.75 (3.1) | 2.0 | | 8 | 2 | 0 | 0 | 2 | 1 | 1 | 0 | 0 | 0 | 0 | 15 | 33 | 0.00 | 1.500 | | | | | |
| Marc Wilkins R ERA: 3.9 (5.1) | 2.0 | | 7 | 1 | 0 | 0 | 1 | 0 | 0 | 0 | 0 | 0 | 0 | 15 | 26 | 0.00 | 0.500 | | | | | |
| Jeff Wallace L ERA: 3.38 (7.1) | 1.0 | | 7 | 3 | 1 | 1 | 1 | 1 | 0 | 0 | 0 | 0 | 0 | 12 | 20 | 9.00 | 4.000 | | | | | |

| | |
|-----|----|
| AB | 42 |
| R | 9 |
| H | 18 |
| RBI | 9 |
| BB | 6 |
| SO | 7 |
| LOB | 22 |



| Batter | 1 | 2 | 3 | 4 | 5 | 6 | 7 | 8 | 9 | AB | R | H | RBI | BB | SO | LOB | BOTTOM | | | | | |
|--|------------------------------|----------------------------------|-------------------------------|----------------------------------|------------------------------|----------------------------------|------------------------------|---------------------------------|-------------------------------|----------------------------------|------------------------------|----------------------------------|-------------------------------|----------------------------------|------------------------------|----------------------------------|--|----------------------------------|----------------------------------|------------------------------------|----------------------------------|--------|
| Abraham Nunez S OBP: 0.400, SLG: 0.800 (1.6) | | | | | | | | | | 5 | 1 | 2 | 2 | 0 | 0 | 0 | Los Angeles Dodgers @ Pittsburgh Pirates Three Rivers Stadium, Pittsburgh, PA Wed Aug 27 1997, 3:33 AM EDT Att: 48,032 - Overcast - 83 F | | | | | |
| Jermaine Allensworth R OBP: 0.353, SLG: 0.355 (1.8) | | | | | | | | | | 4 | 0 | 2 | 0 | 1 | 0 | 0 | | | | | | |
| Mark Smith R OBP: 0.342, SLG: 0.527 (1.7) | | | | | | | | | | 4 | 0 | 1 | 1 | 0 | 2 | 3 | | | | | | |
| Eddie Williams R OBP: 0.304, SLG: 0.443 (1.3) | | | | | | | | | | 4 | 0 | 0 | 0 | 0 | 1 | 3 | | | | | | |
| Matt Ruebel L ERA: 6.75 (8.1) | | | | | | | | | | 0 | 0 | 0 | 0 | 0 | 0 | 0 | | | | | | |
| Joe Randa R OBP: 0.357, SLG: 0.444 (1.5) | | | | | | | | | | 4 | 0 | 1 | 0 | 0 | 0 | 0 | | | | | | |
| 18 Jason Kendall R OBP: 0.390, SLG: 0.431 (1.2) | | | | | | | | | | 4 | 1 | 1 | 0 | 0 | 0 | 1 | | | | | | |
| Jose Guillen R OBP: 0.300, SLG: 0.420 (1.9) | | | | | | | | | | 3 | 1 | 1 | 0 | 0 | 0 | 1 | | | | | | |
| Jeff Wallace L (7.1) | | | | | | | | | | 0 | 0 | 0 | 0 | 0 | 0 | 0 | | | | | | |
| Al Martin L OBP: 0.357, SLG: 0.459 (8.7) | | | | | | | | | | 1 | 0 | 0 | 0 | 0 | 0 | 0 | | | | | | |
| Kevin Polcovich R OBP: 0.354, SLG: 0.401 (1.4) | | | | | | | | | | 4 | 1 | 1 | 1 | 0 | 1 | 0 | | | | | | |
| Steve Cooke R OBP: 0.308, SLG: 0.391 (1.1) | | | | | | | | | | 0 | 0 | 0 | 0 | 0 | 0 | 0 | | | | | | |
| Jason Johnson R (2.1) | | | | | | | | | | 0 | 0 | 0 | 0 | 0 | 0 | 0 | | | | | | |
| Emil Brown R OBP: 0.296, SLG: 0.327 (2. PH) | | | | | | | | | | 1 | 0 | 0 | 0 | 0 | 1 | 2 | | | | | | |
| Jason Christiansen R (3.1) | | | | | | | | | | 1 | 0 | 0 | 0 | 0 | 0 | 0 | | | | | | |
| Dale Sveum S OBP: 0.338, SLG: 0.474 (4. PH) | | | | | | | | | | 1 | 0 | 0 | 0 | 0 | 0 | 0 | | | | | | |
| Marc Wilkins R (5.1) | | | | | | | | | | 0 | 0 | 0 | 0 | 0 | 0 | 0 | | | | | | |
| Turner Ward S OBP: 0.398, SLG: 0.543 (7.9) | | | | | | | | | | 2 | 1 | 1 | 1 | 0 | 0 | 0 | | | | | | |
| Inning Stats | R: 0 E: 0 K: 1 S: 8 | H: 1 LOB: 1 BB: 0 P: 11 | R: 3 E: 1 K: 1 S: 18 | H: 4 LOB: 1 BB: 1 P: 33 | R: 0 E: 0 K: 0 S: 8 | H: 1 LOB: 0 BB: 0 P: 14 | R: 0 E: 0 K: 0 S: 7 | H: 0 LOB: 0 BB: 0 P: 9 | R: 0 E: 0 K: 2 S: 11 | H: 0 LOB: 0 BB: 0 P: 19 | R: 0 E: 0 K: 0 S: 7 | H: 0 LOB: 0 BB: 0 P: 13 | R: 1 E: 0 K: 0 S: 10 | H: 3 LOB: 2 BB: 0 P: 18 | R: 0 E: 0 K: 0 S: 8 | H: 0 LOB: 0 BB: 0 P: 11 | R: 1 E: 0 K: 1 S: 14 | H: 1 LOB: 0 BB: 0 P: 18 | 1B: 7 2B: 1 3B: 1 HR: 1 | SF: 0 SAC: 0 DP: 0 HBP: 0 | WP: 0 PB: 0 SB: 1 CS: 0 | PA: 38 |
| PITCHER | IP | WLS | BF | H | R | ER | SO | BB | IBB | HBP | BLK | WP | HR | S | P | ERA | WHIP | | | | | |
| Dennys Reyes L ERA: 4.31 (1.1) | 6.2 | W | 29 | 8 | 4 | 4 | 4 | 1 | 0 | 0 | 0 | 0 | 0 | 67 | 112 | 5.40 | 1.350 | | | | | |
| Darren Hall R ERA: 2.29 (7.1) | 1.1 | | 5 | 1 | 0 | 0 | 0 | 0 | 0 | 0 | 0 | 0 | 0 | 10 | 16 | 0.00 | 0.750 | | | | | |
| Todd Worrell R ERA: 5.08 (9.1) | 1.0 | | 4 | 1 | 1 | 1 | 1 | 0 | 0 | 0 | 0 | 0 | 1 | 14 | 18 | 9.00 | 1.000 | | | | | |



| Batter | 1 | 2 | 3 | 4 | 5 | 6 | 7 | 8 | 9 | AB | R | H | RBI | BB | SO | LOB | TOP | | | | | | | | | | |
|---|------------------------------|----------------------------------|-------------------------------|----------------------------------|-------------------------------|----------------------------------|------------------------------|----------------------------------|-------------------------------|----------------------------------|------------------------------|----------------------------------|------------------------------|----------------------------------|-------------------------------|----------------------------------|---|----------------------------------|----------------------------------|------------------------------------|----------------------------------|--------|--|--|--|--|--|
| Jason McDonald, S (1, 7) OBP: 0.314, SLG: 0.376 | F7 | | K | | | K | | FC6-4 | | 4 | 0 | 1 | 1 | 0 | 2 | 1 | Oakland Athletics @ Los Angeles Dodgers Dodger Stadium, Los Angeles, CA Thu Aug 28 1997, 7:05 PM PDT Att: 51,392 - Unknown - 74 F | | | | | | | | | | |
| Mark Bellhorn, S (1, 5) OBP: 0.348, SLG: 0.402 | G3 | | F9 | | | F9 | | K | | 4 | 0 | 0 | 0 | 0 | 1 | 3 | | | | | | | | | | | |
| Jason Giambi, L (1, 3) OBP: 0.355, SLG: 0.477 Dane Johnson, R (8, 1) | K | | | F8 | | K | | FC6-4 | | 4 | 0 | 0 | 0 | 0 | 2 | 2 | | | | | | | | | | | |
| Matt Stairs, L (1, 9) OBP: 0.416, SLG: 0.651 | | P3 | | K | | | F8 | | F7 | 4 | 0 | 0 | 0 | 0 | 1 | 0 | | | | | | | | | | | |
| Brent Mayne, L (1, 2) OBP: 0.314, SLG: 0.339 George Williams, S (9, PH) OBP: 0.392, SLG: 0.385 | | 1B | | G6-3 | | K2-3 | | P3 | | 3 | 0 | 1 | 0 | 0 | 1 | 0 | | | | | | | | | | | |
| Scott Spiezio, S (1, 4) OBP: 0.281, SLG: 0.356 | | P5 | | | G4-3 | | K | | G5-3 | 4 | 0 | 0 | 0 | 0 | 1 | 1 | | | | | | | | | | | |
| Ernie Young, R (1, 8) OBP: 0.302, SLG: 0.362 | | K | | | G6-3 | | | G5-3 | | 2 | 1 | 1 | 0 | 1 | 1 | 1 | | | | | | | | | | | |
| Miguel Tejada, R (1, 6) OBP: 0.125, SLG: 0.375 | | | | | G6-3 | | | G5-3 | | 3 | 0 | 1 | 0 | 0 | 0 | 2 | | | | | | | | | | | |
| Eric Ludwick, R (1, 1) Don Wengert, R (6, 1) Dave Magadan, L (8, PH) OBP: 0.420, SLG: 0.414 | | | | K | | G6-3 | | | 1B | 2 | 0 | 0 | 0 | 0 | 1 | 2 | | | | | | | | | | | |
| | | | | | | | | | BB | 0 | 0 | 0 | 0 | 0 | 0 | 0 | | | | | | | | | | | |
| | | | | | | | | | BB | 0 | 0 | 0 | 0 | 1 | 0 | 0 | | | | | | | | | | | |
| Inning Stats | R: 0 E: 0 K: 1 S: 6 | H: 0 LOB: 0 BB: 0 P: 11 | R: 0 E: 0 K: 1 S: 11 | H: 1 LOB: 1 BB: 0 P: 20 | R: 0 E: 0 K: 2 S: 10 | H: 1 LOB: 1 BB: 0 P: 16 | R: 0 E: 0 K: 1 S: 9 | H: 0 LOB: 0 BB: 0 P: 15 | R: 0 E: 0 K: 2 S: 10 | H: 1 LOB: 1 BB: 0 P: 15 | R: 0 E: 0 K: 2 S: 9 | H: 0 LOB: 0 BB: 0 P: 14 | R: 0 E: 0 K: 2 S: 8 | H: 0 LOB: 0 BB: 0 P: 11 | R: 1 E: 0 K: 1 S: 13 | H: 1 LOB: 2 BB: 2 P: 28 | R: 0 E: 0 K: 0 S: 8 | H: 0 LOB: 0 BB: 0 P: 12 | 1B: 3 2B: 0 3B: 1 HR: 0 | SF: 0 SAC: 0 DP: 0 HBP: 0 | WP: 0 PB: 0 SB: 0 CS: 0 | PA: 33 | | | | | |
| PITCHER | IP | WLS | BF | H | R | ER | SO | BB | IBB | HBP | BLK | WP | HR | S | P | ERA | WHIP | | | | | | | | | | |
| Hideo Nomo, R (1, 1) ERA: 4.02 | 7.1 | W | 28 | 4 | 1 | 1 | 9 | 2 | 0 | 0 | 0 | 0 | 0 | 69 | 119 | 1.23 | 0.818 | | | | | | | | | | |
| Mark Guthrie, L (8, 1) ERA: 4.04 | 1.2 | | 5 | 0 | 0 | 0 | 1 | 0 | 0 | 0 | 0 | 0 | 0 | 15 | 23 | 0.00 | 0.000 | | | | | | | | | | |

| Batter | 1 | 2 | 3 | 4 | 5 | 6 | 7 | 8 | 9 | AB | R | H | RBI | BB | SO | LOB | BOTTOM | | | | | | | | | | |
|--|-------------------------------|----------------------------------|------------------------------|----------------------------------|------------------------------|----------------------------------|-------------------------------|----------------------------------|-------------------------------|----------------------------------|-------------------------------|----------------------------------|------------------------------|----------------------------------|------------------------------|---------------------------------|---|------------------------------------|----------------------------------|--------|--|--|--|--|--|--|--|
| Eric Young Sr., R (1, 4) OBP: 0.367, SLG: 0.417 | S 1B BB | F8 | | F9 | | FC4-6 2B E | | F9 | | 4 | 2 | 0 | 0 | 1 | 0 | 5 | Oakland Athletics @ Los Angeles Dodgers Dodger Stadium, Los Angeles, CA Thu Aug 28 1997, 7:05 PM PDT Att: 51,392 - Unknown - 74 F | | | | | | | | | | |
| Otis Nixon, S (1, 8) OBP: 0.336, SLG: 0.296 | B3 | | S BB | | E3 1B | E7 2B | | G3 | | 4 | 1 | 1 | 1 | 1 | 0 | 2 | | | | | | | | | | | |
| Mike Piazza, R (1, 2) OBP: 0.432, SLG: 0.626 | S 1B BB | | L4 | | S 1B | FC5-4 BB | | | | 2 | 2 | 1 | 0 | 2 | 0 | 1 | | | | | | | | | | | |
| Eric Karros, R (1, 3) OBP: 0.329, SLG: 0.451 | K | | F9 | | K | FC5-4 | | | | 4 | 0 | 0 | 0 | 0 | 2 | 7 | | | | | | | | | | | |
| Raul Mondesi, R (1, 9) OBP: 0.360, SLG: 0.543 | S 1B IBB | | P4 | | | | | FC4-6 1B | | 3 | 1 | 2 | 2 | 1 | 0 | 1 | | | | | | | | | | | |
| Todd Zeile, R (1, 5) OBP: 0.348, SLG: 0.427 Juan Castro, R (7, PR) OBP: 0.212, SLG: 0.200 | | | | 1B | G3 | | | FC4-6 G1-6-3 | | 4 | 0 | 2 | 2 | 0 | 0 | 1 | | | | | | | | | | | |
| Greg Gagne, R (1, 6) OBP: 0.311, SLG: 0.375 | F8 | | | K | | FC4-6 1B | | G1-6-3 | | 4 | 1 | 1 | 0 | 0 | 1 | 3 | | | | | | | | | | | |
| Darren Lewis, R (1, 7) OBP: 0.337, SLG: 0.259 | | G4-3 | | SH1-4 1B | | FC4-6 1B | | K | | 4 | 0 | 2 | 0 | 0 | 1 | 0 | | | | | | | | | | | |
| Hideo Nomo, R (1, 1) ERA: 8.76 Don Wengert, R (6, 1) ERA: 5.79 Dane Johnson, R (8, 1) ERA: 4.85 | | P3 | | SH1-4 | | K | | | | 2 | 0 | 0 | 0 | 0 | 1 | 2 | | | | | | | | | | | |
| | | | | | | | | | | 1 | 0 | 1 | 0 | 0 | 0 | 0 | | | | | | | | | | | |
| Inning Stats | R: 3 E: 0 K: 1 S: 14 | H: 1 LOB: 1 BB: 3 P: 32 | R: 0 E: 0 K: 0 S: 8 | H: 0 LOB: 0 BB: 0 P: 12 | R: 0 E: 0 K: 0 S: 7 | H: 0 LOB: 1 BB: 1 P: 12 | R: 0 E: 0 K: 1 S: 10 | H: 2 LOB: 2 BB: 0 P: 15 | R: 2 E: 1 K: 1 S: 10 | H: 2 LOB: 0 BB: 0 P: 14 | R: 2 E: 1 K: 1 S: 16 | H: 3 LOB: 2 BB: 1 P: 24 | R: 0 E: 0 K: 0 S: 7 | H: 1 LOB: 1 BB: 0 P: 10 | R: 0 E: 0 K: 1 S: 6 | H: 1 LOB: 1 BB: 0 P: 9 | 1B: 9 2B: 1 3B: 0 HR: 0 | SF: 0 SAC: 1 DP: 1 HBP: 0 | WP: 0 PB: 0 SB: 7 CS: 0 | PA: 38 | | | | | | | |
| PITCHER | IP | WLS | BF | H | R | ER | SO | BB | IBB | HBP | BLK | WP | HR | S | P | ERA | WHIP | | | | | | | | | | |
| Eric Ludwick, R (1, 1) ERA: 8.76 | 5.2 | L | 29 | 8 | 7 | 5 | 4 | 3 | 1 | 0 | 0 | 0 | 0 | 62 | 102 | 7.94 | 1.941 | | | | | | | | | | |
| Don Wengert, R (6, 1) ERA: 5.79 | 1.1 | | 5 | 1 | 0 | 0 | 0 | 1 | 0 | 0 | 0 | 0 | 0 | 10 | 17 | 0.00 | 1.500 | | | | | | | | | | |
| Dane Johnson, R (8, 1) ERA: 4.85 | 1.0 | | 4 | 1 | 0 | 0 | 1 | 0 | 0 | 0 | 0 | 0 | 0 | 6 | 9 | 0.00 | 1.000 | | | | | | | | | | |



| Batter | 1 | 2 | 3 | 4 | 5 | 6 | 7 | 8 | 9 | AB | R | H | RBI | BB | SO | LOB | TOP | | | |
|---|---|---|------------------------------|---------------------------------|------------------------------|---------------------------------|------------------------------|---------------------------------|------------------------------|---------------------------------|------------------------------|---------------------------------|------------------------------|---------------------------------|------------------------------|---------------------------------|--|----------------------------------|------------------------------------|----------------------------------|
| Roberto Kelly, R OBP: 0.332, SLG: 0.458 (1, 7) | | | | | | | | | | 4 | 0 | 1 | 0 | 0 | 1 | 0 | Seattle Mariners @ Los Angeles Dodgers Dodger Stadium, Los Angeles, CA Sat Aug 30 1997, 3:33 AM PDT Att: 53,638 - Sunny - 86 F | | | |
| Brian Raabe, R (1, 4) (4, 5) | | | | | | | | | | 3 | 0 | 0 | 0 | 1 | 2 | 1 | | | | |
| Ken Griffey Jr., L OBP: 0.381, SLG: 0.630 Andy Sheets, R OBP: 0.286, SLG: 0.550 (7, 4) | | | | | | | | | | 3 | 0 | 0 | 0 | 0 | 2 | 2 | | | | |
| Paul Sorrento, L OBP: 0.342, SLG: 0.525 (1, 3) | | | | | | | | | | 3 | 0 | 0 | 0 | 1 | 2 | 1 | | | | |
| Alex Rodriguez, R OBP: 0.352, SLG: 0.509 Edgar Martinez, R OBP: 0.455, SLG: 0.549 (9, PH) | | | | | | | | | | 3 | 0 | 1 | 0 | 0 | 1 | 2 | | | | |
| Jay Buhner, R OBP: 0.375, SLG: 0.487 (1, 9) | | | | | | | | | | 4 | 1 | 1 | 1 | 0 | 1 | 1 | | | | |
| Mike Blowers, R OBP: 0.368, SLG: 0.437 Rich Amaral, R OBP: 0.320, SLG: 0.315 (4, 4) (7, 8) | | | | | | | | | | 2 | 0 | 0 | 0 | 0 | 2 | 1 | | | | |
| John Marzano, R OBP: 0.363, SLG: 0.378 (1, 2) | | | | | | | | | | 3 | 0 | 0 | 0 | 0 | 1 | 2 | | | | |
| Bob Wolcott, R Rob Ducey, L Bob Wells, R Norm Charlton, S Joey Cora, S Heathcliff Stocumb, R (1, 1) (5, PH) (5, 1) (7, 1) (8, PH) (8, 1) | | | | | | | | | | 1 | 0 | 0 | 0 | 0 | 0 | 0 | | | | |
| Inning Stats | R: 0 E: 0 K: 2 S: 8 | H: 1 LOB: 2 BB: 1 P: 12 | R: 1 E: 0 K: 1 S: 6 | H: 1 LOB: 0 BB: 0 P: 6 | R: 0 E: 0 K: 1 S: 5 | H: 0 LOB: 1 BB: 1 P: 9 | R: 0 E: 0 K: 1 S: 6 | H: 1 LOB: 0 BB: 0 P: 6 | R: 0 E: 0 K: 1 S: 5 | H: 0 LOB: 0 BB: 0 P: 5 | R: 0 E: 0 K: 1 S: 5 | H: 1 LOB: 1 BB: 0 P: 5 | R: 0 E: 0 K: 2 S: 7 | H: 0 LOB: 0 BB: 0 P: 7 | R: 1 E: 0 K: 2 S: 8 | H: 1 LOB: 0 BB: 0 P: 8 | | 1B: 3 2B: 1 3B: 0 HR: 2 | SF: 0 SAC: 0 DP: 1 HBP: 0 | WP: 0 PB: 0 SB: 0 CS: 1 |
| PITCHER | IP WLS BF H R ER SO BB IBB HBP BLK WP HR S P ERA WHIP | | | | | | | | | | | | | | | | | | | |
| Ramon Martinez, R ERA: 3.24 37 Darren Dreifort, R ERA: 2.04 | (1, 1) (7, 1) | 6.0 W 23 3 1 1 7 2 0 0 0 0 1 35 43 1.50 0.833 | | | | | | | | | | | | | | | | | | |

| Batter | 1 | 2 | 3 | 4 | 5 | 6 | 7 | 8 | 9 | AB | R | H | RBI | BB | SO | LOB | BOTTOM | |
|---|---|--|------------------------------|---------------------------------|------------------------------|---------------------------------|------------------------------|---------------------------------|------------------------------|---------------------------------|------------------------------|---------------------------------|------------------------------|---------------------------------|-----------------------------------|------------------------------------|--|----------------------------------|
| Eric Young Sr., R OBP: 0.368, SLG: 0.420 Nelson Liriano, S OBP: 0.278, SLG: 0.337 (1, 4) (8, PH) (9, 4) | | | | | | | | | | 3 | 3 | 2 | 2 | 0 | 1 | 2 | Seattle Mariners @ Los Angeles Dodgers Dodger Stadium, Los Angeles, CA Sat Aug 30 1997, 3:33 AM PDT Att: 53,638 - Sunny - 86 F | |
| Otis Nixon, S OBP: 0.340, SLG: 0.301 (1, 8) | | | | | | | | | | 4 | 1 | 3 | 3 | 0 | 0 | 2 | | |
| Mike Piazza, R OBP: 0.430, SLG: 0.626 37 Darren Dreifort, R OBP: 0.143, SLG: 0.143 (1, 2) (7, 1) | | | | | | | | | | 4 | 1 | 1 | 3 | 0 | 1 | 2 | | |
| Eric Karros, R OBP: 0.329, SLG: 0.461 (1, 3) | | | | | | | | | | 5 | 1 | 2 | 1 | 0 | 0 | 2 | | |
| Raul Mondesi, R OBP: 0.310, SLG: 0.541 Garey Ingram, R OBP: 0.667, SLG: 0.600 (1, 9) (7, 7) | | | | | | | | | | 3 | 0 | 0 | 0 | 0 | 1 | 1 | | |
| Todd Zeile, R OBP: 0.350, SLG: 0.426 (1, 5) | | | | | | | | | | 2 | 1 | 1 | 0 | 2 | 0 | 1 | | |
| Greg Gagne, R OBP: 0.310, SLG: 0.373 Juan Castro, R OBP: 0.212, SLG: 0.200 (1, 6) (8, 6) | | | | | | | | | | 4 | 1 | 1 | 0 | 0 | 1 | 3 | | |
| Brett Butler, L OBP: 0.374, SLG: 0.328 Tom Prince, R OBP: 0.275, SLG: 0.329 (1, 7) (7, 2) | | | | | | | | | | 2 | 0 | 0 | 0 | 0 | 0 | 1 | | |
| Ramon Martinez, R OBP: 0.200, SLG: 0.229 Darren Lewis, R OBP: 0.330, SLG: 0.256 (1, 1) (6, PH) (7, 9) | | | | | | | | | | 2 | 2 | 2 | 0 | 0 | 0 | 0 | | |
| Inning Stats | R: 2 E: 0 K: 2 S: 8 | H: 4 LOB: 1 BB: 0 P: 7 | R: 0 E: 0 K: 1 S: 5 | H: 0 LOB: 1 BB: 1 P: 9 | R: 2 E: 0 K: 0 S: 5 | H: 3 LOB: 0 BB: 0 P: 5 | R: 0 E: 0 K: 1 S: 3 | H: 1 LOB: 0 BB: 0 P: 3 | R: 4 E: 0 K: 1 S: 8 | H: 3 LOB: 0 BB: 0 P: 9 | R: 0 E: 0 K: 0 S: 3 | H: 0 LOB: 1 BB: 1 P: 7 | R: 0 E: 0 K: 2 S: 9 | H: 2 LOB: 2 BB: 0 P: 9 | 1B: 10 2B: 2 3B: 0 HR: 2 | SF: 0 SAC: 1 DP: 1 HBP: 2 | | WP: 0 PB: 1 SB: 1 CS: 1 |
| PITCHER | IP WLS BF H R ER SO BB IBB HBP BLK WP HR S P ERA WHIP | | | | | | | | | | | | | | | | | |
| Bob Wolcott, R ERA: 6.03 Bob Wells, R ERA: 6.09 Norm Charlton, L ERA: 7.43 Heathcliff Stocumb, R ERA: 5.81 | (1, 1) (5, 1) (7, 1) (8, 1) | 4.0 L 21 8 7 7 3 1 0 0 1 0 0 1 11 12 18.00 2.000 | | | | | | | | | | | | | | | | |

| Batter | 1 | 2 | 3 | 4 | 5 | 6 | 7 | 8 | 9 | 10 | AB | R | H | RBI | BB | SO | LOB | TOP | | | | | | |
|---|-------------------------------|----------------------------------|------------------------------|----------------------------------|-------------------------------|----------------------------------|------------------------------|----------------------------------|------------------------------|----------------------------------|------------------------------|----------------------------------|------------------------------|----------------------------------|------------------------------|---------------------------------|------------------------------|---------------------------------|------------------------------|----------------------------------|----------------------------------|------------------------------------|----------------------------------|--------|
| Joey Cora, S OBP: 0.365, SLG: 0.447 (1, 4) | F7 | | K | | | B3 | | B1-3 | | G5-3 | 5 | 0 | 0 | 0 | 0 | 1 | 3 | | | | | | | |
| Roberto Kelly, R OBP: 0.331, SLG: 0.455 (1, 7) | F7 | | | 1B | | K | | | G4-3 | | 4 | 0 | 1 | 0 | 0 | 1 | 0 | | | | | | | |
| Ken Griffey Jr., L OBP: 0.382, SLG: 0.634 (1, 8) | HR | | | 1B | | F7 | | | G6-3 | | 4 | 1 | 2 | 1 | 0 | 0 | 0 | | | | | | | |
| Paul Sorrento, L OBP: 0.341, SLG: 0.521 (1, 3) | F8 | | | 1B | | F8 | | | G6-3 | | 3 | 0 | 0 | 0 | 1 | 0 | 0 | | | | | | | |
| Alex Rodriguez, R OBP: 0.351, SLG: 0.507 (1, 6) | | F8 | | K | | F9 | | | | 1B | 4 | 1 | 1 | 0 | 0 | 1 | 3 | | | | | | | |
| Jay Buhner, R OBP: 0.376, SLG: 0.485 (1, 9) | | | | G6-4-3 | | F9 | | | | 1B | 2 | 1 | 0 | 0 | 2 | 0 | 3 | | | | | | | |
| Dan Wilson, R OBP: 0.321, SLG: 0.422 (1, 2) | | | | G6 | | G5-3 | | | | SF9 | 4 | 0 | 1 | 1 | 0 | 0 | 1 | | | | | | | |
| Andy Sheets, R OBP: 0.250, SLG: 0.478 (1, 5) | | | | | | | | | | | | | | | | | | | | | | | | |
| Rob Ducey, L OBP: 0.338, SLG: 0.459 (10, PH) | | | K | | | F7 | | | | | | | | | | | | | | | | | | |
| Edgar Martinez, R OBP: 0.456, SLG: 0.549 (10, PH) | | | | | | | | | | | | | | | | | | | | | | | | |
| Brian Raabe, R (10, PR) | | | | | | | | | | | | | | | | | | | | | | | | |
| Jamie Moyer, L OBP: 0.333, SLG: 0.333 (8, 1) | | | | | | | | | | | | | | | | | | | | | | | | |
| Mike Timlin, R (8, 1) | | | | | | | | | | | | | | | | | | | | | | | | |
| Rich Amaral, R OBP: 0.315, SLG: 0.315 (10, 1) | | | | | | | | | | | | | | | | | | | | | | | | |
| Heathcliff Slocumb, R (10, 1) | | | | | | | | | | | | | | | | | | | | | | | | |
| Bobby Ayala, R (10, 1) | | | | | | | | | | | | | | | | | | | | | | | | |
| Inning Stats | R: 1 E: 0 K: 0 S: 10 | H: 1 LOB: 0 BB: 0 P: 15 | R: 0 E: 0 K: 0 S: 4 | H: 0 LOB: 0 BB: 1 P: 12 | R: 0 E: 0 K: 2 S: 11 | H: 0 LOB: 0 BB: 0 P: 15 | R: 0 E: 0 K: 1 S: 9 | H: 2 LOB: 2 BB: 1 P: 14 | R: 0 E: 0 K: 1 S: 6 | H: 0 LOB: 0 BB: 0 P: 10 | R: 0 E: 0 K: 1 S: 8 | H: 0 LOB: 0 BB: 0 P: 12 | R: 0 E: 0 K: 0 S: 8 | H: 0 LOB: 0 BB: 0 P: 14 | R: 0 E: 0 K: 0 S: 7 | H: 1 LOB: 1 BB: 0 P: 9 | R: 0 E: 0 K: 0 S: 7 | H: 0 LOB: 0 BB: 0 P: 9 | R: 2 E: 0 K: 0 S: 9 | H: 2 LOB: 2 BB: 2 P: 19 | 1B: 5 2B: 0 3B: 0 HR: 1 | SF: 1 SAC: 0 DP: 2 HBP: 0 | WP: 0 PB: 0 SB: 1 CS: 2 | PA: 37 |
| PITCHER | IP | WLS | BF | H | R | ER | SO | BB | IBB | HBP | BLK | WP | HR | S | P | ERA | WHIP | | | | | | | |
| Tom Candiotti, R ERA: 3.08 (1, 1) | 8.0 | | 28 | 4 | 1 | 1 | 5 | 2 | 0 | 0 | 0 | 0 | 0 | 63 | 101 | 1.12 | 0.750 | | | | | | | |
| Todd Worrell, R ERA: 5.33 (9, 1) | 1.0 | L | 6 | 2 | 2 | 2 | 0 | 1 | 0 | 0 | 0 | 0 | 0 | 10 | 17 | 18.00 | 3.000 | | | | | | | |
| Scott Radinsky, L ERA: 2.67 (10, 1) | 0.1 | | 2 | 0 | 0 | 0 | 0 | 1 | 0 | 0 | 0 | 0 | 0 | 3 | 7 | 0.00 | 3.000 | | | | | | | |
| Darren Hall, R ERA: 2.25 (10, 1) | 0.2 | | 1 | 0 | 0 | 0 | 0 | 0 | 0 | 0 | 0 | 0 | 0 | 3 | 4 | 0.00 | 0.000 | | | | | | | |

Seattle Mariners @ Los Angeles Dodgers
Dodger Stadium, Los Angeles, CA
Sun Aug 31 1997, 3:33 AM PDT
Alt. 54,213 - Sunny - 85 F

AB 32
R 3
H 6
RBI 3
BB 4
SO 5
LOB 10



| Batter | 1 | 2 | 3 | 4 | 5 | 6 | 7 | 8 | 9 | 10 | AB | R | H | RBI | BB | SO | LOB | BOTTOM | | | | | | |
|---|------------------------------|----------------------------------|------------------------------|---------------------------------|------------------------------|----------------------------------|-------------------------------|----------------------------------|------------------------------|----------------------------------|------------------------------|----------------------------------|------------------------------|---------------------------------|------------------------------|----------------------------------|------------------------------|----------------------------------|-------------------------------|----------------------------------|----------------------------------|------------------------------------|----------------------------------|--------|
| Eric Young Sr., R OBP: 0.367, SLG: 0.416 (1, 4) | F8 | | F8 | | | P4 | | G5-3 | | | 4 | 0 | 0 | 0 | 0 | 0 | 1 | | | | | | | |
| Otis Nixon, S OBP: 0.336, SLG: 0.298 (1, 8) | F8 | | | G5-3 | | G6-3 | | | G6-3 | | 5 | 0 | 0 | 0 | 0 | 1 | 3 | | | | | | | |
| Mike Piazza, R OBP: 0.428, SLG: 0.622 (1, 2) | | | | | | | | | | | 3 | 0 | 0 | 0 | 1 | 2 | 0 | | | | | | | |
| Eric Karros, R OBP: 0.332, SLG: 0.468 (1, 3) | P4 | | | | | | | | | | 3 | 1 | 2 | 1 | 1 | 0 | 1 | | | | | | | |
| Raul Mondesi, R OBP: 0.337, SLG: 0.537 (1, 9) | | F7 | | | | F8 | | | | | 4 | 0 | 0 | 0 | 0 | 0 | 2 | | | | | | | |
| Todd Zeile, R OBP: 0.350, SLG: 0.423 (1, 5) | | F8 | | | | P6 | | | | | 3 | 0 | 0 | 0 | 1 | 0 | 1 | | | | | | | |
| Greg Gagne, R OBP: 0.307, SLG: 0.369 (1, 6) | | F8 | | | | G1-3 | | | | | 4 | 0 | 0 | 0 | 0 | 0 | 1 | | | | | | | |
| Darren Lewis, R OBP: 0.327, SLG: 0.267 (1, 7) | | | | | | | | | | | 4 | 0 | 1 | 0 | 0 | 2 | 1 | | | | | | | |
| Tom Candiotti, R ERA: 3.08 (1, 1) | 8.0 | | 28 | 4 | 1 | 1 | 5 | 2 | 0 | 0 | 0 | 0 | 0 | 63 | 101 | 1.12 | 0.750 | | | | | | | |
| Garey Ingram, R ERA: 3.41 (8, PH) | 1.2 | W | 6 | 1 | 1 | 1 | 1 | 0 | 0 | 0 | 0 | 0 | 0 | 12 | 21 | 5.40 | 0.600 | | | | | | | |
| Nelson Lirio, S ERA: 3.41 (8, PH) | 0.2 | | 5 | 0 | 0 | 0 | 1 | 2 | 0 | 1 | 0 | 1 | 0 | 13 | 27 | 0.00 | 3.000 | | | | | | | |
| Todd Worrell, R ERA: 5.33 (9, 1) | 0.1 | S | 1 | 0 | 0 | 0 | 0 | 0 | 0 | 0 | 0 | 0 | 0 | 3 | 7 | 0.00 | 3.000 | | | | | | | |
| Scott Radinsky, L ERA: 2.67 (10, 1) | 0.1 | | 2 | 0 | 0 | 0 | 0 | 1 | 0 | 0 | 0 | 0 | 0 | 3 | 7 | 0.00 | 3.000 | | | | | | | |
| Darren Hall, R ERA: 2.25 (10, 1) | 0.2 | | 1 | 0 | 0 | 0 | 0 | 0 | 0 | 0 | 0 | 0 | 0 | 3 | 4 | 0.00 | 0.000 | | | | | | | |
| Inning Stats | R: 0 E: 0 K: 0 S: 9 | H: 0 LOB: 1 BB: 1 P: 15 | R: 0 E: 0 K: 0 S: 5 | H: 0 LOB: 0 BB: 0 P: 8 | R: 0 E: 0 K: 1 S: 7 | H: 0 LOB: 0 BB: 0 P: 12 | R: 0 E: 0 K: 1 S: 12 | H: 0 LOB: 1 BB: 1 P: 21 | R: 0 E: 0 K: 1 S: 7 | H: 0 LOB: 0 BB: 0 P: 13 | R: 0 E: 0 K: 0 S: 6 | H: 0 LOB: 0 BB: 0 P: 11 | R: 0 E: 0 K: 0 S: 6 | H: 1 LOB: 1 BB: 0 P: 9 | R: 0 E: 0 K: 0 S: 8 | H: 1 LOB: 1 BB: 0 P: 15 | R: 1 E: 0 K: 1 S: 9 | H: 1 LOB: 0 BB: 0 P: 15 | R: 0 E: 0 K: 2 S: 16 | H: 0 LOB: 3 BB: 2 P: 30 | 1B: 1 2B: 1 3B: 0 HR: 1 | SF: 0 SAC: 0 DP: 0 HBP: 1 | WP: 1 PB: 0 SB: 2 CS: 0 | PA: 38 |
| PITCHER | IP | WLS | BF | H | R | ER | SO | BB | IBB | HBP | BLK | WP | HR | S | P | ERA | WHIP | | | | | | | |
| Jamie Moyer, L ERA: 3.91 (8, PH) | 1.2 | | 6 | 1 | 1 | 1 | 1 | 0 | 0 | 0 | 0 | 0 | 0 | 12 | 21 | 5.40 | 0.600 | | | | | | | |
| Heathcliff Slocumb, R ERA: 5.74 (10, 1) | 0.2 | | 5 | 0 | 0 | 0 | 1 | 2 | 0 | 1 | 0 | 1 | 0 | 13 | 27 | 0.00 | 3.000 | | | | | | | |
| Bobby Ayala, R ERA: 4.29 (10, 1) | 0.1 | | 2 | 0 | 0 | 0 | 0 | 1 | 0 | 0 | 0 | 0 | 0 | 3 | 7 | 0.00 | 3.000 | | | | | | | |

Seattle Mariners @ Los Angeles Dodgers
Dodger Stadium, Los Angeles, CA
Sun Aug 31 1997, 3:33 AM PDT
Alt. 54,213 - Sunny - 85 F

AB 33
R 1
H 3
RBI 1
BB 4
SO 6
LOB 11



| Batter | 1 | 2 | 3 | 4 | 5 | 6 | 7 | 8 | 9 | AB | R | H | RBI | BB | SO | LOB | TOP | | | | | | | |
|---|---------------------------------------|---|---|---------------------------------------|---|--------------------------------------|---|---------------------------------------|---|--------------------------------------|---|--------------------------------------|--|---------------------------------------|---|---------------------------------------|---|-----------------------------------|------------------------------------|----------------------------------|--------|--|--|--|
| Eric Young Sr. R OBP: 0.366, SLG: 0.415 | G6-3 | | L8 1B | B1-3 | | | L3 | | P4 | 6 | 1 | 2 | 0 | 0 | 0 | 2 | | | | | | | | |
| Otis Nixon S OBP: 0.338, SLG: 0.302 | 1B 2B | | F G5-3 1B | | G4-3 | | | B1-3 | G6-3 | 6 | 3 | 3 | 0 | 0 | 0 | 2 | | | | | | | | |
| Mike Piazza R OBP: 0.430, SLG: 0.628 | 2B 1B | | L8 2-3 1B | | | | F9 | FC6-4 1B 2B | | 5 | 2 | 3 | 2 | 0 | 0 | 2 | | | | | | | | |
| Eric Karros R OBP: 0.329, SLG: 0.464 | P3 | | E6 G5-3 2B | L7 | | | L6-3 | E5 FC6-4 | | 5 | 1 | 0 | 1 | 0 | 0 | 4 | | | | | | | | |
| Raul Mondesi R OBP: 0.357, SLG: 0.538 | 2H 2B | | G5-3 | | | | G5-3 | FC6-4 1B E | | 5 | 2 | 2 | 2 | 0 | 0 | 3 | | | | | | | | |
| Todd Zeile R OBP: 0.350, SLG: 0.425 | L9 | | E 2B | | K | | G6-3 | E7 1B 1B | | 5 | 1 | 2 | 2 | 0 | 1 | 2 | | | | | | | | |
| Greg Gagne R OBP: 0.310, SLG: 0.372 | | G1-3 | E5 2H 1B | | K | | 1B 1B | FC5-4 1B | | 5 | 1 | 3 | 1 | 0 | 1 | 1 | | | | | | | | |
| Tom Prince R OBP: 0.281, SLG: 0.368 | | F8 | K | | | | 1B | FC5-4 | | 5 | 1 | 2 | 2 | 0 | 1 | 3 | | | | | | | | |
| Darren Lewis R OBP: 0.321, SLG: 0.263 | | K | | | F9 1B | | E4 1B | | G4-3 | 5 | 0 | 1 | 1 | 0 | 1 | 0 | | | | | | | | |
| Inning Stats | R: 2 H: 3 E: 0 K: 0 S: 12 | WLS: 3 BF: 1 LOB: 1 BB: 0 P: 24 | H: 0 R: 0 ER: 0 LOB: 0 BB: 0 P: 13 | R: 4 H: 4 E: 2 K: 1 S: 21 | H: 4 R: 2 ER: 1 LOB: 1 BB: 0 P: 31 | R: 1 H: 2 E: 0 K: 0 S: 9 | H: 2 R: 1 ER: 0 LOB: 1 BB: 0 P: 13 | R: 2 H: 3 E: 1 K: 2 S: 19 | H: 3 R: 0 ER: 0 LOB: 2 BB: 0 P: 29 | R: 0 H: 0 E: 0 K: 0 S: 9 | H: 3 R: 1 ER: 0 LOB: 1 BB: 0 P: 11 | R: 1 H: 3 E: 0 K: 0 S: 6 | H: 3 R: 0 ER: 0 LOB: 3 BB: 0 P: 8 | R: 2 H: 3 E: 2 K: 0 S: 15 | H: 3 R: 0 ER: 0 LOB: 0 BB: 0 P: 23 | R: 0 H: 0 E: 0 K: 0 S: 12 | H: 0 R: 0 ER: 0 LOB: 0 BB: 0 P: 14 | 1B: 12 2B: 5 3B: 1 HR: 1 | SF: 0 SAC: 0 DP: 1 HBP: 0 | WP: 0 PB: 0 SB: 2 CS: 0 | PA: 47 | | | |
| PITCHER | IP | WLS | BF | H | R | ER | SO | BB | IBB | HBP | BLK | WP | HR | S | P | ERA | WHIP | | | | | | | |
| Darren Oliver, L ERA: 4.16 | (1, 1) | 4.0 | 22 | 9 | 7 | 4 | 2 | 0 | 0 | 0 | 0 | 0 | 0 | 51 | 81 | 9.00 | 2.250 | | | | | | | |
| Eric Moody, R ERA: 5.02 | (5, 1) | 3.0 | 15 | 6 | 3 | 3 | 2 | 0 | 0 | 0 | 0 | 0 | 1 | 34 | 48 | 9.00 | 2.000 | | | | | | | |
| Wilson Heredia, R ERA: 3.21 | (8, 1) | 2.0 | W | 10 | 3 | 2 | 0 | 0 | 0 | 0 | 0 | 0 | 0 | 27 | 37 | 0.00 | 1.500 | | | | | | | |

Los Angeles Dodgers @ Texas Rangers
The Ballpark at Arlington, Arlington, TX
Tue Sep 02 1997, 8:05 PM EDT
Att: 31,506 - Unknown - 92 F

AB 47
R 12
H 18
RBI 11
BB 0
SO 4
LOB 19



| Batter | 1 | 2 | 3 | 4 | 5 | 6 | 7 | 8 | 9 | AB | R | H | RBI | BB | SO | LOB | BOTTOM | | | | | | | |
|---|---------------------------------------|--|---|--------------------------------------|---|---------------------------------------|---|---------------------------------------|---|--------------------------------------|--|---------------------------------------|---|-----------------------------------|------------------------------------|----------------------------------|--------|--|--|--|--|--|--|--|
| Tom Goodwin L OBP: 0.311, SLG: 0.336 | 29 G3-1 1B 1B | | G6-3 | | 29 1B BB | G6-3 | | | B2 | 5 | 1 | 2 | 0 | 1 | 0 | 3 | | | | | | | | |
| Domingo Cadeno S OBP: 0.338, SLG: 0.387 | 29 G3-1 1B 1B | | G3-1 | | F7 | | L9 | F8 | FC4-6 29 1B | 6 | 1 | 1 | 0 | 0 | 0 | 4 | | | | | | | | |
| 29 Rusty Greer L OBP: 0.415, SLG: 0.537 | G3-1 | | F9 | | 1B | | L7 | | | 6 | 1 | 3 | 1 | 0 | 0 | 2 | | | | | | | | |
| Juan Gonzalez R OBP: 0.331, SLG: 0.569 | FC4 2H 3H 1B | | | 1B 2B | G6-3 | | | HR | BB BB 1B | 5 | 3 | 4 | 3 | 0 | 0 | 2 | | | | | | | | |
| Lee Stevens L OBP: 0.335, SLG: 0.497 | L7 | | | 2H 1B | | | 1B 2B | 1B 2B | BB BB 1B 1B | 5 | 3 | 4 | 2 | 0 | 0 | 1 | | | | | | | | |
| Jim Leyritz R OBP: 0.385, SLG: 0.401 | FC4 | | | FC6-4 BB | | P5 | | | 1B BB BB | 3 | 0 | 1 | 1 | 1 | 0 | 2 | | | | | | | | |
| Henry Mercedes R OBP: 0.273, SLG: 0.256 | | | | | | | 2H 1B | | 1B BB BB | 0 | 1 | 0 | 0 | 1 | 0 | 0 | | | | | | | | |
| Fernando Tatis R OBP: 0.310, SLG: 0.414 | | F7 | | F8 | | 2B SF9 1B | K | | 1B BB | 4 | 2 | 1 | 2 | 1 | 1 | 2 | | | | | | | | |
| Alex Diaz S OBP: 0.233, SLG: 0.333 | G4-3 | | | FC6-4 | | SF9 2B | | B3 | FC4-6 29 1B 1B | 5 | 1 | 2 | 1 | 0 | 0 | 1 | | | | | | | | |
| Benji Gil R OBP: 0.266, SLG: 0.328 | | | | | F9 | | | | 1B 2B | 3 | 0 | 1 | 1 | 0 | 1 | 0 | | | | | | | | |
| Ivan Rodriguez R OBP: 0.382, SLG: 0.474 | | | K | | F9 | | SF9 | | FC4-6 | 1 | 0 | 1 | 2 | 0 | 0 | 0 | | | | | | | | |
| Inning Stats | R: 2 H: 3 E: 0 K: 0 S: 12 | WLS: 3 BF: 25 LOB: 1 BB: 0 P: 17 | H: 0 R: 0 ER: 0 LOB: 0 BB: 0 P: 10 | R: 0 H: 0 E: 0 K: 0 S: 8 | H: 0 R: 1 ER: 0 LOB: 1 BB: 1 P: 17 | R: 0 H: 1 E: 0 K: 0 S: 10 | H: 1 R: 0 ER: 0 LOB: 2 BB: 1 P: 21 | R: 2 H: 3 E: 0 K: 0 S: 10 | H: 3 R: 0 ER: 0 LOB: 1 BB: 0 P: 18 | R: 0 H: 2 E: 0 K: 0 S: 4 | H: 2 R: 1 ER: 1 LOB: 1 BB: 0 P: 6 | R: 6 H: 6 E: 0 K: 0 S: 29 | H: 6 R: 2 ER: 0 LOB: 2 BB: 2 P: 44 | 1B: 14 2B: 5 3B: 0 HR: 1 | SF: 1 SAC: 0 DP: 0 HBP: 0 | WP: 0 PB: 0 SB: 0 CS: 0 | PA: 48 | | | | | | | |
| PITCHER | IP | WLS | BF | H | R | ER | SO | BB | IBB | HBP | BLK | WP | HR | S | P | ERA | WHIP | | | | | | | |
| Hideo Nomo, R ERA: 4.15 | (1, 1) | 5.1 | 25 | 8 | 5 | 5 | 1 | 2 | 0 | 0 | 0 | 0 | 0 | 6 | 9 | 8.44 | 1.875 | | | | | | | |
| Antonio Osuna, R ERA: 1.95 | (6, 1) | 0.2 | 3 | 1 | 0 | 0 | 0 | 0 | 0 | 0 | 0 | 0 | 0 | 6 | 9 | 0.00 | 1.500 | | | | | | | |
| Mark Guthrie, L ERA: 4.27 | (7, 1) | 0.2 | 5 | 3 | 2 | 2 | 0 | 0 | 0 | 0 | 0 | 0 | 1 | 6 | 11 | 27.00 | 4.500 | | | | | | | |
| Darren Hall, R ERA: 2.19 | (7, 1) | 1.1 | 5 | 2 | 0 | 0 | 1 | 0 | 0 | 0 | 0 | 0 | 0 | 9 | 13 | 0.00 | 1.500 | | | | | | | |
| Scott Radinsky, L ERA: 3.33 | (9, 1) | 0.0 | 4 | 3 | 4 | 4 | 0 | 1 | 0 | 0 | 0 | 0 | 0 | 14 | 21 | ∞ | ∞ | | | | | | | |
| Todd Worrell, R ERA: 5.64 | (9, 1) | 0.1 | L | 4 | 1 | 1 | 0 | 0 | 0 | 0 | 0 | 0 | 0 | 6 | 10 | 27.00 | 9.000 | | | | | | | |
| 37 Darren Dreifort, R ERA: 2.03 | (9, 1) | 0.1 | 2 | 1 | 1 | 1 | 0 | 0 | 0 | 0 | 0 | 0 | 0 | 6 | 10 | 27.00 | 3.000 | | | | | | | |

Los Angeles Dodgers @ Texas Rangers
The Ballpark at Arlington, Arlington, TX
Tue Sep 02 1997, 8:05 PM EDT
Att: 31,506 - Unknown - 92 F

AB 43
R 13
H 20
RBI 13
BB 4
SO 2
LOB 17



| Batter | 1 | 2 | 3 | 4 | 5 | 6 | 7 | 8 | 9 | AB | R | H | RBI | BB | SO | LOB | TOP | | | | | | | | | | |
|---|------------------------------|----------------------------------|------------------------------|---------------------------------|------------------------------|----------------------------------|-------------------------------|----------------------------------|-------------------------------|----------------------------------|-------------------------------|----------------------------------|------------------------------|---------------------------------|------------------------------|---------------------------------|--|----------------------------------|----------------------------------|------------------------------------|----------------------------------|--------|--|--|--|--|--|
| Eric Young Sr. R OBP: 0.366, SLG: 0.414 | 1-2 P3 | | 0-0 E 3B S 1B | | 3-3 K | | | 1-0 G5-3 | | 4 | 1 | 1 | 0 | 0 | 1 | 0 | Los Angeles Dodgers @ Texas Rangers The Ballpark at Arlington, Arlington, TX Wed Sep 03 1997, 8:05 PM EDT Att: 33,116 - Unknown - 76 F livebaseballscorecards.com | | | | | | | | | | |
| Otis Nixon S OBP: 0.343, SLG: 0.311 | 4-0 G6-3 BB | | 1-1 1-H 3B | | | 2-2 1B 2B 1B | | 0-1 1B | | 3 | 1 | 3 | 1 | 1 | 0 | 0 | | | | | | | | | | | |
| Mike Piazza R OBP: 0.430, SLG: 0.627 | 1-2 G6-3 | | 0-0 F9 | | | 1-1 1B 2B 1B | | 0-1 1B | | 4 | 0 | 2 | 0 | 0 | 0 | 2 | | | | | | | | | | | |
| Eric Karros R OBP: 0.327, SLG: 0.460 | 1-1 G6-3 | | | 3-2 F7 | | 1-1 P4 | | 0-3 K | | 4 | 0 | 0 | 0 | 0 | 1 | 4 | | | | | | | | | | | |
| Raul Mondesi R OBP: 0.358, SLG: 0.539 | | 0-0 F9 | | 0-0 FC4-6 1B | | 0-0 1-H 3-H 2B | | 1-3 K | | 4 | 0 | 2 | 1 | 0 | 1 | 0 | | | | | | | | | | | |
| Todd Zeile R OBP: 0.349, SLG: 0.423 | 2-2 G6-3 | | 0-2 FC4-6 1-2f | | | 3-2 F9 | | 4-0 BB | | 3 | 0 | 0 | 0 | 1 | 0 | 2 | | | | | | | | | | | |
| Greg Gagne R OBP: 0.308, SLG: 0.370 | 1-1 G6-3 | | 2-3 K | | | 0-1 L9 | | 2-3 K | | 3 | 0 | 0 | 0 | 0 | 1 | 1 | | | | | | | | | | | |
| Nelson Liriano S OBP: 0.272, SLG: 0.329 | | | | | | | | | | 1 | 0 | 0 | 0 | 0 | 1 | 1 | | | | | | | | | | | |
| Tom Prince R OBP: 0.273, SLG: 0.356 | | | 1-2 F9 | | 0-2 F8 | | 1-1 P6 | | 0-1 L3 | 3 | 0 | 0 | 0 | 0 | 0 | 0 | | | | | | | | | | | |
| Wayne Kirby L OBP: 0.299, SLG: 0.224 | | | | | | | | | | 1 | 0 | 0 | 0 | 0 | 0 | 1 | | | | | | | | | | | |
| Darren Lewis R OBP: 0.312, SLG: 0.255 | | | 0-0 B5-3 | | 2-2 G6-3 | | 0-3 K | | | 3 | 0 | 0 | 0 | 0 | 1 | 0 | | | | | | | | | | | |
| Inning Stats | R: 0 E: 0 K: 0 S: 9 | H: 0 LOB: 1 BB: 1 P: 16 | R: 0 E: 0 K: 0 S: 6 | H: 0 LOB: 0 BB: 0 P: 9 | R: 1 E: 0 K: 0 S: 8 | H: 2 LOB: 1 BB: 0 P: 10 | R: 0 E: 0 K: 1 S: 17 | H: 1 LOB: 0 BB: 0 P: 25 | R: 0 E: 0 K: 1 S: 10 | H: 0 LOB: 0 BB: 0 P: 15 | R: 1 E: 0 K: 0 S: 12 | H: 3 LOB: 1 BB: 0 P: 19 | R: 0 E: 0 K: 1 S: 7 | H: 0 LOB: 0 BB: 0 P: 8 | R: 0 E: 0 K: 1 S: 8 | H: 2 LOB: 1 BB: 1 P: 9 | R: 0 E: 0 K: 2 S: 8 | H: 0 LOB: 1 BB: 1 P: 15 | 1B: 6 2B: 1 3B: 1 HR: 0 | SF: 0 SAC: 0 DP: 0 HBP: 0 | WP: 0 PB: 0 SB: 1 CS: 0 | PA: 35 | | | | | |
| PITCHER | IP | WLS | BF | H | R | ER | SO | BB | IBB | HBP | BLK | WP | HR | S | P | ERA | WHIP | | | | | | | | | | |
| Bobby Witt R ERA: 4.36 | (1, 1) | 7.1 | 29 | 7 | 2 | 2 | 3 | 1 | 0 | 0 | 0 | 0 | 0 | 72 | 106 | 2.46 | 1.091 | | | | | | | | | | |
| Danny Patterson R ERA: 3.49 | (8, 1) | 0.2 | W | 2 | 1 | 0 | 1 | 0 | 0 | 0 | 0 | 0 | 0 | 5 | 5 | 0.00 | 1.500 | | | | | | | | | | |
| John Wetteland R ERA: 1.99 | (9, 1) | 1.0 | S | 4 | 0 | 0 | 2 | 1 | 0 | 0 | 0 | 0 | 0 | 8 | 15 | 0.00 | 1.000 | | | | | | | | | | |

| Batter | 1 | 2 | 3 | 4 | 5 | 6 | 7 | 8 | 9 | AB | R | H | RBI | BB | SO | LOB | BOTTOM | | | | | | | | | | |
|---|------------------------------|---------------------------------|------------------------------|----------------------------------|------------------------------|----------------------------------|-------------------------------|----------------------------------|-------------------------------|----------------------------------|-------------------------------|----------------------------------|-------------------------------|----------------------------------|-------------------------------|----------------------------------|--|------------------------------------|----------------------------------|--------|--|--|--|--|--|--|--|
| Tom Goodwin L OBP: 0.312, SLG: 0.341 | 0-2 29 G3-6-3 1B | | 2-2 G4-3 | | | 0-3 K | | 2-2 1-H 1B 3B | | 4 | 1 | 2 | 1 | 0 | 1 | 0 | Los Angeles Dodgers @ Texas Rangers The Ballpark at Arlington, Arlington, TX Wed Sep 03 1997, 8:05 PM EDT Att: 33,116 - Unknown - 76 F livebaseballscorecards.com | | | | | | | | | | |
| Ivan Rodriguez R OBP: 0.383, SLG: 0.480 | 1-1 F8 | | 0-0 F8 | | | 2-1 HR | | 2-0 29 1B FC6 1B | | 4 | 2 | 2 | 2 | 0 | 0 | 1 | | | | | | | | | | | |
| 29 Rusty Greer L OBP: 0.415, SLG: 0.537 | 1-0 G3-6-3 1-2f | | 1-2 CS 1B | | | 2-1 F9 | | 0-2 WP 1B | | 4 | 0 | 2 | 0 | 0 | 0 | 1 | | | | | | | | | | | |
| Juan Gonzalez R OBP: 0.330, SLG: 0.566 | | 2-2 G4-6-3 1B | | 1-1 L6 | | 1-3 K | | 1-2 L4 | | 4 | 0 | 1 | 0 | 0 | 1 | 3 | | | | | | | | | | | |
| Lee Stevens L OBP: 0.334, SLG: 0.503 | | 0-0 G4-6-3 1-2f | | 1-2 CS 1-2 | | 0-0 HR | | 2-2 FC6 WP | | 4 | 1 | 1 | 2 | 0 | 1 | 3 | | | | | | | | | | | |
| Fernando Tatis R OBP: 0.309, SLG: 0.409 | | 1-2 1B | | 0-0 G6-3 | | 0-0 G6-3 | | 1-1 L4 | | 4 | 0 | 1 | 0 | 0 | 0 | 2 | | | | | | | | | | | |
| Domingo Ceden S OBP: 0.343, SLG: 0.395 | | 0-1 L1 | | 4-2 E BB | | 2-2 3B | | 4-0 1-2 2-3 BB | | 2 | 0 | 1 | 0 | 2 | 0 | 1 | | | | | | | | | | | |
| Alex Diaz S OBP: 0.206, SLG: 0.294 | | | 2-2 G1-3 | | 0-1 L9 | | 1-3 K | | 0-2 P6 | 4 | 0 | 0 | 0 | 0 | 1 | 5 | | | | | | | | | | | |
| Benji Gil R OBP: 0.265, SLG: 0.325 | | | 0-1 G6-3 | | 2-3 K | | | 2-2 3B 1B | | 2 | 0 | 0 | 0 | 0 | 1 | 1 | | | | | | | | | | | |
| Jim Leyritz R OBP: 0.386, SLG: 0.402 | | | | | | | | | | 1 | 0 | 1 | 0 | 0 | 0 | 0 | | | | | | | | | | | |
| Hanley Frias S OBP: 0.299, SLG: 0.224 | | | | | | | | | | 0 | 1 | 0 | 0 | 0 | 0 | 0 | | | | | | | | | | | |
| Inning Stats | R: 0 E: 0 K: 0 S: 6 | H: 1 LOB: 0 BB: 0 P: 8 | R: 0 E: 0 K: 0 S: 9 | H: 2 LOB: 1 BB: 0 P: 12 | R: 0 E: 0 K: 0 S: 8 | H: 1 LOB: 0 BB: 0 P: 11 | R: 1 E: 1 K: 1 S: 12 | H: 1 LOB: 1 BB: 1 P: 18 | R: 1 E: 0 K: 2 S: 11 | H: 1 LOB: 0 BB: 0 P: 16 | R: 0 E: 0 K: 2 S: 13 | H: 1 LOB: 1 BB: 0 P: 18 | R: 0 E: 0 K: 0 S: 24 | H: 4 LOB: 3 BB: 1 P: 38 | R: 3 E: 0 K: 0 S: 24 | H: 4 LOB: 3 BB: 1 P: 38 | 1B: 7 2B: 0 3B: 2 HR: 2 | SF: 0 SAC: 0 DP: 2 HBP: 0 | WP: 2 PB: 0 SB: 0 CS: 1 | PA: 36 | | | | | | | |
| PITCHER | IP | WLS | BF | H | R | ER | SO | BB | IBB | HBP | BLK | WP | HR | S | P | ERA | WHIP | | | | | | | | | | |
| Ismael Valdez R ERA: 2.66 | (1, 1) | 7.0 | 26 | 7 | 2 | 2 | 5 | 1 | 0 | 0 | 0 | 1 | 0 | 14 | 21 | 81.00 | 12.000 | | | | | | | | | | |
| 37 Darren Dreifort R ERA: 2.52 | (8, 1) | 0.1 | L | 5 | 4 | 3 | 3 | 0 | 0 | 0 | 0 | 0 | 0 | 5 | 7 | ∞ | ∞ | | | | | | | | | | |
| Scott Radinsky L ERA: 3.33 | (8, 1) | 0.0 | | 1 | 0 | 0 | 0 | 0 | 0 | 0 | 0 | 0 | 0 | 5 | 7 | ∞ | ∞ | | | | | | | | | | |
| Antonio Osuna R ERA: 1.93 | (8, 1) | 0.2 | 3 | 0 | 0 | 0 | 0 | 1 | 0 | 0 | 0 | 1 | 0 | 5 | 10 | 0.00 | 1.500 | | | | | | | | | | |

AB 33
R 2
H 8
RBI 2
BB 2
SO 6
LOB 11



AB 33
R 5
H 11
RBI 5
BB 2
SO 5
LOB 17



| Batter | 1 | 2 | 3 | 4 | 5 | 6 | 7 | 8 | 9 | AB | R | H | RBI | BB | SO | LOB | TOP | | | | | |
|---|------------------------------|----------------------------------|-------------------------------|----------------------------------|-------------------------------|----------------------------------|-------------------------------|----------------------------------|------------------------------|---------------------------------|------------------------------|----------------------------------|------------------------------|----------------------------------|------------------------------|---------------------------------|-------------------------------|----------------------------------|----------------------------------|------------------------------------|----------------------------------|--------|
| John Cangelosi, S OBP: 0.335, SLG: 0.313 | F7 | | F9 | HR | | L5 | | G4-3 | | 4 | 1 | 0 | 0 | 1 | 0 | 0 | | | | | | |
| Edgar Renteria, R OBP: 0.326, SLG: 0.345 | G1-3 | | HR | L5 | | G5-3 | | | G5-3 | 4 | 1 | 1 | 0 | 1 | 0 | 1 | | | | | | |
| Cliff Floyd, L OBP: 0.357, SLG: 0.448 | | | | | | | | | | | | | | | | | | | | | | |
| John Wehner, R OBP: 0.348, SLG: 0.364 | | | HR | HR | | G3 | | | G5-4-3 | 3 | 2 | 2 | 4 | 1 | 0 | 0 | | | | | | |
| Bobby Bonilla, S OBP: 0.375, SLG: 0.477 | F8 | | HR | K | | | | | G6-3 | 5 | 1 | 1 | 1 | 0 | 1 | 1 | | | | | | |
| Darren Daulton, L OBP: 0.378, SLG: 0.472 | | | F7 | K | | | | | | 3 | 0 | 1 | 0 | 0 | 1 | 0 | | | | | | |
| Jeff Conine, R OBP: 0.340, SLG: 0.387 | | | | | | | | | | 1 | 0 | 0 | 0 | 0 | 0 | 0 | | | | | | |
| Moises Alou, R OBP: 0.377, SLG: 0.496 | | | | | | | | | | 3 | 0 | 3 | 0 | 1 | 0 | 0 | | | | | | |
| Gregg Zaun, S OBP: 0.416, SLG: 0.411 | | | F7 | | | F8 | | | F8 | 4 | 0 | 1 | 0 | 0 | 0 | 4 | | | | | | |
| Kurt Abbott, R OBP: 0.319, SLG: 0.442 | | | | | | F9 | | | | 3 | 0 | 1 | 0 | 0 | 1 | 3 | | | | | | |
| Craig Counsell, L OBP: 0.410, SLG: 0.438 | | | | | | | | | G4-3 | 1 | 0 | 0 | 0 | 0 | 0 | 0 | | | | | | |
| Livan Hernandez, R OBP: 0.298, SLG: 0.261 | | | P2 | | | G5-3 | | | | 3 | 0 | 0 | 0 | 0 | 0 | 6 | | | | | | |
| Antonio Alfonseca, R | | | | | | | | | F7 | 0 | 0 | 0 | 0 | 0 | 0 | 0 | | | | | | |
| Jim Eisenreich, L OBP: 0.352, SLG: 0.376 | | | | | | | | | | 1 | 0 | 0 | 0 | 0 | 0 | 0 | | | | | | |
| Kurt Miller, R | | | | | | | | | | 0 | 0 | 0 | 0 | 0 | 0 | 0 | | | | | | |
| Dennis Cook, L OBP: 0.714, SLG: 1.143 | | | | | | | | | | 0 | 0 | 0 | 0 | 0 | 0 | 0 | | | | | | |
| Inning Stats | R: 0 E: 0 K: 0 S: 8 | H: 0 LOB: 1 BB: 1 P: 15 | R: 0 E: 0 K: 1 S: 15 | H: 2 LOB: 2 BB: 0 P: 25 | R: 3 E: 0 K: 0 S: 13 | H: 5 LOB: 3 BB: 1 P: 22 | R: 2 E: 0 K: 2 S: 13 | H: 1 LOB: 0 BB: 1 P: 23 | R: 0 E: 0 K: 0 S: 7 | H: 1 LOB: 1 BB: 0 P: 9 | R: 0 E: 0 K: 0 S: 8 | H: 0 LOB: 0 BB: 0 P: 14 | R: 0 E: 0 K: 0 S: 8 | H: 0 LOB: 1 BB: 1 P: 18 | R: 0 E: 0 K: 0 S: 4 | H: 0 LOB: 0 BB: 0 P: 6 | R: 0 E: 0 K: 0 S: 13 | H: 1 LOB: 0 BB: 0 P: 21 | 1B: 7 2B: 0 3B: 0 HR: 3 | SF: 0 SAC: 0 DP: 1 HBP: 0 | WP: 0 PB: 0 SB: 0 CS: 0 | PA: 40 |
| PITCHER | IP | WLS | BF | H | R | ER | SO | BB | IBB | HBP | BLK | WP | HR | S | P | ERA | WHIP | | | | | |
| Chan Ho Park, R ERA: 3.31 | 4.0 | | 23 | 8 | 5 | 5 | 3 | 3 | 0 | 0 | 0 | 0 | 3 | 49 | 85 | 11.25 | 2.750 | | | | | |
| Dennys Reyes, L ERA: 4.15 | 1.0 | | 4 | 1 | 0 | 0 | 0 | 0 | 0 | 0 | 0 | 0 | 0 | 7 | 9 | 0.00 | 1.000 | | | | | |
| 37 Darren Dreifort, R ERA: 2.43 | 2.0 | | 7 | 0 | 0 | 0 | 0 | 1 | 0 | 0 | 0 | 0 | 0 | 16 | 32 | 0.00 | 0.500 | | | | | |
| Darren Hall, R ERA: 2.15 | 1.0 | W | 3 | 0 | 0 | 0 | 0 | 0 | 0 | 0 | 0 | 0 | 0 | 4 | 6 | 0.00 | 0.000 | | | | | |
| Scott Radinsky, L ERA: 3.27 | 1.0 | | 3 | 1 | 0 | 0 | 0 | 0 | 0 | 0 | 0 | 0 | 0 | 13 | 21 | 0.00 | 1.000 | | | | | |

Florida Marlins @ Los Angeles Dodgers
Dodger Stadium, Los Angeles, CA
Sat Sep 06 1997, 3:33 AM PDT
Att: 45,814 - Sunny - 86 F

livebaseballscorecards.com

AB 36
R 5
H 10
RBI 5
BB 4
SO 3
LOB 16



| Batter | 1 | 2 | 3 | 4 | 5 | 6 | 7 | 8 | 9 | AB | R | H | RBI | BB | SO | LOB | BOTTOM | | | | | |
|--|------------------------------|----------------------------------|-------------------------------|----------------------------------|------------------------------|----------------------------------|------------------------------|----------------------------------|-------------------------------|----------------------------------|-------------------------------|----------------------------------|-------------------------------|----------------------------------|-------------------------------|----------------------------------|----------------------------------|------------------------------------|----------------------------------|--------|--|--|
| Eric Young Sr., R OBP: 0.365, SLG: 0.414 | G6-4-3 | | G5-3 | | | SH3-4 | | G1-3 | | 3 | 0 | 1 | 3 | 1 | 0 | 2 | | | | | | |
| Otis Nixon, S OBP: 0.344, SLG: 0.313 | G6-4-3 | | G1-3 | | FC1 | | | | | 5 | 1 | 2 | 2 | 0 | 0 | 3 | | | | | | |
| Mike Piazza, R OBP: 0.432, SLG: 0.631 | K | | | | | FC6-4 | | | | 5 | 0 | 2 | 1 | 0 | 2 | 2 | | | | | | |
| Eric Karros, R OBP: 0.327, SLG: 0.459 | | | K | | F8 | | | | | 4 | 0 | 0 | 0 | 0 | 2 | 3 | | | | | | |
| Raul Mondesi, R OBP: 0.354, SLG: 0.531 | | | K | | G6-4-3 | | | | | 4 | 0 | 0 | 0 | 0 | 2 | 1 | | | | | | |
| Todd Zeile, R OBP: 0.356, SLG: 0.439 | | | | | | | | | | 3 | 2 | 3 | 1 | 1 | 0 | 0 | | | | | | |
| Greg Gagne, R OBP: 0.310, SLG: 0.366 | | | G1-3 | | | | | | | 2 | 2 | 0 | 0 | 2 | 1 | 2 | | | | | | |
| Brett Butler, L OBP: 0.375, SLG: 0.329 | | | | | | | | | | 2 | 1 | 1 | 0 | 0 | 0 | 1 | | | | | | |
| Darren Lewis, R OBP: 0.327, SLG: 0.280 | | | | | | | | | | 1 | 1 | 1 | 1 | 0 | 0 | 0 | | | | | | |
| Chen Ho Park, R ERA: 3.04 | | | | | | | | | | 0 | 0 | 0 | 0 | 0 | 0 | 0 | | | | | | |
| Dennys Reyes, R | | | | | | | | | | 0 | 0 | 0 | 0 | 0 | 0 | 0 | | | | | | |
| Wayne Kirby, R | | | | | | | | | | 0 | 0 | 0 | 0 | 0 | 0 | 0 | | | | | | |
| 37 Darren Dreifort, R | | | | | | | | | | 0 | 0 | 0 | 0 | 0 | 0 | 0 | | | | | | |
| Wilton Guerrero, S | | | | | | | | | | 0 | 0 | 0 | 0 | 0 | 0 | 0 | | | | | | |
| Dwain Gooden, R | | | | | | | | | | 0 | 0 | 0 | 0 | 0 | 0 | 0 | | | | | | |
| Eddie Murray, S | | | | | | | | | | 0 | 0 | 0 | 0 | 0 | 0 | 0 | | | | | | |
| Holden Hershiser, L | | | | | | | | | | 0 | 0 | 0 | 0 | 0 | 0 | 0 | | | | | | |
| Scott Radinsky, L | | | | | | | | | | 0 | 0 | 0 | 0 | 0 | 0 | 0 | | | | | | |
| Inning Stats | R: 0 E: 0 K: 1 S: 7 | H: 0 LOB: 0 BB: 1 P: 15 | R: 0 E: 0 K: 2 S: 11 | H: 1 LOB: 1 BB: 0 P: 14 | R: 0 E: 0 K: 0 S: 8 | H: 1 LOB: 1 BB: 0 P: 15 | R: 0 E: 0 K: 0 S: 7 | H: 1 LOB: 0 BB: 0 P: 11 | R: 4 E: 0 K: 1 S: 18 | H: 2 LOB: 1 BB: 2 P: 31 | R: 0 E: 0 K: 2 S: 14 | H: 1 LOB: 1 BB: 0 P: 17 | R: 1 E: 0 K: 0 S: 13 | H: 2 LOB: 1 BB: 0 P: 16 | R: 4 E: 0 K: 1 S: 20 | H: 4 LOB: 1 BB: 1 P: 33 | 1B: 7 2B: 2 3B: 2 HR: 1 | SF: 0 SAC: 0 DP: 2 HBP: 0 | WP: 0 PB: 0 SB: 1 CS: 0 | PA: 39 | | |
| PITCHER | IP | WLS | BF | H | R | ER | SO | BB | IBB | HBP | BLK | WP | HR | S | P | ERA | WHIP | | | | | |
| Livan Hernandez, R ERA: 3.04 | 2.0 | | 9 | 3 | 1 | 1 | 2 | 0 | 0 | 0 | 0 | 0 | 0 | 27 | 33 | 4.50 | 1.500 | | | | | |
| Antonio Alfonseca, R ERA: 2.51 | 0.1 | L | 3 | 1 | 2 | 2 | 0 | 1 | 0 | 0 | 0 | 0 | 1 | 7 | 14 | 54.00 | 6.000 | | | | | |
| Kurt Miller, R ERA: 13.5 | 0.1 | | 3 | 2 | 2 | 2 | 1 | 0 | 0 | 0 | 0 | 0 | 0 | 13 | 19 | 27.00 | 4.500 | | | | | |
| Dennis Cook, L ERA: 3.96 | 0.2 | | 5 | 3 | 2 | 2 | 1 | 0 | 0 | 0 | 0 | 0 | 0 | 13 | 19 | 27.00 | 4.500 | | | | | |

Florida Marlins @ Los Angeles Dodgers
Dodger Stadium, Los Angeles, CA
Sat Sep 06 1997, 3:33 AM PDT
Att: 45,814 - Sunny - 86 F

livebaseballscorecards.com

AB 32
R 9
H 12
RBI 9
BB 4
SO 7
LOB 17



| Batter | 1 | 2 | 3 | 4 | 5 | 6 | 7 | 8 | 9 | AB | R | H | RBI | BB | SO | LOB | TOP | | | | | | | | | | |
|--|------------------------------|----------------------------------|-------------------------------|----------------------------------|-------------------------------|----------------------------------|-------------------------------|----------------------------------|------------------------------|----------------------------------|-------------------------------|----------------------------------|------------------------------|---------------------------------|------------------------------|---------------------------------|---|------------------------------------|----------------------------------|--------|--|--|--|--|--|--|--|
| Devon White, S OBP: 0.343, SLG: 0.356 (1, 8) | | | | | | | | | | 5 | 1 | 1 | 3 | 0 | 1 | 0 | Florida Marlins @ Los Angeles Dodgers Dodger Stadium, Los Angeles, CA Sun Sep 07 1997, 3:33 AM PDT Att: 36,757 - Sunny - 86 F livebaseballscorecards.com | | | | | | | | | | |
| Edgar Renteria, R OBP: 0.331, SLG: 0.346 (1, 6) | | | | | | | | | | 4 | 1 | 2 | 0 | 0 | 0 | 0 | | | | | | | | | | | |
| Gary Sheffield, R OBP: 0.427, SLG: 0.428 (1, 9) | | | | | | | | | | 3 | 0 | 0 | 0 | 2 | 1 | 1 | | | | | | | | | | | |
| Bobby Bonilla, S OBP: 0.376, SLG: 0.474 (1, 5) | | | | | | | | | | 3 | 1 | 0 | 0 | 2 | 1 | 3 | | | | | | | | | | | |
| Jim Eisenreich, L OBP: 0.352, SLG: 0.379 (7, PH) | | | | | | | | | | 3 | 0 | 1 | 0 | 0 | 1 | 0 | | | | | | | | | | | |
| Moises Alou, R OBP: 0.378, SLG: 0.497 (7, 7) | | | | | | | | | | 1 | 0 | 1 | 1 | 0 | 0 | 0 | | | | | | | | | | | |
| Jeff Conine, R OBP: 0.337, SLG: 0.384 (7, 1) | | | | | | | | | | 3 | 0 | 0 | 1 | 0 | 1 | 3 | | | | | | | | | | | |
| Felix Heredia, L OBP: 0.500, SLG: 0.500 (7, 1) | | | | | | | | | | 0 | 0 | 0 | 0 | 0 | 0 | 0 | | | | | | | | | | | |
| Jay Powell, R OBP: 0.500, SLG: 0.500 (7, 1) | | | | | | | | | | 0 | 0 | 0 | 0 | 0 | 0 | 0 | | | | | | | | | | | |
| Kurt Abbott, R OBP: 0.319, SLG: 0.442 (8, 4) | | | | | | | | | | 0 | 0 | 0 | 0 | 0 | 0 | 0 | | | | | | | | | | | |
| Charles Johnson, R OBP: 0.366, SLG: 0.486 (1, 2) | | | | | | | | | | 3 | 0 | 0 | 0 | 1 | 1 | 1 | | | | | | | | | | | |
| Craig Counsell, L OBP: 0.405, SLG: 0.440 (8, 1) | | | | | | | | | | 4 | 1 | 1 | 0 | 0 | 1 | 2 | | | | | | | | | | | |
| Robb Nen, R (8, 1) | | | | | | | | | | 0 | 0 | 0 | 0 | 0 | 0 | 0 | | | | | | | | | | | |
| Tony Saunders, L OBP: 0.386, SLG: 0.193 (2, 1) | | | | | | | | | | 0 | 0 | 0 | 0 | 0 | 0 | 0 | | | | | | | | | | | |
| Antonio Alfonseca, R OBP: 0.333, SLG: 0.331 (3, PH) | | | | | | | | | | 1 | 0 | 0 | 0 | 0 | 0 | 0 | | | | | | | | | | | |
| John Cangelosi, S OBP: 0.333, SLG: 0.331 (3, 1) | | | | | | | | | | 0 | 0 | 0 | 0 | 0 | 0 | 0 | | | | | | | | | | | |
| Rob Stanifer, R OBP: 0.307, SLG: 0.309 (5, PH) | | | | | | | | | | 1 | 0 | 0 | 0 | 0 | 0 | 0 | | | | | | | | | | | |
| Alex Arias, R OBP: 0.307, SLG: 0.309 (5, 1) | | | | | | | | | | 0 | 0 | 0 | 0 | 0 | 0 | 0 | | | | | | | | | | | |
| Kirt Ojala, L OBP: 0.307, SLG: 0.309 (7, PH) | | | | | | | | | | 0 | 0 | 0 | 0 | 0 | 0 | 0 | | | | | | | | | | | |
| Cliff Floyd, L OBP: 0.307, SLG: 0.443 (7, 3) | | | | | | | | | | 1 | 1 | 0 | 0 | 1 | 0 | 0 | | | | | | | | | | | |
| Inning Stats | R: 0 E: 0 K: 1 S: 8 | H: 0 LOB: 0 BB: 0 P: 11 | R: 1 E: 0 K: 0 S: 10 | H: 1 LOB: 1 BB: 1 P: 20 | R: 0 E: 0 K: 0 S: 11 | H: 1 LOB: 2 BB: 1 P: 24 | R: 0 E: 0 K: 3 S: 13 | H: 0 LOB: 1 BB: 0 P: 22 | R: 0 E: 0 K: 1 S: 7 | H: 0 LOB: 0 BB: 0 P: 13 | R: 4 E: 0 K: 1 S: 16 | H: 3 LOB: 3 BB: 3 P: 34 | R: 0 E: 0 K: 0 S: 4 | H: 0 LOB: 0 BB: 0 P: 8 | R: 0 E: 0 K: 1 S: 7 | H: 1 LOB: 1 BB: 0 P: 9 | 1B: 3 2B: 2 3B: 0 HR: 1 | SF: 1 SAC: 0 DP: 0 HBP: 1 | WP: 0 PB: 0 SB: 1 CS: 0 | PA: 40 | | | | | | | |
| PITCHER | IP | WLS | BF | H | R | ER | SO | BB | IBB | HBP | BLK | WP | HR | S | P | ERA | WHIP | | | | | | | | | | |
| Tom Candiotti, R ERA: 3.28 (1, 1) | 6.2 | W | 29 | 4 | 5 | 5 | 7 | 4 | 0 | 1 | 0 | 0 | 1 | 70 | 124 | 6.75 | 1.200 | | | | | | | | | | |
| Darren Hall, R ERA: 2.15 (7, 1) | 0.0 | | 2 | 0 | 0 | 0 | 0 | 2 | 0 | 0 | 0 | 0 | 0 | 3 | 11 | ∞ | ∞ | | | | | | | | | | |
| Mark Guthrie, L ERA: 4.19 (8, 1) | 0.1 | | 2 | 1 | 0 | 0 | 0 | 0 | 0 | 0 | 0 | 0 | 0 | 2 | 2 | 0.00 | 3.000 | | | | | | | | | | |
| Antonio Osuna, R ERA: 1.82 (9, 1) | 1.0 | | 3 | 0 | 0 | 0 | 0 | 0 | 0 | 0 | 0 | 0 | 0 | 4 | 8 | 0.00 | 0.000 | | | | | | | | | | |
| Todd Worrell, R ERA: 5.43 (9, 1) | 1.0 | | 4 | 1 | 0 | 0 | 1 | 0 | 0 | 0 | 0 | 0 | 0 | 7 | 9 | 0.00 | 1.000 | | | | | | | | | | |


| Batter | 1 | 2 | 3 | 4 | 5 | 6 | 7 | 8 | 9 | AB | R | H | RBI | BB | SO | LOB | BOTTOM | | | | | | | | | | | |
|--|-------------------------------|----------------------------------|-------------------------------|----------------------------------|-------------------------------|----------------------------------|------------------------------|----------------------------------|------------------------------|---------------------------------|-------------------------------|----------------------------------|-------------------------------|----------------------------------|-------------------------------|----------------------------------|---|------------------------------------|----------------------------------|--------|--|--|--|--|--|--|--|--|
| Eric Young Sr., R OBP: 0.365, SLG: 0.413 (1, 4) | | | | | | | | | | 4 | 1 | 1 | 2 | 1 | 0 | 0 | Florida Marlins @ Los Angeles Dodgers Dodger Stadium, Los Angeles, CA Sun Sep 07 1997, 3:33 AM PDT Att: 36,757 - Sunny - 86 F livebaseballscorecards.com | | | | | | | | | | | |
| Otis Nixon, S OBP: 0.345, SLG: 0.317 (1, 8) | | | | | | | | | | 5 | 1 | 2 | 0 | 0 | 2 | | | | | | | | | | | | | |
| Mike Piazza, R OBP: 0.433, SLG: 0.631 (1, 2) | | | | | | | | | | 5 | 2 | 3 | 2 | 0 | 0 | 1 | | | | | | | | | | | | |
| Eric Karros, R OBP: 0.329, SLG: 0.464 (1, 3) | | | | | | | | | | 5 | 1 | 3 | 0 | 0 | 0 | 1 | | | | | | | | | | | | |
| Raul Mondesi, R OBP: 0.356, SLG: 0.530 (1, 9) | | | | | | | | | | 3 | 1 | 1 | 0 | 2 | 1 | 4 | | | | | | | | | | | | |
| Todd Zeile, R OBP: 0.360, SLG: 0.445 (1, 5) | | | | | | | | | | 3 | 1 | 1 | 4 | 2 | 1 | 3 | | | | | | | | | | | | |
| Darren Lewis, R OBP: 0.275, SLG: 0.275 (8, PH) | | | | | | | | | | 2 | 1 | 0 | 1 | 2 | 1 | 1 | | | | | | | | | | | | |
| Eddie Murray, S OBP: 0.279, SLG: 0.325 (9, 7) | | | | | | | | | | 1 | 0 | 0 | 0 | 0 | 1 | 3 | | | | | | | | | | | | |
| Todd Helton, L OBP: 0.296, SLG: 0.368 (9, 7) | | | | | | | | | | 0 | 0 | 0 | 0 | 0 | 0 | 0 | | | | | | | | | | | | |
| Juan Castro, R OBP: 0.229, SLG: 0.222 (8, PH) | | | | | | | | | | 3 | 1 | 1 | 0 | 1 | 1 | 3 | | | | | | | | | | | | |
| Wayne Kirby, L OBP: 0.230, SLG: 0.217 (9, 6) | | | | | | | | | | 1 | 0 | 0 | 0 | 0 | 1 | 3 | | | | | | | | | | | | |
| Greg Gagne, R OBP: 0.310, SLG: 0.366 (9, 6) | | | | | | | | | | 0 | 0 | 0 | 0 | 0 | 0 | 0 | | | | | | | | | | | | |
| Tom Candiotti, R ERA: 3.28 (1, 1) | 1.1 | L | 12 | 6 | 7 | 6 | 1 | 1 | 0 | 0 | 0 | 0 | 0 | 0 | 0 | 0 | | | | | | | | | | | | |
| Darren Hall, R ERA: 2.15 (7, 1) | 0.0 | | 2 | 0 | 0 | 0 | 0 | 2 | 0 | 0 | 0 | 0 | 0 | 3 | 0 | 0 | | | | | | | | | | | | |
| Mark Guthrie, L ERA: 4.19 (8, 1) | 0.1 | | 2 | 1 | 0 | 0 | 0 | 0 | 0 | 0 | 0 | 0 | 0 | 2 | 2 | 0.00 | 1.000 | | | | | | | | | | | |
| Brett Butler, R ERA: 4.81 (5, 1) | 2.0 | | 8 | 1 | 0 | 0 | 0 | 1 | 0 | 0 | 0 | 0 | 0 | 14 | 23 | 0.00 | 1.000 | | | | | | | | | | | |
| Wilton Guerrero, S ERA: 2.31 (8, 1) | 2.0 | | 8 | 1 | 0 | 0 | 0 | 1 | 0 | 0 | 0 | 0 | 0 | 14 | 23 | 0.00 | 1.000 | | | | | | | | | | | |
| Antonio Osuna, R ERA: 1.82 (9, 1) | 1.0 | | 3 | 0 | 0 | 0 | 1 | 0 | 0 | 0 | 0 | 0 | 0 | 4 | 8 | 0.00 | 0.000 | | | | | | | | | | | |
| Todd Worrell, R ERA: 5.43 (9, 1) | 1.0 | | 4 | 1 | 0 | 0 | 1 | 0 | 0 | 0 | 0 | 0 | 0 | 7 | 9 | 0.00 | 1.000 | | | | | | | | | | | |
| Inning Stats | R: 5 E: 1 K: 1 S: 18 | H: 5 LOB: 1 BB: 0 P: 29 | R: 2 E: 0 K: 2 S: 15 | H: 2 LOB: 3 BB: 3 P: 34 | R: 0 E: 0 K: 1 S: 11 | H: 1 LOB: 1 BB: 0 P: 15 | R: 0 E: 0 K: 2 S: 9 | H: 1 LOB: 1 BB: 0 P: 11 | R: 0 E: 0 K: 0 S: 4 | H: 0 LOB: 0 BB: 0 P: 6 | R: 0 E: 0 K: 0 S: 10 | H: 1 LOB: 2 BB: 1 P: 17 | R: 2 E: 0 K: 0 S: 15 | H: 1 LOB: 1 BB: 2 P: 28 | R: 0 E: 0 K: 2 S: 19 | H: 1 LOB: 3 BB: 2 P: 30 | 1B: 7 2B: 3 3B: 1 HR: 1 | SF: 0 SAC: 1 DP: 0 HBP: 0 | WP: 0 PB: 0 SB: 3 CS: 1 | PA: 44 | | | | | | | | |
| PITCHER | IP | WLS | BF | H | R | ER | SO | BB | IBB | HBP | BLK | WP | HR | S | P | ERA | WHIP | | | | | | | | | | | |
| Tony Saunders, L ERA: 4.81 (2, 1) | 0.2 | | 5 | 1 | 0 | 0 | 2 | 1 | 1 | 0 | 0 | 0 | 0 | 10 | 21 | 0.00 | 3.000 | | | | | | | | | | | |
| Rob Stanifer, R ERA: 4.81 (3, 1) | 2.0 | | 8 | 2 | 0 | 0 | 3 | 0 | 0 | 0 | 0 | 0 | 0 | 20 | 26 | 0.00 | 1.000 | | | | | | | | | | | |
| Kirt Ojala, L ERA: 2.31 (5, 1) | 2.0 | | 8 | 1 | 0 | 0 | 0 | 1 | 0 | 0 | 0 | 0 | 0 | 14 | 23 | 0.00 | 1.000 | | | | | | | | | | | |
| Felix Heredia, L ERA: 4.28 (7, 1) | 0.0 | | 3 | 0 | 2 | 2 | 0 | 2 | 0 | 0 | 0 | 0 | 0 | 7 | 16 | ∞ | ∞ | | | | | | | | | | | |
| Jay Powell, R ERA: 3.34 (7, 1) | 1.0 | | 2 | 1 | 0 | 0 | 0 | 0 | 0 | 0 | 0 | 0 | 0 | 0 | 0 | 0 | 0.00 | 1.000 | | | | | | | | | | |
| Robb Nen, R ERA: 3.82 (8, 1) | 1.0 | | 6 | 1 | 0 | 0 | 2 | 1 | 1 | 0 | 0 | 0 | 0 | 19 | 30 | 0.00 | 2.000 | | | | | | | | | | | |


Florida Marlins @ Los Angeles Dodgers
 Dodger Stadium, Los Angeles, CA
 Sun Sep 07 1997, 3:33 AM PDT
 Att: 36,757 - Sunny - 86 F

AB 32
R 5
H 6
RBI 5
BB 6
SO 8
LOB 10

Florida Marlins @ Los Angeles Dodgers
 Dodger Stadium, Los Angeles, CA
 Sun Sep 07 1997, 3:33 AM PDT
 Att: 36,757 - Sunny - 86 F

AB 35
R 9
H 12
RBI 9
BB 8
SO 8
LOB 22

| Batter | 1 | 2 | 3 | 4 | 5 | 6 | 7 | 8 | 9 | AB | R | H | RBI | BB | SO | LOB | TOP | | | | |
|---|---|----------------------------------|-------------------------------|----------------------------------|------------------------------|----------------------------------|------------------------------|----------------------------------|-------------------------------|----------------------------------|-------------------------------|----------------------------------|-------------------------------|----------------------------------|------------------------------|----------------------------------|---|----------------------------------|------------------------------------|----------------------------------|--------|
| Devon White, S OBP: 0.344, SLG: 0.354 | F7 | BB 1B | | G3-1 | | G5-3 | | | F8 SH1-3 HR BB | 4 | 1 | 1 | 0 | 1 | 0 | 1 | Florida Marlins @ Los Angeles Dodgers Dodger Stadium, Los Angeles, CA Mon Sep 08 1997, 7:05 PM PDT Att: 45,195 - Unknown - 84 F AB 34 R 8 H 9 RBI 8 BB 6 SO 5 LOB 12  | | | | |
| Edgar Renteria, R OBP: 0.330, SLG: 0.345 | K | BB 1B | | K | | F9 | | | SH1-3 | 4 | 0 | 1 | 0 | 0 | 2 | 1 | | | | | |
| Gary Sheffield, R OBP: 0.330, SLG: 0.438 John Wehner, R OBP: 0.348, SLG: 0.364 | | | | | | | G5-3 | | | 3 | 2 | 2 | 1 | 2 | 0 | 0 | | | | | |
| Bobby Bonilla, S OBP: 0.374, SLG: 0.470 Robb Nen, R | HR | BB | | | | | G5-3 | | HR | 0 | 0 | 0 | 0 | 0 | 0 | 0 | | | | | |
| Darren Daulton, L OBP: 0.380, SLG: 0.481 Jeff Conine, R OBP: 0.338, SLG: 0.392 | HR | BB | | HR | | P6 | | | HR | 2 | 2 | 1 | 1 | 1 | 0 | 1 | | | | | |
| Moises Alou, R OBP: 0.376, SLG: 0.501 | HR | | | F8 | | FC6-4 | | | G6-3 | 4 | 1 | 1 | 3 | 1 | 0 | 0 | | | | | |
| Charles Johnson, R OBP: 0.362, SLG: 0.481 | K | | | K | | FC6-4 | | | P6 | 4 | 0 | 0 | 0 | 0 | 2 | 2 | | | | | |
| Craig Counsell, L OBP: 0.408, SLG: 0.451 | | | | G4-3 | | F9 | | | | 4 | 0 | 2 | 0 | 0 | 0 | 0 | | | | | |
| Kevin Brown, R OBP: 0.194, SLG: 0.145 Cliff Floyd, L OBP: 0.356, SLG: 0.439 Dennis Cook, L OBP: 0.714, SLG: 1.143 Jay Powell, R OBP: 0.500, SLG: 0.500 Alex Arias, R OBP: 0.345, SLG: 0.316 | F8 | | | P6 | | SH1-4 | | | G4-3 | 2 | 0 | 0 | 0 | 0 | 0 | 0 | | | | | |
| Inning Stats | R: 4 E: 0 K: 2 S: 17 | H: 2 LOB: 0 BB: 2 P: 31 | R: 0 E: 0 K: 1 S: 14 | H: 2 LOB: 3 BB: 1 P: 22 | R: 1 E: 0 K: 1 S: 7 | H: 1 LOB: 0 BB: 0 P: 13 | R: 0 E: 0 K: 1 S: 7 | H: 0 LOB: 0 BB: 0 P: 11 | R: 0 E: 0 K: 0 S: 12 | H: 1 LOB: 2 BB: 1 P: 24 | R: 0 E: 0 K: 0 S: 10 | H: 0 LOB: 0 BB: 0 P: 12 | R: 0 E: 0 K: 0 S: 11 | H: 1 LOB: 1 BB: 0 P: 13 | R: 3 E: 0 K: 0 S: 7 | H: 1 LOB: 0 BB: 2 P: 19 | | 1B: 4 2B: 1 3B: 0 HR: 4 | SF: 0 SAC: 2 DP: 0 HBP: 0 | WP: 0 PB: 0 SB: 0 CS: 0 | PA: 42 |
| PITCHER | IP WLS BF H R ER SO BB IBB HBP BLK WP HR S P ERA WHIP | | | | | | | | | | | | | | | | | | | | |
| Hideo Nomo, R ERA: 4.3 | (1, 1) 4.0 L 20 5 5 5 5 3 0 0 0 0 0 3 45 77 11.25 2.000 | | | | | | | | | | | | | | | | | | | | |
| Dennys Reyes, L ERA: 3.97 | (5, 1) 1.2 8 2 0 0 0 0 0 1 0 0 0 0 21 35 0.00 1.200 | | | | | | | | | | | | | | | | | | | | |
| Mike Harkey, R ERA: 3.0 | (6, 1) 2.1 8 1 0 0 0 0 0 0 0 0 0 0 19 27 0.00 0.429 | | | | | | | | | | | | | | | | | | | | |
| Mark Guthrie, L ERA: 4.52 | (9, 1) 1.0 6 1 3 3 0 1 1 0 0 0 0 1 7 19 27.00 2.000 | | | | | | | | | | | | | | | | | | | | |

| Batter | 1 | 2 | 3 | 4 | 5 | 6 | 7 | 8 | 9 | AB | R | H | RBI | BB | SO | LOB | BOTTOM | | | | |
|---|--|----------------------------------|-------------------------------|----------------------------------|-------------------------------|----------------------------------|-------------------------------|----------------------------------|------------------------------|---------------------------------|-------------------------------|----------------------------------|------------------------------|----------------------------------|------------------------------|----------------------------------|--|-----------------------------------|------------------------------------|----------------------------------|--------|
| Eric Young Sr., R OBP: 0.367, SLG: 0.414 | S G4-3 | | G3 | FC6-4 | | G5-3 | | FC4-6 | | 4 | 1 | 2 | 2 | 1 | 0 | 1 | Florida Marlins @ Los Angeles Dodgers Dodger Stadium, Los Angeles, CA Mon Sep 08 1997, 7:05 PM PDT Att: 45,195 - Unknown - 84 F AB 41 R 4 H 15 RBI 4 BB 2 SO 5 LOB 25  | | | | |
| Otis Nixon, S OBP: 0.343, SLG: 0.316 | G4-3 | | G3 | FC6-4 | | K | | G4-6-3 | | 5 | 0 | 1 | 1 | 0 | 1 | 3 | | | | | |
| Mike Piazza, R OBP: 0.433, SLG: 0.628 | S | | 1B | F9 | | G5-3 | | G4-6-3 | | 4 | 0 | 1 | 1 | 1 | 0 | 3 | | | | | |
| Eric Karros, R OBP: 0.330, SLG: 0.463 | K | | 1B | | | G4-3 | | F9 | | 5 | 0 | 2 | 0 | 0 | 1 | 2 | | | | | |
| Todd Zeile, R OBP: 0.361, SLG: 0.444 | F8 | | F9 | | | G4-3 | | WP | | 5 | 0 | 2 | 0 | 0 | 0 | 5 | | | | | |
| Wayne Kirby, L OBP: 0.276, SLG: 0.206 Raul Mondesi, R OBP: 0.357, SLG: 0.532 | K | | F8 | | | FC4-6 | | 2B | | 3 | 0 | 0 | 0 | 0 | 1 | 3 | | | | | |
| Greg Gagne, R OBP: 0.311, SLG: 1.000 Eric Anthony, L OBP: 0.341, SLG: 0.408 | G4-3 | | 1B | G3 | | 1B | | P4 | | 4 | 1 | 2 | 0 | 0 | 0 | 2 | | | | | |
| Brett Butler, L OBP: 0.373, SLG: 0.329 Mike Harkey, R Paul Konerko, R OBP: 1.000, SLG: 1.000 Todd Hollandsworth, L OBP: 0.296, SLG: 0.368 Mark Guthrie, R OBP: 0.250, SLG: 0.250 | E6 | | G3 | G4-3 | | G4-3 | | 1B | | 3 | 0 | 1 | 0 | 0 | 0 | 3 | | | | | |
| Hideo Nomo, R OBP: 0.180, SLG: 0.262 Wilton Guerrero, S OBP: 0.309, SLG: 0.410 Dennys Reyes, R Darren Lewis, R OBP: 0.336, SLG: 0.279 | K | | 1B | FC6-4 | | G1-3 | | FC4-6 | | 1 | 1 | 1 | 0 | 0 | 0 | 0 | | | | | |
| Inning Stats | R: 0 E: 0 K: 1 S: 14 | H: 0 LOB: 2 BB: 2 P: 27 | R: 0 E: 1 K: 2 S: 11 | H: 1 LOB: 1 BB: 0 P: 15 | R: 1 E: 0 K: 0 S: 15 | H: 3 LOB: 2 BB: 0 P: 23 | R: 2 E: 0 K: 0 S: 11 | H: 3 LOB: 1 BB: 0 P: 16 | R: 0 E: 0 K: 1 S: 7 | H: 2 LOB: 2 BB: 0 P: 9 | R: 0 E: 0 K: 0 S: 10 | H: 2 LOB: 0 BB: 0 P: 16 | R: 1 E: 0 K: 0 S: 8 | H: 3 LOB: 2 BB: 0 P: 13 | R: 0 E: 0 K: 1 S: 9 | H: 1 LOB: 1 BB: 0 P: 14 | | 1B: 14 2B: 1 3B: 0 HR: 0 | SF: 0 SAC: 0 DP: 1 HBP: 0 | WP: 1 PB: 0 SB: 2 CS: 0 | PA: 43 |
| PITCHER | IP WLS BF H R ER SO BB IBB HBP BLK WP HR S P ERA WHIP | | | | | | | | | | | | | | | | | | | | |
| Kevin Brown, R ERA: 2.78 | (1, 1) 7.0 W 34 11 3 3 4 2 0 0 0 0 0 0 80 126 3.86 1.857 | | | | | | | | | | | | | | | | | | | | |
| Dennis Cook, L ERA: 4.13 | (8, 1) 0.0 2 2 1 1 0 0 0 0 0 0 0 0 5 8 ∞ ∞ | | | | | | | | | | | | | | | | | | | | |
| Jay Powell, R ERA: 3.3 | (8, 1) 1.0 3 1 0 0 0 0 0 0 0 0 0 0 3 5 0.00 1.000 | | | | | | | | | | | | | | | | | | | | |
| Robb Nen, R ERA: 3.76 | (9, 1) 1.0 4 1 0 0 0 1 0 0 0 0 1 0 9 14 0.00 1.000 | | | | | | | | | | | | | | | | | | | | |

| Batter | 1 | 2 | 3 | 4 | 5 | 6 | 7 | 8 | 9 | AB | R | H | RBI | BB | SO | LOB | TOP | | |
|---|------------------------------|----------------------------------|-------------------------------|----------------------------------|-------------------------------|----------------------------------|-------------------------------|----------------------------------|-------------------------------|----------------------------------|-------------------------------|----------------------------------|-------------------------------|----------------------------------|------------------------------|----------------------------------|--|------------------------------------|--|
| Kenny Lofton, L (1, 8) OBP: 0.413, SLG: 0.447 | G4-3 | | 1B | | G4-3 | G1-3 | | K | | 5 | 1 | 1 | 0 | 0 | 1 | 3 | Atlanta Braves @ Los Angeles Dodgers Dodger Stadium, Los Angeles, CA Tue Sep 09 1997, 7:05 PM PDT Att: 37,270 - Unknown - 78 F | | |
| Jeff Blausler, R (1, 6) OBP: 0.396, SLG: 0.479 | K | | K | | 10 BB | | HR | F9 | | 4 | 1 | 1 | 1 | 1 | 2 | 3 | | | |
| 10 Chipper Jones, S (1, 5) OBP: 0.379, SLG: 0.498 | G4-3 | | FC3 | | BB | | E6 | K | | 5 | 0 | 1 | 1 | 0 | 1 | 0 | | | |
| Fred McGriff, L (1, 3) OBP: 0.355, SLG: 0.444 | | FC3-6 | 1B | | 1B | | K | L6 | | 4 | 0 | 2 | 0 | 1 | 1 | 1 | | | |
| Michael Tucker, L (1, 7) OBP: 0.343, SLG: 0.427 | FC3-6 | 1B | G4-3 | | F9 | | F7 | 2B | | 5 | 1 | 1 | 0 | 0 | 0 | 6 | | | |
| Andruw Jones, R (1, 9) OBP: 0.345, SLG: 0.445 | 1B | HBP | | | P3 | | G6-3 | F8 | | 3 | 1 | 0 | 0 | 1 | 0 | 2 | | | |
| Javy Lopez, R (1, 2) OBP: 0.350, SLG: 0.536 | 1B | | | | L6 | | 2B | FC1-5 | | 4 | 0 | 3 | 2 | 0 | 0 | 0 | | | |
| Tony Graffanino, R (1, 4) OBP: 0.335, SLG: 0.420 | P3 | | | | G6-3 | | F8 | BB | | 3 | 0 | 0 | 0 | 1 | 0 | 3 | | | |
| 29 John Smoltz, R (1, 1) OBP: 0.333, SLG: 0.292 | K | | | | K | | K | FC1-5 | | 4 | 0 | 0 | 0 | 0 | 3 | 5 | | | |
| Mark Wohlers, R (9, 1) | | | | | | | | 1-2 | | 0 | 0 | 0 | 0 | 0 | 0 | 0 | | | |
| Inning Stats | R: 0 E: 0 K: 1 S: 9 | H: 0 LOB: 0 BB: 0 P: 11 | R: 1 E: 0 K: 1 S: 13 | H: 2 LOB: 2 BB: 0 P: 21 | R: 1 E: 1 K: 1 S: 10 | H: 2 LOB: 1 BB: 0 P: 15 | R: 0 E: 0 K: 0 S: 10 | H: 0 LOB: 0 BB: 0 P: 17 | R: 0 E: 0 K: 1 S: 11 | H: 1 LOB: 3 BB: 2 P: 22 | R: 1 E: 0 K: 1 S: 11 | H: 1 LOB: 1 BB: 1 P: 20 | R: 1 E: 1 K: 1 S: 11 | H: 1 LOB: 1 BB: 0 P: 17 | R: 0 E: 0 K: 1 S: 9 | H: 1 LOB: 2 BB: 1 P: 18 | 1B: 5 2B: 3 3B: 0 HR: 1 | SF: 0 SAC: 0 DP: 0 HBP: 1 | WP: 0 PA: 42 PB: 0 SB: 1 CS: 0 |
| PITCHER | IP | WLS | BF | H | R | ER | SO | BB | IBB | HBP | BLK | WP | HR | S | P | ERA | WHIP | | |
| Ismael Valdez, R (1, 1) ERA: 2.78 | 6.0 | L | 29 | 7 | 4 | 4 | 5 | 3 | 0 | 1 | 0 | 0 | 1 | 66 | 111 | 6.00 | 1.667 | | |
| 37 Darren Dreifort, R (7, 1) ERA: 2.37 | 1.1 | | 7 | 1 | 0 | 0 | 1 | 1 | 0 | 0 | 0 | 0 | 0 | 13 | 22 | 0.00 | 1.500 | | |
| Scott Radinsky, L (8, 1) ERA: 3.23 | 0.2 | | 2 | 0 | 0 | 0 | 1 | 0 | 0 | 0 | 0 | 0 | 0 | 5 | 7 | 0.00 | 0.000 | | |
| Antonio Osuna, R (9, 1) ERA: 1.79 | 1.0 | | 4 | 1 | 0 | 0 | 1 | 0 | 0 | 0 | 0 | 0 | 0 | 11 | 18 | 0.00 | 1.000 | | |


| Batter | 1 | 2 | 3 | 4 | 5 | 6 | 7 | 8 | 9 | AB | R | H | RBI | BB | SO | LOB | BOTTOM | | | | |
|---|------------------------------|----------------------------------|-------------------------------|----------------------------------|------------------------------|----------------------------------|------------------------------|----------------------------------|-------------------------------|----------------------------------|------------------------------|----------------------------------|-------------------------------|----------------------------------|------------------------------|----------------------------------|--|----------------------------------|----------------------------------|------------------------------------|--|
| Eric Young Sr., R (1, 4) OBP: 0.365, SLG: 0.411 | K | | K | | K | | | F8 | | 4 | 0 | 0 | 0 | 0 | 3 | 1 | Atlanta Braves @ Los Angeles Dodgers Dodger Stadium, Los Angeles, CA Tue Sep 09 1997, 7:05 PM PDT Att: 37,270 - Unknown - 78 F | | | | |
| Otis Nixon, S (1, 8) OBP: 0.344, SLG: 0.318 | FC7-4 | | G3 | | G4-3 | | | G4-3 | 1B | 4 | 1 | 2 | 0 | 0 | 0 | 0 | | | | | |
| Mike Piazza, R (1, 2) OBP: 0.432, SLG: 0.631 | FC7-4 | | | | G5-3 | | | G4-3 | | 4 | 1 | 1 | 1 | 0 | 0 | 2 | | | | | |
| Eric Karros, R (1, 3) OBP: 0.329, SLG: 0.462 | | 1B | | | HR | | | G5-3 | | 4 | 1 | 1 | 1 | 0 | 1 | 0 | | | | | |
| Raul Mondesi, R (1, 9) OBP: 0.356, SLG: 0.530 | | SF9 | | | G1-3 | | | F7 | | 4 | 0 | 1 | 0 | 0 | 1 | 0 | | | | | |
| Todd Zeile, R (1, 5) OBP: 0.359, SLG: 0.442 | | SF9 | | | K | | | F9 | | 2 | 0 | 0 | 1 | 0 | 1 | 0 | | | | | |
| Greg Gagne, R (1, 6) OBP: 0.310, SLG: 0.365 | | | | | K | | | K | | 3 | 0 | 0 | 0 | 0 | 3 | 1 | | | | | |
| Brett Butler, L (1, 7) OBP: 0.372, SLG: 0.326 | | | | | K | | | F9 | | 3 | 0 | 0 | 0 | 0 | 1 | 1 | | | | | |
| Ismael Valdez, R (1, 1) OBP: 0.132, SLG: 0.100 | | | | | K | | | G5-3 | | 2 | 0 | 1 | 0 | 0 | 1 | 0 | | | | | |
| 37 Darren Dreifort, R (7, 1) OBP: 0.143, SLG: 0.143 | | | | | | | | | | 0 | 0 | 0 | 0 | 0 | 0 | 0 | | | | | |
| Scott Radinsky, L (8, 1) ERA: 3.13 | | | | | | | | | | 0 | 0 | 0 | 0 | 0 | 0 | 0 | | | | | |
| Wilton Guerrero, S (8, PH) OBP: 0.308, SLG: 0.409 | | | | | | | | | | 1 | 0 | 0 | 0 | 0 | 0 | 0 | | | | | |
| Antonio Osuna, R (9, 1) OBP: 0.500, SLG: 0.500 | | | | | | | | | | 0 | 0 | 0 | 0 | 0 | 0 | 0 | | | | | |
| Inning Stats | R: 0 E: 0 K: 1 S: 8 | H: 1 LOB: 0 BB: 0 P: 14 | R: 1 E: 0 K: 2 S: 16 | H: 2 LOB: 1 BB: 0 P: 27 | R: 0 E: 0 K: 2 S: 8 | H: 0 LOB: 0 BB: 0 P: 11 | R: 1 E: 0 K: 2 S: 9 | H: 1 LOB: 0 BB: 0 P: 18 | R: 0 E: 0 K: 0 S: 13 | H: 1 LOB: 1 BB: 0 P: 16 | R: 0 E: 0 K: 0 S: 6 | H: 0 LOB: 0 BB: 0 P: 10 | R: 0 E: 0 K: 1 S: 10 | H: 0 LOB: 0 BB: 0 P: 12 | R: 0 E: 0 K: 0 S: 8 | H: 0 LOB: 0 BB: 0 P: 11 | R: 1 E: 0 K: 1 S: 12 | H: 1 LOB: 0 BB: 0 P: 13 | 1B: 4 2B: 2 3B: 0 HR: 1 | SF: 1 SAC: 0 DP: 1 HBP: 0 | WP: 0 PA: 32 PB: 0 SB: 2 CS: 0 |
| PITCHER | IP | WLS | BF | H | R | ER | SO | BB | IBB | HBP | BLK | WP | HR | S | P | ERA | WHIP | | | | |
| 29 John Smoltz, R (1, 1) ERA: 3.13 | 8.0 | W | 28 | 5 | 2 | 2 | 10 | 0 | 0 | 0 | 0 | 0 | 1 | 78 | 119 | 2.25 | 0.625 | | | | |
| Mark Wohlers, R (9, 1) ERA: 2.77 | 1.0 | S | 4 | 1 | 1 | 1 | 1 | 0 | 0 | 0 | 0 | 0 | 0 | 12 | 13 | 9.00 | 1.000 | | | | |


| | |
|-----|----|
| AB | 37 |
| R | 4 |
| H | 9 |
| RBI | 4 |
| BB | 4 |
| SO | 8 |
| LOB | 23 |

| | |
|-----|----|
| AB | 31 |
| R | 3 |
| H | 6 |
| RBI | 3 |
| BB | 0 |
| SO | 11 |
| LOB | 5 |

| Batter | 1 | 2 | 3 | 4 | 5 | 6 | 7 | 8 | 9 | AB | R | H | RBI | BB | SO | LOB | TOP | | | |
|--|------------------------------|-------------------------|------------------------------|--------------------------|-------------------------------|--------------------------|-------------------------------|----------------------------------|------------------------------|----------------------------------|------------------------------|---------------------------------|------------------------------|----------------------------------|------------------------------|----------------------------------|--|----------------------------------|------------------------------------|----------------------------------|
| Kenny Lofton, L OBP: 0.415, SLG: 0.449 (1, 8) | | | | | | | | | | 4 | 1 | 2 | 0 | 1 | 2 | 2 | Atlanta Braves @ Los Angeles Dodgers Dodger Stadium, Los Angeles, CA Wed Sep 10 1997, 7:05 PM PDT Att: 41,564 - Unknown - 76 F | | | |
| Jeff Blausler, R OBP: 0.393, SLG: 0.475 Rafael Belliard, R OBP: 0.212, SLG: 0.220 (1, 6) | | | | | | | | | | 4 | 0 | 0 | 0 | 0 | 1 | 2 | | | | |
| 10 Chipper Jones, S OBP: 0.378, SLG: 0.495 Greg Colbrunn, R OBP: 0.314, SLG: 0.437 (9, PH) | | | | | | | | | | 3 | 2 | 0 | 0 | 1 | 0 | 1 | | | | |
| Fred McGriff, L OBP: 0.354, SLG: 0.440 Ed Giovannola, L OBP: 0.296, SLG: 0.167 (1, 3) | | | | | | | | | | 4 | 1 | 0 | 0 | 1 | 1 | 2 | | | | |
| Ryan Klesko, L OBP: 0.331, SLG: 0.492 Danny Bautista, R OBP: 0.287, SLG: 0.439 (1, 7) | | | | | | | | | | 4 | 1 | 2 | 3 | 0 | 1 | 0 | | | | |
| Andruw Jones, R OBP: 0.344, SLG: 0.441 (1, 9) | | | | | | | | | | 3 | 1 | 0 | 1 | 1 | 0 | 1 | | | | |
| Javy Lopez, R OBP: 0.352, SLG: 0.536 (1, 2) | | | | | | | | | | 4 | 1 | 2 | 1 | 0 | 1 | 0 | | | | |
| Tony Graffanino, R OBP: 0.339, SLG: 0.414 (1, 4) | | | | | | | | | | 2 | 0 | 0 | 0 | 1 | 1 | 2 | | | | |
| Tom Glavine, L OBP: 0.344, SLG: 0.250 (1, 1) | | | | | | | | | | 4 | 0 | 1 | 1 | 0 | 0 | 1 | | | | |
| Inning Stats | R: 0 E: 0 K: 1 S: 6 | H: 1 LOB: 0 BB: 7 | R: 0 E: 0 K: 1 S: 9 | H: 0 LOB: 0 BB: 14 | R: 0 E: 0 K: 2 S: 11 | H: 0 LOB: 0 BB: 17 | R: 5 E: 1 K: 1 S: 28 | H: 4 LOB: 2 BB: 1 P: 43 | R: 2 E: 0 K: 0 S: 7 | H: 2 LOB: 2 BB: 2 P: 18 | R: 0 E: 0 K: 1 S: 5 | H: 0 LOB: 0 BB: 0 P: 8 | R: 0 E: 0 K: 0 S: 5 | H: 0 LOB: 1 BB: 1 P: 12 | R: 0 E: 0 K: 0 S: 5 | H: 1 LOB: 1 BB: 1 P: 11 | | 1B: 6 2B: 1 3B: 0 HR: 1 | SF: 0 SAC: 0 DP: 2 HBP: 1 | WP: 0 PB: 0 SB: 1 CS: 0 |
| PITCHER | IP | WLS | BF | H | R | ER | SO | BB | IBB | HBP | BLK | WP | HR | S | P | ERA | WHIP | | | |
| Ramon Martinez, R ERA: 3.51 (1, 1) | 4.2 | L | 24 | 6 | 7 | 3 | 5 | 3 | 0 | 1 | 0 | 0 | 1 | 58 | 94 | 5.79 | 1.929 | | | |
| Dennys Reyes, L ERA: 3.92 (5, 1) | 1.1 | | 5 | 1 | 0 | 0 | 1 | 0 | 0 | 0 | 0 | 0 | 0 | 9 | 13 | 0.00 | 0.750 | | | |
| Mike Harkey, R ERA: 2.45 (7, 1) | 2.0 | | 7 | 0 | 0 | 0 | 1 | 1 | 0 | 0 | 0 | 0 | 0 | 12 | 20 | 0.00 | 0.500 | | | |
| Rick Gorecki, R ERA: (9, 1) | 1.0 | | 4 | 1 | 0 | 0 | 0 | 1 | 0 | 0 | 0 | 0 | 0 | 5 | 11 | 0.00 | 2.000 | | | |

| Batter | 1 | 2 | 3 | 4 | 5 | 6 | 7 | 8 | 9 | AB | R | H | RBI | BB | SO | LOB | BOTTOM | | | |
|---|------------------------------|----------------------------------|------------------------------|----------------------------------|------------------------------|---------------------------------|-------------------------------|----------------------------------|------------------------------|----------------------------------|-------------------------------|----------------------------------|------------------------------|---------------------------------|-------------------------------|----------------------------------|--|----------------------------------|------------------------------------|----------------------------------|
| Eric Young Sr., R OBP: 0.363, SLG: 0.408 Rick Gorecki, R (1, 4) | | | | | | | | | | 4 | 0 | 0 | 0 | 0 | 0 | 0 | Atlanta Braves @ Los Angeles Dodgers Dodger Stadium, Los Angeles, CA Wed Sep 10 1997, 7:05 PM PDT Att: 41,564 - Unknown - 76 F | | | |
| Otis Nixon, S OBP: 0.343, SLG: 0.316 Garey Ingram, R OBP: 0.714, SLG: 0.667 (1, 8) | | | | | | | | | | 3 | 0 | 0 | 0 | 0 | 1 | 0 | | | | |
| Mike Piazza, R OBP: 0.429, SLG: 0.627 Tom Prince, R OBP: 0.270, SLG: 0.352 (1, 2) | | | | | | | | | | 3 | 0 | 0 | 0 | 0 | 1 | 0 | | | | |
| Eric Karros, R OBP: 0.328, SLG: 0.459 Paul Konerko, R OBP: 0.500, SLG: 0.500 (1, 3) | | | | | | | | | | 3 | 0 | 0 | 0 | 0 | 1 | 1 | | | | |
| Raul Mondesi, R OBP: 0.356, SLG: 0.531 Todd Hollandsworth, L OBP: 0.296, SLG: 0.366 Henry Blanco, R OBP: 0.500, SLG: 0.500 (1, 9) | | | | | | | | | | 3 | 0 | 1 | 0 | 0 | 1 | 1 | | | | |
| Todd Zeile, R OBP: 0.360, SLG: 0.444 (1, 5) | | | | | | | | | | 3 | 0 | 2 | 0 | 0 | 0 | 1 | | | | |
| Darren Lewis, R OBP: 0.328, SLG: 0.271 (1, 7) | | | | | | | | | | 3 | 0 | 0 | 0 | 0 | 0 | 4 | | | | |
| Greg Gagne, R OBP: 0.308, SLG: 0.364 Juan Castro, R OBP: 0.225, SLG: 0.219 (1, 6) | | | | | | | | | | 2 | 0 | 0 | 0 | 0 | 2 | 1 | | | | |
| Ramon Martinez, R OBP: 0.211, SLG: 0.237 Billy Ashley, R OBP: 0.437 Mike Harkey, R Adam Riggs, R OBP: 0.376, SLG: 0.188 (1, 1) | | | | | | | | | | 1 | 0 | 0 | 0 | 0 | 0 | 0 | | | | |
| Inning Stats | R: 0 E: 0 K: 1 S: 8 | H: 0 LOB: 0 BB: 0 P: 12 | R: 0 E: 0 K: 0 S: 9 | H: 1 LOB: 1 BB: 0 P: 20 | R: 0 E: 0 K: 1 S: 7 | H: 0 LOB: 0 BB: 0 P: 8 | R: 0 E: 0 K: 1 S: 11 | H: 0 LOB: 0 BB: 0 P: 16 | R: 0 E: 0 K: 1 S: 8 | H: 1 LOB: 1 BB: 0 P: 12 | R: 0 E: 0 K: 2 S: 17 | H: 1 LOB: 2 BB: 0 P: 26 | R: 0 E: 0 K: 0 S: 5 | H: 0 LOB: 0 BB: 0 P: 6 | R: 0 E: 0 K: 0 S: 15 | H: 1 LOB: 1 BB: 0 P: 21 | | 1B: 3 2B: 1 3B: 0 HR: 0 | SF: 0 SAC: 0 DP: 0 HBP: 0 | WP: 0 PB: 0 SB: 0 CS: 0 |
| PITCHER | IP | WLS | BF | H | R | ER | SO | BB | IBB | HBP | BLK | WP | HR | S | P | ERA | WHIP | | | |
| Tom Glavine, L ERA: 3.11 (1, 1) | 9.0 | W | 32 | 4 | 0 | 0 | 7 | 0 | 0 | 0 | 0 | 0 | 0 | 85 | 129 | 0.00 | 0.444 | | | |

| Batter | 1 | 2 | 3 | 4 | 5 | 6 | 7 | 8 | 9 | AB | R | H | RBI | BB | SO | LOB | TOP | | | | | | | | |
|--|------------------------------|----------------------------------|------------------------------|----------------------------------|-------------------------------|----------------------------------|-------------------------------|----------------------------------|------------------------------|----------------------------------|------------------------------|---------------------------------|-------------------------------|----------------------------------|-------------------------------|---|--|-------------------------------|----------------------------------|----------------------------------|------------------------------------|----------------------------------|--------|--|--|
| Eric Young Sr. R OBP: 0.361, SLG: 0.405 | G1-3 | | K | | P3 | | K | | | 4 | 0 | 0 | 0 | 1 | 2 | 2 | Los Angeles Dodgers @ Houston Astros Astrodome, Houston, TX Fri Sep 12 1997, 8:05 PM EDT Att: 36,817 - Dome - 68 F | | | | | | | | |
| Otis Nixon, S OBP: 0.342, SLG: 0.315 Paul Konerko, R OBP: 0.333, SLG: 0.333 | G6-3 | | | E6 HR | L8 | | | K | K | 4 | 1 | 1 | 0 | 0 | 1 | 0 | | | | | | | | | |
| Mike Piazza, R OBP: 0.430, SLG: 0.634 | G1-3 | | | | | G6-3 | | | | 4 | 2 | 2 | 2 | 0 | 0 | | | | | | | | | | |
| Eric Karros, R OBP: 0.325, SLG: 0.456 | | F9 | | F9 | | K | | G4-3 | | 4 | 0 | 0 | 0 | 0 | 1 | | | | | | | | | | |
| Raul Mondesi, R OBP: 0.357, SLG: 0.536 | | K | | K | | | | | | 4 | 0 | 2 | 1 | 0 | 2 | | | | | | | | | | |
| Todd Zeile, R OBP: 0.360, SLG: 0.442 | | K | | | | | | | | 4 | 0 | 1 | 0 | 0 | 3 | | | | | | | | | | |
| Darren Lewis, R OBP: 0.333, SLG: 0.279 | | | G6-3 | | | | | | G4-3 | 4 | 0 | 2 | 0 | 0 | 0 | | | | | | | | | | |
| Greg Gagne, R OBP: 0.310, SLG: 0.366 | | | | | | | F7 | | | 3 | 0 | 1 | 0 | 1 | 1 | | | | | | | | | | |
| Chan Ho Park, R OBP: 0.286, SLG: 0.283 Wayne Kirby, R OBP: 0.274, SLG: 0.253 Mark Guthrie, L OBP: 0.292, SLG: 0.250 Darren Hall, R OBP: 0.281, SLG: 0.250 Mike Harkey, R OBP: 0.281, SLG: 0.433 | | | K | | | | | | F9 | 2 | 0 | 0 | 0 | 0 | 2 |  | | | | | | | | | |
| Inning Stats | R: 0 E: 0 K: 0 S: 9 | H: 0 LOB: 0 BB: 0 P: 12 | R: 0 E: 0 K: 2 S: 9 | H: 0 LOB: 0 BB: 0 P: 11 | R: 0 E: 0 K: 2 S: 10 | H: 1 LOB: 1 BB: 0 P: 10 | R: 2 E: 1 K: 2 S: 14 | H: 4 LOB: 2 BB: 0 P: 19 | R: 0 E: 0 K: 1 S: 8 | H: 0 LOB: 0 BB: 0 P: 12 | R: 0 E: 0 K: 2 S: 9 | H: 1 LOB: 1 BB: 0 P: 9 | R: 0 E: 0 K: 2 S: 10 | H: 1 LOB: 1 BB: 0 P: 13 | R: 1 E: 0 K: 2 S: 17 | H: 2 LOB: 1 BB: 0 P: 25 | | R: 0 E: 0 K: 1 S: 10 | H: 0 LOB: 2 BB: 2 P: 21 | 1B: 4 2B: 3 3B: 1 HR: 1 | SF: 0 SAC: 0 DP: 0 HBP: 0 | WP: 0 PB: 0 SB: 0 CS: 0 | PA: 38 | | |
| PITCHER | IP | WLS | BF | H | R | ER | SO | BB | IBB | HBP | BLK | WP | HR | S | P | ERA | WHIP | | | | | | | | |
| Shane Reynolds, R ERA: 4.34 | 7.0 | W | 28 | 7 | 2 | 2 | 11 | 0 | 0 | 0 | 0 | 0 | 1 | 69 | 86 | 2.57 | 1.000 | | | | | | | | |
| Russ Springer, R ERA: 4.56 | 1.0 | | 5 | 2 | 1 | 1 | 2 | 0 | 0 | 0 | 0 | 0 | 0 | 17 | 25 | 9.00 | 2.000 | | | | | | | | |
| Billy Wagner, L ERA: 2.97 | 1.0 | | 5 | 0 | 0 | 0 | 1 | 2 | 0 | 0 | 0 | 0 | 0 | 10 | 21 | 0.00 | 2.000 | | | | | | | | |

| Batter | 1 | 2 | 3 | 4 | 5 | 6 | 7 | 8 | 9 | AB | R | H | RBI | BB | SO | LOB | BOTTOM | | | | | | | | |
|--|-------------------------------|----------------------------------|------------------------------|----------------------------------|-------------------------------|----------------------------------|-------------------------------|----------------------------------|-------------------------------|----------------------------------|------------------------------|----------------------------------|-------------------------------|----------------------------------|-------------------------------|----------------------------------|--|---|------------------------------------|----------------------------------|--------|--|--|--|--|
| Craig Biggio, R OBP: 0.310, SLG: 0.501 | G5-3 | | | | | | | | | 3 | 3 | 1 | 0 | 0 | 1 | 0 | Los Angeles Dodgers @ Houston Astros Astrodome, Houston, TX Fri Sep 12 1997, 8:05 PM EDT Att: 36,817 - Dome - 68 F | | | | | | | | |
| Derek Bell, R OBP: 0.343, SLG: 0.445 | F7 | | | | | | | | | 5 | 1 | 3 | 4 | 0 | 0 | 0 | | | | | | | | | |
| 5 Jeff Bagwell, R OBP: 0.420, SLG: 0.573 | | | | | | | | | | 3 | 0 | 0 | 0 | 2 | 1 | 1 | | | | | | | | | |
| Luis Gonzalez, L OBP: 0.347, SLG: 0.356 | | | | | | | | | | 4 | 2 | 1 | 1 | 1 | 1 | 3 | | | | | | | | | |
| Sean Berry, R OBP: 0.309, SLG: 0.419 Bill Spiers, L OBP: 0.443, SLG: 0.473 | | | | | | | | | | 3 | 0 | 1 | 1 | 0 | 1 | 1 | | | | | | | | | |
| Thomas Howard, S OBP: 0.336, SLG: 0.365 | | | | | | | | | | 4 | 0 | 1 | 0 | 1 | 0 | 3 | | | | | | | | | |
| Ricky Gutierrez, R OBP: 0.318, SLG: 0.380 | | | | | | | | | | 4 | 1 | 2 | 3 | 0 | 2 | 2 | | | | | | | | | |
| Brad Ausmus, R OBP: 0.317, SLG: 0.354 | | | | | | | | | | 4 | 0 | 1 | 1 | 0 | 1 | 5 | | | | | | | | | |
| Shane Reynolds, R OBP: 0.163, SLG: 0.191 Tony Eusebio, R OBP: 0.351, SLG: 0.293 Russ Springer, R OBP: 0.351, SLG: 0.293 Billy Wagner, L ERA: 3.75 | | | | | | | | | | 2 | 1 | 0 | 0 | 1 | 2 | 1 | |  | | | | | | | |
| Inning Stats | R: 0 E: 0 K: 0 S: 11 | H: 0 LOB: 1 BB: 1 P: 18 | R: 0 E: 0 K: 2 S: 9 | H: 1 LOB: 1 BB: 0 P: 13 | R: 2 E: 0 K: 2 S: 15 | H: 1 LOB: 1 BB: 1 P: 27 | R: 0 E: 1 K: 3 S: 15 | H: 0 LOB: 1 BB: 0 P: 24 | R: 3 E: 0 K: 0 S: 12 | H: 3 LOB: 3 BB: 2 P: 25 | R: 0 E: 0 K: 2 S: 8 | H: 0 LOB: 0 BB: 0 P: 10 | R: 3 E: 0 K: 1 S: 16 | H: 2 LOB: 1 BB: 2 P: 31 | R: 2 E: 0 K: 0 S: 14 | H: 3 LOB: 1 BB: 0 P: 23 | | 1B: 4 2B: 3 3B: 2 HR: 1 | SF: 0 SAC: 0 DP: 0 HBP: 2 | WP: 1 PB: 0 SB: 0 CS: 0 | PA: 42 | | | | |
| PITCHER | IP | WLS | BF | H | R | ER | SO | BB | IBB | HBP | BLK | WP | HR | S | P | ERA | WHIP | | | | | | | | |
| Chan Ho Park, R ERA: 3.48 37 Darren Dreifort, R ERA: 2.31 Mark Guthrie, L ERA: 4.74 Darren Hall, R ERA: 2.31 Mike Harkey, R ERA: 3.75 | 1.1 | | 4 | 0 | 0 | 0 | 2 | 0 | 0 | 0 | 0 | 0 | 0 | 9 | 11 | 0.00 | 0.000 | | | | | | | | |
| | 0.2 | | 4 | 0 | 2 | 2 | 0 | 2 | 0 | 0 | 0 | 0 | 0 | 9 | 21 | 27.00 | 3.000 | | | | | | | | |
| | 0.1 | | 3 | 2 | 1 | 1 | 1 | 0 | 0 | 0 | 0 | 0 | 0 | 7 | 10 | 27.00 | 6.000 | | | | | | | | |
| | 1.0 | | 6 | 3 | 2 | 2 | 0 | 0 | 0 | 0 | 0 | 0 | 1 | 14 | 23 | 18.00 | 3.000 | | | | | | | | |

| Batter | 1 | 2 | 3 | 4 | 5 | 6 | 7 | 8 | 9 | AB | R | H | RBI | BB | SO | LOB | TOP | | | | | | | | | | |
|---|-------------------------------|----------------------------------|-------------------------------|----------------------------------|------------------------------|----------------------------------|------------------------------|----------------------------------|------------------------------|----------------------------------|------------------------------|----------------------------------|-------------------------------|----------------------------------|-------------------------------|----------------------------------|--|----------------------------------|------------------------------------|----------------------------------|--------|--|--|--|--|--|--|
| Eric Young Sr. R OBP: 0.359, SLG: 0.402 | G5-3 | | FC4 | | | L6 | | K | | 4 | 0 | 0 | 0 | 0 | 1 | 1 | Los Angeles Dodgers @ Houston Astros Astrodome, Houston, TX Sat Sep 13 1997, 8:05 PM EDT Att: 33,130 - Dome - 68 F | | | | | | | | | | |
| Otis Nixon S OBP: 0.341, SLG: 0.313 | K | | F7 | | | | | B1 | | 3 | 0 | 0 | 0 | 1 | 1 | | | | | | | | | | | | |
| Mike Piazza R OBP: 0.430, SLG: 0.632 | | | G6-3 | | | K | | | | 3 | 0 | 1 | 0 | 1 | 2 | | | | | | | | | | | | |
| Eric Karros R OBP: 0.325, SLG: 0.455 | P6 | | | | | K | | | | 4 | 0 | 1 | 0 | 0 | 2 | | | | | | | | | | | | |
| Raul Mondesi R OBP: 0.355, SLG: 0.532 | | P3 | | | | | | K | | 4 | 0 | 0 | 0 | 0 | 1 | | | | | | | | | | | | |
| Todd Zeile R OBP: 0.381, SLG: 0.447 | | | | | | | | | | 3 | 1 | 1 | 1 | 1 | 2 | | | | | | | | | | | | |
| Todd Hollandsworth L OBP: 0.289, SLG: 0.371 Darren Lewis R OBP: 0.339, SLG: 0.286 | | | | | | | | | | 3 | 0 | 1 | 0 | 0 | 2 | | | | | | | | | | | | |
| Greg Gagne R OBP: 0.307, SLG: 0.363 | | | | | | | | | | 4 | 0 | 0 | 0 | 0 | 4 | | | | | | | | | | | | |
| Tom Candiotti R OBP: 0.100, SLG: 0.099 Dennis Reyes R OBP: 0.276, SLG: 0.323 Eddie Murray S OBP: 0.349, SLG: 0.500 Todd Worrell R OBP: 0.278, SLG: 0.430 | | | | | | | | | | 1 | 0 | 0 | 0 | 1 | 0 | | | | | | | | | | | | |
| Inning Stats | R: 0 E: 0 K: 1 S: 11 | H: 0 LOB: 1 BB: 1 P: 21 | R: 1 E: 0 K: 2 S: 10 | H: 1 LOB: 0 BB: 0 P: 17 | R: 0 E: 0 K: 0 S: 6 | H: 0 LOB: 1 BB: 1 P: 15 | R: 0 E: 0 K: 2 S: 7 | H: 0 LOB: 0 BB: 0 P: 11 | R: 0 E: 0 K: 2 S: 8 | H: 0 LOB: 1 BB: 1 P: 10 | R: 0 E: 0 K: 2 S: 9 | H: 1 LOB: 2 BB: 1 P: 19 | R: 0 E: 0 K: 2 S: 13 | H: 2 LOB: 2 BB: 0 P: 18 | R: 0 E: 0 K: 3 S: 11 | H: 1 LOB: 1 BB: 0 P: 18 | | 1B: 3 2B: 1 3B: 0 HR: 1 | SF: 0 SAC: 0 DP: 0 HBP: 0 | WP: 0 PB: 0 SB: 1 CS: 1 | PA: 36 | | | | | | |
| PITCHER | IP | WLS | BF | H | R | ER | SO | BB | IBB | HBP | BLK | WP | HR | S | P | ERA | WHIP | | | | | | | | | | |
| Darryl Kile R ERA: 2.38 | 8.0 | W | 32 | 4 | 1 | 1 | 13 | 4 | 0 | 0 | 0 | 0 | 1 | 75 | 128 | 1.12 | 1.000 | | | | | | | | | | |
| Mike Magnante L ERA: 2.51 | 1.0 | | 4 | 1 | 0 | 0 | 3 | 0 | 0 | 0 | 0 | 0 | 0 | 11 | 18 | 0.00 | 1.000 | | | | | | | | | | |

| Batter | 1 | 2 | 3 | 4 | 5 | 6 | 7 | 8 | 9 | AB | R | H | RBI | BB | SO | LOB | BOTTOM | | | | | | | | | | |
|--|-------------------------------|----------------------------------|------------------------------|----------------------------------|------------------------------|----------------------------------|------------------------------|----------------------------------|------------------------------|----------------------------------|------------------------------|---------------------------------|-------------------------------|----------------------------------|----------------------------------|------------------------------------|--|----------------------------------|--------|--|--|--|--|--|--|--|--|
| Craig Biggio R OBP: 0.309, SLG: 0.499 | | | | G5-3 | | | | K | | 4 | 1 | 1 | 0 | 0 | 1 | 4 | Los Angeles Dodgers @ Houston Astros Astrodome, Houston, TX Sat Sep 13 1997, 8:05 PM EDT Att: 33,130 - Dome - 68 F | | | | | | | | | | |
| Derek Bell R OBP: 0.344, SLG: 0.443 | | | | | | | | | | 2 | 1 | 0 | 0 | 0 | 0 | | | | | | | | | | | | |
| 5 Jeff Bagwell R OBP: 0.417, SLG: 0.568 | | | | | | | | | | 4 | 1 | 0 | 0 | 0 | 3 | | | | | | | | | | | | |
| Luis Gonzalez L OBP: 0.348, SLG: 0.363 | | | | | | | | | | 4 | 1 | 2 | 1 | 0 | 0 | | | | | | | | | | | | |
| Sean Berry R OBP: 0.311, SLG: 0.422 Bill Spiers L OBP: 0.443, SLG: 0.473 | | | | | | | | | | 3 | 1 | 1 | 1 | 1 | 1 | | | | | | | | | | | | |
| Ricky Gutierrez R OBP: 0.317, SLG: 0.382 | | | | | | | | | | 4 | 0 | 1 | 0 | 0 | 1 | | | | | | | | | | | | |
| Richard Hidalgo R OBP: 0.296, SLG: 0.346 | | | | | | | | | | 4 | 0 | 1 | 1 | 0 | 1 | | | | | | | | | | | | |
| Tony Eusebio R OBP: 0.354, SLG: 0.294 Brad Ausmus R OBP: 0.317, SLG: 0.354 | | | | | | | | | | 3 | 0 | 1 | 0 | 0 | 0 | | | | | | | | | | | | |
| Darryl Kile R OBP: 0.180, SLG: 0.157 Thomas Howard S OBP: 0.335, SLG: 0.364 Mike Magnante L | | | | | | | | | | 1 | 0 | 0 | 0 | 0 | 0 | | | | | | | | | | | | |
| Inning Stats | R: 4 E: 1 K: 1 S: 24 | H: 3 LOB: 3 BB: 0 P: 44 | R: 0 E: 0 K: 1 S: 6 | H: 0 LOB: 0 BB: 0 P: 10 | R: 0 E: 0 K: 2 S: 7 | H: 0 LOB: 0 BB: 0 P: 11 | R: 0 E: 0 K: 0 S: 7 | H: 0 LOB: 0 BB: 0 P: 12 | R: 0 E: 0 K: 1 S: 9 | H: 1 LOB: 1 BB: 0 P: 12 | R: 1 E: 0 K: 0 S: 6 | H: 1 LOB: 0 BB: 0 P: 9 | R: 0 E: 0 K: 0 S: 12 | H: 1 LOB: 1 BB: 0 P: 19 | 1B: 4 2B: 3 3B: 0 HR: 1 | SF: 0 SAC: 1 DP: 1 HBP: 4 | | WP: 0 PB: 2 SB: 3 CS: 1 | PA: 36 | | | | | | | | |
| PITCHER | IP | WLS | BF | H | R | ER | SO | BB | IBB | HBP | BLK | WP | HR | S | P | ERA | WHIP | | | | | | | | | | |
| Tom Candiotti R ERA: 3.29 | 5.0 | L | 24 | 4 | 4 | 2 | 6 | 1 | 0 | 0 | 0 | 0 | 0 | 9 | 12 | 0.00 | 1.000 | | | | | | | | | | |
| Dennis Reyes L ERA: 3.72 | 1.0 | | 4 | 1 | 0 | 0 | 1 | 0 | 0 | 0 | 0 | 0 | 1 | 6 | 9 | 9.00 | 1.000 | | | | | | | | | | |
| Antonio Osuna R ERA: 1.92 | 1.0 | | 4 | 1 | 1 | 1 | 0 | 0 | 0 | 0 | 0 | 0 | 0 | 12 | 19 | 0.00 | 1.000 | | | | | | | | | | |
| Todd Worrell R ERA: 5.34 | 1.0 | | 4 | 1 | 0 | 0 | 0 | 0 | 0 | 0 | 0 | 0 | 0 | 12 | 19 | 0.00 | 1.000 | | | | | | | | | | |




| Batter | 1 | 2 | 3 | 4 | 5 | 6 | 7 | 8 | 9 | 10 | AB | R | H | RBI | BB | SO | LOB | TOP | | | | | | | |
|--|------------------------------|----------------------------------|------------------------------|---------------------------------|------------------------------|---------------------------------|-------------------------------|----------------------------------|-------------------------------|----------------------------------|-------------------------------|----------------------------------|-------------------------------|----------------------------------|------------------------------|----------------------------------|-------------------------------|----------------------------------|----------------------------------|------------------------------------|----------------------------------|--------|--|--|--|
| Otis Nixon, S OBP: 0.343, SLG: 0.315 (1, 8) | L7 | | | HBP 1B | | G4-3 | | 1B BB 1B | | BB BB 1B | 4 | 3 | 2 | 0 | 1 | 0 | 0 | | | | | | | | |
| Eric Young Sr., R OBP: 0.361, SLG: 0.402 (1, 4) | F9 | | | HBP 1B G5-4-3 | | G4-3 | | BB BB 1B | | 1B BB BB | 3 | 1 | 1 | 0 | 1 | 0 | 0 | | | | | | | | |
| Mike Piazza, R OBP: 0.432, SLG: 0.631 Tom Prince, P OBP: 0.270, SLG: 0.352 (1, 2) (10, 2) | G6-3 | | | G5-4-3 1B | | G1-3 | | BB BB | | 1B | 4 | 0 | 2 | 2 | 1 | 0 | 0 | | | | | | | | |
| Eric Karros, R OBP: 0.324, SLG: 0.451 (1, 3) | | G5-3 | | G5-4-3 | | | F7 | | | BB BB 1B | 4 | 0 | 0 | 1 | 1 | 1 | 3 | | | | | | | | |
| Raul Mondesi, R OBP: 0.337, SLG: 0.532 (1, 9) | | | | | | | | F8 | | | 4 | 0 | 2 | 0 | 1 | 1 | 5 | | | | | | | | |
| Todd Zeile, R OBP: 0.358, SLG: 0.444 (1, 5) | | | | | | | | FC5-2 | | | 4 | 0 | 0 | 0 | 0 | 1 | 3 | | | | | | | | |
| Todd Hollandsworth, L OBP: 0.293, SLG: 0.367 Darren Lewis, R OBP: 0.336, SLG: 0.283 (1, 7) (9, PH) (9, 7) | | | | | | | | | | | 3 | 0 | 0 | 0 | 0 | 0 | 1 | | | | | | | | |
| Juan Castro, R OBP: 0.219, SLG: 0.212 Wilton Guerrero, S OBP: 0.307, SLG: 0.407 Greg Gagne, R OBP: 0.307, SLG: 0.362 (1, 6) (8, PH) (8, 6) | | | | | | | | | | | 1 | 0 | 0 | 0 | 0 | 0 | 0 | | | | | | | | |
| Hideo Nomo, R OBP: 0.175, SLG: 0.254 Brett Butler, R OBP: 0.175, SLG: 0.254 37 Darren Dreifort, R OBP: 0.244, SLG: 0.143 Scott Radinsky, L OBP: 0.244, SLG: 0.143 Gary Ingram, R OBP: 0.244, SLG: 0.143 Todd Worrell, R OBP: 0.244, SLG: 0.143 (1, 11) (8, PH) (8, 1) (8, 1) (10, PH) (10, 1) | | | | | | | | | | | 2 | 0 | 0 | 0 | 0 | 0 | 1 | | | | | | | | |
| Inning Stats | R: 0 E: 0 K: 0 S: 9 | H: 0 LOB: 0 BB: 0 P: 15 | R: 0 E: 0 K: 0 S: 5 | H: 1 LOB: 0 BB: 0 P: 8 | R: 0 E: 0 K: 0 S: 6 | H: 0 LOB: 0 BB: 0 P: 8 | R: 2 E: 0 K: 0 S: 12 | H: 2 LOB: 1 BB: 1 P: 25 | R: 0 E: 0 K: 2 S: 10 | H: 0 LOB: 0 BB: 0 P: 11 | R: 0 E: 0 K: 0 S: 12 | H: 1 LOB: 1 BB: 0 P: 16 | R: 1 E: 0 K: 2 S: 16 | H: 2 LOB: 3 BB: 2 P: 28 | R: 0 E: 0 K: 2 S: 7 | H: 0 LOB: 0 BB: 0 P: 10 | R: 1 E: 0 K: 3 S: 19 | H: 1 LOB: 2 BB: 2 P: 30 | 1B: 7 2B: 0 3B: 0 HR: 0 | SF: 0 SAC: 0 DP: 1 HBP: 1 | WP: 0 PB: 0 SB: 1 CS: 1 | PA: 41 | | | |
| PITCHER | IP 7.2 | WLS 0.1 | BF 30 | H 6 | R 3 | ER 3 | SO 2 | BB 2 | IBB 0 | HBP 1 | BLK 0 | WP 0 | HR 0 | S 73 | P 117 | ERA 3.52 | WHIP 1.043 | | | | | | | | |
| Chris Holt, R ERA: 3.45 Russ Springer, R ERA: 4.53 Billy Wagner, L ERA: 3.05 Jose Lima, R ERA: 4.95 (1, 1) (8, 1) (9, 1) (10, 1) | | | | | | | | | | | | | | | | | | | | | | | | | |

Los Angeles Dodgers @ Houston Astros
Astrodome, Houston, TX
Sun Sep 14 1997, 4:33 AM EDT
Att. 32,666 - Dome - 68 F

livebaseballscorecards.com

AB 35
R 4
H 7
RBI 3
BB 5
SO 7
LOB 12




| Batter | 1 | 2 | 3 | 4 | 5 | 6 | 7 | 8 | 9 | 10 | AB | R | H | RBI | BB | SO | LOB | BOTTOM | | | | | | | |
|---|-------------------------------|----------------------------------|-------------------------------|----------------------------------|------------------------------|----------------------------------|------------------------------|----------------------------------|------------------------------|----------------------------------|-------------------------------|----------------------------------|-------------------------------|----------------------------------|------------------------------|----------------------------------|----------------------------------|------------------------------------|----------------------------------|--------|--|--|--|--|--|
| Craig Biggio, R OBP: 0.406, SLG: 0.495 (1, 4) | K | | | | | | | | | | 5 | 0 | 0 | 0 | 0 | 2 | 1 | | | | | | | | |
| Derek Bell, R OBP: 0.345, SLG: 0.442 (1, 9) | 5 HR 1B | | | | | | | | | | 5 | 2 | 2 | 0 | 0 | 1 | 0 | | | | | | | | |
| Jeff Bagwell, R OBP: 0.419, SLG: 0.573 (1, 3) | 1H HR | | | | | | | | | | 3 | 1 | 1 | 2 | 2 | 1 | 0 | | | | | | | | |
| Luis Gonzalez, L OBP: 0.301, SLG: 0.361 Tony Eusebio, R OBP: 0.198, SLG: 0.299 James McDonald, R OBP: 0.226, SLG: 0.333 Billy Wagner, L OBP: 0.301, SLG: 0.361 Jose Lima, R OBP: 0.301, SLG: 0.361 Thomas Howard, S OBP: 0.301, SLG: 0.361 (1, 7) (8, PH) (8, PH) (8, 1) (10, 1) (10, PH) (10, 1) | | | | | | | | | | | 3 | 0 | 0 | 0 | 0 | 2 | 0 | | | | | | | | |
| Bill Spiers, L OBP: 0.437, SLG: 0.465 (1, 5) | G1-3 | | | | | | | | | | 4 | 0 | 0 | 0 | 0 | 2 | | | | | | | | | |
| Ricky Gutierrez, R OBP: 0.316, SLG: 0.379 (1, 6) | | | | | | | | | | | 4 | 0 | 1 | 0 | 0 | 2 | 0 | | | | | | | | |
| Richard Hidalgo, R OBP: 0.323, SLG: 0.345 (1, 8) | | | | | | | | | | | 3 | 0 | 1 | 0 | 1 | 2 | 1 | | | | | | | | |
| Brad Ausmus, R OBP: 0.316, SLG: 0.352 (1, 2) | | | | | | | | | | | 3 | 0 | 0 | 0 | 1 | 2 | 3 | | | | | | | | |
| Chris Holt, R OBP: 0.109, SLG: 0.095 Russ Springer, R OBP: 0.109, SLG: 0.095 Bobby Abreu, L OBP: 0.324, SLG: 0.387 Chuck Carr, S OBP: 0.208, SLG: 0.378 (1, 11) (8, 1) (8, PH) (9, 7) (9, PH) (10, 7) | | | | | | | | | | | 2 | 0 | 0 | 0 | 0 | 1 | 2 | | | | | | | | |
| Inning Stats | R: 2 E: 0 K: 2 S: 14 | H: 2 LOB: 0 BB: 0 P: 21 | R: 0 E: 0 K: 2 S: 12 | H: 0 LOB: 1 BB: 1 P: 21 | R: 0 E: 0 K: 2 S: 8 | H: 0 LOB: 0 BB: 0 P: 11 | R: 0 E: 0 K: 1 S: 7 | H: 0 LOB: 0 BB: 0 P: 10 | R: 0 E: 0 K: 1 S: 6 | H: 1 LOB: 1 BB: 0 P: 18 | R: 1 E: 0 K: 2 S: 15 | H: 2 LOB: 2 BB: 1 P: 27 | R: 0 E: 0 K: 2 S: 12 | H: 1 LOB: 1 BB: 0 P: 17 | R: 0 E: 0 K: 0 S: 9 | H: 0 LOB: 1 BB: 1 P: 14 | 1B: 5 2B: 0 3B: 0 HR: 1 | SF: 0 SAC: 0 DP: 0 HBP: 0 | WP: 1 PB: 0 SB: 3 CS: 0 | PA: 40 | | | | | |
| PITCHER | IP 7.0 | WLS 0.2 | BF 26 | H 4 | R 1 | ER 2 | SO 11 | BB 2 | IBB 0 | HBP 0 | BLK 0 | WP 0 | HR 1 | S 73 | P 113 | ERA 2.57 | WHIP 0.714 | | | | | | | | |
| Hideo Nomo, R ERA: 4.24 37 Darren Dreifort, R ERA: 2.44 Scott Radinsky, L ERA: 3.16 Todd Worrell, R ERA: 5.24 (1, 1) (8, 1) (8, 1) (10, 1) | | | | | | | | | | | | | | | | | | | | | | | | | |

Los Angeles Dodgers @ Houston Astros
Astrodome, Houston, TX
Sun Sep 14 1997, 4:33 AM EDT
Att. 32,666 - Dome - 68 F


livebaseballscorecards.com


AB 36
R 3
H 6
RBI 3
BB 4
SO 15
LOB 11



| Batter | 1 | 2 | 3 | 4 | 5 | 6 | 7 | 8 | 9 | AB | R | H | RBI | BB | SO | LOB | TOP | | | | | | | | |
|---|-------------------------------|----------------------------------|------------------------------|---------------------------------|-------------------------------|----------------------------------|------------------------------|----------------------------------|-------------------------------|----------------------------------|------------------------------|---------------------------------|------------------------------|----------------------------------|------------------------------|---------------------------------|--|----------------------------------|----------------------------------|------------------------------------|----------------------------------|--------|--|--|--|
| Eric Young Sr. R OBP: 0.359, SLG: 0.399 (1, 4) | | | | | | | | | | 4 | 0 | 3 | 2 | 0 | 0 | 0 | Los Angeles Dodgers @ St. Louis Cardinals Busch Stadium, St. Louis, MO Tue Sep 16 1997, 7:05 PM CDT Att: 27,157 - Unknown - 92 F livebaseballscorecards.com | | | | | | | | |
| Brett Butler L OBP: 0.366, SLG: 0.320 (9, PH) | | | | | | | | | | 4 | 1 | 0 | 0 | 0 | 1 | 3 | | | | | | | | | |
| Otis Nixon S OBP: 0.342, SLG: 0.316 (9, 8) | | | | | | | | | | 1 | 0 | 0 | 0 | 0 | 0 | 2 | | | | | | | | | |
| Mike Piazza R OBP: 0.433, SLG: 0.636 (1, 2) | | | | | | | | | | 4 | 2 | 2 | 2 | 0 | 0 | 1 | | | | | | | | | |
| Eric Karros R OBP: 0.326, SLG: 0.451 (1, 3) | | | | | | | | | | 4 | 1 | 2 | 0 | 0 | 1 | 0 | | | | | | | | | |
| Raul Mondesi R OBP: 0.358, SLG: 0.528 (1, 9) | | | | | | | | | | 4 | 1 | 2 | 1 | 0 | 0 | 1 | | | | | | | | | |
| Todd Zeile R OBP: 0.356, SLG: 0.442 (1, 5) | | | | | | | | | | 4 | 1 | 1 | 1 | 0 | 2 | 1 | | | | | | | | | |
| Darren Lewis R OBP: 0.336, SLG: 0.287 (7, 1) | | | | | | | | | | 3 | 1 | 1 | 0 | 0 | 1 | 0 | | | | | | | | | |
| Eddie Murray S OBP: 0.280, SLG: 0.321 (9, PH) | | | | | | | | | | 0 | 0 | 0 | 0 | 0 | 0 | 0 | | | | | | | | | |
| Garey Ingram R OBP: 0.625, SLG: 0.571 (9, PR) | | | | | | | | | | 0 | 0 | 0 | 0 | 0 | 0 | 0 | | | | | | | | | |
| Juan Castro R OBP: 0.216, SLG: 0.209 (9, 6) | | | | | | | | | | 0 | 0 | 0 | 0 | 0 | 0 | 0 | | | | | | | | | |
| Greg Gagne R OBP: 0.303, SLG: 0.357 (9, PH) | | | | | | | | | | 3 | 0 | 0 | 0 | 0 | 0 | 1 | | | | | | | | | |
| Wayne Kirby L OBP: 0.290, SLG: 0.200 (9, 1) | | | | | | | | | | 1 | 0 | 0 | 0 | 0 | 0 | 3 | | | | | | | | | |
| Scott Radinsky L (9, 1) | | | | | | | | | | 0 | 0 | 0 | 0 | 0 | 0 | 0 | | | | | | | | | |
| Ramon Martinez R OBP: 0.205, SLG: 0.231 (6, 1) | | | | | | | | | | 1 | 0 | 0 | 0 | 0 | 0 | 0 | | | | | | | | | |
| Darren Hall R (7, 1) | | | | | | | | | | 0 | 0 | 0 | 0 | 0 | 0 | 0 | | | | | | | | | |
| Mark Guthrie R OBP: 0.250, SLG: 0.250 (7, 8) | | | | | | | | | | 0 | 0 | 0 | 0 | 0 | 0 | 0 | | | | | | | | | |
| Todd Hollandsworth L OBP: 0.290, SLG: 0.363 (9, 7) | | | | | | | | | | 2 | 0 | 0 | 1 | 0 | 1 | 2 | | | | | | | | | |
| Inning Stats | R: 2 E: 0 K: 1 S: 13 | H: 3 LOB: 0 BB: 0 P: 20 | R: 0 E: 0 K: 0 S: 3 | H: 0 LOB: 0 BB: 0 P: 4 | R: 0 E: 0 K: 0 S: 14 | H: 1 LOB: 1 BB: 0 P: 18 | R: 0 E: 0 K: 1 S: 9 | H: 1 LOB: 0 BB: 0 P: 13 | R: 1 E: 1 K: 1 S: 12 | H: 2 LOB: 1 BB: 0 P: 15 | R: 0 E: 0 K: 0 S: 5 | H: 0 LOB: 0 BB: 0 P: 8 | R: 0 E: 0 K: 2 S: 8 | H: 0 LOB: 0 BB: 0 P: 11 | R: 0 E: 0 K: 1 S: 6 | H: 0 LOB: 0 BB: 0 P: 9 | R: 4 E: 1 K: 0 S: 17 | H: 4 LOB: 2 BB: 1 P: 23 | 1B: 9 2B: 1 3B: 0 HR: 1 | SF: 1 SAC: 1 DP: 0 HBP: 0 | WP: 0 PB: 0 SB: 1 CS: 1 | PA: 39 | | | |
| PITCHER | IP | WLS | BF | H | R | ER | SO | BB | IBB | HBP | BLK | WP | HR | S | P | ERA | WHIP | | | | | | | | |
| Mike Busby R ERA: 4.5 | 6.0 | 23 | 7 | 3 | 3 | 3 | 3 | 0 | 0 | 0 | 0 | 0 | 1 | 56 | 78 | 4.50 | 1.167 | | | | | | | | |
| Curtis King R ERA: 2.86 | 2.0 | 6 | 0 | 0 | 0 | 0 | 3 | 0 | 0 | 0 | 0 | 0 | 0 | 14 | 20 | 0.00 | 0.000 | | | | | | | | |
| Dennis Eckersley R ERA: 4.14 | 0.0 | L | 5 | 4 | 4 | 3 | 0 | 1 | 0 | 0 | 0 | 0 | 0 | 11 | 17 | ∞ | ∞ | | | | | | | | |
| John Frascatore R ERA: 2.3 | 1.0 | 4 | 0 | 0 | 0 | 0 | 0 | 0 | 0 | 0 | 0 | 0 | 0 | 6 | 6 | 0.00 | 0.000 | | | | | | | | |

| Batter | 1 | 2 | 3 | 4 | 5 | 6 | 7 | 8 | 9 | AB | R | H | RBI | BB | SO | LOB | BOTTOM | | | | | | | | |
|--|------------------------------|----------------------------------|------------------------------|----------------------------------|-------------------------------|----------------------------------|------------------------------|----------------------------------|-------------------------------|----------------------------------|-------------------------------|----------------------------------|-------------------------------|----------------------------------|-------------------------------|----------------------------------|--|------------------------------------|----------------------------------|--------|--|--|--|--|--|
| Delino DeShields L OBP: 0.344, SLG: 0.434 (1, 4) | | | | | | | | | | 3 | 1 | 0 | 0 | 2 | 0 | 1 | Los Angeles Dodgers @ St. Louis Cardinals Busch Stadium, St. Louis, MO Tue Sep 16 1997, 7:05 PM CDT Att: 27,157 - Unknown - 92 F livebaseballscorecards.com | | | | | | | | |
| Royce Clayton R OBP: 0.302, SLG: 0.391 (1, 6) | | | | | | | | | | 4 | 0 | 1 | 0 | 0 | 0 | 2 | | | | | | | | | |
| Mark McGwire R OBP: 0.393, SLG: 0.644 (1, 3) | | | | | | | | | | 4 | 2 | 1 | 1 | 1 | 1 | 2 | | | | | | | | | |
| Ray Lankford L OBP: 0.414, SLG: 0.610 (1, 8) | | | | | | | | | | 3 | 2 | 1 | 3 | 2 | 1 | 1 | | | | | | | | | |
| Dmitri Young S OBP: 0.333, SLG: 0.355 (7, PR) | | | | | | | | | | 3 | 0 | 1 | 0 | 1 | 0 | 2 | | | | | | | | | |
| Scarborough Green S OBP: 0.156, SLG: 0.150 (8, 7) | | | | | | | | | | 0 | 1 | 0 | 0 | 0 | 0 | 0 | | | | | | | | | |
| Ron Gant R OBP: 0.311, SLG: 0.385 (9, PH) | | | | | | | | | | 1 | 0 | 0 | 0 | 0 | 1 | 0 | | | | | | | | | |
| Phil Plantier L OBP: 0.331, SLG: 0.431 (7, PH) | | | | | | | | | | 3 | 0 | 0 | 0 | 0 | 2 | 3 | | | | | | | | | |
| Willie McGee S OBP: 0.352, SLG: 0.429 (8, 9) | | | | | | | | | | 2 | 0 | 1 | 1 | 0 | 1 | 0 | | | | | | | | | |
| David Bell R OBP: 0.302, SLG: 0.371 (1, 5) | | | | | | | | | | 3 | 0 | 0 | 0 | 1 | 0 | 2 | | | | | | | | | |
| Eli Marrero R OBP: 0.350, SLG: 0.368 (1, 2) | | | | | | | | | | 3 | 0 | 1 | 1 | 1 | 1 | 0 | | | | | | | | | |
| Mike DiFelice R OBP: 0.295, SLG: 0.321 (9, 2) | | | | | | | | | | 0 | 0 | 0 | 0 | 0 | 0 | 0 | | | | | | | | | |
| Mike Busby R OBP: 1.000, SLG: 1.000 (6, PH) | | | | | | | | | | 2 | 0 | 2 | 0 | 0 | 0 | 0 | | | | | | | | | |
| Gary Gaetti R OBP: 0.314, SLG: 0.420 (7, 1) | | | | | | | | | | 1 | 0 | 0 | 0 | 0 | 1 | 2 | | | | | | | | | |
| Curtis King R (9, 1) | | | | | | | | | | 0 | 0 | 0 | 0 | 0 | 0 | 0 | | | | | | | | | |
| Dennis Eckersley R (9, 1) | | | | | | | | | | 0 | 0 | 0 | 0 | 0 | 0 | 0 | | | | | | | | | |
| John Frascatore R (9, 1) | | | | | | | | | | 0 | 0 | 0 | 0 | 0 | 0 | 0 | | | | | | | | | |
| Inning Stats | R: 1 E: 0 K: 1 S: 9 | H: 1 LOB: 2 BB: 2 P: 24 | R: 0 E: 0 K: 0 S: 8 | H: 1 LOB: 0 BB: 0 P: 16 | R: 0 E: 0 K: 1 S: 10 | H: 1 LOB: 1 BB: 0 P: 17 | R: 0 E: 0 K: 1 S: 8 | H: 0 LOB: 0 BB: 0 P: 14 | R: 1 E: 0 K: 1 S: 12 | H: 1 LOB: 1 BB: 1 P: 24 | R: 4 E: 0 K: 1 S: 15 | H: 3 LOB: 3 BB: 3 P: 31 | R: 0 E: 0 K: 0 S: 10 | H: 0 LOB: 0 BB: 0 P: 13 | R: 0 E: 0 K: 3 S: 11 | H: 0 LOB: 0 BB: 0 P: 15 | 1B: 4 2B: 2 3B: 0 HR: 2 | SF: 0 SAC: 1 DP: 1 HBP: 0 | WP: 0 PB: 0 SB: 1 CS: 0 | PA: 42 | | | | | |
| PITCHER | IP | WLS | BF | H | R | ER | SO | BB | IBB | HBP | BLK | WP | HR | S | P | ERA | WHIP | | | | | | | | |
| Ramon Martinez R ERA: 3.5 | 5.2 | 25 | 4 | 2 | 2 | 4 | 4 | 5 | 0 | 0 | 0 | 0 | 0 | 3 | 6 | 0.00 | 3.000 | | | | | | | | |
| Darren Hall R ERA: 2.24 | 0.1 | 2 | 1 | 0 | 0 | 0 | 0 | 0 | 0 | 0 | 0 | 0 | 0 | 3 | 6 | 0.00 | 3.000 | | | | | | | | |
| Mark Guthrie L ERA: 5.19 | 0.1 | 6 | 3 | 4 | 4 | 0 | 1 | 1 | 1 | 0 | 1 | 0 | 1 | 9 | 20 | 108.00 | 12.000 | | | | | | | | |
| Rick Gorecki R ERA | 1.2 | W | 6 | 0 | 0 | 0 | 1 | 0 | 1 | 0 | 0 | 0 | 0 | 16 | 24 | 0.00 | 0.000 | | | | | | | | |
| Scott Radinsky L ERA: 3.07 | 1.0 | S | 3 | 0 | 0 | 0 | 3 | 0 | 0 | 0 | 0 | 0 | 0 | 11 | 15 | 0.00 | 0.000 | | | | | | | | |

| Batter | 1 | 2 | 3 | 4 | 5 | 6 | 7 | 8 | 9 | AB | R | H | RBI | BB | SO | LOB | TOP | | | | | | | | | | |
|---|------------------------------|----------------------------------|------------------------------|----------------------------------|------------------------------|---------------------------------|------------------------------|----------------------------------|------------------------------|----------------------------------|-------------------------------|----------------------------------|------------------------------|----------------------------------|------------------------------|----------------------------------|--|------------------------------------|----------------------------------|--------|--|--|--|--|--|--|--|
| Eric Young Sr. R (1,4) OBP: 0.360, SLG: 0.399 | L3 | | | G1-3 | | 1B | | FC1-4 BB | | 3 | 0 | 1 | 0 | 1 | 0 | 0 | Los Angeles Dodgers @ San Francisco Giants 3Com Park at Candlestick Point, San Francisco, CA Wed Sep 17 1997, 10:05 PM EDT Att: 56,625 - Unknown - 64 F livebaseballscorecards.com | | | | | | | | | | |
| Otis Nixon S (1,8) OBP: 0.342, SLG: 0.315 | F8 | | | F8 | | 1B | | FC1-4 | | 4 | 0 | 1 | 0 | 0 | 0 | 1 | | | | | | | | | | | |
| Mike Piazza R (1,2) OBP: 0.430, SLG: 0.631 | F8 | | | G5-3 | | F8 | | F9 | | 4 | 0 | 0 | 0 | 0 | 0 | 3 | | | | | | | | | | | |
| Eric Karros R (1,3) OBP: 0.326, SLG: 0.449 | | | | | | F7 | | K | | 3 | 0 | 0 | 0 | 1 | 2 | 2 | | | | | | | | | | | |
| Raul Mondesi R (1,9) OBP: 0.359, SLG: 0.532 | | | | | | | | | | 3 | 1 | 1 | 1 | 1 | 1 | 1 | | | | | | | | | | | |
| Todd Zeile R (1,5) OBP: 0.356, SLG: 0.440 | | | | | | | | | | 3 | 0 | 0 | 0 | 1 | 1 | 2 | | | | | | | | | | | |
| Darren Lewis R (1,7) OBP: 0.336, SLG: 0.288 | | | | | | | | | | 3 | 0 | 1 | 0 | 0 | 0 | 1 | | | | | | | | | | | |
| Greg Gagne R (1,6) OBP: 0.301, SLG: 0.354 | | | | | | | | | | 3 | 0 | 0 | 0 | 0 | 1 | 2 | | | | | | | | | | | |
| Chan Ho Park R (1,1) OBP: 0.250, SLG: 0.271 | | | | | | | | | | 2 | 0 | 0 | 0 | 0 | 1 | 0 |  | | | | | | | | | | |
| Paul Konerko R (8, PH) OBP: 0.333, SLG: 0.333 | | | | | | | | | | 0 | 0 | 0 | 0 | 0 | 0 | 0 | | | | | | | | | | | |
| Todd Hollandsworth L (8, PH) OBP: 0.289, SLG: 0.362 | | | | | | | | | | 1 | 0 | 0 | 0 | 0 | 0 | 0 | | | | | | | | | | | |
| Antonio Osuna R (8, 1) OBP: 0.500, SLG: 0.500 | | | | | | | | | | 0 | 0 | 0 | 0 | 0 | 0 | 0 | | | | | | | | | | | |
| Inning Stats | R: 0 E: 0 K: 0 S: 8 | H: 0 LOB: 0 BB: 0 P: 12 | R: 0 E: 0 K: 1 S: 7 | H: 0 LOB: 0 BB: 1 P: 13 | R: 0 E: 0 K: 1 S: 6 | H: 0 LOB: 0 BB: 0 P: 9 | R: 0 E: 0 K: 0 S: 8 | H: 0 LOB: 0 BB: 0 P: 15 | R: 1 E: 0 K: 0 S: 9 | H: 1 LOB: 1 BB: 1 P: 15 | R: 0 E: 0 K: 2 S: 11 | H: 2 LOB: 2 BB: 0 P: 16 | R: 0 E: 0 K: 0 S: 9 | H: 1 LOB: 1 BB: 1 P: 15 | R: 0 E: 0 K: 0 S: 9 | H: 0 LOB: 0 BB: 0 P: 10 | 1B: 3 2B: 0 3B: 0 HR: 1 | SF: 0 SAC: 0 DP: 1 HBP: 0 | WP: 0 PB: 0 SB: 0 CS: 1 | PA: 33 | | | | | | | |
| PITCHER | IP | WLS | BF | H | R | ER | SO | BB | IBB | HBP | BLK | WP | HR | S | P | ERA | WHIP | | | | | | | | | | |
| Kirk Rueter L (1, 1) ERA: 3.42 | 7.0 | W | 26 | 4 | 1 | 1 | 4 | 3 | 0 | 0 | 0 | 0 | 1 | 58 | 95 | 1.29 | 1.000 | | | | | | | | | | |
| Roberto Hernandez R (8, 1) ERA: 2.54 | 2.0 | S | 7 | 0 | 0 | 0 | 2 | 1 | 0 | 0 | 0 | 0 | 0 | 17 | 26 | 0.00 | 0.500 | | | | | | | | | | |

| Batter | 1 | 2 | 3 | 4 | 5 | 6 | 7 | 8 | 9 | AB | R | H | RBI | BB | SO | LOB | BOTTOM | | | | | | | | | | |
|---|-------------------------------|----------------------------------|------------------------------|----------------------------------|------------------------------|---------------------------------|------------------------------|---------------------------------|------------------------------|----------------------------------|-------------------------------|----------------------------------|-------------------------------|----------------------------------|-------------------------------|----------------------------------|--|----------------------------------|------------------------------------|----------------------------------|--------|--|--|--|--|--|--|
| Stan Javier S (1,9) OBP: 0.365, SLG: 0.390 | L7 | | | | | | | | | 3 | 0 | 0 | 0 | 0 | 1 | 0 | Los Angeles Dodgers @ San Francisco Giants 3Com Park at Candlestick Point, San Francisco, CA Wed Sep 17 1997, 10:05 PM EDT Att: 56,625 - Unknown - 64 F livebaseballscorecards.com | | | | | | | | | | |
| Darryl Hamilton L (1,8) OBP: 0.346, SLG: 0.353 | | | | | | | | | | 3 | 1 | 0 | 0 | 1 | 1 | 1 | | | | | | | | | | | |
| Barry Bonds L (1,7) OBP: 0.438, SLG: 0.553 | | | | | | | | | | 3 | 1 | 1 | 2 | 1 | 0 | 1 | | | | | | | | | | | |
| Jeff Kent R (1,4) OBP: 0.315, SLG: 0.472 | | | | | | | | | | 4 | 0 | 0 | 0 | 0 | 4 | 3 | | | | | | | | | | | |
| J.T. Snow L (1,3) OBP: 0.390, SLG: 0.498 | | | | | | | | | | 3 | 0 | 0 | 0 | 0 | 1 | 0 | | | | | | | | | | | |
| Mark Lewis R (1,5) OBP: 0.359, SLG: 0.432 | | | | | | | | | | 3 | 0 | 0 | 0 | 0 | 1 | 0 | | | | | | | | | | | |
| Roberto Hernandez R (8, 1) OBP: 1.000, SLG: 1.000 | | | | | | | | | | 0 | 0 | 0 | 0 | 0 | 0 | 0 | | | | | | | | | | | |
| Jose Vizcaino S (1,6) OBP: 0.322, SLG: 0.342 | | | | | | | | | | 3 | 0 | 0 | 0 | 0 | 0 | 0 | | | | | | | | | | | |
| Brian Johnson R (1,2) OBP: 0.300, SLG: 0.437 | | | | | | | | | | 3 | 0 | 1 | 0 | 0 | 1 | 1 | | | | | | | | | | | |
| Kirk Rueter L (1, 1) OBP: 0.182, SLG: 0.143 | | | | | | | | | | 2 | 0 | 0 | 0 | 0 | 1 | 1 |  | | | | | | | | | | |
| Bill Mueller S (8, 5) OBP: 0.370, SLG: 0.434 | | | | | | | | | | 1 | 0 | 1 | 0 | 0 | 0 | 0 | | | | | | | | | | | |
| Inning Stats | R: 2 E: 0 K: 2 S: 15 | H: 1 LOB: 1 BB: 1 P: 23 | R: 0 E: 0 K: 0 S: 8 | H: 1 LOB: 1 BB: 0 P: 13 | R: 0 E: 1 K: 2 S: 8 | H: 0 LOB: 1 BB: 0 P: 9 | R: 0 E: 0 K: 1 S: 6 | H: 0 LOB: 0 BB: 0 P: 9 | R: 0 E: 0 K: 2 S: 9 | H: 0 LOB: 0 BB: 0 P: 12 | R: 0 E: 0 K: 2 S: 10 | H: 0 LOB: 0 BB: 0 P: 16 | R: 0 E: 1 K: 0 S: 11 | H: 0 LOB: 1 BB: 0 P: 16 | R: 0 E: 0 K: 1 S: 10 | H: 1 LOB: 2 BB: 1 P: 19 | | 1B: 1 2B: 0 3B: 1 HR: 1 | SF: 0 SAC: 1 DP: 0 HBP: 0 | WP: 0 PB: 0 SB: 0 CS: 0 | PA: 31 | | | | | | |
| PITCHER | IP | WLS | BF | H | R | ER | SO | BB | IBB | HBP | BLK | WP | HR | S | P | ERA | | WHIP | | | | | | | | | |
| Chan Ho Park R (1, 1) ERA: 3.44 | 7.0 | L | 26 | 2 | 2 | 2 | 9 | 1 | 0 | 0 | 0 | 0 | 0 | 67 | 98 | 2.57 | 0.429 | | | | | | | | | | |
| Antonio Osuna R (8, 1) ERA: 1.87 | 1.0 | | 5 | 1 | 0 | 0 | 1 | 0 | 1 | 0 | 0 | 0 | 0 | 10 | 19 | 0.00 | 1.000 | | | | | | | | | | |

| Batter | 1 | 2 | 3 | 4 | 5 | 6 | 7 | 8 | 9 | 10 | 11 | 12 | AB | R | H | RBI | BB | SO | LOB | TOP | | | | | | |
|---|--|--|--|--|--|--|--|--|--|--|--|--|--|--|--|--|--|--|--|--|--|--|-----------------------------------|------------------------------------|----------------------------------|--------|
| Eric Young Sr., R OBP: 0.360, SLG: 0.398 | | | | | | | | | | | | | 6 | 1 | 2 | 0 | 0 | 2 | 1 | | | | | | | |
| Otis Nixon, S OBP: 0.340, SLG: 0.319 | | | | | | | | | | | | | 6 | 2 | 1 | 1 | 0 | 1 | 3 | | | | | | | |
| Mike Piazza, R OBP: 0.431, SLG: 0.629 | | | | | | | | | | | | | 6 | 0 | 3 | 2 | 0 | 0 | 1 | | | | | | | |
| Eric Karros, R OBP: 0.327, SLG: 0.449 | | | | | | | | | | | | | 6 | 1 | 3 | 1 | 0 | 0 | 2 | | | | | | | |
| Raul Mondesi, R OBP: 0.360, SLG: 0.531 | | | | | | | | | | | | | 5 | 0 | 2 | 0 | 0 | 1 | 2 | | | | | | | |
| Todd Zeile, R OBP: 0.358, SLG: 0.441 | | | | | | | | | | | | | 5 | 0 | 2 | 1 | 0 | 3 | 5 | | | | | | | |
| Darren Lewis, R 37 Darren Dreifort, R Scott Radinsky, L Antonio Osuna, R Eddie Murray, R Todd Worrell, R Mark Guthrie, R | | | | | | | | | | | | | 3 | 0 | 0 | 0 | 0 | 0 | 1 | 4 | | | | | | |
| Juan Castro, R OBP: 0.211, SLG: 0.203 | | | | | | | | | | | | | 2 | 0 | 0 | 0 | 0 | 1 | 0 | | | | | | | |
| Wilton Guerrero, S OBP: 0.306, SLG: 0.405 | | | | | | | | | | | | | 1 | 0 | 0 | 0 | 0 | 1 | 0 | | | | | | | |
| Greg Gagne, R OBP: 0.300, SLG: 0.353 | | | | | | | | | | | | | 2 | 0 | 0 | 0 | 0 | 1 | 0 | | | | | | | |
| Tom Candiotti, R OBP: 0.125, SLG: 0.097 | | | | | | | | | | | | | 2 | 0 | 1 | 0 | 0 | 1 | 0 | | | | | | | |
| Dennys Reyes, R Garey Ingram, R Todd Hollandsworth, L | | | | | | | | | | | | | 0 | 0 | 0 | 0 | 0 | 0 | 0 | | | | | | | |
| Inning Stats | R: 1 E: 0 K: 12 | H: 2 LOB: 1 BB: 0 P: 18 | R: 0 E: 0 K: 5 | H: 1 LOB: 0 BB: 0 P: 10 | R: 0 E: 0 K: 5 | H: 1 LOB: 0 BB: 0 P: 8 | R: 0 E: 0 K: 2 | H: 2 LOB: 2 BB: 0 P: 19 | R: 0 E: 0 K: 1 | H: 0 LOB: 0 BB: 0 P: 13 | R: 2 E: 1 K: 17 | H: 2 LOB: 1 BB: 0 P: 18 | R: 0 E: 0 K: 9 | H: 0 LOB: 0 BB: 0 P: 14 | R: 0 E: 0 K: 8 | H: 1 LOB: 1 BB: 0 P: 12 | R: 0 E: 0 K: 10 | H: 3 LOB: 2 BB: 0 P: 15 | R: 0 E: 0 K: 10 | H: 0 LOB: 0 BB: 0 P: 12 | R: 0 E: 0 K: 6 | H: 0 LOB: 0 BB: 0 P: 7 | 1B: 13 2B: 1 3B: 0 HR: 1 | SF: 0 SAC: 0 DP: 3 HBP: 0 | WP: 1 PB: 0 SB: 2 CS: 0 | PA: 49 |
| PITCHER | IP WLS BF H R ER SO BB IBB HBP BLK | IP WLS BF H R ER SO BB IBB HBP BLK | IP WLS BF H R ER SO BB IBB HBP BLK | IP WLS BF H R ER SO BB IBB HBP BLK | IP WLS BF H R ER SO BB IBB HBP BLK | IP WLS BF H R ER SO BB IBB HBP BLK | IP WLS BF H R ER SO BB IBB HBP BLK | IP WLS BF H R ER SO BB IBB HBP BLK | IP WLS BF H R ER SO BB IBB HBP BLK | IP WLS BF H R ER SO BB IBB HBP BLK | IP WLS BF H R ER SO BB IBB HBP BLK | IP WLS BF H R ER SO BB IBB HBP BLK | IP WLS BF H R ER SO BB IBB HBP BLK | IP WLS BF H R ER SO BB IBB HBP BLK | IP WLS BF H R ER SO BB IBB HBP BLK | IP WLS BF H R ER SO BB IBB HBP BLK | IP WLS BF H R ER SO BB IBB HBP BLK | IP WLS BF H R ER SO BB IBB HBP BLK | IP WLS BF H R ER SO BB IBB HBP BLK | IP WLS BF H R ER SO BB IBB HBP BLK | IP WLS BF H R ER SO BB IBB HBP BLK | IP WLS BF H R ER SO BB IBB HBP BLK | ERA WHIP | ERA WHIP | | |

Los Angeles Dodgers @ San Francisco Giants
 3Com Park at Candlestick Point, San Francisco, CA
 Thu Sep 18 1997, 6:33 AM EDT
 Att. 52,186 - Sunny - 70 F

AB 49
 R 5
 H 15
 RBI 5
 BB 0
 SO 13
 LOB 21

| Batter | 1 | 2 | 3 | 4 | 5 | 6 | 7 | 8 | 9 | 10 | 11 | 12 | AB | R | H | RBI | BB | SO | LOB | BOTTOM | | | | | | |
|---|--|--|--|--|--|--|--|--|--|--|--|--|--|--|--|--|--|--|--|--|--|--|----------------------------------|------------------------------------|----------------------------------|--------|
| Darryl Hamilton, L OBP: 0.347, SLG: 0.352 | | | | | | | | | | | | | 3 | 1 | 1 | 0 | 1 | 0 | 2 | | | | | | | |
| Mark Lewis, R OBP: 0.308, SLG: 0.431 | | | | | | | | | | | | | 1 | 0 | 0 | 0 | 0 | 0 | 3 | | | | | | | |
| LeJon Powell, R OBP: 0.368, SLG: 0.412 | | | | | | | | | | | | | 0 | 0 | 0 | 0 | 0 | 0 | 0 | | | | | | | |
| Marvin Benard, L OBP: 0.333, SLG: 0.314 | | | | | | | | | | | | | 1 | 0 | 0 | 0 | 0 | 1 | 0 | | | | | | | |
| Bill Mueller, S OBP: 0.370, SLG: 0.434 | | | | | | | | | | | | | 5 | 1 | 2 | 0 | 0 | 1 | 0 | | | | | | | |
| Barry Bonds, L OBP: 0.442, SLG: 0.563 | | | | | | | | | | | | | 3 | 2 | 2 | 3 | 3 | 0 | 1 | | | | | | | |
| Glenallen Hill, R OBP: 0.280, SLG: 0.422 | | | | | | | | | | | | | 2 | 0 | 1 | 1 | 1 | 0 | 0 | | | | | | | |
| Stan Javier, S OBP: 0.363, SLG: 0.387 | | | | | | | | | | | | | 3 | 0 | 0 | 0 | 0 | 1 | 4 | | | | | | | |
| Jeff Kent, R OBP: 0.315, SLG: 0.470 | | | | | | | | | | | | | 5 | 0 | 1 | 0 | 1 | 1 | 4 | | | | | | | |
| J.T. Snow, L OBP: 0.389, SLG: 0.501 | | | | | | | | | | | | | 5 | 1 | 1 | 1 | 1 | 0 | 3 | | | | | | | |
| Jose Vizcaino, S OBP: 0.323, SLG: 0.341 | | | | | | | | | | | | | 5 | 0 | 1 | 0 | 1 | 1 | 1 | | | | | | | |
| Brian Johnson, R OBP: 0.307, SLG: 0.450 | | | | | | | | | | | | | 5 | 1 | 3 | 1 | 1 | 2 | 0 | | | | | | | |
| Terry Mulholland, R Julian Tavarez, L Roberto Hernandez, R Jacob deGrom, R Doug Henry, R Damon Berryh, S Rod Beck, R | | | | | | | | | | | | | 3 | 0 | 0 | 0 | 0 | 2 | 5 | | | | | | | |
| Inning Stats | R: 1 E: 0 K: 11 | H: 2 LOB: 1 BB: 0 P: 18 | R: 0 E: 1 K: 10 | H: 2 LOB: 2 BB: 0 P: 14 | R: 0 E: 0 K: 10 | H: 1 LOB: 1 BB: 1 P: 15 | R: 1 E: 0 K: 11 | H: 1 LOB: 0 BB: 0 P: 16 | R: 3 E: 0 K: 13 | H: 4 LOB: 3 BB: 2 P: 28 | R: 0 E: 0 K: 9 | H: 0 LOB: 2 BB: 2 P: 19 | R: 0 E: 0 K: 14 | H: 0 LOB: 2 BB: 2 P: 24 | R: 0 E: 0 K: 13 | H: 0 LOB: 0 BB: 0 P: 15 | R: 0 E: 0 K: 10 | H: 0 LOB: 1 BB: 1 P: 21 | R: 0 E: 0 K: 9 | H: 0 LOB: 0 BB: 0 P: 11 | R: 1 E: 0 K: 1 | H: 1 LOB: 0 BB: 0 P: 1 | 1B: 8 2B: 1 3B: 1 HR: 3 | SF: 0 SAC: 1 DP: 2 HBP: 0 | WP: 0 PB: 1 SB: 1 CS: 0 | PA: 53 |
| PITCHER | IP WLS BF H R ER SO BB IBB HBP BLK | IP WLS BF H R ER SO BB IBB HBP BLK | IP WLS BF H R ER SO BB IBB HBP BLK | IP WLS BF H R ER SO BB IBB HBP BLK | IP WLS BF H R ER SO BB IBB HBP BLK | IP WLS BF H R ER SO BB IBB HBP BLK | IP WLS BF H R ER SO BB IBB HBP BLK | IP WLS BF H R ER SO BB IBB HBP BLK | IP WLS BF H R ER SO BB IBB HBP BLK | IP WLS BF H R ER SO BB IBB HBP BLK | IP WLS BF H R ER SO BB IBB HBP BLK | IP WLS BF H R ER SO BB IBB HBP BLK | IP WLS BF H R ER SO BB IBB HBP BLK | IP WLS BF H R ER SO BB IBB HBP BLK | IP WLS BF H R ER SO BB IBB HBP BLK | IP WLS BF H R ER SO BB IBB HBP BLK | IP WLS BF H R ER SO BB IBB HBP BLK | IP WLS BF H R ER SO BB IBB HBP BLK | IP WLS BF H R ER SO BB IBB HBP BLK | IP WLS BF H R ER SO BB IBB HBP BLK | IP WLS BF H R ER SO BB IBB HBP BLK | IP WLS BF H R ER SO BB IBB HBP BLK | ERA WHIP | ERA WHIP | | |

Los Angeles Dodgers @ San Francisco Giants
 3Com Park at Candlestick Point, San Francisco, CA
 Thu Sep 18 1997, 6:33 AM EDT
 Att. 52,186 - Sunny - 70 F

AB 42
 R 6
 H 12
 RBI 6
 BB 10
 SO 10
 LOB 23

| Batter | 1 | 2 | 3 | 4 | 5 | 6 | 7 | 8 | 9 | AB | R | H | RBI | BB | SO | LOB | TOP | | | | | |
|--|-------------------------------|----------------------------------|-------------------------------|----------------------------------|------------------------------|----------------------------------|-------------------------------------|----------------------------------|-------------------------------|----------------------------------|-------------------------------|----------------------------------|-------------------------------|----------------------------------|------------------------------|----------------------------------|-------------------------------|----------------------------------|----------------------------------|------------------------------------|----------------------------------|--------|
| Walt Weiss, S OBP: 0.376, SLG: 0.392 | 2-1 FC5-4 1B | | 0-0 G4-3 | | | 2-3 K | 3-1 P6 | | 3-2 F8 | 5 | 0 | 1 | 0 | 0 | 1 | 2 | | | | | | |
| Ellis Burks, R OBP: 0.353, SLG: 0.559 | 0-2 FC5-4 G3 1-2 | | 2-3 K | | | 2-1 HR | | 2-0 G5-3 | | 4 | 1 | 1 | 1 | 0 | 1 | 1 | | | | | | |
| Larry Walker, L OBP: 0.456, SLG: 0.727 | 3-2 G3 1-3 | | | 1-1 P5 | | 0-3 K | | 1-1 G1-3 | | 4 | 0 | 0 | 0 | 0 | 1 | 1 | | | | | | |
| Andres Galaraga, R OBP: 0.390, SLG: 0.584 | 3-3 K | | | 1-0 F8 | | 1-1 F8 | | 4-0 S 1B BB | | 3 | 1 | 0 | 0 | 1 | 1 | 1 | | | | | | |
| Dante Bichette, R OBP: 0.344, SLG: 0.513 | | 2-2 G3-1 2B | | | | | 1-2 SH3-4 E 1B | 2-0 1-H 1B | | 3 | 0 | 2 | 0 | 0 | 1 | 0 | | | | | | |
| Quinton McCracken, S OBP: 0.372, SLG: 0.359 | | | | | | | | | | 1 | 1 | 1 | 1 | 0 | 0 | 0 | | | | | | |
| Vinny Castilla, R OBP: 0.352, SLG: 0.553 | 3-3 K | | | | 0-2 G5-3 | | 4-1 E SH3-4 17 WP BB | 3-2 F7 | | 3 | 1 | 0 | 0 | 1 | 1 | 2 | | | | | | |
| Jeff Reed, L OBP: 0.394, SLG: 0.547 | 1-0 G3-1 | | | | 2-0 HR | | 0-1 SH3-4 | | 3-2 HR | 3 | 2 | 2 | 2 | 0 | 0 | 1 | | | | | | |
| Neffi Perez, S OBP: 0.338, SLG: 0.443 | 1-1 G6-3 | | | | 1-3 K | | 0-1 E3 17 G4-3 17 WP | | 1-0 L4 | 4 | 0 | 0 | 1 | 0 | 1 | 3 | | | | | | |
| Pedro Astacio, R OBP: 0.113, SLG: 0.132 | | | | | | | 2-3 3-H | | | 2 | 0 | 0 | 0 | 0 | 2 | 0 | | | | | | |
| 17 Todd Helton, L OBP: 0.384, SLG: 0.564 | | | | | 1-3 K | | 2-1 G4-3 | | 0-3 K | 1 | 0 | 0 | 0 | 0 | 0 | 1 | | | | | | |
| Curt Leskanic, R OBP: 0.333, SLG: 0.667 | | | | | | | 1-3 3-H | | | 0 | 0 | 0 | 0 | 0 | 0 | 0 | | | | | | |
| Mike DeJean, R OBP: 0.311, SLG: 0.111 | | | | | | | | | | 1 | 0 | 0 | 0 | 0 | 1 | 0 | | | | | | |
| Jerry Dipoto, R OBP: 0.111, SLG: 0.111 | | | | | | | | | | 1 | 0 | 0 | 0 | 0 | 1 | 0 | | | | | | |
| Inning Stats | R: 0 E: 0 K: 1 S: 14 | H: 1 LOB: 1 BB: 0 P: 22 | R: 0 E: 0 K: 1 S: 10 | H: 1 LOB: 1 BB: 0 P: 17 | R: 0 E: 0 K: 2 S: 9 | H: 0 LOB: 0 BB: 0 P: 11 | R: 0 E: 0 K: 1 S: 7 | H: 0 LOB: 0 BB: 0 P: 12 | R: 1 E: 0 K: 2 S: 10 | H: 1 LOB: 0 BB: 0 P: 14 | R: 1 E: 0 K: 2 S: 10 | H: 1 LOB: 0 BB: 0 P: 15 | R: 2 E: 1 K: 0 S: 16 | H: 1 LOB: 2 BB: 1 P: 26 | R: 1 E: 0 K: 0 S: 7 | H: 1 LOB: 0 BB: 0 P: 19 | R: 1 E: 0 K: 1 S: 12 | H: 1 LOB: 0 BB: 0 P: 19 | 1B: 3 2B: 1 3B: 0 HR: 3 | SF: 0 SAC: 1 DP: 0 HBP: 0 | WP: 1 PB: 0 SB: 3 CS: 0 | PA: 37 |
| PITCHER | IP WLS BF | H R ER SO | BB IBB HBP BLK | WP HR S P | ERA WHIP | PITCHER | | | | | | | | | | IP WLS BF | H R ER SO | BB IBB HBP BLK | WP HR S P | ERA WHIP | | |
| Hideo Nomo, R ERA: 4.27 | 7.0 L 28 | 5 4 4 9 | 1 0 0 0 | 1 2 76 117 | 5.14 0.857 | | | | | | | | | | | 7.0 L 28 | 5 4 4 9 | 1 0 0 0 | 1 2 76 117 | 5.14 0.857 | | |
| 37 Darren Dreifort, R ERA: 2.48 | 1.0 5 1 1 | 1 1 1 0 | 1 0 0 0 | 0 0 7 19 | 9.00 2.000 | | | | | | | | | | | 1.0 5 1 1 | 1 1 1 0 | 1 0 0 0 | 0 0 7 19 | 9.00 2.000 | | |
| Rick Gorecki, R ERA: 2.45 | 1.0 4 1 1 | 1 1 1 1 | 0 0 0 0 | 0 1 12 19 | 9.00 1.000 | | | | | | | | | | | 1.0 4 1 1 | 1 1 1 1 | 0 0 0 0 | 0 1 12 19 | 9.00 1.000 | | |

Colorado Rockies @ Los Angeles Dodgers
Dodger Stadium, Los Angeles, CA
Fri Sep 19 1997, 7:05 PM PDT
Att: 53,408 - Unknown - 73 F

AB 34
R 6
H 7
RBI 5
BB 2
SO 10
LOB 12



| Batter | 1 | 2 | 3 | 4 | 5 | 6 | 7 | 8 | 9 | AB | R | H | RBI | BB | SO | LOB | BOTTOM | | | | | |
|---|-------------------------------|----------------------------------|-------------------------------|----------------------------------|-------------------------------|----------------------------------|------------------------------|----------------------------------|-------------------------------|----------------------------------|-------------------------------|----------------------------------|------------------------------|----------------------------------|-------------------------------|----------------------------------|-------------------------------|----------------------------------|-----------------------------------|------------------------------------|----------------------------------|--------|
| Otis Nixon, S OBP: 0.340, SLG: 0.322 | 2-1 BB 1B | | 2-2 1B G6-4-3 2B | | | 0-0 FC6-4 1-2 | | 2-2 G4-3 | | 5 | 2 | 2 | 1 | 0 | 1 | 5 | | | | | | |
| Eric Young Sr., R OBP: 0.361, SLG: 0.399 | 4-0 1B 1-2 BB | | 0-2 G6-4-3 1B | | 1-1 S 1B | | 3-3 K | 1-1 F9 | | 4 | 1 | 2 | 0 | 1 | 1 | 3 | | | | | | |
| Mike Piazza, R OBP: 0.429, SLG: 0.625 | 2-3 K | | 1-1 G6-4-3 1-2 3-H | | 2-1 1-H 1B | | 1-0 G6-3 | | 1-1 F9 | 5 | 0 | 1 | 1 | 0 | 1 | 3 | | | | | | |
| Eric Karros, R OBP: 0.328, SLG: 0.448 | 0-3 K | | 0-1 F7 | | 0-1 F8 | | 4-2 BB | | 1-1 1B | 4 | 0 | 1 | 0 | 1 | 1 | 3 | | | | | | |
| Brett Butler, L OBP: 0.366, SLG: 0.320 | | | | | | | | | | 0 | 0 | 0 | 0 | 0 | 0 | 0 | | | | | | |
| Raul Mondesi, R OBP: 0.358, SLG: 0.528 | 1-2 1-3 2-H 1B | | | 1-3 K | | 2-3 K | | 0-0 G6-3 | | 5 | 0 | 1 | 1 | 0 | 3 | 2 | | | | | | |
| Todd Zeile, R OBP: 0.356, SLG: 0.441 | 1 SAFE 2 SAFE L6 | | | 1-1 G6-3 | | 2-1 E 1B | | 3-2 E G4-3 1B | | 5 | 1 | 2 | 0 | 0 | 1 | 3 | | | | | | |
| Darren Lewis, R OBP: 0.290, SLG: 0.290 | | | | | | | | | | 3 | 0 | 2 | 0 | 0 | 1 | 0 | | | | | | |
| Nelson Liriano, S OBP: 0.266, SLG: 0.322 | | | | | | | | | | 1 | 0 | 0 | 0 | 0 | 0 | 1 | | | | | | |
| Garey Ingram, R OBP: 0.525, SLG: 0.571 | | | | | | | | | | 0 | 0 | 0 | 0 | 0 | 0 | 0 | | | | | | |
| Juan Castro, R OBP: 0.211, SLG: 0.203 | | | | | | | | | | 0 | 0 | 0 | 0 | 0 | 0 | 0 | | | | | | |
| Greg Gagne, R OBP: 0.300, SLG: 0.352 | | | | | | | | | | 2 | 0 | 0 | 0 | 0 | 0 | 1 | | | | | | |
| Todd Hollandsworth, L OBP: 0.289, SLG: 0.360 | | | | | | | | | | 1 | 0 | 0 | 0 | 0 | 0 | 2 | | | | | | |
| Hideo Nomo, R OBP: 0.167, SLG: 0.242 | | | | | | | | | | 3 | 0 | 0 | 0 | 0 | 3 | 3 | | | | | | |
| 37 Darren Dreifort, R OBP: 0.143, SLG: 0.143 | | | | | | | | | | 0 | 0 | 0 | 0 | 0 | 0 | 0 | | | | | | |
| Eddie Murray, S OBP: 0.283, SLG: 0.319 | | | | | | | | | | 0 | 0 | 0 | 0 | 1 | 0 | 0 | | | | | | |
| Adam Riggs, R OBP: 0.316, SLG: 0.188 | | | | | | | | | | 0 | 0 | 0 | 0 | 0 | 0 | 0 | | | | | | |
| Rick Gorecki, R ERA: 4.45 | | | | | | | | | | 0 | 0 | 0 | 0 | 0 | 0 | 0 | | | | | | |
| Inning Stats | R: 1 E: 0 K: 2 S: 15 | H: 2 LOB: 2 BB: 1 P: 25 | R: 0 E: 0 K: 2 S: 10 | H: 0 LOB: 0 BB: 0 P: 14 | R: 1 E: 0 K: 0 S: 13 | H: 2 LOB: 0 BB: 0 P: 16 | R: 0 E: 0 K: 1 S: 7 | H: 1 LOB: 1 BB: 0 P: 10 | R: 1 E: 0 K: 2 S: 13 | H: 2 LOB: 1 BB: 0 P: 16 | R: 0 E: 1 K: 2 S: 13 | H: 2 LOB: 3 BB: 0 P: 21 | R: 0 E: 0 K: 1 S: 8 | H: 0 LOB: 1 BB: 1 P: 16 | R: 1 E: 1 K: 0 S: 16 | H: 1 LOB: 3 BB: 1 P: 30 | R: 0 E: 0 K: 2 S: 10 | H: 1 LOB: 1 BB: 0 P: 17 | 1B: 10 2B: 1 3B: 0 HR: 0 | SF: 0 SAC: 0 DP: 1 HBP: 1 | WP: 0 PB: 0 SB: 1 CS: 0 | PA: 42 |
| PITCHER | IP WLS BF | H R ER SO | BB IBB HBP BLK | WP HR S P | ERA WHIP | PITCHER | | | | | | | | | | IP WLS BF | H R ER SO | BB IBB HBP BLK | WP HR S P | ERA WHIP | | |
| Pedro Astacio, R ERA: 3.86 | 6.0 W 28 | 9 3 3 3 | 1 0 0 0 | 1 0 8 16 | 0.00 1.000 | | | | | | | | | | | 6.0 W 28 | 9 3 3 3 | 1 0 0 0 | 1 0 8 16 | 0.00 1.000 | | |
| Curt Leskanic, R ERA: 5.93 | 1.0 4 0 0 | 0 0 0 1 | 1 0 0 0 | 0 0 11 22 | 0.00 6.000 | | | | | | | | | | | 1.0 4 0 0 | 0 0 11 22 | 0.00 6.000 | | | | |
| Mike DeJean, R ERA: 4.35 | 0.1 4 1 0 | 1 1 0 0 | 1 0 0 0 | 0 0 15 25 | 0.00 0.600 | | | | | | | | | | | 0.1 4 1 0 | 1 0 15 25 | 0.00 0.600 | | | | |
| Jerry Dipoto, R ERA: 4.45 | 1.2 S 6 | 1 0 0 2 | 0 0 0 0 | 0 0 15 25 | 0.00 0.600 | | | | | | | | | | | 1.2 S 6 | 1 0 15 25 | 0.00 0.600 | | | | |

Colorado Rockies @ Los Angeles Dodgers
Dodger Stadium, Los Angeles, CA
Fri Sep 19 1997, 7:05 PM PDT
Att: 53,408 - Unknown - 73 F

AB 38
R 4
H 11
RBI 3
BB 3
SO 12
LOB 26



| Batter | 1 | 2 | 3 | 4 | 5 | 6 | 7 | 8 | 9 | AB | R | H | RBI | BB | SO | LOB | TOP | | | | | | | | | | |
|---|-------------------------------|----------------------------------|------------------------------|---------------------------------|-------------------------------|----------------------------------|------------------------------|----------------------------------|-------------------------------|----------------------------------|-------------------------------|----------------------------------|-------------------------------|----------------------------------|-------------------------------|----------------------------------|--|----------------------------------|----------------------------------|------------------------------------|----------------------------------|--------|--|--|--|--|--|
| Walt Weiss, S OBP: 0.374, SLG: 0.389 | G3-1 | | SH1-3 | | P5 | | 1B | | G3-1 | 3 | 0 | 0 | 0 | 1 | 0 | 0 | Colorado Rockies @ Los Angeles Dodgers Dodger Stadium, Los Angeles, CA Sat Sep 20 1997, 3:33 AM PDT Att: 45,780 - Sunny - 81 F | | | | | | | | | | |
| Ellis Burks, R OBP: 0.356, SLG: 0.559 | 1B | | 2B | | P3 | | 1B | | K | 4 | 0 | 2 | 0 | 1 | 1 | 0 | | | | | | | | | | | |
| Larry Walker, L OBP: 0.456, SLG: 0.726 | P5 | | 2B | | 2B | | K | | | 3 | 0 | 1 | 1 | 1 | 1 | 3 | | | | | | | | | | | |
| Andres Galarraga, R OBP: 0.389, SLG: 0.581 | BB | | K | | K | | | | K | 3 | 0 | 0 | 0 | 1 | 3 | 3 | | | | | | | | | | | |
| Dante Bichette, R Quinton McCracken, S OBP: 0.342, SLG: 0.509 OBP: 0.372, SLG: 0.359 | K | | F9 | | | | | | K | 4 | 0 | 0 | 0 | 0 | 2 | 4 | | | | | | | | | | | |
| Vinny Castilla, R OBP: 0.355, SLG: 0.553 | | G4-3 | | | BB | | | | E | 2 | 1 | 1 | 0 | 2 | 0 | 0 | | | | | | | | | | | |
| Jeff Reed, L OBP: 0.392, SLG: 0.546 | F8 | | F7 | | G1-6-3 | | | | E2 | 4 | 0 | 1 | 1 | 0 | 0 | 2 | | | | | | | | | | | |
| Neffi Perez, S OBP: 0.333, SLG: 0.437 | G6-3 | | P5 | | | | | | G3-1 | 4 | 0 | 0 | 0 | 0 | 0 | 2 | | | | | | | | | | | |
| Jamey Wright, R Curt Leskanic, R OBP: 0.180, SLG: 0.149 OBP: 0.379, SLG: 0.557 | | | SH1-3 | | K | | | | F7 | 3 | 1 | 1 | 0 | 0 | 1 | 1 | | | | | | | | | | | |
| 17 Todd Helton, L Jerry Dipoto, R OBP: 0.379, SLG: 0.557 OBP: 0.111, SLG: 0.111 | | | 2B | | 2B | | | | F7 | 0 | 0 | 0 | 0 | 0 | 0 | 0 | | | | | | | | | | | |
| Inning Stats | R: 0 E: 0 K: 1 S: 14 | H: 1 LOB: 2 BB: 1 P: 20 | R: 0 E: 0 K: 0 S: 6 | H: 0 LOB: 0 BB: 0 P: 7 | R: 1 E: 0 K: 1 S: 10 | H: 2 LOB: 2 BB: 1 P: 21 | R: 0 E: 0 K: 1 S: 7 | H: 0 LOB: 1 BB: 1 P: 13 | R: 0 E: 0 K: 0 S: 10 | H: 0 LOB: 0 BB: 1 P: 21 | R: 0 E: 0 K: 0 S: 12 | H: 0 LOB: 0 BB: 1 P: 19 | R: 0 E: 0 K: 1 S: 15 | H: 1 LOB: 2 BB: 1 P: 22 | R: 1 E: 1 K: 2 S: 22 | H: 2 LOB: 1 BB: 0 P: 32 | R: 0 E: 0 K: 1 S: 8 | H: 0 LOB: 0 BB: 0 P: 13 | 1B: 3 2B: 3 3B: 0 HR: 0 | SF: 0 SAC: 1 DP: 1 HBP: 0 | WP: 0 PB: 0 SB: 2 CS: 0 | PA: 38 | | | | | |
| PITCHER | IP | WLS | BF | H | R | ER | SO | BB | IBB | HBP | BLK | WP | HR | S | P | ERA | WHIP | | | | | | | | | | |
| Ismael Valdez, R ERA: 2.71 | 7.0 | | 30 | 4 | 1 | 1 | 5 | 6 | 0 | 0 | 0 | 0 | 0 | 74 | 123 | 1.29 | 1.429 | | | | | | | | | | |
| Antonio Osuna, R ERA: 1.93 | 2.0 | L | 8 | 2 | 1 | 1 | 3 | 0 | 0 | 0 | 0 | 0 | 0 | 30 | 45 | 4.50 | 1.000 | | | | | | | | | | |

| Batter | 1 | 2 | 3 | 4 | 5 | 6 | 7 | 8 | 9 | AB | R | H | RBI | BB | SO | LOB | BOTTOM | | | | | | | | | | |
|--|------------------------------|---------------------------------|------------------------------|----------------------------------|-------------------------------|----------------------------------|------------------------------|---------------------------------|------------------------------|----------------------------------|------------------------------|----------------------------------|------------------------------|----------------------------------|------------------------------|----------------------------------|--|----------------------------------|----------------------------------|------------------------------------|----------------------------------|--------|--|--|--|--|--|
| Otis Nixon, S OBP: 0.340, SLG: 0.321 | B3 | | 1B | | G4-3 | | | | G1-3 | 4 | 0 | 1 | 0 | 0 | 0 | 1 | Colorado Rockies @ Los Angeles Dodgers Dodger Stadium, Los Angeles, CA Sat Sep 20 1997, 3:33 AM PDT Att: 45,780 - Sunny - 81 F | | | | | | | | | | |
| Eric Young Sr., R OBP: 0.359, SLG: 0.396 | G6-3 | | P4 | | G5-3 | | | | F7 | 4 | 0 | 0 | 0 | 0 | 0 | 2 | | | | | | | | | | | |
| Mike Piazza, R OBP: 0.428, SLG: 0.622 | F8 | | | | F9 | | | | 1B | 4 | 0 | 1 | 0 | 0 | 0 | 0 | | | | | | | | | | | |
| Eric Karros, R OBP: 0.327, SLG: 0.449 | G6-3 | | | | F9 | | | | K | 4 | 1 | 1 | 0 | 0 | 1 | 1 | | | | | | | | | | | |
| Raul Mondesi, R OBP: 0.359, SLG: 0.529 | K | | F9 | | | | | | 1B | 3 | 0 | 1 | 0 | 1 | 1 | 1 | | | | | | | | | | | |
| Todd Zeile, R Garey Ingram, R OBP: 0.359, SLG: 0.441 OBP: 0.625, SLG: 0.571 | 1B | | E4 | | PO | | | | G5-3 | 4 | 0 | 2 | 0 | 0 | 0 | 0 | | | | | | | | | | | |
| Darren Lewis, R OBP: 0.333, SLG: 0.289 | G4-3 | | 1B | | | | | | G6-3 | 4 | 0 | 1 | 0 | 0 | 1 | 3 | | | | | | | | | | | |
| Juan Castro, R Eric Anthony, L OBP: 0.228, SLG: 0.222 OBP: 0.345, SLG: 0.408 | | | G4-3 | | G4-3 | | | | 1B | 3 | 0 | 2 | 0 | 0 | 0 | 0 | | | | | | | | | | | |
| Ismael Valdez, R Todd Hollandsworth, L Antonio Osuna, R Eddie Murray, S OBP: 0.125, SLG: 0.094 OBP: 0.258, SLG: 0.359 OBP: 0.500, SLG: 0.500 OBP: 0.281, SLG: 0.317 | F7 | | | | SH1-4 | | | | G5-4-3 | 1 | 0 | 0 | 0 | 0 | 0 | 0 | | | | | | | | | | | |
| | | | | | | | | | K | 1 | 0 | 0 | 0 | 0 | 1 | 1 | | | | | | | | | | | |
| Inning Stats | R: 0 E: 0 K: 0 S: 6 | H: 0 LOB: 0 BB: 0 P: 8 | R: 0 E: 0 K: 1 S: 8 | H: 1 LOB: 1 BB: 0 P: 12 | R: 0 E: 0 K: 0 S: 11 | H: 1 LOB: 1 BB: 0 P: 14 | R: 1 E: 1 K: 0 S: 8 | H: 2 LOB: 2 BB: 0 P: 9 | R: 0 E: 0 K: 0 S: 7 | H: 1 LOB: 1 BB: 0 P: 12 | R: 0 E: 0 K: 0 S: 4 | H: 0 LOB: 0 BB: 1 P: 11 | R: 0 E: 0 K: 1 S: 8 | H: 1 LOB: 1 BB: 0 P: 12 | R: 0 E: 0 K: 1 S: 8 | H: 1 LOB: 3 BB: 1 P: 23 | R: 0 E: 0 K: 1 S: 12 | H: 2 LOB: 3 BB: 1 P: 23 | 1B: 7 2B: 2 3B: 0 HR: 0 | SF: 0 SAC: 1 DP: 1 HBP: 0 | WP: 0 PB: 0 SB: 2 CS: 1 | PA: 37 | | | | | |
| PITCHER | IP | WLS | BF | H | R | ER | SO | BB | IBB | HBP | BLK | WP | HR | S | P | ERA | WHIP | | | | | | | | | | |
| Jamey Wright, R ERA: 6.16 | 7.2 | | 30 | 7 | 1 | 0 | 2 | 1 | 0 | 0 | 0 | 0 | 0 | 57 | 86 | 0.00 | 1.043 | | | | | | | | | | |
| Curt Leskanic, R ERA: 5.89 | 0.1 | | 1 | 0 | 0 | 0 | 1 | 0 | 0 | 0 | 0 | 0 | 0 | 3 | 4 | 0.00 | 0.000 | | | | | | | | | | |
| Jerry Dipoto, R ERA: 4.4 | 1.0 | S | 5 | 2 | 0 | 0 | 1 | 0 | 1 | 0 | 0 | 0 | 0 | 12 | 23 | 0.00 | 2.000 | | | | | | | | | | |

| | |
|-----|----|
| AB | 31 |
| R | 2 |
| H | 6 |
| RBI | 2 |
| BB | 6 |
| SO | 8 |
| LOB | 15 |



| | |
|-----|----|
| AB | 33 |
| R | 1 |
| H | 9 |
| RBI | 0 |
| BB | 2 |
| SO | 4 |
| LOB | 12 |



| Batter | 1 | 2 | 3 | 4 | 5 | 6 | 7 | 8 | 9 | AB | R | H | RBI | BB | SO | LOB | TOP | | | | | | | | | | |
|--|------------------------------|----------------------------------|-------------------------------|----------------------------------|------------------------------|----------------------------------|-------------------------------|----------------------------------|------------------------------|----------------------------------|-------------------------------|----------------------------------|-------------------------------|----------------------------------|------------------------------|----------------------------------|--|---------------------------------|----------------------------------|------------------------------------|--|--|--|--|--|--|--|
| Walt Weiss, S OBP: 0.379, SLG: 0.394 | F7 | | 2B | | | E | HR | BB | | 3 | 2 | 1 | 2 | 0 | 0 | | Colorado Rockies @ Los Angeles Dodgers Dodger Stadium, Los Angeles, CA Sun Sep 21 1997, 7:05 PM PDT Att: 53,903 - Sunny - 79 F | | | | | | | | | | |
| Ellis Burks, R OBP: 0.356, SLG: 0.568 | G4-6-3 BB | | F8 | | | E9 | HR | K | | 4 | 2 | 2 | 2 | 1 | 1 | 2 | | | | | | | | | | | |
| Larry Walker, L OBP: 0.454, SLG: 0.721 | G4-6-3 | | | | L9 | 1B | G4-3 | | L7 | 4 | 1 | 0 | 0 | 1 | 0 | 1 | | | | | | | | | | | |
| Andres Galarraga, R OBP: 0.391, SLG: 0.585 | | K | | HR | | 1B | WP | G5-3 | | 4 | 3 | 2 | 1 | 1 | 1 | 0 | | | | | | | | | | | |
| Dante Bichette, R OBP: 0.341, SLG: 0.507 | F4 | | L3 | | | 2B | K | | P5 | 4 | 0 | 1 | 1 | 0 | 1 | 1 | | | | | | | | | | | |
| Quinton McCracken, S OBP: 0.370, SLG: 0.359 | | | | | | FC6-5 | K | | | 1 | 0 | 0 | 0 | 0 | 0 | 0 | | | | | | | | | | | |
| Vinny Castilla, R OBP: 0.355, SLG: 0.554 | G6-3 | | G2 | | | FC6-5 | | | | 4 | 1 | 2 | 3 | 0 | 0 | 0 | | | | | | | | | | | |
| Neifi Perez, S OBP: 0.335, SLG: 0.438 | | | SH3-4 2B | | CS | G6-3 | F7 | | | 4 | 1 | 2 | 0 | 0 | 0 | 3 | | | | | | | | | | | |
| Kirt Manwaring, R OBP: 0.292, SLG: 0.277 | | | K | | 1B | FC6-5 | | G5-3 | | 4 | 0 | 0 | 0 | 0 | 2 | 4 | | | | | | | | | | | |
| Frank Castillo, R OBP: 0.138, SLG: 0.125 | | | SH3-4 | | | 2-3 3-H | | G3-1 | | 1 | 0 | 0 | 0 | 0 | 0 | 0 | | | | | | | | | | | |
| John Vander Wal, L OBP: 0.247, SLG: 0.218 | | | | | G6-3 | 1-2 3-H | | | | 1 | 0 | 0 | 0 | 0 | 1 | 1 | | | | | | | | | | | |
| Mike DeJean, R OBP: 0.333, SLG: 0.667 | | | | | | 1-2 | | | | 0 | 0 | 0 | 0 | 0 | 0 | 0 | | | | | | | | | | | |
| Rene Gonzales, R OBP: 0.333, SLG: 0.667 | | | | | | | | | | 1 | 0 | 0 | 0 | 0 | 0 | 0 | | | | | | | | | | | |
| Steve Reed, R OBP: 0.333, SLG: 0.667 | | | | | | | | | | 0 | 0 | 0 | 0 | 0 | 0 | 0 | | | | | | | | | | | |
| Inning Stats | R: 0 E: 0 K: 0 S: 9 | H: 0 LOB: 0 BB: 1 P: 16 | R: 0 E: 0 K: 1 S: 11 | H: 0 LOB: 0 BB: 0 P: 14 | R: 1 E: 0 K: 1 S: 9 | H: 2 LOB: 1 BB: 0 P: 12 | R: 1 E: 0 K: 0 S: 10 | H: 1 LOB: 0 BB: 0 P: 15 | R: 0 E: 0 K: 1 S: 9 | H: 1 LOB: 0 BB: 0 P: 12 | R: 5 E: 1 K: 1 S: 17 | H: 4 LOB: 1 BB: 2 P: 33 | R: 3 E: 0 K: 1 S: 10 | H: 3 LOB: 1 BB: 1 P: 21 | R: 0 E: 0 K: 1 S: 8 | H: 0 LOB: 1 BB: 0 P: 17 | R: 0 E: 0 K: 0 S: 4 | H: 0 LOB: 0 BB: 0 P: 7 | 1B: 6 2B: 3 3B: 0 HR: 2 | SF: 0 SAC: 1 DP: 1 HBP: 0 | WP: 2 PA: 41 PB: 0 SB: 0 CS: 1 | | | | | | |
| PITCHER | IP | WLS | BF | H | R | ER | SO | BB | IBB | HBP | BLK | WP | HR | S | P | ERA | WHIP | | | | | | | | | | |
| Ramon Martinez, R ERA: 3.79 | 5.0 | L | 22 | 6 | 6 | 6 | 3 | 3 | 0 | 0 | 0 | 0 | 1 | 55 | 88 | 10.80 | 1.800 | | | | | | | | | | |
| 37 Darren Dreifort, R ERA: 2.97 | 1.0 | | 7 | 3 | 3 | 3 | 1 | 1 | 0 | 0 | 0 | 1 | 1 | 12 | 20 | 27.00 | 4.000 | | | | | | | | | | |
| Dennys Reyes, L ERA: 3.4 | 2.0 | | 9 | 2 | 1 | 1 | 2 | 1 | 0 | 0 | 0 | 1 | 0 | 16 | 32 | 4.50 | 1.500 | | | | | | | | | | |
| Mike Harkey, R ERA: 4.4 | 1.0 | | 3 | 0 | 0 | 0 | 0 | 0 | 0 | 0 | 0 | 0 | 0 | 4 | 7 | 0.00 | 0.000 | | | | | | | | | | |

| Batter | 1 | 2 | 3 | 4 | 5 | 6 | 7 | 8 | 9 | AB | R | H | RBI | BB | SO | LOB | BOTTOM | | | | | | | | | | |
|---|-------------------------------|----------------------------------|------------------------------|----------------------------------|-------------------------------|----------------------------------|------------------------------|---------------------------------|-------------------------------|----------------------------------|------------------------------|----------------------------------|------------------------------|---------------------------------|-------------------------------|----------------------------------|--|----------------------------------|----------------------------------|------------------------------------|--|--|--|--|--|--|--|
| Otis Nixon, S OBP: 0.339, SLG: 0.319 | G6-3 | | HR | | F7 | | G3 | | P5 | 4 | 1 | 0 | 0 | 1 | 0 | 0 | Colorado Rockies @ Los Angeles Dodgers Dodger Stadium, Los Angeles, CA Sun Sep 21 1997, 7:05 PM PDT Att: 53,903 - Sunny - 79 F | | | | | | | | | | |
| Eric Young Sr., R OBP: 0.357, SLG: 0.394 | G1-3 | | P5 | | | G4-3 | | G6-3 | | 4 | 0 | 0 | 0 | 0 | 0 | 1 | | | | | | | | | | | |
| Mike Piazza, R OBP: 0.430, SLG: 0.628 | 1B | | HR | | F9 | | | 1B | | 3 | 1 | 2 | 2 | 1 | 0 | 0 | | | | | | | | | | | |
| Eric Karros, R OBP: 0.327, SLG: 0.446 | F9 | | P4 | | | BB | | | | 3 | 0 | 0 | 0 | 1 | 1 | 2 | | | | | | | | | | | |
| Raul Mondesi, R OBP: 0.362, SLG: 0.535 | | 1B | HR | | K | | | 1B | | 4 | 2 | 3 | 1 | 0 | 1 | 1 | | | | | | | | | | | |
| Todd Zeile, R OBP: 0.360, SLG: 0.442 | | 2B | 1B | | | L9 | | F9 | | 4 | 1 | 2 | 0 | 0 | 0 | 2 | | | | | | | | | | | |
| Darren Lewis, R OBP: 0.333, SLG: 0.297 | | | 1B | | G4-3 | | | F9 | | 3 | 0 | 1 | 2 | 0 | 0 | 1 | | | | | | | | | | | |
| Mike Harkey, R OBP: 0.333, SLG: 0.667 | | | | | | G4-3 | | F9 | | 0 | 0 | 0 | 0 | 0 | 0 | 0 | | | | | | | | | | | |
| Juan Castro, R OBP: 0.220, SLG: 0.213 | | G6-3 | | | F9 | | | | | 3 | 0 | 0 | 0 | 0 | 1 | 1 | | | | | | | | | | | |
| Brett Butler, L OBP: 0.365, SLG: 0.320 | | | | | | K | | | P2 | 1 | 0 | 0 | 0 | 0 | 0 | 0 | | | | | | | | | | | |
| Ramon Martinez, R OBP: 0.195, SLG: 0.220 | | G6-3-5 | | | | | | G4-3 | | 2 | 0 | 0 | 0 | 0 | 0 | 1 | | | | | | | | | | | |
| 37 Darren Dreifort, R ERA: 2.97 | | | | | P3 | | | | F9 | 0 | 0 | 0 | 0 | 0 | 0 | 0 | | | | | | | | | | | |
| Dennys Reyes, R ERA: 3.4 | | | | | | | | | | 0 | 0 | 0 | 0 | 0 | 0 | 0 | | | | | | | | | | | |
| Todd Hollandsworth, L OBP: 0.286, SLG: 0.356 | | | | | | | | | | 2 | 0 | 0 | 0 | 0 | 0 | 0 | | | | | | | | | | | |
| Eric Anthony, L OBP: 0.365, SLG: 0.403 | | | | | | | | | | 1 | 0 | 0 | 0 | 0 | 0 | 2 | | | | | | | | | | | |
| Inning Stats | R: 0 E: 0 K: 0 S: 10 | H: 1 LOB: 1 BB: 0 P: 16 | R: 2 E: 0 K: 0 S: 9 | H: 3 LOB: 0 BB: 0 P: 13 | R: 3 E: 0 K: 0 S: 11 | H: 3 LOB: 1 BB: 1 P: 23 | R: 0 E: 0 K: 0 S: 4 | H: 0 LOB: 0 BB: 0 P: 6 | R: 0 E: 0 K: 1 S: 11 | H: 0 LOB: 0 BB: 1 P: 16 | R: 0 E: 0 K: 1 S: 7 | H: 0 LOB: 0 BB: 0 P: 11 | R: 0 E: 0 K: 0 S: 6 | H: 0 LOB: 0 BB: 0 P: 7 | R: 0 E: 0 K: 1 S: 13 | H: 1 LOB: 2 BB: 1 P: 19 | R: 0 E: 0 K: 0 S: 11 | H: 0 LOB: 0 BB: 0 P: 15 | 1B: 5 2B: 2 3B: 0 HR: 2 | SF: 0 SAC: 0 DP: 1 HBP: 0 | WP: 0 PA: 37 PB: 0 SB: 0 CS: 0 | | | | | | |
| PITCHER | IP | WLS | BF | H | R | ER | SO | BB | IBB | HBP | BLK | WP | HR | S | P | ERA | WHIP | | | | | | | | | | |
| Frank Castillo, R ERA: 5.53 | 5.0 | W | 23 | 7 | 5 | 5 | 1 | 2 | 0 | 0 | 0 | 0 | 0 | 45 | 74 | 9.00 | 1.800 | | | | | | | | | | |
| Mike DeJean, R ERA: 4.22 | 2.0 | | 6 | 0 | 0 | 0 | 1 | 0 | 0 | 0 | 0 | 0 | 0 | 13 | 18 | 0.00 | 0.000 | | | | | | | | | | |
| Steve Reed, R ERA: 4.1 | 2.0 | | 8 | 1 | 0 | 0 | 1 | 1 | 0 | 0 | 0 | 0 | 0 | 24 | 34 | 0.00 | 1.000 | | | | | | | | | | |



| Batter | 1 | 2 | 3 | 4 | 5 | 6 | 7 | 8 | 9 | AB | R | H | RBI | BB | SO | LOB | TOP | | | |
|--|---|----------------------------------|-------------------------------|----------------------------------|------------------------------|----------------------------------|-------------------------------|----------------------------------|------------------------------|----------------------------------|------------------------------|----------------------------------|-------------------------------|----------------------------------|------------------------------|----------------------------------|----------------------------------|------------------------------------|----------------------------------|--------|
| Quilvio Veras, S (1,4) OBP: 0.359, SLG: 0.333 | 2-1 G1-3 1B | 1-0 F7 | | | 1-1 B2 | | | 1-3 K | | 4 | 0 | 1 | 0 | 0 | 1 | 1 | | | | |
| Steve Finley, L (1,8) OBP: 0.307, SLG: 0.466 | 2-0 G1-3 1-2 | | 1-3 K | | 4-2 G4-3 BB | | | 2-2 F7 | | 3 | 0 | 0 | 0 | 1 | 1 | 1 | | | | |
| Tony Gwynn, L (1,9) OBP: 0.410, SLG: 0.550 | 2-1 G3-6-1 HBP | | 1-1 L5 | | 1-1 G4-3 1-2 | | | 1-2 1B | | 3 | 0 | 1 | 0 | 0 | 0 | 1 | | | | |
| Ken Caminiti, S (1,5) OBP: 0.391, SLG: 0.507 | 1-1 G3-6-1 1-2 | | 1-3 K | | | 0-0 F7 | | 2-2 F7 | | 4 | 0 | 0 | 0 | 0 | 1 | 3 | | | | |
| Wally Joyner, L (1,3) OBP: 0.394, SLG: 0.492 | | 1-0 HR 1B | | | 1-1 G3 | | | 0-0 1B | | 4 | 1 | 2 | 0 | 0 | 0 | 0 | | | | |
| Greg Vaughn, R (1,7) OBP: 0.323, SLG: 0.399 | 2-2 F9 | | | | 3-2 G4-3 | | | 0-0 F8 | | 4 | 0 | 0 | 0 | 0 | 0 | 2 | | | | |
| John Flaherty, R (1,2) OBP: 0.325, SLG: 0.391 | 2-0 HR 1-H | | | | 3-2 S 1B | | | 2-0 F8 | | 4 | 1 | 2 | 2 | 0 | 0 | 1 | | | | |
| Chris Gomez, R (1,6) OBP: 0.329, SLG: 0.328 | 4-2 SH3-4 BB | | | | 4-2 1-2 BB | | | 1-1 CS 1B | | 2 | 0 | 1 | 0 | 2 | 1 | 1 | | | | |
| Paul Menhart, R (1,1) Trey Beamon, L (7,PH) Tim Worrell, R (7,1) | 0-0 SH3-4 1-2 | | | | 0-0 B1-3 | | | 3-3 K 1-2 | | 1 | 0 | 0 | 0 | 0 | 0 | 2 | | | | |
| Inning Stats | R: 0 E: 0 K: 0 S: 6 | H: 1 LOB: 1 BB: 0 P: 13 | R: 2 E: 0 K: 0 S: 13 | H: 2 LOB: 1 BB: 1 P: 23 | R: 0 E: 0 K: 2 S: 9 | H: 0 LOB: 0 BB: 0 P: 12 | R: 0 E: 0 K: 0 S: 13 | H: 1 LOB: 2 BB: 1 P: 24 | R: 0 E: 0 K: 0 S: 7 | H: 0 LOB: 0 BB: 0 P: 13 | R: 0 E: 0 K: 0 S: 6 | H: 1 LOB: 1 BB: 0 P: 12 | R: 0 E: 0 K: 1 S: 14 | H: 1 LOB: 1 BB: 0 P: 20 | R: 0 E: 0 K: 1 S: 6 | H: 1 LOB: 1 BB: 0 P: 10 | 1B: 6 2B: 1 3B: 0 HR: 1 | SF: 0 SAC: 1 DP: 3 HBP: 1 | WP: 0 PB: 0 SB: 1 CS: 1 | PA: 35 |
| PITCHER Chan Ho Park, R (1,1) ERA: 3.38 | IP: 9.0 WLS: W BF: 35 H: 7 R: 2 ER: 2 SO: 5 BB: 3 IBB: 0 HBP: 1 BLK: 0 WP: 0 HR: 1 S: 80 P: 139 ERA: 2.00 WHIP: 1.111 | | | | | | | | | | | | | | | PITCHER | | | | |

San Diego Padres @ Los Angeles Dodgers
 Dodger Stadium, Los Angeles, CA
 Tue Sep 23 1997, 7:05 PM PDT
 Att: 45,711 - Unknown - 78 F

AB 30
 R 2
 H 7
 RBI 2
 BB 3
 SO 5
 LOB 13

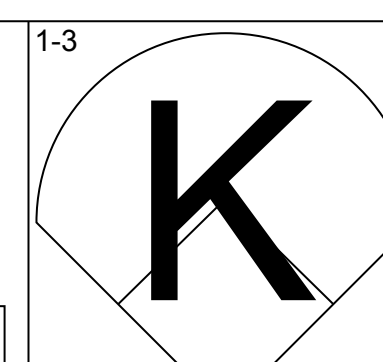
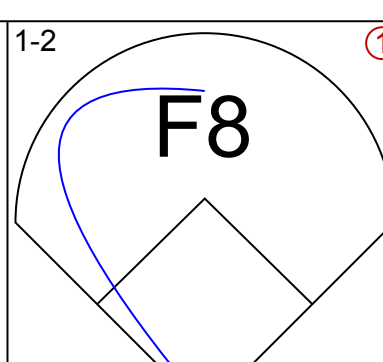
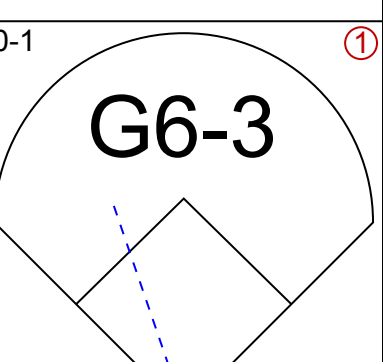
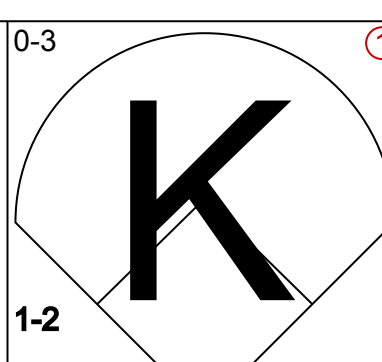
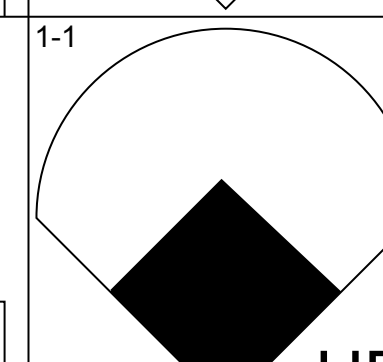
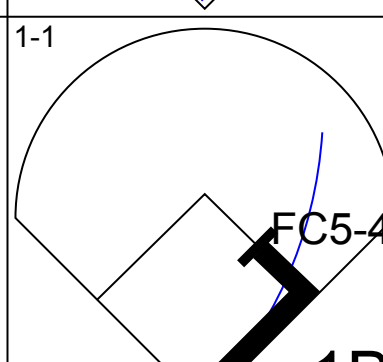
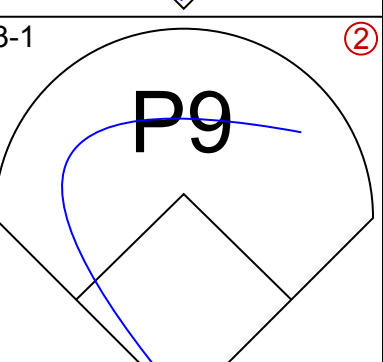
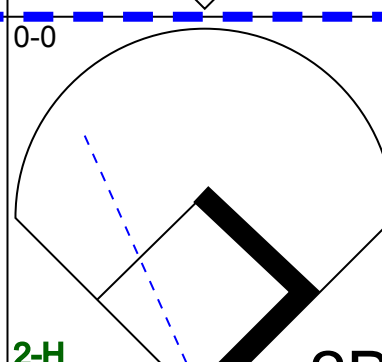
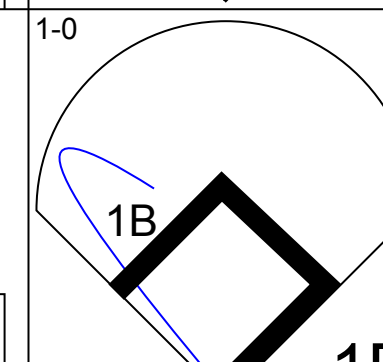
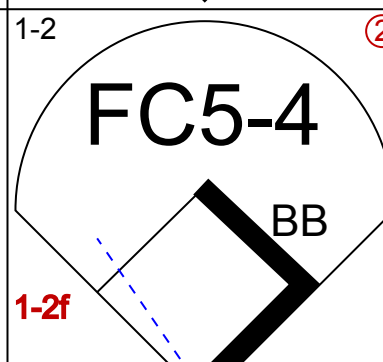
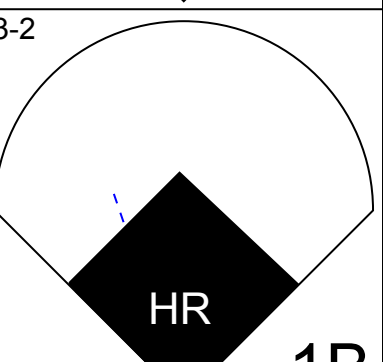
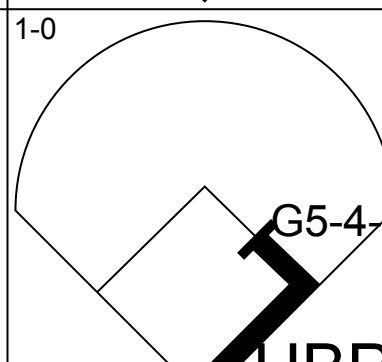
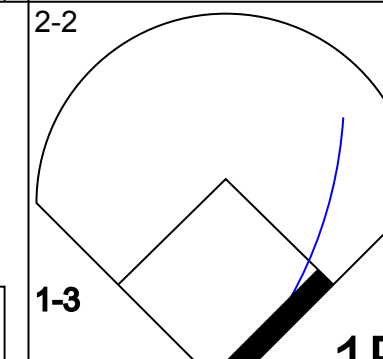
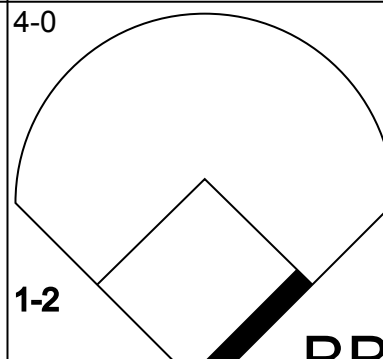
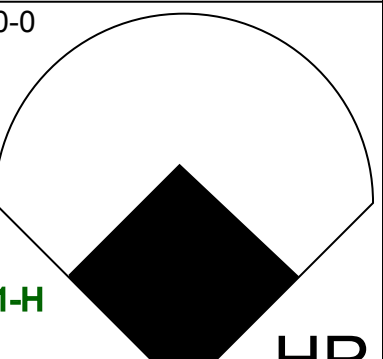
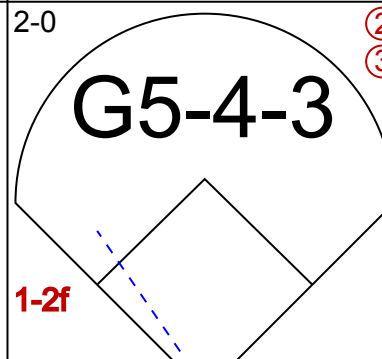
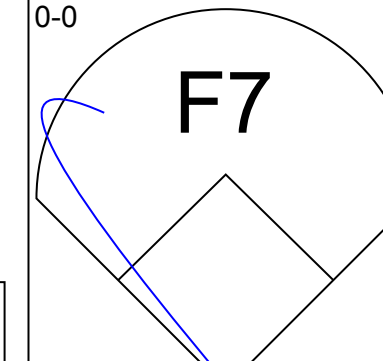
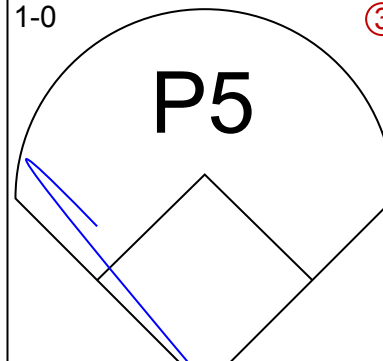
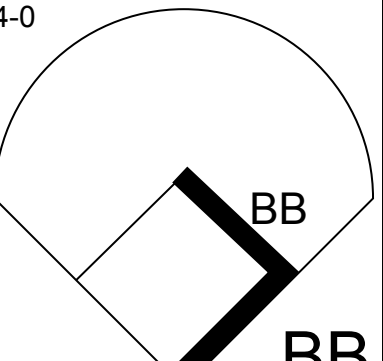
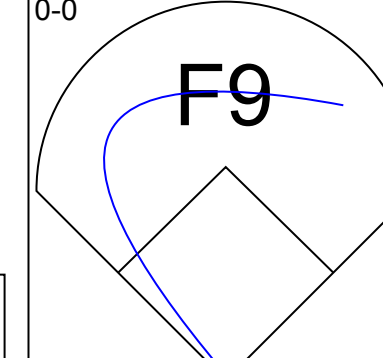
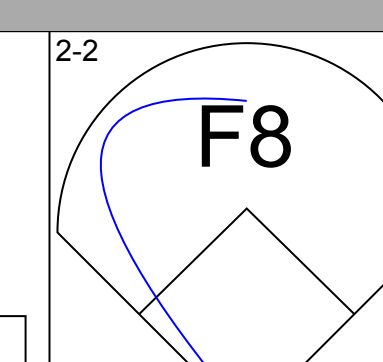
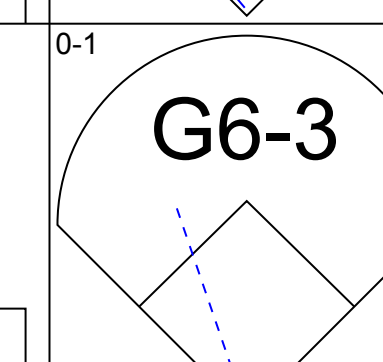
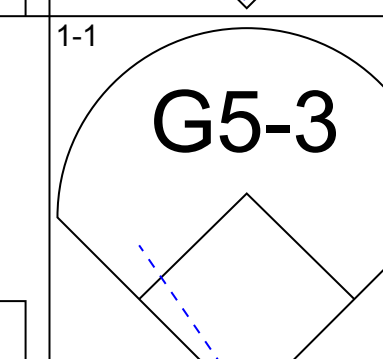
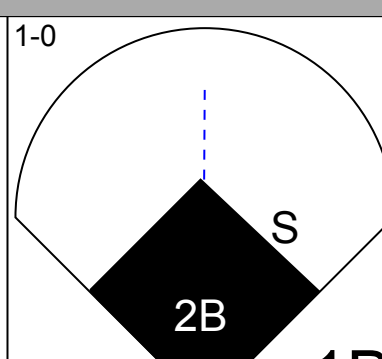


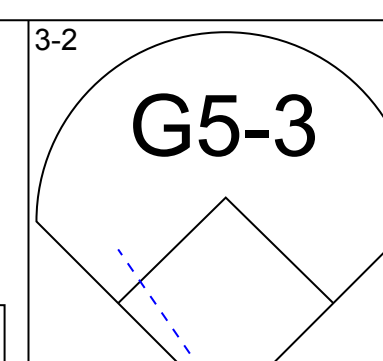
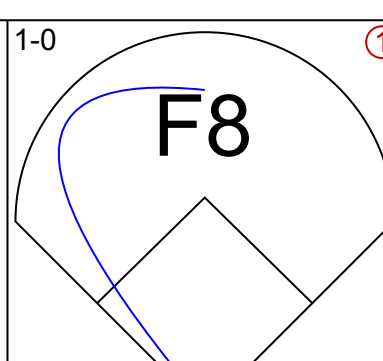
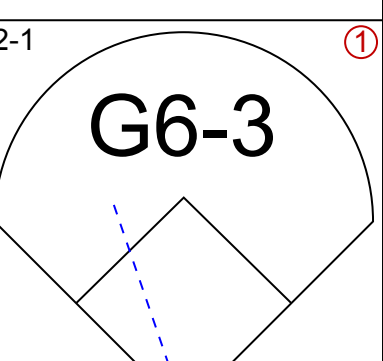
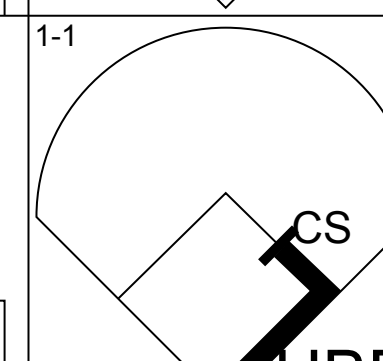
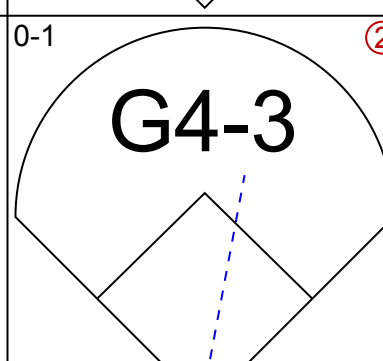
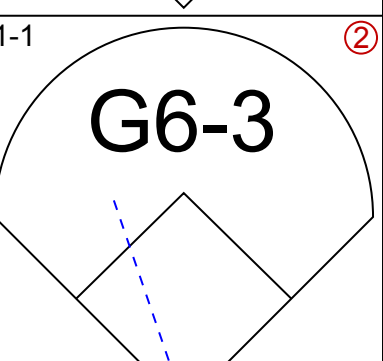
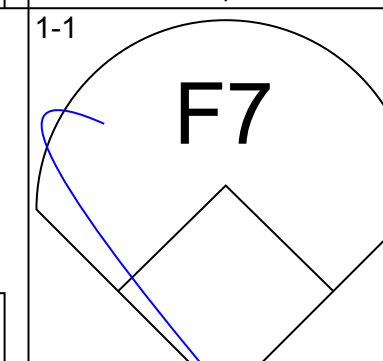
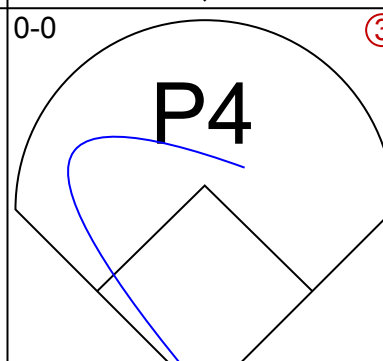
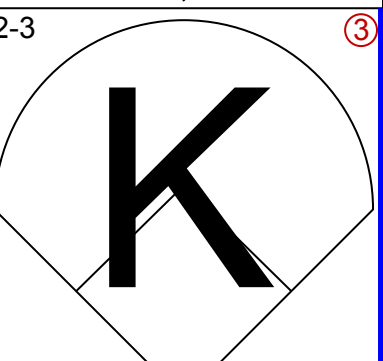
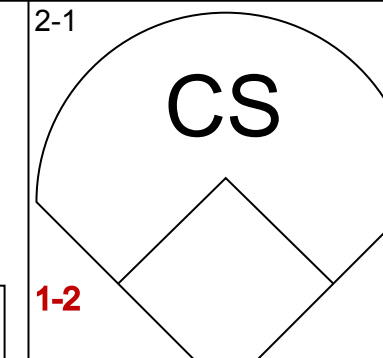













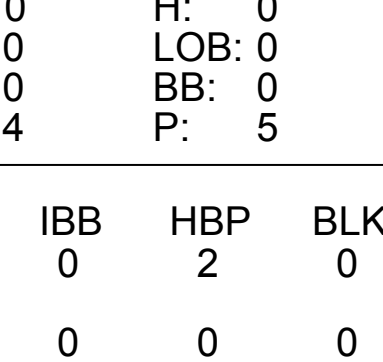
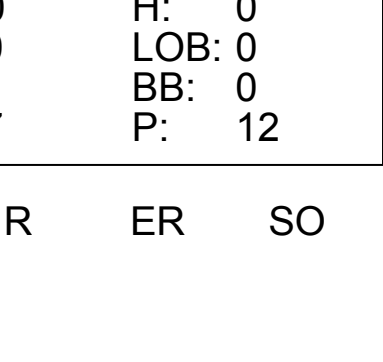
| Batter | 1 | 2 | 3 | 4 | 5 | 6 | 7 | 8 | 9 | AB | R | H | RBI | BB | SO | LOB | BOTTOM | | | |
|---|--|----------------------------------|-------------------------------|----------------------------------|------------------------------|---------------------------------|------------------------------|---------------------------------|-------------------------------|----------------------------------|-------------------------------|----------------------------------|-------------------------------|----------------------------------|-------------------------------|----------------------------------|----------------------------------|------------------------------------|----------------------------------|--------|
| Otis Nixon, S (1,8) OBP: 0.340, SLG: 0.320 | 1-0 P5 | | 2-3 K | | 0-2 1B | | | 1-2 1B | | 4 | 0 | 2 | 1 | 0 | 1 | 0 | | | | |
| Eric Young Sr., R (1,4) OBP: 0.357, SLG: 0.393 | 2-2 G5-3 | | 1-1 F8 | | 1-2 1B | | | 0-2 G4-3 | | 4 | 0 | 1 | 0 | 0 | 0 | 1 | | | | |
| Mike Piazza, R (1,2) OBP: 0.430, SLG: 0.629 | 2-2 2B | | 0-0 F8 | | 2-1 F9 | | | 2-0 HR 1B | | 4 | 2 | 2 | 0 | 0 | 0 | 2 | | | | |
| Eric Karros, R (1,3) OBP: 0.328, SLG: 0.453 | 0-2 2B | | | | 1-1 F8 | | | 2-2 G4-3 | | 4 | 1 | 2 | 3 | 0 | 0 | 0 | | | | |
| Raul Mondesi, R (1,9) OBP: 0.361, SLG: 0.535 | 0-1 P3 | | 1-3 K | | 3-1 F9 | | | 1-0 G4-3 FC4-2 2B | | 4 | 0 | 1 | 0 | 0 | 1 | 1 | | | | |
| Todd Zeile, R (1,5) OBP: 0.361, SLG: 0.453 | | 2-2 HR | | | 0-0 P2 | | | 3-2 G4-3 | | 4 | 2 | 2 | 2 | 0 | 0 | 1 | | | | |
| Darren Lewis, R (1,7) OBP: 0.338, SLG: 0.303 | 1-0 G6-4-3 1B | | | | 0-1 E S 1B | | | 0-0 FC4-2 CS | | 4 | 1 | 2 | 0 | 0 | 0 | 1 | | | | |
| Greg Gagne, R (1,6) OBP: 0.298, SLG: 0.349 | 2-2 G6-4-3 1-2 | | | | 2-3 K | | | 1-3 K | | 3 | 0 | 0 | 0 | 0 | 2 | 2 | | | | |
| Chan Ho Park, R (1,1) OBP: 0.236, SLG: 0.255 | 2-3 K | | | | 2-0 G6-3 | | | 2-3 K | | 3 | 0 | 0 | 0 | 0 | 2 | 1 | | | | |
| Inning Stats | R: 1 E: 0 K: 0 S: 13 | H: 2 LOB: 1 BB: 0 P: 18 | R: 1 E: 0 K: 1 S: 11 | H: 2 LOB: 0 BB: 0 P: 18 | R: 0 E: 0 K: 1 S: 6 | H: 0 LOB: 0 BB: 0 P: 9 | R: 0 E: 0 K: 1 S: 6 | H: 0 LOB: 0 BB: 0 P: 8 | R: 1 E: 1 K: 1 S: 13 | H: 3 LOB: 2 BB: 0 P: 20 | R: 1 E: 0 K: 0 S: 10 | H: 1 LOB: 1 BB: 0 P: 16 | R: 0 E: 0 K: 2 S: 12 | H: 1 LOB: 1 BB: 0 P: 16 | R: 2 E: 0 K: 0 S: 10 | H: 3 LOB: 0 BB: 0 P: 18 | 1B: 6 2B: 3 3B: 0 HR: 3 | SF: 0 SAC: 0 DP: 1 HBP: 0 | WP: 0 PB: 0 SB: 1 CS: 1 | PA: 35 |
| PITCHER Paul Menhart, R (1,1) ERA: 4.74 Tim Worrell, R (7,1) ERA: 5.07 | IP: 6.0 WLS: L BF: 25 H: 8 R: 4 ER: 4 SO: 4 BB: 0 IBB: 0 HBP: 0 BLK: 0 WP: 0 HR: 2 S: 59 P: 89 ERA: 6.00 WHIP: 1.333 | | | | | | | | | | | | | | | PITCHER | | | | |

San Diego Padres @ Los Angeles Dodgers
 Dodger Stadium, Los Angeles, CA
 Tue Sep 23 1997, 7:05 PM PDT
 Att: 45,711 - Unknown - 78 F

AB 34
 R 6
 H 12
 RBI 6
 BB 0
 SO 6
 LOB 9



| Batter | 1 | 2 | 3 | 4 | 5 | 6 | 7 | 8 | 9 | AB | R | H | RBI | BB | SO | LOB | TOP | | | | | | | | |
|---|---|---|---|----------------------------------|-------------------------------|--|-------------------------------|----------------------------------|---|----------------------------------|------------------------------|----------------------------------|------------------------------|----------------------------------|------------------------------|---------------------------------|--|----------------------------------|----------------------------------|------------------------------------|----------------------------------|--------|--|--|--|
| Craig Shipley, R OBP: 0.310, SLG: 0.455 (1, 4) |  | |  | | |  | | |  | 5 | 0 | 0 | 0 | 0 | 2 | 2 | San Diego Padres @ Los Angeles Dodgers Dodger Stadium, Los Angeles, CA Wed Sep 24 1997, 7:05 PM PDT Att: 39,184 - Unknown - 86 F livebaseballscorecards.com | | | | | | | | |
| Steve Finley, L OBP: 0.310, SLG: 0.475 (1, 8) |  | |  | | |  | | |  | 5 | 1 | 3 | 2 | 0 | 1 | 1 | | | | | | | | | |
| Tony Gwynn, L OBP: 0.411, SLG: 0.550 (1, 9) |  | |  | | |  | | |  | 4 | 1 | 2 | 0 | 0 | 0 | 1 | | | | | | | | | |
| Ken Caminiti, S OBP: 0.393, SLG: 0.514 (1, 5) |  | |  | | |  | | |  | 4 | 1 | 2 | 2 | 1 | 0 | 2 | | | | | | | | | |
| Wally Joyner, L OBP: 0.393, SLG: 0.489 (1, 3) |  | |  | | |  | | | | 3 | 0 | 0 | 0 | 1 | 1 | 4 | | | | | | | | | |
| Mark Sweeney, L OBP: 0.354, SLG: 0.354 (1, 7) |  | | | | | | | | | 3 | 0 | 0 | 0 | 1 | 0 | 2 | | | | | | | | | |
| Chris Jones, R OBP: 0.314, SLG: 0.437 (8, 7) | | | | | | | | | | 0 | 0 | 0 | 0 | 0 | 0 | 0 | | | | | | | | | |
| John Flaherty, R OBP: 0.325, SLG: 0.390 (1, 2) | |  | | | | | | | | 4 | 0 | 1 | 0 | 0 | 0 | 2 | | | | | | | | | |
| Chris Gomez, R OBP: 0.328, SLG: 0.326 (1, 6) | |  | | | | | | | | 3 | 0 | 0 | 0 | 1 | 0 | 1 | | | | | | | | | |
| Joey Hamilton, R OBP: 0.140, SLG: 0.241 (1, 1) | |  | | | | | | | | 2 | 0 | 0 | 0 | 0 | 1 | 1 | | | | | | | | | |
| Trey Beamon, L OBP: 0.290, SLG: 0.288 (9, PH) | | | | | | | | | | 1 | 1 | 1 | 0 | 0 | 0 | 0 | | | | | | | | | |
| Trevor Hoffman, R OBP: 0.333, SLG: 0.333 (9, 1) | | | | | | | | |  | 0 | 0 | 0 | 0 | 0 | 0 | 0 | | | | | | | | | |
| Inning Stats | R: 1 E: 0 K: 1 S: 13 | H: 3 LOB: 2 BB: 0 P: 18 | R: 0 E: 0 K: 0 S: 10 | H: 0 LOB: 0 BB: 0 P: 13 | R: 0 E: 0 K: 0 S: 12 | H: 1 LOB: 2 BB: 1 P: 20 | R: 0 E: 0 K: 1 S: 10 | H: 1 LOB: 1 BB: 0 P: 15 | R: 2 E: 0 K: 0 S: 10 | H: 2 LOB: 2 BB: 2 P: 24 | R: 0 E: 0 K: 1 S: 7 | H: 0 LOB: 1 BB: 1 P: 12 | R: 0 E: 0 K: 1 S: 7 | H: 0 LOB: 0 BB: 0 P: 11 | R: 0 E: 0 K: 0 S: 5 | H: 0 LOB: 0 BB: 0 P: 9 | R: 1 E: 0 K: 1 S: 6 | H: 2 LOB: 1 BB: 0 P: 10 | 1B: 6 2B: 1 3B: 0 HR: 2 | SF: 0 SAC: 1 DP: 1 HBP: 1 | WP: 0 PB: 0 SB: 0 CS: 1 | PA: 40 | | | |
| PITCHER | IP | WLS | BF | H | R | ER | SO | BB | IBB | HBP | BLK | WP | HR | S | P | ERA | WHIP | | | | | | | | |
| Tom Candiotti, R ERA: 3.6 (1, 1) | 5.0 | L | 25 | 7 | 3 | 3 | 2 | 3 | 0 | 0 | 0 | 0 | 2 | 55 | 90 | 5.40 | 2.000 | | | | | | | | |
| Dennys Reyes, L ERA: 3.25 (6, 1) | 2.0 | | 7 | 0 | 0 | 0 | 2 | 1 | 0 | 0 | 0 | 0 | 0 | 14 | 23 | 0.00 | 0.500 | | | | | | | | |
| Darren Hall, R ERA: 2.35 (8, 1) | 1.1 | | 5 | 1 | 1 | 1 | 1 | 0 | 0 | 0 | 0 | 0 | 0 | 9 | 14 | 6.75 | 0.750 | | | | | | | | |
| Scott Radinsky, L ERA: 2.95 (9, 1) | 0.2 | | 3 | 1 | 0 | 0 | 0 | 0 | 0 | 1 | 0 | 0 | 0 | 2 | 5 | 0.00 | 1.500 | | | | | | | | |

| Batter | 1 | 2 | 3 | 4 | 5 | 6 | 7 | 8 | 9 | AB | R | H | RBI | BB | SO | LOB | BOTTOM | | | | | | | | |
|---|---|----------------------------------|---|----------------------------------|------------------------------|---------------------------------|-------------------------------|---|------------------------------|----------------------------------|-------------------------------|----------------------------------|------------------------------|----------------------------------|------------------------------|----------------------------------|--|----------------------------------|----------------------------------|------------------------------------|----------------------------------|--------|--|--|--|
| Otis Nixon, S OBP: 0.338, SLG: 0.318 (1, 8) |  | |  | | | | |  | | 4 | 0 | 0 | 0 | 0 | 0 | 0 | San Diego Padres @ Los Angeles Dodgers Dodger Stadium, Los Angeles, CA Wed Sep 24 1997, 7:05 PM PDT Att: 39,184 - Unknown - 86 F livebaseballscorecards.com | | | | | | | | |
| Eric Young Sr., R OBP: 0.356, SLG: 0.391 (1, 4) |  | |  | | | | |  | | 3 | 0 | 0 | 0 | 0 | 0 | 0 | | | | | | | | | |
| Mike Piazza, R OBP: 0.429, SLG: 0.626 (1, 2) |  | |  | | | | |  | | 4 | 0 | 1 | 0 | 0 | 1 | 1 | | | | | | | | | |
| Tom Prince, R OBP: 0.280, SLG: 0.367 (9, 2) |  | |  | | | | |  | | 0 | 0 | 0 | 0 | 0 | 0 | 0 | | | | | | | | | |
| Eric Karros, R OBP: 0.329, SLG: 0.454 (1, 3) |  | |  | | | | |  | | 4 | 0 | 2 | 0 | 0 | 1 | 0 | | | | | | | | | |
| Raul Mondesi, R OBP: 0.359, SLG: 0.532 (1, 9) | | |  | | | | |  | | 4 | 1 | 0 | 0 | 0 | 2 | 3 | | | | | | | | | |
| Todd Zeile, R OBP: 0.382, SLG: 0.452 (1, 5) | | |  | | | | |  | | 3 | 0 | 1 | 0 | 0 | 0 | 2 | | | | | | | | | |
| Darren Lewis, R OBP: 0.338, SLG: 0.299 (1, 7) | | |  | | | | |  | | 2 | 0 | 0 | 0 | 1 | 0 | 1 | | | | | | | | | |
| Greg Gagne, R OBP: 0.299, SLG: 0.349 (1, 6) | | |  | | | | |  | | 3 | 0 | 1 | 1 | 0 | 0 | 0 | | | | | | | | | |
| Tom Candiotti, R OBP: 0.121, SLG: 0.094 (1, 1) | | |  | | | | |  | | 1 | 0 | 0 | 0 | 0 | 0 | 3 | | | | | | | | | |
| Brett Butler, R OBP: 0.346, SLG: 0.319 (5, PH) | | | | | | | | | | 1 | 0 | 0 | 0 | 0 | 0 | 0 | | | | | | | | | |
| Dennys Reyes, R OBP: 0.356, SLG: 0.391 (8, 1) | | | | | | | | | | 0 | 0 | 0 | 0 | 0 | 0 | 0 | | | | | | | | | |
| Eric Anthony, L OBP: 0.360, SLG: 0.397 (7, PH) | | | | | | | | | | 1 | 0 | 0 | 0 | 0 | 0 | 0 | | | | | | | | | |
| Darren Hall, R OBP: 0.333, SLG: 0.333 (9, 1) | | | | | | | | | | 0 | 0 | 0 | 0 | 0 | 0 | 0 | | | | | | | | | |
| Scott Radinsky, L ERA: 2.72 (9, 1) | | | | | | | | | | 0 | 0 | 0 | 0 | 0 | 0 | 0 | | | | | | | | | |
| Inning Stats | R: 0 E: 0 K: 0 S: 9 | H: 0 LOB: 0 BB: 0 P: 16 | R: 1 E: 0 K: 0 S: 13 | H: 2 LOB: 2 BB: 1 P: 20 | R: 0 E: 0 K: 0 S: 4 | H: 0 LOB: 0 BB: 0 P: 5 | R: 0 E: 0 K: 1 S: 10 | H: 1 LOB: 1 BB: 0 P: 16 | R: 0 E: 0 K: 0 S: 7 | H: 0 LOB: 0 BB: 0 P: 11 | R: 0 E: 0 K: 1 S: 16 | H: 2 LOB: 2 BB: 0 P: 26 | R: 0 E: 0 K: 0 S: 7 | H: 0 LOB: 0 BB: 0 P: 13 | R: 0 E: 0 K: 1 S: 7 | H: 0 LOB: 0 BB: 0 P: 12 | R: 0 E: 0 K: 1 S: 8 | H: 0 LOB: 0 BB: 0 P: 13 | 1B: 5 2B: 0 3B: 0 HR: 0 | SF: 0 SAC: 0 DP: 1 HBP: 2 | WP: 0 PB: 0 SB: 0 CS: 1 | PA: 34 | | | |
| PITCHER | IP | WLS | BF | H | R | ER | SO | BB | IBB | HBP | BLK | WP | HR | S | P | ERA | WHIP | | | | | | | | |
| Joey Hamilton, R ERA: 4.25 (1, 1) | 8.0 | | 30 | 5 | 1 | 1 | 3 | 1 | 0 | 0 | 0 | 0 | 0 | 73 | 119 | 1.12 | 0.750 | | | | | | | | |
| Trevor Hoffman, R ERA: 2.72 (9, 1) | 1.0 | S | 3 | 0 | 0 | 0 | 1 | 0 | 0 | 0 | 0 | 0 | 0 | 8 | 13 | 0.00 | 0.000 | | | | | | | | |



| Batter | 1 | 2 | 3 | 4 | 5 | 6 | 7 | 8 | 9 | AB | R | H | RBI | BB | SO | LOB | TOP | |
|---|---|--------------------------------------|--------------------------------------|--------------------------------------|--------------------------------------|---------------------------------------|---------------------------------------|---------------------------------------|--------------------------------------|----------------------------------|------------------------------------|---|-----|----|----|-----|-------|-------|
| Otis Nixon, S <small>OBP: 0.338, SLG: 0.318</small> (1, 8) | | | | | | | | | | 5 | 1 | 2 | 0 | 0 | 1 | 0 | | |
| Eric Young Sr., R <small>OBP: 0.358, SLG: 0.398</small> (1, 4) | | | | | | | | | | 5 | 3 | 3 | 1 | 0 | 0 | 2 | | |
| Mike Piazza, R <small>OBP: 0.430, SLG: 0.630</small> (1, 2) | | | | | | | | | | 5 | 2 | 2 | 3 | 0 | 1 | 2 | | |
| Eric Karros, R <small>OBP: 0.330, SLG: 0.461</small> (1, 3) | | | | | | | | | | 4 | 1 | 1 | 3 | 1 | 0 | 2 | | |
| Raul Mondesi, R <small>OBP: 0.361, SLG: 0.541</small> (1, 9) | | | | | | | | | | 5 | 2 | 3 | 2 | 0 | 1 | 1 | | |
| Todd Zeile, R <small>OBP: 0.365, SLG: 0.462</small> (1, 5) | | | | | | | | | | 3 | 0 | 0 | 0 | 2 | 1 | 1 | | |
| Darren Lewis, R <small>OBP: 0.349, SLG: 0.331</small> Todd Hollandsworth, L <small>OBP: 0.284, SLG: 0.354</small> (7, PH) | | | | | | | | | | 3 | 0 | 2 | 0 | 0 | 0 | 2 | | |
| Paul Konerko, R <small>OBP: 0.290, SLG: 0.250</small> Garey Ingram, R <small>OBP: 0.625, SLG: 0.571</small> (9, PH) | | | | | | | | | | 1 | 0 | 0 | 0 | 0 | 0 | 0 | | |
| Greg Gagne, R <small>OBP: 0.299, SLG: 0.353</small> (1, 6) | | | | | | | | | | 4 | 1 | 1 | 1 | 1 | 0 | 4 | | |
| Ismael Valdez, R <small>OBP: 0.133, SLG: 0.105</small> Scott Radinsky, L (8, 1) | | | | | | | | | | 4 | 0 | 1 | 0 | 0 | 1 | 4 | | |
| Inning Stats | R: 4 H: 5 E: 0 K: 0 S: 17 | R: 0 H: 2 E: 0 K: 0 S: 8 | R: 0 H: 1 E: 0 K: 1 S: 8 | R: 0 H: 0 E: 0 K: 0 S: 7 | R: 1 H: 2 E: 0 K: 0 S: 9 | R: 2 H: 2 E: 0 K: 2 S: 13 | R: 1 H: 1 E: 0 K: 2 S: 12 | R: 2 H: 2 E: 0 K: 2 S: 11 | R: 0 H: 0 E: 0 K: 1 S: 5 | 1B: 7 2B: 3 3B: 0 HR: 6 | SF: 0 SAC: 0 DP: 1 HBP: 0 | WP: 0 PA: 45 PB: 0 SB: 0 CS: 0 | | | | | | |
| PITCHER | IP WLS BF H R ER SO BB IBB HBP BLK WP HR S P ERA WHIP | | | | | | | | | | | IP WLS BF H R ER SO BB IBB HBP BLK WP HR S P ERA WHIP | | | | | | |
| Jamey Wright, R <small>ERA: 6.25</small> (1, 1) | 5.0 | L | 27 | 10 | 5 | 5 | 1 | 2 | 1 | 0 | 0 | 0 | 0 | 2 | 49 | 86 | 9.00 | 2.400 |
| Darren Holmes, R <small>ERA: 5.34</small> (6, 1) | 2.0 | | 10 | 3 | 3 | 3 | 3 | 1 | 0 | 0 | 0 | 0 | 0 | 2 | 25 | 35 | 13.50 | 2.000 |
| Jeff McCurry, R <small>ERA: 4.43</small> (8, 1) | 1.0 | | 5 | 2 | 2 | 2 | 2 | 0 | 0 | 0 | 0 | 0 | 0 | 2 | 11 | 19 | 18.00 | 2.000 |
| Robbie Beckett, L <small>ERA: 5.4</small> (9, 1) | 1.0 | | 3 | 0 | 0 | 0 | 1 | 0 | 0 | 0 | 0 | 0 | 0 | 0 | 5 | 8 | 0.00 | 0.000 |

Los Angeles Dodgers @ Colorado Rockies
 Coors Field, Denver, CO
 Fri Sep 26 1997, 7:05 PM MDT
 Att: 48,016 - Unknown - 68 F

AB 41
 R 10
 H 15
 RBI 10
 BB 4
 SO 7
 LOB 18



| Batter | 1 | 2 | 3 | 4 | 5 | 6 | 7 | 8 | 9 | AB | R | H | RBI | BB | SO | LOB | BOTTOM | |
|---|---|--------------------------------------|--------------------------------------|---------------------------------------|--------------------------------------|--------------------------------------|--------------------------------------|---------------------------------------|--------------------------------------|----------------------------------|------------------------------------|---|-----|----|----|------|--------|-------|
| Neif Perez, S <small>OBP: 0.327, SLG: 0.438</small> (1, 6) | | | | | | | | | | 5 | 1 | 0 | 0 | 0 | 0 | 3 | | |
| Ellis Burks, R <small>OBP: 0.364, SLG: 0.574</small> (9, 7) | | | | | | | | | | 4 | 1 | 0 | 1 | 0 | 0 | 3 | | |
| Lary Walker, L <small>OBP: 0.452, SLG: 0.720</small> 17 Todd Helton, L <small>OBP: 0.359, SLG: 0.524</small> Robbie Beckett, R (9, 1) | | | | | | | | | | 3 | 1 | 1 | 1 | 0 | 1 | 0 | | |
| Andres Galarraga, R <small>OBP: 0.388, SLG: 0.586</small> (1, 3) | | | | | | | | | | 4 | 0 | 1 | 1 | 0 | 1 | 1 | | |
| Dante Bichette, R <small>OBP: 0.340, SLG: 0.500</small> (8, 9) | | | | | | | | | | 4 | 0 | 1 | 0 | 0 | 1 | 3 | | |
| Vinny Castilla, R <small>OBP: 0.354, SLG: 0.547</small> (1, 5) | | | | | | | | | | 4 | 0 | 1 | 1 | 0 | 0 | 2 | | |
| Jeff Reed, L <small>OBP: 0.176, SLG: 0.146</small> John Vander Wal, L <small>OBP: 0.205, SLG: 0.222</small> Darren Holmes, S <small>OBP: 0.186, SLG: 0.316</small> Jeff McCurry, R <small>OBP: 0.290, SLG: 0.275</small> Quinton McCracken, S <small>OBP: 0.372, SLG: 0.337</small> (8, PH) | | | | | | | | | | 2 | 0 | 0 | 0 | 1 | 0 | 0 | | |
| Jason Bates, S <small>OBP: 0.331, SLG: 0.402</small> (1, 4) | | | | | | | | | | 4 | 0 | 1 | 0 | 0 | 0 | 2 | | |
| Jamey Wright, R <small>OBP: 0.176, SLG: 0.146</small> John Vander Wal, L <small>OBP: 0.205, SLG: 0.222</small> Darren Holmes, S <small>OBP: 0.186, SLG: 0.316</small> Jeff McCurry, R <small>OBP: 0.290, SLG: 0.275</small> Quinton McCracken, S <small>OBP: 0.372, SLG: 0.337</small> (8, PH) | | | | | | | | | | 1 | 0 | 0 | 0 | 0 | 0 | 0 | | |
| Inning Stats | R: 0 H: 0 E: 0 K: 1 S: 8 | R: 0 H: 1 E: 0 K: 0 S: 8 | R: 0 H: 0 E: 0 K: 0 S: 8 | R: 1 H: 2 E: 0 K: 0 S: 10 | R: 0 H: 2 E: 0 K: 0 S: 9 | R: 0 H: 0 E: 0 K: 2 S: 8 | R: 0 H: 0 E: 0 K: 0 S: 5 | R: 3 H: 2 E: 3 K: 0 S: 13 | R: 0 H: 0 E: 0 K: 0 S: 5 | 1B: 6 2B: 0 3B: 0 HR: 1 | SF: 0 SAC: 0 DP: 1 HBP: 0 | WP: 0 PA: 37 PB: 0 SB: 1 CS: 0 | | | | | | |
| PITCHER | IP WLS BF H R ER SO BB IBB HBP BLK WP HR S P ERA WHIP | | | | | | | | | | | IP WLS BF H R ER SO BB IBB HBP BLK WP HR S P ERA WHIP | | | | | | |
| Ismael Valdez, R <small>ERA: 2.65</small> (1, 1) | 7.2 | W | 33 | 7 | 4 | 1 | 3 | 1 | 0 | 0 | 0 | 0 | 0 | 0 | 68 | 106 | 1.17 | 1.043 |
| Scott Radinsky, L <small>ERA: 2.89</small> (8, 1) | 1.1 | | 4 | 0 | 0 | 0 | 0 | 0 | 0 | 0 | 0 | 0 | 0 | 6 | 8 | 0.00 | 0.000 | |

Los Angeles Dodgers @ Colorado Rockies
 Coors Field, Denver, CO
 Fri Sep 26 1997, 7:05 PM MDT
 Att: 48,016 - Unknown - 68 F

AB 36
 R 4
 H 7
 RBI 4
 BB 1
 SO 3
 LOB 18



| Batter | 1 | 2 | 3 | 4 | 5 | 6 | 7 | 8 | 9 | AB | R | H | RBI | BB | SO | LOB | TOP | | | | | |
|--|-------------------------------|----------------------------------|-------------------------------|----------------------------------|------------------------------|---------------------------------|------------------------------|----------------------------------|------------------------------|---------------------------------|-------------------------------|----------------------------------|------------------------------|----------------------------------|------------------------------|----------------------------------|-------------------------------|----------------------------------|----------------------------------|------------------------------------|----------------------------------|--------|
| Otis Nixon, S <small>OBP: 0.337, SLG: 0.318</small> (1, 8) | L8 | | | K | | | SF8 | | G6-3 | 4 | 0 | 1 | 2 | 0 | 1 | 1 | | | | | | |
| Eric Young Sr., R <small>OBP: 0.359, SLG: 0.397</small> (1, 4) | 1B | 2B | | | G6-3 | | P4 | | | 4 | 1 | 1 | 1 | 1 | 0 | 1 | | | | | | |
| Mike Piazza, R Darren Hall, R <small>OBP: 0.627</small> (1, 2) (9, 1) | 2B | BB | | | G6-3 | | | L4 | P4 | 5 | 0 | 2 | 0 | 0 | 0 | 1 | | | | | | |
| Eric Karros, R <small>OBP: 0.328, SLG: 0.458</small> (1, 3) | P3 | | | | G4-3 | | | G5-3 | | 4 | 0 | 0 | 0 | 0 | 0 | 4 | | | | | | |
| Raul Mondesi, R <small>OBP: 0.360, SLG: 0.541</small> (1, 9) | | | | F9 | | | | K | | 4 | 0 | 1 | 1 | 0 | 1 | 0 | | | | | | |
| Todd Zeile, R <small>OBP: 0.365, SLG: 0.459</small> (1, 5) | HBP | | | F8 | | | G6-3 | | E9 | 3 | 1 | 0 | 0 | 0 | 0 | 0 | | | | | | |
| Darren Lewis, R Todd Hollandsworth, L <small>OBP: 0.335, SLG: 0.325</small> <small>OBP: 0.286, SLG: 0.360</small> (1, 7) (7, 7) | K | | | K | | | K | | G4-3 | 3 | 0 | 0 | 0 | 0 | 3 | 3 | | | | | | |
| Greg Gagne, R <small>OBP: 0.298, SLG: 0.354</small> (1, 6) | | E5 | | K | | | SH5-4 | | G4-3 | 4 | 2 | 1 | 0 | 0 | 1 | 1 | | | | | | |
| Ramon Martinez, R 37 Darren Dreifort, R Eric Anthony, L Tom Prince, R <small>OBP: 0.190, SLG: 0.214</small> <small>OBP: 0.143, SLG: 0.143</small> <small>OBP: 0.344, SLG: 0.419</small> <small>OBP: 0.280, SLG: 0.367</small> (1, 1) (8, 1) (9, PH) (9, 2) | SH1-4 | | | K | | | SH5-4 | | G6-3 | 1 | 0 | 0 | 0 | 0 | 1 | 0 | | | | | | |
| Inning Stats | R: 1 E: 0 K: 1 S: 18 | H: 2 LOB: 3 BB: 1 P: 30 | R: 1 E: 1 K: 0 S: 16 | H: 2 LOB: 2 BB: 0 P: 20 | R: 0 E: 0 K: 1 S: 6 | H: 0 LOB: 0 BB: 0 P: 7 | R: 0 E: 0 K: 3 S: 9 | H: 0 LOB: 0 BB: 0 P: 13 | R: 0 E: 0 K: 1 S: 4 | H: 0 LOB: 0 BB: 0 P: 9 | R: 0 E: 0 K: 1 S: 12 | H: 0 LOB: 0 BB: 0 P: 15 | R: 1 E: 0 K: 0 S: 9 | H: 1 LOB: 0 BB: 0 P: 12 | R: 0 E: 0 K: 1 S: 8 | H: 0 LOB: 0 BB: 0 P: 11 | R: 3 E: 1 K: 0 S: 13 | H: 3 LOB: 1 BB: 0 P: 21 | 1B: 4 2B: 4 3B: 0 HR: 0 | SF: 1 SAC: 2 DP: 0 HBP: 1 | WP: 0 PB: 0 SB: 0 CS: 0 | PA: 39 |
| PITCHER | IP | WLS | BF | H | R | ER | SO | BB | IBB | HBP | BLK | WP | HR | S | P | ERA | WHIP | | | | | |
| Frank Castillo, R | (1, 1) | 7.0 | L | 29 | 5 | 3 | 2 | 6 | 1 | 0 | 1 | 0 | 0 | 74 | 106 | 2.57 | 0.857 | | | | | |
| Curt Leskanic, R | (8, 1) | 1.0 | | 3 | 0 | 0 | 0 | 1 | 0 | 0 | 0 | 0 | 0 | 8 | 11 | 0.00 | 0.000 | | | | | |
| Jerry Dipoto, R | (9, 1) | 1.0 | | 7 | 3 | 3 | 1 | 0 | 0 | 0 | 0 | 0 | 0 | 13 | 21 | 9.00 | 3.000 | | | | | |

Los Angeles Dodgers @ Colorado Rockies
 Coors Field, Denver, CO
 Sat Sep 27 1997, 3:33 AM MDT
 Att: 48,125 - Sunny - 77 F

| | |
|-----|----|
| AB | 34 |
| R | 6 |
| H | 8 |
| RBI | 6 |
| BB | 1 |
| SO | 7 |
| LOB | 11 |



| Batter | 1 | 2 | 3 | 4 | 5 | 6 | 7 | 8 | 9 | AB | R | H | RBI | BB | SO | LOB | BOTTOM | | | | | |
|---|-------------------------------|----------------------------------|------------------------------|----------------------------------|------------------------------|----------------------------------|------------------------------|----------------------------------|------------------------------|----------------------------------|------------------------------|---------------------------------|------------------------------|----------------------------------|-------------------------------|----------------------------------|------------------------------|----------------------------------|----------------------------------|------------------------------------|----------------------------------|--------|
| Walt Weiss, S <small>OBP: 0.376, SLG: 0.384</small> (1, 6) | P4 | | F8 | | | | | G6-3 | | 3 | 0 | 0 | 0 | 1 | 0 | 0 | | | | | | |
| Ellis Burks, R <small>OBP: 0.363, SLG: 0.571</small> (1, 8) | K | | K | | | | | F8 | | 4 | 0 | 1 | 1 | 0 | 2 | 0 | | | | | | |
| 17 Todd Helton, L <small>OBP: 0.354, SLG: 0.511</small> (1, 7) | HBP | | G1-3 | | | | P6 | E6 | | 4 | 0 | 1 | 0 | 0 | 0 | 1 | | | | | | |
| Andres Galarraga, R <small>OBP: 0.389, SLG: 0.585</small> (1, 3) | | | | G6-3 | | | L8 | | | 3 | 0 | 1 | 0 | 0 | 0 | 0 | | | | | | |
| Dante Bichette, R <small>OBP: 0.339, SLG: 0.497</small> (1, 9) | K | | | G4-3 | | | G6-3 | F9 | | 3 | 0 | 0 | 0 | 1 | 1 | 4 | | | | | | |
| Vinny Castilla, R <small>OBP: 0.355, SLG: 0.547</small> (1, 5) | | | | G4-3 | | | K | | | 4 | 0 | 2 | 0 | 0 | 1 | 1 | | | | | | |
| Neifi Perez, S <small>OBP: 0.323, SLG: 0.432</small> (1, 4) | FC4 | | | G3-1 | | | L9 | | FC4-6 | 4 | 0 | 0 | 0 | 0 | 0 | 3 | | | | | | |
| Kirt Manwaring, R Jason Bates, S Curt Leskanic, R <small>OBP: 0.291, SLG: 0.276</small> <small>OBP: 0.328, SLG: 0.398</small> (1, 2) (7, PH) (8, 1) | G6-3 | | | | | | G6-3 | | | 2 | 1 | 1 | 0 | 0 | 0 | 1 | | | | | | |
| Jerry Dipoto, R John Vander Wal, L <small>OBP: 0.257, SLG: 0.231</small> (9, 1) (9, PH) | | | | | BB | | | | G3-6-1 | 0 | 0 | 0 | 0 | 0 | 0 | 0 | | | | | | |
| Frank Castillo, R Jeff Reed, L <small>OBP: 0.133, SLG: 0.121</small> <small>OBP: 0.385, SLG: 0.528</small> (1, 1) (7, PH) (8, 2) | K | | | | | | P6 | | G3-6-1 | 2 | 0 | 0 | 0 | 0 | 2 | 2 | | | | | | |
| Inning Stats | R: 0 E: 0 K: 2 S: 13 | H: 1 LOB: 2 BB: 0 P: 22 | R: 0 E: 0 K: 1 S: 9 | H: 1 LOB: 1 BB: 0 P: 15 | R: 0 E: 0 K: 1 S: 8 | H: 0 LOB: 0 BB: 0 P: 11 | R: 0 E: 0 K: 0 S: 5 | H: 0 LOB: 1 BB: 1 P: 11 | R: 1 E: 0 K: 1 S: 8 | H: 2 LOB: 1 BB: 1 P: 13 | R: 0 E: 0 K: 1 S: 7 | H: 0 LOB: 0 BB: 0 P: 9 | R: 0 E: 0 K: 0 S: 8 | H: 0 LOB: 0 BB: 0 P: 13 | R: 0 E: 1 K: 0 S: 11 | H: 1 LOB: 2 BB: 0 P: 18 | R: 0 E: 0 K: 0 S: 7 | H: 2 LOB: 1 BB: 0 P: 11 | 1B: 7 2B: 0 3B: 0 HR: 0 | SF: 0 SAC: 0 DP: 1 HBP: 1 | WP: 0 PB: 0 SB: 1 CS: 0 | PA: 36 |
| PITCHER | IP | WLS | BF | H | R | ER | SO | BB | IBB | HBP | BLK | WP | HR | S | P | ERA | WHIP | | | | | |
| Ramon Martinez, R | (1, 1) | 7.2 | W | 31 | 5 | 1 | 1 | 6 | 2 | 0 | 1 | 0 | 0 | 67 | 109 | 1.17 | 0.913 | | | | | |
| 37 Darren Dreifort, R | (8, 1) | 0.1 | | 1 | 0 | 0 | 0 | 0 | 0 | 0 | 0 | 0 | 0 | 2 | 3 | 0.00 | 0.000 | | | | | |
| Darren Hall, R | (9, 1) | 1.0 | | 4 | 2 | 0 | 0 | 0 | 0 | 0 | 0 | 0 | 0 | 7 | 11 | 0.00 | 2.000 | | | | | |

Los Angeles Dodgers @ Colorado Rockies
 Coors Field, Denver, CO
 Sat Sep 27 1997, 3:33 AM MDT
 Att: 48,125 - Sunny - 77 F

| | |
|-----|----|
| AB | 33 |
| R | 1 |
| H | 7 |
| RBI | 1 |
| BB | 2 |
| SO | 6 |
| LOB | 14 |



| Batter | 1 | 2 | 3 | 4 | 5 | 6 | 7 | 8 | 9 | AB | R | H | RBI | BB | SO | LOB | TOP | | | |
|---|------------------------------|---------------------------------|------------------------------|-----------------------------------|-------------------------------|----------------------------------|-------------------------------|----------------------------------|-------------------------------|----------------------------------|------------------------------|----------------------------------|------------------------------|----------------------------------|-------------------------------|----------------------------------|--|------------------------------------|----------------------------------|--------|
| Brett Butler, L OBP: 0.363, SLG: 0.324 (1, 8) | B1-3 | | HR | G6-3 | | L9 | | | BB | 4 | 1 | 1 | 2 | 0 | 0 | 0 | Los Angeles Dodgers @ Colorado Rockies Coors Field, Denver, CO Sun Sep 28 1997, 3:33 AM MDT Att: 48,197 - Sunny - 68 F | | | |
| Dennys Reyes, R (6, 1) | | | | | | | | | 1B | 0 | 0 | 0 | 0 | 0 | 0 | 0 | | | | |
| Nelson Liriano, S OBP: 0.274, SLG: 0.330 (8, 5) | | | 1H 2H | | | | | | | 1 | 0 | 1 | 0 | 0 | 0 | 0 | | | | |
| Adam Riggs, R OBP: 0.333, SLG: 0.250 (1, 4) | G1-3 | | | | | HR | | | FC6-4 | 4 | 1 | 1 | 0 | 1 | 1 | 1 | | | | |
| Mike Piazza, R OBP: 0.431, SLG: 0.638 Tom Prince, R OBP: 0.275, SLG: 0.360 (1, 2) (5, 2) | K | | | | | HR | | | P3 | 3 | 2 | 2 | 4 | 0 | 1 | 0 | | | | |
| Eric Karros, R OBP: 0.329, SLG: 0.459 Mike Judd, R (3, 1) | | | 3H | HR | | HR | | | | 2 | 0 | 1 | 0 | 0 | 0 | 0 | | | | |
| Garey Ingram, R OBP: 0.500, SLG: 0.444 (6, 8) | | 1B | F9 | | | | | | FC6-4 | 1 | 0 | 0 | 0 | 0 | 1 | 0 | | | | |
| Billy Ashley, R OBP: 0.293, SLG: 0.435 (1, 7) | | 1B | | | | | | | | 2 | 0 | 0 | 0 | 0 | 1 | 2 | | | | |
| Todd Hollandsworth, L OBP: 0.286, SLG: 0.368 (1, 9) | | | | | | | | | | 3 | 1 | 2 | 0 | 0 | 1 | 0 | | | | |
| Paul Konerko, R OBP: 0.250, SLG: 0.143 Mike Harkey, R (8, 1) | | | | | | | | | | 4 | 1 | 1 | 2 | 0 | 1 | 3 | | | | |
| Wilton Guerrero, S OBP: 0.305, SLG: 0.403 (1, 6) | | | | | | | | | | 3 | 0 | 0 | 0 | 1 | 1 | 2 | | | | |
| Rick Gorecki, R Henry Blanco, R OBP: 0.400, SLG: 1.000 (1, 1) (3, 3) | | | | | | | | | | 0 | 0 | 0 | 0 | 0 | 0 | 0 | | | | |
| Inning Stats | R: 0 E: 0 K: 1 S: 7 | H: 0 LOB: 0 BB: 0 P: 8 | R: 0 E: 0 K: 0 S: 8 | H: 2 LOB: 1 BB: 10 P: 10 | R: 4 E: 1 K: 1 S: 11 | H: 3 LOB: 1 BB: 0 P: 16 | R: 1 E: 0 K: 1 S: 13 | H: 1 LOB: 0 BB: 0 P: 15 | R: 4 E: 0 K: 1 S: 17 | H: 4 LOB: 0 BB: 0 P: 26 | R: 0 E: 0 K: 0 S: 9 | H: 0 LOB: 0 BB: 0 P: 12 | R: 0 E: 0 K: 1 S: 4 | H: 0 LOB: 0 BB: 0 P: 11 | R: 0 E: 0 K: 1 S: 11 | H: 1 LOB: 2 BB: 1 P: 18 | 1B: 5 2B: 1 3B: 1 HR: 4 | SF: 0 SAC: 1 DP: 1 HBP: 1 | WP: 0 PB: 0 SB: 1 CS: 1 | PA: 41 |
| PITCHER | IP | WLS | BF | H | R | ER | SO | BB | IBB | HBP | BLK | WP | HR | S | P | ERA | WHIP | | | |
| John Thomson, R ERA: 4.71 (1, 1) | 5.0 | | 26 | 10 | 9 | 8 | 4 | 0 | 0 | 1 | 0 | 0 | 4 | 56 | 75 | 14.40 | 2.000 | | | |
| Steve Reed, R ERA: 4.04 (6, 1) | 2.0 | | 6 | 0 | 0 | 0 | 2 | 0 | 0 | 0 | 0 | 0 | 0 | 16 | 23 | 0.00 | 0.000 | | | |
| Mike DeJean, R ERA: 3.99 (8, 1) | 1.0 | W | 3 | 0 | 0 | 0 | 1 | 1 | 0 | 0 | 0 | 0 | 0 | 4 | 11 | 0.00 | 1.000 | | | |
| Curt Leskanic, R ERA: 5.55 (9, 1) | 1.0 | | 5 | 1 | 0 | 0 | 1 | 1 | 0 | 0 | 0 | 0 | 0 | 11 | 18 | 0.00 | 2.000 | | | |

| Batter | 1 | 2 | 3 | 4 | 5 | 6 | 7 | 8 | 9 | AB | R | H | RBI | BB | SO | LOB | BOTTOM | | | |
|--|------------------------------|---------------------------------|-------------------------------|----------------------------------|-------------------------------|----------------------------------|-------------------------------|----------------------------------|-------------------------------|----------------------------------|------------------------------|----------------------------------|------------------------------|----------------------------------|-------------------------------|----------------------------------|--|------------------------------------|----------------------------------|--------|
| Quinton McCracken, S OBP: 0.374, SLG: 0.360 (1, 8) | L7 | | | | | | | | | 6 | 0 | 3 | 3 | 0 | 1 | 4 | Los Angeles Dodgers @ Colorado Rockies Coors Field, Denver, CO Sun Sep 28 1997, 3:33 AM MDT Att: 48,197 - Sunny - 68 F | | | |
| Walt Weiss, S OBP: 0.377, SLG: 0.384 (1, 6) | | | | | | | | | | 2 | 0 | 1 | 1 | 0 | 0 | 0 | | | | |
| Brian Raabe, R OBP: 0.286, SLG: 0.167 Curt Leskanic, R (9, 1) | G6-3 | | | | | | | | | 3 | 0 | 1 | 0 | 0 | 1 | 2 | | | | |
| 17 Todd Helton, L OBP: 0.337, SLG: 0.484 (1, 3) | G4-3 | | | | | | | | | 0 | 0 | 0 | 0 | 0 | 0 | 0 | | | | |
| Dante Bichette, R OBP: 0.343, SLG: 0.510 (1, 9) | | | | | | | | | | 5 | 1 | 0 | 0 | 0 | 2 | 4 | | | | |
| Jeff Reed, L OBP: 0.386, SLG: 0.535 (1, 2) | | | | | | | | | | 4 | 3 | 3 | 3 | 1 | 1 | 0 | | | | |
| Jason Bates, S OBP: 0.338, SLG: 0.397 (1, 5) (9, 4) | | | | | | | | | | 4 | 2 | 1 | 2 | 1 | 3 | 1 | | | | |
| Harvey Pulliam, R OBP: 0.333, SLG: 0.463 (1, 7) | | | | | | | | | | 3 | 3 | 1 | 0 | 2 | 0 | 1 | | | | |
| Neftali Perez, S OBP: 0.333, SLG: 0.444 (1, 4) (3, 6) | | | | | | | | | | 4 | 2 | 1 | 0 | 1 | 1 | 2 | | | | |
| John Thomson, R ERA: 4.71 (1, 1) John Vander Wal, L ERA: 4.04 (6, 1) Steve Reed, R ERA: 4.04 (6, 1) Vinny Castilla, R OBP: 0.345, SLG: 0.547 (7, PH) Mike DeJean, R OBP: 0.333, SLG: 0.467 (8, PH) Rene Gonzalez, R OBP: 0.500, SLG: 0.500 (9, 5) | | | | | | | | | | 5 | 2 | 5 | 3 | 0 | 0 | 0 | | | | |
| Inning Stats | R: 0 E: 0 K: 0 S: 5 | H: 0 LOB: 0 BB: 0 P: 7 | R: 4 E: 0 K: 3 S: 21 | H: 5 LOB: 2 BB: 1 P: 32 | R: 5 E: 0 K: 3 S: 18 | H: 3 LOB: 1 BB: 3 P: 33 | R: 0 E: 0 K: 1 S: 13 | H: 1 LOB: 1 BB: 0 P: 18 | R: 0 E: 0 K: 1 S: 10 | H: 2 LOB: 1 BB: 0 P: 14 | R: 0 E: 0 K: 2 S: 7 | H: 0 LOB: 0 BB: 0 P: 11 | R: 0 E: 0 K: 1 S: 8 | H: 2 LOB: 2 BB: 0 P: 15 | R: 4 E: 0 K: 1 S: 16 | H: 5 LOB: 2 BB: 1 P: 32 | 1B: 14 2B: 1 3B: 0 HR: 3 | SF: 0 SAC: 0 DP: 0 HBP: 0 | WP: 0 PB: 0 SB: 1 CS: 1 | PA: 46 |
| PITCHER | IP | WLS | BF | H | R | ER | SO | BB | IBB | HBP | BLK | WP | HR | S | P | ERA | WHIP | | | |
| Rick Gorecki, R ERA: 15.0 (1, 1) | 2.1 | | 18 | 7 | 9 | 9 | 4 | 4 | 0 | 0 | 0 | 0 | 2 | 37 | 63 | 34.71 | 4.714 | | | |
| Mike Judd, R ERA (3, 1) | 2.2 | | 11 | 4 | 0 | 0 | 4 | 0 | 0 | 0 | 0 | 0 | 0 | 30 | 41 | 0.00 | 1.500 | | | |
| Dennys Reyes, L ERA: 3.83 (6, 1) | 2.2 | L | 16 | 7 | 4 | 4 | 4 | 1 | 0 | 0 | 0 | 0 | 1 | 28 | 53 | 13.50 | 3.000 | | | |
| Mike Harkey, R ERA: 4.3 (8, 1) | 0.1 | | 1 | 0 | 0 | 0 | 0 | 0 | 0 | 0 | 0 | 0 | 0 | 3 | 5 | 0.00 | 0.000 | | | |