

**Los Angeles Dodgers - 1998**



Batter	1	2	3	4	5	6	7	8	9	AB R H RBI BB SO LOB	TOP											
Eric Young Sr., R (1,4) C F B S	1-3 K			0-2 F9		0-1 G4-3		1-2 FC1		4 0 0 0 0 1 1												
Jose Vizcaino, S (1,6) X	0-0 G6-3			1-0 G1-3		2-3 K		1-1 F7		4 0 0 0 0 1 2												
Mike Piazza, R (1,2) C X OBP: 0.250, SLG: 0.250	0-1 G4-3			1-2 1B		0-0 G5-3		3-2 G6-3		4 0 1 0 0 0 2												
Todd Zeile, R (1,5)		2-2 G6-3		0-0 F8			2-0 E6		2-3 K	4 0 0 0 0 1 1												
Raul Mondesi, R (1,9)		0-0 G6-3			0-3 K		0-1 G1-6-3		1-3 K	4 0 0 0 0 2 1												
Paul Konerko, R (1,3) C X OBP: 0.500, SLG: 0.500		0-1 F9			1-2 BB 1B		0-1 FC6-4 1B		0-3 K	4 0 2 0 0 1 0												
Todd Hollandsworth, L (1,7) (8,8)			1-1 G5-3		4-0 BB		2-2 FC6-4			2 0 0 0 1 0 1												
Trenidad Hubbard, R (1,8) Wilton Guerrero, S (8,PH) (8,7)			0-0 F9		1-3 K			4-1 FC4-6 BB		2 0 0 0 0 1 2 0 0 0 0 1 0 0												
Ramon Martinez, R (1,1) Darren Hall, R (5,1) Frank Lankford, R (7,1) Thomas Howard, S (8,PH) Mike Devereaux, R (8,PH) Jim Bruske, R (8,1) Mark Guthrie, R (8,1)			2-3 K		1-1 G3			2-2 FC4-6 E		2 0 0 0 0 1 2 0 0 0 0 0 0 0 0 0 0 0 0 0 0 0 0 0 0 0 0 0 1 0 0 0 0 0 1 0 0 0 0 0 0 0 0 0 0 0 0 0 0												
<b>Inning Stats</b>	R: 0 E: 0 K: 1 S: 6	H: 0 LOB: 0 BB: 0 P: 7	R: 0 E: 0 K: 0 S: 6	H: 0 LOB: 0 BB: 0 P: 8	R: 0 E: 0 K: 1 S: 6	H: 0 LOB: 0 BB: 0 P: 9	R: 0 E: 0 K: 0 S: 8	H: 1 LOB: 1 BB: 0 P: 10	R: 0 E: 0 K: 2 S: 11	H: 1 LOB: 2 BB: 1 P: 18	R: 0 E: 0 K: 1 S: 8	H: 0 LOB: 0 BB: 0 P: 10	R: 0 E: 1 K: 0 S: 8	H: 1 LOB: 1 BB: 0 P: 12	R: 0 E: 1 K: 0 S: 12	H: 0 LOB: 2 BB: 1 P: 23	R: 0 E: 0 K: 3 S: 11	H: 0 LOB: 0 BB: 0 P: 14	1B: 3 2B: 0 3B: 0 HR: 0	SF: 0 SAC: 0 DP: 1 HBP: 0	WP: 0 PB: 0 SB: 0 CS: 0	PA: 33
<b>PITCHER</b>	IP WLS BF H R ER SO BB IBB HBP BLK WP HR S P ERA WHIP																			<b>PITCHER</b>	IP WLS BF H R ER SO BB IBB HBP BLK WP HR S P ERA WHIP	
Todd Stottlemyre, R (1,1) ERA:	7.0 W 26 3 0 0 5 2 0 0 0 0 0 54 79 0.00 0.714																					
Lance Painter, L (8,1) ERA:	0.1 1 0 0 0 0 0 0 0 0 0 0 0 3 5 0.00 0.000																					
John Frascatore, R (8,1) ERA:	0.2 3 0 0 0 0 0 0 0 0 0 0 0 8 13 0.00 0.000																					
Braden Looper, R (9,1) ERA:	1.0 3 0 0 0 0 3 0 0 0 0 0 0 11 14 0.00 0.000																					

Los Angeles Dodgers @ St. Louis Cardinals  
 Busch Stadium, St. Louis, MO  
 Tue Mar 31 1998, 3:33 AM CST  
 Att. 47,972 - Cloudy - 60 F

AB	31
R	0
H	3
RBI	0
BB	2
SO	8
LOB	13



Batter	1	2	3	4	5	6	7	8	9
Royce Clayton, R OBP: 0.200, SLG: 0.200 (1, 6)	2-2 CS 1B		1-0 F7		0-3 K		1-0 F8	1-3 K2-3	
Delino DeShields, L OBP: 0.500, SLG: 0.333 (1, 4)	0-0 G3 1-2		3-2 L8		4-2 HR BB		2-2 1B		
Mark McGwire, R OBP: 0.500, SLG: 1.500 (1, 3)	1-3 K			0-0 2B	1-0 HR		1-3 K		
Ray Lankford, L OBP: 0.500, SLG: 0.667 (1, 8)		1-2 G4-3 2B		0-0 F5	4-2 S BB		0-1 G3-1		
Brian Jordan, R (1, 9)		0-0 G4-3 2-3		0-0 F9	2-1 F8		1-2 G6-3		
Ron Gant, R OBP: 0.250, SLG: 0.250 (1, 7) Braden Loooper, R (9, 1)		3-2 F7		0-0 G5-3		1-0 F2	3-2 S 1B		
Gary Gaetti, R OBP: 0.750, SLG: 1.000 (1, 5)		0-3 K			1-2 1B HR 2B	0-0 K2 1B	1-2 G3 1B		
Tom Lampkin, L OBP: 0.250, SLG: 0.250 (1, 2)			3-2 F8		2-2 BB HR 1B	1-0 K2	1-2 G3		
Todd Stottlemyre, L OBP: 0.667, SLG: 0.667 (1, 1) Lance Painter, L (8, 1) John Frascatore, R (8, 1) Willie McGee, S OBP: 1.000, SLG: 1.000 (8, PH) (9, 7)			3-2 1B		2-3 K		1-0 1B	1-1 1B	

Inning Stats	R: 0 E: 0 K: 1 S: 7	H: 1 LOB: 0 BB: 0 P: 10	R: 0 E: 0 K: 1 S: 11	H: 1 LOB: 1 BB: 0 P: 15	R: 0 E: 0 K: 0 S: 13	H: 1 LOB: 1 BB: 0 P: 23	R: 0 E: 0 K: 0 S: 4	H: 1 LOB: 1 BB: 0 P: 4	R: 4 E: 0 K: 2 S: 20	H: 3 LOB: 1 BB: 2 P: 36	R: 0 E: 0 K: 1 S: 7	H: 1 LOB: 1 BB: 0 P: 11	R: 0 E: 0 K: 1 S: 10	H: 2 LOB: 2 BB: 0 P: 15	R: 2 E: 0 K: 1 S: 18	H: 3 LOB: 1 BB: 0 P: 27
--------------	------------------------------	----------------------------------	-------------------------------	----------------------------------	-------------------------------	----------------------------------	------------------------------	---------------------------------	-------------------------------	----------------------------------	------------------------------	----------------------------------	-------------------------------	----------------------------------	-------------------------------	----------------------------------

PITCHER														PITCHER																				
IP	WLS	BF	H	R	ER	SO	BB	IBB	HBP	BLK	WP	HR	S	P	ERA	WHIP	IP	WLS	BF	H	R	ER	SO	BB	IBB	HBP	BLK	WP	HR	S	P	ERA	WHIP	
Ramon Martinez, R (1, 1) ERA: 7.71	4.2	L	22	7	4	4	4	2	0	0	0	1	53	84	7.71	1.929																		
Darren Hall, R (5, 1) ERA:	1.1		4	1	0	0	1	0	0	0	0	0	9	15	0.00	0.750																		
Frank Lankford, R (7, 1) ERA:	1.0		5	2	0	0	1	0	0	0	0	0	10	15	0.00	2.000																		
Jim Bruske, R (8, 1) ERA: 54.0	0.1		3	2	2	0	0	0	0	0	0	0	10	16	54.00	6.000																		
Mark Guthrie, L (8, 1) ERA:	0.2		3	1	0	0	1	0	0	0	0	0	8	11	0.00	1.500																		


**BOTTOM**

**Los Angeles Dodgers @ St. Louis Cardinals**  
 Busch Stadium, St. Louis, MO  
 Tue Mar 31 1998, 3:33 AM CST  
 Att: 47,972 - Cloudy - 60 F

AB	R	H	RBI	BB	SO	LOB
5	0	1	0	0	2	5
3	1	1	0	1	0	2
4	1	2	4	0	2	2
3	0	1	0	1	0	3
4	0	0	0	0	0	3
4	1	1	0	0	0	2
0	0	0	0	0	0	0
4	2	3	1	0	1	1
4	1	1	0	0	1	2
3	0	2	0	0	1	2
0	0	0	0	0	0	0
0	0	0	0	0	0	0
1	0	1	1	0	0	0

AB	35
R	6
H	13
RBI	6
BB	2
SO	7
LOB	22

WP: 0 PA: 37  
 PB: 0  
 SB: 2  
 CS: 1



livebaseballscorecards.com









Los Angeles Dodgers @ Cincinnati Reds  
Cinergy Field, Cincinnati, OH

Fri Apr 03 1998, 7:05 PM EST  
Att. 16,027 - Overcast - 52 F

AB	32
R	3
H	7
RBI	2
BB	2
SO	10
LOB	9



WP	1	PA	36
PB	0		
SB	2		
CS	0		

Batter	1	2	3	4	5	6	7	8	9	AB	R	H	RBI	BB	SO	LOB
Eric Young Sr. R (1, 4) OBP: 0.286, SLG: 0.308	G6-3		L4							4	0	2	1	0	0	1
Thomas Howard, S (1, 8) OBP: 0.286, SLG: 0.667	L7			G3-1						4	0	0	0	0	2	3
Darren Hall, R (7, 1)					K					0	0	0	0	0	0	0
Jim Bruske, R (8, 1)										0	0	0	0	0	0	0
Mike Piazza, R (1, 2) OBP: 0.214, SLG: 0.214	K			E9						4	1	1	0	0	1	0
Todd Zeile, R (1, 5) OBP: 0.357, SLG: 0.455										4	0	1	1	0	1	0
Raul Mondesi, R (1, 9) OBP: 0.167, SLG: 0.167										4	0	1	0	0	2	1
Paul Konerko, R (1, 3) OBP: 0.308, SLG: 0.250										4	0	0	0	0	2	2
Todd Hollandsworth, L (1, 7) OBP: 0.400, SLG: 0.625										3	2	2	0	1	0	0
Jose Vizcaino, S (1, 6) OBP: 0.077, SLG: 0.077										3	0	0	0	0	0	2
Hideo Nomo, R (1, 1)										0	0	0	0	0	0	0
Wilton Guerrero, S (5, PH)										1	0	0	0	0	1	0
Mark Guthrie, R (5, 1)										0	0	0	0	0	0	0
Matt Luke, L (7, PH) OBP: 0.667, SLG: 0.500										0	0	0	0	1	0	0
Trenidad Hubbard, R (7, 8) OBP: 0.167, SLG: 0.667										1	0	0	0	0	1	0

Inning	R	H	E	K	S	P	1B	2B	3B	SF	SAC	DP	HBP
1	0	0	0	1	0	11	5	1	0	0	2	0	0
2	0	0	0	2	0	11	1	0	0	0	0	0	0
3	0	1	0	0	10	7	0	0	0	0	0	0	0
4	1	2	1	0	14	9	0	0	0	0	0	0	0
5	1	1	0	2	18	10	0	0	0	0	0	0	0
6	0	0	0	0	9	7	0	0	0	0	0	0	0
7	1	2	0	1	18	10	0	0	0	0	0	0	0
8	0	1	0	0	14	8	0	0	0	0	0	0	0
9	0	0	0	0	13	10	0	0	0	0	0	0	0

Batter	1	2	3	4	5	6	7	8	9
Eric Young Sr. R (1, 4) OBP: 0.286, SLG: 0.308	G6-3		L4						
Thomas Howard, S (1, 8) OBP: 0.286, SLG: 0.667	L7			G3-1					
Darren Hall, R (7, 1)					K				
Jim Bruske, R (8, 1)									
Mike Piazza, R (1, 2) OBP: 0.214, SLG: 0.214	K			E9					
Todd Zeile, R (1, 5) OBP: 0.357, SLG: 0.455									
Raul Mondesi, R (1, 9) OBP: 0.167, SLG: 0.167									
Paul Konerko, R (1, 3) OBP: 0.308, SLG: 0.250									
Todd Hollandsworth, L (1, 7) OBP: 0.400, SLG: 0.625									
Jose Vizcaino, S (1, 6) OBP: 0.077, SLG: 0.077									
Hideo Nomo, R (1, 1)									
Wilton Guerrero, S (5, PH)									
Mark Guthrie, R (5, 1)									
Matt Luke, L (7, PH) OBP: 0.667, SLG: 0.500									
Trenidad Hubbard, R (7, 8) OBP: 0.167, SLG: 0.667									

PITCHER	IP	WLS	BF	H	R	ER	SO	BB	IBB	HBP	BLK	WP	HR	S	P	ERA	WHIP
David Weathers, R (1, 1) ERA: 3.38	7.0	W	29	6	3	2	9	2	0	0	0	1	0	62	99	2.57	1.143
Scott Sullivan, R (8, 1) ERA: 13.5	1.0		4	1	0	0	0	0	0	0	0	0	0	8	14	0.00	1.000
Jeff Shaw, R (9, 1) ERA:	1.0	S	3	0	0	0	1	0	0	0	0	0	0	10	13	0.00	0.000



Batter	1	2	3	4	5	6	7	8	9
Chris Stynes, R (1, 7) OBP: 0.444, SLG: 0.625 Jeff Shaw, R (9, 1)	4-1 S G3 BB		0-3 K		0-1 SH2-3 1B		4-1 S 1B BB	0-1 SAFE 1-3 2B	
Jon Nunnally, L (1, 9) OBP: 0.471, SLG: 0.571	0-0 G3 1-2		4-2 S BB		0-0 SH2-3 1-2		4-2 1B HR BB	0-3 K	
Willie Greene, L (1, 5) OBP: 0.471, SLG: 0.846	4-1 S BB		2-0 G4-3 1-2		3-1 P3		3-3 K		
Eduardo Perez, R (1, 3) OBP: 0.294, SLG: 0.200	3-3 K 1-2 2-3			3-1 G6-3		4-1 BB	1-2 HR 1B		
Reggie Sanders, R (1, 8) OBP: 0.529, SLG: 0.583	3-3 K			4-2 BB 2B BB		3-3 K	2-0 HR		
Eddie Taubensee, L (1, 2) OBP: 0.250, SLG: 0.273		2-3 K		4-2 SAFE SAFE 2B BB		3-3 K	1-1 G3-1		
Bret Boone, R (1, 4) OBP: 0.412, SLG: 0.647		2-3 K		1-1 1-H 2-H 2B		2-0 F9		1-3 K	
Pokey Reese, R (1, 6) OBP: 0.091, SLG: 0.100		3-3 K2-3		2-3 K		3-2 E5 CS		0-1 2B 1B	
David Weathers, R (1, 1) Lenny Harris, L (7, PH) Scott Sullivan, R (8, 1) Dmitri Young, S (8, PH) Pat Watkins, R (9, 7)			1-3 K	2-3 K		0-0 CS 1-2	2-1 G3-1	1-0 F7	

Inning Stats	R: 0 E: 0 K: 2 S: 9	H: 0 LOB: 2 BB: 2 P: 23	R: 0 E: 0 K: 3 S: 9	H: 0 LOB: 0 BB: 0 P: 16	R: 0 E: 0 K: 3 S: 10	H: 0 LOB: 1 BB: 1 P: 17	R: 2 E: 0 K: 2 S: 15	H: 1 LOB: 1 BB: 2 P: 31	R: 0 E: 0 K: 1 S: 8	H: 1 LOB: 2 BB: 1 P: 19	R: 0 E: 1 K: 1 S: 8	H: 0 LOB: 0 BB: 0 P: 16	R: 4 E: 0 K: 1 S: 15	H: 2 LOB: 0 BB: 2 P: 32	R: 0 E: 0 K: 2 S: 11	H: 2 LOB: 2 BB: 0 P: 13
1B: 3 2B: 2 3B: 0 HR: 1	SF: 0 SAC: 1 DP: 0 HBP: 0	WP: 0 PA: 39														

PITCHER	IP	WLS	BF	H	R	ER	SO	BB	IBB	HBP	BLK	WP	HR	S	P	ERA	WHIP
Hideo Nomo, R (1, 1) ERA: 4.5	4.0		18	1	2	2	9	5	0	0	0	0	0	43	87	4.50	1.500
Mark Guthrie, L (5, 1) ERA:	2.0		8	1	0	0	2	1	0	0	0	0	0	17	35	0.00	1.000
Darren Hall, R (7, 1) ERA: 12.0	1.2	L	11	4	4	4	2	2	0	0	0	0	1	23	42	21.60	3.600
Jim Bruske, R (8, 1) ERA: 6.75	0.1		1	0	0	0	1	0	0	0	0	0	0	3	3	0.00	0.000

BOTTOM

Los Angeles Dodgers @ Cincinnati Reds  
Cinergy Field, Cincinnati, OH  
Fri Apr 03 1998, 7:05 PM EST  
Att. 16,027 - Overcast - 52 F

livebaseballscorecards.com

AB	29
R	6
H	6
RBI	6
BB	8
SO	14
LOB	16



WP: 0	PA: 39
PB: 0	
SB: 4	
CS: 1	

Batter	1	2	3	4	5	6	7	8	9	AB R H RBI BB SO LOB	TOP		
Eric Young Sr. R (1, 4) OBP: 0.278, SLG: 0.412	1-1 P2		2-1 F7		0-1 F7			1-2 G6-3		4 0 1 1 0 0 1			
Thomas Howard, S (1, 8) OBP: 0.182, SLG: 0.400	2-3 K		1-3 K			0-1 F7		0-0 G4-3		4 0 0 0 0 2 1			
Mike Piazza, R (1, 2) OBP: 0.278, SLG: 0.294	3-2 2B		0-1 G6-3			0-0 G5-3			4-1 G6-4-3 BB	3 0 1 0 1 0 1			
Todd Zeile, R (1, 5) OBP: 0.278, SLG: 0.333	0-0 F7			2-0 P6		1-1 F8			2-2 G6-4-3 1-2f	4 0 0 0 0 0 2			
Raul Mondesi, R (1, 9) OBP: 0.125, SLG: 0.125		1-0 G6-3		3-3 K			2-1 P4		0-0 P6	4 0 0 0 0 1 0			
Paul Konerko, R (1, 3) OBP: 0.313, SLG: 0.214		0-0 F8		1-0 G5-3			4-2 BB			2 0 0 0 1 0 0			
Todd Hollandsworth, L (1, 7) OBP: 0.308, SLG: 0.455		2-3 K			1-2 G3-1		2-3 K			3 0 0 0 0 2 1			
Jose Vizcaino, S (1, 6) OBP: 0.188, SLG: 0.133			4-1 SH1-4 3B BB		1-1 SH1-4 1B		0-3 K			2 1 1 0 1 1 1			
Ismael Valdez, R (1, 1)			0-0 SH1-4		0-0 SH1-4			0-3 K		0 0 0 0 0 0 0			
37 Darren Dreifort, R (6, 1)										0 0 0 0 0 0 0			
Wilton Guerrero, S (8, PH)										1 0 0 0 0 1 0			
Antonio Osuna, R (8, 1)										0 0 0 0 0 0 0			
<b>Inning Stats</b>	R: 0 H: 1 E: 0 LOB: 1 K: 1 BB: 0 S: 10 P: 16	R: 0 H: 0 E: 0 LOB: 0 K: 1 BB: 0 S: 6 P: 9	R: 1 H: 1 E: 0 LOB: 1 K: 1 BB: 1 S: 10 P: 17	R: 0 H: 0 E: 0 LOB: 0 K: 1 BB: 0 S: 6 P: 12	R: 0 H: 1 E: 0 LOB: 1 K: 0 BB: 0 S: 9 P: 11	R: 0 H: 0 E: 0 LOB: 0 K: 0 BB: 0 S: 5 P: 6	R: 0 H: 0 E: 0 LOB: 1 K: 2 BB: 1 S: 13 P: 21	R: 0 H: 0 E: 0 LOB: 0 K: 1 BB: 0 S: 9 P: 10	R: 0 H: 0 E: 0 LOB: 0 K: 0 BB: 1 S: 5 P: 11	1B: 1 SF: 0 2B: 1 SAC: 2 3B: 1 DP: 1 HR: 0 HBP: 0	WP: 0 PA: 32 PB: 0 SB: 0 CS: 0		
<b>PITCHER</b>	IP WLS BF H R ER SO BB IBB HBP BLK WP HR S P ERA WHIP											<b>PITCHER</b>	IP WLS BF H R ER SO BB IBB HBP BLK WP HR S P ERA WHIP
Brett Tomko, R (1, 1) ERA: 1.13	8.0 W 29 3 1 1 7 2 0 0 0 0 0 0 68 102 1.12 0.625												
Jeff Shaw, R (9, 1) ERA:	1.0 S 3 0 0 0 0 1 0 0 0 0 0 0 5 11 0.00 1.000												

Los Angeles Dodgers @ Cincinnati Reds  
Cinergy Field, Cincinnati, OH  
Sat Apr 04 1998, 3:33 AM EST  
Att. 20,464 - Cloudy - 46 F

AB	27
R	1
H	3
RBI	1
BB	3
SO	7
LOB	7









Batter	1	2	3	4	5	6	7	8	9	AB R H RBI BB SO LOB	TOP
<b>Eric Young Sr., R</b> OBP: 0.273, SLG: 0.350 (1, 4)	4-1 BB S S BB		3-2 P4		3-3 K			2-2 L7		3 0 0 0 1 1 1	
<b>Trenidad Hubbard, R</b> OBP: 0.200, SLG: 0.500 (1, 8)	1-3 SAFE K 1-2		1-3 K			3-2 G6-4-3 1B		3-2 F8		4 0 1 0 0 2 1	
<b>Mike Piazza, R</b> OBP: 0.227, SLG: 0.238 (1, 2)	3-3 K 2-3		1-1 F8			1-1 G6-4-3 1-2f		2-1 E6		4 0 0 0 0 1 2	
<b>Todd Zeile, R</b> OBP: 0.227, SLG: 0.263 (1, 5)	1-2 G5-3			3-2 F8		0-1 G4-3		2-2 G6-3		4 0 0 0 0 0 2	
<b>Raul Mondesi, R</b> OBP: 0.250, SLG: 0.400 (1, 9)		1-0 G5-3		1-2 G5-4-3 1B			1-1 HR		2-2 G5-4-3 1B	4 1 3 1 0 0 0	
<b>Paul Konerko, R</b> OBP: 0.250, SLG: 0.167 (1, 3)		2-3 K		1-2 G5-4-3 1-2f			3-2 G5-3		1-2 G5-4-3 1-2f	4 0 0 0 0 1 2	
<b>Mike Devereaux, R</b> OBP: 0.800, SLG: 1.000 (1, 7)		4-1 BB BB			4-1 SH1-4 BB		2-0 WP 2B		1-1 CS 1B	2 0 2 0 2 0 0	
<b>Jose Vizcaino, S</b> OBP: 0.211, SLG: 0.118 (1, 6)		4-1 SAFE BB 1-2 BB		2-3 K		3-2 P6		0-2 CS		2 0 0 0 1 1 2	
<b>Ramon Martinez, R</b> <b>Scott Radinsky, L</b>		1-3 K			0-0 SH1-4		0-3 K			2 0 0 0 0 2 3 0 0 0 0 0 0 0	
<b>Inning Stats</b>	R: 0 E: 0 K: 2 S: 12 H: 0 LOB: 1 BB: 1 P: 21	R: 0 E: 0 K: 2 S: 9 H: 0 LOB: 2 BB: 2 P: 21	R: 0 E: 0 K: 1 S: 10 H: 0 LOB: 0 BB: 0 P: 15	R: 0 E: 0 K: 0 S: 13 H: 1 LOB: 0 BB: 0 P: 18	R: 0 E: 0 K: 2 S: 14 H: 0 LOB: 1 BB: 1 P: 23	R: 0 E: 0 K: 0 S: 9 H: 1 LOB: 0 BB: 0 P: 13	R: 1 E: 0 K: 1 S: 16 H: 2 LOB: 1 BB: 0 P: 24	R: 0 E: 1 K: 0 S: 12 H: 0 LOB: 1 BB: 0 P: 21	R: 0 E: 0 K: 0 S: 12 H: 2 LOB: 0 BB: 0 P: 16	1B: 4 2B: 1 3B: 0 HR: 1 SF: 0 SAC: 1 DP: 3 HBP: 0	WP: 1 PB: 0 SB: 2 CS: 1 PA: 35
<b>PITCHER</b>	IP WLS BF H R ER SO BB IBB HBP BLK WP HR S P ERA WHIP										
<b>Mike Reminger, L</b> ERA: 1.59 (1, 1)	6.1 L 25 4 1 1 7 4 0 0 0 0 1 73 123 1.42 1.263										
<b>Stan Belinda, R</b> ERA: (7, 1)	2.2 9 2 0 0 1 0 0 0 0 1 0 34 49 0.00 0.750										

**Los Angeles Dodgers @ Cincinnati Reds**  
Cinergy Field, Cincinnati, OH  
Sun Apr 05 1998, 3:33 AM EDT  
Att. 19,790 - Sunny - 50 F

livebaseballscorecards.com

AB	29
R	1
H	6
RBI	1
BB	4
SO	8
LOB	13



Batter	1	2	3	4	5	6	7	8	9	AB	R	H	RBI	BB	SO	LOB	BOTTOM																						
<b>Chris Stynes, R</b> (1, 7) OBP: 0.385, SLG: 0.500	2-3 K			0-0 P6			3-2 G5-3		1-2 HBP 1B	4	0	1	0	0	1	0	<b>Los Angeles Dodgers @ Cincinnati Reds</b> Cinergy Field, Cincinnati, OH Sun Apr 05 1998, 3:33 AM EDT Att. 19,790 - Sunny - 50 F																						
<b>Lenny Harris, L</b> (1, 9) OBP: 0.385, SLG: 0.500	1-2 G1-3			0-0 F7			2-0 F9		1-0 HBP	3	0	0	0	0	0	0																							
<b>Willie Greene, L</b> (1, 5) OBP: 0.400, SLG: 0.579	3-1 G4-3			3-2 K			4-2 BB		3-2 G6-3	3	0	0	0	1	1	2																							
<b>Eduardo Perez, R</b> (1, 3) OBP: 0.250, SLG: 0.167			3-2 G6-3		3-0 G6-3		3-2 P6			3	0	0	0	0	0	1																							
<b>Reggie Sanders, R</b> (1, 8) OBP: 0.458, SLG: 0.444			2-3 K		0-0 G1-3				1-3 K	3	0	0	0	0	2	0																							
<b>Eddie Taubensee, L</b> (1, 2) OBP: 0.267, SLG: 0.286 <b>Pat Watkins, R</b> (8, PR) <b>Brook Fordyce, R</b> (9, 2) OBP: 0.222, SLG: 0.125			0-1 F8		3-2 F7				3-2 G6-4-3 1B	3	0	1	0	0	0	0																							
<b>Bret Boone, R</b> (1, 4) OBP: 0.375, SLG: 0.522			2-3 K						1-0 G6-4-3 1-2f	3	0	0	0	0	2	1																							
<b>Pokey Reese, R</b> (1, 6) OBP: 0.188, SLG: 0.143 <b>Dmitri Young, S</b> (9, PH) OBP: 0.222, SLG: 0.444			0-1 G5-3				2-1 F8		3-2 G3-1	2	0	0	0	0	0	0																							
<b>Mike Remlinger, L</b> (1, 1) <b>Stan Belinda, R</b> (7, 1) <b>Aaron Boone, R</b> (9, PH)			1-2 P5				1-3 K		1-1 P6	2	0	0	0	0	1	0																							
<b>Inning Stats</b>	R: 0 E: 0 K: 1 S: 10	H: 0 LOB: 0 BB: 0 P: 16	R: 0 E: 0 K: 1 S: 9	H: 0 LOB: 0 BB: 0 P: 14	R: 0 E: 0 K: 1 S: 8	H: 0 LOB: 0 BB: 0 P: 11	R: 0 E: 0 K: 1 S: 5	H: 0 LOB: 0 BB: 0 P: 8	R: 0 E: 0 K: 0 S: 7	H: 0 LOB: 0 BB: 0 P: 13	R: 0 E: 0 K: 2 S: 10	H: 0 LOB: 0 BB: 0 P: 14	R: 0 E: 0 K: 0 S: 12	H: 1 LOB: 1 BB: 0 P: 12	R: 0 E: 0 K: 0 S: 12	H: 1 LOB: 2 BB: 0 P: 21	1B: 2 2B: 0 3B: 0 HR: 0	SF: 0 SAC: 0 DP: 1 HBP: 1	WP: 0 PB: 0 SB: 0 CS: 0	PA: 30																			
<b>PITCHER</b> <b>Ramon Martinez, R</b> (1, 1) ERA: 2.84 <b>Scott Radinsky, L</b> (9, 1) ERA:	IP 8.0	WLS W	BF 25	H 1	R 0	ER 0	SO 7	BB 1	IBB 0	HBP 0	BLK 0	WP 0	HR 0	S 68	P 112	ERA 0.00	WHIP 0.250																						
																				<b>PITCHER</b>	IP	WLS	BF	H	R	ER	SO	BB	IBB	HBP	BLK	WP	HR	S	P	ERA	WHIP		

livebaseballscorecards.com

<b>AB</b>	<b>28</b>
<b>R</b>	<b>0</b>
<b>H</b>	<b>2</b>
<b>RBI</b>	<b>0</b>
<b>BB</b>	<b>1</b>
<b>SO</b>	<b>7</b>
<b>LOB</b>	<b>4</b>





Batter	1	2	3	4	5	6	7	8	9	AB R H RBI BB SO LOB	TOP											
Devon White, S OBP: 0.308, SLG: 0.250 (1, 8)	1-3 K		0-0 K	2-3 K			2-3 K			0 0 0 0 0 0 0	<p>Arizona Diamondbacks @ Los Angeles Dodgers Dodger Stadium, Los Angeles, CA</p> <p>Tue Apr 07 1998, 3:33 AM PDT Att. 52,424 - Cloudy - 68 F</p> <p>livebaseballscorecards.com</p>											
Jay Bell, R OBP: 0.414, SLG: 0.542 (1, 6)	0-1 FC4 1B		2-3 K			0-1 F7	1-0 G6-4-3			4 0 1 0 0 1 2												
Travis Lee, L OBP: 0.276, SLG: 0.393 (1, 3)	1-2 P2		0-1 FC6-4 1B			0-0 P4		2-1 G4-3		4 0 1 0 0 0 1												
Matt Williams, R OBP: 0.345, SLG: 0.536 (1, 5)	2-2 FC4 1-2f		1-2 FC6-4 BB			1-1 1B		0-1 G1-3		4 0 1 0 0 0 3												
Jorge Fabregas, L OBP: 0.350, SLG: 0.188 (1, 2)		1-0 E8 SF8 1B	4-2 BB			0-0 P5		1-3 K		3 1 1 0 1 1 1												
Brent Brede, L OBP: 0.182, SLG: 0.200 (1, 7)		0-2 K	0-0 F8			1-3 K		3-3 K		4 0 0 0 0 3 4												
Karim Garcia, L OBP: 0.083, SLG: 0.217 (1, 9)		0-0 SF8		0-0 FC5-4 1B		3-1 F9		2-2 F9		3 0 1 1 0 0 0												
Andy Stankiewicz, R OBP: 0.250, SLG: 0.250 (1, 4)		0-0 1B		2-2 FC5-4 SH1-3 1-2f		1-2 G3-1		1-1 G6-3		4 0 1 0 0 0 1												
Willie Blair, R OBP: 0.333, SLG: 0.333 (1, 1) Barry Manuel, R (4, 1) Clint Sodowsky, L (6, 1) Chris Jones, R (7, PH) Gregg Olson, R (7, 1) Russ Springer, R (8, 1)		0-0 P3		0-0 SH1-3		1-1 G6-4-3 1B				1 0 0 0 0 0 0 1 0 0 0 0 0 0 0 0 0 0 0 0 0 0 0 0 1 0 0 1 0 0 0 0 0 0 0 0 0 0 0 0 0 0 0 0 0 0 0 0												
<b>Inning Stats</b>	R: 0 E: 0 K: 1 S: 11	H: 1 LOB: 1 BB: 0 P: 15	R: 1 E: 1 K: 1 S: 7	H: 2 LOB: 1 BB: 0 P: 8	R: 0 E: 0 K: 1 S: 13	H: 2 LOB: 3 BB: 1 P: 20	R: 0 E: 0 K: 1 S: 11	H: 1 LOB: 1 BB: 0 P: 15	R: 0 E: 0 K: 0 S: 6	H: 0 LOB: 0 BB: 0 P: 7	R: 0 E: 0 K: 1 S: 8	H: 0 LOB: 0 BB: 0 P: 13	R: 0 E: 0 K: 1 S: 6	H: 1 LOB: 0 BB: 0 P: 10	R: 0 E: 0 K: 1 S: 7	H: 0 LOB: 0 BB: 0 P: 10	R: 0 E: 0 K: 1 S: 8	H: 0 LOB: 0 BB: 0 P: 14	1B: 8 2B: 0 3B: 0 HR: 0	SF: 1 SAC: 1 DP: 1 HBP: 0	WP: 0 PB: 0 SB: 0 CS: 0	PA: 35
<b>PITCHER</b>	IP WLS BF H R ER SO BB IBB HBP BLK WP HR S P ERA WHIP																					
Chan Ho Park, R ERA: 1.69 (1, 1)	6.0 W 26 7 1 0 5 1 0 0 0 0 0 0 56 78 0.00 1.333																					
Jim Bruske, R ERA: 4.91 (7, 1)	1.0 3 1 0 0 1 0 0 0 0 0 0 0 6 10 0.00 1.000																					
Mark Guthrie, L ERA: (8, 1)	1.0 3 0 0 0 1 0 0 0 0 0 0 0 7 10 0.00 0.000																					
Antonio Osuna, R ERA: 4.5 (9, 1)	1.0 3 0 0 0 1 0 0 0 0 0 0 0 8 14 0.00 0.000																					







Batter	1	2	3	4	5	6	7	8	9	AB R H RBI BB SO LOB	TOP											
Devon White, S (1, 8) OBP: 0.333, SLG: 0.296	3-0 HBP		2-3 K		0-0 2B			0-0 G4-3		0 1 0 0 0 0 0	<b>Arizona Diamondbacks @ Los Angeles Dodgers</b> <b>Dodger Stadium, Los Angeles, CA</b> Wed Apr 08 1998, 7:05 PM PDT Att. 37,016 - Overcast - 61 F											
Jay Bell, R (1, 6) OBP: 0.424, SLG: 0.536	0-1 E7 1B		1-1 1B		3-3 K			0-1 G6-3		4 0 2 0 0 1 1												
Travis Lee, L (1, 3) OBP: 0.242, SLG: 0.344	3-2 F9		0-0 G3		1-0 F7			2-3 K		4 0 0 0 0 1 3												
Matt Williams, R (1, 5) OBP: 0.303, SLG: 0.469	0-2 K			0-3 K		0-0 F8		1-0 G6-3		4 0 0 0 0 2 1												
Jorge Fabregas, L (1, 2) OBP: 0.375, SLG: 0.368	0-3 K			0-0 HR		2-1 G4-3		4-2 G5-4-3 BB		3 1 1 1 1 1 1												
Brent Brede, L (1, 7) OBP: 0.192, SLG: 0.333		1-2 G4-3		0-0 HR		0-2 G4-3		1-0 G5-4-3 1-2f		4 1 1 1 0 0 1												
Karim Garcia, L (1, 9) OBP: 0.074, SLG: 0.192		0-0 G1		1-3 K		0-1 G3-1				3 0 0 0 0 1 0												
Andy Stankiewicz, R (1, 4) OBP: 0.143, SLG: 0.143		1-3 K2-3		0-3 K		3-2 G3				3 0 0 0 0 2 0												
Brian Anderson, R (1, 1) Felix Rodriguez, R (9, 1)			3-2 F8		1-1 G6-3		1-3 K2-3			3 0 0 0 0 1 0 0 0 0 0 0 0 0												
<b>Inning Stats</b>	R: 1 E: 1 K: 2 S: 11	H: 1 LOB: 1 BB: 0 P: 17	R: 0 E: 0 K: 1 S: 7	H: 0 LOB: 0 BB: 0 P: 9	R: 0 E: 0 K: 1 S: 9	H: 1 LOB: 1 BB: 0 P: 15	R: 2 E: 0 K: 3 S: 12	H: 2 LOB: 0 BB: 0 P: 13	R: 0 E: 0 K: 1 S: 7	H: 1 LOB: 1 BB: 0 P: 12	R: 0 E: 0 K: 0 S: 6	H: 0 LOB: 0 BB: 0 P: 8	R: 0 E: 0 K: 1 S: 8	H: 0 LOB: 0 BB: 0 P: 12	R: 0 E: 0 K: 1 S: 6	H: 0 LOB: 0 BB: 0 P: 8	R: 0 E: 0 K: 0 S: 4	H: 0 LOB: 0 BB: 1 P: 10	1B: 2 2B: 1 3B: 0 HR: 2	SF: 0 SAC: 0 DP: 1 HBP: 1	WP: 0 PB: 0 SB: 1 CS: 0	PA: 33
<b>PITCHER</b>	IP WLS BF H R ER SO BB IBB HBP BLK WP HR S P ERA WHIP																					
Hideo Nomo, R (1, 1) ERA: 5.0	5.0 L 21 5 3 3 8 0 0 1 0 0 2 46 66 5.40 1.000																					
Mark Guthrie, L (6, 1) ERA:	1.1 4 0 0 0 0 0 0 0 0 0 0 8 10 0.00 0.000																					
37 Darren Dreifort, R (7, 1) ERA:	1.2 5 0 0 0 2 0 0 0 0 0 0 12 18 0.00 0.000																					
Frank Lankford, R (9, 1) ERA: 10.13	1.0 3 0 0 0 0 1 0 0 0 0 0 4 10 0.00 1.000																					

<b>AB</b>	28
<b>R</b>	3
<b>H</b>	4
<b>RBI</b>	2
<b>BB</b>	1
<b>SO</b>	9
<b>LOB</b>	7







Batter	1	2	3	4	5	6	7	8	9	AB R H RBI BB SO LOB	TOP											
<b>Craig Biggio, R</b> (1, 4) OBP: 0.434, SLG: 0.532	3-2 G6-3		2-2 G6-3			0-0 E 2B		1-1 G6-3		4 1 1 0 0 0 0												
<b>Derek Bell, R</b> (1, 9) OBP: 0.481, SLG: 0.773	3-3 K			0-0 G1-3		0-0 SF9		4-0 BB		2 0 0 1 1 1 0												
<b>5 Jeff Bagwell, R</b> (1, 3) OBP: 0.442, SLG: 0.500	2-2 G6-3			1-0 CS 1B		4-1 BB BB		3-3 K		3 0 1 0 1 1 1												
<b>Bill Spiers, L</b> (1, 5) OBP: 0.318, SLG: 0.235		2-3 K		1-1 L4		4-1 BB		4-2 BB		2 0 0 0 2 1 1												
<b>Moises Alou, R</b> (1, 7) OBP: 0.333, SLG: 0.444		2-1 1B		0-0 CS 1-2	1-0 F7	2-0 P8		0-1 P4		4 0 1 0 0 0 3												
<b>Richard Hidalgo, R</b> (1, 8) OBP: 0.268, SLG: 0.324		0-3 K		2-3 K		1-3 K		0-0 F8		4 0 0 0 0 3 2												
<b>Tony Eusebio, R</b> (1, 2)		3-2 SAFE G6-3		2-2 F8		1-3 K		1-2 G4-3		4 0 0 0 0 1 2												
<b>Tim Bogar, R</b> (1, 6) OBP: 0.182, SLG: 0.100			2-2 G4-3		0-0 F7	0-3 K				3 0 0 0 0 1 0												
<b>Shane Reynolds, R</b> (1, 1) OBP: 0.333, SLG: 0.500			1-3 K		1-2 2B SF9 1B			2-3 K		2 1 1 0 0 1 0												
<b>Bob Scanlan, R</b> (6, 1)										0 0 0 0 0 0 0												
<b>35 Dave Clark, L</b> (8, PH) OBP: 0.333, SLG: 0.143										1 0 0 0 0 1 0												
<b>Mike Magnante, L</b> (8, 1)										0 0 0 0 0 0 0												
<b>Trever Miller, R</b> (8, 1)										0 0 0 0 0 0 0												
<b>Inning Stats</b>	R: 0 E: 0 K: 1 S: 11	H: 0 LOB: 0 BB: 0 P: 19	R: 0 E: 0 K: 2 S: 12	H: 1 LOB: 1 BB: 0 P: 18	R: 0 E: 0 K: 1 S: 9	H: 0 LOB: 0 BB: 0 P: 14	R: 0 E: 0 K: 0 S: 4	H: 1 LOB: 0 BB: 0 P: 6	R: 0 E: 0 K: 1 S: 8	H: 0 LOB: 0 BB: 0 P: 13	R: 2 E: 1 K: 0 S: 9	H: 2 LOB: 2 BB: 2 P: 20	R: 0 E: 0 K: 3 S: 10	H: 0 LOB: 0 BB: 0 P: 12	R: 0 E: 0 K: 2 S: 11	H: 0 LOB: 1 BB: 1 P: 21	R: 0 E: 0 K: 0 S: 9	H: 0 LOB: 1 BB: 1 P: 14	1B: 3 2B: 1 3B: 0 HR: 0	SF: 1 SAC: 0 DP: 0 HBP: 0	WP: 0 PB: 0 SB: 0 CS: 1	PA: 35
<b>PITCHER</b>	IP WLS BF H R ER SO BB IBB HBP BLK WP HR S P ERA WHIP																					
<b>Ramon Martinez, R</b> (1, 1) ERA: 2.18	8.0 W 30 4 2 1 10 3 0 0 0 0 0 0 74 123 1.12 0.875																					
<b>Brad Clontz, R</b> (9, 1) ERA:	1.0 4 0 0 0 0 1 0 0 0 0 0 0 9 14 0.00 1.000																					

Houston Astros @ Los Angeles Dodgers  
Dodger Stadium, Los Angeles, CA

Fri Apr 10 1998, 7:05 PM PDT  
Att. 34,994 - Unknown - 64 F

livebaseballscorecards.com

AB	29
R	2
H	4
RBI	1
BB	4
SO	10
LOB	9



Batter	1	2	3	4	5	6	7	8	9
Eric Young Sr., R OBP: 0.375, SLG: 0.432 (1, 4)	2-1 F7 1B	1-1 1-2 1B		1-1 G5-3		2-2 3B 1B 2-H		4-0 HR BB	
Todd Hollandsworth, L OBP: 0.345, SLG: 0.630 (1, 7)	1-3 K	3-3 K			1-2 BB 1B	0-0 3B		1-1 HR 1B 1-2 2-3	
Mike Piazza, R OBP: 0.333, SLG: 0.556 (1, 2)	1-2 BB 1B		0-0 WP 1B FC1-6-5		4-0 BB 1B FC5-4	1-0 G6-3		3-0 HR 1-H 2-H 3-H	
Todd Zeile, R OBP: 0.359, SLG: 0.400 (1, 5)	4-0 BB 1-2 BB		2-0 WP 1B FC1-6-5		0-2 F7		3-0 P5	1-2 1B	
Raul Mondesi, R OBP: 0.216, SLG: 0.306 (1, 9)	4-0 BB 1-2 2-3 BB		3-2 CS 1B FC1-6-5		2-2 P4		0-1 F7	3-2 F8	
Paul Konerko, R OBP: 0.290, SLG: 0.185 (1, 3)	1-3 K		4-1 BB 1-2		2-2 FC5-4 1-2f		2-0 P4		
Thomas Howard, S OBP: 0.158, SLG: 0.444 Trenidad Hubbard, R OBP: 0.214, SLG: 0.429 (1, 8) (7, 8)		1-2 G3-1	0-3 K			0-1 G4-3		0-0 HR 1B SH1-4	
Juan Castro, R (1, 6)		2-3 K		1-0 G5-3		1-2 G5-3		0-0 SH1-4	
Ramon Martinez, R OBP: 0.286, SLG: 0.429 Mike Devereaux, R OBP: 0.417, SLG: 0.400 Brad Clontz, R (8, PH) (9, 1)		0-1 1B 1B		0-3 K		0-2 1B 2B		2-0 G5-3	

Inning Stats	R: 0	H: 1	E: 0	K: 2	S: 11	LOB: 3	BB: 2	P: 24
	R: 0	H: 2	E: 0	K: 2	S: 13	LOB: 2	BB: 0	P: 20
	R: 1	H: 2	E: 0	K: 1	S: 10	LOB: 1	BB: 1	P: 19
	R: 0	H: 0	E: 0	K: 1	S: 6	LOB: 0	BB: 0	P: 8
	R: 0	H: 1	E: 0	K: 0	S: 14	LOB: 2	BB: 1	P: 23
	R: 2	H: 3	E: 0	K: 0	S: 13	LOB: 1	BB: 0	P: 17
	R: 0	H: 0	E: 0	K: 0	S: 4	LOB: 0	BB: 0	P: 9
	R: 4	H: 4	E: 0	K: 0	S: 12	LOB: 1	BB: 1	P: 26

PITCHER	IP	WLS	BF	H	R	ER	SO	BB	IBB	HBP	BLK	WP	HR	S	P	ERA	WHIP
Shane Reynolds, R ERA: 3.86 (1, 1)	5.2	L	28	8	3	3	6	4	0	0	0	1	0	65	108	4.76	2.118
Bob Scanlan, R ERA: (6, 1)	1.1		5	1	0	0	0	0	0	0	0	0	0	6	12	0.00	0.750
Mike Magnante, L ERA: 6.75 (8, 1)	0.2		6	3	4	4	0	1	0	0	0	0	1	6	16	54.00	6.000
Trever Miller, L ERA: 2.84 (8, 1)	0.1		2	1	0	0	0	0	0	0	0	0	0	6	10	0.00	3.000

AB	R	H	RBI	BB	SO	LOB
4	2	2	1	1	0	0
5	1	3	1	0	2	2
4	2	3	4	1	0	1
4	0	2	0	1	0	2
4	0	0	1	1	0	4
3	0	0	0	1	1	5
3	0	0	0	0	1	1
1	1	1	0	0	0	0
3	0	0	0	0	1	0
3	1	2	0	0	1	0
1	0	0	0	0	0	1
0	0	0	0	0	0	0

WP	HR	S	P	ERA	WHIP
1	0	41			

**Houston Astros @ Los Angeles Dodgers**  
**Dodger Stadium, Los Angeles, CA**  
 Fri Apr 10 1998, 7:05 PM PDT  
 Att: 34,994 - Unknown - 64 F

livebaseballscores.com

AB	35
R	7
H	13
RBI	7
BB	5
SO	6
LOB	16





Batter	1	2	3	4	5	6	7	8	9	AB R H RBI BB SO LOB	TOP
<b>Bill Spiers, L</b> (1, 4) <small>OBP: 0.296, SLG: 0.273</small> <small>(9, 5)</small>	3-2 		2-1 		1 SAFE 0-0 	0-1 			1-0 	5 0 1 0 0 0 2	<b>Houston Astros @ Los Angeles Dodgers</b> <b>Dodger Stadium, Los Angeles, CA</b> Sat Apr 11 1998, 7:05 PM PDT Att. 40,037 - Overcast - 58 F
<b>Derek Bell, R</b> (1, 9) <small>OBP: 0.464, SLG: 0.750</small> <small>(9, 9)</small>	0-0 		3-1 		0-0 		0-0 			4 1 1 0 0 0 1	
<b>5 Jeff Bagwell, R</b> (1, 3) <small>OBP: 0.446, SLG: 0.591</small> <small>(9, 3)</small>	1-1 			1-0 	0-0 		2-2 			4 1 2 3 0 0 0	
<b>Jack Howell, L</b> (1, 5) <b>Craig Biggio, R</b> (9, 4) <small>OBP: 0.333, SLG: 0.250</small> <small>OBP: 0.434, SLG: 0.532</small>	2-3 			1-3 	2-0 		0-2 			4 0 1 0 0 2 1 0 0 0 0 0 0 0	
<b>35 Dave Clark, L</b> (1, 7) <b>Richard Hidalgo, R</b> (8, 7) <small>OBP: 0.308, SLG: 0.100</small> <small>OBP: 0.268, SLG: 0.324</small>		1-3 		1-3 	0-0 		4-0 			3 0 0 0 1 2 1 0 0 0 0 0 0 0	
<b>Carl Everett, S</b> (1, 8) <small>OBP: 0.238, SLG: 0.238</small>		1-2 			0-2 	2-0 	1-1 			4 2 2 0 0 0 1	
<b>Ricky Gutierrez, R</b> (1, 6) <small>OBP: 0.439, SLG: 0.500</small>		2-1 			1-1 	2-1 	1-0 			4 1 2 1 0 0 0	
<b>Brad Ausmus, R</b> (1, 2) <small>OBP: 0.350, SLG: 0.200</small>			1-1 		2-0 	2-2 		2-1 		4 1 1 2 0 0 1	
<b>Mike Hampton, R</b> (1, 1) <b>Doug Henry, R</b> (8, 1) <small>OBP: 0.250, SLG: 0.250</small>			0-1 		0-1 	2-1 		0-3 		3 0 0 0 0 0 2 1 0 0 0 0 1 0	
<b>Inning Stats</b>	R: 0 H: 1 E: 0 LOB: 1 K: 1 BB: 0 S: 9 P: 15	R: 0 H: 0 E: 0 LOB: 0 K: 1 BB: 0 S: 8 P: 12	R: 0 H: 1 E: 0 LOB: 1 K: 0 BB: 0 S: 8 P: 14	R: 0 H: 0 E: 0 LOB: 0 K: 2 BB: 0 S: 7 P: 10	R: 5 H: 6 E: 0 LOB: 1 K: 0 BB: 0 S: 13 P: 18	R: 1 H: 2 E: 0 LOB: 1 K: 0 BB: 0 S: 11 P: 18	R: 0 H: 0 E: 0 LOB: 0 K: 0 BB: 0 S: 7 P: 9	R: 0 H: 0 E: 0 LOB: 0 K: 0 BB: 1 S: 3 P: 9	R: 0 H: 0 E: 0 LOB: 0 K: 1 BB: 0 S: 6 P: 9	1B: 4 SF: 0 2B: 5 SAC: 0 3B: 0 DP: 1 HR: 1 HBP: 0	
<b>PITCHER</b> <b>37 Darren Dreifort, R</b> (1, 1) <small>ERA: 4.09</small> <b>Frank Lankford, R</b> (6, 1) <small>ERA: 9.82</small> <b>Brad Clontz, R</b> (7, 1) <small>ERA:</small> <b>Jim Bruske, R</b> (8, 1) <small>ERA: 3.18</small> <b>Antonio Osuna, R</b> (9, 1) <small>ERA: 3.0</small>	IP WLS BF H R ER SO BB IBB HBP BLK WP HR S P ERA WHIP 5.0 L 23 8 5 5 4 0 0 0 0 0 0 1 45 69 9.00 1.600 1.0 5 2 1 1 0 0 0 0 0 0 0 0 11 18 9.00 2.000 1.0 3 0 0 0 0 0 0 0 0 0 0 0 7 9 0.00 0.000 1.0 3 0 0 0 0 0 1 0 0 0 0 0 3 9 0.00 1.000 1.0 3 0 0 0 0 1 0 0 0 0 0 0 6 9 0.00 0.000	<b>PITCHER</b> IP WLS BF H R ER SO BB IBB HBP BLK WP HR S P ERA WHIP									

livebaseballscorecards.com

AB	36
R	6
H	10
RBI	6
BB	1
SO	5
LOB	9



Batter	1	2	3	4	5	6	7	8	9	AB	R	H	RBI	BB	SO	LOB
Eric Young Sr., R OBP: 0.364, SLG: 0.400 (1, 4)	3-1 G6-3 ①		3-2 G4-3 ②			2-1 F7 ②		4-0 1B G4-3 BB		3	0	0	0	1	0	0
Todd Hollandsworth, L OBP: 0.333, SLG: 0.581 (1, 7)	2-3 K ②		2-3 K ③			0-0 1B		0-2 G4-3 ① 1-2 2-3		4	0	1	0	0	2	2
Mike Piazza, R OBP: 0.326, SLG: 0.525 (1, 2)	1-0 G4-3 ③				1-3 K ①	0-0 G1-3 ③		0-0 1B 2-3 3-H		4	0	1	1	0	1	1
Todd Zeile, R OBP: 0.349, SLG: 0.436 (1, 5)		3-1 SF8 3B			2-1 G5-3 ②		0-0 F8 ①	2-3 K ②		4	1	1	0	0	1	2
Raul Mondesi, R OBP: 0.220, SLG: 0.300 (1, 9)		1-3 K ①			2-3 K ③		0-1 FC6-4 1B	2-0 P6 ③		4	0	1	0	0	2	3
Paul Konerko, R OBP: 0.257, SLG: 0.167 (1, 3)		0-0 SF8 ② 3-H			1-1 L3 ①		0-0 FC6-4 1B 1-2f		2-2 G5-3 ①	3	0	0	1	0	0	1
Trenidad Hubbard, R OBP: 0.294, SLG: 0.471 Thomas Howard, S OBP: 0.150, SLG: 0.421 (1, 8) (9, PH)		2-1 1B ③			0-2 G6-3 ②		0-2 FC6-4 1B 1-2		1-3 K ②	3	0	2	0	0	0	0
Juan Castro, R Frank Lankford, R Brad Clontz, R Mike Devereaux, R Jim Bruske, R Antonio Osuna, R Matt Luke, L OBP: 0.222, SLG: 0.125 (1, 6) (6, 1) (7, 1) (7, PH) (8, 1) (9, 1) (9, PH)		0-0 G1-3 ③			1-0 G6-3 ③		2-1 FC6-4 ③ 1-2f		1-3 K ③	2	0	0	0	0	0	1
37 Darren Dreifort, R Wilton Guerrero, S OBP: 0.429, SLG: 0.500 (1, 1) (6, 6)			2-3 K ①			1-0 P4 ①		0-2 G4-3 1B 2B		1	0	0	0	0	1	0
										2	1	1	0	0	0	0

Inning Stats	R: 0	H: 0	E: 0	K: 1	S: 6	H: 0	LOB: 0	BB: 0	P: 12	R: 1	H: 2	E: 0	K: 1	S: 10	R: 0	H: 0	E: 0	K: 2	S: 10	R: 0	H: 0	E: 0	K: 2	S: 9	R: 0	H: 0	E: 0	K: 0	S: 6	R: 0	H: 1	E: 0	K: 0	S: 5	R: 0	H: 2	E: 0	K: 0	S: 9	R: 1	H: 2	E: 0	K: 1	S: 13	R: 0	H: 0	E: 0	K: 2	S: 11	1B: 5	2B: 1	3B: 0	HR: 0	SF: 1	SAC: 0	DP: 0	HBP: 0	WP: 0	PB: 0	SB: 0	CS: 0	PA: 35
--------------	------	------	------	------	------	------	--------	-------	-------	------	------	------	------	-------	------	------	------	------	-------	------	------	------	------	------	------	------	------	------	------	------	------	------	------	------	------	------	------	------	------	------	------	------	------	-------	------	------	------	------	-------	-------	-------	-------	-------	-------	--------	-------	--------	-------	-------	-------	-------	--------

PITCHER	IP	WLS	BF	H	R	ER	SO	BB	IBB	HBP	BLK	WP	HR	S	P	ERA	WHIP
Mike Hampton, L ERA: 4.43 (1, 1)	7.1	W	30	7	2	2	6	1	0	0	0	0	0	63	98	2.46	1.091
Doug Henry, R ERA: (8, 1)	1.2	S	5	0	0	0	3	0	0	0	0	0	0	16	24	0.00	0.000

BOTTOM

Houston Astros @ Los Angeles Dodgers  
Dodger Stadium, Los Angeles, CA

Sat Apr 11 1998, 7:05 PM PDT  
Att: 40,037 - Overcast - 58 F

livebaseballscores.com

AB	33
R	2
H	7
RBI	2
BB	1
SO	9
LOB	12







Houston Astros @ Los Angeles Dodgers  
 Dodger Stadium, Los Angeles, CA

Sun Apr 12 1998, 7:05 PM PDT  
 Att. 33,429 - Cloudy - 68 F

livebaseballscorecards.com

AB	36
R	7
H	11
RBI	7
BB	3
SO	5
LOB	12



WP:	0	PA:	41
PB:	0		
SB:	0		
CS:	0		

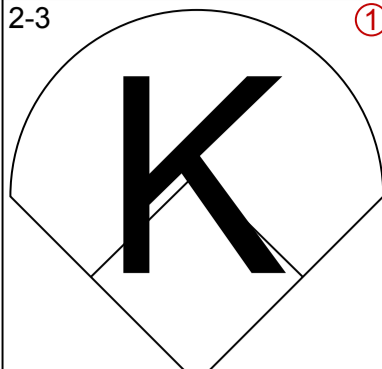
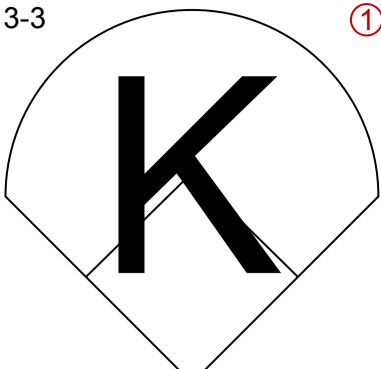
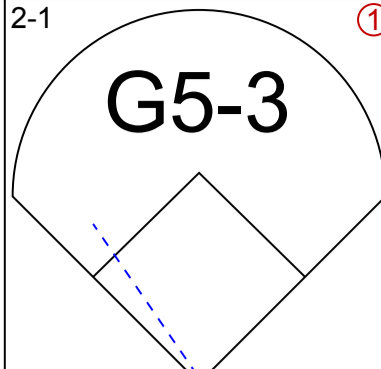
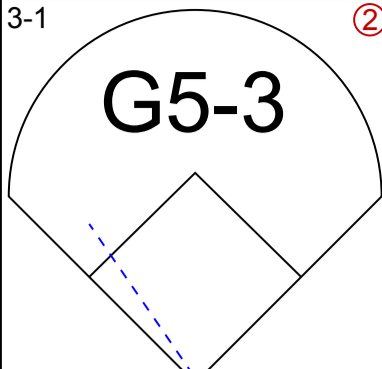
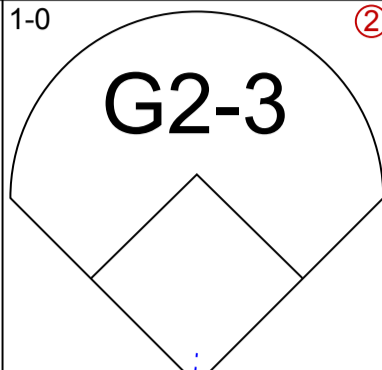
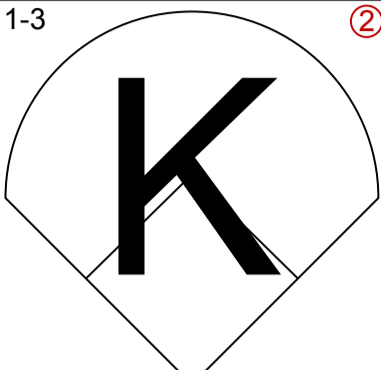
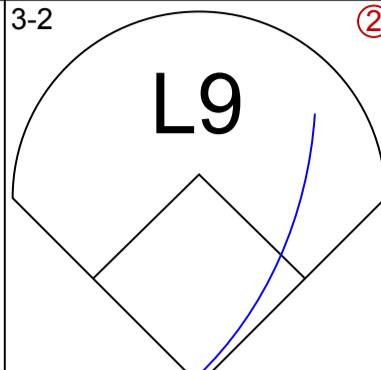
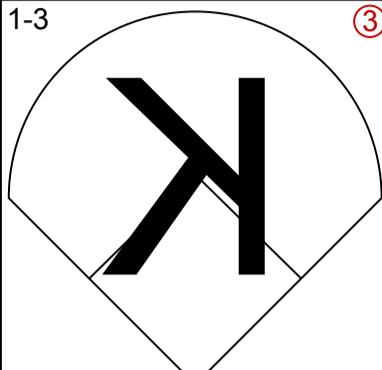
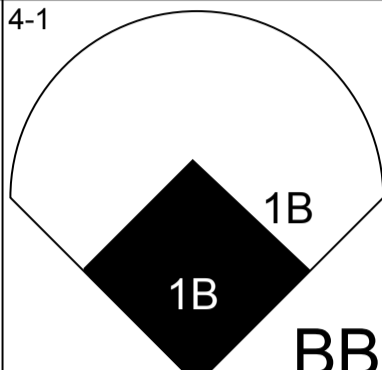
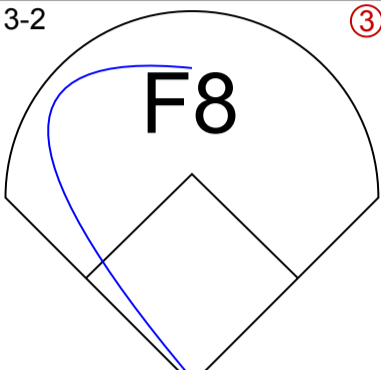
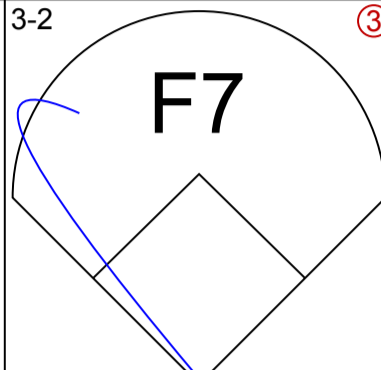
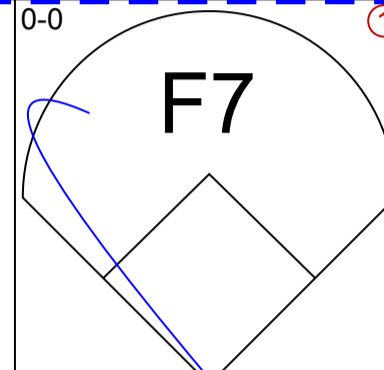
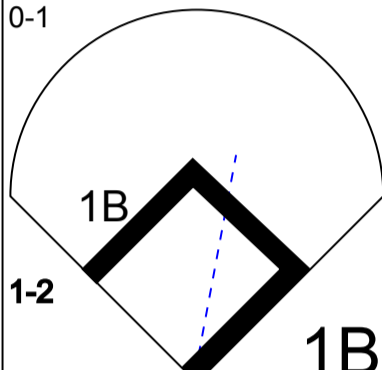
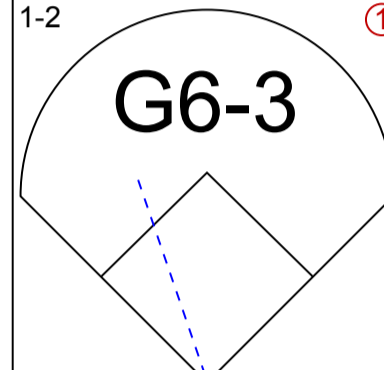
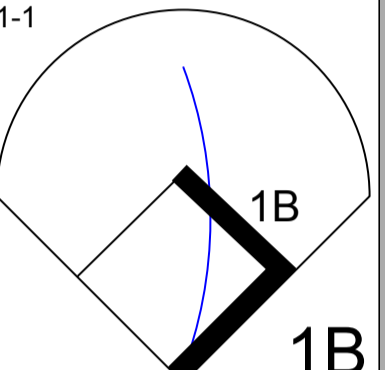
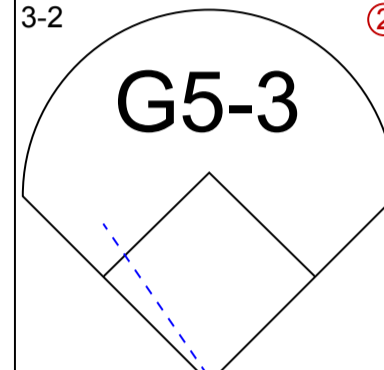
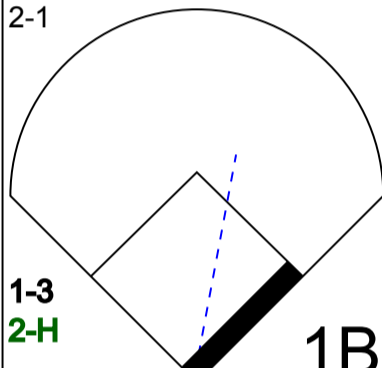
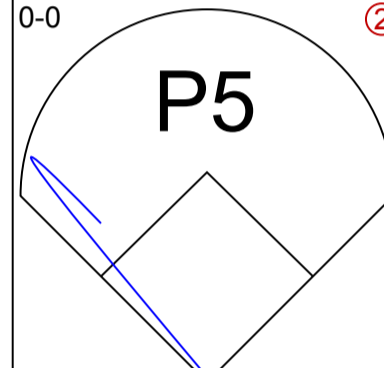
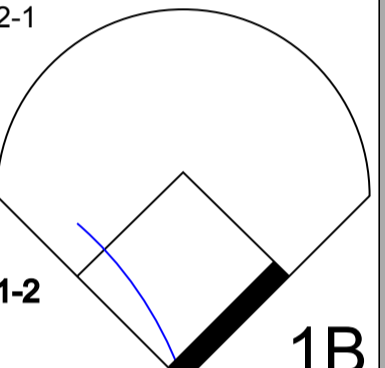
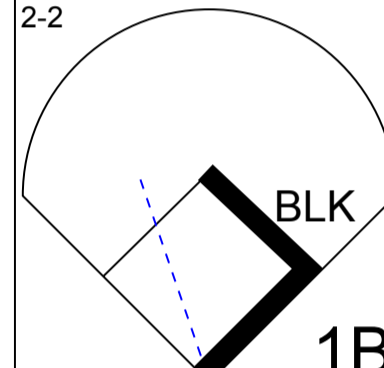
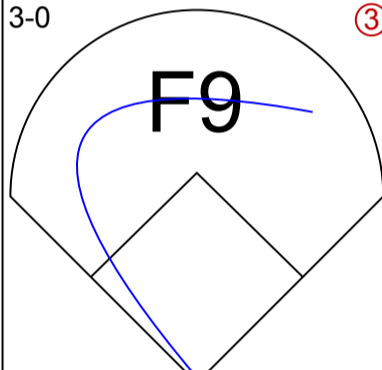
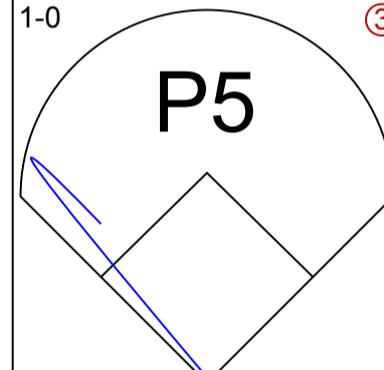
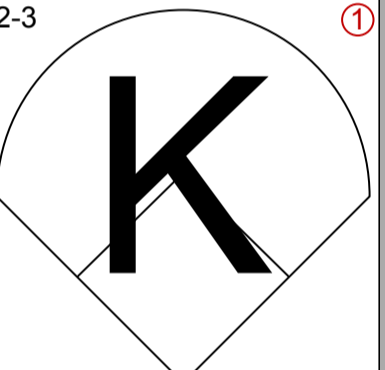
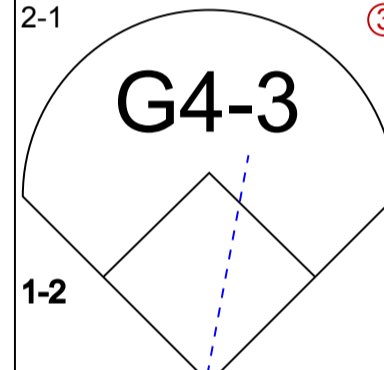
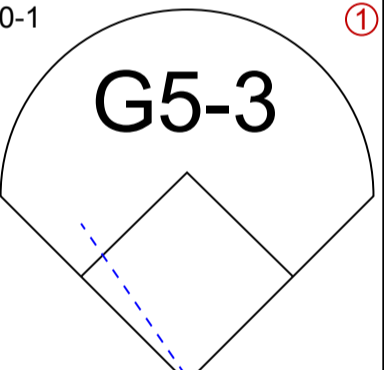
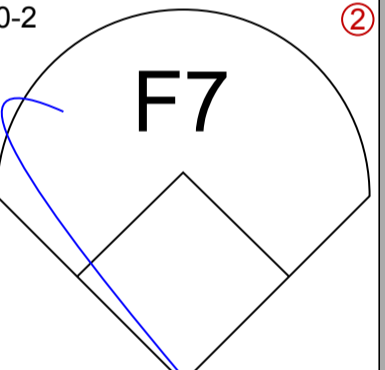
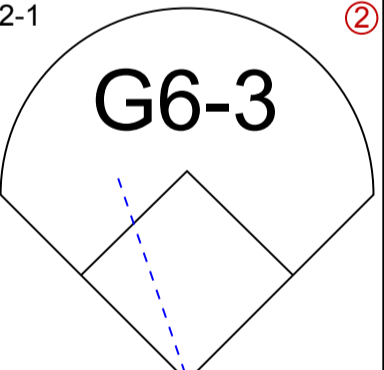
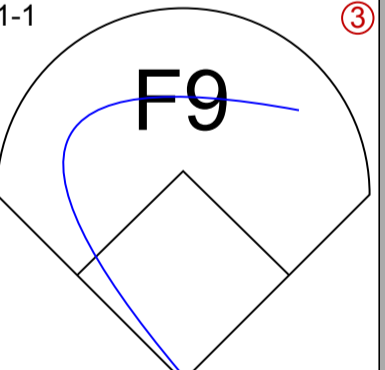
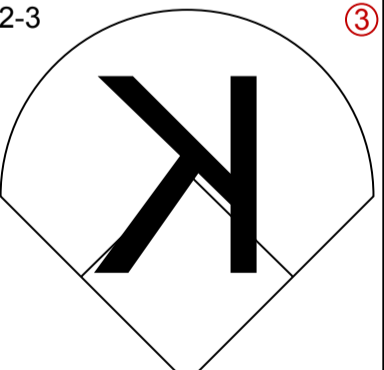
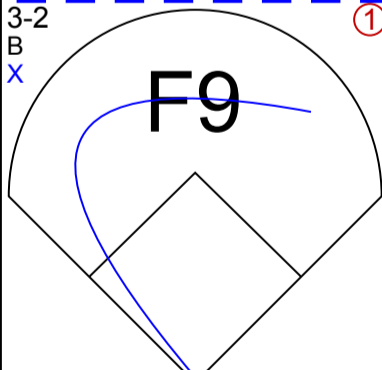
Batter	1	2	3	4	5	6	7	8	9	10	AB	R	H	RBI	BB	SO	LOB
Eric Young Sr. R OBP: 0.347, SLG: 0.364 (1, 4)	B1-3		K			1B 2B BB	FC6-4		P4		4	1	0	0	1	1	3
Todd Hollandsworth, L OBP: 0.316, SLG: 0.528 (1, 7)	G1-3		FC6-4 1B			F7		F9		K	5	0	1	1	0	1	1
Mike Piazza, R OBP: 0.354, SLG: 0.523 (1, 2)	F8		FC6-4			2B 1B		1B		HR BB	4	1	2	0	1	0	1
Thomas Howard, S OBP: 0.150, SLG: 0.421 (10, PR)			1-2f			1B		1B			0	1	0	0	0	0	0
Todd Zeile, R OBP: 0.333, SLG: 0.432 (1, 5)		G1-3			P5	1B 2B		P5		K	5	0	1	1	0	1	2
Raul Mondesi, R OBP: 0.261, SLG: 0.386 (1, 9)		1B BB			F8	1B		P4		HR	4	2	2	3	1	0	1
Paul Konerko, R OBP: 0.282, SLG: 0.206 (1, 3)		1B			K	1B					4	0	2	0	0	1	2
Matt Luke, L OBP: 0.222, SLG: 0.125 (9, PR)		1B				G5-4-3		G5-4-3		SH1-4 1B	0	1	0	0	0	0	0
Brad Glotiz, R OBP: 0.125, SLG: 0.125 (10, 3)						1-2f					2	0	0	0	1	0	0
Trenidad Hubbard, R OBP: 0.250, SLG: 0.421 (1, 8)		SF9-2-6			P4			G1-3		SH1-4							
Juan Castro, R (1, 6)			G4-3		F9			F8		K	4	0	0	0	0	1	2
Chan Ho Park, R OBP: 0.333, SLG: 0.833 (1, 1)											1	1	1	0	0	0	0
Jim Bruske, R OBP: 0.300, SLG: 0.571 (4, 1)											1	0	0	0	0	0	0
Wilton Guerrero, S OBP: 0.400, SLG: 0.571 (7, PH)											1	0	1	0	0	0	0
Brad Glotiz, R OBP: 0.125, SLG: 0.125 (8, 1)											0	0	0	0	0	0	0
Mike Devereaux, R OBP: 0.429, SLG: 0.417 (9, PH)											1	0	1	1	0	0	0
Antonio Osuna, R (10, 1)											0	0	0	0	0	0	0

Inning Stats	R: 0	H: 0	E: 0	K: 0	S: 6	P: 9	R: 1	H: 1	E: 0	K: 0	S: 6	P: 15	R: 1	H: 2	E: 0	K: 1	S: 16	R: 0	H: 0	E: 0	K: 1	S: 7	P: 10	R: 0	H: 0	E: 0	K: 0	S: 6	P: 10	R: 2	H: 3	E: 0	K: 0	S: 13	R: 0	H: 1	E: 0	K: 0	S: 7	R: 0	H: 1	E: 0	K: 0	S: 10	R: 1	H: 2	E: 0	K: 1	S: 14	R: 2	H: 1	E: 0	K: 2	S: 10	P: 17	1B: 8	SF: 1	2B: 2	SAC: 1	3B: 1	DP: 2	HR: 1	HBP: 0	WP: 0	PA: 41
--------------	------	------	------	------	------	------	------	------	------	------	------	-------	------	------	------	------	-------	------	------	------	------	------	-------	------	------	------	------	------	-------	------	------	------	------	-------	------	------	------	------	------	------	------	------	------	-------	------	------	------	------	-------	------	------	------	------	-------	-------	-------	-------	-------	--------	-------	-------	-------	--------	-------	--------

PITCHER	IP	WLS	BF	H	R	ER	SO	BB	IBB	HBP	BLK	WP	HR	S	P	ERA	WHIP
John Halama, L ERA: 9.45 (1, 1)	5.1		21	4	4	4	2	2	0	0	0	0	0	50	82	6.75	1.125
C.J. Nitkowski, L ERA: 3.0 (6, 1)	1.2		7	3	0	0	0	0	0	0	0	0	0	11	17	0.00	1.800
Bob Scanlan, R ERA: (8, 1)	1.0		4	1	0	0	0	0	0	0	0	0	0	10	15	0.00	1.000
Billy Wagner, L ERA: 5.68 (9, 1)	1.2	L	9	3	3	3	3	1	0	0	0	0	1	24	33	16.20	2.400

PITCHER	IP	WLS	BF	H	R	ER	SO	BB	IBB	HBP	BLK	WP	HR	S	P	ERA	WHIP
John Halama, L ERA: 9.45 (1, 1)	5.1		21	4	4	4	2	2	0	0	0	0	0	50	82	6.75	1.125
C.J. Nitkowski, L ERA: 3.0 (6, 1)	1.2		7	3	0	0	0	0	0	0	0	0	0	11	17	0.00	1.800
Bob Scanlan, R ERA: (8, 1)	1.0		4	1	0	0	0	0	0	0	0	0	0	10	15	0.00	1.000
Billy Wagner, L ERA: 5.68 (9, 1)	1.2	L	9	3	3	3	3	1	0	0	0	0	1	24	33	16.20	2.400



Batter	1	2	3	4	5	6	7	8	9	AB R H RBI BB SO LOB	TOP		
<b>Craig Biggio, R</b> (1, 4) OBP: 0.387, SLG: 0.482	2-3 		3-3 			2-1 		3-1 		4 0 0 0 0 2 0	<b>Houston Astros @ Los Angeles Dodgers</b> <b>Dodger Stadium, Los Angeles, CA</b> Mon Apr 13 1998, 7:05 PM PDT Att. 32,289 - Cloudy - 58 F		
<b>Derek Bell, R</b> (1, 9) OBP: 0.431, SLG: 0.679	1-0 		1-3 			3-2 		1-3 		4 0 0 0 0 2 0			
<b>5 Jeff Bagwell, R</b> (1, 3) OBP: 0.415, SLG: 0.510	4-1 		3-2 			3-2 		0-0 		3 1 0 0 1 0 0			
<b>Bill Spiers, L</b> (1, 5) OBP: 0.323, SLG: 0.308 <b>Sean Berry, R</b> (9, PH) OBP: 0.395, SLG: 0.483	0-1 			1-2 			1-1 	3-2 		3 0 2 0 0 0 0 1 0 0 0 0 0 0			
<b>Moises Alou, R</b> (1, 7) OBP: 0.392, SLG: 0.578	2-1 			0-0 			1-2 	2-2 		4 0 3 1 0 0 0			
<b>Carl Everett, S</b> (1, 8) OBP: 0.310, SLG: 0.379 <b>Tony Eusebio, R</b> (9, PH)	3-0 			1-0 			2-3 	2-1 		3 0 0 0 0 1 4 1 0 0 0 0 0 1			
<b>Ricky Gutierrez, R</b> (1, 6) OBP: 0.408, SLG: 0.457						0-1 		0-2 		3 0 1 0 0 0 2			
<b>Brad Ausmus, R</b> (1, 2) OBP: 0.313, SLG: 0.162						2-1 		1-1 		3 0 0 0 0 0 3			
<b>Jose Lima, R</b> (1, 1) <b>Richard Hidalgo, R</b> (8, PH) OBP: 0.262, SLG: 0.316 <b>Mike Magnante, L</b> (8, 1)						2-3 		3-2 		2 0 0 0 0 1 0 1 0 0 0 0 0 0 0 0 0 0 0 0 0			
<b>Inning Stats</b>	R: 1 H: 2 E: 0 LOB: 2 K: 1 BB: 1 S: 10 P: 22	R: 0 H: 1 E: 0 LOB: 0 K: 0 BB: 0 S: 5 P: 11	R: 0 H: 0 E: 0 LOB: 0 K: 2 BB: 0 S: 9 P: 16	R: 0 H: 0 E: 0 LOB: 0 K: 0 BB: 0 S: 5 P: 7	R: 0 H: 0 E: 0 LOB: 0 K: 1 BB: 0 S: 7 P: 11	R: 0 H: 0 E: 0 LOB: 0 K: 0 BB: 0 S: 8 P: 16	R: 0 H: 2 E: 0 LOB: 2 K: 1 BB: 0 S: 12 P: 18	R: 0 H: 0 E: 0 LOB: 0 K: 1 BB: 0 S: 13 P: 20	R: 0 H: 1 E: 0 LOB: 1 K: 0 BB: 0 S: 10 P: 17	1B: 6 SF: 0 2B: 0 SAC: 0 3B: 0 DP: 1 HR: 0 HBP: 0	WP: 0 PA: 33 PB: 0 SB: 0 CS: 0		
<b>PITCHER</b>	IP WLS BF H R ER SO BB IBB HBP BLK WP HR S P ERA WHIP											<b>PITCHER</b>	IP WLS BF H R ER SO BB IBB HBP BLK WP HR S P ERA WHIP
<b>Hideo Nomo, R</b> (1, 1) ERA: 3.38	7.0 W 26 5 1 1 5 1 0 0 0 0 0 0 56 101 1.29 0.857												
<b>Mark Guthrie, L</b> (8, 1) ERA:	1.0 3 0 0 0 1 0 0 0 0 0 0 0 13 20 0.00 0.000												
<b>Scott Radinsky, L</b> (9, 1) ERA:	1.0 S 4 1 0 0 0 0 0 0 0 0 1 0 0 10 17 0.00 1.000												

AB	32
R	1
H	6
RBI	1
BB	1
SO	6
LOB	10



livebaseballscorecards.com

Batter	1	2	3	4	5	6	7	8	9
<b>Eric Young Sr., R</b> OBP: 0.321, SLG: 0.333 (1, 4)	0-2 G1-3		1-0 G1-3			1-0 F9		0-3 K	
<b>Todd Hollandsworth, L</b> OBP: 0.286, SLG: 0.475 (1, 7)	3-2 G4-3		3-2 G3-1			0-1 P2		0-0 F8	
<b>Raul Mondesi, R</b> OBP: 0.265, SLG: 0.383 (1, 9)	0-1 F7			2-2 G4-3			2-1 SH1-4 1B		
<b>Todd Zeile, R</b> OBP: 0.333, SLG: 0.426 (1, 5)		2-2 P3		0-0 G6-3			0-0 SH1-4 1B		
<b>Matt Luke, L</b> OBP: 0.273, SLG: 0.200 (1, 3)		1-1 FC1-6 1B		3-3 K			0-0 SH1-4		
<b>Jose Vizcaino, S</b> OBP: 0.276, SLG: 0.200 (7, PH)							1-2 2-3		
<b>Paul Konerko, R</b> OBP: 0.282, SLG: 0.206 (8, 3)							1-2 2-3		
<b>Wilton Guerrero, S</b> OBP: 0.455, SLG: 0.500 (1, 6)		1-2 FC1-6		2-3 K2-3			1-2 2-H 3-H 1B		
<b>Mark Guthrie, R</b> (8, 1)		SAFE							
<b>Scott Radinsky, L</b> (9, 1)		1-2f							
<b>Thomas Howard, S</b> OBP: 0.130, SLG: 0.364 (1, 8)		1-1 P2		2-1 G3-1			0-1 F8		
<b>Juan Castro, R</b> (8, 6)									
<b>Tom Prince, R</b> OBP: 0.250, SLG: 0.750 (1, 2)			0-1 G6-3 3B		2-1 F9		1-0 G2-3		
<b>Hideo Nomo, R</b> (1, 1)			1-1 G6-3			1-2 G5-3		1-2 L3	
<b>Trenidad Hubbard, R</b> OBP: 0.238, SLG: 0.400 (8, 8)									

Inning Stats	R: 0	H: 0	E: 0	K: 0	S: 10	LOB: 0	BB: 0	P: 13	R: 0	H: 1	E: 0	K: 0	S: 10	LOB: 1	BB: 0	P: 15	R: 1	H: 1	E: 0	K: 0	S: 9	LOB: 0	BB: 0	P: 14	R: 0	H: 0	E: 0	K: 1	S: 10	LOB: 0	BB: 0	P: 15	R: 0	H: 0	E: 0	K: 1	S: 7	LOB: 0	BB: 0	P: 13	R: 2	H: 3	E: 0	K: 0	S: 10	LOB: 1	BB: 0	P: 14	R: 0	H: 0	E: 0	K: 1	S: 9	LOB: 0	BB: 0	P: 10
--------------	------	------	------	------	-------	--------	-------	-------	------	------	------	------	-------	--------	-------	-------	------	------	------	------	------	--------	-------	-------	------	------	------	------	-------	--------	-------	-------	------	------	------	------	------	--------	-------	-------	------	------	------	------	-------	--------	-------	-------	------	------	------	------	------	--------	-------	-------

PITCHER	IP	WLS	BF	H	R	ER	SO	BB	IBB	HBP	BLK	WP	HR	S	P	ERA	WHIP
<b>Jose Lima, R</b> ERA: 3.05 (1, 1)	7.0	L	26	5	3	3	2	0	0	0	0	0	0	62	92	3.86	0.714
<b>Mike Magnante, L</b> ERA: 5.87 (8, 1)	1.0		3	0	0	0	1	0	0	0	0	0	0	9	10	0.00	0.000

**AB R H RBI BB SO LOB**

**4 0 0 0 0 1 0**

**4 0 0 0 0 0 0**

**3 1 1 0 0 0 0**

**3 1 1 0 0 0 0**

**2 0 1 0 0 1 0**

**0 0 0 0 0 0 0**

**0 0 0 0 0 0 0**

**3 0 1 2 0 1 1**

**0 0 0 0 0 0 0**

**0 0 0 0 0 0 0**

**3 0 0 0 0 0 2**

**0 0 0 0 0 0 0**

**3 1 1 0 0 0 1**

**2 0 0 1 0 0 0**

**1 0 0 0 0 0 0**

**1B: 4 SF: 0**  
**2B: 0 SAC: 1**  
**3B: 1 DP: 0**  
**HR: 0 HBP: 0**

**WP: 0 PA: 29**  
**PB: 0**  
**SB: 0**  
**CS: 0**

**AB 28**  
**R 3**  
**H 5**  
**RBI 3**  
**BB 0**  
**SO 3**  
**LOB 4**

**Dodgers**

**Houston Astros @ Los Angeles Dodgers**  
**Dodger Stadium, Los Angeles, CA**  
**Mon Apr 13 1998, 7:05 PM PDT**  
**Att: 32,289 - Cloudy - 58 F**

[livebaseballscorecards.com](http://livebaseballscorecards.com)



Batter	1	2	3	4	5	6	7	8	9	AB R H RBI BB SO LOB	TOP																				
Eric Young Sr. R (1, 4) OBP: 0.362, SLG: 0.353	2-2 G6-3 1B	2-2 HBP		1-2 P9		3-2 CS 1B			4-1 G5-3 BB	3 0 2 1 1 0 0																					
Todd Hollandsworth, L (1, 7) OBP: 0.277, SLG: 0.444	1-0 G6-3 1-2f	0-0 G4-3		0-3 K		1-0 CS 1-2	0-0 FC6-4 1B		0-3 K	5 0 1 0 0 2 5																					
Mike Piazza, R (1, 2) OBP: 0.358, SLG: 0.521	1-2 2B		4-2 1B 1B SF9 BB		2-2 G4-3		1-3 K		0-1 G5-3 1-2	4 1 1 0 1 1 2																					
Todd Zeile, R (1, 5) OBP: 0.321, SLG: 0.404	1-2 F9		2-1 SF9 1B 1-2 1B		2-1 P9		0-1 FC6-4 BB 1-2f		2-1 G6-3	5 0 1 0 0 0 3																					
Raul Mondesi, R (1, 9) OBP: 0.263, SLG: 0.420		0-0 F8	2-0 L4		1-2 3B		4-1 BB 1-2 BB			3 0 1 0 1 0 2																					
Paul Konerko, R (1, 3) OBP: 0.302, SLG: 0.216		3-0 1B 1B HBP	2-2 1-2 2-3 1B		0-1 G6-3		1-3 K			3 1 1 0 0 1 3																					
Wilton Guerrero, S (1, 6) OBP: 0.400, SLG: 0.462		1-2 1B 1B	0-0 SF9			0-0 G5-3			3-2 G6-3	3 0 1 1 0 0 0																					
Trenidad Hubbard, R (1, 8) OBP: 0.292, SLG: 0.476		3-2 SH1-4 1-3 2-H 1B	3-3 K			0-0 1B 2B			2-2 G3	3 1 2 1 0 1 2																					
Thomas Howard, S (8, PH) OBP: 0.125, SLG: 0.348										1 0 0 0 0 0 0																					
Ismael Valdez, R (1, 1) OBP: 0.500, SLG: 0.500		0-0 SH1-4		1-2 G4-3		0-1 G5-3			2-3 K	2 0 0 0 0 0 1																					
37 Darren Dreifort, R (6, 1)										0 0 0 0 0 0 0																					
Matt Luke, L (8, PH) OBP: 0.250, SLG: 0.182										1 0 0 0 0 1 0																					
Frank Lankford, R (8, 1)										0 0 0 0 0 0 0																					
<b>Inning Stats</b>	R: 0 E: 0 K: 0 S: 11	H: 2 LOB: 1 BB: 0 P: 16	R: 1 E: 0 K: 0 S: 12	H: 2 LOB: 3 BB: 0 P: 21	R: 1 E: 0 K: 1 S: 12	H: 2 LOB: 2 BB: 1 P: 25	R: 0 E: 0 K: 1 S: 11	H: 0 LOB: 0 BB: 0 P: 13	R: 0 E: 0 K: 0 S: 11	H: 1 LOB: 1 BB: 0 P: 16	R: 1 E: 0 K: 0 S: 8	H: 2 LOB: 0 BB: 0 P: 11	R: 0 E: 0 K: 2 S: 10	H: 1 LOB: 2 BB: 1 P: 16	R: 0 E: 0 K: 1 S: 9	H: 0 LOB: 0 BB: 0 P: 16	R: 0 E: 0 K: 1 S: 8	H: 0 LOB: 1 BB: 1 P: 14	1B: 7 2B: 2 3B: 1 HR: 0	SF: 1 SAC: 1 DP: 1 HBP: 2	WP: 0 PB: 0 SB: 0 CS: 1	PA: 41									
<b>PITCHER</b>	IP WLS BF H R ER SO BB IBB HBP BLK WP HR S P ERA WHIP																														
Mark Thompson, R (1, 1) ERA: 6.43	4.0		20	6	2	2	2	1	0	2	0	0	46	75	4.50	1.750															
Mike DeJean, R (5, 1) ERA: 3.38	2.0	W	8	3	1	1	0	0	0	0	0	0	19	27	4.50	1.500															
Dave Veres, R (7, 1) ERA: 11.0	1.0		5	1	0	0	2	1	0	0	0	0	10	16	0.00	2.000															
Curt Leskanic, R (8, 1) ERA: 7.04	1.0		3	0	0	0	1	0	0	0	0	0	9	16	0.00	0.000															
Jerry Dipoto, R (9, 1) ERA: 1.29	1.0	S	4	0	0	0	1	1	0	0	0	0	8	14	0.00	1.000															

Los Angeles Dodgers @ Colorado Rockies  
Coors Field, Denver, CO  
Tue Apr 14 1998, 7:05 PM MDT  
Att. 44,337 - Overcast - 43 F

AB	33
R	3
H	10
RBI	3
BB	3
SO	6
LOB	18



WP: 0	PA: 41
-------	--------

Batter	1	2	3	4	5	6	7	8	9
3 Mike Lansing, R OBP: 0.435, SLG: 0.478 (1, 4)	2-0 G5-3		2-1 G6-3 1B 2B		0-1 1B	1-3 K		1-0 G2	
Ellis Burks, R OBP: 0.400, SLG: 0.737 (1, 8) (8, 7)	0-3 K		1-0 G6-3 2-3		0-3 K	2-3 K		0-3 K	
Larry Walker, L OBP: 0.426, SLG: 0.511 (1, 9)	1-2 G6-3		1-0 1B		2-2 P5		0-0 1B E SF7 1B		
Dante Bichette, R OBP: 0.485, SLG: 0.636 1 Curtis Goodwin, L OBP: 0.353, SLG: 0.267 (1, 7) (8, 8)		0-1 G4-3	1-0 P4		1-0 HR 1B	1-0 S 1B			
Greg Colbrunn, R OBP: 0.464, SLG: 0.778 Dave Veres, R (7, 1) John Vander Wal, L OBP: 0.357, SLG: 0.364 Curt Leskanic, R (8, 1) Jerry Dipoto, R (9, 1)		0-2 G3		0-0 F9	1-3 K	1-3 K			
Vinny Castilla, R OBP: 0.358, SLG: 0.597 (1, 5)		0-1 E6 1B		2-1 P3	0-1 HR	0-0 SF7			
Kirt Manwaring, R OBP: 0.394, SLG: 0.345 (1, 2)		2-2 1B		1-1 1B	0-1 1B 17 2B	4-2 BB			
Neifi Perez, S OBP: 0.305, SLG: 0.415 (1, 6)		1-3 K		0-1 P2	0-0 1B 17 2B	1-2 G4-3			
Mark Thompson, R OBP: 0.200, SLG: 0.200 Mike DeJean, R (5, 1) 17 Todd Helton, L OBP: 0.333, SLG: 0.426 (6, PH) (7, 3)			0-3 K		1-3 K	3-2 2B		1-0 G3-1	

Inning Stats	R: 0 E: 0 K: 1 S: 8	H: 0 LOB: 0 BB: 0 P: 11	R: 0 E: 1 K: 1 S: 13	H: 1 LOB: 2 BB: 0 P: 16	R: 1 E: 0 K: 1 S: 8	H: 2 LOB: 1 BB: 0 P: 13	R: 0 E: 0 K: 0 S: 7	H: 1 LOB: 1 BB: 0 P: 10	R: 0 E: 0 K: 2 S: 13	H: 1 LOB: 1 BB: 0 P: 16	R: 4 E: 0 K: 3 S: 19	H: 5 LOB: 1 BB: 0 P: 27	R: 1 E: 1 K: 1 S: 11	H: 2 LOB: 2 BB: 1 P: 18	R: 0 E: 0 K: 1 S: 5	H: 0 LOB: 0 BB: 0 P: 7
--------------	------------------------------	----------------------------------	-------------------------------	----------------------------------	------------------------------	----------------------------------	------------------------------	----------------------------------	-------------------------------	----------------------------------	-------------------------------	----------------------------------	-------------------------------	----------------------------------	------------------------------	---------------------------------

PITCHER														PITCHER																			
IP	WLS	BF	H	R	ER	SO	BB	IBB	HBP	BLK	WP	HR	S	P	ERA	WHIP	IP	WLS	BF	H	R	ER	SO	BB	IBB	HBP	BLK	WP	HR	S	P	ERA	WHIP
Ismael Valdez, R ERA: 5.09 (1, 1)	5.1	L	26	9	5	5	6	0	0	0	0	1	59	78	8.44	1.688																	
37 Darren Dreifort, R ERA: 3.55 (6, 1)	1.2		9	3	1	0	3	1	0	0	0	0	20	33	0.00	2.400																	
Frank Lankford, R ERA: 7.71 (8, 1)	1.0		3	0	0	0	1	0	0	0	0	0	5	7	0.00	0.000																	


**Los Angeles Dodgers @ Colorado Rockies**  
**Coors Field, Denver, CO**  
 Tue Apr 14 1998, 7:05 PM MDT  
 Att. 44,337 - Overcast - 43 F

AB	R	H	RBI	BB	SO	LOB
5	1	2	0	0	1	1
5	0	0	0	0	4	3
4	1	2	1	0	0	1
4	1	2	0	0	0	1
0	0	0	0	0	0	0
3	0	0	0	0	1	1
0	0	0	0	0	0	0
1	0	0	0	0	1	2
0	0	0	0	0	0	0
0	0	0	0	0	0	0
3	1	1	3	0	0	0
3	1	3	0	1	0	0
4	1	1	0	0	1	5
1	0	0	0	0	1	0
1	0	0	0	0	1	0
2	0	1	2	0	0	0

1B	2B	3B	HR	SF	SAC	DP	HBP
9	2	0	1	1	0	0	0

WP	PA
0	38

livebaseballscorecards.com





**Los Angeles Dodgers @ Colorado Rockies**  
 Coors Field, Denver, CO

Thu Apr 16 1998, 3:33 AM MDT  
 Att: 38,429 - Cloudy - 38 F

AB	35
R	4
H	7
RBI	4
BB	2
SO	6
LOB	13



AB	R	H	RBI	BB	SO	LOB
5	2	2	0	0	0	2
0	0	0	0	0	0	0
4	1	3	2	1	0	0
4	0	0	0	1	1	4
0	0	0	0	0	0	0
0	0	0	0	0	0	0
0	0	0	0	0	0	0
4	0	1	2	0	1	2
4	0	0	0	0	2	3
4	0	0	0	0	0	2
4	0	0	0	0	1	0
0	0	0	0	0	0	0
3	0	1	0	0	0	0
1	1	0	0	0	0	0
2	0	0	0	0	1	0
0	0	0	0	0	0	0
0	0	0	0	0	0	0
0	0	0	0	0	0	0

1B	2B	3B	SF	SAC	DP	HBP	HR
6	2	0	0	2	1	0	0
0	0	0	0	0	0	0	0
0	0	0	0	0	0	0	0
0	0	0	0	0	0	0	0

WP	HR	S	P	ERA	WHIP
0	0	9	9	3.86	1.000
0	0	12	21	0.00	0.500
0	0	8	14	0.00	1.000

IP	WLS	BF	H	R	ER	SO	BB	IBB	HBP	BLK	WP	HR	S	P	ERA	WHIP
7.0		28	6	3	3	4	1	0	0	0	0	0	58	100	3.86	1.000
2.0		6	0	0	0	2	1	0	0	0	0	0	12	21	0.00	0.500
1.0	L	5	1	1	0	0	0	0	0	0	0	0	9	14	0.00	1.000

R	H	E	K	S	R	H	E	K	S	R	H	E	K	S	R	H	E	K	S
0	0	0	1	5	0	0	0	1	8	0	0	0	1	6	0	0	0	1	9
0	0	0	1	7	0	0	0	1	11	0	0	0	1	6	0	0	1	8	11
0	0	0	1	5	0	0	0	1	8	0	0	0	1	6	0	0	1	8	8
0	0	0	1	5	0	0	0	1	8	0	0	0	1	6	0	0	1	8	8

R	H	E	K	S	R	H	E	K	S	R	H	E	K	S	R	H	E	K	S
2	3	0	0	17	0	0	0	1	7	0	0	0	1	9	0	0	0	1	7
0	2	0	0	6	0	0	0	1	7	0	0	0	1	7	0	0	0	1	7
0	3	0	0	17	0	0	0	1	7	0	0	0	1	7	0	0	0	1	7
0	3	0	0	17	0	0	0	1	7	0	0	0	1	7	0	0	0	1	7

R	H	E	K	S	R	H	E	K	S	R	H	E	K	S	R	H	E	K	S
0	0	0	0	3	0	0	0	0	3	0	0	0	0	3	0	0	0	0	3
0	0	0	0	3	0	0	0	0	3	0	0	0	0	3	0	0	0	0	3
0	0	0	0	3	0	0	0	0	3	0	0	0	0	3	0	0	0	0	3
0	0	0	0	3	0	0	0	0	3	0	0	0	0	3	0	0	0	0	3

Batter	1	2	3	4	5	6	7	8	9	10														
Wilton Guerrero, S OBP: 0.400, SLG: 0.500 Tom Prince, R OBP: 0.250, SLG: 0.750	3-2 F8 G1-3 1B		1-2 1B 2B	1-0 L7			0-0 P6			0-0 G3														
Todd Hollandsworth, L OBP: 0.327, SLG: 0.469	2-1 G1-3 F8 1B		3-1 E S 1B			1-0 F7		4-1 G5-3-6 BB		2-1 FC6-4 1B														
Mike Piazza, R OBP: 0.345, SLG: 0.481 Antonio Osuna, R Mark Guthrie, R Jim Bruske, R	1-2 F8		4-1 1B BB			1-0 G5-3		2-3 K		2-1 FC6-4														
Todd Zeile, R OBP: 0.317, SLG: 0.393	3-2 G1-3		3-2 1B			2-3 K		0-1 G5-3-6																
Raul Mondesi, R OBP: 0.263, SLG: 0.389	3-3 K		1-1 F9			2-3 K		0-1 P3																
Paul Konerko, R OBP: 0.277, SLG: 0.195		2-0 G4-3	3-2 F7			1-2 P3		1-0 G5-3																
Thomas Howard, S OBP: 0.107, SLG: 0.296 Trenidad Hubbard, R		0-0 P6		0-2 G3-1		1-0 F7		2-3 K																
Juan Castro, R OBP: 0.067, SLG: 0.067 Jose Vizcaino, S	1-0 L8		0-0 SH3-4 1B			1-0 G6-3		1-2 E8 SH3-4 1B																
Ramon Martinez, R OBP: 0.222, SLG: 0.333 Brad Clontz, R Scott Radinsky, L Eric Young Sr., R			0-1 F9			2-3 K		0-0 SH3-4																
Inning Stats	R: 1 E: 0 K: 1 S: 15	H: 2 LOB: 1 BB: 0 P: 27	R: 0 E: 0 K: 0 S: 3	H: 0 LOB: 0 BB: 0 P: 6	R: 2 E: 0 K: 0 S: 17	H: 3 LOB: 2 BB: 1 P: 32	R: 0 E: 0 K: 0 S: 6	H: 1 LOB: 1 BB: 0 P: 7	R: 0 E: 0 K: 1 S: 5	H: 0 LOB: 0 BB: 0 P: 9	R: 0 E: 0 K: 1 S: 7	H: 0 LOB: 0 BB: 0 P: 11	R: 0 E: 0 K: 1 S: 5	H: 0 LOB: 0 BB: 0 P: 8	R: 0 E: 0 K: 1 S: 6	H: 0 LOB: 0 BB: 1 P: 12	R: 0 E: 0 K: 1 S: 6	H: 0 LOB: 0 BB: 1 P: 9	R: 1 E: 1 K: 0 S: 9	H: 1 LOB: 1 BB: 0 P: 14	1B: 6 2B: 2 3B: 0 HR: 0	SF: 0 SAC: 2 DP: 1 HBP: 0	WP: 0 PB: 0 SB: 1 CS: 0	PA: 39
PITCHER	IP	WLS	BF	H	R	ER	SO	BB	IBB	HBP	BLK	WP	HR	S	P	ERA	WHIP							
Darryl Kile, R ERA: 5.88	7.0		28	6	3	3	4	1	0	0	0	0	0	58	100	3.86	1.000							
Curt Leskanic, R ERA: 5.59	2.0		6	0	0	0	2	1	0	0	0	0	0	12	21	0.00	0.500							
Jerry Dipoto, R ERA: 1.13	1.0	L	5	1	1	0	0	0	0	0	0	0	0	9	14	0.00	1.000							







Batter	1	2	3	4	5	6	7	8	9	AB	R	H	RBI	BB	SO	LOB
<b>Brant Brown, L</b> OBP: 0.500, SLG: 0.714 (1, 8)	0-0 HR 2B		2-0 F7			1-3 K		1-1 G4-3		4	1	1	0	0	1	0
<b>Mickey Morandini, L</b> OBP: 0.364, SLG: 0.339 (1, 4)	2-0 2-H HR		2-3 K			0-0 F7		4-2 FC6-4 BB		3	1	1	2	1	1	0
<b>Sammy Sosa, R</b> OBP: 0.375, SLG: 0.507 (1, 9)	2-3 K		2-3 K			4-0 BB		0-1 L7		3	0	0	0	1	2	1
<b>Mark Grace, L</b> OBP: 0.425, SLG: 0.361 (1, 3)	2-2 G3			3-1 L9		1-1 G3		0-0 FC6-4 1-2f		4	0	0	0	0	0	2
<b>Henry Rodriguez, L</b> OBP: 0.470, SLG: 0.736 (1, 7)	4-0 BB			0-3 K			4-2 2B G6-3 BB		1-1 G1-3 1B	2	1	1	0	2	1	0
<b>Jeff Blauser, R</b> OBP: 0.417, SLG: 0.375 (1, 6)	3-3 K			0-0 F9			0-2 F8		1-1 F8	4	0	0	0	0	1	3
<b>Kevin Orie, R</b> OBP: 0.294, SLG: 0.387 (1, 5)		0-0 G6-3			1-2 P3		0-2 G6-3 2B		2-1 G1-3	3	0	1	0	0	0	0
<b>Ben Van Ryn, L</b> (8, 1)							1-3 K		1-2 G5-3	0	0	0	0	0	0	0
<b>Matt Mieske, R</b> OBP: 0.300, SLG: 0.125 (9, PH)										1	0	0	0	0	0	1
<b>Scott Servais, R</b> OBP: 0.327, SLG: 0.317 (1, 2)			1-0 G6-3		1-3 K		0-0 G6-3		1-1 G5-3	4	0	0	1	0	1	2
<b>Mark Clark, R</b> OBP: 0.143, SLG: 0.143 (1, 1)			2-1 F8		1-1 L8		2-0 G4-3			1	0	0	0	0	0	0
<b>Amaury Telemaco, R</b> OBP: 0.250, SLG: 0.250 (3, 1)										1	0	0	0	0	0	0
<b>Terry Mulholland, R</b> (7, 1)										0	0	0	0	0	0	0
<b>Tyler Houston, L</b> OBP: 0.333, SLG: 0.545 (7, PH)										1	0	0	0	0	0	1

Inning Stats	R: 2	H: 2	E: 0	LOB: 1	K: 2	BB: 1	S: 11	R: 0	H: 0	E: 0	LOB: 0	K: 0	BB: 0	S: 4	R: 0	H: 0	E: 0	LOB: 0	K: 2	BB: 0	S: 7	R: 0	H: 0	E: 0	LOB: 0	K: 1	BB: 0	S: 8	R: 0	H: 0	E: 0	LOB: 1	K: 1	BB: 1	S: 6	R: 1	H: 1	E: 0	LOB: 1	K: 0	BB: 1	S: 11	R: 0	H: 0	E: 0	LOB: 1	K: 0	BB: 1	S: 7	R: 0	H: 1	E: 0	LOB: 1	K: 0	BB: 0	S: 8	1B: 1	SF: 0	2B: 2	SAC: 0	3B: 0	DP: 0	HR: 1	HBP: 0	WP: 0	PA: 35
--------------	------	------	------	--------	------	-------	-------	------	------	------	--------	------	-------	------	------	------	------	--------	------	-------	------	------	------	------	--------	------	-------	------	------	------	------	--------	------	-------	------	------	------	------	--------	------	-------	-------	------	------	------	--------	------	-------	------	------	------	------	--------	------	-------	------	-------	-------	-------	--------	-------	-------	-------	--------	-------	--------

PITCHER	IP	WLS	BF	H	R	ER	SO	BB	IBB	HBP	BLK	WP	HR	S	P	ERA	WHIP
<b>Chan Ho Park, R</b> ERA: 3.66 (1, 1)	6.0	W	22	2	2	2	7	2	0	0	0	0	1	48	82	3.00	0.667
<b>Frank Lankford, R</b> ERA: 5.87 (7, 1)	3.0	S	13	2	1	1	0	2	0	0	0	0	0	26	42	3.00	1.333

**Los Angeles Dodgers @ Chicago Cubs**  
 Wrigley Field, Chicago, IL  
 Fri Apr 17 1998, 3:33 AM CDT  
 Att: 20,175 - Sunny - 51 F

<b>AB</b>	<b>31</b>
<b>R</b>	<b>3</b>
<b>H</b>	<b>4</b>
<b>RBI</b>	<b>3</b>
<b>BB</b>	<b>4</b>
<b>SO</b>	<b>7</b>
<b>LOB</b>	<b>10</b>





Batter	1	2	3	4	5	6	7	8	9	AB R H RBI BB SO LOB	TOP											
Eric Young Sr. R (1, 4) OBP: 0.388, SLG: 0.373	1-2 G4-3 1B		3-2 F7		X 0-0 1B			2-1 G6-3		4 0 2 0 0 0 0												
Todd Hollandsworth L (1, 8) OBP: 0.317, SLG: 0.482 Matt Luke L (7, 9) OBP: 0.231, SLG: 0.167	3-2 G4-3 SAFE 1-2		3-2 K		2-0 F7			2-2 G6-3		3 0 0 0 0 1 3 1 0 0 0 0 0 0												
Mike Piazza R (1, 2) OBP: 0.364, SLG: 0.550 Tom Prince R (7, 2) OBP: 0.200, SLG: 0.600	1-3 K		2-1 1B		0-3 K			2-1 F9		3 0 1 0 0 2 2 1 0 0 0 0 0 0												
Todd Zeile R (1, 5) OBP: 0.319, SLG: 0.422		4-2 FC6-4 1B BB	0-3 K		2-3 K			2-1 G6-3		3 0 0 0 1 2 1												
Raul Mondesi R (1, 9) OBP: 0.246, SLG: 0.344 Trenidad Hubbard R (7, 8) OBP: 0.320, SLG: 0.625		3-2 P7		1-3 K		0-3 K		0-1 HR		3 0 0 0 0 2 1 1 1 1 1 0 0 0												
Paul Konerko R (1, 3) OBP: 0.286, SLG: 0.220		1-1 FC6-4 1B		2-1 G5-3		3-2 F8		1-3 K		4 0 1 0 0 1 0												
Wilton Guerrero S (1, 7) OBP: 0.333, SLG: 0.480		2-2 FC6-4 BB 1-2f 2-3		3-2 G6-3			0-3 K	2-3 K2-3		4 0 0 0 0 2 2												
Jose Vizcaino S (1, 6) OBP: 0.351, SLG: 0.267 Juan Castro R (7, PR) OBP: 0.063, SLG: 0.063		4-2 1B BB		4-2 1B BB			4-2 G6-4-3 BB			0 0 0 0 3 0 0 0 0 0 0 0 0 0												
Hideo Nomo, R (1, 1) 37 Darren Dreifort, R (1, 1) Thomas Howard, S (7, PH) OBP: 0.103, SLG: 0.286 Jim Bruske, R (7, 1) Antonio Osuna, R (8, 1)		2-3 K		0-3 K			0-1 G6-4-3			0 0 0 0 0 0 0 2 0 0 0 0 2 4 1 0 0 0 0 0 1 0 0 0 0 0 0 0 0 0 0 0 0 0 0												
<b>Inning Stats</b>	R: 0 E: 0 K: 1 S: 12	H: 1 LOB: 0 BB: 0 P: 17	R: 0 E: 0 K: 1 S: 16	H: 1 LOB: 3 BB: 2 P: 32	R: 0 E: 0 K: 2 S: 13	H: 1 LOB: 1 BB: 0 P: 21	R: 0 E: 0 K: 1 S: 8	H: 0 LOB: 0 BB: 0 P: 14	R: 0 E: 0 K: 2 S: 12	H: 1 LOB: 2 BB: 1 P: 18	R: 0 E: 0 K: 2 S: 11	H: 0 LOB: 0 BB: 0 P: 16	R: 0 E: 0 K: 1 S: 8	H: 0 LOB: 1 BB: 1 P: 12	R: 0 E: 0 K: 0 S: 7	H: 0 LOB: 0 BB: 0 P: 13	R: 1 E: 0 K: 2 S: 10	H: 1 LOB: 0 BB: 0 P: 15	1B: 4 2B: 0 3B: 0 HR: 1	SF: 0 SAC: 0 DP: 1 HBP: 0	WP: 0 PB: 0 SB: 0 CS: 0	PA: 34
<b>PITCHER</b>	IP WLS BF H R ER SO BB IBB HBP BLK WP HR S P ERA WHIP																					
34 Kerry Wood, R (1, 1) ERA: 3.72	5.0 W 21 4 0 0 7 3 0 0 0 0 0 0 61 102 0.00 1.400																					
Marc Pisciotta, R (6, 1) ERA: 1.32	3.0 9 0 0 0 3 1 0 0 0 0 0 0 26 41 0.00 0.333																					
Terry Adams, R (9, 1) ERA: 2.53	1.0 4 1 1 1 2 0 0 0 0 0 0 1 10 15 9.00 1.000																					

Los Angeles Dodgers @ Chicago Cubs  
Wrigley Field, Chicago, IL  
Sat Apr 18 1998, 3:33 AM CDT  
Att. 34,652 - Cloudy - 50 F

AB	30
R	1
H	5
RBI	1
BB	4
SO	12
LOB	14







Batter	1	2	3	4	5	6	7	8	9	AB R H RBI BB SO LOB	TOP									
Eric Young Sr. R (1, 4) OBP: 0.366, SLG: 0.349	2-2 F9		1-0 F8			1-3 K		2-1 G6-3		4 0 0 0 0 1 1										
Trenidad Hubbard, R (1, 8) OBP: 0.345, SLG: 0.577	0-1 G1-3			0-0 F8		4-1 BB		4-2 BB		2 0 0 0 2 0 0										
Mike Piazza, R (1, 2) OBP: 0.343, SLG: 0.516	2-1 G5-3			1-0 G1-3		0-1 F9		0-1 F8		4 0 0 0 0 0 3										
Todd Zeile, R (1, 5) OBP: 0.301, SLG: 0.397		0-2 G3		1-1 G4-3			0-1 P4		1-2 L9	4 0 0 0 0 0 0										
Todd Hollandsworth, L (1, 9) OBP: 0.328, SLG: 0.517		1-3 K			0-0 F9		1-2 2B 3B		1-2 2B 1B	4 1 2 0 0 1 0										
Wilton Guerrero, S (1, 7) OBP: 0.333, SLG: 0.464		2-2 1B			1-1 G4-3		1-3 K		0-1 2B	3 0 1 0 0 1 1										
Mark Guthrie, R (7, 1)										0 0 0 0 0 0 0										
Brad Clontz, R (8, 1)										0 0 0 0 0 0 0										
Thomas Howard, S (9, PH) OBP: 0.133, SLG: 0.345										1 0 1 0 0 0 0										
Matt Luke, L (1, 3) OBP: 0.235, SLG: 0.250		0-0 F7			1-3 K		2-0 2B		1-3 K	4 0 1 1 0 2 3										
Jose Vizcaino, S (1, 6) OBP: 0.317, SLG: 0.235			1-1 G1-3			0-0 G3		0-1 G4-3		4 0 0 0 0 1 3										
Ismael Valdez, R (1, 1) OBP: 0.500, SLG: 0.500			0-0 G1-3			0-0 1B				2 0 1 0 0 0 0										
Raul Mondesi, R (7, 9) OBP: 0.242, SLG: 0.339								1-0 G5-3		1 0 0 0 0 0 0										
<b>Inning Stats</b>	R: 0 E: 0 K: 0 S: 8	H: 0 LOB: 0 BB: 0 P: 12	R: 0 E: 0 K: 1 S: 10	H: 1 LOB: 1 BB: 0 P: 13	R: 0 E: 0 K: 0 S: 4	H: 0 LOB: 0 BB: 0 P: 6	R: 0 E: 0 K: 1 S: 6	H: 0 LOB: 0 BB: 0 P: 8	R: 0 E: 0 K: 1 S: 8	H: 1 LOB: 2 BB: 1 P: 13	R: 1 E: 0 K: 1 S: 11	H: 2 LOB: 1 BB: 0 P: 15	R: 0 E: 0 K: 0 S: 9	H: 0 LOB: 1 BB: 1 P: 16	R: 0 E: 0 K: 2 S: 14	H: 2 LOB: 2 BB: 0 P: 18	1B: 3 2B: 2 3B: 1 HR: 0	SF: 0 SAC: 0 DP: 0 HBP: 0	WP: 0 PB: 0 SB: 0 CS: 0	PA: 35
<b>PITCHER</b> Geremi Gonzalez, R (1, 1) ERA: 7.0	IP: 8.0 WLS: W BF: 30 H: 4 R: 1 ER: 1 SO: 4 BB: 2 IBB: 0 HBP: 0 BLK: 0 WP: 0 HR: 0 S: 60 P: 89 ERA: 1.12 WHIP: 0.750																			
Rod Beck, R (9, 1) ERA: 3.38	IP: 1.0 WLS: S BF: 5 H: 2 R: 0 ER: 0 SO: 2 BB: 0 IBB: 0 HBP: 0 BLK: 0 WP: 0 HR: 0 S: 14 P: 18 ERA: 0.00 WHIP: 2.000																			

Los Angeles Dodgers @ Chicago Cubs  
Wrigley Field, Chicago, IL  
Sun Apr 19 1998, 3:33 AM CDT  
Att. 26,795 - Sunny - 56 F

AB	33
R	1
H	6
RBI	1
BB	2
SO	6
LOB	11



livebaseballscorecards.com





Batter	1	2	3	4	5	6	7	8	9	AB R H RBI BB SO LOB	TOP	
Eric Young Sr. R (1, 4) OBP: 0.360, SLG: 0.343	1-2 G6-4-3 1B		2-2 L8		2-0 G6-3		3-1 G5-3			4 0 1 0 0 0 3	<b>Los Angeles Dodgers @ Milwaukee Brewers</b> <b>Milwaukee County Stadium, Milwaukee, WI</b> Tue Apr 21 1998, 8:05 PM EDT Att. 10,008 - Overcast - 50 F	
Trenidad Hubbard, R (1, 8) Wilton Guerrero, S (8, PH) OBP: 0.313, SLG: 0.517 OBP: 0.323, SLG: 0.448	1-0 G6-4-3 1-2f		2-2 F8		2-3 K			1-1 F8		3 0 0 0 0 1 2 1 0 0 0 0 0 0		
Mike Piazza, R (1, 2) OBP: 0.351, SLG: 0.559	1-1 F9			0-0 FC6-4 1B		0-3 K		1-0 HR		4 1 2 1 0 1 0		
Todd Zeile, R (1, 5) OBP: 0.299, SLG: 0.389		1-1 F9 G1-5-3 1B		0-3 K		3-2 E6 G1-3 1B		0-3 K		4 0 1 0 0 2 1		
Raul Mondesi, R (1, 9) OBP: 0.257, SLG: 0.348		1-1 G1-5-3		0-1 FC6-4 1B		0-0 G1-3		0-0 1B		4 0 2 0 0 0 2		
Todd Hollandsworth, L (1, 7) OBP: 0.324, SLG: 0.500		1-2 F9		2-1 FC6-4		1-1 1B		1-3 K		4 0 1 0 0 1 4		
Paul Konerko, R (1, 3) OBP: 0.267, SLG: 0.204		2-3 F9		1-2f 2-3		2-H 1B						
Jose Vizcaino, S (1, 6) OBP: 0.333, SLG: 0.243		1-1 F4		1-2 P9			1-0 G5-3		1-3 K	4 0 0 0 0 1 3		
Ramon Martinez, R (1, 1) Thomas Howard, S (7, PH) Mark Guthrie, R (7, 1) Brad Clontz, R (7, 1) Matt Luke, L (9, PH) OBP: 0.300, SLG: 0.400 OBP: 0.129, SLG: 0.333			0-2 G3		2-2 G6-3 SH1-4 WP 1B		4-2 FC6-4 BB		0-0 L8	3 1 1 0 1 0 0		
			0-1 1B		0-0 SH1-4		0-0 FC6-4 1-2f		0-1 G4-3	1 0 1 0 0 0 0 1 0 0 0 0 0 1 0 0 0 0 0 0 0 0 0 0 0 0 0 0 1 0 0 0 0 0 0		
<b>Inning Stats</b>	R: 0 H: 1 E: 0 LOB: 0 K: 0 BB: 0 S: 6 P: 9	R: 0 H: 1 E: 0 LOB: 1 K: 0 BB: 0 S: 9 P: 13	R: 0 H: 1 E: 0 LOB: 1 K: 0 BB: 0 S: 11 P: 15	R: 0 H: 2 E: 0 LOB: 2 K: 1 BB: 0 S: 11 P: 14	R: 1 H: 1 E: 0 LOB: 0 K: 1 BB: 0 S: 9 P: 15	R: 0 H: 1 E: 1 LOB: 2 K: 1 BB: 0 S: 11 P: 15	R: 0 H: 0 E: 0 LOB: 1 K: 0 BB: 1 S: 8 P: 16	R: 1 H: 2 E: 0 LOB: 1 K: 2 BB: 0 S: 11 P: 14	R: 0 H: 0 E: 0 LOB: 0 K: 1 BB: 0 S: 6 P: 7	1B: 8 SF: 0 2B: 0 SAC: 1 3B: 0 DP: 1 HR: 1 HBP: 0	WP: 1 PA: 36 PB: 0 SB: 0 CS: 0	
<b>PITCHER</b> Jeff Juden, R (1, 1) ERA: 2.57	IP WLS BF H R ER SO BB IBB HBP BLK WP HR S P ERA WHIP	9.0 W 36 9 2 2 6 1 0 0 0 1 1 82 118 2.00 1.111										

livebaseballscorecards.com



Batter	1	2	3	4	5	6	7	8	9
<b>Fernando Vina, L</b> OBP: 0.472, SLG: 0.570 (1, 4) C B B B X	3-1 HR		2-1 B1-3 ①		4-1 HR BB 1-2 2-3		1-1 F9 ②		
<b>Jeff Cirillo, R</b> OBP: 0.427, SLG: 0.452 (1, 5) C B B F X	2-2 2B		4-2 CS BB		2-3 K ②		2-1 G4-3 ③		
<b>John Jaha, R</b> OBP: 0.429, SLG: 0.458 (1, 3) C B B B B	4-2 BB		0-0 L9 ②		0-0 HR 1-H 2-H 3-H			2-3 K ①	
<b>Jeremy Burnitz, L</b> OBP: 0.410, SLG: 0.612 (1, 9) F B B B X	3-1 P4 ①		2-2 CS SAFE SAFE 1-2	2-2 G4-3 ①	3-2 F8 ③			2-2 E7 G4-3	
<b>Marquis Grissom, R</b> OBP: 0.284, SLG: 0.397 (1, 8) F B B F X	2-2 F8 ②			1-1 F8 ②		0-0 F9 ①		0-2 G4-3 ②	
<b>Jose Valentin, S</b> OBP: 0.361, SLG: 0.491 (1, 6) B B F F S	2-3 K ③			2-3 K ③		1-2 F8 ②		4-0 IBB	
<b>Darrin Jackson, R</b> OBP: 0.200, SLG: 0.208 (1, 7) B B C C X		2-2 G1-3 ①			2-1 L9 ①	2-3 K ③		0-1 F4 ③	
<b>Jesse Levis, L</b> OBP: 0.483, SLG: 0.400 (1, 2) B B X		2-0 F9 ②			1-0 HR HBP BB 1B		1-1 SH3-4 1B		
<b>Jeff Juden, R</b> OBP: 0.250, SLG: 0.250 (1, 1) B X		1-0 G3 ③			1-1 HR BB 1B 1-2		0-0 SH3-4 ① 1-2		


Inning Stats	R: 1	H: 2	E: 0	K: 1	S: 17	R: 0	H: 0	E: 0	K: 0	S: 5	R: 0	H: 0	E: 0	K: 0	S: 9	R: 0	H: 0	E: 0	K: 1	S: 8	R: 4	H: 2	E: 0	K: 1	S: 15	R: 0	H: 0	E: 0	K: 1	S: 7	R: 0	H: 1	E: 0	K: 0	S: 7	R: 0	H: 0	E: 1	K: 1	S: 14
	LOB: 2	BB: 1	P: 33	LOB: 0	BB: 0	LOB: 0	BB: 1	LOB: 0	BB: 1	P: 17	LOB: 0	BB: 0	LOB: 0	BB: 1	P: 13	LOB: 0	BB: 1	LOB: 0	BB: 1	P: 28	LOB: 1	BB: 0	LOB: 1	BB: 0	P: 11	LOB: 2	BB: 1	LOB: 2	BB: 1	P: 22	1B: 2	2B: 1	3B: 0	HR: 2	SF: 0	SAC: 1	DP: 0	HBP: 1		

PITCHER	IP	WLS	BF	H	R	ER	SO	BB	IBB	HBP	BLK	WP	HR	S	P	ERA	WHIP
<b>Ramon Martinez, R</b> ERA: 3.27 (1, 1)	6.0	L	25	4	5	5	4	3	0	1	0	0	2	61	111	7.50	1.167
<b>Mark Guthrie, L</b> ERA: (7, 1)	0.2		3	1	0	0	0	0	0	0	0	0	0	5	7	0.00	1.500
<b>Brad Clontz, R</b> ERA: (7, 1)	1.1		6	0	0	0	1	0	1	0	0	0	0	16	26	0.00	0.000

AB R H RBI BB SO LOB

3	2	1	1	1	0	1
3	0	1	0	1	1	4
3	1	1	4	1	1	1
4	0	0	0	0	0	2
4	0	0	0	0	0	3
3	0	0	0	1	2	2
4	0	0	0	0	1	2
2	1	1	0	0	0	0
2	1	1	0	0	0	0

<b>AB</b>	<b>28</b>
<b>R</b>	<b>5</b>
<b>H</b>	<b>5</b>
<b>RBI</b>	<b>5</b>
<b>BB</b>	<b>4</b>
<b>SO</b>	<b>5</b>
<b>LOB</b>	<b>15</b>



WP	PA	ERA	WHIP
0	35		

**Los Angeles Dodgers @ Milwaukee Brewers**  
Milwaukee County Stadium, Milwaukee, WI  
Tue Apr 21 1998, 8:05 PM EDT  
Att. 10,008 - Overcast - 50 F

livebaseballscores.com



Batter	1	2	3	4	5	6	7	8	9	AB R H RBI BB SO LOB	TOP											
<b>Eric Young Sr., R</b> OBP: 0.369, SLG: 0.360 (1, 4)	2-2 F9		0-2 1B 2B		0-0 P4		2-1 B1-3			4 0 1 0 0 0 0												
<b>Todd Hollandsworth, L</b> OBP: 0.316, SLG: 0.472 (1, 8)	2-2 F7		0-1 CS 1B		1-1 F7			1-3 K		4 0 1 0 0 1 0												
<b>Todd Zeile, R</b> OBP: 0.291, SLG: 0.370 (1, 5)	1-1 G6-3		1-0 P5		2-1 G5-3			3-2 G1-3		4 0 0 0 0 0 2												
<b>Mike Piazza, R</b> OBP: 0.373, SLG: 0.645 (1, 2)		1-0 1B 2B	4-0 FC6-4 IBB		1-2 F8			3-2 1B		3 1 2 0 1 0 0												
<b>Raul Mondesi, R</b> OBP: 0.253, SLG: 0.333 (1, 9)		2-0 F7	0-1 FC6-4		2-2 1B 1B			2-3 K		4 0 1 0 0 1 4												
<b>Matt Luke, L</b> OBP: 0.308, SLG: 0.304 (1, 7)		0-2 F7		3-2 F9		1-2 1B		0-3 K		4 0 1 0 0 1 1												
<b>Paul Konerko, R</b> OBP: 0.275, SLG: 0.197 (1, 3)		4-2 1B BB		0-3 K		1-0 L8		2-2 G1-3		3 0 0 0 1 1 2												
<b>Jose Vizcaino, S</b> OBP: 0.321, SLG: 0.244 (1, 6)		0-0 1-2 2-H 1B		1-1 F8			0-1 F8		0-0 B1-3	4 0 1 1 0 0 0												
<b>Hideo Nomo, R</b> (1, 1)		0-0 F8			2-1 F7		2-1 G6-3			3 0 0 0 0 0 2												
<b>Inning Stats</b>	R: 0 E: 0 K: 0 S: 8	H: 0 LOB: 0 BB: 0 P: 13	R: 1 E: 0 K: 0 S: 10	H: 2 LOB: 2 BB: 1 P: 17	R: 0 E: 0 K: 0 S: 8	H: 2 LOB: 0 BB: 0 P: 13	R: 0 E: 0 K: 1 S: 9	H: 0 LOB: 0 BB: 0 P: 13	R: 0 E: 0 K: 0 S: 5	H: 0 LOB: 0 BB: 0 P: 8	R: 0 E: 0 K: 0 S: 12	H: 2 LOB: 2 BB: 0 P: 19	R: 0 E: 0 K: 0 S: 6	H: 0 LOB: 0 BB: 0 P: 10	R: 0 E: 0 K: 2 S: 12	H: 1 LOB: 1 BB: 0 P: 21	R: 0 E: 0 K: 1 S: 10	H: 0 LOB: 0 BB: 0 P: 12	1B: 5 2B: 2 3B: 0 HR: 0	SF: 0 SAC: 0 DP: 0 HBP: 0	WP: 0 PB: 0 SB: 0 CS: 1	PA: 35
<b>PITCHER</b>	IP WLS BF H R ER SO BB IBB HBP BLK WP HR S P ERA WHIP																					
<b>Jose Mercedes, R</b> ERA: 3.22 (1, 1)	7.0 W 28 6 1 1 1 1 1 1 0 0 0 0 0 58 93 1.29 1.000																					
<b>Mike Myers, L</b> ERA: 1.29 (8, 1)	0.1 1 0 0 0 1 0 0 0 0 0 0 0 0 3 4 0.00 0.000																					
<b>Chad Fox, R</b> ERA: 0.63 (8, 1)	0.2 3 1 0 0 1 0 0 0 0 0 0 0 0 9 17 0.00 1.500																					
<b>Doug Jones, R</b> ERA: 3.0 (9, 1)	1.0 S 3 0 0 0 1 0 0 0 0 0 0 0 0 10 12 0.00 0.000																					

**Los Angeles Dodgers @ Milwaukee Brewers**  
Milwaukee County Stadium, Milwaukee, WI

Thu Apr 23 1998, 4:33 AM EDT  
Att. 12,389 - Sunny - 65 F

<b>AB</b>	<b>33</b>
<b>R</b>	<b>1</b>
<b>H</b>	<b>7</b>
<b>RBI</b>	<b>1</b>
<b>BB</b>	<b>2</b>
<b>SO</b>	<b>4</b>
<b>LOB</b>	<b>11</b>



Batter	1	2	3	4	5	6	7	8	9
Fernando Vina, L OBP: 0.449, SLG: 0.523 (1, 4)	0-1 G4-3		1-1 F7			1-1 B4-3		0-0 F7	
Jeff Cirillo, R OBP: 0.392, SLG: 0.407 (1, 5)	0-3 K		0-0 L8			1-1 G5-3			
Jose Valentin, S OBP: 0.392, SLG: 0.508 (1, 6)	4-2 WP S BB			4-2 S 1B BB		1-3 K			
Jeremy Burnitz, L OBP: 0.411, SLG: 0.616 (1, 9)	3-0 G3			3-1 P2		3-3 K2-3			
Marquis Grissom, R OBP: 0.295, SLG: 0.435 (1, 8)		1-0 G6-3		0-1 CS 1B		0-0 HR			
Bob Hamelin, L OBP: 0.107, SLG: 0.038 (1, 3)		0-0 G3		2-3 K		1-3 K			
Marc Newfield, R OBP: 0.264, SLG: 0.205 Chad Fox, R Doug Jones, R		1-3 K			2-1 F9		0-1 F7		
Mike Matheny, R OBP: 0.328, SLG: 0.426 (1, 2)			2-0 2B		0-0 P4		0-0 G5-3		
Jose Mercedes, R OBP: 0.222, SLG: 0.125 Mike Myers, L Darrin Jackson, R OBP: 0.192, SLG: 0.200			0-0 B3-5		1-1 G5-3		1-2 F9		


Inning Stats	R: 0	H: 0	E: 0	K: 1	S: 9	R: 0	H: 0	E: 0	K: 1	S: 6	R: 0	H: 1	E: 0	K: 0	S: 5	R: 1	H: 1	E: 0	K: 1	S: 10	R: 0	H: 0	E: 0	K: 0	S: 5	R: 0	H: 0	E: 0	K: 1	S: 7	R: 1	H: 1	E: 0	K: 2	S: 11	R: 0	H: 0	E: 0	K: 0	S: 5
	LOB: 1	BB: 1	P: 16	LOB: 0	BB: 0	P: 8	LOB: 1	BB: 0	P: 8	LOB: 0	BB: 1	P: 8	LOB: 0	BB: 0	P: 8	LOB: 0	BB: 0	P: 10	LOB: 0	BB: 0	P: 8	LOB: 0	BB: 0	P: 8	LOB: 0	BB: 0	P: 6	LOB: 0	BB: 0	P: 6	LOB: 0	BB: 0	P: 6	LOB: 0	BB: 0	P: 6	LOB: 0	BB: 0	P: 6	

PITCHER	IP	WLS	BF	H	R	ER	SO	BB	IBB	HBP	BLK	WP	HR	S	P	ERA	WHIP
Hideo Nomo, R ERA: 5.47 (1, 1)	8.0	L	28	3	2	2	6	2	0	0	0	1	1	58	89	2.25	0.625

AB	R	H	RBI	BB	SO	LOB
4	0	0	0	0	0	1
3	0	0	0	0	1	1
1	1	0	0	2	1	0
3	0	0	0	0	1	2
3	1	2	2	0	0	0
3	0	0	0	0	2	1
3	0	0	0	0	1	0
0	0	0	0	0	0	0
0	0	0	0	0	0	0
3	0	1	0	0	0	0
2	0	0	0	0	0	1
0	0	0	0	0	0	0
1	0	0	0	0	0	0

AB	26
R	2
H	3
RBI	2
BB	2
SO	6
LOB	6

WP: 1 PA: 28  
 PB: 0  
 SB: 2  
 CS: 1



**Los Angeles Dodgers @ Milwaukee Brewers**  
 Milwaukee County Stadium, Milwaukee, WI  
 Thu Apr 23 1998, 4:33 AM EDT  
 Att. 12,389 - Sunny - 65 F

[livebaseballscores.com](http://livebaseballscores.com)



Batter	1	2	3	4	5	6	7	8	9	AB R H RBI BB SO LOB	TOP											
Lance Johnson, L (1, 8) OBP: 0.171, SLG: 0.211	2-1 F8		0-3 K			0-0 G4-3	1-1 F8			4 0 0 0 0 1 1												
Mickey Morandini, L (1, 4) OBP: 0.400, SLG: 0.395 Matt Mieske, R (6, 9) OBP: 0.231, SLG: 0.091	3-2 F8			1-0 G3-1		0-3 K		1-0 G4-3		3 0 0 0 0 1 0 1 0 0 0 0 0 0												
Sammy Sosa, R (1, 9) OBP: 0.412, SLG: 0.563 Ben Van Ryn, L (6, 1) Sandy Martinez, L (8, PH) OBP: 0.956, SLG: 0.833 Terry Mulholland, R (8, 1)	3-0 HR			4-2 BB		4-2 BB		2-1 G4-6-3 HBP		1 1 1 1 2 0 0 0 0 0 0 0 0 0 0 0 0 0 0 0 0 0 0 0 0 0 0 0												
Mark Grace, L (1, 3) OBP: 0.394, SLG: 0.341	2-1 G1-3			0-0 L8		0-0 F4		1-2 G4-6-3 1-2f		4 0 0 0 0 0 3												
Henry Rodriguez, L (1, 7) OBP: 0.402, SLG: 0.605		2-3 K		3-2 F7			3-2 F7		0-1 F8	4 0 0 0 0 1 1												
Kevin Orie, R (1, 5) OBP: 0.258, SLG: 0.317		2-2 G4-3			0-2 P3		1-1 G1-3		1-1 G1-3	4 0 0 0 0 0 0												
Manny Alexander, R (1, 6) OBP: 0.348, SLG: 0.522		3-2 G4-3			2-1 G4-3		0-0 1B 2B 1B		1-0 G5-3	4 1 1 0 0 0 0												
Scott Servais, R (1, 2) OBP: 0.299, SLG: 0.276			1-2 F9		1-3 K		2-2 2B 1B			3 1 1 0 0 1 0												
34 Kerry Wood, R (1, 1) OBP: 0.250, SLG: 0.250 Amaury Telemaco, R (2, 1) OBP: 0.200, SLG: 0.200 José Hernández, R (6, PH) OBP: 0.226, SLG: 0.367			0-3 K			0-0 HR		3-2 2B		0 0 0 0 0 0 0 1 0 0 0 0 1 0 2 1 2 3 0 0 0												
<b>Inning Stats</b>	R: 1 E: 0 K: 0 S: 8	H: 1 LOB: 0 BB: 0 P: 18	R: 0 E: 0 K: 1 S: 10	H: 0 LOB: 0 BB: 0 P: 17	R: 0 E: 0 K: 2 S: 10	H: 0 LOB: 0 BB: 0 P: 11	R: 0 E: 0 K: 0 S: 8	H: 0 LOB: 1 BB: 1 P: 16	R: 0 E: 0 K: 1 S: 8	H: 0 LOB: 0 BB: 0 P: 11	R: 1 E: 0 K: 1 S: 8	H: 1 LOB: 1 BB: 1 P: 12	R: 2 E: 0 K: 0 S: 17	H: 3 LOB: 1 BB: 0 P: 27	R: 0 E: 0 K: 0 S: 5	H: 0 LOB: 0 BB: 0 P: 9	R: 0 E: 0 K: 0 S: 5	H: 0 LOB: 0 BB: 0 P: 7	1B: 2 2B: 1 3B: 0 HR: 2	SF: 0 SAC: 0 DP: 1 HBP: 1	WP: 0 PB: 0 SB: 0 CS: 0	PA: 34
<b>PITCHER</b>	IP WLS BF H R ER SO BB IBB HBP BLK WP HR S P ERA WHIP																					
Ismael Valdez, R (1, 1) ERA: 4.6	7.0 W 28 5 4 4 5 2 0 0 0 0 0 2 69 112 5.14 1.000																					
Frank Lankford, R (8, 1) ERA: 4.66	2.0 6 0 0 0 0 0 0 0 1 0 0 0 10 16 0.00 0.000																					

Chicago Cubs @ Los Angeles Dodgers  
 Dodger Stadium, Los Angeles, CA  
 Fri Apr 24 1998, 7:05 PM PDT  
 Att. 36,674 - Cloudy - 60 F

livebaseballscorecards.com

AB	31
R	4
H	5
RBI	4
BB	2
SO	5
LOB	5









Batter	1	2	3	4	5	6	7	8	9	AB	R	H	RBI	BB	SO	LOB
Eric Young Sr., R (1, 4) OBP: 0.355, SLG: 0.329	1-0 F7			0-0 G5-3		0-1 SH		3-2 G5-3		3	0	0	0	0	0	0
Roger Cedeno, S (1, 8) OBP: 0.500, SLG: 0.200	0-1 G4-3			0-0 F7		0-0 SH5-4		2-1 F5		3	0	0	0	0	0	0
Mike Piazza, R (1, 2) OBP: 0.374, SLG: 0.651	2-3 K			1-0 G3-1		4-0 IBB				2	0	0	0	1	1	0
Todd Zeile, R (1, 5) OBP: 0.312, SLG: 0.398			1-3 K		0-1 HR	0-1 P5				3	1	1	0	0	1	2
Raul Mondesi, R (1, 9) OBP: 0.267, SLG: 0.363			0-3 K		2-0 HR	3-3 K				3	1	1	2	0	2	2
Eric Karros, R (1, 3)			2-2 F9		3-2 F9					3	0	0	0	0	1	0
Todd Hollandsworth, L (1, 7) Scott Radinsky, L (8, 1)			1-3 K		1-3 K					3	0	0	0	0	3	0
Jose Vizcaino, S (1, 6)			2-3 K		2-0 L8					3	0	0	0	0	1	0
37 Darren Dreifort, R (1, 1) Mark Guthrie, R (6, 1) Wilton Guerrero, S (6, PH) Brad Clontz, R (7, 1) Trenidad Hubbard, R (8, 7)			1-3 K		1-2 E					1	0	0	0	0	1	0

Inning Stats	R: 0	H: 0	E: 0	K: 1	S: 6	LOB: 0	BB: 0	P: 9	R: 0	H: 0	E: 0	K: 2	S: 11	LOB: 0	BB: 0	P: 14	R: 0	H: 0	E: 0	K: 3	S: 12	LOB: 0	BB: 0	P: 16	R: 2	H: 2	E: 0	K: 1	S: 14	LOB: 0	BB: 0	P: 22	R: 1	H: 1	E: 1	K: 1	S: 11	LOB: 2	BB: 1	P: 19	R: 0	H: 0	E: 0	K: 2	S: 10	LOB: 0	BB: 0	P: 14	R: 0	H: 0	E: 0	K: 0	S: 8	LOB: 0	BB: 0	P: 14	1B: 1	SF: 0	2B: 1	SAC: 2	3B: 0	DP: 0	HR: 1	HBP: 0	WP: 0	PA: 29
--------------	------	------	------	------	------	--------	-------	------	------	------	------	------	-------	--------	-------	-------	------	------	------	------	-------	--------	-------	-------	------	------	------	------	-------	--------	-------	-------	------	------	------	------	-------	--------	-------	-------	------	------	------	------	-------	--------	-------	-------	------	------	------	------	------	--------	-------	-------	-------	-------	-------	--------	-------	-------	-------	--------	-------	--------

PITCHER	IP	WLS	BF	H	R	ER	SO	BB	IBB	HBP	BLK	WP	HR	S	P	ERA	WHIP
Geremi Gonzalez, R (1, 1) ERA: 5.76	7.0	L	26	3	3	2	10	0	1	0	0	0	1	67	98	2.57	0.429
Marc Pisciotta, R (8, 1) ERA: 1.1	1.0		3	0	0	0	0	0	0	0	0	0	0	8	14	0.00	0.000

**BOTTOM**

**Chicago Cubs @ Los Angeles Dodgers**  
**Dodger Stadium, Los Angeles, CA**  
 Sat Apr 25 1998, 7:05 PM PDT  
 Att: 53,755 - Cloudy - 69 F

[livebaseballscorecards.com](http://livebaseballscorecards.com)

<b>AB</b>	<b>26</b>
<b>R</b>	<b>3</b>
<b>H</b>	<b>3</b>
<b>RBI</b>	<b>2</b>
<b>BB</b>	<b>1</b>
<b>SO</b>	<b>10</b>
<b>LOB</b>	<b>4</b>







Batter	1	2	3	4	5	6	7	8	9	10	11	12	AB R H RBI BB SO LOB
Eric Young Sr., R OBP: 0.374, SLG: 0.379	0-0 G5-3		1-0 FC4-6 1B		3-2 HR		4-2 CS BB			0-0 P3		0-1 SH2-4 1B	5 2 3 1 1 0 0
Roger Cedeno, S OBP: 0.462, SLG: 0.222	4-2 FC1-4 BB		3-2 FC4-6 1-2f 2-3		1-2 G4-3		2-2 G1-3 1-2			2-1 1B		1-0 SH2-4 1-2	4 0 1 0 1 0 3
Raul Mondesi, R OBP: 0.261, SLG: 0.349	0-1 FC1-4 PO 1-2f		2-2 F7		3-1 L7					2-2 1B		0-3 K	6 0 1 0 0 2 4
Todd Zeile, R OBP: 0.303, SLG: 0.383	1-0 PO 1-2	2-2 P3				1-0 P4		0-1 F9		0-3 K		3-2 1B 2-H	6 0 1 1 0 1 2
Eric Karros, R OBP: 0.143, SLG: 0.143 Antonio Osuna, R Scott Radinsky, L Thomas Howard, S Trenidad Hubbard, R OBP: 0.333, SLG: 0.484		2-2 F8				2-2 F9		0-0 1B 1B				2-2 L5	4 1 1 0 0 1 0 0 0 0 0 0 0 0 0 0 0 0 0 0 0 0 0 0 0 0 0 0 1 0 0 0 0 0 0
Matt Luke, L OBP: 0.361, SLG: 0.515		2-0 HR				1-1 HBP 1B		0-0 1B P3 1-3 1B				2-1 G3	5 1 3 1 0 1 0
Tom Prince, R OBP: 0.364, SLG: 0.375		1-3 K				2-0 HBP 1-2 HBP		1-2 P3 1-2		0-2 G4-3		1-2 1B HBP	3 0 0 0 0 1 2
Jose Vizcaino, S OBP: 0.323, SLG: 0.250						0-0 P7		0-0 G3-1 2-3 3-H 1B		2-0 G3		1-2 1B	5 0 2 1 0 0 2
Ramon Martinez, R Wilton Cuatrecasas, S Jim Bruske, R Mark Guthrie, R Todd Hollandsworth, L Brad Clontz, R			1-1 FC4-6 1B					0-1 G3-1				3-3 K	2 0 1 0 0 0 0 1 0 0 0 0 1 0 0 0 0 0 0 0 0 0 0 0 0 0 0 0 2 0 0 0 0 1 2 0 0 0 0 0 0 0

Inning Stats	R: 0	H: 0	E: 0	K: 5	LOB: 0	BB: 1	P: 10	R: 1	H: 1	E: 0	K: 12	LOB: 0	BB: 0	P: 19	R: 0	H: 2	E: 0	K: 10	LOB: 2	BB: 0	P: 17	R: 0	H: 1	E: 0	K: 9	LOB: 2	BB: 0	P: 16	R: 1	H: 1	E: 0	K: 10	LOB: 0	BB: 1	P: 17	R: 0	H: 3	E: 0	K: 7	LOB: 2	BB: 0	P: 9	R: 0	H: 0	E: 0	K: 8	LOB: 0	BB: 1	P: 15	R: 0	H: 0	E: 0	K: 10	LOB: 0	BB: 0	P: 15	R: 0	H: 0	E: 0	K: 7	LOB: 0	BB: 10	R: 0	H: 2	E: 0	K: 12	LOB: 2	BB: 0	P: 19	R: 0	H: 1	E: 0	K: 12	LOB: 2	BB: 0	P: 20	R: 1	H: 2	E: 0	K: 11	LOB: 1	BB: 0	P: 15	1B: 11	SF: 0	2B: 0	SAC: 1	3B: 0	DP: 0	HR: 2	HBP: 2	WP: 0	PA: 50
--------------	------	------	------	------	--------	-------	-------	------	------	------	-------	--------	-------	-------	------	------	------	-------	--------	-------	-------	------	------	------	------	--------	-------	-------	------	------	------	-------	--------	-------	-------	------	------	------	------	--------	-------	------	------	------	------	------	--------	-------	-------	------	------	------	-------	--------	-------	-------	------	------	------	------	--------	--------	------	------	------	-------	--------	-------	-------	------	------	------	-------	--------	-------	-------	------	------	------	-------	--------	-------	-------	--------	-------	-------	--------	-------	-------	-------	--------	-------	--------


PITCHER	IP	WLS	BF	H	R	ER	SO	BB	IBB	HBP	BLK	WP	HR	S	P	ERA	WHIP
Steve Trachsel, R ERA: 3.6	6.0		26	8	3	3	1	1	0	1	0	0	2	53	88	4.50	1.500
Terry Adams, R ERA: 2.04	3.0		9	0	0	0	4	1	0	0	0	0	0	25	40	0.00	0.333
Rod Beck, R ERA: 2.45	1.0		5	2	0	0	2	0	0	0	0	0	0	12	19	0.00	2.000
Terry Mulholland, L ERA: 1.35	1.0		5	1	0	0	0	0	0	1	0	0	0	12	20	0.00	1.000
Marc Pisciotta, R ERA: 1.59	0.2	L	4	2	1	1	1	0	0	0	0	0	0	11	15	13.50	3.000

**Chicago Cubs @ Los Angeles Dodgers**  
**Dodger Stadium, Los Angeles, CA**

Sun Apr 26 1998, 3:33 AM PDT  
Att: 49,069 - Cloudy - 74 F

livebaseballscorecards.com

AB	44
R	4
H	13
RBI	4
BB	2
SO	8
LOB	15





Batter	1	2	3	4	5	6	7	8	9	10	11	12	13	AB R H RBI BB SO LOB	TOP													
<b>Fernando Vina, L</b> OBP: 0.432, SLG: 0.515 (1, 4)	4-1 BB		2-2 L8			1-0 G6-3 3B		2-2 G4-3		1-0 F7			0-2 1B	5 2 2 0 1 0 0	<b>Milwaukee Brewers @ Los Angeles Dodgers</b> <b>Dodger Stadium, Los Angeles, CA</b> Mon Apr 27 1998, 7:05 PM PDT Att: 32,910 - Unknown - 68 F													
<b>Mark Loretta, R</b> OBP: 0.308, SLG: 0.294 (1, 5) (9, 3)	0-1 F8		2-2 G4-3			2-1 G6-3		0-0 WP E 1B		3-1 G4-3			3-2 G5-3	6 0 1 1 0 0 3														
<b>Jose Valentin, S</b> OBP: 0.378, SLG: 0.487 (1, 6)	0-0 L9			1-2 F9		2-0 P3		1-2 E5					0-0 FC1-5 1B CS	6 0 0 0 0 0 4														
<b>Jeromy Burnitz, L</b> OBP: 0.394, SLG: 0.598 (1, 9)	3-3 K			1-3 K		0-0 G3		3-3 K2-3					0-2 K	6 0 1 1 0 4 3														
<b>Marquis Grissom, R</b> OBP: 0.286, SLG: 0.441 (1, 8)		2-1 F9		3-2 F9			0-1 HBP 1B			1-3 K			1-0 CS	5 0 1 0 0 1 0														
<b>Geoff Jenkins, L</b> OBP: 0.417, SLG: 0.909 <b>Darrin Jackson, R</b> OBP: 0.172, SLG: 0.179 (1, 7) (8, 7)		2-2 HR			1-0 1B		0-3 K			1-2 F7			0-1 G5-3	3 1 2 1 0 1 1 2 0 0 0 0 0 0														
<b>Mike Matheny, R</b> OBP: 0.366, SLG: 0.477 (1, 2)		0-0 G5-3			1-0 G3-6-1 1B		2-0 G4-6-3 HBP			1-1 1B			0-3 K	4 0 2 0 0 1 0														
<b>Bob Hamelin, L</b> OBP: 0.190, SLG: 0.132 <b>Chad Fox, R</b> <b>Bobby Hughes, R</b> OBP: 0.200, SLG: 0.200 <b>Al Reyes, R</b> (1, 3) (9, 1) (12, PH) (12, 1)		0-0 G4-3			0-0 G3-6-1 1B		0-1 G4-6-3			0-0 G4-3			1-3 K	4 0 0 0 0 0 5 0 0 0 0 0 0 0 1 0 0 0 0 1 0 0 0 0 0 0 0 0														
<b>21 Cal Eldred, R</b> OBP: 0.091, SLG: 0.091 <b>Jesse Lewis, L</b> OBP: 0.441, SLG: 0.345 <b>Bob Wickman, R</b> <b>Doug Jones, R</b> <b>Mike Myers, L</b> <b>Jeff Cirillo, R</b> OBP: 0.389, SLG: 0.400 (1, 1) (8, PH) (8, 1) (9, 1) (9, 1) (9, 5)			0-2 K		1-3 K		3-1 G4-3			3-1 F8			1-1 WP 1B FC1-5 1B	2 0 0 0 0 0 2 1 1 0 0 0 0 0 0 0 0 0 0 0 0 0 0 0 0 0 0 0 0 0 0 0 0 0 0 0 0 0 0 0 2 0 1 0 0 0 0 0														
<b>Inning Stats</b>	R: 0 E: 0 K: 1 S: 7	H: 0 LOB: 1 BB: 1 P: 14	R: 1 E: 0 K: 0 S: 7	H: 1 LOB: 0 BB: 0 P: 11	R: 0 E: 0 K: 1 S: 10	H: 0 LOB: 0 BB: 0 P: 14	R: 0 E: 0 K: 1 S: 10	H: 2 LOB: 1 BB: 0 P: 9	R: 1 E: 0 K: 0 S: 5	H: 1 LOB: 0 BB: 0 P: 10	R: 0 E: 1 K: 1 S: 15	H: 1 LOB: 2 BB: 0 P: 24	R: 0 E: 0 K: 1 S: 9	H: 1 LOB: 1 BB: 0 P: 12		R: 0 E: 0 K: 0 S: 5	H: 0 LOB: 0 BB: 0 P: 12	R: 0 E: 0 K: 2 S: 10	H: 0 LOB: 0 BB: 0 P: 14	R: 0 E: 0 K: 2 S: 9	H: 0 LOB: 0 BB: 0 P: 10	R: 1 E: 0 K: 0 S: 12	H: 3 LOB: 1 BB: 0 P: 17	1B: 8 2B: 0 3B: 1 HR: 1	SF: 0 SAC: 0 DP: 2 HBP: 1	WP: 2 PB: 0 SB: 1 CS: 1	PA: 50	
<b>PITCHER</b>	IP WLS BF H R ER SO BB IBB HBP BLK WP HR S P ERA WHIP																											
<b>Chan Ho Park, R</b> ERA: 4.6 (1, 1)	7.2 30 6 2 2 5 1 0 0 0 0 0 1 1 64 99 2.35 0.913																											
<b>Mark Guthrie, L</b> ERA: (8, 1)	0.1 1 0 0 0 1 0 0 0 0 0 0 0 0 4 7 0.00 0.000																											
<b>Jim Bruske, R</b> ERA: 1.38 (9, 1)	1.0 4 1 0 0 1 0 0 0 0 0 0 0 0 9 12 0.00 1.000																											
<b>Brad Clontz, R</b> ERA: (10, 1)	3.0 9 0 0 0 3 0 0 0 0 0 0 0 0 24 36 0.00 0.000																											
<b>Frank Lankford, R</b> ERA: 5.06 (13, 1)	1.0 L 5 3 1 1 0 0 0 0 0 1 0 0 12 17 9.00 3.000																											

livebaseballscorecards.com

AB	47
R	3
H	10
RBI	3
BB	1
SO	10
LOB	17






Batter	1	2	3	4	5	6	7	8	9	10	11	12	13	AB R H RBI BB SO LOB
Eric Young Sr., R (1, 4) OBP: 0.375, SLG: 0.367	4-1 G6-3 BB		2-2 G5-3		3-1 L8			0-1 F8	4-0 BB			2-1 SH3-4		3 0 0 0 2 0 1
Roger Cedeno, S (1, 8) OBP: 0.389, SLG: 0.154	2-3 BB		3-2 F8		2-2 L8			4-2 1B BB	3-3 K			0-1 G3		4 0 0 0 1 2 4
Brad Clontz, R (10, 1)														0 0 0 0 0 0 0
Juan Castro, R (12, PH) OBP: 0.056, SLG: 0.059														1 0 0 0 0 0 1
Frank Lankford, R (13, 1)														0 0 0 0 0 0 0
Mike Piazza, R (1, 2) OBP: 0.368, SLG: 0.632	1-0 G6-3			0-0 F8		1-1 P6		1-0 1B		1-0 F7		1-3 K		4 0 1 0 0 0 1
Todd Hollandsworth, L (8, PR) OBP: 0.294, SLG: 0.432	1-3							1-2 1B						0 0 0 0 0 0 0
Tom Prince, R (9, 2) OBP: 0.308, SLG: 0.300														2 0 0 0 0 1 1
Todd Zeile, R (1, 5) OBP: 0.295, SLG: 0.370	1-1 G1-3			1-2 1B		0-0 P4		2-3 K		2-0 P8			1-3 K	6 0 1 0 0 2 3
Raul Mondesi, R (1, 9) OBP: 0.296, SLG: 0.424				0-2 1B		2-2 1B CS			0-0 HR	1-2 F9			2-2 1B	6 1 5 1 0 0 0
Eric Karros, R (1, 3) OBP: 0.182, SLG: 0.273			0-1 G3 2B		1-3 K	1-2 CS	1-0 F7		2-1 SH1-4 1B 2B		2-3 K		2-1 F8	4 0 1 0 0 1 3
Trenidad Hubbard, R (9, PR) OBP: 0.316, SLG: 0.455														2 1 0 0 0 1 1
Matt Luke, L (1, 7) OBP: 0.317, SLG: 0.447			0-1 G3		2-0 P4		0-1 G4-3		1-0 SH1-4		1-3 K		1-0 F7	5 0 0 0 0 1 4
Jose Vizcaino, S (1, 6) OBP: 0.329, SLG: 0.262			3-3 K				1-2 G3		2-0 BB 1B		0-2 F9			5 0 2 1 0 1 1
Chan Ho Park, R (1, 1) OBP: 0.290, SLG: 0.500							1-0 SH1-3		1-2 G4-3			4-2 G3 SH3-4 BB		1 0 0 0 0 1 0
Mark Guttrie, R (8, 1)														0 0 0 0 0 0 0
Wilton Guerrero, S (8, PH) OBP: 0.306, SLG: 0.441														1 0 0 0 0 0 0
Jim Bruske, R (9, 1)														0 0 0 0 0 0 0
Thomas Howard, S (9, PH) OBP: 0.143, SLG: 0.303														1 0 0 0 1 1 2

Inning Stats	R: 0	H: 0	E: 0	LOB: 1	K: 1	S: 8	P: 16	R: 0	H: 1	E: 0	LOB: 1	K: 1	S: 8	P: 11	R: 0	H: 0	E: 0	LOB: 0	K: 1	S: 13	P: 21	R: 0	H: 2	E: 0	LOB: 2	K: 1	S: 17	R: 0	H: 1	E: 0	LOB: 1	K: 0	S: 7	P: 13	R: 0	H: 1	E: 0	LOB: 0	K: 0	S: 8	P: 12	R: 0	H: 0	E: 0	LOB: 0	K: 0	S: 6	P: 8	R: 0	H: 1	E: 0	LOB: 2	K: 1	S: 11	P: 19	R: 2	H: 3	E: 0	LOB: 2	K: 2	S: 12	P: 23	R: 0	H: 0	E: 0	LOB: 0	K: 0	S: 7	P: 11	R: 0	H: 0	E: 0	LOB: 0	K: 2	S: 10	P: 13	R: 0	H: 0	E: 0	LOB: 0	K: 1	S: 9	P: 15	R: 0	H: 1	E: 0	LOB: 1	K: 1	S: 9	P: 15	1B: 7	SF: 0	2B: 2	SAC: 3	3B: 0	DP: 0	HR: 1	HBP: 0	WP: 0	PA: 53
PITCHER	IP	WLS	BF	H	R	ER	SO	BB	IBB	HBP	BLK	WP	HR	S	P	ERA	WHIP																																																																																			
21 Cal Eldred, R ERA: 1.67	(1, 1)	7.0	26	5	0	0	4	1	0	0	0	0	0	63	98	0.00	0.857																																																																																			
Bob Wickman, R ERA: 2.5	(8, 1)	1.0	5	1	0	0	1	1	0	0	0	0	0	11	19	0.00	2.000																																																																																			
Doug Jones, R ERA: 5.14	(9, 1)	0.1	4	3	2	2	0	0	0	0	0	0	1	6	10	54.00	9.000																																																																																			
Mike Myers, L ERA: 1.13	(9, 1)	0.1	1	0	0	0	1	0	0	0	0	0	0	3	3	0.00	0.000																																																																																			
Chad Fox, R ERA: 0.47	(9, 1)	2.1	8	0	0	0	3	1	0	0	0	0	0	20	34	0.00	0.429																																																																																			
PITCHER	IP	WLS	BF	H	R	ER	SO	BB	IBB	HBP	BLK	WP	HR	S	P	ERA	WHIP																																																																																			
Al Reyes, R ERA: 5.87	(12, 1)	2.0	8	1	0	0	2	1	0	0	0	0	0	11	19	5.87	1.000																																																																																			

**Milwaukee Brewers @ Los Angeles Dodgers**  
**Dodger Stadium, Los Angeles, CA**  
 Mon Apr 27 1998, 7:05 PM PDT  
 Att: 32,910 - Unknown - 68 F

AB	45
R	2
H	10
RBI	2
BB	4
SO	11
LOB	22





Batter	1	2	3	4	5	6	7	8	9	AB R H RBI BB SO LOB	TOP	
Fernando Vina, L (1, 4) OBP: 0.418, SLG: 0.495	2-1 F8		2-3 K			1-1 F8		0-0 F7		4 0 0 0 0 1 1		
Jeff Cirillo, R (1, 5) OBP: 0.393, SLG: 0.398	3-1 F7			1-0 G6-3			3-2 BB 1B		4-1 G3-1 HR BB	3 1 1 0 1 0 0		
Jose Valentin, S (1, 6) OBP: 0.373, SLG: 0.469	2-3 K2-3			0-0 P5			4-0 BB		0-1 P6	3 0 0 0 1 1 1		
Jeremy Burnitz, L (1, 9) OBP: 0.389, SLG: 0.615		1-1 HR		1-3 K2-3			3-3 K		0-0 G3-1	4 1 1 1 0 2 3		
Marquis Grissom, R (1, 8) Eric Owens, R (8, 7) OBP: 0.278, SLG: 0.429 OBP: 0.111, SLG: 0.444		2-2 G1-3			1-2 G5-3		2-3 K		1-2 HR	3 0 0 0 0 1 2 1 1 1 2 0 0 0		
Geoff Jenkins, L (1, 7) Darin Jackson, R (7, 7) OBP: 0.333, SLG: 0.714 OBP: 0.167, SLG: 0.172		1-3 K			0-0 G3		0-3 K2-3		0-1 L4	3 0 0 0 0 2 2 1 0 0 0 0 0 0		
Mark Loretta, R (1, 3) OBP: 0.286, SLG: 0.270		2-3 K			0-2 F8			0-0 F9		3 0 0 0 0 1 0		
Jesse Levis, L (1, 2) Steve Woodard, L (8, 1)			0-3 K2-3			0-0 G6-3		4-2 HBP		2 0 0 0 0 1 0 0 0 0 0 0 0 0		
Jose Mercedes, R (1, 1) Mike Myers, L (7, 1) Bobby Hughes, R (8, PH) OBP: 0.182, SLG: 0.100 OBP: 0.167, SLG: 0.167			1-2 P6			0-3 K		1-3 K		2 0 0 0 0 1 0 0 0 0 0 0 0 0 1 0 0 0 0 1 1		
<b>Inning Stats</b>	R: 0 H: 0 E: 0 LOB: 0 K: 1 BB: 0 S: 7 P: 14	R: 1 H: 1 E: 0 LOB: 0 K: 2 BB: 0 S: 12 P: 18	R: 0 H: 0 E: 0 LOB: 0 K: 2 BB: 0 S: 10 P: 13	R: 0 H: 0 E: 0 LOB: 0 K: 1 BB: 0 S: 5 P: 7	R: 0 H: 0 E: 0 LOB: 0 K: 0 BB: 0 S: 7 P: 8	R: 0 H: 0 E: 0 LOB: 0 K: 1 BB: 0 S: 6 P: 7	R: 0 H: 1 E: 0 LOB: 2 K: 3 BB: 1 S: 12 P: 24	R: 0 H: 0 E: 0 LOB: 1 K: 1 BB: 0 S: 7 P: 12	R: 2 H: 1 E: 0 LOB: 0 K: 0 BB: 1 S: 10 P: 15	1B: 1 SF: 0 2B: 0 SAC: 0 3B: 0 DP: 0 HR: 2 HBP: 1	WP: 0 PA: 33 PB: 0 SB: 0 CS: 0	
<b>PITCHER</b> Hideo Nomo, R (1, 1) ERA: 4.81	IP WLS BF H R ER SO BB IBB HBP BLK WP HR S P ERA WHIP	9.0 W 33 3 3 3 11 2 0 1 0 0 2 76 118 3.00 0.556										

Milwaukee Brewers @ Los Angeles Dodgers  
Dodger Stadium, Los Angeles, CA  
Tue Apr 28 1998, 7:05 PM PDT  
Att. 29,791 - Unknown - 64 F

AB	30
R	3
H	3
RBI	3
BB	2
SO	11
LOB	10



Batter	1	2	3	4	5	6	7	8	9
Eric Young Sr., R OBP: 0.370, SLG: 0.362 (1, 4)	2-2 F8		1-0 F9			1-1 G4-6-3 1B	0-0 E6 L8-4		
Todd Hollandsworth, L OBP: 0.281, SLG: 0.412 (1, 8) (8, 7)	3-2 P7			0-0 L8		2-2 G4-6-3 1-2f	0-1 L8-4 2-3		
Mike Piazza, R OBP: 0.374, SLG: 0.626 (1, 2)	2-3 K			1-0 1B			0-1 E 2B 1B	2-2 G1-3	
Todd Zeile, R OBP: 0.284, SLG: 0.356 (1, 5)		3-1 F8		0-0 P2			0-1 E5 2B 1B	3-3 K	
Raul Mondesi, R OBP: 0.294, SLG: 0.427 (1, 9)		1-0 F8		0-0 F8			2-1 1B HR 2B	1-0 G6-3	
Eric Karros, R OBP: 0.286, SLG: 0.357 Trenidad Hubbard, R OBP: 0.316, SLG: 0.455 (1, 3) (8, 8)		2-1 S 1B			0-1 G4-3		0-0 HR 1B		
Matt Luke, L OBP: 0.318, SLG: 0.512 (1, 7) (8, 3)		1-1 G4-3 1-2			2-2 G6-3		2-2 1-H 3-H HR		
Jose Vizcaino, S OBP: 0.315, SLG: 0.250 (1, 6)			1-2 P7		1-0 F7		1-3 K		
Hideo Nomo, R OBP: 0.111, SLG: 0.444 (1, 1)			0-2 F9			2-1 G6-3	0-0 HR		

Inning Stats	R: 0	H: 0	E: 0	K: 1	S: 9	LOB: 0	BB: 0	P: 16
	R: 0	H: 1	E: 0	K: 0	S: 7 <td>LOB: 1</td> <td>BB: 0</td> <td>P: 14 </td>	LOB: 1	BB: 0	P: 14
	R: 0	H: 0	E: 0	K: 0	S: 8 <td>LOB: 0</td> <td>BB: 0</td> <td>P: 10 </td>	LOB: 0	BB: 0	P: 10
	R: 0	H: 1	E: 0	K: 0	S: 4 <td>LOB: 1</td> <td>BB: 0</td> <td>P: 5 </td>	LOB: 1	BB: 0	P: 5
	R: 0	H: 0	E: 0	K: 0	S: 7 <td>LOB: 0</td> <td>BB: 0</td> <td>P: 10 </td>	LOB: 0	BB: 0	P: 10
	R: 0	H: 1	E: 0	K: 0	S: 7 <td>LOB: 0</td> <td>BB: 0</td> <td>P: 12 </td>	LOB: 0	BB: 0	P: 12
	R: 6	H: 5	E: 2	K: 1	S: 17 <td>LOB: 0</td> <td>BB: 0</td> <td>P: 22 </td>	LOB: 0	BB: 0	P: 22
	R: 0	H: 0	E: 0	K: 1	S: 9 <td>LOB: 0</td> <td>BB: 0</td> <td>P: 15 </td>	LOB: 0	BB: 0	P: 15

PITCHER	IP	WLS	BF	H	R	ER	SO	BB	IBB	HBP	BLK	WP	HR	S	P	ERA	WHIP
Jose Mercedes, R ERA: 4.08 (1, 1)	6.1	L	27	8	6	5	2	0	0	0	0	0	2	56	86	7.11	1.263
Mike Myers, L ERA: 1.04 (7, 1)	0.2		2	0	0	0	0	0	0	0	0	0	0	3	3	0.00	0.000
Steve Woodard, R ERA: 1.32 (8, 1)	1.0		3	0	0	0	1	0	0	0	0	0	0	9	15	0.00	0.000

AB R H RBI BB SO LOB

4	0	1	0	0	0	0
4	0	0	0	0	0	2
4	1	2	0	0	1	0
4	1	0	0	0	1	2
4	1	1	1	0	0	1
3	1	2	1	0	0	0
0	0	0	0	0	0	0
3	1	1	3	0	0	1
3	0	0	0	0	1	0
3	1	1	1	0	0	0

AB	32
R	6
H	8
RBI	6
BB	0
SO	3
LOB	6

WP	PA
32	32

**Milwaukee Brewers @ Los Angeles Dodgers**  
**Dodger Stadium, Los Angeles, CA**  
 Tue Apr 28 1998, 7:05 PM PDT  
 Att: 29,791 - Unknown - 64 F

livebaseballscorecards.com

AB	32
R	6
H	8
RBI	6
BB	0
SO	3
LOB	6





Batter	1	2	3	4	5	6	7	8	9	AB R H RBI BB SO LOB	TOP					
Eric Young Sr. R (1, 4) OBP: 0.377, SLG: 0.374 Juan Castro, R (9, 4) OBP: 0.056, SLG: 0.059	1-2 S SH2-3 1B		2-0 F9		3-2 1B 2B	0-1 G4-3		4-0 1B 2B BB	1-0 E3 2B	5 4 2 0 1 0 2 0 0 0 0 0 0 0						
Roger Cedeno, S (1, 8) OBP: 0.391, SLG: 0.278	0-0 SH2-3		0-0 1B 2B		3-1 G4-3 1B	3-3 K		0-1 F8	1-2 L4	5 0 2 1 0 1 4						
Mike Piazza, R (1, 2) OBP: 0.390, SLG: 0.632 Tom Prince, R (9, 2) OBP: 0.308, SLG: 0.300	4-2 G5-3 1B 2-3 BB		3-1 1B		1-1 P4		1-0 L7	4-0 1B 2B IBB	3-2 1B 2B	4 2 2 2 2 0 1 0 0 0 0 0 0 0						
Todd Zeile, R (1, 5) OBP: 0.304, SLG: 0.376	0-1 1-2 3-H 1B		1-0 F9		1-1 G4-3		1-1 BB 2B	0-2 2B 1B 1B	1-0 1B HBP	5 2 3 1 0 0 2						
Raul Mondesi, R (1, 9) OBP: 0.306, SLG: 0.441 Scott Radinsky, L (9, 1)	3-2 G5-3 2-3f			0-2 1B WP 1B	2-2 L8		3-1 G1-3	1-2 1B 2B	0-0 1B E 1B	6 3 3 2 0 0 4 0 0 0 0 0 0 0						
Eric Karros, R (1, 3) OBP: 0.450, SLG: 0.474		1-0 F9		3-1 WP 1B		2-1 SH5-3 1B 1B	4-0 BB IBB	3-2 1B	2-0 E8 1B	5 1 4 4 1 0 0						
Matt Luke, L (1, 7) OBP: 0.340, SLG: 0.545 Trenidad Hubbard, R (7, PH) OBP: 0.333, SLG: 0.455 Brad Clontz, R (7, 1) Thomas Howard, S (9, PH) OBP: 0.139, SLG: 0.294		0-1 G3 2B		2-2 G1-3		0-2 SH5-3 1B 1B	4-2 1-2 2-3 BB	0-3 K	0-0 P6	3 1 2 0 0 0 1 0 0 0 0 0 1 0 0 1 0 0 0 0 1 1 1 0 0 0 0 0 0 1	AB 43 R 14 H 19 RBI 12 BB 6 SO 5 LOB 24					
Jose Vizcaino, S (1, 6) OBP: 0.312, SLG: 0.239		0-2 G3		0-0 F8		3-1 SH5-3	1-0 P3		4-2 E 2B BB	3 1 0 0 1 0 5						
Ismael Valdez, R (1, 1) OBP: 0.333, SLG: 0.273 Wilton Guerrero, S (6, PH) OBP: 0.324, SLG: 0.457 Jim Bruske, R (6, 1) Mark Guthrie, R (6, 1) Todd Hollandsworth, L (7, 7) OBP: 0.275, SLG: 0.402		1-3 K		0-0 G6-3		0-2 G4-3 1B		2-3 K	2-3 K	2 0 0 0 0 1 2 1 0 1 2 0 0 0 0 0 0 0 0 0 0 0 0 0 0 0 0 0 2 0 0 0 0 2 1						
<b>Inning Stats</b>	R: 1 H: 2 E: 0 LOB: 1 K: 0 BB: 1 S: 13 P: 21	R: 0 H: 1 E: 0 LOB: 1 K: 1 BB: 0 S: 10 P: 12	R: 0 H: 2 E: 0 LOB: 1 K: 0 BB: 0 S: 5 P: 11	R: 1 H: 2 E: 0 LOB: 1 K: 0 BB: 0 S: 11 P: 16	R: 1 H: 2 E: 0 LOB: 1 K: 0 BB: 0 S: 13 P: 23	R: 2 H: 3 E: 0 LOB: 1 K: 1 BB: 0 S: 15 P: 23	R: 0 H: 1 E: 0 LOB: 3 K: 0 BB: 2 S: 8 P: 22	R: 4 H: 3 E: 0 LOB: 1 K: 2 BB: 2 S: 17 P: 31	R: 5 H: 3 E: 2 LOB: 1 K: 1 BB: 1 S: 17 P: 31	1B: 13 SF: 0 2B: 6 SAC: 2 3B: 0 DP: 1 HR: 0 HBP: 1	WP: 1 PA: 52 PB: 0 SB: 4 CS: 0					
<b>PITCHER</b>	IP WLS BF H R ER SO BB IBB HBP BLK WP HR S P ERA WHIP															
Jason Schmidt, R (1, 1) ERA: 5.66	6.0	29	12	5	5	2	1	0	0	0	1	0	67	106	7.50	2.167
Chris Peters, L (7, 1) ERA: 1.88	1.0	6	1	0	0	0	1	1	0	0	0	0	8	22	0.00	2.000
Ricardo Rincon, L (8, 1) ERA: 1.08	0.2	3	0	1	1	1	1	0	0	0	0	0	5	11	13.50	1.500
Elmer Dessens, R (8, 1) ERA: 9.95	0.1	L	5	3	3	3	1	0	1	0	0	0	12	20	81.00	9.000
Javier Martinez, R (9, 1) ERA: 2.7	1.0	9	3	5	0	1	1	0	1	0	0	0	17	31	0.00	4.000

Los Angeles Dodgers @ Pittsburgh Pirates  
 Three Rivers Stadium, Pittsburgh, PA  
 Thu Apr 30 1998, 7:05 PM EDT  
 Att: 9,728 - Cloudy - 64 F

livebaseballscorecards.com



BOTTOM

Los Angeles Dodgers @ Pittsburgh Pirates  
Three Rivers Stadium, Pittsburgh, PA

Thu Apr 30 1998, 7:05 PM EDT  
Att. 9,728 - Cloudy - 64 F

livebaseballscorecards.com

AB	40
R	6
H	14
RBI	6
BB	0
SO	6
LOB	14



WP:	0	PA:	42
PB:	0		
SB:	0		
CS:	1		

AB R H RBI BB SO LOB

5	0	2	0	0	0	1
5	1	2	1	0	0	3
4	1	2	0	0	0	0
5	1	1	2	0	1	4
5	1	1	0	0	2	4
4	1	2	0	0	1	0
0	0	0	0	0	0	0
0	0	0	0	0	0	0
4	0	1	2	0	0	0
4	1	2	1	0	0	1
2	0	1	0	0	1	0
1	0	0	0	0	1	1
0	0	0	0	0	0	0
0	0	0	0	0	0	0
1	0	0	0	0	0	0

Batter	1	2	3	4	5	6	7	8	9
Tony Womack, L OBP: 0.266, SLG: 0.256 (1, 4)	0-1 1B 18 1B	0-2 1B		0-1 B1-3		2-2 F7			2-2 G1-3
Al Martin, L OBP: 0.276, SLG: 0.426 (1, 7)	1-0 F7	0-2 G1-3		1-0 HR			2-0 F7		1-0 1B 18 1B
18 Jason Kendall, R OBP: 0.434, SLG: 0.538 (1, 2)	0-0 1B		2-1 G5-3	2-2 P4			2-1 HR HBP		0-1 1B
Kevin Young, R OBP: 0.283, SLG: 0.425 (1, 3)	1-3 K		0-0 F4		1-0 F9		1-2 HR		3-2 F7
Jermaine Allensworth, R OBP: 0.426, SLG: 0.460 (1, 8)	1-3 K		3-1 1B 3B 1B		1-1 G3		1-3 K		2-2 G6-3
Jose Guillen, R OBP: 0.322, SLG: 0.488 Elmer Dessens, R Javier Martinez, R		2-3 K	0-0 1B 3B 1B		1-1 CS 1B		0-2 G4-3		
Chance Sanford, L OBP: 0.250, SLG: 0.750 (1, 5)		2-2 F9	3-1 1B 3B		1-2 CS	3-2 G3		0-0 F9	
Lou Collier, R OBP: 0.267, SLG: 0.474 (1, 6)		3-2 HR	1-1 F9			0-0 3B		2-1 F9	
Jason Schmidt, R OBP: 0.200, SLG: 0.111 Doug Strange, S Chris Peters, L Ricardo Rincon, L Turner Ward, S		3-2 1B		1-3 K		3-3 K		2-0 G5-3	

Inning Stats	R: 0	H: 2	E: 0	K: 2	S: 11	H: 2	LOB: 2	BB: 0	P: 14	R: 1	H: 3	E: 0	K: 1	S: 25	R: 0	H: 3	E: 0	K: 0	S: 10	R: 1	H: 1	E: 0	K: 1	S: 12	R: 0	H: 1	E: 0	K: 0	S: 8	R: 0	H: 1	E: 0	K: 1	S: 11	R: 2	H: 1	E: 0	K: 1	S: 12	R: 0	H: 0	E: 0	K: 0	S: 4	R: 0	H: 2	E: 0	K: 0	S: 14	1B: 9	2B: 0	3B: 2	HR: 3	SF: 0	SAC: 0	DP: 0	HBP: 1	WP: 0	PA: 42
--------------	------	------	------	------	-------	------	--------	-------	-------	------	------	------	------	-------	------	------	------	------	-------	------	------	------	------	-------	------	------	------	------	------	------	------	------	------	-------	------	------	------	------	-------	------	------	------	------	------	------	------	------	------	-------	-------	-------	-------	-------	-------	--------	-------	--------	-------	--------

PITCHER	IP	WLS	BF	H	R	ER	SO	BB	IBB	HBP	BLK	WP	HR	S	P	ERA	WHIP
Ismael Valdez, R ERA: 4.95 (1, 1)	5.0		24	10	4	4	4	0	0	0	0	0	2	66	95	7.20	2.000
Jim Bruske, R ERA: 1.32 (6, 1)	0.2		3	1	0	0	1	0	0	0	0	0	0	8	14	0.00	1.500
Mark Guthrie, L ERA: (6, 1)	0.2		2	0	0	0	0	0	0	0	0	0	0	4	8	0.00	0.000
Brad Clontz, R ERA: 1.35 (7, 1)	1.2	W	7	1	2	2	1	0	0	1	0	0	1	15	23	10.80	0.600
Scott Radinsky, L ERA: 0.84 (9, 1)	1.0		5	2	0	0	0	0	0	0	0	0	0	14	22	0.00	2.000



Batter	1	2	3	4	5	6	7	8	9	AB R H RBI BB SO LOB	TOP																									
Eric Young Sr. R (1, 4) OBP: 0.387, SLG: 0.404	2-2 G4-3 S 1B		1-0 F8 1-H 2B		0-1 1B SF8 2B		0-0 F7		1-1 G6-3	5 1 3 2 0 0 0	<b>Los Angeles Dodgers @ Pittsburgh Pirates</b> <b>Three Rivers Stadium, Pittsburgh, PA</b> Fri May 01 1998, 7:05 PM EDT Att. 15,491 - Overcast - 61 F <a href="http://livebaseballscorecards.com">livebaseballscorecards.com</a>																									
Roger Cedeno, S (1, 8) OBP: 0.393, SLG: 0.273	2-3 K 1-2		2-0 F8 2-3		1-2 FC1-5-2 1B		4-2 BB BB		2-3 K 2-3	4 0 1 0 1 2 2																										
Mike Piazza, R (1, 2) OBP: 0.373, SLG: 0.600	1-0 G4-3 2-3		1-1 F9		0-0 FC1-5-2 SF8 1-H		1-3 K		1-2 G6-3	5 0 0 0 0 1 5																										
Todd Zeile, R (1, 5) OBP: 0.311, SLG: 0.378	0-1 F9			1-2 1B	2-2 SF8 1-2 3-H		4-0 FC6-4 1-2 BB			2 1 1 1 1 0 1																										
Raul Mondesi, R (1, 9) OBP: 0.304, SLG: 0.429		0-0 F8		1-0 1B HBP	0-1 F8		1-2 FC6-4 1-2f			3 0 0 0 0 0 3																										
Eric Karros, R (1, 3) OBP: 0.417, SLG: 0.435		1-2 G4-3		0-0 1B 1-3 2-H 1B		0-1 F9		1-0 G6-3		4 0 1 1 0 0 0																										
Matt Luke, L (1, 7) Trenidad Hubbard, R (6, PH) OBP: 0.347, SLG: 0.543 OBP: 0.317, SLG: 0.429		3-3 K		1-2 G5-4-3 1-2 1B		0-0 G4-3		0-0 P6		2 0 1 0 0 1 0 2 0 0 0 0 0 0																										
Jose Vizcaino, S (1, 6) OBP: 0.321, SLG: 0.243		1-1 G4-3		1-1 G5-4-3 1-2f		4-2 BB		1-1 FC6-4 1B		3 0 1 0 1 0 2																										
37 Darren Dreifort, R (1, 1) OBP: 0.125, SLG: 0.125		0-1 E5		1-0 2B	1-0 2B 1B		2-3 K		2-2 FC6-4 1-2f	3 2 1 0 0 1 1																										
Mark Guthrie, R (6, 1)										0 0 0 0 0 0 0																										
Jim Bruske, R (6, 1)										0 0 0 0 0 0 0																										
Tom Prince, R (8, PH) OBP: 0.286, SLG: 0.273										1 0 0 0 0 0 1																										
Brad Clontz, R (8, 1)										0 0 0 0 0 0 0																										
<b>Inning Stats</b>	R: 0 E: 0 K: 1 S: 10	H: 1 LOB: 1 BB: 0 P: 15	R: 0 E: 0 K: 1 S: 8	H: 0 LOB: 0 BB: 0 P: 12	R: 1 E: 1 K: 0 S: 8	H: 1 LOB: 1 BB: 0 P: 13	R: 1 E: 0 K: 0 S: 12	H: 3 LOB: 1 BB: 0 P: 16	R: 2 E: 0 K: 0 S: 14	H: 3 LOB: 1 BB: 0 P: 18	R: 0 E: 0 K: 1 S: 10	H: 0 LOB: 1 BB: 1 P: 16	R: 0 E: 0 K: 1 S: 11	H: 0 LOB: 2 BB: 2 P: 21	R: 0 E: 0 K: 0 S: 8	H: 1 LOB: 1 BB: 0 P: 12	R: 0 E: 0 K: 1 S: 10	H: 0 LOB: 0 BB: 0 P: 14	1B: 7 2B: 2 3B: 0 HR: 0	SF: 1 SAC: 0 DP: 1 HBP: 1	WP: 0 PB: 0 SB: 1 CS: 0	PA: 39														
<b>PITCHER</b>	IP WLS BF H R ER SO BB IBB HBP BLK WP HR S P ERA WHIP																																			
Esteban Loaiza, R (1, 1) ERA: 5.34	5.0		23	8	4	3	2	0	0	1	0	0	0	52	74	5.40	1.600																			
Jeff Tabaka, L (6, 1) ERA: 2.63	1.0	W	4	0	0	0	1	1	0	0	0	0	0	10	16	0.00	1.000																			
Chris Peters, L (7, 1) ERA: 1.8	0.2		4	0	0	0	1	2	0	0	0	0	0	7	16	0.00	3.000																			
Ricardo Rincon, L (7, 1) ERA: 0.93	1.1		5	1	0	0	0	0	0	0	0	0	0	12	17	0.00	0.750																			
Rich Loiselle, R (9, 1) ERA: 3.68	1.0	S	3	0	0	0	1	0	0	0	0	0	0	10	14	0.00	0.000																			



Batter	1	2	3	4	5	6	7	8	9	AB R H RBI BB SO LOB
Tony Womack, L (1, 4) OBP: 0.273, SLG: 0.264	0-3 K		2-1 G4-3 18 E 2B 1B		1-3 K	1-2 E1 S 1B 2-H				4 1 2 0 0 2 0
Al Martin, L (1, 7) OBP: 0.284, SLG: 0.423	0-2 G6-3		1-3 K		1-0 1B	4-2 1B 1-3 BB				3 0 1 0 1 1 1
18 Jason Kendall, R (1, 2) OBP: 0.418, SLG: 0.515	1-0 G1-3		2-2 G4-3 1-3		2-3 K	0-0 F7				4 0 0 0 0 1 4
Kevin Young, R (1, 3) OBP: 0.291, SLG: 0.436		0-0 FC5 E 1B	2-2 2B 3-H			2-1 G4-3	0-0 P3			4 0 2 1 0 0 0
Turner Ward, S (1, 8) OBP: 0.339, SLG: 0.380		0-0 E6 1B FC5	3-2 F7			2-2 1B 3B	0-2 P6			4 1 1 0 0 0 2
Jose Guillen, R (1, 9) OBP: 0.319, SLG: 0.471		1-0 FC5 1B 1-2 2-3f		0-3 K		4-2 1B 2B BB	2-3 K			3 1 0 0 1 2 2
Chance Sanford, L (1, 5) OBP: 0.250, SLG: 0.500		2-3 K		0-0 F7		0-1 2B G4-3 1B 1-2 3-H	1-0 P4			4 1 1 1 0 1 2
Lou Collier, R (1, 6) OBP: 0.281, SLG: 0.492		1-2 1B 1-2 2-3		0-1 G1-3		0-1 E 2B 1-3 2-H 3-H	1-1 G6-3			4 1 2 1 0 0 0
Esteban Loaiza, R (1, 1) Mark Smith, R (5, PH) Jeff Tabaka, R (6, 1) Doug Strange, S (6, PH) Chris Peters, L (7, 1) Ricardo Rincon, L (7, 1) Jermaine Allensworth, R (8, PH) Rich Loiselle, R (9, 1)		0-2 G1-3			1-3 K	3-2 G4-3	1-3 K			1 0 0 0 0 0 3 1 0 0 0 0 0 1 0 0 0 0 0 0 0 1 0 0 1 0 0 1 0 0 0 0 0 0 0 0 0 0 0 0 0 0 1 0 0 0 0 1 0 0 0 0 0 0 0 0

Inning Stats	R: 0 E: 0 K: 1 S: 7	H: 0 LOB: 0 BB: 0 P: 8	R: 0 E: 1 K: 1 S: 14	H: 2 LOB: 3 BB: 0 P: 18	R: 1 E: 1 K: 1 S: 14	H: 2 LOB: 1 BB: 0 P: 24	R: 0 E: 0 K: 1 S: 7	H: 0 LOB: 0 BB: 0 P: 7	R: 0 E: 0 K: 3 S: 10	H: 1 LOB: 1 BB: 0 P: 15	R: 4 E: 1 K: 0 S: 23	H: 4 LOB: 2 BB: 2 P: 39	R: 0 E: 0 K: 1 S: 7	H: 0 LOB: 0 BB: 0 P: 9	R: 0 E: 0 K: 1 S: 6	H: 0 LOB: 0 BB: 0 P: 9	1B: 6 2B: 2 3B: 1 HR: 0	SF: 0 SAC: 0 DP: 0 HBP: 0	WP: 0 PB: 0 SB: 2 CS: 0	PA: 36
--------------	------------------------------	---------------------------------	-------------------------------	----------------------------------	-------------------------------	----------------------------------	------------------------------	---------------------------------	-------------------------------	----------------------------------	-------------------------------	----------------------------------	------------------------------	---------------------------------	------------------------------	---------------------------------	----------------------------------	------------------------------------	----------------------------------	--------

PITCHER	IP	WLS	BF	H	R	ER	SO	BB	IBB	HBP	BLK	WP	HR	S	P	ERA	WHIP
37 Darren Dreifort, R (1, 1) ERA: 3.26	5.1	L	26	8	5	4	7	1	0	0	0	0	0	66	94	6.75	1.688
Mark Guthrie, L (6, 1) ERA:	0.1		3	1	0	0	0	1	0	0	0	0	0	8	16	0.00	6.000
Jim Bruske, R (6, 1) ERA: 1.2	1.1		4	0	0	0	1	0	0	0	0	0	0	8	10	0.00	0.000
Brad Clontz, R (8, 1) ERA: 1.26	1.0		3	0	0	0	1	0	0	0	0	0	0	6	9	0.00	0.000

BOTTOM

Los Angeles Dodgers @ Pittsburgh Pirates  
Three Rivers Stadium, Pittsburgh, PA

Fri May 01 1998, 7:05 PM EDT  
Att. 15,491 - Overcast - 61 F

livebaseballscorecards.com

AB	34
R	5
H	9
RBI	4
BB	2
SO	9
LOB	15





Batter	1	2	3	4	5	6	7	8	9	AB R H RBI BB SO LOB	TOP											
Eric Young Sr. R (1, 4) OBP: 0.387, SLG: 0.404	0-3 K	3-3 K			2-2 E9 1B	0-2 G1-3			1-2 CS 1B	5 1 2 0 0 2 2												
Roger Cedeno, S (1, 8) OBP: 0.394, SLG: 0.296	0-2 1B		0-0 F7		0-0 G4-3 2B 1B		3-3 K	0-3 K 1-2	5 1 2 2 0 2 1													
Mike Piazza, R (1, 2) OBP: 0.374, SLG: 0.590	1-1 G6-4-3 1B		2-1 G6-3		0-1 G4-3		1-1 G6-3	3-2 1B	5 0 2 0 0 0 1													
Eric Karros, R (1, 3) OBP: 0.379, SLG: 0.429	3-2 G6-4-3 1-2f		1-1 F8		0-0 2B		3-2 F9	1-3 K	5 0 1 1 0 1 3													
Raul Mondesi, R (1, 9) OBP: 0.310, SLG: 0.440		2-2 BLK G6-3 2B		0-0 G6-3	0-0 L5		1-2 1B 1B		4 1 2 0 0 0 1													
Todd Zeile, R (1, 5) OBP: 0.309, SLG: 0.383		1-0 G6-3		2-1 2B	3-0 F8		1-3 K		4 0 1 1 0 1 2													
Matt Luke, L (1, 7) Trenidad Hubbard, R (8, PH) OBP: 0.327, SLG: 0.510 OBP: 0.333, SLG: 0.444		2-3 K		0-0 F9		0-0 G4-3		1-0 1B 1-2 1B	3 0 0 0 0 1 1 1 0 1 0 0 0 0													
Jose Vizcaino, S (1, 6) OBP: 0.318, SLG: 0.233		2-0 E8 E		2-1 P6		4-2 FC2-6 BB		0-3 K	3 1 0 0 1 1 3													
Ramon Martinez, R (1, 1) OBP: 0.313, SLG: 0.375 Scott Radinsky, L (9, 1)		1-0 E4			0-1 1B 1B		0-0 FC2-6 1-2f	0-3 K	4 1 1 0 0 1 3 0 0 0 0 0 0 0													
<b>Inning Stats</b>	R: 0 E: 0 K: 1 S: 13	H: 2 LOB: 1 BB: 0 P: 17	R: 2 E: 2 K: 2 S: 12	H: 1 LOB: 1 BB: 0 P: 23	R: 0 E: 0 K: 0 S: 5	H: 0 LOB: 0 BB: 0 P: 8	R: 0 E: 0 K: 0 S: 6	H: 1 LOB: 1 BB: 0 P: 10	R: 3 E: 1 K: 0 S: 11	H: 4 LOB: 1 BB: 0 P: 16	R: 0 E: 0 K: 0 S: 8	H: 0 LOB: 1 BB: 1 P: 12	R: 0 E: 0 K: 1 S: 9	H: 0 LOB: 0 BB: 0 P: 16	R: 0 E: 0 K: 3 S: 14	H: 2 LOB: 2 BB: 0 P: 17	R: 0 E: 0 K: 2 S: 13	H: 2 LOB: 1 BB: 0 P: 18	1B: 9 2B: 4 3B: 0 HR: 0	SF: 0 SAC: 0 DP: 2 HBP: 0	WP: 0 PB: 0 SB: 0 CS: 1	PA: 40
<b>PITCHER</b>	IP WLS BF H R ER SO BB IBB HBP BLK WP HR S P ERA WHIP																					
Jon Lieber, R (1, 1) ERA: 5.45	5.0 L 24 8 5 4 3 0 0 0 0 1 0 0 47 74 7.20 1.600																					
Jeff Tabaka, L (6, 1) ERA: 2.3	2.0 7 0 0 0 1 1 0 0 0 0 0 0 17 28 0.00 0.500																					
Elmer Dessens, R (8, 1) ERA: 9.45	0.1 2 1 0 0 1 0 0 0 0 0 0 0 6 8 0.00 3.000																					
Jason Christiansen, L (8, 1) ERA: 0.75	1.2 7 3 0 0 4 0 0 0 0 0 0 0 21 27 0.00 1.800																					

Los Angeles Dodgers @ Pittsburgh Pirates  
 Three Rivers Stadium, Pittsburgh, PA  
 Sat May 02 1998, 7:05 PM EDT  
 Att. 22,629 - Cloudy - 54 F

AB	39
R	5
H	12
RBI	4
BB	1
SO	9
LOB	17



WP: 0	PA: 40
PB: 0	
SB: 0	
CS: 1	

Batter	1	2	3	4	5	6	7	8	9	AB	R	H	RBI	BB	SO	LOB
Tony Womack, L (1, 4) OBP: 0.273, SLG: 0.272	0-0 G4-3		1-2 G6-3			1-0 2B	1-1 G3-1		0-2 CS	4	1	1	0	0	0	0
Al Martin, L (1, 7) OBP: 0.283, SLG: 0.426	1-2 L4			1-0 F9		0-1 2B		0-1 G4-3		4	1	1	1	0	0	0
18 Jason Kendall, R (1, 2) OBP: 0.404, SLG: 0.495	1-2 G6-3			0-3 K		2-2 G5-3		2-1 F7		4	0	0	0	0	1	1
Kevin Young, R (1, 3) OBP: 0.289, SLG: 0.430		0-3 K		1-1 G4-3		1-3 K		0-1 1B		4	0	1	0	0	2	1
Jermaine Allensworth, R (1, 8) OBP: 0.424, SLG: 0.467		0-1 2B			2-3 K	2-2 1B		0-0 G1-3		4	0	2	1	0	1	1
Jose Guillen, R (1, 9) OBP: 0.337, SLG: 0.477		0-3 K			2-2 2B	2-0 1B		0-0 E9		3	2	2	0	0	1	1
Chance Sanford, L (1, 5) OBP: 0.273, SLG: 0.545		0-0 F9			1-0 G5-3	1-0 2B		3-2 P2		3	0	1	0	0	0	3
Kevin Polcovich, R (9, PH) OBP: 0.214, SLG: 0.212					1-3 2B	1-2 FC4-6		0-0 E3		1	0	0	0	0	0	1
Lou Collier, R (1, 6) OBP: 0.265, SLG: 0.462			0-2 G3-1		0-1 G5-3		1-3 K		0-0 E3	4	0	0	1	0	1	2
Jon Lieber, L (1, 1) OBP: 0.386, SLG: 0.333			2-2 P7		2-2 K		0-1 P5		1-2 SF9	1	0	0	0	0	0	0
Doug Strange, S (5, PH) OBP: 0.327, SLG: 0.327										0	0	0	0	0	1	1
Jeff Toback, R (6, 1)										1	0	0	0	0	0	0
Turner Ward, S (7, PH) OBP: 0.333, SLG: 0.373										1	0	0	0	0	0	0
Elmer Dessens, R (8, 1)										0	0	0	0	0	0	0
Jason Christiansen, R (8, 1)										0	0	0	0	0	0	0
Mark Smith, R (9, PH)										0	0	0	1	0	0	0

Inning Stats	R: 0	H: 0	E: 0	K: 0	S: 7	R: 0	H: 1	E: 0	K: 2	S: 9	R: 0	H: 0	E: 0	K: 0	S: 10	R: 1	H: 2	E: 0	K: 2	S: 14	R: 2	H: 3	E: 0	K: 1	S: 19	R: 0	H: 0	E: 0	K: 1	S: 9	R: 0	H: 1	E: 0	K: 0	S: 7	R: 1	H: 1	E: 2	K: 0	S: 12	1B: 4	SF: 1	2B: 4	SAC: 0	3B: 0	DP: 0	HR: 0	HBP: 1	WP: 0	PA: 37								
PITCHER	IP	WLS	BF	H	R	ER	SO	BB	IBB	HBP	BLK	WP	HR	S	P	ERA	WHIP															PITCHER	IP	WLS	BF	H	R	ER	SO	BB	IBB	HBP	BLK	WP	HR	S	P	ERA	WHIP									
Ramon Martinez, R (1, 1) ERA: 3.19	8.0	W	33	8	4	3	7	0	0	1	0	0	0	82	109	3.38	1.000																																									
Scott Radinsky, L (9, 1) ERA: 0.77	1.0	S	3	0	0	0	0	0	0	0	0	0	0	11	15	0.00	0.000																																									

**BOTTOM**

**Los Angeles Dodgers @ Pittsburgh Pirates**  
 Three Rivers Stadium, Pittsburgh, PA

Sat May 02 1998, 7:05 PM EDT  
 Att. 22,629 - Cloudy - 54 F

livebaseballscorecards.com

AB	34
R	4
H	8
RBI	4
BB	0
SO	7
LOB	11







BOTTOM

Los Angeles Dodgers @ Pittsburgh Pirates  
Three Rivers Stadium, Pittsburgh, PA

livebaseballscorecards.com

AB 34  
R 5  
H 8  
RBI 5  
BB 1  
SO 6  
LOB 11



WP: 2 PA: 36  
PB: 0  
SB: 0  
CS: 0

ERA WHIP

AB R H RBI BB SO LOB

4 1 1 0 0 0 0

4 1 2 1 0 0 0

3 0 1 0 0 0 1

1 0 0 0 1 0 0

2 1 1 0 0 0 0

4 0 0 0 0 2 2

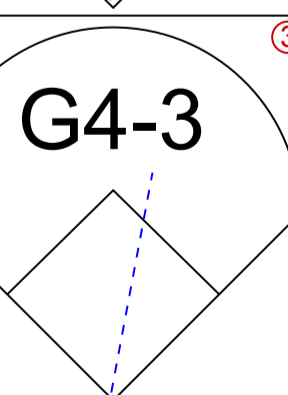
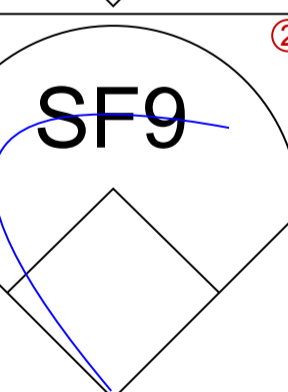
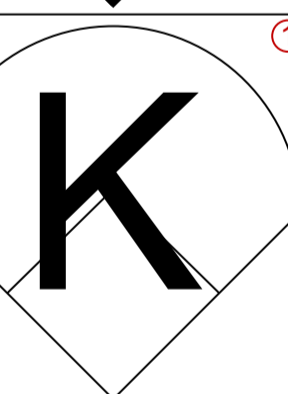
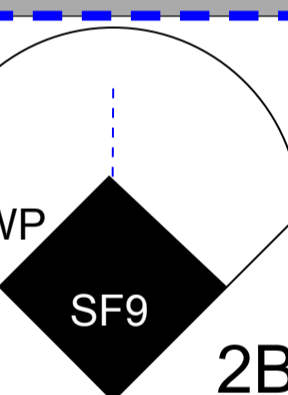
3 1 1 1 0 0 1

0 0 0 0 0 0 0  
1 0 0 0 0 0 1  
0 0 0 0 0 0 0  
1 0 0 0 0 0 1  
0 0 0 0 0 0 0  
0 0 0 0 0 0 0  
2 0 0 0 0 1 1

1B: 5 SF: 1  
2B: 2 SAC: 0  
3B: 0 DP: 0  
HR: 1 HBP: 0

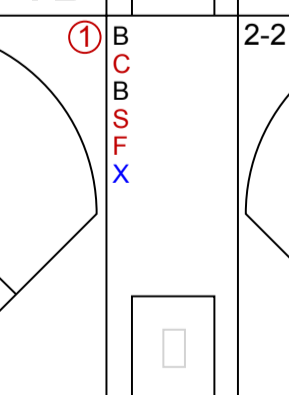
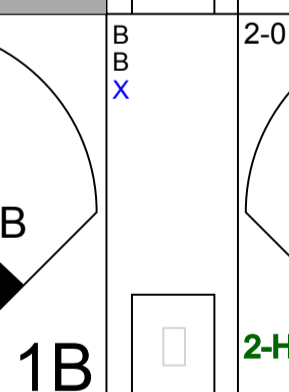
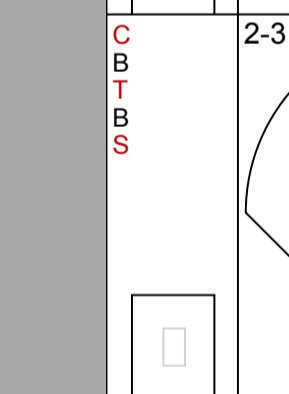
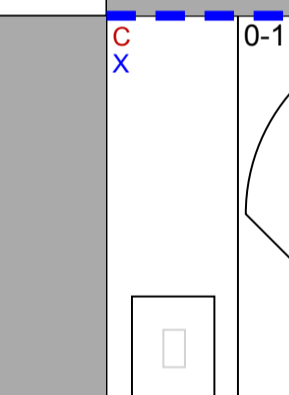
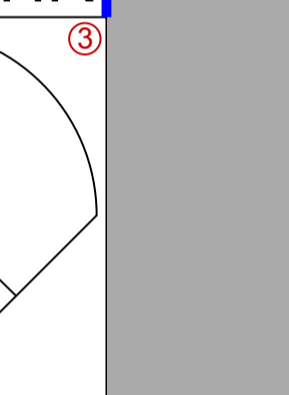
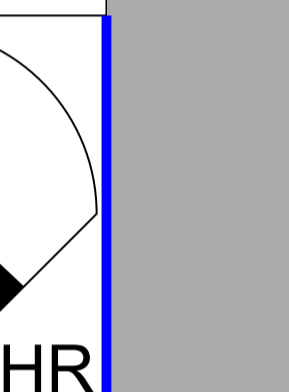
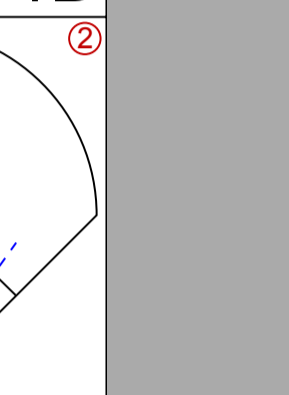
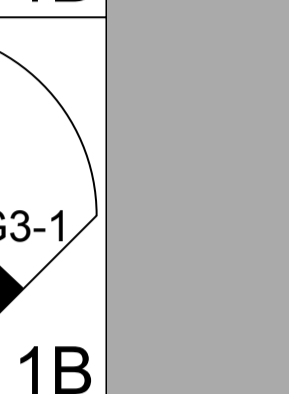
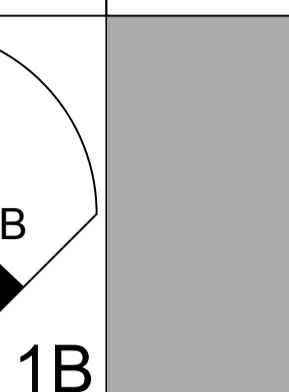
IP WLS BF H R ER SO BB IBB HBP BLK WP HR S P ERA WHIP

9



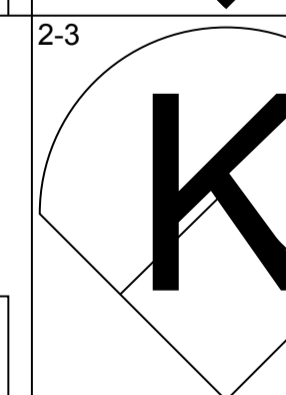
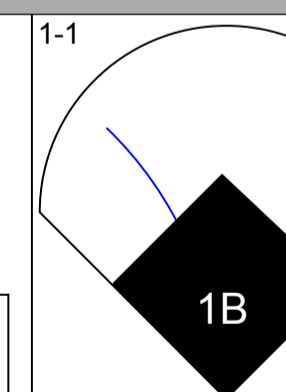
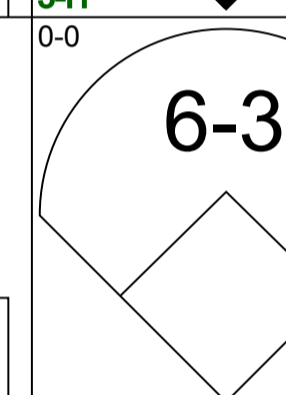
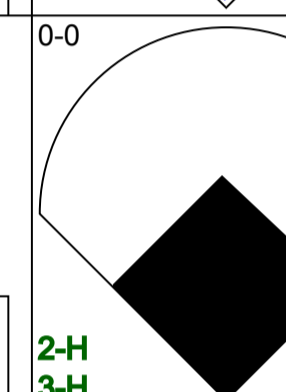
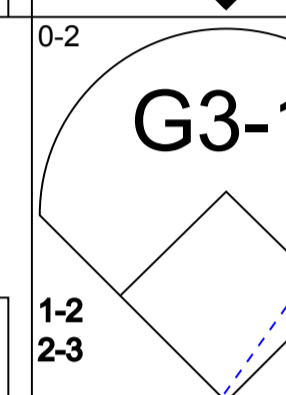
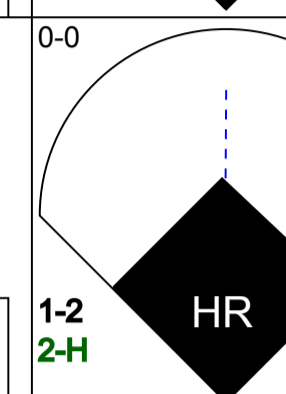
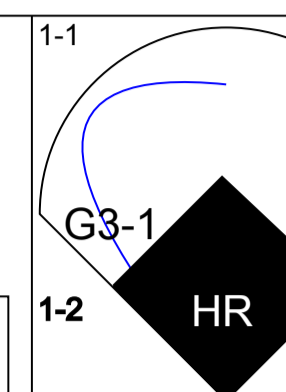
R: 1 H: 1  
E: 0 LOB: 0  
K: 1 BB: 0  
S: 10 P: 16

8



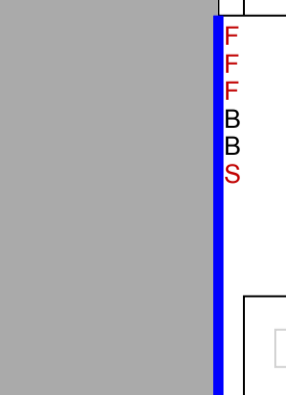

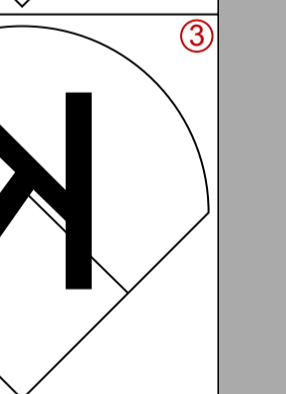
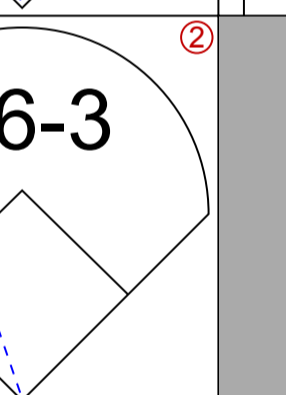
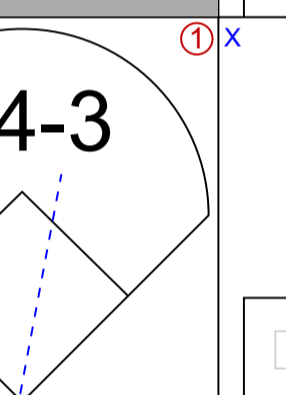

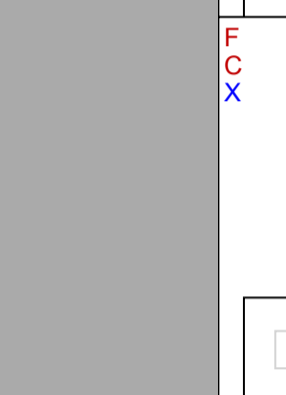


R: 4 H: 4  
E: 0 LOB: 0  
K: 1 BB: 0  
S: 14 P: 18

7



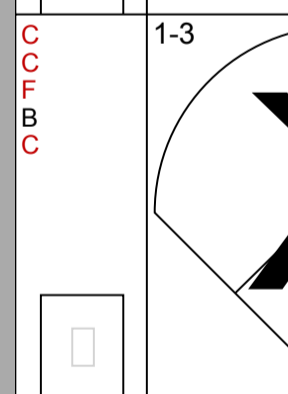
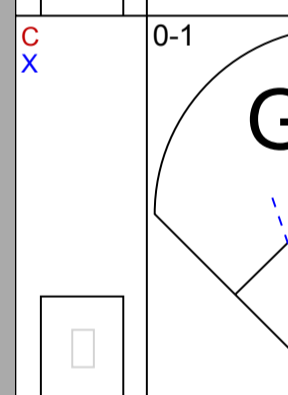
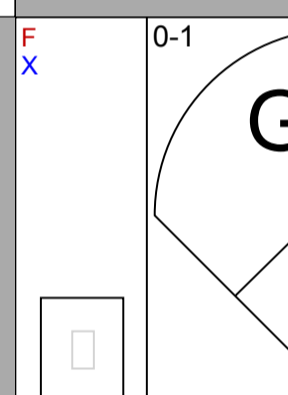




R: 0 H: 0  
E: 0 LOB: 0  
K: 1 BB: 0  
S: 8 P: 9

6



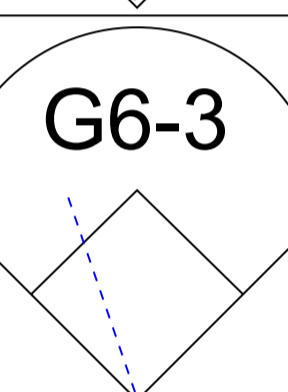
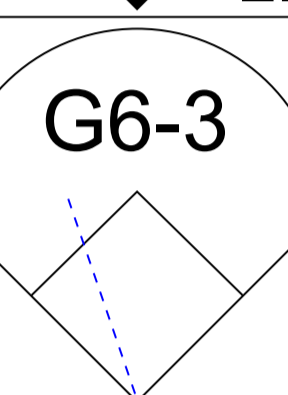
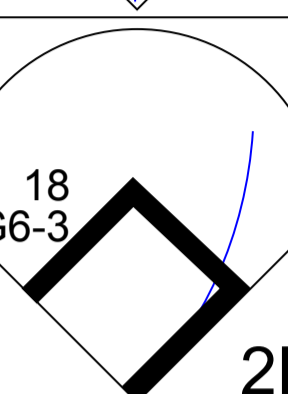
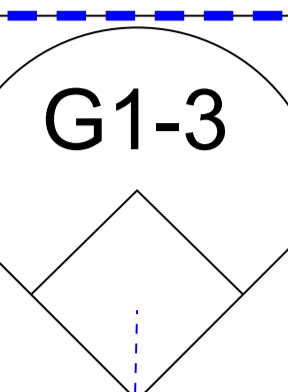
R: 0 H: 1  
E: 0 LOB: 1  
K: 0 BB: 0  
S: 9 P: 13

5



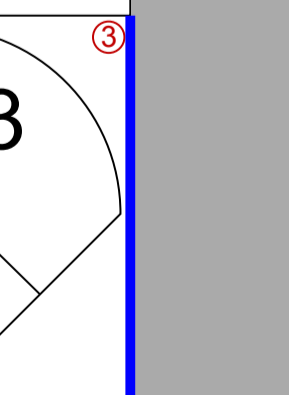
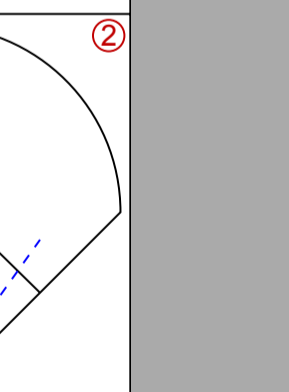
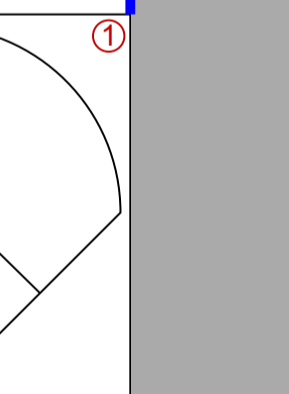
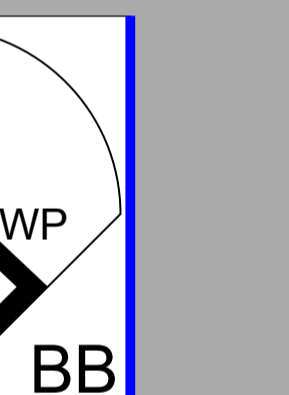
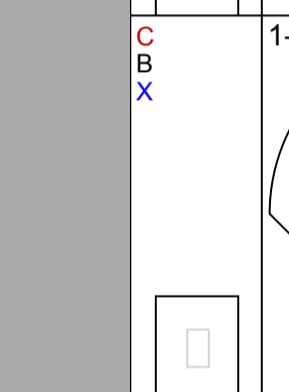
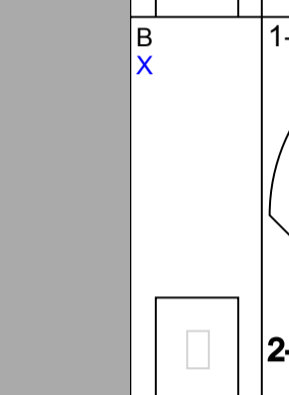
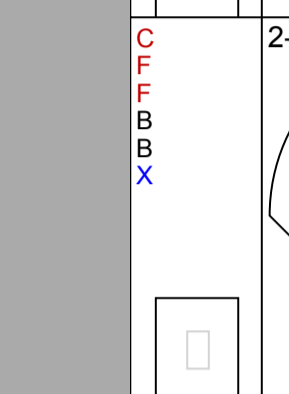
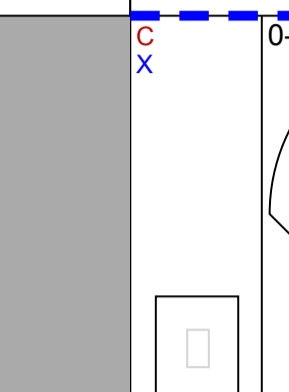
R: 0 H: 0  
E: 0 LOB: 1  
K: 0 BB: 1  
S: 5 P: 11

4



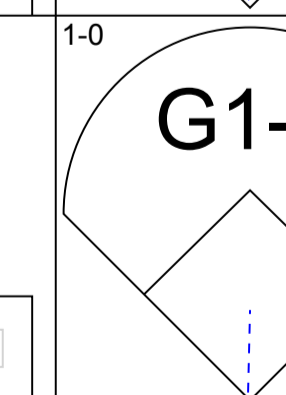
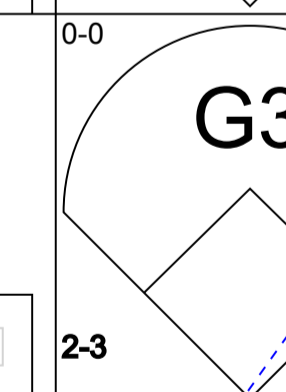
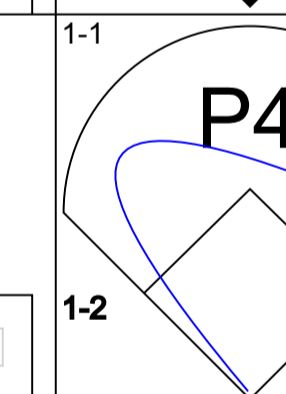
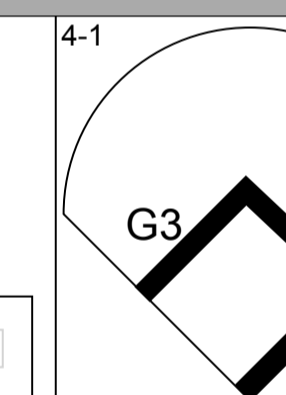
R: 0 H: 1  
E: 0 LOB: 1  
K: 1 BB: 0  
S: 9 P: 17

3



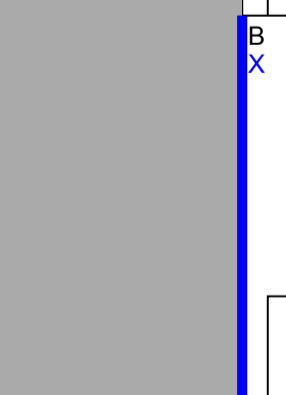

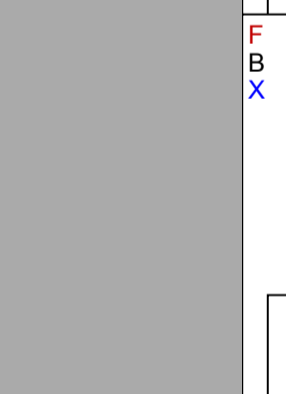


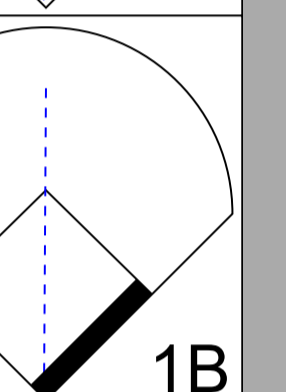
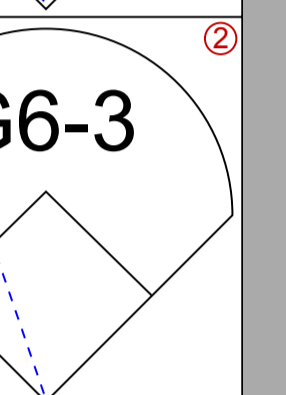
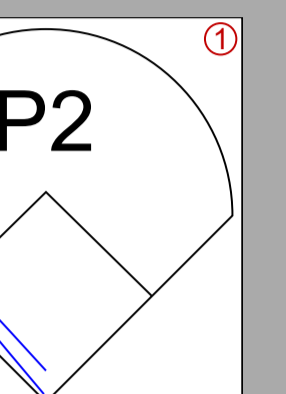
R: 0 H: 0  
E: 0 LOB: 0  
K: 1 BB: 0  
S: 5 P: 9

2



R: 0 H: 0  
E: 0 LOB: 0  
K: 1 BB: 0  
S: 11 P: 18

1



R: 0 H: 1  
E: 0 LOB: 1  
K: 0 BB: 0  
S: 10 P: 14

Batter

Tony Womack, L (1, 4)  
OBP: 0.272, SLG: 0.271  
Pitching chart: 2-2, G3-1

Al Martin, L (1, 7)  
OBP: 0.291, SLG: 0.438  
Pitching chart: 2-1, G3

18 Jason Kendall, R (1, 2)  
OBP: 0.402, SLG: 0.490  
Keith Osik, R (7, 2)  
Pitching chart: 0-2, FC6-4, 1B

Kevin Young, R (1, 3)  
OBP: 0.296, SLG: 0.458  
Rich Loiselle, R (9, 1)  
Pitching chart: 0-0, FC6-4

Jermaine Allensworth, R (1, 8)  
OBP: 0.408, SLG: 0.448  
Pitching chart: 3-3, K

Turner Ward, S (1, 9)  
OBP: 0.339, SLG: 0.365  
Jose Guillen, R (6, 9)  
OBP: 0.340, SLG: 0.489  
Pitching chart: 1-1, F7

Chance Sanford, L (1, 5)  
OBP: 0.200, SLG: 0.400  
Pitching chart: 3-2, P5

Lou Collier, R (1, 6)  
OBP: 0.264, SLG: 0.456  
Pitching chart: 1-0, L9

Jose Silva, R (1, 1)  
Chris Peters, L (2, 1)  
Javier Martinez, R (5, 1)  
Mark Smith, R (5, PH)  
Elmer Dessens, R (6, 1)  
Jason Christiansen, R (8, 1)  
Doug Strange, S (8, PH)  
Pitching chart: 1-3, K

PITCHER  
Chan Ho Park, R (1, 1) ERA: 3.96  
Frank Lankford, R (6, 1) ERA: 6.59  
Antonio Osuna, R (9, 1) ERA: 2.7

Sun May 03 1998, 3:33 AM EDT  
Att. 18,674 - Sunny - 63 F



Batter	1	2	3	4	5	6	7	8	9	AB R H RBI BB SO LOB	TOP		
Eric Young Sr., R (1, 4) OBP: 0.379, SLG: 0.388	1-2 G6-3		0-1 G3			0-1 G3			1-2 G4-3	4 0 0 0 0 0 0	<b>Los Angeles Dodgers @ Atlanta Braves</b> Turner Field, Atlanta, GA Mon May 04 1998, 7:05 PM EDT Att. 32,330 - Sunny - 75 F		
Roger Cedeno, S (1, 8) OBP: 0.405, SLG: 0.343	4-2 1B BB		2-2 L7			2-2 F8			1-2 BB 1B	3 1 1 0 1 0 0			
Mike Piazza, R (1, 2) OBP: 0.358, SLG: 0.563	1-0 F8			2-2 G5-4-3 1B			1-1 G4-3		2-3 SAFE K	4 0 1 0 0 1 2			
Eric Karros, R (1, 3) OBP: 0.394, SLG: 0.419 Trenidad Hubbard, R (9, PR) OBP: 0.349, SLG: 0.486	1-2 FC5-4 1B		1-2 G5-4-3			2-2 G5-3			4-0 BB	3 0 1 1 1 0 1 0 0 0 0 0 0 0			
Raul Mondesi, R (1, 9) OBP: 0.309, SLG: 0.431	0-1 FC5-4		1-2 G6-3			1-0 1B			0-3 K	4 0 1 0 0 1 3			
Todd Zeile, R (1, 5) OBP: 0.313, SLG: 0.439		3-2 F9			2-1 G6-3				3-2 HR	3 1 1 1 0 0 0			
Matt Luke, L (1, 7) OBP: 0.317, SLG: 0.474 Todd Hollandsworth, L (8, 7) OBP: 0.284, SLG: 0.393		0-1 G4-3			1-2 G4-3				0-0 P5	3 0 0 0 0 0 0 0 0 0 0 0 0 0			
Jose Vizcaino, S (1, 6) OBP: 0.319, SLG: 0.241		3-3 K			2-3 K				1-2 L8	3 0 0 0 0 2 0			
Hideo Nomo, R (1, 1) OBP: 0.083, SLG: 0.333 Mark Guthrie, R (8, 1) Jim Bruske, R (8, 1)			3-1 G6-3			0-1 G1-6-3			2-3 K	3 0 0 0 0 1 0 0 0 0 0 0 0 0 0 0 0 0 0 0 0			
<b>Inning Stats</b>	R: 1 H: 1 E: 0 LOB: 1 K: 0 BB: 1 S: 14 P: 21	R: 0 H: 0 E: 0 LOB: 0 K: 1 BB: 0 S: 9 P: 15	R: 0 H: 0 E: 0 LOB: 0 K: 0 BB: 0 S: 8 P: 13	R: 0 H: 1 E: 0 LOB: 0 K: 0 BB: 0 S: 9 P: 13	R: 0 H: 0 E: 0 LOB: 0 K: 1 BB: 0 S: 8 P: 13	R: 0 H: 0 E: 0 LOB: 0 K: 0 BB: 0 S: 7 P: 9	R: 0 H: 1 E: 0 LOB: 1 K: 0 BB: 0 S: 6 P: 10	R: 1 H: 1 E: 0 LOB: 0 K: 1 BB: 0 S: 11 P: 17	R: 0 H: 1 E: 0 LOB: 2 K: 2 BB: 1 S: 12 P: 20	1B: 4 SF: 0 2B: 0 SAC: 0 3B: 0 DP: 1 HR: 1 HBP: 0		WP: 0 PA: 32 PB: 0 SB: 1 CS: 0	
<b>PITCHER</b>	IP WLS BF H R ER SO BB IBB HBP BLK WP HR S P ERA WHIP											<b>PITCHER</b>	IP WLS BF H R ER SO BB IBB HBP BLK WP HR S P ERA WHIP
Kevin Millwood, R (1, 1) ERA: 3.41	8.0 W 27 4 2 2 3 1 0 0 0 0 1 72 111 2.25 0.625												
Kerry Ligtenberg, R (9, 1) ERA: 3.68	1.0 S 5 1 0 0 2 1 0 0 0 0 0 0 12 20 0.00 2.000												

livebaseballscorecards.com

AB	30
R	2
H	5
RBI	2
BB	2
SO	5
LOB	6



Batter	1	2	3	4	5	6	7	8	9
Walt Weiss, S OBP: 0.474, SLG: 0.518 (1, 6)	1-1 E3 G4-6-3		2-1 G4-3		3-2 F7		0-0 L7		
Keith Lockhart, L OBP: 0.412, SLG: 0.613 (1, 4)	1-0 L9		0-0 10 WP 1B		1-1 L7			3-1 HR	
10 Chipper Jones, S OBP: 0.432, SLG: 0.678 (1, 5)	1-0 G4-6-3 1-2f		4-1 1-2 BB		2-1 G4-3		1-1 1B 1B	1-1 1B 1B	
Andres Galarraga, R OBP: 0.432, SLG: 0.637 (1, 3)		2-3 K	0-3 K		0-0 F9		0-1 E7 1B 1B	0-1 E7 1B 1B	
Ryan Klesko, L OBP: 0.252, SLG: 0.374 Kerry Ligtenberg, R (9, 1)		2-2 1B		0-0 F9		0-3 K	2-3 K	2-3 K	
Javy Lopez, R OBP: 0.363, SLG: 0.636 (1, 2)		0-3 K		2-3 K			1-0 G5-3	2-1 S 1B	
Michael Tucker, L OBP: 0.376, SLG: 0.630 (1, 9)		0-0 F8		0-0 1B			3-2 L9	3-2 K	
Andruw Jones, R OBP: 0.257, SLG: 0.390 (1, 8)			4-1 G4-3 SH3 1B BB		0-0 F8		1-2 BB 1B	2-1 G6-3	
Kevin Millwood, R Gerald Williams, R OBP: 0.279, SLG: 0.308 (1, 1) (9, 7)			0-1 SH3		1-2 G4-3		4-1 SAFE BB		

Inning Stats	R: 0	H: 0	E: 1	K: 0	S: 4	LOB: 0	BB: 0	P: 7
	R: 0	H: 1	E: 0	K: 2	S: 10 <td>LOB: 1</td> <td>BB: 0</td> <td>P: 14 </td>	LOB: 1	BB: 0	P: 14
	R: 1	H: 1	E: 0	K: 1	S: 12 <td>LOB: 2</td> <td>BB: 2</td> <td>P: 22 </td>	LOB: 2	BB: 2	P: 22
	R: 0	H: 1	E: 0	K: 1	S: 6 <td>LOB: 1</td> <td>BB: 0</td> <td>P: 8 </td>	LOB: 1	BB: 0	P: 8
	R: 0	H: 0	E: 0	K: 0	S: 10 <td>LOB: 0</td> <td>BB: 0</td> <td>P: 15 </td>	LOB: 0	BB: 0	P: 15
	R: 0	H: 0	E: 0	K: 1	S: 6 <td>LOB: 0</td> <td>BB: 0</td> <td>P: 8 </td>	LOB: 0	BB: 0	P: 8
	R: 0	H: 1	E: 0	K: 0	S: 9 <td>LOB: 2</td> <td>BB: 1</td> <td>P: 18 </td>	LOB: 2	BB: 1	P: 18
	R: 3	H: 4	E: 1	K: 2	S: 16 <td>LOB: 1</td> <td>BB: 0</td> <td>P: 29 </td>	LOB: 1	BB: 0	P: 29

PITCHER	IP	WLS	BF	H	R	ER	SO	BB	IBB	HBP	BLK	WP	HR	S	P	ERA	WHIP
Hideo Nomo, R ERA: 4.43 (1, 1)	7.0		29	5	2	2	5	3	0	0	0	1	1	59	97	2.57	1.143
Mark Guthrie, L ERA: 0.79 (8, 1)	0.0	L	1	1	0	0	0	0	0	0	0	0	0	2	3	∞	∞
Jim Bruske, R ERA: 1.13 (8, 1)	1.0		5	2	2	1	2	0	0	0	0	0	0	12	21	9.00	2.000

**AB R H RBI BB SO LOB**

**4 0 0 0 0 0 3**

**4 1 2 2 0 0 1**

**3 1 1 0 1 0 1**

**4 1 1 0 0 2 2**

**4 0 1 0 0 2 2**  
**0 0 0 0 0 0 0**

**4 0 1 2 0 2 1**

**4 0 1 0 0 1 2**

**3 1 1 0 1 0 2**

**1 0 0 0 1 0 0**  
**0 0 0 0 0 0 0**

**1B: 7 SF: 0**  
**2B: 0 SAC: 1**  
**3B: 0 DP: 1**  
**HR: 1 HBP: 0**

**WP: 1 PA: 35**  
**PB: 0**  
**SB: 1**  
**CS: 0**

**Los Angeles Dodgers @ Atlanta Braves**  
**Turner Field, Atlanta, GA**  
**Mon May 04 1998, 7:05 PM EDT**  
**Att. 32,330 - Sunny - 75 F**

**AB 31**  
**R 4**  
**H 8**  
**RBI 4**  
**BB 3**  
**SO 7**  
**LOB 14**



PITCHER	IP	WLS	BF	H	R	ER	SO	BB	IBB	HBP	BLK	WP	HR	S	P	ERA	WHIP
---------	----	-----	----	---	---	----	----	----	-----	-----	-----	----	----	---	---	-----	------



Batter	1	2	3	4	5	6	7	8	9	AB R H RBI BB SO LOB	TOP											
Eric Young Sr. R (1, 4) OBP: 0.372, SLG: 0.380	0-1 F8		1-1 F9			0-1 G6-3 1B		1-2 L3	1-2 FC6-4	5 1 1 0 0 0 2												
Roger Cedeno, S (1, 8) OBP: 0.435, SLG: 0.351	4-2 BB			0-1 BB 1B		3-2 G6-3		4-1 1B BB		2 0 1 0 2 0 1												
Mike Piazza, R (1, 2) OBP: 0.362, SLG: 0.560	3-3 1-2			1-1 F8		1-1 1B		1-0 1B		4 0 2 1 0 1 2												
Eric Karros, R (1, 3) OBP: 0.405, SLG: 0.412		3-2 P9		4-1 G6-4-3 BB		3-3 K		0-0 1B		3 0 1 0 1 1 1												
Raul Mondesi, R (1, 9) OBP: 0.307, SLG: 0.420		4-2 L6-4 WP BB		0-1 G6-4-3 1-2f		1-3 K		3-3 K		3 0 0 0 1 2 6												
Todd Zeile, R (1, 5) OBP: 0.311, SLG: 0.457		2-2 L6-4 1-3			0-1 P4		1-0 HR	2-2 G4-3		4 1 1 1 0 0 4												
Trenidad Hubbard, R (1, 7) OBP: 0.333, SLG: 0.462			2-3 K		1-1 P9		0-0 G4-3		3-3 K	2 0 0 0 0 1 0 2 0 0 0 0 1 0												
Todd Hollandsworth, L (7, PH) OBP: 0.278, SLG: 0.385																						
Jose Vizcaino, S (1, 6) OBP: 0.316, SLG: 0.277			1-3 K		2-2 HR		0-1 G5-3		2-3 K	4 1 1 1 0 2 0												
Ismael Valdez, R (1, 1) OBP: 0.357, SLG: 0.250			4-2 BB		0-0 B5-3		0-3 K		4-0 FC6-4 BB	1 0 0 0 1 0 0 0 0 0 0 0 0 0 1 0 0 0 0 1 0 0 0 0 0 0 0 0												
Brad Clontz, R (5, 1)																						
Wilton Guerrero, S (7, PH) OBP: 0.308, SLG: 0.432																						
Frank Lankford, R (7, 1)																						
Tom Prince, R (9, PH) OBP: 0.294, SLG: 0.231																						
<b>Inning Stats</b>	R: 0 E: 0 K: 1 S: 8	H: 0 LOB: 0 BB: 1 P: 15	R: 0 E: 0 K: 0 S: 10	H: 0 LOB: 0 BB: 1 P: 19	R: 0 E: 0 K: 2 S: 12	H: 0 LOB: 1 BB: 1 P: 20	R: 0 E: 0 K: 0 S: 7	H: 1 LOB: 1 BB: 1 P: 12	R: 1 E: 0 K: 2 S: 8	H: 1 LOB: 0 BB: 0 P: 11	R: 1 E: 0 K: 1 S: 13	H: 2 LOB: 1 BB: 0 P: 21	R: 1 E: 0 K: 1 S: 8	H: 1 LOB: 0 BB: 0 P: 9	R: 0 E: 0 K: 1 S: 12	H: 2 LOB: 3 BB: 1 P: 23	R: 0 E: 0 K: 2 S: 10	H: 0 LOB: 1 BB: 1 P: 20	1B: 5 2B: 1 3B: 0 HR: 2	SF: 0 SAC: 0 DP: 2 HBP: 0	WP: 1 PB: 0 SB: 0 CS: 0	PA: 37
<b>PITCHER</b>	IP WLS BF H R ER SO BB IBB HBP BLK WP HR S P ERA WHIP																					
Denny Neagle, L (1, 1) ERA: 3.24	6.0 W 23 4 2 2 5 4 0 0 0 1 1 58 98 3.00 1.333																					
Dennis Martinez, R (7, 1) ERA: 6.94	2.0 10 3 1 1 2 1 0 0 0 0 1 20 32 4.50 2.000																					
John Rocker, L (9, 1) ERA:	1.0 4 0 0 0 2 1 0 0 0 0 0 10 20 0.00 1.000																					

Los Angeles Dodgers @ Atlanta Braves  
Turner Field, Atlanta, GA  
Tue May 05 1998, 7:05 PM EDT  
Att. 30,310 - Cloudy - 70 F

livebaseballscorecards.com

AB	31
R	3
H	7
RBI	3
BB	6
SO	9
LOB	16







Batter	1	2	3	4	5	6	7	8	9	AB R H RBI BB SO LOB	TOP											
Eric Young Sr. R (1, 4) OBP: 0.362, SLG: 0.368	0-2 L4		0-0 F3			2-2 F9		0-3 K		4 0 0 0 0 1 1	<b>Los Angeles Dodgers @ Atlanta Braves</b> Turner Field, Atlanta, GA Wed May 06 1998, 3:33 AM EDT Att. 38,637 - Sunny - 80 F											
Roger Cedeno, S (1, 8) OBP: 0.440, SLG: 0.366	0-2 1B 1B		0-0 G3-1			1-1 F7		2-2 FC4 1B	4 0 2 0 0 0 1													
Mike Piazza, R (1, 2) OBP: 0.359, SLG: 0.550	1-1 1-2 1B			0-2 G3		1-2 FC6-4 1-2f		1-1 FC4 FC3-6 1-2f	4 0 1 0 0 0 2													
Eric Karros, R (1, 3) OBP: 0.366, SLG: 0.368	2-3 K			1-1 F8		3-3 K		0-1 FC3-6 2B 1-2f	4 0 0 0 0 2 3													
Raul Mondesi, R (1, 9) OBP: 0.313, SLG: 0.439	3-2 G6-3			1-1 G1-3		0-0 1B 2B		0-0 1-3 2B	4 0 2 0 0 0 2													
Todd Zeile, R (1, 5) OBP: 0.309, SLG: 0.450		2-1 G6-3			1-1 F9		1-1 G4-6-3 1B	3-3 K	4 0 1 0 0 1 2													
Matt Luke, L (1, 7) OBP: 0.306, SLG: 0.458		0-0 G6-3			0-3 K		0-0 G4-6-3 1-2f		2 0 0 0 0 0 1 0													
Antonio Osuna, R (5, 1)									0 0 0 0 0 0 0 0													
Thomas Howard, S (7, PH) OBP: 0.158, SLG: 0.306									1 0 0 0 0 0 0 2													
Mark Guthrie, R (7, 1)									0 0 0 0 0 0 0 0													
Scott Radinsky, L (8, 1)									0 0 0 0 0 0 0 0													
Jose Vizcaino, S (1, 6) OBP: 0.306, SLG: 0.267		0-2 F7			0-3 K			0-0 G6-3	3 0 0 0 0 1 0													
37 Darren Dreifort, R (1, 1) OBP: 0.200, SLG: 0.111			2-3 K					2-1 F7	1 0 0 0 0 1 0													
Todd Hollandsworth, L (5, 7) OBP: 0.283, SLG: 0.387						1-1 FC6-4 1B			2 0 1 0 0 0 0													
<b>Inning Stats</b>	R: 0 E: 0 K: 1 S: 14	H: 2 LOB: 2 BB: 0 P: 20	R: 0 E: 0 K: 0 S: 6	H: 0 LOB: 0 BB: 0 P: 8	R: 0 E: 0 K: 1 S: 5	H: 0 LOB: 0 BB: 0 P: 7	R: 0 E: 0 K: 0 S: 7	H: 0 LOB: 0 BB: 0 P: 9	R: 0 E: 0 K: 2 S: 8	H: 0 LOB: 0 BB: 0 P: 9	R: 0 E: 0 K: 1 S: 11	H: 1 LOB: 1 BB: 0 P: 16	R: 0 E: 0 K: 1 S: 7	H: 2 LOB: 1 BB: 0 P: 11	R: 0 E: 0 K: 1 S: 6	H: 0 LOB: 0 BB: 0 P: 8	R: 0 E: 0 K: 1 S: 11	H: 2 LOB: 2 BB: 0 P: 17	1B: 5 2B: 2 3B: 0 HR: 0	SF: 0 SAC: 0 DP: 1 HBP: 0	WP: 0 PB: 0 SB: 0 CS: 0	PA: 33
<b>PITCHER</b>	IP WLS BF H R ER SO BB IBB HBP BLK WP HR S P ERA WHIP																					
Greg Maddux, R (1, 1) ERA: 2.14	7.0 W 25 5 0 0 5 0 0 0 0 0 0 0 58 80 0.00 0.714																					
Mike Cather, R (8, 1) ERA: 3.71	2.0 8 2 0 0 2 0 0 0 0 0 0 0 17 25 0.00 1.000																					

livebaseballscorecards.com

AB	33
R	0
H	7
RBI	0
BB	0
SO	7
LOB	13



Batter	1	2	3	4	5	6	7	8	9
Walt Weiss, S OBP: 0.486, SLG: 0.506 (1, 6)	F9		1B		1B HBP	P6		1B	
Keith Lockhart, L OBP: 0.400, SLG: 0.573 (1, 4)	K		F9		1B HBP		G3	P6	
10 Chipper Jones, S OBP: 0.446, SLG: 0.690 Tony Graffanino, R OBP: 0.297, SLG: 0.333 (9, 5)	L1-3			HR	1B HBP		G5-3		
Andres Galarraga, R OBP: 0.440, SLG: 0.633 (1, 3)		G6-3		F9	1B		WP 2B		
Ryan Klesko, L OBP: 0.262, SLG: 0.372 Gerald Williams, R OBP: 0.311, SLG: 0.366 (7, PH) (8, 7)		L5		HR 1B	G5-4-3		2B		
Michael Tucker, L OBP: 0.382, SLG: 0.674 Mike Cather, R (8, 1)		L1-3		HR		G4-3 1B	G3-1		
Eddie Pérez, R OBP: 0.371, SLG: 0.441 (1, 2)			K	G1-3		G4-3		K	
Andruw Jones, R OBP: 0.256, SLG: 0.381 (1, 8)			1B	K		FC4		K	
Greg Maddux, R OBP: 0.286, SLG: 0.300 Curtis Pride, L OBP: 0.275, SLG: 0.297 (8, 9)			5-3		K	K		1B	

Inning Stats	R: 0	H: 0	E: 0	K: 1	S: 8	LOB: 0	BB: 0	P: 12	R: 0	H: 0	E: 0	K: 0	S: 3	LOB: 0	BB: 0	P: 4	R: 0	H: 2	E: 0	K: 1	S: 9	LOB: 2	BB: 0	P: 11	R: 3	H: 3	E: 0	K: 1	S: 16	LOB: 0	BB: 0	P: 22	R: 2	H: 2	E: 0	K: 1	S: 11	LOB: 1	BB: 0	P: 18	R: 1	H: 1	E: 2	K: 1	S: 11	LOB: 1	BB: 0	P: 14	R: 1	H: 1	E: 0	K: 0	S: 7	LOB: 1	BB: 1	P: 19	R: 0	H: 1	E: 0	K: 2	S: 11	LOB: 2	BB: 1	P: 16
--------------	------	------	------	------	------	--------	-------	-------	------	------	------	------	------	--------	-------	------	------	------	------	------	------	--------	-------	-------	------	------	------	------	-------	--------	-------	-------	------	------	------	------	-------	--------	-------	-------	------	------	------	------	-------	--------	-------	-------	------	------	------	------	------	--------	-------	-------	------	------	------	------	-------	--------	-------	-------

PITCHER	IP	WLS	BF	H	R	ER	SO	BB	IBB	HBP	BLK	WP	HR	S	P	ERA	WHIP
37 Darren Dreifort, R ERA: 4.15 (1, 1)	4.1	L	22	7	5	5	4	0	0	0	0	0	2	46	66	10.38	1.615
Antonio Osuna, R ERA: 2.31 (5, 1)	1.2		6	1	1	0	1	0	0	0	0	0	0	12	15	0.00	0.600
Mark Guthrie, L ERA: 1.46 (7, 1)	1.0		5	1	1	1	0	1	0	0	0	1	0	7	19	9.00	2.000
Scott Radinsky, L ERA: 0.71 (8, 1)	1.0		5	1	0	0	2	1	0	0	0	0	0	11	16	0.00	2.000

**BOTTOM**

**Los Angeles Dodgers @ Atlanta Braves**  
Turner Field, Atlanta, GA

Wed May 06 1998, 3:33 AM EDT  
Att. 38,637 - Sunny - 80 F

AB	R	H	RBI	BB	SO	LOB
4	1	2	0	0	0	1
5	1	1	0	0	1	4
3	1	1	1	0	0	0
0	0	0	0	0	0	0
3	1	1	2	1	0	0
3	1	1	0	0	0	2
1	0	1	1	0	0	0
4	2	2	2	0	0	1
0	0	0	0	0	0	0
4	0	0	0	0	2	1
4	0	1	0	0	2	0
3	0	0	0	0	2	2
0	0	0	0	1	0	0


1B:	7	SF:	0	WP:	1	PA:	38
2B:	1	SAC:	0	PB:	0		
3B:	0	DP:	1	SB:	1		
HR:	2	HBP:	2	CS:	0		

livebaseballscorecards.com

**AB 34**  
**R 7**  
**H 10**  
**RBI 6**  
**BB 2**  
**SO 7**  
**LOB 11**





Batter	1	2	3	4	5	6	7	8	9	AB R H RBI BB SO LOB	TOP																
Eric Young Sr. R (1, 4) OBP: 0.370, SLG: 0.375	0-1 F7		4-1 BB		2-2 E 2B		4-2 BB 1B 1B BB		1-1 G6-3	3 2 1 0 2 0 0																	
Roger Cedeno. S (1, 8) OBP: 0.436, SLG: 0.370	1-0 1B		1-3 K		0-0 E6 BB 2-H		2-2 SAFE 1B 1B		0-2 G4-3	5 1 2 0 0 1 2																	
Mike Piazza. R (1, 2) OBP: 0.353, SLG: 0.532	2-3 K		0-0 F7		4-2 SAFE 1B BB		1-2 F9		1-2 G5-3	4 0 0 0 1 1 5																	
Eric Karros. R (1, 3) OBP: 0.378, SLG: 0.366	1-2 F9			0-0 G6-3 1B	0-1 F8		4-2 1B BB 2-3			3 0 1 0 1 0 3																	
Raul Mondesi. R (1, 9) OBP: 0.319, SLG: 0.441		1-2 G4-6-3 1B		1-3 K		2-2 G6-3	1-2 1B	1-2 1B		4 0 2 2 0 1 1																	
Todd Zeile. R (1, 5) OBP: 0.301, SLG: 0.437		1-2 G4-6-3 1-2f		2-2 G6-3 1-2f		1-2 G3	1-0 F8			4 0 0 0 0 0 4																	
Trenidad Hubbard. R (1, 7) OBP: 0.354, SLG: 0.548 Todd Hollandsworth. L (8, PH) OBP: 0.280, SLG: 0.383 (8, 7)		2-1 P4			2-1 HR	2-1 FC4 1B		3-3 K		3 1 2 1 0 0 0 1 0 0 0 0 1 0	AB 33 R 4 H 8 RBI 3 BB 5 SO 6 LOB 16																
Jose Vizcaino. S (1, 6) OBP: 0.304, SLG: 0.258			4-2 SH2-3 BB		1-2 G5-3	1-0 FC4 1-2f		0-0 G4-3		3 0 0 0 1 0 1																	
Ramon Martinez. R (1, 1) OBP: 0.263, SLG: 0.316 Scott Radinsky. L (9, 1)			1-2 SH2-3		0-3 K		1-3 K	1-0 F9		3 0 0 0 0 2 0 0 0 0 0 0 0 0																	
<b>Inning Stats</b>	R: 0 E: 0 K: 1 S: 9	H: 1 LOB: 1 BB: 0 P: 13	R: 0 E: 0 K: 0 S: 9	H: 1 LOB: 0 BB: 0 P: 13	R: 0 E: 0 K: 1 S: 11	H: 0 LOB: 2 BB: 2 P: 21	R: 0 E: 0 K: 1 S: 8	H: 1 LOB: 0 BB: 0 P: 11	R: 2 E: 1 K: 1 S: 18	H: 2 LOB: 2 BB: 1 P: 27	R: 0 E: 0 K: 0 S: 9	H: 1 LOB: 1 BB: 0 P: 15	R: 2 E: 0 K: 1 S: 17	H: 2 LOB: 2 BB: 2 P: 31	R: 0 E: 0 K: 1 S: 6	H: 0 LOB: 0 BB: 0 P: 10	R: 0 E: 0 K: 0 S: 8	H: 0 LOB: 0 BB: 0 P: 10	1B: 6 2B: 1 3B: 0 HR: 1	SF: 0 SAC: 1 DP: 2 HBP: 0	WP: 0 PB: 0 SB: 0 CS: 0	PA: 39					
<b>PITCHER</b>	IP WLS BF H R ER SO BB IBB HBP BLK WP HR S P ERA WHIP																										
Chris Hammond. L (1, 1) ERA: 1.5	6.0		26	6	2	1	4	3	0	0	0	0	1	64	100	1.50	1.500										
Rob Stanifer. R (7, 1) ERA: 5.19	1.0	L	7	2	2	2	1	2	0	0	0	0	0	17	31	18.00	4.000										
Felix Heredia. L (8, 1) ERA: 7.29	1.0		3	0	0	0	1	0	0	0	0	0	0	6	10	0.00	0.000										
Jay Powell. R (9, 1) ERA: 3.79	1.0		3	0	0	0	0	0	0	0	0	0	0	8	10	0.00	0.000										

**Los Angeles Dodgers @ Florida Marlins**  
**Pro Player Stadium, Miami, FL**  
 Thu May 07 1998, 7:05 PM EDT  
 Att. 14,639 - Unknown - 80 F

[livebaseballscorecards.com](http://livebaseballscorecards.com)

Batter	1	2	3	4	5	6	7	8	9	AB	R	H	RBI	BB	SO	LOB
Cliff Floyd, L OBP: 0.377, SLG: 0.512 (1, 7)	2-2 P3	1-0 G6-3								4	0	0	0	0	1	2
Edgar Renteria, R OBP: 0.329, SLG: 0.338 (1, 6)	0-0 1B 2B 1B									4	1	2	0	0	2	1
Mark Kotsay, L OBP: 0.333, SLG: 0.397 (1, 8)	0-1 2B 1B									4	1	1	0	0	0	1
Gary Sheffield, R OBP: 0.388, SLG: 0.464 (1, 9)	1-1 1B 2B FC6-4									3	1	1	2	1	0	1
Bobby Bonilla, S OBP: 0.333, SLG: 0.429 (1, 5)	3-0 1B FC6-4									4	0	1	0	0	1	2
Jim Eisenreich, L OBP: 0.275, SLG: 0.313 Rob Stanifer, R (7, 1) Felix Heredia, L (8, 1) Jay Powell, R (9, 1) John Roskos, R (9, PH) OBP: 0.125, SLG: 0.125 Charles Johnson, R OBP: 0.310, SLG: 0.429 (1, 2)	1-0 FC6-4 1-2f 3-H F9									2	0	0	1	1	0	1
Craig Counsell, L OBP: 0.423, SLG: 0.432 (1, 4)										4	0	0	0	0	0	3
Chris Hammond, L (1, 1) Derrek Lee, R OBP: 0.351, SLG: 0.500 (7, 3)										3	0	0	0	1	2	0
										2	0	0	0	0	1	1
										1	0	1	0	0	0	0

Inning Stats	R: 3	H: 4	E: 0	K: 0	S: 13	H: 4	LOB: 1	BB: 0	P: 21	R: 0	H: 0	E: 0	K: 1	S: 6	H: 0	LOB: 0	BB: 1	P: 11	R: 0	H: 1	E: 0	K: 0	S: 7	H: 0	LOB: 0	BB: 0	P: 10	R: 0	H: 0	E: 0	K: 1	S: 6	H: 0	LOB: 0	BB: 0	P: 9	R: 0	H: 0	E: 0	K: 2	S: 10	H: 0	LOB: 0	BB: 0	P: 15	R: 0	H: 0	E: 0	K: 2	S: 9	H: 0	LOB: 2	BB: 2	P: 23	R: 0	H: 1	E: 0	K: 2	S: 14	H: 1	LOB: 1	BB: 0	P: 18	R: 0	H: 0	E: 0	K: 1	S: 6	H: 0	LOB: 0	BB: 0	P: 13	R: 0	H: 0	E: 0	K: 1	S: 8	H: 0	LOB: 0	BB: 0	P: 10	1B: 5	SF: 0	2B: 1	SAC: 0	3B: 0	DP: 1	HR: 0	HBP: 0	WP: 0	PA: 35
--------------	------	------	------	------	-------	------	--------	-------	-------	------	------	------	------	------	------	--------	-------	-------	------	------	------	------	------	------	--------	-------	-------	------	------	------	------	------	------	--------	-------	------	------	------	------	------	-------	------	--------	-------	-------	------	------	------	------	------	------	--------	-------	-------	------	------	------	------	-------	------	--------	-------	-------	------	------	------	------	------	------	--------	-------	-------	------	------	------	------	------	------	--------	-------	-------	-------	-------	-------	--------	-------	-------	-------	--------	-------	--------

PITCHER	IP	WLS	BF	H	R	ER	SO	BB	IBB	HBP	BLK	WP	HR	S	P	ERA	WHIP
Ramon Martinez, R ERA: 3.21 (1, 1)	8.0	W	32	6	3	3	7	2	1	0	0	0	0	71	120	3.38	1.000
Scott Radinsky, L ERA: 0.66 (9, 1)	1.0	S	3	0	0	0	1	0	0	0	0	0	0	8	10	0.00	0.000

BOTTOM

Los Angeles Dodgers @ Florida Marlins  
Pro Player Stadium, Miami, FL  
Thu May 07 1998, 7:05 PM EDT  
Att: 14,639 - Unknown - 80 F

livebaseballscores.com

AB	32
R	3
H	6
RBI	3
BB	3
SO	8
LOB	12







Batter	1	2	3	4	5	6	7	8	9	AB	R	H	RBI	BB	SO	LOB
Cliff Floyd, L OBP: 0.382, SLG: 0.515 (1, 7)	P4	2B		G4-3	1B		G1-3 1B	K		5	2	2	3	1	1	0
Edgar Renteria, R OBP: 0.336, SLG: 0.341 (1, 6)	G6-3	BB		F7	1B		G1-3 1B	P3		5	1	2	2	1	0	0
Mark Kotsay, L OBP: 0.341, SLG: 0.392 (1, 8) (9, 9)	BB	FC4-6			1B		G1-3	F8		4	1	1	0	2	0	4
Gary Sheffield, R OBP: 0.389, SLG: 0.457 (1, 9)	F7				BB		1B			4	1	1	2	1	0	4
John Cangelosi, S OBP: 0.258, SLG: 0.115 (9, 8)							1B			0	0	0	0	0	0	0
Bobby Bonilla, S OBP: 0.348, SLG: 0.476 (1, 5)							G1-3	L9		5	2	3	1	0	0	1
Dave Berg, R OBP: 0.421, SLG: 0.323 (8, 5)		HR			1B		G1-6-3 2B			0	0	0	0	0	0	0
Jim Eisenreich, L OBP: 0.291, SLG: 0.327 (1, 3)							G1-3			4	1	2	0	0	0	4
Derrek Lee, R OBP: 0.358, SLG: 0.506 (7, 3)		2B		F7			FC1-6 1B	BB		1	0	1	0	0	0	0
Charles Johnson, R OBP: 0.314, SLG: 0.437 (1, 2)							E4	BB		5	1	2	3	0	2	4
Craig Counsell, L OBP: 0.430, SLG: 0.425 (1, 4)		2B					FC1-6	1B		2	2	0	0	3	0	4
Jesus Sanchez, L OBP: 0.100, SLG: 0.100 (1, 1)							G5-3	K		5	1	1	1	0	3	7
Donn Pall, R (9, 1)	K			K	1B					0	0	0	0	0	0	0

Inning Stats	R: 0	H: 0	E: 0	K: 0	S: 9	R: 3	H: 3	E: 0	K: 2	S: 18	R: 0	H: 1	E: 1	K: 1	S: 12	R: 0	H: 0	E: 0	K: 1	S: 5	R: 6	H: 6	E: 0	K: 0	S: 16	R: 0	H: 1	E: 1	K: 0	S: 17	R: 3	H: 4	E: 0	K: 1	S: 18	R: 0	H: 0	E: 0	K: 1	S: 9	1B: 12	2B: 2	3B: 0	HR: 1	SF: 0	SAC: 0	DP: 0	HBP: 0	WP: 0	PA: 48
--------------	------	------	------	------	------	------	------	------	------	-------	------	------	------	------	-------	------	------	------	------	------	------	------	------	------	-------	------	------	------	------	-------	------	------	------	------	-------	------	------	------	------	------	--------	-------	-------	-------	-------	--------	-------	--------	-------	--------

PITCHER	IP	WLS	BF	H	R	ER	SO	BB	IBB	HBP	BLK	WP	HR	S	P	ERA	WHIP
Chan Ho Park, R ERA: 4.83 (1, 1)	4.2	L	25	7	6	6	4	4	4	0	0	0	1	54	93	11.57	2.357
Brad Clontz, R ERA: 4.96 (5, 1)	0.1		6	3	3	3	0	1	1	0	0	0	0	6	21	81.00	12.000
Frank Lankford, R ERA: 6.27 (6, 1)	3.0		17	5	3	3	2	2	0	0	0	0	0	44	69	9.00	2.333

BOTTOM

Los Angeles Dodgers @ Florida Marlins  
 Pro Player Stadium, Miami, FL  
 Fri May 08 1998, 7:05 PM EDT  
 Att: 27,071 - Unknown - 87 F

livebaseballscorecards.com

AB 40  
 R 12  
 H 15  
 RBI 12  
 BB 8  
 SO 6  
 LOB 28





Batter	1	2	3	4	5	6	7	8	9	AB R H RBI BB SO LOB	TOP		
Eric Young Sr. R (1, 4) OBP: 0.357, SLG: 0.368	2-2 E6 PB S G4-3		1-2 L4			2-2 G6-3		2-2 G5-3		4 1 0 0 0 0 0			
Roger Cedeno, S (1, 8) OBP: 0.406, SLG: 0.321	3-2 G4-3 1-H		1-1 G4-3			4-2 G6-4-3 BB		1-3 K		3 0 0 1 1 1 0			
Mike Piazza, R (1, 2) OBP: 0.343, SLG: 0.516	2-1 P4		0-3 K			0-2 G6-4-3 1-2f			3-2 G4-3	4 0 0 0 0 1 1			
Eric Karros, R (1, 3) OBP: 0.415, SLG: 0.404	4-1 1B BB			2-1 F7			0-1 G3 3B 2B		1-2 2B 1B	3 2 2 0 1 0 0			
Raul Mondesi, R (1, 9) OBP: 0.322, SLG: 0.440	0-2 1-2 1B		0-3 K			0-0 G3 2-3		1-2 1-3 1B 2B	4 1 2 0 0 1 1				
Todd Zeile, R (1, 5) OBP: 0.298, SLG: 0.444	1-3 K		1-2 G5-3			1-3 K		4-1 1B BB	3 0 0 0 1 2 3				
Todd Hollandsworth, L (1, 7) OBP: 0.286, SLG: 0.434		3-2 P5		0-0 F7		2-2 3B		0-3 K	4 0 1 1 0 1 3				
Jose Vizcaino, S (1, 6) OBP: 0.303, SLG: 0.260		0-1 F8		1-0 G4-3		1-0 G4-3		0-0 1B	3 0 0 0 0 0 1				
Brad Clontz, R (7, 1)									0 0 0 0 0 0 0				
Antonio Osuna, R (8, 1)									0 0 0 0 0 0 0				
Matt Luke, L (9, PH) OBP: 0.317, SLG: 0.467								1-2 2-H 3-H 1B	1 0 1 2 0 0 0				
Hideo Nomo, R (1, 1) OBP: 0.077, SLG: 0.308		0-0 F7		2-1 G5-3				2-3 K	1 0 0 0 0 0 0				
Jim Bruske, R (3, 1)									1 0 0 0 0 0 0				
Wilton Guerrero, S (7, 6) OBP: 0.310, SLG: 0.425									2 0 0 0 0 1 2				
<b>Inning Stats</b>	R: 1 H: 1 E: 1 LOB: 2 K: 1 BB: 1 S: 17 P: 29	R: 0 H: 0 E: 0 LOB: 0 K: 0 BB: 0 S: 7 P: 10	R: 0 H: 0 E: 0 LOB: 0 K: 1 BB: 0 S: 9 P: 11	R: 0 H: 0 E: 0 LOB: 0 K: 1 BB: 0 S: 9 P: 12	R: 0 H: 0 E: 0 LOB: 0 K: 0 BB: 0 S: 4 P: 7	R: 0 H: 0 E: 0 LOB: 0 K: 0 BB: 1 S: 10 P: 16	R: 1 H: 2 E: 0 LOB: 1 K: 1 BB: 0 S: 12 P: 16	R: 0 H: 0 E: 0 LOB: 0 K: 2 BB: 0 S: 9 P: 14	R: 2 H: 3 E: 0 LOB: 2 K: 1 BB: 1 S: 20 P: 29	1B: 3 SF: 0 2B: 2 SAC: 0 3B: 1 DP: 1 HR: 0 HBP: 0	WP: 0 PA: 36 PB: 1 SB: 1 CS: 0		
<b>PITCHER</b>	IP WLS BF H R ER SO BB IBB HBP BLK WP HR S P ERA WHIP											<b>PITCHER</b>	IP WLS BF H R ER SO BB IBB HBP BLK WP HR S P ERA WHIP
Andy Larkin, R (1, 1) ERA: 6.11	8.1 W 32 5 4 3 6 2 0 0 0 0 0 0 88 131 3.24 0.840												
Jay Powell, R (9, 1) ERA: 3.66	0.2 4 1 0 0 1 1 0 0 0 0 0 0 9 13 0.00 3.000												

**Los Angeles Dodgers @ Florida Marlins**  
 Pro Player Stadium, Miami, FL  
 Sat May 09 1998, 7:05 PM EDT  
 Att. 32,115 - Unknown - 89 F

AB	33
R	4
H	6
RBI	4
BB	3
SO	7
LOB	11



WP: 0	PA: 36
PB: 1	
SB: 1	
CS: 0	

ERA	3.24
WHIP	0.840

ERA	0.00
WHIP	3.000

ERA	3.66
WHIP	3.000

ERA	0.00
WHIP	3.000

Batter	1	2	3	4	5	6	7	8	9	AB R H RBI BB SO LOB
Cliff Floyd, L OBP: 0.383, SLG: 0.519 (1, 7)	1-2 CS 1B	1-3 K		3-2 F9		1-0 F7		1-0 1B 2B		5 1 2 0 0 1 2
Edgar Renteria, R OBP: 0.325, SLG: 0.329 (1, 6)	3-2 G6-3 1-2		1-3 K	0-0 G4-3		2-2 P4		1-3 K		5 0 0 0 0 2 2
Mark Kotsay, L OBP: 0.343, SLG: 0.392 (1, 8)	3-2 G3		2-1 G3-1	3-3 K		0-0 1B		0-1 F8 1B 2-H 1B		5 0 2 1 0 1 0
Gary Sheffield, R OBP: 0.403, SLG: 0.504 (1, 9)		1-0 BB 1B 2B	1-1 E S 1B 1B		0-0 HR	0-1 G6-3		0-1 1-2 1B		5 3 4 1 0 0 1
Bobby Bonilla, S OBP: 0.351, SLG: 0.459 (1, 5)		3-1 P5	4-1 SAFE 1B 2B BB		2-1 P4		4-2 FC4 BB	3-2 F8		3 1 0 0 2 0 3
Jim Eisenreich, L OBP: 0.322, SLG: 0.345 (1, 3)		4-2 BB 1B BB	1-1 2B 1B		1-1 S 2B 1B		2-0 FC4 1B	0-0 F8		3 2 2 1 1 0 1 1 0 0 0 0 0 2
Derrek Lee, R OBP: 0.354, SLG: 0.500 (8, 3)			1-2 3-H 1B		2-3 K		1-2 1B			3 0 2 1 1 1 1
Gregg Zaun, S OBP: 0.381, SLG: 0.528 (1, 2)		4-2 SAFE S 1B BB	3-2 1-3 2-H 2B		1-2 K		1-2 1B			3 0 2 3 1 1 2
Craig Counsell, L OBP: 0.438, SLG: 0.440 (1, 4)		3-2 1-2 2-H 3-H 1B	4-0 IBB		2-2 2-H 2B		1-3 K			3 0 2 3 1 1 2
Andy Larkin, R OBP: 0.071, SLG: 0.071 (1, 1)		0-3 K	0-3 K		0-3 K		0-3 K			4 0 0 0 0 4 8 0 0 0 0 0 0 0
Jay Powell, R (9, 1)		1-2 2-3 K								

Inning Stats	R: 0	H: 1	E: 0	LOB: 0	K: 0	S: 9	P: 16	R: 2	H: 2	E: 0	LOB: 2	K: 2	S: 18	P: 34	R: 2	H: 3	E: 0	LOB: 3	K: 2	S: 16	P: 32	R: 0	H: 0	E: 0	LOB: 0	K: 1	S: 10	P: 16	R: 2	H: 3	E: 0	LOB: 1	K: 2	S: 15	P: 22	R: 0	H: 1	E: 0	LOB: 1	K: 0	S: 7	P: 10	R: 0	H: 1	E: 0	LOB: 2	K: 2	S: 12	P: 19	R: 1	H: 3	E: 0	LOB: 2	K: 1	S: 14	P: 19
--------------	------	------	------	--------	------	------	-------	------	------	------	--------	------	-------	-------	------	------	------	--------	------	-------	-------	------	------	------	--------	------	-------	-------	------	------	------	--------	------	-------	-------	------	------	------	--------	------	------	-------	------	------	------	--------	------	-------	-------	------	------	------	--------	------	-------	-------

PITCHER	IP	WLS	BF	H	R	ER	SO	BB	IBB	HBP	BLK	WP	HR	S	P	ERA	WHIP
Hideo Nomo, R ERA: 4.98 (1, 1)	2.2	L	15	5	4	4	3	3	0	0	0	0	0	37	69	13.50	3.000
Jim Bruske, R ERA: 1.83 (3, 1)	3.2		19	6	2	2	4	1	1	0	0	0	1	42	71	4.91	1.909
Brad Clontz, R ERA: 4.76 (7, 1)	0.2		2	0	0	0	2	0	0	0	0	0	0	8	9	0.00	0.000
Antonio Osuna, R ERA: 2.84 (8, 1)	1.0		6	3	1	1	1	0	0	0	0	0	0	14	19	9.00	3.000

**Los Angeles Dodgers @ Florida Marlins**  
**Pro Player Stadium, Miami, FL**  
 Sat May 09 1998, 7:05 PM EDT  
 Att. 32,115 - Unknown - 89 F

<b>AB</b>	<b>37</b>
<b>R</b>	<b>7</b>
<b>H</b>	<b>14</b>
<b>RBI</b>	<b>7</b>
<b>BB</b>	<b>5</b>
<b>SO</b>	<b>10</b>
<b>LOB</b>	<b>22</b>



WP	PA	ERA	WHIP
0	42		



Batter	1	2	3	4	5	6	7	8	9	AB R H RBI BB SO LOB	TOP											
Wilton Guerrero, S (1, 4) OBP: 0.277, SLG: 0.378	1-2 F8		0-1 F8	0-0 G4-6-3			2-1 F8		0-0 F7	5 0 0 0 0 0 3												
Todd Hollandsworth, L (1, 8) OBP: 0.284, SLG: 0.437	3-3 K		2-0 1B 2B			2-3 K		1-3 K		4 1 1 0 0 3 0												
Mike Piazza, R (1, 2) OBP: 0.347, SLG: 0.515	0-1 F8		0-1 1B			3-3 K		1-1 1B		4 0 2 1 0 1 0												
Todd Zeile, R (1, 5) OBP: 0.290, SLG: 0.432		0-0 F8	3-1 G5-3			3-2 F8		0-1 F8		4 0 0 0 0 0 2												
Raul Mondesi, R (1, 9) OBP: 0.320, SLG: 0.457		1-0 F8		0-0 HR		0-2 F8		3-0 F7		4 1 1 1 0 0 1												
Matt Luke, L (1, 3) OBP: 0.328, SLG: 0.484		1-2 1B 1B		1-1 2B		0-3 K		0-1 F7		4 1 2 0 0 1 0												
Thomas Howard, S (1, 7) OBP: 0.195, SLG: 0.316	1 SAFE	2-2		4-2 2B		1-1 G3		4-2 1B BB		2 1 1 0 1 0 0												
Trenidad Hubbard, R (9, PH) OBP: 0.358, SLG: 0.511	1 SAFE	1-3 1B		2B BB						0 0 0 0 1 0 0												
Jose Vizcaino, S (1, 6) OBP: 0.304, SLG: 0.273	1-2 F7			0-0 FC1-5 2B			2-2 L4		1-2	3 0 1 2 0 0 2												
Juan Castro, R (8, 6) OBP: 0.095, SLG: 0.100	1 SAFE			1-H 2-H				1-3 1B		1 0 1 0 0 0 0												
Ismael Valdez, R (1, 1) OBP: 0.294, SLG: 0.200			0-0 G4-3	0-1 FC1-5			0-1 B1-3		2-3 K	3 0 0 0 0 0 1												
Eric Karros, R (9, PH) OBP: 0.407, SLG: 0.396				3-3						1 0 0 0 0 1 2												
Scott Radinsky, L (9, 1)										0 0 0 0 0 0 0												
<b>Inning Stats</b>	R: 0 E: 0 K: 1 S: 10	H: 0 LOB: 0 BB: 0 P: 14	R: 0 E: 0 K: 0 S: 12	H: 2 LOB: 2 BB: 0 P: 17	R: 1 E: 0 K: 0 S: 8	H: 2 LOB: 1 BB: 0 P: 13	R: 3 E: 0 K: 0 S: 13	H: 3 LOB: 0 BB: 1 P: 18	R: 0 E: 0 K: 2 S: 11	H: 0 LOB: 0 BB: 0 P: 19	R: 0 E: 0 K: 1 S: 8	H: 0 LOB: 0 BB: 0 P: 9	R: 0 E: 0 K: 0 S: 9	H: 0 LOB: 0 BB: 0 P: 13	R: 0 E: 0 K: 1 S: 8	H: 1 LOB: 1 BB: 0 P: 13	R: 0 E: 0 K: 1 S: 13	H: 1 LOB: 2 BB: 1 P: 20	1B: 5 2B: 3 3B: 0 HR: 1	SF: 0 SAC: 0 DP: 1 HBP: 0	WP: 0 PB: 0 SB: 0 CS: 0	PA: 37
<b>PITCHER</b>	IP WLS BF H R ER SO BB IBB HBP BLK WP HR S P ERA WHIP																					
Brian Meadows, R (1, 1) ERA: 3.16	5.0 L 22 7 4 4 3 1 0 0 0 0 1 54 81 7.20 1.600																					
Vic Darenbourg, L (6, 1) ERA: 5.85	2.0 6 0 0 0 1 0 0 0 0 0 0 17 22 0.00 0.000																					
Kirt Ojala, L (8, 1) ERA: 3.18	0.1 1 0 0 0 1 0 0 0 0 0 0 3 4 0.00 0.000																					
Antonio Alfonseca, R (8, 1) ERA: 6.35	0.2 3 1 0 0 0 0 0 0 0 0 0 5 9 0.00 1.500																					
Felix Heredia, L (9, 1) ERA: 7.17	0.1 3 1 0 0 0 1 0 0 0 0 0 9 14 0.00 6.000																					
<b>PITCHER</b>	IP WLS BF H R ER SO BB IBB HBP BLK WP HR S P ERA WHIP																					
Rob Stanifer, R (9, 1) ERA: 4.82	0.2 2 0 0 0 1 0 0 0 0 0 0 4 6 0.00 0.000																					

Los Angeles Dodgers @ Florida Marlins  
 Pro Player Stadium, Miami, FL  
 Sun May 10 1998, 3:33 AM EDT  
 Att. 19,486 - Sunny - 89 F


livebaseballscorecards.com

AB	35
R	4
H	9
RBI	4
BB	2
SO	6
LOB	11







Batter	1	2	3	4	5	6	7	8	9	AB R H RBI BB SO LOB	TOP											
Doug Glanville, R (1, 8) OBP: 0.352, SLG: 0.453	2-2 L6		3-3 K		1-0 G6-4-3 1B		0-0 1B 2B		1-1 2B	5 1 3 0 0 1 1												
Kevin Sefcik, R (1, 7) OBP: 0.387, SLG: 0.333 Ruben Amaro Jr, S (7, PH) OBP: 0.281, SLG: 0.222	1-1 CS 1B			0-3 K	2-2 G6-4-3		0-0 P5		4-2 BB	3 0 1 0 0 1 2 1 0 0 0 1 0 2												
Scott Rolen, R (1, 5) OBP: 0.385, SLG: 0.507	1-0 F9			2-1 1B 2B	2-3 K		1-0 1B 1B		1-3 K	5 1 2 2 0 2 4												
Rico Brogna, L (1, 3) OBP: 0.321, SLG: 0.500	2-0 CS 1-2	1-0 F7		1-0 23 1B 1B		1-2 F9 SF9 2B	0-1 1B		3-1 F7	5 2 3 1 0 0 2												
Mike Lieberthal, R (1, 2) OBP: 0.270, SLG: 0.321				1-3 K		1-0 F9 2-3	2-0 P5			4 0 1 0 0 1 4												
Bobby Abreu, L (1, 9) OBP: 0.432, SLG: 0.513				0-0 23 1B 1B		3-0 SF9 3-H				3 0 1 1 0 1 1												
23 Kevin Jordan, R (1, 4) OBP: 0.295, SLG: 0.381 Mark Leiter, R (9, 1)				0-1 CS 2-3	2-2 E 1B	0-1 1-2 2-H 1B				4 0 2 1 0 1 0 0 0 0 0 0 0 0	AB 38 R 5 H 15 RBI 5 BB 1 SO 10 LOB 21											
Desi Relaford, S (1, 6) OBP: 0.299, SLG: 0.414				1-1 E4 55 G1-6-3 1-3	G3-1		1-3 K		2-3 K	4 0 0 0 0 2 3												
55 Matt Beech, L (1, 1) OBP: 0.333, SLG: 0.333 Jerry Spradlin, S (7, 1) Mark Lewis, R (9, PH) OBP: 0.278, SLG: 0.259				0-1 G1-6-3 1-2f		1-1 G6-4-3 1B 1B	0-2 2B 1B		2-3 K	3 1 2 0 0 0 2 0 0 0 0 0 0 0 1 0 0 0 0 1 0												
<b>Inning Stats</b>	R: 0 E: 0 K: 0 S: 6	H: 1 LOB: 0 BB: 0 P: 12	R: 0 E: 1 K: 0 S: 6	H: 1 LOB: 0 BB: 0 P: 10	R: 0 E: 1 K: 1 S: 12	H: 1 LOB: 1 BB: 0 P: 18	R: 2 E: 0 K: 2 S: 14	H: 4 LOB: 2 BB: 0 P: 18	R: 0 E: 0 K: 1 S: 9	H: 2 LOB: 1 BB: 0 P: 15	R: 1 E: 0 K: 0 S: 7	H: 1 LOB: 0 BB: 0 P: 12	R: 2 E: 0 K: 1 S: 12	H: 4 LOB: 2 BB: 0 P: 16	R: 0 E: 0 K: 3 S: 9	H: 0 LOB: 0 BB: 0 P: 15	R: 0 E: 0 K: 2 S: 13	H: 1 LOB: 2 BB: 1 P: 24	1B: 10 2B: 5 3B: 0 HR: 0	SF: 1 SAC: 0 DP: 2 HBP: 0	WP: 0 PB: 0 SB: 0 CS: 2	PA: 42
<b>PITCHER</b>	IP WLS BF H R ER SO BB IBB HBP BLK WP HR S P ERA WHIP																				<b>PITCHER</b>	IP WLS BF H R ER SO BB IBB HBP BLK WP HR S P ERA WHIP
37 Darren Dreifort, R (1, 1) ERA: 4.61	6.1 L 28 12 5 5 5 0 0 0 0 0 0 61 93 7.11 1.895																					
Brad Clontz, R (7, 1) ERA: 4.58	0.2 4 2 0 0 0 0 0 0 0 0 0 0 5 8 0.00 3.000																					
Mark Guthrie, L (8, 1) ERA: 1.35	1.0 3 0 0 0 3 0 0 0 0 0 0 0 9 15 0.00 0.000																					
Antonio Osuna, R (9, 1) ERA: 2.63	1.0 5 1 0 0 2 1 0 0 0 0 0 0 13 24 0.00 2.000																					

Philadelphia Phillies @ Los Angeles Dodgers  
Dodger Stadium, Los Angeles, CA

Mon May 11 1998, 7:05 PM PDT  
Att. 25,992 - Overcast - 64 F

livebaseballscorecards.com



Batter	1	2	3	4	5	6	7	8	9	AB	R	H	RBI	BB	SO	LOB
Eric Young Sr., R OBP: 0.348, SLG: 0.357 (1, 4)	F8		FC6-4			P5		F8		4	0	0	1	0	0	1
Roger Cedeno, S OBP: 0.397, SLG: 0.316 (1, 8)	F9		K			CS		G3-1		4	0	1	0	0	1	1
Mike Piazza, R OBP: 0.345, SLG: 0.529 (1, 2)	G6-3					P9		G6-3		4	1	1	1	0	0	1
Eric Karros, R OBP: 0.414, SLG: 0.392 (1, 3)		F9				CS	P3			3	0	1	0	1	0	0
Raul Mondesi, R OBP: 0.311, SLG: 0.444 (1, 9)		K				G5-3	G5-3			4	0	0	0	0	2	2
Todd Zeile, R OBP: 0.289, SLG: 0.423 (1, 5)		F9				G5-4-3	BB			3	0	0	0	1	0	2
Trenidad Hubbard, R OBP: 0.375, SLG: 0.511 Mark Guthrie, R Antonio Osuna, R			1B FC6-4 BB			K				2	1	1	0	1	1	0
Juan Castro, R OBP: 0.130, SLG: 0.136 Wilton Guerrero, S OBP: 0.271, SLG: 0.370						F9				2	0	1	0	0	0	0
37 Darren Dreifort, R OBP: 0.167, SLG: 0.091 Brad Clontz, R Todd Hollandsworth, L OBP: 0.282, SLG: 0.433						P4				1	0	0	0	0	0	2
						K				0	0	0	0	0	0	0
								L6		1	0	0	0	0	0	0

Inning Stats		R: 0	H: 0	R: 0	H: 0	R: 1	H: 1	R: 1	H: 2	R: 0	H: 0	R: 0	H: 1	R: 0	H: 1	R: 0	H: 0	R: 0	H: 0	R: 0	H: 0	1B: 4	SF: 0	WP: 0	PA: 34		
		E: 0	LOB: 0	E: 0	LOB: 0	E: 0	LOB: 1	E: 0	LOB: 0	E: 0	LOB: 0	E: 0	LOB: 2	E: 0	LOB: 0	E: 0	LOB: 1	E: 0	LOB: 1	E: 0	LOB: 1	2B: 0	SAC: 0	PB: 0			
		K: 0	BB: 0	K: 1	BB: 0	K: 1	BB: 1	K: 1	BB: 0	K: 2	BB: 0	K: 0	BB: 1	K: 0	BB: 0	K: 0	BB: 1	K: 0	BB: 1	K: 0	BB: 1	3B: 0	DP: 1	SB: 1			
		S: 9	P: 11	S: 7	P: 12	S: 12	P: 22	S: 9	P: 12	S: 8	P: 12	S: 11	P: 19	S: 9	P: 12	S: 8	P: 17	S: 8	P: 17	S: 8	P: 17	HR: 1	HBP: 0	CS: 1			
PITCHER	IP	WLS	BF	H	R	ER	SO	BB	IBB	HBP	BLK	WP	HR	S	P	ERA	WHIP										
55 Matt Beech, L ERA: 5.94	(1, 1)	6.2	25	5	2	2	5	2	0	0	0	0	1	62	98	2.70	1.050										
Jerry Spradlin, R ERA: 4.58	(7, 1)	1.1	4	0	0	0	0	0	0	0	0	0	0	11	15	0.00	0.000										
Mark Leiter, R ERA: 1.88	(9, 1)	1.0	S	4	0	0	0	1	0	0	0	0	0	8	17	0.00	1.000										

BOTTOM

Philadelphia Phillies @ Los Angeles Dodgers  
Dodger Stadium, Los Angeles, CA

Mon May 11 1998, 7:05 PM PDT  
Att. 25,992 - Overcast - 64 F

AB	30
R	2
H	5
RBI	2
BB	3
SO	5
LOB	11



WP	PA	ERA	WHIP
0	34		



Batter	1	2	3	4	5	6	7	8	9	AB R H RBI BB SO LOB	TOP																
Doug Glanville, R (1, 8) OBP: 0.347, SLG: 0.445	0-1 F8		2-1 WP S 1B	1-3 K			2-2 P4	0-3 K		5 0 1 0 0 2 3																	
Gregg Jefferies, S (1, 7) OBP: 0.358, SLG: 0.364 Ruben Amaro Jr, S (8, 7) OBP: 0.273, SLG: 0.214	2-0 F7		3-2 F8			3-2 L3	1-0 F7		0-2 G6-3	4 0 0 0 0 0 1 1 0 0 0 0 0 0																	
Scott Rolen, R (1, 5) OBP: 0.391, SLG: 0.514	1-1 2B		4-2 1B 1-3 BB			0-2 1B	2-0 G5-3		0-3 K	4 1 2 0 1 1 0																	
Rico Brogna, L (1, 3) OBP: 0.338, SLG: 0.515	0-1 2B		2-2 F8			3-1 1B		4-2 SH5-4 1B BB	2-2 1B	4 1 3 1 1 0 2																	
Mike Lieberthal, R (1, 2) OBP: 0.276, SLG: 0.333	3-2 G5-3			1-2 1B 2B		0-2 P4		2-0 SH5-4 1B 1B	1-1 F7	5 2 2 0 0 0 4																	
Bobby Abreu, L (1, 9) OBP: 0.430, SLG: 0.509		0-3 K		1-0 SH1-4 1B 2-3 1B		2-3 K		0-1 SH5-4		3 0 1 0 0 2 2																	
Mark Lewis, R (1, 4) OBP: 0.277, SLG: 0.259		2-3 K		1-3 K		2-1 G4-3		2-2 23 2B 1B		4 1 1 2 0 2 2																	
Desi Relaford, S (1, 6) OBP: 0.297, SLG: 0.408		2-3 K		0-0 SH1-4 1B 1-2 3-H		3-3 K		0-0 F8		4 0 1 1 0 2 1																	
Curt Schilling, R (1, 1) OBP: 0.100, SLG: 0.053 23 Kevin Jordan, R (8, PH) OBP: 0.311, SLG: 0.419 Wayne Gomes, R (8, 1) Mark Leiter, R (9, 1)			2-2 G4-3	1-0 SH1-4		0-0 G1-3		0-0 2B		2 0 0 0 0 0 0 1 0 1 1 0 0 0 0 0 0 0 0 0 0 0 0 0 0 0 0 0																	
<b>Inning Stats</b>	R: 1 E: 0 K: 0 S: 10	H: 2 LOB: 1 BB: 0 P: 16	R: 0 E: 0 K: 3 S: 9	H: 0 LOB: 0 BB: 0 P: 13	R: 0 E: 0 K: 0 S: 18	H: 1 LOB: 2 BB: 1 P: 30	R: 1 E: 0 K: 2 S: 14	H: 3 LOB: 2 BB: 0 P: 19	R: 0 E: 0 K: 1 S: 16	H: 2 LOB: 2 BB: 0 P: 24	R: 0 E: 0 K: 1 S: 6	H: 0 LOB: 0 BB: 0 P: 11	R: 0 E: 0 K: 0 S: 6	H: 0 LOB: 0 BB: 0 P: 11	R: 3 E: 0 K: 1 S: 14	H: 3 LOB: 1 BB: 1 P: 22	R: 0 E: 0 K: 1 S: 11	H: 1 LOB: 1 BB: 0 P: 14	1B: 8 2B: 4 3B: 0 HR: 0	SF: 0 SAC: 2 DP: 0 HBP: 0	WP: 1 PB: 0 SB: 1 CS: 0	PA: 41					
<b>PITCHER</b>	IP WLS BF H R ER SO BB IBB HBP BLK WP HR S P ERA WHIP																										
Ramon Martinez, R (1, 1) ERA: 3.19	6.0		27	8	2	2	7	1	0	0	0	1	0	73	113	3.00	1.500										
Jim Bruske, R (7, 1) ERA: 2.18	1.0		4	0	1	1	0	1	0	0	0	0	0	9	18	9.00	1.000										
Scott Radinsky, L (8, 1) ERA: 1.72	1.0	L	6	3	2	2	1	0	0	0	0	0	0	11	15	18.00	3.000										
Antonio Osuna, R (9, 1) ERA: 2.45	1.0		4	1	0	0	1	0	0	0	0	0	0	11	14	0.00	1.000										

Philadelphia Phillies @ Los Angeles Dodgers  
Dodger Stadium, Los Angeles, CA

Tue May 12 1998, 7:05 PM PDT  
Att. 32,382 - Overcast - 52 F

livebaseballscorecards.com

AB	37
R	5
H	12
RBI	5
BB	2
SO	9
LOB	15



Batter	1	2	3	4	5	6	7	8	9	AB	R	H	RBI	BB	SO	LOB
Eric Young Sr., R OBP: 0.354, SLG: 0.364 Antonio Osuna, R (9, 1) Trenidad Hubbard, R OBP: 0.368, SLG: 0.500 (9, PH)	2-2 HR 1B		2-1 1B 1B	0-0 F9			2-0 SH5-4 2-3		0-3 K	3	1	2	0	0	0	1
Raul Mondesi, R OBP: 0.310, SLG: 0.462 (1, 9)	2-2 HR 1-H		0-0 P4			0-3 K	1-1 SF8 3-H			3	1	1	3	0	1	1
Mike Piazza, R OBP: 0.342, SLG: 0.521 (1, 2)	0-1 F9		1-3 SAFE K			1-0 G4-6-3 1B	0-1 F9			4	0	1	0	0	1	1
Eric Karros, R OBP: 0.419, SLG: 0.400 (1, 3)	0-1 G4-3		0-0 BB 1B			1-2 G4-6-3 1-2f	1-2 G5-4-3 1B			4	0	2	0	0	0	1
Todd Zeile, R OBP: 0.288, SLG: 0.414 (1, 5)	1-3 K		4-2 BB			2-1 P2	2-0 G5-4-3 1-2f			3	0	0	0	1	1	1
Matt Luke, L OBP: 0.338, SLG: 0.500 (1, 7)		0-1 G6-3 2B	0-1 P5			1-2 FC6-4 1B	0-1 P6			4	0	2	0	0	0	3
Todd Hollandsworth, L OBP: 0.274, SLG: 0.421 Jim Bruske, R (7, 1) Scott Radinsky, L (8, 1) Juan Castro, R OBP: 0.130, SLG: 0.136 Roger Cedeno, S OBP: 0.406, SLG: 0.328 (9, PH)		3-3 K	0-3 K			1-2 FC6-4 1-2f	2-1 SAFE K		2-1 SAFE 1B	3	0	0	0	0	2	2
Wilton Guerrero, S OBP: 0.269, SLG: 0.360 (8, 4)		2-2 G6-3 2-3	1-2 E5 G4-3 1B			2-2 SAFE F7	1-2 SAFE F8			4	0	1	0	0	0	3
Ramon Martinez, R OBP: 0.238, SLG: 0.286 Thomas Howard, S OBP: 0.209, SLG: 0.350 (7, 8)		1-3 K	3-2 G4-3			0-0 SH5-4 SF8 2B	2-2 SAFE F7			2	0	0	0	0	1	2

Inning Stats	R: 2	H: 2	E: 0	K: 14	S: 14	LOB: 0	BB: 0	P: 19	R: 0	H: 1	E: 0	K: 2	S: 15	LOB: 1	BB: 1	P: 21	R: 0	H: 2	E: 0	K: 11	S: 11	LOB: 3	BB: 1	P: 18	R: 0	H: 1	E: 1	K: 1	S: 15	LOB: 1	BB: 0	P: 18	R: 0	H: 1	E: 0	K: 10	S: 10	LOB: 0	BB: 0	P: 12	R: 0	H: 1	E: 0	K: 13	S: 13	LOB: 1	BB: 0	P: 19	R: 1	H: 1	E: 0	K: 0	S: 6	LOB: 0	BB: 0	P: 9	R: 0	H: 1	E: 0	K: 0	S: 6	LOB: 0	BB: 0	P: 9	R: 0	H: 1	E: 0	K: 0	S: 6	LOB: 0	BB: 0	P: 9	R: 0	H: 1	E: 0	K: 1	S: 11	LOB: 1	BB: 0	P: 16	1B: 8	2B: 2	3B: 0	HR: 1	SF: 1	SAC: 1	DP: 2	HBP: 0	WP: 0	PB: 0	SB: 0	CS: 0	PA: 37
--------------	------	------	------	-------	-------	--------	-------	-------	------	------	------	------	-------	--------	-------	-------	------	------	------	-------	-------	--------	-------	-------	------	------	------	------	-------	--------	-------	-------	------	------	------	-------	-------	--------	-------	-------	------	------	------	-------	-------	--------	-------	-------	------	------	------	------	------	--------	-------	------	------	------	------	------	------	--------	-------	------	------	------	------	------	------	--------	-------	------	------	------	------	------	-------	--------	-------	-------	-------	-------	-------	-------	-------	--------	-------	--------	-------	-------	-------	-------	--------

PITCHER	IP	WLS	BF	H	R	ER	SO	BB	IBB	HBP	BLK	WP	HR	S	P	ERA	WHIP
Curt Schilling, R ERA: 1.96 (1, 1)	7.0	W	30	9	3	3	6	1	0	0	0	0	1	84	116	3.86	1.429
Wayne Gomes, R ERA: 3.97 (8, 1)	1.0		3	1	0	0	0	0	0	0	0	0	0	6	9	0.00	1.000
Mark Leiter, R ERA: 1.8 (9, 1)	1.0	S	4	1	0	0	1	0	0	0	0	0	0	11	16	0.00	1.000

BOTTOM

Philadelphia Phillies @ Los Angeles Dodgers  
Dodger Stadium, Los Angeles, CA

Tue May 12 1998, 7:05 PM PDT  
Att. 32,382 - Overcast - 52 F

AB	34
R	3
H	11
RBI	3
BB	1
SO	7
LOB	17



WP	HR	S	P	ERA	WHIP
0	0	0	0	0	0



Batter	1	2	3	4	5	6	7	8	9	AB R H RBI BB SO LOB	TOP		
Doug Glanville, R (1, 8) OBP: 0.345, SLG: 0.440	1-1 G4-6-3 1B 1B		1-1 G4-3			0-0 FC4-6 1B 1-2f		3-2 G6-3		4 2 1 0 0 0 1	Philadelphia Phillies @ Los Angeles Dodgers Dodger Stadium, Los Angeles, CA Wed May 13 1998, 7:05 PM PDT Att. 28,604 - Overcast - 60 F		
Gregg Jefferies, S (1, 7) OBP: 0.369, SLG: 0.395	3-2 SAFE G4-6-3 1B		1-2 P6			4-2 SAFE SAFE 1B 1-2 SF9 BB		2-0 HR		3 2 2 1 1 0 0			
Scott Rolen, R (1, 5) OBP: 0.388, SLG: 0.507	0-1 G4-6-3 1-2f 2-3			0-2 F9		1-2 SF9 1-3 2-H 1B		2-1 P4		4 0 1 1 0 0 2			
Rico Brogna, L (1, 3) OBP: 0.342, SLG: 0.518	3-2 3-H 1B			2-1 1B		3-2 SF9 2-3 3-H		1-1 G3-1		3 0 2 2 0 0 0			
Mike Lieberthal, R (1, 2) OBP: 0.275, SLG: 0.325	1-0 G1-3			3-1 G5-3		0-1 F7		4-0 BB		3 0 0 0 1 0 2			
Bobby Abreu, L (1, 9) OBP: 0.424, SLG: 0.496		3-3 K			4-2 G1-6-3 BB		1-0 F8		1-1 F8	3 0 0 0 1 1 1			
Mark Lewis, R (1, 4) OBP: 0.276, SLG: 0.258					1-3 K		1-2 1B		0-0 G3-1	4 0 1 0 0 1 2			
Desi Relaford, S (1, 6) Yorkis Perez, L (7, 1) 39 Ryan Nye, R (8, 1)		0-1 G3-1			1-1 G1-6-3 1-2f		0-3 K			3 0 0 0 0 1 1 0 0 0 0 0 0 0 0 0 0 0 0 0 0			
Tyler Green, R (1, 1) Wayne Gomes, R (7, 1) Alex Arias, R (7, 6) OBP: 0.375, SLG: 0.429 OBP: 0.441, SLG: 0.393			0-1 P2			4-0 FC4-6 BB		0-1 F7		1 0 0 0 1 0 0 0 0 0 0 0 0 0 1 0 0 0 0 0 0			
<b>Inning Stats</b>	R: 1 H: 3 E: 0 LOB: 1 K: 0 BB: 0 S: 11 P: 19	R: 0 H: 0 E: 0 LOB: 0 K: 1 BB: 0 S: 6 P: 9	R: 0 H: 0 E: 0 LOB: 0 K: 0 BB: 0 S: 7 P: 9	R: 0 H: 1 E: 0 LOB: 0 K: 0 BB: 0 S: 7 P: 12	R: 0 H: 0 E: 0 LOB: 0 K: 1 BB: 1 S: 9 P: 15	R: 2 H: 1 E: 0 LOB: 1 K: 0 BB: 2 S: 12 P: 24	R: 0 H: 1 E: 0 LOB: 0 K: 1 BB: 0 S: 7 P: 9	R: 1 H: 1 E: 0 LOB: 0 K: 0 BB: 0 S: 8 P: 15	R: 0 H: 0 E: 0 LOB: 1 K: 0 BB: 1 S: 5 P: 11	1B: 6 SF: 1 2B: 0 SAC: 0 3B: 0 DP: 2 HR: 1 HBP: 0	WP: 0 PA: 34 PB: 0 SB: 0 CS: 0		
<b>PITCHER</b>	IP WLS BF H R ER SO BB IBB HBP BLK WP HR S P ERA WHIP											<b>PITCHER</b>	IP WLS BF H R ER SO BB IBB HBP BLK WP HR S P ERA WHIP
Chan Ho Park, R (1, 1) ERA: 4.69	7.0 W 26 6 3 3 3 3 0 0 0 0 0 0 59 97 3.86 1.286												
Brad Clontz, R (8, 1) ERA: 4.82	1.0 4 1 1 1 0 0 0 0 0 0 0 1 8 15 9.00 1.000												
Frank Lankford, R (9, 1) ERA: 5.95	1.0 4 0 0 0 0 0 1 0 0 0 0 0 5 11 0.00 1.000												

livebaseballscorecards.com

AB	29
R	4
H	7
RBI	4
BB	4
SO	3
LOB	9







Batter	1	2	3	4	5	6	7	8	9	AB R H RBI BB SO LOB	TOP											
Doug Glanville, R OBP: 0.347, SLG: 0.439 (1, 8)	2-1 P3		1-1 1B			2-2 BB 1B BB	2-1 F8		1-2 G4-3	5 1 2 0 0 0 2	Philadelphia Phillies @ Los Angeles Dodgers Dodger Stadium, Los Angeles, CA Thu May 14 1998, 7:05 PM PDT Att. 30,867 - Cloudy - 64 F											
Gregg Jefferies, S OBP: 0.377, SLG: 0.422 Mark Leiter, R (9, 1)	1-2 G4-3		1-3 K			1-0 BB 1B BB		1-0 HR	4-0 BB	4 1 2 1 1 1 2 0 0 0 0 0 0 0												
Scott Rolen, R OBP: 0.388, SLG: 0.500 (1, 5)	2-3 K				3-2 F9	4-2 BB BB		0-2 23 G6-4-3 1B	0-1 F7	4 0 1 0 1 1 2												
23 Kevin Jordan, R OBP: 0.286, SLG: 0.383 Rico Brogna, L OBP: 0.342, SLG: 0.518 (1, 3) (9, 3)		1-3 K2-3			1-0 F8	1-3 K		1-0 G6-4-3		4 0 0 0 0 2 4 0 0 0 0 0 0 0												
Bobby Abreu, L OBP: 0.420, SLG: 0.484 (1, 9)		2-3 K			2-3 K	4-0 BB		2-3 K		3 0 0 1 1 3 0												
Mark Lewis, R OBP: 0.268, SLG: 0.250 (1, 4)		3-2 G6-3				0-1 F9	1-0 F9		2-2 G6-3	4 0 0 0 0 0 3												
Mark Parent, R OBP: 0.303, SLG: 0.310 (1, 2)			0-0 F8		0-1 G3-1		2-2 1B		1-2 WP 1B 2B 1B	4 1 2 0 0 0 0												
Alex Arias, R OBP: 0.421, SLG: 0.375 (1, 6)			2-2 G5-3		3-2 P6		2-1 F8		2-0 WP 2B 1B	4 1 1 0 0 0 1												
Mark Portugal, R OBP: 0.400, SLG: 0.500 Ruben Amaro Jr, S OBP: 0.294, SLG: 0.276 (9, PH) (9, 7)			4-1 1B BB			1-3 K	0-3 K		2-2 G4-3 1-H 2-H 2B	2 0 0 0 1 2 1 1 0 1 2 0 0 0												
Inning Stats	R: 0 E: 0 K: 1 S: 8	H: 0 LOB: 0 BB: 0 P: 13	R: 0 E: 0 K: 2 S: 12	H: 0 LOB: 0 BB: 0 P: 18	R: 0 E: 0 K: 1 S: 14	H: 1 LOB: 2 BB: 1 P: 22	R: 0 E: 0 K: 1 S: 7	H: 0 LOB: 0 BB: 0 P: 13	R: 0 E: 0 K: 0 S: 8	H: 0 LOB: 0 BB: 0 P: 11		R: 1 E: 0 K: 2 S: 16	H: 2 LOB: 3 BB: 2 P: 30	R: 0 E: 0 K: 1 S: 10	H: 1 LOB: 1 BB: 0 P: 16	R: 1 E: 0 K: 1 S: 9	H: 2 LOB: 0 BB: 0 P: 13	R: 2 E: 0 K: 0 S: 17	H: 3 LOB: 2 BB: 1 P: 29	1B: 7 2B: 1 3B: 0 HR: 1	SF: 0 SAC: 0 DP: 1 HBP: 0	WP: 1 PB: 0 SB: 0 CS: 0
PITCHER Hideo Nomo, R ERA: 4.56 Jim Bruske, R ERA: 2.91	IP 8.0	WLS L	BF 32	H 6	R 2	ER 2	SO 9	BB 3	IBB 0	HBP 0	BLK 0	WP 0	HR 1	S 84	P 136	ERA 2.25	WHIP 1.125					
	IP 1.0	WLS L	BF 7	H 3	R 2	ER 2	SO 0	BB 1	IBB 0	HBP 0	BLK 0	WP 1	HR 0	S 17	P 29	ERA 18.00	WHIP 4.000					

AB	35
R	4
H	9
RBI	4
BB	4
SO	9
LOB	15



Batter	1	2	3	4	5	6	7	8	9	AB	R	H	RBI	BB	SO	LOB
Wilton Guerrero, S OBP: 0.250, SLG: 0.321 (1, 4)	2-3 K ①			0-1 G1-3 ①		4-1 BB ③			1-1 F7 ①	3	0	0	0	1	1	0
Raul Mondesi, R OBP: 0.305, SLG: 0.487 (1, 9)	1-3 K ②			0-1 L7 ②		0-1 F7 ③			3-3 K ②	4	0	0	0	0	2	2
Mike Piazza, R OBP: 0.329, SLG: 0.497 (1, 2)	0-1 P4 ③			0-0 F9 ③					3-1 E6 FC6-4 ③	4	0	0	0	0	0	0
Eric Karros, R OBP: 0.380, SLG: 0.349 (1, 3)			1-3 K ①			1-0 F7 ①			1-1 FC6-4 ③	4	0	0	0	0	1	1
Todd Zeile, R OBP: 0.300, SLG: 0.437 (1, 5)			0-1 G5-3 ②			0-0 G6-3 ②			1-2 G4-3 ③	3	0	0	0	0	0	0
Todd Hollandsworth, L OBP: 0.276, SLG: 0.418 (1, 7)			1-1 G4-3 ③			1-2 G4-3 ③			1-0 1B ①	3	0	1	0	0	0	0
Thomas Howard, S OBP: 0.240, SLG: 0.404 (1, 8)			0-1 F9 ①			1-0 2B ①			0-1 F9 ①	3	0	1	0	0	0	1
Jose Vizcaino, S OBP: 0.296, SLG: 0.265 (1, 6)			2-1 F7 ②			1-1 F9 ①			2-3 K ②	3	0	0	0	0	1	2
Hideo Nomo, R OBP: 0.067, SLG: 0.267 Matt Luke, L OBP: 0.320, SLG: 0.472 Jim Bruske, R (8, PH) (9, 1)			2-2 G6-3 ③			1-1 G5-3 ②			1-0 P8 ③	2	0	0	0	0	0	1
										1	0	0	0	0	0	1
										0	0	0	0	0	0	0

Inning Stats	R: 0	H: 0	E: 0	K: 2	S: 8	R: 0	H: 0	E: 0	K: 1	S: 7	R: 0	H: 0	E: 0	K: 0	S: 7	R: 0	H: 0	E: 0	K: 0	S: 5	R: 0	H: 0	E: 0	K: 0	S: 5	R: 0	H: 1	E: 0	K: 0	S: 8	R: 0	H: 0	E: 0	K: 0	S: 9	R: 0	H: 1	E: 0	K: 1	S: 9	R: 0	H: 0	E: 1	K: 1	S: 9	R: 0	H: 0	E: 1	K: 1	S: 9	1B: 1	2B: 1	3B: 0	HR: 0	SF: 0	SAC: 0	DP: 0	HBP: 0	WP: 0	PB: 0	SB: 0	CS: 0	PA: 31
--------------	------	------	------	------	------	------	------	------	------	------	------	------	------	------	------	------	------	------	------	------	------	------	------	------	------	------	------	------	------	------	------	------	------	------	------	------	------	------	------	------	------	------	------	------	------	------	------	------	------	------	-------	-------	-------	-------	-------	--------	-------	--------	-------	-------	-------	-------	--------

PITCHER	IP	WLS	BF	H	R	ER	SO	BB	IBB	HBP	BLK	WP	HR	S	P	ERA	WHIP
Mark Portugal, R ERA: 1.38 (1, 1)	8.0	W	27	2	0	0	4	1	0	0	0	0	0	58	84	0.00	0.375
Mark Leiter, R ERA: 1.73 (9, 1)	1.0		4	0	0	0	1	0	0	0	0	0	0	9	17	0.00	0.000

**BOTTOM**

Philadelphia Phillies @ Los Angeles Dodgers  
 Dodger Stadium, Los Angeles, CA  
 Thu May 14 1998, 7:05 PM PDT  
 Att: 30,867 - Cloudy - 64 F

[livebaseballscorecards.com](http://livebaseballscorecards.com)

AB	30
R	0
H	2
RBI	0
BB	1
SO	5
LOB	8





Batter	1	2	3	4	5	6	7	8	9	AB R H RBI BB SO LOB	TOP															
F.P. Santangelo, S OBP: 0.356, SLG: 0.406 (1, 4) (8, 7)	0-0 P7		3-1 G6-3 1B		0-0 1B 1B		1-2 FC4-6 1-2f		4-2 BB	4 1 2 0 1 0 1																
Mark Grudzielanek, R OBP: 0.302, SLG: 0.381 (1, 6)	0-0 P9		0-2 G6-3		1-1 G4-6-3 1B		1-2 F8		2-2 G4-3	5 0 1 0 0 0 5																
Vladimir Guerrero, R OBP: 0.346, SLG: 0.510 (1, 9)	0-0 F8		0-0 1B		0-0 P2			1-2 G4-3		4 0 1 1 0 0 2																
Brad Fullmer, L OBP: 0.322, SLG: 0.371 Mike Mordecai, R OBP: 0.121, SLG: 0.094 (1, 3) (8, 4)		1-0 F7		0-0 G6-3 2B	1-1 G4-6-3			0-0 G1-3		4 1 1 0 0 0 2 0 0 0 0 0 0 0																
Rondell White, R OBP: 0.321, SLG: 0.396 (1, 8)		2-0 G3-1 1B		3-2 G6-3		1-3 K		0-0 CS 1B		4 0 2 0 0 1 1																
Ryan McGuire, L OBP: 0.375, SLG: 0.375 (1, 7) (8, 3)		3-2 G3-1		4-1 2B BB		1-0 G4-3		2-0 CS	4-1 F8 1B BB	2 1 0 0 2 0 1																
Chris Widger, R OBP: 0.349, SLG: 0.482 (1, 2)		2-1 P4		0-2 2B		1-3 K			0-2 BB 1B	4 0 2 2 0 1 1																
Shane Andrews, R OBP: 0.321, SLG: 0.504 (1, 5)			1-0 HR	1-2 F6			4-2 FC4-6 BB		2-0 F8	3 1 1 1 1 0 3																
Miguel Batista, R Ugueth Urbina, R (1, 1) (8, 1)			0-3 K	0-1 G1-3			0-1 B2		1-3 K	3 0 0 0 0 1 2 1 0 0 0 0 1 2																
<b>Inning Stats</b>	R: 0 E: 0 K: 0 S: 3	H: 0 LOB: 0 BB: 0 P: 3	R: 0 E: 0 K: 0 S: 7	H: 1 LOB: 1 BB: 0 P: 15	R: 2 E: 0 K: 1 S: 11	H: 3 LOB: 1 BB: 0 P: 15	R: 2 E: 0 K: 0 S: 14	H: 2 LOB: 1 BB: 1 P: 22	R: 0 E: 0 K: 0 S: 6	H: 2 LOB: 1 BB: 0 P: 8	R: 0 E: 0 K: 2 S: 11	H: 0 LOB: 0 BB: 0 P: 14	R: 0 E: 0 K: 0 S: 10	H: 0 LOB: 1 BB: 1 P: 16	R: 0 E: 0 K: 0 S: 5	H: 1 LOB: 0 BB: 0 P: 8	R: 0 E: 0 K: 1 S: 16	H: 1 LOB: 3 BB: 2 P: 28	1B: 7 2B: 2 3B: 0 HR: 1	SF: 0 SAC: 0 DP: 1 HBP: 0	WP: 0 PB: 0 SB: 1 CS: 1	PA: 39				
<b>PITCHER</b>	IP WLS BF H R ER SO BB IBB HBP BLK WP HR S P ERA WHIP	IP WLS BF H R ER SO BB IBB HBP BLK WP HR S P ERA WHIP	IP WLS BF H R ER SO BB IBB HBP BLK WP HR S P ERA WHIP	IP WLS BF H R ER SO BB IBB HBP BLK WP HR S P ERA WHIP	IP WLS BF H R ER SO BB IBB HBP BLK WP HR S P ERA WHIP	IP WLS BF H R ER SO BB IBB HBP BLK WP HR S P ERA WHIP	IP WLS BF H R ER SO BB IBB HBP BLK WP HR S P ERA WHIP	IP WLS BF H R ER SO BB IBB HBP BLK WP HR S P ERA WHIP	IP WLS BF H R ER SO BB IBB HBP BLK WP HR S P ERA WHIP	IP WLS BF H R ER SO BB IBB HBP BLK WP HR S P ERA WHIP	IP WLS BF H R ER SO BB IBB HBP BLK WP HR S P ERA WHIP	IP WLS BF H R ER SO BB IBB HBP BLK WP HR S P ERA WHIP	IP WLS BF H R ER SO BB IBB HBP BLK WP HR S P ERA WHIP	IP WLS BF H R ER SO BB IBB HBP BLK WP HR S P ERA WHIP	IP WLS BF H R ER SO BB IBB HBP BLK WP HR S P ERA WHIP	IP WLS BF H R ER SO BB IBB HBP BLK WP HR S P ERA WHIP	IP WLS BF H R ER SO BB IBB HBP BLK WP HR S P ERA WHIP	IP WLS BF H R ER SO BB IBB HBP BLK WP HR S P ERA WHIP	IP WLS BF H R ER SO BB IBB HBP BLK WP HR S P ERA WHIP	IP WLS BF H R ER SO BB IBB HBP BLK WP HR S P ERA WHIP	IP WLS BF H R ER SO BB IBB HBP BLK WP HR S P ERA WHIP	IP WLS BF H R ER SO BB IBB HBP BLK WP HR S P ERA WHIP	IP WLS BF H R ER SO BB IBB HBP BLK WP HR S P ERA WHIP	IP WLS BF H R ER SO BB IBB HBP BLK WP HR S P ERA WHIP	IP WLS BF H R ER SO BB IBB HBP BLK WP HR S P ERA WHIP	IP WLS BF H R ER SO BB IBB HBP BLK WP HR S P ERA WHIP
Ismael Valdez, R ERA: 4.76 (1, 1)	8.0 L 32 9 4 4 3 2 0 0 0 0 1 67 101 4.50 1.375																									
Dennys Reyes, L ERA: (9, 1)	0.2 4 1 0 0 1 1 0 0 0 0 0 9 15 0.00 3.000																									
Antonio Osuna, R ERA: 2.4 (9, 1)	0.1 2 0 0 0 0 0 1 0 0 0 0 7 13 0.00 3.000																									

Montreal Expos @ Los Angeles Dodgers  
Dodger Stadium, Los Angeles, CA

Fri May 15 1998, 7:05 PM PDT  
Att. 46,056 - Unknown - 70 F

AB	34
R	4
H	10
RBI	4
BB	4
SO	4
LOB	20







Batter	1	2	3	4	5	6	7	8	9	AB R H RBI BB SO LOB	TOP											
F.P. Santangelo, S (1, 4) OBP: 0.351, SLG: 0.395	1-0 P5	1-3 K			1-2 G6-4-3 HBP		2-3 K		1-2 G3-1	4 0 0 0 0 2 2												
Mark Grudzielanek, R (1, 6) Mike Mordecai, R (7, 6) OBP: 0.307, SLG: 0.384 OBP: 0.147, SLG: 0.094	1-0 BB BB SF8 1B		0-1 G3		2-2 G6-4-3 1-2f		1-2 E7 2-H 3-H 1B		4-2 G5-3 BB	4 1 2 1 0 0 2 0 0 0 0 1 0 0												
Vladimir Guerrero, R (1, 9) OBP: 0.342, SLG: 0.497	4-0 BB BB SAFE 1-2 BB		1-2 F9		1-2 P3		0-1 F7		0-2 G5-3 1-2	4 0 0 0 1 0 2												
Brad Fullmer, L (1, 3) OBP: 0.331, SLG: 0.390	4-0 BB BB 1-2 2-3 BB		1-1 F9		0-0 WP 2B		0-0 1B 2B		0-2 G6-3	4 1 2 0 1 0 1												
Rondell White, R (1, 8) OBP: 0.320, SLG: 0.395	0-0 SF8 3-H		1-1 G6-3		0-1 G5-3		0-1 F7 2-H 1B			3 0 1 2 0 0 1												
Ryan McGuire, L (1, 7) Marc Valdes, R (6, 1) Derrick May, L (8, PH) Steve Kline, S (8, 1) OBP: 0.373, SLG: 0.360 OBP: 0.500, SLG: 0.400 OBP: 0.208, SLG: 0.239	4-2 BB BB 1-2 2-3 BB		0-1 F8		2-2 G3-1 2-3		0-0 F7 1-2			2 0 0 0 1 0 1 0 0 0 0 0 0 0 1 0 0 0 0 0 1 0 0 0 0 0 0 0												
Chris Widger, R (1, 2) Mike Hubbard, R (7, 2) OBP: 0.349, SLG: 0.474 OBP: 0.120, SLG: 0.083	1-3 K		0-0 G5-3		4-1 2B 1B BB		1-0 HBP			2 1 0 0 1 1 3 0 0 0 0 0 0 0												
Shane Andrews, R (1, 5) OBP: 0.319, SLG: 0.492		2-1 F8		4-0 SH1-4 BB		2-2 F9		1-1 P3		3 0 0 0 1 0 3												
Javier Vazquez, R (1, 1) Anthony Telford, R (6, 1) Da Rond Stovall, S (6, 7) OBP: 0.231, SLG: 0.308 OBP: 0.318, SLG: 0.325		1-2 G6-3		0-0 SH1-4		1-0 E 2B		1-3 K		1 0 0 0 0 0 0 0 0 0 0 0 0 0 2 1 1 0 0 1 2												
<b>Inning Stats</b>	R: 1 E: 0 K: 1 S: 8	H: 1 LOB: 3 BB: 3 P: 23	R: 0 E: 0 K: 1 S: 9	H: 0 LOB: 0 BB: 0 P: 13	R: 0 E: 0 K: 0 S: 7	H: 0 LOB: 0 BB: 0 P: 9	R: 0 E: 0 K: 0 S: 5	H: 0 LOB: 0 BB: 0 P: 6	R: 0 E: 0 K: 0 S: 6	H: 0 LOB: 1 BB: 1 P: 13	R: 0 E: 1 K: 1 S: 10	H: 1 LOB: 1 BB: 0 P: 13	R: 2 E: 1 K: 1 S: 13	H: 2 LOB: 1 BB: 1 P: 23	R: 1 E: 0 K: 1 S: 9	H: 2 LOB: 2 BB: 0 P: 12	R: 0 E: 0 K: 0 S: 12	H: 0 LOB: 1 BB: 1 P: 17	1B: 3 2B: 3 3B: 0 HR: 0	SF: 1 SAC: 1 DP: 1 HBP: 2	WP: 1 PB: 0 SB: 0 CS: 0	PA: 40
<b>PITCHER</b>	IP WLS BF H R ER SO BB IBB HBP BLK WP HR S P ERA WHIP																					
37 Darren Dreifort, R (1, 1) ERA: 4.34	6.2 W 29 4 3 2 3 5 0 1 0 1 0 56 98 2.70 1.350																					
Brad Clontz, R (7, 1) ERA: 4.95	1.1 7 2 1 1 1 0 0 1 0 0 0 11 14 6.75 1.500																					
Jim Bruske, R (9, 1) ERA: 2.78	1.0 4 0 0 0 0 1 0 0 0 0 0 12 17 0.00 1.000																					

**Montreal Expos @ Los Angeles Dodgers**  
**Dodger Stadium, Los Angeles, CA**  
 Sat May 16 1998, 7:05 PM PDT  
 Att. 51,698 - Cloudy - 68 F

AB	30
R	4
H	6
RBI	3
BB	6
SO	4
LOB	18



WP	1	PA	40
PB	0		
SB	0		
CS	0		

PITCHER	IP	WLS	BF	H	R	ER	SO	BB	IBB	HBP	BLK	WP	HR	S	P	ERA	WHIP
37 Darren Dreifort, R	6.2	W	29	4	3	2	3	5	0	1	0	1	0	56	98	2.70	1.350
Brad Clontz, R	1.1		7	2	1	1	1	0	0	1	0	0	0	11	14	6.75	1.500
Jim Bruske, R	1.0		4	0	0	0	0	1	0	0	0	0	0	12	17	0.00	1.000

Batter	1	2	3	4	5	6	7	8	9
Eric Young Sr., R (1, 4) OBP: 0.358, SLG: 0.362	4-1 BB		3-1 F8		0-0 F9	0-1 SH1-4		1-0 L7	
Jose Vizcaino, S (1, 6) OBP: 0.301, SLG: 0.273	2-3 1B		1-1 1B		1-0 F7	3-2 SF8 BB 1B		2-3 K	
Gary Sheffield, R (1, 9) OBP: 0.398, SLG: 0.500	0-1 P2		1-2 1B		1-0 F7	4-2 SF8 BB 1B		0-0 FC6-4 1B	
Bobby Bonilla, S (1, 5) OBP: 0.348, SLG: 0.475	2-2 P4		1-2 G3-1			HR		1-0 FC6-4	
Raul Mondesi, R (1, 8) OBP: 0.314, SLG: 0.484		2-1 G5-3		2-3 K		BB 1B			
Eric Karros, R (1, 3) OBP: 0.367, SLG: 0.324		0-0 F9		4-2 G3 BB		BB			
Todd Hollandsworth, L (1, 7) OBP: 0.274, SLG: 0.415		0-1 F4		1-0 G3		L8			
Charles Johnson, R (1, 2) OBP: 0.321, SLG: 0.448			0-2 F7		4-0 IBB				
37 Darren Dreifort, R (1, 1) OBP: 0.267, SLG: 0.214			0-0 1B		1-3 K				
Brad Clontz, R (7, 1)									
Jim Bruske, R (9, 1)									

Inning Stats	R: 0	H: 0	E: 0	K: 1	S: 9	H: 0	LOB: 1	BB: 1	P: 17	R: 0	H: 0	E: 0	K: 0	S: 5	R: 0	H: 0	E: 0	K: 2	S: 9	R: 1	H: 3	E: 0	K: 0	S: 15	R: 0	H: 0	E: 0	K: 2	S: 9	R: 0	H: 0	E: 0	K: 0	S: 3	R: 8	H: 7	E: 1	K: 0	S: 28	R: 0	H: 0	E: 0	K: 0	S: 10	R: 0	H: 1	E: 0	K: 1	S: 7
	0	0	0	1	9	0	1	1	17	0	0	0	0	5	0	0	0	2	9	1	3	0	0	15	0	0	0	0	3	0	0	0	0	0	8	7	1	0	28	0	0	0	0	10	0	1	0	7	

AB	R	H	RBI	BB	SO	LOB
3	0	0	0	1	0	1
5	1	2	1	0	2	1
4	1	2	1	1	0	1
4	1	1	2	0	0	4
4	1	2	2	0	1	0
2	1	0	0	2	0	1
4	1	1	1	0	0	1
3	1	1	1	1	0	0
3	2	2	0	0	1	2
1	0	0	0	0	0	0
0	0	0	0	0	0	0

**BOTTOM**

**Montreal Expos @ Los Angeles Dodgers**  
**Dodger Stadium, Los Angeles, CA**

Sat May 16 1998, 7:05 PM PDT  
 Att: 51,698 - Cloudy - 68 F

livebaseballscorecards.com

AB	33
R	9
H	11
RBI	8
BB	5
SO	4
LOB	11



WP: 0	PA: 40
PB: 0	SB: 1
CS: 0	

PITCHER	IP	WLS	BF	H	R	ER	SO	BB	IBB	HBP	BLK	WP	HR	S	P	ERA	WHIP
Javier Vazquez, R (1, 1) ERA: 7.2	5.0	L	25	6	5	5	3	3	3	0	0	0	1	49	85	9.00	1.800
Anthony Telford, R (6, 1) ERA: 5.09	0.1		4	3	1	1	0	0	0	0	0	0	0	10	14	27.00	9.000
Marc Valdes, R (6, 1) ERA: 7.62	1.2		7	1	3	3	0	1	0	0	0	0	0	20	34	16.20	1.200
Steve Kline, L (8, 1) ERA: 3.6	1.0		4	1	0	0	1	0	0	0	0	0	0	7	11	0.00	1.000



Batter	1	2	3	4	5	6	7	8	9	AB R H RBI BB SO LOB	TOP		
F.P. Santangelo, S OBP: 0.343, SLG: 0.384 (1, 4) X	0-0 G6-3	1-1 E6 1-3 2-H			3-2 L3		3-3 K			4 0 0 0 0 1 1	<b>Montreal Expos @ Los Angeles Dodgers</b> <b>Dodger Stadium, Los Angeles, CA</b> Sun May 17 1998, 3:33 AM PDT Att. 45,382 - Sunny - 72 F		
Mark Grudzielanek, R OBP: 0.300, SLG: 0.375 (1, 6) X	0-0 F8	3-1 P6			0-1 G5-3		1-3 K			4 0 0 0 0 1 2			
Vladimir Guerrero, R OBP: 0.340, SLG: 0.490 (1, 9) X	0-0 1B			0-0 G6-3	1-2 P9			1-0 G6-3		4 0 1 0 0 0 0			
Brad Fullmer, L OBP: 0.329, SLG: 0.407 (1, 3) X	0-0 G4-3			0-1 HR		0-0 G5-3		2-2 G4-3		4 1 1 1 0 0 1			
Rondell White, R OBP: 0.324, SLG: 0.390 (1, 8)		4-2 1B BB		4-2 CS BB		0-2 G6-3		2-2 G6-3		2 1 0 0 2 0 0			
Derrick May, L OBP: 0.216, SLG: 0.229 (1, 7) Mike Mordecai, R OBP: 0.143, SLG: 0.091 (9, PH)		2-0 F6		3-3 K 1-2		4-2 1B BB		1-1 F7		2 0 0 0 1 1 2 1 0 0 0 0 0 0			
Chris Widger, R OBP: 0.346, SLG: 0.467 (1, 2)		3-3 K 1-2		1-3 K		3-2 1B		0-0 G4-3		4 0 1 0 0 2 1			
Shane Andrews, R OBP: 0.319, SLG: 0.483 (1, 5) Mike Maddux, L (6, 1) Anthony Telford, R (8, 1) Robert Perez, R OBP: 0.205, SLG: 0.364 (9, PH)		4-1 1B E BB		1-2 G6-3		2-3 K		0-0 F4		2 1 0 0 1 1 2 0 0 0 0 0 0 0 0 0 0 0 0 0 0 1 0 0 0 0 0 0			
Mike Johnson, L OBP: 0.500, SLG: 0.500 (1, 1) Shayne Bennett, R (5, 1) Scott Livingstone, L OBP: 0.250, SLG: 0.281 (6, 5)		3-2 E 1B 1-2 2-H		1-1 G6-3			2-3 K			2 0 1 1 0 0 0 0 0 0 0 0 0 0 1 0 0 0 0 1 0			
<b>Inning Stats</b>	R: 0 H: 1 E: 0 LOB: 1 K: 0 BB: 0 S: 4 P: 4	R: 2 H: 1 E: 1 LOB: 2 K: 1 BB: 2 S: 20 P: 40	R: 1 H: 1 E: 0 LOB: 1 K: 1 BB: 1 S: 9 P: 16	R: 0 H: 0 E: 0 LOB: 0 K: 1 BB: 0 S: 9 P: 12	R: 0 H: 0 E: 0 LOB: 0 K: 0 BB: 0 S: 9 P: 13	R: 0 H: 1 E: 0 LOB: 2 K: 1 BB: 1 S: 12 P: 21	R: 0 H: 0 E: 0 LOB: 0 K: 3 BB: 0 S: 12 P: 18	R: 0 H: 0 E: 0 LOB: 0 K: 0 BB: 0 S: 11 P: 16	R: 0 H: 0 E: 0 LOB: 0 K: 0 BB: 0 S: 4 P: 5	1B: 3 SF: 0 2B: 1 SAC: 0 3B: 0 DP: 1 HR: 1 HBP: 0		WP: 0 PA: 35 PB: 0 SB: 1 CS: 1	
<b>PITCHER</b>	IP WLS BF H R ER SO BB IBB HBP BLK WP HR S P ERA WHIP											<b>PITCHER</b>	IP WLS BF H R ER SO BB IBB HBP BLK WP HR S P ERA WHIP
Ramon Martinez, R ERA: 3.18 (1, 1)	6.0 W 26 4 3 2 4 4 0 0 0 0 0 1 63 106 3.00 1.333												
Antonio Osuna, R ERA: 2.12 (7, 1)	2.0 6 0 0 0 3 0 0 0 0 0 0 0 23 34 0.00 0.000												
Scott Radinsky, L ERA: 1.62 (9, 1)	1.0 S 3 0 0 0 0 0 0 0 0 0 0 0 4 5 0.00 0.000												

livebaseballscorecards.com

AB	31
R	3
H	4
RBI	2
BB	4
SO	7
LOB	9







Batter	1	2	3	4	5	6	7	8	9	AB R H RBI BB SO LOB	TOP											
Eric Young Sr. R (1, 4) OBP: 0.352, SLG: 0.350	0-0 G1-3	1-1 F9		0-0 L8			1-1 G6-3			4 0 0 0 0 0 2												
Jose Vizcaino, S (1, 6) OBP: 0.318, SLG: 0.297	2-1 1B FC3-2-5-3 2B		2-3 K		2-2 G6-4-3 1B		0-2 G4-3			4 0 2 0 0 1 0												
Gary Sheffield, R (1, 9) OBP: 0.406, SLG: 0.497	0-0 FC3-2-5-3 2-3 1B		0-1 G1-3		2-1 G6-4-3 1-2f		1-0 G4-3			4 0 1 0 0 0 1												
Bobby Bonilla, S (1, 5) OBP: 0.341, SLG: 0.463	1-1 FC3-2-5-3 1-3 3-H		3-0 F8		2-3 K		4-2 BB			3 0 0 0 1 1 2												
Raul Mondesi, R (1, 8) OBP: 0.322, SLG: 0.518	2-0 G6-3			3-2 HR		1-2 G5-3		1-3 K		4 1 1 1 0 1 3												
Eric Karros, R (1, 3) OBP: 0.368, SLG: 0.368			3-1 HR		0-0 WP 1B		2-3 K		2-3 K	4 2 2 1 0 2 0												
Todd Hollandsworth, L (1, 7) OBP: 0.288, SLG: 0.411			2-0 G1-3		2-1 E8 WP 1-3 1B		0-0 G3-1		3-2 DI 1B	4 0 2 0 0 0 0												
Charles Johnson, R (1, 2) OBP: 0.303, SLG: 0.419			3-3 K		2-3 K		3-2 P5		3-3 K	4 0 0 0 0 3 3												
Chan Ho Park, R (1, 1) OBP: 0.286, SLG: 0.476			0-0 1B		1-3 K		0-0 G4-3		3-3 K	2 0 1 0 0 1 1												
Mark Guthrie, R (5, 1) Thomas Howard, S (7, PH) Jim Bruske, R (7, 1) Dennys Reyes, R (8, 1) Jim Eisenreich, L (9, PH) OBP: 0.286, SLG: 0.303					2-3 3-H				1-2 K	0 0 0 0 0 0 0 1 0 0 0 0 0 0 0 0 0 0 0 0 0 0 0 0 0 0 0 0 1 0 0 0 0 1 1												
<b>Inning Stats</b>	R: 0 E: 0 K: 0 S: 7	H: 2 LOB: 2 BB: 0 P: 12	R: 1 E: 0 K: 1 S: 11	H: 2 LOB: 1 BB: 0 P: 20	R: 0 E: 0 K: 1 S: 6	H: 0 LOB: 0 BB: 0 P: 11	R: 2 E: 1 K: 2 S: 17	H: 3 LOB: 1 BB: 0 P: 25	R: 0 E: 0 K: 1 S: 9	H: 1 LOB: 0 BB: 0 P: 15	R: 0 E: 0 K: 1 S: 10	H: 0 LOB: 0 BB: 0 P: 13	R: 0 E: 0 K: 0 S: 6	H: 0 LOB: 0 BB: 0 P: 10	R: 0 E: 0 K: 1 S: 10	H: 0 LOB: 1 BB: 1 P: 16	R: 0 E: 0 K: 3 S: 19	H: 1 LOB: 1 BB: 0 P: 30	1B: 6 2B: 1 3B: 0 HR: 2	SF: 0 SAC: 0 DP: 1 HBP: 0	WP: 1 PB: 0 SB: 0 CS: 0	PA: 36
<b>PITCHER</b>	IP WLS BF H R ER SO BB IBB HBP BLK WP HR S P ERA WHIP																					
Steve Trachsel, R (1, 1) ERA: 3.36	7.0 W 28 8 3 3 6 0 0 0 0 1 2 66 106 3.86 1.143																					
Terry Adams, R (8, 1) ERA: 2.3	1.0 4 0 0 0 1 1 0 0 0 0 0 10 16 0.00 1.000																					
Rod Beck, R (9, 1) ERA: 3.27	1.0 S 4 1 0 0 3 0 0 0 0 0 0 19 30 0.00 1.000																					

Los Angeles Dodgers @ Chicago Cubs  
Wrigley Field, Chicago, IL  
Tue May 19 1998, 7:05 PM CDT  
Att. 30,607 - Cloudy - 71 F

livebaseballscorecards.com

AB 35  
R 3  
H 9  
RBI 2  
BB 1  
SO 10  
LOB 13







Batter	1	2	3	4	5	6	7	8	9	AB R H RBI BB SO LOB	TOP
Eric Young Sr. R (1, 4) OBP: 0.344, SLG: 0.341	3-3 K		0-0 G6-3			0-2 G5-3		1-0 L9		4 0 0 0 0 1 0	<b>Los Angeles Dodgers @ Chicago Cubs</b> Wrigley Field, Chicago, IL Wed May 20 1998, 3:33 AM CDT Att. 24,245 - Overcast - 67 F
Jose Vizcaino, S (1, 6) OBP: 0.316, SLG: 0.289	1-1 L9			0-2 L6		0-0 F7		4-2 FC5-4 BB	3 0 0 0 1 0 0		
Gary Sheffield, R (1, 9) OBP: 0.413, SLG: 0.500	1-1 1B			4-2 FC1-6-4 BB		2-2 S 1B		2-2 FC5-4 FC6-4 1-2f	3 0 2 0 1 0 1		
Bobby Bonilla, S (1, 5) OBP: 0.331, SLG: 0.446	1-3 K			0-0 FC1-6-4 1B 1-2f		2-2 G3-1		1-3 K	4 0 0 0 0 2 4		
Raul Mondesi, R (1, 8) OBP: 0.321, SLG: 0.512		1-2 G1-3		0-2 1B		2-3 K		2-2 FC6-4 1-2f	4 0 1 0 0 1 1		
Eric Karros, R (1, 3) OBP: 0.356, SLG: 0.354		2-3 K		0-0 F9		0-0 P5			3 0 0 0 0 1 2		
Jim Eisenreich, L (1, 7) OBP: 0.274, SLG: 0.290 Brad Clontz, R (8, 1)		1-2 G6-3			1-3 K		1-0 G3-1		3 0 0 0 0 1 0 0 0 0 0 0 0 0		
Charles Johnson, R (1, 2) OBP: 0.297, SLG: 0.409			3-3 K		3-2 F9		0-1 G5-3		3 0 0 0 0 1 0		
Hideo Nomo, R (1, 1) OBP: 0.059, SLG: 0.235 Mark Guthrie, R (7, 1) Todd Hollandsworth, L (7, 7) OBP: 0.286, SLG: 0.408			2-3 K		2-3 K		0-0 G1-3		2 0 0 0 0 2 0 0 0 0 0 0 0 0 1 0 0 0 0 0 0		
<b>Inning Stats</b>	R: 0 H: 1 E: 0 LOB: 1 K: 2 BB: 0 S: 11 P: 17	R: 0 H: 0 E: 0 LOB: 0 K: 1 BB: 0 S: 10 P: 14	R: 0 H: 0 E: 0 LOB: 0 K: 2 BB: 0 S: 7 P: 12	R: 0 H: 1 E: 0 LOB: 2 K: 0 BB: 1 S: 10 P: 14	R: 0 H: 0 E: 0 LOB: 0 K: 2 BB: 0 S: 10 P: 16	R: 0 H: 1 E: 0 LOB: 1 K: 0 BB: 0 S: 11 P: 15	R: 0 H: 0 E: 0 LOB: 0 K: 1 BB: 0 S: 5 P: 8	R: 0 H: 0 E: 0 LOB: 0 K: 0 BB: 0 S: 4 P: 5	R: 0 H: 0 E: 0 LOB: 1 K: 1 BB: 1 S: 11 P: 20	1B: 3 SF: 0 2B: 0 SAC: 0 3B: 0 DP: 0 HR: 0 HBP: 0	
<b>PITCHER</b> Kevin Tapani, R (1, 1) ERA: 3.76	IP WLS BF H R ER SO BB IBB HBP BLK WP HR S P ERA WHIP										

livebaseballscorecards.com

<b>AB</b>	<b>30</b>
<b>R</b>	<b>0</b>
<b>H</b>	<b>3</b>
<b>RBI</b>	<b>0</b>
<b>BB</b>	<b>2</b>
<b>SO</b>	<b>9</b>
<b>LOB</b>	<b>8</b>



Batter	1	2	3	4	5	6	7	8	9
<b>Brant Brown, L</b> OBP: 0.417, SLG: 0.517 (1, 8)	1-3 K		1-3 K		0-0 F7		0-0 SH1-3	0-1 P4	
<b>Mickey Morandini, L</b> OBP: 0.401, SLG: 0.424 (1, 4)	1-1 WP BLK 1B			4-1 FC4-6 BB		1-1 SF7 3B	1-1 P5		
<b>Sammy Sosa, R</b> OBP: 0.413, SLG: 0.526 (1, 9)	2-3 K			2-0 P4		0-0 SF7 3-H	1-0 F9		
<b>Mark Grace, L</b> OBP: 0.421, SLG: 0.494 (1, 3)	3-1 G4-3			2-2 FC4-6 1-2f		0-1 HR 1B		2-2 G3	
<b>Henry Rodriguez, L</b> OBP: 0.355, SLG: 0.532 <b>Matt Mieske, R</b> OBP: 0.350, SLG: 0.417 (1, 7) (7, 7)			0-0 G3		3-3 K			1-0 2B	
<b>Jeff Blauser, R</b> OBP: 0.356, SLG: 0.318 (1, 6)			1-3 K			0-0 SH1-4 1B		4-1 2B 1B	
<b>Tyler Houston, L</b> OBP: 0.232, SLG: 0.327 <b>José Hernández, R</b> OBP: 0.306, SLG: 0.550 (1, 5) (7, 5)			0-1 G4-3			3-3 K		1-1 2B	
<b>Sandy Martinez, L</b> OBP: 0.387, SLG: 0.500 (1, 2)						4-1 SH1-4 BB		0-0 1B	
<b>Kevin Tapani, R</b> OBP: 0.296, SLG: 0.182 (1, 1)			3-1 P6			0-0 SH1-4		0-0 1B	

Inning Stats	R: 0 E: 0 K: 2 S: 11	H: 1 LOB: 1 BB: 0 P: 18	R: 0 E: 0 K: 1 S: 6	H: 0 LOB: 0 BB: 0 P: 7	R: 0 E: 0 K: 1 S: 6	H: 0 LOB: 1 BB: 0 P: 10	R: 0 E: 0 K: 1 S: 10	H: 1 LOB: 2 BB: 1 P: 14	R: 3 E: 0 K: 0 S: 11	H: 4 LOB: 1 BB: 1 P: 19	R: 0 E: 0 K: 0 S: 6	H: 0 LOB: 1 BB: 1 P: 12	R: 2 E: 0 K: 0 S: 11	H: 4 LOB: 2 BB: 1 P: 19
1B: 6 2B: 2 3B: 1 HR: 1	SF: 1 SAC: 2 DP: 1 HBP: 0	WP: 1 PB: 0 SB: 1 CS: 0	PA: 37											

PITCHER	IP	WLS	BF	H	R	ER	SO	BB	IBB	HBP	BLK	WP	HR	S	P	ERA	WHIP
<b>Hideo Nomo, R</b> ERA: 4.55 (1, 1)	6.0	L	27	6	3	3	6	4	0	0	1	1	1	53	95	4.50	1.667
<b>Mark Guthrie, L</b> ERA: 1.1 (7, 1)	1.1		4	0	0	0	0	0	0	0	0	0	0	7	11	0.00	0.000
<b>Brad Clontz, R</b> ERA: 5.66 (8, 1)	0.2		6	4	2	2	0	1	0	0	0	0	0	8	14	27.00	7.500

**BOTTOM**


**Los Angeles Dodgers @ Chicago Cubs**  
Wrigley Field, Chicago, IL  
Wed May 20 1998, 3:33 AM CDT  
Att. 24,245 - Overcast - 67 F

livebaseballscorecards.com

<b>AB</b>	<b>29</b>
<b>R</b>	<b>5</b>
<b>H</b>	<b>10</b>
<b>RBI</b>	<b>5</b>
<b>BB</b>	<b>5</b>
<b>SO</b>	<b>6</b>
<b>LOB</b>	<b>14</b>





Batter	1	2	3	4	5	6	7	8	9	AB R H RBI BB SO LOB	TOP																
Eric Young Sr. R (1, 4) OBP: 0.342, SLG: 0.335 Juan Castro R (7, 4) OBP: 0.207, SLG: 0.296	2-1 F7		1-2 FC6-4 1B	4-1 BB		2-0 G6-3		3-2 HR	4-2 BB	3 1 0 0 1 0 2 1 1 1 1 1 0 0																	
Jose Vizcaino S (1, 6) OBP: 0.324, SLG: 0.307	3-2 E8 F8		1-0 1B	1-1 L6			1-1 FC5-2 1B	0-2 1B 2B	1-2 F8	6 1 3 0 0 0 5																	
Gary Sheffield R (1, 9) OBP: 0.423, SLG: 0.503	4-0 PO BB		1-1 1B		4-2 G6-4-3 BB		2-2 FC5-2 BB 1B	0-1 F7		3 1 2 1 2 0 1																	
Bobby Bonilla S (1, 5) OBP: 0.333, SLG: 0.440	0-0 F8		1-0 F7		0-0 F8		4-1 BB FC5-2 1B	1-2 WP 1B		4 1 1 1 1 0 5																	
Raul Mondesi R (1, 8) OBP: 0.312, SLG: 0.497	1 SAFE 0-0 PO	0-0 F8		1-0 F9	3-0 G6-4-3		1-2 FC5-2 1B BB	2-3 K		5 0 0 0 0 1 5																	
Eric Karros R (1, 3) OBP: 0.383, SLG: 0.354 Matt Luke L (2, 3) OBP: 0.321, SLG: 0.507 Roger Cedeno S (7, PH) OBP: 0.417, SLG: 0.350 Mark Guthrie R (7, 1) Antonio Osuna R (7, 1)		4-2 CS BB		1-3 K		1-2 HR	4-2 BB 1B	0-0 G5-3		0 0 0 0 1 0 0 2 1 1 1 0 1 0 0 0 0 1 1 0 0 0 0 0 0 0 0 0 1 0 0 0 0 0 1																	
Todd Hollandsworth L (1, 7) OBP: 0.297, SLG: 0.411	1-2 P3		1-0 S 1B HBP		3-2 S 1B		1-0 1B 1B	1-3 K		4 1 2 1 0 1 1	AB 37 R 7 H 12 RBI 7 BB 9 SO 4 LOB 25																
Charles Johnson R (1, 2) OBP: 0.300, SLG: 0.400			1-0 F7	4-2 1B BB		3-2 P4	4-1 BB	2-2 F7		3 0 0 0 2 0 1																	
Ismael Valdez R (1, 1) OBP: 0.318, SLG: 0.300 Jim Eisenreich L (7, PH) OBP: 0.280, SLG: 0.296			2-2 E5 FC6-4	1-2 BB 1B		0-0 F9	1-3 K	0-1 S 1B		3 0 1 1 0 0 1 2 0 1 0 0 1 3																	
Inning Stats	R: 0 E: 1 K: 0 S: 6	H: 0 LOB: 1 BB: 1 P: 15	R: 0 E: 0 K: 0 S: 9	H: 0 LOB: 0 BB: 1 P: 14	R: 1 E: 1 K: 0 S: 11	H: 2 LOB: 2 BB: 0 P: 18	R: 1 E: 0 K: 1 S: 13	H: 1 LOB: 3 BB: 2 P: 25	R: 0 E: 0 K: 0 S: 6	H: 0 LOB: 0 BB: 1 P: 13	R: 1 E: 0 K: 0 S: 12	H: 2 LOB: 1 BB: 0 P: 21	R: 2 E: 0 K: 1 S: 19	H: 3 LOB: 3 BB: 3 P: 37	R: 2 E: 0 K: 1 S: 16	H: 3 LOB: 1 BB: 0 P: 22	R: 0 E: 0 K: 1 S: 13	H: 1 LOB: 2 BB: 1 P: 21	1B: 9 2B: 1 3B: 0 HR: 2	SF: 0 SAC: 0 DP: 1 HBP: 1	WP: 1 PB: 0 SB: 3 CS: 1	PA: 48					
PITCHER	IP	WLS	BF	H	R	ER	SO	BB	IBB	HBP	BLK	WP	HR	S	P	ERA	WHIP										
Geremi Gonzalez, R (1, 1) ERA: 5.59	6.0		28	5	3	2	1	5	0	1	0	0	1	57	106	3.00	1.667										
Terry Adams, R (7, 1) ERA: 2.93	0.1	L	4	2	2	2	0	1	0	0	0	0	0	12	20	54.00	9.000										
Terry Mulholland, L (7, 1) ERA: 2.67	0.1		2	1	0	0	0	1	0	0	0	0	0	3	8	0.00	6.000										
Marc Pisciotta, R (7, 1) ERA: 3.6	1.1		8	3	2	2	2	1	0	0	0	1	1	20	31	13.50	3.000										
Kennie Steenstra, R (9, 1) ERA:	1.0		5	1	0	0	1	1	0	0	0	0	0	13	21	0.00	2.000										

Los Angeles Dodgers @ Chicago Cubs  
Wrigley Field, Chicago, IL  
Thu May 21 1998, 3:33 AM CDT  
Att. 22,616 - Cloudy - 62 F

livebaseballscorecards.com



BOTTOM

Los Angeles Dodgers @ Chicago Cubs

Wrigley Field, Chicago, IL

Thu May 21 1998, 3:33 AM CDT  
Att. 22,616 - Cloudy - 62 F

livebaseballscorecards.com

AB	34
R	3
H	8
RBI	2
BB	5
SO	9
LOB	22



WP:	0	PA:	39
PB:	0		
SB:	1		
CS:	0		

AB R H RBI BB SO LOB

5 0 1 0 0 2 2

5 0 2 0 0 0 2

3 2 0 0 2 1 4

3 1 3 2 1 0 0

3 0 0 0 1 2 2

4 0 0 0 0 1 4

3 0 1 0 0 0 3

0 0 0 0 0 0 0

0 0 0 0 0 0 0

1 0 0 0 0 1 1

1 0 0 0 1 1 1

1B:	6	SF:	0
2B:	1	SAC:	0
3B:	0	DP:	1
HR:	1	HBP:	0

WP:	0	PA:	39
PB:	0		
SB:	1		
CS:	0		

1B:	6	SF:	0
2B:	1	SAC:	0
3B:	0	DP:	1
HR:	1	HBP:	0

WP:	0	PA:	39
PB:	0		
SB:	1		
CS:	0		

WP:	0	PA:	39
PB:	0		
SB:	1		
CS:	0		

WP:	0	PA:	39
PB:	0		
SB:	1		
CS:	0		

1B:	6	SF:	0
2B:	1	SAC:	0
3B:	0	DP:	1
HR:	1	HBP:	0

WP:	0	PA:	39
PB:	0		
SB:	1		
CS:	0		

WP:	0	PA:	39
PB:	0		
SB:	1		
CS:	0		

WP:	0	PA:	39
PB:	0		
SB:	1		
CS:	0		

WP:	0	PA:	39
PB:	0		
SB:	1		
CS:	0		

WP:	0	PA:	39
PB:	0		
SB:	1		
CS:	0		

1B:	6	SF:	0
2B:	1	SAC:	0
3B:	0	DP:	1
HR:	1	HBP:	0

WP:	0	PA:	39
PB:	0		
SB:	1		
CS:	0		

WP:	0	PA:	39
PB:	0		
SB:	1		
CS:	0		

WP:	0	PA:	39
PB:	0		
SB:	1		
CS:	0		

WP:	0	PA:	39
PB:	0		
SB:	1		
CS:	0		

WP:	0	PA:	39
PB:	0		
SB:	1		
CS:	0		

1B:	6	SF:	0
2B:	1	SAC:	0
3B:	0	DP:	1
HR:	1	HBP:	0

WP:	0	PA:	39
PB:	0		
SB:	1		
CS:	0		

WP:	0	PA:	39
PB:	0		
SB:	1		
CS:	0		

WP:	0	PA:	39
PB:	0		
SB:	1		
CS:	0		

WP:	0	PA:	39
PB:	0		
SB:	1		
CS:	0		

WP:	0	PA:	39
PB:	0		
SB:	1		
CS:	0		

1B:	6	SF:	0
2B:	1	SAC:	0
3B:	0	DP:	1
HR:	1	HBP:	0

WP:	0	PA:	39
PB:	0		
SB:	1		
CS:	0		

WP:	0	PA:	39
PB:	0		
SB:	1		
CS:	0		

WP:	0	PA:	39
PB:	0		
SB:	1		
CS:	0		

WP:	0	PA:	39
PB:	0		
SB:	1		
CS:	0		

WP:	0	PA:	39
PB:	0		
SB:	1		
CS:	0		

1B:	6	SF:	0
2B:	1	SAC:	0
3B:	0	DP:	1
HR:	1	HBP:	0

WP:	0	PA:	39
PB:	0		
SB:	1		
CS:	0		

WP:	0	PA:	39
PB:	0		
SB:	1		
CS:	0		

WP:	0	PA:	39
PB:	0		
SB:	1		
CS:	0		

WP:	0	PA:	39
PB:	0		
SB:	1		
CS:	0		

WP:	0	PA:	39
PB:	0		
SB:	1		
CS:	0		

1B:	6	SF:	0
2B:	1	SAC:	0
3B:	0	DP:	1
HR:	1	HBP:	0

WP:	0	PA:	39
PB:	0		
SB:	1		
CS:	0		

WP:	0	PA:	39
PB:	0		
SB:	1		
CS:	0		

WP:	0	PA:	39
PB:	0		
SB:	1		
CS:	0		

WP:	0	PA:	39
PB:	0		
SB:	1		
CS:	0		

WP:	0	PA:	39
PB:	0		
SB:	1		
CS:	0		

1B:	6	SF:	0
2B:	1	SAC:	0
3B:	0	DP:	1
HR:	1	HBP:	0

WP:	0	PA:	39
PB:	0		
SB:	1		
CS:	0		

WP:	0	PA:	39
PB:	0		
SB:	1		
CS:	0		

WP:	0	PA:	39
PB:	0		
SB:	1		
CS:	0		

WP:	0	PA:	39
PB:	0		
SB:	1		
CS:	0		

WP:	0	PA:	39
PB:	0		
SB:	1		
CS:	0		

1B:	6	SF:	0
2B:	1	SAC:	0
3B:	0	DP:	1
HR:	1	HBP:	0

WP:	0	PA:	39
PB:	0		
SB:	1		
CS:	0		

WP:	0	PA:	39
PB:	0		
SB:	1		
CS:	0		

WP:	0	PA:	39
PB:	0		
SB:	1		
CS:	0		

WP:	0	PA:	39
PB:	0		
SB:	1		
CS:	0		

WP:	0	PA:	39
PB:	0		
SB:	1		
CS:	0		

1B:	6	SF:	0
2B:	1	SAC:	0
3B:	0	DP:	1
HR:	1	HBP:	0

WP:	0	PA:	39
PB:	0		
SB:	1		
CS:	0		

WP:	0	PA:	39
PB:	0		
SB:	1		
CS:	0		

WP:	0	PA:	39
PB:	0		
SB:	1		
CS:	0		

WP:	0	PA:	39
PB:	0		
SB:	1		
CS:	0		

WP:	0	PA:	39
PB:	0		
SB:	1		
CS:	0		

1B:	6	SF:	0
2B:	1	SAC:	0
3B:	0	DP:	1
HR:	1	HBP:	0

WP:	0	PA:	39
PB:	0		
SB:	1		
CS:	0		

WP:	0	PA:	39
PB:	0		
SB:	1		
CS:	0		

WP:	0	PA:	39
PB:	0		
SB:	1		
CS:	0		

WP:	0	PA:	39
PB:	0		
SB:	1		
CS:	0		

WP:	0	PA:	39
PB:	0		
SB:	1		
CS:	0		

1B:	6	SF:	0
2B:	1	SAC:	0
3B:	0	DP:	1
HR:	1	HBP:	0

WP:	0	PA:	39
PB:	0		
SB:	1		
CS:	0		

WP:	0	PA:	39
PB:	0		
SB:	1		
CS:	0		

WP:	0	PA:	39
PB:	0		
SB:	1		
CS:	0		

WP:	0	PA:	39
PB:	0		
SB:	1		
CS:	0		

WP:	0	PA:	39
PB:	0		
SB:	1		
CS:	0		

1B:	6	SF:	0
2B:	1	SAC:	0
3B:	0	DP:	1
HR:	1	HBP:	0

WP:	0	PA:	39
PB:	0		
SB:	1		
CS:	0		

WP:	0	PA:	39
PB:	0		
SB:	1		
CS:	0		

WP:	0	PA:	39
PB:	0		



Batter	1	2	3	4	5	6	7	8	9	AB R H RBI BB SO LOB	TOP									
Todd Hollandsworth, L (1, 7) OBP: 0.301, SLG: 0.410	0-1 SH5-3 1B	1-1 1B 2B 1B		1-1 P5		2-0 P7			1-1 G4-3	5 2 2 0 0 0 1										
Jose Vizcaino, S (1, 6) OBP: 0.329, SLG: 0.336	0-0 SH5-3 1-2	2-1 2B 1B		1-0 G3				0-0 HR	1-1 G5-3	4 2 2 1 0 0 0										
Gary Sheffield, R (1, 9) OBP: 0.418, SLG: 0.500	2-0 P6	0-0 2B			1-1 G1-3			0-0 G4-3	1-1 P9	5 0 1 3 0 0 1										
Bobby Bonilla, S (1, 5) OBP: 0.338, SLG: 0.442	2-1 1B	0-0 G3-1			2-1 G1-3 1B			3-1 G3		4 0 2 1 0 0 1										
Raul Mondesi, R (1, 8) OBP: 0.316, SLG: 0.500	4-0 BB		0-0 F8 2B		0-0 G1-3 1-2			1-3 K		3 0 1 0 1 1 1										
Eric Karros, R (1, 3) OBP: 0.347, SLG: 0.337	1-0 L9		1-0 G6-3		2-1 G6-3			0-0 F8		4 0 0 0 0 0 4										
Charles Johnson, R (1, 2) OBP: 0.292, SLG: 0.388		2-3 K	3-2 F8		1-1 F7			0-2 G5-3		4 0 0 0 0 1 1										
Juan Castro, R (1, 4) OBP: 0.242, SLG: 0.300		0-1 G5-3	1-0 G3-1		2-1 1B			4-2 BB		3 0 1 0 1 0 1										
37 Darren Dreifort, R (1, 1) OBP: 0.263, SLG: 0.222		2-1 1B 2B 1B		0-2 G5-3		0-0 B1		3-2 G5-3		4 1 1 0 0 0 2										
<b>Inning Stats</b>	R: 1 E: 0 K: 0 S: 7	H: 2 LOB: 2 BB: 1 P: 16	R: 3 E: 0 K: 1 S: 13	H: 4 LOB: 1 BB: 0 P: 20	R: 0 E: 0 K: 0 S: 7	H: 1 LOB: 1 BB: 0 P: 12	R: 0 E: 0 K: 0 S: 6	H: 0 LOB: 0 BB: 0 P: 8	R: 0 E: 0 K: 0 S: 6	H: 1 LOB: 1 BB: 0 P: 11	R: 1 E: 0 K: 1 S: 7	H: 1 LOB: 0 BB: 0 P: 11	R: 0 E: 0 K: 0 S: 9	H: 0 LOB: 1 BB: 1 P: 16	R: 0 E: 0 K: 0 S: 6	H: 0 LOB: 0 BB: 0 P: 9	1B: 7 2B: 2 3B: 0 HR: 1	SF: 0 SAC: 1 DP: 0 HBP: 0	WP: 0 PB: 0 SB: 0 CS: 0	PA: 39
<b>PITCHER</b>	IP WLS BF H R ER SO BB IBB HBP BLK WP HR S P ERA WHIP																			
Andy Benes, R (1, 1) ERA: 4.29	7.0 L 32 10 5 5 2 1 0 0 0 0 0 1 53 90 6.43 1.571																			
Scott Brow, R (8, 1) ERA: 6.48	1.0 4 0 0 0 0 1 0 0 0 0 0 0 9 16 0.00 1.000																			
Felix Rodriguez, R (9, 1) ERA: 5.63	1.0 3 0 0 0 0 0 0 0 0 0 0 0 6 9 0.00 0.000																			

Los Angeles Dodgers @ Arizona Diamondbacks  
Bank One Ballpark, Phoenix, AZ  
Fri May 22 1998, 10:05 PM EDT  
Att. 48,299 - Unknown - 86 F

livebaseballscorecards.com

AB	36
R	5
H	10
RBI	5
BB	2
SO	2
LOB	12



Batter	1	2	3	4	5	6	7	8	9	AB R H RBI BB SO LOB
Andy Fox, L OBP: 0.352, SLG: 0.392 (1, 4) C S	0-3 K		3-2 G6-4-3 1B			3-1 G4-3		0-0 2B		4 0 2 0 0 1 0
Jay Bell, R OBP: 0.328, SLG: 0.374 (1, 6) F B X	1-2 G4-3		2-0 G6-4-3 1-2f			2-3 K		2-3 K		4 0 0 0 0 2 2
Devon White, S OBP: 0.349, SLG: 0.487 (1, 8) B X	1-0 1B			X 0-0 P7		2-0 G4-3			C F S 0-3 K	4 0 1 0 0 1 0
Travis Lee, L OBP: 0.359, SLG: 0.485 (1, 3) B 1 SAFE F F X	3-2 1-3 1B			B X 1-0 1B			2-1 2B		X 0-0 P7	4 0 3 0 0 0 0
Matt Williams, R OBP: 0.326, SLG: 0.485 (1, 5) B X	1-0 F9			X 0-0 P4			1-1 L8		X 0-0 P3	4 0 0 0 0 0 4
David Dellucci, L OBP: 0.354, SLG: 0.472 (1, 7) X		X 0-0 G3-1		B C C B X 3-2 L7			0-0 F7			3 0 0 0 0 0 2
Kelly Stinnett, R OBP: 0.373, SLG: 0.514 (1, 2) C S B S		1-3 K			X 2-2 G5-3		1-1 G3			3 0 0 0 0 1 1
Brent Brede, L OBP: 0.293, SLG: 0.325 (1, 9) B B X		2-0 G3-1			X 0-0 P7			C B X 1-1 L8		3 0 0 0 0 0 0
Andy Benes, R OBP: 0.208, SLG: 0.318 (1, 1) Scott Brow, R (8, 1) Tony Batista, R (8, PH) Felix Rodriguez, R (9, 1)			X 0-0 P2		C S 0-3 K			C C X 0-2 G6-3		2 0 0 0 0 1 0 0 0 0 0 0 0 0 1 0 0 0 0 0 0 0 0 0 0 0 0 0

Inning Stats	R: 0	H: 2	E: 0	K: 1	S: 12	LOB: 2	BB: 0	P: 18	R: 0	H: 0	E: 0	K: 1	S: 5	LOB: 0	BB: 0	P: 8	R: 0	H: 1	E: 0	K: 0	S: 5	LOB: 0	BB: 0	P: 10	R: 0	H: 1	E: 0	K: 1	S: 6	LOB: 1	BB: 0	P: 10	R: 0	H: 0	E: 0	K: 1	S: 8	LOB: 0	BB: 0	P: 10	R: 0	H: 0	E: 0	K: 1	S: 6	LOB: 0	BB: 0	P: 13	R: 0	H: 1	E: 0	K: 0	S: 7	LOB: 1	BB: 0	P: 11	R: 0	H: 1	E: 0	K: 1	S: 9	LOB: 1	BB: 0	P: 12	R: 0	H: 0	E: 0	K: 1	S: 5	LOB: 0	BB: 0	P: 5	1B: 4	2B: 2	3B: 0	HR: 0	SF: 0	SAC: 0	DP: 1	HBP: 0	WP: 0	PB: 0	SB: 0	CS: 0	PA: 32	ERA	WHIP
PITCHER 37 Darren Dreifort, R (1, 1) ERA: 3.65	IP	WLS	BF	H	R	ER	SO	BB	IBB	HBP	BLK	WP	HR	S	P	ERA	WHIP																			IP	WLS	BF	H	R	ER	SO	BB	IBB	HBP	BLK	WP	HR	S	P	ERA	WHIP																																			

BOTTOM

Los Angeles Dodgers @ Arizona Diamondbacks  
Bank One Ballpark, Phoenix, AZ  
Fri May 22 1998, 10:05 PM EDT  
Att: 48,299 - Unknown - 86 F

livebaseballscorecards.com

AB	32
R	0
H	6
RBI	0
BB	0
SO	6
LOB	9





Batter	1	2	3	4	5	6	7	8	9	AB R H RBI BB SO LOB	TOP											
Todd Hollandsworth, L (1, 7) OBP: 0.311, SLG: 0.424	0-1 CS 1B		0-0 2-H 3-H 2B		0-3 K		1-1 P7		0-0 HBP FC3-6 1B	5 1 3 2 0 1 0	<p>Los Angeles Dodgers @ Arizona Diamondbacks</p> <p>Bank One Ballpark, Phoenix, AZ</p> <p>Sat May 23 1998, 10:05 PM EDT</p> <p>Att. 48,369 - Unknown - 88 F</p>											
Jose Vizcaino, S (1, 6) OBP: 0.338, SLG: 0.353	3-2 F9 1-2		0-0 P3		3-2 1B		2-1 2B	0-0 FC3-6 HBP 1B	5 0 3 1 0 0 2													
Gary Sheffield, R (1, 9) OBP: 0.412, SLG: 0.488	1-2 L6		1-1 G1-3		1-0 G5-3		0-1 G4-3	2-2 FC3-6 HBP	4 0 0 0 0 0 3													
Bobby Bonilla, S (1, 5) OBP: 0.340, SLG: 0.456		0-1 G6-3		2-1 P7		1-1 HR 1B		2-2 FC3-6 FC5-4	5 2 2 1 0 0 2													
Raul Mondesi, R (1, 8) OBP: 0.323, SLG: 0.519		0-0 G3		0-0 1B		0-0 HR		0-0 FC5-4	5 1 3 3 0 0 2													
Eric Karros, R (1, 3) OBP: 0.343, SLG: 0.333		1-3 K		0-1 1B		1-0 P3		G6-4-3 1B	4 0 1 0 0 1 1													
Charles Johnson, R (1, 2) OBP: 0.285, SLG: 0.377			1-2 E5 1B 2B		0-0 P4		1-3 K	1-1 P8	4 1 0 0 0 1 2													
Juan Castro, R (1, 4) OBP: 0.270, SLG: 0.324			2-2 SH1-3 2B 1B		2-2 G5-3		0-0 G4-3	1-1 1B 1B	4 2 2 0 0 0 2													
Ramon Martinez, R (1, 1) OBP: 0.192, SLG: 0.231			0-0 SH1-3		1-2 P9		1-0 P4	1-3 K	3 0 0 0 0 1 1													
<b>Inning Stats</b>	R: 0 E: 0 K: 0 S: 8	H: 1 LOB: 0 BB: 0 P: 12	R: 0 E: 0 K: 1 S: 6	H: 0 LOB: 0 BB: 0 P: 7	R: 2 E: 1 K: 0 S: 11	H: 2 LOB: 1 BB: 0 P: 15	R: 0 E: 0 K: 0 S: 9	H: 2 LOB: 2 BB: 0 P: 13	R: 0 E: 0 K: 1 S: 10	H: 1 LOB: 1 BB: 0 P: 15	R: 2 E: 0 K: 1 S: 8	H: 2 LOB: 0 BB: 0 P: 11	R: 0 E: 0 K: 0 S: 7	H: 1 LOB: 1 BB: 0 P: 11	R: 1 E: 0 K: 0 S: 9	H: 2 LOB: 0 BB: 0 P: 13	R: 2 E: 0 K: 1 S: 14	H: 3 LOB: 2 BB: 0 P: 20	1B: 10 2B: 2 3B: 1 HR: 1	SF: 0 SAC: 1 DP: 1 HBP: 1	WP: 0 PB: 0 SB: 0 CS: 1	PA: 41
<b>PITCHER</b>	IP WLS BF H R ER SO BB IBB HBP BLK WP HR S P ERA WHIP											<b>PITCHER</b>	IP WLS BF H R ER SO BB IBB HBP BLK WP HR S P ERA WHIP									
Brian Anderson, L (1, 1) ERA: 3.92	6.2 L 29 9 4 3 3 0 0 0 0 0 1 57 82 4.05 1.350																					
Scott Brow, R (7, 1) ERA: 6.5	1.1 5 2 1 1 0 0 0 0 0 0 0 0 11 15 6.75 1.500																					
Bryan Corey, R (9, 1) ERA: 9.0	1.0 7 3 2 2 1 0 0 0 1 0 0 0 14 20 18.00 3.000																					

livebaseballscorecards.com

AB	39
R	7
H	14
RBI	7
BB	0
SO	4
LOB	15







Batter	1	2	3	4	5	6	7	8	9	AB R H RBI BB SO LOB	TOP		
Todd Hollandsworth, L (1, 7) OBP: 0.307, SLG: 0.417	0-0 F8		0-1 P9		2-2 G3-1			1-0 1B WP SF8 1B	1-2 G3-1	5 1 1 0 0 0 1			
Jose Vizcaino, S (1, 6) OBP: 0.335, SLG: 0.350	1-1 G3		2-3 K		1-1 L7			1-0 FC5 1B		4 0 1 0 0 1 0			
Gary Sheffield, R (1, 9) OBP: 0.414, SLG: 0.509	2-2 1B HR 1B		1-1 HR		1-0 P8			1-0 SF8		3 2 2 2 0 0 0			
Bobby Bonilla, S (1, 5) OBP: 0.352, SLG: 0.465	1-0 SAFE		2-1		1-0 G1-3			1-2 3-H FC5 1B		4 1 3 0 0 0 0			
Roger Cedeno, S (8, PR) OBP: 0.417, SLG: 0.350	1-3 HR 1B							1-2 FC5 1B		0 0 0 0 0 0 0			
Scott Radinsky, L (8, 1)								1-2 FC5 1B		0 0 0 0 0 0 0			
Raul Mondesi, R (1, 8) OBP: 0.322, SLG: 0.529	1-0 HR		0-1 L8		1-2 L6			1-0 FC5 FC6-4		4 1 1 3 0 0 3			
Eric Karros, R (1, 3) OBP: 0.330, SLG: 0.319	2-2 L7		3-2 G3-1		1-3 K			1-1 FC6-4		4 0 0 0 0 1 2			
Charles Johnson, R (1, 2) OBP: 0.286, SLG: 0.371		3-3 K	0-0 E4 FC4		4-2 L1-6 G6-3 BB			0-1 S 1B		2 0 0 0 1 1 0			
Thomas Howard, S (9, PH) OBP: 0.232, SLG: 0.377										1 0 1 0 0 0 0	AB 35		
Juan Castro, R (1, 4) OBP: 0.250, SLG: 0.297		0-0 L8	1-2 P4		1-2 G6-3			0-2 L7		3 0 0 0 0 0 2	R 5		
Matt Luke, L (9, PH) OBP: 0.316, SLG: 0.500										1 0 0 0 0 0 1	H 9		
Chan Ho Park, R (1, 1) OBP: 0.273, SLG: 0.455		1-2 G6-3	0-1 FC4		1-1 L1-6			1-0 F8		1 0 0 0 0 0 0	RBI 5		
Dennys Reyes, R (3, 1)										1 0 0 0 0 0 1	BB 1		
Jim Eisenreich, L (7, PH) OBP: 0.276, SLG: 0.292										1 0 0 0 0 0 1	SO 3		
Mark Guthrie, R (7, 1)										0 0 0 0 0 0 0	LOB 12		
Paul Konerko, R (8, 5) OBP: 0.271, SLG: 0.194										1 0 0 0 0 0 1			
<b>Inning Stats</b>	R: 3 H: 3 E: 0 LOB: 0 K: 0 BB: 0 S: 12 P: 19	R: 0 H: 0 E: 0 LOB: 0 K: 1 BB: 0 S: 9 P: 13	R: 1 H: 2 E: 0 LOB: 1 K: 1 BB: 0 S: 11 P: 16	R: 0 H: 0 E: 1 LOB: 1 K: 0 BB: 0 S: 9 P: 13	R: 0 H: 0 E: 0 LOB: 0 K: 0 BB: 0 S: 6 P: 10	R: 0 H: 0 E: 0 LOB: 0 K: 1 BB: 0 S: 7 P: 10	R: 0 H: 0 E: 0 LOB: 0 K: 0 BB: 1 S: 11 P: 17	R: 1 H: 3 E: 0 LOB: 2 K: 0 BB: 0 S: 9 P: 15	R: 0 H: 1 E: 0 LOB: 1 K: 0 BB: 0 S: 9 P: 11	1B: 7 SF: 1 2B: 1 SAC: 0 3B: 0 DP: 1 HR: 2 HBP: 0	WP: 1 PA: 37 PB: 0 SB: 1 CS: 0		
<b>PITCHER</b>	IP WLS BF H R ER SO BB IBB HBP BLK WP HR S P ERA WHIP											<b>PITCHER</b>	IP WLS BF H R ER SO BB IBB HBP BLK WP HR S P ERA WHIP
Willie Blair, R (1, 1) ERA: 5.3	7.0 W 27 5 4 4 3 1 0 0 0 0 0 2 65 98 5.14 0.857												
Clint Sodovsky, R (8, 1) ERA: 6.17	1.0 6 3 1 1 0 0 0 0 0 0 1 0 9 15 9.00 3.000												
Gregg Olson, R (9, 1) ERA: 3.38	1.0 S 4 1 0 0 0 0 0 0 0 0 0 0 9 11 0.00 1.000												

Los Angeles Dodgers @ Arizona Diamondbacks  
Bank One Ballpark, Phoenix, AZ  
Sun May 24 1998, 6:33 AM EDT  
Att. 48,682 - Dome - 72 F

livebaseballscorecards.com



Batter	1	2	3	4	5	6	7	8	9	AB	R	H	RBI	BB	SO	LOB
<b>Andy Fox, L</b> (1, 4) OBP: 0.350, SLG: 0.387 <b>Clint Sodowsky, L</b> (8, 1) <b>Gregg Olson, R</b> (9, 1) OBP: 0.500, SLG: 2.000	2-1 	2-0 		1-0 		3-2 	0-0 			5	2	2	1	0	0	1
<b>Jay Bell, R</b> (1, 6) OBP: 0.325, SLG: 0.365	2-0 	4-2 		1-2 		0-0 	2-2 			3	0	1	0	1	0	1
<b>Devon White, S</b> (1, 8) OBP: 0.341, SLG: 0.472	3-1 	3-2 		4-1 		2-0 		1-1 		3	0	0	2	1	0	3
<b>Travis Lee, L</b> (1, 3) OBP: 0.350, SLG: 0.475	1-3 		3-2 	1-1 		3-3 		2-3 		5	0	1	1	0	3	2
<b>Matt Williams, R</b> (1, 5) OBP: 0.323, SLG: 0.471	2-2 		2-2 	1-2 		4-0 		0-0 		4	1	1	0	1	0	2
<b>David Dellucci, L</b> (1, 7) OBP: 0.349, SLG: 0.487		3-2 	2-0 		4-2 	3-3 				3	1	1	2	1	1	2
<b>Brent Brede, L</b> (1, 9) OBP: 0.299, SLG: 0.348		4-1 	2-1 		1-3 		2-0 			3	1	1	0	1	1	1
<b>Damian Miller, R</b> (1, 2) OBP: 0.375, SLG: 0.286		1-0 	2-2 		2-3 		4-1 			3	2	2	0	1	1	1
<b>Willie Blair, R</b> (1, 1) OBP: 0.087, SLG: 0.087 <b>Andy Stankiewicz, R</b> (8, 4) OBP: 0.257, SLG: 0.247		0-0 	1-3 		2-3 		2-3 			4	0	0	0	0	3	3

Inning Stats	R: 1	H: 2	E: 1	K: 1	S: 11	R: 2	H: 1	E: 1	K: 0	S: 17	R: 2	H: 4	E: 0	K: 1	S: 19	R: 0	H: 0	E: 0	K: 3	S: 13	R: 1	H: 0	E: 2	K: 1	S: 9	R: 0	H: 0	E: 0	K: 1	S: 6	

PITCHER	IP	WLS	BF	H	R	ER	SO	BB	IBB	HBP	BLK	WP	HR	S	P	ERA	WHIP
<b>Chan Ho Park, R</b> (1, 1) ERA: 5.43	2.1	L	15	5	5	5	1	2	0	0	0	0	0	37	71	7.71	3.000
<b>Dennys Reyes, L</b> (3, 1) ERA: 1.69	3.2		18	3	2	1	6	2	1	0	0	0	0	47	84	2.46	1.364
<b>Mark Guthrie, L</b> (7, 1) ERA: 1.5	1.0		5	1	1	1	1	1	0	0	0	0	0	9	19	9.00	2.000
<b>Scott Radinsky, L</b> (8, 1) ERA: 1.53	1.0		3	0	0	0	1	0	0	0	0	0	0	6	9	0.00	0.000

**BOTTOM**

AB 33  
 R 7  
 H 9  
 RBI 6  
 BB 6  
 SO 9  
 LOB 16

WP: 0 PA: 41  
 PB: 0  
 SB: 2  
 CS: 0

1B: 7 SF: 1  
 2B: 1 SAC: 1  
 3B: 0 DP: 0  
 HR: 1 HBP: 0

Los Angeles Dodgers @ Arizona Diamondbacks  
 Bank One Ballpark, Phoenix, AZ  
 Sun May 24 1998, 6:33 AM EDT  
 Att. 48,682 - Dome - 72 F

livebaseballscorecards.com





Batter	1	2	3	4	5	6	7	8	9	10	AB R H RBI BB SO LOB
<b>Craig Biggio, R</b> OBP: 0.406, SLG: 0.526 (1, 4)	4-1 BB 1B BB	2-1 L9 2-3		1-1 2B 1B		3-3 K		3-3 K	0-3 K2-3		5 1 1 0 1 3 4
<b>Bill Spiers, L</b> OBP: 0.358, SLG: 0.371 (1, 5)	0-1 BB 1B 1-2	4-1 BB		0-0 1B 2B 1-H		3-2 F7		4-0 FC1-6 BB		2-3 K	4 1 2 1 2 1 0
<b>Carl Everett, S</b> OBP: 0.400, SLG: 0.549 (1, 9) (4, 8)	1-3 K	1-3 K		2-3 K		3-1 G3-1		1-1 FC1-6 1B 1-2f		0-0 G4-3	6 0 0 0 0 3 7
<b>Moises Alou, R</b> OBP: 0.426, SLG: 0.605 (1, 7)	4-1 FC4-6 BB 1-2 2-3			0-0 3B 1B 2-H			4-1 35 1B BB	0-0 1-2 1B		4-2 BB	3 1 3 1 3 0 0
<b>J.R. Phillips, L</b> OBP: 0.269, SLG: 0.174 <b>Tony Eusebio, R</b> OBP: 0.304, SLG: 0.286 (10, PH)	1-3 K			0-0 P5			2-0 F8	2-3 K		0-0 G5-3	5 0 0 0 0 3 8 1 0 0 0 0 0 1
<b>Richard Hidalgo, R</b> OBP: 0.294, SLG: 0.386 <b>35 Dave Clark, L</b> OBP: 0.205, SLG: 0.125 <b>Doug Henry, R</b> <b>Sean Berry, R</b> OBP: 0.253, SLG: 0.467 <b>Bob Scanlan, R</b> <b>C.J. Nitkowski, L</b> (10, 1)	2-2 FC4-6 1-2f			3-3 K			0-1 1B 1-2 1B		3-2 F7		2 0 0 0 0 0 4 2 0 1 0 0 1 1 0 0 0 0 0 0 0 0 0 0 0 0 0 0 1 0 0 0 0 0 0 0 0 0 0 0 0 0 0 0 0 0 0 0 0
<b>Ricky Gutierrez, R</b> OBP: 0.390, SLG: 0.384 (1, 6)				4-0 WP BB			1-1 G6-3		1-0 G6-3		4 0 2 1 1 0 0
<b>Brad Ausmus, R</b> OBP: 0.340, SLG: 0.328 (1, 2)				4-2 L9 FC3-5 HBP BB			0-0 L5		4-1 BB		2 0 1 0 2 0 0
<b>Jose Lima, R</b> OBP: 0.103, SLG: 0.071 <b>Derek Bell, R</b> OBP: 0.374, SLG: 0.516 (7, PH) (8, 9)				0-0 FC3-5 BB 1-2 2-3f			1-3 K		3-2 P4		3 0 0 0 0 1 5 1 0 0 0 0 0 2


Inning Stats	R: 0 E: 0 K: 2 S: 13	H: 1 LOB: 3 BB: 2 P: 25	R: 0 E: 0 K: 1 S: 12	H: 1 LOB: 3 BB: 1 P: 22	R: 0 E: 0 K: 1 S: 10	H: 1 LOB: 3 BB: 2 P: 19	R: 2 E: 0 K: 2 S: 11	H: 3 LOB: 1 BB: 0 P: 17	R: 0 E: 0 K: 1 S: 6	H: 0 LOB: 0 BB: 0 P: 8	R: 0 E: 0 K: 1 S: 8	H: 0 LOB: 0 BB: 0 P: 17	R: 1 E: 0 K: 0 S: 9	H: 2 LOB: 2 BB: 2 P: 23	R: 0 E: 0 K: 2 S: 11	H: 1 LOB: 2 BB: 1 P: 21	R: 0 E: 0 K: 1 S: 11	H: 1 LOB: 2 BB: 0 P: 19	R: 0 E: 0 K: 1 S: 9	H: 0 LOB: 1 BB: 1 P: 15	1B: 7 2B: 2 3B: 1 HR: 0	SF: 0 SAC: 0 DP: 0 HBP: 2
--------------	-------------------------------	----------------------------------	-------------------------------	----------------------------------	-------------------------------	----------------------------------	-------------------------------	----------------------------------	------------------------------	---------------------------------	------------------------------	----------------------------------	------------------------------	----------------------------------	-------------------------------	----------------------------------	-------------------------------	----------------------------------	------------------------------	----------------------------------	----------------------------------	------------------------------------

PITCHER	IP	WLS	BF	H	R	ER	SO	BB	IBB	HBP	BLK	WP	HR	S	P	ERA	WHIP
<b>Hideo Nomo, R</b> ERA: 4.5 (1, 1)	6.2		35	8	3	3	8	7	0	1	0	1	0	66	125	4.05	2.250
<b>Antonio Osuna, R</b> ERA: 1.74 (7, 1)	1.1		6	1	0	0	2	1	0	0	0	0	0	14	27	0.00	1.500
<b>Jim Bruske, R</b> ERA: 2.55 (9, 1)	1.0	W	5	1	0	0	1	0	0	1	0	0	0	11	19	0.00	1.000
<b>Scott Radinsky, L</b> ERA: 1.45 (10, 1)	1.0	S	4	0	0	0	1	1	0	0	0	0	0	9	15	0.00	1.000

**Los Angeles Dodgers @ Houston Astros**  
Astrodome, Houston, TX  
Mon May 25 1998, 4:33 AM EDT  
Att: 34,079 - Dome - 72 F

livebaseballscorecards.com

AB	39
R	3
H	10
RBI	3
BB	9
SO	12
LOB	32



WP: 1	PA: 50
PB: 0	
SB: 1	
CS: 0	





Batter	1	2	3	4	5	6	7	8	9
Craig Biggio, R OBP: 0.404, SLG: 0.523 Ricky Gutierrez, R OBP: 0.388, SLG: 0.381	0-0 P3		0-1 L4-3 1B		1-0 SF9	1-0 F9		0-1 G5-3	
Derek Bell, R OBP: 0.374, SLG: 0.510 Richard Hidalgo, R OBP: 0.289, SLG: 0.379	2-1 L9		1-0 F8		4-2 3B BB	2-1 P4		0-0 P3	
Bill Spiers, L OBP: 0.362, SLG: 0.394 J.R. Phillips, L OBP: 0.259, SLG: 0.167	0-1 G4-3		3-1 L4-3		3-1 FC4 3B		1-1 BB 1B	0-3 K	
Sean Berry, R OBP: 0.362, SLG: 0.458		4-2 WP 3B BB		1-1 F8	2-2 FC4 BB E		4-2 2B 1B BB		
Moises Alou, R OBP: 0.428, SLG: 0.619		2-2 1B 3B		1-0 P2	0-1 P4		0-1 1B 2B		
Carl Everett, S OBP: 0.412, SLG: 0.548		4-2 CS BB		1-0 G4-3	4-1 E WP BB		1-0 1B		
Tony Eusebio, R OBP: 0.340, SLG: 0.326		3-2 SAFE 1B			1B E3 E 1B		2-2 L9		
Tim Bogar, R OBP: 0.237, SLG: 0.226		1-3 K			SAFE 1B SF9 2B		1-2 F9		
Shane Reynolds, R OBP: 0.133, SLG: 0.167 Mike Magnante, L OBP: 0.133, SLG: 0.167		0-3 K			SAFE 3B 1B	1-2 F9	0-3 K		

AB	R	H	RBI	BB	SO	LOB
3	0	1	1	0	0	0
1	0	0	0	0	0	0
2	1	0	0	1	0	1
2	0	0	0	0	0	0
4	2	2	2	0	0	1
1	0	0	0	0	1	0
2	3	0	1	2	0	0
4	2	2	2	0	0	1
2	1	1	2	2	0	0
4	2	3	2	0	0	1
4	1	1	0	0	1	2
4	1	1	1	0	2	2
0	0	0	0	0	0	0

**BOTTOM**

**Los Angeles Dodgers @ Houston Astros**  
Astrodome, Houston, TX  
Tue May 26 1998, 8:05 PM EDT  
Att. 16,251 - Dome - 72 F

livebaseballscorecards.com

<b>AB</b>	<b>33</b>
<b>R</b>	<b>13</b>
<b>H</b>	<b>11</b>
<b>RBI</b>	<b>11</b>
<b>BB</b>	<b>5</b>
<b>SO</b>	<b>4</b>
<b>LOB</b>	<b>8</b>



1B: 7	SF: 1	WP: 2	PA: 39
2B: 3	SAC: 0	PB: 0	
3B: 2	DP: 1	SB: 0	
HR: 0	HBP: 0	CS: 1	

Inning Stats	R: 0	H: 0	E: 0	K: 0	S: 5	R: 2	H: 2	E: 0	K: 2	S: 16	R: 0	H: 1	E: 0	K: 0	S: 5	R: 0	H: 0	E: 0	K: 0	S: 4	R: 8	H: 5	E: 2	K: 0	S: 22	R: 0	H: 0	E: 0	K: 0	S: 6	R: 3	H: 3	E: 0	K: 1	S: 21	R: 0	H: 0	E: 0	K: 1	S: 6	R: 0	H: 0	E: 0	K: 1	S: 6
<b>PITCHER</b>	<b>IP</b>	<b>WLS</b>	<b>BF</b>	<b>H</b>	<b>R</b>	<b>ER</b>	<b>SO</b>	<b>BB</b>	<b>IBB</b>	<b>HBP</b>	<b>BLK</b>	<b>WP</b>	<b>HR</b>	<b>S</b>	<b>P</b>	<b>ERA</b>	<b>WHIP</b>																												
Ismael Valdez, R ERA: 5.48	(1, 1)	4.2	L	25	8	10	9	2	4	0	0	1	0	49	87	17.36	2.571																												
Jim Bruske, R ERA: 3.33	(5, 1)	2.1		11	3	3	1	1	0	0	0	1	0	30	46	11.57	1.714																												
Dennys Reyes, L ERA: 1.42	(8, 1)	1.0		3	0	0	1	0	0	0	0	0	0	6	6	0.00	0.000																												



Batter	1	2	3	4	5	6	7	8	9	AB R H RBI BB SO LOB	TOP									
Eric Young Sr. R (1, 4) OBP: 0.345, SLG: 0.341	0-3 K		1-0 FC6-5 2B		1-2 G5-3		1-1 SH1-4		1-0 P4	4 0 1 0 0 1 0	<b>Los Angeles Dodgers @ Houston Astros</b> Astrodome, Houston, TX Wed May 27 1998, 8:05 PM EDT Att. 17,190 - Dome - 72 F									
Jose Vizcaino, S (1, 6) OBP: 0.335, SLG: 0.375	1-0 G4-3		0-1 FC6-5 1B		1-0 E S 1B		1-2 2-H 2B			4 0 2 1 0 0 1										
Gary Sheffield, R (1, 9) OBP: 0.426, SLG: 0.531	4-2 BB		0-0 FC6 1B		1-0 L8		1-1 P2			3 0 1 0 1 0 2										
Bobby Bonilla, S (1, 5) OBP: 0.325, SLG: 0.426	1-0 G4-3		1-0 FC6 1-2f		2-2 G6-3		2-0 F8			4 0 0 0 0 0 5										
Raul Mondesi, R (1, 8) OBP: 0.322, SLG: 0.542		0-0 WP G4-3 2B		0-0 1B FC4-6 1B		2-2 L4		0-0 F8		4 2 2 0 0 0 0										
Eric Karros, R (1, 3) OBP: 0.339, SLG: 0.350		0-3 K		2-1 FC4-6 1B		0-2 F9		0-1 F8		4 0 1 0 0 1 1										
Todd Hollandsworth, L (1, 7) OBP: 0.319, SLG: 0.423 Scott Radinsky, L (8, 1)		1-2 G4-3 2-H		0-0 FC4-6 FC5-4 1-2f 3-H		1-0 2B		0-0 L7		4 0 1 2 0 0 1 0 0 0 0 0 0 0										
Charles Johnson, R (1, 2) OBP: 0.271, SLG: 0.349		1-3 K		1-0 FC5-4 1-2f		1-0 P6		1-2 P2		4 0 0 0 0 1 2										
37 Darren Dreifort, R (1, 1) OBP: 0.227, SLG: 0.190 Mark Guthrie, R (7, 1) Antonio Osuna, R (7, 1) Thomas Howard, S (8, 7) OBP: 0.228, SLG: 0.370			1-1 P2		0-0 L4		1-0 E5 SH1-4 2B		3-1 G6-3	3 1 0 0 0 0 1 0 0 0 0 0 0 0 0 0 0 0 0 0 0 1 0 0 0 0 0 0										
<b>Inning Stats</b>	R: 0 E: 0 K: 1 S: 7	H: 0 LOB: 1 BB: 1 P: 13	R: 1 E: 0 K: 2 S: 11	H: 1 LOB: 0 BB: 0 P: 13	R: 0 E: 0 K: 0 S: 7	H: 2 LOB: 2 BB: 0 P: 10	R: 1 E: 0 K: 0 S: 6	H: 2 LOB: 1 BB: 0 P: 9	R: 0 E: 0 K: 0 S: 8	H: 1 LOB: 1 BB: 0 P: 12		R: 1 E: 1 K: 0 S: 9	H: 1 LOB: 1 BB: 0 P: 15	R: 0 E: 0 K: 0 S: 4	H: 0 LOB: 0 BB: 0 P: 4	R: 0 E: 0 K: 0 S: 6	H: 0 LOB: 0 BB: 0 P: 11	1B: 4 2B: 4 3B: 0 HR: 0	SF: 0 SAC: 1 DP: 0 HBP: 0	WP: 1 PB: 0 SB: 1 CS: 0
<b>PITCHER</b>	IP WLS BF H R ER SO BB IBB HBP BLK WP HR S P ERA WHIP																			
Sean Bergman, R (1, 1) ERA: 2.79	6.0 L 26 7 2 2 3 1 0 0 0 1 0 47 70 3.00 1.333																			
C.J. Nitkowski, L (7, 1) ERA: 3.45	0.1 3 1 1 0 0 0 0 0 0 0 0 6 9 0.00 3.000																			
Doug Henry, R (7, 1) ERA: 2.03	1.2 5 0 0 0 0 0 0 0 0 0 0 7 10 0.00 0.000																			
Billy Wagner, L (9, 1) ERA: 2.18	1.0 3 0 0 0 0 0 0 0 0 0 0 6 11 0.00 0.000																			

livebaseballscorecards.com

AB	35
R	3
H	8
RBI	3
BB	1
SO	3
LOB	13



Batter	1	2	3	4	5	6	7	8	9	AB	R	H	RBI	BB	SO	LOB
<b>Craig Biggio, R</b> OBP: 0.405, SLG: 0.520 (1, 4)	2-2 G2-3			1-0 F9		1-1 1B		4-2 BB		3	0	1	0	1	0	0
<b>Derek Bell, R</b> OBP: 0.367, SLG: 0.500 (1, 9)	1-0 L8			3-1 G6-3		1-0 L8		2-2 L8		4	0	0	0	0	0	3
<b>Bill Spiers, L</b> OBP: 0.359, SLG: 0.398 (1, 5) (8, 3)	1-2 G4-3			3-2 2B		2-3 K		2-3 K		4	0	1	0	0	2	2
<b>Richard Hidalgo, R</b> OBP: 0.304, SLG: 0.381 (1, 7)		2-2 G4-6-3 1B		0-3 K		4-2 G5-3 BB		4-1 FC6-4 BB		2	0	1	0	2	1	1
<b>Carl Everett, S</b> OBP: 0.407, SLG: 0.537 (1, 8)		2-1 G4-6-3 1-2f		1-2 CS 1B		1-3 K		0-1 FC6-4 1-2f		4	0	1	0	0	1	3
<b>Ricky Gutierrez, R</b> OBP: 0.378, SLG: 0.371 (1, 6)		1-3 K		2-1 G4-3 1-2		1-1 G5-3 1-2		1-3 K		4	0	0	0	0	2	3
<b>J.R. Phillips, L</b> OBP: 0.241, SLG: 0.154 <b>Sean Berry, R</b> OBP: 0.364, SLG: 0.454 (7, PH) (8, 5)			1-3 K		0-1 G3		4-1 BB		3-3 K	2	0	0	0	0	1	0
<b>Brad Ausmus, R</b> OBP: 0.342, SLG: 0.331 <b>Moises Alou, R</b> OBP: 0.426, SLG: 0.616 <b>Tony Eusebio, R</b> OBP: 0.340, SLG: 0.326 (1, 2) (7, PH) (8, 2)			2-3 K		2-0 L8 1B WP 1B		2-3 K			2	1	1	0	0	1	0
<b>Sean Bergman, R</b> OBP: 0.160, SLG: 0.050 <b>Daryle Ward, L</b> OBP: 0.500, SLG: 0.333 <b>C.J. Nitkowski, L</b> <b>Doug Henry, R</b> <b>35 Dave Clark, L</b> OBP: 0.230, SLG: 0.122 <b>Billy Wagner, L</b> (1, 1) (6, PH) (7, 1) (7, 1) (8, PH) (9, 1)			0-1 F9		1-3 K		2-3 K			1	0	0	0	0	0	0

Inning Stats	R: 0	H: 0	R: 0	H: 1	R: 0	H: 0	R: 0	H: 1	R: 0	H: 1	R: 0	H: 0	R: 0	H: 0	R: 0	H: 0	R: 0	H: 0	R: 0	H: 0	1B: 4	SF: 0	WP: 1	PA: 34
	E: 0	LOB: 0	E: 0	LOB: 0	E: 0	LOB: 0	E: 0	LOB: 1	E: 0	LOB: 0	E: 0	LOB: 2	E: 0	LOB: 1	E: 0	LOB: 1	E: 0	LOB: 1	E: 0	LOB: 1	2B: 1 <td>SAC: 0 <td>PB: 0 <td></td> </td></td>	SAC: 0 <td>PB: 0 <td></td> </td>	PB: 0 <td></td>	
	K: 0	BB: 0	K: 1	BB: 0	K: 1	BB: 0	K: 2	BB: 0	K: 2	BB: 0	K: 2	BB: 2	K: 2	BB: 1	K: 2	BB: 1	K: 2	BB: 1	K: 2	BB: 1	3B: 0	DP: 1	SB: 0	
	S: 7	P: 11	S: 8	P: 13	S: 9	P: 12	S: 10	P: 17	S: 7	P: 10	S: 10	P: 26	S: 13	P: 23	S: 10	P: 18	S: 10	P: 18	S: 10	P: 18	HR: 0	HBP: 0	CS: 1	

PITCHER	IP	WLS	BF	H	R	ER	SO	BB	IBB	HBP	BLK	WP	HR	S	P	ERA	WHIP
<b>37 Darren Dreifort, R</b> ERA: 3.45 (1, 1)	6.0	W	22	5	1	1	6	1	0	0	0	1	0	56	89	1.50	1.000
<b>Mark Guthrie, L</b> ERA: 1.45 (7, 1)	0.2		2	0	0	0	1	0	0	0	0	0	0	5	7	0.00	0.000
<b>Antonio Osuna, R</b> ERA: 1.66 (7, 1)	1.0		5	0	0	0	2	2	0	0	0	0	0	14	28	0.00	2.000
<b>Scott Radinsky, L</b> ERA: 1.35 (8, 1)	1.1	S	5	0	0	0	3	1	0	0	0	0	0	13	23	0.00	0.750

**Los Angeles Dodgers @ Houston Astros**  
Astrodome, Houston, TX  
Wed May 27 1998, 8:05 PM EDT  
Att. 17,190 - Dome - 72 F

<b>AB</b>	<b>30</b>
<b>R</b>	<b>1</b>
<b>H</b>	<b>5</b>
<b>RBI</b>	<b>0</b>
<b>BB</b>	<b>4</b>
<b>SO</b>	<b>12</b>
<b>LOB</b>	<b>16</b>





Batter	1	2	3	4	5	6	7	8	9	AB R H RBI BB SO LOB	TOP																		
Reggie Sanders, R (1, 8) OBP: 0.366, SLG: 0.373	2-3 K	0-3 K			4-0 SF8 1B BB	3-2 F9		4-0 G4-6-3 BB		3 0 0 0 2 2 3	<p>Cincinnati Reds @ Los Angeles Dodgers</p> <p>Dodger Stadium, Los Angeles, CA</p> <p>Thu May 28 1998, 7:05 PM PDT</p> <p>Att. 37,273 - Unknown - 70 F</p>																		
Dmitri Young, S (1, 3) OBP: 0.372, SLG: 0.516	2-2 1B		4-2 FC4-6 BB		0-1 SF8 1B		1-3 K	0-2 G4-6-3	4 0 2 0 1 1 2																				
Barry Larkin, R (1, 6) OBP: 0.370, SLG: 0.425	0-3 K		2-2 FC4-6 G3-6-3 1-2f		0-3 K		0-0 1B 1B 1B	2-3 K	5 1 1 0 0 3 5																				
Eddie Taubensee, L (1, 2) OBP: 0.419, SLG: 0.506	3-2 G3-1		2-1 G3-6-3 1-2f		1-0 SF8		1-1 1B 1B	4-1 BB BB	3 0 1 1 1 0 2																				
Willie Greene, L (1, 5) OBP: 0.409, SLG: 0.466		3-1 E4 2B		4-2 G1-6-3 1B BB	4-1 BB		3-1 1B 1B	4-1 G6-4-3 BB	2 1 1 0 3 0 0																				
Bret Boone, R (1, 4) OBP: 0.333, SLG: 0.475		3-1 SAFE 1-H 2B		1-1 SAFE G1-6-3 1B	3-3 K		2-1 1B 1B	2-0 G6-4-3	5 0 3 2 0 1 5																				
Melvin Nieves, S (1, 7) OBP: 0.326, SLG: 0.410		4-2 BB		1-0 G1-6-3 1-2f 2-3		2-0 G4-6-3 1B	2-3 K		3 0 1 0 1 1 4																				
Jon Nunnally, L (1, 9) OBP: 0.333, SLG: 0.395		2-3 K		3-2 G3		1-0 G4-6-3 1B		2-3 K	4 0 0 0 0 2 4																				
Scott Winchester, R (1, 1) Eduardo Perez, R (5, PH) David Weathers, R (5, 1) Lenny Harris, L (8, PH) Stan Belinda, R (8, 1)		0-0 F1			0-1 1B BB SF8 1B	4-1 BB		1-2 BB 1B	1 0 0 0 0 0 2 1 1 1 0 0 0 0 0 0 0 0 1 0 0 1 0 1 0 0 0 0 0 0 0 0 0 0 0																				
<b>Inning Stats</b>	R: 0 E: 0 K: 2 S: 15	H: 1 LOB: 1 BB: 0 P: 22	R: 1 E: 1 K: 2 S: 13	H: 1 LOB: 2 BB: 1 P: 25	R: 0 E: 0 K: 0 S: 7	H: 0 LOB: 0 BB: 1 P: 15	R: 0 E: 0 K: 0 S: 10	H: 1 LOB: 1 BB: 1 P: 19	R: 1 E: 0 K: 2 S: 15	H: 2 LOB: 3 BB: 2 P: 27	R: 0 E: 0 K: 0 S: 7	H: 1 LOB: 1 BB: 1 P: 17	R: 1 E: 0 K: 2 S: 13	H: 4 LOB: 2 BB: 0 P: 22	R: 0 E: 0 K: 1 S: 10	H: 1 LOB: 1 BB: 1 P: 17	R: 0 E: 0 K: 1 S: 7	H: 0 LOB: 1 BB: 2 P: 19	1B: 10 2B: 1 3B: 0 HR: 0	SF: 1 SAC: 0 DP: 5 HBP: 0	WP: 0 PB: 0 SB: 0 CS: 0	PA: 42							
<b>PITCHER</b>	IP WLS BF H R ER SO BB IBB HBP BLK WP HR S P ERA WHIP												<b>PITCHER</b>	IP WLS BF H R ER SO BB IBB HBP BLK WP HR S P ERA WHIP															
Ramon Martinez, R (1, 1) ERA: 2.82	6.0		28	6	2	1	6	6	0	0	0	0	0	0	67	125	1.50	2.000											
Mark Guthrie, L (7, 1) ERA: 1.86	0.2		4	3	1	1	1	0	0	0	0	0	0	8	13	13.50	4.500												
Antonio Osuna, R (7, 1) ERA: 1.57	1.1		6	2	0	0	2	1	0	0	0	0	0	15	26	0.00	2.250												
Jim Bruske, R (9, 1) ERA: 3.21	1.0	W	4	0	0	0	1	2	0	0	0	0	0	7	19	0.00	2.000												

livebaseballscorecards.com

AB	32
R	3
H	11
RBI	3
BB	9
SO	10
LOB	27



Batter	1	2	3	4	5	6	7	8	9	AB R H RBI BB SO LOB
Eric Young Sr., R OBP: 0.351, SLG: 0.350 (1, 4)	4-2 BB 2B	0-2 3-H 1B		0-1 G6-3			1-1 G1-3		2-1 1B 2B	4 1 2 1 1 0 0
Jose Vizcaino, S OBP: 0.337, SLG: 0.378 (1, 6)	0-2 2B	4-2 BB 1B		1-0 G3			1-2 G4-3		1-3 K	4 0 1 0 1 1 1
Gary Sheffield, R OBP: 0.421, SLG: 0.520 (1, 9)	0-1 L4	0-0 P3					1-1 E5 1B		4-1 BB S	4 0 0 0 1 0 4
Bobby Bonilla, S OBP: 0.333, SLG: 0.432 (1, 5)	1-0 G1-3		2-1 FC5-4 1B				0-1 1B		2-1 1B 1-2 2-H	5 0 3 1 0 0 2
Raul Mondesi, R OBP: 0.317, SLG: 0.532 (1, 8)	0-0 P3		0-0 F8				0-1 P2			4 0 0 0 0 0 5
Eric Karros, R OBP: 0.336, SLG: 0.346 Jim Bruske, R (9, 1)		2-2 G4-3	0-0 FC5-4 E S 1-2f				2-1 1B		1-3 K	4 0 1 0 0 1 1 0 0 0 0 0 0 0
Todd Hollandsworth, L OBP: 0.324, SLG: 0.425 (1, 7)		1-0 3B 1B	3-1 P5				0-0 F7		1-1 G6-3 1B	4 1 2 0 0 0 2
Charles Johnson, R OBP: 0.270, SLG: 0.366 (1, 2)		1-0 F7		1-0 HR			0-3 K		0-0 G6-3 1-2f	4 1 1 1 0 1 3
Ramon Martinez, R OBP: 0.214, SLG: 0.321 Matt Luke, L OBP: 0.313, SLG: 0.494 Mark Guthrie, R (7, 1) Antonio Osuna, R (7, 1) Jim Eisenreich, L OBP: 0.282, SLG: 0.297 (9, 3)		3-2 1B 3B	0-3 K				3-2 G3-1		0-3 K	2 1 1 1 0 1 0 1 0 0 0 0 0 1 0 0 0 0 0 0 0 0 0 0 0 0 0 0 1 0 0 0 0 1 0

Inning Stats	R: 0 E: 0 K: 0 S: 11	H: 1 LOB: 2 BB: 1 P: 16	R: 2 E: 0 K: 0 S: 18	H: 3 LOB: 2 BB: 1 P: 29	R: 0 E: 0 K: 0 S: 6	H: 1 LOB: 1 BB: 0 P: 11	R: 1 E: 0 K: 1 S: 7	H: 1 LOB: 0 BB: 0 P: 9	R: 0 E: 0 K: 0 S: 9	H: 0 LOB: 0 BB: 0 P: 14	R: 0 E: 0 K: 1 S: 11	H: 1 LOB: 1 BB: 0 P: 16	R: 0 E: 1 K: 0 S: 11	H: 1 LOB: 2 BB: 0 P: 14	R: 0 E: 0 K: 1 S: 6	H: 1 LOB: 0 BB: 0 P: 8	R: 1 E: 0 K: 2 S: 11	H: 2 LOB: 2 BB: 1 P: 20	1B: 7 2B: 2 3B: 1 HR: 1	SF: 0 SAC: 0 DP: 1 HBP: 0	WP: 0 PB: 0 SB: 5 CS: 0	PA: 40
--------------	-------------------------------	----------------------------------	-------------------------------	----------------------------------	------------------------------	----------------------------------	------------------------------	---------------------------------	------------------------------	----------------------------------	-------------------------------	----------------------------------	-------------------------------	----------------------------------	------------------------------	---------------------------------	-------------------------------	----------------------------------	----------------------------------	------------------------------------	----------------------------------	--------

PITCHER	IP	WLS	BF	H	R	ER	SO	BB	IBB	HBP	BLK	WP	HR	S	P	ERA	WHIP
Scott Winchester, R ERA: 4.1 (1, 1)	4.0		20	6	3	3	1	2	0	0	0	0	1	42	65	6.75	2.000
David Weathers, R ERA: 5.67 (5, 1)	3.0		12	2	0	0	1	0	0	0	0	0	0	31	44	0.00	0.667
Stan Belinda, R ERA: 3.58 (8, 1)	1.2	L	8	3	1	1	3	1	0	0	0	0	0	17	28	5.40	2.400

BOTTOM

Cincinnati Reds @ Los Angeles Dodgers  
 Dodger Stadium, Los Angeles, CA  
 Thu May 28 1998, 7:05 PM PDT  
 Att: 37,273 - Unknown - 70 F

livebaseballscorecards.com

AB	37
R	4
H	11
RBI	4
BB	3
SO	5
LOB	19





Batter	1	2	3	4	5	6	7	8	9	10	11	12	AB	R	H	RBI	BB	SO	LOB	TOP			
Reggie Sanders, R OBP: 0.358, SLG: 0.363	(1, 8) C F X B 2-2 F8	(1, 2) B C F X 1-2 CS	(1, 2) C F X B 0-2 G5-3		(1, 2) X 0-0 G4-3		(1, 2) F X 0-1 G6-3		(1, 2) F X 0-1 1B			(1, 2) B M C X 1-3 K	6	0	1	1	0	1	2				
Lenny Harris, L OBP: 0.350, SLG: 0.385 Eduardo Perez, R OBP: 0.270, SLG: 0.263	(1, 7) B F S B X 3-2 P9		(1, 2) C F X B 3-3 K		(1, 2) C F X B 3-2 P5			(1, 2) C F X B 1-3 K	(1, 2) C F X B 3-1 G1-3			(1, 2) B B C X 1-1 3B	4	0	0	0	0	2	0				
Barry Larkin, R OBP: 0.374, SLG: 0.453	(1, 6) B F S B X 4-2 1B		(1, 2) C F X B 0-0 HR			(1, 2) C F X B 1-2 G6-3		(1, 2) C F X B 1-2 P3		(1, 2) C F X B 1-2 F7		(1, 2) B B C X 2-2 1B	5	3	2	2	1	0	0				
Eddie Taubensee, L OBP: 0.422, SLG: 0.503	(1, 2) F X SAFE 0-1 1B		(1, 2) C F X B 4-2 BB		(1, 2) C F X B 0-0 P5		(1, 2) C F X B 1-2 G3-1		(1, 2) C F X B 2-0 G6-3		(1, 2) C F X B 0-0 2B	(1, 2) B B C X 3-2 1B	5	1	2	1	1	0	0				
Dmitri Young, S OBP: 0.371, SLG: 0.516	(1, 3) B X 1-0 1B		(1, 2) C F X B 3-2 G6-3		(1, 2) C F X B 1-3 K			(1, 2) C F X B 0-2 G5-3	(1, 2) C F X B 1-1 G6-3		(1, 2) C F X B 0-0 1B	(1, 2) B B C X 3-2 2B	6	1	2	2	0	1	1				
Willie Greene, L OBP: 0.411, SLG: 0.473	(1, 5) F C B B X 2-3 K			(1, 2) B B X 2-0 1B		(1, 2) L X SAFE 1-0 G6-3		(1, 2) C F X B 2-1 FC1-5	(1, 2) C F X B 3-2 G3-1		(1, 2) B B C X 3-3 K	(1, 2) B B C X 1-0 WP	6	0	3	1	0	2	2				
Bret Boone, R OBP: 0.329, SLG: 0.466	(1, 4)		(1, 2) C F X B 0-2 G4-3		(1, 2) B SAFE X 1-0 G6-3		(1, 2) L X 0-1 FC1-5	(1, 2) C F X B 1-1 1B	(1, 2) C F X B 0-2 1B		(1, 2) C F X B 0-2 G5-3	(1, 2) B B C X 2-3 K	6	1	1	0	0	1	3				
Pat Watkins, R OBP: 0.263, SLG: 0.343 Melvin Nieves, S OBP: 0.340, SLG: 0.425 Pokey Reese, R OBP: 0.196, SLG: 0.209 Jeff Shaw, R Stan Belinda, R	(1, 9) B F S B X 2-2 CS		(1, 2) C F X B 0-0 6-3		(1, 2) C F X B 0-0 6-3		(1, 2) C F X B 0-0 FC1-6	(1, 2) C F X B 1-0 1B	(1, 2) C F X B 1-2 1B		(1, 2) C F X B 0-3 K2-3			3	0	1	0	0	0	1			
Brett Tomko, R OBP: 0.154, SLG: 0.120 Danny Graves, R Chris Stynes, R Jon Nunnally, L	(1, 1) B F S B X 0-3 K		(1, 2) C F X B 0-3 K		(1, 2) C F X B 4-0 BB		(1, 2) C F X B 1-2 BB	(1, 2) C F X B 3-1 1B	(1, 2) C F X B 1-3 2-H		(1, 2) B B C X 2-0 G3			2	0	0	0	1	2	1			
<b>Inning Stats</b>	R: 1 E: 0 K: 1 S: 16	H: 2 LOB: 2 BB: 1 P: 28	R: 0 E: 0 K: 1 S: 11	H: 1 LOB: 0 BB: 0 P: 14	R: 1 E: 0 K: 1 S: 15	H: 1 LOB: 0 BB: 0 P: 25	R: 0 E: 0 K: 1 S: 7	H: 0 LOB: 0 BB: 0 P: 10	R: 0 E: 0 K: 1 S: 8	H: 0 LOB: 0 BB: 0 P: 10	R: 0 E: 0 K: 1 S: 10	H: 0 LOB: 0 BB: 0 P: 13	R: 2 E: 0 K: 0 S: 15	H: 4 LOB: 2 BB: 0 P: 26	R: 0 E: 0 K: 2 S: 6	H: 0 LOB: 0 BB: 0 P: 10	R: 0 E: 0 K: 2 S: 9	H: 0 LOB: 0 BB: 0 P: 12	R: 4 E: 0 K: 2 S: 16	H: 5 LOB: 1 BB: 0 P: 25	1B: 11 2B: 2 3B: 1 HR: 1	SF: 0 SAC: 0 DP: 1 HBP: 0	WP: 2 PA: 53
<b>PITCHER</b>	IP WLS BF H R ER SO BB IBB HBP BLK WP HR S P ERA WHIP	IP WLS BF H R ER SO BB IBB HBP BLK WP HR S P ERA WHIP	IP WLS BF H R ER SO BB IBB HBP BLK WP HR S P ERA WHIP	IP WLS BF H R ER SO BB IBB HBP BLK WP HR S P ERA WHIP	IP WLS BF H R ER SO BB IBB HBP BLK WP HR S P ERA WHIP	IP WLS BF H R ER SO BB IBB HBP BLK WP HR S P ERA WHIP	IP WLS BF H R ER SO BB IBB HBP BLK WP HR S P ERA WHIP	IP WLS BF H R ER SO BB IBB HBP BLK WP HR S P ERA WHIP	IP WLS BF H R ER SO BB IBB HBP BLK WP HR S P ERA WHIP	IP WLS BF H R ER SO BB IBB HBP BLK WP HR S P ERA WHIP	IP WLS BF H R ER SO BB IBB HBP BLK WP HR S P ERA WHIP	IP WLS BF H R ER SO BB IBB HBP BLK WP HR S P ERA WHIP	IP WLS BF H R ER SO BB IBB HBP BLK WP HR S P ERA WHIP	IP WLS BF H R ER SO BB IBB HBP BLK WP HR S P ERA WHIP	IP WLS BF H R ER SO BB IBB HBP BLK WP HR S P ERA WHIP	IP WLS BF H R ER SO BB IBB HBP BLK WP HR S P ERA WHIP	IP WLS BF H R ER SO BB IBB HBP BLK WP HR S P ERA WHIP	IP WLS BF H R ER SO BB IBB HBP BLK WP HR S P ERA WHIP	IP WLS BF H R ER SO BB IBB HBP BLK WP HR S P ERA WHIP	IP WLS BF H R ER SO BB IBB HBP BLK WP HR S P ERA WHIP			
Chan Ho Park, R ERA: 5.03	(1, 1) 8.0																						
Scott Radinsky, L ERA: 2.14	(9, 1) 1.0																						
Dennys Reyes, L ERA: 4.82	(10, 1) 3.0	L																					

Cincinnati Reds @ Los Angeles Dodgers  
 Dodger Stadium, Los Angeles, CA  
 Fri May 29 1998, 7:05 PM PDT  
 Att. 41,479 - Unknown - 66 F

AB	49
R	8
H	15
RBI	8
BB	3
SO	10
LOB	12



Batter	1	2	3	4	5	6	7	8	9	10	11	12	AB	R	H	RBI	BB	SO	LOB
Eric Young Sr., R OBP: 0.350, SLG: 0.349	(1, 4) 3-3 K		3-2 1B E 1B		X 0-0 P4		1-0 1B 1-2 2-H		2-0 G5-3			1-2 F9	6	1	2	1	0	1	2
Jose Vizcaino, S OBP: 0.328, SLG: 0.366	(1, 6) 1-3 K2-3		1 SAFE 3-1 F7			1-2 G3	0-0 G4-3			0-1 G4-3			5	0	0	0	0	1	3
Gary Sheffield, R OBP: 0.425, SLG: 0.519	(1, 9) 1-0 S 1B		1 SAFE 0-1 E9 1-H 1B			2-1 G1-3-1		H 1-0 G4-6-3 HBP		0-0 G6-3			4	0	2	0	0	0	0
Bobby Bonilla, S OBP: 0.323, SLG: 0.417	(1, 5) 1-1 G3		1 SAFE 2-1 F8			0-0 P6		1 SAFE 1-0 G4-6-3 1-2f		0-1 G3			5	0	0	0	0	0	3
Raul Mondesi, R OBP: 0.314, SLG: 0.538	(1, 8)	2-3 K		1-3 K			2-2 HR	0-1 F9			0-2 L9		5	1	1	1	0	2	0
Eric Karros, R OBP: 0.333, SLG: 0.342	(1, 3)	1-3 K		3-2 L5			2-2 G6-3		0-0 SH3-4 1B		3-2 F4		4	0	1	0	0	1	0
Roger Cedeno, S OBP: 0.405, SLG: 0.339	(9, PR)												0	0	0	0	0	0	0
Paul Konerko, R OBP: 0.274, SLG: 0.188	(10, 3)												1	0	0	0	0	0	0
Todd Hollandsworth, L OBP: 0.322, SLG: 0.421	(1, 7)	2-3 K		1-2 G4-3			2-2 1B 1B		1 SAFE 0-0 SH3-4		0-1 G4-3		4	1	1	0	0	1	0
Charles Johnson, R OBP: 0.274, SLG: 0.386	(1, 2)		2-2 HR		0-1 G3		1 SAFE 0-1 1B 1B		B 1-0 G6-3			0-3 K	5	1	2	1	0	1	2
Chan Ho Park, R OBP: 0.240, SLG: 0.400	(1, 1)		0-1 F7				1-2 1B 1B												
Scott Radinsky, L OBP: 0.291, SLG: 0.297	(9, PH)		1-3 K				0-3 K					1-2 G1-3	3	0	0	0	0	2	2
Dennys Reyes, R OBP: 0.224, SLG: 0.364	(10, 1)												0	0	0	0	0	0	0
Thomas Howard, S OBP: 0.224, SLG: 0.364	(12, PH)												0	0	0	0	0	0	0

Inning Stats	R: 0	H: 1	R: 0	H: 0	R: 2	H: 3	R: 0	H: 0	R: 0	H: 0	R: 2	H: 4	R: 0	H: 0	R: 0	H: 1	R: 0	H: 0	R: 0	H: 0	R: 0	H: 0	R: 0	H: 0	1B: 7	SF: 0	WP: 0	PA: 46
E: 0	LOB: 1	E: 0	LOB: 0	E: 1	LOB: 1	E: 0	LOB: 0	E: 0	LOB: 0	E: 0	LOB: 2	E: 0	LOB: 2	E: 0	LOB: 0	E: 0	LOB: 2	E: 0	LOB: 0	E: 0	LOB: 0	E: 0	LOB: 0	E: 0	LOB: 0	2B: 0	SAC: 1	PB: 0
K: 2	BB: 0	K: 3	BB: 0	K: 0	BB: 0	K: 1	BB: 0	K: 0	BB: 0	K: 0	BB: 0	K: 1	BB: 0	K: 0	BB: 0	K: 0	BB: 1	K: 1	BB: 0	K: 0	BB: 0	K: 0	BB: 0	K: 0	BB: 0	3B: 0	DP: 1	SB: 1
S: 11	P: 17	S: 10	P: 15	S: 14	P: 24	S: 10	P: 15	S: 6	P: 9	S: 19	P: 26	S: 3	P: 5	S: 4	P: 11	S: 5	P: 5	S: 9	P: 12	S: 10	P: 12	S: 10	P: 12	S: 10	P: 12	HR: 2	HBP: 1	CS: 0

PITCHER	IP	WLS	BF	H	R	ER	SO	BB	IBB	HBP	BLK	WP	HR	S	P	ERA	WHIP
Brett Tomko, R ERA: 3.75	(1, 1)	6.1	26	7	4	2	7	0	0	0	1	0	2	70	106	2.84	1.105
Danny Graves, R ERA: 3.6	(7, 1)	1.2	6	1	0	0	1	0	0	1	0	0	0	9	12	0.00	0.600
Jeff Shaw, R ERA: 1.09	(9, 1)	3.0	W 11	1	0	0	0	0	1	0	0	0	0	18	28	0.00	0.333
Stan Belinda, R ERA: 3.49	(12, 1)	1.0	3	0	0	0	1	0	0	0	0	0	0	10	12	0.00	0.000

PITCHER	IP	WLS	BF	H	R	ER	SO	BB	IBB	HBP	BLK	WP	HR	S	P	ERA	WHIP

**BOTTOM**

**Cincinnati Reds @ Los Angeles Dodgers**  
**Dodger Stadium, Los Angeles, CA**

Fri May 29 1998, 7:05 PM PDT  
Att: 41,479 - Unknown - 66 F

livebaseballscorecards.com

AB	43
R	4
H	9
RBI	3
BB	1
SO	9
LOB	12





Batter	1	2	3	4	5	6	7	8	9	AB R H RBI BB SO LOB	TOP									
Reggie Sanders, R (1, 8) OBP: 0.366, SLG: 0.388	0-0 G6-3		2-1 2B	1-0 1B		0-0 E5		3-2 1B		5 2 3 1 0 0 0										
Jon Nunnally, L (1, 9) OBP: 0.340, SLG: 0.398	2-3 K		2-1 G6-3 2B	4-2 1B CS		4-0 FC6-4 BB		2-0 F7		3 1 1 2 2 1 1										
Chris Stynes, R (1, 7) OBP: 0.338, SLG: 0.370	2-0 1B		2-2 G6-3	1-0 1B		1-0 FC6-4		3-2 G4-3		5 0 2 2 0 0 4										
Scott Sullivan, R (8, 1) OBP: 0.250, SLG: 0.250			2-3	1-3 2-H 3-H		1-2f				0 0 0 0 0 0 0										
Eddie Taubensee, L (1, 2) OBP: 0.416, SLG: 0.497	1-0 G4-3		2-0 SF7	3-2 CS		0-0 FC6-4 1B		1-0 F7		4 0 1 1 0 0 1										
Dmitri Young, S (1, 3) OBP: 0.376, SLG: 0.528			0-0 F9			2-3 K		1-0 HR		3 1 1 1 2 1 1										
Willie Greene, L (1, 5) OBP: 0.411, SLG: 0.477			0-0 BB			0-2 FC6-4		1-0 1B		5 0 2 0 0 1 2										
Bret Boone, R (1, 4) OBP: 0.322, SLG: 0.455			2-0 F9			2-0 FC6-4		1-0 F8		5 0 0 0 0 1 5										
Pokey Reese, R (1, 6) OBP: 0.216, SLG: 0.196			0-3 K			2-0 FC6-4		1-0 F8		3 1 0 0 2 1 2										
Pete Harnisch, S (1, 1) OBP: 0.133, SLG: 0.103			2-2 2B			4-2 1B 2B		1-2 G6-3		3 1 0 0 2 1 2										
Melvin Nieves, S (8, PH) OBP: 0.333, SLG: 0.415			2-2 2B			0-2 2B		0-1 F9		3 2 2 0 0 0 0										
Pat Watkins, R (8, 7) OBP: 0.256, SLG: 0.333			1-3 1B			1-3 1B		2-3 K		1 0 0 0 0 1 0										
										1 0 0 0 0 0 3										
<b>Inning Stats</b>	R: 0 E: 0 K: 1 S: 8	H: 1 LOB: 1 BB: 0 P: 13	R: 0 E: 0 K: 1 S: 7	H: 0 LOB: 1 BB: 1 P: 13	R: 3 E: 0 K: 0 S: 12	H: 3 LOB: 0 BB: 0 P: 22	R: 3 E: 0 K: 1 S: 17	H: 3 LOB: 1 BB: 2 P: 34	R: 0 E: 0 K: 1 S: 8	H: 0 LOB: 2 BB: 1 P: 14	R: 1 E: 0 K: 0 S: 5	H: 2 LOB: 1 BB: 0 P: 10	R: 0 E: 0 K: 1 S: 11	H: 1 LOB: 1 BB: 0 P: 21	R: 0 E: 0 K: 1 S: 10	H: 1 LOB: 3 BB: 2 P: 20	1B: 7 2B: 4 3B: 0 HR: 1	SF: 1 SAC: 0 DP: 0 HBP: 0	WP: 0 PB: 0 SB: 0 CS: 1	PA: 46
<b>PITCHER</b>	IP WLS BF H R ER SO	IP WLS BF H R ER SO	IP WLS BF H R ER SO	IP WLS BF H R ER SO	IP WLS BF H R ER SO	IP WLS BF H R ER SO	IP WLS BF H R ER SO	IP WLS BF H R ER SO	IP WLS BF H R ER SO	IP WLS BF H R ER SO	IP WLS BF H R ER SO	IP WLS BF H R ER SO	IP WLS BF H R ER SO	IP WLS BF H R ER SO	IP WLS BF H R ER SO	IP WLS BF H R ER SO	ERA WHIP	ERA WHIP		
Hideo Nomo, R (1, 1) ERA: 5.05	3.2 L 21 7 6 6 3																14.73 2.727			
Eric Weaver, R (4, 1) ERA: 2.7	3.1 14 3 1 1 1																2.70 1.200			
Jim Bruske, R (8, 1) ERA: 3.0	2.0 10 2 0 0 2																0.00 2.000			

Cincinnati Reds @ Los Angeles Dodgers  
 Dodger Stadium, Los Angeles, CA  
 Sat May 30 1998, 3:33 AM PDT  
 Att. 37,643 - Sunny - 73 F

livebaseballscorecards.com

AB	38
R	7
H	12
RBI	7
BB	6
SO	6
LOB	19



Batter	1	2	3	4	5	6	7	8	9	AB	R	H	RBI	BB	SO	LOB
Eric Young Sr., R OBP: 0.356, SLG: 0.366 (1, 4)	1-0 2B 2B		3-3 K		1-0 1B		1-0 F8		2-2 2B	5	1	3	0	0	1	0
Jose Vizcaino, S OBP: 0.324, SLG: 0.361 (1, 6)	3-0 6-3		1-1 G4-3		0-2 E6 1B		0-2 1B		1-1 G4-3	5	0	1	1	0	0	3
Gary Sheffield, R OBP: 0.429, SLG: 0.522 (1, 9)	0-0 2B			4-1 1B BB		4-2 BB		0-1 L5		0-3 K	3	0	1	1	2	2
Bobby Bonilla, S OBP: 0.322, SLG: 0.413 (1, 5)	3-3 K			2-1 1B		0-0 G3		1-1 F7			4	0	1	0	0	4
Raul Mondesi, R OBP: 0.313, SLG: 0.533 (1, 8)	1-1 G5-3			0-0 F8		1-0 G3 1B		1-2 P9			4	0	1	0	0	3
Todd Hollandsworth, L OBP: 0.315, SLG: 0.411 (1, 7)		0-3 K2-3		0-3 K		0-1 G3		1-3 K			4	0	0	0	0	3
Jim Eisenreich, L OBP: 0.289, SLG: 0.308 (1, 3)		3-3 K		1-3 K		2-2 P5			1-0 1B 2B	4	1	1	0	0	2	3
Tom Prince, R OBP: 0.290, SLG: 0.200 Thomas Howard, S OBP: 0.237, SLG: 0.375 (1, 2) (9, PH)		3-3 K			0-1 G6-3		2-1 F8		0-0 2B G4-3 1B	3	0	0	0	0	1	1
Hideo Nomo, R OBP: 0.050, SLG: 0.200 Eric Weaver, R (4, 1) Roger Cedeno, S OBP: 0.400, SLG: 0.333 Jim Bruske, R (8, 1) Paul Konerko, R OBP: 0.270, SLG: 0.185 (9, PH)			1-3 K		0-3 K			1-2 F7		0-3 K	1	0	0	0	0	1

Inning Stats	R: 1	H: 2	E: 0	K: 1	S: 11	LOB: 1	BB: 0	P: 19	R: 0	H: 0	E: 0	K: 3	S: 10	LOB: 0	BB: 0	P: 16	R: 0	H: 0	E: 0	K: 2	S: 13	LOB: 0	BB: 0	P: 18	R: 0	H: 1	E: 0	K: 2	S: 12	LOB: 2	BB: 1	P: 19	R: 0	H: 1	E: 1	K: 1	S: 14	LOB: 3	BB: 1	P: 19	R: 0	H: 1	E: 0	K: 0	S: 8	LOB: 1	BB: 0	P: 13	R: 0	H: 1	E: 0	K: 0	S: 10	LOB: 1	BB: 0	P: 12	R: 0	H: 0	E: 0	K: 1	S: 8	LOB: 0	BB: 0	P: 11	R: 2	H: 3	E: 0	K: 2	S: 14	LOB: 1	BB: 0	P: 18	1B: 5	SF: 0	2B: 4	SAC: 0	3B: 0	DP: 0	HR: 0	HBP: 0	WP: 1	PA: 39
--------------	------	------	------	------	-------	--------	-------	-------	------	------	------	------	-------	--------	-------	-------	------	------	------	------	-------	--------	-------	-------	------	------	------	------	-------	--------	-------	-------	------	------	------	------	-------	--------	-------	-------	------	------	------	------	------	--------	-------	-------	------	------	------	------	-------	--------	-------	-------	------	------	------	------	------	--------	-------	-------	------	------	------	------	-------	--------	-------	-------	-------	-------	-------	--------	-------	-------	-------	--------	-------	--------

PITCHER	IP	WLS	BF	H	R	ER	SO	BB	IBB	HBP	BLK	WP	HR	S	P	ERA	WHIP
Pete Harnisch, R ERA: 3.06 (1, 1)	7.0	W	30	6	1	1	9	2	0	0	0	1	0	78	116	1.29	1.143
Scott Sullivan, R ERA: 5.68 (8, 1)	2.0		9	3	2	2	3	0	0	0	0	0	0	22	29	9.00	1.500

**BOTTOM**

**Cincinnati Reds @ Los Angeles Dodgers**  
**Dodger Stadium, Los Angeles, CA**  
 Sat May 30 1998, 3:33 AM PDT  
 Att. 37,643 - Sunny - 73 F

AB	37
R	3
H	9
RBI	3
BB	2
SO	12
LOB	20



PITCHER	IP	WLS	BF	H	R	ER	SO	BB	IBB	HBP	BLK	WP	HR	S	P	ERA	WHIP
---------	----	-----	----	---	---	----	----	----	-----	-----	-----	----	----	---	---	-----	------



Batter	1	2	3	4	5	6	7	8	9	AB R H RBI BB SO LOB	TOP														
<b>Reggie Sanders, R</b> (1, 8) OBP: 0.367, SLG: 0.410	3-3 	0-1 		2-3 		0-3 		2-2 	1-2 	5 1 2 1 0 3 1															
<b>Chris Stynes, R</b> (1, 7) OBP: 0.330, SLG: 0.360	0-1 	1-0 		2-2 			0-0 		1-2 	5 0 0 0 0 0 3															
<b>Barry Larkin, R</b> (1, 6) OBP: 0.374, SLG: 0.446	4-2 		1-1 	2-0 			2-1 		4-1 	3 1 0 0 2 0 2															
<b>Dmitri Young, S</b> (1, 3) OBP: 0.372, SLG: 0.525	0-0 		1-3 	1-2 			2-3 		3-2 	5 0 1 1 0 2 3															
<b>Willie Greene, L</b> (1, 5) OBP: 0.416, SLG: 0.483		0-1 	4-1 		0-0 			2-2 	3-1 	4 2 2 0 1 0 0															
<b>Bret Boone, R</b> (1, 4) OBP: 0.329, SLG: 0.488		2-2 	1-1 		1-1 			1-0 		4 2 3 4 0 0 0															
<b>Jon Nunnally, L</b> (1, 9) OBP: 0.345, SLG: 0.400		4-1 	1-2 		1-3 			4-2 		2 0 1 0 1 1 0															
<b>David Weathers, R</b> (5, 1) OBP: 0.188, SLG: 0.296										0 0 0 0 0 0 0															
<b>Melvin Nieves, S</b> (8, PH) OBP: 0.347, SLG: 0.415										0 0 0 0 1 0 0															
<b>Pokey Reese, R</b> (8, PR) OBP: 0.216, SLG: 0.196										0 0 0 0 0 0 0															
<b>Danny Graves, R</b> (8, 1) OBP: 0.256, SLG: 0.333										0 0 0 0 0 0 0															
<b>Pat Watkins, R</b> (9, 9) OBP: 0.256, SLG: 0.333										0 0 0 0 0 0 0															
<b>Brook Fordyce, R</b> (1, 2) OBP: 0.292, SLG: 0.333		0-0 	3-2 			0-0 		1 SAFE 	1-3 	4 0 1 0 0 1 5															
<b>Mike Remlinger, L</b> (1, 1) OBP: 0.143, SLG: 0.190		0-2 		3-2 					1-1 	2 0 1 0 0 0 1															
<b>Lenny Harris, L</b> (5, 9) OBP: 0.343, SLG: 0.376										2 0 0 0 0 0 2															
<b>Jeff Shaw, R</b> (9, 1) OBP: 0.343, SLG: 0.376										0 0 0 0 0 0 0															
<b>Inning Stats</b>	R: 0 E: 0 K: 1 S: 8	H: 0 LOB: 1 BB: 1 P: 15	R: 2 E: 0 K: 0 S: 13	H: 3 LOB: 2 BB: 1 P: 20	R: 0 E: 0 K: 1 S: 16	H: 2 LOB: 3 BB: 1 P: 26	R: 0 E: 1 K: 1 S: 15	H: 1 LOB: 2 BB: 0 P: 25	R: 0 E: 0 K: 1 S: 6	H: 0 LOB: 0 BB: 0 P: 8	R: 0 E: 0 K: 1 S: 5	H: 1 LOB: 0 BB: 0 P: 5	R: 0 E: 0 K: 1 S: 8	H: 0 LOB: 0 BB: 0 P: 12	R: 2 E: 0 K: 0 S: 15	H: 2 LOB: 1 BB: 1 P: 26	R: 2 E: 0 K: 0 S: 14	H: 2 LOB: 0 BB: 1 P: 26	1B: 6 2B: 2 3B: 0 HR: 3	SF: 0 SAC: 0 DP: 1 HBP: 0	WP: 0 PB: 0 SB: 0 CS: 1	PA: 42			
<b>PITCHER</b>	IP	WLS	BF	H	R	ER	SO	BB	IBB	HBP	BLK	WP	HR	S	P	ERA	WHIP								
<b>Ismael Valdez, R</b> (1, 1) ERA: 5.33	7.0		32	8	3	3	6	3	0	0	0	0	1	74	116	3.86	1.571								
<b>Antonio Osuna, R</b> (8, 1) ERA: 1.88	1.0		4	1	1	1	1	1	0	0	0	0	1	12	21	9.00	2.000								
<b>Scott Radinsky, L</b> (9, 1) ERA: 2.86	1.0	L	5	2	2	2	0	1	0	0	0	0	1	14	26	18.00	3.000								

**Cincinnati Reds @ Los Angeles Dodgers**  
**Dodger Stadium, Los Angeles, CA**  
 Sun May 31 1998, 3:33 AM PDT  
 Att. 41,306 - Sunny - 70 F

livebaseballscorecards.com

<b>AB</b>	<b>36</b>
<b>R</b>	<b>6</b>
<b>H</b>	<b>11</b>
<b>RBI</b>	<b>6</b>
<b>BB</b>	<b>5</b>
<b>SO</b>	<b>7</b>
<b>LOB</b>	<b>17</b>



Batter	1	2	3	4	5	6	7	8	9	AB R H RBI BB SO LOB
Eric Young Sr., R OBP: 0.353, SLG: 0.359 (1, 4)	4-1 CS 1B BB	0-2 F8 2-3		1-1 P6		0-2 FC5-4 1-2f			2-2 G4-3	4 0 0 0 1 0 4
Jose Vizcaino, S OBP: 0.323, SLG: 0.361 (1, 6)	1 SAFE 1 SAFE 1 SAFE BB BB HR 1B	0-2 SF7 3-H			0-2 P9			1-0 G4-3		3 1 1 1 0 0 0
Gary Sheffield, R OBP: 0.430, SLG: 0.519 (1, 9)	4-2 HR BB BB	0-0 FC6-4 1-2f			1-1 L9 1B 1B			2-3 K		3 1 1 0 1 1 1
Eric Karros, R OBP: 0.339, SLG: 0.342 (1, 3)	4-0 HR BB		1-1 G5-3		1 SAFE 1 SAFE 1-2 1B			1-1 G6-3		3 1 1 0 1 0 0
Raul Mondesi, R OBP: 0.312, SLG: 0.541 (1, 8)	2-0 HR		2-2 P9		0-0 L9			3-3 K		4 1 1 4 0 1 2
Paul Konerko, R OBP: 0.260, SLG: 0.176 Juan Castro, R OBP: 0.244, SLG: 0.289 (1, 5) (7, 5)	2-2 F8		3-3 K		2-3 K			2-2 G4-3		3 0 0 0 0 2 2 1 0 0 0 0 0 0
Todd Hollandsworth, L OBP: 0.308, SLG: 0.401 (1, 7)	1-1 L7			1-3 K2-3		2-3 K		0-1 G4-3		4 0 0 0 0 2 0
Charles Johnson, R OBP: 0.280, SLG: 0.398 Jim Eisenreich, L OBP: 0.286, SLG: 0.304 (1, 2) (9, PH)		1-0 F8 SF7 2B		2-2 SH3-4 1B		1-2 F8		1-1 F8		3 1 2 0 0 0 0 1 0 0 0 0 0 0
Ismael Valdez, R OBP: 0.308, SLG: 0.261 Antonio Osuna, R Scott Radinsky, L Bobby Bonilla, S OBP: 0.320, SLG: 0.410 (1, 1) (8, 1) (9, 1) (9, PH)		0-1 E1 FC6-4		0-1 SH3-4		4-2 FC5-4 BB		2-0 G3		1 0 0 0 1 0 1 0 0 0 0 0 0 0 0 0 0 0 0 0 0 1 0 0 0 0 0 0

Inning Stats	R: 4	H: 2	E: 0	K: 13	LOB: 0	BB: 3	P: 32	R: 1	H: 1	E: 1	K: 10	LOB: 1	BB: 0	P: 11	R: 0	H: 0	E: 0	K: 10	LOB: 0	BB: 0	P: 16	R: 0	H: 2	E: 0	K: 13	LOB: 2	BB: 0	P: 16	R: 0	H: 0	E: 0	K: 17	LOB: 1	BB: 1	P: 24	R: 0	H: 0	E: 0	K: 17	LOB: 0	BB: 0	P: 10	R: 0	H: 0	E: 0	K: 9	LOB: 0	BB: 0	P: 14	R: 0	H: 0	E: 0	K: 6	LOB: 0	BB: 11	P: 11	1B: 4	SF: 1	2B: 1	SAC: 1	3B: 0	DP: 0	HR: 1	HBP: 0	WP: 0	PA: 37
--------------	------	------	------	-------	--------	-------	-------	------	------	------	-------	--------	-------	-------	------	------	------	-------	--------	-------	-------	------	------	------	-------	--------	-------	-------	------	------	------	-------	--------	-------	-------	------	------	------	-------	--------	-------	-------	------	------	------	------	--------	-------	-------	------	------	------	------	--------	--------	-------	-------	-------	-------	--------	-------	-------	-------	--------	-------	--------

PITCHER	IP	WLS	BF	H	R	ER	SO	BB	IBB	HBP	BLK	WP	HR	S	P	ERA	WHIP
Mike Remlinger, L ERA: 4.35 (1, 1)	4.1		22	6	5	4	2	3	0	0	0	0	1	52	83	8.31	2.077
David Weathers, R ERA: 5.4 (5, 1)	2.2		9	0	0	0	3	1	0	0	0	0	0	27	40	0.00	0.375
Danny Graves, R ERA: 3.38 (8, 1)	1.0	W	3	0	0	0	1	0	0	0	0	0	0	9	14	0.00	0.000
Jeff Shaw, R ERA: 1.06 (9, 1)	1.0	S	3	0	0	0	0	0	0	0	0	0	0	6	11	0.00	0.000

**BOTTOM**

**Cincinnati Reds @ Los Angeles Dodgers**  
**Dodger Stadium, Los Angeles, CA**  
 Sun May 31 1998, 3:33 AM PDT  
 Att: 41,306 - Sunny - 70 F

AB	31
R	5
H	6
RBI	5
BB	4
SO	6
LOB	10



WP: 0	PA: 37
PB: 0	
SB: 0	
CS: 1	
ERA	WHIP

livebaseballscores.com



Batter	1	2	3	4	5	6	7	8	9	AB	R	H	RBI	BB	SO	LOB	TOP										
Ron Gant, R (1, 7) OBP: 0.275, SLG: 0.442 John Frascatore, R (8, 1) OBP: 0.333, SLG: 0.333 Jeff Brantley, R (9, 1)	0-3 K		1-0 F8		3-1 G4-3	1-0 F9		1-3 K		5	0	0	1	0	2	3											
Delino DeShields, L (1, 4) OBP: 0.410, SLG: 0.492	1-3 K		2-1 2B		1-1 S 1B 2-H 1B	0-0 FC6-4 1B		4-1 HR BB		4	2	3	1	1	1	0											
Brian Jordan, R (1, 9) OBP: 0.403, SLG: 0.628	4-0 BB		0-1 G6-3		0-0 SAFE 1B 1-2 1B	1-1 FC6-4 1-2f		1-1 HR		4	2	2	3	1	0	3											
Ray Lankford, L (1, 8) OBP: 0.416, SLG: 0.491	2-3 K		0-3 K		4-2 G4-3 1B 1-2 2-3 BB		0-3 K	0-1 HR 1B		4	0	1	0	1	3	2											
Gary Gaetti, R (1, 5) OBP: 0.368, SLG: 0.452		0-0 G5-3		1-2 G5-3	0-0 G4-3 1B 1-2 2-H 3-H		4-2 FC6-4 BB	0-1 P3		4	0	1	2	1	0	1											
John Mabry, L (1, 3) OBP: 0.346, SLG: 0.418		1-0 1B 2B		0-3 K	2-2 G4-3 1-2 2-3		0-3 K	0-0 G5-3		5	0	1	0	0	2	3											
Royce Clayton, R (1, 6) OBP: 0.307, SLG: 0.299		0-1 G6-3		0-1 G1-3	0-0 G6-3		0-0 FC6-4 1-2f	3-2 G6-3		5	0	0	0	0	0	4											
Tom Pagnozzi, R (1, 2) OBP: 0.272, SLG: 0.284		0-2 2-3 1B		4-1 WP G4-3 BB	2-1 G5-3		0-0 G5-3	1-1 F8		4	1	1	0	1	0	0											
Kent Mercker, L (1, 1) OBP: 0.200, SLG: 0.130 Willie McGee, S (8, PH) OBP: 0.323, SLG: 0.353 (8, 7)		0-0 F7		4-0 G4-3 1B 1-3 BB	0-0 1B		2-2 HR BB 1B			2	1	1	0	1	0	2											
										1	1	1	0	0	0	0											
Inning Stats	R: 0 E: 0 K: 3 S: 13	H: 0 LOB: 1 BB: 1 P: 20	R: 0 E: 0 K: 0 S: 8	H: 2 LOB: 2 BB: 0 P: 9	R: 0 E: 0 K: 1 S: 8	H: 1 LOB: 1 BB: 0 P: 11	R: 0 E: 0 K: 1 S: 8	H: 0 LOB: 0 BB: 0 P: 9	R: 4 E: 0 K: 0 S: 13	H: 3 LOB: 2 BB: 3 P: 31	R: 0 E: 0 K: 0 S: 7	H: 2 LOB: 2 BB: 0 P: 11	R: 0 E: 0 K: 2 S: 10	H: 0 LOB: 1 BB: 1 P: 14	R: 3 E: 0 K: 1 S: 18	H: 3 LOB: 1 BB: 1 P: 26	R: 0 E: 0 K: 0 S: 7	H: 0 LOB: 0 BB: 0 P: 11	1B: 8 2B: 2 3B: 0 HR: 1	SF: 0 SAC: 0 DP: 0 HBP: 0	WP: 2 PB: 0 SB: 1 CS: 0	PA: 44					
PITCHER	IP	WLS	BF	H	R	ER	SO	BB	IBB	HBP	BLK	WP	HR	S	P	ERA	WHIP										
37 Darren Dreifort, R (1, 1) ERA: 3.84	7.2	L	38	9	6	6	8	6	0	0	0	1	0	79	124	7.04	1.957										
Jim Bruske, R (8, 1) ERA: 3.28	0.1		3	2	1	1	0	0	0	0	0	0	1	6	7	27.00	6.000										
Gary Rath, L (9, 1) ERA:	1.0		3	0	0	0	0	0	0	0	0	0	0	7	11	0.00	0.000										

St. Louis Cardinals @ Los Angeles Dodgers  
Dodger Stadium, Los Angeles, CA  
Tue Jun 02 1998, 7:05 PM PDT  
Att. 36,367 - Unknown - 68 F

AB	38
R	7
H	11
RBI	7
BB	6
SO	8
LOB	18







Batter	1	2	3	4	5	6	7	8	9	AB R H RBI BB SO LOB	TOP		
Ron Gant, R (1, 7) OBP: 0.283, SLG: 0.440 Lance Painter, L (8, 1) OBP: 1.000, SLG: 1.000	1-0 1B 1B		4-2 F9 BB BB		4-1 BB BB		3-3 K 1X	0-0 F8 3		3 1 1 0 2 1 3 0 0 0 0 0 0 0			
Delino DeShields, L (1, 4) OBP: 0.410, SLG: 0.487	1-1 L9 1B 1-3 1B		2-0 F7 1		1-2 F7 1		4-1 S BB 2		3-2 L5 1	4 0 1 0 1 0 2			
Brian Jordan, R (1, 9) OBP: 0.408, SLG: 0.623	1-0 1-2 1B 3-H		4-2 BB 1-2 BB		1-2 F8 2		2-3 K 1-2 2		4-2 DI HR BB	3 1 1 1 2 1 2			
Ray Lankford, L (1, 8) OBP: 0.407, SLG: 0.478	2-0 L9 2-3		2-2 F9 2		1-3 K 3		0-0 G3-1 3		3-3 K 1-2 2	5 0 0 0 0 2 7			
Gary Gaetti, R (1, 5) OBP: 0.375, SLG: 0.473	0-3 K 2		4-2 FC6-4 1-2 BB		0-0 FC6-4 1B 1			3-1 F7 1X	0-0 HR 2-H	4 1 2 2 1 1 2			
John Mabry, L (1, 3) OBP: 0.348, SLG: 0.421	3-3 K 3		1-1 FC6-4 1-2f 3		0-0 F8 1			3-1 B4-3 2B	4-2 1B BB	4 0 1 0 1 1 6			
Royce Clayton, R (1, 6) OBP: 0.304, SLG: 0.296		3-1 G4-3 1		3-2 G6-3 1		0-0 FC6-4 1B 1-2f 2		0-1 B4-3 2-3 2	1-1 1B 1-2	5 1 1 0 0 0 2			
Tom Pagnozzi, R (1, 2) OBP: 0.279, SLG: 0.282		0-0 G4-3 2		2-3 K 2		0-0 1B 2-H 1B		4-1 BB BB	1-3 K 3	4 0 1 1 1 2 2			
Mark Petkovsek, R (1, 1) OBP: 0.333, SLG: 0.357 Rick Croushore, R (5, 1) OBP: 0.276, SLG: 0.444 Brian Hunter, R (6, PH) OBP: 0.306, SLG: 0.308 Manny Aybar, R (6, 1) OBP: 0.328, SLG: 0.353 Willie McGee, S (8, PH) OBP: 0.328, SLG: 0.353 (8, 7)		1-0 G6-3 3		0-0 G6-3 3		3-2 P3 3		4-2 BB 1-2		2 0 0 0 0 0 0 0 0 0 0 0 0 0 1 0 0 0 0 0 1 0 0 0 0 0 0 0 0 0 0 0 1 0 0			
Inning Stats	R: 1 H: 3 E: 0 LOB: 2 K: 2 BB: 0 S: 12 P: 20	R: 0 H: 0 E: 0 LOB: 0 K: 0 BB: 0 S: 4 P: 8	R: 0 H: 0 E: 0 LOB: 3 K: 0 BB: 3 S: 13 P: 30	R: 0 H: 0 E: 0 LOB: 0 K: 1 BB: 0 S: 10 P: 15	R: 0 H: 0 E: 0 LOB: 1 K: 1 BB: 1 S: 10 P: 17	R: 1 H: 2 E: 1 LOB: 1 K: 0 BB: 0 S: 7 P: 10	R: 0 H: 0 E: 0 LOB: 1 K: 2 BB: 1 S: 8 P: 17	R: 0 H: 1 E: 0 LOB: 3 K: 0 BB: 2 S: 11 P: 25	R: 2 H: 2 E: 0 LOB: 2 K: 2 BB: 2 S: 18 P: 34	1B: 6 SF: 0 2B: 1 SAC: 0 3B: 0 DP: 0 HR: 1 HBP: 0	WP: 0 PA: 44 PB: 0 SB: 1 CS: 0		
PITCHER	IP WLS BF H R ER SO BB IBB HBP BLK WP HR S P ERA WHIP											PITCHER	IP WLS BF H R ER SO BB IBB HBP BLK WP HR S P ERA WHIP
Ramon Martinez, R (1, 1) ERA: 2.7	7.0 W 31 5 2 1 6 5 0 0 0 0 0 0 64 117 1.29 1.429												
Mark Guthrie, L (8, 1) ERA: 1.8	0.2 4 1 0 0 0 1 0 0 0 0 0 0 7 17 0.00 3.000												
Antonio Osuna, R (8, 1) ERA: 2.52	1.0 7 1 2 2 1 3 0 0 0 0 0 1 17 35 18.00 4.000												
Scott Radinsky, L (9, 1) ERA: 2.82	0.1 S 2 1 0 0 1 0 0 0 0 0 0 0 5 7 0.00 3.000												

St. Louis Cardinals @ Los Angeles Dodgers  
Dodger Stadium, Los Angeles, CA  
Wed Jun 03 1998, 7:05 PM PDT  
Att. 35,647 - Unknown - 64 F

AB	35
R	4
H	8
RBI	4
BB	9
SO	8
LOB	27




Batter	1	2	3	4	5	6	7	8	9	AB R H RBI BB SO LOB
Eric Young Sr., R (1, 4) OBP: 0.361, SLG: 0.363	4-2 G4-3 1B BB		0-0 P4	1-1 1B HBP		4-2 SH5-3 1B BB		1-0 G6-3		2 2 0 0 2 0 0
Jose Vizcaino, S (1, 6) OBP: 0.326, SLG: 0.360	1-1 G4-3 1-2		4-2 1B G6-3 BB	2-2 E8 1B		1-0 SH5-3 1-3		0-2 1B 1B		3 2 2 2 1 0 1
Gary Sheffield, R (1, 9) OBP: 0.426, SLG: 0.510	4-1 F8 1B BB		1-2 S 1B	1-0 P7		0-2 P6		0-1 1B 1B		4 0 2 0 1 0 3
Eric Karros, R (1, 3) OBP: 0.353, SLG: 0.382	0-0 1B		2-2 G6-3		0-0 HR	3-2 1B		2-0 1B		5 1 4 5 0 0 1
Todd Hollandsworth, L (8, PR) OBP: 0.308, SLG: 0.400	1-2 2-H 1B		1-2 3-H			3-H 1B		1-2 3-H 1B		0 0 0 0 0 0 0
Paul Konerko, R (9, 3) OBP: 0.260, SLG: 0.176										0 0 0 0 0 0 0
Raul Mondesi, R (1, 8) OBP: 0.313, SLG: 0.537	0-1 F8 2-3		0-0 F8		0-2 E S 1B	1-0 F8		3-2 G4-3		5 0 1 0 0 0 6
Bobby Bonilla, S (1, 5) OBP: 0.311, SLG: 0.395	1-0 G4-3			2-2 G4-3	4-2 FC1-6 BB	1-3		F8		3 0 0 0 1 0 2
Jim Eisenreich, L (1, 7) OBP: 0.284, SLG: 0.301		3-1 G5-3		0-0 2B 1B	1-1 FC1-6 S	1-2f		F7		4 1 1 0 0 0 2
Antonio Osuna, R (8, 1)				2B 1B						0 0 0 0 0 0 0
Scott Radinsky, L (9, 1)				1B						0 0 0 0 0 0 0
Charles Johnson, R (1, 2) OBP: 0.286, SLG: 0.423		1-1 G6-3		2-2 1B 2B	1-3 K	1-2 K		2-1 G3		4 1 1 0 0 1 2
Ramon Martinez, R (1, 1) OBP: 0.194, SLG: 0.290			2-2 G4-3		2-3 K	0-3 K		2-3 K		3 0 0 0 0 2 4
Mark Guthrie, R (8, 1)										0 0 0 0 0 0 0
Thomas Howard, S (8, 7) OBP: 0.233, SLG: 0.368										1 0 0 0 0 1 0

Inning Stats	R: 1	H: 1	E: 0	K: 0	S: 9	R: 0	H: 0	E: 0	K: 0	S: 7	R: 0	H: 0	E: 0	K: 0	S: 7	R: 1	H: 1	E: 0	K: 2	S: 15	R: 1	H: 1	E: 0	K: 0	S: 12	R: 0	H: 0	E: 0	K: 0	S: 7	R: 1	H: 3	E: 0	K: 1	S: 15
	1	1	0	0	19	0	0	0	0	13	0	0	0	0	7	1	1	0	2	15	1	1	0	0	12	0	0	0	0	7	1	3	0	1	15

PITCHER	IP	WLS	BF	H	R	ER	SO	BB	IBB	HBP	BLK	WP	HR	S	P	ERA	WHIP
Mark Petkovsek, R (1, 1) ERA: 4.79	4.0	L	23	7	5	5	1	3	0	1	0	0	1	49	82	11.25	2.500
Rick Croushore, R (5, 1) ERA: 4.91	1.0		4	0	0	0	2	1	0	0	0	0	0	11	17	0.00	1.000
Manny Aybar, R (6, 1) ERA: 8.35	2.0		8	1	1	1	0	1	0	0	0	0	0	19	33	4.50	1.000
Lance Painter, L (8, 1) ERA: 4.76	1.0		6	3	1	1	1	0	0	0	0	0	0	15	23	9.00	3.000

BOTTOM										
AB	R	H	RBI	BB	SO	LOB				
34	7	11	7	5	4	21				
WP: 0	PA: 41									
PB: 0	CS: 0									
SB: 4	HR: 1	SAC: 1	DP: 0	HBP: 1						

**St. Louis Cardinals @ Los Angeles Dodgers**  
 Dodger Stadium, Los Angeles, CA  
 Wed Jun 03 1998, 7:05 PM PDT  
 Att: 35,647 - Unknown - 64 F





Batter	1	2	3	4	5	6	7	8	9	AB R H RBI BB SO LOB	TOP															
Ron Gant, R (1, 7) OBP: 0.281, SLG: 0.430 Jeff Brantley, R (9, 1)	2-3 K	1-2 P4		0-0 G5-3			0-0 F8		4-0 BB	4 0 0 0 1 1 2 0 0 0 0 0 0 0																
Delino DeShields, L (1, 4) OBP: 0.405, SLG: 0.480	1-1 F8		1-2 G1-3		1-0 F9 BB SF9 1B		0-0 G4-3		3-3 K	5 1 1 0 0 1 2																
Brian Jordan, R (1, 9) OBP: 0.413, SLG: 0.616	4-0 BB		4-2 BB 1B BB		4-2 WP BB		0-0 F7		0-0 L4-6	2 0 0 0 3 0 2																
Ray Lankford, L (1, 8) OBP: 0.399, SLG: 0.467	0-3 K		1-1 L5		3-2 F9			2-0 G6-3		4 0 0 0 0 1 4																
Gary Gaetti, R (1, 5) OBP: 0.383, SLG: 0.480		1-0 FC6-5 1B 1B	2-1 BB 1-2 1B		0-0 SF9			4-2 1B BB		2 0 2 1 1 0 0																
John Mabry, L (1, 3) OBP: 0.359, SLG: 0.426		2-2 FC6-5 1B 1B	4-2 1-2 2-3 BB		3-H L3			0-0 1-2 1B		3 1 2 0 1 0 1																
Royce Clayton, R (1, 6) OBP: 0.299, SLG: 0.290		2-1 FC6-5 1B 1-2 2-3f	1-1 P3			3-2 L5		1-0 L8		4 0 0 0 0 0 7																
Tom Lampkin, L (1, 2) OBP: 0.317, SLG: 0.404		1-0 1-3 2-H 1B		0-3 K		1-3 K		3-2 G3		4 0 1 1 0 2 2																
Juan Acevedo, R (1, 1) OBP: 0.333, SLG: 0.500 John Frascatore, R (4, 1) OBP: 0.250, SLG: 0.250 Curtis King, R (6, 1) Willie McGee, S (9, PH) OBP: 0.333, SLG: 0.359 (9, 7)		1-3 K	1-2 G5-3		1-2 G4-3				0-0 L4-6 BB 1B	2 0 0 0 0 1 2 1 0 0 0 0 0 0 0 0 0 0 0 0 0 1 0 1 0 0 0 0																
<b>Inning Stats</b>	R: 0 H: 0 E: 0 LOB: 1 K: 2 BB: 1 S: 11 P: 18	R: 1 H: 3 E: 0 LOB: 2 K: 1 BB: 0 S: 15 P: 23	R: 0 H: 1 E: 0 LOB: 3 K: 0 BB: 2 S: 14 P: 27	R: 0 H: 0 E: 0 LOB: 0 K: 1 BB: 0 S: 8 P: 9	R: 1 H: 1 E: 0 LOB: 1 K: 0 BB: 1 S: 15 P: 26	R: 0 H: 0 E: 0 LOB: 0 K: 1 BB: 0 S: 9 P: 14	R: 0 H: 0 E: 0 LOB: 0 K: 0 BB: 0 S: 3 P: 3	R: 0 H: 1 E: 0 LOB: 2 K: 0 BB: 1 S: 10 P: 20	R: 0 H: 1 E: 0 LOB: 1 K: 1 BB: 1 S: 5 P: 12	1B: 7 SF: 1 2B: 1 SAC: 0 3B: 0 DP: 1 HR: 0 HBP: 0	WP: 1 PA: 39 PB: 0 SB: 0 CS: 0															
<b>PITCHER</b>	IP WLS BF H R ER SO BB IBB HBP BLK WP HR S P ERA WHIP											<b>PITCHER</b>	IP WLS BF H R ER SO BB IBB HBP BLK WP HR S P ERA WHIP													
Chan Ho Park, R (1, 1) ERA: 4.78	7.0	30	5	2	2	5	4	0	0	0	1	0	75	120	2.57	1.286										
Mark Guthrie, L (8, 1) ERA: 1.71	1.0	5	1	0	0	0	1	0	0	0	0	0	10	20	0.00	2.000										
Scott Radinsky, L (9, 1) ERA: 2.7	1.0	W 4	1	0	0	1	1	0	0	0	0	0	5	12	0.00	2.000										

St. Louis Cardinals @ Los Angeles Dodgers  
Dodger Stadium, Los Angeles, CA  
Thu Jun 04 1998, 3:33 AM PDT  
Att. 41,181 - Sunny - 74 F

AB	32
R	2
H	7
RBI	2
BB	6
SO	6
LOB	22



Batter	1	2	3	4	5	6	7	8	9	AB	R	H	RBI	BB	SO	LOB
Eric Young Sr., R OBP: 0.363, SLG: 0.362 (1, 4)	2-1 F8		4-1 S BB		0-0 G5-3			3-2 SH1-3 1B		3	1	1	0	1	0	0
Jose Vizcaino, S OBP: 0.321, SLG: 0.354 (1, 6)	2-3 K		2-0 F8			3-2 G4-3		0-0 SH1-3		3	0	0	0	0	1	1
Gary Sheffield, R OBP: 0.427, SLG: 0.515 (1, 9)	1-3 K			1-2 G4-3 S 1B		1-2 G6-3 1B 2B		0-1 G5-3		4	1	2	0	0	1	1
Eric Karros, R OBP: 0.350, SLG: 0.378 Todd Hollandsworth, L OBP: 0.308, SLG: 0.400 Scott Radinsky, L (9, 1)		3-2 G6-3		2-1 P6		2-2 G6-3		2-1 FC5-4 1B		4	0	1	1	0	0	2
Raul Mondesi, R OBP: 0.316, SLG: 0.535 (1, 8)		1-2 F8		4-1 G4-3 BB		2-2 1B 3-H		0-0 FC5-4		3	0	1	1	1	0	1
Bobby Bonilla, S OBP: 0.310, SLG: 0.392 (1, 5)		2-2 1B		1-1 G4-3			0-0 F7		2-2 G3-1	4	0	1	0	0	0	2
Jim Eisenreich, L OBP: 0.283, SLG: 0.299 (9, 3)		0-0 P5		0-0 G3			0-0 G1-3		0-1 S 1B	4	1	1	0	0	0	3
Charles Johnson, R OBP: 0.290, SLG: 0.424 (1, 2)			1-1 F8		1-2 P5		3-1 1B		2-2 1B 1-H	4	0	2	1	0	0	0
Chan Ho Park, R OBP: 0.222, SLG: 0.370 Thomas Howard, S OBP: 0.230, SLG: 0.362 Mark Guthrie, R Roger Cedeño, S OBP: 0.400, SLG: 0.333 (9, 7)			1-2 K		0-2 F9		1-1 G4-3			2	0	0	0	0	1	0

Inning Stats	R: 0	H: 0	E: 0	K: 2	S: 12	H: 0	LOB: 0	BB: 0	P: 17	R: 0	H: 1	E: 0	K: 0	S: 12	R: 0	H: 0	E: 0	K: 1	S: 7	R: 0	H: 1	E: 0	K: 0	S: 10	R: 0	H: 0	E: 0	K: 0	S: 8	R: 1	H: 2	E: 0	K: 0	S: 14	R: 0	H: 1	E: 0	K: 0	S: 6	R: 1	H: 2	E: 0	K: 0	S: 10	R: 1	H: 2	E: 0	K: 0	S: 9	1B: 8	2B: 1	3B: 0	HR: 0	SF: 0	SAC: 1	DP: 0	HBP: 0	WP: 0	PB: 0	SB: 3	CS: 0	PA: 35
--------------	------	------	------	------	-------	------	--------	-------	-------	------	------	------	------	-------	------	------	------	------	------	------	------	------	------	-------	------	------	------	------	------	------	------	------	------	-------	------	------	------	------	------	------	------	------	------	-------	------	------	------	------	------	-------	-------	-------	-------	-------	--------	-------	--------	-------	-------	-------	-------	--------

PITCHER	IP	WLS	BF	H	R	ER	SO	BB	IBB	HBP	BLK	WP	HR	S	P	ERA	WHIP
Juan Acevedo, R ERA: 4.18 (1, 1)	3.0		11	1	0	0	3	1	0	0	0	0	0	31	50	0.00	0.667
John Frascatore, R ERA: 5.21 (4, 1)	2.2		11	2	1	1	0	1	0	0	0	0	0	28	42	3.38	1.125
Curtis King, R ERA: 1.42 (6, 1)	2.1		10	4	1	1	0	0	0	0	0	0	0	20	31	3.86	1.714
Jeff Brantley, R ERA: 3.45 (9, 1)	0.1	L	3	2	1	1	0	0	0	0	0	0	0	9	13	27.00	6.000

BOTTOM

St. Louis Cardinals @ Los Angeles Dodgers  
 Dodger Stadium, Los Angeles, CA  
 Thu Jun 04 1998, 3:33 AM PDT  
 Att: 41,181 - Sunny - 74 F

livebaseballscorecards.com

AB	32
R	3
H	9
RBI	3
BB	2
SO	3
LOB	11





Batter	1	2	3	4	5	6	7	8	9	AB R H RBI BB SO LOB	TOP									
Eric Young Sr. R (1, 4) OBP: 0.365, SLG: 0.365	2-2 P3		1-0 G3-6-3 1B		0-1 G3		1-2 1-2 2-3 1B			4 0 2 0 0 0 2	<b>Los Angeles Dodgers @ Seattle Mariners</b> The Kingdom, Seattle, WA Fri Jun 05 1998, 10:05 PM EDT Att. 39,053 - Dome - 72 F <a href="http://livebaseballscorecards.com">livebaseballscorecards.com</a>									
Jose Vizcaino, S (1, 6) OBP: 0.320, SLG: 0.352	0-0 1B 1B		0-0 G3-6-3 1-2f			1-0 G1-3	1-3 K			4 0 1 0 0 1 4										
Gary Sheffield, R (1, 9) OBP: 0.429, SLG: 0.520	1-0 1-3 1B			1-2 G1-3		0-2 FC6-4 2B	3-2 G5-3			4 0 2 0 0 0 3										
Eric Karros, R (1, 10) OBP: 0.347, SLG: 0.369	1-2 P4			1-0 G5-3		4-1 FC6-4 BB	2-2 G6-3			3 0 0 0 1 0 2										
Raul Mondesi, R (1, 8) OBP: 0.310, SLG: 0.526	0-0 F8			2-2 G5-3		2-2 FC6-4 1-2f 2-3	1-2 K			4 0 0 0 0 1 4										
Bobby Bonilla, S (1, 5) OBP: 0.303, SLG: 0.382		2-3 K			0-1 F9	2-0 G4-3	2-2 P6			4 0 0 0 0 1 2										
Juan Castro, R (8, 5) OBP: 0.244, SLG: 0.289										0 0 0 0 0 0 0										
Jim Eisenreich, L (1, 3) OBP: 0.281, SLG: 0.297		2-2 G4-3			3-2 L6		2-1 1B 1B 1B		1-2 F7	4 0 1 0 0 0 0										
Charles Johnson, R (1, 2) OBP: 0.294, SLG: 0.426		0-3 K			0-0 1B 1B		1-2 1B 1B		2-1 G5-3	4 0 2 0 0 1 0										
Thomas Howard, S (1, 7) OBP: 0.231, SLG: 0.355			0-1 L9		2-1 1-2 1B		2-3 K		2-3 K	4 0 1 0 0 2 2										
<b>Inning Stats</b>	R: 0 E: 0 K: 0 S: 10	H: 2 LOB: 2 BB: 0 P: 14	R: 0 E: 0 K: 2 S: 9	H: 0 LOB: 0 BB: 0 P: 13	R: 0 E: 0 K: 0 S: 4	H: 1 LOB: 0 BB: 0 P: 5	R: 0 E: 0 K: 0 S: 7	H: 0 LOB: 0 BB: 0 P: 11	R: 0 E: 0 K: 0 S: 10	H: 2 LOB: 2 BB: 0 P: 15	R: 0 E: 0 K: 2 S: 18	H: 3 LOB: 3 BB: 0 P: 28	R: 0 E: 0 K: 1 S: 10	H: 0 LOB: 0 BB: 0 P: 15	R: 0 E: 0 K: 1 S: 11	H: 0 LOB: 0 BB: 0 P: 16	1B: 8 2B: 1 3B: 0 HR: 0	SF: 0 SAC: 0 DP: 1 HBP: 0	WP: 0 PB: 0 SB: 0 CS: 0	PA: 36
<b>PITCHER</b>	IP WLS BF H R ER SO BB IBB HBP BLK WP HR S P ERA WHIP																			
26 Bill Swift, R (1, 1) ERA: 4.92	6.1 W 28 9 0 0 3 1 0 0 0 0 0 0 61 94 0.00 1.579																			
Mike Timlin, R (7, 1) ERA: 4.24	1.2 5 0 0 0 2 0 0 0 0 0 0 0 17 26 0.00 0.000																			
Heathcliff Slocumb, R (9, 1) ERA: 8.78	1.0 3 0 0 0 1 0 0 0 0 0 0 0 11 16 0.00 0.000																			

**Los Angeles Dodgers @ Seattle Mariners**  
 The Kingdom, Seattle, WA  
 Fri Jun 05 1998, 10:05 PM EDT  
 Att. 39,053 - Dome - 72 F

**AB 35**  
**R 0**  
**H 9**  
**RBI 0**  
**BB 1**  
**SO 6**  
**LOB 19**



Batter	1	2	3	4	5	6	7	8	9	AB	R	H	RBI	BB	SO	LOB
Joey Cora, S OBP: 0.350, SLG: 0.374 (1, 4)	0-0 F8	4-2 BB			2-1 G6-3 3B	1-2 P7				3	1	1	0	1	0	1
Alex Rodriguez, R OBP: 0.350, SLG: 0.602 (1, 6)	1-0 P3	2-2 F7			0-0 G6-3		0-1 B1-3			4	0	0	1	0	0	3
Ken Griffey Jr., L OBP: 0.374, SLG: 0.651 (1, 8)	2-3 K		1-1 F7		1-1 1B		3-3 K			4	0	1	0	0	2	0
David Segui, S OBP: 0.392, SLG: 0.560 (1, 3)		0-2 E5 FC4-6 1B	0-0 1B		0-0 P3		2-2 F8			4	1	1	0	0	0	1
Edgar Martinez, R OBP: 0.411, SLG: 0.553 (1, 10)		4-0 FC4-6 BB	2-2 F7		3-2 1B		3-3 K			3	0	1	0	1	1	1
Rob Ducey, L OBP: 0.328, SLG: 0.390 (1, 9)		1-2 FC4-6 1B	1-2 P7		2-1 F9 1B		4-2 1B BB			3	2	1	0	1	0	3
Glenallen Hill, R OBP: 0.345, SLG: 0.524 (1, 7)		2-2 1B		3-3 K		0-0 F9		0-2 1B		3	0	1	1	0	1	1
Rich Amaral, R OBP: 0.313, SLG: 0.368 (8, 7)		1-2 1B		0-0 P9		2-3 1B		1-2 1B		1	0	1	0	0	0	0
Dan Wilson, R OBP: 0.313, SLG: 0.365 (1, 2)		1-1 BB 1B		0-0 P9		1-0 1B		2-1 G6-4-3		4	0	2	2	0	0	2
Russ Davis, R OBP: 0.318, SLG: 0.459 (1, 5)		0-2 P3		3-2 G3		1-0 P9				3	0	0	0	0	0	3

Inning Stats	R: 0	H: 0	E: 0	K: 1	S: 5	R: 2	H: 2	E: 1	K: 0	S: 21	R: 0	H: 1	E: 0	K: 0	S: 9	R: 0	H: 0	E: 0	K: 1	S: 8	R: 1	H: 3	E: 0	K: 0	S: 9	R: 1	H: 2	E: 0	K: 0	S: 8	R: 0	H: 0	E: 0	K: 1	S: 8	R: 0	H: 1	E: 0	K: 1	S: 10
	LOB: 0	BB: 0	P: 8	LOB: 3	BB: 2	P: 35	LOB: 0	BB: 0	P: 14	LOB: 1	BB: 0	P: 15	LOB: 0	BB: 0	P: 13	LOB: 1	BB: 0	P: 13	LOB: 0	BB: 0	P: 13	LOB: 0	BB: 0	P: 13	LOB: 0	BB: 0	P: 13	LOB: 1	BB: 1	P: 19	LOB: 0	SAC: 0	DP: 1	HBP: 0	WP: 0	PA: 35				

PITCHER	IP	WLS	BF	H	R	ER	SO	BB	IBB	HBP	BLK	WP	HR	S	P	ERA	WHIP
Ismael Valdez, R ERA: 5.18 (1, 1)	7.1	L	34	9	4	3	4	3	0	0	0	0	0	76	126	3.68	1.636
Eric Weaver, R ERA: 2.25 (8, 1)	0.2		1	0	0	0	0	0	0	0	0	0	0	2	4	0.00	0.000

**BOTTOM**

**Los Angeles Dodgers @ Seattle Mariners**  
The Kingdom, Seattle, WA

Fri Jun 05 1998, 10:05 PM EDT  
Att: 39,053 - Dome - 72 F

livebaseballscorecards.com

<b>AB</b>	<b>32</b>
<b>R</b>	<b>4</b>
<b>H</b>	<b>9</b>
<b>RBI</b>	<b>4</b>
<b>BB</b>	<b>3</b>
<b>SO</b>	<b>4</b>
<b>LOB</b>	<b>15</b>





Batter	1	2	3	4	5	6	7	8	9	AB R H RBI BB SO LOB	TOP		
Eric Young Sr. R (1, 4) OBP: 0.370, SLG: 0.370	0-2 S CS SF7 1B		1-0 S 1B BB 1B	1-1 F8		1-2 F9			0-0 1B SH5-3 E 1B	5 3 3 0 0 0 3			
Jose Vizcaino, S (1, 6) OBP: 0.324, SLG: 0.355	3-3 K		0-0 BB BB 1B 1B	0-1 2-H 1B		1-1 G1-3			0-0 SH5-3	4 1 2 2 0 1 3			
Gary Sheffield, R (1, 9) OBP: 0.428, SLG: 0.517	2-2 SF7 2-H		4-1 BB 1B BB			3-0 F8			2-2 E FC6-4 1B	3 2 1 1 1 0 0			
Eric Karros, R (1, 10) Thomas Howard, S (9, PR) OBP: 0.349, SLG: 0.361 OBP: 0.231, SLG: 0.355	0-3 K		4-0 1B BB			4-1 K			0-0 E1 E	3 0 0 1 2 2 1 0 1 0 0 0 0 0			
Raul Mondesi, R (1, 8) OBP: 0.308, SLG: 0.517			0-0 F9			1-3 K			4-0 FC6-4 IBB	4 0 0 0 1 1 4			
Paul Konerko, R (1, 3) OBP: 0.268, SLG: 0.233			1-0 1B			3-2 HR			2-2 FC6-4 1B	5 1 2 4 0 1 2			
Charles Johnson, R (1, 2) OBP: 0.292, SLG: 0.420			0-3 K			0-3 K			2-1 1B	5 0 1 0 0 2 2			
Juan Castro, R (1, 5) OBP: 0.244, SLG: 0.268			4-2 1B BB			1-0 E4 1B			1-3 K	3 1 0 0 1 1 0			
Roger Cedeno, S (1, 7) OBP: 0.405, SLG: 0.333			1-0 F9			2-2 1B			0-3 K	3 1 1 0 1 1 1			
<b>Inning Stats</b>	R: 1 H: 1 E: 0 LOB: 0 K: 2 BB: 0 S: 13 P: 18	R: 0 H: 0 E: 0 LOB: 0 K: 0 BB: 0 S: 9 P: 17	R: 4 H: 3 E: 0 LOB: 2 K: 1 BB: 3 S: 11 P: 26	R: 1 H: 1 E: 0 LOB: 1 K: 0 BB: 1 S: 6 P: 13	R: 0 H: 0 E: 0 LOB: 0 K: 2 BB: 0 S: 8 P: 15	R: 1 H: 2 E: 1 LOB: 2 K: 1 BB: 0 S: 18 P: 26	R: 0 H: 0 E: 0 LOB: 1 K: 1 BB: 1 S: 7 P: 14	R: 0 H: 0 E: 0 LOB: 0 K: 2 BB: 0 S: 8 P: 10	R: 3 H: 3 E: 2 LOB: 2 K: 0 BB: 1 S: 11 P: 21	1B: 9 SF: 1 2B: 0 SAC: 1 3B: 0 DP: 0 HR: 1 HBP: 0	WP: 0 PA: 43 PB: 0 SB: 3 CS: 1		
<b>PITCHER</b>	IP WLS BF H R ER SO BB IBB HBP BLK WP HR S P ERA WHIP												
Jeff Fassero, L (1, 1) ERA: 4.19	4.0		5 6 5 3 4 0 0 0 0 0 0 0 39 74 11.25 2.250										
Bob Wells, R (5, 1) ERA: 5.48	2.1 L		11 2 1 1 3 1 0 0 0 0 0 1 29 49 3.86 1.286										
31 Bobby Ayala, R (7, 1) ERA: 6.97	2.2		12 3 3 0 3 0 1 0 0 0 0 0 23 37 0.00 1.125										

Los Angeles Dodgers @ Seattle Mariners  
The Kingdom, Seattle, WA  
Sat Jun 06 1998, 6:33 AM EDT  
Att. 49,559 - Dome - 72 F

AB	35
R	10
H	10
RBI	8
BB	6
SO	9
LOB	16



Batter	1	2	3	4	5	6	7	8	9	AB R H RBI BB SO LOB
Joey Cora, S OBP: 0.351, SLG: 0.377 (1, 4)	1-1 F9 2B	3-3 K		2-1 G6-3		3-2 K			4-0 BB	4 1 1 0 1 2 1
Alex Rodriguez, R OBP: 0.347, SLG: 0.595 (1, 6)	0-0 F9 2-3	2-2 1B		0-3 K		1-3 K			0-3 K	5 0 1 0 0 3 2
Ken Griffey Jr., L OBP: 0.375, SLG: 0.657 (1, 8)	4-1 2B BB		1-2 HR	2-1 G4-3				2-1 F8	0-1 L3	4 2 1 1 1 0 1
David Segui, S OBP: 0.396, SLG: 0.568 (1, 3)	2-1 E 2B		0-1 2B 2B		4-1 BB BB BB			2-3 K	1-2 G1-3	4 2 2 2 1 1 1
Edgar Martinez, R OBP: 0.412, SLG: 0.555 (1, 10)	0-2 L9		2-3 K		1 SAFE BB BB BB			0-1 1B 2B		3 0 1 0 1 1 2
Rob Ducey, L OBP: 0.341, SLG: 0.407 (1, 9)	1-2 E6		0-1 1B SF8 2B		BB L B M B			1-2 1B		3 1 2 1 1 0 0
Glenallen Hill, R OBP: 0.343, SLG: 0.519 (1, 7)	2-3 K		0-0 1B		X			3-3 K		4 0 1 0 0 2 4
Dan Wilson, R OBP: 0.306, SLG: 0.358 (1, 2)		2-2 P3	3-2 SF8		C X			1-2 G1-3		3 0 0 1 0 0 3
Russ Davis, R OBP: 0.317, SLG: 0.455 (1, 5)		1-1 1B WP 1B	1-1 L8			3-2 P4		2-1 L6		4 0 1 0 0 0 1

Inning Stats	R: 3	H: 2	E: 1	LOB: 1	K: 1	BB: 1	S: 17	R: 0	H: 2	E: 0	LOB: 2	K: 1	BB: 0	S: 13	R: 3	H: 4	E: 0	LOB: 1	K: 1	BB: 0	S: 16	R: 0	H: 0	E: 0	LOB: 0	K: 1	BB: 0	S: 7	R: 0	H: 0	E: 0	LOB: 2	K: 0	BB: 3	S: 7	R: 0	H: 2	E: 0	LOB: 2	K: 1	BB: 0	S: 10	R: 0	H: 0	E: 0	LOB: 0	K: 1	BB: 0	S: 8	R: 0	H: 0	E: 0	LOB: 1	K: 1	BB: 1	S: 8	1B: 4	SF: 1	2B: 6	SAC: 0	3B: 0	DP: 1	HR: 1	HBP: 0
--------------	------	------	------	--------	------	-------	-------	------	------	------	--------	------	-------	-------	------	------	------	--------	------	-------	-------	------	------	------	--------	------	-------	------	------	------	------	--------	------	-------	------	------	------	------	--------	------	-------	-------	------	------	------	--------	------	-------	------	------	------	------	--------	------	-------	------	-------	-------	-------	--------	-------	-------	-------	--------

PITCHER	IP	WLS	BF	H	R	ER	SO	BB	IBB	HBP	BLK	WP	HR	S	P	ERA	WHIP
Dave Mlicki, R ERA: 6.15 (1, 1)	3.0		18	8	6	5	3	1	0	0	0	1	1	46	71	15.00	3.000
Dennys Reyes, L ERA: 4.35 (4, 1)	1.0		6	0	0	0	1	3	0	0	0	0	0	10	26	0.00	3.000
Jim Bruske, R ERA: 2.97 (5, 1)	3.0	W	9	2	0	0	3	0	0	0	0	0	0	23	35	0.00	0.667
Antonio Osuna, R ERA: 2.33 (8, 1)	2.0	S	7	0	0	0	2	1	0	0	0	0	0	16	27	0.00	0.500

**BOTTOM**

**Los Angeles Dodgers @ Seattle Mariners**  
 The Kingdom, Seattle, WA  
 Sat Jun 06 1998, 6:33 AM EDT  
 Att. 49,559 - Dome - 72 F

livebaseballscorecards.com

AB	34
R	6
H	10
RBI	5
BB	5
SO	9
LOB	15



WP	HR	S	P	ERA	WHIP
1	1	1	1	0.00	0.667
0	0	0	0	0.00	0.500
0	0	0	0	0.00	0.500
0	0	0	0	0.00	0.500









Batter	1	2	3	4	5	6	7	8	9	AB R H RBI BB SO LOB	TOP									
Rickey Henderson, R OBP: 0.365, SLG: 0.373 (1, 8) (7, 7)	4-1 F9 1B E BB	1-2 G3		1-0 FC6-4 1B		0-3 K		0-0 F8		4 1 1 0 1 1 2										
Scott Spiezio, S OBP: 0.351, SLG: 0.436 (1, 4) (7, 8)	0-1 BB E 1B	0-0 F7		1-0 FC6-4 1-2f			1-0 SH1-3 1B HBP	1-1 F7		4 1 1 0 0 0 2										
Ben Grieve, L OBP: 0.407, SLG: 0.510 (1, 9) (7, 8)	2-2 F9 2-3	4-2 FC4-6 BB			1-2 G4-3 2B		1-1 SAFE FC5-2-5 SH1-3 1B HR		2-0 2B	4 1 3 0 1 0 2										
Matt Stairs, L OBP: 0.398, SLG: 0.579 Ryan Christenson, R OBP: 0.323, SLG: 0.330 (1, 7) (7, 8)	4-1 E SF9 BB	1-0 FC4-6 1-2f		1-0 F8		0-0 SH1-3 1-2 2-3		1-3 K		2 1 0 0 1 0 2 1 0 0 0 0 1 1										
Mike Blowers, R OBP: 0.319, SLG: 0.416 (1, 5) (7, 8)	1-2 E2 SF9 BB 1B 1-3 2-H 3-H		1-3 K		1-0 G4-3 2-3		2-2 FC5-2-5 HR 2-3 3-H	2-0 F8		5 2 0 0 0 1 5										
Jason Giambi, L OBP: 0.360, SLG: 0.417 (1, 3) (7, 8)	4-2 1B BB 1-2		3-1 G4-3		1-1 G3-1		1-0 HR 1-H 3-H	3-2 F9		4 1 1 3 1 0 2										
Mike Macfarlane, R OBP: 0.347, SLG: 0.483 (1, 2) (7, 8)	1-0 SF9 2-3 3-H		0-0 G5-3			3-1 G6-3	1-1 G5-3			3 0 0 1 0 0 0										
Miguel Tejada, R OBP: 0.325, SLG: 0.351 (1, 6) (7, 8)	3-2 1B 1-2 3-H			2-0 G6-3		4-2 BB		3-1 WP 1B		3 0 2 1 1 0 0										
Blake Stein, R Billy Taylor, R (1, 1) (9, 1)	0-3 K			0-3 K		0-3 K		2-3 K 1-2		4 0 0 0 0 4 4 0 0 0 0 0 0 0										
<b>Inning Stats</b>	R: 4 E: 1 K: 1 S: 20	H: 2 LOB: 2 BB: 3 P: 39	R: 0 E: 0 K: 1 S: 7	H: 0 LOB: 1 BB: 1 P: 13	R: 0 E: 0 K: 1 S: 6	H: 0 LOB: 0 BB: 0 P: 10	R: 0 E: 0 K: 1 S: 6	H: 1 LOB: 1 BB: 0 P: 10	R: 0 E: 0 K: 2 S: 10	H: 0 LOB: 1 BB: 1 P: 17	R: 3 E: 0 K: 0 S: 10	H: 2 LOB: 0 BB: 0 P: 16	R: 0 E: 0 K: 1 S: 8	H: 1 LOB: 1 BB: 0 P: 14	R: 0 E: 0 K: 1 S: 8	H: 1 LOB: 1 BB: 0 P: 16	1B: 5 2B: 2 3B: 0 HR: 1	SF: 1 SAC: 1 DP: 0 HBP: 1	WP: 1 PB: 0 SB: 0 CS: 0	PA: 42
<b>PITCHER</b> Ramon Martinez, R ERA: 2.88 Greg McMichael, R ERA: 3.8 Mark Guthrie, L ERA: 2.38	IP WLS BF H R ER SO BB IBB HBP BLK WP HR S P ERA WHIP	7.0 L 34 6 7 4 5 5 0 1 0 0 1 66 116 5.14 1.571	1.0 4 1 0 0 1 0 0 0 0 0 0 0 8 14 0.00 1.000	1.0 4 1 0 0 1 0 0 0 0 0 0 0 8 16 0.00 1.000	<b>PITCHER</b> IP WLS BF H R ER SO BB IBB HBP BLK WP HR S P ERA WHIP															

Oakland Athletics @ Los Angeles Dodgers  
Dodger Stadium, Los Angeles, CA  
Mon Jun 08 1998, 7:05 PM PDT  
Att. 27,027 - Cloudy - 66 F

AB	34
R	7
H	8
RBI	5
BB	5
SO	7
LOB	20








Batter	1	2	3	4	5	6	7	8	9	AB R H RBI BB SO LOB	TOP
Rickey Henderson, R OBP: 0.360, SLG: 0.366 (1, 8)	F9			G6-3		F8		G5-3		4 0 0 0 0 0 1	<b>Oakland Athletics @ Los Angeles Dodgers</b> <b>Dodger Stadium, Los Angeles, CA</b> Tue Jun 09 1998, 7:05 PM PDT Att. 46,244 - Unknown - 66 F <a href="http://livebaseballscorecards.com">livebaseballscorecards.com</a>
Scott Spiezio, S OBP: 0.350, SLG: 0.432 (1, 4)	G6-3			1B		F7		F9	4 0 1 0 0 0 0		
Ben Grieve, L OBP: 0.408, SLG: 0.510 (1, 9)	F8			G5-4-3		L3		1B	4 0 2 0 0 0 0		
Matt Stairs, L OBP: 0.395, SLG: 0.571 (1, 7)			K	G5-4-3		G6-4-3		K	4 0 1 0 0 2 3		
Mike Blowers, R OBP: 0.317, SLG: 0.431 (1, 5)			G4-3		HR	G6-4-3		K	4 1 1 1 0 1 2		
Jason Giambi, L OBP: 0.355, SLG: 0.412 (1, 3)			K			G4-3			3 0 0 0 0 2 0		
Mike Fetters, R (7, 1)									0 0 0 0 0 0 0		
Mike Macfarlane, R OBP: 0.337, SLG: 0.467 (1, 2)			L5			K		P4	3 0 0 0 0 1 0		
Miguel Tejada, R OBP: 0.349, SLG: 0.400 (1, 6)			F8			2B		G5-3	3 0 2 0 0 0 0		
Jimmy Haynes, R (1, 1)			K			K		G5-3	1 0 0 0 0 1 0		
Mark Bellhorn, S (5, PH)									1 0 0 0 0 1 1		
Aaron Small, R (5, 1)									0 0 0 0 0 0 0		
Kevin Mitchell, R OBP: 0.327, SLG: 0.298 (7, 3)									1 0 0 0 0 0 1		
<b>Inning Stats</b>	R: 0 H: 0 E: 0 LOB: 0 K: 0 BB: 0 S: 7 P: 11	R: 0 H: 0 E: 0 LOB: 0 K: 2 BB: 0 S: 10 P: 16	R: 0 H: 0 E: 0 LOB: 0 K: 1 BB: 0 S: 6 P: 8	R: 0 H: 2 E: 0 LOB: 1 K: 0 BB: 0 S: 7 P: 12	R: 1 H: 2 E: 0 LOB: 1 K: 3 BB: 0 S: 14 P: 23	R: 0 H: 0 E: 0 LOB: 0 K: 0 BB: 0 S: 11 P: 18	R: 0 H: 1 E: 0 LOB: 0 K: 0 BB: 0 S: 7 P: 12	R: 0 H: 1 E: 0 LOB: 1 K: 2 BB: 0 S: 9 P: 16	R: 0 H: 1 E: 0 LOB: 1 K: 2 BB: 0 S: 13 P: 20	1B: 5 SF: 0 2B: 1 SAC: 0 3B: 0 DP: 2 HR: 1 HBP: 0	WP: 0 PA: 32 PB: 0 SB: 0 CS: 0
<b>PITCHER</b>	IP WLS BF H R ER SO BB IBB HBP BLK WP HR S P ERA WHIP										
Chan Ho Park, R (1, 1) ERA: 4.4	8.0 W 28 6 1 1 6 0 0 0 0 0 0 1 71 116 1.12 0.750										
Scott Radinsky, L (9, 1) ERA: 2.59	1.0 4 1 0 0 2 0 0 0 0 0 0 0 13 20 0.00 1.000										







Batter	1	2	3	4	5	6	7	8	9	AB R H RBI BB SO LOB	TOP												
Rickey Henderson, R OBP: 0.355, SLG: 0.360 (1, 8)	3-2 F9		0-3 K			2-1 F9			2-3 K	4 0 0 0 0 2 1	<b>Oakland Athletics @ Los Angeles Dodgers</b> <b>Dodger Stadium, Los Angeles, CA</b> Wed Jun 10 1998, 7:05 PM PDT Att. 27,494 - Cloudy - 65 F  <b>AB 30</b> <b>R 0</b> <b>H 2</b> <b>RBI 0</b> <b>BB 1</b> <b>SO 9</b> <b>LOB 7</b> 												
Scott Spiezio, S OBP: 0.344, SLG: 0.425 (1, 4)	1-2 F9			1-0 F7		2-1 F9		0-0 E7	4 0 0 0 0 0 0														
Ben Grieve, L OBP: 0.403, SLG: 0.502 (1, 9)	1-1 F9			0-0 F7		2-3 K		0-1 F7	4 0 0 0 0 1 1														
Matt Stairs, L OBP: 0.393, SLG: 0.565 (1, 7)		3-1 F8		0-0 G4-3		1-1 1B		2-3 K	4 0 1 0 0 1 1														
Mike Blowers, R OBP: 0.312, SLG: 0.423 (1, 5)		2-3 K		2-2 G6-3		1-3 K			3 0 0 0 0 2 1														
Jason Giambi, L OBP: 0.351, SLG: 0.406 (1, 3)		2-2 K		0-2 P6			1-1 G4-3		3 0 0 0 0 1 0														
Miguel Tejada, R OBP: 0.348, SLG: 0.381 (1, 6)			4-1 E BB	2-1 G4-3			3-1 F9		2 0 0 0 1 0 0														
A.J. Hinch, R OBP: 0.293, SLG: 0.324 Mike Macfarlane, R OBP: 0.343, SLG: 0.473 (8, PH) (8, 2)		1 SAFE 3-2 G4-3 1 SAFE				2-2 P2		0-0 1B	2 0 0 0 0 0 1 1 0 1 0 0 0 0														
Kenny Rogers, L Kevin Mitchell, R Billy Taylor, R (8, PH) (8, 1)			0-3 K			3-3 K		2-2 G1-3	2 0 0 0 0 2 1 1 0 0 0 0 0 1 0 0 0 0 0 0 0														
<b>Inning Stats</b>	R: 0 E: 0 K: 0 S: 10	H: 0 LOB: 0 BB: 0 P: 15	R: 0 E: 0 K: 2 S: 9	H: 0 LOB: 0 BB: 0 P: 16	R: 0 E: 1 K: 2 S: 11	H: 0 LOB: 1 BB: 1 P: 18	R: 0 E: 0 K: 0 S: 3	H: 0 LOB: 0 BB: 0 P: 4	R: 0 E: 0 K: 0 S: 9	H: 0 LOB: 0 BB: 0 P: 13		R: 0 E: 0 K: 1 S: 8	H: 0 LOB: 0 BB: 0 P: 15	R: 0 E: 0 K: 2 S: 11	H: 1 LOB: 1 BB: 0 P: 17	R: 0 E: 0 K: 0 S: 8	H: 1 LOB: 1 BB: 0 P: 14	R: 0 E: 1 K: 2 S: 9	H: 0 LOB: 1 BB: 0 P: 13	1B: 2 2B: 0 3B: 0 HR: 0	SF: 0 SAC: 0 DP: 0 HBP: 0	WP: 0 PB: 0 SB: 0 CS: 0	PA: 31
<b>PITCHER</b> Ismael Valdez, R ERA: 4.67 (1, 1)	IP 9.0	WLS W	BF 31	H 2	R 0	ER 0	SO 9	BB 1	IBB 0	HBP 0	BLK 0	WP 0	HR 0	S 78	P 125	ERA 0.00	WHIP 0.333						<b>PITCHER</b> IP WLS BF H R ER SO BB IBB HBP BLK WP HR S P ERA WHIP





Batter	1	2	3	4	5	6	7	8	9	AB R H RBI BB SO LOB	TOP									
Neifi Perez, S OBP: 0.318, SLG: 0.390 (1, 6) B X	1-0 SH1-3 1B 2B		2-1 G6-4-3 1B			1-0 SH1-3 1-2		1-1 G4-3		3 1 2 0 0 0 1										
1 Curtis Goodwin, L OBP: 0.347, SLG: 0.329 (1, 8) X	0-0 SH1-3 2-3		0-0 G6-4-3 1-2f			1-0 B1-3 2-3			2-2 K	3 0 0 0 0 1 2										
Dante Bichette, R OBP: 0.354, SLG: 0.509 (1, 7) B B T X	3-2 P6				0-0 F7	1-1 P2			2-2 F7	4 0 0 0 0 0 2										
Larry Walker, L OBP: 0.404, SLG: 0.554 (1, 9) C B X	1-1 1B				1-2 G6-3			0-2 G4-3	1-2 1B	4 0 2 1 0 0 0										
Vinny Castilla, R OBP: 0.353, SLG: 0.589 (1, 5) C F S	0-3 K				1-0 F8			1-2 F9	0-3 K	4 0 0 0 0 2 2										
17 Todd Helton, L OBP: 0.346, SLG: 0.462 (1, 3) X		0-0 F9			0-0 4-3			1-0 G3		3 0 0 0 0 0 0										
3 Mike Lansing, R OBP: 0.293, SLG: 0.317 (1, 4) C B B X		2-1 F7			0-0 G6-3			3-3 K		3 0 0 0 0 1 0										
Jeff Reed, L OBP: 0.364, SLG: 0.433 (1, 2) X		0-0 P7			2-2 L5			3-2 1B		3 0 1 0 0 0 0										
Darryl Kile, R OBP: 0.273, SLG: 0.313 (1, 1) F B C S			1-3 K			1-0 B1-3 SH1-3 1B		1-3 K		3 0 1 0 0 2 1										
<b>Inning Stats</b>	R: 1 E: 0 K: 1 S: 10	H: 2 LOB: 1 BB: 0 P: 15	R: 0 E: 0 K: 0 S: 4	H: 0 LOB: 0 BB: 0 P: 6	R: 0 E: 0 K: 1 S: 6	H: 1 LOB: 0 BB: 0 P: 9	R: 0 E: 0 K: 0 S: 5	H: 0 LOB: 0 BB: 0 P: 7	R: 0 E: 0 K: 0 S: 5	H: 1 LOB: 1 BB: 0 P: 9	R: 0 E: 0 K: 0 S: 7	H: 0 LOB: 0 BB: 0 P: 9	R: 0 E: 0 K: 2 S: 11	H: 1 LOB: 1 BB: 0 P: 19	R: 0 E: 0 K: 2 S: 15	H: 1 LOB: 1 BB: 0 P: 20	1B: 5 2B: 1 3B: 0 HR: 0	SF: 0 SAC: 2 DP: 1 HBP: 0	WP: 0 PB: 0 SB: 0 CS: 0	PA: 32
<b>PITCHER</b>	IP WLS BF H R ER SO BB IBB HBP BLK WP HR S P ERA WHIP																			
Dave Micki, R ERA: 5.56 (1, 1)	8.0 W 28 5 1 1 4 0 0 0 0 0 0 0 53 81 1.12 0.625																			
Antonio Osuna, R ERA: 2.25 (9, 1)	0.2 2 0 0 0 1 0 0 0 0 0 0 0 8 12 0.00 0.000																			
Scott Radinsky, L ERA: 2.25 (9, 1)	0.0 1 1 0 0 0 0 0 0 0 0 0 0 4 5 ∞ ∞																			
Greg McMichael, R ERA: 3.75 (9, 1)	0.1 S 1 0 0 0 1 0 0 0 0 0 0 0 3 3 0.00 0.000																			

Colorado Rockies @ Los Angeles Dodgers  
Dodger Stadium, Los Angeles, CA

AB	30
R	1
H	6
RBI	1
BB	0
SO	6
LOB	8



Fri Jun 12 1998, 7:05 PM PDT  
Att. 39,163 - Cloudy - 61 F

livebaseballscorecards.com







Batter	1	2	3	4	5	6	7	8	9	AB	R	H	RBI	BB	SO	LOB
Eric Young Sr., R (1, 4) OBP: 0.364, SLG: 0.380	0-0 G5-3		0-0 G5-3			0-0 1B BB		0-0 F9		4	1	1	0	0	0	0
Jose Vizcaino, S (1, 6) OBP: 0.311, SLG: 0.343	0-0 L5-3 1B			0-3 K		0-0 BB S FC5-4 1B		0-0 G3		4	1	2	0	0	1	0
Gary Sheffield, R (1, 9) OBP: 0.420, SLG: 0.502	0-0 L5-3 1-2			0-0 P4		4-0 FC5-4 BB 1-2 BB		0-0 F9		3	0	0	0	1	0	1
Eric Karros, R (1, 3) OBP: 0.351, SLG: 0.395		4-0 FC6-4 BB BB		0-0 1B		4-0 FC5-4 BB 1-2 2-3 3-H		0-0 F9		2	0	1	1	2	0	0
Bobby Bonilla, S (1, 5) OBP: 0.296, SLG: 0.360		4-0 FC6-4 BB 1-2		0-0 F9		0-0 FC5-4 1-2f 2-3 3-H		0-0 G1-6-3 1B		3	0	1	1	1	0	3
Paul Konerko, R (1, 7) OBP: 0.263, SLG: 0.278		0-3 K			0-0 F8		0-0 F9		0-0 G1-6-3 1-2f	3	0	0	0	0	1	4
Jim Bruske, R (7, 1)										0	0	0	0	0	0	0
Mark Guthrie, R (8, 1)										0	0	0	0	0	0	0
Jim Eisenreich, L (9, PH) OBP: 0.282, SLG: 0.296										1	0	0	0	0	0	1
Charles Johnson, R (1, 2) OBP: 0.290, SLG: 0.412		0-0 FC6-4 1-2f 2-3			0-0 P6		0-3 K			3	0	0	0	0	1	2
Roger Cedeno, S (1, 8) OBP: 0.372, SLG: 0.301			0-0 G4-3		0-3 K		0-0 G3			3	0	0	0	0	1	0
37 Darren Dreifort, R (1, 1) OBP: 0.192, SLG: 0.160								0-0 G5-3		1	0	0	0	0	0	0
Thomas Howard, S (6, PH) OBP: 0.217, SLG: 0.333			0-0 G6-3					0-0 G3		2	0	0	0	0	0	0

**BOTTOM**

**Colorado Rockies @ Los Angeles Dodgers**  
Dodger Stadium, Los Angeles, CA

Sat Jun 13 1998, 7:05 PM PDT  
Att: 38,417 - Unknown - 76 F

<b>AB</b>	<b>29</b>
<b>R</b>	<b>2</b>
<b>H</b>	<b>5</b>
<b>RBI</b>	<b>2</b>
<b>BB</b>	<b>4</b>
<b>SO</b>	<b>4</b>
<b>LOB</b>	<b>11</b>



Inning Stats																																	
R: 0		H: 1		R: 0		H: 0		R: 0		H: 1		R: 0		H: 0		R: 2		H: 2		R: 0		H: 0		R: 0		H: 1							
E: 0		LOB: 0		E: 0		LOB: 1		E: 0		LOB: 1		E: 0		LOB: 0		E: 0		LOB: 2		E: 0		LOB: 0		E: 0		LOB: 0		E: 0		LOB: 0			
K: 0		BB: 0		K: 1		BB: 2		K: 1		BB: 0		K: 1		BB: 0		K: 1		BB: 2		K: 1		BB: 0		K: 0		BB: 0		K: 0		BB: 0			
S: 3		P: 3		S: 4		P: 12		S: 3		P: 3		S: 6		P: 6		S: 5		P: 5		S: 5		P: 5		S: 3		P: 3		S: 3		P: 3			
<b>PITCHER</b>																	<b>PITCHER</b>																
Jamey Wright, R (1, 1) ERA: 5.72	5.1	WLS	W	BF	21	H	4	R	2	ER	2	SO	3	BB	3	IBB	0	HBP	0	BLK	0	WP	0	HR	0	S	24	P	36	ERA	3.38	WHIP	1.312
Curt Leskanic, R (6, 1) ERA: 4.78	0.2			3	0	0	0	0	0	0	0	0	0	1	0	0	0	0	0	0	0	0	0	0	0	2	6	0.00	1.500				
Dave Veres, R (7, 1) ERA: 3.67	2.0			6	0	0	0	0	0	0	0	1	0	0	0	0	0	0	0	0	0	0	0	0	0	8	8	0.00	0.000				
Jerry Dipoto, R (9, 1) ERA: 2.79	1.0	S		3	1	0	0	0	0	0	0	0	0	0	0	0	0	0	0	0	0	0	0	0	0	3	3	0.00	1.000				

WP: 0	PA: 33
PB: 0	
SB: 1	
CS: 0	
1B: 5	SF: 0
2B: 1	SAC: 0
3B: 0	DP: 2
HR: 0	HBP: 0



Batter	1	2	3	4	5	6	7	8	9	10	11	12	AB R H RBI BB SO LOB	TOP													
Neifi Perez, S OBP: 0.320, SLG: 0.385 (1, 6)	 1-3		 4-0		 2-2		 3-2			 3-3		 0-0	5 0 1 0 1 2 1														
3 Mike Lansing, R OBP: 0.291, SLG: 0.315 Dave Veres, R OBP: 0.500, SLG: 0.500 Mike DeJean, R (11, 1) Jerry Dipoto, R (12, 1) Chuck McElroy, L (12, 1)	 1-0		 1-0		 3-2		 3-2			 1-1			5 0 1 0 0 0 2 0 0 0 0 0 0 0 0 0 0 0 0 0 0 0 0 0 0 0 0 0 0 0 0 0 0 0 0														
Larry Walker, L OBP: 0.413, SLG: 0.585 (1, 9)	 4-1		 3-1		 0-0		 2-1			 2-2			4 1 1 1 1 0 1														
Dante Bichette, R OBP: 0.350, SLG: 0.500 (1, 7)	 1-0		 0-0		 2-2		 0-3			 1-3			5 0 1 0 0 2 0														
Ellis Burks, R OBP: 0.332, SLG: 0.491 (1, 8)	 1-3		 0-3		 0-0		 3-3			 1-0			5 0 1 0 0 3 2														
Vinny Castilla, R OBP: 0.356, SLG: 0.585 (1, 5)		 1-2	 2-3		 2-2		 2-1			 0-1		 0-1	5 1 2 0 0 1 1														
John Vander Wal, L OBP: 0.385, SLG: 0.390 Greg Colbrunn, R OBP: 0.345, SLG: 0.418 1 Curtis Goodwin, L OBP: 0.344, SLG: 0.326 Jeff Reed, L OBP: 0.352, SLG: 0.417 (1, 3) (5, 3) (9, PH) (9, 2)		 4-1	 0-0		 3-3		 2-3			 0-2		 1-3	1 0 1 0 1 0 0 1 0 0 0 0 1 1 0 1 0 0 0 0 0														
Kirt Manwaring, R OBP: 0.372, SLG: 0.349 17 Todd Helton, L OBP: 0.342, SLG: 0.453 (1, 2) (9, PH) (9, 3)		 1-3	 0-0		 4-1		 3-3			 0-0		 0-0	2 0 0 0 1 1 2 2 0 1 2 0 1 1														
Pedro Astacio, R OBP: 0.214, SLG: 0.154 Jason Bates, S OBP: 0.309, SLG: 0.234 (1, 1) (10, PH) (10, 4)		 2-3	 2-2		 0-3		 0-3			 3-3		 1-0	3 0 0 0 0 2 2 2 0 0 0 0 1 1														
<b>Inning Stats</b>	R: 0 E: 0 K: 2 S: 10	H: 1 LOB: 2 BB: 1 P: 18	R: 0 E: 0 K: 2 S: 11	H: 0 LOB: 1 BB: 1 P: 19	R: 1 E: 0 K: 0 S: 4	H: 1 LOB: 0 BB: 1 P: 12	R: 0 E: 0 K: 2 S: 9	H: 1 LOB: 1 BB: 0 P: 11	R: 0 E: 0 K: 1 S: 10	H: 1 LOB: 1 BB: 0 P: 17	R: 0 E: 0 K: 2 S: 8	H: 0 LOB: 0 BB: 0 P: 13	R: 0 E: 0 K: 2 S: 9	H: 1 LOB: 1 BB: 0 P: 16	R: 0 E: 0 K: 2 S: 8	H: 0 LOB: 0 BB: 0 P: 15	R: 0 E: 0 K: 1 S: 8	H: 0 LOB: 0 BB: 0 P: 12	R: 2 E: 1 K: 0 S: 8	H: 2 LOB: 0 BB: 0 P: 9	1B: 8 2B: 2 3B: 0 HR: 1	SF: 0 SAC: 1 DP: 3 HBP: 0	WP: 0 PB: 0 SB: 0 CS: 3	PA: 46			
<b>PITCHER</b>	IP WLS BF H R ER SO BB IBB HBP BLK WP HR S P ERA WHIP																										
Ramon Martinez, R ERA: 2.83 (1, 1)	4.2																										
Dennys Reyes, L ERA: 3.65 (5, 1)	2.0																										
Greg McMichael, R ERA: 3.55 (7, 1)	1.1																										
Antonio Osuna, R ERA: 2.03 (9, 1)	3.0																										
Scott Radinsky, L ERA: 2.84 (12, 1)	1.0	L																									

Colorado Rockies @ Los Angeles Dodgers  
 Dodger Stadium, Los Angeles, CA  
 Sun Jun 14 1998, 3:33 AM PDT  
 Att. 41,964 - Sunny - 76 F

AB	41
R	3
H	9
RBI	3
BB	4
SO	15
LOB	15



Batter	1	2	3	4	5	6	7	8	9	10	11	12	AB R H RBI BB SO LOB
Eric Young Sr., R OBP: 0.364, SLG: 0.385 (1, 4)	G3-1 2-2			SH1-3 FC4-6 2B 3-2		G4-3 2-1			G6-3 3-1			FC5-4 1B 3-2	5 1 2 0 0 0 0
Jose Vizcaino, S OBP: 0.310, SLG: 0.346 (1, 6)	CS 2B 2-1			SH1-3 2-3		K 2-3			P5 3-2			FC5-4 1B 0-0	4 1 1 0 0 1 1
Raul Mondesi, R OBP: 0.307, SLG: 0.502 (1, 8)	P3 2-3			FC4-6 HBP BB 4-0		K 2-3			G6-3 0-0			K 1-2	4 0 0 0 1 2 2
Eric Karros, R OBP: 0.354, SLG: 0.394 Roger Cedeno, S OBP: 0.379, SLG: 0.301 (1, 3) (10, PR) (11, 7)		G6-3 1-0		FC4-6 HBP 1-2		K 2-3				F7 0-1		1B BB 4-1	3 0 1 0 0 1 0 0 0 0 0 1 0 0
Jim Eisenreich, L OBP: 0.278, SLG: 0.291 (1, 7) (11, 3)	G6-3 1-0			FC4-6 1-2f 2-3 3-H		F7 0-1				F7 2-1		1B 3-2	5 0 1 2 0 0 3
Bobby Bonilla, S OBP: 0.289, SLG: 0.351 (1, 5)	F7 3-1			F8 2-1		K 1-3				K 0-3		1B 0-0	5 0 0 0 0 2 5
Thomas Howard, S OBP: 0.219, SLG: 0.329 (1, 9)			G5-3 1-1			G5-4-3 1B 1-1			P6 1-0			F7 0-0	4 0 1 0 0 0 0
Charles Johnson, R OBP: 0.284, SLG: 0.404 (1, 2)			G5-3 2-2			G5-4-3 1-2f			K 0-3			G6-3 1-2	4 0 0 0 0 1 1
Ramon Martinez, R Denys Reyes, R Greg McMichael, R Paul Konerko, R Antonio Osuna, R Alex Cora, L Scott Radinsky, L (1, 1) (5, 1) (7, 1) (8, PH) (8, 1) (11, PH) (12, 1)			G1-3 2-1			K 1-3			G5-3 1-2			G3 0-0	1 0 0 0 0 0 0 1 0 0 0 0 0 1 0 0 0 0 0 0 0 1 0 0 0 0 0 0 0 0 0 0 0 0 0 1 0 0 0 0 0 0 0 0 0 0 0 0 0

Inning Stats	R: 0 E: 0 K: 0 S: 11	H: 1 LOB: 0 BB: 0 P: 18	R: 0 E: 0 K: 0 S: 4	H: 0 LOB: 0 BB: 0 P: 9	R: 0 E: 0 K: 0 S: 7	H: 0 LOB: 0 BB: 0 P: 12	R: 1 E: 0 K: 0 S: 10	H: 1 LOB: 2 BB: 1 P: 25	R: 0 E: 0 K: 1 S: 6	H: 1 LOB: 0 BB: 0 P: 8	R: 0 E: 0 K: 2 S: 10	H: 0 LOB: 0 BB: 0 P: 16	R: 0 E: 0 K: 1 S: 7	H: 0 LOB: 0 BB: 0 P: 9	R: 0 E: 0 K: 0 S: 6	H: 0 LOB: 0 BB: 0 P: 7	R: 1 E: 0 K: 1 S: 13	H: 2 LOB: 2 BB: 1 P: 26	1B: 4 2B: 2 3B: 0 HR: 0	SF: 0 DP: 1 HBP: 1	WP: 0 PB: 0 SB: 1 CS: 1	PA: 42
--------------	-------------------------------	----------------------------------	------------------------------	---------------------------------	------------------------------	----------------------------------	-------------------------------	----------------------------------	------------------------------	---------------------------------	-------------------------------	----------------------------------	------------------------------	---------------------------------	------------------------------	---------------------------------	-------------------------------	----------------------------------	----------------------------------	--------------------------	----------------------------------	--------


PITCHER	IP	WLS	BF	H	R	ER	SO	BB	IBB	HBP	BLK	WP	HR	S	P	ERA	WHIP
Pedro Astacio, R ERA: 6.28 (1, 1)	9.0		30	3	1	1	6	1	0	1	0	0	0	72	123	1.00	0.444
Dave Veres, R ERA: 3.57 (10, 1)	1.0		3	1	0	0	1	0	0	0	0	0	0	7	9	0.00	1.000
Mike DeJean, R ERA: 2.36 (11, 1)	1.0	W	3	0	0	0	0	0	0	0	0	0	0	6	7	0.00	0.000
Jerry Dipoto, R ERA: 3.03 (12, 1)	0.2		5	2	1	1	1	1	0	0	0	0	0	12	25	13.50	4.500
Chuck McElroy, L ERA: 1.41 (12, 1)	0.1	S	1	0	0	0	0	0	0	0	0	0	0	1	1	0.00	0.000

**BOTTOM**

**Colorado Rockies @ Los Angeles Dodgers**  
**Dodger Stadium, Los Angeles, CA**

Sun Jun 14 1998, 3:33 AM PDT  
Att: 41,964 - Sunny - 76 F

AB	R	H	RBI	BB	SO	LOB
38	2	6	2	2	8	12



PITCHER	IP	WLS	BF	H	R	ER	SO	BB	IBB	HBP	BLK	WP	HR	S	P	ERA	WHIP
---------	----	-----	----	---	---	----	----	----	-----	-----	-----	----	----	---	---	-----	------





Batter	1	2	3	4	5	6	7	8	9
<b>Quilvio Veras, S</b> (1, 4) <small>OBP: 0.391, SLG: 0.359</small>	2-2 <b>G3</b>		0-1 <b>2B</b> <b>1B</b>		3-3 <b>K</b>	2-3 <b>K</b>	1-1 <b>P6</b>		
<b>Steve Finley, L</b> (1, 8) <small>OBP: 0.297, SLG: 0.391</small>	0-0 <b>G4-3</b> <b>2B</b>		1-1 <b>F7</b>		1-3 <b>K</b>		0-0 <b>E</b> <b>BB</b> <b>BB</b> <b>1B</b>	1-0 <b>G1-3</b>	
<b>Tony Gwynn, L</b> (1, 9) <b>Ruben Rivera, R</b> (7, 9) <small>OBP: 0.388, SLG: 0.527  <small>OBP: 0.434, SLG: 0.571</small> </small>	1-1 <b>G4-3</b>		0-1 <b>1-H</b> <b>2-H</b> <b>2B</b>			1-0 <b>HR</b> <b>1B</b>	4-0 <b>BB</b> <b>E</b> <b>BB</b> <b>2B</b> <b>BB</b>	1-3 <b>K</b>	
<b>Ken Caminiti, S</b> (1, 5) <b>Carlos Reyes, S</b> (8, 1) <b>James Mouton, R</b> (8, PH) (9, 7) <small>OBP: 0.354, SLG: 0.488  <small>OBP: 0.262, SLG: 0.273</small> </small>	0-0 <b>G1-3</b>		0-1 <b>P6</b>			1-0 <b>HR</b>	1-3 <b>K</b>	0-0 <b>1B</b>	
<b>Greg Vaughn, R</b> (1, 7) <b>Brian Boehringer, S</b> (9, 1) <b>Trevor Hoffman, R</b> (9, 1)		1-3 <b>K</b>		3-2 <b>G4-3</b>		4-2 <b>SH1-4</b> <b>1B</b> <b>SF7</b> <b>BB</b>	1-1 <b>E4</b> <b>BB</b> <b>2B</b>	0-0 <b>F7</b>	
<b>Wally Joyner, L</b> (1, 3) <small>OBP: 0.385, SLG: 0.457</small>		1-1 <b>G6-3</b>		4-2 <b>PB</b> <b>G5-3</b> <b>WP</b> <b>BB</b>		1-1 <b>SH1-4</b> <b>1B</b>	1-3 <b>K</b>		
<b>Andy Sheets, R</b> (1, 6) <small>OBP: 0.313, SLG: 0.376</small>		2-3 <b>K</b>		1-0 <b>G5-3</b>		0-0 <b>SH1-4</b>	4-1 <b>2B</b> <b>BB</b>		
<b>Carlos Hernandez, R</b> (1, 2) <small>OBP: 0.298, SLG: 0.347</small>			1-3 <b>K</b>	3-2 <b>G3</b>		4-0 <b>IBB</b>	0-0 <b>1-H</b> <b>2-H</b> <b>3-H</b> <b>2B</b>		
<b>Kevin Brown, R</b> (1, 1) <b>Mark Sweeney, L</b> (6, PH) <b>Donne Wall, R</b> (7, 1) <b>Ed Giovanola, L</b> (7, PH) (8, 5) <small>OBP: 0.270, SLG: 0.257  <small>OBP: 0.303, SLG: 0.312  <small>OBP: 0.400, SLG: 0.400  <small>OBP: 0.330, SLG: 0.354</small> </small> </small> </small>			0-0 <b>1B</b> <b>2B</b> <b>1B</b>		0-3 <b>K</b>	3-1 <b>SF7</b>	4-2 <b>BB</b>		

Inning Stats	R: 0	H: 1	E: 0	K: 0	S: 9	R: 0	H: 0	E: 0	K: 2	S: 8	R: 2	H: 3	E: 0	K: 1	S: 12	R: 1	H: 0	E: 0	K: 0	S: 10	R: 0	H: 0	E: 0	K: 3	S: 10	R: 3	H: 3	E: 0	K: 1	S: 12	R: 4	H: 2	E: 1	K: 2	S: 15	R: 0	H: 1	E: 0	K: 1	S: 6
	0	1	0	0	12	0	0	0	2	8	2	3	0	1	12	1	0	0	0	10	0	0	0	3	10	3	3	0	1	12	4	2	1	2	15	0	1	0	1	8

PITCHER	IP	WLS	BF	H	R	ER	SO	BB	IBB	HBP	BLK	WP	HR	S	P	ERA	WHIP
<b>Chan Ho Park, R</b> (1, 1) <small>ERA: 4.63</small>	6.0	L	28	7	6	5	7	2	1	0	0	1	1	61	101	7.50	1.500
<b>Mark Guthrie, L</b> (7, 1) <small>ERA: 2.16</small>	0.2		6	1	4	0	2	2	0	0	0	0	0	10	21	0.00	4.500
<b>Jim Bruske, R</b> (7, 1) <small>ERA: 2.75</small>	1.1		7	2	0	0	1	1	0	0	0	0	0	11	18	0.00	2.250

**BOTTOM**

**Los Angeles Dodgers @ San Diego Padres**  
 Qualcomm Stadium, San Diego, CA

Tue Jun 16 1998, 10:05 PM EDT  
 Att: 38,166 - Cloudy - 67 F

AB	R	H	RBI	BB	SO	LOB
5	1	1	0	0	2	4
5	1	2	0	0	1	2
3	1	2	2	0	0	1
1	1	0	0	1	1	0
4	1	1	2	0	1	4
0	0	0	0	0	0	0
1	0	1	0	0	0	0
4	2	0	0	1	1	3
0	0	0	0	0	0	0
0	0	0	0	0	0	0
3	1	1	0	1	1	3
2	1	0	1	1	1	1
3	0	1	3	1	1	0
2	1	1	0	0	1	0
0	0	0	1	0	0	0
0	0	0	0	0	0	0
0	0	0	0	1	0	0

AB	33
R	10
H	10
RBI	9
BB	6
SO	10
LOB	18

**SD**

WP	PA
1	41
PB	1
SB	0
CS	0





Batter	1	2	3	4	5	6	7	8	9	10	11	12	AB	R	H	RBI	BB	SO	LOB
<b>Quilvio Veras, S</b> OBP: 0.397, SLG: 0.373 (1, 4)	2-1 HR		0-1 G6-3		4-2 BB		2-1 FC5 SH1-3 1B	4-2 BB		1-1 F8			4	1	2	1	2	0	1
<b>Steve Finley, L</b> OBP: 0.292, SLG: 0.385 (1, 8)	0-2 F9		2-0 F7		0-0 F9		0-1 SH1-3	1-3 K			1-0 F7		5	0	0	0	0	1	4
<b>Tony Gwynn, L</b> OBP: 0.383, SLG: 0.516 (1, 9)	1-1 L8		1-1 F8		1-2 G6-3		4-0 FC5 IBB		2-1 F7		0-1 G6-3		5	0	0	0	1	0	1
<b>Ken Caminiti, S</b> OBP: 0.348, SLG: 0.473 (1, 5)	2-2 G4-3			4-1 BB FC5-2 BB		2-0 F7	2-3 K		3-1 G5-3		0-1 G5-3		5	0	0	0	1	1	2
<b>Greg Vaughn, R</b> OBP: 0.369, SLG: 0.610 (1, 7)		0-0 G5-3		4-2 FC5-2 BB 1-2 BB		0-0 HBP BB 1B	1-0 FC5		2-2 1B			0-0 1B E 1B	5	1	3	0	1	0	2
<b>Wally Joyner, L</b> OBP: 0.388, SLG: 0.453 (1, 3)	1-0 F9			4-1 FC5-2 BB 1-2 2-3		4-1 HBP BB		0-1 G3-1	1-1 G4-3			2-1 E8 1B	4	0	1	0	2	0	1
<b>Carlos Hernandez, R</b> OBP: 0.308, SLG: 0.349 <b>James Mouton, R</b> OBP: 0.262, SLG: 0.273 <b>Dan Miceli, R</b> OBP: 1.000, SLG: 1.000 <b>Ruben Rivera, R</b> OBP: 0.444, SLG: 0.571 <b>Trevor Hoffman, R</b> (11, 1)		0-1 2B 1B		0-0 FC5-2 G4-6-3 1-2 2-3 3-H		1-1 HBP BB	4-2 BB BB			4-2 FC1-6 BB			2	1	1	0	1	0	3
<b>Chris Gomez, R</b> OBP: 0.320, SLG: 0.357 (1, 6)	1-0 2B		1-1 G4-6-3		1-1 K		0-3 K		1-2 F8		0-0 FC1-6		5	0	1	1	0	1	8
<b>Sterling Hitchcock, L</b> OBP: 0.278, SLG: 0.278 <b>Mark Sweeney, L</b> OBP: 0.300, SLG: 0.308 <b>Donne Wall, R</b> OBP: 0.400, SLG: 0.400 <b>Mandy Romero, S</b> (9, 2)		0-3 K		0-3 K		0-3 K		4-2 BB BB		0-0 F9			2	0	0	0	0	2	1


Inning Stats	R: 1	H: 1	E: 0	LOB: 0	K: 0	P: 15	R: 1	H: 2	E: 0	LOB: 1	K: 1	P: 8	R: 0	H: 0	E: 0	LOB: 0	K: 0	P: 8	R: 0	H: 0	E: 0	LOB: 2	K: 0	P: 20	R: 0	H: 0	E: 0	LOB: 1	K: 1	P: 14	R: 0	H: 1	E: 0	LOB: 3	K: 2	P: 17	R: 0	H: 1	E: 0	LOB: 2	K: 1	P: 18	R: 0	H: 0	E: 0	LOB: 3	K: 1	P: 29	R: 0	H: 1	E: 0	LOB: 1	K: 0	P: 17	R: 0	H: 0	E: 0	LOB: 1	K: 0	P: 6	R: 1	H: 2	E: 1	LOB: 1	K: 0	P: 5	1B: 6	SF: 0	2B: 1	SAC: 1	3B: 0	DP: 1	HR: 1	HBP: 1	WP: 0	PA: 51
--------------	------	------	------	--------	------	-------	------	------	------	--------	------	------	------	------	------	--------	------	------	------	------	------	--------	------	-------	------	------	------	--------	------	-------	------	------	------	--------	------	-------	------	------	------	--------	------	-------	------	------	------	--------	------	-------	------	------	------	--------	------	-------	------	------	------	--------	------	------	------	------	------	--------	------	------	-------	-------	-------	--------	-------	-------	-------	--------	-------	--------

PITCHER	IP	WLS	BF	H	R	ER	SO	BB	IBB	HBP	BLK	WP	HR	S	P	ERA	WHIP
<b>Ismael Valdez, R</b> ERA: 4.59 (1, 1)	5.1		24	4	2	2	2	5	0	0	0	0	1	42	76	3.38	1.688
<b>Greg McMichael, R</b> ERA: 3.33 (6, 1)	1.2		8	1	0	0	3	0	1	1	0	0	0	16	26	0.00	0.600
<b>Antonio Osuna, R</b> ERA: 1.99 (8, 1)	0.2		5	0	0	0	0	3	0	0	0	0	0	12	25	0.00	4.500
<b>Scott Radinsky, L</b> ERA: 2.6 (8, 1)	2.1		9	1	0	0	1	1	0	0	0	0	0	19	33	0.00	0.857
<b>Dennys Reyes, L</b> ERA: 3.38 (11, 1)	1.0	L	5	2	1	0	0	0	0	0	0	0	0	8	11	0.00	2.000


**Los Angeles Dodgers @ San Diego Padres**  
Qualcomm Stadium, San Diego, CA

Wed Jun 17 1998, 10:05 PM EDT  
Att: 35,765 - Unknown - 70 F

AB	39
R	3
H	8
RBI	2
BB	10
SO	6
LOB	27





Batter	1	2	3	4	5	6	7	8	9	AB R H RBI BB SO LOB	TOP	
Roger Cedeno, S OBP: 0.381, SLG: 0.296 (1, 8)	4-1 BB HR BB	1-0 G4-3			0-0 G4-3			1-2 G4-3 2B 1B		3 2 1 0 1 0 2		
Jose Vizcaino, S OBP: 0.306, SLG: 0.336 (1, 6)	0-0 F8	0-0 G6-3			3-3 K			2-2 G4-3 1-3		4 0 0 0 0 1 4		
Gary Sheffield, R OBP: 0.431, SLG: 0.517 (1, 9)	4-1 HR BB		2-2 G6-3		4-2 PO BB			4-0 2B IBB		1 2 0 0 3 0 0		
Eric Karros, R OBP: 0.348, SLG: 0.404 (1, 3)	1-0 HR		2-0 G6-3		0-0 PO 1-2		3-2 L8	0-0 2B		4 1 2 5 0 0 0		
Paul Konerko, R OBP: 0.252, SLG: 0.265 Alex Cora, L (9, 4)	1-1 G6-3		3-3 K				2-1 FC4-6 1B	1-3 K		4 0 1 0 0 2 1 0 0 0 0 0 0 0		
Thomas Howard, S OBP: 0.218, SLG: 0.320 (1, 7)	1-1 G4-3			1-0 FC5-4 1B		1-1 FC4-6 PO 1-2f		0-0 P6		4 0 1 0 0 0 2		
Charles Johnson, R OBP: 0.282, SLG: 0.391 (1, 2)		1-0 2B 1B		2-2 FC5-4 FC4 1-2f		1 SAFE PO 1-2	0-0 G6-3		1-3 K	4 0 1 0 0 1 1	AB 32 R 5 H 7 RBI 5 BB 4 SO 5 LOB 14	
Juan Castro, R OBP: 0.231, SLG: 0.328 (9, 5)		1-1 2B		0-0 FC4 1-2f			1-0 L9		2-3 K	4 0 1 0 0 1 1		
Dave Micki, R OBP: 0.250, SLG: 0.227 (1, 1)		1-0 G6-3		0-2 F9			0-1 G6-3		0-1 G6-3	4 0 0 0 0 0 3		
Inning Stats	R: 3 E: 0 K: 0 S: 8 H: 1 LOB: 0 BB: 2 P: 19	R: 0 E: 0 K: 0 S: 6 H: 2 LOB: 2 BB: 0 P: 10	R: 0 E: 0 K: 1 S: 7 H: 0 LOB: 0 BB: 0 P: 14	R: 0 E: 0 K: 1 S: 9 H: 1 LOB: 1 BB: 0 P: 11	R: 0 E: 0 K: 1 S: 6 H: 0 LOB: 0 BB: 1 P: 13	R: 0 E: 0 K: 0 S: 10 H: 1 LOB: 0 BB: 0 P: 16	R: 0 E: 0 K: 0 S: 4 H: 0 LOB: 0 BB: 0 P: 5	R: 2 E: 0 K: 1 S: 13 H: 2 LOB: 1 BB: 1 P: 21	R: 0 E: 0 K: 2 S: 8 H: 0 LOB: 0 BB: 0 P: 11	1B: 4 2B: 2 3B: 0 HR: 1 SF: 0 SAC: 0 DP: 0 HBP: 0	WP: 0 PB: 0 SB: 1 CS: 0 PA: 38	
PITCHER	IP WLS BF H R ER SO BB IBB HBP BLK WP HR S P ERA WHIP											
Jamey Wright, R ERA: 5.58 (1, 1)	7.0 L 27 5 3 3 2 3 0 0 0 0 0 1 50 88 3.86 1.143											
Dave Veres, R ERA: 3.86 (8, 1)	1.0 6 2 2 2 1 0 1 0 0 0 0 0 13 21 18.00 2.000											
Curt Leskanic, R ERA: 4.5 (9, 1)	1.0 3 0 0 0 0 2 0 0 0 0 0 0 8 11 0.00 0.000											

Los Angeles Dodgers @ Colorado Rockies  
Coors Field, Denver, CO  
Thu Jun 18 1998, 7:05 PM MDT  
Att. 48,092 - Unknown - 73 F

livebaseballscorecards.com

Batter	1	2	3	4	5	6	7	8	9	AB	R	H	RBI	BB	SO	LOB
<b>Neifi Perez, S</b> OBP: 0.321, SLG: 0.384 (1, 6)	0-1 G4-6-3 1B		1-0 G4-3		3-2 1B		1-2 F9			4	0	2	0	0	0	3
<b>3 Mike Lansing, R</b> OBP: 0.287, SLG: 0.317 (1, 4)	0-1 G4-6-3 1-2f		1-1 G4-3		2-2 F7			1-3 K		4	0	0	0	0	1	3
<b>Dante Bichette, R</b> OBP: 0.347, SLG: 0.488 (1, 9)	1-1 G6-3			0-1 L5		0-0 G3		3-2 P3		4	0	0	0	0	0	0
<b>Vinny Castilla, R</b> OBP: 0.343, SLG: 0.561 (1, 5)		1-1 G6-3		0-0 G3-1 2B		1-0 G6-3		2-1 G6-3		4	0	1	0	0	0	0
<b>17 Todd Helton, L</b> OBP: 0.339, SLG: 0.444 (1, 3)		3-2 F7		1-0 G3-1 2-3		2-3 K			1-1 G4-6-3 1B	4	0	1	0	0	1	1
<b>Ellis Burks, R</b> OBP: 0.337, SLG: 0.502 (1, 7)		0-0 1B		4-2 FC5-4 BB			0-0 G5-3		0-1 G4-6-3 1-2f	3	0	1	0	1	0	1
<b>Jeff Reed, L</b> OBP: 0.351, SLG: 0.400 (1, 2)		1-3 K		1-1 FC5-4 1-2f			2-2 FC5-4 1B		0-2 P6	4	0	1	0	0	1	3
<b>1 Curtis Goodwin, L</b> OBP: 0.337, SLG: 0.319 (1, 8)			1-1 G4-3 SH3-4 1B		1-0 L6		1-0 FC5-4 BB			3	0	1	0	0	0	1
<b>Jamey Wright, R</b> OBP: 0.120, SLG: 0.120 (1, 1)			0-0 SH3-4		0-3 K		4-1 BB			1	0	0	0	0	1	0
<b>John Vander Wal, L</b> OBP: 0.389, SLG: 0.381 (7, PH)			1-2							0	0	0	0	1	0	0
<b>Dave Veres, R</b> OBP: 0.500, SLG: 0.500 (8, 1)										0	0	0	0	0	0	0
<b>Curt Leskanic, R</b> (9, 1)										0	0	0	0	0	0	0


Inning Stats	R: 0	H: 1	E: 0	LOB: 0	K: 0	BB: 0	S: 6	P: 7	R: 0	H: 1	E: 0	LOB: 1	K: 1	BB: 0	S: 10	P: 15	R: 0	H: 1	E: 0	LOB: 1	K: 0	BB: 0	S: 6	P: 9	R: 0	H: 1	E: 0	LOB: 2	K: 0	BB: 1	S: 9	P: 15	R: 0	H: 0	E: 0	LOB: 0	K: 1	BB: 0	S: 6	P: 9	R: 0	H: 1	E: 0	LOB: 2	K: 0	BB: 1	S: 10	P: 18	R: 0	H: 0	E: 0	LOB: 0	K: 1	BB: 0	S: 9	P: 15	R: 0	H: 1	E: 0	LOB: 0	K: 0	BB: 0	S: 7	P: 8	1B: 6	SF: 0	2B: 1	SAC: 1	3B: 0	DP: 2	HR: 0	HBP: 0	WP: 0	PA: 34
<b>PITCHER</b> <b>Dave Micki, R</b> ERA: 4.91 (1, 1)	IP	WLS	BF	H	R	ER	SO	BB	IBB	HBP	BLK	WP	HR	S	P	ERA	WHIP	IP	WLS	BF	H	R	ER	SO	BB	IBB	HBP	BLK	WP	HR	S	P	ERA	WHIP	IP	WLS	BF	H	R	ER	SO	BB	IBB	HBP	BLK	WP	HR	S	P	ERA	WHIP																							

**Los Angeles Dodgers @ Colorado Rockies**  
Coors Field, Denver, CO

Thu Jun 18 1998, 7:05 PM MDT  
Att: 48,092 - Unknown - 73 F

livebaseballscorecards.com

AB	31
R	0
H	7
RBI	0
BB	2
SO	4
LOB	12







Batter	1	2	3	4	5	6	7	8	9	10	AB	R	H	RBI	BB	SO	LOB
<b>Neifi Perez, S</b> OBP: 0.319, SLG: 0.378 (1, 6)	4-2 SH5-4 1B BB	2-2 G4-3			1-0 B1		0-0 F8			2-3 K	4	1	0	0	1	1	2
<b>1 Curtis Goodwin, L</b> OBP: 0.324, SLG: 0.305 (1, 8)	0-0 SH5-4 1-2		0-1 B1-3			1-1 G4-3		2-2 G4-3		2-3 K	4	0	0	0	0	1	0
<b>Dante Bichette, R</b> OBP: 0.348, SLG: 0.485 (1, 9) <b>7 Kurt Abbott, R</b> OBP: 0.312, SLG: 0.372 (10, PR)	1-0 17 BB 1B HBP		1-1 F8			0-2 F7		1-0 L7		1-1 K 1B	4	0	1	0	0	0	0
<b>Vinny Castilla, R</b> OBP: 0.344, SLG: 0.558 (1, 5)	0-3 K		0-0 G5-3			1-1 FC6-4 1B		0-0 2B 1B		0-3 K	5	1	2	0	0	2	3
<b>Ellis Burks, R</b> OBP: 0.339, SLG: 0.506 (1, 7)	3-1 17 BB 1-2 2-H 1B				1-2 K		1-1 FC6-4 1-2f		1-2 1B 2B		4	1	2	1	0	1	1
<b>17 Todd Helton, L</b> OBP: 0.346, SLG: 0.454 (1, 3) <b>Greg Colbrunn, R</b> OBP: 0.351, SLG: 0.442 (8, PH) (9, 3)	4-2 1-2 2-3 BB		2-2 G4-6-3 1B			3-2 G4-3 2B		1-2 CS 1B			2	0	2	0	1	0	0
<b>Jason Bates, S</b> OBP: 0.288, SLG: 0.216 (1, 4)	2-2 G5		1-2 G4-6-3 1-2f			2-2 G4-3 2-3		3-2 CS 1-2		0-1 G5-3	4	0	0	0	0	0	5
<b>Kirt Manwaring, R</b> OBP: 0.348, SLG: 0.324 (1, 2) <b>Jeff Reed, L</b> OBP: 0.346, SLG: 0.393 (7, PH) (8, 2)		1-0 G5-3			0-3 K		0-3 K		2-1 G4-3		2	0	0	0	0	1	0
<b>Pedro Astacio, R</b> OBP: 0.200, SLG: 0.143 (1, 1) <b>John Vander Wal, L</b> OBP: 0.400, SLG: 0.381 (7, PH) <b>Mike DeJean, R</b> (8, 1) <b>Chuck McElroy, L</b> (9, 1) <b>Jerry Dipoto, R</b> (10, 1)		0-0 G4-3			3-2 G4-3		4-2 BB		1-3 K		2	0	0	0	0	0	0


Inning Stats	R: 1	H: 1	E: 0	K: 1	S: 14	H: 3	LOB: 3	BB: 2	P: 28	R: 0	H: 0	E: 0	K: 0	S: 5	H: 0	LOB: 0	BB: 0	P: 8	R: 0	H: 0	E: 0	K: 0	S: 5	H: 0	LOB: 0	BB: 0	P: 6	R: 0	H: 1	E: 0	K: 1	S: 10	H: 0	LOB: 0	BB: 0	P: 11	R: 0	H: 1	E: 0	K: 0	S: 10	H: 1	LOB: 1	BB: 0	P: 13	R: 0	H: 1	E: 0	K: 1	S: 15	H: 1	LOB: 2	BB: 1	P: 24	R: 2	H: 3	E: 0	K: 0	S: 16	H: 0	LOB: 0	BB: 0	P: 24	R: 0	H: 0	E: 0	K: 1	S: 7	H: 0	LOB: 0	BB: 0	P: 10	R: 0	H: 1	E: 0	K: 3	S: 13	H: 1	LOB: 1	BB: 0	P: 18	1B: 6	SF: 0	2B: 2	SAC: 1	3B: 0	DP: 1	HR: 0	HBP: 1	WP: 0	PA: 41
--------------	------	------	------	------	-------	------	--------	-------	-------	------	------	------	------	------	------	--------	-------	------	------	------	------	------	------	------	--------	-------	------	------	------	------	------	-------	------	--------	-------	-------	------	------	------	------	-------	------	--------	-------	-------	------	------	------	------	-------	------	--------	-------	-------	------	------	------	------	-------	------	--------	-------	-------	------	------	------	------	------	------	--------	-------	-------	------	------	------	------	-------	------	--------	-------	-------	-------	-------	-------	--------	-------	-------	-------	--------	-------	--------

PITCHER	IP	WLS	BF	H	R	ER	SO	BB	IBB	HBP	BLK	WP	HR	S	P	ERA	WHIP
<b>37 Darren Dreifort, R</b> ERA: 3.55 (1, 1)	7.0		28	4	1	1	4	3	0	1	0	0	0	66	104	1.29	1.000
<b>Greg McMichael, R</b> ERA: 3.9 (8, 1)	0.2		4	2	2	0	0	0	0	0	0	0	0	9	13	27.00	3.000
<b>Scott Radinsky, L</b> ERA: 2.57 (8, 1)	0.1		1	1	0	0	0	0	0	0	0	0	0	7	11	0.00	3.000
<b>Antonio Osuna, R</b> ERA: 1.87 (9, 1)	2.0	W	7	1	0	0	4	0	0	0	0	0	0	20	28	0.00	0.500

**Los Angeles Dodgers @ Colorado Rockies**  
Coors Field, Denver, CO  
Fri Jun 19 1998, 7:05 PM MDT  
Att. 48,120 - Unknown - 88 F

livebaseballscores.com

<b>AB</b>	<b>35</b>
<b>R</b>	<b>3</b>
<b>H</b>	<b>8</b>
<b>RBI</b>	<b>3</b>
<b>BB</b>	<b>3</b>
<b>SO</b>	<b>8</b>
<b>LOB</b>	<b>12</b>





Los Angeles Dodgers @ Colorado Rockies  
 Coors Field, Denver, CO

Sat Jun 20 1998, 7:05 PM MDT  
 Att. 48,231 - Cloudy - 81 F

livebaseballscorecards.com

AB	34
R	6
H	10
RBI	6
BB	5
SO	4
LOB	16



AB R H RBI BB SO LOB

5	1	2	1	0	0	2
4	2	3	0	1	0	0
3	0	1	2	1	0	3
4	0	1	3	1	1	4
5	0	0	0	0	0	3
4	0	0	0	0	0	1
4	0	1	0	0	1	1
2	2	1	0	2	0	1
1	0	0	0	0	1	0
0	0	0	0	0	0	0
1	1	1	0	0	0	0
0	0	0	0	0	0	0
1	0	0	0	0	1	1
0	0	0	0	0	0	0

1B:	7	SF:	1
2B:	3	SAC:	1
3B:	0	DP:	0
HR:	0	HBP:	0

WP:	0	PA:	41
PB:	0		
SB:	2		
CS:	1		

Batter	1	2	3	4	5	6	7	8	9
Roger Cedeño, S (1, 7) OBP: 0.383, SLG: 0.308	G5-3		1-0 CS 2-H 1B		2-0 1B SF8 1B		1-1 G4-3		1-2 P6
Jose Vizcaino, S (1, 6) OBP: 0.310, SLG: 0.336	G4-3		0-1 S 1-2 1B		1-0 S 1-3 1B		4-1 2B BB		0-1 2B 1B
Gary Sheffield, R (1, 9) OBP: 0.431, SLG: 0.539	P3		4-2 1 SAFE 1-2 BB		1-0 SF8		1-2 P3		2-1 1-H 2B
Eric Karros, R (1, 3) OBP: 0.345, SLG: 0.417			2-2 P9		3-1 G4-3		3-2 1-H 2-H 3-H 2B		1-3 K
Raul Mondesi, R (1, 8) OBP: 0.308, SLG: 0.502			1-2 P3		1-1 G5-3		1-0 P2		0-1 G6-3
Paul Konerko, R (1, 5) OBP: 0.252, SLG: 0.264			1-1 F7		2-2 G5-3		0-1 G6-3		1-1 F9
Tom Prince, R (1, 2) OBP: 0.282, SLG: 0.242			2-2 G5-3		1-2 2B		1-3 K		0-0 F8
Juan Castro, R (1, 4) OBP: 0.274, SLG: 0.343			1-0 SH1-4 1B 1B		1-1 P8		4-1 G4-3 1B 2B BB		4-1 BB
Dennys Reyes, R (1, 1) Jim Bruske, R (5, 1) Matt Luke, L (7, PH) Mark Guthrie, R (7, 1) Jim Eisenreich, L (8, PH) Scott Radinsky, L (8, 1)			0-1 SH1-4		0-3 K		1-0 G4-3 2B 1B		1-3 K

Inning Stats	R: 0	H: 0	E: 0	K: 0	S: 6	R: 0	H: 0	E: 0	K: 0	S: 9	R: 1	H: 3	E: 0	K: 0	S: 13	R: 0	H: 1	E: 0	K: 0	S: 11	R: 1	H: 2	E: 0	K: 1	S: 8	R: 0	H: 0	E: 0	K: 1	S: 7	R: 3	H: 2	E: 0	K: 0	S: 14	R: 0	H: 0	E: 0	K: 1	S: 8	R: 1	H: 2	E: 0	K: 1	S: 13	1B: 7	SF: 1	2B: 3	3B: 0	HR: 0
--------------	------	------	------	------	------	------	------	------	------	------	------	------	------	------	-------	------	------	------	------	-------	------	------	------	------	------	------	------	------	------	------	------	------	------	------	-------	------	------	------	------	------	------	------	------	------	-------	-------	-------	-------	-------	-------

PITCHER	IP	WLS	BF	H	R	ER	SO	BB	IBB	HBP	BLK	WP	HR	S	P	ERA	WHIP
Mike DeJean, R (1, 1) ERA: 2.23	3.0		13	3	1	1	0	2	0	0	0	0	0	28	48	3.00	1.667
Mike Munoz, L (4, 1) ERA: 8.47	2.0	W	9	3	1	1	1	0	0	0	0	0	0	19	31	4.50	1.500
Curt Leskanic, R (6, 1) ERA: 5.0	2.0		10	2	3	3	1	2	0	0	0	0	0	21	37	13.50	2.000
Jerry Dipoto, R (8, 1) ERA: 3.86	1.1		7	2	1	1	1	1	0	0	0	0	0	16	25	6.75	2.250
Dave Veres, R (9, 1) ERA: 3.79	0.2	S	2	0	0	0	1	0	0	0	0	0	0	5	6	0.00	0.000

PITCHER	IP	WLS	BF	H	R	ER	SO	BB	IBB	HBP	BLK	WP	HR	S	P	ERA	WHIP
---------	----	-----	----	---	---	----	----	----	-----	-----	-----	----	----	---	---	-----	------

**BOTTOM**

**Los Angeles Dodgers @ Colorado Rockies**  
 Coors Field, Denver, CO  
 Sat Jun 20 1998, 7:05 PM MDT  
 Att. 48,231 - Cloudy - 81 F

livebaseballscorecards.com

<b>AB</b>	<b>33</b>
<b>R</b>	<b>7</b>
<b>H</b>	<b>11</b>
<b>RBI</b>	<b>7</b>
<b>BB</b>	<b>4</b>
<b>SO</b>	<b>5</b>
<b>LOB</b>	<b>10</b>



WP: 0	PA: 37
PB: 0	
SB: 0	
CS: 1	

AB	R	H	RBI	BB	SO	LOB
5	0	1	0	0	2	1
4	0	0	0	0	1	1
0	0	0	0	0	0	0
0	0	0	0	0	0	0
4	2	2	0	0	0	1
3	2	2	0	1	0	1
3	2	3	4	1	0	0
4	1	1	1	0	0	2
3	0	1	2	1	0	1
3	0	0	0	1	0	1
0	0	0	0	0	0	0
1	0	0	0	0	1	0
1	0	0	0	0	1	2
1	0	0	0	0	0	0
1	0	1	0	0	0	0
1B: 9	SF: 0					
2B: 1	SAC: 0					
3B: 0	DP: 0					
HR: 1	HBP: 0					

Batter	1	2	3	4	5	6	7	8	9								
<b>Neifi Perez, S</b> OBP: 0.317, SLG: 0.375 (1, 6)	2-1 FC6-5 G5-3 1B		2-3 K		1-3 K	2-0 G3		0-0 G5-3									
<b>7 Kurt Abbott, R</b> OBP: 0.303, SLG: 0.361 (1, 9)	0-2 G5-3			0-0 G6-3	3-3 K	1-1 L8											
<b>Jerry Dipoto, R</b> (8, 1)																	
<b>Jeff Reed, L</b> OBP: 0.346, SLG: 0.393 (9, 2)	1-2																
<b>Dante Bichette, R</b> OBP: 0.350, SLG: 0.485 (1, 7)	3-1 FC6-5 E			2-0 BB HR 1B	2-1 1B 1B		1-1 L7										
<b>(8, 9)</b>	2-3																
<b>Vinny Castilla, R</b> OBP: 0.349, SLG: 0.559 (1, 5)	0-0 F8			4-1 HR BB	0-0 1B 2B 1B		0-0 1B										
<b>(1, 5)</b>	1-2																
<b>Ellis Burks, R</b> OBP: 0.349, SLG: 0.524 (1, 8)		0-0 3 CS 1B		0-1 HR	0-2 2B 3 1B 1B		4-0 BB										
<b>(8, 7)</b>				1-H 2-H	1-3 3-H												
<b>Greg Colbrunn, R</b> OBP: 0.347, SLG: 0.444 (1, 3)		0-0 L7		2-0 G6-3	0-1 3 1B 2B		0-0 F8										
<b>(1, 3)</b>																	
<b>3 Mike Lansing, R</b> OBP: 0.290, SLG: 0.317 (1, 4)		1-0 F8		4-1 BLK BB	0-1 2-H 3-H 1B		1-0 G6-3										
<b>(1, 4)</b>		1-2															
<b>Kirt Manwaring, R</b> OBP: 0.346, SLG: 0.317 (1, 2)			3-2 L6	4-1 IBB	0-0 G4-3		3-2 G5-3										
<b>Dave Veres, R</b> OBP: 0.500, SLG: 0.500 (9, 1)																	
<b>Mike DeJean, R</b> (1, 1)			3-3 K	3-3 K		0-1 G6-3		2-2 1B									
<b>Jason Bates, S</b> OBP: 0.283, SLG: 0.212 (3, PH)																	
<b>Mike Munoz, L</b> (4, 1)																	
<b>Curt Leskanic, R</b> (6, 1)																	
<b>1 Curtis Goodwin, L</b> OBP: 0.330, SLG: 0.313 (8, 8)																	
<b>Inning Stats</b>	R: 0 E: 1 K: 0 S: 8	H: 1 LOB: 1 BB: 0 P: 13	R: 0 E: 0 K: 0 S: 3	H: 1 LOB: 0 BB: 0 P: 4	R: 0 E: 0 K: 2 S: 10	H: 0 LOB: 0 BB: 0 P: 18	R: 3 E: 0 K: 1 S: 11	H: 2 LOB: 2 BB: 3 P: 30	R: 4 E: 0 K: 2 S: 17	H: 5 LOB: 1 BB: 0 P: 23	R: 0 E: 0 K: 0 S: 5	H: 0 LOB: 0 BB: 0 P: 8	R: 0 E: 0 K: 0 S: 4	H: 1 LOB: 1 BB: 1 P: 9	R: 0 E: 0 K: 0 S: 8	H: 1 LOB: 1 BB: 0 P: 14	
<b>PITCHER</b>	IP WLS BF H R ER SO	WLS L 8 4 3 3 0	BF 21 4 3 0 0 0	H 5 4 1 0 0 0	R 4 3 0 0 0 0	ER 4 3 0 0 0 0	SO 5 0 0 0 0 0	BB 2 0 0 0 0 0	IBB 1 0 0 0 0 0	HBP 0 0 0 0 0 0	BLK 1 0 0 0 0 0	WP 0 0 0 0 0 0	HR 1 0 0 0 0 0	S 40 14 9 8 14	P 79 17 9 14	ERA 7.71 20.25 0.00 0.00	WHIP 1.500 3.000 2.000 1.000
<b>Dennys Reyes, L</b> ERA: 4.5 (1, 1)	4.2	L	21	5	4	4	5	2	1	0	1	0	1	40	79	7.71	1.500
<b>Jim Bruske, R</b> ERA: 3.38 (5, 1)	1.1		8	4	3	3	0	0	0	0	0	0	0	14	17	20.25	3.000
<b>Mark Guthrie, L</b> ERA: 2.08 (7, 1)	1.0		4	1	0	0	0	1	0	0	0	0	0	4	9	0.00	2.000
<b>Scott Radinsky, L</b> ERA: 2.48 (8, 1)	1.0		4	1	0	0	0	0	0	0	0	0	0	8	14	0.00	1.000



Batter	1	2	3	4	5	6	7	8	9	AB R H RBI BB SO LOB	TOP																								
Roger Cedeno, S OBP: 0.384, SLG: 0.323 (1, 7) X	0-0 G4-3 HR 2B		0-3 K		2-2 S 1B			0-3 K	0-2 G4-3	5 1 2 0 0 2 2																									
Jose Vizcaino, S OBP: 0.311, SLG: 0.338 Alex Cora, L (3, 6) X	0-2 G4-3 2-3		1-2 CS 1B		1-2 G6-3 1-2			1-2 F9		2 0 1 0 0 0 1 2 0 0 0 0 0 1																									
Gary Sheffield, R OBP: 0.429, SLG: 0.533 Matt Luke, L OBP: 0.313, SLG: 0.488 (1, 9) B C B B B (8, 9) X	4-1 HR BB		2-0 F8		0-3 K			3-1 G4-3		3 1 0 0 1 1 1 0 0 0 0 0 0 0																									
Eric Karros, R OBP: 0.353, SLG: 0.458 (1, 3) B X	1-0 HR 1-H 3-H		1-2 CS 1-2	0-2 HR		1-1 P4			0-0 1B 1B	4 3 3 4 0 0 0																									
Raul Mondesi, R OBP: 0.304, SLG: 0.495 (1, 8) X	0-0 L8			0-0 G5-3		1-0 F7			2-2 L4	4 0 0 0 0 0 1																									
Paul Konerko, R OBP: 0.252, SLG: 0.257 (1, 5) B B B C B	4-1 CS BB			1-0 G5-3			2-1 P4		1-0 F9	3 0 0 0 1 0 1																									
Charles Johnson, R OBP: 0.282, SLG: 0.390 Will Brunson, L (7, 1) Tom Prince, R OBP: 0.300, SLG: 0.265 (9, PH)	0-1 CS 1-2	0-0 G6-3		2-0 G6-3			2-2 FC4-6 1B		1-1 1B 1B 1B	3 0 1 0 0 0 0 0 0 0 0 0 0 0 1 1 1 0 0 0 0																									
Juan Castro, R OBP: 0.273, SLG: 0.338 (1, 4) C B B X		2-1 P9			0-3 K		2-2 F8		0-1 1B 1B 1-3 2-H	4 0 1 1 0 1 1																									
Chan Ho Park, R OBP: 0.250, SLG: 0.375 Greg McMichael, R (6, 1) Paul Lo Duca, R OBP: 0.500, SLG: 0.500 (7, PH) (7, 2) X		0-1 G3-1			2-3 K		0-0 FC4-6 1-2f		0-0 1B 1-2 3-H	2 0 0 0 0 1 0 0 0 0 0 0 0 0 2 0 1 1 0 0 1																									
<b>Inning Stats</b>	R: 3 E: 0 K: 0 S: 9	H: 2 LOB: 0 BB: 2 P: 18	R: 0 E: 0 K: 0 S: 5	H: 0 LOB: 0 BB: 0 P: 7	R: 0 E: 0 K: 1 S: 9	H: 1 LOB: 0 BB: 0 P: 13	R: 1 E: 0 K: 0 S: 6	H: 1 LOB: 0 BB: 0 P: 9	R: 0 E: 0 K: 2 S: 12	H: 1 LOB: 1 BB: 0 P: 17	R: 0 E: 0 K: 1 S: 6	H: 0 LOB: 0 BB: 0 P: 8	R: 0 E: 0 K: 0 S: 11	H: 1 LOB: 1 BB: 0 P: 17	R: 0 E: 0 K: 1 S: 8	H: 0 LOB: 0 BB: 0 P: 12	R: 2 E: 0 K: 0 S: 16	H: 4 LOB: 2 BB: 0 P: 20	1B: 7 2B: 1 3B: 0 HR: 2	SF: 0 SAC: 0 DP: 0 HBP: 0	WP: 0 PB: 0 SB: 1 CS: 2	PA: 39													
<b>PITCHER</b> Bobby Jones, L ERA: 5.62 (1, 1)	IP 9.0	WLS W	BF 37	H 10	R 6	ER 6	SO 5	BB 2	IBB 0	HBP 0	BLK 0	WP 0	HR 2	S 82	P 121	ERA 6.00	WHIP 1.333	<b>PITCHER</b>	IP 9.0	WLS W	BF 37	H 10	R 6	ER 6	SO 5	BB 2	IBB 0	HBP 0	BLK 0	WP 0	HR 2	S 82	P 121	ERA 6.00	WHIP 1.333

Los Angeles Dodgers @ Colorado Rockies  
Coors Field, Denver, CO  
Sun Jun 21 1998, 3:33 AM MDT  
Att. 48,186 - Cloudy - 73 F

AB	35
R	6
H	10
RBI	6
BB	2
SO	5
LOB	9









Batter	1	2	3	4	5	6	7	8	9	AB	R	H	RBI	BB	SO	LOB
Darin Erstad, L OBP: 0.372, SLG: 0.580 (1, 7) F X (9, 3)	1-1 F8 ①		2-2 1B B F F F B X			1-1 G4-3 B C C X		1-1 1B 2B 2-H	4-0 BB BB IBB	4	1	2	1	1	0	0
Dave Hollins, S OBP: 0.340, SLG: 0.394 Craig Shipley, R OBP: 0.305, SLG: 0.364 (1, 5) B X (9, 5)	1-0 WP 1B		1-3 K B 1 SAFE C C C S			1-3 K C F F F C		1-0 2B 1B 2-H	3-3 K B S B B B F F S	4	1	2	1	0	2	1
Jim Edmonds, L OBP: 0.384, SLG: 0.575 (1, 8) 1 SAFE 1 B F F C SAFE B B	3-3 K 1-2 ②			2-1 F8 B S B X			4-2 BB 1B BB	3-1 1B 2B 1-H	4-1 BB BB	3	2	1	1	2	1	1
Tim Salmon, R OBP: 0.405, SLG: 0.551 (1, 10) B X	1-0 F9 ③			1-1 F9 C B X			4-2 SAFE 1B 1-2 BB	1-3 K ①	4-1 BB BB	3	0	0	1	2	1	2
Cecil Fielder, R OBP: 0.341, SLG: 0.425 Orlando Palmeiro, L OBP: 0.500, SLG: 0.611 (1, 3) (8, PR) (9, 7)		0-0 F7 ①		3-1 G6-3 B B B B C C X			0-0 1B 2-H	3-2 16 CS 1B 2-H		4	0	2	2	0	0	0
16 Garret Anderson, L OBP: 0.323, SLG: 0.469 (1, 9) C X		0-1 G3-1 ②		1-2 P3 C F B X			0-3 SAFE K ①	1-2 1B 1-2		4	0	1	0	0	1	2
Matt Walbeck, S OBP: 0.315, SLG: 0.393 (1, 2) C X		1-3 K ③		2-1 G4-3 C B B X			3-2 F7 ②	0-0 L4 ③		4	0	0	0	0	1	3
11 Justin Baughman, R OBP: 0.283, SLG: 0.337 (1, 4) B C C C X			1-2 F9 ①		0-0 B1-3 ③		0-1 F7 ③		4-2 BB SH3-4 BB	3	1	0	0	1	0	2
Gary Disarcina, R OBP: 0.348, SLG: 0.440 (1, 6) C X			0-1 G1-3 ②			0-0 G6-3 ①		2-1 2B 2B	0-0 SH3-4 ①	3	1	1	0	0	0	0

Inning Stats	R: 0	H: 1	E: 0	K: 1	S: 8	H: 0	LOB: 1	BB: 0	P: 14	R: 0	H: 0	E: 0	K: 1	S: 8	H: 0	LOB: 0	BB: 0	P: 9	R: 0	H: 0	E: 0	K: 0	S: 6	R: 0	H: 0	E: 0	K: 0	S: 6	R: 0	H: 0	E: 0	K: 1	S: 8	R: 1	H: 1	E: 0	K: 1	S: 20	R: 4	H: 6	E: 0	K: 1	S: 20	R: 1	H: 0	E: 0	K: 1	S: 10	1B: 6	2B: 3	3B: 0	HR: 0	SF: 0	SAC: 1	DP: 0	HBP: 0	WP: 1	PA: 40
--------------	------	------	------	------	------	------	--------	-------	-------	------	------	------	------	------	------	--------	-------	------	------	------	------	------	------	------	------	------	------	------	------	------	------	------	------	------	------	------	------	-------	------	------	------	------	-------	------	------	------	------	-------	-------	-------	-------	-------	-------	--------	-------	--------	-------	--------

PITCHER	IP	WLS	BF	H	R	ER	SO	BB	IBB	HBP	BLK	WP	HR	S	P	ERA	WHIP
Ismael Valdez, R ERA: 4.46 (1, 1)	7.0		27	4	2	2	5	2	0	0	0	1	0	70	105	2.57	0.857
Scott Radinsky, L ERA: 3.41 (8, 1)	0.0		3	3	2	2	0	0	0	0	0	0	0	5	10	∞	∞
Greg McMichael, R ERA: 4.2 (8, 1)	1.2	L	8	2	2	2	2	1	1	0	0	0	0	21	37	10.80	1.800
Mark Guthrie, L ERA: 2.08 (9, 1)	0.0		1	0	0	0	0	1	0	0	0	0	0	1	5	∞	∞
Jim Bruske, R ERA: 3.38 (9, 1)	0.0		1	0	0	0	0	1	0	0	0	0	0	1	5	∞	∞

BOTTOM

Los Angeles Dodgers @ Anaheim Angels  
Edison International Field, Anaheim, CA

livebaseballscorecards.com


AB	33
R	6
H	9
RBI	6
BB	6
SO	7
LOB	13



PITCHER	IP	WLS	BF	H	R	ER	SO	BB	IBB	HBP	BLK	WP	HR	S	P	ERA	WHIP
---------	----	-----	----	---	---	----	----	----	-----	-----	-----	----	----	---	---	-----	------

Mon Jun 22 1998, 10:05 PM EDT  
Att: 43,491 - Unknown - 73 F



Batter	1	2	3	4	5	6	7	8	9	AB R H RBI BB SO LOB	TOP																									
Eric Young Sr., R (1, 10) OBP: 0.360, SLG: 0.379	0-3 K	2-3 K			1-0 S 2B 1B	2-0 F7		1-2 G4-3		5 1 1 1 0 2 3																										
Roger Cedeno, S (1, 7) OBP: 0.369, SLG: 0.314	1-1 G4-3		3-2 F8		1-0 B5		3-2 G4-3	2-3 3-H BB		4 0 0 0 1 0 1																										
Gary Sheffield, R (1, 9) OBP: 0.429, SLG: 0.522	4-0 1B BB		1-1 G6-3		4-2 2B 1-3 BB		3-3 K	0-2 F9		3 0 0 0 2 1 2																										
Eric Karros, R (1, 3) OBP: 0.357, SLG: 0.463	1-1 FC6-4 1-2 1B		1-0 F8		0-1 1-3 3-H 2B		2-2 FC5 1B 1B	3-2 F7		5 0 3 1 0 0 0																										
Raul Mondesi, R (1, 8) OBP: 0.312, SLG: 0.500	1-2 FC6-4 1-2f			0-1 1B 2B	0-2 L6		0-0 1-2 1B	2-2 G3 1B		5 1 3 0 0 0 4																										
Paul Konerko, R (1, 5) OBP: 0.252, SLG: 0.281		0-1 HR		0-0 2-H 1B	0-1 G6-3		2-2 FC5 2-3f	0-0 G3		4 1 2 2 0 0 4																										
Alex Cora, L (7, 6) Matt Luke, L (9, PH) Trenidad Hubbard, R (9, PH) OBP: 0.321, SLG: 0.531 OBP: 0.356, SLG: 0.480								1-2 G3		0 0 0 0 0 0 0 0 0 0 0 0 0 0 1 0 0 0 0 0 1																										
Charles Johnson, R (1, 2) OBP: 0.288, SLG: 0.396		2-3 K		2-0 F9		0-2 L4		2-1 SH2-3 G4-3 1B 1B	2-3 K	5 1 1 0 0 2 2	AB 39 R 4 H 13 RBI 4 BB 3 SO 5 LOB 19																									
Juan Castro, R (1, 6) OBP: 0.262, SLG: 0.321		1-1 F8		1 SAFE 3-2 F8		2-1 F8		0-1 G4-3 SH2-3 1B 1-2 1B		4 0 1 0 0 0 1																										
Wilton Guerrero, S (1, 4) OBP: 0.246, SLG: 0.308		0-2 S 1B		1-2 P4		0-1 1B		0-0 SH2-3 1-2 2-3		3 0 2 0 0 0 1																										
<b>Inning Stats</b>	R: 0 E: 0 K: 1 S: 10	H: 1 LOB: 2 BB: 1 P: 17	R: 1 E: 0 K: 2 S: 14	H: 2 LOB: 1 BB: 0 P: 19	R: 0 E: 0 K: 0 S: 6	H: 0 LOB: 0 BB: 0 P: 11	R: 1 E: 0 K: 0 S: 11	H: 2 LOB: 1 BB: 0 P: 17	R: 1 E: 0 K: 0 S: 9	H: 1 LOB: 1 BB: 0 P: 13	R: 0 E: 0 K: 1 S: 13	H: 2 LOB: 2 BB: 0 P: 23	R: 1 E: 0 K: 0 S: 16	H: 2 LOB: 2 BB: 1 P: 23	R: 0 E: 0 K: 1 S: 15	H: 1 LOB: 1 BB: 0 P: 22	1B: 10 2B: 2 3B: 0 HR: 1	SF: 0 SAC: 1 DP: 0 HBP: 0	WP: 0 PB: 0 SB: 3 CS: 0	PA: 43																
<b>PITCHER</b>	IP WLS BF H R ER SO BB IBB HBP BLK WP HR S P ERA WHIP																																			
Jarrod Washburn, L (1, 1) ERA: 3.55	6.0		28	8	3	3	3	2	0	0	0	0	1	61	94	4.50	1.667																			
Pep Harris, R (7, 1) ERA: 7.43	1.0	W	7	4	1	1	1	0	0	0	0	0	0	17	29	9.00	4.000																			
Shigetoshi Hasegawa, R (8, 1) ERA: 3.66	1.1		6	1	0	0	0	1	0	0	0	0	0	22	32	0.00	1.500																			
Greg Cadaret, L (9, 1) ERA: 2.89	0.1		1	0	0	0	0	0	0	0	0	0	0	1	1	0.00	0.000																			
Rich DeLucia, R (9, 1) ERA: 5.77	0.1	S	1	0	0	0	1	0	0	0	0	0	0	4	6	0.00	0.000																			

Los Angeles Dodgers @ Anaheim Angels  
Edison International Field, Anaheim, CA

Tue Jun 23 1998, 10:05 PM EDT  
Att. 43,719 - Unknown - 73 F

livebaseballscorecards.com








Batter	1	2	3	4	5	6	7	8	9	10	11	AB R H RBI BB SO LOB	TOP			
Darin Erstad, L (1, 7) OBP: 0.370, SLG: 0.571 (8, 3)	0-3 K		1-0 G1-3		0-1 G3-1		2-1 G4-3		0-2 G3-1			5 0 0 0 0 1 1				
Dave Hollins, S (1, 5) OBP: 0.339, SLG: 0.392	0-0 F7		2-0 P4			2-1 E6 1B WP	0-0		1-3 K			5 1 2 0 0 1 0				
Jim Edmonds, L (1, 8) OBP: 0.382, SLG: 0.562	3-2 G3-1			1-3 K		3-1 1B WP 1B SF7	1-2 G3		3-1 G1-3			5 1 1 0 0 1 1				
Cecil Fielder, R (1, 3) Damon Mashore, R (8, PR) OBP: 0.348, SLG: 0.440 OBP: 0.330, SLG: 0.374 (8, 9)		1-2 HR		2-0 16 G3-1 16 PB 1B		4-1 16 1B BB		0-1 16 SH5-3 1B		3-2 G6-3		3 1 3 1 1 0 0 1 1 0 0 0 0 0				
16 Garret Anderson, L (1, 9) OBP: 0.324, SLG: 0.467 (8, 7)		1-3 K		2-1 G3-1		1-1 1B		1-0 SH5-3		2-2 G6-3		4 0 1 0 0 1 1				
Matt Walbeck, S (1, 2) OBP: 0.311, SLG: 0.387		0-0 G4-3		3-1 G4-3		2-1 SF7		2-2 11 FC5-4 1B		3-3 K		4 0 1 2 0 1 1				
11 Justin Baughman, R (1, 4) OBP: 0.278, SLG: 0.327		1-3 K			0-0 G2-3 1B	1-3 K		0-0 1 SAFE 1 SAFE FC5-4 1B		0-1 P4		5 0 1 0 0 2 3				
Gary Disarcina, R (1, 6) OBP: 0.348, SLG: 0.450			0-0 HR		1-1 G2-3	0-2 G1-3		0-0 1B		2-2 F9		5 1 2 1 0 0 3				
Chuck Finley, L (1, 1) Norberto Martin, R (7, PH) Rich DeLucia, R (7, 1) Orlando Palmeiro, L (8, PH) Shigetoshi Hasegawa, R (8, 1) Craig Shipley, R (11, PH) Greg Cadaret, L (11, 1)			0-3 K		1-3 K		1-0 P2	1-1 G4-3		1-0 P4		2 0 0 0 0 0 2 1 1 0 0 0 0 0 0 0 0 0 0 0 0 0 0 0 1 0 0 0 0 0 0 2 1 0 0 0 0 0 0 0 1 0 0 0 0 0 0 0 0 0 0 0 0 0 0 0				
<b>Inning Stats</b>	R: 0 H: 0 E: 0 LOB: 0 K: 1 BB: 0 S: 8 P: 11	R: 1 H: 1 E: 0 LOB: 0 K: 2 BB: 0 S: 12 P: 15	R: 1 H: 1 E: 0 LOB: 0 K: 1 BB: 0 S: 6 P: 9	R: 0 H: 1 E: 0 LOB: 1 K: 1 BB: 0 S: 8 P: 16	R: 0 H: 1 E: 0 LOB: 1 K: 1 BB: 0 S: 8 P: 10	R: 2 H: 3 E: 1 LOB: 2 K: 1 BB: 1 S: 15 P: 28	R: 0 H: 1 E: 0 LOB: 1 K: 0 BB: 0 S: 7 P: 11	R: 1 H: 3 E: 0 LOB: 2 K: 0 BB: 0 S: 11 P: 15	R: 0 H: 0 E: 0 LOB: 0 K: 1 BB: 0 S: 8 P: 12	R: 0 H: 0 E: 0 LOB: 0 K: 1 BB: 0 S: 18 P: 26	R: 0 H: 0 E: 0 LOB: 0 K: 0 BB: 0 S: 7 P: 10	1B: 8 SF: 1 2B: 1 SAC: 1 3B: 0 DP: 0 HR: 2 HBP: 0	WP: 1 PA: 45 PB: 1 SB: 0 CS: 0			
<b>PITCHER</b>	IP WLS BF H R ER SO BB IBB HBP BLK WP HR S P ERA WHIP															
37 Darren Dreifort, R (1, 1) ERA: 3.75	7.0	31	9	5	5	7	1	0	0	0	1	2	66	102	6.43	1.429
Scott Radinsky, L (8, 1) ERA: 3.38	0.1	2	1	0	0	0	0	0	0	0	0	0	5	8	0.00	3.000
Greg McMichael, R (8, 1) ERA: 3.98	1.2	6	1	0	0	1	0	0	0	0	0	0	12	17	0.00	0.600
Antonio Osuna, R (10, 1) ERA: 1.77	2.0	W 6	0	0	0	1	0	0	0	0	0	0	25	36	0.00	0.000

Anaheim Angels @ Los Angeles Dodgers  
Dodger Stadium, Los Angeles, CA  
Wed Jun 24 1998, 7:05 PM PDT  
Att: 46,822 - Unknown - 71 F

AB	42
R	5
H	11
RBI	4
BB	1
SO	9
LOB	13



WP: 1	PA: 45
PB: 1	
SB: 0	
CS: 0	

Batter	1	2	3	4	5	6	7	8	9	10	11	AB R H RBI BB SO LOB	BOTTOM																	
Eric Young Sr. R OBP: 0.357, SLG: 0.375 (1, 4)	G6-3		HR 1B	L8		G6-3			F9			5 1 1 0 0 0 1	<b>Anaheim Angels @ Los Angeles Dodgers</b> <b>Dodger Stadium, Los Angeles, CA</b> Wed Jun 24 1998, 7:05 PM PDT Att: 46,822 - Unknown - 71 F																	
Juan Castro, R OBP: 0.256, SLG: 0.305 Antonio Osuna, R (10, 1)	F9		HR BB	K			P3		K			4 1 0 0 1 2 1 0 0 0 0 0 0 0																		
Gary Sheffield, R OBP: 0.425, SLG: 0.527 (1, 9)	G6-3		HR			G6-3		G1-4-3		G3-1		5 1 1 3 0 0 0																		
Eric Karros, R OBP: 0.355, SLG: 0.458 Greg McMichael, R (8, 1) Wilton Guerrero, S OBP: 0.257, SLG: 0.318 (10, 6)		F8	G4-3 1B			K		K		L6-3 1B		4 0 1 0 0 2 0 0 0 0 0 0 0 0 1 0 1 0 0 0 0																		
Raul Mondesi, R OBP: 0.310, SLG: 0.505 (1, 8)		K	G4-3			HR		G5-3		L6-3		5 1 1 1 0 1 2																		
Paul Konerko, R OBP: 0.267, SLG: 0.290 (8, 3) Roger Cedeno, S OBP: 0.369, SLG: 0.314 Matt Luke, L OBP: 0.329, SLG: 0.537 (9, 3)		1B 2B BB	G1-3			1B		BLK 1B		1B 1B		3 1 2 0 1 0 1 0 0 0 0 0 0 0 1 1 1 0 0 0 0																		
Charles Johnson, R OBP: 0.286, SLG: 0.392 (1, 2)		2B 1B	K			K		K		K		5 0 1 0 0 4 4																		
Adrian Beltré, R OBP: 0.400, SLG: 0.600 (1, 5)		2B				F8		F9		1B 1B		5 0 2 1 0 0 2																		
37 Darren Dreifort, R OBP: 0.219, SLG: 0.167 Scott Radinsky, L (8, 1) Trenidad Hubbard, R OBP: 0.361, SLG: 0.481 (8, 7)		F8				BB		K		G1-3		2 0 0 0 0 1 1 2 0 0 0 0 0 0 0 0 2 0 1 1 0 0 0 0																		
<b>Inning Stats</b>	R: 0 H: 0 E: 0 K: 0 S: 5	H: 0 LOB: 0 BB: 0 P: 6	R: 1 H: 2 E: 0 K: 1 S: 10	H: 2 LOB: 2 BB: 1 P: 19	R: 3 H: 3 E: 1 K: 1 S: 19	H: 3 LOB: 1 BB: 1 P: 32	R: 0 H: 0 E: 0 K: 1 S: 8	H: 0 LOB: 1 BB: 1 P: 14	R: 1 H: 2 E: 0 K: 2 S: 12	H: 2 LOB: 1 BB: 0 P: 16	R: 0 H: 0 E: 0 K: 1 S: 8	H: 0 LOB: 0 BB: 0 P: 11		R: 0 H: 0 E: 0 K: 1 S: 7	H: 0 LOB: 0 BB: 0 P: 10	R: 0 H: 1 E: 0 K: 1 S: 11	H: 1 LOB: 2 BB: 0 P: 15	R: 0 H: 0 E: 0 K: 1 S: 9	H: 0 LOB: 0 BB: 0 P: 12	R: 0 H: 1 E: 0 K: 0 S: 5	H: 1 LOB: 0 BB: 0 P: 7	R: 1 H: 3 E: 0 K: 1 S: 11	H: 3 LOB: 2 BB: 0 P: 16	1B: 9 SF: 0 2B: 2 SAC: 0 3B: 0 DP: 1 HR: 2 HBP: 0	WP: 0 PA: 45 PB: 0 SB: 2 CS: 0					
<b>PITCHER</b>	IP WLS BF H R ER SO BB IBB HBP BLK WP HR S P ERA WHIP														IP WLS BF H R ER SO BB IBB HBP BLK WP HR S P ERA WHIP															
Chuck Finley, L ERA: 2.98 (1, 1)	6.0	28	7	5	5	6	3	0	0	0	0	0	2	62	98	7.50	1.667													
Rich DelLucia, R ERA: 5.6 (7, 1)	1.0	3	0	0	0	1	0	0	0	0	0	0	0	7	10	0.00	0.000													
Shigetoshi Hasegawa, R ERA: 3.44 (8, 1)	3.0	10	2	0	0	2	0	0	0	1	0	0	0	25	34	0.00	0.667													
Greg Cadaret, L ERA: 3.32 (11, 1)	0.1	L	4	3	1	1	0	0	0	0	0	0	0	11	16	27.00	9.000													

livebaseballscores.com

AB	42
R	6
H	12
RBI	6
BB	3
SO	10
LOB	13





Batter	1	2	3	4	5	6	7	8	9	AB R H RBI BB SO LOB	TOP		
Darin Erstad, L (1, 7) OBP: 0.369, SLG: 0.570	2-1 F9		0-1 G3-1			2-1 BB 1-3 2B	3-1 F7			4 1 1 0 0 0 1			
Dave Hollins, S (1, 5) OBP: 0.334, SLG: 0.386 Rich DeLucia, R (8, 1)	1-3 K			0-0 B5-3		3-3 K		2-3 K		4 0 0 0 0 3 2 0 0 0 0 0 0 0 0 0 0 0 0 0 0			
11 Justin Baughman, R (9, 4) OBP: 0.278, SLG: 0.327				2-1 G4-3		4-2 BB 2B BB		0-0 G6-3		3 1 0 0 1 0 0			
Jim Edmonds, L (1, 8) OBP: 0.380, SLG: 0.556	2-2 L7			3-3 K		4-1 2B 1-2 2-3 3-H BB		1-3 K		3 0 0 1 1 3 0			
Cecil Fielder, R (1, 3) OBP: 0.347, SLG: 0.435				4-1 16 G4-6-3 BB		3-1 2B		3-2 G6-3		3 0 1 2 1 0 0			
Phil Nevin, R (1, 2) OBP: 0.361, SLG: 0.439				3-2 G4-6-3 1-2f		2-1 G4-3		2-1 G4-3		3 0 0 0 1 0 1			
16 Garret Anderson, L (1, 9) OBP: 0.323, SLG: 0.462				0-3 K		0-3 K		2-1 G6-3		4 0 0 0 0 2 3 0 0 0 0 0 0 0			
Norberto Martin, R (1, 4) OBP: 0.239, SLG: 0.263 Troy Percival, R (9, 1)				3-1 SH1-4 1B		1-2 G1-3		1-0 G4-3		3 0 1 0 0 1 0	AB 28 R 3 H 3 RBI 3 BB 5 SO 9 LOB 7		
Gary Disarcina, R (1, 6) OBP: 0.348, SLG: 0.448				0-0 SH1-4		4-1 2B BB BB		2-2 G4-3		1 1 0 0 1 0 0 0 0 0 0 0 0 0			
Steve Sparks, R (1, 1) Craig Shipley, R (8, 5) OBP: 0.300, SLG: 0.357				R: 0 H: 1 E: 0 LOB: 1 K: 1 BB: 0 S: 8 P: 11		R: 3 H: 2 E: 0 LOB: 3 K: 2 BB: 4 S: 20 P: 45		R: 0 H: 0 E: 0 LOB: 0 K: 0 BB: 0 S: 7 P: 13		R: 0 H: 0 E: 0 LOB: 0 K: 0 BB: 0 S: 8 P: 15	WP: 0 PA: 34 PB: 0 SB: 0 CS: 0		
<b>Inning Stats</b>	R: 0 H: 0 E: 0 LOB: 0 K: 1 BB: 0 S: 8 P: 13	R: 0 H: 0 E: 0 LOB: 0 K: 1 BB: 1 S: 8 P: 18	R: 0 H: 1 E: 0 LOB: 1 K: 1 BB: 0 S: 8 P: 11	R: 0 H: 0 E: 0 LOB: 0 K: 1 BB: 0 S: 6 P: 11	R: 0 H: 0 E: 0 LOB: 0 K: 1 BB: 0 S: 8 P: 10	R: 3 H: 2 E: 0 LOB: 3 K: 2 BB: 4 S: 20 P: 45	R: 0 H: 0 E: 0 LOB: 0 K: 0 BB: 0 S: 7 P: 13	R: 0 H: 0 E: 0 LOB: 0 K: 2 BB: 0 S: 7 P: 10	R: 0 H: 0 E: 0 LOB: 0 K: 0 BB: 0 S: 8 P: 15	1B: 1 SF: 0 2B: 2 SAC: 1 3B: 0 DP: 1 HR: 0 HBP: 0			
<b>PITCHER</b>	IP WLS BF H R ER SO BB IBB HBP BLK WP HR S P ERA WHIP											<b>PITCHER</b>	IP WLS BF H R ER SO BB IBB HBP BLK WP HR S P ERA WHIP
Dennys Reyes, L (1, 1) ERA: 4.56	5.2 L 22 2 3 3 7 4 0 0 0 0 0 0 53 95 4.76 1.059												
Greg McMichael, R (6, 1) ERA: 3.94	0.1 3 1 0 0 0 0 0 1 0 0 0 0 5 13 0.00 3.000												
Mark Guthrie, L (7, 1) ERA: 2.08	3.0 9 0 0 0 2 0 0 0 0 0 0 0 22 38 0.00 0.000												

Anaheim Angels @ Los Angeles Dodgers  
Dodger Stadium, Los Angeles, CA  
Thu Jun 25 1998, 7:05 PM PDT  
Att. 38,254 - Unknown - 70 F

livebaseballscorecards.com



Batter	1	2	3	4	5	6	7	8	9	AB	R	H	RBI	BB	SO	LOB
Eric Young Sr., R OBP: 0.358, SLG: 0.374 (1, 4)	3-2 G4-3 S G6-3 1B		3-3 K		3-1 L7		1-0 G5-3		4-2 BB	4	1	1	0	1	1	1
Juan Castro, R OBP: 0.261, SLG: 0.298 Wilton Guerrero, S OBP: 0.250, SLG: 0.309 (8, PH) (9, 6)	0-2 G4-3 1-3		4-2 BB BB		0-1 G5-3			3-3 K	0-3 K	2	0	0	0	1	0	1
Gary Sheffield, R OBP: 0.423, SLG: 0.521 (1, 9)	3-2 G6-3 3-H		4-1 BB			2-1 P3		1-1 G6-3		3	0	0	1	1	0	0
Eric Karros, R OBP: 0.353, SLG: 0.454 (1, 3)	0-0 F9		3-2 G5-3			0-0 PB 1B		3-2 P2		4	0	1	0	0	0	2
Raul Mondesi, R OBP: 0.312, SLG: 0.508 (1, 8)		1-1 S 1B		0-0 L9		1-1 G5-3 1-2			3-2 E 2B	4	1	2	0	0	0	1
Paul Konerko, R OBP: 0.268, SLG: 0.291 Mark Guthrie, R (7, 1) Matt Luke, L OBP: 0.326, SLG: 0.530 (9, PH)		1-3 K 1-2		1-1 1B		2-2 P3			2-1 P6	3	0	1	0	0	1	2
Charles Johnson, R OBP: 0.282, SLG: 0.386 (1, 2)		3-3 K		1-1 F8 1B			3-2 G6-3		0-3 K	4	0	0	0	0	2	3
Adrián Beltré, R OBP: 0.333, SLG: 0.375 (1, 5)		0-0 G4-3		1-3 K2-3			4-0 BB		0-0 E9 BB	3	0	0	0	1	1	2
Dennys Reyes, R (1, 1) Greg McMichael, R (6, 1) Jim Eisenreich, L OBP: 0.273, SLG: 0.272 (7, 7)			0-0 L4		1-1 G6-3		3-1 F9		4-2 BB BB	2	0	0	0	0	0	0

Inning Stats	R: 1	H: 1	E: 0	K: 10	S: 10	LOB: 0	BB: 0	P: 16	R: 0	H: 1	E: 0	K: 2	S: 11	LOB: 1	BB: 0	P: 16	R: 0	H: 0	E: 0	K: 1	S: 13	LOB: 2	BB: 2	P: 27	R: 0	H: 1	E: 0	K: 1	S: 9	LOB: 1	BB: 0	P: 12	R: 0	H: 0	E: 0	K: 0	S: 6	LOB: 0	BB: 0	P: 10	R: 0	H: 1	E: 0	K: 0	S: 8	LOB: 1	BB: 0	P: 13	R: 0	H: 0	E: 0	K: 0	S: 8	LOB: 1	BB: 1	P: 19	R: 0	H: 0	E: 0	K: 1	S: 10	LOB: 0	BB: 0	P: 17	R: 1	H: 1	E: 1	K: 2	S: 25	LOB: 3	BB: 2	P: 38	1B: 4	2B: 1	3B: 0	HR: 0	SF: 0	SAC: 0	DP: 0	HBP: 0	WP: 0	PB: 1	SB: 2	CS: 0	PA: 38
--------------	------	------	------	-------	-------	--------	-------	-------	------	------	------	------	-------	--------	-------	-------	------	------	------	------	-------	--------	-------	-------	------	------	------	------	------	--------	-------	-------	------	------	------	------	------	--------	-------	-------	------	------	------	------	------	--------	-------	-------	------	------	------	------	------	--------	-------	-------	------	------	------	------	-------	--------	-------	-------	------	------	------	------	-------	--------	-------	-------	-------	-------	-------	-------	-------	--------	-------	--------	-------	-------	-------	-------	--------

PITCHER	IP	WLS	BF	H	R	ER	SO	BB	IBB	HBP	BLK	WP	HR	S	P	ERA	WHIP
Steve Sparks, R ERA: 3.6 (1, 1)	7.0	W	28	4	1	1	4	3	0	0	0	0	0	65	113	1.29	1.000
Rich DeLucia, R ERA: 5.45 (8, 1)	1.0		3	0	0	0	1	0	0	0	0	0	0	10	17	0.00	0.000
Troy Percival, R ERA: 2.88 (9, 1)	1.0	S	7	1	1	0	2	2	0	0	0	0	0	25	38	0.00	3.000

**BOTTOM**

**Anaheim Angels @ Los Angeles Dodgers**  
**Dodger Stadium, Los Angeles, CA**

Thu Jun 25 1998, 7:05 PM PDT  
 Att: 38,254 - Unknown - 70 F

AB	33
R	2
H	5
RBI	1
BB	5
SO	7
LOB	17





Batter	1	2	3	4	5	6	7	8	9	AB	R	H	RBI	BB	SO	LOB	TOP					
Tony Womack, L (1, 4) OBP: 0.300, SLG: 0.319	1-3 K	2-2 FC5-2		0-2 BLK 1B		0-0 G6-3		1-1 F5		5	0	1	0	0	1	5						
Turner Ward, S (1, 8) OBP: 0.314, SLG: 0.366	1-0 G6-3	0-3 K		1-2 G3			1-0 G3		3-2 G5-3	5	0	0	0	0	1	4						
18 Jason Kendall, R (1, 2) OBP: 0.413, SLG: 0.451	3-2 2B HBP	0-1 F4			1-1 CS 1B		2-2 F8		1-1 F4	4	1	1	0	0	0	3						
Kevin Young, R (1, 3) OBP: 0.326, SLG: 0.493	2-1 S 1-H 2B		1-2 1B 2B		0-2 F4		2-0 HBP 1B HBP		2-1 1B	4	1	3	1	0	0	1						
Jose Guillen, R (1, 9) OBP: 0.333, SLG: 0.481	4-1 2-3 BB		1-0 G5-3-5 2-H 1B		2-3 K 1-2		1-1 HBP 1B		0-3 K	4	0	2	1	1	2	2						
Al Martin, L (1, 7) OBP: 0.292, SLG: 0.351	0-1 G5-3		2-2 G5-3-5		0-1 G5-3		2-2 HBP			3	0	0	0	0	0	3						
Mark Smith, R (7, PH) OBP: 0.263, SLG: 0.304 (7, 7)			1-2 K				1-2 2-3 HBP			0	0	0	0	0	0	0						
Aramis Ramirez, R (1, 5) OBP: 0.327, SLG: 0.419		3-2 SH FC5-2 1B 1B	2-3 K		3-2 G3 1B 1B		0-3 K			4	0	2	0	0	2	3						
Lou Collier, R (1, 6) OBP: 0.303, SLG: 0.379		1-1 FC5-2 E 1-2 1B		3-1 F9		2-2 G3 1-2 1B		3-2 G6-3		4	0	2	0	0	0	0						
Esteban Loaiza, R (1, 1) OBP: 0.280, SLG: 0.250		0-0 SH FC5-2		0-1 G5-3		1-1 G3		3-2 G6-3		1	0	0	0	0	0	0						
Doug Strange, S (6, PH) OBP: 0.243, SLG: 0.238										1	0	0	0	0	0	2						
Mike Williams, R (6, 1)										0	0	0	0	0	0	0						
Manny Martinez, R (8, PH) OBP: 0.404, SLG: 0.633										1	0	0	0	0	0	0						
Jason Christiansen, R (8, 1)		1-2 2-3								0	0	0	0	0	0	0						
<b>Inning Stats</b>	R: 1 E: 0 K: 1 S: 12	H: 1 LOB: 2 BB: 1 P: 23	R: 0 E: 1 K: 1 S: 16	H: 2 LOB: 3 BB: 0 P: 22	R: 1 E: 0 K: 1 S: 10	H: 2 LOB: 0 BB: 0 P: 16	R: 0 E: 0 K: 0 S: 10	H: 1 LOB: 1 BB: 0 P: 14	R: 0 E: 0 K: 1 S: 8	H: 1 LOB: 1 BB: 0 P: 11	R: 0 E: 0 K: 0 S: 15	H: 2 LOB: 2 BB: 0 P: 21	R: 0 E: 0 K: 1 S: 11	H: 1 LOB: 3 BB: 0 P: 19	R: 0 E: 0 K: 0 S: 10	H: 0 LOB: 0 BB: 0 P: 17	R: 0 E: 0 K: 1 S: 10	H: 1 LOB: 1 BB: 0 P: 16	1B: 9 2B: 4 3B: 0 HR: 0	SF: 0 SAC: 1 DP: 2 HBP: 3	WP: 0 PB: 0 SB: 1 CS: 1	PA: 41
<b>PITCHER</b>	IP	WLS	BF	H	R	ER	SO	BB	IBB	HBP	BLK	WP	HR	S	P	ERA	WHIP					
Chan Ho Park, R (1, 1) ERA: 5.17	6.2	W	32	10	2	2	4	1	0	2	1	0	0	77	119	2.70	1.650					
Scott Radinsky, L (7, 1) ERA: 3.23	1.1		5	0	0	0	1	0	0	1	0	0	0	15	24	0.00	0.000					
Antonio Osuna, R (9, 1) ERA: 1.72	1.0	S	4	1	0	0	1	0	0	0	0	0	0	10	16	0.00	1.000					

Pittsburgh Pirates @ Los Angeles Dodgers  
Dodger Stadium, Los Angeles, CA

Fri Jun 26 1998, 7:05 PM PDT  
Att. 52,934 - Unknown - 72 F

AB	36
R	2
H	11
RBI	2
BB	1
SO	6
LOB	23



Batter	1	2	3	4	5	6	7	8	9
Eric Young Sr., R OBP: 0.360, SLG: 0.375 (1, 4)	0-1 G6-3 ①		3-2 1B ①		1-1 FC5-4 BB SF9 1B		1-3 K ①		
Wilton Guerrero, S OBP: 0.276, SLG: 0.324 Antonio Osuna, R (9, 1)	2-2 G4-3 ②		0-1 1B ①		4-1 FC5-4 BB 1-2		0-2 G5-3 1B ①		
Raul Mondesi, R OBP: 0.308, SLG: 0.502 (1, 8)	0-0 G1-3 ③		0-3 K ②		0-0 FC5-4 S BLK 1-2f 2-3 ①		0-0 G5-3 ②		
Eric Karros, R OBP: 0.351, SLG: 0.452 (1, 3)		3-2 HR 1B ①	1-1 F9 ③		0-1 SF9 ②		2-3 K ③		
Paul Konerko, R OBP: 0.284, SLG: 0.326 Roger Cedeno, S OBP: 0.366, SLG: 0.311 (8, 7)		1-0 HR 1-H ①		1-1 1B ①	4-2 BB 1-3		2-3 K ①		
Jim Eisenreich, L OBP: 0.274, SLG: 0.274 Trenidad Hubbard, R OBP: 0.371, SLG: 0.491 (8, PH)		1-1 F7 ①		3-1 1B ①	3-2 G4-3 ③		0-0 S 2B 1B		
Adrian Beltré, R OBP: 0.308, SLG: 0.333 (1, 5)		0-3 K ②		0-1 1B ①		0-3 K ①	3-3 K ②		
Tom Prince, R OBP: 0.295, SLG: 0.289 (1, 2)		2-3 K ③		1-3 K ②		1-1 F8 ②	0-1 2B ②		
Chan Ho Park, R OBP: 0.229, SLG: 0.343 Scott Radinsky, L (7, 1)			0-0 F2 ①		0-3 K ③		0-2 G5-3 ③		
Juan Castro, R OBP: 0.258, SLG: 0.294 (8, PH)								2-2 F7 ③	

Inning Stats	R: 0	H: 0	E: 0	K: 0	S: 6	R: 2	H: 2	E: 0	K: 2	S: 15	R: 0	H: 2	E: 0	K: 1	S: 12	R: 1	H: 3	E: 0	K: 2	S: 12	R: 1	H: 1	E: 0	K: 0	S: 8	R: 0	H: 1	E: 0	K: 2	S: 11	R: 1	H: 2	E: 0	K: 2	S: 13	
	LOB: 0	BB: 0	P: 8	LOB: 0	BB: 0	P: 22	LOB: 2	BB: 0	P: 16		LOB: 1	BB: 0	P: 17	LOB: 0	BB: 0	P: 9	LOB: 1	BB: 0	P: 14	LOB: 1	BB: 0	P: 20														

PITCHER	IP	WLS	BF	H	R	ER	SO	BB	IBB	HBP	BLK	WP	HR	S	P	ERA	WHIP
Esteban Loaiza, R ERA: 4.69 (1, 1)	5.0	L	24	8	4	4	5	2	0	0	1	0	1	57	87	7.20	2.000
Mike Williams, R ERA: (6, 1)	2.0		7	1	0	0	3	0	0	0	0	0	0	19	23	0.00	0.500
Jason Christiansen, L ERA: 1.56 (8, 1)	1.0		5	2	1	1	2	0	0	0	0	0	0	13	20	9.00	2.000

**BOTTOM**


**Pittsburgh Pirates @ Los Angeles Dodgers**  
**Dodger Stadium, Los Angeles, CA**

Fri Jun 26 1998, 7:05 PM PDT  
Att: 52,934 - Unknown - 72 F

AB	R	H	RBI	BB	SO	LOB
4	1	2	0	0	1	0
3	0	2	0	1	0	0
0	0	0	0	0	0	0
4	0	0	0	0	1	5
3	1	1	1	0	1	3
2	2	2	2	1	0	0
1	0	0	0	0	1	0
3	0	1	0	0	0	2
1	1	1	0	0	0	0
4	0	1	1	0	3	1
4	0	1	1	0	2	1
3	0	0	0	0	1	1
0	0	0	0	0	0	0
1	0	0	0	0	0	1

AB	33
R	5
H	11
RBI	5
BB	2
SO	10
LOB	14

WP: 0 PA: 36  
PB: 0  
SB: 2  
CS: 0



PITCHER	IP	WLS	BF	H	R	ER	SO	BB	IBB	HBP	BLK	WP	HR	S	P	ERA	WHIP
Esteban Loaiza, R ERA: 4.69 (1, 1)	5.0	L	24	8	4	4	5	2	0	0	1	0	1	57	87	7.20	2.000
Mike Williams, R ERA: (6, 1)	2.0		7	1	0	0	3	0	0	0	0	0	0	19	23	0.00	0.500
Jason Christiansen, L ERA: 1.56 (8, 1)	1.0		5	2	1	1	2	0	0	0	0	0	0	13	20	9.00	2.000



Batter	1	2	3	4	5	6	7	8	9	AB R H RBI BB SO LOB	TOP										
<b>Tony Womack, L</b> (1, 4) OBP: 0.296, SLG: 0.315	0-2 G3			0-3 K			2-1 B1-3		1-0 G4-3	4 0 0 0 0 1 0	<b>Pittsburgh Pirates @ Los Angeles Dodgers</b> Dodger Stadium, Los Angeles, CA Sat Jun 27 1998, 7:05 PM PDT Att. 37,821 - Unknown - 70 F  <b>livebaseballscorecards.com</b>										
<b>Turner Ward, S</b> (1, 8) OBP: 0.308, SLG: 0.358	1-3 K			0-1 P3			1-3 K			3 0 0 0 0 2 0											
<b>18 Jason Kendall, R</b> (1, 2) OBP: 0.410, SLG: 0.446	1-2 G6-3			3-3 K			1-1 F9			3 0 0 0 0 1 0											
<b>Kevin Young, R</b> (1, 3) OBP: 0.326, SLG: 0.492		0-1 L6			0-0 L6			0-0 FC6-4 1B		3 0 1 0 0 0 0											
<b>Jose Guillen, R</b> (1, 9) OBP: 0.330, SLG: 0.476		0-1 G5-3			2-3 K			0-0 FC6-4 G3-1 1-2f		3 0 0 0 0 1 1											
<b>Al Martin, L</b> (1, 7) OBP: 0.289, SLG: 0.347		1-1 G3			3-3 K			1 SAFE 3-2 G3-1 1-2		3 0 0 0 0 1 1											
<b>Aramis Ramirez, R</b> (1, 5) OBP: 0.318, SLG: 0.406 <b>Elmer Dessens, R</b> (8, 1)			0-1 P4			2-2 G4-3		2-2 G1-3		3 0 0 0 0 0 1 0 0 0 0 0 0 0											
<b>Lou Collier, R</b> (1, 6) OBP: 0.298, SLG: 0.372			1-1 F9			2-0 G6-3		2-2 P3		3 0 0 0 0 0 0											
<b>67 Francisco Cordova, R</b> (1, 1) OBP: 0.154, SLG: 0.132 <b>Doug Strange, S</b> (8, 5)			0-2 G4-3			0-1 G6-3		0-3 K		2 0 0 0 0 0 0 1 0 0 0 0 1 0											
<b>Inning Stats</b>	R: 0 E: 0 K: 1 S: 9	H: 0 LOB: 0 BB: 0 P: 11	R: 0 E: 0 K: 0 S: 6	H: 0 LOB: 0 BB: 0 P: 7	R: 0 E: 0 K: 0 S: 8	H: 0 LOB: 0 BB: 0 P: 9	R: 0 E: 0 K: 2 S: 10	H: 0 LOB: 0 BB: 0 P: 13	R: 0 E: 0 K: 2 S: 7	H: 0 LOB: 0 BB: 0 P: 12	R: 0 E: 0 K: 0 S: 7	H: 0 LOB: 0 BB: 0 P: 11	R: 0 E: 0 K: 1 S: 7	H: 1 LOB: 1 BB: 0 P: 13	R: 0 E: 0 K: 1 S: 7	H: 0 LOB: 0 BB: 0 P: 10	1B: 1 2B: 0 3B: 0 HR: 0	SF: 0 SAC: 0 DP: 0 HBP: 0	WP: 0 PB: 0 SB: 0 CS: 0	PA: 28	
<b>PITCHER</b> <b>Ismael Valdez, R</b> (1, 1) ERA: 4.1	IP 9.0	WLS W	BF 28	H 1	R 0	ER 0	SO 7	BB 0	IBB 0	HBP 0	BLK 0	WP 0	HR 0	S 69	P 97	ERA 0.00	WHIP 0.111				

AB	28
R	0
H	1
RBI	0
BB	0
SO	7
LOB	3









Batter	1	2	3	4	5	6	7	8	9	AB	R	H	RBI	BB	SO	LOB
Eric Young Sr., R OBP: 0.360, SLG: 0.377 (1, 4)	4-1 S HR BB		1-2 G6-3		1-0 1B		2-2 G5-3			3	1	1	0	1	0	0
Wilton Guerrero, S OBP: 0.265, SLG: 0.308 (1, 6)	0-2 L8		1-2 F7		0-1 L7			1-2 F8		4	0	0	0	0	0	2
Raul Mondesi, R OBP: 0.310, SLG: 0.497 (1, 8)	3-3 K			4-2 BLK 1B BB		2-2 F8 WP 1B		2-3 K		3	2	1	0	1	2	1
Gary Sheffield, R OBP: 0.432, SLG: 0.536 Matt Luke, L OBP: 0.318, SLG: 0.518 (1, 9) (7, 9)	0-0 HR			1-1 G6-4-3 1B 1-H		4-1 1B CS BB		1-3 K		2	1	2	3	1	0	0
Eric Karros, R OBP: 0.357, SLG: 0.449 (1, 3)	3-3 K			1-1 G6-4-3 1B 1-2		3-2 F8			0-1 G4-3	4	0	1	0	0	1	2
Paul Konerko, R OBP: 0.281, SLG: 0.321 Roger Cedeno, S OBP: 0.363, SLG: 0.308 (1, 7) (6, PR) (7, 7)		2-2 P4		1-1 G6-4-3 1-2 2-3		2-1 CS 1B			0-3 K	3	0	1	1	0	0	2
Adrian Beltré, R OBP: 0.200, SLG: 0.211 (1, 5)		0-2 G3-1		1-2 F8		2-1 F8			1-2 F8	4	0	0	0	0	0	3
Charles Johnson, R OBP: 0.275, SLG: 0.376 (1, 2)		0-3 K			0-1 G4-3				0-2 G4-3	3	0	0	0	0	1	0
Dave Mlicki, R OBP: 0.231, SLG: 0.208 Jim Eisenreich, L OBP: 0.272, SLG: 0.271 Scott Radinsky, L Greg McMichael, R Mark Guthrie, R (1, 1) (7, PH) (8, 1) (8, 1) (9, 1)			0-0 G6-3		1-1 G5-3				2-0 G4-3	2	0	0	0	0	0	0

Inning Stats	R: 2	H: 1	E: 0	K: 2	S: 13	H: 1	LOB: 0	BB: 1	P: 23	R: 0	H: 0	E: 0	K: 1	S: 9	H: 0	LOB: 0	BB: 0	P: 11	R: 0	H: 0	E: 0	K: 0	S: 10	R: 1	H: 2	E: 0	K: 0	S: 13	H: 1	LOB: 1	BB: 1	P: 20	R: 0	H: 1	E: 0	K: 0	S: 7	H: 2	LOB: 2	BB: 1	P: 24	R: 0	H: 0	E: 0	K: 0	S: 8	H: 0	LOB: 0	BB: 0	P: 12	R: 0	H: 0	E: 0	K: 2	S: 13	H: 0	LOB: 0	BB: 0	P: 17	R: 0	H: 0	E: 0	K: 1	S: 9	H: 0	LOB: 0	BB: 0	P: 10	1B: 5	2B: 0	3B: 0	HR: 1	SF: 0	SAC: 0	DP: 1	HBP: 0	WP: 1	PB: 0	SB: 1	CS: 2	PA: 34
--------------	------	------	------	------	-------	------	--------	-------	-------	------	------	------	------	------	------	--------	-------	-------	------	------	------	------	-------	------	------	------	------	-------	------	--------	-------	-------	------	------	------	------	------	------	--------	-------	-------	------	------	------	------	------	------	--------	-------	-------	------	------	------	------	-------	------	--------	-------	-------	------	------	------	------	------	------	--------	-------	-------	-------	-------	-------	-------	-------	--------	-------	--------	-------	-------	-------	-------	--------

PITCHER	IP	WLS	BF	H	R	ER	SO	BB	IBB	HBP	BLK	WP	HR	S	P	ERA	WHIP
Jason Schmidt, R ERA: 4.01 (1, 1)	5.1		24	6	4	4	3	3	0	0	1	1	1	61	95	6.75	1.688
Mike Williams, R ERA: (6, 1)	1.2	W	4	0	0	0	0	0	0	0	0	0	0	10	16	0.00	0.000
Rich Loiselle, R ERA: 3.15 (8, 1)	2.0	S	6	0	0	0	3	0	0	0	0	0	0	22	27	0.00	0.000

**BOTTOM**

**Pittsburgh Pirates @ Los Angeles Dodgers**  
Dodger Stadium, Los Angeles, CA

Sun Jun 28 1998, 7:05 PM PDT  
Att: 38,865 - Unknown - 74 F

livebaseballscores.com

AB	31
R	4
H	6
RBI	4
BB	3
SO	6
LOB	10























Batter	1	2	3	4	5	6	7	8	9	AB R H RBI BB SO LOB	TOP											
Wilton Guerrero, S (1, 4) OBP: 0.267, SLG: 0.302	0-3 K		0-0 G5-3		1-2 G4-3		1-0 F8			4 0 0 0 0 1 0	<p>Los Angeles Dodgers @ San Francisco Giants</p> <p>3Com Park at Candlestick Point, San Francisco, CA</p> <p>Fri Jul 03 1998, 10:05 PM EDT</p> <p>Att. 56,788 - Overcast - 57 F</p>											
Jim Eisenreich, L (1, 7) OBP: 0.269, SLG: 0.256	2-2 L9		1-1 B1-3			4-2 1B FC4-6 BB		1-1 F9		3 1 0 0 1 0 0												
Raul Mondesi, R (1, 8) OBP: 0.317, SLG: 0.526	1-1 G6-3			1-2 HR		1-1 FC4-6 1B 1-2 1B		0-0 F7		4 1 2 1 0 0 0												
Gary Sheffield, R (1, 9) OBP: 0.425, SLG: 0.530		3-2 HR		1-0 G4-3		1-1 L4		1-3 K		4 1 1 1 0 1 2												
Eric Karros, R (1, 3) OBP: 0.352, SLG: 0.439		1-1 G6-3		4-1 WP BB BB		2-1 FC4-6 1-2 2-3 1B		1-1 P8		3 0 1 0 1 0 0												
Bobby Bonilla, S (1, 5) OBP: 0.294, SLG: 0.343		0-0 E5		1 SAFE 4-1 BB BB BB BB		1-0 FC4-6 1-2 2-3 3-H		0-1 1B		3 0 1 1 1 0 2												
Charles Johnson, R (1, 2) OBP: 0.278, SLG: 0.383		1-1 P2		1-1 G4-6-3 BB 1-2 2-3		1-2 L7		0-3 K		4 0 0 0 0 1 6												
Juan Castro, R (1, 6) OBP: 0.257, SLG: 0.280		0-1 G5-3			1-1 G5-3		1-0 L7		2-3 K	3 0 0 0 0 0 1 1 0 0 0 0 1 1												
Paul Konerko, R (9, PH) OBP: 0.272, SLG: 0.306																						
Ismael Valdez, R (1, 1) OBP: 0.229, SLG: 0.188			1-1 G1-3		1-1 G3-1		2-0 G4-3			2 0 0 0 0 0 0 1 0 0 0 0 0 0 0 0 0 0 0 0 0 0 0 0 0 0 0 0												
Roger Cedeno, S (7, PH) OBP: 0.351, SLG: 0.307																						
Mark Guthrie, R (7, 1)																						
Manuel Barrios, R (8, 1)																						
<b>Inning Stats</b>	R: 0 E: 0 K: 1 S: 8	H: 0 LOB: 0 BB: 0 P: 11	R: 1 E: 1 K: 0 S: 10	H: 1 LOB: 1 BB: 0 P: 15	R: 0 E: 0 K: 0 S: 5	H: 0 LOB: 0 BB: 0 P: 7	R: 1 E: 0 K: 0 S: 8	H: 1 LOB: 1 BB: 2 P: 19	R: 0 E: 0 K: 0 S: 8	H: 0 LOB: 0 BB: 0 P: 11	R: 1 E: 0 K: 0 S: 13	H: 2 LOB: 2 BB: 1 P: 23	R: 0 E: 0 K: 0 S: 3	H: 0 LOB: 0 BB: 0 P: 7	R: 0 E: 0 K: 1 S: 6	H: 0 LOB: 0 BB: 0 P: 8	R: 0 E: 0 K: 2 S: 10	H: 1 LOB: 1 BB: 0 P: 13	1B: 3 2B: 0 3B: 0 HR: 2	SF: 0 SAC: 0 DP: 1 HBP: 0	WP: 1 PB: 0 SB: 0 CS: 0	PA: 35
<b>PITCHER</b>	IP WLS BF H R ER SO BB IBB HBP BLK WP HR S P ERA WHIP																					
Orel Hershiser, R (1, 1) ERA: 3.85	7.0 W 28 4 3 3 1 3 0 0 0 1 2 55 93 3.86 1.000																					
Steve Reed, R (8, 1) ERA: 1.84	1.0 3 0 0 0 1 0 0 0 0 0 0 6 8 0.00 0.000																					
Robb Nen, R (9, 1) ERA: 0.99	1.0 S 4 1 0 0 2 0 0 0 0 0 0 10 13 0.00 1.000																					

AB	32
R	3
H	5
RBI	3
BB	3
SO	4
LOB	12



Batter	1	2	3	4	5	6	7	8	9
Darryl Hamilton, L OBP: 0.389, SLG: 0.358 (1, 8)	1-2 1B S 1B	4-2 1-3 BB		2-1 F7		4-1 BB		4-1 G6-4-3 BB	
Bill Mueller, S OBP: 0.385, SLG: 0.416 (1, 5)	2-2 1B 1-3 F9-2 1B	3-2 F9			2-1 G4-3	1-3 K		2-2 G6-4-3	
Robb Nen, R (9, 1)									
Barry Bonds, L OBP: 0.426, SLG: 0.546 (1, 7)	0-1 P4		1-1 F7		4-1 1B HR BB		2-0 G3		
Stan Javier, S OBP: 0.360, SLG: 0.359 (1, 9)	0-0 1B 1-2 1B		3-1 G3		0-0 1-2 HR 1B		0-0 CS 1B		
J.T. Snow, L OBP: 0.325, SLG: 0.419 (1, 3)	0-2 1-2 2-3 1B		4-2 BB		1-0 1-H 2-H HR		1-2 HR 2B		
Rich Aurilia, R OBP: 0.344, SLG: 0.472 Charlie Hayes, R OBP: 0.363, SLG: 0.422 (1, 6) (5, 5)	0-1 F9-2		0-0 G6-3		0-1 G5-3		2-0 2-H HR		
Rey Sanchez, R OBP: 0.341, SLG: 0.358 (1, 4) (5, 6)		0-1 P8		2-2 F7	1-1 L7		2-0 2B		
Brian Johnson, R OBP: 0.292, SLG: 0.395 (1, 2)		0-1 BB 1B		1-2 SH3 1B		1-0 F8		4-2 BB BB	
Orel Hershiser, R OBP: 0.211, SLG: 0.167 Steve Reed, R OBP: 0.500, SLG: 0.500 Marvin Benard, L OBP: 0.311, SLG: 0.287 Ramon Martinez, R OBP: 0.400, SLG: 0.385 (1, 1) (8, 1) (8, PH) (9, 4)		0-0 B3		1-1 SH3		0-3 K		0-0 F7	

Inning Stats	R: 1	H: 4	E: 0	K: 0	S: 17	H: 4	LOB: 2	BB: 0	P: 20	R: 0	H: 1	E: 0	K: 0	S: 12	H: 1	LOB: 2	BB: 1	P: 19	R: 0	H: 0	E: 0	K: 0	S: 8	H: 0	LOB: 1	BB: 1	P: 16	R: 0	H: 1	E: 0	K: 0	S: 12	H: 1	LOB: 1	BB: 0	P: 18	R: 3	H: 2	E: 0	K: 0	S: 9	H: 2	LOB: 0	BB: 1	P: 17	R: 0	H: 0	E: 0	K: 2	S: 8	H: 0	LOB: 1	BB: 1	P: 14	R: 2	H: 4	E: 0	K: 0	S: 7	H: 4	LOB: 1	BB: 0	P: 14	R: 0	H: 0	E: 0	K: 0	S: 8	H: 0	LOB: 1	BB: 2	P: 18
--------------	------	------	------	------	-------	------	--------	-------	-------	------	------	------	------	-------	------	--------	-------	-------	------	------	------	------	------	------	--------	-------	-------	------	------	------	------	-------	------	--------	-------	-------	------	------	------	------	------	------	--------	-------	-------	------	------	------	------	------	------	--------	-------	-------	------	------	------	------	------	------	--------	-------	-------	------	------	------	------	------	------	--------	-------	-------

PITCHER	IP	WLS	BF	H	R	ER	SO	BB	IBB	HBP	BLK	WP	HR	S	P	ERA	WHIP
Ismael Valdez, R ERA: 4.19 (1, 1)	6.0	L	29	8	4	4	2	4	0	0	0	0	1	66	104	6.00	2.000
Mark Guthrie, L ERA: 2.53 (7, 1)	1.0		5	4	2	2	0	0	0	0	0	0	1	7	14	18.00	4.000
Manuel Barrios, R ERA: 2.45 (8, 1)	1.0		4	0	0	0	0	2	0	0	0	0	0	8	18	0.00	2.000

**BOTTOM**

Los Angeles Dodgers @ San Francisco Giants  
 3Com Park at Candlestick Point, San Francisco, CA

livebaseballscores.com

AB	31
R	6
H	12
RBI	6
BB	6
SO	2
LOB	14



WP	PA	ERA	WHIP
0	38		

Fri Jul 03 1998, 10:05 PM EDT  
 Att: 56,788 - Overcast - 57 F





Batter	1	2	3	4	5	6	7	8	9	AB	R	H	RBI	BB	SO	LOB
Darryl Hamilton, L OBP: 0.390, SLG: 0.358 (1, 8)	1-2 FC4-6 1B		1-2 G1-3			2-1 G6-3			1-2 BB 1B	5	0	2	0	0	0	2
Stan Javier, S OBP: 0.361, SLG: 0.357 (1, 9)	1-0 FC4-6 1B		0-0 L7			4-1 BB 1B BB			1-2 L6	4	3	1	0	1	0	3
Barry Bonds, L OBP: 0.428, SLG: 0.542 (1, 7)	4-1 1B SF7 BB		1-0 F7			4-0 WP 1B BB			4-2 BB	2	1	0	0	3	0	1
Charlie Hayes, R OBP: 0.364, SLG: 0.422 (1, 5)	0-1 1B					2-2 WP 1B			3-3 K	5	0	2	3	0	1	3
J.T. Snow, L OBP: 0.322, SLG: 0.416 (1, 3)	0-0 SF7					1-1 G3-1			1-2 F7	4	1	1	1	0	0	5
Bill Mueller, S OBP: 0.383, SLG: 0.414 (1, 4)	0-1 F8					1-1 G1-3			2-2 L6	4	0	1	0	0	0	1
Rey Sanchez, R OBP: 0.340, SLG: 0.356 (1, 6)						0-0 G6-3			1-2 G5-4-3 1B	4	0	1	1	0	0	1
Brian Johnson, R OBP: 0.296, SLG: 0.394 (1, 2)						3-1 F7			1-1 G5-4-3	3	0	1	0	1	0	2
Mark Gardner, R OBP: 0.263, SLG: 0.250 John Johnstone, R Wilson Delgado, S Julian Tavarez, L Marvin Benard, L						3-2 F8			0-1 1B 2B	1	0	0	0	0	0	1

Inning Stats	R: 2	H: 2	E: 0	K: 0	S: 10	H: 2	LOB: 1	BB: 1	P: 16	R: 0	H: 1	E: 0	K: 0	S: 6	R: 0	H: 0	E: 0	K: 0	S: 8	R: 1	H: 2	E: 0	K: 0	S: 11	R: 1	H: 1	E: 0	K: 0	S: 11	R: 0	H: 0	E: 0	K: 0	S: 5	R: 1	H: 1	E: 0	K: 0	S: 8	R: 0	H: 1	E: 0	K: 0	S: 8	R: 0	H: 2	E: 0	K: 1	S: 18	1B: 9	2B: 2	3B: 0	HR: 0	SF: 1	SAC: 0	DP: 2	HBP: 0	WP: 1	PB: 0	SB: 1	CS: 0	PA: 41
--------------	------	------	------	------	-------	------	--------	-------	-------	------	------	------	------	------	------	------	------	------	------	------	------	------	------	-------	------	------	------	------	-------	------	------	------	------	------	------	------	------	------	------	------	------	------	------	------	------	------	------	------	-------	-------	-------	-------	-------	-------	--------	-------	--------	-------	-------	-------	-------	--------

PITCHER	IP	WLS	BF	H	R	ER	SO	BB	IBB	HBP	BLK	WP	HR	S	P	ERA	WHIP
Dave Micki, R ERA: 4.55 (1, 1)	5.0		23	6	4	4	0	3	0	0	0	1	0	46	76	7.20	1.800
Greg McMichael, R ERA: 4.14 (6, 1)	2.0		9	1	1	0	0	2	0	0	0	0	0	13	27	0.00	1.500
Scott Radinsky, L ERA: 3.21 (8, 1)	1.0		3	1	0	0	0	0	0	0	0	0	0	8	12	0.00	1.000
Antonio Osuna, R ERA: 1.59 (9, 1)	1.0		6	2	0	0	1	1	0	0	0	0	0	18	28	0.00	3.000

**BOTTOM**

**Los Angeles Dodgers @ San Francisco Giants**  
**3Com Park at Candlestick Point, San Francisco, CA**

livebaseballscores.com

<b>AB</b>	<b>34</b>
<b>R</b>	<b>5</b>
<b>H</b>	<b>10</b>
<b>RBI</b>	<b>5</b>
<b>BB</b>	<b>6</b>
<b>SO</b>	<b>1</b>
<b>LOB</b>	<b>19</b>



Sat Jul 04 1998, 6:33 AM EDT  
Att: 41,012 - Sunny - 67 F





Batter	1	2	3	4	5	6	7	8	9	AB	R	H	RBI	BB	SO	LOB
--------	---	---	---	---	---	---	---	---	---	----	---	---	-----	----	----	-----

<b>Darryl Hamilton, L</b> <small>(1, 8) OBP: 0.388, SLG: 0.357</small>	2-2 			0-0 	2-2 		1-0 			4	0	1	0	0	0	1
<b>Bill Mueller, S</b> <small>(1, 4) OBP: 0.382, SLG: 0.410</small> <small>(9, 5)</small>	3-3 			1-2 	3-3 		4-0 			3	0	0	0	1	2	3
<b>Barry Bonds, L</b> <small>(1, 7) OBP: 0.431, SLG: 0.553</small>	1-3 			2-2 		2-0 	4-2 			3	1	2	0	1	1	0
<b>Stan Javier, S</b> <small>(1, 9) OBP: 0.359, SLG: 0.354</small>			1-0 	2-2 		4-1 	3-2 			3	0	0	0	1	0	3
<b>J.T. Snow, L</b> <small>(1, 3) OBP: 0.321, SLG: 0.413</small>			1-3 		4-2 	2-1 		0-3 		2	1	0	1	1	2	0
<b>Charlie Hayes, R</b> <small>(1, 5) OBP: 0.362, SLG: 0.418</small> <b>Robb Nen, R</b> <small>(9, 1)</small>			1-1 		2-2 	0-2 		2-3 		4	1	1	0	0	1	1
<b>Brent Mayne, L</b> <small>(1, 2) OBP: 0.409, SLG: 0.384</small>				2-0 	0-1 	4-0 		2-0 		3	0	3	1	1	0	0
<b>Rey Sanchez, R</b> <small>(1, 6) OBP: 0.333, SLG: 0.348</small> <small>(9, 4)</small>				0-2 	0-0 	2-3 		1-0 		4	0	0	0	0	1	5
<b>Shawn Estes, R</b> <small>(1, 1) OBP: 0.222, SLG: 0.229</small> <b>Steve Reed, R</b> <small>(7, 1) OBP: 0.333, SLG: 0.333</small> <b>Wilson Delgado, S</b> <small>(9, 6)</small>			1-1 		0-0 		0-1 			2	0	1	0	0	0	0
										1	0	0	0	0	0	0
										0	0	0	0	0	0	0

<b>Inning Stats</b>	R: 0 E: 0 K: 2 S: 9	H: 0 LOB: 0 BB: 0 P: 15	R: 0 E: 0 K: 1 S: 7	H: 0 LOB: 0 BB: 0 P: 10	R: 0 E: 0 K: 0 S: 7	H: 1 LOB: 0 BB: 0 P: 10	R: 0 E: 0 K: 0 S: 10	H: 2 LOB: 1 BB: 0 P: 15	R: 2 E: 1 K: 1 S: 15	H: 3 LOB: 2 BB: 1 P: 26	R: 1 E: 0 K: 1 S: 10	H: 1 LOB: 2 BB: 2 P: 24	R: 0 E: 0 K: 0 S: 8	H: 0 LOB: 2 BB: 2 P: 20	R: 0 E: 0 K: 2 S: 8	H: 1 LOB: 1 BB: 0 P: 13	1B: 5 2B: 2 3B: 1 HR: 0	SF: 1 SAC: 0 DP: 3 HBP: 0	WP: 0 PB: 0 SB: 2 CS: 0	PA: 35
---------------------	------------------------------	----------------------------------	------------------------------	----------------------------------	------------------------------	----------------------------------	-------------------------------	----------------------------------	-------------------------------	----------------------------------	-------------------------------	----------------------------------	------------------------------	----------------------------------	------------------------------	----------------------------------	----------------------------------	------------------------------------	----------------------------------	--------

<b>PITCHER</b>	IP	WLS	BF	H	R	ER	SO	BB	IBB	HBP	BLK	WP	HR	S	P	ERA	WHIP
<b>37 Darren Dreifort, R</b> <small>(1, 1) ERA: 3.61</small>	6.0	L	26	7	3	3	5	3	0	0	0	0	0	58	100	4.50	1.667
<b>Mark Guthrie, L</b> <small>(7, 1) ERA: 2.38</small>	2.0		9	1	0	0	2	2	0	0	0	0	0	16	33	0.00	1.500

**BOTTOM**

**Los Angeles Dodgers @ San Francisco Giants**  
**3Com Park at Candlestick Point, San Francisco, CA**

livebaseballscorecards.com

<b>AB</b>	<b>29</b>
<b>R</b>	<b>3</b>
<b>H</b>	<b>8</b>
<b>RBI</b>	<b>2</b>
<b>BB</b>	<b>5</b>
<b>SO</b>	<b>7</b>
<b>LOB</b>	<b>13</b>



Sun Jul 05 1998, 6:33 AM EDT  
 Att. 40,111 - Sunny - 70 F



Batter	1	2	3	4	5	6	7	8	9	AB R H RBI BB SO LOB	TOP		
Steve Finley, L (1, 8) OBP: 0.292, SLG: 0.389	2-1 F7		1-0 G1 1B		0-0 E 2B		0-0 F8		0-1 L9	5 1 2 0 0 0 2	<b>San Diego Padres @ Los Angeles Dodgers</b> <b>Dodger Stadium, Los Angeles, CA</b> Thu Jul 09 1998, 3:33 AM PDT Att. 41,250 - Sunny - 85 F		
Tony Gwynn, L (1, 9) OBP: 0.378, SLG: 0.474 Ruben Rivera, R (5, 7) OBP: 0.393, SLG: 0.478	0-1 L7		2-2 G1		1-1 E3			0-1 1B 1B	3-2 L5	3 0 0 0 0 0 2 2 1 1 0 0 0 1			
Ken Caminiti, S (1, 5) OBP: 0.365, SLG: 0.511 Andy Sheets, R (5, 5) OBP: 0.294, SLG: 0.347	1-1 G4-3		3-3 K		3-2 L8			0-1 P3	2-2 L8	3 0 0 0 0 0 1 3 2 0 0 0 0 0 2			
Greg Vaughn, R (1, 7) OBP: 0.379, SLG: 0.655 Mark Sweeney, L (5, 9) OBP: 0.304, SLG: 0.295		4-0 BB BB		1-3 K		4-2 G3-6-1 BB		0-0 BB 1B		1 0 0 0 1 1 0 1 1 1 0 1 0 0			
Wally Joyner, L (1, 3) OBP: 0.392, SLG: 0.460 Brian Boehringer, S (6, 1) OBP: 0.396, SLG: 0.359 Roberto Ramirez, L (8, 1) OBP: 0.396, SLG: 0.359		2-0 P4		1-0 2B		0-0 G3-6-1 1-2f		1-3 K		3 0 1 0 0 0 2 0 0 0 0 0 0 0 1 0 0 0 0 0 1 2 0 0 0 0 0 0 0			
Ed Giovannola, L (1, 4) OBP: 0.352, SLG: 0.404		4-0 G6-3 1-2 BB		1-3 K		0-0 G1-3		4-2 1B 1-2 BB		2 0 0 0 2 1 1			
Carlos Hernandez, R (1, 2) OBP: 0.328, SLG: 0.413 Scott Sanders, R (4, 1) Archi Cianfrocco, R (6, 3) OBP: 0.203, SLG: 0.221		0-2 G6-3 1-2f		0-0 L8			2-0 F9	1-0 1B		2 0 0 0 0 0 3 0 0 0 0 0 0 0 2 0 1 2 0 0 0			
Chris Gomez, R (1, 6) OBP: 0.328, SLG: 0.362			0-0 G1-3		1-0 G4-3		0-1 L5	2-2 G4-3		4 0 0 0 0 0 2			
24 Mark Langston, R (1, 1) OBP: 0.235, SLG: 0.200 Jim Leyritz, R (4, 2) OBP: 0.398, SLG: 0.539			4-2 G1 1B BB		2-1 G6-3		3-2 1B		2-1 2B	0 0 0 0 1 0 0 3 0 2 0 0 0 0			
<b>Inning Stats</b>	R: 0 E: 0 K: 0 S: 6 H: 0 LOB: 0 BB: 0 P: 9	R: 0 E: 0 K: 0 S: 4 H: 0 LOB: 1 BB: 2 P: 14	R: 0 E: 0 K: 1 S: 10 H: 1 LOB: 2 BB: 1 P: 20	R: 0 E: 0 K: 2 S: 8 H: 1 LOB: 1 BB: 0 P: 11	R: 1 E: 1 K: 0 S: 10 H: 1 LOB: 1 BB: 0 P: 17	R: 0 E: 0 K: 0 S: 4 H: 0 LOB: 0 BB: 1 P: 8	R: 0 E: 0 K: 0 S: 12 H: 1 LOB: 1 BB: 0 P: 17	R: 2 E: 0 K: 1 S: 15 H: 3 LOB: 2 BB: 1 P: 23	R: 0 E: 0 K: 0 S: 10 H: 1 LOB: 1 BB: 0 P: 17	1B: 5 2B: 3 3B: 0 HR: 0 SF: 0 SAC: 0 DP: 2 HBP: 0		WP: 0 PB: 0 SB: 0 CS: 0 PA: 39	
<b>PITCHER</b>	IP WLS BF H R ER SO BB IBB HBP BLK WP HR S P ERA WHIP											<b>PITCHER</b>	IP WLS BF H R ER SO BB IBB HBP BLK WP HR S P ERA WHIP
Chan Ho Park, R (1, 1) ERA: 4.5	6.0 W 24 3 1 0 3 4 0 0 0 0 0 0 42 79 0.00 1.167												
Jim Bruske, R (7, 1) ERA: 3.63	2.0 11 4 2 2 1 1 0 0 0 0 0 0 27 40 9.00 2.500												
Mark Guthrie, L (9, 1) ERA: 2.31	1.0 4 1 0 0 0 0 0 0 0 0 0 0 10 17 0.00 1.000												

AB	34
R	3
H	8
RBI	2
BB	5
SO	4
LOB	20



livebaseballscorecards.com





Batter	1	2	3	4	5	6	7	8	9	AB R H RBI BB SO LOB	TOP																									
Steve Finley, L (1, 8) OBP: 0.296, SLG: 0.387	0-2 P6		4-2 BB		4-2 BB		4-2 BB		0-3 K	2 0 0 0 3 1 0																										
Tony Gwynn, L (1, 9) OBP: 0.372, SLG: 0.466	1-1 G3		0-0 G1-6-4-3		0-0 L4		0-0 P8		1-2 F8	5 0 0 0 0 0 5																										
Ken Caminiti, S (1, 5) OBP: 0.367, SLG: 0.509	3-1 P6			0-0 2B 1B	1-3 K		4-2 FC5-4 BB			3 1 1 0 1 1 1																										
Greg Vaughn, R (1, 7) OBP: 0.381, SLG: 0.655		0-3 K		2-0 1B E 2B		4-1 FC6-4 BB	2-1 FC5-4			3 1 1 0 1 1 3																										
Wally Joyner, L (1, 3) OBP: 0.394, SLG: 0.461		0-3 K		0-0 G6-4-3 E 1B		0-1 FC6-4		1-2 FC4-6 1B		4 0 2 1 0 1 1																										
Ed Giovannola, L (1, 4) OBP: 0.349, SLG: 0.392		4-1 BB		2-1 E6 G6-4-3		1-0 F7		0-0 B2		3 0 0 1 1 0 3																										
Carlos Hernandez, R (1, 2) OBP: 0.321, SLG: 0.405		0-0 G1-3		0-0 G6-4-3		2-0 G1-3		1-0 F4		4 0 0 0 0 0 5																										
Chris Gomez, R (1, 6) OBP: 0.330, SLG: 0.364			0-2 SH4 1B	0-3 K		1-0 BB SH1-4 1B		1-0 FC4-6		4 0 2 0 0 1 2																										
Kevin Brown, R (1, 1) OBP: 0.267, SLG: 0.256			0-0 SH4		1-3 K		0-2 SH1-4		0-0 B5	1 0 0 0 0 1 0																										
Donne Wall, R (7, 1) OBP: 0.333, SLG: 0.333										0 0 0 0 0 0 0																										
Dan Miceli, R (7, 1) OBP: 1.000, SLG: 1.000										0 0 0 0 0 0 0																										
Brian Boehringer, S (8, 1)										0 0 0 0 0 0 0																										
Mark Sweeney, L (9, PH) OBP: 0.301, SLG: 0.292										1 0 0 0 0 0 0																										
<b>Inning Stats</b>	R: 0 E: 0 K: 0 S: 7	H: 0 LOB: 0 BB: 0 P: 11	R: 0 E: 0 K: 2 S: 8	H: 0 LOB: 1 BB: 1 P: 12	R: 0 E: 0 K: 0 S: 8	H: 1 LOB: 1 BB: 1 P: 12	R: 2 E: 1 K: 1 S: 9	H: 3 LOB: 1 BB: 0 P: 13	R: 0 E: 0 K: 0 S: 5	H: 0 LOB: 1 BB: 1 P: 15	R: 0 E: 0 K: 0 S: 5	H: 0 LOB: 1 BB: 1 P: 12	R: 0 E: 0 K: 0 S: 14	H: 1 LOB: 3 BB: 2 P: 24	R: 0 E: 0 K: 0 S: 8	H: 1 LOB: 1 BB: 0 P: 11	R: 0 E: 0 K: 1 S: 8	H: 0 LOB: 0 BB: 0 P: 9	1B: 5 2B: 1 3B: 0 HR: 0	SF: 0 SAC: 2 DP: 2 HBP: 0	WP: 0 PA: 38 PB: 0 SB: 0 CS: 0															
<b>PITCHER</b>	IP WLS BF H R ER SO BB IBB HBP BLK WP HR S P ERA WHIP																				IP WLS BF H R ER SO BB IBB HBP BLK WP HR S P ERA WHIP															
37 Darren Dreifort, R (1, 1) ERA: 3.57	6.0		25	4	2	2	5	4	0	0	0	0	0	46	75	3.00	1.333																			
Scott Radinsky, L (7, 1) ERA: 3.09	1.1		8	2	0	0	0	2	0	0	0	0	0	20	31	0.00	3.000																			
Antonio Osuna, R (8, 1) ERA: 1.56	0.2	W	2	0	0	0	0	0	0	0	0	0	0	2	4	0.00	0.000																			
Jeff Shaw, R (9, 1) ERA: 1.78	1.0		3	0	0	0	1	0	0	0	0	0	0	8	9	0.00	0.000																			

San Diego Padres @ Los Angeles Dodgers  
 Dodger Stadium, Los Angeles, CA

Fri Jul 10 1998, 7:05 PM PDT  
 Att. 53,245 - Unknown - 74 F

AB	30
R	2
H	6
RBI	2
BB	6
SO	6
LOB	20



Batter	1	2	3	4	5	6	7	8	9	AB	R	H	RBI	BB	SO	LOB
<b>Eric Young Sr., R</b> OBP: 0.359, SLG: 0.373 (1, 4)	2-3 K	0-0 L9		4-2 BB		2-2 F9		3-2 FC5 SF8		4	1	0	1	1	1	2
<b>Matt Luke, L</b> OBP: 0.340, SLG: 0.530 (1, 7)	1-0 WP S 1B		3-3 K	0-3 K			2-1 G4-3	2-2 SF8		4	1	1	1	0	2	3
<b>Raul Mondesi, R</b> OBP: 0.320, SLG: 0.529 (1, 8)	2-3 K		2-3 K2-3		2-3 K		1-0 L5	0-2 1B 2B		5	1	1	0	0	3	1
<b>Gary Sheffield, R</b> OBP: 0.436, SLG: 0.538 (1, 9)	3-1 1B 1B		0-0 1B		3-1 HBP		4-0 S BB	4-0 1B 1B IBB		2	1	2	1	2	0	0
<b>Eric Karros, R</b> OBP: 0.366, SLG: 0.444 (1, 3)	2-2 FC4-6 1B		1-0 P4		2-2 F9		4-2 BB	2-2 1B 1B		4	0	2	1	1	0	2
<b>Bobby Bonilla, S</b> OBP: 0.295, SLG: 0.344 (1, 5)	1-0 FC4-6		1-2 G3-1		1-0 G4-3		2-3 K	0-2 1B		4	0	0	0	0	1	5
<b>Antonio Osuna, R</b> (8, 1)										0	0	0	0	0	0	0
<b>Roger Cedeno, S</b> OBP: 0.346, SLG: 0.303 (8, PH)										1	0	1	1	0	0	0
<b>Jeff Shaw, R</b> (9, 1)										0	0	0	0	0	0	0
<b>Charles Johnson, R</b> OBP: 0.271, SLG: 0.370 (1, 2)		4-2 SH1-3 BB		0-3 K		2-2 G6-3 SH1-4 1B		P2 F9		4	0	1	0	1	1	2
<b>Juan Castro, R</b> OBP: 0.280, SLG: 0.290 (1, 6)		0-0 SH1-3		4-1 BB 37 1B BB		0-1 SH1-4		2-2 1B FC5 1B		0	0	0	0	1	0	0
<b>Wilton Guerrero, S</b> OBP: 0.279, SLG: 0.311 (8, PH)		1-2		1-1 BB		1-1 G6-3		1-2 1B FC5 1B		1	1	1	0	0	0	0
<b>Alex Cora, L</b> OBP: 0.077, SLG: 0.077 (9, 6)		2-3 K		1-2 BB 1B		2-3		1-2 FC5 1B		0	0	0	0	0	0	0
<b>37 Darren Dreifort, R</b> OBP: 0.229, SLG: 0.182 (1, 1)								1-3 E 1B		2	0	1	0	0	1	1
<b>Jim Eisenreich, L</b> OBP: 0.263, SLG: 0.250 (6, PH)										1	0	0	0	0	0	1
<b>Scott Radinsky, L</b> (7, 1)										0	0	0	0	0	0	0
<b>Adrián Beltré, R</b> OBP: 0.286, SLG: 0.375 (8, 5)										1	1	1	0	0	0	0

Inning Stats	R: 1	H: 3	E: 0	K: 2	S: 13	LOB: 2	BB: 0	P: 24	R: 0	H: 0	E: 0	K: 1	S: 8	LOB: 1	BB: 1	P: 14	R: 0	H: 1	E: 0	K: 2	S: 10	LOB: 1	BB: 0	P: 16	R: 0	H: 1	E: 0	K: 2	S: 14	LOB: 3	BB: 2	P: 24	R: 0	H: 0	E: 0	K: 1	S: 11	LOB: 1	BB: 0	P: 19	R: 0	H: 1	E: 0	K: 0	S: 11	LOB: 1	BB: 0	P: 16	R: 0	H: 0	E: 0	K: 1	S: 12	LOB: 2	BB: 2	P: 25	R: 5	H: 5	E: 1	K: 0	S: 28	LOB: 2	BB: 1	P: 43	1B: 10	SF: 1	2B: 1	SAC: 2	3B: 0	DP: 0	HR: 0	HBP: 1
--------------	------	------	------	------	-------	--------	-------	-------	------	------	------	------	------	--------	-------	-------	------	------	------	------	-------	--------	-------	-------	------	------	------	------	-------	--------	-------	-------	------	------	------	------	-------	--------	-------	-------	------	------	------	------	-------	--------	-------	-------	------	------	------	------	-------	--------	-------	-------	------	------	------	------	-------	--------	-------	-------	--------	-------	-------	--------	-------	-------	-------	--------

PITCHER	IP	WLS	BF	H	R	ER	SO	BB	IBB	HBP	BLK	WP	HR	S	P	ERA	WHIP
<b>Kevin Brown, R</b> ERA: 2.62 (1, 1)	6.0		28	6	1	1	8	3	0	0	0	1	0	67	113	1.50	1.500
<b>Donne Wall, R</b> ERA: 2.84 (7, 1)	0.2		4	0	0	0	0	2	0	0	0	0	0	8	19	0.00	3.000
<b>Dan Miceli, R</b> ERA: 4.01 (7, 1)	1.0	L	9	4	5	5	1	0	1	0	0	0	0	27	44	45.00	4.000
<b>Brian Boehringer, R</b> ERA: 5.4 (8, 1)	0.1		2	1	0	0	0	0	0	0	0	0	0	5	5	0.00	3.000


**BOTTOM**

**San Diego Padres @ Los Angeles Dodgers**  
Dodger Stadium, Los Angeles, CA

Fri Jul 10 1998, 7:05 PM PDT  
Att: 53,245 - Unknown - 74 F

<b>AB</b>	<b>33</b>
<b>R</b>	<b>6</b>
<b>H</b>	<b>11</b>
<b>RBI</b>	<b>5</b>
<b>BB</b>	<b>6</b>
<b>SO</b>	<b>9</b>
<b>LOB</b>	<b>17</b>

WP: 1 PA: 43  
PB: 0 SB: 2 CS: 0



PITCHER	IP	WLS	BF	H	R	ER	SO	BB	IBB	HBP	BLK	WP	HR	S	P	ERA	WHIP
---------	----	-----	----	---	---	----	----	----	-----	-----	-----	----	----	---	---	-----	------



Batter	1	2	3	4	5	6	7	8	9	AB R H RBI BB SO LOB	TOP		
Steve Finley, L (1, 8) OBP: 0.298, SLG: 0.387	2-2 1B E G1-3 1B	2-2 F7			2-1 E S 1B		0-1 G4-3		0-1 P3	5 1 2 1 0 0 0	<b>San Diego Padres @ Los Angeles Dodgers</b> Dodger Stadium, Los Angeles, CA Sat Jul 11 1998, 7:05 PM PDT Att. 48,950 - Unknown - 76 F <a href="http://livebaseballscorecards.com">livebaseballscorecards.com</a>		
Tony Gwynn, L (1, 9) OBP: 0.370, SLG: 0.461 Ruben Rivera, R (7, PR) OBP: 0.388, SLG: 0.471	0-1 G1-3 1-2		2-1 L7		2-2 L3		4-2 1B BB	1-3 K	3 0 0 0 1 0 2 1 0 0 0 0 1 0				
Ken Caminiti, S (1, 5) OBP: 0.369, SLG: 0.506	1-2 BB E 1B		4-2 G6-4-3 BB		3-2 F9 1-3		0-3 K		3 1 1 0 1 1 2				
Greg Vaughn, R (1, 7) OBP: 0.385, SLG: 0.659	4-0 E 1-2 BB		0-0 G6-4-3 1-2f			1-0 2B	1-0 1-2 1B		3 1 2 0 1 0 1				
Wally Joyner, L (1, 3) OBP: 0.392, SLG: 0.462	0-2 FC5 1-3 2-H 3-H			0-1 F8		0-0 G4-3 2B	0-0 F8		4 0 1 1 0 0 3				
Ed Giovannola, L (1, 4) OBP: 0.345, SLG: 0.380	4-1 G4-3 BB		2-2 L7		3-2 L5		0-1 F8		3 0 0 0 1 0 1				
Carlos Hernandez, R (1, 2) OBP: 0.316, SLG: 0.398	2-0 G4-3 1-2f		1-1 F8		0-2 G4-3		2-2 F8		4 0 0 0 0 0 4				
Chris Gomez, R (1, 6) OBP: 0.332, SLG: 0.364		2-2 F8			0-0 SH1-4 1B 1B		4-0 IBB	1-0 G5-3	3 1 1 0 1 0 0				
Andy Ashby, R (1, 1) OBP: 0.106, SLG: 0.128 Mark Sweeney, L (9, PH) OBP: 0.298, SLG: 0.289 Trevor Hoffman, R (9, 1)		0-3 K			1-0 SH1-4		1-1 P4	3-2 P6	2 0 0 0 0 1 2 1 0 0 0 0 0 0 0 0 0 0 0 0 0				
<b>Inning Stats</b>	R: 2 H: 2 E: 1 LOB: 2 K: 0 BB: 2 S: 14 P: 27	R: 0 H: 0 E: 0 LOB: 0 K: 1 BB: 0 S: 14 P: 18	R: 0 H: 0 E: 0 LOB: 0 K: 0 BB: 1 S: 5 P: 11	R: 0 H: 0 E: 0 LOB: 0 K: 0 BB: 0 S: 8 P: 11	R: 1 H: 2 E: 0 LOB: 1 K: 0 BB: 0 S: 11 P: 19	R: 1 H: 2 E: 0 LOB: 2 K: 0 BB: 1 S: 10 P: 19	R: 0 H: 1 E: 0 LOB: 2 K: 1 BB: 1 S: 10 P: 15	R: 0 H: 0 E: 0 LOB: 0 K: 0 BB: 0 S: 6 P: 9	R: 0 H: 0 E: 0 LOB: 0 K: 1 BB: 0 S: 10 P: 14	1B: 5 SF: 0 2B: 2 SAC: 1 3B: 0 DP: 2 HR: 0 HBP: 0		WP: 0 PA: 38 PB: 0 SB: 1 CS: 0	
<b>PITCHER</b>	IP WLS BF H R ER SO BB IBB HBP BLK WP HR S P ERA WHIP											<b>PITCHER</b>	IP WLS BF H R ER SO BB IBB HBP BLK WP HR S P ERA WHIP
Ismael Valdez, R (1, 1) ERA: 4.21	6.0 L 27 6 4 3 1 3 1 0 0 0 0 0 62 105 4.50 1.500												
Mark Guthrie, L (7, 1) ERA: 2.19	2.0 8 1 0 0 1 1 0 0 0 0 0 0 16 24 0.00 1.000												
Darren Hall, R (9, 1) ERA: 9.0	1.0 3 0 0 0 1 0 0 0 0 0 0 0 10 14 0.00 0.000												

AB	32
R	4
H	7
RBI	2
BB	5
SO	3
LOB	15



Batter	1	2	3	4	5	6	7	8	9	AB	R	H	RBI	BB	SO	LOB
Eric Young Sr., R OBP: 0.361, SLG: 0.379 (1, 4)	1-2 G4-3 ①		2-0 1B ②			1-1 2B ③		1-0 G5-3 ③		4	0	2	0	0	0	0
Adrián Beltré, R OBP: 0.256, SLG: 0.333 (1, 5)	2-2 E6 2B FC8-2		1-3 K ②			0-0 G5-3 ①			0-3 K ①	4	0	0	0	0	2	2
Raul Mondesi, R OBP: 0.319, SLG: 0.529 (1, 8)	2-2 1-3 2B		3-2 G5-3 ③			1-3 K ②			1-3 K2-3 ②	4	0	1	0	0	2	2
Gary Sheffield, R OBP: 0.434, SLG: 0.532 (1, 9)	1-1 FC8-2 ③ 3-H			0-1 G4-3 ①		0-0 L4 ③			4-2 BB ③	3	0	0	0	1	0	3
Eric Karros, R OBP: 0.364, SLG: 0.454 (1, 3)		1-0 HR		0-3 K ②			0-1 G5-3 ①		2-3 K ③	4	1	1	1	0	2	1
Bobby Bonilla, S OBP: 0.295, SLG: 0.344 Matt Luke, L OBP: 0.330, SLG: 0.515 (2, PH) (3, 7)		0-2 G4-3 ①		0-0 G3 ③			2-2 G6-3 ②			0	0	0	0	0	0	0
Charles Johnson, R OBP: 0.268, SLG: 0.366 (1, 2)		0-1 G5-3 ②			0-0 P5 ①		1-1 G5-3 ③			3	0	0	0	0	0	0
Juan Castro, R OBP: 0.275, SLG: 0.284 Wilton Guerrero, S OBP: 0.277, SLG: 0.308 (8, PH) (9, 6)		2-3 K ③			1-1 G6-3 ②			1-1 F8 ①		2	0	0	0	0	1	0
Ismael Valdez, R OBP: 0.216, SLG: 0.176 Mark Guthrie, R (7, 1) Jim Eisenreich, L OBP: 0.261, SLG: 0.248 Darren Hall, R (8, PH) (9, 1)			0-0 G1-3 ①		0-0 G4-3 ③			0-0 F8 ②		1	0	0	0	0	0	0

Inning Stats	R: 0	H: 1	E: 1	K: 0	S: 13	LOB: 1	BB: 0	P: 19	R: 1	H: 1	E: 0	K: 1	S: 10	LOB: 0	BB: 0	P: 13	R: 0	H: 1	E: 0	K: 1	S: 10	LOB: 1	BB: 0	P: 15	R: 0	H: 0	E: 0	K: 1	S: 6	LOB: 0	BB: 0	P: 6	R: 0	H: 0	E: 0	K: 0	S: 4	LOB: 0	BB: 0	P: 5	R: 0	H: 1	E: 0	K: 1	S: 8	LOB: 1	BB: 0	P: 10	R: 0	H: 0	E: 0	K: 0	S: 10	LOB: 0	BB: 0	P: 13	R: 0	H: 0	E: 0	K: 3	S: 14	LOB: 0	BB: 0	P: 6	R: 0	H: 0	E: 0	K: 3	S: 14	LOB: 1	BB: 1	P: 21	1B: 1	SF: 0	2B: 3	SAC: 0	3B: 0	DP: 1	HR: 1	HBP: 0	WP: 0	PA: 32
--------------	------	------	------	------	-------	--------	-------	-------	------	------	------	------	-------	--------	-------	-------	------	------	------	------	-------	--------	-------	-------	------	------	------	------	------	--------	-------	------	------	------	------	------	------	--------	-------	------	------	------	------	------	------	--------	-------	-------	------	------	------	------	-------	--------	-------	-------	------	------	------	------	-------	--------	-------	------	------	------	------	------	-------	--------	-------	-------	-------	-------	-------	--------	-------	-------	-------	--------	-------	--------

PITCHER	IP	WLS	BF	H	R	ER	SO	BB	IBB	HBP	BLK	WP	HR	S	P	ERA	WHIP
Andy Ashby, R ERA: 2.46 (1, 1)	8.0	W	28	4	1	1	4	0	0	0	0	0	1	65	87	1.12	0.500
Trevor Hoffman, R ERA: 1.86 (9, 1)	1.0	S	4	0	0	0	3	1	0	0	0	0	0	14	21	0.00	1.000

**BOTTOM**

**San Diego Padres @ Los Angeles Dodgers**  
**Dodger Stadium, Los Angeles, CA**

Sat Jul 11 1998, 7:05 PM PDT  
 Att: 48,950 - Unknown - 76 F

livebaseballscores.com

<b>AB</b>	<b>31</b>
<b>R</b>	<b>1</b>
<b>H</b>	<b>4</b>
<b>RBI</b>	<b>1</b>
<b>BB</b>	<b>1</b>
<b>SO</b>	<b>7</b>
<b>LOB</b>	<b>8</b>





Batter	1	2	3	4	5	6	7	8	9	AB R H RBI BB SO LOB	TOP											
Steve Finley, L (1, 8) OBP: 0.302, SLG: 0.392	0-0 F7		0-1 G4-6-3 1B		0-2 2B			4-1 HR BB		3 1 2 0 1 0 0	<b>San Diego Padres @ Los Angeles Dodgers</b> Dodger Stadium, Los Angeles, CA Sun Jul 12 1998, 7:05 PM PDT Att. 42,056 - Unknown - 84 F											
Tony Gwynn, L (1, 9) OBP: 0.369, SLG: 0.457 Ruben Rivera, R (8, 9) OBP: 0.388, SLG: 0.471	4-2 HR BB		2-1 G4-6-3 1-2f		1-1 F7			2-2 G3 1-2		3 1 0 0 1 0 3 0 0 0 0 0 0 0												
Ken Caminiti, S (1, 5) OBP: 0.374, SLG: 0.548	2-2 HR		2-1 HR		3-2 F7			0-1 HR		4 3 3 5 0 0 1												
Greg Vaughn, R (1, 7) OBP: 0.381, SLG: 0.651	3-0 F9		2-3 K		1-0 L7			3-3 K		4 0 0 0 0 2 0												
Wally Joyner, L (1, 3) OBP: 0.390, SLG: 0.462	0-1 F7			2-0 G6-3 2B		0-0 G6-3		0-1 F9		4 0 1 0 0 0 0												
Jim Leyritz, R (1, 2) OBP: 0.395, SLG: 0.529 Trevor Hoffman, R (9, 1)		4-2 G5-4-3 BB		3-2 G1-3		3-3 K		1-2 F7		3 0 0 0 1 1 1 0 0 0 0 0 0 0												
Andy Sheets, R (1, 4) OBP: 0.290, SLG: 0.341 Ed Giovanola, L (7, PH) OBP: 0.348, SLG: 0.376		3-1 F9		0-0 G6-3		1-2 G1		4-0 BLK BB		2 0 0 0 0 0 2 1 0 0 0 1 0 0												
Chris Gomez, R (1, 6) OBP: 0.328, SLG: 0.358		0-1 G5-4-3 1-2f		3-3 K		3-3 K		1-0 P6 1-2		4 0 0 0 0 2 3												
Joey Hamilton, R (1, 1) OBP: 0.182, SLG: 0.279 Archi Cianfranco, R (7, PH) OBP: 0.200, SLG: 0.217 Donne Walli, R (7, 1) OBP: 0.335, SLG: 0.333 Dan Miceli, R (8, 1) OBP: 1.000, SLG: 1.000 Carlos Hernandez, R (9, PH) OBP: 0.315, SLG: 0.397			2-1 HR		1-3 K		1-3 K	0-1 G6-3		2 1 1 1 0 1 0 1 0 0 0 0 1 0 0 0 0 0 0 0 0 0 0 0 0 0 0 0 1 0 0 0 0 0 1												
<b>Inning Stats</b>	R: 2 E: 0 K: 0 S: 11	H: 1 LOB: 0 BB: 1 P: 20	R: 0 E: 0 K: 0 S: 6	H: 0 LOB: 0 BB: 1 P: 13	R: 2 E: 0 K: 1 S: 11	H: 3 LOB: 0 BB: 0 P: 19	R: 0 E: 0 K: 1 S: 8	H: 1 LOB: 1 BB: 0 P: 16	R: 0 E: 0 K: 1 S: 12	H: 1 LOB: 1 BB: 0 P: 17		R: 0 E: 0 K: 1 S: 5	H: 0 LOB: 0 BB: 0 P: 9	R: 0 E: 0 K: 2 S: 10	H: 0 LOB: 0 BB: 0 P: 15	R: 2 E: 0 K: 1 S: 11	H: 1 LOB: 0 BB: 1 P: 20	R: 0 E: 0 K: 0 S: 6	H: 0 LOB: 1 BB: 1 P: 12	1B: 1 2B: 2 3B: 0 HR: 4	SF: 0 SAC: 0 DP: 2 HBP: 0	WP: 0 PB: 0 SB: 0 CS: 0
<b>PITCHER</b>	IP WLS BF H R ER SO BB IBB HBP BLK WP HR S P ERA WHIP																					
Brian Bohanon, L (1, 1) ERA: 3.55	4.0 L 17 5 4 4 2 2 0 0 0 0 0 3 36 68 9.00 1.750																					
Jim Bruske, R (5, 1) ERA: 3.46	2.0 7 1 0 0 2 0 0 0 0 0 0 0 17 26 0.00 0.500																					
Antonio Osuna, R (7, 1) ERA: 1.91	2.0 8 1 2 2 3 1 0 0 0 0 1 21 35 9.00 1.000																					
Scott Radinsky, L (9, 1) ERA: 3.0	1.0 4 0 0 0 0 1 0 0 0 1 0 0 6 12 0.00 1.000																					

livebaseballscorecards.com

AB	32
R	6
H	7
RBI	6
BB	4
SO	7
LOB	11



BOTTOM

San Diego Padres @ Los Angeles Dodgers  
Dodger Stadium, Los Angeles, CA

AB	34
R	3
H	9
RBI	3
BB	2
SO	4
LOB	16



WP	0	PA	38
PB	0		
SB	0		
CS	0		

ERA	WHIP
-----	------

Sun Jul 12 1998, 7:05 PM PDT  
Att: 42,056 - Unknown - 84 F

AB R H RBI BB SO LOB

5	2	4	0	0	1	0
4	1	1	1	0	0	1
1	0	0	0	0	0	2
3	0	0	1	0	0	2
2	0	1	0	1	0	1
3	0	0	0	1	0	3
4	0	1	1	0	0	1
0	0	0	0	0	0	0
4	0	0	0	0	2	3
4	0	1	0	0	0	3
1	0	0	0	0	0	0
1	0	0	0	0	0	0
0	0	0	0	0	0	0
1	0	0	0	0	1	0
0	0	0	0	0	0	0
0	0	0	0	0	0	0
1	0	1	0	0	0	0

Batter	1	2	3	4	5	6	7	8	9
Wilton Guerrero, S OBP: 0.299, SLG: 0.348	1-1 E 3B	0-1 2B SF8 1B		1-3 K			0-0 FC6-4 1B		0-1 G6-4-3 1B
Adrian Beltré, R OBP: 0.256, SLG: 0.350 Matt Luke, L OBP: 0.327, SLG: 0.510	2-1 E5 BB HBP 1B	1-0 SF8 1-3 2B		1-2 G4-3			0-2 FC6-4 1-2f		3-2 G6-4-3 1-2f
Raul Mondesi, R OBP: 0.316, SLG: 0.524	0-2 P4	0-2 SF8			2-1 G3		3-0 F8		
Gary Sheffield, R OBP: 0.438, SLG: 0.532	2-1 1B BB HBP	4-2 BB			2-2 1B		0-2 F7		
Eric Karros, R OBP: 0.363, SLG: 0.448	4-2 1B BB	3-2 F7			0-0 F9		1-2 P9		
Bobby Bonilla, S OBP: 0.295, SLG: 0.343 Scott Radinsky, L	1-2 1B		1-2 G6-3		0-0 F8		1-1 G4-3		
Charles Johnson, R OBP: 0.265, SLG: 0.361	2-0 P5		1-3 K		1-0 G6-3		2-3 K		
Alex Cora, L OBP: 0.118, SLG: 0.118	3-2 G3		2-2 1B		1-2 G4-3		0-2 F9		
Brian Bohanon, L OBP: 0.480, SLG: 0.467 Eric Young Sr., R OBP: 0.360, SLG: 0.377 Jim Bruske, R OBP: 0.343, SLG: 0.300 Antonio Osuna, R OBP: 0.266, SLG: 0.254		2-1 G1-3		2-2 G4-3		3-3 K		0-2 1B	

Inning Stats	R: 2 E: 1 K: 0 S: 19	H: 2 LOB: 3 BB: 1 P: 34	R: 1 E: 0 K: 0 S: 14	H: 2 LOB: 2 BB: 1 P: 24	R: 0 E: 0 K: 1 S: 9	H: 1 LOB: 1 BB: 0 P: 13	R: 0 E: 0 K: 1 S: 9	H: 1 LOB: 1 BB: 0 P: 13	R: 0 E: 0 K: 1 S: 7	H: 0 LOB: 0 BB: 0 P: 12	R: 0 E: 0 K: 0 S: 8	H: 1 LOB: 1 BB: 0 P: 11	R: 0 E: 0 K: 1 S: 8	H: 0 LOB: 0 BB: 0 P: 12	R: 0 E: 0 K: 0 S: 12	H: 2 LOB: 1 BB: 0 P: 15	1B: 7 2B: 1 3B: 1 HR: 0	SF: 1 SAC: 0 DP: 1 HBP: 1
--------------	-------------------------------	----------------------------------	-------------------------------	----------------------------------	------------------------------	----------------------------------	------------------------------	----------------------------------	------------------------------	----------------------------------	------------------------------	----------------------------------	------------------------------	----------------------------------	-------------------------------	----------------------------------	----------------------------------	------------------------------------

PITCHER	IP	WLS	BF	H	R	ER	SO	BB	IBB	HBP	BLK	WP	HR	S	P	ERA	WHIP
Joey Hamilton, R ERA: 5.05	(1, 1)	6.0	27	6	3	2	3	2	0	0	0	0	0	67	109	3.00	1.333
Donne Wall, R ERA: 2.77	(7, 1)	1.0	4	1	0	0	0	0	0	0	0	0	0	8	11	0.00	1.000
Dan Miceli, R ERA: 3.92	(8, 1)	1.0	3	0	0	0	1	0	0	0	0	0	0	8	12	0.00	0.000
Trevor Hoffman, R ERA: 1.82	(9, 1)	1.0	S	4	2	0	0	0	0	0	0	0	0	12	15	0.00	2.000



Batter	1	2	3	4	5	6	7	8	9	AB R H RBI BB SO LOB	TOP											
Darryl Hamilton, L (1, 8) OBP: 0.392, SLG: 0.358	2-3 K		1-1 F7		0-1 F9		0-0 1B			4 0 1 0 0 1 1	<b>San Francisco Giants @ Los Angeles Dodgers</b> <b>Dodger Stadium, Los Angeles, CA</b> Mon Jul 13 1998, 7:05 PM PDT Att. 36,409 - Unknown - 78 F											
Bill Mueller, S (1, 5) OBP: 0.376, SLG: 0.400	1-0 F8			1-0 G6-3	2-0 F7		2-1 G4-3			4 0 0 0 0 0 2												
Barry Bonds, L (1, 7) OBP: 0.421, SLG: 0.551	1-3 K			1-1 HR 2B		1-1 F9		2-1 S E 2B		4 2 2 0 0 1 0												
Jeff Kent, R (1, 4) OBP: 0.348, SLG: 0.491		0-0 F8		2-2 P4		1-2 HR		2-1 P3 2-H		4 1 1 1 0 0 1												
J.T. Snow, L (1, 3) OBP: 0.331, SLG: 0.409		1-1 1B 1B		4-1 HR BB		1-2 G6-3		0-0 G1-6-3		3 1 1 0 1 0 0												
Stan Javier, S (1, 9) OBP: 0.361, SLG: 0.366		0-0 G6-3 1B		0-0 HR 1-H 2-H		0-1 1B		0-0 F9		4 1 3 3 0 0 0												
Brian Johnson, R (1, 2) OBP: 0.303, SLG: 0.400		0-0 G6-3		0-0 F8		1-3 K				3 0 0 0 0 1 3												
John Johnstone, R (6, 1)										0 0 0 0 0 0 0												
Wilson Delgado, S (9, PH) OBP: 0.333, SLG: 0.200										1 0 0 0 0 0 0												
Rey Sanchez, R (1, 6) OBP: 0.326, SLG: 0.340			1-2 G6-3		0-0 F7		1-2 G5-3		1-1 L6	3 0 0 0 0 0 0												
Marvin Benard, L (9, PH) OBP: 0.324, SLG: 0.313										1 0 0 0 0 0 0												
Danny Darwin, R (1, 1) OBP: 0.121, SLG: 0.097			2-3 K		2-0 2B		3-1 F7		1-1 G6-3	2 0 1 0 0 1 0												
Brent Mayne, L (6, 2) OBP: 0.400, SLG: 0.371										2 0 0 0 0 0 0												
<b>Inning Stats</b>	R: 0 E: 0 K: 2 S: 7	H: 0 LOB: 0 BB: 0 P: 11	R: 0 E: 0 K: 0 S: 5	H: 2 LOB: 1 BB: 0 P: 6	R: 0 E: 0 K: 1 S: 9	H: 0 LOB: 0 BB: 0 P: 13	R: 3 E: 0 K: 0 S: 9	H: 2 LOB: 0 BB: 1 P: 17	R: 0 E: 0 K: 0 S: 5	H: 1 LOB: 1 BB: 0 P: 9	R: 1 E: 0 K: 1 S: 15	H: 2 LOB: 1 BB: 0 P: 19	R: 0 E: 0 K: 0 S: 8	H: 1 LOB: 1 BB: 0 P: 14	R: 1 E: 0 K: 0 S: 6	H: 1 LOB: 0 BB: 0 P: 10	R: 0 E: 0 K: 0 S: 6	H: 0 LOB: 0 BB: 0 P: 8	1B: 4 2B: 3 3B: 0 HR: 2	SF: 0 SAC: 0 DP: 1 HBP: 0	WP: 0 PB: 0 SB: 1 CS: 0	PA: 36
<b>PITCHER</b>	IP WLS BF H R ER SO BB IBB HBP BLK WP HR S P ERA WHIP																					
Dave Micki, R (1, 1) ERA: 4.6	6.2 W 28 8 4 4 4 1 0 0 0 0 2 56 85 5.40 1.350																					
Scott Radinsky, L (7, 1) ERA: 2.89	1.1 5 1 1 0 0 0 0 0 0 0 0 8 14 0.00 0.750																					
Jeff Shaw, R (9, 1) ERA: 1.74	1.0 S 3 0 0 0 0 0 0 0 0 0 0 6 8 0.00 0.000																					

livebaseballscorecards.com

<b>AB</b>	<b>35</b>
<b>R</b>	<b>5</b>
<b>H</b>	<b>9</b>
<b>RBI</b>	<b>4</b>
<b>BB</b>	<b>1</b>
<b>SO</b>	<b>4</b>
<b>LOB</b>	<b>7</b>









Batter	1	2	3	4	5	6	7	8	9	AB R H RBI BB SO LOB
Wilton Guerrero, S OBP: 0.288, SLG: 0.350 (1, 4)	2-1 F7		0-3 K			3-3 K		0-0 G3		4 0 0 0 0 2 1
Juan Castro, R OBP: 0.273, SLG: 0.282 (1, 6)	2-1 F9		3-3 K			0-0 G4-3		0-2 G5-3		4 0 0 0 0 1 1
Raul Mondesi, R OBP: 0.319, SLG: 0.535 (1, 8)	1-1 G6-3			0-2 CS 1B		3-1 1B		1-0 E WP 2B		4 1 3 0 0 0 0
Gary Sheffield, R OBP: 0.442, SLG: 0.535 (1, 9)		2-3 K		4-1 CS BB 1-2		1-2 F8		4-0 WP E IBB		2 0 0 0 2 1 1
Eric Karros, R OBP: 0.359, SLG: 0.454 (1, 3)		2-2 G4-3		0-0 F8		3-2 G5-3		1-3 K		4 0 0 0 0 1 3
Bobby Bonilla, S OBP: 0.298, SLG: 0.344 Scott Radinsky, L Matt Luke, L OBP: 0.324, SLG: 0.505 (1, 7) (8, 1) (9, PH)		4-2 BB		0-1 CS 1-2	3-2 G6-3		1-1 P4	0-0 E6 WP 1-2 2-3		2 0 0 0 1 0 0 0 0 0 0 0 0 0 1 0 0 0 0 0 2
Adrian Beltré, R OBP: 0.220, SLG: 0.298 (1, 5)		1-3 K		2-1 F9		1-3 K		2-0 WP 1-2 2-3 3-H		4 0 0 0 0 2 3
Charles Johnson, R OBP: 0.265, SLG: 0.369 (1, 2)			0-1 SH1-4 1B		1-0 HR		1-3 K			3 1 2 1 0 1 0
Chan Ho Park, R OBP: 0.205, SLG: 0.308 Antonio Osuna, R Jim Eisenreich, L OBP: 0.264, SLG: 0.252 (1, 1) (7, 1) (8, 7)			2-1 SH1-4 1-2		0-0 F9		1-3 K			1 0 0 0 0 0 0 0 0 0 0 0 0 0 1 0 0 0 0 1 0

Inning Stats	R: 0 E: 0 K: 0 S: 6	H: 0 LOB: 0 BB: 0 P: 11	R: 0 E: 0 K: 2 S: 13	H: 0 LOB: 1 BB: 1 P: 22	R: 0 E: 0 K: 2 S: 11	H: 1 LOB: 1 BB: 0 P: 16	R: 0 E: 0 K: 0 S: 6	H: 1 LOB: 0 BB: 1 P: 10	R: 1 E: 0 K: 0 S: 7	H: 1 LOB: 0 BB: 0 P: 13	R: 0 E: 0 K: 1 S: 9	H: 1 LOB: 1 BB: 0 P: 16	R: 0 E: 0 K: 1 S: 9	H: 0 LOB: 0 BB: 0 P: 14	R: 0 E: 0 K: 2 S: 7	H: 0 LOB: 0 BB: 0 P: 9	R: 1 E: 1 K: 1 S: 8	H: 1 LOB: 2 BB: 1 P: 16	1B: 3 2B: 1 3B: 0 HR: 1	SF: 0 SAC: 1 DP: 0 HBP: 0
--------------	------------------------------	----------------------------------	-------------------------------	----------------------------------	-------------------------------	----------------------------------	------------------------------	----------------------------------	------------------------------	----------------------------------	------------------------------	----------------------------------	------------------------------	----------------------------------	------------------------------	---------------------------------	------------------------------	----------------------------------	----------------------------------	------------------------------------

PITCHER	IP	WLS	BF	H	R	ER	SO	BB	IBB	HBP	BLK	WP	HR	S	P	ERA	WHIP
Mark Gardner, R ERA: 5.13 (1, 1)	6.0		22	4	1	1	5	2	0	0	0	0	1	52	88	1.50	1.000
Steve Reed, R ERA: 1.65 (7, 1)	2.0		6	0	0	0	3	0	0	0	0	0	0	16	23	0.00	0.000
John Johnstone, R ERA: 2.66 (9, 1)	0.1	L	3	1	1	0	0	0	1	0	0	0	0	4	9	0.00	3.000
Robb Nen, R ERA: 0.97 (9, 1)	0.1		3	0	0	0	1	0	0	0	0	1	0	4	7	0.00	0.000


**BOTTOM**

**San Francisco Giants @ Los Angeles Dodgers**  
**Dodger Stadium, Los Angeles, CA**

Tue Jul 14 1998, 7:05 PM PDT  
Att: 41,513 - Unknown - 78 F

<b>AB</b>	<b>30</b>
<b>R</b>	<b>2</b>
<b>H</b>	<b>5</b>
<b>RBI</b>	<b>1</b>
<b>BB</b>	<b>3</b>
<b>SO</b>	<b>9</b>
<b>LOB</b>	<b>11</b>

WP: 1 PA: 35  
PB: 0  
SB: 0  
CS: 2



PITCHER	IP	WLS	BF	H	R	ER	SO	BB	IBB	HBP	BLK	WP	HR	S	P	ERA	WHIP
---------	----	-----	----	---	---	----	----	----	-----	-----	-----	----	----	---	---	-----	------



Batter	1	2	3	4	5	6	7	8	9	AB R H RBI BB SO LOB	TOP															
Darryl Hamilton, L OBP: 0.396, SLG: 0.358 (1, 8)	1-1 1B		4-1 G3 BB		4-1 FC6-4 BB		2-1 G3 WP HBP		3-1 L4	2 1 1 0 2 0 0	<p>San Francisco Giants @ Los Angeles Dodgers Dodger Stadium, Los Angeles, CA</p> <p>Wed Jul 15 1998, 7:05 PM PDT Att. 34,596 - Unknown - 86 F</p>															
Bill Mueller, S OBP: 0.375, SLG: 0.399 (1, 5)	2-0 1B		0-0 G3		2-1 FC6-4		2-2 G3		1-0 1B	5 0 2 0 0 0 3																
Barry Bonds, L OBP: 0.417, SLG: 0.539 (1, 7)	2-0 F8		3-1 F7		1-1 F7		4-0 WP IBB		2-1 F9	4 0 0 0 1 0 5																
Jeff Kent, R OBP: 0.346, SLG: 0.493 Russ Ortiz, R (7, 1)	1-3 K			2-0 HR	3-2 G5-3		3-3 K			4 1 1 1 0 2 4																
Steve Reed, R OBP: 0.333, SLG: 0.333 Chris Jones, R OBP: 0.274, SLG: 0.314 (8, 1)										0 0 0 0 0 0 0																
J.T. Snow, L OBP: 0.329, SLG: 0.408 (1, 3)	3-3 K			1-1 G6-3		3-1 SH1-4 1B 2B		0-1 G5-3		4 1 1 0 0 1 2																
Stan Javier, S OBP: 0.365, SLG: 0.370 Robb Nen, R (8, 1)		1-3 K		4-1 HR BB		1-0 SH1-4		2-1 S 1B		2 1 1 0 1 1 0																
Brent Mayne, L OBP: 0.402, SLG: 0.395 (1, 2)		1-2 G1-3		3-2 HR		2-0 G6-4-3 1B		1-3 K		4 1 2 3 0 1 1																
Rey Sanchez, R OBP: 0.319, SLG: 0.332 (7, 4)		1-3 K		0-0 G4-3		0-0 G6-4-3		0-3 K		4 0 0 0 0 2 2																
Orel Hershiser, R OBP: 0.233, SLG: 0.220 Wilson Delgado, S OBP: 0.250, SLG: 0.143 (7, 6)			3-3 K	1-2 F8		1-3 K		0-1 G3		2 0 0 0 0 1 0																
										2 0 0 0 0 1 0																
<b>Inning Stats</b>	R: 0 E: 0 K: 2 S: 11	H: 2 LOB: 2 BB: 0 P: 20	R: 0 E: 0 K: 2 S: 9	H: 0 LOB: 0 BB: 0 P: 12	R: 0 E: 0 K: 1 S: 8	H: 0 LOB: 1 BB: 1 P: 18	R: 3 E: 0 K: 0 S: 11	H: 2 LOB: 0 BB: 1 P: 22	R: 0 E: 0 K: 0 S: 10	H: 0 LOB: 1 BB: 1 P: 20	R: 1 E: 0 K: 2 S: 5	H: 2 LOB: 0 BB: 0 P: 11	R: 1 E: 0 K: 2 S: 10	H: 0 LOB: 1 BB: 1 P: 22	R: 0 E: 0 K: 2 S: 12	H: 1 LOB: 1 BB: 0 P: 15	R: 0 E: 0 K: 0 S: 7	H: 1 LOB: 1 BB: 0 P: 13	1B: 5 2B: 1 3B: 0 HR: 2	SF: 0 SAC: 1 DP: 1 HBP: 1	WP: 3 PB: 0 SB: 2 CS: 0	PA: 39				
<b>PITCHER</b> 37 Darren Dreifort, R ERA: 3.73 Mark Guthrie, L ERA: 2.08	IP 7.0 2.0	WLS L	BF 31 8	H 6 2	R 5 0	ER 5 0	SO 7 2	BB 3 0	IBB 1 0	HBP 1 0	BLK 0 0	WP 1 0	HR 2 0	S 64 19	P 125 28	ERA 6.43 0.00	WHIP 1.286 1.000									

livebaseballscorecards.com

<b>AB</b>	33
<b>R</b>	5
<b>H</b>	8
<b>RBI</b>	4
<b>BB</b>	4
<b>SO</b>	9
<b>LOB</b>	17



Batter	1	2	3	4	5	6	7	8	9	AB	R	H	RBI	BB	SO	LOB
Wilton Guerrero, S OBP: 0.295, SLG: 0.350 (1, 4)	F9		SH1-4 1B		G5-3 1B HBP		L6			3	1	1	0	0	0	0
Juan Castro, R OBP: 0.275, SLG: 0.283 (1, 6)	K		SH1-4		K			1B		3	0	1	0	0	2	1
Raul Mondesi, R OBP: 0.324, SLG: 0.537 (1, 8)	K2-3		FC6-4 1B		1B			1B		4	0	3	2	0	1	0
Gary Sheffield, R OBP: 0.440, SLG: 0.530 (1, 9)		FC6-4 BB	K		G5-3			L7		3	0	0	0	1	1	5
Eric Karros, R OBP: 0.354, SLG: 0.447 (1, 3)		FC6-4 1B	FC6-4				P6	K		4	1	0	0	0	1	4
Matt Luke, L OBP: 0.313, SLG: 0.486 (1, 7)		G4-3			G4-3		G4-3	K2-3		4	0	0	0	0	1	3
Adrian Beltré, R OBP: 0.241, SLG: 0.300 (1, 5)							6-3			3	0	1	1	0	0	0
Charles Johnson, R OBP: 0.265, SLG: 0.366 (1, 2)										3	0	0	0	1	2	1
37 Darren Dreifort, R OBP: 0.243, SLG: 0.200 (1, 1)										2	1	1	0	0	0	1
Roger Cedeno, S OBP: 0.338, SLG: 0.295 (7, PH)										1	0	0	0	0	0	0
Mark Guthrie, R (8, 1)										0	0	0	0	0	0	0
Trenidad Hubbard, R OBP: 0.389, SLG: 0.540 (9, PH)										1	0	0	0	0	0	0

Inning Stats	R: 0	H: 0	E: 0	K: 2	S: 9	LOB: 0	BB: 0	P: 13	R: 1	H: 1	E: 1	K: 0	S: 8	LOB: 1	BB: 1	P: 18	R: 2	H: 3	E: 0	K: 1	S: 12	LOB: 1	BB: 0	P: 17	R: 0	H: 0	E: 0	K: 0	S: 4	LOB: 0	BB: 1	P: 11	R: 0	H: 1	E: 0	K: 1	S: 7	LOB: 1	BB: 0	P: 11	R: 0	H: 0	E: 0	K: 0	S: 5	LOB: 0	BB: 0	P: 9	R: 0	H: 0	E: 0	K: 1	S: 9	LOB: 0	BB: 0	P: 14	R: 0	H: 2	E: 0	K: 2	S: 12	LOB: 2	BB: 0	P: 16	R: 0	H: 0	E: 0	K: 1	S: 7	LOB: 0	BB: 0	P: 11	1B: 7	2B: 0	3B: 0	HR: 0	SF: 0	SAC: 1	DP: 1	HBP: 2	WP: 0	PB: 0	SB: 0	CS: 1	PA: 36
--------------	------	------	------	------	------	--------	-------	-------	------	------	------	------	------	--------	-------	-------	------	------	------	------	-------	--------	-------	-------	------	------	------	------	------	--------	-------	-------	------	------	------	------	------	--------	-------	-------	------	------	------	------	------	--------	-------	------	------	------	------	------	------	--------	-------	-------	------	------	------	------	-------	--------	-------	-------	------	------	------	------	------	--------	-------	-------	-------	-------	-------	-------	-------	--------	-------	--------	-------	-------	-------	-------	--------

PITCHER	IP	WLS	BF	H	R	ER	SO	BB	IBB	HBP	BLK	WP	HR	S	P	ERA	WHIP
Orel Hershiser, R ERA: 3.96 (1, 1)	6.0		25	5	3	2	4	2	0	2	0	0	0	45	79	3.00	1.167
Russ Ortiz, R ERA: 0.75 (7, 1)	1.0		5	2	0	0	1	0	0	0	0	0	0	13	21	0.00	2.000
Steve Reed, R ERA: 1.64 (8, 1)	0.1		1	0	0	0	0	0	0	0	0	0	0	2	2	0.00	0.000
Robb Nen, R ERA: 0.94 (8, 1)	1.2	S	5	0	0	0	3	0	0	0	0	0	0	13	18	0.00	0.000

**BOTTOM**

**San Francisco Giants @ Los Angeles Dodgers**  
**Dodger Stadium, Los Angeles, CA**

Wed Jul 15 1998, 7:05 PM PDT  
Att: 34,596 - Unknown - 86 F

<b>AB</b>	<b>31</b>
<b>R</b>	<b>3</b>
<b>H</b>	<b>7</b>
<b>RBI</b>	<b>3</b>
<b>BB</b>	<b>2</b>
<b>SO</b>	<b>8</b>
<b>LOB</b>	<b>15</b>



PITCHER	IP	WLS	BF	H	R	ER	SO	BB	IBB	HBP	BLK	WP	HR	S	P	ERA	WHIP
---------	----	-----	----	---	---	----	----	----	-----	-----	-----	----	----	---	---	-----	------



Batter	1	2	3	4	5	6	7	8	9	AB R H RBI BB SO LOB	TOP											
Wilton Guerrero, S (1, 4) OBP: 0.306, SLG: 0.359	2-1 FC1-6 1B	2-2 CS 1B		2-2 FC4-6 1B	K			0-0 FC4-6 BLK E		5 1 3 1 0 1 3												
Juan Castro, R (1, 6) OBP: 0.265, SLG: 0.272	1-1 FC1-6 1B	1-0 CS	2-1 L3	0-2 FC4-6 HR		1-0 L9		1-0 E5		5 1 0 0 0 0 3												
Raul Mondesi, R (1, 8) OBP: 0.322, SLG: 0.541	0-1 F8		1-2 F9	0-1 HR		2-2 F9		0-0 F8		5 1 1 3 0 0 2												
Darren Hall, R (8, 1)				1-H 3-H HR						0 0 0 0 0 0 0												
Jeff Shaw, R (9, 1)										0 0 0 0 0 0 0												
Gary Sheffield, R (1, 9) OBP: 0.444, SLG: 0.542	1-2 1B		0-0 HR	4-1 BB		1-1 G5-3			0-0 1B	4 1 3 1 1 0 0												
Eric Karros, R (1, 3) OBP: 0.352, SLG: 0.442	0-2 G2		0-0 BLK 1B	2-2 P4		0-1 P2			1-3 K	5 0 1 0 0 1 4												
Adrián Beltré, R (1, 5) OBP: 0.254, SLG: 0.309		1-1 L5	2-3 K		1-2 SH1-4 1B		0-0 F8		2-2 G6-3 1B	5 0 2 0 0 1 1												
Trenidad Hubbard, R (1, 7) OBP: 0.390, SLG: 0.522		4-0 2B E BB		1-2 S 1B	2-1 F9		1-0 F8		2-2 G6-3 1B	4 2 1 0 1 0 3												
Tom Prince, R (1, 2) OBP: 0.313, SLG: 0.333		2-2 E7 SH1-4 1B 2B		3-1 F7	1-0 SH1-4 1B		1-2 F8			4 1 2 0 0 0 1												
Ismael Valdez, R (1, 1) OBP: 0.237, SLG: 0.200		0-1 SH1-4		2-2 FC4-6 1B HR	1-0 SH1-4		0-0 FC4-6 1B			1 1 1 1 0 0 0												
Jim Eisenreich, L (8, PH) OBP: 0.270, SLG: 0.258										1 0 1 0 0 0 0												
<b>Inning Stats</b>	R: 0 E: 0 K: 0 S: 12	H: 2 LOB: 2 BB: 0 P: 16	R: 2 E: 1 K: 0 S: 13	H: 2 LOB: 0 BB: 1 P: 23	R: 1 E: 0 K: 1 S: 11	H: 2 LOB: 1 BB: 0 P: 16	R: 4 E: 0 K: 0 S: 20	H: 4 LOB: 1 BB: 1 P: 34	R: 0 E: 0 K: 1 S: 10	H: 2 LOB: 2 BB: 0 P: 18	R: 0 E: 0 K: 0 S: 6	H: 0 LOB: 0 BB: 0 P: 10	R: 0 E: 0 K: 0 S: 4	H: 0 LOB: 0 BB: 0 P: 5	R: 1 E: 1 K: 0 S: 7	H: 1 LOB: 1 BB: 0 P: 9	R: 0 E: 0 K: 1 S: 11	H: 2 LOB: 1 BB: 0 P: 16	1B: 12 2B: 1 3B: 0 HR: 2	SF: 0 SAC: 2 DP: 1 HBP: 0	WP: 0 PB: 0 SB: 1 CS: 1	PA: 44
<b>PITCHER</b>	IP WLS BF H R ER SO BB IBB HBP BLK WP HR S P ERA WHIP																				IP WLS BF H R ER SO BB IBB HBP BLK WP HR S P ERA WHIP	
Kent Mercker, L (1, 1) ERA: 6.09	3.1 L 18 8 5 5 1 1 0 0 1 0 1 44 69 13.50 2.700																					
Bobby Witt, R (4, 1) ERA: 7.28	4.2 21 5 3 2 1 1 0 0 1 0 1 39 62 3.86 1.286																					
Jeff Brantley, R (9, 1) ERA: 5.02	1.0 4 2 0 0 0 1 0 0 0 0 0 0 11 16 0.00 2.000																					

Los Angeles Dodgers @ St. Louis Cardinals  
 Busch Stadium, St. Louis, MO  
 Thu Jul 16 1998, 7:05 PM CDT  
 Att. 35,324 - Unknown - 92 F

AB	39
R	8
H	15
RBI	6
BB	2
SO	3
LOB	17



BOTTOM

Los Angeles Dodgers @ St. Louis Cardinals  
Busch Stadium, St. Louis, MO  
Thu Jul 16 1998, 7:05 PM CDT  
Att. 35,324 - Unknown - 92 F

livebaseballscorecards.com

AB	32
R	2
H	6
RBI	2
BB	0
SO	8
LOB	9



WP:	0	PA:	32
PB:	0	SB:	0
CS:	0		

AB R H RBI BB SO LOB

4 1 1 0 0 0 1

4 1 2 1 0 0 0

4 0 0 0 0 0 2

4 0 2 1 0 1 1

4 0 0 0 0 1 3

3 0 0 0 0 2 1

3 0 0 0 0 1 1

1 0 0 0 0 1 0

2 0 0 0 0 2 0

0 0 0 0 0 0 0

3 0 1 0 0 0 0

1B:	5	SF:	0
2B:	1	SAC:	0
3B:	0	DP:	1
HR:	0	HBP:	0

Batter	1	2	3	4	5	6	7	8	9
Royce Clayton, R OBP: 0.315, SLG: 0.323 (1, 6)	1-2 F9		0-0 G6-4-3			1-2 2B 1B		2-2 F8	
Ray Lankford, L OBP: 0.386, SLG: 0.473 (1, 8)	2-2 F8			2-2 F8 1B		0-1 1B 2B		0-1 P5	
Mark McGwire, R OBP: 0.478, SLG: 0.753 (1, 3)	0-2 G1-3			2-2 F8 1-2		1-2 F8		0-1 L9	
Brian Jordan, R OBP: 0.378, SLG: 0.548 (1, 9)		0-1 BLK 1B		2-3 K		0-2 1B		1-1 G6-3	
Ron Gant, R OBP: 0.301, SLG: 0.495 (1, 7)		3-2 L6 1-2		3-3 K		3-1 P3		1-2 G5-3	
John Mabry, L OBP: 0.314, SLG: 0.387 (1, 5)		1-3 K			1-3 K		1-1 L3		
Placido Polanco, R OBP: 0.281, SLG: 0.323 (1, 4)		0-1 G6-3			0-0 L8		1-3 K		
Kent Mercker, L OBP: 0.212, SLG: 0.161 Bobby Witt, R Jeff Brantley, R			0-3 K		1-3 K		2-3 K		
Tom Paganzzi, R OBP: 0.296, SLG: 0.306 (1, 2)			3-2 G6-4-3 1B			0-0 F8		1-1 F8	

<b>Inning Stats</b>	R: 0 E: 0 K: 0 S: 9	H: 0 LOB: 0 BB: 0 P: 12	R: 0 E: 0 K: 1 S: 10	H: 1 LOB: 1 BB: 0 P: 14	R: 0 E: 0 K: 1 S: 9	H: 1 LOB: 0 BB: 0 P: 12	R: 0 E: 0 K: 2 S: 13	H: 1 LOB: 1 BB: 0 P: 22	R: 0 E: 0 K: 2 S: 8	H: 0 LOB: 0 BB: 0 P: 10	R: 2 E: 0 K: 0 S: 15	H: 3 LOB: 1 BB: 0 P: 20	R: 0 E: 0 K: 2 S: 8	H: 0 LOB: 0 BB: 0 P: 12	R: 0 E: 0 K: 0 S: 7	H: 0 LOB: 0 BB: 0 P: 10	R: 0 E: 0 K: 0 S: 7	H: 0 LOB: 0 BB: 0 P: 9	1B: 5 2B: 1 3B: 0 HR: 0	SF: 0 SAC: 0 DP: 1 HBP: 0	WP: 0 PB: 0 SB: 0 CS: 0	PA: 32
---------------------	------------------------------	----------------------------------	-------------------------------	----------------------------------	------------------------------	----------------------------------	-------------------------------	----------------------------------	------------------------------	----------------------------------	-------------------------------	----------------------------------	------------------------------	----------------------------------	------------------------------	----------------------------------	------------------------------	---------------------------------	----------------------------------	------------------------------------	----------------------------------	--------

PITCHER	IP	WLS	BF	H	R	ER	SO	BB	IBB	HBP	BLK	WP	HR	S	P	ERA	WHIP
Ismael Valdez, R ERA: 4.12 (1, 1)	7.0	W	26	6	2	2	8	0	0	0	1	0	0	72	102	2.57	0.857
Darren Hall, R ERA: 7.2 (8, 1)	1.0		3	0	0	0	0	0	0	0	0	0	0	7	10	0.00	0.000
Jeff Shaw, R ERA: 1.71 (9, 1)	1.0		3	0	0	0	0	0	0	0	0	0	0	7	9	0.00	0.000

PITCHER	IP	WLS	BF	H	R	ER	SO	BB	IBB	HBP	BLK	WP	HR	S	P	ERA	WHIP
Ismael Valdez, R ERA: 4.12 (1, 1)	7.0	W	26	6	2	2	8	0	0	0	1	0	0	72	102	2.57	0.857
Darren Hall, R ERA: 7.2 (8, 1)	1.0		3	0	0	0	0	0	0	0	0	0	0	7	10	0.00	0.000
Jeff Shaw, R ERA: 1.71 (9, 1)	1.0		3	0	0	0	0	0	0	0	0	0	0	7	9	0.00	0.000



Batter	1	2	3	4	5	6	7	8	9	AB R H RBI BB SO LOB	TOP											
Wilton Guerrero, S (1, 4) OBP: 0.297, SLG: 0.348	1-3 K		0-0 G4-3			0-3 K		0-0 G6-3		4 0 0 0 0 2 2												
Juan Castro, R (1, 6) OBP: 0.259, SLG: 0.266 Trenidad Hubbard, R (9, PH) OBP: 0.397, SLG: 0.522	1-2 G6-3		2-1 G6-3			0-3 K			4-2 BB	3 0 0 0 0 1 2 0 0 0 0 1 0 0												
Raul Mondesi, R (1, 8) OBP: 0.319, SLG: 0.535	1-1 L9				1-2 G5-3	0-0 FC5-4			0-1 F7	4 0 0 0 0 0 2												
Gary Sheffield, R (1, 9) OBP: 0.445, SLG: 0.540		4-0 FC4-6 1B BB		1-1 F9		1-2 P5			2-2 1B	3 0 1 0 1 0 0												
Eric Karros, R (1, 3) OBP: 0.350, SLG: 0.439		2-2 FC4-6 1B		1-0 L9		1-1 G6-3			3-0 F8	4 0 1 0 0 0 2												
Matt Luke, L (1, 7) OBP: 0.305, SLG: 0.473 Antonio Osuna, R (7, 1) Jim Eisenreich, L (9, PH) OBP: 0.268, SLG: 0.256		0-0 FC4-6 G6-4-3 1-2f 2-3			1-0 G6-3	1-0 F7			1-1 G4-3	3 0 0 0 0 0 2 0 0 0 0 0 0 0 1 0 0 0 0 0 2												
Adrian Beltré, R (1, 5) OBP: 0.242, SLG: 0.293		1-0 G6-4-3 1-2f			1-2 G6-3			0-0 G6-3		3 0 0 0 0 0 2												
Charles Johnson, R (1, 2) OBP: 0.269, SLG: 0.379			1-0 G4-3 SH5-4 1B		0-0 F9			1-0 HR		3 1 2 1 0 0 0												
Brian Bohanon, L (1, 1) OBP: 0.438, SLG: 0.500 Jim Bruske, R (6, 1) Roger Cedeno, S (7, 7) OBP: 0.336, SLG: 0.293			3-2 SH5-4		0-2 FC5-4 1B			2-3 K		1 0 1 0 0 0 0 0 0 0 0 0 0 0 1 0 0 0 0 1 0												
<b>Inning Stats</b>	R: 0 E: 0 K: 1 S: 11	H: 0 LOB: 0 BB: 0 P: 14	R: 0 E: 0 K: 0 S: 5	H: 1 LOB: 1 BB: 1 P: 12	R: 0 E: 0 K: 0 S: 7	H: 1 LOB: 1 BB: 0 P: 13	R: 0 E: 0 K: 0 S: 6	H: 0 LOB: 0 BB: 0 P: 9	R: 0 E: 0 K: 0 S: 5	H: 0 LOB: 0 BB: 0 P: 7	R: 0 E: 0 K: 2 S: 10	H: 1 LOB: 1 BB: 0 P: 10	R: 0 E: 0 K: 0 S: 6	H: 0 LOB: 0 BB: 0 P: 9	R: 1 E: 0 K: 1 S: 7	H: 1 LOB: 0 BB: 0 P: 10	R: 0 E: 0 K: 0 S: 11	H: 1 LOB: 2 BB: 1 P: 21	1B: 4 2B: 0 3B: 0 HR: 1	SF: 0 SAC: 1 DP: 1 HBP: 0	WP: 0 PB: 0 SB: 0 CS: 0	PA: 33
<b>PITCHER</b>	IP WLS BF H R ER SO BB IBB HBP BLK WP HR S P ERA WHIP																					
Juan Acevedo, R (1, 1) ERA: 3.27	6.0 W 21 3 0 0 3 1 0 0 0 0 0 0 44 65 0.00 0.667																					
John Frascatore, R (7, 1) ERA: 4.19	1.0 3 0 0 0 0 0 0 0 0 0 0 0 6 9 0.00 0.000																					
Rick Croushore, R (8, 1) ERA: 2.97	2.0 S 9 2 1 1 1 1 0 0 0 0 0 1 18 31 4.50 1.500																					

Los Angeles Dodgers @ St. Louis Cardinals  
 Busch Stadium, St. Louis, MO  
 Fri Jul 17 1998, 7:05 PM CDT  
 Att. 39,191 - Unknown - 88 F

AB	30
R	1
H	5
RBI	1
BB	2
SO	4
LOB	14



WP: 0	PA: 33
PB: 0	
SB: 0	
CS: 0	

Batter	1	2	3	4	5	6	7	8	9	AB	R	H	RBI	BB	SO	LOB
Royce Clayton, R OBP: 0.311, SLG: 0.319 (1, 6)	2-3 K		1-0 G6-3			1-1 G5-3	3-3 K			4	0	0	0	0	2	1
Ray Lankford, L OBP: 0.385, SLG: 0.468 (1, 8)	2-3 K		2-3 K			4-2 BB BB		2-1 P8		3	0	0	0	1	2	0
Mark McGwire, R OBP: 0.484, SLG: 0.776 (1, 3)	0-0 HR				4-0 G1-6-3 BB	4-1 BB		1-0 HR		2	2	2	2	2	0	0
Brian Jordan, R OBP: 0.376, SLG: 0.545 (1, 9)	2-3 K			0-1 G1-6-3 1-2f		3-2 G6-3		0-0 G6-4-3 1B		4	0	1	0	0	1	3
Ron Gant, R OBP: 0.296, SLG: 0.486 (1, 7)		1-3 K		2-0 P4		3-2 P4		3-1 G6-4-3 1-2f		4	0	0	0	0	1	1
Gary Gaetti, R OBP: 0.341, SLG: 0.417 (1, 5)		2-2 FC5-4 1B			0-0 L8		1-2 G1-3			3	0	1	0	0	0	0
12 Pat Kelly, R (1, 4)		0-1 L9			1-3 K		4-0 BB 2B BB			2	1	0	0	1	1	1
Juan Acevedo, R OBP: 0.250, SLG: 0.267 John Frascatore, R OBP: 0.250, SLG: 0.250 Tom Lampkin, L OBP: 0.326, SLG: 0.377 Rick Croushore, R (8, 1)		2-2 FC5-4 1-2f			1-0 L9		SAFE 4-1 2B BB			2	0	0	0	0	0	1
Eli Marrero, R OBP: 0.274, SLG: 0.348 (1, 2)			2-1 G6-3			1-1 F9	0-0 2B			3	0	1	2	0	0	0

Inning Stats	R: 1	H: 1	E: 0	K: 3	S: 10	LOB: 0	BB: 0	P: 16	R: 0	H: 1	E: 0	K: 1	S: 12	LOB: 1	BB: 0	P: 17	R: 0	H: 0	E: 0	K: 1	S: 6	LOB: 0	BB: 0	P: 11	R: 0	H: 0	E: 0	K: 0	S: 3	LOB: 0	BB: 1	P: 9	R: 0	H: 0	E: 0	K: 1	S: 5	LOB: 0	BB: 0	P: 7	R: 0	H: 0	E: 0	K: 0	S: 12	LOB: 2	BB: 2	P: 25	R: 2	H: 1	E: 0	K: 1	S: 12	LOB: 1	BB: 2	P: 27	R: 1	H: 2	E: 0	K: 0	S: 6	LOB: 0	BB: 0	P: 12	1B: 2	2B: 1	3B: 0	HR: 2	SF: 0	SAC: 0	DP: 2	HBP: 0	WP: 0	PB: 0	SB: 0	CS: 0	PA: 32
--------------	------	------	------	------	-------	--------	-------	-------	------	------	------	------	-------	--------	-------	-------	------	------	------	------	------	--------	-------	-------	------	------	------	------	------	--------	-------	------	------	------	------	------	------	--------	-------	------	------	------	------	------	-------	--------	-------	-------	------	------	------	------	-------	--------	-------	-------	------	------	------	------	------	--------	-------	-------	-------	-------	-------	-------	-------	--------	-------	--------	-------	-------	-------	-------	--------


PITCHER	IP	WLS	BF	H	R	ER	SO	BB	IBB	HBP	BLK	WP	HR	S	P	ERA	WHIP
Brian Bohanon, L ERA: 3.38 (1, 1)	5.2	L	20	2	1	1	6	2	0	0	0	0	1	44	74	1.59	0.706
Jim Bruske, R ERA: 3.43 (6, 1)	0.1		2	0	0	0	0	1	0	0	0	0	0	4	11	0.00	3.000
Antonio Osuna, R ERA: 2.42 (7, 1)	2.0		10	3	3	3	1	2	0	0	0	0	1	18	39	13.50	2.500

**BOTTOM**

**Los Angeles Dodgers @ St. Louis Cardinals**  
 Busch Stadium, St. Louis, MO

Fri Jul 17 1998, 7:05 PM CDT  
 Att: 39,191 - Unknown - 88 F

AB	27
R	4
H	5
RBI	4
BB	5
SO	7
LOB	7



PITCHER	IP	WLS	BF	H	R	ER	SO	BB	IBB	HBP	BLK	WP	HR	S	P	ERA	WHIP
Brian Bohanon, L ERA: 3.38 (1, 1)	5.2	L	20	2	1	1	6	2	0	0	0	0	1	44	74	1.59	0.706
Jim Bruske, R ERA: 3.43 (6, 1)	0.1		2	0	0	0	0	1	0	0	0	0	0	4	11	0.00	3.000
Antonio Osuna, R ERA: 2.42 (7, 1)	2.0		10	3	3	3	1	2	0	0	0	0	1	18	39	13.50	2.500



Batter	1	2	3	4	5	6	7	8	9	AB R H RBI BB SO LOB	TOP																
<b>Wilton Guerrero, S</b> (1, 4) <small>OBP: 0.287, SLG: 0.336</small> <b>Alex Cora, L</b> (9, 6) <small>OBP: 0.118, SLG: 0.118</small>	0-2 P3		0-1 G4-3		0-2 G1-3		1-0 F9		0-0 G5-3	5 0 0 0 0 0 2 0 0 0 0 0 0 0																	
<b>Juan Castro, R</b> (1, 6) <small>OBP: 0.264, SLG: 0.278</small>	1-3 K			2-1 E G5-3 1B		0-0 HR 2B		0-2 G6-3	2-2 G6-3	5 2 2 0 0 1 0																	
<b>Raul Mondesi, R</b> (1, 8) <small>OBP: 0.323, SLG: 0.548</small>	1-2 F8			2-2 E 1B		1-0 HR		0-2 HR 2B		4 3 3 2 0 0 0																	
<b>Gary Sheffield, R</b> (1, 9) <small>OBP: 0.443, SLG: 0.546</small>		2-2 F9		1-0 G5-3		1-2 F7		1-0 HR		4 1 1 3 0 0 0																	
<b>Eric Karros, R</b> (1, 3) <small>OBP: 0.349, SLG: 0.436</small> <b>Trenidad Hubbard, R</b> (8, PR) <small>OBP: 0.397, SLG: 0.522</small>		1-3 K		3-2 G5-3		2-1 G4-3		0-2 HR 1B		4 0 1 0 0 1 0 0 1 0 0 0 0 0																	
<b>Matt Luke, L</b> (1, 7) <small>OBP: 0.303, SLG: 0.491</small>		2-2 F9		2-2 F7		2-3 K		0-1 HR		4 1 1 2 0 1 0																	
<b>Adrian Beltré, R</b> (1, 5) <small>OBP: 0.258, SLG: 0.323</small>			1-1 FC2-5 BB 1B		2-0 G4-3		0-1 SH1-3 G4-3 2B	1-2 G6-3		4 1 2 0 0 0 1																	
<b>Tom Prince, R</b> (1, 2) <small>OBP: 0.314, SLG: 0.318</small> <b>Jeff Shaw, R</b> (8, 1)			4-0 FC2-5 BB		2-2 L8		1-1 SH1-3	2-3 K		2 0 0 0 1 1 1 0 0 0 0 0 0 0																	
<b>Dave Mlicki, R</b> (1, 1) <small>OBP: 0.219, SLG: 0.200</small> <b>Darren Hall, R</b> (4, 1) <small>OBP: 1.000, SLG: 4.000</small> <b>Tripp Cramer, R</b> (5, PH) <small>OBP: 0.333, SLG: 0.290</small> <b>Jim Bruske, R</b> (5, 1) <small>OBP: 0.333, SLG: 0.290</small> <b>Roger Cedeno, S</b> (7, PH) <small>OBP: 0.333, SLG: 0.290</small> <b>Mark Gutrie, R</b> (7, 1) <small>OBP: 0.268, SLG: 0.378</small> <b>Charles Johnson, R</b> (8, 2)			0-0 FC2-5 G4-3		0-0 HR		0-1 G4-3	2-3 K		1 0 0 0 0 0 2 0 0 0 0 0 0 0 1 1 1 1 0 0 0 0 0 0 0 0 0 0 1 0 0 1 0 0 0 0 0 0 0 0 0 0 1 0 0 0 0 1 0																	
<b>Inning Stats</b>	R: 0 E: 0 K: 1 S: 9	H: 0 LOB: 0 BB: 0 P: 11	R: 0 E: 0 K: 1 S: 9	H: 0 LOB: 0 BB: 0 P: 14	R: 0 E: 0 K: 0 S: 5	H: 1 LOB: 1 BB: 1 P: 10	R: 2 E: 2 K: 0 S: 12	H: 2 LOB: 0 BB: 0 P: 22	R: 1 E: 0 K: 0 S: 11	H: 1 LOB: 0 BB: 0 P: 15	R: 2 E: 0 K: 1 S: 10	H: 2 LOB: 0 BB: 0 P: 16	R: 1 E: 0 K: 0 S: 7	H: 1 LOB: 0 BB: 0 P: 9	R: 4 E: 0 K: 1 S: 20	H: 4 LOB: 1 BB: 0 P: 24	R: 0 E: 0 K: 1 S: 7	H: 0 LOB: 0 BB: 0 P: 11	1B: 4 2B: 3 3B: 0 HR: 4	SF: 0 SAC: 1 DP: 1 HBP: 0	WP: 0 PB: 0 SB: 0 CS: 0	PA: 38					
<b>PITCHER</b>	IP	WLS	BF	H	R	ER	SO	BB	IBB	HBP	BLK	WP	HR	S	P	ERA	WHIP										
<b>Kent Bottenfield, R</b> (1, 1) <small>ERA: 5.03</small>	6.0		24	6	5	4	3	1	0	0	0	0	2	56	88	6.00	1.167										
<b>Mark Petkovsek, R</b> (7, 1) <small>ERA: 5.23</small>	1.0		4	1	1	1	0	0	0	0	0	0	0	7	9	9.00	1.000										
<b>Jeff Brantley, R</b> (8, 1) <small>ERA: 6.21</small>	0.1	L	5	4	4	4	0	0	0	0	0	0	2	13	14	108.00	12.000										
<b>Lance Painter, L</b> (8, 1) <small>ERA: 4.25</small>	1.2		5	0	0	0	2	0	0	0	0	0	0	14	21	0.00	0.000										

Los Angeles Dodgers @ St. Louis Cardinals  
 Busch Stadium, St. Louis, MO  
 Sat Jul 18 1998, 3:33 AM CDT  
 Att. 44,598 - Sunny - 93 F

AB	36
R	10
H	11
RBI	9
BB	1
SO	5
LOB	6



BOTTOM

Los Angeles Dodgers @ St. Louis Cardinals  
Busch Stadium, St. Louis, MO  
Sat Jul 18 1998, 3:33 AM CDT  
Att. 44,598 - Sunny - 93 F

livebaseballscorecards.com

AB	37
R	8
H	11
RBI	7
BB	5
SO	5
LOB	13



WP	1	PA	43
PB	0		
SB	2		
CS	0		

AB R H RBI BB SO LOB

4	2	2	2	1	1	0
4	1	2	2	1	0	1
4	0	0	0	1	1	2
4	1	1	0	1	0	2
4	0	1	1	0	2	1
1	0	1	0	0	0	0
5	1	2	0	0	0	2
5	2	2	2	0	0	3
2	0	0	0	0	1	1
0	0	0	0	0	0	0
1	0	0	0	0	0	1
0	0	0	0	0	0	0
0	0	0	0	0	0	0
3	1	0	0	1	0	0
1B:	7	SF:	0			
2B:	2	SAC:	1			
3B:	0	DP:	0			
HR:	2	HBP:	0			

Batter	1	2	3	4	5	6	7	8	9
Royce Clayton, R OBP: 0.315, SLG: 0.325 (1, 6)	1-0 HR 1B	2-0 F6		2-2 WP 2B		4-0 BB BB		1-3 K	
Ray Lankford, L OBP: 0.388, SLG: 0.478 (1, 8)	1-0 HR 1B		3-1 G4-3	4-1 FC6-4 BB		2-2 P5		2-1 1B	
Mark McGwire, R OBP: 0.480, SLG: 0.765 (1, 3)	1-1 P3		0-1 P3	1-2 FC6-4		4-2 BB		0-3 K	
Brian Jordan, R OBP: 0.376, SLG: 0.544 (1, 9)	0-0 P3		4-2 S BB		2-0 E 2B	1-2 G5-3		2-2 F8	
Ron Gant, R OBP: 0.296, SLG: 0.482 Willie McGee, S OBP: 0.300, SLG: 0.322 (1, 7) (8, 7)	3-3 K		1-1 F7		0-0 E9 G1-3 1B		3-3 K	2-2 G1-3 1B	
John Mabry, L OBP: 0.316, SLG: 0.388 (1, 5)		0-0 12 HR 1B		2-1 G3	1-0 G1-3		0-0 1B	2-2 G1-3	
12 Pat Kelly, R OBP: 0.375, SLG: 0.714 (1, 4)		0-1 HR		3-2 SH3-4 2B 1B	1-1 F8		2-1 F7	0-0 L4	
Kent Bottenfield, R OBP: 0.077, SLG: 0.077 Mark Petkovsek, R OBP: 0.333, SLG: 0.350 Gary Gaetti, R OBP: 0.340, SLG: 0.416 Jeff Brantley, R OBP: 0.340, SLG: 0.416 Lance Painter, L OBP: 1.000, SLG: 1.000 (1, 1) (7, 1) (7, PH) (8, 1) (8, 1)		0-3 K		1-1 SH3-4	1-2 G5-3		1-0 G4-3		
Eli Marrero, R OBP: 0.273, SLG: 0.333 (1, 2)		1-1 P3		4-2 2B BB		0-0 G5-3		2-1 L7	

Inning Stats	R: 2	H: 2	E: 0	LOB: 0	K: 1	P: 14	R: 2	H: 2	E: 0	LOB: 0	K: 1	P: 12	R: 0	H: 0	E: 0	LOB: 1	K: 0	P: 17	R: 3	H: 2	E: 0	LOB: 1	K: 0	P: 25	R: 1	H: 2	E: 1	LOB: 1	K: 0	P: 13	R: 0	H: 0	E: 0	LOB: 2	K: 1	P: 24	R: 0	H: 1	E: 0	LOB: 1	K: 1	P: 15	R: 0	H: 1	E: 0	LOB: 1	K: 2	P: 15	R: 0	H: 1	E: 0	LOB: 1	K: 0	P: 21
--------------	------	------	------	--------	------	-------	------	------	------	--------	------	-------	------	------	------	--------	------	-------	------	------	------	--------	------	-------	------	------	------	--------	------	-------	------	------	------	--------	------	-------	------	------	------	--------	------	-------	------	------	------	--------	------	-------	------	------	------	--------	------	-------

PITCHER	IP	WLS	BF	H	R	ER	SO	BB	IBB	HBP	BLK	WP	HR	S	P	ERA	WHIP
Dave Micki, R ERA: 5.04 (1, 1)	3.2		20	6	7	7	2	3	0	0	0	1	2	47	80	17.18	2.455
Darren Hall, R ERA: 6.75 (4, 1)	0.1		1	0	0	0	0	0	0	0	0	0	0	4	5	0.00	0.000
Jim Bruske, R ERA: 3.48 (5, 1)	2.0		10	2	1	1	0	2	0	0	0	0	0	21	37	4.50	2.000
Mark Guthrie, L ERA: 2.03 (7, 1)	1.0	W	4	1	0	0	1	0	0	0	0	0	0	9	15	0.00	1.000
Jeff Shaw, R ERA: 1.65 (8, 1)	2.0	S	8	2	0	0	2	0	0	0	0	0	0	25	36	0.00	1.000



Batter	1	2	3	4	5	6	7	8	9	AB R H RBI BB SO LOB	TOP																
Wilton Guerrero, S (1, 4) OBP: 0.277, SLG: 0.324	1-1 L9		0-1 F8	0-1 G4-3			1-0 P6		2-2 P4	5 0 0 0 0 0 1																	
Alex Cora, L (1, 6) OBP: 0.095, SLG: 0.095	0-0 G4-3		1-0 G3-1		1-2 G6-3		0-1 F7			4 0 0 0 0 0 0																	
Raul Mondesi, R (1, 8) OBP: 0.323, SLG: 0.545	1-3 K		0-0 S 1B		2-3 K			0-3 K		4 0 1 0 0 3 0																	
Gary Sheffield, R (1, 9) OBP: 0.441, SLG: 0.542		1-1 P5	1-2 G3-1		1-3 K			2-1 F8 S 1B		4 0 1 0 0 1 1																	
Eric Karros, R (1, 3) OBP: 0.351, SLG: 0.435		0-0 G4-3		0-1 HR 1B		2-0 G6-3		4-2 1-2 BB		3 1 1 0 1 0 0																	
Matt Luke, L (1, 7) OBP: 0.320, SLG: 0.555		2-2 1B 1B		2-2 1-H HR		1-1 HR		0-1 F8		3 3 3 3 0 0 0																	
Trenidad Hubbard, R (8, PH) OBP: 0.392, SLG: 0.515								2-3 F7		1 0 0 0 0 0 2																	
Adrián Beltré, R (1, 5) OBP: 0.257, SLG: 0.318		0-0 1B 1B		0-0 F9		1-0 F7		1-2 F7		4 0 1 0 0 0 2																	
Charles Johnson, R (1, 2) OBP: 0.268, SLG: 0.376		3-1 FC6-4 1B		1-2 G6-3		0-0 P4			0-1 G4-3	4 0 1 1 0 0 0																	
Chan Ho Park, R (1, 1) OBP: 0.220, SLG: 0.317		1-1 FC6-4		1-2 1B			0-0 G5-3		0-0 F9	2 0 1 0 0 0 2																	
Antonio Osuna, R (6, 1)										1 0 0 0 0 0 0																	
Scott Radinsky, L (8, 1)										0 0 0 0 0 0 0																	
Roger Cedeno, S (8, 7) OBP: 0.331, SLG: 0.288		1-2 1B								1 0 0 0 0 0 0																	
<b>Inning Stats</b>	R: 0 E: 0 K: 1 S: 6	H: 0 LOB: 0 BB: 0 P: 8	R: 1 E: 0 K: 0 S: 11	H: 3 LOB: 2 BB: 0 P: 18	R: 0 E: 0 K: 0 S: 7	H: 1 LOB: 1 BB: 0 P: 9	R: 2 E: 0 K: 0 S: 18	H: 3 LOB: 1 BB: 0 P: 22	R: 0 E: 0 K: 2 S: 14	H: 0 LOB: 0 BB: 0 P: 18	R: 1 E: 0 K: 0 S: 5	H: 1 LOB: 0 BB: 0 P: 9	R: 0 E: 0 K: 0 S: 4	H: 0 LOB: 0 BB: 0 P: 5	R: 0 E: 0 K: 1 S: 13	H: 1 LOB: 2 BB: 1 P: 19	R: 0 E: 0 K: 0 S: 7	H: 0 LOB: 0 BB: 0 P: 9	1B: 7 2B: 0 3B: 0 HR: 2	SF: 0 SAC: 0 DP: 0 HBP: 0	WP: 0 PB: 0 SB: 2 CS: 0	PA: 37					
<b>PITCHER</b>	IP	WLS	BF	H	R	ER	SO	BB	IBB	HBP	BLK	WP	HR	S	P	ERA	WHIP										
Todd Stottlemyre, R (1, 1) ERA: 3.39	6.0		26	8	4	4	3	0	0	0	0	0	2	61	84	6.00	1.333										
John Frascatore, R (7, 1) ERA: 4.1	1.1		6	1	0	0	1	1	0	0	0	0	0	11	18	0.00	1.500										
Lance Painter, L (8, 1) ERA: 4.2	0.1		1	0	0	0	0	0	0	0	0	0	0	2	2	0.00	0.000										
Rick Croushore, R (8, 1) ERA: 2.94	0.1		1	0	0	0	0	0	0	0	0	0	0	4	4	0.00	0.000										
Mark Petkovsek, R (9, 1) ERA: 5.15	1.0	W	3	0	0	0	0	0	0	0	0	0	0	7	9	0.00	0.000										

Los Angeles Dodgers @ St. Louis Cardinals  
 Busch Stadium, St. Louis, MO  
 Sun Jul 19 1998, 7:05 PM CDT  
 Att. 47,006 - Unknown - 98 F

AB	36
R	4
H	9
RBI	4
BB	1
SO	4
LOB	8




Batter	1	2	3	4	5	6	7	8	9	AB R H RBI BB SO LOB
Royce Clayton, R OBP: 0.314, SLG: 0.321 (1, 6)	4-2 HR BB	1-3 K			1-1 E5 1B		1-0 G6-3	2-3 K		4 1 0 0 1 2 1
Ray Lankford, L OBP: 0.391, SLG: 0.489 (1, 8)	3-1 HR		1-1 P4		3-2 BB 1B		4-1 BB		0-3 K	4 1 2 2 1 1 0
Mark McGwire, R OBP: 0.482, SLG: 0.761 (1, 3)	1-3 K		0-1 G4-6-3 1B		4-0 BB		1-2 F8		4-1 HBP 1B BB	3 1 1 0 2 1 1
Brian Jordan, R OBP: 0.374, SLG: 0.545 (1, 9)	1-2 3B		0-0 G4-6-3		2-3 K		1-0 P7		1-3 K	5 0 1 0 0 2 6
Ron Gant, R OBP: 0.302, SLG: 0.487 (1, 7)	3-3 K			3-2 SH1-3 12 B1-5 2B		3-1 P2		0-0 12 1B FC4-6 1B	4-2 1B HBP	4 1 2 0 0 1 1
John Mabry, L OBP: 0.322, SLG: 0.391 (1, 5)	4-0 BB		0-0 SH1-3		0-0 F7		0-0 FC4-6 12 1B G4-3 1B		1-2 1B	3 1 2 1 1 0 0
12 Pat Kelly, R OBP: 0.417, SLG: 0.727 (1, 4)	2-3 K		1-0 B1-5		0-0 2B		0-0 FC4-6 1B		1-2 2-3 1B	4 0 2 0 0 1 3
Todd Stottlemire, L OBP: 0.281, SLG: 0.226 (1, 1)		1-0 G5-4-3 1B			2-3 K		4-0 BB		1-2 FC4-6 BLK G4-3	2 0 1 0 0 1 0
Tom Lampkin, L OBP: 0.329, SLG: 0.377 (6, PH)									1-2 G4-3	0 0 0 0 1 0 0
Eli Marrero, R OBP: 0.269, SLG: 0.329 (8, PH)									1-2 G4-3	1 0 0 1 0 0 2
Tom Pagnozzi, R OBP: 0.291, SLG: 0.300 (7, 1)										3 0 0 0 0 2 3
John Frascatore, R OBP: 0.250, SLG: 0.250 (8, 1)										0 0 0 0 0 0 0
Lance Painter, L OBP: 1.000, SLG: 1.000 (8, 1)										0 0 0 0 0 0 0
Rick Croushore, R OBP: 0.286, SLG: 0.320 (8, PH)										1 0 0 1 0 0 1
Willie McGee, S OBP: 0.333, SLG: 0.350 (9, 1)										0 0 0 0 0 0 0

Inning Stats	R: 2 E: 0 K: 3 S: 16	H: 2 LOB: 2 BB: 2 P: 34	R: 0 E: 0 K: 1 S: 7	H: 1 LOB: 0 BB: 0 P: 9	R: 0 E: 0 K: 0 S: 5	H: 1 LOB: 0 BB: 0 P: 6	R: 0 E: 0 K: 0 S: 7	H: 1 LOB: 0 BB: 0 P: 11	R: 0 E: 1 K: 3 S: 16	H: 1 LOB: 3 BB: 1 P: 29	R: 0 E: 0 K: 0 S: 8	H: 1 LOB: 2 BB: 1 P: 17	R: 0 E: 0 K: 0 S: 6	H: 0 LOB: 1 BB: 1 P: 13	R: 2 E: 0 K: 1 S: 16	H: 3 LOB: 1 BB: 0 P: 21	R: 1 E: 0 K: 2 S: 13	H: 1 LOB: 2 BB: 1 P: 23	1B: 7 2B: 3 3B: 1 HR: 1	SF: 0 SAC: 1 DP: 3 HBP: 1
--------------	-------------------------------	----------------------------------	------------------------------	---------------------------------	------------------------------	---------------------------------	------------------------------	----------------------------------	-------------------------------	----------------------------------	------------------------------	----------------------------------	------------------------------	----------------------------------	-------------------------------	----------------------------------	-------------------------------	----------------------------------	----------------------------------	------------------------------------

PITCHER	IP	WLS	BF	H	R	ER	SO	BB	IBB	HBP	BLK	WP	HR	S	P	ERA	WHIP
Chan Ho Park, R ERA: 4.27 (1, 1)	5.2		26	7	2	2	7	4	0	0	0	0	1	55	100	3.18	1.941
Antonio Osuna, R ERA: 2.74 (6, 1)	1.1		8	3	2	2	1	1	0	0	0	0	0	15	25	13.50	3.000
Scott Radinsky, L ERA: 2.85 (8, 1)	1.2	L	8	1	1	1	3	1	0	1	1	0	0	24	38	5.40	1.200

**Los Angeles Dodgers @ St. Louis Cardinals**  
 Busch Stadium, St. Louis, MO  
 Sun Jul 19 1998, 7:05 PM CDT  
 Att: 47,006 - Unknown - 98 F

AB	34
R	5
H	11
RBI	5
BB	6
SO	11
LOB	18





Batter	1	2	3	4	5	6	7	8	9	AB R H RBI BB SO LOB	TOP									
<b>Reggie Sanders, R</b> (1, 8) OBP: 0.327, SLG: 0.436	2-3 K		0-3 K2-3			0-1 B3			2-3 K	4 0 0 0 0 3 0	<b>Cincinnati Reds @ Los Angeles Dodgers</b> <b>Dodger Stadium, Los Angeles, CA</b> Mon Jul 20 1998, 7:05 PM PDT Att. 35,775 - Unknown - 78 F <a href="http://livebaseballscorecards.com">livebaseballscorecards.com</a>									
<b>Sean Casey, L</b> (1, 3) OBP: 0.316, SLG: 0.300	1-1 G6-3			0-0 G4-3		0-1 G4-3			0-3 K	4 0 0 0 0 1 0										
<b>Dmitri Young, S</b> (1, 7) OBP: 0.365, SLG: 0.504	0-1 G4-3			1-0 F6			1-3 K			3 0 0 0 0 1 0										
<b>Eddie Taubensee, L</b> (1, 2) OBP: 0.354, SLG: 0.432		2-3 K		1-1 G6-3			2-3 K			3 0 0 0 0 2 0										
<b>Bret Boone, R</b> (1, 4) OBP: 0.333, SLG: 0.456		2-1 G4-3			4-2 G4-6-3 BB		1-0 F9			2 0 0 0 1 0 0										
<b>Willie Greene, L</b> (1, 9) OBP: 0.374, SLG: 0.424		1-2 2B			1-0 G4-6-3			3-3 K		3 0 1 0 0 1 1										
<b>Paul Konerko, R</b> (1, 5) OBP: 0.269, SLG: 0.313		0-0 G5-3			4-0 G5-4-3 BB		1-2 G6-3			2 0 0 0 1 0 1										
<b>Pokey Reese, R</b> (1, 6) OBP: 0.327, SLG: 0.340			2-3 K		1-1 G5-4-3		1-0 F8			3 0 0 0 0 1 2										
<b>Steve Parris, R</b> (1, 1) OBP: 0.200, SLG: 0.200			2-2 G5-3			1-0 G5-3			1-3 K	2 0 0 0 0 0 0										
<b>Stan Belinda, R</b> (7, 1)										0 0 0 0 0 0 0										
<b>Melvin Nieves, S</b> (9, PH) OBP: 0.395, SLG: 0.337										1 0 0 0 0 1 0										
<b>Inning Stats</b>	R: 0 E: 0 K: 1 S: 7	H: 0 LOB: 0 BB: 0 P: 10	R: 0 E: 0 K: 1 S: 9	H: 1 LOB: 1 BB: 0 P: 14	R: 0 E: 0 K: 2 S: 10	H: 0 LOB: 0 BB: 0 P: 14	R: 0 E: 0 K: 0 S: 4	H: 0 LOB: 0 BB: 0 P: 6	R: 0 E: 0 K: 0 S: 6	H: 0 LOB: 1 BB: 2 P: 16	R: 0 E: 0 K: 2 S: 7	H: 0 LOB: 0 BB: 0 P: 11	R: 0 E: 0 K: 1 S: 7	H: 0 LOB: 0 BB: 0 P: 12	R: 0 E: 0 K: 3 S: 9	H: 0 LOB: 0 BB: 0 P: 12	1B: 0 2B: 1 3B: 0 HR: 0	SF: 0 SAC: 0 DP: 1 HBP: 0	WP: 0 PB: 0 SB: 0 CS: 0	PA: 29
<b>PITCHER</b>	IP WLS BF H R ER SO BB IBB HBP BLK WP HR S P ERA WHIP																			
<b>37 Darren Dreifort, R</b> (1, 1) ERA: 3.51	8.0 W 26 1 0 0 7 2 0 0 0 0 0 0 0 55 89 0.00 0.375																			
<b>Jeff Shaw, R</b> (9, 1) ERA: 1.62	1.0 S 3 0 0 0 3 0 0 0 0 0 0 0 0 9 12 0.00 0.000																			







Batter	1	2	3	4	5	6	7	8	9	AB R H RBI BB SO LOB	TOP												
<b>61 Mike Frank, L</b> (1, 8) <small>OBP: 0.286, SLG: 0.286</small> <b>Reggie Sanders, R</b> (7, PH) <small>OBP: 0.325, SLG: 0.433</small> (7, 8)	0-2 G3-1		1-1 L7		3-2 F7		0-0 P4		3-3 K	3 0 0 0 0 0 0 2 0 0 0 0 1 3													
<b>Sean Casey, L</b> (1, 3) <small>OBP: 0.324, SLG: 0.325</small> <b>Barry Larkin, R</b> (7, PH) <small>OBP: 0.379, SLG: 0.476</small> (7, 6)	1-3 K		3-2 2B			0-0 G4-3 SF7 2B	4-2 1-2 2-3 3-H BB			3 1 2 0 0 1 0 0 0 0 1 1 0 0													
<b>Dmitri Young, S</b> (1, 7) <small>OBP: 0.361, SLG: 0.499</small> <b>Stan Belinda, R</b> (7, 1)	2-2 G6-3		1-3 K			0-0 G4-3 2-3	1-1 L3			4 0 0 0 0 1 5 0 0 0 0 0 0 0													
<b>Eddie Taubensee, L</b> (1, 2) <small>OBP: 0.356, SLG: 0.434</small>		0-2 1B 1B		0-3 K		0-0 SF7 3-H	1-2 FC6-4 1B			3 0 2 1 0 1 0													
<b>Bret Boone, R</b> (1, 4) <small>OBP: 0.329, SLG: 0.451</small>		0-2 F8		1-1 F3		0-2 G6-3	0-3 K			4 0 0 0 0 1 2													
<b>Willie Greene, L</b> (1, 9) <small>OBP: 0.376, SLG: 0.426</small>		1-3 K		4-1 BB			1-1 FC9-6 BB 2B	1-1 F9		3 1 1 0 1 1 2													
<b>Paul Konerko, R</b> (1, 5) <small>OBP: 0.274, SLG: 0.313</small> (7, 7)		1-2 1-3 1B		1-0 F8			4-1 FC9-6 BB	1-0 FC6-4 1-2f		3 0 1 0 1 0 2													
<b>Pokey Reese, R</b> (1, 6) <small>OBP: 0.316, SLG: 0.327</small> (7, 5)		1-3 K		3-2 F9			0-0 FC9-6 BB 1-2f 2-3	0-1 L1		4 0 0 0 0 1 4													
<b>Brett Tomko, R</b> (1, 1) <small>OBP: 0.133, SLG: 0.116</small> <b>Eduardo Perez, R</b> (7, PH) <small>OBP: 0.311, SLG: 0.298</small> (7, 3)			1-1 G5-3		0-3 K		4-2 BB 1-2 BB	1-2 G6-3		2 0 0 0 0 1 0 1 0 0 0 1 0 0													
<b>Inning Stats</b>	R: 0 E: 0 K: 1 S: 9	H: 0 LOB: 0 BB: 0 P: 12	R: 0 E: 0 K: 2 S: 18	H: 2 LOB: 2 BB: 0 P: 21	R: 0 E: 0 K: 1 S: 12	H: 1 LOB: 1 BB: 0 P: 18	R: 0 E: 0 K: 1 S: 7	H: 0 LOB: 1 BB: 1 P: 13	R: 0 E: 0 K: 1 S: 12	H: 0 LOB: 0 BB: 0 P: 18	R: 1 E: 0 K: 0 S: 7	H: 1 LOB: 0 BB: 0 P: 7	R: 1 E: 0 K: 0 S: 12	H: 1 LOB: 3 BB: 3 P: 26	R: 0 E: 0 K: 1 S: 9	H: 1 LOB: 1 BB: 0 P: 12	R: 0 E: 0 K: 1 S: 10	H: 0 LOB: 0 BB: 0 P: 14	1B: 3 2B: 3 3B: 0 HR: 0	SF: 1 SAC: 0 DP: 0 HBP: 0	WP: 0 PB: 0 SB: 0 CS: 0	PA: 37	
<b>PITCHER</b>	IP WLS BF H R ER SO BB IBB HBP BLK WP HR S P ERA WHIP																						
<b>Ismael Valdez, R</b> (1, 1) <small>ERA: 4.06</small> <b>Scott Radinsky, L</b> (7, 1) <small>ERA: 2.76</small> <b>Jeff Shaw, R</b> (8, 1) <small>ERA: 1.58</small>	6.1 W 27 5 2 2 6 3 0 0 0 0 0 0 71 104 2.84 1.263	1.1 6 1 0 0 1 1 0 0 0 0 0 0 14 21 0.00 1.500	1.1 S 4 0 0 0 1 0 0 0 0 0 0 0 11 16 0.00 0.000																				

**Cincinnati Reds @ Los Angeles Dodgers**  
 Dodger Stadium, Los Angeles, CA  
 Tue Jul 21 1998, 7:05 PM PDT  
 Att. 30,452 - Unknown - 76 F

<b>AB</b>	<b>32</b>
<b>R</b>	<b>2</b>
<b>H</b>	<b>6</b>
<b>RBI</b>	<b>2</b>
<b>BB</b>	<b>4</b>
<b>SO</b>	<b>8</b>
<b>LOB</b>	<b>18</b>



Batter	1	2	3	4	5	6	7	8	9
<b>Wilton Guerrero, S</b> (1, 4) <small>OBP: 0.273, SLG: 0.318</small> <b>Alex Cora, L</b> (8, 6) <small>OBP: 0.136, SLG: 0.227</small>	1-2 		1-3 		1-0 		0-0 		
<b>Juan Castro, R</b> (1, 6) <small>OBP: 0.258, SLG: 0.266</small>	2-2 		1-0 		4-2 		1-1 		
<b>Raul Mondesi, R</b> (1, 8) <small>OBP: 0.324, SLG: 0.541</small>	1-1 		0-0 		2-2 		3-0 		
<b>Gary Sheffield, R</b> (1, 9) <small>OBP: 0.437, SLG: 0.534</small>	1-2 		1-1 		4-0 			2-2 	
<b>Eric Karros, R</b> (1, 3)		0-0 	1-1 		0-0 			0-1 	
<b>Matt Luke, L</b> (1, 7) <small>OBP: 0.313, SLG: 0.532</small> <b>Scott Radinsky, L</b> (7, 1) <b>Roger Cedeno, S</b> (8, 7) <small>OBP: 0.329, SLG: 0.286</small>		0-1 	2-3 			2-3 		2-2 	
<b>Adrián Beltré, R</b> (1, 5) <small>OBP: 0.263, SLG: 0.361</small>		1-1 		1-3 		1-0 			
<b>Charles Johnson, R</b> (1, 2) <small>OBP: 0.269, SLG: 0.375</small>		2-1 		1-0 		2-3 			
<b>Ismael Valdez, R</b> (1, 1) <small>OBP: 0.225, SLG: 0.189</small> <b>Trenidad Hubbard, R</b> (7, 7) <small>OBP: 0.400, SLG: 0.522</small> <b>Jeff Shaw, R</b> (8, 1)		0-1 		0-2 			2-2 		

AB	R	H	RBI	BB	SO	LOB
3	0	0	0	0	1	0
0	0	0	0	0	0	0
3	0	0	0	1	0	1
4	1	2	0	0	0	2
3	1	1	1	1	0	1
4	1	2	1	0	0	2
3	0	0	0	0	2	2
0	0	0	0	0	0	0
1	0	0	0	0	0	0
3	1	1	2	0	1	0
3	0	0	0	0	1	0
2	0	0	0	0	0	0
1	0	1	0	0	0	0
0	0	0	0	0	0	0

WP	HR	S	P	ERA	WHIP
0	0	0	0	0.00	1.333
0	0	0	0	0.00	0.500

Inning Stats	R	H	E	K	S	H	LOB	BB	IBB	HBP	BLK	WP	HR	S	P	ERA	WHIP
	0	1	0	0	12	2	0	9	2	0	0	0	1	59	91	6.00	1.333
	2	2	0	0	9	2	0	12	0	0	0	0	0	16	26	0.00	0.500

**BOTTOM**

**Cincinnati Reds @ Los Angeles Dodgers**  
 Dodger Stadium, Los Angeles, CA

Tue Jul 21 1998, 7:05 PM PDT  
 Att: 30,452 - Unknown - 76 F

<b>AB</b>	<b>30</b>
<b>R</b>	<b>4</b>
<b>H</b>	<b>7</b>
<b>RBI</b>	<b>4</b>
<b>BB</b>	<b>2</b>
<b>SO</b>	<b>5</b>
<b>LOB</b>	<b>8</b>



Batter	1	2	3	4	5	6	7	8	9	AB R H RBI BB SO LOB	TOP									
<b>Craig Biggio, R</b> (1, 4) OBP: 0.393, SLG: 0.499	2-1 F9		1-0 F9			2-2 FC3-6 1B		2-1 FC6-4 1B		4 0 2 0 0 0 0	<b>Houston Astros @ Los Angeles Dodgers</b> <b>Dodger Stadium, Los Angeles, CA</b> Wed Jul 22 1998, 7:05 PM PDT Att. 31,365 - Unknown - 79 F									
<b>Bill Spiers, L</b> (1, 5) OBP: 0.367, SLG: 0.378	4-2 2B BB		2-1 F7			0-0 FC3-6 5 BB 1-2f		0-1 FC6-4 G6-3 5 1B 1-2f		3 2 0 0 1 0 2										
<b>Derek Bell, R</b> (1, 9) OBP: 0.369, SLG: 0.510	0-0 2B			1-0 F7		2-1 L5		1-0 G6-3 1-2		4 0 1 1 0 0 2										
<b>5 Jeff Bagwell, R</b> (1, 3) OBP: 0.403, SLG: 0.526	4-2 G4-6-3 BB			3-3 K		4-0 FC5-4 BB 1-2		3-2 2-H 1B		2 0 1 1 2 1 0										
<b>Moises Alou, R</b> (1, 7) OBP: 0.379, SLG: 0.576	0-0 G4-6-3 1-2f			4-1 BB		2-0 FC5-4 1-2f		0-0 F8		3 0 0 0 1 0 5										
<b>Carl Everett, S</b> (1, 8) OBP: 0.398, SLG: 0.527		3-3 K		1 SAFE 1 B X G1-3		3-1 F9 G5-3 2B		0-0 HR		4 2 2 1 0 1 1										
<b>Ricky Gutierrez, R</b> (1, 6) OBP: 0.366, SLG: 0.355		2-2 G4-3			2-1 L6		0-1 F9 2-3		0-3 K			4 0 0 0 0 1 1								
<b>Brad Ausmus, R</b> (1, 2) OBP: 0.350, SLG: 0.350		2-1 G6-3			2-1 G6-3		0-1 G5-3		2-3 K			4 0 0 1 0 1 0								
<b>Jose Lima, R</b> (1, 1) OBP: 0.167, SLG: 0.152			1-2 G1-3		0-0 G5-3		2-1 G3-1		3-3 K			2 0 0 0 0 0 0								
<b>35 Dave Clark, L</b> (7, PH) OBP: 0.270, SLG: 0.225										1 0 0 0 0 0 0										
<b>Scott Elarton, R</b> (7, 1)										0 0 0 0 0 0 0										
<b>Sean Berry, R</b> (9, PH) OBP: 0.369, SLG: 0.449										1 0 0 0 0 1 0										
<b>Inning Stats</b>	R: 1 E: 0 K: 0 S: 12	H: 1 LOB: 1 BB: 2 P: 22	R: 0 E: 0 K: 1 S: 10	H: 0 LOB: 0 BB: 0 P: 17	R: 0 E: 0 K: 0 S: 6	H: 0 LOB: 1 BB: 1 P: 15	R: 0 E: 0 K: 1 S: 5	H: 0 LOB: 0 BB: 0 P: 9	R: 0 E: 0 K: 0 S: 7	H: 1 LOB: 2 BB: 1 P: 17	R: 1 E: 0 K: 0 S: 8	H: 1 LOB: 0 BB: 0 P: 13	R: 1 E: 0 K: 0 S: 11	H: 2 LOB: 1 BB: 0 P: 17	R: 1 E: 0 K: 3 S: 12	H: 1 LOB: 0 BB: 0 P: 17	1B: 3 2B: 2 3B: 0 HR: 1	SF: 0 SAC: 0 DP: 1 HBP: 0	WP: 0 PB: 0 SB: 0 CS: 0	PA: 36
<b>PITCHER</b>	IP WLS BF H R ER SO BB IBB HBP BLK WP HR S P ERA WHIP																			
<b>Brian Bohanon, L</b> (1, 1) ERA: 3.21	6.0 W 23 2 1 1 2 4 0 0 0 0 0 0 46 90 1.50 1.000																			
<b>Darren Hall, R</b> (7, 1) ERA: 7.11	1.0 4 1 1 1 0 0 0 0 0 0 0 0 8 13 9.00 1.000																			
<b>Antonio Osuna, R</b> (8, 1) ERA: 2.87	1.0 5 2 1 1 0 0 0 0 0 0 0 0 11 17 9.00 2.000																			
<b>Jeff Shaw, R</b> (9, 1) ERA: 1.71	1.0 S 4 1 1 1 3 0 0 0 0 0 0 1 12 17 9.00 1.000																			

livebaseballscorecards.com

AB	32
R	4
H	6
RBI	4
BB	4
SO	5
LOB	11



Batter	1	2	3	4	5	6	7	8	9	AB	R	H	RBI	BB	SO	LOB				
Wilton Guerrero, S OBP: 0.278, SLG: 0.329 Alex Cora, L OBP: 0.136, SLG: 0.227	1-2 E G6-3 1B		0-1 E9 SF9 2B	1-2 G5-3		3-3 SAFE SAFE 1-2				4	1	2	0	0	1	1				
Juan Castro, R OBP: 0.252, SLG: 0.261	0-3 K		1-0 SF9		1-1 G6-3		0-0 G6-3			3	0	0	1	0	1	1				
Raul Mondesi, R OBP: 0.325, SLG: 0.541	0-0 G6-3		1-1 3-H E S 1B		0-0 P3		2-2 1B 1B			4	2	2	0	0	0	1				
Gary Sheffield, R OBP: 0.438, SLG: 0.541	4-1 E BB		3-1 G5-3		0-1 HR		2-0 F8			3	1	1	1	1	0	2				
Eric Karros, R OBP: 0.355, SLG: 0.450	1-2 E6 1-2 2-3		0-1 3-H 1B		0-0 HR		2-2 1-H 1B			4	1	3	3	0	0	2				
Matt Luke, L OBP: 0.304, SLG: 0.516	2-1 P3		1-1 G3		0-0 G4-3		3-2 F7			4	0	0	0	0	0	5				
Adrian Beltré, R OBP: 0.275, SLG: 0.360		3-1 G1-3		0-2 P4		2-2 S HBP		0-2 G1-6-3 1B		3	0	1	0	0	0	0				
Charles Johnson, R OBP: 0.272, SLG: 0.386		1-0 G6-4-3 1B		1-1 HR		2-0 F8		1-1 F7		4	1	2	1	0	0	2				
Brian Bohanon, L OBP: 0.389, SLG: 0.444 Tripp Crompter, R OBP: 0.500, SLG: 2.000 Darren Hall, R Antonio Osuna, R Jim Eisenreich, L OBP: 0.286, SLG: 0.254 Jeff Shaw, R		0-1 G6-4-3 1-2f		0-2 G6-3		0-3 K		1-0 G1-6-3 1-2f		2	0	0	0	0	0	1				
<b>Inning Stats</b>	R: 0 E: 1 K: 1 S: 14	H: 1 LOB: 3 BB: 1 P: 22	R: 0 E: 0 K: 0 S: 5	H: 1 LOB: 0 BB: 0 P: 9	R: 2 E: 1 K: 0 S: 11	H: 3 LOB: 1 BB: 0 P: 17	R: 1 E: 0 K: 0 S: 11	H: 1 LOB: 0 BB: 0 P: 13	R: 2 E: 0 K: 0 S: 7	H: 2 LOB: 0 BB: 0 P: 8	R: 0 E: 0 K: 2 S: 10	H: 0 LOB: 1 BB: 0 P: 17	R: 1 E: 0 K: 0 S: 17	H: 2 LOB: 1 BB: 0 P: 25	R: 0 E: 0 K: 0 S: 6	H: 1 LOB: 0 BB: 0 P: 8	1B: 7 2B: 1 3B: 0 HR: 3	SF: 1 SAC: 0 DP: 2 HBP: 1	WP: 0 PB: 0 SB: 2 CS: 0	PA: 36
<b>PITCHER</b> Jose Lima, R ERA: 3.95 Scott Elarton, R ERA: 4.07	IP 6.0 WLS L BF 28 H 8 R 5 ER 5 SO 3 BB 1 IBB 0 HBP 1 BLK 0 WP 0 HR 3 S 58 P 86 ERA 7.50 WHIP 1.500	IP 2.0 WLS L BF 8 H 3 R 1 ER 1 SO 0 BB 0 IBB 0 HBP 0 BLK 0 WP 0 HR 0 S 23 P 33 ERA 4.50 WHIP 1.500																		

**BOTTOM**

**Houston Astros @ Los Angeles Dodgers**  
**Dodger Stadium, Los Angeles, CA**  
 Wed Jul 22 1998, 7:05 PM PDT  
 Att: 31,365 - Unknown - 79 F

AB	33
R	6
H	11
RBI	6
BB	1
SO	3
LOB	17





Batter	1	2	3	4	5	6	7	8	9	10	AB R H RBI BB SO LOB	TOP											
<b>Craig Biggio, R</b> OBP: 0.395, SLG: 0.499 (1, 4)	1-3 <b>K</b>		1-2 <b>E5</b> BB 2-H		0-2 <b>F9</b>			1-0 <b>1B</b> 2B	4-0 <b>FC3-6</b> BB	4-0 <b>1B</b> BB IBB	4 1 1 0 2 1 0												
<b>Ricky Gutierrez, R</b> OBP: 0.368, SLG: 0.354 (1, 6)	0-0 <b>G6-3</b>		4-2 <b>BB</b>			3-2 <b>G5-3</b>		0-1 <b>HR</b> 1B 2-H	0-0 <b>FC3-6</b> 1B FC6-4 1-2f	4-0 <b>1B</b> BB 1-2 2-3 3-H	4 1 1 2 2 0 1												
<b>Derek Bell, R</b> OBP: 0.368, SLG: 0.507 (1, 9)	2-2 <b>G1-3</b>		0-3 <b>K</b>			1-0 <b>G2-3</b>		2-3 <b>K</b>	2-2 <b>5</b> FC6-4 1B 1-2	1-2 <b>1B</b> 1-2 2-3 3-H	6 0 2 1 0 2 3												
<b>5 Jeff Bagwell, R</b> OBP: 0.402, SLG: 0.521 (1, 3)		0-0 <b>G3-6-3</b> 1B		2-3 <b>K</b>		4-2 <b>BB</b>		2-2 <b>F8</b>	1-1 <b>FC6-4</b> 1-2f 2-3	3-1 <b>F7</b>	5 0 1 0 1 1 6												
<b>Moises Alou, R</b> OBP: 0.379, SLG: 0.582 (1, 7)		2-3 <b>K</b>		1-1 <b>1B</b>		1-0 <b>F9</b>		1-1 <b>HR</b> 1-H	1-2 <b>F9</b>		5 1 2 2 0 1 4												
<b>Carl Everett, S</b> OBP: 0.398, SLG: 0.522 (1, 8)		2-1 <b>G3-6-3</b> 1-2f		2-2 <b>F7</b>			0-0 <b>G1-3</b>	4-2 <b>1B</b> 1B BB		4-1 <b>G3</b> S BB BB	3 2 0 0 2 0 2												
<b>Sean Berry, R</b> OBP: 0.370, SLG: 0.454 <b>Jay Powell, R</b> (10, 1)		1-1 <b>F7</b>		2-3 <b>K</b>			0-0 <b>2B</b>	2-1 <b>1B</b> E 1B 1-3		3-3 <b>K</b> SAFE SAFE	5 1 2 0 0 2 2 0 0 0 0 0 0 0												
<b>Brad Ausmus, R</b> OBP: 0.355, SLG: 0.353 (1, 2)		1-1 <b>E</b> SH2-4 1B				1-1 <b>G1-3</b>		0-0 <b>G5-3</b>	1-2 <b>E6</b> E 1B 1-2 3-H	4-1 <b>BB</b> G3 1B BB 1-2	4 2 2 1 1 0 1												
<b>Sean Bergman, R</b> OBP: 0.353, SLG: 0.053 <b>35 Dave Clark, L</b> OBP: 0.297, SLG: 0.222 <b>Trever Miller, R</b> OBP: 0.500, SLG: 1.000 <b>Tony Eusebio, R</b> OBP: 0.331, SLG: 0.309 <b>Doug Henry, R</b> <b>Bill Spiers, L</b> OBP: 0.366, SLG: 0.376 (1, 1) (7, PH) (7, 1) (8, PH) (8, 1) (10, PH) (10, 5)		0-0 <b>SH2-4</b>		0-3 <b>K</b>			1-3 <b>K</b>	0-0 <b>E6</b> 1-3 2-H		1-0 <b>G3</b> 1-2 2-3	1 0 0 0 0 1 0 1 0 0 0 0 1 1 0 0 0 0 0 0 0 1 0 0 0 0 0 1 0 0 0 0 0 0 0 1 0 0 0 0 0 2												
<b>Inning Stats</b>	R: 0 E: 0 K: 1 S: 11	H: 0 LOB: 0 BB: 0 P: 14	R: 0 E: 0 K: 1 S: 7	H: 1 LOB: 0 BB: 0 P: 11	R: 1 E: 1 K: 1 S: 14	H: 1 LOB: 2 BB: 1 P: 21	R: 0 E: 0 K: 2 S: 12	H: 1 LOB: 1 BB: 0 P: 19	R: 0 E: 0 K: 1 S: 8	H: 0 LOB: 1 BB: 1 P: 9	R: 0 E: 0 K: 1 S: 6	H: 1 LOB: 1 BB: 0 P: 7	R: 5 E: 1 K: 1 S: 21	H: 5 LOB: 2 BB: 1 P: 34	R: 0 E: 0 K: 0 S: 13	H: 1 LOB: 2 BB: 1 P: 21	R: 2 E: 0 K: 1 S: 14	H: 1 LOB: 3 BB: 4 P: 38	1B: 8 2B: 2 3B: 0 HR: 1	SF: 0 SAC: 1 DP: 1 HBP: 0	WP: 0 PB: 0 SB: 1 CS: 0	PA: 49	
<b>PITCHER</b>	IP WLS BF H R ER SO BB IBB HBP BLK WP HR S P ERA WHIP																						
<b>Dave Mlicki, R</b> ERA: 4.89 (1, 1)	7.0		6	3	2	7	2	0	0	0	0	0	0	0	2.57	1.143							
<b>Antonio Osuna, R</b> ERA: 3.21 (8, 1)	0.2	5	2	1	1	1	1	0	0	0	0	0	1	13	24	13.50	4.500						
<b>Scott Radinsky, L</b> ERA: 2.68 (8, 1)	1.1	7	2	2	1	0	1	0	0	0	0	0	0	18	27	6.75	2.250						
<b>Darren Hall, R</b> ERA: 9.45 (10, 1)	0.1	L	3	0	2	1	2	0	0	0	0	0	0	8	19	54.00	6.000						
<b>Mark Guthrie, L</b> ERA: 1.99 (10, 1)	0.2	5	1	0	0	0	1	1	0	0	0	0	0	6	19	0.00	3.000						

**Houston Astros @ Los Angeles Dodgers**  
**Dodger Stadium, Los Angeles, CA**  
 Thu Jul 23 1998, 7:05 PM PDT  
 Att. 40,205 - Unknown - 73 F

livebaseballscorecards.com

**AB 40**  
**R 8**  
**H 11**  
**RBI 6**  
**BB 8**  
**SO 9**  
**LOB 23**



BOTTOM

Houston Astros @ Los Angeles Dodgers  
Dodger Stadium, Los Angeles, CA

Thu Jul 23 1998, 7:05 PM PDT  
Att. 40,205 - Unknown - 73 F

livebaseballscorecards.com

AB	40
R	6
H	10
RBI	6
BB	2
SO	4
LOB	11



WP:	0	PA:	42
PB:	0		
SB:	0		
CS:	0		

AB	4	R	1	H	2	RBI	0	BB	0	SO	0	LOB	0
	1	0	0	0	0	0	0	0	0	1			

5	1	1	0	0	0	2							
---	---	---	---	---	---	---	--	--	--	--	--	--	--

5	1	2	2	0	0	1							
---	---	---	---	---	---	---	--	--	--	--	--	--	--

5	1	1	1	0	0	2							
---	---	---	---	---	---	---	--	--	--	--	--	--	--

3	1	1	0	1	0	0							
1	0	0	0	0	0	0							

5	1	2	3	0	0	1							
---	---	---	---	---	---	---	--	--	--	--	--	--	--

4	0	1	0	0	1	1							
---	---	---	---	---	---	---	--	--	--	--	--	--	--

4	0	0	0	0	2	3							
---	---	---	---	---	---	---	--	--	--	--	--	--	--

3	0	0	0	0	0	1	0						
0	0	0	0	0	0	0	0						
0	0	0	0	0	0	0	0						
0	0	0	0	0	1	0	0						
0	0	0	0	0	0	0	0						
0	0	0	0	0	0	0	0						

1B:	7	SF:	0
2B:	1	SAC:	0
3B:	1	DP:	0
HR:	1	HBP:	0

Batter	1	2	3	4	5	6	7	8	9	10
Wilton Guerrero, S OBP: 0.284, SLG: 0.333 Alex Cora, L OBP: 0.130, SLG: 0.217	2-2 2B 3B 1B	0-2 G4-3			2-2 G4-3		0-0 FC4-6 1B		0-0 B3	
Juan Castro, R OBP: 0.250, SLG: 0.265	1 SAFE 3-2 1 SAFE 1 SAFE 1-3 3B 2B	3-1 G6-3			1-1 G5-3		1-1 FC4-6 1B 1-2f		1-2 F8	
Raul Mondesi, R OBP: 0.326, SLG: 0.544	0-0 1B 3B	0-0 F9			1-1 G5-3		0-0 1-2 1B		1-2 G3	
Gary Sheffield, R OBP: 0.435, SLG: 0.536	3-2 E 3-H HR 1B				3-2 G6-3		0-0 G5-3		1-0 F9	
Eric Karros, R OBP: 0.356, SLG: 0.449 Roger Cedeno, S OBP: 0.326, SLG: 0.283	0-1 E9 HR 1B				1-2 P4		0-0 G3		4-2 FC3-6 BB	
Matt Luke, L OBP: 0.307, SLG: 0.534	1-0 2-H 3-H HR				1-0 G4-3		2-0 1B 1B		1-1 FC3-6 1-2f	
Adrian Beltré, R OBP: 0.274, SLG: 0.354	0-0 G6-3				1-0 L6		1-0 1-3 1B		0-3 K	
Charles Johnson, R OBP: 0.268, SLG: 0.381	1-3 K				3-2 G1-3		2-3 K		0-0 F9	
Dave Milicki, R OBP: 0.200, SLG: 0.182 Antonio Osuna, R OBP: 0.271, SLG: 0.254 Darren Hall, R OBP: 0.271, SLG: 0.254 Mark Guthrie, R	0-1 G6-3				1-1 G6-3		1-3 K		4-1 BB	

Inning Stats	R: 6	H: 6	E: 1	LOB: 0	K: 1	S: 23	P: 32	R: 0	H: 0	E: 0	LOB: 0	K: 0	BB: 0	S: 6	P: 9	R: 0	H: 0	E: 0	LOB: 0	K: 0	BB: 0	S: 9	P: 14	R: 0	H: 0	E: 0	LOB: 0	K: 0	BB: 0	S: 8	P: 13	R: 0	H: 0	E: 0	LOB: 0	K: 0	BB: 0	S: 7	P: 11	R: 0	H: 2	E: 0	LOB: 2	K: 1	BB: 0	S: 7	P: 12	R: 0	H: 2	E: 0	LOB: 2	K: 1	BB: 0	S: 8	P: 11	R: 0	H: 0	E: 0	LOB: 1	K: 1	BB: 1	S: 11	P: 16	R: 0	H: 0	E: 0	LOB: 1	K: 0	BB: 1	S: 9	P: 15	R: 0	H: 0	E: 0	LOB: 0	K: 0	BB: 0	S: 7	P: 8	1B: 7	SF: 0	2B: 1	SAC: 0	3B: 1	DP: 0	HR: 1	HBP: 0	WP: 0	PA: 42
--------------	------	------	------	--------	------	-------	-------	------	------	------	--------	------	-------	------	------	------	------	------	--------	------	-------	------	-------	------	------	------	--------	------	-------	------	-------	------	------	------	--------	------	-------	------	-------	------	------	------	--------	------	-------	------	-------	------	------	------	--------	------	-------	------	-------	------	------	------	--------	------	-------	-------	-------	------	------	------	--------	------	-------	------	-------	------	------	------	--------	------	-------	------	------	-------	-------	-------	--------	-------	-------	-------	--------	-------	--------

PITCHER	IP	WLS	BF	H	R	ER	SO	BB	IBB	HBP	BLK	WP	HR	S	P	ERA	WHIP
Sean Bergman, R ERA: 3.5	(1, 1)	6.0	26	8	6	6	2	0	0	0	0	0	1	60	91	9.00	1.333
Trever Miller, L ERA: 2.56	(7, 1)	1.0	5	2	0	0	1	0	0	0	0	0	0	8	11	0.00	2.000
Doug Henry, R ERA: 2.76	(8, 1)	2.0	W 8	0	0	0	1	2	0	0	0	0	0	20	31	0.00	1.000
Jay Powell, R ERA: 3.77	(10, 1)	1.0	S 3	0	0	0	0	0	0	0	0	0	0	7	8	0.00	0.000



Batter	1	2	3	4	5	6	7	8	9	AB R H RBI BB SO LOB	TOP	
<b>Andy Fox, L</b> (1, 5) <small>OBP: 0.341, SLG: 0.391</small>	1-1 		1-3 			4-2 		2-0 		3 0 0 0 1 1 1	<b>Arizona Diamondbacks @ Los Angeles Dodgers</b> <b>Dodger Stadium, Los Angeles, CA</b> Fri Jul 24 1998, 7:05 PM PDT Att. 36,150 - Unknown - 76 F	
<b>Danny Klassen, R</b> (1, 4) <small>OBP: 0.362, SLG: 0.433</small>	2-3 			2-2 		0-1 		2-1 	4 0 1 0 0 1 1			
<b>Travis Lee, L</b> (1, 3) <small>OBP: 0.366, SLG: 0.484</small> <b>Brent Brede, L</b> (4, PH) <small>OBP: 0.303, SLG: 0.328</small>	3-2 			0-0 		0-3 		2-2 	1 0 0 0 0 0 0 3 0 0 0 0 1 2			
<b>Devon White, S</b> (1, 8) <small>OBP: 0.322, SLG: 0.454</small>		0-0 		0-3 			1-1 	0-1 	0 0 0 0 0 0 0			
<b>Jay Bell, R</b> (1, 6) <small>OBP: 0.347, SLG: 0.427</small>		3-3 			0-3 		3-2 		3 0 1 0 0 2 0			
<b>Karim Garcia, L</b> (1, 9) <small>OBP: 0.252, SLG: 0.381</small>		0-1 			2-3 		0-1 		3 0 0 0 0 1 1			
<b>Yamil Benitez, R</b> (1, 7) <small>OBP: 0.301, SLG: 0.424</small>			1-0 		1-1 		0-1 		3 1 1 1 0 0 1			
<b>Damian Miller, R</b> (1, 2) <small>OBP: 0.380, SLG: 0.477</small>			0-3 		1-3 			2-3 	3 0 0 0 0 3 0			
<b>Amaury Telemaco, R</b> (1, 1) <small>OBP: 0.118, SLG: 0.067</small> <b>David Dellucci, L</b> (8, PH) <small>OBP: 0.342, SLG: 0.439</small> <b>Bobby Chouinard, R</b> (8, 1)			4-0 		1-3 			0-0 	1 0 0 0 1 1 0 1 0 0 0 0 0 0 0 0 0 0 0 0 0			
<b>Inning Stats</b>	R: 0 H: 0 E: 0 LOB: 0 K: 1 BB: 0 S: 8 P: 14	R: 0 H: 0 E: 0 LOB: 0 K: 1 BB: 0 S: 6 P: 9	R: 0 H: 0 E: 0 LOB: 1 K: 2 BB: 1 S: 7 P: 13	R: 0 H: 0 E: 0 LOB: 0 K: 1 BB: 0 S: 7 P: 9	R: 1 H: 1 E: 0 LOB: 0 K: 3 BB: 0 S: 11 P: 15	R: 0 H: 0 E: 0 LOB: 1 K: 2 BB: 1 S: 12 P: 17	R: 0 H: 1 E: 1 LOB: 1 K: 0 BB: 0 S: 9 P: 13	R: 0 H: 0 E: 0 LOB: 0 K: 1 BB: 0 S: 6 P: 10	R: 0 H: 1 E: 0 LOB: 0 K: 0 BB: 0 S: 7 P: 11	1B: 2 SF: 0 2B: 0 SAC: 0 3B: 0 DP: 1 HR: 1 HBP: 0	WP: 0 PA: 31 PB: 0 SB: 0 CS: 0	
<b>PITCHER</b> <b>Chan Ho Park, R</b> (1, 1) <small>ERA: 4.07</small> <b>Jeff Shaw, R</b> (9, 1) <small>ERA: 1.68</small>	IP WLS BF H R ER SO BB IBB HBP BLK WP HR S P ERA WHIP 8.0 W 28 2 1 1 11 2 0 0 0 0 1 66 100 1.12 0.500											<b>PITCHER</b> IP WLS BF H R ER SO BB IBB HBP BLK WP HR S P ERA WHIP 1.0 S 3 1 0 0 0 0 0 0 0 0 0 7 11 0.00 1.000

livebaseballscorecards.com

<b>AB</b>	25
<b>R</b>	1
<b>H</b>	3
<b>RBI</b>	1
<b>BB</b>	2
<b>SO</b>	10
<b>LOB</b>	6













Batter	1	2	3	4	5	6	7	8	9	AB R H RBI BB SO LOB	TOP		
<b>Wilton Guerrero, S</b> (1, 4) <small>OBP: 0.303, SLG: 0.345</small> <b>Antonio Osuna, R</b> (8, 1) <b>Jim Eisenreich, L</b> (9, PH) <small>OBP: 0.276, SLG: 0.259</small> <b>Scott Radinsky, L</b> (9, 1)	4-2  BB	2-1 G3		2-2 G6-3			0-0 G6-3		3-1  1B	3 1 0 0 1 0 2 0 0 0 0 0 0 0 1 0 1 0 0 0 0 0 0 0 0 0 0 0			
<b>Juan Castro, R</b> (1, 6) <small>OBP: 0.250, SLG: 0.261</small>	3-1 L9 1-3		4-2  BB		4-0  BB		1-0 F7		0-1  G6-4-3	3 2 0 0 2 0 2			
<b>Raul Mondesi, R</b> (1, 8) <small>OBP: 0.320, SLG: 0.536</small> <b>Roger Cedeno, S</b> (9, 8) <small>OBP: 0.331, SLG: 0.289</small>	0-0 L4		2-0  1B		0-0  HR		0-1 G4-3			4 1 2 2 0 0 1 0 0 0 0 0 0 0			
<b>Gary Sheffield, R</b> (1, 9) <small>OBP: 0.442, SLG: 0.549</small>	0-1  2B		2-2  SF8		0-3  HR		1-0  2B			3 1 2 2 0 1 0			
<b>Eric Karros, R</b> (1, 3) <small>OBP: 0.361, SLG: 0.473</small>	1-2  HR		2-1  1B		1-2 L7		1-1 L9			4 1 2 2 0 0 1			
<b>Matt Luke, L</b> (1, 7) <small>OBP: 0.296, SLG: 0.524</small>	1-3  K		0-1 G4-3		3-2 F8		1-2  FC6-2-6			4 1 0 0 0 1 2			
<b>Adrián Beltré, R</b> (1, 5) <small>OBP: 0.242, SLG: 0.309</small>			1-0 G6-3		0-0 G6-3		1-1 G4-3		0-1  1B	4 0 1 1 0 0 0			
<b>Tom Prince, R</b> (1, 2) <small>OBP: 0.276, SLG: 0.275</small>			0-1 L8		3-2  SH3-4		1-0 G5-3		0-1 G1-4-3	4 0 0 0 0 0 1			
<b>Brian Bohanon, L</b> (1, 1) <small>OBP: 0.400, SLG: 0.500</small> <b>Alex Cora, L</b> (8, 6) <small>OBP: 0.179, SLG: 0.222</small>			2-0  2B		2-0  SH3-4		0-1 G5-3		1-2 F4	2 0 1 0 0 0 0 1 0 0 0 0 0 0			
<b>Inning Stats</b>	R: 3 H: 2 E: 0 LOB: 0 K: 1 BB: 1 S: 13 P: 22	R: 0 H: 1 E: 0 LOB: 1 K: 0 BB: 0 S: 6 P: 11	R: 1 H: 2 E: 0 LOB: 1 K: 0 BB: 1 S: 10 P: 20	R: 0 H: 0 E: 1 LOB: 1 K: 0 BB: 0 S: 8 P: 15	R: 2 H: 1 E: 0 LOB: 0 K: 1 BB: 1 S: 11 P: 19	R: 0 H: 0 E: 0 LOB: 0 K: 0 BB: 0 S: 5 P: 7	R: 0 H: 0 E: 0 LOB: 0 K: 0 BB: 0 S: 4 P: 5	R: 1 H: 2 E: 0 LOB: 1 K: 0 BB: 0 S: 10 P: 13	R: 0 H: 1 E: 0 LOB: 0 K: 0 BB: 0 S: 7 P: 11	1B: 4 SF: 1 2B: 3 SAC: 1 3B: 0 DP: 1 HR: 2 HBP: 0	WP: 0 PA: 38 PB: 0 SB: 1 CS: 1		
<b>PITCHER</b>	IP WLS BF H R ER SO BB IBB HBP BLK WP HR S P ERA WHIP											<b>PITCHER</b>	IP WLS BF H R ER SO BB IBB HBP BLK WP HR S P ERA WHIP
<b>Tyler Green, R</b> (1, 1) <small>ERA: 4.86</small>	6.0 L 27 6 6 6 2 3 0 0 0 0 0 2 53 94 9.00 1.500												
<b>Mike Welch, R</b> (7, 1) <small>ERA: 3.12</small>	2.0 8 2 1 1 0 0 0 0 0 0 0 0 14 18 4.50 1.000												
<b>Ricky Bottalico, R</b> (9, 1) <small>ERA: 4.19</small>	1.0 3 1 0 0 0 0 0 0 0 0 0 0 7 11 0.00 1.000												

Los Angeles Dodgers @ Philadelphia Phillies  
 Veterans Stadium, Philadelphia, PA  
 Tue Jul 28 1998, 7:05 PM EDT  
 Att. 24,828 - Cloudy - 81 F

livebaseballscorecards.com

AB	33
R	7
H	9
RBI	7
BB	3
SO	2
LOB	9



Batter	1	2	3	4	5	6	7	8	9	AB	R	H	RBI	BB	SO	LOB
Doug Glanville, R OBP: 0.353, SLG: 0.430 (1, 8)	2-1 G4-3 X	0-0 F8 S		2-3 K S			0-0 P2 X		2-1 L8 S	5	0	0	0	0	1	3
Gregg Jefferies, S OBP: 0.334, SLG: 0.415 (1, 7)	2-2 G4-3 X		1-0 G1-3 X		1-1 L4 X		1-0 G6-3 X		0-0 1B 1B	5	1	1	0	0	0	0
Scott Rolen, R OBP: 0.385, SLG: 0.526 (1, 5)	2-1 HR		4-2 FC4 BB		2-3 K S		2-1 2B		2-1 1B 1B SAFE	4	1	3	1	1	1	0
Rico Brogna, L OBP: 0.331, SLG: 0.469 (1, 3)	1-2 L1 X		0-0 FC4 2B 1-2f		3-2 2B		2-3 K S		1-2 1B 1-2 2-H	5	0	2	1	0	1	2
Bobby Estalella, R OBP: 0.333, SLG: 0.579 (1, 2)		3-3 K S	3-0 2B 1-3		0-1 G5-3 X			3-2 BB HBP	0-0 F6 X	4	0	1	0	0	1	3
Mark Lewis, R OBP: 0.318, SLG: 0.384 (1, 4)		1-0 1B E 1B	2-2 G4-3 X		1-3 K S			1-3 K S	0-0 F4 X	5	1	1	0	0	2	5
Bobby Abreu, L OBP: 0.402, SLG: 0.460 (1, 9)		1 SAFE 0-1 E 1-2 1B		1-0 F8 X		0-2 FC6-4 1B X		4-2 23 FC4-6 BB SAFE		3	0	2	0	1	0	0
Desi Relaford, S OBP: 0.310, SLG: 0.362 (1, 6)		0-0 E4 1-2 2-H		1-1 SH1-4 1B X		1-3 K SAFE		0-1 L8 X		4	0	1	0	0	1	4
Tyler Green, R OBP: 0.229, SLG: 0.226 (1, 1)		0-3 K S		0-0 SH1-4 1-2 X		0-0 FC6-4 1-2f X		0-1 FC4-6 1-2f X		1	0	0	0	0	1	2
Ruben Amaro Jr, S OBP: 0.247, SLG: 0.288 (6, PH)										1	0	0	0	0	0	1
Mike Welch, L (7, 1)										0	0	0	0	0	0	0
23 Kevin Jordan, R OBP: 0.320, SLG: 0.366 (8, PH)										1	0	0	0	0	0	2
Ricky Bottalico, L (9, 1)										0	0	0	0	0	0	0

Inning Stats	R: 1	H: 1	E: 0	K: 0	S: 10	H: 1	LOB: 0	BB: 0	P: 17	R: 1	H: 2	E: 1	K: 2	S: 12	H: 1	LOB: 2	BB: 0	P: 16	R: 0	H: 1	E: 0	K: 0	S: 8	H: 1	LOB: 1	BB: 1	P: 18	R: 0	H: 1	E: 0	K: 1	S: 9	H: 1	LOB: 1	BB: 0	P: 13	R: 0	H: 1	E: 0	K: 1	S: 11	H: 1	LOB: 1	BB: 0	P: 17	R: 0	H: 1	E: 0	K: 2	S: 11	H: 1	LOB: 1	BB: 0	P: 13	R: 0	H: 1	E: 0	K: 1	S: 7	H: 1	LOB: 1	BB: 0	P: 12	R: 0	H: 0	E: 0	K: 1	S: 15	H: 0	LOB: 2	BB: 1	P: 23	R: 1	H: 3	E: 0	K: 0	S: 11	H: 3	LOB: 2	BB: 0	P: 16	1B: 7	SF: 0	2B: 3	SAC: 1	3B: 0	DP: 0	HR: 1	HBP: 1	WP: 0	PA: 42
--------------	------	------	------	------	-------	------	--------	-------	-------	------	------	------	------	-------	------	--------	-------	-------	------	------	------	------	------	------	--------	-------	-------	------	------	------	------	------	------	--------	-------	-------	------	------	------	------	-------	------	--------	-------	-------	------	------	------	------	-------	------	--------	-------	-------	------	------	------	------	------	------	--------	-------	-------	------	------	------	------	-------	------	--------	-------	-------	------	------	------	------	-------	------	--------	-------	-------	-------	-------	-------	--------	-------	-------	-------	--------	-------	--------

PITCHER	IP	WLS	BF	H	R	ER	SO	BB	IBB	HBP	BLK	WP	HR	S	P	ERA	WHIP
Brian Bohanon, L ERA: 3.04 (1, 1)	7.0	W	31	8	2	1	7	1	0	0	0	0	1	68	106	1.29	1.286
Antonio Osuna, R ERA: 3.12 (8, 1)	1.0		5	0	0	0	1	1	0	1	0	0	0	15	23	0.00	1.000
Scott Radinsky, L ERA: 2.76 (9, 1)	1.0		6	3	1	1	0	0	0	0	0	0	0	11	16	9.00	3.000

**BOTTOM**

Los Angeles Dodgers @ Philadelphia Phillies  
Veterans Stadium, Philadelphia, PA

Tue Jul 28 1998, 7:05 PM EDT  
Att. 24,828 - Cloudy - 81 F

livebaseballscorecards.com

AB	38
R	3
H	11
RBI	2
BB	2
SO	8
LOB	22







Batter	1	2	3	4	5	6	7	8	9	AB	R	H	RBI	BB	SO	LOB
Doug Glanville, R OBP: 0.356, SLG: 0.434 (1, 8)	0-2 G3-1		2-2 E6 HBP 1B SF8	0-1 1B SF7 2B		0-1 F9 1B 1B	1-2 1B			5	3	3	2	0	0	0
Gregg Jefferies, S OBP: 0.337, SLG: 0.418 Wayne Gomes, R (8, 1)	1-1 G6-3		0-1 HBP 1B	1-2 S 1B		1-0 E 1B 1B	2-3 K			5	1	3	0	0	1	1
Scott Rolen, R OBP: 0.386, SLG: 0.527 (1, 5)	0-0 2B		2-1 FC6-4 HBP	3-1 SF7		1-0 F9	1-3 K2-3			3	0	1	1	0	1	3
Rico Brogna, L OBP: 0.334, SLG: 0.469 (1, 3)	4-0 FC5-4 BB		0-0 SF8	4-2 FC6-4 BB		1-0 1B SF8 1B		2-3 K		2	1	1	2	2	1	0
Bobby Estalella, R OBP: 0.269, SLG: 0.458 (1, 2)	0-1 FC5-4 1-2f		1-2 FC6-4 1-2f	0-2 FC6-4 1-2f		1-2 E5 SF8 1B		2-0 G5-3		5	0	0	0	0	0	8
Bobby Abreu, L OBP: 0.402, SLG: 0.468 (1, 9)		1-3 K		2-2 HR		1-1 G4-3		2-2 F7		5	1	2	2	0	1	0
Mark Lewis, R OBP: 0.317, SLG: 0.386 (1, 4)		1-1 F9		1-0 SH3-4 2B		2-3 K		0-0 SF8		3	1	1	1	0	1	0
Desi Relaford, S OBP: 0.312, SLG: 0.364 (1, 6)		3-2 F8		0-1 SH3-4 2B		1-1 FC5-4 1B		0-0 G4-3		4	1	2	0	0	0	2
Carlton Loewer, R OBP: 0.176, SLG: 0.125 Jerry Spradlin, S (7, 1) Ruben Amaro Jr, S OBP: 0.243, SLG: 0.284 (8, 7)			0-3 K	2-2 SH3-4		1-0 FC5-4 1-2f		1-2 G4-3		2	0	0	0	0	1	1
				1-2 2-3						0	0	0	0	0	0	0
										1	0	0	0	0	0	0

Inning Stats	R: 0	H: 1	E: 0	K: 8	S: 8	L: 13	R: 0	H: 0	E: 0	K: 1	S: 8	R: 1	H: 1	E: 1	K: 1	S: 13	R: 4	H: 5	E: 0	K: 0	S: 22	R: 0	H: 1	E: 0	K: 1	S: 8	R: 3	H: 4	E: 1	K: 0	S: 12	R: 0	H: 1	E: 0	K: 2	S: 13	R: 0	H: 0	E: 0	K: 1	S: 9	1B: 9	SF: 3	2B: 3	SAC: 1	3B: 0	DP: 0	HR: 1	HBP: 1	WP: 0	PA: 42
PITCHER	IP	WLS	BF	H	R	ER	SO	BB	IBB	HBP	BLK	WP	HR	S	P	ERA	WHIP																																		
Dave Micki, R ERA: 5.03 (1, 1)	4.0	L	23	7	5	4	2	2	0	1	0	0	0	51	79	9.00	2.250																																		
Darren Hall, R ERA: 9.35 (5, 1)	2.0		12	5	3	2	1	0	0	0	0	0	0	20	29	9.00	2.500																																		
Sean Maloney, R ERA: (7, 1)	2.0		7	1	0	0	3	0	0	0	0	0	0	22	33	0.00	0.500																																		

BOTTOM

Los Angeles Dodgers @ Philadelphia Phillies  
Veterans Stadium, Philadelphia, PA  
Wed Jul 29 1998, 7:05 PM EDT  
Att: 20,127 - Unknown - 84 F

livebaseballscores.com

AB	35
R	8
H	13
RBI	8
BB	2
SO	6
LOB	15





Batter	1	2	3	4	5	6	7	8	9	AB R H RBI BB SO LOB	TOP
<b>Wilton Guerrero, S</b> (1, 4) <small>OBP: 0.299, SLG: 0.339</small> <b>Alex Cora, L</b> (7, 6) <small>OBP: 0.172, SLG: 0.214</small>	3-3 		1-3 		0-0 		0-1 		2-1 	4 0 0 0 0 2 3 1 0 0 0 0 0 0	
<b>Trenidad Hubbard, R</b> (1, 7) <small>OBP: 0.382, SLG: 0.494</small>	1-2 		0-0 			1-0 	1-2 		1-2 	4 0 1 1 0 0 1	
<b>Raul Mondesi, R</b> (1, 8) <small>OBP: 0.320, SLG: 0.532</small> <b>Roger Cedeno, S</b> (3, 7) <small>OBP: 0.336, SLG: 0.303</small>	3-3 		2-3 			2-3 	0-1 		0-0 	2 0 0 0 0 2 1 3 0 1 0 0 1 1	
<b>Gary Sheffield, R</b> (1, 9) <small>OBP: 0.438, SLG: 0.551</small>		3-2 		1-1 		1-0 	3-2 			4 1 1 0 0 0 2	
<b>Eric Karros, R</b> (1, 3) <small>OBP: 0.359, SLG: 0.469</small>		4-1 		0-3 		1-2 		3-1 		3 0 1 1 1 1 0	
<b>Adrián Beltré, R</b> (1, 5) <small>OBP: 0.271, SLG: 0.330</small>		0-3 		1-3 		4-2 		2-2 		3 0 1 0 1 2 1	
<b>Charles Johnson, R</b> (1, 2) <small>OBP: 0.268, SLG: 0.387</small>			1-0 		1-3 	4-2 		0-0 		3 1 1 0 1 1 1	<b>AB 33</b> <b>R 3</b> <b>H 7</b> <b>RBI 2</b> <b>BB 5</b> <b>SO 10</b> <b>LOB 15</b>
<b>Juan Castro, R</b> (1, 6) <small>OBP: 0.260, SLG: 0.267</small>			1-2 		4-0 	0-2 		3-1 		3 1 1 0 1 0 4	
<b>Chan Ho Park, R</b> (1, 1) <small>OBP: 0.213, SLG: 0.283</small> <b>Jim Eisenreich, L</b> (9, PH) <small>OBP: 0.272, SLG: 0.255</small> <b>Jeff Shaw, R</b> (9, 1)			4-1 		0-3 		2-2 		1-1 	2 0 0 0 1 1 1 1 0 0 0 0 0 0 0 0 0 0 0 0 0	
<b>Inning Stats</b>	R: 0 H: 0 E: 0 LOB: 0 K: 2 BB: 0 S: 9 P: 16	R: 0 H: 0 E: 0 LOB: 1 K: 1 BB: 1 S: 9 P: 16	R: 2 H: 2 E: 0 LOB: 1 K: 2 BB: 1 S: 17 P: 26	R: 0 H: 0 E: 0 LOB: 0 K: 2 BB: 0 S: 8 P: 10	R: 0 H: 0 E: 0 LOB: 1 K: 2 BB: 1 S: 8 P: 13	R: 1 H: 2 E: 0 LOB: 3 K: 1 BB: 2 S: 19 P: 32	R: 0 H: 2 E: 0 LOB: 2 K: 0 BB: 0 S: 15 P: 21	R: 0 H: 1 E: 0 LOB: 1 K: 0 BB: 0 S: 9 P: 17	R: 0 H: 0 E: 1 LOB: 1 K: 0 BB: 0 S: 8 P: 12	1B: 5 SF: 1 2B: 3 SAC: 0 3B: 0 DP: 1 HR: 0 HBP: 0	WP: 2 PA: 39 PB: 0 SB: 1 CS: 1
<b>PITCHER</b> <b>55 Matt Beech, L</b> (1, 1) <small>ERA: 4.97</small> <b>Ricky Bottalico, R</b> (7, 1) <small>ERA: 3.8</small> <b>Mark Leiter, R</b> (9, 1) <small>ERA: 3.3</small>	IP WLS BF H R ER SO BB IBB HBP BLK WP HR S P ERA WHIP 6.0 L 26 4 3 3 10 5 0 0 0 2 0 70 113 4.50 1.500 2.0 9 3 0 0 0 0 0 0 0 0 0 24 38 0.00 1.500 1.0 4 0 0 0 0 0 0 0 0 0 0 8 12 0.00 0.000	<b>PITCHER</b> IP WLS BF H R ER SO BB IBB HBP BLK WP HR S P ERA WHIP									

Los Angeles Dodgers @ Philadelphia Phillies  
 Veterans Stadium, Philadelphia, PA

Thu Jul 30 1998, 7:05 PM EDT  
 Att. 22,890 - Cloudy - 88 F

livebaseballscorecards.com







Los Angeles Dodgers @ New York Mets  
 Shea Stadium, Flushing, NY

Fri Jul 31 1998, 7:05 PM EDT  
 Att. 49,407 - Unknown - 80 F

AB	36
R	4
H	11
RBI	3
BB	2
SO	10
LOB	17



WP	1	PA	38
PB	0		
SB	2		
CS	0		

AB R H RBI BB SO LOB

5	0	3	1	0	0	1
5	0	2	0	0	0	3
3	0	0	0	1	1	2
3	1	0	0	1	1	3
4	1	1	0	0	2	2
4	0	1	0	0	2	2
4	0	1	1	0	1	2
3	0	1	0	0	1	1
0	0	0	0	0	0	0
0	0	0	0	0	0	0
1	1	1	1	0	0	0
2	0	0	0	0	2	1
1	0	0	0	0	0	0
1	1	1	0	0	0	0
0	0	0	0	0	0	0

Batter	1	2	3	4	5	6	7	8	9
Eric Young Sr. R (1, 4) OBP: 0.364, SLG: 0.385	1-2 G4-6-3 1B		0-0 F9		1-0 G4-3			0-1 FC5-4 1B	3-2 1-H 2B
Trenidad Hubbard, R (1, 8) OBP: 0.383, SLG: 0.500	3-2 G4-6-3 1-2f		3-2 1B			2-2 2B		0-1 FC5-4 S BB 1-2f	0-2 L9
Gary Sheffield, R (1, 9) OBP: 0.437, SLG: 0.546	1-2 G5-3		2-3 K			1-2 G5-3		4-0 S 1-2 BB	
Eric Karros, R (1, 3) OBP: 0.358, SLG: 0.464		4-1 2B BB		0-2 G6-3		0-3 K		3-1 G6-3 1-2 2-3	
Matt Luke, L (1, 7) OBP: 0.288, SLG: 0.503		3-2 P8		2-3 K		2-3 K			1-2 3B 1B
Adrián Beltré, R (1, 5) OBP: 0.270, SLG: 0.327		2-3 K		2-2 G4-3			2-1 G3-6-1 1B		0-3 K
Charles Johnson, R (1, 2) OBP: 0.268, SLG: 0.388		2-1 1-H 2B			0-0 P4		0-2 G3-6-1 1-2f		1-3 K
Juan Castro, R (1, 6) OBP: 0.261, SLG: 0.274		2-3 K			1-1 2B		1-1 G4-3		3-1 1-H WP 3B
Mark Guthrie, R (7, 1)									
Antonio Osuna, R (8, 1)									
Roger Cedeno, S (9, PH) OBP: 0.340, SLG: 0.323									
37 Darren Dreifort, R (1, 1) OBP: 0.233, SLG: 0.268			0-3 K		1-3 K			0-0 B1-3	2-2 3-H 2B 1B
Alex Cora, L (7, 6) OBP: 0.167, SLG: 0.207									
Tom Prince, R (9, PH) OBP: 0.288, SLG: 0.288									
Jeff Shaw, R (9, 1)									

Inning Stats	R: 0	H: 1	E: 0	K: 0	S: 10	P: 15	R: 1	H: 1	E: 0	K: 2	S: 15	P: 28	R: 0	H: 1	E: 0	K: 2	S: 10	P: 15	R: 0	H: 0	E: 0	K: 1	S: 9	P: 13	R: 0	H: 1	E: 0	K: 1	S: 7	P: 10	R: 0	H: 1	E: 0	K: 2	S: 16	P: 21	R: 0	H: 1	E: 0	K: 0	S: 7	P: 10	R: 0	H: 1	E: 0	K: 0	S: 7	P: 14	R: 3	H: 4	E: 0	K: 2	S: 22	P: 32	1B: 6	2B: 4	3B: 1	HR: 0	SF: 0	SAC: 0	DP: 2	HBP: 0	WP: 1	PA: 38
--------------	------	------	------	------	-------	-------	------	------	------	------	-------	-------	------	------	------	------	-------	-------	------	------	------	------	------	-------	------	------	------	------	------	-------	------	------	------	------	-------	-------	------	------	------	------	------	-------	------	------	------	------	------	-------	------	------	------	------	-------	-------	-------	-------	-------	-------	-------	--------	-------	--------	-------	--------

PITCHER	IP	WLS	BF	H	R	ER	SO	BB	IBB	HBP	BLK	WP	HR	S	P	ERA	WHIP
Masato Yoshii, R (1, 1) ERA: 3.78	7.0		26	6	1	1	8	1	0	0	0	0	0	74	112	1.29	1.000
Greg McMichael, R (8, 1) ERA: 4.13	1.0		5	1	0	0	0	1	0	0	0	0	0	7	14	0.00	2.000
John Franco, L (9, 1) ERA: 4.35	0.2	L	6	4	3	3	2	0	0	0	0	1	0	19	29	40.50	6.000
Turk Wendell, R (9, 1) ERA: 3.32	0.1		1	0	0	0	0	0	0	0	0	0	0	3	3	0.00	0.000

PITCHER	IP	WLS	BF	H	R	ER	SO	BB	IBB	HBP	BLK	WP	HR	S	P	ERA	WHIP
---------	----	-----	----	---	---	----	----	----	-----	-----	-----	----	----	---	---	-----	------

BOTTOM

Los Angeles Dodgers @ New York Mets  
Shea Stadium, Flushing, NY  
Fri Jul 31 1998, 7:05 PM EDT  
Att: 49,407 - Unknown - 80 F

livebaseballscorecards.com

AB 34  
R 3  
H 10  
RBI 3  
BB 1  
SO 7  
LOB 16



WP: 1 PA: 36  
PB: 0  
SB: 0  
CS: 0

AB R H RBI BB SO LOB

4 1 2 2 0 1 1

4 0 1 1 0 0 1

4 0 2 0 0 0 1

4 0 0 0 0 0 4

2 0 0 0 1 1 0

1 0 0 0 0 0 1

0 0 0 0 0 0 0

4 0 1 0 0 2 1

0 0 0 0 0 0 0

4 1 2 0 0 1 2

3 1 1 0 0 0 2

2 0 0 0 0 2 2

1 0 1 0 0 0 0

0 0 0 0 0 0 0

0 0 0 0 0 0 0

1 0 0 0 0 0 1

1B: 9 SF: 0  
2B: 0 SAC: 1  
3B: 1 DP: 2  
HR: 0 HBP: 0

Batter	1	2	3	4	5	6	7	8	9
Brian McRae, S OBP: 0.364, SLG: 0.504 (1, 8)	3-1 1B G2-3 1B		1-0 F7		3-1 1B 3B 1-H 2-H		3-3 K		
Lenny Harris, L OBP: 0.314, SLG: 0.329 (1, 5) (8, 7)	0-0 G2-3 1-2		0-1 P5		0-0 1B 3-H			0-0 F7	
John Olerud, L OBP: 0.441, SLG: 0.534 (1, 3)	2-1 31 G6-4-3 1B			1-1 31 G6-4-3 1B	1 SAFE 3-2 F7			2-2 E3	
31 Mike Piazza, R OBP: 0.368, SLG: 0.513 (1, 2)	3-1 G6-4-3 1-2f			2-1 G6-4-3 1-2f		0-1 L7		1-0 L6	
Todd Hundley, S OBP: 0.254, SLG: 0.208 Edgardo Alfonzo, R OBP: 0.342, SLG: 0.367 Turk Wendell, L (9, 1)				0-0 P5		0-3 K		2-1 F9	
Butch Huskey, R OBP: 0.305, SLG: 0.404 Benny Agbayani, R OBP: 0.188, SLG: 0.133 (9, PR)					0-2 G6-3	3-3 K		2-2 G4-3 1B	
Carlos Baerga, S OBP: 0.307, SLG: 0.387 (1, 4)					0-0 1B 3B 1B		0-0 SH3-4 1B 1B	0-2 G4-3 1-2	
Rey Ordonez, R OBP: 0.286, SLG: 0.302 (1, 6)					1-2 3B 1B		1-1 SH3-4	3-2 G6-3	
Masato Yoshii, R OBP: 0.118, SLG: 0.094 Matt Franco, L OBP: 0.394, SLG: 0.370 Greg McMichael, R (8, 1) John Franco, L (9, 1) Luis Lopez, S OBP: 0.340, SLG: 0.356 (9, 5)					1-3 K	0-3 K	2-1 2-H 1B	1-1 L4	

Inning Stats	R: 0	H: 2	E: 0	K: 0	S: 7	H: 0	LOB: 1	BB: 0	P: 15	R: 0	H: 0	E: 0	K: 2	S: 13	H: 0	LOB: 1	BB: 1	P: 20	R: 0	H: 0	E: 0	K: 1	S: 7	H: 0	LOB: 0	BB: 0	P: 9	R: 3	H: 4	E: 0	K: 1	S: 17	H: 0	LOB: 0	BB: 0	P: 8	R: 0	H: 0	E: 0	K: 2	S: 8	H: 2	LOB: 1	BB: 0	P: 15	R: 0	H: 0	E: 1	K: 0	S: 8	H: 0	LOB: 1	BB: 0	P: 13	R: 0	H: 1	E: 0	K: 0	S: 12	H: 1	LOB: 1	BB: 0	P: 18	1B: 9	SF: 0	2B: 0	SAC: 1	3B: 1	DP: 2	HR: 0	HBP: 0	WP: 1	PA: 36	PB: 0	SB: 0	CS: 0
--------------	------	------	------	------	------	------	--------	-------	-------	------	------	------	------	-------	------	--------	-------	-------	------	------	------	------	------	------	--------	-------	------	------	------	------	------	-------	------	--------	-------	------	------	------	------	------	------	------	--------	-------	-------	------	------	------	------	------	------	--------	-------	-------	------	------	------	------	-------	------	--------	-------	-------	-------	-------	-------	--------	-------	-------	-------	--------	-------	--------	-------	-------	-------

PITCHER	IP	WLS	BF	H	R	ER	SO	BB	IBB	HBP	BLK	WP	HR	S	P	ERA	WHIP
37 Darren Dreifort, R ERA: 3.68 (1, 1)	6.1		26	8	3	3	6	1	0	0	0	1	0	60	91	4.26	1.421
Mark Guthrie, L ERA: 2.47 (7, 1)	1.0		4	1	0	0	1	0	0	0	0	0	0	11	18	0.00	1.000
Antonio Osuna, R ERA: 3.08 (8, 1)	0.2	W	2	0	0	0	0	0	0	0	0	0	0	3	6	0.00	0.000
Jeff Shaw, R ERA: 1.58 (9, 1)	1.0	S	4	1	0	0	0	0	0	0	0	0	0	12	18	0.00	1.000



Batter	1	2	3	4	5	6	7	8	9	AB R H RBI BB SO LOB	TOP											
Eric Young Sr., R (1, 4) OBP: 0.362, SLG: 0.386	2-2 G6-3		0-2 G5-3			2-1 F7		2-0 1-H 2B		4 0 1 1 0 0 0												
Mark Grudzielanek, R (1, 6) OBP: 0.325, SLG: 0.380	1-2 G5-4-3 1B			1-0 G5-3			0-1 F9 1B 1B	0-1 L3		4 0 2 0 0 0 1												
Gary Sheffield, R (1, 9) OBP: 0.435, SLG: 0.543	1-1 SAFE 1-2 G5-4-3 1-2f			0-1 F8			2-0 1-2 1B		0-0 F7	4 0 1 0 0 0 1												
Eric Karros, R (1, 3) OBP: 0.356, SLG: 0.462			1-3 K		3-3 K		1-1 F9 2-3	2-2 1B		4 0 1 0 0 2 2												
Matt Luke, L (1, 7) OBP: 0.280, SLG: 0.490			0-3 K		2-2 G3		0-3 K	1-0 P6		4 0 0 0 0 2 3												
Trenidad Hubbard, R (1, 8) OBP: 0.378, SLG: 0.500			0-1 2B		0-1 G5-3		1-1 G6-3	3-2 G6-3		4 0 1 0 0 0 3												
Adrian Beltré, R (1, 5) OBP: 0.263, SLG: 0.318			3-2 P6		1-1 G1-3			2-2 P4		3 0 0 0 0 0 1												
Charles Johnson, R (1, 2) OBP: 0.266, SLG: 0.384			3-3 K		1-2 P4			1-2 F9		3 0 0 0 0 1 0												
Carlos Perez, L (1, 1) OBP: 0.200, SLG: 0.286			1-2 G4-3		0-3 K			1-2 E4 2B		2 0 0 0 0 1 0												
Alex Cora, L (8, PH) OBP: 0.161, SLG: 0.200										1 1 0 0 0 0 0												
Scott Radinsky, L (8, 1)										0 0 0 0 0 0 0												
Antonio Osuna, R (8, 1)										0 0 0 0 0 0 0												
Jeff Shaw, R (9, 1)										0 0 0 0 0 0 0												
<b>Inning Stats</b>	R: 0 E: 0 K: 0 S: 12	H: 1 LOB: 0 BB: 0 P: 17	R: 0 E: 0 K: 2 S: 12	H: 1 LOB: 1 BB: 0 P: 16	R: 0 E: 0 K: 1 S: 9	H: 0 LOB: 0 BB: 0 P: 13	R: 0 E: 0 K: 1 S: 8	H: 0 LOB: 0 BB: 0 P: 12	R: 0 E: 0 K: 0 S: 7	H: 0 LOB: 0 BB: 0 P: 10	R: 0 E: 0 K: 1 S: 8	H: 0 LOB: 0 BB: 0 P: 11	R: 0 E: 0 K: 1 S: 10	H: 2 LOB: 2 BB: 0 P: 14	R: 1 E: 1 K: 0 S: 13	H: 1 LOB: 1 BB: 0 P: 19	R: 0 E: 0 K: 0 S: 8	H: 1 LOB: 1 BB: 0 P: 14	1B: 4 2B: 2 3B: 0 HR: 0	SF: 0 SAC: 0 DP: 1 HBP: 0	WP: 0 PB: 0 SB: 0 CS: 0	PA: 33
<b>PITCHER</b> Rick Reed, R (1, 1) ERA: 2.59	IP: 9.0 WLS: W BF: 33 H: 6 R: 1 ER: 0 SO: 6 BB: 0 IBB: 0 HBP: 0 BLK: 0 WP: 0 HR: 0 S: 87 P: 126 ERA: 0.00 WHIP: 0.667											<b>PITCHER</b>	IP: 9.0 WLS: W BF: 33 H: 6 R: 1 ER: 0 SO: 6 BB: 0 IBB: 0 HBP: 0 BLK: 0 WP: 0 HR: 0 S: 87 P: 126 ERA: 0.00 WHIP: 0.667									

**Los Angeles Dodgers @ New York Mets**  
 Shea Stadium, Flushing, NY  
 Sat Aug 01 1998, 7:05 PM EDT  
 Att. 42,224 - Unknown - 80 F

livebaseballscorecards.com

AB	33
R	1
H	6
RBI	1
BB	0
SO	6
LOB	11



BOTTOM

Los Angeles Dodgers @ New York Mets  
Shea Stadium, Flushing, NY  
Sat Aug 01 1998, 7:05 PM EDT  
Att: 42,224 - Unknown - 80 F

livebaseballscorecards.com

AB 31  
R 2  
H 5  
RBI 2  
BB 7  
SO 6  
LOB 18



WP: 0 PA: 38  
PB: 0  
SB: 0  
CS: 0

AB R H RBI BB SO LOB

4	0	0	0	1	2	3
5	0	2	1	0	0	1
4	0	2	0	0	0	1
3	0	0	0	1	1	3
4	0	0	0	0	2	4
3	0	0	0	0	0	0
1	0	0	0	0	0	2
1	0	0	0	2	0	0
1	1	1	1	0	0	0
3	0	0	0	0	1	4
0	1	0	0	1	0	0

Batter	1	2	3	4	5	6	7	8	9
Tony Phillips, S OBP: 0.446, SLG: 0.481 (1, 7)	1-0 G5-3		3-3 K		4-1 G4-6-3 BB		0-0 FC5-4 1-2f		1-3 K
Edgardo Alfonzo, R OBP: 0.343, SLG: 0.371 (1, 5)	1-2 F7		1-1 G4-3		0-1 G4-6-3 1-2f		2-1 E 1B	0-2 2B 1-H	
John Olerud, L OBP: 0.442, SLG: 0.533 (1, 3)	1-1 31 FC6-4 1B		3-1 31 BB 1B		0-1 G4-3		1-1 E6 1-2		
31 Mike Piazza, R OBP: 0.367, SLG: 0.509 (1, 2)	1-1 FC6-4 1-2f		4-0 FC6-4 BB		0-3 K		0-1 L6		
Brian McRae, S OBP: 0.360, SLG: 0.499 (1, 8)		0-3 K	1-0 FC6-4 1-2f		1-1 G6-3		2-3 K		
Butch Huskey, R OBP: 0.303, SLG: 0.400 (1, 9)		1-0 G6-3		0-2 F9		3-2 G4-3		1-0 F9	
Lenny Harris, L OBP: 0.312, SLG: 0.327 (8, PH) (9, 9)									
Carlos Baerga, S OBP: 0.310, SLG: 0.386 (1, 4)		4-1 BB BB		0-0 G6-3		4-2 BB BB		3-2 P4	
Luis Lopez, S OBP: 0.338, SLG: 0.354 (7, PR) (8, 4)									
Rey Ordonez, R OBP: 0.289, SLG: 0.301 (1, 6)		4-0 BB		0-0 F8		1 SAFE 4-1 FC5-4 BB		1-0 HR	
Matt Franco, L OBP: 0.398, SLG: 0.404 (9, PH)									
Rick Reed, R OBP: 0.184, SLG: 0.196 (1, 1)		2-1 G5-3			2-3 K		1-0 F8		4-0 2B BB
Todd Hundley, S OBP: 0.267, SLG: 0.208 (9, PH)									

Inning Stats	R: 0	H: 1	E: 0	K: 0	S: 8	H: 0	LOB: 1	BB: 0	P: 12	R: 0	H: 0	E: 0	K: 1	S: 7	H: 0	LOB: 2	BB: 2	P: 18	R: 0	H: 1	E: 0	K: 1	S: 8	H: 0	LOB: 0	BB: 0	P: 5	R: 0	H: 0	E: 0	K: 1	S: 6	H: 0	LOB: 0	BB: 1	P: 12	R: 0	H: 0	E: 0	K: 1	S: 7	H: 0	LOB: 0	BB: 0	P: 8	R: 0	H: 0	E: 0	K: 0	S: 12	H: 1	LOB: 2	BB: 0	P: 16	R: 2	H: 2	E: 0	K: 1	S: 11	H: 2	LOB: 1	BB: 1	P: 20	1B: 3	SF: 0	2B: 1	SAC: 0	3B: 0	DP: 1	HR: 1	HBP: 0	WP: 0	PA: 38
--------------	------	------	------	------	------	------	--------	-------	-------	------	------	------	------	------	------	--------	-------	-------	------	------	------	------	------	------	--------	-------	------	------	------	------	------	------	------	--------	-------	-------	------	------	------	------	------	------	--------	-------	------	------	------	------	------	-------	------	--------	-------	-------	------	------	------	------	-------	------	--------	-------	-------	-------	-------	-------	--------	-------	-------	-------	--------	-------	--------

PITCHER	IP	WLS	BF	H	R	ER	SO	BB	IBB	HBP	BLK	WP	HR	S	P	ERA	WHIP
Carlos Perez, L ERA: 3.59 (1, 1)	7.0		28	2	0	0	4	6	0	0	0	0	0	53	99	0.00	1.143
Scott Radinsky, L ERA: 2.76 (8, 1)	0.0		2	1	0	0	0	0	0	0	0	0	0	4	7	∞	∞
Antonio Osuna, R ERA: 3.02 (8, 1)	1.0		3	0	0	0	1	0	0	0	0	0	0	6	9	0.00	0.000
Jeff Shaw, R ERA: 1.85 (9, 1)	0.2	L	5	2	2	2	1	1	0	0	0	0	1	11	20	27.00	4.500









Batter	1	2	3	4	5	6	7	8	9	AB R H RBI BB SO LOB	TOP																
Eric Young Sr. R (1, 4) OBP: 0.355, SLG: 0.377	0-0 F9		1-2 F7		2-1 G6-3		0-1 E6 HR	1-2 SF9		4 1 0 1 0 0 3																	
Mark Grudzielanek, R (1, 6) OBP: 0.321, SLG: 0.375	0-2 G5-3		1-0 1B			0-1 G4-3	1-1 SF7	0-0 G6-3		4 0 1 2 0 0 0																	
Raul Mondesi, R (1, 8) OBP: 0.320, SLG: 0.542	3-3 K		0-3 K			1-1 HR	0-1 HR	1-1 1B		5 2 3 3 0 2 2																	
Gary Sheffield, R (1, 9) OBP: 0.435, SLG: 0.542		0-0 E7 CS		3-3 K		0-0 P6	2-2 HR 1B	0-1 F9		5 1 1 0 0 1 1																	
Eric Karros, R (1, 3) OBP: 0.359, SLG: 0.475		2-3 K		0-1 2B		0-3 K E	1-2 HR	0-1 F9		5 1 2 2 0 2 1																	
Roger Cedeno, S (1, 7) OBP: 0.335, SLG: 0.326		1-2 G5-3		2-2 F8		1-2 E4	0-0 2B	2-2 G6-3 2B		4 0 1 0 0 0 3																	
Antonio Osuna, R (7, 1)										0 0 0 0 0 0 0																	
Matt Luke, L (9, PH) OBP: 0.283, SLG: 0.497										1 0 1 0 0 0 0																	
Juan Castro, R (9, 5) OBP: 0.261, SLG: 0.274										0 0 0 0 0 0 0																	
Adrian Beltré, R (1, 5) OBP: 0.268, SLG: 0.322			1-2 F7		0-1 F7		2-2 G1-3	4-2 BB	0-2 G6-3	4 0 0 0 1 0 4																	
Jeff Shaw, R (9, 1)										0 0 0 0 0 0 0																	
Charles Johnson, R (1, 2) OBP: 0.265, SLG: 0.380			4-2 BB 1B BB			0-2 F9			0-1 P3	4 1 0 0 1 1 3																	
Dave Mlicki, R (1, 1) OBP: 0.211, SLG: 0.171										1 0 0 0 1 1 0																	
Jim Eisenreich, L (7, PH) OBP: 0.276, SLG: 0.255			4-2 1B BB			0-3 K				1 1 1 0 0 0 0																	
Mark Guthrie, R (7, 1)										0 0 0 0 0 0 0																	
Trenidad Hubbard, R (7, 7) OBP: 0.380, SLG: 0.523							1-2 SF7 1B	1-2 SF9 3B		1 1 1 0 0 0 0																	
<b>Inning Stats</b>	R: 0 E: 0 K: 1 S: 11	H: 0 LOB: 0 BB: 0 P: 14	R: 0 E: 1 K: 1 S: 7	H: 0 LOB: 0 BB: 0 P: 10	R: 1 E: 0 K: 1 S: 15	H: 1 LOB: 2 BB: 2 P: 26	R: 0 E: 0 K: 1 S: 12	H: 1 LOB: 1 BB: 0 P: 17	R: 0 E: 0 K: 1 S: 10	H: 0 LOB: 0 BB: 0 P: 12	R: 1 E: 1 K: 1 S: 19	H: 1 LOB: 2 BB: 0 P: 23	R: 5 E: 1 K: 1 S: 26	H: 5 LOB: 2 BB: 1 P: 38	R: 1 E: 0 K: 0 S: 11	H: 2 LOB: 1 BB: 0 P: 14	R: 0 E: 0 K: 0 S: 11	H: 1 LOB: 1 BB: 0 P: 13	1B: 4 2B: 3 3B: 1 HR: 3	SF: 2 SAC: 0 DP: 0 HBP: 0	WP: 1 PB: 0 SB: 0 CS: 1	PA: 44					
<b>PITCHER</b>	IP WLS BF H R ER SO BB IBB HBP BLK WP HR S P ERA WHIP																										
Hideo Nomo, R (1, 1) ERA: 4.28	6.0		25	3	2	2	6	2	0	0	0	1	1	74	102	3.00	0.833										
Greg McMichael, R (7, 1) ERA: 4.07	0.2	L	8	5	5	0	0	0	0	0	0	0	2	20	26	0.00	7.500										
Dennis Cook, L (7, 1) ERA: 2.14	0.1		2	0	0	0	1	1	0	0	0	0	0	6	12	0.00	3.000										
Willie Blair, R (8, 1) ERA: 5.33	2.0		9	3	1	1	0	0	0	0	0	0	0	22	27	4.50	1.500										

Los Angeles Dodgers @ New York Mets  
Shea Stadium, Flushing, NY

AB 39  
R 8  
H 11  
RBI 8  
BB 3  
SO 7  
LOB 17



Mon Aug 03 1998, 7:05 PM EDT  
Att. 24,416 - Unknown - 83 F

livebaseballscorecards.com

BOTTOM

Los Angeles Dodgers @ New York Mets  
Shea Stadium, Flushing, NY  
Mon Aug 03 1998, 7:05 PM EDT  
Att: 24,416 - Unknown - 83 F

livebaseballscores.com

AB 37  
R 5  
H 10  
RBI 5  
BB 3  
SO 2  
LOB 20



WP: 0 PA: 40  
PB: 0  
SB: 0  
CS: 0

AB R H RBI BB SO LOB

4	1	1	0	1	0	2
4	2	2	0	1	0	1
5	0	1	0	0	0	6
4	1	2	3	1	0	3
4	0	0	0	0	1	5
0	0	0	0	0	0	0
4	0	1	1	0	1	0
4	1	1	0	0	0	2
3	0	0	0	0	0	1
1	0	0	0	0	0	0
0	0	0	0	0	0	0
0	0	0	0	0	0	0
0	0	0	0	0	0	0
1	0	1	0	0	0	0

1B: 6 SF: 0  
2B: 3 SAC: 0  
3B: 0 DP: 0  
HR: 1 HBP: 0

Batter	1	2	3	4	5	6	7	8	9
Tony Phillips, S OBP: 0.440, SLG: 0.483 (1, 9)	1-1 31 1B 2B	2-1 G3		2-0 L6			4-2 FC6-4 BB		0-0 FC6 1B 1-2f
Edgardo Alfonzo, R OBP: 0.347, SLG: 0.369 (1, 5)	4-2 31 1B 1B BB		1-1 G6-3		1-1 31 HR 1B		0-2 FC6-4 G5-3 1-2f		1-0 SAFE 1B 1-2
John Olerud, L OBP: 0.438, SLG: 0.530 (1, 3)	3-1 F8		1-2 31 G3-1 2B		0-0 F7		1-2 G5-3 1-2		2-2 L7
31 Mike Piazza, R OBP: 0.367, SLG: 0.514 (1, 2)	1-1 1B 1B 1-2 2-H		0-1 G3-1		1-0 HR		4-2 BB		0-2 L9
Todd Hundley, S OBP: 0.250, SLG: 0.193 (1, 7)	0-3 K		3-1 G6-3		3-1 G6-3		3-2 P4		
Willie Blair, R OBP: 0.102, SLG: 0.083 (8, 1)									
Brian McRae, S OBP: 0.358, SLG: 0.493 (1, 8)	1-0 1B 1-3 2-H			1-2 G4-3		3-3 K		0-0 B3	
Carlos Baerga, S OBP: 0.314, SLG: 0.389 (1, 4)	SAFE F9			1-0 1B 2B		2-1 L7		1-1 F7	
Rey Ordonez, R OBP: 0.286, SLG: 0.263 (1, 6)			0-1 G6-3		0-1 F5-3		0-1 G5-3		2-2 G3-1
Luis Lopez, S OBP: 0.337, SLG: 0.352 (8, PH) (9, 6)									
Hideo Nomo, R OBP: 0.205, SLG: 0.263 (1, 1)			0-0 G6-3		1-1 1B 2-H		0-1 F7		1-1 FC6 1B
Jorge Fabregas, L OBP: 0.262, SLG: 0.243 (6, PH)									
Greg McMichael, R (7, 1)									
Dennis Cook, L (7, 1)									
Lenny Harris, L OBP: 0.319, SLG: 0.335 (8, 7)									

Inning Stats	R: 2	H: 3	E: 0	K: 1	S: 14	LOB: 2	BB: 1	P: 24	R: 0	H: 0	E: 0	K: 0	S: 5	LOB: 0	BB: 0	P: 7	R: 0	H: 1	E: 0	K: 0	S: 9	LOB: 1	BB: 0	P: 14	R: 1	H: 2	E: 0	K: 0	S: 9	LOB: 1	BB: 0	P: 14	R: 2	H: 2	E: 0	K: 1	S: 9	LOB: 0	BB: 0	P: 17	R: 0	H: 0	E: 0	K: 0	S: 6	LOB: 0	BB: 0	P: 8	R: 0	H: 0	E: 0	K: 0	S: 15	LOB: 2	BB: 2	P: 27	R: 0	H: 0	E: 0	K: 0	S: 6	LOB: 0	BB: 0	P: 9	R: 0	H: 2	E: 0	K: 0	S: 12	LOB: 2	BB: 0	P: 16	1B: 6	SF: 0	2B: 3	SAC: 0	3B: 0	DP: 0	HR: 1	HBP: 0	WP: 0	PA: 40
--------------	------	------	------	------	-------	--------	-------	-------	------	------	------	------	------	--------	-------	------	------	------	------	------	------	--------	-------	-------	------	------	------	------	------	--------	-------	-------	------	------	------	------	------	--------	-------	-------	------	------	------	------	------	--------	-------	------	------	------	------	------	-------	--------	-------	-------	------	------	------	------	------	--------	-------	------	------	------	------	------	-------	--------	-------	-------	-------	-------	-------	--------	-------	-------	-------	--------	-------	--------

PITCHER	IP	WLS	BF	H	R	ER	SO	BB	IBB	HBP	BLK	WP	HR	S	P	ERA	WHIP
Dave Micki, R ERA: 5.15 (1, 1)	6.0		27	8	5	5	2	1	0	0	0	0	1	52	84	7.50	1.500
Mark Guthrie, L ERA: 2.44 (7, 1)	0.2		3	0	0	0	0	1	0	0	0	0	0	8	13	0.00	1.500
Antonio Osuna, R ERA: 2.94 (7, 1)	1.1		5	0	0	0	0	1	0	0	0	0	0	13	23	0.00	0.750
Jeff Shaw, R ERA: 1.82 (9, 1)	1.0	S	5	2	0	0	0	0	0	0	0	0	0	12	16	0.00	2.000











Batter	1	2	3	4	5	6	7	8	9	AB	R	H	RBI	BB	SO	LOB
Terry Jones, S OBP: 0.290, SLG: 0.279 (1, 8)	0-1 1B S 2B 1B		4-2 L6 SH1-3 BB		1-0 G3		0-1 G6-3			3	1	1	0	1	0	0
Wilton Guerrero, S OBP: 0.299, SLG: 0.337 (1, 4)	2-0 2B 1B		0-0 SH1-3			4-0 1B BB	0-1 G1-3			2	2	1	0	1	0	0
Derrick May, L OBP: 0.270, SLG: 0.364 F.P. Santangelo, S OBP: 0.348, SLG: 0.323 (1, 7) (9, 7)	1-3 K		0-0 L6			2-0 G4-6-3 1B PB 1B		1-2 HR		4	2	2	1	0	1	3
Vladimir Guerrero, R OBP: 0.373, SLG: 0.593 (1, 9)	0-0 P8			2-3 K		0-2 G4-6-3 1B		1-0 G6-3		4	0	1	1	0	1	2
Scott Livingstone, L OBP: 0.226, SLG: 0.235 Shayne Bennett, R Ugueth Urbina, R (1, 5) (7, 1) (8, 1)	1-0 2B			2-1 G6-3		0-0 G4-6-3		0-0 G6-3		3	0	1	2	0	0	2
Ryan McGuire, L OBP: 0.325, SLG: 0.286 (1, 3)	1-3 K			4-1 BB		4-2 BB BB		3-1 L9		0	0	0	0	0	0	0
Chris Widger, R OBP: 0.276, SLG: 0.363 (1, 2)		1-0 F9		0-3 K		4-1 BB		1-2 BB		2	0	0	0	1	1	1
Orlando Cabrera, R OBP: 0.319, SLG: 0.430 (1, 6)		2-3 K			0-0 G6-3		1-3 K			3	0	0	0	0	2	2
Carl Pavano, R OBP: 0.083, SLG: 0.083 Mike Mordecai, R OBP: 0.244, SLG: 0.250 (1, 1) (7, 5)		1-2 G6-3			1-1 G4-3		0-0 G5-3			2	0	0	0	0	0	0

Inning Stats	R: 2	H: 3	E: 0	K: 2	S: 13	LOB: 1	BB: 0	P: 18	R: 0	H: 0	E: 0	K: 1	S: 9	LOB: 0	BB: 0	P: 13	R: 0	H: 0	E: 0	K: 0	S: 4	LOB: 0	BB: 1	P: 8	R: 0	H: 0	E: 0	K: 2	S: 12	LOB: 1	BB: 1	P: 19	R: 0	H: 0	E: 0	K: 0	S: 4	LOB: 0	BB: 0	P: 6	R: 2	H: 2	E: 0	K: 1	S: 13	LOB: 2	BB: 3	P: 28	R: 0	H: 0	E: 0	K: 0	S: 5	LOB: 0	BB: 0	P: 5	R: 1	H: 1	E: 0	K: 0	S: 7	LOB: 0	BB: 0	P: 12
--------------	------	------	------	------	-------	--------	-------	-------	------	------	------	------	------	--------	-------	-------	------	------	------	------	------	--------	-------	------	------	------	------	------	-------	--------	-------	-------	------	------	------	------	------	--------	-------	------	------	------	------	------	-------	--------	-------	-------	------	------	------	------	------	--------	-------	------	------	------	------	------	------	--------	-------	-------


PITCHER	IP	WLS	BF	H	R	ER	SO	BB	IBB	HBP	BLK	WP	HR	S	P	ERA	WHIP
37 Darren Dreifort, R ERA: 3.72 (1, 1)	5.2	L	25	5	4	3	5	5	0	0	0	0	0	51	87	4.76	1.765
Mark Guthrie, L ERA: 2.36 (6, 1)	1.1		4	0	0	0	1	0	0	0	0	0	0	9	10	0.00	0.000
Mike Judd, R ERA: 9.0 (8, 1)	1.0		4	1	1	1	0	0	0	0	0	0	1	7	12	9.00	1.000

**BOTTOM**

**Los Angeles Dodgers @ Montreal Expos**  
Olympic Stadium, Montreal, QB  
Wed Aug 05 1998, 7:05 PM EDT  
Att. 9,611 - Cloudy - 78 F

AB	27
R	5
H	6
RBI	4
BB	5
SO	6
LOB	11

WP: 0 PA: 33  
PB: 1  
SB: 1  
CS: 0



PITCHER	IP	WLS	BF	H	R	ER	SO	BB	IBB	HBP	BLK	WP	HR	S	P	ERA	WHIP
---------	----	-----	----	---	---	----	----	----	-----	-----	-----	----	----	---	---	-----	------



Batter	1	2	3	4	5	6	7	8	9	AB R H RBI BB SO LOB	TOP											
Eric Young Sr. R (1, 4) OBP: 0.355, SLG: 0.372 Scott Radinsky, L (8, 1)	2-2 F9		4-2 HBP BB			0-1 CS HBP 1B		0-2 L3		3 0 1 0 1 0 0 0 0 0 0 0 0 0												
Trenidad Hubbard, R (1, 8) OBP: 0.404, SLG: 0.532	1-1 G1-3 1B		1-1 SAFE SAFE HBP			1-1 SAFE SAFE CS HBP		0-0 G1-3		2 0 1 0 0 0 0												
Mark Grudzielanek, R (1, 6) OBP: 0.317, SLG: 0.368	0-1 G1-3		1-1 F7			2-2 F9 1-2 2-3		2-2 F8		4 0 0 0 0 0 5												
Eric Karros, R (1, 3) OBP: 0.352, SLG: 0.464 Jim Eisenreich, L (7, 3)	2-3 K			1-2 F8		0-1 F8		0-1 G1-3		3 0 0 0 0 1 2 1 0 0 0 0 0 0												
Bobby Bonilla, S (1, 7) OBP: 0.294, SLG: 0.338		0-0 F8		3-3 K			0-0 G4-3			3 0 0 0 0 1 0												
Roger Cedeno, S (1, 9) OBP: 0.333, SLG: 0.315		0-0 F8		0-0 G4-3			0-2 L9			3 0 0 0 0 0 0												
Adrian Beltré, R (1, 5) OBP: 0.263, SLG: 0.320		0-1 F8			0-3 K		0-2 G6-3			3 0 0 0 0 1 0												
Charles Johnson, R (1, 2) OBP: 0.263, SLG: 0.375			0-1 L7		2-2 L7			0-0 L8		3 0 0 0 0 0 0												
Carlos Perez, L (1, 1) OBP: 0.192, SLG: 0.275 Darren Hall, R (6, 1) Mark Guthrie, R (7, 1) Juan Castro, R (8, PH) OBP: 0.258, SLG: 0.271			2-2 G1-3		1-2 G3			1-1 F7		2 0 0 0 0 0 0 0 0 0 0 0 0 0 0 0 0 0 0 0 0 1 0 0 0 0 0 0												
<b>Inning Stats</b>	R: 0 E: 0 K: 1 S: 13	H: 1 LOB: 1 BB: 0 P: 18	R: 0 E: 0 K: 0 S: 4	H: 0 LOB: 0 BB: 0 P: 4	R: 0 E: 0 K: 0 S: 11	H: 0 LOB: 2 BB: 1 P: 19	R: 0 E: 0 K: 1 S: 8	H: 0 LOB: 0 BB: 0 P: 12	R: 0 E: 0 K: 1 S: 11	H: 0 LOB: 0 BB: 0 P: 14	R: 0 E: 0 K: 0 S: 8	H: 1 LOB: 1 BB: 0 P: 11	R: 0 E: 0 K: 0 S: 10	H: 0 LOB: 0 BB: 0 P: 10	R: 0 E: 0 K: 0 S: 6	H: 0 LOB: 0 BB: 0 P: 7	R: 0 E: 0 K: 0 S: 6	H: 0 LOB: 0 BB: 0 P: 8	1B: 2 2B: 0 3B: 0 HR: 0	SF: 0 SAC: 0 DP: 0 HBP: 2	WP: 0 PB: 0 SB: 0 CS: 2	PA: 31
<b>PITCHER</b>	IP WLS BF H R ER SO BB IBB HBP BLK WP HR S P ERA WHIP																					
Jeremy Powell, R (1, 1) ERA: 0.75	6.0 W 22 2 0 0 3 1 0 2 0 0 0 0 55 78 0.00 0.500																					
Mike Maddux, R (7, 1) ERA: 3.93	2.0 6 0 0 0 0 0 0 0 0 0 0 0 16 17 0.00 0.000																					
Anthony Telford, R (9, 1) ERA: 3.31	1.0 3 0 0 0 0 0 0 0 0 0 0 0 6 8 0.00 0.000																					

Los Angeles Dodgers @ Montreal Expos  
Olympic Stadium, Montreal, QB  
Thu Aug 06 1998, 3:33 AM EDT  
Att. 11,791 - Sunny - 84 F

livebaseballscorecards.com

AB	28
R	0
H	2
RBI	0
BB	1
SO	3
LOB	7



BOTTOM

Los Angeles Dodgers @ Montreal Expos  
Olympic Stadium, Montreal, QB

Thu Aug 06 1998, 3:33 AM EDT  
Att. 11,791 - Sunny - 84 F

livebaseballscores.com

AB	34
R	9
H	10
RBI	9
BB	2
SO	7
LOB	12



WP	1	PA	36
PB	0		
SB	0		
CS	0		

AB	R	H	RBI	BB	SO	LOB	
4	1	1	0	0	0	1	
4	1	1	0	0	0	0	
4	1	1	0	0	0	2	
3	0	2	0	1	0	2	
4	2	1	3	0	0	4	
4	2	2	2	0	1	2	
3	1	0	0	1	2	0	
4	1	2	4	0	1	0	
2	0	0	0	0	1	0	
1	0	0	0	0	1	1	
0	0	0	0	0	0	0	
1	0	0	0	0	1	0	
0	0	0	0	0	0	0	
1B:	5	SF:	0	WP:	1	PA:	36
2B:	3	SAC:	0	PB:	0		
3B:	0	DP:	1	SB:	0		
HR:	2	HBP:	0	CS:	0		

Batter	1	2	3	4	5	6	7	8	9
Orlando Cabrera, R OBP: 0.317, SLG: 0.424 (1, 6)	0-1 F9			2-2 G4-3 1B 2B 1B	0-2 G6-3	3-1 F7			
Wilton Guerrero, S OBP: 0.298, SLG: 0.335 (1, 4)	1-2 G4-3			0-1 G4-3 2B 1B	0-0 P2		1-0 P1		
F.P. Santangelo, S OBP: 0.347, SLG: 0.322 (1, 7)	0-0 G6-3			1-2 P3		2-1 1B WP FC6-4 1B	2-0 E5 BB		
Vladimir Guerrero, R OBP: 0.377, SLG: 0.594 (1, 9)		0-2 G5-4-3 1B		0-0 G4-3		3-2 FC6-4 1B	4-2 BB		
Bob Henley, R OBP: 0.379, SLG: 0.393 (1, 2)		1-1 G5-4-3 1-2f		0-1 HR 2B		2-2 FC6-4 2B	2-1 F7		
Mike Mordecai, R OBP: 0.256, SLG: 0.313 (1, 5)		2-1 G6-3		0-0 HR		0-0 2B 2B	0-3 K		
Ryan McGuire, L OBP: 0.323, SLG: 0.281 (1, 3)			3-3 K	1-2 G3-1		4-1 2B BB	0-3 K		
Terry Jones, S OBP: 0.301, SLG: 0.354 (1, 8)			1-3 K		0-0 HR	2-1 2B	1-0 G6-3		
Jeremy Powell, R (1, 1)			0-1 G1-3		0-3 K	0-3 K	3-3 K		
Brad Fullmer, L OBP: 0.324, SLG: 0.453 (6, PH)									
Mike Maddux, L (7, 1)									
Derrick May, L OBP: 0.268, SLG: 0.361 (8, PH)									
Anthony Telford, R (9, 1)									

Inning Stats	R: 0	H: 0	E: 0	K: 0	S: 6	H: 0	LOB: 0	BB: 0	P: 7	R: 0	H: 1	E: 0	K: 0	S: 7	H: 1	LOB: 0	BB: 0	P: 10	R: 0	H: 0	E: 0	K: 2	S: 8	H: 0	LOB: 0	BB: 0	P: 12	R: 4	H: 4	E: 0	K: 0	S: 17	R: 1	H: 1	E: 0	K: 1	S: 9	H: 1	LOB: 0	BB: 0	P: 9	R: 4	H: 4	E: 0	K: 1	S: 19	H: 4	LOB: 1	BB: 1	P: 35	R: 0	H: 0	E: 1	K: 1	S: 9	H: 0	LOB: 2	BB: 1	P: 18	R: 0	H: 0	E: 0	K: 2	S: 9	H: 0	LOB: 0	BB: 0	P: 13
--------------	------	------	------	------	------	------	--------	-------	------	------	------	------	------	------	------	--------	-------	-------	------	------	------	------	------	------	--------	-------	-------	------	------	------	------	-------	------	------	------	------	------	------	--------	-------	------	------	------	------	------	-------	------	--------	-------	-------	------	------	------	------	------	------	--------	-------	-------	------	------	------	------	------	------	--------	-------	-------

PITCHER	IP	WLS	BF	H	R	ER	SO	BB	IBB	HBP	BLK	WP	HR	S	P	ERA	WHIP
Carlos Perez, L ERA: 3.85 (1, 1)	5.0	L	22	8	7	7	3	0	0	0	0	1	2	54	71	12.60	1.600
Darren Hall, R ERA: 10.45 (6, 1)	1.0		6	2	2	2	1	1	0	0	0	0	0	12	23	18.00	3.000
Mark Guthrie, L ERA: 2.31 (7, 1)	1.0		5	0	0	0	1	1	0	0	0	0	0	9	18	0.00	1.000
Scott Radinsky, L ERA: 2.68 (8, 1)	1.0		3	0	0	0	2	0	0	0	0	0	0	9	13	0.00	0.000



Batter	1	2	3	4	5	6	7	8	9	AB R H RBI BB SO LOB	TOP											
Tony Womack, L (1, 4) OBP: 0.317, SLG: 0.351	0-1 E5		1-1 G6-3		1-1 G1-3			0-0 SH5-3		3 0 0 0 0 0 1	<b>Pittsburgh Pirates @ Los Angeles Dodgers</b> <b>Dodger Stadium, Los Angeles, CA</b> Fri Aug 07 1998, 7:05 PM PDT Att. 41,676 - Overcast - 76 F											
18 Jason Kendall, R (1, 2) OBP: 0.406, SLG: 0.450	1-1 P4			1-0 G6-3		2-3 K		1-0 F7		4 0 0 0 0 1 2												
Manny Martinez, R (1, 8) OBP: 0.310, SLG: 0.495	2-0 G1-3			1-0 2B		4-2 BB		0-2 G4-3		3 1 1 0 1 0 2												
Kevin Young, R (1, 3) OBP: 0.340, SLG: 0.505	1-1 P6			0-2 2B		1-1 P6		0-0 G5-3		4 0 1 1 0 0 2												
Jose Guillen, R (1, 9) OBP: 0.312, SLG: 0.436				1-2 G5-3		3-3 K		0-0 G5-3		4 0 0 0 0 1 2												
Mark Smith, R (1, 7) OBP: 0.258, SLG: 0.303				1-2 G6-3			0-1 G5-3		2-1 G4-3	3 0 0 0 0 0 1												
Al Martin, L (9, PH) OBP: 0.292, SLG: 0.361										1 0 0 0 0 0 0												
Aramis Ramirez, R (1, 5) OBP: 0.306, SLG: 0.362										2 0 0 0 0 0 0												
Kevin Polcovich, R (1, 6) OBP: 0.258, SLG: 0.256										3 0 0 0 0 0 1												
Mike Williams, R (7, 1)										0 0 0 0 0 0 0												
Todd Van Poppel, R (1, 1) OBP: 0.273, SLG: 0.200										1 0 0 0 0 0 0												
Lou Collier, R (7, 6) OBP: 0.300, SLG: 0.337										0 0 0 0 1 0 0												
<b>Inning Stats</b>	R: 0 E: 1 K: 0 S: 7	H: 0 LOB: 1 BB: 0 P: 11	R: 0 E: 0 K: 0 S: 3	H: 0 LOB: 0 BB: 0 P: 6	R: 0 E: 0 K: 0 S: 9	H: 0 LOB: 0 BB: 0 P: 13	R: 1 E: 0 K: 0 S: 13	H: 2 LOB: 1 BB: 0 P: 17	R: 0 E: 0 K: 0 S: 6	H: 0 LOB: 1 BB: 0 P: 10	R: 0 E: 0 K: 2 S: 10	H: 0 LOB: 1 BB: 1 P: 20	R: 0 E: 0 K: 0 S: 7	H: 0 LOB: 0 BB: 0 P: 9	R: 0 E: 0 K: 0 S: 6	H: 0 LOB: 1 BB: 1 P: 11	R: 0 E: 0 K: 0 S: 4	H: 0 LOB: 0 BB: 0 P: 6	1B: 0 2B: 2 3B: 0 HR: 0	SF: 0 SAC: 2 DP: 0 HBP: 1	WP: 0 PB: 0 SB: 1 CS: 0	PA: 33
<b>PITCHER</b>	IP WLS BF H R ER SO BB IBB HBP BLK WP HR S P ERA WHIP																					
Brian Bohanon, L (1, 1) ERA: 2.79	7.1 W 28 2 1 1 2 2 0 1 0 0 0 0 57 92 1.23 0.545																					
Antonio Osuna, R (8, 1) ERA: 2.82	0.2 2 0 0 0 0 0 0 0 0 0 0 0 4 5 0.00 0.000																					
Jeff Shaw, R (9, 1) ERA: 1.79	1.0 S 3 0 0 0 0 0 0 0 0 0 0 0 4 6 0.00 0.000																					

<b>AB</b>	28
<b>R</b>	1
<b>H</b>	2
<b>RBI</b>	1
<b>BB</b>	2
<b>SO</b>	2
<b>LOB</b>	11



WP: 0	PA: 33
PB: 0	
SB: 1	
CS: 0	

PITCHER	IP	WLS	BF	H	R	ER	SO	BB	IBB	HBP	BLK	WP	HR	S	P	ERA	WHIP
Brian Bohanon, L	7.1	W	28	2	1	1	2	2	0	1	0	0	0	57	92	1.23	0.545
Antonio Osuna, R	0.2		2	0	0	0	0	0	0	0	0	0	0	4	5	0.00	0.000
Jeff Shaw, R	1.0	S	3	0	0	0	0	0	0	0	0	0	0	4	6	0.00	0.000

Batter	1	2	3	4	5	6	7	8	9
Eric Young Sr., R OBP: 0.351, SLG: 0.367 (1, 4)	1-0 F8		0-1 G6-3			1-2 E6 1B SF9		0-1 G1-3	
Mark Grudzielanek, R OBP: 0.317, SLG: 0.367 (1, 6)	0-0 G4-3		2-2 F7			1-1 E 2-3 1B		0-1 F9	
Gary Sheffield, R OBP: 0.436, SLG: 0.546 (1, 9)	2-2 1B			2-0 1B G4-3 2B		0-1 SF9 1-2 3-H		0-0 L5	
Eric Karros, R OBP: 0.352, SLG: 0.463 (1, 3)	2-3 K			0-0 G4-3 2-3 1B		2-1 P6			
Bobby Bonilla, S OBP: 0.291, SLG: 0.333 (1, 7)		1-3 K		0-1 G4-3		0-0 F8			
Roger Cedeño, S OBP: 0.333, SLG: 0.315 (8, 7)				1-2f 3-H 1-3 K					
Trenidad Hubbard, R OBP: 0.402, SLG: 0.526 (1, 8)		2-3 K					0-0 CS 1B		
Adrián Beltré, R OBP: 0.265, SLG: 0.328 (1, 5)		2-2 G6-3			0-0 6-3		1-2 F9 1-3 2B		
Charles Johnson, R OBP: 0.263, SLG: 0.383 (1, 2)					0-0 F9		1-0 F9 2-3		
Brian Bohanon, L OBP: 0.360, SLG: 0.440 (1, 1)				1-0 HR					
Antonio Osuna, R (8, 1)				1-0 G6-3 1B		0-3 K			
Jeff Shaw, R (9, 1)									

AB	R	H	RBI	BB	SO	LOB
4	1	0	0	0	0	1
4	0	1	0	0	0	0
3	1	2	1	0	0	0
3	0	1	0	0	1	2
3	0	0	0	0	1	2
0	0	0	0	0	0	0
3	0	1	0	0	2	0
3	0	1	0	0	0	0
3	1	1	1	0	0	1
3	0	1	0	0	2	1
0	0	0	0	0	0	0
0	0	0	0	0	0	0

1B	2B	3B	HR	SF	SAC	DP	HBP
5	2	0	1	1	0	2	0
0	0	0	0	0	0	0	0
1	0	0	0	0	0	0	0

**BOTTOM**

**Pittsburgh Pirates @ Los Angeles Dodgers**  
**Dodger Stadium, Los Angeles, CA**

Fri Aug 07 1998, 7:05 PM PDT  
 Att: 41,676 - Overcast - 76 F

livebaseballscorecards.com

<b>AB</b>	<b>29</b>
<b>R</b>	<b>3</b>
<b>H</b>	<b>8</b>
<b>RBI</b>	<b>2</b>
<b>BB</b>	<b>0</b>
<b>SO</b>	<b>6</b>
<b>LOB</b>	<b>7</b>



Inning Stats		R	H	E	K	S	P	IP	WLS	BF	H	R	ER	SO	BB	IBB	HBP	BLK	WP	HR	S	P	ERA	WHIP
Todd Van Poppel, R ERA: 5.8 (1, 1)	6.1	6	1	0	1	16	25	8	3	2	5	0	0	0	0	0	0	0	0	0	1	76	2.84	1.263
Mike Williams, R ERA: 2.48 (7, 1)	1.2	0	0	0	0	1	5	0	0	0	0	0	0	0	0	0	0	0	0	0	9	12	0.00	0.000

WP	PA	ERA	WHIP
0	30		
0			
1			



Batter	1	2	3	4	5	6	7	8	9	AB R H RBI BB SO LOB	TOP														
Tony Womack, L (1, 4) OBP: 0.318, SLG: 0.350	1-1 F8		4-1 BB			4-1 BB	1-2 G3			2 1 0 0 2 0 0	<b>Pittsburgh Pirates @ Los Angeles Dodgers</b> <b>Dodger Stadium, Los Angeles, CA</b> Sat Aug 08 1998, 7:05 PM PDT Att. 45,187 - Unknown - 77 F														
18 Jason Kendall, R (1, 2) OBP: 0.405, SLG: 0.447	3-2 P6		2-2 P5			2-0 P3		4-0 SH3-4 BB		3 0 0 0 1 0 2															
Manny Martinez, R (1, 8) OBP: 0.311, SLG: 0.491	0-2 P4			0-0 P4		3-1 2B 1B		0-1 SH3-4		3 0 1 0 0 0 0															
Kevin Young, R (1, 3) OBP: 0.339, SLG: 0.501		0-1 P4		1-1 F8-3 HBP		0-1 F7		1-0 P6		3 0 0 0 0 0 2															
Jose Guillen, R (1, 9) OBP: 0.311, SLG: 0.436		2-2 P3		1-2 F8-3		0-0 2B		1-1 G5-3		4 0 1 0 0 0 2															
Al Martin, L (1, 7) OBP: 0.292, SLG: 0.358		0-2 G4-3			3-1 F9	4-0 FC5-4 IBB		1-3 K		3 0 0 0 1 1 0															
Aramis Ramirez, R (1, 5) OBP: 0.305, SLG: 0.365			2-2 2B		1-3 K2-3	1-2 FC5-4		2-3 K		4 0 1 0 0 2 3															
Lou Collier, R (1, 6) OBP: 0.302, SLG: 0.337			2-0 G3		0-0 1B		0-1 F8	4-1 BB		3 0 1 0 1 0 1															
Jon Lieber, L (1, 1) OBP: 0.234, SLG: 0.205 Jason Christiansen, R (9, 1) OBP: 0.333, SLG: 0.333 Mike Williams, R (9, 1)			2-0 G4-3		2-0 F8		0-0 F7	1-3 K		4 0 0 0 0 1 3 0 0 0 0 0 0 0 0 0 0 0 0 0 0															
<b>Inning Stats</b>	R: 0 E: 0 K: 0 S: 10	H: 0 LOB: 0 BB: 0 P: 14	R: 0 E: 0 K: 0 S: 8	H: 0 LOB: 0 BB: 0 P: 10	R: 0 E: 0 K: 0 S: 9	H: 1 LOB: 2 BB: 1 P: 21	R: 0 E: 0 K: 0 S: 5	H: 0 LOB: 0 BB: 0 P: 7	R: 0 E: 0 K: 1 S: 7	H: 1 LOB: 1 BB: 0 P: 13	R: 1 E: 0 K: 0 S: 10	H: 2 LOB: 3 BB: 2 P: 24	R: 0 E: 0 K: 0 S: 8	H: 0 LOB: 0 BB: 0 P: 9	R: 0 E: 0 K: 0 S: 5	H: 0 LOB: 1 BB: 1 P: 11	R: 0 E: 0 K: 3 S: 10	H: 0 LOB: 1 BB: 1 P: 18	1B: 2 2B: 3 3B: 0 HR: 0	SF: 0 SAC: 1 DP: 1 HBP: 1	WP: 0 PB: 0 SB: 1 CS: 0	PA: 36			
<b>PITCHER</b> Dave Micki, R (1, 1) ERA: 4.94 Antonio Osuna, R (8, 1) ERA: 2.72	IP 7.0	WLS BF 4 29	H R ER SO BB IBB HBP BLK WP HR S P ERA WHIP	4 1 1 1 3 1 0 0 0 0 15 25 0.00 0.500																					

AB	29
R	1
H	4
RBI	0
BB	5
SO	4
LOB	13



BOTTOM

Pittsburgh Pirates @ Los Angeles Dodgers  
Dodger Stadium, Los Angeles, CA

AB 34  
R 2  
H 11  
RBI 2  
BB 1  
SO 6  
LOB 18



WP: 0 PA: 37  
PB: 0  
SB: 1  
CS: 1

ERA 1.12 WHIP 1.000  
ERA 2.41 WHIP 2.48

Sat Aug 08 1998, 7:05 PM PDT  
Att: 45,187 - Unknown - 77 F

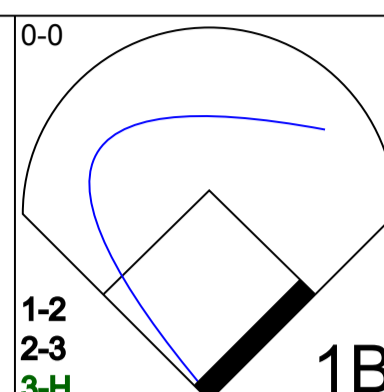
AB R H RBI BB SO LOB

4	0	1	1	0	1	4
4	0	2	0	0	0	2
4	0	1	0	0	3	3
4	0	0	0	0	1	4
4	0	1	0	0	0	1
0	1	0	0	0	0	0
3	0	1	0	0	0	0
4	1	1	0	0	0	1
4	0	3	1	0	0	0
1	0	0	0	0	0	2
1	0	1	0	1	0	0
0	0	0	0	0	0	0
0	0	0	0	0	0	0
1	0	0	0	0	1	1

1B: 10 SF: 0  
2B: 2 SAC: 2  
3B: 0 DP: 1  
HR: 0 HBP: 0

IP WLS BF H R ER SO BB IBB HBP BLK WP HR S P ERA WHIP

0-0



1-2 2-3 3-H



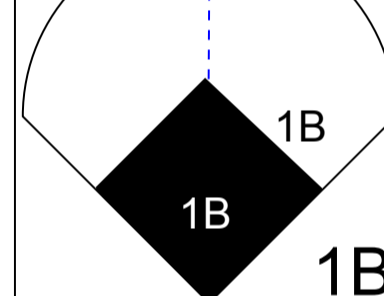
3-1



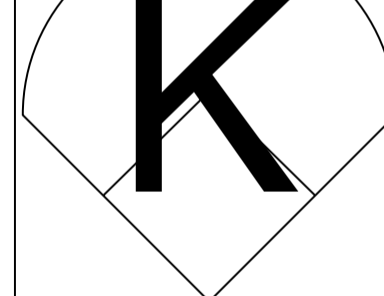
0-1



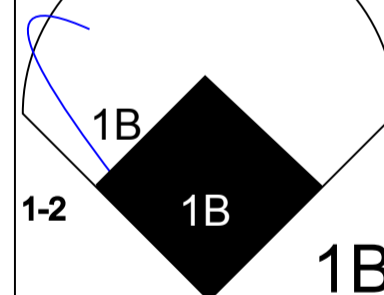
1-2



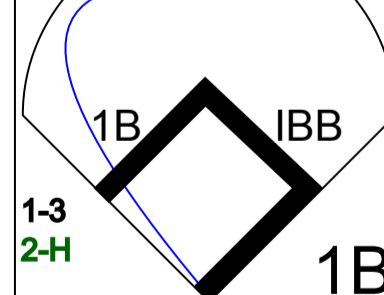
2-3



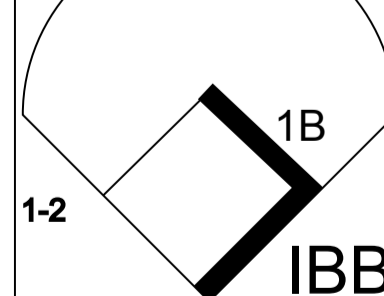
0-1



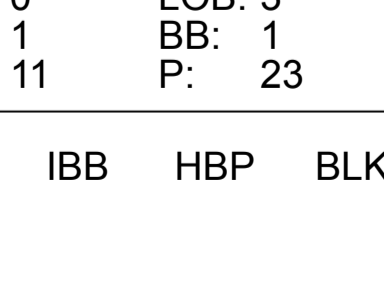
3-2



1-3 2-H



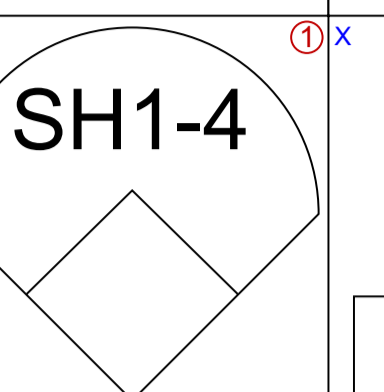
4-0



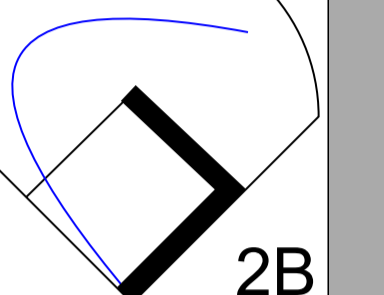
1-2




1-0



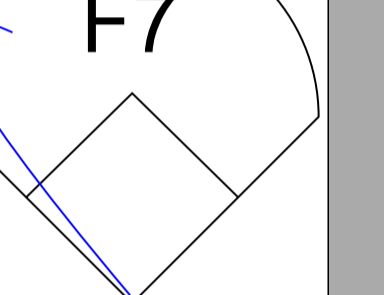
1-2



1-1




2-3



1-3



1-0



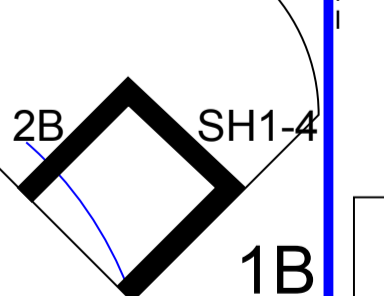
3-1



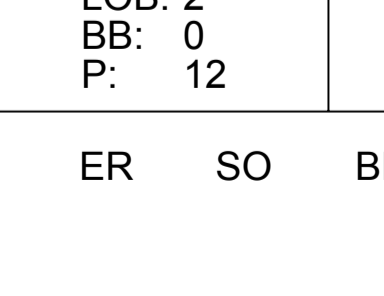
1-2



0-0



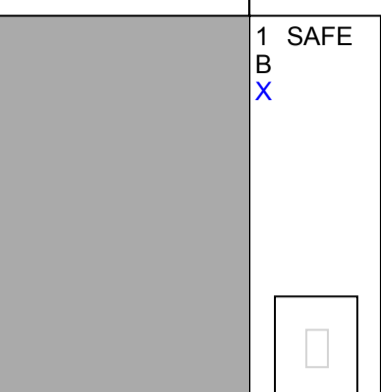
2-3



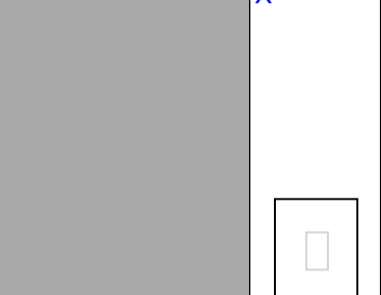
1-2




3-1




0-0



3-3



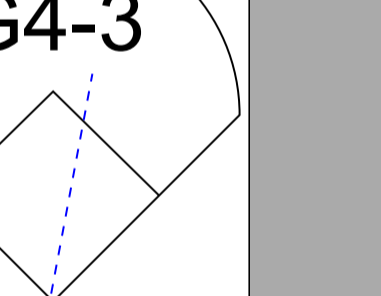
3-2



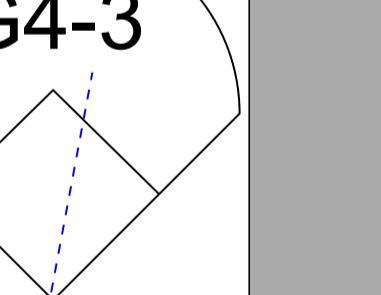
1-0



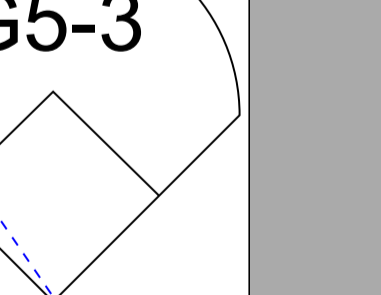
0-0




1-2



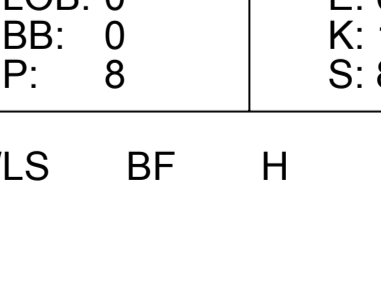
0-1



1-2



0-0



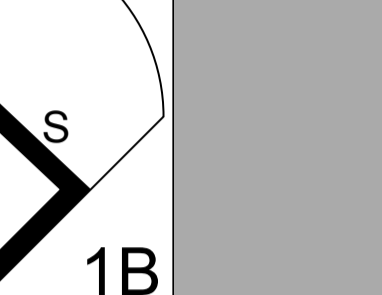
1-2




2-1



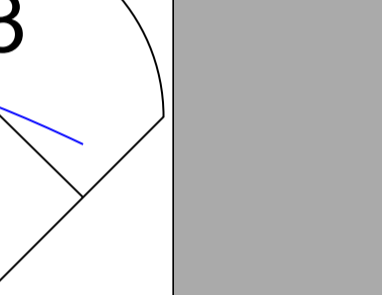
1-1



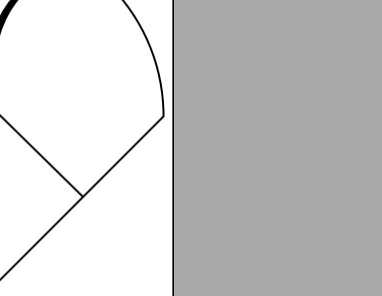
0-0



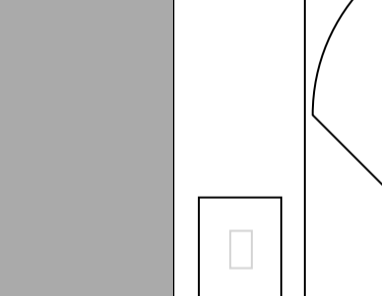
3-3



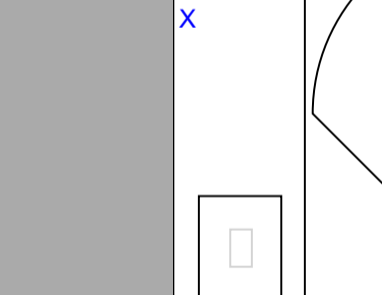
3-2



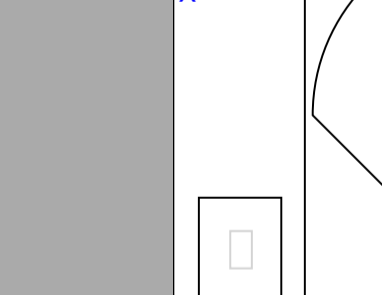
1-0



0-1



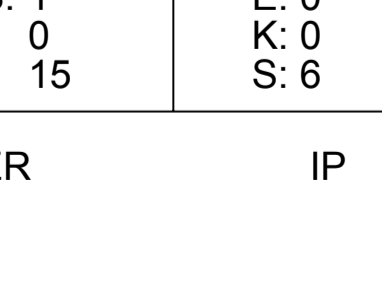
0-0



1-2



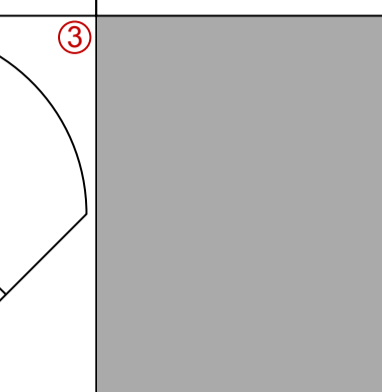
1-2



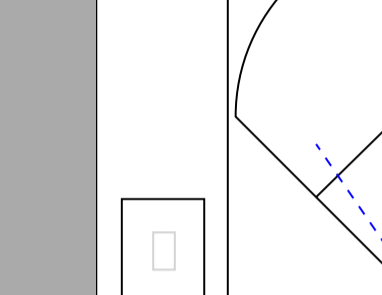
2-3f



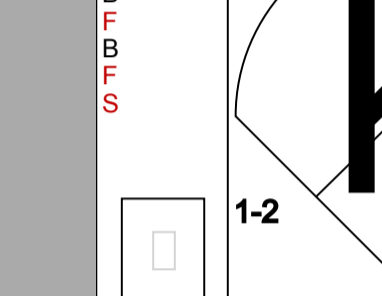
2-2



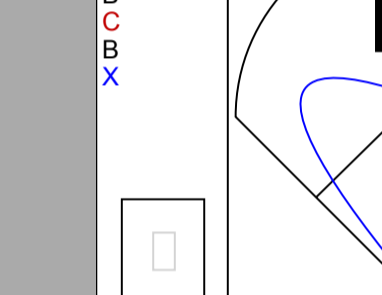
0-0



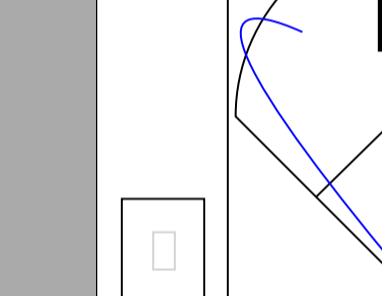
2-3



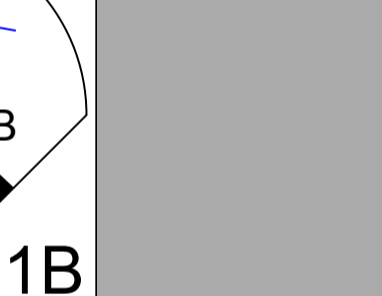
0-0




3-2



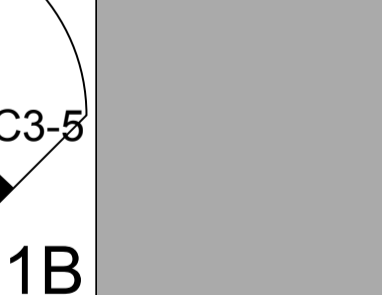
2-1




0-0



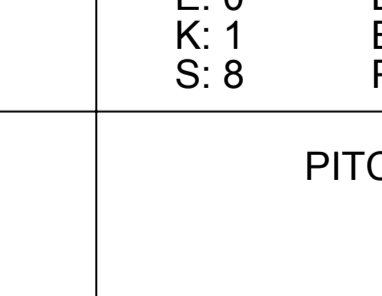
3-3



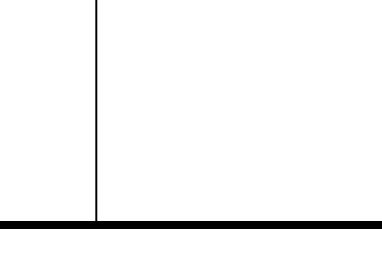
1-2



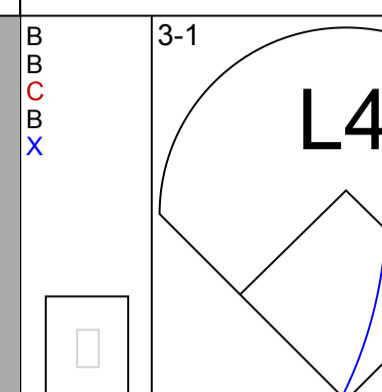
3-3



1-2



1-1



0-0



3-3



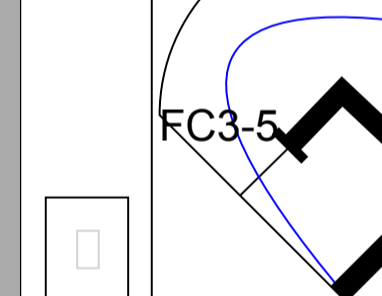
3-2



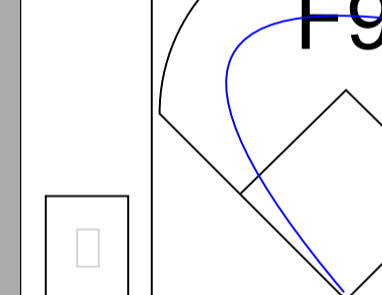
1-0



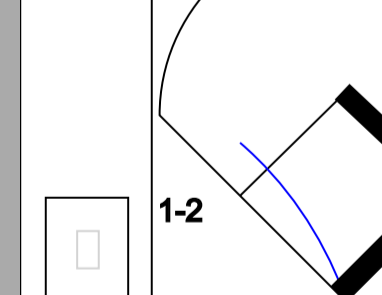
0-1



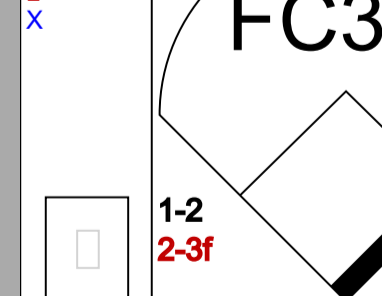
0-0



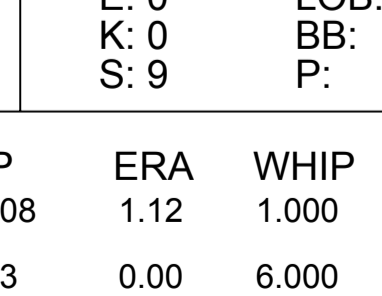
1-2



0-0




1-2



2-3f



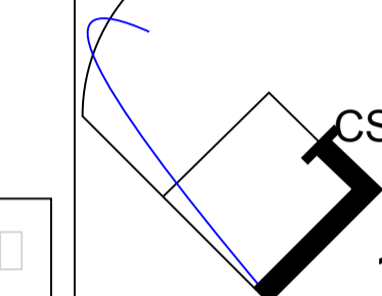
2-2



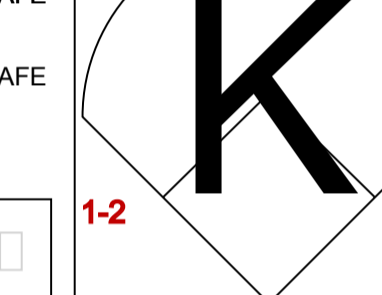
1-1



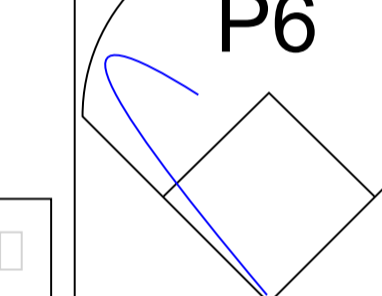
0-0



3-3



3-2



1-0



0-1



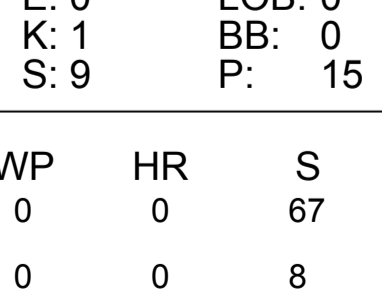
0-0



1-2



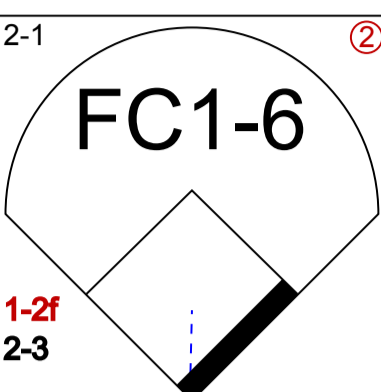
0-0



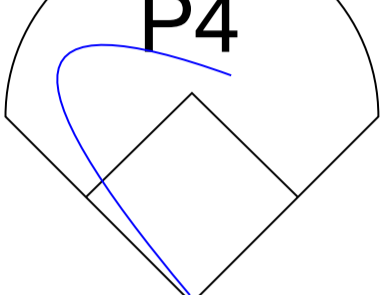
1-2



2-2



0-0



2-3



0-0



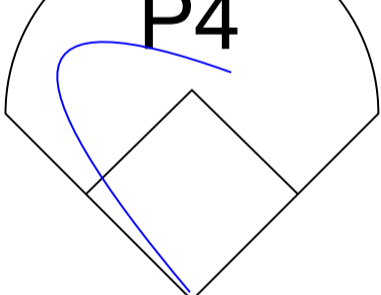
3-2



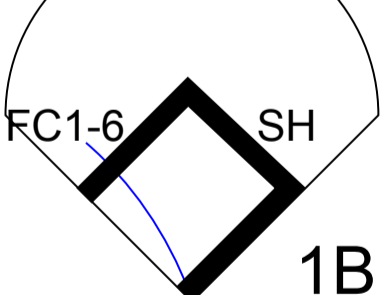
2-1



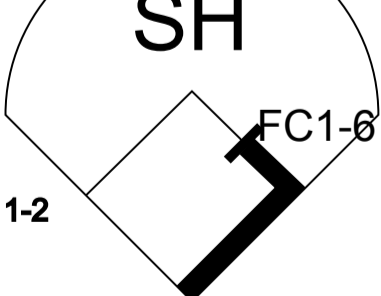
0-0



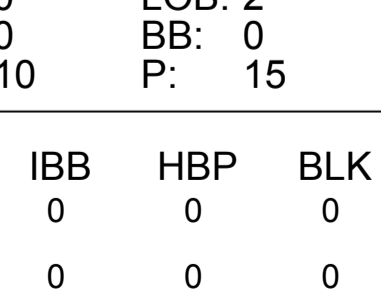
3-3



1-2



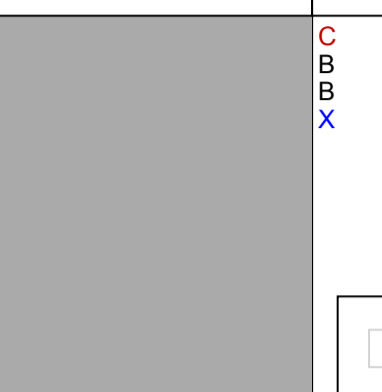
3-3




1-2



1-1



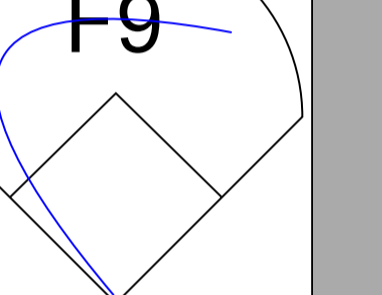
0-0



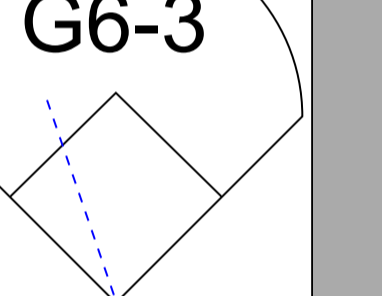
3-3



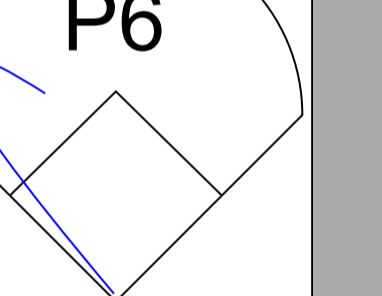
3-2




1-0



0-1




0-0



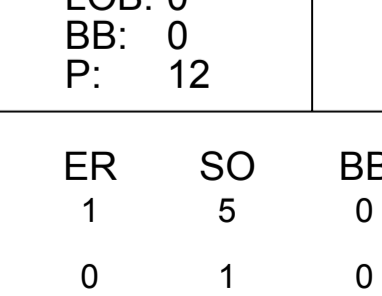
1-2



0-0



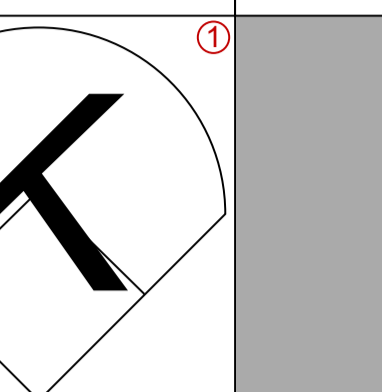
1-2



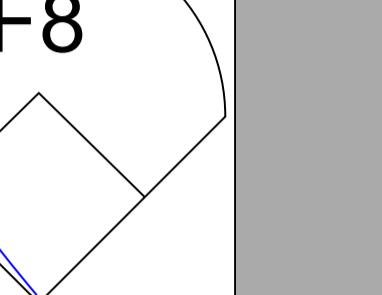
2-3f




2-2




0-0



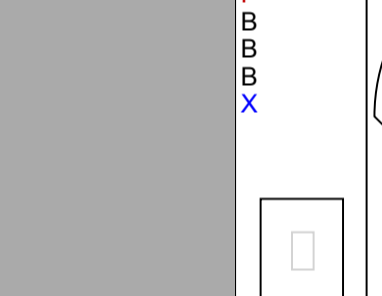
2-3



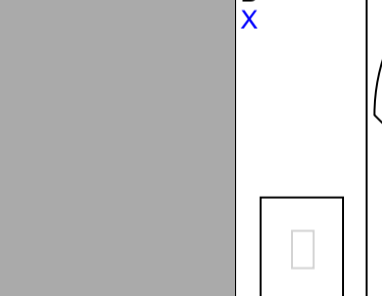
0-0



3-2



2-1



0-0



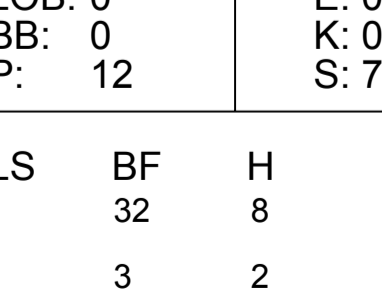
3-3



1-2



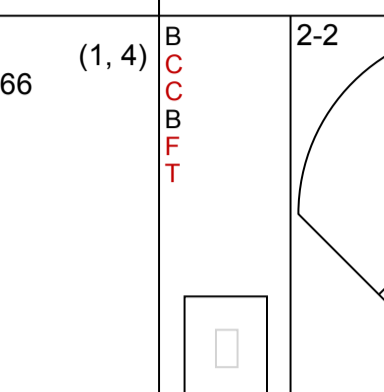
3-3



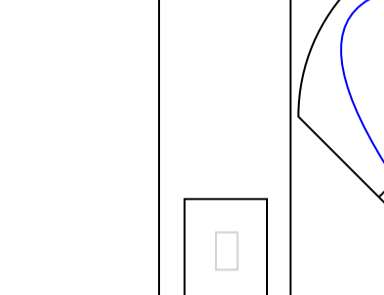
1-2



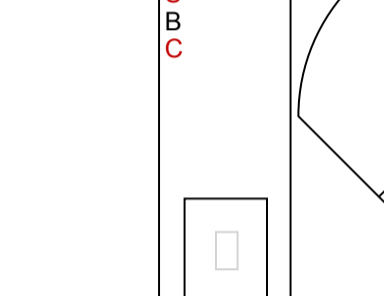
1-0




0-0




2-3




0-0




3-2




2-1




0-0



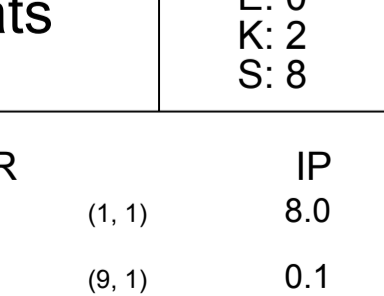
3-3



1-2



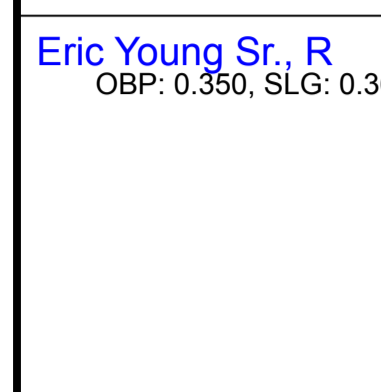
3-3



1-2



1-0




1-1



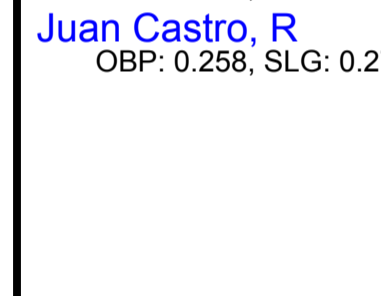
1-3



1-0



3-1



2-3



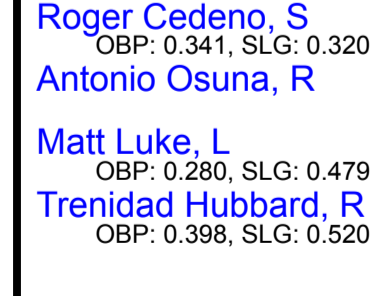
0-1




3-2



1-3 2-H



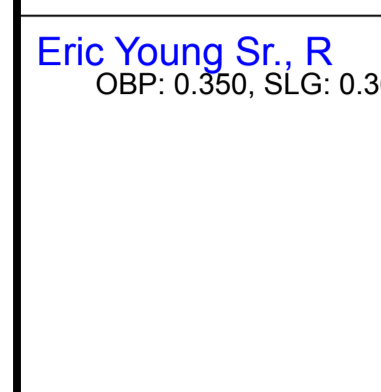
4-0



1-2



3-1



0-0





Batter	1	2	3	4	5	6	7	8	9	AB R H RBI BB SO LOB	TOP											
Tony Womack, L (1, 4) OBP: 0.317, SLG: 0.348	1-2 G6-3	2-1 SF7			3-3 K		0-1 SH5-3			2 0 0 1 0 1 0	<b>Pittsburgh Pirates @ Los Angeles Dodgers</b> Dodger Stadium, Los Angeles, CA Sun Aug 09 1998, 7:05 PM PDT Att. 43,227 - Unknown - 99 F <a href="http://livebaseballscorecards.com">livebaseballscorecards.com</a>											
18 Jason Kendall, R (1, 2) OBP: 0.406, SLG: 0.453	2-1 G4-3	3-H 0-2 F8			1-2 HR		4-1 G5-4-3 BB			3 1 1 1 1 0 2												
Manny Martinez, R (1, 8) OBP: 0.309, SLG: 0.478	4-1 HBP BB			1-1 G4-3	3-3 K		1-1 G5-4-3 1-2f			3 0 0 0 1 1 2												
Kevin Young, R (1, 3) OBP: 0.340, SLG: 0.500	2-0 1-2 HBP			2-2 K	2-1 1B		2-1 G6-3			3 0 1 0 0 1 0												
Jose Guillen, R (1, 9) OBP: 0.311, SLG: 0.434	1-2 G5-3			2-3 K2-3	2-2 1B		1-2 G6-3			4 0 1 0 0 1 2												
Al Martin, L (1, 7) Elmer Dessens, R (8, 1) Ricardo Rincon, L (8, 1)		1-0 G4-3		1-3 K	4-2 1B		0-1 G6-3			3 0 0 0 1 1 0 0 0 0 0 0 0 0 0 0 0 0 0 0 0												
Aramis Ramirez, R (1, 5) Doug Strange, S (2, PR) (2, 5)		1-2 1B SF7 2B		1-3 K	1-3 K		2-2 P5			1 0 1 0 0 0 0 3 1 0 0 0 2 3												
Lou Collier, R (1, 6) OBP: 0.302, SLG: 0.336		0-2 SAFE SH 1B		2-1 G4-3	0-0 G6-3 1-2f		2-2 G5-3			4 0 1 0 0 0 3												
Chris Peters, L (1, 1) Mark Smith, R (8, 7) OBP: 0.227, SLG: 0.227 OBP: 0.256, SLG: 0.300		0-1 SH 1-2		0-3 K	0-1 SH5-3 1B		1-1 G1-3			2 0 1 0 0 1 0 1 0 0 0 0 0 0												
<b>Inning Stats</b>	R: 0 E: 0 K: 0 S: 14	H: 0 LOB: 2 BB: 1 P: 24	R: 1 E: 0 K: 0 S: 14	H: 2 LOB: 2 BB: 0 P: 18	R: 0 E: 0 K: 2 S: 9	H: 0 LOB: 0 BB: 0 P: 14	R: 0 E: 0 K: 2 S: 10	H: 0 LOB: 0 BB: 0 P: 14	R: 1 E: 0 K: 3 S: 14	H: 1 LOB: 0 BB: 0 P: 21		R: 0 E: 0 K: 1 S: 13	H: 2 LOB: 2 BB: 1 P: 22	R: 0 E: 0 K: 0 S: 7	H: 1 LOB: 1 BB: 1 P: 12	R: 0 E: 0 K: 0 S: 7	H: 0 LOB: 0 BB: 0 P: 10	R: 0 E: 0 K: 0 S: 8	H: 0 LOB: 0 BB: 0 P: 13	1B: 4 2B: 1 3B: 0 HR: 1	SF: 1 SAC: 2 DP: 2 HBP: 1	WP: 0 PB: 0 SB: 1 CS: 0
<b>PITCHER</b>	IP WLS BF H R ER SO BB IBB HBP BLK WP HR S P ERA WHIP																					
Chan Ho Park, R (1, 1) ERA: 3.9	7.0 L 30 6 2 2 8 3 0 1 0 0 0 1 81 125 2.57 1.286																					
Scott Radinsky, L (8, 1) ERA: 2.63	1.0 3 0 0 0 0 0 0 0 0 0 0 0 7 10 0.00 0.000																					
Jeff Shaw, R (9, 1) ERA: 1.76	1.0 3 0 0 0 0 0 0 0 0 0 0 0 8 13 0.00 0.000																					

AB	29
R	2
H	6
RBI	2
BB	3
SO	8
LOB	12



Batter	1	2	3	4	5	6	7	8	9	AB R H RBI BB SO LOB
Eric Young Sr., R OBP: 0.352, SLG: 0.366 (1, 4)	4-2 G5-3 BB		2-0 1B			1-1 G4-3		1-2 G1-4-3 1-2f		3 0 1 0 1 0 1
Mark Grudzielanek, R OBP: 0.318, SLG: 0.372 (1, 6)	1-0 G5-3 1-2		1-0 G5-3			2-1 2B			0-3 K	4 0 1 0 0 1 2
Raul Mondesi, R OBP: 0.318, SLG: 0.537 (1, 8)	1-3 K				0-3 K	0-0 F6			1-3 K	4 0 0 0 0 3 2
Gary Sheffield, R OBP: 0.429, SLG: 0.534 (1, 9)	0-2 G1-3				3-1 P3		2-0 G5-3		3-2 G6-3	4 0 0 0 0 0 1
Eric Karros, R OBP: 0.348, SLG: 0.456 (1, 3)		1-1 F9		1-2 K		2-1 G6-3				3 0 0 0 0 1 0
Bobby Bonilla, S OBP: 0.292, SLG: 0.346 (1, 7)		0-0 P6			2-3 K	2-2 HR				3 1 1 1 0 1 0
Adrian Beltré, R OBP: 0.259, SLG: 0.319 (1, 5)		2-2 G6-3			0-0 F9	0-0 P4				3 0 0 0 0 0 0
Charles Johnson, R OBP: 0.266, SLG: 0.384 (1, 2)			1-3 K		2-1 G5-3			1-1 G6-3		3 0 0 0 0 1 0
Chan Ho Park, R OBP: 0.231, SLG: 0.294 Scott Radinsky, L (8, 1)			0-3 K			0-1 1B		1-2 G1-4-3 1B		2 0 1 0 0 1 0
Matt Luke, L OBP: 0.280, SLG: 0.479 Trenidad Hubbard, R OBP: 0.404, SLG: 0.525 Jeff Shaw, R (9, 1)										0 0 0 0 0 0 0

Inning Stats	R: 0	H: 0	E: 0	K: 1	S: 9	LOB: 1	BB: 1	P: 15	R: 0	H: 0	E: 0	K: 0	S: 6	LOB: 0	BB: 0	P: 9	R: 0	H: 1	E: 0	K: 2	S: 8	LOB: 1	BB: 0	P: 12	R: 0	H: 0	E: 0	K: 2	S: 8	LOB: 0	BB: 0	P: 12	R: 0	H: 2	E: 0	K: 1	S: 7	LOB: 1	BB: 0	P: 10	R: 1	H: 1	E: 0	K: 0	S: 7	LOB: 0	BB: 0	P: 13	R: 0	H: 1	E: 0	K: 0	S: 9	LOB: 0	BB: 0	P: 12	R: 0	H: 0	E: 0	K: 2	S: 11	LOB: 0	BB: 0	P: 15	1B: 3	SF: 0	2B: 1	SAC: 0	3B: 0	DP: 1	HR: 1	HBP: 0	WP: 0	PA: 31
--------------	------	------	------	------	------	--------	-------	-------	------	------	------	------	------	--------	-------	------	------	------	------	------	------	--------	-------	-------	------	------	------	------	------	--------	-------	-------	------	------	------	------	------	--------	-------	-------	------	------	------	------	------	--------	-------	-------	------	------	------	------	------	--------	-------	-------	------	------	------	------	-------	--------	-------	-------	-------	-------	-------	--------	-------	-------	-------	--------	-------	--------

PITCHER	IP	WLS	BF	H	R	ER	SO	BB	IBB	HBP	BLK	WP	HR	S	P	ERA	WHIP
Chris Peters, L ERA: 3.62 (1, 1)	7.0	W	25	4	1	1	6	1	0	0	0	0	1	51	81	1.29	0.714
Elmer Dessens, R ERA: 4.6 (8, 1)	0.1		1	0	0	0	0	0	0	0	0	0	0	2	3	0.00	0.000
Ricardo Rincon, L ERA: 1.65 (8, 1)	1.2	S	5	1	0	0	2	0	0	0	0	0	0	18	24	0.00	0.600

BOTTOM

Pittsburgh Pirates @ Los Angeles Dodgers  
Dodger Stadium, Los Angeles, CA

Sun Aug 09 1998, 7:05 PM PDT  
Att: 43,227 - Unknown - 99 F

livebaseballscores.com

AB	30
R	1
H	5
RBI	1
BB	1
SO	8
LOB	6





Batter	1	2	3	4	5	6	7	8	9	AB R H RBI BB SO LOB	TOP											
<b>Todd Dunwoody, L</b> (1, 8) OBP: 0.287, SLG: 0.372	1-3 		1-2 	2-2 		3-1 		1-3 	1-2 	6 2 3 3 0 2 2	<b>Florida Marlins @ Los Angeles Dodgers</b> <b>Dodger Stadium, Los Angeles, CA</b> Tue Aug 11 1998, 3:33 AM PDT Att. 35,270 - Sunny - 98 F											
<b>Edgar Renteria, R</b> (1, 6) OBP: 0.354, SLG: 0.354	2-3 		1-2 	2-0 		1-2 		4-1 		4 1 2 0 1 1 1												
<b>Mark Kotsay, L</b> (1, 9) OBP: 0.316, SLG: 0.386	2-0 		1-2 	0-0 		1-1 		0-0 		5 1 4 1 0 0 2												
<b>Derrek Lee, R</b> (1, 3) OBP: 0.330, SLG: 0.442	2-2 		0-0 		1-3 	2-1 		1-2 		5 0 3 2 0 1 1												
<b>Cliff Floyd, L</b> (1, 7) OBP: 0.333, SLG: 0.457	0-1 		2-3 		2-2 		2-3 	0-3 		5 1 1 0 0 3 5												
<b>John Wehner, R</b> (8, 7) OBP: 0.250, SLG: 0.246			1-2 							0 0 0 0 0 0 0												
<b>Kevin Orie, R</b> (1, 5) OBP: 0.262, SLG: 0.272		2-2 		0-1 	3-0 		1-1 		4-1 	4 1 1 0 1 0 1												
<b>Gregg Zaun, S</b> (1, 2) OBP: 0.282, SLG: 0.304		3-3 		1-2 	1-2 		4-0 		0-0 	4 1 2 1 1 1 1												
<b>Luis Castillo, S</b> (1, 4) OBP: 0.231, SLG: 0.261		0-3 		4-0 	2-3 		1-3 		1-2 	4 1 1 0 1 3 2												
<b>Jesus Sanchez, L</b> (1, 1) OBP: 0.103, SLG: 0.132			1-3 	1-1 		1-1 		0-3 	1-0 	2 0 0 0 0 1 0												
<b>Brian Edmondson, R</b> (7, 1)										1 0 0 0 0 1 0												
<b>John Cangelosi, S</b> (9, PH) OBP: 0.377, SLG: 0.333										1 0 0 0 0 0 2												
<b>Matt Mantei, R</b> (9, 1) OBP: 0.500, SLG: 0.500										0 0 0 0 0 0 0												
<b>Antonio Alfonseca, R</b> (9, 1)										0 0 0 0 0 0 0												
<b>Inning Stats</b>	R: 0 E: 0 K: 2 S: 15	H: 2 LOB: 2 BB: 0 P: 22	R: 0 E: 0 K: 2 S: 13	H: 0 LOB: 0 BB: 0 P: 18	R: 1 E: 0 K: 2 S: 16	H: 3 LOB: 2 BB: 0 P: 22	R: 3 E: 1 K: 0 S: 13	H: 4 LOB: 1 BB: 1 P: 23	R: 1 E: 0 K: 2 S: 13	H: 2 LOB: 1 BB: 0 P: 22	R: 1 E: 0 K: 0 S: 11	H: 3 LOB: 1 BB: 0 P: 19	R: 0 E: 0 K: 2 S: 9	H: 0 LOB: 1 BB: 1 P: 17	R: 2 E: 0 K: 3 S: 15	H: 2 LOB: 1 BB: 1 P: 21	R: 0 E: 0 K: 0 S: 11	H: 1 LOB: 2 BB: 1 P: 18	1B: 10 2B: 6 3B: 0 HR: 1	SF: 0 SAC: 1 DP: 1 HBP: 0	WP: 1 PB: 1 SB: 0 CS: 0	PA: 46
<b>PITCHER</b>	IP WLS BF H R ER SO BB IBB HBP BLK WP HR S P ERA WHIP											<b>PITCHER</b>	IP WLS BF H R ER SO BB IBB HBP BLK WP HR S P ERA WHIP									
<b>37 Darren Dreifort, R</b> (1, 1) ERA: 3.89	5.0 L 26 11 5 5 8 1 0 0 0 1 0 70 107 9.00 2.400																					
<b>Darren Hall, R</b> (6, 1) ERA: 10.32	1.0 5 3 1 1 0 0 0 0 0 0 1 11 19 9.00 3.000																					
<b>Mike Judd, R</b> (7, 1) ERA: 9.0	2.0 10 2 2 2 5 2 0 0 0 0 0 24 38 9.00 2.000																					
<b>Mark Guthrie, L</b> (9, 1) ERA: 2.27	1.0 5 1 0 0 0 1 0 0 0 0 0 11 18 0.00 2.000																					

livebaseballscorecards.com

<b>AB</b>	41
<b>R</b>	8
<b>H</b>	17
<b>RBI</b>	7
<b>BB</b>	4
<b>SO</b>	13
<b>LOB</b>	17



BOTTOM

Florida Marlins @ Los Angeles Dodgers  
Dodger Stadium, Los Angeles, CA  
Tue Aug 11 1998, 3:33 AM PDT  
Att. 35,270 - Sunny - 98 F

livebaseballscorecards.com

AB	32
R	6
H	9
RBI	6
BB	9
SO	5
LOB	17



WP:	0	PA:	41
PB:	0	SB:	0
CS:	1		

AB R H RBI BB SO LOB

3	0	1	1	2	0	1
5	0	3	2	0	0	1
5	0	0	1	0	1	5
4	0	0	0	1	0	1
3	1	1	0	2	1	3
2	1	0	0	2	0	1
4	1	3	0	0	0	2
3	2	1	1	1	0	2
1	0	0	0	0	1	0
0	0	0	0	0	0	0
1	0	0	0	0	1	0
0	0	0	0	0	0	0
0	1	0	1	1	0	0

4-2	G6-3	1B	BB
0-2	G6-3	1B	BB
1-1	G6-3	1B	BB
1-2	2-3	3-H	
4-2	P5		IBB
4-0	1B	BB	BB
4-2	BB	1B	BB
1-2	BB	BB	BB
0-2	BB	BB	1B
4-2	BB	BB	BB
4-2	BB	BB	BB
1-2	2-3	3-H	
4-2	1B	BB	BB
1-2	2-3	3-H	
4-2	1B	BB	BB

0-1	G4-3	2-3
2-1	1B	3-H
0-2	F4	
3-2	L5	
4-2	BB	BB
4-0	G6-4-3	BB
1-2	BB	
2-1	G6-4-3	1-2f
2-2	G4-3	1B
2-2	2B	
0-3	K	
4-2	1B	BB
1-2	2-3	3-H

4-2	BB	
2-2	F8	
1-0	G1-3	
3-2	L5	
4-2	BB	BB
4-0	G6-4-3	BB
1-2	BB	
2-1	G6-4-3	1-2f
2-2	G4-3	1B
2-2	2B	
0-3	K	
4-2	1B	BB
1-2	2-3	3-H

2-2	CS	1B
2-2	FC5-4	1B
1-1	FC5-4	BLK
3-2	G5-3	1-2
1-3	K	
0-0	F7	
1-1	1B	1B
3-2	P5	
1-3	K2-3	

2-2	1B	
2-2	FC5-4	1B
1-1	FC5-4	BLK
3-2	G5-3	1-2
1-3	K	
0-0	F7	
1-1	1B	1B
3-2	P5	
1-3	K2-3	

2-2	F8	
2-2	FC5-4	1B
1-1	FC5-4	BLK
3-2	G5-3	1-2
1-3	K	
0-0	F7	
1-1	1B	1B
3-2	P5	
1-3	K2-3	

2-2	F8	
2-2	FC5-4	1B
1-1	FC5-4	BLK
3-2	G5-3	1-2
1-3	K	
0-0	F7	
1-1	1B	1B
3-2	P5	
1-3	K2-3	

2-2	F8	
2-2	FC5-4	1B
1-1	FC5-4	BLK
3-2	G5-3	1-2
1-3	K	
0-0	F7	
1-1	1B	1B
3-2	P5	
1-3	K2-3	

2-2	F8	
2-2	FC5-4	1B
1-1	FC5-4	BLK
3-2	G5-3	1-2
1-3	K	
0-0	F7	
1-1	1B	1B
3-2	P5	
1-3	K2-3	

2-2	F8	
2-2	FC5-4	1B
1-1	FC5-4	BLK
3-2	G5-3	1-2
1-3	K	
0-0	F7	
1-1	1B	1B
3-2	P5	
1-3	K2-3	

Inning Stats															R: 0	H: 0	E: 0	K: 1	S: 8	H: 1	LOB: 0	BB: 0	P: 12	R: 0	H: 1	E: 0	K: 0	S: 4	H: 1	LOB: 0	BB: 0	P: 8	R: 0	H: 2	E: 0	K: 0	S: 13	H: 1	LOB: 1	BB: 0	P: 21	R: 0	H: 0	E: 0	K: 1	S: 9	H: 0	LOB: 1	BB: 1	P: 17	R: 0	H: 0	E: 0	K: 0	S: 8	H: 2	LOB: 1	BB: 0	P: 17	R: 1	H: 2	E: 0	K: 1	S: 13	H: 2	LOB: 1	BB: 0	P: 17	R: 5	H: 2	E: 0	K: 0	S: 29	H: 2	LOB: 3	BB: 6	P: 56	1B: 8	SF: 0	2B: 1	SAC: 0	3B: 0	DP: 3	HR: 0	HBP: 0	WP: 0	PA: 41	ERA	WHIP																																												
PITCHER															IP	WLS	BF	H	R	ER	SO	BB	IBB	HBP	BLK	WP	HR	S	P	ERA	WHIP	PITCHER															IP	WLS	BF	H	R	ER	SO	BB	IBB	HBP	BLK	WP	HR	S	P	ERA	WHIP																																																																						
Jesus Sanchez, L															(1, 1)	6.1	W	24	5	0	0	4	3	0	0	1	0	0	55	99	0.00	1.263	Brian Edmondson, R															(7, 1)	1.2		6	2	1	1	1	0	0	0	0	0	0	15	21	5.40	1.200	Matt Mantei, R															(9, 1)	0.1		5	1	4	4	0	3	0	0	0	0	0	0	11	23	108.00	12.000	Antonio Alfonseca, R															(9, 1)	0.2		6	1	1	1	0	2	1	0	0	0	0	0	18	33	13.50	4.500

Batter	1	2	3	4	5	6	7	8	9	AB	R	H	RBI	BB	SO	LOB
Eric Young Sr., R	(1, 4)									3	0	1	1	2	0	1
Mark Grudzielanek, R	(1, 6)									5	0	3	2	0	0	1
Raul Mondesi, R	(1, 8)									5	0	0	1	0	1	5
Gary Sheffield, R	(1, 9)									4	0	0	0	1	0	1
Eric Karros, R	(1, 3)									3	1	1	0	2	1	3
Bobby Bonilla, S	(1, 7)									2	1	0	0	2	0	1
Adrian Beltré, R	(1, 5)									4	1	3	0	0	0	2
Charles Johnson, R	(1, 2)									3	2	1	1	1	0	2
37 Darren Dreifort, R	(1, 1)									1	0	0	0	0	1	0
Darren Hall, R	(6, 1)									0	0	0	0	0	0	0
Roger Cedeno, S	(6, PH)									1	0	0	0	0	1	0
Mike Judd, R	(7, 1)									0	0	0	0	0	0	0
Jim Eisenreich, L	(8, PH)									1	0	0	0	0	1	1
Mark Guthrie, R	(9, 1)									0	0	0	0	0	0	0
Matt Luke, L	(9, PH)									0	1	0	1	1	0	0



Batter	1	2	3	4	5	6	7	8	9	AB R H RBI BB SO LOB	TOP
<b>John Cangelosi, S</b> (1, 8) OBP: 0.374, SLG: 0.331 <b>Todd Dunwoody, L</b> (8, 8) OBP: 0.286, SLG: 0.370	2-2 		2-0 F9 		2-1 G6-3 		0-1 P3 		1-2 G3 	4 0 1 0 0 0 1 1 0 0 0 0 0 0	<b>Florida Marlins @ Los Angeles Dodgers</b> <b>Dodger Stadium, Los Angeles, CA</b> Wed Aug 12 1998, 7:05 PM PDT Att. 36,452 - Cloudy - 81 F
<b>Edgar Renteria, R</b> (1, 6) OBP: 0.352, SLG: 0.354	3-2 F9 		2-3 K 			0-3 K 	1-1 	2-0 G5-3 	5 0 1 1 0 2 1		
<b>Mark Kotsay, L</b> (1, 9) OBP: 0.316, SLG: 0.383	0-0 		1-2 G4-3 			0-0 G4-3 	0-1 G3 	0-3 K 	5 0 1 0 0 1 1		
<b>Derrek Lee, R</b> (1, 3) OBP: 0.332, SLG: 0.452	2-2 P3 			1-0 		3-1 E5 		3-2 	4 2 2 1 0 0 1		
<b>John Wehner, R</b> (1, 7) OBP: 0.266, SLG: 0.250		2-2 FC6-4 		0-1 B2 		4-0 		1-2 F4 	3 0 1 0 1 0 1		
<b>Dave Berg, R</b> (1, 5) OBP: 0.355, SLG: 0.372		0-0 FC6-4 		1-3 K 		0-0 		4-2 	3 0 1 1 1 1 2		
<b>Mike Redmond, R</b> (1, 2) OBP: 0.362, SLG: 0.427		1-0 G5-3 		3-2 G1-3 		1-2 FC6-4 		0-2 	4 0 1 0 0 0 4		
<b>Luis Castillo, S</b> (1, 4) OBP: 0.267, SLG: 0.240		4-2 			4-2 		2-2 G1-3 	3-3 K 	2 0 0 0 2 1 2		
<b>Kirt Ojala, L</b> (1, 1) OBP: 0.250, SLG: 0.214 <b>Ryan Jackson, L</b> (7, PH) OBP: 0.310, SLG: 0.355 <b>Rob Stanifer, R</b> (7, 1) <b>Justin Speier, R</b> (8, 1) <b>Matt Mantei, R</b> (9, 1) OBP: 0.500, SLG: 0.500	1-2 G4-3 			0-0 B1-6-4 		2-1 	1-3 K 	2 0 0 0 0 0 3 1 1 1 0 0 0 0 1 0 0 0 0 1 2 0 0 0 0 0 0 0 0 0 0 0 0 0 0			
<b>Inning Stats</b>	R: 0 H: 2 E: 0 LOB: 1 K: 0 BB: 0 S: 13 P: 20	R: 0 H: 1 E: 0 LOB: 2 K: 0 BB: 1 S: 11 P: 19	R: 0 H: 0 E: 0 LOB: 0 K: 1 BB: 0 S: 7 P: 12	R: 0 H: 1 E: 0 LOB: 1 K: 1 BB: 0 S: 11 P: 16	R: 0 H: 0 E: 0 LOB: 0 K: 0 BB: 1 S: 5 P: 11	R: 1 H: 1 E: 1 LOB: 2 K: 1 BB: 1 S: 11 P: 19	R: 1 H: 2 E: 0 LOB: 1 K: 0 BB: 0 S: 11 P: 16	R: 1 H: 2 E: 0 LOB: 2 K: 2 BB: 1 S: 22 P: 34	R: 0 H: 0 E: 0 LOB: 0 K: 1 BB: 0 S: 7 P: 10	1B: 7 SF: 0 2B: 1 SAC: 0 3B: 0 DP: 1 HR: 1 HBP: 0	
<b>PITCHER</b> <b>Carlos Perez, L</b> (1, 1) ERA: 3.75 <b>Antonio Osuna, R</b> (8, 1) ERA: 2.78	IP WLS BF H R ER SO BB IBB HBP BLK WP HR S P ERA WHIP 7.0 0 30 7 2 1 3 3 0 0 0 0 0 69 113 1.29 1.429 2.0 L 9 2 1 1 3 1 0 0 0 0 0 1 29 44 4.50 1.500	<b>PITCHER</b> IP WLS BF H R ER SO BB IBB HBP BLK WP HR S P ERA WHIP									

livebaseballscorecards.com

AB	35
R	3
H	9
RBI	3
BB	4
SO	6
LOB	18



**BOTTOM**

**Florida Marlins @ Los Angeles Dodgers**  
**Dodger Stadium, Los Angeles, CA**

Wed Aug 12 1998, 7:05 PM PDT  
 Att. 36,452 - Cloudy - 81 F

[livebaseballscorecards.com](http://livebaseballscorecards.com)

<b>AB</b>	<b>31</b>
<b>R</b>	<b>2</b>
<b>H</b>	<b>7</b>
<b>RBI</b>	<b>2</b>
<b>BB</b>	<b>6</b>
<b>SO</b>	<b>8</b>
<b>LOB</b>	<b>19</b>



WP: 0	PA: 38
PB: 1	
SB: 0	
CS: 1	

AB	R	H	RBI	BB	SO	LOB
5	0	4	2	0	0	0
5	0	0	0	0	2	5
3	0	2	0	1	0	1
3	0	0	0	1	0	2
3	0	0	0	1	1	3
3	0	1	0	0	0	0
1	1	0	0	0	1	2
3	0	0	0	0	0	2
2	1	0	0	2	1	2
2	0	0	0	0	2	2
0	0	0	0	1	0	0
0	0	0	0	0	0	0
1	0	0	0	0	1	0

R	H	E	K	S	BB	LOB
0	1	0	1	13	24	2
0	0	0	1	15	1	1
0	0	0	1	8	5	0
1	1	0	1	12	1	1
0	0	0	1	9	0	1
1	2	0	1	19	2	2
0	0	0	1	27	2	0
0	1	0	1	12	0	1

IP	WLS	BF	H	R	ER	SO	BB	IBB	HBP	BLK	WP	HR	S	P	ERA	WHIP
6.0		23	4	1	1	5	3	0	0	0	0	0	54	90	1.50	1.167
1.0	W	7	2	1	1	1	2	0	0	0	0	0	10	23	9.00	4.000
1.0		4	0	0	0	1	1	0	0	0	0	0	14	23	0.00	1.000
1.0	S	4	1	0	0	1	0	0	0	0	0	0	9	12	0.00	1.000

IP	WLS	BF	H	R	ER	SO	BB	IBB	HBP	BLK	WP	HR	S	P	ERA	WHIP
6.0		23	4	1	1	5	3	0	0	0	0	0	54	90	1.50	1.167
1.0	W	7	2	1	1	1	2	0	0	0	0	0	10	23	9.00	4.000
1.0		4	0	0	0	1	1	0	0	0	0	0	14	23	0.00	1.000
1.0	S	4	1	0	0	1	0	0	0	0	0	0	9	12	0.00	1.000

IP	WLS	BF	H	R	ER	SO	BB	IBB	HBP	BLK	WP	HR	S	P	ERA	WHIP
6.0		23	4	1	1	5	3	0	0	0	0	0	54	90	1.50	1.167
1.0	W	7	2	1	1	1	2	0	0	0	0	0	10	23	9.00	4.000
1.0		4	0	0	0	1	1	0	0	0	0	0	14	23	0.00	1.000
1.0	S	4	1	0	0	1	0	0	0	0	0	0	9	12	0.00	1.000

IP	WLS	BF	H	R	ER	SO	BB	IBB	HBP	BLK	WP	HR	S	P	ERA	WHIP
6.0		23	4	1	1	5	3	0	0	0	0	0	54	90	1.50	1.167
1.0	W	7	2	1	1	1	2	0	0	0	0	0	10	23	9.00	4.000
1.0		4	0	0	0	1	1	0	0	0	0	0	14	23	0.00	1.000
1.0	S	4	1	0	0	1	0	0	0	0	0	0	9	12	0.00	1.000

IP	WLS	BF	H	R	ER	SO	BB	IBB	HBP	BLK	WP	HR	S	P	ERA	WHIP
6.0		23	4	1	1	5	3	0	0	0	0	0	54	90	1.50	1.167
1.0	W	7	2	1	1	1	2	0	0	0	0	0	10	23	9.00	4.000
1.0		4	0	0	0	1	1	0	0	0	0	0	14	23	0.00	1.000
1.0	S	4	1	0	0	1	0	0	0	0	0	0	9	12	0.00	1.000

IP	WLS	BF	H	R	ER	SO	BB	IBB	HBP	BLK	WP	HR	S	P	ERA	WHIP
6.0		23	4	1	1	5	3	0	0	0	0	0	54	90	1.50	1.167
1.0	W	7	2	1	1	1	2	0	0	0	0	0	10	23	9.00	4.000
1.0		4	0	0	0	1	1	0	0	0	0	0	14	23	0.00	1.000
1.0	S	4	1	0	0	1	0	0	0	0	0	0	9	12	0.00	1.000

IP	WLS	BF	H	R	ER	SO	BB	IBB	HBP	BLK	WP	HR	S	P	ERA	WHIP
6.0		23	4	1	1	5	3	0	0	0	0	0	54	90	1.50	1.167
1.0	W	7	2	1	1	1	2	0	0	0	0	0	10	23	9.00	4.000
1.0		4	0	0	0	1	1	0	0	0	0	0	14	23	0.00	1.000
1.0	S	4	1	0	0	1	0	0	0	0	0	0	9	12	0.00	1.000

IP	WLS	BF	H	R	ER	SO	BB	IBB	HBP	BLK	WP	HR	S	P	ERA	WHIP
6.0		23	4	1	1	5	3	0	0	0	0	0	54	90	1.50	1.167
1.0	W	7	2	1	1	1	2	0	0	0	0	0	10	23	9.00	4.000
1.0		4	0	0	0	1	1	0	0	0	0	0	14	23	0.00	1.000
1.0	S	4	1	0	0	1	0	0	0	0	0	0	9	12	0.00	1.000

IP	WLS	BF	H	R	ER	SO	BB	IBB	HBP	BLK	WP	HR	S	P	ERA	WHIP
6.0		23	4	1	1	5	3	0	0	0	0	0	54	90	1.50	1.167
1.0	W	7	2	1	1	1	2	0	0	0	0	0	10	23	9.00	4.000
1.0		4	0	0	0	1	1	0	0	0	0	0	14	23	0.00	1.000
1.0	S	4	1	0	0	1	0	0	0	0	0	0	9	12	0.00	1.000

Batter	1	2	3	4	5	6	7	8	9	AB	R	H	RBI	BB	SO	LOB						
<b>Eric Young Sr., R</b> OBP: 0.361, SLG: 0.375 (1, 4)	G1-3		G5-4-3 1B		G5-4-3 1B		FC4-6 1B		FC6-4 1B	5	0	4	2	0	0	0						
<b>Mark Grudzielanek, R</b> OBP: 0.317, SLG: 0.370 (1, 6)	K		K		G6-3		FC4-6 1-2f		FC6-4 1-2f	5	0	0	0	0	2	5						
<b>Raul Mondesi, R</b> OBP: 0.318, SLG: 0.534 (1, 8)	PB 2B		G5-4-3 1-2f				CS 1B		FC6-4 BB	3	0	2	0	1	0	1						
<b>Gary Sheffield, R</b> OBP: 0.425, SLG: 0.525 (1, 9)	2-3 BB				P3		F8		FC6-4 BB 1-2f	3	0	0	0	1	0	2						
<b>Eric Karros, R</b> OBP: 0.351, SLG: 0.451 (1, 3)	F9				K		E4 1-2		BB	3	0	0	0	1	1	3						
<b>Bobby Bonilla, S</b> OBP: 0.295, SLG: 0.343 (1, 7)			L7		P4				SH2-4 1B	3	0	1	0	0	0	0						
<b>Roger Cedeno, S</b> OBP: 0.337, SLG: 0.315 (7, PR) (8, 7)									K	1	1	0	0	0	1	2						
<b>Adrian Beltré, R</b> OBP: 0.267, SLG: 0.324 (1, 5)			L7				G5-3		SH2-4 1-2	3	0	0	0	0	0	2						
<b>Charles Johnson, R</b> OBP: 0.271, SLG: 0.384 (1, 2)							2B BB		K	2	1	0	0	2	1	2						
<b>Carlos Perez, L</b> OBP: 0.185, SLG: 0.264 (1, 1)									P3	2	0	0	0	0	2	2						
<b>Jim Eisenreich, L</b> OBP: 0.280, SLG: 0.250 (7, PH)									K	0	0	0	0	1	0	0						
<b>Antonio Osuna, R</b> (8, 1)										0	0	0	0	0	0	0						
<b>Matt Luke, L</b> OBP: 0.282, SLG: 0.476 (9, PH)									K	1	0	0	0	0	1	0						
<b>Inning Stats</b>	R: 0 E: 0 K: 1 S: 13	H: 1 LOB: 2 BB: 1 P: 24	R: 0 E: 0 K: 1 S: 8	H: 0 LOB: 1 BB: 1 P: 15	R: 0 E: 0 K: 1 S: 5	H: 1 LOB: 0 BB: 0 P: 5	R: 0 E: 0 K: 1 S: 8	H: 0 LOB: 0 BB: 0 P: 12	R: 1 E: 0 K: 1 S: 14	H: 1 LOB: 1 BB: 1 P: 25	R: 0 E: 1 K: 0 S: 6	H: 1 LOB: 1 BB: 0 P: 9	R: 1 E: 0 K: 1 S: 10	H: 2 LOB: 2 BB: 1 P: 19	R: 0 E: 0 K: 1 S: 14	H: 0 LOB: 2 BB: 2 P: 27	R: 0 E: 0 K: 1 S: 9	H: 1 LOB: 1 BB: 0 P: 12	1B: 5 2B: 2 3B: 0 HR: 0	SF: 0 SAC: 1 DP: 1 HBP: 0	WP: 0 PB: 1 SB: 0 CS: 1	PA: 38
<b>PITCHER</b>	IP	WLS	BF	H	R	ER	SO	BB	IBB	HBP	BLK	WP	HR	S	P	ERA	WHIP					
<b>Kirt Ojala, L</b> ERA: 3.11 (1, 1)	6.0		23	4	1	1	5	3	0	0	0	0	0	54	90	1.50	1.167					
<b>Rob Stanifer, R</b> ERA: 4.94 (7, 1)	1.0	W	7	2	1	1	1	2	0	0	0	0	0	10	23	9.00	4.000					
<b>Justin Speier, R</b> ERA: 13.5 (8, 1)	1.0		4	0	0	0	1	1	0	0	0	0	0	14	23	0.00	1.000					
<b>Matt Mantei, R</b> ERA: 2.91 (9, 1)	1.0	S	4	1	0	0	1	0	0	0	0	0	0	9	12	0.00	1.000					



Batter	1	2	3	4	5	6	7	8	9	AB R H RBI BB SO LOB	TOP											
Todd Dunwoody, L (1, 8) OBP: 0.285, SLG: 0.369	1-0 G4-3		2-2 BB 1B		0-0 G1-3			1-0 G4-3		4 1 1 0 0 0 0	<b>Florida Marlins @ Los Angeles Dodgers</b> <b>Dodger Stadium, Los Angeles, CA</b> Thu Aug 13 1998, 7:05 PM PDT Att. 34,804 - Unknown - 77 F											
Edgar Renteria, R (1, 6) OBP: 0.352, SLG: 0.352	0-1 G6-3		4-1 1B 1-2 BB			3-2 G6-3		1-0 F7		3 0 0 0 1 0 0												
Mark Kotsay, L (1, 9) OBP: 0.320, SLG: 0.392	2-2 G6-3		0-0 1-3 2-H 1B			0-0 G5-3 3B		0-2 1B 1B		4 1 3 1 0 0 0												
Derrek Lee, R (1, 3) OBP: 0.333, SLG: 0.451		2-0 G5-4-3 HBP	2-1 P3			0-0 G5-3		0-0 1-2 1B		3 0 1 1 0 0 2												
Kevin Orie, R (1, 5) OBP: 0.258, SLG: 0.267		0-0 G5-4-3 1-2f		2-2 F7		1-1 F8		0-3 K		4 0 0 0 0 1 3												
John Wehner, R (1, 7) OBP: 0.284, SLG: 0.258		4-2 BB		1-1 G4-3			1-0 G5-4-3 1B		1-1 F5			2 0 1 0 1 0 0										
Cliff Floyd, L (9, PH) OBP: 0.332, SLG: 0.456										1 0 0 0 0 0 2												
Mike Redmond, R (1, 2) OBP: 0.351, SLG: 0.413		1-2 G6-3		0-0 G3-1			1-0 G5-4-3 1-2f		3-2 F7			3 0 0 0 0 0 2										
Gregg Zaun, S (9, PH) OBP: 0.281, SLG: 0.302										1 0 0 0 0 0 2												
Luis Castillo, S (1, 4) OBP: 0.242, SLG: 0.214			0-1 L3		0-0 B1-3			1-2 G1-3		3 0 0 0 0 0 0												
Brian Meadows, R (1, 1) OBP: 0.182, SLG: 0.125			1-0 G4-3		2-1 G6-3			1-1 G4-3		1 0 0 0 0 0 0												
Ryan Jackson, L (5, PH) OBP: 0.309, SLG: 0.354										1 0 0 0 0 0 0												
Rob Stanifer, R (5, 1)										0 0 0 0 0 0 0												
John Cangelosi, S (8, PH) OBP: 0.372, SLG: 0.328										1 0 0 0 0 0 0												
Donn Pall, R (8, 1)										0 0 0 0 0 0 0												
<b>Inning Stats</b>	R: 0 E: 0 K: 0 S: 7	H: 0 LOB: 0 BB: 0 P: 10	R: 0 E: 0 K: 0 S: 7	H: 0 LOB: 1 BB: 1 P: 14	R: 1 E: 0 K: 0 S: 12	H: 2 LOB: 2 BB: 1 P: 21	R: 0 E: 0 K: 0 S: 6	H: 0 LOB: 0 BB: 0 P: 9	R: 0 E: 0 K: 0 S: 4	H: 0 LOB: 0 BB: 0 P: 6	R: 1 E: 0 K: 0 S: 7	H: 1 LOB: 0 BB: 0 P: 11	R: 0 E: 0 K: 0 S: 5	H: 1 LOB: 0 BB: 0 P: 8	R: 0 E: 0 K: 0 S: 4	H: 0 LOB: 0 BB: 0 P: 7	R: 0 E: 0 K: 1 S: 13	H: 2 LOB: 2 BB: 0 P: 17	1B: 5 2B: 0 3B: 1 HR: 0	SF: 0 SAC: 0 DP: 2 HBP: 1	WP: 0 PB: 0 SB: 0 CS: 0	PA: 34
<b>PITCHER</b>	IP WLS BF H R ER SO BB IBB HBP BLK WP HR S P ERA WHIP																					
Brian Bohanon, L (1, 1) ERA: 2.75	8.0 W 29 4 2 2 0 2 0 0 1 0 0 0 52 86 2.25 0.750																					
Jeff Shaw, R (9, 1) ERA: 1.74	1.0 S 5 2 0 0 1 0 0 0 0 0 0 0 13 17 0.00 2.000																					

livebaseballscorecards.com

AB	31
R	2
H	6
RBI	2
BB	2
SO	1
LOB	11







Batter	1	2	3	4	5	6	7	8	9	AB	R	H	RBI	BB	SO	LOB	TOP		
Walt Weiss, S (1, 6) OBP: 0.398, SLG: 0.353	1-3 K		1-0 F8		3-2 G4-3		1-3 K	3-2 F9		5	0	0	0	0	2	2			
Keith Lockhart, L (1, 4) OBP: 0.328, SLG: 0.405	1-1 G3-1			3-2 HR 10 BB 1B	0-0 FC4-6 10 1B		0-3 K2-3		4-0 FC5-4 BB	4	1	2	0	1	1	0			
10 Chipper Jones, S (1, 5) OBP: 0.417, SLG: 0.581	1-1 G6-3			4-0 HR BB	0-0 FC4-6 1B		0-0 1B		0-0 F8	4	1	1	0	1	0	2			
Andres Galarraga, R (1, 3) OBP: 0.395, SLG: 0.606		4-2 G6-3 WP BB		3-2 HR 1-H 2-H	0-0 1B		3-2 G1-3		0-2 FC5-4 HBP BB 1-2f	4	1	2	3	1	0	2			
Ryan Klesko, L (1, 7) OBP: 0.353, SLG: 0.505	1-3 K		1-3 K	0-0 WP 1B	0-0 P5			3-3 K	4-2 HBP BB	3	1	1	0	0	1	3			
Gerald Williams, R (8, PH) OBP: 0.323, SLG: 0.432	1-2 K								1-2 HBP BB	1	0	0	0	1	1	0			
Javy Lopez, R (1, 2) OBP: 0.337, SLG: 0.540	0-1 G6-3			3-2 1B 2-H		1-1 G4-3		0-0 1B 1B	1-0 HBP	4	1	2	1	0	0	1			
Michael Tucker, L (1, 9) OBP: 0.328, SLG: 0.444	1-2 G3-1			0-0 F9		4-1 BB		0-0 1B 1B	1-0 P3	2	0	0	0	1	0	2			
Danny Bautista, R (8, PH) OBP: 0.260, SLG: 0.357								1-2 1B 1B		2	0	1	0	0	0	3			
Andruw Jones, R (1, 8) OBP: 0.305, SLG: 0.490			1-0 P3	0-1 P4		0-0 P6		2-2 F9		4	0	0	0	0	0	4			
Kevin Millwood, R (1, 1) OBP: 0.205, SLG: 0.088			2-2 G5-3	1-1 G6-3		1-0 L7		2-2 1B		2	0	0	0	0	0	1			
Tony Graffanino, R (8, PH) OBP: 0.288, SLG: 0.356										1	0	0	0	0	0	1			
Dennis Martinez, R (8, 1) OBP: 0.167, SLG: 0.192										0	0	0	0	0	0	0			
Greg Colburn, R (8, PH) OBP: 0.383, SLG: 0.496										1	0	1	1	0	0	0			
Rudy Seanez, R (8, 1)										0	0	0	0	0	0	0			
Kerry Ligtenberg, R (8, 1)										0	0	0	0	0	0	0			
<b>Inning Stats</b>	R: 0 E: 0 K: 1 S: 7	H: 0 LOB: 0 BB: 0 P: 10	R: 0 E: 0 K: 1 S: 11	H: 0 LOB: 1 BB: 1 P: 17	R: 0 E: 0 K: 0 S: 5	H: 0 LOB: 0 BB: 0 P: 9	R: 4 E: 0 K: 0 S: 22	H: 4 LOB: 1 BB: 1 P: 35	R: 0 E: 0 K: 0 S: 7	H: 2 LOB: 2 BB: 0 P: 10	R: 0 E: 0 K: 2 S: 10	H: 1 LOB: 1 BB: 0 P: 14	R: 1 E: 0 K: 1 S: 16	H: 3 LOB: 2 BB: 0 P: 26	R: 0 E: 0 K: 0 S: 8	H: 0 LOB: 3 BB: 2 P: 18	1B: 8 2B: 1 3B: 0 HR: 1	SF: 0 SAC: 0 DP: 0 HBP: 1	WP: 2 PA: 43
<b>PITCHER</b>	IP WLS BF H R ER SO BB IBB HBP BLK WP HR S P ERA WHIP																		
Dave Micki, R (1, 1) ERA: 4.99	6.0 L 27 6 4 4 2 3 0 0 0 2 1 57 92 6.00 1.500																		
Mark Guthrie, L (7, 1) ERA: 2.36	2.0 10 4 1 1 3 0 0 0 0 0 0 0 26 40 4.50 2.000																		
Sean Maloney, R (9, 1) ERA:	1.0 6 0 0 0 0 0 2 0 1 0 0 0 8 18 0.00 2.000																		

Atlanta Braves @ Los Angeles Dodgers  
Dodger Stadium, Los Angeles, CA  
Fri Aug 14 1998, 7:05 PM PDT  
Att. 43,560 - Unknown - 80 F

AB	37
R	5
H	10
RBI	5
BB	5
SO	5
LOB	21



Batter	1	2	3	4	5	6	7	8	9	AB	R	H	RBI	BB	SO	LOB
Eric Young Sr., R (1, 4) OBP: 0.367, SLG: 0.379	0-1 F7		1-0 CS 1B		4-1 BB			0-1 1B 1B		3	1	2	0	1	0	0
Trenidad Hubbard, R (1, 7) OBP: 0.395, SLG: 0.510	2-2 L9		2-3 K		3-1 F9			0-1 1B 1B		4	0	1	0	0	1	3
Raul Mondesi, R (1, 8) OBP: 0.315, SLG: 0.535	1-3 K			1-0 HR		1-1 F8		2-3 K		4	1	1	1	0	2	2
Eric Karros, R (1, 3) OBP: 0.354, SLG: 0.452		3-1 1B 1B		1-1 P5		1-0 L7		2-1 1B		4	0	2	1	0	0	0
Matt Luke, L (1, 9) OBP: 0.276, SLG: 0.460		0-3 K		0-3 K		1-3 K2-3		2-3 K		4	0	0	0	0	4	3
Mark Grudzielanek, R (1, 6) OBP: 0.314, SLG: 0.366		1-1 1B		1-1 F9		0-2 G4-3		0-2 F4		4	0	1	0	0	0	0
Charles Johnson, R (1, 2) OBP: 0.274, SLG: 0.385		3-3 K		1-2 SH1-3 1B		0-3 K		0-3 K		4	0	1	0	0	3	2
Adrian Beltré, R (1, 5) OBP: 0.269, SLG: 0.340		1-3 K		1-3 K		2-1 G6-3		0-2 G6-3		3	0	0	0	0	2	3
Jim Eisenreich, L (9, PH) OBP: 0.278, SLG: 0.248										1	0	0	0	0	0	0
Dave Mlicki, R (1, 1) OBP: 0.200, SLG: 0.162			2-3 K		0-0 SH1-3			1-3 K		0	0	0	0	0	0	0
Mark Guthrie, R (7, 1)										0	0	0	0	0	0	0
Roger Cedeno, S (8, PH) OBP: 0.335, SLG: 0.313										1	0	0	0	0	1	0
Sean Maloney, R (9, 1)										0	0	0	0	0	0	0

Inning Stats	R: 0	H: 0	E: 0	K: 1	S: 10	H: 0	LOB: 0	BB: 0	P: 13	R: 0	H: 2	E: 0	K: 3	S: 15	H: 1	LOB: 2	BB: 0	P: 23	R: 0	H: 1	E: 0	K: 2	S: 8	H: 1	LOB: 0	BB: 0	P: 12	R: 1	H: 1	E: 0	K: 1	S: 8	H: 1	LOB: 2	BB: 1	P: 20	R: 0	H: 0	E: 0	K: 1	S: 7	H: 0	LOB: 0	BB: 0	P: 10	R: 0	H: 0	E: 0	K: 1	S: 8	H: 0	LOB: 0	BB: 0	P: 10	R: 1	H: 3	E: 0	K: 3	S: 15	H: 0	LOB: 2	BB: 0	P: 22	R: 0	H: 0	E: 0	K: 1	S: 9	H: 0	LOB: 0	BB: 0	P: 9	1B: 7	2B: 0	3B: 0	HR: 1	SF: 0	SAC: 1	DP: 0	HBP: 0	WP: 0	PB: 0	SB: 0	CS: 1	PA: 35
--------------	------	------	------	------	-------	------	--------	-------	-------	------	------	------	------	-------	------	--------	-------	-------	------	------	------	------	------	------	--------	-------	-------	------	------	------	------	------	------	--------	-------	-------	------	------	------	------	------	------	--------	-------	-------	------	------	------	------	------	------	--------	-------	-------	------	------	------	------	-------	------	--------	-------	-------	------	------	------	------	------	------	--------	-------	------	-------	-------	-------	-------	-------	--------	-------	--------	-------	-------	-------	-------	--------

PITCHER	IP	WLS	BF	H	R	ER	SO	BB	IBB	HBP	BLK	WP	HR	S	P	ERA	WHIP
Kevin Millwood, R (1, 1) ERA: 4.41	5.0	W	20	5	1	1	8	1	0	0	0	0	1	52	79	1.80	1.200
Dennis Martinez, R (6, 1) ERA: 4.58	2.0		6	0	0	0	2	0	0	0	0	0	0	15	20	0.00	0.000
Rudy Seanez, R (8, 1) ERA: 2.25	1.0		6	3	1	1	3	0	0	0	0	0	0	15	22	9.00	3.000
Kerry Ligtenberg, R (9, 1) ERA: 2.93	1.0	S	3	0	0	0	1	0	0	0	0	0	0	9	9	0.00	0.000


**BOTTOM**

**Atlanta Braves @ Los Angeles Dodgers**  
**Dodger Stadium, Los Angeles, CA**

Fri Aug 14 1998, 7:05 PM PDT  
Att: 43,560 - Unknown - 80 F

livebaseballscores.com

<b>AB</b>	<b>33</b>
<b>R</b>	<b>2</b>
<b>H</b>	<b>8</b>
<b>RBI</b>	<b>2</b>
<b>BB</b>	<b>1</b>
<b>SO</b>	<b>14</b>
<b>LOB</b>	<b>13</b>





Batter	1	2	3	4	5	6	7	8	9	AB R H RBI BB SO LOB	TOP		
Walt Weiss, S (1, 6) OBP: 0.398, SLG: 0.353	0-1 10 BB HR 1B		1-1 P2	1-0 1-3 2-H 1B		2-2 K		1-0 G5-3		5 1 2 1 0 1 0			
Michael Tucker, L (1, 9) OBP: 0.330, SLG: 0.441 Danny Bautista, R (8, PH) OBP: 0.258, SLG: 0.353 (8, 7)	1-3 K		4-1 BB BB	2-3 K		4-0 10 2B BB		1-2 G5-3		2 1 0 0 2 2 3 1 0 0 0 0 0 0			
10 Chipper Jones, S (1, 5) OBP: 0.418, SLG: 0.582	4-2 1-2 HR BB		0-1 F7		4-2 2B BB	0-1 1-H 2B		2-1 G6-3		3 1 1 1 2 0 1			
Andres Galarraga, R (1, 3) OBP: 0.397, SLG: 0.612	1-1 1-H 2-H HR		4-1 1-2 BB		2-3 K	1-3 K2-3		0-1 1B S 1B		4 1 2 3 1 2 2			
Ryan Klesko, L (1, 7) OBP: 0.353, SLG: 0.506 Gerald Williams, R (7, PH) OBP: 0.325, SLG: 0.429 (7, 7) (8, 9)	0-1 E4 G5-4-3		0-3 K		1-0 1-3 2B		4-2 1B 1B BB	1-2 G6-3		3 0 1 0 0 1 2 1 0 0 0 1 0 1			
Javy Lopez, R (1, 2) OBP: 0.336, SLG: 0.536	1-1 G5-4-3 1-2f			1-2 G5-3	0-3 K		0-2 1B 1-2 1B	0-0 G5-3		5 0 1 0 0 1 4			
Andrew Jones, R (1, 8) OBP: 0.308, SLG: 0.490		3-1 P5		3-1 G6-3	4-0 BB		2 SAFE 2-1 1-3 2-3 1B	3-0 S 1B		4 0 2 0 1 0 0			
Tony Graffanino, R (1, 4) OBP: 0.292, SLG: 0.359 Keith Lockhart, L (9, PH) OBP: 0.327, SLG: 0.404 (9, 4)		0-0 F8		1-1 29 1B 1B	1-3 K		0-0 1-2 1B	3-2 F8		4 1 2 0 0 1 3 1 0 0 0 0 0 2			
29 John Smoltz, R (1, 1) OBP: 0.356, SLG: 0.263 John Rocker, R (8, 1) Rudy Seanez, R (8, 1) Kerry Ligtenberg, R (9, 1)		1-3 K		1-1 1B 1-2 1B		0-0 F7	0-0 G4-3			4 0 1 0 0 1 2 0 0 0 0 0 0 0 0 0 0 0 0 0 0 0 0 0 0 0 0 0			
<b>Inning Stats</b>	R: 3 H: 2 E: 1 LOB: 0 K: 1 BB: 1 S: 13 P: 20	R: 0 H: 0 E: 0 LOB: 0 K: 1 BB: 0 S: 7 P: 10	R: 0 H: 0 E: 0 LOB: 2 K: 1 BB: 2 S: 9 P: 18	R: 1 H: 3 E: 0 LOB: 2 K: 1 BB: 0 S: 14 P: 23	R: 0 H: 1 E: 0 LOB: 3 K: 3 BB: 2 S: 13 P: 25	R: 1 H: 1 E: 0 LOB: 1 K: 2 BB: 1 S: 9 P: 16	R: 0 H: 3 E: 0 LOB: 2 K: 0 BB: 1 S: 10 P: 16	R: 0 H: 0 E: 0 LOB: 0 K: 0 BB: 0 S: 6 P: 10	R: 0 H: 2 E: 0 LOB: 2 K: 0 BB: 0 S: 10 P: 17	1B: 9 SF: 0 2B: 2 SAC: 0 3B: 0 DP: 1 HR: 1 HBP: 0	WP: 0 PA: 44 PB: 0 SB: 2 CS: 0		
<b>PITCHER</b>	IP WLS BF H R ER SO BB IBB HBP BLK WP HR S P ERA WHIP											<b>PITCHER</b>	IP WLS BF H R ER SO BB IBB HBP BLK WP HR S P ERA WHIP
Chan Ho Park, R (1, 1) ERA: 4.04	6.0 L 31 7 5 5 9 6 0 0 0 0 0 1 65 112 7.50 2.167												
Scott Radinsky, L (7, 1) ERA: 2.52	2.0 8 3 0 0 0 1 0 0 0 0 0 0 16 26 0.00 2.000												
Jeff Shaw, R (9, 1) ERA: 1.71	1.0 5 2 0 0 0 0 0 0 0 0 0 0 10 17 0.00 2.000												

Atlanta Braves @ Los Angeles Dodgers  
Dodger Stadium, Los Angeles, CA  
Sat Aug 15 1998, 3:33 AM PDT  
Att. 41,240 - Sunny - 86 F

AB	37
R	5
H	12
RBI	5
BB	7
SO	9
LOB	20



WP: 0	PA: 44
PB: 0	
SB: 2	
CS: 0	

ERA	WHIP

livebaseballscorecards.com

Batter	1	2	3	4	5	6	7	8	9	AB R H RBI BB SO LOB
Eric Young Sr., R OBP: 0.367, SLG: 0.388 (1, 4)	2-1 E G5-3 1B	2-1 G6-3			1-2 HR		1-2 F8		0-0 F8	5 2 2 1 0 0 1
Roger Cedeno, S OBP: 0.331, SLG: 0.305 (1, 7) (9, 9)	1-2 G5-3		1-0 F7		4-2 1B BB		0-1 L7		3-2 G3-1	4 0 0 0 1 0 2
Raul Mondesi, R OBP: 0.317, SLG: 0.533 (1, 8)	4-2 E 1B BB		1-1 G3		0-1 FC4-6 1B		0-0 P4			3 1 1 0 1 0 0
Eric Karros, R OBP: 0.353, SLG: 0.450 (1, 3)	0-2 E4 1B		1-2 G6-3		2-3 K			0-2 G6-4-3 1B BB		4 0 1 0 0 1 4
Bobby Bonilla, S OBP: 0.302, SLG: 0.347 (1, 5)	2-0 1B			0-1 FC5-4 1B		0-0 FC4-6		4-1 G6-4-3 BB		3 0 2 2 1 0 2
Matt Luke, L OBP: 0.271, SLG: 0.453 Gary Sheffield, R OBP: 0.424, SLG: 0.522 Jeff Shaw, R (8, PH) (9, 1)	1-3 K		1-1 FC5-4 G4-3		3-3 K		2-1 G6-4-3		1-2f 2-3	3 0 0 0 0 2 3 1 0 0 0 0 0 2 0 0 0 0 0 0 0
Mark Grudzielanek, R OBP: 0.314, SLG: 0.365 (1, 6)	0-3 K		0-0 G4-3		1-2 1B		1-1 F9			4 0 1 0 0 1 4
Tom Prince, R OBP: 0.246, SLG: 0.242 Adrian Beltré, R OBP: 0.268, SLG: 0.338 (9, PH)			0-1 F4		1-3 K		0-0 F8		0-3 K	3 0 0 0 0 1 2 1 0 0 0 0 1 0
Chan Ho Park, R OBP: 0.222, SLG: 0.283 Trenidad Hubbard, R OBP: 0.392, SLG: 0.505 Scott Radinsky, L Jim Eisenreich, L OBP: 0.283, SLG: 0.253 (7, 1) (9, 7)			1-3 K		0-3 K		1-3 K		1-1 G3-1 1B	2 0 0 0 0 2 0 1 0 0 0 0 1 1 0 0 0 0 0 0 0 1 0 1 0 0 0 0

Inning Stats	R: 2	H: 2	E: 1	K: 2	S: 17	LOB: 2	BB: 1	P: 27	R: 0	H: 0	E: 0	K: 1	S: 7	LOB: 0	BB: 0	P: 10	R: 0	H: 1	E: 0	K: 0	S: 8	LOB: 1	BB: 0	P: 11	R: 0	H: 2	E: 0	K: 2	S: 17	LOB: 2	BB: 1	P: 24	R: 0	H: 1	E: 0	K: 2	S: 12	LOB: 1	BB: 0	P: 17	R: 0	H: 0	E: 0	K: 0	S: 7	LOB: 0	BB: 0	P: 8	R: 0	H: 1	E: 0	K: 0	S: 9	LOB: 1	BB: 1	P: 16	R: 0	H: 1	E: 0	K: 1	S: 10	LOB: 1	BB: 0	P: 14	1B: 7	2B: 0	3B: 0	HR: 1	SF: 0	SAC: 0	DP: 1	HBP: 0	WP: 0	PB: 0	SB: 0	CS: 0	PA: 38
--------------	------	------	------	------	-------	--------	-------	-------	------	------	------	------	------	--------	-------	-------	------	------	------	------	------	--------	-------	-------	------	------	------	------	-------	--------	-------	-------	------	------	------	------	-------	--------	-------	-------	------	------	------	------	------	--------	-------	------	------	------	------	------	------	--------	-------	-------	------	------	------	------	-------	--------	-------	-------	-------	-------	-------	-------	-------	--------	-------	--------	-------	-------	-------	-------	--------

PITCHER	IP	WLS	BF	H	R	ER	SO	BB	IBB	HBP	BLK	WP	HR	S	P	ERA	WHIP
29 John Smoltz, R ERA: 3.32 (1, 1)	7.0	W	32	7	3	2	8	3	0	0	0	0	1	81	116	2.57	1.429
John Rocker, L ERA: 2.16 (8, 1)	0.2		1	0	0	0	0	0	0	0	0	0	0	2	4	0.00	0.000
Rudy Seanez, R ERA: 2.22 (8, 1)	0.1		1	0	0	0	0	0	0	0	0	0	0	2	3	0.00	0.000
Kerry Ligtenberg, R ERA: 2.88 (9, 1)	1.0	S	4	1	0	0	1	0	0	0	0	0	0	10	14	0.00	1.000

**BOTTOM**

**Atlanta Braves @ Los Angeles Dodgers**  
**Dodger Stadium, Los Angeles, CA**

Sat Aug 15 1998, 3:33 AM PDT  
 Att: 41,240 - Sunny - 86 F

livebaseballscorecards.com

<b>AB</b>	<b>35</b>
<b>R</b>	<b>3</b>
<b>H</b>	<b>8</b>
<b>RBI</b>	<b>3</b>
<b>BB</b>	<b>3</b>
<b>SO</b>	<b>9</b>
<b>LOB</b>	<b>21</b>





Batter	1	2	3	4	5	6	7	8	9	AB R H RBI BB SO LOB	TOP											
<b>Ozzie Guillen, L</b> (1, 6) OBP: 0.335, SLG: 0.351	2-2 G1-3		0-3 K		1-2 F3		2-1 L3			4 0 0 0 0 1 2												
<b>Keith Lockhart, L</b> (1, 4) OBP: 0.324, SLG: 0.400 <b>Tony Graffanino, R</b> (8, PH) OBP: 0.291, SLG: 0.357 (8, 4)	1-3 K		0-0 FC6-4		0-2 L9			2-2 G5-3		3 0 0 0 0 1 1 1 0 0 0 0 0 0												
<b>10 Chipper Jones, S</b> (1, 5) OBP: 0.415, SLG: 0.577	0-1 G4-3		2-2 F7			1-3 K2-3		2-2 P3		4 0 0 0 0 1 1												
<b>Andres Galarraga, R</b> (1, 3) OBP: 0.398, SLG: 0.612		1-0 CS HBP		2-2 G4-3		0-3 K		1-1 2B		3 0 1 0 0 1 0												
<b>Ryan Klesko, L</b> (1, 7) OBP: 0.357, SLG: 0.505		4-1 1B BB		4-2 BB BB		4-2 BB BB		2-2 F7		1 0 0 0 3 0 1												
<b>Javy Lopez, R</b> (1, 2) OBP: 0.335, SLG: 0.533		3-2 FC5-4 1B		2-3 K		0-0 L1-3			3-2 F3	4 0 1 0 0 1 2												
<b>Michael Tucker, L</b> (1, 9) OBP: 0.332, SLG: 0.439		1-3 K		4-0 1-2 BB		4-2 SH1 BB			2-3 K	2 0 0 0 2 2 2												
<b>Andruw Jones, R</b> (1, 8) OBP: 0.306, SLG: 0.485		0-1 FC5-4		1-3 K		2-3 K			0-0 G6-3	4 0 0 0 0 2 5												
<b>Denny Neagle, L</b> (1, 1) OBP: 0.186, SLG: 0.143			4-2 FC6-4 BB		2-3 K		0-0 SH1			1 0 0 0 1 1 0												
<b>Inning Stats</b>	R: 0 E: 0 K: 1 S: 9	H: 0 LOB: 0 BB: 0 P: 12	R: 0 E: 0 K: 1 S: 9	H: 1 LOB: 2 BB: 1 P: 18	R: 0 E: 0 K: 1 S: 12	H: 0 LOB: 1 BB: 1 P: 18	R: 0 E: 0 K: 2 S: 13	H: 0 LOB: 2 BB: 2 P: 26	R: 0 E: 0 K: 1 S: 10	H: 0 LOB: 0 BB: 0 P: 13	R: 0 E: 0 K: 2 S: 9	H: 0 LOB: 1 BB: 1 P: 14	R: 0 E: 0 K: 1 S: 10	H: 0 LOB: 1 BB: 1 P: 18	R: 0 E: 0 K: 1 S: 14	H: 1 LOB: 1 BB: 0 P: 21	R: 0 E: 0 K: 1 S: 8	H: 0 LOB: 0 BB: 0 P: 13	1B: 1 2B: 1 3B: 0 HR: 0	SF: 0 SAC: 1 DP: 0 HBP: 1	WP: 0 PB: 0 SB: 0 CS: 1	PA: 35
<b>37 Darren Dreifort, R</b> (1, 1) ERA: 3.72	IP: 7.0	WLS: 28	BF: 1	H: 0	R: 0	ER: 0	SO: 9	BB: 6	IBB: 0	HBP: 1	BLK: 0	WP: 0	HR: 0	S: 72	P: 119	ERA: 0.00	WHIP: 1.000					
<b>Scott Radinsky, L</b> (8, 1) ERA: 2.47	IP: 1.0	WLS: 4	BF: 1	H: 0	R: 0	ER: 0	SO: 0	BB: 0	IBB: 0	HBP: 0	BLK: 0	WP: 0	HR: 0	S: 14	P: 21	ERA: 0.00	WHIP: 1.000					
<b>Jeff Shaw, R</b> (9, 1) ERA: 1.69	IP: 1.0	WLS: 3	BF: 0	H: 0	R: 0	ER: 0	SO: 1	BB: 0	IBB: 0	HBP: 0	BLK: 0	WP: 0	HR: 0	S: 8	P: 13	ERA: 0.00	WHIP: 0.000					
											<b>PITCHER</b> IP WLS BF H R ER SO BB IBB HBP BLK WP HR S P ERA WHIP <b>37 Darren Dreifort, R</b> (1, 1) 7.0 28 1 0 0 9 6 0 1 0 0 0 0 72 119 0.00 1.000 <b>Scott Radinsky, L</b> (8, 1) 1.0 4 1 0 0 0 0 0 0 0 0 0 0 14 21 0.00 1.000 <b>Jeff Shaw, R</b> (9, 1) 1.0 3 0 0 0 1 0 0 0 0 0 0 0 8 13 0.00 0.000											

Atlanta Braves @ Los Angeles Dodgers  
Dodger Stadium, Los Angeles, CA  
Sun Aug 16 1998, 7:05 PM PDT  
Att. 44,471 - Unknown - 84 F

livebaseballscorecards.com

AB	27
R	0
H	2
RBI	0
BB	6
SO	10
LOB	14



Batter	1	2	3	4	5	6	7	8	9	AB	R	H	RBI	BB	SO	LOB
Eric Young Sr., R OBP: 0.366, SLG: 0.395 (1, 4)	1-0 P8		2-2 L4		2-0 F8			1-1 HR		4	1	1	1	0	0	3
Trenidad Hubbard, R OBP: 0.395, SLG: 0.514 (1, 7)	0-1 1B			0-0 2B		0-0 P3		1-2 P4		4	0	2	0	0	0	0
Raul Mondesi, R OBP: 0.316, SLG: 0.531 (1, 8)	1-3 K			0-3 K		1-0 G5-3		1-0 L9 BB 1B		4	0	1	0	0	2	2
Gary Sheffield, R OBP: 0.425, SLG: 0.519 (1, 9)		0-0 P3		1-0 F8		4-0 BB		4-0 BB		2	0	0	0	2	0	1
Eric Karros, R OBP: 0.349, SLG: 0.445 (1, 3)		1-3 K		2-0 G5-3		3-2 F8		0-1 L9		4	0	0	0	0	1	4
Bobby Bonilla, S OBP: 0.301, SLG: 0.345 Jeff Shaw, R (9, 1)		2-1 F8			2-2 FC4-6 1B		0-0 F8	1-0 F8		4	0	1	0	0	0	2
Mark Grudzielanek, R OBP: 0.316, SLG: 0.367 (1, 6)			2-2 37 SH1-3 1B		0-0 FC4-6 SH1-4 BB 1-2f		0-2 BB 1B			3	0	2	0	0	0	1
Charles Johnson, R OBP: 0.277, SLG: 0.384 (1, 2)		1-3 K		4-0 37 SH1-4 BB 1-2		4-1 G5-4-3 BB 1-2				1	0	0	0	2	1	1
37 Darren Dreifort, R OBP: 0.239, SLG: 0.273 Roger Cedeno, S OBP: 0.330, SLG: 0.303 Scott Radinsky, L (8, 1) Adrián Beltré, R OBP: 0.268, SLG: 0.338 (9, 5)			2-0 SH1-3 1-2		0-0 SH1-4 1-2 2-3		0-1 G5-4-3 1-2f			0	0	0	0	0	0	0

Inning Stats	R: 0	H: 1	E: 0	LOB: 0	K: 1	BB: 0	S: 6	P: 8	R: 0	H: 0	E: 0	LOB: 0	K: 1	BB: 0	S: 7	P: 10	R: 0	H: 1	E: 0	LOB: 1	K: 1	BB: 0	S: 12	P: 19	R: 0	H: 1	E: 0	LOB: 1	K: 1	BB: 0	S: 6	P: 9	R: 0	H: 1	E: 0	LOB: 2	K: 0	BB: 1	S: 7	P: 15	R: 0	H: 0	E: 0	LOB: 1	K: 0	BB: 1	S: 6	P: 14	R: 0	H: 1	E: 0	LOB: 1	K: 0	BB: 1	S: 8	P: 12	R: 1	H: 2	E: 0	LOB: 2	K: 0	BB: 1	S: 9	P: 17
PITCHER Denny Neagle, L ERA: 3.57 (1, 1)	IP	WLS	BF	H	R	ER	SO	BB	IBB	HBP	BLK	WP	HR	S	P	104	ERA	WHIP																																														
																	PITCHER	IP	WLS	BF	H	R	ER	SO	BB	IBB	HBP	BLK	WP	HR	S	P	ERA	WHIP																														

**BOTTOM**

**Atlanta Braves @ Los Angeles Dodgers**  
**Dodger Stadium, Los Angeles, CA**

Sun Aug 16 1998, 7:05 PM PDT  
Att: 44,471 - Unknown - 84 F

AB	27
R	1
H	7
RBI	1
BB	4
SO	4
LOB	16

livebaseballscorecards.com



WP: 0	PA: 33
PB: 0	
SB: 0	
CS: 0	



Batter	1	2	3	4	5	6	7	8	9	AB R H RBI BB SO LOB	TOP											
Eric Young Sr. R (1, 4) OBP: 0.364, SLG: 0.393	1-0 L4		1-1 FC8-5 G3 1B		0-1 G6-3		3-2 F8		1-1 E6 1B	5 0 1 0 0 0 2												
Roger Cedeno. S (1, 7) OBP: 0.331, SLG: 0.306	2-2 G6-3		0-1 G3		0-1 F8			3-2 HR 1B	0-1 1B	5 1 2 0 0 0 2												
Raul Mondesi. R (1, 8) OBP: 0.317, SLG: 0.536	1-2 F8		1-0 FC8-5		2-1 1B 1B			2-2 HR 1B	1-0 F8	5 1 2 2 0 0 3												
Gary Sheffield. R (1, 9) OBP: 0.426, SLG: 0.521		1-0 G4-3		0-0 G6-3		2-2 G6-4-3 1B		3-2 F8 2B		4 0 2 0 0 0 0												
Eric Karros. R (1, 3) OBP: 0.350, SLG: 0.454		2-0 HR		1-2 1B		0-3 K		2-2 F8		4 1 2 1 0 1 3												
Bobby Bonilla. S (1, 5) OBP: 0.300, SLG: 0.356		2-2 HR		3-3 K		2-1 G6-4-3 1-2f		2-1 F8		4 1 1 1 0 1 4												
Mark Grudzielanek. R (1, 6) OBP: 0.315, SLG: 0.366		0-0 WP 1B		1-1 G6-3			2-2 G6-3	1-1 G5-3		4 0 1 0 0 0 2												
Charles Johnson. R (1, 2) OBP: 0.279, SLG: 0.364		1-3 K		4-2 G6-3 SH2-3 BB			0-0 1B		2-3 K	3 0 1 0 0 1 2 1												
Carlos Perez. L (1, 1) OBP: 0.182, SLG: 0.259		2-3 K		1-0 SH2-3			3-2 F8		1-3 K	1 0 0 0 0 0 1 1												
Matt Luke. L (7, PH) OBP: 0.270, SLG: 0.450										1 0 0 0 0 0 0 1												
Mark Guthrie. R (7, 1)										0 0 0 0 0 0 0 0												
Antonio Osuna. R (8, 1)										0 0 0 0 0 0 0 0												
Jim Eisenreich. L (9, PH) OBP: 0.281, SLG: 0.252										1 0 0 0 0 0 1 0												
<b>Inning Stats</b>	R: 0 E: 0 K: 0 S: 8	H: 0 LOB: 0 BB: 0 P: 12	R: 2 E: 0 K: 2 S: 13	H: 3 LOB: 1 BB: 0 P: 21	R: 0 E: 0 K: 1 S: 5	H: 1 LOB: 0 BB: 0 P: 7	R: 0 E: 0 K: 1 S: 10	H: 1 LOB: 1 BB: 0 P: 15	R: 0 E: 0 K: 0 S: 7	H: 0 LOB: 1 BB: 1 P: 12	R: 0 E: 0 K: 1 S: 11	H: 2 LOB: 1 BB: 0 P: 17	R: 0 E: 0 K: 0 S: 10	H: 1 LOB: 1 BB: 0 P: 18	R: 2 E: 0 K: 0 S: 19	H: 3 LOB: 1 BB: 0 P: 32	R: 0 E: 1 K: 2 S: 15	H: 1 LOB: 2 BB: 0 P: 20	1B: 8 2B: 2 3B: 0 HR: 3	SF: 0 SAC: 1 DP: 2 HBP: 0	WP: 1 PB: 0 SB: 0 CS: 0	PA: 39
<b>PITCHER</b>	IP WLS BF H R ER SO BB IBB HBP BLK WP HR S P ERA WHIP																					
Jason Schmidt. R (1, 1) ERA: 3.9	7.0 W 30 10 4 4 4 1 0 0 0 1 3 73 116 5.14 1.571																					
Rich Loiselle. R (8, 1) ERA: 3.24	2.0 S 9 2 0 0 2 0 0 0 0 0 0 0 25 38 0.00 1.000																					

Los Angeles Dodgers @ Pittsburgh Pirates  
Three Rivers Stadium, Pittsburgh, PA

Tue Aug 18 1998, 7:05 PM EDT  
Att. 12,730 - Unknown - 84 F

AB	37
R	4
H	12
RBI	4
BB	1
SO	6
LOB	19







Batter	1	2	3	4	5	6	7	8	9	AB R H RBI BB SO LOB	TOP																	
Eric Young Sr. R (1, 4) OBP: 0.362, SLG: 0.390	2-1 F9	0-0 1B			1-0 G6-3	0-1 G4-3			2-3 K	5 0 1 1 0 1 1																		
Roger Cedeno, S (1, 7) OBP: 0.330, SLG: 0.301	0-1 F7	1-2 G4-3			4-2 BB			1-3 K	1-3 K	3 0 0 0 1 1 2																		
Raul Mondesi, R (1, 8) OBP: 0.317, SLG: 0.533	0-0 F8		2-3 K		4-2 BB			2-1 G1-3		3 0 0 0 1 1 0																		
Gary Sheffield, R (1, 9) OBP: 0.426, SLG: 0.520		0-1 1B BB 1B	0-0 G5-3		1-1 G5			4-1 BB		3 1 1 0 1 0 2																		
Eric Karros, R (1, 3) OBP: 0.350, SLG: 0.450		4-1 BB 1B FC4-6 BB	0-0 F7		2-0 F8			0-3 K		3 1 0 0 1 1 1																		
Bobby Bonilla, S (1, 5) OBP: 0.303, SLG: 0.362		2-1 FC4-6 BB 1B 1B		2-1 P5	1-0 1B 2B			1-3 K		4 2 2 0 0 1 0																		
Mark Grudzielanek, R (1, 6) OBP: 0.315, SLG: 0.365		0-3 K		2-1 F8	0-0 3B 1B			0-0 G5-3		4 1 1 1 0 1 3																		
Charles Johnson, R (1, 2) OBP: 0.279, SLG: 0.381		4-0 FC4-6 BB		2-3 K	1-0 P6			2-1 L6		3 0 0 1 1 1 1																		
Brian Bohanon, L (1, 1) OBP: 0.333, SLG: 0.467		0-2 FC4-6		1-3 K	1-1 3B				3-3 K	3 0 1 2 0 1 2																		
Matt Luke, L (7, 7) OBP: 0.270, SLG: 0.450										0 0 0 0 0 0 0																		
Antonio Osuna, R (7, 1)										0 0 0 0 0 0 0																		
Trenidad Hubbard, R (9, PH) OBP: 0.392, SLG: 0.509										1 0 0 0 0 1 0																		
Adrian Beltré, R (9, PH) OBP: 0.266, SLG: 0.336										1 0 0 0 0 1 0																		
<b>Inning Stats</b>	R: 0 E: 0 K: 0 S: 5 H: 0 LOB: 0 BB: 0 P: 7	R: 3 E: 0 K: 1 S: 16 H: 3 LOB: 2 BB: 2 P: 27	R: 0 E: 0 K: 1 S: 6 H: 0 LOB: 0 BB: 0 P: 8	R: 0 E: 0 K: 1 S: 7 H: 0 LOB: 0 BB: 0 P: 13	R: 0 E: 0 K: 1 S: 11 H: 0 LOB: 2 BB: 2 P: 21	R: 2 E: 0 K: 0 S: 8 H: 3 LOB: 1 BB: 0 P: 13	R: 0 E: 0 K: 2 S: 9 H: 0 LOB: 1 BB: 1 P: 16	R: 0 E: 0 K: 1 S: 6 H: 0 LOB: 0 BB: 0 P: 9	R: 0 E: 0 K: 3 S: 9 H: 0 LOB: 0 BB: 0 P: 15	1B: 4 2B: 1 3B: 1 HR: 0 SF: 0 SAC: 0 DP: 0 HBP: 0	WP: 0 PB: 0 SB: 3 CS: 0 PA: 38																	
<b>PITCHER</b>	IP WLS BF H R ER SO BB IBB HBP BLK WP HR S P ERA WHIP												<b>PITCHER</b>	IP WLS BF H R ER SO BB IBB HBP BLK WP HR S P ERA WHIP														
Todd Van Poppel, R (1, 1) ERA: 6.84	6.0	28	6	5	5	4	4	0	0	0	0	0	0	53	89	7.50	1.667											
Mike Williams, R (7, 1) ERA: 2.57	2.0	W	7	0	0	0	3	1	0	0	0	0	0	15	25	0.00	0.500											
Jason Christiansen, L (9, 1) ERA: 2.28	1.0	S	3	0	0	0	3	0	0	0	0	0	0	9	15	0.00	0.000											

Los Angeles Dodgers @ Pittsburgh Pirates  
 Three Rivers Stadium, Pittsburgh, PA  
 Wed Aug 19 1998, 7:05 PM EDT  
 Att. 27,259 - Unknown - 75 F

AB	33
R	5
H	6
RBI	5
BB	5
SO	10
LOB	12













Batter	1	2	3	4	5	6	7	8	9	AB R H RBI BB SO LOB	TOP																													
Eric Young Sr., R (1, 4) OBP: 0.365, SLG: 0.395	0-1 F9		1-1 G6-3		2-1 2B		3-1 L7		0-2 1-2 HR	5 1 2 0 0 0 0																														
Mark Grudzielanek, R (1, 6) OBP: 0.313, SLG: 0.361	2-2 G4-3		3-2 G6-4-3 1B		3-2 G9		0-1 G3		1-0 F9	5 0 1 0 0 0 3																														
Raul Mondesi, R (1, 8) OBP: 0.316, SLG: 0.534	1-0 BB 1B		1-0 G6-4-3 1-2f		1-3 K		0-0 FC4 1B		2-0 1-H 2-H HR	5 1 3 3 0 1 2																														
Gary Sheffield, R (1, 9) OBP: 0.428, SLG: 0.522	4-0 1-2 BB			0-2 G6-3		4-0 IBB		1-2 FC4 1-2f	4-1 FC6-4 BB	2 0 0 0 3 0 1																														
Eric Karros, R (1, 3) OBP: 0.346, SLG: 0.444	1-1 F9			0-1 BB 1B		2-0 F9		3-2 F9	0-0 FC6-4 1-2f	5 1 1 0 0 0 5																														
Matt Luke, L (1, 7) OBP: 0.264, SLG: 0.433		2-2 E5		0-3 K		1-1 G6-3		0-1 F7		4 0 0 0 0 1 1																														
Charles Johnson, R (1, 2) OBP: 0.280, SLG: 0.376		1-2 F9		4-1 1B 1-2 BB		0-0 P2		1-0 F8		3 0 0 0 1 0 1																														
Adrian Beltré, R (1, 5) OBP: 0.271, SLG: 0.353		0-1 F8		2-1 1-3 2-H 1B		3-2 HR			1-1 P6	4 1 2 2 0 0 1																														
Chan Ho Park, R (1, 1) OBP: 0.211, SLG: 0.268		1-2 F9		1-3 K		1-3 K			1-0 1B HR	3 0 0 0 0 2 3																														
Jim Eisenreich, L (9, PH) OBP: 0.290, SLG: 0.257										1 1 1 0 0 0 0																														
Antonio Osuna, R (9, 1)										0 0 0 0 0 0 0																														
<b>Inning Stats</b>	R: 0 E: 0 K: 0 S: 8	H: 1 LOB: 2 BB: 1 P: 16	R: 0 E: 1 K: 0 S: 11	H: 0 LOB: 1 BB: 0 P: 15	R: 0 E: 0 K: 0 S: 9	H: 1 LOB: 0 BB: 0 P: 14	R: 1 E: 0 K: 2 S: 16	H: 2 LOB: 2 BB: 1 P: 23	R: 0 E: 0 K: 1 S: 10	H: 1 LOB: 2 BB: 1 P: 22	R: 1 E: 0 K: 1 S: 10	H: 1 LOB: 0 BB: 0 P: 15	R: 0 E: 0 K: 0 S: 8	H: 1 LOB: 1 BB: 0 P: 12	R: 0 E: 0 K: 0 S: 8	H: 0 LOB: 0 BB: 0 P: 12	R: 3 E: 0 K: 0 S: 10	H: 3 LOB: 1 BB: 1 P: 19	1B: 7 2B: 1 3B: 0 HR: 2	SF: 0 SAC: 0 DP: 1 HBP: 0	WP: 0 PB: 0 SB: 0 CS: 0	PA: 41																		
<b>PITCHER</b> Livan Hernandez, R (1, 1) ERA: 4.41	IP 9.0	WLS L	BF 41	H 10	R 5	ER 5	SO 4	BB 3	IBB 1	HBP 0	BLK 0	WP 0	HR 2	S 90	P 148	ERA 5.00	WHIP 1.444						<b>PITCHER</b>	IP 9.0	WLS L	BF 41	H 10	R 5	ER 5	SO 4	BB 3	IBB 1	HBP 0	BLK 0	WP 0	HR 2	S 90	P 148	ERA 5.00	WHIP 1.444

Los Angeles Dodgers @ Florida Marlins  
 Pro Player Stadium, Miami, FL  
 Fri Aug 21 1998, 7:05 PM EDT  
 Att. 19,853 - Cloudy - 84 F

livebaseballscorecards.com

AB	37
R	5
H	10
RBI	5
BB	4
SO	4
LOB	17



Batter	1	2	3	4	5	6	7	8	9	AB R H RBI BB SO LOB
Todd Dunwoody, L OBP: 0.281, SLG: 0.351 (1, 8) BFBX	2-1 G4-1 ①		0-3 K ③		0-0 P5 1-2 ②		2-3 K ③		1-3 K ③	5 0 0 0 0 3 6
Edgar Renteria, R OBP: 0.350, SLG: 0.348 (1, 6) CBFCX	1-2 P3 ②			1-1 L9 ①	0-0 L1 ③			2-3 K ①		4 0 0 0 0 1 2
Ryan Jackson, L OBP: 0.305, SLG: 0.345 (1, 9) X	0-0 F7 ③			0-1 1B ②		3-1 G3-1 ①		4-2 E WP BB ②		3 0 1 0 1 0 0
Derrek Lee, R OBP: 0.328, SLG: 0.439 (1, 3)		2-3 K ①		0-0 F8 ②		3-1 F8 ②		2-2 F8 ②		4 0 0 0 0 1 2
Cliff Floyd, L OBP: 0.332, SLG: 0.461 (1, 7)		2-2 G1-3 ②		2-1 F7 ③		2-3 K ③		3-2 E4 FC5-4 ③		4 0 0 0 0 1 2
Kevin Orie, R OBP: 0.273, SLG: 0.295 (1, 5)		0-0 G5-3 ③			1-0 1B G4-3 1B ①		0-1 L4 ①	0-0 FC5-4 1-2f ③		4 1 1 0 0 0 2
Gregg Zaun, S OBP: 0.283, SLG: 0.305 (1, 2)			1-0 3B ①		1-0 G4-3 1-2 ①		2-0 P2 ②		2-1 P4 ①	4 0 1 0 0 0 1
Luis Castillo, S OBP: 0.311, SLG: 0.235 (1, 4)			2-3 K ①		1-0 E6 1B ①		4-1 HBP BB ②		3-2 E5 ②	3 0 0 0 1 1 2
Livan Hernandez, R OBP: 0.211, SLG: 0.243 John Cangelosi, S OBP: 0.360, SLG: 0.319 (9, PH)			0-3 K ②		0-0 P5 1-3 2-H 1B ②		1-1 SAFE SAFE H ①		2-3 K ②	2 0 1 1 0 1 1 1 0 0 0 0 1 1

Inning Stats	R: 0	H: 0	E: 0	K: 0	S: 7	R: 0	H: 0	E: 0	K: 1	S: 7	R: 0	H: 1	E: 0	K: 3	S: 11	R: 0	H: 1	E: 0	K: 0	S: 7	R: 1	H: 2	E: 1	K: 0	S: 6	R: 0	H: 0	E: 0	K: 1	S: 7	R: 0	H: 0	E: 1	K: 1	S: 9	R: 0	H: 0	E: 1	K: 1	S: 13	R: 0	H: 0	E: 1	K: 2	S: 14	R: 0	H: 0	E: 1	K: 2	S: 14	1B: 3	2B: 0	3B: 1	HR: 0	SF: 0	SAC: 0	DP: 0	HBP: 1
PITCHER	IP	WLS	BF	H	R	ER	SO	BB	IBB	HBP	BLK	WP	HR	S	P	ERA	WHIP																																									
Chan Ho Park, R ERA: 3.9 (1, 1)	8.0	W	33	4	1	1	7	2	0	1	0	1	0	67	111	1.12	0.750																																									
Antonio Osuna, R ERA: 2.6 (9, 1)	1.0		4	0	0	0	2	0	0	0	0	0	0	14	22	0.00	0.000																																									


**BOTTOM**

**Los Angeles Dodgers @ Florida Marlins**  
 Pro Player Stadium, Miami, FL

Fri Aug 21 1998, 7:05 PM EDT  
 Att. 19,853 - Cloudy - 84 F

livebaseballscorecards.com

AB	34
R	1
H	4
RBI	1
BB	2
SO	9
LOB	19



WP: 1	PA: 37
PB: 0	
SB: 0	
CS: 0	



Batter	1	2	3	4	5	6	7	8	9	AB R H RBI BB SO LOB	TOP											
Eric Young Sr. R (1, 4) OBP: 0.368, SLG: 0.393	1-2 G1-3		2-2 E 1B HBP	3-2 BB HBP		0-1 E4 1B		4-2 BB		2 1 0 0 1 0 1												
Trenidad Hubbard, R (1, 7) Scott Radinsky, L (8, 1)	1-3 K		1-0 E9 1B	4-1 PO BB		2-2 1B 1B		3-3 K		4 0 2 2 1 2 2 0 0 0 0 0 0 0												
Raul Mondesi, R (1, 8) OBP: 0.315, SLG: 0.531	3-2 G5-3		0-0 L5	0-1 PO	0-2 G5-3	0-0 FC6-4 1B		1-3 K		5 0 1 1 0 1 4												
Gary Sheffield, R (1, 9) OBP: 0.429, SLG: 0.522		4-1 G6-3 BB		1-1 1B 1B	0-2 FC6-4 1B	0-0 FC6-4		0-0 F7		4 1 2 0 1 0 2												
Eric Karros, R (1, 3) OBP: 0.344, SLG: 0.439		4-0 G6-3 BB		0-3 K	2-0 F8		1-2 F9		3-3 K	4 0 0 0 1 2 2												
Mark Grudzielanek, R (1, 6) OBP: 0.312, SLG: 0.359		1-1 G6-3		0-2 1B 1B	0-0 FC6-4		3-1 G3		0-0 P3	5 1 1 0 0 0 3												
Charles Johnson, R (1, 2) OBP: 0.280, SLG: 0.375		2-3 K		3-2 HBP BB 1B		2-1 G5-3	0-1 L3			4 1 1 0 0 1 1												
Adrian Beltré, R (1, 5) OBP: 0.271, SLG: 0.350			0-2 G5-3	0-2 BB HBP 1B		0-0 P3		3-3 K		4 0 1 2 0 1 0												
37 Darren Dreifort, R (1, 1) Mike Judd, R (2, 1) Roger Cedeno, S (4, PH) Mark Guthrie, R (4, 1) Jim Eisenreich, L (6, PH) Sean Maloney, R (6, 1) Matt Luke, L (8, PH)			2-1 G4-3	0-3 K		0-0 E 1B		0-2 BB 1B		0 0 0 0 0 0 0 1 0 0 0 0 0 0 1 0 0 0 0 1 2 0 0 0 0 0 0 0 1 1 1 0 0 0 0 0 0 0 0 0 0 0 1 0 1 0 0 0 0												
<b>Inning Stats</b>	R: 0 E: 0 K: 1 S: 9	H: 0 LOB: 0 BB: 0 P: 14	R: 0 E: 0 K: 1 S: 6	H: 0 LOB: 1 BB: 2 P: 17	R: 0 E: 1 K: 0 S: 10	H: 1 LOB: 2 BB: 0 P: 15	R: 3 E: 0 K: 2 S: 24	H: 4 LOB: 2 BB: 1 P: 35	R: 0 E: 0 K: 0 S: 8	H: 1 LOB: 1 BB: 0 P: 10	R: 2 E: 1 K: 0 S: 11	H: 3 LOB: 2 BB: 0 P: 15	R: 0 E: 0 K: 0 S: 7	H: 0 LOB: 0 BB: 0 P: 11	R: 0 E: 0 K: 3 S: 17	H: 1 LOB: 2 BB: 1 P: 28	R: 0 E: 0 K: 1 S: 6	H: 0 LOB: 0 BB: 0 P: 9	1B: 10 2B: 0 3B: 0 HR: 0	SF: 0 SAC: 0 DP: 1 HBP: 2	WP: 0 PB: 0 SB: 0 CS: 0	PA: 43
<b>PITCHER</b>	IP WLS BF H R ER SO BB IBB HBP BLK WP HR S P ERA WHIP																					
Denny Neagle, L (1, 1) ERA: 3.62	5.0 W 24 6 3 3 4 3 0 2 0 0 0 57 91 5.40 1.800																					
Dennis Martinez, R (6, 1) ERA: 4.46	1.0 7 3 2 0 0 0 0 0 0 0 0 0 11 15 0.00 3.000																					
Russ Springer, R (7, 1) ERA: 4.6	1.0 3 0 0 0 0 0 0 0 0 0 0 0 7 11 0.00 0.000																					
Rudy Seanez, R (8, 1) ERA: 2.67	1.0 S 5 1 0 0 3 1 0 0 0 0 0 0 17 28 0.00 2.000																					
Kerry Ligtenberg, R (9, 1) ERA: 2.73	1.0 3 0 0 0 1 0 0 0 0 0 0 0 6 9 0.00 0.000																					

Los Angeles Dodgers @ Atlanta Braves  
Turner Field, Atlanta, GA  
Sat Aug 22 1998, 3:33 AM EDT  
Att. 48,326 - Sunny - 86 F

AB	36
R	5
H	10
RBI	5
BB	4
SO	8
LOB	17



WP: 0	PA: 43
-------	--------

PITCHER	IP	WLS	BF	H	R	ER	SO	BB	IBB	HBP	BLK	WP	HR	S	P	ERA	WHIP
Denny Neagle, L	5.0	W	24	6	3	3	4	3	0	2	0	0	0	57	91	5.40	1.800
Dennis Martinez, R	1.0		7	3	2	0	0	0	0	0	0	0	0	11	15	0.00	3.000
Russ Springer, R	1.0		3	0	0	0	0	0	0	0	0	0	0	7	11	0.00	0.000
Rudy Seanez, R	1.0		5	1	0	0	3	1	0	0	0	0	0	17	28	0.00	2.000
Kerry Ligtenberg, R	1.0	S	3	0	0	0	1	0	0	0	0	0	0	6	9	0.00	0.000

# Los Angeles Dodgers @ Atlanta Braves

Turner Field, Atlanta, GA

Sat Aug 22 1998, 3:33 AM EDT  
Att: 48,326 - Sunny - 86 F

[livebaseballscorecards.com](http://livebaseballscorecards.com)

<b>AB</b>	<b>32</b>
<b>R</b>	<b>7</b>
<b>H</b>	<b>8</b>
<b>RBI</b>	<b>7</b>
<b>BB</b>	<b>3</b>
<b>SO</b>	<b>7</b>
<b>LOB</b>	<b>12</b>



WP: 0	PA: 36
PB: 0	
SB: 1	
CS: 0	

AB R H RBI BB SO LOB

4	0	1	2	0	1	1
3	1	1	0	0	1	2
0	0	0	0	0	0	0
1	0	0	0	0	0	1
0	0	0	0	0	0	0
0	0	0	0	0	0	0
0	0	0	0	0	0	0

3 2 1 1 1 1 0

0	0	0	0	0	0	0
3	1	0	0	0	0	2

2	0	0	0	0	0	1
2	0	1	2	0	0	0

4 1 1 0 0 2 1

3	0	0	0	0	1	3
1	0	0	0	0	1	0

3 2 2 0 1 0 0

1	0	0	1	1	0	0
2	0	1	1	0	0	1

1B: 5	SF: 0	WP: 0	PA: 36
2B: 2	SAC: 0	PB: 0	
3B: 0	DP: 0	SB: 1	
HR: 1	HBP: 1	CS: 0	

Batter	1	2	3	4	5	6	7	8	9
<b>Walt Weiss, S</b> (1, 6) <small>OBP: 0.390, SLG: 0.356</small>	1-1 	2-2 			1-0 	2-3 			
<b>Keith Lockhart, L</b> (1, 4) <small>OBP: 0.319, SLG: 0.291</small> <b>Dennis Martinez, R</b> (6, 1) <small>OBP: 0.167, SLG: 0.182</small> <b>Ozzie Guillen, L</b> (6, PH) <small>OBP: 0.330, SLG: 0.346</small> <b>Russ Springer, R</b> (7, 1) <small>OBP: 0.330, SLG: 0.346</small> <b>Rudy Seanez, R</b> (8, 1) <small>OBP: 0.330, SLG: 0.346</small> <b>Kerry Ligtenberg, R</b> (9, 1)	3-3 	3-2 			1-2 	1-0 			
<b>10 Chipper Jones, S</b> (1, 5) <small>OBP: 0.416, SLG: 0.578</small>	1-0 		1-1 		4-0 		3-3 		
<b>Andres Galarraga, R</b> (1, 3) <small>OBP: 0.402, SLG: 0.617</small> <b>Greg Colbrunn, R</b> (2, PR) <small>OBP: 0.377, SLG: 0.485</small>		2-0 	1-0 		2-1 		1-1 		
<b>Ryan Klesko, L</b> (1, 7) <small>OBP: 0.353, SLG: 0.494</small> <b>Gerald Williams, R</b> (5, PH) <small>OBP: 0.328, SLG: 0.440</small>		3-2 	3-2 		0-0 		0-2 		
<b>Javy Lopez, R</b> (1, 2) <small>OBP: 0.329, SLG: 0.520</small>		2-1 	3-3 		2-3 		1-2 		
<b>Michael Tucker, L</b> (1, 9) <small>OBP: 0.339, SLG: 0.442</small> <b>Danny Bautista, R</b> (8, PH) <small>OBP: 0.264, SLG: 0.372</small>		1-1 		1-3 		0-0 		0-3 	
<b>Andrew Jones, R</b> (1, 8) <small>OBP: 0.307, SLG: 0.477</small>		4-0 		2-2 		0-0 		3-2 	
<b>Denny Neagle, L</b> (1, 1) <small>OBP: 0.197, SLG: 0.140</small> <b>Tony Graffanino, R</b> (6, 4) <small>OBP: 0.291, SLG: 0.357</small>		4-0 		0-0 		1-1 		0-0 	

Inning Stats	R: 0	H: 0	E: 0	K: 1	S: 6	R: 3	H: 2	E: 0	K: 0	S: 16	R: 1	H: 1	E: 0	K: 1	S: 10	R: 0	H: 0	E: 0	K: 1	S: 8	R: 2	H: 2	E: 0	K: 1	S: 10	R: 1	H: 2	E: 0	K: 1	S: 8	R: 0	H: 0	E: 0	K: 1	S: 8	R: 0	H: 1	E: 0	K: 1	S: 11
--------------	------	------	------	------	------	------	------	------	------	-------	------	------	------	------	-------	------	------	------	------	------	------	------	------	------	-------	------	------	------	------	------	------	------	------	------	------	------	------	------	------	-------

PITCHER	IP	WLS	BF	H	R	ER	SO	BB	IBB	HBP	BLK	WP	HR	S	P	ERA	WHIP
<b>37 Darren Dreifort, R</b> (1, 1) <small>ERA: 3.76</small>	1.0		4	0	1	1	1	0	0	0	0	0	0	6	13	9.00	0.000
<b>Mike Judd, R</b> (2, 1) <small>ERA: 10.13</small>	2.0		11	3	3	3	1	1	1	0	0	0	1	26	53	13.50	2.000
<b>Mark Guthrie, L</b> (4, 1) <small>ERA: 2.91</small>	2.0		9	2	2	2	2	1	0	0	0	0	0	18	31	9.00	1.500
<b>Sean Maloney, R</b> (6, 1) <small>ERA: 1.8</small>	2.0		8	2	1	1	2	0	0	0	0	0	0	16	24	4.50	1.000
<b>Scott Radinsky, L</b> (8, 1) <small>ERA: 2.33</small>	1.0		4	1	0	0	1	0	0	0	0	0	0	11	15	0.00	1.000



Batter	1	2	3	4	5	6	7	8	9	AB R H RBI BB SO LOB	TOP											
Eric Young Sr. R (1, 4) OBP: 0.364, SLG: 0.389	1-2 F9	0-0 SF8		0-3 K		0-1 F9		0-0 FC6-4		4 0 0 1 0 1 1												
Jim Eisenreich, L (1, 7) OBP: 0.293, SLG: 0.257	1-2 F8	0-3 K		0-0 F7		4-2 BB		1-0 E7		3 0 0 0 1 1 2												
Antonio Osuna, R (6, 1)								1-3		0 0 0 0 0 0 0												
Matt Luke, L (8, PH) OBP: 0.266, SLG: 0.434										1 0 0 0 0 0 1												
Scott Radinsky, L (8, 1)										0 0 0 0 0 0 0												
Raul Mondesi, R (1, 8) OBP: 0.316, SLG: 0.529	1-1 CS		0-1 HR	0-1 G5-3		0-3 K		1-2 L4		5 1 2 0 0 1 3												
Gary Sheffield, R (1, 9) OBP: 0.433, SLG: 0.533	1-1 CS	0-0 HR	4-2 HR		2-1 E		0-1 F9		4-2 G5-4-3	3 3 2 1 2 0 0												
Eric Karros, R (1, 3) OBP: 0.347, SLG: 0.459		1-1 HR	1-0 HR		1-2 E9		2-2 L7		2-1 F9	5 2 3 5 0 0 1												
Bobby Bonilla, S (1, 5) OBP: 0.305, SLG: 0.358		4-0 HR	0-0 F8		2-3 K		4-1 BB		2-1 G5-4-3	3 1 0 0 2 1 2												
Mark Grudzielanek, R (1, 6) OBP: 0.313, SLG: 0.360		1-1 SF8	1-2 HR		1-2 FC4-2		2-3 K			4 0 2 0 0 1 2												
Charles Johnson, R (1, 2) OBP: 0.279, SLG: 0.374		0-2 HR	0-3 K		3-3 K		0-2 F9			4 0 1 0 0 2 2												
Carlos Perez, L (1, 1) OBP: 0.175, SLG: 0.250		0-3 K	0-3 K			0-2 G1-3		1-2 FC6-4		2 0 0 0 0 2 4												
Sean Maloney, R (4, 1)										0 0 0 0 0 0 0												
Roger Cedeno, S (6, PH) (6, 7)										2 0 1 0 0 0 0												
<b>Inning Stats</b>	R: 0 E: 0 K: 0 S: 9	H: 1 LOB: 0 BB: 0 P: 13	R: 3 E: 0 K: 2 S: 15	H: 4 LOB: 2 BB: 1 P: 21	R: 3 E: 0 K: 2 S: 17	H: 3 LOB: 1 BB: 1 P: 23	R: 0 E: 0 K: 1 S: 6	H: 0 LOB: 0 BB: 0 P: 6	R: 1 E: 1 K: 2 S: 14	H: 2 LOB: 1 BB: 0 P: 23	R: 0 E: 0 K: 1 S: 10	H: 0 LOB: 1 BB: 1 P: 14	R: 0 E: 0 K: 1 S: 10	H: 0 LOB: 1 BB: 1 P: 18	R: 0 E: 1 K: 0 S: 11	H: 1 LOB: 2 BB: 0 P: 14	R: 0 E: 0 K: 0 S: 6	H: 0 LOB: 0 BB: 1 P: 14	1B: 6 2B: 2 3B: 0 HR: 3	SF: 1 SAC: 0 DP: 1 HBP: 0	WP: 0 PB: 0 SB: 1 CS: 1	PA: 43
<b>PITCHER</b>	IP WLS BF H R ER SO BB IBB HBP BLK WP HR S P ERA WHIP																					
Greg Maddux, R (1, 1) ERA: 1.91	5.0 W 26 10 7 7 7 2 0 0 0 0 0 3 61 86 12.60 2.400																					
Russ Springer, R (6, 1) ERA: 4.41	2.0 8 0 0 0 2 2 0 0 0 0 0 0 20 32 0.00 1.000																					
Dennis Martinez, R (8, 1) ERA: 4.4	1.0 5 1 0 0 0 0 0 0 0 0 0 0 11 14 0.00 1.000																					
Norm Charlton, L (9, 1) ERA: 6.57	1.0 3 0 0 0 0 0 1 0 0 0 0 0 6 14 0.00 1.000																					

**Los Angeles Dodgers @ Atlanta Braves**  
Turner Field, Atlanta, GA

Sun Aug 23 1998, 7:05 PM EDT  
Att. 45,179 - Unknown - 81 F



AB 36  
R 7  
H 11  
RBI 7  
BB 5  
SO 9  
LOB 18

livebaseballscorecards.com

BOTTOM

Los Angeles Dodgers @ Atlanta Braves  
Turner Field, Atlanta, GA

Sun Aug 23 1998, 7:05 PM EDT  
Att: 45,179 - Unknown - 81 F

livebaseballscorecards.com

AB	37
R	12
H	15
RBI	10
BB	6
SO	9
LOB	20



WP:	0	PA:	44
PB:	0	SB:	2
CS:	0		

AB R H RBI BB SO LOB

2 0 0 0 2 0 1

5 2 3 1 0 0 2

4 3 2 1 1 1 3

5 1 2 3 0 3 5

5 3 4 2 0 0 1

4 1 2 2 1 1 2

5 0 1 1 0 1 4

5 1 1 0 0 2 2

1B:	10	SF:	0
2B:	1	SAC:	1
3B:	1	DP:	3
HR:	3	HBP:	0

0 1 0 0 2 0 0

1 0 0 0 0 0 0

0 0 0 0 0 0 0

1 0 0 0 0 1 0

0 0 0 0 0 0 0

0 0 0 0 0 0 0

0 0 0 0 0 0 0

0 0 0 0 0 0 0

0 0 0 0 0 0 0

0 0 0 0 0 0 0

0 0 0 0 0 0 0

0 0 0 0 0 0 0

0 0 0 0 0 0 0

0 0 0 0 0 0 0

0 0 0 0 0 0 0

0 0 0 0 0 0 0

0 0 0 0 0 0 0

0 0 0 0 0 0 0

0 0 0 0 0 0 0

0 0 0 0 0 0 0

0 0 0 0 0 0 0

0 0 0 0 0 0 0

0 0 0 0 0 0 0

0 0 0 0 0 0 0

0 0 0 0 0 0 0

0 0 0 0 0 0 0

0 0 0 0 0 0 0

0 0 0 0 0 0 0

0 0 0 0 0 0 0

0 0 0 0 0 0 0

0 0 0 0 0 0 0

0 0 0 0 0 0 0

0 0 0 0 0 0 0

0 0 0 0 0 0 0

0 0 0 0 0 0 0

0 0 0 0 0 0 0

0 0 0 0 0 0 0

0 0 0 0 0 0 0

0 0 0 0 0 0 0

0 0 0 0 0 0 0

0 0 0 0 0 0 0

0 0 0 0 0 0 0

0 0 0 0 0 0 0

0 0 0 0 0 0 0

0 0 0 0 0 0 0

0 0 0 0 0 0 0

0 0 0 0 0 0 0

0 0 0 0 0 0 0

0 0 0 0 0 0 0

0 0 0 0 0 0 0

0 0 0 0 0 0 0

0 0 0 0 0 0 0

0 0 0 0 0 0 0

0 0 0 0 0 0 0

0 0 0 0 0 0 0

0 0 0 0 0 0 0

0 0 0 0 0 0 0

0 0 0 0 0 0 0

0 0 0 0 0 0 0

0 0 0 0 0 0 0

0 0 0 0 0 0 0

0 0 0 0 0 0 0

0 0 0 0 0 0 0

0 0 0 0 0 0 0

0 0 0 0 0 0 0

0 0 0 0 0 0 0

0 0 0 0 0 0 0

0 0 0 0 0 0 0

0 0 0 0 0 0 0

0 0 0 0 0 0 0

0 0 0 0 0 0 0

0 0 0 0 0 0 0

0 0 0 0 0 0 0

0 0 0 0 0 0 0

0 0 0 0 0 0 0

0 0 0 0 0 0 0

0 0 0 0 0 0 0

0 0 0 0 0 0 0

0 0 0 0 0 0 0

0 0 0 0 0 0 0

0 0 0 0 0 0 0

0 0 0 0 0 0 0

0 0 0 0 0 0 0

0 0 0 0 0 0 0

0 0 0 0 0 0 0

0 0 0 0 0 0 0

0 0 0 0 0 0 0

0 0 0 0 0 0 0

0 0 0 0 0 0 0

0 0 0 0 0 0 0

0 0 0 0 0 0 0

0 0 0 0 0 0 0

0 0 0 0 0 0 0

0 0 0 0 0 0 0

0 0 0 0 0 0 0

0 0 0 0 0 0 0

0 0 0 0 0 0 0

0 0 0 0 0 0 0

0 0 0 0 0 0 0

0 0 0 0 0 0 0

0 0 0 0 0 0 0

0 0 0 0 0 0 0

0 0 0 0 0 0 0

0 0 0 0 0 0 0

0 0 0 0 0 0 0

0 0 0 0 0 0 0

0 0 0 0 0 0 0

0 0 0 0 0 0 0

0 0 0 0 0 0 0

0 0 0 0 0 0 0

0 0 0 0 0 0 0

0 0 0 0 0 0 0

0 0 0 0 0 0 0

0 0 0 0 0 0 0

0 0 0 0 0 0 0

0 0 0 0 0 0 0

0 0 0 0 0 0 0

0 0 0 0 0 0 0

0 0 0 0 0 0 0

0 0 0 0 0 0 0

0 0 0 0 0 0 0

0 0 0 0 0 0 0

0 0 0 0 0 0 0

0 0 0 0 0 0 0

0 0 0 0 0 0 0

0 0 0 0 0 0 0

0 0 0 0 0 0 0

0 0 0 0 0 0 0

0 0 0 0 0 0 0

0 0 0 0 0 0 0

0 0 0 0 0 0 0

0 0 0 0 0 0 0

0 0 0 0 0 0 0

0 0 0 0 0 0 0

0 0 0 0 0 0 0

0 0 0 0 0 0 0

0 0 0 0 0 0 0

0 0 0 0 0 0 0

0 0 0 0 0 0 0

0 0 0 0 0 0 0

0 0 0 0 0 0 0

0 0 0 0 0 0 0

0 0 0 0 0 0 0

0 0 0 0 0 0 0

0 0 0 0 0 0 0

0 0 0 0 0 0 0

0 0 0 0 0 0 0

0 0 0 0 0 0 0

0 0 0 0 0 0 0

0 0 0 0 0 0 0

0 0 0 0 0 0 0

0 0 0 0 0 0 0

0 0 0 0 0 0 0

0 0 0 0 0 0 0

0 0 0 0 0 0 0

0 0 0 0 0 0 0

0 0 0 0 0 0 0

0 0 0 0 0 0 0

0 0 0 0 0 0 0

0 0 0 0 0 0 0

0 0 0 0 0 0 0

0 0 0 0 0 0 0

0 0 0 0 0 0 0

0 0 0 0 0 0 0

0 0 0 0 0 0 0

0 0 0 0 0 0 0

0 0 0 0 0 0 0

0 0 0 0 0 0 0

0 0 0 0 0 0 0

0 0 0 0 0 0 0

0 0 0 0 0 0 0

0 0 0 0 0 0 0

0 0 0 0 0 0 0

0 0 0 0 0 0 0

0 0 0 0 0 0 0

0 0 0 0 0 0 0

0 0 0 0 0 0 0

0 0 0 0 0 0 0

0 0 0 0 0 0 0

0 0 0 0 0 0 0

0 0 0 0 0 0 0

0 0 0 0 0 0 0

0 0 0 0 0 0 0

0 0 0 0 0 0 0

0 0 0 0 0 0 0

0 0 0 0 0 0 0

0 0 0 0 0 0 0

0 0 0 0 0 0 0

0 0 0 0 0 0 0

0 0 0 0 0 0 0

0 0 0 0 0 0 0

0 0 0 0 0 0 0

0 0 0 0 0 0 0

0 0 0 0 0 0 0

0 0 0 0 0 0 0

0 0 0 0 0 0 0

0 0 0 0 0 0 0

0 0 0 0 0 0 0

0 0 0 0 0 0 0

0 0 0 0 0 0 0

0 0 0 0 0 0 0

0 0 0 0 0 0 0

0 0 0 0 0 0 0

0 0 0 0 0 0 0

0 0 0 0 0 0 0

0 0 0 0 0 0 0

0 0 0 0 0 0 0

0 0 0 0 0 0 0

0 0 0 0 0 0 0

0 0 0 0 0 0 0

0 0 0 0 0 0 0

0 0 0 0 0 0 0

0 0 0 0 0 0 0

0 0 0 0 0 0 0

0 0 0 0 0 0 0

0 0 0 0 0 0 0

0 0 0 0 0 0 0

0 0 0 0 0 0 0

0 0 0 0 0 0 0

0 0 0 0 0 0 0

0 0 0 0 0 0 0

0 0 0 0 0 0 0

0 0 0 0 0 0 0

0 0 0 0 0 0 0

0 0 0 0 0 0 0

0 0 0 0 0 0 0

0 0 0 0 0 0 0

0 0 0 0 0 0 0

0 0 0 0 0 0 0

0 0 0 0 0 0 0



Batter	1	2	3	4	5	6	7	8	9	AB R H RBI BB SO LOB	TOP									
Eric Young Sr. R (1, 4) OBP: 0.362, SLG: 0.386	1-2 F9		0-2 1B 1B		1-1 G5-3		3-2 F8		1-1 E4	5 0 1 0 0 0 0										
Trenidad Hubbard, R (1, 7) Matt Luke, L (9, PH) OBP: 0.403, SLG: 0.508 OBP: 0.265, SLG: 0.432	1-0 G5-3		0-0 1B 1B		0-0 G5-3			1-1 1B 1B	3-2 F8	4 1 2 0 0 0 0 1 0 0 0 0 0 1										
Raul Mondesi, R (1, 8) OBP: 0.317, SLG: 0.529	2-1 1B		3-2 P8		2-1 1B			0-1 F8		4 0 2 0 0 0 4										
Gary Sheffield, R (1, 9) OBP: 0.432, SLG: 0.530	2-2 G4-3		2-0 P2		3-2 G6-3			3-2 1B HR		4 1 1 1 0 0 5										
Eric Karros, R (1, 3) OBP: 0.346, SLG: 0.464		2-2 G1-6-3	3-1 G4-3		2-3 K			3-1 1B HR		4 1 1 2 0 1 3										
Mark Grudzielanek, R (1, 6) Jeff Shaw, R (8, 1) OBP: 0.313, SLG: 0.361		1-1 1B		1-2 1B		0-2 G5-3		1-0 G6-3		4 0 2 0 0 0 0 0 0 0 0 0 0 0										
Adrian Beltré, R (1, 5) OBP: 0.264, SLG: 0.341		1-1 F8		0-0 F9		1-0 F9		0-2 L9		4 0 0 0 0 0 2										
Tom Prince, R (1, 2) Jim Eisenreich, L (9, PH) OBP: 0.236, SLG: 0.231 OBP: 0.292, SLG: 0.255		0-1 F9		1-2 F6		2-3 K			0-3 K	3 0 0 0 0 1 2 1 0 0 0 0 1 0										
Brian Bohanon, L (1, 1) Juan Castro, R (8, 6) Bobby Bonilla, S (9, PH) OBP: 0.333, SLG: 0.455 OBP: 0.258, SLG: 0.271 OBP: 0.304, SLG: 0.356			0-0 1B 1B 1B		0-0 F8		0-0 G4-3		1-1 G3	3 0 1 0 0 0 1 0 0 0 0 0 0 0 1 0 0 0 0 0 0										
<b>Inning Stats</b>	R: 0 E: 0 K: 0 S: 11	H: 1 LOB: 1 BB: 0 P: 17	R: 0 E: 0 K: 0 S: 9	H: 1 LOB: 1 BB: 0 P: 13	R: 0 E: 0 K: 0 S: 12	H: 3 LOB: 3 BB: 0 P: 20	R: 0 E: 0 K: 0 S: 9	H: 1 LOB: 1 BB: 0 P: 11	R: 0 E: 0 K: 1 S: 8	H: 0 LOB: 0 BB: 0 P: 11	R: 0 E: 0 K: 1 S: 8	H: 0 LOB: 0 BB: 0 P: 13	R: 3 E: 0 K: 0 S: 13	H: 3 LOB: 0 BB: 0 P: 21	R: 0 E: 1 K: 1 S: 10	H: 0 LOB: 1 BB: 0 P: 15	1B: 9 2B: 0 3B: 0 HR: 1	SF: 0 SAC: 0 DP: 0 HBP: 0	WP: 0 PB: 0 SB: 0 CS: 0	PA: 38
<b>PITCHER</b>	IP WLS BF H R ER SO BB IBB HBP BLK WP HR S P ERA WHIP																			
Tom Glavine, L (1, 1) ERA: 2.57	8.0 W 34 10 3 3 2 0 0 0 0 0 0 1 78 120 3.38 1.250																			
Kerry Ligtenberg, R (9, 1) ERA: 2.69	1.0 S 4 0 0 0 1 0 0 0 0 0 0 0 10 15 0.00 0.000																			

**Los Angeles Dodgers @ Atlanta Braves**  
 Turner Field, Atlanta, GA  
 Mon Aug 24 1998, 3:33 AM EDT  
 Att. 39,449 - Sunny - 87 F

[livebaseballscorecards.com](http://livebaseballscorecards.com)

AB	38
R	3
H	10
RBI	3
BB	0
SO	3
LOB	18









Batter	1	2	3	4	5	6	7	8	9
Eric Young Sr., R OBP: 0.361, SLG: 0.387 (1, 4)	1-1 F9		0-1 G5-3		2-2 FC5		3-2 SH5-4 WP 2B		
Trenidad Hubbard, R OBP: 0.401, SLG: 0.504 (1, 7)	2-3 K			2-3 K		0-0 S SF8 1B	1-1 SH5-4		
Raul Mondesi, R OBP: 0.317, SLG: 0.527 (1, 8)	0-3 K			1-2 G6-3 1B		0-0 F7	1-3 K		
Gary Sheffield, R OBP: 0.432, SLG: 0.527 (1, 9)		4-1 G4-3 S BB		2-2 G6-3		4-2 S 1B BB	2-1 G4-3		
Eric Karros, R OBP: 0.343, SLG: 0.461 (1, 3)		3-2 G5-3		2-3 K		1-0 SF8	1-1 G4-3		
Bobby Bonilla, S OBP: 0.310, SLG: 0.357 Roger Cedeno, S OBP: 0.328, SLG: 0.299 Jeff Shaw, R (9, 1)		0-0 G4-3			0-0 SH1-4 FC5 BB 1B	4-2 1B 1B BB	4-2 S S BB		
Mark Grudzielanek, R OBP: 0.314, SLG: 0.360 (1, 6)		3-2 F4			0-0 F9	0-0 1B	3-3 K		
Charles Johnson, R OBP: 0.281, SLG: 0.373 (1, 2)			2-3 K		4-0 FC5 SH1-4 BB	0-1 1B	2-2 L7		
Dave Mlicki, R OBP: 0.205, SLG: 0.150 Scott Radinsky, L Adrian Beltré, R OBP: 0.264, SLG: 0.341 (9, 5)			1-1 L3		1-1 SH1-4	1-3 K			

Inning Stats	R: 0	H: 0	E: 0	K: 2	S: 9	LOB: 0	BB: 0	P: 12
	R: 0	H: 0	E: 0	K: 0	S: 10	LOB: 1	BB: 1	P: 20
	R: 0	H: 0	E: 0	K: 1	S: 7	LOB: 0	BB: 0	P: 10
	R: 0	H: 1	E: 0	K: 2	S: 14	LOB: 1	BB: 0	P: 21
	R: 1	H: 1	E: 0	K: 0	S: 7	LOB: 2	BB: 1	P: 14
	R: 2	H: 3	E: 0	K: 1	S: 16	LOB: 3	BB: 2	P: 26
	R: 1	H: 1	E: 0	K: 1	S: 10	LOB: 0	BB: 0	P: 17
	R: 0	H: 0	E: 0	K: 1	S: 13	LOB: 2	BB: 1	P: 23

PITCHER	IP	WLS	BF	H	R	ER	SO	BB	IBB	HBP	BLK	WP	HR	S	P	ERA	WHIP
Mike Thurman, R ERA: 4.58 (1, 1)	5.2	L	25	4	3	3	5	4	0	0	0	0	0	57	96	4.76	1.412
Miguel Batista, R ERA: 4.14 (6, 1)	0.1		2	1	0	0	1	0	0	0	0	0	0	6	7	0.00	3.000
Shayne Bennett, R ERA: 4.57 (7, 1)	1.0		4	1	1	1	1	0	0	0	0	1	0	10	17	9.00	1.000
Ugueth Urbina, R ERA: 1.32 (8, 1)	1.0		4	0	0	0	1	1	0	0	0	0	0	13	23	0.00	1.000

**BOTTOM**

**Montreal Expos @ Los Angeles Dodgers**  
Dodger Stadium, Los Angeles, CA

Tue Aug 25 1998, 7:05 PM PDT  
Att: 30,183 - Unknown - 76 F

AB	27
R	4
H	6
RBI	3
BB	5
SO	8
LOB	14

livebaseballscorecards.com



1B: 5	SF: 1	WP: 1	PA: 35
2B: 1	SAC: 2	PB: 0	
3B: 0	DP: 0	SB: 5	
HR: 0	HBP: 0	CS: 0	









Batter	1	2	3	4	5	6	7	8	9	AB	R	H	RBI	BB	SO	LOB	TOP					
Wilton Guerrero, S (1, 4) OBP: 0.290, SLG: 0.343	0-1 G4-3		2-1 F7		0-2 1B		1-1 L6	1-1 G5-3		5	0	1	0	0	0	0						
Terry Jones, S (1, 8) OBP: 0.291, SLG: 0.311	1-1 F7			0-1 G1-6-3 1B	1-0 F7		0-1 F7		0-3 K	5	0	1	0	0	1	1						
Bob Henley, R (1, 2) OBP: 0.403, SLG: 0.482	2-0 F9			0-0 G1-6-3 1-2f		0-0 1B 1B	1-0 G5-3		4-2 HR BB	4	2	1	0	1	0	1						
Vladimir Guerrero, R (1, 9) OBP: 0.369, SLG: 0.598		1-0 L9		3-1 WP 1B 1B		0-2 P4		0-0 F9	1-2 HR 1-H	5	2	2	2	0	0	1						
Brad Fullmer, L (1, 3) OBP: 0.328, SLG: 0.461		2-2 P5		2-3 K 1B 1-3		2-0 1B 2B 1B		1-2 HR 1B	3-2 G6-3	5	2	2	0	0	1	1						
F.P. Santangelo, S (1, 7) OBP: 0.342, SLG: 0.310		4-2 BB		0-0 FC4 1B 1-2 3-H		0-1 2B 1B		1-0 HR HBP	1-1 G1-3	2	0	2	2	1	0	0						
Robert Perez, R (8, PH) OBP: 0.224, SLG: 0.298										1	1	0	0	0	0	0						
Shane Andrews, R (1, 5) OBP: 0.297, SLG: 0.429		0-0 G5-3		1-1 FC4 1-2f		1-3 K		1-3 K		3	0	0	0	0	1	5						
Mike Mordecai, R (8, 5) OBP: 0.245, SLG: 0.303										1	0	0	0	0	1	2						
Orlando Cabrera, R (1, 6) OBP: 0.308, SLG: 0.400			0-0 G1-3		1-3 K	3-1 K		0-1 HR 1B		4	1	2	1	0	1	0						
Jeremy Powell, R (1, 1) Derrick May, L (3, PH) Miguel Batista, R (3, 1) Ryan McGuire, L (8, PH) Anthony Telford, R (6, 1) Chris Widger, R (8, PH) Shayne Bennett, R (8, 1)			1-2 G1-3		0-3 K	1-3 K		0-2 HR		0	0	0	0	0	0	0						
										0	0	0	0	0	0	0						
										1	0	0	0	0	0	0						
										1	0	0	0	0	1	0						
										1	0	0	0	0	1	2						
										0	0	0	0	0	0	0						
										1	1	1	4	0	0	0						
										0	0	0	0	0	0	0						
<b>Inning Stats</b>	R: 0 E: 0 K: 0 S: 5	H: 0 LOB: 0 BB: 0 P: 8	R: 0 E: 0 K: 0 S: 7	H: 0 LOB: 1 BB: 1 P: 14	R: 0 E: 0 K: 0 S: 6	H: 0 LOB: 0 BB: 0 P: 9	R: 1 E: 0 K: 1 S: 11	H: 3 LOB: 2 BB: 0 P: 17	R: 0 E: 0 K: 2 S: 10	H: 1 LOB: 1 BB: 0 P: 12	R: 2 E: 0 K: 2 S: 15	H: 4 LOB: 2 BB: 0 P: 22	R: 0 E: 0 K: 0 S: 5	H: 0 LOB: 0 BB: 0 P: 7	R: 4 E: 0 K: 1 S: 14	H: 3 LOB: 0 BB: 0 P: 18	R: 2 E: 0 K: 1 S: 14	H: 1 LOB: 0 BB: 1 P: 23	1B: 9 2B: 1 3B: 0 HR: 2	SF: 0 SAC: 0 DP: 1 HBP: 1	WP: 1 PB: 0 SB: 0 CS: 0	PA: 42
<b>PITCHER</b>	IP	WLS	BF	H	R	ER	SO	BB	IBB	HBP	BLK	WP	HR	S	P	ERA	WHIP					
37 Darren Dreifort, R (1, 1) ERA: 3.95	7.2	W	36	11	7	7	6	1	0	1	0	1	1	71	104	8.22	1.565					
Mark Guthrie, L (8, 1) ERA: 2.89	0.1		1	0	0	0	0	0	0	0	0	0	0	2	3	0.00	0.000					
Antonio Osuna, R (9, 1) ERA: 3.06	0.1	S	3	1	2	2	1	1	0	0	0	0	1	8	13	54.00	6.000					
Scott Radinsky, L (9, 1) ERA: 2.53	0.2		2	0	0	0	0	0	0	0	0	0	0	6	10	0.00	0.000					

Montreal Expos @ Los Angeles Dodgers  
Dodger Stadium, Los Angeles, CA

Thu Aug 27 1998, 7:05 PM PDT  
Att. 30,971 - Unknown - 75 F

AB	39
R	9
H	12
RBI	9
BB	2
SO	7
LOB	13



Batter	1	2	3	4	5	6	7	8	9
Eric Young Sr., R OBP: 0.362, SLG: 0.403 (1, 4)	0-1 1B S 2B 1B	1-2 1-H HR		1-1 E3 1B 1-2 1B		0-1 G4-3		1-0 F8	
Trenidad Hubbard, R OBP: 0.393, SLG: 0.488 (1, 7)	2-0 F8	1-1 F8		0-0 1B 1-2 2-3 1B		2-1 G5-3			
Gary Sheffield, R OBP: 0.433, SLG: 0.526 (1, 9)	1-1 2B 1-3 G6-3 1B	2-1 HBP		0-0 1B 1-2 2-H 3-H 1B		2-2 F8			
Eric Karros, R OBP: 0.344, SLG: 0.469 (1, 3)	3-1 1-3 HR 2B	0-0 F7		1-0 G4-3 1-2 2-H 1B		1-3 K			
Raul Mondesi, R OBP: 0.314, SLG: 0.521 (1, 8)	0-0 G6-3		3-2 G5-3	0-0 G4-3		0-3 K			
Bobby Bonilla, S OBP: 0.316, SLG: 0.372 Adrian Beltré, R OBP: 0.267, SLG: 0.361 (1, 5) (6, 5)	2-1 2-H HR		2-2 G6-3		1-3 K		0-0 HR		
Charles Johnson, R OBP: 0.281, SLG: 0.369 (1, 2)	2-3 K		3-3 K		1-3 K		1-1 G6-3 SH1-3 1B		
Juan Castro, R OBP: 0.254, SLG: 0.266 (1, 6)		1-2 G5-3		0-0 G5-3		1-3 K		0-0 SH1-3	
37 Darren Dreifort, R OBP: 0.245, SLG: 0.277 Mark Guthrie, R (8, 1) Jim Eisenreich, L OBP: 0.290, SLG: 0.253 Antonio Osuna, R (9, 1) Scott Radinsky, L (9, 1)		1-1 E5 HR		0-0 1B E 1B 1B		0-3 K		3-0 G6-3	

Inning Stats	R: 4	H: 4	E: 0	LOB: 0	K: 1	P: 23	R: 2	H: 1	E: 1	LOB: 1	K: 0	P: 18	R: 0	H: 0	E: 0	LOB: 0	K: 1	P: 19	R: 3	H: 4	E: 1	LOB: 1	K: 0	P: 10	R: 0	H: 0	E: 0	LOB: 0	K: 3	P: 13	R: 0	H: 0	E: 0	LOB: 0	K: 1	P: 10	R: 0	H: 2	E: 0	LOB: 1	K: 0	P: 11
	S: 13	BB: 0	S: 12	BB: 0	S: 11	BB: 0	S: 11	BB: 0	S: 8	BB: 0	S: 10	BB: 0	S: 10	BB: 0	S: 10	BB: 0	S: 8	BB: 0	S: 10	BB: 0	S: 6	BB: 0	S: 6	BB: 0	S: 6	BB: 0	S: 6	BB: 0	S: 10	BB: 0	S: 10	BB: 0	S: 10	BB: 0	S: 8	BB: 0	S: 8	BB: 0	S: 6	BB: 0	S: 6	BB: 0

PITCHER	IP	WLS	BF	H	R	ER	SO	BB	IBB	HBP	BLK	WP	HR	S	P	ERA	WHIP
Jeremy Powell, R ERA: 7.92 (1, 1)	2.0	L	13	5	6	5	1	0	0	1	0	0	2	25	41	22.50	2.500
Miguel Batista, R ERA: 4.19 (3, 1)	3.0		13	4	3	2	4	0	0	0	0	0	0	29	42	6.00	1.333
Anthony Telford, R ERA: 4.09 (6, 1)	2.0		6	0	0	0	3	0	0	0	0	0	0	18	23	0.00	0.000
Shayne Bennett, R ERA: 4.63 (8, 1)	1.0		5	2	1	1	0	0	0	0	0	0	1	6	11	9.00	2.000

**BOTTOM**

**Montreal Expos @ Los Angeles Dodgers**  
**Dodger Stadium, Los Angeles, CA**

Thu Aug 27 1998, 7:05 PM PDT  
Att: 30,971 - Unknown - 75 F

AB	R	H	RBI	BB	SO	LOB
5	3	2	2	0	0	2
4	1	1	0	0	0	1
3	1	2	2	0	0	0
4	1	2	2	0	1	1
4	0	0	1	0	1	3
3	1	1	2	0	1	0
1	1	1	1	0	0	0
4	0	1	0	0	3	0
3	0	0	0	0	1	0
3	2	1	0	0	1	0
0	0	0	0	0	0	0
1	0	0	0	0	0	1
0	0	0	0	0	0	0
0	0	0	0	0	0	0

**AB 35**  
**R 10**  
**H 11**  
**RBI 10**  
**BB 0**  
**SO 8**  
**LOB 8**

**WP: 0** **PA: 37**  
**PB: 0**  
**SB: 1**  
**CS: 0**

**Dodgers**

PITCHER	IP	WLS	BF	H	R	ER	SO	BB	IBB	HBP	BLK	WP	HR	S	P	ERA	WHIP
Jeremy Powell, R ERA: 7.92 (1, 1)	2.0	L	13	5	6	5	1	0	0	1	0	0	2	25	41	22.50	2.500
Miguel Batista, R ERA: 4.19 (3, 1)	3.0		13	4	3	2	4	0	0	0	0	0	0	29	42	6.00	1.333
Anthony Telford, R ERA: 4.09 (6, 1)	2.0		6	0	0	0	3	0	0	0	0	0	0	18	23	0.00	0.000
Shayne Bennett, R ERA: 4.63 (8, 1)	1.0		5	2	1	1	0	0	0	0	0	0	1	6	11	9.00	2.000



**New York Mets @ Los Angeles Dodgers**  
**Dodger Stadium, Los Angeles, CA**  
 Fri Aug 28 1998, 7:05 PM PDT  
 Att. 52,154 - Unknown - 78 F

livebaseballscorecards.com

AB	37
R	5
H	8
RBI	4
BB	8
SO	2
LOB	23



WP:	0	PA:	46
PB:	0		
SB:	0		
CS:	1		

AB R H RBI BB SO LOB

2	1	0	0	4	0	3
---	---	---	---	---	---	---

5	0	2	0	0	0	3
---	---	---	---	---	---	---

5	1	2	3	0	1	5
---	---	---	---	---	---	---

4	2	2	1	1	0	1
---	---	---	---	---	---	---

3	0	1	0	2	0	1
---	---	---	---	---	---	---

4	0	0	0	0	0	2
0	0	0	0	0	0	0

3	0	0	0	0	1	2
1	0	0	0	0	0	0
0	0	0	0	0	0	0
0	0	0	0	1	0	0
0	0	0	0	0	0	0

5	0	0	0	0	0	3
---	---	---	---	---	---	---

2	0	0	0	0	0	0
0	0	0	0	0	0	0
3	1	1	0	0	0	3

1B:	6	SF:	0
2B:	0	SAC:	1
3B:	0	DP:	1
HR:	2	HBP:	0

Batter	1	2	3	4	5	6	7	8	9	10
<b>Tony Phillips, S</b> (1, 7) OBP: 0.391, SLG: 0.389	2-2 G6-3		4-1 1B BB		4-1 1B BB		4-0 1-2 HR BB		4-1 BB	1-2 G3
<b>Edgardo Alfonzo, R</b> (1, 5) OBP: 0.356, SLG: 0.409	0-1 F9		3-2 1-3 G1-6-3 1B		0-1 1-2 1B		2-0 F7		0-0 F9	
<b>John Olerud, L</b> (1, 3) OBP: 0.434, SLG: 0.539	3-2 1B		0-0 G1-6-3 1-2f		2-2 G3		1-1 1-H 2-H HR		2-3 K	
<b>31 Mike Piazza, R</b> (1, 2) OBP: 0.372, SLG: 0.538	1-1 F9			1-0 L1		0-0 HR		4-0 BB		2-2 SH5-3 BB 1B E
<b>Brian McRae, S</b> (1, 8) OBP: 0.366, SLG: 0.486		4-0 CS BB		1-1 G3 1B		0-0 F7		3-2 G5-3		4-0 E SH5-3 1-2 FC4-2 BB
<b>Jermaine Allensworth, R</b> (1, 9) OBP: 0.353, SLG: 0.389		1-1 E5		1-1 G3		2-2 G6-3		0-0 F7		0-0 SH5-3
<b>Lenny Harris, L</b> (10, PH) OBP: 0.316, SLG: 0.367		1-2 1-2		1-2						1-2 2-3
<b>Carlos Baerga, S</b> (1, 4) OBP: 0.309, SLG: 0.372		1-2 F9		3-2 G5-3		2-3 K		2-2 F9		4-0 FC4-2 E IBB
<b>Todd Pratt, R</b> (7, 1) OBP: 0.321, SLG: 0.574										
<b>Dennis Cook, L</b> (8, 1)										
<b>Matt Franco, L</b> (10, PH) OBP: 0.386, SLG: 0.380										
<b>John Franco, L</b> (10, 1)										
<b>Rey Ordonez, R</b> (1, 6) OBP: 0.281, SLG: 0.300		2-1 G5-3			2-1 P7		1-2 F8		1-0 G4-3	0-1 FC1 FC4-2
<b>Bobby Jones, R</b> (1, 1) OBP: 0.220, SLG: 0.225			1-0 G2-3		0-0 G5-3		1-2 BB HR 1B		0-1 F8	0-0 FC4-2
<b>Willie Blair, R</b> (6, 1) OBP: 0.135, SLG: 0.100										1-2 2-3 3-Hf
<b>Luis Lopez, S</b> (6, 4) OBP: 0.323, SLG: 0.342										

Inning Stats	R: 0	H: 1	R: 0	H: 0	R: 0	H: 1	R: 0	H: 1	R: 1	H: 1	R: 0	H: 2	R: 0	H: 0	R: 0	H: 0	R: 1	H: 1	1B: 6	SF: 0
	E: 0	LOB: 1	E: 1	LOB: 1	E: 0	LOB: 1	E: 0	LOB: 2	E: 0	LOB: 0	E: 0	LOB: 1	E: 0	LOB: 0	E: 0	LOB: 1	E: 1	LOB: 3	2B: 0	SAC: 1
	K: 0	BB: 0	K: 0	BB: 1	K: 0	BB: 1	K: 0	BB: 1	K: 1	BB: 0	K: 0	BB: 0	K: 0	BB: 0	K: 1	BB: 1	K: 0	BB: 2	3B: 0	DP: 1
	S: 11	P: 17	S: 7	P: 15	S: 8	P: 16	S: 9	P: 17	S: 10	P: 14	S: 13	P: 29	S: 5	P: 8	S: 7	P: 13	S: 11	P: 22	HR: 2	HBP: 0

PITCHER	IP	WLS	BF	H	R	ER	SO	BB	IBB	HBP	BLK	WP	HR	S	P	ERA	WHIP
<b>Carlos Perez, L</b> (1, 1) ERA: 4.13	6.2		29	6	3	3	1	4	0	0	0	0	1	60	108	4.05	1.500
<b>Scott Radinsky, L</b> (7, 1) ERA: 2.62	1.1		6	1	1	1	0	1	0	0	0	0	1	11	22	6.75	1.500
<b>Jeff Shaw, R</b> (9, 1) ERA: 1.93	2.0	L	11	1	1	0	1	2	1	0	0	0	0	18	35	0.00	1.500

New York Mets @ Los Angeles Dodgers  
 Dodger Stadium, Los Angeles, CA

Fri Aug 28 1998, 7:05 PM PDT  
 Att. 52,154 - Unknown - 78 F



Batter	1	2	3	4	5	6	7	8	9	10	AB	R	H	RBI	BB	SO	LOB
Eric Young Sr., R OBP: 0.364, SLG: 0.403 (1, 4)	2-1 1B HR 1B	2-2 CS 1B		X 0-0 L5		2-1 FC2		4-1 BB		X 0-0 P3	5	1	2	0	1	0	6
Trenidad Hubbard, R OBP: 0.384, SLG: 0.474 (1, 7)	0-0 1-3 HR 1B	1-0 CS	1-2 G6-3		2-2 F8	2-2 F8		3-3 K		1-2 G6-3	6	1	1	0	0	1	7
Gary Sheffield, R OBP: 0.431, SLG: 0.529 (1, 9)	1-0 1-H 3-H HR		1-1 G4-3		2-2 G6-3		2-1 L6		2-3 K		5	1	1	3	0	1	0
Eric Karros, R OBP: 0.349, SLG: 0.479 (1, 3)	4-2 1B BB		0-2 1B 1B		1-0 HR		1-1 E6 FC1-5 1B		2-3 K		4	1	3	1	1	1	0
Raul Mondesi, R OBP: 0.315, SLG: 0.519 (1, 8)	1-3 K		0-1 1B		2-1 1B		2-2 FC1-5 PO S		0-1 F9		5	0	2	0	0	1	2
Bobby Bonilla, S OBP: 0.317, SLG: 0.370 (1, 5)	2-1 G6-4-3 1B		0-3 K		1-0 F7		4-0 IBB		3-3 K		4	0	1	0	1	2	3
Mark Grudzielanek, R OBP: 0.311, SLG: 0.356 (1, 6)	0-1 G6-4-3		2-2 G3		X 0-0 SH1-3 FC2 1B		0-0 PO		3-2 G4-3		5	0	1	0	0	0	2
Charles Johnson, R OBP: 0.282, SLG: 0.367 (1, 2)		0-1 G6-3		2-1 L9		4-0 SH1-3 BB		3-3 K		4-0 1B BB	3	0	0	0	2	1	0
Jim Eisenreich, L OBP: 0.290, SLG: 0.253 (10, PR)						1-2 SH1-3		4-2 BB BB		1-1 1B BB	0	0	0	0	0	0	0
Carlos Perez, L OBP: 0.186, SLG: 0.259 (1, 1)		0-0 G2-3		1-1 1B		1-1 SH1-3		4-2 BB BB		1-1 1B	2	0	1	0	0	0	0
Scott Radinsky, L (7, 1)						1-2 2-3				1-2 2-3	0	0	0	0	0	0	0
Adrian Beltré, R OBP: 0.271, SLG: 0.361 (8, PH)											0	0	0	0	1	0	0
Jeff Shaw, R (9, 1)											0	0	0	0	0	0	0
Roger Cedeno, S OBP: 0.332, SLG: 0.304 (10, PH)											1	0	1	0	0	0	0

BOTTOM	
AB	40
R	4
H	13
RBI	4
BB	6
SO	7
LOB	20
WP: 0	PA: 49
PB: 0	
SB: 2	
CS: 1	

Inning Stats	R: 3	H: 4	E: 0	K: 1	S: 13	H: 4	LOB: 1	BB: 1	P: 23	R: 0	H: 1	E: 0	K: 0	S: 6	H: 2	LOB: 0	BB: 0	P: 9	R: 0	H: 2	E: 0	K: 1	S: 13	H: 2	LOB: 2	BB: 0	P: 15	R: 0	H: 1	E: 0	K: 0	S: 8	R: 1	H: 2	E: 0	K: 0	S: 10	R: 0	H: 1	E: 0	K: 0	S: 9	R: 0	H: 1	E: 1	K: 0	S: 10	R: 0	H: 1	E: 0	K: 2	S: 13	R: 0	H: 0	E: 0	K: 2	S: 15	R: 0	H: 1	E: 1	K: 1	S: 12	H: 1	LOB: 3	BB: 1	P: 23	1B: 11	2B: 0	3B: 0	HR: 2	SF: 0	SAC: 1	DP: 1	HBP: 0	WP: 0	PA: 49
PITCHER	IP	WLS	BF	H	R	ER	SO	BB	IBB	HBP	BLK	WP	HR	S	P	ERA	WHIP																																																											
Bobby Jones, R (1, 1)	5.0		26	11	4	4	2	2	0	0	0	0	2	51	83	7.20	2.600																																																											
Willie Blair, R (6, 1)	1.1		5	1	0	0	0	0	0	0	0	0	0	12	20	0.00	0.750																																																											
Turk Wendell, R (7, 1)	0.2		2	0	0	0	0	0	1	0	0	0	0	6	12	0.00	0.000																																																											
Dennis Cook, L (8, 1)	2.0	W	8	0	0	0	4	2	0	0	0	0	0	28	49	0.00	1.000																																																											
John Franco, L (10, 1)	1.0	S	6	1	0	0	1	1	0	0	0	0	0	12	23	0.00	2.000																																																											



Batter	1	2	3	4	5	6	7	8	9	AB R H RBI BB SO LOB	TOP																									
<b>Tony Phillips, S</b> (1, 7) OBP: 0.402, SLG: 0.401	0-1 L4		4-0 FC4-6 BB		1-0 31 FC5 1B		3-2 2B		4-1 HR BB	3 1 2 0 2 0 0	<b>New York Mets @ Los Angeles Dodgers</b> <b>Dodger Stadium, Los Angeles, CA</b> Sat Aug 29 1998, 3:33 AM PDT Att. 49,181 - Sunny - 98 F																									
<b>Edgardo Alfonzo, R</b> (1, 5) OBP: 0.356, SLG: 0.415	2-0 L1-5-3		2-1 FC4-6 1-2f		1-0 1B		1-3 K		2-2 1-H HR	5 1 2 3 0 1 2																										
<b>John Olerud, L</b> (1, 3) OBP: 0.432, SLG: 0.536	2-3 K			2-1 31 1B G1-2-3	0-0 F8			2-0 G4-3	1-3 K	5 0 1 0 0 2 2																										
<b>31 Mike Piazza, R</b> (1, 2) OBP: 0.375, SLG: 0.542		2-1 SH1-3 1B 2B		3-1 1B 1B	0-0 FC5 2-3f			1-0 WP BB 1B		4 1 3 0 0 0 2																										
<b>Brian McRae, S</b> (1, 8) OBP: 0.369, SLG: 0.488		0-0 SH1-3		1-0 1B		2-1 G4-6-3 1B		4-2 WP BB		2 0 2 0 1 0 0																										
<b>Jermaine Allensworth, R</b> (1, 9) OBP: 0.352, SLG: 0.388		2-1 CS 1B 3-H		2-3 K		1-2 F4		2-3 K		4 0 1 1 0 2 6																										
<b>Luis Lopez, S</b> (1, 4) OBP: 0.319, SLG: 0.338		0-1 P3		0-2 G1-2-3 3-Hf		1-2 G4-6-3 1-2f		1-0 G5-3 1-2 2-3		3 0 0 0 0 0 5																										
<b>Todd Pratt, R</b> (8, PH) OBP: 0.316, SLG: 0.564										1 0 0 0 0 0 2																										
<b>Carlos Baerga, S</b> (8, 4) OBP: 0.308, SLG: 0.372										0 0 0 0 0 0 0																										
<b>Rey Ordonez, R</b> (1, 6) OBP: 0.280, SLG: 0.298		1-0 CS	0-0 G4-3		1-2 F6		1-2 L8		0-2 F8	3 0 0 0 0 0 0																										
<b>Lenny Harris, L</b> (9, PH) OBP: 0.315, SLG: 0.365										1 0 0 0 0 0 0																										
<b>Al Leiter, L</b> (1, 1) OBP: 0.235, SLG: 0.159			2-2 G6-3		2-1 1B 1B 2B		1-0 G6-3		2-2 G4-3	3 1 1 0 0 0 0																										
<b>Matt Franco, L</b> (9, PH) OBP: 0.384, SLG: 0.377										1 0 0 0 0 0 0																										
<b>John Franco, L</b> (9, 1)										0 0 0 0 0 0 0																										
<b>Inning Stats</b>	R: 0 E: 0 K: 1 S: 6	H: 0 LOB: 0 BB: 0 P: 10	R: 1 E: 0 K: 0 S: 7	H: 2 LOB: 0 BB: 0 P: 12	R: 0 E: 0 K: 0 S: 6	H: 0 LOB: 1 BB: 1 P: 14	R: 0 E: 0 K: 1 S: 13	H: 3 LOB: 2 BB: 0 P: 21	R: 1 E: 0 K: 0 S: 9	H: 3 LOB: 2 BB: 0 P: 14	R: 0 E: 0 K: 0 S: 10	H: 1 LOB: 0 BB: 0 P: 14	R: 0 E: 0 K: 1 S: 12	H: 1 LOB: 1 BB: 0 P: 18	R: 0 E: 0 K: 1 S: 9	H: 1 LOB: 2 BB: 1 P: 19	R: 2 E: 0 K: 1 S: 25	H: 1 LOB: 0 BB: 1 P: 34	1B: 8 2B: 3 3B: 0 HR: 1	SF: 0 SAC: 1 DP: 2 HBP: 0	WP: 1 PB: 0 SB: 0 CS: 1	PA: 40														
<b>PITCHER</b>	IP WLS BF H R ER SO BB IBB HBP BLK WP HR S P ERA WHIP																																			
<b>Brian Bohanon, L</b> (1, 1) ERA: 2.71	8.0		34	11	2	2	4	2	0	0	0	1	0	72	122	2.25	1.625																			
<b>Jeff Shaw, R</b> (9, 1) ERA: 2.14	1.0	L	5	1	2	2	1	1	0	0	0	0	1	25	34	18.00	2.000																			

livebaseballscorecards.com

<b>AB</b>	<b>35</b>
<b>R</b>	<b>4</b>
<b>H</b>	<b>12</b>
<b>RBI</b>	<b>4</b>
<b>BB</b>	<b>3</b>
<b>SO</b>	<b>5</b>
<b>LOB</b>	<b>19</b>



Batter	1	2	3	4	5	6	7	8	9	AB	R	H	RBI	BB	SO	LOB
Eric Young Sr., R (1, 4) OBP: 0.360, SLG: 0.399	1-1 P3		0-1 B1-3		2-0 F7			2-2 F7		4	0	0	0	0	0	1
Trenidad Hubbard, R (1, 7) OBP: 0.387, SLG: 0.504	3-2 HR		3-3 K			3-2 G5-3		0-1 2B		4	1	2	1	0	1	0
Gary Sheffield, R (1, 9) OBP: 0.429, SLG: 0.527	3-3 K		2-1 P9			0-1 F8		0-3 K		2	0	0	0	0	1	0
Roger Cedeño, S (5, 9) OBP: 0.328, SLG: 0.300										2	0	0	0	0	1	1
Eric Karros, R (1, 3) OBP: 0.348, SLG: 0.476	0-3 K			3-2 G6-3		4-2 BB			3-3 K	3	0	0	0	1	2	0
Raul Mondesi, R (1, 8) OBP: 0.314, SLG: 0.523		3-2 HR		0-0 F7		2-0 L6			2-3 K2-3	4	1	1	1	0	1	1
Bobby Bonilla, S (1, 5) OBP: 0.317, SLG: 0.380		2-0 HR		2-3 K			3-2 L4		4-1 1B BB	3	1	1	1	0	1	0
Adrian Beltré, R (8, 5) OBP: 0.275, SLG: 0.361										0	0	0	0	1	0	0
Mark Grudzielanek, R (1, 6) OBP: 0.311, SLG: 0.355		1-3 K			0-1 P3		3-3 K		1-1 1B	4	0	1	0	0	2	0
Tom Prince, R (1, 2) OBP: 0.237, SLG: 0.232		2-0 F7			3-2 SH1-4 1B		3-2 G6-3		2-3 K	4	0	1	0	0	1	2
Brian Bohanon, L (1, 1) OBP: 0.324, SLG: 0.441		3-2 G4-3			2-0 SH1-4			2-2 G6-3		1	0	0	0	0	0	0
Juan Castro, R (8, PH) OBP: 0.253, SLG: 0.264					1-2					1	0	0	0	0	0	0
Jeff Shaw, R (9, 1)										0	0	0	0	0	0	0

Inning Stats	R: 1	H: 1	E: 0	K: 2	S: 11	H: 1	LOB: 0	BB: 0	P: 18	R: 2	H: 2	E: 0	K: 1	S: 14	H: 0	LOB: 0	BB: 0	P: 25	R: 0	H: 0	E: 0	K: 1	S: 7	H: 0	LOB: 0	BB: 0	P: 12	R: 0	H: 1	E: 0	K: 0	S: 7	H: 0	LOB: 1	BB: 0	P: 14	R: 0	H: 0	E: 0	K: 1	S: 9	H: 0	LOB: 1	BB: 1	P: 18	R: 0	H: 0	E: 0	K: 1	S: 14	H: 0	LOB: 0	BB: 0	P: 23	R: 0	H: 1	E: 0	K: 1	S: 12	H: 1	LOB: 1	BB: 0	P: 16	R: 0	H: 1	E: 0	K: 3	S: 14	H: 1	LOB: 2	BB: 1	P: 26	1B: 2	SF: 0	2B: 1	SAC: 1	3B: 0	DP: 0	HR: 3	HBP: 0	WP: 0	PA: 35
--------------	------	------	------	------	-------	------	--------	-------	-------	------	------	------	------	-------	------	--------	-------	-------	------	------	------	------	------	------	--------	-------	-------	------	------	------	------	------	------	--------	-------	-------	------	------	------	------	------	------	--------	-------	-------	------	------	------	------	-------	------	--------	-------	-------	------	------	------	------	-------	------	--------	-------	-------	------	------	------	------	-------	------	--------	-------	-------	-------	-------	-------	--------	-------	-------	-------	--------	-------	--------

PITCHER	IP	WLS	BF	H	R	ER	SO	BB	IBB	HBP	BLK	WP	HR	S	P	ERA	WHIP
Al Leiter, L (1, 1) ERA: 2.47	8.0	W	30	5	3	3	7	1	0	0	0	0	3	82	139	3.38	0.750
John Franco, L (9, 1) ERA: 3.71	1.0	S	5	1	0	0	3	1	0	0	0	0	0	14	26	0.00	2.000

**BOTTOM**

**New York Mets @ Los Angeles Dodgers**  
**Dodger Stadium, Los Angeles, CA**  
 Sat Aug 29 1998, 3:33 AM PDT  
 Att: 49,181 - Sunny - 98 F

AB	32
R	3
H	6
RBI	3
BB	2
SO	10
LOB	5





Batter	1	2	3	4	5	6	7	8	9	AB R H RBI BB SO LOB	TOP
Tony Phillips, S OBP: 0.399, SLG: 0.397 (1, 7) C X	0-1 1B 1B	2-3 K			1-0 G6-3		2-0 F7			4 0 1 0 0 1 1	
Edgardo Alfonzo, R OBP: 0.359, SLG: 0.425 (1, 5) B X	1-0 1-2 1B		1-1 HR		1-2 CS 1B			0-3 K		4 1 3 1 0 1 0	
John Olerud, L OBP: 0.433, SLG: 0.536 (1, 3) C C C S	1-3 K		2-1 WP G1-3 1B		3-2 1-2 1B			1-2 G1-3		4 0 2 0 0 1 2	
31 Mike Piazza, R OBP: 0.374, SLG: 0.541 Jorge Fabregas, L OBP: 0.260, SLG: 0.257 (1, 2) B X (2, 2)	1-0 P3		0-1 G1-3		0-3 K			0-0 G6-3		1 0 0 0 0 0 2 3 0 0 0 0 1 2	
Brian McRae, S OBP: 0.367, SLG: 0.484 (1, 8) C B S	1-3 K		2-3 K			1-1 G1-3			1-2 F8	4 0 0 0 0 2 3	
Lenny Harris, L OBP: 0.310, SLG: 0.359 (1, 9) B X		1-0 F9	2-2 G3-1			0-0 G3			2-2 G6-3	4 0 0 0 0 0 1	
Carlos Baerga, S OBP: 0.308, SLG: 0.378 (1, 4) B B B B		3-1 HR		2-2 P6		1-0 G4-3			1-1 L4	4 1 1 1 0 0 0	
Luis Lopez, S OBP: 0.319, SLG: 0.342 (1, 6) B B B C T		2-2 2B		0-0 4-3			3-3 K			3 0 1 0 0 1 0	
Masato Yoshii, R OBP: 0.130, SLG: 0.093 Turk Wendell, L Greg McMichael, R (1, 1) (7, 1) (8, 1)		0-3 K		1-3 K			0-2 G4-3			3 0 0 0 0 2 1 0 0 0 0 0 0 0 0 0 0 0 0 0 0	
<b>Inning Stats</b>	R: 0 H: 2 E: 0 LOB: 2 K: 2 BB: 0 S: 11 P: 15	R: 1 H: 2 E: 0 LOB: 1 K: 2 BB: 0 S: 12 P: 20	R: 1 H: 2 E: 0 LOB: 1 K: 1 BB: 0 S: 12 P: 19	R: 0 H: 0 E: 0 LOB: 0 K: 1 BB: 0 S: 7 P: 10	R: 0 H: 2 E: 0 LOB: 1 K: 1 BB: 0 S: 13 P: 18	R: 0 H: 0 E: 0 LOB: 0 K: 0 BB: 0 S: 5 P: 6	R: 0 H: 0 E: 0 LOB: 0 K: 1 BB: 0 S: 7 P: 12	R: 0 H: 0 E: 0 LOB: 0 K: 1 BB: 0 S: 7 P: 8	R: 0 H: 0 E: 0 LOB: 0 K: 0 BB: 0 S: 8 P: 12	1B: 5 SF: 0 2B: 1 SAC: 0 3B: 0 DP: 0 HR: 2 HBP: 0	WP: 1 PA: 34 PB: 0 SB: 0 CS: 1
<b>PITCHER</b> Dave Micki, R ERA: 4.56 (1, 1)	IP WLS BF H R ER SO BB IBB HBP BLK WP HR S P ERA WHIP										
											<b>PITCHER</b> IP WLS BF H R ER SO BB IBB HBP BLK WP HR S P ERA WHIP

New York Mets @ Los Angeles Dodgers  
Dodger Stadium, Los Angeles, CA  
Sun Aug 30 1998, 3:33 AM PDT  
Att. 44,746 - Sunny - 88 F

livebaseballscorecards.com

AB 34  
R 2  
H 8  
RBI 2  
BB 0  
SO 9  
LOB 12



Batter	1	2	3	4	5	6	7	8	9	AB	R	H	RBI	BB	SO	LOB
Eric Young Sr., R OBP: 0.359, SLG: 0.398 (1, 4)	0-3 K		1-0 G4-3		0-0 1B		2-3 K			4	0	1	2	0	2	2
Trenidad Hubbard, R OBP: 0.377, SLG: 0.490 (1, 7)	2-2 F8			1-2 F8	3-3 K		1-3 K			4	0	0	0	0	2	2
Gary Sheffield, R OBP: 0.428, SLG: 0.524 Roger Cedeno, S OBP: 0.328, SLG: 0.300 (1, 9) (9, 9)	2-1 F7			1-0 G4-3		1-3 K		0-0 G6-3 CS 1B		4	0	1	0	0	1	0
Eric Karros, R OBP: 0.347, SLG: 0.474 (1, 3)		2-2 F9		1-1 1B		2-3 K		2-2 G6-3		4	0	1	0	0	1	1
Raul Mondesi, R OBP: 0.314, SLG: 0.520 (1, 8)		1-1 F7		0-0 F9		0-1 G1-3		4-0 CS IBB		3	0	0	0	1	0	1
Bobby Bonilla, S OBP: 0.317, SLG: 0.380 Adrian Beltré, R OBP: 0.275, SLG: 0.361 (1, 5) (7, PR) (8, 5)		1-0 F9			3-1 F8		1-0 2B 1B	0-0 CS		3	0	1	0	0	0	0
Mark Grudzielanek, R OBP: 0.314, SLG: 0.361 (1, 6)			0-0 SH1-4 1B		0-1 2B 1B		0-2 2B 2B			3	2	3	0	0	0	0
Tom Prince, R OBP: 0.253, SLG: 0.278 (1, 2)			0-0 P9		0-0 1B 2B		0-1 SH1-3 2B	1-2 3-H		3	1	2	2	0	0	1
Dave Mlicki, R OBP: 0.200, SLG: 0.146 (1, 1)			0-1 SH1-4		2-3 K		1-2 SH1-3			1	0	0	0	0	1	2

Inning Stats	R: 0	H: 0	E: 0	K: 1	S: 11	LOB: 0	BB: 0	P: 15	R: 0	H: 0	E: 0	K: 0	S: 6	LOB: 0	BB: 0	P: 10	R: 0	H: 1	E: 0	K: 0	S: 5	LOB: 1	BB: 0	P: 6	R: 0	H: 1	E: 0	K: 0	S: 7	LOB: 1	BB: 0	P: 10	R: 2	H: 3	E: 0	K: 2	S: 17	LOB: 1	BB: 0	P: 24	R: 0	H: 0	E: 0	K: 2	S: 9	LOB: 0	BB: 0	P: 12	R: 2	H: 3	E: 0	K: 2	S: 16	LOB: 1	BB: 0	P: 21	R: 0	H: 1	E: 0	K: 0	S: 4	LOB: 1	BB: 1	P: 10
1B: 6	SF: 0	2B: 4	SAC: 2	3B: 0	DP: 1	HR: 0	HBP: 0	WP: 0	PA: 33																																																							

PITCHER	IP	WLS	BF	H	R	ER	SO	BB	IBB	HBP	BLK	WP	HR	S	P	ERA	WHIP
Masato Yoshii, R ERA: 3.91 (1, 1)	6.0	L	25	7	4	4	5	0	0	0	0	0	0	59	82	6.00	1.167
Turk Wendell, R ERA: 2.75 (7, 1)	1.0		4	1	0	0	2	0	0	0	0	0	0	12	16	0.00	1.000
Greg McMichael, R ERA: 4.12 (8, 1)	1.0		3	1	0	0	0	0	1	0	0	0	0	4	10	0.00	1.000

BOTTOM

New York Mets @ Los Angeles Dodgers  
 Dodger Stadium, Los Angeles, CA  
 Sun Aug 30 1998, 3:33 AM PDT  
 Att: 44,746 - Sunny - 88 F

AB	29
R	4
H	9
RBI	4
BB	1
SO	7
LOB	9



WP: 0	PA: 33
PB: 0	
SB: 1	
CS: 1	

PITCHER	IP	WLS	BF	H	R	ER	SO	BB	IBB	HBP	BLK	WP	HR	S	P	ERA	WHIP
---------	----	-----	----	---	---	----	----	----	-----	-----	-----	----	----	---	---	-----	------



Batter	1	2	3	4	5	6	7	8	9	AB R H RBI BB SO LOB	TOP
Tony Phillips, S (1, 7) OBP: 0.396, SLG: 0.394 John Franco, L (9, 1)	1-3 		3-3 		1-2 G4-3 		1-0 G4-6-3 1B 		1-0 SH 31 1B 1B 	4 1 1 0 0 2 0 0 0 0 0 0 0 0	
Edgardo Alfonzo, R (1, 5) OBP: 0.362, SLG: 0.425	0-3 		4-2 31 1B BB 		1-3 K 		1-0 SAFE SAFE 1B 		2-1 31 1B 1B 	4 2 2 1 1 2 0	
John Olerud, L (1, 3) OBP: 0.434, SLG: 0.537	2-0 31 2B 2B 		4-2 31 1B BB 		0-0 31 BB 1B 		0-0 G4-6-3 		2-2 F8 	4 2 2 0 1 0 4	
31 Mike Piazza, R (1, 2) OBP: 0.378, SLG: 0.545	1-0 2B 		0-0 1B 		4-1 1B BB 		0-0 P8 		1-0 1B 1B 	4 0 3 2 1 0 1	
Brian McRae, S (1, 8) OBP: 0.367, SLG: 0.483	0-0 F9 		2-1 G3 		0-0 1B 				1-0 F7 	5 0 2 3 0 0 3	
Lenny Harris, L (1, 9) OBP: 0.312, SLG: 0.373 (9, 7)					2-1 F9 				2-0 1B 	5 2 2 1 0 0 4	
Carlos Baerga, S (1, 4) OBP: 0.307, SLG: 0.377					0-2 L7 				1-1 G1-3 	4 0 1 0 0 1 1	
Rey Ordóñez, R (1, 6) OBP: 0.279, SLG: 0.298					1-1 SAFE 1B 				2-2 P3 	4 0 1 1 0 0 1	
Rick Reed, R (1, 1) OBP: 0.169, SLG: 0.179 Turk Wendell, L (7, 1) Dennis Cook, L (8, 1) Matt Franco, L (9, PH) Jermaine Allensworth, R (9, PR) OBP: 0.389, SLG: 0.377 OBP: 0.352, SLG: 0.388 (9, 9)					1-3 K2-3 				4-0 SH 1B BB 	3 0 0 0 0 0 1 1 0 0 0 0 0 0 0 0 0 0 0 0 0 0 0 0 0 0 0 0 0 1 0 0 0 1 0 0 0 0 0 0	
<b>Inning Stats</b>	R: 1 H: 2 E: 0 LOB: 1 K: 2 BB: 0 S: 9 P: 13	R: 0 H: 1 E: 0 LOB: 0 K: 0 BB: 0 S: 5 P: 5	R: 1 H: 1 E: 0 LOB: 2 K: 1 BB: 2 S: 14 P: 28	R: 1 H: 2 E: 0 LOB: 0 K: 1 BB: 0 S: 11 P: 12	R: 1 H: 2 E: 0 LOB: 2 K: 1 BB: 1 S: 12 P: 20	R: 0 H: 0 E: 0 LOB: 0 K: 0 BB: 0 S: 7 P: 12	R: 0 H: 2 E: 0 LOB: 1 K: 0 BB: 0 S: 4 P: 6	R: 1 H: 1 E: 0 LOB: 0 K: 1 BB: 0 S: 9 P: 16	R: 3 H: 3 E: 1 LOB: 2 K: 0 BB: 1 S: 10 P: 23	1B: 11 SF: 0 2B: 2 SAC: 1 3B: 0 DP: 2 HR: 1 HBP: 0	WP: 0 PA: 42 PB: 0 SB: 1 CS: 1
<b>PITCHER</b> Chan Ho Park, R (1, 1) ERA: 3.91 Mike Judd, R (8, 1) ERA: 11.7	IP WLS BF H R ER SO BB IBB HBP BLK WP HR S P ERA WHIP 7.0 L 31 10 4 4 5 3 0 0 0 0 0 1 19 39 5.14 1.857 2.0 11 4 4 4 1 1 0 0 0 0 0 1 19 39 18.00 2.500	<b>PITCHER</b> IP WLS BF H R ER SO BB IBB HBP BLK WP HR S P ERA WHIP									

**New York Mets @ Los Angeles Dodgers**  
**Dodger Stadium, Los Angeles, CA**  
 Mon Aug 31 1998, 7:05 PM PDT  
 Att. 37,806 - Cloudy - 95 F

[livebaseballscorecards.com](http://livebaseballscorecards.com)

<b>AB</b>	<b>37</b>
<b>R</b>	<b>8</b>
<b>H</b>	<b>14</b>
<b>RBI</b>	<b>8</b>
<b>BB</b>	<b>4</b>
<b>SO</b>	<b>6</b>
<b>LOB</b>	<b>15</b>







Batter	1	2	3	4	5	6	7	8	9	AB R H RBI BB SO LOB	TOP											
Doug Glanville, R (1, 8) OBP: 0.346, SLG: 0.404	1-1 G6-3		0-2 F7		2-2 1B		3-1 F7		2-2 G6-3	5 0 1 0 0 0 2	Philadelphia Phillies @ Los Angeles Dodgers Dodger Stadium, Los Angeles, CA Tue Sep 01 1998, 7:05 PM PDT Att. 28,199 - Unknown - 86 F											
Desi Relaford, S (1, 6) OBP: 0.299, SLG: 0.330	1-0 L7		1-1 G5-3		0-0 G3			0-1 G3-4-1	0-1 G6-3	5 0 0 0 0 0 1												
Scott Rolen, R (1, 5) OBP: 0.381, SLG: 0.522	2-2 G5-3			1-1 23 G1 2B		1-2 G5-3		0-0 HR		4 1 2 1 0 0 0												
23 Kevin Jordan, R (1, 3) OBP: 0.311, SLG: 0.365		2-2 1B 1B		0-0 G1		1-1 P4		0-1 1B 1B		4 0 2 0 0 0 1												
Bobby Abreu, L (1, 9) OBP: 0.407, SLG: 0.485		2-0 SAFE 1-2 1B		4-2 BB		1-1 G6-3		1-0 FC5-4 1B		3 0 2 0 1 0 0												
Wendell Magee, R (1, 7) OBP: 0.333, SLG: 0.647		2-3 K		1-3 K			2-1 F9	1-3 K		4 0 0 0 0 3 6												
Mark Lewis, R (1, 4) OBP: 0.303, SLG: 0.348		3-2 F8		2-0 SAFE P3			0-1 BB 1B	0-0 FC5-4		4 0 1 0 0 0 6												
Mark Parent, R (1, 2) OBP: 0.278, SLG: 0.283		2-3 K			2-3 K		1-0 F8		0-0 HR	1 0 0 0 0 1 2												
Bobby Estalella, R (3, 2) OBP: 0.236, SLG: 0.377										3 1 1 1 0 1 1												
Paul Byrd, R (1, 1) OBP: 0.455, SLG: 0.333			0-1 F9		1-3 K		4-2 SAFE 1-2 BB		0-2 K	2 0 0 0 0 1 0												
Kevin Sevcik, R (7, PH) OBP: 0.416, SLG: 0.400										0 0 0 0 1 0 0												
Jerry Spradlin, S (7, 1) OBP: 1.000, SLG: 2.000										0 0 0 0 0 0 0												
Ricky Bottalico, L (8, 1)										0 0 0 0 0 0 0												
Alex Arias, R (9, PH) OBP: 0.352, SLG: 0.342										1 0 0 0 0 1 0												
<b>Inning Stats</b>	R: 0 E: 0 K: 0 S: 8	H: 0 LOB: 0 BB: 0 P: 12	R: 0 E: 0 K: 2 S: 13	H: 2 LOB: 2 BB: 0 P: 24	R: 0 E: 0 K: 0 S: 8	H: 0 LOB: 0 BB: 0 P: 9	R: 0 E: 0 K: 1 S: 9	H: 1 LOB: 2 BB: 1 P: 17	R: 0 E: 0 K: 2 S: 10	H: 1 LOB: 1 BB: 0 P: 15	R: 0 E: 0 K: 0 S: 7	H: 0 LOB: 0 BB: 0 P: 10	R: 0 E: 0 K: 0 S: 10	H: 1 LOB: 2 BB: 1 P: 20	R: 1 E: 0 K: 1 S: 10	H: 3 LOB: 2 BB: 0 P: 12	R: 1 E: 0 K: 1 S: 10	H: 1 LOB: 0 BB: 0 P: 12	1B: 6 2B: 1 3B: 0 HR: 2	SF: 0 SAC: 0 DP: 0 HBP: 0	WP: 0 PB: 0 SB: 0 CS: 0	PA: 38
<b>PITCHER</b>	IP WLS BF H R ER SO BB IBB HBP BLK WP HR S P ERA WHIP																					
Ismael Valdez, R (1, 1) ERA: 3.74	7.0 W 28 5 0 0 5 2 0 0 0 0 0 0 65 107 0.00 1.000																					
Sean Maloney, R (8, 1) ERA: 2.35	1.0 6 3 1 1 1 0 0 0 0 0 0 1 10 12 9.00 3.000																					
Jeff Shaw, R (9, 1) ERA: 2.23	1.0 S 4 1 1 1 1 0 0 0 0 0 0 1 10 12 9.00 1.000																					

livebaseballscorecards.com

AB	36
R	2
H	9
RBI	2
BB	2
SO	7
LOB	19



Batter	1	2	3	4	5	6	7	8	9	AB	R	H	RBI	BB	SO	LOB
Eric Young Sr., R OBP: 0.354, SLG: 0.391 (1, 4)	3-2 P5		3-1 F9		3-2 G1-3		2-2 G6-3			4	0	0	0	0	0	1
Trenidad Hubbard, R OBP: 0.366, SLG: 0.473 (1, 7)	1-2 G6-3		1-0 P4		2-0 F9			1-1 P4		4	0	0	0	0	0	1
Raul Mondesi, R OBP: 0.311, SLG: 0.513 (1, 8)	0-0 F8			1-0 G6-3		3-3 K		2-2 F9		4	0	0	0	0	1	0
Eric Karros, R OBP: 0.348, SLG: 0.473 (1, 3)		4-2 F9 CI BB		2-1 1B E 2B		2-3 K		0-0 F9		3	1	1	0	1	1	0
Bobby Bonilla, S OBP: 0.321, SLG: 0.386 (1, 5)		0-0 CI		3-2 1B		3-2 G3-1				2	0	1	0	0	0	0
Adrián Beltré, R OBP: 0.275, SLG: 0.361 (9, 5)		1-2		2-3 1B						0	0	0	0	0	0	0
Matt Luke, L OBP: 0.262, SLG: 0.423 (1, 9)		2-1 F9		1-2 E6 G1-6-3			2-3 K			3	0	0	1	0	1	3
Mark Grudzielanek, R OBP: 0.312, SLG: 0.359 (1, 6)		3-2 P3		3-H G1-6-3			1-1 WP HR 1B			3	1	1	0	0	0	4
Charles Johnson, R OBP: 0.285, SLG: 0.375 (1, 2)		0-2 F7		1-2f		4-0 WP SH3-4 BB		1-2 1-H HR		2	1	1	2	1	0	2
Ismael Valdez, R OBP: 0.209, SLG: 0.175 (1, 1)			0-1 B1-3			0-0 SH3-4		0-3 K		1	0	0	0	0	0	0
Roger Cedeno, S OBP: 0.328, SLG: 0.306 (7, PH)						1-2				1	0	0	0	0	1	0
Sean Maloney, R (8, 1)										0	0	0	0	0	0	0
Jeff Shaw, R (9, 1)										0	0	0	0	0	0	0

Inning Stats	R: 0	H: 0	E: 0	K: 0	S: 7	R: 0	H: 0	E: 1	K: 0	S: 18	R: 0	H: 0	E: 0	K: 0	S: 5	R: 1	H: 2	E: 1	K: 0	S: 13	R: 0	H: 0	E: 0	K: 0	S: 5	R: 0	H: 0	E: 0	K: 2	S: 10	R: 2	H: 2	E: 0	K: 2	S: 15	R: 0	H: 0	E: 0	K: 0	S: 7	1B: 2	2B: 1	3B: 0	HR: 1	SF: 0	SAC: 1	DP: 1	HBP: 0	WP: 2	PB: 0	SB: 1	CS: 0	PA: 31				

PITCHER	IP	WLS	BF	H	R	ER	SO	BB	IBB	HBP	BLK	WP	HR	S	P	ERA	WHIP
Paul Byrd, R (1, 1) ERA: 2.84	6.0	L	23	2	1	1	2	2	0	0	0	1	0	58	101	1.50	0.667
Jerry Spradlin, R (7, 1) ERA: 3.63	1.0		5	2	2	2	2	0	0	0	0	1	1	15	21	18.00	2.000
Ricky Bottalico, R (8, 1) ERA: 6.49	1.0		3	0	0	0	0	0	0	0	0	0	0	7	10	0.00	0.000

**BOTTOM**

Philadelphia Phillies @ Los Angeles Dodgers  
Dodger Stadium, Los Angeles, CA

Tue Sep 01 1998, 7:05 PM PDT  
Att: 28,199 - Unknown - 86 F

AB	27
R	3
H	4
RBI	3
BB	2
SO	4
LOB	11



Batter	1	2	3	4	5	6	7	8	9	AB R H RBI BB SO LOB	TOP											
Doug Glanville, R (1, 8) OBP: 0.344, SLG: 0.402	1-0 G5-3		3-2 G3-1			1-1 F9		0-2 P5		4 0 0 0 0 0 0	Philadelphia Phillies @ Los Angeles Dodgers Dodger Stadium, Los Angeles, CA Wed Sep 02 1998, 7:05 PM PDT Att. 32,630 - Cloudy - 82 F											
Kevin Sevcik, R (1, 9) OBP: 0.411, SLG: 0.395	2-2 G6-3		0-0 G4-3			2-2 G6-3 1B		3-2 F9		4 0 1 0 0 0 0												
Scott Rolen, R (1, 5) OBP: 0.380, SLG: 0.519	1-1 F9				1-3 K	1-2 G6-3			4-2 BB BB	3 0 0 0 1 1 1												
23 Kevin Jordan, R (1, 3) OBP: 0.306, SLG: 0.359		2-2 F9		3-2 G3		1-2 G4-3			1-0 F7	4 0 0 0 0 0 2												
Mark Lewis, R (1, 4) OBP: 0.307, SLG: 0.349		1-0 E 1B		4-2 BB			2-2 G6-3		4-2 G5-4-3 BB	2 0 1 0 2 0 0												
Wendell Magee, R (1, 7) OBP: 0.318, SLG: 0.550		2-0 F8		1-1 F7			4-0 BB		0-2 G5-4-3 1-2f	3 0 0 0 1 0 4												
Bobby Estalella, R (1, 2) OBP: 0.230, SLG: 0.368		0-0 E6			2-2 G6-3		0-3 K			3 0 0 0 0 1 2												
Desi Relaford, S (1, 6) OBP: 0.297, SLG: 0.328		0-3 K			0-0 B1-3		0-3 K			3 0 0 0 0 2 3												
Tyler Green, R (1, 1) OBP: 0.211, SLG: 0.206			1-3 K		2-1 G4-3			2-1 G5-3		2 0 0 0 0 1 0												
Mike Grace, R (7, 1) OBP: 0.160, SLG: 0.087										0 0 0 0 0 0 0												
Ruben Amaro Jr, S (8, PH) OBP: 0.228, SLG: 0.266										1 0 0 0 0 0 0												
Ken Ryan, R (8, 1)										0 0 0 0 0 0 0												
<b>Inning Stats</b>	R: 0 E: 0 K: 0 S: 6	H: 0 LOB: 0 BB: 0 P: 10	R: 0 E: 1 K: 1 S: 9	H: 1 LOB: 2 BB: 0 P: 14	R: 0 E: 0 K: 1 S: 8	H: 0 LOB: 0 BB: 0 P: 12	R: 0 E: 0 K: 1 S: 12	H: 0 LOB: 1 BB: 1 P: 21	R: 0 E: 0 K: 0 S: 6	H: 0 LOB: 0 BB: 0 P: 10	R: 0 E: 0 K: 2 S: 9	H: 1 LOB: 1 BB: 0 P: 14	R: 0 E: 0 K: 2 S: 11	H: 0 LOB: 1 BB: 1 P: 17	R: 0 E: 0 K: 0 S: 8	H: 0 LOB: 0 BB: 0 P: 13	R: 0 E: 0 K: 0 S: 10	H: 0 LOB: 1 BB: 2 P: 19	1B: 2 2B: 0 3B: 0 HR: 0	SF: 0 SAC: 0 DP: 1 HBP: 0	WP: 0 PB: 0 SB: 0 CS: 0	PA: 33
<b>PITCHER</b> Carlos Perez, L (1, 1) ERA: 3.95	IP: 9.0 WLS: W BF: 33 H: 2 R: 0 ER: 0 SO: 5 BB: 4 IBB: 0 HBP: 0 BLK: 0 WP: 0 HR: 0 S: 79 P: 130 ERA: 0.00 WHIP: 0.667											<b>PITCHER</b>	IP: 0 WLS: 0 BF: 0 H: 0 R: 0 ER: 0 SO: 0 BB: 0 IBB: 0 HBP: 0 BLK: 0 WP: 0 HR: 0 S: 0 P: 0 ERA: 0.00 WHIP: 0.00									

AB	29
R	0
H	2
RBI	0
BB	4
SO	5
LOB	12



livebaseballscorecards.com





Batter	1	2	3	4	5	6	7	8	9	AB R H RBI BB SO LOB	TOP										
Marvin Benard, L (1, 9) OBP: 0.380, SLG: 0.407	2-3 K		0-0 G3-1		4-0 BB		0-3 K2-3		3-2 G4-3	4 0 0 0 1 2 2											
Bill Mueller, S (1, 5) OBP: 0.388, SLG: 0.398	3-2 F7			2-1 G6-3	0-3 K		1-2 G3-1		1-1 1B	5 0 1 1 0 1 3											
Barry Bonds, L (1, 7) OBP: 0.442, SLG: 0.601	4-1 CS BB			2-2 1B		2-0 CS 1B	0-0 2B		0-1 1B	4 0 4 0 1 0 0											
Jeff Kent, R (1, 4) OBP: 0.352, SLG: 0.548	1-0 CS	1-1 F9		1-3 K	0-3 K	0-2 F7		0-2 G1-3		5 0 0 0 0 2 5											
J.T. Snow, L (1, 3) OBP: 0.334, SLG: 0.412			0-1 G3		1-1 F7	4-2 HR BB		0-2 G4-3		3 1 0 0 1 0 1											
Ellis Burks, R (1, 8) OBP: 0.374, SLG: 0.516			1-3 K		0-2 1B S 1B	1-0 HR		4-1 BB		3 1 2 2 1 1 0											
Brent Mayne, L (1, 2) OBP: 0.345, SLG: 0.356				3-2 G6-3	3-3 K	3-1 L4		3-1 G1-6-3		4 0 0 0 0 1 2											
Rich Aurilia, R (1, 6) OBP: 0.327, SLG: 0.424			4-1 SH1-4 BB		2-3 K		0-0 HR 1B		4-2 G4-3 WP 1B BB	2 2 1 0 2 1 1											
Shawn Estes, R (1, 1) OBP: 0.237, SLG: 0.243			1-1 SH1-4		1-2 1B		3-2 HR		2-2 G5-3	1 0 1 0 0 0 0											
Chris Brock, R (6, 1) OBP: 0.333, SLG: 0.333										0 0 0 0 0 0 0											
Armando Rios, L (7, PH) OBP: 0.500, SLG: 2.000										1 1 1 2 0 0 0											
Julian Tavarez, L (7, 1) OBP: 0.111, SLG: 0.111										0 0 0 0 0 0 0											
Chris Jones, R (9, PH) OBP: 0.286, SLG: 0.296										1 0 0 0 0 0 1											
<b>Inning Stats</b>	R: 0 E: 0 K: 1 S: 8	H: 0 LOB: 0 BB: 1 P: 18	R: 0 E: 0 K: 1 S: 7	H: 0 LOB: 0 BB: 0 P: 9	R: 0 E: 0 K: 0 S: 7	H: 0 LOB: 1 BB: 1 P: 15	R: 0 E: 0 K: 1 S: 13	H: 1 LOB: 1 BB: 0 P: 19	R: 0 E: 0 K: 3 S: 16	H: 2 LOB: 3 BB: 1 P: 26	R: 2 E: 0 K: 1 S: 10	H: 2 LOB: 0 BB: 1 P: 20	R: 2 E: 0 K: 1 S: 16	H: 3 LOB: 1 BB: 0 P: 20	R: 0 E: 0 K: 0 S: 6	H: 0 LOB: 0 BB: 1 P: 13	R: 1 E: 0 K: 0 S: 16	H: 2 LOB: 2 BB: 1 P: 26	1B: 7 2B: 1 3B: 0 HR: 2	SF: 0 SAC: 1 DP: 1 HBP: 0	WP: 1 PA: 41
<b>PITCHER</b>	IP WLS BF H R ER SO BB IBB HBP BLK WP HR S P ERA WHIP																				
37 Darren Dreifort, R (1, 1) ERA: 4.0	7.0 W 31 8 4 4 8 4 0 0 0 0 0 2 77 127 5.14 1.714																				
Sean Maloney, R (8, 1) ERA: 2.89	1.2 7 1 1 1 0 2 0 0 0 1 0 17 34 5.40 1.800																				
Jeff Shaw, R (9, 1) ERA: 2.22	0.1 S 2 1 0 0 0 0 0 0 0 0 0 0 5 5 0.00 3.000																				

San Francisco Giants @ Los Angeles Dodgers  
 Dodger Stadium, Los Angeles, CA  
 Fri Sep 04 1998, 7:05 PM PDT  
 Att. 35,182 - Cloudy - 76 F

livebaseballscorecards.com

AB	33
R	5
H	10
RBI	5
BB	6
SO	8
LOB	15







Batter	1	2	3	4	5	6	7	8	9	AB R H RBI BB SO LOB	TOP											
Marvin Benard, L (1, 9) OBP: 0.373, SLG: 0.400	0-1 P6			3-2 P5		3-2 F7		0-1 P3		4 0 0 0 0 0 0	<b>San Francisco Giants @ Los Angeles Dodgers</b> <b>Dodger Stadium, Los Angeles, CA</b> Sat Sep 05 1998, 3:33 AM PDT Att. 35,802 - Cloudy - 78 F											
Bill Mueller, S (1, 5) OBP: 0.391, SLG: 0.398	4-2 CS BB			2-1 BB 1B		4-1 BB		1-1 G3		2 0 1 0 2 0 0												
Barry Bonds, L (1, 7) OBP: 0.440, SLG: 0.597	3-3 K 1-2			4-2 FC4-6 BB 1-2		3-1 G4-3		3-2 F7		3 0 0 0 1 1 2												
Jeff Kent, R (1, 4) OBP: 0.353, SLG: 0.554		2-2 L8		0-3 K		1-1 E 1B		1-1 HR		4 2 2 1 0 1 2												
Ellis Burks, R (1, 8) OBP: 0.373, SLG: 0.513		2-2 F9		1-0 FC4-6 1-2f		1-0 FC4-6 HBP		2-0 G5-3		3 0 0 0 0 0 2												
J.T. Snow, L (1, 3) OBP: 0.331, SLG: 0.408		1-3 K		1-3 K		2-0 FC4-6 1-2f 2-H		1-0 L5		4 0 0 0 0 2 1												
Rich Aurilia, R (1, 6) OBP: 0.324, SLG: 0.419			1-3 K		1-1 G4-3		3-2 G6-3		3-1 P4	4 0 0 0 0 1 1												
Brian Johnson, R (1, 2) OBP: 0.294, SLG: 0.374			3-3 K		2-1 F7		0-0 F9			3 0 0 0 0 1 1												
Orel Hershiser, R (1, 1) OBP: 0.197, SLG: 0.172 John Johnstone, R (3, 1) Ramon Martinez, R (6, PH) Danny Darwin, R (6, 1) Armando Rios, L (8, PH) Jose Mesa, R (8, 1)			0-0 G5-3			2-2 G6-3		1-1 HR		1 0 0 0 0 0 0 0 0 0 0 0 0 0 1 0 0 0 0 0 0 0 0 0 0 0 0 0 1 1 1 1 0 0 0 0 0 0 0 0 0 0												
<b>Inning Stats</b>	R: 0 E: 0 K: 1 S: 8	H: 0 LOB: 1 BB: 1 P: 15	R: 0 E: 0 K: 1 S: 10	H: 0 LOB: 0 BB: 0 P: 15	R: 0 E: 0 K: 2 S: 9	H: 0 LOB: 0 BB: 0 P: 13	R: 0 E: 0 K: 1 S: 11	H: 1 LOB: 2 BB: 1 P: 21	R: 0 E: 0 K: 1 S: 7	H: 0 LOB: 0 BB: 0 P: 11	R: 0 E: 0 K: 0 S: 9	H: 0 LOB: 1 BB: 1 P: 21	R: 1 E: 1 K: 0 S: 7	H: 1 LOB: 1 BB: 0 P: 14	R: 1 E: 0 K: 0 S: 9	H: 1 LOB: 0 BB: 0 P: 14	R: 1 E: 0 K: 0 S: 6	H: 1 LOB: 0 BB: 0 P: 13	1B: 2 2B: 1 3B: 0 HR: 2	SF: 0 SAC: 0 DP: 1 HBP: 1	WP: 0 PB: 0 SB: 0 CS: 1	PA: 34
PITCHER Chan Ho Park, R (1, 1) ERA: 3.87	IP 9.0 WLS W BF 34 H 4 R 3 ER 3 SO 6 BB 3 IBB 0 HBP 1 BLK 0 WP 0 HR 2 S 76 P 137 ERA 3.00 WHIP 0.778											PITCHER	IP WLS BF H R ER SO BB IBB HBP BLK WP HR S P ERA WHIP									

livebaseballscorecards.com

<b>AB</b>	<b>30</b>
<b>R</b>	<b>3</b>
<b>H</b>	<b>4</b>
<b>RBI</b>	<b>2</b>
<b>BB</b>	<b>3</b>
<b>SO</b>	<b>6</b>
<b>LOB</b>	<b>9</b>



Batter	1	2	3	4	5	6	7	8	9
Eric Young Sr., R OBP: 0.360, SLG: 0.402 (1, 4)	2-2 HR	1-1 F7	3-2 1B			0-1 F7		4-1 1B BB	
Roger Cedeno, S OBP: 0.338, SLG: 0.315 (1, 9)	0-0 1B G4-3	4-1 1B BB	1-2 SF8			1-0 G4-3		2-0 1B	
Eric Karros, R OBP: 0.349, SLG: 0.476 (1, 3)	2-2 1B G4-3	0-2 1B	1-3 K			0-0 P9		0-3 K	
Bobby Bonilla, S OBP: 0.320, SLG: 0.379 Adrian Beltré, R OBP: 0.273, SLG: 0.357 (1, 5) (8, 5)	3-3 K	1-2 L7		3-2 P6			3-2 F7		
Jim Eisenreich, L OBP: 0.290, SLG: 0.255 (1, 7)	1-0 G4-3		2-2 2B 1B	0-0 G6-3			0-0 F8		
Mark Grudzielanek, R OBP: 0.317, SLG: 0.367 (1, 6)	4-1 BB		0-0 1B 2B	1-2 G5-3			4-0 BB		
Charles Johnson, R OBP: 0.288, SLG: 0.383 (1, 2)	3-2 G1-6-3		0-1 1B BB SF8 1B		1-3 K		1-0 P3		
Trenidad Hubbard, R OBP: 0.371, SLG: 0.465 (1, 8)		1-1 SH1-4 1B	4-0 SF8 1B BB		1-3 K		1-0 CS SH2-4 1B		
Chan Ho Park, R OBP: 0.234, SLG: 0.274 (1, 1)		0-0 SH1-4	1-3 K		1-3 K		0-0 SH2-4		

Inning Stats	R: 2	H: 3	E: 0	K: 1	S: 17	LOB: 2	BB: 1	P: 32	R: 1	H: 2	E: 0	K: 0	S: 12	LOB: 2	BB: 1	P: 19	R: 3	H: 4	E: 0	K: 2	S: 24	LOB: 2	BB: 1	P: 35	R: 0	H: 0	E: 0	K: 0	S: 10	LOB: 0	BB: 0	P: 14	R: 0	H: 0	E: 0	K: 3	S: 12	LOB: 0	BB: 0	P: 15	R: 0	H: 0	E: 0	K: 0	S: 4	LOB: 0	BB: 0	P: 5	R: 0	H: 0	E: 0	K: 0	S: 5	LOB: 1	BB: 1	P: 13	R: 0	H: 2	E: 0	K: 1	S: 8	LOB: 2	BB: 1	P: 15
--------------	------	------	------	------	-------	--------	-------	-------	------	------	------	------	-------	--------	-------	-------	------	------	------	------	-------	--------	-------	-------	------	------	------	------	-------	--------	-------	-------	------	------	------	------	-------	--------	-------	-------	------	------	------	------	------	--------	-------	------	------	------	------	------	------	--------	-------	-------	------	------	------	------	------	--------	-------	-------

PITCHER		IP	WLS	BF	H	R	ER	SO	BB	IBB	HBP	BLK	WP	HR	S	P	ERA	WHIP
Orel Hershiser, R ERA: 4.39	(1, 1)	2.0	L	16	8	6	6	1	2	0	0	0	0	1	36	59	27.00	5.000
John Johnstone, R ERA: 3.39	(3, 1)	3.0		11	1	0	0	5	1	0	0	0	0	0	39	56	0.00	0.667
Danny Darwin, R ERA: 5.33	(6, 1)	2.0		7	0	0	0	0	1	0	0	0	0	9	18	0.00	0.500	
Jose Mesa, R ERA: 4.68	(8, 1)	1.0		5	2	0	0	1	1	0	0	0	0	8	15	0.00	3.000	

**AB R H RBI BB SO LOB**

**4 1 2 2 1 0 1**

**3 1 2 1 1 0 0**

**5 0 2 1 0 2 4**

**4 0 0 0 0 1 4**

**0 0 0 0 0 0 0**

**4 1 1 1 0 0 1**

**2 1 1 1 2 0 0**

**4 1 1 0 0 1 3**

**3 1 2 0 1 1 0**

**2 0 0 0 0 2 3**

**AB 31**

**R 6**

**H 11**

**RBI 6**

**BB 5**

**SO 7**

**LOB 16**

**WP: 0 PA: 39**

**PB: 0**

**SB: 1**

**CS: 1**

**ERA WHIP**

**WP: 0 PA: 39**

**PB: 0**

**SB: 1**

**CS: 1**

**ERA WHIP**

**San Francisco Giants @ Los Angeles Dodgers**

**Dodger Stadium, Los Angeles, CA**

**Sat Sep 05 1998, 3:33 AM PDT**

**Att: 35,802 - Cloudy - 78 F**



AB	R	H	RBI	BB	SO	LOB
4	1	2	2	1	0	1
3	1	2	1	1	0	0
5	0	2	1	0	2	4
4	0	0	0	0	1	4
0	0	0	0	0	0	0
4	1	1	1	0	0	1
2	1	1	1	2	0	0
4	1	1	0	0	1	3
3	1	2	0	1	1	0
2	0	0	0	0	2	3



Batter	1	2	3	4	5	6	7	8	9	AB R H RBI BB SO LOB	TOP											
<b>Rey Sanchez, R</b> (1, 6) <small>OBP: 0.326, SLG: 0.365</small>	1-3 	2-2 			0-0 		0-0 		1-3 	5 0 2 1 0 2 0												
<b>Shawon Dunston, R</b> (1, 8) <small>OBP: 0.251, SLG: 0.392</small> <b>Marvin Benard, L</b> (7, 9) <small>OBP: 0.376, SLG: 0.400</small>	1-3 	0-1 			1-0 		0-1 		4-0 	2 1 0 0 0 1 2 0 0 0 0 1 0 0												
<b>Barry Bonds, L</b> (1, 7) <small>OBP: 0.440, SLG: 0.593</small>	0-0 			2-2 	4-0 		1-3 		4-0 	3 1 0 0 2 1 1												
<b>Jeff Kent, R</b> (1, 4) <small>OBP: 0.353, SLG: 0.554</small>				1-0 	2-1 		0-0 		2-3 	4 1 1 2 1 1 3												
<b>Ellis Burks, R</b> (1, 9) <small>OBP: 0.371, SLG: 0.516</small>				0-0 	0-3 			3-1 	1-0 	5 1 1 2 0 2 3												
<b>Joe Carter, R</b> (1, 3) <small>OBP: 0.289, SLG: 0.430</small> <b>J.T. Snow, L</b> (8, 3) <small>OBP: 0.331, SLG: 0.408</small>		2-1 		1-0 	1-2 			1-0 		4 1 1 0 0 0 1 0 0 0 0 0 0 0												
<b>Charlie Hayes, R</b> (1, 5) <small>OBP: 0.363, SLG: 0.428</small>		2-3 		1-0 		1-0 		0-0 		4 0 1 0 0 1 0												
<b>Brian Johnson, R</b> (1, 2) <small>OBP: 0.298, SLG: 0.372</small>		4-0 		4-2 		3-2 		1-0 		1 1 0 1 2 0 0												
<b>Mark Gardner, R</b> (1, 1) <small>OBP: 0.239, SLG: 0.197</small> <b>Robb Nen, R</b> (9, 1)	0-0 	0-0 		1-1 		0-3 		2-0 		4 0 1 0 0 1 2 0 0 0 0 0 0 0												
<b>Inning Stats</b>	R: 0 E: 0 K: 2 S: 8	H: 0 LOB: 0 BB: 0 P: 10	R: 3 E: 0 K: 1 S: 13	H: 3 LOB: 2 BB: 2 P: 27	R: 0 E: 0 K: 1 S: 7	H: 0 LOB: 0 BB: 0 P: 10	R: 0 E: 0 K: 0 S: 6	H: 0 LOB: 1 BB: 1 P: 13	R: 2 E: 0 K: 1 S: 9	H: 1 LOB: 1 BB: 1 P: 20	R: 0 E: 0 K: 1 S: 7	H: 0 LOB: 0 BB: 0 P: 11	R: 0 E: 0 K: 1 S: 7	H: 1 LOB: 1 BB: 0 P: 8	R: 1 E: 0 K: 0 S: 6	H: 2 LOB: 1 BB: 0 P: 13	R: 0 E: 0 K: 2 S: 10	H: 0 LOB: 2 BB: 2 P: 21	1B: 5 2B: 1 3B: 0 HR: 1	SF: 0 SAC: 2 DP: 0 HBP: 1	WP: 0 PB: 0 SB: 1 CS: 0	PA: 41
<b>PITCHER</b> <b>Brian Bohanon, L</b> (1, 1) <small>ERA: 2.91</small> <b>Sean Maloney, R</b> (8, 1) <small>ERA: 3.48</small> <b>Jeff Kubenka, L</b> (9, 1) <small>ERA:</small>	IP WLS BF H R ER SO BB IBB HBP BLK WP HR S P ERA WHIP	7.0 L 31 5 5 5 7 4 0 1 0 0 1 57 99 6.43 1.286	1.0 5 2 1 1 0 0 0 0 0 0 6 13 9.00 2.000	1.0 5 0 0 0 2 2 0 0 0 0 10 21 0.00 2.000	<b>PITCHER</b> IP WLS BF H R ER SO BB IBB HBP BLK WP HR S P ERA WHIP	7.0 L 31 5 5 5 7 4 0 1 0 0 1 57 99 6.43 1.286	1.0 5 2 1 1 0 0 0 0 0 0 0 6 13 9.00 2.000	1.0 5 0 0 0 2 2 0 0 0 0 0 10 21 0.00 2.000	7.0 L 31 5 5 5 7 4 0 1 0 0 1 57 99 6.43 1.286	1.0 5 2 1 1 0 0 0 0 0 0 6 13 9.00 2.000	1.0 5 0 0 0 2 2 0 0 0 0 10 21 0.00 2.000											

San Francisco Giants @ Los Angeles Dodgers  
 Dodger Stadium, Los Angeles, CA

**AB** 32  
**R** 6  
**H** 7  
**RBI** 6  
**BB** 6  
**SO** 9  
**LOB** 12



Sun Sep 06 1998, 7:05 PM PDT  
 Att. 39,803 - Unknown - 82 F

livebaseballscorecards.com





Batter	1	2	3	4	5	6	7	8	9	AB R H RBI BB SO LOB	TOP											
Eric Young Sr., R (1, 4) OBP: 0.358, SLG: 0.398	0-3 K2-3		2-2 G6-3		2-1 1B			2-1 G6-3		4 0 1 0 0 1 1	<b>Los Angeles Dodgers @ Arizona Diamondbacks</b> <b>Bank One Ballpark, Phoenix, AZ</b> Mon Sep 07 1998, 10:05 PM EDT Att: 43,316 - Dome - 72 F											
Roger Cedeno, S (1, 9) OBP: 0.336, SLG: 0.314	0-0 G6-3			2-1 F8 1B 2B 1B	3-3 K			2-1 G4-3		4 1 1 0 0 1 1												
Eric Karros, R (1, 3) OBP: 0.349, SLG: 0.481	2-3 K			2-1 2B 1B		0-0 G6-3			1-2 HR	4 1 2 1 0 1 0												
Bobby Bonilla, S (1, 5) OBP: 0.315, SLG: 0.383		1-0 F8		2-0 F8		2-0 F9			2-1 F7	4 0 0 0 0 0 2												
Jim Eisenreich, L (1, 7) OBP: 0.288, SLG: 0.272		2-1 G4-3		1-0 1-3 2B		2-2 P8			1-1 G4-3	4 0 1 1 0 0 0												
Mark Grudzielanek, R (1, 6) OBP: 0.316, SLG: 0.367		2-1 F9		1-3 K			0-2 G5-4-3 1B		0-0 P6	4 0 1 0 0 1 2												
Charles Johnson, R (1, 2) OBP: 0.287, SLG: 0.379			2-3 K	1-3 K		2-0 G5-4-3				3 0 0 0 0 2 3												
Trenidad Hubbard, R (1, 8) OBP: 0.368, SLG: 0.454			4-2 S BB		1-3 K	0-0 P9				2 0 0 0 1 1 0												
Dave Micki, R (1, 1) OBP: 0.191, SLG: 0.140			1-3 K		1-0 G6-3			0-0 P8		2 0 0 0 0 1 1												
Tripp Cromer, R (8, PH) OBP: 0.200, SLG: 0.800										1 0 0 0 0 0 0												
Eric Weaver, R (8, 1)										0 0 0 0 0 0 0												
<b>Inning Stats</b>	R: 0 E: 0 K: 2 S: 8	H: 0 LOB: 0 BB: 0 P: 10	R: 0 E: 0 K: 0 S: 5	H: 0 LOB: 0 BB: 0 P: 10	R: 0 E: 0 K: 2 S: 12	H: 0 LOB: 1 BB: 1 P: 21	R: 1 E: 0 K: 2 S: 12	H: 3 LOB: 2 BB: 0 P: 21	R: 0 E: 0 K: 2 S: 10	H: 1 LOB: 1 BB: 0 P: 17	R: 0 E: 0 K: 0 S: 5	H: 0 LOB: 0 BB: 0 P: 9	R: 0 E: 0 K: 0 S: 5	H: 1 LOB: 0 BB: 0 P: 7	R: 0 E: 0 K: 0 S: 5	H: 0 LOB: 0 BB: 0 P: 9	R: 1 E: 0 K: 0 S: 8	H: 1 LOB: 0 BB: 0 P: 12	1B: 4 2B: 1 3B: 0 HR: 1	SF: 0 SAC: 0 DP: 1 HBP: 0	WP: 0 PB: 0 SB: 2 CS: 0	PA: 33
<b>PITCHER</b>	IP WLS BF H R ER SO BB IBB HBP BLK WP HR S P ERA WHIP																					
Andy Benes, R (1, 1) ERA: 4.41	8.0 W 29 5 1 1 8 1 0 0 0 0 0 0 62 104 1.12 0.750																					
Gregg Olson, R (9, 1) ERA: 2.92	1.0 S 4 1 1 1 0 0 0 0 0 0 0 1 8 12 9.00 1.000																					

livebaseballscorecards.com

<b>AB</b>	32
<b>R</b>	2
<b>H</b>	6
<b>RBI</b>	2
<b>BB</b>	1
<b>SO</b>	8
<b>LOB</b>	10



Batter	1	2	3	4	5	6	7	8	9
<b>Hanley Frias, S</b> OBP: 0.125, SLG: 0.438 (1, 4)	0-0 G3-1		0-1 G4-3		0-3 K		0-0 F7		
<b>David Dellucci, L</b> OBP: 0.325, SLG: 0.408 (1, 8) (9, 7)	0-0 G3		0-0 2-1 3B		2-0 1B			1-3 K	
<b>Tony Batista, R</b> OBP: 0.329, SLG: 0.556 (1, 6)	1-2 HR		0-0 2-1 3-H	1-3 K		2-1 G6-3		1-0 L9	
<b>Travis Lee, L</b> OBP: 0.341, SLG: 0.424 (1, 3)	3-2 G6-3			4-1 BB		2-2 P8		0-3 K	
<b>Matt Williams, R</b> OBP: 0.322, SLG: 0.434 (1, 5)		1-2 E5		0-3 K		1-0 P3			
<b>Karim Garcia, L</b> OBP: 0.255, SLG: 0.363 (1, 9)		1-3 K		1-1 G5-3			0-2 G6-3 1B		
<b>Damian Miller, R</b> OBP: 0.351, SLG: 0.467 (1, 2)		2-3 K			0-0 G6-3		3-2 G6-3		
<b>Brent Brede, L</b> OBP: 0.308, SLG: 0.330 <b>Devon White, S</b> OBP: 0.336, SLG: 0.469 (1, 7) (9, 8)		0-0 F9			3-0 E 1B 2B		2-0 1B		
<b>Andy Benes, R</b> OBP: 0.254, SLG: 0.281 <b>Gregg Olson, R</b> OBP: 0.500, SLG: 2.000 (1, 1) (9, 1)			1-0 F8		0-2 E5 1B 1B		2-3 K		

AB	R	H	RBI	BB	SO	LOB
4	0	0	0	0	1	3
4	0	2	2	0	1	0
4	1	1	1	0	1	0
3	0	0	0	1	1	0
3	0	0	0	0	1	1
3	1	1	0	0	1	2
3	0	0	0	0	1	2
3	1	2	1	0	0	1
0	0	0	0	0	0	0
3	1	1	0	0	1	1
0	0	0	0	0	0	0
1B: 4	SF: 0					
2B: 1	SAC: 0					
3B: 1	DP: 0					
HR: 1	HBP: 0					

**BOTTOM**

**Los Angeles Dodgers @ Arizona Diamondbacks**  
**Bank One Ballpark, Phoenix, AZ**  
 Mon Sep 07 1998, 10:05 PM EDT  
 Att: 43,316 - Dome - 72 F

[livebaseballscorecards.com](http://livebaseballscorecards.com)

<b>AB</b>	<b>30</b>
<b>R</b>	<b>4</b>
<b>H</b>	<b>7</b>
<b>RBI</b>	<b>4</b>
<b>BB</b>	<b>1</b>
<b>SO</b>	<b>8</b>
<b>LOB</b>	<b>10</b>



Inning Stats	R: 1	H: 1	E: 0	LOB: 0	K: 0	S: 9	P: 13	R: 0	H: 0	E: 1	LOB: 1	K: 2	S: 10	P: 14	R: 0	H: 1	E: 0	LOB: 1	K: 0	S: 4	P: 5	R: 0	H: 0	E: 0	LOB: 1	K: 2	S: 9	P: 15	R: 2	H: 3	E: 1	LOB: 1	K: 1	S: 9	P: 14	R: 0	H: 0	E: 0	LOB: 0	K: 0	S: 7	P: 12	R: 1	H: 2	E: 0	LOB: 1	K: 1	S: 11	P: 18	R: 0	H: 0	E: 0	LOB: 0	K: 2	S: 7	P: 9
<b>PITCHER</b>	<b>IP</b>	<b>WLS</b>	<b>BF</b>	<b>H</b>	<b>R</b>	<b>ER</b>	<b>SO</b>	<b>BB</b>	<b>IBB</b>	<b>HBP</b>	<b>BLK</b>	<b>WP</b>	<b>HR</b>	<b>S</b>	<b>P</b>	<b>ERA</b>	<b>WHIP</b>																																							
<b>Dave Micki, R</b> ERA: 4.53 (1, 1)	7.0	L	29	7	4	3	6	1	0	0	0	0	0	59	91	3.86	1.143																																							
<b>Eric Weaver, R</b> ERA: 1.8 (8, 1)	1.0		3	0	0	0	2	0	0	0	0	0	0	7	9	0.00	0.000																																							
<b>PITCHER</b>	<b>IP</b>	<b>WLS</b>	<b>BF</b>	<b>H</b>	<b>R</b>	<b>ER</b>	<b>SO</b>	<b>BB</b>	<b>IBB</b>	<b>HBP</b>	<b>BLK</b>	<b>WP</b>	<b>HR</b>	<b>S</b>	<b>P</b>	<b>ERA</b>	<b>WHIP</b>																																							

<b>WP: 0</b>	<b>PA: 31</b>
<b>PB: 0</b>	
<b>SB: 0</b>	
<b>CS: 0</b>	



Batter	1	2	3	4	5	6	7	8	9	10	11	AB R H RBI BB SO LOB	TOP																											
Eric Young Sr., R OBP: 0.358, SLG: 0.398 (1, 4)	P5		F8		SH1-3		P5		1B SH3-4		0-0	5 0 2 0 0 0 2	<p>Los Angeles Dodgers @ Arizona Diamondbacks</p> <p>Bank One Ballpark, Phoenix, AZ</p> <p>Tue Sep 08 1998, 10:05 PM EDT</p> <p>Att. 40,262 - Dome - 72 F</p>																											
Roger Cedeno, S Paul Lo Duca, R Sean Maloney, R Scott Radinsky, L Alex Cora, L Jeff Kubenka, R Tripp Cromer, R Adrian Beltre, R OBP: 0.309, SLG: 0.314 OBP: 0.250, SLG: 0.250 OBP: 0.161, SLG: 0.200 OBP: 0.285, SLG: 0.351 (1, 7) (7, PH) (7, 1) (8, 1) (8, PH) (9, 1) (11, PH) (11, 5)	G6-3		1-0		F9		G3		SH3-4		1-3	3 0 1 0 0 0 1 1 0 0 0 0 0 0 0 0 0 0 0 0 0 0 0 0 0 0 0 0 0 0 0 0 0 0 0 1 0 0 0 0 0 1 0 0 0 0 0 0 0																												
Eric Karros, R OBP: 0.349, SLG: 0.480 (1, 3)	F8		0-0		P8			HR	1-0		0-0	5 1 2 1 0 0 2																												
Bobby Bonilla, S Jeff Shaw, R OBP: 0.316, SLG: 0.380 (1, 5) (11, 1)			P4		SH1-3			HR	0-0		0-0	5 2 1 0 1 1 3 0 0 0 0 0 0 0																												
Raul Mondesi, R OBP: 0.313, SLG: 0.517 (1, 9)			P4		1B SH1-3			HR	1-1		SH1-4	5 1 3 3 0 0 0																												
Mark Grudzielanek, R OBP: 0.318, SLG: 0.369 (1, 6)			1B		SH1-3			F8 BLK	0-0		SH1-4	3 0 2 0 0 0 0																												
Charles Johnson, R OBP: 0.288, SLG: 0.379 (1, 2)			K		G1-6-3			F8	1-0		G5-3	5 0 2 1 0 1 3																												
Trenidad Hubbard, R OBP: 0.364, SLG: 0.464 (1, 8)			HR		G1-6-3			P9	1-1		P9	5 1 1 1 0 0 5																												
Ismael Valdez, R Angel Pena, R Matt Luke, L OBP: 0.222, SLG: 0.190 OBP: 1.000, SLG: 1.000 OBP: 0.266, SLG: 0.441 (1, 1) (7, PH) (7, 7)			B5-3		WP SH1-3			E7	0-3		1B SF8	2 0 1 0 0 0 0 1 0 1 0 0 0 0 2 1 1 0 0 1 1																												
<b>Inning Stats</b>	R: 0 E: 0 K: 0 S: 11	H: 0 LOB: 0 BB: 0 P: 17	R: 0 E: 0 K: 1 S: 9	H: 1 LOB: 1 BB: 0 P: 13	R: 1 E: 0 K: 0 S: 8	H: 3 LOB: 1 BB: 0 P: 10	R: 0 E: 0 K: 0 S: 7	H: 1 LOB: 1 BB: 0 P: 9	R: 0 E: 1 K: 0 S: 10	H: 2 LOB: 2 BB: 0 P: 13	R: 3 E: 0 K: 1 S: 14	H: 3 LOB: 1 BB: 1 P: 21		R: 0 E: 0 K: 0 S: 5	H: 2 LOB: 1 BB: 0 P: 8	R: 0 E: 0 K: 0 S: 7	H: 1 LOB: 1 BB: 0 P: 12	R: 1 E: 0 K: 1 S: 8	H: 2 LOB: 1 BB: 0 P: 9	1B: 13 2B: 2 3B: 0 HR: 2	SF: 1 SAC: 4 DP: 2 HBP: 0	WP: 1 PB: 0 SB: 0 CS: 0	PA: 49																	
<b>PITCHER</b>	IP WLS BF H R ER SO BB IBB HBP BLK WP HR S P ERA WHIP																			IP WLS BF H R ER SO BB IBB HBP BLK WP HR S P ERA WHIP																				
Brian Anderson, L ERA: 4.44 Willie Banks, R ERA: 4.99 Aaron Small, R ERA: 5.17 Gregg Olson, R ERA: 2.87 Alan Embree, L ERA: 4.53 (1, 1) (8, 1) (8, 1) (10, 1) (11, 1)	7.0 0.0 2.0 1.0 0.1	29 4 7 4 3	9 3 2 1 2	2 3 0 0 1	2 3 0 0 1	2 0 0 0 1	2 0 0 0 1	2 0 0 0 1	2 0 0 0 1	2 0 0 0 1	2 0 0 0 1	2 0 0 0 1	2 0 0 0 1	2 0 0 0 1	2 0 0 0 1	2 0 0 0 1	2 0 0 0 1	2 0 0 0 1	2 0 0 0 1	2.57 ∞ 0.00 0.00 27.00	1.286 ∞ 1.000 1.000 6.000	Bobby Chouinard, R ERA: 3.82 (11, 1)	0.2	2	0	0	0	0	0	0	0	0	0	0	0	0	0	0	0.00	0.000

livebaseballscorecards.com

AB	43
R	6
H	17
RBI	6
BB	1
SO	4
LOB	21



Batter	1	2	3	4	5	6	7	8	9	10	11	AB R H RBI BB SO LOB	BOTTOM														
<b>Hanley Frias, S</b> <small>OBP: 0.143, SLG: 0.381</small> <b>Gregg Olson, R</b> <small>OBP: 0.500, SLG: 2.000</small> <b>Alan Embree, L</b> <small>(11, 1)</small> <b>Andy Stankiewicz, R</b> <small>OBP: 0.262, SLG: 0.252</small>	1-2 	0-3 			0-1 		2-0 		1-0 		1-3 	5 1 1 0 0 1 3 0 0 0 0 0 0 0 0 0 0 0 0 0 0 1 0 0 0 0 1 0	<b>Los Angeles Dodgers @ Arizona Diamondbacks</b> <b>Bank One Ballpark, Phoenix, AZ</b> Tue Sep 08 1998, 10:05 PM EDT Att. 40,262 - Dome - 72 F  <b>livebaseballscorecards.com</b>  <table border="0"> <tr><td><b>AB</b></td><td><b>44</b></td></tr> <tr><td><b>R</b></td><td><b>5</b></td></tr> <tr><td><b>H</b></td><td><b>11</b></td></tr> <tr><td><b>RBI</b></td><td><b>5</b></td></tr> <tr><td><b>BB</b></td><td><b>2</b></td></tr> <tr><td><b>SO</b></td><td><b>10</b></td></tr> <tr><td><b>LOB</b></td><td><b>19</b></td></tr> </table> 	<b>AB</b>	<b>44</b>	<b>R</b>	<b>5</b>	<b>H</b>	<b>11</b>	<b>RBI</b>	<b>5</b>	<b>BB</b>	<b>2</b>	<b>SO</b>	<b>10</b>	<b>LOB</b>	<b>19</b>
<b>AB</b>	<b>44</b>																										
<b>R</b>	<b>5</b>																										
<b>H</b>	<b>11</b>																										
<b>RBI</b>	<b>5</b>																										
<b>BB</b>	<b>2</b>																										
<b>SO</b>	<b>10</b>																										
<b>LOB</b>	<b>19</b>																										
<b>David Dellucci, L</b> <small>OBP: 0.324, SLG: 0.411</small>	1-3 		0-1 		3-3 		0-0 		1-3 			5 0 1 1 0 3 2															
<b>Tony Batista, R</b> <small>OBP: 0.331, SLG: 0.557</small>	1-1 		1-2 		3-2 		3-3 			2-2 		5 1 2 0 0 1 1															
<b>Devon White, S</b> <small>OBP: 0.335, SLG: 0.466</small>	1-0 		1-2 		1-3 			2-2 		1-2 		5 0 1 0 0 1 2															
<b>Travis Lee, L</b> <small>OBP: 0.343, SLG: 0.425</small>		0-1 		0-0 		1-1 		0-3 		4-0 		4 1 2 0 1 1 2															
<b>Jay Bell, R</b> <small>OBP: 0.357, SLG: 0.438</small> <b>Bobby Chouinard, R</b> <small>(11, 1)</small>		1-0 		0-1 		2-0 		1-1 		3-2 		5 1 2 2 0 0 3 0 0 0 0 0 0 0															
<b>Karim Garcia, L</b> <small>OBP: 0.254, SLG: 0.358</small>		4-0 		2-2 		0-1 		1-0 		3-3 		4 1 0 0 1 1 4															
<b>Kelly Stinnett, R</b> <small>OBP: 0.340, SLG: 0.414</small>		1-0 			1-1 		3-3 		2-2 		1-1 	5 0 2 2 0 1 0															
<b>Brian Anderson, R</b> <small>OBP: 0.131, SLG: 0.102</small> <b>Brent Sledge</b> <small>(7, PH)</small> <b>Willie Banks, R</b> <small>(8, 1)</small> <b>Aaron Small, R</b> <small>(8, 1)</small> <b>Matt Williams, R</b> <small>OBP: 0.320, SLG: 0.432</small> <small>(9, PH)</small> <small>(10, 5)</small>		1-1 			0-0 		1-0 		0-2 		0-0 	2 0 0 0 0 0 2 1 0 0 0 0 0 0 0 0 0 0 0 0 0 0 0 0 0 0 0 0 2 0 0 0 0 0 0															
<b>Inning Stats</b>	R: 0 H: 1 E: 0 LOB: 1 K: 1 BB: 0 S: 9 P: 13	R: 2 H: 2 E: 0 LOB: 1 K: 1 BB: 1 S: 12 P: 18	R: 0 H: 0 E: 0 LOB: 0 K: 0 BB: 0 S: 10 P: 12	R: 0 H: 1 E: 0 LOB: 0 K: 0 BB: 0 S: 6 P: 8	R: 0 H: 1 E: 0 LOB: 1 K: 1 BB: 0 S: 8 P: 12	R: 2 H: 2 E: 0 LOB: 0 K: 1 BB: 0 S: 16 P: 23	R: 1 H: 2 E: 0 LOB: 1 K: 2 BB: 0 S: 12 P: 21	R: 0 H: 1 E: 0 LOB: 1 K: 1 BB: 0 S: 9 P: 13	R: 0 H: 0 E: 1 LOB: 1 K: 1 BB: 0 S: 11 P: 15	R: 0 H: 1 E: 0 LOB: 2 K: 1 BB: 1 S: 16 P: 29	R: 0 H: 0 E: 0 LOB: 0 K: 1 BB: 0 S: 6 P: 8	1B: 6 SF: 0 2B: 2 SAC: 0 3B: 2 DP: 1 HR: 1 HBP: 0	WP: 1 PA: 46 PB: 0 SB: 0 CS: 0														
<b>PITCHER</b> <b>Ismael Valdez, R</b> <small>ERA: 3.82</small> <b>Sean Maloney, R</b> <small>ERA: 3.97</small> <b>Scott Radinsky, L</b> <small>ERA: 2.58</small> <b>Jeff Kubenka, L</b> <small>ERA:</small> <b>Jeff Shaw, R</b> <small>ERA: 2.19</small>	IP WLS BF H R ER SO BB IBB HBP BLK WP HR S P ERA WHIP 6.0 0 25 7 4 4 4 1 0 0 0 1 1 61 86 6.00 1.333 1.0 0 5 2 1 1 2 0 0 0 0 0 0 12 21 9.00 2.000 1.0 0 4 1 0 0 1 0 0 0 0 0 0 9 13 0.00 1.000 2.0 W 9 1 0 0 2 1 0 0 0 0 0 0 27 44 0.00 1.000 1.0 S 3 0 0 0 1 0 0 0 0 0 0 0 6 8 0.00 0.000					<b>PITCHER</b> IP WLS BF H R ER SO BB IBB HBP BLK WP HR S P ERA WHIP 1.0 0 5 2 1 1 2 0 0 0 0 0 0 12 21 9.00 2.000 1.0 0 4 1 0 0 1 0 0 0 0 0 0 9 13 0.00 1.000 2.0 W 9 1 0 0 2 1 0 0 0 0 0 0 27 44 0.00 1.000 1.0 S 3 0 0 0 1 0 0 0 0 0 0 0 6 8 0.00 0.000																					



Batter	1	2	3	4	5	6	7	8	9	AB R H RBI BB SO LOB	TOP	
Eric Young Sr. R (1, 4) OBP: 0.359, SLG: 0.405	3-2 E S SF8 1B		3-2 HR	1-0 G4-3			0-0 G6-3		0-1 E1 1B SF8	5 3 2 2 0 0 2	<p>Los Angeles Dodgers @ Arizona Diamondbacks</p> <p>Bank One Ballpark, Phoenix, AZ</p> <p>Wed Sep 09 1998, 10:05 PM EDT</p> <p>Att: 41,092 - Dome - 72 F</p> <p>livebaseballscorecards.com</p>	
Trenidad Hubbard, R (1, 8) OBP: 0.359, SLG: 0.459	2-1 SAFE SF8		1-3 K			1-2 L8	0-0 F8		0-0 1B	4 0 1 2 0 1 0		
Eric Karros, R (1, 3) OBP: 0.345, SLG: 0.476	2-2 K		0-0 G6-3			2-1 G6-3		0-0 F9	1-0 SAFE SF8	4 0 0 1 0 1 0		
Bobby Bonilla, S (1, 5) Adrián Beltré, R (8, 5) OBP: 0.321, SLG: 0.390 OBP: 0.267, SLG: 0.349	4-2 FC5-4 BB		4-0 BB BB			1-1 HR		1-2 G4-3	1-1 3-H G6-3	2 1 1 1 2 0 0 1 0 0 0 0 0 1		
Raul Mondesi, R (1, 9) OBP: 0.314, SLG: 0.516	2-2 FC5-4 1-2f		4-2 BB			1-2 G6-3		1-2 1B		3 0 1 0 1 0 1		
Matt Luke, L (1, 7) OBP: 0.266, SLG: 0.435		4-2 BB	0-1 F8			1-1 G6-3		1-1 F7		3 0 0 0 1 0 3		
Tom Prince, R (1, 2) OBP: 0.264, SLG: 0.278		1-3 K		1-0 F7		1-1 P4		0-0 WP E 1B 1B		4 1 1 0 0 1 1		
Juan Castro, R (1, 6) OBP: 0.253, SLG: 0.264		0-0 P3		1-0 F8		2-1 F7		0-0 E WP 1B 1B		4 1 1 0 0 0 1		
Carlos Perez, L (1, 1) OBP: 0.212, SLG: 0.254		2-3 K		0-0 1B			0-1 B1-3		1-0 G3	4 0 1 0 0 1 3		
<b>Inning Stats</b>	R: 1 H: 1 E: 0 LOB: 1 K: 1 BB: 1 S: 15 P: 28	R: 0 H: 0 E: 0 LOB: 1 K: 2 BB: 1 S: 10 P: 17	R: 1 H: 1 E: 0 LOB: 2 K: 1 BB: 2 S: 11 P: 23	R: 0 H: 1 E: 0 LOB: 1 K: 0 BB: 0 S: 4 P: 7	R: 1 H: 1 E: 0 LOB: 0 K: 0 BB: 0 S: 10 P: 15	R: 0 H: 0 E: 0 LOB: 0 K: 0 BB: 0 S: 6 P: 10	R: 0 H: 0 E: 0 LOB: 0 K: 0 BB: 0 S: 4 P: 4	R: 0 H: 1 E: 0 LOB: 1 K: 0 BB: 0 S: 9 P: 12	R: 3 H: 3 E: 1 LOB: 1 K: 0 BB: 0 S: 9 P: 12	1B: 6 SF: 2 2B: 0 SAC: 0 3B: 0 DP: 0 HR: 2 HBP: 0	WP: 1 PA: 40 PB: 0 SB: 1 CS: 0	
<b>PITCHER</b>	IP WLS BF H R ER SO BB IBB HBP BLK WP HR S P ERA WHIP											
Amaury Telemaco, R (1, 1) ERA: 3.61	7.0 L 29 4 3 2 4 4 0 0 0 0 0 2 60 104 2.57 1.143											
Ben Ford, R (8, 1) ERA: 9.95	1.1 9 4 3 2 0 0 0 0 0 0 1 0 15 19 13.50 3.000											
Felix Rodriguez, R (9, 1) ERA: 5.71	0.2 2 0 0 0 0 0 0 0 0 0 0 0 3 5 0.00 0.000											

AB	34
R	6
H	8
RBI	6
BB	4
SO	4
LOB	12




Batter	1	2	3	4	5	6	7	8	9	AB	R	H	RBI	BB	SO	LOB
Andy Fox, L OBP: 0.363, SLG: 0.408 (1, 9)	2-2 P5		2-3 K			0-1 P4		1-2 G4-3		4	0	0	0	0	1	0
Tony Batista, R OBP: 0.333, SLG: 0.569 (1, 4)	1-1 F7		3-1 E5 1B			0-0 HR		1-1 F8		4	1	2	1	0	0	0
Devon White, S OBP: 0.332, SLG: 0.463 (1, 8)	1-1 F9		0-0 P3			2-1 G5-3		1-3 K		4	0	0	0	0	1	1
Matt Williams, R OBP: 0.322, SLG: 0.433 (1, 5)		0-1 2B 1B		1-0 F9		1-3 K		0-0 1B G3-1 1B		4	1	2	0	0	1	0
Travis Lee, L OBP: 0.346, SLG: 0.429 (1, 3)		0-1 SH1-4 1-H FC6-2 2B		1-0 L4-3 1B		0-0 1B 1B		0-0 G3-1 1-2		4	0	3	1	0	0	1
Jay Bell, R OBP: 0.357, SLG: 0.437 (1, 6)		1-0 SH1-4 2-3		0-0 L4-3 1-2		0-0 F9		1-1 G6-4-3 2-3 1B		3	0	1	0	0	0	2
Bernard Gilkey, R OBP: 0.320, SLG: 0.315 (1, 7)		1-0 FC6-2 3-H		0-1 G5-3		0-1 1B 1B		0-2 G6-4-3 1-2f		4	0	1	0	0	0	3
Damian Miller, R OBP: 0.344, SLG: 0.457 (1, 2)		2-0 G6-3		1-3 K		1-1 F7		1-1 F8		3	0	0	0	0	1	3
Amaury Telemaco, R OBP: 0.094, SLG: 0.133 (1, 1)			1-3 K							2	0	0	0	0	2	0
Andy Stankiewicz, R OBP: 0.260, SLG: 0.250 (7, PH)										1	0	0	0	0	0	2
Ben Ford, R (8, 1)										0	0	0	0	0	0	0
Felix Rodriguez, R (9, 1)										0	0	0	0	0	0	0

Inning Stats	R: 0	H: 0	E: 0	K: 0	S: 11	R: 1	H: 2	E: 0	K: 0	S: 7	R: 0	H: 1	E: 1	K: 2	S: 9	R: 0	H: 1	E: 0	K: 0	S: 3	R: 0	H: 0	E: 0	K: 2	S: 8	R: 1	H: 1	E: 0	K: 1	S: 8	R: 0	H: 2	E: 0	K: 0	S: 8	R: 0	H: 0	E: 0	K: 1	S: 8	R: 0	H: 2	E: 0	K: 0	S: 7	R: 0	H: 2	E: 0	K: 0	S: 7	1B: 7	SF: 0	2B: 2	SAC: 1	3B: 0	DP: 2	HR: 1	HBP: 0	WP: 0	PA: 34
PITCHER Carlos Perez, L ERA: 3.87 (1, 1)	IP	WLS	BF	H	R	ER	SO	BB	IBB	HBP	BLK	WP	HR	S	P	ERA	WHIP	IP	WLS	BF	H	R	ER	SO	BB	IBB	HBP	BLK	WP	HR	S	P	ERA	WHIP	IP	WLS	BF	H	R	ER	SO	BB	IBB	HBP	BLK	WP	HR	S	P	ERA	WHIP									

**Los Angeles Dodgers @ Arizona Diamondbacks**  
**Bank One Ballpark, Phoenix, AZ**  
 Wed Sep 09 1998, 10:05 PM EDT  
 Att: 41,092 - Dome - 72 F

AB	33
R	2
H	9
RBI	2
BB	0
SO	6
LOB	12





Batter	1	2	3	4	5	6	7	8	9	AB R H RBI BB SO LOB	TOP									
Eric Young Sr. R (1, 4) OBP: 0.356, SLG: 0.401	1-3 K			2-1 L1			1-1 E5 1B BB 1B	1-0 G6-3		4 1 0 0 0 1 0	<b>Los Angeles Dodgers @ San Diego Padres</b> Qualcomm Stadium, San Diego, CA Thu Sep 10 1998, 6:33 AM EDT Att. 26,018 - Sunny - 77 F									
Trenidad Hubbard, R (1, 8) OBP: 0.357, SLG: 0.451	3-3 K			2-3 K			4-1 1B BB 1B	1-1 G6-3		3 1 0 0 1 2 0										
Eric Karros, R (1, 3) OBP: 0.345, SLG: 0.474	2-0 F8			2-1 G5-3			1-2 G4-3 1B 1-2 2-3 1B	1-0 G6-3		4 1 1 0 0 0 0										
Bobby Bonilla, S (1, 5) OBP: 0.320, SLG: 0.388 Jeff Shaw, R (9, 1)		2-2 P2			0-0 G1-5-3		3-2 1B G4-3 1B 1-2 2-H 3-H	2-0 L4		4 1 1 2 0 0 0 0 0 0 0 0 0 0										
Raul Mondesi, R (1, 9) OBP: 0.312, SLG: 0.513		1-1 F7			0-0 P5		3-3 K	1-3 K		4 0 0 0 0 2 2										
Matt Luke, L (1, 7) OBP: 0.282, SLG: 0.429		0-3 K			0-3 K		1-1 G4-3			3 0 0 0 0 2 2										
Mark Grudzielanek, R (1, 6) OBP: 0.318, SLG: 0.369			3-2 G6-3			0-3 K	0-0 1B 2-H 3-H			3 0 1 2 0 1 0										
Charles Johnson, R (1, 2) OBP: 0.286, SLG: 0.376			1-3 K			0-0 F8	0-3 K			3 0 0 0 0 2 1										
Chan Ho Park, R (1, 1) OBP: 0.227, SLG: 0.266 Jim Eisenreich, L (8, PH) OBP: 0.286, SLG: 0.271 Scott Radinsky, L (8, 1) Adrian Beltré, R (9, 5) OBP: 0.267, SLG: 0.349			1-2 G1-4-3			0-3 K		0-1 G5-3		2 0 0 0 0 1 0 1 0 0 0 0 0 0 0 0 0 0 0 0 0 0 0 0 0 0 0 0										
<b>Inning Stats</b>	R: 0 E: 0 K: 2 S: 7	H: 0 LOB: 0 BB: 0 P: 13	R: 0 E: 0 K: 1 S: 9	H: 0 LOB: 0 BB: 0 P: 12	R: 0 E: 0 K: 1 S: 12	H: 0 LOB: 0 BB: 0 P: 17	R: 0 E: 0 K: 1 S: 8	H: 0 LOB: 0 BB: 0 P: 14	R: 0 E: 0 K: 1 S: 5	H: 0 LOB: 0 BB: 0 P: 5		R: 4 E: 1 K: 2 S: 19	H: 3 LOB: 1 BB: 1 P: 32	R: 0 E: 0 K: 0 S: 5	H: 0 LOB: 0 BB: 0 P: 7	R: 0 E: 0 K: 1 S: 5	H: 0 LOB: 0 BB: 0 P: 9	1B: 3 2B: 0 3B: 0 HR: 0	SF: 0 SAC: 0 DP: 0 HBP: 0	WP: 0 PB: 0 SB: 0 CS: 0
<b>PITCHER</b> Kevin Brown, R (1, 1) ERA: 2.36	IP: 9.0 WLS: L BF: 32 H: 3 R: 4 ER: 1 SO: 11 BB: 1 IBB: 0 HBP: 0 BLK: 0 WP: 0 HR: 0 S: 77 P: 116 ERA: 1.00 WHIP: 0.444											<b>PITCHER</b>	IP: 0 WLS: 0 BF: 0 H: 0 R: 0 ER: 0 SO: 0 BB: 0 IBB: 0 HBP: 0 BLK: 0 WP: 0 HR: 0 S: 0 P: 0 ERA: 0.00 WHIP: 0.000							

<b>AB</b>	31
<b>R</b>	4
<b>H</b>	3
<b>RBI</b>	4
<b>BB</b>	1
<b>SO</b>	11
<b>LOB</b>	5



Batter	1	2	3	4	5	6	7	8	9
Steve Finley, L (1, 8) OBP: 0.298, SLG: 0.403	0-1 G4-3		2-2 FC3-6 BB 1B	0-3 K		2 SAFE 1-0 F8		2-3 K	
Ed Giovanola, L (1, 4) OBP: 0.335, SLG: 0.321 Jim Leyritz, R (8, PH) OBP: 0.387, SLG: 0.469 Chris Gomez, R (9, 6) OBP: 0.345, SLG: 0.375	1-3 K		4-1 1B BB		0-2 1B		4-0 1B 1B BB	1-3 K	
Greg Vaughn, R (1, 7) OBP: 0.369, SLG: 0.621	2-3 K		4-2 1B S BB		0-3 K		1-1 1B 1B	2-3 K	
Wally Joyner, L (1, 3) OBP: 0.374, SLG: 0.456		1-0 G4-3	3-2 HBP S 1B		2-1 F7		0-0 L6	2-3 K	
Mark Sweeney, L (1, 9) OBP: 0.338, SLG: 0.364 Ruben Rivera, R (6, 9) OBP: 0.337, SLG: 0.396 John Vander Wal, L (7, PH) OBP: 0.390, SLG: 0.530		3-3 K	4-2 HBP BB		1-1 G1-3		0-0 FC6-4 1B	2-3 K	
George Arias, R (1, 5) OBP: 0.348, SLG: 0.500		4-2 BB	1-0 HBP		0-3 K		1-3 K		
Carlos Hernandez, R (1, 2) OBP: 0.305, SLG: 0.372		2-3 K	0-0 P2		2-1 G4-3		2-2 FC6-4		
Andy Sheets, R (1, 6) OBP: 0.309, SLG: 0.351			1-3 K	1-0 B1-3		4-2 BB BB		0-3 K	
Kevin Brown, R (1, 1) OBP: 0.235, SLG: 0.234			3-1 FC3-8 1B	2-3 K		4-1 BB		0-0 F3	

AB	R	H	RBI	BB	SO	LOB
5	1	0	0	0	2	4
2	1	1	0	2	1	0
1	0	0	0	0	1	1
0	0	0	0	0	0	0
4	1	1	0	1	3	1
5	0	1	2	0	1	3
2	0	0	0	1	1	1
0	0	0	0	0	0	0
2	0	1	0	0	1	0
2	0	0	0	1	2	3
4	0	0	0	0	1	7
3	0	0	0	1	2	0
3	0	1	0	1	1	1

**BOTTOM**

**Los Angeles Dodgers @ San Diego Padres**  
**Qualcomm Stadium, San Diego, CA**  
 Thu Sep 10 1998, 6:33 AM EDT  
 Att: 26,018 - Sunny - 77 F

[livebaseballscorecards.com](http://livebaseballscorecards.com)

<b>AB</b>	<b>33</b>
<b>R</b>	<b>3</b>
<b>H</b>	<b>5</b>
<b>RBI</b>	<b>2</b>
<b>BB</b>	<b>7</b>
<b>SO</b>	<b>16</b>
<b>LOB</b>	<b>21</b>



Inning Stats	R: 0	H: 0	E: 0	K: 2	S: 8	H: 0	LOB: 0	BB: 0	P: 11	R: 0	H: 0	E: 0	K: 2	S: 9	R: 3	H: 2	E: 0	K: 1	S: 18	R: 0	H: 0	E: 0	K: 2	S: 8	R: 0	H: 1	E: 0	K: 1	S: 11	R: 0	H: 0	E: 0	K: 1	S: 9	R: 0	H: 2	E: 0	K: 3	S: 10	R: 0	H: 0	E: 0	K: 3	S: 10	R: 0	H: 0	E: 0	K: 3	S: 9	1B: 5	2B: 0	3B: 0	HR: 0	SF: 0	SAC: 0	DP: 0	HBP: 1	WP: 0	PB: 1	SB: 2	CS: 0	PA: 41
--------------	------	------	------	------	------	------	--------	-------	-------	------	------	------	------	------	------	------	------	------	-------	------	------	------	------	------	------	------	------	------	-------	------	------	------	------	------	------	------	------	------	-------	------	------	------	------	-------	------	------	------	------	------	-------	-------	-------	-------	-------	--------	-------	--------	-------	-------	-------	-------	--------

PITCHER	IP	WLS	BF	H	R	ER	SO	BB	IBB	HBP	BLK	WP	HR	S	P	ERA	WHIP
Chan Ho Park, R (1, 1) ERA: 3.87	7.0	W	34	5	3	3	10	7	0	1	0	0	0	73	133	3.86	1.714
Scott Radinsky, L (8, 1) ERA: 2.54	1.0		4	0	0	0	3	0	0	0	0	0	0	10	13	0.00	0.000
Jeff Shaw, R (9, 1) ERA: 2.16	1.0	S	3	0	0	0	3	0	0	0	0	0	0	9	15	0.00	0.000



Batter	1	2	3	4	5	6	7	8	9	AB R H RBI BB SO LOB	TOP											
<b>Eric Young Sr., R</b> OBP: 0.355, SLG: 0.398 (1, 4)	4-2 CS BB	0-0 FC6-4 1-2f		0-1 G6-4-3 1-2f			1-3 K			3 0 0 0 1 1 4												
<b>Trenidad Hubbard, R</b> OBP: 0.355, SLG: 0.447 (1, 8)	2-2 F9 1-2		1-0 G6-3		0-0 F9			1-1 CS 1B		4 0 1 0 0 0 1												
<b>Eric Karros, R</b> OBP: 0.346, SLG: 0.474 (1, 3)	3-2 BB 1B		0-1 1B		0-1 G5-3			3-3 SAFE 1-2 K		4 0 2 0 0 1 1												
<b>Bobby Bonilla, S</b> OBP: 0.319, SLG: 0.387 (1, 5)	1-1 BB 1B		0-3 K		2-2 F7			2-0 F8		4 0 1 0 0 1 1												
<b>Raul Mondesi, R</b> OBP: 0.312, SLG: 0.510 (1, 9)	4-1 1-2 2-3 BB		0-1 G5-3		0-3 K2-3			3-3 K		3 0 0 0 1 2 1												
<b>Jim Eisenreich, L</b> OBP: 0.280, SLG: 0.264 (1, 7)	0-0 F7			1-0 F9		1-1 G3		1-3 K		4 0 0 0 0 1 3												
<b>Mark Grudzielanek, R</b> OBP: 0.320, SLG: 0.370 (1, 6)		1-0 G6-3		1-2 2B 1B		3-2 F7		1-0 S WP 1B		4 0 2 0 0 0 0												
<b>Charles Johnson, R</b> OBP: 0.286, SLG: 0.377 (1, 2)		0-3 K		0-1 SAFE 1-3 2B		2-1 P4		3-2 P4		4 0 1 0 0 1 1												
<b>Brian Bohanon, L</b> OBP: 0.333, SLG: 0.405 (1, 1)		4-2 FC6-4 BB		4-1 G6-4-3 BB		0-3 K				1 0 0 0 2 1 0												
<b>Inning Stats</b>	R: 0 E: 0 K: 0 S: 15	H: 2 LOB: 3 BB: 2 P: 29	R: 0 E: 0 K: 1 S: 9	H: 0 LOB: 1 BB: 1 P: 14	R: 0 E: 0 K: 1 S: 8	H: 1 LOB: 1 BB: 0 P: 9	R: 0 E: 0 K: 0 S: 9	H: 2 LOB: 2 BB: 1 P: 15	R: 0 E: 0 K: 0 S: 7	H: 0 LOB: 0 BB: 0 P: 9	R: 0 E: 0 K: 1 S: 8	H: 0 LOB: 0 BB: 0 P: 12	R: 0 E: 0 K: 2 S: 8	H: 0 LOB: 0 BB: 0 P: 11	R: 0 E: 0 K: 1 S: 6	H: 1 LOB: 0 BB: 0 P: 12	R: 0 E: 0 K: 2 S: 11	H: 1 LOB: 1 BB: 0 P: 19	1B: 6 2B: 2 3B: 0 HR: 0	SF: 0 SAC: 0 DP: 2 HBP: 0	WP: 1 PB: 0 SB: 1 CS: 2	PA: 35
<b>PITCHER</b> <b>Joey Hamilton, R</b> ERA: 4.37 <b>Trevor Hoffman, R</b> ERA: 1.49	IP 8.0 WLS W BF 31 H 6 R 0 ER 0 SO 6 BB 4 IBB 0 HBP 0 BLK 0 WP 0 HR 0 S 70 P 111 ERA 0.00 WHIP 1.250	IP 1.0 WLS S BF 4 H 1 R 0 ER 0 SO 2 BB 0 IBB 0 HBP 0 BLK 0 WP 1 HR 0 S 11 P 19 ERA 0.00 WHIP 1.000																				

**Los Angeles Dodgers @ San Diego Padres**  
Qualcomm Stadium, San Diego, CA  
Fri Sep 11 1998, 10:05 PM EDT  
Att. 32,830 - Unknown - 72 F

AB	31
R	0
H	7
RBI	0
BB	4
SO	8
LOB	12



Batter	1	2	3	4	5	6	7	8	9
Steve Finley, L (1, 8) OBP: 0.301, SLG: 0.405	1-1 PB 1B 2B		1-3 K		4-2 G4-6-3 2-3 BB		4-0 BB		
Andy Sheets, R (1, 4) OBP: 0.313, SLG: 0.366	3-2 G4-6-3 1B 2-H 1B		1-1 3B		0-0 G4-6-3 1-2f		0-1 P4		
Greg Vaughn, R (1, 7) OBP: 0.372, SLG: 0.621	2-1 G4-6-3 1-2 1B		4-0 BB		1-2 BB G4-3 1B		1-0 F7		
Ken Caminiti, S (1, 5) OBP: 0.357, SLG: 0.518	3-2 G4-6-3 1-2f 2-3		2-3 K		1-1 G4-3 1-2		0-0 P4		
Wally Joyner, L (1, 3) OBP: 0.373, SLG: 0.454	2-3 K			3-2 G6-3		3-2 BB 1B		0-1 F7	
Carlos Hernandez, R (1, 2) OBP: 0.307, SLG: 0.369		0-0 G6-3		1-0 P1		4-0 1-2 2-3 BB		4-1 BB	
Ruben Rivera, R (1, 9) OBP: 0.330, SLG: 0.387		3-2 G6-3		3-0 G5-3		3-3 K		1-0 F8	
Chris Gomez, R (1, 6) OBP: 0.345, SLG: 0.377		1-3 K			2-0 WP 2B		0-0 G4-3		
Joey Hamilton, R (1, 1) OBP: 0.164, SLG: 0.227			3-3 K		1-3 K		0-3 K		
Trevor Hoffman, R (9, 1)									

AB	R	H	RBI	BB	SO	LOB
2	1	1	0	2	1	0
4	0	2	1	0	0	3
3	0	2	0	1	0	1
4	0	0	0	0	1	5
4	0	1	0	0	1	1
2	0	0	0	2	0	0
4	0	0	0	0	1	4
3	0	1	0	0	1	3
3	0	0	0	0	3	1
0	0	0	0	0	0	0

**Los Angeles Dodgers @ San Diego Padres**  
Qualcomm Stadium, San Diego, CA

Fri Sep 11 1998, 10:05 PM EDT  
Att: 32,830 - Unknown - 72 F

AB	29
R	1
H	7
RBI	1
BB	5
SO	8
LOB	18



Inning Stats	R	H	E	K	S	R	H	E	K	S	R	H	E	K	S	R	H	E	K	S
	1	3	0	1	15	0	0	0	1	8	0	0	0	3	11	0	0	0	3	5
	0	1	0	0	26	0	0	0	0	12	0	0	0	0	22	0	0	0	0	70
	0	0	0	0	0	0	0	0	0	0	0	0	0	0	0	0	0	0	0	132
	0	0	0	0	0	0	0	0	0	0	0	0	0	0	0	0	0	0	0	1.12
	0	0	0	0	0	0	0	0	0	0	0	0	0	0	0	0	0	0	0	1.500

PITCHER	IP	WLS	BF	H	R	ER	SO	BB	IBB	HBP	BLK	WP	HR	S	P	ERA	WHIP
Brian Bohanon, L (1, 1) ERA: 2.81	8.0	L	34	7	1	1	8	5	0	0	0	1	0	70	132	1.12	1.500





BOTTOM

Los Angeles Dodgers @ San Diego Padres  
Qualcomm Stadium, San Diego, CA

AB 28  
R 8  
H 7  
RBI 8  
BB 7  
SO 9  
LOB 14



WP: 0 PA: 37  
PB: 0  
SB: 0  
CS: 3

Sat Sep 12 1998, 10:05 PM EDT  
Att: 60,823 - Unknown - 74 F

AB R H RBI BB SO LOB

5 0 1 0 0 1 5

3 0 0 0 1 1 2

0 0 0 0 0 0 0

4 1 2 1 0 1 1

2 1 0 0 2 1 1

3 2 1 1 1 0 1

3 2 1 1 1 2 1

3 2 1 1 0 1 1

3 0 1 3 1 1 1

1 0 0 0 0 0 1 0

0 0 0 0 0 0 0 0  
1 0 0 0 0 0 0 1  
0 0 0 0 0 0 0 0  
0 0 0 1 0 0 0 0  
0 0 0 0 0 0 0 0  
0 0 0 0 0 0 0 0  
0 0 0 0 0 0 0 0  
0 0 0 0 0 0 0 0  
0 0 0 0 0 0 0 0  
0 0 0 0 0 0 0 0  
0 0 0 0 0 0 0 0

1B: 4 SF: 1  
2B: 2 SAC: 0  
3B: 1 DP: 1  
HR: 1 HBP: 1

Batter	1	2	3	4	5	6	7	8	9
Steve Finley, L (1, 8) OBP: 0.300, SLG: 0.403	3-2 G1-3			0-2 1B	2-0 G1-3	1-0 F8		2-3 K	
Mark Sweeney, L (1, 9) OBP: 0.337, SLG: 0.358 Ruben Rivera, R (7, 9) OBP: 0.330, SLG: 0.387	0-2 G3-1			2-2 F8	1-3 K	4-1 1B 2-3 BB			
Greg Vaughn, R (1, 7) OBP: 0.372, SLG: 0.620	1-0 G5-3			3-3 K		1-1 1B			
Ken Caminiti, S (1, 5) OBP: 0.359, SLG: 0.515		0-0 L4		3-3 K		4-2 BB 1-2 HBP BB	4-0 CS BB		
Wally Joyner, L (1, 3) OBP: 0.374, SLG: 0.461		1-0 F7			2-1 HR	4-1 HBP 1-2 BB 2-3 BB	3-2 E6 CS		
Greg Myers, L (1, 2) OBP: 0.302, SLG: 0.376		2-3 K			3-2 E 2B 1B	4-0 BB 1-2 HBP 2-3 SF7 3-H BB	3-3 K		
Andy Sheets, R (1, 4) OBP: 0.317, SLG: 0.376			0-3 K		0-0 E5 1-2 2B	2-0 BB 1-2 BB 2-3 HBP	1-2 3B		
Chris Gomez, R (1, 6) OBP: 0.347, SLG: 0.379			3-2 G5-3		0-0 G4-3 1-H 2B	4-1 BB 1-2 BB 2-3 BB 3-H	0-3 K		
98 Stan Spencer, R John Vander Wall, L Scott Spivak, R Dulvio Vargas, S Donnie Wall, R 24 Mark Langston, R Dian Michel, R Jim Moyer, L James Mouton, R Trevor Hoffman, R			1-3 K		0-1 G4-3	0-0 SF7	4-1 CS BB		

Inning Stats	R: 0	H: 0	E: 0	K: 8	LOB: 0	BB: 12	P: 12	R: 0	H: 0	E: 0	K: 5	LOB: 0	BB: 8	P: 8	R: 0	H: 0	E: 0	K: 2	LOB: 0	BB: 0	P: 13	R: 0	H: 1	E: 0	K: 2	LOB: 1	BB: 0	P: 20	R: 3	H: 3	E: 1	K: 15	LOB: 1	BB: 0	P: 23	R: 5	H: 2	E: 0	K: 10	LOB: 2	BB: 5	P: 36	R: 0	H: 0	E: 1	K: 1	LOB: 1	BB: 1	P: 16	R: 0	H: 1	E: 0	K: 2	LOB: 2	BB: 1	P: 17
--------------	------	------	------	------	--------	--------	-------	------	------	------	------	--------	-------	------	------	------	------	------	--------	-------	-------	------	------	------	------	--------	-------	-------	------	------	------	-------	--------	-------	-------	------	------	------	-------	--------	-------	-------	------	------	------	------	--------	-------	-------	------	------	------	------	--------	-------	-------

PITCHER	IP	WLS	BF	H	R	ER	SO	BB	IBB	HBP	BLK	WP	HR	S	P	ERA	WHIP
Dave Micki, R (1, 1) ERA: 4.71	5.0		24	5	7	6	6	3	0	0	0	0	1	54	94	10.80	1.600
Sean Maloney, R (6, 1) ERA: 4.76	0.0	L	2	0	0	0	0	1	0	1	0	0	0	1	7	∞	∞
Jeff Kubenka, L (6, 1) ERA:	2.0		7	1	1	1	1	2	0	0	0	0	0	10	27	4.50	1.500
Scott Radinsky, L (8, 1) ERA: 2.49	1.0		4	1	0	0	2	1	0	0	0	0	0	10	17	0.00	2.000





BOTTOM

Los Angeles Dodgers @ San Diego Padres  
Qualcomm Stadium, San Diego, CA

Sun Sep 13 1998, 6:33 AM EDT  
Att: 37,390 - Sunny - 79 F

livebaseballscorecards.com

AB 34  
R 4  
H 8  
RBI 4  
BB 5  
SO 9  
LOB 10



WP: 0 PA: 42  
PB: 0  
SB: 0  
CS: 1

AB R H RBI BB SO LOB

4 0 1 0 1 0 1

4 0 0 0 1 1 2

3 0 0 0 0 0 1

1 0 0 0 0 0 0

1 0 0 0 0 0 0

5 0 2 0 0 0 1

5 1 2 0 0 2 2

3 2 1 0 1 1 1

3 0 1 1 0 2 1

0 0 0 0 0 0 0

0 0 0 0 0 0 0

0 0 0 0 0 0 0

1 0 0 0 0 0 0

0 0 0 0 0 0 0

0 0 0 0 0 0 0

2 1 1 3 1 1 0

1 0 0 0 0 1 0

1 0 0 0 1 1 1

1B: 5 SF: 1

2B: 2 SAC: 1

3B: 0 DP: 1

HR: 1 HBP: 0

1B: 5 SF: 1

2B: 2 SAC: 1

3B: 0 DP: 1

HR: 1 HBP: 0

1B: 5 SF: 1

2B: 2 SAC: 1

3B: 0 DP: 1

HR: 1 HBP: 0

1B: 5 SF: 1

2B: 2 SAC: 1

3B: 0 DP: 1

HR: 1 HBP: 0

1B: 5 SF: 1

2B: 2 SAC: 1

3B: 0 DP: 1

HR: 1 HBP: 0

1B: 5 SF: 1

2B: 2 SAC: 1

3B: 0 DP: 1

HR: 1 HBP: 0

1B: 5 SF: 1

2B: 2 SAC: 1

3B: 0 DP: 1

HR: 1 HBP: 0

1B: 5 SF: 1

2B: 2 SAC: 1

3B: 0 DP: 1

HR: 1 HBP: 0

1B: 5 SF: 1

2B: 2 SAC: 1

3B: 0 DP: 1

HR: 1 HBP: 0

1B: 5 SF: 1

2B: 2 SAC: 1

3B: 0 DP: 1

HR: 1 HBP: 0

1B: 5 SF: 1

2B: 2 SAC: 1

3B: 0 DP: 1

HR: 1 HBP: 0

1B: 5 SF: 1

2B: 2 SAC: 1

3B: 0 DP: 1

HR: 1 HBP: 0

1B: 5 SF: 1

2B: 2 SAC: 1

3B: 0 DP: 1

HR: 1 HBP: 0

1B: 5 SF: 1

2B: 2 SAC: 1

3B: 0 DP: 1

HR: 1 HBP: 0

1B: 5 SF: 1

2B: 2 SAC: 1

3B: 0 DP: 1

HR: 1 HBP: 0

1B: 5 SF: 1

2B: 2 SAC: 1

3B: 0 DP: 1

HR: 1 HBP: 0

1B: 5 SF: 1

2B: 2 SAC: 1

3B: 0 DP: 1

HR: 1 HBP: 0

1B: 5 SF: 1

2B: 2 SAC: 1

3B: 0 DP: 1

HR: 1 HBP: 0

1B: 5 SF: 1

2B: 2 SAC: 1

3B: 0 DP: 1

HR: 1 HBP: 0

1B: 5 SF: 1

2B: 2 SAC: 1

3B: 0 DP: 1

HR: 1 HBP: 0

1B: 5 SF: 1

2B: 2 SAC: 1

3B: 0 DP: 1

HR: 1 HBP: 0

1B: 5 SF: 1

2B: 2 SAC: 1

3B: 0 DP: 1

HR: 1 HBP: 0

1B: 5 SF: 1

2B: 2 SAC: 1

3B: 0 DP: 1

HR: 1 HBP: 0

1B: 5 SF: 1

2B: 2 SAC: 1

3B: 0 DP: 1

HR: 1 HBP: 0

1B: 5 SF: 1

2B: 2 SAC: 1

3B: 0 DP: 1

HR: 1 HBP: 0

1B: 5 SF: 1

2B: 2 SAC: 1

3B: 0 DP: 1

HR: 1 HBP: 0

1B: 5 SF: 1

2B: 2 SAC: 1

3B: 0 DP: 1

HR: 1 HBP: 0

1B: 5 SF: 1

2B: 2 SAC: 1

3B: 0 DP: 1

HR: 1 HBP: 0

1B: 5 SF: 1

2B: 2 SAC: 1

3B: 0 DP: 1

HR: 1 HBP: 0

1B: 5 SF: 1

2B: 2 SAC: 1

3B: 0 DP: 1

HR: 1 HBP: 0

1B: 5 SF: 1

2B: 2 SAC: 1

3B: 0 DP: 1

HR: 1 HBP: 0

1B: 5 SF: 1

2B: 2 SAC: 1

3B: 0 DP: 1

HR: 1 HBP: 0

1B: 5 SF: 1

2B: 2 SAC: 1

3B: 0 DP: 1

HR: 1 HBP: 0

1B: 5 SF: 1

2B: 2 SAC: 1

3B: 0 DP: 1

HR: 1 HBP: 0

1B: 5 SF: 1

2B: 2 SAC: 1

3B: 0 DP: 1

HR: 1 HBP: 0

1B: 5 SF: 1

2B: 2 SAC: 1

3B: 0 DP: 1

HR: 1 HBP: 0

1B: 5 SF: 1

2B: 2 SAC: 1

3B: 0 DP: 1

HR: 1 HBP: 0

1B: 5 SF: 1

2B: 2 SAC: 1

3B: 0 DP: 1

HR: 1 HBP: 0

1B: 5 SF: 1

2B: 2 SAC: 1

3B: 0 DP: 1

HR: 1 HBP: 0

1B: 5 SF: 1

2B: 2 SAC: 1

3B: 0 DP: 1

HR: 1 HBP: 0

1B: 5 SF: 1

2B: 2 SAC: 1

3B: 0 DP: 1

HR: 1 HBP: 0

1B: 5 SF: 1

2B: 2 SAC: 1

3B: 0 DP: 1

HR: 1 HBP: 0

1B: 5 SF: 1

2B: 2 SAC: 1

3B: 0 DP: 1

HR: 1 HBP: 0

1B: 5 SF: 1

2B: 2 SAC: 1

3B: 0 DP: 1

HR: 1 HBP: 0

1B: 5 SF: 1

2B: 2 SAC: 1

3B: 0 DP: 1

HR: 1 HBP: 0

1B: 5 SF: 1

2B: 2 SAC: 1

3B: 0 DP: 1

HR: 1 HBP: 0

1B: 5 SF: 1

2B: 2 SAC: 1

3B: 0 DP: 1

HR: 1 HBP: 0

1B: 5 SF: 1

2B: 2 SAC: 1

3B: 0 DP: 1

HR: 1 HBP: 0

1B: 5 SF: 1

2B: 2 SAC: 1

3B: 0 DP: 1

HR: 1 HBP: 0

1B: 5 SF: 1

2B: 2 SAC: 1

3B: 0 DP: 1

HR: 1 HBP: 0

1B: 5 SF: 1

2B: 2 SAC: 1

3B: 0 DP: 1

HR: 1 HBP: 0

1B: 5 SF: 1

2B: 2 SAC: 1

3B: 0 DP: 1

HR: 1 HBP: 0

1B: 5 SF: 1

2B: 2 SAC: 1

3B: 0 DP: 1

HR: 1 HBP: 0

1B: 5 SF: 1

2B: 2 SAC: 1

3B: 0 DP: 1

HR: 1 HBP: 0

1B: 5 SF: 1

2B: 2 SAC: 1

3B: 0 DP: 1

HR: 1 HBP: 0

1B: 5 SF: 1

2B: 2 SAC: 1

3B: 0 DP: 1

HR: 1 HBP: 0

1B: 5 SF: 1

2B: 2 SAC: 1

3B: 0 DP: 1

HR: 1 HBP: 0

1B: 5 SF: 1

2B: 2 SAC: 1

3B: 0 DP: 1

HR: 1 HBP: 0

1B: 5 SF: 1

2B: 2 SAC: 1

3B: 0 DP: 1

HR: 1 HBP: 0

1B: 5 SF: 1

2B: 2 SAC: 1

3B: 0 DP: 1

HR: 1 HBP: 0

1B: 5 SF: 1

2B: 2 SAC: 1



Batter	1	2	3	4	5	6	7	8	9	AB R H RBI BB SO LOB	TOP											
Darryl Hamilton, L (1, 8) OBP: 0.397, SLG: 0.404	2-1 B1-3		0-1 1B		0-0 G6-3			2-2 1B		4 0 2 0 0 0 2	<b>Colorado Rockies @ Los Angeles Dodgers</b> <b>Dodger Stadium, Los Angeles, CA</b> Mon Sep 14 1998, 7:05 PM PDT Att. 26,122 - Unknown - 78 F											
Nefti Perez, S (1, 6) OBP: 0.319, SLG: 0.384	1-2 F8		1-1 P2			1-2 G6-4-3 1B		2-0 P6		4 0 1 0 0 0 3												
Dante Bichette, R (1, 9) OBP: 0.362, SLG: 0.522	0-2 G6-3				2-2 G5-3		0-2 G6-4-3 1-2f	0-0 F9		4 0 0 0 0 0 3												
Vinny Castilla, R (1, 5) OBP: 0.365, SLG: 0.595		0-2 L7			0-3 K		1-2 G6-3		1-2 G5-3	4 0 0 0 0 1 0												
Angel Echevarria, R (1, 3) 7 Kurt Abbott, R (9, PH) OBP: 0.309, SLG: 0.426		0-3 K			0-3 K		1-2 F9		0-2 HR	3 0 0 0 0 2 0 1 1 1 1 0 0 0												
3 Mike Lansing, R (1, 4) OBP: 0.319, SLG: 0.388		4-0 BB			0-2 SH3-4 32 1B		1-1 F7		0-3 K	3 0 1 0 1 1 0												
32 Derrick Gibson, R (1, 7) OBP: 0.625, SLG: 0.750		0-3 K			1-0 SH3-4 1B		1-3 K		1-2 F9	4 0 1 0 0 2 1												
Kirt Manwaring, R (1, 2) OBP: 0.334, SLG: 0.329			1-3 K		0-3 K			0-0 G6-3		3 0 0 0 0 2 2												
Bobby Jones, R (1, 1) Curt Leskanic, R (8, 1) Dave Veres, R (8, 1) OBP: 0.178, SLG: 0.200			1-3 K		0-1 SH3-4			0-2 1B		2 0 1 0 0 1 0 0 0 0 0 0 0 0 0 0 0 0 0 0 0												
<b>Inning Stats</b>	R: 0 E: 0 K: 0 S: 9	H: 0 LOB: 0 BB: 0 P: 12	R: 0 E: 0 K: 2 S: 9	H: 0 LOB: 1 BB: 1 P: 13	R: 0 E: 0 K: 2 S: 10	H: 1 LOB: 1 BB: 0 P: 13	R: 0 E: 0 K: 2 S: 13	H: 0 LOB: 0 BB: 0 P: 15	R: 0 E: 0 K: 1 S: 10	H: 2 LOB: 2 BB: 0 P: 11	R: 0 E: 0 K: 0 S: 10	H: 1 LOB: 0 BB: 0 P: 12	R: 0 E: 0 K: 1 S: 8	H: 0 LOB: 0 BB: 0 P: 11	R: 0 E: 0 K: 0 S: 11	H: 2 LOB: 2 BB: 0 P: 15	R: 1 E: 0 K: 1 S: 12	H: 1 LOB: 0 BB: 0 P: 14	1B: 6 2B: 0 3B: 0 HR: 1	SF: 0 SAC: 1 DP: 1 HBP: 0	WP: 0 PB: 0 SB: 0 CS: 0	PA: 34
<b>PITCHER</b> Carlos Perez, L (1, 1) ERA: 3.75	IP 9.0 WLS W BF 34 H 7 R 1 ER 1 SO 9 BB 1 IBB 0 HBP 0 BLK 0 WP 0 HR 1 S 92 P 116 ERA 1.00 WHIP 0.889											<b>PITCHER</b>	IP WLS BF H R ER SO BB IBB HBP BLK WP HR S P ERA WHIP									

AB	32
R	1
H	7
RBI	1
BB	1
SO	9
LOB	11



Batter	1	2	3	4	5	6	7	8	9
Eric Young Sr., R OBP: 0.355, SLG: 0.396 Juan Castro, R OBP: 0.257, SLG: 0.269	4-1 CS BB		2-3 K		0-0 1B			SH 1B	
Trenidad Hubbard, R OBP: 0.357, SLG: 0.440	0-3 K		0-3 K		3-2 1B			SH 2B	
Eric Karros, R OBP: 0.350, SLG: 0.477	0-1 F9			1-0 1B	0-0 F9			4-1 2B 1B BB	
Bobby Bonilla, S OBP: 0.328, SLG: 0.396 Adrián Beltré, R OBP: 0.267, SLG: 0.349	0-0 CS	0-1 1B		1-2 G3 1B		4-2 CS BB		3-0 1B BB 2B	
Raul Mondesi, R OBP: 0.316, SLG: 0.504		2-1 F7		4-0 G3 BB		2-2 P3		0-0 P5	
Mark Grudzielanek, R OBP: 0.318, SLG: 0.366		0-3 K		1-0 G3		0-0 G1		4-0 BB 1B IBB	
Charles Johnson, R OBP: 0.285, SLG: 0.375		0-0 1B		2-3 K		1-0 P4		0-3 K	
Roger Cedeño, S OBP: 0.332, SLG: 0.309		2-3 K			0-0 G1-3		2-2 F7	1-0 BB 1B	
Carlos Perez, L OBP: 0.214, SLG: 0.242			1-0 B5-3		1-3 K		2-2 G4-3	4-1 BB	

Inning Stats	R: 0 E: 0 K: 1 S: 6	H: 0 LOB: 0 BB: 1 P: 10	R: 0 E: 0 K: 2 S: 11	H: 2 LOB: 2 BB: 0 P: 15	R: 0 E: 0 K: 2 S: 7	H: 0 LOB: 0 BB: 0 P: 10	R: 0 E: 0 K: 1 S: 10	H: 2 LOB: 2 BB: 1 P: 19	R: 0 E: 0 K: 1 S: 11	H: 2 LOB: 2 BB: 0 P: 14	R: 0 E: 0 K: 0 S: 6	H: 0 LOB: 0 BB: 1 P: 12	R: 0 E: 0 K: 0 S: 9	H: 0 LOB: 0 BB: 0 P: 14	R: 4 E: 1 K: 1 S: 14	H: 3 LOB: 3 BB: 3 P: 32
--------------	------------------------------	----------------------------------	-------------------------------	----------------------------------	------------------------------	----------------------------------	-------------------------------	----------------------------------	-------------------------------	----------------------------------	------------------------------	----------------------------------	------------------------------	----------------------------------	-------------------------------	----------------------------------

PITCHER	IP	WLS	BF	H	R	ER	SO	BB	IBB	HBP	BLK	WP	HR	S	P	ERA	WHIP
Bobby Jones, L ERA: 5.22	(1, 1)	7.0	L	29	7	2	7	3	0	0	0	0	0	65	101	2.57	1.429
Curt Leskanic, R ERA: 4.09	(8, 1)	0.2		7	2	1	1	2	1	0	0	0	0	8	24	13.50	6.000
Dave Veres, R ERA: 3.1	(8, 1)	0.1		1	0	0	0	0	0	0	0	0	0	1	1	0.00	0.000

AB R H RBI BB SO LOB

0	0	0	0	1	0	0
4	1	2	0	0	1	3
3	1	1	0	0	2	1
3	1	1	0	1	0	3
3	0	3	1	1	0	0
0	1	0	0	0	0	0
3	0	0	0	1	0	4
3	0	0	0	1	1	3
4	0	1	0	0	2	5
4	0	1	1	0	1	2
3	0	0	1	1	1	0

1B: 8	SF: 0	WP: 0	PA: 38
2B: 1	SAC: 1	PB: 0	
3B: 0	DP: 0	SB: 1	
HR: 0	HBP: 0	CS: 2	

**Colorado Rockies @ Los Angeles Dodgers**  
**Dodger Stadium, Los Angeles, CA**  
 Mon Sep 14 1998, 7:05 PM PDT  
 Att: 26,122 - Unknown - 78 F

AB	30
R	4
H	9
RBI	3
BB	6
SO	8
LOB	21





Batter	1	2	3	4	5	6	7	8	9	AB R H RBI BB SO LOB	TOP											
1 Curtis Goodwin, L (1, 8) OBP: 0.316, SLG: 0.312	1-3 K		0-3 K		1-0 FC1-2 1B	0-0 G4-6-3			1-0 F7	5 0 1 0 0 2 6	<b>Colorado Rockies @ Los Angeles Dodgers</b> Dodger Stadium, Los Angeles, CA Tue Sep 15 1998, 7:05 PM PDT Att. 29,702 - Unknown - 76 F <a href="http://livebaseballscorecards.com">livebaseballscorecards.com</a>											
Nefti Perez, S (1, 6) OBP: 0.318, SLG: 0.384	0-3 K		0-0 E4		0-0 E3 FC6-4 FC1-2			2-2 E 2B	5 1 1 2 0 1 2													
Dante Bichette, R (1, 9) OBP: 0.359, SLG: 0.518 Jerry Dipoto, R (9, 1)	1-2 G3-1		0-0 F8		1-1 FC1-2 FC6-4			1-1 FC5 2-H	5 0 0 0 0 0 4 0 0 0 0 0 0 0													
Vinny Castilla, R (1, 5) OBP: 0.363, SLG: 0.590		0-1 G5-3	0-0 G4-3		0-1 FC6-4			1-3 K	5 0 0 0 0 1 5													
Jeff Reed, L (1, 2) OBP: 0.381, SLG: 0.475		0-1 G4-3		1-1 F8		3-3 K		1-1 P6	4 0 0 0 0 1 0													
3 Mike Lansing, R (1, 4) OBP: 0.320, SLG: 0.390		2-3 K		1-2 G6-3		4-2 BB 1B BB		0-1 32 S 2B	3 1 1 0 1 1 0													
32 Derrick Gibson, R (1, 7) OBP: 0.667, SLG: 0.700			0-0 BB E 1B	1-3 K		1-0 1B BB HBP		4-2 G5-4-3 2-3 BB	2 1 1 0 1 1 0													
Angel Echevarria, R (1, 3) OBP: 0.480, SLG: 0.682			0-2 BB E 1B		1-1 1B E 2B	4-2 1B BB		3-1 G5-4-3 1-2f	3 2 2 0 1 0 2													
Darryl Kile, R (1, 1) OBP: 0.300, SLG: 0.333 Curt Leskanic, R (8, 1)			4-1 E BB		0-0 B1	0-0 G4-6-3 1B		2-3 K	2 0 1 1 1 0 1 0 0 0 0 0 0 0 1 0 0 0 0 1 0 0 0 0 0 0 0 0													
Jason Bates, S (9, PH) OBP: 0.273, SLG: 0.232 Edgard Clemente, R (9, 9) OBP: 0.667, SLG: 0.500			1-2 2-3 BB																			
<b>Inning Stats</b>	R: 0 E: 0 K: 2 S: 9	H: 0 LOB: 0 BB: 0 P: 11	R: 0 E: 0 K: 1 S: 7	H: 0 LOB: 0 BB: 0 P: 9	R: 2 E: 1 K: 1 S: 13	H: 2 LOB: 2 BB: 1 P: 17	R: 0 E: 0 K: 1 S: 9	H: 0 LOB: 0 BB: 0 P: 12	R: 1 E: 1 K: 0 S: 9	H: 2 LOB: 2 BB: 0 P: 12	R: 1 E: 0 K: 1 S: 10	H: 1 LOB: 2 BB: 2 P: 22	R: 0 E: 0 K: 0 S: 6	H: 0 LOB: 0 BB: 0 P: 10	R: 0 E: 0 K: 0 S: 8	H: 1 LOB: 1 BB: 1 P: 16	R: 1 E: 1 K: 2 S: 15	H: 1 LOB: 1 BB: 0 P: 22	1B: 4 2B: 3 3B: 0 HR: 0	SF: 0 SAC: 0 DP: 2 HBP: 1	WP: 0 PB: 0 SB: 1 CS: 0	PA: 40
<b>PITCHER</b> Chan Ho Park, R (1, 1) ERA: 3.83	IP 9.0	WLS L	BF 40	H 7	R 5	ER 3	SO 8	BB 4	IBB 0	HBP 1	BLK 0	WP 0	HR 0	S 86	P 131	ERA 3.00	WHIP 1.222					







Batter	1	2	3	4	5	6	7	8	9	AB R H RBI BB SO LOB	TOP	
Neifi Perez, S (1, 6) OBP: 0.320, SLG: 0.385	0-1 G4-3 7 1B		0-3 K			0-0 G4-6-3 7 1B		0-1 G5-3		4 0 2 0 0 1 1		
7 Kurt Abbott, R (1, 9) OBP: 0.309, SLG: 0.424 Darryl Hamilton, L (9, PH) OBP: 0.398, SLG: 0.405 1 Curtis Goodwin, L (9, PR) OBP: 0.316, SLG: 0.312	2-2 G4-3 1-2 1B		3-3 K			0-0 G4-6-3 1-2f		1-1 L6-3 1B	3 0 1 0 0 1 1 1 0 1 0 0 0 0 0 0 0 0 0 0 0			
Angel Echevarria, R (1, 3) OBP: 0.448, SLG: 0.600	1-2 G4-3 1-2f 2-3			1-0 G6-3			1-1 32 1B HBP	1-2 L6-3 1-2	3 0 0 0 0 0 3			
Vinny Castilla, R (1, 5) OBP: 0.363, SLG: 0.589	4-0 BB			0-0 G6-3			1-3 K	0-0 1B 1B	3 0 1 0 1 1 1			
32 Derrick Gibson, R (1, 7) OBP: 0.600, SLG: 0.615 Dante Bichette, R (9, PH) OBP: 0.360, SLG: 0.519	0-3 K			2-1 G6-3			3-1 3 G6-4-3 1-2 1B	1-1 3 FC6-4 1-2 1B	3 0 1 0 0 1 2 1 0 1 0 0 0 0			
3 Mike Lansing, R (1, 4) OBP: 0.318, SLG: 0.387		3-3 K			3-3 K		2-1 G6-4-3 1-2f	0-0 FC6-4 1-2f	4 0 0 0 0 2 4			
Edgard Clemente, R (1, 8) OBP: 0.500, SLG: 0.400		1-3 K			1-2 G6-4-3 1B		1-2 G4-3		3 0 1 0 0 1 0			
Kirt Manwaring, R (1, 2) OBP: 0.331, SLG: 0.325		1-3 K			0-1 G6-4-3 1-2f		1-3 K		3 0 0 0 0 2 1			
Jamey Wright, R (1, 1) OBP: 0.228, SLG: 0.315 Terry Shumpert, R (8, PH) OBP: 0.292, SLG: 0.409 Dave Veres, R (8, 1) OBP: 0.333, SLG: 0.333			1-2 G6-3			0-3 K		4-2 BB	2 0 0 0 0 1 0 0 0 0 0 1 0 0 0 0 0 0 0 0 0			
<b>Inning Stats</b>	R: 0 H: 2 E: 0 LOB: 2 K: 1 BB: 1 S: 11 P: 18	R: 0 H: 0 E: 0 LOB: 0 K: 3 BB: 0 S: 10 P: 15	R: 0 H: 0 E: 0 LOB: 0 K: 2 BB: 0 S: 12 P: 16	R: 0 H: 0 E: 0 LOB: 0 K: 0 BB: 0 S: 4 P: 7	R: 0 H: 1 E: 0 LOB: 0 K: 1 BB: 0 S: 10 P: 14	R: 0 H: 1 E: 0 LOB: 0 K: 1 BB: 0 S: 5 P: 5	R: 0 H: 1 E: 0 LOB: 1 K: 1 BB: 0 S: 9 P: 16	R: 0 H: 0 E: 0 LOB: 1 K: 1 BB: 1 S: 10 P: 16	R: 0 H: 3 E: 0 LOB: 2 K: 0 BB: 0 S: 9 P: 12	1B: 8 SF: 0 2B: 1 SAC: 0 3B: 0 DP: 5 HR: 0 HBP: 1	WP: 0 PA: 33 PB: 0 SB: 0 CS: 0	
<b>PITCHER</b> Brian Bohanon, L (1, 1) ERA: 2.65 Jeff Shaw, R (9, 1) ERA: 2.11	IP WLS BF H R ER SO BB IBB HBP BLK WP HR S P ERA WHIP											<b>PITCHER</b> IP WLS BF H R ER SO BB IBB HBP BLK WP HR S P ERA WHIP
	8.0 W 28 5 0 0 10 2 0 1 0 0 0 0 71 107 0.00 0.875											

Colorado Rockies @ Los Angeles Dodgers  
Dodger Stadium, Los Angeles, CA


Wed Sep 16 1998, 7:05 PM PDT  
Att. 27,906 - Unknown - 76 F

AB	30
R	0
H	8
RBI	0
BB	2
SO	10
LOB	13







Batter	1	2	3	4	5	6	7	8	9	AB R H RBI BB SO LOB	TOP																
Roger Cedeno, S OBP: 0.342, SLG: 0.324 (1, 8)	4-2 1B BB		3-3 2		1-0 G6-3 1B 2B		1-3 1		1-0 G4-3 1-2	4 1 1 0 1 2 1	<p>Los Angeles Dodgers @ San Francisco Giants 3Com Park at Candlestick Point, San Francisco, CA</p> <p>livebaseballscorecards.com</p> <p>AB 34 R 3 H 7 RBI 2 BB 4 SO 8 LOB 13</p> 																
Jim Eisenreich, L OBP: 0.276, SLG: 0.271 Scott Radinsky, L (7, 1) Eric Weaver, R (8, 1) Trenidad Hubbard, R OBP: 0.358, SLG: 0.446 (9, PH)	3-2 L7 1		2-0 3B		2-0 G6-3 2-3		1-2 F7 2		2-3 K 3	4 0 1 0 0 0 2 0 0 0 0 0 0 0 0 0 0 0 0 0 0 1 0 0 0 0 1 1																	
Eric Karros, R OBP: 0.353, SLG: 0.480 (1, 3)	1-2 1B		4-0 BB		4-2 1B BB WP BB		2-0 P7 3			2 1 1 0 2 0 0																	
Bobby Bonilla, S OBP: 0.329, SLG: 0.391 (1, 5)	3-2 F8 2		2-2 G4-3 3		4-2 WP 1B 1-2 BB			1-3 K 1		3 0 0 0 1 1 4																	
Raul Mondesi, R OBP: 0.315, SLG: 0.502 (1, 9)	2-2 G5-3 3			0-1 E S G6-3 1B	2-2 WP 1B			3-3 K 2		4 1 2 1 0 1 2																	
Mark Grudzielanek, R OBP: 0.317, SLG: 0.363 (1, 6)		0-2 G6-3 1		1 SAFE 2-2 G6-3 1-H	3-1 L7 3			3-2 FC5-4 1B		4 0 1 1 0 0 2																	
Charles Johnson, R OBP: 0.285, SLG: 0.379 (1, 2)		1-0 P2 2		1-3 K 2		0-0 G6-3 1		1-0 FC5-4 1-2f		4 0 0 0 0 1 1																	
Juan Castro, R OBP: 0.250, SLG: 0.260 Mike Metcalfe, S (9, PH)		0-1 F9 3		1-2 G6-3 3		1-2 P9 2		0-3 K 1		3 0 0 0 0 0 0 1 0 0 0 0 1 0																	
Dave Micki, R OBP: 0.170, SLG: 0.122 Jeff Kubenka, R (6, 1) Matt Luke, L OBP: 0.275, SLG: 0.432 (7, 7)			2-3 K 1		0-0 B1-3 1	1-1 L8 3		1-0 G4-3 1B		3 0 0 0 0 1 0 0 0 0 0 0 0 0 1 0 1 0 0 0 0																	
Inning Stats	R: 0 E: 0 K: 0 S: 16	H: 1 LOB: 2 BB: 1 P: 29	R: 0 E: 0 K: 0 S: 6	H: 0 LOB: 0 BB: 0 P: 7	R: 0 E: 0 K: 2 S: 10	H: 1 LOB: 2 BB: 1 P: 23	R: 1 E: 0 K: 1 S: 12	H: 1 LOB: 0 BB: 0 P: 16	R: 2 E: 0 K: 0 S: 13	H: 2 LOB: 2 BB: 2 P: 29	R: 0 E: 0 K: 0 S: 6	H: 0 LOB: 0 BB: 0 P: 8	R: 0 E: 0 K: 1 S: 7	H: 0 LOB: 0 BB: 0 P: 11	R: 0 E: 0 K: 2 S: 17	H: 1 LOB: 1 BB: 0 P: 25	R: 0 E: 0 K: 2 S: 8	H: 1 LOB: 1 BB: 0 P: 12	1B: 5 2B: 1 3B: 1 HR: 0	SF: 0 SAC: 0 DP: 0 HBP: 0	WP: 1 PB: 0 SB: 1 CS: 0	PA: 38					
PITCHER	IP	WLS	BF	H	R	ER	SO	BB	IBB	HBP	BLK	WP	HR	S	P	ERA	WHIP										
Mark Gardner, R ERA: 4.39 (1, 1)	7.0		30	5	3	2	4	4	0	0	0	1	0	70	123	2.57	1.286										
Julian Tavarez, R ERA: 3.78 (8, 1)	1.0	W	4	1	0	0	2	0	0	0	0	0	0	17	25	0.00	1.000										
Robb Nen, R ERA: 1.47 (9, 1)	1.0	S	4	1	0	0	2	0	0	0	0	0	0	8	12	0.00	1.000										

Fri Sep 18 1998, 10:05 PM EDT  
Att. 31,452 - Unknown - 61 F

Batter	1	2	3	4	5	6	7	8	9
Marvin Benard, L (1, 9) OBP: 0.385, SLG: 0.424	0-0 B2		2-0 1-3 2B		0-3 K		2-0 1-2 3-H 1B		
Ellis Burks, R (1, 8) OBP: 0.366, SLG: 0.503	1-2 G4-3		3-2 F9			2-3 K	1-3 K		
Barry Bonds, L (1, 7) OBP: 0.436, SLG: 0.600	2-1 F8			2-2 S 2B 1B		0-1 2B 2B		1-1 HR	
Jeff Kent, R (1, 4) OBP: 0.353, SLG: 0.548		1-0 F9		2-2 1-H 2B		2-1 FC8-5 2B		1-2 SH1-4 2B	
J.T. Snow, L (1, 3) OBP: 0.331, SLG: 0.414		1-2 P5		0-0 F8		0-2 FC8-5		4-1 SH1-4 BB	
Joe Carter, R (6, PH) OBP: 0.285, SLG: 0.422									
Shawon Dunston, R (8, PR) OBP: 0.253, SLG: 0.402									
Robb Nen, R (9, 1)									
Charlie Hayes, R (1, 5) OBP: 0.352, SLG: 0.417		2-1 G5-3		3-3 K			4-1 1B SH1-4 BB	2-0 SH1-4	
Brent Mayne, L (1, 2) OBP: 0.354, SLG: 0.360			4-2 2B BB	3-1 G4-2-3			1-1 SH1-4	4-0 BB	
Rich Aurilia, R (1, 6) OBP: 0.316, SLG: 0.408			2-2 P6		0-0 P5		1-1 1B	1-2 P6	
Mark Gardner, R (1, 1) OBP: 0.227, SLG: 0.186			1-3 K		3-2 L8		1-3 K	3-2 P5	
Chris Jones, R (7, PH) OBP: 0.258, SLG: 0.286									
Julian Tavarez, L (8, 1) OBP: 0.111, SLG: 0.111									
Bill Mueller, S (8, PH) OBP: 0.389, SLG: 0.397									

Inning Stats	R: 0	H: 0	E: 0	K: 0	S: 6	LOB: 0	BB: 0	P: 9	R: 0	H: 0	E: 0	K: 0	S: 6	LOB: 0	BB: 0	P: 10	R: 0	H: 1	E: 0	K: 1	S: 19	LOB: 2	BB: 1	P: 31	R: 1	H: 2	E: 0	K: 1	S: 14	LOB: 1	BB: 0	P: 24	R: 0	H: 0	E: 0	K: 1	S: 9	LOB: 0	BB: 0	P: 12	R: 1	H: 2	E: 0	K: 1	S: 10	LOB: 0	BB: 0	P: 14	R: 1	H: 2	E: 0	K: 2	S: 12	LOB: 2	BB: 1	P: 22	R: 1	H: 2	E: 0	K: 0	S: 13	LOB: 3	BB: 2	P: 29
--------------	------	------	------	------	------	--------	-------	------	------	------	------	------	------	--------	-------	-------	------	------	------	------	-------	--------	-------	-------	------	------	------	------	-------	--------	-------	-------	------	------	------	------	------	--------	-------	-------	------	------	------	------	-------	--------	-------	-------	------	------	------	------	-------	--------	-------	-------	------	------	------	------	-------	--------	-------	-------

PITCHER	IP	WLS	BF	H	R	ER	SO	BB	IBB	HBP	BLK	WP	HR	S	P	ERA	WHIP
Dave Micki, R (1, 1) ERA: 4.67	5.1		22	5	2	2	4	1	0	0	0	0	0	61	97	3.38	1.125
Jeff Kubenka, L (6, 1) ERA: 1.42	1.1		5	1	1	1	1	1	0	0	0	0	0	11	18	6.75	1.500
Scott Radinsky, L (7, 1) ERA: 2.63	0.1	L	4	3	1	1	1	0	0	0	0	0	0	9	14	27.00	9.000
Eric Weaver, R (8, 1) ERA: 1.29	1.0		5	0	0	0	0	2	0	0	0	0	0	8	22	0.00	2.000

AB	R	H	RBI	BB	SO	LOB
4	0	2	1	0	1	0
4	0	0	0	0	2	4
4	3	3	1	0	0	0
4	0	3	2	0	0	0
2	0	0	0	0	0	1
1	0	0	0	1	0	1
0	0	0	0	0	0	0
0	0	0	0	0	0	0
2	1	0	0	1	1	1
1	0	0	0	2	0	1
4	0	1	0	0	0	4
2	0	0	0	0	1	1
1	0	0	0	0	1	2
0	0	0	0	0	0	0
1	0	0	0	0	0	3

WP	HR	S	P	ERA	WHIP
0	0	0	36		
0	0	0			
0	0	0			
0	0	0			
0	0	0			
0	0	0			
0	0	0			
0	0	0			
0	0	0			
0	0	0			
0	0	0			
0	0	0			

**Los Angeles Dodgers @ San Francisco Giants**  
**3Com Park at Candlestick Point, San Francisco, CA**  
 Fri Sep 18 1998, 10:05 PM EDT  
 Att: 31,452 - Unknown - 61 F

AB	30
R	4
H	9
RBI	4
BB	4
SO	6
LOB	18





Batter	1	2	3	4	5	6	7	8	9	AB R H RBI BB SO LOB	TOP											
Roger Cedeno, S OBP: 0.339, SLG: 0.321 (1, 8)	1-2 G4-3		2-0 FC6-4		2-2 G3-1		0-0 2B 1B	1-1 P6		5 1 1 0 0 0 4												
Juan Castro, R OBP: 0.249, SLG: 0.264 (1, 4)	2-1 P6		2-1 F7			2-3 K	0-0 1-3 1B 2B		0-2 G4-3	5 1 1 0 0 1 1												
Eric Karros, R OBP: 0.355, SLG: 0.481 Damon Hollins, R OBP: 0.250, SLG: 0.250 (1, 3) (6, PR) (6, 7)	1-3 K			2-1 G4-6-3 1B		2-2 1B 1B	3-2 1B		1-1 G5-3	3 0 2 0 0 1 0 2 1 1 2 0 0 0												
Bobby Bonilla, S OBP: 0.329, SLG: 0.391 Adrian Beltré, R OBP: 0.276, SLG: 0.348 (1, 5) (6, 5)		1-2 G3 1B		2-2 G4-6-3 1-2f		0-0 F6	0-0 1-2 1B		1-1 P5	3 0 1 0 0 0 2 2 0 1 0 0 0 0												
Raul Mondesi, R OBP: 0.315, SLG: 0.501 Gary Rath, L (6, 1) Jim Eisenreich, L OBP: 0.275, SLG: 0.270 Mark Guthrie, R (7, 1) Jeff Kubenka, R (8, 1)		3-2 F9		3-1 L8		0-0 1B 1B	3-2 F7			3 1 1 0 0 0 1 0 0 0 0 0 0 0 1 0 0 0 0 0 2 0 0 0 0 0 0 0 0 0 0 0 0 0 0												
Matt Luke, L OBP: 0.279, SLG: 0.431 (1, 7) (6, 3)		1-1 G3			1-2 2B HBP	1-1 1B 1B	1-3 K			3 0 1 1 0 1 3												
Mark Grudzielanek, R OBP: 0.317, SLG: 0.363 Alex Cora, L OBP: 0.156, SLG: 0.194 (1, 6) (7, 6)		1-3 K			2-0 F7	1-0 1-2 1B		0-0 G3		3 0 1 1 0 1 2 1 0 0 0 0 0 0												
Charles Johnson, R OBP: 0.285, SLG: 0.382 Sean Maloney, R (5, 1) Trenidad Hubbard, R OBP: 0.359, SLG: 0.443 (6, PH) (6, 9)			2-0 P4		2-0 F7	2-2 P8		4-1 BB		2 0 1 0 0 0 0 0 0 0 0 0 0 0 1 0 0 0 1 0 2												
Ismael Valdez, R OBP: 0.224, SLG: 0.196 Mike Judd, R (3, 1) Paul Lo Duca, R OBP: 0.143, SLG: 0.143 (5, PH) (5, 2)			0-0 FC6-4 1B		2-2 F4		2-3 K	0-0 L7		1 0 1 0 0 0 0 0 0 0 0 0 0 0 3 0 0 0 0 1 3												
<b>Inning Stats</b>	R: 0 E: 0 K: 1 S: 9	H: 0 LOB: 0 BB: 0 P: 13	R: 0 E: 0 K: 1 S: 11	H: 1 LOB: 1 BB: 0 P: 17	R: 0 E: 0 K: 0 S: 6	H: 1 LOB: 1 BB: 0 P: 11	R: 0 E: 0 K: 0 S: 7	H: 1 LOB: 0 BB: 0 P: 14	R: 0 E: 0 K: 0 S: 10	H: 1 LOB: 2 BB: 0 P: 19	R: 2 E: 0 K: 1 S: 15	H: 4 LOB: 2 BB: 0 P: 23	R: 2 E: 0 K: 2 S: 16	H: 4 LOB: 2 BB: 0 P: 25	R: 0 E: 0 K: 0 S: 5	H: 0 LOB: 1 BB: 1 P: 10	R: 0 E: 0 K: 0 S: 7	H: 0 LOB: 0 BB: 0 P: 9	1B: 10 2B: 2 3B: 0 HR: 0	SF: 0 SAC: 0 DP: 1 HBP: 1	WP: 0 PB: 0 SB: 0 CS: 0	PA: 40
<b>PITCHER</b>	IP WLS BF H R ER SO BB IBB HBP BLK WP HR S P ERA WHIP											<b>PITCHER</b>	IP WLS BF H R ER SO BB IBB HBP BLK WP HR S P ERA WHIP									
Russ Ortiz, R ERA: 5.23 (1, 1)	6.1 W 30 11 4 4 4 0 0 1 0 0 0 67 111 5.68 1.737																					
John Johnstone, R ERA: 3.17 (7, 1)	0.1 2 1 0 0 0 0 0 0 0 0 0 0 4 7 0.00 3.000																					
Rich Rodriguez, L ERA: 3.79 (7, 1)	0.1 1 0 0 0 0 1 0 0 0 0 0 0 3 4 0.00 0.000																					
Cory Bailey, R ERA: 3.86 (8, 1)	1.0 4 0 0 0 0 1 0 0 0 0 0 0 5 10 0.00 1.000																					
Jose Mesa, R ERA: 4.57 (9, 1)	1.0 3 0 0 0 0 0 0 0 0 0 0 0 7 9 0.00 0.000																					

Los Angeles Dodgers @ San Francisco Giants  
 3Com Park at Candlestick Point, San Francisco, CA  
 Sat Sep 19 1998, 6:33 AM EDT  
 Att. 41,671 - Sunny - 76 F

AB	38
R	4
H	12
RBI	4
BB	1
SO	5
LOB	20



WP: 0	PA: 40
PB: 0	
SB: 0	
CS: 0	







Batter	1	2	3	4	5	6	7	8	9	AB	R	H	RBI	BB	SO	LOB
Ellis Burks, R OBP: 0.366, SLG: 0.500 (1, 8)	1-1 L7		0-1 F8			1-2 K		4-2 G6-4-3 BB		3	0	0	0	1	1	0
Bill Mueller, S OBP: 0.385, SLG: 0.398 (1, 5)	3-3 K			1-3 K		0-0 F9		0-1 G6-4-3 1-2f		4	0	0	0	0	2	2
Barry Bonds, L OBP: 0.436, SLG: 0.596 (1, 7)	1-2 G4-3			0-1 G4-3		4-2 CS BB			1-2 L9	3	0	0	0	1	0	0
Jeff Kent, R OBP: 0.354, SLG: 0.554 (1, 4)		2-2 K		2-3 K		0-0 CS 1-2	2-2 WP 1B		3-2 P4	4	0	1	0	0	2	0
Charlie Hayes, R OBP: 0.351, SLG: 0.415 (1, 3)		0-0 S 1B			1-1 G6-3		2-2 P4		0-0 G4-3	4	0	1	0	0	0	1
Joe Carter, R OBP: 0.289, SLG: 0.425 (1, 9)		0-0 P4		0-1 BB 1B		1-2 L7				3	0	1	0	0	0	2
Rich Aurilia, R OBP: 0.321, SLG: 0.408 (1, 6)		3-2 P7		4-1 BB		0-1 F7				2	0	0	0	1	0	2
Brian Johnson, R OBP: 0.303, SLG: 0.392 (1, 2)			0-1 F7		3-3 K		1-2 3B			3	0	1	0	0	1	2
Armando Rios, L OBP: 0.714, SLG: 1.667 (8, PR)					SAFE					0	0	0	0	0	0	0
Brent Mayne, L OBP: 0.354, SLG: 0.360 (9, 2)										0	0	0	0	0	0	0
Shawn Estes, R OBP: 0.220, SLG: 0.225 (1, 1)			0-3 K		0-3 K			1-0 G4-3		2	0	0	0	0	2	2
Marvin Benard, L OBP: 0.384, SLG: 0.423 (8, PH)										1	0	0	0	0	0	1
Julian Tavarez, L OBP: 0.111, SLG: 0.111 (9, 1)										0	0	0	0	0	0	0

Inning Stats	R: 0	H: 0	E: 0	K: 1	S: 9	R: 0	H: 1	E: 0	K: 1	S: 12	R: 0	H: 0	E: 0	K: 1	S: 7	R: 0	H: 0	E: 0	K: 2	S: 9	R: 0	H: 1	E: 0	K: 2	S: 11	R: 0	H: 0	E: 0	K: 1	S: 6	R: 0	H: 1	E: 0	K: 0	S: 12	R: 0	H: 1	E: 0	K: 0	S: 8	R: 0	H: 0	E: 0	K: 0	S: 7	1B: 3	SF: 0	2B: 0	SAC: 0	3B: 1	DP: 1	HR: 0	HBP: 0	WP: 1	PA: 33
PITCHER Carlos Perez, L ERA: 3.61 (1, 1)	IP	WLS	BF	H	R	ER	SO	BB	IBB	HBP	BLK	WP	HR	S	P	ERA	WHIP																			IP	WLS	BF	H	R	ER	SO	BB	IBB	HBP	BLK	WP	HR	S	P	ERA	WHIP			

**BOTTOM**

**Los Angeles Dodgers @ San Francisco Giants**  
**3Com Park at Candlestick Point, San Francisco, CA**

livebaseballscorecards.com

**AB 29**  
**R 0**  
**H 4**  
**RBI 0**  
**BB 3**  
**SO 8**  
**LOB 12**



Sun Sep 20 1998, 6:33 AM EDT  
Att. 40,184 - Sunny - 71 F



Batter	1	2	3	4	5	6	7	8	9	AB R H RBI BB SO LOB	TOP
<b>Quilvio Veras, S</b> (1, 4) OBP: 0.383, SLG: 0.367										4 0 1 1 0 1 0	<b>San Diego Padres @ Los Angeles Dodgers</b> Dodger Stadium, Los Angeles, CA Tue Sep 22 1998, 7:05 PM PDT Att. 29,255 - Unknown - 76 F
<b>Steve Finley, L</b> (1, 8) OBP: 0.299, SLG: 0.399									4 0 1 0 0 0 1		
<b>Tony Gwynn, L</b> (1, 9) OBP: 0.365, SLG: 0.493 <b>Donne Wall, R</b> (8, 1) OBP: 0.286, SLG: 0.286									4 0 1 0 0 0 2 0 0 0 0 0 0 0		
<b>Ken Caminiti, S</b> (1, 5) OBP: 0.356, SLG: 0.512 <b>George Arias, R</b> (6, 5) OBP: 0.294, SLG: 0.400 <b>Greg Myers, L</b> (9, PH) OBP: 0.310, SLG: 0.381 <b>James Mouton, R</b> (9, PR) OBP: 0.268, SLG: 0.254									3 0 0 0 0 2 2 0 0 0 0 0 0 0 1 0 1 0 0 0 0 0 0 0 0 0 0 0		
<b>Greg Vaughn, R</b> (1, 7) OBP: 0.364, SLG: 0.600									4 0 0 0 0 1 1		
<b>Wally Joyner, L</b> (1, 3) OBP: 0.372, SLG: 0.458 <b>Andy Sheets, R</b> (9, PR) OBP: 0.314, SLG: 0.385									3 1 2 0 1 0 0 0 0 0 0 0 0 0		
<b>Carlos Hernandez, R</b> (1, 2) OBP: 0.304, SLG: 0.370									4 0 1 0 0 0 3		
<b>Chris Gomez, R</b> (1, 6) OBP: 0.345, SLG: 0.374									3 0 0 1 0 1 2		
<b>Joey Hamilton, R</b> (1, 1) OBP: 0.155, SLG: 0.214 <b>John Vander Wal, L</b> (8, PH) OBP: 0.387, SLG: 0.520 (8, 9)									2 0 0 0 0 1 1 1 1 1 0 0 0 0		
<b>Inning Stats</b>	R: 0 H: 1 E: 0 LOB: 1 K: 2 BB: 0 S: 10 P: 18	R: 1 H: 2 E: 0 LOB: 1 K: 2 BB: 0 S: 10 P: 12	R: 0 H: 1 E: 0 LOB: 1 K: 1 BB: 0 S: 16 P: 22	R: 0 H: 0 E: 0 LOB: 0 K: 0 BB: 1 S: 4 P: 9	R: 0 H: 0 E: 0 LOB: 0 K: 1 BB: 0 S: 7 P: 10	R: 0 H: 0 E: 0 LOB: 0 K: 0 BB: 0 S: 4 P: 7	R: 0 H: 0 E: 0 LOB: 0 K: 0 BB: 0 S: 7 P: 11	R: 1 H: 2 E: 0 LOB: 1 K: 0 BB: 0 S: 7 P: 13	R: 0 H: 2 E: 0 LOB: 2 K: 0 BB: 0 S: 11 P: 18	1B: 3 SF: 1 2B: 5 SAC: 0 3B: 0 DP: 1 HR: 0 HBP: 0	WP: 0 PA: 35 PB: 0 SB: 0 CS: 0
<b>PITCHER</b> <b>Chan Ho Park, R</b> (1, 1) ERA: 3.77 <b>Jeff Shaw, R</b> (9, 1) ERA: 2.09	IP WLS BF H R ER SO BB IBB HBP BLK WP HR S P ERA WHIP 8.0 W 30 6 2 2 6 1 0 0 0 0 0 0 65 102 2.25 0.875 1.0 S 5 2 0 0 0 0 0 0 0 0 0 0 11 18 0.00 2.000	<b>PITCHER</b> IP WLS BF H R ER SO BB IBB HBP BLK WP HR S P ERA WHIP									

AB	33
R	2
H	8
RBI	2
BB	1
SO	6
LOB	12



Batter	1	2	3	4	5	6	7	8	9	AB	R	H	RBI	BB	SO	LOB
Roger Cedeno, S OBP: 0.328, SLG: 0.309 (1, 8) (9, 7)	0-3 K		2-2 F7	0-3 K			0-0 G4-3			4	0	0	0	0	2	1
Juan Castro, R OBP: 0.246, SLG: 0.260 (1, 4)	0-2 G4-3		0-1 L7			1-1 1B	1-0 F8			4	0	1	0	0	0	0
Eric Karros, R OBP: 0.352, SLG: 0.476 (1, 3)	2-3 K		0-1 F8			0-0 F8		0-0 F8		4	0	0	0	0	1	1
Raul Mondesi, R OBP: 0.315, SLG: 0.497 (1, 9)		1-3 K		3-0 F7	2-0 1B			1-1 P2		4	0	1	0	0	1	0
Matt Luke, L OBP: 0.279, SLG: 0.425 Jeff Shaw, R (9, 1)		4-2 2B		3-2 P5	1-1 G4-6-3			1-2 L4		3	0	0	0	1	0	2
Mark Grudzielanek, R OBP: 0.319, SLG: 0.365 (1, 6)		0-0 2B		4-2 E S HR			0-0 G5-4-3 1B			2	1	2	0	1	0	0
Charles Johnson, R OBP: 0.284, SLG: 0.378 (1, 2)		0-1 L4		4-1 1 SAFE HR			1-1 G5-4-3			2	1	0	0	1	0	3
Adrian Beltré, R OBP: 0.282, SLG: 0.367 (1, 5)		4-2 FC6-4 BB		0-0 1-H 3-H HR			0-1 F8			2	1	1	3	1	0	0
Chan Ho Park, R OBP: 0.222, SLG: 0.257 Trenidad Hubbard, R OBP: 0.359, SLG: 0.457 (9, 8)		0-2 FC6-4		2-2 1B			1-3 K			3	0	1	0	0	1	3

Inning Stats		R: 0	H: 0	E: 0	K: 2	S: 9	R: 0	H: 1	E: 0	K: 1	S: 14	R: 0	H: 0	E: 0	K: 0	S: 7	R: 3	H: 2	E: 0	K: 1	S: 16	R: 0	H: 1	E: 0	K: 0	S: 5	R: 0	H: 0	E: 0	K: 1	S: 5	R: 0	H: 0	E: 0	K: 0	S: 6	R: 0	H: 0	E: 0	K: 0	S: 6	R: 0	H: 0	E: 0	K: 0	S: 6			
IP		7.0	7.0	7.0	7.0	7.0	7.0	7.0	7.0	7.0	7.0	7.0	7.0	7.0	7.0	7.0	7.0	7.0	7.0	7.0	7.0	7.0	7.0	7.0	7.0	7.0	7.0	7.0	7.0	7.0	7.0	7.0	7.0	7.0	7.0	7.0	7.0	7.0	7.0	7.0	7.0	7.0	7.0	7.0	7.0	7.0	7.0		
WLS		L	L	L	L	L	L	L	L	L	L	L	L	L	L	L	L	L	L	L	L	L	L	L	L	L	L	L	L	L	L	L	L	L	L	L	L	L	L	L	L	L	L	L	L	L	L	L	
BF		29	29	29	29	29	29	29	29	29	29	29	29	29	29	29	29	29	29	29	29	29	29	29	29	29	29	29	29	29	29	29	29	29	29	29	29	29	29	29	29	29	29	29	29	29	29	29	29
H		6	6	6	6	6	6	6	6	6	6	6	6	6	6	6	6	6	6	6	6	6	6	6	6	6	6	6	6	6	6	6	6	6	6	6	6	6	6	6	6	6	6	6	6	6	6	6	
R		3	3	3	3	3	3	3	3	3	3	3	3	3	3	3	3	3	3	3	3	3	3	3	3	3	3	3	3	3	3	3	3	3	3	3	3	3	3	3	3	3	3	3	3	3	3	3	
ER		3	3	3	3	3	3	3	3	3	3	3	3	3	3	3	3	3	3	3	3	3	3	3	3	3	3	3	3	3	3	3	3	3	3	3	3	3	3	3	3	3	3	3	3	3	3	3	3
SO		5	5	5	5	5	5	5	5	5	5	5	5	5	5	5	5	5	5	5	5	5	5	5	5	5	5	5	5	5	5	5	5	5	5	5	5	5	5	5	5	5	5	5	5	5	5		
BB		0	0	0	0	0	0	0	0	0	0	0	0	0	0	0	0	0	0	0	0	0	0	0	0	0	0	0	0	0	0	0	0	0	0	0	0	0	0	0	0	0	0	0	0	0	0	0	
P:		11	11	11	11	11	11	11	11	11	11	11	11	11	11	11	11	11	11	11	11	11	11	11	11	11	11	11	11	11	11	11	11	11	11	11	11	11	11	11	11	11	11	11	11	11	11	11	11


**BOTTOM**

**San Diego Padres @ Los Angeles Dodgers**  
**Dodger Stadium, Los Angeles, CA**

Tue Sep 22 1998, 7:05 PM PDT  
 Att: 29,255 - Unknown - 76 F

livebaseballscorecards.com

<b>AB</b>	<b>28</b>
<b>R</b>	<b>3</b>
<b>H</b>	<b>6</b>
<b>RBI</b>	<b>3</b>
<b>BB</b>	<b>4</b>
<b>SO</b>	<b>5</b>
<b>LOB</b>	<b>10</b>



WP: 0	PA: 32
PB: 0	CS: 0
SB: 1	



Batter	1	2	3	4	5	6	7	8	9	AB R H RBI BB SO LOB
--------	---	---	---	---	---	---	---	---	---	----------------------

<b>Quilvio Veras, S</b> (1, 4) <small>OBP: 0.379, SLG: 0.363</small>	0-1 <b>F7</b>	2-0 <b>FC6-4</b> <small>1-2f</small>			3-2 <b>G4-3</b>		3-1 <b>G5-3</b>		2-0 <b>P1</b>	5 0 0 0 0 0 2
-------------------------------------------------------------------------	------------------	--------------------------------------------	--	--	--------------------	--	--------------------	--	------------------	---------------

<b>Tony Gwynn, L</b> (1, 9) <small>OBP: 0.366, SLG: 0.500</small> <b>Ruben Rivera, R</b> (7, 9) <small>OBP: 0.333, SLG: 0.389</small>	1-1 <b>G6-3</b>		1-0 <b>BB</b> <b>1B</b>		0-1 <b>HR</b>		0-0 <b>F7</b>			4 1 2 1 0 0 0 0 0 0 0 0 0 0
------------------------------------------------------------------------------------------------------------------------------------------------	--------------------	--	-------------------------------	--	------------------	--	------------------	--	--	--------------------------------

<b>Greg Vaughn, R</b> (1, 7) <small>OBP: 0.364, SLG: 0.598</small>	2-2 <b>1B</b>		0-0 <b>L6</b>		0-0 <b>P5</b>		0-3 <b>K</b>			4 0 1 0 0 1 1
-----------------------------------------------------------------------	------------------	--	------------------	--	------------------	--	-----------------	--	--	---------------

<b>Ken Caminiti, S</b> (1, 5) <small>OBP: 0.353, SLG: 0.508</small> <b>George Arias, R</b> (8, 5) <small>OBP: 0.294, SLG: 0.400</small>	1-3 <b>K</b>		1-0 <b>L3</b>		2-3 <b>K</b>			3-3 <b>K</b>		4 0 0 0 0 3 2 0 0 0 0 0 0 0
--------------------------------------------------------------------------------------------------------------------------------------------------	-----------------	--	------------------	--	-----------------	--	--	-----------------	--	--------------------------------

<b>Jim Leyritz, R</b> (1, 3) <small>OBP: 0.389, SLG: 0.464</small> <b>Archi Cianfrocco, R</b> (8, 3) <small>OBP: 0.192, SLG: 0.208</small> <b>Trevor Hoffman, R</b> (8, 1)		4-2 <b>2B</b> <b>G4-3</b> <b>BB</b>	4-1 <b>1-2</b> <b>BB</b>		4-2 <b>P4-3-4</b> <b>BB</b>			3-1 <b>G6-3</b>		1 1 0 0 3 0 0 0 0 0 0 0 0 0 0 0 0 0 0 0 0
----------------------------------------------------------------------------------------------------------------------------------------------------------------------------------------	--	----------------------------------------------	--------------------------------	--	-----------------------------------	--	--	--------------------	--	-------------------------------------------------

<b>Steve Finley, L</b> (1, 8) <small>OBP: 0.299, SLG: 0.400</small>		2-0 <b>G4-3</b> <b>1B</b> <b>2B</b>	3-0 <b>G3</b>		1-0 <b>P4-3-4</b> <small>1-2f</small>			0-0 <b>G4-3</b>		4 1 1 0 0 0 3
------------------------------------------------------------------------	--	----------------------------------------------	------------------	--	---------------------------------------------	--	--	--------------------	--	---------------

<b>Carlos Hernandez, R</b> (1, 2) <small>OBP: 0.306, SLG: 0.371</small>		2-2 <b>G4-3</b>		2-0 <b>P2</b>		1-1 <b>2B</b> <b>1B</b>		0-0 <b>PB</b> <b>1B</b>		4 0 2 1 0 0 1
----------------------------------------------------------------------------	--	--------------------	--	------------------	--	-------------------------------	--	-------------------------------	--	---------------

<b>Chris Gomez, R</b> (1, 6) <small>OBP: 0.346, SLG: 0.378</small>		2-1 <b>FC1-6</b> <b>1B</b>		1-1 <b>P5</b>		2-1 <b>1-3</b> <b>2B</b>		2-1 <b>F8</b>		4 0 2 1 0 0 1
-----------------------------------------------------------------------	--	----------------------------------	--	------------------	--	--------------------------------	--	------------------	--	---------------

<b>Andy Ashby, R</b> (1, 1) <small>OBP: 0.135, SLG: 0.139</small> <b>Brian Boehringer, S</b> (7, 1) <small>OBP: 0.154, SLG: 0.155</small> <b>24 Mark Langston, R</b> (7, 1) <small>OBP: 1.000, SLG: 1.000</small> <b>Dan Miceli, R</b> (8, 1) <small>OBP: 1.000, SLG: 1.000</small> <b>Randy Myers, L</b> (8, 1) <small>OBP: 0.372, SLG: 0.458</small> <b>Wally Joyner, L</b> (9, PH) <small>OBP: 0.313, SLG: 0.383</small> <b>Andy Sheets, R</b> (9, PH) <small>OBP: 0.313, SLG: 0.383</small> <b>Mark Sweeney, L</b> (9, 3) <small>OBP: 0.323, SLG: 0.337</small>	0-0 <b>FC1-6</b> <b>FC6-4</b> <small>1-2f</small>		1-3 <b>K</b>		0-2 <b>G6-3</b>			1-3 <b>K</b> <small>1-2</small>		3 0 0 0 0 0 1 3 0 0 0 0 0 0 0 0 0 0 0 0 0 0 0 0 0 0 0 0 0 0 0 0 0 0 0 0 0 0 0 0 0 0 0 0 0 0 0 0 1 0 0 0 0 0 1 1 0 0 0 0 0 0 0 0
------------------------------------------------------------------------------------------------------------------------------------------------------------------------------------------------------------------------------------------------------------------------------------------------------------------------------------------------------------------------------------------------------------------------------------------------------------------------------------------------------------------------------------------------------------------------------------------------------------------	------------------------------------------------------------	--	-----------------	--	--------------------	--	--	---------------------------------------	--	------------------------------------------------------------------------------------------------------------------------------------------------------

Inning Stats	R: 0 E: 0 K: 1 S: 10	H: 1 LOB: 1 BB: 0 P: 14	R: 2 E: 0 K: 0 S: 10	H: 2 LOB: 1 BB: 1 P: 22	R: 0 E: 0 K: 0 S: 5	H: 1 LOB: 2 BB: 1 P: 14	R: 0 E: 0 K: 1 S: 6	H: 0 LOB: 0 BB: 0 P: 10	R: 1 E: 0 K: 1 S: 9	H: 1 LOB: 0 BB: 0 P: 14	R: 0 E: 0 K: 0 S: 11	H: 2 LOB: 2 BB: 1 P: 19	R: 0 E: 0 K: 1 S: 6	H: 0 LOB: 0 BB: 0 P: 9	R: 0 E: 0 K: 1 S: 7	H: 0 LOB: 0 BB: 0 P: 13	R: 0 E: 0 K: 1 S: 7	H: 1 LOB: 1 BB: 0 P: 12	1B: 5 2B: 3 3B: 0 HR: 1	SF: 0 SAC: 0 DP: 1 HBP: 0	WP: 0 PB: 1 SB: 0 CS: 0	PA: 37
--------------	-------------------------------	----------------------------------	-------------------------------	----------------------------------	------------------------------	----------------------------------	------------------------------	----------------------------------	------------------------------	----------------------------------	-------------------------------	----------------------------------	------------------------------	---------------------------------	------------------------------	----------------------------------	------------------------------	----------------------------------	----------------------------------	------------------------------------	----------------------------------	--------

PITCHER	<b>Brian Bohanon, L</b> (1, 1) <small>ERA: 2.67</small>	IP 9.0 WLS L BF 37 H 8 R 3 ER 3 SO 6 BB 3 IBB 0 HBP 0 BLK 0 WP 0 HR 1 S 71 P 127 ERA 3.00 WHIP 1.222	PITCHER		IP WLS BF H R ER SO BB IBB HBP BLK WP HR S P ERA WHIP
---------	------------------------------------------------------------	------------------------------------------------------------------------------------------------------------------------------------------------------	---------	--	-------------------------------------------------------

**TOP**

**San Diego Padres @ Los Angeles Dodgers**  
 Dodger Stadium, Los Angeles, CA

Wed Sep 23 1998, 7:05 PM PDT  
 Att. 29,163 - Unknown - 74 F

[livebaseballscorecards.com](http://livebaseballscorecards.com)

<b>AB</b>	<b>34</b>
<b>R</b>	<b>3</b>
<b>H</b>	<b>8</b>
<b>RBI</b>	<b>3</b>
<b>BB</b>	<b>3</b>
<b>SO</b>	<b>6</b>
<b>LOB</b>	<b>14</b>



BOTTOM

San Diego Padres @ Los Angeles Dodgers  
Dodger Stadium, Los Angeles, CA

livebaseballscorecards.com

AB 33  
R 2  
H 8  
RBI 2  
BB 3  
SO 9  
LOB 18



WP: 0 PA: 37  
PB: 0  
SB: 1  
CS: 0  
ERA: 0.00 WHIP: 0.750

Wed Sep 23 1998, 7:05 PM PDT  
Att: 29,163 - Unknown - 74 F

AB R H RBI BB SO LOB

5 0 0 0 0 1 3

2 0 0 0 1 1 2  
1 0 0 0 0 1 0

4 0 1 1 0 2 1

3 0 1 0 1 0 2

3 1 2 1 0 0 1  
1 0 1 0 0 0 0  
0 0 0 0 0 0 0

4 0 0 0 0 1 4

3 0 1 0 1 0 2

3 1 1 0 0 2 1  
0 0 0 0 0 0 0

1B: 6 SF: 0  
2B: 1 SAC: 1  
3B: 0 DP: 1  
HR: 1 HBP: 0

Batter	1	2	3	4	5	6	7	8	9
Roger Cedeno, S OBP: 0.321, SLG: 0.302 (1, 8) (9, 7)	1-0 F8		0-0 G4-1		0-3 K		0-0 G6-3		1-1 G4-3
Alex Cora, L OBP: 0.171, SLG: 0.182 Trenidad Hubbard, R OBP: 0.357, SLG: 0.455 (1, 4) (8, PH) (9, 8)	4-0 G1-4-3 BB		2-0 G3		2-3 K			0-3 K	
Eric Karros, R OBP: 0.352, SLG: 0.475 (1, 3)	3-2 G1-4-3 1-2f		2-1 1B		3-3 K			2-3 K	
Raul Mondesi, R OBP: 0.316, SLG: 0.497 (1, 9)		1-2 G6-3	0-0 F7			2-0 G4-3 G3 1B		4-1 1B BB	
Matt Luke, L OBP: 0.283, SLG: 0.442 Charles Johnson, R OBP: 0.285, SLG: 0.379 Mike Metcalfe, S (8, PR) (9, 4)		1-0 FC5-4 1B		0-0 HR		3-2 G3 1-2		1-1 S 1B	
Mark Grudzielanek, R OBP: 0.317, SLG: 0.363 (1, 6)		0-0 FC5-4 FC6-4 1-2f		1-3 K		2-2 G4-3 2-3		2-2 P4 1-2	
Adrian Beltré, R OBP: 0.286, SLG: 0.372 (1, 5)		0-1 FC6-4 1-2f		1-2 2B		1-1 F8			4-0 G4-3 SH1-4 BB
Angel Pena, R OBP: 0.375, SLG: 0.375 Juan Castro, R OBP: 0.246, SLG: 0.260 (1, 2) (9, PH)			3-2 G4-1 1B 1B		2-3 K		2-3 K		0-1 SH1-4
Brian Bohanon, L OBP: 0.311, SLG: 0.372 Jim Eisenreich, L OBP: 0.273, SLG: 0.268 (1, 1) (9, PH)			1-0 1B G4-1 1B		0-3 K		0-0 G1-3		2-2 G4-3

Inning Stats	R: 0	H: 0	E: 0	K: 0	S: 4	H: 0	LOB: 0	BB: 1	P: 12	R: 0	H: 1	E: 0	K: 0	S: 7	R: 0	H: 3	E: 0	K: 0	S: 9	R: 1	H: 2	E: 0	K: 3	S: 15	R: 0	H: 0	E: 0	K: 3	S: 10	R: 0	H: 1	E: 0	K: 1	S: 5	R: 0	H: 1	E: 0	K: 2	S: 13	R: 0	H: 0	E: 0	K: 0	S: 7	R: 0	H: 0	E: 0	K: 0	S: 14	1B: 6	SF: 0	2B: 1	SAC: 1	3B: 0	DP: 1	HR: 1	HBP: 0	WP: 0	PA: 37
--------------	------	------	------	------	------	------	--------	-------	-------	------	------	------	------	------	------	------	------	------	------	------	------	------	------	-------	------	------	------	------	-------	------	------	------	------	------	------	------	------	------	-------	------	------	------	------	------	------	------	------	------	-------	-------	-------	-------	--------	-------	-------	-------	--------	-------	--------

PITCHER	IP	WLS	BF	H	R	ER	SO	BB	IBB	HBP	BLK	WP	HR	S	P	ERA	WHIP
Andy Ashby, R ERA: 3.34 (1, 1)	6.0	W	25	7	2	2	6	1	0	0	0	0	1	55	90	3.00	1.333
Brian Boehringer, R ERA: 4.28 (7, 1)	0.1		1	0	0	0	1	0	0	0	0	0	0	3	5	0.00	0.000
24 Mark Langston, L ERA: 5.94 (7, 1)	0.2		2	0	0	0	0	0	0	0	0	0	0	2	2	0.00	0.000
Dan Miceli, R ERA: 3.27 (8, 1)	0.2		3	0	0	0	2	1	0	0	0	0	0	8	14	0.00	1.500
Randy Myers, L ERA: 4.47 (8, 1)	0.0		1	1	0	0	0	0	0	0	0	0	0	2	3	∞	∞
PITCHER	IP	WLS	BF	H	R	ER	SO	BB	IBB	HBP	BLK	WP	HR	S	P	ERA	WHIP
Trevor Hoffman, R ERA: 1.5 (8, 1)	1.1	S	5	0	0	0	0	1	0	0	0	0	0	10	19	0.00	0.750



Batter	1	2	3	4	5	6	7	8	9	AB R H RBI BB SO LOB	TOP										
Fernando Vina, L (1, 4) OBP: 0.384, SLG: 0.422	1-1 G6-3		1-0 G3		4-0 FC6-4 BB			0-0 G6-4-3 1B		3 0 1 0 1 0 0	<b>Milwaukee Brewers @ Los Angeles Dodgers</b> <b>Dodger Stadium, Los Angeles, CA</b> Thu Sep 24 1998, 7:05 PM PDT Att. 30,024 - Cloudy - 67 F										
Mark Loretta, R (1, 3) OBP: 0.384, SLG: 0.428	2-1 G5-3		2-2 F7		2-2 FC6-4			0-1 G6-4-3		4 0 0 0 0 0 3											
Jeff Cirillo, R (1, 5) OBP: 0.405, SLG: 0.451	4-2 1B BB		2-3 K			2-2 G6-3			2-1 G5-3	3 0 0 0 1 1 0											
Jeremy Burnitz, L (1, 9) OBP: 0.339, SLG: 0.504	3-1 1-2 1B		2-3 K			3-2 P6			0-3 K	4 0 1 0 0 2 0											
Marquis Grissom, R (1, 8) OBP: 0.303, SLG: 0.371	3-1 F8		1-2 G6-3			1-0 CS 1B			1-2 G1-3	4 0 1 0 0 0 2											
Geoff Jenkins, L (1, 7) OBP: 0.279, SLG: 0.387		0-2 G3		0-3 K		1-1 CS 1-2	1-2 G5-3			3 0 0 0 0 1 0											
Jose Valentin, S (1, 6) OBP: 0.322, SLG: 0.396		1-0 HR			1-0 G4-3		4-2 CS BB			2 1 1 1 1 0 0											
Mike Matheny, R (1, 2) OBP: 0.275, SLG: 0.334		0-1 F8			2-2 BB 1B		3-3 K 1-2			3 0 1 0 0 1 1											
Steve Woodard, L (1, 1) OBP: 0.140, SLG: 0.180		2-2 G6-3			2-3 K			0-0 G3		2 0 0 0 0 1 1											
Bob Hamelin, L (8, PH) OBP: 0.298, SLG: 0.411										1 0 0 0 0 0 0											
Chad Fox, R (8, 1)										0 0 0 0 0 0 0											
Mike Myers, L (8, 1)										0 0 0 0 0 0 0											
<b>Inning Stats</b>	R: 0 E: 0 K: 0 S: 12	H: 1 LOB: 2 BB: 1 P: 25	R: 1 E: 0 K: 0 S: 9	H: 1 LOB: 0 BB: 0 P: 12	R: 0 E: 0 K: 2 S: 7	H: 0 LOB: 0 BB: 0 P: 17	R: 0 E: 0 K: 1 S: 11	H: 1 LOB: 2 BB: 1 P: 22	R: 0 E: 0 K: 0 S: 8	H: 1 LOB: 0 BB: 0 P: 15	R: 0 E: 0 K: 1 S: 11	H: 0 LOB: 1 BB: 1 P: 19	R: 0 E: 0 K: 0 S: 4	H: 1 LOB: 0 BB: 0 P: 4	R: 0 E: 0 K: 1 S: 8	H: 0 LOB: 0 BB: 0 P: 11	1B: 4 2B: 1 3B: 0 HR: 1	SF: 0 SAC: 0 DP: 2 HBP: 0	WP: 0 PB: 0 SB: 0 CS: 2	PA: 33	
<b>PITCHER</b>	IP WLS BF H R ER SO BB IBB HBP BLK WP HR S P ERA WHIP																				
Dave Micki, R (1, 1) ERA: 4.57	6.0	23	4	1	1	4	2	0	0	0	0	1	61	103	1.50	1.000					
Eric Weaver, R (7, 1) ERA: 1.0	2.0	W	6	1	0	0	1	1	0	0	0	0	15	23	0.00	1.000					
Jeff Shaw, R (9, 1) ERA: 2.06	1.0	S	3	0	0	0	1	0	0	0	0	0	8	11	0.00	0.000					

livebaseballscorecards.com

<b>AB</b>	29
<b>R</b>	1
<b>H</b>	5
<b>RBI</b>	1
<b>BB</b>	3
<b>SO</b>	6
<b>LOB</b>	7



Batter	1	2	3	4	5	6	7	8	9
Roger Cedeno, S (1, 7) OBP: 0.324, SLG: 0.316	2-1 G4-3			0-2 G4-3			2-0 HR	4-0 WP 1B BB	
Trenidad Hubbard, R (1, 8) OBP: 0.360, SLG: 0.453	0-1 F7			1-1 G6-3			4-1 G6-3 BB	1-1 1-H 3-H 1B	
Mark Grudzielanek, R (1, 6) OBP: 0.315, SLG: 0.360	2-0 P3			3-2 G4-3			0-0 G6-3 1-2	1-1 F9 SAFE	
Eric Karros, R (1, 3) OBP: 0.349, SLG: 0.471			1-1 F8		0-1 G5-3		0-0 L6	1-3 K	
Matt Luke, L (1, 9) OBP: 0.284, SLG: 0.438			0-2 G5-3		0-0 F7		4-0 IBB		
Adrian Beltré, R (1, 5) OBP: 0.282, SLG: 0.366			0-3 K		1-2 G5-3		1-1 F9		
Paul Lo Duca, R (1, 2) OBP: 0.200, SLG: 0.300			2-1 G6-3			2-2 G4-3		0-0 E 2B	
Juan Castro, R (1, 4) OBP: 0.243, SLG: 0.257			1-3 K			0-0 G5-3		0-0 SH SH5-4 WP	
Dave Micki, R (1, 1) OBP: 0.167, SLG: 0.120			0-3 K			1-1 G4-3		0-0 SH5-4	
Angel Pena, R (6, PH) OBP: 0.333, SLG: 0.333									
Eric Weaver, R (7, 1)									
Alex Cora, L (8, PH) OBP: 0.171, SLG: 0.182									
Jeff Shaw, R (9, 1)									

AB	R	H	RBI	BB	SO	LOB
3	2	1	1	1	0	0
3	0	1	1	1	0	0
4	0	0	0	0	0	2
4	0	0	0	0	1	2
2	0	0	0	1	0	0
3	0	0	0	0	1	2
3	1	1	0	0	0	0
2	1	0	0	0	1	0
1	0	0	0	0	1	0
1	0	0	0	0	0	0
0	0	0	0	0	0	0
0	0	0	0	0	0	0
0	0	0	0	0	0	0

WP	HR	S	P	ERA	WHIP
2	1	47	74	1.29	0.286
0	0	5	10	54.00	9.000
0	0	5	7	0.00	0.000

1B	2B	3B	HR	SF	SAC	DP	HBP
1	1	0	1	0	2	0	0
0	0	0	0	0	0	0	0
0	0	0	0	0	0	0	0

WP	PA
2	31

**Milwaukee Brewers @ Los Angeles Dodgers**  
**Dodger Stadium, Los Angeles, CA**  
 Thu Sep 24 1998, 7:05 PM PDT  
 Att: 30,024 - Cloudy - 67 F

AB	26
R	4
H	3
RBI	2
BB	3
SO	4
LOB	6



PITCHER	IP	WLS	BF	H	R	ER	SO	BB	IBB	HBP	BLK	WP	HR	S	P	ERA	WHIP
Steve Woodard, R (1, 1) ERA: 4.18	7.0		24	1	1	1	3	1	1	0	0	0	1	47	74	1.29	0.286
Chad Fox, R (8, 1) ERA: 4.02	0.1	L	5	2	3	2	0	1	0	0	0	1	0	5	10	54.00	9.000
Mike Myers, L (8, 1) ERA: 2.7	0.2		2	0	0	0	1	0	0	0	0	0	0	5	7	0.00	0.000



Batter	1	2	3	4	5	6	7	8	9	AB R H RBI BB SO LOB	TOP									
Fernando Vina, L (1, 4) OBP: 0.386, SLG: 0.424	0-2 F7		0-0 F9 FC6 1B		2-1 E E 1B 1B		1-1 G3		2-1 G6-4-3 1B 1B	5 2 3 0 0 0 0	<b>Milwaukee Brewers @ Los Angeles Dodgers</b> <b>Dodger Stadium, Los Angeles, CA</b> Fri Sep 25 1998, 7:05 PM PDT Att. 36,059 - Unknown - 68 F									
Mark Loretta, R (1, 3) OBP: 0.382, SLG: 0.426	1-2 F8		0-0 FC6 FC6-4		2-1 E3 1B		0-2 G4-3		0-0 G6-4-3 1B	5 0 1 0 0 0 2										
Jeff Cirillo, R (1, 5) OBP: 0.405, SLG: 0.450	0-0 BB 1B		1-0 F9		1-1 G3-6-1 1B		2-0 G5-3		0-0 G6-4-3 1-2f 2-3	5 0 2 1 0 0 4										
Jeremy Burnitz, L (1, 9) OBP: 0.339, SLG: 0.502	4-1 SAFE 1-2 BB		2-1 P6		0-0 G3-6-1 1-2f		0-0 P5		1-1 FC6-4 1B 3-H	4 0 1 1 1 0 4										
Marquis Grissom, R (1, 8) OBP: 0.302, SLG: 0.370	2-0 G4-3		2-1 FC6-4 1-2f		0-0 E6 G1-3		1-2 PB S 1B		1-0 FC6-4 1-2f	5 0 1 0 0 0 5										
Jose Valentin, S (1, 6) OBP: 0.321, SLG: 0.393		2-2 P4		1-2 F9		1-1 G1-3 1-2		4-1 S BB		3 0 0 0 1 0 1										
Bobby Hughes, R (1, 2) OBP: 0.289, SLG: 0.411		0-2 G4-3		3-3 K		1-0 F8		3-3 K		3 0 0 0 0 1 1										
Bob Hamelin, L (8, PH) OBP: 0.296, SLG: 0.408										1 0 0 0 0 1 2										
Mike Matheny, R (8, 2) OBP: 0.275, SLG: 0.334										0 0 0 0 0 0 0										
Geoff Jenkins, L (1, 7) OBP: 0.286, SLG: 0.388		0-0 1B		1-2 G4-3		4-0 IBB		4-0 BB		2 0 1 0 2 0 0										
48 Brad Woodall, S (1, 1) OBP: 0.293, SLG: 0.324		0-3 K		1-3 K		1-0 F8		3-3 K		3 0 0 0 0 2 3										
Brian Banks, S (8, PH) OBP: 0.370, SLG: 0.500										1 0 0 0 0 1 3										
Al Reyes, R (8, 1) OBP: 0.200, SLG: 0.200										0 0 0 0 0 0 0										
<b>Inning Stats</b>	R: 0 E: 0 K: 0 S: 10	H: 1 LOB: 2 BB: 1 P: 17	R: 0 E: 0 K: 1 S: 12	H: 1 LOB: 1 BB: 0 P: 14	R: 0 E: 0 K: 1 S: 7	H: 0 LOB: 0 BB: 0 P: 15	R: 1 E: 1 K: 1 S: 10	H: 2 LOB: 1 BB: 0 P: 16	R: 0 E: 1 K: 0 S: 5	H: 0 LOB: 2 BB: 1 P: 12	R: 0 E: 0 K: 0 S: 6	H: 0 LOB: 0 BB: 0 P: 9	R: 0 E: 0 K: 2 S: 11	H: 1 LOB: 3 BB: 2 P: 26	R: 1 E: 0 K: 0 S: 7	H: 3 LOB: 1 BB: 0 P: 11	1B: 9 2B: 0 3B: 0 HR: 0	SF: 0 SAC: 0 DP: 2 HBP: 0	WP: 0 PB: 1 SB: 2 CS: 0	PA: 41
<b>PITCHER</b>	IP WLS BF H R ER SO BB IBB HBP BLK WP HR S P ERA WHIP																			
Ismael Valdez, R (1, 1) ERA: 3.98	8.0 W 36 6 1 0 5 3 1 0 0 0 0 0 71 121 0.00 1.125																			
Jeff Shaw, R (9, 1) ERA: 2.14	1.0 S 5 3 1 1 0 0 0 0 0 0 0 0 7 11 9.00 3.000																			


livebaseballscorecards.com

<b>AB</b>	37
<b>R</b>	2
<b>H</b>	9
<b>RBI</b>	2
<b>BB</b>	4
<b>SO</b>	5
<b>LOB</b>	25







Batter	1	2	3	4	5	6	7	8	9	AB R H RBI BB SO LOB	TOP		
Fernando Vina, L (1, 4) OBP: 0.386, SLG: 0.424	0-0 FC4-6 BB 1B		1-1 L5		1-1 G3		1-1 S 1B		0-0 SH5-3	4 0 2 1 0 0 0			
Mark Loretta, R (1, 3) OBP: 0.382, SLG: 0.424	4-1 FC4-6 BB		2-2 F8		2-0 G6-3		3-1 G5-3		1-0 G5-4-3 1B	4 0 1 2 1 0 2			
Jeff Cirillo, R (1, 5) OBP: 0.402, SLG: 0.447	1-3 K		2-0 G4-3		0-0 F9		1-3 K		0-2 G5-4-3 1-2f	5 0 0 0 0 2 3			
Jeremy Burnitz, L (1, 9) OBP: 0.339, SLG: 0.501	1-0 FC4-6 1-2f 2-3		0-2 F9		0-0 1B		2-3 K			4 0 1 0 0 1 2			
Marquis Grissom, R (1, 8) OBP: 0.304, SLG: 0.382	2-0 P4		1-0 HR		0-3 K		1-1 HR			4 2 2 2 0 1 3			
Darin Jackson, R (1, 7) OBP: 0.273, SLG: 0.372		2-1 G3-1		0-1 G5-3		4-0 1B G5-3 FC1-5-2 BB		2-3 K		3 0 0 0 1 1 0			
Mike Matheny, R (1, 2) OBP: 0.278, SLG: 0.334 Greg Martinez, S (9, PR) Bobby Hughes, R (9, 2) OBP: 0.289, SLG: 0.411		3-1 1B		2-0 G5-3		2-1 G5-3		4-1 BB 48 1B BB		3 0 1 0 1 0 1 0 1 0 0 0 0 0 0 0 0 0 0 0 0	AB 34 R 6 H 9 RBI 6 BB 4 SO 7 LOB 15		
Jose Valentin, S (1, 6) OBP: 0.322, SLG: 0.392		1-2 F7		0-0 B1-3		0-0 FC1-5-2 1B 1B		4-1 SH5-3 48 1B 1B BB		3 2 1 0 1 0 1			
Scott Karl, L (1, 1) OBP: 0.133, SLG: 0.107 Ronnie Belliard, R (7, PH) OBP: 0.200, SLG: 0.200 David Weathers, R (7, 1) OBP: 0.160, SLG: 0.217 48 Brad Woodall, S (9, PH) OBP: 0.310, SLG: 0.342 Eric Plunk, R (9, 1)		0-3 K		3-3 K		1-2 FC1-5-2 1B		1-0 SH5-3 1B		2 0 0 0 0 2 1 1 0 0 0 0 0 2 0 0 0 0 0 0 0 1 1 1 1 0 0 0 0 0 0 0 0 0 0			
<b>Inning Stats</b>	R: 0 H: 1 E: 0 LOB: 2 K: 1 BB: 1 S: 8 P: 16	R: 0 H: 1 E: 0 LOB: 1 K: 1 BB: 0 S: 14 P: 20	R: 0 H: 0 E: 0 LOB: 0 K: 0 BB: 0 S: 6 P: 11	R: 1 H: 1 E: 0 LOB: 0 K: 0 BB: 0 S: 7 P: 10	R: 0 H: 0 E: 0 LOB: 0 K: 1 BB: 0 S: 6 P: 10	R: 0 H: 1 E: 0 LOB: 1 K: 1 BB: 0 S: 7 P: 9	R: 1 H: 2 E: 0 LOB: 2 K: 0 BB: 1 S: 10 P: 21	R: 1 H: 1 E: 0 LOB: 0 K: 3 BB: 0 S: 12 P: 18	R: 3 H: 2 E: 0 LOB: 1 K: 0 BB: 2 S: 10 P: 20	1B: 7 SF: 0 2B: 0 SAC: 1 3B: 0 DP: 1 HR: 2 HBP: 0	WP: 0 PA: 39 PB: 0 SB: 1 CS: 0		
<b>PITCHER</b>	IP WLS BF H R ER SO BB IBB HBP BLK WP HR S P ERA WHIP											<b>PITCHER</b>	IP WLS BF H R ER SO BB IBB HBP BLK WP HR S P ERA WHIP
Carlos Perez, L (1, 1) ERA: 3.59	6.2 L 28 6 2 2 4 2 0 0 0 0 0 1 56 92 2.70 1.200												
Sean Maloney, R (7, 1) ERA: 4.97	0.1 1 0 0 0 0 0 0 0 0 0 0 0 2 5 0.00 0.000												
Gary Rath, L (8, 1) ERA: 10.8	1.1 8 2 4 4 3 2 0 0 0 0 0 1 16 31 27.00 3.000												
Eric Weaver, R (9, 1) ERA: 0.93	0.2 2 1 0 0 0 0 0 0 0 0 0 0 6 7 0.00 1.500												

Milwaukee Brewers @ Los Angeles Dodgers  
Dodger Stadium, Los Angeles, CA  
Sat Sep 26 1998, 3:33 AM PDT  
Att. 30,645 - Overcast - 64 F

livebaseballscores.com

Batter	1	2	3	4	5	6	7	8	9	AB R H RBI BB SO LOB
Roger Cedeno, S (1, 8) OBP: 0.314, SLG: 0.305	1-3 K		1-3 K		2-0 F9		2-1 G4-3			4 0 0 0 0 2 1
Juan Castro, R (1, 4) OBP: 0.245, SLG: 0.258	1-1 1B		1-0 G1-3			2-3 K		1-0 G4-6-3 1B		4 0 2 0 0 1 0
Mark Grudzielanek, R (1, 6) OBP: 0.313, SLG: 0.363	1-0 F8			1-2 G5-3		3-2 F7		1-0 G4-6-3 1-2f		4 0 0 0 0 0 2
Eric Karros, R (1, 3) OBP: 0.352, SLG: 0.473	3-2 1B			4-0 BB		1-1 2B		3-2 FC6-4 1B		3 0 3 0 1 0 0
Adrian Beltré, R (1, 5) OBP: 0.282, SLG: 0.375	0-0 F9			4-2 BB		0-0 G5-3		2-1 FC6-4 1-2f		3 0 0 0 1 0 4
Matt Luke, L (1, 7) OBP: 0.288, SLG: 0.445		4-2 CS		2-3 K		1-0 HR		4-2 BB		2 1 1 1 2 1 2
Angel Pena, R (1, 2) OBP: 0.231, SLG: 0.231		2-3 K		3-1 P4		2-1 P4		2-3 K		4 0 0 0 0 2 4
Damon Hollins, R (1, 9) OBP: 0.167, SLG: 0.167		2-1 G4-3			2-1 G6-3		0-2 G4-3		2-3 K	4 0 0 0 0 1 1
Carlos Perez, L (1, 1) Sean Maloney, R (7, 1) Charles Johnson, R (7, PH) Mike Metcalfe, S (7, PR) Gary Rath, L (8, 1) Eric Weaver, R (9, 1) Jim Eisenreich, L (9, PH)			1-3 K		1-3 K		2-2 2B		2-3 K	2 0 0 0 0 0 2 0 0 0 0 0 0 0 0 0 1 0 1 0 0 0 0 0 0 0 0 0 0 0 0 0 0 0 0 0 0 0 0 0 0 0 0 0 0 0 0 0 1 0 0 0 0 0 1 1

Inning Stats	R: 0	H: 2	E: 0	K: 1	S: 10	WLS	BF	H	R	ER	SO	BB	IBB	HBP	BLK	WP	HR	S	P	ERA	WHIP
	0	2	0	1	10		23	3	0	0	7	3	0	0	0	0	0	51	93	0.00	1.000
	0	0	0	0	0		9	4	1	1	0	0	0	0	0	0	1	22	36	4.50	2.000
	0	0	0	0	0		4	0	0	0	3	1	0	0	0	0	0	16	26	0.00	1.000

PITCHER	IP	WLS	BF	H	R	ER	SO	BB	IBB	HBP	BLK	WP	HR	S	P	ERA	WHIP
Scott Karl, L (1, 1) ERA: 4.4	6.0		23	3	0	0	7	3	0	0	0	0	0	51	93	0.00	1.000
David Weathers, R (7, 1) ERA: 4.91	2.0		9	4	1	1	0	0	0	0	0	0	1	22	36	4.50	2.000
Eric Plunk, R (9, 1) ERA: 4.33	1.0		4	0	0	0	3	1	0	0	0	0	0	16	26	0.00	1.000

**BOTTOM**

**Milwaukee Brewers @ Los Angeles Dodgers**  
**Dodger Stadium, Los Angeles, CA**

Sat Sep 26 1998, 3:33 AM PDT  
Att. 30,645 - Overcast - 64 F

AB	32
R	1
H	7
RBI	1
BB	4
SO	10
LOB	15

WP: 0 PA: 36  
PB: 0  
SB: 0  
CS: 1







Batter	1	2	3	4	5	6	7	8	9
Roger Cedeno, S OBP: 0.317, SLG: 0.321 (1, 7)	1-0 F9 ①		3-1 E5 1B		0-0 HR		2-3 K ①		
Juan Castro, R OBP: 0.245, SLG: 0.255 (1, 4)	2-2 F9 ②		4-2 BB		1-1 F9 ③		0-0 G5-3 ② ③ 2-3f		
Trenidad Hubbard, R OBP: 0.358, SLG: 0.452 (1, 8)	1-0 G6-3 ③		3-2 G6-3 ③			0-0 BLK SF8 2B		3-1 F7 ①	
Eric Karros, R OBP: 0.355, SLG: 0.475 Mike Metcalfe, S (8, PR) Jeff Shaw, R (9, 1)		1-1 G6-4-3 1B		1-0 G4-3 1B		2-2 G1-3 ① 2-3		0-0 S 1B	
Mark Grudzielanek, R OBP: 0.311, SLG: 0.362 Jeff Kubenka, R (7, 1) Matt Luke, L OBP: 0.287, SLG: 0.444 (8, PH) (9, 3)		2-1 G6-4-3 ① ② 1-2f		1-1 G4-3 ① SAFE 1-2		0-1 SF8 ② 3-H		1-1 F7 ②	
Charles Johnson, R OBP: 0.289, SLG: 0.381 (1, 2)		4-1 BB		1-2 K ②		4-2 BB		1-0 P3 ③ 1-2	
Adrián Beltré, R OBP: 0.278, SLG: 0.369 (1, 5)		1-2 P3 ③		2-0 G5-3 ③		1-2 P3 ③			
Damon Hollins, R OBP: 0.200, SLG: 0.200 (1, 9)			0-0 F8 ①		2-3 K ①		3-0 G5-3 BB 1B		
Chan Ho Park, R OBP: 0.216, SLG: 0.250 Alex Cora, L OBP: 0.194, SLG: 0.182 (7, 6)			1-3 K ②		0-1 F8 ②		4-2 SAFE SAFE SAFE SAFE 1-2 BB		

Inning Stats	R: 0	H: 0	E: 0	K: 0	S: 6	R: 0	H: 1	E: 0	K: 0	S: 8	R: 0	H: 1	E: 0	K: 1	S: 12	R: 1	H: 1	E: 0	K: 1	S: 9	R: 1	H: 1	E: 0	K: 0	S: 14	R: 0	H: 1	E: 0	K: 1	S: 8	R: 0	H: 1	E: 0	K: 0	S: 6	

PITCHER	IP	WLS	BF	H	R	ER	SO	BB	IBB	HBP	BLK	WP	HR	S	P	ERA	WHIP
Bill Pulsipher, L ERA: 5.1 (1, 1)	6.0	L	25	5	2	2	3	3	0	0	1	0	1	57	95	3.00	1.333
Al Reyes, R ERA: 3.95 (7, 1)	1.0		4	1	0	0	1	1	0	0	0	0	0	8	17	0.00	2.000
Chad Fox, R ERA: 3.95 (8, 1)	1.0		4	1	0	0	0	0	0	0	0	0	0	6	11	0.00	1.000

**BOTTOM**

**Milwaukee Brewers @ Los Angeles Dodgers**  
**Dodger Stadium, Los Angeles, CA**

Sun Sep 27 1998, 3:33 AM PDT  
 Att: 46,696 - Cloudy - 73 F

AB	R	H	RBI	BB	SO	LOB
4	1	2	1	0	1	2
3	0	0	0	1	0	2
4	1	1	0	0	0	2
4	0	3	0	0	0	1
0	0	0	0	0	0	0
0	0	0	0	0	0	0
2	0	0	1	0	0	2
0	0	0	0	0	0	0
1	0	0	0	0	0	1
2	0	0	0	2	1	2
3	0	0	0	0	0	3
3	0	1	0	0	1	0
2	0	0	0	0	1	0
0	0	0	0	1	0	0

AB	28
R	2
H	7
RBI	2
BB	4
SO	4
LOB	15

livebaseballscorecards.com



WP	PA
33	