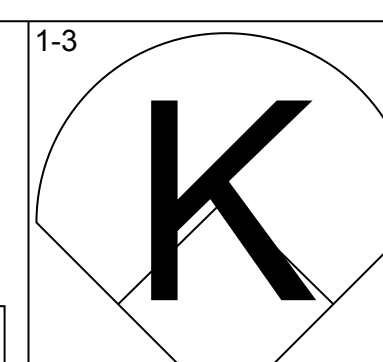
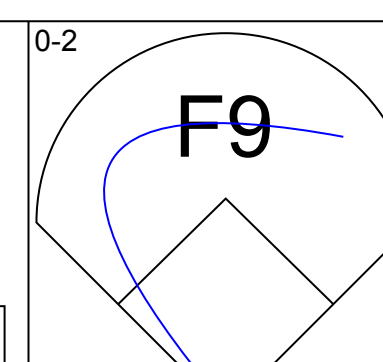
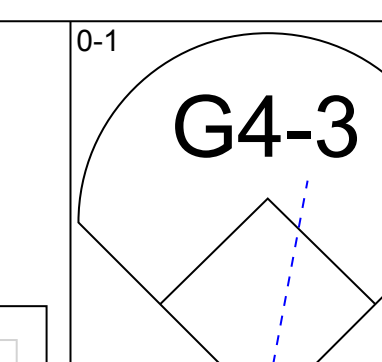
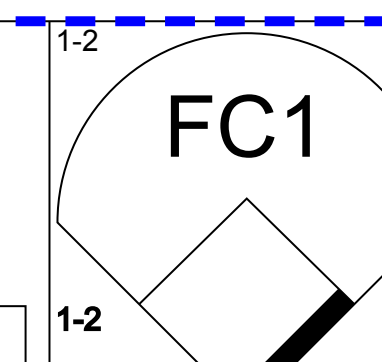
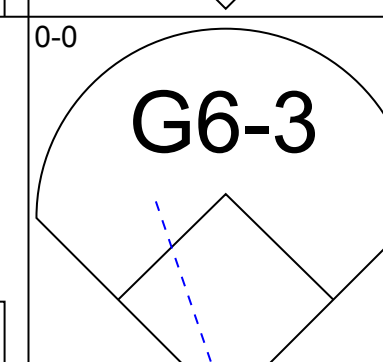
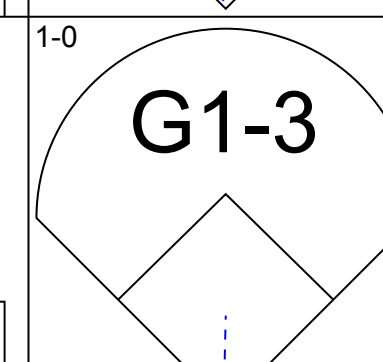
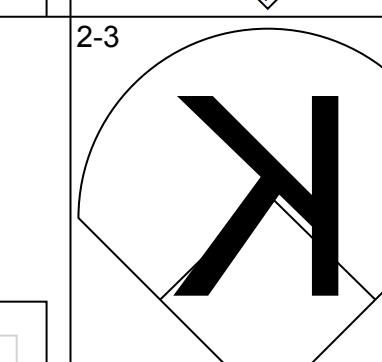
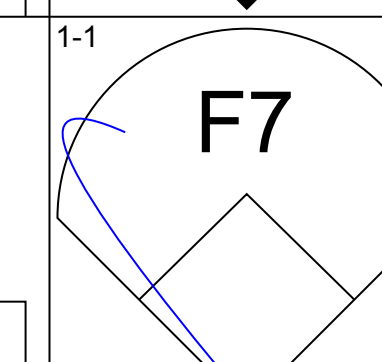
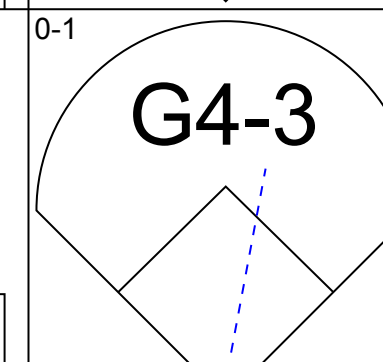
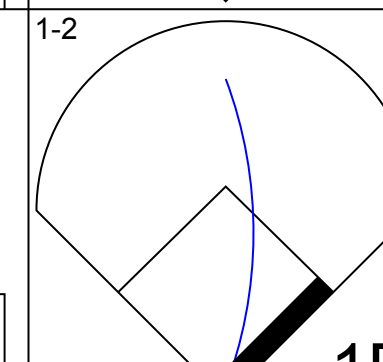
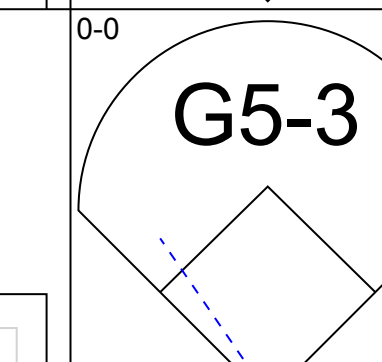
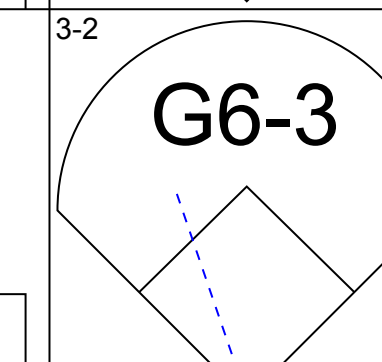
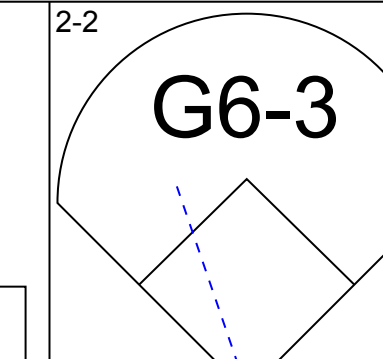
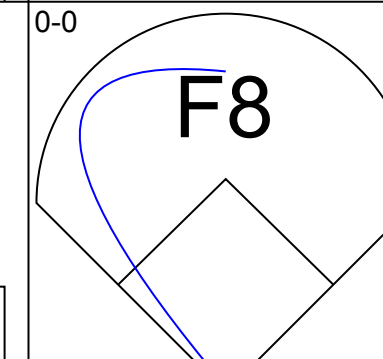
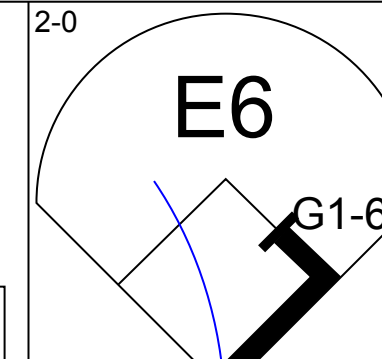
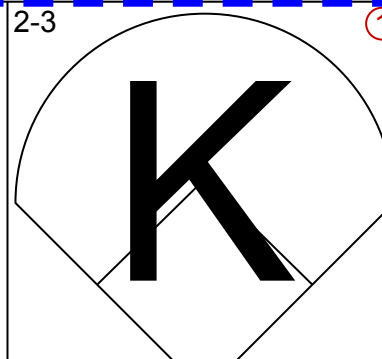
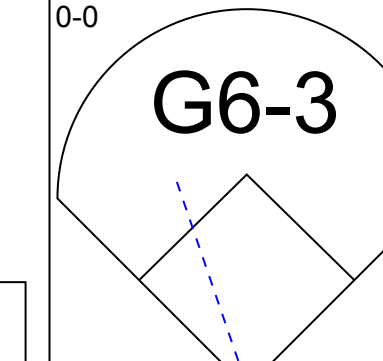
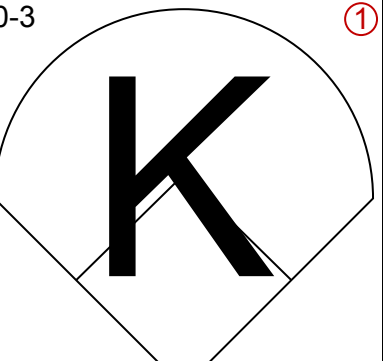
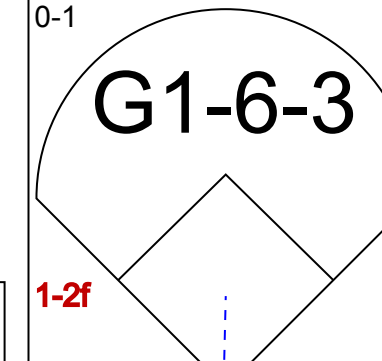
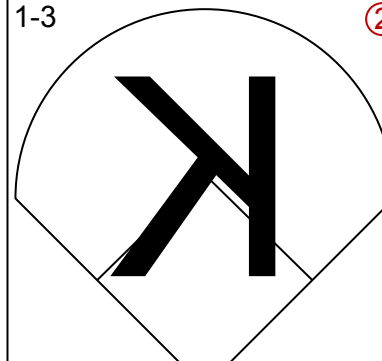
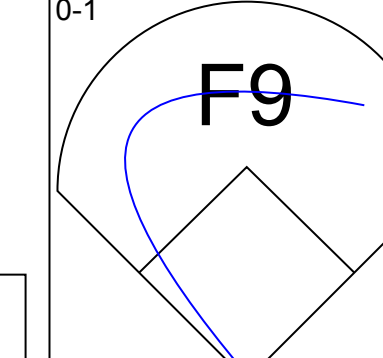
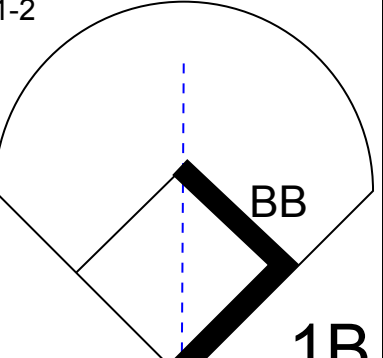
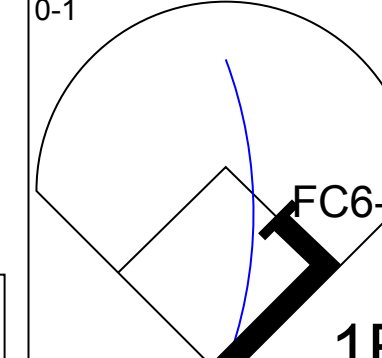
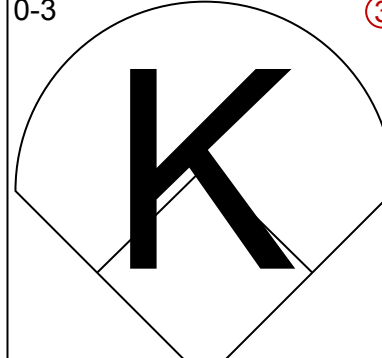
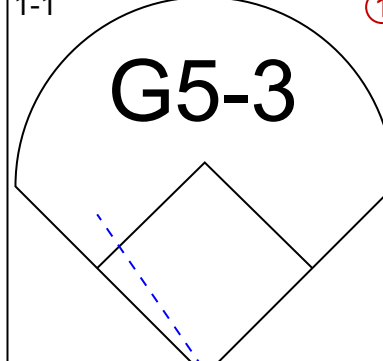
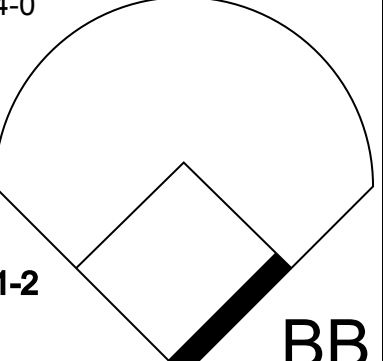
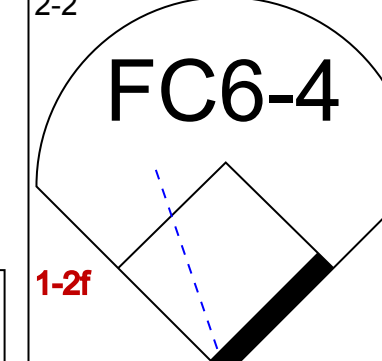
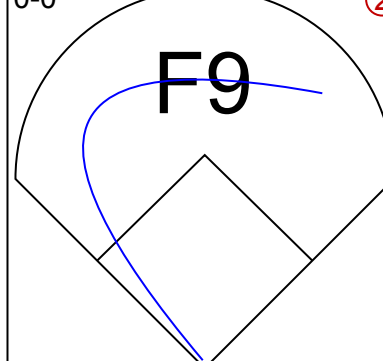
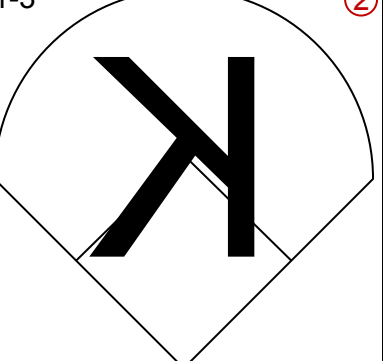
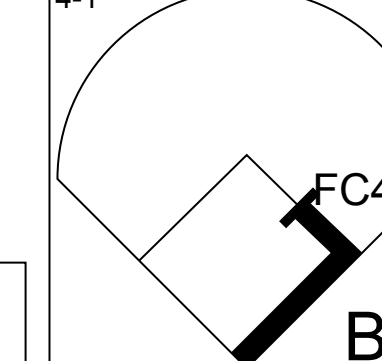


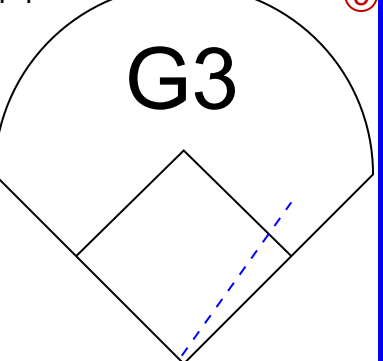
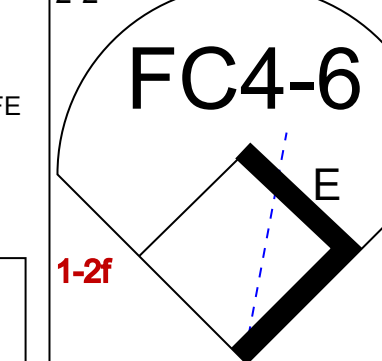




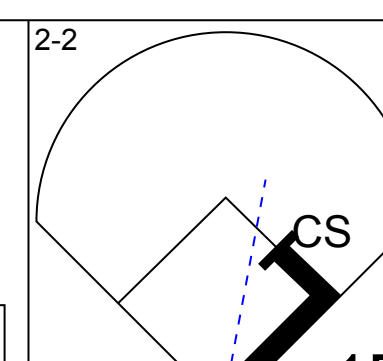
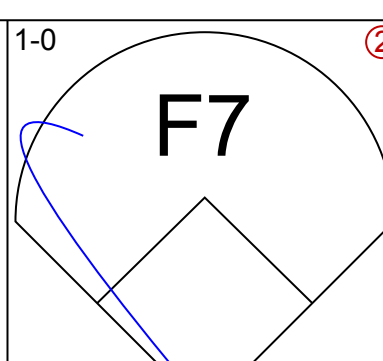
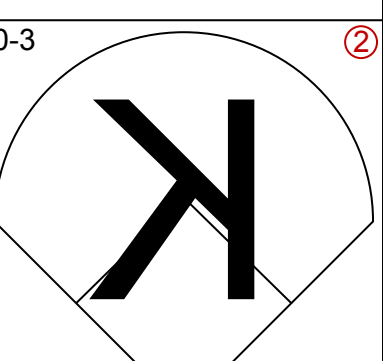
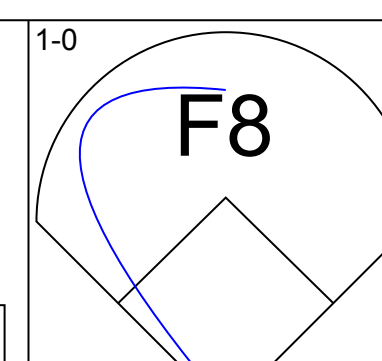
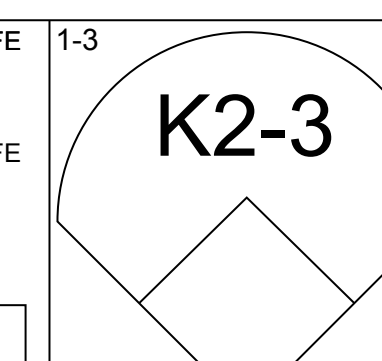
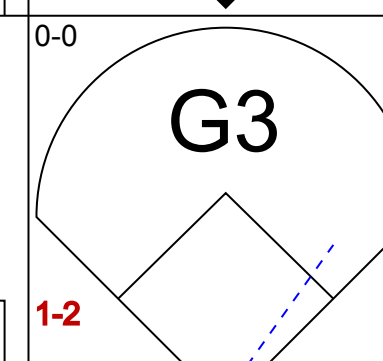
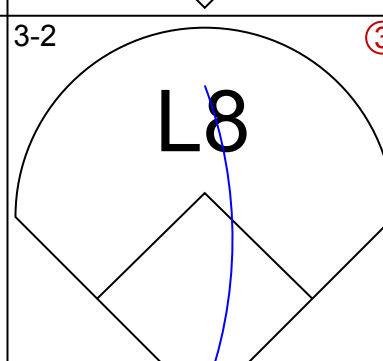
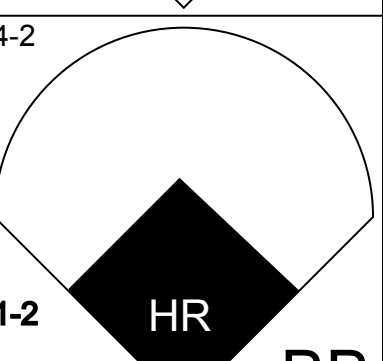
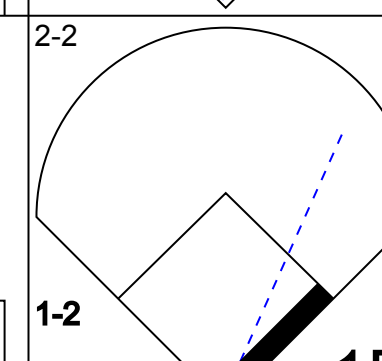
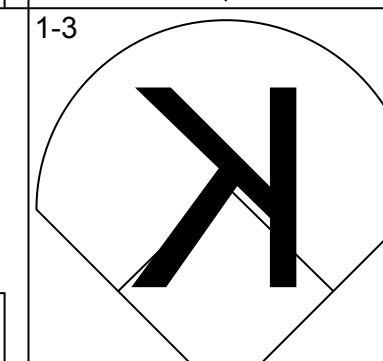
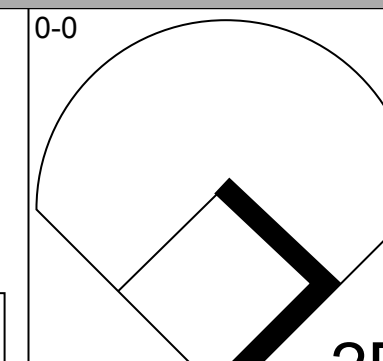
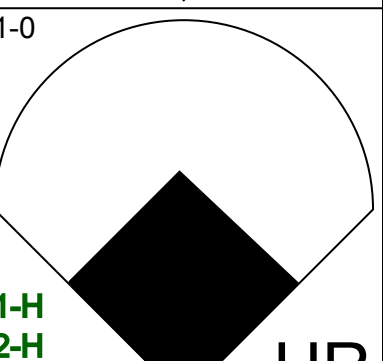
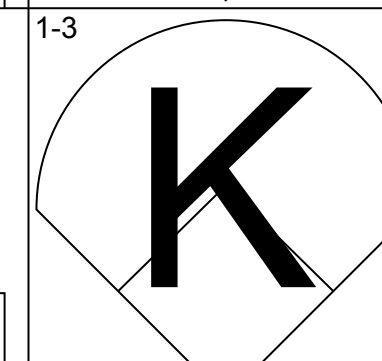
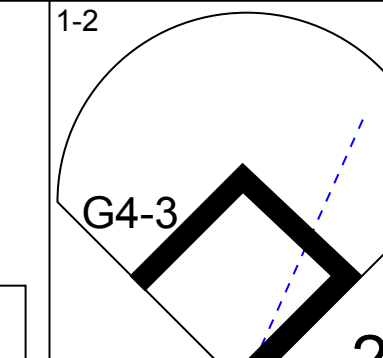
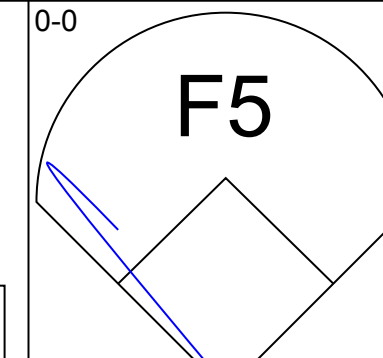
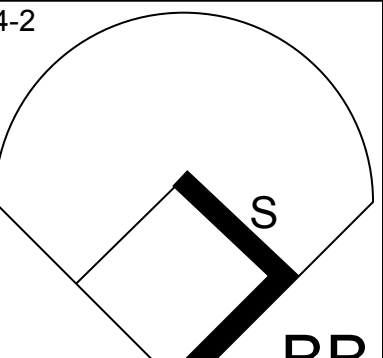
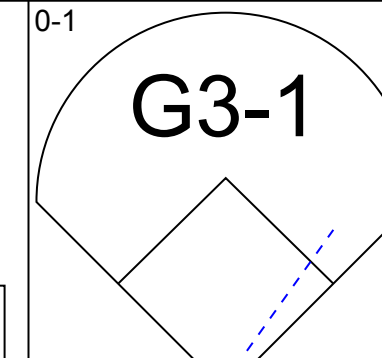
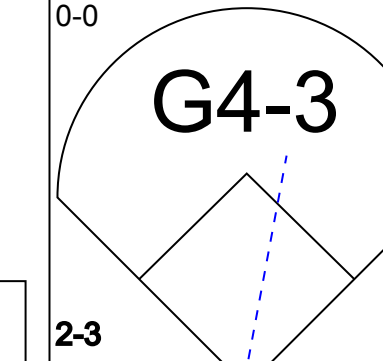
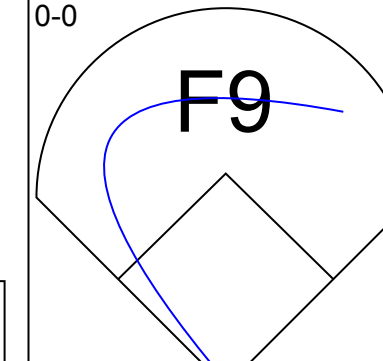
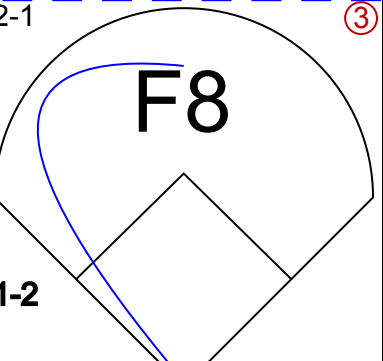
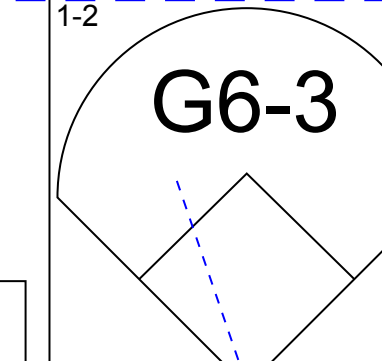
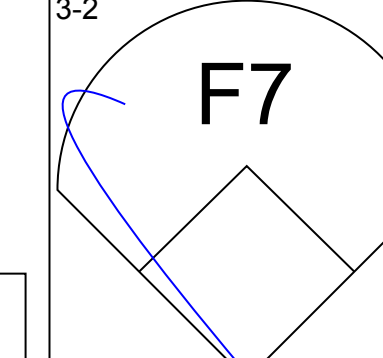
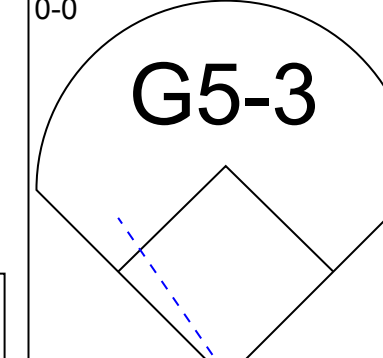
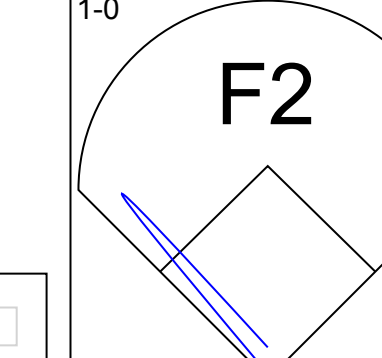
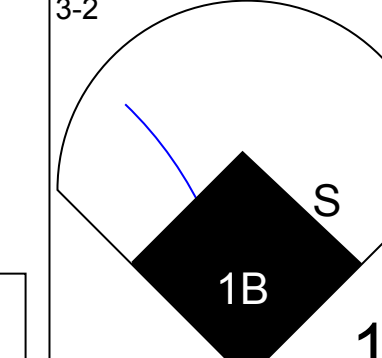
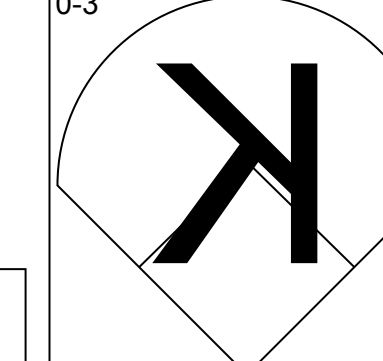
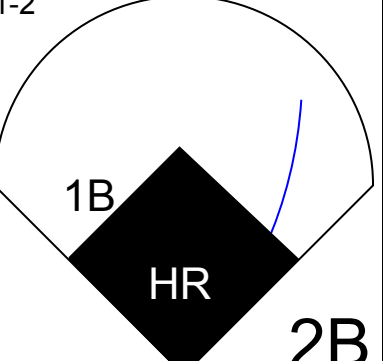
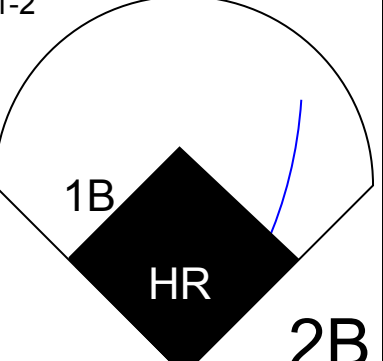
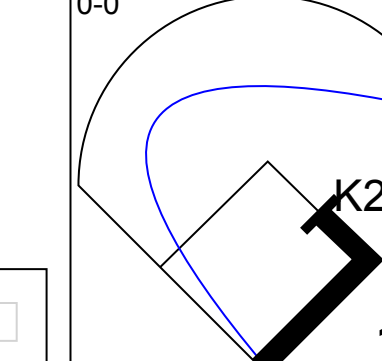
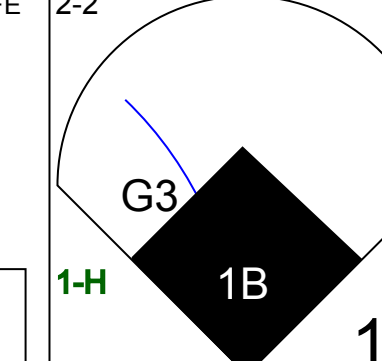
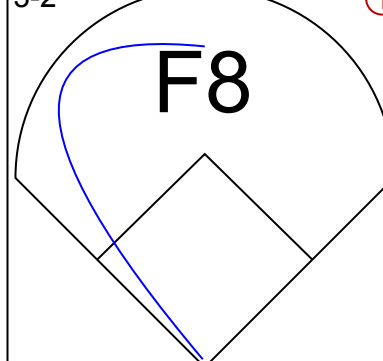
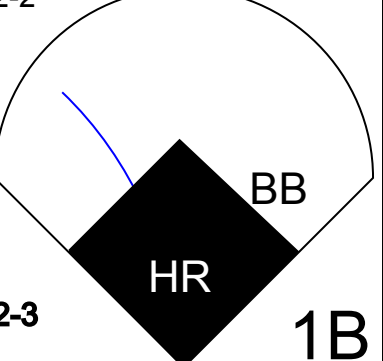
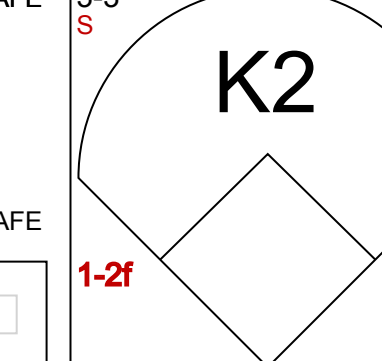
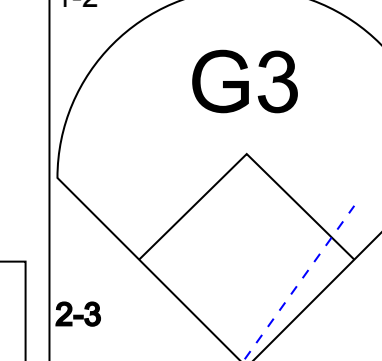
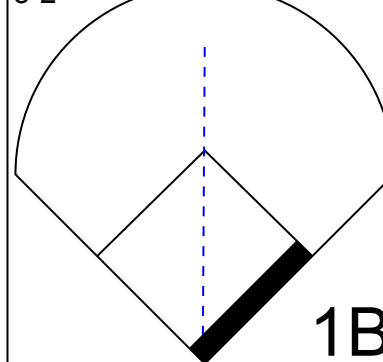
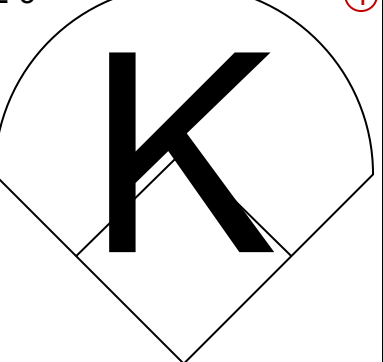
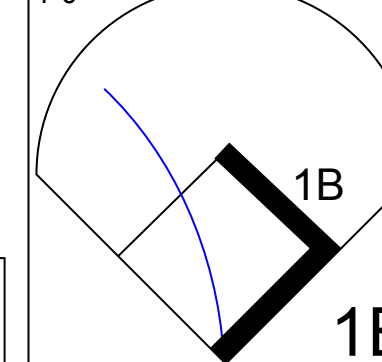
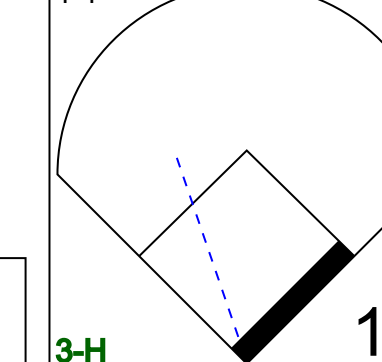

Los Angeles Dodgers - 1998

Batter	1	2	3	4	5	6	7	8	9	AB	R	H	RBI	BB	SO	LOB	TOP					
Eric Young Sr., R (1.4)										4	0	0	0	0	1	1						
Jose Vizcaino, S (1.6)										4	0	0	0	0	1	2						
Mike Piazza, R (1.2) OBP: 0.250, SLG: 0.250										4	0	1	0	0	0	2						
Todd Zeile, R (1.5)										4	0	0	0	0	1	1						
Raul Mondesi, R (1.9)										4	0	0	0	0	2	1						
Paul Konerko, R (1.3) OBP: 0.500, SLG: 0.500										4	0	2	0	0	1	0						
Todd Hollandsworth, L (1.7) (8.8)										2	0	0	0	1	0	1						
Trenidad Hubbard, R (1.8) Wilton Guerrero, S (8. PH) (8.7)										2	0	0	0	0	1	2						
Ramon Martinez, R (1.1) Darren Hall, R (5.1) Frank Lankford, R (7.1) Thomas Howard, S (8. PH) Mike Devereaux, R (8. PH) Jim Bruske, R (8.1) Mark Guttrie, R (8.1)										2	0	0	0	0	1	2						
Inning Stats	R: 0 E: 0 K: 1 S: 6	H: 0 LOB: 0 BB: 0 P: 7	R: 0 E: 0 K: 0 S: 6	H: 0 LOB: 0 BB: 0 P: 8	R: 0 E: 0 K: 1 S: 6	H: 0 LOB: 0 BB: 0 P: 9	R: 0 E: 0 K: 0 S: 8	H: 1 LOB: 1 BB: 0 P: 10	R: 0 E: 0 K: 2 S: 11	H: 1 LOB: 2 BB: 1 P: 18	R: 0 E: 0 K: 1 S: 8	H: 0 LOB: 0 BB: 0 P: 10	R: 0 E: 1 K: 0 S: 8	H: 1 LOB: 1 BB: 0 P: 12	R: 0 E: 1 K: 0 S: 12	H: 0 LOB: 2 BB: 1 P: 23	R: 0 E: 0 K: 3 S: 11	H: 0 LOB: 0 BB: 0 P: 14	1B: 3 2B: 0 3B: 0 HR: 0	SF: 0 SAC: 0 DP: 1 HBP: 0	WP: 0 PB: 0 SB: 0 CS: 0	PA: 33
PITCHER	IP	WLS	BF	H	R	ER	SO	BB	IBB	HBP	BLK	WP	HR	S	P	ERA	WHIP					
Todd Stottlemyre, R (1.1) ERA: 0.000	7.0	W	26	3	0	0	5	2	0	0	0	0	0	54	79	0.00	0.714					
Lance Painter, L (8.1) ERA: 0.000	0.1		1	0	0	0	0	0	0	0	0	0	0	3	5	0.00	0.000					
John Frascatore, R (8.1) ERA: 0.000	0.2		3	0	0	0	0	0	0	0	0	0	0	8	13	0.00	0.000					
Braden Loooper, R (9.1) ERA: 0.000	1.0		3	0	0	0	3	0	0	0	0	0	0	11	14	0.00	0.000					

Los Angeles Dodgers @ St. Louis Cardinals
 Busch Stadium, St. Louis, MO
 Tue Mar 31 1998, 3:33 AM CST
 Att: 47,972 - Cloudy - 60 F

AB 31
 R 0
 H 3
 RBI 0
 BB 2
 SO 8
 LOB 13



Batter	1	2	3	4	5	6	7	8	9	AB	R	H	RBI	BB	SO	LOB	BOTTOM					
Royce Clayton, R (1.6) OBP: 0.200, SLG: 0.200										5	0	1	0	0	2	5						
Delino DeShields, L (1.4) OBP: 0.500, SLG: 0.333										3	1	1	0	1	0	2						
Mark McGwire, R (1.3) OBP: 0.500, SLG: 1.500										4	1	2	4	0	2	2						
Ray Lankford, L (1.8) OBP: 0.500, SLG: 0.667										3	0	1	0	1	0	3						
Brian Jordan, R (1.9)										4	0	0	0	0	0	3						
Ron Gant, R (1.7) OBP: 0.250, SLG: 0.250 Braden Loooper, R (9.1)										4	1	1	0	0	0	2						
Gary Gaetti, R (1.5) OBP: 0.750, SLG: 1.000										4	2	3	1	0	1	1						
Tom Lampkin, L (1.2) OBP: 0.250, SLG: 0.250										4	1	1	0	0	1	2						
Todd Stottlemyre, L (1.1) OBP: 0.667, SLG: 0.667 Lance Painter, L (8.1) John Frascatore, R (8.1) Willie McGee, S (8. PH) (9.7)										3	0	2	0	0	1	2						
Inning Stats	R: 0 E: 0 K: 1 S: 7	H: 1 LOB: 0 BB: 0 P: 10	R: 0 E: 0 K: 1 S: 11	H: 1 LOB: 1 BB: 0 P: 15	R: 0 E: 0 K: 0 S: 13	H: 1 LOB: 1 BB: 0 P: 23	R: 0 E: 0 K: 0 S: 4	H: 1 LOB: 1 BB: 0 P: 4	R: 4 E: 0 K: 2 S: 20	H: 3 LOB: 1 BB: 2 P: 36	R: 0 E: 0 K: 1 S: 7	H: 1 LOB: 0 BB: 0 P: 11	R: 0 E: 0 K: 1 S: 10	H: 2 LOB: 2 BB: 0 P: 15	R: 2 E: 0 K: 1 S: 18	H: 3 LOB: 1 BB: 0 P: 27	R: 0 E: 0 K: 3 S: 11	H: 0 LOB: 0 BB: 0 P: 14	1B: 9 2B: 4 3B: 0 HR: 1	SF: 0 SAC: 0 DP: 1 HBP: 0	WP: 0 PB: 0 SB: 2 CS: 1	PA: 37
PITCHER	IP	WLS	BF	H	R	ER	SO	BB	IBB	HBP	BLK	WP	HR	S	P	ERA	WHIP					
Ramon Martinez, R (1.1) ERA: 7.71	4.2	L	22	7	4	4	4	2	0	0	0	0	0	9	84	0.00	0.750					
Darren Hall, R (5.1) ERA: 0.000	1.1		4	1	0	0	1	0	0	0	0	0	0	10	15	0.00	2.000					
Frank Lankford, R (7.1) ERA: 54.0	1.0		5	2	0	0	1	0	0	0	0	0	0	10	16	54.00	6.000					
Jim Bruske, R (8.1) ERA: 1.000, SLG: 1.000	0.1		3	2	2	2	0	0	0	0	0	0	0	10	16	54.00	6.000					
Mark Guttrie, L (8.1) ERA: 1.500	0.2		3	1	0	0	1	0	0	0	0	0	0	8	11	0.00	1.500					

Los Angeles Dodgers @ St. Louis Cardinals
 Busch Stadium, St. Louis, MO
 Tue Mar 31 1998, 3:33 AM CST
 Att: 47,972 - Cloudy - 60 F

AB 35
 R 6
 H 13
 RBI 6
 BB 2
 SO 7
 LOB 22



Batter	1	2	3	4	5	6	7	8	9	AB	R	H	RBI	BB	SO	LOB	TOP			
Eric Young Sr. R OBP: 0.278, SLG: 0.412	1-1 P2		2-1 2H 3B		0-1 F7			1-2 G6-3		4	0	1	1	0	0	1				
Thomas Howard S OBP: 0.182, SLG: 0.400	2-3 K		1-3 K		0-1 F7			0-0 G4-3		4	0	0	0	0	2	1				
Mike Piazza R OBP: 0.278, SLG: 0.294	3-2 2B		0-1 G6-3		0-0 G5-3			4-1 G6-4-3 BB		3	0	1	0	1	0	1				
Todd Zeile R OBP: 0.278, SLG: 0.333	0-0 F7			2-0 P6		1-1 F8		2-2 G6-4-3 1-2		4	0	0	0	0	2					
Raul Mondesi R OBP: 0.125, SLG: 0.125		1-0 G6-3		3-3 K			2-1 P4		0-0 P6	4	0	0	0	0	1	0				
Paul Konerko R OBP: 0.313, SLG: 0.214		0-0 F8		1-0 G5-3			4-2 BB			2	0	0	0	1	0	0				
Todd Hollandsworth L OBP: 0.309, SLG: 0.455		2-3 K			1-2 G3-1		2-3 K			3	0	0	0	0	2	1				
Jose Vizcaino S OBP: 0.188, SLG: 0.133			4-1 SH1-4 3B BB		1-1 SH1-4 1B		0-3 K			2	1	1	0	1	1	1				
Ismael Valdez R 37 Darren Dreifort R Wilton Guerrero S Antonio Osuna R			0-0 SH1-4		1-2 SH1-4			0-3 K		0	0	0	0	0	0	0				
Inning Stats	R: 0 E: 0 K: 1 S: 10	H: 1 LOB: 1 BB: 0 P: 16	R: 0 E: 0 K: 1 S: 6	H: 0 LOB: 0 BB: 0 P: 9	R: 1 E: 0 K: 1 S: 10	H: 1 LOB: 1 BB: 1 P: 17	R: 0 E: 0 K: 1 S: 6	H: 0 LOB: 0 BB: 0 P: 12	R: 0 E: 0 K: 0 S: 5	H: 0 LOB: 0 BB: 0 P: 6	R: 0 E: 0 K: 2 S: 13	H: 0 LOB: 1 BB: 1 P: 21	R: 0 E: 0 K: 1 S: 9	H: 0 LOB: 0 BB: 1 P: 10	R: 0 E: 0 K: 0 S: 5	H: 0 LOB: 0 BB: 1 P: 11	1B: 1 2B: 1 3B: 1 HR: 0	SF: 0 SAC: 2 DP: 1 HBP: 0	WP: 0 PB: 0 SB: 0 CS: 0	PA: 32
PITCHER	IP WLS BF H R ER SO BB IBB HBP BLK WP HR S P ERA WHIP																			
Brett Tomko R ERA: 1.13	(1, 1) 8.0 W 29 3 1 1 7 2 0 0 0 0 0 0 68 102 1.12 0.625																			
Jeff Shaw R ERA:	(9, 1) 1.0 S 3 0 0 0 0 1 0 0 0 0 0 0 5 11 0.00 1.000																			

Los Angeles Dodgers @ Cincinnati Reds
Cinergy Field, Cincinnati, OH
Sat Apr 04 1998, 3:33 AM EST
Att: 20,464 - Cloudy - 46 F

AB	27
R	1
H	3
RBI	1
BB	3
SO	7
LOB	7



Batter	1	2	3	4	5	6	7	8	9	AB	R	H	RBI	BB	SO	LOB	BOTTOM	
Chris Stynes R OBP: 0.409, SLG: 0.550	0-1 G5-3		0-1 G3		2-2 G3 1B	1-0 G4-3				4	0	1	0	0	0	1		
Jon Nunnally L OBP: 0.425, SLG: 0.471	4-2 2B BB		0-0 F7		1-0 G3 1-2		0-0 G6-3			3	0	0	0	1	0	1		
Willie Greene L OBP: 0.429, SLG: 0.688	1-3 K		1-0 G4-3		4-2 BB		2-2 L4			3	0	0	0	1	1	1		
Dmitri Young S OBP: 0.290, SLG: 0.500 Jeff Shaw R	0-0 1-H 2B			1-0 BB G6-4-3 2B	1-3 K		1-3 K			4	1	2	0	0	2	2		
Reggie Sanders R OBP: 0.524, SLG: 0.533		0-0 G5-3		1-0 G6-4-3 BB HBP		2-3 K		1-0 G1-6-3 1B		3	0	1	0	0	1	0		
Bret Boone R OBP: 0.428, SLG: 0.600		2-2 L4		4-1 G6-4-3 BB	1-2 2-3 BB	3-0 1B 1B		1-2 G1-6-3 1-2		3	1	1	0	1	0	1		
Brook Fordyce R OBP: 0.222, SLG: 0.125		2-2 BB 1B		3-2 G6-4-3 1-2 2-3 3-H		3-3 K 1-2		2-0 P3		4	0	1	0	0	1	3		
Pokey Reese R OBP: 0.214, SLG: 0.167		4-0 BB 1B		1-2 BB		0-0 1B 1B 2-H 1B 1B				2	1	1	1	1	1	1		
Brett Tomko R ERA: 4.76 Eduardo Perez R OBP: 0.294, SLG: 0.200		1-3 K		1-1 G5-3		1-1 1-H 1B				3	0	1	1	0	1	2		
Inning Stats	R: 0 E: 0 K: 1 S: 9	H: 1 LOB: 2 BB: 1 P: 14	R: 0 E: 0 K: 1 S: 10	H: 1 LOB: 2 BB: 1 P: 19	R: 0 E: 0 K: 0 S: 4	H: 0 LOB: 0 BB: 0 P: 5	R: 1 E: 0 K: 1 S: 9	H: 1 LOB: 1 BB: 1 P: 20	R: 0 E: 0 K: 2 S: 12	H: 3 LOB: 1 BB: 0 P: 22	R: 0 E: 0 K: 1 S: 7	H: 0 LOB: 0 BB: 0 P: 10	R: 0 E: 0 K: 0 S: 3	H: 1 LOB: 0 BB: 0 P: 8	1B: 6 2B: 2 3B: 0 HR: 0	SF: 0 SAC: 0 DP: 2 HBP: 1	WP: 0 PB: 0 SB: 1 CS: 0	PA: 34
PITCHER	IP WLS BF H R ER SO BB IBB HBP BLK WP HR S P ERA WHIP																	
Ismael Valdez R ERA: 4.76	(1, 1) 5.2 L 27 7 3 3 6 4 0 0 1 0 0 0 8 100 4.76 1.941																	
37 Darren Dreifort R ERA:	(6, 1) 1.1 4 0 0 0 1 0 0 0 0 0 0 0 8 12 0.00 0.000																	
Antonio Osuna R ERA: 9.0	(8, 1) 1.0 3 1 0 0 0 0 0 0 0 0 0 0 3 8 0.00 1.000																	

Los Angeles Dodgers @ Cincinnati Reds
Cinergy Field, Cincinnati, OH
Sat Apr 04 1998, 3:33 AM EST
Att: 20,464 - Cloudy - 46 F

AB	29
R	3
H	8
RBI	2
BB	4
SO	7
LOB	12



Batter	1	2	3	4	5	6	7	8	9	AB	R	H	RBI	BB	SO	LOB	TOP											
Eric Young Sr. R OBP: 0.273, SLG: 0.350	4-1 S S BB		3-2 P4		3-3 K			2-2 L7		3	0	0	0	1	1	1	Los Angeles Dodgers @ Cincinnati Reds Cinergy Field, Cincinnati, OH Sun Apr 05 1998, 3:33 AM EDT Att: 19,790 - Sunny - 50 F											
Trenidad Hubbard R OBP: 0.200, SLG: 0.500	1-3 K		1-3 K			3-2 G6-4-3 1B		3-2 F8		4	0	1	0	0	2	1												
Mike Piazza R OBP: 0.227, SLG: 0.238	3-3 K		1-1 F8			1-1 G6-4-3 1-2f		2-1 E6		4	0	0	0	0	1	2												
Todd Zeile R OBP: 0.227, SLG: 0.263	1-2 G5-3			3-2 F8		0-1 G4-3		2-2 G6-3		4	0	0	0	0	0	2												
Raul Mondesi R OBP: 0.250, SLG: 0.400		1-0 G5-3		1-2 G5-4-3 1B			1-1 HR		2-2 G5-4-3 1B	4	1	3	1	0	0	0												
Paul Konerko R OBP: 0.250, SLG: 0.167		2-3 K		1-2 G5-4-3 1-2f			3-2 G5-3		1-2 G5-4-3 1-2f	4	0	0	0	0	1	2												
Mike Devereaux R OBP: 0.800, SLG: 1.000		4-1 BB BB			4-1 SH1-4 BB		2-0 WP 2B		1-1 CS 1B	2	0	2	0	2	0	0												
Jose Vizcaino S OBP: 0.211, SLG: 0.118		4-1 SAFE SAFE BB BB BB		2-3 K		3-2 P6		0-2 CS		2	0	0	0	1	1	2												
Ramon Martinez R Scott Radinsky L		1-2 BB		1-3 K		0-0 SH1-4		2-3 K		2	0	0	0	0	2	3												
Inning Stats	R: 0 H: 0 E: 0 K: 2 S: 12	H: 0 LOB: 1 BB: 1 P: 21	R: 0 H: 0 E: 0 K: 2 S: 9	H: 0 LOB: 2 BB: 2 P: 21	R: 0 H: 0 E: 0 K: 1 S: 10	H: 0 LOB: 0 BB: 0 P: 15	R: 0 H: 1 E: 0 K: 0 S: 13	H: 1 LOB: 0 BB: 0 P: 18	R: 0 H: 0 E: 0 K: 2 S: 14	H: 0 LOB: 1 BB: 1 P: 23	R: 0 H: 1 E: 0 K: 0 S: 9	H: 1 LOB: 0 BB: 0 P: 13	R: 1 H: 2 E: 1 K: 1 S: 16	H: 2 LOB: 1 BB: 0 P: 24	R: 0 H: 0 E: 1 K: 0 S: 12	H: 0 LOB: 1 BB: 0 P: 21	R: 0 H: 2 E: 0 K: 0 S: 12	H: 2 LOB: 0 BB: 0 P: 16	1B: 4 2B: 1 3B: 0 HR: 1	SF: 0 SAC: 1 DP: 3 HBP: 0	WP: 1 PB: 0 SB: 2 CS: 1	PA: 35						
PITCHER	IP	WLS	BF	H	R	ER	SO	BB	IBB	HBP	BLK	WP	HR	S	P	ERA	WHIP											
Mike Remlinger L ERA: 1.59	(1, 1)	6.1	L	25	4	1	1	7	4	0	0	0	0	1	73	123	1.42	1.263										
Stan Belinda R ERA:	(7, 1)	2.2		9	2	0	0	1	0	0	0	0	1	0	34	49	0.00	0.750										

Batter	1	2	3	4	5	6	7	8	9	AB	R	H	RBI	BB	SO	LOB	BOTTOM										
Chris Stynes R OBP: 0.385, SLG: 0.500	2-3 K			0-0 P6			3-2 G5-3		1-2 HBP 1B	4	0	1	0	0	1	0	Los Angeles Dodgers @ Cincinnati Reds Cinergy Field, Cincinnati, OH Sun Apr 05 1998, 3:33 AM EDT Att: 19,790 - Sunny - 50 F										
Lenny Harris L	1-2 G1-3			0-0 F7			2-0 F9		1-0 HBP	3	0	0	0	0	0	0											
Willie Greene L OBP: 0.400, SLG: 0.579	3-1 G4-3			3-2 K			4-2 BB		3-2 G6-3	3	0	0	0	1	1	2											
Eduardo Perez R OBP: 0.250, SLG: 0.167		3-2 G6-3			3-0 G6-3		3-2 P6			3	0	0	0	0	0	1											
Reggie Sanders R OBP: 0.458, SLG: 0.444		2-3 K			0-0 G1-3			1-3 K		3	0	0	0	0	2	0											
Eddie Taubensee L OBP: 0.287, SLG: 0.286 Pat Watkins R (8, FR)		0-1 F8			3-2 F7			3-2 G6-4-3 1B		3	0	1	0	0	0	0											
Brook Fordyce R OBP: 0.222, SLG: 0.125										0	0	0	0	0	0	0											
Bret Boone R OBP: 0.375, SLG: 0.522			2-3 K			1-3 K		1-0 G6-4-3 1-2f		3	0	0	0	0	2	1											
Pokey Reese R OBP: 0.188, SLG: 0.143 Dmitri Young S (9, PH)			0-1 G5-3			2-1 F8		3-2 G3-1		2	0	0	0	0	0	0											
Mike Remlinger L Stan Belinda R Aaron Boone R (9, PH)			1-2 P5			1-3 K		1-1 P6		2	0	0	0	0	1	0											
Inning Stats	R: 0 H: 0 E: 0 K: 1 S: 10	H: 0 LOB: 0 BB: 0 P: 16	R: 0 H: 0 E: 0 K: 1 S: 9	H: 0 LOB: 0 BB: 0 P: 14	R: 0 H: 0 E: 0 K: 1 S: 8	H: 0 LOB: 0 BB: 0 P: 11	R: 0 H: 0 E: 0 K: 1 S: 5	H: 0 LOB: 0 BB: 0 P: 8	R: 0 H: 0 E: 0 K: 2 S: 10	H: 0 LOB: 0 BB: 0 P: 14	R: 0 H: 0 E: 0 K: 0 S: 12	H: 0 LOB: 1 BB: 1 P: 24	R: 0 H: 1 E: 0 K: 1 S: 7	H: 1 LOB: 0 BB: 0 P: 12	R: 0 H: 1 E: 0 K: 0 S: 12	H: 1 LOB: 2 BB: 0 P: 21	1B: 2 2B: 0 3B: 0 HR: 0	SF: 0 SAC: 0 DP: 1 HBP: 1	WP: 0 PB: 0 SB: 0 CS: 0	PA: 30							
PITCHER	IP	WLS	BF	H	R	ER	SO	BB	IBB	HBP	BLK	WP	HR	S	P	ERA	WHIP										
Ramon Martinez R ERA: 2.84	(1, 1)	8.0	W	25	1	0	0	7	1	0	0	0	0	68	112	0.00	0.250										
Scott Radinsky L ERA:	(9, 1)	1.0	S	5	1	0	0	0	0	0	1	0	0	12	21	0.00	1.000										

Batter	1	2	3	4	5	6	7	8	9	AB	R	H	RBI	BB	SO	LOB	TOP					
Devon White, S OBP: 0.308, SLG: 0.250 (1, 8)										0	0	0	0	0	0	0						
Jay Bell, R OBP: 0.414, SLG: 0.542 (1, 6)										4	0	1	0	0	1	2						
Travis Lee, L OBP: 0.276, SLG: 0.393 (1, 3)										4	0	1	0	0	0	1						
Matt Williams, R OBP: 0.345, SLG: 0.536 (1, 5)										4	0	1	0	0	0	3						
Jorge Fabregas, L OBP: 0.350, SLG: 0.188 (1, 2)										3	1	1	0	1	1	1						
Brent Bredt, L OBP: 0.182, SLG: 0.200 (1, 7)										4	0	0	0	0	3	4						
Karim Garcia, L OBP: 0.083, SLG: 0.217 (1, 9)										3	0	1	1	0	0	0						
Andy Stankiewicz, R OBP: 0.250, SLG: 0.250 (1, 4)										4	0	1	0	0	0	1						
Willie Blair, R OBP: 0.333, SLG: 0.333 Barry Manuel, R OBP: 0.333, SLG: 0.333 Clint Sodowsky, L OBP: 0.333, SLG: 0.333 Chris Jones, R OBP: 0.333, SLG: 0.333 Gregg Olson, R OBP: 0.333, SLG: 0.333 Russ Springer, R OBP: 0.333, SLG: 0.333 (1, 1)										1	0	0	0	0	0	1						
Inning Stats	R: 0 E: 0 K: 1 S: 11	H: 1 LOB: 1 BB: 0 P: 15	R: 1 E: 1 K: 1 S: 7	H: 2 LOB: 1 BB: 0 P: 8	R: 0 E: 0 K: 1 S: 13	H: 2 LOB: 3 BB: 1 P: 20	R: 0 E: 0 K: 1 S: 11	H: 1 LOB: 1 BB: 0 P: 15	R: 0 E: 0 K: 0 S: 6	H: 0 LOB: 0 BB: 0 P: 13	R: 0 E: 0 K: 1 S: 6	H: 1 LOB: 0 BB: 0 P: 10	R: 0 E: 0 K: 1 S: 7	H: 0 LOB: 0 BB: 0 P: 10	R: 0 E: 0 K: 1 S: 8	H: 0 LOB: 0 BB: 0 P: 14	1B: 8 2B: 0 3B: 0 HR: 0	SF: 1 SAC: 1 DP: 1 HBP: 0	WP: 0 PB: 0 SB: 0 CS: 0	PA: 35		
PITCHER	IP WLS BF H R ER SO BB IBB HBP BLK WP HR S P ERA WHIP	IP WLS BF H R ER SO BB IBB HBP BLK WP HR S P ERA WHIP	IP WLS BF H R ER SO BB IBB HBP BLK WP HR S P ERA WHIP	IP WLS BF H R ER SO BB IBB HBP BLK WP HR S P ERA WHIP	IP WLS BF H R ER SO BB IBB HBP BLK WP HR S P ERA WHIP	IP WLS BF H R ER SO BB IBB HBP BLK WP HR S P ERA WHIP	IP WLS BF H R ER SO BB IBB HBP BLK WP HR S P ERA WHIP	IP WLS BF H R ER SO BB IBB HBP BLK WP HR S P ERA WHIP	IP WLS BF H R ER SO BB IBB HBP BLK WP HR S P ERA WHIP	IP WLS BF H R ER SO BB IBB HBP BLK WP HR S P ERA WHIP	IP WLS BF H R ER SO BB IBB HBP BLK WP HR S P ERA WHIP	IP WLS BF H R ER SO BB IBB HBP BLK WP HR S P ERA WHIP	IP WLS BF H R ER SO BB IBB HBP BLK WP HR S P ERA WHIP	IP WLS BF H R ER SO BB IBB HBP BLK WP HR S P ERA WHIP	IP WLS BF H R ER SO BB IBB HBP BLK WP HR S P ERA WHIP	IP WLS BF H R ER SO BB IBB HBP BLK WP HR S P ERA WHIP	IP WLS BF H R ER SO BB IBB HBP BLK WP HR S P ERA WHIP	IP WLS BF H R ER SO BB IBB HBP BLK WP HR S P ERA WHIP	IP WLS BF H R ER SO BB IBB HBP BLK WP HR S P ERA WHIP	IP WLS BF H R ER SO BB IBB HBP BLK WP HR S P ERA WHIP	IP WLS BF H R ER SO BB IBB HBP BLK WP HR S P ERA WHIP	IP WLS BF H R ER SO BB IBB HBP BLK WP HR S P ERA WHIP

Arizona Diamondbacks @ Los Angeles Dodgers
Dodger Stadium, Los Angeles, CA
Tue Apr 07 1998, 3:33 AM PDT
Att: 52,424 - Cloudy - 68 F

AB 28
R 1
H 7
RBI 1
BB 1
SO 5
LOB 13



Batter	1	2	3	4	5	6	7	8	9	AB	R	H	RBI	BB	SO	LOB	BOTTOM					
Eric Young Sr., R OBP: 0.296, SLG: 0.400 (1, 4)										5	1	2	2	0	0	0						
Jose Vizcaino, S OBP: 0.205, SLG: 0.143 (1, 6)										4	1	1	2	0	0	0						
Mike Piazza, R OBP: 0.231, SLG: 0.240 (1, 2)										4	0	1	0	0	1	1						
Todd Zeile, R OBP: 0.269, SLG: 0.348 (1, 5)										4	0	2	1	0	0	1						
Raul Mondesi, R OBP: 0.250, SLG: 0.417 (1, 9)										4	1	1	0	0	0	3						
Paul Konerko, R OBP: 0.333, SLG: 0.238 (1, 3)										3	2	2	0	0	0	0						
Todd Hollandsworth, L OBP: 0.353, SLG: 0.667 (8, 8)										4	2	2	3	0	1	2						
Trenidad Hubbard, R OBP: 0.182, SLG: 0.455 Thomas Howard, S OBP: 0.214, SLG: 0.615 (1, 8)										1	0	0	0	0	0	2						
Mark Guthrie, R OBP: 0.214, SLG: 0.615 (4, PH)										3	1	1	1	0	0	2						
Mark Guthrie, R OBP: 0.214, SLG: 0.615 (5, 8)										0	0	0	0	0	0	0						
Mark Guthrie, R OBP: 0.214, SLG: 0.615 (8, 1)										0	0	0	0	0	0	0						
Antonio Osuna, R OBP: 0.214, SLG: 0.615 (9, 1)										0	0	0	0	0	0	0						
Chan Ho Park, R OBP: 0.200, SLG: 0.400 (1, 1)										3	1	1	0	0	2	2						
Jim Bruske, R OBP: 0.200, SLG: 0.400 (7, 1)										0	0	0	0	0	0	0						
Matt Luke, L OBP: 0.500, SLG: 0.333 (8, 7)										1	0	0	0	0	0	0						
Inning Stats	R: 0 E: 0 K: 0 S: 10	H: 0 LOB: 0 BB: 0 P: 17	R: 0 E: 0 K: 1 S: 9	H: 2 LOB: 2 BB: 0 P: 14	R: 1 E: 0 K: 1 S: 11	H: 2 LOB: 1 BB: 0 P: 14	R: 5 E: 0 K: 1 S: 28	H: 6 LOB: 2 BB: 0 P: 40	R: 3 E: 0 K: 1 S: 14	H: 3 LOB: 0 BB: 0 P: 20	R: 0 E: 0 K: 0 S: 6	H: 0 LOB: 0 BB: 0 P: 11	R: 0 E: 0 K: 0 S: 5	H: 0 LOB: 0 BB: 0 P: 9	R: 0 E: 0 K: 0 S: 9	H: 0 LOB: 0 BB: 0 P: 12	1B: 7 2B: 4 3B: 0 HR: 2	SF: 1 SAC: 0 DP: 0 HBP: 1	WP: 0 PB: 0 SB: 1 CS: 0	PA: 38		
PITCHER	IP WLS BF H R ER SO BB IBB HBP BLK WP HR S P ERA WHIP	IP WLS BF H R ER SO BB IBB HBP BLK WP HR S P ERA WHIP	IP WLS BF H R ER SO BB IBB HBP BLK WP HR S P ERA WHIP	IP WLS BF H R ER SO BB IBB HBP BLK WP HR S P ERA WHIP	IP WLS BF H R ER SO BB IBB HBP BLK WP HR S P ERA WHIP	IP WLS BF H R ER SO BB IBB HBP BLK WP HR S P ERA WHIP	IP WLS BF H R ER SO BB IBB HBP BLK WP HR S P ERA WHIP	IP WLS BF H R ER SO BB IBB HBP BLK WP HR S P ERA WHIP	IP WLS BF H R ER SO BB IBB HBP BLK WP HR S P ERA WHIP	IP WLS BF H R ER SO BB IBB HBP BLK WP HR S P ERA WHIP	IP WLS BF H R ER SO BB IBB HBP BLK WP HR S P ERA WHIP	IP WLS BF H R ER SO BB IBB HBP BLK WP HR S P ERA WHIP	IP WLS BF H R ER SO BB IBB HBP BLK WP HR S P ERA WHIP	IP WLS BF H R ER SO BB IBB HBP BLK WP HR S P ERA WHIP	IP WLS BF H R ER SO BB IBB HBP BLK WP HR S P ERA WHIP	IP WLS BF H R ER SO BB IBB HBP BLK WP HR S P ERA WHIP	IP WLS BF H R ER SO BB IBB HBP BLK WP HR S P ERA WHIP	IP WLS BF H R ER SO BB IBB HBP BLK WP HR S P ERA WHIP	IP WLS BF H R ER SO BB IBB HBP BLK WP HR S P ERA WHIP	IP WLS BF H R ER SO BB IBB HBP BLK WP HR S P ERA WHIP	IP WLS BF H R ER SO BB IBB HBP BLK WP HR S P ERA WHIP	IP WLS BF H R ER SO BB IBB HBP BLK WP HR S P ERA WHIP

Arizona Diamondbacks @ Los Angeles Dodgers
Dodger Stadium, Los Angeles, CA
Tue Apr 07 1998, 3:33 AM PDT
Att: 52,424 - Cloudy - 68 F

AB 36
R 9
H 13
RBI 9
BB 0
SO 4
LOB 13



Batter	1	2	3	4	5	6	7	8	9	AB	R	H	RBI	BB	SO	LOB	TOP			
Devon White, S (1, 8) OBP: 0.333, SLG: 0.296	3-0 HBP		2-3 K		0-0 2B			0-0 G4-3		0	1	0	0	0	0	0	Arizona Diamondbacks @ Los Angeles Dodgers Dodger Stadium, Los Angeles, CA Wed Apr 08, 1998, 7:05 PM PDT Att: 37,016 - Overcast - 61 F			
Jay Bell, R (1, 6) OBP: 0.424, SLG: 0.536	0-1 E7 1B		1-1 1B		3-3 K			0-1 G6-3		4	0	2	0	0	1	1				
Travis Lee, L (1, 3) OBP: 0.242, SLG: 0.344	3-2 F9		0-0 G3		1-0 F7			2-3 K		4	0	0	0	0	1	3				
Matt Williams, R (1, 5) OBP: 0.303, SLG: 0.469	0-2 K			0-3 K		0-0 F8		1-0 G6-3		4	0	0	0	0	2	1				
Jorge Fabregas, L (1, 2) OBP: 0.375, SLG: 0.368	0-3 K			0-0 HR		2-1 G4-3		4-2 G5-4-3 BB		3	1	1	1	1	1	1				
Brent Brade, L (1, 7) OBP: 0.192, SLG: 0.333		1-2 G4-3		0-0 HR		0-2 G4-3		1-0 G5-4-3 1-2		4	1	1	1	0	0	1				
Karim Garcia, L (1, 9) OBP: 0.074, SLG: 0.192		0-0 G1		1-3 K			0-1 G3-1			3	0	0	0	0	1	0				
Andy Stankiewicz, R (1, 4) OBP: 0.143, SLG: 0.143		1-3 K2-3		0-3 K			3-2 G3			3	0	0	0	0	2	0				
Brian Anderson, R (1, 1) Felix Rodriguez, R (9, 1)			3-2 F8		1-1 G6-3		1-3 K2-3			3	0	0	0	0	1	0	AB 28 R 3 H 4 RBI 2 BB 1 SO 9 LOB 7			
										0	0	0	0	0	0	0				
Inning Stats	R: 1 E: 1 K: 2 S: 11	H: 1 LOB: 1 BB: 0 P: 17	R: 0 E: 0 K: 1 S: 7	H: 0 LOB: 0 BB: 0 P: 9	R: 0 E: 0 K: 1 S: 9	H: 1 LOB: 1 BB: 0 P: 15	R: 2 E: 0 K: 3 S: 12	H: 2 LOB: 0 BB: 0 P: 13	R: 0 E: 0 K: 1 S: 7	H: 1 LOB: 1 BB: 0 P: 12	R: 0 E: 0 K: 0 S: 6	H: 0 LOB: 0 BB: 0 P: 8	R: 0 E: 0 K: 1 S: 8	H: 0 LOB: 0 BB: 0 P: 12	R: 0 E: 0 K: 1 S: 6	H: 0 LOB: 0 BB: 1 P: 10	1B: 2 2B: 1 3B: 0 HR: 2	SF: 0 SAC: 0 DP: 1 HBP: 1	WP: 0 PB: 0 SB: 1 CS: 0	PA: 33
PITCHER	IP WLS BF H R ER SO BB IBB HBP BLK WP HR S P ERA WHIP	5.0 L 21 5 3 3 8 0 0 1 0 0 2 46 66 5.40 1.000	6.1 1.1 4 0 0 0 0 0 0 0 0 0 0 8 10 0.00 0.000	7.1 1.2 5 0 0 0 2 0 0 0 0 0 0 12 18 0.00 0.000	9.1 1.0 3 0 0 0 0 1 0 0 0 0 0 4 10 0.00 1.000	PITCHER										IP WLS BF H R ER SO BB IBB HBP BLK WP HR S P ERA WHIP				

Batter	1	2	3	4	5	6	7	8	9	AB	R	H	RBI	BB	SO	LOB	BOTTOM					
Eric Young Sr., R (1, 4) OBP: 0.290, SLG: 0.379	2-1 F8		2-1 G6-4-3 1B			0-2 P4		0-0 L4-3		4	0	1	0	0	0	1	Arizona Diamondbacks @ Los Angeles Dodgers Dodger Stadium, Los Angeles, CA Wed Apr 08, 1998, 7:05 PM PDT Att: 37,016 - Overcast - 61 F					
Mike Deversaux, R (1, 8) OBP: 0.625, SLG: 0.667	1-2 FC5-4 1B		0-0 G6-4-3 1-2			0-0 F8		3-2 F8		3	0	1	0	0	0	1						
Thomas Howard, S (9, PH) OBP: 0.200, SLG: 0.571									1-1 F9	4	0	0	0	0	1	1						
Mike Piazza, R (1, 2) OBP: 0.200, SLG: 0.207	0-3 K			0-0 G6-3		2-1 F9		1-1 F9		4	0	0	0	0	1	1						
Todd Zeile, R (1, 5) OBP: 0.300, SLG: 0.370	1-2 FC5-4 1-2			3-3 K			0-0 1B	1-1 1B		4	0	2	0	0	1	1						
Raul Mondesi, R (1, 9) OBP: 0.250, SLG: 0.393		2-2 G4-6-3 1B		1-1 G6-3		0-1 F9		3-3 K		4	0	1	0	0	1	2						
Paul Konerko, R (1, 3) OBP: 0.296, SLG: 0.208		0-1 G4-6-3 1-2			1-0 G5-3		0-1 P3			3	0	0	0	0	2							
Todd Hollandsworth, L (1, 7) OBP: 0.350, SLG: 0.667		1-0 2B			0-1 G3-1		2-2 G4-3			3	0	1	0	0	0	1						
Jose Vizcaino, S (1, 6) OBP: 0.222, SLG: 0.167		2-2 G5-3			2-1 1B			1-2 F8		3	0	1	0	0	0	1						
Hideo Nomo, R (1, 1) Trenid Hubbard, R (5, PH) Mark Guttrick, R (5, 1) 37 Darren Dreifort, R (7, 1) Wilton Guerrero, S (8, PH) Frank Lankford, R (9, 1)			1-3 K		0-3 K			1-0 L4-3 1B		1	0	0	0	0	1	0	AB 32 R 0 H 8 RBI 0 BB 0 SO 5 LOB 11					
										0	0	0	0	0	0	0						
Inning Stats	R: 0 E: 0 K: 1 S: 12	H: 1 LOB: 1 BB: 0 P: 16	R: 0 E: 0 K: 0 S: 9	H: 2 LOB: 1 BB: 0 P: 14	R: 0 E: 0 K: 1 S: 6	H: 1 LOB: 0 BB: 0 P: 9	R: 0 E: 0 K: 1 S: 7	H: 0 LOB: 0 BB: 0 P: 11	R: 0 E: 0 K: 1 S: 9	H: 1 LOB: 1 BB: 0 P: 12	R: 0 E: 0 K: 0 S: 6	H: 0 LOB: 0 BB: 0 P: 8	R: 0 E: 0 K: 0 S: 8	H: 1 LOB: 1 BB: 0 P: 10	R: 0 E: 0 K: 0 S: 6	H: 1 LOB: 0 BB: 0 P: 8	R: 0 E: 0 K: 1 S: 12	H: 1 LOB: 1 BB: 0 P: 20	1B: 7 2B: 2 3B: 0 HR: 0	SF: 0 SAC: 0 DP: 3 HBP: 0	WP: 0 PB: 0 SB: 0 CS: 0	PA: 32
PITCHER	IP WLS BF H R ER SO BB IBB HBP BLK WP HR S P ERA WHIP	8.0 W 28 7 0 0 4 0 0 0 0 0 0 12 20 0.00 1.000	PITCHER										IP WLS BF H R ER SO BB IBB HBP BLK WP HR S P ERA WHIP									

Batter	1	2	3	4	5	6	7	8	9	AB	R	H	RBI	BB	SO	LOB	TOP					
Craig Biggio, R OBP: 0.334, SLG: 0.532 (1, 4)	G6-3		G6-3			E 2B		G6-3		4	1	1	0	0	0	0	Houston Astros @ Los Angeles Dodgers Dodger Stadium, Los Angeles, CA Fri Apr 10 1998, 7:05 PM PDT Att: 34,994 - Unknown - 64 F					
Derek Bell, R OBP: 0.481, SLG: 0.773 (1, 9)	K			G1-3		SF9			BB	2	0	0	1	1	1	0						
5 Jeff Bagwell, R OBP: 0.442, SLG: 0.500 (1, 3)	G6-3			CS 1B		BB BB			K	3	0	1	0	1	1	1						
Bill Spiers, L OBP: 0.318, SLG: 0.235 (1, 5)		K		L4		BB BB			BB	2	0	0	0	2	1	1						
Moises Alou, R OBP: 0.333, SLG: 0.444 (1, 7)		1B		CS	F7	P8			P4	4	0	1	0	0	0	3						
Richard Hidalgo, R OBP: 0.286, SLG: 0.324 (1, 8)	K				K				F8	4	0	0	0	0	3	2						
Tony Eusebio, R (1, 2)	G6-3				F8				G4-3	4	0	0	0	0	1	2						
Tim Bogar, R OBP: 0.182, SLG: 0.100 (1, 6)			G4-3			F7				3	0	0	0	0	1	0						
Shane Reynolds, R OBP: 0.333, SLG: 0.500 Bob Scanlan, R (6, 1)									K	2	1	1	0	0	1	0						
35 Dave Clark, L OBP: 0.333, SLG: 0.143 Mike Magnante, L (8, PH) Trever Miller, R (8, 1)						2B SF9 1B			K	0	0	0	0	0	0	0						
Inning Stats	R: 0 E: 0 K: 1 S: 11	H: 0 LOB: 0 BB: 0 P: 19	R: 0 E: 0 K: 2 S: 12	H: 1 LOB: 1 BB: 0 P: 18	R: 0 E: 0 K: 1 S: 9	H: 0 LOB: 0 BB: 0 P: 14	R: 0 E: 0 K: 0 S: 4	H: 1 LOB: 0 BB: 0 P: 6	R: 0 E: 0 K: 1 S: 8	H: 0 LOB: 0 BB: 0 P: 13	R: 2 E: 1 K: 0 S: 9	H: 2 LOB: 2 BB: 2 P: 20	R: 0 E: 0 K: 3 S: 10	H: 0 LOB: 0 BB: 0 P: 12	R: 0 E: 0 K: 2 S: 11	H: 0 LOB: 1 BB: 1 P: 21	R: 0 E: 0 K: 0 S: 9	H: 0 LOB: 1 BB: 1 P: 14	1B: 3 2B: 1 3B: 0 HR: 0	SF: 1 SAC: 0 DP: 0 HBP: 0	WP: 0 PB: 0 SB: 0 CS: 1	PA: 35
PITCHER	IP	WLS	BF	H	R	ER	SO	BB	IBB	HBP	BLK	WP	HR	S	P	ERA	WHIP					
Ramon Martinez, R ERA: 2.18 Brad Clontz, R ERA:	(1, 1)	8.0	W	30	4	2	1	10	3	0	0	0	0	74	123	1.12	0.875					
(9, 1)	1.0		4	0	0	0	0	1	0	0	0	0	0	9	14	0.00	1.000					

Batter	1	2	3	4	5	6	7	8	9	AB	R	H	RBI	BB	SO	LOB	BOTTOM					
Eric Young Sr., R OBP: 0.375, SLG: 0.432 (1, 4)	F7	1-2 1B		G5-3		3B 1B		1B HR BB		4	2	2	1	1	0	0	Houston Astros @ Los Angeles Dodgers Dodger Stadium, Los Angeles, CA Fri Apr 10 1998, 7:05 PM PDT Att: 34,994 - Unknown - 64 F					
Todd Hollandsworth, L OBP: 0.345, SLG: 0.630 (1, 7)	K	K			BB 1B	3B		HR 1B		5	1	3	1	0	2	2						
Mike Piazza, R OBP: 0.333, SLG: 0.556 (1, 2)	BB BB 1B			WP 1B FC1-6-5	BB FC5-4	G6-3		HR		4	2	3	4	1	0	1						
Todd Zeile, R OBP: 0.359, SLG: 0.400 (1, 5)	BB BB			FC1-6-5 WP 1B	F7		P5	1B		4	0	2	0	1	0	2						
Raul Mondesi, R OBP: 0.216, SLG: 0.306 (1, 9)	BB BB			FC1-6-5 CS 1B	P4		F7	F8		4	0	0	1	1	0	4						
Paul Konerko, R OBP: 0.290, SLG: 0.185 (1, 3)	BB BB			1-2 2-3	FC5-4		P4			3	0	0	0	1	1	5						
Thomas Howard, S OBP: 0.159, SLG: 0.444 Trenidad Hubbard, R OBP: 0.214, SLG: 0.429 (7, 8)		G3-1		K		G4-3		1B SH1-4 HR 1B		3	0	0	0	0	1	1						
Juan Castro, R (1, 6)		K			G5-3		G5-3	SH1-4		3	0	0	0	0	1	0						
Ramon Martinez, R OBP: 0.286, SLG: 0.429 Mike Devereaux, R OBP: 0.417, SLG: 0.400 Brad Clontz, R (9, 1)		1B 1B			K	1B 2B		G5-3		3	1	2	0	0	1	0						
Inning Stats	R: 0 E: 0 K: 2 S: 11	H: 1 LOB: 3 BB: 2 P: 24	R: 0 E: 0 K: 2 S: 13	H: 2 LOB: 2 BB: 0 P: 20	R: 1 E: 0 K: 1 S: 10	H: 2 LOB: 1 BB: 1 P: 19	R: 0 E: 0 K: 1 S: 6	H: 0 LOB: 0 BB: 0 P: 8	R: 0 E: 0 K: 0 S: 14	H: 1 LOB: 2 BB: 1 P: 23	R: 2 E: 0 K: 0 S: 13	H: 3 LOB: 1 BB: 0 P: 17	R: 0 E: 0 K: 0 S: 4	H: 0 LOB: 0 BB: 0 P: 9	R: 4 E: 0 K: 0 S: 12	H: 4 LOB: 1 BB: 1 P: 26		R: 0 E: 0 K: 0 S: 9	H: 0 LOB: 0 BB: 0 P: 14	1B: 10 2B: 1 3B: 1 HR: 1	SF: 0 SAC: 1 DP: 0 HBP: 0	WP: 1 PB: 0 SB: 0 CS: 1
PITCHER	IP	WLS	BF	H	R	ER	SO	BB	IBB	HBP	BLK	WP	HR	S	P	ERA	WHIP					
Shane Reynolds, R ERA: 3.86 Bob Scanlan, R ERA: Mike Magnante, L ERA: 6.75 Trever Miller, L ERA: 2.84	(1, 1)	5.2	L	28	8	3	3	6	4	0	0	0	0	65	108	4.76	2.118					
(6, 1)	1.1		5	1	0	0	0	0	0	0	0	0	0	6	12	0.00	0.750					
(8, 1)	0.2		6	3	4	4	0	1	0	0	0	0	1	6	16	54.00	6.000					
(8, 1)	0.1		2	1	0	0	0	0	0	0	0	0	0	6	10	0.00	3.000					

AB 29
R 2
H 4
RBI 1
BB 4
SO 10
LOB 9



AB 35
R 7
H 13
RBI 7
BB 5
SO 6
LOB 16




Batter	1	2	3	4	5	6	7	8	9	AB	R	H	RBI	BB	SO	LOB	TOP								
Bill Spiers, L OBP: 0.296, SLG: 0.273 (1, 4)	G4-3		2B		F8	G4-3			G3	5	0	1	0	0	0	2									
Derek Bell, R OBP: 0.464, SLG: 0.750 (1, 9)	G4-3		G6-3		5 HR				G1-3	4	1	1	0	0	0	1									
5 Jeff Bagwell, R OBP: 0.446, SLG: 0.591 (1, 3)	2B			G5-3	HR				F9	4	1	2	3	0	0	0									
Jack Howell, L OBP: 0.333, SLG: 0.250 Craig Biggio, R OBP: 0.434, SLG: 0.532 (1, 5) (9, 4)	K			K	1B				G6-3	4	0	1	0	0	2	1									
35 Dave Clark, L OBP: 0.308, SLG: 0.100 Richard Hidalgo, R OBP: 0.268, SLG: 0.324 (1, 7) (8, 7)		K		K	G4-3				G4-6-3 BB	3	0	0	0	1	2	1									
Carl Everett, S OBP: 0.238, SLG: 0.238 (1, 8)	F7				2B	1B			G4-6-3	4	2	2	0	0	0	1									
Ricky Gutierrez, R OBP: 0.439, SLG: 0.500 (1, 6)	G1-3				1B	2B			F8	4	1	2	1	0	0	0									
Brad Ausmus, R OBP: 0.350, SLG: 0.200 (1, 2)					F8	2B			G1-3	4	1	1	2	0	0	1									
Mike Hampton, R OBP: 0.250, SLG: 0.250 Doug Henry, R (8, 1)	G1-3				2B	5 HR			P3	3	0	0	0	0	0	2									
					G1-3	P1			G6-3	1	0	0	0	0	1	0									
Inning Stats	R: 0 E: 0 K: 1 S: 9	H: 1 LOB: 1 BB: 0 P: 15	R: 0 E: 0 K: 1 S: 8	H: 0 LOB: 0 BB: 0 P: 12	R: 0 E: 0 K: 2 S: 8	H: 1 LOB: 1 BB: 0 P: 14	R: 0 E: 0 K: 2 S: 7	H: 0 LOB: 0 BB: 0 P: 10	R: 5 E: 0 K: 0 S: 13	H: 6 LOB: 1 BB: 0 P: 18	R: 1 E: 0 K: 0 S: 11	H: 2 LOB: 1 BB: 0 P: 18	R: 0 E: 0 K: 0 S: 7	H: 0 LOB: 0 BB: 0 P: 9	R: 0 E: 0 K: 0 S: 3	H: 0 LOB: 0 BB: 1 P: 9	R: 0 E: 0 K: 1 S: 6	H: 0 LOB: 0 BB: 0 P: 9	1B: 4 2B: 5 3B: 0 HR: 1	SF: 0 SAC: 0 DP: 1 HBP: 0	WP: 0 PB: 0 SB: 1 CS: 0	PA: 37			
PITCHER	IP	WLS	BF	H	R	ER	SO	BB	IBB	HBP	BLK	WP	HR	S	P	ERA	WHIP								
37 Darren Dreifort, R ERA: 4.09	5.0	L	23	8	5	5	4	0	0	0	0	0	1	45	69	9.00	1.600								
Frank Lankford, R ERA: 9.82	1.0		5	2	1	1	0	0	0	0	0	0	0	11	18	9.00	2.000								
Brad Clontz, R ERA:	1.0		3	0	0	0	0	0	0	0	0	0	0	7	9	0.00	0.000								
Jim Bruske, R ERA: 3.18	1.0		3	0	0	0	0	1	0	0	0	0	0	3	9	0.00	1.000								
Antonio Osuna, R ERA: 3.0	1.0		3	0	0	0	1	0	0	0	0	0	0	6	9	0.00	0.000								

Houston Astros @ Los Angeles Dodgers
Dodger Stadium, Los Angeles, CA
Sat Apr 11 1998, 7:05 PM PDT
Att: 40,037 - Overcast - 58 F

livebaseballscores.com

AB 36
R 6
H 10
RBI 6
BB 1
SO 5
LOB 9




Batter	1	2	3	4	5	6	7	8	9	AB	R	H	RBI	BB	SO	LOB	BOTTOM								
Eric Young Sr., R OBP: 0.364, SLG: 0.400 (1, 4)	G6-3		G4-3			F7			1B	3	0	0	0	1	0	0									
Todd Hollandsworth, L OBP: 0.333, SLG: 0.961 (1, 7)	K		K						G4-3	4	0	1	0	0	2	2									
Mike Piazza, R OBP: 0.326, SLG: 0.525 (1, 2)	G4-3			K		G1-3			1B	4	0	1	1	0	1	1									
Todd Zeile, R OBP: 0.349, SLG: 0.436 (1, 5)		SF8		G5-3		F8			K	4	1	1	0	0	1	2									
Raul Mondesi, R OBP: 0.220, SLG: 0.300 (1, 9)		K		K					P6	4	0	1	0	0	2	3									
Paul Konerko, R OBP: 0.257, SLG: 0.167 (1, 3)		SF8			L3				G5-3	3	0	0	1	0	0	1									
Trenidad Hubbard, R OBP: 0.294, SLG: 0.471 Thomas Howard, S OBP: 0.150, SLG: 0.421 (1, 8) (9, PH)		3H		G6-3					K	3	0	2	0	0	0	0									
Juan Castro, R Frank Lankford, R Brad Clontz, R Mike Devereaux, R Jim Bruske, R Antonio Osuna, R Matt Lincecum, R (1, 6) (8, 1) (7, 1) (7, PH) (8, 1) (8, 1) (9, PH)				G1-3		G6-3			K	2	0	0	0	0	0	1									
37 Darren Dreifort, R Wilton Guerrero, S OBP: 0.429, SLG: 0.500 (1, 1) (6, 6)				K		P4			G4-3	1	0	0	0	0	1	0									
Inning Stats	R: 0 E: 0 K: 1 S: 6	H: 0 LOB: 0 BB: 0 P: 12	R: 1 E: 0 K: 1 S: 10	H: 2 LOB: 1 BB: 0 P: 16	R: 0 E: 0 K: 2 S: 10	H: 0 LOB: 0 BB: 0 P: 17	R: 0 E: 0 K: 2 S: 9	H: 0 LOB: 0 BB: 0 P: 14	R: 0 E: 0 K: 0 S: 6	H: 0 LOB: 0 BB: 0 P: 8	R: 0 E: 0 K: 0 S: 5	H: 1 LOB: 1 BB: 0 P: 8	R: 0 E: 0 K: 0 S: 9	H: 2 LOB: 2 BB: 0 P: 11	R: 1 E: 0 K: 1 S: 13	H: 2 LOB: 2 BB: 1 P: 21	R: 0 E: 0 K: 2 S: 11	H: 0 LOB: 0 BB: 0 P: 15	1B: 5 2B: 1 3B: 1 HR: 0	SF: 1 SAC: 0 DP: 0 HBP: 0	WP: 0 PB: 0 SB: 0 CS: 0	PA: 35			
PITCHER	IP	WLS	BF	H	R	ER	SO	BB	IBB	HBP	BLK	WP	HR	S	P	ERA	WHIP								
Mike Hampton, L ERA: 4.43	7.1	W	30	7	2	2	6	1	0	0	0	0	0	63	98	2.46	1.091								
Doug Henry, R ERA:	1.2	S	5	0	0	0	3	0	0	0	0	0	0	16	24	0.00	0.000								

Houston Astros @ Los Angeles Dodgers
Dodger Stadium, Los Angeles, CA
Sat Apr 11 1998, 7:05 PM PDT
Att: 40,037 - Overcast - 58 F

livebaseballscores.com

AB 33
R 2
H 7
RBI 2
BB 1
SO 9
LOB 12



Batter	1	2	3	4	5	6	7	8	9	AB	R	H	RBI	BB	SO	LOB	TOP			
Craig Biggio, R OBP: 0.387, SLG: 0.482 (1, 4)										4	0	0	0	0	2	0	Houston Astros @ Los Angeles Dodgers Dodger Stadium, Los Angeles, CA Mon Apr 13 1998, 7:05 PM PDT Att: 32,289 - Cloudy - 58 F			
Derek Bell, R OBP: 0.431, SLG: 0.679 (1, 9)										4	0	0	0	0	2	0				
5 Jeff Bagwell, R OBP: 0.415, SLG: 0.510 (1, 3)										3	1	0	0	1	0	0				
Bill Spiers, L OBP: 0.323, SLG: 0.308 (9, PH)										3	0	2	0	0	0	0				
Sean Berry, R OBP: 0.395, SLG: 0.483 (9, PH)										1	0	0	0	0	0	0				
Moises Alou, R OBP: 0.392, SLG: 0.578 (1, 7)										4	0	3	1	0	0	0				
Carl Everett, S OBP: 0.310, SLG: 0.379 (9, PH)										3	0	0	0	0	1	4				
Tony Eusebio, R OBP: 0.313, SLG: 0.162 (8, 1)										1	0	0	0	0	0	1				
Ricky Gutierrez, R OBP: 0.408, SLG: 0.457 (1, 6)										3	0	1	0	0	0	2				
Brad Ausmus, R OBP: 0.313, SLG: 0.162 (1, 2)										3	0	0	0	0	0	3				
Jose Lima, R OBP: 0.262, SLG: 0.316 (8, PH)										2	0	0	0	0	1	0				
Richard Hidalgo, R OBP: 0.282, SLG: 0.316 (8, PH)										1	0	0	0	0	0	0				
Mike Magnante, L OBP: 0.282, SLG: 0.206 (8, 1)										0	0	0	0	0	0	0				
Inning Stats	R: 1 H: 2 E: 0 K: 1 S: 10	H: 2 LOB: 2 BB: 1 P: 22	R: 0 H: 1 E: 0 K: 0 S: 5	H: 1 LOB: 0 BB: 0 P: 11	R: 0 H: 0 E: 0 K: 2 S: 9	H: 0 LOB: 0 BB: 0 P: 16	R: 0 H: 0 E: 0 K: 0 S: 5	H: 0 LOB: 0 BB: 0 P: 7	R: 0 H: 0 E: 0 K: 1 S: 7	H: 0 LOB: 0 BB: 0 P: 11	R: 0 H: 2 E: 0 K: 1 S: 12	H: 2 LOB: 2 BB: 0 P: 18	R: 0 H: 0 E: 0 K: 1 S: 13	H: 0 LOB: 0 BB: 0 P: 20	R: 0 H: 1 E: 0 K: 0 S: 10	H: 1 LOB: 1 BB: 0 P: 17	1B: 6 2B: 0 3B: 0 HR: 0	SF: 0 SAC: 0 DP: 1 HBP: 0	WP: 0 PB: 0 SB: 0 CS: 0	PA: 33
PITCHER	IP WLS BF H R ER SO BB IBB HBP BLK WP HR S P ERA WHIP																			
Hideo Nomo, R ERA: 3.38 (1, 1)	7.0 W 26 5 1 1 5 1 0 0 0 0 0 0 56 101 1.29 0.857																			
Mark Guthrie, L ERA: (8, 1)	1.0 3 0 0 0 1 0 0 0 0 0 0 0 13 20 0.00 0.000																			
Scott Radinsky, L ERA: (9, 1)	1.0 S 4 1 0 0 0 0 0 0 0 1 0 0 10 17 0.00 1.000																			

Batter	1	2	3	4	5	6	7	8	9	AB	R	H	RBI	BB	SO	LOB	BOTTOM			
Eric Young Sr., R OBP: 0.321, SLG: 0.333 (1, 4)										4	0	0	0	0	1	0	Houston Astros @ Los Angeles Dodgers Dodger Stadium, Los Angeles, CA Mon Apr 13 1998, 7:05 PM PDT Att: 32,289 - Cloudy - 58 F			
Todd Hollandsworth, L OBP: 0.286, SLG: 0.475 (1, 7)										4	0	0	0	0	0	0				
Raul Mondesi, R OBP: 0.265, SLG: 0.383 (1, 9)										3	1	1	0	0	0	0				
Todd Zeile, R OBP: 0.333, SLG: 0.426 (1, 5)										3	1	1	0	0	0	0				
Matt Luke, L OBP: 0.273, SLG: 0.200 (7, PH)										2	0	1	0	0	1	0				
Jose Vizcaino, S OBP: 0.276, SLG: 0.200 (7, PH)										0	0	0	0	0	0	0				
Paul Konerko, R OBP: 0.282, SLG: 0.206 (8, 3)										0	0	0	0	0	0	0				
Wilton Guerrero, S OBP: 0.455, SLG: 0.500 (1, 6)										3	0	1	2	0	1	1				
Mark Guthrie, R ERA: (8, 1)										0	0	0	0	0	0	0				
Scott Radinsky, L ERA: (9, 1)										0	0	0	0	0	0	0				
Thomas Howard, S OBP: 0.130, SLG: 0.364 (1, 8)										3	0	0	0	0	0	2				
Juan Castro, R OBP: 0.250, SLG: 0.750 (8, 6)										0	0	0	0	0	0	0				
Tom Prince, R OBP: 0.250, SLG: 0.750 (1, 2)										3	1	1	0	0	0	1				
Hideo Nomo, R ERA: 3.05 (1, 1)										2	0	0	1	0	0	0				
Trenidad Hubbard, R OBP: 0.238, SLG: 0.400 (8, 8)										1	0	0	0	0	0	0				
Inning Stats	R: 0 H: 0 E: 0 K: 0 S: 10	H: 0 LOB: 0 BB: 0 P: 13	R: 0 H: 1 E: 0 K: 0 S: 10	H: 1 LOB: 1 BB: 0 P: 15	R: 0 H: 1 E: 0 K: 0 S: 9	H: 1 LOB: 0 BB: 0 P: 14	R: 0 H: 0 E: 0 K: 1 S: 10	H: 0 LOB: 0 BB: 0 P: 15	R: 0 H: 0 E: 0 K: 1 S: 7	H: 0 LOB: 0 BB: 0 P: 13	R: 0 H: 0 E: 0 K: 0 S: 6	H: 0 LOB: 0 BB: 0 P: 8	R: 2 H: 3 E: 0 K: 0 S: 10	H: 3 LOB: 1 BB: 0 P: 14	R: 0 H: 0 E: 0 K: 1 S: 9	H: 0 LOB: 0 BB: 0 P: 10	1B: 4 2B: 0 3B: 1 HR: 0	SF: 0 SAC: 1 DP: 0 HBP: 0	WP: 0 PB: 0 SB: 0 CS: 0	PA: 29
PITCHER	IP WLS BF H R ER SO BB IBB HBP BLK WP HR S P ERA WHIP																			
Jose Lima, R ERA: 3.05 (1, 1)	7.0 L 26 5 3 3 2 0 0 0 0 0 0 0 62 92 3.86 0.714																			
Mike Magnante, L ERA: 5.87 (8, 1)	1.0 3 0 0 0 1 0 0 0 0 0 0 0 9 10 0.00 0.000																			

AB	32
R	1
H	6
RBI	1
BB	1
SO	6
LOB	10



AB	28
R	3
H	5
RBI	3
BB	0
SO	3
LOB	4



WP	0
PB	0
SB	0
CS	0

Batter	1	2	3	4	5	6	7	8	9	AB	R	H	RBI	BB	SO	LOB	TOP										
Eric Young Sr. R OBP: 0.382, SLG: 0.353	2-2 G6-3 1B	2-2 HBP		1-2 P9		3-2 CS 2H 1B			4-1 G5-3 BB	3	0	2	1	1	0	0	Los Angeles Dodgers @ Colorado Rockies Coors Field, Denver, CO Tue Apr 14 1998, 7:05 PM MDT Att. 44,337 - Overcast - 43 F										
Todd Hollandsworth L OBP: 0.277, SLG: 0.414	1-0 G6-3 1-2	0-0 G4-3		0-3 K		1-0 CS 1-2	0-0 FC6-4 1B		0-3 K	5	0	1	0	0	2	5											
Mike Piazza R OBP: 0.358, SLG: 0.521	1-2 2B		4-2 1B SF9 BB		2-2 G4-3		1-3 K		0-1 G5-3 1-2	4	1	1	0	1	1	2											
Todd Zeile R OBP: 0.321, SLG: 0.404	1-2 F9		2-1 SF9 1B 1-2		2-1 P9		0-1 FC6-4 BB 1-2		2-1 G6-3	5	0	1	0	0	0	3											
Raul Mondesi R OBP: 0.283, SLG: 0.420		0-0 F8	2-0 L4		1-2 3B		4-1 BB 1-2			3	0	1	0	1	0	2											
Paul Konerko R OBP: 0.302, SLG: 0.216		3-0 1B HBP	2-2 1B 1-2 2-3		0-1 G6-3		1-3 K			3	1	1	0	0	1	3											
Wilton Guerrero S OBP: 0.400, SLG: 0.462		1-2 1B 1-2	0-0 SF9			0-0 G5-3		3-2 G6-3		3	0	1	1	0	0	0											
Trenidad Hubbard R OBP: 0.292, SLG: 0.478		3-2 1B	2-3 3-3 K			0-0 1B 2B		2-2 G3		3	1	2	1	0	1	2											
Thomas Howard S OBP: 0.125, SLG: 0.348		1-3 2H 1B								1	0	0	0	0	0	0											
Ismael Valdez R OBP: 0.500, SLG: 0.500		0-0 SH1-4		1-2 G4-3		0-1 G5-3		2-3 K		2	0	0	0	0	0	1											
37 Darren Dreifort R OBP: 0.250, SLG: 0.182										0	0	0	0	0	0	0											
Matt Luke L OBP: 0.250, SLG: 0.182										1	0	0	0	0	1	0											
Frank Lankford R OBP: 0.250, SLG: 0.182										0	0	0	0	0	0	0											
Inning Stats	R: 0 E: 0 K: 0 S: 11	H: 2 LOB: 1 BB: 0 P: 16	R: 1 E: 0 K: 0 S: 12	H: 2 LOB: 3 BB: 0 P: 21	R: 1 E: 0 K: 1 S: 12	H: 2 LOB: 0 BB: 1 P: 25	R: 0 E: 0 K: 1 S: 11	H: 0 LOB: 0 BB: 0 P: 13	R: 0 E: 0 K: 0 S: 11	H: 1 LOB: 1 BB: 0 P: 16	R: 1 E: 0 K: 0 S: 8	H: 2 LOB: 0 BB: 0 P: 11	R: 0 E: 0 K: 2 S: 10	H: 1 LOB: 2 BB: 1 P: 16	R: 0 E: 0 K: 1 S: 9	H: 0 LOB: 0 BB: 0 P: 16	R: 0 E: 0 K: 1 S: 8	H: 0 LOB: 1 BB: 1 P: 14	1B: 7 2B: 2 3B: 1 HR: 0	SF: 1 SAC: 1 DP: 1 HBP: 2	WP: 0 PB: 0 SB: 0 CS: 1	PA: 41					
PITCHER	IP	WLS	BF	H	R	ER	SO	BB	IBB	HBP	BLK	WP	HR	S	P	ERA	WHIP										
Mark Thompson R ERA: 6.43	4.0		20	6	2	2	2	1	0	2	0	0	0	46	75	4.50	1.750										
Mike DeJean R ERA: 3.39	2.0	W	8	3	1	1	0	0	0	0	0	0	0	19	27	4.50	1.500										
Dave Veres R ERA: 11.0	1.0		5	1	0	0	2	1	0	0	0	0	0	10	16	0.00	2.000										
Curt Leskanic R ERA: 7.04	1.0		3	0	0	0	1	0	0	0	0	0	0	9	16	0.00	0.000										
Jerry Dipoto R ERA: 1.29	1.0	S	4	0	0	0	1	1	0	0	0	0	0	8	14	0.00	1.000										

Batter	1	2	3	4	5	6	7	8	9	AB	R	H	RBI	BB	SO	LOB	BOTTOM										
3 Mike Lansing R OBP: 0.435, SLG: 0.478	2-0 G5-3		2-1 G6-3 1B 2B		0-1 1B	1-3 K		1-0 G2		5	1	2	0	0	1	1	Los Angeles Dodgers @ Colorado Rockies Coors Field, Denver, CO Tue Apr 14 1998, 7:05 PM MDT Att. 44,337 - Overcast - 43 F										
Ellis Burks R OBP: 0.400, SLG: 0.737	0-3 K		1-0 G6-3		0-3 K	2-3 K		0-3 K		5	0	0	0	0	4	3											
Larry Walker L OBP: 0.426, SLG: 0.511	1-2 G6-3		1-0 1B		2-2 P5		0-0 1B SF7			4	1	2	1	0	0	1											
Dante Bichette R OBP: 0.485, SLG: 0.636		0-1 G4-3	1-0 P4			1-0 HR 1B	1-0 SAFE 1B			4	1	2	0	0	0	1											
1 Curtis Goodwin L OBP: 0.353, SLG: 0.267							1-3 S 1B			0	0	0	0	0	0	0											
Greg Colbrunn R OBP: 0.464, SLG: 0.778		0-2 G3			0-0 F9	1-3 K	1-3 K			3	0	0	0	0	1	1											
Dave Veres R ERA: 11.0										0	0	0	0	0	0	0											
John Vander Wal L OBP: 0.357, SLG: 0.364										1	0	0	0	0	1	2											
Curt Leskanic R ERA: 7.04										0	0	0	0	0	0	0											
Jerry Dipoto R ERA: 1.29										0	0	0	0	0	0	0											
Vinny Castilla R OBP: 0.358, SLG: 0.597		0-1 E6 1B		2-1 P3		0-1 HR	0-0 SF7			3	1	1	3	0	0	0											
Kirt Manwaring R OBP: 0.394, SLG: 0.345		2-2 1B		1-1 1B		0-1 1B 17 2B				3	1	3	0	1	0	0											
Nelfi Perez S OBP: 0.305, SLG: 0.415		1-3 K		0-1 P2		0-0 1B 17 2B	1-2 G4-3			4	1	1	0	0	1	5											
Mark Thompson R OBP: 0.200, SLG: 0.200										1	0	0	0	0	1	0											
Mike DeJean R ERA: 3.39										1	0	0	0	0	1	0											
17 Todd Helton L OBP: 0.333, SLG: 0.426										2	0	1	2	0	0	0											
Inning Stats	R: 0 E: 0 K: 1 S: 8	H: 0 LOB: 0 BB: 0 P: 11	R: 0 E: 1 K: 1 S: 13	H: 1 LOB: 2 BB: 0 P: 16	R: 1 E: 0 K: 1 S: 8	H: 2 LOB: 1 BB: 0 P: 13	R: 0 E: 0 K: 0 S: 7	H: 1 LOB: 1 BB: 0 P: 10	R: 0 E: 0 K: 2 S: 13	H: 1 LOB: 1 BB: 0 P: 16	R: 4 E: 0 K: 3 S: 19	H: 5 LOB: 1 BB: 0 P: 27	R: 1 E: 1 K: 1 S: 11	H: 2 LOB: 2 BB: 1 P: 18	R: 0 E: 0 K: 1 S: 5	H: 0 LOB: 0 BB: 0 P: 7	1B: 9 2B: 2 3B: 0 HR: 1	SF: 1 SAC: 0 DP: 0 HBP: 0	WP: 0 PB: 0 SB: 1 CS: 0	PA: 38							
PITCHER	IP	WLS	BF	H	R	ER	SO	BB	IBB	HBP	BLK	WP	HR	S	P	ERA	WHIP										
Ismael Valdez R ERA: 5.09	5.1	L	26	9	5	5	6	1	0	0	0	0	0	59	78	8.44	1.688										
37 Darren Dreifort R ERA: 3.55	1.2		9	3	1	0	3	1	0	0	0	0	0	20	33	0.00	2.400										
Frank Lankford R ERA: 7.71	1.0		3	0	0	0	1	0	0	0	0	0	0	5	7	0.00	0.000										



Batter	1	2	3	4	5	6	7	8	9	10	AB	R	H	RBI	BB	SO	LOB	TOP							
Wilton Guerrero, S OBP: 0.400, SLG: 0.500 Tom Prince, R OBP: 0.250, SLG: 0.750	3-2 F8 G1-3 1B		1-2 1B	1-0 L7			0-0 P6			0-0 G3	5	2	2	0	0	0	2								
Todd Hollandsworth, L OBP: 0.327, SLG: 0.469	2-1 G1-3 F8 1B		3-1 E S 1B				1-0 F7		4-1 G5-3-6 BB	2-1 FC6-4 1B	4	1	3	2	1	0	0								
Mike Piazza, R OBP: 0.345, SLG: 0.481 Antonio Osuna, R Mark Guthrie, R Jim Bruske, R	1-2 F8		4-1 1B				1-0 G5-3		2-3 K	2-1 FC6-4 1B	4	0	0	0	1	1	4								
Todd Zeile, R OBP: 0.317, SLG: 0.393	1-2 2-3 G1-3		1-3 BB				2-3 K		0-1 G5-3-6	1-2f	4	0	1	2	0	1	2								
Raul Mondesi, R OBP: 0.263, SLG: 0.389	2-3 3-H K		3-4 F9				2-3 K		0-1 P3		4	0	0	0	0	2	3								
Paul Konerko, R OBP: 0.277, SLG: 0.195		2-0 G4-3	3-2 F7				1-2 P3		1-0 G5-3		4	0	0	0	0	0	2								
Thomas Howard, S OBP: 0.107, SLG: 0.296 Trenidad Hubbard, R OBP: 0.292, SLG: 0.478		0-0 P6		0-2 G3-1			1-0 F7		2-3 K		4	0	0	0	0	1	0								
Juan Castro, R OBP: 0.067, SLG: 0.067 Jose Vizcaino, S OBP: 0.267, SLG: 0.192	1-0 L8			0-0 SH3-4 1B			1-0 G6-3			1-2 SH3-4 1B	3	0	1	0	0	0	0								
Ramon Martinez, R OBP: 0.222, SLG: 0.333 Brad Clontz, R Scott Radinsky, L Eric Young Sr., R OBP: 0.362, SLG: 0.353			0-1 F9	0-0 SH3-4			2-3 K			0-0 SH3-4	2	0	0	0	0	1	0								
Inning Stats	R: 1 E: 0 K: 1 S: 15	H: 2 LOB: 1 BB: 0 P: 27	R: 0 E: 0 K: 0 S: 3	H: 0 LOB: 0 BB: 0 P: 6	R: 2 E: 0 K: 0 S: 17	H: 3 LOB: 2 BB: 1 P: 32	R: 0 E: 0 K: 0 S: 6	H: 1 LOB: 1 BB: 0 P: 7	R: 0 E: 0 K: 1 S: 5	H: 0 LOB: 0 BB: 0 P: 9	R: 0 E: 0 K: 1 S: 7	H: 0 LOB: 0 BB: 0 P: 11	R: 0 E: 0 K: 1 S: 5	H: 0 LOB: 0 BB: 1 P: 8	R: 0 E: 0 K: 1 S: 6	H: 0 LOB: 0 BB: 1 P: 12	R: 0 E: 0 K: 1 S: 6	H: 0 LOB: 0 BB: 0 P: 9	R: 1 E: 1 K: 0 S: 9	H: 1 LOB: 1 BB: 0 P: 14	1B: 6 2B: 2 3B: 0 HR: 0	SF: 0 SAC: 2 DP: 1 HBP: 0	WP: 0 PB: 0 SB: 1 CS: 0	PA: 39	
PITCHER	IP Darryl Kile, R ERA: 5.88	WLS Curt Leskanic, R ERA: 5.59	BF Jerry Dipoto, R ERA: 1.13	H 6	R 3	ER 3	SO 4	BB 1	IBB 0	HBP 0	BLK 0	WP 0	HR 0	S 58	P 100	ERA 3.86	WHIP 1.000								
PITCHER	IP Darryl Kile, R ERA: 5.88	WLS Curt Leskanic, R ERA: 5.59	BF Jerry Dipoto, R ERA: 1.13	H 6	R 3	ER 3	SO 4	BB 1	IBB 0	HBP 0	BLK 0	WP 0	HR 0	S 58	P 100	ERA 3.86	WHIP 1.000								

Los Angeles Dodgers @ Colorado Rockies
Coors Field, Denver, CO
Thu Apr 16 1998, 3:33 AM MDT
Att: 38,429 - Cloudy - 38 F

AB	35
R	4
H	7
RBI	4
BB	2
SO	6
LOB	13

livebaseballscorecards.com

Batter	1	2	3	4	5	6	7	8	9	10	AB	R	H	RBI	BB	SO	LOB	BOTTOM							
3 Mike Lansing, R OBP: 0.419, SLG: 0.472	1-2 F8		2-1 G1-3				1-0 G1-3			1-1 P4															
Ellis Burks, R OBP: 0.400, SLG: 0.705	0-1 1B			4-2 1B BB			2-2 G5-3		0-1 B2	3-2 P5	4	0	1	0	1	0	3								
Larry Walker, L OBP: 0.424, SLG: 0.490	2-1 F8			0-0 1B			4-1 17 1B BB		1-2 G6-3	0-1 G6-3	4	1	1	0	1	0	2								
Dante Bichette, R OBP: 0.466, SLG: 0.606	0-3 K			1-2 2-3 1B			0-2 F8		0-0 F8	0-1 P4	5	0	1	0	0	1	3								
17 Todd Helton, L OBP: 0.327, SLG: 0.412		2-0 L7		2-2 P8			1-0 1B		2-3 K		4	0	1	1	0	1	3								
Vinny Castilla, R OBP: 0.352, SLG: 0.621		0-2 G6-3		1-3 K			0-0 G6-3			0-0 HR	4	1	1	1	0	1	4								
Jeff Reed, L OBP: 0.333, SLG: 0.536 Greg Colbrunn, R OBP: 0.448, SLG: 0.750 Jerry Dipoto, R		2-1 G3-1		0-1 G4-3						0-2 F8	3	1	1	1	0	0	3								
Neifi Perez, S OBP: 0.286, SLG: 0.386			2-3 K				0-3 K			1-2 F8	4	0	0	0	0	2	0								
Darryl Kile, R John Vander Wal, L 1 Curtis Escoffery Curt Leskanic, R Kirt Manwaring, R	IP Darryl Kile, R ERA: 2.33	WLS Brad Clontz, R ERA: 1.42	BF Antonio Osuna, R Mark Guthrie, L	H 5	R 2	ER 2	SO 4	BB 3	IBB 0	HBP 0	BLK 0	WP 0	HR 1	S 63	P 98	ERA 2.84	WHIP 1.263								
PITCHER	IP Darryl Kile, R ERA: 2.33	WLS Brad Clontz, R ERA: 1.42	BF Antonio Osuna, R Mark Guthrie, L	H 5	R 2	ER 2	SO 4	BB 3	IBB 0	HBP 0	BLK 0	WP 0	HR 1	S 63	P 98	ERA 2.84	WHIP 1.263								
PITCHER	IP Jim Bruske, R ERA: 1.8	WLS S	BF 1	H 0	R 0	ER 0	SO 0	BB 0	IBB 0	HBP 0	BLK 0	WP 0	HR 0	S 2	P 2	ERA 0.00	WHIP 0.000								

Los Angeles Dodgers @ Colorado Rockies
Coors Field, Denver, CO
Thu Apr 16 1998, 3:33 AM MDT
Att: 38,429 - Cloudy - 38 F

AB	36
R	3
H	7
RBI	3
BB	4
SO	5
LOB	19

livebaseballscorecards.com

Batter	1	2	3	4	5	6	7	8	9	AB	R	H	RBI	BB	SO	LOB	TOP								
Eric Young Sr. R OBP: 0.381, SLG: 0.364 (1, 4)										4	2	2	1	1	0	2	Los Angeles Dodgers @ Chicago Cubs Wrigley Field, Chicago, IL Fri Apr 17 1998, 3:33 AM CDT Att: 20,175 - Sunny - 51 F								
Todd Hollandsworth L OBP: 0.333, SLG: 0.599 (1, 8) (7, 7)										4	2	1	1	1	1	2									
Mike Piazza R OBP: 0.391, SLG: 0.561 Tom Prince R OBP: 0.250, SLG: 0.750 (1, 2) (8, 2)										5	2	3	4	0	1	1									
Todd Zeile R OBP: 0.323, SLG: 0.443 (1, 5)									5	2	2	2	0	1	2										
Raul Mondesi R OBP: 0.258, SLG: 0.362 (1, 9)										4	1	0	0	1	1	3									
Paul Konerko R OBP: 0.288, SLG: 0.217 (1, 3)										5	0	2	1	0	1	1									
Wilton Guerrero S OBP: 0.391, SLG: 0.571 Mike Devereaux R OBP: 0.438, SLG: 0.385 (1, 7) (7, 8)										3	1	1	0	0	0	1									
Jose Vizcaino S OBP: 0.294, SLG: 0.267 Juan Castro R OBP: 0.063, SLG: 0.063 (7, PR) (7, 6)										4	1	2	2	0	1	1									
Chan Ho Park R OBP: 0.300, SLG: 0.600 Frank Lankford R (7, 1)										4	0	1	0	0	1	1									
Inning Stats	R: 2 E: 0 K: 1 S: 16	H: 2 LOB: 1 BB: 1 P: 25	R: 2 E: 0 K: 1 S: 14	H: 3 LOB: 1 BB: 0 P: 20	R: 1 E: 0 K: 0 S: 11	H: 2 LOB: 1 BB: 0 P: 18	R: 2 E: 0 K: 1 S: 13	H: 1 LOB: 0 BB: 0 P: 24	R: 0 E: 0 K: 1 S: 7	H: 0 LOB: 0 BB: 0 P: 12	R: 0 E: 0 K: 2 S: 9	H: 0 LOB: 0 BB: 0 P: 15	R: 4 E: 1 K: 0 S: 18	H: 5 LOB: 2 BB: 1 P: 36	R: 0 E: 0 K: 1 S: 13	H: 1 LOB: 1 BB: 0 P: 17		R: 0 E: 0 K: 2 S: 8	H: 0 LOB: 1 BB: 1 P: 12	1B: 8 2B: 2 3B: 1 HR: 3	SF: 0 SAC: 0 DP: 1 HBP: 0	WP: 0 PB: 0 SB: 3 CS: 0	PA: 45		
PITCHER	IP WLS BF H R ER SO BB IBB HBP BLK WP HR S P ERA WHIP	IP WLS BF H R ER SO BB IBB HBP BLK WP HR S P ERA WHIP	IP WLS BF H R ER SO BB IBB HBP BLK WP HR S P ERA WHIP	IP WLS BF H R ER SO BB IBB HBP BLK WP HR S P ERA WHIP	IP WLS BF H R ER SO BB IBB HBP BLK WP HR S P ERA WHIP	IP WLS BF H R ER SO BB IBB HBP BLK WP HR S P ERA WHIP	IP WLS BF H R ER SO BB IBB HBP BLK WP HR S P ERA WHIP	IP WLS BF H R ER SO BB IBB HBP BLK WP HR S P ERA WHIP	IP WLS BF H R ER SO BB IBB HBP BLK WP HR S P ERA WHIP	IP WLS BF H R ER SO BB IBB HBP BLK WP HR S P ERA WHIP	IP WLS BF H R ER SO BB IBB HBP BLK WP HR S P ERA WHIP	IP WLS BF H R ER SO BB IBB HBP BLK WP HR S P ERA WHIP	IP WLS BF H R ER SO BB IBB HBP BLK WP HR S P ERA WHIP	IP WLS BF H R ER SO BB IBB HBP BLK WP HR S P ERA WHIP	IP WLS BF H R ER SO BB IBB HBP BLK WP HR S P ERA WHIP	IP WLS BF H R ER SO BB IBB HBP BLK WP HR S P ERA WHIP	IP WLS BF H R ER SO BB IBB HBP BLK WP HR S P ERA WHIP	IP WLS BF H R ER SO BB IBB HBP BLK WP HR S P ERA WHIP	IP WLS BF H R ER SO BB IBB HBP BLK WP HR S P ERA WHIP	IP WLS BF H R ER SO BB IBB HBP BLK WP HR S P ERA WHIP	IP WLS BF H R ER SO BB IBB HBP BLK WP HR S P ERA WHIP	IP WLS BF H R ER SO BB IBB HBP BLK WP HR S P ERA WHIP	IP WLS BF H R ER SO BB IBB HBP BLK WP HR S P ERA WHIP	IP WLS BF H R ER SO BB IBB HBP BLK WP HR S P ERA WHIP	IP WLS BF H R ER SO BB IBB HBP BLK WP HR S P ERA WHIP

AB	41
R	11
H	14
RBI	11
BB	4
SO	9
LOB	18



Batter	1	2	3	4	5	6	7	8	9	AB	R	H	RBI	BB	SO	LOB	BOTTOM								
Brant Brown L OBP: 0.500, SLG: 0.714 (1, 8)										4	1	1	0	0	1	0	Los Angeles Dodgers @ Chicago Cubs Wrigley Field, Chicago, IL Fri Apr 17 1998, 3:33 AM CDT Att: 20,175 - Sunny - 51 F								
Mickey Morandini L OBP: 0.364, SLG: 0.339 (1, 4)										3	1	1	2	1	1	0									
Sammy Sosa R OBP: 0.375, SLG: 0.507 (1, 9)										3	0	0	0	1	2	1									
Mark Grace L OBP: 0.425, SLG: 0.361 (1, 3)										4	0	0	0	0	0	2									
Henry Rodriguez L OBP: 0.470, SLG: 0.736 (1, 7)										2	1	1	0	2	1	0									
Jeff Blauser R OBP: 0.417, SLG: 0.375 (1, 6)										4	0	0	0	0	1	3									
Kevin Orte R OBP: 0.294, SLG: 0.387 Ben Van Ryn L (8, 1)										3	0	1	0	0	0	0									
Matt Mieske R OBP: 0.300, SLG: 0.125 (9, PH)										1	0	0	0	0	0	1									
Scott Servais R OBP: 0.327, SLG: 0.317 (1, 2)										4	0	0	1	0	1	2									
Mark Clark R OBP: 0.143, SLG: 0.143 Amaury Telemaco R OBP: 0.250, SLG: 0.250 Terry Mulholland R (7, 1) Tyler Houston L OBP: 0.333, SLG: 0.545 (8, 5)										1	0	0	0	0	0	0									
Inning Stats	R: 2 E: 0 K: 2 S: 11	H: 2 LOB: 1 BB: 1 P: 24	R: 0 E: 0 K: 0 S: 4	H: 0 LOB: 0 BB: 0 P: 7	R: 0 E: 0 K: 2 S: 7	H: 0 LOB: 0 BB: 0 P: 13	R: 0 E: 0 K: 1 S: 8	H: 0 LOB: 0 BB: 0 P: 11	R: 0 E: 0 K: 1 S: 12	H: 0 LOB: 0 BB: 0 P: 15	R: 0 E: 0 K: 1 S: 6	H: 0 LOB: 1 BB: 1 P: 12	R: 1 E: 0 K: 0 S: 11	H: 1 LOB: 1 BB: 1 P: 17	R: 0 E: 0 K: 0 S: 7	H: 0 LOB: 1 BB: 1 P: 12	R: 0 E: 0 K: 0 S: 8	H: 1 LOB: 1 BB: 0 P: 13	1B: 1 2B: 2 3B: 0 HR: 1	SF: 0 SAC: 0 DP: 0 HBP: 0	WP: 0 PB: 0 SB: 0 CS: 0	PA: 35			
PITCHER	IP WLS BF H R ER SO BB IBB HBP BLK WP HR S P ERA WHIP	IP WLS BF H R ER SO BB IBB HBP BLK WP HR S P ERA WHIP	IP WLS BF H R ER SO BB IBB HBP BLK WP HR S P ERA WHIP	IP WLS BF H R ER SO BB IBB HBP BLK WP HR S P ERA WHIP	IP WLS BF H R ER SO BB IBB HBP BLK WP HR S P ERA WHIP	IP WLS BF H R ER SO BB IBB HBP BLK WP HR S P ERA WHIP	IP WLS BF H R ER SO BB IBB HBP BLK WP HR S P ERA WHIP	IP WLS BF H R ER SO BB IBB HBP BLK WP HR S P ERA WHIP	IP WLS BF H R ER SO BB IBB HBP BLK WP HR S P ERA WHIP	IP WLS BF H R ER SO BB IBB HBP BLK WP HR S P ERA WHIP	IP WLS BF H R ER SO BB IBB HBP BLK WP HR S P ERA WHIP	IP WLS BF H R ER SO BB IBB HBP BLK WP HR S P ERA WHIP	IP WLS BF H R ER SO BB IBB HBP BLK WP HR S P ERA WHIP	IP WLS BF H R ER SO BB IBB HBP BLK WP HR S P ERA WHIP	IP WLS BF H R ER SO BB IBB HBP BLK WP HR S P ERA WHIP	IP WLS BF H R ER SO BB IBB HBP BLK WP HR S P ERA WHIP	IP WLS BF H R ER SO BB IBB HBP BLK WP HR S P ERA WHIP	IP WLS BF H R ER SO BB IBB HBP BLK WP HR S P ERA WHIP	IP WLS BF H R ER SO BB IBB HBP BLK WP HR S P ERA WHIP	IP WLS BF H R ER SO BB IBB HBP BLK WP HR S P ERA WHIP	IP WLS BF H R ER SO BB IBB HBP BLK WP HR S P ERA WHIP	IP WLS BF H R ER SO BB IBB HBP BLK WP HR S P ERA WHIP	IP WLS BF H R ER SO BB IBB HBP BLK WP HR S P ERA WHIP	IP WLS BF H R ER SO BB IBB HBP BLK WP HR S P ERA WHIP	IP WLS BF H R ER SO BB IBB HBP BLK WP HR S P ERA WHIP



Batter	1	2	3	4	5	6	7	8	9	AB	R	H	RBI	BB	SO	LOB	TOP								
Eric Young Sr. R OBP: 0.388, SLG: 0.373 (1, 4)	1-2 G4-3 1B		3-2 F7		0-0 1-2 1B			2-1 G6-3		4	0	2	0	0	0	0									
Todd Hollandsworth L OBP: 0.317, SLG: 0.482 (1, 8)	3-2 G4-3		3-2 K		2-0 F7			2-2 G6-3		3	0	0	0	0	1	3									
Matt Luke L OBP: 0.291, SLG: 0.167 (7, 9)	1-2 SAFE									1	0	0	0	0	0	0									
Mike Piazza R OBP: 0.364, SLG: 0.550 (1, 2)	1-3 K		2-1 1B		0-3 K			2-1 F9		3	0	1	0	0	2	2									
Tom Prince R OBP: 0.200, SLG: 0.600 (7, 2)	K									1	0	0	0	0	0	0									
Todd Zeile R OBP: 0.319, SLG: 0.422 (1, 5)		4-2 FC6-4 1B BB	0-3 K		2-3 K			2-1 G6-3		3	0	0	0	1	2	1									
Raul Mondesi R OBP: 0.246, SLG: 0.344 (1, 9)		3-2 P7		1-3 K		0-3 K		0-1 HR		3	0	0	0	0	2	1									
Trenidad Hubbard R OBP: 0.320, SLG: 0.625 (7, 8)										1	1	1	1	0	0	0									
Paul Konerko R OBP: 0.286, SLG: 0.220 (1, 3)		1-1 FC6-4 1B		2-1 G5-3		3-2 F8		1-3 K		4	0	1	0	0	1	0									
Wilton Guerrero S OBP: 0.333, SLG: 0.480 (1, 7)		2-2 FC6-4 BB		3-2 G6-3				0-3 K		4	0	0	0	0	2	2									
Jose Vizcaino S OBP: 0.351, SLG: 0.267 (7, PR)		4-2 1B BB								0	0	0	0	3	0	0									
Juan Castro R OBP: 0.063, SLG: 0.063 (7, 6)		1-2 BB						4-2 1B BB		0	0	0	0	0	0	0									
Hideo Nomo R (1, 1)		2-3 K						0-3 K		0	0	0	0	0	0	0									
37 Darren Dreifort R (1, 1)								0-1 G6-4-3		2	0	0	0	0	2	4									
Thomas Howard S OBP: 0.103, SLG: 0.286 (7, PH)								1-2 BB		1	0	0	0	0	0	1									
Jim Bruske R (7, 1)										0	0	0	0	0	0	0									
Antonio Osuna R (8, 1)								1-2 BB		0	0	0	0	0	0	0									
Inning Stats	R: 0 E: 0 K: 1 S: 12	H: 1 LOB: 0 BB: 0 P: 17	R: 0 E: 0 K: 1 S: 16	H: 1 LOB: 3 BB: 2 P: 32	R: 0 E: 0 K: 2 S: 13	H: 1 LOB: 1 BB: 0 P: 21	R: 0 E: 0 K: 1 S: 8	H: 0 LOB: 0 BB: 0 P: 14	R: 0 E: 0 K: 2 S: 12	H: 1 LOB: 2 BB: 1 P: 18	R: 0 E: 0 K: 1 S: 11	H: 0 LOB: 1 BB: 0 P: 16	R: 0 E: 0 K: 1 S: 8	H: 0 LOB: 1 BB: 1 P: 12	R: 0 E: 0 K: 0 S: 7	H: 0 LOB: 0 BB: 0 P: 13	R: 1 E: 0 K: 2 S: 10	H: 1 LOB: 0 BB: 0 P: 15	1B: 4 2B: 0 3B: 0 HR: 1	SF: 0 SAC: 0 DP: 1 HBP: 0	WP: 0 PB: 0 SB: 0 CS: 0	PA: 34			
PITCHER	IP	WLS	BF	H	R	ER	SO	BB	IBB	HBP	BLK	WP	HR	S	P	ERA	WHIP								
34 Kerry Wood R ERA: 3.72 (1, 1)	5.0	W	21	4	0	0	7	3	0	0	0	0	0	61	102	0.00	1.400								
Marc Pisciotta R ERA: 1.32 (6, 1)	3.0		9	0	0	0	3	1	0	0	0	0	0	26	41	0.00	0.333								
Terry Adams R ERA: 2.53 (9, 1)	1.0		4	1	1	1	2	0	0	0	0	0	1	10	15	9.00	1.000								

Los Angeles Dodgers @ Chicago Cubs
Wrigley Field, Chicago, IL

AB 30
R 1
H 5
RBI 1
BB 4
SO 12
LOB 14



Sat Apr 18 1998, 3:33 AM CDT
Att: 34,652 - Cloudy - 50 F

Batter	1	2	3	4	5	6	7	8	9	AB	R	H	RBI	BB	SO	LOB	BOTTOM								
Brant Brown L OBP: 0.500, SLG: 0.677 (1, 8)	1B BB		2-3 K			1-0 G4-3				3	2	1	2	1	1	0									
Mickey Morandini L OBP: 0.371, SLG: 0.350 (1, 4)	1B BB		2-2 G3			2-2 G3				4	1	2	1	0	0	0									
Sammy Sosa R OBP: 0.368, SLG: 0.486 (1, 9)					1-0 P8					3	1	0	0	1	0	1									
Matt Mieske R OBP: 0.300, SLG: 0.125 (8, 9)										0	0	0	0	0	0	0									
Mark Grace L OBP: 0.416, SLG: 0.344 (1, 3)					0-0 G6-3			2-1 G5-3		3	1	0	1	1	0	2									
Henry Rodriguez L OBP: 0.471, SLG: 0.732 (1, 7)	4-2 34 1B BB		2-2 F8		1-0 G3			1-1 WP		3	1	1	1	1	0	0									
Jeff Blauser R OBP: 0.421, SLG: 0.373 (1, 6)	1-2 2-3 3-H 1B BB		4-2 34 1B BB		1-1 G1-3			3-2 L4		3	1	1	1	1	0	1									
Tyler Houston L OBP: 0.500, SLG: 0.429 (1, 5)	1-1 P2		0-1 FC4-6		0-0 G4-3			2-3 K		3	0	0	0	0	0	4									
Marc Pisciotta R OBP: 0.500, SLG: 0.500 (6, 1)			1-2 2-3 3-H 1B BB							0	0	0	0	0	0	0									
Manny Alexander R OBP: 0.267, SLG: 0.533 (8, PH)			1-2 2-3 3-H 1B BB							1	0	0	0	0	1	0									
Terry Adams R (9, 1)			1-2 1B							0	0	0	0	0	0	0									
Scott Servais R OBP: 0.302, SLG: 0.289 (1, 2)	0-0 F9		3-2 F8		1-0 G6-3			2-0 G4-3		4	0	0	0	0	0	4									
34 Kerry Wood R OBP: 0.250, SLG: 0.250 (1, 1)	0-1 1B		1-3 K					0-3 K		2	1	1	1	0	1	0									
José Hernández R OBP: 0.154, SLG: 0.160 (6, 5)	1-2 2-3 3-H 1B									2	0	0	0	0	2	0									
Inning Stats	R: 3 E: 1 K: 0 S: 28	H: 4 LOB: 2 BB: 5 P: 52	R: 0 E: 0 K: 0 S: 9	H: 1 LOB: 1 BB: 0 P: 15	R: 0 E: 0 K: 2 S: 13	H: 0 LOB: 0 BB: 0 P: 18	R: 0 E: 0 K: 0 S: 3	H: 0 LOB: 0 BB: 0 P: 5	R: 0 E: 0 K: 1 S: 9	H: 0 LOB: 0 BB: 0 P: 12	R: 0 E: 0 K: 0 S: 9	H: 1 LOB: 1 BB: 0 P: 16	R: 0 E: 0 K: 2 S: 9	H: 0 LOB: 0 BB: 0 P: 13	R: 0 E: 0 K: 0 S: 9	H: 0 LOB: 0 BB: 0 P: 13	R: 1 E: 0 K: 2 S: 10	H: 1 LOB: 0 BB: 0 P: 15	1B: 5 2B: 1 3B: 0 HR: 0	SF: 0 SAC: 0 DP: 0 HBP: 0	WP: 1 PB: 0 SB: 1 CS: 0	PA: 36			
PITCHER	IP	WLS	BF	H	R	ER	SO	BB	IBB	HBP	BLK	WP	HR	S	P	ERA	WHIP								
Hideo Nomo R ERA: 7.02 (1, 1)	0.2	L	10	3	0	0	0	5	0	0	0	0	0	23	45	94.50	12.000								
37 Darren Dreifort R ERA: 2.5 (1, 1)	5.1		19	2	0	0	3	0	0	0	0	0	0	43	63	0.00	0.375								
Jim Bruske R ERA: 1.64 (7, 1)	1.0		4	1	0	0	0	0	0	0	0	1	0	9	16	0.00	1.000								
Antonio Osuna R ERA: 3.38 (8, 1)	1.0		3	0	0	0	2	0	0	0	0	0	0	9	13	0.00	0.000								

Los Angeles Dodgers @ Chicago Cubs
Wrigley Field, Chicago, IL

AB 31
R 8
H 6
RBI 7
BB 5
SO 5
LOB 12



Sat Apr 18 1998, 3:33 AM CDT
Att: 34,652 - Cloudy - 50 F

Batter	1	2	3	4	5	6	7	8	9	AB	R	H	RBI	BB	SO	LOB	TOP				
Eric Young Sr., R OBP: 0.366, SLG: 0.349	F9		F8			K		G6-3		4	0	0	0	0	1	1					
Trenidad Hubbard, R OBP: 0.345, SLG: 0.577	G1-3			F8			BB	BB		2	0	0	0	2	0	0					
Mike Piazza, R OBP: 0.343, SLG: 0.516	G5-3			G1-3		F9		F8		4	0	0	0	0	0	3					
Todd Zeile, R OBP: 0.301, SLG: 0.397		G3		G4-3			P4		L9	4	0	0	0	0	0	0					
Todd Hollandsworth, L OBP: 0.328, SLG: 0.517		K			F9		2B	3B	2B	4	1	2	0	0	1	0					
Wilton Guerrero, S OBP: 0.333, SLG: 0.464					G4-3		K			3	0	1	0	0	1	1					
Mark Guthrie, R OBP: 0.333, SLG: 0.464										0	0	0	0	0	0	0					
Brad Clontz, R OBP: 0.333, SLG: 0.464										0	0	0	0	0	0	0					
Thomas Howard, S OBP: 0.133, SLG: 0.345		1B							2B	1	0	1	0	0	0	0					
Matt Luke, L OBP: 0.235, SLG: 0.250					K		2B		K	4	0	1	1	0	2	3					
Jose Vizcaino, S OBP: 0.317, SLG: 0.235			G1-3			G3	G4-3		K	4	0	0	0	0	1	3					
Ismael Valdez, R OBP: 0.500, SLG: 0.500			G1-3							2	0	1	0	0	0	0					
Raul Mondesi, R OBP: 0.242, SLG: 0.339						BB		G5-3		1	0	0	0	0	0	0					
Inning Stats	R: 0 E: 0 K: 0 S: 8	H: 0 LOB: 0 BB: 0 P: 12	R: 0 E: 0 K: 1 S: 10	H: 1 LOB: 1 BB: 0 P: 13	R: 0 E: 0 K: 0 S: 4	H: 0 LOB: 0 BB: 0 P: 6	R: 0 E: 0 K: 0 S: 4	H: 0 LOB: 0 BB: 0 P: 6	R: 0 E: 0 K: 1 S: 6	H: 1 LOB: 2 BB: 1 P: 13	R: 1 E: 0 K: 1 S: 11	H: 2 LOB: 1 BB: 0 P: 15	R: 0 E: 0 K: 2 S: 9	H: 0 LOB: 1 BB: 1 P: 16	R: 0 E: 0 K: 2 S: 14	H: 2 LOB: 2 BB: 0 P: 18	1B: 3 2B: 2 3B: 1 HR: 0	SF: 0 SAC: 0 DP: 0 HBP: 0	WP: 0 PB: 0 SB: 0 CS: 0	PA: 35	
PITCHER	IP	WLS	BF	H	R	ER	SO	BB	IBB	HBP	BLK	WP	HR	S	P	ERA	WHIP				
Geremi Gonzalez, R ERA: 7.0	8.0	W	30	4	1	1	4	2	0	0	0	0	0	60	89	1.12	0.750				
Rod Beck, R ERA: 3.38	1.0	S	5	2	0	0	2	0	0	0	0	0	0	14	18	0.00	2.000				

Los Angeles Dodgers @ Chicago Cubs
Wrigley Field, Chicago, IL
Sun Apr 19 1998, 3:33 AM CDT
Att: 26,795 - Sunny - 56 F

AB 33
R 1
H 6
RBI 1
BB 2
SO 6
LOB 11



Batter	1	2	3	4	5	6	7	8	9	AB	R	H	RBI	BB	SO	LOB	BOTTOM				
Brant Brown, L OBP: 0.447, SLG: 0.600	K		F7		F8		K			4	0	0	0	0	2	1					
Mickey Morandini, L OBP: 0.378, SLG: 0.359	1B					F9		K		4	1	2	0	0	1	0					
Sammy Sosa, R OBP: 0.363, SLG: 0.473	K		G6-3			K		1B		4	0	1	0	0	2	2					
Mark Grace, L OBP: 0.432, SLG: 0.397	1B			G3-1				1B		4	0	3	1	0	0	0					
Henry Rodriguez, L OBP: 0.473, SLG: 0.763	F8					3B		1B		3	1	1	1	1	1	3					
Rod Beck, R ERA: 3.38				HR				K		0	0	0	0	0	0	0					
Kevin Orie, R OBP: 0.276, SLG: 0.364		L8		F7		F8		F7		4	0	0	0	0	0	4					
Scott Servais, R OBP: 0.286, SLG: 0.271		K		G4-3			G5-3			3	0	0	0	0	1	0					
Manny Alexander, R OBP: 0.333, SLG: 0.556						B3-4	1B	SH3-4	1B	3	0	2	0	0	1	0					
Geremi Gonzalez, R ERA: 4.44										2	0	0	0	0	1	1					
Matt Mieske, R OBP: 0.300, SLG: 0.125			K		B3-4		SH3-4			0	0	0	0	0	0	0					
Inning Stats	R: 1 E: 0 K: 2 S: 13	H: 2 LOB: 1 BB: 0 P: 19	R: 0 E: 0 K: 2 S: 7	H: 0 LOB: 0 BB: 0 P: 11	R: 0 E: 0 K: 1 S: 9	H: 1 LOB: 1 BB: 0 P: 10	R: 1 E: 0 K: 0 S: 8	H: 1 LOB: 0 BB: 0 P: 12	R: 0 E: 0 K: 1 S: 5	H: 1 LOB: 2 BB: 1 P: 8	R: 0 E: 0 K: 1 S: 11	H: 1 LOB: 1 BB: 0 P: 22	R: 0 E: 0 K: 1 S: 9	H: 1 LOB: 2 BB: 0 P: 13	R: 0 E: 0 K: 2 S: 12	H: 2 LOB: 2 BB: 0 P: 19	1B: 7 2B: 1 3B: 1 HR: 1	SF: 0 SAC: 1 DP: 1 HBP: 0	WP: 0 PB: 0 SB: 3 CS: 0	PA: 33	
PITCHER	IP	WLS	BF	H	R	ER	SO	BB	IBB	HBP	BLK	WP	HR	S	P	ERA	WHIP				
Ismael Valdez, R ERA: 4.44	6.2	L	27	7	2	2	6	1	0	0	0	0	0	14	21	0.00	2.000				
Mark Guthrie, L ERA: 4.44	1.0		5	2	0	0	3	0	0	0	0	0	0	2	4	0.00	0.000				
Brad Clontz, R ERA: 4.44	0.1		1	0	0	0	0	0	0	0	0	0	0	2	4	0.00	0.000				

Los Angeles Dodgers @ Chicago Cubs
Wrigley Field, Chicago, IL
Sun Apr 19 1998, 3:33 AM CDT
Att: 26,795 - Sunny - 56 F

AB 31
R 2
H 9
RBI 2
BB 1
SO 9
LOB 11



Batter	1	2	3	4	5	6	7	8	9	AB	R	H	RBI	BB	SO	LOB	TOP		
Eric Young Sr. R OBP: 0.360, SLG: 0.343	1-2 G6-4-3 1B		2-2 L8		2-0 G6-3		3-1 G5-3			4	0	1	0	0	0	3	Los Angeles Dodgers @ Milwaukee Brewers Milwaukee County Stadium, Milwaukee, WI Tue Apr 21 1998, 8:05 PM EDT Att: 10,008 - Overcast - 50 F		
Trenidad Hubbard R OBP: 0.313, SLG: 0.517 Wilton Guerrero S OBP: 0.323, SLG: 0.448	1-0 G6-4-3 1-2		2-2 F8		2-3 K			1-1 F8		3	0	0	0	0	1	2			
Mike Piazza R OBP: 0.351, SLG: 0.559	1-1 F9			0-0 FC6-4 1B		0-3 K		1-0 HR		4	1	2	1	0	1	0			
Todd Zeile R OBP: 0.299, SLG: 0.389		1-1 F9 G1-5-3 1B		0-3 K		3-2 E6 G1-3 1B		0-3 K		4	0	1	0	0	2	1			
Raul Mondesi R OBP: 0.257, SLG: 0.348	1-1 G1-5-3		0-1 FC6-4 1B		0-0 G1-3			0-0 1B		4	0	2	0	0	0	2			
Todd Hollandsworth L OBP: 0.324, SLG: 0.500	1-2 F9		2-1 FC6-4		1-1 1B			1-3 K		4	0	1	0	0	1	4			
Paul Konerko R OBP: 0.267, SLG: 0.204	1-1 F4		1-2 P9				1-0 G5-3		1-3 K	4	0	0	0	0	1	3			
Jose Vizcaino S OBP: 0.333, SLG: 0.243			0-2 G3		2-2 G6-3 SH1-4 WP 1B		4-2 FC6-4 BB		0-0 L8	3	1	1	0	1	0	0			
Ramon Martinez R OBP: 0.300, SLG: 0.400 Thomas Howard S OBP: 0.129, SLG: 0.333 Mark Guthrie R OBP: 0.222, SLG: 0.235	0-1 1B		0-1 1B		0-0 SH1-4		0-0 FC6-4		0-1 G4-3	1	0	1	0	0	0	0			
Inning Stats	R: 0 E: 0 K: 0 S: 6	H: 1 LOB: 0 BB: 0 P: 9	R: 0 E: 0 K: 0 S: 9	H: 1 LOB: 1 BB: 0 P: 13	R: 0 E: 0 K: 0 S: 11	H: 1 LOB: 1 BB: 0 P: 15	R: 0 E: 0 K: 1 S: 11	H: 2 LOB: 2 BB: 0 P: 14	R: 1 E: 0 K: 1 S: 9	H: 1 LOB: 2 BB: 0 P: 15	R: 0 E: 1 K: 0 S: 8	H: 0 LOB: 1 BB: 1 P: 16	R: 1 E: 0 K: 2 S: 11	H: 2 LOB: 1 BB: 0 P: 14	R: 0 E: 0 K: 1 S: 6	H: 0 LOB: 0 BB: 0 P: 7		1B: 8 2B: 0 3B: 0 HR: 1	SF: 0 SAC: 1 DP: 1 HBP: 0
PITCHER Jeff Juden R ERA: 2.57	IP: 9.0 WLS: W BF: 36 H: 9 R: 2 ER: 2 SO: 6 BB: 1 IBB: 0 HBP: 0 BLK: 0 WP: 1 HR: 1 S: 82 P: 118 ERA: 2.00 WHIP: 1.111											PITCHER	IP: 9.0 WLS: W BF: 36 H: 9 R: 2 ER: 2 SO: 6 BB: 1 IBB: 0 HBP: 0 BLK: 0 WP: 1 HR: 1 S: 82 P: 118 ERA: 2.00 WHIP: 1.111						

Batter	1	2	3	4	5	6	7	8	9	AB	R	H	RBI	BB	SO	LOB	BOTTOM		
Fernando Vina L OBP: 0.472, SLG: 0.570	3-1 HR		2-1 B1-3		4-1 HR BB		1-1 F9			3	2	1	1	1	0	1	Los Angeles Dodgers @ Milwaukee Brewers Milwaukee County Stadium, Milwaukee, WI Tue Apr 21 1998, 8:05 PM EDT Att: 10,008 - Overcast - 50 F		
Jeff Cirillo R OBP: 0.427, SLG: 0.452	2-2 2B		4-2 CS BB		2-3 K		2-1 G4-3			3	0	1	0	1	1	4			
John Jaha R OBP: 0.429, SLG: 0.458	4-2 BB		0-0 L9		0-0 HR			2-3 K		3	1	1	4	1	1	1			
Jeremy Burnitz L OBP: 0.410, SLG: 0.612	3-1 P4		2-2 CS		2-2 G4-3		3-2 F8		2-2 E7 G4-3	4	0	0	0	0	0	2			
Marquis Grissom R OBP: 0.284, SLG: 0.397	2-2 F8		1-1 F8		0-0 F9			0-2 G4-3		4	0	0	0	0	0	3			
Jose Valentin S OBP: 0.361, SLG: 0.491	2-3 K		2-3 K		1-2 F8			4-0 IBB		3	0	0	0	1	2	2			
Darrin Jackson R OBP: 0.200, SLG: 0.208		2-2 G1-3		2-1 L9		2-3 K		0-1 F4		4	0	0	0	0	1	2			
Jesse Levis L OBP: 0.483, SLG: 0.400	2-0 F9		1-0 BB HR HBP		1-1 SH3-4 1B					2	1	1	0	0	0	0			
Jeff Juden R OBP: 0.250, SLG: 0.250	1-0 G3		1-2 HR		1-2 HR		0-0 SH3-4			2	1	1	0	0	0	0			
Inning Stats	R: 1 E: 0 K: 1 S: 17	H: 2 LOB: 2 BB: 1 P: 33	R: 0 E: 0 K: 0 S: 5	H: 0 LOB: 0 BB: 0 P: 10	R: 0 E: 0 K: 0 S: 9	H: 0 LOB: 0 BB: 1 P: 17	R: 0 E: 0 K: 1 S: 8	H: 0 LOB: 0 BB: 0 P: 13	R: 4 E: 0 K: 1 S: 15	H: 2 LOB: 0 BB: 1 P: 28	R: 0 E: 0 K: 1 S: 7	H: 0 LOB: 0 BB: 0 P: 10	R: 0 E: 0 K: 0 S: 7	H: 1 LOB: 1 BB: 0 P: 11	R: 0 E: 1 K: 1 S: 14	H: 0 LOB: 2 BB: 1 P: 22		1B: 2 2B: 1 3B: 0 HR: 2	SF: 0 SAC: 1 DP: 0 HBP: 1
PITCHER Ramon Martinez R ERA: 3.27 Mark Guthrie L ERA: Brad Clontz R ERA:	IP: 6.0 WLS: L BF: 25 H: 4 R: 5 ER: 5 SO: 4 BB: 3 IBB: 0 HBP: 1 BLK: 0 WP: 0 HR: 2 S: 61 P: 111 ERA: 7.50 WHIP: 1.167											PITCHER	IP: 6.0 WLS: L BF: 25 H: 4 R: 5 ER: 5 SO: 4 BB: 3 IBB: 0 HBP: 1 BLK: 0 WP: 0 HR: 2 S: 61 P: 111 ERA: 7.50 WHIP: 1.167						

Batter	1	2	3	4	5	6	7	8	9	AB	R	H	RBI	BB	SO	LOB	TOP				
Eric Young Sr. R OBP: 0.389, SLG: 0.360 (1, 4)	F9		1B 2B		P4		B1-3			4	0	1	0	0	0	0	Los Angeles Dodgers @ Milwaukee Brewers Milwaukee County Stadium, Milwaukee, WI Thu Apr 23 1998, 4:33 AM EDT Att. 12,389 - Sunny - 65 F				
Todd Hollandsworth L OBP: 0.316, SLG: 0.472 (1, 8)	F7		2-3 1B		F7			K		4	0	1	0	0	1	0					
Todd Zeile, R OBP: 0.291, SLG: 0.370 (1, 5)	G6-3		P5			G5-3		G1-3		4	0	0	0	0	2						
Mike Piazza, R OBP: 0.373, SLG: 0.645 (1, 2)		1-0 1B 2B	4-0 FC6-4 IBB			F8		1B		3	1	2	0	1	0	0					
Raul Mondesi, R OBP: 0.253, SLG: 0.333 (1, 9)		2-0 F7	0-1 FC6-4			1B		K		4	0	1	0	0	1	4					
Matt Luke, L OBP: 0.308, SLG: 0.304 (1, 7)		0-2 F7		3-2 F9		1-2 SAFE SAFE 1-3 SAFE SAFE			K	4	0	1	0	0	1	1					
Paul Konerko, R OBP: 0.275, SLG: 0.197 (1, 3)		4-2 1B BB		0-3 K		1-0 L8		G1-3		3	0	0	0	1	1	2					
Jose Vizcaino, S OBP: 0.321, SLG: 0.244 (1, 6)		0-0 1-2 2H 1B		1-1 F8		0-1 F8		B1-3		4	0	1	1	0	0	0					
Hideo Nomo, R (1, 1)		0-0 F8		2-1 F7		2-1 G6-3				3	0	0	0	0	2						
Inning Stats	R: 0 E: 0 K: 0 S: 8	H: 0 LOB: 0 BB: 0 P: 13	R: 1 E: 0 K: 0 S: 10	H: 2 LOB: 2 BB: 1 P: 17	R: 0 E: 0 K: 0 S: 8	H: 2 LOB: 2 BB: 1 P: 13	R: 0 E: 0 K: 1 S: 9	H: 0 LOB: 0 BB: 0 P: 13	R: 0 E: 0 K: 0 S: 5	H: 2 LOB: 2 BB: 0 P: 8	R: 0 E: 0 K: 0 S: 6	H: 0 LOB: 0 BB: 0 P: 10	R: 0 E: 0 K: 2 S: 12	H: 1 LOB: 1 BB: 0 P: 21	R: 0 E: 0 K: 1 S: 10	H: 0 LOB: 0 BB: 0 P: 12	1B: 5 2B: 2 3B: 0 HR: 0	SF: 0 SAC: 0 DP: 0 HBP: 0	WP: 0 PB: 0 SB: 0 CS: 1	PA: 35	
PITCHER	IP	WLS	BF	H	R	ER	SO	BB	IBB	HBP	BLK	WP	HR	S	P	ERA	WHIP				
Jose Mercedes, R ERA: 3.22 (1, 1)	7.0	W	28	6	1	1	1	1	1	0	0	0	0	58	93	1.29	1.000				
Mike Myers, L ERA: 1.29 (8, 1)	0.1		1	0	0	0	1	0	0	0	0	0	0	3	4	0.00	0.000				
Chad Fox, R ERA: 0.63 (8, 1)	0.2		3	1	0	0	1	0	0	0	0	0	0	9	17	0.00	1.500				
Doug Jones, R ERA: 3.0 (9, 1)	1.0	S	3	0	0	0	1	0	0	0	0	0	0	10	12	0.00	0.000				

Batter	1	2	3	4	5	6	7	8	9	AB	R	H	RBI	BB	SO	LOB	BOTTOM				
Fernando Vina, L OBP: 0.449, SLG: 0.523 (1, 4)	G4-3		F7			B4-3		F7		4	0	0	0	0	0	1	Los Angeles Dodgers @ Milwaukee Brewers Milwaukee County Stadium, Milwaukee, WI Thu Apr 23 1998, 4:33 AM EDT Att. 12,389 - Sunny - 65 F				
Jeff Cirillo, R OBP: 0.392, SLG: 0.407 (1, 5)	K		L8			G5-3				3	0	0	0	0	1	1					
Jose Valentin, S OBP: 0.392, SLG: 0.508 (1, 6)		4-2 WP S BB		4-2 S 1B BB		K				1	1	0	0	2	1	0					
Jeromy Burnitz, L OBP: 0.411, SLG: 0.616 (1, 9)		3-0 G3		3-1 P2		1-2		K2-3		3	0	0	0	0	1	2					
Marquis Grissom, R OBP: 0.295, SLG: 0.435 (1, 8)		1-0 G6-3		0-1 CS 2H 1B		0-0		HR		3	1	2	2	0	0	0					
Bob Hamelin, L OBP: 0.107, SLG: 0.038 (1, 3)		0-0 G3		2-3 K		1-3 K		K		3	0	0	0	0	2	1					
Marc Newfield, R OBP: 0.254, SLG: 0.205 (1, 7)		1-3 K			2-1 F9		0-1 F7			3	0	0	0	0	1	0					
Chad Fox, R (8, 1)										0	0	0	0	0	0	0					
Doug Jones, R (9, 1)										0	0	0	0	0	0	0					
Mike Matheny, R OBP: 0.328, SLG: 0.426 (1, 2)					2-0 2B		0-0 P4		G5-3	3	0	1	0	0	0	0					
Jose Mercedes, R OBP: 0.222, SLG: 0.125 (1, 1)					0-0 B3-5		1-1 G5-3			2	0	0	0	0	0	1					
Mike Myers, L (8, 1)										0	0	0	0	0	0	0					
Darrin Jackson, R OBP: 0.192, SLG: 0.200 (8, 7)										1	0	0	0	0	0	0					
Inning Stats	R: 0 E: 0 K: 1 S: 9	H: 0 LOB: 1 BB: 1 P: 16	R: 0 E: 0 K: 1 S: 6	H: 0 LOB: 0 BB: 0 P: 8	R: 0 E: 0 K: 0 S: 5	H: 1 LOB: 1 BB: 0 P: 8	R: 1 E: 0 K: 1 S: 10	H: 1 LOB: 0 BB: 1 P: 18	R: 0 E: 0 K: 0 S: 5	H: 0 LOB: 0 BB: 0 P: 8	R: 0 E: 0 K: 1 S: 7	H: 0 LOB: 0 BB: 0 P: 10	R: 1 E: 0 K: 2 S: 11	H: 1 LOB: 0 BB: 0 P: 15	R: 0 E: 0 K: 0 S: 5	H: 0 LOB: 0 BB: 0 P: 6	1B: 1 2B: 1 3B: 0 HR: 1	SF: 0 SAC: 0 DP: 0 HBP: 0	WP: 1 PB: 0 SB: 2 CS: 1	PA: 28	
PITCHER	IP	WLS	BF	H	R	ER	SO	BB	IBB	HBP	BLK	WP	HR	S	P	ERA	WHIP				
Hideo Nomo, R ERA: 5.47 (1, 1)	8.0	L	28	3	2	2	6	2	0	0	0	1	1	58	89	2.25	0.625				

AB	33
R	1
H	7
RBI	1
BB	2
SO	4
LOB	11



AB	26
R	2
H	3
RBI	2
BB	2
SO	6
LOB	6



Batter	1	2	3	4	5	6	7	8	9	AB	R	H	RBI	BB	SO	LOB	TOP			
Lance Johnson, L OBP: 0.171, SLG: 0.211	F8		K			G4-3	F8			4	0	0	0	0	1	1	Chicago Cubs @ Los Angeles Dodgers Dodger Stadium, Los Angeles, CA Fri Apr 24 1998, 7:05 PM PDT Att: 36,674 - Cloudy - 60 F			
Mickey Morandini, L OBP: 0.400, SLG: 0.395 Matt Mieske, R OBP: 0.231, SLG: 0.091	F8			G3-1		K		G4-3		3	0	0	0	0	1	0				
Sammy Sosa, R OBP: 0.472, SLG: 0.563 Ben Van Ryn, L OBP: 0.596, SLG: 0.833 Terry Mulholland, R OBP: 0.596, SLG: 0.833	HR			BB		BB		G4-6-3 HBP		1	1	1	1	2	0	0				
Mark Grace, L OBP: 0.394, SLG: 0.341	G1-3			L8		F4		G4-6-3		4	0	0	0	0	0	3				
Henry Rodriguez, L OBP: 0.402, SLG: 0.695		K		F7			F7		F8	4	0	0	0	0	1	1				
Kevin Orie, R OBP: 0.258, SLG: 0.317	G4-3				P3		G1-3		G1-3	4	0	0	0	0	0	0				
Manny Alexander, R OBP: 0.348, SLG: 0.522	G4-3				G4-3			1B 2B	G5-3	4	1	1	0	0	0	0				
Scott Servais, R OBP: 0.299, SLG: 0.276			F9		K		2B 1B			3	1	1	0	0	1	0				
34 Kerry Wood, R OBP: 0.250, SLG: 0.250 Amaury Telemaco, R OBP: 0.200, SLG: 0.200 José Hernández, R OBP: 0.226, SLG: 0.367			K			HR	1-H 2-H 2B			0	0	0	0	0	0	0				
										1	0	0	0	0	1	0				
										2	1	2	3	0	0	0				
Inning Stats	R: 1 E: 0 K: 0 S: 8	H: 1 LOB: 0 BB: 0 P: 18	R: 0 E: 0 K: 1 S: 10	H: 0 LOB: 0 BB: 0 P: 17	R: 0 E: 0 K: 2 S: 10	H: 0 LOB: 1 BB: 1 P: 11	R: 0 E: 0 K: 1 S: 8	H: 0 LOB: 1 BB: 1 P: 11	R: 1 E: 0 K: 1 S: 8	H: 1 LOB: 1 BB: 1 P: 12	R: 2 E: 0 K: 0 S: 17	H: 3 LOB: 1 BB: 0 P: 27	R: 0 E: 0 K: 0 S: 5	H: 0 LOB: 0 BB: 0 P: 9	R: 0 E: 0 K: 0 S: 5	H: 0 LOB: 0 BB: 0 P: 7	1B: 2 2B: 1 3B: 0 HR: 2	SF: 0 SAC: 0 DP: 1 HBP: 1	WP: 0 PB: 0 SB: 0 CS: 0	PA: 34
PITCHER	IP WLS BF H R ER SO BB IBB HBP BLK WP HR S P ERA WHIP																			
Ismael Valdez, R ERA: 4.6	(1, 1) 7.0 W 28 5 4 4 5 2 0 0 0 0 0 2 69 112 5.14 1.000																			
Frank Lankford, R ERA: 4.66	(8, 1) 2.0 6 0 0 0 0 0 0 0 1 0 0 0 10 16 0.00 0.000																			

Batter	1	2	3	4	5	6	7	8	9	AB	R	H	RBI	BB	SO	LOB	BOTTOM			
Eric Young Sr., R OBP: 0.367, SLG: 0.342	G3	BB HR BB	E BB		FC6-4 BB		G6-3	G4-3		4	1	0	1	2	0	2	Chicago Cubs @ Los Angeles Dodgers Dodger Stadium, Los Angeles, CA Fri Apr 24 1998, 7:05 PM PDT Att: 36,674 - Cloudy - 60 F			
Roger Cedeno, S OBP: 0.800, SLG: 0.500	K	HR BB	E8 1B		BB		1B SF7 BB			2	2	1	1	3	1	0				
Mike Piazza, R OBP: 0.375, SLG: 0.667 Wilton Guerrero, S OBP: 0.303, SLG: 0.419	G1-3	HR	G1-3		G1-4-3		SF7 BB 1B			5	1	2	4	0	0	5				
Todd Zelle, R OBP: 0.311, SLG: 0.400 Trenidad Hubbard, R OBP: 0.353, SLG: 0.517		1B		P2		F9 2B	SF7 BB			4	3	3	0	0	0	0				
Raul Mondesi, R OBP: 0.265, SLG: 0.325 Juan Castro, R OBP: 0.059, SLG: 0.063			G4-3 HBP	L8		F9	SF7			2	2	0	0	1	0	1				
Todd Hollandsworth, L OBP: 0.313, SLG: 0.461 Tom Prince, R OBP: 0.333, SLG: 0.600		G4-3		F8		G6-3	BB			4	0	1	2	0	0	2				
Matt Luke, L OBP: 0.323, SLG: 0.393	K				FC6-4 2B	1B 2B	G3-1			5	1	2	1	0	1	5				
Jose Vizcaino, S OBP: 0.333, SLG: 0.250 Thomas Howard, S OBP: 0.121, SLG: 0.313		BB BB BB	G4-3		L8		G4-3			3	1	1	1	1	0	1				
Ismael Valdez, R OBP: 0.400, SLG: 0.333 Frank Lankford, R		BB BB HR BB	K		E6 FC6-4	K	F9			3	1	0	0	0	0	0				
										1	0	0	0	0	0	0				
Inning Stats	R: 0 E: 0 K: 1 S: 12	H: 0 LOB: 0 BB: 0 P: 15	R: 9 E: 0 K: 1 S: 20	H: 4 LOB: 1 BB: 5 P: 50	R: 0 E: 1 K: 1 S: 10	H: 1 LOB: 2 BB: 1 P: 18	R: 0 E: 0 K: 0 S: 9	H: 0 LOB: 0 BB: 0 P: 13	R: 0 E: 1 K: 0 S: 12	H: 1 LOB: 3 BB: 1 P: 18	R: 2 E: 0 K: 1 S: 12	H: 3 LOB: 1 BB: 0 P: 18	R: 1 E: 0 K: 0 S: 12	H: 1 LOB: 3 BB: 3 P: 30	R: 0 E: 0 K: 0 S: 7	H: 0 LOB: 0 BB: 0 P: 9	1B: 6 2B: 3 3B: 0 HR: 1	SF: 1 SAC: 0 DP: 0 HBP: 1	WP: 1 PB: 0 SB: 0 CS: 0	PA: 46
PITCHER	IP WLS BF H R ER SO BB IBB HBP BLK WP HR S P ERA WHIP																			
34 Kerry Wood, R ERA: 8.74	(1, 1) 1.2 L 12 2 7 7 2 4 0 1 1 1 0 1 26 53 37.80 3.600																			
Amaury Telemaco, R ERA: 3.63	(2, 1) 3.1 18 4 2 2 1 3 0 0 0 0 1 0 37 61 5.40 2.100																			
Ben Van Ryn, L ERA: 3.38	(6, 1) 2.0 13 4 3 3 1 3 0 0 0 0 0 0 24 48 13.50 3.500																			
Terry Mulholland, L ERA: 1.46	(8, 1) 1.0 3 0 0 0 0 0 0 0 0 0 0 0 7 9 0.00 0.000																			

AB	31
R	4
H	5
RBI	4
BB	2
SO	5
LOB	5

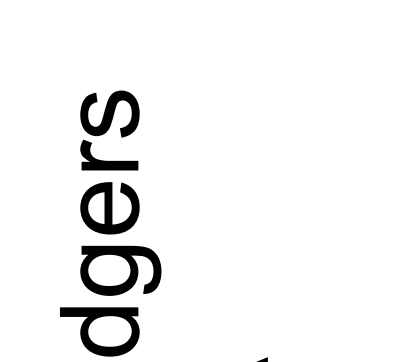


AB	34
R	12
H	10
RBI	11
BB	10
SO	4
LOB	18



Batter	1	2	3	4	5	6	7	8	9	AB	R	H	RBI	BB	SO	LOB	TOP										
Lance Johnson, L (1, 8) OBP: 0.178, SLG: 0.214	K			2B 1B	F8			G6-3		4	1	1	0	0	1	0	Chicago Cubs @ Los Angeles Dodgers Dodger Stadium, Los Angeles, CA Sat Apr 25 1998, 7:05 PM PDT Att: 53,755 - Cloudy - 69 F										
Mickey Morandini, L (1, 4) OBP: 0.394, SLG: 0.388	G3-1			K				G4-3		4	0	1	0	0	1	1											
Sammy Sosa, R (1, 9) OBP: 0.406, SLG: 0.560	K			1B 2B	F8				P2	4	1	1	1	0	1	1											
Mark Grace, L (1, 3)		G4-6-3 1B		2B 1B	K			G4-3		4	0	2	1	0	1	1											
Brant Brown, L (1, 7) OBP: 0.412, SLG: 0.565 Kevin Orie, R (9, PH) OBP: 0.256, SLG: 0.313	G4-6-3 1-2			BB BB	G4-3			F3		2	0	0	0	1	0	2											
Jeff Blauser, R (1, 6) OBP: 0.380, SLG: 0.324	F9			BB BB	G4-3					1	0	0	0	0	0	0											
Tyler Houston, L (1, 2) OBP: 0.174, SLG: 0.273			K	FC6-4 BB				L8		2	0	0	0	0	1	2											
José Hernández, R (1, 5) OBP: 0.206, SLG: 0.333			P9	1-2				G5-3		3	0	0	0	0	1	0											
Geremi Gonzalez, R (1, 1) Manny Alexander, R (8, PH) OBP: 0.333, SLG: 0.500 Marc Pisciotta, R (8, 1) OBP: 0.500, SLG: 0.500	K2-3			G1-3				K		2	0	0	0	0	1	0											
										1	0	0	0	0	1	0											
										0	0	0	0	0	0	0											
Inning Stats	R: 0 H: 0 E: 0 K: 2 S: 8	H: 0 LOB: 0 BB: 0 P: 12	R: 0 H: 1 E: 0 K: 0 S: 6	H: 1 LOB: 0 BB: 0 P: 11	R: 0 H: 0 E: 0 K: 2 S: 10	H: 0 LOB: 0 BB: 0 P: 16	R: 2 H: 3 E: 0 K: 1 S: 16	H: 3 LOB: 2 BB: 2 P: 31	R: 0 H: 0 E: 0 K: 1 S: 8	H: 1 LOB: 1 BB: 0 P: 15	R: 0 H: 0 E: 0 K: 1 S: 7	H: 0 LOB: 0 BB: 0 P: 8	R: 0 H: 0 E: 0 K: 1 S: 8	H: 0 LOB: 0 BB: 0 P: 9	R: 0 H: 0 E: 0 K: 0 S: 6	H: 0 LOB: 0 BB: 0 P: 10	1B: 4 2B: 1 3B: 0 HR: 0	SF: 0 SAC: 0 DP: 1 HBP: 0	WP: 0 PB: 0 SB: 2 CS: 1	PA: 32							
PITCHER	IP	WLS	BF	H	R	ER	SO	BB	IBB	HBP	BLK	WP	HR	S	P	ERA	WHIP										
37 Darren Dreifort, R (1, 1) ERA: 2.52	5.0		19	4	2	2	6	2	0	0	0	0	0	48	84	3.60	1.200										
Mark Guthrie, L (6, 1) ERA:	1.0	W	4	1	0	0	1	0	0	0	0	0	0	11	15	0.00	1.000										
Brad Clontz, R (7, 1) ERA:	1.1		4	0	0	0	2	0	0	0	0	0	0	10	11	0.00	0.000										
Scott Radinsky, L (8, 1) ERA: 1.0	1.2	S	5	0	0	0	0	0	0	0	0	0	0	11	16	0.00	0.000										

Batter	1	2	3	4	5	6	7	8	9	AB	R	H	RBI	BB	SO	LOB	BOTTOM										
Eric Young Sr., R (1, 4) OBP: 0.355, SLG: 0.329	F7			G5-3		SH SH5-4 2H		G5-3		3	0	0	0	0	0	0	Chicago Cubs @ Los Angeles Dodgers Dodger Stadium, Los Angeles, CA Sat Apr 25 1998, 7:05 PM PDT Att: 53,755 - Cloudy - 69 F										
Roger Cedeno, S (1, 8) OBP: 0.500, SLG: 0.200	G4-3			F7		SH5-4		F5		3	0	0	0	0	0	0											
Mike Piazza, R (1, 2) OBP: 0.374, SLG: 0.651	K			G3-1		4-0 IBB				2	0	0	0	1	1	0											
Todd Zeile, R (1, 5) OBP: 0.312, SLG: 0.398		K			HR 1B	P5				3	1	1	0	0	1	2											
Raul Mondesi, R (1, 9) OBP: 0.267, SLG: 0.363		K			HR	K				3	1	1	2	0	2	2											
Eric Karros, R (1, 3)		F9			F9			K		3	0	0	0	0	1	0											
Todd Hollandsworth, L (1, 7) OBP: 0.301, SLG: 0.443 Scott Radinsky, L (8, 1)			K		K			K		3	0	0	0	0	3	0											
Jose Vizcaino, S (1, 6) OBP: 0.317, SLG: 0.235			K		L8			G3		3	0	0	0	0	1	0											
37 Darren Dreifort, R (1, 1) Mark Guthrie, R (6, 1) Wilton Guerrero, S (6, PH) OBP: 0.334, SLG: 0.469 Brad Clontz, R (7, 1) Trenidad Hubbard, R (8, 7) OBP: 0.343, SLG: 0.500			K			E 2B		G6-3		1	0	0	0	0	1	0											
										0	0	0	0	0	0	0											
										1	1	1	0	0	0	0											
										0	0	0	0	0	0	0											
										1	0	0	0	0	0	0											
Inning Stats	R: 0 H: 0 E: 0 K: 1 S: 6	H: 0 LOB: 0 BB: 0 P: 9	R: 0 H: 0 E: 0 K: 2 S: 11	H: 0 LOB: 0 BB: 0 P: 14	R: 0 H: 0 E: 0 K: 3 S: 12	H: 0 LOB: 0 BB: 0 P: 16	R: 0 H: 0 E: 0 K: 0 S: 3	H: 0 LOB: 0 BB: 0 P: 4	R: 2 H: 2 E: 0 K: 1 S: 14	H: 2 LOB: 0 BB: 0 P: 22	R: 1 H: 1 E: 1 K: 1 S: 11	H: 1 LOB: 2 BB: 1 P: 19	R: 0 H: 0 E: 0 K: 2 S: 10	H: 0 LOB: 0 BB: 0 P: 14	R: 0 H: 0 E: 0 K: 0 S: 8	H: 0 LOB: 0 BB: 0 P: 14	1B: 1 2B: 1 3B: 0 HR: 1	SF: 0 SAC: 2 DP: 0 HBP: 0	WP: 0 PB: 0 SB: 0 CS: 0	PA: 29							
PITCHER	IP	WLS	BF	H	R	ER	SO	BB	IBB	HBP	BLK	WP	HR	S	P	ERA	WHIP										
Geremi Gonzalez, R (1, 1) ERA: 5.76	7.0	L	26	3	3	2	10	0	0	0	0	0	0	8	14	0.00	0.429										
Marc Pisciotta, R (8, 1) ERA: 1.1	1.0		3	0	0	0	0	0	0	0	0	0	0	8	14	0.00	0.000										




Batter	1	2	3	4	5	6	7	8	9	10	11	12	AB	R	H	RBI	BB	SO	LOB									
Lance Johnson, L OBP: 0.197, SLG: 0.188	G6-3		G3-1		FC4-6 2B		P5			K		L5	6	1	0	0	0	1	2									
Mickey Morandini, L OBP: 0.384, SLG: 0.388	F7		G4-3				K			K		CS	5	0	1	1	1	0	2									
Sammy Sosa, R OBP: 0.398, SLG: 0.542	K				G6-3				G6-3		P3		5	0	1	0	0	1	1									
Mark Grace, L OBP: 0.417, SLG: 0.371		F9 BB 1B				G4-3 2B			L9				3	2	2	0	2	0	0									
Henry Rodriguez, L OBP: 0.396, SLG: 0.582 José Hernández, R OBP: 0.200, SLG: 0.324				F9		G4-3					K		3	0	0	0	1	1	3									
Jeff Blausler, R OBP: 0.381, SLG: 0.333													4	0	1	1	1	2	4									
Kevin Orle, R OBP: 0.253, SLG: 0.307													5	0	1	1	0	3	5									
Scott Servais, R OBP: 0.278, SLG: 0.254													5	0	0	0	0	2	3									
Steve Trachsel, R OBP: 0.240, SLG: 0.160 Terry Adams, R OBP: 0.240, SLG: 0.160 Tyler Houston, L OBP: 0.240, SLG: 0.160 Rod Beck, R OBP: 0.240, SLG: 0.160 Terry Mulholland, R OBP: 0.240, SLG: 0.160 Manny Alexander, R OBP: 0.240, SLG: 0.160 Marc Pisciotta, R OBP: 0.240, SLG: 0.160													2	0	0	0	0	0	1									
Inning Stats	R: 0 E: 0 K: 1 S: 7	H: 0 LOB: 0 BB: 0 P: 7	R: 1 E: 0 K: 1 S: 13	H: 1 LOB: 1 BB: 2 P: 23	R: 0 E: 0 K: 1 S: 7	H: 0 LOB: 0 BB: 0 P: 11	R: 0 E: 0 K: 2 S: 11	H: 2 LOB: 2 BB: 0 P: 17	R: 1 E: 1 K: 0 S: 11	H: 1 LOB: 1 BB: 0 P: 15	R: 0 E: 0 K: 2 S: 9	H: 0 LOB: 0 BB: 0 P: 14	R: 0 E: 0 K: 1 S: 7	H: 0 LOB: 0 BB: 0 P: 15	R: 0 E: 0 K: 2 S: 11	H: 0 LOB: 0 BB: 0 P: 17	R: 0 E: 0 K: 2 S: 13	H: 0 LOB: 2 BB: 2 P: 25	R: 0 E: 0 K: 1 S: 7	H: 0 LOB: 0 BB: 1 P: 14	1B: 3 2B: 3 3B: 0 HR: 0	SF: 0 SAC: 0 DP: 1 HBP: 0	WP: 1 PB: 0 SB: 0 CS: 1	PA: 47				
PITCHER	IP	WLS	BF	H	R	ER	SO	BB	IBB	HBP	BLK	WP	HR	S	P	103	ERA	WHIP										
Ramon Martinez, R ERA: 3.15	(1, 1)																2.57	1.143										
Jim Bruske, R ERA: 1.5	(8, 1)	0.1	1	0	0	0	0	0	0	0	0	0	0	3	6	0.00	0.000											
Mark Guthrie, L ERA: 2.0	(8, 1)	0.2	2	0	0	0	1	0	0	0	0	0	0	5	9	0.00	0.000											
Antonio Osuna, R ERA: 2.0	(9, 1)	2.1	8	0	0	0	3	1	0	0	0	0	0	25	39	0.00	0.429											
Scott Radinsky, L ERA: 0.53	(11, 1)	0.2	3	0	0	0	2	1	0	0	0	0	0	6	12	0.00	1.500											
PITCHER	IP	WLS	BF	H	R	ER	SO	BB	IBB	HBP	BLK	WP	HR	S	P	14	ERA	WHIP										
Brad Clontz, R ERA: 1.0	(12, 1)	1.0	3	0	0	0	1	0	0	0	0	0	0	7	14	0.00	1.000											

Chicago Cubs @ Los Angeles Dodgers
Dodger Stadium, Los Angeles, CA

Sun Apr 26 1998, 3:33 AM PDT
Alt. 49,069 - Cloudy - 74 F

AB 41
R 3
H 6
RBI 3
BB 5
SO 15
LOB 20




Batter	1	2	3	4	5	6	7	8	9	10	11	12	AB	R	H	RBI	BB	SO	LOB									
Eric Young Sr., R OBP: 0.374, SLG: 0.379	G5-3												5	2	3	1	1	0	0									
Roger Cedeno, S OBP: 0.462, SLG: 0.222													4	0	1	0	1	0	3									
Raul Mondesi, R OBP: 0.261, SLG: 0.349													6	0	1	0	0	2	4									
Todd Zeile, R OBP: 0.303, SLG: 0.383													6	0	1	1	0	1	2									
Eric Karros, R OBP: 0.240, SLG: 0.160 Antonio Osuna, R OBP: 0.240, SLG: 0.160 Scott Radinsky, L OBP: 0.240, SLG: 0.160 Thomas Howard, S OBP: 0.240, SLG: 0.160 Terry Mulholland, L OBP: 0.240, SLG: 0.160													4	1	1	0	0	0	1									
Matt Luke, L OBP: 0.361, SLG: 0.515													5	1	3	1	0	1	0									
Tom Prince, R OBP: 0.384, SLG: 0.375													3	0	0	0	0	1	2									
Jose Vizcaino, S OBP: 0.323, SLG: 0.250													5	0	2	1	0	0	2									
Ramon Martinez, R ERA: 3.15 Jim Bruske, R ERA: 1.5 Mark Guthrie, L ERA: 2.0 Todd Hollansworth, L ERA: 1.35 Brad Clontz, R ERA: 1.0													2	0	1	0	0	0	0									
Inning Stats	R: 0 E: 0 K: 0 S: 5	H: 0 LOB: 0 BB: 1 P: 10	R: 1 E: 0 K: 1 S: 12	H: 1 LOB: 0 BB: 0 P: 19	R: 0 E: 0 K: 0 S: 10	H: 2 LOB: 2 BB: 0 P: 17	R: 0 E: 0 K: 0 S: 9	H: 1 LOB: 2 BB: 0 P: 16	R: 1 E: 0 K: 0 S: 10	H: 3 LOB: 2 BB: 0 P: 9	R: 0 E: 0 K: 1 S: 8	H: 0 LOB: 0 BB: 1 P: 15	R: 0 E: 0 K: 2 S: 10	H: 0 LOB: 0 BB: 0 P: 15	R: 0 E: 0 K: 1 S: 7	H: 0 LOB: 0 BB: 0 P: 10	R: 0 E: 0 K: 2 S: 12	H: 2 LOB: 2 BB: 0 P: 19	R: 0 E: 0 K: 0 S: 12	H: 1 LOB: 2 BB: 0 P: 20	R: 1 E: 0 K: 1 S: 11	H: 2 LOB: 1 BB: 0 P: 15	1B: 11 2B: 0 3B: 0 HR: 2	SF: 0 SAC: 1 DP: 0 HBP: 2	WP: 0 PB: 0 SB: 0 CS: 1	PA: 50		
PITCHER	IP	WLS	BF	H	R	ER	SO	BB	IBB	HBP	BLK	WP	HR	S	P	88	ERA	WHIP										
Steve Trachsel, R ERA: 3.6	(1, 1)	6.0	26	8	3	3	1	1	0	1	0	0	2	53	88	4.50	1.500											
Terry Adams, R ERA: 2.04	(7, 1)	3.0	9	0	0	0	4	1	0	0	0	0	0	25	40	0.00	0.333											
Rod Beck, R ERA: 2.45	(10, 1)	1.0	5	2	0	0	2	0	0	0	0	0	0	12	19	0.00	2.000											
Terry Mulholland, L ERA: 1.35	(11, 1)	1.0	5	1	0	0	0	0	0	1	0	0	0	12	20	0.00	1.000											
Marc Pisciotta, R ERA: 1.59	(12, 1)	0.2	4	2	1	1	1	0	0	0	0	0	0	11	15	13.50	3.000											

Chicago Cubs @ Los Angeles Dodgers
Dodger Stadium, Los Angeles, CA

Sun Apr 26 1998, 3:33 AM PDT
Alt. 49,069 - Cloudy - 74 F

AB 44
R 4
H 13
RBI 4
BB 2
SO 8
LOB 15



Batter	1	2	3	4	5	6	7	8	9	10	11	12	13	AB R H RBI BB SO LOB	TOP																		
Fernando Vina, L OBP: 0.432, SLG: 0.515 (1, 4)			L8			G6-3 3B		G4-3		F7				5 2 2 0 1 0 0	Milwaukee Brewers @ Los Angeles Dodgers Dodger Stadium, Los Angeles, CA Mon Apr 27 1998, 7:05 PM PDT Att. 32,910 - Unknown - 68 F livebaseballscorecards.com																		
Mark Loretta, R OBP: 0.306, SLG: 0.294 (9, 3)	F8		G4-3			G6-3		WP 1B		G4-3				6 0 1 1 0 0 3																			
Jose Valentin, S OBP: 0.378, SLG: 0.487 (1, 6)	L9			F9		P3		E5			P3			6 0 0 0 0 0 4																			
Jeremy Burnitz, L OBP: 0.394, SLG: 0.598 (1, 9)	K					G3		K2-3			K			6 0 1 1 0 4 3																			
Marquis Grissom, R OBP: 0.286, SLG: 0.441 (1, 8)		F9		F9							G5-3		CS	5 0 1 0 0 1 0																			
Geoff Jenkins, L OBP: 0.417, SLG: 0.909 Darin Jackson, R OBP: 0.172, SLG: 0.179 (8, 7)						1B				F7		G5-3		3 1 2 1 0 1 1 2 0 0 0 0 0 0																			
Mike Matheny, R OBP: 0.366, SLG: 0.477 (1, 2)		G5-3				G3-6-1 1B		G4-6-3 HBP				K		4 0 2 0 0 1 0																			
Bob Hamelin, L OBP: 0.190, SLG: 0.132 Chad Fox, R (9, 1)		G4-3				G3-6-1 1B		G4-6-3 HBP		G4-3		K		4 0 0 0 0 0 5 0 0 0 0 0 0 0 1 0 0 0 0 1 0 0 0 0 0 0 0 0																			
Bobby Hughes, R OBP: 0.200, SLG: 0.200 Al Reyes, R (12, 1)		G4-3				G3-6-1 1B		G4-6-3 HBP		G4-3		K		0 0 0 0 0 0 0																			
21 Cal Eldred, R OBP: 0.000, SLG: 0.000 Jesus Flores, L OBP: 0.000, SLG: 0.000 Bob Wickman, R (8, 1)				K										2 0 0 0 0 0 2 1 1 0 2 0 0 0 0 0 0 0																			
21 Cal Eldred, R OBP: 0.000, SLG: 0.000 Jesus Flores, L OBP: 0.000, SLG: 0.000 Bob Wickman, R (8, 1)				K										2 0 0 0 0 0 2 1 1 0 2 0 0 0 0 0 0 0																			
Inning Stats	R: 0 E: 0 K: 1 S: 7	H: 0 LOB: 1 BB: 1 P: 14	R: 1 E: 0 K: 0 S: 7	H: 1 LOB: 0 BB: 0 P: 11	R: 0 E: 0 K: 1 S: 10	H: 0 LOB: 0 BB: 0 P: 14	R: 0 E: 0 K: 1 S: 10	H: 1 LOB: 0 BB: 0 P: 10	R: 0 E: 0 K: 0 S: 8	H: 1 LOB: 1 BB: 0 P: 9	R: 0 E: 0 K: 1 S: 15	H: 1 LOB: 2 BB: 2 P: 24	R: 0 E: 0 K: 0 S: 9	H: 0 LOB: 0 BB: 0 P: 12		R: 0 E: 0 K: 2 S: 10	H: 0 LOB: 0 BB: 0 P: 14	R: 0 E: 0 K: 2 S: 9	H: 0 LOB: 0 BB: 0 P: 10	R: 1 E: 0 K: 0 S: 12	H: 3 LOB: 1 BB: 0 P: 17	1B: 8 2B: 0 3B: 1 HR: 1	SF: 0 SAC: 0 DP: 2 HBP: 1	WP: 2 PB: 0 SB: 1 CS: 1	PA: 50								
PITCHER	IP WLS BF H R ER SO BB IBB HBP BLK WP HR S P ERA WHIP																																
Chan Ho Park, R ERA: 4.6 (1, 1)	7.2	30	6	2	2	5	1	0	0	0	0	0	0	0	1	0	4	7	0.00	0.913													
Mark Guthrie, L ERA: (8, 1)	0.1	1	0	0	0	1	0	0	0	0	0	0	0	0	0	0	0	0	0.00	0.000													
Jim Bruske, R ERA: 1.38 (9, 1)	1.0	4	1	0	0	1	0	0	0	0	0	0	0	0	0	0	9	12	0.00	1.000													
Brad Clontz, R ERA: (10, 1)	3.0	9	0	0	0	3	0	0	0	0	0	0	0	0	0	0	24	36	0.00	0.000													
Frank Lankford, R ERA: 9.06 (13, 1)	1.0	5	3	1	1	0	0	0	0	0	0	0	0	0	1	0	12	17	9.00	3.000													

Batter	1	2	3	4	5	6	7	8	9	10	11	12	13	AB R H RBI BB SO LOB	BOTTOM																		
Eric Young Sr., R OBP: 0.375, SLG: 0.367 (1, 4)			G5-3					L8		F8			SH3-4	3 0 0 0 2 0 1	Milwaukee Brewers @ Los Angeles Dodgers Dodger Stadium, Los Angeles, CA Mon Apr 27 1998, 7:05 PM PDT Att. 32,910 - Unknown - 68 F livebaseballscorecards.com																		
Roger Cedeno, S OBP: 0.380, SLG: 0.154 Brad Clontz, R (10, 1)			F8					L8					G3	4 0 0 0 1 2 4 0 0 0 0 0 0 0 1 0 0 0 0 0 0 0 0 0 0 0 0 0																			
Juan Castro, R OBP: 0.056, SLG: 0.059 Frank Lankford, R (13, 1)								L8						0 0 0 0 0 0 0 1 0 0 0 0 0 0 0 0 0 0 0 0 0																			
Mike Piazza, R OBP: 0.360, SLG: 0.632 Todd Hollandsworth, L OBP: 0.294, SLG: 0.432 Tom Prince, R OBP: 0.308, SLG: 0.300 (1, 2)	G6-3							F8						4 0 1 0 0 0 1 0 0 0 0 0 0 0 2 0 0 0 0 0 1 1																			
Todd Zeile, R OBP: 0.295, SLG: 0.370 (1, 5)	G1-3							F8						6 0 1 0 0 2 3																			
Raul Mondesi, R OBP: 0.296, SLG: 0.424 (1, 9)		G3 2B						F8						6 1 5 1 0 0 0																			
Eric Karros, R OBP: 0.182, SLG: 0.273 Trenidad Hubbard, R OBP: 0.316, SLG: 0.485 (10, 8)	L7							K						4 0 1 0 0 1 3 2 1 0 0 0 1 1																			
Matt Luke, L OBP: 0.317, SLG: 0.447 (10, 3)	G3							P4						5 0 0 0 0 1 4																			
Jose Vizcaino, S OBP: 0.320, SLG: 0.262 (1, 6)								P4						5 0 2 1 0 1 1																			
Chan Ho Park, R OBP: 0.000, SLG: 0.000 Mark Guthrie, L (8, 1)								SH1-3 1B						1 0 0 0 0 0 1 0 1 0 0 0 0 1 1 2																			
Wilton Guerrero, S ERA: 5.14 Jim Bruske, R Thomas Howard, S OBP: 0.161, SLG: 0.303 (9, 1)								SH1-3						1 0 0 0 0 0 1 0 1 0 0 0 0 1 1 2																			
Inning Stats	R: 0 E: 0 K: 1 S: 8	H: 0 LOB: 1 BB: 1 P: 16	R: 0 E: 0 K: 1 S: 8	H: 1 LOB: 1 BB: 0 P: 11	R: 0 E: 0 K: 1 S: 13	H: 2 LOB: 2 BB: 0 P: 17	R: 0 E: 0 K: 0 S: 7	H: 1 LOB: 1 BB: 0 P: 13	R: 0 E: 0 K: 0 S: 8	H: 1 LOB: 0 BB: 0 P: 12	R: 0 E: 0 K: 0 S: 6	H: 0 LOB: 0 BB: 0 P: 8	R: 0 E: 0 K: 1 S: 11	H: 1 LOB: 2 BB: 1 P: 19		R: 2 E: 0 K: 2 S: 12	H: 3 LOB: 2 BB: 2 P: 23	R: 0 E: 0 K: 0 S: 7	H: 0 LOB: 0 BB: 0 P: 11	R: 0 E: 0 K: 2 S: 10	H: 0 LOB: 0 BB: 0 P: 13	R: 0 E: 0 K: 1 S: 12	H: 0 LOB: 1 BB: 1 P: 17	R: 0 E: 0 K: 1 S: 9	H: 1 LOB: 1 BB: 0 P: 15	1B: 7 2B: 2 3B: 0 HR: 1	SF: 0 SAC: 3 DP: 0 HBP: 0	WP: 0 PB: 0 SB: 1 CS: 1	PA: 53				
PITCHER	IP WLS BF H R ER SO BB IBB HBP BLK WP HR S P ERA WHIP																																
21 Cal Eldred, R ERA: 1.67 (1, 1)	7.0	26	5	0	0	4	1	0	0	0	0	0	0	0	0	0	11	19	0.00	2.000													
Bob Wickman, R ERA: 2.5 (8, 1)	1.0	5	1	0	0	1	1	0	0	0	0	0	0	0	0	1	6	10	54.00	9.000													
Doug Jones, R ERA: 5.14 (9, 1)	0.1	4	3	2	2	0	0	0	0	0	0	0	0	0	0	0	3	3	0.00	0.000													
Mike Myers, L ERA: 1.13 Chad Fox, R ERA: 0.47 (9, 1)	0.1	1	0	0	0	1	0	0	0	0	0	0	0	0	0	0	3	3	0.00	0.000													
21 Cal Eldred, R ERA: 1.67 (1, 1)	2.1	8	0	0	0	3	1	0	0	0	0	0	0	0	0	0	20	34	0.00	0.429													

Batter	1	2	3	4	5	6	7	8	9	AB	R	H	RBI	BB	SO	LOB	TOP			
Fernando Vina, L (1,4) OBP: 0.418, SLG: 0.495	F8		K			F8		F7		4	0	0	0	0	1	1	Milwaukee Brewers @ Los Angeles Dodgers Dodger Stadium, Los Angeles, CA Tue Apr 28 1998, 7:05 PM PDT Att: 29,791 - Unknown - 64 F livebaseballscorecards.com			
Jeff Cirillo, R (1,5) OBP: 0.393, SLG: 0.398	F7			G6-3			BB 1B		G3-1 HR BB	3	1	1	0	1	0	0				
Jose Valentin, S (1,6) OBP: 0.373, SLG: 0.469	K2-3			P5			BB 1-2		P6	3	0	0	0	1	1	1				
Jeremy Burnitz, L (1,9) OBP: 0.389, SLG: 0.615				K2-3			K		G3-1	4	1	1	1	0	2	3				
Marquis Grissom, R (1,8) OBP: 0.278, SLG: 0.429 Eric Owens, R (8,7) OBP: 0.111, SLG: 0.444	G1-3				G5-3		K			3	0	0	0	0	1	2				
Geoff Jenkins, L (1,7) OBP: 0.333, SLG: 0.714 Darrin Jackson, R (7,7) OBP: 0.167, SLG: 0.172	K				G3		K2-3		L4	3	0	0	0	0	2	2				
Mark Loretta, R (1,3) OBP: 0.286, SLG: 0.270	K				F8				F9	3	0	0	0	0	1	0				
Jesse Levis, L (1,2) OBP: 0.432, SLG: 0.323 Steve Woodard, L (8,1)			K2-3			G6-3			HBP	2	0	0	0	0	1	0				
Jose Mercedes, R (1,1) OBP: 0.182, SLG: 0.100 Mike Myers, L (7,1) Bobby Hughes, R (8,PH) OBP: 0.167, SLG: 0.167			P6			K			K	2	0	0	0	0	0	1				
Inning Stats	R: 0 E: 0 K: 1 S: 7	H: 0 LOB: 0 BB: 0 P: 14	R: 1 E: 0 K: 2 S: 12	H: 1 LOB: 0 BB: 0 P: 18	R: 0 E: 0 K: 2 S: 10	H: 0 LOB: 0 BB: 0 P: 13	R: 0 E: 0 K: 1 S: 5	H: 0 LOB: 0 BB: 0 P: 7	R: 0 E: 0 K: 0 S: 6	H: 0 LOB: 0 BB: 0 P: 7	R: 0 E: 0 K: 3 S: 12	H: 1 LOB: 2 BB: 1 P: 24	R: 0 E: 0 K: 1 S: 7	H: 0 LOB: 1 BB: 0 P: 12	R: 2 E: 0 K: 0 S: 10	H: 1 LOB: 0 BB: 1 P: 15		1B: 1 2B: 0 3B: 0 HR: 2	SF: 0 SAC: 0 DP: 0 HBP: 1	WP: 0 PB: 0 SB: 0 CS: 0
PITCHER Hideo Nomo, R (1,1) ERA: 4.81	IP: 9.0 WLS: W BF: 33 H: 3 R: 3 ER: 3 SO: 11 BB: 2 IBB: 0 HBP: 1 BLK: 0 WP: 0 HR: 2 S: 76 P: 118 ERA: 3.00 WHIP: 0.556															PITCHER IP: 9.0 WLS: W BF: 33 H: 3 R: 3 ER: 3 SO: 11 BB: 2 IBB: 0 HBP: 1 BLK: 0 WP: 0 HR: 2 S: 76 P: 118 ERA: 3.00 WHIP: 0.556				

Batter	1	2	3	4	5	6	7	8	9	AB	R	H	RBI	BB	SO	LOB	BOTTOM			
Eric Young Sr., R (1,4) OBP: 0.370, SLG: 0.362	F8		F9			G4-6-3 1B	E6 L8-4			4	0	1	0	0	0	0	Milwaukee Brewers @ Los Angeles Dodgers Dodger Stadium, Los Angeles, CA Tue Apr 28 1998, 7:05 PM PDT Att: 29,791 - Unknown - 64 F livebaseballscorecards.com			
Todd Hollandsworth, L (1,8) OBP: 0.281, SLG: 0.412	P7			L8		G4-6-3 1-2	L8-4			4	0	0	0	0	0	2				
Mike Piazza, R (1,2) OBP: 0.374, SLG: 0.626	K			1B			E 2B 1B	G1-3		4	1	2	0	0	1	0				
Todd Zeile, R (1,5) OBP: 0.284, SLG: 0.356	F8			P2			E5 2B 1B	K		4	1	0	0	0	1	2				
Raul Mondesi, R (1,9) OBP: 0.294, SLG: 0.427	F8			F8			1B HR 2B	G6-3		4	1	1	1	0	0	1				
Eric Karros, R (1,3) OBP: 0.286, SLG: 0.357 Trenidad Hubbard, R (8,8) OBP: 0.316, SLG: 0.455			S 1B		G4-3		HR 1B			3	1	2	1	0	0	0				
Matt Luke, L (1,7) OBP: 0.318, SLG: 0.512	G4-3			G6-3			HR			3	1	1	3	0	0	1				
Jose Vizcaino, S (1,6) OBP: 0.315, SLG: 0.250			P7		F7		K			3	0	0	0	0	1	0				
Hideo Nomo, R (1,1) OBP: 0.111, SLG: 0.444			F9			G6-3	HR			3	1	1	1	0	0	0				
Inning Stats	R: 0 E: 0 K: 1 S: 9	H: 0 LOB: 0 BB: 0 P: 16	R: 0 E: 0 K: 0 S: 7	H: 1 LOB: 1 BB: 0 P: 14	R: 0 E: 0 K: 0 S: 8	H: 0 LOB: 0 BB: 0 P: 10	R: 0 E: 0 K: 0 S: 4	H: 1 LOB: 1 BB: 0 P: 5	R: 0 E: 0 K: 0 S: 7	H: 0 LOB: 0 BB: 0 P: 10	R: 6 E: 2 K: 1 S: 17	H: 5 LOB: 0 BB: 0 P: 22	R: 0 E: 0 K: 1 S: 9	H: 0 LOB: 0 BB: 0 P: 15	R: 0 E: 0 K: 1 S: 9	H: 0 LOB: 0 BB: 0 P: 15		1B: 5 2B: 2 3B: 0 HR: 2	SF: 0 SAC: 0 DP: 2 HBP: 0	WP: 0 PB: 0 SB: 1 CS: 0
PITCHER Jose Mercedes, R (1,1) ERA: 4.08 Mike Myers, L (7,1) ERA: 1.04 Steve Woodard, R (8,1) ERA: 1.32	IP: 6.1 WLS: L BF: 27 H: 8 R: 6 ER: 5 SO: 2 BB: 0 IBB: 0 HBP: 0 BLK: 0 WP: 0 HR: 2 S: 56 P: 86 ERA: 7.11 WHIP: 1.263															PITCHER IP: 6.1 WLS: L BF: 27 H: 8 R: 6 ER: 5 SO: 2 BB: 0 IBB: 0 HBP: 0 BLK: 0 WP: 0 HR: 2 S: 56 P: 86 ERA: 7.11 WHIP: 1.263				

Batter	1	2	3	4	5	6	7	8	9	AB	R	H	RBI	BB	SO	LOB	TOP										
Eric Young Sr. R OBP: 0.377, SLG: 0.374 Juan Castro, R OBP: 0.056, SLG: 0.059	1-2 S SH2-3 1B		2-0 F9			3-2 1B 2B	0-1 G4-3	4-0 1B 2B BB	1-0 E3 2B	5	4	2	0	1	0	2											
Roger Cedeno, S OBP: 0.391, SLG: 0.278	0-0 SH2-3		0-0 1B 2B			3-1 G4-3 2H	3-3 K	0-1 F8	1-2 L4	5	0	2	1	0	1	4											
Mike Piazza, R OBP: 0.632 Tom Prince, R OBP: 0.308, SLG: 0.300	4-2 G5-3 1B BB		3-1 1B			1-1 P4	1-0 L7	4-0 1B 2B IBB	3-2 1B 2B	4	2	2	2	2	0	1											
Todd Zeile, R OBP: 0.304, SLG: 0.376	0-1 1-2 3H 1B		1-0 F9			1-1 G4-3	1-1 BB 2B	0-2 2B 1B 1B	1-0 1B HBP	5	2	3	1	0	0	2											
Raul Mondesi, R OBP: 0.306, SLG: 0.441 Scott Radinsky, L OBP: 0.136, SLG: 0.294	3-2 G5-3					0-2 1B WP 1B	2-2 L8	3-1 G1-3	1-2 1B 2B	6	3	3	2	0	0	4											
Eric Karros, R OBP: 0.450, SLG: 0.474		1-0 F9				3-1 WP 1B		4-0 SH5-3 1B 1B	2-0 E8	5	1	4	4	1	0	0											
Matt Luke, L OBP: 0.333, SLG: 0.545 Trenad Hubbard, R OBP: 0.333, SLG: 0.545		0-1 G3 2B				2-2 G1-3		0-2 SH5-3 1B	4-2 K	3	1	2	0	0	0	1	AB 43										
Brad Clontz, R OBP: 0.136, SLG: 0.294						1-2 3H 1B		1-2 2-3 BB		1	0	0	0	0	1	1	R 14										
Jose Vizcaino, S OBP: 0.312, SLG: 0.239		0-2 G3				0-0 F8		3-1 SH5-3 1B	1-0 P3	3	1	0	0	1	0	5	H 19										
Ismael Valdez, R OBP: 0.333, SLG: 0.273 Wilton Guerrero, S OBP: 0.340, SLG: 0.467 Jim Bruske, R OBP: 0.136, SLG: 0.294		1-3 K				0-0 G6-3		0-2 G4-3 1B	2-3 K	2	0	0	0	0	1	2	RBI 12										
Mark Guthrie, L OBP: 0.231, SLG: 0.402								1-2 2B	1-2 K	1	0	0	0	0	0	1	BB 6										
Inning Stats	R: 1 E: 0 K: 0 S: 13	H: 2 LOB: 1 BB: 1 P: 21	R: 0 E: 0 K: 1 S: 10	H: 1 LOB: 1 BB: 0 P: 12	R: 0 E: 0 K: 0 S: 5	H: 2 LOB: 1 BB: 0 P: 11	R: 1 E: 0 K: 0 S: 11	H: 2 LOB: 1 BB: 0 P: 16	R: 1 E: 0 K: 0 S: 13	H: 2 LOB: 1 BB: 0 P: 23	R: 2 E: 0 K: 1 S: 15	H: 3 LOB: 1 BB: 0 P: 23	R: 0 E: 0 K: 0 S: 8	H: 1 LOB: 3 BB: 2 P: 22	R: 4 E: 0 K: 2 S: 17	H: 3 LOB: 1 BB: 2 P: 31	R: 5 E: 2 K: 1 S: 17	H: 3 LOB: 1 BB: 1 P: 31	1B: 13 2B: 6 3B: 0 HR: 0	SF: 0 SAC: 2 DP: 1 HBP: 1	WP: 1 PB: 0 SB: 4 CS: 0	PA: 52					
PITCHER	IP	WLS	BF	H	R	ER	SO	BB	IBB	HBP	BLK	WP	HR	S	P	ERA	WHIP										
Jason Schmidt, R ERA: 5.66	6.0		29	12	5	5	2	1	0	0	0	1	0	67	106	7.50	2.167										
Chris Peters, L ERA: 1.89	1.0		6	1	0	0	0	1	1	0	0	0	0	8	22	0.00	2.000										
Ricardo Rincon, L ERA: 1.08	0.2		3	0	1	1	1	1	0	0	0	0	0	5	11	13.50	1.500										
Elmer Dessens, R ERA: 9.95	0.1	L	5	3	3	3	1	0	1	0	0	0	0	12	20	81.00	9.000										
Javier Martinez, R ERA: 2.7	1.0		9	3	5	0	1	1	0	1	0	0	0	17	31	0.00	4.000										
Batter	1	2	3	4	5	6	7	8	9	AB	R	H	RBI	BB	SO	LOB	BOTTOM										
Tony Womack, L OBP: 0.266, SLG: 0.256	0-1 1B	0-2 1B		0-1 B1-3		2-2 F7			2-2 G1-3	5	0	2	0	0	0	1											
Al Martin, L OBP: 0.276, SLG: 0.426	1-0 F7	0-2 G1-3		1-0 HR			2-0 F7		1-0 1B	5	1	2	1	0	0	3											
1B Jason Kendall, R OBP: 0.434, SLG: 0.538	0-0 1B		2-1 G5-3	2-2 P4			2-1 HR HBP		0-1 1B	4	1	2	0	0	0	0											
Kevin Young, R OBP: 0.283, SLG: 0.425	1-3 K		0-0 F4		1-0 F9		1-2 HR		3-2 F7	5	1	1	2	0	1	4											
Jermaine Allensworth, R OBP: 0.426, SLG: 0.460	1-3 K		3-1 1B 3B 1B		1-1 G3		1-3 K		2-2 G6-3	5	1	1	0	0	2	4											
Jose Guillen, R OBP: 0.322, SLG: 0.488 Elmer Dessens, R OBP: 0.340, SLG: 0.340		2-3 K	0-0 1B		1-1 G4-3		0-2 G4-3			4	1	2	0	0	1	0											
Javier Martinez, R OBP: 0.345, SLG: 0.348			1-2 3B 1B		1-1 CS 1B					0	0	0	0	0	0	0											
Chance Sanford, L OBP: 0.250, SLG: 0.750		2-2 F9	3-1 1B 3B		1-2 CS	3-2 G3		0-0 F9		4	0	1	2	0	0	0	AB 40										
Lou Collier, R OBP: 0.267, SLG: 0.474		3-2 HR				0-0 3B		2-1 F9		4	1	2	1	0	0	1	R 6										
Jason Schmidt, R OBP: 0.200, SLG: 0.111 Doug Strange, S OBP: 0.340, SLG: 0.340 Chris Peters, L ERA: 1.32			3-2 HR		1-3 K			2-0 G5-3		2	0	1	0	0	1	0	H 14										
Ricardo Rincon, L OBP: 0.345, SLG: 0.348										0	0	0	0	0	0	0	RBI 6										
Inning Stats	R: 0 E: 0 K: 2 S: 11	H: 2 LOB: 2 BB: 0 P: 14	R: 1 E: 0 K: 0 S: 25	H: 3 LOB: 2 BB: 0 P: 35	R: 2 E: 0 K: 0 S: 10	H: 3 LOB: 1 BB: 0 P: 19	R: 1 E: 0 K: 1 S: 12	H: 1 LOB: 0 BB: 0 P: 16	R: 0 E: 0 K: 0 S: 8	H: 1 LOB: 1 BB: 0 P: 11	R: 0 E: 0 K: 1 S: 11	H: 1 LOB: 1 BB: 0 P: 19	R: 2 E: 0 K: 1 S: 12	H: 1 LOB: 0 BB: 0 P: 18	R: 0 E: 0 K: 0 S: 4	H: 0 LOB: 0 BB: 0 P: 8	R: 0 E: 0 K: 0 S: 14	H: 2 LOB: 2 BB: 0 P: 22	1B: 9 2B: 0 3B: 2 HR: 3	SF: 0 SAC: 0 DP: 0 HBP: 1	WP: 0 PB: 0 SB: 0 CS: 1	PA: 42					
PITCHER	IP	WLS	BF	H	R	ER	SO	BB	IBB	HBP	BLK	WP	HR	S	P	ERA	WHIP										
Ismael Valdez, R ERA: 4.95	5.0		24	10	4	4	4	0	0	0	0	0	0	8	14	0.00	1.500										
Jim Bruske, R ERA: 1.32	0.2		3	1	0	0	1	0	0	0	0	0	0	4	8	0.00	0.000										
Mark Guthrie, L ERA: 1.35	0.2		2	0	0	0	0	0	0	0	0	0	0	4	8	0.00	0.000										
Brad Clontz, R ERA: 1.35	1.2	W	7	1	2	2	1	0	0	1	0	0	1	15	23	10.80	0.600										
Scott Radinsky, L ERA: 0.84	1.0		5	2	0	0	0	0	0	0	0	0	0	14	22	0.00	2.000										

Los Angeles Dodgers @ Pittsburgh Pirates
 Three Rivers Stadium, Pittsburgh, PA
 Thu Apr 30 1998, 7:05 PM EDT
 Att: 9,728 - Cloudy - 64 F

Los Angeles Dodgers @ Pittsburgh Pirates
 Three Rivers Stadium, Pittsburgh, PA
 Thu Apr 30 1998, 7:05 PM EDT
 Att: 9,728 - Cloudy - 64 F



livebaseballscorecards.com

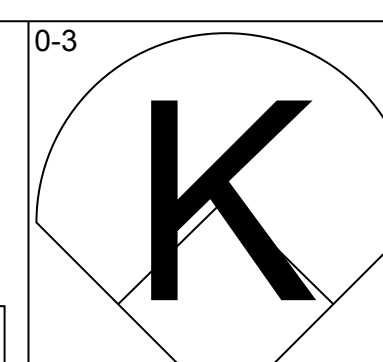
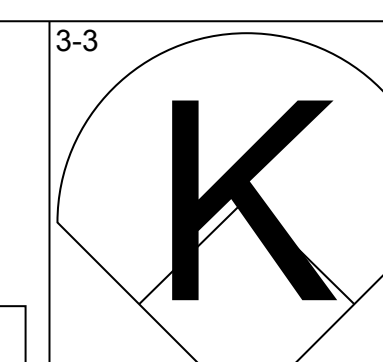
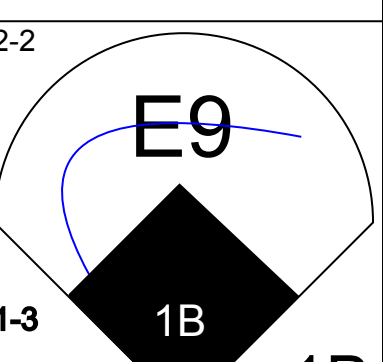
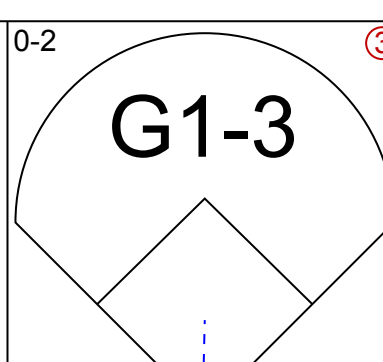
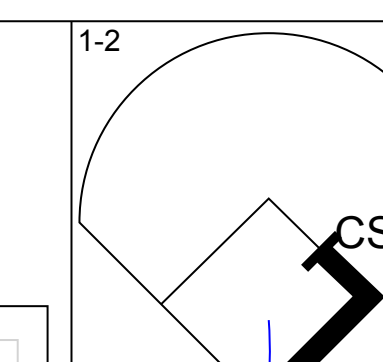
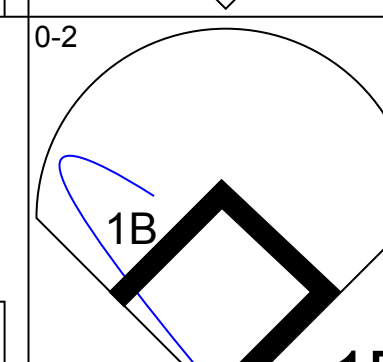
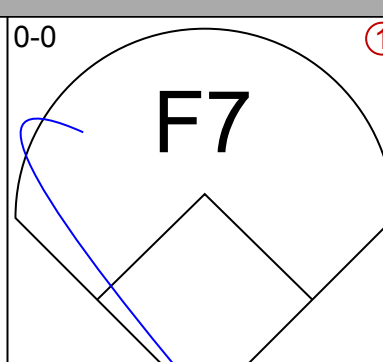
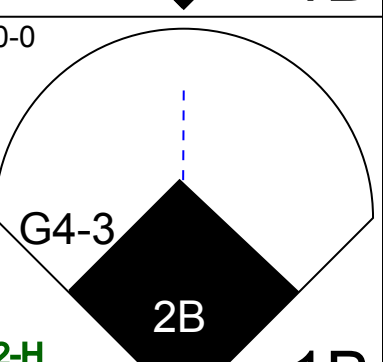
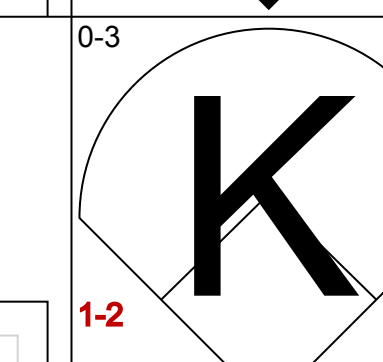
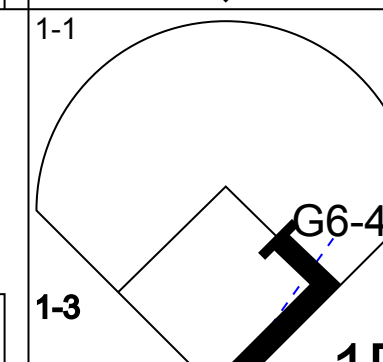
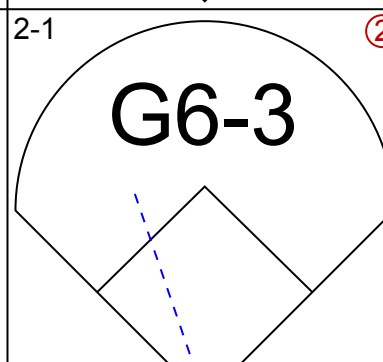
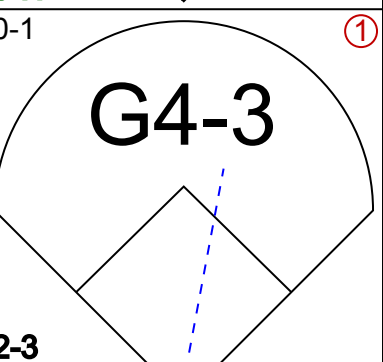
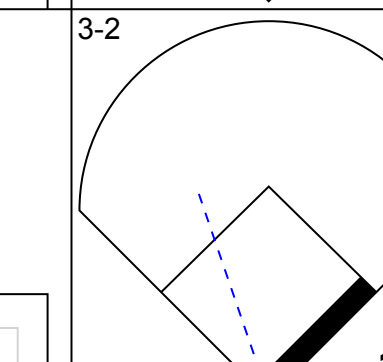
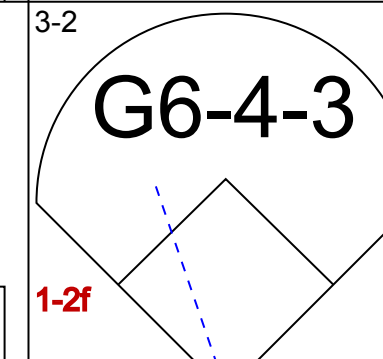
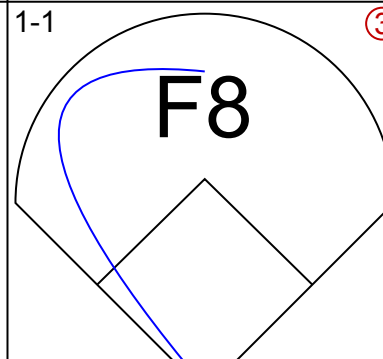
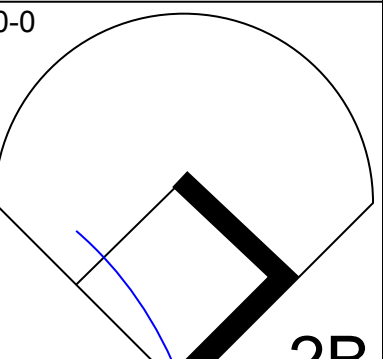
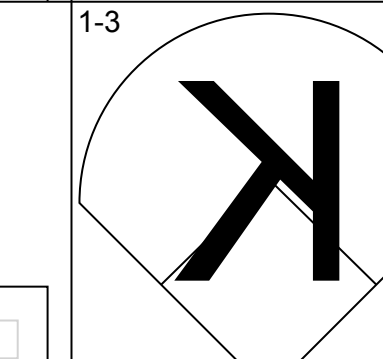
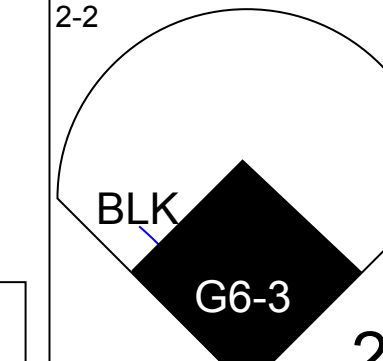
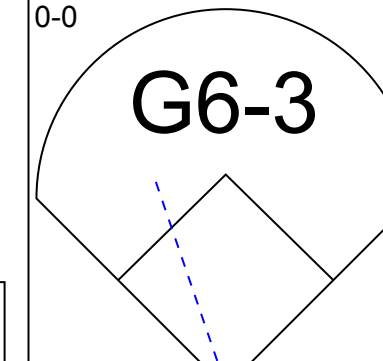
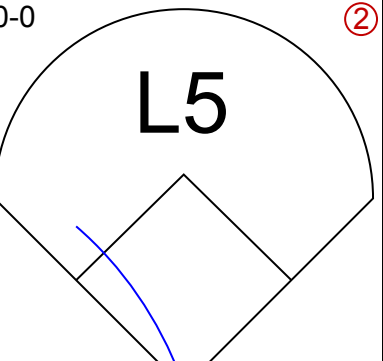

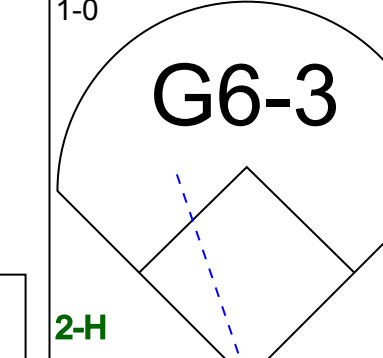
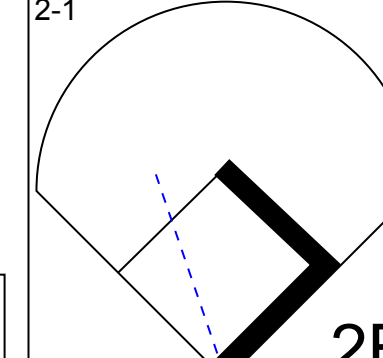
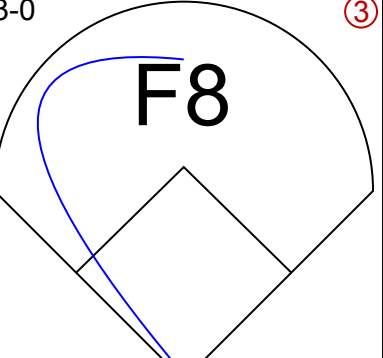

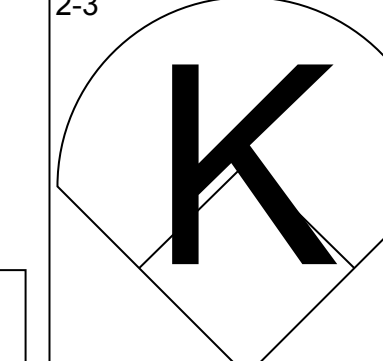
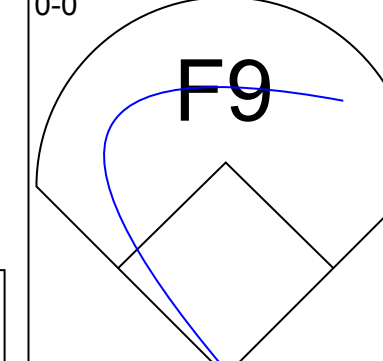
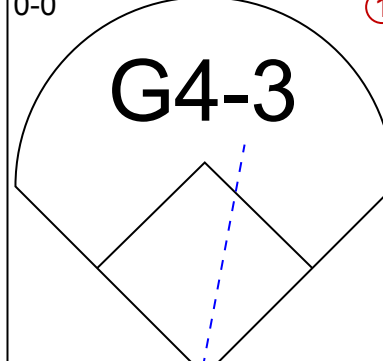

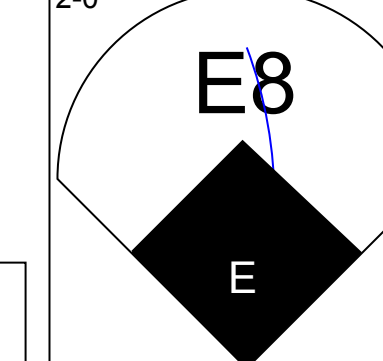
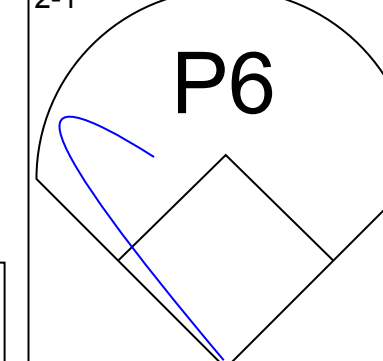
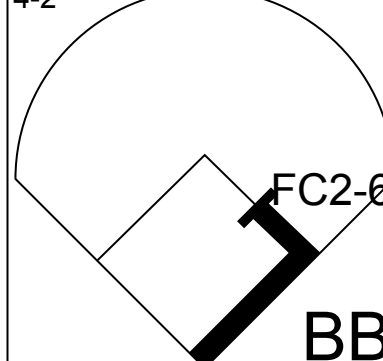


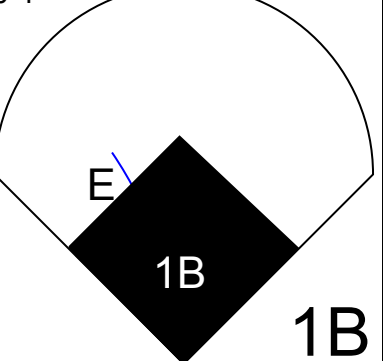
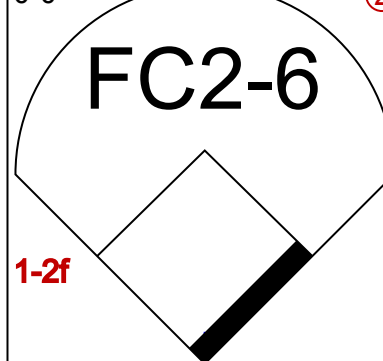

livebaseballscorecards.com

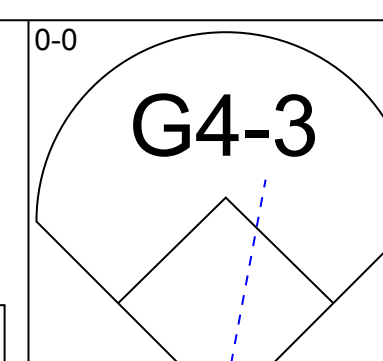
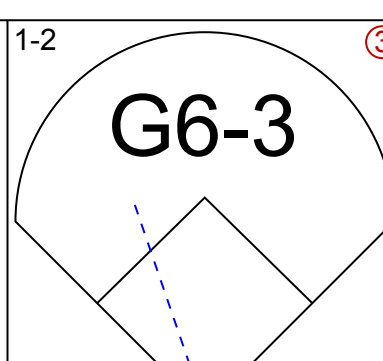
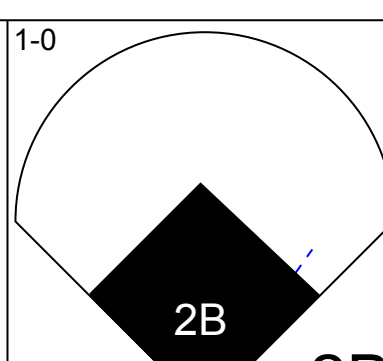

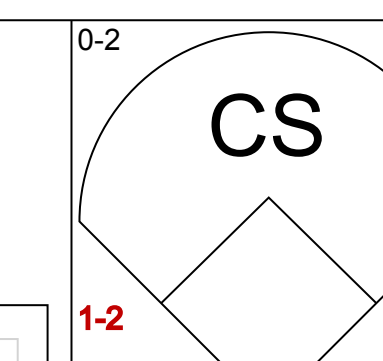
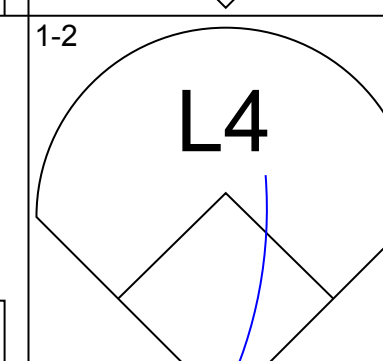
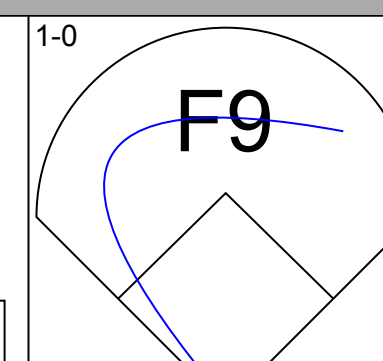
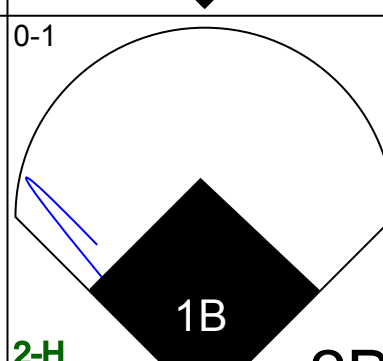

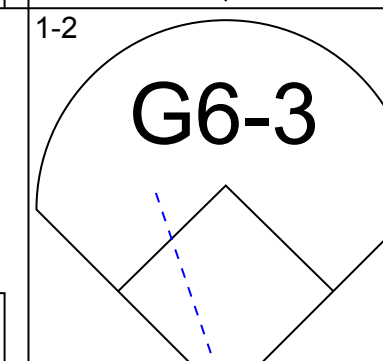
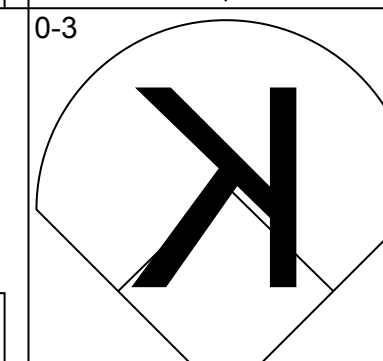
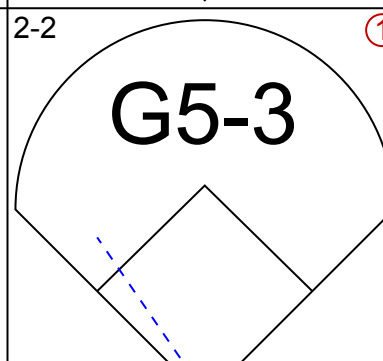

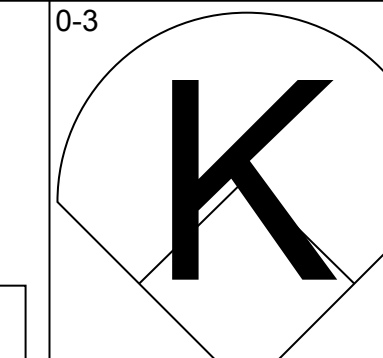
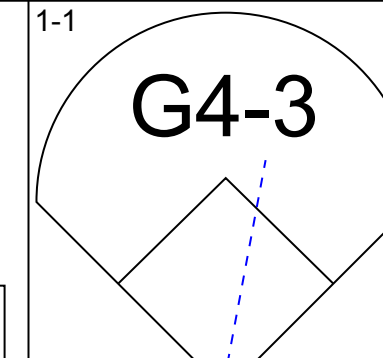
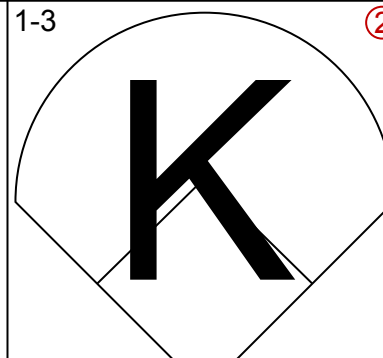

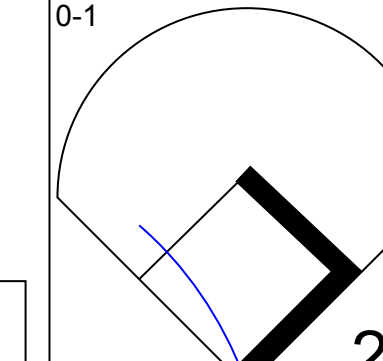
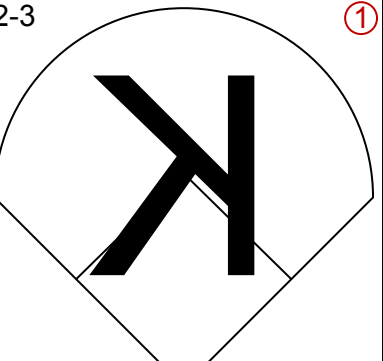
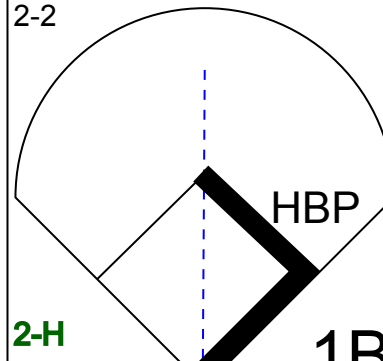

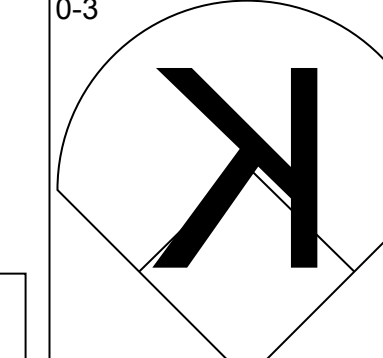
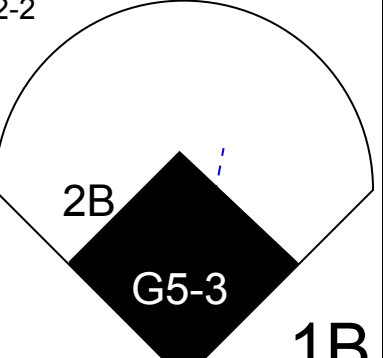
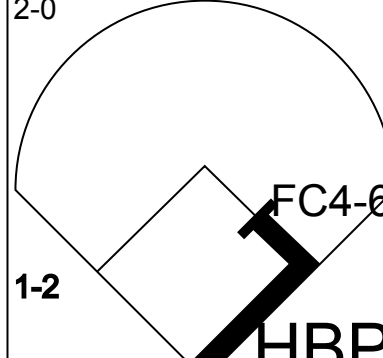
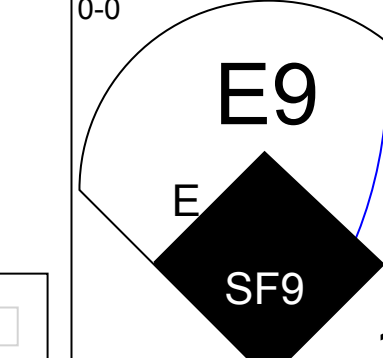
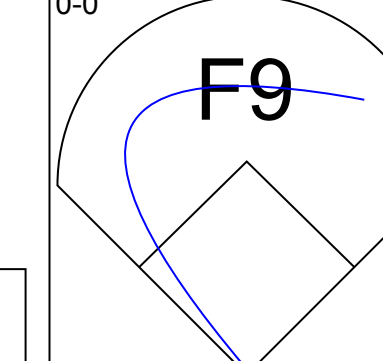
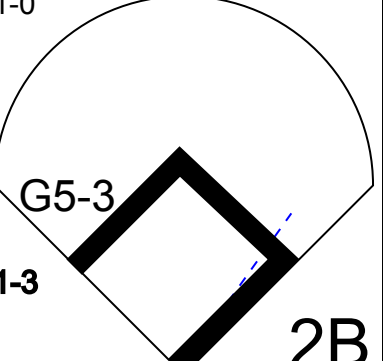
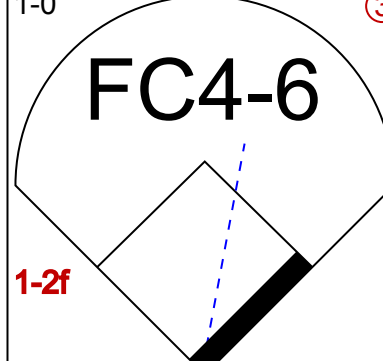
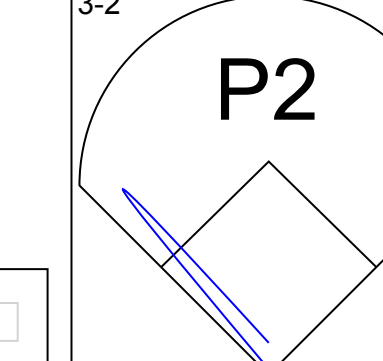
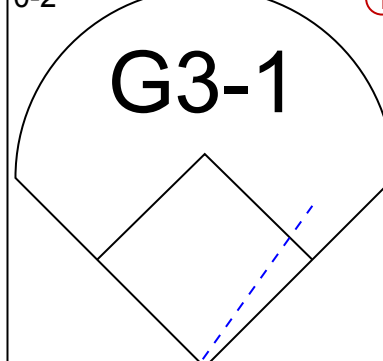
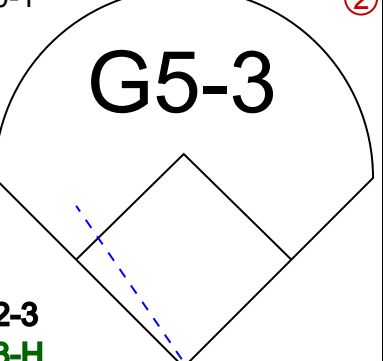

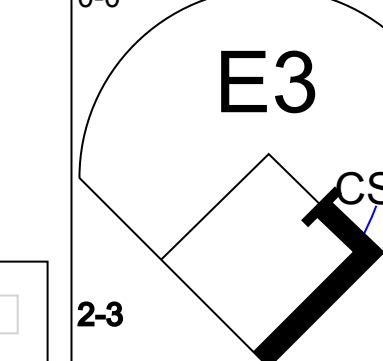
Batter	1	2	3	4	5	6	7	8	9	AB	R	H	RBI	BB	SO	LOB	TOP						
Eric Young Sr. R OBP: 0.387, SLG: 0.404										5	1	3	2	0	0	0	Los Angeles Dodgers @ Pittsburgh Pirates Three Rivers Stadium, Pittsburgh, PA Fri May 01 1998, 7:05 PM EDT Att. 15,491 - Overcast - 61 F						
Roger Cedeno S OBP: 0.393, SLG: 0.273										4	0	1	0	1	2	2							
Mike Piazza R OBP: 0.373, SLG: 0.600										5	0	0	0	0	1	5							
Todd Zeile R OBP: 0.311, SLG: 0.378										2	1	1	1	1	0	1							
Raul Mondesi R OBP: 0.304, SLG: 0.429										3	0	0	0	0	0	3							
Eric Karros R OBP: 0.417, SLG: 0.435										4	0	1	1	0	0	0							
Matt Luke L Trenidad Hubbard R OBP: 0.337, SLG: 0.543 OBP: 0.317, SLG: 0.429										2	0	1	0	0	1	0							
Jose Vizcaino S OBP: 0.321, SLG: 0.243										3	0	1	0	1	0	2							
37 Darren Dreifort R Mark Guthrie R Jim Bruske R Tom Prince R Brad Clontz R OBP: 0.125, SLG: 0.125 OBP: 0.286, SLG: 0.273										3	2	1	0	0	1	1							
Inning Stats	R: 0 E: 0 K: 1 S: 10	H: 1 LOB: 1 BB: 0 P: 15	R: 0 E: 0 K: 1 S: 8	H: 0 LOB: 0 BB: 0 P: 12	R: 1 E: 1 K: 0 S: 8	H: 1 LOB: 1 BB: 0 P: 13	R: 1 E: 0 K: 0 S: 12	H: 3 LOB: 1 BB: 0 P: 16	R: 2 E: 0 K: 1 S: 14	H: 3 LOB: 1 BB: 1 P: 18	R: 0 E: 0 K: 1 S: 10	H: 0 LOB: 2 BB: 2 P: 16	R: 0 E: 0 K: 1 S: 11	H: 0 LOB: 2 BB: 2 P: 21	R: 0 E: 0 K: 1 S: 8	H: 1 LOB: 1 BB: 0 P: 12		R: 0 E: 0 K: 1 S: 10	H: 0 LOB: 0 BB: 0 P: 14	1B: 7 2B: 2 3B: 0 HR: 0	SF: 1 SAC: 0 DP: 1 HBP: 1	WP: 0 PB: 0 SB: 1 CS: 1	PA: 39
PITCHER	IP WLS BF H R ER SO BB IBB HBP BLK WP HR S P ERA WHIP																						
Esteban Loaiza R ERA: 5.34	5.0		23	8	4	3	2	0	0	1	0	0	0	0	0	0	52	74	5.40	1.600			
Jeff Tabaka L ERA: 2.53	1.0	W	4	0	0	0	1	1	0	0	0	0	0	0	0	0	10	16	0.00	1.000			
Chris Peters L ERA: 1.8	0.2		4	0	0	0	1	2	0	0	0	0	0	0	0	0	7	16	0.00	3.000			
Ricardo Rincon L ERA: 0.93	1.1		5	1	0	0	0	0	0	0	0	0	0	0	0	0	12	17	0.00	0.750			
Rich Loeiselle R ERA: 3.69	1.0	S	3	0	0	0	1	0	0	0	0	0	0	0	0	0	10	14	0.00	0.000			



Batter	1	2	3	4	5	6	7	8	9	AB	R	H	RBI	BB	SO	LOB	BOTTOM				
Tony Womack L OBP: 0.273, SLG: 0.264										4	1	2	0	0	2	0	Los Angeles Dodgers @ Pittsburgh Pirates Three Rivers Stadium, Pittsburgh, PA Fri May 01 1998, 7:05 PM EDT Att. 15,491 - Overcast - 61 F				
Al Martin L OBP: 0.284, SLG: 0.423										3	0	1	0	1	1	1					
18 Jason Kendall R OBP: 0.418, SLG: 0.515										4	0	0	0	0	1	4					
Kevin Young R OBP: 0.291, SLG: 0.436										4	0	2	1	0	0	0					
Turner Ward S OBP: 0.339, SLG: 0.380										4	1	1	0	0	0	2					
Jose Guillen R OBP: 0.319, SLG: 0.471										3	1	0	0	1	2	2					
Chance Sanford L OBP: 0.250, SLG: 0.500										4	1	1	1	0	1	2					
Lou Collier R OBP: 0.281, SLG: 0.492										4	1	2	1	0	0	0					
Esteban Loaiza R Mark Smith R Jeff Tabaka R Doug Strange S Chris Peters L Ricardo Rincon L Jermaine Allenworth R Rich Loeiselle R OBP: 0.182, SLG: 0.100 ERA: 3.26										1	0	0	0	0	0	3					
Inning Stats	R: 0 E: 0 K: 1 S: 7	H: 2 LOB: 3 BB: 0 P: 18	R: 1 E: 1 K: 1 S: 14	H: 2 LOB: 1 BB: 0 P: 24	R: 0 E: 0 K: 1 S: 7	H: 0 LOB: 0 BB: 0 P: 7	R: 0 E: 0 K: 3 S: 10	H: 1 LOB: 1 BB: 0 P: 15	R: 4 E: 1 K: 0 S: 23	H: 4 LOB: 2 BB: 2 P: 39	R: 0 E: 0 K: 1 S: 7	H: 0 LOB: 0 BB: 0 P: 9	R: 0 E: 0 K: 1 S: 6	H: 0 LOB: 0 BB: 0 P: 9	R: 0 E: 0 K: 1 S: 6	H: 0 LOB: 0 BB: 0 P: 9		1B: 6 2B: 2 3B: 1 HR: 0	SF: 0 SAC: 0 DP: 0 HBP: 0	WP: 0 PB: 0 SB: 2 CS: 0	PA: 36
PITCHER	IP WLS BF H R ER SO BB IBB HBP BLK WP HR S P ERA WHIP																				
37 Darren Dreifort R ERA: 3.26	5.1	L	26	8	5	4	7	1	0	0	0	0	0	0	0	0	66	94	6.75	1.688	
Mark Guthrie L ERA	0.1		3	1	0	0	0	1	0	0	0	0	0	0	0	0	8	16	0.00	6.000	
Jim Bruske R ERA: 1.2	1.1		4	0	0	0	1	0	0	0	0	0	0	0	0	0	8	10	0.00	0.000	
Brad Clontz R ERA: 1.26	1.0		3	0	0	0	1	0	0	0	0	0	0	0	0	0	6	9	0.00	0.000	



Batter	1	2	3	4	5	6	7	8	9	AB	R	H	RBI	BB	SO	LOB	TOP					
Eric Young Sr. R OBP: 0.387, SLG: 0.404 (1, 4)										5	1	2	0	0	2	2	Los Angeles Dodgers @ Pittsburgh Pirates Three Rivers Stadium, Pittsburgh, PA Sat May 02 1998, 7:05 PM EDT Att: 22,629 - Cloudy - 54 F					
Roger Cedeno S OBP: 0.394, SLG: 0.296 (1, 8)										5	1	2	2	0	2	1						
Mike Piazza R OBP: 0.374, SLG: 0.590 (1, 2)										5	0	2	0	0	0	1						
Eric Karros R OBP: 0.379, SLG: 0.429 (1, 3)										5	0	1	1	0	1	3						
Raul Mondesi R OBP: 0.310, SLG: 0.440 (1, 9)										4	1	2	0	0	0	1						
Todd Zeile R OBP: 0.309, SLG: 0.383 (1, 5)										4	0	1	1	0	1	2						
Matt Luke L OBP: 0.377, SLG: 0.510 Trenidad Hubbard R OBP: 0.333, SLG: 0.444 (8, PH) (8, 7)										3	0	0	0	0	1	1						
Jose Vizcaino S OBP: 0.318, SLG: 0.233 (1, 6)										3	1	0	0	1	1	3						
Ramon Martinez R OBP: 0.313, SLG: 0.375 Scott Radinsky L (9, 1)										4	1	1	0	0	1	3						
Inning Stats	R: 0 E: 0 K: 1 S: 13	H: 2 LOB: 1 BB: 0 P: 17	R: 2 E: 2 K: 12 S: 12	H: 1 LOB: 1 BB: 0 P: 23	R: 0 E: 0 K: 0 S: 5	H: 0 LOB: 0 BB: 0 P: 8	R: 0 E: 0 K: 0 S: 6	H: 1 LOB: 1 BB: 0 P: 10	R: 3 E: 1 K: 0 S: 11	H: 4 LOB: 1 BB: 0 P: 16	R: 0 E: 0 K: 0 S: 8	H: 0 LOB: 0 BB: 1 P: 12	R: 0 E: 0 K: 1 S: 9	H: 0 LOB: 0 BB: 0 P: 16	R: 0 E: 0 K: 3 S: 14	H: 2 LOB: 2 BB: 0 P: 17	R: 0 E: 0 K: 2 S: 13	H: 2 LOB: 1 BB: 0 P: 18	1B: 9 2B: 4 3B: 0 HR: 0	SF: 0 SAC: 0 DP: 2 HBP: 0	WP: 0 PB: 0 SB: 0 CS: 1	PA: 40
PITCHER	IP	WLS	BF	H	R	ER	SO	BB	IBB	HBP	BLK	WP	HR	S	P	ERA	WHIP					
Jon Lieber R ERA: 5.45 Jeff Tabaska L ERA: 2.3 Elmer Dessens R ERA: 9.45 Jason Christiansen L ERA: 0.75	(1, 1)	5.0	L	24	8	5	4	3	0	0	0	1	0	0	47	7.20	1.600					
	(6, 1)	2.0		7	0	0	0	1	1	0	0	0	0	0	17	28	0.00	0.500				
	(8, 1)	0.1		2	1	0	0	1	0	0	0	0	0	0	6	8	0.00	3.000				
	(8, 1)	1.2		7	3	0	0	4	0	0	0	0	0	0	21	27	0.00	1.800				

Batter	1	2	3	4	5	6	7	8	9	AB	R	H	RBI	BB	SO	LOB	BOTTOM					
Tony Womack L OBP: 0.273, SLG: 0.272 (1, 4)										4	1	1	0	0	0	0	Los Angeles Dodgers @ Pittsburgh Pirates Three Rivers Stadium, Pittsburgh, PA Sat May 02 1998, 7:05 PM EDT Att: 22,629 - Cloudy - 54 F					
Al Martin L OBP: 0.283, SLG: 0.426 (1, 7)										4	1	1	1	0	0	0						
1B Jason Kendall R OBP: 0.404, SLG: 0.495 (1, 2)										4	0	0	0	0	1	1						
Kevin Young R OBP: 0.289, SLG: 0.430 (1, 3)										4	0	1	0	0	2	1						
Jermaine Allensworth R OBP: 0.424, SLG: 0.467 (1, 8)										4	0	2	1	0	1	1						
Jose Guillen R OBP: 0.337, SLG: 0.477 (1, 9)										3	2	2	0	0	1	1						
Chance Sanford L OBP: 0.273, SLG: 0.545 Kevin Polcovich R OBP: 0.214, SLG: 0.212 (8, PH)										3	0	1	0	0	0	3						
Lou Collier R OBP: 0.265, SLG: 0.462 (1, 6)										4	0	0	1	0	1	2						
Jon Lieber L OBP: 0.385, SLG: 0.333 Doug Strangis S OBP: 0.327, SLG: 0.327 Jeff Tabaska K (7, PH) Turner Ward S OBP: 0.379, SLG: 0.379 Elmer Dessens R Jason Christiansen R Mark Smith R (8, PH)	(1, 1)	8.0	W	33	8	4	3	7	0	0	1	0	0	0	0	0	Los Angeles Dodgers @ Pittsburgh Pirates Three Rivers Stadium, Pittsburgh, PA Sat May 02 1998, 7:05 PM EDT Att: 22,629 - Cloudy - 54 F					
Inning Stats	R: 0 E: 0 K: 0 S: 7	H: 0 LOB: 0 BB: 0 P: 9	R: 0 E: 0 K: 2 S: 9	H: 1 LOB: 1 BB: 0 P: 9	R: 0 E: 0 K: 0 S: 10	H: 0 LOB: 0 BB: 0 P: 13	R: 0 E: 0 K: 1 S: 6	H: 0 LOB: 0 BB: 0 P: 8	R: 1 E: 0 K: 2 S: 14	H: 2 LOB: 1 BB: 0 P: 21	R: 2 E: 0 K: 1 S: 19	H: 3 LOB: 2 BB: 0 P: 28	R: 0 E: 0 K: 1 S: 9	H: 0 LOB: 0 BB: 0 P: 11	R: 0 E: 0 K: 0 S: 7	H: 1 LOB: 1 BB: 0 P: 9		R: 1 E: 2 K: 0 S: 12	H: 1 LOB: 0 BB: 0 P: 16	1B: 4 2B: 4 3B: 0 HR: 0	SF: 1 SAC: 0 DP: 0 HBP: 1	WP: 0 PB: 0 SB: 0 CS: 1
PITCHER	IP	WLS	BF	H	R	ER	SO	BB	IBB	HBP	BLK	WP	HR	S	P	ERA	WHIP					
Ramon Martinez R ERA: 3.19 Scott Radinsky L ERA: 0.77	(1, 1)	8.0	W	33	8	4	3	7	0	0	1	0	0	0	109	3.38	1.000					
	(9, 1)	1.0	S	3	0	0	0	0	0	0	0	0	0	0	11	15	0.00	0.000				



Batter	1	2	3	4	5	6	7	8	9	AB	R	H	RBI	BB	SO	LOB	TOP					
Eric Young Sr. R (1,4) OBP: 0.391, SLG: 0.402 Wilton Guerrero, S (6,4) OBP: 0.316, SLG: 0.444	4-2 CS BB	0-0 G6-4-3 1B				2-1 F8	3-2 F8	0-1 P3		3	0	1	1	1	0	2						
Roger Cedeno, S (1,8) OBP: 0.395, SLG: 0.344	0-3 K	1-3 K			2-1 HR	2-2 SF9	3-3 K			5	1	2	1	0	3	4						
Mike Piazza, R (1,2) OBP: 0.361, SLG: 0.574 Frank Lankford, R (6,1) 37 Darren Dreifort, R (9,PH) OBP: 0.222, SLG: 0.125 Antonio Osuna, R (9,1)	2-2 G6-3	0-1 G6-4-3			1-0 FC6 HR	3-0 SF9	4-1 BB			3	1	0	1	0	0	3						
Todd Zeile, R (1,5) OBP: 0.313, SLG: 0.417		3-2 1B 2B	3-1 G6-3		3-0 HR	1-3 K		2-3 K		5	2	2	3	0	2	2						
Raul Mondesi, R (1,9) OBP: 0.311, SLG: 0.438 Tom Prince, R (6,2) OBP: 0.250, SLG: 0.231	0-0 BB 1B	1-0 F7			0-3 K	1-0 P3		3-3 K		3	1	1	0	0	1	0						
Matt Luke, L (1,3) OBP: 0.333, SLG: 0.500	1-1 1B 2B	0-0 F9			2-2 BB 1B	2-0 G4-3		3-1 F7		5	1	2	1	0	0	1						
Todd Hollandsworth, L (1,7) OBP: 0.284, SLG: 0.393	4-2 1B 2B			0-2 L6	4-2 BB	0-0 G4-3				2	1	0	0	2	0							
Jose Vizcaino, S (1,6) OBP: 0.330, SLG: 0.250 Juan Castro, R (8,PH) OBP: 0.053, SLG: 0.056	1-1 2B 1B	0-2 G3-1			2-2 F8 1B	0-0 G3				3	2	2	1	0	0							
Chan Ho Park, R (1,1) OBP: 0.286, SLG: 0.571 Thomas Howard, S (8,PH) OBP: 0.162, SLG: 0.314 Trenidad Hubbard, R (8,PH) OBP: 0.349, SLG: 0.486	0-0 1B	2-0 F9			0-1 1B SF9	1-2 2B				2	0	1	2	0	0							
Inning Stats	R: 0 E: 0 K: 1 S: 8	H: 0 LOB: 0 BB: 1 P: 14	R: 5 E: 0 K: 1 S: 17	H: 6 LOB: 1 BB: 1 P: 27	R: 0 E: 0 K: 0 S: 4	H: 0 LOB: 0 BB: 0 P: 8	R: 0 E: 0 K: 0 S: 7	H: 0 LOB: 1 BB: 1 P: 9	R: 3 E: 0 K: 1 S: 17	H: 3 LOB: 1 BB: 1 P: 31	R: 0 E: 0 K: 0 S: 3	H: 0 LOB: 0 BB: 0 P: 6	R: 0 E: 0 K: 1 S: 10	H: 1 LOB: 1 BB: 0 P: 14	R: 0 E: 0 K: 2 S: 10	H: 0 LOB: 1 BB: 1 P: 22	1B: 8 2B: 4 3B: 0 HR: 1	SF: 1 SAC: 0 DP: 1 HBP: 0	WP: 0 PB: 0 SB: 0 CS: 1	PA: 42		
PITCHER	IP WLS BF H R ER SO BB IBB HBP BLK WP HR S P ERA WHIP	IP WLS BF H R ER SO BB IBB HBP BLK WP HR S P ERA WHIP	IP WLS BF H R ER SO BB IBB HBP BLK WP HR S P ERA WHIP	IP WLS BF H R ER SO BB IBB HBP BLK WP HR S P ERA WHIP	IP WLS BF H R ER SO BB IBB HBP BLK WP HR S P ERA WHIP	IP WLS BF H R ER SO BB IBB HBP BLK WP HR S P ERA WHIP	IP WLS BF H R ER SO BB IBB HBP BLK WP HR S P ERA WHIP	IP WLS BF H R ER SO BB IBB HBP BLK WP HR S P ERA WHIP	IP WLS BF H R ER SO BB IBB HBP BLK WP HR S P ERA WHIP	IP WLS BF H R ER SO BB IBB HBP BLK WP HR S P ERA WHIP	IP WLS BF H R ER SO BB IBB HBP BLK WP HR S P ERA WHIP	IP WLS BF H R ER SO BB IBB HBP BLK WP HR S P ERA WHIP	IP WLS BF H R ER SO BB IBB HBP BLK WP HR S P ERA WHIP	IP WLS BF H R ER SO BB IBB HBP BLK WP HR S P ERA WHIP	IP WLS BF H R ER SO BB IBB HBP BLK WP HR S P ERA WHIP	IP WLS BF H R ER SO BB IBB HBP BLK WP HR S P ERA WHIP	IP WLS BF H R ER SO BB IBB HBP BLK WP HR S P ERA WHIP	IP WLS BF H R ER SO BB IBB HBP BLK WP HR S P ERA WHIP	IP WLS BF H R ER SO BB IBB HBP BLK WP HR S P ERA WHIP	IP WLS BF H R ER SO BB IBB HBP BLK WP HR S P ERA WHIP	IP WLS BF H R ER SO BB IBB HBP BLK WP HR S P ERA WHIP	IP WLS BF H R ER SO BB IBB HBP BLK WP HR S P ERA WHIP
Tony Womack, L (1,4) OBP: 0.272, SLG: 0.271	2-2 G3-1		2-0 P8			0-1 G1-3		1-1 G3-1 HR 1B		4	1	1	0	0	0							
Al Martin, L (1,7) OBP: 0.291, SLG: 0.438	2-1 G3			2-0 P2		2-2 G6-3 2B		0-0 G3-1 HR 1B		4	1	2	1	0	0							
18 Jason Kendall, R (1,2) OBP: 0.402, SLG: 0.490 Keith Osik, R (7,2)	0-2 FC6-4 1B			1-2 G6-3		1-0 G6-3		0-2 G3-1		3	0	1	0	0	0	1						
Kevin Young, R (1,3) OBP: 0.296, SLG: 0.458 Rich Loiselle, R (9,1)	0-0 FC6-4			3-1 1B		1-1 G6-3		0-0 HR		4	1	2	3	0	0	2						
Jermaine Allensworth, R (1,8) OBP: 0.408, SLG: 0.448		3-3 K		2-3 K		0-1 G4-3		0-0 6-3		4	0	0	0	0	2	1						
Turner Ward, S (1,9) OBP: 0.339, SLG: 0.365 Jose Guillen, R (6,9) OBP: 0.340, SLG: 0.489	1-1 F7			4-1 G3 WP BB		0-1 G6-3		0-1 WP SF9 2B		1	0	0	0	1	0	0						
Chance Sanford, L (1,5) OBP: 0.200, SLG: 0.400	3-2 P5			1-1 P4		1-3 K		2-3 K		4	0	0	0	0	2	2						
Lou Collier, R (1,6) OBP: 0.264, SLG: 0.456		1-0 L9		0-0 G3		1-1 G3		1-1 1B 1B		3	1	1	1	0	0	1						
Jose Silva, R (1,1) Chris Peters, L (2,1) Javier Martinez, R (5,1) Mark Smith, R (5,PH) Elmer Dessens, R (8,1) Jason Christiansen, R (8,1) Doug Strange, S (8,PH) OBP: 0.318, SLG: 0.314		1-3 K		1-0 G1-3		2-3 K		2-2 G4-3		0	0	0	0	0	0	0						
Inning Stats	R: 0 E: 0 K: 0 S: 10	H: 1 LOB: 1 BB: 0 P: 14	R: 0 E: 0 K: 1 S: 11	H: 0 LOB: 0 BB: 0 P: 18	R: 0 E: 0 K: 1 S: 5	H: 0 LOB: 0 BB: 0 P: 9	R: 0 E: 0 K: 1 S: 9	H: 1 LOB: 1 BB: 0 P: 17	R: 0 E: 0 K: 0 S: 5	H: 0 LOB: 1 BB: 1 P: 11	R: 0 E: 0 K: 0 S: 9	H: 1 LOB: 0 BB: 0 P: 13	R: 0 E: 0 K: 1 S: 8	H: 0 LOB: 0 BB: 0 P: 9	R: 4 E: 0 K: 1 S: 14	H: 4 LOB: 0 BB: 0 P: 18	R: 1 E: 0 K: 1 S: 10	H: 1 LOB: 0 BB: 0 P: 16	1B: 5 2B: 2 3B: 0 HR: 1	SF: 1 SAC: 0 DP: 0 HBP: 0	WP: 2 PB: 0 SB: 0 CS: 0	PA: 36
PITCHER	IP WLS BF H R ER SO BB IBB HBP BLK WP HR S P ERA WHIP	IP WLS BF H R ER SO BB IBB HBP BLK WP HR S P ERA WHIP	IP WLS BF H R ER SO BB IBB HBP BLK WP HR S P ERA WHIP	IP WLS BF H R ER SO BB IBB HBP BLK WP HR S P ERA WHIP	IP WLS BF H R ER SO BB IBB HBP BLK WP HR S P ERA WHIP	IP WLS BF H R ER SO BB IBB HBP BLK WP HR S P ERA WHIP	IP WLS BF H R ER SO BB IBB HBP BLK WP HR S P ERA WHIP	IP WLS BF H R ER SO BB IBB HBP BLK WP HR S P ERA WHIP	IP WLS BF H R ER SO BB IBB HBP BLK WP HR S P ERA WHIP	IP WLS BF H R ER SO BB IBB HBP BLK WP HR S P ERA WHIP	IP WLS BF H R ER SO BB IBB HBP BLK WP HR S P ERA WHIP	IP WLS BF H R ER SO BB IBB HBP BLK WP HR S P ERA WHIP	IP WLS BF H R ER SO BB IBB HBP BLK WP HR S P ERA WHIP	IP WLS BF H R ER SO BB IBB HBP BLK WP HR S P ERA WHIP	IP WLS BF H R ER SO BB IBB HBP BLK WP HR S P ERA WHIP	IP WLS BF H R ER SO BB IBB HBP BLK WP HR S P ERA WHIP	IP WLS BF H R ER SO BB IBB HBP BLK WP HR S P ERA WHIP	IP WLS BF H R ER SO BB IBB HBP BLK WP HR S P ERA WHIP	IP WLS BF H R ER SO BB IBB HBP BLK WP HR S P ERA WHIP	IP WLS BF H R ER SO BB IBB HBP BLK WP HR S P ERA WHIP	IP WLS BF H R ER SO BB IBB HBP BLK WP HR S P ERA WHIP	IP WLS BF H R ER SO BB IBB HBP BLK WP HR S P ERA WHIP

Los Angeles Dodgers @ Pittsburgh Pirates
 Three Rivers Stadium, Pittsburgh, PA
 Sun May 03 1998, 3:33 AM EDT
 Att: 18,674 - Sunny - G3 F

Los Angeles Dodgers @ Pittsburgh Pirates
 Three Rivers Stadium, Pittsburgh, PA
 Sun May 03 1998, 3:33 AM EDT
 Att: 18,674 - Sunny - G3 F



Batter	1	2	3	4	5	6	7	8	9	AB	R	H	RBI	BB	SO	LOB	TOP				
Eric Young Sr. R OBP: 0.379, SLG: 0.388 (1, 4)	G6-3		G3			G3			G4-3	4	0	0	0	0	0	0	Los Angeles Dodgers @ Atlanta Braves Turner Field, Atlanta, GA Mon May 04 1998, 7:05 PM EDT Att: 32,330 - Sunny - 75 F				
Roger Cedeno S OBP: 0.405, SLG: 0.343 (1, 8)	1B		L7			F8			BB	3	1	1	0	1	0	0					
Mike Piazza R OBP: 0.358, SLG: 0.563 (1, 2)	F8					G5-4-3			K	4	0	1	0	0	1	2					
Eric Karros R OBP: 0.394, SLG: 0.419 Trenidad Hubbard R OBP: 0.349, SLG: 0.486 (1, 3) (9, PR)	FC5-4		G5-4-3			G5-3				3	0	1	1	1	0	1					
Raul Mondesi R OBP: 0.309, SLG: 0.431 (1, 9)	FC5-4		G6-3						BB	4	0	1	0	0	1	3					
Todd Zeile R OBP: 0.313, SLG: 0.439 (1, 5)						G6-3				3	1	1	1	0	0	0					
Matt Luke L OBP: 0.284, SLG: 0.393 Todd Hollandsworth L OBP: 0.284, SLG: 0.393 (1, 7) (8, 7)	G4-3					G4-3			HR	3	0	0	0	0	0	0					
Jose Vizcaino S OBP: 0.319, SLG: 0.241 (1, 6)	K					K				3	0	0	0	0	2	0					
Hideo Nomo R OBP: 0.083, SLG: 0.333 Mark Guthrie R OBP: 0.083, SLG: 0.333 Jim Bruske R OBP: 0.083, SLG: 0.333 (1, 1) (8, 1) (8, 1)	G6-3		G6-3			G1-6-3			K	3	0	0	0	0	1	0					
Inning Stats	R: 1 E: 0 K: 0 S: 14	H: 1 LOB: 1 BB: 1 P: 21	R: 0 E: 0 K: 1 S: 9	H: 0 LOB: 0 BB: 0 P: 15	R: 0 E: 0 K: 0 S: 8	H: 0 LOB: 0 BB: 0 P: 13	R: 0 E: 0 K: 1 S: 8	H: 1 LOB: 0 BB: 0 P: 13	R: 0 E: 0 K: 0 S: 7	H: 0 LOB: 0 BB: 0 P: 9	R: 0 E: 0 K: 0 S: 6	H: 1 LOB: 1 BB: 0 P: 10	R: 1 E: 0 K: 1 S: 11	H: 1 LOB: 2 BB: 1 P: 17	R: 0 E: 0 K: 2 S: 12	H: 1 LOB: 2 BB: 1 P: 20		1B: 4 2B: 0 3B: 0 HR: 1	SF: 0 SAC: 0 DP: 1 HBP: 0	WP: 0 PB: 0 SB: 1 CS: 0	PA: 32
PITCHER	IP WLS BF H R ER SO BB IBB HBP BLK WP HR S P ERA WHIP																				
Kevin Millwood R ERA: 3.41 Kerry Ligtenberg R ERA: 3.68 (1, 1) (9, 1)	8.0 W 27 4 2 2 3 1 0 0 0 0 1 72 111 2.25 0.625																				
10 Chipper Jones S OBP: 0.432, SLG: 0.678 (1, 5)	E3		G4-3			F7			L7	4	0	0	0	0	0	3	Los Angeles Dodgers @ Atlanta Braves Turner Field, Atlanta, GA Mon May 04 1998, 7:05 PM EDT Att: 32,330 - Sunny - 75 F				
Keith Lockhart L OBP: 0.412, SLG: 0.613 (1, 4)	L9					L7				4	1	2	2	0	0	1					
Andres Galarraga R OBP: 0.432, SLG: 0.637 (1, 3)	G4-6-3					G4-3			HR	3	1	1	0	1	0	1					
Ryan Klesko L OBP: 0.252, SLG: 0.374 Kerry Ligtenberg R (1, 7) (9, 1)	K		K			F9			BB	4	1	1	0	0	2	2					
Javy Lopez R OBP: 0.363, SLG: 0.636 (1, 2)	K					K			BB	4	0	1	0	0	2	2					
Michael Tucker L OBP: 0.376, SLG: 0.630 (1, 9)	K					K			BB	4	0	1	0	0	1	2					
Andruw Jones R OBP: 0.257, SLG: 0.390 (1, 8)	F8									4	0	1	0	0	1	2					
Kevin Millwood R Gerald Williams R OBP: 0.279, SLG: 0.308 (1, 1) (9, 7)	F8		G4-3			F8			G6-3	3	1	1	0	1	0	2					
Inning Stats	R: 0 E: 1 K: 0 S: 4	H: 0 LOB: 0 BB: 0 P: 7	R: 0 E: 0 K: 2 S: 10	H: 1 LOB: 1 BB: 0 P: 14	R: 1 E: 0 K: 1 S: 12	H: 1 LOB: 2 BB: 2 P: 22	R: 0 E: 0 K: 1 S: 6	H: 1 LOB: 1 BB: 0 P: 8	R: 0 E: 0 K: 1 S: 10	H: 0 LOB: 0 BB: 0 P: 15	R: 0 E: 0 K: 1 S: 6	H: 0 LOB: 0 BB: 0 P: 8	R: 0 E: 0 K: 0 S: 9	H: 1 LOB: 2 BB: 1 P: 18	R: 3 E: 1 K: 2 S: 16	H: 4 LOB: 1 BB: 0 P: 29		1B: 7 2B: 0 3B: 0 HR: 1	SF: 0 SAC: 1 DP: 1 HBP: 0	WP: 1 PB: 0 SB: 1 CS: 0	PA: 35
PITCHER	IP WLS BF H R ER SO BB IBB HBP BLK WP HR S P ERA WHIP																				
Hideo Nomo R ERA: 4.43 Mark Guthrie L ERA: 0.79 Jim Bruske R ERA: 1.13 (1, 1) (8, 1) (8, 1)	7.0 L 29 5 2 2 5 3 0 0 0 0 0 0 0 2 3 2.57 1.143																				

Batter	1	2	3	4	5	6	7	8	9	AB	R	H	RBI	BB	SO	LOB	BOTTOM			
Walt Weiss S OBP: 0.474, SLG: 0.518 (1, 6)	E3		G4-3			F7			L7	4	0	0	0	0	0	3	Los Angeles Dodgers @ Atlanta Braves Turner Field, Atlanta, GA Mon May 04 1998, 7:05 PM EDT Att: 32,330 - Sunny - 75 F			
Keith Lockhart L OBP: 0.412, SLG: 0.613 (1, 4)	L9					L7				4	1	2	2	0	0	1				
10 Chipper Jones S OBP: 0.432, SLG: 0.678 (1, 5)	G4-6-3					G4-3			HR	3	1	1	0	1	0	1				
Andres Galarraga R OBP: 0.432, SLG: 0.637 (1, 3)	K		K			F9			BB	4	1	1	0	0	2	2				
Ryan Klesko L OBP: 0.252, SLG: 0.374 Kerry Ligtenberg R (1, 7) (9, 1)	K					K			BB	4	0	1	0	0	2	2				
Javy Lopez R OBP: 0.363, SLG: 0.636 (1, 2)	K					K			BB	4	0	1	2	0	2	1				
Michael Tucker L OBP: 0.376, SLG: 0.630 (1, 9)	F8									4	0	1	0	0	1	2				
Andruw Jones R OBP: 0.257, SLG: 0.390 (1, 8)	F8		G4-3			F8			G6-3	3	1	1	0	1	0	2				
Kevin Millwood R Gerald Williams R OBP: 0.279, SLG: 0.308 (1, 1) (9, 7)	F8		SH3			F8			BB	1	0	0	0	1	0	0				
Inning Stats	R: 0 E: 1 K: 0 S: 4	H: 0 LOB: 0 BB: 0 P: 7	R: 0 E: 0 K: 2 S: 10	H: 1 LOB: 1 BB: 0 P: 14	R: 1 E: 0 K: 1 S: 12	H: 1 LOB: 2 BB: 2 P: 22	R: 0 E: 0 K: 1 S: 6	H: 1 LOB: 1 BB: 0 P: 8	R: 0 E: 0 K: 1 S: 10	H: 0 LOB: 0 BB: 0 P: 15	R: 0 E: 0 K: 1 S: 6	H: 0 LOB: 0 BB: 0 P: 8	R: 0 E: 0 K: 0 S: 9	H: 1 LOB: 2 BB: 1 P: 18	R: 3 E: 1 K: 2 S: 16	H: 4 LOB: 1 BB: 0 P: 29		1B: 7 2B: 0 3B: 0 HR: 1	SF: 0 SAC: 1 DP: 1 HBP: 0	WP: 1 PB: 0 SB: 1 CS: 0
PITCHER	IP WLS BF H R ER SO BB IBB HBP BLK WP HR S P ERA WHIP																			
Hideo Nomo R ERA: 4.43 Mark Guthrie L ERA: 0.79 Jim Bruske R ERA: 1.13 (1, 1) (8, 1) (8, 1)	7.0 L 29 5 2 2 5 3 0 0 0 0 0 0 0 2 3 2.57 1.143																			

Batter	1	2	3	4	5	6	7	8	9	AB	R	H	RBI	BB	SO	LOB	TOP										
Eric Young Sr. R OBP: 0.372, SLG: 0.380 (1, 4)	F8		F9			G6-3 1B		L3	FC6-4	5	1	1	0	0	0	2	Los Angeles Dodgers @ Atlanta Braves Turner Field, Atlanta, GA Tue May 05 1998, 7:05 PM EDT Att: 30,310 - Cloudy - 70 F										
Roger Cedeno S OBP: 0.435, SLG: 0.351 (1, 8)	BB			BB		G6-3		1B	BB	2	0	1	0	2	0	1											
Mike Piazza R OBP: 0.362, SLG: 0.560 (1, 2)	BB			F8				1B	1B	4	0	2	1	0	1	2											
Eric Karros R OBP: 0.405, SLG: 0.412 (1, 3)		P9		G6-4-3 BB		K		1B	1B	3	0	1	0	1	1	1											
Raul Mondesi R OBP: 0.307, SLG: 0.420 (1, 9)	L6-4 WP BB			G6-4-3		K		K		3	0	0	0	1	2	6											
Todd Zeile R OBP: 0.311, SLG: 0.457 (1, 5)	L6-4				P4			G4-3		4	1	1	1	0	0	4											
Trinidad Hubbard R OBP: 0.333, SLG: 0.462 Todd Hollandsworth L OBP: 0.278, SLG: 0.385 (7, PH) (7, 7)			K		P9			G4-3		2	0	0	0	0	1	0											
Jose Vizcaino S OBP: 0.316, SLG: 0.277 (1, 6)			K			HR		G5-3		4	1	1	1	0	2	0											
Ismael Valdez R OBP: 0.357, SLG: 0.250 Brad Clontz R (5, 1)					B5-3			K		1	0	0	0	1	0	0											
Wilton Guerrero S OBP: 0.308, SLG: 0.432 Frank Lankford R (7, PH) Tom Prince R OBP: 0.294, SLG: 0.231 (9, PH)								FC6-4 BB		0	0	0	0	0	0	0											
Inning Stats	R: 0 E: 0 K: 1 S: 8	H: 0 LOB: 0 BB: 1 P: 15	R: 0 E: 0 K: 0 S: 10	H: 0 LOB: 0 BB: 1 P: 19	R: 0 E: 0 K: 2 S: 12	H: 0 LOB: 1 BB: 1 P: 20	R: 0 E: 0 K: 0 S: 7	H: 1 LOB: 1 BB: 1 P: 12	R: 1 E: 0 K: 2 S: 13	H: 1 LOB: 3 BB: 0 P: 21	R: 1 E: 0 K: 1 S: 8	H: 1 LOB: 0 BB: 0 P: 9	R: 0 E: 0 K: 1 S: 12	H: 2 LOB: 3 BB: 1 P: 23	R: 0 E: 0 K: 2 S: 10	H: 0 LOB: 1 BB: 1 P: 20	1B: 5 2B: 1 3B: 0 HR: 2	SF: 0 SAC: 0 DP: 2 HBP: 0	WP: 1 PB: 0 SB: 0 CS: 0	PA: 37							
PITCHER	IP	WLS	BF	H	R	ER	SO	BB	IBB	HBP	BLK	WP	HR	S	P	ERA	WHIP										
Denny Neagle L ERA: 3.24 (1, 1)	6.0	W	23	4	2	2	5	4	0	0	0	1	1	58	98	3.00	1.333										
Dennis Martinez R ERA: 6.94 (7, 1)	2.0		10	3	1	1	2	1	0	0	0	0	1	20	32	4.50	2.000										
John Rocker L ERA: (9, 1)	1.0		4	0	0	0	2	1	0	0	0	0	0	10	20	0.00	1.000										

Batter	1	2	3	4	5	6	7	8	9	AB	R	H	RBI	BB	SO	LOB	BOTTOM											
Walt Weiss S OBP: 0.480, SLG: 0.506 (1, 6)	L6		1B		10 S BB 1B	10 BB BB		L7		2	2	0	0	3	0	1	Los Angeles Dodgers @ Atlanta Braves Turner Field, Atlanta, GA Tue May 05 1998, 7:05 PM EDT Att: 30,310 - Cloudy - 70 F											
Keith Lockhart L OBP: 0.411, SLG: 0.595 (1, 4)	P2		FC5 10 BB 1B		10 S BB	P7		F9		4	1	1	0	1	0	2												
10 Chipper Jones S OBP: 0.444, SLG: 0.675 (1, 5)	1B		1B		K	2B BB		FC5-4 BB		2	0	1	0	3	1	2												
Andres Galarraga R OBP: 0.438, SLG: 0.641 (1, 3)	1B		K		1B BB	HR 2B		FC5-4 1B		4	2	2	1	1	1	3												
Ryan Klesko L OBP: 0.261, SLG: 0.373 Dennis Martinez R OBP: 0.500, SLG: 0.667 Curtis Pride L OBP: 0.256, SLG: 0.297 John Rocker R (9, 1)	F9		FC5		1B	HR		1B		3	1	1	2	1	0	4												
Javy Lopez R OBP: 0.364, SLG: 0.656 (1, 2)	G6-3				1B	HR		K		5	1	2	4	0	1	2												
Michael Tucker L OBP: 0.376, SLG: 0.647 (1, 9)	HR				1B	HR		G3-1		4	1	1	1	1	2	2												
Andruw Jones R OBP: 0.256, SLG: 0.385 (1, 8)	F9				1B	HR		G5-3		4	0	1	0	0	1	3												
Denny Neagle L OBP: 0.100, SLG: 0.100 Gerald Williams R OBP: 0.295, SLG: 0.325 (7, 7)	K				G3	L7		S 1B		3	0	0	0	0	1	4												
Inning Stats	R: 0 E: 0 K: 0 S: 13	H: 2 LOB: 2 BB: 0 P: 22	R: 1 E: 0 K: 1 S: 10	H: 1 LOB: 0 BB: 0 P: 14	R: 0 E: 0 K: 1 S: 11	H: 1 LOB: 2 BB: 2 P: 21	R: 0 E: 0 K: 1 S: 12	H: 1 LOB: 1 BB: 0 P: 19	R: 3 E: 0 K: 2 S: 15	H: 2 LOB: 3 BB: 4 P: 40	R: 4 E: 0 K: 1 S: 10	H: 2 LOB: 0 BB: 3 P: 26	R: 0 E: 0 K: 0 S: 6	H: 1 LOB: 1 BB: 0 P: 10	R: 0 E: 0 K: 1 S: 11	H: 1 LOB: 2 BB: 1 P: 21		1B: 8 2B: 1 3B: 0 HR: 2	SF: 0 SAC: 0 DP: 0 HBP: 0	WP: 0 PB: 0 SB: 3 CS: 0	PA: 43							
PITCHER	IP	WLS	BF	H	R	ER	SO	BB	IBB	HBP	BLK	WP	HR	S	P	ERA	WHIP											
Ismael Valdez R ERA: 5.31 (1, 1)	4.1	L	24	7	4	4	4	2	2	2	0	0	0	1	57	105	8.31	2.769										
Brad Clontz R ERA: 3.59 (5, 1)	1.2		10	2	4	4	2	2	2	0	0	0	1	14	37	21.60	2.400											
Frank Lankford R ERA: 5.74 (7, 1)	2.0		9	2	0	0	1	1	0	0	0	0	0	17	31	0.00	1.500											


AB	31
R	3
H	7
RBI	3
BB	6
SO	9
LOB	16


AB	33
R	8
H	11
RBI	8
BB	10
SO	7
LOB	23



Batter	1	2	3	4	5	6	7	8	9	AB	R	H	RBI	BB	SO	LOB	TOP			
Eric Young Sr. R OBP: 0.362, SLG: 0.368 (1, 4)	L4		F3			F9		K		4	0	0	0	0	1	1	Los Angeles Dodgers @ Atlanta Braves Turner Field, Atlanta, GA Wed May 06 1998, 3:33 AM EDT Att: 38,637 - Sunny - 80 F			
Roger Cedeno S OBP: 0.440, SLG: 0.366 (1, 8)	1B		G3-1			F7		FC4	1B	4	0	2	0	0	0	1				
Mike Piazza R OBP: 0.359, SLG: 0.550 (1, 2)	1B			G3		FC6-4		FC4	FC3-6	4	0	1	0	0	0	2				
Eric Karros R OBP: 0.366, SLG: 0.368 (1, 3)	K			F8			K	FC3-6	2B	4	0	0	0	0	2	3				
Raul Mondesi R OBP: 0.313, SLG: 0.439 (1, 9)	G6-3			G1-3		1B	2B		2B	4	0	2	0	0	0	2				
Todd Zeile R OBP: 0.309, SLG: 0.450 (1, 5)		G6-3			F9		G4-6-3	1B	K	4	0	1	0	0	1	2				
Matt Luke L OBP: 0.306, SLG: 0.458 Antonio Osuna R (5, 1)	G6-3				K		G4-6-3			2	0	0	0	0	1	0				
Thomas Howard S OBP: 0.158, SLG: 0.306 (7, PH)					K					0	0	0	0	0	0	0				
Mark Guthrie R (7, 1)					K					0	0	0	0	0	0	0				
Scott Radinsky L (8, 1)					K					0	0	0	0	0	0	0				
Jose Vizcaino S OBP: 0.306, SLG: 0.267 (1, 6)	F7				K			G6-3		3	0	0	0	0	1	0				
37 Darren Dreifort R OBP: 0.200, SLG: 0.111 Todd Hollandsworth L OBP: 0.253, SLG: 0.357 (5, 7)			K			FC6-4	1B	F7		1	0	0	0	0	1	0				
										2	0	1	0	0	0	0				
Inning Stats	R: 0 E: 0 K: 1 S: 14	H: 2 LOB: 2 BB: 0 P: 20	R: 0 E: 0 K: 0 S: 6	H: 0 LOB: 0 BB: 0 P: 8	R: 0 E: 0 K: 1 S: 5	H: 0 LOB: 0 BB: 0 P: 7	R: 0 E: 0 K: 0 S: 7	H: 0 LOB: 0 BB: 0 P: 9	R: 0 E: 0 K: 2 S: 8	H: 1 LOB: 1 BB: 0 P: 16	R: 0 E: 0 K: 1 S: 7	H: 2 LOB: 1 BB: 0 P: 11	R: 0 E: 0 K: 1 S: 6	H: 0 LOB: 2 BB: 0 P: 8	R: 0 E: 0 K: 1 S: 11	H: 2 LOB: 2 BB: 0 P: 17	1B: 5 2B: 2 3B: 0 HR: 0	SF: 0 SAC: 0 DP: 1 HBP: 0	WP: 0 PB: 0 SB: 0 CS: 0	PA: 33
PITCHER	IP WLS BF H R ER SO BB IBB HBP BLK WP HR S P ERA WHIP																			
Greg Maddux R ERA: 2.14 (1, 1)	7.0 W 25 5 0 0 5 0 0 0 0 0 0 0 58 80 0.00 0.714																			
Mike Cather R ERA: 3.71 (8, 1)	2.0 8 2 0 0 2 0 0 0 0 0 0 0 17 25 0.00 1.000																			

Batter	1	2	3	4	5	6	7	8	9	AB	R	H	RBI	BB	SO	LOB	BOTTOM			
Walt Weiss S OBP: 0.486, SLG: 0.506 (1, 6)	F9				10 HBP	P6		1B		4	1	2	0	0	0	1	Los Angeles Dodgers @ Atlanta Braves Turner Field, Atlanta, GA Wed May 06 1998, 3:33 AM EDT Att: 38,637 - Sunny - 80 F			
Keith Lockhart L OBP: 0.400, SLG: 0.573 (1, 4)	K		1B		10 HBP	G3		P6		5	1	1	0	0	1	4				
10 Chipper Jones S OBP: 0.440, SLG: 0.690 Tony Graffanino R OBP: 0.297, SLG: 0.333 (9, 5)	L1-3			HR	1B	G5-3				3	1	1	1	0	0	0				
Andres Galarraga R OBP: 0.440, SLG: 0.633 (1, 3)	G6-3			F9	1B	WP	2B	BB		3	1	1	2	1	0	0				
Ryan Klesko L OBP: 0.262, SLG: 0.372 Gerald Williams R OBP: 0.311, SLG: 0.366 (7, PH) (8, 7)	L5			HR	G5-4-3	2B				3	1	1	0	0	0	2				
Gerald Williams R OBP: 0.311, SLG: 0.366 (8, 7)				HR	G5-4-3	2B				1	0	1	1	0	0	0				
Michael Tucker L OBP: 0.382, SLG: 0.674 Mike Cather R (8, 1)	L1-3			HR		G3-1				4	2	2	2	0	0	1				
Eddie Pérez R OBP: 0.371, SLG: 0.441 (1, 2)			K		G1-3	G4-3		K		4	0	0	0	0	2	1				
Andrew Jones R OBP: 0.256, SLG: 0.381 (1, 8)			1B		K	FC4		K		4	0	1	0	0	2	0				
Greg Maddux R OBP: 0.286, SLG: 0.300 Curtis Pride L OBP: 0.275, SLG: 0.297 (8, 9)	5-3				K	K		1B		3	0	0	0	0	2	2				
										0	0	0	0	1	0	0				
Inning Stats	R: 0 E: 0 K: 1 S: 8	H: 0 LOB: 0 BB: 0 P: 12	R: 0 E: 0 K: 0 S: 3	H: 0 LOB: 0 BB: 0 P: 4	R: 0 E: 0 K: 1 S: 9	H: 2 LOB: 2 BB: 0 P: 11	R: 3 E: 0 K: 1 S: 16	H: 3 LOB: 0 BB: 0 P: 22	R: 2 E: 0 K: 1 S: 11	H: 2 LOB: 1 BB: 0 P: 18	R: 1 E: 2 K: 1 S: 11	H: 1 LOB: 1 BB: 0 P: 14	R: 1 E: 0 K: 0 S: 7	H: 1 LOB: 1 BB: 1 P: 19	R: 0 E: 0 K: 2 S: 11	H: 1 LOB: 2 BB: 1 P: 16	1B: 7 2B: 1 3B: 0 HR: 2	SF: 0 SAC: 0 DP: 1 HBP: 2	WP: 1 PB: 0 SB: 1 CS: 0	PA: 38
PITCHER	IP WLS BF H R ER SO BB IBB HBP BLK WP HR S P ERA WHIP																			
37 Darren Dreifort R ERA: 4.15 (1, 1)	4.1 L 22 7 5 5 4 0 0 0 0 0 0 0 12 15 0.00 0.600																			
Antonio Osuna R ERA: 2.31 (5, 1)	1.2 6 1 1 0 1 0 0 0 0 0 0 0 7 19 9.00 2.000																			
Mark Guthrie L ERA: 1.46 (7, 1)	1.0 5 1 1 1 0 1 0 0 0 0 0 0 7 19 9.00 2.000																			
Scott Radinsky L ERA: 0.71 (8, 1)	1.0 5 1 0 0 2 1 0 0 0 0 0 0 11 16 0.00 2.000																			

Batter	1	2	3	4	5	6	7	8	9	AB	R	H	RBI	BB	SO	LOB	TOP								
Eric Young Sr. R OBP: 0.370, SLG: 0.375 (1, 4)	F7		BB		E		BB		G6-3	3	2	1	0	2	0	0	Los Angeles Dodgers @ Florida Marlins Pro Player Stadium, Miami, FL Thu May 07 1998, 7:05 PM EDT Att: 14,639 - Unknown - 80 F AB 33 R 4 H 8 RBI 3 BB 5 SO 6 LOB 16 								
Roger Cedeno S OBP: 0.436, SLG: 0.370 (1, 8)	1B				E6		BB		G4-3	5	1	2	0	0	1	2									
Mike Piazza R OBP: 0.353, SLG: 0.532 (1, 2)	K				F7				G5-3	4	0	0	0	1	1	5									
Eric Karros R OBP: 0.378, SLG: 0.366 (1, 3)	F9				F8					3	0	1	0	1	0	3									
Raul Mondesi R OBP: 0.319, SLG: 0.441 (1, 9)										4	0	2	2	0	1	1									
Todd Zeile R OBP: 0.301, SLG: 0.437 (1, 5)										4	0	0	0	0	0	4									
Trenidad Hubbard R OBP: 0.354, SLG: 0.548 (8, PH)										3	1	2	1	0	0	0									
Todd Hollandsworth L OBP: 0.280, SLG: 0.383 (8, 7)										1	0	0	0	0	1	0									
Jose Vizcaino S OBP: 0.304, SLG: 0.258 (1, 6)										3	0	0	0	1	0	1									
Ramon Martinez R OBP: 0.263, SLG: 0.316 (9, 1)										3	0	0	0	0	2	0									
Scott Radinsky L (9, 1)										0	0	0	0	0	0	0									
Inning Stats	R: 0 E: 0 K: 1 S: 9	H: 1 LOB: 1 BB: 0 P: 13	R: 0 E: 0 K: 0 S: 9	H: 1 LOB: 0 BB: 0 P: 13	R: 0 E: 0 K: 1 S: 11	H: 0 LOB: 2 BB: 2 P: 21	R: 0 E: 0 K: 1 S: 8	H: 1 LOB: 0 BB: 0 P: 11	R: 2 E: 1 K: 1 S: 18	H: 2 LOB: 2 BB: 1 P: 27	R: 0 E: 0 K: 0 S: 9	H: 1 LOB: 1 BB: 0 P: 15	R: 2 E: 0 K: 1 S: 17	H: 2 LOB: 2 BB: 2 P: 31	R: 0 E: 0 K: 1 S: 6	H: 0 LOB: 0 BB: 0 P: 10	R: 0 E: 0 K: 0 S: 8	H: 0 LOB: 0 BB: 0 P: 10	1B: 6 2B: 1 3B: 0 HR: 1	SF: 0 SAC: 1 DP: 2 HBP: 0	WP: 0 PB: 0 SB: 0 CS: 0	PA: 39			
PITCHER	IP	WLS	BF	H	R	ER	SO	BB	IBB	HBP	BLK	WP	HR	S	P	ERA	WHIP								
Chris Hammond, L ERA: 1.5	6.0		26	6	2	1	4	3	0	0	0	0	1	64	100	1.50	1.500								
Rob Stanifer, R ERA: 5.19	1.0	L	7	2	2	2	1	2	0	0	0	0	0	17	31	18.00	4.000								
Felix Heredia, L ERA: 7.29	1.0		3	0	0	0	1	0	0	0	0	0	0	6	10	0.00	0.000								
Jay Powell, R ERA: 3.79	1.0		3	0	0	0	0	0	0	0	0	0	0	8	10	0.00	0.000								

Batter	1	2	3	4	5	6	7	8	9	AB	R	H	RBI	BB	SO	LOB	BOTTOM								
Cliff Floyd L OBP: 0.377, SLG: 0.512 (1, 7)	P3								G6-3	4	0	0	0	0	1	2	Los Angeles Dodgers @ Florida Marlins Pro Player Stadium, Miami, FL Thu May 07 1998, 7:05 PM EDT Att: 14,639 - Unknown - 80 F AB 32 R 3 H 6 RBI 3 BB 3 SO 8 LOB 12 								
Edgar Renteria R OBP: 0.325, SLG: 0.338 (1, 6)	1B								K	4	1	2	0	0	2	1									
Mark Kotsay L OBP: 0.333, SLG: 0.397 (1, 8)	1B								K	4	1	1	0	0	0	1									
Gary Sheffield R OBP: 0.388, SLG: 0.464 (1, 9)	1B								F7	3	1	1	2	1	0	1									
Bobby Bonilla S OBP: 0.333, SLG: 0.429 (1, 5)	1B								G5-3	4	0	1	0	0	1	2									
Jim Eisenreich L OBP: 0.275, SLG: 0.313 (7, 1)									K	2	0	0	1	1	0	1									
Rob Stanifer R (7, 1)										0	0	0	0	0	0	0									
Felix Heredia L (8, 1)										0	0	0	0	0	0	0									
Jay Powell R (9, 1)										0	0	0	0	0	0	0									
John Roskos R OBP: 0.125, SLG: 0.125 (9, PH)										1	0	0	0	0	1	0									
Charles Johnson R OBP: 0.310, SLG: 0.429 (1, 2)										4	0	0	0	0	0	3									
Craig Counsell L OBP: 0.423, SLG: 0.432 (1, 4)										3	0	0	0	1	2	0									
Chris Hammond L (1, 1)										2	0	0	0	0	1	1									
Derrek Lee R OBP: 0.351, SLG: 0.500 (7, 3)										1	0	1	0	0	0	0									
Inning Stats	R: 3 E: 0 K: 0 S: 13	H: 4 LOB: 1 BB: 0 P: 21	R: 0 E: 0 K: 1 S: 6	H: 0 LOB: 1 BB: 1 P: 11	R: 0 E: 0 K: 0 S: 7	H: 1 LOB: 1 BB: 0 P: 10	R: 0 E: 0 K: 1 S: 6	H: 0 LOB: 0 BB: 0 P: 9	R: 0 E: 0 K: 2 S: 10	H: 0 LOB: 2 BB: 0 P: 15	R: 0 E: 0 K: 0 S: 9	H: 0 LOB: 2 BB: 2 P: 23	R: 0 E: 0 K: 2 S: 14	H: 1 LOB: 1 BB: 0 P: 18	R: 0 E: 0 K: 1 S: 6	H: 0 LOB: 0 BB: 0 P: 13	R: 0 E: 0 K: 1 S: 8	H: 0 LOB: 0 BB: 0 P: 10	1B: 5 2B: 1 3B: 0 HR: 0	SF: 0 SAC: 0 DP: 1 HBP: 0	WP: 0 PB: 0 SB: 1 CS: 0	PA: 35			
PITCHER	IP	WLS	BF	H	R	ER	SO	BB	IBB	HBP	BLK	WP	HR	S	P	ERA	WHIP								
Ramon Martinez R ERA: 3.21	8.0		32	6	3	3	7	2	1	0	0	0	0	71	120	3.38	1.000								
Scott Radinsky L ERA: 0.66	1.0	S	3	0	0	0	1	0	0	0	0	0	0	8	10	0.00	0.000								

Batter	1	2	3	4	5	6	7	8	9	AB	R	H	RBI	BB	SO	LOB	TOP			
Eric Young Sr. R (1.4) OBP: 0.367, SLG: 0.379 Juan Castro, R (8.4) OBP: 0.050, SLG: 0.053	1-1 G4-3	1-1 1B 2B		1-2 G1-3		1-0 G5-3			0-0 G5-3	4	1	1	0	0	0	2	Los Angeles Dodgers @ Florida Marlins Pro Player Stadium, Miami, FL Fri May 08 1998, 7:05 PM EDT Att: 27,071 - Unknown - 87 F livebaseballscorecards.com			
Roger Cedeno, S (1.8) OBP: 0.417, SLG: 0.340	4-1 BB HR HBP BB	1-3 K		3-2 L8			2-1 G6-3		1-1 G1-3	4	1	0	0	1	1					
Raul Mondesi, R (1.9) OBP: 0.317, SLG: 0.431 Thomas Howard, S (8.9) OBP: 0.158, SLG: 0.306	3-2 HR HBP	0-0 G6-3			0-3 K		1-2 L9			3	1	0	0	0	1	1				
Eric Karros, R (1.3) OBP: 0.388, SLG: 0.364 Matt Luke, L (8.3) OBP: 0.306, SLG: 0.458	4-2 HR BB	1-1 FC6-4 1B			3-3 K		3-3 K			3	1	1	1	1	2	0				
Todd Zeile, R (1.5) OBP: 0.299, SLG: 0.453	2-1 HR	1-1 FC6-4			1-2 G6-3			3-2 F9		4	1	1	4	0	0	1				
Trenidad Hubbard, R (1.7) OBP: 0.346, SLG: 0.511	4-2 1B BB		2-2 F9			1-3 K		0-3 K		3	0	0	0	1	2	0				
Tom Prince, R (1.2) OBP: 0.286, SLG: 0.188	3-2 F9		4-0 G6-4-3 BB			1-3 K		2-3 K		3	0	0	0	1	2	1				
Jose Vizcaino, S (1.6) OBP: 0.311, SLG: 0.269	0-1 1B		0-1 G6-4-3			0-1 1B			3-2 L7	4	0	2	0	0	0	1				
Chan Ho Park, R (1.1) OBP: 0.250, SLG: 0.500 Brad Clontz, R (5.1) Wilton Guerrero, S (6. PH) OBP: 0.335, SLG: 0.447 Frank Lankford, R (6.1) Todd Hollandsworth, L (9. PH) OBP: 0.287, SLG: 0.421	1-3 K			1-3 K		0-2 1B		2-2 HR		2	0	0	0	0	2	2				
Inning Stats	R: 4 E: 0 K: 1 S: 22	H: 2 LOB: 2 BB: 3 P: 44	R: 1 E: 0 K: 1 S: 11	H: 2 LOB: 1 BB: 0 P: 15	R: 0 E: 0 K: 0 S: 5	H: 0 LOB: 0 BB: 1 P: 11	R: 0 E: 0 K: 1 S: 11	H: 0 LOB: 0 BB: 0 P: 16	R: 0 E: 0 K: 2 S: 14	H: 2 LOB: 2 BB: 0 P: 17	R: 0 E: 0 K: 1 S: 9	H: 0 LOB: 0 BB: 0 P: 15	R: 0 E: 0 K: 2 S: 9	H: 0 LOB: 0 BB: 0 P: 14	R: 1 E: 0 K: 0 S: 9	H: 1 LOB: 0 BB: 0 P: 15		1B: 4 2B: 1 3B: 0 HR: 2	SF: 0 SAC: 0 DP: 1 HBP: 1	WP: 0 PB: 0 SB: 0 CS: 0
PITCHER	IP WLS BF H R ER SO BB IBB HBP BLK WP HR S P ERA WHIP																			
Jesus Sanchez, L (1.1) ERA: 3.38 Donn Pall, R (9.1) ERA: 5.4	8.0 W 34 6 5 5 10 4 0 0 0 0 1 92 147 5.62 1.250																			

Batter	1	2	3	4	5	6	7	8	9	AB	R	H	RBI	BB	SO	LOB	BOTTOM			
Cliff Floyd, L (1.7) OBP: 0.382, SLG: 0.515	1-2 P4	0-0 1H 2H 2B		0-0 G4-3	2-1 1B 1B		4-1 G1-3 1B BB	0-3 K		5	2	3	1	1	0		Los Angeles Dodgers @ Florida Marlins Pro Player Stadium, Miami, FL Fri May 08 1998, 7:05 PM EDT Att: 27,071 - Unknown - 87 F livebaseballscorecards.com			
Edgar Renteria, R (1.6) OBP: 0.336, SLG: 0.341	1-2 G6-3	4-1 FC4-6 BB		1-0 F7	3-0 1H 3H 1B		1 SAFE 0-1 1B 1B	1-2 P3		5	1	2	2	1	0	0				
Mark Kotsay, L (1.8) OBP: 0.341, SLG: 0.392	4-0 BB	0-0 FC4-6			0-6-3 1B		0-0 G1-3	2-1 F8		4	1	1	0	2	0	4				
Gary Sheffield, R (1.9) OBP: 0.389, SLG: 0.457 John Cangelosi, S (9.8) OBP: 0.236, SLG: 0.115	3-1 F7		4-1 E 1B BB				1-1 1B 1B			4	1	1	2	1	0	4				
Bobby Bonilla, S (1.5) OBP: 0.348, SLG: 0.476 Dave Berg, R (8.5) OBP: 0.421, SLG: 0.323		2-1 HR	2-2 E 1B		1 SAFE 2-2 G1-6-3 2B 1B		3-2 G1-3	0-1 L9		5	2	3	1	0	0	1				
Jim Eisenreich, L (1.3) OBP: 0.291, SLG: 0.327 Derrek Lee, R (7.3) OBP: 0.358, SLG: 0.506		2-1 BB 1B	1-1 F7		1-1 G1-6-3		2-2 FC1-6 1B	1-0 BB 1B		4	1	2	0	0	0	4				
Charles Johnson, R (1.2) OBP: 0.314, SLG: 0.437		1-3 K	2-3 K		1-1 1B 2B		3-2 E4 FC1-6	2-2 BB 1B		5	1	2	3	0	2	4				
Craig Counsell, L (1.4) OBP: 0.430, SLG: 0.425		4-2 2B BB	0-2 G3-1		2-2 1B 1B IBB		2-2 FC1-6	4-2 1B BB		2	2	0	0	3	0	4				
Jesus Sanchez, L (1.1) OBP: 0.100, SLG: 0.100 Donn Pall, R (9.1)		2-3 K		0-3 K	0-1 1B 1B		0-1 G5-3	0-3 K		5	1	1	1	0	3	7				
Inning Stats	R: 0 E: 0 K: 0 S: 9	H: 0 LOB: 1 BB: 1 P: 18	R: 3 E: 0 K: 2 S: 18	H: 3 LOB: 2 BB: 2 P: 33	R: 0 E: 0 K: 1 S: 12	H: 1 LOB: 2 BB: 1 P: 21	R: 0 E: 0 K: 1 S: 5	H: 0 LOB: 0 BB: 0 P: 6	R: 6 E: 0 K: 0 S: 16	H: 6 LOB: 2 BB: 2 P: 36	R: 0 E: 0 K: 0 S: 17	H: 1 LOB: 2 BB: 0 P: 27	R: 3 E: 0 K: 1 S: 18	H: 4 LOB: 3 BB: 2 P: 30	R: 0 E: 0 K: 1 S: 9	H: 0 LOB: 0 BB: 0 P: 12		1B: 12 2B: 2 3B: 0 HR: 1	SF: 0 SAC: 0 DP: 0 HBP: 0	WP: 0 PB: 0 SB: 2 CS: 0
PITCHER	IP WLS BF H R ER SO BB IBB HBP BLK WP HR S P ERA WHIP																			
Chan Ho Park, R (1.1) ERA: 4.83 Brad Clontz, R (5.1) ERA: 4.99 Frank Lankford, R (6.1) ERA: 6.27	0.1 L 6 3 3 3 0 1 1 0 0 0 0 0 6 21 81.00 12.000																			

Batter	1	2	3	4	5	6	7	8	9	AB	R	H	RBI	BB	SO	LOB	TOP								
Eric Young Sr. R OBP: 0.357, SLG: 0.368 (1, 4)										4	1	0	0	0	0	0	Los Angeles Dodgers @ Florida Marlins Pro Player Stadium, Miami, FL Sat May 09 1998, 7:05 PM EDT Att: 32,115 - Unknown - 89 F								
Roger Cedeno S OBP: 0.406, SLG: 0.321 (1, 8)										3	0	0	1	1	1	0									
Mike Piazza R OBP: 0.343, SLG: 0.516 (1, 2)										4	0	0	0	0	1	1									
Eric Karros R OBP: 0.415, SLG: 0.404 (1, 3)										3	2	2	0	1	0	0									
Raul Mondesi R OBP: 0.322, SLG: 0.440 (1, 9)										4	1	2	0	0	1	1									
Todd Zeile R OBP: 0.298, SLG: 0.444 (1, 5)										3	0	0	0	1	2	3									
Todd Hollandsworth L OBP: 0.289, SLG: 0.434 (1, 7)										4	0	1	1	0	1	3									
Jose Vizcaino S OBP: 0.303, SLG: 0.260 Brad Clontz R (7, 1)										3	0	0	0	0	0	1									
Antonio Osuna R (8, 1)										0	0	0	0	0	0	0									
Matt Luke L OBP: 0.317, SLG: 0.467 (9, PH)										1	0	1	2	0	0	0									
Hideo Nomo R OBP: 0.077, SLG: 0.308 Jim Bruske R (3, 1)										1	0	0	0	0	0	0									
Wilton Guerrero S OBP: 0.310, SLG: 0.425 (7, 6)										2	0	0	0	0	1	2									
Inning Stats	R: 1 H: 1 E: 1 K: 1 S: 17	H: 1 LOB: 2 BB: 1 P: 29	R: 0 H: 0 E: 0 K: 0 S: 7	H: 0 LOB: 0 BB: 0 P: 10	R: 0 H: 0 E: 0 K: 1 S: 9	H: 0 LOB: 0 BB: 0 P: 11	R: 0 H: 0 E: 0 K: 1 S: 9	H: 0 LOB: 0 BB: 0 P: 12	R: 0 H: 0 E: 0 K: 0 S: 4	H: 0 LOB: 0 BB: 0 P: 7	R: 0 H: 0 E: 0 K: 0 S: 10	H: 0 LOB: 0 BB: 0 P: 16	R: 1 H: 2 E: 0 K: 1 S: 12	H: 2 LOB: 1 BB: 0 P: 16	R: 0 H: 0 E: 0 K: 2 S: 9	H: 0 LOB: 0 BB: 0 P: 14	R: 2 H: 3 E: 0 K: 1 S: 20	H: 3 LOB: 2 BB: 1 P: 29	1B: 3 2B: 2 3B: 1 HR: 0	SF: 0 SAC: 0 DP: 1 HBP: 0	WP: 0 PB: 1 SB: 1 CS: 0	PA: 36			
PITCHER	IP	WLS	BF	H	R	ER	SO	BB	IBB	HBP	BLK	WP	HR	S	P	ERA	WHIP								
Andy Larkin R ERA: 6.11 Jay Powell R ERA: 3.66	(1, 1)	8.1	W	32	5	4	3	6	2	0	0	0	0	88	131	3.24	0.840								

Batter	1	2	3	4	5	6	7	8	9	AB	R	H	RBI	BB	SO	LOB	BOTTOM									
Cliff Floyd L OBP: 0.383, SLG: 0.519 (1, 7)										5	1	2	0	0	1	2	Los Angeles Dodgers @ Florida Marlins Pro Player Stadium, Miami, FL Sat May 09 1998, 7:05 PM EDT Att: 32,115 - Unknown - 89 F									
Edgar Renteria R OBP: 0.325, SLG: 0.329 (1, 6)										5	0	0	0	0	2	2										
Mark Kotsay L OBP: 0.343, SLG: 0.392 (1, 8)										5	0	2	1	0	1	0										
Gary Sheffield R OBP: 0.403, SLG: 0.504 (1, 9)										5	3	4	1	0	0	1										
Bobby Bonilla S OBP: 0.351, SLG: 0.459 (1, 5)										3	1	0	0	2	0	3										
Jim Eisenreich L OBP: 0.322, SLG: 0.345 Derrek Lee R OBP: 0.354, SLG: 0.500 (8, 3)										3	2	2	1	1	0	1										
Gregg Zaun S OBP: 0.381, SLG: 0.528 (1, 2)										3	0	2	1	1	1	1										
Craig Counsell L OBP: 0.438, SLG: 0.440 (1, 4)										3	0	2	3	1	1	2										
Andy Larkin R OBP: 0.071, SLG: 0.071 Jay Powell R (9, 1)										4	0	0	0	0	4	8										
Inning Stats	R: 0 H: 1 E: 0 K: 0 S: 9	H: 2 LOB: 2 BB: 2 P: 16	R: 2 H: 2 E: 0 K: 2 S: 18	H: 2 LOB: 2 BB: 2 P: 34	R: 2 H: 3 E: 0 K: 2 S: 16	H: 3 LOB: 3 BB: 2 P: 32	R: 0 H: 0 E: 0 K: 1 S: 10	H: 0 LOB: 0 BB: 0 P: 16	R: 2 H: 3 E: 0 K: 2 S: 15	H: 3 LOB: 1 BB: 0 P: 22	R: 0 H: 1 E: 0 K: 0 S: 7	H: 1 LOB: 1 BB: 0 P: 10	R: 0 H: 1 E: 0 K: 2 S: 12	H: 1 LOB: 2 BB: 1 P: 19	R: 1 H: 3 E: 0 K: 1 S: 14	H: 3 LOB: 2 BB: 0 P: 19		1B: 9 2B: 4 3B: 0 HR: 1	SF: 0 SAC: 0 DP: 0 HBP: 0	WP: 0 PB: 0 SB: 4 CS: 1	PA: 42					
PITCHER	IP	WLS	BF	H	R	ER	SO	BB	IBB	HBP	BLK	WP	HR	S	P	ERA	WHIP									
Hideo Nomo R ERA: 4.98 Jim Bruske R ERA: 1.53 Brad Clontz R ERA: 4.76 Antonio Osuna R ERA: 2.84	(1, 1)	3.2	L	15	6	2	2	4	1	1	0	0	0	1	42	71	4.91	1.909								

Batter	1	2	3	4	5	6	7	8	9	AB	R	H	RBI	BB	SO	LOB	TOP					
Doug Glanville, R OBP: 0.352, SLG: 0.453	L6		K							5	1	3	0	0	1	1	Philadelphia Phillies @ Los Angeles Dodgers Dodger Stadium, Los Angeles, CA Mon May 11, 1998, 7:05 PM PDT Att: 25,992 - Overcast - 64 F					
Kevin Sefcik, R OBP: 0.387, SLG: 0.333 Ruben Amaro Jr., S OBP: 0.281, SLG: 0.222				K	G6-4-3					3	0	1	0	0	1	2						
Scott Rolen, R OBP: 0.385, SLG: 0.507	F9									1	0	2	2	0	2	4						
Rico Brogna, L OBP: 0.321, SLG: 0.500	CS	F7								5	2	3	1	0	0	2						
Mike Lieberthal, R OBP: 0.270, SLG: 0.321										4	0	1	0	0	1	4						
Bobby Abreu, L OBP: 0.432, SLG: 0.513										3	0	1	1	0	1	1						
23 Kevin Jordan, R OBP: 0.295, SLG: 0.381 Mark Leiter, R (9, 1)										4	0	2	1	0	1	0						
Desi Relaford, S OBP: 0.299, SLG: 0.414										4	0	0	0	0	2	3						
55 Matt Beech, L OBP: 0.333, SLG: 0.333 Jerry Spradlin, S (7, 1)										3	1	2	0	0	0	2						
Mark Lewis, R OBP: 0.278, SLG: 0.259 (9, 4)										1	0	0	0	0	1	0						
Inning Stats	R: 0 E: 0 K: 0 S: 6	H: 1 LOB: 0 BB: 0 P: 12	R: 0 E: 1 K: 0 S: 6	H: 1 LOB: 0 BB: 0 P: 10	R: 0 E: 1 K: 1 S: 12	H: 1 LOB: 1 BB: 0 P: 18	R: 2 E: 0 K: 2 S: 14	H: 4 LOB: 2 BB: 0 P: 18	R: 0 E: 0 K: 1 S: 9	H: 2 LOB: 1 BB: 0 P: 15	R: 1 E: 0 K: 0 S: 7	H: 1 LOB: 0 BB: 0 P: 12	R: 2 E: 0 K: 1 S: 12	H: 4 LOB: 2 BB: 0 P: 16	R: 0 E: 0 K: 3 S: 9	H: 0 LOB: 0 BB: 0 P: 15	R: 0 E: 0 K: 2 S: 13	H: 1 LOB: 2 BB: 1 P: 24	1B: 10 2B: 5 3B: 0 HR: 0	SF: 1 SAC: 0 DP: 2 HBP: 0	WP: 0 PB: 0 SB: 0 CS: 2	PA: 42
PITCHER	IP	WLS	BF	H	R	ER	SO	BB	IBB	HBP	BLK	WP	HR	S	P	ERA	WHIP					
37 Darren Dreifort, R ERA: 4.61	6.1	L	28	12	5	5	5	0	0	0	0	0	0	61	93	7.11	1.895					
Brad Clontz, R ERA: 4.59	0.2		4	2	0	0	0	0	0	0	0	0	0	5	8	0.00	3.000					
Mark Guthrie, L ERA: 1.35	1.0		3	0	0	0	3	0	0	0	0	0	0	9	15	0.00	0.000					
Antonio Osuna, R ERA: 2.63	1.0		5	1	0	0	2	1	0	0	0	0	0	13	24	0.00	2.000					

Batter	1	2	3	4	5	6	7	8	9	AB	R	H	RBI	BB	SO	LOB	BOTTOM					
Eric Young Sr., R OBP: 0.348, SLG: 0.357	F8		FC6-4							4	0	0	1	0	0	1	Philadelphia Phillies @ Los Angeles Dodgers Dodger Stadium, Los Angeles, CA Mon May 11, 1998, 7:05 PM PDT Att: 25,992 - Overcast - 64 F					
Roger Cedeno, S OBP: 0.397, SLG: 0.316	F9									4	0	1	0	0	1	1						
Mike Piazza, R OBP: 0.345, SLG: 0.529	G6-3									4	1	1	1	0	0	1						
Eric Karros, R OBP: 0.414, SLG: 0.392										3	0	1	0	1	0	0						
Raul Mondesi, R OBP: 0.311, SLG: 0.444										4	0	0	0	0	2	2						
Todd Zeile, R OBP: 0.288, SLG: 0.423										3	0	0	0	1	0	2						
Trenidad Hubbard, R OBP: 0.379, SLG: 0.511 Mark Guthrie, R (8, 1) Antonio Osuna, R (9, 1)										2	1	1	0	1	1	0						
Juan Castro, R OBP: 0.130, SLG: 0.136 Wilton Guerrero, S OBP: 0.271, SLG: 0.370 (8, 6)										2	0	1	0	0	0	0						
37 Darren Dreifort, R OBP: 0.167, SLG: 0.091 Brad Clontz, R (7, 1) Todd Hollandsworth, L OBP: 0.282, SLG: 0.433 (8, 7)										0	0	0	0	0	0	0						
Inning Stats	R: 0 E: 0 K: 0 S: 9	H: 0 LOB: 0 BB: 0 P: 11	R: 0 E: 0 K: 1 S: 7	H: 0 LOB: 0 BB: 0 P: 12	R: 1 E: 0 K: 1 S: 12	H: 1 LOB: 1 BB: 1 P: 22	R: 1 E: 0 K: 1 S: 9	H: 2 LOB: 0 BB: 0 P: 12	R: 0 E: 0 K: 2 S: 8	H: 0 LOB: 0 BB: 0 P: 12	R: 0 E: 0 K: 0 S: 8	H: 1 LOB: 0 BB: 0 P: 13	R: 0 E: 0 K: 0 S: 11	H: 1 LOB: 2 BB: 1 P: 19	R: 0 E: 0 K: 0 S: 9	H: 0 LOB: 0 BB: 0 P: 12		R: 0 E: 0 K: 0 S: 8	H: 0 LOB: 1 BB: 1 P: 17	1B: 4 2B: 0 3B: 0 HR: 1	SF: 0 SAC: 0 DP: 1 HBP: 0	WP: 0 PB: 0 SB: 1 CS: 1
PITCHER	IP	WLS	BF	H	R	ER	SO	BB	IBB	HBP	BLK	WP	HR	S	P	ERA	WHIP					
55 Matt Beech, L ERA: 5.94	6.2	W	25	5	2	2	5	2	0	0	0	0	0	62	98	2.70	1.050					
Jerry Spradlin, R ERA: 4.59	1.1		4	0	0	0	0	0	0	0	0	0	0	11	15	0.00	0.000					
Mark Leiter, R ERA: 1.88	1.0	S	4	0	0	0	0	1	0	0	0	0	0	8	17	0.00	1.000					

AB	38
R	5
H	15
RBI	5
BB	1
SO	10
LOB	21



Batter	1	2	3	4	5	6	7	8	9	AB	R	H	RBI	BB	SO	LOB	TOP										
Doug Glanville, R (1.8) OBP: 0.347, SLG: 0.445	F8		WP S 1B	K			P4	K		5	0	1	0	0	2	3											
Gregg Jefferies, S (1.7) OBP: 0.358, SLG: 0.364 Ruben Amaro Jr, S (8.7) OBP: 0.273, SLG: 0.214	F7		F8		L3		F7		G6-3	4	0	0	0	0	0	1											
Scott Rolen, R (1.5) OBP: 0.391, SLG: 0.514	2B				1B		G5-3		K	4	1	2	0	1	1	0											
Rico Brogna, L (1.3) OBP: 0.338, SLG: 0.515	2B		F8		1B			SH5-4 1B	1B	4	1	3	1	1	0	2											
Mike Lieberthal, R (1.2) OBP: 0.276, SLG: 0.333	G5-3				1B		P4		SH5-4 1B	5	2	2	0	0	0	4											
Bobby Abreu, L (1.9) OBP: 0.430, SLG: 0.509					SH1-4 1B		K		SH5-4	3	0	1	0	0	2	2											
Mark Lewis, R (1.4) OBP: 0.277, SLG: 0.259					1B		G4-3		2B	4	1	1	2	0	2	2											
Desi Relaford, S (1.6) OBP: 0.297, SLG: 0.408					SH1-4 1B		K		F8	4	0	1	1	0	2	1											
Curt Schilling, R (1.1) OBP: 0.100, SLG: 0.053 23 Kevin Jordan, R (8, PH) OBP: 0.311, SLG: 0.419 Wayne Gomes, R (8.1) Mark Leiter, R (9.1)					G4-3		SH1-4		G1-3	2	0	0	0	0	0	0											
					1-2 2-3				1-H	2	0	0	0	0	0	0											
Inning Stats	R: 1 E: 0 K: 0 S: 10	H: 2 LOB: 1 BB: 0 P: 16	R: 0 E: 0 K: 3 S: 9	H: 0 LOB: 0 BB: 0 P: 13	R: 0 E: 0 K: 0 S: 18	H: 1 LOB: 2 BB: 1 P: 30	R: 1 E: 0 K: 2 S: 14	H: 3 LOB: 2 BB: 0 P: 19	R: 0 E: 0 K: 1 S: 16	H: 0 LOB: 0 BB: 0 P: 11	R: 0 E: 0 K: 0 S: 6	H: 0 LOB: 0 BB: 0 P: 11	R: 0 E: 0 K: 1 S: 14	H: 3 LOB: 1 BB: 1 P: 22	R: 0 E: 0 K: 1 S: 11	H: 1 LOB: 1 BB: 0 P: 14	1B: 8 2B: 4 3B: 0 HR: 0	SF: 0 SAC: 2 DP: 0 HBP: 0	WP: 1 PB: 0 SB: 1 CS: 0	PA: 41							
PITCHER	IP	WLS	BF	H	R	ER	SO	BB	IBB	HBP	BLK	WP	HR	S	P	ERA	WHIP										
Ramon Martinez, R (1.1) ERA: 3.19	6.0		27	8	2	2	7	1	0	0	0	1	0	73	113	3.00	1.500										
Jim Bruske, R (7.1) ERA: 2.19	1.0		4	0	1	1	0	1	0	0	0	0	0	9	18	9.00	1.000										
Scott Radinsky, L (8.1) ERA: 1.72	1.0	L	6	3	2	2	1	0	0	0	0	0	0	11	15	18.00	3.000										
Antonio Osuna, R (9.1) ERA: 2.45	1.0		4	1	0	0	1	0	0	0	0	0	0	11	14	0.00	1.000										

Philadelphia Phillies @ Los Angeles Dodgers
 Dodger Stadium, Los Angeles, CA
 Tue May 12, 1998, 7:05 PM PDT
 Att: 32,382 - Overcast - 52 F

AB	37
R	5
H	12
RBI	5
BB	2
SO	9
LOB	15



Batter	1	2	3	4	5	6	7	8	9	AB	R	H	RBI	BB	SO	LOB	BOTTOM										
Eric Young Sr, R (1.4) OBP: 0.354, SLG: 0.364 Antonio Osuna, R (9.1) Trenidad Hubbard, R (9, PH) OBP: 0.368, SLG: 0.500	HR		1B	F9			SH5-4		K	3	1	2	0	0	0	1											
Raul Mondesi, R (1.9) OBP: 0.310, SLG: 0.462	HR		P4		K		SF8			3	1	1	3	0	1	1											
Mike Piazza, R (1.2) OBP: 0.342, SLG: 0.521	F9		K		G4-6-3 1B		F9			4	0	1	0	0	1	1											
Eric Karros, R (1.3) OBP: 0.419, SLG: 0.400	G4-3		BB		G4-6-3			G5-4-3 1B		4	0	2	0	0	0	1											
Todd Zeile, R (1.5) OBP: 0.288, SLG: 0.414	K		BB		P2			G5-4-3		3	0	0	0	1	1	1											
Matt Luke, L (1.7) OBP: 0.338, SLG: 0.500	G6-3 2B		P5		FC6-4 1B			P6		4	0	2	0	0	0	3											
Todd Hollandsworth, L (1.8) OBP: 0.274, SLG: 0.421 Jim Bruske, R (7.1) Scott Radinsky, L (8.1) Juan Castro, R (8.6) OBP: 0.130, SLG: 0.136 Roger Cedeno, S (9, PH) OBP: 0.406, SLG: 0.328			K		K		FC6-4		1B	3	0	0	0	0	2	2											
Wilton Guerrero, S (1.6) OBP: 0.269, SLG: 0.360	G6-3		E5 G4-3 1B		F7			F8		4	0	1	0	0	0	3											
Ramon Martinez, R (1.1) OBP: 0.238, SLG: 0.286 Thomas Howard, S (7.8) OBP: 0.209, SLG: 0.350	K		G4-3		G4-3		SH5-4 SF8 2B		F7	2	0	0	0	0	1	2											
					2-3					2	1	1	0	0	0	1											
Inning Stats	R: 2 E: 0 K: 1 S: 14	H: 2 LOB: 0 BB: 0 P: 19	R: 0 E: 0 K: 2 S: 15	H: 1 LOB: 1 BB: 0 P: 21	R: 0 E: 0 K: 1 S: 11	H: 2 LOB: 3 BB: 1 P: 18	R: 0 E: 1 K: 1 S: 15	H: 1 LOB: 1 BB: 0 P: 18	R: 0 E: 0 K: 0 S: 10	H: 1 LOB: 0 BB: 0 P: 12	R: 0 E: 0 K: 0 S: 13	H: 1 LOB: 1 BB: 0 P: 19	R: 1 E: 0 K: 0 S: 6	H: 1 LOB: 0 BB: 0 P: 9	R: 0 E: 0 K: 0 S: 6	H: 1 LOB: 0 BB: 0 P: 9	R: 0 E: 0 K: 1 S: 11	H: 1 LOB: 1 BB: 0 P: 16	1B: 8 2B: 2 3B: 0 HR: 1	SF: 1 SAC: 1 DP: 2 HBP: 0	WP: 0 PB: 0 SB: 0 CS: 0	PA: 37					
PITCHER	IP	WLS	BF	H	R	ER	SO	BB	IBB	HBP	BLK	WP	HR	S	P	ERA	WHIP										
Curt Schilling, R (1.1) ERA: 1.96	7.0	W	30	9	3	3	6	1	0	0	0	0	0	84	116	3.86	1.429										
Wayne Gomes, R (8.1) ERA: 3.97	1.0		3	1	0	0	0	0	0	0	0	0	0	6	9	0.00	1.000										
Mark Leiter, R (9.1) ERA: 1.8	1.0	S	4	1	0	0	1	0	0	0	0	0	0	11	16	0.00	1.000										

Philadelphia Phillies @ Los Angeles Dodgers
 Dodger Stadium, Los Angeles, CA
 Tue May 12, 1998, 7:05 PM PDT
 Att: 32,382 - Overcast - 52 F

AB	34
R	3
H	11
RBI	3
BB	1
SO	7
LOB	17



Batter	1	2	3	4	5	6	7	8	9	AB	R	H	RBI	BB	SO	LOB	TOP			
Doug Glanville, R (1.8)	1-1 G4-6-3 1B		1-1 G4-3			0-0 FC4-6 1B		3-2 G6-3		4	2	1	0	0	0	1	Philadelphia Phillies @ Los Angeles Dodgers Dodger Stadium, Los Angeles, CA Wed May 13 1998, 7:05 PM PDT Att: 28,604 - Overcast - 60 F			
Gregg Jefferies, S (1.7)	3-2 SAFE G4-6-3 1B		1-2 P6			4-2 SAFE 1B SF9 BB		2-0 HR		3	2	2	1	1	0	0				
Scott Rolen, R (1.5)	0-1 G4-6-3			0-2 F9		2 SAFE 1-2 SF9 1B		2-1 P4		4	0	1	1	0	0	2				
Rico Brogna, L (1.3)	3-2 G4-6-3 1B			2-1 1B		3-2 SF9			1-1 G3-1	3	0	2	2	0	0	0				
Mike Lieberthal, R (1.2)	1-0 G1-3			3-1 G5-3		0-1 F7			4-0 BB	3	0	0	0	1	0	2				
Bobby Abreu, L (1.9)		3-3 K			4-2 G1-6-3 BB				1-1 F8	3	0	0	0	1	1	1				
Mark Lewis, R (1.4)		0-0 G4-3			1-3 K				0-0 G3-1	4	0	1	0	0	1	2				
Desi Relaford, S (1.6)		0-1 G3-1			1-1 G1-6-3					3	0	0	0	0	1	1				
Yorkis Perez, L (7.1)					1-2					0	0	0	0	0	0	0				
39 Ryan Nye, R (8.1)										0	0	0	0	0	0	0				
Tyler Green, R (1.1)				0-1 P2					0-1 F7	1	0	0	0	1	0	0				
Wayne Gomes, R (7.1)										0	0	0	0	0	0	0				
Alex Arias, R (7.6)										1	0	0	0	0	0	0				
Inning Stats	R: 1 E: 0 K: 0 S: 11	H: 3 LOB: 1 BB: 0 P: 19	R: 0 E: 0 K: 1 S: 6	H: 0 LOB: 0 BB: 0 P: 9	R: 0 E: 0 K: 0 S: 7	H: 1 LOB: 0 BB: 0 P: 12	R: 0 E: 0 K: 1 S: 9	H: 0 LOB: 0 BB: 1 P: 15	R: 2 E: 0 K: 0 S: 12	H: 1 LOB: 1 BB: 2 P: 24	R: 0 E: 0 K: 1 S: 7	H: 1 LOB: 0 BB: 0 P: 9	R: 1 E: 0 K: 0 S: 8	H: 1 LOB: 0 BB: 0 P: 15	R: 0 E: 0 K: 0 S: 5	H: 0 LOB: 1 BB: 1 P: 11	1B: 6 2B: 0 3B: 0 HR: 1	SF: 1 SAC: 0 DP: 2 HBP: 0	WP: 0 PB: 0 SB: 0 CS: 0	PA: 34
PITCHER	IP WLS BF H R ER SO BB IBB HBP BLK WP HR S P ERA WHIP	IP WLS BF H R ER SO BB IBB HBP BLK WP HR S P ERA WHIP	IP WLS BF H R ER SO BB IBB HBP BLK WP HR S P ERA WHIP	IP WLS BF H R ER SO BB IBB HBP BLK WP HR S P ERA WHIP	IP WLS BF H R ER SO BB IBB HBP BLK WP HR S P ERA WHIP	IP WLS BF H R ER SO BB IBB HBP BLK WP HR S P ERA WHIP	IP WLS BF H R ER SO BB IBB HBP BLK WP HR S P ERA WHIP	IP WLS BF H R ER SO BB IBB HBP BLK WP HR S P ERA WHIP	IP WLS BF H R ER SO BB IBB HBP BLK WP HR S P ERA WHIP	IP WLS BF H R ER SO BB IBB HBP BLK WP HR S P ERA WHIP	IP WLS BF H R ER SO BB IBB HBP BLK WP HR S P ERA WHIP	IP WLS BF H R ER SO BB IBB HBP BLK WP HR S P ERA WHIP	IP WLS BF H R ER SO BB IBB HBP BLK WP HR S P ERA WHIP	IP WLS BF H R ER SO BB IBB HBP BLK WP HR S P ERA WHIP	IP WLS BF H R ER SO BB IBB HBP BLK WP HR S P ERA WHIP	IP WLS BF H R ER SO BB IBB HBP BLK WP HR S P ERA WHIP	IP WLS BF H R ER SO BB IBB HBP BLK WP HR S P ERA WHIP			
Chan Ho Park, R (1.1)	7.0 W	26 6 3 3 3	3 0 0 0	3 0 0 0	0 0 0 0	0 0 0 0	0 0 0 0	0 0 0 0	0 0 0 0	3.86 1.286										
Brad Clontz, R (8.1)	1.0	4 1 1 0	0 0 0 0	0 0 0 0	0 0 0 0	0 0 0 0	0 0 0 0	0 0 0 0	0 0 0 0	9.00 1.000										
Frank Lankford, R (9.1)	1.0	4 0 0 0	0 0 0 0	0 0 0 0	0 0 0 0	0 0 0 0	0 0 0 0	0 0 0 0	0 0 0 0	0.00 1.000										

Batter	1	2	3	4	5	6	7	8	9	AB	R	H	RBI	BB	SO	LOB	BOTTOM			
Eric Young Sr., R (1.4)	0-2 G1-3		4-2 FC6-4 BB		4-0 FC1-5 BB	0-1 G4-3		2-1 HR 1B		2	0	0	0	2	0	1	Philadelphia Phillies @ Los Angeles Dodgers Dodger Stadium, Los Angeles, CA Wed May 13 1998, 7:05 PM PDT Att: 28,604 - Overcast - 60 F			
Juan Castro, R (8.6)										1	1	1	0	0	0	0				
Raul Mondesi, R (1.9)	3-1 G5-3		2-2 FC6-4		0-1 F9		1-0 HR	3-0 1B HR		5	2	2	4	0	0	2				
Mike Piazza, R (1.2)	2-2 F9			2-1 HR 1B	1-0 FC1-5-4		0-0 E4 FC4-6	1-3 K		5	1	1	0	0	1	1				
Frank Lankford, R (9.1)										0	0	0	0	0	0	0				
Eric Karros, R (1.3)		2-0 F9		4-2 HR BB	1-3 K		2-1 P4	0-3 K		4	1	0	0	1	2	2				
Todd Zeile, R (1.5)		2-1 1B		0-1 HR		2-2 2B SF7 1B			4-1 FC4-6 BB	3	2	3	3	1	0	0				
Matt Luke, L (1.7)	1-2 F7			2-3 K		1-3 K		2-2 FC4-6		3	0	0	0	0	2	2				
Trenidad Hubbard, R (7.7)										1	0	0	0	0	0	2				
Thomas Howard, S (1.8)		3-3 K		0-0 FC6-4 1B		0-0 E 2B		1-3 K		4	1	2	0	0	2	3				
Wilton Guerrero, S (1.6)			0-0 G2-3		1-0 P6			2-0 SF7		3	0	0	1	0	1	1				
Chan Ho Park, R (1.1)				1-0 F8	1-1 FC6-4			1-1 E2		3	0	1	1	0	0	1				
Brad Clontz, R (8.1)										0	0	0	0	0	0	0				
Roger Cedeno, S (8.7)										1	1	1	0	0	0	0				
Tom Prince, R (9.2)				1-2 1B						0	0	0	0	0	0	0				
Inning Stats	R: 0 E: 0 K: 0 S: 8	H: 0 LOB: 0 BB: 0 P: 13	R: 0 E: 0 K: 1 S: 9	H: 1 LOB: 0 BB: 0 P: 17	R: 0 E: 0 K: 0 S: 9	H: 0 LOB: 1 BB: 1 P: 16	R: 3 E: 0 K: 1 S: 14	H: 3 LOB: 1 BB: 1 P: 23	R: 0 E: 0 K: 1 S: 6	H: 0 LOB: 1 BB: 1 P: 12	R: 2 E: 1 K: 1 S: 12	H: 3 LOB: 1 BB: 0 P: 18	R: 1 E: 1 K: 1 S: 12	H: 1 LOB: 2 BB: 1 P: 22	R: 3 E: 0 K: 3 S: 15	H: 3 LOB: 0 BB: 0 P: 26	1B: 6 2B: 2 3B: 0 HR: 3	SF: 1 SAC: 0 DP: 0 HBP: 0	WP: 0 PB: 0 SB: 1 CS: 0	PA: 40
PITCHER	IP WLS BF H R ER SO BB IBB HBP BLK WP HR S P ERA WHIP	IP WLS BF H R ER SO BB IBB HBP BLK WP HR S P ERA WHIP	IP WLS BF H R ER SO BB IBB HBP BLK WP HR S P ERA WHIP	IP WLS BF H R ER SO BB IBB HBP BLK WP HR S P ERA WHIP	IP WLS BF H R ER SO BB IBB HBP BLK WP HR S P ERA WHIP	IP WLS BF H R ER SO BB IBB HBP BLK WP HR S P ERA WHIP	IP WLS BF H R ER SO BB IBB HBP BLK WP HR S P ERA WHIP	IP WLS BF H R ER SO BB IBB HBP BLK WP HR S P ERA WHIP	IP WLS BF H R ER SO BB IBB HBP BLK WP HR S P ERA WHIP	IP WLS BF H R ER SO BB IBB HBP BLK WP HR S P ERA WHIP	IP WLS BF H R ER SO BB IBB HBP BLK WP HR S P ERA WHIP	IP WLS BF H R ER SO BB IBB HBP BLK WP HR S P ERA WHIP	IP WLS BF H R ER SO BB IBB HBP BLK WP HR S P ERA WHIP	IP WLS BF H R ER SO BB IBB HBP BLK WP HR S P ERA WHIP	IP WLS BF H R ER SO BB IBB HBP BLK WP HR S P ERA WHIP	IP WLS BF H R ER SO BB IBB HBP BLK WP HR S P ERA WHIP				
Tyler Green, R (1.1)	6.0 L	30 8 6 6 4	3 0 0 0	3 0 0 0	0 0 0 0	0 0 0 0	0 0 0 0	0 0 0 0	0 0 0 0	9.00 1.833										
Wayne Gomes, R (7.1)	0.1	2 0 0 0	0 0 0 0	0 0 0 0	0 0 0 0	0 0 0 0	0 0 0 0	0 0 0 0	0 0 0 0	0.00 3.000										
Yorkis Perez, L (7.1)	0.2	2 0 0 0	0 0 0 0	0 0 0 0	0 0 0 0	0 0 0 0	0 0 0 0	0 0 0 0	0 0 0 0	0.00 0.000										
39 Ryan Nye, R (8.1)	1.0	6 3 3 3	0 0 0 0	0 0 0 0	0 0 0 0	0 0 0 0	0 0 0 0	0 0 0 0	0 0 0 0	27.00 3.000										



Batter	1	2	3	4	5	6	7	8	9	AB	R	H	RBI	BB	SO	LOB	TOP										
F.P. Santangelo, S OBP: 0.356, SLG: 0.406 (1,4) (8,7)										4	1	2	0	1	0	1	Montreal Expos @ Los Angeles Dodgers Dodger Stadium, Los Angeles, CA Fri May 15 1998, 7:05 PM PDT Att: 46,056 - Unknown - 70 F										
Mark Crutzielnek, R OBP: 0.302, SLG: 0.381 (1,6)										5	0	1	0	0	0	5											
Vladimir Guerrero, R OBP: 0.340, SLG: 0.510 (1,9)										4	0	1	1	0	0	2											
Brad Fuller, L OBP: 0.322, SLG: 0.371 Mike Mordecai, R OBP: 0.121, SLG: 0.094 (8,4)										4	1	1	0	0	0	2											
Rondell White, R OBP: 0.321, SLG: 0.396 (1,8)										4	0	2	0	0	1	1											
Ryan McGuire, L OBP: 0.375, SLG: 0.375 (8,3)										2	1	0	0	2	0	1											
Chris Widger, R OBP: 0.349, SLG: 0.482 (1,2)										4	0	2	2	0	1	1											
Shane Andrews, R OBP: 0.321, SLG: 0.504 (1,5)										3	1	1	1	1	0	3											
Miguel Batista, R Ugueth Urbina, R (8,1)										3	0	0	0	0	1	2											
										1	0	0	0	0	1	2											
Inning Stats	R: 0 E: 0 K: 0 S: 3	H: 0 LOB: 0 BB: 0 P: 3	R: 0 E: 0 K: 0 S: 7	H: 1 LOB: 1 BB: 0 P: 15	R: 2 E: 0 K: 1 S: 11	H: 3 LOB: 1 BB: 0 P: 15	R: 2 E: 0 K: 0 S: 14	H: 2 LOB: 1 BB: 1 P: 22	R: 0 E: 0 K: 2 S: 11	H: 0 LOB: 0 BB: 0 P: 14	R: 0 E: 0 K: 0 S: 10	H: 0 LOB: 1 BB: 1 P: 16	R: 0 E: 0 K: 0 S: 5	H: 1 LOB: 0 BB: 0 P: 8	R: 0 E: 0 K: 1 S: 16	H: 1 LOB: 3 BB: 2 P: 28	1B: 7 2B: 2 3B: 0 HR: 1	SF: 0 SAC: 0 DP: 1 HBP: 0	WP: 0 PB: 0 SB: 1 CS: 1	PA: 39							
PITCHER	IP	WLS	BF	H	R	ER	SO	BB	IBB	HBP	BLK	WP	HR	S	P	ERA	WHIP										
Ismael Valdez, R ERA: 4.76 Dennys Reyes, L ERA: Antonio Osuna, R ERA: 2.4	(1,1) (9,1) (9,1)	8.0 0.2 0.1	L 4 2	32 1 0	9 0 0	4 0 0	3 1 0	3 0 0	2 1 1	0 0 0	0 0 0	0 0 0	1 0 0	67 9 7	101 15 13	4.50 0.00 0.00	1.375 3.000 3.000										

Batter	1	2	3	4	5	6	7	8	9	AB	R	H	RBI	BB	SO	LOB	BOTTOM										
Eric Young Sr., R OBP: 0.361, SLG: 0.369 (1,4)										4	2	2	0	0	0	1	Montreal Expos @ Los Angeles Dodgers Dodger Stadium, Los Angeles, CA Fri May 15 1998, 7:05 PM PDT Att: 46,056 - Unknown - 70 F										
Todd Hollandsworth, L OBP: 0.275, SLG: 0.421 (1,7)										4	0	1	1	0	1	2											
Raul Mondesi, R OBP: 0.310, SLG: 0.484 (1,9)										3	0	1	0	1	1	1											
Eric Karros, R OBP: 0.360, SLG: 0.333 (1,3)										3	0	0	1	0	1	0											
Thomas Howard, S OBP: 0.222, SLG: 0.373 (1,8)										4	0	0	0	0	1	1											
Tom Prince, R OBP: 0.282, SLG: 0.211 Roger Cedeno, S OBP: 0.408, SLG: 0.350 (8,PH)										3	0	1	0	0	1	0											
Jose Vizcaino, S OBP: 0.297, SLG: 0.267 (1,6)										3	0	1	0	0	0	1											
Juan Castro, R OBP: 0.148, SLG: 0.154 (1,5)										3	0	0	0	0	3	1											
Ismael Valdez, R OBP: 0.316, SLG: 0.294 Wilton Guerrero, S OBP: 0.246, SLG: 0.316 Dennys Reyes, R Antonio Osuna, R (8,PH) (9,1) (9,1)										2	0	1	0	0	0	0											
										0	0	0	0	0	0	0											
Inning Stats	R: 1 E: 1 K: 1 S: 11	H: 2 LOB: 1 BB: 0 P: 15	R: 0 E: 0 K: 1 S: 8	H: 1 LOB: 1 BB: 0 P: 12	R: 0 E: 0 K: 1 S: 9	H: 1 LOB: 1 BB: 1 P: 19	R: 0 E: 0 K: 1 S: 6	H: 0 LOB: 0 BB: 0 P: 6	R: 0 E: 0 K: 1 S: 8	H: 0 LOB: 0 BB: 0 P: 9	R: 0 E: 0 K: 0 S: 6	H: 0 LOB: 0 BB: 0 P: 10	R: 0 E: 0 K: 0 S: 7	H: 1 LOB: 1 BB: 0 P: 8	R: 1 E: 0 K: 3 S: 15	H: 2 LOB: 1 BB: 0 P: 19	R: 0 E: 0 K: 2 S: 8	H: 0 LOB: 0 BB: 0 P: 10	1B: 4 2B: 4 3B: 0 HR: 0	SF: 1 SAC: 0 DP: 1 HBP: 0	WP: 0 PB: 0 SB: 0 CS: 2	PA: 34					
PITCHER	IP	WLS	BF	H	R	ER	SO	BB	IBB	HBP	BLK	WP	HR	S	P	ERA	WHIP										
Miguel Batista, R ERA: 3.76 Ugueth Urbina, R ERA: 0.87	(1,1) (8,1)	7.2 1.1	W S	28 5	6 1	0 0	2 3	0 0	0 0	0 0	0 0	0 0	0 0	66 12	92 16	2.35 0.00	0.913 0.750										

AB	34
R	4
H	10
RBI	4
BB	4
SO	4
LOB	20



AB	31
R	2
H	7
RBI	2
BB	1
SO	9
LOB	7



Batter	1	2	3	4	5	6	7	8	9	AB	R	H	RBI	BB	SO	LOB	TOP										
F.P. Santangelo, S OBP: 0.351, SLG: 0.395	P5	K					K		G3-1	4	0	0	0	0	2	2											
Mark Grudzielanek, R OBP: 0.307, SLG: 0.394 Mike Mordecai, R OBP: 0.147, SLG: 0.094	BB SF8 1B		G3		G6-4-3 HBP	G6-4-3	E7		G5-3 BB	4	1	2	1	0	0	2											
Vladimir Guerrero, R OBP: 0.342, SLG: 0.497	BB BB 1-2		F9			P3	F7		G5-3	4	0	0	0	1	0	2											
Brad Fullmer, L OBP: 0.331, SLG: 0.390	BB BB 1-2 2-3		F9			WP 2B			G6-3	4	1	2	0	1	0	1											
Rondell White, R OBP: 0.320, SLG: 0.395	SF8				G6-3		G5-3		F7 1B	3	0	1	2	0	0	1											
Ryan McGuire, L OBP: 0.373, SLG: 0.360 Marc Valdes, R OBP: 0.500, SLG: 0.400 Derrick May, L OBP: 0.208, SLG: 0.239 Steve Kline, S	3-H 4-2				F8		G3-1		F7	2	0	0	0	1	0	1											
Chris Widger, R OBP: 0.120, SLG: 0.083 Mike Hubbard, R OBP: 0.120, SLG: 0.083	BB BB 1-2 2-3				G5-3					2	1	0	0	1	1	3											
Shane Andrews, R OBP: 0.319, SLG: 0.492		F8				SH1-4 BB	F9		P3	3	0	0	0	1	0	3											
Javier Vazquez, R OBP: 0.231, SLG: 0.308 Anthony Telford, R		G6-3				SH1-4				1	0	0	0	0	0	0											
Da Rond Stovall, S OBP: 0.318, SLG: 0.325						1-2			K	2	1	1	0	0	1	2											
Inning Stats	R: 1 E: 0 K: 1 S: 8	H: 1 LOB: 3 BB: 3 P: 23	R: 0 E: 0 K: 1 S: 9	H: 0 LOB: 0 BB: 0 P: 13	R: 0 E: 0 K: 0 S: 7	H: 0 LOB: 0 BB: 0 P: 9	R: 0 E: 0 K: 0 S: 5	H: 0 LOB: 0 BB: 0 P: 6	R: 0 E: 0 K: 0 S: 10	H: 1 LOB: 1 BB: 1 P: 13	R: 2 E: 1 K: 1 S: 13	H: 2 LOB: 1 BB: 1 P: 23	R: 1 E: 0 K: 1 S: 9	H: 2 LOB: 2 BB: 0 P: 12	R: 0 E: 0 K: 0 S: 12	H: 0 LOB: 1 BB: 1 P: 17	1B: 3 2B: 3 3B: 0 HR: 0	SF: 1 SAC: 1 DP: 1 HBP: 2	WP: 1 PB: 0 SB: 0 CS: 0	PA: 40							
PITCHER	IP	WLS	BF	H	R	ER	SO	BB	IBB	HBP	BLK	WP	HR	S	P	ERA	WHIP										
37 Darren Dreifort, R ERA: 4.34	6.2	W	29	4	3	2	3	5	0	1	0	1	0	56	98	2.70	1.350										
Brad Clontz, R ERA: 4.55	1.1		7	2	1	1	1	0	0	1	0	0	0	11	14	6.75	1.500										
Jim Bruske, R ERA: 2.78	1.0		4	0	0	0	0	1	0	0	0	0	0	12	17	0.00	1.000										

Montreal Expos @ Los Angeles Dodgers
Dodger Stadium, Los Angeles, CA
Sat May 16 1998, 7:05 PM PDT
Att: 51,698 - Cloudy - 68 F

AB 30
R 4
H 6
RBI 3
BB 6
SO 4
LOB 18



Batter	1	2	3	4	5	6	7	8	9	AB	R	H	RBI	BB	SO	LOB	BOTTOM										
Eric Young Sr., R OBP: 0.358, SLG: 0.362	S BB		F8					L7		3	0	0	0	1	0	1											
Jose Vizcaino, S OBP: 0.301, SLG: 0.273	K				F7		SF8 BB 1B	K		5	1	2	1	0	2	1											
Gary Sheffield, R OBP: 0.398, SLG: 0.500	P2				F7		SF8 BB 1B	FC6-4 1B		4	1	2	1	1	0	1											
Bobby Bonilla, S OBP: 0.348, SLG: 0.475	P4		G3-1					FC6-4		4	1	1	2	0	0	4											
Raul Mondesi, R OBP: 0.314, SLG: 0.484		G5-3								4	1	2	2	0	1	0											
Eric Karros, R OBP: 0.367, SLG: 0.324		F9								2	1	0	0	2	0	1											
Todd Hollandsworth, L OBP: 0.274, SLG: 0.415		F4			G3					4	1	1	1	0	0	1											
Charles Johnson, R OBP: 0.321, SLG: 0.448			F7							3	1	1	1	1	0	0											
37 Darren Dreifort, R OBP: 0.267, SLG: 0.214 Brad Clontz, R Jim Bruske, R										3	2	2	0	0	1	2											
Inning Stats	R: 0 E: 0 K: 1 S: 9	H: 0 LOB: 1 BB: 1 P: 17	R: 0 E: 0 K: 0 S: 5	H: 0 LOB: 0 BB: 0 P: 7	R: 1 E: 0 K: 0 S: 15	H: 3 LOB: 2 BB: 0 P: 21	R: 0 E: 0 K: 2 S: 9	H: 0 LOB: 2 BB: 2 P: 21	R: 0 E: 0 K: 0 S: 3	H: 0 LOB: 0 BB: 0 P: 5	R: 8 E: 1 K: 0 S: 28	H: 7 LOB: 1 BB: 2 P: 47	R: 0 E: 0 K: 0 S: 10	H: 0 LOB: 0 BB: 0 P: 15	R: 0 E: 0 K: 1 S: 7	H: 1 LOB: 1 BB: 0 P: 11	1B: 10 2B: 0 3B: 0 HR: 1	SF: 1 SAC: 1 DP: 0 HBP: 0	WP: 0 PB: 0 SB: 1 CS: 0	PA: 40							
PITCHER	IP	WLS	BF	H	R	ER	SO	BB	IBB	HBP	BLK	WP	HR	S	P	ERA	WHIP										
Javier Vazquez, R ERA: 7.2	5.0	L	25	6	5	5	3	3	1	0	0	0	0	10	14	27.00	9.000										
Anthony Telford, R ERA: 5.09	0.1		4	3	1	1	0	0	0	0	0	0	0	10	14	27.00	9.000										
Marc Valdes, R ERA: 7.62	1.2		7	1	3	3	0	1	0	0	0	0	0	20	34	16.20	1.200										
Steve Kline, L ERA: 3.6	1.0		4	1	0	0	1	0	0	0	0	0	0	7	11	0.00	1.000										

Montreal Expos @ Los Angeles Dodgers
Dodger Stadium, Los Angeles, CA
Sat May 16 1998, 7:05 PM PDT
Att: 51,698 - Cloudy - 68 F

AB 33
R 9
H 11
RBI 8
BB 5
SO 4
LOB 11



Batter	1	2	3	4	5	6	7	8	9	AB	R	H	RBI	BB	SO	LOB	TOP										
F.P. Santangelo, S OBP: 0.343, SLG: 0.384	G6-3	E6			L3		K			4	0	0	0	0	1	1	Montreal Expos @ Los Angeles Dodgers Dodger Stadium, Los Angeles, CA Sun May 17 1998, 3:33 AM PDT Att: 45,382 - Sunny - 72 F										
Mark Crutzielnek, R OBP: 0.300, SLG: 0.375	F8	P6			G5-3		K			4	0	0	0	0	1	2											
Vladimir Guerrero, R OBP: 0.340, SLG: 0.490	1B		G6-3		P9			G6-3		4	0	1	0	0	0	0											
Brad Fullmer, L OBP: 0.329, SLG: 0.407	G4-3			HR		G5-3		G4-3		4	1	1	1	0	0	1											
Rondell White, R OBP: 0.324, SLG: 0.390		1B			G6-3			G6-3		2	1	0	0	2	0	0											
Derrick May, L OBP: 0.216, SLG: 0.229		F6				1B			F7	2	0	0	0	1	1	2											
Mike Mordecai, R OBP: 0.143, SLG: 0.091			K			BB				1	0	0	0	0	0	0											
Chris Widger, R OBP: 0.346, SLG: 0.467					K			G4-3		4	0	1	0	0	2	1											
Shane Andrews, R OBP: 0.319, SLG: 0.483									F4	2	1	0	0	1	1	2											
Mike Maddux, L					G6-3					0	0	0	0	0	0	0											
Anthony Telford, R										0	0	0	0	0	0	0											
Robert Perez, R OBP: 0.205, SLG: 0.364										1	0	0	0	0	0	0											
Mike Johnson, L OBP: 0.500, SLG: 0.500										2	0	1	1	0	0	0											
Shayne Bennett, R										0	0	0	0	0	0	0											
Scott Livingstone, L OBP: 0.280, SLG: 0.261										1	0	0	0	0	1	0											
Inning Stats	R: 0 E: 0 K: 0 S: 4	H: 1 LOB: 1 BB: 0 P: 4	R: 2 E: 1 K: 1 S: 20	H: 1 LOB: 2 BB: 2 P: 40	R: 1 E: 0 K: 1 S: 9	H: 1 LOB: 1 BB: 1 P: 16	R: 0 E: 0 K: 1 S: 9	H: 0 LOB: 0 BB: 0 P: 12	R: 0 E: 0 K: 1 S: 12	H: 1 LOB: 2 BB: 1 P: 21	R: 0 E: 0 K: 3 S: 12	H: 0 LOB: 0 BB: 0 P: 18	R: 0 E: 0 K: 0 S: 11	H: 0 LOB: 0 BB: 0 P: 16	R: 0 E: 0 K: 0 S: 4	H: 0 LOB: 0 BB: 0 P: 5	1B: 3 2B: 1 3B: 0 HR: 1	SF: 0 SAC: 0 DP: 1 HBP: 0	WP: 0 PB: 0 SB: 1 CS: 1	PA: 35							
PITCHER	IP	WLS	BF	H	R	ER	SO	BB	IBB	HBP	BLK	WP	HR	S	P	ERA	WHIP										
Ramon Martinez, R ERA: 3.18	6.0	W	26	4	3	2	4	4	0	0	0	0	1	63	106	3.00	1.333										
Antonio Osuna, R ERA: 2.12	2.0		6	0	0	0	3	0	0	0	0	0	0	23	34	0.00	0.000										
Scott Radinsky, L ERA: 1.62	1.0	S	3	0	0	0	0	0	0	0	0	0	0	4	5	0.00	0.000										


AB	31
R	3
H	4
RBI	2
BB	4
SO	7
LOB	9



Batter	1	2	3	4	5	6	7	8	9	AB	R	H	RBI	BB	SO	LOB	BOTTOM											
Eric Young Sr., R OBP: 0.360, SLG: 0.359	1B		P5	P5		S		F9		4	1	1	0	1	0	0	Montreal Expos @ Los Angeles Dodgers Dodger Stadium, Los Angeles, CA Sun May 17 1998, 3:33 AM PDT Att: 45,382 - Sunny - 72 F											
Jose Vizcaino, S OBP: 0.313, SLG: 0.281	F8				P7					4	1	2	1	0	0	1												
Gary Sheffield, R OBP: 0.409, SLG: 0.503										3	2	2	1	2	0	1												
Bobby Bonilla, S OBP: 0.345, SLG: 0.476	G5-3		L7							4	1	1	1	0	1	5												
Raul Mondesi, R OBP: 0.324, SLG: 0.506										3	0	3	2	0	0	0												
Eric Karros, R OBP: 0.361, SLG: 0.319										4	0	1	1	0	0	2												
Todd Hollandsworth, L OBP: 0.281, SLG: 0.406										2	1	0	0	2	0	3												
Charles Johnson, R OBP: 0.312, SLG: 0.433										4	0	0	0	0	0	4												
Ramon Martinez, R OBP: 0.217, SLG: 0.261										2	0	0	0	0	1	2												
Matt Luke, L OBP: 0.316, SLG: 0.466										1	0	0	0	0	1	1												
Antonio Osuna, R										0	0	0	0	0	0	0												
Jim Eisenreich, L OBP: 0.290, SLG: 0.308										1	0	0	0	0	1	0												
Scott Radinsky, L										0	0	0	0	0	0	0												
Inning Stats	R: 1 E: 0 K: 0 S: 6	H: 2 LOB: 0 BB: 0 P: 9	R: 0 E: 0 K: 0 S: 12	H: 1 LOB: 2 BB: 1 P: 23	R: 2 E: 0 K: 0 S: 16	H: 3 LOB: 2 BB: 1 P: 29	R: 0 E: 0 K: 1 S: 6	H: 0 LOB: 0 BB: 0 P: 7	R: 2 E: 0 K: 2 S: 14	H: 2 LOB: 3 BB: 3 P: 30	R: 0 E: 0 K: 0 S: 9	H: 1 LOB: 1 BB: 0 P: 15	R: 0 E: 0 K: 1 S: 12	H: 0 LOB: 1 BB: 0 P: 16	1B: 7 2B: 3 3B: 0 HR: 0	SF: 1 SAC: 0 DP: 0 HBP: 1	WP: 1 PB: 0 SB: 2 CS: 0	PA: 39										
PITCHER	IP	WLS	BF	H	R	ER	SO	BB	IBB	HBP	BLK	WP	HR	S	P	ERA	WHIP											
Mike Johnson, R ERA: 10.38	4.1	L	22	8	5	5	1	2	0	0	0	1	1	0	10	20	6.75	2.308										
Shayne Bennett, R ERA: 4.32	1.1		6	0	1	1	1	2	0	0	1	1	0	10	20	6.75	1.500											
Mike Maddux, R ERA: 3.86	1.1		7	2	0	0	1	1	0	0	0	0	0	16	29	0.00	2.250											
Anthony Telford, R ERA: 4.88	1.0		4	0	0	0	1	0	0	1	0	0	0	12	16	0.00	0.000											

AB	32
R	6
H	10
RBI	6
BB	5
SO	4
LOB	19



Batter	1	2	3	4	5	6	7	8	9	AB	R	H	RBI	BB	SO	LOB	TOP										
Eric Young Sr., R OBP: 0.352, SLG: 0.350 (1, 4)	G1-3	F9		L8			G6-3			4	0	0	0	0	0	2	Los Angeles Dodgers @ Chicago Cubs Wrigley Field, Chicago, IL Tue May 19 1998, 7:05 PM CDT Att: 30,607 - Cloudy - 71 F										
Jose Vizcaino, S OBP: 0.316, SLG: 0.297 (1, 6)	1B 2B		K		G6-4-3 1B		G4-3		4	0	2	0	0	1	0												
Gary Sheffield, R OBP: 0.406, SLG: 0.497 (1, 9)	1B		G1-3		G6-4-3 1-2		G4-3		4	0	1	0	0	0	1												
Bobby Bonilla, S OBP: 0.341, SLG: 0.463 (1, 5)	FC3-2-5-3 1-3 3-H		F8		K			BB	3	0	0	0	1	1	2												
Raul Mondesi, R OBP: 0.322, SLG: 0.518 (1, 8)	G6-3			HR		G5-3		K	4	1	1	1	0	1	3												
Eric Karros, R OBP: 0.388, SLG: 0.368 (1, 3)		HR		WP 1B		K		K	4	2	2	1	0	2	0												
Todd Hollandsworth, L OBP: 0.289, SLG: 0.411 (1, 7)	G1-3		E8 WP 1B		G3-1			DI 1B	4	0	2	0	0	0	0												
Charles Johnson, R OBP: 0.303, SLG: 0.419 (1, 2)		K		K		P5		K	4	0	0	0	0	3	3												
Chan Ho Park, R OBP: 0.286, SLG: 0.476 (5, 1) Mark Gutrie, R OBP: 0.274, SLG: 0.365 (7, PH) Thomas Howard, S OBP: 0.214, SLG: 0.365 (7, 1) Jim Bruske, R OBP: 0.266, SLG: 0.323 (8, PH) Dennys Reyes, R OBP: 0.296, SLG: 0.303 (8, PH) Jim Eisenreich, L OBP: 0.296, SLG: 0.303 (8, PH)		1B		K		G4-3		K	2	0	1	0	0	1	1												
Inning Stats	R: 0 E: 0 K: 0 S: 7	H: 2 LOB: 2 BB: 0 P: 12	R: 1 E: 0 K: 1 S: 11	H: 2 LOB: 1 BB: 0 P: 20	R: 0 E: 0 K: 1 S: 6	H: 0 LOB: 0 BB: 0 P: 11	R: 2 E: 1 K: 2 S: 17	H: 3 LOB: 1 BB: 0 P: 25	R: 0 E: 0 K: 1 S: 9	H: 1 LOB: 0 BB: 0 P: 15	R: 0 E: 0 K: 1 S: 10	H: 0 LOB: 0 BB: 0 P: 13	R: 0 E: 0 K: 1 S: 10	H: 0 LOB: 1 BB: 1 P: 16	R: 0 E: 0 K: 3 S: 19		H: 1 LOB: 1 BB: 0 P: 30	1B: 6 2B: 1 3B: 0 HR: 2	SF: 0 SAC: 0 DP: 1 HBP: 0	WP: 1 PB: 0 SB: 0 CS: 0	PA: 36						
PITCHER	IP	WLS	BF	H	R	ER	SO	BB	IBB	HBP	BLK	WP	HR	S	P	ERA	WHIP										
Steve Trachsel, R ERA: 3.36 (1, 1)	7.0	W	28	8	3	3	6	0	0	0	0	1	2	66	106	3.86	1.143										
Terry Adams, R ERA: 2.3 (8, 1)	1.0		4	0	0	0	1	1	0	0	0	0	0	10	16	0.00	1.000										
Rod Beck, R ERA: 3.27 (9, 1)	1.0	S	4	1	0	0	3	0	0	0	0	0	0	19	30	0.00	1.000										

Batter	1	2	3	4	5	6	7	8	9	AB	R	H	RBI	BB	SO	LOB	BOTTOM										
Brant Brown, L OBP: 0.430, SLG: 0.535 (1, 8)	B1-3		G6-3	P6	G4-3			BB 2B		5	0	1	0	0	0	4	Los Angeles Dodgers @ Chicago Cubs Wrigley Field, Chicago, IL Tue May 19 1998, 7:05 PM CDT Att: 30,607 - Cloudy - 71 F										
Mickey Morandini, L OBP: 0.393, SLG: 0.405 (1, 4)	1B SF7		1B		2B BB		P3	K	4	2	2	0	1	1	1												
Sammy Sosa, R OBP: 0.421, SLG: 0.535 (1, 9)	SF7 1B		K		2B		K	BB IBB	4	1	2	0	1	2	1												
Mark Grace, L OBP: 0.424, SLG: 0.500 (1, 3)	SF7		F8		1B BB 2B		G4-3	BB	3	1	1	3	1	0	1												
Henry Rodriguez, L OBP: 0.356, SLG: 0.514 (1, 7) Matt Mieske, R OBP: 0.333, SLG: 0.371 (7, PR) (8, 7)	K			HR BB	K		FC1-5 2B	K	3	1	1	0	1	2	2												
Jeff Blauser, R OBP: 0.346, SLG: 0.315 (1, 6)		G6-3		K	BB 1B BB		FC1-5 HBP		2	0	0	0	1	1	1												
Tyler Houston, L OBP: 0.226, SLG: 0.327 (1, 5) José Hernández, R OBP: 0.298, SLG: 0.532 (6, PH) (6, 5)		F7		HR	BB 1B		FC1-5 G5-4-3	K	2	0	1	0	0	0	2												
Scott Servais, R OBP: 0.282, SLG: 0.325 (1, 2)				G6-3	K		G5-4-3		4	0	1	0	0	1	5												
Steve Trachsel, R OBP: 0.476, SLG: 0.526 (1, 1) Terry Adams, R (8, 1) Manny Alexander, R OBP: 0.311, SLG: 0.333 (8, PH) Rod Beck, R (9, 1)		K		1B	1-2 2-3 3-H			K	2	0	1	1	1	1	1												
Inning Stats	R: 1 E: 0 K: 1 S: 14	H: 2 LOB: 1 BB: 0 P: 22	R: 0 E: 0 K: 1 S: 8	H: 1 LOB: 1 BB: 0 P: 14	R: 0 E: 0 K: 1 S: 9	H: 1 LOB: 1 BB: 0 P: 15	R: 2 E: 0 K: 2 S: 11	H: 2 LOB: 3 BB: 3 P: 38	R: 0 E: 0 K: 1 S: 8	H: 0 LOB: 0 BB: 0 P: 13	R: 0 E: 0 K: 0 S: 7	H: 1 LOB: 1 BB: 0 P: 13	R: 0 E: 0 K: 3 S: 13	H: 1 LOB: 3 BB: 2 P: 27	1B: 5 2B: 5 3B: 0 HR: 1	SF: 1 SAC: 0 DP: 1 HBP: 1	WP: 0 PB: 0 SB: 0 CS: 0	PA: 41									
PITCHER	IP	WLS	BF	H	R	ER	SO	BB	IBB	HBP	BLK	WP	HR	S	P	ERA	WHIP										
Chan Ho Park, R ERA: 5.33 (1, 1)	4.1	L	24	8	6	6	5	3	0	0	0	0	0	50	94	12.46	2.538										
Mark Gutrie, L ERA: 1.2 (5, 1)	1.2		7	1	0	0	2	1	0	0	0	0	0	19	32	0.00	1.200										
Jim Bruske, R ERA: 2.66 (7, 1)	1.0		4	1	0	0	0	0	0	1	0	0	0	7	13	0.00	1.000										
Dennys Reyes, L ERA: (8, 1)	1.0		6	1	0	0	3	1	1	0	0	0	0	13	27	0.00	2.000										



Batter	1	2	3	4	5	6	7	8	9	AB	R	H	RBI	BB	SO	LOB	TOP			
Eric Young Sr. R OBP: 0.344, SLG: 0.341 (1.4)										4	0	0	0	0	1	0	Los Angeles Dodgers @ Chicago Cubs Wrigley Field, Chicago, IL Wed May 20 1998, 3:33 AM CDT Att: 24,245 - Overcast - 67 F			
Jose Vizcaino S OBP: 0.316, SLG: 0.289 (1.6)										3	0	0	0	1	0	0				
Gary Sheffield R OBP: 0.413, SLG: 0.500 (1.9)										3	0	2	0	1	0	1				
Bobby Bonilla S OBP: 0.331, SLG: 0.446 (1.5)										4	0	0	0	0	2	4				
Raul Mondesi R OBP: 0.274, SLG: 0.512 (1.8)										4	0	1	0	0	1	1				
Eric Karros R OBP: 0.356, SLG: 0.354 (1.3)										3	0	0	0	0	1	2				
Jim Eisenreich L OBP: 0.290, SLG: 0.290 Brad Clontz R (8.1)										3	0	0	0	0	1	0				
Charles Johnson R OBP: 0.297, SLG: 0.409 (1.2)										3	0	0	0	0	1	0				
Hideo Nomo R OBP: 0.059, SLG: 0.235 Mark Guthrie R Todd Hollandsworth L (7.7)										2	0	0	0	0	2	0				
Inning Stats	R: 0 E: 0 K: 2 S: 11	H: 1 LOB: 1 BB: 0 P: 17	R: 0 E: 0 K: 1 S: 10	H: 0 LOB: 0 BB: 0 P: 14	R: 0 E: 0 K: 2 S: 7	H: 0 LOB: 0 BB: 1 P: 12	R: 0 E: 0 K: 0 S: 10	H: 1 LOB: 2 BB: 1 P: 14	R: 0 E: 0 K: 1 S: 11	H: 0 LOB: 0 BB: 0 P: 15	R: 0 E: 0 K: 1 S: 5	H: 0 LOB: 1 BB: 0 P: 8	R: 0 E: 0 K: 0 S: 4	H: 0 LOB: 0 BB: 0 P: 5	R: 0 E: 0 K: 1 S: 11	H: 0 LOB: 1 BB: 1 P: 20		1B: 3 2B: 0 3B: 0 HR: 0	SF: 0 SAC: 0 DP: 0 HBP: 0	WP: 0 PB: 0 SB: 1 CS: 0
PITCHER Kevin Tapani R ERA: 3.76 (1.1)	IP: 9.0 WLS: W BF: 32 H: 3 R: 0 ER: 0 SO: 9 BB: 2 IBB: 0 HBP: 0 BLK: 0 WP: 0 HR: 0 S: 79 P: 121 ERA: 0.00 WHIP: 0.556															PITCHER IP: WLS: BF: H: R: ER: SO: BB: IBB: HBP: BLK: WP: HR: S: P: ERA: WHIP				

Batter	1	2	3	4	5	6	7	8	9	AB	R	H	RBI	BB	SO	LOB	BOTTOM			
Brant Brown L OBP: 0.417, SLG: 0.517 (1.8)										4	0	0	0	0	2	4	Los Angeles Dodgers @ Chicago Cubs Wrigley Field, Chicago, IL Wed May 20 1998, 3:33 AM CDT Att: 24,245 - Overcast - 67 F			
Mickey Morandini L OBP: 0.401, SLG: 0.424 (1.4)										3	1	2	0	1	0	1				
Sammy Sosa R OBP: 0.413, SLG: 0.526 (1.9)										3	0	0	1	0	1	3				
Mark Grace L OBP: 0.421, SLG: 0.494 (1.3)										4	1	1	0	0	0	2				
Henry Rodriguez L OBP: 0.355, SLG: 0.532 Matt Mieske R (7.7)										3	1	1	2	0	1	1				
Jeff Blauser R OBP: 0.356, SLG: 0.318 (1.6)										2	1	1	0	2	1	0				
Tyler Houston L OBP: 0.327, SLG: 0.327 José Hernández R (7.5)										3	0	1	0	0	1	1				
Sandy Martínez L OBP: 0.387, SLG: 0.500 (1.2)										3	0	1	1	1	0	2				
Kevin Tapani R OBP: 0.296, SLG: 0.182 (1.1)										2	0	1	0	1	0	0				
Inning Stats	R: 0 E: 0 K: 2 S: 11	H: 1 LOB: 1 BB: 0 P: 18	R: 0 E: 0 K: 1 S: 6	H: 0 LOB: 0 BB: 0 P: 7	R: 0 E: 0 K: 1 S: 6	H: 0 LOB: 0 BB: 1 P: 10	R: 0 E: 0 K: 1 S: 10	H: 1 LOB: 2 BB: 1 P: 21	R: 3 E: 0 K: 0 S: 11	H: 4 LOB: 1 BB: 1 P: 19	R: 0 E: 0 K: 0 S: 6	H: 0 LOB: 1 BB: 1 P: 12	R: 2 E: 0 K: 0 S: 11	H: 4 LOB: 2 BB: 1 P: 19	R: 0 E: 0 K: 0 S: 11	H: 0 LOB: 1 BB: 1 P: 20		1B: 6 2B: 2 3B: 1 HR: 1	SF: 1 SAC: 2 DP: 1 HBP: 0	WP: 1 PB: 0 SB: 1 CS: 0
PITCHER Hideo Nomo R ERA: 4.55 Mark Guthrie L ERA: 1.1 Brad Clontz R ERA: 5.66 (8.1)	IP: 6.0 WLS: L BF: 27 H: 6 R: 3 ER: 3 SO: 6 BB: 4 IBB: 0 HBP: 0 BLK: 0 WP: 0 HR: 1 S: 53 P: 95 ERA: 4.50 WHIP: 1.667															PITCHER IP: WLS: BF: H: R: ER: SO: BB: IBB: HBP: BLK: WP: HR: S: P: ERA: WHIP				

Batter	1	2	3	4	5	6	7	8	9	AB	R	H	RBI	BB	SO	LOB	TOP					
Todd Hollandsworth, L (1.7)	0-1 SH5-3 1B	1-1 1B		1-1 P5		2-0 P7			1-1 G4-3	5	2	2	0	0	0	1						
Jose Vizcaino, S (1.6)	0-0 SH5-3	2-1 1B		1-0 G3					1-1 G5-3	4	2	2	1	0	0	0						
Gary Sheffield, R (1.9)	2-0 P6	0-0 2B			1-1 G1-3				0-0 G4-3	5	0	1	3	0	0	1						
Bobby Bonilla, S (1.5)	2-1 1B	0-0 G3-1			2-1 G1-3				3-1 G3	4	0	2	1	0	0	1						
Raul Mondesi, R (1.8)	4-0 BB			0-0 F8					1-3 K	3	0	1	0	1	1	1						
Eric Karros, R (1.3)	1-0 L9			1-0 G6-3					0-0 F8	4	0	0	0	0	0	4						
Charles Johnson, R (1.2)			2-3 K	3-2 F8					0-2 G5-3	4	0	0	0	0	1	1	AB 36					
Juan Castro, R (1.4)		0-1 G5-3	1-0 G3-1						4-2 BB	3	0	1	0	1	0	1	R 5					
37 Darren Dreifort, R (1.1)		2-1 1B		0-2 G5-3					3-2 G5-3	4	1	1	0	0	0	2	H 10					
																	RBI 5					
																	BB 2					
																	SO 2					
																	LOB 12					
Inning Stats	R: 1 E: 0 K: 0 S: 7	H: 2 LOB: 2 BB: 1 P: 16	R: 3 E: 0 K: 1 S: 13	H: 4 LOB: 1 BB: 0 P: 20	R: 0 E: 0 K: 0 S: 7	H: 1 LOB: 1 BB: 0 P: 12	R: 0 E: 0 K: 0 S: 6	H: 0 LOB: 0 BB: 0 P: 8	R: 0 E: 0 K: 0 S: 7	H: 1 LOB: 1 BB: 0 P: 12	R: 0 E: 0 K: 0 S: 6	H: 1 LOB: 0 BB: 0 P: 11	R: 1 E: 0 K: 1 S: 7	H: 1 LOB: 0 BB: 0 P: 11	R: 0 E: 0 K: 0 S: 9	H: 0 LOB: 1 BB: 1 P: 16	R: 0 E: 0 K: 0 S: 6	H: 0 LOB: 0 BB: 0 P: 9	1B: 7 2B: 2 3B: 0 HR: 1	SF: 0 SAC: 1 DP: 0 HBP: 0	WP: 0 PB: 0 SB: 0 CS: 0	PA: 39
PITCHER	IP WLS BF H R ER SO BB IBB HBP BLK WP HR S P ERA WHIP																	PITCHER	IP WLS BF H R ER SO BB IBB HBP BLK WP HR S P ERA WHIP			
Andy Benes, R (1.1)	7.0 L 32 10 5 5 2 1 0 0 0 0 0 1 53 90 6.43 1.571																					
Scott Brow, R (8.1)	1.0 4 0 0 0 0 1 0 0 0 0 0 0 9 16 0.00 1.000																					
Felix Rodriguez, R (9.1)	1.0 3 0 0 0 0 0 0 0 0 0 0 0 6 9 0.00 0.000																					

Los Angeles Dodgers @ Arizona Diamondbacks
Bank One Ballpark, Phoenix, AZ
Fri May 22 1998, 10:05 PM EDT
Att: 48,299 - Unknown - 86 F

livebaseballscores.com

Dodgers

Batter	1	2	3	4	5	6	7	8	9	AB	R	H	RBI	BB	SO	LOB	BOTTOM					
Andy Fox, L (1.4)			3-2 G6-4-3 1B			3-1 G4-3		0-0		4	0	2	0	0	1	0						
Jay Bell, R (1.6)	1-2 G4-3		2-0 G6-4-3			2-3 K		2-3 K		4	0	0	0	0	2	2						
Devon White, S (1.8)	1-0 1B				0-0 P7			2-0 G4-3		4	0	1	0	0	1	0						
Travis Lee, L (1.3)	3-2 SAFE				1-0 1B			2-1 2B		4	0	3	0	0	0	0						
Matt Williams, R (1.5)	1-0 F9				0-0 P4			1-1 L8		4	0	0	0	0	0	4						
David Dellucci, L (1.7)			0-0 G3-1		3-2 L7			0-0 F7		3	0	0	0	0	0	2						
Kelly Stinnett, R (1.2)		1-3 K			2-2 G5-3			1-1 G3		3	0	0	0	0	1	1	AB 32					
Brent Brede, L (1.9)		2-0 G3-1			0-0 P7			1-1 L8		3	0	0	0	0	0	0	R 0					
Andy Benes, R (1.1)					0-0 P2			0-2 G6-3		2	0	0	0	0	1	0	H 6					
Scott Brow, R (8.1)										0	0	0	0	0	0	0	RBI 0					
Tony Batista, R (8. PH)										1	0	0	0	0	0	0	BB 0					
Felix Rodriguez, R (9.1)										0	0	0	0	0	0	0	SO 6					
																	LOB 9					
Inning Stats	R: 0 E: 0 K: 1 S: 12	H: 2 LOB: 2 BB: 0 P: 18	R: 0 E: 0 K: 1 S: 5	H: 0 LOB: 0 BB: 0 P: 8	R: 0 E: 0 K: 0 S: 5	H: 1 LOB: 0 BB: 0 P: 10	R: 0 E: 0 K: 0 S: 6	H: 1 LOB: 1 BB: 0 P: 10	R: 0 E: 0 K: 1 S: 8	H: 0 LOB: 0 BB: 0 P: 10	R: 0 E: 0 K: 1 S: 6	H: 0 LOB: 0 BB: 0 P: 13	R: 0 E: 0 K: 0 S: 7	H: 1 LOB: 1 BB: 0 P: 11	R: 0 E: 0 K: 1 S: 9	H: 1 LOB: 1 BB: 0 P: 12	R: 0 E: 0 K: 1 S: 5	H: 0 LOB: 0 BB: 0 P: 5	1B: 4 2B: 2 3B: 0 HR: 0	SF: 0 SAC: 0 DP: 1 HBP: 0	WP: 0 PB: 0 SB: 0 CS: 0	PA: 32
PITCHER	IP WLS BF H R ER SO BB IBB HBP BLK WP HR S P ERA WHIP																	PITCHER	IP WLS BF H R ER SO BB IBB HBP BLK WP HR S P ERA WHIP			
37 Darren Dreifort, R (1.1)	9.0 W 32 6 0 0 6 0 0 0 0 0 0 0 63 97 0.00 0.667																					

Los Angeles Dodgers @ Arizona Diamondbacks
Bank One Ballpark, Phoenix, AZ
Fri May 22 1998, 10:05 PM EDT
Att: 48,299 - Unknown - 86 F

livebaseballscores.com

A

Batter	1	2	3	4	5	6	7	8	9	AB	R	H	RBI	BB	SO	LOB	TOP					
Todd Hollandsworth, L (1.7)											5	1	3	2	0	1	0					
Jose Vizcaino, S (1.6)											5	0	3	1	0	0	2					
Gary Sheffield, R (1.9)											4	0	0	0	0	0	3					
Bobby Bonilla, S (1.5)										5	2	2	1	0	0	2						
Raul Mondesi, R (1.8)										5	1	3	3	0	0	2						
Eric Karros, R (1.3)										4	0	1	0	0	1	1						
Charles Johnson, R (1.2)										4	1	0	0	0	1	2						
Juan Castro, R (1.4)										4	2	2	0	0	0	2						
Ramon Martinez, R (1.1)											3	0	0	0	0	1	1					
Inning Stats	R: 0 E: 0 K: 0 S: 8	H: 1 LOB: 0 BB: 0 P: 12	R: 0 E: 0 K: 1 S: 6	H: 0 LOB: 0 BB: 0 P: 7	R: 2 E: 1 K: 0 S: 11	H: 2 LOB: 1 BB: 0 P: 15	R: 0 E: 0 K: 0 S: 9	H: 2 LOB: 2 BB: 0 P: 13	R: 0 E: 0 K: 1 S: 10	H: 1 LOB: 1 BB: 0 P: 15	R: 2 E: 0 K: 0 S: 8	H: 2 LOB: 0 BB: 0 P: 11	R: 0 E: 0 K: 0 S: 7	H: 1 LOB: 0 BB: 0 P: 11	R: 1 E: 0 K: 0 S: 9	H: 2 LOB: 0 BB: 0 P: 13	R: 2 E: 0 K: 1 S: 14	H: 3 LOB: 2 BB: 0 P: 20	1B: 10 2B: 2 3B: 1 HR: 1	SF: 0 SAC: 1 DP: 1 HBP: 1	WP: 0 PB: 0 SB: 0 CS: 1	PA: 41
PITCHER	IP WLS BF H R ER SO BB IBB HBP BLK WP HR S P ERA WHIP	IP WLS BF H R ER SO BB IBB HBP BLK WP HR S P ERA WHIP																				
Brian Anderson, L (1.1)	6.2 L 29 9 4 3 3 0 0 0 0 0 1 57 82 4.05 1.350																					
Scott Brow, R (7.1)	1.1 5 2 1 1 0 0 0 0 0 0 0 0 11 15 6.75 1.500																					
Bryan Corey, R (9.1)	1.0 7 3 2 2 1 0 0 0 1 0 0 0 14 20 18.00 3.000																					
Batter	1	2	3	4	5	6	7	8	9	AB	R	H	RBI	BB	SO	LOB	BOTTOM					
Andy Fox, L (1.4)										4	0	1	0	0	1	0						
Jay Bell, R (1.6)										4	0	0	0	0	0	1						
Devon White, S (1.8)										3	0	0	0	0	0	1						
Travis Lee, L (1.3)										3	0	0	0	0	0	1						
Matt Williams, R (1.5)										3	0	0	0	0	0	0						
David Dellucci, L (1.7)										3	0	0	0	0	0	0						
Kelly Stinnett, R (1.2)										3	0	0	0	0	3	0						
Brent Brede, L (1.9)										3	1	1	1	0	1	0						
Brian Anderson, R (1.1)										2	0	0	0	0	0	0						
Scott Brow, R (7.1)										0	0	0	0	0	0	0						
Bryan Corey, R (9.1)										0	0	0	0	0	0	0						
Damian Miller, R (9, PH)										1	0	0	0	0	1	0						
Inning Stats	R: 0 E: 0 K: 0 S: 11	H: 1 LOB: 1 BB: 0 P: 18	R: 0 E: 0 K: 1 S: 8	H: 0 LOB: 0 BB: 0 P: 11	R: 0 E: 0 K: 1 S: 5	H: 0 LOB: 0 BB: 0 P: 7	R: 0 E: 0 K: 0 S: 7	H: 0 LOB: 0 BB: 0 P: 12	R: 0 E: 0 K: 1 S: 6	H: 0 LOB: 0 BB: 0 P: 9	R: 0 E: 0 K: 1 S: 5	H: 0 LOB: 0 BB: 0 P: 5	R: 0 E: 0 K: 0 S: 8	H: 0 LOB: 0 BB: 0 P: 11	R: 0 E: 0 K: 1 S: 9	H: 0 LOB: 0 BB: 0 P: 12	R: 1 E: 0 K: 1 S: 9	H: 1 LOB: 0 BB: 0 P: 15	1B: 1 2B: 0 3B: 0 HR: 1	SF: 0 SAC: 0 DP: 0 HBP: 0	WP: 0 PB: 0 SB: 0 CS: 0	PA: 29
PITCHER	IP WLS BF H R ER SO BB IBB HBP BLK WP HR S P ERA WHIP	IP WLS BF H R ER SO BB IBB HBP BLK WP HR S P ERA WHIP																				
Ramon Martinez, R (1.1)	9.0 W 29 2 1 1 6 0 0 0 0 0 1 68 100 1.00 0.222																					

Los Angeles Dodgers @ Arizona Diamondbacks
Bank One Ballpark, Phoenix, AZ
Sat May 23, 1998, 10:05 PM EDT
Att: 48,369 - Unknown - 88 F

AB 39
R 7
H 14
RBI 7
BB 0
SO 4
LOB 15

Los Angeles Dodgers @ Arizona Diamondbacks
Bank One Ballpark, Phoenix, AZ
Sat May 23, 1998, 10:05 PM EDT
Att: 48,369 - Unknown - 88 F

AB 29
R 1
H 2
RBI 1
BB 0
SO 6
LOB 3

livebaseballscorecards.com

livebaseballscorecards.com

Batter	1	2	3	4	5	6	7	8	9	AB	R	H	RBI	BB	SO	LOB	TOP			
Todd Hollandsworth, L (1.7)	F8		P9		G3-1			1B WP SF8 1B	G3-1	5	1	1	0	0	0	1	Los Angeles Dodgers @ Arizona Diamondbacks Bank One Ballpark, Phoenix, AZ Sun May 24 1998, 6:33 AM EDT Att: 48,682 - Dome - 72 F livebaseballscorecards.com			
Jose Vizcaino, S (1.6)	G3		K		L7			FC5 1B 1B		4	0	1	0	0	1	0				
Gary Sheffield, R (1.9)	1B HR 1B		HR		P8			SF8		3	2	2	2	0	0	0				
Bobby Bonilla, S (1.5) Roger Cedeno, S (8, PR) Scott Radinsky, L (8, 1)	1B HR 1B		1B		G1-3			FC5 1B		4	1	3	0	0	0	0				
Raul Mondesi, R (1.8)	1B HR		L8		L6			FC5 FC6-4		4	1	1	3	0	0	3				
Eric Karros, R (1.3)	L7		G3-1		K			FC6-4		4	0	0	0	0	1	2				
Charles Johnson, R (1.2) Thomas Howard, S (9, PH)	K		E4 FC4		L1-6 G6-3 BB			S 1B		2	0	0	0	1	1	0				
Juan Castro, R (1.4) Matt Luke, L (9, PH)	L8		P4		G6-3			L7		3	0	0	0	0	0	2				
Chan Ho Park, R (1.1) Dennys Reyes, R (3, 1) Jim Eisenreich, L (7, PH) Mark Guthrie, R (7, 1) Paul Konerko, R (8, 5)	G6-3		FC4		L1-6			F8		1	0	0	0	0	0	0				
Inning Stats	R: 3 E: 0 K: 0 S: 12	H: 3 LOB: 0 BB: 0 P: 19	R: 0 E: 0 K: 1 S: 9	H: 0 LOB: 0 BB: 0 P: 13	R: 1 E: 0 K: 1 S: 11	H: 2 LOB: 1 BB: 0 P: 16	R: 0 E: 1 K: 0 S: 9	H: 0 LOB: 0 BB: 0 P: 10	R: 0 E: 0 K: 1 S: 7	H: 0 LOB: 0 BB: 0 P: 10	R: 0 E: 0 K: 0 S: 11	H: 0 LOB: 0 BB: 1 P: 17	R: 1 E: 0 K: 0 S: 9	H: 3 LOB: 2 BB: 0 P: 15	R: 0 E: 0 K: 0 S: 9	H: 1 LOB: 1 BB: 0 P: 11		1B: 7 2B: 1 3B: 0 HR: 2	SF: 1 SAC: 0 DP: 1 HBP: 0	WP: 1 PB: 0 SB: 1 CS: 0
PITCHER	IP WLS BF H R ER SO BB IBB HBP BLK WP HR S P ERA WHIP																			
Willie Blair, R (1, 1)	7.0 W 27 5 4 4 3 1 0 0 0 0 2 65 98 5.14 0.857																			
Clint Sodowsky, R (8, 1)	1.0 6 3 1 1 0 0 0 0 0 1 0 9 15 9.00 3.000																			
Gregg Olson, R (9, 1)	1.0 S 4 1 0 0 0 0 0 0 0 0 0 9 11 0.00 1.000																			

Batter	1	2	3	4	5	6	7	8	9	AB	R	H	RBI	BB	SO	LOB	BOTTOM			
Andy Fox, L (1.4) Clint Sodowsky, L (8, 1) Gregg Olson, R (9, 1)	E 1B G3 1B	P7		F8		E4 SH SF8				5	2	2	1	0	0	1	Los Angeles Dodgers @ Arizona Diamondbacks Bank One Ballpark, Phoenix, AZ Sun May 24 1998, 6:33 AM EDT Att: 48,682 - Dome - 72 F livebaseballscorecards.com			
Jay Bell, R (1.6)	E7 G3 1B		F7		SH				3	0	1	0	1	0	1					
Devon White, S (1.8)	G3	G3		BB		SF8		P7		3	0	0	2	1	0	3				
Travis Lee, L (1.3)	K		G3		K			K		5	0	1	1	0	3	2				
Matt Williams, R (1.5)	F8		HR 1B		P8			P3		4	1	1	0	1	0	2				
David Dellucci, L (1.7)	G4-3		HR		BB			K		3	1	1	2	1	1	2				
Brent Brede, L (1.9)	FC1 1B BB		S 1B 1B		K			L7		3	1	1	0	1	1	1				
Damian Miller, R (1.2)	E 1B		1B		K			S 1B BB		3	2	2	0	1	1	1				
Willie Blair, R (1, 1) Andy Stankiewicz, R (8, 4)	FC1		K		K			K		4	0	0	0	0	3	3				
Inning Stats	R: 1 E: 1 K: 1 S: 11	H: 2 LOB: 1 BB: 0 P: 21	R: 2 E: 0 K: 0 S: 17	H: 1 LOB: 2 BB: 2 P: 34	R: 2 E: 0 K: 1 S: 19	H: 4 LOB: 1 BB: 0 P: 31	R: 1 E: 0 K: 0 S: 11	H: 1 LOB: 1 BB: 1 P: 19	R: 0 E: 0 K: 3 S: 13	H: 0 LOB: 1 BB: 1 P: 22	R: 1 E: 2 K: 2 S: 13	H: 0 LOB: 2 BB: 1 P: 28	R: 1 E: 0 K: 1 S: 9	H: 1 LOB: 1 BB: 1 P: 19	R: 0 E: 0 K: 1 S: 6	H: 0 LOB: 0 BB: 0 P: 9		1B: 7 2B: 1 3B: 0 HR: 1	SF: 1 SAC: 1 DP: 0 HBP: 0	WP: 0 PB: 0 SB: 2 CS: 0
PITCHER	IP WLS BF H R ER SO BB IBB HBP BLK WP HR S P ERA WHIP																			
Chan Ho Park, R (1, 1)	2.1 L 15 5 5 2 1 2 0 0 0 0 0 47 84 2.46 1.364																			
Dennys Reyes, L (3, 1)	3.2 18 3 2 1 6 2 1 0 0 0 0 0 47 84 2.46 1.364																			
Mark Guthrie, L (7, 1)	1.0 5 1 1 1 1 1 0 0 0 0 0 0 9 19 9.00 2.000																			
Scott Radinsky, L (8, 1)	1.0 3 0 0 0 1 0 0 0 0 0 0 0 6 9 0.00 0.000																			

Batter	1	2	3	4	5	6	7	8	9	AB	R	H	RBI	BB	SO	LOB	TOP				
Eric Young Sr. R (1.4) OBP: 0.347, SLG: 0.337	1-1 G6-3 1B	0-0 P4			1-2 G4-3			0-0 L5-3 1B		4	0	2	0	0	0	2	Los Angeles Dodgers @ Houston Astros Astrodome, Houston, TX Tue May 26 1998, 8:05 PM EDT Att: 16,251 - Dome - 72 F				
Jose Vizcaino S (1.6) OBP: 0.331, SLG: 0.365	1-1 G6-3		0-1 F7		3-2 G4-3			0-3 K		4	0	0	0	0	1	2					
Juan Castro R (8.6) OBP: 0.250, SLG: 0.297	1-2 G6-3									0	0	0	0	0	0	0					
Gary Sheffield R (1.9) OBP: 0.425, SLG: 0.535	3-2 F7		1-2 CS 1B		0-0 G5-3			0-2 L5-3 1-2		4	0	1	0	0	0	2					
Dennys Reyes R (8.1)										0	0	0	0	0	0	0					
Bobby Bonilla S (1.5) OBP: 0.333, SLG: 0.438	2-2 G6-3		3-2 L4							3	0	0	0	0	1	2					
Paul Konerko R (7.5) OBP: 0.276, SLG: 0.190			1-2							1	0	0	0	0	0	0					
Raul Mondesi R (1.8) OBP: 0.319, SLG: 0.538					0-2 G6-3			2-2 P3		3	1	1	1	0	0	0					
Roger Cedeno S (7.8) OBP: 0.405, SLG: 0.339										1	0	0	0	0	1	0					
Eric Karros R (1.3) OBP: 0.342, SLG: 0.354			1-0 E G4-3 1B		1-0 1B 3B			1-3 K		3	1	2	0	0	1	0					
Jim Eisenreich L (7.3) OBP: 0.286, SLG: 0.301										1	0	1	0	0	0	0					
Todd Hollandsworth L (1.7) OBP: 0.321, SLG: 0.421			0-2 G4-3 1-2		2-1 1B			0-2 F8		4	0	2	1	0	0	1					
Charles Johnson R (1.2) OBP: 0.277, SLG: 0.359			0-0 F9		3-H 2-3 K			1-3 K		4	0	0	0	0	2	4					
Ismael Valdez R (1.1) OBP: 0.292, SLG: 0.273			0-2 E5		0-2 K			1-3 K2-3		2	0	0	0	0	1	2					
Jim Bruske R (5.1)										1	0	0	0	0	1	0					
Thomas Howard S (8.9) OBP: 0.232, SLG: 0.377			2-3							0	0	0	0	0	0	0					
Inning Stats	R: 0 E: 0 K: 0 S: 11	H: 1 LOB: 1 BB: 0 P: 18	R: 1 E: 1 K: 0 S: 11	H: 2 LOB: 2 BB: 0 P: 12	R: 0 E: 0 K: 0 S: 9	H: 1 LOB: 0 BB: 0 P: 13	R: 1 E: 0 K: 2 S: 14	H: 2 LOB: 1 BB: 0 P: 19	R: 0 E: 0 K: 0 S: 8	H: 0 LOB: 0 BB: 0 P: 12	R: 0 E: 0 K: 2 S: 11	H: 0 LOB: 0 BB: 0 P: 16	R: 0 E: 0 K: 1 S: 7	H: 1 LOB: 0 BB: 0 P: 7	R: 0 E: 0 K: 1 S: 10	H: 2 LOB: 2 BB: 0 P: 11	1B: 7 2B: 1 3B: 1 HR: 1	SF: 0 SAC: 0 DP: 1 HBP: 0	WP: 0 PB: 0 SB: 0 CS: 1	PA: 35	
PITCHER	IP WLS BF H R ER SO BB IBB HBP BLK WP HR S P ERA WHIP	8.0 W 30 7 2 2 7 0 0 0 0 0 1 80 108 2.25 0.875	1.0 L 5 2 0 0 1 0 0 0 0 0 0 10 11 0.00 2.000																		

Batter	1	2	3	4	5	6	7	8	9	AB	R	H	RBI	BB	SO	LOB	BOTTOM				
Craig Biggio R (1.4) OBP: 0.404, SLG: 0.523	0-0 P3		0-1 L4-3 1B		1-0 SF9	1-0 F9		0-1 G5-3		3	0	1	1	0	0	0	Los Angeles Dodgers @ Houston Astros Astrodome, Houston, TX Tue May 26 1998, 8:05 PM EDT Att: 16,251 - Dome - 72 F				
Ricky Gutierrez R (7.6) OBP: 0.388, SLG: 0.381					3-H 4-2 3B	2-1 P4		0-0 P3		2	1	0	0	1	0	1					
Derek Bell R (1.9) OBP: 0.374, SLG: 0.510	2-1 L9		1-0 F8		1-2 3B BB					2	0	0	0	0	0	0					
Richard Hidalgo R (6. FH) OBP: 0.289, SLG: 0.379										2	0	0	0	0	0	0					
Bill Spiers L (1.3) OBP: 0.362, SLG: 0.394	0-1 G4-3		1 SAFE 3-1 L4-3 1-2		3-1 FC4 3B			0-3 K		4	2	2	2	0	0	1					
J.R. Phillips L (8.3) OBP: 0.259, SLG: 0.167					1-H 2-H FC4 3B					1	0	0	0	0	1	0					
Sean Berry R (1.5) OBP: 0.362, SLG: 0.458			4-2 WP 3B BB		1-1 F8	2-2 FC4 BB E		4-2 2B 1B BB		2	3	0	1	2	0	0					
Moises Alou R (1.7) OBP: 0.428, SLG: 0.619			2-2 1-H 1B 3B		1-0 P2	0-1 P4		0-1 1B 2B		4	2	2	2	0	0	1					
Carl Everett S (1.8) OBP: 0.412, SLG: 0.548			4-2 CS BB		1-0 G4-3	4-1 E WP BB		1-0 1B		2	1	1	2	2	0	0					
Tony Eusebio R (1.2) OBP: 0.340, SLG: 0.326			3-2 1-2 1B					2-H 3-H 2-2 L9		4	2	3	2	0	0	1					
Tim Bogar R (1.6) OBP: 0.237, SLG: 0.226			1-2 3-H 1B					1-2 F9		4	1	1	0	0	1	2					
Shane Reynolds R (1.1) OBP: 0.133, SLG: 0.167			0-3 K					0-1 BB 3B 1B		4	1	1	1	0	2	2					
Mike Magnante L (9.1) ERA: 1.42					0-1 BB 3B 1B	1-2 F9		0-3 K		0	0	0	0	0	0	0					
Inning Stats	R: 0 E: 0 K: 0 S: 5	H: 0 LOB: 0 BB: 0 P: 7	R: 2 E: 0 K: 2 S: 16	H: 2 LOB: 1 BB: 2 P: 30	R: 0 E: 0 K: 0 S: 5	H: 1 LOB: 0 BB: 0 P: 9	R: 0 E: 0 K: 0 S: 4	H: 0 LOB: 0 BB: 0 P: 7	R: 8 E: 2 K: 0 S: 22	H: 5 LOB: 1 BB: 2 P: 40	R: 0 E: 0 K: 0 S: 6	H: 0 LOB: 0 BB: 0 P: 10	R: 3 E: 0 K: 1 S: 21	H: 3 LOB: 1 BB: 1 P: 30	R: 0 E: 0 K: 1 S: 6	H: 0 LOB: 0 BB: 0 P: 6	1B: 7 2B: 3 3B: 2 HR: 0	SF: 1 SAC: 0 DP: 1 HBP: 0	WP: 2 PB: 0 SB: 0 CS: 1	PA: 39	
PITCHER	IP WLS BF H R ER SO BB IBB HBP BLK WP HR S P ERA WHIP	4.2 L 25 3 3 3 1 1 0 0 0 1 0 30 46 11.57 1.714	2.1 L 11 3 3 3 1 1 0 0 0 0 0 6 6 0.00 0.000																		



Batter	1	2	3	4	5	6	7	8	9	AB	R	H	RBI	BB	SO	LOB	TOP										
Eric Young Sr. R OBP: 0.345, SLG: 0.341 (1, 4)										4	0	1	0	0	1	0	Los Angeles Dodgers @ Houston Astros Astrodome, Houston, TX Wed May 27 1998, 8:05 PM EDT Att: 17,190 - Dome - 72 F livebaseballscorecards.com AB 35 R 3 H 8 RBI 3 BB 1 SO 3 LOB 13 										
Jose Vizcaino, S OBP: 0.335, SLG: 0.375 (1, 6)										4	0	2	1	0	0	1											
Gary Sheffield, R OBP: 0.426, SLG: 0.531 (1, 9)										3	0	1	0	1	0	2											
Bobby Bonilla, S OBP: 0.325, SLG: 0.426 (1, 5)										4	0	0	0	0	0	5											
Raul Mondesi, R OBP: 0.322, SLG: 0.542 (1, 8)											4	2	2	0	0	0											
Eric Karros, R OBP: 0.339, SLG: 0.350 (1, 3)										4	0	1	0	0	1	1											
Todd Hollandsworth, L OBP: 0.319, SLG: 0.443 (1, 7)										4	0	1	2	0	0	1											
Scott Radinsky, L (8, 1)										4	0	0	0	0	1	2											
Charles Johnson, R OBP: 0.271, SLG: 0.349 (1, 2)										4	0	0	0	0	1	2											
37 Darren Dreifort, R OBP: 0.227, SLG: 0.190 (1, 1)										3	1	0	0	0	0	1											
Mark Guthrie, R (7, 1)										0	0	0	0	0	0	0											
Antonio Osuna, R (7, 1)										0	0	0	0	0	0	0											
Thomas Howard, S OBP: 0.228, SLG: 0.370 (8, 7)										1	0	0	0	0	0	0											
Inning Stats	R: 0 E: 0 K: 1 S: 7	H: 0 LOB: 1 BB: 1 P: 13	R: 1 E: 0 K: 2 S: 11	H: 1 LOB: 0 BB: 0 P: 13	R: 0 E: 0 K: 0 S: 7	H: 2 LOB: 2 BB: 0 P: 10	R: 1 E: 0 K: 0 S: 6	H: 2 LOB: 1 BB: 0 P: 9	R: 0 E: 0 K: 0 S: 8	H: 1 LOB: 1 BB: 0 P: 13	R: 1 E: 1 K: 0 S: 9	H: 1 LOB: 1 BB: 0 P: 15	R: 0 E: 0 K: 0 S: 4	H: 0 LOB: 0 BB: 0 P: 4	R: 0 E: 0 K: 0 S: 6	H: 0 LOB: 0 BB: 0 P: 11	1B: 4 2B: 4 3B: 0 HR: 0	SF: 0 SAC: 1 DP: 0 HBP: 0	WP: 1 PB: 0 SB: 1 CS: 0	PA: 37							
PITCHER	IP	WLS	BF	H	R	ER	SO	BB	IBB	HBP	BLK	WP	HR	S	P	ERA	WHIP										
Sean Bergman, R ERA: 2.79 (1, 1)	6.0	L	26	7	2	2	3	1	0	0	0	1	0	47	70	3.00	1.333										
C.J. Nitkowski, L ERA: 3.45 (7, 1)	0.1		3	1	1	0	0	0	0	0	0	0	0	6	9	0.00	3.000										
Doug Henry, R ERA: 2.03 (7, 1)	1.2		5	0	0	0	0	0	0	0	0	0	0	7	10	0.00	0.000										
Billy Wagner, L ERA: 2.18 (9, 1)	1.0		3	0	0	0	0	0	0	0	0	0	0	6	11	0.00	0.000										

Batter	1	2	3	4	5	6	7	8	9	AB	R	H	RBI	BB	SO	LOB	BOTTOM										
Craig Biggio, R OBP: 0.305, SLG: 0.520 (1, 4)										3	0	1	0	1	0	0	Los Angeles Dodgers @ Houston Astros Astrodome, Houston, TX Wed May 27 1998, 8:05 PM EDT Att: 17,190 - Dome - 72 F livebaseballscorecards.com AB 30 R 1 H 5 RBI 0 BB 4 SO 12 LOB 16 										
Derek Bell, R OBP: 0.367, SLG: 0.500 (1, 9)										4	0	0	0	0	3												
Bill Spiers, L OBP: 0.359, SLG: 0.398 (1, 5)										4	0	1	0	0	2	2											
Richard Hidalgo, R OBP: 0.304, SLG: 0.381 (1, 7)										2	0	1	0	2	1	1											
Carl Everett, S OBP: 0.407, SLG: 0.537 (1, 8)										4	0	1	0	0	1	3											
Ricky Gutierrez, R OBP: 0.378, SLG: 0.371 (1, 6)										4	0	0	0	0	2	3											
J.R. Phillips, L OBP: 0.241, SLG: 0.154 (1, 3)										2	0	0	0	0	1	0											
Sean Berry, R OBP: 0.364, SLG: 0.454 (7, PH) (8, 5)										1	0	0	0	1	1	1											
Brad Ausmus, R OBP: 0.342, SLG: 0.331 (1, 2)										2	1	1	0	0	1	0											
Moises Alou, R OBP: 0.426, SLG: 0.616 (7, PH) (8, 2)										1	0	0	0	0	1	2											
Tony Eusebio, R OBP: 0.340, SLG: 0.326 (8, 2)										0	0	0	0	0	0	0											
Sean Bergman, R ERA: 2.79 (1, 1)										1	0	0	0	0	0	0											
Darby Wiers, L ERA: 3.50 (5, PH)										1	0	0	0	0	1	1											
C.J. Nitkowski, L ERA: 3.45 (7, 1)										0	0	0	0	0	0	0											
Doug Henry, R ERA: 2.03 (7, 1)										0	0	0	0	0	0	0											
35 Dave Clark, L OBP: 0.228, SLG: 0.122 (8, PH) (9, 1)										1	0	0	0	0	1	0											
Billy Wagner, L ERA: 2.18 (9, 1)										0	0	0	0	0	0	0											
Inning Stats	R: 0 E: 0 K: 0 S: 7	H: 0 LOB: 0 BB: 0 P: 11	R: 0 E: 0 K: 1 S: 8	H: 1 LOB: 0 BB: 0 P: 13	R: 0 E: 0 K: 2 S: 9	H: 0 LOB: 0 BB: 0 P: 12	R: 0 E: 0 K: 1 S: 10	H: 1 LOB: 1 BB: 0 P: 17	R: 0 E: 0 K: 0 S: 7	H: 1 LOB: 0 BB: 0 P: 10	R: 1 E: 0 K: 2 S: 10	H: 2 LOB: 1 BB: 0 P: 17	R: 0 E: 0 K: 2 S: 14	H: 0 LOB: 2 BB: 2 P: 26	R: 0 E: 0 K: 2 S: 13	H: 0 LOB: 1 BB: 1 P: 23	R: 0 E: 0 K: 2 S: 10	H: 0 LOB: 1 BB: 1 P: 18	1B: 4 2B: 1 3B: 0 HR: 0	SF: 0 SAC: 0 DP: 1 HBP: 0	WP: 1 PB: 0 SB: 0 CS: 1	PA: 34					
PITCHER	IP	WLS	BF	H	R	ER	SO	BB	IBB	HBP	BLK	WP	HR	S	P	ERA	WHIP										
37 Darren Dreifort, R ERA: 3.45 (1, 1)	6.0	W	22	5	1	1	6	1	0	0	0	1	0	56	89	1.50	1.000										
Mark Guthrie, L ERA: 1.45 (7, 1)	0.2		2	0	0	0	1	0	0	0	0	0	0	5	7	0.00	0.000										
Antonio Osuna, R ERA: 1.66 (7, 1)	1.0		5	0	0	0	2	2	0	0	0	0	0	14	28	0.00	2.000										
Scott Radinsky, L ERA: 1.35 (8, 1)	1.1	S	5	0	0	0	3	1	0	0	0	0	0	13	23	0.00	0.750										

Batter	1	2	3	4	5	6	7	8	9	AB	R	H	RBI	BB	SO	LOB	TOP					
Reggie Sanders, R OBP: 0.366, SLG: 0.373										3	0	0	0	2	2	3	Cincinnati Reds @ Los Angeles Dodgers Dodger Stadium, Los Angeles, CA Thu May 28 1998, 7:05 PM PDT Att: 37,273 - Unknown - 70 F					
Dmitri Young, S OBP: 0.372, SLG: 0.516									4	0	2	0	1	1	2							
Barry Larkin, R OBP: 0.370, SLG: 0.425										5	1	1	0	0	3	5						
Eddie Taubensee, L OBP: 0.419, SLG: 0.506										3	0	1	1	1	0	2						
Willie Greene, L OBP: 0.409, SLG: 0.466										2	1	1	0	3	0	0						
Bret Boone, R OBP: 0.333, SLG: 0.475										5	0	3	2	0	1	5						
Melvin Nieves, S OBP: 0.326, SLG: 0.410									3	0	1	0	1	1	4							
Jon Nunnally, L OBP: 0.333, SLG: 0.395									4	0	0	0	0	2	4							
Scott Winchester, R ERA: 2.82										1	0	0	0	0	0	2						
David Weathers, R ERA: 5.67										0	1	1	0	0	0	0						
Lenny Harris, L ERA: 5.67										0	0	0	0	1	0	0						
Stan Belinda, R ERA: 3.21										0	1	0	0	0	0	0						
Inning Stats	R: 0 E: 0 K: 2 S: 15	H: 1 LOB: 1 BB: 0 P: 22	R: 1 E: 1 K: 2 S: 13	H: 1 LOB: 2 BB: 1 P: 25	R: 0 E: 0 K: 0 S: 7	H: 0 LOB: 0 BB: 1 P: 15	R: 0 E: 0 K: 0 S: 10	H: 1 LOB: 1 BB: 1 P: 19	R: 1 E: 0 K: 2 S: 15	H: 2 LOB: 3 BB: 2 P: 27	R: 0 E: 0 K: 0 S: 7	H: 1 LOB: 1 BB: 1 P: 17	R: 1 E: 0 K: 2 S: 13	H: 4 LOB: 2 BB: 0 P: 22	R: 0 E: 0 K: 1 S: 10	H: 1 LOB: 1 BB: 1 P: 17	R: 0 E: 0 K: 1 S: 7	H: 0 LOB: 1 BB: 2 P: 19	1B: 10 2B: 1 3B: 0 HR: 0	SF: 1 SAC: 0 DP: 5 HBP: 0	WP: 0 PB: 0 SB: 0 CS: 0	PA: 42
PITCHER	IP	WLS	BF	H	R	ER	SO	BB	IBB	HBP	BLK	WP	HR	S	P	ERA	WHIP					
Ramon Martinez, R ERA: 2.82	6.0		28	6	2	1	6	6	0	0	0	0	0	67	125	1.50	2.000					
Mark Guthrie, L ERA: 1.89	0.2		4	3	1	1	1	0	0	0	0	0	0	8	13	13.50	4.500					
Antonio Osuna, R ERA: 1.57	1.1		6	2	0	0	2	1	0	0	0	0	0	15	26	0.00	2.250					
Jim Bruske, R ERA: 3.21	1.0	W	4	0	0	0	1	2	0	0	0	0	0	7	19	0.00	2.000					



Batter	1	2	3	4	5	6	7	8	9	AB	R	H	RBI	BB	SO	LOB	BOTTOM					
Eric Young Sr., R OBP: 0.351, SLG: 0.350										4	1	2	1	1	0	0	Cincinnati Reds @ Los Angeles Dodgers Dodger Stadium, Los Angeles, CA Thu May 28 1998, 7:05 PM PDT Att: 37,273 - Unknown - 70 F					
Jose Vizcaino, S OBP: 0.337, SLG: 0.378									4	0	1	0	1	1	1							
Gary Sheffield, R OBP: 0.421, SLG: 0.520										4	0	0	0	1	0	4						
Bobby Bonilla, S OBP: 0.333, SLG: 0.432										5	0	3	1	0	0	2						
Raul Mondesi, R OBP: 0.317, SLG: 0.532										4	0	0	0	0	0	5						
Eric Karros, R OBP: 0.336, SLG: 0.346									4	0	1	0	0	1	1							
Jim Bruske, R ERA: 3.21										0	0	0	0	0	0	0						
Todd Hollandsworth, L OBP: 0.324, SLG: 0.425									4	1	2	0	0	0	2							
Charles Johnson, R OBP: 0.270, SLG: 0.366									4	1	1	1	1	0	1	3						
Ramon Martinez, R ERA: 2.82									2	1	1	1	0	1	0							
Matt Luke, L ERA: 4.1										1	0	0	0	0	0	1						
Mark Guthrie, R ERA: 5.67										0	0	0	0	0	0	0						
Antonio Osuna, R ERA: 1.57										0	0	0	0	0	0	0						
Jim Eisenreich, L OBP: 0.282, SLG: 0.297										1	0	0	0	0	1	0						
Inning Stats	R: 0 E: 0 K: 0 S: 11	H: 1 LOB: 2 BB: 1 P: 16	R: 2 E: 0 K: 0 S: 18	H: 3 LOB: 2 BB: 1 P: 29	R: 0 E: 0 K: 0 S: 6	H: 1 LOB: 1 BB: 0 P: 11	R: 1 E: 0 K: 1 S: 7	H: 1 LOB: 0 BB: 0 P: 9	R: 0 E: 0 K: 0 S: 9	H: 0 LOB: 0 BB: 0 P: 14	R: 0 E: 0 K: 1 S: 11	H: 1 LOB: 1 BB: 0 P: 16	R: 0 E: 1 K: 0 S: 11	H: 1 LOB: 2 BB: 0 P: 14	R: 0 E: 0 K: 1 S: 6	H: 1 LOB: 2 BB: 0 P: 8	R: 0 E: 0 K: 2 S: 11	H: 2 LOB: 2 BB: 1 P: 20	1B: 7 2B: 2 3B: 1 HR: 1	SF: 0 SAC: 0 DP: 1 HBP: 0	WP: 0 PB: 0 SB: 5 CS: 0	PA: 40
PITCHER	IP	WLS	BF	H	R	ER	SO	BB	IBB	HBP	BLK	WP	HR	S	P	ERA	WHIP					
Scott Winchester, R ERA: 4.1	4.0		20	6	3	3	1	2	0	0	0	0	0	42	65	6.75	2.000					
David Weathers, R ERA: 5.67	3.0		12	2	0	0	1	0	0	0	0	0	0	31	44	0.00	0.667					
Stan Belinda, R ERA: 3.58	1.2	L	8	3	1	1	3	1	0	0	0	0	0	17	28	5.40	2.400					

Batter	1	2	3	4	5	6	7	8	9	10	11	12	AB	R	H	RBI	BB	SO	LOB									
Reggie Sanders, R OBP: 0.350, SLG: 0.363 (1.8)	F8	CS	G5-3		G4-3		G6-3		G1-3			K	6	0	1	1	0	1	2									
Lenny Harris, L OBP: 0.350, SLG: 0.385 Eduardo Perez, R OBP: 0.270, SLG: 0.263 (9.3)	P9		K		P5			K	G1-3			3B	4	0	0	0	0	2	0									
Barry Larkin, R OBP: 0.374, SLG: 0.453 (1.6)	1B				HR							1B	5	3	2	2	1	0	0									
Eddie Taubensee, L OBP: 0.422, SLG: 0.503 (1.2)	1B				BB							2B	5	1	2	1	1	0	0									
Dmitri Young, S OBP: 0.371, SLG: 0.516 (9.7)	1B		G6-3									1B	6	1	2	2	0	1	1									
Willie Greene, L OBP: 0.411, SLG: 0.473 (1.5)	K				1B							2B	6	0	3	1	0	2	2									
Bret Boone, R OBP: 0.329, SLG: 0.486 (1.4)			G4-3		G6-3							K	6	1	1	0	0	1	3									
Pat Watkins, R OBP: 0.263, SLG: 0.343 Melvin Nieves, S OBP: 0.340, SLG: 0.425 Pokey Reese, R OBP: 0.196, SLG: 0.209 Jeff Shaw, R OBP: 0.196, SLG: 0.209 Stan Belinda, R OBP: 0.196, SLG: 0.209 (12.1)					6-3								3	0	1	0	0	0	1									
Brett Tomko, R OBP: 0.154, SLG: 0.120 Danny Graves, R OBP: 0.337, SLG: 0.369 Chris Stynes, R OBP: 0.337, SLG: 0.369 Jon Nunnally, L OBP: 0.337, SLG: 0.369 (9.9)			K									G3	2	0	0	0	1	2	1									
Inning Stats	R: 1 E: 0 K: 1 S: 16	H: 2 LOB: 2 BB: 1 P: 28	R: 0 E: 0 K: 1 S: 11	H: 1 LOB: 0 BB: 0 P: 14	R: 1 E: 0 K: 1 S: 15	H: 1 LOB: 1 BB: 1 P: 25	R: 0 E: 0 K: 0 S: 3	H: 1 LOB: 0 BB: 0 P: 6	R: 0 E: 0 K: 1 S: 7	H: 0 LOB: 0 BB: 0 P: 10	R: 0 E: 0 K: 1 S: 10	H: 0 LOB: 0 BB: 0 P: 13	R: 2 E: 0 K: 0 S: 15	H: 4 LOB: 2 BB: 0 P: 26	R: 0 E: 0 K: 0 S: 6	H: 0 LOB: 0 BB: 0 P: 10	R: 0 E: 0 K: 2 S: 9	H: 0 LOB: 0 BB: 0 P: 12	R: 4 E: 0 K: 2 S: 16	H: 5 LOB: 1 BB: 0 P: 25	1B: 11 2B: 2 3B: 1 HR: 1	SF: 0 SAC: 0 DP: 1 HBP: 0	WP: 2 PB: 0 SB: 0 CS: 1	PA: 53				
PITCHER	IP WLS BF H R ER SO BB IBB HBP BLK WP HR S P ERA WHIP	Chan Ho Park, R ERA: 2.14 Scott Radinsky, L ERA: 2.14 Dennys Reyes, L ERA: 4.82	8.0 1.0 3.0	31 7 14	6 4 5	2 2 4	0 0 0	0 0 0	0 0 0	1 0 1	77 15 31	119 26 47	2.25 18.00 12.00	1.125 4.000 1.667	PITCHER	IP WLS BF H R ER SO BB IBB HBP BLK WP HR S P ERA WHIP												

Cincinnati Reds @ Los Angeles Dodgers
Dodger Stadium, Los Angeles, CA
Fri May 29 1998, 7:05 PM PDT
Att. 41,479 - Unknown - 66 F

TOP

livebaseballscorecards.com

AB 49
R 8
H 15
RBI 8
BB 3
SO 10
LOB 12




Batter	1	2	3	4	5	6	7	8	9	10	11	12	AB	R	H	RBI	BB	SO	LOB										
Eric Young Sr., R OBP: 0.350, SLG: 0.349 (1.4)	K		1B		P4				G5-3			F9	6	1	2	1	0	1	2										
Jose Vizcaino, S OBP: 0.328, SLG: 0.366 (1.6)	K2-3		F7			G3	G4-3			G4-3			5	0	0	0	0	1	3										
Gary Sheffield, R OBP: 0.425, SLG: 0.519 (1.9)	S		E9			G1-3-1				G6-3			4	0	2	0	0	0	0										
Bobby Bonilla, S OBP: 0.323, SLG: 0.417 (1.5)	G3		F8			P6	G4-6-3			G3			5	0	0	0	0	0	3										
Raul Mondesi, R OBP: 0.314, SLG: 0.538 (1.8)		K			K		HR		F9			L9	5	1	1	1	0	2	0										
Eric Karros, R OBP: 0.333, SLG: 0.342 Roger Cedeno, S OBP: 0.405, SLG: 0.339 Paul Konerko, R OBP: 0.274, SLG: 0.188 (10.3)		K			L5		G6-3			SH3-4		F4	4	0	1	0	0	1	0										
Todd Hollandsworth, L OBP: 0.322, SLG: 0.421 (1.7)					G4-3					SH3-4		G4-3	4	1	1	0	0	1	0										
Charles Johnson, R OBP: 0.274, SLG: 0.386 (1.2)			HR			G3				G6-3		K	5	1	2	1	0	1	2										
Chan Ho Park, R OBP: 0.240, SLG: 0.400 Scott Radinsky, L ERA: 1.09 Jim Eisenreich, L OBP: 0.291, SLG: 0.297 Dennys Reyes, R OBP: 0.224, SLG: 0.364 (12.1)			F7									G1-3	3	0	0	0	0	2	2										
Inning Stats	R: 0 E: 0 K: 2 S: 11	H: 1 LOB: 1 BB: 0 P: 17	R: 0 E: 0 K: 3 S: 10	H: 0 LOB: 0 BB: 0 P: 15	R: 2 E: 1 K: 0 S: 14	H: 3 LOB: 0 BB: 0 P: 24	R: 0 E: 0 K: 1 S: 10	H: 0 LOB: 0 BB: 0 P: 7	R: 0 E: 0 K: 0 S: 6	H: 0 LOB: 0 BB: 0 P: 10	R: 2 E: 0 K: 1 S: 19	H: 4 LOB: 2 BB: 0 P: 26	R: 0 E: 0 K: 0 S: 3	H: 0 LOB: 0 BB: 0 P: 5	R: 0 E: 0 K: 0 S: 4	H: 1 LOB: 2 BB: 1 P: 11	R: 0 E: 0 K: 0 S: 5	H: 0 LOB: 0 BB: 0 P: 5	R: 0 E: 0 K: 0 S: 9	H: 0 LOB: 0 BB: 0 P: 12	R: 0 E: 0 K: 1 S: 10	H: 0 LOB: 0 BB: 0 P: 12	1B: 7 2B: 0 3B: 0 HR: 2	SF: 0 SAC: 1 DP: 1 HBP: 1	WP: 0 PB: 0 SB: 1 CS: 0	PA: 46			
PITCHER	IP WLS BF H R ER SO BB IBB HBP BLK WP HR S P ERA WHIP	Brett Tomko, R ERA: 3.75 Danny Graves, R ERA: 3.6 Jeff Shaw, R ERA: 1.09 Stan Belinda, R ERA: 3.49	6.1 1.2 3.0 1.0	26 6 11 3	7 4 0 0	2 0 0 0	7 1 0 0	0 0 1 0	0 0 0 0	0 0 18 10	70 12 0 12	106 0 0 12	2.84 0.00 0.00 0.000	1.105 0.600 0.333 0.000	PITCHER	IP WLS BF H R ER SO BB IBB HBP BLK WP HR S P ERA WHIP													

Cincinnati Reds @ Los Angeles Dodgers
Dodger Stadium, Los Angeles, CA
Fri May 29 1998, 7:05 PM PDT
Att. 41,479 - Unknown - 66 F

BOTTOM

livebaseballscorecards.com

AB 43
R 4
H 9
RBI 3
BB 1
SO 9
LOB 12



Batter	1	2	3	4	5	6	7	8	9	AB	R	H	RBI	BB	SO	LOB	TOP								
Reggie Sanders, R OBP: 0.366, SLG: 0.388	G6-3		2B	1B		E5		1B		5	2	3	1	0	0	0	<p>Cincinnati Reds @ Los Angeles Dodgers Dodger Stadium, Los Angeles, CA Sat May 30 1998, 3:33 AM PDT Att: 37,643 - Sunny - 73 F</p>								
Jon Nunnally, L OBP: 0.340, SLG: 0.398	K		SF7	1B		FC6-4		F7		3	1	1	2	2	1	1									
Chris Stynes, R OBP: 0.338, SLG: 0.370 Scott Sullivan, R OBP: 0.250, SLG: 0.250	1B		G6-3	1B		FC6-4		G4-3		5	0	2	2	0	0	4									
Eddie Taubensee, L OBP: 0.416, SLG: 0.497	G4-3		SF7	CS		FC6-4		F7		4	0	1	1	0	0	1									
Dmitri Young, S OBP: 0.376, SLG: 0.528			F9			K		HR		3	1	1	1	2	1	1									
Willie Greene, L OBP: 0.411, SLG: 0.477	P8			K		FC6-4		1B		5	0	2	0	0	1	2									
Bret Boone, R OBP: 0.322, SLG: 0.455	F9			F9		FC6-4		F8		5	0	0	0	0	1	5									
Pokey Reese, R OBP: 0.216, SLG: 0.196	K			1B		G6-3		F8		3	1	0	0	2	1	2									
Pete Harnisch, S OBP: 0.133, SLG: 0.103 Melvin Nieves, S OBP: 0.333, SLG: 0.415 Pat Watkins, R OBP: 0.256, SLG: 0.333			2B	1B		F9		K		3	2	2	0	0	0	0									
Inning Stats	R: 0 E: 0 K: 1 S: 8	H: 1 LOB: 1 BB: 0 P: 13	R: 0 E: 0 K: 1 S: 7	H: 0 LOB: 1 BB: 1 P: 13	R: 3 E: 0 K: 0 S: 12	H: 3 LOB: 0 BB: 0 P: 22	R: 3 E: 0 K: 1 S: 17	H: 3 LOB: 1 BB: 2 P: 34	R: 0 E: 1 K: 0 S: 8	H: 0 LOB: 2 BB: 1 P: 14	R: 1 E: 0 K: 0 S: 5	H: 2 LOB: 1 BB: 0 P: 10	R: 0 E: 0 K: 1 S: 11	H: 1 LOB: 1 BB: 0 P: 21	R: 0 E: 0 K: 1 S: 10	H: 1 LOB: 3 BB: 2 P: 20	1B: 7 2B: 4 3B: 0 HR: 1	SF: 1 SAC: 0 DP: 0 HBP: 0	WP: 0 PB: 0 SB: 0 CS: 1	PA: 46					
PITCHER	IP	WLS	BF	H	R	ER	SO	BB	IBB	HBP	BLK	WP	HR	S	P	ERA	WHIP								
Hideo Nomo, R ERA: 5.05	(1, 1)	3.2	L	21	7	6	6	3	3	0	0	0	0	42	77	14.73	2.727								
Eric Weaver, R ERA: 2.7	(4, 1)	3.1		14	3	1	1	1	1	0	0	0	1	23	41	2.70	1.200								
Jim Bruske, R ERA: 3.0	(8, 1)	2.0		10	2	0	0	2	2	0	0	0	0	21	41	0.00	2.000								

Batter	1	2	3	4	5	6	7	8	9	AB	R	H	RBI	BB	SO	LOB	BOTTOM								
Eric Young Sr., R OBP: 0.356, SLG: 0.366	2B		K				F8		2B	5	1	3	0	0	1	0	<p>Cincinnati Reds @ Los Angeles Dodgers Dodger Stadium, Los Angeles, CA Sat May 30 1998, 3:33 AM PDT Att: 37,643 - Sunny - 73 F</p>								
Jose Vizcaino, S OBP: 0.324, SLG: 0.361	6-3		G4-3			E6		G4-3		5	0	1	1	0	0	3									
Gary Sheffield, R OBP: 0.429, SLG: 0.522	2B			1B		1B		L5		3	0	1	1	2	1	2									
Bobby Bonilla, S OBP: 0.322, SLG: 0.413	K			1B		G3		F7		4	0	1	0	0	1	4									
Raul Mondesi, R OBP: 0.313, SLG: 0.533	G5-3			F8		G3		P9		4	0	1	0	0	0	3									
Todd Hollandsworth, L OBP: 0.315, SLG: 0.411			K2-3			G3		K		4	0	0	0	0	3	3									
Jim Eisenreich, L OBP: 0.289, SLG: 0.308			K			K		P5		4	1	1	0	0	2	3									
Tom Prince, R OBP: 0.290, SLG: 0.200 Thomas Howard, S OBP: 0.237, SLG: 0.375			K			G6-3		F8		3	0	0	0	0	1	1									
Hideo Nomo, R OBP: 0.050, SLG: 0.200 Eric Weaver, R	(1, 1)	(4, 1)				K		F7		1	0	0	0	0	1	0									
Roger Cedeno, S OBP: 0.400, SLG: 0.333 Jim Bruske, R OBP: 0.270, SLG: 0.185	(7, PH)	(8, PH)				K		K		1	0	0	0	0	0	0									
Inning Stats	R: 1 E: 0 K: 1 S: 11	H: 2 LOB: 1 BB: 0 P: 19	R: 0 E: 0 K: 3 S: 10	H: 0 LOB: 0 BB: 0 P: 16	R: 0 E: 0 K: 2 S: 13	H: 0 LOB: 0 BB: 0 P: 18	R: 0 E: 0 K: 2 S: 12	H: 1 LOB: 2 BB: 1 P: 19	R: 0 E: 1 K: 1 S: 14	H: 1 LOB: 3 BB: 1 P: 19	R: 0 E: 0 K: 0 S: 8	H: 1 LOB: 1 BB: 0 P: 13	R: 0 E: 0 K: 1 S: 10	H: 1 LOB: 1 BB: 0 P: 12	R: 0 E: 0 K: 1 S: 8	H: 0 LOB: 0 BB: 0 P: 11	R: 2 E: 0 K: 2 S: 14	H: 3 LOB: 1 BB: 0 P: 18	1B: 5 2B: 4 3B: 0 HR: 0	SF: 0 SAC: 0 DP: 0 HBP: 0	WP: 1 PB: 0 SB: 1 CS: 0	PA: 39			
PITCHER	IP	WLS	BF	H	R	ER	SO	BB	IBB	HBP	BLK	WP	HR	S	P	ERA	WHIP								
Pete Harnisch, R ERA: 3.06	(1, 1)	7.0	W	30	6	1	1	9	2	0	0	0	0	78	116	1.29	1.143								
Scott Sullivan, R ERA: 5.69	(8, 1)	2.0		9	3	2	2	3	0	0	0	0	0	22	29	9.00	1.500								



Batter	1	2	3	4	5	6	7	8	9	AB	R	H	RBI	BB	SO	LOB	TOP					
Reggie Sanders, R OBP: 0.367, SLG: 0.410	3-3 K	0-1 FC4-6 1B		2-3 K		0-3 K		2-2 CS	1-2 HR	5	1	2	1	0	3	1						
Chris Stynes, R OBP: 0.330, SLG: 0.360	0-1 F9	1-0 FC4-6		2-2 E4 G6-3			0-0 G1-3		1-2 G5-3	5	0	0	0	0	0	3						
Barry Larkin, R OBP: 0.374, SLG: 0.446	4-2 BB		1-1 F8	2-0 G6-3			2-1 G4-3		4-1 2B BB	3	1	0	0	2	0	2						
Dmitri Young, S OBP: 0.372, SLG: 0.525	0-0 P6		1-3 K	1-2 P5			2-3 K		3-2 2B	5	0	1	1	0	2	3						
Willie Greene, L OBP: 0.416, SLG: 0.483		0-1 HR 2B	4-1 1B 1B BB		0-0 P6			2-2 HR 1B	3-1 F8	4	2	2	0	1	0	0						
Bret Boone, R OBP: 0.329, SLG: 0.488		2-2 HR	1-1 1B	1-2 1B	1-1 G6-3			1-0 HR		4	2	3	4	0	0	0						
Jon Nunnally, L OBP: 0.362, SLG: 0.400		4-1 1B BB	1-2 1B		1-3 K			4-2 CS BB		2	0	1	0	1	1	0	AB 36					
David Weathers, R OBP: 0.188, SLG: 0.206										0	0	0	0	0	0	0	R 6					
Melvin Nieves, S OBP: 0.347, SLG: 0.415										0	0	0	0	0	0	0	H 11					
Wesley Young, R OBP: 0.218, SLG: 0.196										0	0	0	0	0	0	0	RBI 6					
Danny Graves, R OBP: 0.278, SLG: 0.333										0	0	0	0	0	0	0	BB 5					
Pat Watkins, R OBP: 0.256, SLG: 0.333										0	0	0	0	0	0	0	SO 7					
Brook Fordyce, R OBP: 0.292, SLG: 0.333		0-0 F9	3-2 L9			0-0 G4-6-3 1B		1 SAFE K	1-3 K	4	0	1	0	0	1	5	LOB 17					
Mike Remlinger, L OBP: 0.143, SLG: 0.190		0-2 P2		3-2 G6-3 E 1B		0-0 G4-6-3		1-1 F7		2	0	1	0	0	0	1						
Lenny Harris, L OBP: 0.343, SLG: 0.376										2	0	0	0	0	0	2						
Jeff Shaw, R OBP: 0.343, SLG: 0.376										0	0	0	0	0	0	0						
Jeff Shaw, R OBP: 0.343, SLG: 0.376										0	0	0	0	0	0	0						
Inning Stats	R: 0 E: 0 K: 1 S: 8	H: 0 LOB: 1 BB: 1 P: 15	R: 2 E: 0 K: 0 S: 13	H: 3 LOB: 2 BB: 1 P: 20	R: 0 E: 0 K: 1 S: 16	H: 2 LOB: 3 BB: 1 P: 26	R: 0 E: 1 K: 1 S: 15	H: 1 LOB: 2 BB: 0 P: 25	R: 0 E: 0 K: 1 S: 6	H: 0 LOB: 0 BB: 0 P: 8	R: 0 E: 0 K: 1 S: 5	H: 1 LOB: 0 BB: 0 P: 5	R: 0 E: 0 K: 1 S: 8	H: 0 LOB: 0 BB: 0 P: 12	R: 2 E: 0 K: 1 S: 15	H: 2 LOB: 1 BB: 1 P: 26	R: 2 E: 0 K: 0 S: 14	H: 2 LOB: 0 BB: 1 P: 26	1B: 6 2B: 2 3B: 0 HR: 3	SF: 0 SAC: 0 DP: 1 HBP: 0	WP: 0 PB: 0 SB: 0 CS: 1	PA: 42
PITCHER	IP	WLS	BF	H	R	ER	SO	BB	IBB	HBP	BLK	WP	HR	S	P	ERA	WHIP					
Ismael Valdez, R ERA: 5.33	7.0		32	8	3	3	6	3	0	0	0	0	1	74	116	3.86	1.571					
Antonio Osuna, R ERA: 1.89	1.0		4	1	1	1	1	1	0	0	0	0	1	12	21	9.00	2.000					
Scott Radinsky, L ERA: 2.86	1.0	L	5	2	2	2	0	1	0	0	0	0	1	14	26	18.00	3.000					

Cincinnati Reds @ Los Angeles Dodgers
 Dodger Stadium, Los Angeles, CA
 Sun May 31 1998, 3:33 AM PDT
 Att: 41,306 - Sunny - 70 F

AB	36
R	6
H	11
RBI	6
BB	5
SO	7
LOB	17



Batter	1	2	3	4	5	6	7	8	9	AB	R	H	RBI	BB	SO	LOB	BOTTOM					
Eric Young Sr., R OBP: 0.353, SLG: 0.359	4-1 CS 1B BB	0-2 F8		1-1 P6		0-2 FC5-4			2-2 G4-3	4	0	0	0	1	0	4						
Jose Vizcaino, S OBP: 0.323, SLG: 0.361	2-2 BB HR 1B	0-2 SF7			0-2 P9		1-0 G4-3			3	1	1	1	0	0	0						
Gary Sheffield, R OBP: 0.430, SLG: 0.519	4-2 HR BB	0-0 FC6-4		1-1 L9 1B		2-3 K			2-3 K	3	1	1	0	1	1	1						
Eric Karros, R OBP: 0.339, SLG: 0.342	4-0 HR BB		1-1 G5-3		0-2 1B		1-1 G6-3			3	1	1	0	1	0	0						
Raul Mondesi, R OBP: 0.312, SLG: 0.541	2-0 HR		2-2 P9		0-0 L9			3-3 K		4	1	1	4	0	1	2						
Paul Konerko, R OBP: 0.280, SLG: 0.176	1-1 HR		3-3 K		2-3 K			2-2 G4-3		3	0	0	0	0	2	2						
Juan Castro, R OBP: 0.244, SLG: 0.289									2-2 G4-3	1	0	0	0	0	0	0						
Todd Hollandsworth, L OBP: 0.309, SLG: 0.401	1-1 L7			1-3 K2-3		2-3 K		0-1 G4-3		4	0	0	0	0	2	0						
Charles Johnson, R OBP: 0.280, SLG: 0.398		1-0 F8 SF7 2B		2-2 SH3-4 1B		1-2 F8		1-1 F8		3	1	2	0	0	0	0						
Jim Eisenreich, L OBP: 0.296, SLG: 0.304										1	0	0	0	0	0	0						
Ismael Valdez, R OBP: 0.308, SLG: 0.261		0-1 E1		0-1 SH3-4		4-2 FC5-4 BB			2-0 G3	1	0	0	0	1	0	1						
Antonio Osuna, R OBP: 0.308, SLG: 0.261										0	0	0	0	0	0	0						
Scott Radinsky, L OBP: 0.308, SLG: 0.261										0	0	0	0	0	0	0						
Bobby Bonilla, S OBP: 0.320, SLG: 0.410										1	0	0	0	0	0	0						
Inning Stats	R: 4 E: 0 K: 0 S: 13	H: 2 LOB: 3 BB: 3 P: 32	R: 1 E: 1 K: 0 S: 10	H: 1 LOB: 0 BB: 0 P: 11	R: 0 E: 0 K: 1 S: 10	H: 0 LOB: 0 BB: 0 P: 16	R: 0 E: 0 K: 1 S: 10	H: 1 LOB: 1 BB: 0 P: 14	R: 0 E: 0 K: 1 S: 13	H: 2 LOB: 2 BB: 0 P: 16	R: 0 E: 0 K: 1 S: 17	H: 0 LOB: 1 BB: 1 P: 24	R: 0 E: 0 K: 1 S: 6	H: 0 LOB: 0 BB: 0 P: 10	R: 0 E: 0 K: 1 S: 9	H: 0 LOB: 0 BB: 0 P: 14	R: 0 E: 0 K: 0 S: 6	H: 0 LOB: 0 BB: 0 P: 11	1B: 4 2B: 1 3B: 0 HR: 1	SF: 1 SAC: 1 DP: 0 HBP: 0	WP: 0 PB: 0 SB: 0 CS: 1	PA: 37
PITCHER	IP	WLS	BF	H	R	ER	SO	BB	IBB	HBP	BLK	WP	HR	S	P	ERA	WHIP					
Mike Remlinger, L ERA: 4.35	4.1		22	6	5	4	2	3	0	0	0	0	0	27	40	0.00	0.375					
David Weathers, R ERA: 5.4	2.2		9	0	0	0	3	1	0	0	0	0	0	9	14	0.00	0.000					
Danny Graves, R ERA: 3.38	1.0	W	3	0	0	0	1	0	0	0	0	0	0	9	14	0.00	0.000					
Jeff Shaw, R ERA: 1.06	1.0	S	3	0	0	0	0	0	0	0	0	0	0	6	11	0.00	0.000					

Cincinnati Reds @ Los Angeles Dodgers
 Dodger Stadium, Los Angeles, CA
 Sun May 31 1998, 3:33 AM PDT
 Att: 41,306 - Sunny - 70 F

AB	31
R	5
H	6
RBI	5
BB	4
SO	6
LOB	10



Batter	1	2	3	4	5	6	7	8	9	AB	R	H	RBI	BB	SO	LOB	TOP										
Ron Gant, R OBP: 0.275, SLG: 0.442 John Frascatore, R OBP: 0.333, SLG: 0.333 Jeff Brantley, R (9, 1)	K		F8		G4-3	F9		K		5	0	0	1	0	2	3	St. Louis Cardinals @ Los Angeles Dodgers Dodger Stadium, Los Angeles, CA Tue Jun 02 1998, 7:05 PM PDT Att: 36,367 - Unknown - 68 F livebaseballscorecards.com										
Delino DeShields, L OBP: 0.410, SLG: 0.492 (1, 4)	K		2B		S 1B 2H 1B	FC6-4 1B		HR BB		4	2	3	1	1	1	0											
Brian Jordan, R OBP: 0.403, SLG: 0.628 (1, 9)	BB		G6-3		SAFE 1B 1B	FC6-4 1B		HR		4	2	2	3	1	0	3											
Ray Lankford, L OBP: 0.416, SLG: 0.491 (1, 8)	K		K		G4-3 1B			1B		4	0	1	0	1	3	2											
Gary Gaetti, R OBP: 0.368, SLG: 0.452 (1, 5)		G5-3		G5-3	G4-3 1B		FC6-4 BB	P3		4	0	1	2	1	0	1											
John Mabry, L OBP: 0.346, SLG: 0.418 (1, 3)	1B 2B		K		G4-3			G5-3		5	0	1	0	0	2	3											
Royce Clayton, R OBP: 0.307, SLG: 0.299 (1, 6)	G6-3		G1-3		G6-3		FC6-4 1-2	G6-3		5	0	0	0	0	0	4											
Tom Pagnozzi, R OBP: 0.272, SLG: 0.284 (1, 2)	1B				WP G4-3 BB	G5-3		G5-3		4	1	1	0	1	0	0											
Kent Mercker, L OBP: 0.200, SLG: 0.130 Willie McGee, S OBP: 0.323, SLG: 0.353 (8, PH) (8, 7)	F7				G4-3 1B BB	1B		HR 1B		2	1	1	0	1	0	2											
										1	1	1	0	0	0	0											
Inning Stats	R: 0 E: 0 K: 3 S: 13	H: 0 LOB: 1 BB: 1 P: 20	R: 0 E: 0 K: 0 S: 8	H: 2 LOB: 2 BB: 0 P: 9	R: 0 E: 0 K: 1 S: 8	H: 1 LOB: 1 BB: 0 P: 11	R: 0 E: 0 K: 1 S: 8	H: 0 LOB: 0 BB: 0 P: 9	R: 4 E: 0 K: 0 S: 13	H: 3 LOB: 2 BB: 3 P: 31	R: 0 E: 0 K: 0 S: 7	H: 2 LOB: 2 BB: 0 P: 11	R: 0 E: 0 K: 2 S: 10	H: 0 LOB: 1 BB: 1 P: 14	R: 3 E: 0 K: 1 S: 18	H: 3 LOB: 1 BB: 1 P: 26	R: 0 E: 0 K: 0 S: 7	H: 0 LOB: 0 BB: 0 P: 11	1B: 8 2B: 2 3B: 0 HR: 1	SF: 0 SAC: 0 DP: 0 HBP: 0	WP: 2 PB: 0 SB: 1 CS: 1	PA: 44					
PITCHER	IP	WLS	BF	H	R	ER	SO	BB	IBB	HBP	BLK	WP	HR	S	P	ERA	WHIP										
37 Darren Dreifort, R ERA: 3.84 Jim Bruske, R ERA: 3.25 Gary Rath, L ERA:	7.2	L	38	9	6	6	8	6	0	0	0	1	0	79	124	7.04	1.957										
	0.1		3	2	1	1	0	0	0	0	0	0	1	6	7	27.00	6.000										
	1.0		3	0	0	0	0	0	0	0	0	0	0	7	11	0.00	0.000										

Batter	1	2	3	4	5	6	7	8	9	AB	R	H	RBI	BB	SO	LOB	BOTTOM										
Eric Young Sr., R OBP: 0.355, SLG: 0.366 (1, 4)	G4-3		SH5-3 SF7 2B		1B			G6-3		4	1	2	0	0	0	0	St. Louis Cardinals @ Los Angeles Dodgers Dodger Stadium, Los Angeles, CA Tue Jun 02 1998, 7:05 PM PDT Att: 36,367 - Unknown - 68 F livebaseballscorecards.com										
Jose Vizcaino, S OBP: 0.317, SLG: 0.355 (1, 6)	L4		SH5-3		F9			F8		3	0	0	0	0	0	2											
Gary Sheffield, R OBP: 0.423, SLG: 0.510 (1, 9)	P4		SF7		P4			P5		3	0	0	1	0	0	2											
Eric Karros, R OBP: 0.336, SLG: 0.339 (1, 3)		2B SF9 1B	G6-3		L4			F8		4	1	1	0	0	0	0											
Raul Mondesi, R OBP: 0.315, SLG: 0.545 (1, 8)		HR 2B		F8		1B		K		4	1	2	0	0	1	0											
Bobby Bonilla, S OBP: 0.313, SLG: 0.403 (1, 5)	SF9			L5		P5		G3		3	0	0	1	0	0	0											
Todd Hollandsworth, L OBP: 0.369, SLG: 0.400 (1, 7)	G6-3			CS 1B		G4-3				3	0	1	0	0	0	1											
Charles Johnson, R OBP: 0.286, SLG: 0.421 (1, 2)		HR		CS		F9				3	1	2	2	0	0	0											
37 Darren Dreifort, R OBP: 0.200, SLG: 0.167 Jim Bruske, R Gary Rath, L	K				FC1-6 1B			K		3	0	0	0	0	0	0											
										0	0	0	0	0	0	0											
Inning Stats	R: 0 E: 0 K: 0 S: 7	H: 0 LOB: 0 BB: 0 P: 11	R: 3 E: 0 K: 1 S: 17	H: 3 LOB: 0 BB: 0 P: 24	R: 1 E: 0 K: 0 S: 9	H: 1 LOB: 0 BB: 0 P: 13	R: 0 E: 0 K: 0 S: 10	H: 1 LOB: 0 BB: 0 P: 15	R: 0 E: 0 K: 0 S: 7	H: 2 LOB: 2 BB: 0 P: 10	R: 0 E: 0 K: 0 S: 5	H: 1 LOB: 0 BB: 0 P: 8	R: 0 E: 0 K: 1 S: 6	H: 0 LOB: 0 BB: 0 P: 10	R: 0 E: 0 K: 0 S: 6	H: 0 LOB: 0 BB: 0 P: 8	R: 0 E: 0 K: 1 S: 7	H: 0 LOB: 0 BB: 0 P: 9	1B: 5 2B: 2 3B: 0 HR: 1	SF: 2 SAC: 1 DP: 0 HBP: 0	WP: 0 PB: 0 SB: 0 CS: 1	PA: 34					
PITCHER	IP	WLS	BF	H	R	ER	SO	BB	IBB	HBP	BLK	WP	HR	S	P	ERA	WHIP										
Kent Mercker, L ERA: 5.61 John Frascatore, R ERA: 5.35 Jeff Brantley, R ERA: 2.93	7.0	W	27	8	4	4	2	0	0	0	0	0	0	61	91	5.14	1.143										
	1.0		3	0	0	0	0	0	0	0	0	0	0	6	8	0.00	0.000										
	1.0	S	3	0	0	0	1	0	0	0	0	0	0	7	9	0.00	0.000										

Batter	1	2	3	4	5	6	7	8	9	AB	R	H	RBI	BB	SO	LOB	TOP							
Ron Gant, R OBP: 0.281, SLG: 0.430 Jeff Brantley, R (9, 1)										4	0	0	0	1	1	2								
Delino DeShields, L OBP: 0.466, SLG: 0.480 (1, 4)										5	1	1	0	0	1	2								
Brian Jordan, R OBP: 0.413, SLG: 0.616 (1, 9)										2	0	0	0	3	0	2								
Ray Lankford, L OBP: 0.399, SLG: 0.467 (1, 8)										4	0	0	0	0	1	4								
Gary Gaetti, R OBP: 0.383, SLG: 0.480 (1, 5)										2	0	2	1	1	0	0								
John Mabry, L OBP: 0.359, SLG: 0.426 (1, 3)										3	1	2	0	1	0	1								
Royce Clayton, R OBP: 0.299, SLG: 0.290 (1, 6)										4	0	0	0	0	0	7								
Tom Lampkin, L OBP: 0.317, SLG: 0.404 (1, 2)										4	0	1	1	0	2	2								
Juan Acevedo, R OBP: 0.333, SLG: 0.500 John Frascatore, R OBP: 0.250, SLG: 0.250 Curtis King, R (6, 1) Willie McGee, S OBP: 0.333, SLG: 0.359 (9, PH) (9, 7)										2	0	0	0	0	1	2								
										1	0	0	0	0	0	0								
										1	0	1	0	0	0	0								
										1	0	1	0	0	0	0								
Inning Stats	R: 0 E: 0 K: 2 S: 11	H: 0 LOB: 1 BB: 1 P: 18	R: 1 E: 0 K: 1 S: 15	H: 3 LOB: 2 BB: 0 P: 23	R: 0 E: 0 K: 0 S: 14	H: 1 LOB: 3 BB: 2 P: 27	R: 0 E: 0 K: 1 S: 8	H: 0 LOB: 0 BB: 1 P: 9	R: 1 E: 0 K: 0 S: 15	H: 1 LOB: 1 BB: 1 P: 26	R: 0 E: 0 K: 1 S: 9	H: 0 LOB: 0 BB: 0 P: 14	R: 0 E: 0 K: 0 S: 3	H: 0 LOB: 0 BB: 0 P: 3	R: 0 E: 0 K: 0 S: 10	H: 1 LOB: 2 BB: 1 P: 20	R: 0 E: 0 K: 1 S: 5	H: 1 LOB: 1 BB: 1 P: 12	1B: 7 2B: 1 3B: 0 HR: 0	SF: 1 SAC: 0 DP: 1 HBP: 0	WP: 1 PB: 0 SB: 0 CS: 0	PA: 39		
PITCHER	IP	WLS	BF	H	R	ER	SO	BB	IBB	HBP	BLK	WP	HR	S	P	ERA	WHIP							
Chan Ho Park, R ERA: 4.78 Mark Guthrie, L ERA: 1.71 Scott Radinsky, L ERA: 2.7	7.0		30	5	2	2	5	4	0	0	0	1	0	75	120	2.57	1.286							
	1.0		5	1	0	0	0	1	0	0	0	0	0	10	20	0.00	2.000							
	1.0	W	4	1	0	0	1	1	0	0	0	0	0	5	12	0.00	2.000							

St. Louis Cardinals @ Los Angeles Dodgers
Dodger Stadium, Los Angeles, CA
 Thu Jun 04 1998, 3:33 AM PDT
 Att: 41,181 - Sunny - 74 F

livebaseballscores.com

AB 32
 R 2
 H 7
 RBI 2
 BB 6
 SO 6
 LOB 22



Batter	1	2	3	4	5	6	7	8	9	AB	R	H	RBI	BB	SO	LOB	BOTTOM							
Eric Young Sr., R OBP: 0.363, SLG: 0.362 (1, 4)										3	1	1	0	1	0	0								
Jose Vizcaino, S OBP: 0.321, SLG: 0.354 (1, 6)										3	0	0	0	0	1	1								
Gary Sheffield, R OBP: 0.427, SLG: 0.515 (1, 9)										4	1	2	0	0	1	1								
Eric Karros, R OBP: 0.350, SLG: 0.378 Todd Hollandsworth, L OBP: 0.308, SLG: 0.400 Scott Radinsky, L (8, PR) (9, 1)										4	0	1	1	0	0	2								
Raul Mondesi, R OBP: 0.316, SLG: 0.535 (1, 8)										3	0	1	1	1	0	1								
Bobby Bonilla, S OBP: 0.310, SLG: 0.392 (1, 5)										4	0	1	0	0	0	2								
Jim Eisenreich, L OBP: 0.283, SLG: 0.299 (9, 3)										4	1	1	0	0	0	3								
Charles Johnson, R OBP: 0.290, SLG: 0.424 (1, 2)										4	0	2	1	0	0	0								
Chan Ho Park, R OBP: 0.222, SLG: 0.370 Thomas Howard, S OBP: 0.230, SLG: 0.362 Mark Guthrie, R (7, PH) (8, 1) Roger Cedeno, S OBP: 0.400, SLG: 0.333 (9, 7)										2	0	0	0	0	1	0								
										1	0	0	0	0	0	0								
										0	0	0	0	0	0	0								
Inning Stats	R: 0 E: 0 K: 2 S: 12	H: 0 LOB: 0 BB: 0 P: 17	R: 0 E: 0 K: 0 S: 12	H: 1 LOB: 1 BB: 0 P: 18	R: 0 E: 0 K: 1 S: 7	H: 0 LOB: 1 BB: 1 P: 15	R: 0 E: 0 K: 0 S: 10	H: 1 LOB: 2 BB: 1 P: 17	R: 0 E: 0 K: 0 S: 8	H: 0 LOB: 0 BB: 0 P: 9	R: 1 E: 0 K: 0 S: 14	H: 2 LOB: 1 BB: 0 P: 22	R: 0 E: 0 K: 0 S: 6	H: 1 LOB: 1 BB: 0 P: 10	R: 1 E: 0 K: 0 S: 10	H: 2 LOB: 1 BB: 0 P: 15	R: 1 E: 0 K: 0 S: 9	H: 2 LOB: 1 BB: 0 P: 13	1B: 8 2B: 1 3B: 0 HR: 0	SF: 0 SAC: 1 DP: 0 HBP: 0	WP: 0 PB: 0 SB: 3 CS: 0	PA: 35		
PITCHER	IP	WLS	BF	H	R	ER	SO	BB	IBB	HBP	BLK	WP	HR	S	P	ERA	WHIP							
Juan Acevedo, R ERA: 4.18 John Frascatore, R ERA: 5.21 Curtis King, R ERA: 1.42 Jeff Brantley, R ERA: 3.45	3.0		11	1	0	0	3	1	0	0	0	0	0	31	50	0.00	0.667							
	2.2		11	2	1	1	0	1	0	0	0	0	0	28	42	3.38	1.125							
	2.1		10	4	1	1	0	0	0	0	0	0	0	20	31	3.86	1.714							
	0.1	L	3	2	1	1	0	0	0	0	0	0	0	9	13	27.00	6.000							

St. Louis Cardinals @ Los Angeles Dodgers
Dodger Stadium, Los Angeles, CA
 Thu Jun 04 1998, 3:33 AM PDT
 Att: 41,181 - Sunny - 74 F

livebaseballscores.com

AB 32
 R 3
 H 9
 RBI 3
 BB 2
 SO 3
 LOB 11



Batter	1	2	3	4	5	6	7	8	9	AB	R	H	RBI	BB	SO	LOB	TOP			
Eric Young Sr. R OBP: 0.365, SLG: 0.365 (1, 4)										4	0	2	0	0	0	2				
Jose Vizcaino S OBP: 0.320, SLG: 0.352 (1, 6)										4	0	1	0	0	1	4				
Gary Sheffield R OBP: 0.429, SLG: 0.520 (1, 9)										4	0	2	0	0	0	3				
Eric Karros R OBP: 0.347, SLG: 0.369 (1, 10)										3	0	0	0	1	0	2				
Raul Mondesi R OBP: 0.310, SLG: 0.526 (1, 8)										4	0	0	0	0	1	4				
Bobby Bonilla S OBP: 0.303, SLG: 0.382 (1, 5)										4	0	0	0	0	1	2				
Juan Castro R OBP: 0.244, SLG: 0.289 (8, 5)										0	0	0	0	0	0	0				
Jim Eisenreich L OBP: 0.281, SLG: 0.297 (1, 3)										4	0	1	0	0	0	0				
Charles Johnson R OBP: 0.294, SLG: 0.426 (1, 2)										4	0	2	0	0	1	0				
Thomas Howard S OBP: 0.231, SLG: 0.355 (1, 7)										4	0	1	0	0	2	2				
Inning Stats	R: 0 E: 0 K: 0 S: 10	H: 2 LOB: 2 BB: 0 P: 14	R: 0 E: 0 K: 2 S: 9	H: 0 LOB: 0 BB: 0 P: 13	R: 0 E: 0 K: 0 S: 4	H: 1 LOB: 0 BB: 0 P: 5	R: 0 E: 0 K: 0 S: 7	H: 0 LOB: 0 BB: 0 P: 11	R: 0 E: 0 K: 0 S: 10	H: 2 LOB: 2 BB: 0 P: 15	R: 0 E: 0 K: 2 S: 18	H: 3 LOB: 3 BB: 0 P: 28	R: 0 E: 0 K: 1 S: 10	H: 0 LOB: 0 BB: 0 P: 15	R: 0 E: 0 K: 1 S: 11	H: 0 LOB: 0 BB: 0 P: 16	1B: 8 2B: 1 3B: 0 HR: 0	SF: 0 SAC: 0 DP: 1 HBP: 0	WP: 0 PB: 0 SB: 0 CS: 0	PA: 36
PITCHER	IP WLS BF H R ER SO BB IBB HBP BLK WP HR S P ERA WHIP																			
26 Bill Swift R ERA: 4.92 (1, 1)	6.1 W 28 9 0 0 3 1 0 0 0 0 0 0 61 94 0.00 1.579																			
Mike Timlin R ERA: 4.24 (7, 1)	1.2 5 0 0 0 2 0 0 0 0 0 0 0 17 26 0.00 0.000																			
Heathcliff Slocumb R ERA: 8.78 (9, 1)	1.0 3 0 0 0 1 0 0 0 0 0 0 0 0 11 16 0.00 0.000																			

Los Angeles Dodgers @ Seattle Mariners
 The Kingdome, Seattle, WA
 Fri Jun 05 1998, 10:05 PM EDT
 Att: 39,053 - Dome - 72 F

AB	35
R	0
H	9
RBI	0
BB	1
SO	6
LOB	19



Batter	1	2	3	4	5	6	7	8	9	AB	R	H	RBI	BB	SO	LOB	BOTTOM			
Joey Cora S OBP: 0.350, SLG: 0.374 (1, 4)										3	1	1	0	1	0	1				
Alex Rodriguez R OBP: 0.350, SLG: 0.602 (1, 6)										4	0	0	1	0	0	3				
Ken Griffey Jr. L OBP: 0.374, SLG: 0.651 (1, 8)										4	0	1	0	0	2	0				
David Segui S OBP: 0.392, SLG: 0.560 (1, 3)										4	1	1	0	0	0	1				
Edgar Martinez R OBP: 0.411, SLG: 0.553 (1, 10)										3	0	1	0	1	1	1				
Rob Ducey L OBP: 0.328, SLG: 0.390 (1, 9)										3	2	1	0	1	0	3				
Glenallen Hill R OBP: 0.345, SLG: 0.524 (1, 7)										3	0	1	1	0	1	1				
Rich Amaral R OBP: 0.313, SLG: 0.368 (8, 7)										1	0	1	0	0	0	0				
Dan Wilson R OBP: 0.313, SLG: 0.365 (1, 2)										4	0	2	2	0	0	2				
Russ Davis R OBP: 0.318, SLG: 0.459 (1, 5)										3	0	0	0	0	0	3				
Inning Stats	R: 0 E: 0 K: 1 S: 5	H: 0 LOB: 0 BB: 0 P: 8	R: 2 E: 1 K: 0 S: 21	H: 2 LOB: 3 BB: 2 P: 35	R: 0 E: 0 K: 0 S: 9	H: 1 LOB: 1 BB: 0 P: 13	R: 0 E: 0 K: 1 S: 8	H: 0 LOB: 0 BB: 0 P: 14	R: 1 E: 0 K: 0 S: 9	H: 3 LOB: 1 BB: 0 P: 15	R: 1 E: 0 K: 1 S: 8	H: 2 LOB: 1 BB: 0 P: 13	R: 0 E: 0 K: 1 S: 10	H: 1 LOB: 1 BB: 1 P: 19	R: 0 E: 0 K: 1 S: 10	H: 1 LOB: 1 BB: 1 P: 19	1B: 7 2B: 1 3B: 1 HR: 0	SF: 0 SAC: 0 DP: 1 HBP: 0	WP: 0 PB: 0 SB: 0 CS: 0	PA: 35
PITCHER	IP WLS BF H R ER SO BB IBB HBP BLK WP HR S P ERA WHIP																			
Ismael Valdez R ERA: 5.18 (1, 1)	7.1 L 34 9 4 3 4 3 0 0 0 0 0 0 76 126 3.68 1.636																			
Eric Weaver R ERA: 2.25 (8, 1)	0.2 1 0 0 0 0 0 0 0 0 0 0 0 2 4 0.00 0.000																			

Los Angeles Dodgers @ Seattle Mariners
 The Kingdome, Seattle, WA
 Fri Jun 05 1998, 10:05 PM EDT
 Att: 39,053 - Dome - 72 F

AB	32
R	4
H	9
RBI	4
BB	3
SO	4
LOB	15




Batter	1	2	3	4	5	6	7	8	9	AB	R	H	RBI	BB	SO	LOB	TOP					
Eric Young Sr. R OBP: 0.364, SLG: 0.364 Alex Cora, L (8, 4)	1-2 F9		1-2 G6-3			0-0 G3	3-1 G6-3		1-3 K	4	0	0	0	0	0	0						
Jose Vizcaino, S OBP: 0.321, SLG: 0.351	1-3 K		0-1 G5-3			1-1 2B 1B	0-0 G4-3		1-0 F9	5	1	1	0	0	1	0						
Gary Sheffield, R OBP: 0.431, SLG: 0.533	1-2 HR			2-1 F7		0-0 2B 1B	1-0 E8		1-0 1B	5	2	3	1	0	0	0						
Eric Karros, R OBP: 0.353, SLG: 0.394 Jim Eisenreich, L OBP: 0.299, SLG: 0.304	2-3 K			1-1 HR		2-2 2B	1-3 K		2-1 1B	4	2	2	2	0	2	1						
Raul Mondesi, R OBP: 0.310, SLG: 0.512		2-2 S 1B		2-3 K		4-0 2B		1-2 P6	1-2 P2	4	1	1	0	1	1	2						
Paul Konerko, R OBP: 0.267, SLG: 0.247		1-2 P8		2-3 K		3-1 2B		0-3 K		4	1	1	3	0	2	1						
Charles Johnson, R OBP: 0.296, SLG: 0.427		2-2 P8			1-3 K	0-1 2B		0-0 2B	1B	4	0	2	1	0	1	1						
Juan Castro, R OBP: 0.245, SLG: 0.289		0-0 L9			1-2 P6	2-1 P2		0-1 2B		4	0	1	0	0	0	2						
Roger Cedeno, S OBP: 0.386, SLG: 0.314			0-0 G4-3		2-0 G6-3	1-2 G5-3		1-1 G1-3		4	0	0	0	0	0	3						
Inning Stats	R: 1 E: 0 K: 2 S: 14	H: 1 LOB: 0 BB: 0 P: 19	R: 0 E: 0 K: 0 S: 13	H: 1 LOB: 1 BB: 0 P: 18	R: 0 E: 0 K: 0 S: 6	H: 0 LOB: 0 BB: 0 P: 7	R: 1 E: 0 K: 2 S: 10	H: 1 LOB: 0 BB: 0 P: 17	R: 0 E: 0 K: 1 S: 7	H: 0 LOB: 1 BB: 0 P: 11	R: 5 E: 0 K: 0 S: 16	H: 5 LOB: 1 BB: 1 P: 29	R: 0 E: 1 K: 1 S: 7	H: 0 LOB: 1 BB: 0 P: 12	R: 0 E: 0 K: 1 S: 11	H: 2 LOB: 2 BB: 0 P: 13	R: 0 E: 0 K: 1 S: 11	H: 2 LOB: 2 BB: 0 P: 17	1B: 6 2B: 4 3B: 0 HR: 2	SF: 0 SAC: 0 DP: 0 HBP: 0	WP: 0 PB: 0 SB: 1 CS: 1	PA: 41
PITCHER	IP WLS BF H R ER SO BB IBB HBP BLK WP HR S P ERA WHIP																	PITCHER	IP WLS BF H R ER SO BB IBB HBP BLK WP HR S P ERA WHIP			
Jamie Moyer, L ERA: 3.98	(1, 1) 5.1 L 25 8 7 7 5 0 1 0 0 0 0 2 61 93 11.81 1.500																					
Bob Wells, R ERA: 5.11	(6, 1) 1.2 6 0 0 0 1 0 0 0 0 0 0 0 12 20 0.00 0.000																					
Paul Spoljaric, L ERA: 5.14	(8, 1) 1.0 5 2 0 0 1 0 0 0 0 0 0 0 11 13 0.00 2.000																					
39 Greg McCarthy, L ERA: 4.5	(9, 1) 1.0 5 2 0 0 1 0 0 0 0 0 0 0 11 17 0.00 2.000																					

Los Angeles Dodgers @ Seattle Mariners
The Kingdome, Seattle, WA
Sun Jun 07 1998, 6:33 AM EDT
Att: 41,514 - Dome - 72 F

livebaseballscores.com

AB 40
R 7
H 12
RBI 7
BB 1
SO 8
LOB 10




Batter	1	2	3	4	5	6	7	8	9	AB	R	H	RBI	BB	SO	LOB	BOTTOM					
Joey Cora, S OBP: 0.351, SLG: 0.385	0-1 FC6-4 1B		2-2 P5		2-1 FC2-5 FC1-6		1-0 1B 3B		0-0 E5 G5-3 HR	5	2	2	0	0	0	4						
Alex Rodriguez, R OBP: 0.348, SLG: 0.591	2-2 FC6-4 1-2		1-2 S 1B		0-2 FC1-6 1-2 2-3		0-0 HBP 1B		0-0 G5-3 1-2 2-3	5	0	2	1	0	0	5						
Ken Griffey Jr., L OBP: 0.371, SLG: 0.660	1-3 K		0-3 K		1-0 F7		1-3 K		1-0 HR	5	1	1	2	0	3	6						
Edgar Martinez, R OBP: 0.412, SLG: 0.549	2-0 G4-3		1-2 G4-3		0-0 P3		1-0 HBP		3-2 BB 1B	4	1	1	0	0	0	3						
Rob Ducey, L OBP: 0.339, SLG: 0.402 Rich Amaral, R OBP: 0.321, SLG: 0.368		2-1 G4-4 1B		2-3 K		1-3 K	2-2 G3-1		4-2 1B BB	4	0	1	0	0	2	2						
Dan Wilson, R OBP: 0.316, SLG: 0.367		1-0 G1-3		0-0 G1-3		0-1 BB 1B		0-0 G4-3 1B	4-0 1B BB	4	0	3	0	1	0	0						
Glenallen Hill, R OBP: 0.344, SLG: 0.513 Charles Gipson, R OBP: 0.273, SLG: 0.200		0-0 G4-6-4-3		1-1 L4		4-0 BB 1B		0-0 G4-3 1-2	2-0 1B BB	4	0	1	1	1	0	3						
Russ Davis, R OBP: 0.316, SLG: 0.450 David Segui, S OBP: 0.394, SLG: 0.566		0-1 G4-3			1-2 FC2-5 E 1B	2-1 G3-1		3-2 G1-3	1-2 2-3 3H K	4	0	1	0	0	0	3						
Dave McCarty, R OBP: 0.412, SLG: 0.417			4-0 1B BB		0-1 E1 FC1-6 FC2-5 1-2		0-0 G6-3		3-2 G5-3 E 1B	3	0	1	0	1	0	1						
Inning Stats	R: 0 E: 0 K: 1 S: 9	H: 1 LOB: 1 BB: 0 P: 14	R: 0 E: 0 K: 0 S: 6	H: 2 LOB: 1 BB: 0 P: 9	R: 0 E: 0 K: 1 S: 14	H: 1 LOB: 2 BB: 1 P: 22	R: 0 E: 0 K: 1 S: 6	H: 0 LOB: 0 BB: 0 P: 9	R: 0 E: 1 K: 1 S: 11	H: 1 LOB: 2 BB: 0 P: 15	R: 0 E: 0 K: 1 S: 8	H: 1 LOB: 2 BB: 1 P: 15	R: 1 E: 0 K: 1 S: 9	H: 2 LOB: 2 BB: 0 P: 14	R: 0 E: 0 K: 0 S: 9	H: 1 LOB: 0 BB: 0 P: 12	R: 3 E: 1 K: 1 S: 17	H: 4 LOB: 3 BB: 2 P: 36	1B: 11 2B: 0 3B: 1 HR: 1	SF: 0 SAC: 0 DP: 3 HBP: 1	WP: 0 PB: 0 SB: 1 CS: 0	PA: 44
PITCHER	IP WLS BF H R ER SO BB IBB HBP BLK WP HR S P ERA WHIP																	PITCHER	IP WLS BF H R ER SO BB IBB HBP BLK WP HR S P ERA WHIP			
37 Darren Dreifort, R ERA: 3.56	(1, 1) 8.0 W 35 9 1 1 5 2 0 1 0 0 0 0 1 13 24 27.00 6.000																					
Mark Gutrin, L ERA: 2.49	(9, 1) 0.2 6 3 3 2 0 1 0 0 0 0 0 0 1 7 ∞ ∞																					
Scott Radinsky, L ERA: 2.7	(9, 1) 0.0 2 1 0 0 0 1 0 0 0 0 0 0 1 7 ∞ ∞																					
Antonio Osuna, R ERA: 2.3	(9, 1) 0.1 S 1 0 0 0 1 0 0 0 0 0 0 3 5 0.00 0.000																					

Los Angeles Dodgers @ Seattle Mariners
The Kingdome, Seattle, WA
Sun Jun 07 1998, 6:33 AM EDT
Att: 41,514 - Dome - 72 F

livebaseballscores.com

AB 39
R 4
H 13
RBI 4
BB 4
SO 6
LOB 30



Batter	1	2	3	4	5	6	7	8	9	AB	R	H	RBI	BB	SO	LOB	TOP										
Rickey Henderson, R OBP: 0.360, SLG: 0.366 (1, 8)	F9			G6-3		F8		G5-3		4	0	0	0	0	0	1											
Scott Spiezio, S OBP: 0.350, SLG: 0.432 (1, 4)	G6-3			1B		F7		F9		4	0	1	0	0	0	0											
Ben Grieve, L OBP: 0.408, SLG: 0.510 (1, 9)	F8			G5-4-3		L3				4	0	2	0	0	0	0											
Matt Stairs, L OBP: 0.395, SLG: 0.571 (1, 7)		K		G5-4-3		G6-4-3		K		4	0	1	0	0	2	3											
Mike Blowers, R OBP: 0.317, SLG: 0.431 (1, 5)		G4-3			HR	G6-4-3		K		4	1	1	1	0	1	2											
Jason Giambi, L OBP: 0.355, SLG: 0.412 Mike Fetters, R (7, 1)		K			K	G4-3				3	0	0	0	0	2	0											
Mike Macfarlane, R OBP: 0.337, SLG: 0.467 (1, 2)			L5		K			P4		3	0	0	0	0	1	0											
Miguel Tejada, R OBP: 0.349, SLG: 0.400 (1, 6)			F8					G5-3		3	0	2	0	0	0	0											
Jimmy Haynes, R (1, 1)								G5-3		1	0	0	0	0	1	0											
Mark Bellhorn, S OBP: 0.200, SLG: 0.222 Aaron Small, R (5, 1)					K					1	0	0	0	0	1	1											
Kevin Mitchell, R OBP: 0.327, SLG: 0.298 (7, 3)										1	0	0	0	0	0	1											
Inning Stats	R: 0 E: 0 K: 0 S: 7	H: 0 LOB: 0 BB: 0 P: 11	R: 0 E: 0 K: 2 S: 10	H: 0 LOB: 0 BB: 0 P: 16	R: 0 E: 0 K: 1 S: 6	H: 0 LOB: 0 BB: 0 P: 8	R: 0 E: 0 K: 0 S: 7	H: 2 LOB: 1 BB: 0 P: 12	R: 1 E: 0 K: 3 S: 14	H: 2 LOB: 1 BB: 0 P: 23	R: 0 E: 0 K: 0 S: 11	H: 0 LOB: 0 BB: 0 P: 18	R: 0 E: 0 K: 0 S: 7	H: 1 LOB: 0 BB: 0 P: 12	R: 0 E: 0 K: 0 S: 9	H: 1 LOB: 1 BB: 0 P: 16	R: 0 E: 0 K: 2 S: 13	H: 1 LOB: 1 BB: 0 P: 20	1B: 5 2B: 1 3B: 0 HR: 1	SF: 0 SAC: 0 DP: 2 HBP: 0	WP: 0 PB: 0 SB: 0 CS: 0	PA: 32					
PITCHER	IP	WLS	BF	H	R	ER	SO	BB	IBB	HBP	BLK	WP	HR	S	P	ERA	WHIP										
Chan Ho Park, R ERA: 4.4 (1, 1)	8.0	W	28	6	1	1	6	0	0	0	0	0	1	71	116	1.12	0.750										
Scott Radinsky, L ERA: 2.99 (9, 1)	1.0		4	1	0	0	2	0	0	0	0	0	0	13	20	0.00	1.000										

Oakland Athletics @ Los Angeles Dodgers
Dodger Stadium, Los Angeles, CA
Tue Jun 09 1998, 7:05 PM PDT
Att: 46,244 - Unknown - 66 F

AB 32
R 1
H 7
RBI 1
BB 0
SO 8
LOB 8



Batter	1	2	3	4	5	6	7	8	9	AB	R	H	RBI	BB	SO	LOB	BOTTOM										
Eric Young Sr., R OBP: 0.367, SLG: 0.372 Juan Castro, R OBP: 0.231, SLG: 0.271 (1, 4)	F9			K		F8		K		2	1	2	1	0	0	0											
Jose Vizcaino, S OBP: 0.318, SLG: 0.352 (1, 6)	E4					L5				4	1	2	1	0	0	2											
Gary Sheffield, R OBP: 0.430, SLG: 0.523 (1, 9)	P3			E		G5-3				3	0	1	0	1	0	2											
Eric Karros, R OBP: 0.348, SLG: 0.407 (1, 3)	F9			P4		F8		G6-3		4	0	0	0	0	0	6											
Raul Mondesi, R OBP: 0.308, SLG: 0.502 (1, 8)	S			F8		G6-3		1B		3	1	1	0	1	0	1											
Paul Konerko, R OBP: 0.280, SLG: 0.298 Roger Cedeno, S OBP: 0.386, SLG: 0.314 (7, FR)	F8			F8		G6-3		1B		4	0	1	0	0	0	1											
Bobby Bonilla, S OBP: 0.296, SLG: 0.367 (1, 5)				P6		G3-1		K		3	1	0	0	1	1	2											
Charles Johnson, R OBP: 0.297, SLG: 0.426 (1, 2)				F8				K		3	1	1	0	1	1	1											
Chan Ho Park, R OBP: 0.250, SLG: 0.393 Jim Eisenreich, L OBP: 0.283, SLG: 0.298 Scott Radinsky, L (9, 1)				SH3		SH5-4		L5		1	0	1	0	0	0	0											
Inning Stats	R: 3 E: 1 K: 0 S: 12	H: 1 LOB: 0 BB: 1 P: 24	R: 1 E: 0 K: 0 S: 12	H: 2 LOB: 2 BB: 1 P: 24	R: 0 E: 0 K: 0 S: 7	H: 1 LOB: 1 BB: 0 P: 10	R: 1 E: 0 K: 1 S: 14	H: 2 LOB: 3 BB: 2 P: 24	R: 0 E: 0 K: 0 S: 5	H: 0 LOB: 0 BB: 0 P: 8	R: 0 E: 0 K: 0 S: 7	H: 1 LOB: 1 BB: 0 P: 12	R: 0 E: 0 K: 1 S: 11	H: 2 LOB: 2 BB: 0 P: 13	R: 0 E: 0 K: 2 S: 11	H: 0 LOB: 0 BB: 0 P: 18	1B: 6 2B: 3 3B: 0 HR: 0	SF: 0 SAC: 2 DP: 0 HBP: 0	WP: 0 PB: 2 SB: 2 CS: 0	PA: 37							
PITCHER	IP	WLS	BF	H	R	ER	SO	BB	IBB	HBP	BLK	WP	HR	S	P	ERA	WHIP										
Jimmy Haynes, R ERA: 4.38 (1, 1)	4.0	L	22	6	5	2	1	3	0	0	0	0	0	45	82	4.50	2.250										
Aaron Small, R ERA: 6.23 (5, 1)	2.2		11	3	0	0	0	0	0	0	0	0	0	20	30	0.00	1.125										
Mike Fetters, R ERA: 4.03 (7, 1)	1.1		4	0	0	0	3	0	0	0	0	0	0	14	21	0.00	0.000										

Oakland Athletics @ Los Angeles Dodgers
Dodger Stadium, Los Angeles, CA
Tue Jun 09 1998, 7:05 PM PDT
Att: 46,244 - Unknown - 66 F

AB 31
R 5
H 9
RBI 2
BB 4
SO 4
LOB 18



Batter	1	2	3	4	5	6	7	8	9	AB	R	H	RBI	BB	SO	LOB	TOP					
Rickey Henderson, R OBP: 0.355, SLG: 0.360	F9		K			F9			K	4	0	0	0	0	2	1						
Scott Spiezio, S OBP: 0.344, SLG: 0.425	F9			F7		F9			E7	4	0	0	0	0	0	0						
Ben Grieve, L OBP: 0.403, SLG: 0.502	F9			F7			K		F7	4	0	0	0	0	1	1						
Matt Stairs, L OBP: 0.393, SLG: 0.565		F8		G4-3					K	4	0	1	0	0	1	1						
Mike Blowers, R OBP: 0.312, SLG: 0.423		K			G6-3				K	3	0	0	0	0	2	1						
Jason Giambi, L OBP: 0.351, SLG: 0.406		K			P6				G4-3	3	0	0	0	0	1	0						
Miguel Tejada, R OBP: 0.348, SLG: 0.381			E BB		G4-3				F9	2	0	0	0	1	0	0						
A.J. Hinch, R OBP: 0.293, SLG: 0.324			G4-3			P2				2	0	0	0	0	0	1						
Mike Macfarlane, R OBP: 0.343, SLG: 0.473										1	0	1	0	0	0	0						
Kenny Rogers, L OBP: 0.321, SLG: 0.292			K			K			G1-3	2	0	0	0	0	2	1						
Kevin Mitchell, R OBP: 0.321, SLG: 0.292										1	0	0	0	0	0	1						
Billy Taylor, R OBP: 0.351, SLG: 0.406										0	0	0	0	0	0	0						
Inning Stats	R: 0 E: 0 K: 0 S: 10	H: 0 LOB: 0 BB: 0 P: 15	R: 0 E: 0 K: 2 S: 9	H: 0 LOB: 0 BB: 0 P: 16	R: 0 E: 1 K: 2 S: 11	H: 0 LOB: 1 BB: 1 P: 18	R: 0 E: 0 K: 0 S: 3	H: 0 LOB: 0 BB: 0 P: 4	R: 0 E: 0 K: 0 S: 9	H: 0 LOB: 0 BB: 0 P: 13	R: 0 E: 0 K: 1 S: 8	H: 0 LOB: 0 BB: 0 P: 15	R: 0 E: 0 K: 2 S: 11	H: 1 LOB: 1 BB: 0 P: 17	R: 0 E: 0 K: 0 S: 8	H: 1 LOB: 1 BB: 0 P: 14	R: 0 E: 1 K: 2 S: 9	H: 0 LOB: 1 BB: 0 P: 13	1B: 2 2B: 0 3B: 0 HR: 0	SF: 0 SAC: 0 DP: 0 HBP: 0	WP: 0 PB: 0 SB: 0 CS: 0	PA: 31
PITCHER Ismael Valdez, R ERA: 4.67	IP: 9.0 WLS: W BF: 31 H: 2 R: 0 ER: 0 SO: 9 BB: 1 IBB: 0 HBP: 0 BLK: 0 WP: 0 HR: 0 S: 78 P: 125 ERA: 0.00 WHIP: 0.333															PITCHER	IP: 9.0 WLS: W BF: 31 H: 2 R: 0 ER: 0 SO: 9 BB: 1 IBB: 0 HBP: 0 BLK: 0 WP: 0 HR: 0 S: 78 P: 125 ERA: 0.00 WHIP: 0.333					

Oakland Athletics @ Los Angeles Dodgers
Dodger Stadium, Los Angeles, CA
Wed Jun 10 1998, 7:05 PM PDT
Att: 27,494 - Cloudy - 65 F

AB	30
R	0
H	2
RBI	0
BB	1
SO	9
LOB	7



Batter	1	2	3	4	5	6	7	8	9	AB	R	H	RBI	BB	SO	LOB	BOTTOM					
Jose Vizcaino, S OBP: 0.314, SLG: 0.347	G1-3		G6-3			F7				3	0	0	0	0	0	1						
Raul Mondesi, R OBP: 0.309, SLG: 0.500	E6					G6-3				3	0	1	1	0	0	0						
Gary Sheffield, R OBP: 0.425, SLG: 0.516	F9		G1-3			K				3	0	0	0	0	1	2						
Eric Karros, R OBP: 0.341, SLG: 0.399	G6-3				G2				G4-3	3	0	0	0	0	0	1						
Paul Konerko, R OBP: 0.271, SLG: 0.287		K								3	0	0	0	0	2	0						
Roger Cedeno, S OBP: 0.386, SLG: 0.314					F7				K	0	0	0	0	0	0	0						
Bobby Bonilla, S OBP: 0.291, SLG: 0.361	F7				K				G5-3	3	0	0	0	0	1	0						
Charles Johnson, R OBP: 0.298, SLG: 0.425		G5-3							K	3	0	1	0	0	1	0						
Juan Castro, R OBP: 0.236, SLG: 0.275			E1			G6-4-3				3	1	1	0	0	0	1						
Ismael Valdez, R OBP: 0.286, SLG: 0.240			SH2-4			G1-6-3			P4	2	0	0	0	0	0	0						
Inning Stats	R: 0 E: 1 K: 0 S: 9	H: 0 LOB: 1 BB: 0 P: 16	R: 0 E: 0 K: 1 S: 6	H: 0 LOB: 0 BB: 0 P: 9	R: 1 E: 1 K: 0 S: 11	H: 1 LOB: 1 BB: 0 P: 19	R: 0 E: 0 K: 1 S: 9	H: 0 LOB: 0 BB: 0 P: 13	R: 0 E: 0 K: 0 S: 4	H: 1 LOB: 0 BB: 0 P: 6	R: 0 E: 0 K: 1 S: 10	H: 0 LOB: 0 BB: 0 P: 15	R: 0 E: 0 K: 1 S: 7	H: 0 LOB: 0 BB: 0 P: 12	R: 0 E: 0 K: 1 S: 7	H: 1 LOB: 0 BB: 0 P: 10	R: 0 E: 0 K: 1 S: 7	H: 0 LOB: 0 BB: 0 P: 10	1B: 3 2B: 0 3B: 0 HR: 0	SF: 0 SAC: 1 DP: 1 HBP: 0	WP: 0 PB: 0 SB: 0 CS: 0	PA: 27
PITCHER Kenny Rogers, L ERA: 3.18	IP: 7.0 WLS: L BF: 24 H: 2 R: 1 ER: 0 SO: 4 BB: 0 IBB: 0 HBP: 0 BLK: 0 WP: 0 HR: 0 S: 56 P: 90 ERA: 0.00 WHIP: 0.286															PITCHER	IP: 7.0 WLS: L BF: 24 H: 2 R: 1 ER: 0 SO: 4 BB: 0 IBB: 0 HBP: 0 BLK: 0 WP: 0 HR: 0 S: 56 P: 90 ERA: 0.00 WHIP: 0.286					
Billy Taylor, R ERA: 2.67	IP: 1.0 WLS: 3 BF: 1 H: 0 R: 0 ER: 0 SO: 1 BB: 0 IBB: 0 HBP: 0 BLK: 0 WP: 0 HR: 0 S: 7 P: 10 ERA: 0.00 WHIP: 1.000															PITCHER	IP: 1.0 WLS: 3 BF: 1 H: 0 R: 0 ER: 0 SO: 1 BB: 0 IBB: 0 HBP: 0 BLK: 0 WP: 0 HR: 0 S: 7 P: 10 ERA: 0.00 WHIP: 1.000					

Oakland Athletics @ Los Angeles Dodgers
Dodger Stadium, Los Angeles, CA
Wed Jun 10 1998, 7:05 PM PDT
Att: 27,494 - Cloudy - 65 F

AB	26
R	1
H	3
RBI	1
BB	0
SO	5
LOB	5



Batter	1	2	3	4	5	6	7	8	9	AB	R	H	RBI	BB	SO	LOB	TOP										
Neft Perez, S (1, 6) OBP: 0.318, SLG: 0.390										3	1	2	0	0	0	1	Colorado Rockies @ Los Angeles Dodgers Dodger Stadium, Los Angeles, CA Fri Jun 12 1998, 7:05 PM PDT Att: 39,163 - Cloudy - 61 F										
1 Curtis Goodwin, L (1, 8) OBP: 0.347, SLG: 0.329										3	0	0	0	0	1	2											
Dante Bichette, R (1, 7) OBP: 0.354, SLG: 0.509										4	0	0	0	0	2												
Larry Walker, L (1, 9) OBP: 0.404, SLG: 0.554										4	0	2	1	0	0	0											
Vinny Castilla, R (1, 5) OBP: 0.353, SLG: 0.589										4	0	0	0	0	2	2											
17 Todd Helton, L (1, 3) OBP: 0.346, SLG: 0.462										3	0	0	0	0	0	0											
3 Mike Lansing, R (1, 4) OBP: 0.293, SLG: 0.317										3	0	0	0	0	1	0											
Jeff Reed, L (1, 2) OBP: 0.364, SLG: 0.433										3	0	1	0	0	0	0											
Darryl Kile, R (1, 1) OBP: 0.273, SLG: 0.313										3	0	1	0	0	2	1											
Inning Stats	R: 1 E: 0 K: 1 S: 10	H: 2 LOB: 1 BB: 0 P: 15	R: 0 E: 0 K: 0 S: 4	H: 0 LOB: 0 BB: 0 P: 6	R: 0 E: 0 K: 1 S: 6	H: 1 LOB: 0 BB: 0 P: 9	R: 0 E: 0 K: 0 S: 5	H: 0 LOB: 0 BB: 0 P: 7	R: 0 E: 0 K: 0 S: 5	H: 1 LOB: 1 BB: 0 P: 9	R: 0 E: 0 K: 0 S: 7	H: 0 LOB: 0 BB: 0 P: 9	R: 0 E: 0 K: 2 S: 11	H: 1 LOB: 1 BB: 0 P: 19	R: 0 E: 0 K: 2 S: 15	H: 1 LOB: 1 BB: 0 P: 20	1B: 5 2B: 1 3B: 0 HR: 0	SF: 0 SAC: 2 DP: 1 HBP: 0	WP: 0 PB: 0 SB: 0 CS: 0	PA: 32							
PITCHER	IP	WLS	BF	H	R	ER	SO	BB	IBB	HBP	BLK	WP	HR	S	P	ERA	WHIP										
Dave Milcki, R (1, 1) ERA: 5.56	8.0	W	28	5	1	1	4	0	0	0	0	0	0	53	81	1.12	0.625										
Antonio Osuna, R (9, 1) ERA: 2.25	0.2		2	0	0	0	1	0	0	0	0	0	0	8	12	0.00	0.000										
Scott Radinsky, L (9, 1) ERA: 2.59	0.0	S	1	1	0	0	0	0	0	0	0	0	0	4	5	∞	∞										
Greg McMichael, R (9, 1) ERA: 3.75	0.1	S	1	0	0	0	1	0	0	0	0	0	0	3	3	0.00	0.000										

Batter	1	2	3	4	5	6	7	8	9	AB	R	H	RBI	BB	SO	LOB	BOTTOM										
Eric Young Sr., R (1, 4) OBP: 0.365, SLG: 0.383										4	1	1	1	0	0	1	Colorado Rockies @ Los Angeles Dodgers Dodger Stadium, Los Angeles, CA Fri Jun 12 1998, 7:05 PM PDT Att: 39,163 - Cloudy - 61 F										
Jose Vizcaino, S (1, 6) OBP: 0.305, SLG: 0.340										4	0	0	0	0	2	1											
Gary Sheffield, R (1, 9) OBP: 0.422, SLG: 0.509										3	0	0	0	1	2	0											
Eric Karros, R (1, 3) OBP: 0.341, SLG: 0.393										2	0	0	0	0	0	0											
Raul Mondesi, R (1, 8) OBP: 0.309, SLG: 0.510										3	1	1	1	0	0	3											
Jim Eisenreich, L (1, 7) OBP: 0.284, SLG: 0.299										3	0	1	0	0	1	0											
Antonio Osuna, R (9, 1)										0	0	0	0	0	0	0											
Scott Radinsky, L (9, 1)										0	0	0	0	0	0	0											
Greg McMichael, R (9, 1)										0	0	0	0	0	0	0											
Roger Cedeno, S (9, 7) OBP: 0.386, SLG: 0.314										0	0	0	0	0	0	0											
Bobby Bonilla, S (1, 5) OBP: 0.292, SLG: 0.361										3	0	1	0	0	1	0											
Charles Johnson, R (1, 2) OBP: 0.294, SLG: 0.418										3	0	0	0	0	1	2											
Dave Milcki, R (1, 1) OBP: 0.300, SLG: 0.278										2	0	1	0	0	0	0											
Thomas Howard, S (8, PH) OBP: 0.224, SLG: 0.344										1	0	0	0	0	0	0											
Inning Stats	R: 0 E: 0 K: 2 S: 10	H: 0 LOB: 0 BB: 0 P: 14	R: 0 E: 0 K: 0 S: 7	H: 0 LOB: 0 BB: 0 P: 10	R: 0 E: 0 K: 0 S: 6	H: 0 LOB: 0 BB: 0 P: 11	R: 0 E: 0 K: 1 S: 5	H: 0 LOB: 0 BB: 0 P: 8	R: 1 E: 0 K: 0 S: 9	H: 3 LOB: 1 BB: 0 P: 12	R: 0 E: 0 K: 0 S: 8	H: 1 LOB: 3 BB: 1 P: 16	R: 0 E: 0 K: 3 S: 9	H: 0 LOB: 0 BB: 0 P: 12	R: 1 E: 0 K: 1 S: 9	H: 1 LOB: 0 BB: 0 P: 16	1B: 2 2B: 1 3B: 0 HR: 2	SF: 0 SAC: 0 DP: 1 HBP: 1	WP: 1 PB: 0 SB: 0 CS: 0	PA: 30							
PITCHER	IP	WLS	BF	H	R	ER	SO	BB	IBB	HBP	BLK	WP	HR	S	P	ERA	WHIP										
Darryl Kile, R (1, 1) ERA: 4.25	8.0	L	30	5	2	2	7	1	0	1	0	1	2	63	99	2.25	0.750										

AB	30
R	1
H	6
RBI	1
BB	0
SO	6
LOB	8

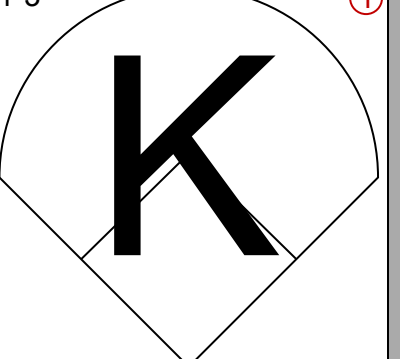
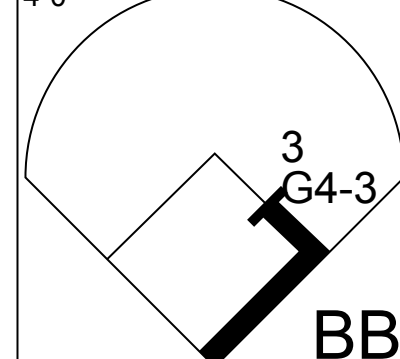
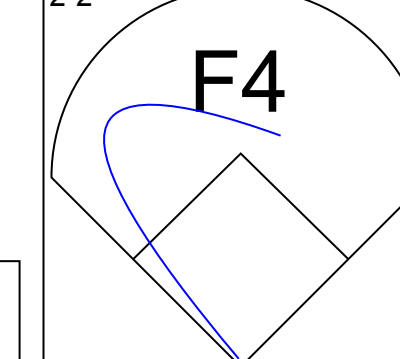
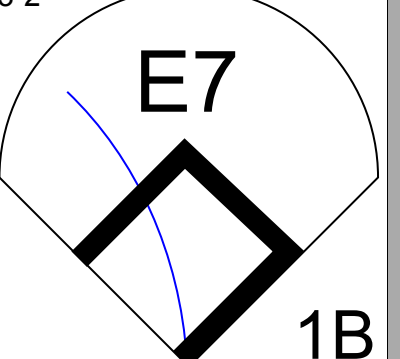
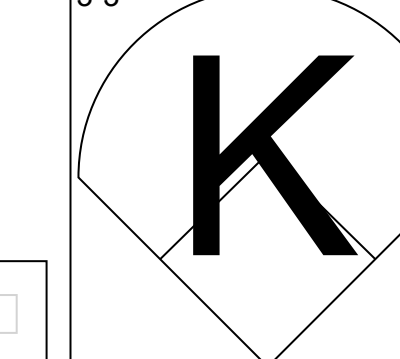
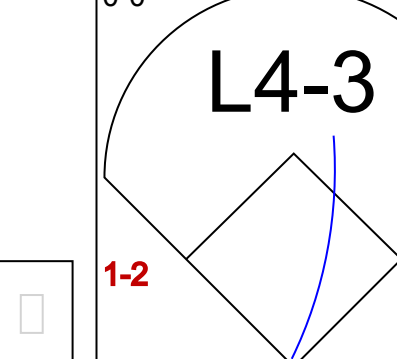
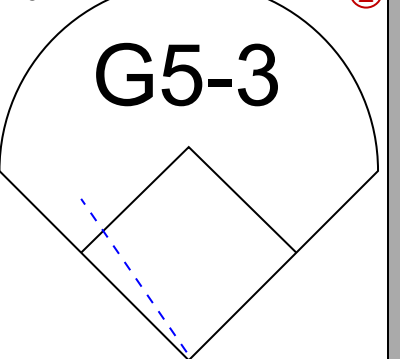
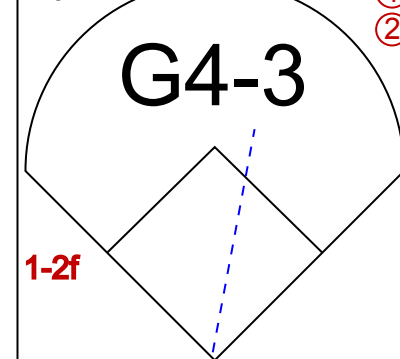
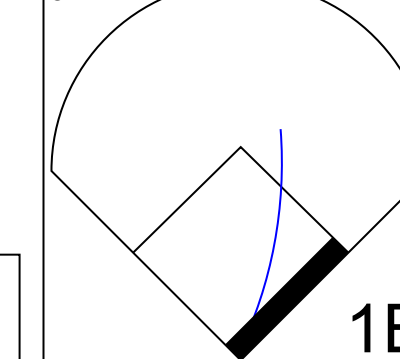
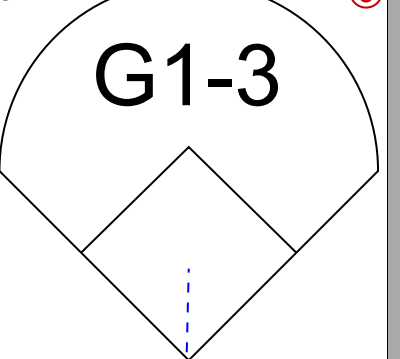
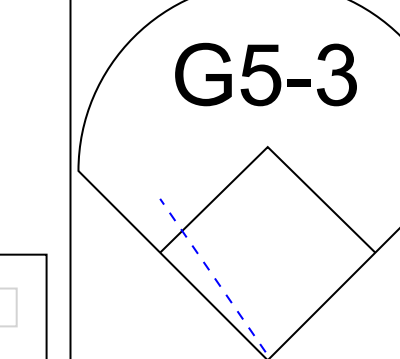
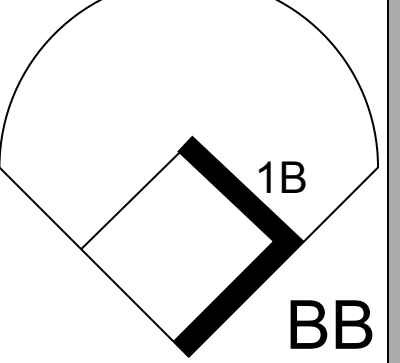

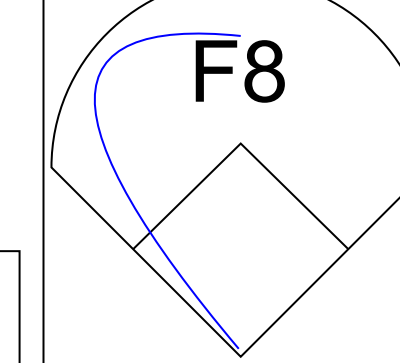
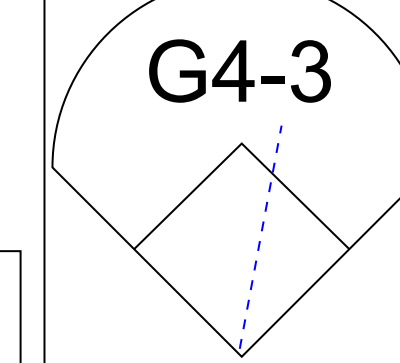
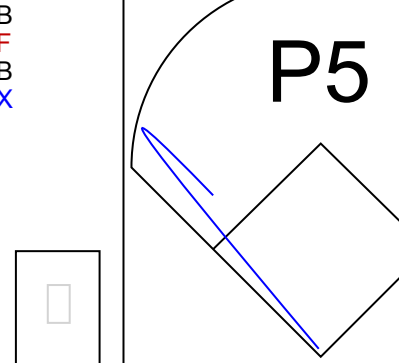
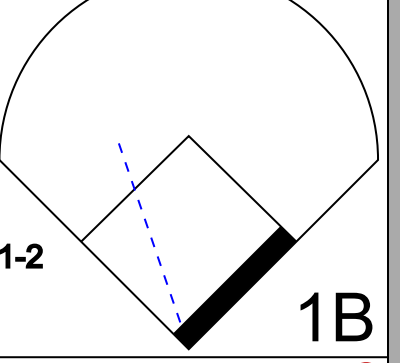
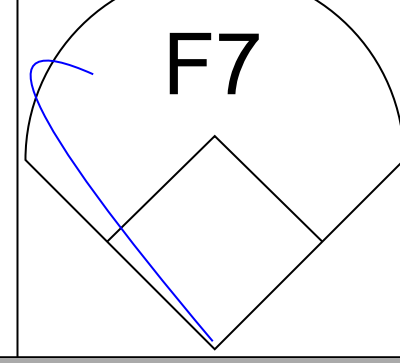
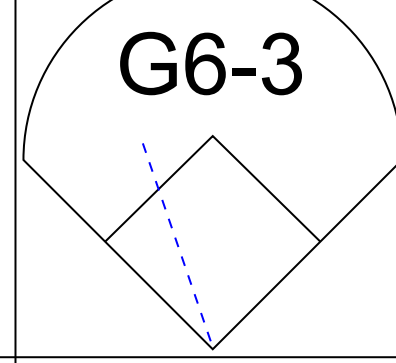
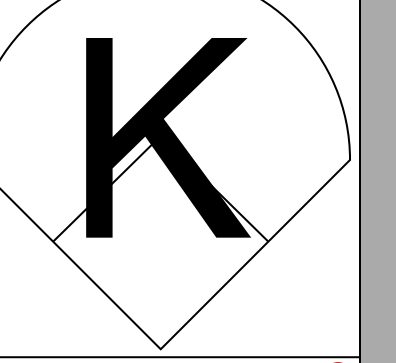
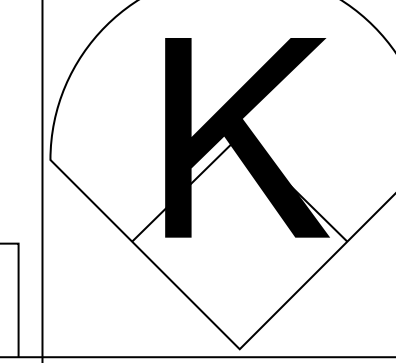

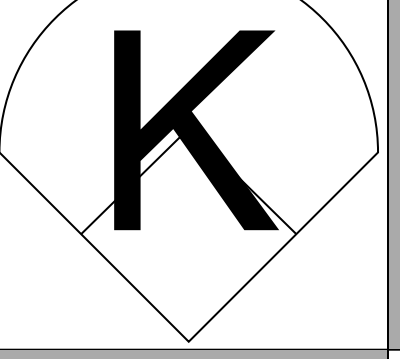
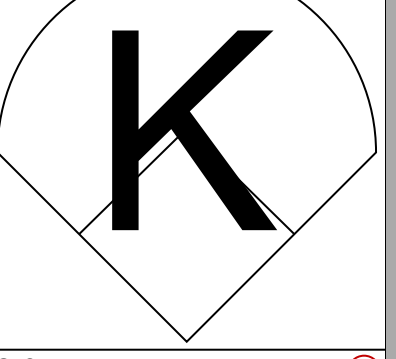
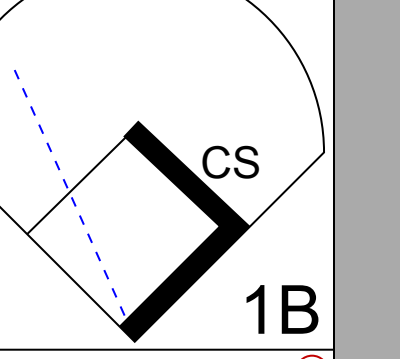
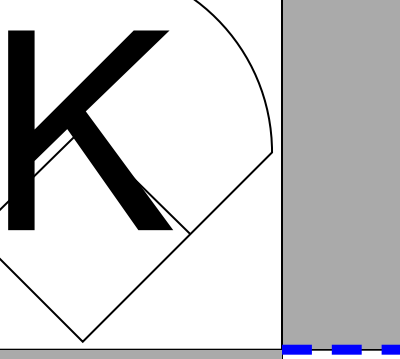
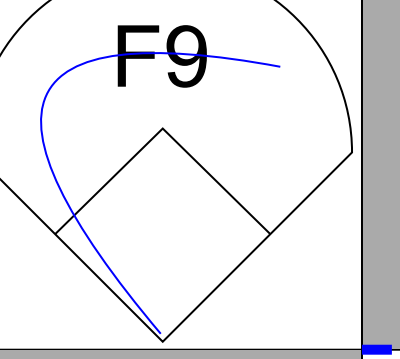
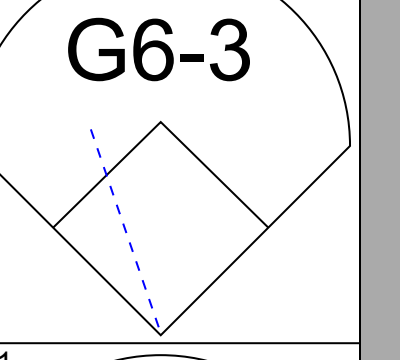

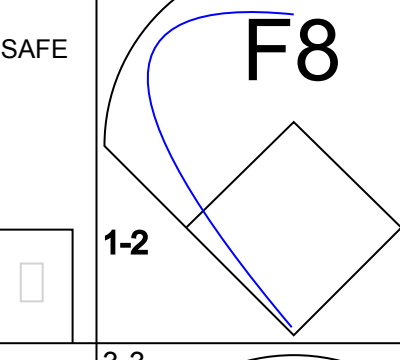
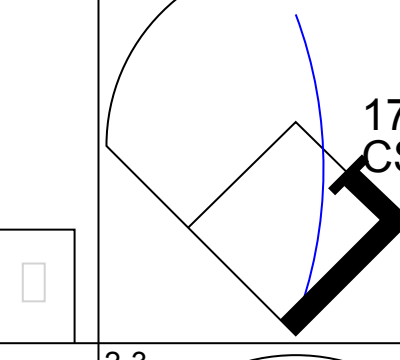
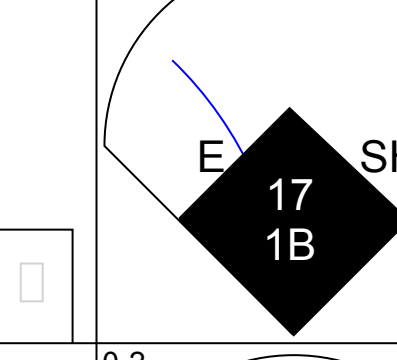
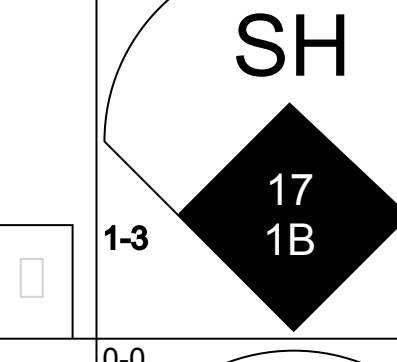
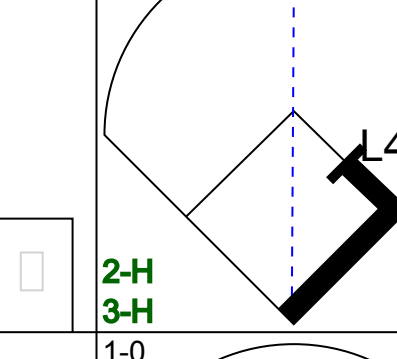
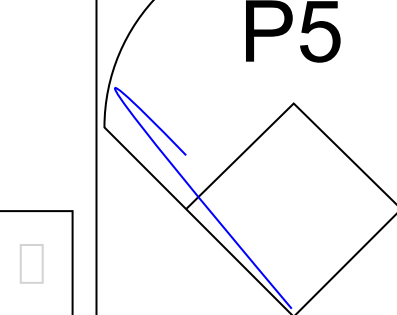



Batter	1	2	3	4	5	6	7	8	9	AB	R	H	RBI	BB	SO	LOB	TOP										
Neft Perez, S (1, 6) OBP: 0.320, SLG: 0.389										3	1	1	0	1	0	0	Colorado Rockies @ Los Angeles Dodgers Dodger Stadium, Los Angeles, CA Sat Jun 13 1998, 7:05 PM PDT Att: 38,417 - Unknown - 76 F										
7 Kurt Abbott, R (1, 4) OBP: 0.319, SLG: 0.381 Jason Bates, S (7, 4) OBP: 0.321, SLG: 0.244										3	0	0	0	0	1	3											
Larry Walker, L (1, 9) OBP: 0.413, SLG: 0.578										3	2	3	2	1	0	0											
Dante Bichette, R (1, 7) OBP: 0.353, SLG: 0.505 1 Curtis Goodwin, L (8, 8) OBP: 0.347, SLG: 0.329										4	1	1	0	0	1	3											
Ellis Burks, R (1, 8) OBP: 0.335, SLG: 0.498										2	0	0	0	1	0	1											
Vinny Castilla, R (1, 5) OBP: 0.355, SLG: 0.588										4	0	2	2	0	1	3											
17 Todd Helton, L (1, 3) OBP: 0.340, SLG: 0.453										4	0	0	0	0	3	6											
Jeff Reed, L (1, 2) OBP: 0.352, SLG: 0.417										4	0	0	0	0	1	2											
Jamey Wright, R (1, 1) OBP: 0.125, SLG: 0.125 Curt Leskanic, R (6, 1) OBP: 0.366, SLG: 0.375 John Vander Wal, L (7, PH) OBP: 0.350, SLG: 0.375 Dave Veres, R (7, 1) OBP: 0.350, SLG: 0.500 Greg Colbrunn, R (9, PH) OBP: 0.340, SLG: 0.425 Jerry Dipoto, R (9, 1)										2	0	1	0	0	0	0											
Inning Stats	R: 3 E: 0 K: 2 S: 10	H: 3 LOB: 2 BB: 1 P: 15	R: 0 E: 0 K: 1 S: 5	H: 0 LOB: 0 BB: 0 P: 5	R: 0 E: 0 K: 0 S: 2	H: 0 LOB: 0 BB: 1 P: 6	R: 0 E: 0 K: 1 S: 5	H: 0 LOB: 0 BB: 0 P: 5	R: 0 E: 1 K: 0 S: 3	H: 1 LOB: 0 BB: 0 P: 3	R: 1 E: 0 K: 2 S: 9	H: 2 LOB: 1 BB: 0 P: 9	R: 0 E: 0 K: 1 S: 5	H: 0 LOB: 0 BB: 0 P: 5	R: 0 E: 0 K: 1 S: 6	H: 1 LOB: 3 BB: 2 P: 14		R: 0 E: 0 K: 1 S: 6	H: 1 LOB: 1 BB: 0 P: 6	1B: 6 2B: 1 3B: 1 HR: 1	SF: 0 SAC: 1 DP: 0 HBP: 1	WP: 0 PB: 0 SB: 2 CS: 1	PA: 38				
PITCHER	IP	WLS	BF	H	R	ER	SO	BB	IBB	HBP	BLK	WP	HR	S	P	ERA	WHIP										
37 Darren Dreifort, R (1, 1) ERA: 3.74	6.0	L	25	6	4	4	6	2	0	1	0	0	1	34	43	6.00	1.333										
Jim Bruske, R (7, 1) ERA: 2.99	1.1		7	1	0	0	1	2	0	0	0	0	0	7	15	0.00	2.250										
Mark Guthrie, L (8, 1) ERA: 2.22	1.2		6	1	0	0	2	0	0	0	0	0	0	10	10	0.00	0.600										

Batter	1	2	3	4	5	6	7	8	9	AB	R	H	RBI	BB	SO	LOB	BOTTOM										
Eric Young Sr., R (1, 4) OBP: 0.364, SLG: 0.380										4	1	1	0	0	0	0	Colorado Rockies @ Los Angeles Dodgers Dodger Stadium, Los Angeles, CA Sat Jun 13 1998, 7:05 PM PDT Att: 38,417 - Unknown - 76 F										
Jose Vizcaino, S (1, 6) OBP: 0.311, SLG: 0.343										4	1	2	0	0	1	0											
Gary Sheffield, R (1, 9) OBP: 0.420, SLG: 0.502										3	0	0	0	1	0	1											
Eric Karros, R (1, 3) OBP: 0.351, SLG: 0.395										2	0	1	1	2	0	0											
Bobby Bonilla, S (1, 5) OBP: 0.296, SLG: 0.360										3	0	1	1	1	0	3											
Paul Konerko, R (1, 7) OBP: 0.283, SLG: 0.278 Jim Bruske, R (7, 1) ERA: 2.99										3	0	0	0	0	1	4											
Mark Guthrie, R (8, 1) ERA: 2.22 Jim Eisenreich, L (9, PH) OBP: 0.282, SLG: 0.296										0	0	0	0	0	0	0											
Charles Johnson, R (1, 2) OBP: 0.290, SLG: 0.412										3	0	0	0	0	1	2											
Roger Cedeno, S (1, 8) OBP: 0.372, SLG: 0.301										3	0	0	0	0	1	0											
37 Darren Dreifort, R (1, 1) OBP: 0.192, SLG: 0.160 Thomas Howard, S (6, PH) OBP: 0.217, SLG: 0.333										1	0	0	0	0	0	0											
Inning Stats	R: 0 E: 0 K: 0 S: 3	H: 1 LOB: 0 BB: 0 P: 3	R: 0 E: 0 K: 1 S: 4	H: 0 LOB: 1 BB: 2 P: 12	R: 0 E: 0 K: 0 S: 3	H: 0 LOB: 0 BB: 0 P: 3	R: 0 E: 0 K: 1 S: 6	H: 1 LOB: 0 BB: 0 P: 6	R: 0 E: 0 K: 1 S: 5	H: 0 LOB: 0 BB: 0 P: 5	R: 2 E: 0 K: 0 S: 5	H: 2 LOB: 2 BB: 2 P: 13	R: 0 E: 0 K: 1 S: 5	H: 0 LOB: 0 BB: 0 P: 5	R: 0 E: 0 K: 0 S: 3	H: 0 LOB: 0 BB: 0 P: 3	R: 0 E: 0 K: 0 S: 3	H: 1 LOB: 0 BB: 0 P: 3	1B: 5 2B: 1 3B: 0 HR: 0	SF: 0 SAC: 0 DP: 2 HBP: 0	WP: 0 PB: 0 SB: 1 CS: 0	PA: 33					
PITCHER	IP	WLS	BF	H	R	ER	SO	BB	IBB	HBP	BLK	WP	HR	S	P	ERA	WHIP										
Jamey Wright, R (1, 1) ERA: 5.72	5.1	W	21	4	2	2	3	3	0	0	0	0	0	24	36	3.38	1.312										
Curt Leskanic, R (6, 1) ERA: 4.78	0.2		3	0	0	0	0	1	0	0	0	0	0	2	6	0.00	1.500										
Dave Veres, R (7, 1) ERA: 3.67	2.0		6	0	0	0	1	0	0	0	0	0	0	8	8	0.00	0.000										
Jerry Dipoto, R (9, 1) ERA: 2.79	1.0	S	3	1	0	0	0	0	0	0	0	0	0	3	3	0.00	1.000										

AB 32
R 4
H 8
RBI 4
BB 4
SO 9
LOB 19


AB 29
R 2
H 5
RBI 2
BB 4
SO 4
LOB 11

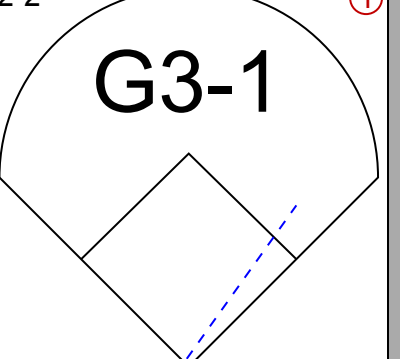
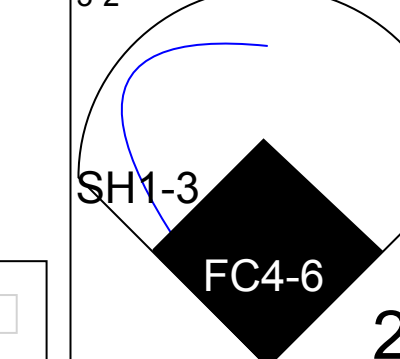
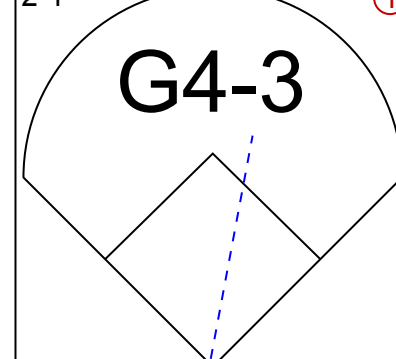
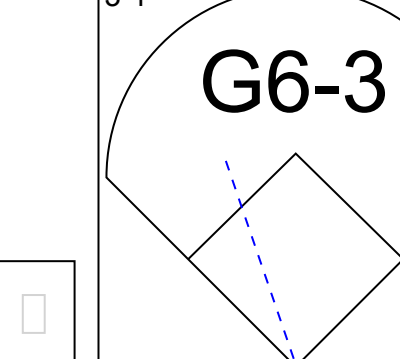
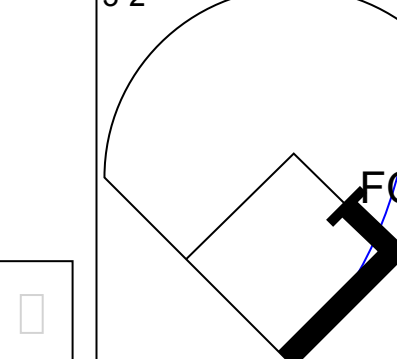
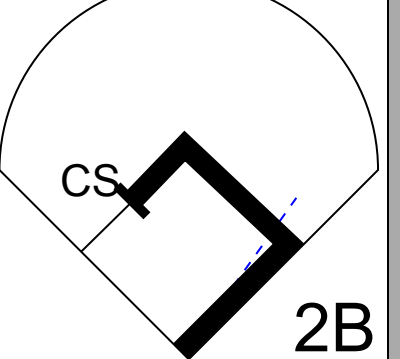
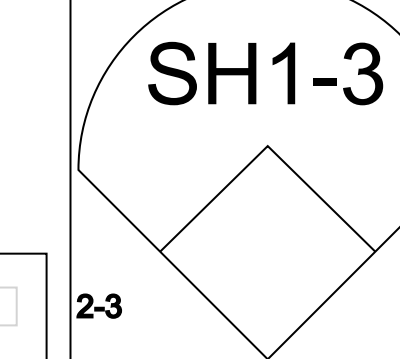
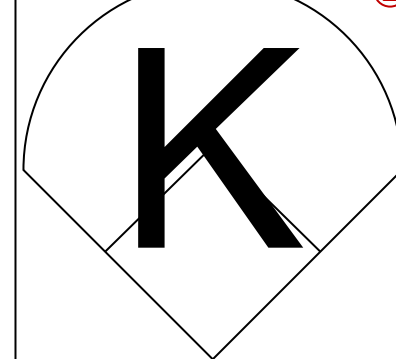
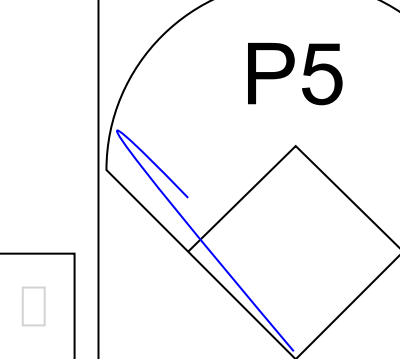
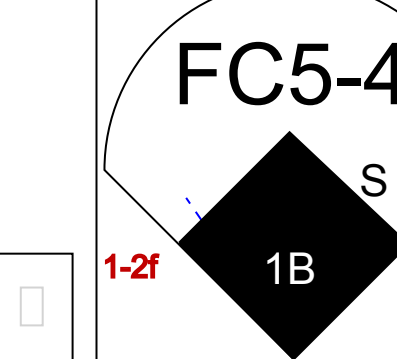
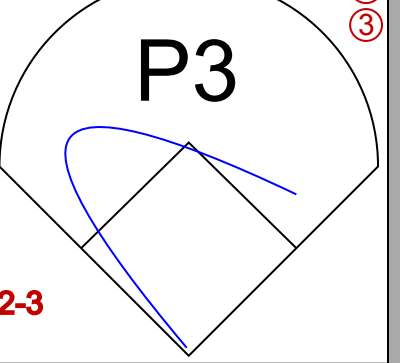
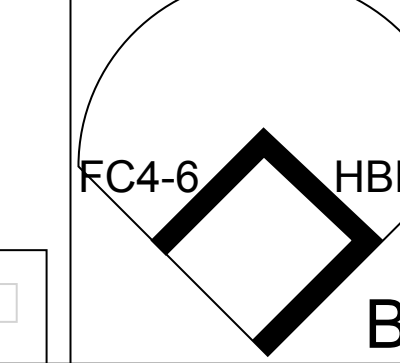
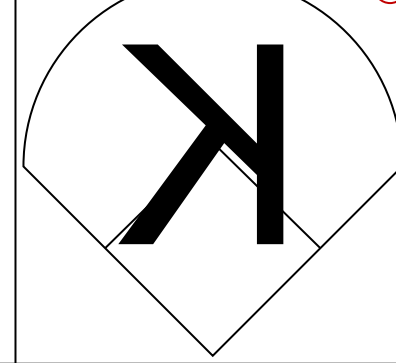
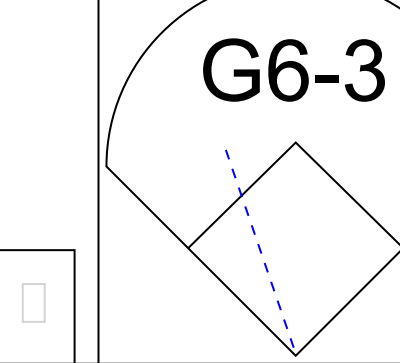
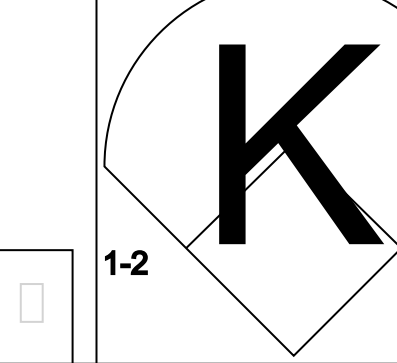
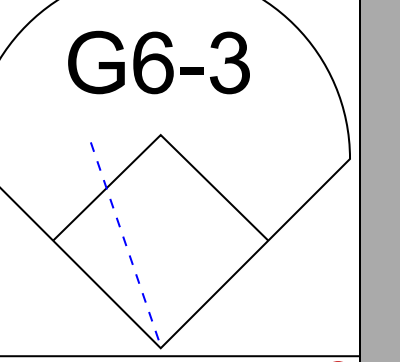
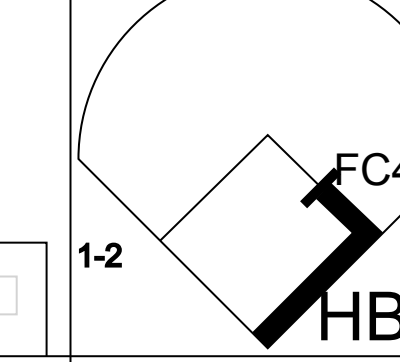
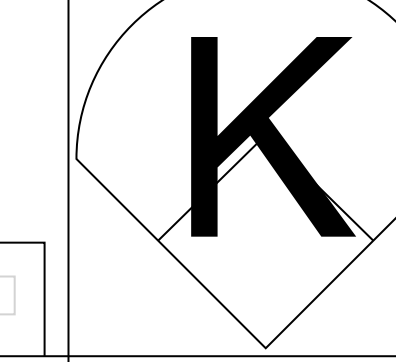
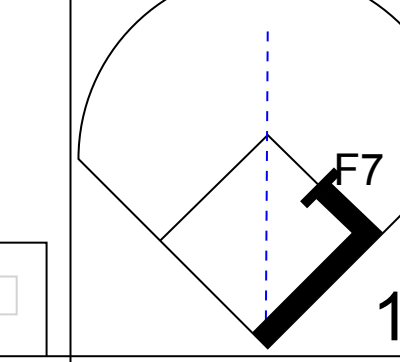
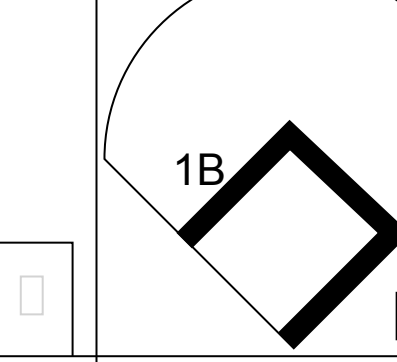
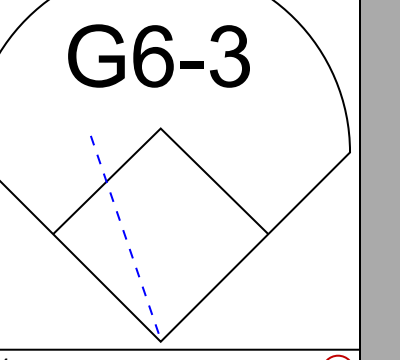
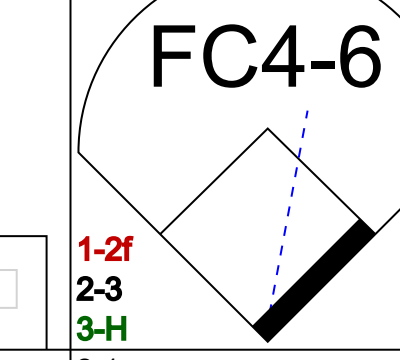
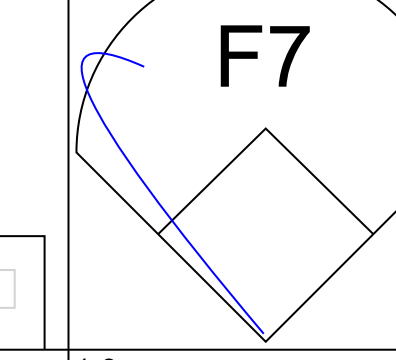
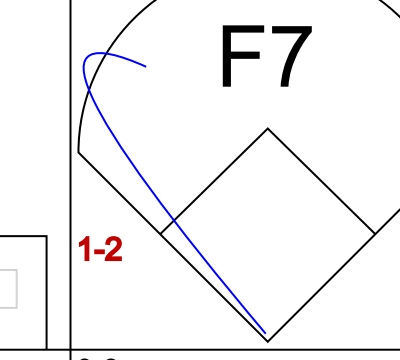
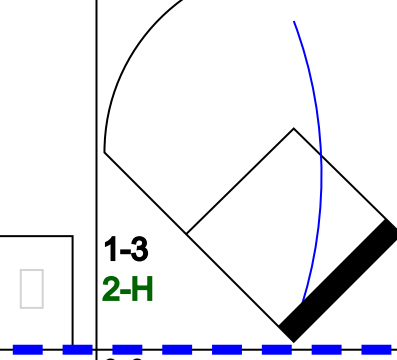
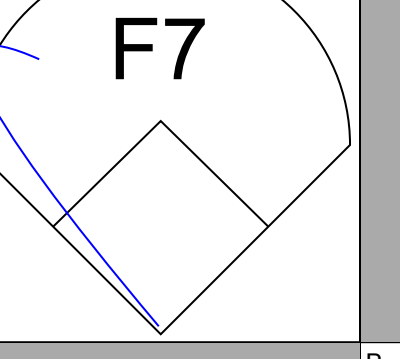
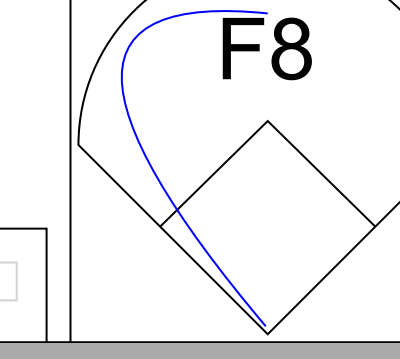
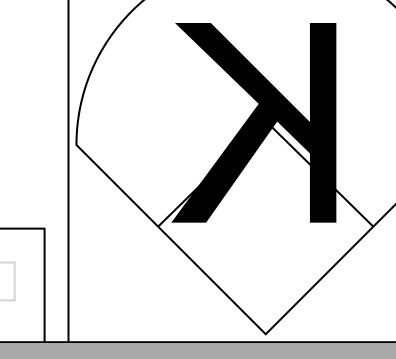
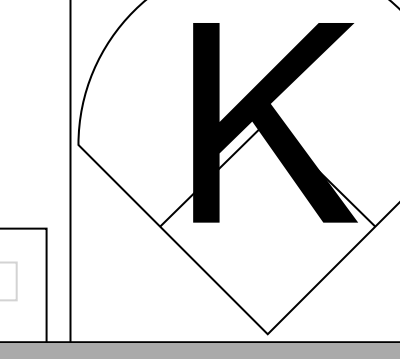
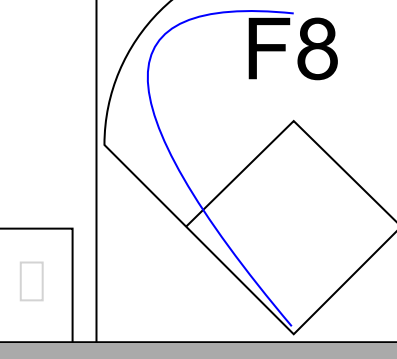
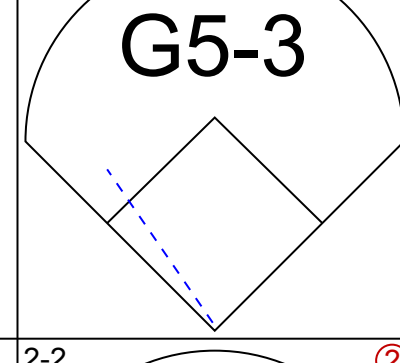
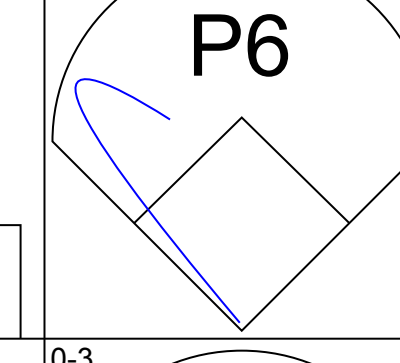
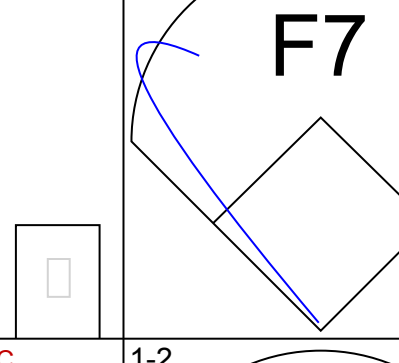
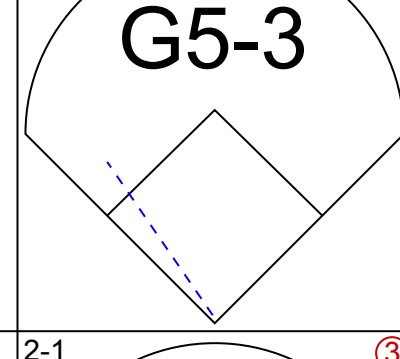
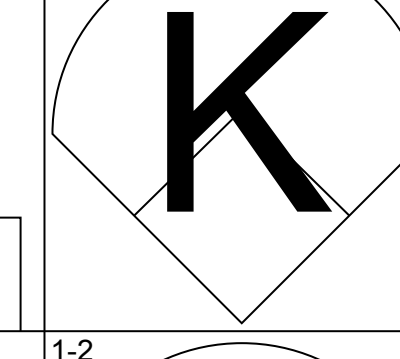
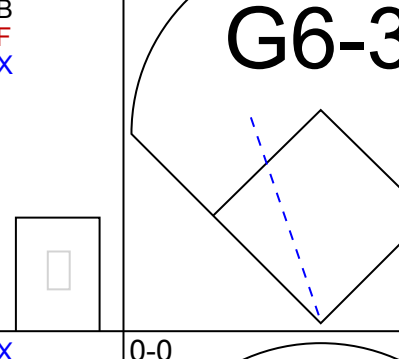
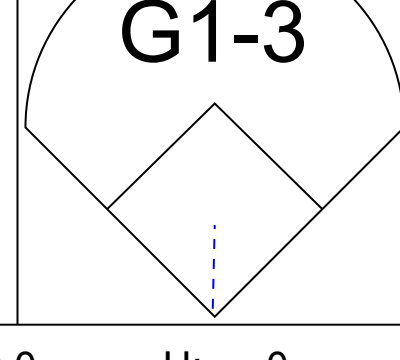
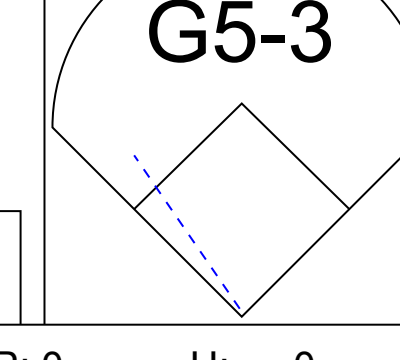
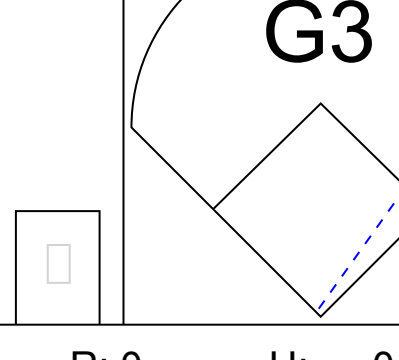
Batter	1	2	3	4	5	6	7	8	9	10	11	12	AB	R	H	RBI	BB	SO	LOB	TOP				
Nelfi Perez, S OBP: 0.320, SLG: 0.385 (1, 6)													5	0	1	0	1	2	1					
3 Mike Lansing, R OBP: 0.291, SLG: 0.315 Dave Veres, R OBP: 0.500, SLG: 0.500 Mike DeJean, R OBP: 0.500, SLG: 0.500 Jerry Dipoto, R OBP: 0.500, SLG: 0.500 Chuck McElroy, L OBP: 0.500, SLG: 0.500														5	0	1	0	0	0	2				
Larry Walker, L OBP: 0.413, SLG: 0.585 (1, 9)														4	1	1	1	1	0	1				
Dante Bichette, R OBP: 0.350, SLG: 0.500 (1, 7)														5	0	1	0	0	2	0				
Elis Burks, R OBP: 0.332, SLG: 0.491 (1, 8)														5	0	1	0	0	3	2				
Vinny Castilla, R OBP: 0.350, SLG: 0.585 (1, 5)														5	1	2	0	0	1	1				
John Vander Wal, L OBP: 0.385, SLG: 0.390 Greg Colburn, R OBP: 0.345, SLG: 0.418 1 Curtis Goodwin, L OBP: 0.344, SLG: 0.326 Jeff Reed, L OBP: 0.352, SLG: 0.417														1	0	1	0	1	0	0				
Kirt Manwaring, R OBP: 0.372, SLG: 0.349 17 Todd Helton, L OBP: 0.342, SLG: 0.453 (9, 3)														1	0	0	0	1	1					
Pedro Astacio, R OBP: 0.214, SLG: 0.154 Jason Bates, S OBP: 0.309, SLG: 0.234 (10, 4)														2	0	0	0	1	1	2				
														2	0	0	0	0	1	1				
Inning Stats	R: 0 E: 0 K: 2 S: 10	H: 1 LOB: 2 BB: 1 P: 18	R: 0 E: 0 K: 2 S: 11	H: 0 LOB: 1 BB: 1 P: 19	R: 1 E: 0 K: 0 S: 4	H: 1 LOB: 0 BB: 1 P: 12	R: 0 E: 0 K: 0 S: 9	H: 1 LOB: 1 BB: 0 P: 11	R: 0 E: 0 K: 0 S: 10	H: 1 LOB: 1 BB: 0 P: 17	R: 0 E: 0 K: 1 S: 11	H: 0 LOB: 0 BB: 0 P: 13	R: 0 E: 0 K: 2 S: 9	H: 1 LOB: 1 BB: 0 P: 16	R: 0 E: 0 K: 2 S: 8	H: 0 LOB: 0 BB: 0 P: 15	R: 0 E: 0 K: 1 S: 8	H: 0 LOB: 0 BB: 0 P: 12	R: 2 E: 1 K: 0 S: 8	H: 2 LOB: 0 BB: 0 P: 9	1B: 8 2B: 2 3B: 0 HR: 1	SF: 0 SAC: 1 DP: 3 HBP: 0	WP: 0 PB: 0 SB: 0 CS: 3	PA: 46
PITCHER	IP 4.2	WLS 2	BF 20	H 4	R 1	ER 1	SO 6	BB 3	IBB 0	HBP 0	BLK 0	WP 0	HR 1	S 43	P 76	ERA 1.93	WHIP 1.500							
Ramon Martinez, R ERA: 2.83	2.0	8	2	0	0	2	1	0	0	0	0	0	0	19	33	0.00	1.500							
Dennys Reyes, L ERA: 3.65	1.1	4	0	0	0	2	0	0	0	0	0	0	0	11	19	0.00	0.000							
Greg McMichael, R ERA: 3.55	3.0	9	1	0	0	5	0	0	0	0	0	0	0	25	43	0.00	0.333							
Antonio Osuna, R ERA: 2.03	1.0	L	5	2	2	1	0	0	0	0	0	0	0	8	9	9.00	2.000							
Scott Radinsky, L ERA: 2.84																								

Colorado Rockies @ Los Angeles Dodgers
Dodger Stadium, Los Angeles, CA
Sun Jun 14 1998, 3:33 AM PDT
Att. 41,964 - Sunny - 76 F

livebaseballscorecards.com

AB 41
R 3
H 9
RBI 3
BB 4
SO 15
LOB 15



Batter	1	2	3	4	5	6	7	8	9	10	11	12	AB	R	H	RBI	BB	SO	LOB	BOTTOM						
Eric Young Sr., R OBP: 0.364, SLG: 0.385 (1, 4)														5	1	2	0	0	0							
Jose Vizcaino, S OBP: 0.310, SLG: 0.346 (1, 6)														4	1	1	0	0	1	1						
Raul Mondesi, R OBP: 0.307, SLG: 0.502 (1, 8)														4	0	0	0	1	2	2						
Eric Karros, R OBP: 0.354, SLG: 0.394 Roger Cedeno, S OBP: 0.379, SLG: 0.301 (10, 7)														3	0	1	0	0	1	0						
Jim Eisenreich, L OBP: 0.278, SLG: 0.291 (11, 3)														5	0	1	2	0	0	3						
Bobby Bonilla, S OBP: 0.289, SLG: 0.351 (1, 5)														5	0	0	0	0	2	5						
Thomas Howard, S OBP: 0.219, SLG: 0.329 (1, 9)														4	0	1	0	0	0	0						
Charles Johnson, R OBP: 0.284, SLG: 0.404 (1, 2)														4	0	0	0	0	1	1						
Ramon Martinez, R Dennys Reyes, R Greg McMichael, R Paul Konerko, R Antonio Osuna, R Alex Cora, L Scott Radinsky, L														1	0	0	0	0	0	0						
Inning Stats	R: 0 E: 0 K: 0 S: 11	H: 1 LOB: 0 BB: 0 P: 18	R: 0 E: 0 K: 0 S: 4	H: 0 LOB: 0 BB: 0 P: 9	R: 0 E: 0 K: 0 S: 7	H: 0 LOB: 0 BB: 0 P: 12	R: 1 E: 0 K: 0 S: 10	H: 1 LOB: 1 BB: 1 P: 25	R: 0 E: 0 K: 1 S: 6	H: 0 LOB: 0 BB: 0 P: 8	R: 0 E: 0 K: 2 S: 10	H: 0 LOB: 0 BB: 0 P: 16	R: 0 E: 0 K: 1 S: 7	H: 0 LOB: 0 BB: 0 P: 9	R: 0 E: 0 K: 0 S: 7	H: 0 LOB: 0 BB: 0 P: 13	R: 0 E: 0 K: 1 S: 7	H: 1 LOB: 1 BB: 0 P: 9	R: 0 E: 0 K: 0 S: 6	H: 0 LOB: 0 BB: 0 P: 7	R: 1 E: 0 K: 1 S: 13	H: 2 LOB: 2 BB: 1 P: 26	1B: 4 2B: 2 3B: 0 HR: 0	SF: 0 SAC: 1 DP: 1 HBP: 1	WP: 0 PB: 0 SB: 1 CS: 1	PA: 42
PITCHER	IP 9.0	WLS 30	BF 3	H 1	R 1	ER 1	SO 6	BB 1	IBB 0	HBP 1	BLK 0	WP 0	HR 0	S 72	P 123	ERA 1.00	WHIP 0.444									
Pedro Astacio, R ERA: 2.28	1.0	3	1	0	0	0	0	0	0	0	0	0	0	7	9	0.00	1.000									
Dave Veres, R ERA: 3.57	1.0	W	3	0	0	0	0	0	0	0	0	0	0	6	7	0.00	0.000									
Mike DeJean, R ERA: 2.36	0.2	5	2	1	1	1	1	1	0	0	0	0	0	12	25	13.50	4.500									
Jerry Dipoto, R ERA: 3.03	0.1	S	1	0	0	0	0	0	0	0	0	0	0	1	1	0.00	0.000									
Chuck McElroy, L ERA: 1.41																										

Colorado Rockies @ Los Angeles Dodgers
Dodger Stadium, Los Angeles, CA
Sun Jun 14 1998, 3:33 AM PDT
Att. 41,964 - Sunny - 76 F

livebaseballscorecards.com

AB 38
R 2
H 6
RBI 2
BB 2
SO 8
LOB 12



Batter	1	2	3	4	5	6	7	8	9	AB	R	H	RBI	BB	SO	LOB	TOP				
Roger Cedeno, S OBP: 0.381, SLG: 0.296	4-1 BB HR BB	1-0 G4-3			0-0 G4-3			1-2 G4-3 2B 1B		3	2	1	0	1	0	2					
Jose Vizcaino, S OBP: 0.305, SLG: 0.336	0-0 F8	0-0 G6-3			3-3 K			2-2 G4-3 1-3		4	0	0	0	0	1	4					
Gary Sheffield, R OBP: 0.431, SLG: 0.517	4-1 HR BB		2-2 G6-3		4-2 PO BB			4-0 2B IBB		1	2	0	0	3	0	0					
Eric Karros, R OBP: 0.348, SLG: 0.404	1-0 HR		2-0 G6-3		0-0 PO	3-2 L8		0-0 2B		4	1	2	5	0	0	0					
Paul Konerko, R Alex Cora, L	1-1 G6-3		3-3 K		2-1 FC4-6 1B			1-3 K		4	0	1	0	0	2	1					
Thomas Howard, S	1-1 G4-3			1-0 FC5-4 1B	1-1 FC4-6 PO			0-0 P6		4	0	1	0	0	0	2					
Charles Johnson, R		1-0 2B 1B		2-2 FC5-4 FC4 1-2	0-0 PO		0-0 G6-3		1-3 K	4	0	1	0	0	1	1	AB 32				
Juan Castro, R		1-1 2B		0-0 FC4 1-2			1-0 L9		2-3 K	4	0	1	0	0	1	1	R 5				
Dave Milcki, R		1-0 G6-3		0-2 F9			0-1 G6-3		0-1 G6-3	4	0	0	0	0	0	3	H 7				
Inning Stats	R: 3 E: 0 K: 0 S: 8	H: 1 LOB: 0 BB: 2 P: 19	R: 0 E: 0 K: 0 S: 6	H: 2 LOB: 2 BB: 0 P: 10	R: 0 E: 0 K: 1 S: 7	H: 0 LOB: 0 BB: 0 P: 14	R: 0 E: 0 K: 0 S: 9	H: 1 LOB: 1 BB: 0 P: 11	R: 0 E: 0 K: 1 S: 6	H: 0 LOB: 0 BB: 1 P: 13	R: 0 E: 0 K: 0 S: 10	H: 1 LOB: 0 BB: 0 P: 16	R: 0 E: 0 K: 0 S: 4	H: 0 LOB: 0 BB: 0 P: 5	R: 2 E: 0 K: 1 S: 13	H: 2 LOB: 1 BB: 1 P: 21	R: 0 E: 0 K: 2 S: 8	H: 0 LOB: 0 BB: 0 P: 11	1B: 4 2B: 2 3B: 0 HR: 1	SF: 0 SAC: 0 DP: 0 HBP: 0	WP: 0 PA: 38 PB: 0 SB: 1 CS: 0
PITCHER	IP WLS BF H R ER SO BB IBB HBP BLK WP HR S P ERA WHIP	IP WLS BF H R ER SO BB IBB HBP BLK WP HR S P ERA WHIP	IP WLS BF H R ER SO BB IBB HBP BLK WP HR S P ERA WHIP	IP WLS BF H R ER SO BB IBB HBP BLK WP HR S P ERA WHIP	IP WLS BF H R ER SO BB IBB HBP BLK WP HR S P ERA WHIP	IP WLS BF H R ER SO BB IBB HBP BLK WP HR S P ERA WHIP	IP WLS BF H R ER SO BB IBB HBP BLK WP HR S P ERA WHIP	IP WLS BF H R ER SO BB IBB HBP BLK WP HR S P ERA WHIP	IP WLS BF H R ER SO BB IBB HBP BLK WP HR S P ERA WHIP	IP WLS BF H R ER SO BB IBB HBP BLK WP HR S P ERA WHIP	IP WLS BF H R ER SO BB IBB HBP BLK WP HR S P ERA WHIP	IP WLS BF H R ER SO BB IBB HBP BLK WP HR S P ERA WHIP	IP WLS BF H R ER SO BB IBB HBP BLK WP HR S P ERA WHIP	IP WLS BF H R ER SO BB IBB HBP BLK WP HR S P ERA WHIP	IP WLS BF H R ER SO BB IBB HBP BLK WP HR S P ERA WHIP	IP WLS BF H R ER SO BB IBB HBP BLK WP HR S P ERA WHIP	IP WLS BF H R ER SO BB IBB HBP BLK WP HR S P ERA WHIP	IP WLS BF H R ER SO BB IBB HBP BLK WP HR S P ERA WHIP	IP WLS BF H R ER SO BB IBB HBP BLK WP HR S P ERA WHIP	IP WLS BF H R ER SO BB IBB HBP BLK WP HR S P ERA WHIP	IP WLS BF H R ER SO BB IBB HBP BLK WP HR S P ERA WHIP

Los Angeles Dodgers @ Colorado Rockies
Coors Field, Denver, CO
Thu Jun 18 1998, 7:05 PM MDT
Att: 48,092 - Unknown - 73 F

AB 32
R 5
H 7
RBI 5
BB 4
SO 5
LOB 14



Batter	1	2	3	4	5	6	7	8	9	AB	R	H	RBI	BB	SO	LOB	BOTTOM				
Neif Perez, S	0-1 G4-6-3 1B		1-0 G4-3		3-2 1B			1-2 F9		4	0	2	0	0	0	3					
3 Mike Lansing, R	0-1 G4-6-3 1-2		1-1 G4-3		2-2 F7			1-3 K		4	0	0	0	0	1	3					
Dante Bichette, R	1-1 G6-3			0-1 L5		0-0 G3		3-2 P3		4	0	0	0	0	0	0					
Vinny Castilla, R		1-1 G6-3		0-0 G3-1 2B		1-0 G6-3		2-1 G6-3		4	0	1	0	0	0	0					
17 Todd Helton, L		3-2 F7		1-0 G3-1		2-3 K			1-1 G4-6-3 1B	4	0	1	0	0	1	1					
Ellis Burks, R		0-0 1B		4-2 FC5-4 BB			0-0 G5-3		0-1 G4-6-3 1-2	3	0	1	0	1	0	1					
Jeff Reed, L		1-3 K		1-1 FC5-4 1-2			2-2 FC5-4 1B		0-2 P6	4	0	1	0	0	1	3	AB 31				
1 Curtis Goodwin, L			1-1 G4-3 SH3-4 1B		1-0 L6		1-0 FC5-4 BB			3	0	1	0	0	0	1	R 0				
Jamey Wright, R			0-0 SH3-4		0-3 K		4-1 BB			1	0	0	0	0	1	0	H 7				
John Vander Wal, L										0	0	0	0	1	0	0	RBI 0				
Dave Veres, R										0	0	0	0	0	0	0	BB 2				
Curt Leskanic, R										0	0	0	0	0	0	0	SO 4				
Inning Stats	R: 0 E: 0 K: 0 S: 6	H: 1 LOB: 1 BB: 0 P: 7	R: 0 E: 0 K: 1 S: 10	H: 1 LOB: 0 BB: 0 P: 15	R: 0 E: 0 K: 0 S: 6	H: 1 LOB: 1 BB: 0 P: 9	R: 0 E: 0 K: 0 S: 9	H: 1 LOB: 2 BB: 1 P: 15	R: 0 E: 0 K: 1 S: 10	H: 0 LOB: 0 BB: 0 P: 9	R: 0 E: 0 K: 0 S: 10	H: 1 LOB: 2 BB: 1 P: 18	R: 0 E: 0 K: 1 S: 9	H: 0 LOB: 0 BB: 0 P: 15	R: 0 E: 0 K: 0 S: 7	H: 1 LOB: 0 BB: 0 P: 8	1B: 6 2B: 1 3B: 0 HR: 0	SF: 0 SAC: 1 DP: 2 HBP: 0	WP: 0 PA: 34 PB: 0 SB: 0 CS: 0		
PITCHER	IP WLS BF H R ER SO BB IBB HBP BLK WP HR S P ERA WHIP	IP WLS BF H R ER SO BB IBB HBP BLK WP HR S P ERA WHIP	IP WLS BF H R ER SO BB IBB HBP BLK WP HR S P ERA WHIP	IP WLS BF H R ER SO BB IBB HBP BLK WP HR S P ERA WHIP	IP WLS BF H R ER SO BB IBB HBP BLK WP HR S P ERA WHIP	IP WLS BF H R ER SO BB IBB HBP BLK WP HR S P ERA WHIP	IP WLS BF H R ER SO BB IBB HBP BLK WP HR S P ERA WHIP	IP WLS BF H R ER SO BB IBB HBP BLK WP HR S P ERA WHIP	IP WLS BF H R ER SO BB IBB HBP BLK WP HR S P ERA WHIP	IP WLS BF H R ER SO BB IBB HBP BLK WP HR S P ERA WHIP	IP WLS BF H R ER SO BB IBB HBP BLK WP HR S P ERA WHIP	IP WLS BF H R ER SO BB IBB HBP BLK WP HR S P ERA WHIP	IP WLS BF H R ER SO BB IBB HBP BLK WP HR S P ERA WHIP	IP WLS BF H R ER SO BB IBB HBP BLK WP HR S P ERA WHIP	IP WLS BF H R ER SO BB IBB HBP BLK WP HR S P ERA WHIP	IP WLS BF H R ER SO BB IBB HBP BLK WP HR S P ERA WHIP	IP WLS BF H R ER SO BB IBB HBP BLK WP HR S P ERA WHIP	IP WLS BF H R ER SO BB IBB HBP BLK WP HR S P ERA WHIP	IP WLS BF H R ER SO BB IBB HBP BLK WP HR S P ERA WHIP	IP WLS BF H R ER SO BB IBB HBP BLK WP HR S P ERA WHIP	IP WLS BF H R ER SO BB IBB HBP BLK WP HR S P ERA WHIP

Los Angeles Dodgers @ Colorado Rockies
Coors Field, Denver, CO
Thu Jun 18 1998, 7:05 PM MDT
Att: 48,092 - Unknown - 73 F

AB 31
R 0
H 7
RBI 0
BB 2
SO 4
LOB 12




Batter	1	2	3	4	5	6	7	8	9	10	AB	R	H	RBI	BB	SO	LOB				
Roger Cedeno, S (1, 7) OBP: 0.382, SLG: 0.302	1-0 FC6-5 1B		0-1 HR 1B			2-3 FC3-2			1-0 G6-3		5	1	2	0	0	1	3				
Jose Vizcaino, S (1, 6) OBP: 0.300, SLG: 0.329	0-3 K		1-3 K			0-0 F7			0-1 G4-3		5	0	0	0	0	2	5				
Gary Sheffield, R (1, 9) OBP: 0.431, SLG: 0.538	3-2 FC6-5		0-0 HR			2-1 3B			1-2 G4-3		4	1	2	2	0	0	1				
Thomas Howard, S (7, 9) OBP: 0.215, SLG: 0.316	2-3 K		1-H HR			0-0 F9			1-1 HR		1	0	0	0	0	0	0				
Eric Karros, R (1, 3) OBP: 0.344, SLG: 0.415	0-0 F9		0-3 K			0-0 F9			1-1 HR		5	1	1	1	0	1	2				
Raul Mondesi, R (1, 8) OBP: 0.314, SLG: 0.511		1-0 G6-3				1-0 1B			0-3 K		5	0	1	0	0	2	0				
Paul Konerko, R (1, 5) OBP: 0.261, SLG: 0.274		3-2 1B				1-0 P6			0-3 K		4	1	2	0	0	0	1				
Alex Cora, L (8, 4)		1-2 1B				2-2 1B			1-2 F7		1	0	0	0	0	0	0				
Tom Prince, R (1, 2) OBP: 0.286, SLG: 0.207		2-2 L7				0-3 K					4	0	1	0	0	1	2				
Juan Castro, R (1, 4) OBP: 0.246, SLG: 0.338		0-0 G5-3				3-1 1B					4	0	2	0	0	0	1				
37 Darren Dreifort, R (1, 1) OBP: 0.207, SLG: 0.179						1-2 1B					3	0	1	1	0	1	2				
Greg McMichael, R (8, 1)						1-3 K					0	0	0	0	0	0	0				
Scott Radinsky, L (8, 1)						0-0 FC3-2					0	0	0	0	0	0	0				
Jim Eisenreich, L (9, PH) OBP: 0.263, SLG: 0.275						1-2 1B					1	0	0	0	0	0	0				
Antonio Osuna, R (9, 1)						1-2 1B					0	0	0	0	0	0	0				
Inning Stats	R: 0 E: 0 K: 1 S: 8	H: 1 LOB: 1 BB: 0 P: 12	R: 0 E: 0 K: 0 S: 8	H: 1 LOB: 1 BB: 0 P: 14	R: 2 E: 0 K: 2 S: 11	H: 2 LOB: 0 BB: 0 P: 11	R: 0 E: 0 K: 2 S: 13	H: 2 LOB: 2 BB: 0 P: 19	R: 0 E: 0 K: 1 S: 7	H: 0 LOB: 0 BB: 0 P: 10	R: 0 E: 0 K: 0 S: 5	H: 0 LOB: 0 BB: 0 P: 10	R: 0 E: 0 K: 0 S: 9	H: 0 LOB: 0 BB: 0 P: 11	R: 1 E: 0 K: 1 S: 9	H: 1 LOB: 0 BB: 0 P: 12	1B: 9 2B: 0 3B: 1 HR: 2	SF: 0 SAC: 0 DP: 0 HBP: 0	WP: 0 PB: 0 SB: 1 CS: 0	PA: 42	
PITCHER	IP 7.0	WLS 3	BF 32	H 11	R 3	ER 3	SO 7	BB 0	IBB 0	HBP 0	BLK 0	WP 0	HR 1	S 68	P 98	ERA 3.86	WHIP 1.571				
Pedro Astacio, R (1, 1) ERA: 6.1	1.0	3	0	0	0	0	0	0	0	0	0	0	0	5	10	0.00	0.000				
Mike DeJean, R (8, 1) ERA: 2.17	1.1	4	0	0	0	0	0	0	0	0	0	0	0	10	13	0.00	0.000				
Chuck McElroy, L (9, 1) ERA: 1.3	0.2	L	3	1	1	1	1	0	0	0	0	0	1	8	10	13.50	1.500				
Jerry Dipoto, R (10, 1) ERA: 3.73																					

TOP

Los Angeles Dodgers @ Colorado Rockies
Coors Field, Denver, CO

Fri Jun 19 1998, 7:05 PM MDT
Att: 48,120 - Unknown - 88 F

AB	42
R	4
H	12
RBI	4
BB	0
SO	8
LOB	17




Batter	1	2	3	4	5	6	7	8	9	10	AB	R	H	RBI	BB	SO	LOB							
Neifi Perez, S (1, 6) OBP: 0.319, SLG: 0.378	4-2 SH5-4 1B BB					1-0 B1			0-0 F8		4	1	0	0	1	1	2							
1 Curtis Goodwin, L (1, 8) OBP: 0.324, SLG: 0.305	0-0 SH5-4		0-1 B1-3			1-1 G4-3			2-2 G4-3		4	0	0	0	0	1	0							
Dante Bichette, R (1, 9) OBP: 0.348, SLG: 0.485	1-0 17 BB 1B HBP		1-1 F8			0-2 F7			1-0 L7		4	0	1	0	0	0	0							
7 Kurt Abbott, R (10, PR) OBP: 0.312, SLG: 0.372	1-2 1B		0-0 F8			1-1 F7			1-1 1B		0	0	0	0	0	0	0							
Vinny Castilla, R (1, 5) OBP: 0.344, SLG: 0.558	0-3 K		0-0 G5-3			1-1 FC6-4 1B			0-0 2B 1B		5	1	2	0	0	2	3							
Ellis Burks, R (1, 7) OBP: 0.339, SLG: 0.506	3-1 17 BB 1B					1-1 FC6-4			1-2 1B 2B		4	1	2	1	0	1	1							
17 Todd Helton, L (1, 3) OBP: 0.346, SLG: 0.454	4-2 1B					1-2 1B			1-3 1B 2B		2	0	2	0	1	0	0							
Greg Colbrunn, R (8, PH) OBP: 0.351, SLG: 0.442	1-2 2-3 BB					2-2 G4-6-3 1B			3-2 G4-3 2B		1	0	1	2	0	0	0							
Jason Bates, S (1, 4) OBP: 0.288, SLG: 0.216	2-2 G5					1-2 G4-6-3			2-2 G4-3		4	0	0	0	0	0	5							
Kirt Manwaring, R (1, 2) OBP: 0.348, SLG: 0.324		1-0 G5-3				0-3 K			3-2 CS		2	0	0	0	0	1	0							
Jeff Reed, L (7, PH) OBP: 0.346, SLG: 0.393		0-0 G4-3				1-2 K			2-1 G4-3		2	0	0	0	0	1	1							
Pedro Astacio, R (1, 1) OBP: 0.200, SLG: 0.143		0-0 G4-3				3-2 G4-3			4-2 BB		2	0	0	0	0	0	0							
John Vander Wal, L (7, PH) OBP: 0.400, SLG: 0.381											0	0	0	0	1	0	0							
Mike DeJean, R (8, 1)											0	0	0	0	0	0	0							
Chuck McElroy, L (9, 1)											1	0	0	0	0	1	0							
Jerry Dipoto, R (10, 1)											0	0	0	0	0	0	0							
Inning Stats	R: 1 E: 0 K: 1 S: 14	H: 1 LOB: 3 BB: 2 P: 28	R: 0 E: 0 K: 0 S: 5	H: 0 LOB: 0 BB: 0 P: 8	R: 0 E: 0 K: 0 S: 5	H: 0 LOB: 0 BB: 0 P: 6	R: 0 E: 0 K: 1 S: 10	H: 1 LOB: 0 BB: 0 P: 14	R: 0 E: 0 K: 1 S: 7	H: 0 LOB: 0 BB: 0 P: 11	R: 0 E: 0 K: 0 S: 10	H: 1 LOB: 1 BB: 0 P: 13	R: 0 E: 0 K: 1 S: 15	H: 1 LOB: 2 BB: 1 P: 24	R: 2 E: 0 K: 0 S: 16	H: 3 LOB: 0 BB: 0 P: 24	R: 0 E: 0 K: 1 S: 7	H: 0 LOB: 0 BB: 0 P: 10	R: 0 E: 0 K: 3 S: 13	H: 1 LOB: 1 BB: 0 P: 18	1B: 6 2B: 2 3B: 0 HR: 0	SF: 0 SAC: 1 DP: 1 HBP: 1	WP: 0 PB: 0 SB: 0 CS: 1	PA: 41
PITCHER	IP 7.0	WLS 4	BF 28	H 4	R 1	ER 2	SO 4	BB 3	IBB 0	HBP 1	BLK 0	WP 0	HR 0	S 66	P 104	ERA 1.29	WHIP 1.000							
37 Darren Dreifort, R (1, 1) ERA: 3.55	0.2	4	2	2	2	0	0	0	0	0	0	0	0	9	13	27.00	3.000							
Greg McMichael, R (8, 1) ERA: 3.9	0.1	1	1	0	0	0	0	0	0	0	0	0	0	7	11	0.00	3.000							
Scott Radinsky, L (8, 1) ERA: 2.57	2.0	W	7	1	0	0	4	0	0	0	0	0	0	20	28	0.00	0.500							
Antonio Osuna, R (9, 1) ERA: 1.87																								

BOTTOM

Los Angeles Dodgers @ Colorado Rockies
Coors Field, Denver, CO

Fri Jun 19 1998, 7:05 PM MDT
Att: 48,120 - Unknown - 88 F

AB	35
R	3
H	8
RBI	3
BB	3
SO	8
LOB	12



Batter	1	2	3	4	5	6	7	8	9	AB	R	H	RBI	BB	SO	LOB	TOP					
Roger Cedeno, S OBP: 0.384, SLG: 0.323	G4-3 HR 2B		K					K	G4-3	5	1	2	0	0	2	2	Los Angeles Dodgers @ Colorado Rockies Coors Field, Denver, CO Sun Jun 21 1998, 3:33 AM MDT Att: 48,186 - Cloudy - 73 F					
Jose Vizcaino, S OBP: 0.311, SLG: 0.338 Alex Cora, L (3, 6)	G4-3		CS					F9		2	0	1	0	0	0	1						
Gary Sheffield, R OBP: 0.429, SLG: 0.533 Matt Luke, L OBP: 0.313, SLG: 0.488	HR		F8					G4-3		3	1	0	0	1	1	1						
Eric Karros, R OBP: 0.353, SLG: 0.458	HR		CS					P4	1B	4	3	3	4	0	0	0						
Raul Mondesi, R OBP: 0.304, SLG: 0.495	L8							F7	L4	4	0	0	0	0	0	1						
Paul Konerko, R OBP: 0.252, SLG: 0.257	CS							P4	F9	3	0	0	0	1	0	1						
Charles Johnson, R OBP: 0.282, SLG: 0.390 Will Brunson, L (7, 1) Tom Prince, R OBP: 0.300, SLG: 0.265	CS	G6-3						FC4-6 1B	1B	3	0	1	0	0	0	0						
Juan Castro, R OBP: 0.273, SLG: 0.338			P9					F8	1B	4	0	1	1	0	1	1						
Chan Ho Park, R OBP: 0.250, SLG: 0.375 Greg McMichael, R (6, 1) Paul Lo Duca, R OBP: 0.500, SLG: 0.500 (7, 2)	G3-1							FC4-6	1B	2	0	0	0	0	1	0						
								1-2	1B	2	0	1	1	0	0	1						
Inning Stats	R: 3 E: 0 K: 0 S: 9	H: 2 LOB: 0 BB: 2 P: 18	R: 0 E: 0 K: 0 S: 5	H: 0 LOB: 0 BB: 0 P: 7	R: 0 E: 0 K: 1 S: 9	H: 1 LOB: 0 BB: 0 P: 13	R: 1 E: 0 K: 0 S: 6	H: 1 LOB: 0 BB: 0 P: 9	R: 0 E: 0 K: 2 S: 12	H: 0 LOB: 1 BB: 0 P: 17	R: 0 E: 0 K: 1 S: 6	H: 1 LOB: 1 BB: 0 P: 8	R: 0 E: 0 K: 0 S: 11	H: 1 LOB: 1 BB: 0 P: 17	R: 0 E: 0 K: 1 S: 8	H: 0 LOB: 0 BB: 0 P: 12	R: 2 E: 0 K: 0 S: 16	H: 4 LOB: 2 BB: 0 P: 20	1B: 7 2B: 1 3B: 0 HR: 2	SF: 0 SAC: 0 DP: 0 HBP: 0	WP: 0 PB: 0 SB: 1 CS: 2	PA: 39
PITCHER Bobby Jones, L ERA: 5.62	IP: 9.0 WLS: W BF: 37 H: 10 R: 6 ER: 6 SO: 5 BB: 2 IBB: 0 HBP: 0 BLK: 0 WP: 0 HR: 2 S: 82 P: 121 ERA: 6.00 WHIP: 1.333											PITCHER	IP: 9.0 WLS: W BF: 37 H: 10 R: 6 ER: 6 SO: 5 BB: 2 IBB: 0 HBP: 0 BLK: 0 WP: 0 HR: 2 S: 82 P: 121 ERA: 6.00 WHIP: 1.333									

Batter	1	2	3	4	5	6	7	8	9	AB	R	H	RBI	BB	SO	LOB	BOTTOM			
Neftali Perez, S OBP: 0.319, SLG: 0.375	K	E8 1B		P2				G6-3		5	2	2	2	0	1	0	Los Angeles Dodgers @ Colorado Rockies Coors Field, Denver, CO Sun Jun 21 1998, 3:33 AM MDT Att: 48,186 - Cloudy - 73 F			
Jeff Barry, S OBP: 0.400, SLG: 0.333	G4-3	1B						G5-4-3 1B		3	0	1	1	1	0	0				
Dante Bichette, R OBP: 0.351, SLG: 0.494	F9							G5-4-3		5	1	2	5	0	0	1				
Vinny Castilla, R OBP: 0.351, SLG: 0.557								HR		3	1	1	0	0	2	2				
Ellis Burks, R OBP: 0.351, SLG: 0.526		3 1B						FC3-6		3	1	1	1	1	1	1				
17 Todd Helton, L OBP: 0.345, SLG: 0.450		G5-3						G4-3		4	1	1	0	0	1	2				
3 Mike Lansing, R OBP: 0.293, SLG: 0.324		1B						G4-3		4	2	2	2	0	1	1				
Kirt Manwaring, R OBP: 0.355, SLG: 0.324		E						SH		3	2	2	0	1	1	0				
Bobby Jones, R OBP: 0.118, SLG: 0.176		B2						SH		3	1	0	0	0	1	3				
								HR		1	0	0	0	1	3					
Inning Stats	R: 0 E: 0 K: 1 S: 9	H: 0 LOB: 0 BB: 0 P: 12	R: 5 E: 1 K: 1 S: 23	H: 5 LOB: 2 BB: 1 P: 36	R: 0 E: 0 K: 2 S: 9	H: 0 LOB: 0 BB: 1 P: 17	R: 0 E: 0 K: 1 S: 9	H: 0 LOB: 0 BB: 0 P: 11	R: 0 E: 0 K: 1 S: 7	H: 0 LOB: 0 BB: 0 P: 8	R: 6 E: 0 K: 1 S: 17	H: 5 LOB: 1 BB: 1 P: 28	R: 0 E: 0 K: 1 S: 15	H: 1 LOB: 1 BB: 0 P: 22	R: 0 E: 0 K: 0 S: 6	H: 1 LOB: 0 BB: 0 P: 10	1B: 9 2B: 2 3B: 0 HR: 1	SF: 1 SAC: 1 DP: 1 HBP: 1	WP: 0 PB: 0 SB: 0 CS: 1	PA: 40
PITCHER Chan Ho Park, R ERA: 5.36 Greg McMichael, R ERA: 4.12 Will Brunson, L ERA:	IP: 5.1 WLS: L BF: 28 H: 8 R: 10 ER: 10 SO: 7 BB: 3 IBB: 0 HBP: 0 BLK: 0 WP: 0 HR: 0 S: 69 P: 106 ERA: 16.88 WHIP: 2.062											PITCHER	IP: 5.1 WLS: L BF: 28 H: 8 R: 10 ER: 10 SO: 7 BB: 3 IBB: 0 HBP: 0 BLK: 0 WP: 0 HR: 0 S: 69 P: 106 ERA: 16.88 WHIP: 2.062							



Batter	1	2	3	4	5	6	7	8	9	AB	R	H	RBI	BB	SO	LOB	TOP								
Roger Cedeno, S (1, 7) OBP: 0.376, SLG: 0.327	G4-3		K		G6-3		G1-3		2B	5	0	1	0	0	1	0									
Wilton Guerrero, S (1, 4) OBP: 0.227, SLG: 0.290	G1-3		F7		K		G5-3		K	5	0	0	0	0	2	1									
Gary Sheffield, R (1, 9) OBP: 0.429, SLG: 0.528							F9			2	0	0	0	2	0	0									
Eric Karros, R (1, 3) OBP: 0.351, SLG: 0.454	G6-3		P4						G6-3	4	0	1	0	0	0	2									
Raul Mondesi, R (1, 8) OBP: 0.307, SLG: 0.495					G4-3				G6-3	4	2	2	0	0	0	0									
Jim Eisenreich, L (1, 10) OBP: 0.269, SLG: 0.274									K	3	1	1	0	1	2	2									
Paul Konerko, R (1, 5) OBP: 0.244, SLG: 0.248					G5-3					4	1	0	0	0	0	5									
Charles Johnson, R (1, 2) OBP: 0.290, SLG: 0.401									K	4	0	3	3	0	1	0									
Juan Castro, R (1, 6) OBP: 0.263, SLG: 0.324										3	0	0	0	0	0	4									
Matt Luke, L (9, PH) OBP: 0.321, SLG: 0.531	G1-6-3				G4-3					1	1	1	1	0	0	0									
Alex Cora, L (9, 6)									HR	0	0	0	0	0	0	0									
Inning Stats	R: 0 E: 0 K: 0 S: 10	H: 0 LOB: 1 BB: 1 P: 18	R: 1 E: 0 K: 0 S: 10	H: 2 LOB: 1 BB: 1 P: 17	R: 0 E: 0 K: 1 S: 10	H: 0 LOB: 1 BB: 1 P: 17	R: 1 E: 0 K: 0 S: 11	H: 2 LOB: 1 BB: 0 P: 18	R: 0 E: 0 K: 1 S: 7	H: 0 LOB: 0 BB: 0 P: 11	R: 2 E: 1 K: 1 S: 18	H: 3 LOB: 1 BB: 0 P: 24	R: 0 E: 0 K: 0 S: 5	H: 0 LOB: 0 BB: 0 P: 8	R: 0 E: 0 K: 1 S: 7	H: 0 LOB: 0 BB: 0 P: 9	R: 1 E: 0 K: 2 S: 15	H: 2 LOB: 1 BB: 0 P: 23	1B: 6 2B: 2 3B: 0 HR: 1	SF: 0 SAC: 0 DP: 1 HBP: 0	WP: 0 PB: 0 SB: 0 CS: 0	PA: 38			
PITCHER	IP	WLS	BF	H	R	ER	SO	BB	IBB	HBP	BLK	WP	HR	S	P	ERA	WHIP								
Omar Olivares, R (1, 1) ERA: 2.76	8.0		33	7	4	3	4	3	0	0	0	0	0	78	122	3.38	1.250								
Troy Percival, R (9, 1) ERA: 2.97	1.0	W	5	2	1	1	2	0	0	0	0	0	1	15	23	9.00	2.000								

Los Angeles Dodgers @ Anaheim Angels
Edison International Field, Anaheim, CA

AB 35
R 5
H 9
RBI 4
BB 3
SO 6
LOB 14



Mon Jun 22 1998, 10:05 PM EDT
Att: 43,491 - Unknown - 73 F

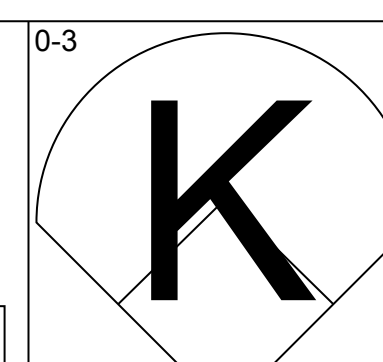
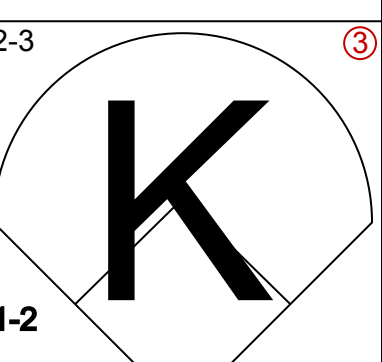
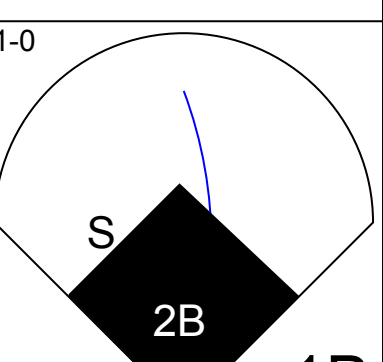
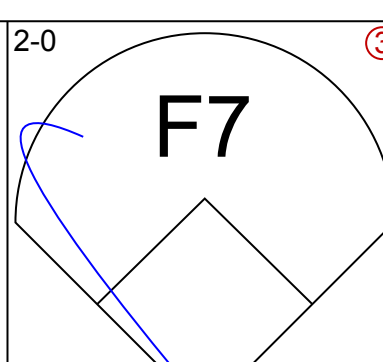
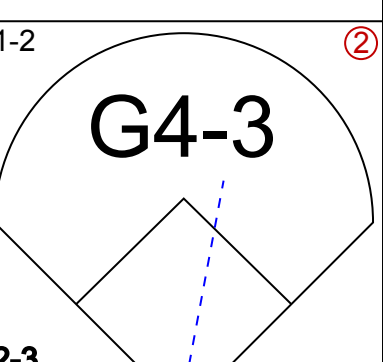
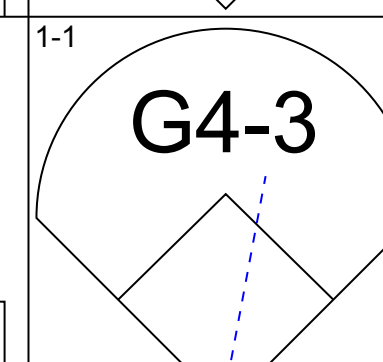
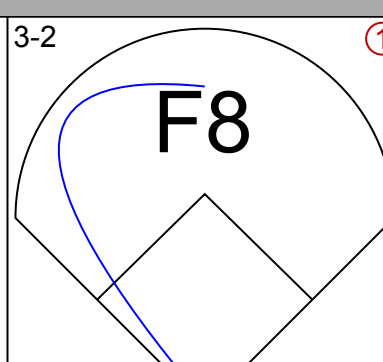
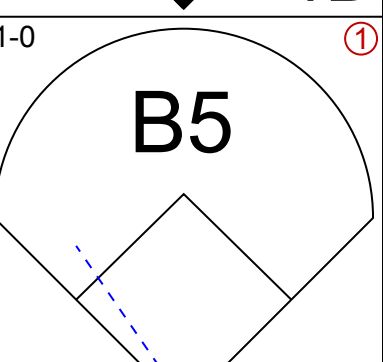
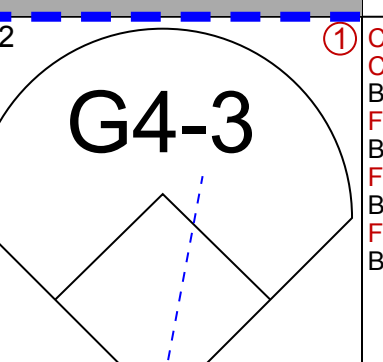

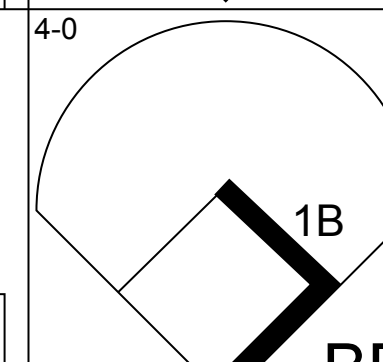
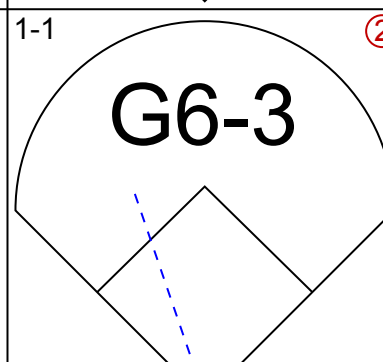
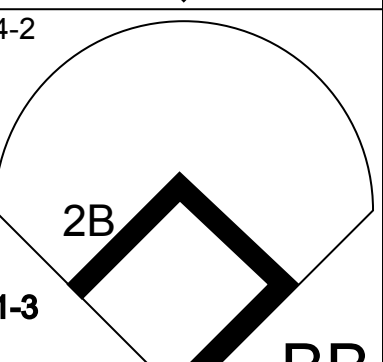
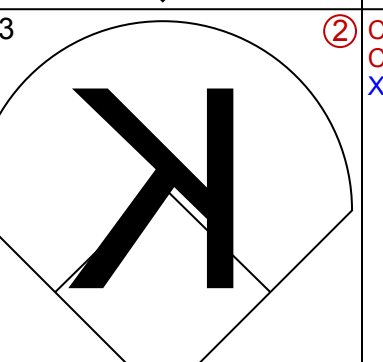
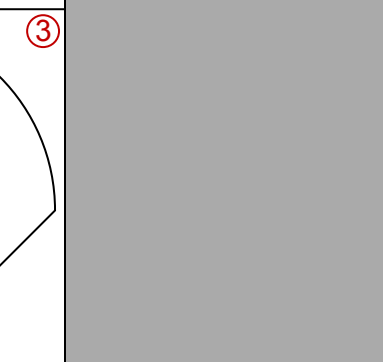
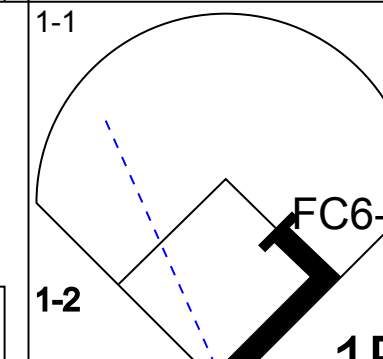
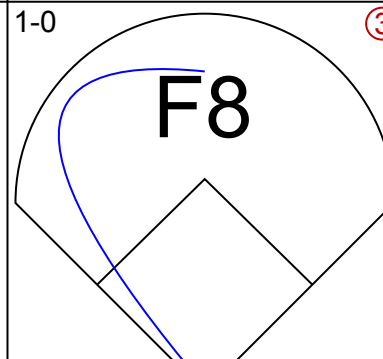
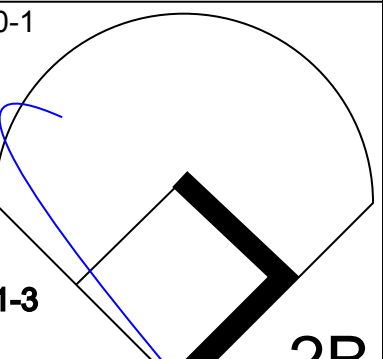
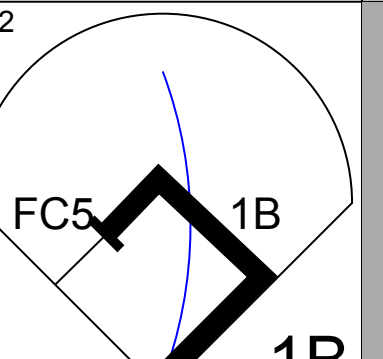
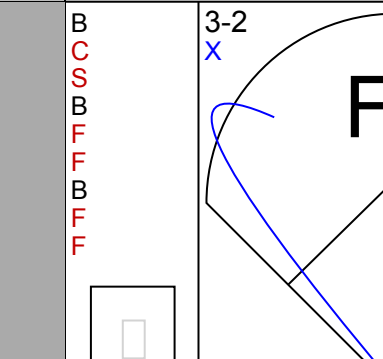
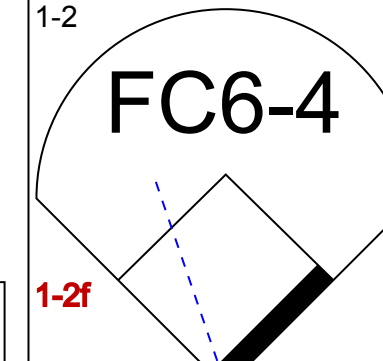
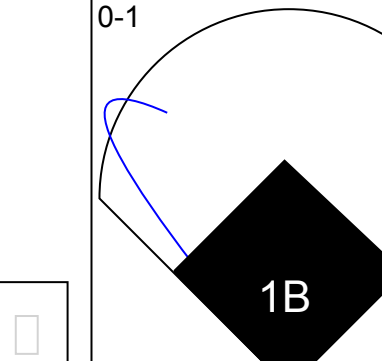
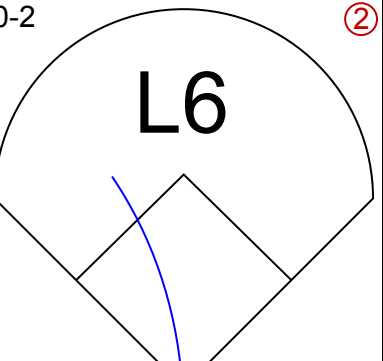
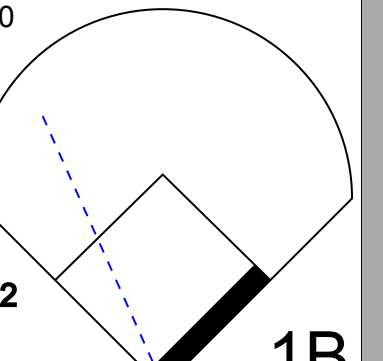
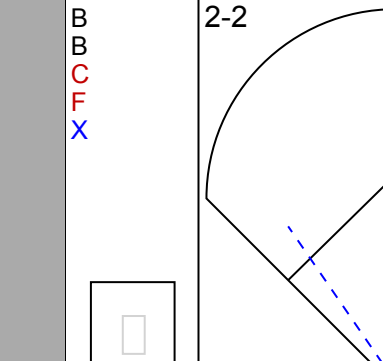
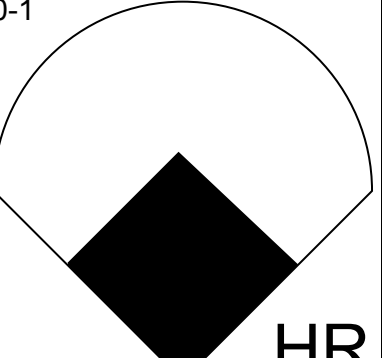
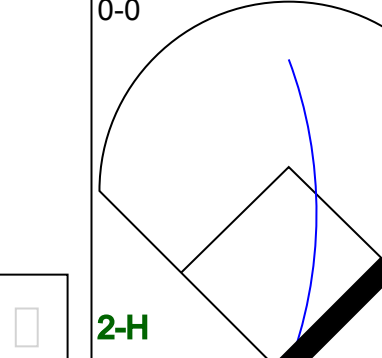
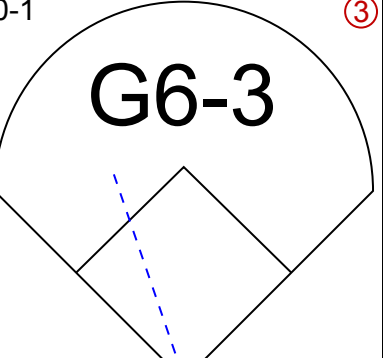
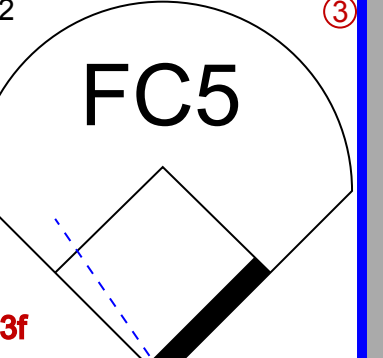
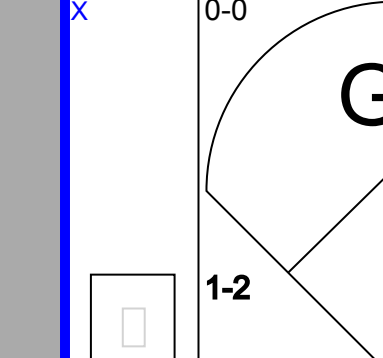
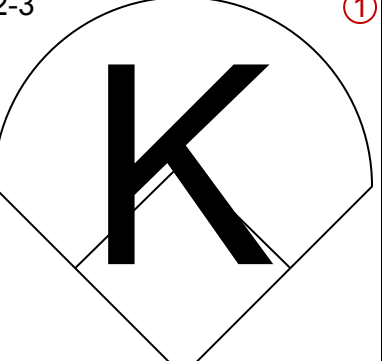
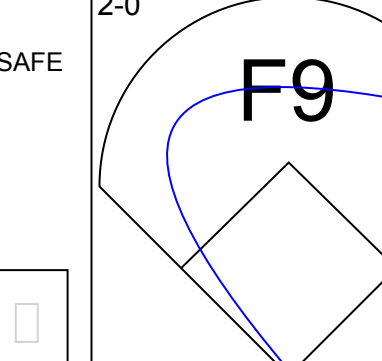
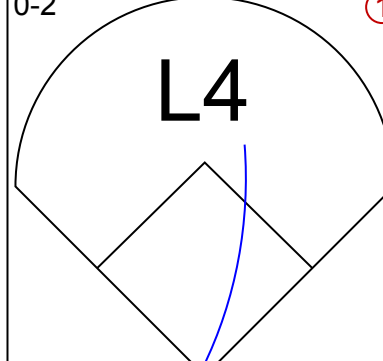
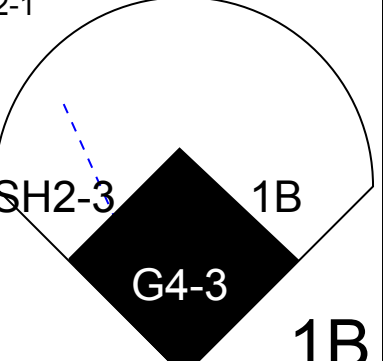
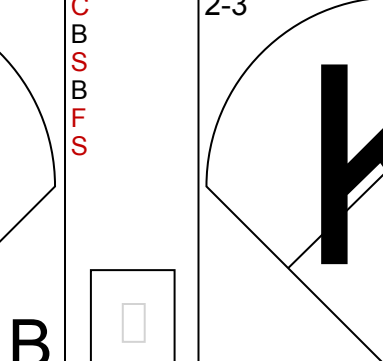
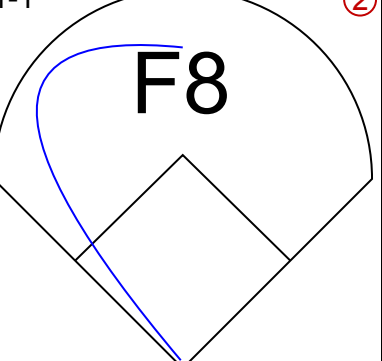
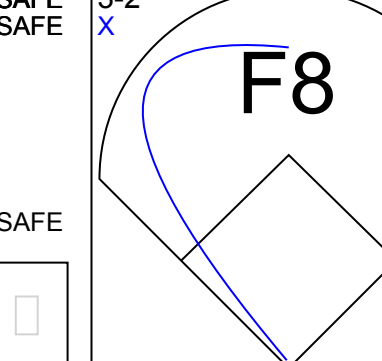
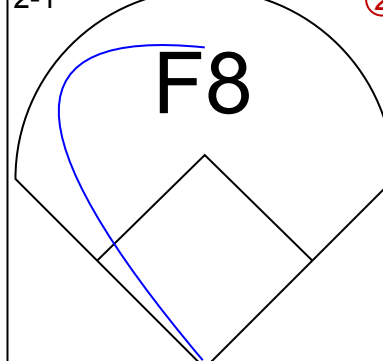
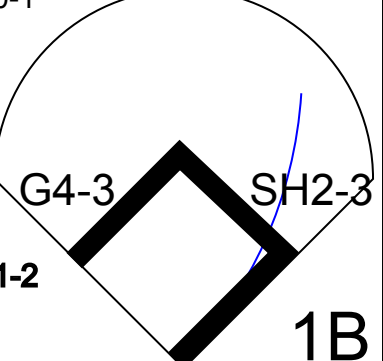
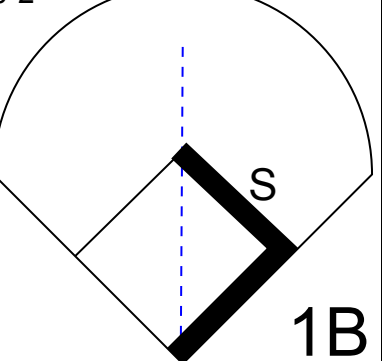
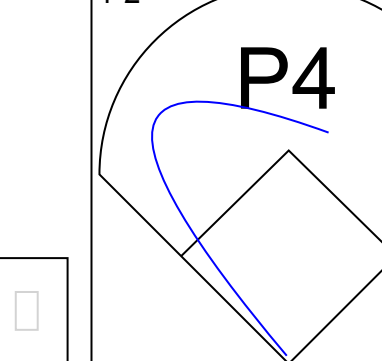
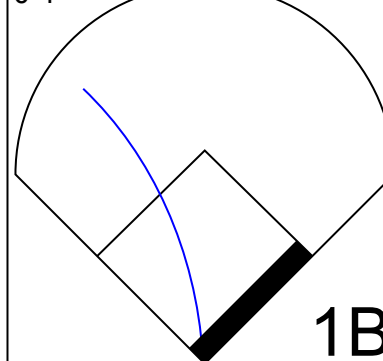
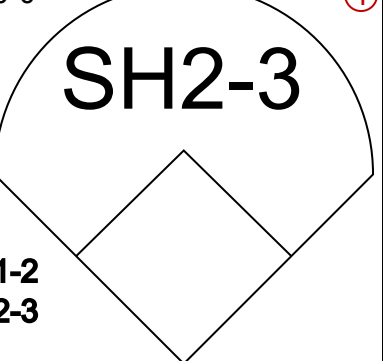
Batter	1	2	3	4	5	6	7	8	9	AB	R	H	RBI	BB	SO	LOB	BOTTOM								
Darin Erstad, L (1, 7) OBP: 0.372, SLG: 0.580	F8					G4-3				4	1	2	1	1	0	0									
Dave Hollins, S (1, 5) OBP: 0.340, SLG: 0.394										4	1	2	1	0	2	1									
Craig Shipley, R (9, 5) OBP: 0.305, SLG: 0.364	WP									1	0	0	0	0	1	2									
Jim Edmonds, L (1, 8) OBP: 0.384, SLG: 0.575										3	2	1	1	2	1	1									
Tim Salmon, R (1, 10) OBP: 0.405, SLG: 0.551										3	0	0	1	2	1	2									
Cecil Fielder, R (1, 3) OBP: 0.341, SLG: 0.425										4	0	2	2	0	0	0									
Orlando Palmeiro, L (8, PH) OBP: 0.500, SLG: 0.911										0	0	0	0	0	0	0									
16 Garrett Anderson, L (1, 9) OBP: 0.323, SLG: 0.469										4	0	1	0	0	1	2									
Matt Walbeck, S (1, 2) OBP: 0.315, SLG: 0.393										4	0	0	0	0	1	3									
11 Justin Baughman, R (1, 4) OBP: 0.283, SLG: 0.337										3	1	0	0	1	0	2									
Gary Disarcina, R (1, 6) OBP: 0.348, SLG: 0.440										3	1	1	0	0	0	0									
Inning Stats	R: 0 E: 0 K: 1 S: 8	H: 1 LOB: 1 BB: 0 P: 14	R: 0 E: 0 K: 1 S: 8	H: 0 LOB: 0 BB: 0 P: 9	R: 0 E: 0 K: 1 S: 12	H: 1 LOB: 1 BB: 0 P: 16	R: 0 E: 0 K: 0 S: 6	H: 0 LOB: 0 BB: 0 P: 12	R: 0 E: 0 K: 1 S: 8	H: 0 LOB: 0 BB: 0 P: 10	R: 1 E: 0 K: 1 S: 20	H: 1 LOB: 2 BB: 2 P: 31	R: 4 E: 0 K: 1 S: 20	H: 6 LOB: 1 BB: 0 P: 32	R: 1 E: 0 K: 1 S: 10	H: 0 LOB: 3 BB: 4 P: 29	1B: 6 2B: 3 3B: 0 HR: 0	SF: 0 SAC: 1 DP: 0 HBP: 0	WP: 1 PB: 0 SB: 0 CS: 1	PA: 40					
PITCHER	IP	WLS	BF	H	R	ER	SO	BB	IBB	HBP	BLK	WP	HR	S	P	ERA	WHIP								
Ismael Valdez, R (1, 1) ERA: 4.46	7.0		27	4	2	2	5	2	0	0	0	0	0	5	10	∞	∞								
Scott Radinsky, L (8, 1) ERA: 3.41	0.0		3	3	2	2	0	0	0	0	0	0	0	5	10	∞	∞								
Greg McMichael, R (8, 1) ERA: 4.2	1.2	L	8	2	2	2	2	1	1	0	0	0	0	21	37	10.80	1.800								
Mark Guthrie, L (9, 1) ERA: 2.08	0.0		1	0	0	0	0	1	0	0	0	0	0	1	5	∞	∞								
Jim Bruske, R (9, 1) ERA: 3.38	0.0		1	0	0	0	0	1	0	0	0	0	0	1	5	∞	∞								

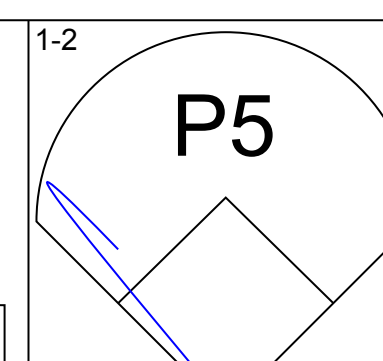
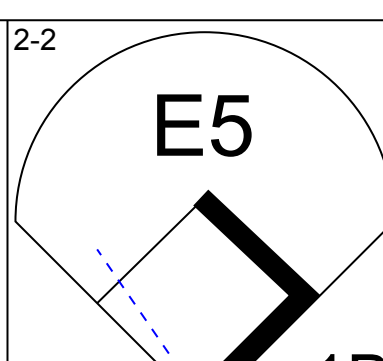
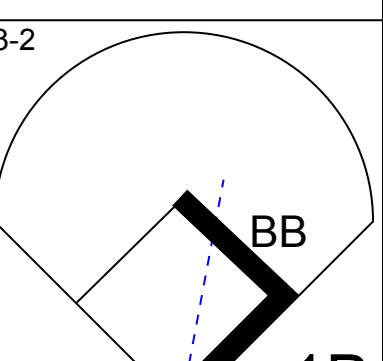
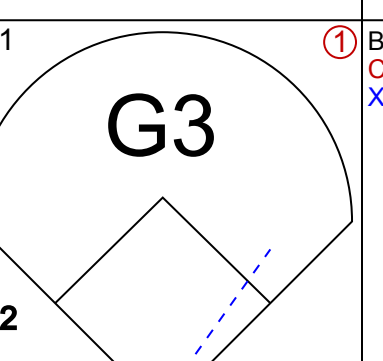
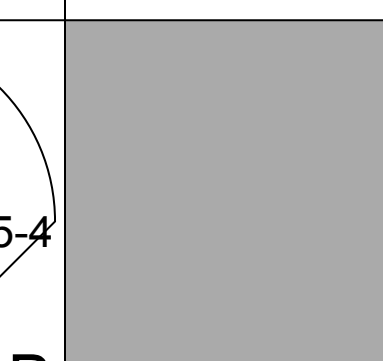
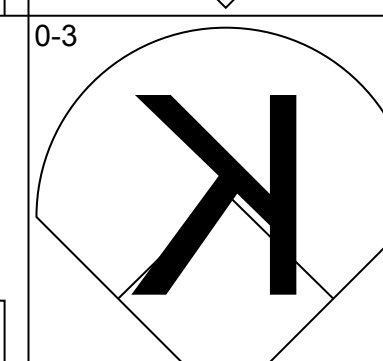
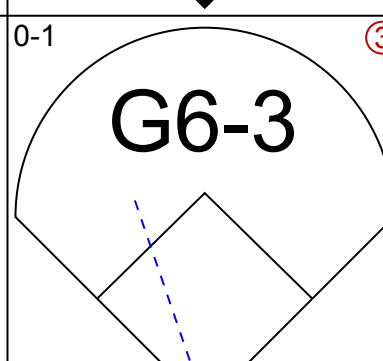
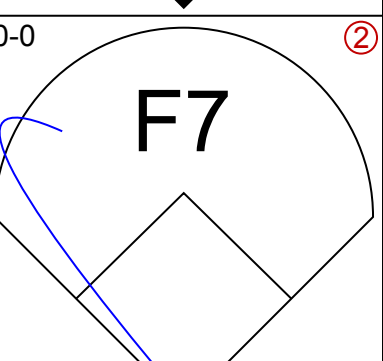
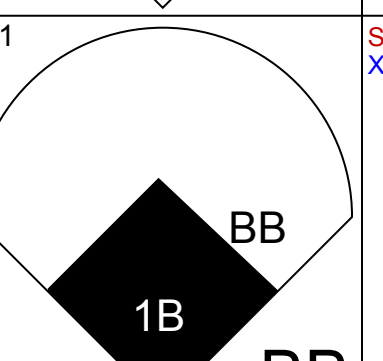
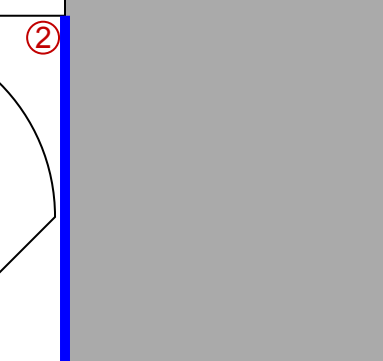
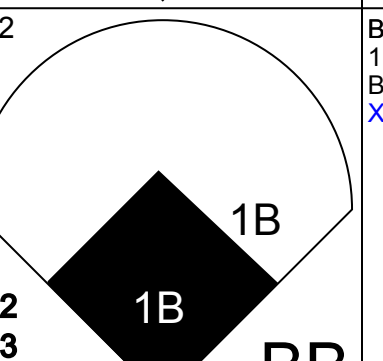
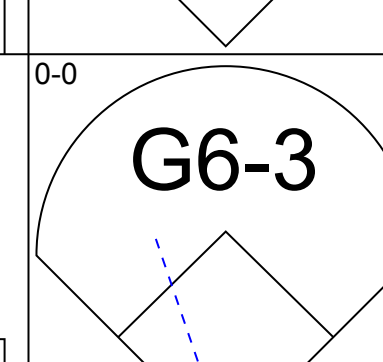
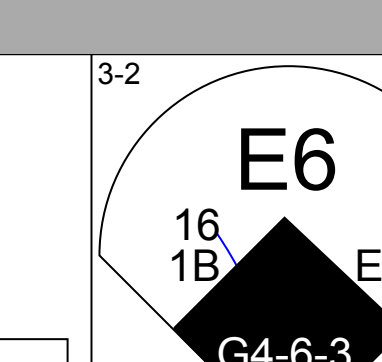
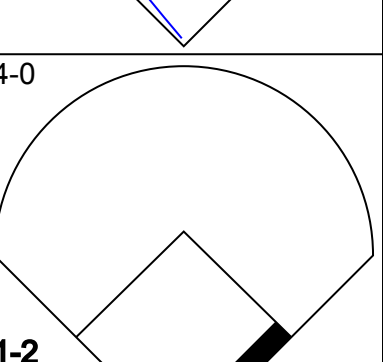
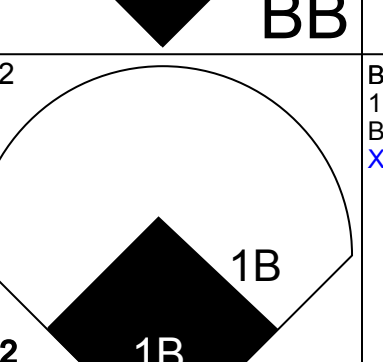
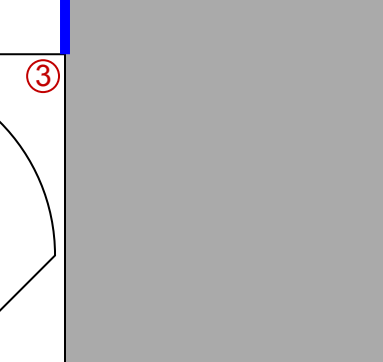
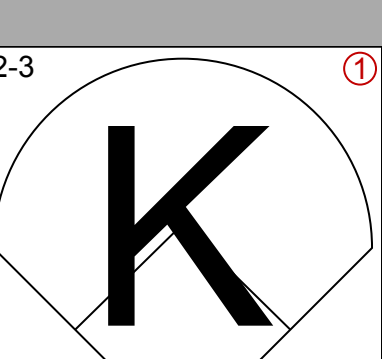
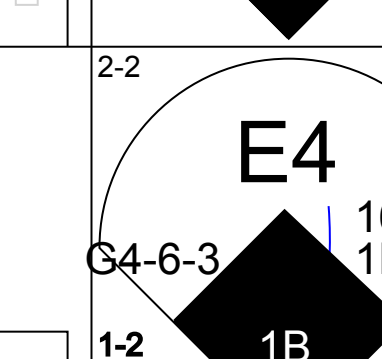
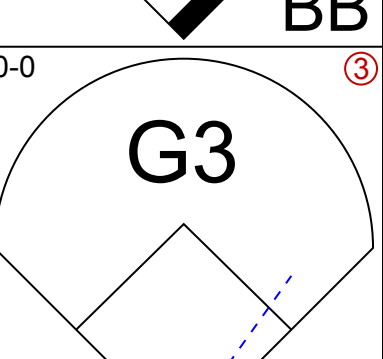
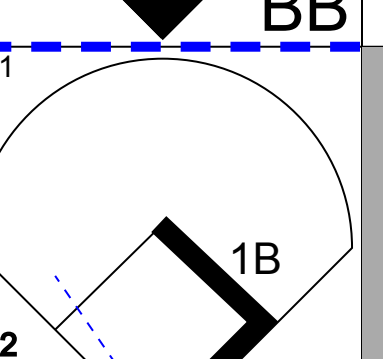
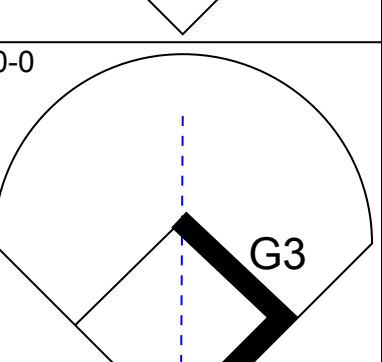
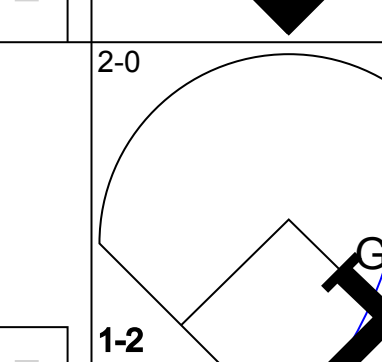
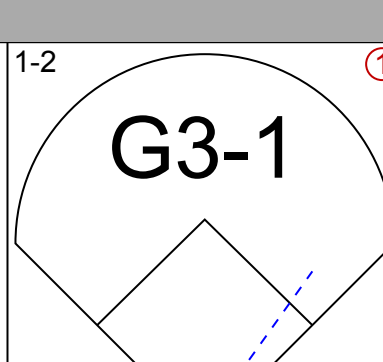
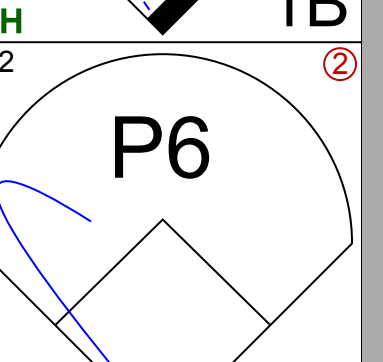
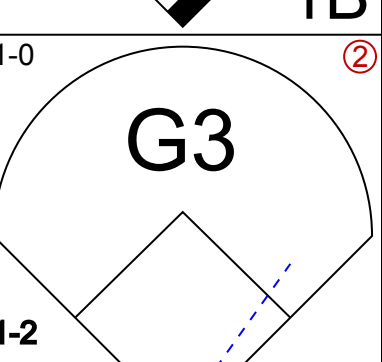
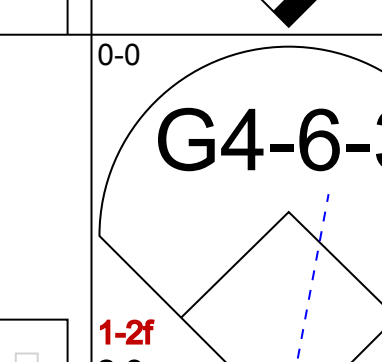
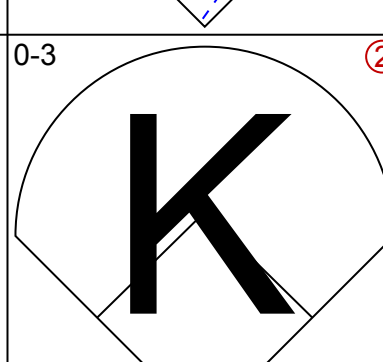
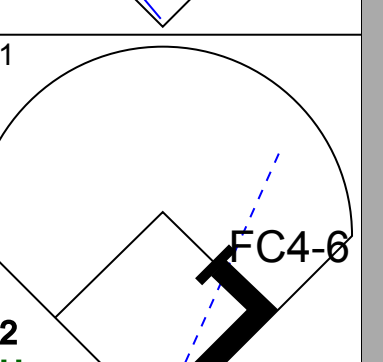
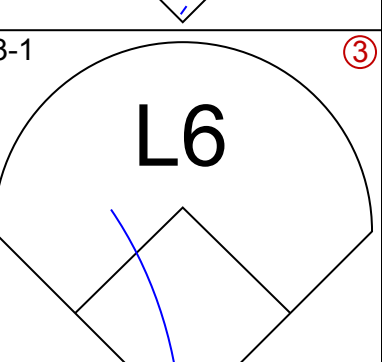
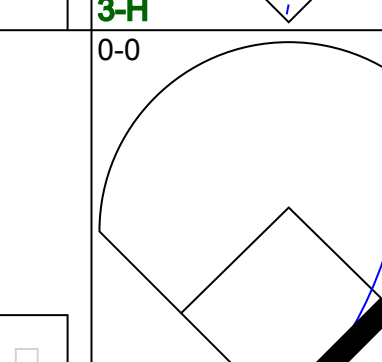
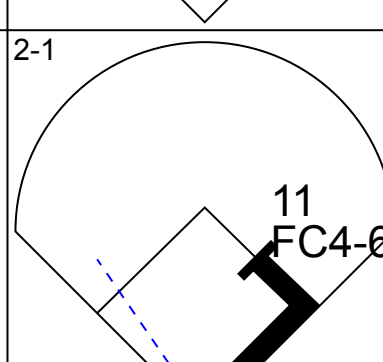
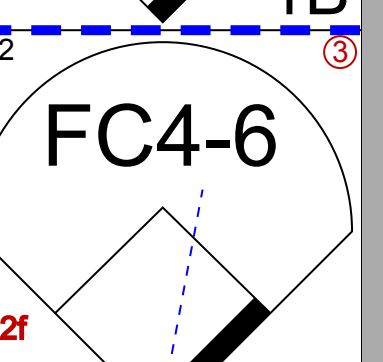
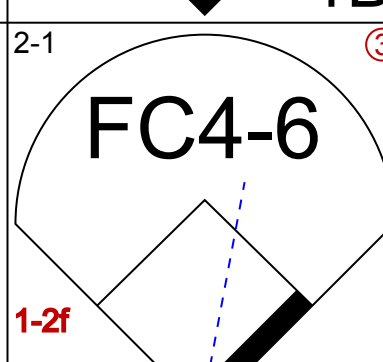
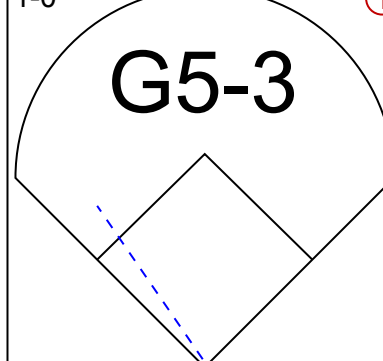

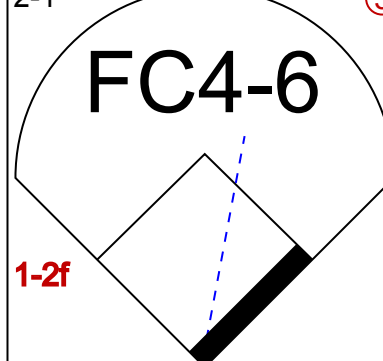
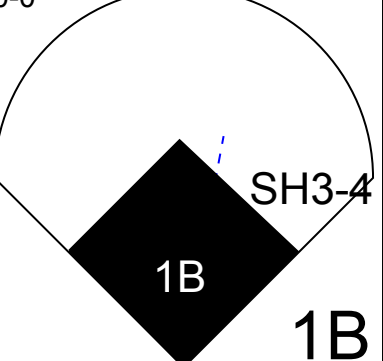
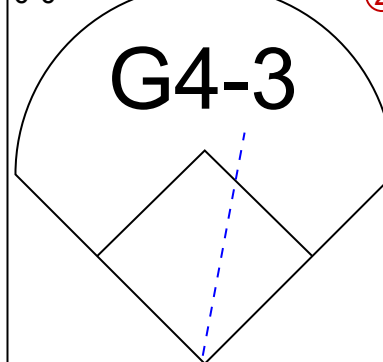
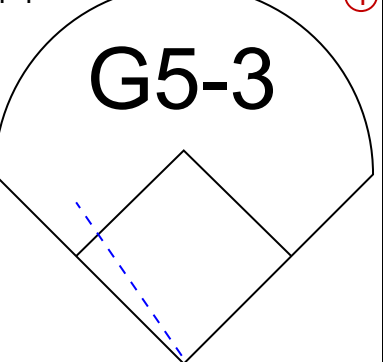
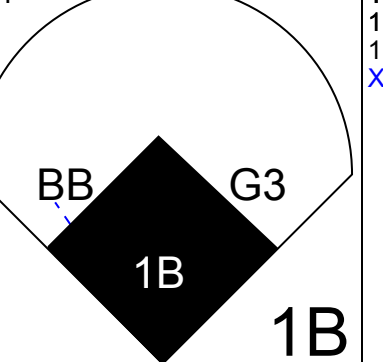
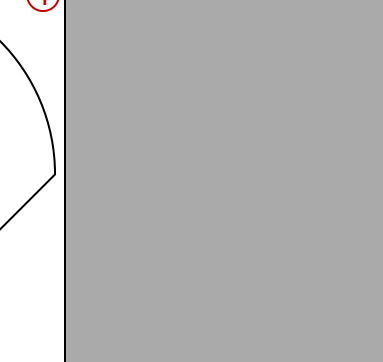
Los Angeles Dodgers @ Anaheim Angels
Edison International Field, Anaheim, CA

AB 33
R 6
H 9
RBI 6
BB 6
SO 7
LOB 13




Mon Jun 22 1998, 10:05 PM EDT
Att: 43,491 - Unknown - 73 F

Batter	1	2	3	4	5	6	7	8	9	AB	R	H	RBI	BB	SO	LOB	TOP					
Eric Young Sr. R OBP: 0.360, SLG: 0.379										5	1	1	1	0	2	3	Los Angeles Dodgers @ Anaheim Angels Edison International Field, Anaheim, CA Tue Jun 23 1998, 10:05 PM EDT Att: 43,719 - Unknown - 73 F					
Roger Cedeno S OBP: 0.369, SLG: 0.314										4	0	0	0	1	0	1						
Gary Sheffield R OBP: 0.429, SLG: 0.522										3	0	0	0	2	1	2						
Eric Karros R OBP: 0.357, SLG: 0.463										5	0	3	1	0	0	0						
Raul Mondesi R OBP: 0.312, SLG: 0.500										5	1	3	0	0	0	4						
Paul Konerko R OBP: 0.252, SLG: 0.261										4	1	2	2	0	0	4						
Alex Cora L (7, 6)										0	0	0	0	0	0	0						
Matt Luke L OBP: 0.321, SLG: 0.531										0	0	0	0	0	0	0						
Trenidad Hubbard R OBP: 0.366, SLG: 0.460										1	0	0	0	0	0	1						
Charles Johnson R OBP: 0.288, SLG: 0.396										5	1	1	0	0	2	2						
Juan Castro R OBP: 0.262, SLG: 0.321										4	0	1	0	0	0	1						
Wilton Guerrero S OBP: 0.246, SLG: 0.308										3	0	2	0	0	0	1						
Inning Stats	R: 0 E: 0 K: 1 S: 10	H: 1 LOB: 2 BB: 1 P: 17	R: 1 E: 0 K: 2 S: 14	H: 2 LOB: 1 BB: 0 P: 19	R: 0 E: 0 K: 0 S: 6	H: 0 LOB: 0 BB: 0 P: 11	R: 1 E: 0 K: 0 S: 11	H: 2 LOB: 1 BB: 0 P: 17	R: 1 E: 0 K: 0 S: 11	H: 2 LOB: 2 BB: 1 P: 17	R: 0 E: 0 K: 0 S: 9	H: 1 LOB: 1 BB: 0 P: 13	R: 0 E: 0 K: 1 S: 13	H: 2 LOB: 2 BB: 0 P: 23	R: 1 E: 0 K: 0 S: 16	H: 2 LOB: 2 BB: 0 P: 21	R: 0 E: 0 K: 1 S: 15	H: 1 LOB: 1 BB: 0 P: 22	1B: 10 2B: 2 3B: 0 HR: 1	SF: 0 SAC: 1 DP: 0 HBP: 0	WP: 0 PB: 0 SB: 3 CS: 0	PA: 43
PITCHER	IP	WLS	BF	H	R	ER	SO	BB	IBB	HBP	BLK	WP	HR	S	P	ERA	WHIP					
Jarrod Washburn L ERA: 3.55	(1, 1)	6.0	28	8	3	3	3	2	0	0	0	0	0	1	61	94	4.50	1.667				
Pep Harris R ERA: 7.43	(7, 1)	1.0	W	7	4	1	1	1	0	0	0	0	0	0	17	29	9.00	4.000				
Shigetoshi Hasegawa R ERA: 3.86	(8, 1)	1.1		6	1	0	0	0	1	0	0	0	0	0	22	32	0.00	1.500				
Greg Cadaret L ERA: 2.89	(9, 1)	0.1		1	0	0	0	0	0	0	0	0	0	1	1	0.00	0.000					
Rich DeLucia R ERA: 5.77	(9, 1)	0.1	S	1	0	0	0	1	0	0	0	0	0	4	6	0.00	0.000					

Batter	1	2	3	4	5	6	7	8	9	AB	R	H	RBI	BB	SO	LOB	BOTTOM					
Darin Erstad L OBP: 0.375, SLG: 0.580										5	0	3	1	0	0	1	Los Angeles Dodgers @ Anaheim Angels Edison International Field, Anaheim, CA Tue Jun 23 1998, 10:05 PM EDT Att: 43,719 - Unknown - 73 F					
Dave Hollins S OBP: 0.338, SLG: 0.388										4	1	0	0	1	1	3						
Craig Shipley R OBP: 0.305, SLG: 0.364										0	0	0	0	0	0	0						
Jim Edmonds L OBP: 0.385, SLG: 0.568										3	2	0	0	2	0	1						
Cecil Fielder R OBP: 0.340, SLG: 0.423										4	1	1	2	0	1	3						
16 Garret Anderson L OBP: 0.325, SLG: 0.470										4	0	2	0	0	0	2						
Matt Walbeck S OBP: 0.314, SLG: 0.390										4	0	1	1	0	1	3						
Orlando Palmeiro L OBP: 0.522, SLG: 0.619										3	0	2	1	0	0	1						
Damon Mashore R OBP: 0.333, SLG: 0.378										1	0	0	0	0	0	2						
11 Justin Baughman R OBP: 0.282, SLG: 0.333										4	1	1	0	0	0	2						
Gary Disarcina R OBP: 0.347, SLG: 0.439										3	1	1	0	0	0	0						
Inning Stats	R: 0 E: 0 K: 1 S: 7	H: 0 LOB: 0 BB: 0 P: 8	R: 0 E: 0 K: 1 S: 8	H: 1 LOB: 1 BB: 0 P: 14	R: 0 E: 1 K: 0 S: 8	H: 1 LOB: 1 BB: 0 P: 11	R: 2 E: 2 K: 0 S: 11	H: 2 LOB: 1 BB: 0 P: 18	R: 0 E: 0 K: 0 S: 8	H: 1 LOB: 2 BB: 1 P: 16	R: 0 E: 0 K: 1 S: 10	H: 1 LOB: 1 BB: 0 P: 15	R: 3 E: 0 K: 0 S: 19	H: 3 LOB: 2 BB: 2 P: 33	R: 1 E: 0 K: 0 S: 7	H: 2 LOB: 1 BB: 0 P: 10	1B: 11 2B: 0 3B: 0 HR: 0	SF: 0 SAC: 1 DP: 1 HBP: 0	WP: 0 PB: 0 SB: 0 CS: 0	PA: 39		
PITCHER	IP	WLS	BF	H	R	ER	SO	BB	IBB	HBP	BLK	WP	HR	S	P	ERA	WHIP					
Dave Milcki R ERA: 4.55	(1, 1)	6.0		26	6	2	0	0	0	0	0	0	0	0	52	82	0.00	1.167				
Will Brunson L ERA: 11.97	(7, 1)	0.1	L	4	1	3	3	2	0	0	0	0	0	7	16	81.00	9.000					
Jim Bruske R ERA: 3.35	(7, 1)	0.1		3	2	0	0	0	0	0	0	0	0	8	12	0.00	6.000					
Mark Guthrie L ERA: 2.3	(7, 1)	1.1		6	2	1	1	0	0	0	0	0	0	11	15	6.75	1.500					

Los Angeles Dodgers
Edison International Field, Anaheim, CA
Tue Jun 23 1998, 10:05 PM EDT
Att: 43,719 - Unknown - 73 F

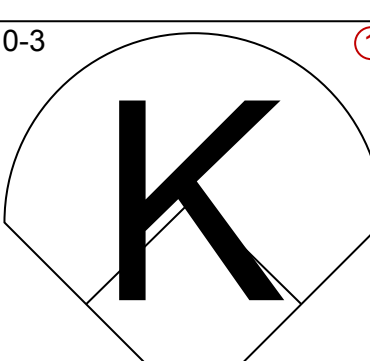
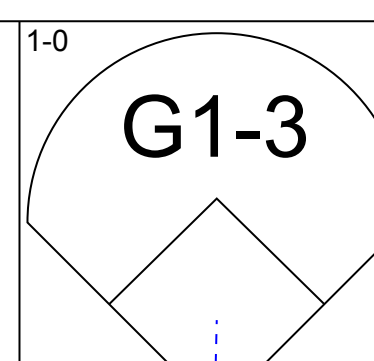
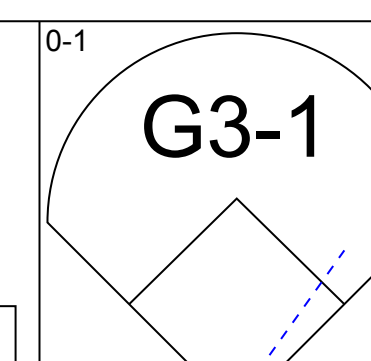
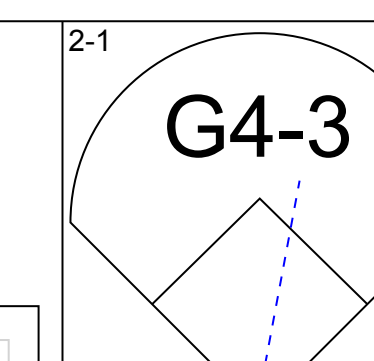
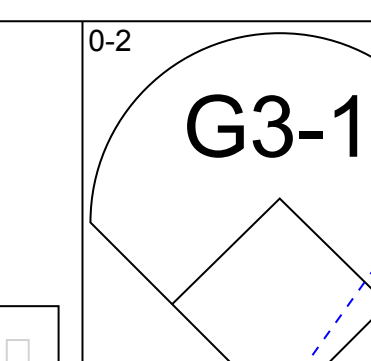
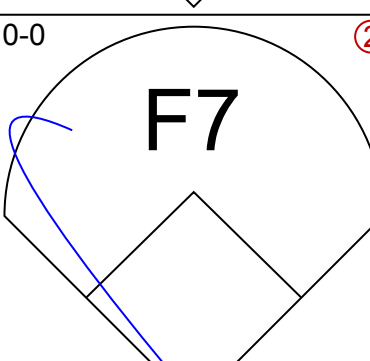
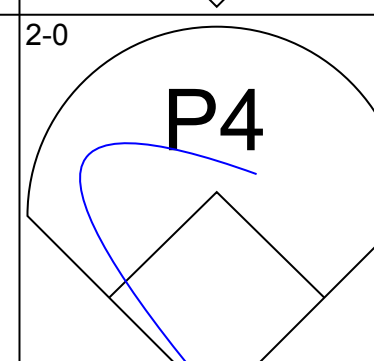
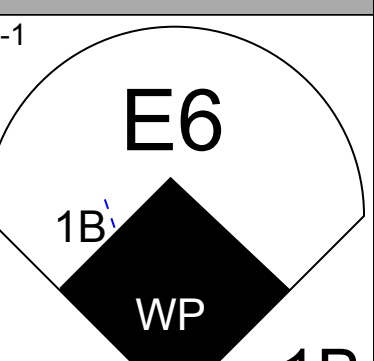
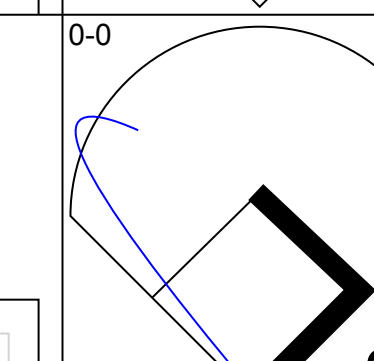
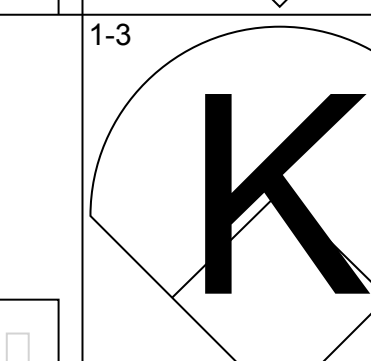
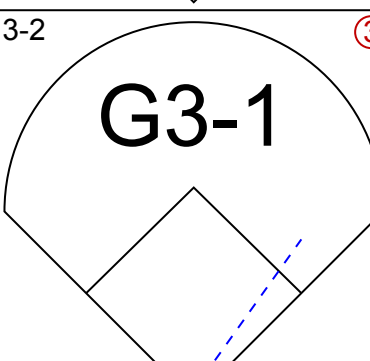
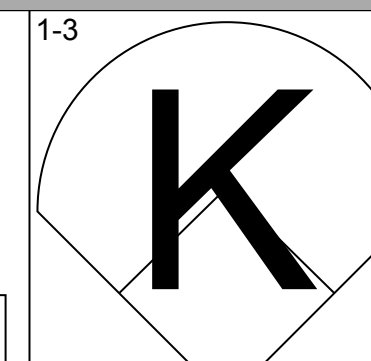
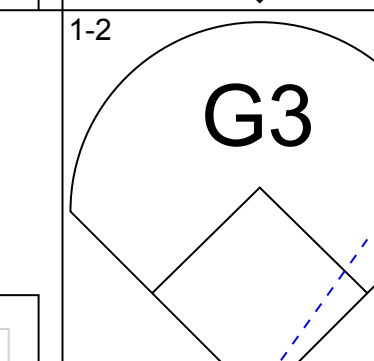
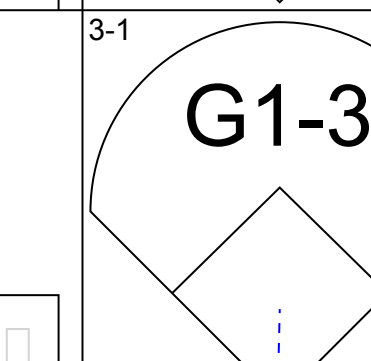
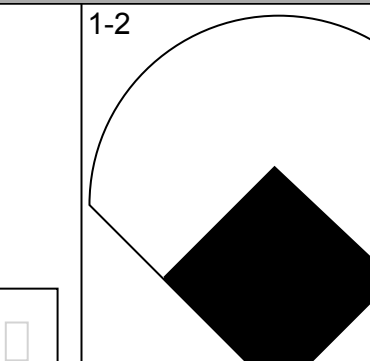
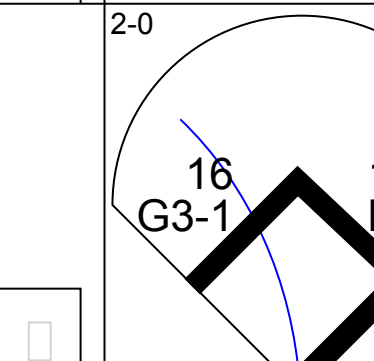
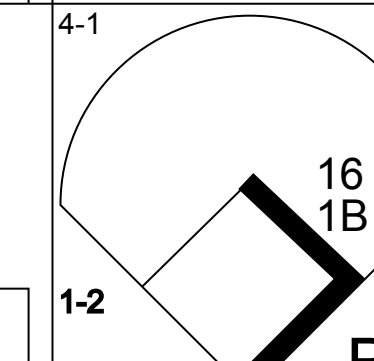
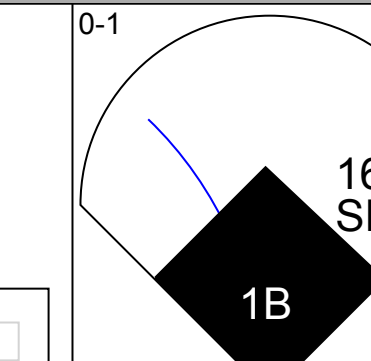
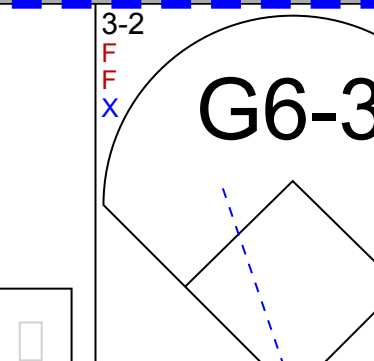
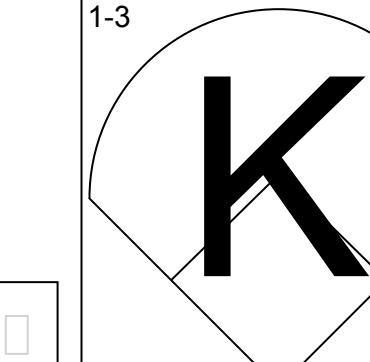
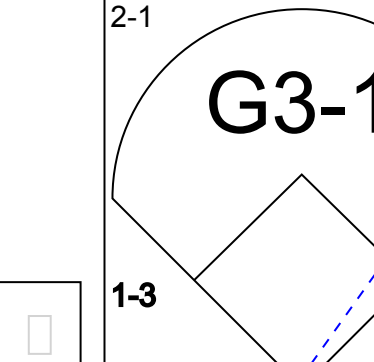
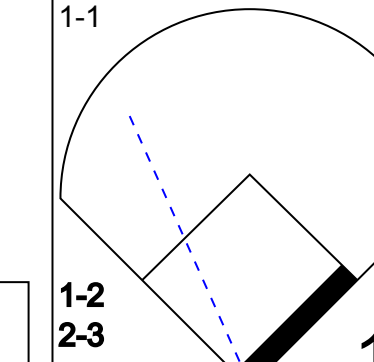
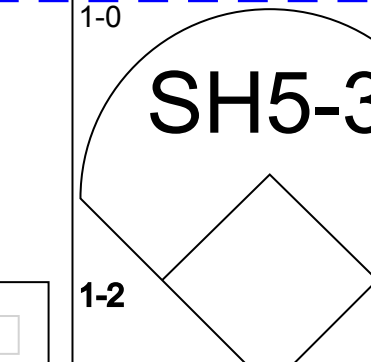
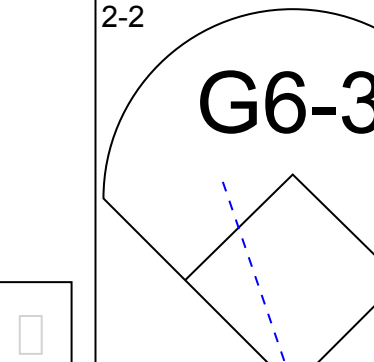
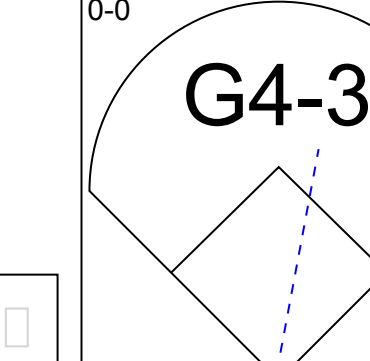
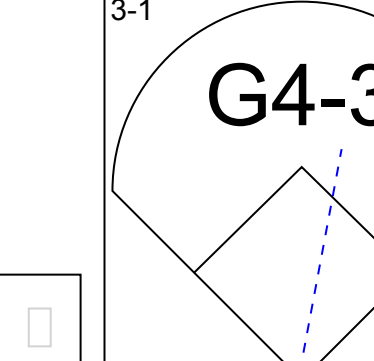
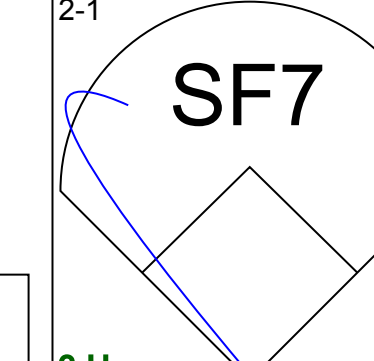
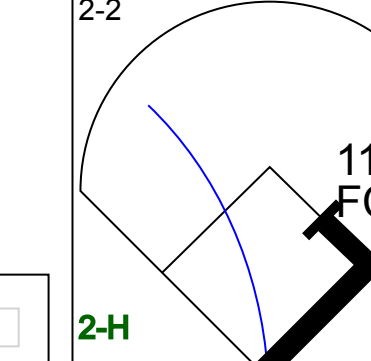
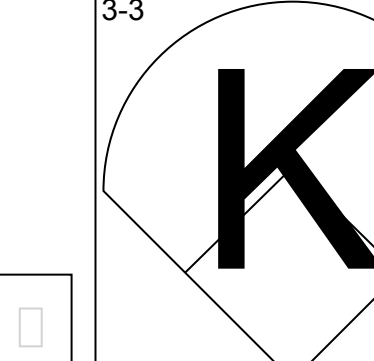
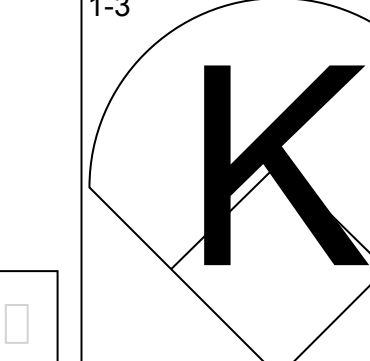
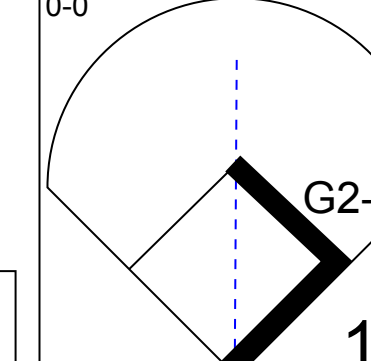
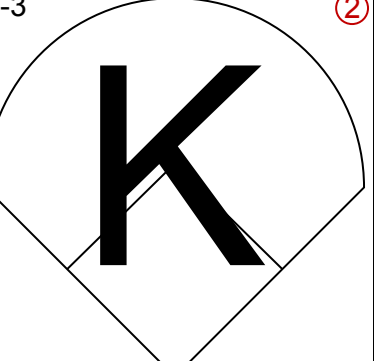
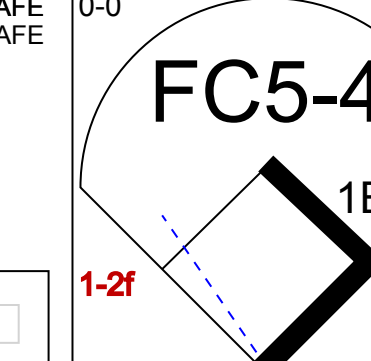
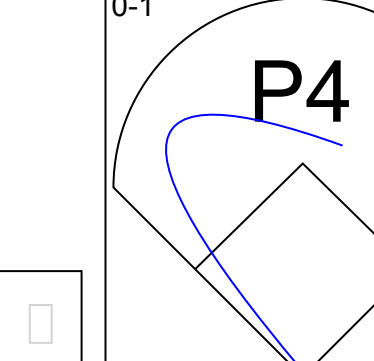
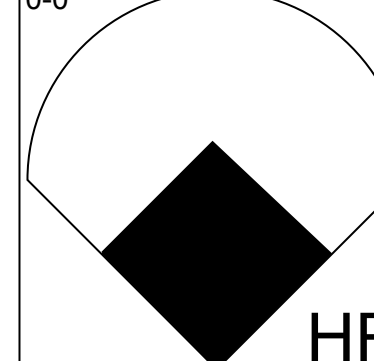
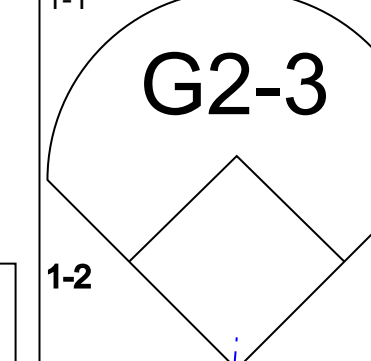
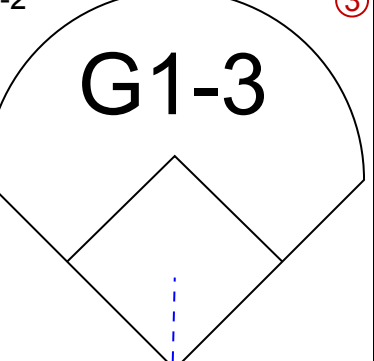
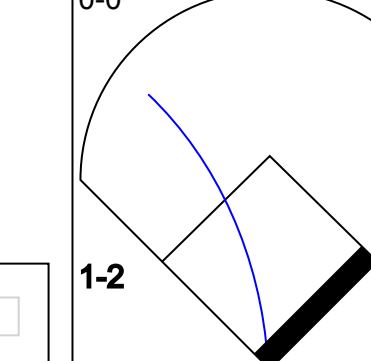
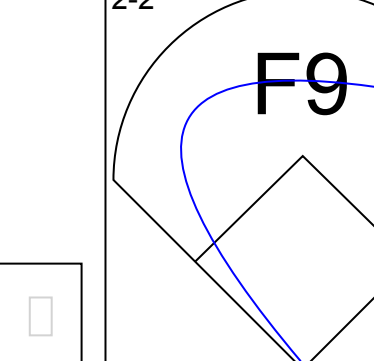
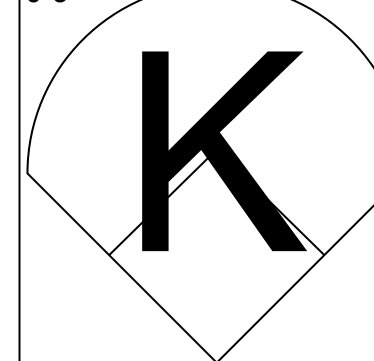
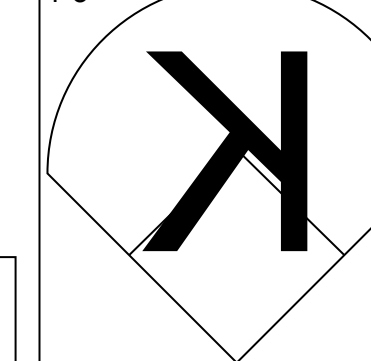

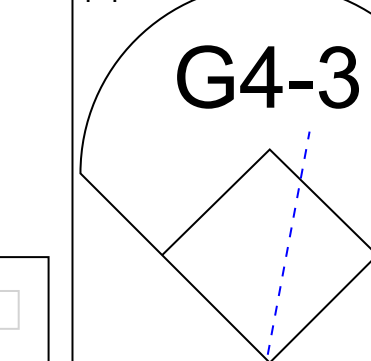
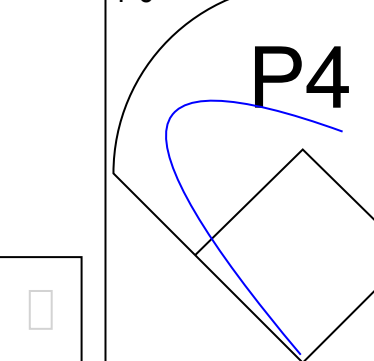
AB 39
R 4
H 13
RBI 4
BB 3
SO 5
LOB 19



Los Angeles Dodgers @ Anaheim Angels
Edison International Field, Anaheim, CA
Tue Jun 23 1998, 10:05 PM EDT
Att: 43,719 - Unknown - 73 F

AB 35
R 6
H 11
RBI 5
BB 3
SO 3
LOB 18

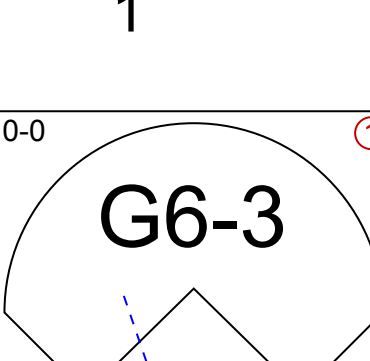
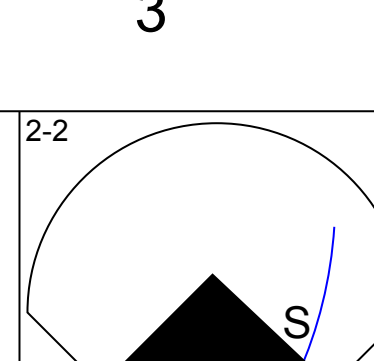
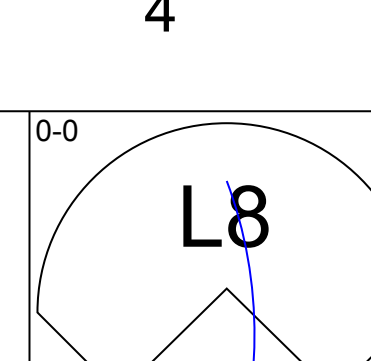
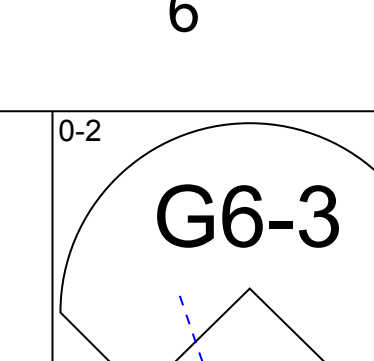
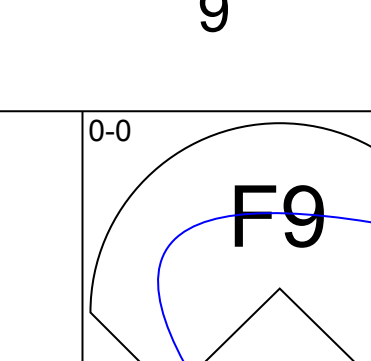
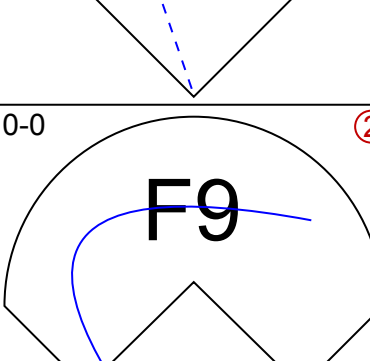
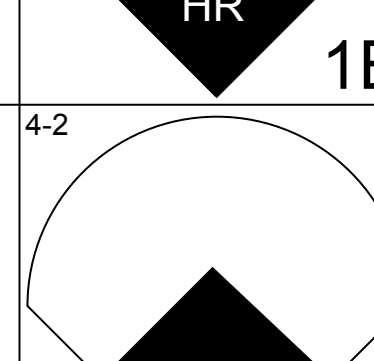
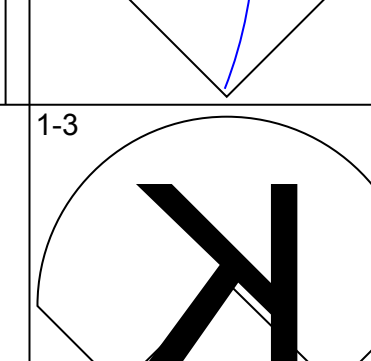
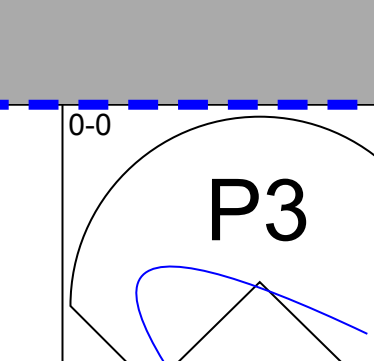
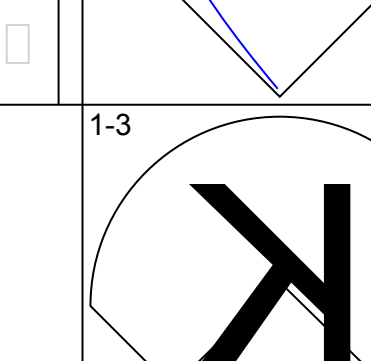

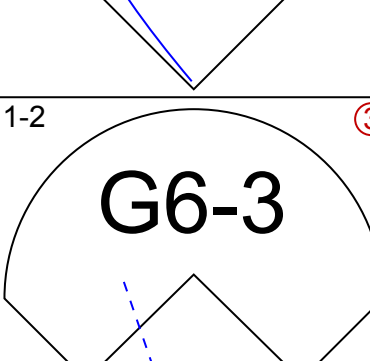
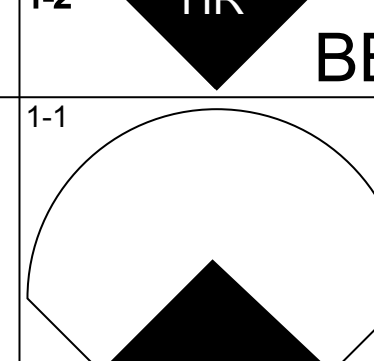
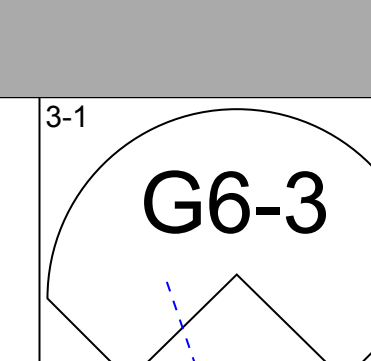
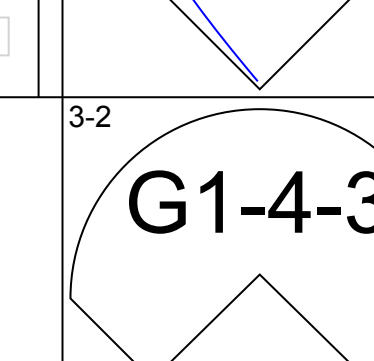
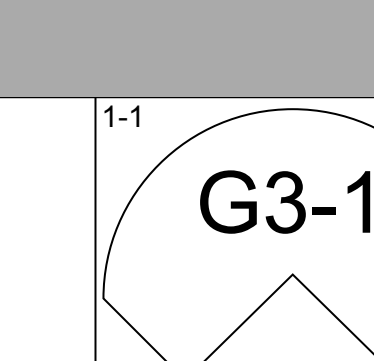
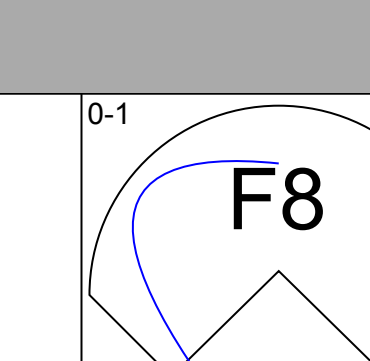

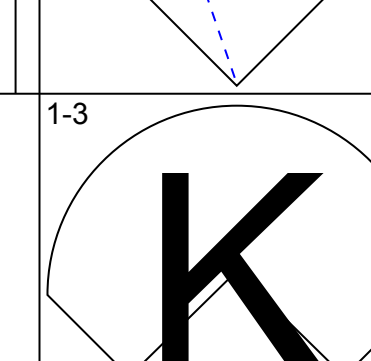
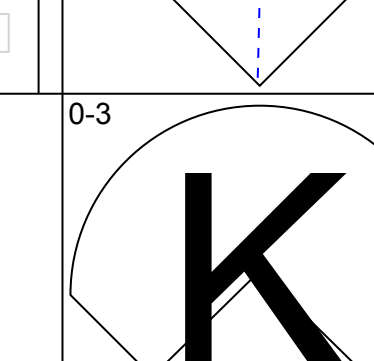
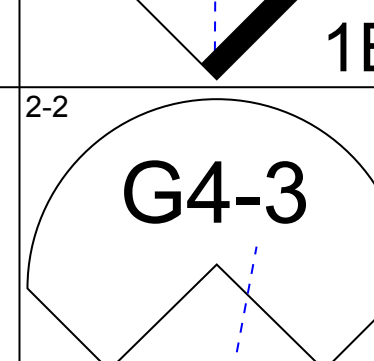
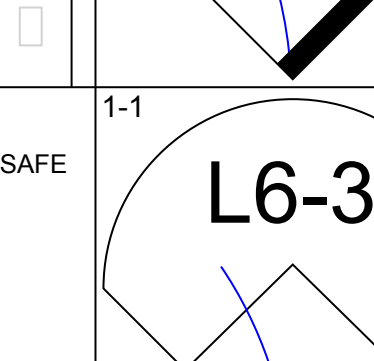
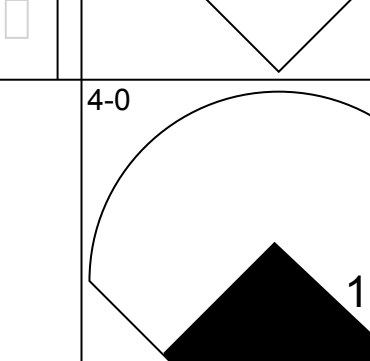

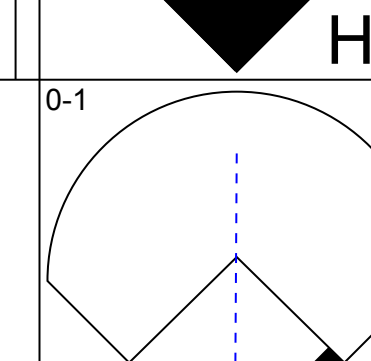
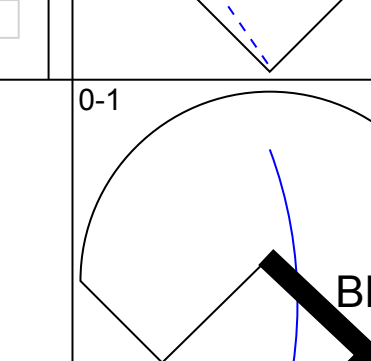
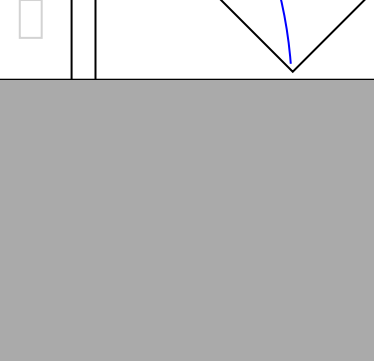
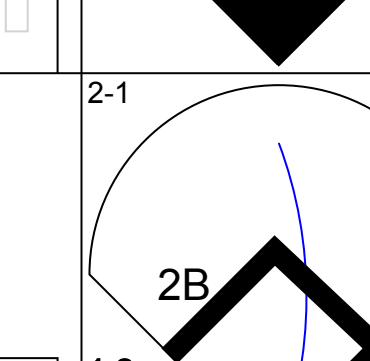

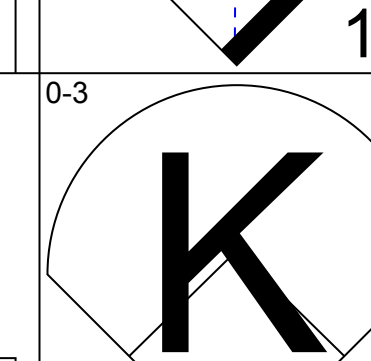
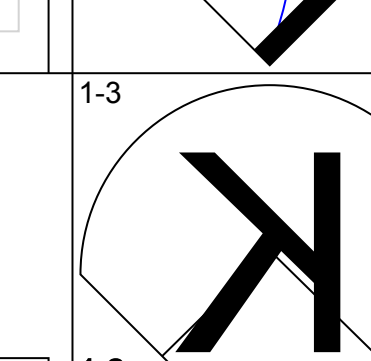



Batter	1	2	3	4	5	6	7	8	9	10	11	AB	R	H	RBI	BB	SO	LOB	TOP							
Darin Erstad, L OBP: 0.370, SLG: 0.571 (1, 7)			G1-3 		G3-1 		G4-3 		G3-1 			5	0	0	0	0	0	1	1							
Dave Hollins, S OBP: 0.339, SLG: 0.392 (1, 5)	F7 		P4 			E6 1B WP 		2B 		K 		5	1	2	0	0	0	1	0							
Jim Edmonds, L OBP: 0.382, SLG: 0.562 (1, 8)	G3-1 				K 		G3 		G1-3 			5	1	1	0	0	0	1	1							
Cecil Fielder, R OBP: 0.348, SLG: 0.440 Damon Mashore, R OBP: 0.330, SLG: 0.374 (8, PR)		HR 		G3-1 16 PB 		BB 16 1B 		1B 16 SH5-3 		G6-3 		3	1	3	1	1	0	0	0							
16 Garret Anderson, L OBP: 0.324, SLG: 0.467 (8, 7)		K 		G3-1 		1B 		SH5-3 		G6-3 		4	0	1	0	0	0	1	1							
Matt Walbeck, S OBP: 0.311, SLG: 0.387 (1, 2)		G4-3 		G4-3 		SF7 		1B 11 FC5-4 		K 		4	0	1	2	0	1	1								
11 Justin Baughman, R OBP: 0.278, SLG: 0.327 (1, 4)		K 		G2-3 1B 		K 		FC5-4 1B 			P4 	5	0	1	0	0	2	3								
Gary Disarcina, R OBP: 0.348, SLG: 0.450 (1, 6)			HR 		G2-3 		G1-3 		1B 		F9 	5	1	2	1	0	0	3								
Chuck Finley, L Norberto Marte, R Rich DeLucia, R Orlando Palmeiro, L Shigetoshi Hasegawa, R Craig Shipley, R Greg Cadaret, L (1, 1)			K 		G2-3 		G1-3 		G4-3 		P4 	2	0	0	0	0	2	1								
Inning Stats	R: 0 E: 0 K: 1 S: 8	H: 0 LOB: 0 BB: 0 P: 11	R: 1 E: 0 K: 2 S: 12	H: 1 LOB: 0 BB: 0 P: 15	R: 1 E: 0 K: 1 S: 6	H: 1 LOB: 0 BB: 0 P: 9	R: 0 E: 0 K: 1 S: 8	H: 1 LOB: 1 BB: 0 P: 16	R: 0 E: 0 K: 1 S: 8	H: 1 LOB: 1 BB: 0 P: 10	R: 2 E: 1 K: 1 S: 15	H: 3 LOB: 2 BB: 0 P: 28	R: 0 E: 0 K: 0 S: 7	H: 1 LOB: 1 BB: 0 P: 11	R: 1 E: 0 K: 0 S: 11	H: 3 LOB: 2 BB: 0 P: 15	R: 0 E: 0 K: 1 S: 8	H: 0 LOB: 0 BB: 0 P: 12	R: 0 E: 0 K: 1 S: 18	H: 0 LOB: 0 BB: 0 P: 26	R: 0 E: 0 K: 0 S: 7	H: 0 LOB: 0 BB: 0 P: 10	1B: 8 2B: 1 3B: 0 HR: 2	SF: 1 SAC: 1 DP: 0 HBP: 0	WP: 1 PB: 1 SB: 0 CS: 0	PA: 45
PITCHER	IP ERA WLS BF H R ER SO BB IBB HBP BLK WP HR S P ERA WHIP	37 Darren Dreifort, R ERA: 3.75 Scott Radinsky, L ERA: 3.38 Greg McMichael, R ERA: 3.98 Antonio Osuna, R ERA: 1.77	7.0 0.1 1.2 2.0	31 2 6 6	9 1 1 0	5 0 0 0	7 0 0 1	66 0 0 0	66 5 12 25	1.429 3.000 0.600 0.000	PITCHER	IP ERA WLS BF H R ER SO BB IBB HBP BLK WP HR S P ERA WHIP	37 Darren Dreifort, R ERA: 3.75 Scott Radinsky, L ERA: 3.38 Greg McMichael, R ERA: 3.98 Antonio Osuna, R ERA: 1.77	7.0 0.1 1.2 2.0	31 2 6 6	9 1 1 0	5 0 0 0	7 0 0 1	66 0 0 0	66 5 12 25	1.429 3.000 0.600 0.000					

Anaheim Angels @ Los Angeles Dodgers
Dodger Stadium, Los Angeles, CA
Wed Jun 24 1998, 7:05 PM PDT
Att. 46,822 - Unknown - 71 F

AB 42
R 5
H 11
RBI 4
BB 1
SO 9
LOB 13



Batter	1	2	3	4	5	6	7	8	9	10	11	AB	R	H	RBI	BB	SO	LOB	BOTTOM								
Eric Young Sr., R OBP: 0.357, SLG: 0.375 (1, 4)	G6-3 		HR 1B 		L8 		G6-3 		F9 			5	1	1	0	0	0	1									
Juan Castro, R OBP: 0.298, SLG: 0.305 Antonio Osuna, R (10, 1)	F9 		HR BB 		K 		P3 		K 		K 	4	1	0	0	1	2	1									
Gary Sheffield, R OBP: 0.425, SLG: 0.527 (1, 9)	G6-3 		HR 2H 		G6-3 		G1-4-3 		G3-1 			5	1	1	3	0	0	0									
Eric Karros, R OBP: 0.355, SLG: 0.458 Greg McMichael, R (8, 1)		F8 		G4-3 E 1B 		K 		K 				4	0	1	0	0	2	0									
Wilton Guerrero, S OBP: 0.257, SLG: 0.318 (10, 6)			G4-3 E 1B 						L6-3 1B 			1	0	1	0	0	0	0									
Raul Mondesi, R OBP: 0.310, SLG: 0.505 (1, 8)		K 		G4-3 		HR 		G5-3 		L6-3 		5	1	1	1	0	1	2									
Paul Kanerko, R OBP: 0.287, SLG: 0.290 (8, 3)												3	1	2	0	1	0	1									
Roger Cedeno, S OBP: 0.389, SLG: 0.314 Matt Luke, L OBP: 0.329, SLG: 0.537 (9, 3)		1B 2B BB 		G1-3 		1B 		BLK 1B 		1B 1B 		0	0	0	0	0	0	0									
Charles Johnson, R OBP: 0.286, SLG: 0.392 (1, 2)												5	0	1	0	0	4	4									
Adrian Beltré, R OBP: 0.400, SLG: 0.600 (1, 5)												5	0	2	1	0	0	2									
37 Darren Dreifort, R OBP: 0.219, SLG: 0.167 Scott Radinsky, L Trenidad Hubbard, R OBP: 0.361, SLG: 0.481 (1, 1)												2	0	0	0	1	1	2									
Inning Stats	R: 0 E: 0 K: 0 S: 5	H: 0 LOB: 0 BB: 0 P: 6	R: 1 E: 0 K: 1 S: 10	H: 2 LOB: 2 BB: 1 P: 19	R: 3 E: 1 K: 1 S: 19	H: 3 LOB: 1 BB: 1 P: 32	R: 0 E: 0 K: 1 S: 8	H: 0 LOB: 1 BB: 1 P: 14	R: 1 E: 0 K: 2 S: 12	H: 2 LOB: 1 BB: 0 P: 16	R: 0 E: 0 K: 1 S: 8	H: 0 LOB: 0 BB: 0 P: 11	R: 0 E: 0 K: 1 S: 7	H: 0 LOB: 0 BB: 0 P: 10	R: 0 E: 0 K: 1 S: 11	H: 1 LOB: 2 BB: 0 P: 15	R: 0 E: 0 K: 1 S: 9	H: 0 LOB: 0 BB: 0 P: 12	R: 0 E: 0 K: 0 S: 5	H: 1 LOB: 0 BB: 0 P: 7	R: 1 E: 0 K: 1 S: 11	H: 3 LOB: 2 BB: 0 P: 16	1B: 9 2B: 2 3B: 0 HR: 2	SF: 0 SAC: 0 DP: 1 HBP: 0	WP: 0 PB: 0 SB: 2 CS: 0	PA: 45	
PITCHER	IP ERA WLS BF H R ER SO BB IBB HBP BLK WP HR S P ERA WHIP	37 Darren Dreifort, R ERA: 2.98 Rich DeLucia, R ERA: 3.0 Shigetoshi Hasegawa, R ERA: 3.44 Greg Cadaret, L ERA: 3.32	6.0 1.0 3.0 0.1	28 3 10 4	7 0 2 1	5 0 0 1	6 1 2 1	3 0 0 0	3 0 0 0	2 7 25 11	2 10 34 16	62 0 0 0	98 0.000 0.667 9.000	PITCHER	IP ERA WLS BF H R ER SO BB IBB HBP BLK WP HR S P ERA WHIP	37 Darren Dreifort, R ERA: 2.98 Rich DeLucia, R ERA: 3.0 Shigetoshi Hasegawa, R ERA: 3.44 Greg Cadaret, L ERA: 3.32	6.0 1.0 3.0 0.1	28 3 10 4	7 0 2 1	5 0 0 1	6 1 2 1	3 0 0 0	3 0 0 0	2 7 25 11	2 10 34 16	62 0 0 0	98 0.000 0.667 9.000

Anaheim Angels @ Los Angeles Dodgers
Dodger Stadium, Los Angeles, CA
Wed Jun 24 1998, 7:05 PM PDT
Att. 46,822 - Unknown - 71 F

AB 42
R 6
H 12
RBI 6
BB 3
SO 10
LOB 13



Batter	1	2	3	4	5	6	7	8	9	AB	R	H	RBI	BB	SO	LOB	TOP					
Darin Erstad, L (1,7) OBP: 0.369, SLG: 0.570	F9		G3-1			BB 2B 2B	F7			4	1	1	0	0	0	1						
Dave Hollins, S (1,5) OBP: 0.334, SLG: 0.386 Rich DeLucia, R (8,1)	K			B5-3		K		K		4	0	0	0	0	3	2						
11 Justin Baughman, R (9,4) OBP: 0.276, SLG: 0.327										0	0	0	0	0	0	0						
Jim Edmonds, L (1,8) OBP: 0.380, SLG: 0.556	L7			G4-3		BB 2B BB		G6-3		3	1	0	0	1	0	0						
Cecil Fielder, R (1,3) OBP: 0.347, SLG: 0.435			K			2B BB		K		3	0	0	1	1	3	0						
Phil Nevin, R (1,2) OBP: 0.361, SLG: 0.439						BB																
16 Garret Anderson, L (1,9) OBP: 0.323, SLG: 0.462						BB																
Norberto Martin, R (1,4) OBP: 0.239, SLG: 0.263 Troy Percival, R (9,1)			K																			
Gary Disarcina, R (1,6) OBP: 0.348, SLG: 0.448																						
Steve Sparks, R (1,1) Craig Shipley, R (8,5) OBP: 0.300, SLG: 0.357																						
Inning Stats	R: 0 E: 0 K: 1 S: 8	H: 0 LOB: 0 BB: 0 P: 13	R: 0 E: 0 K: 1 S: 8	H: 0 LOB: 0 BB: 1 P: 18	R: 0 E: 0 K: 1 S: 8	H: 1 LOB: 1 BB: 0 P: 11	R: 0 E: 0 K: 1 S: 6	H: 0 LOB: 0 BB: 0 P: 11	R: 0 E: 0 K: 1 S: 8	H: 0 LOB: 0 BB: 0 P: 10	R: 3 E: 0 K: 2 S: 20	H: 2 LOB: 3 BB: 4 P: 45	R: 0 E: 0 K: 0 S: 7	H: 0 LOB: 0 BB: 0 P: 13	R: 0 E: 0 K: 2 S: 7	H: 0 LOB: 0 BB: 0 P: 10	R: 0 E: 0 K: 0 S: 8	H: 0 LOB: 0 BB: 0 P: 15	1B: 1 2B: 2 3B: 0 HR: 0	SF: 0 SAC: 1 DP: 1 HBP: 0	WP: 0 PB: 0 SB: 0 CS: 0	PA: 34
PITCHER	IP	WLS	BF	H	R	ER	SO	BB	IBB	HBP	BLK	WP	HR	S	P	ERA	WHIP					
Dennys Reyes, L (1,1) ERA: 4.56	5.2	L	22	2	3	3	7	4	0	0	0	0	0	53	95	4.76	1.059					
Greg McMichael, R (6,1) ERA: 3.94	0.1		3	1	0	0	0	0	1	0	0	0	0	5	13	0.00	3.000					
Mark Guthrie, L (7,1) ERA: 2.08	3.0		9	0	0	0	2	0	0	0	0	0	0	22	38	0.00	0.000					

Anaheim Angels @ Los Angeles Dodgers
Dodger Stadium, Los Angeles, CA
Thu Jun 25 1998, 7:05 PM PDT
Att: 38,254 - Unknown - 70 F

AB 28
R 3
H 3
RBI 3
BB 5
SO 9
LOB 7



Batter	1	2	3	4	5	6	7	8	9	AB	R	H	RBI	BB	SO	LOB	BOTTOM					
Eric Young Sr., R (1,4) OBP: 0.358, SLG: 0.374	G4-3 G6-3 1B		K							4	1	1	0	1	1	1						
Juan Castro, R (1,6) OBP: 0.261, SLG: 0.298 Wilton Guerrero, S (8,PH) OBP: 0.250, SLG: 0.309	G4-3									2	0	0	0	1	0	1						
Gary Sheffield, R (1,9) OBP: 0.423, SLG: 0.521										2	0	0	0	0	2	3						
Eric Karros, R (1,3) OBP: 0.353, SLG: 0.454										3	0	0	1	1	0	0						
Raul Mondesi, R (1,8) OBP: 0.312, SLG: 0.508																						
Paul Konerko, R (1,7) OBP: 0.288, SLG: 0.291 Mark Guthrie, R (7,1)																						
Matt Luke, L (9,PH) OBP: 0.326, SLG: 0.530																						
Charles Johnson, R (1,2) OBP: 0.282, SLG: 0.386																						
Adrián Beltré, R (1,5) OBP: 0.333, SLG: 0.375																						
Dennys Reyes, R (1,1) Greg McMichael, R (6,1) Jim Eisenreich, L (7,7) OBP: 0.273, SLG: 0.272																						
Inning Stats	R: 1 E: 0 K: 0 S: 10	H: 1 LOB: 0 BB: 0 P: 16	R: 0 E: 0 K: 2 S: 11	H: 1 LOB: 1 BB: 0 P: 16	R: 0 E: 0 K: 1 S: 13	H: 0 LOB: 2 BB: 2 P: 27	R: 0 E: 0 K: 1 S: 9	H: 1 LOB: 1 BB: 0 P: 12	R: 0 E: 0 K: 0 S: 6	H: 0 LOB: 0 BB: 0 P: 10	R: 0 E: 0 K: 0 S: 8	H: 1 LOB: 1 BB: 0 P: 13	R: 0 E: 0 K: 0 S: 8	H: 0 LOB: 1 BB: 1 P: 19	R: 0 E: 0 K: 1 S: 10	H: 0 LOB: 0 BB: 0 P: 17	R: 1 E: 1 K: 2 S: 25	H: 1 LOB: 3 BB: 2 P: 38	1B: 4 2B: 1 3B: 0 HR: 0	SF: 0 SAC: 0 DP: 0 HBP: 0	WP: 0 PB: 1 SB: 2 CS: 0	PA: 38
PITCHER	IP	WLS	BF	H	R	ER	SO	BB	IBB	HBP	BLK	WP	HR	S	P	ERA	WHIP					
Steve Sparks, R (1,1) ERA: 3.6	7.0	W	28	4	1	1	4	3	0	0	0	0	0	65	113	1.29	1.000					
Rich DeLucia, R (8,1) ERA: 5.45	1.0		3	0	0	0	1	0	0	0	0	0	0	10	17	0.00	0.000					
Troy Percival, R (9,1) ERA: 2.88	1.0	S	7	1	1	0	2	2	0	0	0	0	0	25	38	0.00	3.000					

Anaheim Angels @ Los Angeles Dodgers
Dodger Stadium, Los Angeles, CA
Thu Jun 25 1998, 7:05 PM PDT
Att: 38,254 - Unknown - 70 F

AB 33
R 2
H 5
RBI 1
BB 5
SO 7
LOB 17



Batter	1	2	3	4	5	6	7	8	9	AB	R	H	RBI	BB	SO	LOB	TOP										
Tony Womack, L (1,4) OBP: 0.296, SLG: 0.315	1-2 CS 1B		0-0 P2			1-2 G3		1-0 SH5-4	0-2 E6	4	0	1	1	0	0	1											
Manny Martinez, R (1,8) OBP: 0.386, SLG: 0.585	1-1 G5-3		1-0 G5-3			1-3 K		4-0 FC4-6 1B E BB	1-2 G4-6-3	4	1	0	0	1	1	3											
18 Jason Kendall, R (1,2) OBP: 0.406, SLG: 0.442 Keith Osik, R (7,2) OBP: 0.317, SLG: 0.229	0-1 G5-3		0-2 F4			2-2 P4		0-2 FC4-6 1B		3	0	0	0	0	0	0											
Kevin Young, R (1,3) OBP: 0.328, SLG: 0.490		4-2 FC5-4 BB		0-1 F8			2-1 HR 1B	1-2 FC4-6 E		3	1	1	1	1	0	2											
Jose Guillen, R (1,9) OBP: 0.325, SLG: 0.469		0-1 FC5-4 1B E		0-0 G4-3			0-0 F9	0-0 E5		4	1	0	0	0	0	3											
Al Martin, L (1,7) OBP: 0.289, SLG: 0.356 Rich Loiselle, R (8,1)		1-3 K		2-2 K			0-0 HR	1-2 G3		4	1	1	2	0	2	3											
Aramis Ramirez, R (1,5) OBP: 0.324, SLG: 0.410		0-0 E 1B		0-1 F4			2-0 P2		2-2 1B SH1-4 E 1B	4	1	2	0	0	0	0											
Kevin Polcovich, R (1,6) OBP: 0.257, SLG: 0.277		0-0 E4 FC5-4		1-0 G6-3			0-0 G6-3		0-0 SH1-4	3	0	0	0	0	0	1											
Jason Schmidt, R (1,1) OBP: 0.067, SLG: 0.034 Mike Williams, R (6,1) Mark Smith, R (8, PH) OBP: 0.272, SLG: 0.314 Turner Ward, S (8,7) OBP: 0.312, SLG: 0.363		0-0 FC5-4		0-0 G6-3				1-1 1B SH5-4 FC4-6 1B	2-3 E 1B	2	0	0	0	0	0	2											
Inning Stats	R: 0 E: 0 K: 0 S: 7	H: 1 LOB: 0 BB: 0 P: 9	R: 1 E: 1 K: 1 S: 14	H: 1 LOB: 2 BB: 1 P: 19	R: 0 E: 0 K: 0 S: 5	H: 0 LOB: 0 BB: 0 P: 6	R: 0 E: 0 K: 1 S: 6	H: 0 LOB: 0 BB: 0 P: 8	R: 0 E: 0 K: 0 S: 4	H: 0 LOB: 0 BB: 0 P: 5	R: 0 E: 0 K: 1 S: 11	H: 0 LOB: 0 BB: 0 P: 15	R: 2 E: 0 K: 0 S: 6	H: 2 LOB: 0 BB: 0 P: 10	R: 2 E: 1 K: 0 S: 14	H: 2 LOB: 2 BB: 1 P: 22	R: 1 E: 1 K: 0 S: 10	H: 2 LOB: 1 BB: 0 P: 15	1B: 7 2B: 0 3B: 0 HR: 1	SF: 0 SAC: 2 DP: 1 HBP: 0	WP: 0 PB: 0 SB: 0 CS: 1	PA: 38					
PITCHER	IP	WLS	BF	H	R	ER	SO	BB	IBB	HBP	BLK	WP	HR	S	P	ERA	WHIP										
Dave Milick, R (1,1) ERA: 4.4	7.0		26	4	3	2	3	1	0	0	0	0	1	53	72	2.57	0.714										
Scott Radinsky, L (8,1) ERA: 3.48	0.1	L	3	1	2	1	0	1	0	0	0	0	0	3	9	27.00	6.000										
Greg McMichael, R (8,1) ERA: 4.09	1.0		7	3	1	1	0	0	0	0	0	0	0	17	23	9.00	3.000										
Mark Guthrie, L (9,1) ERA: 2.03	0.2		2	0	0	0	0	0	0	0	0	0	0	4	5	0.00	0.000										

Pittsburgh Pirates @ Los Angeles Dodgers
Dodger Stadium, Los Angeles, CA

AB 34
R 6
H 8
RBI 4
BB 2
SO 3
LOB 15



WP: 0 PA: 38
PB: 0
SB: 0
CS: 1

Sun Jun 28 1998, 7:05 PM PDT
Att: 38,865 - Unknown - 74 F

livebaseballscores.com

Batter	1	2	3	4	5	6	7	8	9	AB	R	H	RBI	BB	SO	LOB	BOTTOM										
Eric Young Sr., R (1,4) OBP: 0.360, SLG: 0.377	4-1 HR BB		1-2 G6-3			1-0 1B		2-2 G5-3		3	1	1	0	1	0	0											
Wilton Guerrero, S (1,6) OBP: 0.285, SLG: 0.308	0-2 L8		1-2 F7			0-1 L7		1-2 F8		4	0	0	0	0	0	2											
Raul Mondesi, R (1,8) OBP: 0.310, SLG: 0.497	3-3 K			4-2 BLK 1B BB		2-2 F8 1B WP 1B		2-3 K		3	2	1	0	1	2	1											
Gary Sheffield, R (1,9) OBP: 0.432, SLG: 0.536 Matt Luke, L (7,9) OBP: 0.316, SLG: 0.518	0-0 HR			1-1 G6-4-3 1B 1B		4-1 1B CS BB		1-3 K		2	1	2	3	1	0	0											
Eric Karros, R (1,3) OBP: 0.357, SLG: 0.449	3-3 K			1-1 G6-4-3 1B		3-2 F8			0-1 G4-3	4	0	1	0	0	1	2											
Paul Konerko, R (1,7) OBP: 0.281, SLG: 0.321 Roger Cedeno, S (6, FR) OBP: 0.363, SLG: 0.308		2-2 P4		1-1 G6-4-3		2-1 CS 1B			0-3 K	3	0	1	1	0	0	2											
Adrian Beltré, R (1,5) OBP: 0.200, SLG: 0.211		0-2 G3-1		1-2 F8		1-3 3H 2-1 F8			1-2 F8	4	0	0	0	0	3												
Charles Johnson, R (1,2) OBP: 0.275, SLG: 0.376		0-3 K			0-1 G4-3			0-2 G4-3		3	0	0	0	0	1	0											
Dave Milick, R (1,1) OBP: 0.231, SLG: 0.208 Jim Eisenreich, L (7, PH) OBP: 0.272, SLG: 0.271 Scott Radinsky, L (8,1) Greg McMichael, R (8,1) Mark Guthrie, R (9,1)				0-0 G6-3		1-1 G5-3		2-0 G4-3		2	0	0	0	0	0	0											
Inning Stats	R: 2 E: 0 K: 2 S: 13	H: 1 LOB: 1 BB: 1 P: 23	R: 0 E: 0 K: 1 S: 9	H: 0 LOB: 0 BB: 0 P: 11	R: 0 E: 0 K: 0 S: 10	H: 0 LOB: 0 BB: 0 P: 12	R: 1 E: 0 K: 0 S: 13	H: 2 LOB: 1 BB: 1 P: 20	R: 0 E: 0 K: 0 S: 7	H: 1 LOB: 1 BB: 0 P: 9	R: 1 E: 0 K: 0 S: 11	H: 2 LOB: 2 BB: 1 P: 24	R: 0 E: 0 K: 0 S: 8	H: 0 LOB: 0 BB: 0 P: 12	R: 0 E: 0 K: 2 S: 13	H: 0 LOB: 0 BB: 0 P: 17	R: 0 E: 0 K: 1 S: 9	H: 0 LOB: 0 BB: 0 P: 10	1B: 5 2B: 0 3B: 0 HR: 1	SF: 0 SAC: 0 DP: 1 HBP: 0	WP: 1 PB: 0 SB: 1 CS: 2	PA: 34					
PITCHER	IP	WLS	BF	H	R	ER	SO	BB	IBB	HBP	BLK	WP	HR	S	P	ERA	WHIP										
Jason Schmidt, R (1,1) ERA: 4.01	5.1		24	6	4	4	3	3	0	0	1	1	1	61	95	6.75	1.688										
Mike Williams, R (6,1) ERA:	1.2	W	4	0	0	0	0	0	0	0	0	0	0	10	16	0.00	0.000										
Rich Loiselle, R (8,1) ERA: 3.15	2.0	S	6	0	0	0	3	0	0	0	0	0	0	22	27	0.00	0.000										

Pittsburgh Pirates @ Los Angeles Dodgers
Dodger Stadium, Los Angeles, CA

AB 31
R 4
H 6
RBI 4
BB 3
SO 6
LOB 10



WP: 1 PA: 34
PB: 0
SB: 1
CS: 2

Sun Jun 28 1998, 7:05 PM PDT
Att: 38,865 - Unknown - 74 F

livebaseballscores.com

Batter	1	2	3	4	5	6	7	8	9	AB	R	H	RBI	BB	SO	LOB	TOP																					
Eric Young Sr. R (1.4) OBP: 0.359, SLG: 0.375 Wilton Guerrero, S (1.4) OBP: 0.264, SLG: 0.305	G5-3	P6				P2			F8	1	0	0	0	0	0	0																						
Juan Castro R (1.6) OBP: 0.253, SLG: 0.286	BB		F8		G5-3	CS			G6-3	5	0	1	0	0	0	0																						
Raul Mondesi, R (1.8) OBP: 0.315, SLG: 0.508	BB		K		BB				G5-3	3	1	2	0	1	1	0																						
Gary Sheffield, R (1.9) OBP: 0.430, SLG: 0.532	K		F7		BB				G5-3	4	0	1	1	0	1	3																						
Eric Karros, R (1.3) OBP: 0.350, SLG: 0.440	K		F8		F8				F7	4	0	0	0	0	1	4																						
Paul Konerko, R (1.10) OBP: 0.280, SLG: 0.314		WP			P3				F7	3	1	0	0	1	0	0																						
Matt Luke, L (1.7) OBP: 0.337, SLG: 0.534		BB			BB				K	3	1	2	1	1	1	0																						
Charles Johnson, R (1.2) OBP: 0.275, SLG: 0.371		K			BB				F7	3	0	0	0	1	2	2																						
Adrián Beltré, R (1.5) OBP: 0.208, SLG: 0.348		K			K				P5	4	1	1	2	0	2	3																						
Inning Stats	R: 0 H: 1 E: 0 K: 2 S: 14	H: 1 LOB: 2 BB: 1 P: 19	R: 1 H: 1 E: 0 K: 2 S: 13	H: 1 LOB: 1 BB: 1 P: 21	R: 0 H: 0 E: 0 K: 1 S: 6	H: 0 LOB: 0 BB: 0 P: 9	R: 0 H: 1 E: 0 K: 1 S: 14	H: 1 LOB: 2 BB: 1 P: 22	R: 1 H: 2 E: 0 K: 0 S: 8	H: 2 LOB: 1 BB: 0 P: 11	R: 0 H: 1 E: 0 K: 1 S: 8	H: 1 LOB: 1 BB: 0 P: 15	R: 0 H: 0 E: 0 K: 1 S: 8	H: 0 LOB: 0 BB: 0 P: 11	R: 0 H: 0 E: 0 K: 0 S: 5	H: 0 LOB: 0 BB: 0 P: 9	1B: 4 2B: 2 3B: 1 HR: 1	SF: 0 SAC: 0 DP: 0 HBP: 0	WP: 1 PB: 0 SB: 0 CS: 1	PA: 39																		
PITCHER	IP	WLS	BF	H	R	ER	SO	BB	IBB	HBP	BLK	WP	HR	S	P	ERA	WHIP	PITCHER				IP	WLS	BF	H	R	ER	SO	BB	IBB	HBP	BLK	WP	HR	S	P	ERA	WHIP
Rick Helling, R (1.1) ERA: 4.25	6.1	L	30	8	4	4	7	4	0	0	0	1	1	71	112	5.68	1.895																					
Xavier Hernandez, R (7.1) ERA: 3.51	2.2		8	0	0	0	1	0	0	0	0	0	0	17	26	0.00	0.000																					

Los Angeles Dodgers @ Texas Rangers
The Ballpark at Arlington, Arlington, TX
Tue Jun 30 1998, 8:05 PM EDT
Att: 37,873 - Unknown - 97 F

AB 34
R 4
H 8
RBI 4
BB 4
SO 8
LOB 13



Batter	1	2	3	4	5	6	7	8	9	AB	R	H	RBI	BB	SO	LOB	BOTTOM																					
Tom Goodwin, L (1.8) OBP: 0.373, SLG: 0.308	K			G1-3		K			G6-3	4	0	0	0	0	2	0																						
Mark McLemore, S (1.4) OBP: 0.419, SLG: 0.387	L7			G6-3		K			P7	3	0	0	0	1	1	0																						
29 Rusty Greer, L (1.7) OBP: 0.374, SLG: 0.412	G6-3			G4-3					K	4	0	0	0	0	1	1																						
Juan Gonzalez, R (1.9) OBP: 0.335, SLG: 0.590		K			G1-3				P7	4	0	1	0	0	1	1																						
Willi Clark, L (1.3) OBP: 0.397, SLG: 0.504		K			BB				G4-3	3	0	1	0	0	1	1																						
Ivan Rodriguez, R (1.2) OBP: 0.397, SLG: 0.566		P4			G5-3				F7	3	0	0	0	0	2																							
Lee Stevens, L (1.10) OBP: 0.296, SLG: 0.467				F9		G3			K	3	0	0	0	0	1	1																						
Kevin Elster, R (1.6) OBP: 0.341, SLG: 0.399				K					L4	3	0	0	0	0	1	0																						
Fernando Tatis, R (1.5) OBP: 0.298, SLG: 0.351				G5-3		HR			G6-3	3	1	1	1	0	0	0																						
Inning Stats	R: 0 H: 0 E: 0 K: 1 S: 7	H: 0 LOB: 0 BB: 0 P: 11	R: 0 H: 0 E: 0 K: 2 S: 8	H: 0 LOB: 0 BB: 0 P: 8	R: 0 H: 0 E: 0 K: 1 S: 7	H: 0 LOB: 0 BB: 0 P: 11	R: 0 H: 0 E: 0 K: 0 S: 5	H: 0 LOB: 0 BB: 0 P: 7	R: 0 H: 1 E: 0 K: 0 S: 7	H: 1 LOB: 1 BB: 0 P: 9	R: 1 H: 1 E: 0 K: 2 S: 11	H: 1 LOB: 1 BB: 0 P: 18	R: 0 H: 1 E: 0 K: 0 S: 7	H: 1 LOB: 1 BB: 0 P: 10	R: 0 H: 0 E: 0 K: 1 S: 9	H: 0 LOB: 0 BB: 0 P: 13	R: 0 H: 0 E: 0 K: 1 S: 11	H: 0 LOB: 1 BB: 1 P: 21	1B: 0 2B: 2 3B: 0 HR: 1	SF: 0 SAC: 0 DP: 0 HBP: 0	WP: 0 PB: 0 SB: 0 CS: 0	PA: 31																
PITCHER	IP	WLS	BF	H	R	ER	SO	BB	IBB	HBP	BLK	WP	HR	S	P	ERA	WHIP	PITCHER				IP	WLS	BF	H	R	ER	SO	BB	IBB	HBP	BLK	WP	HR	S	P	ERA	WHIP
37 Darren Dreifort, R (1.1) ERA: 3.55	8.0	W	27	3	1	1	7	0	0	0	0	0	0	61	87	1.12	0.375																					
Antonio Osuna, R (9.1) ERA: 1.07	1.0	S	4	0	0	0	1	1	0	0	0	0	0	11	21	0.00	1.000																					

Los Angeles Dodgers @ Texas Rangers
The Ballpark at Arlington, Arlington, TX
Tue Jun 30 1998, 8:05 PM EDT
Att: 37,873 - Unknown - 97 F

AB 30
R 1
H 3
RBI 1
BB 1
SO 8
LOB 6




Batter	1	2	3	4	5	6	7	8	9	AB	R	H	RBI	BB	SO	LOB	TOP										
Wilton Guerrero, S OBP: 0.283, SLG: 0.322 (1, 4)										5	3	3	0	0	2	0	Los Angeles Dodgers @ Texas Rangers The Ballpark at Arlington, Arlington, TX Wed Jul 01 1998, 8:05 PM EDT Att: 28,928 - Unknown - 98 F AB 39 R 7 H 11 RBI 7 BB 2 SO 10 LOB 18 										
Jim Eisenreich, L OBP: 0.289, SLG: 0.262 (1, 10)										4	1	0	0	1	0	3											
Raul Mondesi, R OBP: 0.317, SLG: 0.522 (1, 8)										5	2	2	3	0	1	4											
Gary Sheffield, R OBP: 0.427, SLG: 0.528 (1, 9)										4	1	1	2	0	2	3											
Eric Karros, R OBP: 0.351, SLG: 0.444 (1, 3)										5	0	2	2	0	0	2											
Matt Luke, L OBP: 0.340, SLG: 0.544 Paul Konerko, R OBP: 0.275, SLG: 0.307 (1, 7) (4, 7) (9, 5)										2	0	1	0	0	0	1											
Adrián Beltré, R OBP: 0.250, SLG: 0.346 (9, 6)										3	0	1	0	1	0	0											
Charles Johnson, R OBP: 0.275, SLG: 0.369 (1, 2)										4	0	1	0	0	1	2											
Juan Castro, R OBP: 0.245, SLG: 0.277 Roger Cedeno, S OBP: 0.360, SLG: 0.306 (9, PH) (9, 7)										3	0	0	0	0	0	2											
Inning Stats	R: 2 E: 0 K: 2 S: 16	H: 2 LOB: 1 BB: 0 P: 22	R: 0 E: 0 K: 0 S: 4	H: 0 LOB: 0 BB: 0 P: 8	R: 2 E: 0 K: 0 S: 8	H: 2 LOB: 1 BB: 0 P: 11	R: 0 E: 0 K: 1 S: 13	H: 2 LOB: 1 BB: 1 P: 23	R: 0 E: 0 K: 1 S: 11	H: 1 LOB: 2 BB: 1 P: 18	R: 0 E: 0 K: 1 S: 10	H: 1 LOB: 1 BB: 0 P: 16	R: 0 E: 0 K: 1 S: 9	H: 0 LOB: 1 BB: 1 P: 16	R: 3 E: 1 K: 3 S: 20	H: 3 LOB: 1 BB: 0 P: 29	1B: 7 2B: 2 3B: 1 HR: 1	SF: 1 SAC: 0 DP: 0 HBP: 0	WP: 1 PB: 0 SB: 1 CS: 0	PA: 42							
PITCHER	IP	WLS	BF	H	R	ER	SO	BB	IBB	HBP	BLK	WP	HR	S	P	ERA	WHIP										
Todd Van Poppel, R ERA: 7.16 (1, 1)	6.0		27	8	4	4	5	1	0	0	0	1	1	62	98	6.00	1.500										
Eric Gunderson, L ERA: 2.02 (7, 1)	0.2		2	0	0	0	1	0	0	0	0	0	0	5	8	0.00	0.000										
Danny Patterson, R ERA: 3.71 (7, 1)	1.1		6	0	0	0	1	1	0	0	0	0	0	14	24	0.00	0.750										
John Wetteland, R ERA: 1.45 (9, 1)	1.0	L	7	3	3	0	3	0	0	0	0	0	0	20	29	0.00	3.000										

Batter	1	2	3	4	5	6	7	8	9	AB	R	H	RBI	BB	SO	LOB	BOTTOM										
Roberto Kelly, R OBP: 0.360, SLG: 0.634 (1, 7)										4	1	2	2	1	1	1	Los Angeles Dodgers @ Texas Rangers The Ballpark at Arlington, Arlington, TX Wed Jul 01 1998, 8:05 PM EDT Att: 28,928 - Unknown - 98 F AB 32 R 5 H 9 RBI 4 BB 4 SO 5 LOB 13 										
Mark McLemore, S OBP: 0.422, SLG: 0.388 (1, 4)										2	1	1	1	1	0	0											
Ivan Rodriguez, R OBP: 0.396, SLG: 0.565 (1, 2)										4	0	1	1	0	1	2											
Juan Gonzalez, R OBP: 0.334, SLG: 0.585 (1, 9)										3	0	0	0	1	0	1											
Will Clark, L OBP: 0.395, SLG: 0.500 (1, 3)										4	0	1	0	0	2	3											
Mike Simms, R OBP: 0.418, SLG: 0.686 (1, 10)										4	0	1	0	0	0	1											
Kevin Elster, R OBP: 0.336, SLG: 0.392 (1, 6)										4	0	0	0	0	1	2											
Fernando Tatis, R OBP: 0.302, SLG: 0.354 Luis Alices, S OBP: 0.365, SLG: 0.413 (1, 5) (9, PH)										3	1	2	0	0	0	1											
Tom Goodwin, L OBP: 0.374, SLG: 0.308 (1, 8)										3	2	1	0	1	0	2											
Inning Stats	R: 0 E: 0 K: 0 S: 6	H: 0 LOB: 0 BB: 1 P: 15	R: 0 E: 0 K: 0 S: 9	H: 1 LOB: 1 BB: 0 P: 14	R: 3 E: 1 K: 1 S: 15	H: 4 LOB: 1 BB: 0 P: 22	R: 0 E: 0 K: 0 S: 10	H: 1 LOB: 1 BB: 0 P: 16	R: 0 E: 0 K: 2 S: 11	H: 0 LOB: 2 BB: 2 P: 23	R: 2 E: 0 K: 1 S: 16	H: 3 LOB: 0 BB: 0 P: 26	R: 0 E: 0 K: 0 S: 9	H: 0 LOB: 0 BB: 0 P: 15	R: 0 E: 0 K: 0 S: 11	H: 0 LOB: 0 BB: 0 P: 16	R: 0 E: 0 K: 1 S: 7	H: 0 LOB: 0 BB: 1 P: 14	1B: 7 2B: 2 3B: 0 HR: 0	SF: 0 SAC: 1 DP: 0 HBP: 0	WP: 0 PB: 0 SB: 0 CS: 2	PA: 38					
PITCHER	IP	WLS	BF	H	R	ER	SO	BB	IBB	HBP	BLK	WP	HR	S	P	ERA	WHIP										
Dennys Reyes, L ERA: 4.71 (1, 1)	5.0		23	6	3	3	3	2	1	0	0	0	0	25	41	9.00	1.500										
Greg McMichael, R ERA: 4.37 (6, 1)	2.0		8	3	2	2	1	0	0	0	0	0	0	11	16	0.00	0.000										
Scott Radinsky, L ERA: 3.38 (8, 1)	1.0	W	3	0	0	0	0	0	0	0	0	0	0	7	14	0.00	1.000										
Antonio Osuna, R ERA: 1.63 (9, 1)	1.0	S	3	0	0	0	1	1	0	0	0	0	0	7	14	0.00	1.000										

Batter	1	2	3	4	5	6	7	8	9	AB	R	H	RBI	BB	SO	LOB	TOP			
Wilton Guerrero, S OBP: 0.278, SLG: 0.315	2-2 WP 1B	0-2 G6-4-3 1-2		2-2 F8		0-0 G3		3-2 G4-3		5	0	1	0	0	0	5				
Roger Cedeno, S OBP: 0.354, SLG: 0.310	2-3 K	1-0		0-0 F8		1-1 G5-3			2-1 G4-3	5	0	1	0	0	1	3				
Raul Mondesi, R OBP: 0.315, SLG: 0.517	1-2 L7	1-2 L4			0-0 FC4-6 1B SF9				0-0 G5-3	5	1	1	0	0	0	2				
Gary Sheffield, R OBP: 0.427, SLG: 0.524	4-0 BB			1-3 K		1-0 FC4-6 1B			3-1 G5-3	4	0	1	0	1	1	0				
Eric Karros, R OBP: 0.350, SLG: 0.440	2-3 K			2-2 1B		3-2 FC4-6 1-2 2-3			2-2 G3-1	4	0	1	0	0	1	4				
Paul Konerko, R OBP: 0.274, SLG: 0.308		0-2 2B HR		2-1 P3		1-1 SF9			1-0 G5-3	3	1	1	1	0	0	1				
Adrián Beltré, R OBP: 0.250, SLG: 0.367		0-0 HR		0-1 F8		3-H 0-0 P3			0-3 K	4	1	1	0	0	1	2				
Charles Johnson, R OBP: 0.282, SLG: 0.389		2-2 HR		1-2 F9		2-2 G3 HBP			0-0 1B 2B	3	1	2	3	0	0	0				
Juan Castro, R OBP: 0.264, SLG: 0.289		4-0 G6-4-3 BB		3-2 1B		3-2 F9			1-0 2B 1B	3	0	2	0	1	0	1				
Inning Stats	R: 0 E: 0 K: 2 S: 13	H: 1 LOB: 2 BB: 1 P: 24	R: 3 E: 0 K: 0 S: 15	H: 4 LOB: 1 BB: 23	R: 0 E: 0 K: 1 S: 11	H: 1 LOB: 0 BB: 0 P: 16	R: 0 E: 0 K: 0 S: 12	H: 1 LOB: 1 BB: 0 P: 18	R: 1 E: 0 K: 0 S: 8	H: 2 LOB: 1 BB: 0 P: 13	R: 0 E: 0 K: 0 S: 11	H: 0 LOB: 1 BB: 0 P: 17	R: 0 E: 0 K: 1 S: 13	H: 2 LOB: 2 BB: 0 P: 18	R: 0 E: 0 K: 0 S: 5	H: 0 LOB: 0 BB: 0 P: 9	1B: 7 2B: 3 3B: 0 HR: 1	SF: 1 SAC: 0 DP: 1 HBP: 1	WP: 1 PB: 0 SB: 0 CS: 0	PA: 40
PITCHER	IP WLS BF H R ER SO BB IBB HBP BLK WP HR S P ERA WHIP																			
Darren Oliver, L ERA: 6.83	(1, 1) 5.0 L 25 9 4 4 3 2 0 0 0 0 1 1 59 94 7.20 2.200																			
Tim Crutcher, R ERA: 3.4	(6, 1) 3.0 12 2 0 0 1 0 0 0 1 0 0 0 32 48 0.00 0.667																			
Xavier Hernandez, R ERA: 3.38	(9, 1) 1.0 3 0 0 0 0 0 0 0 0 0 0 0 5 9 0.00 0.000																			

Los Angeles Dodgers @ Texas Rangers
The Ballpark at Arlington, Arlington, TX
Thu Jul 02 1998, 8:05 PM EDT
Att: 38,514 - Cloudy - 96 F


AB 36
R 4
H 11
RBI 4
BB 2
SO 4
LOB 18

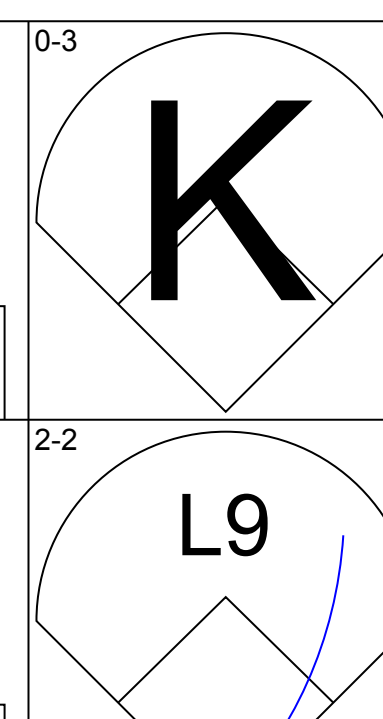
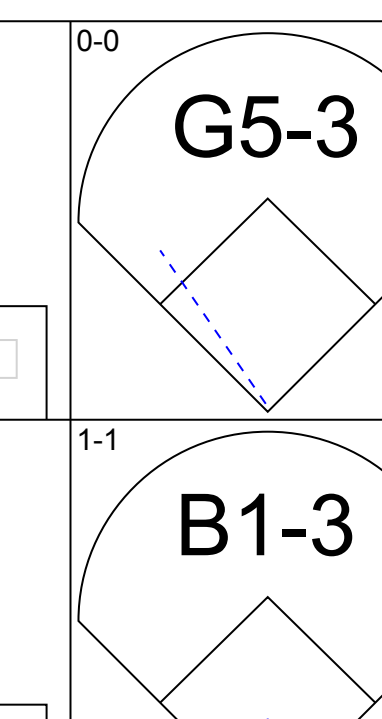
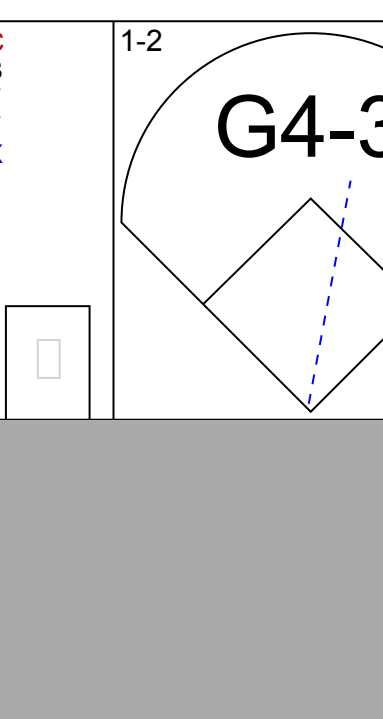
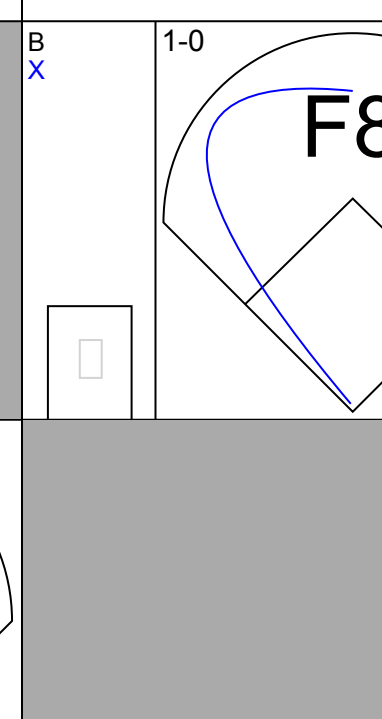
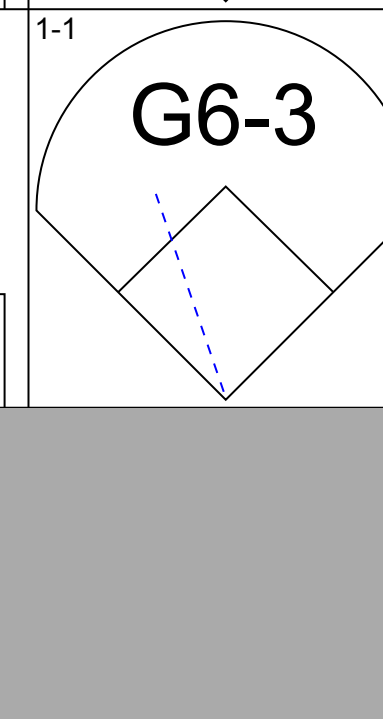

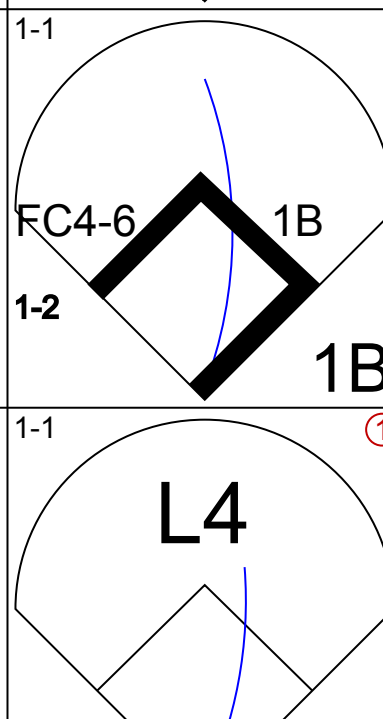
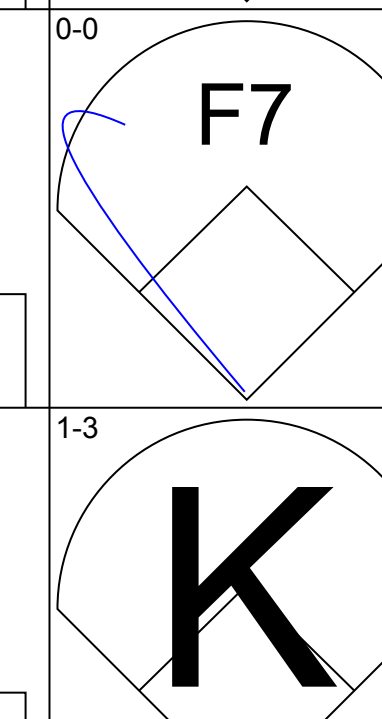

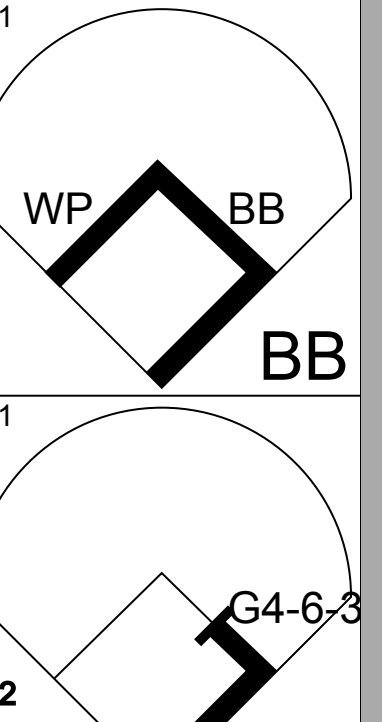

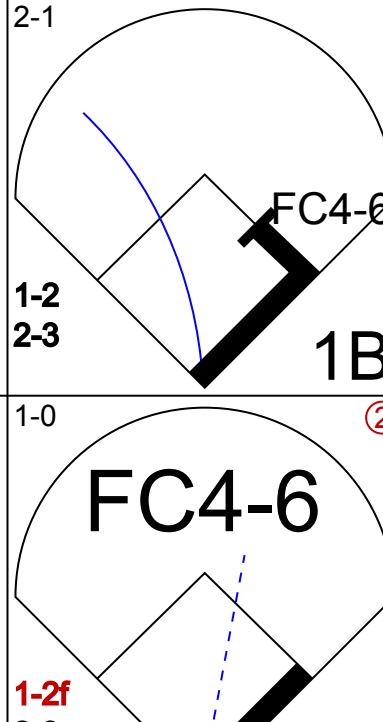

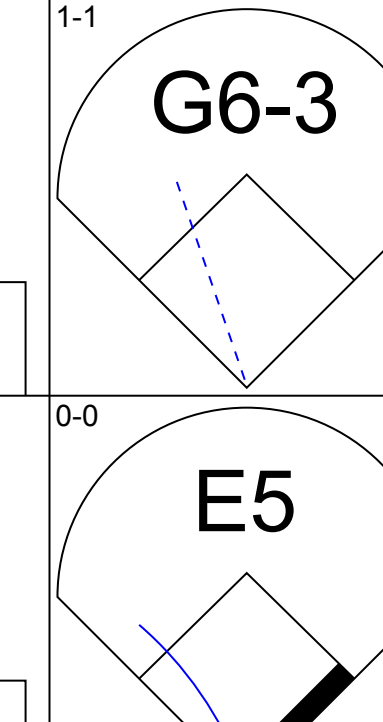
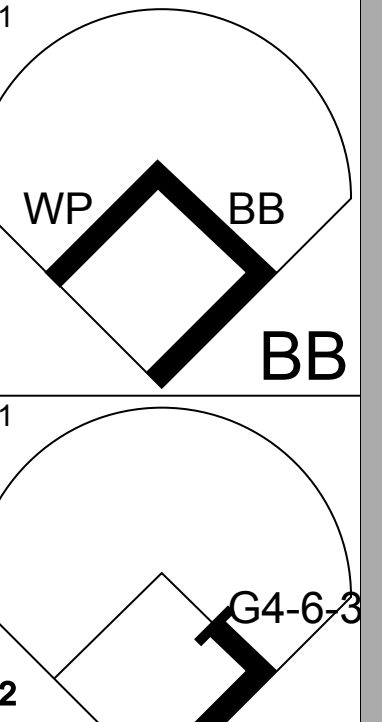
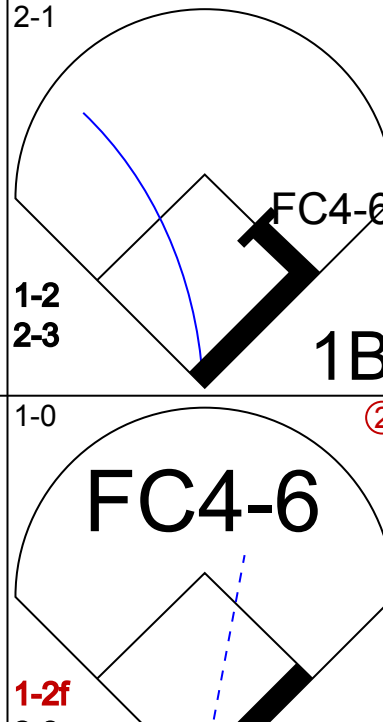

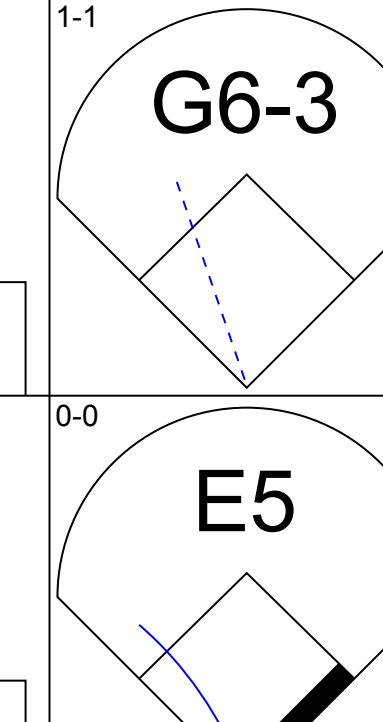
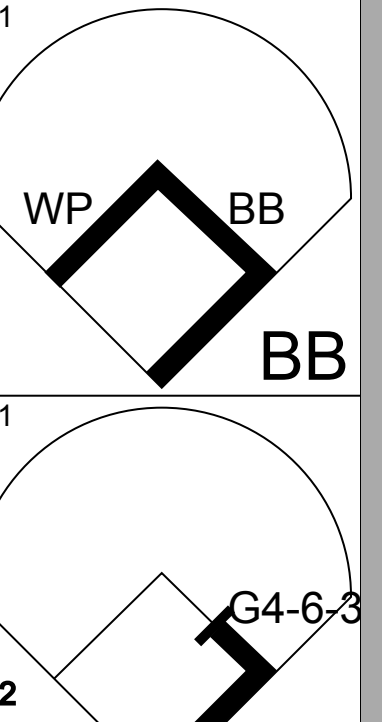
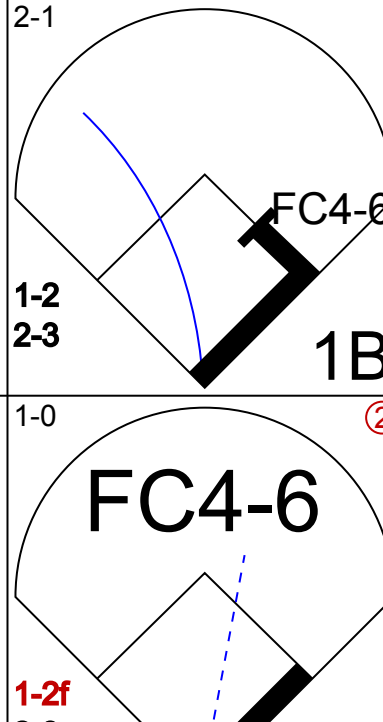

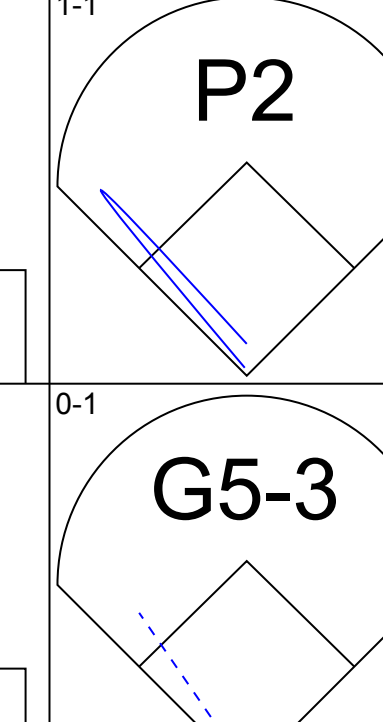
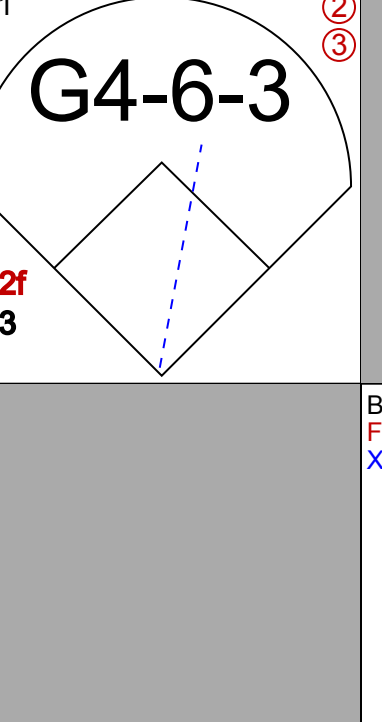
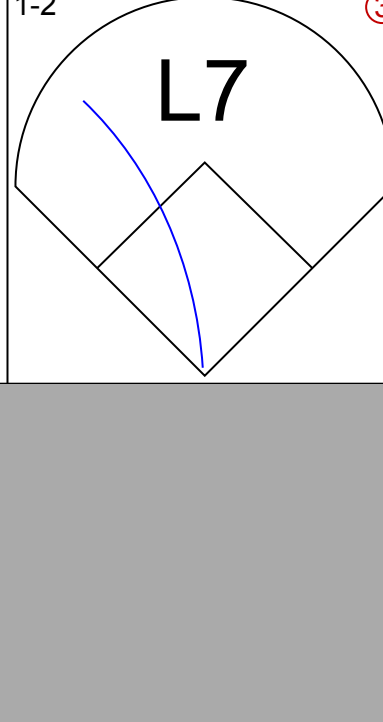

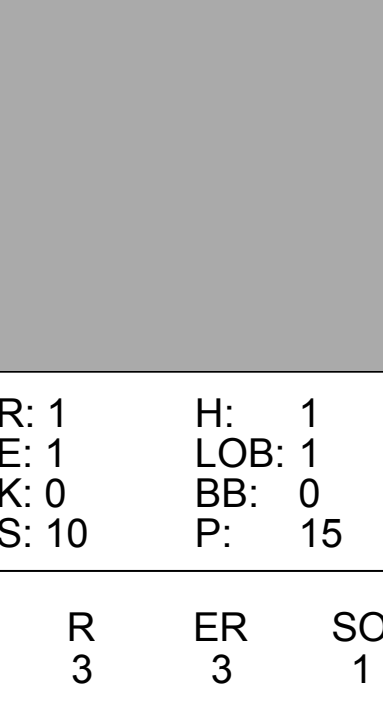
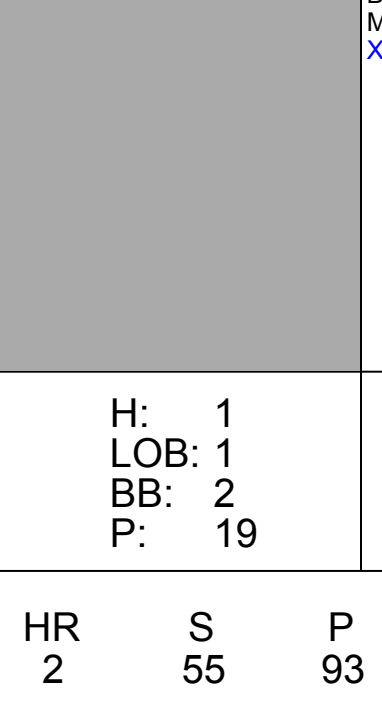
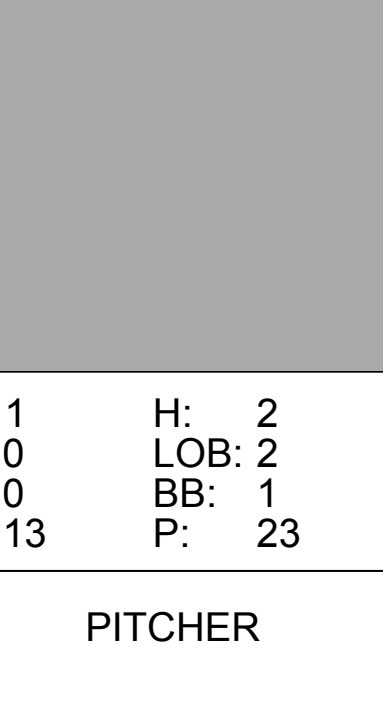

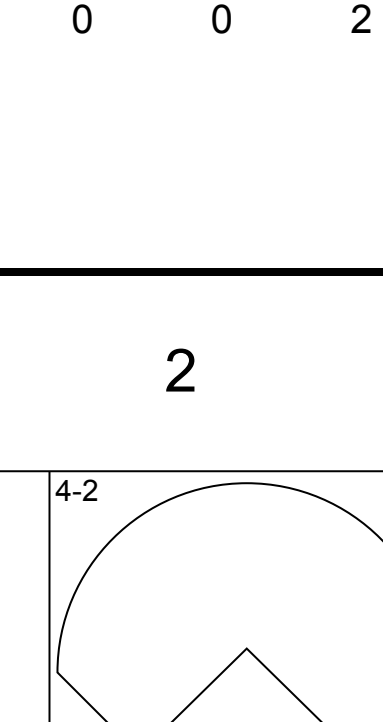
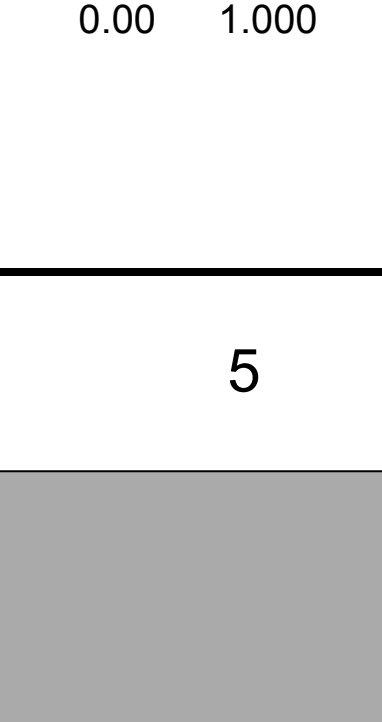
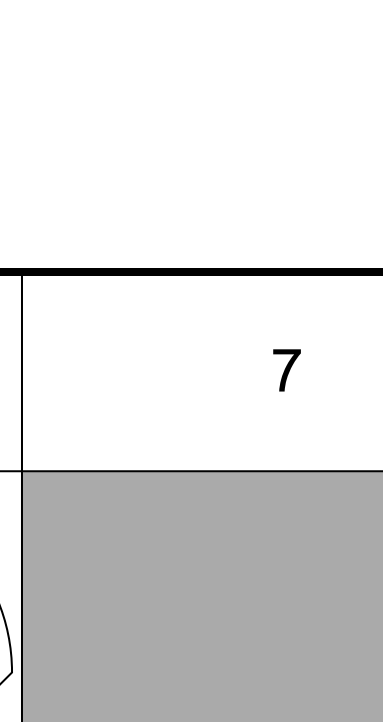
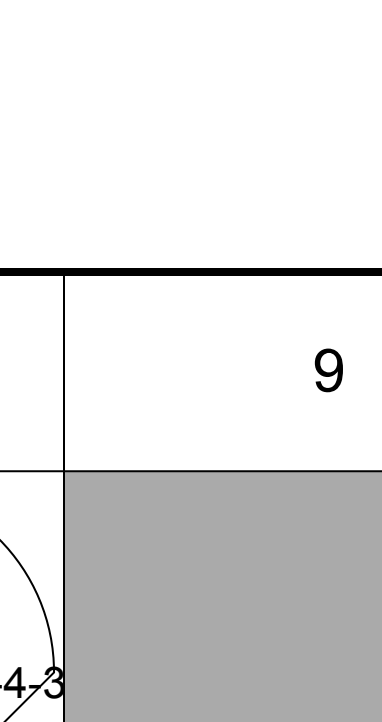
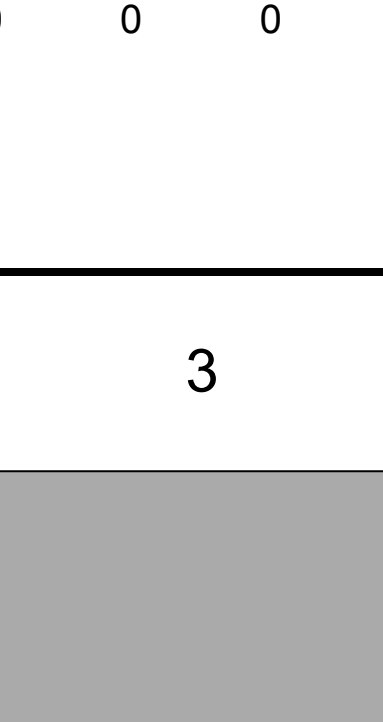
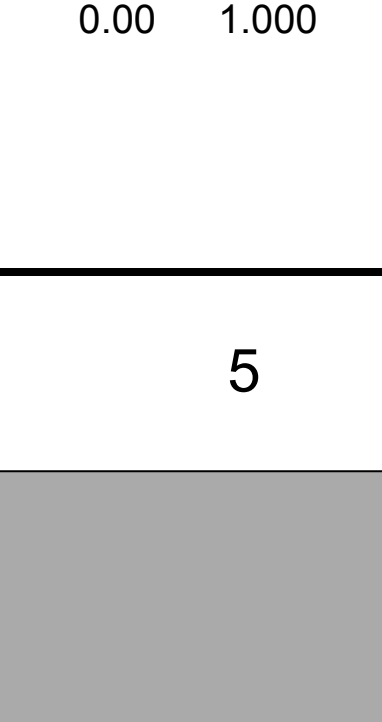
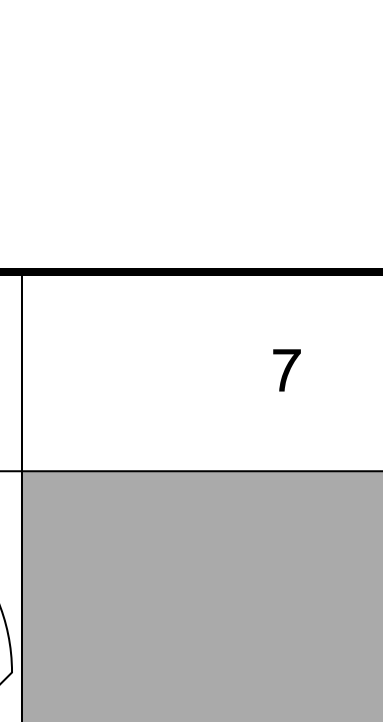


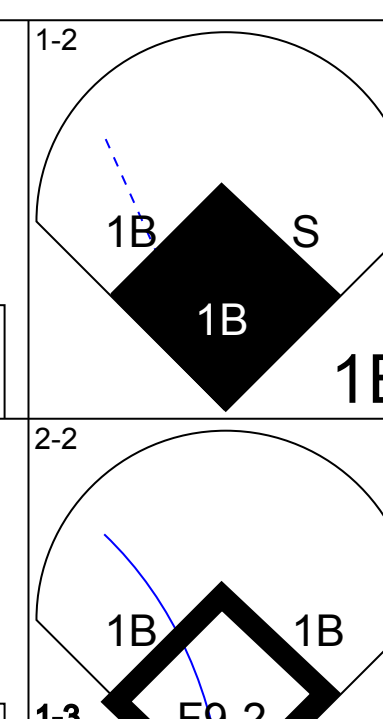
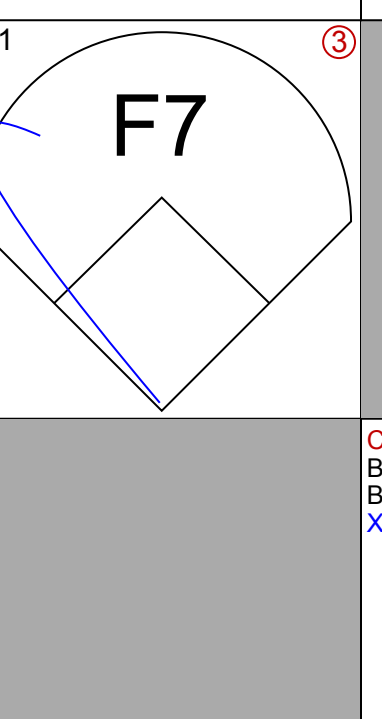
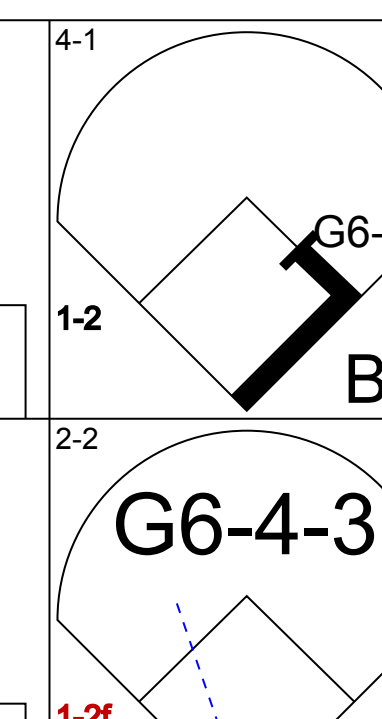
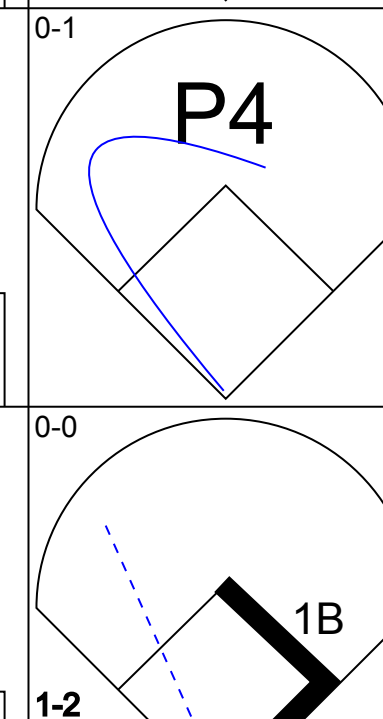

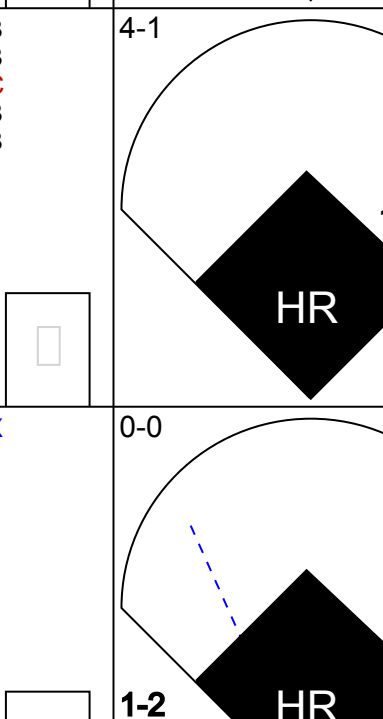


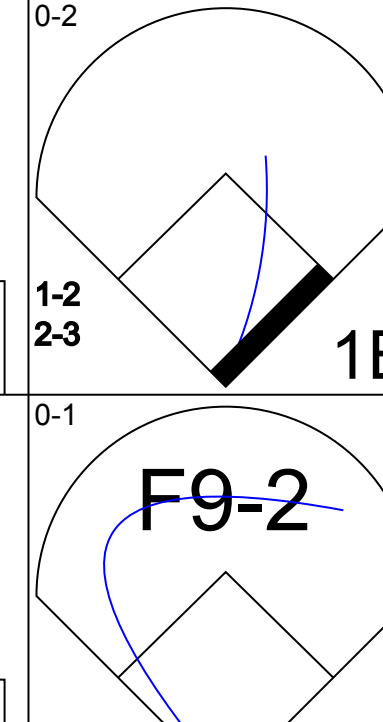


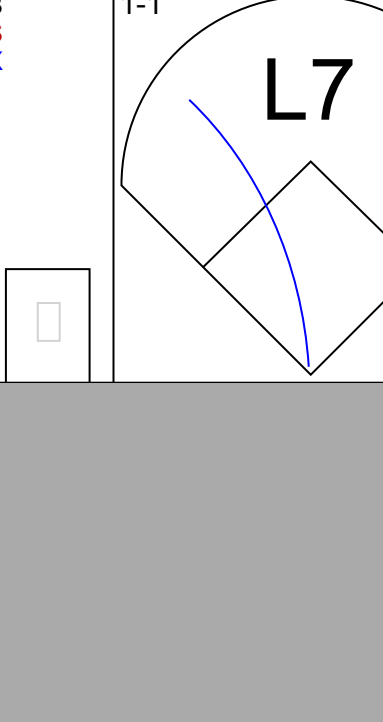
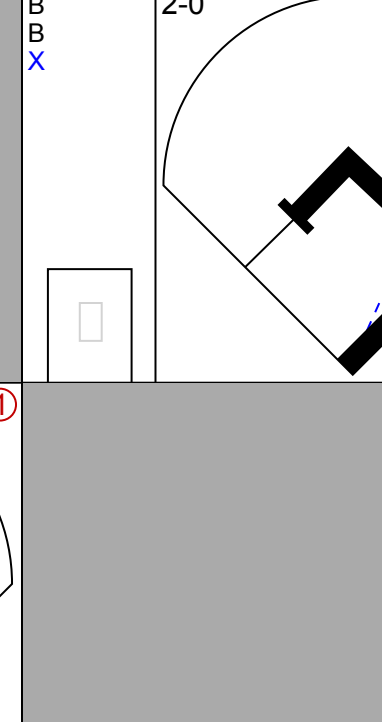

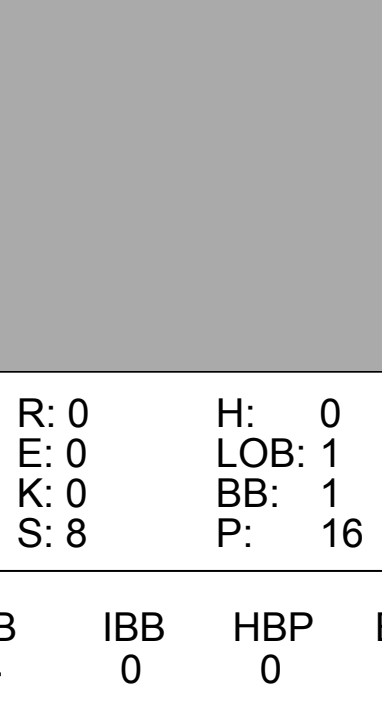
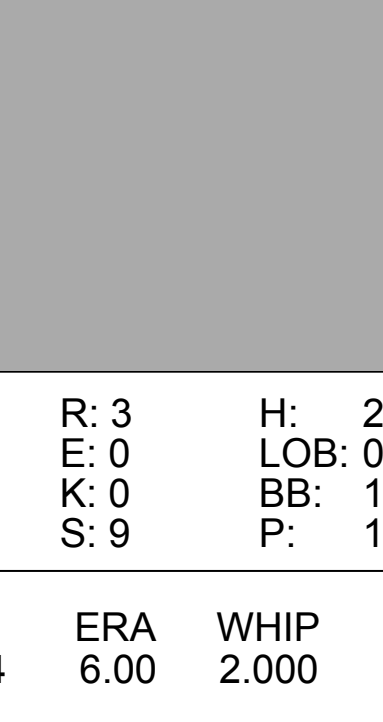
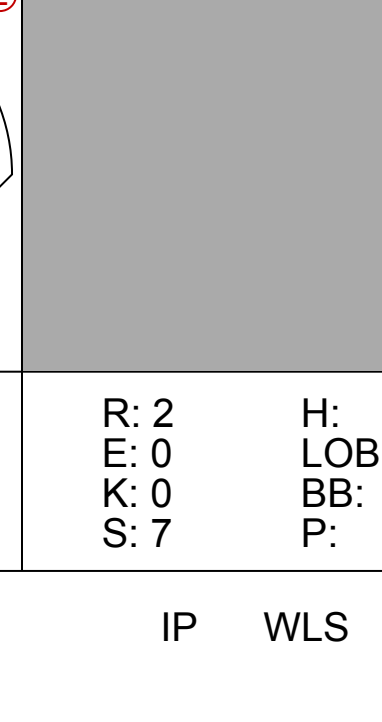



Batter	1	2	3	4	5	6	7	8	9	AB	R	H	RBI	BB	SO	LOB	BOTTOM					
Tom Goodwin, L OBP: 0.370, SLG: 0.304	1-0 G4-3		2-1 P6		1-2 K		1-1 G4-3			4	0	0	0	0	1	1						
Mark McLemore, S OBP: 0.420, SLG: 0.383	1-1 G4-3		4-0 FC3-6 BB		0-1 G4-3			2-2 G4-3		3	0	0	0	1	0	0						
Ivan Rodriguez, R OBP: 0.391, SLG: 0.557	1-2 G6-3		1-0 FC3-6 1-2		1-2 L8			1-0 G6-3		4	0	0	0	0	0	1						
Juan Gonzalez, R OBP: 0.333, SLG: 0.581		2-0 P2	1-0 F7		2-2 G5-3			1-2 1B		4	0	1	0	0	0	1						
Willi Clark, L OBP: 0.399, SLG: 0.509		3-2 1B BLK		2-1 F9		4-1 BB		2-0 L9		3	1	2	0	1	0	1						
Roberto Kelly, R OBP: 0.344, SLG: 0.605		1-1 E5 BLK		0-0 F9		2-3 K			1-1 G5-3	4	0	0	0	0	1	3						
Lee Stevens, L OBP: 0.304, SLG: 0.472		2-0 BLK		0-0 G5-3			1-1 G4-6-3		1-1 1B	4	0	3	0	0	0	1						
Domingo Cedeno, S OBP: 0.342, SLG: 0.429		1-3 K		1-3 K			3-2 G4-6-3		1-1 L8	4	0	0	0	0	2	6						
Fernando Tatis, R OBP: 0.301, SLG: 0.353		0-1 P7			0-0 G1-3		3-2 1B		1-1 P4	4	0	1	0	0	0	3						
Inning Stats	R: 0 E: 0 K: 0 S: 6	H: 0 LOB: 0 BB: 0 P: 9	R: 1 E: 1 K: 1 S: 15	H: 2 LOB: 2 BB: 0 P: 24	R: 0 E: 1 K: 0 S: 4	H: 0 LOB: 1 BB: 1 P: 12	R: 0 E: 0 K: 1 S: 7	H: 1 LOB: 0 BB: 0 P: 10	R: 0 E: 0 K: 1 S: 6	H: 0 LOB: 0 BB: 0 P: 7	R: 0 E: 0 K: 1 S: 10	H: 0 LOB: 1 BB: 1 P: 19	R: 0 E: 0 K: 0 S: 11	H: 2 LOB: 1 BB: 0 P: 19	R: 0 E: 0 K: 0 S: 8	H: 1 LOB: 1 BB: 0 P: 14	R: 0 E: 0 K: 0 S: 8	H: 1 LOB: 1 BB: 0 P: 12	1B: 5 2B: 2 3B: 0 HR: 0	SF: 0 SAC: 0 DP: 1 HBP: 0	WP: 0 PB: 0 SB: 0 CS: 0	PA: 36
PITCHER	IP WLS BF H R ER SO BB IBB HBP BLK WP HR S P ERA WHIP																					
Chan Ho Park, R ERA: 4.76	(1, 1) 8.1 W 34 7 1 0 0 0 2 0 0 0 0 0 0 71 120 0.00 1.080																					
Scott Radinsky, L ERA: 3.31	(9, 1) 0.2 S 2 0 0 0 0 0 0 0 0 0 0 0 0 4 6 0.00 0.000																					

Los Angeles Dodgers @ Texas Rangers
The Ballpark at Arlington, Arlington, TX
Thu Jul 02 1998, 8:05 PM EDT
Att: 38,514 - Cloudy - 96 F

AB 34
R 1
H 7
RBI 0
BB 2
SO 4
LOB 17



Batter	1	2	3	4	5	6	7	8	9	AB	R	H	RBI	BB	SO	LOB	TOP					
Wilton Guerrero, S OBP: 0.267, SLG: 0.302										4	0	0	0	0	1	0	Los Angeles Dodgers @ San Francisco Giants 3Com Park at Candlestick Point, San Francisco, CA Fri Jul 03 1998, 10:05 PM EDT Att: 56,788 - Overcast - 57 F					
Jim Eisenreich, L OBP: 0.289, SLG: 0.256										3	1	0	0	1	0	0						
Raul Mondesi, R OBP: 0.317, SLG: 0.526										4	1	2	1	0	0	0						
Gary Sheffield, R OBP: 0.425, SLG: 0.530										4	1	1	1	0	1	2						
Eric Karros, R OBP: 0.352, SLG: 0.439										3	0	1	0	1	0	0						
Bobby Bonilla, S OBP: 0.294, SLG: 0.343										3	0	1	1	1	0	2						
Charles Johnson, R OBP: 0.278, SLG: 0.383										4	0	0	0	0	1	6						
Juan Castro, R OBP: 0.257, SLG: 0.280										3	0	0	0	0	0	1						
Paul Konerko, R OBP: 0.272, SLG: 0.306										1	0	0	0	0	1	1						
Ismael Valdez, R OBP: 0.229, SLG: 0.188										2	0	0	0	0	0	0						
Roger Cedeno, S OBP: 0.351, SLG: 0.307										1	0	0	0	0	0	0						
Mark Guthrie, R OBP: 0.294, SLG: 0.343										0	0	0	0	0	0	0						
Manuel Barrios, R OBP: 0.294, SLG: 0.343										0	0	0	0	0	0	0						
Inning Stats	R: 0 E: 0 K: 1 S: 8	H: 0 LOB: 0 BB: 0 P: 11	R: 1 E: 1 K: 0 S: 10	H: 1 LOB: 1 BB: 0 P: 15	R: 0 E: 0 K: 0 S: 5	H: 0 LOB: 0 BB: 0 P: 7	R: 1 E: 0 K: 0 S: 8	H: 1 LOB: 1 BB: 2 P: 19	R: 0 E: 0 K: 0 S: 8	H: 0 LOB: 0 BB: 0 P: 11	R: 1 E: 0 K: 0 S: 13	H: 2 LOB: 2 BB: 1 P: 23	R: 0 E: 0 K: 0 S: 3	H: 0 LOB: 0 BB: 0 P: 7	R: 0 E: 0 K: 1 S: 6	H: 0 LOB: 0 BB: 0 P: 8	R: 0 E: 0 K: 2 S: 10	H: 1 LOB: 1 BB: 0 P: 13	1B: 3 2B: 0 3B: 0 HR: 2	SF: 0 SAC: 0 DP: 1 HBP: 0	WP: 1 PB: 0 SB: 0 CS: 0	PA: 35
PITCHER	IP	WLS	BF	H	R	ER	SO	BB	IBB	HBP	BLK	WP	HR	S	P	ERA	WHIP					
Orel Hershiser, R ERA: 3.85	(1, 1)	7.0	W	28	4	3	3	1	3	0	0	0	1	2	55	93	3.86	1.000				
Steve Reed, R ERA: 1.94	(8, 1)	1.0		3	0	0	0	1	0	0	0	0	0	6	8	0.00	0.000					
Robb Nen, R ERA: 0.99	(9, 1)	1.0	S	4	1	0	0	2	0	0	0	0	0	10	13	0.00	1.000					

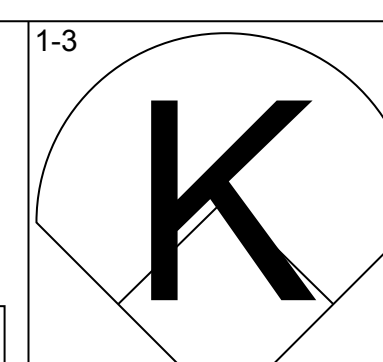
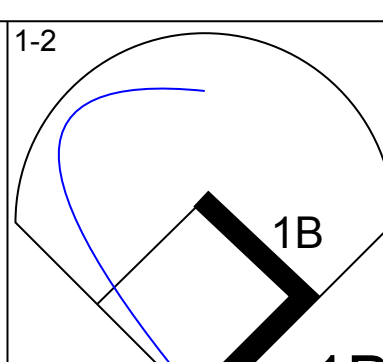
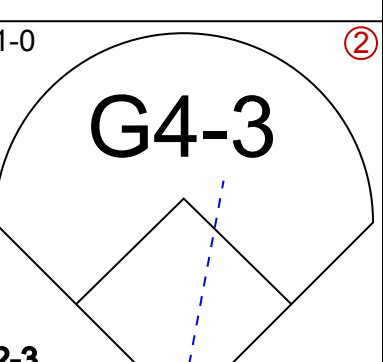
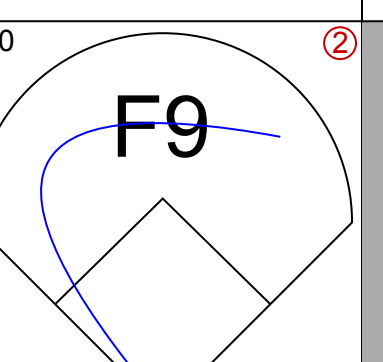
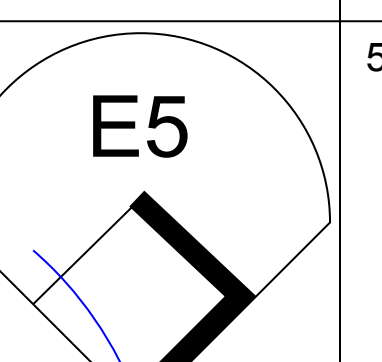

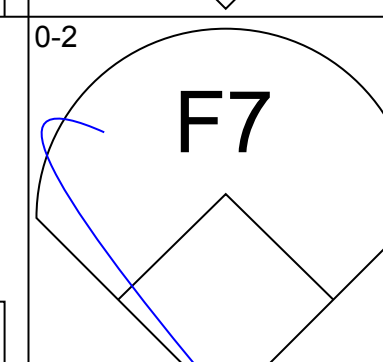
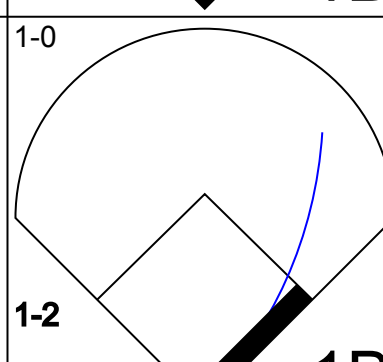
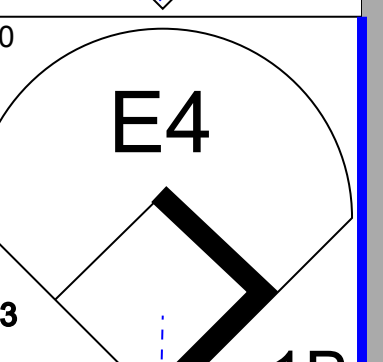
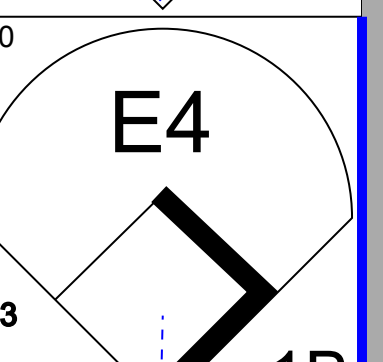
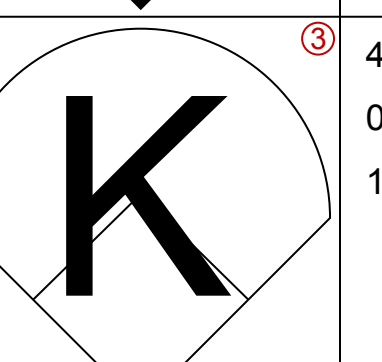
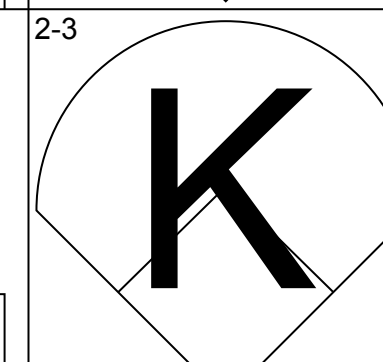
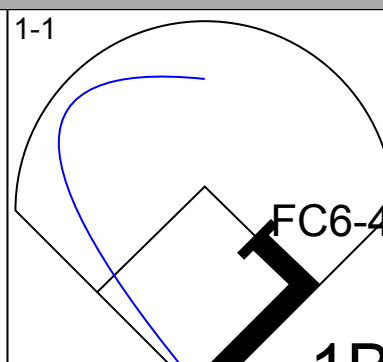
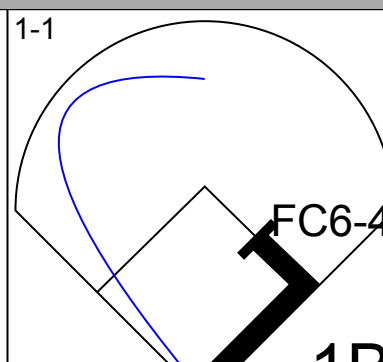
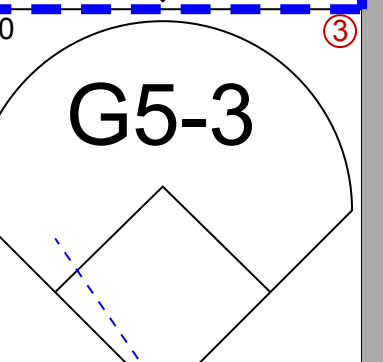
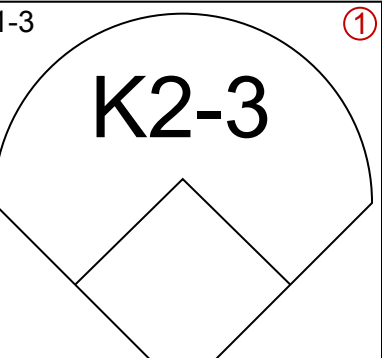
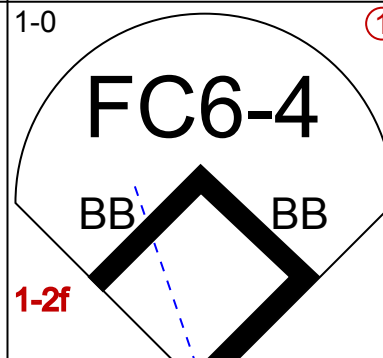
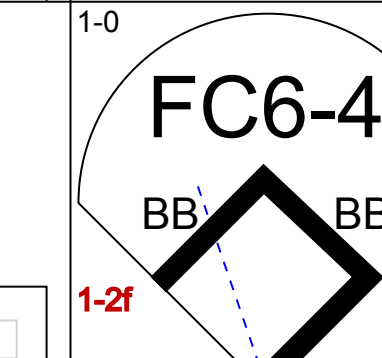
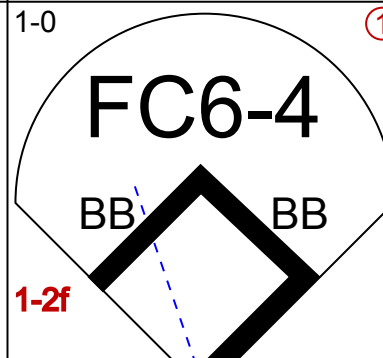
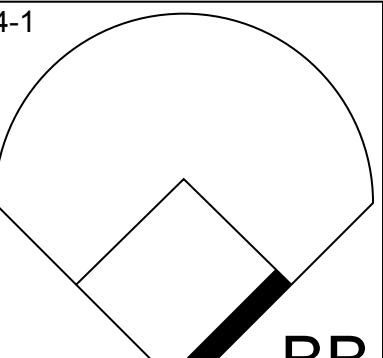
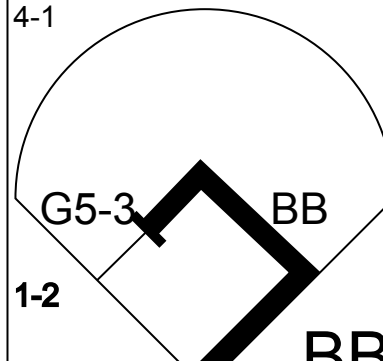
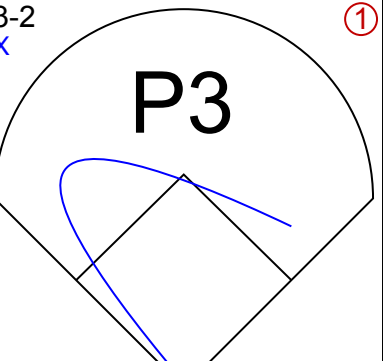
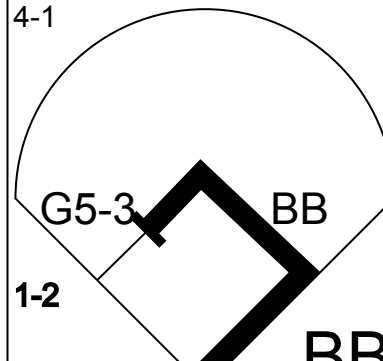

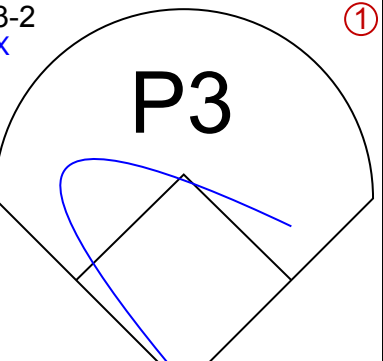
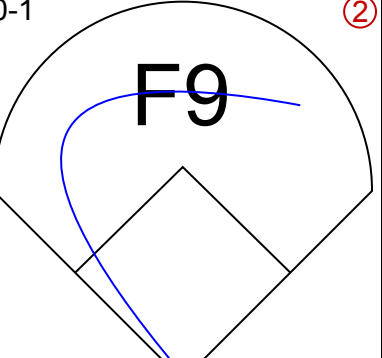
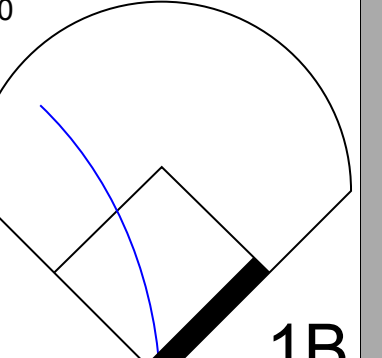
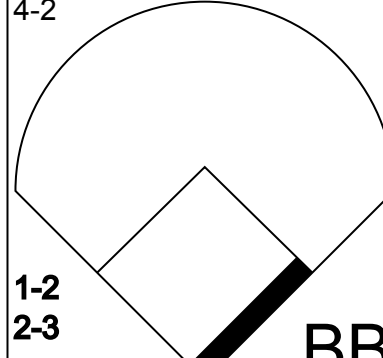

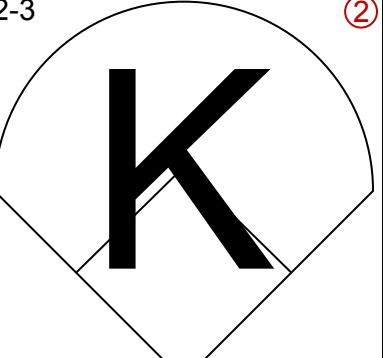
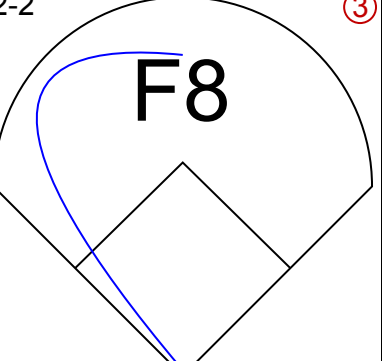
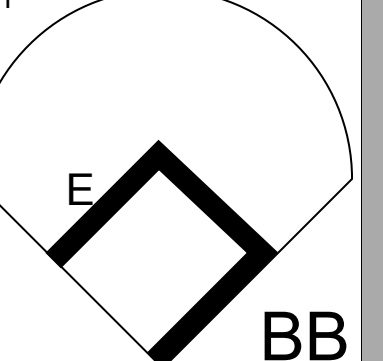
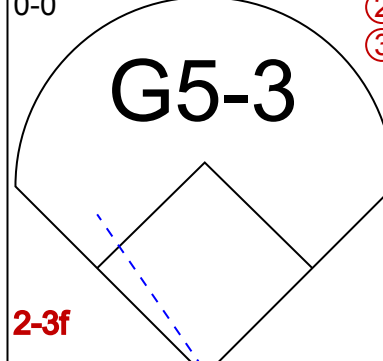

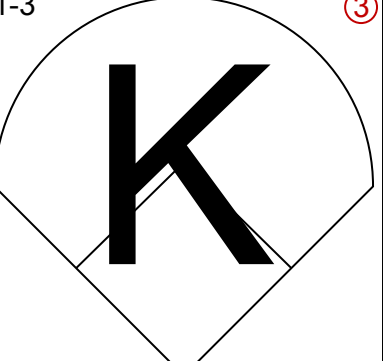
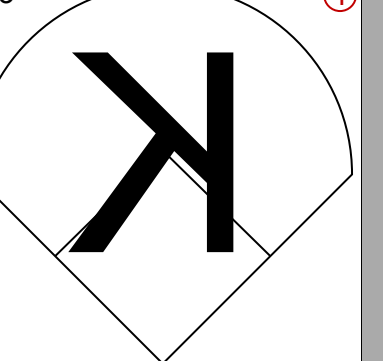
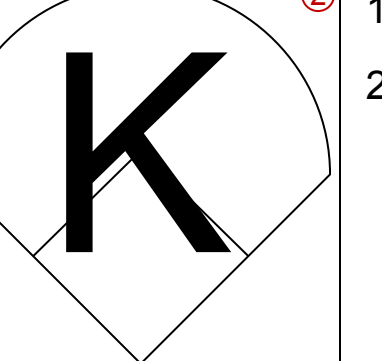
Batter	1	2	3	4	5	6	7	8	9	AB	R	H	RBI	BB	SO	LOB	BOTTOM					
Darryl Hamilton, L OBP: 0.389, SLG: 0.358										2	1	1	0	3	0	1	Los Angeles Dodgers @ San Francisco Giants 3Com Park at Candlestick Point, San Francisco, CA Fri Jul 03 1998, 10:05 PM EDT Att: 56,788 - Overcast - 57 F					
Bill Mueller, S OBP: 0.385, SLG: 0.416										5	0	1	0	0	1	5						
Robb Nen, R										0	0	0	0	0	0	0						
Barry Bonds, L OBP: 0.426, SLG: 0.546										3	1	0	0	1	0	2						
Stan Javier, S OBP: 0.360, SLG: 0.359										4	1	3	1	0	0	0						
J.T. Snow, L OBP: 0.325, SLG: 0.419										3	2	3	3	1	0	0						
Rich Aurilia, R OBP: 0.344, SLG: 0.472										2	0	0	0	0	0	4						
Charlie Hayes, R OBP: 0.363, SLG: 0.422										2	1	1	2	0	0	0						
Rey Sanchez, R OBP: 0.341, SLG: 0.358										4	0	1	0	0	0	0						
Brian Johnson, R OBP: 0.292, SLG: 0.395										3	0	2	0	1	0	0						
Orel Hershiser, R OBP: 0.211, SLG: 0.167										2	0	0	0	0	1	1						
Steve Reed, R OBP: 0.500, SLG: 0.500										0	0	0	0	0	0	0						
Marvin Benard, L OBP: 0.311, SLG: 0.287										1	0	0	0	0	0	1						
Ramon Martinez, R OBP: 0.400, SLG: 0.385										0	0	0	0	0	0	0						
Inning Stats	R: 1 E: 0 K: 0 S: 17	H: 4 LOB: 2 BB: 0 P: 20	R: 0 E: 0 K: 0 S: 12	H: 1 LOB: 1 BB: 1 P: 19	R: 0 E: 0 K: 0 S: 8	H: 0 LOB: 1 BB: 1 P: 16	R: 0 E: 0 K: 0 S: 12	H: 1 LOB: 1 BB: 0 P: 18	R: 3 E: 0 K: 0 S: 9	H: 2 LOB: 0 BB: 1 P: 17	R: 0 E: 0 K: 2 S: 8	H: 0 LOB: 1 BB: 1 P: 14	R: 2 E: 0 K: 0 S: 7	H: 4 LOB: 1 BB: 0 P: 14	R: 0 E: 0 K: 0 S: 8	H: 0 LOB: 1 BB: 2 P: 18	1B: 8 2B: 3 3B: 0 HR: 2	SF: 0 SAC: 1 DP: 2 HBP: 0	WP: 0 PB: 0 SB: 1 CS: 1	PA: 38		
PITCHER	IP	WLS	BF	H	R	ER	SO	BB	IBB	HBP	BLK	WP	HR	S	P	ERA	WHIP					
Ismael Valdez, R ERA: 4.19	(1, 1)	6.0	L	29	8	4	4	2	4	0	0	0	0	1	66	104	6.00	2.000				
Mark Guthrie, L ERA: 2.53	(7, 1)	1.0		5	4	2	2	0	0	0	0	0	1	7	14	18.00	4.000					
Manuel Barrios, R ERA: 2.45	(8, 1)	1.0		4	0	0	0	0	2	0	0	0	0	8	18	0.00	2.000					

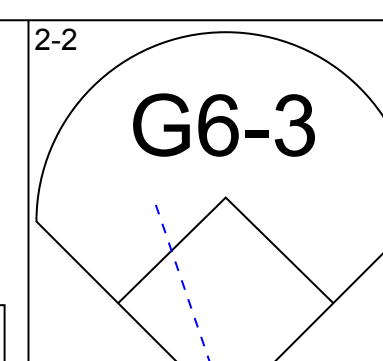
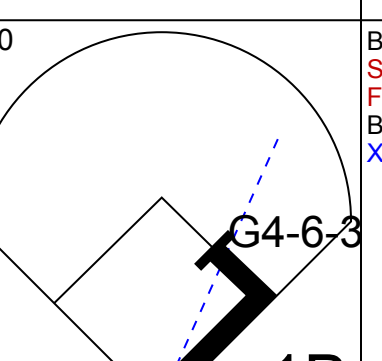
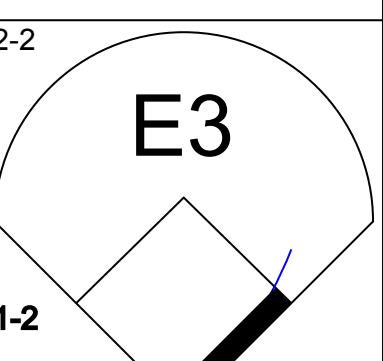
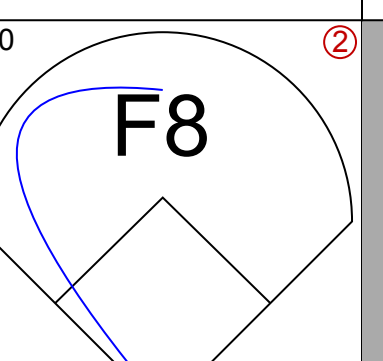

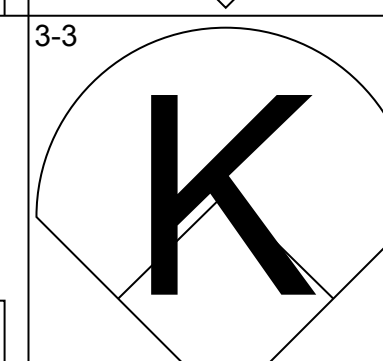
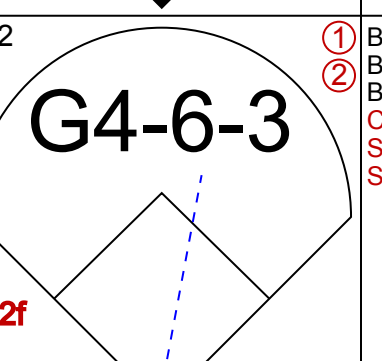
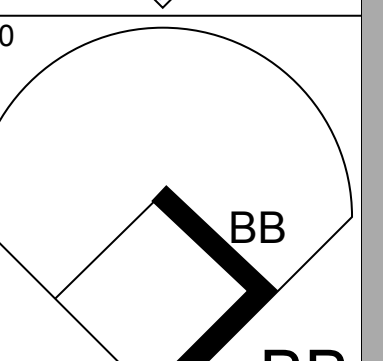
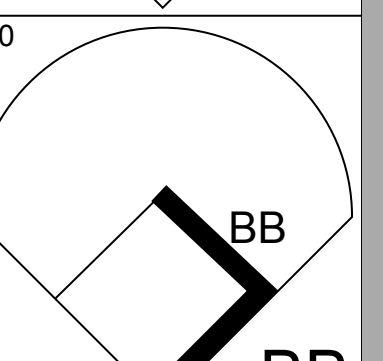

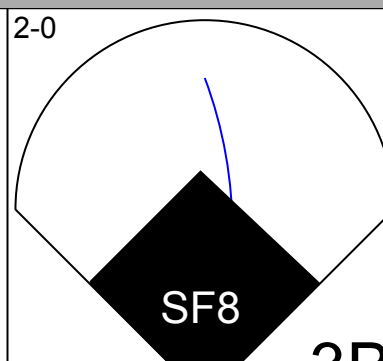
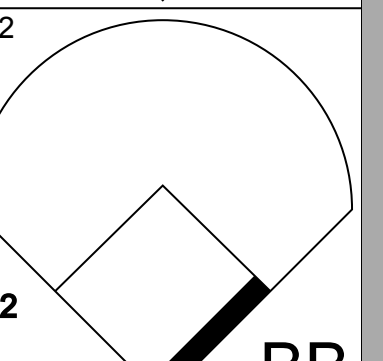
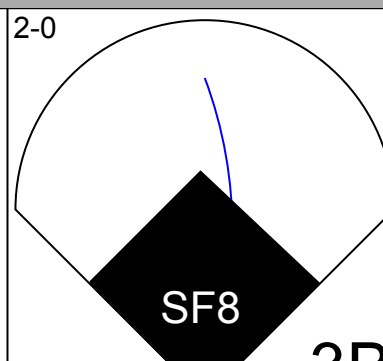
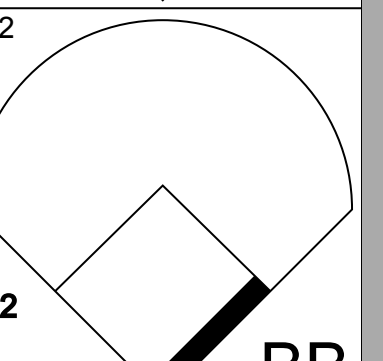
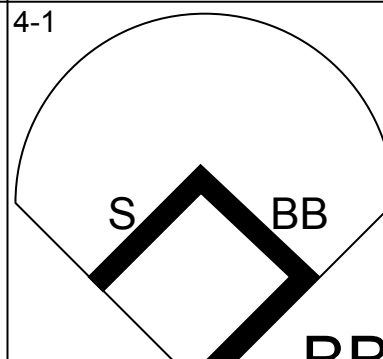
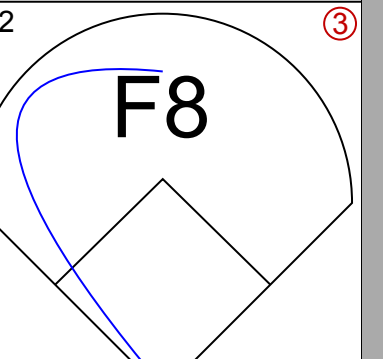
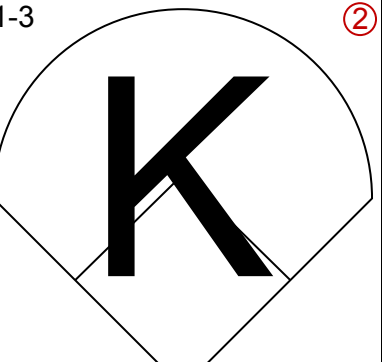
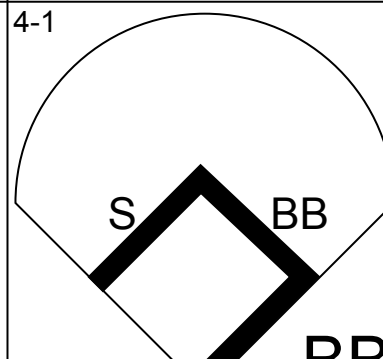
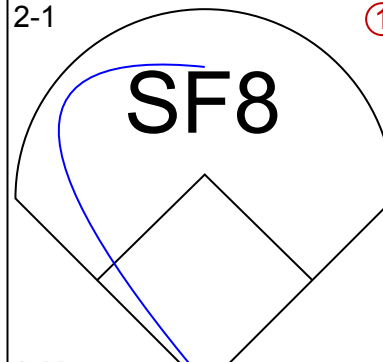

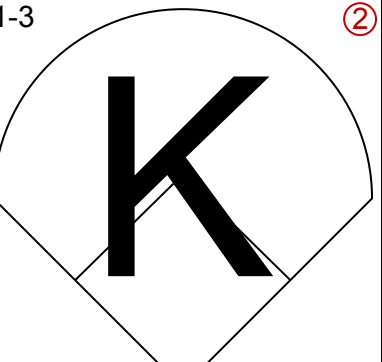
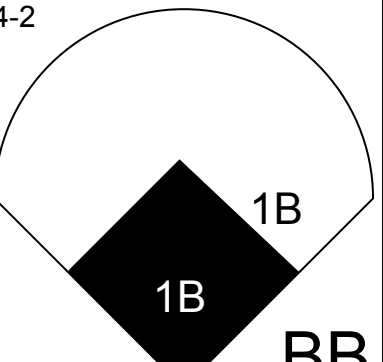
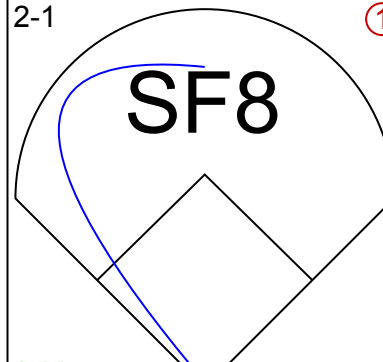
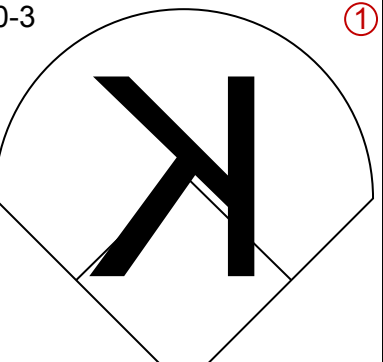

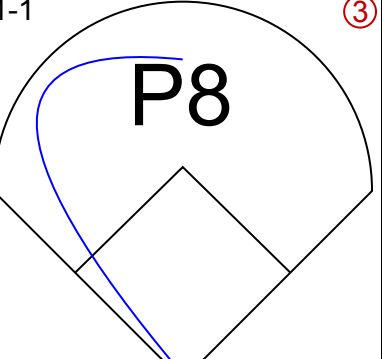
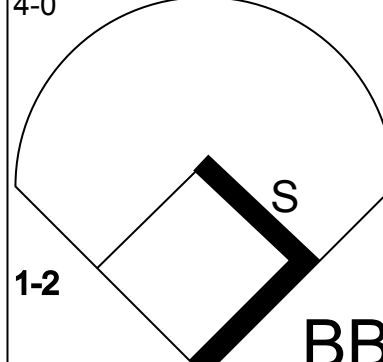
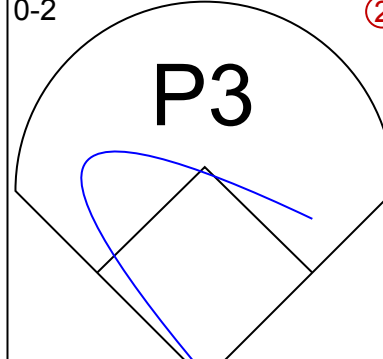
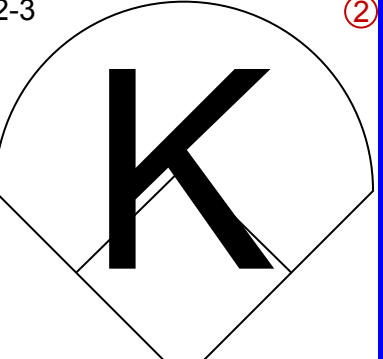

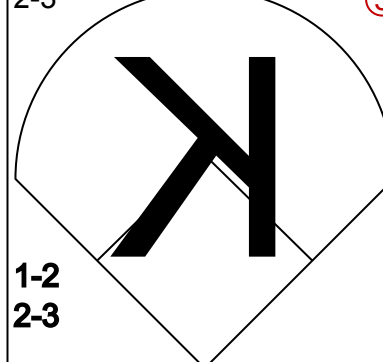
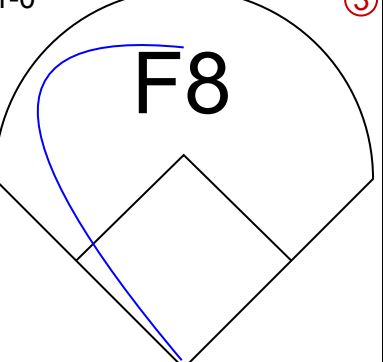

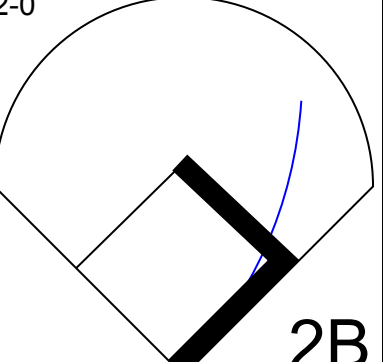
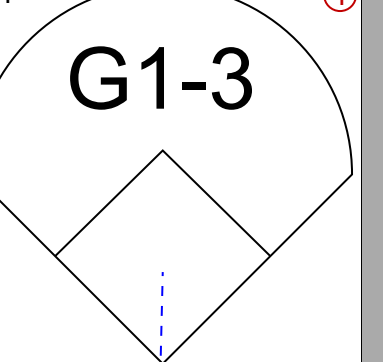
AB	32
R	3
H	5
RBI	3
BB	3
SO	4
LOB	12



AB	31
R	6
H	12
RBI	6
BB	6
SO	2
LOB	14



Batter	1	2	3	4	5	6	7	8	9	AB	R	H	RBI	BB	SO	LOB	TOP				
Wilton Guerrero, S (1, 4) OBP: 0.273, SLG: 0.305										5	0	1	0	0	1	2	Los Angeles Dodgers @ San Francisco Giants 3Com Park at Candlestick Point, San Francisco, CA Sun Jul 05 1998, 6:33 AM EDT Att: 40,111 - Sunny - 70 F				
Trenidad Hubbard, R (1, 7) Mark Guthrie, L (7, 1) Matt Luke, L (9, PH) OBP: 0.350, SLG: 0.547										4	0	2	0	0	1	1					
Raul Mondesi, R (1, 8) OBP: 0.323, SLG: 0.536										4	0	1	0	0	2	4					
Gary Sheffield, R (1, 9) OBP: 0.425, SLG: 0.524										3	0	1	0	1	1	1					
Eric Karros, R (1, 3) OBP: 0.352, SLG: 0.434										3	0	1	0	1	1	2					
Bobby Bonilla, S (1, 5) OBP: 0.297, SLG: 0.343										3	0	1	0	1	1	2					
Charles Johnson, R (1, 2) OBP: 0.270, SLG: 0.371										4	0	0	0	0	1	6					
Juan Castro, R (1, 6) Jim Eisenreich, L (9, PH) OBP: 0.265, SLG: 0.282 OBP: 0.297, SLG: 0.254										2	0	1	0	1	1	0					
37 Darren Dreifort, R (1, 1) Roger Cedeno, S (7, PH) OBP: 0.212, SLG: 0.161 OBP: 0.343, SLG: 0.299										1	0	0	0	0	0	0					
Inning Stats	R: 0 E: 0 K: 2 S: 9	H: 0 LOB: 0 BB: 0 P: 12	R: 0 E: 0 K: 1 S: 11	H: 1 LOB: 1 BB: 0 P: 15	R: 0 E: 0 K: 2 S: 13	H: 2 LOB: 2 BB: 0 P: 19	R: 0 E: 0 K: 1 S: 8	H: 2 LOB: 1 BB: 0 P: 13	R: 0 E: 0 K: 0 S: 7	H: 1 LOB: 2 BB: 2 P: 17	R: 0 E: 0 K: 1 S: 7	H: 1 LOB: 2 BB: 1 P: 13	R: 0 E: 0 K: 2 S: 12	H: 0 LOB: 1 BB: 1 P: 22	R: 0 E: 1 K: 2 S: 14	H: 0 LOB: 1 BB: 0 P: 17		1B: 8 2B: 1 3B: 0 HR: 0	SF: 0 SAC: 1 DP: 2 HBP: 0	WP: 0 PB: 0 SB: 0 CS: 1	PA: 38
PITCHER	IP	WLS	BF	H	R	ER	SO	BB	IBB	HBP	BLK	WP	HR	S	P	ERA	WHIP				
Shawn Estes, L (1, 1) ERA: 4.05	6.2	W	29	8	0	0	8	3	0	0	0	0	0	62	101	0.00	1.650				
Steve Reed, R (7, 1) ERA: 1.79	1.1		5	0	0	0	2	1	0	0	0	0	0	13	23	0.00	0.750				
Robb Nen, R (9, 1) ERA: 0.98	1.0	S	4	0	0	0	2	0	0	0	0	0	0	14	17	0.00	0.000				

Batter	1	2	3	4	5	6	7	8	9	AB	R	H	RBI	BB	SO	LOB	BOTTOM				
Darryl Hamilton, L (1, 8) OBP: 0.388, SLG: 0.357										4	0	1	0	0	0	1	Los Angeles Dodgers @ San Francisco Giants 3Com Park at Candlestick Point, San Francisco, CA Sun Jul 05 1998, 6:33 AM EDT Att: 40,111 - Sunny - 70 F				
Bill Mueller, S (1, 4) OBP: 0.382, SLG: 0.410										3	0	0	0	1	2	3					
Barry Bonds, L (1, 7) OBP: 0.431, SLG: 0.553										3	1	2	0	1	1	0					
Stan Javier, S (1, 9) OBP: 0.359, SLG: 0.354										3	0	0	0	1	0	3					
J.T. Snow, L (1, 3) OBP: 0.321, SLG: 0.413										2	1	0	1	1	2	0					
Charlie Hayes, R (1, 5) Robb Nen, R (9, 1) OBP: 0.382, SLG: 0.418										4	1	1	0	0	1	1					
Brent Mayne, L (1, 2) OBP: 0.309, SLG: 0.384										3	0	3	1	1	0	0					
Rey Sanchez, R (1, 6) OBP: 0.333, SLG: 0.348										4	0	0	0	0	1	5					
Shawn Estes, R (1, 1) Steve Reed, R (7, 1) Wilson Delgado, S (9, 6) OBP: 0.222, SLG: 0.229 OBP: 0.333, SLG: 0.333										2	0	1	0	0	0	0					
Inning Stats	R: 0 E: 0 K: 2 S: 9	H: 0 LOB: 0 BB: 0 P: 15	R: 0 E: 0 K: 1 S: 7	H: 0 LOB: 0 BB: 0 P: 10	R: 0 E: 0 K: 0 S: 10	H: 2 LOB: 1 BB: 0 P: 15	R: 2 E: 1 K: 1 S: 15	H: 3 LOB: 2 BB: 1 P: 26	R: 1 E: 0 K: 0 S: 10	H: 1 LOB: 2 BB: 2 P: 24	R: 0 E: 0 K: 2 S: 8	H: 0 LOB: 2 BB: 2 P: 20	R: 0 E: 0 K: 2 S: 8	H: 1 LOB: 1 BB: 0 P: 13	1B: 5 2B: 2 3B: 1 HR: 0	SF: 1 SAC: 0 DP: 3 HBP: 0		WP: 0 PB: 0 SB: 2 CS: 0	PA: 35		
PITCHER	IP	WLS	BF	H	R	ER	SO	BB	IBB	HBP	BLK	WP	HR	S	P	ERA	WHIP				
37 Darren Dreifort, R (1, 1) ERA: 3.61	6.0	L	26	7	3	3	5	3	0	0	0	0	0	16	33	0.00	1.667				
Mark Guthrie, L (7, 1) ERA: 2.39	2.0		9	1	0	0	2	2	0	0	0	0	0	16	33	0.00	1.500				

AB 33
R 0
H 8
RBI 0
BB 4
SO 12
LOB 20



AB 29
R 3
H 8
RBI 2
BB 5
SO 7
LOB 13



Batter	1	2	3	4	5	6	7	8	9	AB	R	H	RBI	BB	SO	LOB	TOP										
Steve Finley, L (1.8) OBP: 0.296, SLG: 0.387	P6		BB				BB										2 0 0 0 3 1 0										
Tony Gwynn, L (1.9) OBP: 0.372, SLG: 0.466	G3		G1-6-4-3		L4		P8		F8								5 0 0 0 0 0 5										
Ken Caminiti, S (1.5) OBP: 0.367, SLG: 0.509	P6			2B	K		FC5-4										3 1 1 0 1 1 1										
Greg Vaughn, R (1.7) OBP: 0.381, SLG: 0.655		K		1B			FC5-4										3 1 1 0 1 1 3										
Wally Joyner, L (1.3) OBP: 0.394, SLG: 0.461	K			G6-4-3		FC6-4			FC4-6								4 0 2 1 0 1 1										
Ed Giovannola, L (1.4) OBP: 0.348, SLG: 0.392				E6		F7			B2								3 0 0 1 1 0 3										
Carlos Hernandez, R (1.2) OBP: 0.321, SLG: 0.495	G1-3			G6-4-3		G1-3			F4								4 0 0 0 0 0 5										
Chris Gomez, R (1.6) OBP: 0.330, SLG: 0.364				SH4			BB		FC4-6								4 0 2 0 0 1 2										
Kevin Brown, R (1.1) OBP: 0.267, SLG: 0.256				SH4			SH1-4										1 0 0 0 0 1 0										
Donnie Watt, R (7.1) OBP: 0.333, SLG: 0.333									B5								0 0 0 0 0 0 0										
Dan Miceli, R (7.1) OBP: 1.000, SLG: 1.000																	0 0 0 0 0 0 0										
Brian Boehringer, S (8.1) OBP: 0.361, SLG: 0.292																	0 0 0 0 0 0 0										
Mark Swasey, L (9. PH) OBP: 0.361, SLG: 0.292																	1 0 0 0 0 0 0										
Inning Stats	R: 0 E: 0 K: 0 S: 7	H: 0 LOB: 0 BB: 0 P: 11	R: 0 E: 0 K: 2 S: 8	H: 0 LOB: 1 BB: 1 P: 12	R: 0 E: 0 K: 2 S: 8	H: 1 LOB: 1 BB: 1 P: 12	R: 2 E: 1 K: 1 S: 9	H: 3 LOB: 1 BB: 0 P: 13	R: 0 E: 0 K: 0 S: 5	H: 0 LOB: 1 BB: 1 P: 15	R: 0 E: 0 K: 0 S: 14	H: 1 LOB: 3 BB: 2 P: 24	R: 0 E: 0 K: 0 S: 8	H: 1 LOB: 1 BB: 0 P: 11	R: 0 E: 0 K: 1 S: 8	H: 0 LOB: 0 BB: 0 P: 9	1B: 5 2B: 1 3B: 0 HR: 0	SF: 0 SAC: 2 DP: 2 HBP: 0	WP: 0 PB: 0 SB: 0 CS: 0	PA: 38							
PITCHER	IP	WLS	BF	H	R	ER	SO	BB	IBB	HBP	BLK	WP	HR	S	P	ERA	WHIP										
37 Darren Dreifort, R (1.1) ERA: 3.57	6.0		25	4	2	2	5	4	0	0	0	0	0	46	75	3.00	1.333										
Scott Radinsky, L (7.1) ERA: 3.09	1.1		8	2	0	0	0	2	0	0	0	0	0	20	31	0.00	3.000										
Antonio Osuna, R (8.1) ERA: 1.56	0.2	W	2	0	0	0	0	0	0	0	0	0	0	2	4	0.00	0.000										
Jeff Shaw, R (9.1) ERA: 1.78	1.0		3	0	0	0	1	0	0	0	0	0	0	8	9	0.00	0.000										

San Diego Padres @ Los Angeles Dodgers
Dodger Stadium, Los Angeles, CA

AB 30
R 2
H 6
RBI 2
BB 6
SO 6
LOB 20



WP: 0 PA: 38
PB: 0
SB: 0
CS: 0

San Diego Padres @ Los Angeles Dodgers
Dodger Stadium, Los Angeles, CA

AB 33
R 6
H 11
RBI 5
BB 6
SO 9
LOB 17



WP: 1 PA: 43
PB: 0
SB: 2
CS: 0

Batter	1	2	3	4	5	6	7	8	9	AB	R	H	RBI	BB	SO	LOB	BOTTOM										
Eric Young Sr., R (1.4) OBP: 0.359, SLG: 0.373	K	L9		BB		F9		FC5									4 1 0 1 1 1 2										
Matt Luke, L (1.7) OBP: 0.340, SLG: 0.530	WP		K	K		G4-3		SF8									4 1 1 1 0 2 3										
Raul Mondesi, R (1.8) OBP: 0.320, SLG: 0.529	K		K2-3		K		L5	1B									5 1 1 0 0 3 1										
Gary Sheffield, R (1.9) OBP: 0.436, SLG: 0.538	1B				HBP		S	1B									2 1 2 1 2 0 0										
Eric Karros, R (1.3) OBP: 0.366, SLG: 0.444	FC4-6		P4		F9		BB	1B									4 0 2 1 1 0 2										
Bobby Bonilla, S (1.5) OBP: 0.295, SLG: 0.344	FC4-6		G3-1		G4-3		K										4 0 0 0 0 1 5										
Antonio Osuna, R (8.1) OBP: 0.293, SLG: 0.311																	0 0 0 0 0 0 0										
Roger Cedeno, S (8. PH) OBP: 0.279, SLG: 0.303																	1 0 1 1 0 0 0										
Jeff Shaw, R (9.1) OBP: 0.286, SLG: 0.375																	0 0 0 0 0 0 0										
Charles Johnson, R (1.2) OBP: 0.271, SLG: 0.370																	4 0 1 0 1 1 2										
Juan Castro, R (1.6) OBP: 0.280, SLG: 0.290																	0 0 0 0 1 0 0										
Wilton Guerrero, S (8. PH) OBP: 0.279, SLG: 0.311																	1 1 1 0 0 0 0										
Alex Cora, L (9.6) OBP: 0.077, SLG: 0.077																	0 0 0 0 0 0 0										
37 Darren Dreifort, R (1.1) ERA: 2.62																	2 0 1 0 0 1 1										
Jim Eisenreich, L (6. PH) OBP: 0.263, SLG: 0.250																	1 0 0 0 0 0 1										
Scott Radinsky, L (7.1) ERA: 4.01																	0 0 0 0 0 0 0										
Adrián Beltré, R (8.5) OBP: 0.286, SLG: 0.375																	1 1 1 0 0 0 0										
Inning Stats	R: 1 E: 0 K: 2 S: 13	H: 3 LOB: 2 BB: 0 P: 24	R: 0 E: 0 K: 1 S: 8	H: 0 LOB: 1 BB: 1 P: 14	R: 0 E: 0 K: 2 S: 10	H: 1 LOB: 1 BB: 0 P: 16	R: 0 E: 0 K: 2 S: 14	H: 1 LOB: 3 BB: 2 P: 24	R: 0 E: 0 K: 1 S: 11	H: 0 LOB: 1 BB: 0 P: 19	R: 0 E: 0 K: 0 S: 11	H: 1 LOB: 1 BB: 0 P: 16	R: 0 E: 0 K: 1 S: 12	H: 0 LOB: 2 BB: 2 P: 25	R: 5 E: 1 K: 0 S: 28	H: 5 LOB: 2 BB: 1 P: 43	1B: 10 2B: 1 3B: 0 HR: 0	SF: 1 SAC: 2 DP: 0 HBP: 1	WP: 1 PB: 0 SB: 2 CS: 0	PA: 43							
PITCHER	IP	WLS	BF	H	R	ER	SO	BB	IBB	HBP	BLK	WP	HR	S	P	ERA	WHIP										
Kevin Brown, R (1.1) ERA: 2.62	6.0		28	6	1	1	8	3	0	1	0	0	0	67	113	1.50	1.500										
Donnie Watt, R (7.1) ERA: 2.84	0.2		4	0	0	0	0	2	0	0	0	0	0	8	19	0.00	3.000										
Dan Miceli, R (7.1) ERA: 4.01	1.0	L	9	4	5	5	1	0	1	0	0	0	0	27	44	45.00	4.000										
Brian Boehringer, R (8.1) ERA: 5.4	0.1		2	1	0	0	0	0	0	0	0	0	0	5	5	0.00	3.000										

WP: 1 PA: 43
PB: 0
SB: 2
CS: 0

Batter	1	2	3	4	5	6	7	8	9	AB	R	H	RBI	BB	SO	LOB	TOP					
Darryl Hamilton, L (1, 8) OBP: 0.392, SLG: 0.358										4	0	1	0	0	1	1	San Francisco Giants @ Los Angeles Dodgers Dodger Stadium, Los Angeles, CA Mon Jul 13 1998, 7:05 PM PDT Att: 36,409 - Unknown - 78 F					
Bill Mueller, S (1, 5) OBP: 0.376, SLG: 0.400										4	0	0	0	0	0	2						
Barry Bonds, L (1, 7) OBP: 0.421, SLG: 0.551										4	2	2	0	0	1	0						
Jeff Kent, R (1, 4) OBP: 0.348, SLG: 0.491										4	1	1	1	0	0	1						
J.T. Snow, L (1, 3) OBP: 0.331, SLG: 0.409										3	1	1	0	1	0	0						
Stan Javier, S (1, 9) OBP: 0.361, SLG: 0.366										4	1	3	3	0	0	0						
Brian Johnson, R (1, 2) John Johnstone, R (6, 1) Wilson Delgado, S (9, PH) OBP: 0.333, SLG: 0.200										3	0	0	0	0	1	3						
Rey Sanchez, R (1, 6) Marvin Benard, L (9, PH) OBP: 0.324, SLG: 0.313										3	0	0	0	0	0	0						
Danny Darwin, R (1, 1) Brent Mayne, L (6, 2) OBP: 0.400, SLG: 0.371										2	0	1	0	0	1	0						
Inning Stats	R: 0 E: 0 K: 2 S: 7	H: 0 LOB: 0 BB: 0 P: 11	R: 0 E: 0 K: 0 S: 5	H: 2 LOB: 1 BB: 0 P: 6	R: 0 E: 0 K: 1 S: 9	H: 0 LOB: 0 BB: 0 P: 13	R: 3 E: 0 K: 0 S: 9	H: 2 LOB: 0 BB: 1 P: 17	R: 0 E: 0 K: 0 S: 5	H: 1 LOB: 1 BB: 0 P: 9	R: 1 E: 0 K: 1 S: 15	H: 2 LOB: 1 BB: 0 P: 19	R: 0 E: 0 K: 0 S: 8	H: 1 LOB: 1 BB: 0 P: 14	R: 1 E: 0 K: 0 S: 6	H: 1 LOB: 0 BB: 0 P: 10		R: 0 E: 0 K: 0 S: 6	H: 0 LOB: 0 BB: 0 P: 8	1B: 4 2B: 3 3B: 0 HR: 2	SF: 0 SAC: 0 DP: 1 HBP: 0	WP: 0 PB: 0 SB: 1 CS: 0
PITCHER	IP WLS BF H R ER SO BB IBB HBP BLK WP HR S P ERA WHIP																					
Dave Milicki, R (1, 1) ERA: 4.6	6.2 W 28 8 4 4 4 1 0 0 0 0 2 56 85 5.40 1.350																					
Scott Radinsky, L (7, 1) ERA: 2.99	1.1 5 1 1 0 0 0 0 0 0 0 0 8 14 0.00 0.750																					
Jeff Shaw, R (9, 1) ERA: 1.74	1.0 S 3 0 0 0 0 0 0 0 0 0 0 6 8 0.00 0.000																					


Batter	1	2	3	4	5	6	7	8	9	AB	R	H	RBI	BB	SO	LOB	BOTTOM			
Wilton Guerrero, S (1, 4) OBP: 0.298, SLG: 0.362										4	1	1	0	0	0	2	San Francisco Giants @ Los Angeles Dodgers Dodger Stadium, Los Angeles, CA Mon Jul 13 1998, 7:05 PM PDT Att: 36,409 - Unknown - 78 F			
Juan Castro, R (1, 6) OBP: 0.282, SLG: 0.292										4	1	2	2	0	0	1				
Raul Mondesi, R (1, 8) OBP: 0.315, SLG: 0.529									4	1	1	1	0	1	2					
Gary Sheffield, R (1, 9) OBP: 0.441, SLG: 0.538									4	2	3	0	0	0	0					
Eric Karros, R (1, 3) OBP: 0.365, SLG: 0.461									4	1	2	2	0	0	2					
Bobby Bonilla, S (1, 7) Jim Eisenreich, L (8, 7) OBP: 0.298, SLG: 0.347 OBP: 0.266, SLG: 0.254									3	0	2	2	0	0	0					
Adrian Beltré, R (1, 5) OBP: 0.234, SLG: 0.318								4	0	0	0	0	1	3						
Charles Johnson, R (1, 2) OBP: 0.261, SLG: 0.356										4	0	0	0	0	0					
Dave Milicki, R (1, 1) Scott Radinsky, L (7, 1) Roger Cedeno, S (6, PH) Jeff Shaw, R (9, 1) OBP: 0.226, SLG: 0.207 ERA: 4.66 OBP: 0.341, SLG: 0.298										3	1	1	0	0	0					
Inning Stats	R: 4 E: 0 K: 0 S: 12	H: 4 LOB: 0 BB: 0 P: 21	R: 0 E: 0 K: 0 S: 8	H: 1 LOB: 1 BB: 0 P: 11	R: 1 E: 0 K: 0 S: 10	H: 2 LOB: 1 BB: 0 P: 14	R: 0 E: 0 K: 0 S: 5	H: 0 LOB: 0 BB: 0 P: 8	R: 1 E: 0 K: 1 S: 8	H: 3 LOB: 2 BB: 0 P: 13	R: 1 E: 0 K: 0 S: 11	H: 1 LOB: 1 BB: 0 P: 16	R: 0 E: 0 K: 0 S: 6	H: 1 LOB: 1 BB: 0 P: 8	R: 0 E: 0 K: 1 S: 7	H: 0 LOB: 0 BB: 0 P: 10		1B: 8 2B: 1 3B: 1 HR: 2	SF: 1 SAC: 0 DP: 0 HBP: 0	WP: 0 PB: 0 SB: 0 CS: 0
PITCHER	IP WLS BF H R ER SO BB IBB HBP BLK WP HR S P ERA WHIP																			
Danny Darwin, R (1, 1) ERA: 4.66	5.2 L 29 11 7 6 1 0 0 0 0 0 2 52 79 9.53 1.941																			
John Johnstone, R (6, 1) ERA: 2.69	2.1 7 1 0 0 1 0 0 0 0 0 0 15 22 0.00 0.429																			


AB	35
R	5
H	9
RBI	4
BB	1
SO	4
LOB	7



AB	35
R	7
H	12
RBI	7
BB	0
SO	2
LOB	10



Batter	1	2	3	4	5	6	7	8	9	AB	R	H	RBI	BB	SO	LOB	TOP										
Darryl Hamilton, L (1.8) OBP: 0.390, SLG: 0.357	1-0 L6-3 1B		2-0 F9			0-2 G3		1-3 K		4	0	1	0	0	1	0	San Francisco Giants @ Los Angeles Dodgers Dodger Stadium, Los Angeles, CA Tue Jul 14 1998, 7:05 PM PDT Att: 41,513 - Unknown - 78 F										
Rey Sanchez, R (1.6) OBP: 0.325, SLG: 0.338	2-0 L6-3 1-2			0-1 G6-3		1-3 K		0-1 1B		4	0	1	0	0	1	1											
Barry Bonds, L (1.7) OBP: 0.420, SLG: 0.545	0-0 P4			2-1 F9			4-1 G1-6-3 1B BB	0-3 K		3	1	0	0	1	1	1											
Jeff Kent, R (1.4) OBP: 0.347, SLG: 0.485		2-1 F8		0-1 G4-3			4-1 1-2 BB	1-3 K		3	0	0	0	1	1	1											
J.T. Snow, L (1.3) OBP: 0.330, SLG: 0.406		2-0 F9			3-2 CS 1B		3-1 G1-6-3 1-2 2-3	2-3 K		4	0	1	0	0	1	2											
Stan Javier, S (1.9) OBP: 0.363, SLG: 0.369		0-1 1B			1-3 K		4-1 1B BB	2-1 G6-3		3	0	1	0	1	1	1											
Charlie Hayes, R (1.5) Steve Reed, R (7.1) Chris Jones, R (9, PH) John Johnstone, R (9.1) Robb Nen, R (9.1)		2-3 K			1-1 K		0-1 HBP 1B	1-3 K		3	0	2	1	0	1	1		AB 30 R 1 H 6 RBI 1 BB 3 SO 11 LOB 12									
Brian Johnson, R (1.2) OBP: 0.303, SLG: 0.396			1-2 G4-3		3-3 K		0-1 3-H 2-1 1B	1-3 K		2	0	0	0	0	1	2											
Mark Gardner, R (1.1) Bill Mueller, S (7, PH)			0-1 G1-3			3-3 K	0-3 K			2	0	0	0	0	1	0											
Inning Stats	R: 0 E: 0 K: 0 S: 3	H: 1 LOB: 0 BB: 0 P: 6	R: 0 E: 0 K: 1 S: 9	H: 1 LOB: 1 BB: 0 P: 15	R: 0 E: 0 K: 0 S: 7	H: 0 LOB: 0 BB: 0 P: 10	R: 0 E: 0 K: 0 S: 6	H: 0 LOB: 0 BB: 0 P: 8	R: 0 E: 0 K: 2 S: 15	H: 2 LOB: 2 BB: 0 P: 23	R: 0 E: 0 K: 1 S: 9	H: 0 LOB: 0 BB: 0 P: 13	R: 1 E: 0 K: 1 S: 11	H: 1 LOB: 3 BB: 3 P: 28	R: 0 E: 0 K: 3 S: 11	H: 1 LOB: 1 BB: 0 P: 13			R: 0 E: 0 K: 2 S: 8	H: 0 LOB: 0 BB: 0 P: 13	1B: 5 2B: 3 3B: 0 HR: 0	SF: 0 SAC: 0 DP: 3 HBP: 1	WP: 0 PB: 0 SB: 0 CS: 1	PA: 34			
PITCHER	IP	WLS	BF	H	R	ER	SO	BB	IBB	HBP	BLK	WP	HR	S	P	ERA	WHIP										
Chan Ho Park, R (1.1) ERA: 4.32	6.2		24	4	1	1	5	3	0	0	0	0	0	54	95	1.35	1.050										
Antonio Osuna, R (7.1) ERA: 1.9	0.1		3	1	0	0	1	0	0	1	0	0	0	6	8	0.00	3.000										
Scott Radinsky, L (8.1) ERA: 2.75	2.0	W	7	1	0	0	5	0	0	0	0	0	0	19	26	0.00	0.500										

Batter	1	2	3	4	5	6	7	8	9	AB	R	H	RBI	BB	SO	LOB	BOTTOM										
Wilton Guerrero, S (1.4) OBP: 0.288, SLG: 0.350	2-1 F7		0-3 K			3-3 K		0-0 G3		4	0	0	0	0	2	1	San Francisco Giants @ Los Angeles Dodgers Dodger Stadium, Los Angeles, CA Tue Jul 14 1998, 7:05 PM PDT Att: 41,513 - Unknown - 78 F										
Juan Castro, R (1.6) OBP: 0.273, SLG: 0.282	2-1 F9		3-3 K			0-0 G4-3		0-2 G5-3		4	0	0	0	0	1	1											
Raul Mondesi, R (1.8) OBP: 0.319, SLG: 0.535	1-1 G6-3			0-2 CS 1B		3-1 1B		1-0 WP 2B		4	1	3	0	0	0	0											
Gary Sheffield, R (1.9) OBP: 0.442, SLG: 0.535		2-3 K		4-1 CS BB		1-2 F8		4-0 WP E IBB		2	0	0	0	2	1	1											
Eric Karros, R (1.3) OBP: 0.359, SLG: 0.454		2-2 G4-3		0-0 F8		3-2 G5-3		1-3 K		4	0	0	0	0	1	3											
Bobby Bonilla, S (1.7) Scott Radinsky, L (8.1) Matt Luke, L (9, PH)		4-2 BB		0-1 CS	3-2 G6-3		1-1 P4	0-0 E6 WP		2	0	0	0	1	0	0		AB 30 R 2 H 5 RBI 1 BB 3 SO 9 LOB 11									
Adrian Beltré, R (1.5) OBP: 0.220, SLG: 0.298		1-3 K		1-2 F9		1-3 K		2-0 WP		4	0	0	0	0	2	3											
Charles Johnson, R (1.2) OBP: 0.265, SLG: 0.369			0-1 SH1-4 1B		1-0 HR		1-3 K			3	1	2	1	0	1	0											
Chan Ho Park, R (1.1) Antonio Osuna, R (7.1) Jim Eisenreich, L (8.7)		2-1 SH1-4		2-1 F9		0-0 F9		1-3 K		1	0	0	0	0	0	0											
Inning Stats	R: 0 E: 0 K: 0 S: 6	H: 0 LOB: 0 BB: 0 P: 11	R: 0 E: 0 K: 2 S: 13	H: 0 LOB: 1 BB: 1 P: 22	R: 0 E: 0 K: 2 S: 11	H: 1 LOB: 1 BB: 0 P: 16	R: 0 E: 0 K: 0 S: 6	H: 1 LOB: 0 BB: 1 P: 10	R: 1 E: 0 K: 0 S: 7	H: 1 LOB: 0 BB: 0 P: 13	R: 0 E: 0 K: 1 S: 9	H: 1 LOB: 1 BB: 0 P: 16	R: 0 E: 0 K: 1 S: 9	H: 0 LOB: 0 BB: 0 P: 14	R: 0 E: 0 K: 2 S: 7	H: 0 LOB: 0 BB: 0 P: 9			R: 1 E: 1 K: 1 S: 8	H: 1 LOB: 2 BB: 1 P: 16	1B: 3 2B: 1 3B: 0 HR: 1	SF: 0 SAC: 1 DP: 0 HBP: 0	WP: 1 PB: 0 SB: 0 CS: 2	PA: 35			
PITCHER	IP	WLS	BF	H	R	ER	SO	BB	IBB	HBP	BLK	WP	HR	S	P	ERA	WHIP										
Mark Gardner, R (1.1) ERA: 5.13	6.0		22	4	1	1	5	2	0	0	0	0	0	16	23	0.00	1.000										
Steve Reed, R (7.1) ERA: 1.65	2.0		6	0	0	0	3	0	0	0	0	0	0	16	23	0.00	0.000										
John Johnstone, R (9.1) ERA: 2.66	0.1	L	3	1	1	0	0	0	1	0	0	0	0	4	9	0.00	3.000										
Robb Nen, R (9.1) ERA: 0.97	0.1		3	0	0	0	1	0	0	0	0	1	0	4	7	0.00	0.000										

Batter	1	2	3	4	5	6	7	8	9	AB	R	H	RBI	BB	SO	LOB	TOP				
Wilton Guerrero, S OBP: 0.306, SLG: 0.359	2-1 FC1-6 1B	2-2 CS 1B		2-2 FC4-6 1B	3-3 K			0-0 FC4-6 BLK E		5	1	3	1	0	1	3					
Juan Castro, R OBP: 0.255, SLG: 0.272	1-1 FC1-6 1B	1-0 CS 1B	2-1 L3	0-2 FC4-6 HR		1-0 L9		1-0 E5		5	1	0	0	0	0	3					
Raul Mondesi, R Darren Hall, R Jeff Shaw, R	0-1 F8		1-2 F9	0-1 HR		2-2 F9		0-0 F8		5	1	1	3	0	0	2					
Gary Sheffield, R OBP: 0.444, SLG: 0.542	1-2 1B		0-0 HR	4-1 BB		1-1 G5-3			0-0 1B	4	1	3	1	1	0	0					
Eric Karros, R OBP: 0.352, SLG: 0.442	0-2 G2		0-0 BLK 1B	2-2 P4			0-1 P2		1-3 K	5	0	1	0	0	1	4					
Adrián Beltré, R OBP: 0.254, SLG: 0.309		1-1 L5	2-3 K		1-2 SH1-4 1B		0-0 F8		2-2 G6-3 1B	5	0	2	0	0	1	1					
Trenidad Hubbard, R OBP: 0.390, SLG: 0.522		4-0 2B E BB		1-2 1B	2-1 F9		1-0 F8		2-2 G6-3	4	2	1	0	1	0	3					
Tom Prince, R OBP: 0.313, SLG: 0.333		2-2 E7 SH1-4 1B 2B		3-1 F7	1-0 SH1-4 1B		1-2 F8			4	1	2	0	0	0	1					
Ismael Valdez, R OBP: 0.237, SLG: 0.200		0-1 SH1-4		2-2 FC4-6 1B HR 1B	1-0 SH1-4		0-0 FC4-6 1B			1	1	1	1	0	0	0					
Jim Eisenreich, L OBP: 0.270, SLG: 0.258		2-3 SH1-4		1-2 1B						1	0	1	0	0	0	0					
Inning Stats	R: 0 E: 0 K: 0 S: 12	H: 2 LOB: 2 BB: 0 P: 16	R: 2 E: 1 K: 0 S: 13	H: 2 LOB: 0 BB: 1 P: 23	R: 1 E: 0 K: 1 S: 11	H: 2 LOB: 1 BB: 0 P: 16	R: 4 E: 0 K: 0 S: 20	H: 4 LOB: 1 BB: 1 P: 34	R: 0 E: 0 K: 0 S: 6	H: 0 LOB: 0 BB: 0 P: 10	R: 0 E: 0 K: 0 S: 4	H: 0 LOB: 0 BB: 0 P: 5	R: 1 E: 1 K: 0 S: 7	H: 1 LOB: 1 BB: 0 P: 9	R: 0 E: 0 K: 1 S: 11	H: 2 LOB: 1 BB: 0 P: 16	1B: 12 2B: 1 3B: 0 HR: 2	SF: 0 SAC: 2 DP: 1 HBP: 0	WP: 0 PB: 0 SB: 1 CS: 1	PA: 44	
PITCHER	IP WLS BF H R ER SO BB IBB HBP BLK WP HR S P ERA WHIP	IP WLS BF H R ER SO BB IBB HBP BLK WP HR S P ERA WHIP	IP WLS BF H R ER SO BB IBB HBP BLK WP HR S P ERA WHIP	IP WLS BF H R ER SO BB IBB HBP BLK WP HR S P ERA WHIP	IP WLS BF H R ER SO BB IBB HBP BLK WP HR S P ERA WHIP	IP WLS BF H R ER SO BB IBB HBP BLK WP HR S P ERA WHIP	IP WLS BF H R ER SO BB IBB HBP BLK WP HR S P ERA WHIP	IP WLS BF H R ER SO BB IBB HBP BLK WP HR S P ERA WHIP	IP WLS BF H R ER SO BB IBB HBP BLK WP HR S P ERA WHIP	IP WLS BF H R ER SO BB IBB HBP BLK WP HR S P ERA WHIP	IP WLS BF H R ER SO BB IBB HBP BLK WP HR S P ERA WHIP	IP WLS BF H R ER SO BB IBB HBP BLK WP HR S P ERA WHIP	IP WLS BF H R ER SO BB IBB HBP BLK WP HR S P ERA WHIP	IP WLS BF H R ER SO BB IBB HBP BLK WP HR S P ERA WHIP	IP WLS BF H R ER SO BB IBB HBP BLK WP HR S P ERA WHIP	IP WLS BF H R ER SO BB IBB HBP BLK WP HR S P ERA WHIP	IP WLS BF H R ER SO BB IBB HBP BLK WP HR S P ERA WHIP	IP WLS BF H R ER SO BB IBB HBP BLK WP HR S P ERA WHIP	IP WLS BF H R ER SO BB IBB HBP BLK WP HR S P ERA WHIP	IP WLS BF H R ER SO BB IBB HBP BLK WP HR S P ERA WHIP	IP WLS BF H R ER SO BB IBB HBP BLK WP HR S P ERA WHIP

Los Angeles Dodgers @ St. Louis Cardinals
 Busch Stadium, St. Louis, MO
 Thu Jul 16 1998, 7:05 PM CDT
 Att: 35,324 - Unknown - 92 F

AB	39
R	8
H	15
RBI	6
BB	2
SO	3
LOB	17

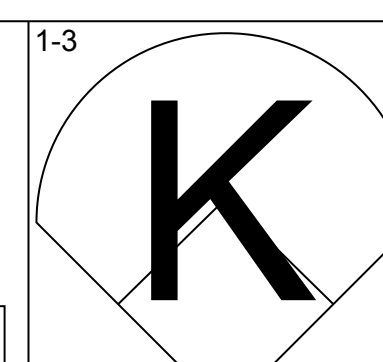
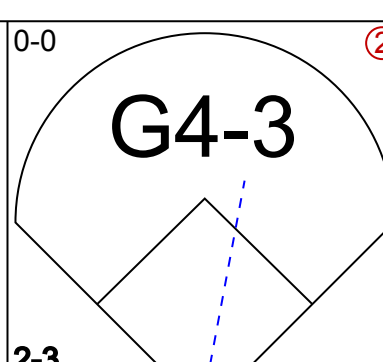
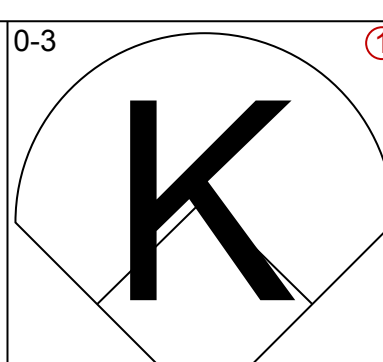
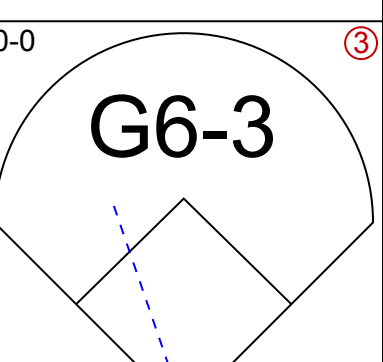
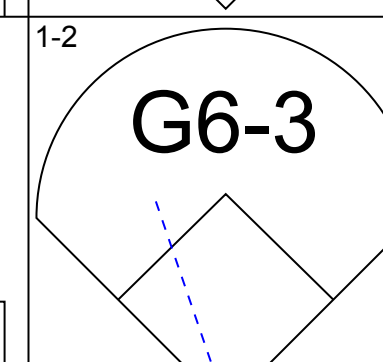
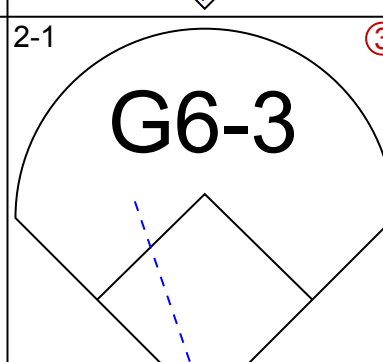
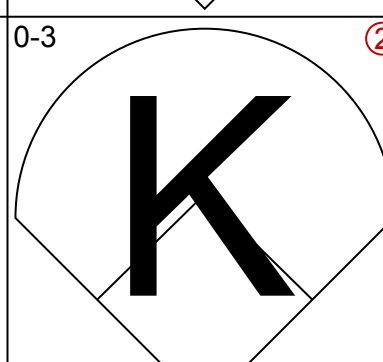
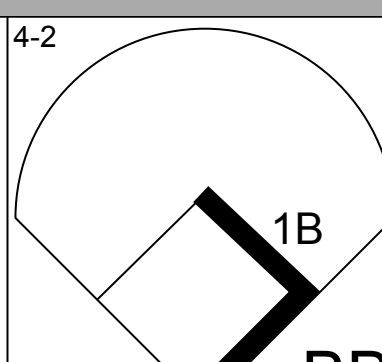
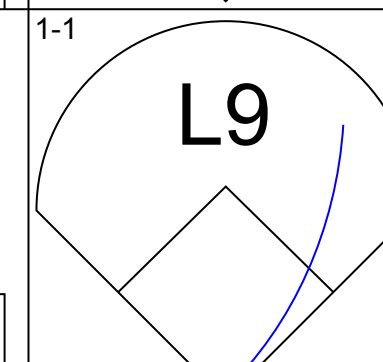
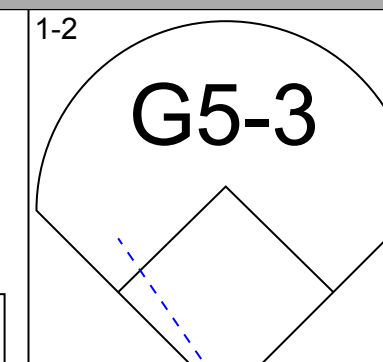
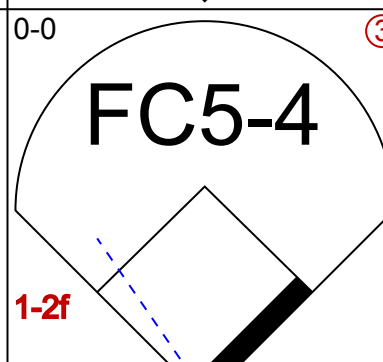
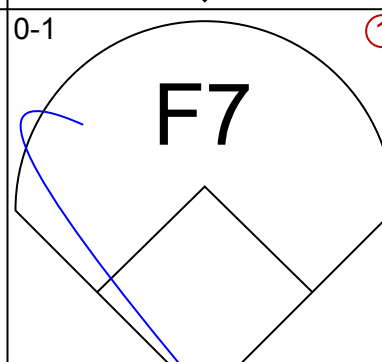
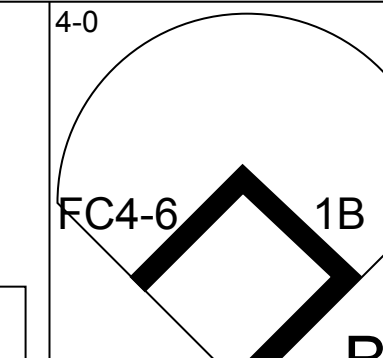
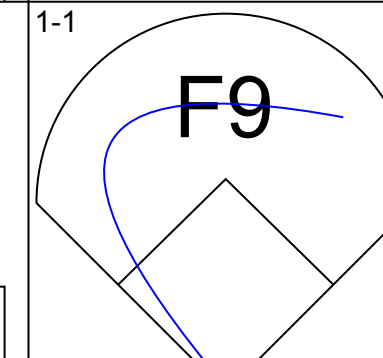
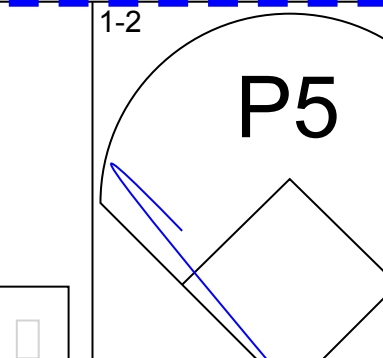
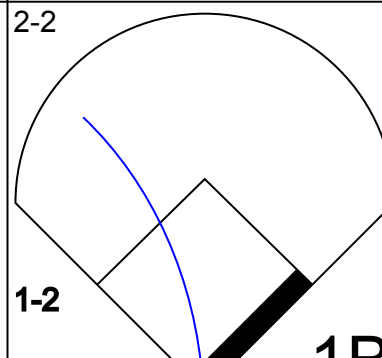
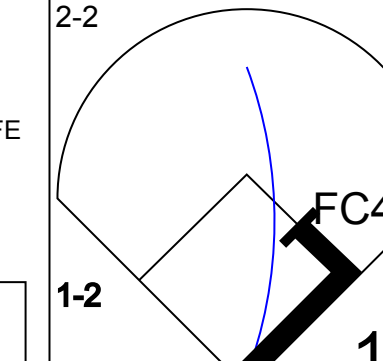
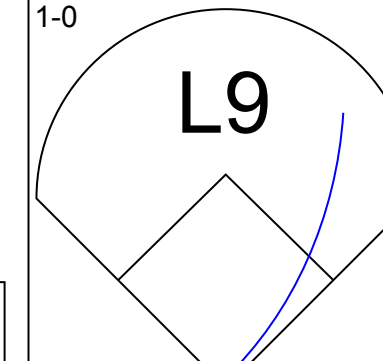
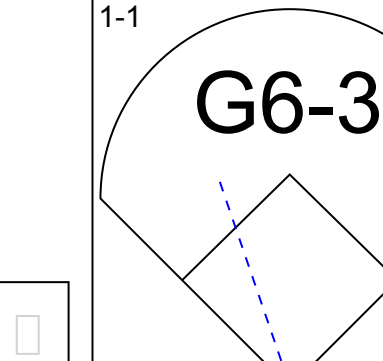
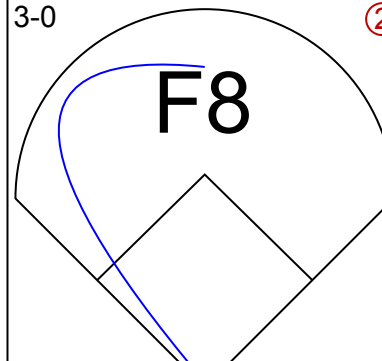
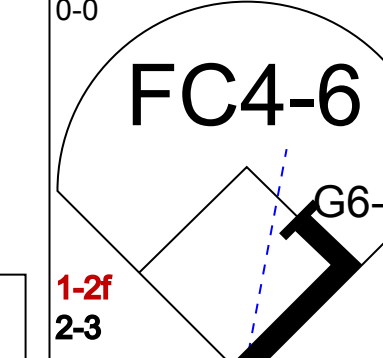
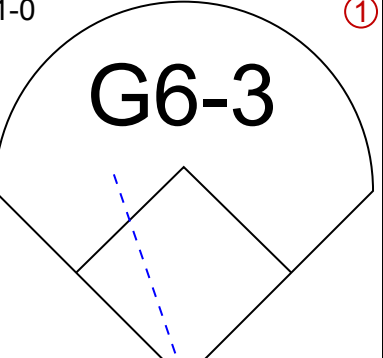
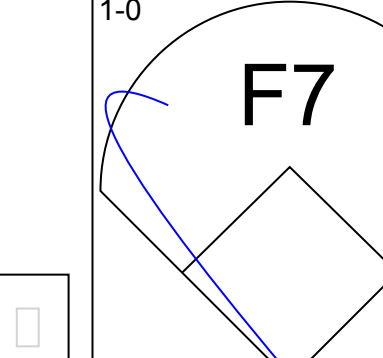
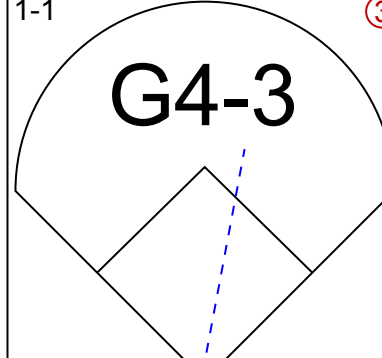
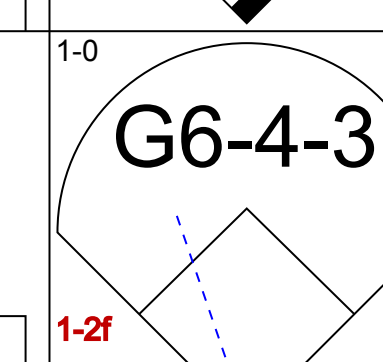
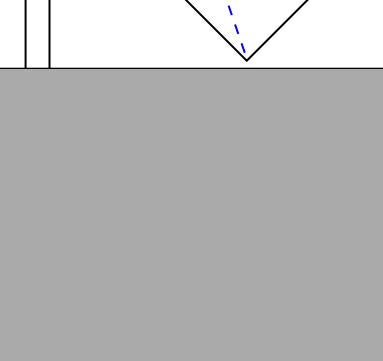
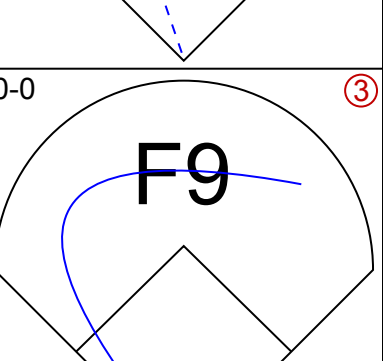
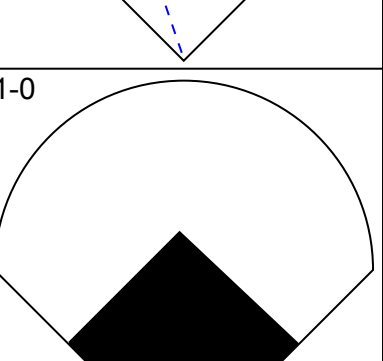
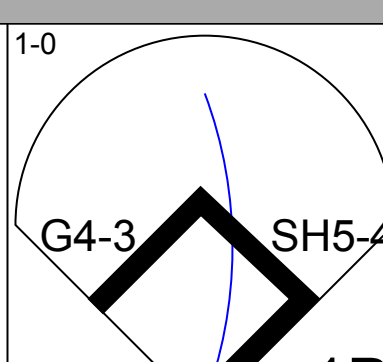
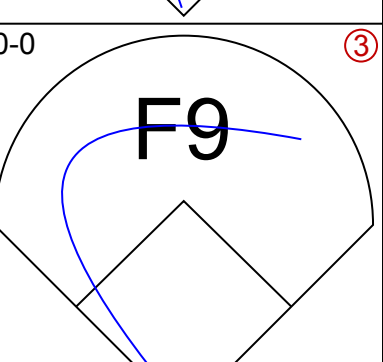
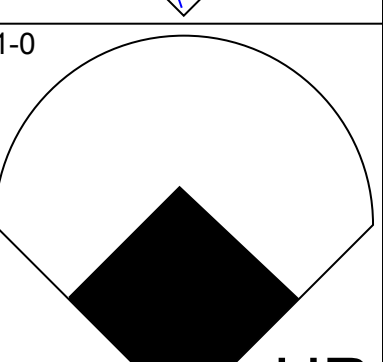
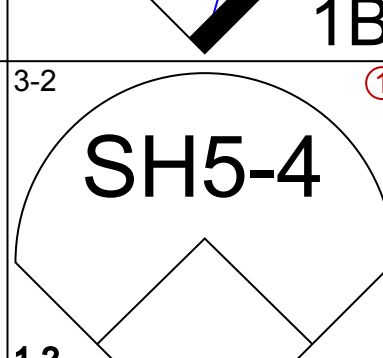
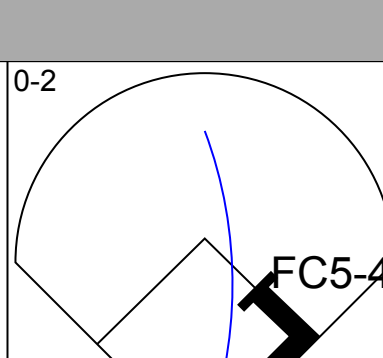
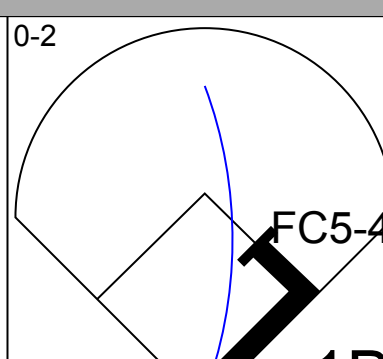
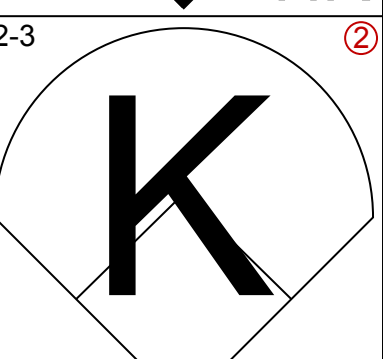


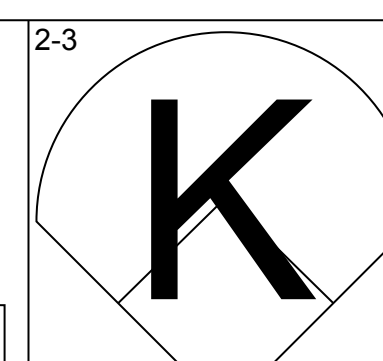
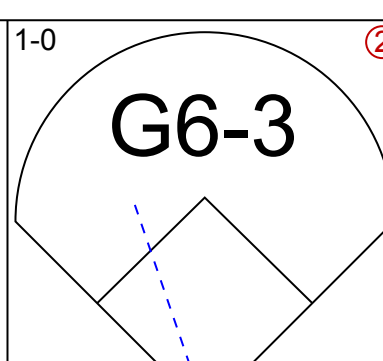
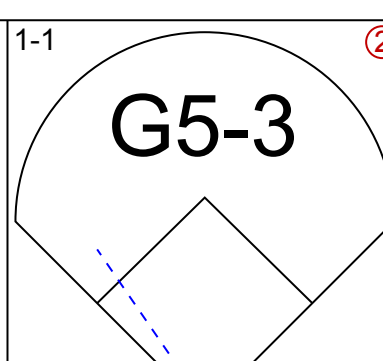
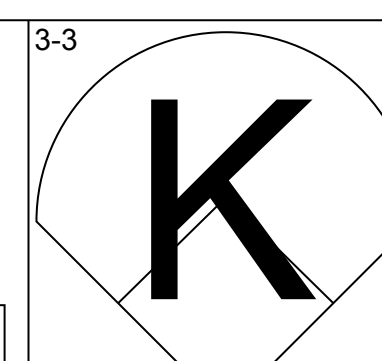
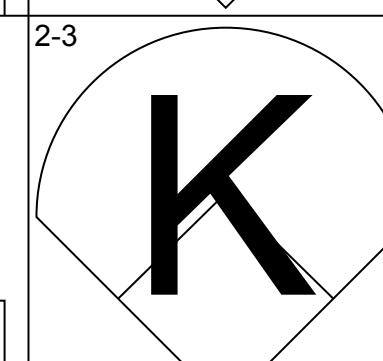
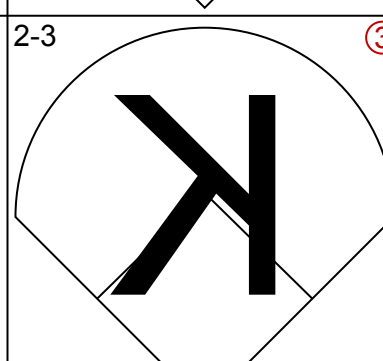
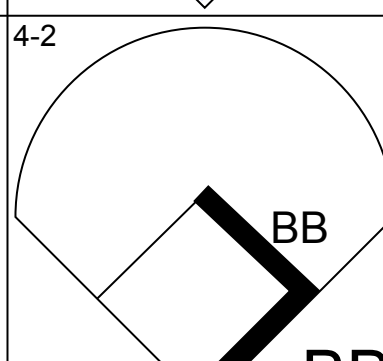
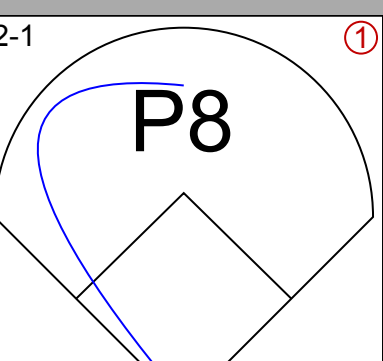
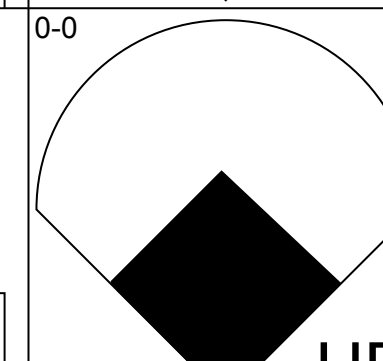
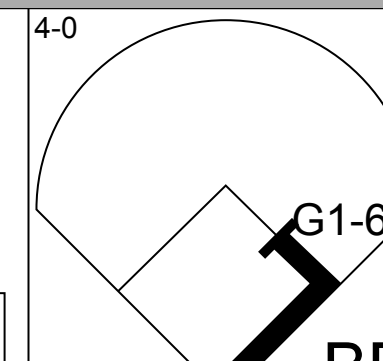
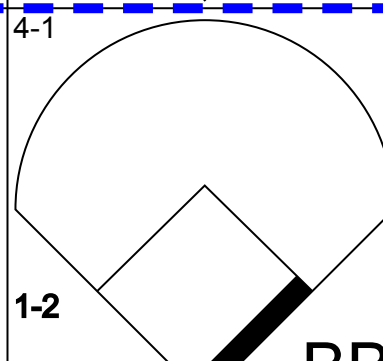
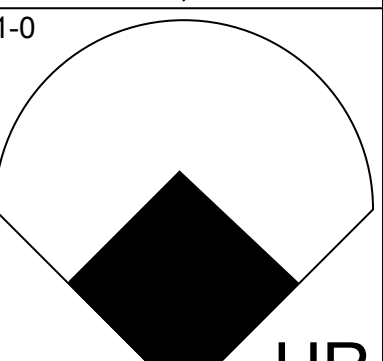
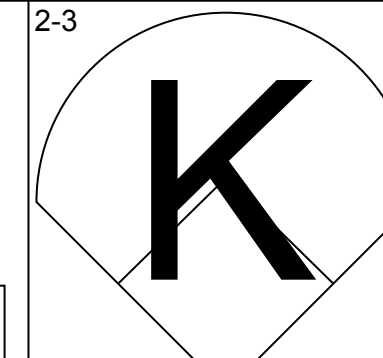
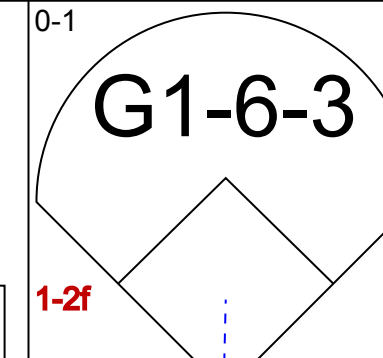
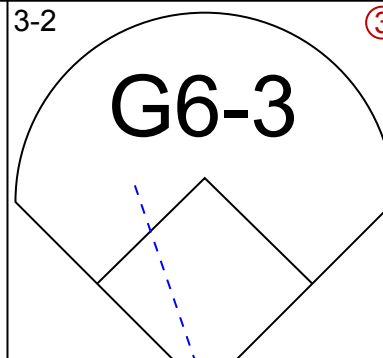
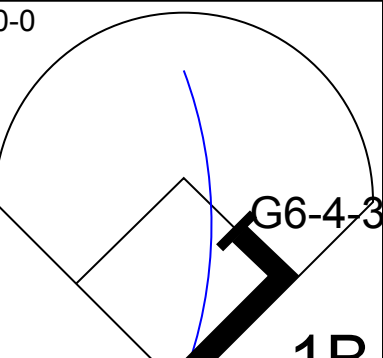
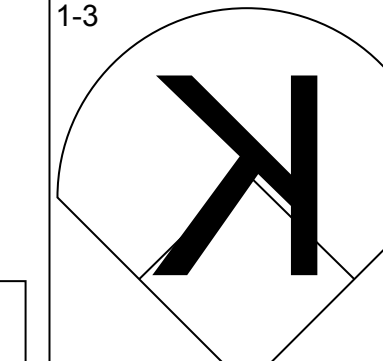
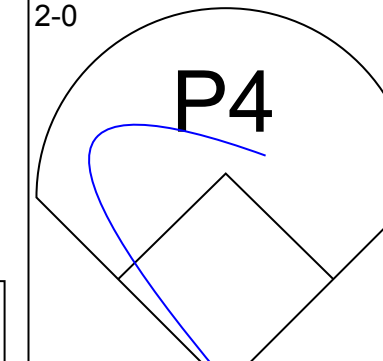
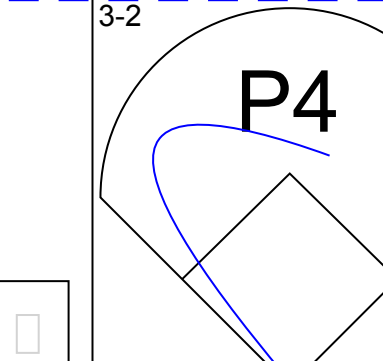
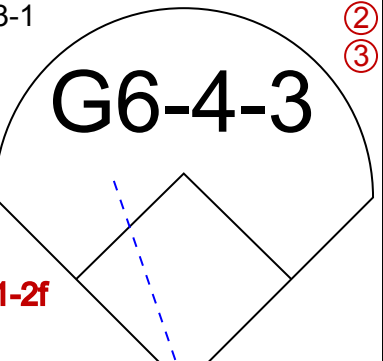
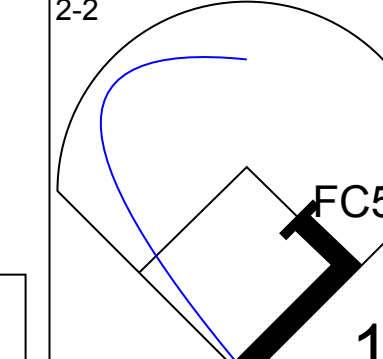
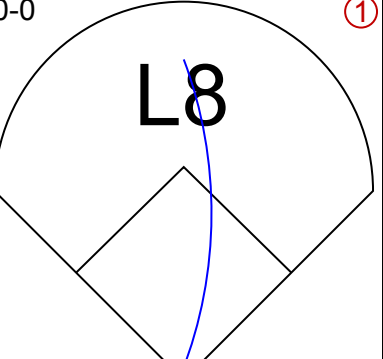
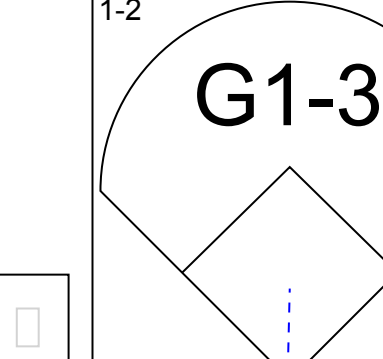
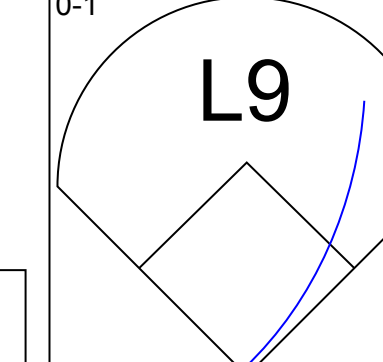
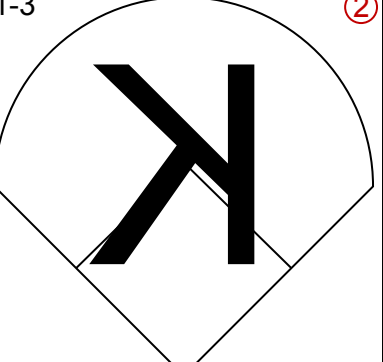
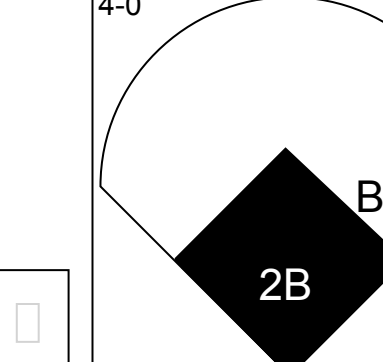
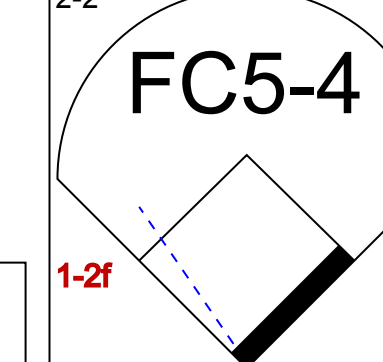
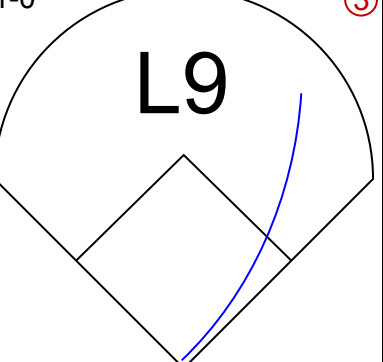
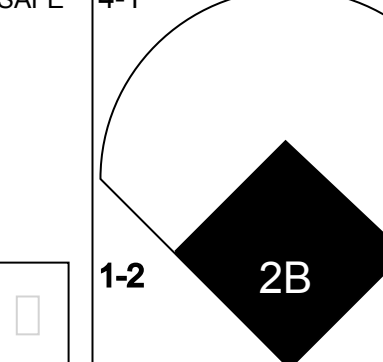
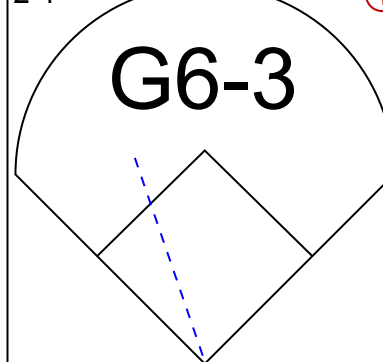
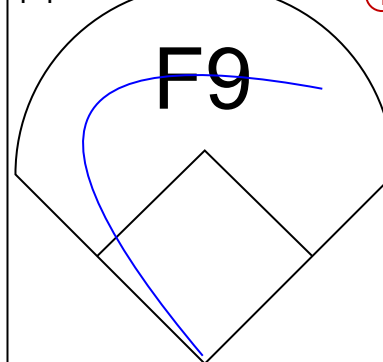
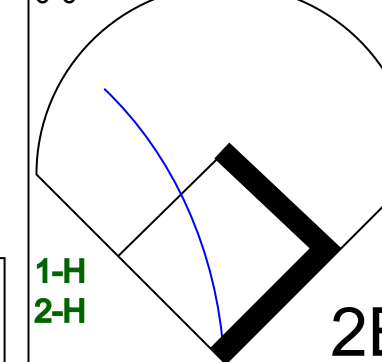
Batter	1	2	3	4	5	6	7	8	9	AB	R	H	RBI	BB	SO	LOB	BOTTOM					
Royce Clayton, R OBP: 0.315, SLG: 0.323	1-2 F9		0-0 G6-4-3			1-2 2B 1B		2-2 F8		4	1	1	0	0	0	1						
Ray Lankford, L OBP: 0.386, SLG: 0.473	2-2 F8			2-2 F8 1B		1-0 1B 2B		0-1 P5		4	1	2	1	0	0	0						
Mark McGwire, R OBP: 0.478, SLG: 0.753	0-2 G1-3			2-2 F8 1B		1-2 F8			0-1 L9	4	0	0	0	0	0	2						
Brian Jordan, R OBP: 0.378, SLG: 0.548		0-1 BLK 1B		2-3 K		0-2 1B		1-1 G6-3		4	0	2	1	0	1	1						
Ron Gant, R OBP: 0.301, SLG: 0.495		3-2 L6		3-3 K		3-1 P3		1-2 G5-3		4	0	0	0	0	1	3						
John Mabry, L OBP: 0.314, SLG: 0.387		1-3 K			1-3 K		1-1 L3			3	0	0	0	0	2	1						
Placido Polanco, R OBP: 0.281, SLG: 0.323		0-1 G6-3			0-0 L8		1-3 K			3	0	0	0	0	1	1						
Kent Mercker, L OBP: 0.212, SLG: 0.161			0-3 K		1-3 K		2-3 K			1	0	0	0	0	1	0						
Bobby Witt, R										2	0	0	0	0	2	0						
Jeff Brantley, R										0	0	0	0	0	0	0						
Tom Pagnozzi, R OBP: 0.296, SLG: 0.306			3-2 G6-4-3 1B			0-0 F8		1-1 F8		3	0	1	0	0	0	0						
Inning Stats	R: 0 E: 0 K: 0 S: 9	H: 0 LOB: 0 BB: 0 P: 12	R: 0 E: 0 K: 1 S: 10	H: 1 LOB: 1 BB: 0 P: 14	R: 0 E: 0 K: 1 S: 9	H: 1 LOB: 0 BB: 0 P: 12	R: 0 E: 0 K: 2 S: 13	H: 1 LOB: 1 BB: 0 P: 22	R: 0 E: 0 K: 2 S: 8	H: 0 LOB: 0 BB: 0 P: 10	R: 2 E: 0 K: 0 S: 15	H: 3 LOB: 1 BB: 0 P: 20	R: 0 E: 0 K: 2 S: 8	H: 0 LOB: 0 BB: 0 P: 12	R: 0 E: 0 K: 0 S: 7	H: 0 LOB: 0 BB: 0 P: 10	R: 0 E: 0 K: 0 S: 7	H: 0 LOB: 0 BB: 0 P: 9	1B: 5 2B: 1 3B: 0 HR: 0	SF: 0 SAC: 0 DP: 1 HBP: 0	WP: 0 PB: 0 SB: 0 CS: 0	PA: 32
PITCHER	IP WLS BF H R ER SO BB IBB HBP BLK WP HR S P ERA WHIP	IP WLS BF H R ER SO BB IBB HBP BLK WP HR S P ERA WHIP	IP WLS BF H R ER SO BB IBB HBP BLK WP HR S P ERA WHIP	IP WLS BF H R ER SO BB IBB HBP BLK WP HR S P ERA WHIP	IP WLS BF H R ER SO BB IBB HBP BLK WP HR S P ERA WHIP	IP WLS BF H R ER SO BB IBB HBP BLK WP HR S P ERA WHIP	IP WLS BF H R ER SO BB IBB HBP BLK WP HR S P ERA WHIP	IP WLS BF H R ER SO BB IBB HBP BLK WP HR S P ERA WHIP	IP WLS BF H R ER SO BB IBB HBP BLK WP HR S P ERA WHIP	IP WLS BF H R ER SO BB IBB HBP BLK WP HR S P ERA WHIP	IP WLS BF H R ER SO BB IBB HBP BLK WP HR S P ERA WHIP	IP WLS BF H R ER SO BB IBB HBP BLK WP HR S P ERA WHIP	IP WLS BF H R ER SO BB IBB HBP BLK WP HR S P ERA WHIP	IP WLS BF H R ER SO BB IBB HBP BLK WP HR S P ERA WHIP	IP WLS BF H R ER SO BB IBB HBP BLK WP HR S P ERA WHIP	IP WLS BF H R ER SO BB IBB HBP BLK WP HR S P ERA WHIP	IP WLS BF H R ER SO BB IBB HBP BLK WP HR S P ERA WHIP	IP WLS BF H R ER SO BB IBB HBP BLK WP HR S P ERA WHIP	IP WLS BF H R ER SO BB IBB HBP BLK WP HR S P ERA WHIP	IP WLS BF H R ER SO BB IBB HBP BLK WP HR S P ERA WHIP	IP WLS BF H R ER SO BB IBB HBP BLK WP HR S P ERA WHIP	

Los Angeles Dodgers @ St. Louis Cardinals
 Busch Stadium, St. Louis, MO
 Thu Jul 16 1998, 7:05 PM CDT
 Att: 35,324 - Unknown - 92 F

AB	32
R	2
H	6
RBI	2
BB	0
SO	8
LOB	9



Batter	1	2	3	4	5	6	7	8	9	AB	R	H	RBI	BB	SO	LOB	TOP					
Wilton Guerrero, S OBP: 0.297, SLG: 0.348 (1, 4)										4	0	0	0	0	2	2	Los Angeles Dodgers @ St. Louis Cardinals Busch Stadium, St. Louis, MO Fri Jul 17 1998, 7:05 PM CDT Att: 39,191 - Unknown - 88 F livebaseballscorecards.com					
Juan Castro, R OBP: 0.259, SLG: 0.266 Trenidad Hubbard, R OBP: 0.397, SLG: 0.522 (1, 6)									3	0	0	0	0	1	2	0						
Raul Mondesi, R OBP: 0.319, SLG: 0.535 (1, 8)									4	0	0	0	0	0	2	0						
Gary Sheffield, R OBP: 0.445, SLG: 0.540 (1, 9)									3	0	1	0	1	0	0	0						
Eric Karros, R OBP: 0.350, SLG: 0.439 (1, 3)									4	0	1	0	0	0	2	0						
Matt Luke, L OBP: 0.305, SLG: 0.473 Antonio Osuna, R (7, 1)										3	0	0	0	0	0	2						
Jim Eisenreich, L OBP: 0.268, SLG: 0.256 (9, PH)									1	0	0	0	0	0	2	0						
Adrian Beltré, R OBP: 0.242, SLG: 0.293 (1, 5)									3	0	0	0	0	0	2	0						
Charles Johnson, R OBP: 0.269, SLG: 0.379 (1, 2)									3	1	2	1	0	0	0	0						
Brian Bohanon, L OBP: 0.438, SLG: 0.500 Jim Bruske, R (6, 1)									1	0	1	0	0	0	0	0						
Roger Cedeno, S OBP: 0.336, SLG: 0.293 (7, 7)									0	0	0	0	0	0	1	0						
Inning Stats	R: 0 E: 0 K: 1 S: 11	H: 0 LOB: 0 BB: 0 P: 14	R: 0 E: 0 K: 0 S: 5	H: 1 LOB: 1 BB: 1 P: 12	R: 0 E: 0 K: 0 S: 7	H: 1 LOB: 1 BB: 0 P: 13	R: 0 E: 0 K: 0 S: 6	H: 0 LOB: 0 BB: 0 P: 9	R: 0 E: 0 K: 0 S: 5	H: 0 LOB: 0 BB: 0 P: 7	R: 0 E: 0 K: 2 S: 10	H: 1 LOB: 1 BB: 0 P: 10	R: 0 E: 0 K: 0 S: 6	H: 0 LOB: 0 BB: 0 P: 9	R: 1 E: 0 K: 1 S: 7	H: 1 LOB: 0 BB: 0 P: 10	R: 0 E: 0 K: 0 S: 11	H: 1 LOB: 2 BB: 1 P: 21	1B: 4 2B: 0 3B: 0 HR: 1	SF: 0 SAC: 1 DP: 1 HBP: 0	WP: 0 PB: 0 SB: 0 CS: 0	PA: 33
PITCHER	IP	WLS	BF	H	R	ER	SO	BB	IBB	HBP	BLK	WP	HR	S	P	ERA	WHIP					
Juan Acevedo, R ERA: 3.27 (1, 1)	6.0	W	21	3	0	0	3	1	0	0	0	0	0	44	65	0.00	0.667					
John Frascatore, R ERA: 4.19 (7, 1)	1.0		3	0	0	0	0	0	0	0	0	0	0	6	9	0.00	0.000					
Rick Croushore, R ERA: 2.97 (8, 1)	2.0	S	9	2	1	1	1	1	0	0	0	0	1	18	31	4.50	1.500					

Batter	1	2	3	4	5	6	7	8	9	AB	R	H	RBI	BB	SO	LOB	BOTTOM					
Royce Clayton, R OBP: 0.311, SLG: 0.319 (1, 6)										4	0	0	0	0	2	1	Los Angeles Dodgers @ St. Louis Cardinals Busch Stadium, St. Louis, MO Fri Jul 17 1998, 7:05 PM CDT Att: 39,191 - Unknown - 88 F livebaseballscorecards.com					
Ray Lankford, L OBP: 0.385, SLG: 0.468 (1, 8)									3	0	0	0	1	2	0	0						
Mark McGwire, R OBP: 0.484, SLG: 0.776 (1, 3)									2	2	2	2	2	2	0	0						
Brian Jordan, R OBP: 0.376, SLG: 0.545 (1, 9)									4	0	1	0	0	1	3	0						
Ron Gant, R OBP: 0.296, SLG: 0.486 (1, 7)									4	0	0	0	0	1	1	0						
Gary Gaetti, R OBP: 0.341, SLG: 0.417 (1, 5)										3	0	1	0	0	0	0						
12 Pat Kelly, R (1, 4)										2	1	0	0	1	1	1						
Juan Acevedo, R OBP: 0.250, SLG: 0.267 John Frascatore, R OBP: 0.250, SLG: 0.250 Tom Lampkin, L OBP: 0.326, SLG: 0.377 Rick Croushore, R (8, 1)										2	0	0	0	0	0	1						
Eli Marrero, R OBP: 0.274, SLG: 0.348 (1, 2)									3	0	1	2	0	0	0	0						
Inning Stats	R: 1 E: 0 K: 3 S: 10	H: 1 LOB: 0 BB: 0 P: 16	R: 0 E: 0 K: 1 S: 12	H: 1 LOB: 1 BB: 0 P: 17	R: 0 E: 0 K: 1 S: 6	H: 0 LOB: 0 BB: 0 P: 11	R: 0 E: 0 K: 0 S: 3	H: 0 LOB: 0 BB: 1 P: 9	R: 0 E: 0 K: 1 S: 5	H: 0 LOB: 0 BB: 0 P: 7	R: 0 E: 0 K: 0 S: 12	H: 0 LOB: 2 BB: 2 P: 25	R: 2 E: 0 K: 1 S: 12	H: 1 LOB: 1 BB: 2 P: 27	R: 1 E: 0 K: 0 S: 6	H: 2 LOB: 0 BB: 0 P: 12		1B: 2 2B: 1 3B: 0 HR: 2	SF: 0 SAC: 0 DP: 2 HBP: 0	WP: 0 PB: 0 SB: 0 CS: 0	PA: 32	
PITCHER	IP	WLS	BF	H	R	ER	SO	BB	IBB	HBP	BLK	WP	HR	S	P	ERA	WHIP					
Brian Bohanon, L ERA: 3.38 (1, 1)	5.2	L	20	2	1	1	6	2	0	0	0	0	1	44	74	1.59	0.706					
Jim Bruske, R ERA: 3.43 (6, 1)	0.1		2	0	0	0	0	1	0	0	0	0	0	4	11	0.00	3.000					
Antonio Osuna, R ERA: 2.42 (7, 1)	2.0		10	3	3	3	1	2	0	0	0	0	1	18	39	13.50	2.500					

Batter	1	2	3	4	5	6	7	8	9	AB	R	H	RBI	BB	SO	LOB	TOP								
Wilton Guerrero, S OBP: 0.287, SLG: 0.336 Alex Cora, L OBP: 0.118, SLG: 0.118	(1,4) P3		(2) G4-3		(3) G1-3		(3) F9		(2) G5-3	5	0	0	0	0	0	2									
Juan Castro, R OBP: 0.294, SLG: 0.278	(1,6) K			(1)B G5-3				(1)B G6-3	(3) G6-3	5	2	2	0	0	1	0									
Raul Mondesi, R OBP: 0.323, SLG: 0.548	(1,8) F8			(1)B E8						4	3	3	2	0	0	0									
Gary Sheffield, R OBP: 0.443, SLG: 0.546		(1) F9		(1) G5-3			(1) F7			4	1	1	3	0	0	0									
Eric Karros, R OBP: 0.349, SLG: 0.436 Trenidad Hubbard, R OBP: 0.397, SLG: 0.522	(1,3) K		(2) G5-3				(2) G4-3			4	0	1	0	0	1	0									
Matt Luke, L OBP: 0.303, SLG: 0.491	(1,7) F9		(3) F7				(3) K			4	1	1	2	0	1	0									
Adrian Beltré, R OBP: 0.258, SLG: 0.323			(1) FC2-5		(1) G4-3			(2) G6-3		4	1	2	0	0	0	1									
Tom Prince, R OBP: 0.314, SLG: 0.318 Jeff Shaw, R	(1,2) K		(2) L8				(3) SH1-3			2	0	0	0	1	1	1									
Dave Milicki, R OBP: 0.219, SLG: 0.200 Darren Hall, R OBP: 0.200, SLG: 0.400 Tripp Cromer, R OBP: 0.333, SLG: 0.350 Jim Bruske, R OBP: 0.333, SLG: 0.416 Roger Cedeno, S OBP: 0.333, SLG: 0.250 Mark Guthrie, R OBP: 0.268, SLG: 0.375	(1,1) FC2-5		(1) FC2-5				(2) G4-3		(1) K	1	0	0	0	0	0	2									
Inning Stats	R: 0 E: 0 K: 1 S: 9	H: 0 LOB: 0 BB: 0 P: 11	R: 0 E: 0 K: 1 S: 9	H: 0 LOB: 0 BB: 0 P: 14	R: 0 E: 0 K: 0 S: 5	H: 1 LOB: 1 BB: 1 P: 10	R: 2 E: 0 K: 0 S: 12	H: 2 LOB: 0 BB: 0 P: 22	R: 1 E: 0 K: 0 S: 11	H: 1 LOB: 0 BB: 0 P: 15	R: 2 E: 0 K: 0 S: 10	H: 2 LOB: 0 BB: 0 P: 16	R: 1 E: 0 K: 0 S: 7	H: 1 LOB: 0 BB: 0 P: 9	R: 4 E: 0 K: 1 S: 20	H: 4 LOB: 1 BB: 0 P: 24	R: 0 E: 0 K: 1 S: 7	H: 0 LOB: 0 BB: 0 P: 11	1B: 4 2B: 3 3B: 0 HR: 4	SF: 0 SAC: 1 DP: 1 HBP: 0	WP: 0 PB: 0 SB: 0 CS: 0	PA: 38			
PITCHER	IP	WLS	BF	H	R	ER	SO	BB	IBB	HBP	BLK	WP	HR	S	P	ERA	WHIP								
Kent Bottenfield, R ERA: 5.03	(1,1)	6.0	24	6	5	4	3	1	0	0	0	0	2	56	88	6.00	1.167								
Mark Peltkovsek, R ERA: 5.23	(7,1)	1.0	4	1	1	1	0	0	0	0	0	0	0	7	9	9.00	1.000								
Jeff Brantley, R ERA: 0.21	(8,1)	0.1	L	5	4	4	0	0	0	0	0	0	2	13	14	108.00	12.000								
Lance Painter, L ERA: 4.25	(8,1)	1.2	5	0	0	0	2	0	0	0	0	0	0	14	21	0.00	0.000								

Los Angeles Dodgers @ St. Louis Cardinals
 Busch Stadium, St. Louis, MO
 Sat Jul 18 1998, 3:33 AM CDT
 Att: 44,598 - Sunny - 93 F

AB 36
 R 10
 H 11
 RBI 9
 BB 1
 SO 5
 LOB 6



Batter	1	2	3	4	5	6	7	8	9	AB	R	H	RBI	BB	SO	LOB	BOTTOM								
Royce Clayton, R OBP: 0.315, SLG: 0.325	(1,6) HR		(3) F6							4	2	2	2	1	1	0									
Ray Lankford, L OBP: 0.388, SLG: 0.478	(1,8) HR		(1) G4-3		(1) FC6-4		(2) P5			4	1	2	2	1	0	1									
Mark McGwire, R OBP: 0.480, SLG: 0.765	(1,3) P3		(2) P3		(3) FC6-4					4	0	0	0	1	1	2									
Brian Jordan, R OBP: 0.376, SLG: 0.544	(1,9) P3		(1) S		(1) E		(3) G5-3			4	1	1	0	1	0	2									
Ron Gant, R OBP: 0.296, SLG: 0.482 Willie McGee, S OBP: 0.300, SLG: 0.322	(1,7) K		(3) F7		(1) E9		(1) K			4	0	1	1	0	2	1									
John Mabry, L OBP: 0.316, SLG: 0.388		(1) 12 HR		(1) G3		(1) G1-3				5	1	2	0	0	0	2									
12 Pat Kelly, R OBP: 0.375, SLG: 0.714	(1,4) HR		(1) SH3-4		(2) F8		(2) F7			5	2	2	2	0	0	3									
Kent Bottenfield, R OBP: 0.077, SLG: 0.077 Mark Peltkovsek, R OBP: 0.333, SLG: 0.350 Gary Gaetti, R OBP: 0.360, SLG: 0.416 Jeff Brantley, R OBP: 1.000, SLG: 1.000	(1,1) K		(1) SH3-4		(3) G5-3		(3) G4-3			2	0	0	0	0	1	1									
Eli Marrero, R OBP: 0.273, SLG: 0.333	(1,2) P3		(2) P3		(1) G5-3					3	1	0	0	1	0	0									
Inning Stats	R: 2 E: 0 K: 1 S: 8	H: 2 LOB: 0 BB: 0 P: 14	R: 2 E: 0 K: 1 S: 9	H: 2 LOB: 0 BB: 0 P: 12	R: 0 E: 0 K: 0 S: 9	H: 0 LOB: 1 BB: 1 P: 17	R: 3 E: 0 K: 0 S: 25	H: 2 LOB: 2 BB: 2 P: 42	R: 1 E: 0 K: 0 S: 8	H: 2 LOB: 1 BB: 0 P: 13	R: 0 E: 0 K: 1 S: 13	H: 0 LOB: 2 BB: 2 P: 24	R: 0 E: 0 K: 2 S: 10	H: 1 LOB: 1 BB: 0 P: 15	R: 0 E: 0 K: 2 S: 15	H: 1 LOB: 1 BB: 0 P: 15	R: 0 E: 0 K: 0 S: 15	H: 1 LOB: 0 BB: 0 P: 21	1B: 7 2B: 2 3B: 0 HR: 2	SF: 0 SAC: 1 DP: 0 HBP: 0	WP: 1 PB: 0 SB: 2 CS: 0	PA: 43			
PITCHER	IP	WLS	BF	H	R	ER	SO	BB	IBB	HBP	BLK	WP	HR	S	P	ERA	WHIP								
Dave Milicki, R ERA: 5.04	(1,1)	3.2	20	6	7	7	2	3	0	0	0	0	0	4	5	0.00	0.000								
Darren Hall, R ERA: 6.75	(4,1)	0.1	1	0	0	0	0	0	0	0	0	0	0	4	5	0.00	0.000								
Jim Bruske, R ERA: 3.48	(5,1)	2.0	10	2	1	1	0	2	0	0	0	0	0	21	37	4.50	2.000								
Mark Guthrie, L ERA: 2.03	(7,1)	1.0	W	4	1	0	0	0	0	0	0	0	0	9	15	0.00	1.000								
Jeff Shaw, R ERA: 1.65	(8,1)	2.0	S	8	2	0	0	2	0	0	0	0	0	25	36	0.00	1.000								

Los Angeles Dodgers @ St. Louis Cardinals
 Busch Stadium, St. Louis, MO
 Sat Jul 18 1998, 3:33 AM CDT
 Att: 44,598 - Sunny - 93 F

AB 37
 R 8
 H 11
 RBI 7
 BB 5
 SO 5
 LOB 13



Batter	1	2	3	4	5	6	7	8	9	AB	R	H	RBI	BB	SO	LOB	TOP								
Reggie Sanders, R OBP: 0.327, SLG: 0.436	(1, 8) K		(0, 3) K2-3			(0, 1) B3			(2, 3) K	4	0	0	0	0	3	0									
Sean Casey, L OBP: 0.316, SLG: 0.300	(1, 3) G6-3			(0, 0) G4-3		(0, 1) G4-3			(0, 3) K	4	0	0	0	0	1	0									
Dmitri Young, S OBP: 0.365, SLG: 0.504	(1, 7) G4-3			(1, 0) F6			(1, 3) K			3	0	0	0	0	1	0									
Eddie Taubensee, L OBP: 0.354, SLG: 0.432		(1, 2) K		(1, 1) G6-3			(2, 3) K			3	0	0	0	0	2	0									
Bret Boone, R OBP: 0.333, SLG: 0.456		(2, 1) G4-3			(4, 2) G4-6-3 BB		(1, 0) F9			2	0	0	0	1	0	0									
Willie Greene, L OBP: 0.374, SLG: 0.424		(1, 2) 2B			(1, 0) G4-6-3 1-2			(3, 3) K		3	0	1	0	0	1	1									
Paul Konerko, R OBP: 0.269, SLG: 0.313		(0, 0) G5-3			(4, 0) G5-4-3 BB			(1, 2) G6-3		2	0	0	0	1	0	1									
Pokey Reese, R OBP: 0.327, SLG: 0.340			(2, 3) K		(1, 1) G5-4-3 1-2			(1, 0) F8		3	0	0	0	0	1	2									
Steve Parris, R OBP: 0.200, SLG: 0.200	(1, 1) G5-3					(1, 0) G5-3				2	0	0	0	0	0	0									
Stan Belinda, R OBP: 0.395, SLG: 0.337								(1, 3) K		0	0	0	0	0	0	0									
Inning Stats	R: 0 E: 0 K: 1 S: 7	H: 0 LOB: 0 BB: 0 P: 10	R: 0 E: 0 K: 1 S: 9	H: 1 LOB: 1 BB: 0 P: 14	R: 0 E: 0 K: 2 S: 10	H: 0 LOB: 0 BB: 0 P: 14	R: 0 E: 0 K: 0 S: 4	H: 0 LOB: 0 BB: 2 P: 6	R: 0 E: 0 K: 0 S: 6	H: 0 LOB: 1 BB: 2 P: 16	R: 0 E: 0 K: 2 S: 5	H: 0 LOB: 0 BB: 0 P: 6	R: 0 E: 0 K: 1 S: 7	H: 0 LOB: 0 BB: 0 P: 11	R: 0 E: 0 K: 1 S: 7	H: 0 LOB: 0 BB: 0 P: 12	R: 0 E: 0 K: 3 S: 9	H: 0 LOB: 0 BB: 0 P: 12	1B: 0 2B: 1 3B: 0 HR: 0	SF: 0 SAC: 0 DP: 1 HBP: 0	WP: 0 PB: 0 SB: 0 CS: 0	PA: 29			
PITCHER	IP	WLS	BF	H	R	ER	SO	BB	IBB	HBP	BLK	WP	HR	S	P	ERA	WHIP								
37 Darren Dreifort, R ERA: 3.51	(1, 1) 8.0	W 26	L 1	R 0	ER 0	SO 7	BB 2	IBB 0	HBP 0	BLK 0	WP 0	HR 0	S 55	P 89	0.00	0.375									
Jeff Shaw, R ERA: 1.62	(9, 1) 1.0	S 3	L 0	R 0	ER 0	SO 3	BB 0	IBB 0	HBP 0	BLK 0	WP 0	HR 0	S 9	P 12	0.00	0.000									

Cincinnati Reds @ Los Angeles Dodgers
 Dodger Stadium, Los Angeles, CA
 Mon Jul 20 1998, 7:05 PM PDT
 Att: 35,775 - Unknown - 78 F

AB	27
R	0
H	1
RBI	0
BB	2
SO	10
LOB	4



Batter	1	2	3	4	5	6	7	8	9	AB	R	H	RBI	BB	SO	LOB	BOTTOM								
Wilton Guerrero, S OBP: 0.278, SLG: 0.324	(1, 4) SH1-3 1B		(1, 2) F4			(0, 0) L3		(0, 1) 3B		3	0	1	0	0	0	1									
Alex Cora, L OBP: 0.136, SLG: 0.227	(8, 6) SH1-3		(3, 2) F7			(0, 0) B3		(0, 0) F7		3	0	0	0	0	0	2									
Juan Castro, R OBP: 0.255, SLG: 0.272	(1, 6) SH1-3									4	1	1	0	0	1	2									
Raul Mondesi, R OBP: 0.322, SLG: 0.541	(1, 8) G6-3			(1, 2) F8			(3, 0) G2-3 1B	(1, 3) K		4	0	0	0	1	3										
Gary Sheffield, R OBP: 0.437, SLG: 0.536	(1, 9) P6			(3, 0) F9			(1, 0) F7	(1, 3) K		4	0	0	0	0	1	3									
Eric Karros, R OBP: 0.348, SLG: 0.430		(1, 2) G5-3			(2, 2) F6		(2, 1) G2-3			3	0	0	0	0	0	1									
Matt Luke, L OBP: 0.320, SLG: 0.545		(2, 2) L8				(1, 2) G3-4-1		(4, 0) 1B 1B		2	1	0	0	1	0	0									
Adrian Beltré, R OBP: 0.260, SLG: 0.319		(1, 1) G5-3				(2, 3) K		(0, 0) 1B 1B		3	0	1	1	0	1	0									
Charles Johnson, R OBP: 0.271, SLG: 0.379					(0, 1) 37 SH3-4 1B			(1, 2) 1B 2-H		3	0	2	1	0	0	0									
37 Darren Dreifort, R OBP: 0.231, SLG: 0.189	(1, 1) SH3-4							(1, 3) 1B 2-H		2	0	0	0	0	2	2									
Jeff Shaw, R ERA: 3.47	(9, 1) SH3-4							(2, 3) K2-3		0	0	0	0	0	0	0									
Inning Stats	R: 0 E: 0 K: 0 S: 6	H: 1 LOB: 1 BB: 0 P: 9	R: 0 E: 0 K: 0 S: 8	H: 0 LOB: 0 BB: 0 P: 12	R: 0 E: 0 K: 0 S: 9	H: 1 LOB: 1 BB: 0 P: 13	R: 0 E: 0 K: 0 S: 7	H: 0 LOB: 0 BB: 0 P: 13	R: 0 E: 0 K: 1 S: 9	H: 0 LOB: 0 BB: 0 P: 12	R: 2 E: 0 K: 1 S: 10	H: 3 LOB: 2 BB: 1 P: 24	R: 0 E: 0 K: 2 S: 9	H: 1 LOB: 1 BB: 0 P: 11	1B: 5 2B: 0 3B: 1 HR: 0	SF: 0 SAC: 2 DP: 0 HBP: 0	WP: 0 PB: 0 SB: 0 CS: 0	PA: 31							
PITCHER	IP	WLS	BF	H	R	ER	SO	BB	IBB	HBP	BLK	WP	HR	S	P	ERA	WHIP								
Steve Parris, R ERA: 3.71	(1, 1) 6.2	L 26	L 1	R 2	ER 2	SO 2	BB 2	IBB 0	HBP 0	BLK 0	WP 0	HR 0	S 52	P 87	2.70	0.750									
Stan Belinda, R ERA: 3.47	(7, 1) 1.1	5	L 1	R 0	ER 0	SO 3	BB 0	IBB 0	HBP 0	BLK 0	WP 0	HR 0	S 12	P 16	0.00	0.750									

Cincinnati Reds @ Los Angeles Dodgers
 Dodger Stadium, Los Angeles, CA
 Mon Jul 20 1998, 7:05 PM PDT
 Att: 35,775 - Unknown - 78 F

AB	28
R	2
H	6
RBI	2
BB	1
SO	5
LOB	11



Batter	1	2	3	4	5	6	7	8	9	AB	R	H	RBI	BB	SO	LOB	TOP								
61 Mike Frank, L OBP: 0.286, SLG: 0.286 Reggie Sanders, R OBP: 0.325, SLG: 0.433 (7, PH)	G3-1		L7		F7		P4		K	3	0	0	0	0	0	0									
Sean Casey, L OBP: 0.324, SLG: 0.325 Barry Larkin, R OBP: 0.379, SLG: 0.476 (7, PH)	K		2B			G4-3 SF7 2B	BB			3	1	2	0	0	1	0									
Dmitri Young, S OBP: 0.361, SLG: 0.499 Stan Belinda, R (7, 1)	G6-3		K			G4-3	L3			4	0	0	0	0	1	5									
Eddie Taubensee, L OBP: 0.356, SLG: 0.434 (1, 2)		1B			K			SF7	FC6-4 1B	3	0	2	1	0	1	0									
Bret Boone, R OBP: 0.329, SLG: 0.451 (1, 4)	F8				F3			G6-3	K	4	0	0	0	0	1	2									
Willie Greene, L OBP: 0.376, SLG: 0.426 (1, 9)	K				BB				F9	3	1	1	0	1	1	2									
Paul Konerko, R OBP: 0.274, SLG: 0.313 (7, 7)	1B				F8			FC9-6 BB 2B	FC6-4	3	0	1	0	1	0	2									
Pokey Reese, R OBP: 0.316, SLG: 0.327 (7, 5)	K				F9			FC9-6 BB BB	L1	4	0	0	0	0	1	4									
Brett Tomko, R OBP: 0.133, SLG: 0.116 Eduardo Perez, R OBP: 0.311, SLG: 0.298 (7, 3)			G5-3		K			BB BB	G6-3	2	0	0	0	0	1	0									
Inning Stats	R: 0 E: 0 K: 1 S: 9	H: 0 LOB: 0 BB: 0 P: 12	R: 0 E: 0 K: 2 S: 18	H: 2 LOB: 2 BB: 0 P: 21	R: 0 E: 0 K: 1 S: 12	H: 1 LOB: 1 BB: 0 P: 18	R: 0 E: 0 K: 1 S: 7	H: 0 LOB: 1 BB: 1 P: 13	R: 0 E: 0 K: 0 S: 12	H: 0 LOB: 0 BB: 0 P: 18	R: 1 E: 0 K: 0 S: 7	H: 1 LOB: 0 BB: 0 P: 7	R: 1 E: 0 K: 0 S: 12	H: 1 LOB: 3 BB: 3 P: 26	R: 0 E: 0 K: 1 S: 9	H: 1 LOB: 1 BB: 0 P: 12	R: 0 E: 0 K: 1 S: 10	H: 0 LOB: 0 BB: 0 P: 14	1B: 3 2B: 3 3B: 0 HR: 0	SF: 1 SAC: 0 DP: 0 HBP: 0	WP: 0 PB: 0 SB: 0 CS: 0	PA: 37			
PITCHER	IP	WLS	BF	H	R	ER	SO	BB	IBB	HBP	BLK	WP	HR	S	P	ERA	WHIP								
Ismael Valdez, R ERA: 4.06 Scott Radinsky, L ERA: 2.76 Jeff Shaw, R ERA: 1.58	6.1	W	27	5	2	2	6	3	0	0	0	0	0	71	104	2.84	1.263								

Cincinnati Reds @ Los Angeles Dodgers
Dodger Stadium, Los Angeles, CA
 Tue Jul 21 1998, 7:05 PM PDT
 Att: 30,452 - Unknown - 76 F

AB 32
 R 2
 H 6
 RBI 2
 BB 4
 SO 8
 LOB 18



Batter	1	2	3	4	5	6	7	8	9	AB	R	H	RBI	BB	SO	LOB	BOTTOM									
Wilton Guerrero, S OBP: 0.273, SLG: 0.318 Alex Cora, L OBP: 0.136, SLG: 0.227 (8, 6)	G3		K		G4-3		SH1-4			3	0	0	0	0	1	0										
Juan Castro, R OBP: 0.258, SLG: 0.266 (8, 4)	F8		F8		BB BB		G5-3			3	0	0	0	1	0	1										
Raul Mondesi, R OBP: 0.324, SLG: 0.541 (1, 8)	1B		1B		F8		G6-3			4	1	2	0	0	0	2										
Gary Sheffield, R OBP: 0.437, SLG: 0.534 (1, 9)	G5-3		1B		BB		P4			3	1	1	1	1	0	1										
Eric Karros, R OBP: 0.350, SLG: 0.435 (1, 3)		HR	2B		P3		G1-3			4	1	2	1	0	0	2										
Matt Luke, L OBP: 0.313, SLG: 0.532 Scott Radinsky, L (7, 1) Roger Cedeno, S OBP: 0.329, SLG: 0.286 (8, 7)	P5		K		K		F8			3	0	0	0	0	2	2										
Adrian Beltré, R OBP: 0.283, SLG: 0.361 (1, 5)	HR				P4					3	1	1	2	0	1	0										
Charles Johnson, R OBP: 0.269, SLG: 0.375 (1, 2)	F8		F7		K					3	0	0	0	0	1	0										
Ismael Valdez, R OBP: 0.225, SLG: 0.189 Trenidad Hubbard, R OBP: 0.400, SLG: 0.522 Jeff Shaw, R (8, 1)	B5-3		F8		F8		SH1-4 1B			2	0	0	0	0	0	0										
Inning Stats	R: 0 E: 0 K: 0 S: 12	H: 1 LOB: 1 BB: 0 P: 17	R: 2 E: 0 K: 0 S: 9	H: 2 LOB: 0 BB: 0 P: 12	R: 2 E: 0 K: 2 S: 14	H: 3 LOB: 1 BB: 0 P: 20	R: 0 E: 0 K: 1 S: 8	H: 0 LOB: 0 BB: 0 P: 10	R: 0 E: 0 K: 0 S: 7	H: 0 LOB: 2 BB: 2 P: 18	R: 0 E: 0 K: 2 S: 9	H: 0 LOB: 0 BB: 0 P: 14	R: 0 E: 0 K: 0 S: 7	H: 1 LOB: 1 BB: 0 P: 13	R: 0 E: 0 K: 0 S: 9	H: 0 LOB: 0 BB: 0 P: 13	1B: 5 2B: 1 3B: 0 HR: 1	SF: 0 SAC: 1 DP: 0 HBP: 0	WP: 0 PB: 0 SB: 1 CS: 0	PA: 33						
PITCHER	IP	WLS	BF	H	R	ER	SO	BB	IBB	HBP	BLK	WP	HR	S	P	ERA	WHIP									
Brett Tomko, R ERA: 4.5 Stan Belinda, R ERA: 3.33	6.0	L	26	6	4	4	5	2	0	0	0	0	0	1	59	91	6.00	1.333								

Cincinnati Reds @ Los Angeles Dodgers
Dodger Stadium, Los Angeles, CA
 Tue Jul 21 1998, 7:05 PM PDT
 Att: 30,452 - Unknown - 76 F

AB 30
 R 4
 H 7
 RBI 4
 BB 2
 SO 5
 LOB 8



Batter	1	2	3	4	5	6	7	8	9	AB	R	H	RBI	BB	SO	LOB	TOP				
Craig Biggio, R OBP: 0.393, SLG: 0.499 (1, 4)	F9		F9			FC3-6 1B		FC6-4 1B		4	0	2	0	0	0	0	Houston Astros @ Los Angeles Dodgers Dodger Stadium, Los Angeles, CA Wed Jul 22 1998, 7:05 PM PDT Att: 31,365 - Unknown - 79 F				
Bill Spillers, L OBP: 0.367, SLG: 0.378 (1, 5)	2B BB		F7			FC3-6 5 BB 1-2f		FC6-4 G6-3 1-2f		3	2	0	0	1	0	2					
Derek Bell, R OBP: 0.369, SLG: 0.510 (1, 9)	1-H 2B			F7		L5		G6-3		4	0	1	1	0	0	2					
5 Jeff Bagwell, R OBP: 0.403, SLG: 0.526 (1, 3)	G4-6-3 BB			K		FC5-4 BB 1-2		G6-3 2-H 1B		2	0	1	1	2	1	0					
Moises Alou, R OBP: 0.379, SLG: 0.576 (1, 7)	G4-6-3 1-2f				4-1	FC5-4 BB 1-2f		F8		3	0	0	0	1	0	5					
Carl Everett, S OBP: 0.398, SLG: 0.527 (1, 8)		K		G1-3			F9 G5-3 2B		HR	4	2	2	1	0	1	1					
Ricky Gutierrez, R OBP: 0.366, SLG: 0.355 (1, 6)		G4-3			2-1	L6	F9	K		4	0	0	0	0	1	1					
Brad Ausmus, R OBP: 0.350, SLG: 0.350 (1, 2)		G6-3			2-1	G6-3	G5-3	K		4	0	0	1	0	1	0					
Jose Lima, R OBP: 0.167, SLG: 0.152 35 Dave Clark, L OBP: 0.270, SLG: 0.225 Scott Elarton, R OBP: 0.369, SLG: 0.449 (7, PH) (7, 1) (9, PH)			G1-3		1-2	G5-3	G3-1	K		2	0	0	0	0	0	0					
Inning Stats	R: 1 E: 0 K: 0 S: 12	H: 1 LOB: 1 BB: 2 P: 22	R: 0 E: 0 K: 1 S: 10	H: 0 LOB: 0 BB: 0 P: 17	R: 0 E: 0 K: 0 S: 6	H: 0 LOB: 0 BB: 0 P: 10	R: 0 E: 0 K: 1 S: 6	H: 0 LOB: 1 BB: 1 P: 15	R: 0 E: 0 K: 0 S: 7	H: 1 LOB: 2 BB: 1 P: 17	R: 1 E: 0 K: 0 S: 8	H: 1 LOB: 0 BB: 0 P: 13	R: 1 E: 0 K: 0 S: 11	H: 2 LOB: 1 BB: 0 P: 17	R: 1 E: 0 K: 3 S: 12	H: 1 LOB: 0 BB: 0 P: 17	1B: 3 2B: 2 3B: 0 HR: 1	SF: 0 SAC: 0 DP: 1 HBP: 0	WP: 0 PB: 0 SB: 0 CS: 0	PA: 36	
PITCHER	IP	WLS	BF	H	R	ER	SO	BB	IBB	HBP	BLK	WP	HR	S	P	ERA	WHIP				
Brian Bohanon, L ERA: 3.21 Darren Hall, R ERA: 7.11 Antonio Osuna, R ERA: 2.87 Jeff Shaw, R ERA: 1.71	(1, 1) (7, 1) (8, 1) (9, 1)	6.0 1.0 1.0 1.0	W 4 5 S	23 1 2 4	2 1 1 1	1 1 1 1	2 0 1 3	4 0 0 0	0 0 0 0	0 0 0 0	0 0 0 0	0 0 0 1	0 8 11 17	46 13 17 12	90 13 17 17	1.50 9.00 9.00 9.00	1.000 1.000 2.000 1.000				

Batter	1	2	3	4	5	6	7	8	9	AB	R	H	RBI	BB	SO	LOB	BOTTOM				
Wilton Guerrero, S OBP: 0.278, SLG: 0.329 Alex Cora, L OBP: 0.136, SLG: 0.227 (1, 4) (9, 6)	E G6-3 1B		E9 SF9 2B	G5-3		K				4	1	2	0	0	1	1	Houston Astros @ Los Angeles Dodgers Dodger Stadium, Los Angeles, CA Wed Jul 22 1998, 7:05 PM PDT Att: 31,365 - Unknown - 79 F				
Juan Castro, R OBP: 0.252, SLG: 0.261 (1, 6) (9, 4)	K		SF9		G6-3		G6-3			3	0	0	1	0	1	1					
Raul Mondesi, R OBP: 0.325, SLG: 0.541 (1, 8)	G6-3		3-H E S 1B		P3		1B 1B			4	2	2	0	0	0	1					
Gary Sheffield, R OBP: 0.438, SLG: 0.541 (1, 9)	E BB		G5-3		HR		F8			3	1	1	1	1	0	2					
Eric Karros, R OBP: 0.355, SLG: 0.450 (1, 3)	E6		E 1B		HR		1-H 1B			4	1	3	3	0	0	2					
Matt Luke, L OBP: 0.304, SLG: 0.516 (1, 7)	P3		3-H G3		G4-3		F7			4	0	0	0	0	0	5					
Adrian Beltré, R OBP: 0.275, SLG: 0.360 (1, 5)		G1-3		P4		S HBP		G1-6-3 1B		3	0	1	0	0	0	0					
Charles Johnson, R OBP: 0.272, SLG: 0.386 (1, 2)		G6-4-3 1B		HR		F8		F7		4	1	2	1	0	0	2					
Brian Bohanon, L OBP: 0.380, SLG: 0.444 Travis Grimes, R OBP: 1.500, SLG: 2.000 Darren Hall, R OBP: 0.369, SLG: 0.449 Antonio Osuna, R OBP: 0.296, SLG: 0.254 Jim Eisenreich, L OBP: 0.369, SLG: 0.449 (1, 1) (5, PH) (7, 1) (8, 1) (9, 1)		G6-4-3		G6-3		K		G1-6-3		2	0	0	0	0	0	1					
Inning Stats	R: 0 E: 1 K: 1 S: 14	H: 1 LOB: 3 BB: 1 P: 22	R: 0 E: 0 K: 0 S: 5	H: 1 LOB: 0 BB: 0 P: 9	R: 2 E: 1 K: 0 S: 11	H: 3 LOB: 1 BB: 0 P: 17	R: 1 E: 0 K: 0 S: 11	H: 1 LOB: 0 BB: 0 P: 13	R: 2 E: 0 K: 0 S: 7	H: 2 LOB: 0 BB: 0 P: 8	R: 0 E: 0 K: 2 S: 10	H: 0 LOB: 1 BB: 0 P: 17	R: 1 E: 0 K: 0 S: 17	H: 2 LOB: 1 BB: 0 P: 25	R: 0 E: 0 K: 0 S: 6	H: 1 LOB: 0 BB: 0 P: 8	1B: 7 2B: 1 3B: 0 HR: 3	SF: 1 SAC: 0 DP: 2 HBP: 1	WP: 0 PB: 0 SB: 2 CS: 0	PA: 36	
PITCHER	IP	WLS	BF	H	R	ER	SO	BB	IBB	HBP	BLK	WP	HR	S	P	ERA	WHIP				
Jose Lima, R ERA: 3.95 Scott Elarton, R ERA: 4.07	(1, 1) (7, 1)	6.0 2.0	L 8	28 3	5 1	5 1	3 0	1 0	0 0	0 0	0 0	0 0	23 33	58 23	8 33	7.50 4.50	1.500 1.500				

AB	32
R	4
H	6
RBI	4
BB	4
SO	5
LOB	11



AB	33
R	6
H	11
RBI	6
BB	1
SO	3
LOB	17



Batter	1	2	3	4	5	6	7	8	9	10	AB	R	H	RBI	BB	SO	LOB	TOP								
Craig Biggio, R OBP: 0.395, SLG: 0.499 (1, 4)	K		E5		F9			1B	FC3-6	1B	4	1	1	0	2	1	0									
Ricky Gutierrez, R OBP: 0.368, SLG: 0.354 (1, 6)	G6-3		BB			G5-3		HR	FC3-6	1B	4	1	1	2	2	0	1									
Derek Bell, R OBP: 0.368, SLG: 0.507 (1, 9)	G1-3		K			G2-3		K	FC6-4	1B	6	0	2	1	0	2	3									
5 Jeff Bagwell, R OBP: 0.402, SLG: 0.521 (1, 3)								F8	FC6-4	F7	5	0	1	0	1	1	6									
Moises Alou, R OBP: 0.379, SLG: 0.582 (1, 7)	K					F9		HR	F9		5	1	2	2	0	1	4									
Carl Everett, S OBP: 0.398, SLG: 0.522 (1, 8)	G3-6-3					F7					3	2	0	0	2	0	2									
Sean Berry, R OBP: 0.370, SLG: 0.454 Jay Powell, R (10, 1)			F7					G1-3	1B	BB																
Brad Ausmus, R OBP: 0.355, SLG: 0.353 (1, 2)			SH2-4			G1-3		G5-3	E6	1B	4	2	2	1	1	0	1									
Sean Bergman, R OBP: 0.369, SLG: 0.563 35 Dave Mlicki, R OBP: 0.319, SLG: 0.222 Trever Miller, L OBP: 0.301, SLG: 0.300 Tony Eusebio, R OBP: 0.319, SLG: 0.300 Doug Henry, R OBP: 0.306, SLG: 0.376 (10, 5)			SH2-4			K		K	E6	1B	1	0	0	0	0	1	0									
Inning Stats	R: 0 E: 0 K: 1 S: 11	H: 0 LOB: 0 P: 14	R: 0 E: 0 K: 1 S: 7	H: 1 LOB: 0 P: 11	R: 1 E: 1 K: 1 S: 14	H: 1 LOB: 2 P: 21	R: 0 E: 0 K: 2 S: 12	H: 1 LOB: 1 P: 19	R: 0 E: 0 K: 1 S: 8	H: 0 LOB: 0 P: 9	R: 0 E: 0 K: 0 S: 10	H: 0 LOB: 1 P: 19	R: 0 E: 0 K: 1 S: 6	H: 1 LOB: 1 P: 7	R: 5 E: 1 K: 1 S: 21	H: 5 LOB: 2 P: 34	R: 0 E: 0 K: 0 S: 13	H: 1 LOB: 2 P: 21	R: 2 E: 0 K: 1 S: 14	H: 1 LOB: 3 P: 38	1B: 8 2B: 2 3B: 0 HR: 1	SF: 0 SAC: 1 DP: 1 HBP: 0	WP: 0 PB: 0 SB: 1 CS: 0	PA: 49		
PITCHER	IP	WLS	BF	H	R	ER	SO	BB	IBB	HBP	BLK	WP	HR	S	P	ERA	WHIP									
Dave Mlicki, R ERA: 4.89 (1, 1)	7.0		29	6	3	2	7	2	0	0	0	0	0	71	104	2.57	1.143									
Antonio Osuna, R ERA: 3.21 (8, 1)	0.2		5	2	1	1	1	1	0	0	0	0	0	1	13	24	13.50	4.500								
Scott Radinsky, L ERA: 2.68 (8, 1)	1.1		7	2	2	1	0	1	0	0	0	0	0	18	27	6.75	2.250									
Darren Hall, R ERA: 9.45 (10, 1)	0.1	L	3	0	2	2	1	2	0	0	0	0	0	8	19	54.00	6.000									
Mark Guthrie, L ERA: 1.99 (10, 1)	0.2		5	1	0	0	0	1	1	0	0	0	0	6	19	0.00	3.000									

Houston Astros @ Los Angeles Dodgers
Dodger Stadium, Los Angeles, CA
Thu Jul 23 1998, 7:05 PM PDT
Att: 40,205 - Unknown - 73 F

livebaseballscorecards.com



AB 40
R 8
H 11
RBI 6
BB 8
SO 9
LOB 23

Batter	1	2	3	4	5	6	7	8	9	10	AB	R	H	RBI	BB	SO	LOB	BOTTOM							
Wilton Guerrero, S OBP: 0.284, SLG: 0.333 Alex Cora, L OBP: 0.130, SLG: 0.217 (8, 6)	2B	G4-3			G4-3		FC4-6	1B	B3		4	1	2	0	0	0	0								
Juan Castro, R OBP: 0.250, SLG: 0.265 (1, 6)	3B	G6-3			G5-3		FC4-6	1B	F8		5	1	1	0	0	0	2								
Raul Mondesi, R OBP: 0.326, SLG: 0.544 (1, 8)	1B	F9			G5-3		1B		G3		5	1	2	2	0	0	1								
Gary Sheffield, R OBP: 0.435, SLG: 0.536 (1, 9)	HR	G6-3			G5-3		F9		G6-3		5	1	1	1	0	0	2								
Eric Karros, R OBP: 0.366, SLG: 0.449 Roger Cedeno, S OBP: 0.326, SLG: 0.283 (9, 7)	E9	P4			G3			FC3-6	G4-3		3	1	1	0	1	0	0								
Matt Luke, L OBP: 0.307, SLG: 0.534 (9, 3)	HR	G4-3			G4-3		1B	FC3-6	G3-1		5	1	2	3	0	0	1								
Adrian Beltré, R OBP: 0.274, SLG: 0.354 (1, 5)	G6-3				L6		1B	K			4	0	1	0	0	1	1								
Charles Johnson, R OBP: 0.268, SLG: 0.381 (1, 2)	K				G1-3		K	F9			4	0	0	0	0	2	3								
Dave Mlicki, R OBP: 0.309, SLG: 0.182 Antonio Osuna, R OBP: 0.319, SLG: 0.222 Scott Radinsky, L OBP: 0.301, SLG: 0.300 Jim Eisenreich, L OBP: 0.319, SLG: 0.300 Darren Hall, R OBP: 0.306, SLG: 0.376 (10, 1)	G6-3				G6-3		K		BB		3	0	0	0	0	1	0								
Inning Stats	R: 6 E: 1 K: 1 S: 23	H: 6 LOB: 0 P: 32	R: 0 E: 0 K: 0 S: 6	H: 0 LOB: 0 P: 9	R: 0 E: 0 K: 0 S: 9	H: 0 LOB: 0 P: 14	R: 0 E: 0 K: 0 S: 8	H: 2 LOB: 2 P: 12	R: 0 E: 0 K: 1 S: 7	H: 2 LOB: 0 P: 11	R: 0 E: 0 K: 1 S: 8	H: 2 LOB: 2 P: 12	R: 0 E: 0 K: 1 S: 9	H: 0 LOB: 1 P: 15	R: 0 E: 0 K: 0 S: 7	H: 0 LOB: 0 P: 8	1B: 7 2B: 1 3B: 1 HR: 1	SF: 0 SAC: 0 DP: 0 HBP: 0	WP: 0 PB: 0 SB: 0 CS: 0	PA: 42					
PITCHER	IP	WLS	BF	H	R	ER	SO	BB	IBB	HBP	BLK	WP	HR	S	P	ERA	WHIP								
Sean Bergman, R ERA: 3.5 (1, 1)	6.0		26	8	6	6	2	0	0	0	0	0	0	60	91	9.00	1.333								
Trever Miller, L ERA: 2.56 (7, 1)	1.0		5	2	0	0	1	0	0	0	0	0	0	8	11	0.00	2.000								
Doug Henry, R ERA: 2.76 (8, 1)	2.0	W	8	0	0	0	1	2	0	0	0	0	0	20	31	0.00	1.000								
Jay Powell, R ERA: 3.77 (10, 1)	1.0	S	3	0	0	0	0	0	0	0	0	0	0	7	8	0.00	0.000								

Houston Astros @ Los Angeles Dodgers
Dodger Stadium, Los Angeles, CA
Thu Jul 23 1998, 7:05 PM PDT
Att: 40,205 - Unknown - 73 F

livebaseballscorecards.com



AB 40
R 6
H 10
RBI 6
BB 2
SO 4
LOB 11

Batter	1	2	3	4	5	6	7	8	9	AB	R	H	RBI	BB	SO	LOB	TOP										
Andy Fox, L (1,5) OBP: 0.341, SLG: 0.391	G4-3		K			FC4-6 BB		L4		3	0	0	0	1	1	1	Arizona Diamondbacks @ Los Angeles Dodgers Dodger Stadium, Los Angeles, CA Fri Jul 24, 1998, 7:05 PM PDT Att: 36,150 - Unknown - 76 F										
Danny Klassen, R (1,4) OBP: 0.362, SLG: 0.433	K			G5-3		FC4-6 1-2f		G6-3 1B		4	0	1	0	0	1	1											
Travis Lee, L (1,3) OBP: 0.366, SLG: 0.484 Brent Brede, L (4,PH) OBP: 0.303, SLG: 0.328	G1-3			F8		K		G6-3 1-2f		1	0	0	0	0	0	0											
Devon White, S (1,8) OBP: 0.322, SLG: 0.454		G4-3		K				G4-3		0	0	0	0	0	0	0											
Jay Bell, R (1,6) OBP: 0.347, SLG: 0.427		K			K			FC4 1B		3	0	1	0	0	2	0											
Karim Garcia, L (1,9) OBP: 0.252, SLG: 0.381			F8		K			FC4 1-2f		3	0	0	0	0	1	1											
Yamil Benitez, R (1,7) OBP: 0.301, SLG: 0.424			F7					G6-3		3	1	1	1	0	0	1											
Damian Miller, R (1,2) OBP: 0.380, SLG: 0.477			K		K			K		3	0	0	0	0	3	0											
Amaury Telemaco, R (1,1) OBP: 0.118, SLG: 0.067 David Dellucci, L (8,PH) OBP: 0.342, SLG: 0.439 Bobby Chouinard, R (8,1)						K		L5		1	0	0	0	1	1	0											
										1	0	0	0	0	0	0											
										0	0	0	0	0	0	0											
Inning Stats	R: 0 E: 0 K: 1 S: 8	H: 0 LOB: 0 BB: 0 P: 14	R: 0 E: 0 K: 1 S: 6	H: 0 LOB: 0 BB: 0 P: 9	R: 0 E: 0 K: 2 S: 7	H: 0 LOB: 1 BB: 1 P: 13	R: 0 E: 0 K: 1 S: 7	H: 0 LOB: 0 BB: 0 P: 9	R: 1 E: 0 K: 3 S: 11	H: 1 LOB: 0 BB: 0 P: 15	R: 0 E: 0 K: 2 S: 12	H: 0 LOB: 1 BB: 1 P: 17	R: 0 E: 1 K: 0 S: 9	H: 1 LOB: 1 BB: 0 P: 13	R: 0 E: 0 K: 1 S: 6	H: 0 LOB: 0 BB: 0 P: 10	R: 0 E: 0 K: 0 S: 7	H: 1 LOB: 0 BB: 0 P: 11	1B: 2 2B: 0 3B: 0 HR: 1	SF: 0 SAC: 0 DP: 1 HBP: 0	WP: 0 PB: 0 SB: 0 CS: 0	PA: 31					
PITCHER	IP	WLS	BF	H	R	ER	SO	BB	IBB	HBP	BLK	WP	HR	S	P	ERA	WHIP										
Chan Ho Park, R (1,1) ERA: 4.07	8.0	W	28	2	1	1	11	2	0	0	0	0	1	66	100	1.12	0.500										
Jeff Shaw, R (9,1) ERA: 1.68	1.0	S	3	1	0	0	0	0	0	0	0	0	0	7	11	0.00	1.000										

Batter	1	2	3	4	5	6	7	8	9	AB	R	H	RBI	BB	SO	LOB	BOTTOM										
Wilton Guerrero, S (1,4) OBP: 0.291, SLG: 0.340 Alex Cora, L (8,6) OBP: 0.167, SLG: 0.250	P5		PB 2B 1B			G6-4-3 1B		E 1B		3	1	2	0	0	0	0	Arizona Diamondbacks @ Los Angeles Dodgers Dodger Stadium, Los Angeles, CA Fri Jul 24, 1998, 7:05 PM PDT Att: 36,150 - Unknown - 76 F										
Juan Castro, R (1,6) OBP: 0.250, SLG: 0.272	G6-3		1B 2B		G6-4-3 1-2f		L8		4	1	1	2	0	0	2												
Raul Mondesi, R (1,8) OBP: 0.323, SLG: 0.538	G1-4		G5-3		F7		E9 CS		4	0	0	0	0	0	2												
Gary Sheffield, R (1,9) OBP: 0.436, SLG: 0.538		2B 1B	1B		G4-3		G5-3 1-2f		4	0	2	1	0	0	2												
Eric Karros, R (1,3) OBP: 0.356, SLG: 0.448		F9			1B 1B		F9		3	0	1	0	0	0	1												
Matt Luke, L (1,7) OBP: 0.308, SLG: 0.529		K			1B 1B		K		3	0	1	0	0	2	1												
Adrián Beltré, R (1,5) OBP: 0.284, SLG: 0.341			P4		P5		K		3	0	0	0	0	1	3												
Charles Johnson, R (1,2) OBP: 0.269, SLG: 0.381			PB 1B 2B 1B		K		G6-3		3	1	1	0	0	1	2												
Chan Ho Park, R (1,1) OBP: 0.205, SLG: 0.295 Jeff Shaw, R (9,1) ERA: 1.68			K		F9		F9		3	0	0	0	0	1	3												
										0	0	0	0	0	0	0											
Inning Stats	R: 0 E: 0 K: 0 S: 7	H: 0 LOB: 0 BB: 0 P: 9	R: 0 E: 0 K: 1 S: 8	H: 1 LOB: 1 BB: 0 P: 15	R: 3 E: 0 K: 1 S: 11	H: 4 LOB: 1 BB: 0 P: 15	R: 0 E: 0 K: 1 S: 9	H: 2 LOB: 2 BB: 0 P: 13	R: 0 E: 0 K: 0 S: 5	H: 1 LOB: 0 BB: 0 P: 8	R: 0 E: 0 K: 1 S: 8	H: 0 LOB: 0 BB: 0 P: 14	R: 0 E: 0 K: 1 S: 6	H: 0 LOB: 0 BB: 0 P: 7	R: 0 E: 1 K: 0 S: 9	H: 1 LOB: 1 BB: 0 P: 13	1B: 7 2B: 2 3B: 0 HR: 0	SF: 0 SAC: 0 DP: 1 HBP: 0	WP: 0 PB: 1 SB: 0 CS: 1	PA: 31							
PITCHER	IP	WLS	BF	H	R	ER	SO	BB	IBB	HBP	BLK	WP	HR	S	P	ERA	WHIP										
Amaury Telemaco, R (1,1) ERA: 3.22	7.0	L	27	8	3	3	5	0	0	0	0	0	0	54	81	3.86	1.143										
Bobby Chouinard, R (8,1) ERA: 4.15	1.0		4	1	0	0	0	0	0	0	0	0	0	9	13	0.00	1.000										

AB	25
R	1
H	3
RBI	1
BB	2
SO	10
LOB	6



AB	31
R	3
H	9
RBI	3
BB	0
SO	5
LOB	16



Batter	1	2	3	4	5	6	7	8	9	AB	R	H	RBI	BB	SO	LOB	TOP								
Andy Fox, L (1,3) OBP: 0.343, SLG: 0.393										4	1	2	0	0	1	1									
Danny Klassen, R (1,4) OBP: 0.356, SLG: 0.422										4	1	1	0	0	2	1									
David Dellucci, L (1,7) OBP: 0.341, SLG: 0.436										4	1	1	0	0	1	0									
Devon White, S (1,8) OBP: 0.322, SLG: 0.454										0	1	0	0	0	0	0									
Jay Bell, R (1,6) OBP: 0.346, SLG: 0.424										3	1	0	0	1	3	0									
Yamil Benitez, R (1,9) OBP: 0.300, SLG: 0.419										4	0	1	0	0	2	0									
Gregg Olson, R (9,1) OBP: 0.500, SLG: 2.000										0	0	0	0	0	0	0									
Jorge Fabregas, L (1,2) OBP: 0.269, SLG: 0.250										4	0	0	0	0	1	2									
Tony Batista, R (1,5) OBP: 0.296, SLG: 0.438										2	0	0	1	0	0	0									
Omar Daal, L (1,1) OBP: 0.200, SLG: 0.091										3	0	1	0	0	2	1									
Bobby Chouinard, R (7,1)										0	0	0	0	0	0	0									
Alan Embree, L (8,1)										0	0	0	0	0	0	0									
Karim Garcia, L (9,9) OBP: 0.252, SLG: 0.381										0	0	0	0	0	0	0									
Inning Stats	R: 0 E: 0 K: 1 S: 7	H: 1 LOB: 0 BB: 0 P: 9	R: 0 E: 0 K: 2 S: 8	H: 0 LOB: 0 BB: 0 P: 11	R: 0 E: 0 K: 2 S: 7	H: 0 LOB: 0 BB: 0 P: 9	R: 5 E: 0 K: 1 S: 17	H: 5 LOB: 1 BB: 1 P: 28	R: 0 E: 0 K: 2 S: 9	H: 0 LOB: 0 BB: 0 P: 12	R: 0 E: 0 K: 2 S: 7	H: 0 LOB: 0 BB: 0 P: 12	R: 0 E: 0 K: 0 S: 13	H: 1 LOB: 1 BB: 0 P: 22	R: 0 E: 0 K: 2 S: 8	H: 0 LOB: 0 BB: 0 P: 9	R: 0 E: 0 K: 2 S: 10	H: 0 LOB: 0 BB: 0 P: 12	1B: 6 2B: 2 HR: 0	SF: 1 SAC: 0 DP: 1 HBP: 0	WP: 2 PB: 2 SB: 0 CS: 0	PA: 34			
PITCHER	IP	WLS	BF	H	R	ER	SO	BB	IBB	HBP	BLK	WP	HR	S	P	ERA	WHIP								
37 Darren Dreifort, R (1,1) ERA: 3.66	7.0	L	28	7	5	5	10	1	0	0	0	1	0	68	103	6.43	1.143								
Mike Judd, R (8,1) ERA:	1.0		3	0	0	0	2	0	0	0	0	0	0	8	9	0.00	0.000								
Scott Radinsky, L (9,1) ERA: 2.62	1.0		3	0	0	0	2	0	0	0	0	0	0	10	12	0.00	0.000								

Arizona Diamondbacks @ Los Angeles Dodgers
Dodger Stadium, Los Angeles, CA
Sat Jul 25 1998, 7:05 PM PDT
Att: 38,937 - Unknown - 76 F

AB 28
R 5
H 6
RBI 1
BB 1
SO 12
LOB 5

Batter	1	2	3	4	5	6	7	8	9	AB	R	H	RBI	BB	SO	LOB	BOTTOM								
Wilton Guerrero, S (1,4) OBP: 0.300, SLG: 0.348										5	0	3	0	0	0	0									
Juan Castro, R (1,6) OBP: 0.246, SLG: 0.266										3	0	0	0	0	2										
Matt Luke, L (9, PH) OBP: 0.306, SLG: 0.526										1	0	0	0	0	1	0									
Raul Mondesi, R (1,8) OBP: 0.319, SLG: 0.532										5	1	0	1	0	0	3									
Gary Sheffield, R (1,9) OBP: 0.439, SLG: 0.537										1	0	0	0	2	0	1									
Eric Karros, R (1,3) OBP: 0.358, SLG: 0.448										4	0	2	1	0	0	4									
Trenidad Hubbard, R (1,7) OBP: 0.393, SLG: 0.507										4	0	1	0	0	1	2									
Adrian Beltré, R (1,5) OBP: 0.253, SLG: 0.326										4	0	0	0	0	1	5									
Charles Johnson, R (1,2) OBP: 0.266, SLG: 0.376										4	0	0	0	0	1	4									
37 Darren Dreifort, R (1,1) OBP: 0.244, SLG: 0.262										2	1	1	1	0	1	0									
Roger Cedeno, S (7, PH) OBP: 0.271, SLG: 0.254										1	1	1	0	0	0	0									
Mike Judd, R (8,1) ERA: 3.91										0	0	0	0	0	0	0									
Jim Eisenreich, L (8, PH) OBP: 0.291, SLG: 0.254										0	0	0	0	0	0	0									
Tripp Cronin, R (8, PH) OBP: 0.333, SLG: 1.333										1	0	0	0	0	0	1									
Scott Radinsky, L (9,1) ERA: 3.86										0	0	0	0	0	0	0									
Inning Stats	R: 0 E: 0 K: 0 S: 11	H: 1 LOB: 2 BB: 0 P: 18	R: 0 E: 0 K: 1 S: 9	H: 0 LOB: 0 BB: 0 P: 10	R: 0 E: 0 K: 1 S: 7	H: 0 LOB: 0 BB: 0 P: 11	R: 1 E: 0 K: 1 S: 9	H: 1 LOB: 2 BB: 1 P: 17	R: 1 E: 0 K: 0 S: 13	H: 2 LOB: 1 BB: 0 P: 18	R: 0 E: 0 K: 1 S: 13	H: 2 LOB: 1 BB: 0 P: 20	R: 1 E: 0 K: 0 S: 12	H: 2 LOB: 2 BB: 1 P: 19	R: 0 E: 1 K: 0 S: 13	H: 0 LOB: 1 BB: 0 P: 20	R: 0 E: 0 K: 1 S: 6	H: 0 LOB: 0 BB: 0 P: 9	1B: 7 2B: 0 3B: 0 HR: 1	SF: 0 SAC: 1 DP: 1 HBP: 1	WP: 1 PB: 0 SB: 0 CS: 0	PA: 39			
PITCHER	IP	WLS	BF	H	R	ER	SO	BB	IBB	HBP	BLK	WP	HR	S	P	ERA	WHIP								
Omar Daal, L (1,1) ERA: 3.14	6.1	W	29	8	3	2	4	1	0	1	0	1	0	68	101	2.84	1.421								
Bobby Chouinard, R (7,1) ERA: 3.91	1.1		6	0	0	0	0	1	0	0	0	1	0	15	26	0.00	0.750								
Alan Embree, L (8,1) ERA: 3.78	0.1		1	0	0	0	0	0	0	0	0	0	0	4	6	0.00	0.000								
Gregg Olson, R (9,1) ERA: 3.86	1.0	S	3	0	0	0	1	0	0	0	0	0	0	6	9	0.00	0.000								

Arizona Diamondbacks @ Los Angeles Dodgers
Dodger Stadium, Los Angeles, CA
Sat Jul 25 1998, 7:05 PM PDT
Att: 38,937 - Unknown - 76 F

AB 35
R 3
H 8
RBI 3
BB 2
SO 5
LOB 22

Batter	1	2	3	4	5	6	7	8	9	AB	R	H	RBI	BB	SO	LOB	TOP										
Wilton Guerrero, S OBP: 0.299, SLG: 0.339 Alex Cora, L OBP: 0.172, SLG: 0.214										4	0	0	0	0	2	3	Los Angeles Dodgers @ Philadelphia Phillies Veterans Stadium, Philadelphia, PA Thu Jul 30 1998, 7:05 PM EDT Att: 22,890 - Cloudy - 88 F										
Trenidad Hubbard, R OBP: 0.362, SLG: 0.464										4	0	1	1	0	0	1											
Raul Mondesi, R OBP: 0.320, SLG: 0.532 Roger Cedeno, S OBP: 0.336, SLG: 0.303										2	0	0	0	0	2	1											
Gary Sheffield, R OBP: 0.438, SLG: 0.551										4	1	1	0	0	0	2											
Eric Karros, R OBP: 0.359, SLG: 0.469										3	0	1	1	1	1	0											
Adrián Beltré, R OBP: 0.271, SLG: 0.330										3	0	1	0	1	2	1											
Charles Johnson, R OBP: 0.268, SLG: 0.387										3	1	1	0	1	1	1											
Juan Castro, R OBP: 0.260, SLG: 0.267										3	1	1	0	1	0	4											
Chan Ho Park, R OBP: 0.213, SLG: 0.283 Jim Eisenreich, L OBP: 0.272, SLG: 0.255 Jeff Shaw, R										2	0	0	0	1	1	1											
Inning Stats	R: 0 E: 0 K: 2 S: 9	H: 0 LOB: 0 BB: 0 P: 16	R: 0 E: 0 K: 1 S: 9	H: 0 LOB: 1 BB: 1 P: 16	R: 2 E: 0 K: 2 S: 17	H: 2 LOB: 1 BB: 1 P: 26	R: 0 E: 0 K: 2 S: 8	H: 0 LOB: 0 BB: 0 P: 10	R: 0 E: 0 K: 1 S: 8	H: 2 LOB: 1 BB: 1 P: 13	R: 1 E: 0 K: 1 S: 19	H: 2 LOB: 2 BB: 2 P: 32	R: 0 E: 0 K: 0 S: 15	H: 2 LOB: 0 BB: 0 P: 21	R: 0 E: 0 K: 0 S: 9	H: 1 LOB: 1 BB: 0 P: 17		R: 0 E: 0 K: 0 S: 8	H: 0 LOB: 1 BB: 0 P: 12	1B: 5 2B: 3 3B: 0 HR: 0	SF: 1 SAC: 0 DP: 1 HBP: 0	WP: 2 PB: 0 CS: 1	PA: 39				
PITCHER	IP	WLS	BF	H	R	ER	SO	BB	IBB	HBP	BLK	WP	HR	S	P	ERA	WHIP										
55 Matt Beech, L ERA: 4.97	6.0	L	26	4	3	3	10	5	0	0	0	2	0	70	113	4.50	1.500										
Ricky Bottalico, R ERA: 3.8	2.0		9	3	0	0	0	0	0	0	0	0	0	24	38	0.00	1.500										
Mark Leiter, R ERA: 3.3	1.0		4	0	0	0	0	0	0	0	0	0	0	8	12	0.00	0.000										

Batter	1	2	3	4	5	6	7	8	9	AB	R	H	RBI	BB	SO	LOB	BOTTOM										
Doug Glanville, R OBP: 0.357, SLG: 0.433										3	1	1	0	1	0	0	Los Angeles Dodgers @ Philadelphia Phillies Veterans Stadium, Philadelphia, PA Thu Jul 30 1998, 7:05 PM EDT Att: 22,890 - Cloudy - 88 F										
Gregg Jefferies, S OBP: 0.336, SLG: 0.416										4	0	1	0	0	0	1											
Scott Rolen, R OBP: 0.384, SLG: 0.523										3	0	0	0	0	0	0											
Rico Brogna, L OBP: 0.332, SLG: 0.467										2	0	0	1	0	0	0											
23 Kevin Jordan, R OBP: 0.314, SLG: 0.360										3	0	0	0	0	1	2											
Bobby Abreu, L OBP: 0.402, SLG: 0.465										2	0	0	0	1	1	0											
Mark Parent, R OBP: 0.284, SLG: 0.256 Kevin Seifick, R OBP: 0.382, SLG: 0.341 Bobby Estelella, R OBP: 0.269, SLG: 0.458										2	0	0	0	0	0	1											
Desi Relaford, S OBP: 0.312, SLG: 0.362										2	0	0	0	0	2	1											
55 Matt Beech, L OBP: 0.161, SLG: 0.161 Ricky Bottalico, L										2	0	0	0	0	0	0											
Jon Zuber, L OBP: 0.300, SLG: 0.500 Mark Leiter, R										1	0	0	0	0	0	0											
Inning Stats	R: 0 E: 0 K: 0 S: 7	H: 0 LOB: 0 BB: 1 P: 13	R: 0 E: 0 K: 1 S: 8	H: 0 LOB: 0 BB: 0 P: 12	R: 0 E: 0 K: 0 S: 5	H: 0 LOB: 0 BB: 0 P: 10	R: 1 E: 0 K: 0 S: 6	H: 2 LOB: 1 BB: 0 P: 11	R: 0 E: 0 K: 1 S: 8	H: 0 LOB: 0 BB: 1 P: 15	R: 0 E: 0 K: 0 S: 6	H: 0 LOB: 0 BB: 0 P: 8	R: 0 E: 0 K: 1 S: 7	H: 0 LOB: 0 BB: 0 P: 9	R: 0 E: 0 K: 1 S: 9	H: 0 LOB: 0 BB: 0 P: 13	R: 0 E: 0 K: 0 S: 7	H: 0 LOB: 0 BB: 0 P: 12	1B: 2 2B: 0 3B: 0 HR: 0	SF: 1 SAC: 0 DP: 2 HBP: 2	WP: 1 PB: 0 SB: 0 CS: 1	PA: 30					
PITCHER	IP	WLS	BF	H	R	ER	SO	BB	IBB	HBP	BLK	WP	HR	S	P	ERA	WHIP										
Chan Ho Park, R ERA: 3.9	8.0	W	27	2	1	1	4	2	0	2	0	1	0	56	91	1.12	0.500										
Jeff Shaw, R ERA: 1.61	1.0	S	3	0	0	0	0	0	0	0	0	0	0	7	12	0.00	0.000										

AB	33
R	3
H	7
RBI	2
BB	5
SO	10
LOB	15

AB	25
R	1
H	2
RBI	1
BB	2
SO	4
LOB	7



Batter	1	2	3	4	5	6	7	8	9	AB	R	H	RBI	BB	SO	LOB	TOP								
Eric Young Sr. R OBP: 0.364, SLG: 0.385										5	0	3	1	0	0	1	Los Angeles Dodgers @ New York Mets Shea Stadium, Flushing, NY Fri Jul 31 1998, 7:05 PM EDT Att: 49,407 - Unknown - 80 F livebaseballscores.com								
Trenidad Hubbard R OBP: 0.363, SLG: 0.500										5	0	2	0	0	0	3									
Gary Sheffield R OBP: 0.437, SLG: 0.546										3	0	0	0	1	2										
Eric Karros R OBP: 0.358, SLG: 0.464										3	1	0	0	1	3										
Matt Luke L OBP: 0.288, SLG: 0.503										4	1	1	0	0	2										
Adrián Beltré R OBP: 0.270, SLG: 0.327										4	0	1	0	0	2										
Charles Johnson R OBP: 0.268, SLG: 0.388										4	0	1	1	0	1										
Juan Castro R OBP: 0.261, SLG: 0.274										3	0	1	0	0	1										
Mark Guthrie R OBP: 0.270, SLG: 0.327										0	0	0	0	0	0										
Antonio Osuna R OBP: 0.340, SLG: 0.323										0	0	0	0	0	0										
Roger Cedeño S OBP: 0.340, SLG: 0.323										1	1	1	1	0	0										
37 Darren Dreifort R OBP: 0.233, SLG: 0.268										2	0	0	0	0	2										
Alex Cora L OBP: 0.167, SLG: 0.207										1	0	0	0	0	0										
Tom Prince R OBP: 0.288, SLG: 0.288										1	1	1	0	0	0										
Jeff Shaw R OBP: 0.288, SLG: 0.288										0	0	0	0	0	0										
Inning Stats	R: 0 E: 0 K: 0 S: 10	H: 1 LOB: 0 BB: 0 P: 15	R: 1 E: 0 K: 2 S: 15	H: 1 LOB: 1 BB: 1 P: 28	R: 0 E: 0 K: 2 S: 10	H: 1 LOB: 0 BB: 0 P: 15	R: 0 E: 0 K: 1 S: 9	H: 0 LOB: 0 BB: 0 P: 13	R: 0 E: 0 K: 1 S: 7	H: 1 LOB: 1 BB: 0 P: 10	R: 0 E: 0 K: 2 S: 16	H: 1 LOB: 1 BB: 0 P: 21	R: 0 E: 0 K: 0 S: 7	H: 1 LOB: 0 BB: 0 P: 10	R: 0 E: 0 K: 0 S: 7	H: 1 LOB: 2 BB: 0 P: 14	R: 3 E: 0 K: 2 S: 22	H: 4 LOB: 1 BB: 0 P: 32	1B: 6 2B: 4 3B: 1 HR: 0	SF: 0 SAC: 0 DP: 2 HBP: 0	WP: 1 PB: 0 SB: 2 CS: 0	PA: 38			
PITCHER	IP	WLS	BF	H	R	ER	SO	BB	IBB	HBP	BLK	WP	HR	S	P	ERA	WHIP								
Masato Yoshii R ERA: 3.78	7.0		26	6	1	1	8	1	0	0	0	0	0	74	112	1.29	1.000								
Greg McMichael R ERA: 4.13	1.0		5	1	0	0	0	1	0	0	0	0	0	7	14	0.00	2.000								
John Franco L ERA: 4.35	0.2	L	6	4	3	3	2	0	0	0	0	1	0	19	29	40.50	6.000								
Turk Wendell R ERA: 3.32	0.1		1	0	0	0	0	0	0	0	0	0	0	3	3	0.00	0.000								

Batter	1	2	3	4	5	6	7	8	9	AB	R	H	RBI	BB	SO	LOB	BOTTOM								
Brian McRae S OBP: 0.364, SLG: 0.504										4	1	2	2	0	1	1	Los Angeles Dodgers @ New York Mets Shea Stadium, Flushing, NY Fri Jul 31 1998, 7:05 PM EDT Att: 49,407 - Unknown - 80 F livebaseballscores.com								
Lenny Harris L OBP: 0.314, SLG: 0.329										4	0	1	1	0	0	1									
John Olerud L OBP: 0.441, SLG: 0.534										4	0	2	0	0	0	1									
31 Mike Piazza R OBP: 0.368, SLG: 0.513										4	0	0	0	0	0	4									
Todd Hundley S OBP: 0.254, SLG: 0.208										2	0	0	0	1	1										
Edgardo Alfonzo R OBP: 0.342, SLG: 0.367										1	0	0	0	0	0	1									
Turk Wendell L OBP: 0.188, SLG: 0.133										0	0	0	0	0	0	0									
Butch Huskey R OBP: 0.305, SLG: 0.404										4	0	1	0	0	2	1									
Benny Agbayani R OBP: 0.188, SLG: 0.133										0	0	0	0	0	0	0									
Carlos Baerga S OBP: 0.307, SLG: 0.387										4	1	2	0	0	1	2									
Rey Ordóñez R OBP: 0.286, SLG: 0.302										3	1	1	0	0	0	2									
Masato Yoshii R OBP: 0.118, SLG: 0.094										2	0	0	0	0	2	2									
Matt Franco L OBP: 0.394, SLG: 0.370										1	0	1	0	0	0	0									
Greg McMichael R OBP: 0.394, SLG: 0.370										0	0	0	0	0	0	0									
John Franco L OBP: 0.394, SLG: 0.370										0	0	0	0	0	0	0									
Luis Lopez S OBP: 0.340, SLG: 0.356										1	0	0	0	0	0	1									
Inning Stats	R: 0 E: 0 K: 0 S: 7	H: 2 LOB: 1 BB: 0 P: 15	R: 0 E: 0 K: 2 S: 13	H: 0 LOB: 1 BB: 1 P: 20	R: 0 E: 0 K: 1 S: 7	H: 0 LOB: 0 BB: 0 P: 9	R: 0 E: 0 K: 0 S: 5	H: 1 LOB: 0 BB: 0 P: 8	R: 3 E: 0 K: 1 S: 17	H: 4 LOB: 1 BB: 0 P: 24	R: 0 E: 0 K: 2 S: 8	H: 0 LOB: 0 BB: 0 P: 11	R: 0 E: 0 K: 1 S: 9	H: 2 LOB: 1 BB: 0 P: 15	R: 0 E: 1 K: 0 S: 8	H: 0 LOB: 1 BB: 0 P: 13	R: 0 E: 0 K: 0 S: 12	H: 1 LOB: 1 BB: 0 P: 18	1B: 9 2B: 0 3B: 1 HR: 0	SF: 0 SAC: 1 DP: 2 HBP: 0	WP: 1 PB: 0 SB: 0 CS: 0	PA: 36			
PITCHER	IP	WLS	BF	H	R	ER	SO	BB	IBB	HBP	BLK	WP	HR	S	P	ERA	WHIP								
37 Darren Dreifort R ERA: 3.68	6.1		26	8	3	3	6	1	0	0	0	0	0	60	91	4.26	1.421								
Mark Guthrie L ERA: 2.47	1.0		4	1	0	0	1	0	0	0	0	0	0	11	18	0.00	1.000								
Antonio Osuna R ERA: 3.08	0.2	W	2	0	0	0	0	0	0	0	0	0	0	3	6	0.00	0.000								
Jeff Shaw R ERA: 1.58	1.0	S	4	1	0	0	0	0	0	0	0	0	0	12	18	0.00	1.000								

AB 36
R 4
H 11
RBI 3
BB 2
SO 10
LOB 17



AB 34
R 3
H 10
RBI 3
BB 1
SO 7
LOB 16



Batter	1	2	3	4	5	6	7	8	9	AB	R	H	RBI	BB	SO	LOB	TOP					
Eric Young Sr. R (1,4) OBP: 0.382, SLG: 0.386	G6-3		G5-3			F7		2B		4	0	1	1	0	0	0	Los Angeles Dodgers @ New York Mets Shea Stadium, Flushing, NY Sat Aug 01 1998, 7:05 PM EDT Att: 42,224 - Unknown - 80 F					
Mark Crutzielnek R (1,6) OBP: 0.325, SLG: 0.390	G5-4-3 1B			G5-3			F9 1B	L3		4	0	2	0	0	0	1						
Gary Sheffield R (1,9) OBP: 0.435, SLG: 0.543	G5-4-3 1-2			F8			F9 1B		F7	4	0	1	0	0	0	1						
Eric Karros R (1,3) OBP: 0.356, SLG: 0.462		K		K			F9			4	0	1	0	0	2	2						
Matt Luke L (1,7) OBP: 0.280, SLG: 0.490		K			G3					4	0	0	0	0	2	3						
Trenidad Hubbard R (1,8) OBP: 0.379, SLG: 0.500					G5-3					4	0	1	0	0	0	3						
Adrian Beltré R (1,5) OBP: 0.263, SLG: 0.318					G1-3					3	0	0	0	0	0	1						
Charles Johnson R (1,2) OBP: 0.266, SLG: 0.384			K				P4		F9	3	0	0	0	0	1	0						
Carlos Perez L (1,1) OBP: 0.200, SLG: 0.286 (8, PH)			G4-3						E4 2B	2	0	0	0	0	1	0						
Alex Cora L (8, PH) OBP: 0.161, SLG: 0.200										1	1	0	0	0	0	0						
Scott Radinsky L (8,1)										0	0	0	0	0	0	0						
Antonio Osuna R (8,1)										0	0	0	0	0	0	0						
Jeff Shaw R (9,1)										0	0	0	0	0	0	0						
Inning Stats	R: 0 E: 0 K: 0 S: 12	H: 1 LOB: 0 BB: 0 P: 17	R: 0 E: 0 K: 2 S: 12	H: 1 LOB: 1 BB: 0 P: 16	R: 0 E: 0 K: 1 S: 9	H: 0 LOB: 0 BB: 0 P: 13	R: 0 E: 0 K: 1 S: 8	H: 0 LOB: 0 BB: 0 P: 12	R: 0 E: 0 K: 0 S: 7	H: 0 LOB: 0 BB: 0 P: 10	R: 0 E: 0 K: 1 S: 8	H: 0 LOB: 0 BB: 0 P: 11	R: 0 E: 0 K: 1 S: 10	H: 2 LOB: 2 BB: 0 P: 14	R: 1 E: 1 K: 0 S: 13	H: 1 LOB: 1 BB: 0 P: 19	R: 0 E: 0 K: 0 S: 8	H: 1 LOB: 1 BB: 0 P: 14	1B: 4 2B: 2 3B: 0 HR: 0	SF: 0 SAC: 0 DP: 1 HBP: 0	WP: 0 PB: 0 SB: 0 CS: 0	PA: 33
PITCHER Rick Reed, R (1,1) ERA: 2.59	IP: 9.0 WLS: W BF: 33 H: 6 R: 1 ER: 0 SO: 6 BB: 0 IBB: 0 HBP: 0 BLK: 0 WP: 0 HR: 0 S: 87 P: 126 ERA: 0.00 WHIP: 0.667															PITCHER						

AB	33
R	1
H	6
RBI	1
BB	0
SO	6
LOB	11



Batter	1	2	3	4	5	6	7	8	9	AB	R	H	RBI	BB	SO	LOB	BOTTOM					
Tony Phillips S (1,7) OBP: 0.446, SLG: 0.481	G5-3		K		G4-6-3 BB		FC5-4 1-2		K	4	0	0	0	1	2	3	Los Angeles Dodgers @ New York Mets Shea Stadium, Flushing, NY Sat Aug 01 1998, 7:05 PM EDT Att: 42,224 - Unknown - 80 F					
Edgardo Alfonzo R (1,5) OBP: 0.343, SLG: 0.371	F7		G4-3		G4-6-3 1-2			E 1B		5	0	2	1	0	0	1						
John Olerud L (1,3) OBP: 0.442, SLG: 0.533	31 C6-4 1B		31 BB 1B			G4-3		E6 1-2		4	0	2	0	0	0	1						
31 Mike Piazza R (1,2) OBP: 0.367, SLG: 0.509	FC6-4 1-2		FC6-4 BB			K		L6		3	0	0	0	1	1	3						
Brian McRae S (1,8) OBP: 0.360, SLG: 0.499		K	FC6-4 1-2			G6-3		K		4	0	0	0	0	2	4						
Butch Huskey R (1,9) OBP: 0.303, SLG: 0.400 (8, PH)	G6-3				F9		G4-3		F9	3	0	0	0	0	0	0						
Lenny Harris L (9,9) OBP: 0.312, SLG: 0.327										1	0	0	0	0	0	2						
Carlos Baerga S (1,4) OBP: 0.310, SLG: 0.386 (7, PR)		BB BB			G6-3		BB BB		P4	1	0	0	0	2	0	0						
Luis Lopez S (8,4) OBP: 0.338, SLG: 0.354							BB BB			1	0	0	0	0	0	0						
Rey Ordóñez R (1,6) OBP: 0.289, SLG: 0.301 (9, PH)		BB BB			F8		FC5-4 BB			1	1	1	1	0	0	0						
Rick Reed R (1,1) OBP: 0.184, SLG: 0.196 (9, PH)		BB			G5-3		F8		HR 2B BB	3	0	0	0	0	1	4						
Todd Hundley S (9, PH) OBP: 0.267, SLG: 0.208						K				0	1	0	0	1	0	0						
Inning Stats	R: 0 E: 0 K: 0 S: 8	H: 1 LOB: 1 BB: 0 P: 12	R: 0 E: 0 K: 1 S: 7	H: 0 LOB: 2 BB: 2 P: 18	R: 0 E: 0 K: 1 S: 8	H: 1 LOB: 1 BB: 1 P: 20	R: 0 E: 0 K: 0 S: 5	H: 0 LOB: 0 BB: 0 P: 5	R: 0 E: 0 K: 1 S: 5	H: 0 LOB: 0 BB: 1 P: 12	R: 0 E: 0 K: 1 S: 7	H: 0 LOB: 0 BB: 0 P: 8	R: 0 E: 0 K: 0 S: 12	H: 0 LOB: 2 BB: 2 P: 24	R: 0 E: 1 K: 1 S: 10	H: 1 LOB: 2 BB: 0 P: 16	R: 2 E: 0 K: 1 S: 11	H: 2 LOB: 1 BB: 1 P: 20	1B: 3 2B: 1 3B: 0 HR: 1	SF: 0 SAC: 0 DP: 1 HBP: 0	WP: 0 PB: 0 SB: 0 CS: 0	PA: 38
PITCHER Carlos Perez L (1,1) ERA: 3.59	IP: 7.0 WLS: 2 BF: 28 H: 2 R: 0 ER: 0 SO: 4 BB: 6 IBB: 0 HBP: 0 BLK: 0 WP: 0 HR: 0 S: 53 P: 99 ERA: 0.00 WHIP: 1.143															PITCHER						
Scott Radinsky L (8,1) ERA: 2.75	0.0	2	1	0	0	0	0	0	0	0	0	4	7									
Antonio Osuna R (8,1) ERA: 3.02	1.0	3	0	0	0	1	0	0	0	0	0	6	9	0.00	0.000							
Jeff Shaw R (9,1) ERA: 1.85	0.2	L	5	2	2	2	1	1	0	0	0	0	1	11	20	27.00	4.500					

AB	31
R	2
H	5
RBI	2
BB	7
SO	6
LOB	18



Batter	1	2	3	4	5	6	7	8	9	AB	R	H	RBI	BB	SO	LOB	TOP				
Eric Young Sr. R OBP: 0.361, SLG: 0.382	4-1 FC3-6 BB		0-1 P5		2-1 P6			1-1 G6-3		3	0	0	0	1	0	0					
Mark Grudzielanek R OBP: 0.322, SLG: 0.376	1-1 F9		0-3 K		1-1 P4			0-1 F8		4	0	0	0	0	1	1					
Raul Mondesi R OBP: 0.317, SLG: 0.527	0-0 FC3-6 1B		1-0 G6-3			2-0 L8		2-2 P2		4	1	0	0	0	0	1					
Gary Sheffield R OBP: 0.438, SLG: 0.547	2-1 BB 2H 1B			4-1 BB BB		3-2 F8			1-0 2B 2B	3	1	2	1	1	0	0					
Eric Karros R OBP: 0.358, SLG: 0.463	4-1 SAFE SAFE 1B BB			1-2 F8 BB		1-2 G5-3			2-2 2B 2B	3	1	1	1	1	0	1					
Jim Eisenreich L OBP: 0.272, SLG: 0.250	1-1 FC6-4 1-2			4-1 BB BB			2-2 L5		3-2 F7	3	0	0	0	1	0	3					
Adrian Beltré R OBP: 0.271, SLG: 0.333		0-0 F8		3-2 F8			2-2 1B		0-2 G3 2H 2B	4	0	2	1	0	0	2	AB 32				
Tom Prince R OBP: 0.274, SLG: 0.273		2-3 K		3-3 K			2-3 K		0-0 G3	3	0	0	0	0	3	3	R 3				
Roger Cedeno S OBP: 0.338, SLG: 0.321									2-3 G3	1	0	0	0	0	0	1	H 5				
Brian Bohanon L OBP: 0.364, SLG: 0.455			1-2 G1-4-3						0-2 F9	2	0	0	0	0	0	0	RBI 3				
Matt Luke L OBP: 0.279, SLG: 0.487					2-1 G6-3					1	0	0	0	0	0	1	BB 4				
Mike Judd R OBP: 0.374, SLG: 0.494										1	0	0	0	0	0	0	SO 4				
Trenidad Hubbard R OBP: 0.374, SLG: 0.494										1	0	0	0	0	0	1	LOB 14				
Inning Stats	R: 1 E: 1 K: 0 S: 9	H: 1 LOB: 2 BB: 2 P: 21	R: 0 E: 0 K: 1 S: 9	H: 0 LOB: 0 BB: 0 P: 12	R: 0 E: 0 K: 1 S: 6	H: 0 LOB: 0 BB: 0 P: 7	R: 0 E: 0 K: 1 S: 14	H: 0 LOB: 2 BB: 2 P: 29	R: 0 E: 0 K: 0 S: 6	H: 0 LOB: 0 BB: 0 P: 11	R: 0 E: 0 K: 1 S: 7	H: 1 LOB: 1 BB: 0 P: 21	R: 0 E: 0 K: 0 S: 7	H: 0 LOB: 0 BB: 0 P: 10	R: 2 E: 0 K: 0 S: 17	H: 3 LOB: 1 BB: 0 P: 23	1B: 2 2B: 3 3B: 0 HR: 0	SF: 0 SAC: 0 DP: 0 HBP: 0	WP: 0 PB: 0 SB: 0 CS: 0	PA: 36	
PITCHER	IP	WLS	BF	H	R	ER	SO	BB	IBB	HBP	BLK	WP	HR	S	P	ERA	WHIP				
Armando Reynoso R ERA: 3.6	(1, 1)	7.0	W	27	2	1	0	4	4	0	0	0	0	63	114	0.00	0.857				
Turk Wendell R ERA: 3.6	(8, 1)	2.0		9	3	2	2	0	0	0	0	0	0	24	33	9.00	1.500				

Los Angeles Dodgers @ New York Mets
Shea Stadium, Flushing, NY
Sun Aug 02 1998, 3:33 AM EDT
Att: 33,843 - Sunny - 82 F

AB 32
R 3
H 5
RBI 3
BB 4
SO 4
LOB 14



Batter	1	2	3	4	5	6	7	8	9	AB	R	H	RBI	BB	SO	LOB	BOTTOM				
Tony Phillips S OBP: 0.443, SLG: 0.482	2-1 G6-3 31 SF9 2B		4-2 31 G6-3 E 1B BB	2-1 FC3-6 G5-3			1-0 F8	2-1 P7		4	2	1	0	1	0	3					
Edgardo Alfonzo R OBP: 0.344, SLG: 0.367	4-1 31 SF9 G6-3 BB		0-1 E8 31 G6-3 1B	0-0 G5-3			0-1 P4	4-0 1B BB		3	1	0	0	2	0	3					
John Olerud L OBP: 0.441, SLG: 0.532	3-2 G6-3 1-2 2-3		0-0 SF7	0-2 L3			4-1 31 1B BB	2-1 1B		3	0	1	3	1	0	3					
31 Mike Piazza R OBP: 0.365, SLG: 0.506	0-1 SF9		3-1 G6-3		3-3 K		2-1 1B	0-0 G5-3		4	0	1	1	0	1	4					
Jorge Fabregas L OBP: 0.263, SLG: 0.245	2-3 3-H		1-2 2-3				1-2 1B			0	0	0	0	0	0	0					
Brian McRae S OBP: 0.359, SLG: 0.496	0-1 G5-3		1-2 HR		2-2 G1-3		1-3 K			4	1	1	2	0	1	3					
Butch Huskey R OBP: 0.303, SLG: 0.408		0-0 P3		1-0 HR		2-0 G6-3		1-1 S 1B		3	1	1	2	0	0	0					
Lenny Harris L OBP: 0.316, SLG: 0.331			1-H HR							1	1	1	0	0	0	0					
Carlos Baerga S OBP: 0.315, SLG: 0.388		1-2 F7		4-1 FC6-4 BB		1-1 G4-3 1B		1-2 BB 1B		3	1	2	1	1	0	0	AB 33				
Rey Ordenez R OBP: 0.289, SLG: 0.300		3-3 K		1-1 FC6-4		0-1 G4-3		0-0 BB 1B		4	1	1	0	0	1	2	R 9				
Armando Reynoso R OBP: 0.286, SLG: 0.286			1-1 E5 E SF7 BB		2-1 FC3-6 1B		1-0 P3	2-3 K		3	1	1	0	0	0	0	H 10				
Turk Wendell L ERA: 9.0										1	0	0	0	0	1	2	RBI 9				
Inning Stats	R: 1 E: 0 K: 0 S: 10	H: 1 LOB: 1 BB: 1 P: 19	R: 0 E: 0 K: 1 S: 8	H: 0 LOB: 0 BB: 0 P: 12	R: 5 E: 2 K: 0 S: 17	H: 2 LOB: 1 BB: 2 P: 32	R: 0 E: 0 K: 0 S: 9	H: 1 LOB: 1 BB: 0 P: 13	R: 0 E: 0 K: 1 S: 8	H: 0 LOB: 0 BB: 0 P: 15	R: 0 E: 0 K: 0 S: 5	H: 1 LOB: 2 BB: 1 P: 7	R: 0 E: 0 K: 1 S: 9	H: 1 LOB: 2 BB: 1 P: 17	R: 3 E: 0 K: 1 S: 14	H: 4 LOB: 2 BB: 1 P: 26	1B: 8 2B: 1 3B: 0 HR: 1	SF: 2 SAC: 0 DP: 1 HBP: 0	WP: 0 PB: 0 SB: 1 CS: 0	PA: 40	
PITCHER	IP	WLS	BF	H	R	ER	SO	BB	IBB	HBP	BLK	WP	HR	S	P	ERA	WHIP				
Brian Bohanon L ERA: 2.93	(1, 1)	6.0	L	27	5	3	1	2	2	0	0	0	0	23	43	13.50	3.500				
Mike Judd R ERA: 9.0	(7, 1)	2.0		13	5	3	3	2	2	0	0	0	0	23	43	13.50	3.500				

Los Angeles Dodgers @ New York Mets
Shea Stadium, Flushing, NY
Sun Aug 02 1998, 3:33 AM EDT
Att: 33,843 - Sunny - 82 F

AB 33
R 9
H 10
RBI 9
BB 5
SO 4
LOB 20



Batter	1	2	3	4	5	6	7	8	9	AB	R	H	RBI	BB	SO	LOB	TOP					
Eric Young Sr. R (1.4) OBP: 0.355, SLG: 0.377	F9		F7		G6-3		E6 HR	SF9		4	1	0	1	0	0	3	Los Angeles Dodgers @ New York Mets Shea Stadium, Flushing, NY Mon Aug 03 1998, 7:05 PM EDT Att: 24,416 - Unknown - 83 F					
Mark Crutzielnek R (1.6) OBP: 0.321, SLG: 0.375	G5-3		1B			G4-3	SF7	G6-3		4	0	1	2	0	0	0						
Raul Mondesi R (1.8) OBP: 0.320, SLG: 0.542	K		K			HR	HR	1B		5	2	3	3	0	2	2						
Gary Sheffield R (1.9) OBP: 0.435, SLG: 0.542		E7 CS		K		P6	HR	F9		5	1	1	0	0	1	1						
Eric Karros R (1.3) OBP: 0.359, SLG: 0.475	K			2B		K	HR	F9		5	1	2	2	0	2	1						
Roger Cedeno S (1.7) OBP: 0.335, SLG: 0.326 Antonio Osuna R (7.1)	G5-3		F8			E4	2B	G6-3	2B	4	0	1	0	0	0	3						
Matt Luke L (9, PH) OBP: 0.283, SLG: 0.497 Juan Castro R (9.5)										1	0	1	0	0	0	0						
Adrian Beltré R (1.5) OBP: 0.266, SLG: 0.322 Jeff Shaw R (9.1)			F7		F7			G6-3		4	0	0	0	1	0	4						
Charles Johnson R (1.2) OBP: 0.265, SLG: 0.380			BB 1B		F9		F9	P3		4	1	0	0	1	1	3						
Dave Micki R (1.1) OBP: 0.211, SLG: 0.171 Jim Eisenreich L (7, PH) Mark Guthrie R (7.1) Trenidad Hubbard R (7.7) OBP: 0.380, SLG: 0.523			BB 1B		K		SF7 1B	SF9 3B		1	0	0	0	1	1	0						
Inning Stats	R: 0 E: 0 K: 1 S: 11	H: 0 LOB: 0 BB: 0 P: 14	R: 0 E: 1 K: 1 S: 7	H: 0 LOB: 0 BB: 0 P: 10	R: 1 E: 0 K: 1 S: 15	H: 1 LOB: 2 BB: 2 P: 26	R: 0 E: 0 K: 1 S: 12	H: 1 LOB: 1 BB: 0 P: 17	R: 0 E: 0 K: 1 S: 10	H: 0 LOB: 0 BB: 0 P: 12	R: 1 E: 1 K: 1 S: 19	H: 1 LOB: 2 BB: 0 P: 23	R: 5 E: 1 K: 1 S: 26	H: 5 LOB: 2 BB: 1 P: 38	R: 1 E: 0 K: 0 S: 11	H: 2 LOB: 1 BB: 0 P: 14	R: 0 E: 0 K: 0 S: 11	H: 1 LOB: 1 BB: 0 P: 13	1B: 4 2B: 3 3B: 1 HR: 3	SF: 2 SAC: 0 DP: 0 HBP: 0	WP: 1 PB: 0 SB: 0 CS: 1	PA: 44
PITCHER	IP	WLS	BF	H	R	ER	SO	BB	IBB	HBP	BLK	WP	HR	S	P	ERA	WHIP					
Hideo Nomo R (1.1) ERA: 4.28	6.0		25	3	2	2	6	2	0	0	0	1	1	74	102	3.00	0.833					
Greg McMichael R (7.1) ERA: 4.07	0.2	L	8	5	5	0	0	0	0	0	0	0	2	20	26	0.00	7.500					
Dennis Cook L (7.1) ERA: 2.14	0.1		2	0	0	0	1	1	0	0	0	0	0	6	12	0.00	3.000					
Willie Blair R (8.1) ERA: 5.33	2.0		9	3	1	1	0	0	0	0	0	0	0	22	27	4.50	1.500					

AB	39
R	8
H	11
RBI	8
BB	3
SO	7
LOB	17



Batter	1	2	3	4	5	6	7	8	9	AB	R	H	RBI	BB	SO	LOB	BOTTOM					
Tony Phillips S (1.9) OBP: 0.440, SLG: 0.483	31 1B	G3		L6			FC6-4 BB		FC6 1B	4	1	1	0	1	0	2	Los Angeles Dodgers @ New York Mets Shea Stadium, Flushing, NY Mon Aug 03 1998, 7:05 PM EDT Att: 24,416 - Unknown - 83 F					
Edgardo Alfonzo R (1.5) OBP: 0.347, SLG: 0.369	31 1B		G6-3		31 HR	1B	FC6-4 G5-3	1B		4	2	2	0	1	0	1						
John Olerud L (1.3) OBP: 0.438, SLG: 0.530	F8		31 G3-1	2B	F7		G5-3	L7		5	0	1	0	0	0	6						
31 Mike Piazza R (1.2) OBP: 0.367, SLG: 0.514	1B		G3-1		1B	HR		L9		4	1	2	3	1	0	3						
Todd Hundley S (1.7) OBP: 0.250, SLG: 0.193 Willie Blair R (8.1) OBP: 0.102, SLG: 0.083	K		G6-3		G6-3		P4			4	0	0	0	0	1	5						
Brian McRae S (1.8) OBP: 0.358, SLG: 0.493				G4-3	K			B3		4	0	1	1	0	1	0						
Carlos Baerga S (1.4) OBP: 0.314, SLG: 0.389	F9			1B		L7		F7		4	1	1	0	0	0	2						
Rey Ordóñez R (1.6) OBP: 0.286, SLG: 0.297 Luis Lopez S (9, PH) OBP: 0.337, SLG: 0.352		G6-3		F5-3		G5-3		G3-1		3	0	0	0	0	0	1						
Hideo Nomo R (1.1) OBP: 0.205, SLG: 0.263 Jorge Fabregas L (6, PH) OBP: 0.262, SLG: 0.243 Greg McMichael R (7.1) Dennis Cook L (7.1) Lenny Harris L (8.7) OBP: 0.319, SLG: 0.335		G6-3				F7		FC6 1B		2	0	1	1	0	0	0						
Inning Stats	R: 2 E: 0 K: 1 S: 14	H: 3 LOB: 2 BB: 1 P: 24	R: 0 E: 0 K: 0 S: 5	H: 0 LOB: 0 BB: 0 P: 7	R: 0 E: 0 K: 0 S: 9	H: 1 LOB: 1 BB: 0 P: 14	R: 1 E: 0 K: 0 S: 9	H: 2 LOB: 1 BB: 0 P: 14	R: 2 E: 0 K: 1 S: 9	H: 2 LOB: 0 BB: 0 P: 17	R: 0 E: 0 K: 0 S: 6	H: 0 LOB: 0 BB: 2 P: 8	R: 0 E: 0 K: 0 S: 15	H: 0 LOB: 2 BB: 2 P: 27	R: 0 E: 0 K: 0 S: 6	H: 0 LOB: 0 BB: 0 P: 9		R: 0 E: 0 K: 0 S: 12	H: 2 LOB: 2 BB: 0 P: 16	1B: 6 2B: 3 3B: 0 HR: 1	SF: 0 SAC: 0 DP: 0 HBP: 0	WP: 0 PB: 0 SB: 0 CS: 0
PITCHER	IP	WLS	BF	H	R	ER	SO	BB	IBB	HBP	BLK	WP	HR	S	P	ERA	WHIP					
Dave Micki R (1.1) ERA: 5.15	6.0	W	27	8	5	5	2	1	0	0	0	0	0	8	13	0.00	1.500					
Mark Guthrie L (7.1) ERA: 2.44	0.2		3	0	0	0	0	1	0	0	0	0	0	8	13	0.00	1.500					
Antonio Osuna R (7.1) ERA: 2.94	1.1		5	0	0	0	0	1	0	0	0	0	0	13	23	0.00	0.750					
Jeff Shaw R (9.1) ERA: 1.82	1.0	S	5	2	0	0	0	0	0	0	0	0	0	12	16	0.00	2.000					

AB	37
R	5
H	10
RBI	5
BB	3
SO	2
LOB	20



Batter	1	2	3	4	5	6	7	8	9	10	AB	R	H	RBI	BB	SO	LOB	
Eric Young Sr., R OBP: 0.356, SLG: 0.377	G5-3		2B						G3		5	2	2	0	0	1	0	
Mark Grudzielanek, R OBP: 0.319, SLG: 0.371	K		B2						K		4	1	0	0	0	2	1	
Raul Mondesi, R OBP: 0.319, SLG: 0.541	G5-3										4	0	1	1	0	0	3	
Trendad Hubbard, R OBP: 0.386, SLG: 0.523											0	0	0	0	1	0	0	
Eric Karros, R OBP: 0.359, SLG: 0.474		G4-3	F9								5	0	2	2	0	0	2	
Matt Luke, L OBP: 0.281, SLG: 0.488											5	1	1	0	0	1	5	
Roger Cedeno, S OBP: 0.338, SLG: 0.324											4	0	1	0	1	0	2	
Adrian Beltré, R OBP: 0.268, SLG: 0.319											4	0	1	0	0	0	4	
Antonio Osuna, R OBP: 0.275, SLG: 0.254											0	0	0	0	0	0	0	
Jim Eisenreich, L OBP: 0.275, SLG: 0.254											1	0	0	0	0	1	2	
Darren Hall, R OBP: 0.265, SLG: 0.378											0	0	0	0	0	0	0	
Charles Johnson, R OBP: 0.265, SLG: 0.378											4	0	1	1	0	0	2	
Chan Ho Park, R OBP: 0.220, SLG: 0.286											3	0	1	0	0	0	3	
Scott Radinsky, L OBP: 0.259, SLG: 0.272											0	0	0	0	0	0	0	
Juan Castro, R OBP: 0.259, SLG: 0.272											1	0	0	0	0	1	0	
Inning Stats	R: 0 E: 0 K: 1 S: 7	H: 0 LOB: 0 BB: 0 P: 11	R: 1 E: 1 K: 0 S: 11	H: 2 LOB: 2 BB: 0 P: 17	R: 1 E: 0 K: 0 S: 7	H: 2 LOB: 1 BB: 0 P: 9	R: 0 E: 0 K: 1 S: 5	H: 1 LOB: 1 BB: 0 P: 7	R: 0 E: 0 K: 1 S: 8	H: 1 LOB: 1 BB: 0 P: 13	R: 2 E: 0 K: 0 S: 11	H: 3 LOB: 2 BB: 0 P: 15	R: 0 E: 0 K: 2 S: 14	H: 0 LOB: 0 BB: 0 P: 19	R: 0 E: 0 K: 2 S: 9	H: 0 LOB: 2 BB: 2 P: 23	1B: 9 2B: 2 3B: 0 HR: 0	SF: 0 SAC: 0 DP: 1 HBP: 1


PITCHER	IP	WLS	BF	H	R	ER	SO	BB	IBB	HBP	BLK	WP	HR	S	P	ERA	WHIP
Mike Thurman, R ERA: 4.58	(1, 1)	6.1	29	8	4	3	2	0	0	0	0	0	0	51	73	4.26	1.263
Mike Maddux, R ERA: 4.18	(7, 1)	1.2	6	2	0	0	0	0	0	0	0	0	0	12	15	0.00	1.200
Ugueth Urbina, R ERA: 1.14	(9, 1)	1.0	3	0	0	0	2	0	0	0	0	0	0	14	19	0.00	0.000
Anthony Telford, R ERA: 3.36	(10, 1)	0.1	2	0	0	0	0	1	0	0	0	0	0	3	9	0.00	3.000
Steve Kline, L ERA: 3.0	(10, 1)	0.2	W	3	0	0	2	0	1	0	0	0	0	6	14	0.00	0.000

Los Angeles Dodgers @ Montreal Expos
Olympic Stadium, Montreal, QB
Tue Aug 04 1998, 7:05 PM EDT
Att. 10,515 - Cloudy - 78 F

livebaseballscorecards.com

AB	40
R	4
H	10
RBI	4
BB	2
SO	6
LOB	24

WP: 1 PA: 43
PB: 0
SB: 2
CS: 0




Batter	1	2	3	4	5	6	7	8	9	10	AB	R	H	RBI	BB	SO	LOB			
Terry Jones, S OBP: 0.277, SLG: 0.276	G6-3		K								3	0	0	1	2	1	1			
Wilton Guerrero, S OBP: 0.294, SLG: 0.335	G3-1										5	1	1	1	0	1	6			
Derrick May, L OBP: 0.263, SLG: 0.333											3	0	1	0	0	0	1			
Bob Hanley, R OBP: 0.400, SLG: 0.375											1	0	1	1	0	0	0			
Mike Mordecai, R OBP: 0.247, SLG: 0.253											1	0	0	0	0	0	0			
Vladimir Guerrero, R OBP: 0.374, SLG: 0.596											5	0	1	1	0	3	3			
Scott Livingstone, L ERA: 2.74											4	0	1	0	0	0	3			
Ugueth Urbina, R ERA: 2.74											0	0	0	0	0	0	0			
Anthony Telford, R ERA: 2.85											0	0	0	0	0	0	0			
Steve Kline, S ERA: 2.85											0	0	0	0	0	0	0			
F.P. Santangelo, S OBP: 0.345, SLG: 0.323											0	1	0	0	0	0	0			
Chris Widger, R OBP: 0.276, SLG: 0.365											5	0	1	1	0	1	1			
Ryan McGuire, L OBP: 0.321, SLG: 0.289											4	1	2	0	0	0	1			
Orlando Cabrera, R OBP: 0.326, SLG: 0.440											3	1	1	0	1	0	0			
Mike Thurman, R ERA: 3.96											1	0	0	0	1	1	0			
Mike Maddux, L ERA: 2.74											0	0	0	0	0	0	0			
Robert Perez, R OBP: 0.230, SLG: 0.318											2	1	1	0	0	1	2			
Inning Stats	R: 0 E: 0 K: 0 S: 6	H: 0 LOB: 0 BB: 0 P: 9	R: 0 E: 0 K: 0 S: 8	H: 2 LOB: 1 BB: 0 P: 15	R: 0 E: 0 K: 2 S: 8	H: 0 LOB: 0 BB: 0 P: 14	R: 0 E: 0 K: 1 S: 11	H: 2 LOB: 1 BB: 0 P: 16	R: 0 E: 0 K: 0 S: 6	H: 0 LOB: 0 BB: 1 P: 10	R: 0 E: 0 K: 1 S: 8	H: 0 LOB: 0 BB: 0 P: 12	R: 4 E: 0 K: 0 S: 15	H: 3 LOB: 1 BB: 2 P: 29	R: 0 E: 0 K: 2 S: 19	H: 2 LOB: 3 BB: 1 P: 27	R: 1 E: 0 K: 1 S: 9	H: 1 LOB: 1 BB: 0 P: 16	1B: 9 2B: 1 3B: 0 HR: 0	SF: 0 SAC: 0 DP: 1 HBP: 1

Los Angeles Dodgers @ Montreal Expos
Olympic Stadium, Montreal, QB
Tue Aug 04 1998, 7:05 PM EDT
Att. 10,515 - Cloudy - 78 F

livebaseballscorecards.com

AB	37
R	5
H	10
RBI	5
BB	4
SO	8
LOB	18

WP: 0 PA: 42
PB: 0
SB: 2
CS: 1



Batter	1	2	3	4	5	6	7	8	9	AB	R	H	RBI	BB	SO	LOB	TOP				
Eric Young Sr. R OBP: 0.354, SLG: 0.373 (1, 4)	G5-3		L3				G6-3		G4-3	4	0	0	0	1	0	1	Los Angeles Dodgers @ Montreal Expos Olympic Stadium, Montreal, QB Wed Aug 05 1998, 7:05 PM EDT Att: 9,611 - Cloudy - 78 F				
Mark Crutzieleak R OBP: 0.320, SLG: 0.372 (1, 6)	G4-3		1B			F7	E		F7	5	1	2	0	0	0	3					
Raul Mondesi R OBP: 0.331, SLG: 0.545 Trenidad Hubbard R OBP: 0.390, SLG: 0.533 (1, 8) (3, PH)			FC5-4			K	E8		K	1	0	1	0	0	0	0					
Eric Karros R OBP: 0.355, SLG: 0.468 (1, 3)	F9		FC5-4			F8	F9			4	0	0	0	0	0	6					
Bobby Bonilla S OBP: 0.298, SLG: 0.342 (1, 7) (6, 5)		G4-3				G3-1		F8		4	0	1	0	0	0	0					
Matt Luke L OBP: 0.280, SLG: 0.479 (1, 9)		F7				BB	K	G4-3		3	0	0	0	1	1	1					
Adrian Beltré R OBP: 0.328, SLG: 0.328 Mark Guthrie R (6, 1)						P6	K			3	0	1	0	0	1	2					
Jim Eisenreich L OBP: 0.279, SLG: 0.254 Mike Judd R (8, PH) (8, 1)		2B								0	0	0	0	0	0	0					
Tom Prince R OBP: 0.258, SLG: 0.254 (1, 2)		L7				K	K	K		4	0	0	0	0	3	4					
37 Darren Dreifort R OBP: 0.244, SLG: 0.279 Roger Cedeno S OBP: 0.340, SLG: 0.322 (1, 1) (6, 7)			K				L6		G4-3	2	0	1	0	0	1	0					
Inning Stats	R: 0 E: 0 K: 0 S: 8	H: 1 LOB: 1 BB: 0 P: 10	R: 0 E: 0 K: 0 S: 10	H: 1 LOB: 1 BB: 0 P: 16	R: 0 E: 0 K: 1 S: 12	H: 2 LOB: 2 BB: 0 P: 17	R: 0 E: 0 K: 1 S: 10	H: 0 LOB: 1 BB: 1 P: 21	R: 0 E: 0 K: 1 S: 10	H: 1 LOB: 2 BB: 1 P: 16	R: 1 E: 1 K: 0 S: 10	H: 2 LOB: 1 BB: 0 P: 17	R: 0 E: 0 K: 1 S: 15	H: 0 LOB: 1 BB: 1 P: 22	R: 0 E: 0 K: 1 S: 10	H: 0 LOB: 1 BB: 1 P: 16	1B: 5 2B: 3 3B: 0 HR: 0	SF: 0 SAC: 0 DP: 0 HBP: 0	WP: 0 PB: 0 SB: 0 CS: 0	PA: 39	
PITCHER	IP	WLS	BF	H	R	ER	SO	BB	IBB	HBP	BLK	WP	HR	S	P	ERA	WHIP				
Carl Pavano R ERA: 4.59 (1, 1)	6.0	W	26	6	0	0	6	2	0	0	0	0	0	62	96	0.00	1.333				
Shayne Bennett R ERA: 4.53 (7, 1)	1.2		8	2	1	1	0	1	0	0	0	0	0	20	34	5.40	1.800				
Ugueth Urbina R ERA: 1.11 (8, 1)	1.1	S	5	0	0	0	2	1	0	0	0	0	0	15	21	0.00	0.750				

AB	35
R	1
H	8
RBI	1
BB	4
SO	8
LOB	20



Batter	1	2	3	4	5	6	7	8	9	AB	R	H	RBI	BB	SO	LOB	BOTTOM				
Terry Jones S OBP: 0.290, SLG: 0.279 (1, 8)	1B		L6		G3		G6-3			3	1	1	0	1	0	0	Los Angeles Dodgers @ Montreal Expos Olympic Stadium, Montreal, QB Wed Aug 05 1998, 7:05 PM EDT Att: 9,611 - Cloudy - 78 F				
Wilton Guerrero S OBP: 0.299, SLG: 0.337 (1, 4)	2B		SH1-3			1B	G1-3			2	2	1	0	1	0	0					
Derrick May L OBP: 0.364, SLG: 0.364 F.P. Santangelo S OBP: 0.348, SLG: 0.323 (1, 7) (9, 7)	K		L6			PB		HR		4	2	2	1	0	1	3					
Vladimir Guerrero R OBP: 0.373, SLG: 0.593 (1, 9)	P8					K	G4-6-3	G6-3		4	0	1	1	0	1	2					
Scott Livingstone L OBP: 0.226, SLG: 0.235 Shayne Bennett R Ugueth Urbina R (1, 5) (7, 1) (8, 1)						G6-3	G4-6-3	G6-3		3	0	1	2	0	0	2					
Ryan McGuire L OBP: 0.325, SLG: 0.286 (1, 3)	K					BB	BB	L9		2	0	0	0	2	1	1					
Chris Widger R OBP: 0.276, SLG: 0.363 (1, 2)			F9			K	BB			2	0	0	0	1	1	1					
Orlando Cabrera R OBP: 0.319, SLG: 0.430 (1, 6)			K			G6-3	K			3	0	0	0	0	2	2					
Carl Pavano R OBP: 0.083, SLG: 0.083 Mike Mordecai R OBP: 0.244, SLG: 0.250 (1, 1) (7, 5)			G6-3			G4-3		G5-3		2	0	0	0	0	0	0					
Inning Stats	R: 2 E: 0 K: 2 S: 13	H: 3 LOB: 1 BB: 0 P: 18	R: 0 E: 0 K: 1 S: 9	H: 0 LOB: 0 BB: 0 P: 13	R: 0 E: 0 K: 0 S: 4	H: 0 LOB: 0 BB: 1 P: 8	R: 0 E: 0 K: 2 S: 12	H: 0 LOB: 1 BB: 1 P: 19	R: 0 E: 0 K: 0 S: 4	H: 0 LOB: 0 BB: 0 P: 6	R: 2 E: 0 K: 1 S: 13	H: 2 LOB: 2 BB: 3 P: 28	R: 0 E: 0 K: 0 S: 5	H: 0 LOB: 0 BB: 0 P: 5	R: 1 E: 0 K: 0 S: 7	H: 1 LOB: 0 BB: 0 P: 12		1B: 4 2B: 2 3B: 0 HR: 1	SF: 0 SAC: 1 DP: 2 HBP: 0	WP: 0 PB: 1 SB: 1 CS: 0	PA: 33
PITCHER	IP	WLS	BF	H	R	ER	SO	BB	IBB	HBP	BLK	WP	HR	S	P	ERA	WHIP				
37 Darren Dreifort R ERA: 3.72 (1, 1)	5.2	L	25	5	4	3	5	5	0	0	0	0	0	51	87	4.76	1.765				
Mark Guthrie L ERA: 2.39 (6, 1)	1.1		4	0	0	0	1	0	0	0	0	0	0	9	10	0.00	0.000				
Mike Judd R ERA: 9.0 (8, 1)	1.0		4	1	1	1	0	0	0	0	0	0	1	7	12	9.00	1.000				

AB	27
R	5
H	6
RBI	4
BB	5
SO	6
LOB	11



Batter	1	2	3	4	5	6	7	8	9	AB	R	H	RBI	BB	SO	LOB	TOP				
Tony Womack, L (1,4) OBP: 0.317, SLG: 0.351	E5		G6-3		G1-3			SH5-3		3	0	0	0	0	0	1	Pittsburgh Pirates @ Los Angeles Dodgers Dodger Stadium, Los Angeles, CA Fri Aug 07 1998, 7:05 PM PDT Att: 41,676 - Overcast - 76 F				
18 Jason Kendall, R (1,2) OBP: 0.406, SLG: 0.450	P4			G6-3		K		F7		4	0	0	0	0	1	2					
Manny Martinez, R (1,8) OBP: 0.310, SLG: 0.495	G1-3				2B			G4-3		3	1	1	0	1	0	2					
Kevin Young, R (1,3) OBP: 0.340, SLG: 0.505	P6				2B				G5-3	4	0	1	1	0	0	2					
Jose Guillen, R (1,9) OBP: 0.312, SLG: 0.436		G4-3			G5-3				G5-3	4	0	0	0	0	1	2					
Mark Smith, R (1,7) OBP: 0.258, SLG: 0.303		G5-3			G6-3				G4-3	3	0	0	0	0	0	1					
Al Martin, L (9, PH) OBP: 0.292, SLG: 0.361										1	0	0	0	0	0	0					
Aramis Ramirez, R (1,5) OBP: 0.306, SLG: 0.362		G6-3								2	0	0	0	0	0	0					
Kevin Polcovich, R (1,6) OBP: 0.258, SLG: 0.256			G5-3							3	0	0	0	0	0	1					
Mike Williams, R (7,1)					P4					0	0	0	0	0	0	0					
Todd Van Poppel, R (1,1) OBP: 0.273, SLG: 0.200										1	0	0	0	0	0	0					
Lou Collier, R (7,6) OBP: 0.300, SLG: 0.337										0	0	0	0	1	0	0					
Inning Stats	R: 0 E: 1 K: 0 S: 7	H: 0 LOB: 1 BB: 0 P: 11	R: 0 E: 0 K: 0 S: 3	H: 0 LOB: 0 BB: 0 P: 6	R: 0 E: 0 K: 0 S: 9	H: 0 LOB: 0 BB: 0 P: 13	R: 1 E: 0 K: 0 S: 13	H: 2 LOB: 1 BB: 0 P: 17	R: 0 E: 0 K: 2 S: 10	H: 0 LOB: 1 BB: 1 P: 20	R: 0 E: 0 K: 0 S: 7	H: 0 LOB: 0 BB: 0 P: 9	R: 0 E: 0 K: 0 S: 6	H: 0 LOB: 1 BB: 1 P: 11	R: 0 E: 0 K: 0 S: 4	H: 0 LOB: 0 BB: 0 P: 6	1B: 0 2B: 2 3B: 0 HR: 0	SF: 0 SAC: 2 DP: 0 HBP: 1	WP: 0 PB: 0 SB: 1 CS: 0	PA: 33	
PITCHER	IP	WLS	BF	H	R	ER	SO	BB	IBB	HBP	BLK	WP	HR	S	P	ERA	WHIP				
Brian Bohanon, L (1,1) ERA: 2.79	7.1	W	28	2	1	1	2	2	0	1	0	0	0	57	92	1.23	0.545				
Antonio Osuna, R (8,1) ERA: 2.92	0.2		2	0	0	0	0	0	0	0	0	0	0	4	5	0.00	0.000				
Jeff Shaw, R (9,1) ERA: 1.79	1.0	S	3	0	0	0	0	0	0	0	0	0	0	4	6	0.00	0.000				

Batter	1	2	3	4	5	6	7	8	9	AB	R	H	RBI	BB	SO	LOB	BOTTOM				
Eric Young Sr., R (1,4) OBP: 0.351, SLG: 0.367	F8		G6-3			E6		G1-3		4	1	0	0	0	0	1	Pittsburgh Pirates @ Los Angeles Dodgers Dodger Stadium, Los Angeles, CA Fri Aug 07 1998, 7:05 PM PDT Att: 41,676 - Overcast - 76 F				
Mark Czudzielanek, R (1,6) OBP: 0.317, SLG: 0.307	G4-3		F7			E		F9		4	0	1	0	0	0	0					
Gary Sheffield, R (1,9) OBP: 0.436, SLG: 0.546					2B			L5		3	1	2	1	0	0	0					
Eric Karros, R (1,3) OBP: 0.352, SLG: 0.463	K				G4-3					3	0	1	0	0	1	2					
Bobby Bonilla, S (1,7) OBP: 0.291, SLG: 0.333										3	0	0	0	0	1	2					
Roger Cedeno, S (8,7) OBP: 0.333, SLG: 0.315					G4-3					0	0	0	0	0	0	0					
Trenidad Hubbard, R (1,8) OBP: 0.492, SLG: 0.526										3	0	1	0	0	2	0					
Adrián Beltré, R (1,5) OBP: 0.265, SLG: 0.328		G6-3								3	0	1	0	0	0	0					
Charles Johnson, R (1,2) OBP: 0.263, SLG: 0.383										3	1	1	1	0	0	1					
Brian Bohanon, L (1,1) OBP: 0.360, SLG: 0.440										3	0	1	0	0	2	1					
Antonio Osuna, R (8,1) OBP: 0.333, SLG: 0.315										0	0	0	0	0	0	0					
Jeff Shaw, R (9,1) ERA: 1.79										0	0	0	0	0	0	0					
Inning Stats	R: 0 E: 0 K: 1 S: 11	H: 1 LOB: 1 BB: 0 P: 16	R: 0 E: 0 K: 2 S: 10	H: 0 LOB: 0 BB: 0 P: 15	R: 1 E: 0 K: 0 S: 7	H: 2 LOB: 0 BB: 0 P: 11	R: 1 E: 0 K: 1 S: 7	H: 2 LOB: 0 BB: 0 P: 10	R: 0 E: 0 K: 0 S: 5	H: 0 LOB: 0 BB: 0 P: 5	R: 1 E: 2 K: 0 S: 10	H: 1 LOB: 1 BB: 0 P: 14	R: 0 E: 0 K: 1 S: 8	H: 2 LOB: 1 BB: 0 P: 12	R: 0 E: 0 K: 0 S: 5	H: 0 LOB: 0 BB: 0 P: 5	1B: 5 2B: 2 3B: 0 HR: 1	SF: 1 SAC: 0 DP: 2 HBP: 0	WP: 0 PB: 0 SB: 1 CS: 1	PA: 30	
PITCHER	IP	WLS	BF	H	R	ER	SO	BB	IBB	HBP	BLK	WP	HR	S	P	ERA	WHIP				
Todd Van Poppel, R (1,1) ERA: 5.8	6.1	L	25	8	3	2	5	0	0	0	0	0	0	54	76	2.84	1.263				
Mike Williams, R (7,1) ERA: 2.45	1.2		5	0	0	0	1	0	0	0	0	0	0	9	12	0.00	0.000				



Batter	1	2	3	4	5	6	7	8	9	AB	R	H	RBI	BB	SO	LOB	TOP								
Tony Womack, L (1,4) OBP: 0.318, SLG: 0.350	F8						G3			2	1	0	0	2	0	0									
18 Jason Kendall, R (1,2) OBP: 0.405, SLG: 0.447	P6		BB				P3		SH3-4 BB	3	0	0	0	1	0	2									
Manny Martinez, R (1,8) OBP: 0.311, SLG: 0.491	P4						2B 1B		SH3-4	3	0	1	0	0	0	0									
Kevin Young, R (1,3) OBP: 0.339, SLG: 0.501		P4					F7		P6	3	0	0	0	0	0	2									
Jose Guillen, R (1,9) OBP: 0.311, SLG: 0.436		P3					F8-3 HBP		G5-3	4	0	1	0	0	0	2									
Al Martin, L (1,7) OBP: 0.292, SLG: 0.358		G4-3					F9		K	3	0	0	0	1	1	0									
Aramis Ramirez, R (1,5) OBP: 0.305, SLG: 0.365							K2-3		K	4	0	1	0	0	2	3									
Lou Collier, R (1,6) OBP: 0.302, SLG: 0.337							G3		F8	3	0	1	0	1	0	1									
Jon Lieber, L (1,1) OBP: 0.234, SLG: 0.205							G4-3		F7	4	0	0	0	0	1	3									
Jason Christiansen, R (9,1) OBP: 0.333, SLG: 0.333							F8		F7	0	0	0	0	0	0	0									
Mike Williams, R (9,1)										0	0	0	0	0	0	0									
Inning Stats	R: 0 E: 0 K: 0 S: 10	H: 0 LOB: 0 BB: 0 P: 14	R: 0 E: 0 K: 0 S: 8	H: 0 LOB: 0 BB: 0 P: 10	R: 0 E: 0 K: 0 S: 9	H: 1 LOB: 2 BB: 1 P: 21	R: 0 E: 0 K: 0 S: 5	H: 0 LOB: 0 BB: 0 P: 7	R: 0 E: 0 K: 1 S: 7	H: 1 LOB: 1 BB: 0 P: 13	R: 1 E: 0 K: 0 S: 10	H: 2 LOB: 3 BB: 2 P: 24	R: 0 E: 0 K: 0 S: 8	H: 0 LOB: 0 BB: 0 P: 9	R: 0 E: 0 K: 3 S: 5	H: 0 LOB: 1 BB: 1 P: 11	R: 0 E: 0 K: 3 S: 10	H: 0 LOB: 1 BB: 1 P: 18	1B: 2 2B: 3 3B: 0 HR: 0	SF: 0 SAC: 1 DP: 1 HBP: 1	WP: 0 PB: 0 SB: 1 CS: 0	PA: 36			
PITCHER	IP	WLS	BF	H	R	ER	SO	BB	IBB	HBP	BLK	WP	HR	S	P	ERA	WHIP								
Dave Micki, R (1,1) ERA: 4.94	7.0		29	4	1	1	1	3	1	1	0	0	0	57	102	1.29	1.000								
Antonio Osuna, R (8,1) ERA: 2.72	2.0	W	7	0	0	0	3	1	0	0	0	0	0	15	25	0.00	0.500								

Pittsburgh Pirates @ Los Angeles Dodgers
 Dodger Stadium, Los Angeles, CA
 Sat Aug 08 1998, 7:05 PM PDT
 Att: 45,187 - Unknown - 77 F

AB	29
R	1
H	4
RBI	0
BB	5
SO	4
LOB	13



Batter	1	2	3	4	5	6	7	8	9	AB	R	H	RBI	BB	SO	LOB	BOTTOM								
Eric Young Sr., R (1,4) OBP: 0.350, SLG: 0.366	K		FC1-6				L4		SH1-4	4	0	1	1	0	1	4									
Mark Cudzielanski, R (1,6) OBP: 0.319, SLG: 0.371	F8		P4				S 1B		2B	4	0	2	0	0	0	2									
Raul Mondesi, R (1,8) OBP: 0.320, SLG: 0.542	K						CS 1B		K	4	0	1	0	0	3	3									
Gary Sheffield, R (1,9) OBP: 0.432, SLG: 0.540			F9				K		P3	4	0	0	0	0	1	4									
Eric Karros, R (1,3) OBP: 0.351, SLG: 0.460			G6-3				P6		F7	4	0	1	0	0	0	1									
Juan Castro, R (9, PR) OBP: 0.258, SLG: 0.271									F7	0	1	0	0	0	0	0									
Bobby Bonilla, S (1,7) OBP: 0.291, SLG: 0.333			P6				FC3-5 1B		G4-3	3	0	1	0	0	0	0									
Adrian Beltré, R (1,5) OBP: 0.264, SLG: 0.326			P4				F9		G4-3	4	1	1	0	0	0	1									
Charles Johnson, R (1,2) OBP: 0.268, SLG: 0.387			FC1-6 SH 1B				FC3-5 1B		G5-3	4	0	3	1	0	0	0									
Dave Micki, R (1,1) OBP: 0.205, SLG: 0.167							SH		FC3-5	1	0	0	0	0	0	2									
Roger Cedeno, S (8,7) OBP: 0.341, SLG: 0.320									FC3-5	1	0	1	0	1	0	0									
Antonio Osuna, R (8,1)										0	0	0	0	0	0	0									
Matt Luke, L (9, PH) OBP: 0.280, SLG: 0.479										0	0	0	0	0	0	0									
Trenidad Hubbard, R (9, PH) OBP: 0.398, SLG: 0.500										1	0	0	0	0	1	1									
Inning Stats	R: 0 E: 0 K: 2 S: 8	H: 0 LOB: 0 BB: 0 P: 12	R: 0 E: 0 K: 0 S: 7	H: 0 LOB: 0 BB: 0 P: 12	R: 0 E: 0 K: 0 S: 10	H: 1 LOB: 2 BB: 0 P: 15	R: 0 E: 0 K: 1 S: 9	H: 1 LOB: 0 BB: 0 P: 15	R: 0 E: 0 K: 1 S: 8	H: 2 LOB: 2 BB: 0 P: 14	R: 0 E: 0 K: 1 S: 6	H: 1 LOB: 1 BB: 0 P: 15	R: 0 E: 0 K: 0 S: 8	H: 0 LOB: 0 BB: 0 P: 8	R: 0 E: 0 K: 1 S: 8	H: 2 LOB: 2 BB: 0 P: 12	R: 2 E: 0 K: 1 S: 11	H: 4 LOB: 3 BB: 1 P: 23	1B: 10 2B: 2 3B: 0 HR: 0	SF: 0 SAC: 2 DP: 1 HBP: 0	WP: 0 PB: 0 SB: 1 CS: 1	PA: 37			
PITCHER	IP	WLS	BF	H	R	ER	SO	BB	IBB	HBP	BLK	WP	HR	S	P	ERA	WHIP								
Jon Lieber, R (1,1) ERA: 3.73	0.1	L	3	2	0	0	1	0	0	0	0	0	0	8	13	0.00	6.000								
Jason Christiansen, L (9,1) ERA: 2.41	0.0		2	1	1	1	0	0	1	0	0	0	0	1	5	*	*								
Mike Williams, R (9,1) ERA: 2.48																									

Pittsburgh Pirates @ Los Angeles Dodgers
 Dodger Stadium, Los Angeles, CA
 Sat Aug 08 1998, 7:05 PM PDT
 Att: 45,187 - Unknown - 77 F

AB	34
R	2
H	11
RBI	2
BB	1
SO	6
LOB	18



Batter	1	2	3	4	5	6	7	8	9	AB	R	H	RBI	BB	SO	LOB	TOP								
Tony Womack, L (1,4) OBP: 0.317, SLG: 0.348	1-2 G6-3	2-1 SF7					3-3 K	0-1 SH5-3		2	0	0	1	0	1	0									
18 Jason Kendall, R (1,2) OBP: 0.406, SLG: 0.453	2-1 G4-3	0-2 F8				1-2 HR	4-1 G5-4-3 BB			3	1	1	1	1	0	2									
Manny Martinez, R (1,8) OBP: 0.309, SLG: 0.478	4-1 HBP BB		1-1 G4-3			3-3 K	1-1 G5-4-3			3	0	0	0	1	1	2									
Kevin Young, R (1,3) OBP: 0.340, SLG: 0.500	2-0 1-2 HBP		2-2 K			2-1 1B		2-1 G6-3		3	0	1	0	0	1	0									
Jose Guillen, R (1,9) OBP: 0.311, SLG: 0.434	1-2 G5-3		2-3 K2-3			2-2 1B	1-3 1B	1-2 G6-3		4	0	1	0	0	1	2									
Al Martin, L (1,7) OBP: 0.291, SLG: 0.356		1-0 G4-3				4-2 1B	1-2 BB	0-1 G6-3		3	0	0	0	1	1	0									
Elmer Dessens, R (8,1)						SAFE	SAFE			0	0	0	0	0	0	0									
Ricardo Rincon, L (8,1)						SAFE	SAFE			0	0	0	0	0	0	0									
Aramis Ramirez, R (1,5) OBP: 0.227, SLG: 0.373		1-2 1B SF7 2B				1-3 K	1-3 K		2-2 P5	1	0	1	0	0	0	0									
Doug Strange, S (2, PR) OBP: 0.233, SLG: 0.229										3	1	0	0	0	2	3									
Lou Collier, R (1,6) OBP: 0.302, SLG: 0.336		0-2 SH				2-1 G4-3	0-0 G6-3		2-2 G5-3	4	0	1	0	0	0	3									
Chris Peters, L (1,1) OBP: 0.227, SLG: 0.227		2-3 1B					1-2 1B																		
Mark Smith, R (8,7) OBP: 0.256, SLG: 0.300		0-1 SH				0-3 K		0-1 SH5-3 S 1B	1-1 G1-3	2	0	1	0	0	1	0									
		1-2								1	0	0	0	0	0	0									
Inning Stats	R: 0 H: 0 E: 0 K: 0 S: 14	H: 0 LOB: 2 BB: 1 P: 24	R: 1 H: 2 E: 0 K: 0 S: 14	H: 2 LOB: 2 BB: 0 P: 18	R: 0 H: 0 E: 0 K: 2 S: 9	H: 0 LOB: 0 BB: 0 P: 14	R: 0 H: 0 E: 0 K: 2 S: 10	H: 0 LOB: 0 BB: 0 P: 14	R: 1 H: 1 E: 0 K: 3 S: 14	H: 1 LOB: 0 BB: 0 P: 21	R: 0 H: 2 E: 0 K: 1 S: 13	H: 2 LOB: 2 BB: 1 P: 22	R: 0 H: 1 E: 0 K: 0 S: 7	H: 1 LOB: 1 BB: 1 P: 12	R: 0 H: 0 E: 0 K: 0 S: 7	H: 0 LOB: 0 BB: 0 P: 10	R: 0 H: 0 E: 0 K: 0 S: 8	H: 0 LOB: 0 BB: 0 P: 13	1B: 4 2B: 1 3B: 0 HR: 1	SF: 1 SAC: 2 DP: 2 HBP: 1	WP: 0 PB: 0 SB: 1 CS: 0	PA: 36			
PITCHER	IP	WLS	BF	H	R	ER	SO	BB	IBB	HBP	BLK	WP	HR	S	P	ERA	WHIP								
Chan Ho Park, R (1,1) ERA: 3.9	7.0	L	30	6	2	2	8	3	0	1	0	0	1	81	125	2.57	1.286								
Scott Radinsky, L (8,1) ERA: 2.53	1.0		3	0	0	0	0	0	0	0	0	0	0	7	10	0.00	0.000								
Jeff Shaw, R (9,1) ERA: 1.76	1.0	S	3	0	0	0	0	0	0	0	0	0	0	8	13	0.00	0.000								

Pittsburgh Pirates @ Los Angeles Dodgers
Dodger Stadium, Los Angeles, CA
Sun Aug 09 1998, 7:05 PM PDT
Att: 43,227 - Unknown - 99 F

AB	29
R	2
H	6
RBI	2
BB	3
SO	8
LOB	12



Batter	1	2	3	4	5	6	7	8	9	AB	R	H	RBI	BB	SO	LOB	BOTTOM								
Eric Young Sr., R (1,4) OBP: 0.352, SLG: 0.366	4-2 G5-3 BB		2-0 1B			1-1 G4-3		1-2 G1-4-3		3	0	1	0	1	0	1									
Mark Czuzdzianek, R (1,6) OBP: 0.318, SLG: 0.372	1-0 G5-3		1-0 G5-3			2-1 2B			0-3 K	4	0	1	0	0	1	2									
Raul Mondesi, R (1,8) OBP: 0.318, SLG: 0.537	1-3 K					0-0 F6			1-3 K	4	0	0	0	0	3	2									
Gary Sheffield, R (1,9) OBP: 0.429, SLG: 0.534	0-2 G1-3					3-1 P3			3-2 G6-3	4	0	0	0	0	0	1									
Eric Karros, R (1,3) OBP: 0.348, SLG: 0.456		1-1 F9				1-2 K			2-1 G6-3	3	0	0	0	0	1	0									
Bobby Bonilla, S (1,7) OBP: 0.292, SLG: 0.346		0-0 P6				2-3 K			2-2 HR	3	1	1	1	0	1	0									
Adrian Beltré, R (1,5) OBP: 0.259, SLG: 0.319		2-2 G6-3				0-0 F9			0-0 P4	3	0	0	0	0	0	0									
Charles Johnson, R (1,2) OBP: 0.266, SLG: 0.384			1-3 K			2-1 G5-3			1-1 G6-3	3	0	0	0	0	1	0									
Chan Ho Park, R (1,1) OBP: 0.231, SLG: 0.294						0-3 K				2	0	1	0	0	1	0									
Scott Radinsky, L (8,1)										0	0	0	0	0	0	0									
Matt Luke, L (8, PH) OBP: 0.290, SLG: 0.479										0	0	0	0	0	0	0									
Trenidad Hubbard, R (8, PH) OBP: 0.404, SLG: 0.525										1	0	1	0	0	0	0									
Jeff Shaw, R (9,1)										0	0	0	0	0	0	0									
										0	0	0	0	0	0	0									
Inning Stats	R: 0 H: 0 E: 0 K: 1 S: 9	H: 0 LOB: 1 BB: 1 P: 15	R: 0 H: 0 E: 0 K: 0 S: 6	H: 0 LOB: 0 BB: 0 P: 9	R: 0 H: 1 E: 0 K: 2 S: 8	H: 1 LOB: 1 BB: 0 P: 12	R: 0 H: 0 E: 0 K: 2 S: 8	H: 0 LOB: 0 BB: 0 P: 12	R: 0 H: 2 E: 0 K: 1 S: 6	H: 2 LOB: 1 BB: 0 P: 10	R: 0 H: 2 E: 0 K: 0 S: 7	H: 2 LOB: 1 BB: 0 P: 10	R: 1 H: 1 E: 0 K: 0 S: 7	H: 1 LOB: 0 BB: 0 P: 13	R: 0 H: 1 E: 0 K: 0 S: 9	H: 1 LOB: 0 BB: 0 P: 12	R: 0 H: 0 E: 0 K: 2 S: 11	H: 0 LOB: 0 BB: 0 P: 15	1B: 3 2B: 1 3B: 0 HR: 1	SF: 0 SAC: 0 DP: 1 HBP: 0	WP: 0 PB: 0 SB: 0 CS: 0	PA: 31			
PITCHER	IP	WLS	BF	H	R	ER	SO	BB	IBB	HBP	BLK	WP	HR	S	P	ERA	WHIP								
Chris Peters, L (1,1) ERA: 3.62	7.0	W	25	4	1	1	6	1	0	0	0	0	0	2	3	0.00	0.000								
Elmer Dessens, R (8,1) ERA: 4.5	0.1		1	0	0	0	0	0	0	0	0	0	0	2	3	0.00	0.000								
Ricardo Rincon, L (8,1) ERA: 1.65	1.2	S	5	1	0	0	2	0	0	0	0	0	0	18	24	0.00	0.600								

Pittsburgh Pirates @ Los Angeles Dodgers
Dodger Stadium, Los Angeles, CA
Sun Aug 09 1998, 7:05 PM PDT
Att: 43,227 - Unknown - 99 F

AB	30
R	1
H	5
RBI	1
BB	1
SO	8
LOB	6



Batter	1	2	3	4	5	6	7	8	9	AB	R	H	RBI	BB	SO	LOB	TOP					
Todd Dunwoody, L (1.8) OBP: 0.287, SLG: 0.372										6	2	3	3	0	2	2	Florida Marlins @ Los Angeles Dodgers Dodger Stadium, Los Angeles, CA Tue Aug 11 1998, 3:33 AM PDT Att: 35,270 - Sunny - 98 F					
Edgar Renteria, R (1.6) OBP: 0.354, SLG: 0.354										4	1	2	0	1	1	1						
Mark Kotsay, L (1.9) OBP: 0.318, SLG: 0.386										5	1	4	1	0	0	2						
Derrek Lee, R (1.3) OBP: 0.330, SLG: 0.442										5	0	3	2	0	1	1						
Cliff Floyd, L (1.7) OBP: 0.333, SLG: 0.457										5	1	1	0	0	3	5						
John Wehner, R (8.7) OBP: 0.250, SLG: 0.246										0	0	0	0	0	0	0						
Kevin Oris, R (1.5) OBP: 0.282, SLG: 0.272										4	1	1	0	1	0	1						
Gregg Zaun, S (1.2) OBP: 0.282, SLG: 0.304										4	1	2	1	1	1	1						
Luis Castillo, S (1.4) OBP: 0.231, SLG: 0.261										4	1	1	0	1	3	2						
Jesus Sanchez, L (1.1) OBP: 0.103, SLG: 0.132										2	0	0	0	0	1	0						
Brian Edmondson, R (7.1) OBP: 0.377, SLG: 0.333										1	0	0	0	0	1	0						
John Cangelosi, S (9. PH) OBP: 0.500, SLG: 0.500										0	0	0	0	0	0	0						
Matt Mantel, R (9.1) OBP: 0.500, SLG: 0.500										0	0	0	0	0	0	0						
Antonio Alfonseca, R (9.1) OBP: 0.231, SLG: 0.261										0	0	0	0	0	0	0						
Inning Stats	R: 0 E: 0 K: 2 S: 15	H: 2 LOB: 2 BB: 0 P: 22	R: 0 E: 0 K: 2 S: 13	H: 0 LOB: 0 BB: 0 P: 18	R: 1 E: 0 K: 2 S: 16	H: 3 LOB: 2 BB: 0 P: 22	R: 3 E: 1 K: 0 S: 13	H: 4 LOB: 1 BB: 1 P: 23	R: 1 E: 0 K: 2 S: 13	H: 2 LOB: 1 BB: 0 P: 22	R: 1 E: 0 K: 0 S: 11	H: 3 LOB: 1 BB: 0 P: 19	R: 0 E: 0 K: 2 S: 9	H: 0 LOB: 1 BB: 1 P: 17	R: 2 E: 0 K: 3 S: 15	H: 2 LOB: 2 BB: 1 P: 21	R: 0 E: 0 K: 0 S: 11	H: 1 LOB: 2 BB: 1 P: 18	1B: 10 2B: 6 3B: 0 HR: 1	SF: 0 SAC: 1 DP: 1 HBP: 0	WP: 1 PB: 1 SB: 0 CS: 0	PA: 46
PITCHER	IP WLS BF H R ER SO BB IBB HBP BLK WP HR S P ERA WHIP																					
37 Darren Dreifort, R (1.1) ERA: 3.89	5.0 L 26 11 5 5 8 1 0 0 0 0 1 0 70 107 9.00 2.400																					
Darren Hall, R (6.1) ERA: 10.32	1.0 5 3 1 1 0 0 0 0 0 0 1 11 19 9.00 3.000																					
Mike Judd, R (7.1) ERA: 9.0	2.0 10 2 2 2 5 2 0 0 0 0 0 0 24 38 9.00 2.000																					
Mark Guthrie, L (9.1) ERA: 2.27	1.0 5 1 0 0 0 1 0 0 0 0 0 0 11 18 0.00 2.000																					

Batter	1	2	3	4	5	6	7	8	9	AB	R	H	RBI	BB	SO	LOB	BOTTOM					
Eric Young Sr., R (1.4) OBP: 0.355, SLG: 0.365										3	0	1	1	2	0	1	Florida Marlins @ Los Angeles Dodgers Dodger Stadium, Los Angeles, CA Tue Aug 11 1998, 3:33 AM PDT Att: 35,270 - Sunny - 98 F					
Mark Czuzdzianek, R (1.6) OBP: 0.321, SLG: 0.374										5	0	3	2	0	0	1						
Raul Mondesi, R (1.8) OBP: 0.314, SLG: 0.531										5	0	0	1	0	1	5						
Gary Sheffield, R (1.9) OBP: 0.426, SLG: 0.529										4	0	0	0	1	0	1						
Eric Karros, R (1.3) OBP: 0.352, SLG: 0.455										3	1	1	0	2	1	3						
Bobby Bonilla, S (1.7) OBP: 0.295, SLG: 0.343										2	1	0	0	2	0	1						
Adrian Beltré, R (1.5) OBP: 0.272, SLG: 0.331										4	1	3	0	0	0	2						
Charles Johnson, R (1.2) OBP: 0.269, SLG: 0.387										3	2	1	1	1	0	2						
37 Darren Dreifort, R (1.1) ERA: 3.89										1	0	0	0	0	1	0						
Darren Hall, R (6.1) ERA: 10.32										0	0	0	0	0	0	0						
Roger Cedeno, S (6. PH) OBP: 0.500, SLG: 0.500										0	0	0	0	0	0	0						
Mike Judd, R (7.1) ERA: 9.0										0	0	0	0	0	0	0						
Jim Eisenreich, L (9. PH) OBP: 0.276, SLG: 0.290										0	0	0	0	0	0	0						
Mark Guthrie, L (9.1) ERA: 2.27										0	1	0	1	1	0	0						
Inning Stats	R: 0 E: 0 K: 1 S: 8	H: 0 LOB: 0 BB: 0 P: 12	R: 0 E: 0 K: 0 S: 4	H: 1 LOB: 0 BB: 0 P: 8	R: 0 E: 0 K: 1 S: 6	H: 1 LOB: 0 BB: 0 P: 10	R: 0 E: 0 K: 0 S: 13	H: 2 LOB: 1 BB: 0 P: 21	R: 0 E: 0 K: 1 S: 9	H: 1 LOB: 1 BB: 0 P: 14	R: 0 E: 0 K: 1 S: 9	H: 0 LOB: 1 BB: 1 P: 17	R: 0 E: 0 K: 0 S: 8	H: 0 LOB: 1 BB: 2 P: 21	R: 1 E: 0 K: 1 S: 13	H: 2 LOB: 1 BB: 0 P: 17	R: 5 E: 0 K: 0 S: 29	H: 2 LOB: 3 BB: 6 P: 56	1B: 8 2B: 1 3B: 0 HR: 0	SF: 0 SAC: 0 DP: 3 HBP: 0	WP: 0 PB: 0 SB: 0 CS: 1	PA: 41
PITCHER	IP WLS BF H R ER SO BB IBB HBP BLK WP HR S P ERA WHIP																					
Jesus Sanchez, L (1.1) ERA: 4.05	6.1 W 24 5 0 0 4 3 0 0 0 0 0 0 55 99 0.00 1.263																					
Brian Edmondson, R (7.1) ERA: 3.74	1.2 6 2 1 1 1 0 0 0 0 0 0 0 15 21 5.40 1.200																					
Matt Mantel, R (9.1) ERA: 2.98	0.1 5 1 4 4 0 3 0 0 0 0 0 0 11 23 108.00 12.000																					
Antonio Alfonseca, R (9.1) ERA: 3.88	0.2 6 1 1 1 0 2 1 0 0 0 0 0 18 33 13.50 4.500																					

Batter	1	2	3	4	5	6	7	8	9	AB	R	H	RBI	BB	SO	LOB	TOP								
John Cangelosi, S (1, 8) OBP: 0.374, SLG: 0.331 Todd Dunwoody, L (8, 8) OBP: 0.286, SLG: 0.370										4	0	1	0	0	0	1									
Edgar Renteria, R (1, 6) OBP: 0.352, SLG: 0.354										5	0	1	1	0	2	1									
Mark Kotsay, L (1, 9) OBP: 0.316, SLG: 0.383										5	0	1	0	0	1	1									
Derrek Lee, R (1, 3) OBP: 0.332, SLG: 0.452										4	2	2	1	0	0	1									
John Wehner, R (1, 7) OBP: 0.266, SLG: 0.250										3	0	1	0	1	0	1									
Dave Berg, R (1, 5) OBP: 0.355, SLG: 0.372										3	0	1	1	1	1	2									
Mike Redmond, R (1, 2) OBP: 0.362, SLG: 0.427										4	0	1	0	0	0	4									
Luis Castillo, S (1, 4) OBP: 0.267, SLG: 0.240										2	0	0	0	2	1	2									
Kirt Ojala, L (1, 1) OBP: 0.250, SLG: 0.214 Ryan Jackson, L (7, PH) OBP: 0.310, SLG: 0.355 Rob Stanifer, R (7, 1) Justin Speier, R (8, 1) Matt Mantei, R (9, 1) OBP: 0.500, SLG: 0.500										2	0	0	0	0	0	3									
Inning Stats	R: 0 E: 0 K: 0 S: 13	H: 2 LOB: 1 BB: 0 P: 20	R: 0 E: 0 K: 0 S: 11	H: 1 LOB: 2 BB: 1 P: 19	R: 0 E: 0 K: 1 S: 7	H: 0 LOB: 0 BB: 0 P: 12	R: 0 E: 0 K: 1 S: 11	H: 1 LOB: 1 BB: 0 P: 16	R: 0 E: 0 K: 0 S: 5	H: 0 LOB: 0 BB: 1 P: 11	R: 1 E: 1 K: 1 S: 11	H: 1 LOB: 2 BB: 1 P: 19	R: 1 E: 0 K: 0 S: 11	H: 2 LOB: 1 BB: 0 P: 16	R: 1 E: 0 K: 2 S: 22	H: 2 LOB: 2 BB: 1 P: 34	R: 0 E: 0 K: 1 S: 7	H: 0 LOB: 0 BB: 0 P: 10	1B: 7 2B: 1 3B: 0 HR: 1	SF: 0 SAC: 0 DP: 1 HBP: 0	WP: 0 PB: 0 SB: 1 CS: 1	PA: 39			
PITCHER	IP	WLS	BF	H	R	ER	SO	BB	IBB	HBP	BLK	WP	HR	S	P	ERA	WHIP								
Carlos Perez, L (1, 1) ERA: 3.75 Antonio Osuna, R (8, 1) ERA: 2.75	7.0		30	7	2	1	3	3	0	0	0	0	0	69	113	1.29	1.429								

Florida Marlins @ Los Angeles Dodgers
 Dodger Stadium, Los Angeles, CA
 Wed Aug 12 1998, 7:05 PM PDT
 Att: 36,452 - Cloudy - 81 F

AB	35
R	3
H	9
RBI	3
BB	4
SO	6
LOB	18



Batter	1	2	3	4	5	6	7	8	9	AB	R	H	RBI	BB	SO	LOB	BOTTOM								
Eric Young Sr., R (1, 4) OBP: 0.361, SLG: 0.375										5	0	4	2	0	0	0									
Mark Cudzielnak, R (1, 6) OBP: 0.317, SLG: 0.370										5	0	0	0	0	2	5									
Raul Mondesi, R (1, 8) OBP: 0.318, SLG: 0.534										3	0	2	0	1	0	1									
Gary Sheffield, R (1, 9) OBP: 0.425, SLG: 0.525										3	0	0	0	1	0	2									
Eric Karros, R (1, 3) OBP: 0.351, SLG: 0.451										3	0	0	0	1	1	3									
Bobby Bonilla, S (1, 7) OBP: 0.295, SLG: 0.343 Roger Cedeno, S (7, FR) OBP: 0.337, SLG: 0.315										3	0	1	0	0	0	0									
Adrian Beltré, R (1, 5) OBP: 0.267, SLG: 0.324										3	0	0	0	0	2										
Charles Johnson, R (1, 2) OBP: 0.271, SLG: 0.384										2	1	0	0	2	1	2									
Carlos Perez, L (1, 1) OBP: 0.185, SLG: 0.264 Jim Eisenreich, L (7, PH) OBP: 0.280, SLG: 0.250 Antonio Osuna, R (8, 1) Matt Luke, L (9, PH) OBP: 0.282, SLG: 0.476										2	0	0	0	0	2	2									
Inning Stats	R: 0 E: 0 K: 1 S: 13	H: 1 LOB: 2 BB: 1 P: 24	R: 0 E: 0 K: 1 S: 8	H: 0 LOB: 1 BB: 1 P: 15	R: 0 E: 0 K: 1 S: 5	H: 1 LOB: 0 BB: 0 P: 5	R: 0 E: 0 K: 1 S: 8	H: 0 LOB: 0 BB: 0 P: 12	R: 1 E: 0 K: 0 S: 6	H: 1 LOB: 1 BB: 0 P: 9	R: 1 E: 0 K: 1 S: 10	H: 2 LOB: 2 BB: 1 P: 19	R: 0 E: 0 K: 1 S: 14	H: 0 LOB: 2 BB: 2 P: 27	R: 0 E: 0 K: 1 S: 9	H: 1 LOB: 1 BB: 0 P: 12	1B: 5 2B: 2 3B: 0 HR: 0	SF: 0 SAC: 1 DP: 1 HBP: 0	WP: 0 PB: 1 SB: 0 CS: 1	PA: 38					
PITCHER	IP	WLS	BF	H	R	ER	SO	BB	IBB	HBP	BLK	WP	HR	S	P	ERA	WHIP								
Kirt Ojala, L (1, 1) ERA: 3.11 Rob Stanifer, R (7, 1) ERA: 4.54 Justin Speier, R (8, 1) ERA: 13.5 Matt Mantei, R (9, 1) ERA: 2.91	6.0		23	4	1	1	5	3	0	0	0	0	0	10	23	9.00	4.000								

Florida Marlins @ Los Angeles Dodgers
 Dodger Stadium, Los Angeles, CA
 Wed Aug 12 1998, 7:05 PM PDT
 Att: 36,452 - Cloudy - 81 F


AB	31
R	2
H	7
RBI	2
BB	6
SO	8
LOB	19

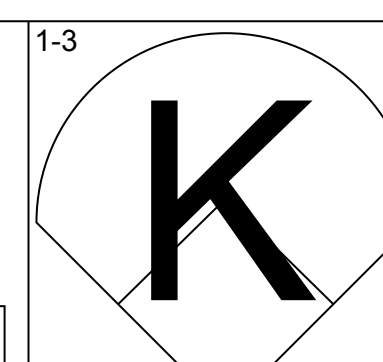
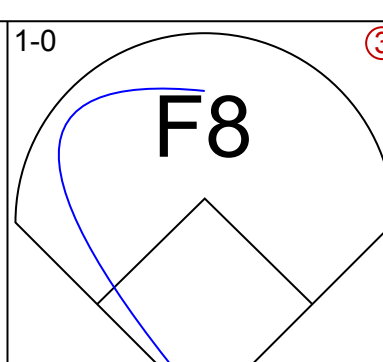
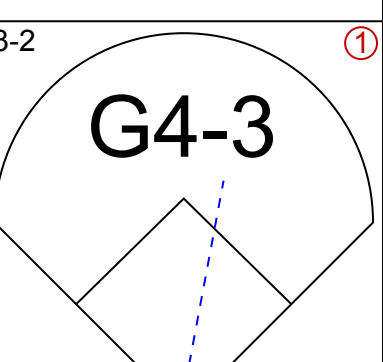
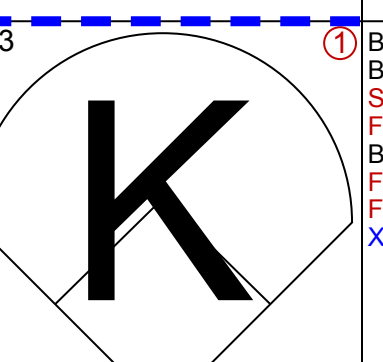
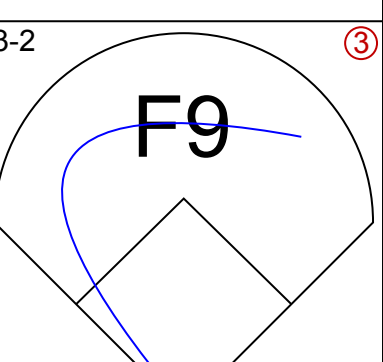
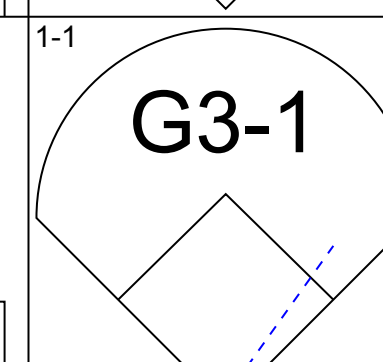
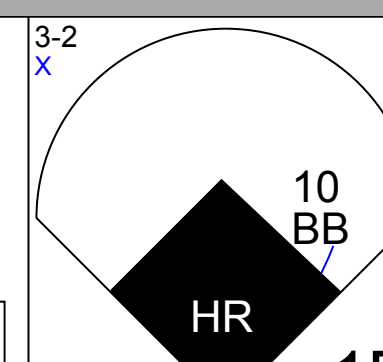
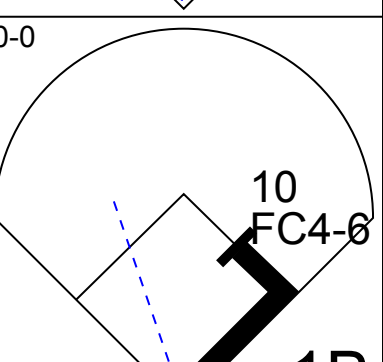
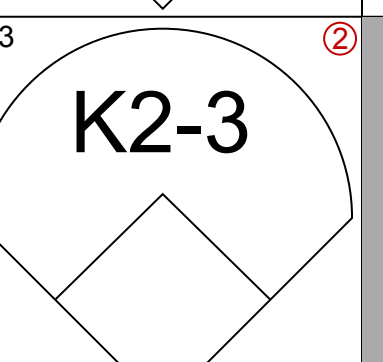
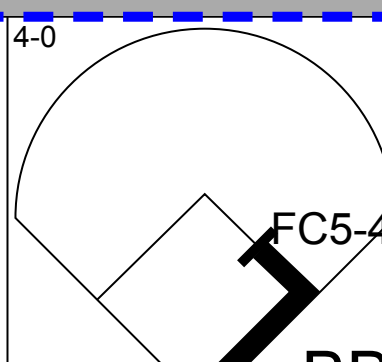
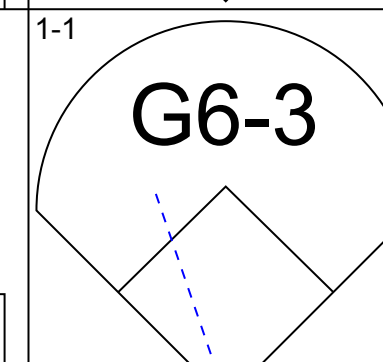
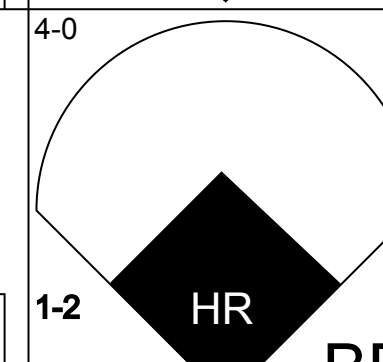
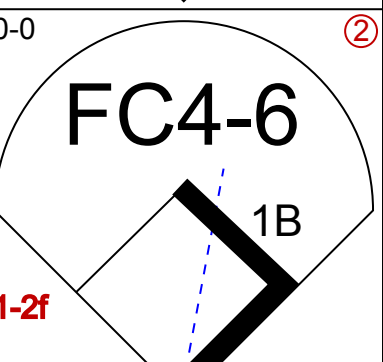
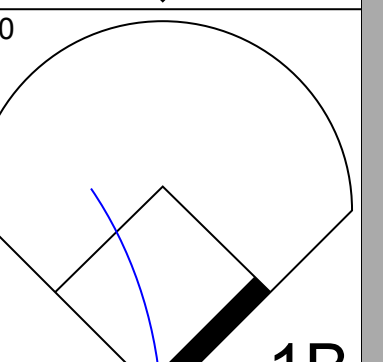
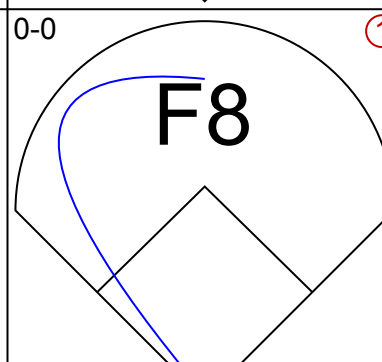
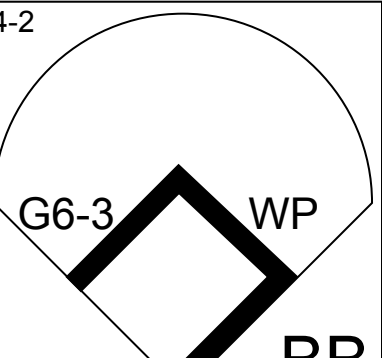
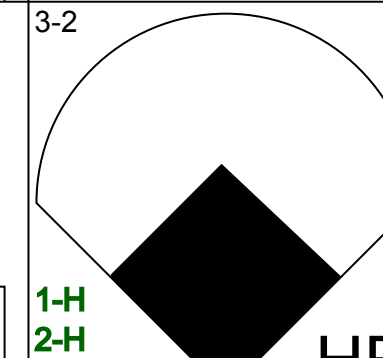
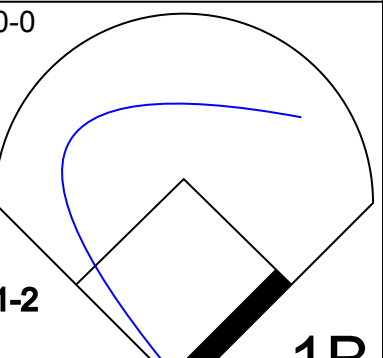
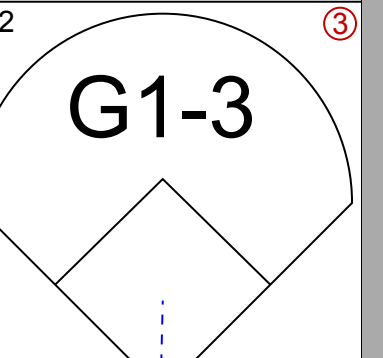
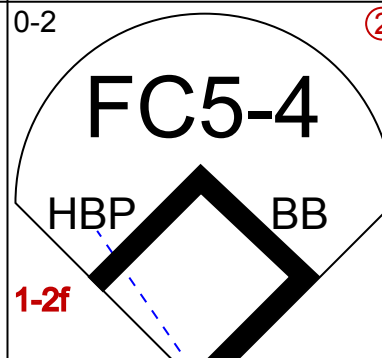
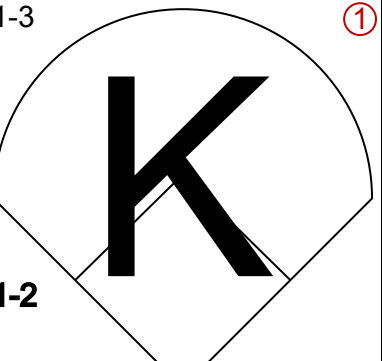
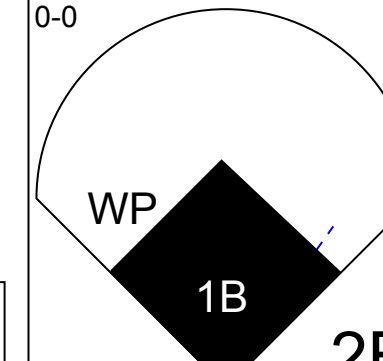
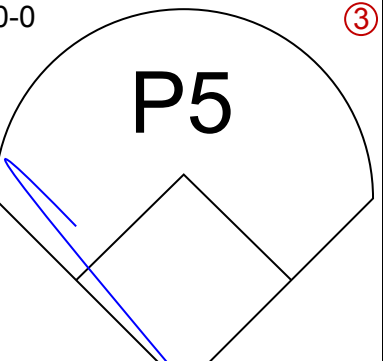
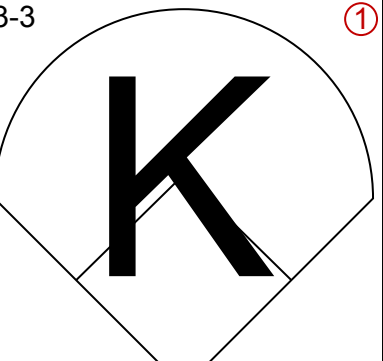
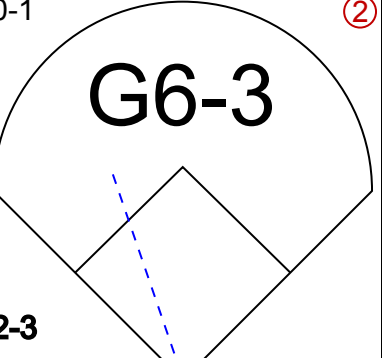
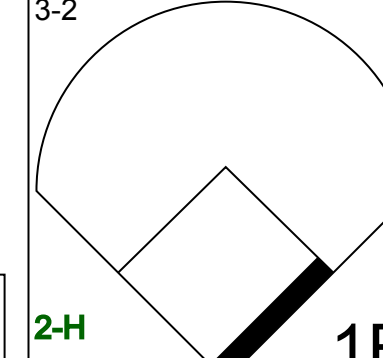
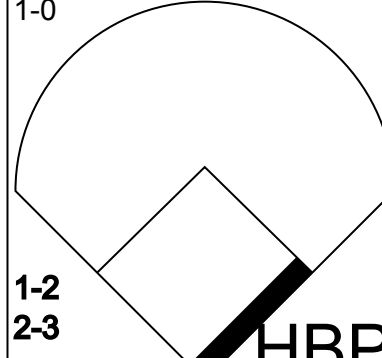
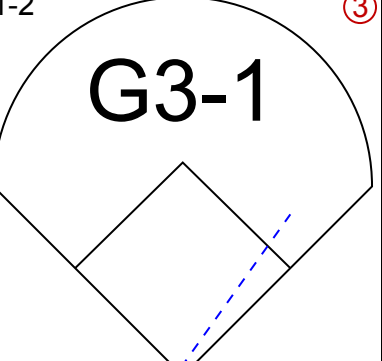
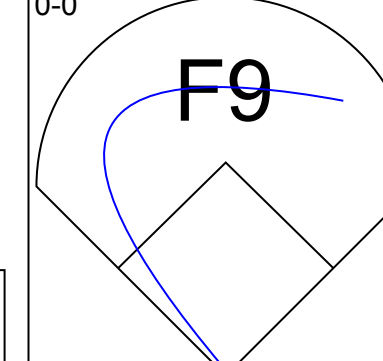
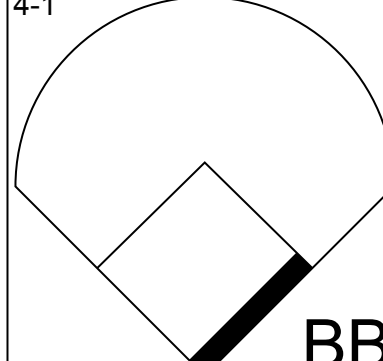
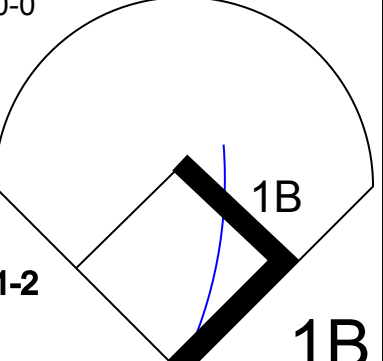
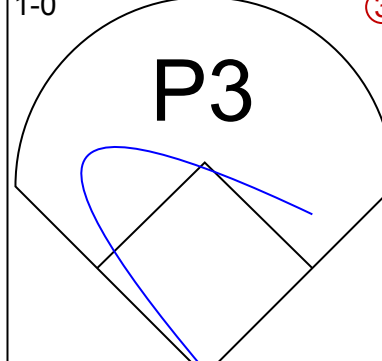

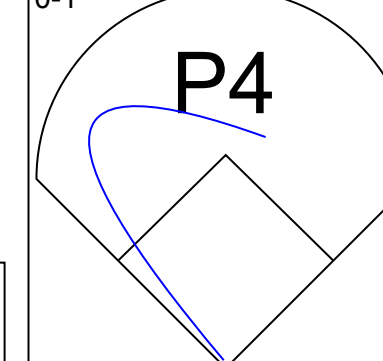
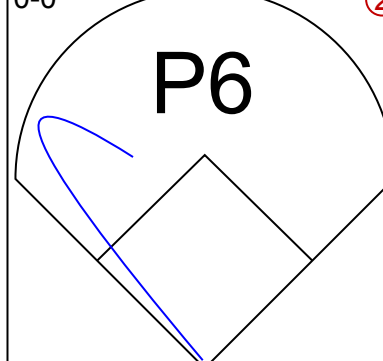
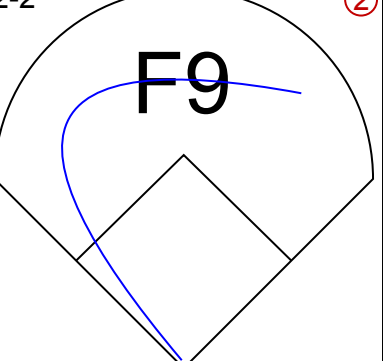

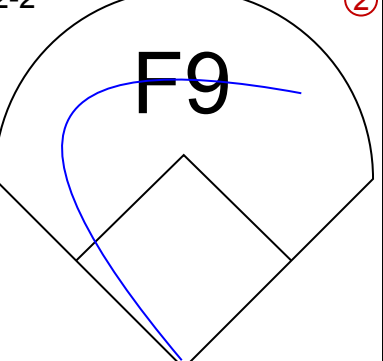
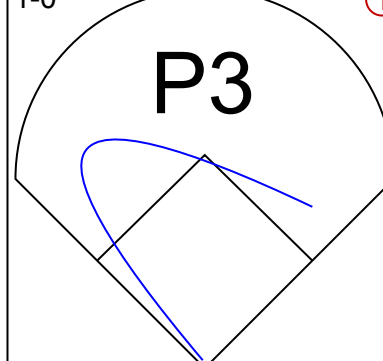
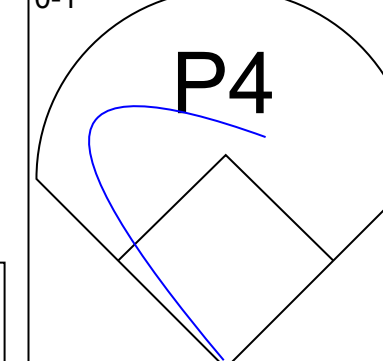
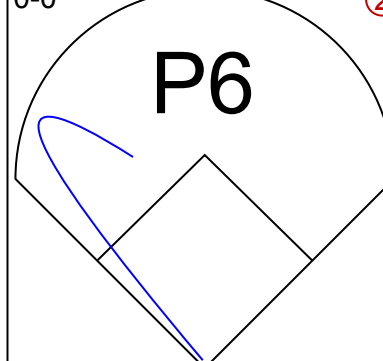
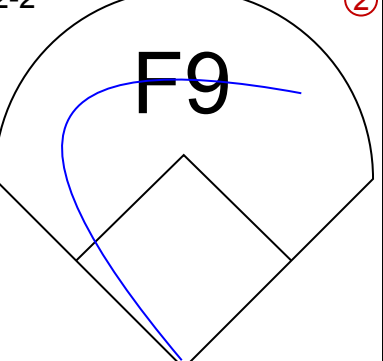
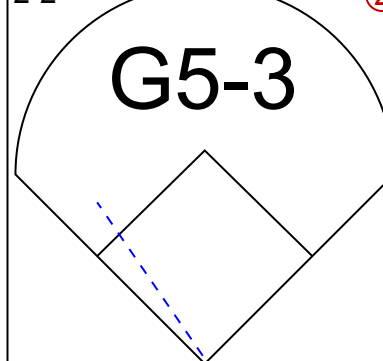
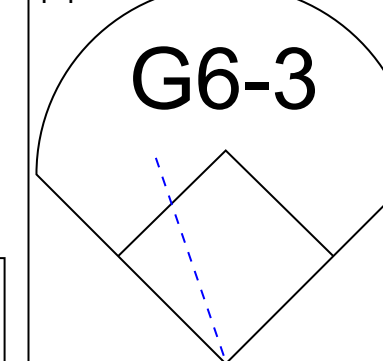
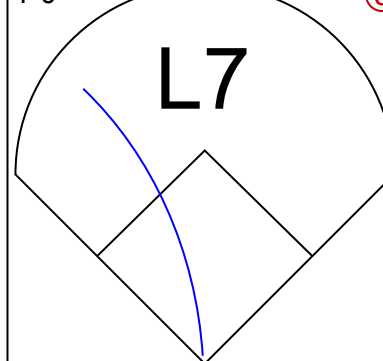
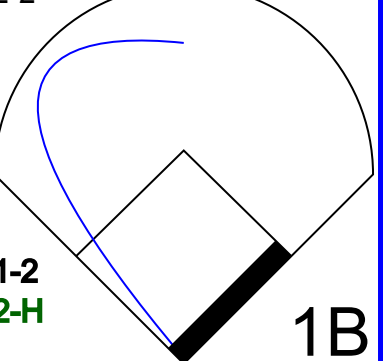


Batter	1	2	3	4	5	6	7	8	9	AB	R	H	RBI	BB	SO	LOB	TOP					
Todd Dunwoody, L (1, 8) OBP: 0.285, SLG: 0.369	G4-3		BB 1B		G1-3			G4-3		4	1	1	0	0	0	0	Florida Marlins @ Los Angeles Dodgers Dodger Stadium, Los Angeles, CA Thu Aug 13 1998, 7:05 PM PDT Att: 34,804 - Unknown - 77 F					
Edgar Renteria, R (1, 6) OBP: 0.352, SLG: 0.352	G6-3		BB 1B			G6-3		F7		3	0	0	0	1	0							
Mark Kotsay, L (1, 9) OBP: 0.320, SLG: 0.392	G6-3		1-3 2-H 1B			G5-3 3B		1B		4	1	3	1	0	0							
Derrek Lee, R (1, 3) OBP: 0.333, SLG: 0.451		G5-4-3 HBP		P3		G5-3		1B		3	0	1	1	0	0	2						
Kevin Orie, R (1, 5) OBP: 0.258, SLG: 0.267	G5-4-3			F7		F8		K		4	0	0	0	0	1	3						
John Wehner, R (1, 7) OBP: 0.284, SLG: 0.258				G4-3				F5		2	0	1	0	1	0	0						
Cliff Floyd, L (9, PH) OBP: 0.332, SLG: 0.456		BB						1B		1	0	0	0	0	0	2						
Mike Redmond, R (1, 2) OBP: 0.316, SLG: 0.413	G6-3			G3-1				F7		3	0	0	0	0	0	2						
Gregg Zaun, S (9, PH) OBP: 0.281, SLG: 0.302										1	0	0	0	0	0	2						
Luis Castillo, S (1, 4) OBP: 0.242, SLG: 0.214			L3		B1-3			G1-3		3	0	0	0	0	0	0						
Brian Meadows, R (1, 1) OBP: 0.182, SLG: 0.125			G4-3		G6-3			G4-3		1	0	0	0	0	0	0						
Ryan Jackson, L (5, PH) OBP: 0.309, SLG: 0.354										1	0	0	0	0	0	0						
Rob Stanifer, R (5, 1) OBP: 0.372, SLG: 0.328										0	0	0	0	0	0	0						
John Cangelosi, S (8, PH) OBP: 0.372, SLG: 0.328										1	0	0	0	0	0	0						
Donn Pall, R (8, 1) OBP: 0.372, SLG: 0.328										0	0	0	0	0	0	0						
Inning Stats	R: 0 E: 0 K: 0 S: 7	H: 0 LOB: 0 BB: 0 P: 10	R: 0 E: 0 K: 0 S: 7	H: 0 LOB: 1 BB: 1 P: 14	R: 1 E: 0 K: 0 S: 12	H: 2 LOB: 2 BB: 1 P: 21	R: 0 E: 0 K: 0 S: 6	H: 0 LOB: 0 BB: 0 P: 9	R: 0 E: 0 K: 0 S: 4	H: 0 LOB: 0 BB: 0 P: 6	R: 1 E: 0 K: 0 S: 7	H: 1 LOB: 0 BB: 0 P: 11	R: 0 E: 0 K: 0 S: 5	H: 1 LOB: 0 BB: 0 P: 8	R: 0 E: 0 K: 0 S: 4	H: 0 LOB: 0 BB: 0 P: 7	R: 0 E: 0 K: 1 S: 13	H: 2 LOB: 2 BB: 0 P: 17	1B: 5 2B: 0 3B: 1 HR: 0	SF: 0 SAC: 0 DP: 2 HBP: 1	WP: 0 PB: 0 SB: 0 CS: 0	PA: 34
PITCHER	IP WLS BF H R ER SO BB IBB HBP BLK WP HR S P ERA WHIP																					
Brian Bohanon, L (1, 1) ERA: 2.75	8.0 W 29 4 2 2 0 2 0 0 1 0 0 0 52 86 2.25 0.750																					
Jeff Shaw, R (9, 1) ERA: 1.74	1.0 S 5 2 0 0 1 0 0 0 0 0 0 0 13 17 0.00 2.000																					

Batter	1	2	3	4	5	6	7	8	9	AB	R	H	RBI	BB	SO	LOB	BOTTOM			
Eric Young Sr., R (1, 4) OBP: 0.363, SLG: 0.377	S 1B	2-H 1B			G6-3			G5-3		4	0	2	1	0	0	0	Florida Marlins @ Los Angeles Dodgers Dodger Stadium, Los Angeles, CA Thu Aug 13 1998, 7:05 PM PDT Att: 34,804 - Unknown - 77 F			
Mark Czuzzielanek, R (1, 6) OBP: 0.315, SLG: 0.307	F9	F2		G6-3			G6-3			4	0	0	0	0	0	2				
Raul Mondesi, R (1, 8) OBP: 0.316, SLG: 0.531	G1-3			G6-3			F8			3	0	0	0	0	0	1				
Trenidad Hubbard, R (6, 8) OBP: 0.400, SLG: 0.520	1-2									1	0	0	0	0	0	0				
Gary Sheffield, R (1, 9) OBP: 0.425, SLG: 0.523	F7		S 1B BB				K			3	0	1	0	1	1	1				
Eric Karros, R (1, 3) OBP: 0.352, SLG: 0.452		1B 1B	G3-6-1 1B				K			4	1	2	0	0	1	1				
Matt Luke, L (1, 7) OBP: 0.282, SLG: 0.471		CS 1B WP 1B	G3-6-1 1B				F8			4	1	1	0	0	0	3				
Charles Johnson, R (1, 2) OBP: 0.274, SLG: 0.387		1-2 2-H 1B					F8			3	1	2	1	0	0	0				
Adrián Beltré, R (1, 5) OBP: 0.275, SLG: 0.347		SH3-4 1B BB					G6-3			2	2	1	2	1	0	0				
Brian Bohanon, L (1, 1) OBP: 0.333, SLG: 0.407		SH3-4								2	0	0	0	0	1	0				
Jeff Shaw, R (9, 1) ERA: 6.75		1-2					P7			0	0	0	0	0	0	0				
Inning Stats	R: 0 E: 0 K: 0 S: 10	H: 1 LOB: 1 BB: 0 P: 15	R: 3 E: 0 K: 0 S: 12	H: 4 LOB: 1 BB: 1 P: 20	R: 0 E: 0 K: 0 S: 4	H: 1 LOB: 1 BB: 1 P: 11	R: 2 E: 0 K: 1 S: 10	H: 2 LOB: 0 BB: 0 P: 12	R: 0 E: 0 K: 0 S: 4	H: 0 LOB: 0 BB: 0 P: 4	R: 0 E: 0 K: 0 S: 4	H: 0 LOB: 0 BB: 0 P: 7	R: 0 E: 0 K: 0 S: 8	H: 1 LOB: 1 BB: 0 P: 11	R: 0 E: 0 K: 0 S: 8	H: 0 LOB: 0 BB: 0 P: 11	1B: 8 2B: 0 3B: 0 HR: 1	SF: 0 SAC: 1 DP: 1 HBP: 0	WP: 1 PB: 0 SB: 3 CS: 2	PA: 33
PITCHER	IP WLS BF H R ER SO BB IBB HBP BLK WP HR S P ERA WHIP																			
Brian Meadows, R (1, 1) ERA: 4.81	4.0 L 20 8 5 0 0 0 2 0 0 0 0 0 19 26 0.00 0.000																			
Rob Stanifer, R (5, 1) ERA: 4.5	3.0 9 0 0 0 2 0 0 0 0 0 0 0 19 26 0.00 0.000																			
Donn Pall, R (8, 1) ERA: 6.75	1.0 4 1 0 0 0 0 0 0 0 0 0 0 8 11 0.00 1.000																			

AB	31
R	2
H	6
RBI	2
BB	2
SO	1
LOB	11

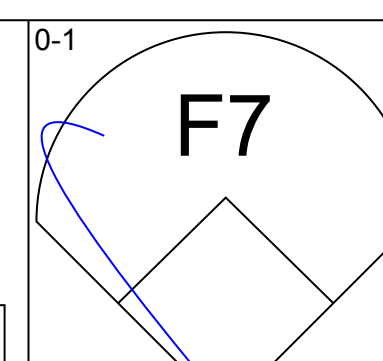
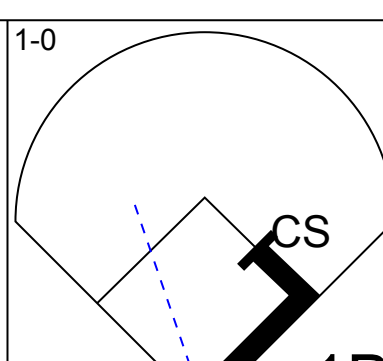
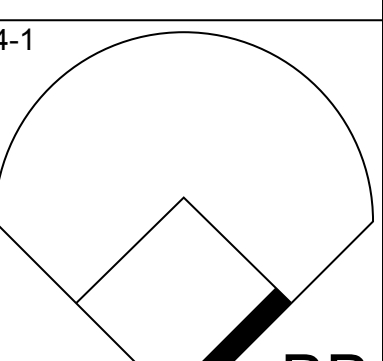
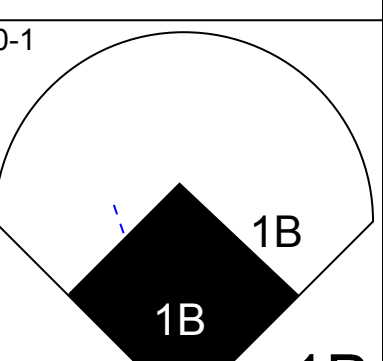
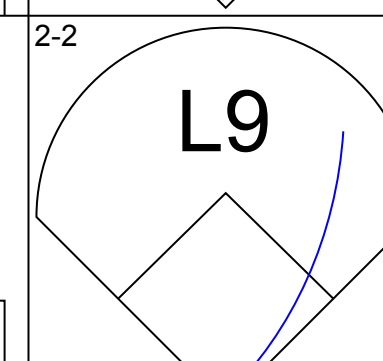
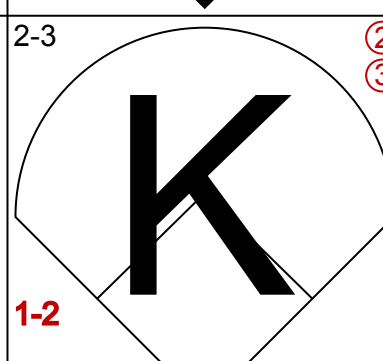
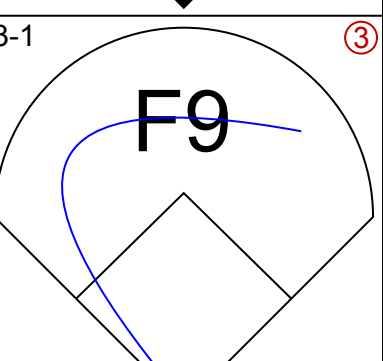
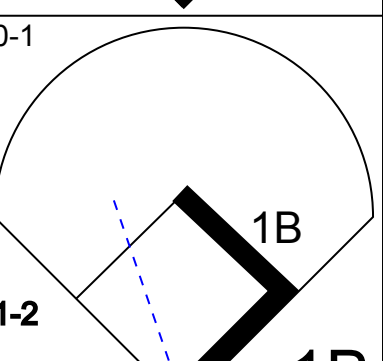
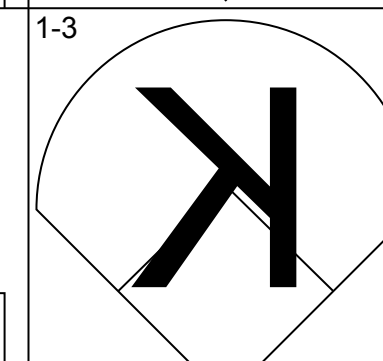
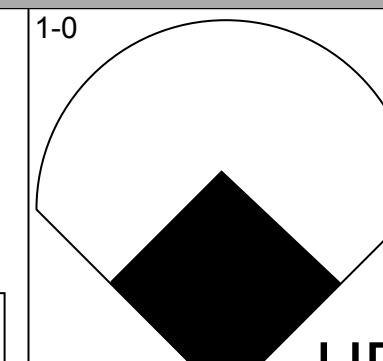
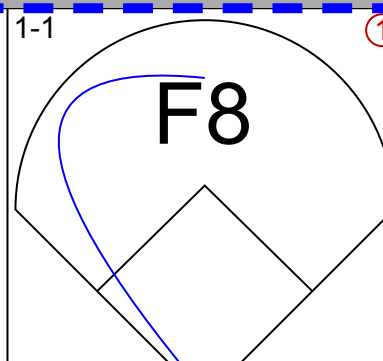
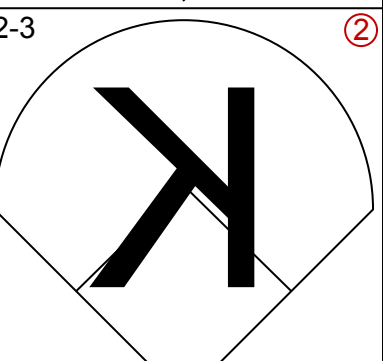
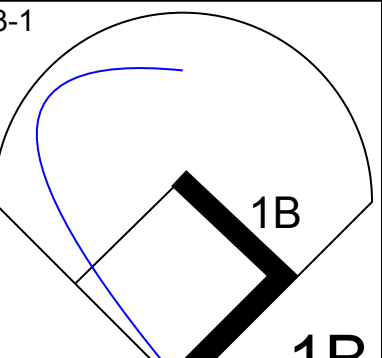
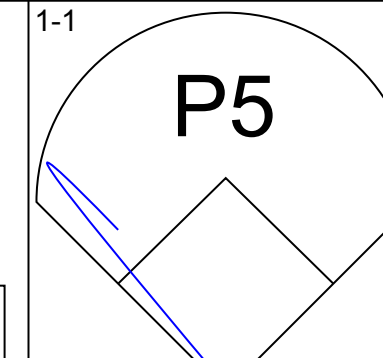
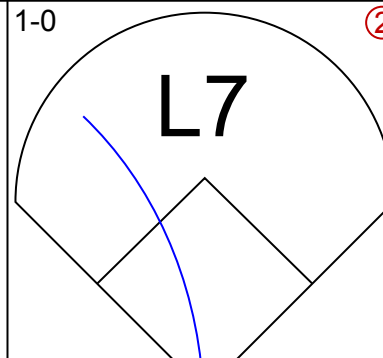
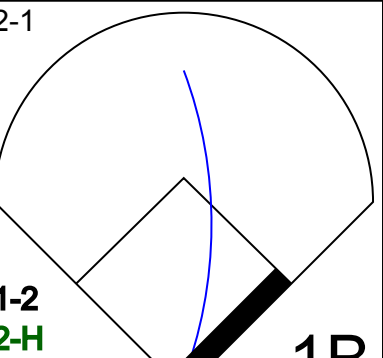
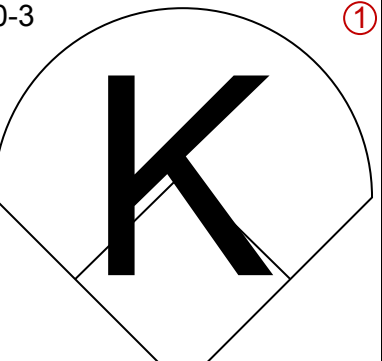
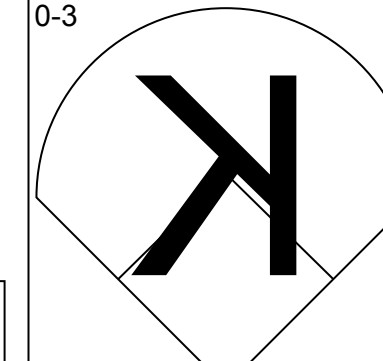
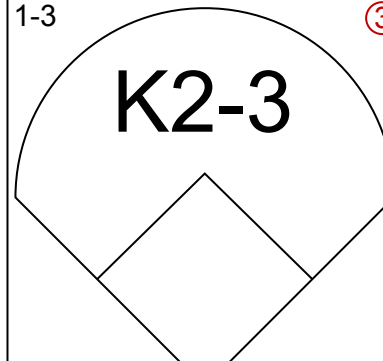
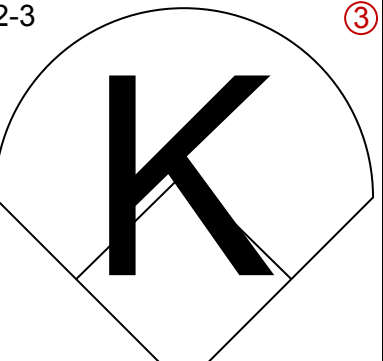
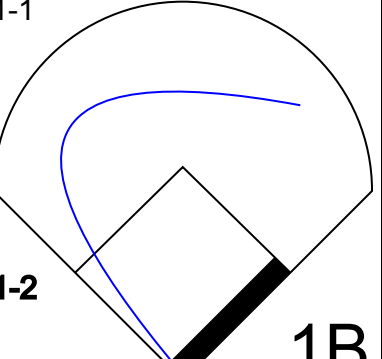
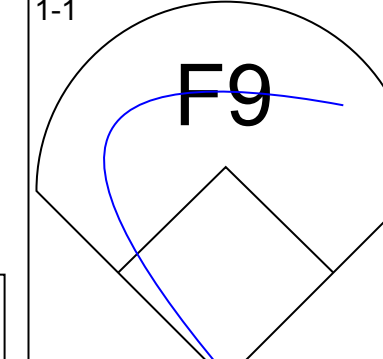
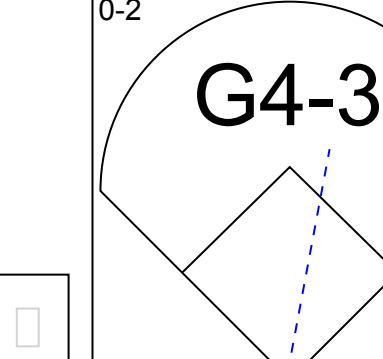
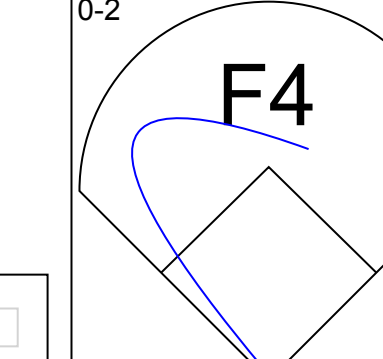
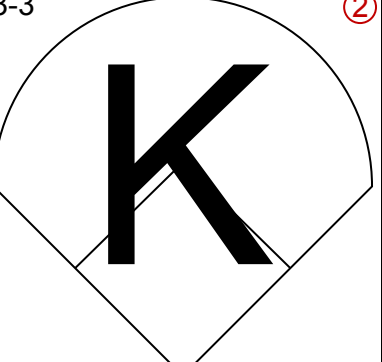
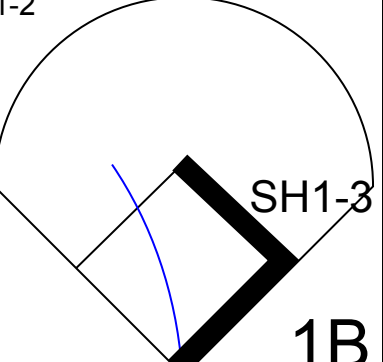

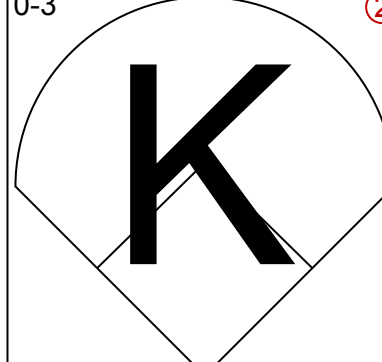
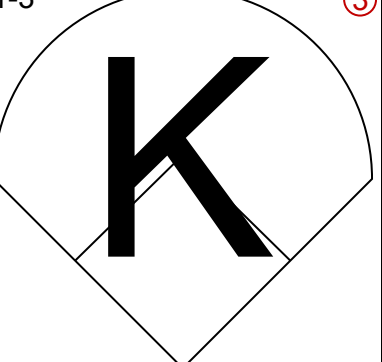
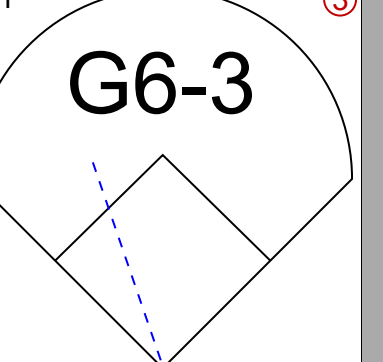
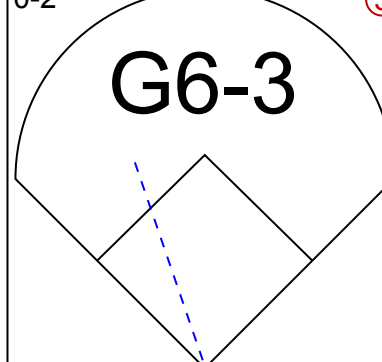


Batter	1	2	3	4	5	6	7	8	9	AB	R	H	RBI	BB	SO	LOB	TOP			
Walt Weiss, S OBP: 0.398, SLG: 0.353										5	0	0	0	0	2	2				
Keith Lockhart, L OBP: 0.328, SLG: 0.405										4	1	2	0	1	1	0				
10 Chipper Jones, S OBP: 0.417, SLG: 0.581										4	1	1	0	1	0	2				
Andres Galarraga, R OBP: 0.395, SLG: 0.606										4	1	2	3	1	0	2				
Ryan Klesko, L OBP: 0.353, SLG: 0.505										3	1	1	0	0	1	3				
Gerald Williams, R OBP: 0.323, SLG: 0.432										1	0	0	0	1	1	0				
Javy Lopez, R OBP: 0.337, SLG: 0.540										4	1	2	1	0	0	1				
Michael Tucker, L OBP: 0.265, SLG: 0.444										2	0	0	0	1	0	2				
Danny Bautista, R OBP: 0.260, SLG: 0.357										2	0	1	0	0	0	3				
Andruw Jones, R OBP: 0.305, SLG: 0.490										4	0	0	0	0	0	4				
Kevin Millwood, R OBP: 0.265, SLG: 0.288										2	0	0	0	0	0	1				
Tony Gwynn, R OBP: 0.398, SLG: 0.500										1	0	0	0	0	0	1				
Dennis Martinez, R OBP: 0.167, SLG: 0.162										0	0	0	0	0	0	0				
Greg Maddux, R OBP: 0.333, SLG: 0.400										1	0	1	1	0	0	0				
Rudy Seanez, R OBP: 0.147, SLG: 0.147										0	0	0	0	0	0	0				
Kerry Ligtenberg, R OBP: 0.147, SLG: 0.147										0	0	0	0	0	0	0				
Inning Stats	R: 0 E: 0 K: 1 S: 7	H: 0 LOB: 0 BB: 0 P: 10	R: 0 E: 0 K: 1 S: 11	H: 0 LOB: 1 BB: 1 P: 17	R: 0 E: 0 K: 0 S: 5	H: 1 LOB: 0 BB: 0 P: 9	R: 4 E: 0 K: 0 S: 22	H: 4 LOB: 1 BB: 1 P: 35	R: 0 E: 0 K: 0 S: 5	H: 0 LOB: 1 BB: 1 P: 11	R: 0 E: 0 K: 2 S: 10	H: 1 LOB: 1 BB: 0 P: 14	R: 1 E: 0 K: 1 S: 16	H: 3 LOB: 2 BB: 0 P: 26	R: 0 E: 0 K: 0 S: 8	H: 0 LOB: 3 BB: 2 P: 18	1B: 8 2B: 1 3B: 0 HR: 1	SF: 0 SAC: 0 DP: 0 HBP: 1	WP: 2 PB: 0 SB: 0 CS: 0	PA: 43
PITCHER	IP WLS BF H R ER SO BB IBB HBP BLK WP HR S P ERA WHIP																			
Dave Milicki, R ERA: 4.99	6.0 L 27 6 4 4 2 3 0 0 0 0 2 1 57 92 6.00 1.500																			
Mark Guthrie, L ERA: 2.35	2.0 10 4 1 1 3 0 0 0 0 0 0 0 26 40 4.50 2.000																			
Sean Maloney, R ERA:	1.0 6 0 0 0 0 2 0 1 0 0 0 0 8 18 0.00 2.000																			

Atlanta Braves @ Los Angeles Dodgers
Dodger Stadium, Los Angeles, CA
Fri Aug 14 1998, 7:05 PM PDT
Att: 43,560 - Unknown - 80 F

AB 37
R 5
H 10
RBI 5
BB 5
SO 5
LOB 21



Batter	1	2	3	4	5	6	7	8	9	AB	R	H	RBI	BB	SO	LOB	BOTTOM					
Eric Young Sr., R OBP: 0.367, SLG: 0.379										3	1	2	0	1	0	0						
Trenidad Hubbard, R OBP: 0.395, SLG: 0.510										4	0	1	0	0	1	3						
Raul Mondesi, R OBP: 0.315, SLG: 0.535										4	1	1	1	0	2	2						
Eric Karros, R OBP: 0.354, SLG: 0.452										4	0	2	1	0	0	0						
Matt Luke, L OBP: 0.276, SLG: 0.460										4	0	0	0	0	4	3						
Mark Grudzielanek, R OBP: 0.314, SLG: 0.366										4	0	1	0	0	0	0						
Charles Johnson, R OBP: 0.274, SLG: 0.385										4	0	1	0	0	3	2						
Adrian Beltré, R OBP: 0.269, SLG: 0.340										3	0	0	0	0	2	3						
Jim Eisenreich, L OBP: 0.276, SLG: 0.248										1	0	0	0	0	0	0						
Dave Milicki, R OBP: 0.200, SLG: 0.162										1	0	0	0	0	1	0						
Mark Guthrie, R										0	0	0	0	0	0	0						
Roger Cedeno, S OBP: 0.335, SLG: 0.313										1	0	0	0	0	1	0						
Sean Maloney, R										0	0	0	0	0	0	0						
Inning Stats	R: 0 E: 0 K: 1 S: 10	H: 0 LOB: 0 BB: 0 P: 13	R: 0 E: 0 K: 3 S: 15	H: 2 LOB: 2 BB: 0 P: 23	R: 0 E: 0 K: 2 S: 8	H: 1 LOB: 0 BB: 0 P: 12	R: 1 E: 0 K: 1 S: 8	H: 1 LOB: 0 BB: 0 P: 11	R: 0 E: 0 K: 1 S: 11	H: 1 LOB: 2 BB: 1 P: 20	R: 0 E: 0 K: 1 S: 7	H: 0 LOB: 0 BB: 0 P: 10	R: 0 E: 0 K: 1 S: 8	H: 0 LOB: 0 BB: 0 P: 10	R: 1 E: 0 K: 3 S: 15	H: 3 LOB: 2 BB: 0 P: 22	R: 0 E: 0 K: 1 S: 9	H: 0 LOB: 0 BB: 0 P: 9	1B: 7 2B: 0 3B: 0 HR: 1	SF: 0 SAC: 1 DP: 0 HBP: 0	WP: 0 PB: 0 SB: 0 CS: 1	PA: 35
PITCHER	IP WLS BF H R ER SO BB IBB HBP BLK WP HR S P ERA WHIP																					
Kevin Millwood, R ERA: 4.41	5.0 W 20 5 0 0 0 1 0 0 0 0 0 0 52 79 1.80 1.200																					
Dennis Martinez, R ERA: 4.58	2.0 6 0 0 0 2 0 0 0 0 0 0 0 15 20 0.00 0.000																					
Rudy Seanez, R ERA: 2.25	1.0 6 3 1 1 3 0 0 0 0 0 0 0 15 22 9.00 3.000																					
Kerry Ligtenberg, R ERA: 2.93	1.0 S 3 0 0 0 1 0 0 0 0 0 0 0 9 9 0.00 0.000																					

Atlanta Braves @ Los Angeles Dodgers
Dodger Stadium, Los Angeles, CA
Fri Aug 14 1998, 7:05 PM PDT
Att: 43,560 - Unknown - 80 F

AB 33
R 2
H 8
RBI 2
BB 1
SO 14
LOB 13



Batter	1	2	3	4	5	6	7	8	9	AB	R	H	RBI	BB	SO	LOB	TOP			
Walt Weiss, S OBP: 0.398, SLG: 0.353	0-1 10 BB HR 1B		1-1 P2	1-0		2-2 K		1-0 G5-3		5	1	2	1	0	1	0	Atlanta Braves @ Los Angeles Dodgers Dodger Stadium, Los Angeles, CA Sat Aug 15 1998, 3:33 AM PDT Att: 41,240 - Sunny - 86 F			
Michael Tucker, L OBP: 0.330, SLG: 0.441 Danny Bautista, R OBP: 0.258, SLG: 0.353	1-3 K		4-1 BB BB	2-3 K		4-0 10 BB 2B		1-2 G5-3		2	1	0	0	2	2	3				
10 Chipper Jones, S OBP: 0.418, SLG: 0.582	4-2 HR BB		0-1 F7		4-2 2B BB	0-1 1-H 2B		2-1 G6-3		3	1	1	1	2	0	1				
Andres Galarraga, R OBP: 0.397, SLG: 0.612	1-1 2-H 2-H HR		4-1 BB	1-2 BB		2-3 K	1-3 K2-3		0-1 1B S 1B	4	1	2	3	1	2	2				
Ryan Klesko, L OBP: 0.353, SLG: 0.506 Gerald Williams, R OBP: 0.325, SLG: 0.429	0-1 E4 G5-4-3		0-3 K		1-0 1-3 2B		4-2 1B 1B BB		1-2 G6-3	3	0	1	0	0	1	2				
Javy Lopez, R OBP: 0.336, SLG: 0.536	1-1 G5-4-3			1-2 G5-3	0-3 K		0-2 1B 1-2 1B		0-0 G5-3	5	0	1	0	0	1	4				
Andruw Jones, R OBP: 0.308, SLG: 0.490		3-1 P5		3-1 G6-3	4-0 BB		2-1 1B 1-3 2-3 1B		3-0 1B S 1B	4	0	2	0	1	0	0				
Tony Graffanino, R OBP: 0.292, SLG: 0.359 Keith Lockhart, L OBP: 0.277, SLG: 0.404		0-0 F8		1-1 29 BB 1B	1-3 K		0-0 1-2 1B		3-2 F8	4	1	2	0	0	1	3				
29 John Smoltz, R OBP: 0.356, SLG: 0.263 John Rocker, R Rudy Seanez, R Kerry Ligtenberg, R		1-3 K		1-1 1B 1-2 1B		0-0 F7		0-0 G4-3		4	0	1	0	0	0	1		2		
Inning Stats	R: 3 E: 1 K: 1 S: 13	H: 2 LOB: 0 BB: 1 P: 20	R: 0 E: 0 K: 1 S: 7	H: 0 LOB: 0 BB: 0 P: 10	R: 0 E: 0 K: 1 S: 9	H: 0 LOB: 2 BB: 2 P: 18	R: 1 E: 0 K: 3 S: 14	H: 3 LOB: 3 BB: 2 P: 23	R: 0 E: 0 K: 3 S: 13	H: 1 LOB: 1 BB: 1 P: 16	R: 0 E: 0 K: 0 S: 10	H: 3 LOB: 2 BB: 1 P: 16	R: 0 E: 0 K: 0 S: 6	H: 0 LOB: 0 BB: 0 P: 10	R: 0 E: 0 K: 0 S: 10	H: 2 LOB: 2 BB: 0 P: 17		1B: 9 2B: 2 3B: 0 HR: 1	SF: 0 SAC: 0 DP: 1 HBP: 0	WP: 0 PB: 0 SB: 2 CS: 0
PITCHER	IP WLS BF H R ER SO BB IBB HBP BLK WP HR S P ERA WHIP	IP WLS BF H R ER SO BB IBB HBP BLK WP HR S P ERA WHIP	IP WLS BF H R ER SO BB IBB HBP BLK WP HR S P ERA WHIP	IP WLS BF H R ER SO BB IBB HBP BLK WP HR S P ERA WHIP	IP WLS BF H R ER SO BB IBB HBP BLK WP HR S P ERA WHIP	IP WLS BF H R ER SO BB IBB HBP BLK WP HR S P ERA WHIP	IP WLS BF H R ER SO BB IBB HBP BLK WP HR S P ERA WHIP	IP WLS BF H R ER SO BB IBB HBP BLK WP HR S P ERA WHIP	IP WLS BF H R ER SO BB IBB HBP BLK WP HR S P ERA WHIP	IP WLS BF H R ER SO BB IBB HBP BLK WP HR S P ERA WHIP	IP WLS BF H R ER SO BB IBB HBP BLK WP HR S P ERA WHIP	IP WLS BF H R ER SO BB IBB HBP BLK WP HR S P ERA WHIP	IP WLS BF H R ER SO BB IBB HBP BLK WP HR S P ERA WHIP	IP WLS BF H R ER SO BB IBB HBP BLK WP HR S P ERA WHIP	IP WLS BF H R ER SO BB IBB HBP BLK WP HR S P ERA WHIP	IP WLS BF H R ER SO BB IBB HBP BLK WP HR S P ERA WHIP	IP WLS BF H R ER SO BB IBB HBP BLK WP HR S P ERA WHIP			
Chan Ho Park, R ERA: 4.04 Scott Radinsky, L ERA: 2.52 Jeff Shaw, R ERA: 1.71	6.0 L 31 7 5 5 9 6 0 0 0 0 1 65 112 7.50 2.167	2.0 8 3 0 0 0 1 0 0 0 0 0 16 26 0.00 2.000	1.0 5 2 0 0 0 0 0 0 0 0 0 10 17 0.00 2.000																	

AB	37
R	5
H	12
RBI	5
BB	7
SO	9
LOB	20



Batter	1	2	3	4	5	6	7	8	9	AB	R	H	RBI	BB	SO	LOB	BOTTOM					
Eric Young Sr., R OBP: 0.367, SLG: 0.388	2-1 E G5-3 1B	2-1 G6-3			1-2 HR		1-2 F8		0-0 F8	5	2	2	1	0	0	1	Atlanta Braves @ Los Angeles Dodgers Dodger Stadium, Los Angeles, CA Sat Aug 15 1998, 3:33 AM PDT Att: 41,240 - Sunny - 86 F					
Roger Cedeno, S OBP: 0.331, SLG: 0.305	1-2 G5-3		1-0 F7		4-2 1B BB		0-1 L7		3-2 G3-1	4	0	0	0	1	0	2						
Raul Mondesi, R OBP: 0.317, SLG: 0.533	4-2 E 1B BB		1-1 G3		0-1 FC4-6 1B		0-0 P4			3	1	1	0	1	0	0						
Eric Karros, R OBP: 0.353, SLG: 0.450	0-2 E4 1B		1-2 G6-3		2-3 K			0-2 G6-4-3 BB 1B		4	0	1	0	0	1	4						
Bobby Bonilla, S OBP: 0.302, SLG: 0.347	2-0 1B			0-1 FC5-4 1B	0-0 FC4-6 1-2 1B			4-1 G6-4-3 BB		3	0	2	2	1	0	2						
Matt Luke, L OBP: 0.271, SLG: 0.453 Gary Sheffield, R OBP: 0.424, SLG: 0.522 Jeff Shaw, R	1-3 K			1-1 FC5-4 G4-3 1-2 1B		3-3 K		2-1 G6-4-3 1-2 2-3 1B		3	0	0	0	0	2	3						
Mark Grudzielanek, R OBP: 0.314, SLG: 0.365	0-3 K			0-0 G4-3	1-2 1B		1-2 1B		1-1 F9	4	0	1	0	0	1	4						
Tom Prince, R OBP: 0.246, SLG: 0.242 Adrian Beltre, R OBP: 0.268, SLG: 0.338			0-1 F4		1-3 K		0-0 F8		0-3 K	3	0	0	0	0	1	2						
Chan Ho Park, R OBP: 0.222, SLG: 0.283 Trenidad Hubbard, R OBP: 0.302, SLG: 0.505 Scott Radinsky, L Jim Eisenreich, L OBP: 0.283, SLG: 0.253			1-3 K			1-3 K		1-3 K		1-1 G3-1 1B	2	0	0	0	0	2		0				
Inning Stats	R: 2 E: 1 K: 2 S: 17	H: 2 LOB: 2 BB: 1 P: 27	R: 0 E: 0 K: 1 S: 7	H: 0 LOB: 0 BB: 0 P: 10	R: 0 E: 0 K: 0 S: 8	H: 0 LOB: 0 BB: 0 P: 11	R: 0 E: 0 K: 1 S: 8	H: 1 LOB: 1 BB: 0 P: 10	R: 1 E: 0 K: 2 S: 17	H: 2 LOB: 2 BB: 1 P: 24	R: 0 E: 0 K: 2 S: 12	H: 1 LOB: 1 BB: 0 P: 17	R: 0 E: 0 K: 0 S: 7	H: 0 LOB: 0 BB: 0 P: 8	R: 0 E: 0 K: 0 S: 9	H: 1 LOB: 1 BB: 1 P: 16		R: 0 E: 0 K: 1 S: 10	H: 1 LOB: 1 BB: 0 P: 14	1B: 7 2B: 0 3B: 0 HR: 1	SF: 0 SAC: 0 DP: 1 HBP: 0	WP: 0 PB: 0 SB: 0 CS: 0
PITCHER	IP WLS BF H R ER SO BB IBB HBP BLK WP HR S P ERA WHIP	IP WLS BF H R ER SO BB IBB HBP BLK WP HR S P ERA WHIP	IP WLS BF H R ER SO BB IBB HBP BLK WP HR S P ERA WHIP	IP WLS BF H R ER SO BB IBB HBP BLK WP HR S P ERA WHIP	IP WLS BF H R ER SO BB IBB HBP BLK WP HR S P ERA WHIP	IP WLS BF H R ER SO BB IBB HBP BLK WP HR S P ERA WHIP	IP WLS BF H R ER SO BB IBB HBP BLK WP HR S P ERA WHIP	IP WLS BF H R ER SO BB IBB HBP BLK WP HR S P ERA WHIP	IP WLS BF H R ER SO BB IBB HBP BLK WP HR S P ERA WHIP	IP WLS BF H R ER SO BB IBB HBP BLK WP HR S P ERA WHIP	IP WLS BF H R ER SO BB IBB HBP BLK WP HR S P ERA WHIP	IP WLS BF H R ER SO BB IBB HBP BLK WP HR S P ERA WHIP	IP WLS BF H R ER SO BB IBB HBP BLK WP HR S P ERA WHIP	IP WLS BF H R ER SO BB IBB HBP BLK WP HR S P ERA WHIP	IP WLS BF H R ER SO BB IBB HBP BLK WP HR S P ERA WHIP	IP WLS BF H R ER SO BB IBB HBP BLK WP HR S P ERA WHIP	IP WLS BF H R ER SO BB IBB HBP BLK WP HR S P ERA WHIP					
29 John Smoltz, R ERA: 3.32 John Rocker, L ERA: 2.16 Rudy Seanez, R ERA: 2.22 Kerry Ligtenberg, R ERA: 2.88	7.0 32 1 0 0 0 3 0 0 0 0 0 2 4 0.00 0.000	0.2 1 0 0 0 0 0 0 0 0 0 0 2 3 0.00 0.000	0.1 1 0 0 0 0 0 0 0 0 0 0 2 3 0.00 0.000	1.0 S 4 1 0 0 1																		

AB	35
R	3
H	8
RBI	3
BB	3
SO	9
LOB	21



Batter	1	2	3	4	5	6	7	8	9	AB	R	H	RBI	BB	SO	LOB	TOP										
Ozzie Guillen, L (1, 6) OBP: 0.335, SLG: 0.351	G1-3		K		F3		L3			4	0	0	0	0	1	2	Atlanta Braves @ Los Angeles Dodgers Dodger Stadium, Los Angeles, CA Sun Aug 16, 1998, 7:05 PM PDT Att: 44,471 - Unknown - 84 F										
Keith Lockhart, L (1, 4) OBP: 0.324, SLG: 0.400 Tony Graffanino, R (8, PH) OBP: 0.291, SLG: 0.357	K		FC6-4		L9			G5-3		3	0	0	0	0	1	1											
10 Chipper Jones, S (1, 5) OBP: 0.415, SLG: 0.577	G4-3		F7			K2-3		P3		4	0	0	0	0	1	1											
Andres Galarraga, R (1, 3) OBP: 0.398, SLG: 0.612		HBP		G4-3		K		2B		3	0	1	0	0	1	0											
Ryan Klesko, L (1, 7) OBP: 0.357, SLG: 0.505	1B	BB		BB		BB		F7		1	0	0	0	3	0	1											
Javy Lopez, R (1, 2) OBP: 0.335, SLG: 0.533	FC5-4			K		L1-3				4	0	1	0	0	1	2											
Michael Tucker, L (1, 9) OBP: 0.332, SLG: 0.439		K					SH1	BB		2	0	0	0	2	2	2											
Andruw Jones, R (1, 8) OBP: 0.306, SLG: 0.485	FC5-4			K			K		G6-3	4	0	0	0	0	2	5											
Denny Neagle, L (1, 1) OBP: 0.186, SLG: 0.143							SH1			1	0	0	0	1	1	0											
Inning Stats	R: 0 E: 0 K: 1 S: 9	H: 0 LOB: 0 BB: 0 P: 12	R: 0 E: 0 K: 1 S: 9	H: 1 LOB: 2 BB: 1 P: 18	R: 0 E: 0 K: 1 S: 12	H: 0 LOB: 1 BB: 1 P: 18	R: 0 E: 0 K: 2 S: 13	H: 0 LOB: 0 BB: 0 P: 26	R: 0 E: 0 K: 1 S: 10	H: 0 LOB: 1 BB: 1 P: 14	R: 0 E: 0 K: 1 S: 10	H: 0 LOB: 1 BB: 1 P: 18	R: 0 E: 0 K: 0 S: 14	H: 1 LOB: 1 BB: 0 P: 21	R: 0 E: 0 K: 1 S: 8	H: 0 LOB: 0 BB: 0 P: 13		1B: 1 2B: 1 3B: 0 HR: 0	SF: 0 SAC: 1 DP: 0 HBP: 1	WP: 0 PB: 0 SB: 0 CS: 1	PA: 35						
PITCHER	IP	WLS	BF	H	R	ER	SO	BB	IBB	HBP	BLK	WP	HR	S	P	ERA	WHIP										
37 Darren Dreifort, R (1, 1) ERA: 3.72	7.0		28	1	0	0	9	6	0	1	0	0	0	72	119	0.00	1.000										
Scott Radinsky, L (8, 1) ERA: 2.47	1.0	W	4	1	0	0	0	0	0	0	0	0	0	14	21	0.00	1.000										
Jeff Shaw, R (9, 1) ERA: 1.69	1.0	S	3	0	0	0	1	0	0	0	0	0	0	8	13	0.00	0.000										
Batter	1	2	3	4	5	6	7	8	9	AB	R	H	RBI	BB	SO	LOB	BOTTOM										
Eric Young Sr., R (1, 4) OBP: 0.366, SLG: 0.395	P8		L4		F8					4	1	1	1	0	0	3	Atlanta Braves @ Los Angeles Dodgers Dodger Stadium, Los Angeles, CA Sun Aug 16, 1998, 7:05 PM PDT Att: 44,471 - Unknown - 84 F										
Trenidad Hubbard, R (1, 7) OBP: 0.395, SLG: 0.514	1B				2B		P3		P4	4	0	2	0	0	0	0											
Raul Mondesi, R (1, 8) OBP: 0.316, SLG: 0.531	K				K		G5-3		L9	4	0	1	0	0	2	2											
Gary Sheffield, R (1, 9) OBP: 0.425, SLG: 0.519		P3			F8					2	0	0	0	2	0	1											
Eric Karros, R (1, 3) OBP: 0.349, SLG: 0.445		K			G5-3		F8		L9	4	0	0	0	0	1	4											
Bobby Bonilla, S (1, 5) OBP: 0.301, SLG: 0.345 Jeff Shaw, R (9, 1) ERA: 1.69		F8					F8		F8	4	0	1	0	0	0	2											
Mark Grudzielanek, R (1, 6) OBP: 0.316, SLG: 0.367					FC4-6					3	0	2	0	0	0	1											
Charles Johnson, R (1, 2) OBP: 0.277, SLG: 0.384					SH1-3					1	0	0	0	2	1	1											
37 Darren Dreifort, R (1, 1) OBP: 0.239, SLG: 0.273 Roger Cedeno, S (7, PH) OBP: 0.330, SLG: 0.303 Scott Radinsky, L (8, 1) ERA: 2.47 Adrián Beltré, R (9, 5) OBP: 0.268, SLG: 0.338					SH1-3					0	0	0	0	0	0	0											
Inning Stats	R: 0 E: 0 K: 1 S: 6	H: 1 LOB: 0 BB: 0 P: 8	R: 0 E: 0 K: 1 S: 7	H: 0 LOB: 0 BB: 0 P: 10	R: 0 E: 0 K: 1 S: 12	H: 1 LOB: 1 BB: 0 P: 19	R: 0 E: 0 K: 1 S: 6	H: 1 LOB: 1 BB: 0 P: 9	R: 0 E: 0 K: 0 S: 7	H: 0 LOB: 2 BB: 1 P: 15	R: 0 E: 0 K: 0 S: 6	H: 0 LOB: 1 BB: 1 P: 14	R: 0 E: 0 K: 0 S: 8	H: 1 LOB: 1 BB: 1 P: 12	R: 1 E: 0 K: 0 S: 9	H: 2 LOB: 2 BB: 1 P: 17		1B: 5 2B: 1 3B: 0 HR: 1	SF: 0 SAC: 2 DP: 1 HBP: 0	WP: 0 PB: 0 SB: 0 CS: 0	PA: 33						
PITCHER	IP	WLS	BF	H	R	ER	SO	BB	IBB	HBP	BLK	WP	HR	S	P	ERA	WHIP										
Denny Neagle, L (1, 1) ERA: 3.57	8.0	L	33	7	1	1	4	4	0	0	0	0	1	61	104	1.12	1.375										

Batter	1	2	3	4	5	6	7	8	9	AB	R	H	RBI	BB	SO	LOB	TOP										
Eric Young Sr., R (1.4) OBP: 0.364, SLG: 0.393	L4		FC8-5 G3 1B		G6-3		F8		E6 1B	5	0	1	0	0	0	2	Los Angeles Dodgers @ Pittsburgh Pirates Three Rivers Stadium, Pittsburgh, PA Tue Aug 18 1998, 7:05 PM EDT Att: 12,730 - Unknown - 84 F livebaseballscorecards.com										
Roger Cedeno, S (1.7) OBP: 0.331, SLG: 0.306	G6-3		G3		F8			HR 1B	5	1	2	0	0	0	2												
Raul Mondesi, R (1.8) OBP: 0.317, SLG: 0.536	F8		FC8-5			1B 1B		HR 1B	5	1	2	2	0	0	3												
Gary Sheffield, R (1.9) OBP: 0.426, SLG: 0.521		G4-3		G6-3		1B G6-4-3 1B		F8 2B	4	0	2	0	0	0	0												
Eric Karros, R (1.3) OBP: 0.350, SLG: 0.454		HR		1B		K		F8	4	1	2	1	0	1	3												
Bobby Bonilla, S (1.5) OBP: 0.300, SLG: 0.356		HR		K		G6-4-3 1-2		F8	4	1	1	1	0	1	4												
Mark Grudzielanek, R (1.6) OBP: 0.315, SLG: 0.366		WP 1B		G6-3			G6-3	G5-3	4	0	1	0	0	0	2												
Charles Johnson, R (1.2) OBP: 0.279, SLG: 0.384		K			G6-3 SH2-3 BB			K	3	0	1	0	1	2	1												
Carlos Perez, L (1.1) OBP: 0.182, SLG: 0.259		K			SH2-3			K	1	0	0	0	0	1	1												
Matt Luke, L (7, PH) OBP: 0.270, SLG: 0.450							F8		1	0	0	0	0	0	1												
Mark Guthrie, R (7, 1) Antonio Osuna, R (8, 1) Jim Eisenreich, L (9, PH)									1	0	0	0	0	0	0												
Inning Stats	R: 0 E: 0 K: 0 S: 8	H: 0 LOB: 0 BB: 0 P: 12	R: 2 E: 0 K: 2 S: 13	H: 3 LOB: 1 BB: 0 P: 21	R: 0 E: 0 K: 0 S: 5	H: 1 LOB: 0 BB: 0 P: 7	R: 0 E: 0 K: 1 S: 10	H: 1 LOB: 3 BB: 1 P: 15	R: 0 E: 0 K: 0 S: 7	H: 0 LOB: 1 BB: 1 P: 12	R: 0 E: 0 K: 1 S: 11	H: 2 LOB: 1 BB: 0 P: 17	R: 0 E: 0 K: 0 S: 10	H: 1 LOB: 1 BB: 0 P: 18	R: 2 E: 0 K: 0 S: 19	H: 3 LOB: 1 BB: 0 P: 32	R: 0 E: 1 K: 2 S: 15	H: 1 LOB: 2 BB: 0 P: 20	1B: 8 2B: 2 3B: 0 HR: 3	SF: 0 SAC: 1 DP: 2 HBP: 0	WP: 1 PB: 0 SB: 0 CS: 0	PA: 39					
PITCHER	IP	WLS	BF	H	R	ER	SO	BB	IBB	HBP	BLK	WP	HR	S	P	ERA	WHIP										
Jason Schmidt, R (1.1) ERA: 3.9	7.0	W	30	10	4	4	4	1	0	0	0	1	3	73	116	5.14	1.571										
Rich Loiselle, R (8, 1) ERA: 3.24	2.0	S	9	2	0	0	2	0	0	0	0	0	0	25	38	0.00	1.000										

Batter	1	2	3	4	5	6	7	8	9	AB	R	H	RBI	BB	SO	LOB	BOTTOM										
Tony Womack, L (1.4) OBP: 0.318, SLG: 0.354	F8		F7				SH1-4 3B 1B	F8		4	1	1	0	1	0	2	Los Angeles Dodgers @ Pittsburgh Pirates Three Rivers Stadium, Pittsburgh, PA Tue Aug 18 1998, 7:05 PM EDT Att: 12,730 - Unknown - 84 F livebaseballscorecards.com										
Adrian Brown, S (1.8) OBP: 0.167, SLG: 0.091	F9			18 2B 1B	E4 1-2		SH1-4		3	1	1	0	0	0	1												
1B Jason Kendall, R (1.2) OBP: 0.416, SLG: 0.486	F8			1B 2B			3B HBP		2	2	1	0	1	0	0												
Kevin Young, R (1.3) OBP: 0.342, SLG: 0.512		F7		F8	F7		FC6-2 3B		4	0	1	2	0	0	3												
Jose Guillen, R (1.9) OBP: 0.303, SLG: 0.416		P5		2B 1B		F7	FC6-2 CS		4	0	1	2	0	0	1												
Al Martin, L (1.7) OBP: 0.297, SLG: 0.370				2H 3H	F9		CS	F9 2B	4	1	3	0	0	0	1												
Freddy Garcia, R (1.5) OBP: 0.360, SLG: 0.641		L6					HR 1B	F9 2B	4	1	2	2	0	0	2												
Kevin Polcovich, R (1.6) OBP: 0.263, SLG: 0.249			G4-3			P2		SH3 BB	2	0	0	0	2	0	0												
Jason Schmidt, R (1.1) OBP: 0.098, SLG: 0.122						G4-3		SH3	3	0	0	0	0	1	3												
Rich Loiselle, R (8, 1)			K		F9				0	0	0	0	0	0	0												
Inning Stats	R: 0 E: 0 K: 0 S: 8	H: 0 LOB: 0 BB: 0 P: 13	R: 0 E: 0 K: 0 S: 10	H: 1 LOB: 1 BB: 0 P: 13	R: 0 E: 0 K: 1 S: 8	H: 0 LOB: 0 BB: 0 P: 11	R: 2 E: 0 K: 0 S: 12	H: 4 LOB: 3 BB: 1 P: 20	R: 0 E: 1 K: 0 S: 7	H: 0 LOB: 1 BB: 2 P: 16	R: 2 E: 0 K: 0 S: 9	H: 2 LOB: 0 BB: 0 P: 9	R: 2 E: 0 K: 0 S: 9	H: 2 LOB: 0 BB: 0 P: 18	R: 0 E: 0 K: 0 S: 7	H: 1 LOB: 2 BB: 1 P: 15	1B: 5 2B: 3 3B: 1 HR: 1	SF: 0 SAC: 2 DP: 0 HBP: 1	WP: 0 PB: 0 SB: 0 CS: 2	PA: 38							
PITCHER	IP	WLS	BF	H	R	ER	SO	BB	IBB	HBP	BLK	WP	HR	S	P	ERA	WHIP										
Carlos Perez, L (1.1) ERA: 3.82	6.0	L	27	7	4	4	1	2	1	0	0	0	0	11	23	6.00	1.500										
Mark Guthrie, L (7, 1) ERA: 2.66	1.0		6	3	2	2	0	0	0	1	0	0	0	11	23	18.00	3.000										
Antonio Osuna, R (8, 1) ERA: 2.73	1.0		4	0	0	0	0	1	0	0	0	0	0	5	10	0.00	1.000										

Batter	1	2	3	4	5	6	7	8	9	AB	R	H	RBI	BB	SO	LOB	TOP			
Eric Young Sr. R (1.4) OBP: 0.385, SLG: 0.395	F9		G6-3				L7		HR	5	1	2	0	0	0	0	Los Angeles Dodgers @ Florida Marlins Pro Player Stadium, Miami, FL Fri Aug 21 1998, 7:05 PM EDT Att: 19,853 - Cloudy - 84 F			
Mark Grudzielanek R (1.6) OBP: 0.313, SLG: 0.361	G4-3		G6-4-3 1B		G9		G3		F9	5	0	1	1	0	0	3				
Raul Mondesi R (1.8) OBP: 0.316, SLG: 0.534	BB 1B		G6-4-3 1-2		K		FC4 1B		HR	5	1	3	3	0	1	2				
Gary Sheffield R (1.9) OBP: 0.428, SLG: 0.522	BB 1-2				G6-3		FC4 1-2		FC6-4 BB	2	0	0	0	3	0	1				
Eric Karros R (1.3) OBP: 0.346, SLG: 0.444	F9				F9 BB 1B				FC6-4 BB	5	1	1	0	0	0	5				
Matt Luke L (1.7) OBP: 0.264, SLG: 0.433							G6-3			4	0	0	0	0	1	1				
Charles Johnson R (1.2) OBP: 0.280, SLG: 0.376							P2			3	0	0	0	1	0	1				
Adrian Beltré R (1.5) OBP: 0.271, SLG: 0.353										4	1	2	2	0	0	1				
Chan Ho Park R (1.1) OBP: 0.211, SLG: 0.268										3	0	0	0	0	2	3				
Jim Eisenreich L (9, PH) OBP: 0.290, SLG: 0.257										1	1	1	0	0	0	0				
Antonio Osuna R (9.1)										0	0	0	0	0	0	0				
Inning Stats	R: 0 E: 0 K: 0 S: 8	H: 1 LOB: 2 BB: 1 P: 16	R: 0 E: 1 K: 0 S: 11	H: 0 LOB: 1 BB: 0 P: 15	R: 0 E: 0 K: 0 S: 9	H: 1 LOB: 0 BB: 0 P: 14	R: 1 E: 0 K: 2 S: 16	H: 2 LOB: 2 BB: 1 P: 23	R: 0 E: 0 K: 1 S: 10	H: 1 LOB: 0 BB: 0 P: 15	R: 0 E: 0 K: 0 S: 8	H: 1 LOB: 1 BB: 0 P: 12	R: 0 E: 0 K: 0 S: 8	H: 0 LOB: 0 BB: 0 P: 12	R: 3 E: 0 K: 0 S: 10	H: 3 LOB: 1 BB: 1 P: 19	1B: 7 2B: 1 3B: 0 HR: 2	SF: 0 SAC: 0 DP: 1 HBP: 0	WP: 0 PB: 0 SB: 0 CS: 0	PA: 41
PITCHER Livan Hernandez R (1.1) ERA: 4.41	IP: 9.0 WLS: L BF: 41	H: 10 R: 5 ER: 5 SO: 4	BB: 3 IBB: 1 HBP: 0 BLK: 0	WP: 0 HR: 2 S: 90 P: 148	ERA: 5.00 WHIP: 1.444	PITCHER														

Batter	1	2	3	4	5	6	7	8	9	AB	R	H	RBI	BB	SO	LOB	BOTTOM					
Todd Dunwoody L (1.8) OBP: 0.281, SLG: 0.351	G4-1		K				K		K	5	0	0	0	0	3	6	Los Angeles Dodgers @ Florida Marlins Pro Player Stadium, Miami, FL Fri Aug 21 1998, 7:05 PM EDT Att: 19,853 - Cloudy - 84 F					
Edgar Renteria R (1.6) OBP: 0.350, SLG: 0.348	P3				L9		L1		K	4	0	0	0	0	1	2						
Ryan Jackson L (1.9) OBP: 0.305, SLG: 0.345	F7				1B		G3-1		WP BB	3	0	1	0	1	0	0						
Derrek Lee R (1.3) OBP: 0.328, SLG: 0.439			K		F8		F8		F8	4	0	0	0	0	1	2						
Cliff Floyd L (1.7) OBP: 0.332, SLG: 0.461			G1-3		F7		K		E4 FC5-4	4	0	0	0	0	1	2						
Kevin Orie R (1.5) OBP: 0.273, SLG: 0.295			G5-3				L4		FC5-4 1-2	4	1	1	0	0	0	2						
Gregg Zaun S (1.2) OBP: 0.283, SLG: 0.305					G4-3 1B		G4-3 1B		P4	4	0	1	0	0	0	1						
Luis Castillo S (1.4) OBP: 0.311, SLG: 0.235			K		K		E6 1B		E5	3	0	0	0	1	1	2						
Livan Hernandez R (1.1) OBP: 0.211, SLG: 0.243							P5 1B		K	2	0	1	1	0	1	1						
John Cangelosi S (9, PH) OBP: 0.360, SLG: 0.319							1-3 2-H			1	0	0	0	0	1	1						
Inning Stats	R: 0 E: 0 K: 0 S: 7	H: 0 LOB: 0 BB: 0 P: 10	R: 0 E: 0 K: 1 S: 7	H: 0 LOB: 0 BB: 0 P: 11	R: 0 E: 0 K: 3 S: 11	H: 1 LOB: 1 BB: 0 P: 14	R: 0 E: 0 K: 0 S: 7	H: 1 LOB: 1 BB: 0 P: 10	R: 1 E: 1 K: 0 S: 6	H: 2 LOB: 2 BB: 0 P: 9	R: 0 E: 0 K: 1 S: 7	H: 0 LOB: 0 BB: 0 P: 15	R: 0 E: 0 K: 1 S: 9	H: 0 LOB: 2 BB: 1 P: 18	R: 0 E: 1 K: 1 S: 13	H: 0 LOB: 2 BB: 1 P: 24	R: 0 E: 1 K: 2 S: 14	H: 0 LOB: 1 BB: 0 P: 22	1B: 3 2B: 0 3B: 1 HR: 0	SF: 0 SAC: 0 DP: 0 HBP: 1	WP: 1 PB: 0 SB: 0 CS: 0	PA: 37
PITCHER Chan Ho Park R (1.1) ERA: 3.9	IP: 8.0 WLS: W BF: 33	H: 4 R: 1 ER: 1 SO: 7	BB: 2 IBB: 0 HBP: 1 BLK: 0	WP: 0 HR: 0 S: 67 P: 111	ERA: 1.12 WHIP: 0.750	PITCHER																
Antonio Osuna R (9.1) ERA: 2.6	IP: 1.0 WLS: W BF: 4	H: 0 R: 0 ER: 0 SO: 2	BB: 0 IBB: 0 HBP: 0 BLK: 0	WP: 0 HR: 0 S: 14 P: 22	ERA: 0.00 WHIP: 0.000	PITCHER																

Batter	1	2	3	4	5	6	7	8	9	AB	R	H	RBI	BB	SO	LOB	TOP					
Eric Young Sr. R OBP: 0.388, SLG: 0.393 (1, 4)	G1-3		E 1B HBP	BB HBP		E4 1B				2	1	0	0	1	0	1	Los Angeles Dodgers @ Atlanta Braves Turner Field, Atlanta, GA Sat Aug 22 1998, 3:33 AM EDT Att: 48,326 - Sunny - 86 F					
Trenidad Hubbard R OBP: 0.450, SLG: 0.559 Scott Radinsky L (8, 1)	K		E9 1B	PO BB		1B 1B		BB		4	0	2	2	1	2	2						
Raul Mondesi R OBP: 0.315, SLG: 0.531 (1, 8)	G5-3		L5	PO	G5-3	G5-3		K		5	0	1	1	0	1	4						
Gary Sheffield R OBP: 0.429, SLG: 0.522 (1, 9)		G6-3 BB		1B 1B	FC6-4	FC6-4		F7		4	1	2	0	1	0	2						
Eric Karros R OBP: 0.344, SLG: 0.439 (1, 3)		G6-3 BB		1B 1B	F8		F9		K	4	0	0	0	1	2	2						
Mark Gudzielanek R OBP: 0.372, SLG: 0.359 (1, 6)	G6-3		1B 1B	FC6-4		G3		P3		5	1	1	0	0	0	3						
Charles Johnson R OBP: 0.280, SLG: 0.375 (1, 2)	K		HBP 1B		G5-3	L3				4	1	1	0	0	1	1						
Adrian Beltré R OBP: 0.271, SLG: 0.350 (1, 5)			G5-3	BB HBP 1B		P3		K		4	0	1	2	0	1	0						
37 Darren Dreifort R Mike Judd R Roger Cedeno S Mark Guthrie L Jim Eisenreich L Sean Maloney R Matt Luke L (1, 1) (2, 1) (4, PH) (4, 1) (6, PH) (6, 1) (8, PH) (8, 7)	G4-3		G4-3	K		E 1B		BB 1B		0	0	0	0	0	0	0						
Inning Stats	R: 0 E: 0 K: 1 S: 9	H: 0 LOB: 0 BB: 0 P: 14	R: 0 E: 0 K: 1 S: 6	H: 0 LOB: 1 BB: 2 P: 17	R: 0 E: 1 K: 0 S: 10	H: 1 LOB: 2 BB: 0 P: 15	R: 3 E: 0 K: 2 S: 24	H: 4 LOB: 2 BB: 1 P: 35	R: 0 E: 0 K: 0 S: 8	H: 1 LOB: 1 BB: 0 P: 10	R: 2 E: 1 K: 0 S: 11	H: 3 LOB: 2 BB: 0 P: 15	R: 0 E: 0 K: 0 S: 7	H: 0 LOB: 0 BB: 0 P: 11	R: 0 E: 0 K: 3 S: 17	H: 1 LOB: 2 BB: 1 P: 28		R: 0 E: 0 K: 1 S: 6	H: 0 LOB: 0 BB: 0 P: 9	1B: 10 2B: 0 3B: 0 HR: 0	SF: 0 SAC: 0 DP: 1 HBP: 2	WP: 0 PB: 0 SB: 0 CS: 0
PITCHER	IP WLS BF H R ER SO BB IBB HBP BLK WP HR S P ERA WHIP																					
Denny Neagle L ERA: 3.62	(1, 1) 5.0 W 24 6 3 3 4 3 0 2 0 0 0 0 57 91 5.40 1.800																					
Dennis Martinez R ERA: 4.46	(6, 1) 1.0 7 3 2 0 0 0 0 0 0 0 0 0 11 15 0.00 3.000																					
Russ Springer R ERA: 4.6	(7, 1) 1.0 3 0 0 0 0 0 0 0 0 0 0 0 7 11 0.00 0.000																					
Rudy Seanez R ERA: 2.67	(8, 1) 1.0 5 1 0 0 3 1 0 0 0 0 0 0 17 28 0.00 2.000																					
Kerry Ligtenberg R ERA: 2.75	(9, 1) 1.0 S 3 0 0 0 1 0 0 0 0 0 0 0 6 9 0.00 0.000																					
Walt Weiss S OBP: 0.390, SLG: 0.356 (1, 6)	F8				G6-3	K				4	0	1	2	0	1	1	Los Angeles Dodgers @ Atlanta Braves Turner Field, Atlanta, GA Sat Aug 22 1998, 3:33 AM EDT Att: 48,326 - Sunny - 86 F					
Keith Lockhart L Dwight Gooden R Ozzie Guillen L Rudy Seanez R Kerry Ligtenberg R (1, 4) (6, 1) (6, PH) (7, 1) (8, 1) (8, 1)	K	G1-3			G5-3 10 BB 1B	F7				3	1	1	0	0	1	2						
10 Chipper Jones S OBP: 0.416, SLG: 0.578 (1, 5)	L3			HR	G5-3 1B BB		K			3	2	1	1	1	1	0						
Andres Galarraga R Greg Colburn R (1, 3) (2, PH) (3, 3)		2B BB HBP		L7	G5-3	G4-3				0	0	0	0	0	0	0						
Ryan Klesko L Gerald Williams R (1, 7) (5, PH) (9, 9)	P6	P6			G5-3	G3				2	0	0	0	0	0	1						
Javy Lopez R OBP: 0.329, SLG: 0.520 (1, 2)	BB 1B 2B		K		K			P4		4	1	1	0	0	2	1						
Michael Tucker L Danny Bautista R (1, 9) (6, PH) (9, 7)	P5		K		P6	K		K		3	0	0	0	0	1	3						
Andruw Jones R OBP: 0.307, SLG: 0.477 (1, 8)		BB 1B IBB		G5-3		S 2B 1B		FC6-4 1B		3	2	2	0	1	0	0						
Denny Neagle L Tony Graffanino R (1, 1) (6, 4)			1B BB		L4			FC6-4		1	0	0	1	1	0	0						
Inning Stats	R: 0 E: 0 K: 1 S: 6	H: 0 LOB: 0 BB: 0 P: 11	R: 3 E: 0 K: 0 S: 16	H: 2 LOB: 2 BB: 2 P: 37	R: 1 E: 0 K: 1 S: 10	H: 1 LOB: 0 BB: 0 P: 18	R: 0 E: 0 K: 1 S: 8	H: 0 LOB: 0 BB: 0 P: 11	R: 2 E: 0 K: 1 S: 10	H: 2 LOB: 1 BB: 1 P: 20	R: 1 E: 0 K: 1 S: 8	H: 2 LOB: 1 BB: 0 P: 12	R: 0 E: 0 K: 1 S: 8	H: 0 LOB: 0 BB: 0 P: 12	R: 0 E: 0 K: 1 S: 11	H: 1 LOB: 1 BB: 0 P: 15		R: 0 E: 0 K: 1 S: 6	H: 0 LOB: 0 BB: 0 P: 9	1B: 5 2B: 2 3B: 0 HR: 1	SF: 0 SAC: 0 DP: 0 HBP: 1	WP: 0 PB: 0 SB: 1 CS: 0
PITCHER	IP WLS BF H R ER SO BB IBB HBP BLK WP HR S P ERA WHIP																					
37 Darren Dreifort R ERA: 3.76	(1, 1) 1.0 L 4 1 0 0 1 0 0 0 0 0 1 26 53 13.50 2.000																					
Mike Judd R ERA: 10.13	(2, 1) 2.0 11 3 3 3 1 1 1 0 0 0 0 1 26 53 13.50 2.000																					
Mark Guthrie L ERA: 2.91	(4, 1) 2.0 9 2 2 2 2 1 0 0 0 0 0 0 18 31 9.00 1.500																					
Sean Maloney R ERA: 1.8	(6, 1) 2.0 8 2 1 1 2 0 0 0 0 0 0 0 16 24 4.50 1.000																					
Scott Radinsky L ERA: 2.33	(8, 1) 1.0 4 1 0 0 1 0 0 0 0 0 0 0 11 15 0.00 1.000																					
Los Angeles Dodgers @ Atlanta Braves Turner Field, Atlanta, GA Sat Aug 22 1998, 3:33 AM EDT Att: 48,326 - Sunny - 86 F																						

Batter	1	2	3	4	5	6	7	8	9	AB	R	H	RBI	BB	SO	LOB	TOP										
Eric Young Sr. R (1.4) OBP: 0.364, SLG: 0.389	F9	SF8		K		F9		FC6-4		4	0	0	1	0	1	1	Los Angeles Dodgers @ Atlanta Braves Turner Field, Atlanta, GA Sun Aug 23 1998, 7:05 PM EDT Att: 45,179 - Unknown - 81 F										
Jim Eisenreich, L (1.7) OBP: 0.293, SLG: 0.257 Antonio Osuna, R (6.1)	F8	K		F7				E7		3	0	0	0	1	1	2											
Matt Luke, L (6, PH) Scott Radinsky, L (6, 1)										0	0	0	0	0	0	0											
Raul Mondesi, R (1.8) OBP: 0.316, SLG: 0.529				G5-3		K		L4		5	1	2	0	0	1	3											
Gary Sheffield, R (1.9) OBP: 0.433, SLG: 0.533	CS			HR						3	3	2	1	2	0	0											
Eric Karros, R (1.3)				HR		E		F9		5	2	3	5	0	0	1											
Bobby Bonilla, S (1.5) OBP: 0.305, SLG: 0.358				HR		E9		L7		3	1	0	0	2	1	2											
Mark Grudzielanek, R (1.6) OBP: 0.313, SLG: 0.360				HR		K				4	0	2	0	0	1	2											
Charles Johnson, R (1.2) OBP: 0.279, SLG: 0.374						K		F9		4	0	1	0	0	2	2											
Carlos Perez, L (1.1) OBP: 0.175, SLG: 0.250 Sean Maloney, R (4, 1) Roger Cedeno, S (6, PH) Norm Charlton, L (6, 7) ERA: 6.57										2	0	0	0	0	2	4											
Inning Stats	R: 0 E: 0 K: 0 S: 9	H: 1 LOB: 0 BB: 0 P: 13	R: 3 E: 0 K: 2 S: 15	H: 4 LOB: 2 BB: 1 P: 21	R: 3 E: 0 K: 2 S: 17	H: 3 LOB: 1 BB: 1 P: 23	R: 0 E: 0 K: 1 S: 6	H: 0 LOB: 0 BB: 0 P: 6	R: 1 E: 1 K: 2 S: 14	H: 2 LOB: 1 BB: 0 P: 23	R: 0 E: 0 K: 1 S: 10	H: 0 LOB: 1 BB: 1 P: 14	R: 0 E: 0 K: 1 S: 10	H: 0 LOB: 1 BB: 1 P: 18	R: 0 E: 1 K: 0 S: 11	H: 1 LOB: 2 BB: 0 P: 14	R: 0 E: 0 K: 0 S: 6	H: 0 LOB: 0 BB: 1 P: 14	1B: 6 2B: 2 3B: 0 HR: 3	SF: 1 SAC: 0 DP: 1 HBP: 0	WP: 0 PB: 0 SB: 1 CS: 1	PA: 43					
PITCHER	IP	WLS	BF	H	R	ER	SO	BB	IBB	HBP	BLK	WP	HR	S	P	ERA	WHIP										
Greg Maddux, R (1.1) ERA: 1.91	5.0	W	26	10	7	7	7	2	0	0	0	0	3	61	86	12.60	2.400										
Russ Springer, R (6, 1) ERA: 4.41	2.0		8	0	0	0	2	2	0	0	0	0	0	20	32	0.00	1.000										
Dennis Martinez, R (8, 1) ERA: 4.4	1.0		5	1	0	0	2	0	0	0	0	0	0	11	14	0.00	1.000										
Norm Charlton, L (9, 1) ERA: 6.57	1.0		3	0	0	0	0	1	0	0	0	0	0	6	14	0.00	1.000										

Batter	1	2	3	4	5	6	7	8	9	AB	R	H	RBI	BB	SO	LOB	BOTTOM										
Walt Weiss, S (1.6) OBP: 0.392, SLG: 0.354		SH1-4		G5-3		F8				2	0	0	0	2	0	1	Los Angeles Dodgers @ Atlanta Braves Turner Field, Atlanta, GA Sun Aug 23 1998, 7:05 PM EDT Att: 45,179 - Unknown - 81 F										
Gerald Williams, R (1.9) OBP: 0.335, SLG: 0.454		G6-4-3								5	2	3	1	0	0	2											
10 Chipper Jones, S (1.5) OBP: 0.417, SLG: 0.577										4	3	2	1	1	1	3											
Andres Galarraga, R (1.3) OBP: 0.402, SLG: 0.621										5	1	2	3	0	3	5											
Andruw Jones, R (1.8) OBP: 0.312, SLG: 0.487										5	3	4	2	0	0	1											
Eddie Pérez, R (1.2) OBP: 0.368, SLG: 0.471										4	1	2	2	1	1	2											
Danny Bautista, R (1.7) OBP: 0.261, SLG: 0.373										5	0	1	1	0	1	4											
Tony Graffanino, R (1.4) OBP: 0.289, SLG: 0.353										5	1	1	0	0	2	2											
Greg Maddux, R (1.1) Ozzie Guillen, L (5, PH) Russ Springer, R (6, 1) Michael Tucker, L (7, PH) Dennis Martinez, R (8, 1) Norm Charlton, S (9, 1) ERA: 2.45										0	1	0	0	2	0	0											
Inning Stats	R: 4 E: 0 K: 1 S: 17	H: 4 LOB: 0 BB: 1 P: 29	R: 1 E: 0 K: 1 S: 10	H: 1 LOB: 2 BB: 2 P: 20	R: 1 E: 0 K: 0 S: 9	H: 2 LOB: 0 BB: 0 P: 13	R: 3 E: 1 K: 1 S: 13	H: 3 LOB: 2 BB: 1 P: 21	R: 0 E: 0 K: 1 S: 8	H: 0 LOB: 0 BB: 0 P: 14	R: 2 E: 0 K: 2 S: 16	H: 3 LOB: 2 BB: 1 P: 27	R: 0 E: 0 K: 3 S: 16	H: 1 LOB: 2 BB: 1 P: 28	R: 1 E: 1 K: 0 S: 7	H: 1 LOB: 0 BB: 0 P: 10		1B: 10 2B: 1 3B: 1 HR: 3	SF: 0 SAC: 1 DP: 3 HBP: 0	WP: 0 PB: 0 SB: 2 CS: 0	PA: 44						
PITCHER	IP	WLS	BF	H	R	ER	SO	BB	IBB	HBP	BLK	WP	HR	S	P	ERA	WHIP										
Carlos Perez, L (1.1) ERA: 4.13	3.1	L	22	9	9	8	2	4	0	0	0	0	2	44	76	21.60	3.900										
Sean Maloney, R (4, 1) ERA: 1.35	1.2		6	1	0	0	2	0	0	0	0	0	0	13	21	0.00	0.600										
Antonio Osuna, R (6, 1) ERA: 2.8	2.0		12	4	2	2	5	2	0	0	0	0	0	32	55	9.00	3.000										
Scott Radinsky, L (8, 1) ERA: 2.45	1.0		4	1	1	1	0	0	0	0	0	0	1	7	10	9.00	1.000										



Batter	1	2	3	4	5	6	7	8	9	AB	R	H	RBI	BB	SO	LOB	TOP									
Eric Young Sr. R OBP: 0.382, SLG: 0.386	F9		1B		G5-3		F8		E4	5	0	1	0	0	0	0	Los Angeles Dodgers @ Atlanta Braves Turner Field, Atlanta, GA Mon Aug 24 1998, 3:33 AM EDT Att: 39,449 - Sunny - 87 F									
Trenidad Hubbard R OBP: 0.453, SLG: 0.508 Matt Luke L OBP: 0.265, SLG: 0.432	G5-3		1B		G5-3			1B	F8	4	1	2	0	0	0	0										
Raul Mondesi R OBP: 0.317, SLG: 0.529	1B		1B		1B			F8		4	0	2	0	0	0	4										
Gary Sheffield R OBP: 0.432, SLG: 0.530	G4-3		1B		G6-3			1B		4	1	1	1	0	0	5										
Eric Karros R OBP: 0.346, SLG: 0.464		G1-6-3	G4-3					HR		4	1	1	2	0	1	3										
Mark Cudjraleski R OBP: 0.315, SLG: 0.361 Jeff Shaw R	1B				1B		G5-3	G6-3		4	0	2	0	0	0	0										
Adrian Beltré R OBP: 0.264, SLG: 0.341	F8				F9		F9	L9		4	0	0	0	0	0	2										
Tom Prince R OBP: 0.236, SLG: 0.231 Jim Eisenreich L OBP: 0.292, SLG: 0.255	F9				F6					3	0	0	0	0	1	2										
Brian Bohanon L OBP: 0.333, SLG: 0.455 Juan Castro R OBP: 0.259, SLG: 0.271 Bobby Bonilla S OBP: 0.304, SLG: 0.356			1B		F8		G4-3		G3	3	0	1	0	0	0	1										
Inning Stats	R: 0 E: 0 K: 0 S: 11	H: 1 LOB: 1 BB: 0 P: 17	R: 0 E: 0 K: 0 S: 9	H: 1 LOB: 1 BB: 0 P: 13	R: 0 E: 0 K: 0 S: 12	H: 3 LOB: 3 BB: 0 P: 20	R: 0 E: 0 K: 0 S: 9	H: 1 LOB: 1 BB: 0 P: 11	R: 0 E: 0 K: 1 S: 8	H: 0 LOB: 0 BB: 0 P: 14	R: 0 E: 0 K: 1 S: 8	H: 0 LOB: 0 BB: 0 P: 13	R: 3 E: 0 K: 0 S: 13	H: 3 LOB: 0 BB: 0 P: 21	R: 0 E: 1 K: 1 S: 10	H: 0 LOB: 1 BB: 0 P: 15		1B: 9 2B: 0 3B: 0 HR: 1	SF: 0 SAC: 0 DP: 0 HBP: 0	WP: 0 PB: 0 SB: 0 CS: 0	PA: 38					
PITCHER	IP	WLS	BF	H	R	ER	SO	BB	IBB	HBP	BLK	WP	HR	S	P	ERA	WHIP									
Tom Glavine L ERA: 2.97 Kerry Ligtenberg R ERA: 2.69	(1, 1)	8.0	W	34	10	3	3	2	0	0	0	0	0	1	78	120	3.38	1.250								
Kerry Ligtenberg R ERA: 2.69	(9, 1)	1.0	S	4	0	0	0	1	0	0	0	0	0	0	10	15	0.00	0.000								

Batter	1	2	3	4	5	6	7	8	9	AB	R	H	RBI	BB	SO	LOB	BOTTOM									
Tony Graffanino R OBP: 0.283, SLG: 0.345			K		G5-3		K	K		5	0	0	0	0	4	8	Los Angeles Dodgers @ Atlanta Braves Turner Field, Atlanta, GA Mon Aug 24 1998, 3:33 AM EDT Att: 39,449 - Sunny - 87 F									
Gerald Williams R OBP: 0.333, SLG: 0.450	G3			1B		K		G4-3		4	0	1	0	0	1	0										
10 Chipper Jones S OBP: 0.416, SLG: 0.574	K			K		P4		HR	BB	3	1	0	0	1	2	1										
Andres Galarraga R OBP: 0.401, SLG: 0.618		G6-3		K		G6-3		HR	1B	4	1	1	0	0	1	1										
Javy Lopez R OBP: 0.329, SLG: 0.525	F7			F8			F8	HR	1B	4	1	1	3	0	0	1										
Andruw Jones R OBP: 0.314, SLG: 0.494	G4-3			G5-3		FC4	1B	HR	1B	4	1	2	1	0	0	0										
Danny Bautista R OBP: 0.275, SLG: 0.380			G1-3	1B	FC1-2	BB		G6-3		3	0	2	0	1	0	0										
Ozzie Guillen L OBP: 0.332, SLG: 0.347			G1-3		FC1-2	1B		F8	BB	4	0	2	0	0	0	3										
Tom Glavine L OBP: 0.271, SLG: 0.310 Michael Tucker L OBP: 0.340, SLG: 0.441 Kerry Ligtenberg R	(1, 1)	(8, PH)	(9, 1)		K		FC1-2		FC4	3	0	0	0	0	1	5										
Inning Stats	R: 0 E: 0 K: 2 S: 10	H: 0 LOB: 0 BB: 0 P: 15	R: 0 E: 0 K: 0 S: 5	H: 0 LOB: 0 BB: 0 P: 10	R: 0 E: 0 K: 2 S: 11	H: 1 LOB: 1 BB: 0 P: 15	R: 0 E: 0 K: 2 S: 11	H: 1 LOB: 1 BB: 0 P: 16	R: 0 E: 0 K: 0 S: 8	H: 0 LOB: 0 BB: 1 P: 17	R: 0 E: 0 K: 1 S: 6	H: 0 LOB: 0 BB: 0 P: 9	R: 0 E: 0 K: 1 S: 12	H: 2 LOB: 3 BB: 0 P: 20	R: 4 E: 0 K: 1 S: 17	H: 4 LOB: 2 BB: 2 P: 28		1B: 7 2B: 0 3B: 0 HR: 2	SF: 0 SAC: 0 DP: 0 HBP: 0	WP: 0 PB: 0 SB: 0 CS: 0	PA: 37					
PITCHER	IP	WLS	BF	H	R	ER	SO	BB	IBB	HBP	BLK	WP	HR	S	P	ERA	WHIP									
Brian Bohanon L ERA: 2.74 Jeff Shaw R ERA: 2.03	(1, 1)	7.1	L	7	4	3	3	1	1	0	0	0	0	2	16	23	40.50	7.500								
Jeff Shaw R ERA: 2.03	(8, 1)	0.2	L	7	4	3	3	1	1	0	0	0	0	2	16	23	40.50	7.500								

AB 38
R 3
H 10
RBI 3
BB 0
SO 3
LOB 18



AB 34
R 4
H 9
RBI 4
BB 3
SO 9
LOB 19



Batter	1	2	3	4	5	6	7	8	9	AB	R	H	RBI	BB	SO	LOB	TOP																			
Wilton Guerrero, S OBP: 0.291, SLG: 0.345	1-1 G4-3		1-0 SH1-3		2 SAFE L1			1-2 F7	0-0 G3-1	4	0	0	0	0	0	3	Montreal Expos @ Los Angeles Dodgers Dodger Stadium, Los Angeles, CA Wed Aug 26 1998, 7:05 PM PDT Att: 34,039 - Cloudy - 76 F																			
F.P. Santangelo, S OBP: 0.337, SLG: 0.306	3-2 F9		1-0 F7		0-0 F7			0-1 B5		4	0	0	0	0	0	3																				
Derrick May, L OBP: 0.278, SLG: 0.336	1-1 F9		2-3 K			1-1 G4-3		1-3 K		4	0	0	0	0	2	2																				
Vladimir Guerrero, R OBP: 0.369, SLG: 0.594		1-0 G6-3		1-2 F9		1-2 P4		0-2 L9		4	0	0	0	0	0	0																				
Brad Fullmer, L OBP: 0.328, SLG: 0.462		3-2 1B		2-1 HR		4-2 BB		0-1 2B		3	2	3	1	1	0	0																				
Shane Andrews, R OBP: 0.295, SLG: 0.432	2-3 K		2-1 F7		0-3 K			0-1 1B		4	0	1	1	0	2	2																				
Terry Jones, S OBP: 0.295, SLG: 0.316								2-H 1B		0	1	0	0	0	0	0																				
Chris Widger, R OBP: 0.274, SLG: 0.355	1-3 K		0-1 G5-3			2-3 K		2-1 P3		4	0	0	0	0	2	2																				
Orlando Cabrera, R OBP: 0.304, SLG: 0.392			4-2 SH1-3 SH		1-1 SH3-4		0-0 G6-3	4-2 1B		2	0	1	0	1	0	0																				
Bob Hentley, R OBP: 0.404, SLG: 0.500										0	0	0	0	1	0	0																				
Mike Mordecai, R OBP: 0.248, SLG: 0.306										0	0	0	0	0	0	0																				
Carl Pavano, R OBP: 0.143, SLG: 0.143			1-1 SH		0-0 SH3-4		1-0 F9	2-1 1B		0	0	0	0	0	0	0																				
Scott Livingstone, L OBP: 0.216, SLG: 0.236										1	0	0	0	0	0	0																				
Mike Maddux, L										0	0	0	0	0	0	0																				
Ryan McGuire, L OBP: 0.311, SLG: 0.266			1-2 SH1-3		1-2			1-2 1B		1	0	1	1	0	0	0																				
Steve Kline, S										0	0	0	0	0	0	0																				
Inning Stats	R: 0 E: 0 K: 0 S: 7	H: 0 LOB: 0 BB: 0 P: 12	R: 0 E: 0 K: 2 S: 11	H: 1 LOB: 1 BB: 0 P: 18	R: 0 E: 1 K: 1 S: 10	H: 0 LOB: 0 BB: 1 P: 19	R: 1 E: 0 K: 0 S: 9	H: 1 LOB: 0 BB: 0 P: 14	R: 0 E: 0 K: 1 S: 11	H: 0 LOB: 1 BB: 1 P: 17	R: 0 E: 0 K: 1 S: 5	H: 0 LOB: 0 BB: 0 P: 8	R: 0 E: 0 K: 1 S: 8	H: 0 LOB: 0 BB: 0 P: 10	R: 2 E: 1 K: 0 S: 18	H: 3 LOB: 2 BB: 1 P: 26	1B: 4 2B: 1 3B: 0 HR: 1	SF: 0 SAC: 3 DP: 0 HBP: 0	WP: 0 PB: 0 CS: 0	PA: 37																
PITCHER	IP WLS BF H R ER SO BB IBB HBP BLK WP HR S P ERA WHIP																																			
Chan Ho Park, R ERA: 3.86	(1, 1) 8.1	33	5	3	3	6	2	0	0	0	0	0	0	0	1	73	111	3.24	0.840																	
Jeff Shaw, R ERA: 1.98	(9, 1) 0.2	W 4	1	0	0	0	1	0	0	0	0	0	0	0	0	11	19	0.00	3.000																	


AB	31
R	3
H	6
RBI	3
BB	3
SO	6
LOB	12




Batter	1	2	3	4	5	6	7	8	9	AB	R	H	RBI	BB	SO	LOB	BOTTOM																			
Eric Young Sr., R OBP: 0.361, SLG: 0.395	0-1 G4-3 1B		0-1 B3-4		2-2 F7		1-2 F8		1-2 HR	5	2	2	1	0	0	3	Montreal Expos @ Los Angeles Dodgers Dodger Stadium, Los Angeles, CA Wed Aug 26 1998, 7:05 PM PDT Att: 34,039 - Cloudy - 76 F																			
Trenidad Hubbard, R OBP: 0.397, SLG: 0.496	1-1 G4-3		0-1 FC4		0-0 L6			2-1 G6-3 1B		4	1	1	0	0	0	4																				
Gary Sheffield, R OBP: 0.431, SLG: 0.525	1-0 FC6-4 1B		0-0 P5			0-1 L8		0-3 K		4	0	1	1	0	1	2																				
Eric Karros, R OBP: 0.342, SLG: 0.466	1-1 FC6-4			0-1 E6 1B		1-1 HR		2-2 G6-3		4	1	1	1	0	0	2																				
Raul Mondesi, R OBP: 0.316, SLG: 0.525	2-0 F8			1-2 P4		0-1 G6-3		0-1 1B		4	0	1	1	0	0	2																				
Bobby Bonilla, S OBP: 0.316, SLG: 0.361		3-2 G1		0-0 G6-4-3 1B		2-2 1B		4-0 FC6-4		3	0	2	0	1	0	0																				
Jeff Shaw, R ERA: 1.98										0	0	0	0	0	0	0																				
Mark Grudzielanek, R OBP: 0.312, SLG: 0.356		2-1 G1-3		1-0 G6-4-3		1-0 L9		1-0 FC6-4		4	0	0	0	0	0	5																				
Charles Johnson, R OBP: 0.281, SLG: 0.371		1-2 F9			4-2 BB		1-1 F8		2-0 G6-3	3	0	0	0	1	0	0																				
Chan Ho Park, R OBP: 0.233, SLG: 0.276			1-1 FC4 1B		4-0 L6		0-2 F8		0-3 K	2	0	1	0	1	0	0																				
Adrian Beltré, R OBP: 0.263, SLG: 0.339					1-2 BB					1	0	0	0	0	1	0																				
Inning Stats	R: 1 E: 0 K: 0 S: 8	H: 2 LOB: 1 BB: 0 P: 13	R: 0 E: 0 K: 0 S: 8	H: 0 LOB: 0 BB: 0 P: 14	R: 0 E: 1 K: 0 S: 7	H: 1 LOB: 1 BB: 0 P: 8	R: 0 E: 1 K: 0 S: 7	H: 1 LOB: 1 BB: 0 P: 9	R: 0 E: 0 K: 0 S: 7	H: 0 LOB: 2 BB: 2 P: 17	R: 1 E: 0 K: 0 S: 10	H: 2 LOB: 1 BB: 0 P: 14	R: 0 E: 0 K: 1 S: 8	H: 0 LOB: 0 BB: 0 P: 10	R: 1 E: 0 K: 1 S: 11	H: 2 LOB: 2 BB: 1 P: 20	R: 1 E: 0 K: 1 S: 7	H: 1 LOB: 0 BB: 0 P: 10	1B: 7 2B: 1 3B: 0 HR: 2	SF: 0 SAC: 0 DP: 2 HBP: 0	WP: 0 PB: 0 CS: 0	PA: 37														
PITCHER	IP WLS BF H R ER SO BB IBB HBP BLK WP HR S P ERA WHIP																																			
Carl Pavano, R ERA: 4.35	(1, 1) 6.0	25	6	2	2	0	2	0	0	0	0	0	0	0	1	47	75	3.00	1.333																	
Mike Maddux, R ERA: 3.61	(7, 1) 2.0	9	2	1	1	1	0	1	0	0	0	0	0	0	19	30	4.50	1.000																		
Steve Kline, L ERA: 3.1	(9, 1) 0.2	L 3	1	1	1	1	0	0	0	0	0	1	7	10	13.50	1.500																				

AB	34
R	4
H	9
RBI	4
BB	3
SO	2
LOB	18




Batter	1	2	3	4	5	6	7	8	9	AB	R	H	RBI	BB	SO	LOB	TOP					
Wilton Guerrero, S OBP: 0.290, SLG: 0.343	G4-3		F7				L6	G5-3		5	0	1	0	0	0	0	Montreal Expos @ Los Angeles Dodgers Dodger Stadium, Los Angeles, CA Thu Aug 27 1998, 7:05 PM PDT Att: 30,971 - Unknown - 75 F					
Terry Jones, S OBP: 0.291, SLG: 0.311	F7						F7			5	0	1	0	0	1							
Bob Henley, R OBP: 0.403, SLG: 0.482	F9						G5-3			4	2	1	0	1	0							
Vladimir Guerrero, R OBP: 0.369, SLG: 0.598		L9						F9		5	2	2	2	0	0	1						
Brad Fullmer, L OBP: 0.328, SLG: 0.461	P5									5	2	2	0	0	1	1						
F.P. Santangelo, S OBP: 0.342, SLG: 0.310										2	0	2	2	1	0	0						
Robert Perez, R OBP: 0.224, SLG: 0.298										1	1	0	0	0	0	0						
Shane Andrews, R OBP: 0.297, SLG: 0.429										3	0	0	0	0	1	5						
Mike Mordecai, R OBP: 0.245, SLG: 0.303	G5-3									1	0	0	0	0	1	2						
Orlando Cabrera, R OBP: 0.308, SLG: 0.400										4	1	2	1	0	1	0						
Jeremy Powell, R Derrick May, L Miguel Batista, R Ryan McGuire, L Anthony Telford, R Chris Widger, R Shayne Bennett, R										0	0	0	0	0	0	0						
										0	0	0	0	0	0	0						
Inning Stats	R: 0 E: 0 K: 0 S: 5	H: 0 LOB: 0 BB: 0 P: 8	R: 0 E: 0 K: 0 S: 7	H: 0 LOB: 1 BB: 1 P: 14	R: 0 E: 0 K: 0 S: 6	H: 0 LOB: 0 BB: 0 P: 9	R: 1 E: 0 K: 1 S: 11	H: 3 LOB: 2 BB: 0 P: 17	R: 0 E: 0 K: 2 S: 10	H: 1 LOB: 1 BB: 0 P: 12	R: 2 E: 0 K: 2 S: 15	H: 4 LOB: 2 BB: 0 P: 22	R: 0 E: 0 K: 0 S: 5	H: 0 LOB: 0 BB: 0 P: 7	R: 4 E: 0 K: 1 S: 14	H: 3 LOB: 0 BB: 0 P: 18	R: 2 E: 0 K: 1 S: 14	H: 1 LOB: 0 BB: 1 P: 23	1B: 9 2B: 1 3B: 0 HR: 2	SF: 0 SAC: 0 DP: 1 HBP: 1	WP: 1 PB: 0 SB: 0 CS: 0	PA: 42
PITCHER	IP WLS BF H R ER SO BB IBB HBP BLK WP HR S P ERA WHIP																					
37 Darren Dreifort, R ERA: 3.95	7.2 W 36 11 7 7 6 1 0 1 0 1 1 71 104 8.22 1.565																					
Mark Guthrie, L ERA: 2.89	0.1 1 0 0 0 0 0 0 0 0 0 0 2 3 0.00 0.000																					
Antonio Osuna, R ERA: 3.06	0.1 3 1 2 2 1 1 0 0 0 0 0 1 8 13 54.00 6.000																					
Scott Radinsky, L ERA: 2.53	0.2 S 2 0 0 0 0 0 0 0 0 0 0 6 10 0.00 0.000																					

Batter	1	2	3	4	5	6	7	8	9	AB	R	H	RBI	BB	SO	LOB	BOTTOM			
Eric Young Sr., R OBP: 0.382, SLG: 0.403										5	3	2	2	0	0	2	Montreal Expos @ Los Angeles Dodgers Dodger Stadium, Los Angeles, CA Thu Aug 27 1998, 7:05 PM PDT Att: 30,971 - Unknown - 75 F			
Trenidad Hubbard, R OBP: 0.393, SLG: 0.488										4	1	1	0	0	0	1				
Gary Sheffield, R OBP: 0.433, SLG: 0.526										3	1	2	2	0	0	0				
Eric Karros, R OBP: 0.344, SLG: 0.469										4	1	2	2	0	1	1				
Raul Mondesi, R OBP: 0.314, SLG: 0.521										4	0	0	1	0	1	3				
Bobby Bonilla, S OBP: 0.316, SLG: 0.372										3	1	1	2	0	1	0				
Adrian Beltré, R OBP: 0.267, SLG: 0.361										1	1	1	1	0	0	0				
Charles Johnson, R OBP: 0.281, SLG: 0.369										4	0	1	0	0	3	0				
Juan Castro, R OBP: 0.254, SLG: 0.266										3	0	0	0	0	1	0				
37 Darren Dreifort, R OBP: 0.245, SLG: 0.277										3	2	1	0	0	1	0				
Mark Guthrie, R Jim Eisenreich, L Antonio Osuna, R Scott Radinsky, L										0	0	0	0	0	0	0				
										1	0	0	0	0	0	1				
Inning Stats	R: 4 E: 0 K: 1 S: 13	H: 4 LOB: 0 BB: 0 P: 23	R: 2 E: 1 K: 0 S: 12	H: 1 LOB: 1 BB: 0 P: 18	R: 0 E: 0 K: 1 S: 11	H: 0 LOB: 0 BB: 0 P: 19	R: 3 E: 1 K: 0 S: 8	H: 4 LOB: 1 BB: 0 P: 10	R: 0 E: 0 K: 3 S: 10	H: 0 LOB: 0 BB: 0 P: 13	R: 0 E: 0 K: 1 S: 8	H: 0 LOB: 0 BB: 0 P: 10	R: 0 E: 0 K: 2 S: 10	H: 0 LOB: 0 BB: 0 P: 13	R: 1 E: 0 K: 0 S: 6	H: 2 LOB: 1 BB: 0 P: 11	1B: 7 2B: 1 3B: 0 HR: 3	SF: 0 SAC: 1 DP: 1 HBP: 1	WP: 0 PB: 0 SB: 1 CS: 0	PA: 37
PITCHER	IP WLS BF H R ER SO BB IBB HBP BLK WP HR S P ERA WHIP																			
Jeremy Powell, R ERA: 7.92	2.0 L 13 4 3 2 4 0 0 0 0 0 0 29 42 6.00 1.333																			
Miguel Batista, R ERA: 4.19	3.0 13 4 3 2 4 0 0 0 0 0 0 29 42 6.00 1.333																			
Anthony Telford, R ERA: 4.09	2.0 6 0 0 0 3 0 0 0 0 0 0 18 23 0.00 0.000																			
Shayne Bennett, R ERA: 4.63	1.0 5 2 1 1 0 0 0 0 0 0 0 6 11 9.00 2.000																			


Batter	1	2	3	4	5	6	7	8	9	AB	R	H	RBI	BB	SO	LOB	TOP					
Tony Phillips, S OBP: 0.399, SLG: 0.397 (1, 7)										4	0	1	0	0	1	1	New York Mets @ Los Angeles Dodgers Dodger Stadium, Los Angeles, CA Sun Aug 30 1998, 3:33 AM PDT Att: 44,746 - Sunny - 88 F					
Eduardo Alfonzo, R OBP: 0.359, SLG: 0.425 (1, 5)										4	1	3	1	0	1	0						
John Olerud, L OBP: 0.433, SLG: 0.536 (1, 3)										4	0	2	0	0	1	2						
31 Mike Piazza, R OBP: 0.374, SLG: 0.541 Jorge Fabregas, L OBP: 0.260, SLG: 0.257 (1, 2) (2, 2)										1	0	0	0	0	0	2						
Brian McRae, S OBP: 0.367, SLG: 0.484 (1, 8)										4	0	0	0	0	2	3						
Lenny Harris, L OBP: 0.310, SLG: 0.359 (1, 9)										4	0	0	0	0	0	1						
Carlos Baerga, S OBP: 0.308, SLG: 0.378 (1, 4)										4	1	1	1	0	0	0						
Luis Lopez, S OBP: 0.319, SLG: 0.342 (1, 6)										3	0	1	0	0	1	0						
Masato Yoshii, R OBP: 0.130, SLG: 0.093 Turk Wendell, L (7, 1) Greg McMichael, R (8, 1)										3	0	0	0	0	2	1						
										0	0	0	0	0	0	0						
										0	0	0	0	0	0	0						
Inning Stats	R: 0 E: 0 K: 2 S: 11	H: 2 LOB: 2 BB: 0 P: 15	R: 1 E: 0 K: 2 S: 12	H: 2 LOB: 1 BB: 0 P: 20	R: 1 E: 0 K: 1 S: 12	H: 2 LOB: 1 BB: 0 P: 19	R: 0 E: 0 K: 1 S: 7	H: 0 LOB: 0 BB: 0 P: 10	R: 0 E: 0 K: 0 S: 13	H: 0 LOB: 0 BB: 0 P: 18	R: 0 E: 0 K: 0 S: 5	H: 0 LOB: 0 BB: 0 P: 6	R: 0 E: 0 K: 1 S: 7	H: 0 LOB: 0 BB: 0 P: 12	R: 0 E: 0 K: 0 S: 7	H: 0 LOB: 0 BB: 0 P: 8	R: 0 E: 0 K: 0 S: 8	H: 0 LOB: 0 BB: 0 P: 12	1B: 5 2B: 1 3B: 0 HR: 2	SF: 0 SAC: 0 DP: 0 HBP: 0	WP: 1 PB: 0 SB: 0 CS: 1	PA: 34
PITCHER Dave Milicki, R ERA: 4.56 (1, 1)	IP: 9.0 WLS: W BF: 34 H: 8 R: 2 ER: 2 SO: 9 BB: 0 IBB: 0 HBP: 0 BLK: 0 WP: 1 HR: 2 S: 82 P: 120 ERA: 2.00 WHIP: 0.889															PITCHER	IP: 9.0 WLS: W BF: 34 H: 8 R: 2 ER: 2 SO: 9 BB: 0 IBB: 0 HBP: 0 BLK: 0 WP: 1 HR: 2 S: 82 P: 120 ERA: 2.00 WHIP: 0.889					

Batter	1	2	3	4	5	6	7	8	9	AB	R	H	RBI	BB	SO	LOB	BOTTOM			
Eric Young Sr., R OBP: 0.359, SLG: 0.398 (1, 4)										4	0	1	2	0	2	2	New York Mets @ Los Angeles Dodgers Dodger Stadium, Los Angeles, CA Sun Aug 30 1998, 3:33 AM PDT Att: 44,746 - Sunny - 88 F			
Trenidad Hubbard, R OBP: 0.377, SLG: 0.490 (1, 7)										4	0	0	0	0	2	2				
Gary Sheffield, R OBP: 0.428, SLG: 0.524 Roger Cedeno, S OBP: 0.328, SLG: 0.300 (1, 9) (9, 9)										4	0	1	0	0	1	0				
Eric Karros, R OBP: 0.347, SLG: 0.474 (1, 3)										4	0	1	0	0	1	1				
Raul Mondesi, R OBP: 0.314, SLG: 0.520 (1, 8)										3	0	0	0	1	0	1				
Bobby Bonilla, S OBP: 0.317, SLG: 0.380 Adrian Beltré, R OBP: 0.275, SLG: 0.361 (1, 5) (7, FR) (8, 5)										3	0	1	0	0	0	0				
Mark Grudzielanek, R OBP: 0.314, SLG: 0.361 (1, 6)										3	2	3	0	0	0	0				
Tom Prince, R OBP: 0.253, SLG: 0.278 (1, 2)										3	1	2	2	0	0	1				
Dave Milicki, R OBP: 0.200, SLG: 0.146 (1, 1)										1	0	0	0	0	1	2				
Inning Stats	R: 0 E: 0 K: 1 S: 11	H: 0 LOB: 0 BB: 0 P: 15	R: 0 E: 0 K: 0 S: 6	H: 0 LOB: 0 BB: 0 P: 10	R: 0 E: 0 K: 0 S: 5	H: 1 LOB: 1 BB: 0 P: 6	R: 0 E: 0 K: 0 S: 7	H: 1 LOB: 1 BB: 0 P: 10	R: 2 E: 0 K: 2 S: 17	H: 3 LOB: 1 BB: 0 P: 24	R: 0 E: 0 K: 2 S: 9	H: 0 LOB: 0 BB: 0 P: 12	R: 2 E: 0 K: 2 S: 16	H: 3 LOB: 1 BB: 0 P: 21	R: 0 E: 0 K: 0 S: 4	H: 1 LOB: 1 BB: 1 P: 10	1B: 6 2B: 4 3B: 0 HR: 0	SF: 0 SAC: 2 DP: 1 HBP: 0	WP: 0 PB: 0 SB: 1 CS: 1	PA: 33
PITCHER Masato Yoshii, R ERA: 3.91 Turk Wendell, R ERA: 2.75 Greg McMichael, R ERA: 4.12 (1, 1) (7, 1) (8, 1)	IP: 6.0 WLS: L BF: 25 H: 7 R: 4 ER: 4 SO: 5 BB: 0 IBB: 0 HBP: 0 BLK: 0 WP: 0 HR: 0 S: 59 P: 82 ERA: 6.00 WHIP: 1.167															PITCHER	IP: 6.0 WLS: L BF: 25 H: 7 R: 4 ER: 4 SO: 5 BB: 0 IBB: 0 HBP: 0 BLK: 0 WP: 0 HR: 0 S: 59 P: 82 ERA: 6.00 WHIP: 1.167			

AB 34
R 2
H 8
RBI 2
BB 0
SO 9
LOB 12



AB 29
R 4
H 9
RBI 4
BB 1
SO 7
LOB 9



Batter	1	2	3	4	5	6	7	8	9	AB	R	H	RBI	BB	SO	LOB	TOP								
Tony Phillips, S OBP: 0.396, SLG: 0.394 John Franco, L (9, 1)	1-3 K		3-3 K		1-2 G4-3		1-0 G4-6-3 1B		1-0 SH 31 1B 1B	4	1	1	0	0	2	0									
Eduardo Alfonso, R OBP: 0.362, SLG: 0.425	0-3 K		4-2 31 1B BB		1-3 K		1-0 G4-6-3 1B		2-1 31 1B 1B	4	2	2	1	1	2	0									
John Olerud, L OBP: 0.434, SLG: 0.537	2-0 31 2B 2B		4-2 31 1B BB		0-0 31 BB 1B		0-0 G4-6-3 1B		2-2 F8	4	2	2	0	1	0	4									
31 Mike Piazza, R OBP: 0.378, SLG: 0.545	1-0 2B		0-0 BB		4-1 1B BB		0-0 P8		1-0 1B	4	0	3	2	1	0	1									
Brian McRae, S OBP: 0.367, SLG: 0.483	0-0 F9		2-1 G3		0-0 1B				1-0 F7	5	0	2	3	0	0	3									
Lenny Harris, L OBP: 0.312, SLG: 0.373		0-1 F8		0-1 1B		2-1 F9			1-1 G1-3	5	2	2	1	0	0	4									
Carlos Baerga, S OBP: 0.307, SLG: 0.377		0-1 G6-3 1B		0-2 L7		2-1 G4-3			1-3 K	4	0	1	0	0	1	1									
Rey Ordenez, R OBP: 0.279, SLG: 0.298		0-0 G6-3		1-1 CS 1B		0-1 G6-3			2-2 P3	4	0	1	1	0	0	1									
Rick Reed, R Turk Wendell, L Dennis Cook, L Matt Franco, L Jermaine Allensworth, R			1-2 G5-3		1-3 K2-3		3-2 P3		4-0 E SH 1B BB	3	0	0	0	0	1	1									
Inning Stats	R: 1 E: 0 K: 2 S: 9	H: 2 LOB: 1 BB: 0 P: 13	R: 0 E: 0 K: 0 S: 5	H: 1 LOB: 0 BB: 0 P: 5	R: 1 E: 0 K: 1 S: 14	H: 1 LOB: 2 BB: 2 P: 28	R: 1 E: 0 K: 1 S: 11	H: 2 LOB: 0 BB: 0 P: 12	R: 1 E: 0 K: 1 S: 12	H: 2 LOB: 2 BB: 1 P: 20	R: 0 E: 0 K: 0 S: 7	H: 0 LOB: 0 BB: 0 P: 12	R: 0 E: 0 K: 0 S: 4	H: 2 LOB: 1 BB: 0 P: 6	R: 1 E: 0 K: 1 S: 9	H: 1 LOB: 0 BB: 0 P: 16	R: 3 E: 1 K: 0 S: 10	H: 3 LOB: 2 BB: 1 P: 23	1B: 11 2B: 2 3B: 0 HR: 1	SF: 0 SAC: 1 DP: 2 HBP: 0	WP: 0 PB: 0 SB: 1 CS: 1	PA: 42			
PITCHER	IP WLS BF H R ER SO BB IBB HBP BLK WP HR S P ERA WHIP	7.0 L 31 10 4 4 5 3 0 0 0 0 0 62 96 5.14 1.857	2.0 11 4 4 4 1 1 0 0 0 0 1 19 39 18.00 2.500																						

New York Mets @ Los Angeles Dodgers
Dodger Stadium, Los Angeles, CA
Mon Aug 31 1998, 7:05 PM PDT
Att: 37,806 - Cloudy - 95 F

AB	37
R	8
H	14
RBI	8
BB	4
SO	6
LOB	15



Batter	1	2	3	4	5	6	7	8	9	AB	R	H	RBI	BB	SO	LOB	BOTTOM							
Eric Young Sr., R OBP: 0.358, SLG: 0.395	0-2 G6-3		1-0 SH2-4 1B		1-2 F9		1-0 G4-3		0-1 F7	5	0	1	0	0	0	1								
Jim Eisenreich, L OBP: 0.291, SLG: 0.255 Mike Judd, R (8, 1)	2-3 K		0-0 SH2-4		3-2 S 1B		1-2 G3			3	0	1	1	0	1	0								
Raul Mondesi, R OBP: 0.313, SLG: 0.517	1-3 K		0-0 FC5-2-5-3 S		1-3 K2-3		4-1 S BB			3	0	0	0	1	2	3								
Eric Karros, R OBP: 0.346, SLG: 0.471		3-2 1B 1B	2-3 3H F9		1-3 K		1-2 G6-3			4	0	1	0	0	1	4								
Bobby Bonilla, S OBP: 0.320, SLG: 0.385	1-3 K			0-0 SF8 2B		2-0 G4-6-3 1B			3-3 K	4	1	2	0	0	2	1								
Matt Luke, L OBP: 0.268, SLG: 0.430 Trenidad Hubbard, R OBP: 0.375, SLG: 0.486	2-2 1B		2-2 G3-1		0-0 G3-1		1-1 G4-6-3		0-3 K	3	0	1	0	0	0	2								
Mark Grudzielanek, R OBP: 0.312, SLG: 0.399	2-3 K		2-3 SF8		0-1 SF8		1-2 G4-3		2-1 F9	3	0	0	1	0	1	2								
Tom Prince, R OBP: 0.265, SLG: 0.280		3-2 G1-3		3-2 FC6-4 1B			4-0 2B BB		2-2 F9	3	1	1	0	1	0	2								
Chan Ho Park, R OBP: 0.242, SLG: 0.283 Roger Cedeno, S OBP: 0.330, SLG: 0.308			0-0 SH2-4 1B		0-1 FC6-4		2-1 G3 2B		0-1 F9	2	0	1	0	0	0	1								
Inning Stats	R: 0 E: 0 K: 2 S: 10	H: 0 LOB: 0 BB: 0 P: 13	R: 0 E: 0 K: 2 S: 16	H: 2 LOB: 2 BB: 0 P: 27	R: 0 E: 0 K: 0 S: 11	H: 2 LOB: 1 BB: 0 P: 15	R: 1 E: 0 K: 0 S: 9	H: 2 LOB: 1 BB: 0 P: 12	R: 0 E: 0 K: 0 S: 6	H: 1 LOB: 0 BB: 0 P: 10	R: 2 E: 0 K: 0 S: 12	H: 1 LOB: 1 BB: 2 P: 24	R: 0 E: 0 K: 2 S: 9	H: 0 LOB: 0 BB: 0 P: 14	R: 0 E: 0 K: 0 S: 7	H: 0 LOB: 0 BB: 0 P: 9	1B: 7 2B: 2 3B: 0 HR: 0	SF: 1 SAC: 1 DP: 1 HBP: 0	WP: 0 PB: 0 SB: 3 CS: 0	PA: 37				
PITCHER	IP WLS BF H R ER SO BB IBB HBP BLK WP HR S P ERA WHIP	6.0 W 27 9 3 3 6 1 0 0 0 0 0 10 16 0.00 1.000	1.0 4 0 0 0 0 0 0 0 0 0 0 0 9 14 0.00 0.000	1.0 3 0 0 0 0 0 0 0 0 0 0 0 7 9 0.00 0.000																				

New York Mets @ Los Angeles Dodgers
Dodger Stadium, Los Angeles, CA
Mon Aug 31 1998, 7:05 PM PDT
Att: 37,806 - Cloudy - 95 F

AB	33
R	3
H	9
RBI	3
BB	2
SO	8
LOB	16



Batter	1	2	3	4	5	6	7	8	9	AB	R	H	RBI	BB	SO	LOB	TOP					
Doug Glanville, R (1, 8) OBP: 0.346, SLG: 0.404	1-1 G6-3		0-2 F7		2-2 1B		3-1 F7		2-2 G6-3	5	0	1	0	0	0	2	Philadelphia Phillies @ Los Angeles Dodgers Dodger Stadium, Los Angeles, CA Tue Sep 01 1998, 7:05 PM PDT Att: 28,199 - Unknown - 86 F					
Dest Relaford, S (1, 6) OBP: 0.299, SLG: 0.330	1-0 L7		1-1 G5-3		0-0 G3			0-1 G3-4-1	0-1 G6-3	5	0	0	0	0	0	1						
Scott Rolen, R (1, 5) OBP: 0.381, SLG: 0.522	2-2 G5-3			1-1 G3		1-2 G5-3		0-0 HR		4	1	2	1	0	0	0						
23 Kevin Jordan, R (1, 3) OBP: 0.311, SLG: 0.365		2-2 1B		0-0 G1		1-1 P4		0-1 1B		4	0	2	0	0	0	1						
Bobby Abreu, L (1, 9) OBP: 0.407, SLG: 0.485		2-0 1B		4-2 1B		1-1 G6-3		1-0 1B		3	0	2	0	1	0	0						
Wendell Magee, R (1, 7) OBP: 0.333, SLG: 0.647		1-2 1B		2-3 BB				1-2 1B		4	0	0	0	0	3	6						
Mark Lewis, R (1, 4) OBP: 0.303, SLG: 0.348		2-3 K		1-3 K			2-1 F9	1-3 K		4	0	0	0	0	3	6						
Mark Parent, R (1, 2) OBP: 0.278, SLG: 0.283		3-2 F8		2-0 P3			0-1 1B	0-0 FC5-4		4	0	1	0	0	0	6						
Bobby Estalella, R (3, 2) OBP: 0.236, SLG: 0.377		2-3 K			2-3 K		1-0 F8		0-0 HR	1	0	0	0	0	1	2						
Paul Byrd, R (1, 1) OBP: 0.455, SLG: 0.333			0-1 F9		1-3 K		4-2 BB		0-2 K	2	0	0	0	0	1	0						
Kevin Sefcik, R (7, PH) OBP: 0.416, SLG: 0.400										0	0	0	0	1	0	0						
Jerry Spradlin, S (7, 1) OBP: 1.000, SLG: 2.000										0	0	0	0	0	0	0						
Ricky Bottalico, L (8, 1) OBP: 0.352, SLG: 0.342										1	0	0	0	0	1	0						
Alex Arias, R (9, PH)										0	0	0	0	0	0	0						
Inning Stats	R: 0 E: 0 K: 0 S: 8	H: 0 LOB: 0 BB: 0 P: 12	R: 0 E: 0 K: 2 S: 13	H: 2 LOB: 2 BB: 0 P: 24	R: 0 E: 0 K: 0 S: 8	H: 0 LOB: 0 BB: 0 P: 9	R: 0 E: 0 K: 1 S: 9	H: 1 LOB: 2 BB: 1 P: 17	R: 0 E: 0 K: 2 S: 10	H: 1 LOB: 1 BB: 0 P: 15	R: 0 E: 0 K: 0 S: 7	H: 0 LOB: 0 BB: 0 P: 10	R: 0 E: 0 K: 0 S: 10	H: 1 LOB: 2 BB: 1 P: 20	R: 1 E: 0 K: 1 S: 10	H: 3 LOB: 2 BB: 0 P: 12	R: 1 E: 0 K: 1 S: 10	H: 1 LOB: 0 BB: 0 P: 12	1B: 6 2B: 1 3B: 0 HR: 2	SF: 0 SAC: 0 DP: 0 HBP: 0	WP: 0 PB: 0 SB: 0 CS: 0	PA: 38
PITCHER	IP	WLS	BF	H	R	ER	SO	BB	IBB	HBP	BLK	WP	HR	S	P	ERA	WHIP					
Ismael Valdez, R (1, 1) ERA: 3.74	7.0	W	28	5	0	0	5	2	0	0	0	0	0	65	107	0.00	1.000					
Sean Maloney, R (8, 1) ERA: 2.35	1.0		6	3	1	1	1	0	0	0	0	0	1	10	12	9.00	3.000					
Jeff Shaw, R (9, 1) ERA: 2.23	1.0	S	4	1	1	1	1	0	0	0	0	0	1	10	12	9.00	1.000					

Batter	1	2	3	4	5	6	7	8	9	AB	R	H	RBI	BB	SO	LOB	BOTTOM				
Eric Young Sr., R (1, 4) OBP: 0.354, SLG: 0.391	3-2 P5		3-1 F9		3-2 G1-3		2-2 G6-3			4	0	0	0	0	0	1	Philadelphia Phillies @ Los Angeles Dodgers Dodger Stadium, Los Angeles, CA Tue Sep 01 1998, 7:05 PM PDT Att: 28,199 - Unknown - 86 F				
Trenidad Hubbard, R (1, 7) OBP: 0.366, SLG: 0.473	1-2 G6-3		1-0 P4		2-0 F9			1-1 P4		4	0	0	0	0	0	1					
Raul Mondesi, R (1, 8) OBP: 0.311, SLG: 0.513	0-0 F8			1-0 G6-3		3-3 K		2-2 F9		4	0	0	0	0	1	0					
Eric Karros, R (1, 3) OBP: 0.348, SLG: 0.473		4-2 F9		2-1 1B		2-3 K		0-0 F9		3	1	1	0	1	1	0					
Bobby Bonilla, S (1, 5) OBP: 0.321, SLG: 0.386		0-0 CI		3-2 1B						2	0	1	0	0	0	0					
Adrián Beltré, R (9, 5) OBP: 0.275, SLG: 0.361		1-2 CI		2-3 1B		3-2 G3-1				0	0	0	0	0	0	0					
Matt Luke, L (1, 9) OBP: 0.262, SLG: 0.423		2-1 F9		1-2 E6			2-3 K			3	0	0	1	0	1	3					
Mark Grudzielanek, R (1, 6) OBP: 0.312, SLG: 0.399		3-2 P3		3-H 1B		1-1 WP		1-1 HR		3	1	1	0	0	0	4					
Charles Johnson, R (1, 2) OBP: 0.285, SLG: 0.375		0-2 F7			4-0 WP		1-2 HR			2	1	1	2	1	0	2					
Ismael Valdez, R (1, 1) OBP: 0.209, SLG: 0.175			0-1 B1-3		0-0 SH3-4		0-3 K			1	0	0	0	0	0	0					
Roger Cedeno, S (7, PH) OBP: 0.328, SLG: 0.306										1	0	0	0	0	1	0					
Sean Maloney, R (8, 1) ERA: 6.49										0	0	0	0	0	0	0					
Jeff Shaw, R (9, 1)										0	0	0	0	0	0	0					
Inning Stats	R: 0 E: 0 K: 0 S: 7	H: 0 LOB: 0 BB: 0 P: 11	R: 0 E: 1 K: 0 S: 18	H: 0 LOB: 2 BB: 1 P: 27	R: 0 E: 0 K: 0 S: 5	H: 0 LOB: 0 BB: 0 P: 9	R: 1 E: 1 K: 0 S: 13	H: 2 LOB: 1 BB: 0 P: 22	R: 0 E: 0 K: 2 S: 10	H: 0 LOB: 1 BB: 1 P: 14	R: 0 E: 0 K: 2 S: 10	H: 0 LOB: 0 BB: 0 P: 18	R: 2 E: 0 K: 2 S: 15	H: 2 LOB: 0 BB: 0 P: 21	R: 0 E: 0 K: 0 S: 7	H: 0 LOB: 0 BB: 0 P: 10	1B: 2 2B: 1 3B: 0 HR: 1	SF: 0 SAC: 1 DP: 1 HBP: 0	WP: 2 PB: 0 SB: 1 CS: 0	PA: 31	
PITCHER	IP	WLS	BF	H	R	ER	SO	BB	IBB	HBP	BLK	WP	HR	S	P	ERA	WHIP				
Paul Byrd, R (1, 1) ERA: 2.84	6.0	L	23	2	1	1	2	2	0	0	0	0	1	15	21	18.00	2.000				
Jerry Spradlin, R (7, 1) ERA: 3.63	1.0		5	2	2	2	2	0	0	0	0	1	1	15	21	18.00	2.000				
Ricky Bottalico, R (8, 1) ERA: 6.49	1.0		3	0	0	0	0	0	0	0	0	0	0	7	10	0.00	0.000				

AB 36
R 2
H 9
RBI 2
BB 2
SO 7
LOB 19



WP: 0
PB: 0
SB: 0
CS: 0

AB 27
R 3
H 4
RBI 3
BB 2
SO 4
LOB 11



WP: 2
PB: 0
SB: 1
CS: 0

Batter	1	2	3	4	5	6	7	8	9	AB	R	H	RBI	BB	SO	LOB	TOP					
Doug Glanville, R (1, 8) OBP: 0.344, SLG: 0.402	1-0 G5-3		3-2 G3-1			1-1 F9		0-2 P5		4	0	0	0	0	0	0						
Kevin Sefcik, R (1, 9) OBP: 0.411, SLG: 0.395	2-2 G6-3		0-0 G4-3			2-2 G6-3 1B		3-2 F9		4	0	1	0	0	0	0						
Scott Rolen, R (1, 5) OBP: 0.380, SLG: 0.519	1-1 F9			1-3 K		1-2 G6-3			4-2 BB BB	3	0	0	0	1	1	1						
23 Kevin Jordan, R (1, 3) OBP: 0.306, SLG: 0.359		2-2 F9		3-2 G3		1-0 G4-3			1-0 F7	4	0	0	0	0	0	2						
Mark Lewis, R (1, 4) OBP: 0.307, SLG: 0.349		1-0 E 1B		4-2 BB			2-2 G6-3		4-2 G5-4-3 BB	2	0	1	0	2	0	0						
Wendell Magee, R (1, 7) OBP: 0.318, SLG: 0.550		2-0 F8		1-1 F7			4-0 BB		0-2 G5-4-3 1-2	3	0	0	0	1	0	4						
Bobby Estalella, R (1, 2) OBP: 0.230, SLG: 0.368		0-0 E6			2-2 G6-3		0-3 K			3	0	0	0	0	1	2						
Desi Relaford, S (1, 6) OBP: 0.297, SLG: 0.328		0-3 K			0-0 B1-3		0-3 K			3	0	0	0	0	2	3						
Tyler Green, R (1, 1) OBP: 0.211, SLG: 0.206			1-3 K		2-1 G4-3			2-1 G5-3		2	0	0	0	0	1	0						
Mike Grace, R (7, 1) OBP: 0.160, SLG: 0.087										0	0	0	0	0	0	0						
Ruben Amaro Jr., S (8, PH) OBP: 0.228, SLG: 0.266										1	0	0	0	0	0	0						
Ken Ryan, R (8, 1) OBP: 0.228, SLG: 0.266										0	0	0	0	0	0	0						
Inning Stats	R: 0 E: 0 K: 0 S: 6	H: 0 LOB: 0 BB: 0 P: 10	R: 0 E: 1 K: 1 S: 9	H: 1 LOB: 2 BB: 0 P: 14	R: 0 E: 0 K: 1 S: 8	H: 0 LOB: 0 BB: 0 P: 12	R: 0 E: 0 K: 1 S: 12	H: 0 LOB: 1 BB: 1 P: 21	R: 0 E: 0 K: 0 S: 6	H: 0 LOB: 0 BB: 0 P: 10	R: 0 E: 0 K: 2 S: 9	H: 1 LOB: 1 BB: 0 P: 14	R: 0 E: 0 K: 2 S: 11	H: 0 LOB: 1 BB: 1 P: 17	R: 0 E: 0 K: 0 S: 8	H: 0 LOB: 0 BB: 0 P: 13	R: 0 E: 0 K: 0 S: 10	H: 0 LOB: 1 BB: 2 P: 19	1B: 2 2B: 0 3B: 0 HR: 0	SF: 0 SAC: 0 DP: 1 HBP: 0	WP: 0 PB: 0 SB: 0 CS: 0	PA: 33
PITCHER Carlos Perez, L (1, 1) ERA: 3.95	IP: 9.0 WLS: W BF: 33 H: 2 R: 0 ER: 0 SO: 5 BB: 4 IBB: 0 HBP: 0 BLK: 0 WP: 0 HR: 0 S: 79 P: 130 ERA: 0.00 WHIP: 0.667											PITCHER	IP: 9.0 WLS: W BF: 33 H: 2 R: 0 ER: 0 SO: 5 BB: 4 IBB: 0 HBP: 0 BLK: 0 WP: 0 HR: 0 S: 79 P: 130 ERA: 0.00 WHIP: 0.667									

Philadelphia Phillies @ Los Angeles Dodgers
 Dodger Stadium, Los Angeles, CA
 Wed Sep 02 1998, 7:05 PM PDT
 Att: 32,630 - Cloudy - 82 F

AB 29
 R 0
 H 2
 RBI 0
 BB 4
 SO 5
 LOB 12

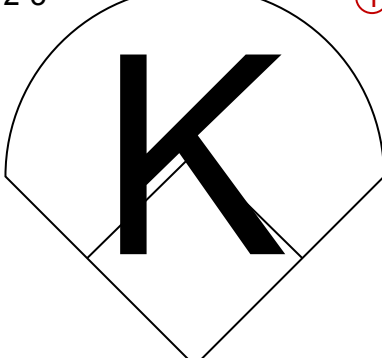
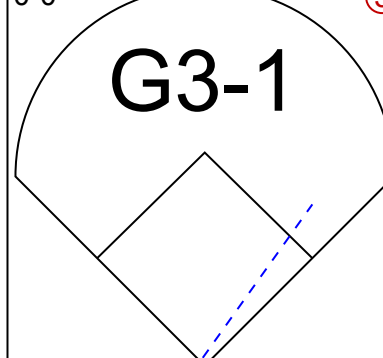
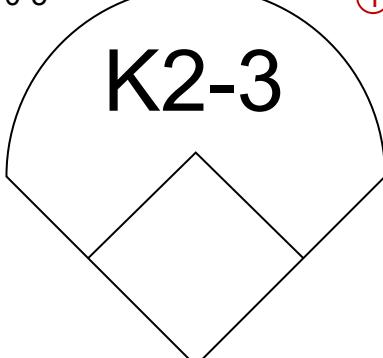
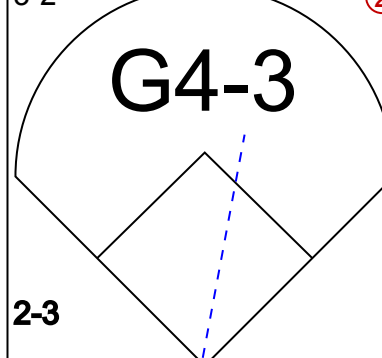
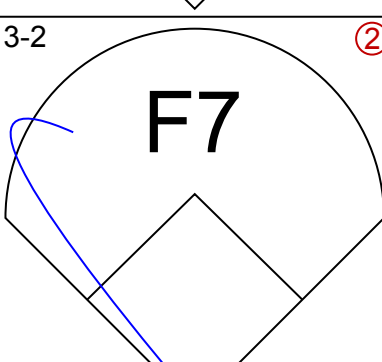
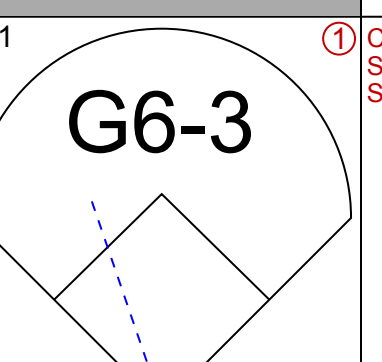
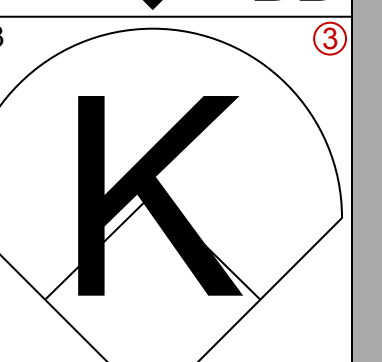
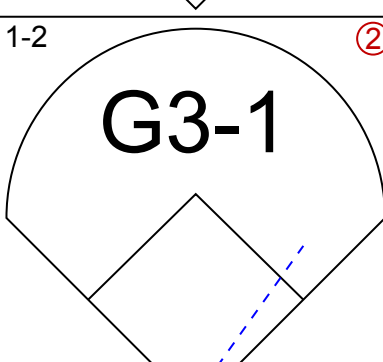
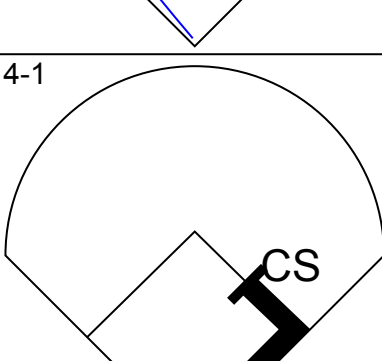
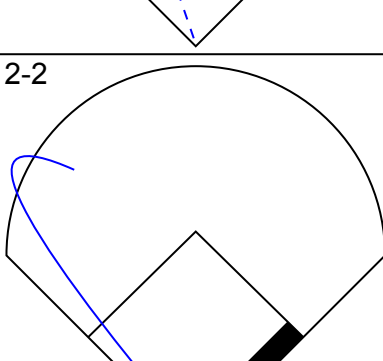
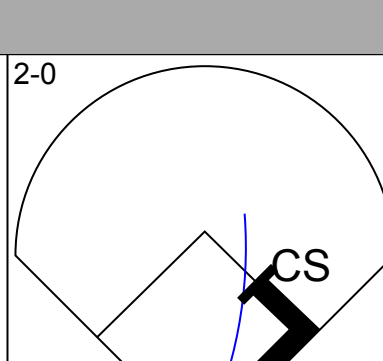
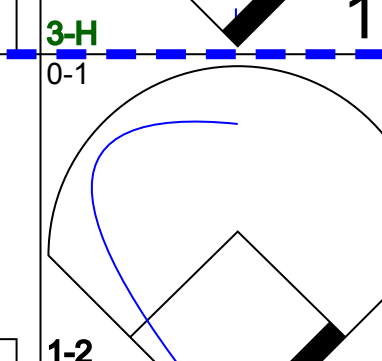
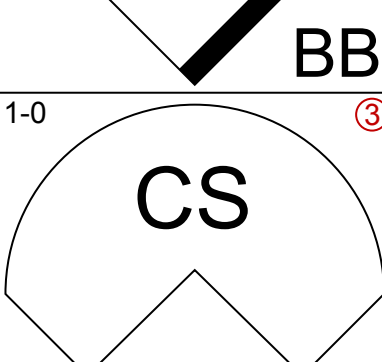
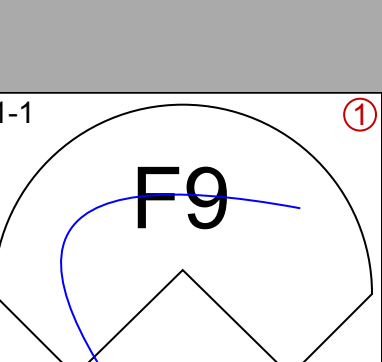
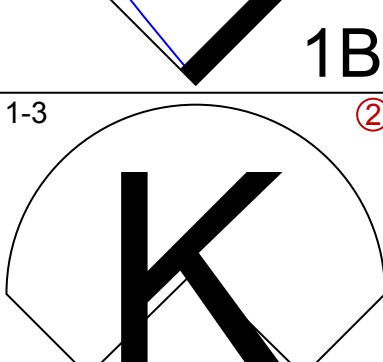
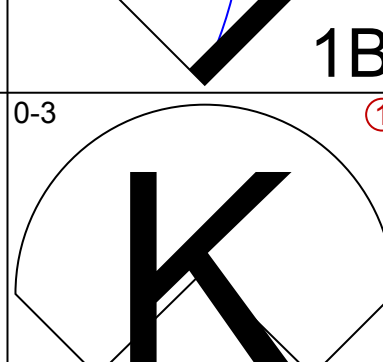
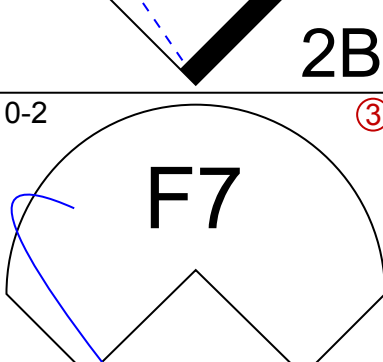
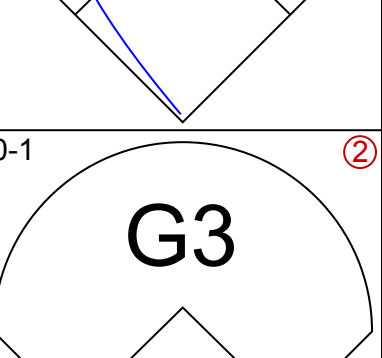
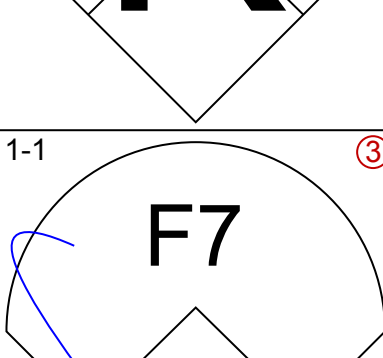
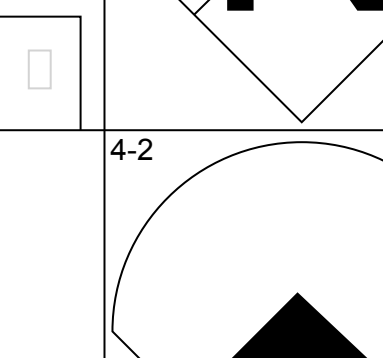
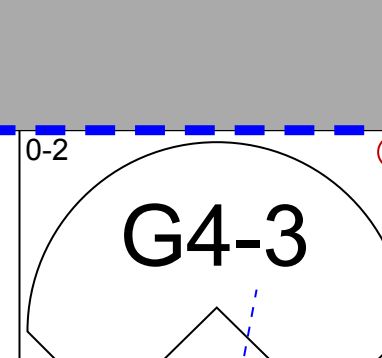
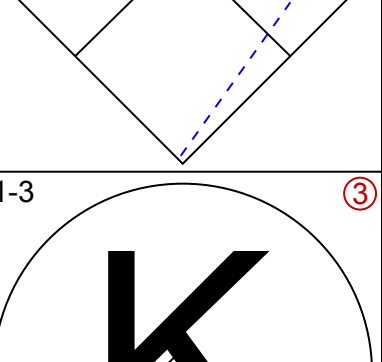
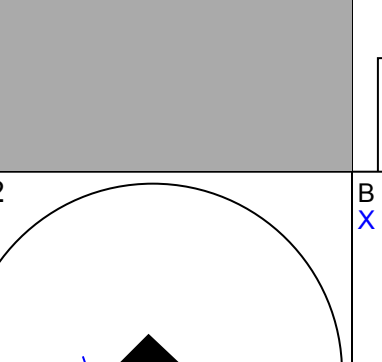
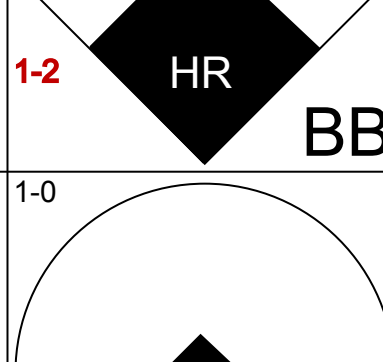
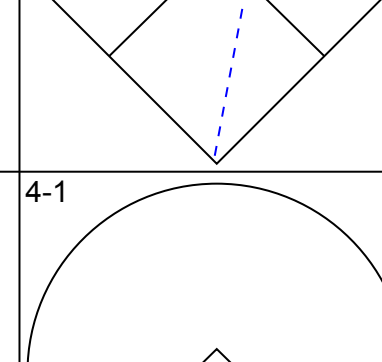
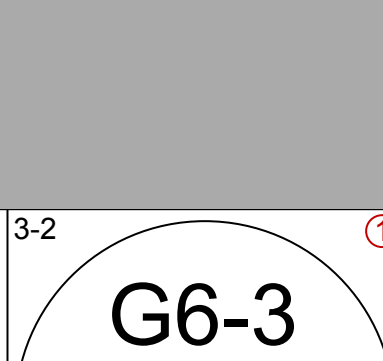
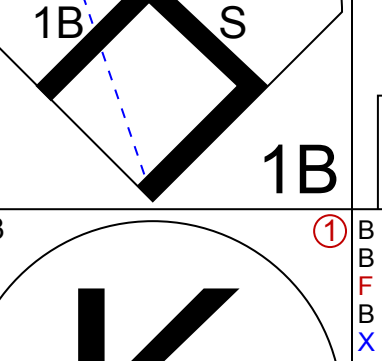
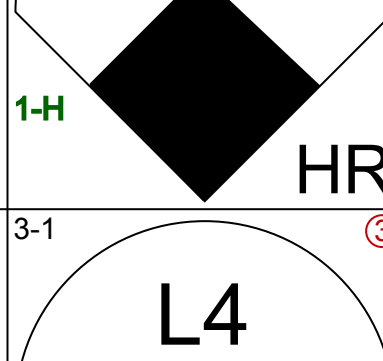
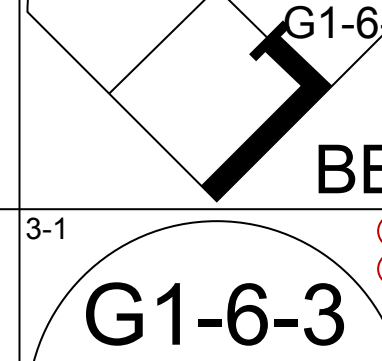
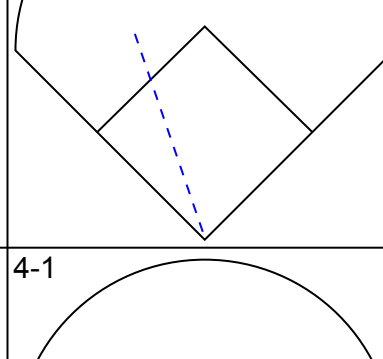
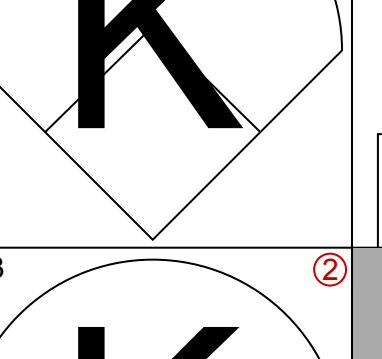
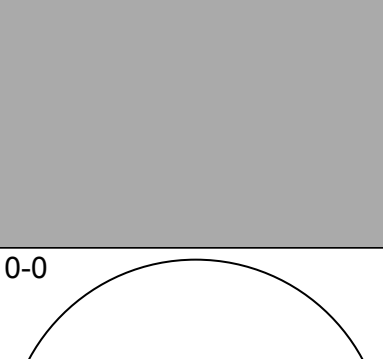
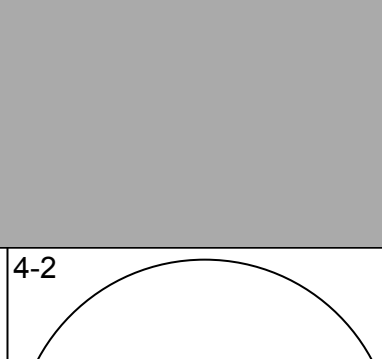
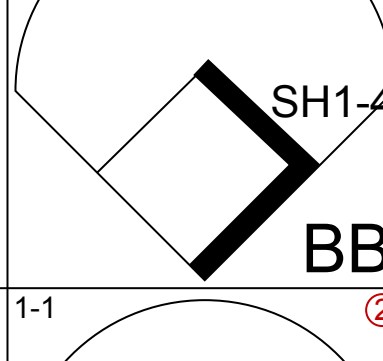
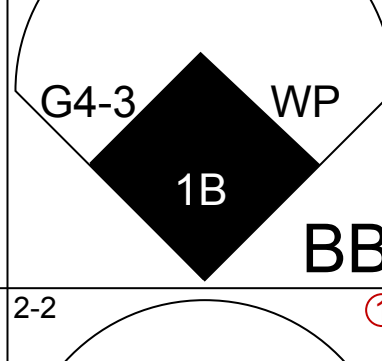


Batter	1	2	3	4	5	6	7	8	9	AB	R	H	RBI	BB	SO	LOB	BOTTOM			
Roger Cedeno, S (1, 7) OBP: 0.328, SLG: 0.313	1-0 F9		3-1 G4-3		0-0 1B 2B	0-1 F9		4-0 WP 1B BB		3	1	1	1	0	0	0				
Trenidad Hubbard, R (6, PH) OBP: 0.367, SLG: 0.470										1	1	0	0	1	0	1				
Mark Cudzielnick, R (1, 6) OBP: 0.315, SLG: 0.360	4-1 S BB		1-1 1B		0-0 WP 2H 1B	2-3 K		2-1 F9		4	0	2	1	1	1	2				
Raul Mondesi, R (1, 8) OBP: 0.312, SLG: 0.512	3-3 K		0-0 FC6-4 1B		0-0 G6-3	1-0 P4		0-1 2H 3H 1B		5	0	2	2	0	1	2				
Eric Karros, R (1, 3) OBP: 0.349, SLG: 0.479	2-1 F9		0-2 FC6-4		4-0 BB					3	1	1	1	1	0	3				
Matt Luke, L (1, 9) OBP: 0.267, SLG: 0.440		2-1 F9		2-1 HR	1-3 K		1-0 1B			4	1	2	1	0	1	2				
Adrian Beltré, R (1, 5) OBP: 0.275, SLG: 0.359		2-2 P3		1-1 G4-3	2-3 K		0-1 1B			4	0	1	0	0	1	2				
Charles Johnson, R (1, 2) OBP: 0.284, SLG: 0.373		3-2 1B		1-0 G5-3		2-0 F9		2-3 K		4	0	1	0	0	1	2				
Juan Castro, R (1, 4) OBP: 0.253, SLG: 0.264		3-2 F8		1-2 G5-3		3-2 SH1-4 1B		2-3 K		4	0	1	0	0	1	1				
Carlos Perez, L (1, 1) OBP: 0.210, SLG: 0.254			2-3 K		4-2 2B BB	3-1 SH1-4		4-2 WP BB 1B BB		1	2	0	0	2	1	0				
Inning Stats	R: 0 E: 0 K: 1 S: 7	H: 0 LOB: 1 BB: 1 P: 17	R: 0 E: 0 K: 0 S: 12	H: 1 LOB: 0 BB: 0 P: 22	R: 0 E: 0 K: 1 S: 11	H: 2 LOB: 2 BB: 0 P: 17	R: 1 E: 0 K: 0 S: 8	H: 1 LOB: 0 BB: 0 P: 13	R: 2 E: 0 K: 2 S: 14	H: 2 LOB: 2 BB: 2 P: 25	R: 0 E: 0 K: 0 S: 10	H: 1 LOB: 1 BB: 0 P: 18	R: 1 E: 0 K: 2 S: 12	H: 3 LOB: 2 BB: 0 P: 18	R: 2 E: 0 K: 1 S: 10	H: 1 LOB: 1 BB: 2 P: 22	1B: 8 2B: 1 3B: 0 HR: 2	SF: 0 SAC: 1 DP: 0 HBP: 0	WP: 2 PB: 0 SB: 1 CS: 0	PA: 39
PITCHER Tyler Green, R (1, 1) ERA: 4.64	IP: 6.0 WLS: L BF: 28 H: 7 R: 3 ER: 3 SO: 4 BB: 3 IBB: 0 HBP: 0 BLK: 0 WP: 0 HR: 1 S: 62 P: 112 ERA: 4.50 WHIP: 1.667											PITCHER	IP: 6.0 WLS: L BF: 28 H: 7 R: 3 ER: 3 SO: 4 BB: 3 IBB: 0 HBP: 0 BLK: 0 WP: 0 HR: 1 S: 62 P: 112 ERA: 4.50 WHIP: 1.667							
Mike Grace, R (7, 1) ERA: 5.53	1.0 6 3 1 1 2 0 0 0 0 0 1 12 18 9.00 3.000																			
Ken Ryan, R (8, 1) ERA: 3.78	1.0 5 1 2 2 1 2 0 0 0 0 1 0 10 22 18.00 3.000																			

Philadelphia Phillies @ Los Angeles Dodgers
 Dodger Stadium, Los Angeles, CA
 Wed Sep 02 1998, 7:05 PM PDT
 Att: 32,630 - Cloudy - 82 F

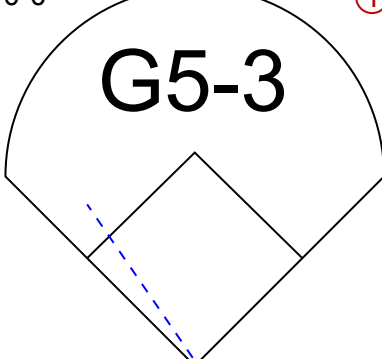
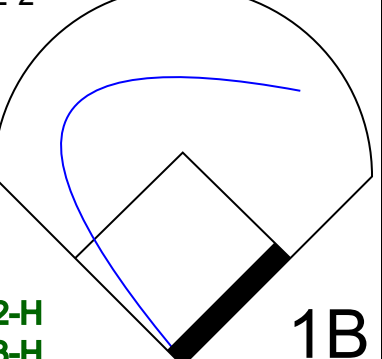
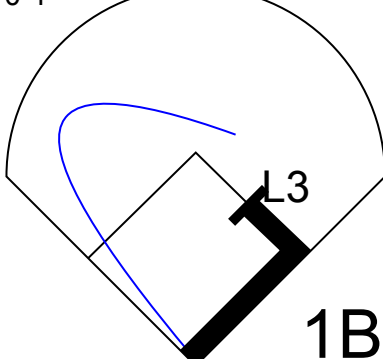
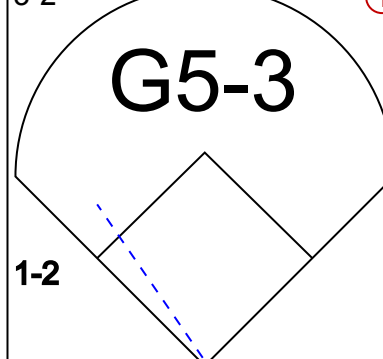
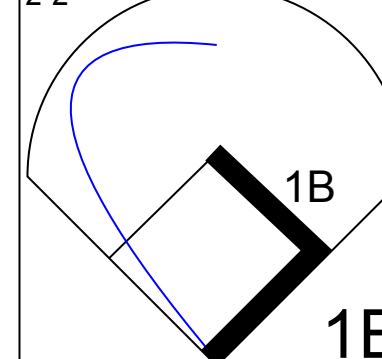
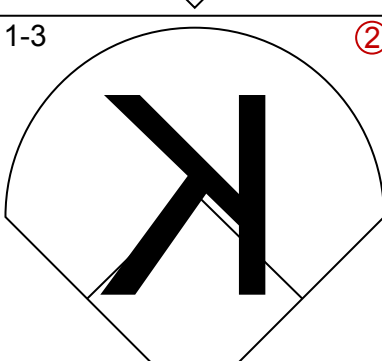
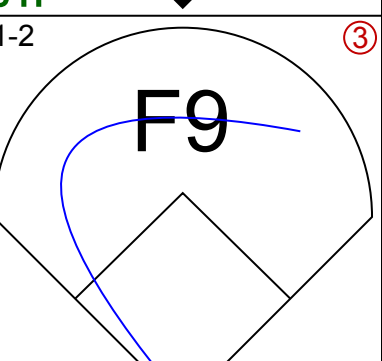
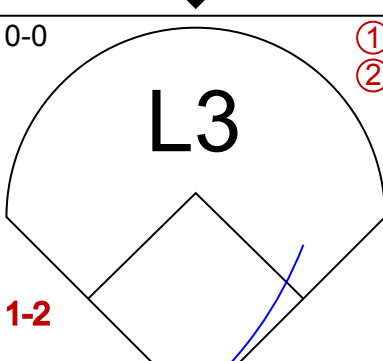
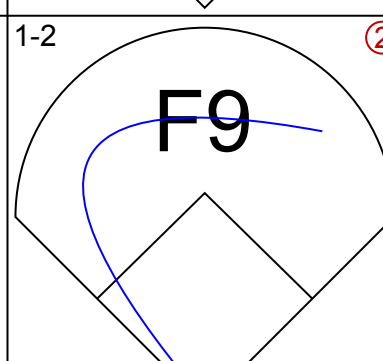
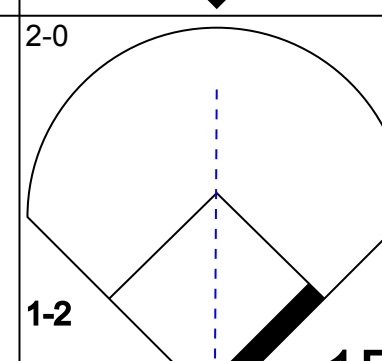
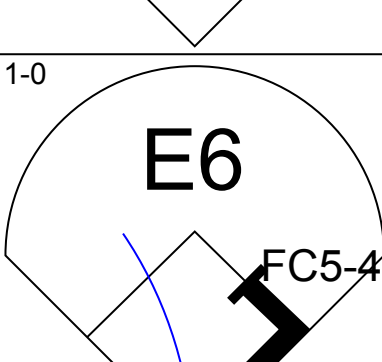
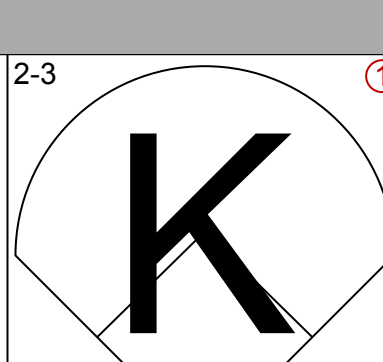
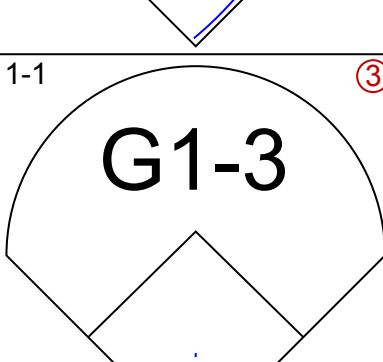
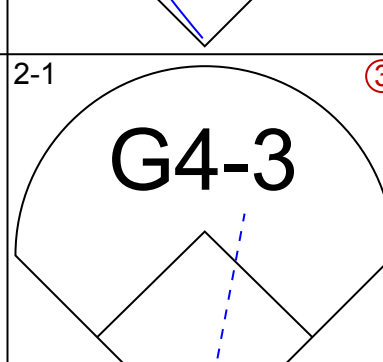
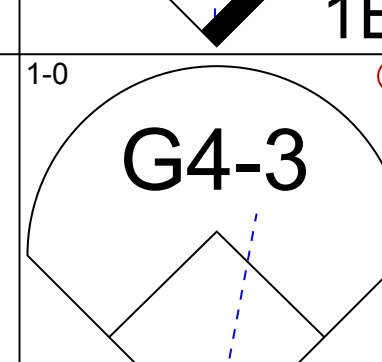
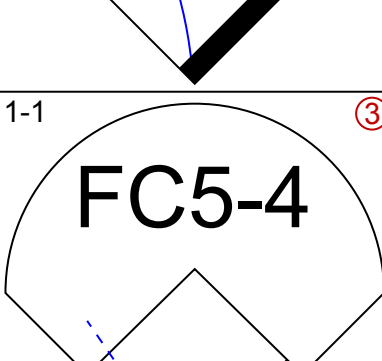
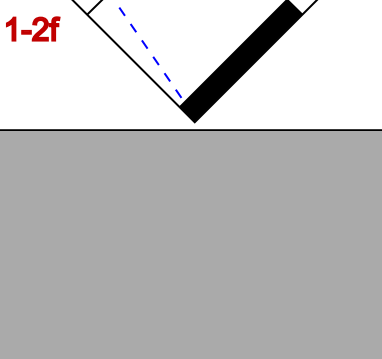
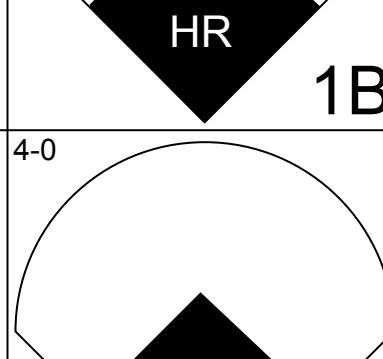
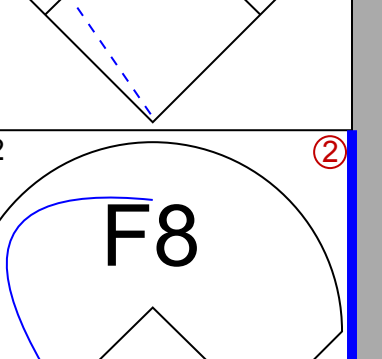
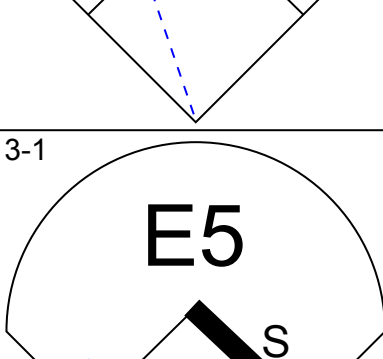
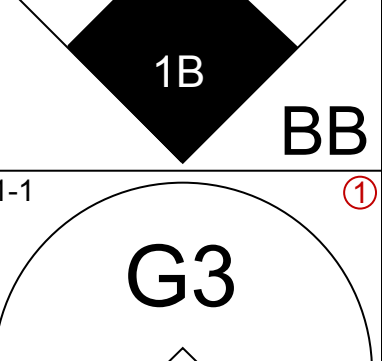
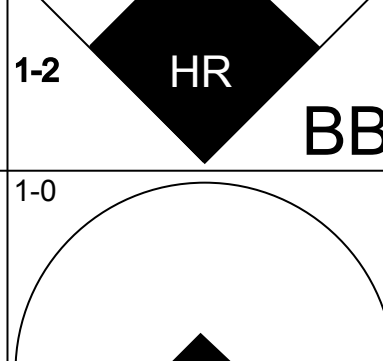
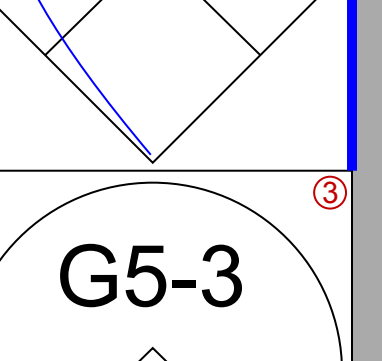
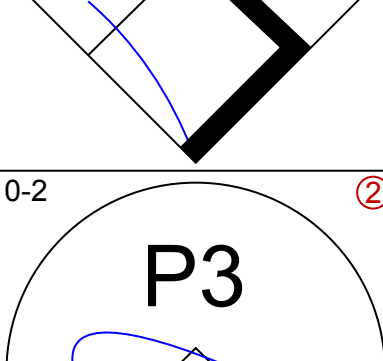
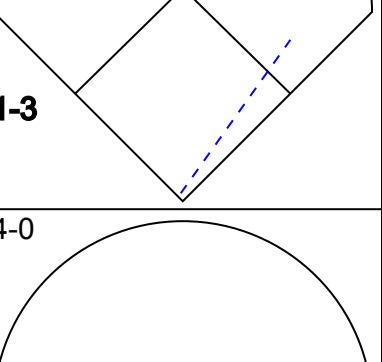
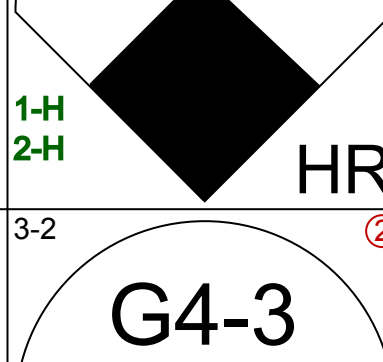
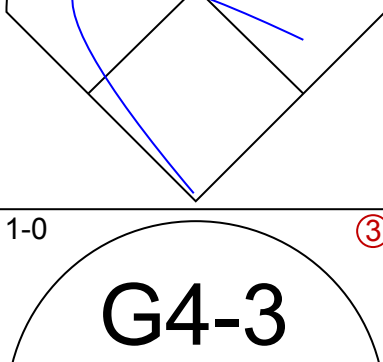
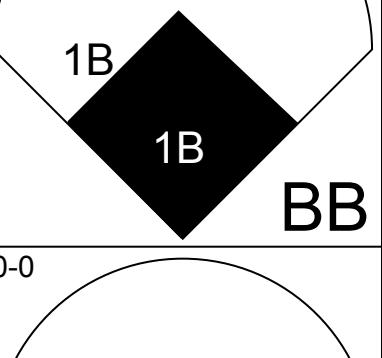
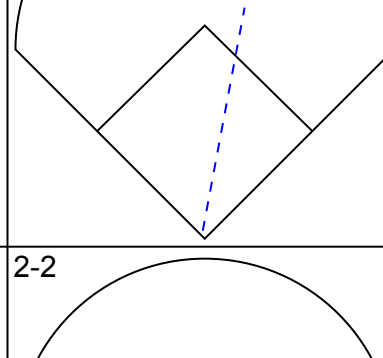

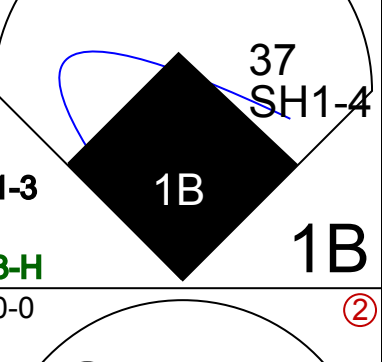
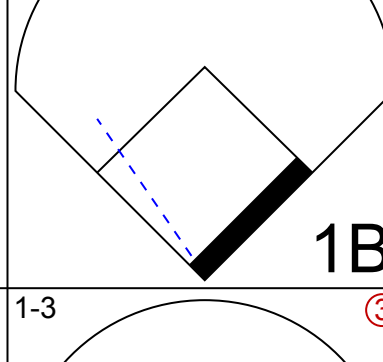
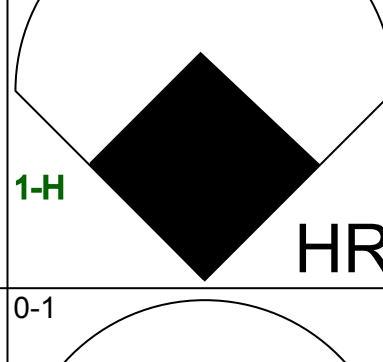
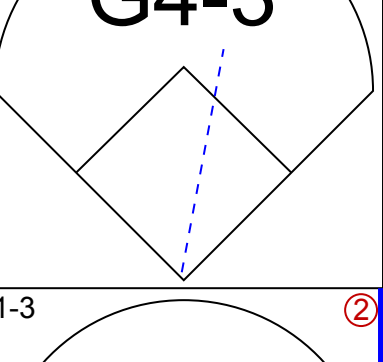
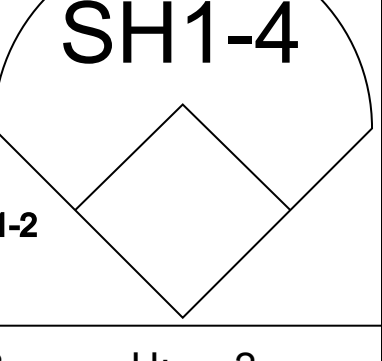
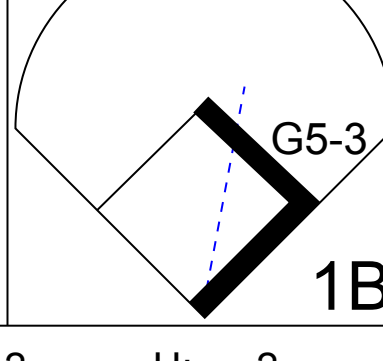

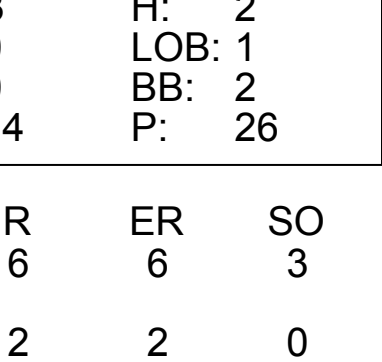
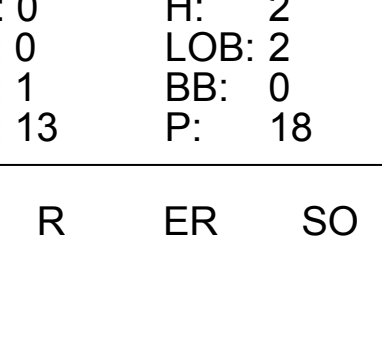
AB 33
 R 6
 H 11
 RBI 6
 BB 5
 SO 7
 LOB 15




Batter	1	2	3	4	5	6	7	8	9	AB	R	H	RBI	BB	SO	LOB	TOP																					
Marvin Benard, L (1.9) OBP: 0.380, SLG: 0.407										4	0	0	0	1	2	2	San Francisco Giants @ Los Angeles Dodgers Dodger Stadium, Los Angeles, CA Fri Sep 04 1998, 7:05 PM PDT Att: 35,182 - Cloudy - 76 F																					
Bill Mueller, S (1.5) OBP: 0.388, SLG: 0.398										5	0	1	1	0	1	3																						
Barry Bonds, L (1.7) OBP: 0.442, SLG: 0.601										4	0	4	0	1	0	0																						
Jeff Kent, R (1.4) OBP: 0.352, SLG: 0.548										5	0	0	0	0	2	5																						
J.T. Snow, L (1.3) OBP: 0.334, SLG: 0.412										3	1	0	0	1	0	1																						
Ellis Burks, R (1.8) OBP: 0.374, SLG: 0.516										3	1	2	2	1	1	0																						
Brent Mayne, L (1.2) OBP: 0.345, SLG: 0.356										4	0	0	0	0	1	2																						
Rich Aurilia, R (1.6) OBP: 0.327, SLG: 0.424										2	2	1	0	2	1	1																						
Shawn Estes, R (1.1) OBP: 0.237, SLG: 0.243										1	0	1	0	0	0	0																						
Chris Brock, R (6.1) OBP: 0.333, SLG: 0.333										0	0	0	0	0	0	0																						
Armando Rios, L (7. PH) OBP: 0.500, SLG: 2.000										1	1	1	2	0	0	0																						
Julian Tavarez, L (7.1) OBP: 0.111, SLG: 0.111										0	0	0	0	0	0	0																						
Chris Jones, R (9. PH) OBP: 0.295, SLG: 0.295										1	0	0	0	0	0	1																						
Inning Stats	R: 0 E: 0 K: 1 S: 8	H: 0 LOB: 0 BB: 1 P: 18	R: 0 E: 0 K: 1 S: 7	H: 0 LOB: 0 BB: 0 P: 9	R: 0 E: 0 K: 0 S: 7	H: 0 LOB: 1 BB: 1 P: 15	R: 0 E: 0 K: 1 S: 13	H: 1 LOB: 1 BB: 0 P: 19	R: 0 E: 0 K: 3 S: 16	H: 2 LOB: 3 BB: 1 P: 26	R: 2 E: 0 K: 1 S: 10	H: 2 LOB: 0 BB: 1 P: 20	R: 2 E: 0 K: 1 S: 16	H: 3 LOB: 1 BB: 0 P: 20	R: 0 E: 0 K: 0 S: 6	H: 0 LOB: 0 BB: 1 P: 13	R: 1 E: 0 K: 0 S: 16	H: 2 LOB: 2 BB: 1 P: 26	1B: 7 2B: 1 3B: 0 HR: 2	SF: 0 SAC: 1 DP: 1 HBP: 0	WP: 1 PB: 0 SB: 1 CS: 2	PA: 41																
PITCHER	IP	WLS	BF	H	R	ER	SO	BB	IBB	HBP	BLK	WP	HR	S	P	ERA	WHIP	PITCHER				IP	WLS	BF	H	R	ER	SO	BB	IBB	HBP	BLK	WP	HR	S	P	ERA	WHIP
37 Darren Dreifort, R (1.1) ERA: 4.0	7.0	W	31	8	4	4	8	4	0	0	0	0	2	77	127	5.14	1.714																					
Sean Maloney, R (8.1) ERA: 2.89	1.2		7	1	1	1	0	2	0	0	0	1	0	17	34	5.40	1.800																					
Jeff Shaw, R (9.1) ERA: 2.22	0.1	S	2	1	0	0	0	0	0	0	0	0	0	5	5	0.00	3.000																					

AB	33
R	5
H	10
RBI	5
BB	6
SO	8
LOB	15



Batter	1	2	3	4	5	6	7	8	9	AB	R	H	RBI	BB	SO	LOB	BOTTOM																					
Eric Young Sr., R (1.4) OBP: 0.397, SLG: 0.394										5	0	3	2	0	0	1	San Francisco Giants @ Los Angeles Dodgers Dodger Stadium, Los Angeles, CA Fri Sep 04 1998, 7:05 PM PDT Att: 35,182 - Cloudy - 76 F																					
Trenidad Hubbard, R (1.7) OBP: 0.363, SLG: 0.461										5	0	1	0	0	1	3																						
Raul Mondesi, R (1.8) OBP: 0.310, SLG: 0.509										3	0	0	0	0	1	0																						
Matt Luke, L (5.7) OBP: 0.264, SLG: 0.436										2	0	0	0	0	0	3																						
Eric Karros, R (1.3) OBP: 0.348, SLG: 0.477										4	1	1	0	0	0	1																						
Bobby Bonilla, S (1.5) OBP: 0.324, SLG: 0.385										1	2	0	0	2	0	0																						
Adrian Beltré, R (6.5) OBP: 0.273, SLG: 0.357										1	0	0	0	0	0	0																						
Mark Grudzielanek, R (1.6) OBP: 0.314, SLG: 0.365										4	1	1	3	0	0	2																						
Roger Cedeno, S (1.9) OBP: 0.332, SLG: 0.309										2	2	0	0	2	0	1																						
Charles Johnson, R (1.2) OBP: 0.289, SLG: 0.384										4	2	3	3	0	0	0																						
37 Darren Dreifort, R (1.1) OBP: 0.255, SLG: 0.286										2	0	1	0	0	1	1																						
Sean Maloney, R (8.1) ERA: 3.51										1	0	0	0	0	1	0																						
Jeff Shaw, R (9.1) ERA: 3.51										0	0	0	0	0	0	0																						
Inning Stats	R: 0 E: 1 K: 1 S: 7	H: 0 LOB: 1 BB: 0 P: 10	R: 3 E: 0 K: 0 S: 14	H: 2 LOB: 1 BB: 2 P: 26	R: 3 E: 0 K: 2 S: 15	H: 3 LOB: 1 BB: 1 P: 31	R: 0 E: 0 K: 0 S: 5	H: 1 LOB: 0 BB: 0 P: 6	R: 0 E: 0 K: 0 S: 7	H: 0 LOB: 0 BB: 0 P: 8	R: 2 E: 0 K: 0 S: 16	H: 2 LOB: 1 BB: 1 P: 27	R: 0 E: 1 K: 0 S: 9	H: 0 LOB: 1 BB: 0 P: 16	R: 0 E: 0 K: 1 S: 13	H: 2 LOB: 2 BB: 0 P: 18	1B: 8 2B: 1 3B: 0 HR: 2	SF: 0 SAC: 1 DP: 1 HBP: 0	WP: 0 PB: 0 SB: 2 CS: 0	PA: 39																		
PITCHER	IP	WLS	BF	H	R	ER	SO	BB	IBB	HBP	BLK	WP	HR	S	P	ERA	WHIP	PITCHER				IP	WLS	BF	H	R	ER	SO	BB	IBB	HBP	BLK	WP	HR	S	P	ERA	WHIP
Shawn Estes, L (1.1) ERA: 4.66	5.0	L	24	6	6	6	3	3	0	0	0	0	1	48	81	10.80	1.800																					
Chris Brock, R (6.1) ERA: 3.91	1.0		6	2	2	2	0	1	0	0	0	0	1	16	27	18.00	3.000																					
Julian Tavarez, R (7.1) ERA: 3.51	2.0		9	2	0	0	1	0	0	0	0	0	0	22	34	0.00	1.000																					



Batter	1	2	3	4	5	6	7	8	9	AB	R	H	RBI	BB	SO	LOB	TOP			
Marvin Benard, L (1.9) OBP: 0.373, SLG: 0.400	P6			P5		F7		P3		4	0	0	0	0	0	0	San Francisco Giants @ Los Angeles Dodgers Dodger Stadium, Los Angeles, CA Sat Sep 05 1998, 3:33 AM PDT Att: 35,802 - Cloudy - 78 F			
Bill Mueller, S (1.5) OBP: 0.391, SLG: 0.398				BB				G3		2	0	1	0	2	0					
Barry Bonds, L (1.7) OBP: 0.440, SLG: 0.597	K			FC4-6		G4-3		F7		3	0	0	0	1	1					
Jeff Kent, R (1.4) OBP: 0.353, SLG: 0.554				K				HR		4	2	2	1	0	1	2				
Ellis Burks, R (1.8) OBP: 0.373, SLG: 0.513				FC4-6				G5-3		3	0	0	0	0	0	2				
J.T. Snow, L (1.3) OBP: 0.331, SLG: 0.408								L5		4	0	0	0	0	2	1				
Rich Aurilia, R (1.6) OBP: 0.324, SLG: 0.419								P4		4	0	0	0	0	1	1				
Brian Johnson, R (1.2) OBP: 0.294, SLG: 0.374										3	0	0	0	0	1	1				
Orel Hershiser, R (1.1) OBP: 0.187, SLG: 0.172										1	0	0	0	0	0	0	<div style="display: flex; justify-content: space-between;"> AB 30 RBI 2 </div> <div style="display: flex; justify-content: space-between;"> R 3 BB 3 </div> <div style="display: flex; justify-content: space-between;"> H 4 SO 6 </div> <div style="display: flex; justify-content: space-between;"> LOB 9  </div>			
John Johnstone, R (3.1) OBP: 0.421, SLG: 0.375										0	0	0	0	0	0	0				
Ramon Martinez, R (6. Ph) OBP: 0.242, SLG: 0.375										0	0	0	0	0	0	0				
Danny Darwin, R (6.1) ERA: 5.33										0	0	0	0	0	0	0				
Armando Rios, L (8. Ph) OBP: 0.267, SLG: 0.267										1	1	1	0	0	0	0				
Jose Mesa, R (8.1) ERA: 4.68										0	0	0	0	0	0	0				
										0	0	0	0	0	0	0				
Inning Stats	R: 0 E: 0 K: 1 S: 8	H: 0 LOB: 1 BB: 1 P: 15	R: 0 E: 0 K: 1 S: 10	H: 0 LOB: 0 BB: 0 P: 15	R: 0 E: 0 K: 2 S: 9	H: 0 LOB: 0 BB: 1 P: 13	R: 0 E: 0 K: 1 S: 11	H: 1 LOB: 2 BB: 1 P: 21	R: 0 E: 0 K: 1 S: 7	H: 0 LOB: 0 BB: 1 P: 11	R: 1 E: 1 K: 0 S: 7	H: 1 LOB: 1 BB: 0 P: 14	R: 1 E: 0 K: 0 S: 9	H: 1 LOB: 0 BB: 0 P: 14	R: 1 E: 0 K: 0 S: 6	H: 1 LOB: 0 BB: 0 P: 13	1B: 2 2B: 1 3B: 0 HR: 2	SF: 0 SAC: 0 DP: 1 HBP: 1	WP: 0 PB: 0 SB: 0 CS: 1	PA: 34
PITCHER Chan Ho Park, R (1.1) ERA: 3.87	IP: 9.0 WLS: W BF: 34 H: 4 R: 3 ER: 3 SO: 6 BB: 3 IBB: 0 HBP: 1 BLK: 0 WP: 0 HR: 2 S: 76 P: 137 ERA: 3.00 WHIP: 0.778																			

Batter	1	2	3	4	5	6	7	8	9	AB	R	H	RBI	BB	SO	LOB	BOTTOM			
Eric Young Sr., R (1.4) OBP: 0.360, SLG: 0.402	HR	F7	S			F7		1B		4	1	2	2	1	0	1	San Francisco Giants @ Los Angeles Dodgers Dodger Stadium, Los Angeles, CA Sat Sep 05 1998, 3:33 AM PDT Att: 35,802 - Cloudy - 78 F			
Roger Cedeno, S (1.9) OBP: 0.338, SLG: 0.315	G4-3	1B	SF8			G4-3		BB		3	1	2	1	1	0	0				
Eric Karros, R (1.3) OBP: 0.349, SLG: 0.476	G4-3	1B	K			P9		K		5	0	2	1	0	2	4				
Bobby Bonilla, S (1.5) OBP: 0.320, SLG: 0.379	K	L7				P6				4	0	0	0	0	1	4				
Adrian Beltre, R (8.5) OBP: 0.273, SLG: 0.357										0	0	0	0	0	0	0				
Jim Eisenreich, L (1.7) OBP: 0.290, SLG: 0.255	G4-3					G6-3		F8		4	1	1	1	0	0	1				
Mark Grudzielanek, R (1.6) OBP: 0.317, SLG: 0.367	BB					G5-3		BB		2	1	1	1	2	0	0				
Charles Johnson, R (1.2) OBP: 0.288, SLG: 0.383	G1-6-3					K		P3		4	1	1	0	0	1	3				
Trenidad Hubbard, R (1.8) OBP: 0.371, SLG: 0.465										3	1	2	0	1	1	0				
Chan Ho Park, R (1.1) OBP: 0.234, SLG: 0.274										2	0	0	0	0	2	3				
Inning Stats	R: 2 E: 0 K: 1 S: 17	H: 3 LOB: 2 BB: 1 P: 32	R: 1 E: 0 K: 0 S: 12	H: 2 LOB: 2 BB: 1 P: 19	R: 3 E: 0 K: 2 S: 24	H: 4 LOB: 2 BB: 1 P: 35	R: 0 E: 0 K: 0 S: 10	H: 0 LOB: 0 BB: 0 P: 14	R: 0 E: 0 K: 3 S: 12	H: 0 LOB: 0 BB: 0 P: 15	R: 0 E: 0 K: 0 S: 4	H: 0 LOB: 0 BB: 1 P: 5	R: 0 E: 0 K: 1 S: 8	H: 2 LOB: 2 BB: 1 P: 15	R: 0 E: 0 K: 1 S: 8	H: 2 LOB: 1 BB: 1 P: 15	1B: 9 2B: 1 3B: 0 HR: 1	SF: 1 SAC: 2 DP: 0 HBP: 0	WP: 0 PB: 0 SB: 1 CS: 1	PA: 39
PITCHER Orel Hershiser, R (1.1) ERA: 4.39	IP: 2.0 WLS: L BF: 16 H: 6 R: 6 ER: 6 SO: 1 BB: 2 IBB: 0 HBP: 0 BLK: 0 WP: 0 HR: 1 S: 36 P: 59 ERA: 27.00 WHIP: 5.000																			
John Johnstone, R (3.1) ERA: 3.39	3.0	11	1	0	0	5	1	0	0	0	0	39	56	0.00	0.667					
Danny Darwin, R (6.1) ERA: 5.33	2.0	7	0	0	0	0	1	0	0	0	0	9	18	0.00	0.500					
Jose Mesa, R (8.1) ERA: 4.68	1.0	5	2	0	0	1	1	0	0	0	0	8	15	0.00	3.000					

Batter	1	2	3	4	5	6	7	8	9	AB	R	H	RBI	BB	SO	LOB	TOP					
Rey Sanchez, R (1, 6) OBP: 0.326, SLG: 0.365										5	0	2	1	0	2	0	San Francisco Giants @ Los Angeles Dodgers Dodger Stadium, Los Angeles, CA Sun Sep 06 1998, 7:05 PM PDT Att: 39,803 - Unknown - 82 F					
Shawon Dunston, R (1, 8) OBP: 0.251, SLG: 0.392										2	1	0	0	0	1	2						
Marvin Benard, L (7, 9) OBP: 0.376, SLG: 0.400										0	0	0	0	1	0	0						
Barry Bonds, L (1, 7) OBP: 0.440, SLG: 0.593										3	1	0	0	2	1	1						
Jeff Kent, R (1, 4) OBP: 0.353, SLG: 0.554										4	1	1	2	1	1	3						
Ellis Burks, R (1, 9) OBP: 0.371, SLG: 0.516										5	1	1	2	0	2	3						
Joe Carter, R (1, 3) OBP: 0.288, SLG: 0.430										4	1	1	0	0	0	1						
J.T. Snow, L (8, 3) OBP: 0.331, SLG: 0.408										0	0	0	0	0	0	0						
Charlie Hayes, R (1, 5) OBP: 0.363, SLG: 0.428										4	0	1	0	0	1	0	AB 32 R 6 H 7 RBI 6 BB 6 SO 9 LOB 12					
Brian Johnson, R (1, 2) OBP: 0.298, SLG: 0.372										1	1	0	1	2	0	0						
Mark Gardner, R (1, 1) OBP: 0.239, SLG: 0.197										4	0	1	0	0	1	2						
Robb Nen, R (9, 1)										0	0	0	0	0	0	0						
Inning Stats	R: 0 E: 0 K: 2 S: 8	H: 0 LOB: 0 BB: 0 P: 10	R: 3 E: 0 K: 1 S: 13	H: 3 LOB: 2 BB: 2 P: 27	R: 0 E: 0 K: 1 S: 7	H: 0 LOB: 0 BB: 0 P: 10	R: 0 E: 0 K: 0 S: 6	H: 0 LOB: 1 BB: 1 P: 13	R: 2 E: 0 K: 1 S: 9	H: 1 LOB: 1 BB: 1 P: 20	R: 0 E: 0 K: 1 S: 7	H: 0 LOB: 0 BB: 0 P: 11	R: 0 E: 0 K: 1 S: 7	H: 1 LOB: 1 BB: 0 P: 8	R: 1 E: 0 K: 0 S: 6	H: 2 LOB: 1 BB: 0 P: 13	R: 0 E: 0 K: 2 S: 10	H: 0 LOB: 2 BB: 2 P: 21	1B: 5 2B: 1 3B: 0 HR: 1	SF: 0 SAC: 2 DP: 0 HBP: 1	WP: 0 PB: 0 SB: 1 CS: 0	PA: 41
PITCHER	IP	WLS	BF	H	R	ER	SO	BB	IBB	HBP	BLK	WP	HR	S	P	ERA	WHIP					
Brian Bohanon, L (1, 1) ERA: 2.91	7.0	L	31	5	5	5	7	4	0	1	0	0	1	57	99	6.43	1.286					
Sean Maloney, R (8, 1) ERA: 3.49	1.0		5	2	1	1	0	0	0	0	0	0	0	6	13	9.00	2.000					
Jeff Kubenka, L (9, 1) ERA:	1.0		5	0	0	0	2	2	0	0	0	0	0	10	21	0.00	2.000					

Batter	1	2	3	4	5	6	7	8	9	AB	R	H	RBI	BB	SO	LOB	BOTTOM					
Eric Young Sr., R (1, 4) OBP: 0.359, SLG: 0.399										3	0	0	0	1	0	0	San Francisco Giants @ Los Angeles Dodgers Dodger Stadium, Los Angeles, CA Sun Sep 06 1998, 7:05 PM PDT Att: 39,803 - Unknown - 82 F					
Trenidad Hubbard, R (1, 8) OBP: 0.389, SLG: 0.460										4	0	1	0	0	0	1						
Eric Karros, R (1, 3) OBP: 0.348, SLG: 0.474										4	0	1	0	0	1	1						
Bobby Bonilla, S (1, 7) OBP: 0.319, SLG: 0.388										4	1	1	1	0	1	2						
Jim Eisenreich, L (1, 9) OBP: 0.289, SLG: 0.267										4	1	1	0	0	0	2						
Mark Grudzielanek, R (1, 6) OBP: 0.317, SLG: 0.368										4	0	1	1	0	0	0						
Charles Johnson, R (1, 2) OBP: 0.289, SLG: 0.381										2	0	0	0	1	0	1						
Adrián Beltré, R (1, 5) OBP: 0.269, SLG: 0.351										3	0	0	0	0	2	2						
Brian Bohanon, L (1, 1) OBP: 0.306, SLG: 0.417										2	0	0	0	0	2	1	AB 31 R 2 H 5 RBI 2 BB 2 SO 6 LOB 11					
Paul Lo Duca, R (7, PH) OBP: 0.333, SLG: 0.333										1	0	0	0	0	0	1						
Sean Maloney, R (8, 1) ERA:										0	0	0	0	0	0	0						
Jeff Kubenka, R (9, 1) ERA:										0	0	0	0	0	0	0						
Inning Stats	R: 0 E: 0 K: 1 S: 6	H: 1 LOB: 0 BB: 0 P: 8	R: 2 E: 0 K: 2 S: 17	H: 2 LOB: 1 BB: 1 P: 29	R: 0 E: 0 K: 0 S: 4	H: 0 LOB: 0 BB: 0 P: 5	R: 0 E: 0 K: 0 S: 11	H: 0 LOB: 0 BB: 0 P: 17	R: 0 E: 0 K: 1 S: 7	H: 0 LOB: 0 BB: 0 P: 8	R: 0 E: 0 K: 0 S: 8	H: 1 LOB: 2 BB: 1 P: 14	R: 0 E: 0 K: 1 S: 13	H: 1 LOB: 1 BB: 0 P: 16	R: 0 E: 0 K: 0 S: 5	H: 0 LOB: 0 BB: 0 P: 6	R: 0 E: 0 K: 1 S: 6	H: 0 LOB: 0 BB: 0 P: 7	1B: 2 2B: 1 3B: 1 HR: 1	SF: 0 SAC: 0 DP: 0 HBP: 0	WP: 0 PB: 0 SB: 0 CS: 1	PA: 33
PITCHER	IP	WLS	BF	H	R	ER	SO	BB	IBB	HBP	BLK	WP	HR	S	P	ERA	WHIP					
Mark Gardner, R (1, 1) ERA: 4.66	8.0	W	30	5	2	2	5	2	0	0	1	0	1	71	103	2.25	0.875					
Robb Nen, R (9, 1) ERA: 1.39	1.0		3	0	0	0	1	0	0	0	0	0	0	6	7	0.00	0.000					

Batter	1	2	3	4	5	6	7	8	9	AB	R	H	RBI	BB	SO	LOB	TOP								
Eric Young Sr. R OBP: 0.358, SLG: 0.398 (1, 4)	K2-3		G6-3					G6-3		4	0	1	0	0	1	1	Los Angeles Dodgers @ Arizona Diamondbacks Bank One Ballpark, Phoenix, AZ Mon Sep 07 1998, 10:05 PM EDT Att: 43,316 - Dome - 72 F livebaseballscorecards.com								
Roger Cedeno S OBP: 0.336, SLG: 0.314 (1, 9)	G6-3			F8 1B	K			G4-3		4	1	1	0	0	1	1									
Eric Karros R OBP: 0.349, SLG: 0.481 (1, 3)	K			2B 1B				G6-3		4	1	2	1	0	1	0									
Bobby Bonilla S OBP: 0.315, SLG: 0.383 (1, 5)		F8		F8				F9		4	0	0	0	0	2										
Jim Eisenreich L OBP: 0.288, SLG: 0.272 (1, 7)	G4-3			1-3 2B				P8		4	0	1	1	0	0	0									
Mark Guduzielanek R OBP: 0.316, SLG: 0.367 (1, 6)	F9			K				G5-4-3 1B		4	0	1	0	0	1	2									
Charles Johnson R OBP: 0.287, SLG: 0.379 (1, 2)			K	K				G5-4-3		3	0	0	0	0	2	3									
Trenidad Hubbard R OBP: 0.368, SLG: 0.454 (1, 8)			S BB					P9		2	0	0	0	1	1	0									
Dave Micki R OBP: 0.191, SLG: 0.140 (1, 1)			K					P8		2	0	0	0	0	1	1									
Tripp Cromer R OBP: 0.200, SLG: 0.800 (8, PH)										1	0	0	0	0	0	0									
Eric Weaver R (8, 1)										0	0	0	0	0	0	0									
Inning Stats	R: 0 E: 0 K: 2 S: 8	H: 0 LOB: 0 BB: 0 P: 10	R: 0 E: 0 K: 0 S: 5	H: 0 LOB: 0 BB: 0 P: 10	R: 0 E: 0 K: 2 S: 12	H: 0 LOB: 1 BB: 1 P: 21	R: 1 E: 0 K: 2 S: 12	H: 3 LOB: 2 BB: 0 P: 21	R: 0 E: 0 K: 0 S: 10	H: 1 LOB: 1 BB: 0 P: 17	R: 0 E: 0 K: 0 S: 5	H: 0 LOB: 0 BB: 0 P: 9	R: 0 E: 0 K: 0 S: 5	H: 1 LOB: 0 BB: 0 P: 7	R: 0 E: 0 K: 0 S: 5	H: 0 LOB: 0 BB: 0 P: 9	R: 1 E: 0 K: 0 S: 8	H: 1 LOB: 0 BB: 0 P: 12	1B: 4 2B: 1 3B: 0 HR: 1	SF: 0 SAC: 0 DP: 1 HBP: 0	WP: 0 PB: 0 SB: 2 CS: 0	PA: 33			
PITCHER	IP	WLS	BF	H	R	ER	SO	BB	IBB	HBP	BLK	WP	HR	S	P	ERA	WHIP								
Andy Benes R ERA: 4.41 (1, 1)	8.0	W	29	5	1	1	8	1	0	0	0	0	0	62	104	1.12	0.750								
Gregg Olson R ERA: 2.92 (9, 1)	1.0	S	4	1	1	1	0	0	0	0	0	0	1	8	12	9.00	1.000								

Batter	1	2	3	4	5	6	7	8	9	AB	R	H	RBI	BB	SO	LOB	BOTTOM								
Hanley Frias S OBP: 0.125, SLG: 0.438 (1, 4)	G3-1		G4-3					F7		4	0	0	0	0	1	3	Los Angeles Dodgers @ Arizona Diamondbacks Bank One Ballpark, Phoenix, AZ Mon Sep 07 1998, 10:05 PM EDT Att: 43,316 - Dome - 72 F livebaseballscorecards.com								
David Dellucci L OBP: 0.325, SLG: 0.408 (1, 8) (9, 7)	G3		2-1 3B		2H 3H 1B			K		4	0	2	2	0	1	0									
Tony Batista R OBP: 0.329, SLG: 0.556 (1, 6)	HR		2-1	K				L9		4	1	1	1	0	1	0									
Travis Lee L OBP: 0.341, SLG: 0.424 (1, 3)	G6-3							K		3	0	0	0	1	1	0									
Matt Williams R OBP: 0.322, SLG: 0.434 (1, 5)		E5		K				P3		3	0	0	0	0	1	1									
Karim Garcia L OBP: 0.255, SLG: 0.363 (1, 9)		K		G5-3				G6-3 1B		3	1	1	0	0	1	2									
Damian Miller R OBP: 0.351, SLG: 0.467 (1, 2)		K						G6-3		3	0	0	0	0	1	2									
Brent Brede L OBP: 0.308, SLG: 0.330 (1, 7)										3	1	2	1	0	0	1									
Devon White S OBP: 0.336, SLG: 0.469 (9, 8)		F9						E 1B		0	0	0	0	0	0	0									
Andy Benes R OBP: 0.254, SLG: 0.281 (1, 1)								E5 1B		3	1	1	0	0	1	1									
Gregg Olson R OBP: 0.500, SLG: 2.000 (9, 1)								K		0	0	0	0	0	0	0									
Inning Stats	R: 1 E: 0 K: 0 S: 9	H: 1 LOB: 0 BB: 0 P: 13	R: 0 E: 1 K: 2 S: 10	H: 0 LOB: 1 BB: 0 P: 14	R: 0 E: 0 K: 0 S: 4	H: 1 LOB: 1 BB: 0 P: 5	R: 0 E: 0 K: 2 S: 9	H: 0 LOB: 1 BB: 1 P: 15	R: 2 E: 1 K: 1 S: 9	H: 3 LOB: 1 BB: 0 P: 14	R: 0 E: 0 K: 0 S: 7	H: 0 LOB: 0 BB: 0 P: 12	R: 1 E: 0 K: 1 S: 11	H: 2 LOB: 1 BB: 0 P: 18	R: 0 E: 0 K: 2 S: 7	H: 0 LOB: 0 BB: 0 P: 9	1B: 4 2B: 1 3B: 1 HR: 1	SF: 0 SAC: 0 DP: 0 HBP: 0	WP: 0 PB: 0 SB: 0 CS: 0	PA: 31					
PITCHER	IP	WLS	BF	H	R	ER	SO	BB	IBB	HBP	BLK	WP	HR	S	P	ERA	WHIP								
Dave Micki R ERA: 4.53 (1, 1)	7.0	L	29	7	4	3	6	1	0	0	0	0	0	59	91	3.86	1.143								
Eric Weaver R ERA: 1.8 (8, 1)	1.0		3	0	0	0	2	0	0	0	0	0	0	7	9	0.00	0.000								

Batter	1	2	3	4	5	6	7	8	9	AB	R	H	RBI	BB	SO	LOB	TOP										
Eric Young Sr. R OBP: 0.359, SLG: 0.405 (1, 4)										5	3	2	2	0	0	2											
Trenidad Hubbard R OBP: 0.359, SLG: 0.459 (1, 8)										4	0	1	2	0	1	0											
Eric Karros R OBP: 0.345, SLG: 0.476 (1, 3)										4	0	0	1	0	1	0											
Bobby Bonilla S OBP: 0.321, SLG: 0.390 Adrián Beltré R OBP: 0.297, SLG: 0.349 (8, 5)										2	1	1	1	2	0	0											
Raul Mondesi R OBP: 0.314, SLG: 0.516 (1, 9)										3	0	1	0	1	0	1											
Matt Luke L OBP: 0.266, SLG: 0.435 (1, 7)										3	0	0	0	1	0	3											
Tom Prince R OBP: 0.284, SLG: 0.278 (1, 2)										4	1	1	0	0	1	1											
Juan Castro R OBP: 0.253, SLG: 0.264 (1, 6)										4	1	1	0	0	0	1											
Carlos Perez L OBP: 0.212, SLG: 0.254 (1, 1)										4	0	1	0	0	1	3											
Inning Stats	R: 1 E: 0 K: 1 S: 15	H: 1 LOB: 1 BB: 1 P: 28	R: 0 E: 0 K: 2 S: 10	H: 0 LOB: 1 BB: 1 P: 17	R: 1 E: 0 K: 1 S: 11	H: 1 LOB: 2 BB: 2 P: 23	R: 0 E: 0 K: 0 S: 4	H: 1 LOB: 1 BB: 0 P: 7	R: 1 E: 0 K: 0 S: 10	H: 0 LOB: 0 BB: 0 P: 15	R: 0 E: 0 K: 0 S: 6	H: 0 LOB: 0 BB: 0 P: 10	R: 0 E: 0 K: 0 S: 4	H: 0 LOB: 0 BB: 0 P: 4	R: 0 E: 0 K: 0 S: 9	H: 1 LOB: 1 BB: 0 P: 12	R: 3 E: 1 K: 0 S: 9	H: 3 LOB: 1 BB: 0 P: 12	1B: 6 2B: 0 3B: 0 HR: 2	SF: 2 SAC: 0 DP: 0 HBP: 0	WP: 1 PB: 0 SB: 1 CS: 0	PA: 40					
PITCHER	IP	WLS	BF	H	R	ER	SO	BB	IBB	HBP	BLK	WP	HR	S	P	ERA	WHIP										
Amaury Telemaco R ERA: 3.61 (1, 1)	7.0	L	29	4	3	2	4	4	0	0	0	0	2	60	104	2.57	1.143										
Ben Ford R ERA: 9.95 (8, 1)	1.1		9	4	3	2	0	0	0	0	0	1	0	15	19	13.50	3.000										
Felix Rodriguez R ERA: 5.71 (9, 1)	0.2		2	0	0	0	0	0	0	0	0	0	0	3	5	0.00	0.000										

Los Angeles Dodgers @ Arizona Diamondbacks
Bank One Ballpark, Phoenix, AZ
Wed Sep 09 1998, 10:05 PM EDT
Att: 41,092 - Dome - 72 F

AB 34
R 6
H 8
RBI 6
BB 4
SO 4
LOB 12

Batter	1	2	3	4	5	6	7	8	9	AB	R	H	RBI	BB	SO	LOB	BOTTOM										
Andy Fox L OBP: 0.363, SLG: 0.408 (1, 9)										4	0	0	0	0	1	0											
Tony Batista R OBP: 0.333, SLG: 0.569 (1, 4)										4	1	2	1	0	0	0											
Devon White S OBP: 0.332, SLG: 0.463 (1, 8)										4	0	0	0	0	1	1											
Matt Williams R OBP: 0.322, SLG: 0.433 (1, 5)										4	1	2	0	0	1	0											
Travis Lee L OBP: 0.346, SLG: 0.429 (1, 3)										4	0	3	1	0	0	1											
Jay Bell R OBP: 0.357, SLG: 0.437 (1, 6)										3	0	1	0	0	0	2											
Bernard Gilkey R OBP: 0.320, SLG: 0.315 (1, 7)										4	0	1	0	0	0	3											
Damian Miller R OBP: 0.344, SLG: 0.457 (1, 2)										3	0	0	0	0	1	3											
Amaury Telemaco R OBP: 0.094, SLG: 0.133 Andy Stankiewicz R OBP: 0.250, SLG: 0.250 Ben Ford R Felix Rodriguez R (1, 1) (7, PH) (8, 1) (9, 1)										2	0	0	0	0	2	0											
Inning Stats	R: 0 E: 0 K: 0 S: 11	H: 2 LOB: 1 BB: 0 P: 15	R: 1 E: 0 K: 0 S: 7	H: 2 LOB: 1 BB: 0 P: 11	R: 0 E: 1 K: 2 S: 9	H: 1 LOB: 1 BB: 0 P: 15	R: 0 E: 0 K: 0 S: 3	H: 1 LOB: 0 BB: 0 P: 5	R: 0 E: 0 K: 2 S: 8	H: 0 LOB: 0 BB: 0 P: 11	R: 1 E: 0 K: 1 S: 8	H: 1 LOB: 0 BB: 0 P: 11	R: 0 E: 0 K: 0 S: 8	H: 2 LOB: 2 BB: 0 P: 10	R: 0 E: 0 K: 1 S: 8	H: 0 LOB: 0 BB: 0 P: 11	R: 0 E: 0 K: 0 S: 7	H: 2 LOB: 1 BB: 0 P: 8	1B: 7 2B: 2 3B: 0 HR: 1	SF: 0 SAC: 1 DP: 2 HBP: 0	WP: 0 PB: 0 SB: 0 CS: 0	PA: 34					
PITCHER	IP	WLS	BF	H	R	ER	SO	BB	IBB	HBP	BLK	WP	HR	S	P	ERA	WHIP										
Carlos Perez L ERA: 3.87 (1, 1)	9.0	W	34	9	2	2	6	0	0	0	0	0	1	69	97	2.00	1.000										

Los Angeles Dodgers @ Arizona Diamondbacks
Bank One Ballpark, Phoenix, AZ
Wed Sep 09 1998, 10:05 PM EDT
Att: 41,092 - Dome - 72 F

AB 33
R 2
H 9
RBI 2
BB 0
SO 6
LOB 12

Batter	1	2	3	4	5	6	7	8	9	AB	R	H	RBI	BB	SO	LOB	TOP			
Eric Young Sr. R OBP: 0.356, SLG: 0.401 (1, 4)										4	1	0	0	0	1	0	Los Angeles Dodgers @ San Diego Padres Qualcomm Stadium, San Diego, CA Thu Sep 10 1998, 6:33 AM EDT Att: 26,018 - Sunny - 77 F AB 31 R 4 H 3 RBI 4 BB 1 SO 11 LOB 5 			
Trenidad Hubbard R OBP: 0.387, SLG: 0.451 (1, 8)										3	1	0	0	1	2	0				
Eric Karros R OBP: 0.345, SLG: 0.474 (1, 3)										4	1	1	0	0	0	0				
Bobby Bonilla S OBP: 0.320, SLG: 0.388 Jeff Shaw R (9, 1)										4	1	1	2	0	0	0				
Raul Mondesi R OBP: 0.312, SLG: 0.513 (1, 9)										4	0	0	0	0	2	2				
Matt Luke L OBP: 0.262, SLG: 0.429 (1, 7)										3	0	0	0	0	2	2				
Mark Grudzielanek R OBP: 0.319, SLG: 0.369 (1, 6)										3	0	1	2	0	1	0				
Charles Johnson R OBP: 0.286, SLG: 0.376 (1, 2)										3	0	0	0	0	2	1				
Chan Ho Park R OBP: 0.227, SLG: 0.266 (8, PH)										2	0	0	0	0	1	0				
Jim Eisenreich L OBP: 0.286, SLG: 0.271 Scott Radinsky L (8, 1)										1	0	0	0	0	0	0				
Adrian Beltré R OBP: 0.267, SLG: 0.349 (9, 5)										0	0	0	0	0	0	0				
Inning Stats	R: 0 H: 0 E: 0 K: 2 S: 7	H: 0 LOB: 0 BB: 0 P: 13	R: 0 H: 0 E: 0 K: 1 S: 9	H: 0 LOB: 0 BB: 0 P: 12	R: 0 H: 0 E: 0 K: 1 S: 12	H: 0 LOB: 0 BB: 0 P: 17	R: 0 H: 0 E: 0 K: 1 S: 8	H: 0 LOB: 0 BB: 0 P: 14	R: 0 H: 0 E: 0 K: 1 S: 5	H: 0 LOB: 0 BB: 0 P: 5	R: 4 H: 3 E: 1 K: 2 S: 19	H: 3 LOB: 1 BB: 1 P: 32	R: 0 H: 0 E: 0 K: 0 S: 5	H: 0 LOB: 0 BB: 0 P: 7	R: 0 H: 0 E: 0 K: 1 S: 5	H: 0 LOB: 0 BB: 0 P: 9	1B: 3 2B: 0 3B: 0 HR: 0	SF: 0 SAC: 0 DP: 0 HBP: 0	WP: 0 PB: 0 SB: 0 CS: 0	PA: 32
PITCHER Kevin Brown R ERA: 2.36 (1, 1)	IP: 9.0 WLS: L BF: 32 H: 3 R: 4 ER: 1 SO: 11 BB: 1 IBB: 0 HBP: 0 BLK: 0 WP: 0 HR: 0 S: 77 P: 116 ERA: 1.00 WHIP: 0.444															PITCHER				

Batter	1	2	3	4	5	6	7	8	9	AB	R	H	RBI	BB	SO	LOB	BOTTOM					
Steve Finley L OBP: 0.296, SLG: 0.403 (1, 8)										5	1	0	0	0	2	4	Los Angeles Dodgers @ San Diego Padres Qualcomm Stadium, San Diego, CA Thu Sep 10 1998, 6:33 AM EDT Att: 26,018 - Sunny - 77 F AB 33 R 3 H 5 RBI 2 BB 7 SO 16 LOB 21 					
Ed Giovannola L OBP: 0.335, SLG: 0.321 Jim Leyritz R OBP: 0.387, SLG: 0.469 Chris Gomez R OBP: 0.345, SLG: 0.375 (9, 6)										2	1	1	0	2	1	0						
Greg Vaughn R OBP: 0.369, SLG: 0.621 (1, 7)										4	1	1	0	1	3	1						
Wally Joyner L OBP: 0.374, SLG: 0.456 (1, 3)										5	0	1	2	0	1	3						
Mark Sweeney L OBP: 0.338, SLG: 0.364 Ruben Rivera R OBP: 0.337, SLG: 0.396 John Vander Wal L OBP: 0.390, SLG: 0.530 (7, PH)										2	0	0	0	1	1	1						
George Arias R OBP: 0.348, SLG: 0.500 (1, 5)										2	0	0	0	1	2	3						
Carlos Hernandez R OBP: 0.309, SLG: 0.372 (1, 2)										4	0	0	0	0	1	7						
Andy Sheets R OBP: 0.309, SLG: 0.351 (9, 4)										3	0	0	0	1	2	0						
Kevin Brown R OBP: 0.235, SLG: 0.234 (1, 1)										3	0	1	0	1	1	1						
Inning Stats	R: 0 H: 0 E: 0 K: 2 S: 8	H: 0 LOB: 0 BB: 1 P: 11	R: 0 H: 0 E: 0 K: 2 S: 9	H: 0 LOB: 1 BB: 1 P: 19	R: 3 H: 2 E: 0 K: 1 S: 18	H: 2 LOB: 3 BB: 3 P: 40	R: 0 H: 0 E: 0 K: 2 S: 8	H: 0 LOB: 0 BB: 0 P: 11	R: 0 H: 0 E: 0 K: 1 S: 11	H: 1 LOB: 1 BB: 0 P: 14	R: 0 H: 0 E: 0 K: 1 S: 9	H: 0 LOB: 2 BB: 2 P: 20	R: 0 H: 2 E: 0 K: 1 S: 10	H: 2 LOB: 3 BB: 1 P: 18	R: 0 H: 0 E: 0 K: 3 S: 10	H: 0 LOB: 1 BB: 0 P: 13		R: 0 H: 0 E: 0 K: 3 S: 9	H: 0 LOB: 0 BB: 0 P: 15	1B: 5 2B: 0 3B: 0 HR: 0	SF: 0 SAC: 0 DP: 0 HBP: 1	WP: 0 PB: 1 SB: 2 CS: 0
PITCHER Chan Ho Park R ERA: 3.87 Scott Radinsky L ERA: 2.54 Jeff Shaw R ERA: 2.16 (9, 1)	IP: 7.0 WLS: W BF: 34 H: 5 R: 3 ER: 3 SO: 10 BB: 7 IBB: 0 HBP: 1 BLK: 0 WP: 0 HR: 0 S: 73 P: 133 ERA: 3.86 WHIP: 1.714															PITCHER						

Batter	1	2	3	4	5	6	7	8	9	AB	R	H	RBI	BB	SO	LOB	TOP										
Eric Young Sr., R OBP: 0.355, SLG: 0.398 (1, 4)	4-2 CS BB	0-0 FC6-4		0-1 G6-4-3			1-3 K			3	0	0	0	1	1	4	Los Angeles Dodgers @ San Diego Padres Qualcomm Stadium, San Diego, CA Fri Sep 11, 1998, 10:05 PM EDT Att: 32,830 - Unknown - 72 F livebaseballscorecards.com										
Trenidad Hubbard, R OBP: 0.355, SLG: 0.447 (1, 8)	2-2 F9		1-0 G6-3		0-0 F9		1-1 CS 1B			4	0	1	0	0	0	1											
Eric Karros, R OBP: 0.346, SLG: 0.474 (1, 3)	3-2 BB 1B		0-1 1B		0-1 G5-3		3-3 SAFE K 1-2			4	0	2	0	0	1	1											
Bobby Bonilla, S OBP: 0.319, SLG: 0.387 (1, 5)	1-1 BB 1B		0-3 K		2-2 F7		2-0 F8			4	0	1	0	0	1	1											
Raul Mondesi, R OBP: 0.312, SLG: 0.510 (1, 9)	4-1 1-2 2-3 BB		0-1 G5-3		0-3 K2-3		3-3 K			3	0	0	0	1	2	1											
Jim Eisenreich, L OBP: 0.280, SLG: 0.264 (1, 7)	0-0 F7			1-0 F9		1-1 G3		1-3 K		4	0	0	0	0	1	3											
Mark Grudzielanek, R OBP: 0.320, SLG: 0.370 (1, 6)		1-0 G6-3		1-2 2B 1B		3-2 F7		1-0 S WP 1B		4	0	2	0	0	0	0											
Charles Johnson, R OBP: 0.286, SLG: 0.377 (1, 2)		0-3 K		0-1 SAFE 1-3 2B		2-1 P4		3-2 P4 1-3		4	0	1	0	0	1	1											
Brian Bohanon, L OBP: 0.333, SLG: 0.405 (1, 1)		4-2 FC6-4 BB		4-1 G6-4-3 BB		0-3 K				1	0	0	0	2	1	0											
Inning Stats	R: 0 H: 2 E: 0 K: 0 S: 15	H: 2 LOB: 3 BB: 2 P: 29	R: 0 H: 0 E: 0 K: 1 S: 9	H: 0 LOB: 1 BB: 1 P: 14	R: 0 H: 1 E: 0 K: 1 S: 8	LOB: 1 BB: 0 P: 9	R: 0 H: 2 E: 0 K: 0 S: 9	H: 2 LOB: 2 BB: 1 P: 15	R: 0 H: 0 E: 0 K: 1 S: 7	LOB: 0 BB: 0 P: 9	R: 0 H: 0 E: 0 K: 2 S: 8	LOB: 0 BB: 0 P: 12	R: 0 H: 0 E: 0 K: 1 S: 6	LOB: 0 BB: 0 P: 11	R: 0 H: 1 E: 0 K: 1 S: 6	LOB: 1 BB: 0 P: 12	R: 0 H: 1 E: 0 K: 2 S: 11	LOB: 1 BB: 0 P: 19	1B: 6 2B: 2 3B: 0 HR: 0	SF: 0 SAC: 0 DP: 2 HBP: 0	WP: 1 PB: 0 SB: 1 CS: 2	PA: 35					
PITCHER	IP	WLS	BF	H	R	ER	SO	BB	IBB	HBP	BLK	WP	HR	S	P	ERA	WHIP										
Joey Hamilton, R ERA: 4.37 (1, 1)	8.0	W	31	6	0	0	6	4	0	0	0	0	0	70	111	0.00	1.250										
Trevor Hoffman, R ERA: 1.49 (9, 1)	1.0	S	4	1	0	0	2	0	0	0	0	1	0	11	19	0.00	1.000										

Batter	1	2	3	4	5	6	7	8	9	AB	R	H	RBI	BB	SO	LOB	BOTTOM										
Steve Finley, L OBP: 0.301, SLG: 0.405 (1, 8)	1-1 PB 1B 2B		1-3 K		4-2 G4-6-3 BB		4-0 BB			2	1	1	0	2	1	0	Los Angeles Dodgers @ San Diego Padres Qualcomm Stadium, San Diego, CA Fri Sep 11, 1998, 10:05 PM EDT Att: 32,830 - Unknown - 72 F livebaseballscorecards.com										
Andy Sheets, R OBP: 0.313, SLG: 0.366 (1, 4)	3-2 G4-6-3 2H 1B		1-1 3B		0-0 G4-6-3 1-2		0-1 P4			4	0	2	1	0	0	3											
Greg Vaughn, R OBP: 0.372, SLG: 0.621 (1, 7)	2-1 G4-6-3 1-2 1B		4-0 BB		1-2 BB G4-3 1B		1-0 F7			3	0	2	0	1	0	1											
Ken Caminiti, S OBP: 0.357, SLG: 0.518 (1, 5)	3-2 G4-6-3 1-2 2-3		2-3 K		1-1 G4-3		0-0 P4			4	0	0	0	0	1	5											
Wally Joyner, L OBP: 0.373, SLG: 0.454 (1, 3)	2-3 K			3-2 G6-3		3-2 BB 1B		0-1 F7		4	0	1	0	0	1	1											
Carlos Hernandez, R OBP: 0.307, SLG: 0.389 (1, 2)		0-0 G6-3		1-0 P1		4-0 BB		4-1 BB		2	0	0	0	2	0	0											
Ruben Rivera, R OBP: 0.330, SLG: 0.387 (1, 9)		3-2 G6-3		3-0 G5-3		3-3 K		1-0 F8		4	0	0	0	0	1	4											
Chris Gomez, R OBP: 0.345, SLG: 0.377 (1, 6)		1-3 K		2-0 WP 2B		0-0 G4-3				3	0	1	0	0	1	3											
Joey Hamilton, R OBP: 0.164, SLG: 0.227 (1, 1)			3-3 K		1-3 K		0-3 K			3	0	0	0	0	3	1											
Trevor Hoffman, R (9, 1)										0	0	0	0	0	0	0											
Inning Stats	R: 1 H: 3 E: 0 K: 1 S: 15	H: 3 LOB: 1 BB: 0 P: 26	R: 0 H: 0 E: 0 K: 1 S: 8	H: 0 LOB: 0 BB: 0 P: 12	R: 0 H: 1 E: 0 K: 3 S: 11	LOB: 2 BB: 1 P: 22	R: 0 H: 0 E: 0 K: 0 S: 5	H: 0 LOB: 0 BB: 0 P: 12	R: 0 H: 1 E: 0 K: 1 S: 7	LOB: 1 BB: 1 P: 14	R: 0 H: 2 E: 0 K: 1 S: 13	LOB: 3 BB: 1 P: 25	R: 0 H: 0 E: 0 K: 1 S: 6	LOB: 1 BB: 1 P: 11	R: 0 H: 0 E: 0 K: 0 S: 5	LOB: 1 BB: 1 P: 10	R: 0 H: 0 E: 0 K: 1 S: 5	LOB: 1 BB: 1 P: 10	1B: 4 2B: 2 3B: 1 HR: 0	SF: 0 SAC: 0 DP: 2 HBP: 0	WP: 1 PB: 1 SB: 0 CS: 0	PA: 34					
PITCHER	IP	WLS	BF	H	R	ER	SO	BB	IBB	HBP	BLK	WP	HR	S	P	ERA	WHIP										
Brian Bohanon, L ERA: 2.81 (1, 1)	8.0	L	34	7	1	1	8	5	0	0	0	1	0	70	132	1.12	1.500										

Batter	1	2	3	4	5	6	7	8	9	AB	R	H	RBI	BB	SO	LOB	TOP						
Darryl Hamilton, L (1, 8) OBP: 0.397, SLG: 0.404	B1-3		0-1 1B		0-0 G6-3			2-2 1B		4	0	2	0	0	0	2	Colorado Rockies @ Los Angeles Dodgers Dodger Stadium, Los Angeles, CA Mon Sep 14 1998, 7:05 PM PDT Att: 26,122 - Unknown - 78 F livebaseballscorecards.com						
Neftali Perez, S (1, 6) OBP: 0.319, SLG: 0.384	F8		1-1 P2		1-2 G6-4-3 1B			2-0 P6		4	0	1	0	0	0	3							
Dante Bichette, R (1, 9) OBP: 0.362, SLG: 0.522	G6-3			2-2 G5-3		0-2 G6-4-3 1-2		0-0 F9		4	0	0	0	0	0	3							
Vinny Castilla, R (1, 5) OBP: 0.365, SLG: 0.595		0-2 L7		0-3 K		1-2 G6-3			1-2 G5-3	4	0	0	0	0	1	0							
Angel Echevarria, R (1, 3) OBP: 0.429, SLG: 0.632 7 Kurt Abbott, R (8, PH) OBP: 0.309, SLG: 0.426		0-3 K		0-3 K			1-2 F9		0-2 HR	3	0	0	0	0	2	0							
3 Mike Lansing, R (1, 4) OBP: 0.319, SLG: 0.388		4-0 BB			0-2 SH3-4 32 1B		1-1 F7		0-3 K	3	0	1	0	1	1	0							
32 Derrick Gibson, R (1, 7) OBP: 0.625, SLG: 0.750		0-3 K			1-0 SH3-4 1-2 1B		1-3 K		1-2 F9	4	0	1	0	0	2	1							
Kirt Manwaring, R (1, 2) OBP: 0.334, SLG: 0.329			1-3 K		0-3 K			0-0 G6-3		3	0	0	0	0	2	2							
Bobby Jones, R (1, 1) OBP: 0.178, SLG: 0.200 Curt Leskanic, R (8, 1)			1-3 K		0-1 SH3-4			0-2 1B		2	0	1	0	0	1	0							
Dave Veres, R (8, 1) OBP: 0.333, SLG: 0.333					1-2 2-3			1-2 1B		0	0	0	0	0	0	0							
Inning Stats	R: 0 E: 0 K: 0 S: 9	H: 0 LOB: 0 BB: 0 P: 12	R: 0 E: 0 K: 2 S: 9	H: 0 LOB: 1 BB: 1 P: 13	R: 0 E: 0 K: 2 S: 10	H: 1 LOB: 1 BB: 0 P: 13	R: 0 E: 0 K: 2 S: 13	H: 0 LOB: 0 BB: 0 P: 15	R: 0 E: 0 K: 1 S: 10	H: 2 LOB: 2 BB: 0 P: 11	R: 0 E: 0 K: 0 S: 10	H: 1 LOB: 0 BB: 0 P: 12	R: 0 E: 0 K: 1 S: 8	H: 0 LOB: 0 BB: 0 P: 11	R: 0 E: 0 K: 0 S: 11	H: 2 LOB: 2 BB: 0 P: 15		R: 1 E: 0 K: 1 S: 12	H: 1 LOB: 0 BB: 0 P: 14	1B: 6 2B: 0 3B: 0 HR: 1	SF: 0 SAC: 1 DP: 1 HBP: 0	WP: 0 PB: 0 SB: 0 CS: 0	PA: 34
PITCHER Carlos Perez, L (1, 1) ERA: 3.75	IP: 9.0 WLS: W BF: 34 H: 7 R: 1 ER: 1 SO: 9 BB: 1 IBB: 0 HBP: 0 BLK: 0 WP: 0 HR: 1 S: 92 P: 116 ERA: 1.00 WHIP: 0.889															PITCHER							

Batter	1	2	3	4	5	6	7	8	9	AB	R	H	RBI	BB	SO	LOB	BOTTOM				
Eric Young Sr., R (1, 4) OBP: 0.355, SLG: 0.396 Juan Castro, R (2, 4) OBP: 0.257, SLG: 0.269	4-1 CS BB		2-3 K		0-0 1B			0-0 SH 1B		0	0	0	0	1	0	0	Colorado Rockies @ Los Angeles Dodgers Dodger Stadium, Los Angeles, CA Mon Sep 14 1998, 7:05 PM PDT Att: 26,122 - Unknown - 78 F livebaseballscorecards.com				
Trenidad Hubbard, R (1, 8) OBP: 0.337, SLG: 0.440	0-3 K		0-3 K		3-2 1B		0-0 SH 2B		3	1	1	0	0	2	1						
Eric Karros, R (1, 3) OBP: 0.350, SLG: 0.477	0-1 F9			1-0 1B	0-0 F9		4-1 2B 1B BB		3	1	1	0	1	0	3						
Bobby Bonilla, S (1, 5) OBP: 0.328, SLG: 0.396 Adrian Beltré, R (8, PR) OBP: 0.297, SLG: 0.349	0-0 CS	0-1 1B		1-2 G3 1-4 1B		4-2 CS BB		3-0 1B BB 2B		3	0	3	1	1	0	0					
Raul Mondesi, R (1, 9) OBP: 0.316, SLG: 0.504		2-1 F7		4-0 G3 BB		2-2 P3		0-0 P5		3	0	0	0	1	0	4					
Mark Grudzielanek, R (1, 6) OBP: 0.318, SLG: 0.366		0-3 K		1-0 G3		0-0 G1		4-0 BB 1B IBB		3	0	0	0	1	1	3					
Charles Johnson, R (1, 2) OBP: 0.285, SLG: 0.375		0-0 1B		2-3 K		1-0 P4		0-3 K		4	0	1	0	0	2	5					
Roger Cedeno, S (1, 7) OBP: 0.332, SLG: 0.309		2-3 K			0-0 G1-3		2-2 F7		1-0 BB 1B	4	0	1	1	0	1	2					
Carlos Perez, L (1, 1) OBP: 0.214, SLG: 0.242			1-0 B5-3		1-3 K		2-2 G4-3		4-1 BB 1B	3	0	0	1	1	1	0					
Inning Stats	R: 0 E: 0 K: 1 S: 6	H: 0 LOB: 0 BB: 1 P: 10	R: 0 E: 0 K: 2 S: 11	H: 2 LOB: 2 BB: 0 P: 15	R: 0 E: 0 K: 2 S: 7	H: 0 LOB: 0 BB: 0 P: 10	R: 0 E: 0 K: 1 S: 10	H: 2 LOB: 2 BB: 1 P: 19	R: 0 E: 0 K: 1 S: 11	H: 2 LOB: 2 BB: 0 P: 14	R: 0 E: 0 K: 0 S: 6	H: 0 LOB: 0 BB: 1 P: 12	R: 0 E: 0 K: 0 S: 9	H: 0 LOB: 0 BB: 0 P: 14	R: 4 E: 1 K: 1 S: 14	H: 3 LOB: 3 BB: 3 P: 32		1B: 8 2B: 1 3B: 0 HR: 0	SF: 0 SAC: 1 DP: 0 HBP: 0	WP: 0 PB: 0 SB: 1 CS: 2	PA: 38
PITCHER Bobby Jones, L (1, 1) ERA: 5.22 Curt Leskanic, R (8, 1) ERA: 4.09 Dave Veres, R (8, 1) ERA: 3.1	IP: 7.0 WLS: L BF: 29 H: 2 R: 2 ER: 2 SO: 7 BB: 3 IBB: 0 HBP: 0 BLK: 0 WP: 0 HR: 0 S: 65 P: 101 ERA: 2.57 WHIP: 1.429															PITCHER					

Batter	1	2	3	4	5	6	7	8	9	AB	R	H	RBI	BB	SO	LOB	TOP					
1 Curtis Goodwin, L (1.8) OBP: 0.316, SLG: 0.312										5	0	1	0	0	2	6	Colorado Rockies @ Los Angeles Dodgers Dodger Stadium, Los Angeles, CA Tue Sep 15 1998, 7:05 PM PDT Att: 29,702 - Unknown - 76 F livebaseballscorecards.com					
Neft Perez, S (1.6) OBP: 0.318, SLG: 0.384										5	1	1	2	0	1	2						
Dante Bichette, R (1.9) OBP: 0.359, SLG: 0.518 Jerry Dipoto, R (9.1)										5	0	0	0	0	0	4						
Vinny Castilla, R (1.5) OBP: 0.363, SLG: 0.590										5	0	0	0	0	1	5						
Jeff Reed, L (1.2) OBP: 0.381, SLG: 0.475										4	0	0	0	0	1	0						
3 Mike Lansing, R (1.4) OBP: 0.320, SLG: 0.390										3	1	1	0	1	1	0						
32 Derrick Gibson, R (1.7) OBP: 0.667, SLG: 0.700										2	1	1	0	1	1	0						
Angel Echevarria, R (1.3) OBP: 0.480, SLG: 0.682										3	2	2	0	1	0	2						
Darryl Kile, R (1.1) OBP: 0.300, SLG: 0.333 Curt Leskanic, R (8.1)										2	0	1	1	1	0	1						
Jason Bates, S (9. PH) OBP: 0.273, SLG: 0.232 Edgard Clemente, R (9.9) OBP: 0.667, SLG: 0.500										0	0	0	0	0	0	0						
Inning Stats	R: 0 E: 0 K: 2 S: 9	H: 0 LOB: 0 BB: 0 P: 11	R: 0 E: 0 K: 1 S: 7	H: 0 LOB: 0 BB: 0 P: 9	R: 2 E: 1 K: 1 S: 13	H: 2 LOB: 2 BB: 1 P: 17	R: 0 E: 0 K: 1 S: 9	H: 0 LOB: 0 BB: 0 P: 12	R: 1 E: 1 K: 0 S: 9	H: 2 LOB: 2 BB: 0 P: 12	R: 0 E: 0 K: 1 S: 10	H: 1 LOB: 2 BB: 2 P: 22	R: 0 E: 0 K: 0 S: 6	H: 0 LOB: 0 BB: 0 P: 10	R: 0 E: 0 K: 0 S: 8	H: 1 LOB: 1 BB: 1 P: 16	R: 1 E: 1 K: 2 S: 15	H: 1 LOB: 1 BB: 0 P: 22	1B: 4 2B: 3 3B: 0 HR: 0	SF: 0 SAC: 0 DP: 2 HBP: 1	WP: 0 PB: 0 SB: 1 CS: 1	PA: 40
PITCHER Chan Ho Park, R (1.1) ERA: 3.83	IP: 9.0 WLS: L BF: 40 H: 7 R: 5 ER: 3 SO: 8 BB: 4 IBB: 0 HBP: 1 BLK: 0 WP: 0 HR: 0 S: 86 P: 131 ERA: 3.00 WHIP: 1.222																					

Batter	1	2	3	4	5	6	7	8	9	AB	R	H	RBI	BB	SO	LOB	BOTTOM					
Roger Cedeno, S (1.8) OBP: 0.338, SLG: 0.317										5	1	3	0	0	0	1	Colorado Rockies @ Los Angeles Dodgers Dodger Stadium, Los Angeles, CA Tue Sep 15 1998, 7:05 PM PDT Att: 29,702 - Unknown - 76 F livebaseballscorecards.com					
Jim Eisenreich, L (1.7) OBP: 0.282, SLG: 0.267										5	1	2	0	0	0	2						
Eric Karros, R (1.3) OBP: 0.349, SLG: 0.478										3	1	1	1	0	0	2						
Bobby Bonilla, S (1.5) OBP: 0.330, SLG: 0.395										3	0	1	1	1	0	0						
Raul Mondesi, R (1.9) OBP: 0.314, SLG: 0.502										3	0	0	1	0	0	1						
Mark Grudzielanek, R (1.6) OBP: 0.319, SLG: 0.367										4	0	2	0	0	1	0						
Charles Johnson, R (1.2) OBP: 0.287, SLG: 0.383										4	1	2	1	0	1	2						
Juan Castro, R (1.4) OBP: 0.254, SLG: 0.265 Matt Luke, L (9. PH) OBP: 0.268, SLG: 0.434										3	0	0	0	0	2	2						
Chan Ho Park, R (1.1) OBP: 0.217, SLG: 0.254 Trenidad Hubbard, R (9. PH) OBP: 0.360, SLG: 0.449										3	0	0	0	0	0	2						
Inning Stats	R: 2 E: 0 K: 1 S: 11	H: 3 LOB: 2 BB: 1 P: 22	R: 0 E: 0 K: 0 S: 11	H: 1 LOB: 1 BB: 0 P: 14	R: 0 E: 0 K: 0 S: 6	H: 0 LOB: 0 BB: 0 P: 10	R: 0 E: 0 K: 1 S: 11	H: 2 LOB: 1 BB: 0 P: 17	R: 1 E: 0 K: 0 S: 8	H: 2 LOB: 1 BB: 0 P: 12	R: 0 E: 0 K: 1 S: 7	H: 0 LOB: 0 BB: 0 P: 12	R: 0 E: 0 K: 0 S: 7	H: 2 LOB: 1 BB: 0 P: 9	R: 0 E: 0 K: 1 S: 6	H: 0 LOB: 0 BB: 0 P: 12		R: 1 E: 0 K: 0 S: 12	H: 2 LOB: 1 BB: 0 P: 18	1B: 9 2B: 3 3B: 0 HR: 1	SF: 2 SAC: 0 DP: 2 HBP: 0	WP: 0 PB: 0 SB: 0 CS: 0
PITCHER Darryl Kile, R (1.1) ERA: 5.29 Curt Leskanic, R (8.1) ERA: 4.04 Jerry Dipoto, R (9.1) ERA: 3.46	IP: 7.0 WLS: W BF: 30 H: 10 R: 3 ER: 3 SO: 3 BB: 1 IBB: 0 HBP: 0 BLK: 0 WP: 0 HR: 0 S: 61 P: 96 ERA: 3.86 WHIP: 1.571																					

Batter	1	2	3	4	5	6	7	8	9	AB	R	H	RBI	BB	SO	LOB	TOP										
Neft Perez, S (1, 6) OBP: 0.320, SLG: 0.385										4	0	2	0	0	1	1											
7 Kurt Abbott, R (1, 9) OBP: 0.399, SLG: 0.424										3	0	1	0	0	1	1											
Darryl Hamilton, L (9, PH) OBP: 0.398, SLG: 0.405										1	0	1	0	0	0	0											
1 Curtis Goodwin, L (9, PR) OBP: 0.316, SLG: 0.312										0	0	0	0	0	0	0											
Angel Echevarria, R (1, 3) OBP: 0.449, SLG: 0.690										3	0	0	0	0	0	3											
Vinny Castilla, R (1, 5) OBP: 0.363, SLG: 0.589										3	0	1	0	1	1	1											
32 Derrick Gibson, R (1, 7) OBP: 0.600, SLG: 0.615										3	0	1	0	0	1	2											
Dante Bichette, R (9, PH) OBP: 0.360, SLG: 0.519										1	0	1	0	0	0	0											
3 Mike Lansing, R (1, 4) OBP: 0.318, SLG: 0.387										4	0	0	0	0	2	4											
Edgard Clemente, R (1, 8) OBP: 0.500, SLG: 0.490										3	0	1	0	0	1	0											
Kirt Manwaring, R (1, 2) OBP: 0.331, SLG: 0.325										3	0	0	0	0	2	1											
Jamey Wright, R (1, 1) OBP: 0.228, SLG: 0.315										2	0	0	0	0	1	0											
Terry Shumpert, R (8, PH) OBP: 0.292, SLG: 0.409										0	0	0	0	1	0	0											
Dave Veres, R (8, 1) OBP: 0.333, SLG: 0.333										0	0	0	0	0	0	0											
Inning Stats	R: 0 E: 0 K: 1 S: 11	H: 2 LOB: 2 BB: 1 P: 18	R: 0 E: 0 K: 3 S: 10	H: 0 LOB: 0 BB: 0 P: 15	R: 0 E: 0 K: 2 S: 12	H: 0 LOB: 0 BB: 0 P: 16	R: 0 E: 0 K: 0 S: 4	H: 0 LOB: 0 BB: 0 P: 7	R: 0 E: 0 K: 1 S: 10	H: 1 LOB: 0 BB: 0 P: 14	R: 0 E: 0 K: 1 S: 5	H: 1 LOB: 0 BB: 0 P: 5	R: 0 E: 0 K: 1 S: 9	H: 1 LOB: 1 BB: 0 P: 16	R: 0 E: 0 K: 1 S: 10	H: 0 LOB: 1 BB: 1 P: 16	R: 0 E: 0 K: 0 S: 9	H: 3 LOB: 2 BB: 0 P: 12	1B: 8 2B: 1 3B: 0 HR: 0	SF: 0 SAC: 0 DP: 5 HBP: 1	WP: 0 PB: 0 SB: 0 CS: 0	PA: 33					
PITCHER	IP	WLS	BF	H	R	ER	SO	BB	IBB	HBP	BLK	WP	HR	S	P	ERA	WHIP										
Brian Bohanon, L (1, 1) ERA: 2.65	8.0	W	28	5	0	0	10	2	0	1	0	0	0	71	107	0.00	0.875										
Jeff Shaw, R (9, 1) ERA: 2.11	1.0	S	5	3	0	0	0	0	0	0	0	0	0	9	12	0.00	3.000										

Colorado Rockies @ Los Angeles Dodgers
Dodger Stadium, Los Angeles, CA
 Wed Sep 16 1998, 7:05 PM PDT
 Att: 27,906 - Unknown - 76 F

AB	30
R	0
H	8
RBI	0
BB	2
SO	10
LOB	13





Batter	1	2	3	4	5	6	7	8	9	AB	R	H	RBI	BB	SO	LOB	BOTTOM										
Roger Cedeno, S (1, 8) OBP: 0.341, SLG: 0.320										4	1	2	0	0	0	0											
Juan Castro, R (1, 4) OBP: 0.254, SLG: 0.264										4	0	1	1	0	2	1											
Jim Eisenreich, L (1, 7) OBP: 0.276, SLG: 0.261										4	0	0	0	0	0	1											
Eric Karros, R (1, 3) OBP: 0.350, SLG: 0.480										4	0	2	0	0	0	0											
Matt Luke, L (1, 9) OBP: 0.272, SLG: 0.430										2	0	0	0	2	2	0											
Jeff Shaw, R (9, 1) ERA: 2.11										0	0	0	0	0	0	0											
Mark Grudzielanek, R (1, 6) OBP: 0.317, SLG: 0.364										4	0	0	0	0	0	4											
Adrián Beltré, R (1, 5) OBP: 0.274, SLG: 0.347										1	1	0	0	1	0	2											
Angel Pena, R (1, 2) OBP: 0.400, SLG: 0.400										3	0	1	0	0	1	3											
Brian Bohanon, L (1, 1) OBP: 0.310, SLG: 0.375										3	0	0	0	0	1	1											
Trenidad Hubbard, R (9, 8) OBP: 0.360, SLG: 0.449										0	0	0	0	0	0	0											
Inning Stats	R: 0 E: 0 K: 1 S: 6	H: 0 LOB: 0 BB: 0 P: 7	R: 0 E: 0 K: 1 S: 9	H: 0 LOB: 0 BB: 0 P: 13	R: 1 E: 1 K: 1 S: 9	H: 2 LOB: 1 BB: 0 P: 15	R: 0 E: 0 K: 0 S: 8	H: 1 LOB: 3 BB: 2 P: 17	R: 0 E: 0 K: 0 S: 6	H: 0 LOB: 0 BB: 0 P: 9	R: 0 E: 0 K: 0 S: 9	H: 1 LOB: 2 BB: 1 P: 15	R: 1 E: 1 K: 2 S: 12	H: 2 LOB: 1 BB: 0 P: 18	R: 0 E: 0 K: 1 S: 10	H: 0 LOB: 0 BB: 0 P: 15	1B: 5 2B: 1 3B: 0 HR: 0	SF: 0 SAC: 0 DP: 1 HBP: 1	WP: 0 PB: 0 SB: 1 CS: 0	PA: 33							
PITCHER	IP	WLS	BF	H	R	ER	SO	BB	IBB	HBP	BLK	WP	HR	S	P	ERA	WHIP										
Jamey Wright, R (1, 1) ERA: 5.53	7.0	L	30	6	2	1	5	3	0	1	0	0	0	59	94	1.29	1.286										
Dave Veres, R (8, 1) ERA: 3.06	1.0	S	3	0	0	0	1	0	0	0	0	0	0	10	15	0.00	0.000										

Colorado Rockies @ Los Angeles Dodgers
Dodger Stadium, Los Angeles, CA
 Wed Sep 16 1998, 7:05 PM PDT
 Att: 27,906 - Unknown - 76 F

AB	29
R	2
H	6
RBI	1
BB	3
SO	6
LOB	12



Batter	1	2	3	4	5	6	7	8	9	AB	R	H	RBI	BB	SO	LOB	TOP																			
Roger Cedeno, S (1, 8) OBP: 0.339, SLG: 0.321	G4-3		FC6-4		G3-1		2B 1B	P6		5	1	1	0	0	0	4	Los Angeles Dodgers @ San Francisco Giants 3Com Park at Candlestick Point, San Francisco, CA Sat Sep 19 1998, 6:33 AM EDT Att: 41,671 - Sunny - 76 F AB 38 R 4 H 12 RBI 4 BB 1 SO 5 LOB 20 																			
Juan Castro, R (1, 4) OBP: 0.249, SLG: 0.264	P6		F7			K	1B 2B	G4-3	5	1	1	0	0	1	1																					
Eric Karros, R (1, 3) OBP: 0.355, SLG: 0.481 Damon Hollins, R (6, PR) OBP: 0.250, SLG: 0.250	K			G4-6-3 1B		1B 1B	1B 1B	G5-3	3	0	2	0	0	1	0																					
Bobby Bonilla, S (1, 5) OBP: 0.329, SLG: 0.391 Adrian Beltré, R (6, 5) OBP: 0.276, SLG: 0.348		G3 1B		G4-6-3 1B		F6	1B 1B	P5	3	0	1	0	0	0	2																					
Raul Mondesi, R (1, 9) OBP: 0.315, SLG: 0.501 Gary Rath, L (6, 1)		F9		L8			F7		3	1	1	0	0	0	1																					
Jim Eisenreich, L (7, PH) OBP: 0.275, SLG: 0.270 Mark Guthrie, R (7, 1) Jeff Kubenka, R (8, 1)						1B 1B	F7		0	0	0	0	0	0	2																					
Matt Luke, L (1, 7) OBP: 0.279, SLG: 0.431	G3					2B HBP	1B 1B	K	3	0	1	1	0	1	3																					
Mark Grudzielanek, R (1, 6) OBP: 0.317, SLG: 0.363 Alex Cora, L (7, 6) OBP: 0.196, SLG: 0.194	K					F7	1B 1B	G3	3	0	1	1	0	1	2																					
Charles Johnson, R (1, 2) OBP: 0.285, SLG: 0.382 Sean Maloney, R (5, 1) Trenidad Hubbard, R (6, PH) OBP: 0.359, SLG: 0.443			P4			P8			2	0	1	0	0	0	0																					
Ismael Valdez, R (1, 1) OBP: 0.224, SLG: 0.196 Mike Judd, R (3, 1) Paul Lo Duca, R (5, PH) OBP: 0.143, SLG: 0.143					F4		K	L7	1	0	1	0	0	0	0																					
									0	0	0	0	0	0	0																					
									3	0	0	0	0	1	3																					
Inning Stats	R: 0 E: 0 K: 1 S: 9	H: 0 LOB: 0 BB: 1 P: 13	R: 0 E: 0 K: 1 S: 11	H: 1 LOB: 1 BB: 0 P: 17	R: 0 E: 0 K: 0 S: 6	H: 1 LOB: 1 BB: 0 P: 11	R: 0 E: 0 K: 0 S: 7	H: 1 LOB: 0 BB: 0 P: 14	R: 0 E: 0 K: 0 S: 10	H: 1 LOB: 2 BB: 0 P: 19	R: 2 E: 0 K: 1 S: 15	H: 4 LOB: 2 BB: 0 P: 23	R: 2 E: 0 K: 2 S: 16	H: 4 LOB: 2 BB: 0 P: 25	R: 0 E: 0 K: 0 S: 5	H: 0 LOB: 1 BB: 1 P: 10		R: 0 E: 0 K: 0 S: 7	H: 0 LOB: 0 BB: 0 P: 9	1B: 10 2B: 2 3B: 0 HR: 0	SF: 0 SAC: 0 DP: 1 HBP: 1	WP: 0 PB: 0 SB: 0 CS: 0	PA: 40													
PITCHER	IP WLS BF H R ER SO BB IBB HBP BLK WP HR S P ERA WHIP																																			
Russ Ortiz, R (1, 1) ERA: 5.23	6.1	W	30	11	4	4	4	0	0	0	0	0	0	0	0	67		111	5.68	1.737																
John Johnstone, L (7, 1) ERA: 3.17	0.1		2	1	0	0	0	0	0	0	0	0	0	0	0	4		7	0.00	3.000																
Rich Rodriguez, L (7, 1) ERA: 3.79	0.1		1	0	0	0	1	0	0	0	0	0	0	0	0	3	4	0.00	0.000																	
Cory Bailey, R (8, 1) ERA: 3.86	1.0		4	0	0	0	0	1	0	0	0	0	0	0	5	10	0.00	1.000																		
Jose Mesa, R (9, 1) ERA: 4.57	1.0		3	0	0	0	0	0	0	0	0	0	0	0	7	9	0.00	0.000																		

Batter	1	2	3	4	5	6	7	8	9	AB	R	H	RBI	BB	SO	LOB	BOTTOM																			
Marvin Benard, L (1, 9) OBP: 0.385, SLG: 0.425 Armando Rios, L (7, 7) OBP: 0.714, SLG: 1.667	F9 2B		K	K2-3		K	1B			4	1	1	1	1	3	5	Los Angeles Dodgers @ San Francisco Giants 3Com Park at Candlestick Point, San Francisco, CA Sat Sep 19 1998, 6:33 AM EDT Att: 41,671 - Sunny - 76 F AB 43 R 18 H 19 RBI 17 BB 8 SO 11 LOB 24 																			
Bill Mueller, S (1, 5) OBP: 0.388, SLG: 0.401	F8		K	HR BB		F7	K		5	2	1	4	1	2	5																					
Barry Bonds, L (1, 7) OBP: 0.438, SLG: 0.599 Joe Carter, R (5, 7) OBP: 0.288, SLG: 0.425			F7	HR BB			1B		2	1	1	1	2	0	0																					
Jeff Kent, R (1, 4) OBP: 0.355, SLG: 0.556 Ramon Martinez, R (7, 4) OBP: 0.391, SLG: 0.533	F9			HR BB		G5-3	F9		4	2	2	4	0	0	3																					
J.T. Snow, L (1, 3) OBP: 0.330, SLG: 0.415 Charlie Hayes, R (7, 3) OBP: 0.352, SLG: 0.417	P6			K			BB FC3-6 1B	K	4	1	1	1	0	2	4																					
Ellis Burks, R (1, 8) OBP: 0.367, SLG: 0.503 LeJon Powell, R (7, 8) OBP: 0.500, SLG: 0.333			G1-3	1B 1B		G6-3	BB E BB	E1 WP	4	1	2	0	0	0	1																					
Brian Johnson, R (1, 2) OBP: 0.303, SLG: 0.386 Cory Bailey, R (8, 1) Chris Jones, R (8, PH) OBP: 0.256, SLG: 0.283 Jose Mesa, R (9, 1)	FC5-4		1B BB	SH1-4 1B			FC3-6 BB	K	3	3	2	1	2	0	1																					
Rich Aurilia, R (1, 6) OBP: 0.320, SLG: 0.410 Wilson Delgado, S (7, PH) OBP: 0.167, SLG: 0.091	1B		BB 1B	HR BB		L7	FC3-6 HR	K	3	2	2	1	1	0	0																					
Russ Ortiz, R (1, 1) OBP: 0.320, SLG: 0.261 John Johnstone, R (7, 1) Rich Rodriguez, L (7, 1) OBP: 0.200, SLG: 0.200 Doug Mirabeli, R (7, PH) OBP: 0.316, SLG: 0.529				SH1-4		K	HR		3	1	2	1	0	1	0																					
									0	0	0	0	0	0	0																					
									1	1	1	2	0	0	0																					
Inning Stats	R: 0 E: 0 K: 0 S: 8	H: 1 LOB: 2 BB: 1 P: 15	R: 0 E: 0 K: 2 S: 14	H: 3 LOB: 3 BB: 0 P: 21	R: 7 E: 0 K: 1 S: 31	H: 5 LOB: 2 BB: 3 P: 59	R: 6 E: 0 K: 2 S: 22	H: 4 LOB: 0 BB: 2 P: 38	R: 1 E: 0 K: 1 S: 8	H: 1 LOB: 1 BB: 0 P: 11	R: 0 E: 0 K: 1 S: 11	H: 1 LOB: 1 BB: 0 P: 21	R: 4 E: 1 K: 1 S: 18	H: 4 LOB: 2 BB: 2 P: 34	R: 0 E: 1 K: 3 S: 14	H: 0 LOB: 1 BB: 0 P: 18		1B: 12 2B: 3 3B: 0 HR: 4	SF: 0 SAC: 1 DP: 0 HBP: 1	WP: 1 PB: 0 SB: 1 CS: 0	PA: 53															
PITCHER	IP WLS BF H R ER SO BB IBB HBP BLK WP HR S P ERA WHIP																																			
Ismael Valdez, R (1, 1) ERA: 4.17	2.2	L	21	9	7	7	2	4	0	0	0	0	0	0	1	48		86	23.62	4.875																
Mike Judd, R (3, 1) ERA: 15.09	1.1		11	4	6	6	3	2	0	1	0	0	0	1	27	47		40.50	4.500																	
Sean Maloney, R (5, 1) ERA: 5.11	1.0		4	1	1	1	1	0	0	0	0	0	0	1	8	11		9.00	1.000																	
Gary Rath, L (6, 1) ERA	1.0		4	1	0	0	1	0	0	0	0	0	0	0	11	21	0.00	1.000																		
Mark Guthrie, L (7, 1) ERA: 3.5	1.0		9	4	4	4	1	2	0	0	0	0	0	1	18	34	36.00	6.000																		

Batter	1	2	3	4	5	6	7	8	9	AB	R	H	RBI	BB	SO	LOB	TOP				
Roger Cedeno, S OBP: 0.333, SLG: 0.315 (1, 7)	G1-3		K			K			L9	4	0	0	0	0	2	0	Los Angeles Dodgers @ San Francisco Giants 3Com Park at Candlestick Point, San Francisco, CA Sun Sep 20 1998, 6:33 AM EDT Att: 40,184 - Sunny - 71 F				
Trenidad Hubbard, R OBP: 0.359, SLG: 0.457 (1, 8)	HR			G1-3			G5-3			3	1	1	1	0	0	0					
Eric Karros, R OBP: 0.355, SLG: 0.480 (1, 3)	G1-3			G5-3			G6-4-3 1B			3	0	1	0	0	0	0					
Bobby Bonilla, S OBP: 0.326, SLG: 0.387 Adrian Beltre, R OBP: 0.276, SLG: 0.348 (1, 5) (7, 5)	F8			K			G6-4-3 1-2			3	0	0	0	0	1	1					
Raul Mondesi, R OBP: 0.315, SLG: 0.499 (1, 9)		G6-3 BB			K			K		2	0	0	0	1	2	0					
Mark Cudzielnick, R OBP: 0.315, SLG: 0.361 (1, 6)	G6-3 1-2			G6-3				K		3	0	0	0	0	1	1					
Charles Johnson, R OBP: 0.284, SLG: 0.380 (1, 2)				G5-3				G5-3		3	0	0	0	0	1	0					
Juan Castro, R OBP: 0.245, SLG: 0.260 (1, 4)			F8			K			G4-3	3	0	0	0	0	1	0					
Carlos Perez, L OBP: 0.205, SLG: 0.232 (1, 1)			K			K			L3	3	0	0	0	0	2	0					
Inning Stats	R: 1 H: 1 E: 0 K: 0 S: 18	L: 25 LOB: 0 BB: 0 P: 25	R: 0 H: 0 E: 0 K: 1 S: 9	LOB: 0 BB: 1 P: 13	R: 0 H: 0 E: 0 K: 2 S: 7	LOB: 0 BB: 0 P: 10	R: 0 H: 0 E: 0 K: 1 S: 7	LOB: 0 BB: 0 P: 9	R: 0 H: 0 E: 0 K: 3 S: 6	LOB: 0 BB: 0 P: 10	R: 0 H: 1 E: 0 K: 0 S: 8	LOB: 0 BB: 0 P: 12	R: 0 H: 0 E: 0 K: 2 S: 10	LOB: 0 BB: 0 P: 17	R: 0 H: 0 E: 0 K: 0 S: 3	LOB: 0 BB: 0 P: 4		1B: 1 2B: 0 3B: 0 HR: 1	SF: 0 SAC: 0 DP: 2 HBP: 0	WP: 0 PB: 0 SB: 0 CS: 0	PA: 28
PITCHER	IP	WLS	BF	H	R	ER	SO	BB	IBB	HBP	BLK	WP	HR	S	P	ERA	WHIP				
Shawn Estes, L ERA: 4.98 Julian Tavaréz, R ERA: 3.73 (1, 1) (9, 1)	8.0	L	25	2	1	1	10	1	0	0	0	0	1	74	112	1.12	0.375				

Batter	1	2	3	4	5	6	7	8	9	AB	R	H	RBI	BB	SO	LOB	BOTTOM				
Ellis Burks, R OBP: 0.366, SLG: 0.500 (1, 8)	L7		F8			K				3	0	0	0	1	1	0	Los Angeles Dodgers @ San Francisco Giants 3Com Park at Candlestick Point, San Francisco, CA Sun Sep 20 1998, 6:33 AM EDT Att: 40,184 - Sunny - 71 F				
Bill Mueller, S OBP: 0.385, SLG: 0.398 (1, 5)	K			K		F9		G6-4-3 BB		4	0	0	0	0	2	2					
Barry Bonds, L OBP: 0.436, SLG: 0.596 (1, 7)	G4-3			G4-3		G4-3 CS BB			L9	3	0	0	0	1	0	0					
Jeff Kent, R OBP: 0.354, SLG: 0.554 (1, 4)		K		K		CS	G6-3 WP 1B		P4	4	0	1	0	0	2	0					
Charlie Hayes, R OBP: 0.351, SLG: 0.415 (1, 3)		S 1B			G6-3		P4		G4-3	4	0	1	0	0	0	1					
Joe Carter, R OBP: 0.289, SLG: 0.425 (1, 9)		P4			G6-3 BB 1B		L7			3	0	1	0	0	0	2					
Rich Aurilia, R OBP: 0.321, SLG: 0.408 (1, 6)		P7					F7			2	0	0	0	1	0	2					
Brian Johnson, R OBP: 0.303, SLG: 0.392 Armando Rios, L OBP: 0.714, SLG: 1.667 Brent Mayne, L OBP: 0.354, SLG: 0.360 (1, 2) (8, PR) (9, 2)			F7							3	0	1	0	0	1	2					
Shawn Estes, R OBP: 0.220, SLG: 0.225 Marvin Benard, L OBP: 0.394, SLG: 0.423 Julian Tavaréz, L OBP: 0.111, SLG: 0.111 (1, 1) (8, PH) (9, 1)			K						G4-3	2	0	0	0	0	2	2					
Inning Stats	R: 0 H: 0 E: 0 K: 1 S: 9	H: 1 LOB: 1 BB: 0 P: 14	R: 0 H: 0 E: 0 K: 1 S: 12	H: 1 LOB: 0 BB: 0 P: 17	R: 0 H: 0 E: 0 K: 1 S: 7	LOB: 0 BB: 0 P: 7	R: 0 H: 0 E: 0 K: 2 S: 9	LOB: 0 BB: 0 P: 12	R: 0 H: 1 E: 0 K: 1 S: 6	LOB: 1 BB: 1 P: 11	R: 0 H: 1 E: 0 K: 0 S: 12	LOB: 1 BB: 0 P: 17	R: 0 H: 1 E: 0 K: 0 S: 8	LOB: 1 BB: 1 P: 14	R: 0 H: 0 E: 0 K: 0 S: 7	LOB: 0 BB: 0 P: 11		1B: 3 2B: 0 3B: 1 HR: 0	SF: 0 SAC: 0 DP: 1 HBP: 0	WP: 1 PB: 0 SB: 1 CS: 1	PA: 33
PITCHER	IP	WLS	BF	H	R	ER	SO	BB	IBB	HBP	BLK	WP	HR	S	P	ERA	WHIP				
Carlos Perez, L ERA: 3.61 (1, 1)	9.0	W	32	4	0	0	8	3	0	0	0	1	0	81	122	0.00	0.778				



Batter	1	2	3	4	5	6	7	8	9	AB	R	H	RBI	BB	SO	LOB	TOP			
Quilvio Veras, S OBP: 0.379, SLG: 0.363 (1, 4)	F7	FC6-4			G4-3		G5-3		P1	5	0	0	0	0	0	2				
Tony Gwynn, L OBP: 0.396, SLG: 0.500 Ruben Rivera, R OBP: 0.333, SLG: 0.389 (1, 9) (7, 9)	G6-3			BB	HR		F7			4	1	2	1	0	0	0				
Greg Vaughn, R OBP: 0.364, SLG: 0.598 (1, 7)	1B		L6		P5		K			4	0	1	0	0	1	1				
Ken Caminiti, S OBP: 0.353, SLG: 0.508 George Arias, R OBP: 0.294, SLG: 0.400 (1, 5) (8, 5)	K		L3		K				K	4	0	0	0	0	3	2				
Jim Leyritz, R OBP: 0.389, SLG: 0.464 Archi Cianfrocco, R OBP: 0.192, SLG: 0.208 Trevor Hoffman, R (8, 1)		2B	G4-3	BB	1-2	BB	P4-3-4	BB	G6-3	1	1	0	0	3	0	0				
Steve Finley, L OBP: 0.299, SLG: 0.400 (1, 8)	G4-3	1B	G3		P4-3-4	1-2	G4-3		G4-3	4	1	1	0	0	0	3				
Carlos Hernandez, R OBP: 0.309, SLG: 0.371 (1, 2)	G4-3		P2		2B	1B			PB	4	0	2	1	0	0	1				
Chris Gomez, R OBP: 0.346, SLG: 0.378 (1, 6)	FC1-6	1B	P5		1-3	2B			F8	4	0	2	1	0	0	1				
Andy Ashby, R OBP: 0.136, SLG: 0.139 Brian Boehringer, S OBP: 0.145, SLG: 0.125 24 Mark Langston, R OBP: 0.145, SLG: 1.000 Dan Miceli, R OBP: 0.145, SLG: 0.400 Randy Myers, L OBP: 0.145, SLG: 0.400 Wally Joyner, L OBP: 0.145, SLG: 0.400 Andy Sheets, R OBP: 0.145, SLG: 0.400 Mark Sweeney, L OBP: 0.145, SLG: 0.400 (1, 1) (7, 1) (7, 1) (8, 1) (8, 1) (8, 1) (9, PH) (9, PH) (9, 3)	FC1-6	FC6-4	K		G6-3				K	3	0	0	0	0	1	3				
Inning Stats	R: 0 E: 0 K: 1 S: 10	H: 1 LOB: 1 BB: 0 P: 14	R: 2 E: 0 K: 0 S: 10	H: 2 LOB: 1 BB: 1 P: 22	R: 0 E: 0 K: 0 S: 5	H: 1 LOB: 2 BB: 0 P: 14	R: 0 E: 0 K: 1 S: 6	H: 0 LOB: 0 BB: 0 P: 10	R: 1 E: 0 K: 1 S: 9	H: 1 LOB: 0 BB: 0 P: 14	R: 0 E: 0 K: 1 S: 6	H: 0 LOB: 0 BB: 0 P: 9	R: 0 E: 0 K: 1 S: 7	H: 0 LOB: 0 BB: 0 P: 13	R: 0 E: 0 K: 1 S: 7	H: 1 LOB: 1 BB: 0 P: 12	1B: 5 2B: 3 3B: 0 HR: 1	SF: 0 SAC: 0 DP: 1 HBP: 0	WP: 0 PB: 1 SB: 1 CS: 0	PA: 37
PITCHER Brian Bohanon, L ERA: 2.67 (1, 1)	IP: 9.0 WLS: L BF: 37 H: 8 R: 3 ER: 3 SO: 6 BB: 3 IBB: 0 HBP: 0 BLK: 0 WP: 0 HR: 1 S: 71 P: 127 ERA: 3.00 WHIP: 1.222															PITCHER				

San Diego Padres @ Los Angeles Dodgers
Dodger Stadium, Los Angeles, CA
Wed Sep 23 1998, 7:05 PM PDT
Att: 29,163 - Unknown - 74 F

AB 34
R 3
H 8
RBI 3
BB 3
SO 6
LOB 14



Batter	1	2	3	4	5	6	7	8	9	AB	R	H	RBI	BB	SO	LOB	BOTTOM			
Roger Cedeno, S OBP: 0.321, SLG: 0.302 (1, 8) (9, 7)	F8		G4-1		K		G6-3		G4-3	5	0	0	0	0	1	3				
Alex Cora, L OBP: 0.171, SLG: 0.182 Trenidad Hubbard, R OBP: 0.357, SLG: 0.455 (1, 4) (8, PH) (9, 8)	G1-4-3	BB	G3		K				K	2	0	0	0	1	1	2				
Eric Karros, R OBP: 0.352, SLG: 0.475 (1, 3)	G1-4-3		1B		K				K	4	0	1	1	0	2	1				
Raul Mondesi, R OBP: 0.316, SLG: 0.497 (1, 9)	G6-3		F7		G4-3	G3	1B		1B	3	0	1	0	1	0	2				
Matt Luke, L OBP: 0.283, SLG: 0.442 Charles Johnson, R OBP: 0.285, SLG: 0.379 Mike Metcalfe, S (8, PH) (9, 4)	FC5-4	1B	HR		G3	1-2	G3		S	3	1	2	1	0	0	1				
Mark Grudzielanek, R OBP: 0.317, SLG: 0.363 (1, 6)	FC5-4	FC6-4	K		G4-3		G4-3		P4	4	0	0	0	0	1	4				
Adrian Beltré, R OBP: 0.286, SLG: 0.372 (1, 5)	FC6-4		2B		F8				G4-3	3	0	1	0	1	0	2				
Angel Pena, R OBP: 0.375, SLG: 0.375 Juan Castro, R OBP: 0.246, SLG: 0.260 (1, 2) (9, PH)	G4-1	1B	1B		K		K		SH1-4	3	1	1	0	0	2	1				
Brian Bohanon, L OBP: 0.311, SLG: 0.372 Jim Eisenreich, L OBP: 0.273, SLG: 0.268 (1, 1) (9, PH)	1B	G4-1	1B		K		G1-3		G4-3	3	0	1	0	0	1	1				
Inning Stats	R: 0 E: 0 K: 0 S: 4	H: 0 LOB: 0 BB: 1 P: 12	R: 0 E: 0 K: 0 S: 7	H: 1 LOB: 1 BB: 0 P: 9	R: 1 E: 0 K: 0 S: 9	H: 3 LOB: 1 BB: 0 P: 17	R: 1 E: 0 K: 3 S: 15	H: 2 LOB: 1 BB: 0 P: 19	R: 0 E: 0 K: 0 S: 10	H: 1 LOB: 1 BB: 0 P: 18	R: 0 E: 0 K: 1 S: 5	H: 0 LOB: 0 BB: 0 P: 7	R: 0 E: 0 K: 2 S: 13	H: 1 LOB: 3 BB: 1 P: 22	R: 0 E: 0 K: 0 S: 7	H: 0 LOB: 1 BB: 1 P: 14	1B: 6 2B: 1 3B: 0 HR: 1	SF: 0 SAC: 1 DP: 1 HBP: 0	WP: 0 PB: 0 SB: 1 CS: 0	PA: 37
PITCHER Andy Ashby, R ERA: 3.34 Brian Boehringer, R ERA: 4.28 24 Mark Langston, L ERA: 5.98 Dan Miceli, R ERA: 3.27 Randy Myers, L ERA: 4.47 (1, 1) (7, 1) (7, 1) (8, 1) (8, 1)	IP: 6.0 WLS: W BF: 25 H: 7 R: 2 ER: 0 SO: 6 BB: 1 IBB: 0 HBP: 0 BLK: 0 WP: 0 HR: 0 S: 55 P: 90 ERA: 0.00 WHIP: 0.000															PITCHER Trevor Hoffman, R ERA: 1.5 (8, 1)				

San Diego Padres @ Los Angeles Dodgers
Dodger Stadium, Los Angeles, CA
Wed Sep 23 1998, 7:05 PM PDT
Att: 29,163 - Unknown - 74 F

AB 33
R 2
H 8
RBI 2
BB 3
SO 9
LOB 18



Batter	1	2	3	4	5	6	7	8	9	AB	R	H	RBI	BB	SO	LOB	TOP										
Fernando Vina, L (1,4) OBP: 0.384, SLG: 0.422	G6-3		G3					G6-4-3		3	0	1	0	1	0	0	Milwaukee Brewers @ Los Angeles Dodgers Dodger Stadium, Los Angeles, CA Thu Sep 24 1998, 7:05 PM PDT Att: 30,024 - Cloudy - 67 F										
Mark Loretta, R (1,3) OBP: 0.394, SLG: 0.428	G5-3		F7				FC6-4	G6-4-3		4	0	0	0	0	0	3											
Jeff Cirillo, R (1,5) OBP: 0.405, SLG: 0.451	1B		K					G6-3	G5-3	3	0	0	0	1	1	0											
Jeremy Burnitz, L (1,9) OBP: 0.339, SLG: 0.504	1B		K					P6	K	4	0	1	0	0	2	0											
Marquis Grissom, R (1,8) OBP: 0.303, SLG: 0.371	F8		G6-3					CS	G1-3	4	0	1	0	0	0	2											
Geoff Jenkins, L (1,7)		G3	K					CS	G5-3	3	0	0	0	0	1	0											
Jose Valentin, S (1,6) OBP: 0.322, SLG: 0.396		HR						G4-3	CS	2	1	1	1	1	0	0											
Mike Matheny, R (1,2) OBP: 0.275, SLG: 0.334	F8							BB	K	3	0	1	0	0	1	1											
Steve Woodard, L (1,1) OBP: 0.140, SLG: 0.180	G6-3								G3	2	0	0	0	0	1	1											
Bob Hamelin, L (8,PH) OBP: 0.298, SLG: 0.411										1	0	0	0	0	0	0											
Chad Fox, R (8,1)										0	0	0	0	0	0	0											
Mike Myers, L (8,1)										0	0	0	0	0	0	0											
Inning Stats	R: 0 H: 1 E: 0 K: 0 S: 12	H: 1 LOB: 2 BB: 1 P: 25	R: 1 H: 1 E: 0 K: 0 S: 9	H: 1 LOB: 0 BB: 0 P: 12	R: 0 H: 0 E: 0 K: 1 S: 7	H: 0 LOB: 0 BB: 0 P: 12	R: 0 H: 0 E: 0 K: 2 S: 14	H: 0 LOB: 0 BB: 0 P: 17	R: 0 H: 1 E: 0 K: 1 S: 11	H: 1 LOB: 2 BB: 1 P: 22	R: 0 H: 0 E: 0 K: 1 S: 11	H: 0 LOB: 1 BB: 1 P: 19	R: 0 H: 1 E: 0 K: 0 S: 4	H: 1 LOB: 0 BB: 0 P: 4	R: 0 H: 0 E: 0 K: 1 S: 8	H: 0 LOB: 0 BB: 0 P: 11	1B: 4 2B: 1 3B: 0 HR: 1	SF: 0 SAC: 0 DP: 2 HBP: 0	WP: 0 PB: 0 SB: 0 CS: 2	PA: 33							
PITCHER	IP	WLS	BF	H	R	ER	SO	BB	IBB	HBP	BLK	WP	HR	S	P	ERA	WHIP										
Dave Milicki, R (1,1) ERA: 4.57	6.0		23	4	1	1	4	2	0	0	0	0	1	61	103	1.50	1.000										
Eric Weaver, R (7,1) ERA: 1.0	2.0	W	6	1	0	0	1	1	0	0	0	0	0	15	23	0.00	1.000										
Jeff Shaw, R (9,1) ERA: 2.06	1.0	S	3	0	0	0	1	0	0	0	0	0	0	8	11	0.00	0.000										

Batter	1	2	3	4	5	6	7	8	9	AB	R	H	RBI	BB	SO	LOB	BOTTOM										
Roger Cedeno, S (1,7) OBP: 0.324, SLG: 0.316	G4-3			G4-3				HR		3	2	1	1	1	0	0	Milwaukee Brewers @ Los Angeles Dodgers Dodger Stadium, Los Angeles, CA Thu Sep 24 1998, 7:05 PM PDT Att: 30,024 - Cloudy - 67 F										
Trenidad Hubbard, R (1,8) OBP: 0.360, SLG: 0.453	F7			G6-3			G6-3	BB		3	0	1	1	1	0	0											
Mark Grudzielanek, R (1,6) OBP: 0.315, SLG: 0.360	P3			G4-3			G6-3	F9		4	0	0	0	0	0	2											
Eric Karros, R (1,3) OBP: 0.349, SLG: 0.471	F8				G5-3		L6	K		4	0	0	0	0	1	2											
Matt Luke, L (1,9) OBP: 0.284, SLG: 0.438	G5-3				F7					2	0	0	0	1	0	0											
Adrian Beltré, R (1,5) OBP: 0.282, SLG: 0.366	K				G5-3		F9			3	0	0	0	0	1	2											
Paul Lo Duca, R (1,2) OBP: 0.200, SLG: 0.300				G6-3			G4-3	E		3	1	1	0	0	0	0											
Juan Castro, R (1,4) OBP: 0.243, SLG: 0.257				K			G5-3	SH		2	1	0	0	0	1	0											
Dave Milicki, R (1,1) OBP: 0.167, SLG: 0.120				K			G4-3	SH5-4		1	0	0	0	0	1	0											
Angel Pena, R (6,PH) OBP: 0.333, SLG: 0.333								WP		1	0	0	0	0	0	0											
Eric Weaver, R (7,1) ERA: 4.02								2H		0	0	0	0	0	0	0											
Alex Cora, L (8,PH) OBP: 0.171, SLG: 0.182								2-3		0	0	0	0	0	0	0											
Jeff Shaw, R (9,1) ERA: 2.7										0	0	0	0	0	0	0											
Inning Stats	R: 0 H: 0 E: 0 K: 0 S: 5	H: 0 LOB: 0 BB: 0 P: 9	R: 0 H: 0 E: 0 K: 1 S: 8	H: 0 LOB: 0 BB: 0 P: 9	R: 0 H: 0 E: 0 K: 2 S: 8	H: 0 LOB: 0 BB: 0 P: 11	R: 0 H: 0 E: 0 K: 0 S: 8	H: 0 LOB: 0 BB: 0 P: 12	R: 0 H: 0 E: 0 K: 0 S: 6	H: 0 LOB: 0 BB: 0 P: 7	R: 0 H: 0 E: 0 K: 0 S: 6	H: 0 LOB: 0 BB: 0 P: 9	R: 1 H: 1 E: 0 K: 0 S: 6	H: 1 LOB: 2 BB: 2 P: 17	R: 3 H: 2 E: 1 K: 1 S: 10	H: 1 LOB: 1 BB: 1 P: 17	1B: 1 2B: 1 3B: 0 HR: 1	SF: 0 SAC: 2 DP: 0 HBP: 0	WP: 2 PB: 0 SB: 0 CS: 0	PA: 31							
PITCHER	IP	WLS	BF	H	R	ER	SO	BB	IBB	HBP	BLK	WP	HR	S	P	ERA	WHIP										
Steve Woodard, R (1,1) ERA: 4.18	7.0		24	1	1	1	3	1	0	0	0	0	1	47	74	1.29	0.286										
Chad Fox, R (8,1) ERA: 4.02	0.1	L	5	2	3	2	0	1	0	0	0	1	0	5	10	54.00	9.000										
Mike Myers, L (8,1) ERA: 2.7	0.2		2	0	0	0	1	0	0	0	0	0	0	5	7	0.00	0.000										



Batter	1	2	3	4	5	6	7	8	9	AB	R	H	RBI	BB	SO	LOB	TOP					
Fernando Vina, L (1,4) OBP: 0.386, SLG: 0.424	F7		F9 FC6 1B		E E 1B 1B		G3		G6-4-3 1B 1B	5	2	3	0	0	0	0	Milwaukee Brewers @ Los Angeles Dodgers Dodger Stadium, Los Angeles, CA Fri Sep 25 1998, 7:05 PM PDT Att: 36,059 - Unknown - 68 F livebaseballscorecards.com					
Mark Loretta, R (1,3) OBP: 0.382, SLG: 0.426	F8		FC6 FC6-4		E3 1B		G4-3		G6-4-3 1B	5	0	1	0	0	0	2						
Jeff Cirillo, R (1,5) OBP: 0.405, SLG: 0.450			F9 1B		G3-6-1 1B		G5-3		G6-4-3 1B 1B	5	0	2	1	0	0	4						
Jeremy Burnitz, L (1,9) OBP: 0.339, SLG: 0.502			P6		G3-6-1 1B				P5 1B	4	0	1	1	1	0	4						
Marquis Grissom, R (1,8) OBP: 0.302, SLG: 0.370	G4-3		FC6-4						FC6-4 1B	5	0	1	0	0	0	5						
Jose Valentin, S (1,6)		P4		F9		G1-3			S BB	3	0	0	0	1	0	1						
Bobby Hughes, R (1,2) OBP: 0.289, SLG: 0.411		G4-3				F8				3	0	0	0	0	1	1						
Bob Hamelin, L (8, PH) OBP: 0.296, SLG: 0.408										1	0	0	0	0	1	2						
Mike Matheny, R (8,2) OBP: 0.275, SLG: 0.334										0	0	0	0	0	0	0						
Geoff Jenkins, L (1,7) OBP: 0.286, SLG: 0.388				G4-3						2	0	1	0	2	0	0						
4B Brad Woodall, S (1,1) OBP: 0.293, SLG: 0.324										3	0	0	0	0	2	3						
Brian Banks, S (8, PH) OBP: 0.370, SLG: 0.500										1	0	0	0	0	1	3						
Al Reyes, R (8,1) OBP: 0.200, SLG: 0.200										0	0	0	0	0	0	0						
Inning Stats	R: 0 E: 0 K: 0 S: 10	H: 1 LOB: 2 BB: 1 P: 17	R: 0 E: 0 K: 1 S: 12	H: 1 LOB: 1 BB: 0 P: 14	R: 0 E: 0 K: 0 S: 7	H: 1 LOB: 2 BB: 0 P: 12	R: 0 E: 0 K: 1 S: 10	H: 0 LOB: 0 BB: 0 P: 15	R: 1 E: 1 K: 1 S: 10	H: 2 LOB: 1 BB: 0 P: 16	R: 0 E: 0 K: 0 S: 5	H: 0 LOB: 0 BB: 1 P: 12	R: 0 E: 0 K: 0 S: 6	H: 0 LOB: 0 BB: 0 P: 9	R: 0 E: 0 K: 2 S: 11	H: 1 LOB: 2 BB: 2 P: 26	R: 1 E: 0 K: 0 S: 7	H: 3 LOB: 1 BB: 0 P: 11	1B: 9 2B: 0 3B: 0 HR: 0	SF: 0 SAC: 0 DP: 2 HBP: 0	WP: 0 PB: 1 SB: 2 CS: 0	PA: 41
PITCHER	IP WLS BF H R ER SO BB IBB HBP BLK WP HR S P ERA WHIP																					
Ismael Valdez, R (1,1) ERA: 3.98	8.0 W 36 6 1 0 5 3 1 0 0 0 0 71 121 0.00 1.125																					
Jeff Shaw, R (9,1) ERA: 2.14	1.0 S 5 3 1 1 0 0 0 0 0 0 0 7 11 9.00 3.000																					

Batter	1	2	3	4	5	6	7	8	9	AB	R	H	RBI	BB	SO	LOB	BOTTOM			
Roger Cedeno, S (1,7) OBP: 0.319, SLG: 0.310	G6-3			F9		F8			K	4	0	0	0	0	1	1	Milwaukee Brewers @ Los Angeles Dodgers Dodger Stadium, Los Angeles, CA Fri Sep 25 1998, 7:05 PM PDT Att: 36,059 - Unknown - 68 F livebaseballscorecards.com			
Paul Lo Duca, R (1,2) OBP: 0.286, SLG: 0.357				P4				HR 1B	F8	4	1	2	0	0	0	1				
Trenidad Hubbard, R (1,8) OBP: 0.360, SLG: 0.451										3	0	1	0	0	0	2				
Damon Hollins, R (8,9) OBP: 0.250, SLG: 0.250				FC6-4 1B						0	0	0	0	0	0	0				
Eric Karros, R (1,3) OBP: 0.347, SLG: 0.468		G5-3		FC6-4 1B					F9	3	0	0	0	0	0	2				
Mark Grudzielanek, R (1,6) OBP: 0.315, SLG: 0.365		P6				P4				3	1	1	2	0	0	0				
Matt Luke, L (1,9) OBP: 0.281, SLG: 0.432						K				3	0	0	0	0	1	0				
Adrian Beltré, R (1,5) OBP: 0.283, SLG: 0.381										3	1	1	1	0	0	0				
Juan Castro, R (1,4) OBP: 0.240, SLG: 0.254										3	0	0	0	0	0	0				
Ismael Valdez, R (1,1) OBP: 0.216, SLG: 0.188										2	0	0	0	0	0	0				
Jim Eisenreich, L (8, PH) OBP: 0.277, SLG: 0.268										0	0	0	0	1	0	0				
Jeff Shaw, R (9,1) ERA: 4.02										0	0	0	0	0	0	0				
Inning Stats	R: 0 E: 0 K: 0 S: 5	H: 1 LOB: 0 BB: 0 P: 6	R: 0 E: 0 K: 0 S: 7	H: 0 LOB: 0 BB: 0 P: 14	R: 0 E: 0 K: 0 S: 10	H: 0 LOB: 0 BB: 0 P: 15	R: 0 E: 0 K: 0 S: 8	H: 1 LOB: 1 BB: 0 P: 11	R: 0 E: 0 K: 1 S: 6	H: 0 LOB: 0 BB: 0 P: 10	R: 0 E: 0 K: 0 S: 5	H: 0 LOB: 0 BB: 0 P: 8	R: 2 E: 0 K: 0 S: 10	H: 2 LOB: 0 BB: 0 P: 15	R: 1 E: 0 K: 1 S: 8	H: 1 LOB: 1 BB: 1 P: 14	1B: 3 2B: 0 3B: 0 HR: 2	SF: 0 SAC: 0 DP: 1 HBP: 0	WP: 0 PB: 0 SB: 0 CS: 0	PA: 29
PITCHER	IP WLS BF H R ER SO BB IBB HBP BLK WP HR S P ERA WHIP																			
4B Brad Woodall, L (1,1) ERA: 4.96	7.0 L 24 4 2 2 1 1 0 0 0 0 0 1 51 79 2.57 0.571																			
Al Reyes, R (8,1) ERA: 4.02	1.0 5 1 1 1 1 1 0 0 0 0 0 1 8 14 9.00 2.000																			

