

# Los Angeles Dodgers - 1999

Batter	1	2	3	4	5	6	7	8	9	10	11	AB	R	H	RBI	BB	SO	LOB	TOP					
Steve Finley, L OBP: 0.333, SLG: 0.333 (1, 8)	F8		K			1B		P4		P6		6	1	2	0	0	1	1						
Jay Bell, R OBP: 0.500, SLG: 1.000 (1, 4)	G5-3		2B			K		1B		BB		5	1	2	3	1	2	1						
Travis Lee, L OBP: 0.333, SLG: 0.500 (1, 3)	F8					P6		L7				6	1	2	0	0	0	3						
Matt Williams, R OBP: 0.500, SLG: 0.250 (1, 5)								F8				4	0	1	1	1	1	2						
Luis Gonzalez, L OBP: 0.200, SLG: 0.400 David Dellucci, L (9, 7)			1B			P2		G3				5	0	1	0	0	1	6						
Bernard Gilkey, R OBP: 0.600, SLG: 1.800 LeJon Powell, R (9, 9)			2B									5	2	3	2	0	1	0						
Tony Batista, R (1, 6)												4	0	0	0	1	1	0						
Kelly Stinnett, R OBP: 0.200, SLG: 0.200 (1, 2)												5	1	1	0	0	1	3						
Randy Johnson, R Ernie Young, R Darren Holmes, R Greg Swindell, L Armando Reynoso, R Gregg Olson, R Andy Fox, L John Frascatore, R (1, 1) (8, PH) (8, 1) (8, 1) (8, 1) (8, 1) (10, PH) (10, 1)												3	0	0	0	0	3	1						
<b>Inning Stats</b>	R: 0 E: 0 K: 0 S: 6	H: 0 LOB: 0 BB: 0 P: 12	R: 0 E: 0 K: 1 S: 10	H: 2 LOB: 2 BB: 1 P: 18	R: 0 E: 0 K: 2 S: 15	H: 2 LOB: 3 BB: 0 P: 20	R: 1 E: 0 K: 1 S: 8	H: 1 LOB: 0 BB: 0 P: 12	R: 0 E: 0 K: 1 S: 10	H: 1 LOB: 2 BB: 1 P: 17	R: 5 E: 0 K: 2 S: 28	H: 6 LOB: 1 BB: 0 P: 37	R: 0 E: 0 K: 2 S: 7	H: 0 LOB: 0 BB: 0 P: 13	R: 0 E: 0 K: 0 S: 11	H: 0 LOB: 2 BB: 2 P: 21	R: 0 E: 0 K: 1 S: 5	H: 0 LOB: 0 BB: 0 P: 5	R: 0 E: 0 K: 1 S: 5	H: 0 LOB: 0 BB: 0 P: 5	1B: 7 2B: 2 3B: 0 HR: 3	SF: 0 SAC: 0 DP: 1 HBP: 1	WP: 0 PB: 0 SB: 1 CS: 0	PA: 49
<b>PITCHER</b>	Kevin Brown, R ERA: 7.94 (1, 1)	IP: 5.2 WLS: 0.1 BF: 29	H: 10 R: 5 ER: 5 SO: 7	BB: 2 IBB: 0 HBP: 1 BLK: 0	WP: 0 HR: 3 S: 71 P: 108	ERA: 7.94 WHIP: 2.118	Jeff Shaw, R ERA: (10, 1)	IP: 2.0 WLS: 0 BF: 6	H: 0 R: 0 ER: 0 SO: 2	BB: 0 IBB: 0 HBP: 0 BLK: 0	WP: 0 HR: 0 S: 10 P: 10	ERA: 0.00 WHIP: 0.000												

Arizona Diamondbacks @ Los Angeles Dodgers  
Dodger Stadium, Los Angeles, CA  
Mon-Apr 05 1999, 1:10 PM PDT  
Att: 53,109 - Sunny - 74 F

AB 44  
R 6  
H 12  
RBI 6  
BB 4  
SO 12  
LOB 17



Batter	1	2	3	4	5	6	7	8	9	10	11	AB	R	H	RBI	BB	SO	LOB	BOTTOM							
Eric Young Sr., R OBP: 0.667, SLG: 0.333 (1, 4)	1B		BB								F8	3	1	1	0	2	0	1								
Mark Grudzielanek, R Onan Masaoka, R Alan Mills, R Dave Hansen, L Jeff Shaw, R Rick Wilkins, L (1, 6) (8, 1) (8, 1) (8, PH) (10, 1) (10, PH)												2	0	0	0	2	2	3								
Gary Sheffield, R OBP: 0.333, SLG: 0.400 (1, 7)	P5											5	2	1	0	1	1	6								
Raul Mondesi, R OBP: 0.833, SLG: 2.000 (1, 9)												5	2	4	6	1	1	0								
22 Devon White, S OBP: 0.400, SLG: 1.000 (1, 8)												5	1	2	1	0	3	2								
Eric Karros, R OBP: 0.400, SLG: 0.250 (1, 3)												4	0	1	1	1	1	2								
Todd Hundley, S OBP: 0.200, SLG: 0.200 (1, 2)												5	0	1	0	0	4	3								
Adrian Beltré, R OBP: 0.200, SLG: 0.200 (1, 5)												5	0	1	0	0	2	4								
Kevin Brown, R Pedro Borbon, R Mel Rojas, R Jose Vizcaino, S (1, 1) (6, 1) (7, 1) (7, PH) (8, 6)												2	0	0	0	0	0	0								
<b>Inning Stats</b>	R: 1 E: 0 K: 1 S: 10	H: 1 LOB: 1 BB: 1 P: 19	R: 0 E: 0 K: 3 S: 10	H: 0 LOB: 1 BB: 1 P: 19	R: 0 E: 0 K: 0 S: 6	H: 0 LOB: 1 BB: 2 P: 16	R: 1 E: 0 K: 3 S: 10	H: 1 LOB: 0 BB: 0 P: 15	R: 0 E: 0 K: 0 S: 9	H: 0 LOB: 0 BB: 0 P: 12	R: 0 E: 0 K: 2 S: 12	H: 2 LOB: 2 BB: 2 P: 25	R: 0 E: 0 K: 2 S: 12	H: 2 LOB: 2 BB: 0 P: 20	R: 1 E: 1 K: 2 S: 13	H: 3 LOB: 2 BB: 0 P: 18	R: 3 E: 0 K: 2 S: 13	H: 3 LOB: 0 BB: 0 P: 24	R: 0 E: 0 K: 2 S: 8	H: 1 LOB: 1 BB: 0 P: 8	R: 2 E: 0 K: 1 S: 5	H: 1 LOB: 0 BB: 1 P: 9	1B: 9 2B: 1 3B: 0 HR: 3	SF: 0 SAC: 0 DP: 2 HBP: 1	WP: 0 PB: 0 SB: 3 CS: 1	PA: 50
<b>PITCHER</b>	Randy Johnson, L ERA: 2.57 (8, 1)	IP: 7.0 WLS: 0.1 BF: 29	H: 5 R: 3 ER: 1 SO: 9	BB: 6 IBB: 0 HBP: 1 BLK: 0	WP: 0 HR: 1 S: 69 P: 126	ERA: 2.57 WHIP: 1.571	John Frascatore, R ERA: 10.8 (10, 1)	IP: 1.2 WLS: 0 BF: 8	H: 2 R: 2 ER: 2 SO: 3	BB: 1 IBB: 0 HBP: 0 BLK: 0	WP: 0 HR: 1 S: 13 P: 17	ERA: 10.80 WHIP: 1.800														

Arizona Diamondbacks @ Los Angeles Dodgers  
Dodger Stadium, Los Angeles, CA  
Mon-Apr 05 1999, 1:10 PM PDT  
Att: 53,109 - Sunny - 74 F


AB 41  
R 8  
H 13  
RBI 8  
BB 7  
SO 16  
LOB 23










Batter	1	2	3	4	5	6	7	8	9	AB	R	H	RBI	BB	SO	LOB	TOP										
Steve Finley, L (1, 8) OBP: 0.267, SLG: 0.533	F8		K		G3-1			P5		4	0	0	0	0	1	2	Arizona Diamondbacks @ Los Angeles Dodgers Dodger Stadium, Los Angeles, CA Wed Apr 07 1999, 7:35 PM PDT Att: 29,042 - Cloudy - 52 F										
Jay Bell, R (1, 4) OBP: 0.400, SLG: 0.538 Armando Reynoso, R (8, 1)	K			G3-1 HR		F7		P5 1B		4	1	2	0	0	1	0											
Travis Lee, L (1, 3) OBP: 0.143, SLG: 0.214	F7			G3		K		P2		4	0	0	0	0	1	3											
Matt Williams, R (1, 5) OBP: 0.357, SLG: 0.750		G1-3		G3-1		P3			HR	4	1	1	1	0	0	1											
Luis Gonzalez, L (1, 7) OBP: 0.385, SLG: 0.923	F9			HR			F7		HR	4	2	3	0	0	0	0											
Bernard Gilkey, R (1, 9) OBP: 0.385, SLG: 0.833	K			HR		L6		G5-3		4	0	1	0	0	1	0											
Kelly Stinnett, R (1, 2) OBP: 0.111, SLG: 0.111			G5-3	F8			K		G4-3	4	0	0	0	0	1	1											
Tony Batista, R (1, 6)			F8		F9			P2	G1-3	4	0	0	0	0	0	0											
Andy Benes, R (1, 1) OBP: 0.500, SLG: 0.500 John Frascatore, R (5, 1) Hanley Frias, S (8, PH) (8, 4)				F8				1B	BB	2	0	1	0	0	0	0											
<b>Inning Stats</b>	R: 0 E: 0 K: 1 S: 7	H: 0 LOB: 0 BB: 0 P: 12	R: 0 E: 0 K: 1 S: 5	H: 0 LOB: 0 BB: 0 P: 7	R: 0 E: 0 K: 1 S: 10	H: 1 LOB: 1 BB: 0 P: 17	R: 2 E: 0 K: 0 S: 13	H: 3 LOB: 1 BB: 0 P: 18	R: 0 E: 0 K: 1 S: 6	H: 0 LOB: 0 BB: 0 P: 8	R: 0 E: 0 K: 1 S: 5	H: 0 LOB: 0 BB: 0 P: 7	R: 0 E: 0 K: 1 S: 10	H: 1 LOB: 2 BB: 1 P: 18	R: 2 E: 0 K: 0 S: 13	H: 2 LOB: 0 BB: 0 P: 20		1B: 4 2B: 0 3B: 0 HR: 3	SF: 0 SAC: 0 DP: 0 HBP: 0	WP: 0 PB: 0 SB: 0 CS: 0	PA: 35						
<b>PITCHER</b>	IP	WLS	BF	H	R	ER	SO	BB	IBB	HBP	BLK	WP	HR	S	P	ERA	WHIP										
Ismael Valdez, R (1, 1) ERA: 2.35	7.2	W	29	5	2	2	5	1	0	0	0	0	1	62	97	2.35	0.783										
Onan Masaoka, L (8, 1) ERA:	0.1	H	1	0	0	0	0	0	0	0	0	0	0	1	1	0.00	0.000										
Mel Rojas, R (9, 1) ERA: 18.0	0.0		2	2	2	2	0	0	0	0	0	0	2	5	8	∞	∞										
Jeff Shaw, R (9, 1) ERA:	1.0	S	3	0	0	0	0	0	0	0	0	0	0	8	12	0.00	0.000										

Batter	1	2	3	4	5	6	7	8	9	AB	R	H	RBI	BB	SO	LOB	BOTTOM										
Eric Young Sr., R (1, 4) OBP: 0.680, SLG: 0.636	G5-3 1B		P6		G6-3 2B					4	1	3	1	0	0	0	Arizona Diamondbacks @ Los Angeles Dodgers Dodger Stadium, Los Angeles, CA Wed Apr 07 1999, 7:35 PM PDT Att: 29,042 - Cloudy - 52 F										
22 Devon White, S (1, 8) OBP: 0.482, SLG: 0.667	F9		L6		HR		K			4	1	1	1	0	1	1											
Gary Sheffield, R (1, 7) OBP: 0.400, SLG: 0.643	G5-3			F7	F7			SF7 1B		4	1	1	0	0	2												
Raul Mondesi, R (1, 9) OBP: 0.571, SLG: 1.250	K			G6-3	HR			G6-3 IBB		3	1	1	2	1	1	1											
Todd Hundley, S (1, 2) OBP: 0.214, SLG: 0.462		G1-3		BB	HR			SF7		3	1	2	2	0	0	0											
Eric Karros, R (1, 3) OBP: 0.385, SLG: 0.273	K				1B			G6-3		3	0	1	0	1	1	1											
Mark Grudzielanek, R (1, 6) OBP: 0.333, SLG: 0.111		BB		L4	1B			G6-3		3	0	1	0	1	0	2											
Adrián Beltré, R (1, 5) OBP: 0.308, SLG: 0.615	K				2B			L4-3 1B		4	1	2	0	0	1	3											
Ismael Valdez, R (1, 1) Onan Masaoka, R (8, 1) Dave Hansen, L (8, PH) Mel Rojas, R (9, 1) Jeff Shaw, R (9, 1)			F9		SH1-4			L4-3		2	0	0	0	0	0	0											
<b>Inning Stats</b>	R: 0 E: 0 K: 1 S: 9	H: 1 LOB: 1 BB: 0 P: 13	R: 0 E: 0 K: 2 S: 11	H: 0 LOB: 1 BB: 1 P: 19	R: 0 E: 0 K: 0 S: 4	H: 0 LOB: 0 BB: 0 P: 7	R: 0 E: 0 K: 0 S: 10	H: 1 LOB: 2 BB: 1 P: 19	R: 5 E: 0 K: 0 S: 18	H: 7 LOB: 2 BB: 0 P: 26	R: 0 E: 0 K: 1 S: 9	H: 1 LOB: 0 BB: 0 P: 14	R: 1 E: 0 K: 0 S: 4	H: 1 LOB: 0 BB: 1 P: 9	R: 0 E: 0 K: 0 S: 8	H: 1 LOB: 0 BB: 0 P: 11		1B: 7 2B: 4 3B: 0 HR: 2	SF: 1 SAC: 1 DP: 2 HBP: 0	WP: 0 PB: 0 SB: 1 CS: 0	PA: 36						
<b>PITCHER</b>	IP	WLS	BF	H	R	ER	SO	BB	IBB	HBP	BLK	WP	HR	S	P	ERA	WHIP										
Andy Benes, R (1, 1) ERA: 9.64	4.2	L	25	9	5	5	3	2	0	0	0	0	2	50	81	9.64	2.357										
John Frascatore, R (5, 1) ERA: 4.5	2.1		8	2	1	0	1	0	1	0	0	0	0	15	26	0.00	0.857										
Armando Reynoso, R (8, 1) ERA: 10.8	1.0		3	1	0	0	0	0	0	0	0	0	0	8	11	0.00	1.000										







Batter	1	2	3	4	5	6	7	8	9	AB	R	H	RBI	BB	SO	LOB	TOP										
Darryl Hamilton, L OBP: 0.435, SLG: 0.333	G4-3		1B E BB		1B WP BB		F8 1B 2B	G4-3		3	3	1	0	2	0	1											
Neftali Perez, S OBP: 0.304, SLG: 0.286	F9		FC5-4 1B		1B WP 1B		F8		2B 1B	5	2	3	0	0	0	1											
Angel Echevarria, R Lenny Harris, L Chuck McElroy, L Mike DeJean, R Mike Kelly, R	K		FC5-4		1B BB		FC5 WP 1B		1B 2B	2	0	0	0	0	1	1											
Dante Bichette, R OBP: 0.478, SLG: 0.682		3 WP L6-5 BB	K		1B BB		FC5 FC5-4 1B		1B 2B	4	0	2	1	1	1	2											
Vinny Castilla, R OBP: 0.500, SLG: 0.579		3 WP BB		K		K	FC5-4		L1-3 1B	4	0	0	0	1	2	5											
17 Todd Helton, L OBP: 0.136, SLG: 0.364	F8			K			G4-3		K	5	0	0	0	0	2	3											
3 Mike Lansing, R OBP: 0.368, SLG: 0.353		BB		K			G6-3		2B BB	2	1	0	0	2	1	0											
Jeff Reed, L OBP: 0.500, SLG: 0.500	L6-5				L7				1-H 2B	3	0	1	1	1	0	3											
John Thomson, R Curt Leskanic, R Pat Watkins, R				K		F9	B1		K	1	0	0	0	0	1	0											
<b>Inning Stats</b>	R: 0 E: 0 K: 1 S: 8	H: 0 LOB: 0 BB: 0 P: 14	R: 0 E: 0 K: 0 S: 9	H: 0 LOB: 2 BB: 3 P: 22	R: 1 E: 1 K: 2 S: 12	H: 1 LOB: 1 BB: 1 P: 17	R: 0 E: 0 K: 3 S: 11	H: 0 LOB: 2 BB: 2 P: 18	R: 2 E: 0 K: 1 S: 13	H: 2 LOB: 2 BB: 2 P: 26	R: 0 E: 0 K: 0 S: 12	H: 0 LOB: 1 BB: 1 P: 20	R: 1 E: 0 K: 0 S: 11	H: 2 LOB: 1 BB: 0 P: 20	R: 1 E: 0 K: 1 S: 15	H: 1 LOB: 1 BB: 1 P: 23	R: 1 E: 0 K: 1 S: 15	H: 3 LOB: 1 BB: 0 P: 20	1B: 6 2B: 5 3B: 0 HR: 0	SF: 0 SAC: 0 DP: 2 HBP: 0	WP: 4 PB: 0 SB: 1 CS: 0	PA: 42					
<b>PITCHER</b>	IP	WLS	BF	H	R	ER	SO	BB	IBB	HBP	BLK	WP	HR	S	P	ERA	WHIP										
37 Darren Dreifort, R ERA: 3.6	5.0	W	23	3	3	2	7	6	0	0	0	3	0	53	97	3.60	1.800										
Dave Milicki, R ERA: 4.5	2.0	H	9	2	1	1	0	1	0	0	0	1	0	23	40	4.50	1.500										
Pedro Borbon, L ERA: 10.8	0.1		3	1	1	1	0	1	0	0	0	0	0	5	13	27.00	6.000										
Alan Mills, R ERA: 2.45	0.2	H	4	2	1	1	1	0	0	0	0	0	0	12	17	13.50	3.000										
Jeff Shaw, R ERA:	1.0	S	3	1	0	0	1	0	0	0	0	0	0	9	13	0.00	1.000										
<b>Batter</b>	<b>1</b>	<b>2</b>	<b>3</b>	<b>4</b>	<b>5</b>	<b>6</b>	<b>7</b>	<b>8</b>	<b>9</b>	<b>AB</b>	<b>R</b>	<b>H</b>	<b>RBI</b>	<b>BB</b>	<b>SO</b>	<b>LOB</b>	<b>BOTTOM</b>										
Eric Young Sr., R OBP: 0.520, SLG: 0.526	G6-3	F8		2B 22 1B		P4	F9			5	1	1	0	0	0	5											
Jose Vizcaino, S OBP: 0.300, SLG: 0.400	L7		G3	2B 22 1B			F8			5	0	2	0	0	0	2											
22 Devon White, S OBP: 0.545, SLG: 0.700	FC5-4 1B		1B E 1B	2H 3H 2-3		F8		WP SF7 2B		5	2	4	1	0	0	2											
Raul Mondesi, R OBP: 0.478, SLG: 0.889	FC5-4		E4 WP 1B	K			CS BB	SF7		3	1	1	1	1	1	2											
Todd Hundley, S OBP: 0.263, SLG: 0.412		G4-3	2B SF9 1B		F7		2B BB	G4-3		4	2	1	0	1	0	0											
Eric Karros, R OBP: 0.500, SLG: 0.579		2B 2B	2B		G5-4-3 1B		1B 2B	F8		5	2	4	1	0	0	0											
Adrián Beltré, R OBP: 0.286, SLG: 0.526		2B	SF9		G5-4-3		1B BB			2	1	1	2	1	0	1											
Jacob Brumfield, R OBP: 0.200, SLG: 0.200		K	P6			G6-3	1B			4	0	1	1	0	1	2											
37 Darren Dreifort, R Dave Milicki, R Dave Harsten Pedro Borbon, L Alan Mills, R Jeff Shaw, R				G6-3			1B		1B	1	0	0	0	1	0	0											
<b>Inning Stats</b>	R: 0 E: 0 K: 0 S: 9	H: 1 LOB: 1 BB: 0 P: 14	R: 1 E: 0 K: 1 S: 14	H: 2 LOB: 2 BB: 1 P: 25	R: 3 E: 1 K: 0 S: 14	H: 4 LOB: 1 BB: 0 P: 24	R: 1 E: 0 K: 1 S: 9	H: 3 LOB: 1 BB: 0 P: 14	R: 0 E: 0 K: 0 S: 10	H: 1 LOB: 2 BB: 0 P: 13	R: 3 E: 0 K: 0 S: 18	H: 3 LOB: 2 BB: 3 P: 37	R: 1 E: 0 K: 0 S: 13	H: 1 LOB: 0 BB: 0 P: 21	R: 1 E: 0 K: 0 S: 13	H: 1 LOB: 0 BB: 0 P: 21	1B: 11 2B: 6 3B: 0 HR: 0	SF: 2 SAC: 0 DP: 1 HBP: 0	WP: 2 PB: 0 SB: 1 CS: 1	PA: 42							
<b>PITCHER</b>	IP	WLS	BF	H	R	ER	SO	BB	IBB	HBP	BLK	WP	HR	S	P	ERA	WHIP										
John Thomson, R ERA: 13.5	3.1	L	20	9	5	5	1	1	0	0	0	0	0	42	70	13.50	3.000										
Curt Leskanic, R ERA:	0.2		2	1	0	0	1	0	0	0	0	0	0	4	7	0.00	1.500										
Roberto Ramirez, L ERA:	2.0		8	3	0	0	0	0	0	0	0	0	0	17	25	0.00	1.500										
Chuck McElroy, L ERA: 10.8	0.1		3	1	2	2	0	2	0	0	0	0	0	8	17	54.00	9.000										
Mike DeJean, R ERA: 5.4	1.2		9	3	2	2	0	1	0	0	0	1	0	23	41	10.80	2.400										

Colorado Rockies @ Los Angeles Dodgers  
Dodger Stadium, Los Angeles, CA  
Fri Apr 09 1999, 7:10 PM PDT  
Att: 39,997 - Unknown - 52 F

AB	34
R	6
H	9
RBI	4
BB	8
SO	9
LOB	18



Colorado Rockies @ Los Angeles Dodgers  
Dodger Stadium, Los Angeles, CA  
Fri Apr 09 1999, 7:10 PM PDT  
Att: 39,997 - Unknown - 52 F

AB	36
R	9
H	17
RBI	7
BB	4
SO	2
LOB	14





Batter	1	2	3	4	5	6	7	8	9	AB	R	H	RBI	BB	SO	LOB	TOP										
Darryl Hamilton, L (1, 8) OBP: 0.444, SLG: 0.364	G6-3			E		G5-3 SH1-3		G6-3		4	0	2	0	0	0	0	<b>Colorado Rockies @ Los Angeles Dodgers</b> Dodger Stadium, Los Angeles, CA Sat Apr 10 1999, 4:35 PM PDT Att: 44,503 - Unknown - 64 F <a href="http://livebaseballscorecards.com">livebaseballscorecards.com</a>										
Neft Perez, S (1, 6) OBP: 0.308, SLG: 0.292	G3			E1		SH1-3		P2	3	0	1	0	0	0	0												
Pat Watkins, R (1, 9) OBP: 0.167, SLG: 0.091	G5-3			K		G5-3		F8	4	0	0	0	0	1	3												
Dante Bichette, R (1, 7) OBP: 0.444, SLG: 0.600		G4-6-3 BB		K		G5-3		F8	3	0	0	0	1	1	3												
Vinny Castilla, R (1, 5) OBP: 0.440, SLG: 0.500	G4-6-3			F7		G6-3			3	0	0	0	0	0	3												
17 Todd Helton, L (1, 3) OBP: 0.120, SLG: 0.320	G1-3					G6-3		G6-3	3	0	0	0	0	0	0												
3 Mike Lansing, R (1, 4) OBP: 0.318, SLG: 0.300			G5-3			G4-3		L9	3	0	0	0	0	0	0												
Jeff Reed, L (1, 2) OBP: 0.455, SLG: 0.375			K			G4-3		G4-3	2	0	0	0	1	1	0												
Darryl Kile, R (1, 1) OBP: 0.600, SLG: 0.500			K			G1			2	0	0	0	0	2	1												
Lenny Harris, L (8, PH) OBP: 0.154, SLG: 0.154			K						1	0	0	0	0	0	0												
Jerry Dipoto, R (8, 1)									0	0	0	0	0	0	0												
<b>Inning Stats</b>	R: 0 E: 0 K: 0 S: 4	H: 0 LOB: 0 BB: 0 P: 4	R: 0 E: 0 K: 0 S: 7	H: 0 LOB: 0 BB: 1 P: 14	R: 0 E: 0 K: 2 S: 8	H: 0 LOB: 0 BB: 0 P: 11	R: 0 E: 1 K: 2 S: 14	H: 2 LOB: 2 BB: 0 P: 17	R: 0 E: 0 K: 1 S: 7	H: 0 LOB: 1 BB: 1 P: 14	R: 0 E: 0 K: 0 S: 10	H: 1 LOB: 1 BB: 0 P: 13	R: 0 E: 0 K: 0 S: 5	H: 0 LOB: 0 BB: 0 P: 10	R: 0 E: 0 K: 0 S: 6	H: 0 LOB: 0 BB: 0 P: 7	R: 0 E: 0 K: 0 S: 6	H: 0 LOB: 0 BB: 0 P: 9	1B: 3 2B: 0 3B: 0 HR: 0	SF: 0 SAC: 1 DP: 1 HBP: 0	WP: 0 PB: 0 SB: 0 CS: 0	PA: 31					
<b>PITCHER</b>	IP	WLS	BF	H	R	ER	SO	BB	IBB	HBP	BLK	WP	HR	S	P	ERA	WHIP										
Kevin Brown, R (1, 1) ERA: 3.29	8.0	W	28	3	0	0	5	2	0	0	0	0	0	61	90	0.00	0.625										
Jeff Shaw, R (9, 1) ERA:	1.0	S	3	0	0	0	0	0	0	0	0	0	0	6	9	0.00	0.000										

Batter	1	2	3	4	5	6	7	8	9	AB	R	H	RBI	BB	SO	LOB	BOTTOM										
Eric Young Sr., R (1, 4) OBP: 0.467, SLG: 0.435	F7		E6	FC5-2				G3		4	0	0	0	1	0	3	<b>Colorado Rockies @ Los Angeles Dodgers</b> Dodger Stadium, Los Angeles, CA Sat Apr 10 1999, 4:35 PM PDT Att: 44,503 - Unknown - 64 F <a href="http://livebaseballscorecards.com">livebaseballscorecards.com</a>										
22 Devon White, S (1, 8) OBP: 0.481, SLG: 0.600	F8		K	K		E6		S	5	0	1	0	0	2	6												
Gary Sheffield, R (1, 7) OBP: 0.348, SLG: 0.450	BB		FC5-4	L3		F8		K	3	0	0	0	1	1	7												
Raul Mondesi, R (1, 9) OBP: 0.500, SLG: 0.952	BB		FC5-4			G6-3		HR	3	1	1	1	2	0	2												
Todd Hundley, S (1, 2) OBP: 0.250, SLG: 0.333	BB		HBP	K		K		FC6	4	0	0	0	0	1	4												
Eric Karros, R (1, 3) OBP: 0.462, SLG: 0.652		G5-3	K			G5-3		HR	4	1	1	1	0	1	3												
Mark Grudzielanek, R (1, 6) OBP: 0.350, SLG: 0.235		FC5-4		E		G5-3		F9	4	0	2	0	0	0	0												
Adrian Beltré, R (1, 5) OBP: 0.360, SLG: 0.500		FC5-4		FC5-2		FC5-2		BB	1	0	0	0	2	0	1												
Kevin Brown, R (1, 1) Jeff Shaw, R (9, 1)		G1-3		E6		B3		K	4	0	0	0	0	1	5												
				FC5-2					0	0	0	0	0	0	0												
<b>Inning Stats</b>	R: 0 E: 0 K: 0 S: 9	H: 1 LOB: 2 BB: 2 P: 21	R: 0 E: 0 K: 0 S: 6	H: 1 LOB: 1 BB: 0 P: 9	R: 0 E: 1 K: 2 S: 9	H: 0 LOB: 3 BB: 0 P: 19	R: 0 E: 1 K: 1 S: 11	H: 1 LOB: 3 BB: 0 P: 15	R: 0 E: 0 K: 1 S: 5	H: 0 LOB: 0 BB: 0 P: 9	R: 0 E: 1 K: 0 S: 7	H: 0 LOB: 3 BB: 2 P: 20	R: 2 E: 0 K: 1 S: 9	H: 2 LOB: 1 BB: 1 P: 16	R: 0 E: 0 K: 1 S: 12	H: 1 LOB: 2 BB: 1 P: 22	1B: 3 2B: 0 3B: 0 HR: 2	SF: 0 SAC: 0 DP: 0 HBP: 3	WP: 0 PB: 0 SB: 2 CS: 0	PA: 41							
<b>PITCHER</b>	IP	WLS	BF	H	R	ER	SO	BB	IBB	HBP	BLK	WP	HR	S	P	ERA	WHIP										
Darryl Kile, R (1, 1) ERA: 2.63	7.0	L	36	4	2	2	5	5	0	3	0	0	0	2	109	2.57	1.286										
Jerry Dipoto, R (8, 1) ERA:	1.0		5	1	0	0	1	1	0	0	0	0	0	12	22	0.00	2.000										






Batter	1	2	3	4	5	6	7	8	9	AB	R	H	RBI	BB	SO	LOB	TOP										
Eric Young Sr. R (1.4) OBP: 0.514, SLG: 0.481											4	0	3	2	1	0	0										
22 Devon White S (1.8) OBP: 0.406, SLG: 0.500											5	0	0	0	0	1	6										
Gary Sheffield, R (1.7) OBP: 0.393, SLG: 0.500										4	0	2	0	1	1	2											
Raul Mondesi, R (1.9) OBP: 0.455, SLG: 0.800										4	1	0	0	1	2	5											
Todd Hundley, S (1.2) OBP: 0.286, SLG: 0.375											3	1	1	0	1	0	1										
Pedro Borbon, R (7.1)											0	0	0	0	0	0											
Dave Hansen, L (9, PH) OBP: 0.833, SLG: 1.400											0	0	0	0	1	0											
Eric Karros, R (1.3) OBP: 0.484, SLG: 0.778											4	3	2	2	1	1	3										
Mark Grudzielanek, R (1.6) OBP: 0.280, SLG: 0.182											5	0	0	0	0	0	6										
Adrian Beltré, R (1.5) OBP: 0.379, SLG: 0.565											3	1	1	1	1	0	2										
Chan Ho Park, R (1.1) OBP: 0.250, SLG: 0.250												2	0	1	0	0	0	2									
Jose Vizcaino, S (6, PH) OBP: 0.384, SLG: 0.455											1	0	1	1	0	0	0										
Onan Masaoka, R (6.1)											0	0	0	0	0	0	0										
Mel Rojas, R (6.1)											0	0	0	0	0	0	0										
Paul Lo Duca, R (7.2)											1	0	0	0	0	0	1										
<b>Inning Stats</b>	R: 0 E: 0 K: 0 S: 7	H: 1 LOB: 1 BB: 1 P: 17	R: 0 E: 0 K: 0 S: 9	H: 1 LOB: 2 BB: 1 P: 16	R: 0 E: 0 K: 1 S: 7	H: 0 LOB: 0 BB: 0 P: 13	R: 2 E: 0 K: 0 S: 11	H: 1 LOB: 0 BB: 1 P: 19	R: 0 E: 0 K: 1 S: 11	H: 1 LOB: 2 BB: 1 P: 23	R: 2 E: 0 K: 0 S: 16	H: 2 LOB: 2 BB: 2 P: 30	R: 0 E: 0 K: 0 S: 9	H: 1 LOB: 0 BB: 0 P: 16	R: 2 E: 0 K: 1 S: 15	H: 3 LOB: 1 BB: 0 P: 22	R: 0 E: 0 K: 2 S: 14	H: 1 LOB: 2 BB: 1 P: 23	1B: 6 2B: 3 3B: 1 HR: 1	SF: 0 SAC: 0 DP: 1 HBP: 0	WP: 1 PB: 0 SB: 0 CS: 1	PA: 43					
<b>PITCHER</b>	IP	WLS	BF	H	R	ER	SO	BB	IBB	HBP	BLK	WP	HR	S	P	ERA	WHIP										
Andy Benes, R (1.1) ERA: 8.38	5.0	W	24	4	4	4	2	6	0	0	0	1	1	50	101	7.20	2.000										
Bobby Chouinard, R (6.1) ERA:	1.0	H	5	2	0	0	0	0	0	0	0	0	0	11	17	0.00	2.000										
John Frascatore, R (7.1) ERA: 5.06	1.0	H	3	1	0	0	0	0	0	0	0	0	0	9	16	0.00	1.000										
Greg Swindell, L (8.1) ERA: 10.8	1.0		6	3	2	2	1	0	0	0	0	0	0	15	22	18.00	3.000										
Darren Holmes, R (9.1) ERA: 2.7	1.0		5	1	0	0	2	1	0	0	0	0	0	14	23	0.00	2.000										
Batter	1	2	3	4	5	6	7	8	9	AB	R	H	RBI	BB	SO	LOB	BOTTOM										
Tony Womack, L (1.9) OBP: 0.400, SLG: 0.250										4	2	1	0	1	0	4											
Jay Bell, R (1.4) OBP: 0.333, SLG: 0.448										3	2	1	3	2	1	1											
Travis Lee, L (1.3) OBP: 0.188, SLG: 0.419										4	1	1	5	0	0	1											
Matt Williams, R (1.5) OBP: 0.375, SLG: 0.621										5	0	0	0	0	0	3											
Steve Finley, L (1.8) OBP: 0.265, SLG: 0.323										3	1	1	0	2	0	0											
Tony Batista, R (1.6) OBP: 0.323, SLG: 0.433										5	2	2	0	0	0	2											
Luis Gonzalez, L (1.7) OBP: 0.448, SLG: 0.880										3	2	2	0	2	0	1											
Damian Miller, R (1.2) OBP: 0.421, SLG: 0.438										3	1	1	2	1	1	2											
Andy Benes, R (1.1) OBP: 0.500, SLG: 0.333										1	1	0	0	1	1	0											
Bobby Chouinard, R (6.1) ERA: 9.0										0	0	0	0	0	0	0											
Bernard Gilkey, R (6, PH) OBP: 0.423, SLG: 0.198										1	0	1	1	0	0	0											
John Frascatore, R (7.1)										0	0	0	0	0	0	0											
David Dellucci, L (7, PH) OBP: 0.423, SLG: 0.198										1	0	0	0	0	0	2											
Greg Swindell, L (8.1)										0	0	0	0	0	0	0											
Darren Holmes, R (9.1)										0	0	0	0	0	0	0											
<b>Inning Stats</b>	R: 0 E: 0 K: 0 S: 5	H: 0 LOB: 1 BB: 1 P: 10	R: 0 E: 0 K: 0 S: 7	H: 1 LOB: 0 BB: 0 P: 9	R: 5 E: 0 K: 1 S: 18	H: 4 LOB: 1 BB: 2 P: 35	R: 0 E: 0 K: 2 S: 12	H: 0 LOB: 0 BB: 0 P: 18	R: 0 E: 0 K: 0 S: 8	H: 1 LOB: 1 BB: 0 P: 10	R: 2 E: 0 K: 0 S: 9	H: 1 LOB: 2 BB: 3 P: 25	R: 5 E: 0 K: 0 S: 9	H: 3 LOB: 0 BB: 2 P: 23	R: 0 E: 0 K: 0 S: 6	H: 0 LOB: 1 BB: 1 P: 14	1B: 8 2B: 0 3B: 0 HR: 2	SF: 1 SAC: 0 DP: 0 HBP: 0	WP: 0 PB: 0 SB: 3 CS: 0	PA: 43							
<b>PITCHER</b>	IP	WLS	BF	H	R	ER	SO	BB	IBB	HBP	BLK	WP	HR	S	P	ERA	WHIP										
Chan Ho Park, R (1.1) ERA: 5.25	5.0	L	24	6	5	5	3	3	0	0	0	0	0	8	24	27.00	6.000										
Onan Masaoka, L (6.1) ERA: 9.0	0.2		6	1	2	2	0	3	0	0	0	0	0	8	24	27.00	6.000										
Mel Rojas, R (6.1) ERA: 15.75	1.0		8	3	5	5	0	1	1	0	0	0	1	9	22	45.00	4.000										
Pedro Borbon, L (7.1) ERA: 6.0	1.1		5	0	0	0	0	1	0	0	0	0	0	7	16	0.00	0.750										


Los Angeles Dodgers @ Arizona Diamondbacks  
Bank One Ballpark, Phoenix, AZ  
Mon Apr 12, 1999, 10:05 PM EDT  
Att: 46,929 - Cloudy - 66 F

AB 36  
R 6  
H 11  
RBI 6  
BB 7  
SO 5  
LOB 28



Los Angeles Dodgers @ Arizona Diamondbacks  
Bank One Ballpark, Phoenix, AZ  
Mon Apr 12, 1999, 10:05 PM EDT  
Att: 46,929 - Cloudy - 66 F

AB 33  
R 12  
H 10  
RBI 11  
BB 9  
SO 3  
LOB 16





Batter	1	2	3	4	5	6	7	8	9	10	11	12	13	14	15	16	AB	R	H	RBI	BB	SO	LOB	TOP										
Eric Young Sr. R OBP: 0.465, SLG: 0.457			G1-6-3			P3		F9	G5-3			G6-3			F9	F8	8	1	2	0	0	0	3											
22 Devon White, S OBP: 0.333, SLG: 0.405	K			P6		G6-3		F9		G4-3				K			7	0	0	0	0	2	2											
Gary Sheffield, R OBP: 0.371, SLG: 0.548	K			P4						G6-3				P3			7	1	2	2	0	1	1											
Raul Mondesi, R OBP: 0.425, SLG: 0.677	K			PB													6	1	1	0	1	2	2											
Todd Hundley, S OBP: 0.285, SLG: 0.387		F8															6	0	1	1	0	2	1											
Jacob Brunfield, R OBP: 0.200, SLG: 0.200																	0	1	0	0	0	0	0											
Paul Lo Duca, R OBP: 0.425, SLG: 0.677																	0	0	0	0	0	0	0											
Eric Karros, R OBP: 0.447, SLG: 0.667		F8															6	0	1	0	0	2	2											
Mark Grudzielanski, R OBP: 0.300, SLG: 0.522																	5	1	2	0	0	0	1											
Dave Mlicki, R OBP: 1.000, SLG: 1.000		G5-3															0	0	0	0	0	0	0											
Pedro Borbon, R OBP: 0.417, SLG: 0.556																	0	0	0	0	0	0	0											
Adrian Beltré, R OBP: 0.417, SLG: 0.556																	4	1	1	1	3	1	1											
Ismail Valdez, R OBP: 0.385, SLG: 0.657																	2	0	0	0	0	0	2											
Onan Masacka, R OBP: 0.385, SLG: 0.657																	1	0	0	0	0	0	0											
Alan Mills, R OBP: 0.385, SLG: 0.657																	0	0	0	0	0	0	0											
Jeff Shaw, R OBP: 0.385, SLG: 0.657																	1	0	0	0	0	0	0											
Dave Mlicki, R OBP: 0.385, SLG: 0.657																	0	0	0	0	0	0	0											
Tripp Croner, R OBP: 0.385, SLG: 0.657																	3	0	0	1	0	0	4											
<b>Inning Stats</b>	R: 0 E: 0 K: 3 S: 13	H: 1 LOB: 1 BB: 0 P: 22	R: 0 E: 0 K: 6 S: 6	H: 0 LOB: 0 BB: 0 P: 9	R: 0 E: 0 K: 6 S: 6	H: 0 LOB: 0 BB: 0 P: 9	R: 0 E: 0 K: 1 S: 12	H: 1 LOB: 1 BB: 0 P: 20	R: 0 E: 0 K: 0 S: 6	H: 1 LOB: 1 BB: 0 P: 15	R: 1 E: 0 K: 0 S: 7	H: 2 LOB: 1 BB: 0 P: 8	R: 2 E: 0 K: 0 S: 13	H: 3 LOB: 1 BB: 0 P: 17	R: 0 E: 0 K: 1 S: 5	H: 0 LOB: 0 BB: 0 P: 5	R: 0 E: 0 K: 1 S: 6	H: 1 LOB: 2 BB: 1 P: 10	R: 0 E: 0 K: 0 S: 3	H: 0 LOB: 0 BB: 0 P: 3	R: 0 E: 0 K: 1 S: 5	H: 0 LOB: 0 BB: 0 P: 5	R: 0 E: 0 K: 0 S: 5	H: 0 LOB: 0 BB: 0 P: 3	R: 0 E: 0 K: 0 S: 5	H: 1 LOB: 1 BB: 0 P: 10	R: 0 E: 0 K: 0 S: 3	H: 0 LOB: 0 BB: 0 P: 3	R: 2 E: 2 K: 0 S: 5	H: 0 LOB: 2 BB: 2 P: 13	1B: 6 2B: 3 3B: 1 HR: 1	SF: 0 SAC: 3 DP: 1 HBP: 1	WP: 0 PB: 1 SB: 0 CS: 0	PA: 64
<b>PITCHER</b>	IP 7.0	WLS 26	BF 5	H 1	R 0	ER 0	SO 4	BB 0	IBB 0	HBP 0	BLK 0	WP 0	HR 0	S 58	P 104	ERA 1.29	WHIP 0.857																	
Armando Reynoso, R ERA: 2.79																																		
Brian Anderson, L ERA: 18.0																																		
Darren Holmes, R ERA: 5.79																																		
Gregg Olson, R ERA: 5.0																																		
Greg Swindell, L ERA: 4.91																																		

Los Angeles Dodgers @ Arizona Diamondbacks  
Bank One Ballpark, Phoenix, AZ  
Tue Apr 13 1999, 10:05 PM EDT  
Att: 31,197 - Unknown - 67 F

AB 56  
R 11  
H 6  
RBI 5  
BB 4  
SO 8  
LOB 19



Batter	1	2	3	4	5	6	7	8	9	10	11	12	13	14	15	16	AB	R	H	RBI	BB	SO	LOB	BOTTOM								
Tony Womack, L OBP: 0.357, SLG: 0.273			P4	G3		SF9				F9		G6-3			F8		7	0	2	1	1	0	2									
Jay Bell, R OBP: 0.385, SLG: 0.657	SH1-3																6	2	4	2	0	1	2									
LeJon Powell, R OBP: 0.400, SLG: 0.500	SH1-3																2	0	1	1	0	0	0									
Travis Lee, L OBP: 0.225, SLG: 0.378		P6															6	0	1	0	2	1	1									
Matt Williams, R OBP: 0.375, SLG: 0.595																	8	0	3	0	0	0	8									
Luis Gonzalez, L OBP: 0.459, SLG: 0.787																	5	1	1	0	3	0	1									
Steve Finley, L OBP: 0.262, SLG: 0.308																	8	1	2	0	0	1	4									
Andy Figlio, R OBP: 0.385, SLG: 0.657																	0	0	0	0	0	0	0									
Dave Mlicki, R OBP: 0.385, SLG: 0.657																	0	0	0	0	0	0	0									
Greg Swindell, L ERA: 4.91																	0	0	0	0	0	0	0									
Damian Miller, R OBP: 0.370, SLG: 0.417																	8	1	2	0	0	2	6									
Armando Reynoso, R OBP: 0.500, SLG: 0.500																	2	0	1	1	0	1	0									
Brian Anderson, R ERA: 18.0																	0	0	0	0	0	0	0									
Tony Batista, R OBP: 0.333, SLG: 0.412																	4	1	1	0	1	0	5									
<b>Inning Stats</b>	R: 0 E: 0 K: 0 S: 7	H: 0 LOB: 1 BB: 1 P: 15	R: 0 E: 0 K: 1 S: 13	H: 1 LOB: 1 BB: 0 P: 16	R: 0 E: 0 K: 1 S: 11	H: 1 LOB: 2 BB: 1 P: 17	R: 1 E: 0 K: 1 S: 14	H: 3 LOB: 2 BB: 0 P: 25	R: 2 E: 0 K: 1 S: 11	H: 2 LOB: 2 BB: 1 P: 16	R: 0 E: 0 K: 1 S: 7	H: 0 LOB: 1 BB: 0 P: 15	R: 0 E: 0 K: 0 S: 5	H: 1 LOB: 2 BB: 1 P: 12	R: 0 E: 0 K: 1 S: 6	H: 0 LOB: 0 BB: 0 P: 5	R: 0 E: 0 K: 1 S: 7	H: 2 LOB: 3 BB: 1 P: 11	R: 0 E: 0 K: 0 S: 4	H: 2 LOB: 2 BB: 0 P: 4	R: 0 E: 0 K: 0 S: 3	H: 0 LOB: 0 BB: 0 P: 3	R: 0 E: 0 K: 0 S: 3	H: 0 LOB: 0 BB: 0 P: 3	R: 0 E: 0 K: 0 S: 4	H: 1 LOB: 1 BB: 0 P: 4	R: 3 E: 0 K: 0 S: 6	H: 5 LOB: 2 BB: 0 P: 6	1B: 15 2B: 3 3B: 0 HR: 3	SF: 1 SAC: 2 DP: 0 HBP: 0	WP: 0 PB: 0 SB: 4 CS: 0	PA: 74
<b>PITCHER</b>	IP 5.2	WLS 29	BF 9	H 4	R 4	ER 4	SO 3	BB 3	IBB 0	HBP 0	BLK 0	WP 0	HR 2	S 65	P 106	ERA 6.35	WHIP 2.118															
Ismail Valdez, R ERA: 4.00																																
Onan Masacka, L ERA: 5.0																																
Alan Mills, R ERA: 1.93																																
Jeff Shaw, R ERA: 1.93																																
Dave Mlicki, R ERA: 4.91																																

Los Angeles Dodgers @ Arizona Diamondbacks  
Bank One Ballpark, Phoenix, AZ  
Tue Apr 13 1999, 10:05 PM EDT  
Att: 31,197 - Unknown - 67 F

AB 63  
R 7  
H 21  
RBI 7  
BB 8  
SO 8  
LOB 35







Batter	1	2	3	4	5	6	7	8	9	AB	R	H	RBI	BB	SO	LOB	TOP			
Eric Young Sr. R (1.4) OBP: 0.426, SLG: 0.410	F7		G5-4-3		P5		L8			4	0	0	0	0	0	1	<b>Los Angeles Dodgers @ Arizona Diamondbacks</b> <b>Bank One Ballpark, Phoenix, AZ</b> Wed Apr 14 1999, 10:05 PM EDT Att: 30,561 - Unknown - 81 F <a href="http://livebaseballscorecards.com">livebaseballscorecards.com</a>			
Mark Grudzielanek R (1.6) OBP: 0.324, SLG: 0.233	F8			BB 22 1B	G1-3		G4-3			3	1	1	0	1	0	0				
Gary Sheffield R (1.7) OBP: 0.359, SLG: 0.500	K			BB 22 1B	G1-3			P5		3	1	0	0	1	1	1				
Raul Mondesi R (1.9) OBP: 0.409, SLG: 0.618		L6			G4-3			G4-3		3	0	0	0	1	0	1				
Eric Karros R (1.3) OBP: 0.429, SLG: 0.622										4	0	1	0	0	1	3				
22 Devon White S (1.8) OBP: 0.348, SLG: 0.400										3	0	1	2	1	0	1				
Adrian Beltré R (1.5) OBP: 0.400, SLG: 0.516										4	0	1	0	0	0	4				
Paul Lo Duca R (1.2) Rick Wilkins L (9, PH)										1	0	0	0	2	0	1				
Carlos Perez L (1.1) Alan Mills R (7.1) Mel Rojas R (8.1) Jose Vizcaino S (9, PH) OBP: 0.308, SLG: 0.385										0	0	0	0	0	0	0				
<b>Inning Stats</b>	R: 0 E: 0 K: 1 S: 10	H: 0 LOB: 0 BB: 0 P: 16	R: 0 E: 0 K: 0 S: 8	H: 1 LOB: 1 BB: 0 P: 13	R: 0 E: 0 K: 1 S: 5	H: 0 LOB: 0 BB: 1 P: 9	R: 2 E: 0 K: 2 S: 15	H: 2 LOB: 3 BB: 3 P: 29	R: 0 E: 0 K: 0 S: 10	H: 0 LOB: 1 BB: 1 P: 19	R: 0 E: 0 K: 0 S: 6	H: 0 LOB: 0 BB: 0 P: 7	R: 0 E: 0 K: 0 S: 10	H: 0 LOB: 0 BB: 0 P: 14	R: 0 E: 0 K: 0 S: 7	H: 1 LOB: 1 BB: 0 P: 12		1B: 4 2B: 0 3B: 0 HR: 0	SF: 0 SAC: 0 DP: 1 HBP: 0	WP: 1 PB: 0 SB: 0 CS: 0
<b>PITCHER</b>	IP WLS BF H R ER SO BB IBB HBP BLK WP HR S P ERA WHIP																			
Omar Daal L (1.1) ERA: 1.35	7.0 W 29 3 2 2 5 5 1 0 0 1 0 60 108 2.57 1.143																			
John Frascatore R (8.1) ERA: 3.69	2.0 7 1 0 0 0 0 0 0 0 0 0 0 17 26 0.00 0.500																			

Batter	1	2	3	4	5	6	7	8	9	AB	R	H	RBI	BB	SO	LOB	BOTTOM			
Tony Womack L (1.9) OBP: 0.333, SLG: 0.267	P5		L4-3			G1-3	E9			4	1	1	0	0	0	1	<b>Los Angeles Dodgers @ Arizona Diamondbacks</b> <b>Bank One Ballpark, Phoenix, AZ</b> Wed Apr 14 1999, 10:05 PM EDT Att: 30,561 - Unknown - 81 F <a href="http://livebaseballscorecards.com">livebaseballscorecards.com</a>			
Jay Bell R (1.4) OBP: 0.395, SLG: 0.769	F9									4	1	2	2	0	0	0				
Greg Colbrunn R (1.3) OBP: 0.400, SLG: 0.400	G1-3									4	0	2	0	0	0	1				
Matt Williams R (1.5) OBP: 0.386, SLG: 0.585										4	0	2	0	0	0	1				
Tony Batista R (1.6) OBP: 0.325, SLG: 0.421										4	0	1	0	0	1	1				
Steve Finley L (1.8) OBP: 0.281, SLG: 0.372										4	2	1	1	0	0	2				
Bernard Gilkey R (1.7) OBP: 0.367, SLG: 0.667										3	0	0	0	0	0	2				
Damian Miller R (1.2) OBP: 0.400, SLG: 0.462										2	1	1	0	1	0	0				
Omar Daal L (1.1) David Dellucci L (7, PH) John Frascatore R (8.1)										2	0	0	0	0	0	1				
<b>Inning Stats</b>	R: 0 E: 0 K: 0 S: 9	H: 1 LOB: 0 BB: 0 P: 16	R: 0 E: 0 K: 0 S: 10	H: 1 LOB: 1 BB: 0 P: 16	R: 0 E: 0 K: 0 S: 5	H: 0 LOB: 0 BB: 1 P: 9	R: 0 E: 0 K: 0 S: 5	H: 1 LOB: 0 BB: 0 P: 7	R: 1 E: 0 K: 0 S: 7	H: 1 LOB: 0 BB: 0 P: 10	R: 1 E: 0 K: 0 S: 12	H: 3 LOB: 1 BB: 0 P: 18	R: 4 E: 1 K: 0 S: 13	H: 5 LOB: 1 BB: 0 P: 18	R: 0 E: 0 K: 1 S: 6	H: 0 LOB: 0 BB: 0 P: 11		1B: 6 2B: 3 3B: 1 HR: 2	SF: 0 SAC: 0 DP: 2 HBP: 0	WP: 0 PB: 0 SB: 0 CS: 0
<b>PITCHER</b>	IP WLS BF H R ER SO BB IBB HBP BLK WP HR S P ERA WHIP																			
Carlos Perez L (1.1) ERA: 6.59	6.2 L 29 11 6 6 0 0 1 0 0 0 0 0 0 3 5 8.10 1.800																			
Alan Mills R (7.1) ERA: 1.8	0.1 1 0 0 0 0 0 0 0 0 0 0 0 3 5 0.00 0.000																			
Mel Rojas R (8.1) ERA: 12.6	1.0 3 0 0 0 0 1 0 0 0 0 0 0 6 11 0.00 0.000																			



Batter	1	2	3	4	5	6	7	8	9	AB	R	H	RBI	BB	SO	LOB	TOP										
Eric Young Sr. R (1,4) OBP: 0.440, SLG: 0.463 Jose Vizcaino, S (6,PH) OBP: 0.267, SLG: 0.333	4-0 S BB		1-3 K		2-2 HR 3B	1-1 G1-3		2-0 G6-4-3		2	1	1	1	1	1	1	<p>Los Angeles Dodgers @ Arizona Diamondbacks Bank One Ballpark, Phoenix, AZ</p> <p>Thu Apr 15 1999, 10:05 PM EDT Att: 36,105 - Unknown - 84 F</p> <p>livebaseballscorecards.com</p> <p>AB 34 R 8 H 8 RBI 7 BB 5 SO 12 LOB 18</p> 										
Mark Grudzielanek, R (1,6) OBP: 0.308, SLG: 0.314	3-3 K			2-2 E4 HR PB	0-1 HR		0-0 F7	1-2 F7		5	2	1	2	0	1	2											
Gary Sheffield, R (1,7) OBP: 0.364, SLG: 0.564 Jacob Brumfield, R (9,7) OBP: 0.200, SLG: 0.200	2-0 P4			2-0 HR	0-3 K		2-1 22 WP 1B		1-1 G5-3	5	1	2	2	0	1	1											
Raul Mondesi, R (1,9) OBP: 0.408, SLG: 0.579	2-3 K			0-0 P4		4-2 1B 22 2B BB	0-2 22 WP 1B		1-1 F7	4	1	1	0	1	1	1											
Eric Karros, R (1,3) OBP: 0.404, SLG: 0.571		0-2 G5-3		2-0 F9		0-0 22 2B 1B	1-3 SF8 1B		1-3 K	5	1	1	0	0	2	2											
22 Devon White, S (1,8) OBP: 0.340, SLG: 0.409		2-3 K		0-1 G5-3		0-1 SF8 2B	1-3 3-H		2-1 G3	4	0	1	1	0	1	2											
Adrian Beltré, R (1,5) OBP: 0.409, SLG: 0.576		0-3 K			4-2 E S 3B BB	1-1 SF8		0-0 G6-4-3 3B		2	2	1	1	1	1	0											
Paul Lo Duca, R (1,2)			0-0 E6 CS		2-3 K		4-0 IBB	2-0 G6-4-3 BB HBP		2	0	0	0	1	1	1											
37 Darren Dreifort, R (1,1) Dave Hansen, L (8,PH) OBP: 0.075, SLG: 1.667 Pedro Borbon, R (8,1)			1-3 K		2-3 K		1-3 K	4-1 G6-4-3 BB		3	0	0	0	0	3	4											
<b>Inning Stats</b>	R: 0 H: 0 E: 0 K: 2 S: 8	H: 0 LOB: 1 BB: 1 P: 19	R: 0 H: 0 E: 0 K: 2 S: 10	H: 0 LOB: 0 BB: 0 P: 12	R: 0 H: 0 E: 1 K: 2 S: 7	H: 0 LOB: 0 BB: 0 P: 9	R: 2 H: 1 E: 0 K: 0 S: 8	H: 1 LOB: 0 BB: 0 P: 14	R: 3 H: 2 E: 0 K: 3 S: 20	H: 2 LOB: 0 BB: 1 P: 30	R: 2 H: 2 E: 0 K: 1 S: 12	H: 2 LOB: 2 BB: 0 P: 23	R: 0 H: 2 E: 0 K: 1 S: 14	H: 2 LOB: 0 BB: 0 P: 19	R: 1 H: 1 E: 0 K: 0 S: 6	H: 1 LOB: 1 BB: 1 P: 15		R: 0 H: 0 E: 0 K: 1 S: 7	H: 0 LOB: 0 BB: 0 P: 10	1B: 3 2B: 1 3B: 2 HR: 2	SF: 1 SAC: 0 DP: 1 HBP: 1	WP: 1 PB: 1 SB: 3 CS: 1	PA: 41				
<b>PITCHER</b>	IP	WLS	BF	H	R	ER	SO	BB	IBB	HBP	BLK	WP	HR	S	P	ERA	WHIP										
Randy Johnson, L (1,1) ERA: 4.5	6.0	L	28	5	7	6	10	3	1	0	0	0	2	65	107	9.00	1.333										
Vladimir Nunez, R (7,1) ERA: 4.5	2.0		10	3	1	1	1	1	0	1	0	1	0	20	34	4.50	2.000										
Brian Anderson, L (9,1) ERA: 9.0	1.0		3	0	0	0	1	0	0	0	0	0	0	7	10	0.00	0.000										

Batter	1	2	3	4	5	6	7	8	9	AB	R	H	RBI	BB	SO	LOB	BOTTOM										
Tony Womack, L (1,9) OBP: 0.364, SLG: 0.235	1-3 K			4-1 3B BB	2-2 G3			4-1 BB		2	1	0	0	2	1	1	<p>Los Angeles Dodgers @ Arizona Diamondbacks Bank One Ballpark, Phoenix, AZ</p> <p>Thu Apr 15 1999, 10:05 PM EDT Att: 36,105 - Unknown - 84 F</p> <p>livebaseballscorecards.com</p> <p>AB 27 R 1 H 2 RBI 1 BB 5 SO 7 LOB 8</p> 										
Jay Bell, R (1,4) OBP: 0.382, SLG: 0.698	1-1 L4			1-3 K		0-1 F8		1-2 G4-3		4	0	0	0	0	1	2											
Luis Gonzalez, L (1,7) OBP: 0.439, SLG: 0.765	2-3 K			3-2 1-H 3B		0-0 G4-3		0-2 G6-3		4	0	1	1	0	1	0											
Travis Lee, L (1,3) OBP: 0.227, SLG: 0.350		0-1 G4-3		4-0 BB BB		0-0 G4-3		0-3 K		3	0	0	0	1	1	0											
Matt Williams, R (1,5) OBP: 0.375, SLG: 0.545		0-0 G4-3		4-0 G4-6-3 BB		0-0 P3		1-0 E5		3	0	0	0	1	0	0											
Steve Finley, L (1,8) OBP: 0.240, SLG: 0.340		2-0 F9		1-2 G4-6-3		1-0 G4-3		1-3 K		4	0	0	0	0	1	4											
Andy Fox, L (1,6) OBP: 0.375, SLG: 0.286				4-2 1-9-3 BB		2-3 K		0-0 F8		2	0	0	0	1	1	0											
Damian Miller, R (1,2) OBP: 0.394, SLG: 0.448			1-1 L9-3		3-1 SH1-4 1B			1-0 G6-3		3	0	1	0	0	0	1											
Randy Johnson, R (1,1) Vladimir Nunez, R (7,1) Bernard Gilkey, R (8,PH) OBP: 0.355, SLG: 0.643 Brian Anderson, R (9,1)			3-3 K		1-1 SH1-4			2-2 P4		1	0	0	0	0	1	0											
<b>Inning Stats</b>	R: 0 H: 0 E: 0 K: 2 S: 8	H: 0 LOB: 0 BB: 0 P: 12	R: 0 H: 0 E: 0 K: 0 S: 4	H: 0 LOB: 0 BB: 0 P: 6	R: 0 H: 0 E: 0 K: 1 S: 8	H: 0 LOB: 1 BB: 1 P: 16	R: 1 H: 1 E: 0 K: 1 S: 12	H: 1 LOB: 2 BB: 3 P: 29	R: 0 H: 1 E: 0 K: 1 S: 10	H: 1 LOB: 0 BB: 0 P: 18	R: 0 H: 0 E: 0 K: 0 S: 4	H: 0 LOB: 0 BB: 0 P: 4	R: 0 H: 0 E: 0 K: 0 S: 3	H: 0 LOB: 0 BB: 0 P: 4	R: 0 H: 0 E: 0 K: 0 S: 8	H: 0 LOB: 1 BB: 1 P: 16		R: 0 H: 0 E: 1 K: 2 S: 11	H: 0 LOB: 1 BB: 0 P: 13	1B: 1 2B: 1 3B: 1 HR: 0	SF: 0 SAC: 1 DP: 2 HBP: 0	WP: 0 PB: 0 SB: 0 CS: 0	PA: 33				
<b>PITCHER</b>	IP	WLS	BF	H	R	ER	SO	BB	IBB	HBP	BLK	WP	HR	S	P	ERA	WHIP										
37 Darren Dreifort, R (1,1) ERA: 2.25	7.0	W	25	2	1	1	5	4	0	0	0	0	0	49	89	1.29	0.857										
Pedro Borbon, L (8,1) ERA: 3.6	2.0		8	0	0	0	2	1	0	0	0	0	0	19	29	0.00	0.500										



Batter	1	2	3	4	5	6	7	8	9	AB	R	H	RBI	BB	SO	LOB	TOP							
<b>Eric Young Sr. R</b> OBP: 0.426, SLG: 0.444										4	0	1	0	0	0	2	<b>Los Angeles Dodgers @ San Diego Padres</b> Qualcomm Stadium, San Diego, CA Fri Apr 16 1999, 10:05 PM EDT Att: 48,943 - Cloudy - 78 F							
<b>22 Devon White S</b> OBP: 0.314, SLG: 0.375										4	0	0	0	0	2	1								
<b>Gary Sheffield R</b> OBP: 0.354, SLG: 0.524										3	0	0	0	1	0	1								
<b>Raul Mondesi R</b> OBP: 0.396, SLG: 0.537										3	0	0	0	1	2	2								
<b>Todd Hundley S</b> OBP: 0.263, SLG: 0.353										4	0	1	0	0	0	1								
<b>Eric Karros R</b> OBP: 0.380, SLG: 0.533										3	0	0	0	0	1	2								
<b>Mark Grudzielanek R</b> OBP: 0.310, SLG: 0.342										3	0	1	0	0	0	0								
<b>Adrián Beltré R</b> OBP: 0.426, SLG: 0.583										3	0	2	0	0	0	1								
<b>Kevin Brown R</b> OBP: 0.378, SLG: 0.345										2	0	0	0	0	2	2								
<b>Alan Mills R</b> OBP: 0.378, SLG: 0.345										0	0	0	0	0	0	0								
<b>Dave Hansen L</b> OBP: 0.378, SLG: 0.345										1	0	0	0	0	1	1								
<b>Onan Masaoka R</b> OBP: 0.378, SLG: 0.345										0	0	0	0	0	0	0								
<b>Inning Stats</b>	R: 0 E: 0 K: 2 S: 13	H: 1 LOB: 1 BB: 0 P: 18	R: 0 E: 0 K: 1 S: 7	H: 0 LOB: 0 BB: 0 P: 9	R: 0 E: 0 K: 1 S: 6	H: 1 LOB: 2 BB: 1 P: 9	R: 0 E: 0 K: 1 S: 12	H: 1 LOB: 0 BB: 1 P: 18	R: 0 E: 0 K: 1 S: 10	H: 1 LOB: 0 BB: 0 P: 11	R: 0 E: 0 K: 1 S: 6	H: 0 LOB: 0 BB: 0 P: 7	R: 0 E: 0 K: 1 S: 9	H: 0 LOB: 0 BB: 0 P: 13	R: 0 E: 0 K: 1 S: 7	H: 1 LOB: 1 BB: 0 P: 11	R: 0 E: 0 K: 0 S: 6	H: 0 LOB: 1 BB: 1 P: 13	1B: 4 2B: 1 3B: 0 HR: 0	SF: 0 SAC: 0 DP: 1 HBP: 0	WP: 0 PB: 0 SB: 1 CS: 1	PA: 32		
<b>PITCHER</b> <b>Andy Ashby R</b> ERA: 3.71	IP: 9.0 WLS: W BF: 32 H: 5 R: 0 ER: 0 SO: 8 BB: 2 IBB: 0 HBP: 0 BLK: 0 WP: 0 HR: 0 S: 76 P: 109 ERA: 0.00 WHIP: 0.778																							

Batter	1	2	3	4	5	6	7	8	9	AB	R	H	RBI	BB	SO	LOB	BOTTOM						
<b>QuiVivo Veras S</b> OBP: 0.256, SLG: 0.222										4	0	1	1	0	1	1	<b>Los Angeles Dodgers @ San Diego Padres</b> Qualcomm Stadium, San Diego, CA Fri Apr 16 1999, 10:05 PM EDT Att: 48,943 - Cloudy - 78 F						
<b>Reggie Sanders R</b> OBP: 0.378, SLG: 0.345										5	1	1	0	0	3	4							
<b>Tony Gwynn L</b> OBP: 0.500, SLG: 0.553										4	1	3	0	0	0	1							
<b>Wally Joyner L</b> OBP: 0.372, SLG: 0.389										4	0	1	1	0	2	4							
<b>John Vander Wal L</b> OBP: 0.421, SLG: 0.667										3	0	1	1	0	0	3							
<b>Ruben Rivera R</b> OBP: 0.138, SLG: 0.207										1	0	0	0	0	0	2							
<b>Jim Leyritz R</b> OBP: 0.531, SLG: 0.792										4	0	1	0	0	1	3							
<b>Dave Magadan L</b> OBP: 0.344, SLG: 0.458										4	1	2	0	0	0	2							
<b>Chris Gomez R</b> OBP: 0.194, SLG: 0.138										3	0	1	0	1	2	1							
<b>Andy Ashby R</b>										3	0	0	0	0	3	5							
<b>Inning Stats</b>	R: 0 E: 0 K: 2 S: 16	H: 2 LOB: 2 BB: 0 P: 23	R: 0 E: 0 K: 1 S: 8	H: 0 LOB: 0 BB: 0 P: 12	R: 0 E: 0 K: 2 S: 7	H: 0 LOB: 0 BB: 0 P: 10	R: 0 E: 0 K: 1 S: 10	H: 1 LOB: 1 BB: 0 P: 15	R: 1 E: 0 K: 2 S: 16	H: 2 LOB: 1 BB: 0 P: 27	R: 1 E: 0 K: 1 S: 9	H: 3 LOB: 3 BB: 1 P: 17	R: 1 E: 1 K: 1 S: 13	H: 2 LOB: 2 BB: 0 P: 21	R: 0 E: 1 K: 2 S: 11	H: 1 LOB: 2 BB: 0 P: 17	1B: 9 2B: 2 3B: 0 HR: 0	SF: 1 SAC: 1 DP: 0 HBP: 0	WP: 1 PB: 0 SB: 2 CS: 0	PA: 38			
<b>PITCHER</b> <b>Kevin Brown R</b> ERA: 3.15	IP: 6.1 WLS: L BF: 31 H: 10 R: 3 ER: 2 SO: 9 BB: 10 IBB: 3 HBP: 2 BLK: 0 WP: 0 HR: 0 S: 74 P: 116 ERA: 2.84 WHIP: 1.579																						
<b>Alan Mills R</b> ERA: 1.59	0.2	2	0	0	0	1	0	0	0	0	0	5	9	0.00	0.000								
<b>Onan Masaoka L</b> ERA: 4.15	1.0	5	1	0	0	2	0	0	0	0	1	0	11	17	0.00	1.000							










Batter	1	2	3	4	5	6	7	8	9	AB	R	H	RBI	BB	SO	LOB	TOP										
22 Devon White, S OBP: 0.333, SLG: 0.444	(1, 8) P6		(1, 0) 2B FC5-2			(2, 2) 2B HBP		(3, 2) L8		5	1	2	0	0	0	1	<b>Los Angeles Dodgers @ San Diego Padres</b> Qualcomm Stadium, San Diego, CA Sun Apr 18 1999, 4:05 PM EDT Att: 51,341 - Sunny - 83 F										
Jose Vizcaino, S OBP: 0.200, SLG: 0.250	(1, 4) P6		(1, 0) F9			(1, 2) K		(3, 2) G4-3		5	0	0	0	0	2	3											
Gary Sheffield, R OBP: 0.397, SLG: 0.653	(1, 7) BB		(2, 2) 2B			(1, 2) 2B HBP		(1, 0) P5		3	0	1	0	1	1	0											
Raul Mondesi, R OBP: 0.387, SLG: 0.571	(1, 9) P4		(1, 0) FC5-2			(1, 3) 2B		(1, 1) HR		5	1	2	2	0	0	3											
Todd Hundley, S OBP: 0.262, SLG: 0.324		(4, 0) G6-3 BB	(3, 1) F8			(2, 2) FC		(3, 3) K		3	0	0	0	1	1	4											
Eric Karros, R OBP: 0.414, SLG: 0.588		(4, 1) G6-3 BB		(0, 0) FC6-4 1B		(2, 3) K		(2, 2) HR		3	1	2	1	1	1	3											
Mark Grudzielanek, R OBP: 0.294, SLG: 0.319 Onan Masaoka, R Alan Mills, R	(1, 6) G6-3		(0, 2) G6-3		(1, 2) F9	(3, 2) G6-3		(3, 1) F8		4	0	0	0	0	0	6											
Adrián Beltré, R OBP: 0.418, SLG: 0.558		(4, 1) BB	(1, 2) FC6-4			(2, 0) FC1-5 2B		(2, 1) F8		3	0	1	0	1	0	1											
Ismael Valdez, R Eric Young Sr., R OBP: 0.400, SLG: 0.400	(1, 1) F9		(1, 2) F9		(2, 3) K	(1, 0) FC1-5 S		(2, 2) F8		3	0	0	0	0	1	4											
										1	0	0	0	0	0	0											
<b>Inning Stats</b>	R: 0 E: 0 K: 0 S: 9	H: 0 LOB: 1 BB: 1 P: 17	R: 0 E: 0 K: 0 S: 9	H: 0 LOB: 2 BB: 3 P: 22	R: 0 E: 0 K: 0 S: 10	H: 2 LOB: 2 BB: 0 P: 16	R: 0 E: 0 K: 1 S: 10	H: 1 LOB: 1 BB: 0 P: 14	R: 1 E: 0 K: 2 S: 16	H: 2 LOB: 3 BB: 0 P: 28	R: 0 E: 0 K: 0 S: 8	H: 1 LOB: 1 BB: 0 P: 10	R: 2 E: 0 K: 1 S: 14	H: 2 LOB: 0 BB: 0 P: 23	R: 0 E: 0 K: 0 S: 6	H: 0 LOB: 0 BB: 0 P: 12	R: 0 E: 0 K: 2 S: 9	H: 0 LOB: 0 BB: 0 P: 11	1B: 3 2B: 3 3B: 0 HR: 2	SF: 0 SAC: 0 DP: 1 HBP: 1	WP: 0 PB: 0 SB: 1 CS: 1	PA: 40					
<b>PITCHER</b>	IP	WLS	BF	H	R	ER	SO	BB	IBB	HBP	BLK	WP	HR	S	P	ERA	WHIP										
Woody Williams, R ERA: 2.84	(1, 1) 6.0		29	6	1	1	3	4	0	1	0	0	0	62	107	1.50	1.667										
Donne Wall, R ERA: 4.5	(7, 1) 1.0	B	5	2	2	2	1	0	0	0	0	0	2	14	23	18.00	2.000										
Dan Miceli, R ERA: 4.26	(8, 1) 1.0	W	3	0	0	0	0	0	0	0	0	0	0	6	12	0.00	0.000										
Trevor Hoffman, R ERA:	(9, 1) 1.0	S	3	0	0	0	2	0	0	0	0	0	0	9	11	0.00	0.000										


Batter	1	2	3	4	5	6	7	8	9	AB	R	H	RBI	BB	SO	LOB	BOTTOM										
QuiVio Veras, S OBP: 0.288, SLG: 0.333	(1, 4) G4-3		(1, 0) G4-3				(3, 1) CS 1B			4	1	2	2	0	0	0	<b>Los Angeles Dodgers @ San Diego Padres</b> Qualcomm Stadium, San Diego, CA Sun Apr 18 1999, 4:05 PM EDT Att: 51,341 - Sunny - 83 F										
Dave Magadan, L OBP: 0.382, SLG: 0.387 Jim Leyritz, R OBP: 0.459, SLG: 0.655	(1, 5) F8				(1, 1) 1B		(2, 0) L9			3	0	1	0	0	0	0											
Tony Gwynn, L OBP: 0.460, SLG: 0.533 Trevor Hoffman, R ERA:	(1, 9) P6			(3, 2) 1B HBP	(0, 1) 1B		(0, 0) F8			3	1	1	0	0	0	0											
Wally Joyner, L OBP: 0.412, SLG: 0.405 Reggie Sanders, R OBP: 0.396, SLG: 0.513	(1, 3) F7			(4, 1) 1B BB	(2, 3) K		(4, 0) 2B BB			2	0	0	0	2	1	2											
John Vander Wal, L OBP: 0.400, SLG: 0.545 Donne Wall, R Dan Miceli, R Phil Nevin, R OBP: 1.000, SLG: 1.500	(1, 7) L8			(0, 3) K		(2, 2) G4-3		(2, 0) G5-3 1B		3	0	0	0	0	1	2											
Greg Myers, L OBP: 0.550, SLG: 0.467	(1, 2) 1B			(2, 2) 1B		(0, 0) G4-3		(4, 0) 2B IBB		0	0	0	0	0	0	0											
Ruben Rivera, R OBP: 0.118, SLG: 0.176	(1, 8) K			(1, 3) P4		(2, 2) P9		(3, 2) G5-3		4	0	0	0	0	1	5											
Damian Jackson, R OBP: 0.421, SLG: 0.438			(1, 2) F8			(4, 2) CS BB		(1, 3) K		2	0	0	0	1	1	0											
Woody Williams, R Eric Owens, R OBP: 0.263, SLG: 0.316	(1, 1) F8		(0, 1) F8		(3, 0) P4		(2, 2) 1B			2	0	0	0	0	0	1											
										1	1	1	0	0	0	0											
<b>Inning Stats</b>	R: 0 E: 0 K: 0 S: 4	H: 0 LOB: 0 BB: 0 P: 7	R: 0 E: 0 K: 1 S: 11	H: 1 LOB: 0 BB: 0 P: 18	R: 0 E: 0 K: 0 S: 6	H: 0 LOB: 0 BB: 0 P: 8	R: 1 E: 0 K: 1 S: 13	H: 1 LOB: 2 BB: 1 P: 23	R: 1 E: 0 K: 1 S: 13	H: 3 LOB: 2 BB: 1 P: 24	R: 0 E: 0 K: 0 S: 9	H: 0 LOB: 0 BB: 0 P: 13	R: 1 E: 0 K: 1 S: 9	H: 2 LOB: 0 BB: 0 P: 17	R: 1 E: 1 K: 0 S: 6	H: 1 LOB: 1 BB: 2 P: 19	R: 0 E: 0 K: 2 S: 9	H: 0 LOB: 0 BB: 0 P: 11	1B: 6 2B: 1 3B: 0 HR: 1	SF: 0 SAC: 0 DP: 1 HBP: 1	WP: 0 PB: 0 SB: 1 CS: 2	PA: 34					
<b>PITCHER</b>	IP	WLS	BF	H	R	ER	SO	BB	IBB	HBP	BLK	WP	HR	S	P	ERA	WHIP										
Ismael Valdez, R ERA: 4.12	(1, 1) 6.1		27	6	3	3	4	2	0	1	0	0	0	62	102	4.26	1.263										
Onan Masaoka, L ERA: 3.38	(7, 1) 1.0	L	4	1	1	0	0	1	0	0	0	0	0	4	13	0.00	2.000										
Alan Mills, R ERA: 1.42	(8, 1) 0.2		3	1	0	0	0	0	1	0	0	0	0	5	14	0.00	1.500										

AB	35
R	3
H	8
RBI	3
BB	4
SO	6
LOB	25





Batter	1	2	3	4	5	6	7	8	9	AB	R	H	RBI	BB	SO	LOB	TOP					
Gerald Williams, R OBP: 0.350, SLG: 0.600	F7	FC5		G5-3		HR	1B	F8		6	2	2	2	0	0	4	<p><b>Atlanta Braves @ Los Angeles Dodgers</b> Dodger Stadium, Los Angeles, CA Mon Apr 19 1999, 7:10 PM PDT Att: 31,454 - Unknown - 72 F</p> <p>livebaseballscores.com</p> <p><b>AB 45</b> <b>R 11</b> <b>H 18</b> <b>RBI 11</b> <b>BB 6</b> <b>SO 5</b> <b>LOB 22</b></p> 					
Bret Boone, R OBP: 0.327, SLG: 0.420	K	L4		10 S 2B		HR	1B	F9		6	2	3	3	0	1	2						
10 Chipper Jones, S OBP: 0.339, SLG: 0.580 Keith Lockhart, L OBP: 0.222, SLG: 0.222	1B			HR		2B	BB	K		3	2	2	1	1	0	0						
Brian Jordan, R OBP: 0.491, SLG: 0.733	K			G5-3		1-2 2B	BB	BB		5	0	2	2	1	1	1						
Javy Lopez, R OBP: 0.359, SLG: 0.556		1B		F8		G4-3		F8		5	1	2	0	1	0	3						
Andruw Jones, R OBP: 0.407, SLG: 0.405	F8			1B		G6-3		G4-3		4	1	1	0	2	0	4						
Brian Hunter, R OBP: 0.333, SLG: 0.733		1B		BB		F8		P5		5	2	3	1	0	0	2						
Walt Weiss, S OBP: 0.304, SLG: 0.308		FC5		G4-3		F9		FC6-4		4	1	1	1	1	0	3						
29 John Smoltz, R OBP: 0.286, SLG: 0.286 Justin Speier, R OBP: 1.000, SLG: 1.000 John Rocker, R		FC5		1B		K		FC6-4		4	0	1	1	0	2	2						
<b>Inning Stats</b>	R: 0 E: 0 K: 2 S: 9	H: 1 LOB: 1 BB: 0 P: 17	R: 2 E: 0 K: 0 S: 17	H: 3 LOB: 2 BB: 1 P: 26	R: 2 E: 1 K: 0 S: 11	H: 2 LOB: 1 BB: 1 P: 22	R: 2 E: 0 K: 1 S: 12	H: 2 LOB: 1 BB: 1 P: 18	R: 0 E: 0 K: 0 S: 5	H: 0 LOB: 1 BB: 1 P: 9	R: 2 E: 0 K: 0 S: 12	H: 3 LOB: 1 BB: 0 P: 16	R: 3 E: 0 K: 1 S: 16	H: 5 LOB: 2 BB: 0 P: 24	R: 0 E: 0 K: 0 S: 11	H: 2 LOB: 2 BB: 2 P: 15	R: 0 E: 0 K: 1 S: 11	H: 0 LOB: 2 BB: 2 P: 25	1B: 12 2B: 3 3B: 1 HR: 2	SF: 0 SAC: 0 DP: 0 HBP: 0	WP: 0 PB: 0 SB: 1 CS: 0	PA: 51
<b>PITCHER</b>	IP WLS BF	H R ER SO	BB IBB HBP BLK	WP HR S P	ERA WHIP	<b>PITCHER</b>	IP WLS BF	H R ER SO	BB IBB HBP BLK	WP HR S P	ERA WHIP											
Carlos Perez, L ERA: 8.31	3.2	8	6	6	3	3	0	0	1	46	80	14.73	3.000									
Robinson Checo, R ERA: 13.5	3.1	8	5	5	1	1	0	0	0	36	52	13.50	2.700									
Pedro Borbon, L ERA: 2.0	2.0	2	0	0	1	2	0	0	0	22	40	0.00	2.000									

Batter	1	2	3	4	5	6	7	8	9	AB	R	H	RBI	BB	SO	LOB	BOTTOM					
Eric Young Sr., R OBP: 0.397, SLG: 0.396 Jose Vizcaino, S OBP: 0.190, SLG: 0.238	22 P4 22 S		G6-3		G5-3			G3		3	0	1	0	0	0	1	<p><b>Atlanta Braves @ Los Angeles Dodgers</b> Dodger Stadium, Los Angeles, CA Mon Apr 19 1999, 7:10 PM PDT Att: 31,454 - Unknown - 72 F</p> <p>livebaseballscores.com</p> <p><b>AB 33</b> <b>R 3</b> <b>H 8</b> <b>RBI 3</b> <b>SO 8</b> <b>LOB 15</b></p> 					
22 Devon White, S OBP: 0.333, SLG: 0.429 Jacob Brumfield, R OBP: 0.200, SLG: 0.200	P4		HBP			G3		K		2	0	0	0	0	1	1						
Gary Sheffield, R OBP: 0.377, SLG: 0.615 Dave Hansen, L OBP: 0.800, SLG: 1.750	K		F9			G5-3		HR		3	0	0	0	0	1	2						
Raul Mondesi, R OBP: 0.394, SLG: 0.623	K					F9		1B		4	1	2	1	0	1	1						
Eric Karros, R OBP: 0.426, SLG: 0.585 Tripp Cromer, R		FC6-4		G4-6-3		HR		P4		2	0	1	0	1	0	0						
Todd Hundley, S OBP: 0.267, SLG: 0.400 Pedro Borbon, R		P6		G4-6-3				G4-6-3		3	1	1	1	0	0	2						
Paul Lo Duca, R				1-2		HR		BB		0	0	0	0	1	0	0						
Adrian Beltré, R OBP: 0.424, SLG: 0.574	K					G6-3		G4-6-3		4	0	2	0	0	1	1						
Mark Grudzielanek, R OBP: 0.273, SLG: 0.294	FC6-4					K		G4-6-3		4	0	0	0	0	1	4						
Carlos Perez, L								K		1	0	0	0	0	1	0						
Robinson Checo, R								K		1	0	0	0	0	1	1						
Rick Wilkins, L (7, PH)								K		2	0	0	0	0	1	1						
<b>Inning Stats</b>	R: 0 E: 0 K: 2 S: 10	H: 1 LOB: 1 BB: 0 P: 13	R: 0 E: 0 K: 1 S: 10	H: 0 LOB: 1 BB: 1 P: 19	R: 0 E: 0 K: 1 S: 11	H: 0 LOB: 0 BB: 0 P: 15	R: 0 E: 0 K: 0 S: 6	H: 1 LOB: 0 BB: 0 P: 10	R: 0 E: 0 K: 2 S: 12	H: 1 LOB: 1 BB: 0 P: 12	R: 1 E: 0 K: 0 S: 7	H: 1 LOB: 0 BB: 0 P: 11	R: 1 E: 0 K: 0 S: 14	H: 1 LOB: 0 BB: 0 P: 20	R: 1 E: 0 K: 1 S: 11	H: 2 LOB: 1 BB: 0 P: 20	R: 0 E: 0 K: 1 S: 15	H: 1 LOB: 1 BB: 1 P: 23	1B: 4 2B: 1 3B: 0 HR: 3	SF: 0 SAC: 0 DP: 2 HBP: 1	WP: 0 PB: 0 SB: 1 CS: 0	PA: 36
<b>PITCHER</b>	IP WLS BF	H R ER SO	BB IBB HBP BLK	WP HR S P	ERA WHIP	<b>PITCHER</b>	IP WLS BF	H R ER SO	BB IBB HBP BLK	WP HR S P	ERA WHIP											
29 John Smoltz, R ERA: 2.37	6.0	23	4	1	6	1	0	0	0	56	80	1.50	0.833									
Justin Speier, R ERA: 6.0	2.0	9	3	2	2	0	0	0	0	2	25	9.00	1.500									
John Rocker, L ERA: 7.36	1.0	4	1	0	0	1	0	0	0	0	15	23	0.00	2.000								



Batter	1	2	3	4	5	6	7	8	9	AB	R	H	RBI	BB	SO	LOB	TOP
<b>Otis Nixon, S</b> (1, 7) OBP: 0.319, SLG: 0.231 <b>Ryan Kiesko, L</b> (8, PH) OBP: 0.452, SLG: 0.556 <b>Gerald Williams, R</b> (8, PH) OBP: 0.333, SLG: 0.571 (8, 7)										1	1	0	2	3	0	0	<b>Atlanta Braves @ Los Angeles Dodgers</b> Dodger Stadium, Los Angeles, CA Tue Apr 20 1999, 7:10 PM PDT Att: 37,717 - Unknown - 67 F
<b>Bret Boone, R</b> (1, 4) OBP: 0.300, SLG: 0.382										5	0	0	1	0	0	7	
<b>10 Chipper Jones, S</b> (1, 5) OBP: 0.344, SLG: 0.556										4	0	1	0	1	0	3	
<b>Brian Jordan, R</b> (1, 9) OBP: 0.450, SLG: 0.660										5	0	0	0	0	2	2	
<b>Javy Lopez, R</b> (1, 2) OBP: 0.318, SLG: 0.488										5	0	0	0	0	1	1	
<b>Randall Simon, L</b> (1, 3) OBP: 0.500, SLG: 0.667										3	2	2	0	2	0	1	
<b>Andruw Jones, R</b> (1, 8) OBP: 0.397, SLG: 0.378										3	1	0	0	1	0	3	
<b>Walt Weiss, S</b> (1, 6) OBP: 0.340, SLG: 0.317										2	0	1	0	2	0	1	
<b>Kevin Millwood, R</b> (1, 1) OBP: 0.286, SLG: 0.333 <b>Mike Remlinger, L</b> (4, 1) OBP: 0.300, SLG: 0.222 <b>30 Kevin McGlinchy, R</b> (8, 1) OBP: 0.330, SLG: 0.375 <b>Ozzie Guillen, L</b> (8, PH) OBP: 0.290, SLG: 0.375 <b>Rudy Seanez, R</b> (8, 1)										1	0	0	0	1	0	1	
<b>Inning Stats</b>	R: 1 H: 0 E: 0 LOB: 0 K: 1 BB: 1 S: 10 P: 20	R: 1 H: 1 E: 0 LOB: 3 K: 0 BB: 3 S: 9 P: 24	R: 0 H: 0 E: 0 LOB: 0 K: 1 BB: 0 S: 7 P: 9	R: 0 H: 0 E: 0 LOB: 1 K: 0 BB: 1 S: 9 P: 15	R: 0 H: 0 E: 0 LOB: 1 K: 0 BB: 1 S: 9 P: 18	R: 2 H: 1 E: 0 LOB: 3 K: 0 BB: 4 S: 8 P: 26	R: 0 H: 0 E: 0 LOB: 1 K: 1 BB: 1 S: 7 P: 12	R: 0 H: 1 E: 0 LOB: 1 K: 0 BB: 0 S: 10 P: 13	R: 0 H: 1 E: 0 LOB: 1 K: 0 BB: 0 S: 12 P: 16	1B: 4 SF: 0 2B: 0 SAC: 0 3B: 0 DP: 0 HR: 0 HBP: 0	WP: 0 PA: 42 PB: 0 SB: 2 CS: 0						
<b>PITCHER</b>	IP WLS BF H R ER SO BB IBB HBP BLK WP HR S P ERA WHIP	IP WLS BF H R ER SO BB IBB HBP BLK WP HR S P ERA WHIP			IP WLS BF H R ER SO BB IBB HBP BLK WP HR S P ERA WHIP	IP WLS BF H R ER SO BB IBB HBP BLK WP HR S P ERA WHIP		IP WLS BF H R ER SO BB IBB HBP BLK WP HR S P ERA WHIP	IP WLS BF H R ER SO BB IBB HBP BLK WP HR S P ERA WHIP								
<b>37 Darren Dreifort, R</b> (1, 1) ERA: 3.63 <b>Jamie Arnold, L</b> (8, 1) ERA: 3.18 <b>Onan Masaoka, L</b> (8, 1) ERA: 3.18 <b>Jeff Shaw, R</b> (8, 1) ERA: 0.750	5.1 W 27 2 4 4 2 9 0 0 0 0 0 0 48 103 6.75 2.062	2.0 H 9 1 0 0 1 2 0 0 0 0 0 0 16 29 0.00 1.500	0.1 H 1 0 0 0 0 0 0 0 0 0 0 0 3 3 0.00 0.000	1.1 S 5 1 0 0 0 0 0 0 0 0 0 0 14 18 0.00 0.750			1.1 S 5 1 0 0 0 0 0 0 0 0 0 0 14 18 0.00 0.750										

AB	31
R	4
H	4
RBI	4
BB	11
SO	3
LOB	21



Batter	1	2	3	4	5	6	7	8	9	AB	R	H	RBI	BB	SO	LOB	BOTTOM
<b>Eric Young Sr., R</b> (1, 4) OBP: 0.426, SLG: 0.439										4	0	3	2	1	0	2	<b>Atlanta Braves @ Los Angeles Dodgers</b> Dodger Stadium, Los Angeles, CA Tue Apr 20 1999, 7:10 PM PDT Att: 37,717 - Unknown - 67 F
<b>Todd Hundley, S</b> (1, 2) OBP: 0.280, SLG: 0.364										4	0	0	0	1	2	6	
<b>Gary Sheffield, R</b> (1, 7) OBP: 0.348, SLG: 0.561										5	0	0	0	0	0	5	
<b>Raul Mondesi, R</b> (1, 9) OBP: 0.400, SLG: 0.607										3	1	1	0	1	1	1	
<b>Eric Karros, R</b> (1, 3) OBP: 0.415, SLG: 0.554									3	1	0	0	1	1	2		
<b>22 Devon White, S</b> (1, 8) OBP: 0.344, SLG: 0.475										3	2	1	2	1	2	2	
<b>Adrian Beltré, R</b> (1, 5) OBP: 0.460, SLG: 0.583									1	1	1	0	3	0	0		
<b>Jose Vizcaino, S</b> (1, 6) OBP: 0.320, SLG: 0.360 <b>Jeff Shaw, R</b> (8, 1)									4	0	4	1	0	0	0	0	
<b>37 Darren Dreifort, R</b> (1, 1) ERA: 3.63 <b>Jamie Arnold, R</b> (8, 1) ERA: 3.18 <b>Onan Masaoka, R</b> (8, 1) ERA: 3.18 <b>Tripp Cromer, R</b> (8, 6)	3.1 L 19 3 4 4 1 4 0 0 0 0 0 0 49 86 10.80 3.000	1.2 8 1 1 1 1 1 1 0 0 0 0 0 19 38 5.40 1.200	2.0 8 2 0 0 2 1 1 0 0 0 0 0 18 30 0.00 1.500	1.0 4 1 0 0 2 0 0 0 0 0 0 0 11 17 0.00 1.000			1.0 4 1 0 0 2 0 0 0 0 0 0 0 11 17 0.00 1.000										
<b>Inning Stats</b>	R: 0 H: 1 E: 0 LOB: 1 K: 0 BB: 1 S: 9 P: 17	R: 2 H: 3 E: 0 LOB: 2 K: 1 BB: 1 S: 14 P: 23	R: 0 H: 0 E: 0 LOB: 0 K: 1 BB: 0 S: 14 P: 23	R: 2 H: 2 E: 0 LOB: 2 K: 1 BB: 2 S: 17 P: 31	R: 1 H: 1 E: 0 LOB: 2 K: 1 BB: 2 S: 14 P: 30	R: 0 H: 0 E: 0 LOB: 0 K: 0 BB: 1 S: 7 P: 13	R: 0 H: 2 E: 0 LOB: 2 K: 2 BB: 1 S: 11 P: 17	R: 0 H: 1 E: 0 LOB: 1 K: 2 BB: 0 S: 11 P: 17	1B: 8 SF: 0 2B: 1 SAC: 1 3B: 0 DP: 0 HR: 1 HBP: 0	WP: 0 PA: 39 PB: 0 SB: 3 CS: 2							
<b>PITCHER</b>	IP WLS BF H R ER SO BB IBB HBP BLK WP HR S P ERA WHIP	IP WLS BF H R ER SO BB IBB HBP BLK WP HR S P ERA WHIP		IP WLS BF H R ER SO BB IBB HBP BLK WP HR S P ERA WHIP	IP WLS BF H R ER SO BB IBB HBP BLK WP HR S P ERA WHIP		IP WLS BF H R ER SO BB IBB HBP BLK WP HR S P ERA WHIP	IP WLS BF H R ER SO BB IBB HBP BLK WP HR S P ERA WHIP									
<b>Kevin Millwood, R</b> (1, 1) ERA: 6.75 <b>Mike Remlinger, L</b> (4, 1) ERA: 3.38 <b>30 Kevin McGlinchy, R</b> (8, 1) ERA: 1.17 <b>Rudy Seanez, R</b> (8, 1) ERA: 1.35	3.1 L 19 3 4 4 1 4 0 0 0 0 0 0 49 86 10.80 3.000	1.2 8 1 1 1 1 1 1 0 0 0 0 0 19 38 5.40 1.200	2.0 8 2 0 0 2 1 1 0 0 0 0 0 18 30 0.00 1.500	1.0 4 1 0 0 2 0 0 0 0 0 0 0 11 17 0.00 1.000			1.0 4 1 0 0 2 0 0 0 0 0 0 0 11 17 0.00 1.000										

AB	30
R	5
H	10
RBI	5
BB	8
SO	8
LOB	23





Batter	1	2	3	4	5	6	7	8	9	10	11	12	AB	R	H	RBI	BB	SO	LOB	TOP										
Olis Nixon, S Mike Remlinger, L	G4-3		E6 10 HR		F8			K		F8		SH 10 1B 2B	5	1	0	0	0	1	2											
Bret Boone, R	10 G1-3 BB		F7			K		G6-3		CS	F9	SF8	4	0	0	1	1	1	2											
10 Chipper Jones, S	G1-3		G3			G3		G4-3					6	2	3	4	0	0	1											
Brian Jordan, R	K		G5-3			G4-3							6	1	1	2	0	1	2											
Javy Lopez, R		F9		G4-3									6	2	3	3	0	0	1											
Randall Simon, L Brian Hunter, R	G4-3			G5-4-3 1B				F9		K			4	0	1	0	0	1	1											
Andrew Jones, R	K		G5-4-3 1-2							G6-3			4	1	0	0	1	1	2											
Walt Weiss, S			10 HR 1B			G1-3-1		K					5	2	2	0	0	1	2											
Odis Perez, L Justin Speier, R John Rocker, L Rudy Seanez, R Kevin Brown, R	K		K			K		F9					1	0	0	0	0	0	1											
<b>Inning Stats</b>	R: 0 E: 0 K: 11	H: 0 LOB: 1 BB: 1 P: 19	R: 0 E: 0 K: 6	H: 0 LOB: 0 BB: 11	R: 3 E: 1 K: 16	H: 2 LOB: 0 BB: 25	R: 0 E: 0 K: 6	H: 1 LOB: 0 BB: 12	R: 0 E: 0 K: 7	H: 0 LOB: 0 BB: 11	R: 0 E: 0 K: 9	H: 1 LOB: 2 BB: 18	R: 0 E: 0 K: 8	H: 0 LOB: 0 BB: 12	R: 1 E: 0 K: 10	H: 1 LOB: 0 BB: 12	R: 0 E: 0 K: 3	H: 1 LOB: 1 BB: 3	R: 0 E: 0 K: 4	H: 1 LOB: 1 BB: 4	R: 7 E: 0 K: 10	H: 6 LOB: 0 BB: 10	1B: 9 2B: 1 3B: 0 HR: 3	SF: 1 SAC: 1 DP: 1 HBP: 0	WP: 0 PB: 0 SB: 1 CS: 1	PA: 52				
<b>PITCHER</b>	IP WLS BF H R ER SO BB IBB HBP BLK WP HR S P ERA WHIP	Kevin Brown, R ERA: 2.25	Jeff Shaw, R ERA: 0.79	Jeff Kubenka, L ERA: 27.0	Robinson Checo, R ERA: 17.18	<b>PITCHER</b>										IP WLS BF H R ER SO BB IBB HBP BLK WP HR S P ERA WHIP														

Atlanta Braves @ Los Angeles Dodgers  
Dodger Stadium, Los Angeles, CA  
Wed Apr 21 1999, 7:35 PM PDT  
Att. 31,902 - Unknown - 64 F

AB 47  
R 11  
H 13  
RBI 11  
BB 2  
SO 8  
LOB 16

*Braves*

Batter	1	2	3	4	5	6	7	8	9	10	11	12	AB	R	H	RBI	BB	SO	LOB	BOTTOM										
Eric Young Sr., R	FC4-6 BB	FC4-6 S		FC5-4 1B		L7						FC6-4	6	1	1	0	1	0	5											
Jose Vizcaino, S	FC4-6 1B	G6-3						CS 1B		G1-3			4	1	0	0	2	0	2											
Gary Sheffield, R	22 BB 1B												5	1	2	1	1	0	1											
Raul Mondesi, R	P4												4	0	1	0	2	2	4											
Eric Karros, R	22 BB 1B												4	0	1	1	2	3	2											
22 Devon White, S													3	0	0	1	2	0	2											
Adrian Beltré, R	G1-3												5	1	1	0	1	0	7											
Paul Lo Duca, R		G4-3											5	0	0	0	1	0	4											
Kevin Brown, R Justin Speier, R John Rocker, L Rudy Seanez, R John Rocker, L													2	0	1	1	1	0	0											
<b>Inning Stats</b>	R: 1 E: 0 K: 11	H: 1 LOB: 3 BB: 3 P: 28	R: 0 E: 0 K: 11	H: 0 LOB: 1 BB: 1 P: 18	R: 0 E: 0 K: 10	H: 1 LOB: 1 BB: 20	R: 0 E: 0 K: 17	H: 3 LOB: 2 BB: 32	R: 0 E: 0 K: 7	H: 0 LOB: 1 BB: 15	R: 0 E: 0 K: 4	H: 0 LOB: 0 BB: 14	R: 1 E: 1 K: 10	H: 1 LOB: 2 BB: 19	R: 0 E: 0 K: 2	H: 0 LOB: 0 BB: 6	R: 0 E: 0 K: 5	H: 0 LOB: 1 BB: 9	R: 0 E: 1 K: 3	H: 0 LOB: 2 BB: 11	1B: 5 2B: 2 3B: 0 HR: 0	SF: 1 SAC: 0 DP: 2 HBP: 0	WP: 0 PB: 0 SB: 3 CS: 1	PA: 56						
<b>PITCHER</b>	IP WLS BF H R ER SO BB IBB HBP BLK WP HR S P ERA WHIP	Odis Perez, L ERA: 2.45	Justin Speier, R ERA: 4.5	John Hudek, R ERA: 12.0	Rudy Seanez, R ERA: 1.17	John Rocker, L ERA: 7.2	<b>PITCHER</b>										IP WLS BF H R ER SO BB IBB HBP BLK WP HR S P ERA WHIP													

Atlanta Braves @ Los Angeles Dodgers  
Dodger Stadium, Los Angeles, CA  
Wed Apr 21 1999, 7:35 PM PDT  
Att. 31,902 - Unknown - 64 F

AB 40  
R 4  
H 7  
RBI 4  
BB 14  
SO 5  
LOB 28

*Dodgers*



Batter	1	2	3	4	5	6	7	8	9	AB	R	H	RBI	BB	SO	LOB	TOP				
Darren Bragg, L (1,9) OBP: 0.400, SLG: 0.500	3-2 1B		1B E3		2-3 K		0-1 E		4-2 BB	5	2	3	0	1	1	2					
Edgar Renteria, R (1,6) OBP: 0.377, SLG: 0.370	1-3 K		1B HBP		1-0 G5-3		0-1 E6		0-1 F8	5	2	1	1	0	1	3					
Mark McGwire, R (1,3) Manny Aybar, R (8,1)	2-3 K		1B F9		3-3 K		2-1 P3			5	1	1	0	0	2	6					
Fernando Tatis, R (1,5) OBP: 0.391, SLG: 0.642	3-2 G4-3		HR		1-3 K				2-3 K1-3	5	2	2	8	0	2	1					
J.D. Drew, L (1,8) OBP: 0.346, SLG: 0.511		0-0 2B	G3-1 P5		3-1 HR				4-1 BB	4	1	2	1	1	0	0					
Eli Marrero, R (1,2) OBP: 0.370, SLG: 0.545		0-1 FC1-6-5-4 FC1-6 2-2	1-1 HR		0-2 G1-3		1-1 E6 1B		2-0 P4	5	1	2	1	0	0	2					
David Howard, S (1,4) Placido Polanco, R (3,PH) OBP: 0.390, SLG: 0.400		4-2 FC1-6 1-2 BB	4-0 SH BB E BB		2-2 G5-3		1-1 L5		2-2 F7	0	0	0	0	1	0	0					
Joe McEwing, R (1,7) OBP: 0.455, SLG: 0.510		1-1 FC1-6 1-2 2-3	4-2 E SH 1B BB		0-0 G6-3		1-1 G5-3		0-2 F9	4	1	0	0	1	0	2					
Jose Jimenez, R (1,1) Alberto Castillo, R (8,2) OBP: 0.333, SLG: 0.316	1-2 G3		0-1 SH 1B HR E		0-3 K		0-1 F8		0-0 L6	3	1	0	0	0	1	2					
<b>Inning Stats</b>	R: 0 E: 0 K: 2 S: 14	H: 1 LOB: 1 BB: 0 P: 23	R: 0 E: 0 K: 0 S: 10	H: 1 LOB: 2 BB: 1 P: 16	R: 11 E: 1 K: 0 S: 29	H: 6 LOB: 2 BB: 2 P: 51	R: 0 E: 0 K: 0 S: 7	H: 0 LOB: 0 BB: 0 P: 9	R: 0 E: 0 K: 2 S: 13	H: 2 LOB: 1 BB: 0 P: 22	R: 0 E: 1 K: 0 S: 10	H: 1 LOB: 2 BB: 0 P: 13	R: 0 E: 0 K: 1 S: 8	H: 0 LOB: 1 BB: 1 P: 18	R: 0 E: 0 K: 0 S: 9	H: 0 LOB: 1 BB: 1 P: 13	1B: 5 2B: 2 3B: 0 HR: 4	SF: 0 SAC: 1 DP: 0 HBP: 1	WP: 0 PB: 0 SB: 2 CS: 0	PA: 47	
<b>PITCHER</b>	IP WLS BF H R ER SO BB IBB HBP BLK WP HR S P ERA WHIP	IP WLS BF H R ER SO BB IBB HBP BLK WP HR S P ERA WHIP	IP WLS BF H R ER SO BB IBB HBP BLK WP HR S P ERA WHIP	IP WLS BF H R ER SO BB IBB HBP BLK WP HR S P ERA WHIP	IP WLS BF H R ER SO BB IBB HBP BLK WP HR S P ERA WHIP	IP WLS BF H R ER SO BB IBB HBP BLK WP HR S P ERA WHIP	IP WLS BF H R ER SO BB IBB HBP BLK WP HR S P ERA WHIP	IP WLS BF H R ER SO BB IBB HBP BLK WP HR S P ERA WHIP	IP WLS BF H R ER SO BB IBB HBP BLK WP HR S P ERA WHIP	IP WLS BF H R ER SO BB IBB HBP BLK WP HR S P ERA WHIP	IP WLS BF H R ER SO BB IBB HBP BLK WP HR S P ERA WHIP	IP WLS BF H R ER SO BB IBB HBP BLK WP HR S P ERA WHIP	IP WLS BF H R ER SO BB IBB HBP BLK WP HR S P ERA WHIP	IP WLS BF H R ER SO BB IBB HBP BLK WP HR S P ERA WHIP	IP WLS BF H R ER SO BB IBB HBP BLK WP HR S P ERA WHIP	IP WLS BF H R ER SO BB IBB HBP BLK WP HR S P ERA WHIP	IP WLS BF H R ER SO BB IBB HBP BLK WP HR S P ERA WHIP	IP WLS BF H R ER SO BB IBB HBP BLK WP HR S P ERA WHIP	IP WLS BF H R ER SO BB IBB HBP BLK WP HR S P ERA WHIP	IP WLS BF H R ER SO BB IBB HBP BLK WP HR S P ERA WHIP	IP WLS BF H R ER SO BB IBB HBP BLK WP HR S P ERA WHIP

**St. Louis Cardinals @ Los Angeles Dodgers**  
 Dodger Stadium, Los Angeles, CA  
 Fri Apr 23 1999, 7:10 PM PDT  
 Att: 46,687 - Cloudy - 61 F

livebaseballscorecards.com

AB 40  
 R 12  
 H 11  
 RBI 11  
 BB 5  
 SO 7  
 LOB 20



Batter	1	2	3	4	5	6	7	8	9	AB	R	H	RBI	BB	SO	LOB	BOTTOM				
Eric Young Sr., R (1,4) Tripp Cromer, R (8,9) OBP: 0.418, SLG: 0.418	0-1 E9 SH1-3 SF7 1B		3-2 G6-3		1-1 F9		1-0 FC6-4 1-2 2-H BB 1B		0-1 G1-3	4	1	2	1	0	0	0					
Jose Vizcaino, S (1,6) OBP: 0.371, SLG: 0.344	0-1 SH1-3 2-3		1-1 1B		1-1 G6-3		4-0 FC6-4 1-2 2-3 BB		0-0 1B	3	0	2	0	1	0	0					
Gary Sheffield, R (1,7) Todd Hollandsworth, L (7,PH) OBP: 0.347, SLG: 0.547	1-0 SF7 3-H		1-3 K		0-0 P5		0-0 FC6-4 1-2 2-3 3-H		0-3 K	2	0	0	1	0	1	1					
Raul Mondesi, R (1,9) Jeff Kubenka, R (8,1) Paul Lo Duca, R (9,PH) OBP: 0.388, SLG: 0.547	0-1 G6-3		2-3 K		1-0 F7		0-1 P4		0-0 F8	4	0	0	0	0	1	3					
Eric Karros, R (1,3) Dave Hansen, L (8,3) OBP: 0.419, SLG: 0.524		0-2 G1-3		2-2 22 1B 1B		1-1 P2		1-2 G4-3 G6-3 2B		3	0	1	0	0	0	0					
22 Devon White, S (1,8) Jacob Brumfield, R (7,8) OBP: 0.356, SLG: 0.462		3-2 1B SF8 1B		0-0 1B		2-3 K		1-1 G4-3		3	1	2	0	0	1	0					
Adrian Beltré, R (1,5) OBP: 0.452, SLG: 0.561		1-0 SF8 1B		3-3 K		1-1 P2		1-2 1B 1B		4	1	2	1	0	1	2					
Todd Hundley, S (1,2) OBP: 0.241, SLG: 0.340		2-2 SF8		0-0 L9		1-0 P3		3-3 K		3	0	0	1	0	1	3					
Chan Ho Park, R (1,1) Carlos Perez, L (3,1) Mark Grudzielanek, R (7,PH) OBP: 0.143, SLG: 0.143		0-3 K		2-3 K		2-1 BB 1B FC6-4 1B		2-0 1B G1-3 HBP		1	0	0	0	0	1	1					
<b>Inning Stats</b>	R: 1 E: 1 K: 0 S: 7	H: 1 LOB: 0 BB: 0 P: 8	R: 1 E: 0 K: 1 S: 17	H: 2 LOB: 1 BB: 0 P: 23	R: 0 E: 0 K: 2 S: 12	H: 1 LOB: 1 BB: 0 P: 19	R: 0 E: 0 K: 2 S: 11	H: 2 LOB: 2 BB: 0 P: 18	R: 0 E: 0 K: 1 S: 7	H: 0 LOB: 0 BB: 0 P: 11	R: 2 E: 0 K: 0 S: 10	H: 3 LOB: 2 BB: 1 P: 19	R: 1 E: 0 K: 1 S: 13	H: 1 LOB: 2 BB: 0 P: 19	R: 0 E: 0 K: 1 S: 8	H: 1 LOB: 2 BB: 0 P: 10	1B: 10 2B: 1 3B: 0 HR: 0	SF: 2 SAC: 1 DP: 0 HBP: 1	WP: 0 PB: 0 SB: 0 CS: 0	PA: 40	
<b>PITCHER</b>	IP WLS BF H R ER SO BB IBB HBP BLK WP HR S P ERA WHIP	IP WLS BF H R ER SO BB IBB HBP BLK WP HR S P ERA WHIP	IP WLS BF H R ER SO BB IBB HBP BLK WP HR S P ERA WHIP	IP WLS BF H R ER SO BB IBB HBP BLK WP HR S P ERA WHIP	IP WLS BF H R ER SO BB IBB HBP BLK WP HR S P ERA WHIP	IP WLS BF H R ER SO BB IBB HBP BLK WP HR S P ERA WHIP	IP WLS BF H R ER SO BB IBB HBP BLK WP HR S P ERA WHIP	IP WLS BF H R ER SO BB IBB HBP BLK WP HR S P ERA WHIP	IP WLS BF H R ER SO BB IBB HBP BLK WP HR S P ERA WHIP	IP WLS BF H R ER SO BB IBB HBP BLK WP HR S P ERA WHIP	IP WLS BF H R ER SO BB IBB HBP BLK WP HR S P ERA WHIP	IP WLS BF H R ER SO BB IBB HBP BLK WP HR S P ERA WHIP	IP WLS BF H R ER SO BB IBB HBP BLK WP HR S P ERA WHIP	IP WLS BF H R ER SO BB IBB HBP BLK WP HR S P ERA WHIP	IP WLS BF H R ER SO BB IBB HBP BLK WP HR S P ERA WHIP	IP WLS BF H R ER SO BB IBB HBP BLK WP HR S P ERA WHIP	IP WLS BF H R ER SO BB IBB HBP BLK WP HR S P ERA WHIP	IP WLS BF H R ER SO BB IBB HBP BLK WP HR S P ERA WHIP	IP WLS BF H R ER SO BB IBB HBP BLK WP HR S P ERA WHIP	IP WLS BF H R ER SO BB IBB HBP BLK WP HR S P ERA WHIP	IP WLS BF H R ER SO BB IBB HBP BLK WP HR S P ERA WHIP

**St. Louis Cardinals @ Los Angeles Dodgers**  
 Dodger Stadium, Los Angeles, CA  
 Fri Apr 23 1999, 7:10 PM PDT  
 Att: 46,687 - Cloudy - 61 F

livebaseballscorecards.com

AB 35  
 R 5  
 H 11  
 RBI 5  
 BB 1  
 SO 8  
 LOB 20





Batter	1	2	3	4	5	6	7	8	9	AB	R	H	RBI	BB	SO	LOB	TOP		
<b>Darren Bragg, L</b> (1, 7) OBP: 0.364, SLG: 0.447	G1-3		F9			K		G3-1		4	0	0	0	0	1	2			
<b>Edgar Renteria, R</b> (1, 6) OBP: 0.351, SLG: 0.340	F8			F8		K		G4-3		4	0	0	0	0	1	1			
<b>Mark McGwire, R</b> (1, 3) OBP: 0.403, SLG: 0.549	K			K		F8			BB	3	0	0	0	1	2	1			
<b>Fernando Tatis, R</b> (1, 5) OBP: 0.397, SLG: 0.679		K		FC6-4 BB			HR	F7		3	1	1	1	1	1	1			
<b>Eric Davis, R</b> (1, 9) OBP: 0.294, SLG: 0.283	G4-3			FC6-4 1-2				G6-3		4	0	1	0	0	0	1			
<b>J.D. Drew, L</b> (1, 8) OBP: 0.339, SLG: 0.490					B5			1B		4	0	1	0	0	1	1			
<b>Eli Marrero, R</b> (1, 2) OBP: 0.340, SLG: 0.500			G1-3			K		1B		4	0	0	0	0	3	2			
<b>Joe McEwing, R</b> (1, 4) OBP: 0.456, SLG: 0.528						K		F9		4	0	2	0	0	1	1			
<b>Donovan Osborne, S</b> (1, 1) OBP: 1.000, SLG: 2.000			L9							1	0	0	0	0	0	1			
<b>Ray Lankford, L</b> (6, PH) OBP: 0.343, SLG: 0.455										1	0	1	0	0	0	0			
<b>Mike Busby, R</b> (7, PH) OBP: 0.343, SLG: 0.455										0	0	0	0	0	0	0			
<b>Shawon Dunston, R</b> (7, PH) OBP: 0.343, SLG: 0.455										1	0	0	0	0	0	2			
<b>Mike Mohler, R</b> (7, 1)										0	0	0	0	0	0	0			
<b>Inning Stats</b>	R: 0 E: 0 K: 1 S: 9	H: 0 LOB: 0 BB: 0 P: 13	R: 0 E: 0 K: 2 S: 9	H: 0 LOB: 0 BB: 0 P: 14	R: 0 E: 0 K: 0 S: 7	H: 1 LOB: 1 BB: 0 P: 8	R: 0 E: 0 K: 1 S: 11	H: 0 LOB: 1 BB: 1 P: 18	R: 0 E: 0 K: 2 S: 10	H: 1 LOB: 1 BB: 0 P: 14	R: 1 E: 0 K: 1 S: 14	H: 3 LOB: 2 BB: 0 P: 22	R: 0 E: 0 K: 0 S: 7	H: 0 LOB: 1 BB: 1 P: 13	R: 0 E: 0 K: 1 S: 10	H: 1 LOB: 1 BB: 0 P: 14	1B: 3 2B: 2 3B: 0 HR: 1	SF: 0 SAC: 0 DP: 0 HBP: 0	WP: 0 PA: 35 PB: 0 SB: 1 CS: 1
<b>PITCHER</b> <b>Ismael Valdez, R</b> (1, 1) ERA: 3.14	IP: 9.0 WLS: W BF: 35 H: 6 R: 1 ER: 1 SO: 10 BB: 2 IBB: 0 HBP: 0 BLK: 0 WP: 0 HR: 1 S: 84 P: 124 ERA: 1.00 WHIP: 0.889																		

**St. Louis Cardinals @ Los Angeles Dodgers**  
**Dodger Stadium, Los Angeles, CA**  
 Sat Apr 24 1999, 7:10 PM PDT  
 Att: 53,964 - Cloudy - 63 F

AB	33
R	1
H	6
RBI	1
BB	2
SO	10
LOB	13



Batter	1	2	3	4	5	6	7	8	9	AB	R	H	RBI	BB	SO	LOB	BOTTOM
<b>Eric Young Sr., R</b> (1, 4) OBP: 0.434, SLG: 0.479	HR		G6-3 1B		L8-3 1B		G6-3			4	2	3	1	0	0	2	
<b>Mark Cuddeback, R</b> (1, 6) OBP: 0.290, SLG: 0.296	L9		G6-3		L8-3			BB		3	0	0	0	1	0	2	
<b>Gary Sheffield, R</b> (1, 7) OBP: 0.367, SLG: 0.545	HR BB					22 S 1B BB		L6		2	2	1	1	2	0	2	
<b>Raul Mondesi, R</b> (1, 9) OBP: 0.381, SLG: 0.529	G1-3		G1-3			22 S 1B		P4		4	1	1	0	0	0	2	
<b>Eric Karros, R</b> (1, 3) OBP: 0.410, SLG: 0.552	HR		L7			F8		G3		4	1	1	2	0	0	3	
<b>22 Devon White, S</b> (1, 8) OBP: 0.351, SLG: 0.449	F9				G1-3			G5-3		4	0	1	2	0	0	0	
<b>Adrián Beltré, R</b> (1, 5) OBP: 0.434, SLG: 0.533		G3		F9		G6-4-3 1B				3	0	0	0	0	0	1	
<b>Paul Lo Duca, R</b> (1, 2) OBP: 0.269, SLG: 0.050		K		G6-3				G6-3 BB 1B		3	0	1	0	0	1	0	
<b>Ismael Valdez, R</b> (1, 1)		K				G6-3		G6-3 BB		2	0	0	0	1	1	0	
<b>Inning Stats</b>	R: 3 E: 0 K: 0 S: 11	H: 2 LOB: 0 BB: 1 P: 22	R: 0 E: 0 K: 2 S: 11	H: 0 LOB: 0 BB: 0 P: 16	R: 1 E: 0 K: 0 S: 9	H: 2 LOB: 1 BB: 0 P: 14	R: 0 E: 0 K: 0 S: 5	H: 0 LOB: 0 BB: 0 P: 8	R: 0 E: 0 K: 0 S: 10	H: 1 LOB: 0 BB: 1 P: 19	R: 0 E: 0 K: 0 S: 10	H: 1 LOB: 2 BB: 2 P: 24	R: 0 E: 0 K: 0 S: 6	H: 0 LOB: 0 BB: 0 P: 12	1B: 6 2B: 1 3B: 0 HR: 2	SF: 0 SAC: 0 DP: 3 HBP: 0	WP: 0 PA: 33 PB: 0 SB: 2 CS: 0
<b>PITCHER</b> <b>Donovan Osborne, L</b> (1, 1) ERA: 5.12	IP: 5.0 WLS: L BF: 20 H: 5 R: 4 ER: 4 SO: 2 BB: 1 IBB: 0 HBP: 0 BLK: 0 WP: 0 HR: 2 S: 41 P: 69 ERA: 7.20 WHIP: 1.200																
<b>Mike Busby, R</b> (6, 1) ERA: 8.59	1.0 5 2 2 2 0 1 0 0 0 0 0 10 19 18.00 3.000																
<b>Mike Mohler, L</b> (7, 1) ERA: 6.35	2.0 8 1 0 0 0 2 0 0 0 0 0 16 36 0.00 1.500																

**St. Louis Cardinals @ Los Angeles Dodgers**  
**Dodger Stadium, Los Angeles, CA**  
 Sat Apr 24 1999, 7:10 PM PDT  
 Att: 53,964 - Cloudy - 63 F

AB	29
R	6
H	8
RBI	6
BB	4
SO	2
LOB	12



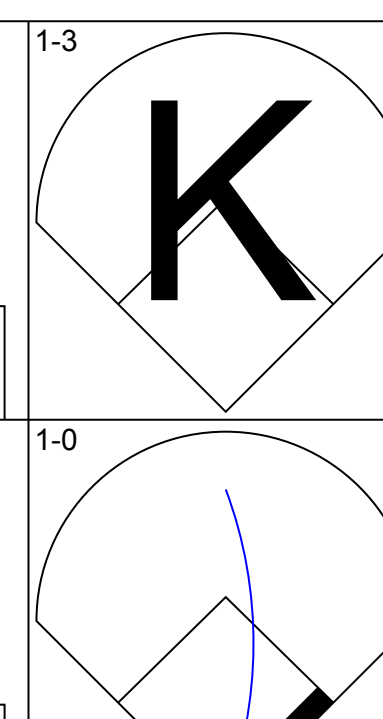
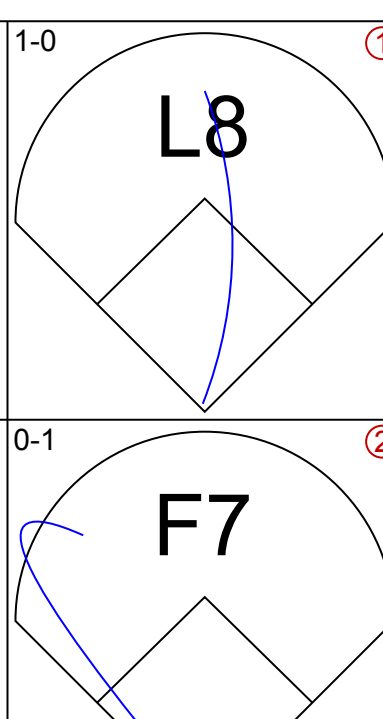
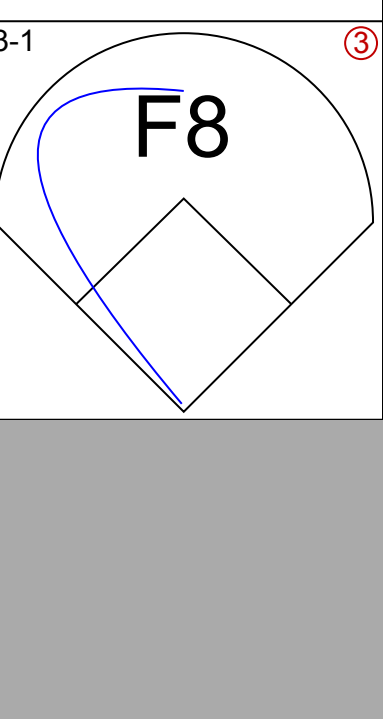
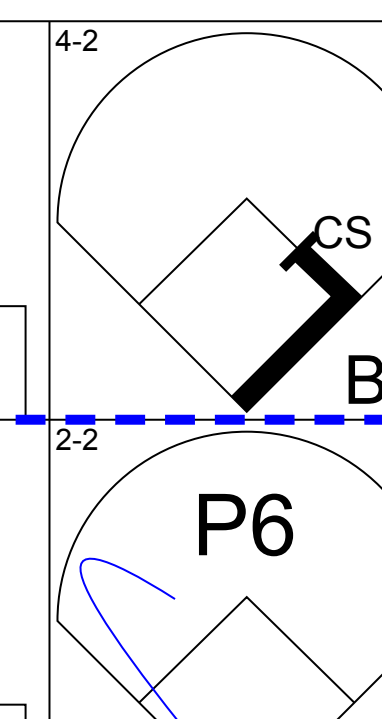
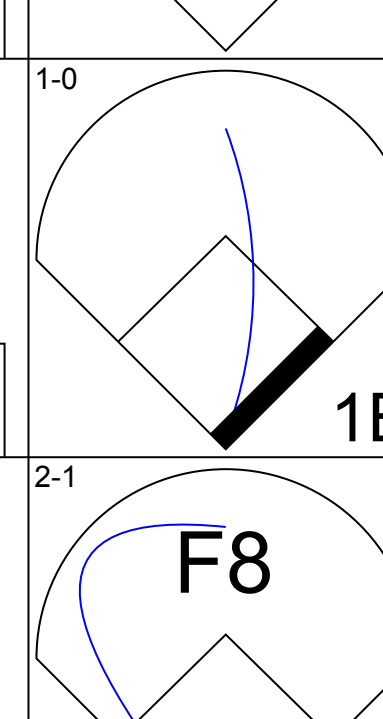
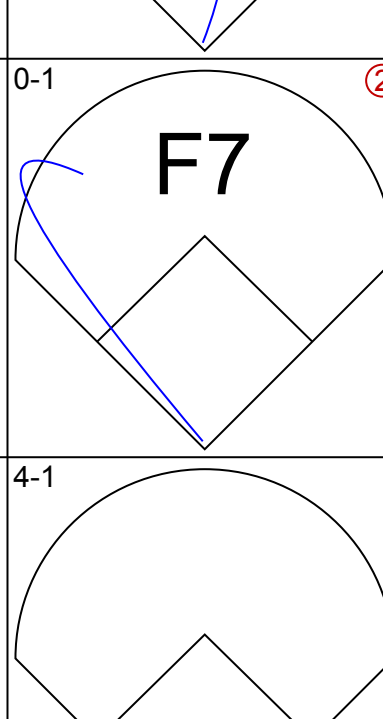
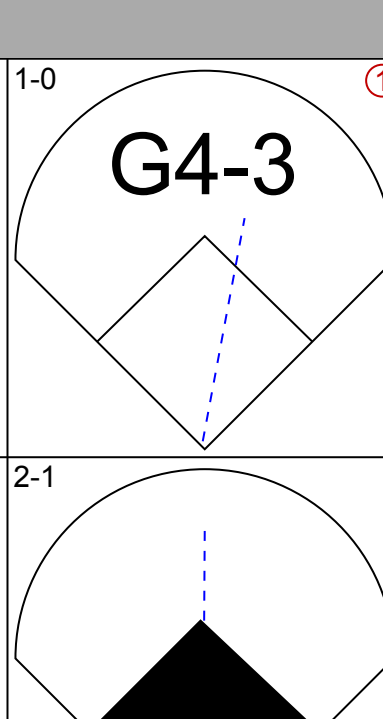
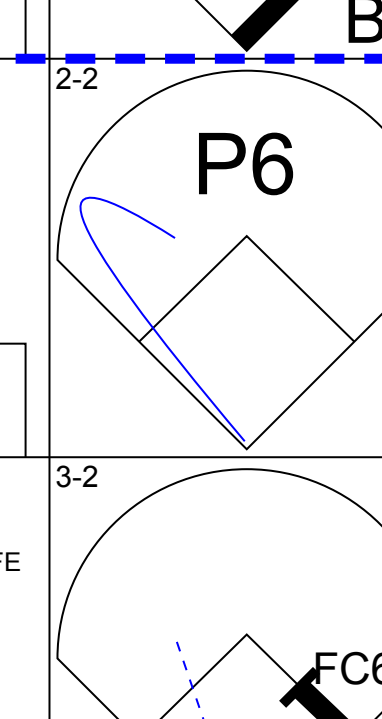
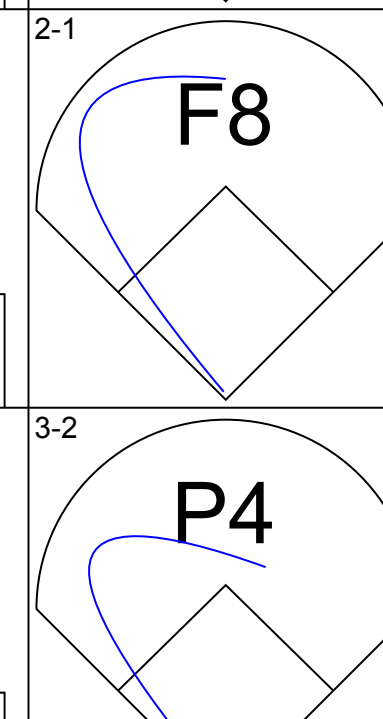
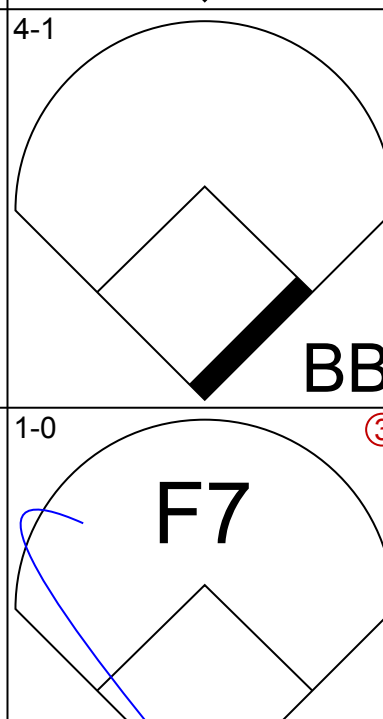
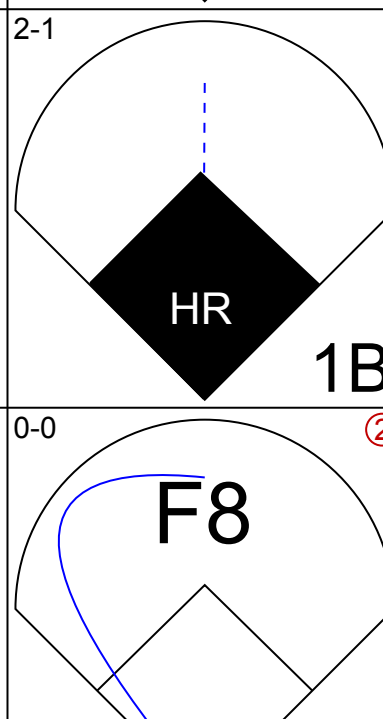
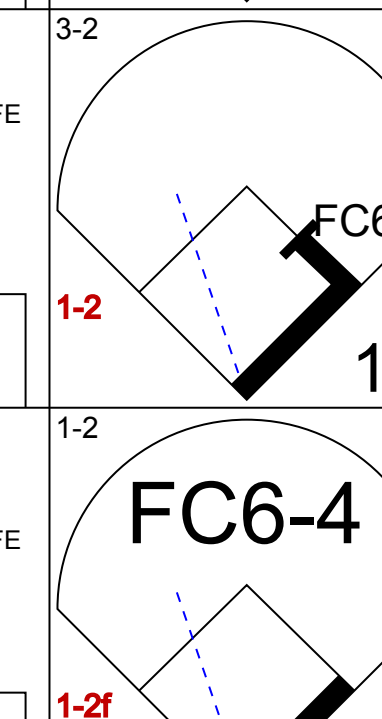
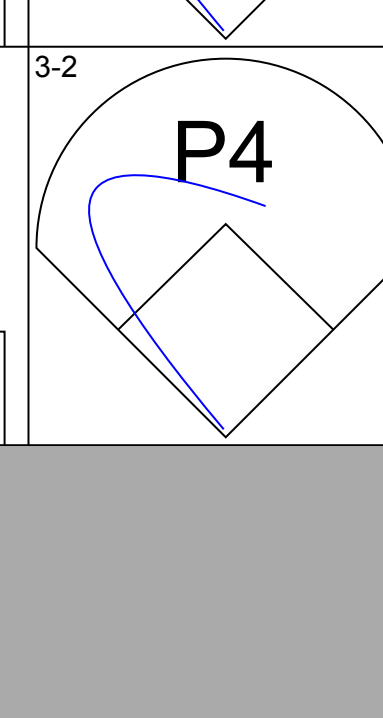
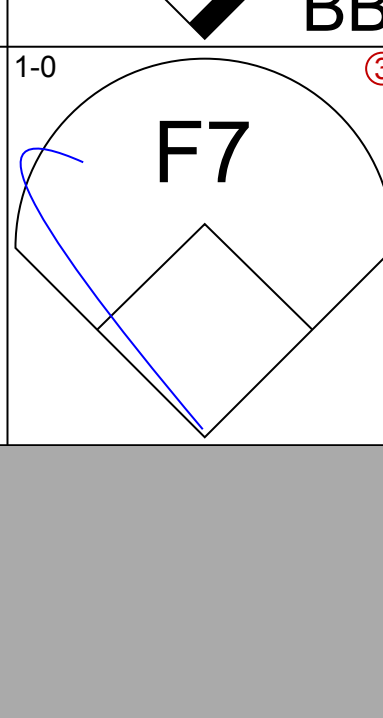
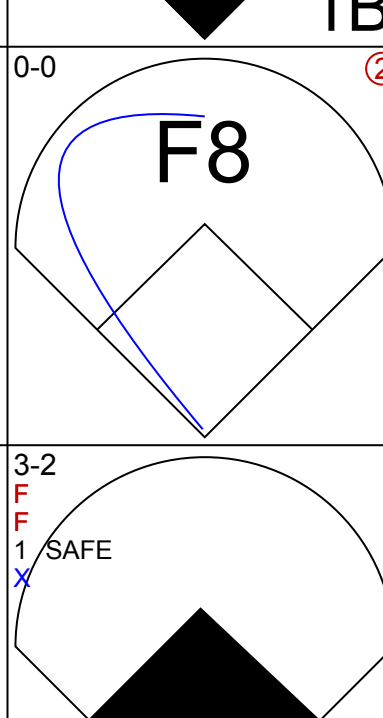
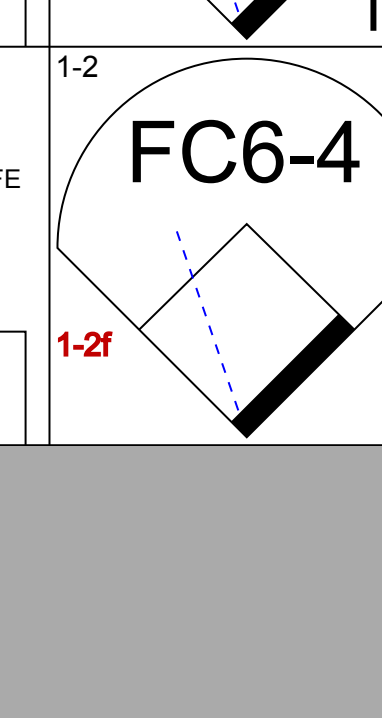
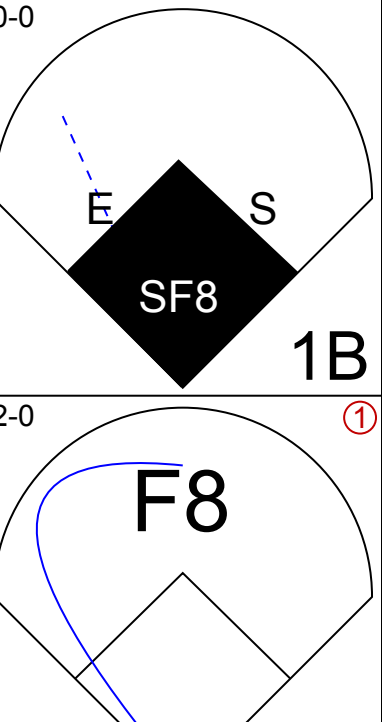
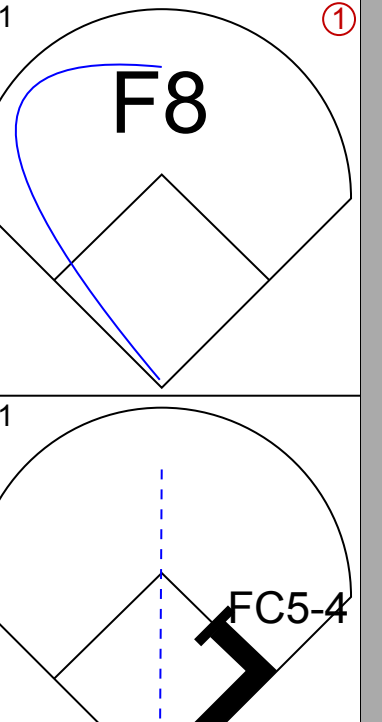
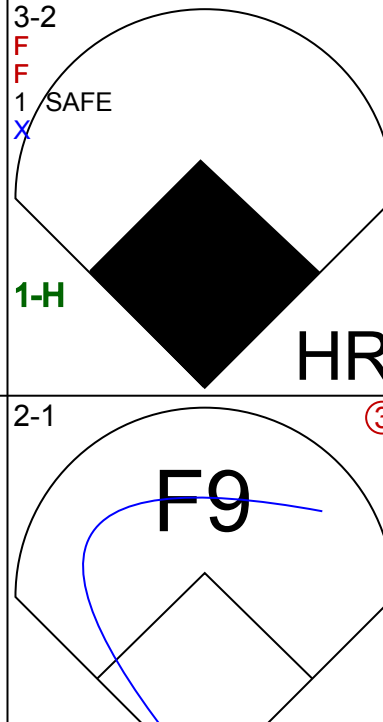
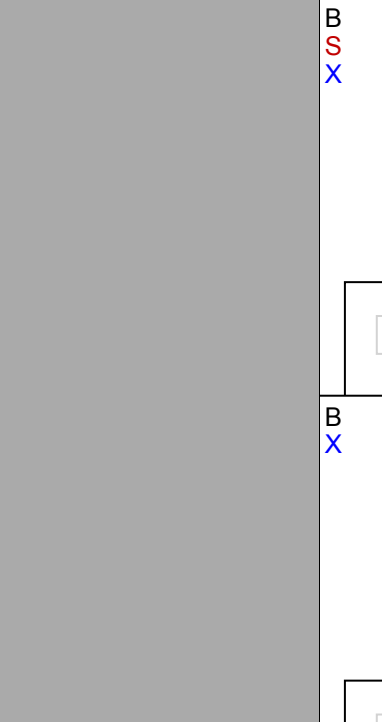

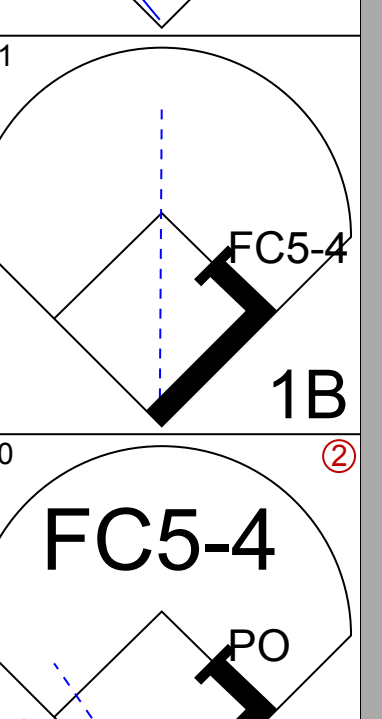
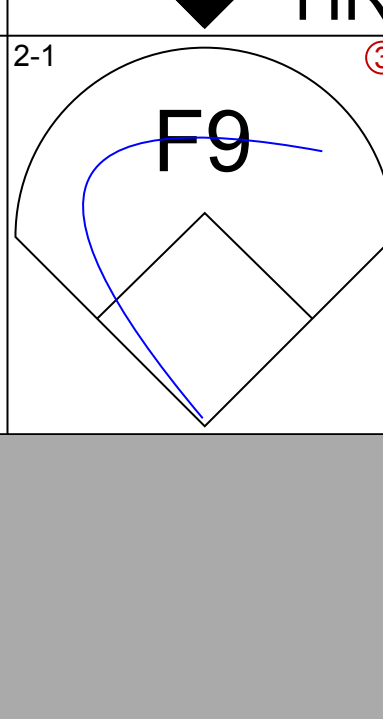
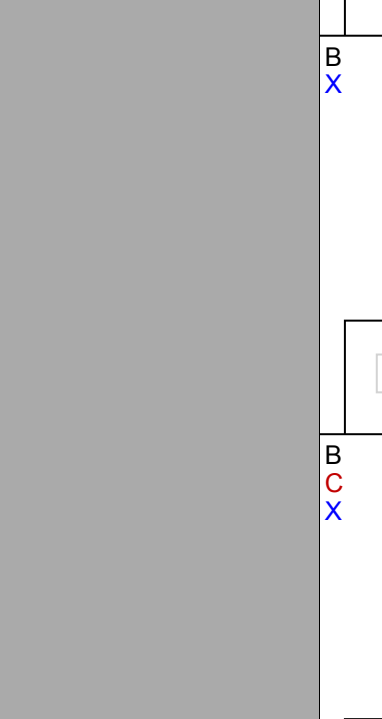

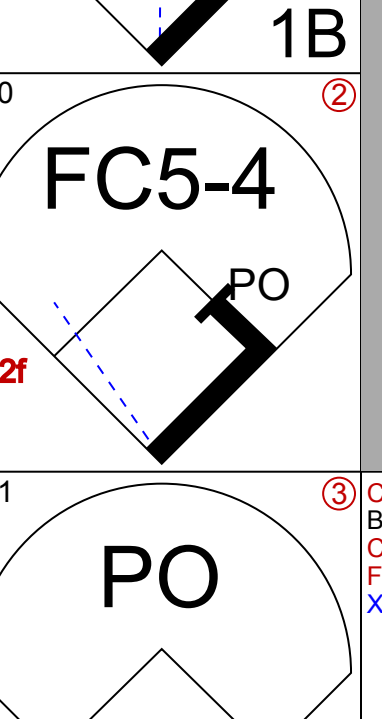
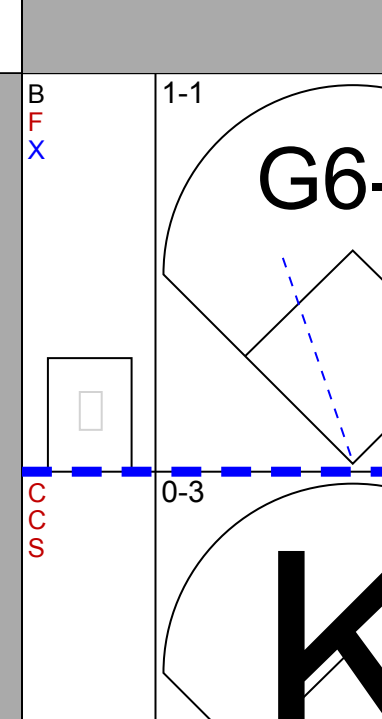

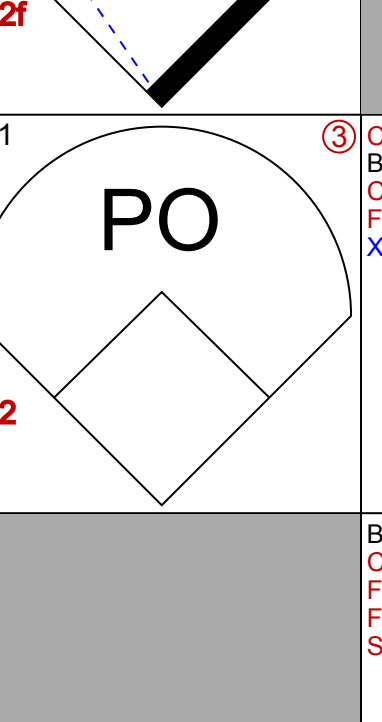
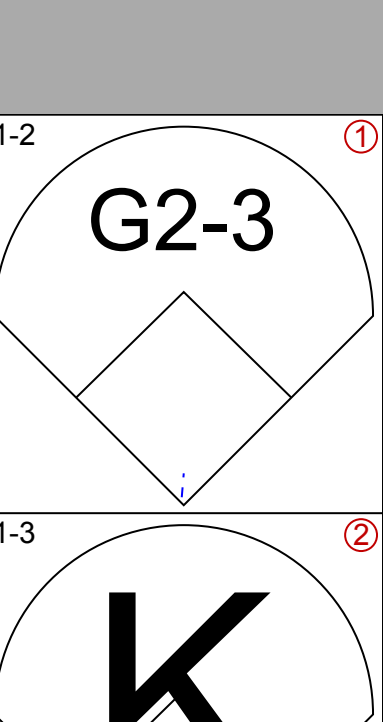
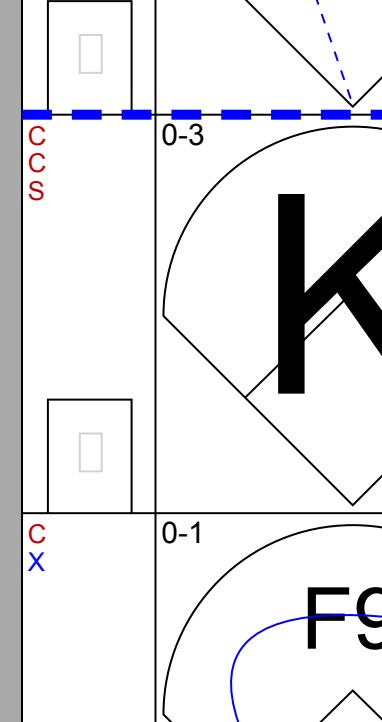
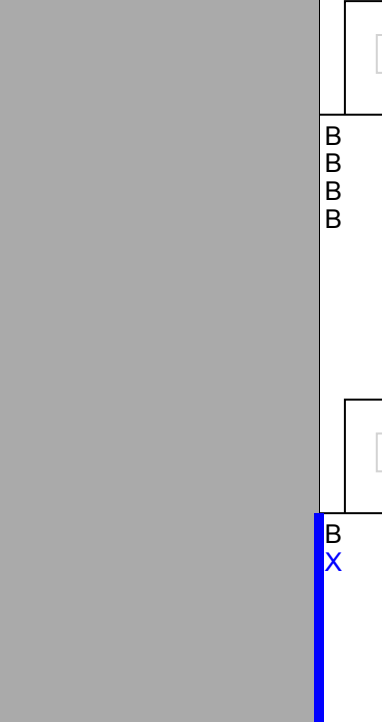
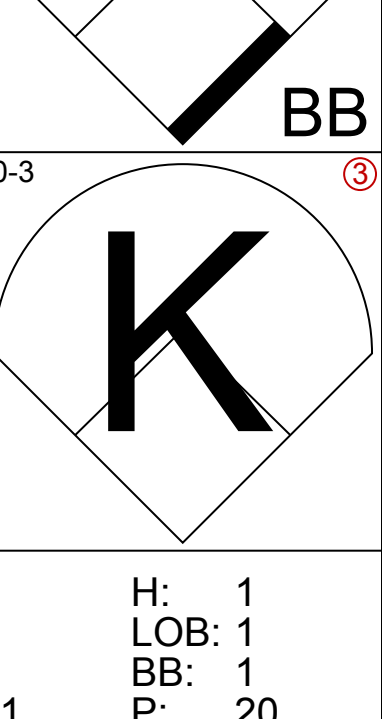
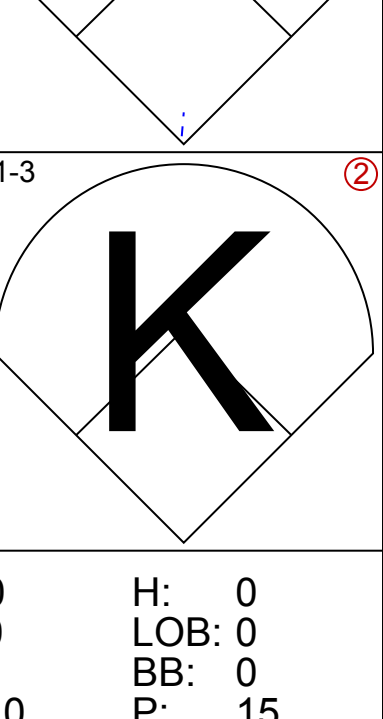
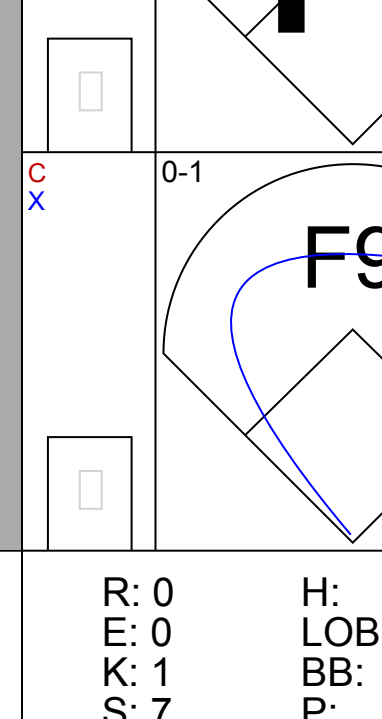
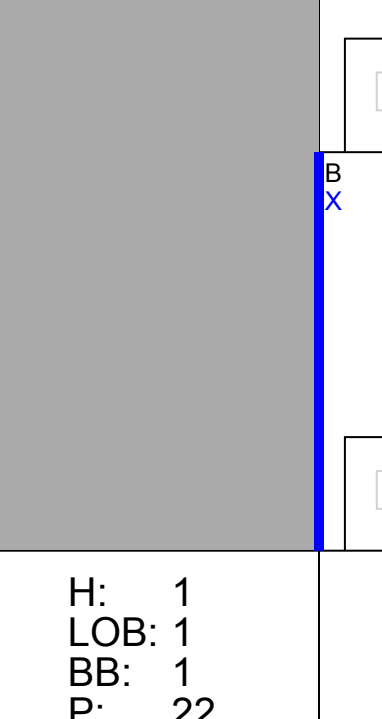
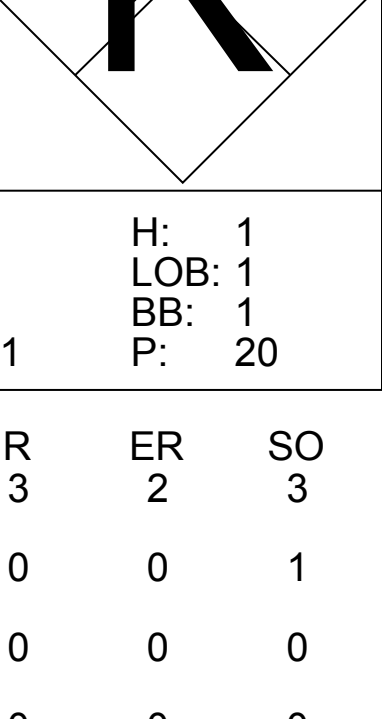
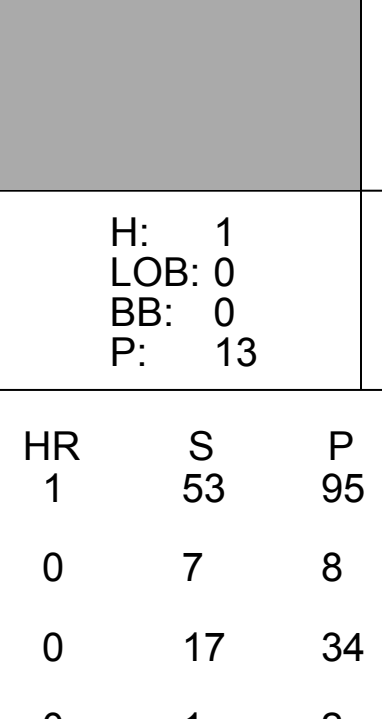
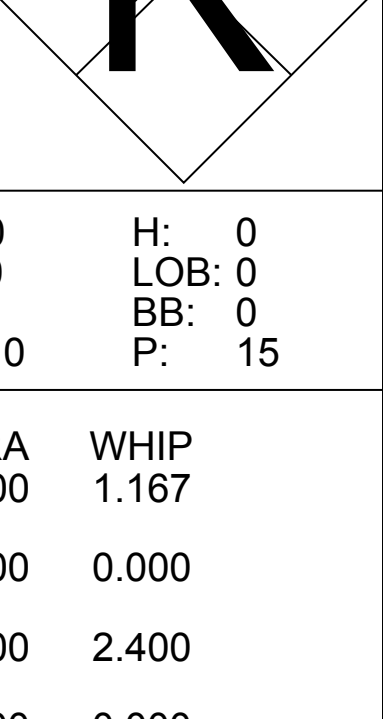
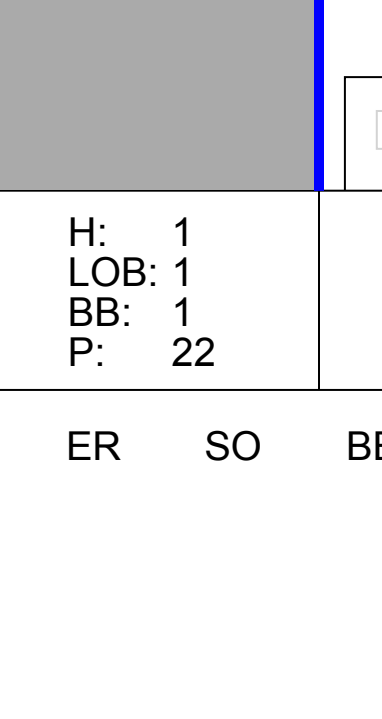


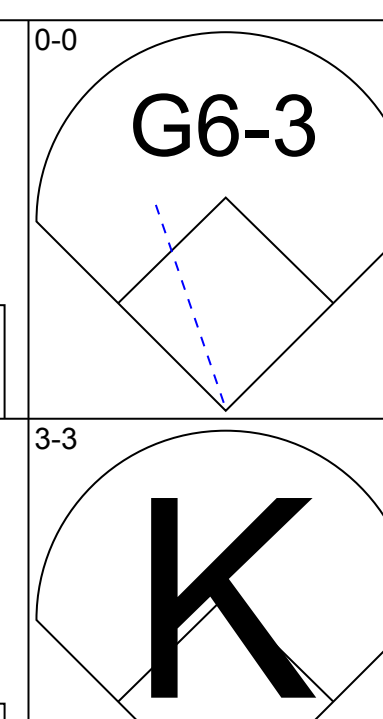

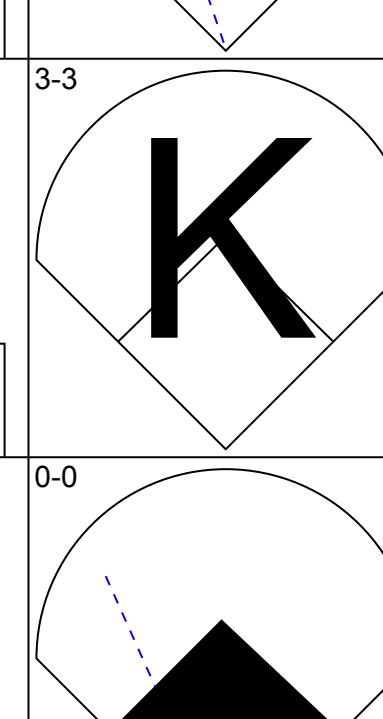
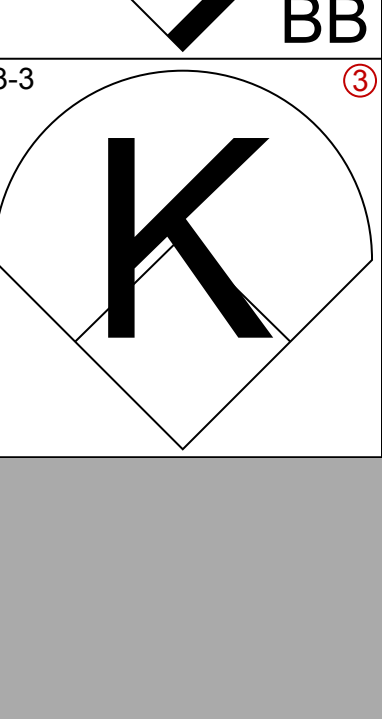
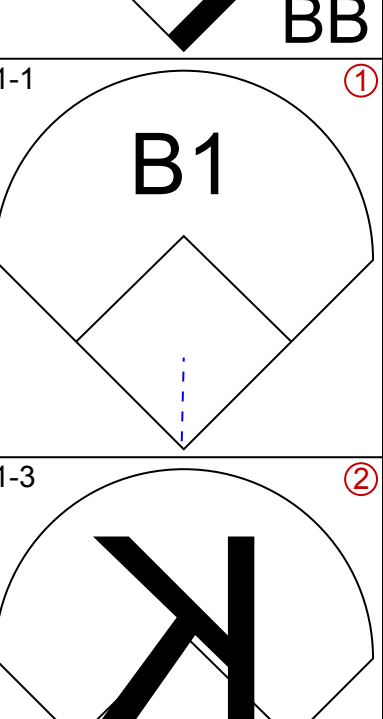
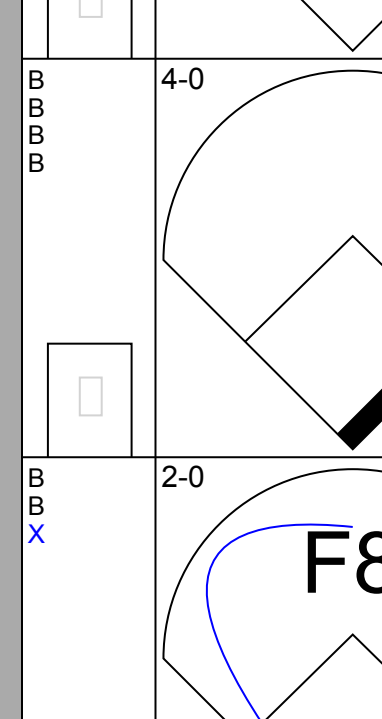
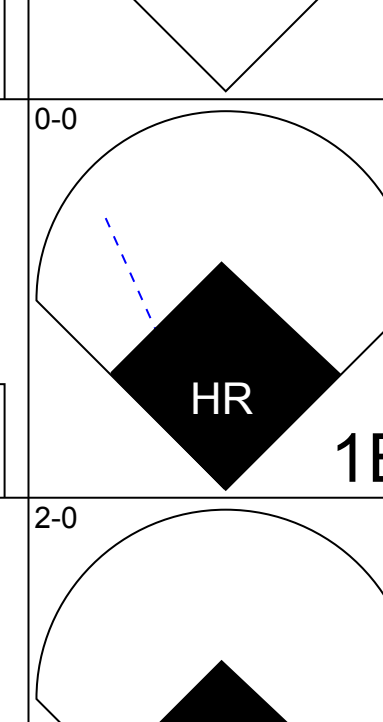
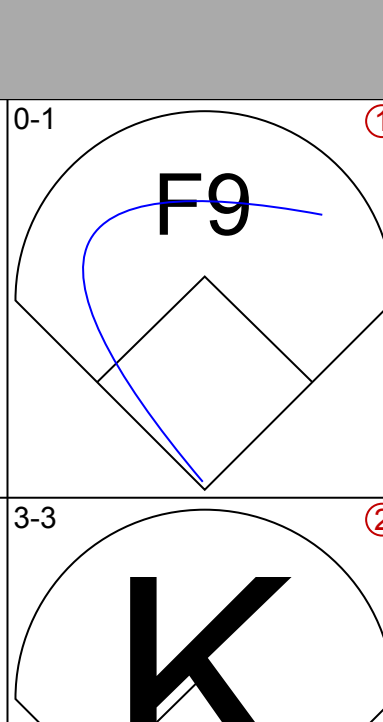
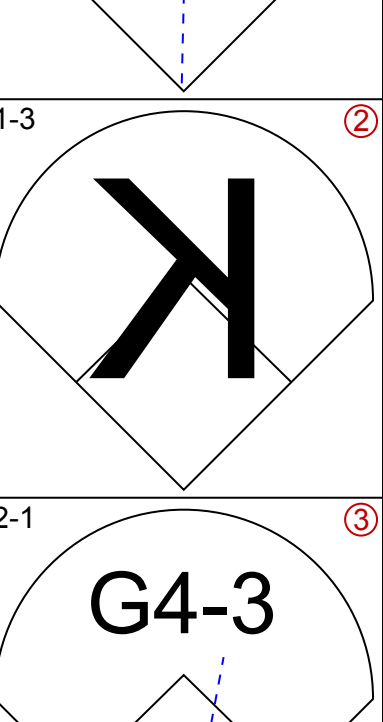
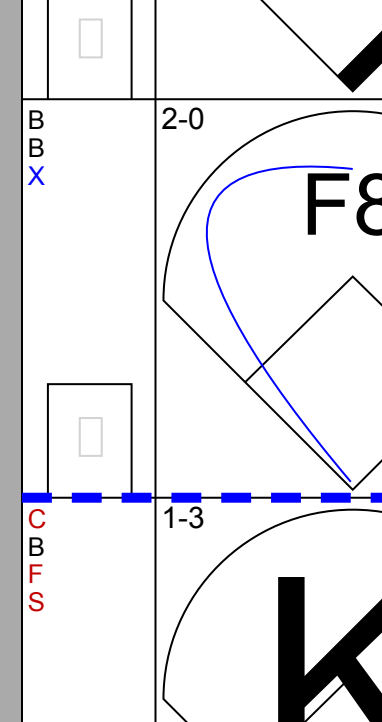
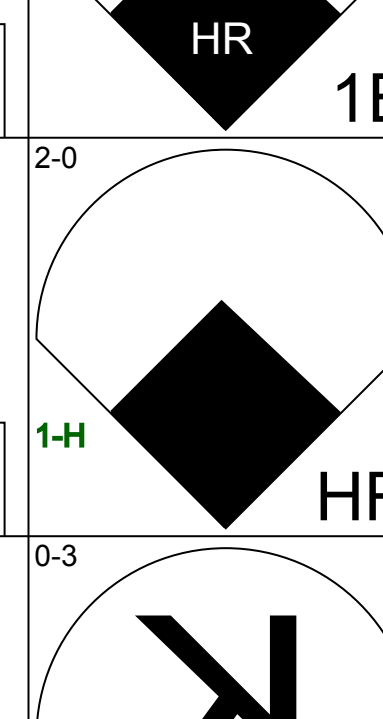
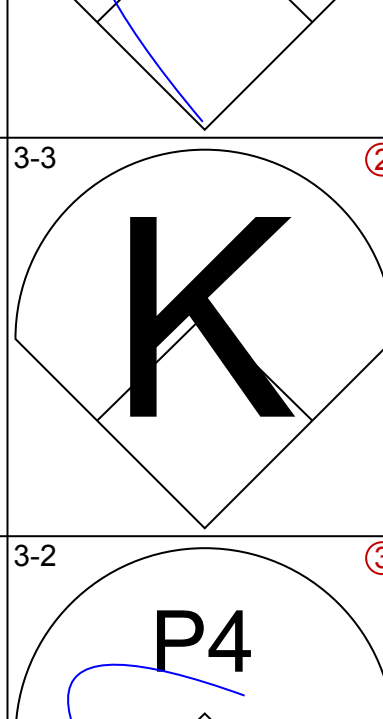
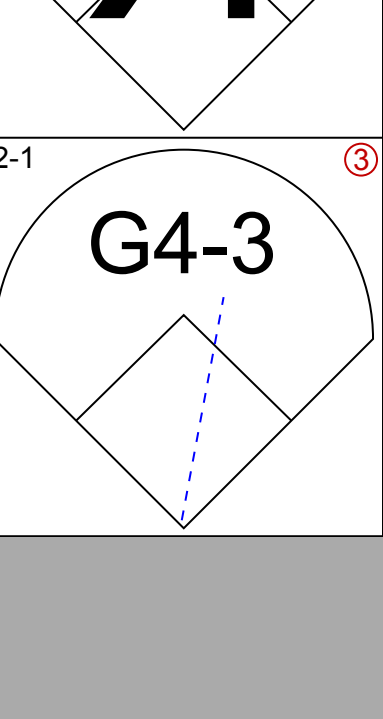
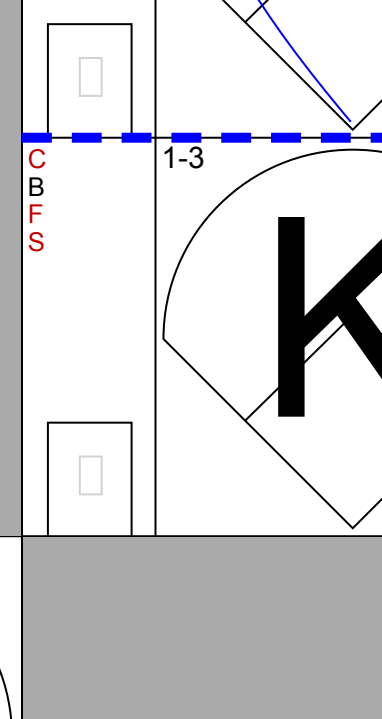
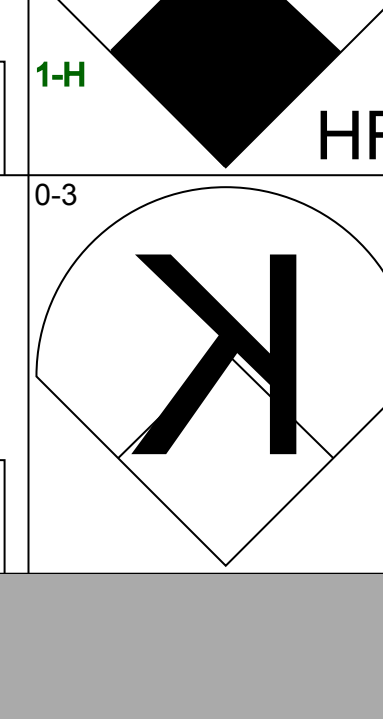
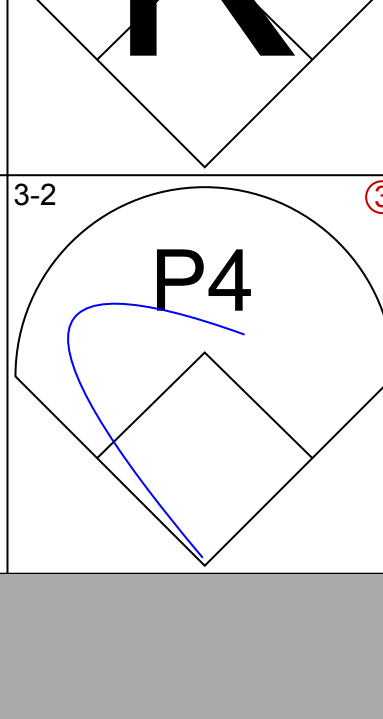
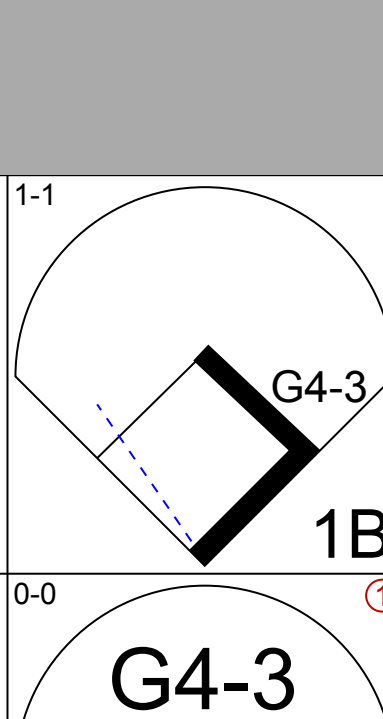
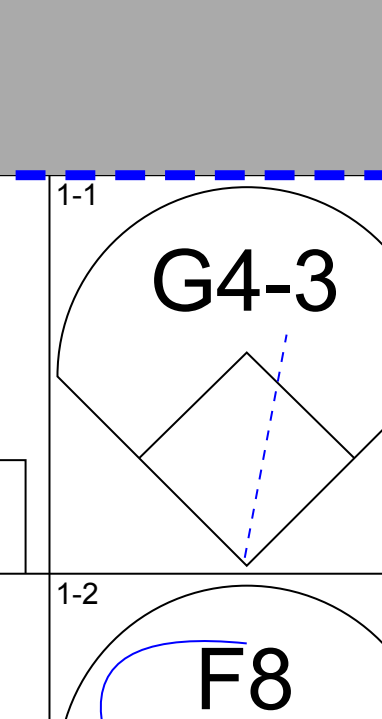
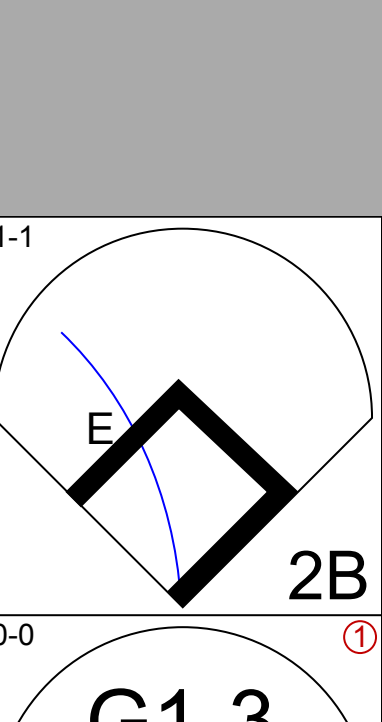
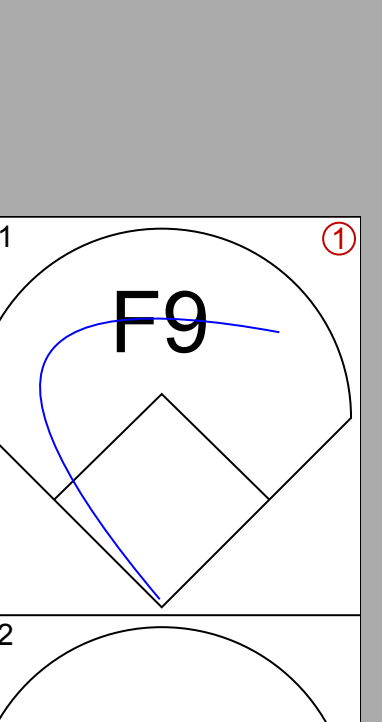
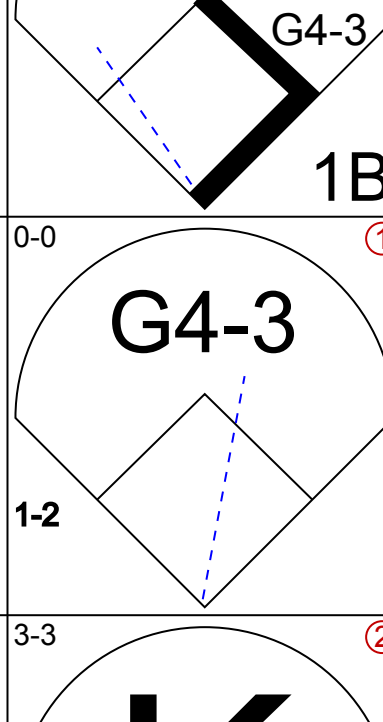
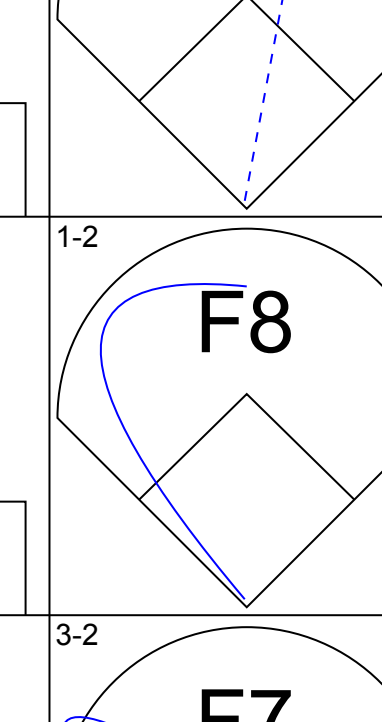
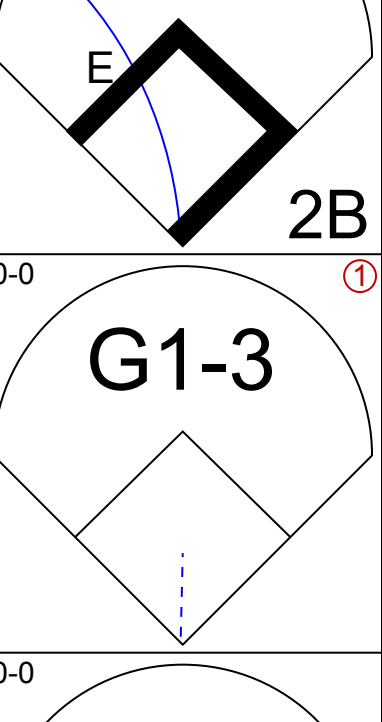
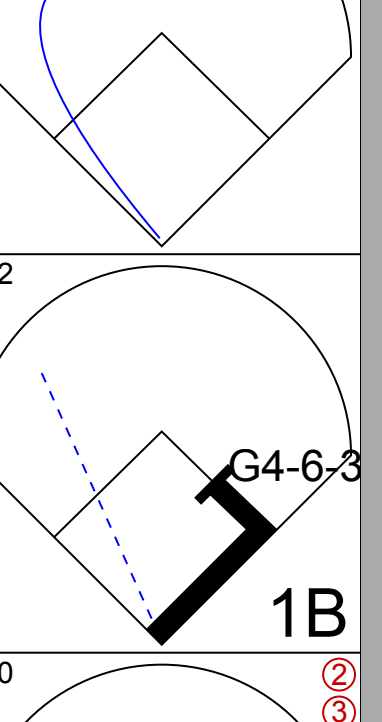
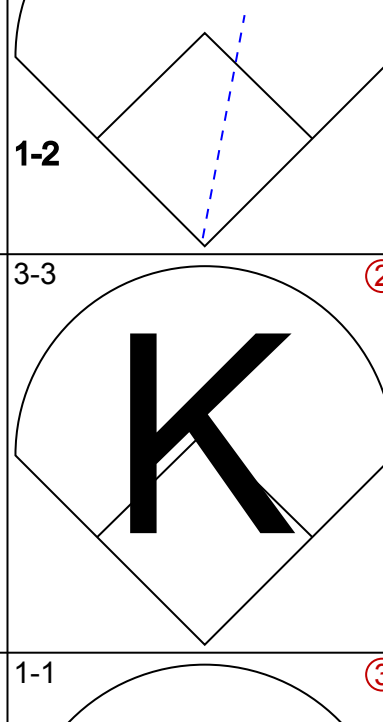
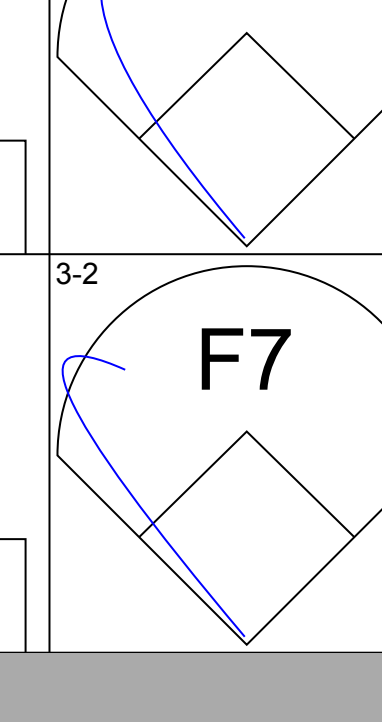
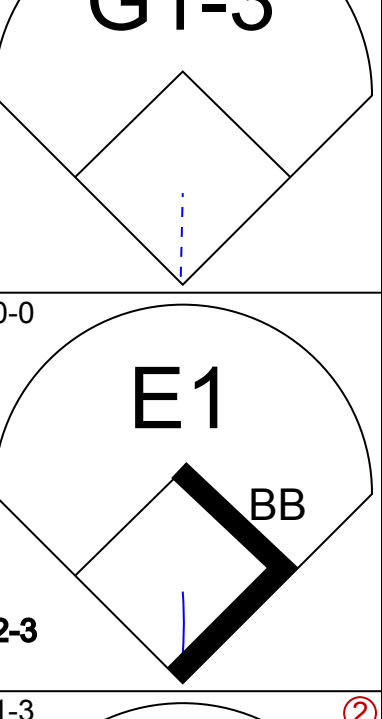
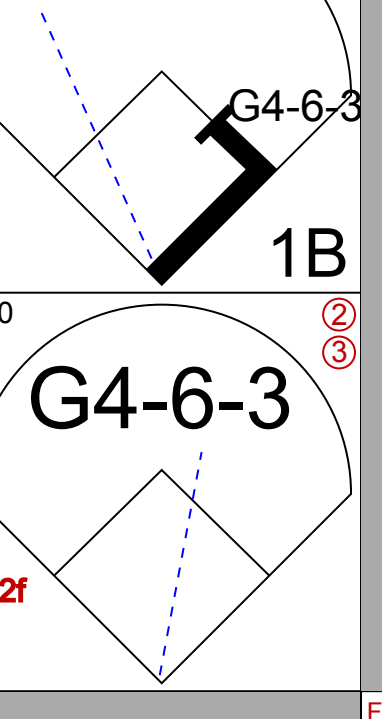
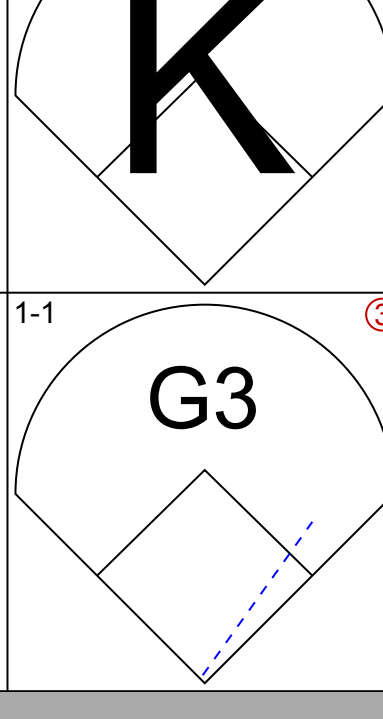
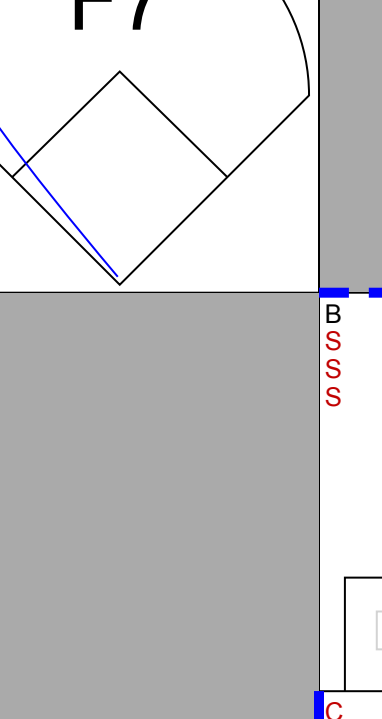
Batter	1	2	3	4	5	6	7	8	9	AB	R	H	RBI	BB	SO	LOB	TOP										
<b>Darren Bragg, L</b> OBP: 0.327, SLG: 0.395 (1, 7) 										5	0	0	0	0	1	2	<b>St. Louis Cardinals @ Los Angeles Dodgers</b> Dodger Stadium, Los Angeles, CA Sun Apr 25 1999, 1:10 PM PDT Att: 53,857 - Unknown - 76 F <a href="http://livebaseballscorecards.com">livebaseballscorecards.com</a>										
<b>Shawon Dunston, R</b> OBP: 0.350, SLG: 0.447 (1, 6) 									5	1	2	1	0	0	0												
<b>Mark McGwire, R</b> OBP: 0.406, SLG: 0.538 <b>Willie McGee, S</b> OBP: 0.429, SLG: 0.304 (1, 3) 									1	1	0	0	1	1	1												
<b>Fernando Tatis, R</b> OBP: 0.411, SLG: 0.661 (1, 5) 									3	1	1	1	2	0	1												
<b>Eric Davis, R</b> OBP: 0.304, SLG: 0.353 (1, 9) 									5	2	2	3	0	1	2												
<b>J.D. Drew, L</b> OBP: 0.328, SLG: 0.471 <b>Edgar Renteria, R</b> OBP: 0.339, SLG: 0.327 (1, 8) 										2	0	0	0	0	0												
<b>Eli Marrero, R</b> OBP: 0.333, SLG: 0.500 (1, 2) 										4	0	1	0	0	0												
<b>Joe McEwing, R</b> OBP: 0.476, SLG: 0.554 (1, 4) 										3	1	2	0	1	1												
<b>Kent Bottenfield, R</b> OBP: 0.100, SLG: 0.100 <b>Ricky Bottalico, L</b> OBP: 0.500, SLG: 1.000 <b>Ray Lankford, L</b> OBP: 0.339, SLG: 0.327 <b>Scott Radinsky, L</b> <b>Juan Acevedo, R</b> (1, 1) 										2	0	0	0	0	1	4											
<b>Inning Stats</b>	R: 3 E: 1 K: 1 S: 16	H: 3 LOB: 0 BB: 0 P: 25	R: 0 E: 0 K: 0 S: 9	H: 1 LOB: 1 BB: 0 P: 15	R: 2 E: 1 K: 0 S: 12	H: 2 LOB: 3 BB: 2 P: 24	R: 0 E: 0 K: 1 S: 11	H: 1 LOB: 2 BB: 1 P: 19	R: 0 E: 0 K: 0 S: 6	H: 0 LOB: 0 BB: 0 P: 10	R: 1 E: 0 K: 2 S: 11	H: 2 LOB: 1 BB: 0 P: 18	R: 0 E: 0 K: 1 S: 9	H: 0 LOB: 0 BB: 0 P: 12	R: 0 E: 0 K: 1 S: 12	H: 0 LOB: 2 BB: 2 P: 18		R: 0 E: 0 K: 1 S: 10	H: 0 LOB: 2 BB: 2 P: 20	1B: 6 2B: 2 3B: 0 HR: 1	SF: 0 SAC: 1 DP: 0 HBP: 0	WP: 1 PB: 0 CS: 2 SB: 0	PA: 41				
<b>PITCHER</b>	IP	WLS	BF	H	R	ER	SO	BB	IBB	HBP	BLK	WP	HR	S	P	ERA	WHIP										
<b>37 Darren Dreifort, R</b> ERA: 4.64	4.0	L	23	7	5	4	2	2	1	0	0	1	1	48	83	9.00	2.250										
<b>Jamie Arnold, L</b> ERA:	1.0		3	0	0	0	0	0	0	0	0	0	0	6	10	0.00	0.000										
<b>Onan Masaoka, L</b> ERA: 3.12	3.0		11	2	1	1	4	0	0	0	0	0	0	32	48	3.00	0.667										
<b>Pedro Borbon, L</b> ERA: 1.86	0.2		3	0	0	0	0	1	0	0	0	0	0	6	12	0.00	1.500										
<b>Alan Mills, R</b> ERA: 1.35	0.1		2	0	0	0	0	1	0	0	0	0	0	4	8	0.00	3.000										

Batter	1	2	3	4	5	6	7	8	9	AB	R	H	RBI	BB	SO	LOB	BOTTOM										
<b>Eric Young Sr., R</b> OBP: 0.425, SLG: 0.459 (1, 4) 										3	0	0	1	1	1	0	<b>St. Louis Cardinals @ Los Angeles Dodgers</b> Dodger Stadium, Los Angeles, CA Sun Apr 25 1999, 1:10 PM PDT Att: 53,857 - Unknown - 76 F <a href="http://livebaseballscorecards.com">livebaseballscorecards.com</a>										
<b>Mark Chuziulianek, R</b> OBP: 0.318, SLG: 0.307 (1, 6) 										4	1	3	1	0	0	1											
<b>Gary Sheffield, R</b> OBP: 0.361, SLG: 0.522 (1, 7) 										3	0	0	0	1	1	1											
<b>Raul Mondesi, R</b> OBP: 0.375, SLG: 0.556 (1, 9) 										4	1	1	1	0	0	2											
<b>Eric Karros, R</b> OBP: 0.402, SLG: 0.549 (1, 3) 										4	1	1	0	0	1	0											
<b>22 Devon White, S</b> OBP: 0.346, SLG: 0.438 (1, 8) 										4	0	1	0	0	1	0											
<b>Adrián Beltré, R</b> OBP: 0.425, SLG: 0.516 (1, 5) 										4	0	1	1	0	1	0											
<b>Todd Hundley, S</b> OBP: 0.228, SLG: 0.320 (1, 2) 										3	0	0	0	0	1	2											
<b>37 Darren Dreifort, R</b> <b>Jamie Arnold, R</b> <b>Dave Hansen, L</b> OBP: 0.339, SLG: 0.327 <b>Onan Masaoka, R</b> <b>Jacob Brumfield, R</b> OBP: 0.339, SLG: 0.327 <b>Pedro Borbon, R</b> <b>Alan Mills, R</b> (1, 1) 										1	0	0	0	0	0	0											
<b>Inning Stats</b>	R: 0 E: 0 K: 1 S: 7	H: 1 LOB: 0 BB: 0 P: 13	R: 0 E: 0 K: 0 S: 8	H: 0 LOB: 0 BB: 0 P: 14	R: 0 E: 0 K: 1 S: 6	H: 0 LOB: 0 BB: 0 P: 7	R: 1 E: 0 K: 0 S: 9	H: 1 LOB: 0 BB: 0 P: 16	R: 1 E: 0 K: 0 S: 11	H: 3 LOB: 1 BB: 0 P: 18	R: 0 E: 0 K: 1 S: 8	H: 0 LOB: 0 BB: 1 P: 17	R: 1 E: 0 K: 1 S: 11	H: 1 LOB: 0 BB: 0 P: 18	R: 1 E: 0 K: 0 S: 11	H: 2 LOB: 2 BB: 1 P: 21		R: 0 E: 0 K: 2 S: 9	H: 0 LOB: 0 BB: 0 P: 15	1B: 4 2B: 1 3B: 1 HR: 2	SF: 0 SAC: 0 DP: 2 HBP: 0	WP: 0 PB: 0 CS: 0	PA: 34				
<b>PITCHER</b>	IP	WLS	BF	H	R	ER	SO	BB	IBB	HBP	BLK	WP	HR	S	P	ERA	WHIP										
<b>Kent Bottenfield, R</b> ERA: 1.54	5.0	W	19	5	2	2	2	1	0	0	0	0	1	43	74	3.60	1.200										
<b>Ricky Bottalico, R</b> ERA: 0.93	2.0		6	1	1	1	2	0	0	0	0	0	1	17	29	4.50	0.500										
<b>Scott Radinsky, L</b> ERA: 6.76	0.1	H	2	1	1	1	0	0	0	0	0	0	0	4	5	27.00	3.000										
<b>Juan Acevedo, R</b> ERA: 2.79	1.2	S	7	1	0	0	2	1	0	0	0	0	0	16	31	0.00	1.200										







Batter	1	2	3	4	5	6	7	8	9	AB	R	H	RBI	BB	SO	LOB	TOP					
<b>Eric Young Sr. R</b> OBP: 0.418, SLG: 0.442 (1,4)										3	0	0	0	1	1	0	<b>Los Angeles Dodgers @ Milwaukee Brewers</b> Milwaukee County Stadium, Milwaukee, WI Tue Apr 27 1999, 7:05 PM EDT Att: 11,028 - Cloudy - 50 F <a href="http://livebaseballscorecards.com">livebaseballscorecards.com</a>					
<b>Mark Crutzieleak R</b> OBP: 0.314, SLG: 0.359 (1,6)										4	0	1	0	0	0	1						
<b>Gary Sheffield R</b> OBP: 0.379, SLG: 0.528 (1,7)										3	1	2	0	1	0	1						
<b>Eric Karros R</b> OBP: 0.384, SLG: 0.520 (1,3)										4	0	0	0	0	0	4						
<b>Raul Mondesi R</b> OBP: 0.380, SLG: 0.592 (1,9)										4	2	2	2	0	0	0						
<b>22 Devon White S</b> OBP: 0.341, SLG: 0.429 (1,8)										4	0	1	0	0	0	1						
<b>Adrian Beltré R</b> OBP: 0.417, SLG: 0.597 (9, PR)										3	0	1	1	0	0	1						
<b>Jacob Brumfield R</b> OBP: 0.231, SLG: 0.385 (9, PR)										2	0	0	0	2	1	0						
<b>Jeff Shaw R</b> OBP: 0.361, SLG: 0.333 (9, 1)										0	0	0	0	0	0	0						
<b>Todd Hundley S</b> OBP: 0.246, SLG: 0.308 (1,2)										1	0	0	0	0	0	2						
<b>Kevin Brown R</b> OBP: 0.143, SLG: 0.077 (1,1)										3	0	0	0	0	2	1						
<b>Pedro Borbon R</b> OBP: 0.361, SLG: 0.333 (9, 1)										0	0	0	0	0	0	0						
<b>Alan Mills R</b> OBP: 0.361, SLG: 0.333 (9, 1)										0	0	0	0	0	0	0						
<b>Jose Vizcaino S</b> OBP: 0.361, SLG: 0.333 (9, 5)										1	0	0	0	0	0	2						
<b>Inning Stats</b>	R: 0 E: 0 K: 1 S: 9	H: 1 LOB: 1 BB: 0 P: 16	R: 1 E: 1 K: 1 S: 11	H: 1 LOB: 1 BB: 1 P: 20	R: 0 E: 0 K: 0 S: 5	H: 0 LOB: 1 BB: 1 P: 11	R: 0 E: 0 K: 0 S: 6	H: 1 LOB: 0 BB: 0 P: 13	R: 0 E: 0 K: 1 S: 10	H: 0 LOB: 0 BB: 0 P: 15	R: 2 E: 0 K: 0 S: 12	H: 2 LOB: 0 BB: 0 P: 20	R: 0 E: 0 K: 1 S: 7	H: 0 LOB: 0 BB: 0 P: 8	R: 0 E: 0 K: 0 S: 12	H: 1 LOB: 1 BB: 1 P: 22	R: 0 E: 0 K: 0 S: 6	H: 1 LOB: 2 BB: 1 P: 14	1B: 6 2B: 0 3B: 0 HR: 1	SF: 1 SAC: 0 DP: 0 HBP: 0	WP: 0 PB: 0 SB: 1 CS: 1	PA: 37
<b>PITCHER</b>	IP	WLS	BF	H	R	ER	SO	BB	IBB	HBP	BLK	WP	HR	S	P	ERA	WHIP					
<b>52 Rafael Roque, L</b> ERA: 4.91 (1,1)	6.0	L	24	5	3	2	3	2	0	0	0	0	0	1	53	95	3.00	1.167				
<b>Steve Falteisek, R</b> ERA: 1.74 (7,1)	1.0		3	0	0	0	1	0	0	0	0	0	0	7	8	0.00	0.000					
<b>Al Reyes, R</b> ERA: 1.74 (8,1)	1.2		8	2	0	0	0	2	0	0	0	0	0	17	34	0.00	2.400					
<b>Mike Myers, L</b> ERA: 11.81 (9,1)	0.1		1	0	0	0	0	0	0	0	0	0	0	1	2	0.00	0.000					

Batter	1	2	3	4	5	6	7	8	9	AB	R	H	RBI	BB	SO	LOB	BOTTOM					
<b>Fernando Vina L</b> OBP: 0.378, SLG: 0.372 (1,4)										2	0	0	0	2	0	0	<b>Los Angeles Dodgers @ Milwaukee Brewers</b> Milwaukee County Stadium, Milwaukee, WI Tue Apr 27 1999, 7:05 PM EDT Att: 11,028 - Cloudy - 50 F <a href="http://livebaseballscorecards.com">livebaseballscorecards.com</a>					
<b>Marquis Grissom R</b> OBP: 0.291, SLG: 0.333 (1,8)										3	0	0	0	1	2	5						
<b>Jeff Cirillo R</b> OBP: 0.384, SLG: 0.474 (1,5)										4	1	1	0	0	1	4						
<b>Jeromy Burnitz L</b> OBP: 0.417, SLG: 0.698 (1,9)										4	1	1	2	0	2	4						
<b>Sean Berry R</b> OBP: 0.367, SLG: 0.431 (1,3)										4	0	1	0	0	1	0						
<b>Dave Nilsson L</b> OBP: 0.339, SLG: 0.442 (1,2)										4	0	1	0	0	0	1						
<b>Mark Loretta R</b> OBP: 0.329, SLG: 0.450 (1,6)										4	0	1	0	0	1	2						
<b>Geoff Jenkins L</b> OBP: 0.377, SLG: 0.511 (1,7)										4	0	0	0	0	1	3						
<b>52 Rafael Roque, L</b> ERA: 2.34 (1,1)	6.2	W	30	6	2	2	7	4	0	0	0	0	0	0	0	1		2				
<b>Rich Becker L</b> OBP: 0.345, SLG: 0.412 (7, PR)	0.1	H	1	0	0	0	1	0	0	0	0	0	0	0	0	0						
<b>Alan Mills R</b> ERA: 1.17 (8,1)	1.0	H	3	0	0	0	0	0	0	0	0	0	0	8	13	0.00	0.000					
<b>Jeff Shaw R</b> ERA: 0.73 (9,1)	1.0	S	3	0	0	0	2	0	0	0	0	0	0	9	13	0.00	0.000					
<b>Inning Stats</b>	R: 2 E: 0 K: 2 S: 9	H: 2 LOB: 0 BB: 0 P: 14	R: 0 E: 1 K: 2 S: 10	H: 1 LOB: 3 BB: 1 P: 19	R: 0 E: 0 K: 1 S: 9	H: 0 LOB: 0 BB: 0 P: 15	R: 0 E: 0 K: 0 S: 6	H: 1 LOB: 0 BB: 0 P: 10	R: 0 E: 0 K: 1 S: 11	H: 0 LOB: 2 BB: 2 P: 23	R: 0 E: 0 K: 1 S: 10	H: 1 LOB: 1 BB: 0 P: 15	R: 0 E: 0 K: 1 S: 8	H: 1 LOB: 2 BB: 1 P: 18	R: 0 E: 0 K: 0 S: 8	H: 0 LOB: 0 BB: 0 P: 13	R: 0 E: 0 K: 2 S: 9	H: 0 LOB: 0 BB: 0 P: 13	1B: 4 2B: 1 3B: 0 HR: 1	SF: 0 SAC: 1 DP: 1 HBP: 0	WP: 0 PB: 0 SB: 0 CS: 0	PA: 37
<b>PITCHER</b>	IP	WLS	BF	H	R	ER	SO	BB	IBB	HBP	BLK	WP	HR	S	P	ERA	WHIP					
<b>Kevin Brown, R</b> ERA: 2.34 (1,1)	6.2	W	30	6	2	2	7	4	0	0	0	0	0	0	0	1	2					
<b>Pedro Borbon, L</b> ERA: 1.5 (7,1)	0.1	H	1	0	0	0	1	0	0	0	0	0	0	3	4	0.00	0.000					
<b>Alan Mills, R</b> ERA: 1.17 (8,1)	1.0	H	3	0	0	0	0	0	0	0	0	0	0	8	13	0.00	0.000					
<b>Jeff Shaw, R</b> ERA: 0.73 (9,1)	1.0	S	3	0	0	0	2	0	0	0	0	0	0	9	13	0.00	0.000					



Batter	1	2	3	4	5	6	7	8	9	AB	R	H	RBI	BB	SO	LOB	TOP					
Eric Young Sr. R OBP: 0.427, SLG: 0.444	0-1 FC5 1B		2-1 1B 1B		0-1 B5-3	4-1 BB		0-1 FC6-4		4	1	2	0	1	0	1	<b>Los Angeles Dodgers @ Milwaukee Brewers</b> Milwaukee County Stadium, Milwaukee, WI Wed Apr 28 1999, 7:05 PM EDT Att: 10,669 - Unknown - 48 F  <b>AB 36</b> <b>R 3</b> <b>H 10</b> <b>RBI 3</b> <b>BB 5</b> <b>SO 3</b> <b>LOB 22</b> 					
Jose Vizcaino S OBP: 0.390, SLG: 0.351	1-1 SAFE P5		1-2 1B		0-0 1B	1-1 F9			4-2 WP BB	4	0	2	0	1	0	3						
Gary Sheffield R OBP: 0.380, SLG: 0.519 Jeff Shaw R	2-2 SAFE 1B		0-0 G5-4-3 1B		1-3 K		2-1 G6-3		1-3 K	5	0	2	1	0	2	2						
Eric Karros R OBP: 0.363, SLG: 0.488	0-0 P3		1-2 G5-4-3 1B		3-3 K		0-0 F7		2-2 P5	5	0	0	0	0	1	6						
Raul Mondesi R OBP: 0.381, SLG: 0.580	1-0 FC5			1-1 G5-3		0-2 S 2B		3-2 1B	1-1 F8	5	1	2	0	0	0	3						
22 Devon White S OBP: 0.337, SLG: 0.432		1-0 P6		1-1 2B		0-0 F9		0-0 F7		4	0	1	0	0	0	2						
Mark Grudzielanek R OBP: 0.297, SLG: 0.336		1-0 G6-3		0-1 F8		1-1 F8		2-1 F9		4	0	0	0	0	0	2						
Todd Hundley S OBP: 0.277, SLG: 0.302		0-1 G4-1		4-0 IBB		4-0 2B IBB		4-1 FC6-4 BB		1	1	0	0	3	0	0						
Chan Ho Park R OBP: 0.200, SLG: 0.300 Onan Masaoka R			0-0 G1-3	2-2 G4-3		1-0 1-H 2-H 2B		1-1 F8		3	0	1	2	0	0	2						
Jacob Brumfield R OBP: 0.214, SLG: 0.357 Alan Mills R Todd Hollandsworth L										0	0	0	0	0	0	0						
Inning Stats	R: 0 E: 0 K: 0 S: 10	H: 2 LOB: 2 BB: 0 P: 14	R: 0 E: 0 K: 0 S: 4	H: 0 LOB: 0 BB: 0 P: 6	R: 1 E: 0 K: 0 S: 11	H: 3 LOB: 1 BB: 0 P: 15	R: 0 E: 0 K: 0 S: 9	H: 1 LOB: 2 BB: 1 P: 17	R: 0 E: 0 K: 2 S: 11	H: 1 LOB: 1 BB: 0 P: 13	R: 0 E: 0 K: 0 S: 7	H: 1 LOB: 1 BB: 0 P: 12	R: 0 E: 0 K: 0 S: 7	H: 0 LOB: 1 BB: 1 P: 14	R: 0 E: 0 K: 1 S: 11	H: 0 LOB: 1 BB: 1 P: 19	1B: 8 2B: 2 3B: 0 HR: 0	SF: 0 SAC: 0 DP: 1 HBP: 0	WP: 1 PB: 0 SB: 1 CS: 0	PA: 41		
PITCHER	IP	WLS	BF	H	R	ER	SO	BB	IBB	HBP	BLK	WP	HR	S	P	ERA	WHIP					
Steve Woodard R ERA: 3.41	7.0	L	33	10	3	3	2	1	2	0	0	0	0	61	99	3.86	1.571					
Jim Abbott L ERA: 10.43	1.0		5	0	0	0	0	2	0	0	0	0	0	10	21	0.00	2.000					
Eric Plunk R ERA: 2.0	1.0		3	0	0	0	1	0	0	0	0	1	0	8	12	0.00	0.000					
Batter	1	2	3	4	5	6	7	8	9	AB	R	H	RBI	BB	SO	LOB	BOTTOM					
Fernando Vina L OBP: 0.389, SLG: 0.370	4-1 1B BB	2-1 P2		1-0 G4-3				4-2 WP BB	1-2 1B	3	1	1	0	2	0	3	<b>Los Angeles Dodgers @ Milwaukee Brewers</b> Milwaukee County Stadium, Milwaukee, WI Wed Apr 28 1999, 7:05 PM EDT Att: 10,669 - Unknown - 48 F  <b>AB 35</b> <b>R 2</b> <b>H 11</b> <b>RBI 2</b> <b>BB 3</b> <b>SO 8</b> <b>LOB 20</b> 					
Mark Loretta R OBP: 0.320, SLG: 0.431	1-1 SAFE 1B	0-1 F9			0-1 F9		1-1 SAFE K	1-3 K	0-3 SAFE K	5	0	1	0	0	2	3						
Jeff Cirillo R OBP: 0.385, SLG: 0.463	0-3 K		1-1 1B		0-3 K		4-1 BB	1-3 K	1-3 K	4	0	1	0	1	3	3						
Jeremy Burnitz L OBP: 0.409, SLG: 0.672	0-1 SAFE 1B		3-0 G3		2-3 K		2-2 F9			4	0	1	1	0	1	2						
Sean Berry R OBP: 0.361, SLG: 0.421	2-1 L6		3-2 F8			3-2 G1-3 1B		1-1 G5-3		4	0	1	0	0	0	2						
Dave Nilsson L OBP: 0.323, SLG: 0.418 Bobby Hughes R OBP: 0.263, SLG: 0.474	2-1 L4			0-0 F7		1-1 G1-3		0-0 L4-6 1B	1-2 1B	3	0	0	0	0	0	3						
Marque Grissom R OBP: 0.301, SLG: 0.355		2-0 WP 2B		1-3 K		3-3 SAFE K		2-1 1B	1-2 1B	4	1	2	0	0	2	1						
Geoff Jenkins L OBP: 0.386, SLG: 0.529		1-2 SH3-4 2H 2B		0-0 1B		1-0 G4-3		2-2 L4-6	2-3 2B	4	0	2	1	0	0	3						
Steve Woodard L OBP: 0.600, SLG: 0.500 Rich Becker L OBP: 0.381, SLG: 0.389 Jim Abbott L Eric Plunk R Brian Banks S OBP: 0.182, SLG: 0.200		0-1 SH3-4		0-2 1B			1-1 P4		0-1 G3-1	1	0	1	0	0	0	0						
Inning Stats	R: 1 E: 0 K: 1 S: 12	H: 2 LOB: 2 BB: 1 P: 21	R: 1 E: 0 K: 0 S: 13	H: 2 LOB: 0 BB: 0 P: 18	R: 0 E: 0 K: 0 S: 6	H: 1 LOB: 0 BB: 0 P: 13	R: 0 E: 0 K: 1 S: 9	H: 2 LOB: 2 BB: 0 P: 11	R: 0 E: 0 K: 2 S: 8	H: 0 LOB: 0 BB: 0 P: 10	R: 0 E: 0 K: 1 S: 9	H: 1 LOB: 1 BB: 0 P: 17	R: 0 E: 0 K: 1 S: 13	H: 0 LOB: 2 BB: 2 P: 27	R: 0 E: 0 K: 0 S: 11	H: 2 LOB: 1 BB: 0 P: 16		R: 0 E: 0 K: 2 S: 12	H: 1 LOB: 1 BB: 0 P: 14	1B: 9 2B: 3 3B: 0 HR: 0	SF: 0 SAC: 1 DP: 1 HBP: 0	WP: 2 PB: 0 SB: 0 CS: 0
PITCHER	IP	WLS	BF	H	R	ER	SO	BB	IBB	HBP	BLK	WP	HR	S	P	ERA	WHIP					
Chan Ho Park R ERA: 6.15	6.2	W	30	8	2	2	6	3	0	0	0	0	0	67	112	2.70	1.650					
Onan Masaoka L ERA: 3.0	0.1	H	1	0	0	0	0	0	0	0	0	0	0	3	5	0.00	0.000					
Alan Mills R ERA: 1.04	1.0	H	4	2	0	0	0	0	0	0	0	0	0	11	16	0.00	2.000					
Jeff Shaw R ERA: 0.68	1.0	S	4	1	0	0	2	0	0	0	0	0	0	12	14	0.00	1.000					



Batter	1	2	3	4	5	6	7	8	9	AB	R	H	RBI	BB	SO	LOB	TOP			
Eric Young Sr., R OBP: 0.436, SLG: 0.447 Tripp Cromer, R (9, PH) (9, 4)	1-0 2B 1B	2-2 E5 CS		4-1 S PB SF8 BB	2-2 1B SF7		1-0 F9		2-1 P6	4	3	2	0	1	0	0	1			
Mark Cudzielnak, R OBP: 0.316, SLG: 0.370	1-0 BB FC4-6 2B	3-0 CS	1-1 2B 1B	1-2 L4	1-0 1B		0-1 G5-3			5	2	3	1	0	0	1	1			
Gary Sheffield, R OBP: 0.392, SLG: 0.513	4-2 FC4-6 BB		4-1 2B BB	4-1 SF8 S 1B BB	1-2 SF7		2-2 G5-3			1	2	0	1	3	0	0	0			
Eric Karros, R OBP: 0.368, SLG: 0.494 Dave Hansen, L OBP: 0.692, SLG: 1.455	2-3 K		0-0 3B 2B	4-1 1B 2B BB	0-3 K			0-0 P4		3	2	1	2	1	2	3	0			
Raul Mondesi, R OBP: 0.382, SLG: 0.583	4-2 FC4-6 BB		0-1 L8	0-0 SF8		1-1 1B 2B		0-1 F7		3	0	1	1	1	0	1	1			
Todd Hollandsworth, L OBP: 0.286, SLG: 0.571	2-2 FC4-6		3-2 1B 3B	0-1 2B 1B		3-3 K		0-0 G4-3		5	1	2	3	0	1	3	3			
Adrian Beltré, R OBP: 0.438, SLG: 0.542	0-1 F9		2-2 WP 1B	1-3 2H 2B		1-2 1B			1-0 1B	5	0	4	2	0	0	2	2			
Paul Lo Duca, R OBP: 0.226, SLG: 0.040		2-2 G4-3	3-2 F9	0-1 F9		1-3 K			0-0 F7	5	0	0	0	0	1	6	6			
Ismael Valdez, R Pedro Borbon, R Todd Hundley, S OBP: 0.273, SLG: 0.296 Jamie Arnold, R (9, 1)	2-3 K		1-3 K		0-0 F9		0-3 K		2-0 F7	4	0	0	0	0	3	3	3			
<b>Inning Stats</b>	R: 2 E: 0 K: 1 S: 16	H: 2 LOB: 2 BB: 2 P: 30	R: 0 E: 1 K: 1 S: 11	H: 0 LOB: 0 BB: 0 P: 19	R: 4 E: 0 K: 1 S: 22	H: 4 LOB: 1 BB: 1 P: 36	R: 3 E: 0 K: 0 S: 12	H: 2 LOB: 2 BB: 3 P: 27	R: 1 E: 0 K: 3 S: 15	H: 2 LOB: 1 BB: 0 P: 16	R: 0 E: 0 K: 0 S: 7	H: 0 LOB: 0 BB: 0 P: 10	R: 0 E: 0 K: 0 S: 4	H: 0 LOB: 0 BB: 0 P: 4	R: 0 E: 0 K: 0 S: 5	H: 1 LOB: 1 BB: 1 P: 10	1B: 8 2B: 4 3B: 1 HR: 0	SF: 2 SAC: 0 DP: 0 HBP: 0	WP: 1 PB: 1 SB: 2 CS: 1	PA: 47
<b>PITCHER</b>	IP WLS BF H R ER SO BB IBB HBP BLK WP HR S P ERA WHIP	IP WLS BF H R ER SO BB IBB HBP BLK WP HR S P ERA WHIP	IP WLS BF H R ER SO BB IBB HBP BLK WP HR S P ERA WHIP	IP WLS BF H R ER SO BB IBB HBP BLK WP HR S P ERA WHIP	IP WLS BF H R ER SO BB IBB HBP BLK WP HR S P ERA WHIP	IP WLS BF H R ER SO BB IBB HBP BLK WP HR S P ERA WHIP	IP WLS BF H R ER SO BB IBB HBP BLK WP HR S P ERA WHIP	IP WLS BF H R ER SO BB IBB HBP BLK WP HR S P ERA WHIP	IP WLS BF H R ER SO BB IBB HBP BLK WP HR S P ERA WHIP	IP WLS BF H R ER SO BB IBB HBP BLK WP HR S P ERA WHIP	IP WLS BF H R ER SO BB IBB HBP BLK WP HR S P ERA WHIP	IP WLS BF H R ER SO BB IBB HBP BLK WP HR S P ERA WHIP	IP WLS BF H R ER SO BB IBB HBP BLK WP HR S P ERA WHIP	IP WLS BF H R ER SO BB IBB HBP BLK WP HR S P ERA WHIP	IP WLS BF H R ER SO BB IBB HBP BLK WP HR S P ERA WHIP	IP WLS BF H R ER SO BB IBB HBP BLK WP HR S P ERA WHIP	IP WLS BF H R ER SO BB IBB HBP BLK WP HR S P ERA WHIP	IP WLS BF H R ER SO BB IBB HBP BLK WP HR S P ERA WHIP		

**Los Angeles Dodgers @ Milwaukee Brewers**  
Milwaukee County Stadium, Milwaukee, WI  
Thu Apr 29 1999, 2:05 PM EDT  
Att: 11,441 - Sunny - 53 F

**AB 38**  
**R 10**  
**H 13**  
**RBI 10**  
**BB 6**  
**SO 7**  
**LOB 21**



Batter	1	2	3	4	5	6	7	8	9	AB	R	H	RBI	BB	SO	LOB	BOTTOM					
Fernando Vina, L OBP: 0.390, SLG: 0.357	2-1 G4-3 S G5-3 HBP		0-0 G5-3	0-0 F7			0-1 G3		4-2 L9-3 BB	3	1	0	0	1	0	1	1					
Mark Loretta, R OBP: 0.300, SLG: 0.400	2-2 G4-3		2-2 G5-3		1-1 F9		1-1 G5-3		3-2 L9-3	5	0	0	0	0	0	2	2					
Jeff Cirillo, R OBP: 0.389, SLG: 0.476	1-1 G5-3		0-0 1B		0-0 F9		3-1 2B			4	0	2	1	0	0	0	0					
Jeromy Burnitz, L OBP: 0.413, SLG: 0.700	0-0 F9		1-3 K		0-0 HR		4-1 BB			3	1	1	1	1	1	1	1					
Sean Berry, R OBP: 0.356, SLG: 0.413		1-0 G1-3 1B		0-3 K	3-1 G6-3		3-2 F8			4	0	1	0	0	1	2	2					
Marquis Grissom, R OBP: 0.287, SLG: 0.338		1-2 G1-3		0-1 G6-3		0-0 G1-3		2-1 F8		4	0	0	0	0	0	1	1					
Bobby Hughes, R OBP: 0.261, SLG: 0.435		2-0 P3		1-0 HR 1B		0-3 K		2-1 F8		4	1	1	0	0	1	1	1					
Geoff Jenkins, L OBP: 0.410, SLG: 0.611 Bob Wickman, R (9, 1)		4-0 IBB		0-0 HR		3-2 2B		2-3 K		3	1	2	2	1	1	0	0					
21 Cal Eldred, R Steve Falteisek, R Alex Ochoa, R OBP: 0.286, SLG: 0.368 David Weathers, R OBP: 0.333, SLG: 0.200 Lou Collier, R OBP: 0.250, SLG: 0.143		1-1 G4-3		0-2 HR 1B		0-3 K			0-0 G1-3	1	0	0	0	0	0	2	2					
<b>Inning Stats</b>	R: 1 E: 0 K: 0 S: 7	H: 0 LOB: 0 BB: 0 P: 12	R: 0 E: 0 K: 0 S: 8	H: 1 LOB: 2 BB: 1 P: 17	R: 0 E: 0 K: 1 S: 9	H: 1 LOB: 1 BB: 0 P: 12	R: 2 E: 0 K: 1 S: 11	H: 3 LOB: 1 BB: 0 P: 12	R: 1 E: 0 K: 0 S: 6	H: 1 LOB: 0 BB: 0 P: 10	R: 0 E: 0 K: 2 S: 11	H: 1 LOB: 1 BB: 0 P: 14	R: 0 E: 0 K: 0 S: 10	H: 1 LOB: 2 BB: 1 P: 21	R: 0 E: 0 K: 1 S: 7	H: 0 LOB: 0 BB: 0 P: 13	R: 0 E: 0 K: 0 S: 7	H: 0 LOB: 0 BB: 1 P: 14	1B: 4 2B: 3 3B: 0 HR: 2	SF: 0 SAC: 0 DP: 1 HBP: 1	WP: 0 PB: 0 SB: 1 CS: 0	PA: 38
<b>PITCHER</b>	IP WLS BF H R ER SO BB IBB HBP BLK WP HR S P ERA WHIP	IP WLS BF H R ER SO BB IBB HBP BLK WP HR S P ERA WHIP	IP WLS BF H R ER SO BB IBB HBP BLK WP HR S P ERA WHIP	IP WLS BF H R ER SO BB IBB HBP BLK WP HR S P ERA WHIP	IP WLS BF H R ER SO BB IBB HBP BLK WP HR S P ERA WHIP	IP WLS BF H R ER SO BB IBB HBP BLK WP HR S P ERA WHIP	IP WLS BF H R ER SO BB IBB HBP BLK WP HR S P ERA WHIP	IP WLS BF H R ER SO BB IBB HBP BLK WP HR S P ERA WHIP	IP WLS BF H R ER SO BB IBB HBP BLK WP HR S P ERA WHIP	IP WLS BF H R ER SO BB IBB HBP BLK WP HR S P ERA WHIP	IP WLS BF H R ER SO BB IBB HBP BLK WP HR S P ERA WHIP	IP WLS BF H R ER SO BB IBB HBP BLK WP HR S P ERA WHIP	IP WLS BF H R ER SO BB IBB HBP BLK WP HR S P ERA WHIP	IP WLS BF H R ER SO BB IBB HBP BLK WP HR S P ERA WHIP	IP WLS BF H R ER SO BB IBB HBP BLK WP HR S P ERA WHIP	IP WLS BF H R ER SO BB IBB HBP BLK WP HR S P ERA WHIP	IP WLS BF H R ER SO BB IBB HBP BLK WP HR S P ERA WHIP	IP WLS BF H R ER SO BB IBB HBP BLK WP HR S P ERA WHIP				

**Los Angeles Dodgers @ Milwaukee Brewers**  
Milwaukee County Stadium, Milwaukee, WI  
Thu Apr 29 1999, 2:05 PM EDT  
Att: 11,441 - Sunny - 53 F

**AB 34**  
**R 4**  
**H 8**  
**RBI 4**  
**BB 3**  
**SO 5**  
**LOB 11**





Batter	1	2	3	4	5	6	7	8	9	AB	R	H	RBI	BB	SO	LOB	TOP					
Eric Young Sr. R OBP: 0.425, SLG: 0.444										5	0	1	1	0	1	4	<b>Los Angeles Dodgers @ Philadelphia Phillies</b> <b>Veterans Stadium, Philadelphia, PA</b> Fri Apr 30 1999, 7:05 PM EDT Att: 20,024 - Unknown - 65 F  <b>AB 34</b> <b>R 4</b> <b>H 8</b> <b>RBI 3</b> <b>BB 4</b> <b>SO 9</b> <b>LOB 21</b> 					
Mark Grudzielanek R OBP: 0.310, SLG: 0.399										5	0	1	1	0	2	5						
Gary Sheffield R OBP: 0.392, SLG: 0.500 Jeff Shaw R										4	0	1	0	1	0	2						
Eric Karros R OBP: 0.354, SLG: 0.471										4	0	0	0	0	3	4						
Raul Mondesi R OBP: 0.377, SLG: 0.563										3	0	0	0	0	1	3						
22 Devon White S OBP: 0.333, SLG: 0.424										4	1	1	0	0	1	1						
Todd Hundley S OBP: 0.286, SLG: 0.298										3	1	1	0	1	1	0						
Adrian Beltré R OBP: 0.441, SLG: 0.553										4	1	2	1	0	0	1						
Carlos Perez L										1	0	0	0	2	0	1						
Alan Mills R										0	0	0	0	0	0	0						
Dave Hansen L OBP: 0.714, SLG: 1.417 Jacob Brumfield R OBP: 0.214, SLG: 0.357										0	1	0	0	0	0	0						
<b>Inning Stats</b>	R: 0 E: 0 K: 1 S: 9	H: 0 LOB: 0 BB: 0 P: 17	R: 0 E: 0 K: 0 S: 5	H: 0 LOB: 0 BB: 0 P: 7	R: 0 E: 0 K: 1 S: 11	H: 1 LOB: 2 BB: 1 P: 21	R: 0 E: 0 K: 1 S: 5	H: 0 LOB: 0 BB: 0 P: 6	R: 3 E: 1 K: 2 S: 21	H: 3 LOB: 3 BB: 2 P: 44	R: 0 E: 0 K: 1 S: 7	H: 0 LOB: 1 BB: 1 P: 12	R: 0 E: 0 K: 1 S: 10	H: 2 LOB: 1 BB: 0 P: 17	R: 0 E: 0 K: 1 S: 8	H: 0 LOB: 0 BB: 0 P: 13	R: 1 E: 0 K: 1 S: 11	H: 2 LOB: 2 BB: 0 P: 16	1B: 6 2B: 2 3B: 0 HR: 0	SF: 0 SAC: 0 DP: 1 HBP: 1	WP: 1 PB: 0 SB: 3 CS: 1	PA: 39
<b>PITCHER</b>	IP WLS BF H R ER SO BB IBB HBP BLK WP HR S P ERA WHIP																					
Paul Byrd R ERA: 4.4	(1, 1) 6.0 L 27 4 3 3 6 3 1 1 0 0 1 0 58 107 4.50 1.167																					
Ken Ryan R ERA: 4.5	(7, 1) 2.0 7 2 0 0 2 0 0 0 0 0 0 0 18 30 0.00 1.000																					
Wayne Gomes R ERA: 5.4	(9, 1) 1.0 5 2 1 1 1 0 0 0 0 0 0 0 11 16 9.00 2.000																					

Batter	1	2	3	4	5	6	7	8	9	AB	R	H	RBI	BB	SO	LOB	BOTTOM					
Doug Glanville R OBP: 0.364, SLG: 0.391										5	1	1	0	0	0	4	<b>Los Angeles Dodgers @ Philadelphia Phillies</b> <b>Veterans Stadium, Philadelphia, PA</b> Fri Apr 30 1999, 7:05 PM EDT Att: 20,024 - Unknown - 65 F  <b>AB 37</b> <b>R 3</b> <b>H 9</b> <b>RBI 3</b> <b>BB 4</b> <b>SO 3</b> <b>LOB 19</b> 					
Kevin Seick R OBP: 0.250, SLG: 0.263 Rob Ducey L										4	0	1	0	0	0	0						
Scott Rolen R OBP: 0.374, SLG: 0.621										5	0	2	2	0	0	1						
Rico Brogna L OBP: 0.330, SLG: 0.505										4	0	1	0	1	1	2						
Ron Gant R OBP: 0.268, SLG: 0.235										4	1	1	0	1	2	3						
Bobby Abreu L OBP: 0.393, SLG: 0.486										3	0	1	0	1	0	0						
Mike Lieberthal R OBP: 0.390, SLG: 0.420										4	0	0	0	0	0	5						
Alex Arias R OBP: 0.364, SLG: 0.516										4	0	0	0	0	0	2						
Paul Byrd R OBP: 0.333, SLG: 0.250 15 David Doster R OBP: 0.333, SLG: 0.143 Ken Ryan R										1	0	1	1	1	0	0						
Wayne Gomes R OBP: 0.390, SLG: 0.391										1	1	1	0	0	0	0						
<b>Inning Stats</b>	R: 0 E: 0 K: 0 S: 9	H: 1 LOB: 1 BB: 0 P: 11	R: 1 E: 0 K: 0 S: 10	H: 2 LOB: 2 BB: 1 P: 19	R: 0 E: 0 K: 1 S: 11	H: 1 LOB: 1 BB: 0 P: 15	R: 0 E: 1 K: 0 S: 9	H: 0 LOB: 2 BB: 1 P: 17	R: 0 E: 0 K: 0 S: 14	H: 2 LOB: 3 BB: 1 P: 25	R: 0 E: 0 K: 0 S: 8	H: 0 LOB: 0 BB: 0 P: 13	R: 0 E: 0 K: 0 S: 6	H: 0 LOB: 0 BB: 0 P: 8	R: 0 E: 0 K: 1 S: 6	H: 0 LOB: 0 BB: 0 P: 10	R: 2 E: 0 K: 1 S: 15	H: 3 LOB: 2 BB: 1 P: 27	1B: 7 2B: 2 3B: 0 HR: 0	SF: 0 SAC: 0 DP: 0 HBP: 0	WP: 0 PB: 0 SB: 2 CS: 0	PA: 41
<b>PITCHER</b>	IP WLS BF H R ER SO BB IBB HBP BLK WP HR S P ERA WHIP																					
Carlos Perez L ERA: 5.65	(1, 1) 7.0 W 31 6 1 1 1 1 3 0 0 0 0 0 67 108 1.29 1.286																					
Alan Mills R ERA: 0.93	(8, 1) 1.0 H 3 0 0 0 1 0 0 0 0 0 0 0 6 10 0.00 0.000																					
Jeff Shaw R ERA: 1.88	(9, 1) 1.0 S 7 3 2 2 1 0 1 0 0 0 0 0 15 27 18.00 3.000																					







Batter	1	2	3	4	5	6	7	8	9	AB	R	H	RBI	BB	SO	LOB	TOP					
<b>Eric Young Sr., R</b> OBP: 0.435, SLG: 0.438										4	0	1	0	1	0	1	<b>Los Angeles Dodgers @ Philadelphia Phillies</b> <b>Veterans Stadium, Philadelphia, PA</b> Sun May 02 1999, 1:35 PM EDT Att: 34,608 - Cloudy - 65 F					
<b>Jose Vizcaino, S</b> OBP: 0.375, SLG: 0.341										5	0	1	0	0	1	2						
<b>Gary Sheffield, R</b> OBP: 0.387, SLG: 0.472										4	0	0	0	1	0	3						
<b>Raul Mondesi, R</b> OBP: 0.395, SLG: 0.587										3	1	1	0	1	1	1						
<b>Dave Hansen, L</b> OBP: 0.684, SLG: 1.188										3	1	2	0	1	1	1						
<b>Todd Hundley, S</b> OBP: 0.297, SLG: 0.361										4	1	2	3	0	1	4						
<b>Todd Hollandsworth, L</b> OBP: 0.182, SLG: 0.364										3	0	0	0	0	2	4						
<b>Eric Karros, R</b> OBP: 0.352, SLG: 0.462										1	0	0	0	0	0	1						
<b>Jeff Kubenka, R</b> OBP: 0.297, SLG: 0.341										0	0	0	0	0	0	0						
<b>Jamie Arnold, R</b> OBP: 0.422, SLG: 0.524										4	0	0	0	0	2	5						
<b>Kevin Brown, R</b> OBP: 0.125, SLG: 0.067										2	0	0	0	0	0	0						
<b>Mark Grudzielanek, R</b> OBP: 0.257, SLG: 0.341										1	0	0	0	0	1	0						
<b>Pedro Borbon, R</b> OBP: 0.313, SLG: 0.438										1	0	0	0	0	0	0						
<b>Jacob Brumfield, R</b> OBP: 0.313, SLG: 0.438										1	0	1	0	0	0	0						
<b>Inning Stats</b>	R: 0 E: 1 K: 0 S: 8	H: 0 LOB: 1 BB: 0 P: 13	R: 0 E: 0 K: 2 S: 10	H: 1 LOB: 1 BB: 0 P: 12	R: 0 E: 0 K: 0 S: 7	H: 0 LOB: 1 BB: 1 P: 13	R: 2 E: 0 K: 1 S: 18	H: 2 LOB: 0 BB: 0 P: 25	R: 0 E: 0 K: 1 S: 7	H: 0 LOB: 0 BB: 0 P: 10	R: 0 E: 0 K: 2 S: 14	H: 1 LOB: 3 BB: 2 P: 31	R: 0 E: 0 K: 1 S: 8	H: 1 LOB: 1 BB: 0 P: 12	R: 1 E: 0 K: 2 S: 16	H: 1 LOB: 1 BB: 1 P: 26	R: 0 E: 0 K: 0 S: 9	H: 2 LOB: 1 BB: 0 P: 13	1B: 7 2B: 0 3B: 0 HR: 1	SF: 0 SAC: 0 DP: 1 HBP: 0	WP: 1 PB: 0 SB: 0 CS: 0	PA: 39
<b>PITCHER</b>	IP WLS BF H R ER SO BB IBB HBP BLK WP HR S P ERA WHIP																					
<b>Curt Schilling, R</b> ERA: 2.91	7.1 W 33 6 3 3 8 4 0 0 0 1 1 82 134 3.68 1.364																					
<b>Yorkis Perez, L</b> ERA: 7.27	0.2 H 2 0 0 0 1 0 0 0 0 0 0 6 8 0.00 0.000																					
<b>Steve Montgomery, R</b> ERA:	1.0 4 2 0 0 0 0 0 0 0 0 0 9 13 0.00 2.000																					

Batter	1	2	3	4	5	6	7	8	9	AB	R	H	RBI	BB	SO	LOB	BOTTOM				
<b>Doug Glanville, R</b> OBP: 0.376, SLG: 0.432										4	2	3	1	1	1	1	<b>Los Angeles Dodgers @ Philadelphia Phillies</b> <b>Veterans Stadium, Philadelphia, PA</b> Sun May 02 1999, 1:35 PM EDT Att: 34,608 - Cloudy - 65 F				
<b>Marlon Anderson, L</b> OBP: 0.225, SLG: 0.253										5	2	2	1	0	0	2					
<b>Scott Rolen, R</b> OBP: 0.361, SLG: 0.583										5	0	1	0	0	1	3					
<b>Rico Brogna, L</b> OBP: 0.324, SLG: 0.485										5	0	1	1	0	0	1					
<b>Bobby Abreu, L</b> OBP: 0.426, SLG: 0.561										3	2	2	1	2	0	0					
<b>Mike Lieberthal, R</b> OBP: 0.391, SLG: 0.425										4	2	1	1	1	2	4					
<b>Rob Ducey, L</b> OBP: 0.182, SLG: 0.250										1	1	0	1	2	0	0					
<b>Kevin Seick, R</b> OBP: 0.273, SLG: 0.333										1	1	0	0	0	0	2					
<b>Desi Relaford, S</b> OBP: 0.418, SLG: 0.458										4	1	3	2	0	0	1					
<b>Curt Schilling, R</b> OBP: 0.250, SLG: 0.357										3	0	0	0	0	2	5					
<b>Yorkis Perez, L</b> ERA: 1.5										0	0	0	0	0	0	0					
<b>Alex Arias, R</b> OBP: 0.400, SLG: 0.576										1	1	1	2	0	0	0					
<b>Steve Montgomery, R</b> ERA: 3.0										0	0	0	0	0	0	0					
<b>Inning Stats</b>	R: 2 E: 0 K: 2 S: 13	H: 3 LOB: 1 BB: 0 P: 18	R: 0 E: 0 K: 2 S: 12	H: 0 LOB: 1 BB: 1 P: 20	R: 0 E: 0 K: 0 S: 8	H: 1 LOB: 0 BB: 0 P: 11	R: 1 E: 0 K: 1 S: 17	H: 2 LOB: 1 BB: 0 P: 23	R: 0 E: 0 K: 0 S: 5	H: 0 LOB: 0 BB: 0 P: 7	R: 3 E: 1 K: 1 S: 16	H: 2 LOB: 2 BB: 3 P: 34	R: 0 E: 0 K: 0 S: 6	H: 0 LOB: 0 BB: 0 P: 12	R: 6 E: 1 K: 0 S: 22	H: 5 LOB: 2 BB: 2 P: 41	R: 0 E: 0 K: 0 S: 9	H: 9 LOB: 2 3B: 1 HR: 1	SF: 0 SAC: 1 DP: 0 HBP: 0	WP: 1 PB: 0 SB: 2 CS: 0	PA: 43
<b>PITCHER</b>	IP WLS BF H R ER SO BB IBB HBP BLK WP HR S P ERA WHIP																				
<b>Kevin Brown, R</b> ERA: 3.32	6.0 L 29 8 6 6 6 4 0 0 0 0 0 71 113 9.00 2.000																				
<b>Pedro Borbon, L</b> ERA: 1.5	1.0 3 0 0 0 0 0 0 0 0 0 0 6 12 0.00 0.000																				
<b>Jeff Kubenka, L</b> ERA: 20.25	0.1 9 5 6 4 0 2 0 0 0 0 0 0 18 34 108.00 21.000																				
<b>Jamie Arnold, R</b> ERA: 3.0	0.2 2 0 0 0 0 0 0 0 0 0 0 4 7 0.00 0.000																				

AB	35
R	3
H	8
RBI	3
BB	4
SO	9
LOB	22



AB	36
R	12
H	13
RBI	12
BB	6
SO	6
LOB	19





Batter	1	2	3	4	5	6	7	8	9	AB	R	H	RBI	BB	SO	LOB	TOP			
Eric Young Sr. R (1.4) OBP: 0.440, SLG: 0.438 Mark Grudzielanek, R (1. PR) OBP: 0.316, SLG: 0.362	4-0 G6-3 BB		1-2 G4-6-3 1B		0-0 G6-3		0-1 1B 3B		0-0 SH 1B 1B	0 0 0 0 1 0 0 4 3 3 0 0 0 0										
Jose Vizcaino, S (1.6) OBP: 0.397, SLG: 0.319	SAFE 1-2 WP BB		SAFE 1-2 G4-6-3 1-2		1-0 F8		0-0 G6-3		0-0 SH 1B SF8	3 1 0 0 1 0 2										
Gary Sheffield, R (1.7) OBP: 0.397, SLG: 0.479 Jacob Brumfield, R (9.7) OBP: 0.313, SLG: 0.438	1-1 G6-3			0-0 2B 1B	1-1 F8		3-0 1B		1-2 2B 1B	5 2 3 3 0 0 1 0 0 0 0 0 0 0										
Raul Mondesi, R (1.9) OBP: 0.387, SLG: 0.583	1-1 P3			2-2 2B 2B		1-3 K		0-0 F8	1-0 SF8	4 1 1 1 0 1 3										
Todd Hundley, S (1.2) OBP: 0.316, SLG: 0.409	3-1 F8			3-0 22 G3-1 2B		2-1 P5		2-2 22 G6-4-3 1B	3-H F9-6 2B	5 0 3 3 0 0 2										
Eric Karros, R (1.3) OBP: 0.355, SLG: 0.469		2-2 G5-3		1-3 K		3-2 1B 2B		0-0 22 G6-4-3 1B	0-0 F9-6 2B	5 0 2 0 0 1 2										
22 Devon White, S (1.8) OBP: 0.324, SLG: 0.391		3-1 F8		2-2 G3-1		2-1 1B HBP		0-0 G6-4-3		3 0 0 0 0 0 3										
Adrián Beltré, R (1.5) OBP: 0.434, SLG: 0.523		0-3 K		4-0 IBB		1-2 1B		4-1 FC6 BB		2 0 1 0 2 1 0										
Chan Ho Park, R (1.1) OBP: 0.154, SLG: 0.231 Dave Hansen, L (8. PH) OBP: 0.650, SLG: 1.116 Alan Mills, R (8.1)			0-3 K	0-3 K		1-3 K		2-1 FC6		3 0 0 0 0 3 2 1 0 0 0 0 0 2 0 0 0 0 0 0 0										
<b>Inning Stats</b>	R: 1 E: 0 K: 0 S: 9	H: 0 LOB: 2 BB: 2 P: 21	R: 0 E: 0 K: 1 S: 9	H: 0 LOB: 0 BB: 0 P: 14	R: 0 E: 0 K: 1 S: 11	H: 1 LOB: 0 BB: 0 P: 13	R: 2 E: 0 K: 2 S: 19	H: 3 LOB: 2 BB: 1 P: 31	R: 0 E: 0 K: 1 S: 13	H: 2 LOB: 1 BB: 0 P: 22	R: 1 E: 0 K: 1 S: 8	H: 2 LOB: 1 BB: 0 P: 12	R: 0 E: 0 K: 0 S: 8	H: 2 LOB: 2 BB: 1 P: 16	R: 3 E: 1 K: 0 S: 8	H: 3 LOB: 0 BB: 0 P: 10	1B: 8 2B: 5 3B: 1 HR: 0	SF: 1 SAC: 1 DP: 3 HBP: 1	WP: 1 PB: 0 SB: 1 CS: 0	PA: 42
<b>PITCHER</b>	IP WLS BF H R ER SO BB IBB HBP BLK WP HR S P ERA WHIP																			
Dustin Hermanson, R (1.1) ERA: 3.97 Anthony Telford, R (8.1) ERA: 3.78	7.0 L 31 8 4 4 6 2 1 1 0 0 0 0 73 119 5.14 1.429																			

**Los Angeles Dodgers @ Montreal Expos**  
Olympic Stadium, Montreal, QB  
Mon May 03 1999, 7:05 PM EDT  
Att. 5,132 - Dome - 72 F

AB	35
R	7
H	13
RBI	7
BB	4
SO	6
LOB	17

Batter	1	2	3	4	5	6	7	8	9	AB	R	H	RBI	BB	SO	LOB	BOTTOM					
Orlando Cabrera, R (1.6) OBP: 0.292, SLG: 0.415	0-1 G4-3		1-0 3B		1-0 1-H 2B		0-2 F8			4 0 2 0 0 0 1												
Jose Vidro, S (1.4) OBP: 0.322, SLG: 0.589	2-0 G3-1		1-3 K			2-1 2B		0-0 P6		4 0 1 0 0 1 1												
Rondell White, R (1.7) OBP: 0.354, SLG: 0.534	1-2 G6-3			3-2 G6-3		3-1 HBP		2-0 2B		3 0 1 0 0 0 0												
Vladimir Guerrero, R (1.9) OBP: 0.358, SLG: 0.473		0-0 G5-3		2-0 F9		1-3 K		0-0 G5-3		4 0 0 0 0 1 3												
Brad Fullmer, L (1.3) OBP: 0.294, SLG: 0.492		4-0 G6-3 BB		0-0 2B		1-3 K		1-3 K		3 0 1 0 1 2 3												
Michael Barrett, R (1.5) OBP: 0.385, SLG: 0.525		1-2 G6-3		0-0 G4-3		2-3 K			3-3 K	4 0 0 0 0 2 4												
Chris Widger, R (1.2) OBP: 0.325, SLG: 0.587		2-3 K			2-3 K		1-0 1B		1-1 2B	4 0 2 0 0 2 1												
Manny Martinez, R (1.8) OBP: 0.271, SLG: 0.349			3-1 F9		2-3 K		3-2 F8		0-3 K	4 0 0 0 0 2 2												
Dustin Hermanson, R (1.1) OBP: 0.333, SLG: 0.111 Wilton Guerrero, S (7. PH) OBP: 0.253, SLG: 0.316 Anthony Telford, R (8.1) James Mouton, R (9. PH) OBP: 0.571, SLG: 0.571			0-3 K		4-1 2B BB		0-0 F7		1-3 K	1 0 0 0 1 1 0 1 0 0 0 0 0 1 0 0 0 0 0 0 0 1 0 0 0 0 1 1												
<b>Inning Stats</b>	R: 0 E: 0 K: 0 S: 6	H: 0 LOB: 0 BB: 0 P: 9	R: 0 E: 0 K: 1 S: 7	H: 0 LOB: 1 BB: 1 P: 14	R: 0 E: 0 K: 2 S: 10	H: 1 LOB: 1 BB: 0 P: 15	R: 0 E: 0 K: 0 S: 7	H: 1 LOB: 1 BB: 0 P: 12	R: 0 E: 0 K: 2 S: 8	H: 1 LOB: 2 BB: 1 P: 17	R: 0 E: 0 K: 3 S: 13	H: 1 LOB: 2 BB: 0 P: 22	R: 0 E: 0 K: 0 S: 12	H: 1 LOB: 1 BB: 0 P: 16	R: 0 E: 0 K: 1 S: 6	H: 1 LOB: 1 BB: 0 P: 9	R: 0 E: 0 K: 3 S: 14	H: 1 LOB: 1 BB: 0 P: 19	1B: 1 2B: 5 3B: 1 HR: 0	SF: 0 SAC: 0 DP: 0 HBP: 1	WP: 0 PB: 0 SB: 0 CS: 0	PA: 36
<b>PITCHER</b>	IP WLS BF H R ER SO BB IBB HBP BLK WP HR S P ERA WHIP																					
Chan Ho Park, R (1.1) ERA: 4.86 Alan Mills, R (8.1) ERA: 0.77	7.0 W 28 5 0 0 8 2 0 0 0 0 0 0 63 105 0.00 1.000																					

**Los Angeles Dodgers @ Montreal Expos**  
Olympic Stadium, Montreal, QB  
Mon May 03 1999, 7:05 PM EDT  
Att. 5,132 - Dome - 72 F

AB	33
R	0
H	7
RBI	0
BB	2
SO	12
LOB	17





Batter	1	2	3	4	5	6	7	8	9	AB	R	H	RBI	BB	SO	LOB	TOP																					
Mark Grudzielanek, R OBP: 0.303, SLG: 0.366 (1, 6)	G5-3		K			G5-3		F9		4	0	0	0	0	1	2																						
Jose Vizcaino, S OBP: 0.335, SLG: 0.294 (1, 4)	G4-3			G6-3		L1			G4-3	4	0	0	0	0	0	0																						
Gary Sheffield, R OBP: 0.392, SLG: 0.469 (1, 7)	G6-3			1B			G3		F9	4	0	1	0	0	0	0																						
Raul Mondesi, R OBP: 0.374, SLG: 0.560 (1, 9)		P6		F9			G6-3		K	4	0	0	0	0	1	1																						
Todd Hundley, S OBP: 0.317, SLG: 0.449 (1, 2)		K		G3-1			HR			3	1	1	1	0	1	1																						
Eric Karros, R OBP: 0.345, SLG: 0.455 Antonio Osuna, R (7, 1)		K			G6-3		F8			3	0	0	0	0	1	0																						
22 Devon White, S OBP: 0.324, SLG: 0.389 (1, 8)			P6		K			S		3	0	1	0	0	1	0																						
Adrian Beltré, R OBP: 0.431, SLG: 0.539 (1, 5)				G6-3				K		3	0	1	0	0	1	1																						
Ismael Valdez, R (1, 1)			K					K		2	0	0	0	0	1	1																						
Pedro Borbon, R (7, 1)						G5-3				0	0	0	0	0	0	0																						
Dave Hansen, L OBP: 0.650, SLG: 1.118 Jacob Brumfield, R OBP: 0.294, SLG: 0.412 Tripp Cramer, R OBP: 0.200, SLG: 0.111 (8, 3)										0	0	0	0	0	0	0																						
<b>Inning Stats</b>	R: 0 E: 0 K: 0 S: 6	H: 0 LOB: 0 BB: 0 P: 7	R: 0 E: 0 K: 2 S: 12	H: 0 LOB: 0 BB: 0 P: 19	R: 0 E: 0 K: 2 S: 13	H: 1 LOB: 1 BB: 0 P: 17	R: 0 E: 0 K: 0 S: 8	H: 1 LOB: 1 BB: 0 P: 14	R: 0 E: 0 K: 1 S: 10	H: 0 LOB: 0 BB: 0 P: 14	R: 1 E: 0 K: 0 S: 10	H: 1 LOB: 0 BB: 0 P: 15	R: 0 E: 0 K: 2 S: 14	H: 1 LOB: 1 BB: 0 P: 19	R: 0 E: 0 K: 1 S: 6	H: 0 LOB: 0 BB: 0 P: 7	1B: 2 2B: 0 3B: 1 HR: 1	SF: 0 SAC: 0 DP: 0 HBP: 0	WP: 0 PB: 0 SB: 2 CS: 0	PA: 31																		
<b>PITCHER</b>	IP	WLS	BF	H	R	ER	SO	BB	IBB	HBP	BLK	WP	HR	S	P	ERA	WHIP	<b>PITCHER</b>				IP	WLS	BF	H	R	ER	SO	BB	IBB	HBP	BLK	WP	HR	S	P	ERA	WHIP
Carl Pavano, R ERA: 6.23 (1, 1)	7.1	W	26	4	1	1	6	0	0	0	0	0	1	68	100	1.23	0.545																					
Steve Kline, L ERA: 3.12 (8, 1)	0.1	H	1	0	0	0	1	0	0	0	0	0	0	3	4	0.00	0.000																					
Ugueth Urbina, R ERA: 4.4 (8, 1)	1.1	S	4	0	0	0	1	0	0	0	0	0	0	13	15	0.00	0.000																					

Los Angeles Dodgers @ Montreal Expos  
Olympic Stadium, Montreal, QB  
Tue May 04 1999, 7:05 PM EDT  
Att. 5,846 - Dome - 72 F

AB 31  
R 1  
H 4  
RBI 1  
BB 0  
SO 8  
LOB 7



Batter	1	2	3	4	5	6	7	8	9	AB	R	H	RBI	BB	SO	LOB	BOTTOM																					
Jose Vidro, S OBP: 0.317, SLG: 0.567 (1, 4)	F7		G3-6-3 1B		P8		P3			4	0	1	0	0	0	0																						
Orlando Merced, S OBP: 0.458, SLG: 0.438 Manny Martinez, R OBP: 0.271, SLG: 0.349 (7, PR) (8, 8)	F8		G3-6-3 1-2		BB		S BB			2	0	0	0	2	0	1																						
Rondell White, R OBP: 0.350, SLG: 0.522 (8, 7)	1B			G5-3	K		P6			4	0	1	0	0	1	2																						
Vladimir Guerrero, R OBP: 0.364, SLG: 0.500 (1, 9)	F7			HR	K2-3		BB			3	1	1	1	1	1	2																						
Brad Fullmer, L OBP: 0.306, SLG: 0.500 Michael Barrett, R OBP: 0.365, SLG: 0.525 (8, 5)		G5-4-3 BB		WP FC6-2 2B		K	K			3	0	1	0	1	2	2																						
Chris Widger, R OBP: 0.321, SLG: 0.570 (1, 2)		SAFE G5-4-3 1B		FC6-2 2B		F9		K		4	1	1	0	0	1	1																						
Shane Andrews, R OBP: 0.368, SLG: 0.396 (8, 3)		G5-4-3 1-2 2-3		2B BB		E	1B		F8	3	0	1	0	1	0	2																						
Orlando Cabrera, R OBP: 0.290, SLG: 0.418 (1, 6)		G4-3		2B		E6		G6-3		4	0	1	1	0	0	2																						
Carl Pavano, R OBP: 0.200, SLG: 0.200 Steve Kline, S Ugueth Urbina, R (8, 1)			F9		K		K			3	0	0	0	0	2	4																						
<b>Inning Stats</b>	R: 0 E: 0 K: 0 S: 9	H: 1 LOB: 1 BB: 0 P: 12	R: 0 E: 0 K: 0 S: 7	H: 1 LOB: 1 BB: 1 P: 13	R: 0 E: 0 K: 0 S: 6	H: 1 LOB: 0 BB: 0 P: 11	R: 2 E: 0 K: 1 S: 14	H: 3 LOB: 2 BB: 1 P: 26	R: 0 E: 0 K: 2 S: 10	H: 0 LOB: 1 BB: 1 P: 18	R: 0 E: 1 K: 2 S: 17	H: 1 LOB: 2 BB: 0 P: 23	R: 0 E: 0 K: 1 S: 8	H: 0 LOB: 2 BB: 2 P: 19	R: 0 E: 0 K: 1 S: 9	H: 0 LOB: 0 BB: 0 P: 12	1B: 4 2B: 2 3B: 0 HR: 1	SF: 0 SAC: 0 DP: 2 HBP: 0	WP: 1 PB: 0 SB: 2 CS: 0	PA: 35																		
<b>PITCHER</b>	IP	WLS	BF	H	R	ER	SO	BB	IBB	HBP	BLK	WP	HR	S	P	ERA	WHIP	<b>PITCHER</b>				IP	WLS	BF	H	R	ER	SO	BB	IBB	HBP	BLK	WP	HR	S	P	ERA	WHIP
Ismael Valdez, R ERA: 3.46 (7, 1)	6.0	L	27	7	2	2	5	3	0	0	0	0	1	63	103	3.00	1.667																					
Pedro Borbon, L ERA: 1.49 (7, 1)	0.1		2	0	0	0	0	1	0	0	0	0	0	3	7	0.00	3.000																					
Antonio Osuna, R ERA: (7, 1)	1.2		6	0	0	0	2	1	0	0	0	0	0	14	24	0.00	0.600																					

Los Angeles Dodgers @ Montreal Expos  
Olympic Stadium, Montreal, QB  
Tue May 04 1999, 7:05 PM EDT  
Att. 5,846 - Dome - 72 F

AB 30  
R 2  
H 7  
RBI 2  
BB 5  
SO 7  
LOB 16

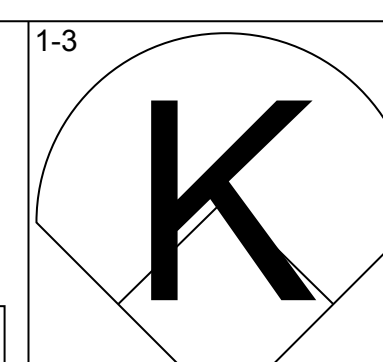
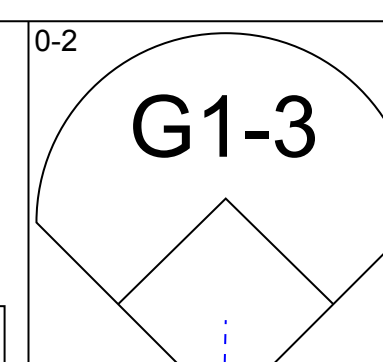
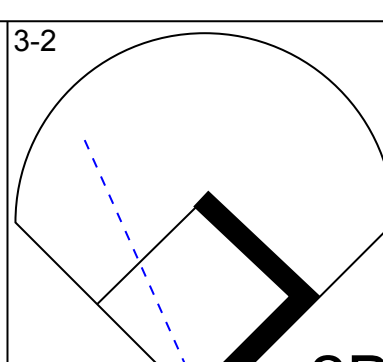
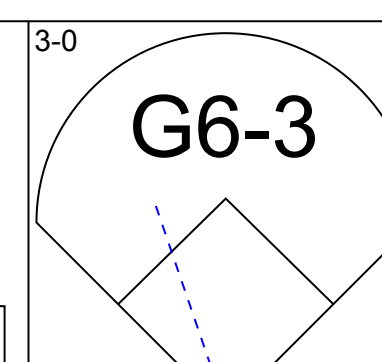
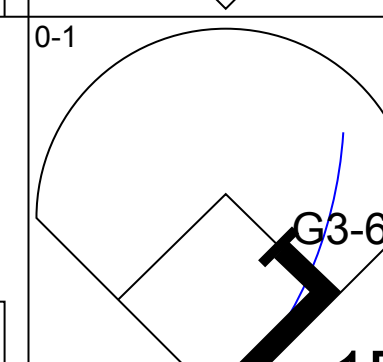
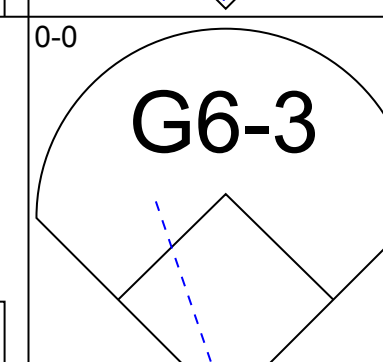
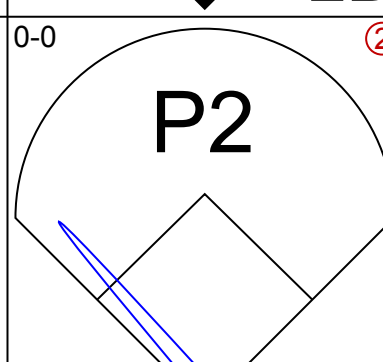
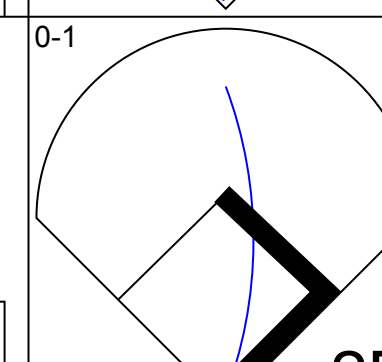
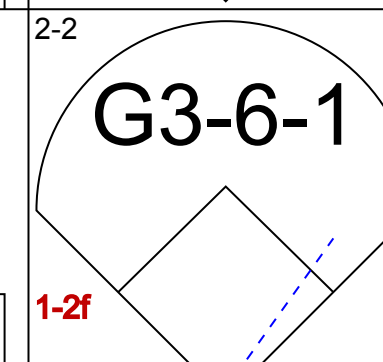
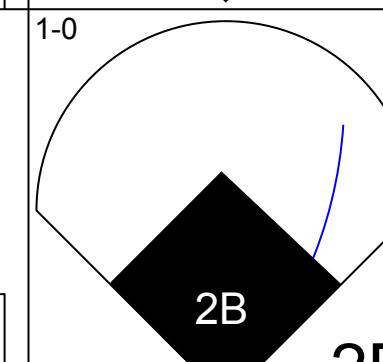
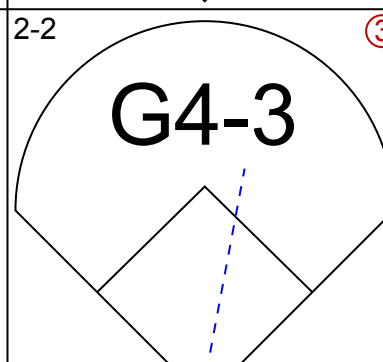
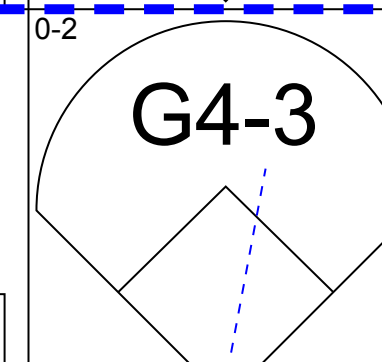

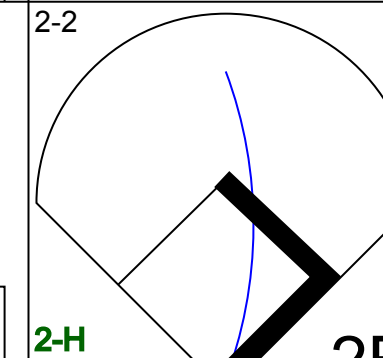
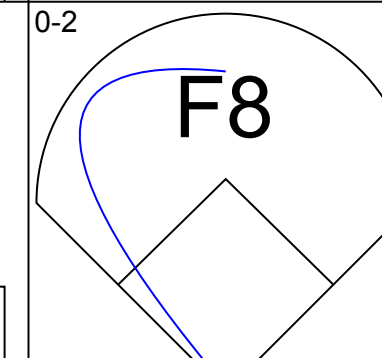
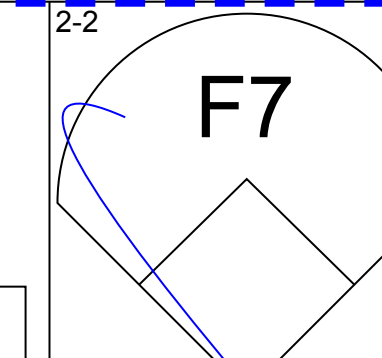

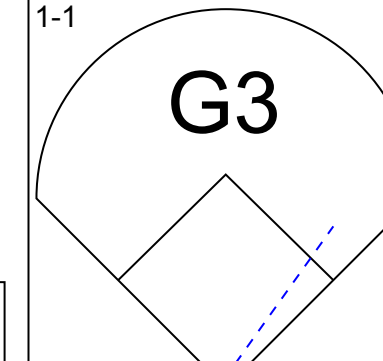
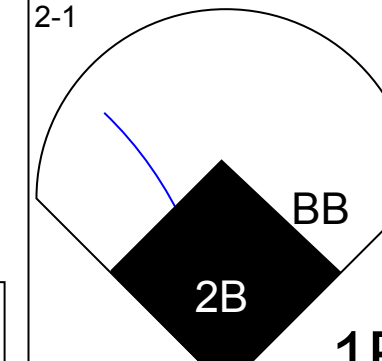
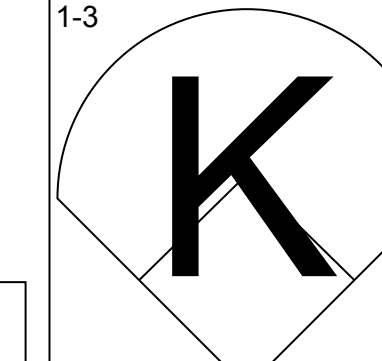

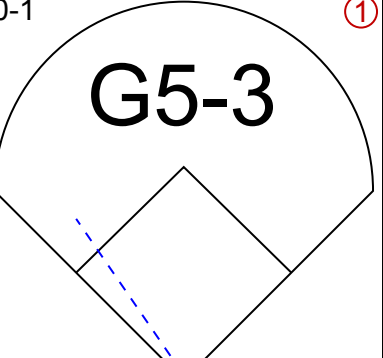
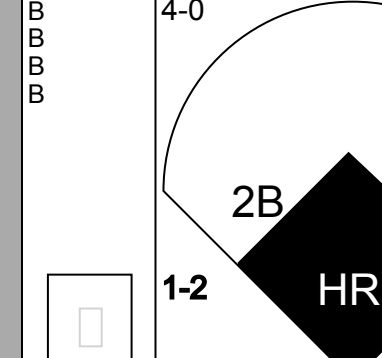
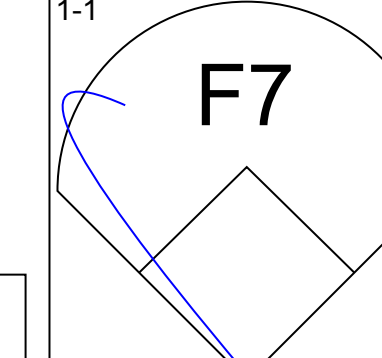
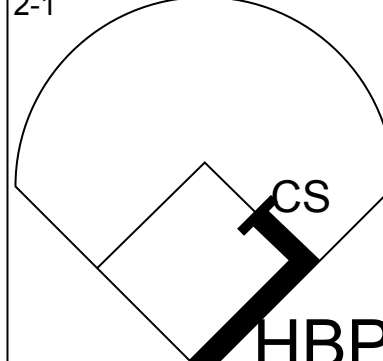
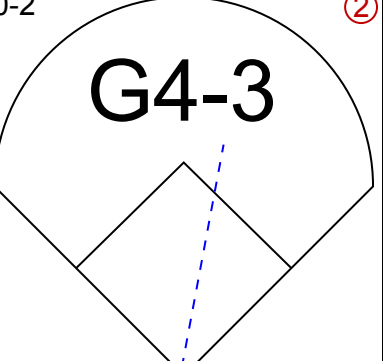
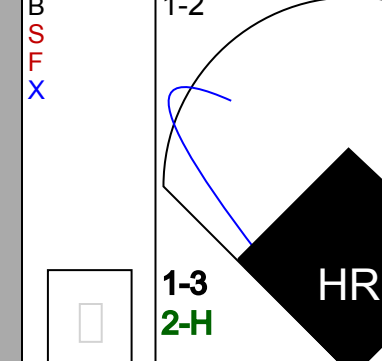
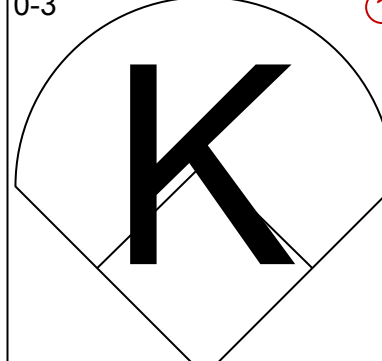
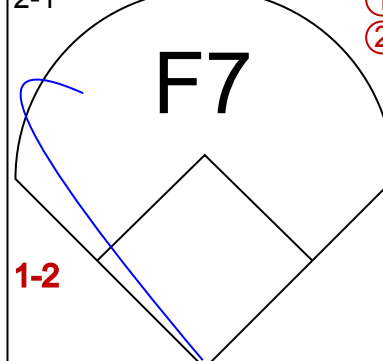
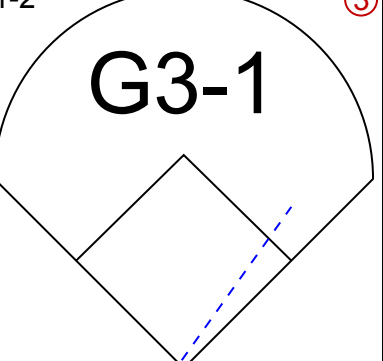
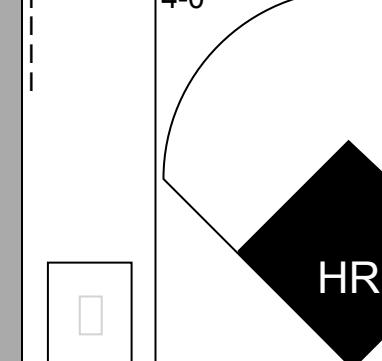
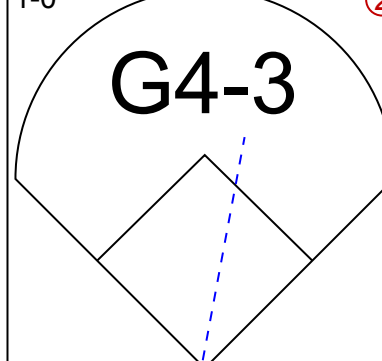
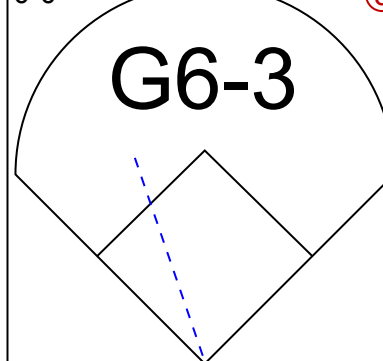
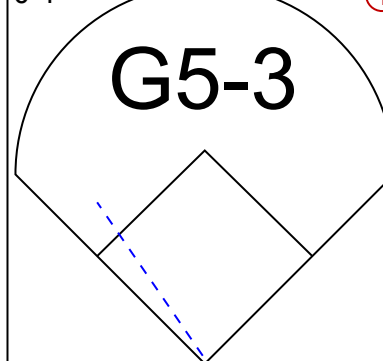
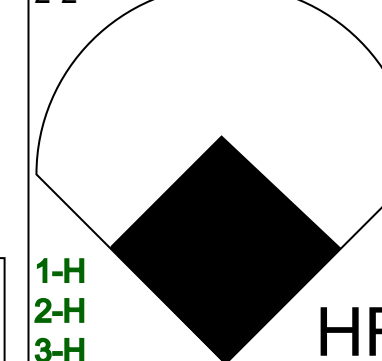


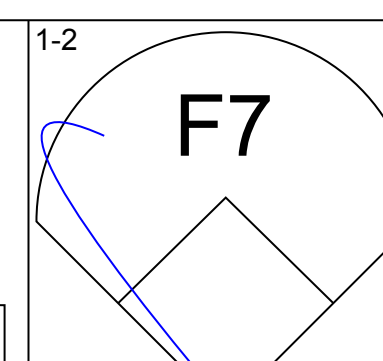
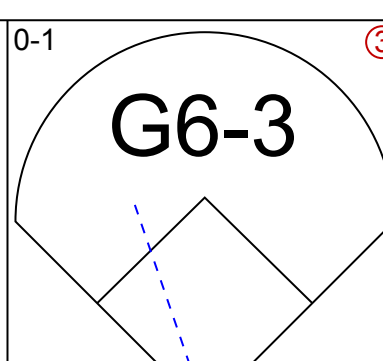
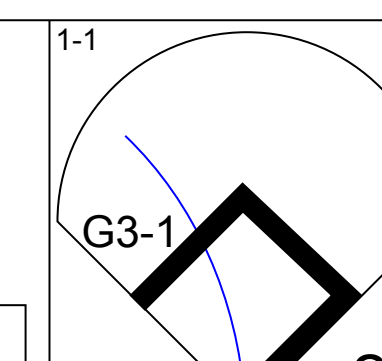
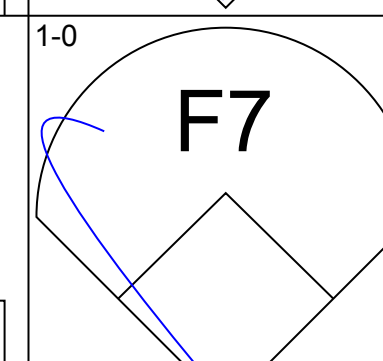
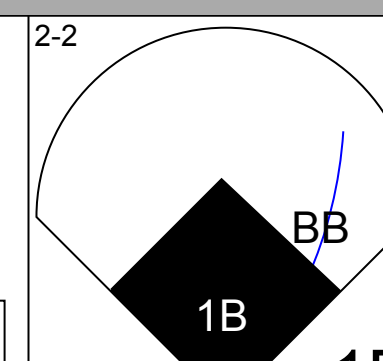
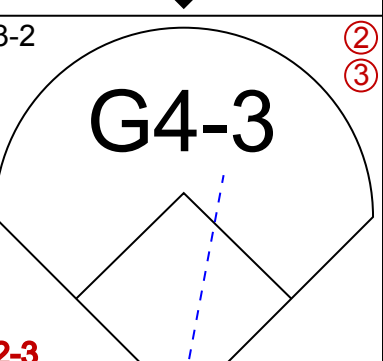
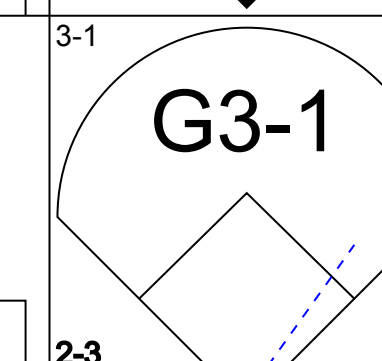
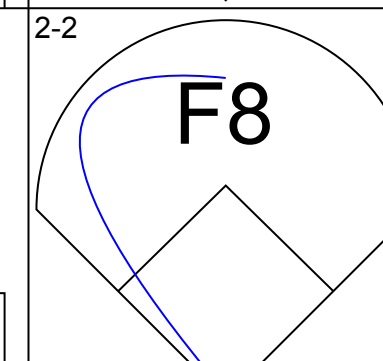
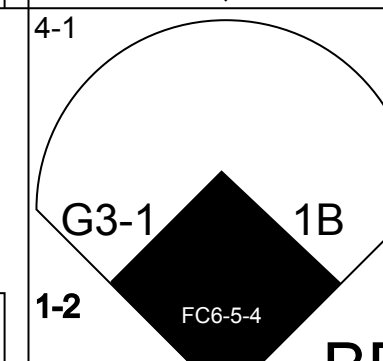

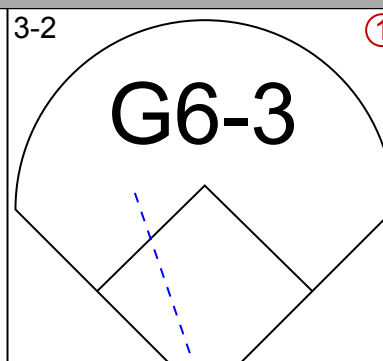
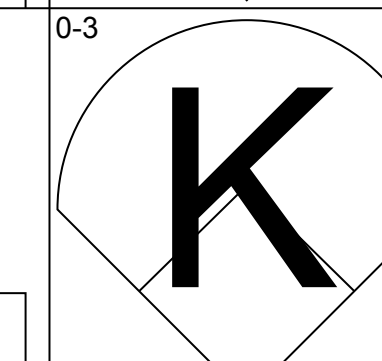
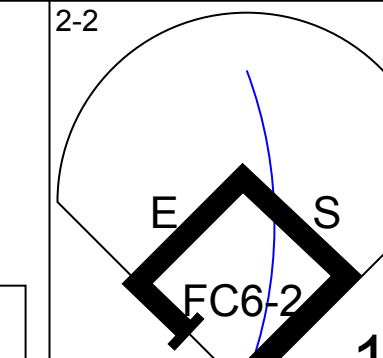
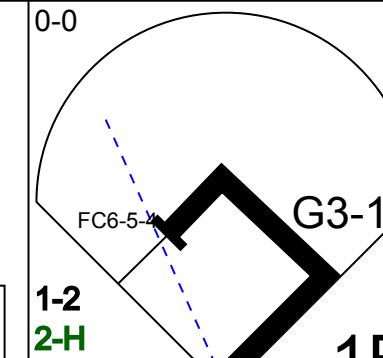
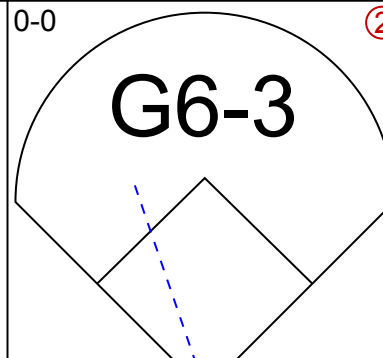
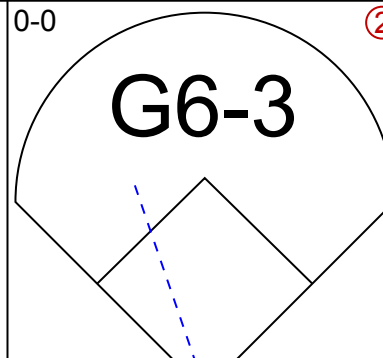
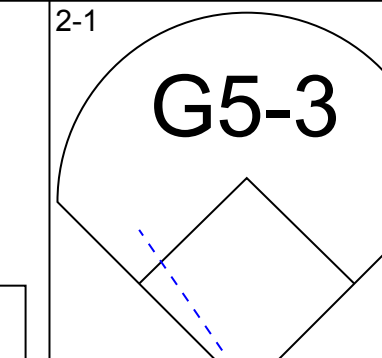
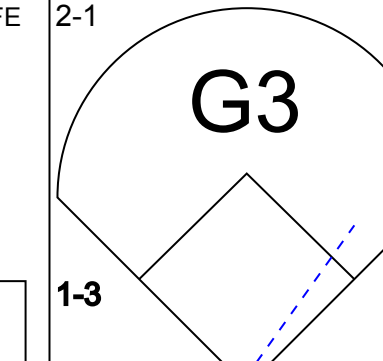
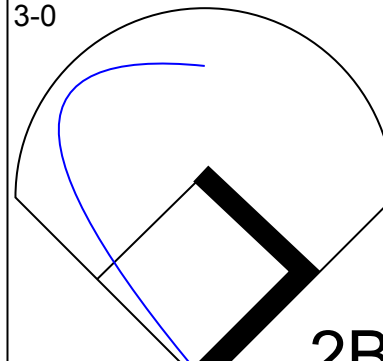

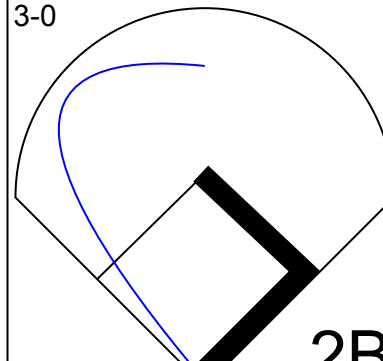
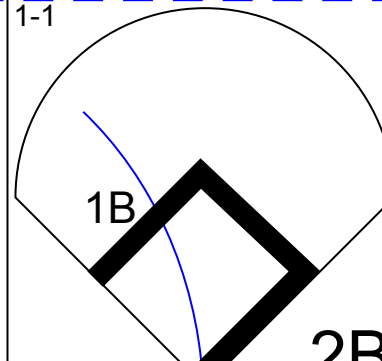
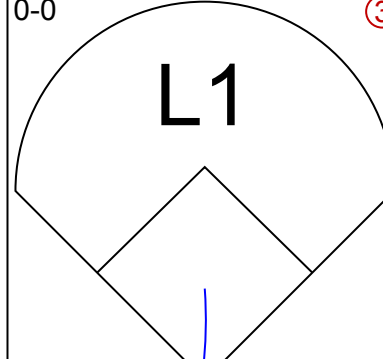

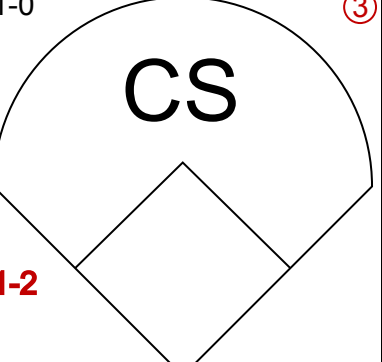
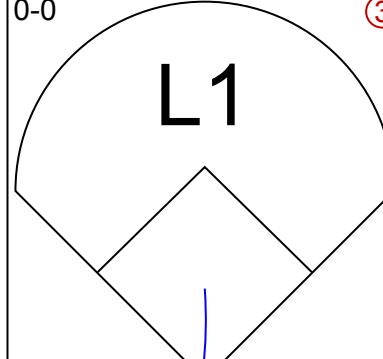
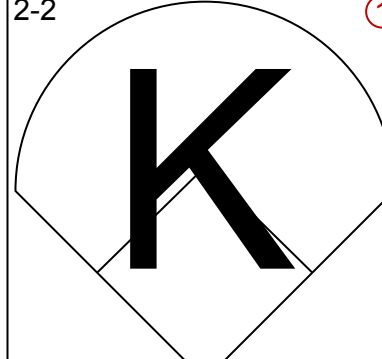
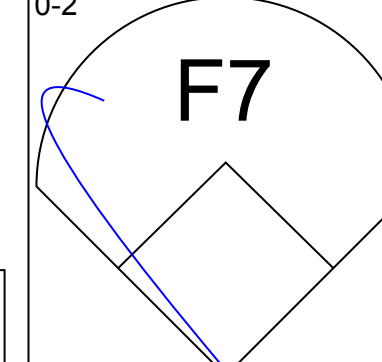
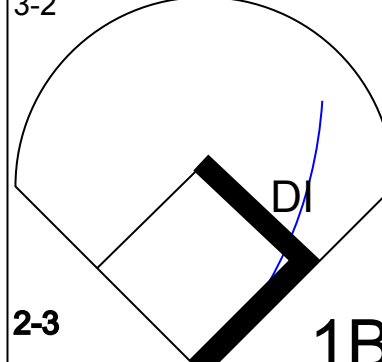
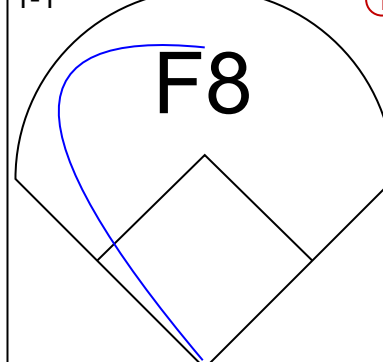
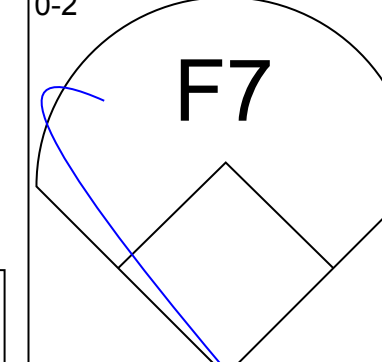
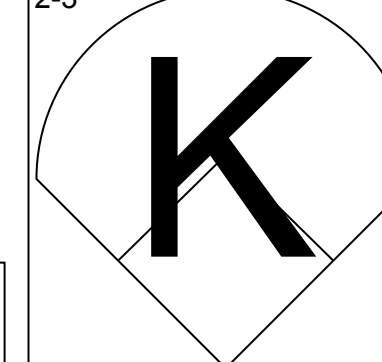
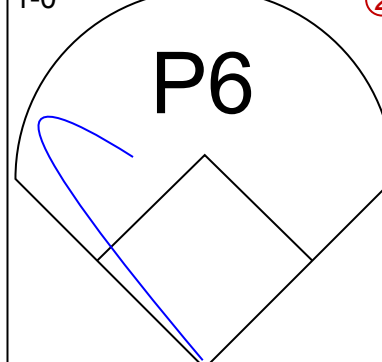
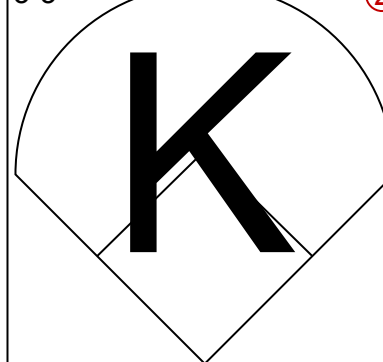

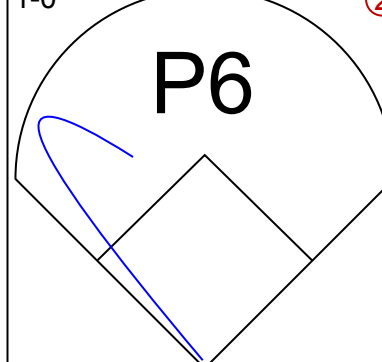
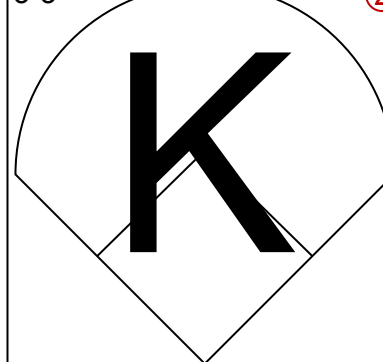
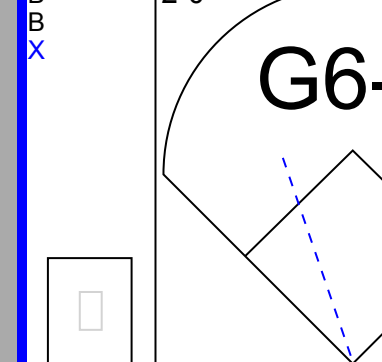
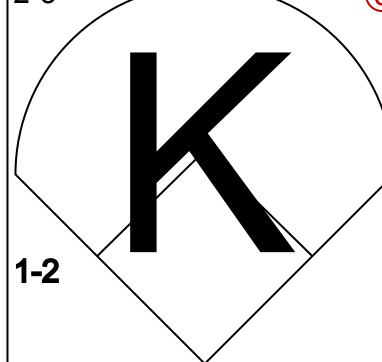


Batter	1	2	3	4	5	6	7	8	9	AB	R	H	RBI	BB	SO	LOB	TOP											
22 Devon White, S OBP: 0.308, SLG: 0.370	(1, 8) K		(1, 2) FC4-6 1B HR	(2, 2) E5 1B		(2, 2) F7		(1, 8) K		5	1	0	0	0	2	5	<b>Los Angeles Dodgers @ Montreal Expos</b> Olympic Stadium, Montreal, QB Wed May 05 1999, 7:05 PM EDT Att. 5,518 - Dome - 72 F											
Jose Vizcaino, S OBP: 0.361, SLG: 0.321	(1, 4) E4		(1, 2) HR	(1, 3) FC5-4 1B		(1, 2) HR		(1, 2) L1-3		5	1	3	2	0	0	1												
Gary Sheffield, R OBP: 0.392, SLG: 0.524 Jeff Shaw, R	(1, 7) P4		(2, 2) HR	(1, 1) FC5-4		(2, 3) K			(1, 6) HR	5	2	2	4	0	1	5												
Raul Mondesi, R OBP: 0.359, SLG: 0.533	(1, 9) K		(2, 3) K		(1, 0) G5-3		(1, 0) G6-3		(2, 1) G4-3	5	0	0	0	0	2	1												
Todd Hundley, S OBP: 0.310, SLG: 0.432		(1, 3) K		(1, 0) G1-3	(1, 0) G3		(2, 2) G4-3 1B		(3, 1) G3	5	0	1	0	0	1	0												
Eric Karros, R OBP: 0.347, SLG: 0.472		(2, 1) G6-3		(2, 0) G4-3 1B	(2, 1) G5-3		(0, 1) G4-3		(3, 2) HR	5	1	2	0	0	0	1												
Dave Hansen, L OBP: 0.350, SLG: 0.950 Tripp Cramer, R OBP: 0.250, SLG: 0.100	(1, 5) G1		(1, 1) G4-3		(2, 2) F7		(4, 2) BB		(0, 1) G5-3	3	0	0	0	0	0	1												
Mark Grudzielanek, R OBP: 0.320, SLG: 0.375			(2, 2) FC1-6 1B	(4, 0) 22 E 1B IBB		(3, 2) 1B		(1, 3) K		3	2	2	0	1	1	2												
Jamie Arnold, R OBP: 0.667, SLG: 0.667 Onan Masaoka, R	(1, 1) FC1-6 22 FC4-6		(0, 0) FC1-6 22 FC4-6	(2, 0) 22 E 1B		(0, 0) 1B		(3, 1) L1-3 1B		3	1	2	1	0	0	1												
Todd Hollandsworth, L OBP: 0.260, SLG: 0.417 Alan Mills, R OBP: 0.250, SLG: 0.100 Jacob Brunfield, R OBP: 0.234, SLG: 0.412			(1, 2) HR	(1, 2) 3H 1B		(1, 2) 1B				0	0	0	0	0	0	0												
<b>Inning Stats</b>	R: 0 E: 1 K: 2 S: 11	H: 0 LOB: 1 BB: 0 P: 16	R: 0 E: 0 K: 1 S: 7	H: 0 LOB: 0 BB: 0 P: 10	R: 3 E: 0 K: 1 S: 15	H: 3 LOB: 0 BB: 0 P: 22	R: 3 E: 1 K: 0 S: 15	H: 3 LOB: 2 BB: 1 P: 27	R: 0 E: 0 K: 0 S: 4	H: 0 LOB: 0 BB: 0 P: 6	R: 1 E: 0 K: 1 S: 16	H: 3 LOB: 2 BB: 0 P: 23	R: 0 E: 0 K: 1 S: 15	H: 1 LOB: 2 BB: 1 P: 22	R: 0 E: 0 K: 1 S: 6	H: 1 LOB: 0 BB: 0 P: 10	R: 1 E: 0 K: 0 S: 10	H: 2 LOB: 1 BB: 0 P: 19	1B: 9 2B: 3 3B: 0 HR: 2	SF: 0 SAC: 0 DP: 1 HBP: 0	WP: 0 PB: 0 SB: 0 CS: 0	PA: 43						
<b>PITCHER</b>	IP	WLS	BF	H	R	ER	SO	BB	IBB	HBP	BLK	WP	HR	S	P	ERA	WHIP	<b>PITCHER</b>										
Javier Vazquez, R ERA: 5.06	(1, 1) 3.2	L	20	6	6	4	4	0	1	0	0	0	0	1	46	72	9.82	1.636										
J.D. Smart, R ERA: 3.24	(4, 1) 2.1		10	3	1	1	1	0	0	0	0	0	0	22	32	3.86	1.286											
Mike Thurman, R ERA: 9.64	(7, 1) 1.0		5	1	0	0	1	1	0	0	0	0	0	15	22	0.00	2.000											
Bobby Ayala, R ERA: 2.25	(8, 1) 1.0		3	1	0	0	1	0	0	0	0	0	0	6	10	0.00	1.000											
Guillermo Mota, R ERA: 4.5	(9, 1) 1.0		5	2	1	1	0	0	0	0	0	0	1	10	19	9.00	2.000											
<b>Batter</b>	<b>1</b>	<b>2</b>	<b>3</b>	<b>4</b>	<b>5</b>	<b>6</b>	<b>7</b>	<b>8</b>	<b>9</b>	<b>AB</b>	<b>R</b>	<b>H</b>	<b>RBI</b>	<b>BB</b>	<b>SO</b>	<b>LOB</b>	<b>BOTTOM</b>											
Jose Vidro, S OBP: 0.318, SLG: 0.548	(1, 4) G4-3			(4, 1) G3 BB		(0, 0) P6		(2, 0) F8		2	0	0	0	1	0	1	<b>Los Angeles Dodgers @ Montreal Expos</b> Olympic Stadium, Montreal, QB Wed May 05 1999, 7:05 PM EDT Att. 5,518 - Dome - 72 F											
Mike Thurman, R	(7, 1)									0	0	0	0	0	0	0												
Bobby Ayala, R	(8, 1)									0	0	0	0	0	0	0												
James Mouton, R OBP: 0.545, SLG: 0.533 Guillermo Mota, R	(8, PH) L9			(1, 1) G3		(1, 0) G6-3			(0, 1) F7	4	0	0	0	0	0	2												
Rondell White, R OBP: 0.340, SLG: 0.595 Manny Martinez, R OBP: 0.267, SLG: 0.345	(1, 8) P5			(1, 1) F7		(2, 3) K		(0, 1) F9	(2, 2) K	3	0	0	0	0	1	1												
Vladimir Guerrero, R OBP: 0.360, SLG: 0.500			(1, 1) F9	(1, 0) G6-3		(1, 3) K		(2, 2) K	(2, 2) 2B	4	0	1	0	0	1	1												
Brad Fullmer, L OBP: 0.303, SLG: 0.529	(1, 3) P6				(2, 0) G5-3		(2, 0) HR		(2, 0) F7	4	1	1	1	0	0	1												
Chris Widger, R OBP: 0.313, SLG: 0.556 Darron Cox, R OBP: 0.231, SLG: 0.462	(1, 2) G6-3			(1, 2) E5 G4-6-3		(0, 0) HR		(0, 0) HR		2	0	0	0	0	0	0												
Michael Barrett, R OBP: 0.352, SLG: 0.506			(0, 1) L4	(0, 0) G4-6-3 1-2		(2, 2) F8				3	0	0	0	0	0	1												
Orlando Cabrera, R OBP: 0.291, SLG: 0.416			(0, 0) G6-3		(1, 2) G4-3 1B		(1, 2) G6-3			3	0	1	0	0	0	0												
Javier Vazquez, R OBP: 0.250, SLG: 0.250 J.D. Smart, R	(1, 1) G4-3		(0, 2) G4-3		(1, 1) G4-3		(1, 1) P5			1	0	0	0	0	0	0												
Wilton Guerrero, S OBP: 0.247, SLG: 0.308	(6, PH) G4-3				(1, 2) G4-3					2	0	0	0	0	0	1												
<b>Inning Stats</b>	R: 0 E: 0 K: 0 S: 4	H: 0 LOB: 0 BB: 0 P: 8	R: 0 E: 0 K: 0 S: 5	H: 0 LOB: 0 BB: 0 P: 8	R: 0 E: 0 K: 0 S: 6	H: 0 LOB: 0 BB: 0 P: 6	R: 0 E: 0 K: 0 S: 5	H: 0 LOB: 1 BB: 1 P: 11	R: 0 E: 0 K: 0 S: 7	H: 1 LOB: 1 BB: 0 P: 10	R: 2 E: 0 K: 2 S: 12	H: 2 LOB: 0 BB: 0 P: 19	R: 0 E: 0 K: 0 S: 7	H: 0 LOB: 0 BB: 0 P: 11	R: 0 E: 0 K: 0 S: 8	H: 1 LOB: 1 BB: 0 P: 12	1B: 1 2B: 1 3B: 0 HR: 2	SF: 0 SAC: 0 DP: 1 HBP: 0	WP: 0 PB: 0 SB: 0 CS: 0	PA: 32								
<b>PITCHER</b>	IP	WLS	BF	H	R	ER	SO	BB	IBB	HBP	BLK	WP	HR	S	P	ERA	WHIP	<b>PITCHER</b>										
Jamie Arnold, R ERA: 1.42	(1, 1) 0.1		3	2	2	2	0	0	0	0	0	0	2	6	10	54.00	6.000											
Onan Masaoka, L ERA: 4.91	(7, 1) 1.0		3	0	0	0	0	0	0	0	0	0	0	7	11	0.00	0.000											
Alan Mills, R ERA: 0.71	(8, 1) 1.0		3	0	0	0	0	0	0	0	0	0	0	8	12	0.00	1.000											
Jeff Shaw, R ERA: 1.76	(9, 1) 1.0		4	1	0	0	0	0	0	0	0	0	0	8	12	0.00	1.000											





Batter	1	2	3	4	5	6	7	8	9	AB	R	H	RBI	BB	SO	LOB	TOP																					
Luis Castillo, S (1.4) OBP: 0.330, SLG: 0.316										4	0	1	0	0	1	0	Florida Marlins @ Los Angeles Dodgers Dodger Stadium, Los Angeles, CA Fri May 07 1999, 7:10 PM PDT Att: 54,009 - Unknown - 68 F																					
Alex Gonzalez, R (1.6) OBP: 0.304, SLG: 0.423										4	0	2	0	0	0	1																						
Cliff Floyd, L (1.7) OBP: 0.257, SLG: 0.294										4	1	1	0	0	0	3																						
Kevin Orle, R (1.5) OBP: 0.347, SLG: 0.402										4	0	1	1	0	1	0																						
Mark Kotsay, L (1.9) OBP: 0.299, SLG: 0.394										4	1	1	0	0	1	1																						
Derrek Lee, R (1.3) OBP: 0.271, SLG: 0.333										3	1	0	0	1	0	0																						
Todd Dunwoody, L (1.8) OBP: 0.300, SLG: 0.286										3	1	1	1	0	1	0																						
Jorge Fabregas, L (1.2) OBP: 0.250, SLG: 0.220										3	1	0	0	1	0	1																						
Dennis Springer, R (1.1) OBP: 0.100, SLG: 0.100										2	0	0	0	0	0	0																						
Bruce Aven, R (7, PH) OBP: 0.417, SLG: 0.688										1	1	1	4	0	0	0																						
Brian Edmondson, R (7, 1) OBP: 0.667, SLG: 1.000										0	0	0	0	0	0	0																						
Craig Counsell, L (9, PH) OBP: 0.235, SLG: 0.133										1	0	0	0	0	1	0																						
Matt Mantei, R (9, 1) OBP: 0.235, SLG: 0.133										0	0	0	0	0	0	0																						
<b>Inning Stats</b>	R: 0 E: 0 K: 1 S: 8	H: 1 LOB: 0 BB: 0 P: 11	R: 0 E: 0 K: 1 S: 6	H: 0 LOB: 0 BB: 0 P: 11	R: 0 E: 0 K: 0 S: 4	H: 0 LOB: 0 BB: 0 P: 8	R: 1 E: 0 K: 0 S: 12	H: 2 LOB: 1 BB: 0 P: 16	R: 0 E: 0 K: 0 S: 8	H: 0 LOB: 0 BB: 0 P: 9	R: 0 E: 0 K: 0 S: 9	H: 1 LOB: 1 BB: 0 P: 14	R: 5 E: 0 K: 0 S: 17	H: 4 LOB: 1 BB: 2 P: 33	R: 0 E: 0 K: 1 S: 8	H: 0 LOB: 0 BB: 0 P: 12	R: 0 E: 0 K: 2 S: 9	H: 0 LOB: 0 BB: 0 P: 11	1B: 2 2B: 5 3B: 0 HR: 1	SF: 0 SAC: 0 DP: 1 HBP: 1	WP: 0 PB: 0 SB: 0 CS: 1	PA: 36																
<b>PITCHER</b>	IP	WLS	BF	H	R	ER	SO	BB	IBB	HBP	BLK	WP	HR	S	P	ERA	WHIP	<b>PITCHER</b>				IP	WLS	BF	H	R	ER	SO	BB	IBB	HBP	BLK	WP	HR	S	P	ERA	WHIP
37 Darren Dreifort, R (1.1) ERA: 5.08	6.1	L	26	6	5	5	2	1	1	1	0	0	0	55	88	7.11	1.105																					
Alan Mills, R (7, 1) ERA: 1.38	0.1	B	3	2	1	1	0	0	0	0	0	0	1	6	11	27.00	6.000																					
Pedro Borbon, L (7, 1) ERA: 1.42	0.1		1	0	0	0	0	0	0	0	0	0	0	3	3	0.00	0.000																					
Mike Maddux, R (8, 1) ERA: 6.43	2.0		6	0	0	0	3	0	0	0	0	0	0	17	23	0.00	0.000																					

Batter	1	2	3	4	5	6	7	8	9	AB	R	H	RBI	BB	SO	LOB	BOTTOM																					
22 Devon White, S (1.8) OBP: 0.316, SLG: 0.385										4	0	2	0	0	0	0	Florida Marlins @ Los Angeles Dodgers Dodger Stadium, Los Angeles, CA Fri May 07 1999, 7:10 PM PDT Att: 54,009 - Unknown - 68 F																					
Jose Vizcaino, S (1.4) OBP: 0.354, SLG: 0.317										4	1	1	0	0	0	2																						
Gary Sheffield, R (1.7) OBP: 0.388, SLG: 0.509										3	1	0	0	1	1	1																						
Raul Mondesi, R (1.9) OBP: 0.364, SLG: 0.532										4	0	2	1	0	0	1																						
Todd Hundley, S (1.2) OBP: 0.319, SLG: 0.462										4	0	2	0	0	0	3																						
Eric Karros, R (1.3) OBP: 0.336, SLG: 0.455										4	0	0	1	0	1	4																						
Adrian Beltré, R (1.5) OBP: 0.442, SLG: 0.576										3	1	2	1	1	0	0																						
Mark Grudzielanek, R (1.6) OBP: 0.308, SLG: 0.360										4	0	0	0	0	1	4																						
37 Darren Dreifort, R (1.1) ERA: 5.08										2	0	0	0	0	2	0																						
Alan Mills, R (7, 1) ERA: 1.38										0	0	0	0	0	0	0																						
Pedro Borbon, R (7, 1) ERA: 1.42										0	0	0	0	0	0	0																						
Dave Hansen, L (7, PH) OBP: 0.542, SLG: 0.908										1	0	0	0	0	0	0																						
Mike Maddux, L (8, 1) ERA: 6.43										0	0	0	0	0	0	0																						
Todd Hollandsworth, L (9, PH) OBP: 0.231, SLG: 0.338										1	0	0	0	0	1	2																						
<b>Inning Stats</b>	R: 0 E: 0 K: 0 S: 7	H: 0 LOB: 0 BB: 0 P: 11	R: 0 E: 0 K: 0 S: 7	H: 1 LOB: 0 BB: 0 P: 13	R: 1 E: 0 K: 1 S: 10	H: 1 LOB: 0 BB: 0 P: 16	R: 2 E: 0 K: 0 S: 14	H: 2 LOB: 2 BB: 2 P: 29	R: 0 E: 1 K: 1 S: 9	H: 1 LOB: 0 BB: 0 P: 15	R: 0 E: 0 K: 0 S: 6	H: 1 LOB: 1 BB: 0 P: 12	R: 0 E: 0 K: 1 S: 7	H: 0 LOB: 0 BB: 0 P: 11	R: 0 E: 0 K: 1 S: 9	H: 1 LOB: 1 BB: 0 P: 15	R: 0 E: 0 K: 2 S: 13	H: 2 LOB: 2 BB: 0 P: 22	1B: 5 2B: 3 3B: 0 HR: 1	SF: 0 SAC: 0 DP: 0 HBP: 0	WP: 0 PB: 0 SB: 1 CS: 2	PA: 37																
<b>PITCHER</b>	IP	WLS	BF	H	R	ER	SO	BB	IBB	HBP	BLK	WP	HR	S	P	ERA	WHIP	<b>PITCHER</b>				IP	WLS	BF	H	R	ER	SO	BB	IBB	HBP	BLK	WP	HR	S	P	ERA	WHIP
Dennis Springer, R (1.1) ERA: 4.34	6.0	W	24	6	3	3	2	2	0	0	0	0	0	53	96	4.50	1.333																					
Brian Edmondson, R (7, 1) ERA: 3.0	2.0	H	7	1	0	0	2	0	0	0	0	0	0	16	26	0.00	0.500																					
Matt Mantei, R (9, 1) ERA: 1.38	1.0	S	5	2	0	0	2	0	0	0	0	0	0	13	22	0.00	2.000																					





Batter	1	2	3	4	5	6	7	8	9	AB	R	H	RBI	BB	SO	LOB	TOP					
Luis Castillo, S OBP: 0.327, SLG: 0.314										4	0	1	0	0	0	0	<b>Florida Marlins @ Los Angeles Dodgers</b> Dodger Stadium, Los Angeles, CA Sat May 08 1999, 7:10 PM PDT Att: 36,595 - Overcast - 68 F					
Alex Gonzalez, R OBP: 0.294, SLG: 0.409										4	0	0	0	0	1	1						
Cliff Floyd, L OBP: 0.256, SLG: 0.316											4	0	1	0	0	1						
Kevin Orle, R OBP: 0.333, SLG: 0.385											4	0	0	0	0	2						
Mark Kotsay, L OBP: 0.300, SLG: 0.387											2	0	0	0	1	0						
Derrek Lee, R OBP: 0.284, SLG: 0.324											3	0	0	0	0	2						
Todd Dunwoody, L OBP: 0.301, SLG: 0.309										3	1	1	0	0	0	0						
Mike Redmond, R OBP: 0.289, SLG: 0.306										2	0	0	0	0	0	0						
Craig Counsell, L OBP: 0.229, SLG: 0.129										1	0	0	1	0	0	0						
Jorge Fabregas, L OBP: 0.250, SLG: 0.220										0	0	0	0	0	0	0						
Livan Hernandez, R OBP: 0.333, SLG: 0.643										2	0	0	0	0	1	0						
Bruce Aven, R OBP: 0.465, SLG: 0.657										1	0	0	0	0	0	0						
Antonio Alfonseca, R OBP: 0.341, SLG: 0.465										0	0	0	0	0	0	0						
Vic Darenbourg, L OBP: 0.14										0	0	0	0	0	0	0						
Archie Corbin, R OBP: 0.341, SLG: 0.465										0	0	0	0	0	0	0						
<b>Inning Stats</b>	R: 0 E: 0 K: 0 S: 7	H: 1 LOB: 1 BB: 0 P: 13	R: 0 E: 0 K: 1 S: 13	H: 0 LOB: 0 BB: 0 P: 18	R: 0 E: 0 K: 1 S: 7	H: 0 LOB: 0 BB: 0 P: 9	R: 0 E: 0 K: 0 S: 5	H: 1 LOB: 1 BB: 0 P: 7	R: 0 E: 0 K: 0 S: 5	H: 0 LOB: 0 BB: 0 P: 9	R: 0 E: 0 K: 1 S: 8	H: 0 LOB: 0 BB: 0 P: 11	R: 0 E: 0 K: 1 S: 8	H: 0 LOB: 1 BB: 1 P: 18	R: 1 E: 0 K: 0 S: 14	H: 1 LOB: 0 BB: 0 P: 21	R: 0 E: 0 K: 0 S: 7	H: 0 LOB: 0 BB: 0 P: 9	1B: 1 2B: 1 3B: 1 HR: 0	SF: 0 SAC: 0 DP: 0 HBP: 0	WP: 0 PB: 0 SB: 0 CS: 0	PA: 31
<b>PITCHER</b>	IP WLS BF H R ER SO BB IBB HBP BLK WP HR S P ERA WHIP																					
Kevin Brown, R ERA: 2.96	(1, 1) 8.0 W 28 3 1 1 5 1 0 0 0 0 0 0 67 106 1.12 0.500																					
Jeff Shaw, R ERA: 1.65	(9, 1) 1.0 3 0 0 0 0 0 0 0 0 0 0 0 7 9 0.00 0.000																					

Batter	1	2	3	4	5	6	7	8	9	AB	R	H	RBI	BB	SO	LOB	BOTTOM			
22 Devon White, S OBP: 0.328, SLG: 0.394										5	0	3	3	0	2	1	<b>Florida Marlins @ Los Angeles Dodgers</b> Dodger Stadium, Los Angeles, CA Sat May 08 1999, 7:10 PM PDT Att: 36,595 - Overcast - 68 F			
Jose Vizcaino, S OBP: 0.325, SLG: 0.292										5	1	0	1	0	0	3				
Gary Sheffield, R OBP: 0.388, SLG: 0.514										5	1	2	1	0	0	1				
Raul Mondesi, R OBP: 0.358, SLG: 0.526										5	0	1	0	0	0	2				
Todd Hundley, S OBP: 0.337, SLG: 0.488										4	1	3	0	0	1	1				
Eric Karros, R OBP: 0.341, SLG: 0.465										4	1	2	0	0	1	3				
Adrian Beltré, R OBP: 0.444, SLG: 0.579										3	2	1	1	1	0	2				
Mark Grudzielanek, R OBP: 0.315, SLG: 0.365										4	1	2	2	0	2	3				
Kevin Brown, R OBP: 0.105, SLG: 0.056										3	0	0	0	0	1	2				
Dave Hansen, L OBP: 0.560, SLG: 0.905										0	1	0	0	0	0	0				
Jeff Shaw, R ERA: 1.65	(9, 1) 1.0 3 0 0 0 0 0 0 0 0 0 0 0 7 9 0.00 0.000																			
<b>Inning Stats</b>	R: 0 E: 0 K: 1 S: 9	H: 0 LOB: 0 BB: 0 P: 15	R: 0 E: 0 K: 2 S: 10	H: 1 LOB: 0 BB: 0 P: 15	R: 0 E: 1 K: 1 S: 8	H: 1 LOB: 1 BB: 0 P: 15	R: 0 E: 1 K: 0 S: 8	H: 1 LOB: 2 BB: 0 P: 18	R: 1 E: 0 K: 0 S: 9	H: 2 LOB: 1 BB: 0 P: 18	R: 1 E: 0 K: 0 S: 16	H: 3 LOB: 2 BB: 0 P: 25	R: 0 E: 0 K: 1 S: 10	H: 1 LOB: 1 BB: 0 P: 16	R: 6 E: 1 K: 0 S: 19	H: 5 LOB: 1 BB: 1 P: 31	1B: 9 2B: 5 3B: 0 HR: 0	SF: 0 SAC: 0 DP: 0 HBP: 1	WP: 0 PB: 0 SB: 0 CS: 1	PA: 40
<b>PITCHER</b>	IP WLS BF H R ER SO BB IBB HBP BLK WP HR S P ERA WHIP																			
Livan Hernandez, R ERA: 4.97	(1, 1) 7.0 L 30 9 2 2 7 0 0 0 0 0 0 0 10 19 2.57 1.286																			
Antonio Alfonseca, R ERA: 7.07	(8, 1) 0.1 5 3 4 4 0 0 0 1 0 0 0 0 0 10 19 108.00 9.000																			
Vic Darenbourg, L ERA: 5.14	(8, 1) 0.1 4 2 2 2 0 0 0 0 1 0 0 0 0 8 11 54.00 6.000																			
Archie Corbin, R ERA: 8.38	(8, 1) 0.1 1 0 0 0 0 0 0 0 0 0 0 0 0 1 1 0.00 0.000																			



Batter	1	2	3	4	5	6	7	8	9	AB	R	H	RBI	BB	SO	LOB	TOP					
<b>Craig Counsell, L</b> OBP: 0.225, SLG: 0.139 <b>Luis Castillo, S</b> OBP: 0.327, SLG: 0.314	G4-3		G3				G4-3			5	0	1	0	0	0	1						
<b>Alex Gonzalez, R</b> OBP: 0.298, SLG: 0.403	K		G3				K			4	1	1	0	1	2	0						
<b>Cliff Floyd, L</b> OBP: 0.318, SLG: 0.400	BB		L5							2	2	1	2	3	0	0						
<b>Derrek Lee, R</b> OBP: 0.270, SLG: 0.316	BB									3	0	0	0	2	0	1						
<b>Mark Kotsay, L</b> OBP: 0.304, SLG: 0.377	BB									3	1	0	0	2	1	3						
<b>Dave Berg, R</b> OBP: 0.359, SLG: 0.432	K									4	0	1	1	0	2	3						
<b>Todd Dunwoody, L</b> OBP: 0.299, SLG: 0.337		G1-3								4	1	1	1	0	1	1						
<b>Jorge Fabregas, L</b> OBP: 0.250, SLG: 0.222		G6-3								4	0	1	0	0	2	1						
<b>Jesus Sanchez, L</b> OBP: 0.285, SLG: 0.143 <b>Braden Looper, R</b> OBP: 0.271, SLG: 0.149 <b>Preston Wilson, R</b> OBP: 0.271, SLG: 0.149 <b>Brian Edmondson, R</b> OBP: 0.271, SLG: 0.149 <b>Bruce Aven, R</b> OBP: 0.271, SLG: 0.149 <b>Matt Mantei, R</b> OBP: 0.271, SLG: 0.149		G4-3								2	0	0	0	0	0	1						
<b>Inning Stats</b>	R: 0 H: 0 E: 0 K: 2 S: 12	H: 0 LOB: 3 BB: 3 P: 28	R: 0 H: 0 E: 0 K: 0 S: 8	H: 0 LOB: 0 BB: 0 P: 12	R: 0 H: 0 E: 0 K: 0 S: 6	H: 0 LOB: 0 BB: 0 P: 10	R: 0 H: 0 E: 0 K: 2 S: 10	H: 0 LOB: 0 BB: 0 P: 15	R: 0 H: 1 E: 0 K: 0 S: 7	H: 1 LOB: 1 BB: 0 P: 11	R: 2 H: 2 E: 0 K: 0 S: 8	H: 2 LOB: 0 BB: 0 P: 12	R: 2 H: 2 E: 0 K: 2 S: 17	H: 2 LOB: 0 BB: 0 P: 24	R: 2 H: 1 E: 1 K: 2 S: 11	H: 1 LOB: 1 BB: 2 P: 25	R: 0 H: 1 E: 0 K: 0 S: 8	H: 1 LOB: 3 BB: 3 P: 24	1B: 4 2B: 0 3B: 0 HR: 3	SF: 0 SAC: 0 DP: 0 HBP: 0	WP: 0 PB: 0 SB: 2 CS: 1	PA: 41
<b>PITCHER</b>	IP	WLS	BF	H	R	ER	SO	BB	IBB	HBP	BLK	WP	HR	S	P	ERA	WHIP					
<b>Chan Ho Park, R</b> ERA: 4.91	7.0		29	5	4	4	6	3	0	0	0	0	3	68	112	5.14	1.143					
<b>Pedro Borbon, L</b> ERA: 2.13	0.0	L	1	0	1	1	0	1	0	0	0	0	0	2	6	∞	∞					
<b>Antonio Osuna, R</b> ERA:	1.0		5	1	1	0	2	1	0	0	0	0	0	9	19	0.00	2.000					
<b>Mike Maddux, R</b> ERA: 5.87	0.2		3	1	0	0	0	1	0	0	0	0	0	4	12	0.00	3.000					
<b>Onan Masaoka, L</b> ERA: 4.76	0.1		3	0	0	0	0	2	0	0	0	0	0	4	12	0.00	6.000					

Florida Marlins @ Los Angeles Dodgers  
Dodger Stadium, Los Angeles, CA  
Sun May 09 1999, 1:10 PM PDT  
Att: 29,397 - Sunny - 66 F

AB 33  
R 6  
H 7  
RBI 5  
BB 8  
SO 8  
LOB 11



Batter	1	2	3	4	5	6	7	8	9	AB	R	H	RBI	BB	SO	LOB	BOTTOM					
<b>Eric Young Sr., R</b> OBP: 0.430, SLG: 0.420	FC6-4	F7		K			F7		F9	4	1	0	0	1	1	2						
<b>Mark Czudzielanek, R</b> OBP: 0.362, SLG: 0.349	F9		F8				F8		F9	5	0	0	0	0	0	3						
<b>Gary Sheffield, R</b> OBP: 0.399, SLG: 0.518	FC6-4		22	2B			P5			3	2	2	0	1	0	0						
<b>Raul Mondesi, R</b> OBP: 0.362, SLG: 0.521	FC6-4		22	2B						3	1	1	1	1	0	2						
<b>22 Devon White, S</b> OBP: 0.344, SLG: 0.423 <b>Todd Hollandsworth, L</b> OBP: 0.214, SLG: 0.357	BB									2	0	2	2	1	0	0						
<b>Eric Karros, R</b> OBP: 0.338, SLG: 0.453 <b>Onan Masaoka, R</b>	BB									3	0	0	1	1	1	2						
<b>Adrian Beltré, R</b> OBP: 0.446, SLG: 0.571	K		K							3	0	1	0	1	2	4						
<b>Paul Lo Duca, R</b> OBP: 0.231, SLG: 0.063 <b>Todd Hundley, S</b> OBP: 0.333, SLG: 0.482		G6-3					G3-6-3		P2	3	0	0	0	0	0	1						
<b>Chan Ho Park, R</b> OBP: 0.125, SLG: 0.188 <b>Pedro Borbon, R</b>		G4-3								3	0	0	0	0	2	0						
<b>Antonio Osuna, R</b> OBP: 0.279 <b>Mike Maddux, L</b> OBP: 0.577, SLG: 0.905										0	0	0	0	0	0	0						
<b>Inning Stats</b>	R: 1 H: 0 E: 0 K: 1 S: 10	H: 0 LOB: 3 BB: 4 P: 30	R: 0 H: 0 E: 0 K: 0 S: 8	H: 0 LOB: 0 BB: 0 P: 11	R: 2 H: 2 E: 0 K: 1 S: 11	H: 2 LOB: 1 BB: 1 P: 19	R: 0 H: 0 E: 0 K: 2 S: 9	H: 0 LOB: 0 BB: 0 P: 15	R: 1 H: 3 E: 0 K: 0 S: 8	H: 3 LOB: 1 BB: 0 P: 15	R: 0 H: 1 E: 0 K: 1 S: 5	H: 1 LOB: 0 BB: 0 P: 8	R: 0 H: 0 E: 0 K: 0 S: 7	H: 0 LOB: 0 BB: 0 P: 13	R: 0 H: 0 E: 0 K: 1 S: 7	H: 0 LOB: 0 BB: 0 P: 10	R: 0 H: 0 E: 0 K: 0 S: 11	H: 0 LOB: 2 BB: 2 P: 24	1B: 4 2B: 2 3B: 0 HR: 0	SF: 0 SAC: 0 DP: 1 HBP: 0	WP: 0 PB: 0 SB: 1 CS: 0	PA: 38
<b>PITCHER</b>	IP	WLS	BF	H	R	ER	SO	BB	IBB	HBP	BLK	WP	HR	S	P	ERA	WHIP					
<b>Jesus Sanchez, L</b> ERA: 6.68	4.2		23	5	4	4	4	5	0	0	0	0	0	44	86	7.71	2.143					
<b>Braden Looper, R</b> ERA: 2.37	1.1		4	1	0	0	1	0	0	0	0	0	0	7	12	0.00	0.750					
<b>Brian Edmondson, R</b> ERA: 2.79	2.0	W	6	0	0	0	1	0	0	0	0	0	0	14	23	0.00	0.000					
<b>Matt Mantei, R</b> ERA: 1.29	1.0	S	5	0	0	0	0	2	0	0	0	0	0	11	24	0.00	2.000					

Florida Marlins @ Los Angeles Dodgers  
Dodger Stadium, Los Angeles, CA  
Sun May 09 1999, 1:10 PM PDT  
Att: 29,397 - Sunny - 66 F

AB 31  
R 4  
H 6  
RBI 4  
BB 7  
SO 6  
LOB 15





Batter	1	2	3	4	5	6	7	8	9	AB	R	H	RBI	BB	SO	LOB	TOP				
Lance Johnson, L OBP: 0.338, SLG: 0.322	G5-3	P4				G3		L4-3		5	0	1	0	0	0	4	<b>Chicago Cubs @ Los Angeles Dodgers</b> Dodger Stadium, Los Angeles, CA Mon May 10 1999, 7:10 PM PDT Att: 32,925 - Unknown - 62 F				
Mickey Morandini, L OBP: 0.296, SLG: 0.337	BB G6-3 1B	B1-3				F8			K	5	0	1	0	0	2	5					
Sammy Sosa, R OBP: 0.351, SLG: 0.504	G6-3				G4-3		F7		P4	5	0	0	0	0	0	1					
Mark Grace, L OBP: 0.457, SLG: 0.505	BB BB				F9 1B		2B BB		DI 1B	3	2	3	0	2	0	0					
Henry Rodriguez, L OBP: 0.397, SLG: 0.507 Bo Porter, R (9, PR)	FC4-6 BB				F9 K		1-H 2B		1-H 1B	4	0	2	2	1	1	2					
Benito Santiago, R OBP: 0.324, SLG: 0.436	FC4-6				P3		K		K	5	0	0	0	0	2	7					
Tyler Houston, L OBP: 0.476, SLG: 0.692							G1-3			4	1	3	1	0	0	1					
José Hernández, R OBP: 0.374, SLG: 0.429					L1-3		G3 FC5-6 1B		K	3	0	1	0	1	1	1					
Steve Trachsel, R OBP: 0.111, SLG: 0.167 Curtis Goodwin, L OBP: 0.276, SLG: 0.294 Terry Mulholland, R (8, 1)	K				2B 1B		FC5-6 G3		L4-3 BB	3	0	1	0	0	1	3					
<b>Inning Stats</b>	R: 0 E: 0 K: 0 S: 18	H: 1 LOB: 3 BB: 2 P: 33	R: 1 E: 0 K: 1 S: 12	H: 1 LOB: 1 BB: 1 P: 22	R: 0 E: 0 K: 1 S: 8	H: 1 LOB: 1 BB: 0 P: 13	R: 0 E: 0 K: 1 S: 18	H: 3 LOB: 2 BB: 0 P: 21	R: 0 E: 0 K: 0 S: 8	H: 2 LOB: 2 BB: 0 P: 15	R: 1 E: 0 K: 1 S: 8	H: 1 LOB: 1 BB: 1 P: 15	R: 0 E: 0 K: 1 S: 5	H: 0 LOB: 0 BB: 1 P: 12	R: 1 E: 0 K: 2 S: 14	H: 2 LOB: 1 BB: 0 P: 21		1B: 9 2B: 4 3B: 0 HR: 1	SF: 0 SAC: 0 DP: 2 HBP: 0	WP: 0 PB: 0 SB: 1 CS: 0	PA: 42
<b>PITCHER</b>	IP	WLS	BF	H	R	ER	SO	BB	IBB	HBP	BLK	WP	HR	S	P	ERA	WHIP				
Ismael Valdez, R ERA: 3.21	6.0	W	29	9	1	1	3	3	0	0	0	0	1	73	121	1.50	2.000				
Alan Mills, R ERA: 1.5	2.0	H	8	1	1	1	2	2	0	0	0	0	0	13	27	4.50	1.500				
Jeff Shaw, R ERA: 2.08	1.0	S	5	2	1	1	2	0	0	0	0	0	0	14	21	9.00	2.000				

Batter	1	2	3	4	5	6	7	8	9	AB	R	H	RBI	BB	SO	LOB	BOTTOM				
Eric Young Sr., R OBP: 0.424, SLG: 0.413	G6-3 1B		G6-3					F8		4	0	1	0	0	0	0	<b>Chicago Cubs @ Los Angeles Dodgers</b> Dodger Stadium, Los Angeles, CA Mon May 10 1999, 7:10 PM PDT Att: 32,925 - Unknown - 62 F				
Jose Vizcaino, S OBP: 0.324, SLG: 0.290	G6-3						HR 1B	G4-3		4	1	1	0	0	0	1					
Gary Sheffield, R OBP: 0.394, SLG: 0.508	P3						WP HR 1B	F8		4	1	1	0	0	0	1					
Raul Mondesi, R OBP: 0.375, SLG: 0.580							HR	HR		2	2	2	4	1	0	0					
Todd Hundley, S OBP: 0.323, SLG: 0.465							K	G3		3	0	0	0	0	1	1					
Eric Karros, R OBP: 0.338, SLG: 0.450							K	K		3	0	1	0	0	2	1					
Todd Hollandsworth, L OBP: 0.176, SLG: 0.294							K			3	0	0	0	0	2	2					
Adrian Beltré, R OBP: 0.444, SLG: 0.564							G6-3 1B	P5		3	0	1	0	0	0	0					
Ismael Valdez, R (1, 1)							G6-3	K		2	0	0	0	0	1	1					
Alan Mills, R (7, 1)							K			1	0	0	0	0	1	0					
Jeff Shaw, R (9, 1)								K		0	0	0	0	0	0	0					
<b>Inning Stats</b>	R: 0 E: 0 K: 0 S: 7	H: 1 LOB: 0 BB: 0 P: 13	R: 0 E: 0 K: 1 S: 11	H: 0 LOB: 1 BB: 1 P: 18	R: 0 E: 0 K: 1 S: 8	H: 0 LOB: 0 BB: 0 P: 10	R: 2 E: 0 K: 2 S: 15	H: 3 LOB: 1 BB: 0 P: 21	R: 0 E: 0 K: 0 S: 8	H: 1 LOB: 0 BB: 0 P: 11	R: 2 E: 0 K: 1 S: 12	H: 2 LOB: 0 BB: 0 P: 17	R: 0 E: 0 K: 2 S: 7	H: 0 LOB: 0 BB: 0 P: 10	R: 0 E: 0 K: 0 S: 6	H: 0 LOB: 0 BB: 0 P: 10	1B: 5 2B: 0 3B: 0 HR: 2	SF: 0 SAC: 0 DP: 2 HBP: 0	WP: 1 PB: 0 SB: 1 CS: 0	PA: 30	
<b>PITCHER</b>	IP	WLS	BF	H	R	ER	SO	BB	IBB	HBP	BLK	WP	HR	S	P	ERA	WHIP				
Steve Trachsel, R ERA: 5.24	7.0	L	27	7	4	4	7	1	0	0	0	0	0	68	100	5.14	1.143				
Terry Mulholland, L ERA: 3.94	1.0		3	0	0	0	0	0	0	0	0	0	0	6	10	0.00	0.000				





Batter	1	2	3	4	5	6	7	8	9	AB	R	H	RBI	BB	SO	LOB	TOP					
Lance Johnson, L (1.8) OBP: 0.333, SLG: 0.311	G5-3		FC3-6 HR		G3-6		G5-3			4	1	0	0	1	0	3	<b>Chicago Cubs @ Los Angeles Dodgers</b> Dodger Stadium, Los Angeles, CA Tue May 11 1999, 7:10 PM PDT Att: 30,470 - Unknown - 69 F <a href="http://livebaseballscorecards.com">livebaseballscorecards.com</a>					
José Hernández, R (1.6) OBP: 0.383, SLG: 0.495	G5-3		HR			SF8 3B	2B		F8	5	3	3	3	0	0	1						
Mark Grace, L (1.3) OBP: 0.455, SLG: 0.528	G4-3		HR			SF8	2B		F7	3	2	1	2	1	0	1						
Sammy Sosa, R (1.9) OBP: 0.360, SLG: 0.542		FC4-6 1B	F7			HR	2B		G4-3	5	1	3	2	0	0	1						
Gary Gaetti, R (1.5) OBP: 0.247, SLG: 0.338	FC4-6				G5-3	K	SF8			3	0	0	1	0	1	1						
Henry Rodríguez, L (1.7) OBP: 0.377, SLG: 0.479 Terry Adams, R (8.1)	F8				G1-3					4	0	0	0	0	1	2						
Benito Santiago, R (1.2) OBP: 0.322, SLG: 0.429	G5-3				G1-6-3					4	1	1	0	0	0	1						
Jeff Blauser, R (1.4) OBP: 0.348, SLG: 0.333					G6-3					4	1	2	0	0	0	0						
Kyle Farnsworth, R (1.1) Rodney Myers, R (6.1) Curtis Goodwin, L (6. PH) Curtis Goodwin, L (8.7)					B3					1	0	0	0	1	0	1						
<b>Inning Stats</b>	R: 0 E: 0 K: 0 S: 7	H: 0 LOB: 0 BB: 0 P: 10	R: 0 E: 0 K: 0 S: 7	H: 1 LOB: 1 BB: 0 P: 8	R: 3 E: 0 K: 0 S: 9	H: 2 LOB: 0 BB: 1 P: 23	R: 0 E: 0 K: 0 S: 5	H: 0 LOB: 0 BB: 0 P: 7	R: 0 E: 0 K: 0 S: 5	H: 1 LOB: 0 BB: 0 P: 7	R: 2 E: 0 K: 1 S: 9	H: 2 LOB: 0 BB: 0 P: 12	R: 5 E: 0 K: 1 S: 20	H: 5 LOB: 1 BB: 1 P: 33	R: 0 E: 0 K: 0 S: 9	H: 0 LOB: 0 BB: 0 P: 14		R: 0 E: 0 K: 0 S: 14	H: 0 LOB: 1 BB: 1 P: 25	1B: 4 2B: 3 3B: 1 HR: 3	SF: 2 SAC: 0 DP: 1 HBP: 0	WP: 1 PB: 0 SB: 0 CS: 0
<b>PITCHER</b>	IP	WLS	BF	H	R	ER	SO	BB	IBB	HBP	BLK	WP	HR	S	P	ERA	WHIP					
Carlos Perez, L (1.1) ERA: 6.23	6.0	L	25	7	6	6	1	1	0	0	0	0	3	43	68	9.00	1.333					
Antonio Osuna, R (7.1) ERA: 9.0	0.1		5	3	2	2	0	1	0	0	0	1	0	12	21	54.00	12.000					
Mike Maddux, R (7.1) ERA: 4.82	1.2		6	1	2	2	1	0	0	0	0	0	0	16	25	10.80	0.600					
Onan Masaoka, L (9.1) ERA: 4.38	1.0		4	0	0	0	0	1	0	0	0	0	0	14	25	0.00	1.000					

Batter	1	2	3	4	5	6	7	8	9	AB	R	H	RBI	BB	SO	LOB	BOTTOM					
Eric Young Sr., R (1.4) OBP: 0.423, SLG: 0.407	F8		G4-3		F8		G3			4	0	1	0	1	0	0	<b>Chicago Cubs @ Los Angeles Dodgers</b> Dodger Stadium, Los Angeles, CA Tue May 11 1999, 7:10 PM PDT Att: 30,470 - Unknown - 69 F <a href="http://livebaseballscorecards.com">livebaseballscorecards.com</a>					
Jose Vizcaino, S (1.6) OBP: 0.316, SLG: 0.284			F7		G3-1		G3		G3-1	5	0	1	0	0	0	3						
Gary Sheffield, R (1.7) OBP: 0.395, SLG: 0.500	F9					BB	HR			4	2	1	0	1	1	4						
Raul Mondesi, R (1.9) OBP: 0.385, SLG: 0.631	G5-3					BB	HR			3	3	2	3	1	0	1						
Todd Hundley, S (1.2) OBP: 0.320, SLG: 0.456						BB	HR			4	0	1	0	0	1	2						
Eric Karros, R (1.3) OBP: 0.336, SLG: 0.452						HR	1B			4	0	1	2	0	1	1						
Todd Hollandsworth, L (1.8) OBP: 0.190, SLG: 0.333										4	0	1	0	0	3	2						
Adrián Beltré, R (1.5) OBP: 0.433, SLG: 0.548 Mike Maddux, L (7.1) Onan Masaoka, R (9.1) Tripp Cramer, R (9. PH) Tripp Cramer, R (8.7)										3	0	0	0	0	1	3						
Carlos Perez, L (1.1) Antonio Osuna, R (7.1) Dave Hansen, L (7.5) Dave Hansen, L (8.26)										0	0	0	0	0	0	0						
<b>Inning Stats</b>	R: 0 E: 0 K: 0 S: 12	H: 1 LOB: 1 BB: 0 P: 16	R: 0 E: 0 K: 1 S: 10	H: 1 LOB: 0 BB: 0 P: 17	R: 0 E: 0 K: 0 S: 9	H: 0 LOB: 0 BB: 0 P: 11	R: 2 E: 0 K: 1 S: 10	H: 1 LOB: 2 BB: 2 P: 23	R: 0 E: 0 K: 0 S: 3	H: 0 LOB: 0 BB: 0 P: 4	R: 2 E: 0 K: 2 S: 20	H: 3 LOB: 1 BB: 0 P: 24	R: 0 E: 0 K: 1 S: 11	H: 0 LOB: 1 BB: 1 P: 21	R: 1 E: 0 K: 2 S: 9	H: 1 LOB: 0 BB: 0 P: 15		R: 0 E: 0 K: 0 S: 9	H: 2 LOB: 2 BB: 0 P: 14	1B: 5 2B: 2 3B: 0 HR: 2	SF: 0 SAC: 0 DP: 0 HBP: 0	WP: 0 PB: 0 SB: 0 CS: 0
<b>PITCHER</b>	IP	WLS	BF	H	R	ER	SO	BB	IBB	HBP	BLK	WP	HR	S	P	ERA	WHIP					
Kyle Farnsworth, R (1.1) ERA: 5.4	5.0	W	23	6	4	4	2	2	0	0	0	0	1	52	80	7.20	1.600					
Rodney Myers, R (6.1) ERA: 4.8	2.0	H	7	0	0	0	3	1	0	0	0	0	0	23	36	0.00	0.500					
Terry Adams, R (8.1) ERA: 13.5	2.0		9	3	1	1	2	0	0	0	0	0	1	18	29	4.50	1.500					





Batter	1	2	3	4	5	6	7	8	9	AB	R	H	RBI	BB	SO	LOB	TOP										
Lance Johnson, L (1, 8) OBP: 0.331, SLG: 0.309	G4-3		L4			F9 WP 1B		P3		4	1	1	0	0	0	1	<b>Chicago Cubs @ Los Angeles Dodgers</b> Dodger Stadium, Los Angeles, CA Wed May 12 1999, 7:35 PM PDT Att: 40,007 - Unknown - 60 F										
José Hernández, R (1, 6) OBP: 0.397, SLG: 0.491	G4-6-3 BB			G6-3		G6-3 WP 1B		F8		3	0	1	0	1	0	0											
Mark Grace, L (1, 3) OBP: 0.441, SLG: 0.509	G4-6-3			F7		F9		F8		4	0	0	0	0	0	3											
Sammy Sosa, R (1, 9) OBP: 0.357, SLG: 0.541		K				G6-3		P3		4	0	1	0	0	1	1											
Henry Rodríguez, L (1, 7) OBP: 0.370, SLG: 0.480 Curtis Goodwin, L (9, PR) OBP: 0.263, SLG: 0.278	K			F7		G3-1				4	0	1	0	0	1	2											
Tyler Houston, L (1, 5) OBP: 0.476, SLG: 0.738	G5-3									3	1	1	1	1	1	0											
Mickey Morandini, L (1, 4) OBP: 0.294, SLG: 0.327				SH1-3 BB		F8		P5		3	0	0	0	1	0	2											
Sandy Martínez, L (1, 2) OBP: 0.182, SLG: 0.182				F7		F9		F7		3	0	0	0	0	0	1											
Kevin Tapani, R (1, 1) Scott Sanders, R (8, 1) Rod Beck, R (9, 1)				SH1-3				B1-3		2	0	0	0	0	1	0											
										0	0	0	0	0	0	0											
										0	0	0	0	0	0	0											
<b>Inning Stats</b>	R: 0 E: 0 K: 0 S: 8	H: 0 LOB: 0 BB: 1 P: 16	R: 0 E: 0 K: 2 S: 8	H: 0 LOB: 0 BB: 0 P: 11	R: 0 E: 0 K: 0 S: 10	H: 0 LOB: 1 BB: 1 P: 16	R: 0 E: 0 K: 0 S: 8	H: 1 LOB: 1 BB: 0 P: 15	R: 1 E: 0 K: 0 S: 10	H: 1 LOB: 0 BB: 0 P: 14	R: 1 E: 0 K: 0 S: 8	H: 2 LOB: 1 BB: 0 P: 14	R: 0 E: 0 K: 1 S: 8	H: 0 LOB: 0 BB: 0 P: 12	R: 0 E: 0 K: 0 S: 7	H: 0 LOB: 0 BB: 0 P: 11	R: 0 E: 0 K: 0 S: 8	H: 1 LOB: 2 BB: 1 P: 18	1B: 2 2B: 2 3B: 0 HR: 1	SF: 0 SAC: 1 DP: 1 HBP: 0	WP: 1 PB: 0 SB: 0 CS: 0	PA: 34					
<b>PITCHER</b>	IP	WLS	BF	H	R	ER	SO	BB	IBB	HBP	BLK	WP	HR	S	P	ERA	WHIP										
37 Darren Dreifort, R (1, 1) ERA: 4.81	5.2		22	4	2	2	3	2	0	0	0	1	1	50	83	3.18	1.059										
Pedro Borbon, L (6, 1) ERA: 1.5	2.1		7	0	0	0	1	0	0	0	0	0	0	17	26	0.00	0.000										
Jamie Arnold, R (9, 1) ERA: 1.32	1.0	W	5	1	0	0	0	0	1	0	0	0	0	8	18	0.00	1.000										

AB	30
R	2
H	5
RBI	1
BB	3
SO	4
LOB	10



Batter	1	2	3	4	5	6	7	8	9	AB	R	H	RBI	BB	SO	LOB	BOTTOM										
Eric Young Sr., R (1, 4) OBP: 0.410, SLG: 0.393	F7		G6-3			P2		G5-3		4	0	0	0	0	0	1	<b>Chicago Cubs @ Los Angeles Dodgers</b> Dodger Stadium, Los Angeles, CA Wed May 12 1999, 7:35 PM PDT Att: 40,007 - Unknown - 60 F										
Jose Vizcaino, S (1, 6) OBP: 0.313, SLG: 0.295	G1-3		G4-3			P6		WP 2B		4	0	1	1	0	0	0											
Gary Sheffield, R (1, 7) OBP: 0.397, SLG: 0.496	1B		G5-3			G4-3				3	0	1	0	1	0	0											
Raul Mondesi, R (1, 9) OBP: 0.382, SLG: 0.619	1B			G1-3		G6-3		K		4	0	1	0	0	1	2											
Todd Hundley, S (1, 2) OBP: 0.318, SLG: 0.479	K			F7		L3				4	1	1	1	0	1	2											
Eric Karros, R (1, 3) OBP: 0.340, SLG: 0.461 Tripp Cromer, R (9, PR) OBP: 0.308, SLG: 0.182			P3			K				4	0	2	0	0	1	0											
Todd Hollandsworth, L (1, 8) OBP: 0.240, SLG: 0.304				1B				SH1-4 WP 2B		0	1	0	0	0	0	0											
Adrián Beltré, R (1, 5) OBP: 0.431, SLG: 0.542				K				WP SH1-4 IBB		2	0	0	0	2	2	1											
37 Darren Dreifort, R (1, 1) OBP: 0.214, SLG: 0.167 Pedro Borbon, R (6, 1) Dave Hansen, L (8, PH) OBP: 0.552, SLG: 0.875 Jamie Arnold, R (9, 1) Mark Grudzielanski, R (9, PH) OBP: 0.302, SLG: 0.349			G6-3 BB			K		WP SH1-4 IBB		2	0	0	0	0	0	1											
			G6-3					SH1-4		3	0	1	0	0	0	1											
			L6					WP		2	0	0	0	0	0	1											
								2B		1	1	1	0	0	0	0											
								2B		1	0	0	0	0	0	1											
<b>Inning Stats</b>	R: 0 E: 0 K: 1 S: 11	H: 2 LOB: 2 BB: 0 P: 18	R: 0 E: 0 K: 0 S: 8	H: 0 LOB: 1 BB: 1 P: 14	R: 0 E: 0 K: 0 S: 10	H: 0 LOB: 0 BB: 0 P: 14	R: 0 E: 0 K: 1 S: 10	H: 1 LOB: 1 BB: 0 P: 13	R: 0 E: 0 K: 0 S: 4	H: 0 LOB: 0 BB: 0 P: 5	R: 0 E: 0 K: 0 S: 11	H: 0 LOB: 0 BB: 0 P: 14	R: 0 E: 0 K: 2 S: 9	H: 0 LOB: 0 BB: 0 P: 13	R: 1 E: 0 K: 1 S: 10	H: 3 LOB: 2 BB: 1 P: 17	R: 2 E: 0 K: 0 S: 6	H: 2 LOB: 2 BB: 1 P: 13	1B: 4 2B: 3 3B: 0 HR: 1	SF: 0 SAC: 1 DP: 0 HBP: 0	WP: 2 PB: 0 SB: 0 CS: 0	PA: 36					
<b>PITCHER</b>	IP	WLS	BF	H	R	ER	SO	BB	IBB	HBP	BLK	WP	HR	S	P	ERA	WHIP										
Kevin Tapani, R (1, 1) ERA: 1.99	7.2		29	6	1	1	4	1	0	0	0	0	0	69	97	1.17	0.913										
Scott Sanders, R (8, 1) ERA: 5.52	0.1	H	2	0	0	0	1	1	0	0	0	1	0	4	11	0.00	3.000										
Rod Beck, R (9, 1) ERA: 9.45	0.1	L	5	2	2	2	0	0	1	0	0	1	1	6	13	54.00	6.000										

AB	32
R	3
H	8
RBI	2
BB	3
SO	5
LOB	9





Batter	1	2	3	4	5	6	7	8	9	AB	R	H	RBI	BB	SO	LOB	TOP									
<b>Eric Young Sr. R</b> OBP: 0.410, SLG: 0.393	G3		1B		G1-3		E5 1B	L6-4		5	1	2	1	0	0	3	<b>Los Angeles Dodgers @ St. Louis Cardinals</b> Busch Stadium, St. Louis, MO Fri May 14 1999, 7:10 PM CDT Att: 48,036 - Cloudy - 64 F									
<b>Adrian Beltré R</b> OBP: 0.422, SLG: 0.527	F7		G5-3			P7	1B 2B	P4	5	1	1	1	0	0	1											
<b>Gary Sheffield R</b> OBP: 0.404, SLG: 0.496	1B					K	1B 2B	K	4	1	2	0	0	2	0											
<b>Raul Mondesi R</b> OBP: 0.376, SLG: 0.611	F7				K	G6-3	1B 2B	P2	5	1	1	2	0	1	2											
<b>Todd Hundley S</b> OBP: 0.315, SLG: 0.469		F7			E6		K		4	0	1	1	0	1	1											
<b>Eric Karros R</b> OBP: 0.331, SLG: 0.447		G5-3			G6-4-3		G6-3		4	0	0	0	0	0	3											
<b>Todd Hollandsworth L</b> OBP: 0.241, SLG: 0.296		P5				G5-3		G4-3	4	1	1	0	0	0	0											
<b>Mark Grudzielanek R</b> OBP: 0.317, SLG: 0.357			G5-3				1B BB	L6-4 BB	3	1	2	0	1	0	0											
<b>Kevin Brown R</b> OBP: 0.136, SLG: 0.050			G5-3				1B BB		2	1	0	0	1	1	1											
<b>Dave Hansen L</b> (8, PH) OBP: 0.567, SLG: 0.875						K			0	0	0	0	1	0	0											
<b>Alan Mills R</b> OBP: 0.317, SLG: 0.357									0	0	0	0	0	0	0											
<b>Jeff Shaw R</b> OBP: 0.317, SLG: 0.357									0	0	0	0	0	0	0											
<b>Inning Stats</b>	R: 0 E: 0 K: 0 S: 8	H: 1 LOB: 1 BB: 0 P: 11	R: 0 E: 0 K: 0 S: 8	H: 0 LOB: 0 BB: 0 P: 15	R: 0 E: 0 K: 0 S: 6	H: 1 LOB: 1 BB: 0 P: 9	R: 0 E: 1 K: 1 S: 8	H: 0 LOB: 1 BB: 0 P: 11	R: 0 E: 0 K: 1 S: 7	H: 0 LOB: 1 BB: 1 P: 14	R: 0 E: 0 K: 1 S: 6	H: 0 LOB: 0 BB: 0 P: 7	R: 7 E: 1 K: 1 S: 16	H: 7 LOB: 1 BB: 1 P: 31	R: 0 E: 0 K: 0 S: 8	H: 1 LOB: 1 BB: 1 P: 17	R: 0 E: 0 K: 1 S: 7	H: 0 LOB: 0 BB: 0 P: 12	1B: 9 2B: 2 3B: 0 HR: 0	SF: 0 SAC: 0 DP: 2 HBP: 1	WP: 0 PB: 0 SB: 0 CS: 0	PA: 40				
<b>PITCHER</b>	IP	WLS	BF	H	R	ER	SO	BB	IBB	HBP	BLK	WP	HR	S	P	ERA	WHIP									
<b>Jose Jimenez R</b> ERA: 6.38	(1, 1)	6.2	L	30	7	6	6	4	2	0	1	0	0	0	56	89	8.10	1.350								
<b>Clint Sodowsky R</b> ERA: 9.0	(7, 1)	0.2		5	3	1	1	0	0	0	0	0	0	0	9	19	13.50	4.500								
<b>Scott Radinsky L</b> ERA: 5.59	(8, 1)	0.2		2	0	0	0	0	1	0	0	0	0	2	7	0.00	1.500									
<b>Manny Aybar R</b> ERA: 5.16	(9, 1)	1.0		3	0	0	0	1	0	0	0	0	0	7	12	0.00	0.000									

Batter	1	2	3	4	5	6	7	8	9	AB	R	H	RBI	BB	SO	LOB	BOTTOM									
<b>J.D. Drew L</b> OBP: 0.329, SLG: 0.438	G6-4-3 1B BB		F8		K		K		K	4	0	0	0	1	3	1	<b>Los Angeles Dodgers @ St. Louis Cardinals</b> Busch Stadium, St. Louis, MO Fri May 14 1999, 7:10 PM CDT Att: 48,036 - Cloudy - 64 F									
<b>Edgar Renteria R</b> OBP: 0.317, SLG: 0.333	G6-4-3 1B		PB S 1B		E5		G4-3		FC6-4	5	0	2	0	0	0	1										
<b>Mark McGwire R</b> OBP: 0.391, SLG: 0.500	G6-4-3 1-2 2-3		1-2 BB		G5-3			HR BB	2	1	0	0	2	0	3											
<b>Ray Lankford L</b> OBP: 0.391, SLG: 0.690	K		K			G4-3		HR BB	4	1	1	2	0	2	3											
<b>Shawon Dunston R</b> OBP: 0.375, SLG: 0.545		G5-3	P9			G5-3		F9-3 1B	4	0	1	0	0	0	2											
<b>Darren Bragg L</b> OBP: 0.344, SLG: 0.329		1B 2B			K		BB 1B	L8	4	1	2	0	0	1	1											
<b>Eli Marrero R</b> OBP: 0.299, SLG: 0.426		2H 1B			F9		BB	F9-3	3	0	1	1	1	0	1											
<b>Joe McEwing R</b> OBP: 0.393, SLG: 0.429	1 SAFE 1 SAFE				G4-3		L7		F8	3	0	0	0	0	1	3										
<b>Clint Sodowsky L</b>									0	0	0	0	0	0	0	0										
<b>Scott Radinsky L</b>									0	0	0	0	0	0	0	0										
<b>Manny Aybar R</b> OBP: 0.143, SLG: 0.143									0	0	0	0	0	0	0	0										
<b>Willie McGee S</b> OBP: 0.390, SLG: 0.314									1	0	0	0	0	0	0	0										
<b>Jose Jimenez R</b> OBP: 0.125, SLG: 0.125									2	0	0	0	0	1	1											
<b>Placido Polanco R</b> OBP: 0.341, SLG: 0.342								FC6-4 1B	2	0	1	0	0	0	0											
<b>Inning Stats</b>	R: 0 E: 0 K: 1 S: 11	H: 1 LOB: 1 BB: 1 P: 18	R: 1 E: 0 K: 1 S: 9	H: 2 LOB: 1 BB: 0 P: 13	R: 0 E: 0 K: 1 S: 14	H: 1 LOB: 2 BB: 1 P: 23	R: 0 E: 0 K: 1 S: 8	H: 0 LOB: 0 BB: 0 P: 10	R: 0 E: 1 K: 2 S: 9	H: 0 LOB: 1 BB: 0 P: 10	R: 0 E: 0 K: 0 S: 9	H: 1 LOB: 2 BB: 1 P: 18	R: 0 E: 0 K: 1 S: 9	H: 0 LOB: 0 BB: 0 P: 11	R: 2 E: 0 K: 0 S: 11	H: 2 LOB: 0 BB: 1 P: 18	R: 0 E: 0 K: 1 S: 10	H: 1 LOB: 1 BB: 0 P: 12	1B: 6 2B: 2 3B: 0 HR: 1	SF: 0 SAC: 0 DP: 2 HBP: 0	WP: 0 PB: 1 SB: 1 CS: 0	PA: 38				
<b>PITCHER</b>	IP	WLS	BF	H	R	ER	SO	BB	IBB	HBP	BLK	WP	HR	S	P	ERA	WHIP									
<b>Kevin Brown R</b> ERA: 2.75	(1, 1)	7.0	W	29	5	1	1	7	3	0	0	0	0	0	69	103	1.29	1.143								
<b>Alan Mills R</b> ERA: 2.76	(8, 1)	1.1		7	3	2	2	0	1	0	0	0	1	15	23	13.50	3.000									
<b>Jeff Shaw R</b> ERA: 2.0	(9, 1)	0.2		2	0	0	0	1	0	0	0	0	0	6	7	0.00	0.000									





Batter	1	2	3	4	5	6	7	8	9	AB	R	H	RBI	BB	SO	LOB	TOP			
Eric Young Sr. R OBP: 0.417, SLG: 0.392	1-1 F9		1-1 G6-3		4-1 S 2B BB	4-1 1B BB			1-2 G6-3 1B	3	2	1	0	2	0	0	<b>Los Angeles Dodgers @ St. Louis Cardinals</b> Busch Stadium, St. Louis, MO Sat May 15 1999, 7:10 PM CDT Att: 48,308 - Cloudy - 73 F			
Adrian Beltré R OBP: 0.414, SLG: 0.513	0-2 F9		0-1 G5-3		1 SAFE F SAFE SAFE X	0-2 F8	1-1 1B		1-2 G6-3	5	0	1	1	0	0	2				
Gary Sheffield R OBP: 0.410, SLG: 0.515	1-3 K			2-0 1B E 2B	2-2 1-H 2B		1-0 F7		1-0 2-H 1B	5	1	3	2	0	1	0				
Raul Mondesi R OBP: 0.383, SLG: 0.607		2-0 1B		2-1 G3 E 1B 1B	4-0 1B		1-0 G5-3		0-1 F8	4	1	2	0	1	0	1				
Todd Hundley S OBP: 0.319, SLG: 0.466		3-2 1B 1B		0-3 SAFE SAFE SAFE X	2-1 F8		2-0 1B		0-1 P6	5	0	2	0	0	1	4				
Eric Karros R OBP: 0.322, SLG: 0.434		1-3 K		3-2 G3	1-1 P4		1-1 F9			4	0	0	0	0	1	5				
Todd Hollandsworth L OBP: 0.333, SLG: 0.345		3-1 1B		4-2 1B BB		1-0 FC6-5 S 1B		4-2 FC1-6 BB	2	0	2	0	2	0	0					
Mark Grudzielanek R OBP: 0.315, SLG: 0.353		3-3 K		2-1 1B	1-2 FC6-5 BB 1B	1-2 FC6-5 BB 1B		1-1 FC1-6 S1-6-3	4	1	1	1	0	1	4					
Chan Ho Park R OBP: 0.105, SLG: 0.158			1-3 K	1-3 K		0-1 P6		1-0 G1-6-3	3	0	0	0	0	2	3					
Jamie Arnold R OBP: 0.097, SLG: 0.667									0	0	0	0	0	0	0	0				
Tripp Cramer R OBP: 0.286, SLG: 0.167									1	0	0	0	0	0	1	0				
Mike Maddux L OBP: 0.286, SLG: 0.167									0	0	0	0	0	0	0	0				
<b>Inning Stats</b>	R: 0 E: 0 K: 1 S: 8	H: 0 LOB: 0 BB: 0 P: 10	R: 0 E: 0 K: 2 S: 13	H: 3 LOB: 2 BB: 0 P: 25	R: 0 E: 0 K: 1 S: 7	H: 0 LOB: 0 BB: 0 P: 9	R: 2 E: 1 K: 2 S: 20	H: 3 LOB: 2 BB: 1 P: 34	R: 1 E: 0 K: 0 S: 12	H: 1 LOB: 2 BB: 2 P: 25	R: 0 E: 0 K: 0 S: 5	H: 1 LOB: 1 BB: 0 P: 10	R: 0 E: 0 K: 0 S: 6	H: 0 LOB: 0 BB: 1 P: 12	R: 1 E: 0 K: 0 S: 13	H: 2 LOB: 1 BB: 0 P: 16	1B: 10 2B: 2 3B: 0 HR: 0	SF: 0 SAC: 0 DP: 1 HBP: 0	WP: 0 PB: 1 SB: 2 CS: 0	PA: 41
<b>PITCHER</b>	IP WLS BF H R ER SO BB IBB HBP BLK WP HR S P ERA WHIP	IP WLS BF H R ER SO BB IBB HBP BLK WP HR S P ERA WHIP	IP WLS BF H R ER SO BB IBB HBP BLK WP HR S P ERA WHIP	IP WLS BF H R ER SO BB IBB HBP BLK WP HR S P ERA WHIP	IP WLS BF H R ER SO BB IBB HBP BLK WP HR S P ERA WHIP	IP WLS BF H R ER SO BB IBB HBP BLK WP HR S P ERA WHIP	IP WLS BF H R ER SO BB IBB HBP BLK WP HR S P ERA WHIP	IP WLS BF H R ER SO BB IBB HBP BLK WP HR S P ERA WHIP	IP WLS BF H R ER SO BB IBB HBP BLK WP HR S P ERA WHIP	IP WLS BF H R ER SO BB IBB HBP BLK WP HR S P ERA WHIP	IP WLS BF H R ER SO BB IBB HBP BLK WP HR S P ERA WHIP	IP WLS BF H R ER SO BB IBB HBP BLK WP HR S P ERA WHIP	IP WLS BF H R ER SO BB IBB HBP BLK WP HR S P ERA WHIP	IP WLS BF H R ER SO BB IBB HBP BLK WP HR S P ERA WHIP	IP WLS BF H R ER SO BB IBB HBP BLK WP HR S P ERA WHIP	IP WLS BF H R ER SO BB IBB HBP BLK WP HR S P ERA WHIP	IP WLS BF H R ER SO BB IBB HBP BLK WP HR S P ERA WHIP			

AB	36
R	5
H	12
RBI	4
BB	5
SO	6
LOB	20



Batter	1	2	3	4	5	6	7	8	9	AB	R	H	RBI	BB	SO	LOB	BOTTOM			
Darren Bragg L OBP: 0.368, SLG: 0.341	1-1 F8 1B HBP		1-2 FC1-4 1B		0-1 G3	4-1 1-2 BB		1-1 HR 1B		3	1	2	0	1	0	0	<b>Los Angeles Dodgers @ St. Louis Cardinals</b> Busch Stadium, St. Louis, MO Sat May 15 1999, 7:10 PM CDT Att: 48,308 - Cloudy - 73 F			
Joe Mauer R OBP: 0.394, SLG: 0.453	1-2 PB 1B		1-0 FC1-4 2B		2-2 G6-3	2-3 K		3-2 1-H HR		5	2	2	2	0	1	3				
Mark McGwire R OBP: 0.385, SLG: 0.496	1-0 F8		2-0 1-H 2B		3-3 K		1-3 K	0-0 F8		5	0	1	1	0	2	2				
Ray Lankford L OBP: 0.420, SLG: 0.689	2-3 K		4-1 BB			0-1 1B 1B	2-2 1B E 1B			3	2	2	0	1	1	2				
Scott Radinsky L OBP: 0.337, SLG: 0.459	1-2 K					1B 1B				0	0	0	0	0	0	0				
Ricky Bottalico L OBP: 0.351, SLG: 0.444	1-2 K					1B 1B				0	0	0	0	0	0	0				
Fernando Tatis R OBP: 0.412, SLG: 0.622	4-0 FC5-4 BB		1-3 K			3-2 G2-3 2B 1B	1 SAFE 0-1 FC6-4 1B			2	1	1	0	1	1	2				
Edgar Renteria R OBP: 0.323, SLG: 0.339						1-3 2B 1B	1-2 FC6-4 1B			1	0	1	0	0	0	0				
Eric Davis R OBP: 0.351, SLG: 0.444	1-1 FC5-4		0-0 L4			3-2 G2-3 2B 1B	2-1 FC6-4			4	1	1	1	0	0	6				
Eli Marrero R OBP: 0.288, SLG: 0.410		0-0 F7		1-3 K		1-2 2-3 G2-3	1-1 F9			4	0	0	0	0	1	3				
Piacleo Polanco R OBP: 0.333, SLG: 0.333		1-3 K		1-3 K		1-0 2-H 3-H 2-0 2B		1-3 K		2	0	0	0	0	2	0				
J.D. Drew L OBP: 0.337, SLG: 0.459										1	0	1	2	0	0	0				
Jose Jimenez R OBP: 0.125, SLG: 0.125										0	1	0	0	0	0	0				
Rick Croushore R OBP: 0.383, SLG: 0.308										0	0	0	0	0	0	0				
Willie McGee S OBP: 0.383, SLG: 0.308										1	0	0	0	0	1	0				
Kent Bottenfield R OBP: 0.158, SLG: 0.158										2	0	0	0	0	2	0				
Shawon Dunston R OBP: 0.378, SLG: 0.544										2	0	1	1	0	0	0				
<b>Inning Stats</b>	R: 0 E: 0 K: 1 S: 10	H: 1 LOB: 3 BB: 1 P: 20	R: 0 E: 0 K: 2 S: 7	H: 0 LOB: 0 BB: 0 P: 8	R: 1 E: 0 K: 1 S: 10	H: 2 LOB: 0 BB: 1 P: 19	R: 0 E: 0 K: 3 S: 11	H: 0 LOB: 0 BB: 0 P: 15	R: 0 E: 0 K: 1 S: 8	H: 0 LOB: 0 BB: 0 P: 13	R: 4 E: 0 K: 1 S: 17	H: 5 LOB: 2 BB: 1 P: 32	R: 1 E: 1 K: 1 S: 14	H: 2 LOB: 1 BB: 0 P: 20	R: 2 E: 0 K: 1 S: 10	H: 2 LOB: 0 BB: 0 P: 15	1B: 9 2B: 2 3B: 0 HR: 1	SF: 0 SAC: 0 DP: 0 HBP: 1	WP: 0 PB: 1 SB: 0 CS: 1	PA: 39
<b>PITCHER</b>	IP WLS BF H R ER SO BB IBB HBP BLK WP HR S P ERA WHIP	IP WLS BF H R ER SO BB IBB HBP BLK WP HR S P ERA WHIP	IP WLS BF H R ER SO BB IBB HBP BLK WP HR S P ERA WHIP	IP WLS BF H R ER SO BB IBB HBP BLK WP HR S P ERA WHIP	IP WLS BF H R ER SO BB IBB HBP BLK WP HR S P ERA WHIP	IP WLS BF H R ER SO BB IBB HBP BLK WP HR S P ERA WHIP	IP WLS BF H R ER SO BB IBB HBP BLK WP HR S P ERA WHIP	IP WLS BF H R ER SO BB IBB HBP BLK WP HR S P ERA WHIP	IP WLS BF H R ER SO BB IBB HBP BLK WP HR S P ERA WHIP	IP WLS BF H R ER SO BB IBB HBP BLK WP HR S P ERA WHIP	IP WLS BF H R ER SO BB IBB HBP BLK WP HR S P ERA WHIP	IP WLS BF H R ER SO BB IBB HBP BLK WP HR S P ERA WHIP	IP WLS BF H R ER SO BB IBB HBP BLK WP HR S P ERA WHIP	IP WLS BF H R ER SO BB IBB HBP BLK WP HR S P ERA WHIP	IP WLS BF H R ER SO BB IBB HBP BLK WP HR S P ERA WHIP	IP WLS BF H R ER SO BB IBB HBP BLK WP HR S P ERA WHIP				





Batter	1	2	3	4	5	6	7	8	9	AB	R	H	RBI	BB	SO	LOB	TOP										
<b>Eric Young Sr., R</b> OBP: 0.403, SLG: 0.379	P6	SF8		P3		K			L8	4	0	0	1	0	1	2	<b>Los Angeles Dodgers @ St. Louis Cardinals</b> Busch Stadium, St. Louis, MO Sun May 16 1999, 1:10 PM CDT Att: 46,097 - Cloudy - 82 F										
<b>Todd Hollandsworth, L</b> OBP: 0.366, SLG: 0.441	SF7			P6			K		E4	5	1	3	0	0	1	0											
<b>Gary Sheffield, R</b> OBP: 0.404, SLG: 0.507	SF7	L7					P4		P3	4	0	1	1	0	0	4											
<b>Raul Mondesi, R</b> OBP: 0.380, SLG: 0.597	G6-3				F8		G5-3			4	0	1	0	0	0	1											
<b>Dave Hansen, L</b> OBP: 0.588, SLG: 0.885 <b>Pedro Borbon, R</b> <b>Jeff Shaw, R</b>				F7				G6-3		2	1	1	0	2	0	1											
<b>Mark Grudzielanek, R</b> OBP: 0.313, SLG: 0.358					P4			G6-3		0	0	0	0	0	0	0											
<b>Jose Vizcaino, S</b> OBP: 0.321, SLG: 0.304 <b>Adrian Beltré, R</b>				F9						0	0	0	0	0	0	0											
<b>Paul Lo Duca, R</b> OBP: 0.209, SLG: 0.056										4	1	1	0	0	0	3											
<b>Ismael Valdez, R</b> OBP: 0.095, SLG: 0.050 <b>Antonio Osuna, R</b> <b>Alan Mills, R</b> <b>Eric Karros, R</b>										1	1	1	1	0	0	0											
<b>Inning Stats</b>	R: 1 E: 0 K: 0 S: 12	H: 1 LOB: 0 BB: 0 P: 15	R: 3 E: 1 K: 1 S: 14	H: 3 LOB: 2 BB: 1 P: 24	R: 0 E: 0 K: 0 S: 12	H: 1 LOB: 0 BB: 0 P: 24	R: 0 E: 0 K: 0 S: 11	H: 0 LOB: 0 BB: 0 P: 19	R: 0 E: 0 K: 0 S: 10	H: 2 LOB: 1 BB: 0 P: 18	R: 0 E: 0 K: 1 S: 10	H: 1 LOB: 1 BB: 0 P: 11	R: 0 E: 0 K: 1 S: 7	H: 0 LOB: 0 BB: 0 P: 10	R: 0 E: 0 K: 1 S: 9	H: 0 LOB: 0 BB: 1 P: 13		R: 0 E: 1 K: 0 S: 10	H: 1 LOB: 2 BB: 1 P: 18	1B: 6 2B: 2 3B: 1 HR: 0	SF: 2 SAC: 0 DP: 1 HBP: 0	WP: 0 PB: 0 SB: 1 CS: 1	PA: 39				
<b>PITCHER</b>	IP	WLS	BF	H	R	ER	SO	BB	IBB	HBP	BLK	WP	HR	S	P	ERA	WHIP										
<b>Juan Acevedo, R</b>	2.0		13	5	4	3	1	1	0	0	0	0	0	32	48	13.50	3.000										
<b>Mike Mohler, L</b>	3.0		11	2	0	0	0	1	0	0	0	0	0	27	52	0.00	1.000										
<b>Manny Aybar, R</b>	1.0		4	1	0	0	1	0	0	0	0	0	0	10	11	0.00	1.000										
<b>Rick Croushore, R</b>	2.0		6	0	0	0	2	1	0	0	0	0	0	16	23	0.00	0.500										
<b>Ricky Bottalico, R</b>	1.0	W	5	1	0	0	0	1	0	0	0	0	0	10	18	0.00	2.000										
Batter	1	2	3	4	5	6	7	8	9	AB	R	H	RBI	BB	SO	LOB	BOTTOM										
<b>Darren Bragg, L</b> OBP: 0.358, SLG: 0.344	FC3-6		G3		G3		F8	F8		5	1	1	0	0	0	1	<b>Los Angeles Dodgers @ St. Louis Cardinals</b> Busch Stadium, St. Louis, MO Sun May 16 1999, 1:10 PM CDT Att: 46,097 - Cloudy - 82 F										
<b>Edgar Renteria, R</b> OBP: 0.326, SLG: 0.362	K				L6				G4-3	4	1	1	1	1	1	1											
<b>Mark McGwire, R</b> OBP: 0.385, SLG: 0.483			P5							3	1	0	0	2	1	1											
<b>Ray Lankford, L</b> OBP: 0.436, SLG: 0.796	FC3-6		F8							4	2	2	3	1	0	2											
<b>Fernando Tatis, R</b> OBP: 0.414, SLG: 0.611	F9									2	0	0	0	2	0	1											
<b>Eric Davis, R</b> OBP: 0.357, SLG: 0.441										3	0	1	0	1	0	3											
<b>Eli Marrero, R</b> OBP: 0.296, SLG: 0.413										4	0	2	0	0	0	2											
<b>Joe McEwing, R</b> OBP: 0.400, SLG: 0.454										2	0	1	0	0	0	2											
<b>Juan Acevedo, R</b> <b>Mike Mohler, R</b> <b>Placido Polanco, R</b> <b>Manny Aybar, R</b> <b>Willie McGee, S</b> <b>Rick Croushore, R</b> <b>Shawon Dunston, R</b> <b>Ricky Bottalico, L</b>										1	0	0	0	0	0	1											
<b>Inning Stats</b>	R: 1 E: 0 K: 1 S: 14	H: 1 LOB: 1 BB: 1 P: 26	R: 0 E: 0 K: 1 S: 8	H: 1 LOB: 0 BB: 0 P: 12	R: 1 E: 0 K: 0 S: 6	H: 1 LOB: 0 BB: 0 P: 8	R: 0 E: 0 K: 0 S: 9	H: 2 LOB: 1 BB: 0 P: 13	R: 0 E: 0 K: 0 S: 6	H: 0 LOB: 0 BB: 0 P: 10	R: 1 E: 0 K: 0 S: 12	H: 1 LOB: 3 BB: 2 P: 26	R: 0 E: 0 K: 1 S: 13	H: 0 LOB: 3 BB: 3 P: 27	R: 0 E: 0 K: 1 S: 8	H: 1 LOB: 1 BB: 0 P: 11		R: 2 E: 0 K: 0 S: 4	H: 1 LOB: 0 BB: 1 P: 9	1B: 4 2B: 1 3B: 0 HR: 3	SF: 0 SAC: 1 DP: 1 HBP: 1	WP: 1 PB: 0 SB: 0 CS: 0	PA: 40				
<b>PITCHER</b>	IP	WLS	BF	H	R	ER	SO	BB	IBB	HBP	BLK	WP	HR	S	P	ERA	WHIP										
<b>Ismael Valdez, R</b>	5.1		24	6	3	3	2	3	0	0	0	0	0	5	9	0.00	0.000										
<b>Antonio Osuna, R</b>	0.2	H	3	0	0	0	0	0	0	1	0	0	0	5	9	0.00	0.000										
<b>Alan Mills, R</b>	1.2	H	9	1	0	0	2	3	0	0	0	0	0	20	36	0.00	2.400										
<b>Pedro Borbon, L</b>	0.1	H	1	0	0	0	0	0	0	0	0	0	0	1	2	0.00	0.000										
<b>Jeff Shaw, R</b>	0.1	L	3	1	2	2	0	1	0	0	0	0	1	4	9	54.00	6.000										







Batter	1	2	3	4	5	6	7	8	9	AB	R	H	RBI	BB	SO	LOB	TOP							
<b>Craig Biggio, R</b> OBP: 0.383, SLG: 0.490 (1, 4)	1-3 K2-3		1-3 K			1-2 F8		2-1 FC5-4 1B		4	0	1	0	0	2	1								
<b>Derek Bell, R</b> OBP: 0.316, SLG: 0.413 (1, 9)	2-1 G4-3			1-3 K		0-0 G5-4-3 1-2		1-0 FC5-4 1-2		4	0	0	0	0	1	3								
<b>5 Jeff Bagwell, R</b> OBP: 0.453, SLG: 0.702 (1, 3)	4-1 BB			0-0 HR			4-2 BB		0-0 HR	2	2	2	2	2	0	0								
<b>Ken Caminiti, S</b> OBP: 0.378, SLG: 0.384 (1, 5)	1-3 K			3-1 P6			1-3 K		1-3 K	4	0	0	0	0	3	2								
<b>Carl Everett, S</b> OBP: 0.364, SLG: 0.437 (1, 8)		0-1 F7		1-3 K			2-1 F9		2-1 G4-3	4	0	0	0	0	1	1								
<b>Bill Spiers, L</b> OBP: 0.419, SLG: 0.500 (1, 7)		0-1 F9			0-0 B1		1-0 G4-3		1-1 F7	4	0	0	0	0	0	1								
<b>Tony Eusebio, R</b> OBP: 0.407, SLG: 0.400 (1, 2)		1-3 K			0-1 G4-3			2-2 F9		3	0	0	0	0	1	0								
<b>Tim Bogar, R</b> OBP: 0.364, SLG: 0.386 (1, 6)			1-2 L7			0-0 P4		0-2 1B G4-3 1B		3	0	1	0	0	0	0								
<b>Shane Reynolds, R</b> OBP: 0.375, SLG: 0.400 (1, 1)			2-3 K			1-2 G5-4-3 1B		3-2 G4-3		2	0	1	0	0	1	0								
<b>Jack Howell, L</b> OBP: 0.333, SLG: 0.333 (8, PH)										1	0	0	0	0	0	1								
<b>Jay Powell, R</b> (8, 1)										0	0	0	0	0	0	0								
<b>Inning Stats</b>	R: 0 E: 0 K: 2 S: 11	H: 0 LOB: 1 BB: 1 P: 19	R: 0 E: 0 K: 1 S: 7	H: 0 LOB: 0 BB: 0 P: 8	R: 0 E: 0 K: 2 S: 11	H: 0 LOB: 0 BB: 0 P: 15	R: 1 E: 0 K: 2 S: 9	H: 1 LOB: 0 BB: 0 P: 14	R: 0 E: 0 K: 0 S: 4	H: 0 LOB: 0 BB: 0 P: 4	R: 0 E: 0 K: 1 S: 8	H: 1 LOB: 0 BB: 0 P: 10	R: 0 E: 0 K: 1 S: 11	H: 0 LOB: 1 BB: 1 P: 19	R: 0 E: 0 K: 0 S: 14	H: 2 LOB: 2 BB: 0 P: 22	R: 1 E: 0 K: 1 S: 8	H: 1 LOB: 0 BB: 0 P: 12	1B: 3 2B: 0 3B: 0 HR: 2	SF: 0 SAC: 0 DP: 1 HBP: 0	WP: 0 PB: 0 SB: 1 CS: 0	PA: 33		
<b>PITCHER</b>	IP	WLS	BF	H	R	ER	SO	BB	IBB	HBP	BLK	WP	HR	S	P	ERA	WHIP							
<b>Kevin Brown, R</b> ERA: 2.54 (1, 1)	8.0	W	29	4	1	1	8	2	0	0	0	0	1	75	111	1.12	0.750							
<b>Jeff Shaw, R</b> ERA: 3.26 (9, 1)	1.0		4	1	1	1	1	0	0	0	0	0	1	8	12	9.00	1.000							

Houston Astros @ Los Angeles Dodgers  
Dodger Stadium, Los Angeles, CA  
Wed May 19 1999, 7:35 PM PDT  
Att: 26,360 - Unknown - 60 F

AB	31
R	2
H	5
RBI	2
BB	2
SO	9
LOB	9



Batter	1	2	3	4	5	6	7	8	9	AB	R	H	RBI	BB	SO	LOB	BOTTOM							
<b>Eric Young Sr., R</b> OBP: 0.399, SLG: 0.383 (1, 4)	1-1 WP SF9 2B		0-0 P5		2-2 G5-3		1-0 F7			4	1	1	0	0	0	1								
<b>Adrian Beltré, R</b> OBP: 0.411, SLG: 0.500 (1, 5)	1-0 P3		1-0 P9		0-3 K			4-0 WP S 1B BB		3	1	0	0	1	1	1								
<b>Gary Sheffield, R</b> OBP: 0.397, SLG: 0.497 (1, 7)	0-2 SF9		2-1 G6-3		2-1 G6-3			0-2 P4		3	0	0	1	0	0	1								
<b>Raul Mondesi, R</b> OBP: 0.368, SLG: 0.592 (1, 9)	3-H 2-3 K2-3			0-0 G5-3		1-2 G6-3		0-1 F2		4	0	0	0	0	1	1								
<b>Todd Hundley, S</b> OBP: 0.317, SLG: 0.455 (1, 2)		2-3 K		0-0 HR		1-1 P3		1-2 1B		4	1	2	1	0	1	0								
<b>Eric Karros, R</b> OBP: 0.342, SLG: 0.465 (1, 3)		0-0 2B G6-3 1B		1-0 HR		0-2 F8		0-0 1B		4	2	3	2	0	0	0								
<b>22 Devon White, S</b> OBP: 0.341, SLG: 0.417 (1, 8)		0-0 G6-3		0-2 G1-3			1-2 FC5-4 1B	0-2 G1-3		4	0	1	0	0	0	3								
<b>Mark Grudzielanek, R</b> OBP: 0.319, SLG: 0.357 (1, 6)		0-1 1B		0-0 E5			2-1 FC5-4 SH3-4			3	0	1	1	0	0	1								
<b>Kevin Brown, R</b> OBP: 0.125, SLG: 0.045 Jeff Shaw, R (9, 1)		2-3 K		1-3 K			2-1 SH3-4			2	0	0	0	0	2	2								
<b>Inning Stats</b>	R: 1 E: 0 K: 1 S: 10	H: 1 LOB: 0 BB: 0 P: 14	R: 1 E: 0 K: 2 S: 11	H: 2 LOB: 1 BB: 0 P: 15	R: 0 E: 0 K: 0 S: 4	H: 0 LOB: 0 BB: 0 P: 7	R: 2 E: 1 K: 1 S: 10	H: 2 LOB: 1 BB: 0 P: 12	R: 0 E: 0 K: 1 S: 9	H: 0 LOB: 0 BB: 0 P: 13	R: 0 E: 0 K: 0 S: 8	H: 0 LOB: 0 BB: 0 P: 10	R: 0 E: 0 K: 0 S: 8	H: 1 LOB: 1 BB: 0 P: 14	R: 1 E: 0 K: 0 S: 13	H: 2 LOB: 2 BB: 1 P: 18	R: 2 E: 0 K: 0 S: 8	H: 1 LOB: 0 BB: 0 P: 12	1B: 6 2B: 1 3B: 0 HR: 1	SF: 1 SAC: 1 DP: 0 HBP: 0	WP: 2 PB: 0 SB: 1 CS: 0	PA: 34		
<b>PITCHER</b>	IP	WLS	BF	H	R	ER	SO	BB	IBB	HBP	BLK	WP	HR	S	P	ERA	WHIP							
<b>Shane Reynolds, R</b> ERA: 4.06 (1, 1)	7.0	L	28	6	4	4	5	6	4	4	5	0	0	0	0	5.14	0.857							
<b>Jay Powell, R</b> ERA: 4.41 (8, 1)	1.0		6	2	1	1	0	1	0	0	0	1	0	13	18	9.00	3.000							

Houston Astros @ Los Angeles Dodgers  
Dodger Stadium, Los Angeles, CA  
Wed May 19 1999, 7:35 PM PDT  
Att: 26,360 - Unknown - 60 F

AB	31
R	5
H	8
RBI	5
BB	1
SO	5
LOB	10





Batter	1	2	3	4	5	6	7	8	9	10	AB	R	H	RBI	BB	SO	LOB	TOP								
<b>Craig Biggio, R</b> OBP: 0.383, SLG: 0.490 (1, 4)											4	1	1	0	1	0	0									
<b>Derek Bell, R</b> OBP: 0.318, SLG: 0.419 (1, 9)											5	1	2	1	0	0	1									
<b>5 Jeff Bagwell, R</b> OBP: 0.446, SLG: 0.683 (1, 3)											4	0	0	0	1	2	3									
<b>Ken Caminiti, S</b> OBP: 0.365, SLG: 0.372 (1, 5)											4	0	0	1	0	2	3									
<b>Carl Everett, S</b> OBP: 0.371, SLG: 0.455 (1, 8)											3	2	1	1	2	0	0									
<b>Richard Hidalgo, R</b> OBP: 0.314, SLG: 0.475 (1, 7)											5	0	1	0	0	3	3									
<b>Paul Bako, L</b> OBP: 0.457, SLG: 0.552 (9, PR)											3	0	1	0	1	2	0									
<b>Glen Barker, S</b> OBP: 0.455, SLG: 0.545 (9, PR)											0	0	0	0	0	0	0									
<b>Tony Eusebio, R</b> OBP: 0.413, SLG: 0.400 (9, 2)											0	0	0	0	1	0	0									
<b>Tim Bogar, R</b> OBP: 0.365, SLG: 0.374 (1, 6)											3	0	0	0	1	1	4									
<b>Mike Hampton, R</b> OBP: 0.364, SLG: 0.500 (8, 1)											3	0	0	0	0	1	4									
<b>Scott Elarton, R</b> OBP: 0.391, SLG: 0.591 (9, PH)											0	0	0	0	0	0	0									
<b>Alex Diaz, S</b> OBP: 0.391, SLG: 0.591 (9, 1)											1	0	0	0	0	0	1									
<b>Billy Wagner, L</b> OBP: 0.391, SLG: 0.591 (9, 1)											0	0	0	0	0	0	0									
<b>Inning Stats</b>	R: 0 E: 0 K: 1 S: 7	H: 1 LOB: 1 BB: 0 P: 10	R: 1 E: 0 K: 2 S: 15	H: 2 LOB: 1 BB: 0 P: 22	R: 0 E: 0 K: 1 S: 7	H: 0 LOB: 1 BB: 1 P: 16	R: 0 E: 0 K: 0 S: 8	H: 1 LOB: 2 BB: 1 P: 13	R: 0 E: 0 K: 2 S: 9	H: 0 LOB: 0 BB: 0 P: 12	R: 0 E: 0 K: 0 S: 5	H: 0 LOB: 0 BB: 0 P: 6	R: 0 E: 0 K: 2 S: 8	H: 0 LOB: 0 BB: 0 P: 13	R: 1 E: 0 K: 2 S: 9	H: 0 LOB: 1 BB: 2 P: 20	R: 2 E: 1 K: 1 S: 7	H: 1 LOB: 3 BB: 3 P: 19	1B: 1 2B: 4 3B: 0 HR: 1	SF: 1 SAC: 0 DP: 1 HBP: 1	WP: 1 PB: 0 SB: 2 CS: 1	PA: 44				
<b>PITCHER</b>	IP	WLS	BF	H	R	ER	SO	BB	IBB	HBP	BLK	WP	HR	S	P	ERA	WHIP									
<b>Chan Ho Park, R</b> ERA: 4.78 (1, 1)	7.0		28	5	1	1	6	2	0	0	0	0	0	1	17	33	0.00	1.000								
<b>Alan Mills, R</b> ERA: 2.23 (8, 1)	2.0		8	0	1	0	4	2	0	0	0	1	0	17	33	0.00	1.000									
<b>Jeff Shaw, R</b> ERA: 3.66 (10, 1)	0.1	L	4	1	2	1	0	1	0	0	0	0	0	3	7	27.00	6.000									
<b>Doug Bochtler, R</b> ERA: (10, 1)	0.2		4	0	0	0	1	1	1	0	0	0	0	4	12	0.00	1.500									

Houston Astros @ Los Angeles Dodgers  
Dodger Stadium, Los Angeles, CA  
Thu May 20 1999, 7:10 PM PDT  
Att: 40,780 - Unknown - 66 F


AB	35
R	4
H	6
RBI	3
BB	7
SO	11
LOB	19



Batter	1	2	3	4	5	6	7	8	9	10	AB	R	H	RBI	BB	SO	LOB	BOTTOM							
<b>Eric Young Sr., R</b> OBP: 0.405, SLG: 0.386 (1, 4)											4	0	2	1	1	2	2								
<b>Jeff Shaw, R</b> (10, 1)											0	0	0	0	0	0	0								
<b>Doug Bochtler, R</b> (10, 1)											0	0	0	0	0	0	0								
<b>Adrian Beltré, R</b> OBP: 0.397, SLG: 0.481 (1, 5)											5	0	0	0	0	2	4								
<b>Gary Sheffield, R</b> OBP: 0.391, SLG: 0.487 (1, 7)											5	0	1	0	0	0	2								
<b>Raul Mondesi, R</b> OBP: 0.374, SLG: 0.618 (1, 9)											5	1	3	1	0	0	0								
<b>Eric Karros, R</b> OBP: 0.344, SLG: 0.456 (1, 3)											3	0	0	0	2	1	3								
<b>22 Devon White, S</b> OBP: 0.338, SLG: 0.407 (1, 8)											3	0	0	0	1	2	3								
<b>Mark Grudzielanek, R</b> OBP: 0.324, SLG: 0.362 (1, 6)											4	1	2	0	0	0	1								
<b>Angel Pena, R</b> (1, 2)											2	0	0	0	1	1	2								
<b>Chan Ho Park, R</b> OBP: 0.105, SLG: 0.158 (7, PH)											0	0	0	0	0	0	0								
<b>Trenidad Hubbard, R</b> OBP: 0.263, SLG: 0.353 (10, 4)											1	0	0	0	0	0	2								
<b>Tripp Cromer, R</b> OBP: 0.263, SLG: 0.353 (10, 4)											1	1	1	1	0	0	0								
<b>Inning Stats</b>	R: 0 E: 0 K: 0 S: 7	H: 3 LOB: 2 BB: 0 P: 13	R: 0 E: 0 K: 1 S: 11	H: 1 LOB: 2 BB: 1 P: 19	R: 0 E: 0 K: 1 S: 5	H: 0 LOB: 0 BB: 1 P: 7	R: 0 E: 0 K: 1 S: 7	H: 0 LOB: 0 BB: 1 P: 12	R: 0 E: 0 K: 1 S: 8	H: 0 LOB: 1 BB: 1 P: 11	R: 1 E: 1 K: 1 S: 9	H: 2 LOB: 1 BB: 0 P: 16	R: 0 E: 0 K: 0 S: 4	H: 1 LOB: 1 BB: 0 P: 5	R: 1 E: 0 K: 2 S: 12	H: 1 LOB: 0 BB: 0 P: 17	R: 1 E: 0 K: 1 S: 6	H: 1 LOB: 0 BB: 0 P: 6	1B: 6 2B: 3 3B: 0 HR: 2	SF: 0 SAC: 3 DP: 4 HBP: 0	WP: 0 PB: 0 SB: 1 CS: 0	PA: 41			
<b>PITCHER</b>	IP	WLS	BF	H	R	ER	SO	BB	IBB	HBP	BLK	WP	HR	S	P	ERA	WHIP								
<b>Mike Hampton, L</b> ERA: 2.61 (1, 1)	7.1		31	7	1	1	5	5	0	0	0	0	0	54	99	1.23	1.636								
<b>Scott Elarton, R</b> ERA: 1.5 (8, 1)	0.2		2	0	0	0	0	0	0	0	0	0	0	2	3	0.00	0.000								
<b>Billy Wagner, L</b> ERA: 3.63 (9, 1)	2.0	W	8	2	2	2	3	0	0	0	0	0	2	18	23	9.00	1.000								

Houston Astros @ Los Angeles Dodgers  
Dodger Stadium, Los Angeles, CA  
Thu May 20 1999, 7:10 PM PDT  
Att: 40,780 - Unknown - 66 F

AB	33
R	3
H	9
RBI	3
BB	5
SO	8
LOB	19





Batter	1	2	3	4	5	6	7	8	9	AB	R	H	RBI	BB	SO	LOB	TOP					
<b>Darren Bragg, L</b> OBP: 0.368, SLG: 0.352	F8	1B				1B SF8	1B	HR		5	2	4	2	0	0	0	<b>St. Louis Cardinals @ Los Angeles Dodgers</b> Dodger Stadium, Los Angeles, CA Fri May 21 1999, 7:10 PM PDT Att: 53,683 - Cloudy - 56 F					
<b>Edgar Renteria, R</b> OBP: 0.311, SLG: 0.341	K	F9				F S	K	F9		5	1	1	0	0	2	4						
<b>Mark McGwire, R</b> OBP: 0.404, SLG: 0.531	P2			P6		SF8		P6		3	0	0	1	1	0	1						
<b>Ray Lankford, L</b> OBP: 0.449, SLG: 0.820		HR		K		BB S		HR		4	2	2	3	0	1	3						
<b>Manny Aybar, R</b> OBP: 0.125, SLG: 0.125				K		BB S		HR		0	0	0	0	0	0	0						
<b>Fernando Tatis, R</b> OBP: 0.414, SLG: 0.614		1B E		K		BB		F9		4	2	2	1	1	1	0						
<b>Eric Davis, R</b> OBP: 0.356, SLG: 0.435	E5			E5		G6-4-3		G4-3		3	2	0	1	2	0	1						
<b>Eli Marrero, R</b> OBP: 0.297, SLG: 0.405	SH3			P4		G6-4-3		G4-3		4	1	1	0	1	0	5						
<b>Joe McEwing, R</b> OBP: 0.399, SLG: 0.462	SF8			CS		K		SF9		2	0	0	2	1	1	1						
<b>Juan Acevedo, R</b> OBP: 0.352, SLG: 0.506	SH3			G4-3		E5		G1-3		1	0	0	0	0	0	2						
<b>Shawon Dunston, R</b> OBP: 0.352, SLG: 0.506				G4-3		S		L9		1	0	0	0	0	0	0						
<b>Mike Mohler, R</b> OBP: 0.399, SLG: 0.462				G4-3		S		L9		0	0	0	0	0	0	0						
<b>Rick Croushore, R</b> OBP: 0.399, SLG: 0.462				G4-3		S		L9		1	0	0	0	0	0	1						
<b>Willie McGee, S</b> OBP: 0.369, SLG: 0.298				G4-3		S		L9		1	0	0	0	0	0	0						
<b>Inning Stats</b>	R: 0 E: 0 K: 1 S: 7	H: 0 LOB: 0 BB: 0 P: 8	R: 4 E: 1 K: 0 S: 15	H: 4 LOB: 1 BB: 0 P: 25	R: 0 E: 0 K: 2 S: 7	H: 0 LOB: 0 BB: 0 P: 9	R: 0 E: 1 K: 0 S: 8	H: 0 LOB: 1 BB: 1 P: 14	R: 2 E: 0 K: 0 S: 10	H: 2 LOB: 2 BB: 2 P: 26	R: 0 E: 1 K: 2 S: 13	H: 1 LOB: 3 BB: 1 P: 22	R: 1 E: 0 K: 0 S: 10	H: 1 LOB: 1 BB: 1 P: 19	R: 2 E: 0 K: 0 S: 11	H: 2 LOB: 0 BB: 0 P: 16		R: 1 E: 0 K: 0 S: 10	H: 0 LOB: 0 BB: 1 P: 18	1B: 7 2B: 0 3B: 0 HR: 3	SF: 3 SAC: 1 DP: 1 HBP: 1	WP: 0 PB: 0 SB: 1 CS: 7
<b>PITCHER</b>	IP WLS BF H R ER SO BB IBB HBP BLK WP HR S P ERA WHIP																					
<b>Ismael Valdez, R</b> ERA: 3.77	4.1 L 23 6 6 4 3 2 0 1 0 0 0 1 44 74 8.31 1.846																					
<b>Mike Maddux, R</b> ERA: 4.85	0.2 2 0 0 0 0 1 0 0 0 0 0 0 3 8 0.00 1.500																					
<b>Onan Masaoka, L</b> ERA: 4.11	2.0 11 2 1 1 2 1 1 0 0 0 0 1 23 41 4.50 1.500																					
<b>Doug Bachtler, R</b> ERA: 10.13	2.0 9 2 3 3 0 1 0 0 0 0 0 1 21 34 13.50 1.500																					

Batter	1	2	3	4	5	6	7	8	9	AB	R	H	RBI	BB	SO	LOB	BOTTOM					
<b>Eric Young Sr., R</b> OBP: 0.411, SLG: 0.381	CS		G4-3			1B	HR		F9	2	2	0	0	3	0	3	<b>St. Louis Cardinals @ Los Angeles Dodgers</b> Dodger Stadium, Los Angeles, CA Fri May 21 1999, 7:10 PM PDT Att: 53,683 - Cloudy - 56 F					
<b>Adrián Beltré, R</b> OBP: 0.391, SLG: 0.471	K			P6		1B	P5		K	5	1	1	0	0	2	4						
<b>Gary Sheffield, R</b> OBP: 0.391, SLG: 0.523	P2			HR		F9	HR		FC6-4	5	2	2	3	0	0	4						
<b>Raul Mondesi, R</b> OBP: 0.372, SLG: 0.606		F7		BB		K	K			3	0	0	0	1	2	2						
<b>Todd Hundley, S</b> OBP: 0.315, SLG: 0.447	P3			F7		22 1B		G4-3		4	1	1	1	0	0	1						
<b>Eric Karros, R</b> OBP: 0.341, SLG: 0.450	G3			P4		22 1B		P4		4	0	1	1	0	0	1						
<b>22 Devon White, S</b> OBP: 0.336, SLG: 0.402			F8		G4-3	1B		K		4	0	1	1	0	1	0						
<b>Mark Grudzielanek, R</b> OBP: 0.329, SLG: 0.368			SH1-4		K	F8		F9		3	0	1	0	0	1	2						
<b>Ismael Valdez, R</b> ERA: 3.77			SH1-4		G4-3			FC6-4		0	0	0	0	0	0	0						
<b>Mike Maddux, L</b> ERA: 4.85			SH1-4		G4-3			FC6-4		0	0	0	0	0	0	0						
<b>Trenidad Hubbard, R</b> ERA: 5.75			SH1-4		G4-3			FC6-4		1	0	0	0	0	0	0						
<b>Onan Masaoka, R</b> ERA: 4.11			SH1-4		G4-3			FC6-4		1	0	0	0	0	0	0						
<b>Todd Hollandsworth, L</b> ERA: 5.75			SH1-4		G4-3			FC6-4		1	0	0	0	0	0	0						
<b>Doug Bachtler, R</b> ERA: 10.13			SH1-4		G4-3			FC6-4		0	0	0	0	0	0	0						
<b>Dave Hansen, L</b> ERA: 10.13			SH1-4		G4-3			FC6-4		0	0	0	0	0	0	0						
<b>Inning Stats</b>	R: 0 E: 0 K: 1 S: 5	H: 0 LOB: 0 BB: 1 P: 12	R: 0 E: 0 K: 0 S: 15	H: 0 LOB: 0 BB: 0 P: 20	R: 0 E: 0 K: 0 S: 8	H: 0 LOB: 1 BB: 0 P: 12	R: 1 E: 0 K: 0 S: 11	H: 1 LOB: 1 BB: 1 P: 21	R: 0 E: 0 K: 1 S: 8	H: 0 LOB: 0 BB: 0 P: 12	R: 3 E: 0 K: 1 S: 17	H: 4 LOB: 2 BB: 1 P: 30	R: 2 E: 0 K: 1 S: 15	H: 1 LOB: 0 BB: 1 P: 25	R: 0 E: 0 K: 1 S: 5	H: 0 LOB: 0 BB: 0 P: 6	R: 0 E: 0 K: 1 S: 10	H: 1 LOB: 2 BB: 1 P: 20	1B: 4 2B: 1 3B: 0 HR: 2	SF: 0 SAC: 1 DP: 0 HBP: 1	WP: 0 PB: 0 SB: 1 CS: 1	PA: 39
<b>PITCHER</b>	IP WLS BF H R ER SO BB IBB HBP BLK WP HR S P ERA WHIP																					
<b>Juan Acevedo, R</b> ERA: 6.29	5.0 W 18 1 1 1 2 2 0 1 0 0 0 0 16 29 40.50 7.500																					
<b>Mike Mohler, L</b> ERA: 5.75	0.2 7 4 3 3 1 1 0 0 0 0 0 0 16 29 40.50 7.500																					
<b>Rick Croushore, R</b> ERA: 2.08	1.1 H 6 1 2 2 1 1 0 0 0 0 0 1 16 26 13.50 1.500																					
<b>Manny Aybar, R</b> ERA: 4.28	2.0 S 8 1 0 0 2 1 0 0 0 0 0 0 15 26 0.00 1.000																					





Batter	1	2	3	4	5	6	7	8	9	AB	R	H	RBI	BB	SO	LOB	TOP					
Darren Bragg, L (1.8) OBP: 0.354, SLG: 0.336	G6-3		G3-1		F7		G4-3		K	5	0	0	0	0	1	1	<b>St. Louis Cardinals @ Los Angeles Dodgers</b> Dodger Stadium, Los Angeles, CA Sat May 22 1999, 7:10 PM PDT Att: 54,179 - Unknown - 63 F <a href="http://livebaseballscorecards.com">livebaseballscorecards.com</a>					
Edgar Renteria, R (1.6) OBP: 0.320, SLG: 0.350	P3			1B	G6-4-3			HR	1B	5	2	3	0	0	0	1						
Mark McGwire, R (1.3) OBP: 0.415, SLG: 0.582	HR			2B	HR		K	HR	1B	4	3	3	3	1	1	0						
Ray Lankford, L (1.7) OBP: 0.446, SLG: 0.803	G4-3			HR	2B		K	HR	1B	5	1	2	1	0	1	2						
Fernando Tatis, R (1.5) OBP: 0.416, SLG: 0.634		K		HR			P3			4	1	2	3	0	1	1						
Thomas Howard, S (1.9)	F7			BB	G4-6-3		K			2	0	0	0	2	1	1						
Eli Marrero, R (1.2) OBP: 0.295, SLG: 0.400	K			G4-6-3			K			4	0	1	0	0	2	3						
Joe McEwing, R (1.4) Lance Painter, L (4.1) Eric Davis, R (7.7) Mike Mohler, R (7.1) Willie McGee, S (8.7) Manny Aybar, R (8.1)	G4-3		F9				G6-4-3	G4-3		2	0	0	0	0	0	0						
Clint Sodowsky, L (1.1)			K				G6-4-3			1	0	0	0	0	1	0						
Placido Polanco, R (4.4) OBP: 0.337, SLG: 0.321			K		BB		G6-4-3	G5-3		2	0	0	0	1	0	1						
<b>Inning Stats</b>	R: 1 E: 0 K: 0 S: 6	H: 1 LOB: 0 BB: 0 P: 9	R: 0 E: 0 K: 2 S: 11	H: 0 LOB: 0 BB: 0 P: 15	R: 0 E: 0 K: 1 S: 9	H: 0 LOB: 0 BB: 0 P: 11	R: 4 E: 0 K: 0 S: 14	H: 4 LOB: 0 BB: 1 P: 24	R: 0 E: 0 K: 3 S: 10	H: 1 LOB: 2 BB: 1 P: 17	R: 0 E: 0 K: 0 S: 8	H: 1 LOB: 0 BB: 0 P: 9	R: 2 E: 0 K: 1 S: 13	H: 4 LOB: 2 BB: 0 P: 18	R: 0 E: 0 K: 1 S: 13	H: 1 LOB: 2 BB: 1 P: 21		1B: 8 2B: 1 3B: 0 HR: 3	SF: 0 SAC: 0 DP: 3 HBP: 0	WP: 0 PB: 0 SB: 1 CS: 0	PA: 40	
<b>PITCHER</b>	IP	WLS	BF	H	R	ER	SO	BB	IBB	HBP	BLK	WP	HR	S	P	ERA		WHIP				
37 Darren Dreifort, R (1.1) ERA: 4.98	6.0	W	25	6	5	5	6	3	0	0	0	0	2	54	86	7.50		1.500				
Jamie Arnold, L (7.1) ERA: 4.15	1.0		5	3	2	2	0	0	0	0	0	0	1	10	13	18.00	3.000					
Pedro Borbon, L (8.1) ERA: 1.76	0.0		1	1	0	0	0	0	0	0	0	0	0	3	5	∞	∞					
Alan Mills, R (8.1) ERA: 2.14	1.0	H	4	1	0	0	1	0	0	0	0	0	0	8	9	0.00	1.000					
Jeff Shaw, R (9.1) ERA: 3.48	1.0	S	5	1	0	0	1	1	0	0	0	0	0	13	21	0.00	2.000					

Batter	1	2	3	4	5	6	7	8	9	AB	R	H	RBI	BB	SO	LOB	BOTTOM				
22 Devon White, S (1.8) OBP: 0.338, SLG: 0.397	HR		G4-3		G6-3		G6-3			4	2	1	0	1	0	2	<b>St. Louis Cardinals @ Los Angeles Dodgers</b> Dodger Stadium, Los Angeles, CA Sat May 22 1999, 7:10 PM PDT Att: 54,179 - Unknown - 63 F <a href="http://livebaseballscorecards.com">livebaseballscorecards.com</a>				
Todd Hollandsworth, L (1.3) Jeff Shaw, R (9.1)	L9				G6-3		F8			5	2	2	2	0	0	1					
Gary Sheffield, R (1.7) OBP: 0.392, SLG: 0.519	HR			G5-3	K		P6			5	2	2	0	0	1	1					
Raul Mondesi, R (1.9) OBP: 0.378, SLG: 0.635	HR		K		P3		HR			4	3	2	2	1	1	1					
Todd Hundley, S (1.2) OBP: 0.318, SLG: 0.445	F8			1B	K		P6			5	0	2	1	0	1	2					
Dave Hansen, L (1.5) OBP: 0.575, SLG: 0.800	F7			1B			P6			3	0	1	1	1	0	3					
Jamie Arnold, R (7.1) OBP: 0.667, SLG: 0.667	F7			1B			P6			0	0	0	0	0	0	0					
Pedro Borbon, R (8.1)				1B			P6			0	0	0	0	0	0	0					
Alan Mills, R (8.1)				1B			P6			0	0	0	0	0	0	0					
Eric Karros, R (8.3) OBP: 0.339, SLG: 0.447				1B			P6			1	0	0	0	0	0	0					
Mark Grudzielanek, R (1.6) OBP: 0.340, SLG: 0.315	HR		FC5-4							3	1	2	0	1	0	2					
Tripp Cramer, R (1.4) OBP: 0.261, SLG: 0.333			P4		G1-3		K			4	0	1	1	0	1	4					
37 Darren Dreifort, R (1.1) OBP: 0.235, SLG: 0.200	E7				F8					3	0	1	2	0	0	0					
Adrian Beltré, R (7.5) OBP: 0.389, SLG: 0.467					F8		K			1	0	0	0	0	1	0					
<b>Inning Stats</b>	R: 5 E: 1 K: 0 S: 19	H: 4 LOB: 2 BB: 3 P: 42	R: 1 E: 0 K: 1 S: 11	H: 3 LOB: 0 BB: 0 P: 16	R: 0 E: 0 K: 0 S: 7	H: 0 LOB: 0 BB: 0 P: 12	R: 2 E: 0 K: 0 S: 17	H: 4 LOB: 2 BB: 0 P: 25	R: 1 E: 0 K: 1 S: 13	H: 1 LOB: 0 BB: 0 P: 19	R: 0 E: 0 K: 2 S: 13	H: 1 LOB: 2 BB: 1 P: 23	R: 0 E: 0 K: 1 S: 8	H: 0 LOB: 0 BB: 0 P: 10	R: 1 E: 0 K: 0 S: 6	H: 1 LOB: 0 BB: 0 P: 8	1B: 11 2B: 0 3B: 1 HR: 2	SF: 0 SAC: 0 DP: 0 HBP: 0	WP: 1 PB: 0 SB: 2 CS: 0	PA: 42	
<b>PITCHER</b>	IP	WLS	BF	H	R	ER	SO	BB	IBB	HBP	BLK	WP	HR	S	P	ERA	WHIP				
Clint Sodowsky, R (1.1) ERA: 15.63	3.1	L	22	4	1	1	3	1	0	0	0	1	0	35	55	3.38	1.875				
Lance Painter, L (4.1) ERA: 7.13	2.2		13	4	1	1	3	1	0	0	0	1	0	8	10	0.00	0.000				
Mike Mohler, L (7.1) ERA: 5.48	1.0		3	0	0	0	1	0	0	0	0	0	0	8	10	0.00	0.000				
Manny Aybar, R (8.1) ERA: 4.45	1.0		4	1	1	1	0	0	0	0	0	0	1	6	8	9.00	1.000				







Batter	1	2	3	4	5	6	7	8	9	AB R H RBI BB SO LOB	TOP											
22 Devon White, S (1, 8) OBP: 0.329, SLG: 0.383	0-0 E HBP 1B		2-1 F7		0-0 P5		2-3 K		1-1 L3	5 0 1 0 0 1 3	<b>Los Angeles Dodgers @ Cincinnati Reds</b> Cinergy Field, Cincinnati, OH Tue May 25 1999, 7:05 PM EDT Att: 18,203 - Unknown - 67 F <a href="http://livebaseballscorecards.com">livebaseballscorecards.com</a>											
Mark Grudzielanek, R (1, 6) OBP: 0.346, SLG: 0.371	1 SAFE 1 B 1 SAFE 1 B 1 H 1 SAFE 1-2 HBP	3-2	1-3 K		2-1 G4-3		1-2 FC6			3 0 0 0 0 1 3												
Gary Sheffield, R (1, 7) OBP: 0.399, SLG: 0.533	3-1 P2			2-0 HR		4-0 BB		1-1 1B		3 1 2 1 1 0 2												
Raul Mondesi, R (1, 9) OBP: 0.365, SLG: 0.607	2 SAFE 2-3 K	0-3 K		2-1 1B		1-0 F9		1-1 F8		4 0 1 0 0 1 4												
Todd Hundley, S (1, 2) OBP: 0.309, SLG: 0.431	2-3 K			3-0 1B		3-3 K		1-0 F8		4 0 0 0 0 2 5												
Eric Karros, R (1, 3)		2-2 F8		0-1 F7		2-1 P8		1-2 L1		4 0 0 0 0 0 3												
Adrian Beltré, R (1, 5) OBP: 0.388, SLG: 0.469		1-3 K		1-3 K		0-0 1B		3-1 G4-1		4 0 1 0 0 2 1												
Tripp Cramer, R (1, 4) OBP: 0.323, SLG: 0.483		0-1 P4			1-0 SH1-4 1B		2-2 E5 FC6		0-0 HR	4 1 2 1 0 0 1												
Kevin Brown, R (1, 1) OBP: 0.115, SLG: 0.042			2-3 K		0-1 SH1-4		0-3 K		3-2 G4-3	2 0 0 0 0 2 2												
Dave Hansen, L (9, PH) OBP: 0.571, SLG: 0.781					1-2 SH1-4					1 0 0 0 0 0 0												
<b>Inning Stats</b>	R: 0 E: 1 K: 2 S: 11	H: 1 LOB: 2 BB: 0 P: 19	R: 0 E: 0 K: 1 S: 8	H: 0 LOB: 0 BB: 0 P: 11	R: 0 E: 0 K: 2 S: 8	H: 0 LOB: 0 BB: 0 P: 13	R: 1 E: 0 K: 1 S: 11	H: 2 LOB: 1 BB: 0 P: 18	R: 0 E: 0 K: 0 S: 6	H: 0 LOB: 1 BB: 1 P: 9	R: 0 E: 0 K: 1 S: 7	H: 0 LOB: 1 BB: 1 P: 17	R: 0 E: 1 K: 2 S: 14	H: 1 LOB: 2 BB: 0 P: 19	R: 0 E: 0 K: 0 S: 8	H: 1 LOB: 1 BB: 0 P: 12	R: 1 E: 0 K: 0 S: 8	H: 1 LOB: 0 BB: 0 P: 15	1B: 5 2B: 0 3B: 0 HR: 2	SF: 0 SAC: 1 DP: 0 HBP: 1	WP: 0 PB: 0 SB: 0 CS: 0	PA: 37
<b>PITCHER</b>	IP WLS BF H R ER SO BB IBB HBP BLK WP HR S P ERA WHIP																					
Steve Parris, R (1, 1) ERA: 3.68	7.0 W 29 5 1 1 9 1 0 1 0 0 1 65 106 1.29 0.857																					
Danny Graves, R (8, 1) ERA: 3.52	2.0 S 8 2 1 1 0 0 0 0 0 0 1 16 27 4.50 1.000																					

Batter	1	2	3	4	5	6	7	8	9	AB R H RBI BB SO LOB	BOTTOM									
Mike Cameron, R (1, 8) OBP: 0.344, SLG: 0.451	3-3 K		3-3 K		3-3 K			0-0 F9		4 0 0 0 0 3 1	<b>Los Angeles Dodgers @ Cincinnati Reds</b> Cinergy Field, Cincinnati, OH Tue May 25 1999, 7:05 PM EDT Att: 18,203 - Unknown - 67 F <a href="http://livebaseballscorecards.com">livebaseballscorecards.com</a>									
Pokey Reese, R (1, 4) OBP: 0.338, SLG: 0.407	2-3 K			1-1 F8	2-3 K			1-0 G5-3		4 0 0 0 0 2 1										
Sean Casey, L (1, 3) OBP: 0.430, SLG: 0.680	0-2 G4-3			2-3 K		0-3 K				3 0 0 0 0 2 0										
Dmitri Young, S (1, 7) OBP: 0.253, SLG: 0.278		1-3 K		4-2 PB 1B BB		1-0 1B				2 1 1 0 1 1 0										
Danny Graves, R (8, 1)				2-3 K S 1B		1-0 G6-4-3				0 0 0 0 0 0 0										
Barry Larkin, R (1, 6) OBP: 0.324, SLG: 0.397		0-0 G4-3 2B		2-3 K S 1B		1-0 G6-4-3				3 1 1 0 0 1 2										
Michael Tucker, L (1, 9) OBP: 0.297, SLG: 0.406		0-0 G4-3		3-2 1H 3H 1B			3-3 K			3 0 1 2 0 1 1										
Mark Lewis, R (1, 5) OBP: 0.315, SLG: 0.506		1-0 G4-3		0-0 CS	0-0 2B		2-3 K			3 1 1 0 0 1 1										
Eddie Taubensee, L (1, 2) OBP: 0.340, SLG: 0.443			2-1 G1-3		1-0 SH1-4 2H 2B		0-2 G3			3 0 1 1 0 0 0										
Steve Parris, R (1, 1) OBP: 0.286, SLG: 0.286			0-0 L9		0-1 SH1-4			2-3 K		1 0 0 0 0 0 0										
Jeffrey Hammonds, R (8, 7) OBP: 0.254, SLG: 0.389					2-3 SH1-4					1 0 0 0 0 1 0										
<b>Inning Stats</b>	R: 0 E: 0 K: 2 S: 12	H: 0 LOB: 0 BB: 0 P: 17	R: 0 E: 0 K: 1 S: 6	H: 1 LOB: 1 BB: 0 P: 8	R: 0 E: 0 K: 1 S: 6	H: 0 LOB: 0 BB: 0 P: 11	R: 2 E: 1 K: 2 S: 16	H: 1 LOB: 0 BB: 1 P: 28	R: 1 E: 0 K: 2 S: 10	H: 2 LOB: 1 BB: 0 P: 16	R: 0 E: 0 K: 1 S: 5	H: 1 LOB: 0 BB: 0 P: 7	R: 0 E: 0 K: 2 S: 11	H: 0 LOB: 0 BB: 0 P: 16	R: 0 E: 0 K: 1 S: 5	H: 0 LOB: 0 BB: 0 P: 8	1B: 2 2B: 3 3B: 0 HR: 0	SF: 0 SAC: 1 DP: 1 HBP: 0	WP: 0 PB: 1 SB: 1 CS: 1	PA: 30
<b>PITCHER</b>	IP WLS BF H R ER SO BB IBB HBP BLK WP HR S P ERA WHIP																			
Kevin Brown, R (1, 1) ERA: 2.39	8.0 L 29 5 3 1 12 1 0 0 0 0 0 71 111 1.12 0.750																			



Batter	1	2	3	4	5	6	7	8	9	AB	R	H	RBI	BB	SO	LOB	TOP					
22 Devon White, S OBP: 0.331, SLG: 0.391	1-1 1B 2B		0-0 G3			2-1 2B 2B 1B	1-1 P9	1-3 K		5	2	2	0	0	1	1						
Eric Young Sr., R OBP: 0.417, SLG: 0.391 Tripp Cromer, R OBP: 0.323, SLG: 0.483	1-0 S 2H E 1B		1-2 G6-3			2-1 2B 2B	4-2 FC4-6 BB		3-2 P5	4	2	2	2	1	0	0						
Gary Sheffield, R OBP: 0.399, SLG: 0.532	1-1 F8			0-0 P3		0-0 1B 2B	4-1 FC4-6 BB		2-2 F7	4	1	1	2	1	0	1						
Raul Mondesi, R OBP: 0.361, SLG: 0.613	1-3 2H K			3-2 F7		2-2 P2	2-2 FC4-6 BB		2-2 HR	5	1	1	1	0	1	3						
Todd Hundley, S OBP: 0.305, SLG: 0.417	1-2 P5			3-3 K		2-3 K	4-1 BB		1-2 F9	4	0	0	0	1	2	1						
Eric Karros, R OBP: 0.337, SLG: 0.451		3-2 P6		0-0 G6-3 1B	0-0 G6-3	2-1 S HR 1B	2-3 K			4	1	2	1	0	1	3						
Adrian Beltré, R OBP: 0.391, SLG: 0.486		3-2 G1-3		1-1 G6-3	3-0 1H HR		4-2 BB			3	1	1	2	1	0	1						
Mark Grudzielanek, R OBP: 0.344, SLG: 0.367		1-0 F9		1-2 F9	0-1 FC6-4 1B		1 SAFE 2-3 SAFE K			4	0	1	0	0	1	1						
Chan Ho Park, R OBP: 0.091, SLG: 0.136 Trenidad Hubbard, R OBP: 0.155, SLG: 0.155 Pedro Borbon, R OBP: 0.155, SLG: 0.155 Jeff Shaw, R OBP: 0.155, SLG: 0.155			0-0 F9			E5 2B	1-1 F8			3	1	0	0	0	0	1						
<b>Inning Stats</b>	R: 2 E: 0 K: 1 S: 11	H: 2 LOB: 0 BB: 0 P: 16	R: 0 E: 0 K: 0 S: 10	H: 0 LOB: 0 BB: 0 P: 17	R: 0 E: 0 K: 0 S: 5	H: 0 LOB: 0 BB: 0 P: 6	R: 0 E: 0 K: 1 S: 10	H: 0 LOB: 0 BB: 0 P: 16	R: 0 E: 0 K: 0 S: 6	H: 1 LOB: 0 BB: 0 P: 8	R: 6 E: 1 K: 1 S: 20	H: 6 LOB: 1 BB: 0 P: 36	R: 0 E: 0 K: 1 S: 15	H: 0 LOB: 3 BB: 3 P: 32	R: 0 E: 0 K: 2 S: 18	H: 0 LOB: 1 BB: 1 P: 26	R: 1 E: 0 K: 0 S: 13	H: 1 LOB: 0 BB: 0 P: 21	1B: 5 2B: 3 3B: 0 HR: 2	SF: 0 SAC: 0 DP: 1 HBP: 0	WP: 0 PB: 0 SB: 2 CS: 0	PA: 41
<b>PITCHER</b>	IP WLS BF H R ER SO BB IBB HBP BLK WP HR S P ERA WHIP																					
Brett Tomko, R ERA: 5.89	(1, 1) 6.0 L 27 9 8 3 3 0 0 0 0 0 0 1 62 99 4.50 1.500																					
Ron Villone, L ERA: 1.71	(7, 1) 1.0 6 0 0 0 1 3 0 0 0 0 0 0 15 32 0.00 3.000																					
Dennys Reyes, L ERA: 1.71	(8, 1) 1.0 4 0 0 0 2 1 0 0 0 0 0 0 18 26 0.00 1.000																					
Gabe White, L ERA: 6.64	(9, 1) 1.0 4 1 1 1 0 0 0 0 0 0 0 1 13 21 9.00 1.000																					

Los Angeles Dodgers @ Cincinnati Reds  
Cinergy Field, Cincinnati, OH  
Wed May 26 1999, 7:05 PM EDT  
Att: 19,273 - Unknown - 65 F

livebaseballscorecards.com

AB 37  
R 9  
H 10  
RBI 8  
BB 4  
SO 6  
LOB 13



Batter	1	2	3	4	5	6	7	8	9	AB	R	H	RBI	BB	SO	LOB	BOTTOM					
Mike Cameron, R OBP: 0.342, SLG: 0.443	1-3 K		4-2 G5-4-3 BB		0-0 F9		1-0 P6			3	0	0	0	1	1	1						
Pokey Reese, R OBP: 0.333, SLG: 0.403	2-2 F9		1-0 G5-4-3		1-2 1B		0-1 L7			4	0	1	0	0	0	1						
Sean Casey, L OBP: 0.432, SLG: 0.695	1-1 HR			1-0 FC6-4 BB 1B	2-1 L7		1-0 G4-3			4	2	2	1	0	0	2						
Dmitri Young, S OBP: 0.275, SLG: 0.293	3-2 1B			4-0 FC6-4 BB	3-2 1B		1-1 L7			3	0	2	0	1	0	0						
Barry Larkin, R OBP: 0.317, SLG: 0.388	1-2 L4			1-2 FC6-4 BB	0-0 F8		0-3 K			4	0	0	0	0	1	6						
Michael Tucker, L OBP: 0.308, SLG: 0.444		1-0 F8		4-2 FC BB		3-1 HR		1-3 K		3	1	1	1	1	1	0						
Mark Lewis, R OBP: 0.301, SLG: 0.489		2-2 G4-3		3-2 FC FC4-6		0-0 L8		1-1 G6-3		4	0	0	1	0	0	2						
Brian Johnson, R OBP: 0.258, SLG: 0.484		1-3 K		3-2 FC4-6		1-3 K		0-0 L7		4	0	0	0	0	2	2						
Brett Tomko, R ERA: 5.89 Jeffrey Hammonds, R OBP: 0.230, SLG: 0.382 Ron Villone, L OBP: 0.305, SLG: 0.400 Dennys Reyes, L OBP: 0.305, SLG: 0.400 Gabe White, L OBP: 0.305, SLG: 0.400 Hal Morris, L OBP: 0.305, SLG: 0.400			0-2 F9		0-0 1B 1B		3-3 K		1-2 L5	2	0	1	0	0	0	0						
<b>Inning Stats</b>	R: 1 E: 0 K: 1 S: 15	H: 2 LOB: 1 BB: 0 P: 23	R: 0 E: 0 K: 1 S: 7	H: 0 LOB: 0 BB: 0 P: 11	R: 0 E: 0 K: 0 S: 6	H: 0 LOB: 1 BB: 1 P: 11	R: 1 E: 0 K: 0 S: 12	H: 1 LOB: 2 BB: 2 P: 26	R: 0 E: 0 K: 0 S: 11	H: 3 LOB: 3 BB: 0 P: 17	R: 1 E: 0 K: 2 S: 10	H: 1 LOB: 0 BB: 0 P: 17	R: 0 E: 0 K: 0 S: 4	H: 0 LOB: 0 BB: 0 P: 6	R: 0 E: 0 K: 2 S: 8	H: 0 LOB: 0 BB: 0 P: 10	R: 0 E: 0 K: 0 S: 7	H: 0 LOB: 0 BB: 0 P: 9	1B: 5 2B: 0 3B: 0 HR: 2	SF: 1 SAC: 0 DP: 1 HBP: 0	WP: 0 PB: 0 SB: 0 CS: 0	PA: 36
<b>PITCHER</b>	IP WLS BF H R ER SO BB IBB HBP BLK WP HR S P ERA WHIP																					
Chan Ho Park, R ERA: 4.68	(1, 1) 7.0 W 30 7 3 3 4 3 0 0 0 0 0 0 2 65 11 3.86 1.429																					
Pedro Borbon, L ERA: 1.02	(8, 1) 1.0 3 0 0 0 2 0 0 0 0 0 0 0 8 10 0.00 0.000																					
Jeff Shaw, R ERA: 3.32	(9, 1) 1.0 3 0 0 0 0 0 0 0 0 0 0 0 7 9 0.00 0.000																					

Los Angeles Dodgers @ Cincinnati Reds  
Cinergy Field, Cincinnati, OH  
Wed May 26 1999, 7:05 PM EDT  
Att: 19,273 - Unknown - 65 F

livebaseballscorecards.com

AB 33  
R 3  
H 7  
RBI 3  
BB 3  
SO 6  
LOB 14





Batter	1	2	3	4	5	6	7	8	9	AB	R	H	RBI	BB	SO	LOB	TOP				
Todd Hollandsworth, L (1, 8) OBP: 0.373, SLG: 0.500 22 Devon White, S (5, 8) OBP: 0.327, SLG: 0.386	G4-3		1-1 2B		4-2 2B BB	2-2 F7			1-3 K	2	1	1	0	1	0	0					
Eric Young Sr., R (1, 4) OBP: 0.413, SLG: 0.394	F8		0-0 F9		2-0 1B 1B 2B		1-1 G4-3			4	1	1	2	0	0	1					
Gary Sheffield, R (1, 7) OBP: 0.396, SLG: 0.526	G6-3			0-1 G5-3	2-2 1B		2-3 K			4	0	1	0	0	1	0					
Raul Mondesi, R (1, 9) OBP: 0.359, SLG: 0.605		3-3 K2-3		3-0 G5-3	2-1 1B		2-2 F8			4	0	1	1	0	1	0					
Eric Karros, R (1, 3) OBP: 0.335, SLG: 0.464	G6-3		0-0 G6-3		0-0 HR		2-3 L7			4	1	1	1	0	1	2					
Adrian Beltré, R (1, 5) OBP: 0.393, SLG: 0.487		0-0 1B		1-2 1B	2-1 P6		0-3 K			4	0	2	0	0	1	2					
Mark Grudzielanek, R (1, 6) OBP: 0.335, SLG: 0.356	G4-3		0-2 F8		1-0 F8		0-0 F9		1-3 K	4	0	0	0	0	1	2					
Angel Pena, R (1, 2) OBP: 0.250, SLG: 0.100			1-3 K		2-1 SH3 2B 1B		1-2 F8		0-3 K	4	1	1	0	0	2	0					
Ismael Valdez, R (1, 1) Trenidat Fuldson, R (5, PH) Pedro Borbon, R (5, 1) Alan Mills, R (7, 1) Dave Hansen, L (9, PH) Jeff Shaw, R (9, 1)			0-0 G5-3		0-1 SH3		4-2 BB		2-3 K	1	0	0	0	0	0	0					
<b>Inning Stats</b>	R: 0 E: 0 K: 0 S: 11	H: 0 LOB: 0 BB: 0 P: 16	R: 0 E: 0 K: 1 S: 9	H: 1 LOB: 1 BB: 0 P: 12	R: 0 E: 0 K: 1 S: 8	H: 1 LOB: 1 BB: 0 P: 10	R: 1 E: 0 K: 0 S: 9	H: 2 LOB: 1 BB: 0 P: 14	R: 3 E: 0 K: 0 S: 19	H: 4 LOB: 2 BB: 1 P: 33	R: 0 E: 0 K: 0 S: 11	H: 0 LOB: 0 BB: 0 P: 18	R: 0 E: 0 K: 3 S: 9	H: 0 LOB: 0 BB: 0 P: 13	R: 0 E: 0 K: 3 S: 9	H: 0 LOB: 0 BB: 0 P: 12	R: 0 E: 0 K: 3 S: 11	H: 0 LOB: 0 BB: 0 P: 14	1B: 5 2B: 2 3B: 0 HR: 1	SF: 0 SAC: 1 DP: 0 HBP: 0	WP: 0 PA: 37 PB: 0 SB: 1 CS: 0
<b>PITCHER</b>	IP WLS BF H R ER SO BB IBB HBP BLK WP HR S P ERA WHIP	IP WLS BF H R ER SO BB IBB HBP BLK WP HR S P ERA WHIP	IP WLS BF H R ER SO BB IBB HBP BLK WP HR S P ERA WHIP	IP WLS BF H R ER SO BB IBB HBP BLK WP HR S P ERA WHIP	IP WLS BF H R ER SO BB IBB HBP BLK WP HR S P ERA WHIP	IP WLS BF H R ER SO BB IBB HBP BLK WP HR S P ERA WHIP	IP WLS BF H R ER SO BB IBB HBP BLK WP HR S P ERA WHIP	IP WLS BF H R ER SO BB IBB HBP BLK WP HR S P ERA WHIP	IP WLS BF H R ER SO BB IBB HBP BLK WP HR S P ERA WHIP	IP WLS BF H R ER SO BB IBB HBP BLK WP HR S P ERA WHIP	IP WLS BF H R ER SO BB IBB HBP BLK WP HR S P ERA WHIP	IP WLS BF H R ER SO BB IBB HBP BLK WP HR S P ERA WHIP	IP WLS BF H R ER SO BB IBB HBP BLK WP HR S P ERA WHIP	IP WLS BF H R ER SO BB IBB HBP BLK WP HR S P ERA WHIP	IP WLS BF H R ER SO BB IBB HBP BLK WP HR S P ERA WHIP	IP WLS BF H R ER SO BB IBB HBP BLK WP HR S P ERA WHIP	IP WLS BF H R ER SO BB IBB HBP BLK WP HR S P ERA WHIP	IP WLS BF H R ER SO BB IBB HBP BLK WP HR S P ERA WHIP	IP WLS BF H R ER SO BB IBB HBP BLK WP HR S P ERA WHIP	IP WLS BF H R ER SO BB IBB HBP BLK WP HR S P ERA WHIP	IP WLS BF H R ER SO BB IBB HBP BLK WP HR S P ERA WHIP

Los Angeles Dodgers @ Cincinnati Reds  
Cinergy Field, Cincinnati, OH  
Thu May 27 1999, 12:35 PM EDT  
Att: 21,836 - Unknown - 67 F

AB	34
R	4
H	8
RBI	4
BB	2
SO	9
LOB	8



Batter	1	2	3	4	5	6	7	8	9	AB	R	H	RBI	BB	SO	LOB	BOTTOM				
Pokey Reese, R (1, 4) OBP: 0.329, SLG: 0.396	G4-3		0-2 F9		1-0 F8		2-2 G6-3		1-0 S 1B	5	0	1	0	0	0	2					
Michael Tucker, L (1, 9) OBP: 0.325, SLG: 0.461	L7			2-2 S 1B		0-1 F9		1-1 G4-3 WP 2B	4-1 1-2 BB	4	2	2	0	1	0	0					
Sean Casey, L (1, 3) OBP: 0.425, SLG: 0.679	K			3-3 K	1-2 1B	1-1 F8		0-0 G4-3	1-1 F8	5	0	1	0	0	2	4					
Dmitri Young, S (1, 7) OBP: 0.274, SLG: 0.314		1-2 SF9 3B		1-0 L7		2-1 F7		0-3 K		4	1	1	0	0	1	3					
Barry Larkin, R (1, 6) OBP: 0.321, SLG: 0.389	SF9		1-1 SF9	1-0 PB 1B	2-H 1B	0-0 G5-3		4-2 S WP BB		2	0	1	2	1	0	1					
Eddie Taubensee, L (1, 2) OBP: 0.345, SLG: 0.440	K		3-H K	1-0 1B	1-2 1B		0-3 K	4-1 1-2 BB		3	0	1	0	1	2	0					
Mike Cameron, R (1, 8) OBP: 0.342, SLG: 0.438 Hal Morris, L (6, PH) Chris Stynes, R (9, 7) OBP: 0.240, SLG: 0.050	K		1-3 K	1-2 F8		4-2 PB S BB		4-1 K	3-3 K	2	0	0	0	1	1	2					
Aaron Boone, R (1, 5) OBP: 0.246, SLG: 0.288			0-2 F9		1-0 G5-3		2-3 K		0-0 F9	4	0	0	0	0	1	1					
Pete Hamisch, S (1, 1) Scott Sullivan, R (5, 1) Jeffrey Hammonds, R (7, PH) Scott Williamson, R (8, 1) Mark Lewis, R (9, PH) OBP: 0.238, SLG: 0.483	K		0-3 K		3-3 K		4-2 K		0-2 G6-3	1	0	0	0	0	1	0					
<b>Inning Stats</b>	R: 0 E: 0 K: 1 S: 7	H: 0 LOB: 0 BB: 0 P: 10	R: 1 E: 0 K: 2 S: 11	H: 1 LOB: 0 BB: 0 P: 16	R: 0 E: 0 K: 1 S: 9	H: 0 LOB: 0 BB: 0 P: 9	R: 1 E: 0 K: 1 S: 13	H: 3 LOB: 2 BB: 0 P: 22	R: 0 E: 0 K: 0 S: 8	H: 0 LOB: 0 BB: 0 P: 13	R: 0 E: 0 K: 0 S: 7	H: 1 LOB: 1 BB: 0 P: 10	R: 0 E: 0 K: 2 S: 14	H: 0 LOB: 2 BB: 2 P: 26	R: 1 E: 0 K: 2 S: 12	H: 1 LOB: 2 BB: 2 P: 24	R: 0 E: 0 K: 0 S: 9	H: 1 LOB: 2 BB: 1 P: 15	1B: 5 2B: 1 3B: 1 HR: 0	SF: 1 SAC: 0 DP: 0 HBP: 0	WP: 1 PA: 39 PB: 2 SB: 4 CS: 0
<b>PITCHER</b>	IP WLS BF H R ER SO BB IBB HBP BLK WP HR S P ERA WHIP	IP WLS BF H R ER SO BB IBB HBP BLK WP HR S P ERA WHIP	IP WLS BF H R ER SO BB IBB HBP BLK WP HR S P ERA WHIP	IP WLS BF H R ER SO BB IBB HBP BLK WP HR S P ERA WHIP	IP WLS BF H R ER SO BB IBB HBP BLK WP HR S P ERA WHIP	IP WLS BF H R ER SO BB IBB HBP BLK WP HR S P ERA WHIP	IP WLS BF H R ER SO BB IBB HBP BLK WP HR S P ERA WHIP	IP WLS BF H R ER SO BB IBB HBP BLK WP HR S P ERA WHIP	IP WLS BF H R ER SO BB IBB HBP BLK WP HR S P ERA WHIP	IP WLS BF H R ER SO BB IBB HBP BLK WP HR S P ERA WHIP	IP WLS BF H R ER SO BB IBB HBP BLK WP HR S P ERA WHIP	IP WLS BF H R ER SO BB IBB HBP BLK WP HR S P ERA WHIP	IP WLS BF H R ER SO BB IBB HBP BLK WP HR S P ERA WHIP	IP WLS BF H R ER SO BB IBB HBP BLK WP HR S P ERA WHIP	IP WLS BF H R ER SO BB IBB HBP BLK WP HR S P ERA WHIP	IP WLS BF H R ER SO BB IBB HBP BLK WP HR S P ERA WHIP	IP WLS BF H R ER SO BB IBB HBP BLK WP HR S P ERA WHIP	IP WLS BF H R ER SO BB IBB HBP BLK WP HR S P ERA WHIP	IP WLS BF H R ER SO BB IBB HBP BLK WP HR S P ERA WHIP	IP WLS BF H R ER SO BB IBB HBP BLK WP HR S P ERA WHIP	

Los Angeles Dodgers @ Cincinnati Reds  
Cinergy Field, Cincinnati, OH  
Thu May 27 1999, 12:35 PM EDT  
Att: 21,836 - Unknown - 67 F

AB	33
R	3
H	7
RBI	2
BB	5
SO	10
LOB	15









Batter	1	2	3	4	5	6	7	8	9	AB	R	H	RBI	BB	SO	LOB	TOP		
22 Devon White, S OBP: 0.321, SLG: 0.376	1-2 F7 SH1-3 1B		3-2 S 1B			2-1 F9		2-0 F8	1-0 P5	5	0	2	0	0	0	3	<b>Los Angeles Dodgers @ Atlanta Braves</b> Turner Field, Atlanta, GA Sat May 29 1999, 7:10 PM EDT Att: 49,258 - Cloudy - 77 F		
Eric Young Sr., R OBP: 0.406, SLG: 0.378	1-0 SH1-3		3-1 F8		4-1 BB BB		2-2 F8	0-0 L9		3	0	0	0	1	0	2			
Gary Sheffield, R OBP: 0.386, SLG: 0.505	3-1 F7		2-1 F8		4-2 BB		2-0 G5-3			3	0	0	1	1	0	2			
Raul Mondesi, R OBP: 0.369, SLG: 0.625	1-1 G6-3			0-0 G6-3		1-2 2-3 3-H BB			0-0 2B	3	0	1	1	1	0	1			
Eric Karros, R OBP: 0.326, SLG: 0.446		4-1 FC5-4 BB		3-1 G6-3		3-1 G6-3		1-3 K		3	0	0	0	1	1	4			
Adrián Beltré, R OBP: 0.384, SLG: 0.472		0-1 FC5-4 P2		0-2 G6-3		0-0 G4-6-3 1B		0-2 F8		4	0	1	0	0	0	2			
Mark Grudzielanek, R OBP: 0.339, SLG: 0.361		1-1 P2			1-1 SH5-4 BB		0-0 G4-6-3 1B		0-0 G4-3	4	1	2	0	0	0	2			
Angel Pena, R OBP: 0.250, SLG: 0.214		2-0 F9			1-0 E3 BB SH5-4 BB		0-0 G4-6-3		1-2 2B	4	1	1	0	0	0	4			
Carlos Perez, L OBP: 0.136, SLG: 0.071			2-1 G3		1-0 SH5-4		2-1 B1-3		2-3 K	2	0	0	0	0	0	1			
James Aronson, R OBP: 0.067, SLG: 0.067					1-2 2-3					0	0	0	0	0	0	0			
Pedro Borbon, R OBP: 0.087, SLG: 0.087										0	0	0	0	0	0	0			
Alan Mills, R OBP: 0.087, SLG: 0.087										0	0	0	0	0	0	0			
Dave Hansen, L OBP: 0.099, SLG: 0.071										1	0	0	0	0	1	1			
Jeff Shaw, R OBP: 0.099, SLG: 0.071										0	0	0	0	0	0	0			
<b>Inning Stats</b>	R: 0 E: 0 K: 0 S: 9	H: 1 LOB: 1 BB: 0 P: 15	R: 0 E: 0 K: 0 S: 6	H: 0 LOB: 1 BB: 1 P: 13	R: 0 E: 0 K: 0 S: 10	H: 1 LOB: 1 BB: 0 P: 20	R: 0 E: 0 K: 0 S: 6	H: 0 LOB: 0 BB: 0 P: 9	R: 2 E: 1 K: 0 S: 15	H: 1 LOB: 3 BB: 3 P: 33	R: 0 E: 0 K: 0 S: 5	H: 2 LOB: 1 BB: 0 P: 7	R: 0 E: 0 K: 0 S: 8	H: 1 LOB: 1 BB: 0 P: 9	R: 0 E: 0 K: 1 S: 8	H: 1 LOB: 1 BB: 0 P: 12	1B: 5 2B: 2 3B: 0 HR: 0	SF: 0 SAC: 2 DP: 1 HBP: 0	WP: 0 PA: 38 PB: 0 SB: 1 CS: 0
<b>PITCHER</b>	IP WLS BF H R ER SO BB IBB HBP BLK WP HR S P ERA WHIP																		
Tom Glavine, L ERA: 4.99	7.0 L 30 5 2 0 0 4 0 0 0 0 0 0 56 108 0.00 1.286																		
30 Kevin McGlinchy, R ERA: 2.22	2.0 8 2 0 0 2 0 0 0 0 0 0 0 16 21 0.00 1.000																		

AB	32
R	2
H	7
RBI	2
BB	4
SO	2
LOB	22




Batter	1	2	3	4	5	6	7	8	9	AB	R	H	RBI	BB	SO	LOB	BOTTOM		
Gerald Williams, R OBP: 0.319, SLG: 0.350	0-1 F8		4-1 BB		1-0 G5-3			2-1 F9		3	0	0	0	1	0	2	<b>Los Angeles Dodgers @ Atlanta Braves</b> Turner Field, Atlanta, GA Sat May 29 1999, 7:10 PM EDT Att: 49,258 - Cloudy - 77 F		
Bret Boone, R OBP: 0.335, SLG: 0.458	3-2 P5		1-1 F8		2-2 FC3-6 10 1B HBP		2-2 F9			3	0	0	0	0	0	1			
10 Chipper Jones, S OBP: 0.379, SLG: 0.557	2-2 F9		1-0 F7		1-1 FC3-6 1B		2-1 F9		2-1 HR	4	1	2	1	0	0	1			
Brian Jordan, R OBP: 0.376, SLG: 0.557		0-0 F9 BB 1B		0-1 G6-3		1-0 FC3-6 G4-6-3		1-0 L7		4	0	1	0	0	0	2			
Javy Lopez, R OBP: 0.377, SLG: 0.553		4-2 BI SAFE SAFE SAFE 1-2 BB		1-3 K		0-1 G4-6-3		1-2 F9		3	0	0	0	1	1	2			
Andruw Jones, R OBP: 0.348, SLG: 0.475		0-3 K		3-3 K				0-0 G4-3		4	0	0	0	0	2	2			
Brian Hunter, R OBP: 0.351, SLG: 0.615		2-0 F9			3-1 FC6 1B HBP		1-1 P5		0-0 1B	1	0	0	0	0	0	2			
Ryan Klesko, L OBP: 0.341, SLG: 0.513										2	0	1	0	0	0	0			
Otis Nixon, S OBP: 0.294, SLG: 0.188		2-3								0	0	0	0	0	0	0			
Ozzie Guillen, L OBP: 0.196, SLG: 0.204		0-2 P3			1-1 G5-3 FC6 1B		4-2 BB		1-0 G4-3	3	0	1	0	1	0	3			
Tom Glavine, L OBP: 0.125, SLG: 0.087					0-0 G3-1		3-1 FC6 G5-3			2	0	0	0	0	0	2			
Eddie Pérez, R OBP: 0.274, SLG: 0.267										1	0	0	0	0	0	1			
30 Kevin McGlinchy, R ERA: 2.22										0	0	0	0	0	0	0			
<b>Inning Stats</b>	R: 0 E: 0 K: 0 S: 9	H: 0 LOB: 0 BB: 0 P: 14	R: 0 E: 0 K: 1 S: 10	H: 1 LOB: 2 BB: 1 P: 16	R: 0 E: 0 K: 2 S: 8	H: 0 LOB: 0 BB: 0 P: 12	R: 0 E: 0 K: 0 S: 5	H: 1 LOB: 1 BB: 0 P: 10	R: 0 E: 0 K: 0 S: 7	H: 1 LOB: 1 BB: 0 P: 11	R: 0 E: 0 K: 0 S: 8	H: 0 LOB: 1 BB: 1 P: 16	R: 1 E: 0 K: 0 S: 8	H: 1 LOB: 0 BB: 0 P: 15	R: 0 E: 0 K: 0 S: 6	H: 1 LOB: 1 BB: 0 P: 8	1B: 4 2B: 0 3B: 0 HR: 1	SF: 0 SAC: 0 DP: 2 HBP: 2	WP: 0 PA: 35 PB: 0 SB: 0 CS: 0
<b>PITCHER</b>	IP WLS BF H R ER SO BB IBB HBP BLK WP HR S P ERA WHIP																		
Carlos Perez, L ERA: 5.73	5.0 W 21 3 0 0 0 2 0 0 0 0 0 0 41 70 0.00 1.000																		
Jamie Arnold, R ERA: 3.66	1.1 H 3 0 0 0 0 0 0 0 0 0 0 0 4 5 0.00 0.000																		
Pedro Borbon, L ERA: 1.45	0.2 H 3 0 0 0 0 1 0 0 0 0 0 0 7 15 0.00 1.500																		
Alan Mills, R ERA: 2.66	1.0 H 4 1 1 1 0 0 0 0 0 0 0 1 8 15 9.00 1.000																		
Jeff Shaw, R ERA: 3.04	1.0 S 4 1 0 0 0 0 0 0 0 0 0 0 6 8 0.00 1.000																		










Batter	1	2	3	4	5	6	7	8	9	AB	R	H	RBI	BB	SO	LOB	TOP				
22 Devon White, S OBP: 0.314, SLG: 0.380	0-3 K		4-1 2B BB		0-0 P4		0-2 G6-3			3	1	0	0	1	1	5	<b>Los Angeles Dodgers @ Pittsburgh Pirates</b> <b>Three Rivers Stadium, Pittsburgh, PA</b> Mon May 31 1999, 1:35 PM EDT Att: 15,924 - Sunny - 82 F				
Eric Young Sr., R OBP: 0.382, SLG: 0.369	3-2 G6-3		1-2 2B		1-0 G6-4-3			0-3 K		4	0	1	1	0	1	2					
Gary Sheffield, R OBP: 0.393, SLG: 0.513	0-2 FC6-4 1B			1-2 G5-3		4-2 G4-6-3 BB		3-2 1B 2B		3	1	2	0	1	0	0					
Raul Mondesi, R OBP: 0.372, SLG: 0.620	1-2 FC6-4			4-2 HR BB		1-3 K		1-0 2B 1B		3	1	1	1	1	1	2					
Todd Hundley, S OBP: 0.292, SLG: 0.410		3-3 K		0-0 HR		2-0 G4-6-3		1-1 F9		4	1	1	2	0	1	1					
Eric Karros, R OBP: 0.332, SLG: 0.448		0-0 F8		0-0 G6-3			4-1 FC3-6 BB		0-0 1B		3	0	1	0	1	0					
Adrian Beltré, R OBP: 0.387, SLG: 0.482		1-3 K		0-1 G6-3			0-2 FC3-6 1B 1B		0-3 K		4	0	0	0	2	2					
Mark Grudzielanek, R OBP: 0.341, SLG: 0.361			2-1 G5-3		0-0 BB 1B		1-2 1B		3-3 K		4	0	2	0	0	1					
Chan Ho Park, R Trenford Hudson, R Doug Bochtler, R Onan Masaoka, R Jamie Arnold, R Dave Hansen, L			0-0 F9		4-2 G6-4-3 BB		1-0 22 G6-3		2-2 G4-3		1	0	0	0	0	0					
					1-2 BB		1-2 1B				1	0	0	0	0	0					
<b>Inning Stats</b>	R: 0 E: 0 K: 1 S: 12	H: 1 LOB: 1 BB: 0 P: 16	R: 0 E: 0 K: 2 S: 7	H: 0 LOB: 0 BB: 0 P: 11	R: 1 E: 0 K: 0 S: 7	H: 1 LOB: 1 BB: 1 P: 14	R: 2 E: 0 K: 0 S: 10	H: 1 LOB: 0 BB: 1 P: 15	R: 0 E: 0 K: 0 S: 5	H: 0 LOB: 0 BB: 1 P: 13	R: 0 E: 0 K: 1 S: 13	H: 2 LOB: 2 BB: 1 P: 19	R: 1 E: 0 K: 1 S: 12	H: 2 LOB: 1 BB: 0 P: 17	R: 0 E: 0 K: 2 S: 11	H: 1 LOB: 1 BB: 0 P: 16	1B: 6 2B: 2 3B: 0 HR: 1	SF: 0 SAC: 0 DP: 3 HBP: 0	WP: 0 PB: 0 SB: 0 CS: 0	PA: 36	
<b>PITCHER</b>	IP WLS BF H R ER SO BB IBB HBP BLK WP HR S P ERA WHIP	IP WLS BF H R ER SO BB IBB HBP BLK WP HR S P ERA WHIP	IP WLS BF H R ER SO BB IBB HBP BLK WP HR S P ERA WHIP	IP WLS BF H R ER SO BB IBB HBP BLK WP HR S P ERA WHIP	IP WLS BF H R ER SO BB IBB HBP BLK WP HR S P ERA WHIP	IP WLS BF H R ER SO BB IBB HBP BLK WP HR S P ERA WHIP	IP WLS BF H R ER SO BB IBB HBP BLK WP HR S P ERA WHIP	IP WLS BF H R ER SO BB IBB HBP BLK WP HR S P ERA WHIP	IP WLS BF H R ER SO BB IBB HBP BLK WP HR S P ERA WHIP	IP WLS BF H R ER SO BB IBB HBP BLK WP HR S P ERA WHIP	IP WLS BF H R ER SO BB IBB HBP BLK WP HR S P ERA WHIP	IP WLS BF H R ER SO BB IBB HBP BLK WP HR S P ERA WHIP	IP WLS BF H R ER SO BB IBB HBP BLK WP HR S P ERA WHIP	IP WLS BF H R ER SO BB IBB HBP BLK WP HR S P ERA WHIP	IP WLS BF H R ER SO BB IBB HBP BLK WP HR S P ERA WHIP	IP WLS BF H R ER SO BB IBB HBP BLK WP HR S P ERA WHIP	IP WLS BF H R ER SO BB IBB HBP BLK WP HR S P ERA WHIP	IP WLS BF H R ER SO BB IBB HBP BLK WP HR S P ERA WHIP	IP WLS BF H R ER SO BB IBB HBP BLK WP HR S P ERA WHIP	IP WLS BF H R ER SO BB IBB HBP BLK WP HR S P ERA WHIP	IP WLS BF H R ER SO BB IBB HBP BLK WP HR S P ERA WHIP
Jose Silva, R ERA: 6.89	6.0	23	4	3	3	4	4	0	0	0	0	0	0	0	0	0	4.50	1.333			
Scott Sauerbeck, L ERA: 1.85	1.0	5	2	0	0	0	1	0	0	0	0	0	0	0	0	0	0.00	3.000			
Marc Wilkins, R ERA: 4.26	1.0	W	4	2	1	1	0	0	0	0	0	0	0	0	0	0	9.00	2.000			
Mike Williams, R ERA: 1.4	1.0	S	4	1	0	0	0	0	0	0	0	0	0	0	0	0	0.00	1.000			

Batter	1	2	3	4	5	6	7	8	9	AB	R	H	RBI	BB	SO	LOB	BOTTOM				
Al Martin, L OBP: 0.357, SLG: 0.504	0-1 P5			0-0 HR		2-0 E8 2B 1B	1-1 F7			4	2	2	2	0	0	1	<b>Los Angeles Dodgers @ Pittsburgh Pirates</b> <b>Three Rivers Stadium, Pittsburgh, PA</b> Mon May 31 1999, 1:35 PM EDT Att: 15,924 - Sunny - 82 F				
Ed Sprague, R OBP: 0.395, SLG: 0.480	2-3 K			1-3 K		2-1 G3 2B		2-0 G6-3		4	0	1	1	0	2	0					
Brian Giles, L OBP: 0.395, SLG: 0.567	2-1 G3-1			3-0 F9-6 BB 1B		3-2 G3		0-1 F8		4	0	1	0	0	0	1					
Kevin Young, R OBP: 0.439, SLG: 0.519		2-0 F9		4-2 BB		4-2 18 HBP BB		4-0 18 2B BB		1	1	0	0	3	0	0					
1B Jason Kendall, R OBP: 0.460, SLG: 0.520		2-1 G6-3		0-0 F9-6		2-1 G3-6-1 HBP		1-2 1B 2B		3	1	1	1	0	0	2					
Warren Morris, L OBP: 0.360, SLG: 0.436		1-1 G4-3			2-3 K	2-2 G3-6-1		0-1 1B		4	0	1	1	0	1	3					
Jose Guillen, R OBP: 0.337, SLG: 0.347			3-2 P6		3-2 F7		3-2 P3	0-0 P2		4	0	0	0	0	0	1					
Mike Williams, R ERA: 4.26			0-0 P9		1-3 K		0-1 E6			0	0	0	0	0	0	0					
Mike Benjamin, R OBP: 0.313, SLG: 0.333							0-1 K			3	0	0	0	0	1	0					
Jose Silva, R Abraham Nunez, S Scott Sauerbeck, R Brant Brown, L Freddy Garcia, R Marc Wilkins, R Turner Ward, S			1-1 G6-3		0-1 E	2-3 K		1-2 K		1	0	0	0	0	0	0					
										1	0	0	0	0	0	0					
<b>Inning Stats</b>	R: 0 E: 0 K: 1 S: 7	H: 0 LOB: 0 BB: 0 P: 11	R: 0 E: 0 K: 0 S: 5	H: 0 LOB: 0 BB: 0 P: 10	R: 0 E: 0 K: 0 S: 8	H: 0 LOB: 0 BB: 0 P: 12	R: 1 E: 0 K: 1 S: 14	H: 2 LOB: 1 BB: 1 P: 22	R: 0 E: 0 K: 2 S: 11	H: 0 LOB: 0 BB: 0 P: 17	R: 2 E: 1 K: 0 S: 17	H: 3 LOB: 2 BB: 1 P: 32	R: 0 E: 1 K: 1 S: 11	H: 0 LOB: 1 BB: 0 P: 17	R: 2 E: 0 K: 0 S: 9	H: 2 LOB: 1 BB: 1 P: 16	1B: 3 2B: 4 3B: 0 HR: 1	SF: 0 SAC: 0 DP: 2 HBP: 1	WP: 0 PB: 0 SB: 1 CS: 0	PA: 34	
<b>PITCHER</b>	IP WLS BF H R ER SO BB IBB HBP BLK WP HR S P ERA WHIP	IP WLS BF H R ER SO BB IBB HBP BLK WP HR S P ERA WHIP	IP WLS BF H R ER SO BB IBB HBP BLK WP HR S P ERA WHIP	IP WLS BF H R ER SO BB IBB HBP BLK WP HR S P ERA WHIP	IP WLS BF H R ER SO BB IBB HBP BLK WP HR S P ERA WHIP	IP WLS BF H R ER SO BB IBB HBP BLK WP HR S P ERA WHIP	IP WLS BF H R ER SO BB IBB HBP BLK WP HR S P ERA WHIP	IP WLS BF H R ER SO BB IBB HBP BLK WP HR S P ERA WHIP	IP WLS BF H R ER SO BB IBB HBP BLK WP HR S P ERA WHIP	IP WLS BF H R ER SO BB IBB HBP BLK WP HR S P ERA WHIP	IP WLS BF H R ER SO BB IBB HBP BLK WP HR S P ERA WHIP	IP WLS BF H R ER SO BB IBB HBP BLK WP HR S P ERA WHIP	IP WLS BF H R ER SO BB IBB HBP BLK WP HR S P ERA WHIP	IP WLS BF H R ER SO BB IBB HBP BLK WP HR S P ERA WHIP	IP WLS BF H R ER SO BB IBB HBP BLK WP HR S P ERA WHIP	IP WLS BF H R ER SO BB IBB HBP BLK WP HR S P ERA WHIP	IP WLS BF H R ER SO BB IBB HBP BLK WP HR S P ERA WHIP	IP WLS BF H R ER SO BB IBB HBP BLK WP HR S P ERA WHIP	IP WLS BF H R ER SO BB IBB HBP BLK WP HR S P ERA WHIP	IP WLS BF H R ER SO BB IBB HBP BLK WP HR S P ERA WHIP	IP WLS BF H R ER SO BB IBB HBP BLK WP HR S P ERA WHIP
Chan Ho Park, R ERA: 4.66	6.0	24	5	3	3	4	2	0	0	0	0	0	0	0	0	0	4.50	1.167			
Doug Bochtler, R ERA: 11.25	0.1	2	0	0	0	0	0	0	0	0	0	0	0	0	0	0	0.00	0.000			
Onan Masaoka, L ERA: 4.26	0.2	2	0	0	0	1	0	0	0	0	0	0	0	0	0	0	0.00	0.000			
Jamie Arnold, R ERA: 4.35	1.0	L	6	2	2	0	1	0	0	0	0	0	0	0	0	0	18.00	3.000			



Batter	1	2	3	4	5	6	7	8	9	AB	R	H	RBI	BB	SO	LOB	TOP										
22 Devon White, S OBP: 0.311, SLG: 0.370	G6-3		BB			G4-3	F8		G3-1	4	0	0	0	1	0	4	<b>Los Angeles Dodgers @ Pittsburgh Pirates</b> Three Rivers Stadium, Pittsburgh, PA Tue Jun 01 1999, 7:05 PM EDT Att: 10,962 - Unknown - 69 F <a href="http://livebaseballscorecards.com">livebaseballscorecards.com</a>										
Eric Young Sr., R OBP: 0.389, SLG: 0.366	G5-3		F9			G6-3		WP 1B		4	0	1	0	0	0	1											
Gary Sheffield, R OBP: 0.390, SLG: 0.505	L6			F8			BB	K		3	0	0	0	1	1												
Raul Mondesi, R OBP: 0.366, SLG: 0.607		G5-3		F9				K		4	0	0	0	0	2	2											
Todd Hundley, S OBP: 0.291, SLG: 0.427		HR		F8				K		4	1	1	1	0	2	1											
Eric Karros, R OBP: 0.335, SLG: 0.455		G6-3			G6-4-3 1B	G4-3 2B		G5-3		4	0	2	0	0	0	0											
Adrian Beltré, R OBP: 0.389, SLG: 0.482		G6-3			G6-4-3 1B	G4-3		S 1B		4	1	2	0	0	0	1											
Mark Grudzielanek, R OBP: 0.339, SLG: 0.355			F9		G6-4-3 2-3	BB		K		3	0	0	0	1	1	3											
Ismael Valdez, R OBP: 0.083, SLG: 0.043										2	0	0	0	0	0	1											
Dave Hansen, L OBP: 0.553, SLG: 0.750			B5-3		G1-5-3					0	0	0	0	1	0	0											
Onan Masaoka, R ERA: 4.5								22 DI 1B		0	0	0	0	0	0	0											
Mike Maddux, L ERA: 4.5								2H 1B		1	0	1	1	0	0	0											
Trenidad Hubbard, R OBP: 0.338, SLG: 0.250										1	0	1	1	0	0	0											
<b>Inning Stats</b>	R: 0 E: 0 K: 0 S: 9	H: 0 LOB: 0 BB: 0 P: 16	R: 1 E: 0 K: 0 S: 10	H: 1 LOB: 0 BB: 0 P: 18	R: 0 E: 0 K: 0 S: 9	H: 0 LOB: 1 BB: 1 P: 15	R: 0 E: 0 K: 0 S: 4	H: 0 LOB: 0 BB: 0 P: 9	R: 0 E: 0 K: 1 S: 9	H: 2 LOB: 1 BB: 0 P: 11	R: 0 E: 0 K: 1 S: 9	H: 0 LOB: 1 BB: 1 P: 17	R: 0 E: 0 K: 1 S: 8	H: 1 LOB: 3 BB: 2 P: 21	R: 0 E: 0 K: 3 S: 13	H: 1 LOB: 1 BB: 0 P: 17	R: 1 E: 0 K: 1 S: 16	H: 2 LOB: 1 BB: 0 P: 26	1B: 5 2B: 1 3B: 0 HR: 1	SF: 0 SAC: 0 DP: 1 HBP: 0	WP: 1 PB: 0 SB: 1 CS: 0	PA: 37					
<b>PITCHER</b>	IP	WLS	BF	H	R	ER	SO	BB	IBB	HBP	BLK	WP	HR	S	P	ERA	WHIP										
Jason Schmidt, R ERA: 4.11	6.2	W	26	4	1	1	2	3	0	0	0	0	1	55	99	1.35	1.050										
Jeff Wallace, L ERA: 1.8	0.1	H	2	0	0	0	0	1	0	0	0	0	0	3	8	0.00	3.000										
Brad Clontz, R ERA: 1.72	0.2	H	3	1	0	0	2	0	0	0	0	1	0	10	12	0.00	1.500										
Jason Christiansen, L ERA: 3.71	0.1	H	1	0	0	0	1	0	0	0	0	0	0	3	5	0.00	0.000										
Mike Williams, R ERA: 1.69	1.0	S	5	2	1	1	1	0	0	0	0	0	0	16	26	9.00	2.000										

Batter	1	2	3	4	5	6	7	8	9	AB	R	H	RBI	BB	SO	LOB	BOTTOM										
Al Martin, L OBP: 0.354, SLG: 0.510	P6		F9		F7			SF8 3B		4	1	1	0	0	0	0	<b>Los Angeles Dodgers @ Pittsburgh Pirates</b> Three Rivers Stadium, Pittsburgh, PA Tue Jun 01 1999, 7:05 PM EDT Att: 10,962 - Unknown - 69 F <a href="http://livebaseballscorecards.com">livebaseballscorecards.com</a>										
Ed Sprague, R OBP: 0.401, SLG: 0.506	HR		P3			18 SF7 2B		G5-3		4	2	2	1	0	0	1											
Brian Giles, L OBP: 0.398, SLG: 0.569			F9				E5 CS	SF8		1	0	1	0	0	0	0											
Turner Ward, S OBP: 0.296, SLG: 0.203	1B						2-3			2	0	0	1	0	0	1											
Kevin Young, R OBP: 0.441, SLG: 0.524				F7				3H 2-2		4	0	2	0	0	0	2											
1B Jason Kendall, R OBP: 0.461, SLG: 0.530								2B		2	1	1	1	0	1	2											
Warren Morris, L OBP: 0.352, SLG: 0.428					SF7 3B			HBP		3	0	0	1	0	0	4											
Brant Brown, L OBP: 0.269, SLG: 0.376			F8							3	0	1	0	0	1	0											
Jose Guillen, R OBP: 0.337, SLG: 0.347					K					0	0	0	0	0	0	0											
Mike Benjamin, R OBP: 0.306, SLG: 0.325										3	0	0	0	0	1	1											
Jason Schmidt, R ERA: 3.69										2	0	0	0	0	2	0											
Keith Csik, R OBP: 0.265, SLG: 0.261										0	0	0	0	0	0	0											
Brad Clontz, R ERA: 4.5										1	0	0	0	0	0	1											
Jason Christiansen, L ERA: 3.71										0	0	0	0	0	0	0											
Mike Williams, R ERA: 1.69										0	0	0	0	0	0	0											
<b>Inning Stats</b>	R: 1 E: 0 K: 1 S: 18	H: 3 LOB: 2 BB: 0 P: 30	R: 0 E: 0 K: 2 S: 8	H: 0 LOB: 0 BB: 0 P: 11	R: 0 E: 0 K: 0 S: 8	H: 0 LOB: 0 BB: 0 P: 12	R: 1 E: 0 K: 1 S: 9	H: 1 LOB: 0 BB: 0 P: 15	R: 0 E: 0 K: 1 S: 6	H: 0 LOB: 0 BB: 0 P: 11	R: 1 E: 1 K: 0 S: 10	H: 1 LOB: 0 BB: 0 P: 18	R: 0 E: 0 K: 0 S: 5	H: 1 LOB: 1 BB: 0 P: 8	R: 1 E: 0 K: 0 S: 13	H: 2 LOB: 2 BB: 0 P: 18	1B: 3 2B: 2 3B: 2 HR: 1	SF: 3 SAC: 0 DP: 0 HBP: 1	WP: 0 PB: 0 SB: 1 CS: 1	PA: 34							
<b>PITCHER</b>	IP	WLS	BF	H	R	ER	SO	BB	IBB	HBP	BLK	WP	HR	S	P	ERA	WHIP										
Ismael Valdez, R ERA: 3.69	6.0	L	23	5	3	2	5	0	0	0	0	0	0	8	11	3.00	0.833										
Onan Masaoka, L ERA: 4.5	1.0		5	2	1	1	0	0	0	0	0	0	0	8	11	9.00	2.000										
Mike Maddux, R ERA: 4.2	1.0		5	1	0	0	0	0	0	1	0	0	0	10	15	0.00	1.000										





Batter	1	2	3	4	5	6	7	8	9	AB	R	H	RBI	BB	SO	LOB	TOP					
Eric Young Sr. R OBP: 0.381, SLG: 0.358	L6		G6-4-3		G6-3			G5-3		4	0	0	0	0	0	1	<b>Los Angeles Dodgers @ Pittsburgh Pirates</b> Three Rivers Stadium, Pittsburgh, PA Wed Jun 02 1999, 7:05 PM EDT Att: 20,807 - Overcast - 75 F					
Tripp Cramer R OBP: 0.306, SLG: 0.441	L9 1B		G1-3		F9			P3		4	0	1	0	0	0	0						
Gary Sheffield R OBP: 0.392, SLG: 0.520	1B			G5-3		G5-3		HR		4	1	2	1	0	0	0						
Raul Mondesi R OBP: 0.364, SLG: 0.600	L9		S BB 1B		P5			K		4	1	1	0	0	1	2						
Todd Hundley S OBP: 0.292, SLG: 0.421	P4		S BB 1B		G1-3				K	2	1	0	0	0	1	0						
Angel Pena R OBP: 0.235, SLG: 0.200										1	0	0	0	0	1	0						
Eric Karros R OBP: 0.329, SLG: 0.445		G4-3		K					E5	4	0	0	0	0	2	2						
Adrian Beltré R OBP: 0.396, SLG: 0.506		G4-6-3 1B		G4-6-3 1B					F9	4	1	3	3	0	0	1						
Trenidad Hubbard R OBP: 0.235, SLG: 0.188		G4-6-3		FC6-4					FC5-4	4	0	0	0	0	0	3						
37 Darren Dreifort R OBP: 0.286, SLG: 0.263										3	0	1	0	0	2	0						
Pedro Borbon R OBP: 0.237, SLG: 0.315										0	0	0	0	0	0	0						
Doug Bochtler R OBP: 0.235, SLG: 0.200										0	0	0	0	0	0	0						
<b>Inning Stats</b>	R: 0 E: 0 K: 0 S: 9	H: 2 LOB: 2 BB: 0 P: 16	R: 0 E: 0 K: 0 S: 9	H: 1 LOB: 0 BB: 0 P: 13	R: 0 E: 0 K: 0 S: 8	H: 1 LOB: 0 BB: 0 P: 10	R: 2 E: 0 K: 1 S: 12	H: 2 LOB: 1 BB: 1 P: 23	R: 0 E: 0 K: 1 S: 6	H: 0 LOB: 0 BB: 0 P: 8	R: 0 E: 0 K: 0 S: 6	H: 0 LOB: 0 BB: 0 P: 9	R: 1 E: 0 K: 2 S: 10	H: 1 LOB: 0 BB: 0 P: 13	R: 1 E: 0 K: 1 S: 13	H: 1 LOB: 1 BB: 0 P: 20	R: 0 E: 1 K: 1 S: 11	H: 0 LOB: 1 BB: 0 P: 12	1B: 6 2B: 0 3B: 0 HR: 2	SF: 0 SAC: 0 DP: 2 HBP: 0	WP: 0 PB: 0 SB: 2 CS: 0	PA: 35
<b>PITCHER</b>	IP WLS BF H R ER SO BB IBB HBP BLK WP HR S P ERA WHIP																					
Todd Ritchie R ERA: 3.83	(1, 1)	8.0	W	31	8	4	4	5	1	0	0	0	0	0	2	73	112	4.50	1.125			
Jason Christiansen L ERA: 3.5	(9, 1)	1.0		4	0	0	0	1	0	0	0	0	0	0	0	11	12	0.00	0.000			

Batter	1	2	3	4	5	6	7	8	9	AB	R	H	RBI	BB	SO	LOB	BOTTOM			
Al Martin L OBP: 0.355, SLG: 0.510	G4-3	G3		2B BB		F9				4	1	1	0	1	0	2	<b>Los Angeles Dodgers @ Pittsburgh Pirates</b> Three Rivers Stadium, Pittsburgh, PA Wed Jun 02 1999, 7:05 PM EDT Att: 20,807 - Overcast - 75 F			
Ed Sprague R OBP: 0.411, SLG: 0.538	G6-3		WP S FC1-2 1B	1-H 2B						4	1	3	2	1	0	0				
Brant Brown L OBP: 0.268, SLG: 0.371										4	1	1	0	0	2	2				
Jose Guillen R OBP: 0.333, SLG: 0.342	K		K2-3		F9					1	0	0	0	0	0	2				
Kevin Young R OBP: 0.440, SLG: 0.515		2B BB	FC1-2 1B E	2-H 1B						3	2	0	0	2	0	4				
Warren Morris L OBP: 0.361, SLG: 0.439		1B BB	G4-3							3	2	2	1	1	0	1				
Turner Ward S OBP: 0.318, SLG: 0.233		1-H G5-3 2B	1-3 1B							4	0	3	3	0	0	0				
Keith Osik R OBP: 0.310, SLG: 0.370		G5-3	FC6-4							4	1	1	2	0	1	4				
Abraham Nunez S OBP: 0.281, SLG: 0.263		FC1-6 HBP		G4-3						3	0	0	0	0	0	1				
Todd Ritchie R OBP: 0.235, SLG: 0.235		FC1-6								3	0	0	0	0	0	2				
Freddy Garcia R OBP: 0.237, SLG: 0.315										1	0	0	0	0	0	0				
Jason Christiansen R ERA: 3.5										0	0	0	0	0	0	0				
<b>Inning Stats</b>	R: 0 E: 0 K: 1 S: 7	H: 0 LOB: 0 BB: 0 P: 11	R: 2 E: 0 K: 0 S: 8	H: 2 LOB: 2 BB: 1 P: 14	R: 1 E: 1 K: 1 S: 16	H: 3 LOB: 2 BB: 0 P: 26	R: 1 E: 0 K: 0 S: 7	H: 1 LOB: 1 BB: 1 P: 16	R: 0 E: 0 K: 0 S: 6	H: 0 LOB: 0 BB: 1 P: 14	R: 1 E: 0 K: 0 S: 6	H: 1 LOB: 0 BB: 0 P: 12	R: 3 E: 0 K: 1 S: 14	H: 3 LOB: 1 BB: 1 P: 26	R: 0 E: 0 K: 0 S: 9	H: 1 LOB: 2 BB: 1 P: 19	1B: 6 2B: 3 3B: 0 HR: 2	SF: 0 SAC: 0 DP: 0 HBP: 1	WP: 1 PB: 0 SB: 4 CS: 1	PA: 40
<b>PITCHER</b>	IP WLS BF H R ER SO BB IBB HBP BLK WP HR S P ERA WHIP																			
37 Darren Dreifort R ERA: 5.4	(1, 1)	6.1	L	31	9	7	6	2	3	0	0	0	0	0	4	10	8.53	1.895		
Pedro Borbon L ERA: 1.74	(7, 1)	0.0		2	1	1	1	0	1	0	0	0	0	0	0	0	0	0	0	
Doug Bochtler R ERA: 7.94	(7, 1)	1.2		7	1	0	0	1	1	0	0	0	0	0	15	29	0.00	1.200		



Batter	1	2	3	4	5	6	7	8	9	AB	R	H	RBI	BB	SO	LOB	TOP					
Darin Erstad, L OBP: 0.298, SLG: 0.366	0-2 16 F9 1B 1B		3-1 F8	0-1 F7			2-2 P5		1-3 K	5	1	1	0	0	1	4						
Randy Velarde, R OBP: 0.405, SLG: 0.441	1-2 1B 1B		2-3 K		2-3 K		2-1 G6-3			4	0	1	0	0	0	2						
Mo Vaughn, L OBP: 0.361, SLG: 0.580	1-3 K		0-1 F7		1-1 1B		1-0 F8			4	0	1	0	0	1	2						
16 Garret Anderson, L OBP: 0.306, SLG: 0.518	0-0 F9			1-1 HR 1B	0-1 F7			2-3 K		4	1	1	0	0	1	3						
Todd Greene, R OBP: 0.308, SLG: 0.534	3-1 FC6-4 1B		1-1 L7	1-2 F8			1-1 F8			4	0	1	1	0	0	2						
Troy Glaus, R OBP: 0.320, SLG: 0.470	1-0 FC6-4		1-2 HR		0-1 E5 G3-1 G6-3 1B			1-3 K		4	2	2	2	0	1	2						
Matt Walbeck, S OBP: 0.297, SLG: 0.324		0-0 G4-3		1-0 1B		0-0 G3-1			2-1 PB SH2-4 1B	4	0	2	0	0	0	1	AB 36					
Reggie Williams, S OBP: 0.182, SLG: 0.182				1-1 1B		2-3				0	0	0	0	0	0	0	R 4					
Andy Sheets, R OBP: 0.264, SLG: 0.345		2-3 K		1-1 F8		0-0 G6-3			0-0 SH2-4	3	0	0	1	0	1	1	H 10					
Omar Olivares, R OBP: 0.333, SLG: 0.333		1-2 G1-3		0-2 1B		3-H 0-2 G6-3			3-3 K	3	0	1	0	0	0	0	RBI 4					
Al Levine, L										0	0	0	0	0	0	0	BB 0					
Shigetoshi Hasegawa, R										0	0	0	0	0	0	0	SO 8					
Scott Schoeneweis, L										1	0	0	0	0	1	2	LOB 17					
Mark Petkovsek, R																						
Jeff Huson, L OBP: 0.300, SLG: 0.316																						
<b>Inning Stats</b>	R: 1 E: 0 K: 1 S: 15	H: 3 LOB: 2 BB: 0 P: 21	R: 0 E: 0 K: 1 S: 10	H: 0 LOB: 0 BB: 0 P: 13	R: 0 E: 0 K: 1 S: 7	H: 0 LOB: 0 BB: 0 P: 12	R: 2 E: 0 K: 0 S: 15	H: 4 LOB: 2 BB: 0 P: 20	R: 0 E: 0 K: 1 S: 10	H: 1 LOB: 1 BB: 0 P: 14	R: 1 E: 1 K: 0 S: 7	H: 1 LOB: 0 BB: 0 P: 7	R: 0 E: 0 K: 0 S: 7	H: 0 LOB: 0 BB: 0 P: 12	R: 0 E: 0 K: 2 S: 8	H: 0 LOB: 0 BB: 0 P: 12	R: 0 E: 0 K: 2 S: 10	H: 1 LOB: 2 BB: 0 P: 16	1B: 9 2B: 0 3B: 0 HR: 1	SF: 0 SAC: 1 DP: 0 HBP: 0	WP: 0 PB: 1 SB: 0 CS: 0	PA: 37
<b>PITCHER</b>	IP WLS BF H R ER SO BB IBB HBP BLK WP HR S P ERA WHIP																					
Kevin Brown, R ERA: 2.73	(1, 1) 6.2 W 29 9 4 3 4 0 0 0 0 0 1 70 97 4.05 1.350																					
Pedro Borbon, L ERA: 1.99	(7, 1) 0.2 H 2 0 0 0 1 0 0 0 0 0 0 4 7 0.00 0.000																					
Alan Mills, R ERA: 2.52	(8, 1) 0.2 H 2 0 0 0 1 0 0 0 0 0 0 5 7 0.00 0.000																					
Jeff Shaw, R ERA: 2.81	(9, 1) 1.0 S 4 1 0 0 2 0 0 0 0 0 0 0 10 16 0.00 1.000																					

Anaheim Angels @ Los Angeles Dodgers  
Dodger Stadium, Los Angeles, CA  
Fri Jun 04 1999, 7:10 PM PDT  
Att: 49,213 - Unknown - 62 F

AB 36  
R 4  
H 10  
RBI 4  
BB 0  
SO 8  
LOB 17



Batter	1	2	3	4	5	6	7	8	9	AB	R	H	RBI	BB	SO	LOB	BOTTOM			
Chance Sanford, L OBP: 0.250, SLG: 0.250	1-3 K		0-0 G4-3		3-2 HR 1B		1-0 F7		1-2 F7	4	1	1	2	0	1	1				
Tripp Cramer, R OBP: 0.297, SLG: 0.429										1	0	0	0	0	0	2				
Jose Vizcaino, S OBP: 0.316, SLG: 0.337	0-1 G1-3		1-0 G5-3		0-0 HR		1-1 G5-3			4	1	1	2	0	0	0				
Gary Sheffield, R OBP: 0.403, SLG: 0.525	1-0 1B BB		0-0 FC6-4 1B	4-0 BB			4-0 1B BB			2	0	2	0	2	0	0				
Raul Mondesi, R OBP: 0.366, SLG: 0.596	4-2 1B BB		2-1 FC6-4 CS	1-1 F7			0-0 G6-4-3 1B			3	0	1	0	1	0	2				
Eric Karros, R OBP: 0.332, SLG: 0.446	2-2 1B		1-1 CS	2-2 FC4-6 22 1B 1B	2-2 P5		1-1 G6-4-3			4	1	2	0	0	0	2				
22 Devon White, S OBP: 0.315, SLG: 0.373	2-2 P5			1-1 FC4-6 1B	0-0 G4-3			1-0 2B 1B		4	0	2	0	0	0	3				
Adrian Beltré, R OBP: 0.388, SLG: 0.494		0-0 F9		1-2 FC4-6 SH5-4 1B	3-3 K			0-0 F7		4	1	0	0	0	1	3	AB 33			
Angel Pena, R OBP: 0.286, SLG: 0.316		2-2 G4-3		1-0 SH5-4 1B		2-2 G5-3		0-0 K		4	1	2	1	0	0	0	R 5			
Kevin Brown, R OBP: 0.097, SLG: 0.034				1-2 SH5-4 1B				1-3 2B		0	0	0	0	0	0	0	H 11			
Pedro Borbon, R ERA: 3.47				3-H 2-3 1B				2-3 K		0	0	0	0	0	0	0	RBI 5			
Alan Mills, R										0	0	0	0	0	0	0	BB 3			
Dave Hansen, L OBP: 0.542, SLG: 0.730										0	0	0	0	0	0	0	SO 3			
Jeff Shaw, R										0	0	0	0	0	0	0	LOB 15			
<b>Inning Stats</b>	R: 0 E: 0 K: 1 S: 15	H: 2 LOB: 3 BB: 1 P: 25	R: 0 E: 1 K: 0 S: 9	H: 0 LOB: 1 BB: 0 P: 11	R: 0 E: 0 K: 0 S: 5	H: 1 LOB: 0 BB: 0 P: 9	R: 5 E: 0 K: 0 S: 18	H: 5 LOB: 1 BB: 1 P: 33	R: 0 E: 0 K: 1 S: 8	H: 0 LOB: 0 BB: 0 P: 13	R: 0 E: 0 K: 0 S: 5	H: 0 LOB: 0 BB: 0 P: 8	R: 0 E: 0 K: 0 S: 5	H: 1 LOB: 1 BB: 1 P: 11	R: 0 E: 0 K: 1 S: 11	H: 2 LOB: 2 BB: 0 P: 15	1B: 9 2B: 1 3B: 0 HR: 1	SF: 0 SAC: 1 DP: 1 HBP: 0	WP: 0 PB: 0 SB: 0 CS: 1	PA: 38
<b>PITCHER</b>	IP WLS BF H R ER SO BB IBB HBP BLK WP HR S P ERA WHIP																			
Omar Olivares, R ERA: 3.47	(1, 1) 5.0 L 25 8 5 5 2 2 0 0 0 0 0 0 55 91 0.00 1.500																			
Al Levine, R ERA: 2.38	(6, 1) 1.1 6 1 0 0 0 1 0 0 0 0 0 8 16 0.00 1.500																			
Shigetoshi Hasegawa, R ERA: 3.28	(7, 1) 1.0 4 2 0 0 0 0 0 0 0 0 0 5 7 0.00 2.000																			
Scott Schoeneweis, L ERA: 3.2	(8, 1) 0.1 1 0 0 0 1 0 0 0 0 0 0 0 3 5 0.00 2.000																			
Mark Petkovsek, R ERA: 1.75	(8, 1) 0.1 1 0 0 0 0 0 0 0 0 0 0 0 5 6 0.00 0.000																			

Anaheim Angels @ Los Angeles Dodgers  
Dodger Stadium, Los Angeles, CA  
Fri Jun 04 1999, 7:10 PM PDT  
Att: 49,213 - Unknown - 62 F

AB 33  
R 5  
H 11  
RBI 5  
BB 3  
SO 3  
LOB 15









Batter	1	2	3	4	5	6	7	8	9	AB	R	H	RBI	BB	SO	LOB	TOP					
Randy Velarde, R OBP: 0.388, SLG: 0.421	1-1 P5		0-2 G6-3		2-1 L8		1-0 G5-3		1-0 L4	5	0	0	0	0	0	1	<b>Anaheim Angels @ Los Angeles Dodgers</b> Dodger Stadium, Los Angeles, CA Sun Jun 06 1999, 1:10 PM PDT Att: 53,778 - Unknown - 72 F					
Darin Erstad, L OBP: 0.291, SLG: 0.369	3-2 P5		1-1 F8		0-0 F8		HR		1-2 FC4-6	5	1	1	1	0	0	1						
Mo Vaughn, L OBP: 0.356, SLG: 0.563 Chris Pritchett, L OBP: 0.196, SLG: 0.256	2-3 K		1-3 K		0-0 F7				2-0 G4-3	4	0	0	0	0	3	0						
Todd Greene, R OBP: 0.311, SLG: 0.523 Scott Schoeneweis, L OBP: 0.295, SLG: 0.310		0-2 G5-3								3	2	1	0	1	1	0						
16 Garret Anderson, L OBP: 0.316, SLG: 0.527		0-2 1B SF9 1B		0-0 2B 1B		0-0 2B HR 1B				4	3	4	0	0	0	0						
Troy Glaus, R OBP: 0.329, SLG: 0.489		3-2 SF9 1B		1-2 F7		0-0 1B HR			0-0 F9	4	1	2	3	0	0	3						
Matt Walbeck, S OBP: 0.304, SLG: 0.364		0-0 FC6-4 1B		1-0 G2-5-4 2B		0-0 G6-3			3-2 P5	4	0	2	1	0	0	1						
Andy Sheets, R OBP: 0.254, SLG: 0.333 Troy Percival, R		0-0 SF9		0-2 E6		0-2 P6			1-0 G6-3	3	0	0	2	0	0	2						
Ken Hill, R Orlando Palmeiro, L OBP: 0.365, SLG: 0.328		2-3 FC6-4		0-1 G2-5-4		2-1 G6-3			3-2 FC4-6 1B	3	0	0	0	0	0	4						
		1-2		1-2 2-3						1	0	1	0	0	0	0						
<b>Inning Stats</b>	R: 0 H: 0 E: 0 K: 1 S: 12	H: 0 LOB: 0 BB: 0 P: 18	R: 1 H: 3 E: 0 K: 0 S: 13	H: 3 LOB: 2 BB: 0 P: 17	R: 0 H: 0 E: 0 K: 1 S: 11	H: 0 LOB: 0 BB: 0 P: 13	R: 2 H: 3 E: 1 K: 0 S: 15	H: 3 LOB: 1 BB: 0 P: 20	R: 0 H: 0 E: 0 K: 0 S: 4	H: 0 LOB: 0 BB: 0 P: 6	R: 3 H: 2 E: 0 K: 0 S: 11	H: 2 LOB: 0 BB: 1 P: 17	R: 1 H: 1 E: 0 K: 2 S: 9	H: 0 LOB: 0 BB: 0 P: 13	R: 0 H: 1 E: 0 K: 0 S: 8	H: 1 LOB: 1 BB: 0 P: 13	R: 0 H: 1 E: 0 K: 0 S: 9	H: 1 LOB: 1 BB: 0 P: 16	1B: 7 2B: 2 3B: 0 HR: 2	SF: 1 SAC: 0 DP: 1 HBP: 0	WP: 0 PB: 0 SB: 0 CS: 0	PA: 39
<b>PITCHER</b>	IP WLS BF H R ER SO BB IBB HBP BLK WP HR S P ERA WHIP																					
Carlos Perez, L ERA: 6.18	(1, 1) 6.2 L 30 9 7 7 3 1 0 0 0 0 0 2 72 100 9.45 1.500																					
Doug Bochtler, R ERA: 6.43	(7, 1) 1.1 5 1 0 0 1 0 0 0 0 0 0 0 11 17 0.00 0.750																					
Onan Masaoka, L ERA: 4.09	(9, 1) 1.0 4 1 0 0 0 0 0 0 0 0 0 0 9 16 0.00 1.000																					

Batter	1	2	3	4	5	6	7	8	9	AB	R	H	RBI	BB	SO	LOB	BOTTOM					
Eric Young Sr., R OBP: 0.362, SLG: 0.337	0-0 G6-3		0-1 P4		1-1 G6-3				2-3 K	5	0	0	0	0	1	2	<b>Anaheim Angels @ Los Angeles Dodgers</b> Dodger Stadium, Los Angeles, CA Sun Jun 06 1999, 1:10 PM PDT Att: 53,778 - Unknown - 72 F					
Jose Vizcaino, S OBP: 0.323, SLG: 0.341	1-0 F7		1-0 G4-3							4	0	1	0	0	0	0						
Gary Sheffield, R OBP: 0.406, SLG: 0.551	4-1 BB 22 1B BB		1-0 G5-3							3	2	1	1	1	0	2						
Raul Mondesi, R OBP: 0.366, SLG: 0.592	0-2 22 1B BB				3-2 G5-3		2-2 F7		1-1 1B	4	1	2	0	0	0	0						
Eric Karros, R OBP: 0.339, SLG: 0.445 Doug Bochtler, R	4-1 22 1B CS				3-2 F8		3-2 L7		0-1 F7	2	0	0	0	1	0	0						
Chance Sanford, L OBP: 0.167, SLG: 0.167 Onan Masaoka, R	1-2 2-3 CS BB									0	0	0	0	0	0	0						
22 Devon White, S OBP: 0.317, SLG: 0.391	2-2 1-3 2H 3H				1-1 G1-3				1-0 G1-4-3 1B	4	1	2	2	0	1	1						
Adrian Beltré, R OBP: 0.393, SLG: 0.500	1 SAFE CS		0-2 F7		0-2 SH1-4 1B		1-2 G1-4-3 1B		1-2 F9	4	1	2	0	0	0	1						
Angel Pena, R OBP: 0.276, SLG: 0.296			1-2 F7							4	0	0	0	0	2	3						
Carlos Perez, L OBP: 0.176, SLG: 0.067 Dave Hansen, L OBP: 0.540, SLG: 0.718			3-1 G6-3		0-2 SH1-4		3-1 1B		3-2 G3	1	0	0	0	0	0	0						
					1-2					2	0	1	2	0	0	0						
<b>Inning Stats</b>	R: 2 H: 2 E: 0 K: 0 S: 12	H: 2 LOB: 1 BB: 2 P: 23	R: 0 H: 0 E: 0 K: 0 S: 7	H: 0 LOB: 0 BB: 0 P: 13	R: 0 H: 0 E: 0 K: 0 S: 4	H: 0 LOB: 0 BB: 0 P: 6	R: 0 H: 0 E: 0 K: 0 S: 11	H: 0 LOB: 0 BB: 0 P: 18	R: 0 H: 1 E: 0 K: 1 S: 11	H: 1 LOB: 1 BB: 0 P: 12	R: 1 H: 1 E: 0 K: 0 S: 14	H: 1 LOB: 0 BB: 0 P: 22	R: 2 H: 4 E: 0 K: 0 S: 12	H: 4 LOB: 2 BB: 0 P: 18	R: 0 H: 1 E: 0 K: 1 S: 11	H: 1 LOB: 1 BB: 0 P: 14	R: 0 H: 0 E: 0 K: 2 S: 13	H: 0 LOB: 0 BB: 0 P: 18	1B: 8 2B: 0 3B: 0 HR: 1	SF: 0 SAC: 1 DP: 0 HBP: 0	WP: 0 PB: 0 SB: 0 CS: 1	PA: 38
<b>PITCHER</b>	IP WLS BF H R ER SO BB IBB HBP BLK WP HR S P ERA WHIP																					
Ken Hill, R ERA: 4.8	(1, 1) 6.0 W 23 4 3 3 1 2 0 0 0 0 0 0 0 11 17 27.00 6.000																					
Scott Schoeneweis, L ERA: 3.81	(7, 1) 0.2 6 4 2 2 0 0 0 0 0 0 0 0 11 17 0.00 1.000																					
Mark Petkovsek, R ERA: 1.63	(7, 1) 1.0 H 4 1 0 0 1 0 0 0 0 0 0 0 8 10 0.00 1.000																					
Troy Percival, R ERA: 2.35	(8, 1) 1.1 S 4 0 0 0 2 0 0 0 0 0 0 0 0 17 23 0.00 0.000																					

livebaseballscores.com

livebaseballscores.com

livebaseballscores.com









Batter	1	2	3	4	5	6	7	8	9	10	11	12	13	AB R H RBI BB SO LOB	TOP						
Tom Goodwin, L OBP: 0.319, SLG: 0.313														6 2 2 0 1 1 1	<p><b>Texas Rangers @ Los Angeles Dodgers</b> Dodger Stadium, Los Angeles, CA</p> <p>Tue Jun 08 1999, 7:10 PM PDT Att. 26,255 - Unknown - 64 F</p> <p>livebaseballscorecards.com</p> <p>AB 55 R 7 H 16 RBI 7 BB 5 SO 15 LOB 23</p> <p>W/P: 1 PA: 60 PB: 0 SB: 6 CS: 0</p>						
Mark McLemore, S OBP: 0.392, SLG: 0.417														7 2 3 1 0 1 2							
29 Rusty Greer, L OBP: 0.394, SLG: 0.478														7 1 2 1 0 2 4							
Juan Gonzalez, R John Wetteland, R Lee Stevens, L 59 Jeff Zimmerman, R Gregg Zaun, S Mike Munoz, L														5 1 1 1 0 3 3 0 0 0 0 0 0 0 1 0 0 0 0 0 1 0 0 0 0 0 1 0 0 0 0 0 0 1 0 0 0 0 0 0 0 0							
Rafael Palmeiro, L OBP: 0.450, SLG: 0.677														7 1 2 2 0 1 0							
Ivan Rodriguez, R OBP: 0.343, SLG: 0.510														6 0 2 1 1 2 2							
Todd Zelle, R OBP: 0.330, SLG: 0.469														5 0 1 1 1 3 2							
Royce Clayton, R OBP: 0.272, SLG: 0.283														5 0 3 0 1 1 2							
Mike Morgan, R Danny Patterson, R Luis Alcega, S Tim Crabtree, R Roberto Kelly, R														2 0 0 0 0 1 2 1 0 0 0 0 0 0 1 0 0 0 0 0 1 0 0 0 0 0 0 0 2 0 0 0 0 0 3							
<b>Inning Stats</b>	R: 2 E: 0 K: 1 S: 13	H: 2 LOB: 0 BB: 0 P: 19	R: 0 E: 0 K: 2 S: 9	H: 0 LOB: 0 BB: 0 P: 12	R: 1 E: 0 K: 0 S: 12	H: 2 LOB: 1 BB: 0 P: 20	R: 0 E: 0 K: 1 S: 16	H: 0 LOB: 2 BB: 2 P: 28	R: 0 E: 0 K: 1 S: 7	H: 1 LOB: 1 BB: 0 P: 15	R: 0 E: 0 K: 2 S: 10	H: 1 LOB: 1 BB: 0 P: 15	R: 0 E: 0 K: 1 S: 6	H: 1 LOB: 1 BB: 0 P: 10		R: 0 E: 0 K: 1 S: 7	H: 2 LOB: 2 BB: 1 P: 11	1B: 13 2B: 2 3B: 0 HR: 1	SF: 0 SAC: 0 DP: 0 HBP: 0	W/P: 1 PA: 60 PB: 0 SB: 6 CS: 0	
<b>PITCHER</b>	IP WLS BF H R ER SO BB IBB HBP BLK WP HR S P ERA WHIP	4.2 25 9 6 6 6 2 0 0 0 1 1 65 106 11.57 2.357	1.1 5 0 0 0 1 1 0 0 0 0 0 8 18 0.00 0.750	2.0 8 2 0 0 3 0 0 0 0 0 0 22 30 0.00 1.000	1.0 3 0 0 0 2 0 0 0 0 0 0 8 13 0.00 0.000	2.0 8 2 0 0 1 0 0 0 0 0 0 10 10 0.00 1.000	<b>PITCHER</b> Alan Mills, R (12.1) IP WLS BF H R ER SO BB IBB HBP BLK WP HR S P ERA WHIP 2.0 L 11 3 1 1 2 2 0 0 0 0 0 13 21 4.50 2.500														


Batter	1	2	3	4	5	6	7	8	9	10	11	12	13	AB R H RBI BB SO LOB	BOTTOM						
Eric Young Sr., R Alan Mills, R														6 1 2 2 0 1 2 0 0 0 0 0 0 0	<p><b>Texas Rangers @ Los Angeles Dodgers</b> Dodger Stadium, Los Angeles, CA</p> <p>Tue Jun 08 1999, 7:10 PM PDT Att. 26,255 - Unknown - 64 F</p> <p>livebaseballscorecards.com</p> <p>AB 46 R 6 H 11 RBI 5 BB 6 SO 8 LOB 17</p> <p>W/P: 0 PA: 54 PB: 0 SB: 0 CS: 2</p>						
Jose Vizcaino, S														4 1 0 0 2 1 2							
Gary Sheffield, R														4 1 0 0 2 1 1							
Raul Mondesi, R														6 1 2 3 0 1 2							
Eric Karros, R														6 0 1 0 0 0 3							
Todd Hundley, S														6 0 1 0 0 1 2							
Adrian Beltré, R														4 0 1 0 2 1 1							
Trenidad Hubbard, R														5 2 3 0 0 0 1							
37 Darren Dreifort, R Jamie Arnold, R Mike Maddux, R Doug Brochtler, R Jeff Shaw, R														2 0 0 1 0 0 1 0 0 0 0 0 0 0 1 0 0 0 0 0 0 0 0 0 0 0 0 0 1 0 0 0 0 0 1							
<b>Inning Stats</b>	R: 0 E: 0 K: 0 S: 5	H: 0 LOB: 0 BB: 0 P: 7	R: 0 E: 0 K: 0 S: 7	H: 1 LOB: 1 BB: 0 P: 11	R: 3 E: 0 K: 1 S: 15	H: 2 LOB: 1 BB: 2 P: 31	R: 1 E: 0 K: 1 S: 14	H: 3 LOB: 2 BB: 0 P: 24	R: 0 E: 0 K: 1 S: 8	H: 1 LOB: 1 BB: 0 P: 13	R: 0 E: 0 K: 0 S: 6	H: 0 LOB: 1 BB: 1 P: 9	R: 0 E: 0 K: 1 S: 3	H: 0 LOB: 1 BB: 1 P: 7		R: 0 E: 0 K: 1 S: 3	H: 0 LOB: 1 BB: 1 P: 7	1B: 6 2B: 3 3B: 1 HR: 2	SF: 0 SAC: 2 DP: 2 HBP: 0	W/P: 0 PA: 54 PB: 0 SB: 0 CS: 2	
<b>PITCHER</b>	IP WLS BF H R ER SO BB IBB HBP BLK WP HR S P ERA WHIP	3.2 19 6 4 4 2 2 0 0 0 0 0 38 70 9.82 2.182	3.1 11 1 0 0 3 0 0 0 0 0 0 27 39 0.00 0.300	1.0 H 4 2 1 1 0 0 0 0 0 0 1 10 13 9.00 2.000	2.0 B 8 2 1 1 1 1 0 0 0 0 1 13 22 4.50 1.500	2.0 W 8 0 0 0 1 2 0 0 0 0 0 8 16 0.00 1.000	<b>PITCHER</b> Mike Munoz, L (13.1) IP WLS BF H R ER SO BB IBB HBP BLK WP HR S P ERA WHIP 1.0 S 3 0 0 0 1 1 0 0 0 0 0 4 8 0.00 1.000														



Batter	1	2	3	4	5	6	7	8	9	AB	R	H	RBI	BB	SO	LOB	TOP								
Tom Goodwin, L (1, 8) OBP: 0.313, SLG: 0.307	K		P2		P3		F8			4	0	0	0	0	1	3									
Mark McLemore, S (1, 4) OBP: 0.382, SLG: 0.412 John Burkett, R (5, 1) Mike Venafro, L (7, 1) Gregg Zaun, S (8, PH) Ryan Glynn, R (8, 1)	F8			F7	29 1B			G4-3		2	0	0	0	1	0	0									
29 Rusty Greer, L (1, 7) OBP: 0.382, SLG: 0.474	L8			G4-3	FC5-4			L5		4	0	1	2	0	0	0									
Juan Gonzalez, R (1, 9) OBP: 0.367, SLG: 0.615		G6-3		1B	BB			FC5-4		3	0	1	0	1	1	2									
Rafael Palmeiro, L (1, 3) OBP: 0.451, SLG: 0.672	K			1B	BB			K		3	0	1	0	1	2	1									
Ivan Rodriguez, R (1, 2) OBP: 0.336, SLG: 0.500	G6-3			P3				G6-3		4	0	0	0	0	0	4									
Todd Zeile, R (1, 5) OBP: 0.329, SLG: 0.462				FC6-4	BB			F8		3	0	0	0	1	0	0									
Royce Clayton, R (1, 6) OBP: 0.274, SLG: 0.284				FC6-4				G3-1		3	1	1	0	0	0	1									
Mark Clark, R (1, 1) Luis Alicea, S (5, PH) OBP: 0.272, SLG: 0.203				K				K		1	0	0	0	0	1	1									
<b>Inning Stats</b>	R: 0 E: 0 K: 1 S: 5	H: 0 LOB: 0 BB: 0 P: 5	R: 0 E: 0 K: 1 S: 8	H: 1 LOB: 0 BB: 0 P: 13	R: 0 E: 0 K: 1 S: 8	H: 0 LOB: 1 BB: 1 P: 14	R: 0 E: 0 K: 0 S: 9	H: 1 LOB: 2 BB: 1 P: 19	R: 2 E: 0 K: 1 S: 12	H: 3 LOB: 2 BB: 1 P: 19	R: 0 E: 0 K: 1 S: 11	H: 0 LOB: 0 BB: 0 P: 16	R: 0 E: 0 K: 1 S: 9	H: 0 LOB: 0 BB: 0 P: 13	R: 0 E: 0 K: 0 S: 7	H: 0 LOB: 0 BB: 1 P: 12	R: 0 E: 0 K: 0 S: 6	H: 0 LOB: 0 BB: 1 P: 11	1B: 4 2B: 1 3B: 0 HR: 0	SF: 0 SAC: 0 DP: 2 HBP: 0	WP: 0 PB: 0 SB: 0 CS: 0	PA: 34			
<b>PITCHER</b>	IP	WLS	BF	H	R	ER	SO	BB	IBB	HBP	BLK	WP	HR	S	P	ERA	WHIP								
Kevin Brown, R (1, 1) ERA: 2.69	8.0	W	31	5	2	2	6	3	0	0	0	0	0	69	111	2.25	1.000								
Jamie Arnold, R (9, 1) ERA: 3.91	1.0		3	0	0	0	0	1	0	0	0	0	0	6	11	0.00	1.000								

Texas Rangers @ Los Angeles Dodgers  
Dodger Stadium, Los Angeles, CA  
Wed Jun 09 1999, 7:35 PM PDT  
Att: 46,539 - Unknown - 64 F

AB 30  
R 2  
H 5  
RBI 2  
BB 4  
SO 6  
LOB 12



Batter	1	2	3	4	5	6	7	8	9	AB	R	H	RBI	BB	SO	LOB	BOTTOM								
Eric Young Sr., R (1, 4) OBP: 0.369, SLG: 0.363 Jamie Arnold, R (9, 1) OBP: 0.667, SLG: 0.667	F7		G3-4-1	1B				FC6		5	0	3	3	0	0	0									
Jose Vizcaino, S (1, 6) OBP: 0.305, SLG: 0.308	FC6-4			G8				G4-3		5	0	1	0	0	0	4									
Gary Sheffield, R (1, 7) OBP: 0.403, SLG: 0.537	L8			HR	1B			G6-3		4	1	1	0	0	0	1									
Raul Mondesi, R (1, 9) OBP: 0.362, SLG: 0.594	FC6-4			HR	BB			F9		3	1	0	0	1	0	1									
Eric Karros, R (1, 3) OBP: 0.332, SLG: 0.455				HR	BB			E6		4	1	2	3	0	1	0									
Dave Hansen, L (1, 5) OBP: 0.500, SLG: 0.636	F7			HR	1B			G1-3		3	1	0	0	1	0	2									
Trenidad Hubbard, R (1, 8) OBP: 0.345, SLG: 0.393	K			HR	1B			G4-3		4	2	2	0	0	2	0									
Angel Pena, R (1, 2) OBP: 0.270, SLG: 0.286				HR	1B			K		4	1	1	1	0	2	1									
Kevin Brown, R (1, 1) ERA: 7.9 John Burkett, R (5, 1) Mike Venafro, L (7, 1) Ryan Glynn, R (8, 1)	K			HR	1B			K		1	0	0	0	0	1	0									
Chance Sanford, L (8, PH) OBP: 0.250, SLG: 0.250	K			HR	1B			SH1-4		1	0	1	0	0	0	0									
<b>Inning Stats</b>	R: 0 E: 0 K: 0 S: 9	H: 1 LOB: 1 BB: 0 P: 14	R: 0 E: 0 K: 2 S: 7	H: 0 LOB: 0 BB: 0 P: 11	R: 0 E: 0 K: 2 S: 11	H: 0 LOB: 0 BB: 0 P: 15	R: 6 E: 0 K: 0 S: 18	H: 5 LOB: 1 BB: 2 P: 28	R: 0 E: 1 K: 0 S: 12	H: 0 LOB: 1 BB: 0 P: 18	R: 1 E: 0 K: 1 S: 12	H: 2 LOB: 1 BB: 0 P: 14	R: 0 E: 0 K: 0 S: 8	H: 1 LOB: 1 BB: 0 P: 11	R: 0 E: 0 K: 1 S: 10	H: 2 LOB: 2 BB: 0 P: 14	1B: 9 2B: 1 3B: 0 HR: 1	SF: 0 SAC: 2 DP: 0 HBP: 0	WP: 0 PB: 0 SB: 1 CS: 0	PA: 38					
<b>PITCHER</b>	IP	WLS	BF	H	R	ER	SO	BB	IBB	HBP	BLK	WP	HR	S	P	ERA	WHIP								
Mark Clark, R (1, 1) ERA: 7.9	4.0	L	20	6	6	6	4	2	0	0	0	0	0	31	42	3.38	1.125								
John Burkett, R (5, 1) ERA: 9.09	2.2		12	3	1	1	1	0	0	0	0	0	0	1	1	0.00	0.000								
Mike Venafro, L (7, 1) ERA: 2.13	0.1		1	0	0	0	0	0	0	0	0	0	0	1	1	0.00	0.000								
Ryan Glynn, R (8, 1) ERA: 8.2	1.0		5	2	0	0	1	0	0	0	0	0	0	10	14	0.00	2.000								

Texas Rangers @ Los Angeles Dodgers  
Dodger Stadium, Los Angeles, CA  
Wed Jun 09 1999, 7:35 PM PDT  
Att: 46,539 - Unknown - 64 F

AB 34  
R 7  
H 11  
RBI 7  
BB 2  
SO 6  
LOB 9





Batter	1	2	3	4	5	6	7	8	9	AB	R	H	RBI	BB	SO	LOB	TOP								
<b>Eric Young Sr. R</b> OBP: 0.366, SLG: 0.359 (1, 4)	F8		G6-3		G5-3		2B 1B		F8	5	1	1	0	0	0	0	<b>Los Angeles Dodgers @ Oakland Athletics</b> <b>Network Associates Coliseum, Oakland, CA</b> Fri Jun 11, 1999, 10:35 PM EDT Att: 24,261 - Cloudy - 59 F								
<b>Jose Vizcaino S</b> OBP: 0.319, SLG: 0.324 (1, 6)	G4-3		1B			K	2B		1B BB	4	0	2	3	1	1	0									
<b>Gary Sheffield R</b> OBP: 0.398, SLG: 0.530 <b>Brent Cookson R</b> OBP: 0.500, SLG: 0.500 (1, 7) (6, 7)	P6		P6			P2	G5-3		FC6-4 1B	3	0	0	0	0	0	1									
<b>Raul Mondesi R</b> OBP: 0.363, SLG: 0.596 (1, 9)		2B 3B			G5-3	HR BB	K		FC6-4	4	2	1	0	1	1	3									
<b>Eric Karros R</b> OBP: 0.335, SLG: 0.470 (1, 3)		P3			1B	HR	K			4	1	2	2	0	1	2									
<b>Todd Hundley S</b> OBP: 0.291, SLG: 0.417 (1, 2)		2B			F9	1B		G4-3		4	0	2	1	0	0	1									
<b>Adrian Beltré R</b> OBP: 0.382, SLG: 0.475 (1, 5)		K			K	F8		P5		4	0	0	0	0	2	3									
<b>Dave Hansen L</b> OBP: 0.483, SLG: 0.596 (1, 10)		K			F9	1B 2B BB		F8		3	1	0	0	1	1	1									
<b>Trenidad Hubbard R</b> OBP: 0.333, SLG: 0.355 (1, 8)			G4-3		K	1B 2B BB		F8		3	1	0	0	1	1	0									
<b>Inning Stats</b>	R: 0 E: 0 K: 0 S: 6	H: 0 LOB: 0 BB: 0 P: 11	R: 1 E: 0 K: 2 S: 11	H: 2 LOB: 1 BB: 0 P: 21	R: 0 E: 0 K: 0 S: 12	H: 1 LOB: 1 BB: 0 P: 19	R: 0 E: 0 K: 1 S: 9	H: 1 LOB: 1 BB: 0 P: 14	R: 0 E: 0 K: 1 S: 8	H: 0 LOB: 0 BB: 0 P: 13	R: 2 E: 0 K: 1 S: 13	H: 2 LOB: 1 BB: 1 P: 24	R: 3 E: 0 K: 2 S: 23	H: 2 LOB: 1 BB: 2 P: 39	R: 0 E: 0 K: 0 S: 3	H: 0 LOB: 0 BB: 0 P: 5	R: 0 E: 0 K: 0 S: 9	H: 1 LOB: 2 BB: 1 P: 18	1B: 5 2B: 2 3B: 1 HR: 1	SF: 0 SAC: 0 DP: 0 HBP: 0	WP: 0 PB: 0 SB: 0 CS: 0	PA: 40			
<b>PITCHER</b>	IP	WLS	BF	H	R	ER	SO	BB	IBB	HBP	BLK	WP	HR	S	P	ERA	WHIP								
<b>Mike Quist R</b> ERA: 4.94 (1, 1)	6.0	W	26	6	4	4	5	2	0	0	0	0	1	60	107	6.00	1.333								
<b>Tim Worrell R</b> ERA: 4.57 (7, 1)	0.0		3	2	2	2	0	1	0	0	0	0	0	10	17	∞	∞								
<b>T.J. Mathews R</b> ERA: 2.73 (7, 1)	3.0	S	11	1	0	0	2	1	0	0	0	0	0	24	40	0.00	0.667								

Batter	1	2	3	4	5	6	7	8	9	AB	R	H	RBI	BB	SO	LOB	BOTTOM									
<b>Tony Phillips S</b> OBP: 0.347, SLG: 0.461 (1, 4) (7, 7)	HR BB	FC5 G4-3	HR BB		F8		G4-3	F7		4	2	0	1	2	0	3	<b>Los Angeles Dodgers @ Oakland Athletics</b> <b>Network Associates Coliseum, Oakland, CA</b> Fri Jun 11, 1999, 10:35 PM EDT Att: 24,261 - Cloudy - 59 F									
<b>Miguel Tejada R</b> OBP: 0.335, SLG: 0.463 (1, 6)	HR	G4-3	HR		FC6-4 BB		HR			4	3	3	5	1	0	2										
<b>Jason Giambi L</b> OBP: 0.374, SLG: 0.450 <b>Scott Spiezio S</b> OBP: 0.279, SLG: 0.300 (1, 3) (5, PR) (6, 5)	P4	HBP	1B		FC6-4 2B		G3-1			3	0	1	0	0	0	1										
<b>John Jaha R</b> OBP: 0.394, SLG: 0.547 (1, 10)	BB	F9	F8		2B		K			4	0	1	0	1	1	4										
<b>Matt Stairs L</b> OBP: 0.338, SLG: 0.535 (1, 9)	K		K		G6-3		HR			4	2	1	1	1	2	4										
<b>Olimedo Saenz R</b> OBP: 0.380, SLG: 0.402 (1, 5) (6, 3)	K		2B 1B		K		G6-3	1B G5-4-3		5	2	2	0	0	2	1										
<b>Ben Grieve L</b> OBP: 0.292, SLG: 0.308 <b>Jorge Velandía R</b> OBP: 0.250, SLG: 0.300 (1, 7) (6, PR) (7, 4)		SH 1B FC5	K		K		FC6-4 1B	G5-4-3 1B		4	1	2	0	0	2	2										
<b>Mike Macfarlane R</b> OBP: 0.301, SLG: 0.402 (1, 2)		FC5 SH 1B	HR 2B		2B		F7	G5-4-3		5	1	3	2	0	0	2										
<b>Ryan Christenson R</b> OBP: 0.233, SLG: 0.283 (1, 8)		SH G4-3 FC5	HR		K		FC6-4	1B		4	1	2	2	0	1	2										
<b>Inning Stats</b>	R: 2 E: 0 K: 2 S: 18	H: 1 LOB: 1 BB: 2 P: 33	R: 1 E: 1 K: 0 S: 15	H: 2 LOB: 3 BB: 0 P: 21	R: 6 E: 0 K: 2 S: 22	H: 5 LOB: 1 BB: 2 P: 44	R: 0 E: 0 K: 3 S: 13	H: 1 LOB: 1 BB: 0 P: 16	R: 0 E: 0 K: 0 S: 7	H: 1 LOB: 2 BB: 1 P: 15	R: 0 E: 0 K: 0 S: 9	H: 1 LOB: 1 BB: 0 P: 15	R: 1 E: 0 K: 1 S: 10	H: 1 LOB: 0 BB: 0 P: 19	R: 2 E: 0 K: 0 S: 15	H: 4 LOB: 1 BB: 0 P: 25	R: 0 E: 0 K: 0 S: 9	H: 0 LOB: 0 BB: 0 P: 18	1B: 8 2B: 3 3B: 0 HR: 5	SF: 0 SAC: 1 DP: 1 HBP: 1	WP: 0 PB: 0 SB: 1 CS: 0	PA: 46				
<b>PITCHER</b>	IP	WLS	BF	H	R	ER	SO	BB	IBB	HBP	BLK	WP	HR	S	P	ERA	WHIP									
<b>Carlos Perez L</b> ERA: 7.18 (1, 1)	2.1	L	19	6	8	8	3	4	0	1	0	0	0	1	30	50	3.38	1.875								
<b>Onan Masaoka L</b> ERA: 4.01 (3, 1)	2.2		13	4	1	1	4	1	0	0	0	0	1	30	50	3.38	1.875									
<b>Doug Bochtler R</b> ERA: 5.23 (6, 1)	2.0		8	2	1	1	1	0	0	0	0	0	1	19	34	4.50	1.000									
<b>Mike Maddux R</b> ERA: 4.26 (8, 1)	1.0		6	4	2	2	0	0	0	0	0	0	1	15	25	18.00	4.000									





Batter	1	2	3	4	5	6	7	8	9	AB	R	H	RBI	BB	SO	LOB	TOP									
<b>Eric Young Sr. R</b> OBP: 0.371, SLG: 0.364	1-1 SH5-3 1B		0-1 G6-3		2-1 1B		4-0 G1-6-3 BB		0-0 SF8	3	1	2	1	1	0	0	<b>Los Angeles Dodgers @ Oakland Athletics</b> Network Associates Coliseum, Oakland, CA Sat Jun 12 1999, 4:05 PM EDT Att: 31,391 - Unknown - 66 F <a href="http://livebaseballscorecards.com">livebaseballscorecards.com</a>									
<b>Jose Vizcaino S</b> OBP: 0.325, SLG: 0.330	0-0 SH5-3		3-2 G4-6-3 1B		3-1 1B		0-0 G1-6-3		3-H FC6-4	4	0	2	1	0	0	3										
<b>Gary Sheffield R</b> OBP: 0.392, SLG: 0.520	3-2 P3		0-0 G4-6-3 1B		2-1 G5-3				1-2 P2	4	0	0	0	0	0	3										
<b>Raul Mondesi R</b> OBP: 0.368, SLG: 0.599	0-0 G6-3				0-0 22 S 1B				1-0 22 L4-6 1B	4	0	3	0	0	0	1										
<b>Eric Karros R</b> OBP: 0.342, SLG: 0.486					2-3 K				2-2 1B	3	1	2	1	1	1	1										
<b>22 Devon White S</b> OBP: 0.320, SLG: 0.388					2-2 F9				0-0 L4-6	4	0	1	0	0	0	3										
<b>Adrian Beltré R</b> OBP: 0.375, SLG: 0.465					0-0 P6				2-3 K	4	0	0	0	0	1	3										
<b>Brent Cookson R</b> OBP: 0.200, SLG: 0.200									4-2 1B SF8 BB	3	0	0	0	0	1	3										
<b>Dave Hansen L</b> OBP: 0.492, SLG: 0.596									2-1 FC6-4 1B	3	0	1	0	0	1	3										
<b>Trenidad Hubbard R</b> OBP: 0.333, SLG: 0.355									1-3	1	0	1	0	0	0	0										
<b>Angel Pena R</b> OBP: 0.275, SLG: 0.289																										
<b>Todd Hundley S</b> OBP: 0.295, SLG: 0.420																										
<b>Inning Stats</b>	R: 0 E: 0 K: 0 S: 7	H: 1 LOB: 1 BB: 0 P: 11	R: 0 E: 1 K: 1 S: 16	H: 1 LOB: 2 BB: 1 P: 23	R: 0 E: 0 K: 1 S: 6	H: 1 LOB: 1 BB: 0 P: 9	R: 0 E: 0 K: 1 S: 8	H: 1 LOB: 1 BB: 0 P: 12	R: 1 E: 0 K: 1 S: 10	H: 2 LOB: 0 BB: 0 P: 20	R: 1 E: 0 K: 0 S: 8	H: 2 LOB: 0 BB: 0 P: 11	R: 0 E: 0 K: 0 S: 4	H: 1 LOB: 1 BB: 1 P: 8	R: 0 E: 0 K: 0 S: 9	H: 2 LOB: 1 BB: 0 P: 13	R: 1 E: 0 K: 1 S: 9	H: 1 LOB: 1 BB: 1 P: 18	1B: 11 2B: 1 3B: 0 HR: 1	SF: 1 SAC: 1 DP: 4 HBP: 0	WP: 0 PB: 0 SB: 2 CS: 1	PA: 38				
<b>PITCHER</b>	IP	WLS	BF	H	R	ER	SO	BB	IBB	HBP	BLK	WP	HR	S	P	ERA	WHIP									
<b>Kenny Rogers L</b> ERA: 3.48	(1, 1)	6.1	W	28	9	2	2	3	2	0	0	0	0	1	58	93	2.84	1.737								
<b>Doug Jones R</b> ERA: 2.39	(7, 1)	1.2	H	5	2	0	0	0	0	0	0	0	0	10	14	0.00	1.200									
<b>Billy Taylor R</b> ERA: 2.39	(9, 1)	1.0	S	5	1	1	1	1	1	0	0	0	0	9	18	9.00	2.000									

Batter	1	2	3	4	5	6	7	8	9	AB	R	H	RBI	BB	SO	LOB	BOTTOM									
<b>Tony Phillips S</b> OBP: 0.345, SLG: 0.470	0-1 F7		1-3 K		2-3 K		1-1 HR			4	1	1	1	0	2	2	<b>Los Angeles Dodgers @ Oakland Athletics</b> Network Associates Coliseum, Oakland, CA Sat Jun 12 1999, 4:05 PM EDT Att: 31,391 - Unknown - 66 F <a href="http://livebaseballscorecards.com">livebaseballscorecards.com</a>									
<b>Miguel Tejada R</b> OBP: 0.329, SLG: 0.455	3-3 K		2-2 P2		3-2 G6-3		1-2 G1-3			4	0	0	0	0	1	2										
<b>Ben Grieve L</b> OBP: 0.297, SLG: 0.309	4-1 FC1-4 BB		1-2 P4				1-0 2B 3B 1B		1-3 K	3	1	1	0	1	1	1										
<b>Jorge Velandía R</b> OBP: 0.250, SLG: 0.300							1-2 3B 3B 1B		0-1 E6 PO BB	4	1	2	0	0	0	1										
<b>John Jaha R</b> OBP: 0.396, SLG: 0.552	2-1 FC1-4				0-0 FC5-4 1B		1-2 3B 3B 1B		1-3 E6 PO BB	4	1	2	0	0	0	1										
<b>Matt Stairs L</b> OBP: 0.341, SLG: 0.529					2-0 P5		4-0 3B IBB		4-1 1-2 BB	2	0	0	0	2	0	1										
<b>3 Eric Chavez L</b> OBP: 0.327, SLG: 0.384					3-2 P9		3-2 E9 1B		1-1 PO	4	0	1	1	0	1	1										
<b>Olmedo Saenz R</b> OBP: 0.357, SLG: 0.421					0-1 FC5-4		0-1 P4		2-0 F9	4	1	1	1	0	0	3										
<b>Ryan Christenson R</b> OBP: 0.234, SLG: 0.281					3-2 G6-3		2-0 FC1-6 1B		1-1 P2	4	0	1	0	0	1	2										
<b>A.J. Hinch R</b> OBP: 0.232, SLG: 0.305					1-0 FC1-6 1B		0-1 FC1-6 1B		3-2 F8	3	0	1	0	0	0	3										
<b>Inning Stats</b>	R: 0 E: 0 K: 1 S: 10	H: 0 LOB: 1 BB: 1 P: 19	R: 1 E: 0 K: 1 S: 9	H: 1 LOB: 0 BB: 0 P: 13	R: 0 E: 0 K: 1 S: 13	H: 1 LOB: 1 BB: 0 P: 18	R: 0 E: 0 K: 0 S: 7	H: 1 LOB: 1 BB: 0 P: 12	R: 0 E: 0 K: 1 S: 11	H: 1 LOB: 0 BB: 0 P: 18	R: 2 E: 1 K: 1 S: 17	H: 3 LOB: 2 BB: 1 P: 30	R: 1 E: 1 K: 1 S: 12	H: 1 LOB: 1 BB: 1 P: 20	R: 0 E: 0 K: 0 S: 5	H: 0 LOB: 0 BB: 0 P: 10	1B: 5 2B: 1 3B: 0 HR: 2	SF: 0 SAC: 0 DP: 0 HBP: 0	WP: 0 PB: 0 SB: 0 CS: 0	PA: 36						
<b>PITCHER</b>	IP	WLS	BF	H	R	ER	SO	BB	IBB	HBP	BLK	WP	HR	S	P	ERA	WHIP									
<b>Ismael Valdez R</b> ERA: 3.73	(1, 1)	6.1	L	29	8	4	3	5	1	0	0	0	0	2	72	117	4.26	1.421								
<b>Pedro Borbon L</b> ERA: 1.5	(7, 1)	1.0		4	0	0	0	1	1	0	0	0	0	9	17	0.00	1.000									
<b>Alan Mills R</b> ERA: 2.54	(8, 1)	0.2		2	0	0	0	0	0	0	0	0	0	3	6	0.00	0.000									









Batter	1	2	3	4	5	6	7	8	9	AB	R	H	RBI	BB	SO	LOB	TOP											
Al Martin, L OBP: 0.346, SLG: 0.508 Adrian Brown, S OBP: 0.333, SLG: 0.208	0-0 HR 2B	4-2 E BB	2-0 HR			3-1 2B	1-0 F7		1-2 G1	4	3	1	1	0	3	1	TOP											
Ed Sprague, R OBP: 0.407, SLG: 0.555	0-0 HR 2H	3-2 E 1B 1B	2-0 G5-3			0-0 G4-3		1-2 G5-3		5	2	2	2	0	0	1												
Brian Giles, L OBP: 0.403, SLG: 0.553	2-1 G5-3	1-0 E3 1B 18 G1-3		1-3 K		1-2 P5		1-2 P4		5	1	0	0	0	1	2												
Kevin Young, R OBP: 0.433, SLG: 0.536 Jose Guillen, R OBP: 0.319, SLG: 0.350	2-2 HR	2-2 18 G1-3 1B 1B		1-0 G4-3		3-2 G4-3		0-3 K		4	2	2	2	0	0	0												
1B Jason Kendall, R OBP: 0.447, SLG: 0.548	2-2 G3-1 BB 1B	1-0 G1-3		1-3 K2-3		3-2 HR		1-1 E5 HR G3		5	2	2	2	0	1	1												
Warren Morris, L OBP: 0.392, SLG: 0.443	4-0 G3-1 BB 1-2	0-1 1B			1-0 F8		2-2 WP 1B 1B		0-0 G3	4	0	2	1	1	0	1												
Brant Brown, L OBP: 0.298, SLG: 0.451	2-2 G3-1 1-2 2-3	0-0 G3			2-2 P6		0-0 WP 1B		0-0 HR	5	1	2	2	0	0	3												
Mike Benjamin, R OBP: 0.278, SLG: 0.329	2-2 G5-3		0-0 F9		3-2 G4-3		3-2 G4-3		0-2 F8	5	0	0	0	0	0	4												
Todd Ritchie, R OBP: 0.273, SLG: 0.238		0-0 G6-3	0-0 G4-3		2-3 K		4-1 BB		1-2 1B	4	0	1	0	1	1	0												
<b>Inning Stats</b>	R: 3 E: 0 K: 0 S: 17	H: 4 LOB: 2 BB: 1 P: 31	R: 4 E: 1 K: 0 S: 19	H: 3 LOB: 1 BB: 1 P: 30	R: 1 E: 0 K: 0 S: 4	H: 1 LOB: 0 BB: 0 P: 8	R: 0 E: 0 K: 2 S: 9	H: 0 LOB: 0 BB: 0 P: 12	R: 0 E: 0 K: 1 S: 10	H: 1 LOB: 1 BB: 0 P: 16	R: 1 E: 0 K: 0 S: 18	H: 3 LOB: 3 BB: 1 P: 34	R: 0 E: 0 K: 1 S: 10	H: 0 LOB: 0 BB: 0 P: 12	R: 2 E: 1 K: 0 S: 15	H: 2 LOB: 1 BB: 0 P: 18	1B: 7 2B: 2 3B: 0 HR: 5	SF: 0 SAC: 0 DP: 0 HBP: 0	WP: 1 PB: 0 SB: 0 CS: 0	PA: 46								
<b>PITCHER</b>	IP	WLS	BF	H	R	ER	SO	BB	IBB	HBP	BLK	WP	HR	S	P	ERA	WHIP											
Kevin Brown, R ERA: 2.98	(1, 1)	3.0	L	20	8	8	4	0	2	0	0	0	0	3	40	69	12.00	3.333										
Onan Masaoka, L ERA: 3.54	(4, 1)	3.0		10	1	0	0	3	0	0	0	0	0	26	41	0.00	0.333											
Doug Bochtler, R ERA: 5.56	(7, 1)	1.0		7	3	1	1	0	1	0	0	0	1	1	18	34	9.00	4.000										
Mike Maddux, R ERA: 4.05	(8, 1)	1.0		3	0	0	0	1	0	0	0	0	0	10	12	0.00	0.000											
Jeff Shaw, R ERA: 2.73	(9, 1)	1.0		6	2	2	1	0	0	0	0	0	0	1	15	18	9.00	2.000										

**Pittsburgh Pirates @ Los Angeles Dodgers**  
**Dodger Stadium, Los Angeles, CA**  
Tue Jun 15 1999, 7:10 PM PDT  
Att: 26,284 - Unknown - 76 F

AB 43  
R 11  
H 14  
RBI 10  
BB 3  
SO 4  
LOB 16



Batter	1	2	3	4	5	6	7	8	9	AB	R	H	RBI	BB	SO	LOB	BOTTOM										
Eric Young Sr., R OBP: 0.364, SLG: 0.356 Onan Masaoka, R	3-2 G5-3		2-1 G5-3			0-3 K	1-1 P2			2	0	0	0	0	0	0											
Tripp Cramer, R OBP: 0.275, SLG: 0.395										2	0	0	0	0	1	1											
Jose Vizcaino, S OBP: 0.320, SLG: 0.325 Doug Bochtler, R	1-1 L6		2-2 F7			1-2 1B 1B		0-1 G4-3		3	0	1	0	0	0	0											
Trenidad Hubbard, R OBP: 0.324, SLG: 0.344										0	0	0	0	0	0	0											
Gary Sheffield, R OBP: 0.396, SLG: 0.515	1-0 FC6-4 1B			4-1 G6-4-3 BB BB		2-2 P6		1-0 F7		3	0	1	0	1	0	1											
Raul Mondesi, R OBP: 0.369, SLG: 0.588	0-0 FC6-4 1-2			4-2 G6-4-3 BB		2-2 1B		0-0 F8		3	0	1	0	1	0	1											
Eric Karros, R OBP: 0.343, SLG: 0.491			1-3 K		2-0 G6-4-3		1-3 K		0-1 F8	4	0	0	0	0	2	4											
22 Devon White, S OBP: 0.323, SLG: 0.391 Mike Maddux, L		0-1 G4-3		0-0 G4-3			4-2 G4-6-3 1B BB WP		2-2 FC5-4 1B	2	1	0	0	1	0	1											
Jeff Shaw, R Dave Hansen, L OBP: 0.485, SLG: 0.577									1-2 FC6-4 1B	0	0	0	0	0	0	0											
Adrian Beltré, R OBP: 0.379, SLG: 0.464		1-1 E6 1B			2-2 G3-1		0-0 G4-6-3 1B BB		1-1 FC5-4 FC6-4	4	0	2	0	0	0	1											
Angel Pena, R OBP: 0.250, SLG: 0.262			2-3 K		1-1 G6-3		1-2 G4-6-3		0-0 FC6-4	4	0	0	0	0	1	4											
Kevin Brown, R OBP: 0.094, SLG: 0.033 Craig Counsell, L OBP: 0.216, SLG: 0.174					0-1 G1-3		0-1 G3-1		2-1 1B	0	0	0	0	0	0	0											
<b>Inning Stats</b>	R: 0 E: 0 K: 0 S: 7	H: 1 LOB: 1 BB: 0 P: 12	R: 0 E: 1 K: 2 S: 10	H: 1 LOB: 0 BB: 0 P: 14	R: 0 E: 0 K: 0 S: 8	H: 0 LOB: 0 BB: 2 P: 16	R: 0 E: 0 K: 0 S: 6	H: 0 LOB: 1 BB: 2 P: 16	R: 0 E: 0 K: 2 S: 16	H: 2 LOB: 2 BB: 0 P: 22	R: 1 E: 0 K: 0 S: 12	H: 2 LOB: 1 BB: 1 P: 20	R: 0 E: 0 K: 0 S: 4	H: 0 LOB: 0 BB: 0 P: 5	R: 0 E: 0 K: 0 S: 8	H: 1 LOB: 1 BB: 0 P: 11	1B: 7 2B: 0 3B: 0 HR: 0	SF: 0 SAC: 0 DP: 2 HBP: 0	WP: 1 PB: 0 SB: 0 CS: 0	PA: 35							
<b>PITCHER</b>	IP	WLS	BF	H	R	ER	SO	BB	IBB	HBP	BLK	WP	HR	S	P	ERA	WHIP										
Todd Ritchie, R ERA: 3.94	(1, 1)	9.0	W	35	7	1	1	4	3	0	0	0	1	78	124	1.00	1.111										

**Pittsburgh Pirates @ Los Angeles Dodgers**  
**Dodger Stadium, Los Angeles, CA**  
Tue Jun 15 1999, 7:10 PM PDT  
Att: 26,284 - Unknown - 76 F

AB 32  
R 1  
H 7  
RBI 0  
BB 3  
SO 4  
LOB 13





Batter	1	2	3	4	5	6	7	8	9	AB	R	H	RBI	BB	SO	LOB	TOP					
Mike Benjamin, R OBP: 0.282, SLG: 0.327	L7					G2-3		F8		4	0	1	1	1	0	1						
Ed Sprague, R OBP: 0.410, SLG: 0.559										2	1	1	1	0	0	1						
Al Martin, L OBP: 0.347, SLG: 0.505	1B	2B								1	0	0	0	1	0	1						
Brian Giles, L OBP: 0.407, SLG: 0.555										5	1	3	2	0	0	4						
Kevin Young, R OBP: 0.433, SLG: 0.529										3	0	0	0	1	0	3						
1B Jason Kendall, R OBP: 0.440, SLG: 0.540										3	0	0	1	0	1	2						
Keith Osik, R OBP: 0.313, SLG: 0.433	SF3									1	0	0	0	0	0	0						
Freddy Garcia, R OBP: 0.264, SLG: 0.364										5	0	2	0	0	0	3						
Jose Guillen, R OBP: 0.322, SLG: 0.352										5	0	2	0	0	1	1						
Abraham Nunez, S OBP: 0.291, SLG: 0.268										2	2	2	0	1	0	0						
Brad Clontz, R (7, 1)										0	0	0	0	0	0	0						
Jeff Wallace, L (8, 1)										0	0	0	0	0	0	0						
Adrian Brown, S OBP: 0.345, SLG: 0.208										0	0	0	0	1	0	0						
67 Francisco Cordova, R OBP: 0.286, SLG: 0.167										0	0	0	0	1	0	0						
Greg Hansell, R (5, 1)										3	1	0	0	0	0	4						
Warren Morris, L OBP: 0.357, SLG: 0.436										1	0	0	0	0	1	2						
Brant Brown, L OBP: 0.296, SLG: 0.448										1	0	0	0	0	1	2						
<b>Inning Stats</b>	R: 2 E: 0 K: 0 S: 18	H: 2 LOB: 1 BB: 0 P: 25	R: 1 E: 0 K: 0 S: 10	H: 2 LOB: 1 BB: 0 P: 12	R: 0 E: 0 K: 0 S: 12	LOB: 1 BB: 0 P: 20	R: 1 E: 0 K: 1 S: 14	H: 0 LOB: 2 BB: 3 P: 29	R: 0 E: 0 K: 0 S: 10	H: 2 LOB: 2 BB: 1 P: 18	R: 1 E: 1 K: 0 S: 10	H: 1 LOB: 1 BB: 0 P: 16	R: 0 E: 0 K: 2 S: 15	H: 2 LOB: 2 BB: 0 P: 23	R: 0 E: 0 K: 0 S: 11	H: 0 LOB: 1 BB: 1 P: 19	R: 0 E: 0 K: 0 S: 9	H: 1 LOB: 2 BB: 1 P: 15	1B: 10 2B: 1 3B: 0 HR: 0	SF: 1 SAC: 1 DP: 1 HBP: 2	WP: 0 PB: 0 SB: 0 CS: 0	PA: 45
<b>PITCHER</b>	IP WLS BF H R ER SO BB IBB HBP BLK WP HR S P ERA WHIP																					
Carlos Perez, L ERA: 7.38	(1, 1) 3.1 19 5 4 4 1 3 0 1 1 0 0 0 51 81 10.80 2.400																					
Jamie Arnold, R ERA: 3.41	(4, 1) 2.2 12 3 1 0 0 1 0 0 1 0 0 0 23 39 0.00 1.500																					
Alan Mills, R ERA: 2.51	(7, 1) 0.1 3 2 0 0 1 0 0 0 0 0 0 8 11 0.00 6.000																					
Pedro Borbon, L ERA: 1.42	(7, 1) 1.1 W 5 0 0 0 1 1 0 0 0 0 0 0 16 28 0.00 0.750																					
Jeff Shaw, R ERA: 2.61	(8, 1) 1.1 S 6 1 0 0 0 1 0 0 0 0 0 0 11 18 0.00 1.500																					

Pittsburgh Pirates @ Los Angeles Dodgers  
Dodger Stadium, Los Angeles, CA  
Wed Jun 16 1999, 7:35 PM PDT  
Att: 25,384 - Unknown - 68 F

AB	35
R	5
H	11
RBI	5
BB	6
SO	3
LOB	22



Batter	1	2	3	4	5	6	7	8	9	AB	R	H	RBI	BB	SO	LOB	BOTTOM			
Eric Young Sr., R OBP: 0.365, SLG: 0.357	L1							G6-3		5	1	2	0	0	0	1				
Jose Vizcaino, S OBP: 0.323, SLG: 0.323										4	1	1	0	1	0	3				
Gary Sheffield, R OBP: 0.403, SLG: 0.532										4	1	3	3	1	0	0				
Raul Mondesi, R OBP: 0.366, SLG: 0.579										4	1	0	0	1	1	3				
Eric Karros, R OBP: 0.341, SLG: 0.487										4	0	1	0	0	2	3				
Jeff Shaw, R (8, 1)										0	0	0	0	0	0	0				
22 Devon White, S OBP: 0.327, SLG: 0.406										3	1	1	1	1	0	3				
Adrian Beltré, R OBP: 0.381, SLG: 0.469										4	1	2	1	0	0	1				
Angel Pena, R OBP: 0.250, SLG: 0.283										4	0	1	1	0	0	3				
Carlos Perez, L ERA: 7.38	(1, 1) 4.0 22 8 5 5 3 2 0 0 0 0 0 1 0 19 26 0.00 1.000																			
Jamie Arnold, R ERA: 3.41	(5, 1) 2.0 7 2 0 0 0 0 0 0 0 0 0 1 0 19 26 0.00 1.000																			
Craig Counsell, L OBP: 0.295, SLG: 0.350	(6, PH) 1.0 6 1 1 0 1 0 1 0 0 0 0 9 13 0.00 1.000																			
Alan Mills, R ERA: 2.51	(7, 1) 1.0 L 6 1 1 0 1 0 1 0 0 0 0 9 13 0.00 1.000																			
Pedro Borbon, R OBP: 0.345, SLG: 0.208	(7, 1) 1.0 5 1 0 0 0 0 1 0 0 0 0 13 23 0.00 2.000																			
Dave Hansell, L OBP: 0.296, SLG: 0.448	(8, 3) 1.0 5 1 0 0 0 0 1 0 0 0 0 13 23 0.00 2.000																			
<b>Inning Stats</b>	R: 0 E: 0 K: 1 S: 11	H: 1 LOB: 1 BB: 0 P: 16	R: 0 E: 0 K: 0 S: 6	H: 1 LOB: 1 BB: 0 P: 8	R: 3 E: 0 K: 1 S: 17	H: 3 LOB: 0 BB: 0 P: 25	R: 2 E: 1 K: 1 S: 15	H: 3 LOB: 1 BB: 0 P: 20	R: 0 E: 0 K: 0 S: 11	H: 0 LOB: 1 BB: 2 P: 22	R: 0 E: 0 K: 0 S: 11	H: 2 LOB: 2 BB: 0 P: 15	R: 1 E: 1 K: 1 S: 9	H: 1 LOB: 2 BB: 1 P: 13	R: 0 E: 0 K: 0 S: 13	H: 1 LOB: 2 BB: 1 P: 23	1B: 8 2B: 3 3B: 0 HR: 2	SF: 0 SAC: 0 DP: 1 HBP: 0	WP: 1 PB: 0 SB: 1 CS: 0	PA: 40
<b>PITCHER</b>	IP WLS BF H R ER SO BB IBB HBP BLK WP HR S P ERA WHIP																			
67 Francisco Cordova, R ERA: 5.84	(1, 1) 4.0 22 8 5 5 3 2 0 0 0 0 0 1 0 19 26 0.00 1.000																			
Greg Hansell, R ERA: 3.6	(5, 1) 2.0 7 2 0 0 0 0 0 0 0 0 0 1 0 19 26 0.00 1.000																			
Brad Clontz, R ERA: 1.88	(7, 1) 1.0 L 6 1 1 0 1 0 1 0 0 0 0 9 13 0.00 1.000																			
Jeff Wallace, L ERA: 2.45	(8, 1) 1.0 5 1 0 0 0 0 1 0 0 0 0 13 23 0.00 2.000																			

Pittsburgh Pirates @ Los Angeles Dodgers  
Dodger Stadium, Los Angeles, CA  
Wed Jun 16 1999, 7:35 PM PDT  
Att: 25,384 - Unknown - 68 F

AB	36
R	6
H	12
RBI	6
BB	4
SO	4
LOB	18









Batter	1	2	3	4	5	6	7	8	9	AB	R	H	RBI	BB	SO	LOB	TOP					
Doug Glanville, R (1, 8) OBP: 0.384, SLG: 0.442	F9		E 1B			L7		G6-3		4	0	1	0	0	0	0						
Ron Cant, R (1, 7) OBP: 0.355, SLG: 0.442 Steve Montgomery, R (8, 1) Wayne Gomes, R (9, 1)	G4-3		K 1-2			G6-3		G5-3		4	0	0	0	0	0	1						
Bobby Abreu, L (1, 9) OBP: 0.435, SLG: 0.607	G6-3					F7				4	0	1	0	0	1	0						
Scott Rolen, R (1, 5) OBP: 0.361, SLG: 0.496		P4				G1-4-3		F7		4	0	1	0	0	0	1						
Rico Brogna, L (1, 3) OBP: 0.316, SLG: 0.420	G3					F7				4	1	1	1	0	1	1						
Mike Lieberthal, R (1, 2) OBP: 0.398, SLG: 0.627						G5-3		F8		3	1	1	1	0	0	0						
Marlon Anderson, L (1, 4) OBP: 0.248, SLG: 0.337 15 David Doster, R (7, 4) OBP: 0.485, SLG: 0.600						B2-3		G6-3		3	0	0	0	0	1	0						
Alex Arias, R (1, 6) OBP: 0.333, SLG: 0.432						G1-3		G6-3		3	0	1	0	0	0	0						
Curt Schilling, R (1, 1) OBP: 0.184, SLG: 0.176 Kevin Seick, R (8, PH) OBP: 0.395, SLG: 0.493						K 1B		K		2	0	0	0	0	2	1						
										1	0	0	0	0	1	0						
<b>Inning Stats</b>	R: 0 H: 0 E: 0 K: 0 S: 9	H: 0 LOB: 0 BB: 0 P: 12	R: 1 H: 1 E: 0 K: 0 S: 9	H: 1 LOB: 0 BB: 0 P: 12	R: 0 H: 1 E: 1 K: 2 S: 11	H: 1 LOB: 1 BB: 0 P: 17	R: 0 H: 0 E: 0 K: 0 S: 12	H: 0 LOB: 0 BB: 0 P: 19	R: 0 H: 1 E: 0 K: 1 S: 9	H: 1 LOB: 1 BB: 0 P: 14	R: 0 H: 1 E: 0 K: 0 S: 8	H: 1 LOB: 1 BB: 0 P: 13	R: 1 H: 1 E: 0 K: 1 S: 11	H: 1 LOB: 0 BB: 0 P: 13	R: 0 H: 0 E: 0 K: 2 S: 7	H: 0 LOB: 0 BB: 0 P: 11	R: 0 H: 1 E: 0 K: 2 S: 11	H: 1 LOB: 0 BB: 0 P: 14	1B: 3 2B: 1 3B: 0 HR: 2	SF: 0 SAC: 0 DP: 0 HBP: 0	WP: 0 PB: 0 SB: 1 CS: 1	PA: 32
<b>PITCHER</b>	IP	WLS	BF	H	R	ER	SO	BB	IBB	HBP	BLK	WP	HR	S	P	ERA	WHIP					
Ismael Valdez, R (1, 1) ERA: 3.6	8.0	L	29	5	2	2	5	0	0	0	0	0	2	76	111	2.25	0.625					
Pedro Borbon, L (9, 1) ERA: 1.37	1.0		3	1	0	0	2	0	0	0	0	0	0	11	14	0.00	1.000					

Philadelphia Phillies @ Los Angeles Dodgers  
Dodger Stadium, Los Angeles, CA  
Fri Jun 18 1999, 7:10 PM PDT  
Att: 41,590 - Unknown - 68 F

AB 32  
R 2  
H 6  
RBI 2  
BB 0  
SO 7  
LOB 4



Batter	1	2	3	4	5	6	7	8	9	AB	R	H	RBI	BB	SO	LOB	BOTTOM					
Eric Young Sr., R (1, 4) OBP: 0.361, SLG: 0.353	F9		L9			P3 SH1-3 1B		L6-4 SH5-4 1B		4	0	2	0	0	0	0						
Jose Vizcaino, S (1, 6) OBP: 0.305, SLG: 0.308	K		G4-3			SH1-3		SH5-4		2	0	0	0	0	1	0						
Raul Mondesi, R (1, 9) OBP: 0.359, SLG: 0.562	K					P3				3	0	0	0	1	2	1						
Eric Karros, R (1, 3) OBP: 0.338, SLG: 0.481						G6-3		L6-4		3	0	0	0	1	0	4						
22 Devon White, S (1, 8) OBP: 0.325, SLG: 0.407						G4-6-3				4	0	0	0	0	1	1						
Adrian Beltré, R (1, 5) OBP: 0.376, SLG: 0.477						F7		L6-4		4	0	0	0	0	1	1						
Trenidad Hubbard, R (1, 7) OBP: 0.359, SLG: 0.343								G6-3		4	1	1	1	0	0	0						
Angel Pena, R (1, 2) OBP: 0.222, SLG: 0.250										2	0	1	0	2	1	0						
Ismael Valdez, R (1, 1) OBP: 0.069, SLG: 0.036 Dave Hansen, L (8, PH) OBP: 0.485, SLG: 0.566 Craig Counsell, L (8, PR) OBP: 0.227, SLG: 0.186 Pedro Borbon, R (9, 1)										2	0	0	0	0	1	1						
										0	0	0	0	1	0	0						
										0	0	0	0	0	0	0						
										0	0	0	0	0	0	0						
<b>Inning Stats</b>	R: 0 H: 0 E: 0 K: 2 S: 10	H: 0 LOB: 0 BB: 0 P: 17	R: 1 H: 1 E: 0 K: 0 S: 11	H: 1 LOB: 1 BB: 1 P: 22	R: 0 H: 0 E: 0 K: 1 S: 7	H: 0 LOB: 0 BB: 1 P: 14	R: 0 H: 0 E: 0 K: 1 S: 5	H: 0 LOB: 0 BB: 0 P: 7	R: 0 H: 1 E: 0 K: 0 S: 8	H: 1 LOB: 1 BB: 0 P: 9	R: 0 H: 0 E: 0 K: 0 S: 9	H: 0 LOB: 1 BB: 1 P: 18	R: 0 H: 1 E: 0 K: 0 S: 7	H: 1 LOB: 3 BB: 2 P: 20	R: 0 H: 0 E: 0 K: 2 S: 9	H: 0 LOB: 0 BB: 0 P: 12	R: 0 H: 0 E: 0 K: 2 S: 9	H: 0 LOB: 0 BB: 0 P: 12	1B: 3 2B: 1 3B: 0 HR: 1	SF: 0 SAC: 2 DP: 2 HBP: 0	WP: 0 PB: 0 SB: 0 CS: 0	PA: 34
<b>PITCHER</b>	IP	WLS	BF	H	R	ER	SO	BB	IBB	HBP	BLK	WP	HR	S	P	ERA	WHIP					
Curt Schilling, R (1, 1) ERA: 3.26	7.0	W	26	3	1	1	4	3	0	0	0	0	1	58	100	1.29	0.857					
Steve Montgomery, R (8, 1) ERA: 3.05	1.0	H	5	1	0	0	0	1	1	0	0	0	0	7	20	0.00	2.000					
Wayne Gomes, R (9, 1) ERA: 3.69	1.0	S	3	0	0	0	2	0	0	0	0	0	0	9	12	0.00	0.000					

Philadelphia Phillies @ Los Angeles Dodgers  
Dodger Stadium, Los Angeles, CA  
Fri Jun 18 1999, 7:10 PM PDT  
Att: 41,590 - Unknown - 68 F

AB 27  
R 1  
H 4  
RBI 1  
BB 5  
SO 6  
LOB 10





Batter	1	2	3	4	5	6	7	8	9	AB	R	H	RBI	BB	SO	LOB	TOP								
Doug Glanville, R (1, 8) OBP: 0.383, SLG: 0.439 Jim Poole, L (7, 1)	F8			1B		K	FC6			4	0	1	0	0	1	2	Philadelphia Phillies @ Los Angeles Dodgers Dodger Stadium, Los Angeles, CA Sat Jun 19 1999, 1:10 PM PDT Att: 32,315 - Unknown - 84 F								
Ron Gant, R (1, 7) OBP: 0.357, SLG: 0.441	G5-3			K		2B	1B	G1-6-3	BB	3	1	1	0	1	1										
Bobby Abreu, L (1, 9) OBP: 0.427, SLG: 0.595	G6-3			F8		K		G1-6-3	1-2	4	0	0	0	0	1	3									
Scott Rolen, R (1, 5) OBP: 0.359, SLG: 0.496 15 David Doster, R (8, 4) OBP: 0.495, SLG: 0.690		F9		G3			1-H	2B	G4-3	4	0	1	1	0	0	1									
Rico Brogna, L (1, 3) OBP: 0.315, SLG: 0.417		K			G1-3	F7			23 G5-3	4	0	1	0	0	1	1									
23 Kevin Jordan, R (1, 4) OBP: 0.364, SLG: 0.440		G6-3			BB	1B		G1-3	G5-3	4	0	1	0	0	0	1									
Alex Arias, R (1, 6) OBP: 0.352, SLG: 0.434				G6-4-3	BB	1B		1B	G5-3	2	0	1	0	2	0	1									
Gary Bennett, R (1, 2) OBP: 0.267, SLG: 0.276			G6-4-3	1-2	F9		FC6	1B	G4-3	4	0	1	0	0	0	4									
Robert Person, R (1, 1) Rob Ducey, L (5, PH) Mike Grace, R (5, 1) Amaury Telemaco, R (5, 1) Kevin Seick, R (7, PH) OBP: 0.390, SLG: 0.488			G6-3		P4		3-3	K		1	0	0	0	0	0	2									
										0	0	0	0	0	0	0									
										0	0	0	0	0	0	0									
										1	0	0	0	0	1	2									
<b>Inning Stats</b>	R: 0 E: 0 K: 0 S: 5	H: 0 LOB: 0 BB: 0 P: 8	R: 0 E: 0 K: 1 S: 8	H: 0 LOB: 0 BB: 0 P: 13	R: 0 E: 0 K: 1 S: 7	H: 0 LOB: 0 BB: 0 P: 14	R: 0 E: 0 K: 1 S: 9	H: 1 LOB: 1 BB: 0 P: 12	R: 0 E: 0 K: 0 S: 12	H: 1 LOB: 2 BB: 1 P: 19	R: 1 E: 0 K: 2 S: 11	H: 2 LOB: 1 BB: 0 P: 15	R: 0 E: 0 K: 1 S: 15	H: 2 LOB: 2 BB: 0 P: 21	R: 0 E: 0 K: 0 S: 7	H: 0 LOB: 1 BB: 0 P: 14	R: 0 E: 0 K: 0 S: 11	H: 1 LOB: 1 BB: 0 P: 19	1B: 6 2B: 1 3B: 0 HR: 0	SF: 0 SAC: 0 DP: 2 HBP: 0	WP: 0 PB: 0 SB: 0 CS: 0	PA: 35			
<b>PITCHER</b>	IP	WLS	BF	H	R	ER	SO	BB	IBB	HBP	BLK	WP	HR	S	P	ERA	WHIP								
37 Darren Dreifort, R (1, 1) ERA: 5.96	6.2	W	27	6	1	1	5	2	0	0	0	0	0	65	98	1.35	1.200								
Alan Mills, R (7, 1) ERA: 2.48	0.1		1	0	0	0	0	0	0	0	0	0	0	2	4	0.00	0.000								
Jamie Arnold, R (8, 1) ERA: 3.19	2.0		7	1	0	0	0	1	0	0	0	0	0	18	33	0.00	1.000								

Batter	1	2	3	4	5	6	7	8	9	AB	R	H	RBI	BB	SO	LOB	BOTTOM								
Craig Counsell, L (1, 4) OBP: 0.238, SLG: 0.200	G3-1		FC6-4		E	K		1B		5	2	2	1	0	1	1	Philadelphia Phillies @ Los Angeles Dodgers Dodger Stadium, Los Angeles, CA Sat Jun 19 1999, 1:10 PM PDT Att: 32,315 - Unknown - 84 F								
Trenidad Hubbard, R (1, 8) OBP: 0.360, SLG: 0.375	FC6-4		K		E8	G1-3		1B	1B	5	1	3	1	0	1	1									
Raul Mondesi, R (1, 9) OBP: 0.356, SLG: 0.559	FC6-4		E3		G4-3	K		P3		5	2	1	2	0	1	5									
Todd Hollandsworth, L (1, 7) OBP: 0.357, SLG: 0.490	CS	G4-3		G4-3		G4-3		F7	K	5	0	1	2	0	1	4									
Adrián Beltré, R (1, 5) OBP: 0.384, SLG: 0.477		1B	F7		HBP	HBP		1B		2	1	1	0	1	0	1									
Dave Hansen, L (1, 3) OBP: 0.500, SLG: 0.564		G5-4-3		G5-4-3		1B		K		2	0	1	0	1	1	1									
Tripp Cromer, R (1, 6) OBP: 0.273, SLG: 0.381		G5-4-3		G5-4-3		L4				4	0	1	2	0	0	4									
Angel Pena, R (1, 2) OBP: 0.241, SLG: 0.273			37 1B	P2	P2			1B	1B	3	1	1	0	1	0	2									
37 Darren Dreifort, R (1, 1) OBP: 0.346, SLG: 0.333 Alan Mills, R (7, 1) Jamie Arnold, R (8, 1) OBP: 0.400, SLG: 0.400			FC6-4					K		3	1	2	0	0	0	2									
										0	0	0	0	0	0	0									
										1	0	0	0	0	1	1									
<b>Inning Stats</b>	R: 0 E: 0 K: 0 S: 7	H: 1 LOB: 0 BB: 0 P: 12	R: 0 E: 0 K: 0 S: 4	H: 1 LOB: 1 BB: 1 P: 13	R: 3 E: 1 K: 1 S: 18	H: 3 LOB: 1 BB: 0 P: 26	R: 0 E: 0 K: 0 S: 9	H: 0 LOB: 0 BB: 1 P: 17	R: 5 E: 1 K: 0 S: 16	H: 5 LOB: 2 BB: 0 P: 27	R: 0 E: 0 K: 2 S: 8	H: 0 LOB: 0 BB: 0 P: 9	R: 0 E: 0 K: 1 S: 9	H: 1 LOB: 1 BB: 0 P: 9	R: 0 E: 0 K: 2 S: 12	H: 2 LOB: 3 BB: 1 P: 21	1B: 10 2B: 3 3B: 0 HR: 0	SF: 0 SAC: 0 DP: 2 HBP: 2	WP: 0 PB: 0 SB: 0 CS: 1	PA: 41					
<b>PITCHER</b>	IP	WLS	BF	H	R	ER	SO	BB	IBB	HBP	BLK	WP	HR	S	P	ERA	WHIP								
Robert Person, R (1, 1) ERA: 7.71	4.0	L	17	5	3	1	1	2	0	0	0	0	0	11	17	2.25	1.750								
Mike Grace, R (5, 1) ERA: 7.2	0.1		7	4	5	5	0	0	0	2	0	0	0	11	17	135.00	12.000								
Amaury Telemaco, R (5, 1) ERA: 3.86	1.2		6	1	0	0	2	0	0	0	0	0	0	13	19	0.00	0.600								
Jim Poole, L (7, 1) ERA: 3.6	2.0		10	3	0	0	3	1	0	0	0	0	0	21	30	0.00	2.000								

AB 32  
R 1  
H 7  
RBI 1  
BB 3  
SO 5  
LOB 18



AB 35  
R 8  
H 13  
RBI 8  
BB 3  
SO 6  
LOB 22





Batter	1	2	3	4	5	6	7	8	9	AB	R	H	RBI	BB	SO	LOB	TOP					
Doug Glanville, R OBP: 0.382, SLG: 0.438										3	1	1	0	0	0	1						
Rob Ducey, L OBP: 0.421, SLG: 0.581										4	1	1	0	0	1	0						
Bobby Abreu, L OBP: 0.424, SLG: 0.587										3	0	0	1	1	0	0						
Scott Rolen, R OBP: 0.358, SLG: 0.492										4	0	1	0	0	2	1						
Mike Lieberthal, R OBP: 0.392, SLG: 0.615										4	0	0	0	0	1	2						
23 Kevin Jordan, R OBP: 0.363, SLG: 0.436										3	0	1	0	0	1	0						
Marlon Anderson, L OBP: 0.249, SLG: 0.337										3	0	1	0	0	0	0						
Alex Arias, R OBP: 0.340, SLG: 0.419										3	0	0	0	0	0	0						
Chad Ogea, R OBP: 0.241, SLG: 0.120										1	0	0	0	1	0	0						
Kevin Sefcik, R OBP: 0.358, SLG: 0.486										0	0	0	0	1	0	0						
Steve Montgomery, R OBP: 1.000, SLG: 1.000										0	0	0	0	0	0	0						
<b>Inning Stats</b>	R: 2 H: 5 E: 1 K: 1 S: 22	H: 5 LOB: 2 BB: 0 P: 33	R: 0 H: 0 E: 0 K: 0 S: 5	H: 0 LOB: 0 BB: 1 P: 10	R: 0 H: 0 E: 0 K: 2 S: 7	H: 0 LOB: 0 BB: 0 P: 10	R: 0 H: 0 E: 0 K: 1 S: 10	H: 0 LOB: 0 BB: 0 P: 11	R: 0 H: 0 E: 0 K: 0 S: 6	H: 0 LOB: 0 BB: 0 P: 9	R: 0 H: 0 E: 0 K: 0 S: 8	H: 0 LOB: 0 BB: 0 P: 14	R: 0 H: 0 E: 0 K: 0 S: 6	H: 0 LOB: 1 BB: 0 P: 9	R: 0 H: 0 E: 0 K: 0 S: 8	H: 0 LOB: 1 BB: 1 P: 17	R: 0 H: 0 E: 0 K: 0 S: 6	H: 0 LOB: 1 BB: 1 P: 14	1B: 4 2B: 2 3B: 0 HR: 0	SF: 0 SAC: 1 DP: 1 HBP: 0	WP: 0 PB: 0 SB: 0 CS: 0	PA: 32
<b>PITCHER</b>	IP WLS BF H R ER SO BB IBB HBP BLK WP HR S P ERA WHIP																					
Kevin Brown, R ERA: 2.92	(1, 1) 8.0 W 29 5 2 2 5 2 0 0 0 0 0 0 72 113 2.25 0.875																					
Jeff Shaw, R ERA: 2.53	(9, 1) 1.0 S 4 0 0 0 0 1 0 0 0 0 0 0 6 14 0.00 1.000																					

Philadelphia Phillies @ Los Angeles Dodgers  
Dodger Stadium, Los Angeles, CA

AB 28  
R 2  
H 5  
RBI 1  
BB 3  
SO 5  
LOB 4



WP: 0 PA: 32  
PB: 0  
SB: 0  
CS: 0

Sun Jun 20 1999, 1:10 PM PDT  
Att: 46,347 - Unknown - 80 F

Batter	1	2	3	4	5	6	7	8	9	AB	R	H	RBI	BB	SO	LOB	BOTTOM			
Eric Young Sr., R OBP: 0.355, SLG: 0.347										4	0	0	0	0	0	1				
Adrián Beltré, R OBP: 0.382, SLG: 0.471										3	0	0	0	1	0	1				
Todd Hollandsworth, L OBP: 0.350, SLG: 0.491										4	0	1	0	0	1	1				
Raul Mondesi, R OBP: 0.351, SLG: 0.550										4	0	0	0	0	1	2				
22 Devon White, S OBP: 0.326, SLG: 0.421										3	1	1	1	0	0	0				
Eric Karros, R OBP: 0.346, SLG: 0.510										2	2	2	2	1	0	0				
Jose Vizcaino, S OBP: 0.310, SLG: 0.308										3	0	1	0	0	0	1				
Angel Pena, R OBP: 0.246, SLG: 0.293										3	0	1	0	0	0	1				
Kevin Brown, R OBP: 0.088, SLG: 0.031										2	0	0	0	0	0	0				
Jeff Shaw, R ERA: 2.91	(9, 1) 1.0 S 4 1 0 0 0 0 0 0 0 0 0 0 5 7 0.00 1.000																			
<b>Inning Stats</b>	R: 0 H: 0 E: 0 K: 1 S: 10	H: 2 LOB: 0 BB: 0 P: 17	R: 0 H: 0 E: 0 K: 0 S: 6	H: 0 LOB: 0 BB: 0 P: 8	R: 1 H: 1 E: 0 K: 0 S: 8	H: 1 LOB: 1 BB: 1 P: 19	R: 0 H: 0 E: 0 K: 0 S: 12	H: 0 LOB: 0 BB: 0 P: 18	R: 0 H: 0 E: 0 K: 1 S: 8	H: 0 LOB: 0 BB: 0 P: 14	R: 1 H: 1 E: 0 K: 0 S: 9	H: 1 LOB: 0 BB: 0 P: 12	R: 0 H: 1 E: 1 K: 0 S: 5	H: 1 LOB: 1 BB: 0 P: 7	R: 0 H: 1 E: 1 K: 0 S: 5	H: 1 LOB: 1 BB: 0 P: 7	1B: 1 2B: 2 3B: 0 HR: 3	SF: 0 SAC: 1 DP: 1 HBP: 0	WP: 0 PB: 0 SB: 0 CS: 0	PA: 31
<b>PITCHER</b>	IP WLS BF H R ER SO BB IBB HBP BLK WP HR S P ERA WHIP																			
Chad Ogea, R ERA: 3.05	(1, 1) 7.0 L 27 5 3 3 2 2 0 0 0 0 0 0 65 106 3.86 1.000																			
Steve Montgomery, R ERA: 2.91	(8, 1) 1.0 4 1 0 0 0 0 0 0 0 0 0 5 7 0.00 1.000																			

Philadelphia Phillies @ Los Angeles Dodgers  
Dodger Stadium, Los Angeles, CA

AB 28  
R 3  
H 6  
RBI 3  
BB 2  
SO 2  
LOB 7



WP: 0 PA: 31  
PB: 0  
SB: 0  
CS: 0

Sun Jun 20 1999, 1:10 PM PDT  
Att: 46,347 - Unknown - 80 F







Batter	1	2	3	4	5	6	7	8	9	AB	R	H	RBI	BB	SO	LOB	TOP					
Quilvio Veras, S OBP: 0.346, SLG: 0.342	F7		G6-3						P5		4	1	0	0	1	1	0					
Eric Owens, R OBP: 0.326, SLG: 0.439	E5								K2-3		5	1	2	3	0	1	0					
Reggie Sanders, R OBP: 0.378, SLG: 0.500	P2		G5-3								4	2	2	1	0	0	2					
Dave Magadan, L OBP: 0.364, SLG: 0.373											4	1	2	0	0	0	0					
Greg Myers, L OBP: 0.351, SLG: 0.398	FC4-6										4	0	0	0	0	1	4					
Ruben Rivera, R OBP: 0.255, SLG: 0.467											4	0	1	0	0	2	0					
George Arias, R OBP: 0.241, SLG: 0.389											4	0	0	0	0	0	2					
Damian Jackson, R OBP: 0.335, SLG: 0.406											2	1	0	0	2	1	2					
Woody Williams, R OBP: 0.176, SLG: 0.188											3	0	0	0	0	1	1					
Trevor Hoffman, R (9, 1)											0	0	0	0	0	0	0					
<b>Inning Stats</b>	R: 0 E: 1 K: 0 S: 12	H: 1 LOB: 2 BB: 0 P: 18	R: 0 E: 0 K: 1 S: 12	H: 0 LOB: 1 BB: 1 P: 20	R: 0 E: 0 K: 0 S: 12	H: 1 LOB: 0 BB: 0 P: 19	R: 0 E: 0 K: 1 S: 6	H: 0 LOB: 0 BB: 0 P: 10	R: 4 E: 0 K: 0 S: 20	H: 2 LOB: 0 BB: 2 P: 31	R: 0 E: 0 K: 1 S: 10	H: 1 LOB: 1 BB: 0 P: 16	R: 0 E: 0 K: 2 S: 7	H: 0 LOB: 0 BB: 0 P: 10	R: 2 E: 1 K: 1 S: 12	H: 2 LOB: 1 BB: 0 P: 20	R: 0 E: 0 K: 1 S: 9	H: 0 LOB: 0 BB: 0 P: 12	1B: 4 2B: 1 3B: 0 HR: 2	SF: 0 SAC: 1 DP: 0 HBP: 0	WP: 0 PB: 0 SB: 3 CS: 1	PA: 38
<b>PITCHER</b>	IP	WLS	BF	H	R	ER	SO	BB	IBB	HBP	BLK	WP	HR	S	P	ERA	WHIP					
Ismael Valdez, R ERA: 3.71	(1, 1)	7.0	L	29	5	4	4	5	3	0	0	0	0	2	79	124	5.14	1.143				
Jamie Arnold, R ERA: 3.0	(8, 1)	2.0		9	2	2	0	2	0	0	0	0	0	0	21	32	0.00	1.000				

San Diego Padres @ Los Angeles Dodgers  
 Dodger Stadium, Los Angeles, CA  
 Wed Jun 23 1999, 7:35 PM PDT  
 Att: 31,152 - Unknown - 64 F

AB	34
R	6
H	7
RBI	4
BB	3
SO	7
LOB	11



Batter	1	2	3	4	5	6	7	8	9	AB	R	H	RBI	BB	SO	LOB	BOTTOM					
Craig Counsell, L OBP: 0.226, SLG: 0.190	F8		L3						B3		4	0	0	0	0	1						
Adrian Beltré, R OBP: 0.375, SLG: 0.457	P3		G6-3						F9		3	0	0	0	0	1						
Gary Sheffield, R OBP: 0.403, SLG: 0.535									F9		3	1	1	1	1	0	1					
Todd Hollandsworth, L OBP: 0.338, SLG: 0.467											4	0	1	0	0	1	1					
Eric Karros, R OBP: 0.347, SLG: 0.510											4	0	1	0	0	1	0					
22 Devon White, S OBP: 0.318, SLG: 0.415											4	1	1	0	0	2	2					
Jose Vizcaino, S OBP: 0.307, SLG: 0.305											4	0	1	1	0	0	1					
Angel Pena, R OBP: 0.239, SLG: 0.270											2	0	0	0	1	0	1					
Ismael Valdez, R OBP: 0.067, SLG: 0.034											1	0	0	0	0	0	0					
Dave Hansen, L OBP: 0.500, SLG: 0.554											1	0	0	0	0	0	0					
Jamie Arnold, R OBP: 0.400, SLG: 0.400											0	0	0	0	0	0	0					
<b>Inning Stats</b>	R: 0 E: 0 K: 0 S: 6	H: 0 LOB: 1 BB: 1 P: 16	R: 0 E: 0 K: 2 S: 8	H: 0 LOB: 0 BB: 0 P: 11	R: 0 E: 0 K: 0 S: 6	H: 0 LOB: 1 BB: 1 P: 12	R: 2 E: 0 K: 1 S: 17	H: 3 LOB: 1 BB: 0 P: 24	R: 0 E: 0 K: 0 S: 9	H: 0 LOB: 0 BB: 0 P: 12	R: 0 E: 0 K: 1 S: 6	H: 0 LOB: 0 BB: 0 P: 9	R: 0 E: 0 K: 0 S: 5	H: 0 LOB: 0 BB: 0 P: 9	R: 0 E: 0 K: 0 S: 5	H: 0 LOB: 0 BB: 0 P: 8	R: 0 E: 0 K: 0 S: 10	H: 2 LOB: 1 BB: 0 P: 16	1B: 3 2B: 1 3B: 0 HR: 1	SF: 0 SAC: 1 DP: 1 HBP: 1	WP: 0 PB: 0 SB: 0 CS: 0	PA: 34
<b>PITCHER</b>	IP	WLS	BF	H	R	ER	SO	BB	IBB	HBP	BLK	WP	HR	S	P	ERA	WHIP					
Woody Williams, R ERA: 3.63	(1, 1)	8.0	W	32	5	2	2	4	2	0	1	0	0	1	65	106	2.25	0.875				
Trevor Hoffman, R ERA: 3.25	(9, 1)	1.0	S	2	0	0	0	0	0	0	0	0	0	7	11	0.00	0.000					

San Diego Padres @ Los Angeles Dodgers  
 Dodger Stadium, Los Angeles, CA  
 Wed Jun 23 1999, 7:35 PM PDT  
 Att: 31,152 - Unknown - 64 F

AB	30
R	2
H	5
RBI	2
BB	2
SO	4
LOB	8





Batter	1	2	3	4	5	6	7	8	9	AB	R	H	RBI	BB	SO	LOB	TOP			
<b>Damian Jackson, R</b> OBP: 0.338, SLG: 0.404										3	1	1	0	1	0	1	<b>San Diego Padres @ Los Angeles Dodgers</b> Dodger Stadium, Los Angeles, CA Thu Jun 24 1999, 7:10 PM PDT Att: 31,028 - Unknown - 64 F <a href="http://livebaseballscorecards.com">livebaseballscorecards.com</a>			
<b>Eric Owens, R</b> OBP: 0.324, SLG: 0.434										4	1	1	0	0	0	2				
<b>Reggie Sanders, R</b> OBP: 0.377, SLG: 0.494										2	0	0	0	0	1	1				
<b>Phil Nevin, R</b> OBP: 0.300, SLG: 0.478										1	0	0	0	0	0	0				
<b>John Vander Wal, L</b> OBP: 0.401, SLG: 0.433										2	0	1	0	1	0	0				
<b>George Arias, R</b> OBP: 0.281, SLG: 0.404										1	0	1	0	0	0	0				
<b>Dave Magadan, L</b> OBP: 0.361, SLG: 0.374										2	0	1	2	0	0	1				
<b>Ruben Rivera, R</b> OBP: 0.255, SLG: 0.459										3	0	0	0	1	3	4				
<b>Ben Davis, S</b>										4	0	0	0	0	1	2				
<b>David Newhan, L</b> OBP: 0.188, SLG: 0.250										4	0	0	0	0	0	0				
<b>Andy Ashby, R</b> OBP: 0.111, SLG: 0.115										3	0	1	0	0	1	0				
<b>Donne Wall, R</b>										0	0	0	0	0	0	0				
<b>Greg Myers, L</b> OBP: 0.348, SLG: 0.395										1	0	0	0	0	1	0				
<b>Dan Miceli, R</b>										0	0	0	0	0	0	0				
<b>Inning Stats</b>	R: 1 E: 0 K: 1 S: 11	H: 1 LOB: 2 BB: 1 P: 20	R: 0 E: 0 K: 0 S: 9	H: 1 LOB: 1 BB: 0 P: 11	R: 1 E: 0 K: 2 S: 10	H: 2 LOB: 1 BB: 0 P: 14	R: 0 E: 0 K: 1 S: 7	H: 0 LOB: 0 BB: 0 P: 12	R: 0 E: 0 K: 0 S: 5	H: 1 LOB: 1 BB: 1 P: 13	R: 0 E: 0 K: 0 S: 7	H: 0 LOB: 1 BB: 1 P: 14	R: 0 E: 0 K: 1 S: 12	H: 1 LOB: 0 BB: 0 P: 15	R: 0 E: 0 K: 2 S: 10	H: 0 LOB: 0 BB: 0 P: 14	1B: 5 2B: 1 3B: 0 HR: 0	SF: 2 SAC: 0 DP: 1 HBP: 1	WP: 0 PB: 0 SB: 1 CS: 0	PA: 36
<b>PITCHER</b>	IP WLS BF H R ER SO BB IBB HBP BLK WP HR S P ERA WHIP																			
<b>37 Darren Dreifort, R</b> ERA: 5.67	7.0 L 29 5 2 2 4 3 0 1 0 0 0 0 55 93 2.57 1.143																			
<b>Pedro Borbon, L</b> ERA: 1.33	0.2 3 1 0 0 0 0 0 0 0 0 0 0 9 12 0.00 1.500																			
<b>Alan Mills, R</b> ERA: 2.45	0.1 1 0 0 0 1 0 0 0 0 0 0 0 3 3 0.00 0.000																			
<b>Jeff Shaw, R</b> ERA: 2.45	1.0 3 0 0 0 2 0 0 0 0 0 0 0 10 14 0.00 0.000																			

Batter	1	2	3	4	5	6	7	8	9	AB	R	H	RBI	BB	SO	LOB	BOTTOM					
<b>Eric Young Sr., R</b> OBP: 0.348, SLG: 0.339										4	0	0	0	0	0	0	<b>San Diego Padres @ Los Angeles Dodgers</b> Dodger Stadium, Los Angeles, CA Thu Jun 24 1999, 7:10 PM PDT Att: 31,028 - Unknown - 64 F <a href="http://livebaseballscorecards.com">livebaseballscorecards.com</a>					
<b>Dave Hansen, L</b> OBP: 0.374, SLG: 0.517										4	0	0	0	0	1							
<b>Gary Sheffield, R</b> OBP: 0.405, SLG: 0.533										3	1	1	0	1	1							
<b>Raul Mondesi, R</b> OBP: 0.349, SLG: 0.549										4	0	1	0	0	0	1						
<b>Todd Hollandsworth, L</b> OBP: 0.348, SLG: 0.469										4	0	2	1	0	1	0						
<b>Eric Karros, R</b> OBP: 0.348, SLG: 0.508										3	0	1	0	1	1	2						
<b>Jose Vizcaino, S</b> OBP: 0.299, SLG: 0.297										4	0	0	0	0	1	5						
<b>Angel Pena, R</b> OBP: 0.232, SLG: 0.262										2	0	0	0	0	0	0						
<b>22 Devon White, S</b> OBP: 0.317, SLG: 0.413										1	0	0	0	0	0	2						
<b>Pedro Borbon, R</b>										0	0	0	0	0	0	0						
<b>Alan Mills, R</b>										0	0	0	0	0	0	0						
<b>Jeff Shaw, R</b>										0	0	0	0	0	0	0						
<b>37 Darren Dreifort, R</b> OBP: 0.321, SLG: 0.308										2	0	0	0	0	2	0						
<b>Todd Hundley, S</b> OBP: 0.287, SLG: 0.407										1	0	0	0	0	0	0						
<b>Inning Stats</b>	R: 0 E: 0 K: 0 S: 7	H: 0 LOB: 0 BB: 0 P: 9	R: 0 E: 0 K: 2 S: 8	H: 0 LOB: 0 BB: 0 P: 8	R: 0 E: 0 K: 1 S: 7	H: 0 LOB: 0 BB: 0 P: 11	R: 0 E: 0 K: 0 S: 6	H: 1 LOB: 1 BB: 0 P: 6	R: 0 E: 0 K: 0 S: 6	H: 1 LOB: 0 BB: 0 P: 9	R: 0 E: 1 K: 1 S: 9	H: 0 LOB: 1 BB: 0 P: 14	R: 1 E: 0 K: 0 S: 9	H: 2 LOB: 2 BB: 1 P: 19	R: 0 E: 0 K: 0 S: 8	H: 0 LOB: 0 BB: 0 P: 13	R: 0 E: 0 K: 2 S: 15	H: 1 LOB: 2 BB: 1 P: 24	1B: 5 2B: 0 3B: 0 HR: 0	SF: 0 SAC: 0 DP: 1 HBP: 0	WP: 0 PB: 0 SB: 1 CS: 0	PA: 34
<b>PITCHER</b>	IP WLS BF H R ER SO BB IBB HBP BLK WP HR S P ERA WHIP																					
<b>Andy Ashby, R</b> ERA: 3.49	6.0 W 23 4 1 1 4 1 0 0 0 0 0 0 47 66 1.50 0.833																					
<b>Donne Wall, R</b> ERA: 2.81	2.0 H 6 0 0 0 0 0 0 0 0 0 0 0 13 23 0.00 0.000																					
<b>Dan Miceli, R</b> ERA: 3.77	1.0 S 5 1 0 0 2 1 0 0 0 0 0 0 15 24 0.00 2.000																					



Batter	1	2	3	4	5	6	7	8	9	AB	R	H	RBI	BB	SO	LOB	TOP				
Eric Young Sr. R (1.4) OBP: 0.349, SLG: 0.340 Jeff Shaw, R (9.1)	1-1 CS 1B	0-0 G4-3				2-0 S 1B	1-1 P9		1-2 F9	5	1	2	0	0	0	2					
Trenidad Hubbard, R (1.8) OBP: 0.369, SLG: 0.364	1-3 K		0-0 G4-3			1-2 SAFE P4	4-0 FC6-4 BB			3	0	0	0	1	1	2					
Gary Sheffield, R (1.7) OBP: 0.403, SLG: 0.528	1-0 P7		2-2 F7			2-2 SAFE FC6-4 1-H 1B	3-1 FC6-4 1-2			4	0	1	1	0	0	1					
Eric Karros, R (1.3) OBP: 0.351, SLG: 0.508		1-0 WP BB 1B	1-2			1-2 P3			2-2 G4-3	4	1	2	0	0	0	1					
Raul Mondesi, R (1.9) OBP: 0.344, SLG: 0.541		0-1 P9	0-0 F9			1-1 FC6-4 1-2			1-3 K	4	0	0	0	0	1	3					
Adrian Beltré, R (1.5) OBP: 0.376, SLG: 0.455		4-0 SAFE WP BB 1B				1-2 G5-3			0-3 K	3	1	1	0	1	1	0					
Jose Vizcaino, S (1.6) OBP: 0.297, SLG: 0.295		3-1 1-H 2-H 1B	1-3 K			3-2 SAFE F9-3 1-2			0-0 G6-3	4	0	1	2	0	1	1					
Angel Pena, R (1.2) OBP: 0.239, SLG: 0.258 Todd Hundley, S (6. PH) OBP: 0.226, SLG: 0.427		2-3 K	4-0 BB			3-2 G5-3			2-2 HR	1	0	0	0	1	1	1					
Kevin Brown, R (1.1) OBP: 0.108, SLG: 0.057 Pedro Borbon, R (8.1) Dave Hansen, L (9. PH) OBP: 0.468, SLG: 0.508 Craig Counsell, L (9.4) OBP: 0.226, SLG: 0.190		0-0 1B	1-0 P9			1-0 P5			0-0 F9	3	0	1	0	0	0	1					
<b>Inning Stats</b>	R: 0 E: 0 K: 1 S: 7	H: 1 LOB: 0 BB: 0 P: 10	R: 2 E: 0 K: 1 S: 12	H: 3 LOB: 2 BB: 1 P: 22	R: 0 E: 0 K: 1 S: 9	H: 1 LOB: 1 BB: 0 P: 12	R: 0 E: 0 K: 1 S: 7	H: 0 LOB: 1 BB: 1 P: 14	R: 1 E: 0 K: 0 S: 13	H: 2 LOB: 1 BB: 0 P: 20	R: 0 E: 0 K: 0 S: 14	H: 1 LOB: 0 BB: 0 P: 23	R: 0 E: 0 K: 2 S: 9	H: 0 LOB: 0 BB: 0 P: 12	R: 1 E: 0 K: 0 S: 10	H: 1 LOB: 0 BB: 0 P: 13	1B: 8 2B: 1 3B: 0 HR: 1	SF: 0 SAC: 0 DP: 1 HBP: 0	WP: 1 PB: 0 SB: 2 CS: 1	PA: 37	
<b>PITCHER</b>	IP WLS BF H R ER SO BB IBB HBP BLK WP HR S P ERA WHIP	8.0 L 33 8 3 3 5 3 0 0 0 1 0 76 127 3.38 1.375	1.0 4 1 1 1 0 0 0 0 0 0 1 10 13 9.00 1.000																		

Los Angeles Dodgers @ San Francisco Giants  
 3Com Park at Candlestick Point, San Francisco, CA  
 Fri Jun 25 1999, 10:35 PM EDT  
 Att: 36,849 - Unknown - 60 F

livebaseballscorecards.com

AB 34  
 R 4  
 H 9  
 RBI 4  
 BB 3  
 SO 5  
 LOB 12



Batter	1	2	3	4	5	6	7	8	9	AB	R	H	RBI	BB	SO	LOB	BOTTOM					
Marvin Benard, L (1.8) OBP: 0.349, SLG: 0.412 Charlie Hayes, R (8. PH) OBP: 0.277, SLG: 0.253 John Johnstone, R (9.1)	2-0 G4-3		0-1 G6-3			1-0 B5-3		1-0 F9		3	0	0	0	0	0	1						
Bill Mueller, S (1.5) OBP: 0.399, SLG: 0.356	1-2 G4-3		2-3 K			1-0 G4-3		3-3 K		4	0	0	0	0	2	2						
Barry Bonds, L (1.7) OBP: 0.421, SLG: 0.558	2-1 E4 CS					4-1 1B G6-4-3 BB		1-3 K		3	1	0	0	1	1	0						
Jeff Kent, R (1.4) OBP: 0.376, SLG: 0.507	0-0 CS	1-0 F9				2-1 G6-4-3 1B	1-1 G4-3 3B		1-1 P9	4	1	2	0	0	0	0						
J.T. Snow, L (1.3) OBP: 0.396, SLG: 0.458		3-2 FC6-4 1B				2-2 G6-4-3 1-2 3-H	0-1 P6		1-1 FC6-4 1B	4	0	2	0	0	0	2						
Stan Javier, S (1.9) OBP: 0.346, SLG: 0.389		1-1 FC6-4 1-2				1-1 K	1-1 G4-3 3-H		3-1 FC6-4 1-2	4	0	0	1	0	1	2						
Brent Mayne, L (1.2) OBP: 0.388, SLG: 0.441		2-3 K				2-1 G4-3			2-1 F8	3	0	0	0	0	1	1						
Rich Aurilia, R (1.6) OBP: 0.355, SLG: 0.478			2-2 G6-3 SH1-4 1B			1-0 P3			2-1 SH2-3 1B	3	0	2	0	0	0	0						
Shawn Estes, R (1.1) OBP: 0.259, SLG: 0.250 F.P. Santangelo, S (8. PH) OBP: 0.443, SLG: 0.426			1-0 SH1-4			0-3 K			1-1 SH2-3	1	0	0	0	0	1	0						
<b>Inning Stats</b>	R: 0 E: 1 K: 0 S: 6	H: 0 LOB: 0 BB: 0 P: 11	R: 0 E: 0 K: 1 S: 10	H: 1 LOB: 1 BB: 0 P: 17	R: 0 E: 0 K: 1 S: 10	H: 1 LOB: 0 BB: 0 P: 14	R: 1 E: 0 K: 1 S: 9	H: 1 LOB: 0 BB: 1 P: 19	R: 0 E: 0 K: 1 S: 6	H: 0 LOB: 0 BB: 0 P: 9	R: 0 E: 0 K: 1 S: 5	H: 0 LOB: 0 BB: 0 P: 8	R: 1 E: 0 K: 0 S: 8	H: 1 LOB: 0 BB: 0 P: 12	R: 0 E: 0 K: 1 S: 10	H: 1 LOB: 1 BB: 0 P: 17	R: 0 E: 0 K: 0 S: 8	H: 1 LOB: 1 BB: 0 P: 15	1B: 5 2B: 0 3B: 1 HR: 0	SF: 0 SAC: 2 DP: 1 HBP: 0	WP: 0 PB: 0 SB: 1 CS: 1	PA: 34
<b>PITCHER</b>	IP WLS BF H R ER SO BB IBB HBP BLK WP HR S P ERA WHIP	7.1 W 27 5 2 2 5 1 0 0 0 0 0 6 10 0.00 0.000	1.0 S 4 1 0 0 0 0 0 0 0 0 0 8 15 0.00 1.000																			

Los Angeles Dodgers @ San Francisco Giants  
 3Com Park at Candlestick Point, San Francisco, CA  
 Fri Jun 25 1999, 10:35 PM EDT  
 Att: 36,849 - Unknown - 60 F

livebaseballscorecards.com

AB 30  
 R 2  
 H 6  
 RBI 1  
 BB 1  
 SO 6  
 LOB 9





Batter	1	2	3	4	5	6	7	8	9	AB	R	H	RBI	BB	SO	LOB	TOP								
Eric Young Sr. R (1.4) OBP: 0.352, SLG: 0.343 Craig Counsell, L (9.4) OBP: 0.226, SLG: 0.190	F9		SH5-3		F8		1B		HR	4	1	2	0	0	0	0	<b>Los Angeles Dodgers @ San Francisco Giants</b> 3Com Park at Candlestick Point, San Francisco, CA Sat Jun 26 1999, 4:05 PM EDT Att: 44,766 - Unknown - 66 F <a href="http://livebaseballscorecards.com">livebaseballscorecards.com</a>								
Todd Hundley, S (1.2) OBP: 0.292, SLG: 0.462	G3-1		HR		P9		1B		HR	5	2	2	5	0	1	2									
Gary Sheffield, R (1.7) OBP: 0.403, SLG: 0.525	P4		1B		K		1B		K	5	0	2	0	0	2	0									
Todd Hollandsworth, L (1.3) Mike Maddux, L (7.1) Pedro Borbon, R (8.1) Alan Mills, R (8.1) Eric Karros, R (9.1) Trenidad Hubbard, R (9.1) Jeff Shaw, R (9.1)	G3		K		G6-3		G3-1		2B	4	0	0	0	0	1	4									
Raul Mondesi, R (1.9) OBP: 0.342, SLG: 0.535	F9		F7		FC6-4		K		P3	5	0	1	0	0	1	2									
22 Devon White, S (1.8) OBP: 0.319, SLG: 0.407	1B		BB		FC6-4		G4-3		F8	3	1	0	0	1	0	2									
Adrian Beltré, R (1.5) OBP: 0.382, SLG: 0.473	1B		1B		F8		HR			4	1	3	1	0	0	1									
Jose Vizcaino, S (1.6) OBP: 0.290, SLG: 0.288	G1-4-3		G4-6-3		K		F7			4	0	0	0	0	1	4									
Carlos Perez, L (1.1) OBP: 0.286, SLG: 0.263 Dave Hansen, L (7.3) OBP: 0.475, SLG: 0.532	SH5-3		HR		1B		1B		HR	3	1	3	1	0	0	0									
			2B		1B		1B		2B	1	1	1	0	0	0	0									
<b>Inning Stats</b>	R: 0 E: 0 K: 0 S: 5	H: 0 LOB: 0 BB: 0 P: 6	R: 0 E: 0 K: 0 S: 14	H: 1 LOB: 2 BB: 0 P: 20	R: 2 E: 0 K: 1 S: 11	H: 3 LOB: 1 BB: 0 P: 16	R: 1 E: 0 K: 0 S: 12	H: 2 LOB: 1 BB: 1 P: 19	R: 0 E: 0 K: 1 S: 6	H: 0 LOB: 0 BB: 0 P: 11	R: 0 E: 0 K: 0 S: 9	H: 1 LOB: 1 BB: 0 P: 15	R: 0 E: 0 K: 2 S: 13	H: 3 LOB: 0 BB: 0 P: 20	R: 1 E: 0 K: 1 S: 8	H: 1 LOB: 0 BB: 0 P: 12	R: 3 E: 0 K: 1 S: 16	H: 4 LOB: 1 BB: 0 P: 25	1B: 9 2B: 3 3B: 0 HR: 3	SF: 0 SAC: 1 DP: 1 HBP: 1	WP: 0 PB: 0 SB: 0 CS: 0	PA: 42			
<b>PITCHER</b>	IP	WLS	BF	H	R	ER	SO	BB	IBB	HBP	BLK	WP	HR	S	P	ERA	WHIP								
Chris Brock, R (1.1) ERA: 5.28	6.1		28	9	3	3	3	1	0	1	0	0	1	63	96	4.26	1.579								
Alan Embree, L (7.1) ERA: 2.79	0.1	H	1	0	0	0	1	0	0	0	0	0	0	3	5	0.00	0.000								
Julian Tavarez, R (7.1) ERA: 6.18	1.1		6	2	1	1	1	0	0	0	0	0	1	12	18	6.75	1.500								
Robb Nen, R (9.1) ERA: 3.63	1.0	L	7	4	3	3	1	0	0	0	0	0	1	16	25	27.00	4.000								

Batter	1	2	3	4	5	6	7	8	9	AB	R	H	RBI	BB	SO	LOB	BOTTOM								
F.P. Santangelo, S (1.8) OBP: 0.441, SLG: 0.414	CS		G5-3		FC4-6		P9		G4-3	3	0	0	0	2	0	3	<b>Los Angeles Dodgers @ San Francisco Giants</b> 3Com Park at Candlestick Point, San Francisco, CA Sat Jun 26 1999, 4:05 PM EDT Att: 44,766 - Unknown - 66 F <a href="http://livebaseballscorecards.com">livebaseballscorecards.com</a>								
Rich Aurilia, R (1.6) OBP: 0.356, SLG: 0.477	P3		F9		FC4-6		K		1B	5	0	2	0	0	1	1									
Barry Bonds, L (1.7) OBP: 0.429, SLG: 0.556	1B		1B		FC4-6		G5-4-3		HR	4	1	2	0	1	0	3									
Jeff Kent, R (1.4) OBP: 0.373, SLG: 0.500	F7		K		G5-4-3		G5-4-3		P3	4	1	0	0	1	1	5									
Ellis Burks, R (1.9) OBP: 0.367, SLG: 0.449 Robb Nen, R (9.1)	F9		F8		G6-3		G6-3		K	4	1	1	3	0	0	1									
Stan Javier, S (9.1) OBP: 0.344, SLG: 0.388	F9		F8		G6-3		G6-3		K	0	0	0	0	0	0	0									
Charlie Hayes, R (1.5) OBP: 0.276, SLG: 0.260 Julian Tavarez, L (7.1) Marvin Benard, L (8.1) OBP: 0.351, SLG: 0.415	1B		2B		F7		P9		SF8	3	1	1	0	0	0	0									
J.T. Snow, L (1.3) OBP: 0.397, SLG: 0.459	SH1-4		WP		1B		G3-1		K	4	0	2	1	0	1	1									
Doug Mirabeli, R (1.2) OBP: 0.444, SLG: 0.733	SH1-4		BB		K		K		SF8	2	1	1	2	1	1	1									
Chris Brock, R (1.1) OBP: 0.258, SLG: 0.207 Alan Embree, L (7.1) Bill Mueller, S (7.5) OBP: 0.400, SLG: 0.358	SH1-4		1B		F8		P3		1B	1	0	0	0	0	0	0									
			2-3		F8		1B		1B	2	0	1	0	0	0	0									
<b>Inning Stats</b>	R: 0 E: 0 K: 0 S: 14	H: 1 LOB: 1 BB: 1 P: 18	R: 1 E: 0 K: 0 S: 10	H: 2 LOB: 2 BB: 1 P: 14	R: 0 E: 0 K: 1 S: 8	H: 1 LOB: 1 BB: 0 P: 10	R: 0 E: 0 K: 1 S: 8	H: 1 LOB: 1 BB: 0 P: 12	R: 0 E: 0 K: 0 S: 6	H: 0 LOB: 0 BB: 1 P: 14	R: 0 E: 0 K: 0 S: 10	H: 0 LOB: 0 BB: 0 P: 13	R: 1 E: 0 K: 1 S: 9	H: 1 LOB: 0 BB: 0 P: 13	R: 4 E: 0 K: 1 S: 18	H: 3 LOB: 1 BB: 2 P: 35	R: 0 E: 0 K: 1 S: 8	H: 1 LOB: 1 BB: 0 P: 13	1B: 8 2B: 1 3B: 0 HR: 2	SF: 1 SAC: 1 DP: 1 HBP: 0	WP: 1 PB: 0 SB: 3 CS: 1	PA: 41			
<b>PITCHER</b>	IP	WLS	BF	H	R	ER	SO	BB	IBB	HBP	BLK	WP	HR	S	P	ERA	WHIP								
Carlos Perez, L (1.1) ERA: 6.92	6.2		28	7	2	2	2	3	0	0	0	0	0	3	4	0.00	0.000								
Mike Maddux, R (7.1) ERA: 3.86	0.1	H	1	0	0	0	1	0	0	0	0	0	0	3	4	0.00	0.000								
Pedro Borbon, L (8.1) ERA: 1.63	0.0		1	0	1	1	0	1	0	0	0	0	0	4	∞	∞									
Alan Mills, R (8.1) ERA: 3.26	1.0	W	7	3	3	3	1	1	0	0	0	0	1	18	31	27.00	4.000								
Jeff Shaw, R (9.1) ERA: 2.31	1.0	S	4	1	0	0	1	0	0	0	0	0	0	8	13	0.00	1.000								







Batter	1	2	3	4	5	6	7	8	9	AB	R	H	RBI	BB	SO	LOB	TOP									
<b>Eric Young Sr. R</b> OBP: 0.353, SLG: 0.342	1-1 CS S 1B		2-1 G1-3		1-2 G5-3		4-1 1B HR BB	3-2 K		4	1	1	0	1	1	0	<b>Los Angeles Dodgers @ San Francisco Giants</b> <b>3Com Park at Candlestick Point, San Francisco, CA</b> Sun Jun 27 1999, 8:05 PM EDT Att: 42,530 - Unknown - 75 F									
<b>Todd Hundley S</b> OBP: 0.295, SLG: 0.460	1-0 P5		3-1 F9		3-3 K		1-0 1-2 HR 1B	0-1 1B		5	1	2	0	0	1	1										
<b>Gary Sheffield R</b> OBP: 0.406, SLG: 0.535	1-2 SAFE 1-3 BB			4-1 G4-3 1B BB	1-2 F7		0-0 1-H 2-H HR	2-2 K		3	2	1	3	2	1	1										
<b>Raul Mondesi R</b> OBP: 0.340, SLG: 0.529	3-0 P2			0-0 1B G4-3 1B G5-3 1B		0-1 P3	1-0 G6-3		0-0 F7	5	1	1	0	0	0	1										
<b>Todd Hollandsworth L</b> OBP: 0.346, SLG: 0.507		0-1 G4-3		2-2 G4-3		3-2 1B	0-1 2B		2-2 HR	5	2	3	1	0	0	2										
<b>Eric Karros R</b> OBP: 0.354, SLG: 0.515		1-2 G6-3		1-1 G5-3 1B		2-0 P2	0-0 2B		1-1 L4	5	0	2	2	0	0	1										
<b>Adrián Beltré R</b> OBP: 0.386, SLG: 0.473		0-0 1B		2-3 3-H 2-2 G5-3		3-2 1-3 1B	4-1 BB		0-1 P3	4	0	2	1	1	0	1										
<b>Jose Vizcaino S</b> OBP: 0.289, SLG: 0.282		1-2 L5		1-2 3-H 4-2 BB		1-2 P5	1-1 G3-1			3	0	0	0	1	0	5										
<b>Jamie Arnold R</b> OBP: 0.400, SLG: 0.400										0	0	0	0	0	0	0										
<b>Chan Ho Park R</b> OBP: 0.100, SLG: 0.107			3-3 K		0-1 F9		3-2 F8	0-1 P5		2	0	0	0	0	1	2										
<b>Onan Masaoka R</b> OBP: 0.221, SLG: 0.185										0	0	0	0	0	0	0										
<b>Craig Counsell L</b> OBP: 0.221, SLG: 0.185										2	0	0	0	0	0	0										
<b>Inning Stats</b>	R: 0 E: 0 K: 0 S: 7	H: 1 LOB: 1 BB: 1 P: 16	R: 0 E: 0 K: 0 S: 9	H: 1 LOB: 1 BB: 0 P: 11	R: 0 E: 0 K: 1 S: 8	H: 0 LOB: 0 BB: 0 P: 16	R: 2 E: 0 K: 0 S: 16	H: 2 LOB: 2 BB: 2 P: 29	R: 0 E: 0 K: 1 S: 15	H: 0 LOB: 0 BB: 0 P: 20	R: 0 E: 0 K: 0 S: 13	H: 2 LOB: 2 BB: 0 P: 22	R: 4 E: 0 K: 0 S: 16	H: 4 LOB: 2 BB: 2 P: 30	R: 0 E: 0 K: 2 S: 10	H: 1 LOB: 1 BB: 0 P: 15	R: 1 E: 0 K: 0 S: 8	H: 1 LOB: 0 BB: 0 P: 11	1B: 8 2B: 2 3B: 0 HR: 2	SF: 0 SAC: 0 DP: 0 HBP: 0	WP: 0 PB: 0 SB: 1 CS: 1	PA: 43				
<b>PITCHER</b>	IP	WLS	BF	H	R	ER	SO	BB	IBB	HBP	BLK	WP	HR	S	P	ERA	WHIP									
<b>Mark Gardner R</b> ERA: 7.02	(1, 1)	6.1	W	28	6	3	3	2	4	0	0	0	0	0	1	2	∞	∞								
<b>Alan Embree L</b> ERA: 3.07	(7, 1)	0.0		1	1	0	0	0	0	0	0	0	0	0	1	2	∞	∞								
<b>Jerry Spradlin R</b> ERA: 5.67	(7, 1)	0.1		3	2	2	0	0	0	0	0	0	0	1	4	5	54.00	6.000								
<b>John Johnstone R</b> ERA: 1.96	(7, 1)	1.1	H	7	2	1	1	2	1	0	0	0	0	0	14	24	6.75	2.250								
<b>Robb Nen R</b> ERA: 3.75	(9, 1)	1.0	S	4	1	1	1	0	0	0	0	0	0	1	8	11	9.00	1.000								

Batter	1	2	3	4	5	6	7	8	9	AB	R	H	RBI	BB	SO	LOB	BOTTOM									
<b>Marvin Benard L</b> OBP: 0.355, SLG: 0.426	2-2 G4-3 1B		1-1 F8		0-2 1B 3B		1-0 FC6-4		0-0 1-2 2-3 1B	5	2	3	0	0	0	3	<b>Los Angeles Dodgers @ San Francisco Giants</b> <b>3Com Park at Candlestick Point, San Francisco, CA</b> Sun Jun 27 1999, 8:05 PM EDT Att: 42,530 - Unknown - 75 F									
<b>Bill Mueller S</b> OBP: 0.400, SLG: 0.362	1-1 G4-3		1-0 FC4-6 HR	2-0 G4-3		4-2 S 1B BB	0-2 P4		0-2 P4	4	2	1	0	1	0	5										
<b>Barry Bonds L</b> OBP: 0.427, SLG: 0.538	0-1 P7		4-2 FC4-6 BB	4-0 1B IBB		1-3 K	0-0 F7		0-0 F7	3	0	0	0	2	1	5										
<b>Jeff Kent R</b> OBP: 0.377, SLG: 0.502	3-2 BB 1B		0-2 FC4-6 HR	3-1 1-2 1B		1-3 K		0-0 1B FC5-2 1B		5	1	3	2	0	1	3										
<b>J.T. Snow L</b> OBP: 0.404, SLG: 0.474	4-1 SAFE 1-2 BB		0-0 1-H 3-H HR	2-1 G3		0-1 FC6-4 1B		2-2 FC5-2 1B 1B		4	2	3	4	1	0	2										
<b>Ellis Burks R</b> OBP: 0.365, SLG: 0.461	2-3 K		1-0 HR		0-2 G5-3		0-0 FC6-4		0-0 P7	4	1	1	1	0	1	3										
<b>John Johnstone R</b> ERA: 3.56										0	0	0	0	0	0	0										
<b>Charlie Hayes R</b> OBP: 0.277, SLG: 0.259										1	0	0	0	0	0	2										
<b>Robb Nen R</b> ERA: 3.75										0	0	0	0	0	0	0										
<b>Rich Aurilia R</b> OBP: 0.353, SLG: 0.471		3-1 G5-3	1-3 K		2-1 F8		0-0 1B G6-3 1B	0-2 FC5-2		5	0	1	0	0	1	2										
<b>Brent Mayne L</b> OBP: 0.388, SLG: 0.442		1-0 G4-3	0-3 K		1-0 1B HBP		2-1 G6-3	2-1 1-3 2-H 2B		4	0	1	1	0	1	1										
<b>Mark Gardner R</b> OBP: 0.250, SLG: 0.286		4-1 BB		2-3 K		4-2 1B	3-2 G4-3			2	0	1	0	1	1	0										
<b>Alan Embree L</b> ERA: 3.56										0	0	0	0	0	0	0										
<b>Jerry Spradlin S</b> ERA: 3.09										0	0	0	0	0	0	0										
<b>Stan Javier S</b> OBP: 0.345, SLG: 0.386										1	0	0	0	1	0	2										
<b>Inning Stats</b>	R: 1 E: 0 K: 1 S: 14	H: 2 LOB: 2 BB: 1 P: 26	R: 0 E: 0 K: 0 S: 6	H: 0 LOB: 1 BB: 1 P: 15	R: 4 E: 0 K: 2 S: 15	H: 3 LOB: 0 BB: 1 P: 22	R: 1 E: 0 K: 1 S: 11	H: 2 LOB: 2 BB: 1 P: 24	R: 0 E: 0 K: 0 S: 7	H: 1 LOB: 2 BB: 0 P: 11	R: 1 E: 0 K: 2 S: 15	H: 1 LOB: 1 BB: 1 P: 21	R: 0 E: 0 K: 0 S: 11	H: 2 LOB: 3 BB: 1 P: 17	R: 1 E: 0 K: 0 S: 15	H: 3 LOB: 3 BB: 0 P: 21	R: 1 E: 0 K: 0 S: 8	H: 3 LOB: 2 BB: 0 P: 11	1B: 9 2B: 2 3B: 1 HR: 2	SF: 0 SAC: 0 DP: 0 HBP: 1	WP: 0 PB: 0 SB: 2 CS: 0	PA: 45				
<b>PITCHER</b>	IP	WLS	BF	H	R	ER	SO	BB	IBB	HBP	BLK	WP	HR	S	P	ERA	WHIP									
<b>Chan Ho Park R</b> ERA: 5.54	(1, 1)	3.2	L	22	7	6	4	3	3	0	0	0	0	2	44	83	14.73	2.727								
<b>Onan Masaoka L</b> ERA: 3.56	(4, 1)	2.1		11	2	1	1	2	1	0	1	0	0	0	24	36	3.86	1.286								
<b>Jamie Arnold R</b> ERA: 3.09	(7, 1)	2.0		12	5	1	1	0	1	0	0	0	0	0	26	38	4.50	3.000								

**AB 38**  
**R 7**  
**H 12**  
**RBI 7**  
**BB 5**  
**SO 4**  
**LOB 14**



**AB 38**  
**R 8**  
**H 14**  
**RBI 8**  
**BB 6**  
**SO 6**  
**LOB 28**









Batter	1	2	3	4	5	6	7	8	9	AB	R	H	RBI	BB	SO	LOB	TOP					
<b>Eric Young Sr. R</b> OBP: 0.355, SLG: 0.345 (1, 4)										5	1	2	0	0	0	1	<b>Los Angeles Dodgers @ San Diego Padres</b> Qualcomm Stadium, San Diego, CA Wed Jun 30 1999, 10:35 PM EDT Att: 44,965 - Unknown - 71 F <a href="http://livebaseballscorecards.com">livebaseballscorecards.com</a>					
<b>Todd Hundley S</b> OBP: 0.291, SLG: 0.462 (1, 2)										4	0	0	0	0	1	4						
<b>Gary Sheffield R</b> OBP: 0.401, SLG: 0.521 (1, 7)										3	0	0	0	1	1	0						
<b>Eric Karros R</b> OBP: 0.354, SLG: 0.524 (1, 3)										4	1	3	2	0	1	0						
<b>Raul Mondesi R</b> OBP: 0.343, SLG: 0.523 (1, 9)										3	0	1	0	1	0	1						
<b>22 Devon White S</b> OBP: 0.321, SLG: 0.408 <b>Jamie Arnold R</b> OBP: 0.400, SLG: 0.400 (8, 1)										3	0	1	0	1	0	1						
<b>Adrian Beltré R</b> OBP: 0.375, SLG: 0.458 (1, 5)										4	0	0	0	0	1	3						
<b>Jose Vizcaino S</b> OBP: 0.287, SLG: 0.276 (1, 6)										3	0	0	0	1	2	0						
<b>Kevin Brown R</b> OBP: 0.100, SLG: 0.053 <b>Onan Masaoka R</b> OBP: 0.400, SLG: 0.378 (8, 8)										3	0	0	0	0	2	2						
<b>Inning Stats</b>	R: 1 E: 0 K: 0 S: 13	H: 2 LOB: 1 BB: 2 P: 25	R: 0 E: 0 K: 3 S: 14	H: 2 LOB: 3 BB: 1 P: 22	R: 0 E: 0 K: 0 S: 10	H: 1 LOB: 2 BB: 1 P: 22	R: 0 E: 0 K: 0 S: 7	H: 0 LOB: 0 BB: 0 P: 8	R: 1 E: 0 K: 0 S: 7	H: 2 LOB: 1 BB: 0 P: 12	R: 0 E: 0 K: 2 S: 10	H: 0 LOB: 0 BB: 0 P: 11	R: 0 E: 0 K: 1 S: 7	H: 0 LOB: 0 BB: 0 P: 10	R: 0 E: 0 K: 1 S: 9	H: 0 LOB: 0 BB: 0 P: 17		R: 0 E: 0 K: 1 S: 8	H: 1 LOB: 1 BB: 0 P: 12	1B: 5 2B: 2 3B: 0 HR: 1	SF: 0 SAC: 0 DP: 0 HBP: 0	WP: 0 PB: 0 SB: 1 CS: 1
<b>PITCHER</b>	IP	WLS	BF	H	R	ER	SO	BB	IBB	HBP	BLK	WP	HR	S	P	ERA	WHIP					
<b>Brian Boehringer R</b> ERA: 2.85 (1, 1)	5.0	W	24	7	2	2	3	4	0	0	0	0	1	51	89	3.60	2.200					
<b>Carlos Reyes R</b> ERA: 3.25 (6, 1)	2.0	H	6	0	0	0	3	0	0	0	0	0	0	17	21	0.00	0.000					
<b>Carlos Almanzar R</b> ERA: 3.25 (8, 1)	2.0		7	1	0	0	2	0	0	0	0	0	0	17	29	0.00	0.500					

Batter	1	2	3	4	5	6	7	8	9	AB	R	H	RBI	BB	SO	LOB	BOTTOM				
<b>Quiuvio Veras S</b> OBP: 0.362, SLG: 0.366 (1, 4)										4	3	2	1	1	1	0	<b>Los Angeles Dodgers @ San Diego Padres</b> Qualcomm Stadium, San Diego, CA Wed Jun 30 1999, 10:35 PM EDT Att: 44,965 - Unknown - 71 F <a href="http://livebaseballscorecards.com">livebaseballscorecards.com</a>				
<b>Eric Owens R</b> OBP: 0.326, SLG: 0.422 (6, 7)										5	2	2	2	0	1	1					
<b>Reggie Sanders R</b> OBP: 0.381, SLG: 0.519 (1, 9)										5	2	2	5	0	0	1					
<b>John Vander Wal L</b> OBP: 0.406, SLG: 0.489 <b>Carlos Reyes S</b> OBP: 0.369, SLG: 0.398 (7, PH)										3	0	1	1	0	1	0					
<b>Dave Magadan L</b> OBP: 0.369, SLG: 0.398 (8, 5)									2	0	1	0	0	0	0	0					
<b>Wally Joyner L</b> OBP: 0.357, SLG: 0.328 (1, 3)									4	1	2	0	0	1	2						
<b>Carlos Baerga S</b> OBP: 0.571, SLG: 0.500 <b>Carlos Almanzar R</b> (8, 1)									3	1	0	0	0	1	2						
<b>Ben Davis S</b> OBP: 0.308, SLG: 0.261 (1, 2)									4	0	1	0	0	1	3						
<b>Damian Jackson R</b> OBP: 0.342, SLG: 0.406 (1, 6)									4	0	1	2	0	1	2						
<b>Brian Boehringer S</b> <b>George Arias R</b> OBP: 0.254, SLG: 0.385 <b>Ruben Rivera R</b> OBP: 0.284, SLG: 0.439 (6, 8)										1	0	0	0	0	0	1					
<b>Inning Stats</b>	R: 0 E: 0 K: 2 S: 10	H: 0 LOB: 0 BB: 0 P: 13	R: 2 E: 0 K: 2 S: 13	H: 2 LOB: 1 BB: 0 P: 19	R: 0 E: 0 K: 0 S: 5	H: 0 LOB: 0 BB: 0 P: 7	R: 0 E: 0 K: 0 S: 9	H: 1 LOB: 1 BB: 0 P: 16	R: 3 E: 0 K: 2 S: 15	H: 4 LOB: 1 BB: 0 P: 24	R: 0 E: 0 K: 0 S: 8	H: 0 LOB: 0 BB: 0 P: 14	R: 4 E: 0 K: 1 S: 18	H: 6 LOB: 2 BB: 0 P: 30	R: 2 E: 0 K: 0 S: 12	H: 1 LOB: 0 BB: 1 P: 18	1B: 9 2B: 1 3B: 2 HR: 2	SF: 0 SAC: 0 DP: 0 HBP: 1	WP: 0 PB: 0 SB: 1 CS: 0	PA: 40	
<b>PITCHER</b>	IP	WLS	BF	H	R	ER	SO	BB	IBB	HBP	BLK	WP	HR	S	P	ERA	WHIP				
<b>Kevin Brown R</b> ERA: 3.43 (1, 1)	6.0	L	30	11	9	9	6	0	0	0	0	0	0	67	105	13.50	1.833				
<b>Onan Masaoka L</b> ERA: 3.45 (7, 1)	1.0		5	2	0	0	1	0	0	0	0	0	0	11	18	0.00	2.000				
<b>Jamie Arnold R</b> ERA: 3.5 (8, 1)	1.0		5	1	2	2	0	1	0	0	0	0	1	12	18	18.00	2.000				



Batter	1	2	3	4	5	6	7	8	9	AB	R	H	RBI	BB	SO	LOB	TOP					
Raul Mondesi, R OBP: 0.340, SLG: 0.517										5	0	1	1	0	1	2						
Eric Young Sr., R OBP: 0.353, SLG: 0.340										4	1	0	0	1	0	3						
Gary Sheffield, R OBP: 0.404, SLG: 0.519										3	0	1	0	2	0	1						
Eric Karros, R OBP: 0.349, SLG: 0.516										4	0	0	0	0	2	4						
22 Devon White, S OBP: 0.324, SLG: 0.410										4	1	2	1	0	0	1						
Adrian Beltré, R OBP: 0.370, SLG: 0.451										4	0	0	0	0	0	3						
Tripp Cramer, R OBP: 0.277, SLG: 0.364										2	1	0	0	1	0	0						
Todd Hundley, S OBP: 0.290, SLG: 0.459										1	0	0	0	1	0	0						
Craig Counsell, L OBP: 0.218, SLG: 0.183										0	0	0	0	0	0	0						
Angel Pena, R OBP: 0.253, SLG: 0.261										3	0	1	1	1	0	0						
37 Darren Dreifort, R OBP: 0.290, SLG: 0.276										0	0	0	0	0	0	0						
Alan Mills, R										0	0	0	0	0	0	0						
Pedro Borbon, R										0	0	0	0	0	0	0						
Dave Hansen, L OBP: 0.476, SLG: 0.524										0	0	0	1	0	0	0						
<b>Inning Stats</b>	R: 0 E: 0 K: 2 S: 9	H: 0 LOB: 1 BB: 1 P: 17	R: 1 E: 0 K: 0 S: 12	H: 2 LOB: 1 BB: 1 P: 25	R: 1 E: 0 K: 0 S: 13	H: 1 LOB: 2 BB: 2 P: 25	R: 0 E: 1 K: 0 S: 8	H: 0 LOB: 1 BB: 0 P: 12	R: 0 E: 1 K: 0 S: 5	H: 1 LOB: 1 BB: 0 P: 8	R: 1 E: 1 K: 1 S: 11	H: 1 LOB: 2 BB: 1 P: 22	R: 0 E: 0 K: 1 S: 9	H: 0 LOB: 0 BB: 0 P: 15	R: 0 E: 0 K: 1 S: 8	H: 0 LOB: 0 BB: 1 P: 14	R: 0 E: 0 K: 0 S: 8	H: 0 LOB: 1 BB: 1 P: 13	1B: 5 2B: 0 3B: 0 HR: 0	SF: 0 SAC: 0 DP: 1 HBP: 0	WP: 0 PB: 0 SB: 0 CS: 0	PA: 39
<b>PITCHER</b>	IP	WLS	BF	H	R	ER	SO	BB	IBB	HBP	BLK	WP	HR	S	P	ERA	WHIP					
Matt Clement, R ERA: 4.66	5.2	W	28	5	3	2	3	5	0	0	0	0	0	57	106	3.18	1.765					
Will Cunnane, R ERA: 3.65	1.1	H	4	0	0	0	1	0	0	0	0	0	0	10	18	0.00	0.000					
Carlos Reyes, R ERA: 3.21	1.0	H	3	0	0	0	1	0	0	0	0	0	0	8	14	0.00	0.000					
Trevor Hoffman, R ERA: 3.15	1.0	S	4	0	0	0	0	1	0	0	0	0	0	8	13	0.00	1.000					

Los Angeles Dodgers @ San Diego Padres  
Qualcomm Stadium, San Diego, CA  
Thu Jul 01 1999, 5:05 PM EDT  
Att: 38,080 - Unknown - 75 F

AB	33
R	3
H	5
RBI	3
BB	6
SO	5
LOB	18



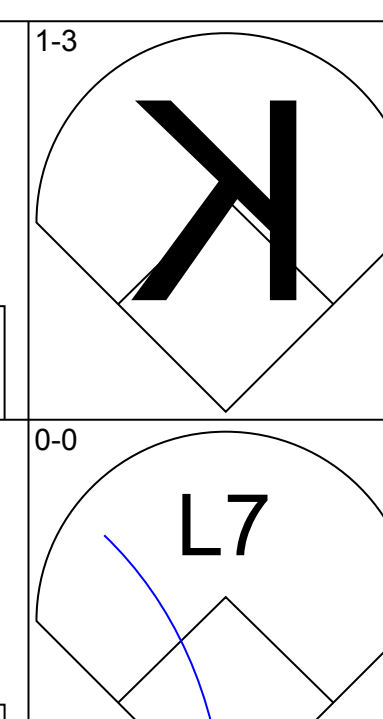
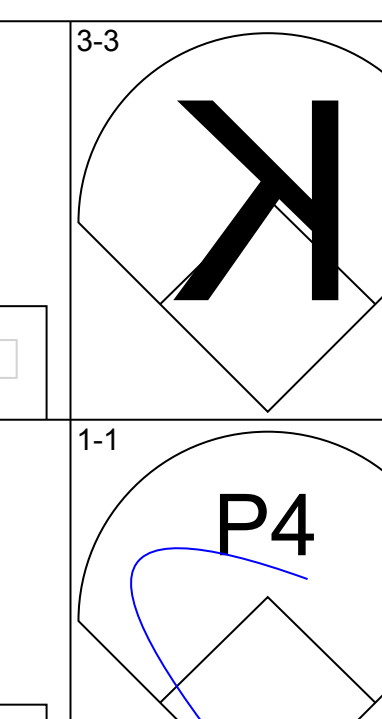
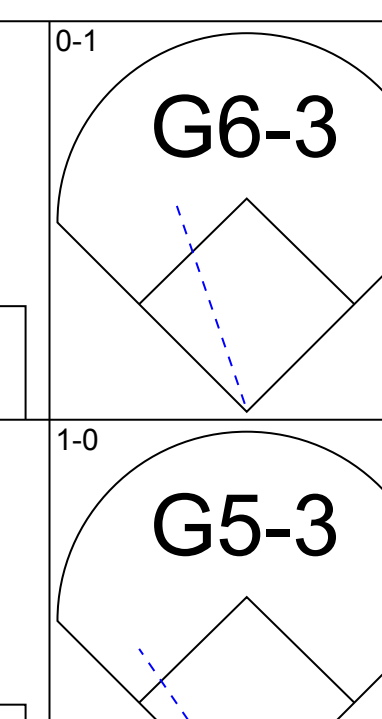
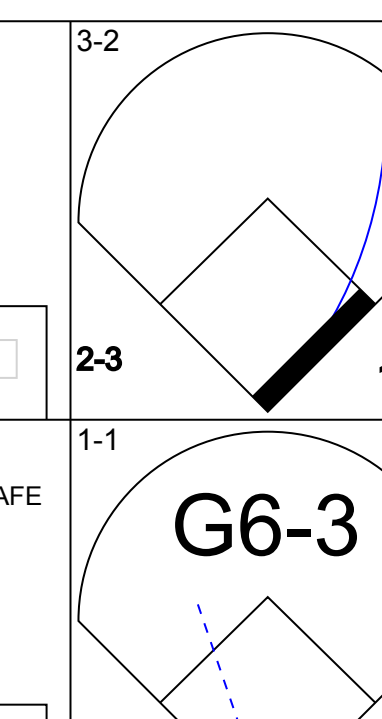
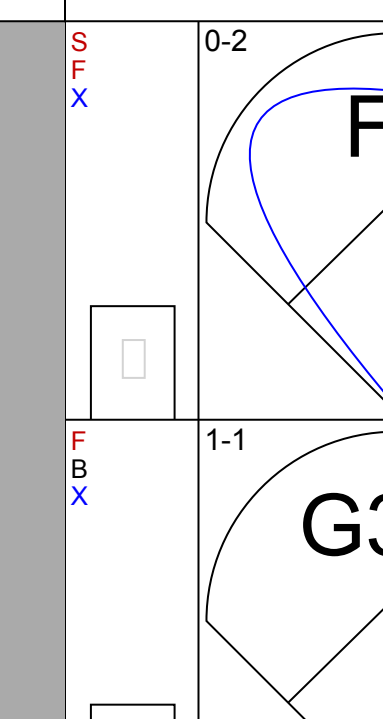
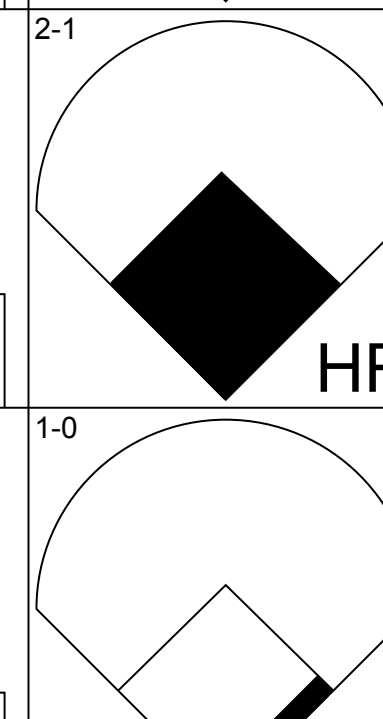
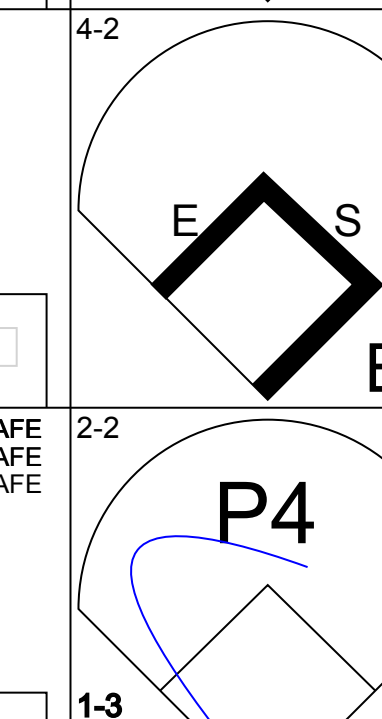
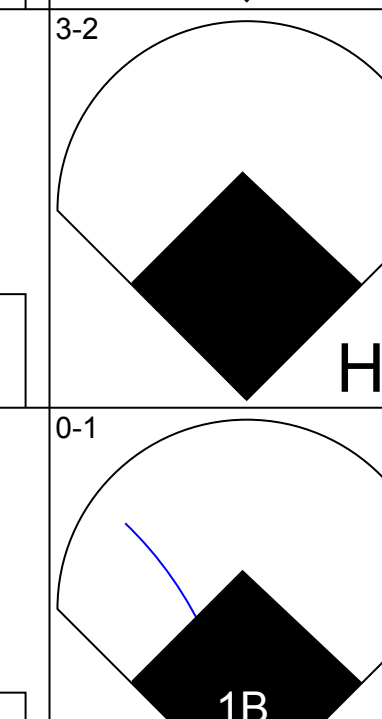

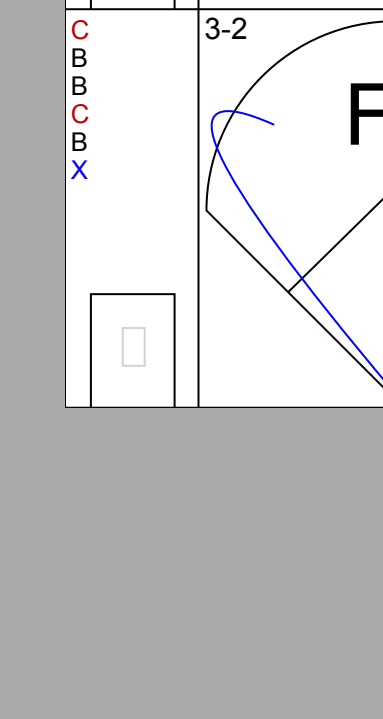
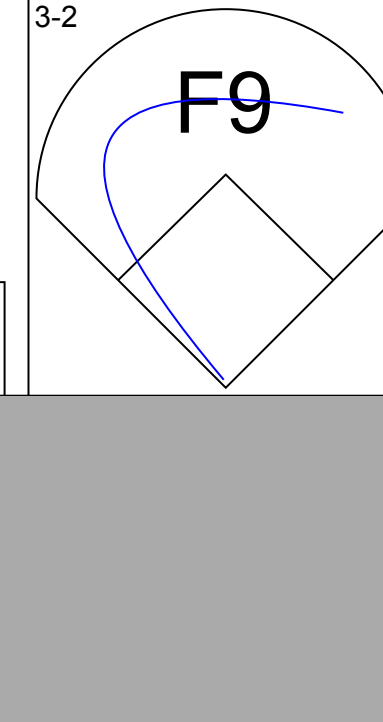

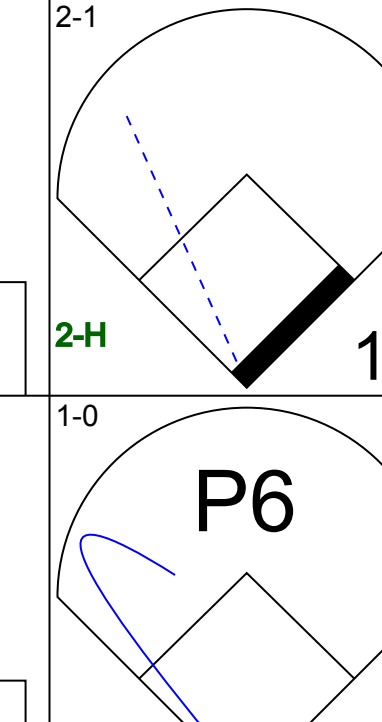
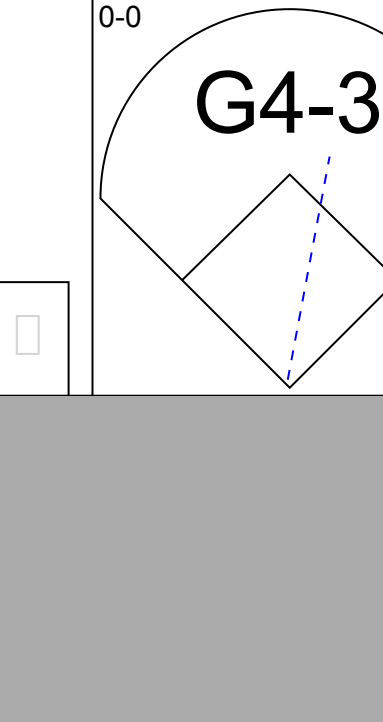
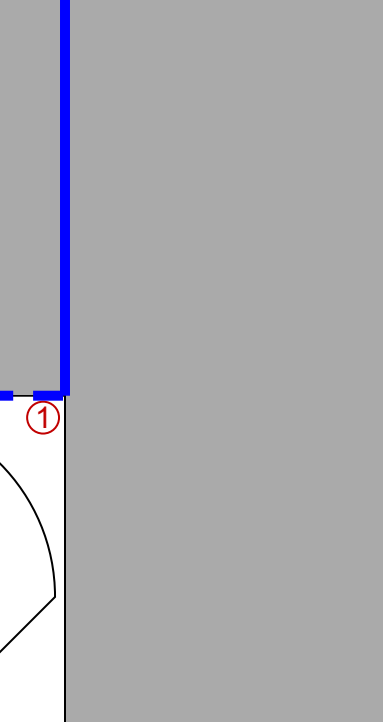





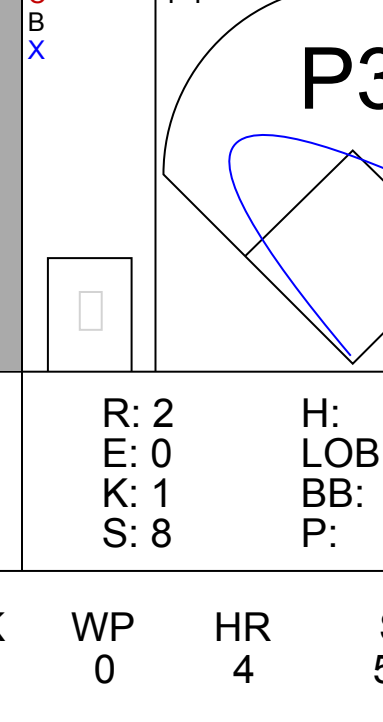
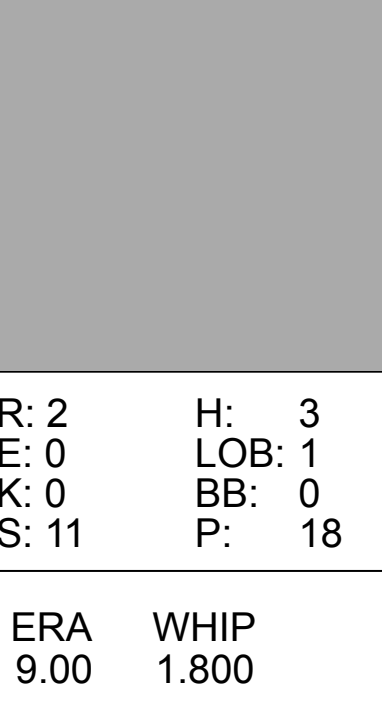
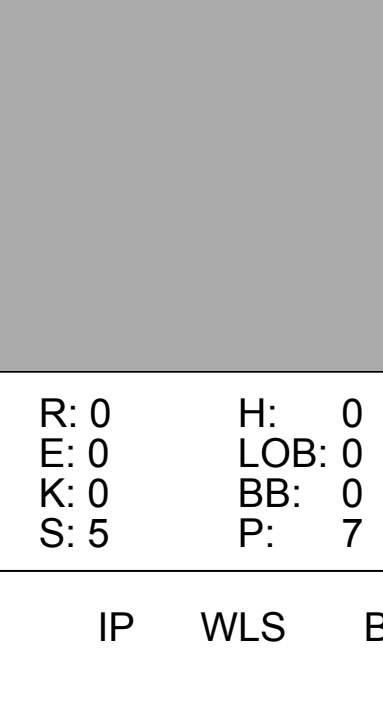
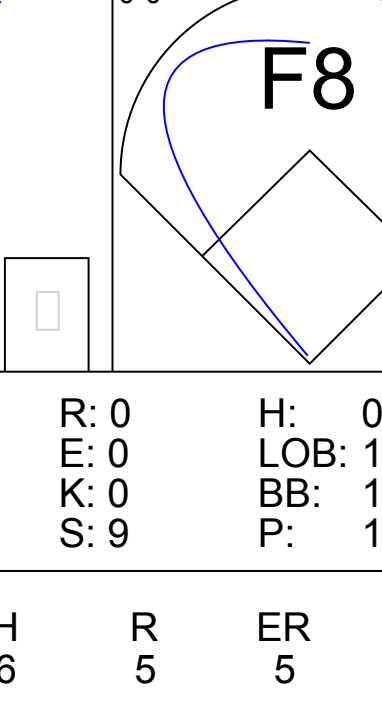
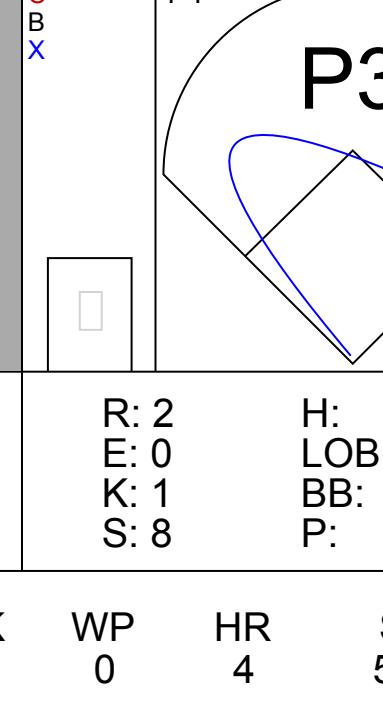
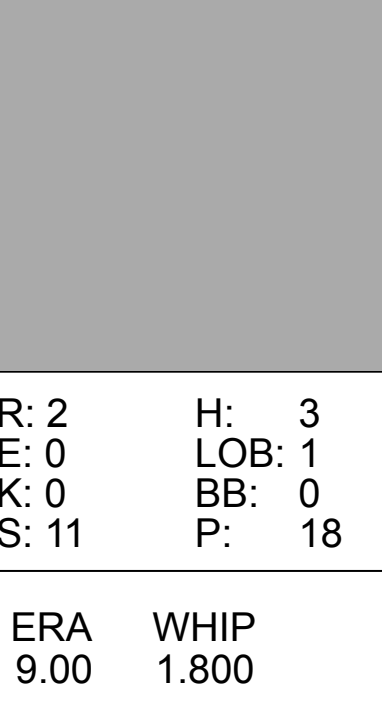
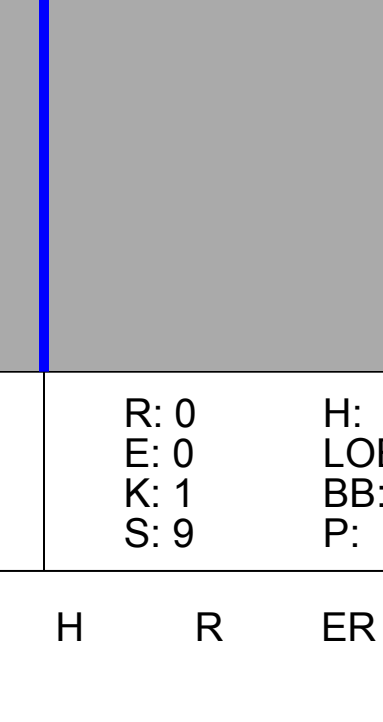
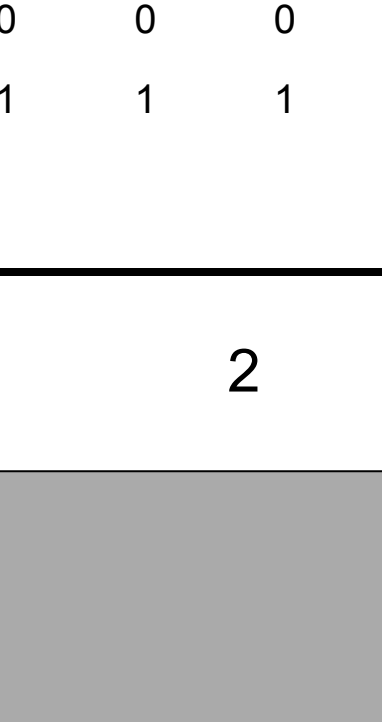
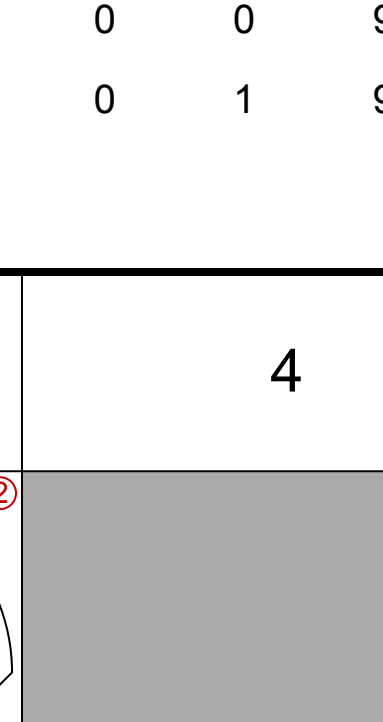
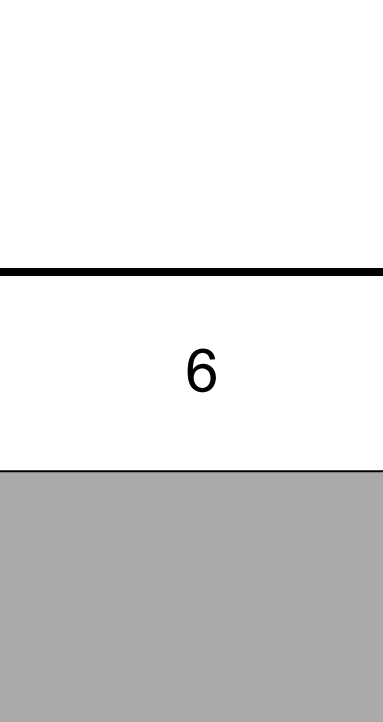
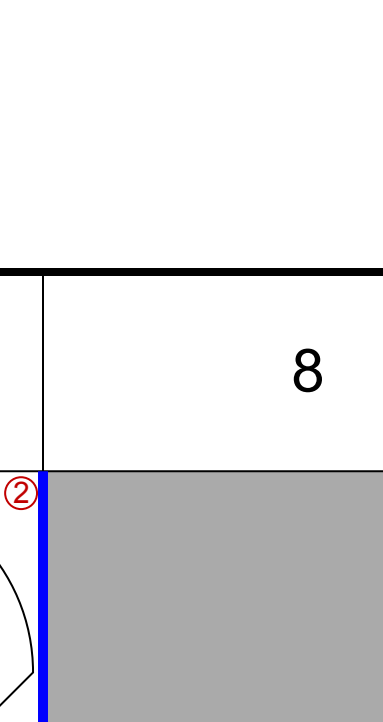

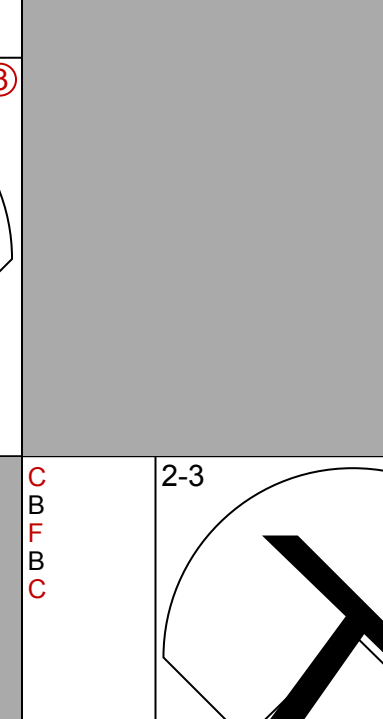

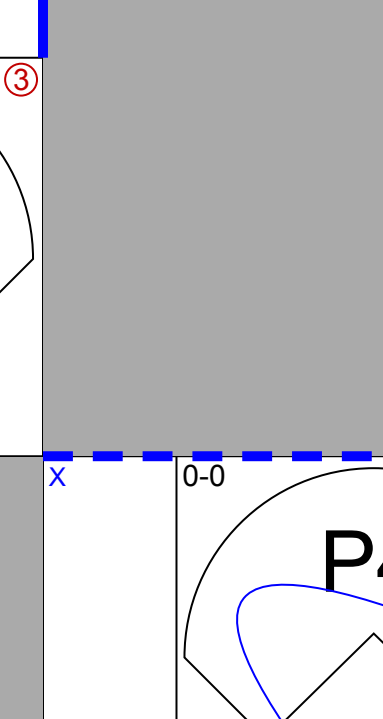


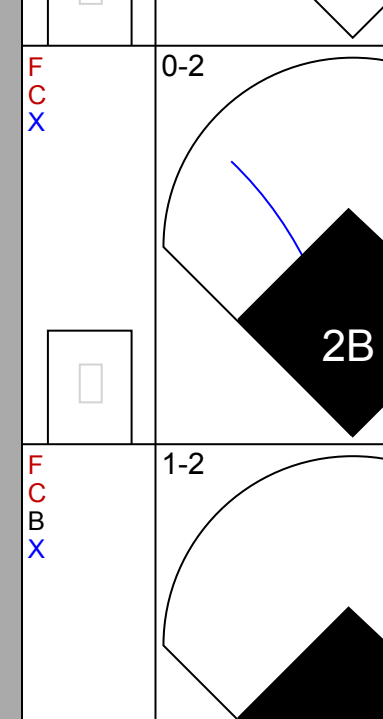
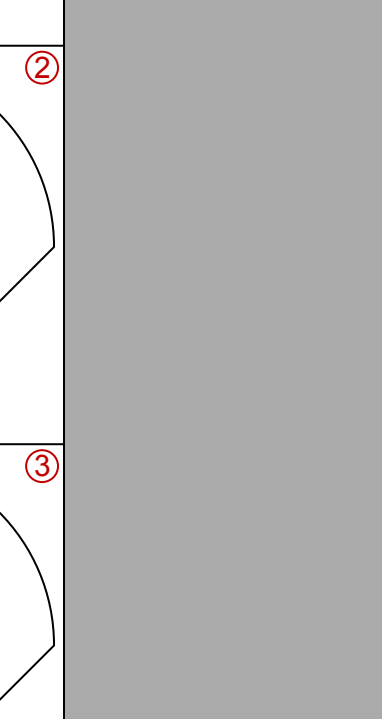
Batter	1	2	3	4	5	6	7	8	9	AB	R	H	RBI	BB	SO	LOB	BOTTOM				
QuiVio Veras, S OBP: 0.360, SLG: 0.377										4	1	1	1	0	0	0					
Eric Owens, R OBP: 0.324, SLG: 0.418										4	0	1	0	0	0	0					
Reggie Sanders, R OBP: 0.383, SLG: 0.518										4	1	2	0	0	1	1					
John Vander Wal, L OBP: 0.405, SLG: 0.485										3	1	1	0	0	1	2					
Ruben Rivera, R OBP: 0.297, SLG: 0.457										1	1	1	1	0	0	0					
Wally Joyner, L OBP: 0.360, SLG: 0.351										3	1	1	1	1	0	0					
Dave Magadan, L OBP: 0.386, SLG: 0.394										4	1	1	1	0	0	2					
Trevor Hoffman, R										0	0	0	0	0	0	0					
Ben Davis, S OBP: 0.333, SLG: 0.333										4	0	2	1	0	1	1					
Damian Jackson, R OBP: 0.338, SLG: 0.400										3	0	0	1	0	1	3					
Matt Clement, R OBP: 0.154, SLG: 0.120										2	0	0	0	0	2	1					
Will Cunnane, R										0	0	0	0	0	0	0					
Carlos Baerga, S OBP: 0.500, SLG: 0.400										1	0	0	0	0	1	0					
Carlos Reyes, S										0	0	0	0	0	0	0					
Ed Giovanola, L OBP: 0.319, SLG: 0.293										0	0	0	0	0	0	0					
<b>Inning Stats</b>	R: 0 E: 0 K: 1 S: 10	H: 1 LOB: 0 BB: 0 P: 15	R: 0 E: 0 K: 1 S: 15	H: 1 LOB: 0 BB: 0 P: 21	R: 0 E: 0 K: 1 S: 7	H: 0 LOB: 0 BB: 0 P: 8	R: 3 E: 0 K: 1 S: 19	H: 3 LOB: 1 BB: 1 P: 26	R: 1 E: 0 K: 0 S: 8	H: 2 LOB: 0 BB: 0 P: 13	R: 0 E: 0 K: 0 S: 9	H: 1 LOB: 0 BB: 0 P: 16	R: 0 E: 0 K: 1 S: 11	H: 0 LOB: 0 BB: 0 P: 17	R: 2 E: 0 K: 2 S: 16	H: 2 LOB: 0 BB: 0 P: 25	1B: 6 2B: 1 3B: 0 HR: 3	SF: 0 SAC: 0 DP: 0 HBP: 0	WP: 0 PB: 0 SB: 0 CS: 0	PA: 34	
<b>PITCHER</b>	IP	WLS	BF	H	R	ER	SO	BB	IBB	HBP	BLK	WP	HR	S	P	ERA	WHIP				
37 Darren Dreifort, R ERA: 5.69	6.0	L	26	8	4	4	4	1	0	0	0	0	0	68	99	6.00	1.500				
Alan Mills, R ERA: 3.18	1.1		5	1	1	1	2	0	0	0	0	0	1	17	27	6.75	0.750				
Pedro Borbon, L ERA: 1.86	0.2		3	1	1	1	1	0	0	0	0	0	1	10	15	13.50	1.500				

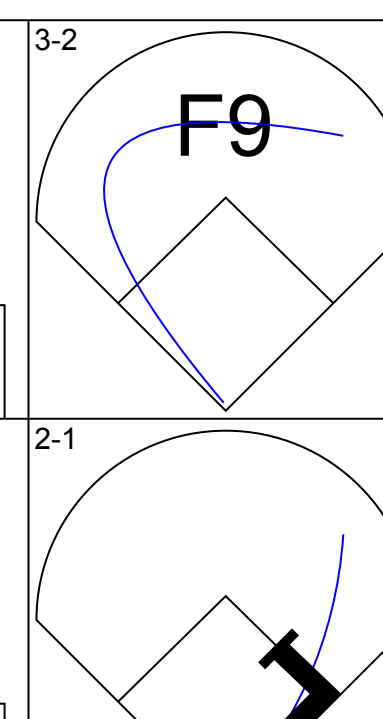
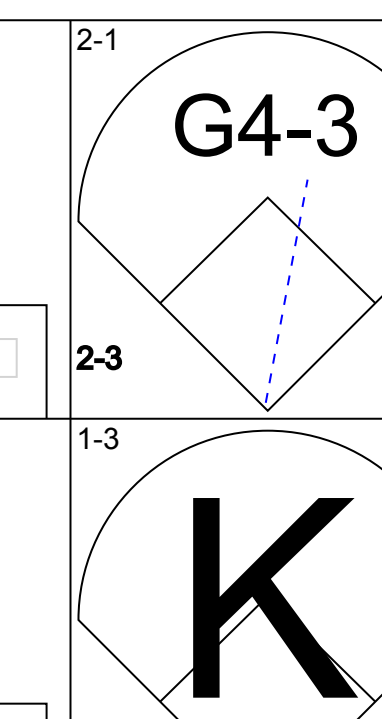
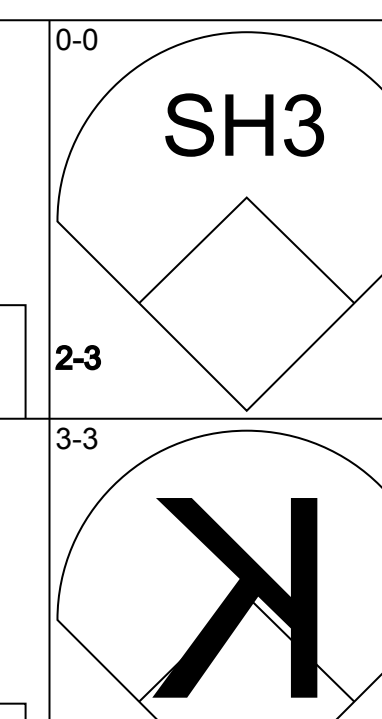
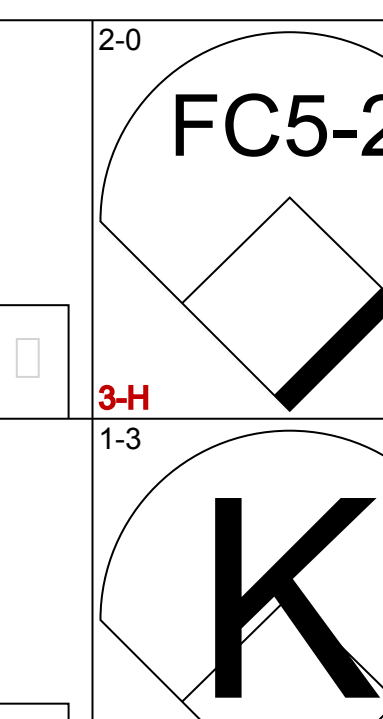
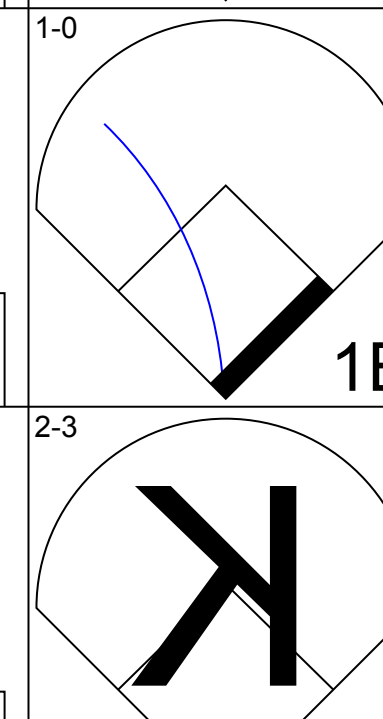

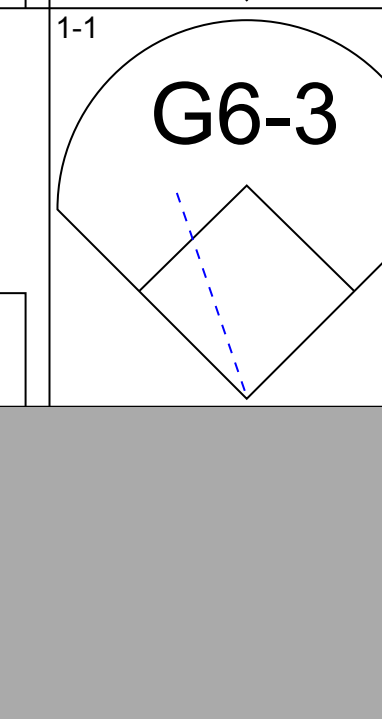


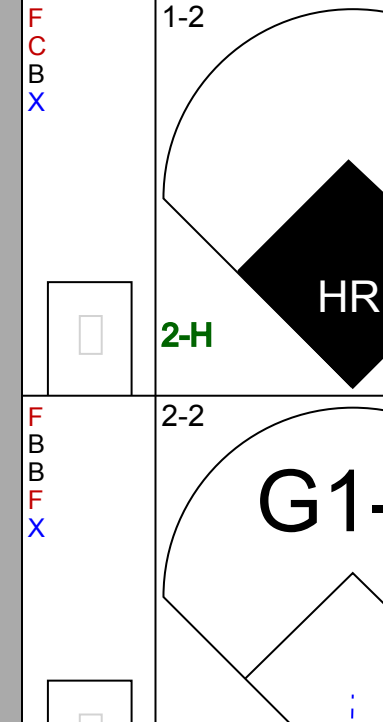

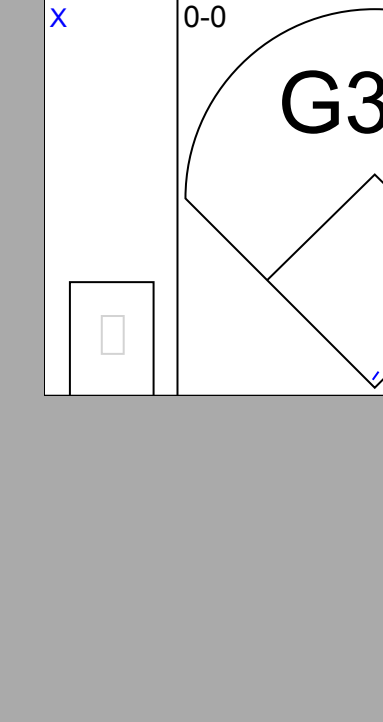

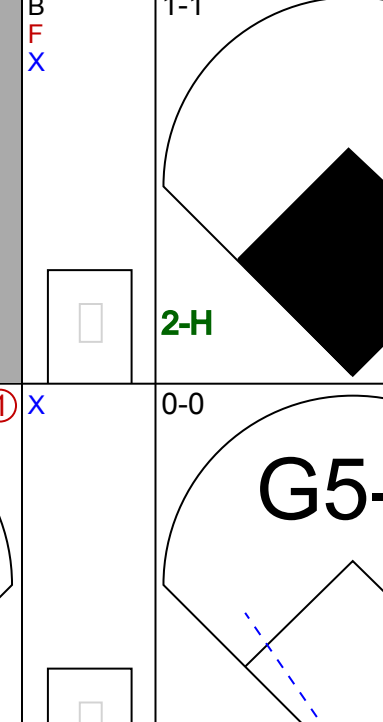

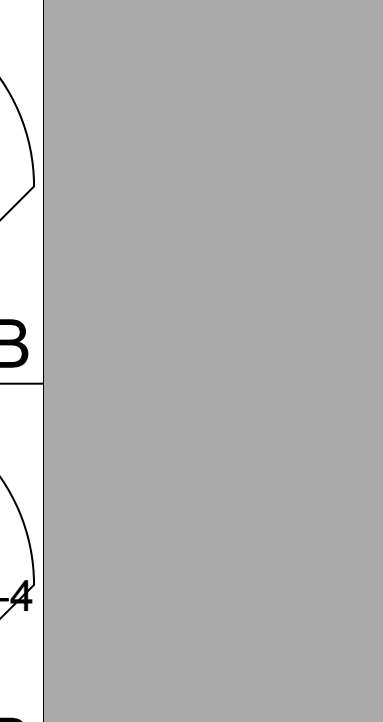
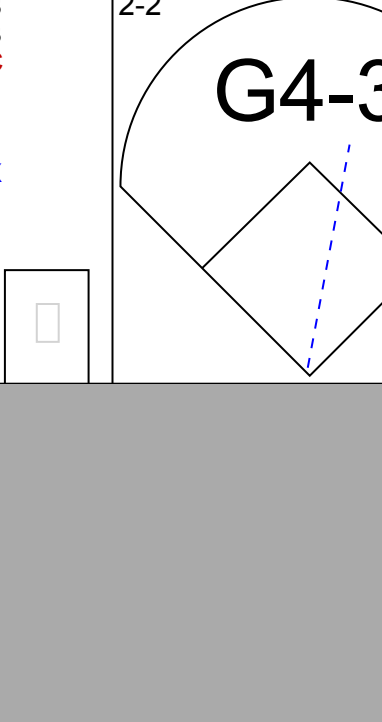
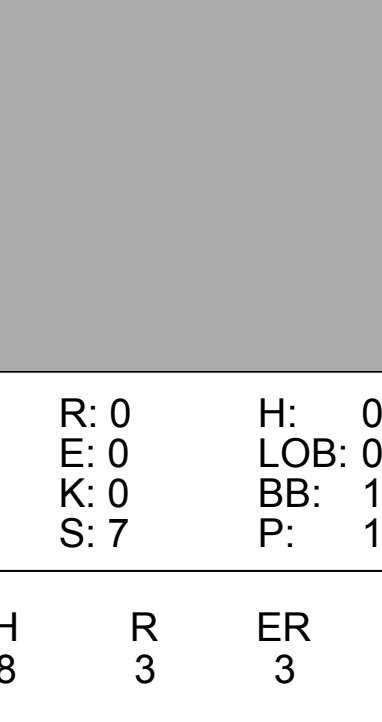
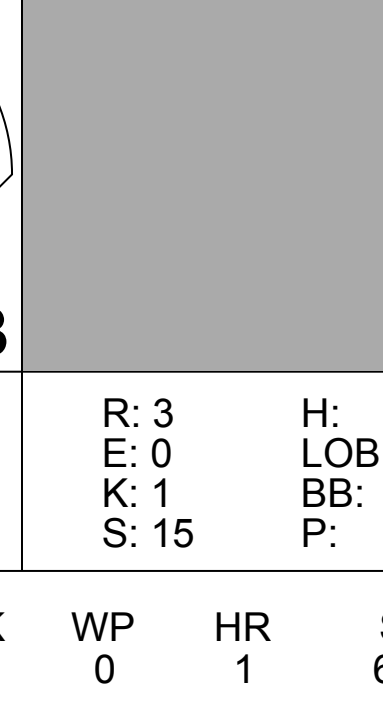
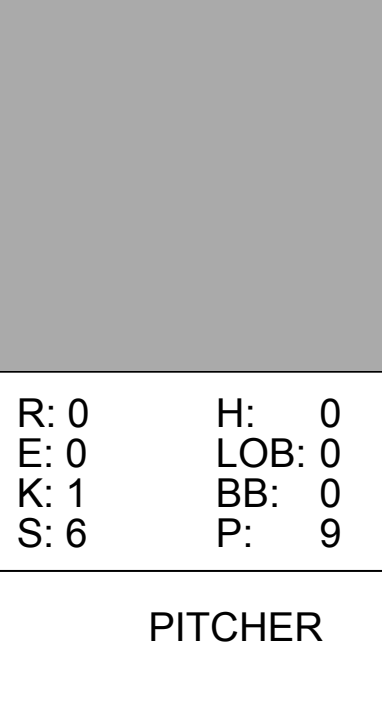
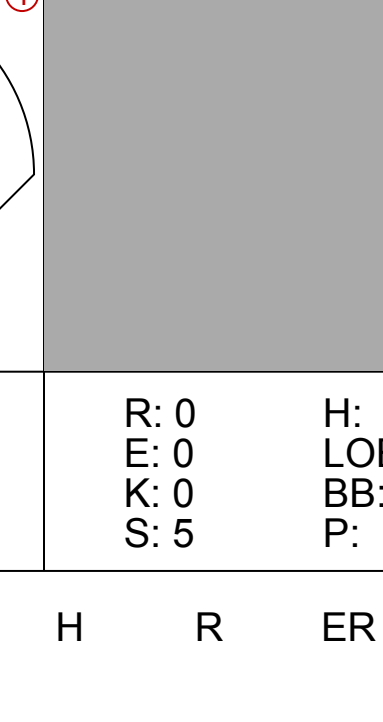




Los Angeles Dodgers @ San Diego Padres  
Qualcomm Stadium, San Diego, CA  
Thu Jul 01 1999, 5:05 PM EDT  
Att: 38,080 - Unknown - 75 F

AB	33
R	6
H	10
RBI	6
BB	1
SO	7
LOB	10






Batter	1	2	3	4	5	6	7	8	9	AB	R	H	RBI	BB	SO	LOB	TOP							
F.P. Santangelo, S OBP: 0.440, SLG: 0.410 (1, 8)										5	0	1	0	0	2	0	<b>San Francisco Giants @ Los Angeles Dodgers</b> <b>Dodger Stadium, Los Angeles, CA</b> Fri Jul 02 1999, 7:10 PM PDT Att: 53,869 - Unknown - 71 F <a href="http://livebaseballscorecards.com">livebaseballscorecards.com</a>							
Bill Mueller, S OBP: 0.400, SLG: 0.356 (1, 5)									5	0	0	0	0	0	2									
Barry Bonds, L OBP: 0.446, SLG: 0.608 (1, 7)										4	2	2	2	1	0	0								
Jeff Kent, R OBP: 0.379, SLG: 0.517 (1, 4)										3	1	1	0	0	0	1								
Ellis Burks, R OBP: 0.381, SLG: 0.524 John Johnstone, R Robb Nen, R (8, 1) (9, 1)										4	1	2	2	0	0	1								
J.T. Snow, L OBP: 0.396, SLG: 0.456 (1, 3)										4	0	0	0	0	2	1								
Rich Aurilia, R OBP: 0.348, SLG: 0.469 (1, 6)										3	1	1	1	1	0	0								
Doug Mirabeli, R OBP: 0.462, SLG: 0.727 (1, 2)										3	0	0	0	1	1	1								
Chris Brock, R OBP: 0.242, SLG: 0.194 Alan Embree, L Marvin Benard, L OBP: 0.357, SLG: 0.441 (7, 1) (8, 9)										2	0	0	0	0	0	1								
										0	0	0	0	0	0	0								
<b>Inning Stats</b>	R: 1 E: 0 K: 1 S: 10	H: 1 LOB: 1 BB: 0 P: 17	R: 0 E: 0 K: 0 S: 9	H: 0 LOB: 1 BB: 1 P: 17	R: 0 E: 0 K: 1 S: 12	H: 0 LOB: 1 BB: 1 P: 22	R: 2 E: 0 K: 1 S: 8	H: 2 LOB: 0 BB: 0 P: 13	R: 2 E: 0 K: 0 S: 11	H: 3 LOB: 1 BB: 1 P: 18	R: 0 E: 0 K: 1 S: 9	H: 1 LOB: 2 BB: 1 P: 17	R: 0 E: 0 K: 0 S: 5	H: 0 LOB: 0 BB: 0 P: 7	R: 0 E: 0 K: 1 S: 9	H: 0 LOB: 0 BB: 0 P: 12	R: 1 E: 0 K: 0 S: 9	H: 1 LOB: 0 BB: 0 P: 13	1B: 2 2B: 3 3B: 0 HR: 5	SF: 0 SAC: 1 DP: 0 HBP: 1	WP: 0 PB: 0 SB: 1 CS: 0	PA: 39		
<b>PITCHER</b>	IP WLS BF H R ER SO BB IBB HBP BLK WP HR S P ERA WHIP																							
Carlos Perez, L ERA: 7.06 Jamie Arnold, R ERA: 3.32 Mike Maddux, R ERA: 3.55 Jeff Shaw, R ERA: 2.5	(1, 1) (6, 1) (8, 1) (9, 1)	5.0 2.0 1.0 1.0	L 7 3 4	25 1 0 1	6 0 0 1	5 0 0 1	3 0 0 0	3 0 0 0	0 0 0 0	0 0 0 0	0 0 0 0	0 0 0 0	0 0 0 0	0 0 0 0	0 0 0 0	0 0 0 0	0 0 0 0	0 0 0 0	0 0 0 0	0 0 0 0	0 0 0 0	0 0 0 0	9.00 0.00 0.00 9.00	1.800 0.500 0.000 1.000


Batter	1	2	3	4	5	6	7	8	9	AB	R	H	RBI	BB	SO	LOB	BOTTOM							
Eric Young Sr., R OBP: 0.349, SLG: 0.336 Mike Maddux, L Jeff Shaw, R (1, 4) (8, 1) (9, 1)										3	0	0	0	0	0	3	<b>San Francisco Giants @ Los Angeles Dodgers</b> <b>Dodger Stadium, Los Angeles, CA</b> Fri Jul 02 1999, 7:10 PM PDT Att: 53,869 - Unknown - 71 F <a href="http://livebaseballscorecards.com">livebaseballscorecards.com</a>							
Todd Hollandsworth, L OBP: 0.322, SLG: 0.463 (1, 7)										4	0	1	0	0	3	4								
Raul Mondesi, R OBP: 0.339, SLG: 0.514 (1, 9)										4	0	1	0	0	1	1								
Eric Karros, R OBP: 0.348, SLG: 0.516 (1, 3)										4	1	1	0	0	1	1								
Todd Hundley, S OBP: 0.294, SLG: 0.462 (1, 2)										3	1	1	1	1	1	0								
22 Devon White, S OBP: 0.318, SLG: 0.403 (1, 8)										4	0	0	0	0	0	2								
Adrian Beltré, R OBP: 0.371, SLG: 0.381 Dave Hansen, L OBP: 0.488, SLG: 0.531 (7, PH) (8, 4)										2	1	1	2	0	0	0								
Jose Vizcaino, S OBP: 0.287, SLG: 0.275 (1, 6)										4	0	1	0	0	0	1								
Carlos Perez, L OBP: 0.348, SLG: 0.381 Jamie Arnold, R OBP: 0.400, SLG: 0.400 Craig Counsell, L OBP: 0.216, SLG: 0.181 (1, 1) (6, 1) (7, PH) (8, 4)										2	0	2	0	0	0	0								
										0	0	0	0	0	0	0								
<b>Inning Stats</b>	R: 0 E: 0 K: 1 S: 10	H: 2 LOB: 1 BB: 0 P: 18	R: 0 E: 0 K: 0 S: 7	H: 0 LOB: 0 BB: 1 P: 15	R: 0 E: 1 K: 1 S: 10	H: 1 LOB: 1 BB: 0 P: 14	R: 3 E: 0 K: 1 S: 15	H: 3 LOB: 0 BB: 0 P: 21	R: 0 E: 0 K: 1 S: 6	H: 1 LOB: 1 BB: 0 P: 9	R: 0 E: 0 K: 1 S: 12	H: 0 LOB: 2 BB: 1 P: 20	R: 0 E: 0 K: 0 S: 5	H: 0 LOB: 0 BB: 0 P: 5	R: 0 E: 0 K: 1 S: 11	H: 1 LOB: 1 BB: 0 P: 17	1B: 5 2B: 3 3B: 0 HR: 1	SF: 0 SAC: 2 DP: 1 HBP: 0	WP: 0 PB: 0 SB: 0 CS: 0	PA: 36				
<b>PITCHER</b>	IP WLS BF H R ER SO BB IBB HBP BLK WP HR S P ERA WHIP																							
Chris Brock, R ERA: 5.23 Alan Embree, L ERA: 2.97 John Johnstone, R ERA: 1.86 Robb Nen, R ERA: 3.59	(1, 1) (7, 1) (8, 1) (9, 1)	6.0 1.0 1.0 1.0	W H S	26 3 4	8 0 1	3 0 0	5 0 1	3 0 0	0 0 0	0 0 0	0 0 0	0 0 0	0 0 0	0 0 0	0 0 0	0 0 0	0 0 0	0 0 0	0 0 0	0 0 0	0 0 0	0 0 0	4.50 0.00 0.00 0.00	1.667 0.000 0.000 1.000







Batter	1	2	3	4	5	6	7	8	9	AB	R	H	RBI	BB	SO	LOB	TOP					
Marvin Benard, L (1.8) OBP: 0.359, SLG: 0.448	0-2 WP 1B 2B		3-2 L7			2-3 K			3-3 K	4	1	1	0	0	2	0	San Francisco Giants @ Los Angeles Dodgers Dodger Stadium, Los Angeles, CA Sun Jul 04 1999, 6:35 PM PDT Att: 54,731 - Unknown - 73 F  livebaseballscores.com  <b>AB</b> 30 <b>R</b> 1 <b>H</b> 5 <b>RBI</b> 1 <b>BB</b> 0 <b>SO</b> 5 <b>LOB</b> 7  					
Bill Mueller, S (1.5) OBP: 0.392, SLG: 0.348	0-0 L5			0-0 G4-3		1-0 F7			1-2 F8	4	0	0	0	0	0	1						
Barry Bonds, L (1.7) OBP: 0.435, SLG: 0.606	1-2 F7			2-2 L4		0-0 F9			3-3 K	4	0	0	0	0	1	1						
Jeff Kent, R (1.4) OBP: 0.379, SLG: 0.515	3-2 CS 2H 1B			2-2 G5-3			0-0 F9			3	0	1	1	0	0	0						
J.T. Snow, L (1.3) OBP: 0.393, SLG: 0.448	0-0 CS 1-2		1-3 K		2-2 G6-3		1-3 K			3	0	0	0	0	2	0						
Stan Javier, S (1.9) OBP: 0.347, SLG: 0.384			0-1 B1-3		1-1 G6-3 1B		3-1 F7			3	0	1	0	0	0	0						
Felix Rodriguez, R (7.1) OBP: 0.400, SLG: 1.200										0	0	0	0	0	0	0						
Rich Aurilia, R (1.6) OBP: 0.346, SLG: 0.470			3-2 F9		2-0 G6-3 1B			1-1 L7		3	0	1	0	0	0	0						
Brent Mayne, L (1.2) OBP: 0.392, SLG: 0.433			2-1 G3		0-2 G6-3			1-0 G6-4-3 1B		3	0	1	0	0	0	2						
Kirk Rueter, L (1.1) OBP: 0.129, SLG: 0.133			0-0 G3-1		1-1 P3			0-2 G6-4-3 1B		1	0	0	0	0	0	0						
Jerry Spradlin, S (3.1)										0	0	0	0	0	0	0						
Ramon Martinez, R (5. PH) OBP: 0.327, SLG: 0.417										1	0	0	0	0	0	2						
Julian Tavarez, L (5.1) OBP: 0.250, SLG: 0.250										0	0	0	0	0	0	0						
F.P. Santangelo, S (7.9) OBP: 0.435, SLG: 0.403										1	0	0	0	0	0	1						
<b>Inning Stats</b>	R: 1 E: 0 K: 0 S: 11	H: 2 LOB: 0 BB: 0 P: 15	R: 0 E: 0 K: 1 S: 8	H: 0 LOB: 0 BB: 0 P: 12	R: 0 E: 0 K: 0 S: 8	H: 0 LOB: 0 BB: 0 P: 13	R: 0 E: 0 K: 0 S: 9	H: 0 LOB: 0 BB: 0 P: 13	R: 0 E: 0 K: 1 S: 12	H: 2 LOB: 2 BB: 0 P: 18	R: 0 E: 0 K: 1 S: 7	H: 0 LOB: 0 BB: 0 P: 10	R: 0 E: 0 K: 1 S: 6	H: 0 LOB: 0 BB: 0 P: 10	R: 0 E: 0 K: 0 S: 7	H: 1 LOB: 0 BB: 0 P: 9	R: 0 E: 0 K: 2 S: 14	H: 0 LOB: 0 BB: 0 P: 21	1B: 4 2B: 1 3B: 0 HR: 0	SF: 0 SAC: 0 DP: 1 HBP: 0	WP: 1 PB: 0 SB: 0 CS: 1	PA: 31
<b>PITCHER</b>	IP WLS BF H R ER SO BB IBB HBP BLK WP HR S P ERA WHIP																					
Ismael Valdez, R (1.1) ERA: 3.57	7.0 W 24 4 1 1 3 0 0 0 0 0 1 0 61 91 1.29 0.571																					
Pedro Borbon, L (8.1) ERA: 1.74	2.0 6 1 0 0 2 0 0 0 0 0 0 0 21 30 0.00 0.500																					

Batter	1	2	3	4	5	6	7	8	9	AB	R	H	RBI	BB	SO	LOB	BOTTOM					
Eric Young Sr., R (1.4) OBP: 0.348, SLG: 0.330	4-1 2B 1B BB	1-1 P4		2-1 G6-3		3-2 G1				3	1	0	0	1	0	3	San Francisco Giants @ Los Angeles Dodgers Dodger Stadium, Los Angeles, CA Sun Jul 04 1999, 6:35 PM PDT Att: 54,731 - Unknown - 73 F  livebaseballscores.com  <b>AB</b> 32 <b>R</b> 7 <b>H</b> 11 <b>RBI</b> 7 <b>BB</b> 2 <b>SO</b> 6 <b>LOB</b> 11  					
Trenidad Hubbard, R (1.8) OBP: 0.418, SLG: 0.420	2-1 1B SF3 2B	0-0 1B HR 1B		1-2 F9		1-1 E6 WP 1B				4	3	3	1	0	0	0						
Gary Sheffield, R (1.7) OBP: 0.404, SLG: 0.515	1-0 SF3 1B	1-1 HR 1B		1-3 HR 1B		1-1 F7		2-0 G4-3		4	1	2	1	0	0	1						
Eric Karros, R (1.3) OBP: 0.345, SLG: 0.521	2-3 SF3 3H	1-0 HR 1B		3-2 G6-3		3-2 G6-3		2-1 G6-3 CS 1B		3	1	2	5	0	0	0						
Raul Mondesi, R (1.9) OBP: 0.344, SLG: 0.517	1-2 SF3 3H	1-3 HR		2-3 K		2-3 K		3-3 K		3	0	0	0	0	2	1						
Todd Hollandsworth, L (7.9) OBP: 0.318, SLG: 0.458		1-2 G5-3						1-2 K		1	0	0	0	0	1	1						
Tripp Cramer, R (1.5) OBP: 0.285, SLG: 0.333	4-2 BB		2-2 F7			2-3 K		0-0 F8		3	0	0	0	1	1	0						
Jose Vizcaino, S (1.6) OBP: 0.286, SLG: 0.283	1-1 F7		3-3 K			1-0 1B 2B		1-2 1B		4	0	2	0	0	1	2						
Angel Pena, R (1.2) OBP: 0.250, SLG: 0.257		2-0 SH3-4 1B 1B		1-1 F7		0-1 G5-3		1-0 F9		4	1	1	0	0	0	2						
Ismael Valdez, R (1.1) OBP: 0.088, SLG: 0.061		0-0 SH3-4 1B			0-0 G6-3		1-2 1B		1-3 K	2	0	1	0	0	0	0						
Pedro Borbon, R (8.1) ERA: 3.97		1-2				2-3 1B				1	0	0	0	0	1	1						
<b>Inning Stats</b>	R: 2 E: 0 K: 1 S: 15	H: 2 LOB: 2 BB: 2 P: 32	R: 4 E: 0 K: 0 S: 11	H: 4 LOB: 0 BB: 0 P: 17	R: 0 E: 0 K: 1 S: 8	H: 0 LOB: 0 BB: 0 P: 14	R: 0 E: 0 K: 0 S: 7	H: 0 LOB: 0 BB: 0 P: 10	R: 0 E: 0 K: 1 S: 9	H: 0 LOB: 0 BB: 0 P: 15	R: 0 E: 0 K: 1 S: 12	H: 2 LOB: 2 BB: 0 P: 19	R: 1 E: 1 K: 1 S: 8	H: 2 LOB: 0 BB: 0 P: 16	R: 0 E: 0 K: 1 S: 10	H: 1 LOB: 1 BB: 0 P: 13	R: 0 E: 0 K: 1 S: 14	H: 0 LOB: 0 BB: 0 P: 21	1B: 8 2B: 2 3B: 0 HR: 1	SF: 1 SAC: 1 DP: 0 HBP: 0	WP: 1 PB: 0 SB: 0 CS: 1	PA: 36
<b>PITCHER</b>	IP WLS BF H R ER SO BB IBB HBP BLK WP HR S P ERA WHIP																					
Kirk Rueter, L (1.1) ERA: 5.42	2.0 L 14 6 6 6 1 2 0 0 0 0 0 0 15 26 49 27.00 4.000																					
Jerry Spradlin, R (3.1) ERA: 5.29	2.0 6 0 0 0 1 0 0 0 0 0 0 0 15 24 0.00 0.000																					
Julian Tavarez, R (5.1) ERA: 5.57	2.1 11 4 1 1 2 0 0 0 0 0 1 0 26 44 3.86 1.714																					
Felix Rodriguez, R (7.1) ERA: 3.97	1.2 5 1 0 0 2 0 0 0 0 0 0 0 13 19 0.00 0.600																					



Batter	1	2	3	4	5	6	7	8	9	AB	R	H	RBI	BB	SO	LOB	TOP			
<b>Eric Young Sr. R</b> OBP: 0.355, SLG: 0.336 (1, 4)	F9		1B						DI BB	4	0	3	0	1	0	0	<b>Los Angeles Dodgers @ Colorado Rockies</b> Coors Field, Denver, CO Mon Jul 05 1999, 7:05 PM MDT Att: 40,063 - Cloudy - 78 F			
<b>Todd Hundley S</b> OBP: 0.286, SLG: 0.464 (1, 2)	HR		F8		F9		P4		K	5	1	1	1	0	1	5				
<b>Gary Sheffield R</b> OBP: 0.401, SLG: 0.507 (1, 7)	2B BB		F9		K		K		G6-3	4	0	0	0	1	2	5				
<b>Eric Karros R</b> OBP: 0.344, SLG: 0.521 <b>Mike Maddux L</b> (8, 1)	1-3		K		G1-3		G4-3		K	4	0	1	0	0	1	4				
<b>Todd Hollandsworth L</b> OBP: 0.315, SLG: 0.452 (9, PH)	2B									0	0	0	0	0	0	0				
<b>Raul Mondesi R</b> OBP: 0.343, SLG: 0.513 (1, 9)	G2-3									1	0	0	0	0	2					
<b>22 Devon White S</b> OBP: 0.321, SLG: 0.405 (1, 8)	G4-3									4	1	1	0	0	3					
<b>Adrián Beltré R</b> OBP: 0.372, SLG: 0.475 (1, 5)			G5-3							4	1	2	2	0	0	1				
<b>Jose Vizcaino S</b> OBP: 0.286, SLG: 0.282 (1, 6)			G6-3							4	0	1	1	0	1	1				
<b>Kevin Brown R</b> OBP: 0.116, SLG: 0.073 <b>Onan Masaoka R</b> (7, 1)			L6							3	0	1	0	0	0	1				
<b>Alan Mills R</b> (7, 1)										0	0	0	0	0	0	0				
<b>Dave Hansen L</b> OBP: 0.461, SLG: 0.493 (7, 3)					F9 1B		F7		K	1	0	0	0	0	1	0				
<b>Inning Stats</b>	R: 1 E: 0 K: 0 S: 9	H: 2 LOB: 2 BB: 1 P: 16	R: 0 E: 0 K: 0 S: 4	H: 0 LOB: 0 BB: 0 P: 7	R: 0 E: 0 K: 1 S: 15	H: 1 LOB: 1 BB: 0 P: 22	R: 0 E: 0 K: 1 S: 10	H: 1 LOB: 1 BB: 0 P: 14	R: 0 E: 0 K: 1 S: 9	H: 2 LOB: 2 BB: 0 P: 15	R: 0 E: 0 K: 1 S: 13	H: 1 LOB: 0 BB: 0 P: 17	R: 2 E: 0 K: 1 S: 11	H: 2 LOB: 0 BB: 0 P: 18	R: 0 E: 0 K: 2 S: 14	H: 0 LOB: 1 BB: 1 P: 19	1B: 7 2B: 2 3B: 0 HR: 2	SF: 0 SAC: 0 DP: 0 HBP: 0	WP: 0 PB: 0 SB: 2 CS: 0	PA: 40
<b>PITCHER</b>	IP WLS BF H R ER SO	IP WLS BF H R ER SO	IP WLS BF H R ER SO	IP WLS BF H R ER SO	IP WLS BF H R ER SO	IP WLS BF H R ER SO	IP WLS BF H R ER SO	IP WLS BF H R ER SO	IP WLS BF H R ER SO	IP WLS BF H R ER SO	IP WLS BF H R ER SO	IP WLS BF H R ER SO	IP WLS BF H R ER SO	IP WLS BF H R ER SO	IP WLS BF H R ER SO	IP WLS BF H R ER SO	ERA WHIP	ERA WHIP	ERA WHIP	
<b>Darryl Kile R</b> ERA: 5.57 (1, 1)	7.0	W	31	9	2	2	4	1	0	0	0	0	0	0	0	0	2.57	1.429		
<b>Curt Leskanic R</b> ERA: 5.05 (8, 1)	1.0		5	2	2	2	1	0	0	0	0	0	0	0	0	0	18.00	2.000		
<b>Dave Veres R</b> ERA: 4.02 (9, 1)	1.0		4	0	0	0	2	1	0	0	0	0	0	0	0	0	0.00	1.000		

Batter	1	2	3	4	5	6	7	8	9	AB	R	H	RBI	BB	SO	LOB	BOTTOM			
<b>Neftali Pérez S</b> OBP: 0.328, SLG: 0.440 (1, 6)	2B 1B								K	5	2	4	2	0	1	1	<b>Los Angeles Dodgers @ Colorado Rockies</b> Coors Field, Denver, CO Mon Jul 05 1999, 7:05 PM MDT Att: 40,063 - Cloudy - 78 F			
<b>Darryl Hamilton L</b> OBP: 0.366, SLG: 0.396 (1, 8)	1B		G1-6-3		G3		BB			4	2	2	0	0	0	1				
<b>Larry Walker L</b> OBP: 0.442, SLG: 0.743 (1, 9)	K		E3		K		BB			3	1	0	0	1	2	2				
<b>Dante Bichette R</b> OBP: 0.323, SLG: 0.526 (1, 7)	1B		G4-6-3				BB			4	1	2	4	0	0	1				
<b>Vinny Castilla R</b> OBP: 0.339, SLG: 0.510 (1, 5)	K		G5-3				BB			4	0	1	2	0	1	1				
<b>17 Todd Helton L</b> OBP: 0.376, SLG: 0.534 (1, 3)	1B		G6-3				BB			4	0	2	0	0	1	1				
<b>7 Kurt Abbott R</b> OBP: 0.289, SLG: 0.417 (1, 4)	K		G6-3				BB			4	0	0	0	0	2	2				
<b>Kirt Manwaring R</b> OBP: 0.424, SLG: 0.458 (1, 2)			SH1-4 1B		1B		F9		1B	4	1	3	0	0	0	0				
<b>Darryl Kile R</b> OBP: 0.121, SLG: 0.065 <b>Terry Shumpert R</b> (7, PH)			SH1-4		G1-3		BB			1	0	0	0	0	0	1				
<b>Curt Leskanic R</b> OBP: 0.500, SLG: 2.000 <b>Lenny Harris L</b> (8, PH)							BB			0	0	0	0	0	0	0				
<b>Dave Veres R</b> (9, 1)										0	0	0	0	0	0	0				
<b>Inning Stats</b>	R: 2 E: 0 K: 3 S: 21	H: 4 LOB: 2 BB: 0 P: 27	R: 1 E: 0 K: 0 S: 8	H: 2 LOB: 0 BB: 0 P: 13	R: 0 E: 1 K: 0 S: 5	H: 0 LOB: 0 BB: 0 P: 7	R: 0 E: 0 K: 0 S: 9	H: 1 LOB: 1 BB: 0 P: 13	R: 0 E: 0 K: 1 S: 8	H: 1 LOB: 0 BB: 0 P: 11	R: 0 E: 0 K: 0 S: 8	H: 1 LOB: 0 BB: 0 P: 15	R: 5 E: 1 K: 2 S: 20	H: 4 LOB: 1 BB: 2 P: 37	R: 0 E: 0 K: 1 S: 12	H: 1 LOB: 1 BB: 0 P: 17	1B: 11 2B: 3 3B: 0 HR: 0	SF: 0 SAC: 1 DP: 2 HBP: 0	WP: 0 PB: 0 SB: 0 CS: 0	PA: 38
<b>PITCHER</b>	IP WLS BF H R ER SO	IP WLS BF H R ER SO	IP WLS BF H R ER SO	IP WLS BF H R ER SO	IP WLS BF H R ER SO	IP WLS BF H R ER SO	IP WLS BF H R ER SO	IP WLS BF H R ER SO	IP WLS BF H R ER SO	IP WLS BF H R ER SO	IP WLS BF H R ER SO	IP WLS BF H R ER SO	IP WLS BF H R ER SO	IP WLS BF H R ER SO	IP WLS BF H R ER SO	IP WLS BF H R ER SO	ERA WHIP	ERA WHIP	ERA WHIP	
<b>Kevin Brown R</b> ERA: 3.88 (1, 1)	6.2	L	29	11	6	6	5	1	0	0	0	0	0	0	0	0	8.10	1.800		
<b>Onan Masaoka L</b> ERA: 3.41 (7, 1)	0.0		1	0	0	0	0	1	0	0	0	0	0	0	0	0	∞	∞		
<b>Alan Mills R</b> ERA: 3.41 (7, 1)	0.1		3	2	2	2	1	0	0	0	0	0	0	0	0	0	54.00	6.000		
<b>Mike Maddux R</b> ERA: 3.18 (8, 1)	1.0		4	1	0	0	1	0	0	0	0	0	0	0	0	0	0.00	1.000		





Batter	1	2	3	4	5	6	7	8	9	AB	R	H	RBI	BB	SO	LOB	TOP					
<b>Eric Young Sr. R</b> OBP: 0.350, SLG: 0.331	F9		L9			G5-3		G6-3		4	0	0	0	0	0	0	<b>Los Angeles Dodgers @ Colorado Rockies</b> Coors Field, Denver, CO Tue Jul 06 1999, 7:05 PM MDT Att: 39,979 - Cloudy - 82 F					
<b>Todd Helandsworth L</b> OBP: 0.312, SLG: 0.443	K		G3			F8 1B		F8		4	0	1	0	0	1	0						
<b>Gary Sheffield R</b> OBP: 0.402, SLG: 0.507	K		F7							4	0	2	0	0	1	0						
<b>Todd Hundley S</b> OBP: 0.287, SLG: 0.465		G1-3 2B			F9					4	1	1	0	0	1	3						
<b>Raul Mondesi R</b> OBP: 0.339, SLG: 0.506		G1-3			G3-1					4	0	0	0	0	1	4						
<b>22 Devon White S</b> OBP: 0.320, SLG: 0.407		1B 2B			K					4	1	1	1	0	2	1						
<b>Adrian Beltré R</b> OBP: 0.369, SLG: 0.470		K				P5				3	0	0	0	0	1	1						
<b>Mark Grudzielanek R</b> OBP: 0.339, SLG: 0.355 <b>Alan Mills R</b> (7.1)						F9				3	0	1	1	0	1	0						
<b>37 Darren Dreifort R</b> OBP: 0.273, SLG: 0.258 <b>Pedro Borbon R</b> (7.1)										0	0	0	0	0	0	0						
<b>Jose Vizcaino S</b> OBP: 0.284, SLG: 0.281								G4-3		1	0	0	0	0	0	0						
<b>Inning Stats</b>	R: 0 E: 0 K: 2 S: 10	H: 0 LOB: 0 BB: 0 P: 13	R: 2 E: 0 K: 2 S: 16	H: 3 LOB: 1 BB: 0 P: 26	R: 0 E: 0 K: 0 S: 3	H: 0 LOB: 0 BB: 0 P: 6	R: 0 E: 0 K: 1 S: 9	H: 0 LOB: 0 BB: 0 P: 13	R: 0 E: 0 K: 1 S: 5	H: 0 LOB: 0 BB: 0 P: 7	R: 0 E: 0 K: 0 S: 7	H: 2 LOB: 2 BB: 0 P: 10	R: 0 E: 0 K: 2 S: 7	H: 0 LOB: 0 BB: 0 P: 12	R: 0 E: 0 K: 0 S: 6	H: 0 LOB: 0 BB: 0 P: 7	R: 0 E: 0 K: 2 S: 15	H: 1 LOB: 1 BB: 0 P: 26	1B: 4 2B: 2 3B: 0 HR: 0	SF: 0 SAC: 0 DP: 0 HBP: 0	WP: 0 PB: 0 SB: 0 CS: 0	PA: 33
<b>PITCHER</b> <b>Pedro Astacio R</b> ERA: 5.3	IP: 9.0 WLS: W BF: 33 H: 6 R: 2 ER: 2 SO: 10 BB: 0 IBB: 0 HBP: 0 BLK: 0 WP: 0 HR: 0 S: 78 P: 120 ERA: 2.00 WHIP: 0.667																					

Batter	1	2	3	4	5	6	7	8	9	AB	R	H	RBI	BB	SO	LOB	BOTTOM			
<b>Nelf Perez S</b> OBP: 0.324, SLG: 0.435	F7	L6			F8		FC4 1B			4	1	0	0	0	0	3	<b>Los Angeles Dodgers @ Colorado Rockies</b> Coors Field, Denver, CO Tue Jul 06 1999, 7:05 PM MDT Att: 39,979 - Cloudy - 82 F			
<b>Darryl Hamilton L</b> OBP: 0.371, SLG: 0.403	BLK 1B		FC1-6-5 2B		F7		1B BB			3	0	2	0	1	0	0				
<b>Jeff Barry S</b> OBP: 0.313, SLG: 0.538	K		FC1-6-5-4 G5-3				SF8			2	0	0	1	1	1	2				
<b>Dante Bichette R</b> OBP: 0.322, SLG: 0.523	G6-3		G5-3		CS		G4-3			4	0	1	1	0	0	2				
<b>Vinny Castilla R</b> OBP: 0.335, SLG: 0.503		P3	L7				K			4	0	0	0	0	2	3				
<b>17 Todd Helton L</b> OBP: 0.374, SLG: 0.534		3B 2B			K		G6-3			4	1	1	0	0	1	0				
<b>Terry Shumpert R</b> OBP: 0.424, SLG: 0.684		2H 1B 3B			BLK 1B		1B 1B			4	2	3	1	0	0	0				
<b>Henry Blanco R</b> OBP: 0.352, SLG: 0.425		1B			K		FC4 1B			4	1	2	1	0	1	1				
<b>Pedro Astacio R</b> OBP: 0.250, SLG: 0.256		3H 1B			K		FC4 1B			3	0	1	1	0	2	2				
<b>Inning Stats</b>	R: 0 E: 0 K: 1 S: 8	H: 1 LOB: 1 BB: 0 P: 11	R: 2 E: 0 K: 1 S: 13	H: 3 LOB: 1 BB: 0 P: 21	R: 0 E: 0 K: 0 S: 8	H: 1 LOB: 1 BB: 0 P: 13	R: 0 E: 0 K: 3 S: 11	H: 1 LOB: 1 BB: 0 P: 14	R: 0 E: 0 K: 0 S: 10	H: 0 LOB: 0 BB: 1 P: 17	R: 0 E: 0 K: 1 S: 7	H: 0 LOB: 0 BB: 0 P: 9	R: 3 E: 0 K: 1 S: 18	H: 4 LOB: 2 BB: 1 P: 30	R: 0 E: 0 K: 0 S: 6	H: 0 LOB: 0 BB: 0 P: 12		1B: 7 2B: 2 3B: 1 HR: 0	SF: 1 SAC: 0 DP: 0 HBP: 0	WP: 0 PB: 0 SB: 0 CS: 1
<b>PITCHER</b> <b>37 Darren Dreifort R</b> ERA: 5.79 <b>Pedro Borbon L</b> ERA: 1.72 <b>Alan Mills R</b> ERA: 3.28	IP: 6.1 WLS: L BF: 28 H: 9 R: 5 ER: 5 SO: 6 BB: 1 IBB: 0 HBP: 0 BLK: 2 WP: 0 HR: 0 S: 66 P: 97 ERA: 7.11 WHIP: 1.579																			









Batter	1	2	3	4	5	6	7	8	9	AB	R	H	RBI	BB	SO	LOB	TOP					
Eric Young Sr. R (1,4) OBP: 0.349, SLG: 0.325 Craig Counsell, L (8,4) OBP: 0.213, SLG: 0.179	L5			BLK 1B	F8			22 HBP BB		3	1	0	0	2	0	2	<b>Los Angeles Dodgers @ Colorado Rockies</b> Coors Field, Denver, CO Thu Jul 08 1999, 1:05 PM MDT Att. 42,024 - Overcast - 80 F  <b>livebaseballscorecards.com</b>					
Trenidad Hubbard, R (1,8) OBP: 0.405, SLG: 0.441 22 Devon White, S (8,PH) OBP: 0.326, SLG: 0.417	F9	K		F8 BB 1B		G4-6-3 1B		FC6-4 HBP		4	1	2	1	0	1	0						
Gary Sheffield, R (1,7) OBP: 0.502 Pedro Borbon, R (8,1) Jeff Shaw, R (9,1)	BB 1B	F7		F8 1B BB		F8		FC6-4 1-2		4	2	1	0	1	0	3						
Eric Karros, R (1,3) OBP: 0.346, SLG: 0.535	BB 2B 1B			F8 1B BB		G4-6-3 1-2				5	3	3	2	0	0	3						
Raul Mondesi, R (1,9) OBP: 0.340, SLG: 0.503	BB 2B BB	F8					K		F8	4	1	1	2	1	1	0						
Adrian Beltré, R (1,5) OBP: 0.371, SLG: 0.467	BB 2B BB			P4 G3-1			1B		G4-3	4	1	1	1	1	0	0						
Mark Grudzielanek, R (1,6) OBP: 0.351, SLG: 0.374 Todd Hollandsworth, L (8,7) OBP: 0.316, SLG: 0.438	E 1B 2B			CS 1B		G4-3 SF7 2B				4	2	3	3	0	1	1						
Angel Pena, R (1,2) OBP: 0.256, SLG: 0.291 Todd Hundley, S (8,PH) OBP: 0.286, SLG: 0.460	E5 1B					G4-3			K	2	0	0	0	1	0	2						
Chan Ho Park, R (1,1) OBP: 0.118, SLG: 0.129 Mike Maddux, L (6,1) Alan Mills, R (7,1) Jose Vizcaino, S (7,6) OBP: 0.283, SLG: 0.279	1-3 3H 1B			K		SF7			K	2	0	1	2	0	1	1						
<b>Inning Stats</b>	R: 5 E: 1 K: 0 S: 27	H: 4 LOB: 2 BB: 2 P: 48	R: 1 E: 0 K: 1 S: 8	H: 1 LOB: 0 BB: 0 P: 12	R: 0 E: 0 K: 1 S: 12	H: 1 LOB: 1 BB: 1 P: 19	R: 3 E: 0 K: 0 S: 11	H: 2 LOB: 0 BB: 0 P: 24	R: 1 E: 0 K: 0 S: 5	H: 1 LOB: 0 BB: 0 P: 8	R: 0 E: 0 K: 0 S: 8	H: 1 LOB: 0 BB: 0 P: 9	R: 0 E: 0 K: 2 S: 8	H: 1 LOB: 0 BB: 0 P: 12	R: 0 E: 0 K: 2 S: 10	H: 0 LOB: 2 BB: 1 P: 22		R: 1 E: 0 K: 1 S: 12	H: 1 LOB: 1 BB: 1 P: 21	1B: 8 2B: 2 3B: 0 HR: 2	SF: 1 SAC: 0 DP: 1 HBP: 1	WP: 0 PB: 0 SB: 0 CS: 1
<b>PITCHER</b>	IP WLS BF H R ER SO BB IBB HBP BLK WP HR S P ERA WHIP	IP WLS BF H R ER SO BB IBB HBP BLK WP HR S P ERA WHIP															IP WLS BF H R ER SO BB IBB HBP BLK WP HR S P ERA WHIP					
Brian Bohanon, L (1,1) ERA: 6.62	0.2 L 9 4 5 4 0 2 0 0 0 0 0 24 43 54.00 9.000	2.1 11 3 3 3 2 2 0 0 1 0 1 26 45 11.57 2.143	4.1 8 2 2 2 0 1 0 0 0 0 0 13 23 9.00 1.500	6.1 6 2 0 0 2 0 0 0 0 0 0 16 21 0.00 1.000	8.1 10 1 1 1 3 2 0 1 0 0 1 22 43 4.50 1.500																	

Batter	1	2	3	4	5	6	7	8	9	AB	R	H	RBI	BB	SO	LOB	BOTTOM					
Neftali Feliz, S (1,6) OBP: 0.321, SLG: 0.431	G4-3	7 2B		G5-3	F9		G3			5	1	1	0	0	0	4	<b>Los Angeles Dodgers @ Colorado Rockies</b> Coors Field, Denver, CO Thu Jul 08 1999, 1:05 PM MDT Att. 42,024 - Overcast - 80 F  <b>livebaseballscorecards.com</b>					
7 Kurt Abbott, R (1,4) OBP: 0.301, SLG: 0.453	F8	2B		G6-3		L8		P4		5	0	1	2	0	0	0						
Larry Walker, L (1,9) OBP: 0.439, SLG: 0.740	HR	K		F7		F7		G4-3		5	1	1	1	0	1	1						
Dante Bichette, R (1,7) OBP: 0.323, SLG: 0.516	17 2B BB 1B	K		F8		G5-3		L8		5	1	1	0	0	1	1						
17 Todd Helton, L (1,3) OBP: 0.382, SLG: 0.554	BB 2B	P4								4	2	2	1	1	0	1						
Jeff Barry, S (1,8) OBP: 0.333, SLG: 0.471	BB HBP			F9		G4-3				4	0	1	0	0	0	0						
Terry Shumpert, R (1,5) OBP: 0.444, SLG: 0.742										4	2	3	3	1	0	0						
Henry Blanco, R (1,2) OBP: 0.349, SLG: 0.415	F8			G5-3						3	0	0	0	1	0	5						
Brian Bohanon, L (1,1) OBP: 0.299, SLG: 0.175 David Lee, S (1,1) OBP: 0.299, SLG: 0.290 David Weathers, L (4,1) Lenny Harris, L (8,PH) OBP: 0.334 Curt Leskanic, R (8,1) OBP: 0.309, SLG: 2.000 Darryl Hamilton, S (7,PH) OBP: 0.309, SLG: 0.399 Jerry Dipoto, R (8,1)		2B 7 2B 1B		K						0	0	0	0	0	0	0						
<b>Inning Stats</b>	R: 2 E: 0 K: 0 S: 16	H: 3 LOB: 3 BB: 1 P: 27	R: 2 E: 0 K: 2 S: 16	H: 3 LOB: 1 BB: 0 P: 26	R: 1 E: 0 K: 1 S: 10	H: 1 LOB: 0 BB: 0 P: 13	R: 0 E: 0 K: 0 S: 8	H: 0 LOB: 0 BB: 0 P: 11	R: 2 E: 0 K: 0 S: 15	H: 3 LOB: 2 BB: 1 P: 27	R: 0 E: 0 K: 0 S: 4	H: 0 LOB: 0 BB: 0 P: 5	R: 1 E: 0 K: 0 S: 10	H: 2 LOB: 2 BB: 1 P: 19	R: 0 E: 0 K: 0 S: 10	H: 0 LOB: 0 BB: 0 P: 14		R: 0 E: 0 K: 0 S: 8	H: 0 LOB: 0 BB: 0 P: 12	1B: 5 2B: 4 3B: 0 HR: 3	SF: 0 SAC: 0 DP: 0 HBP: 1	WP: 0 PB: 0 SB: 0 CS: 0
<b>PITCHER</b>	IP WLS BF H R ER SO BB IBB HBP BLK WP HR S P ERA WHIP	IP WLS BF H R ER SO BB IBB HBP BLK WP HR S P ERA WHIP															IP WLS BF H R ER SO BB IBB HBP BLK WP HR S P ERA WHIP					
Chan Ho Park, R (1,1) ERA: 6.52	5.0 W 28 10 7 7 3 2 0 0 0 0 0 3 65 104 12.60 2.400	1.0 H 5 1 1 1 0 1 0 0 0 0 0 7 12 9.00 2.000	1.1 H 5 1 0 0 0 0 0 0 0 0 0 11 17 0.00 0.750	0.2 H 2 0 0 0 0 0 0 0 0 0 0 6 9 0.00 0.000	1.0 S 3 0 0 0 0 0 0 0 0 0 0 8 12 0.00 0.000																	



Batter	1	2	3	4	5	6	7	8	9	AB	R	H	RBI	BB	SO	LOB	TOP										
<b>Brian Hunter, R</b> OBP: 0.315, SLG: 0.361 (1, 7)	1-2 1B	2-3 K		0-1 P6			1-2 1B			4	0	2	0	0	1	3											
<b>David Bell, R</b> OBP: 0.338, SLG: 0.473 (1, 4)	2-0 F9		1-2 G6-3		1-2 F8		1-2 P6			4	0	0	0	0	0	3											
<b>Ken Griffey Jr., L</b> OBP: 0.407, SLG: 0.622 (1, 8)	1-3 K		0-0 1B		1-3 K			3-3 K		4	0	1	0	0	3	1											
<b>Alex Rodriguez, R</b> OBP: 0.403, SLG: 0.665 (1, 6)	3-1 HBP		2-0 P3		1-0 F8			2-0 L7		3	0	0	0	0	0	1											
<b>David Segui, S</b> OBP: 0.362, SLG: 0.459 (1, 3)	2-2 G3		1-2 1B		2-0 G4-3			2-1 G6-3		4	0	1	0	0	0	2											
<b>Raul Ibanez, L</b> OBP: 0.361, SLG: 0.379 <b>Charles Gipson, R</b> OBP: 0.429, SLG: 0.526 (9, PH)		1-0 SH1-4 2B	2-2 P6		3-1 L4			2-2 F8		3	0	1	0	0	0	2											
<b>Dan Wilson, R</b> OBP: 0.329, SLG: 0.398 <b>Paul Abbott, R</b> (6, 1) <b>2B Ken Cloude, R</b> (8, 1) <b>Butch Huskey, R</b> OBP: 0.362, SLG: 0.529 (9, PH)		3-2 P4		2-2 SH1-4 1B		3-1 F9		4-1 G4-6-3 BB		3	0	1	0	0	0	1											
<b>Russ Davis, R</b> OBP: 0.292, SLG: 0.469 <b>John Mabry, L</b> OBP: 0.269, SLG: 0.399 (3, 5)		2-1 SH1-4 HBP		2-3 K			2-2 F9		2-1 G4-6-3	0	0	0	0	0	0	0											
<b>Freddy Garcia, R</b> OBP: 0.333, SLG: 0.333 <b>Damaso Marte, L</b> (6, 1) <b>Tom Lampkin, L</b> OBP: 0.374, SLG: 0.538 (6, 2)		0-0 SH1-4		0-2 SH1-4			2-2 1B CS			0	0	0	0	0	0	0											
<b>Inning Stats</b>	R: 0 E: 0 K: 1 S: 12	H: 1 LOB: 2 BB: 0 P: 20	R: 0 E: 0 K: 1 S: 12	H: 1 LOB: 2 BB: 0 P: 20	R: 0 E: 0 K: 1 S: 12	H: 2 LOB: 2 BB: 0 P: 18	R: 0 E: 0 K: 1 S: 12	H: 1 LOB: 1 BB: 0 P: 16	R: 0 E: 0 K: 0 S: 7	H: 0 LOB: 0 BB: 0 P: 10	R: 0 E: 0 K: 0 S: 5	H: 0 LOB: 0 BB: 0 P: 13	R: 0 E: 0 K: 0 S: 15	H: 2 LOB: 1 BB: 0 P: 21	R: 0 E: 0 K: 1 S: 6	H: 0 LOB: 0 BB: 1 P: 13	R: 0 E: 0 K: 0 S: 7	H: 0 LOB: 0 BB: 1 P: 15	1B: 6 2B: 1 3B: 0 HR: 0	SF: 0 SAC: 2 DP: 1 HBP: 2	WP: 0 PB: 0 SB: 1 CS: 1	PA: 35					
<b>PITCHER</b>	IP	WLS	BF	H	R	ER	SO	BB	IBB	HBP	BLK	WP	HR	S	P	ERA	WHIP										
<b>Ismael Valdez, R</b> ERA: 3.36 <b>Pedro Borbon, L</b> ERA: 1.54 <b>Alan Mills, R</b> ERA: 3.08	(1, 1) 7.0	W 29	7	0	0	0	4	0	0	2	0	0	0	75	118	0.00	1.000										

Seattle Mariners @ Los Angeles Dodgers  
Dodger Stadium, Los Angeles, CA  
Fri Jul 09 1999, 7:10 PM PDT  
Att: 44,653 - Unknown - 70 F

AB 30  
R 0  
H 7  
RBI 0  
BB 1  
SO 5  
LOB 15



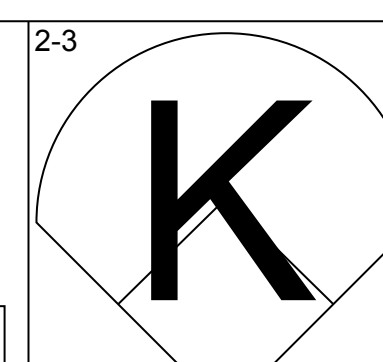
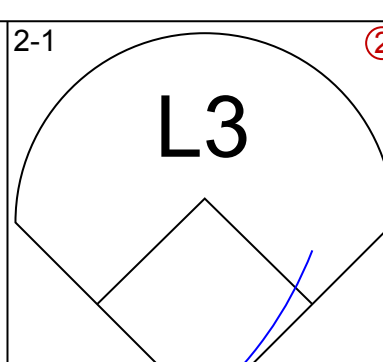
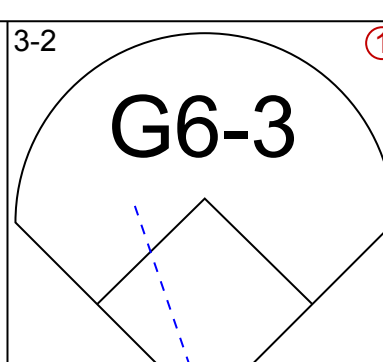
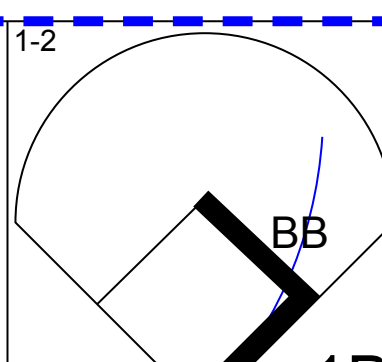
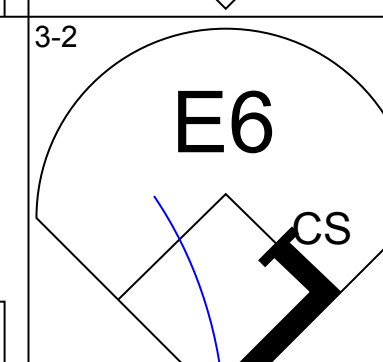
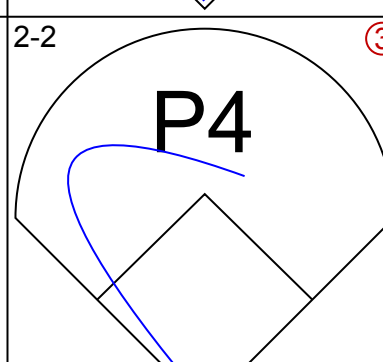
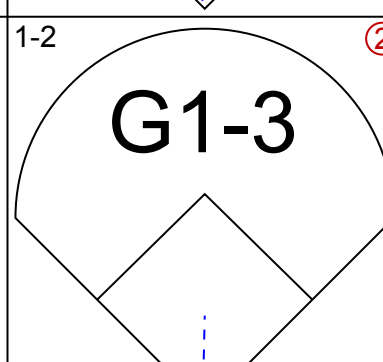
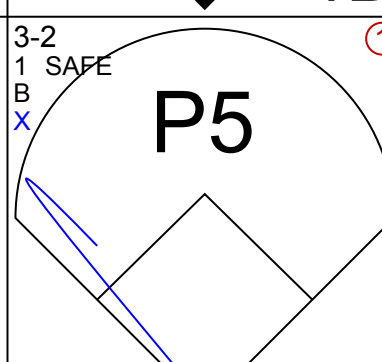
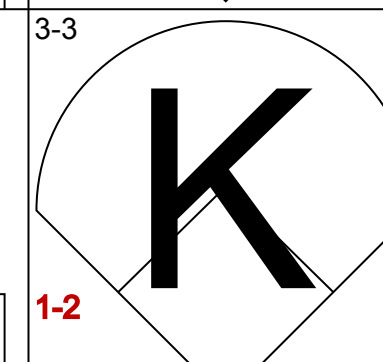
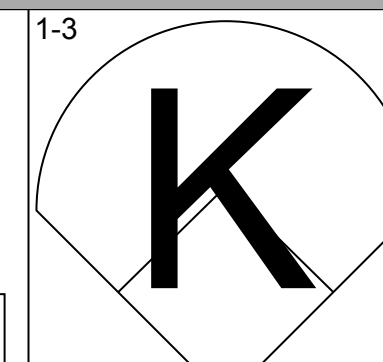
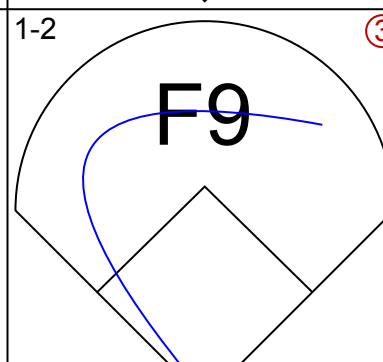
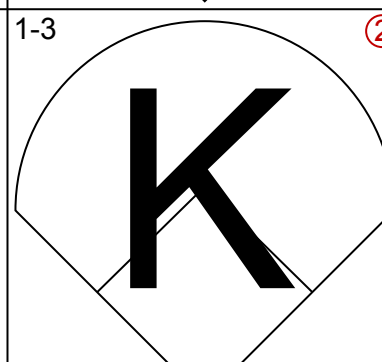
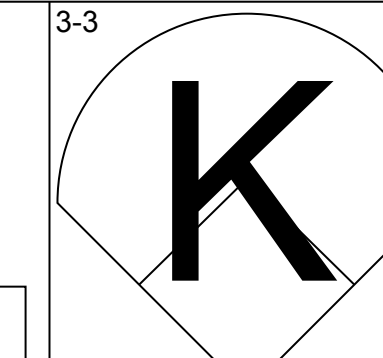
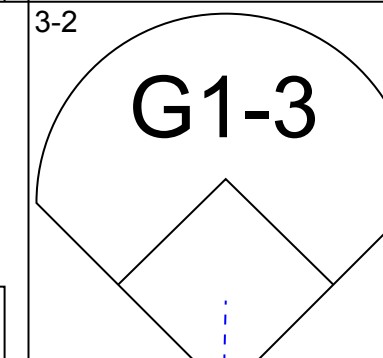
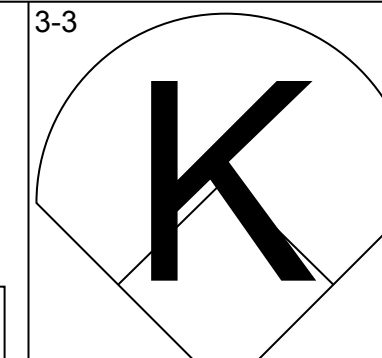
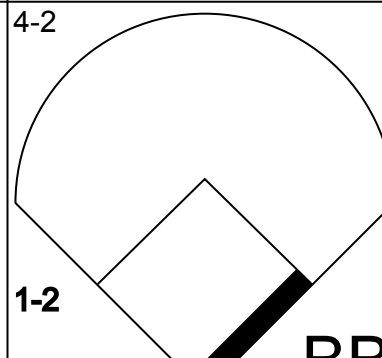
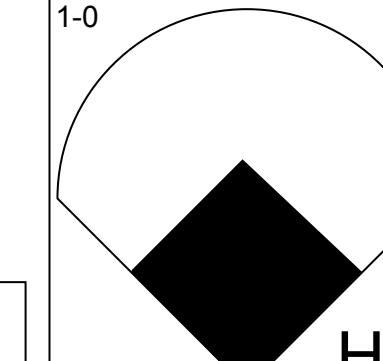
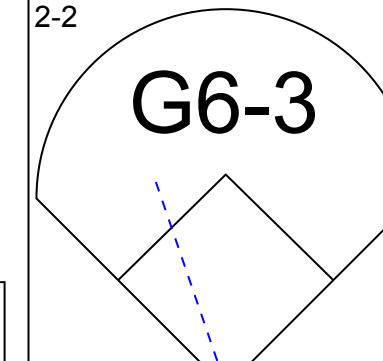
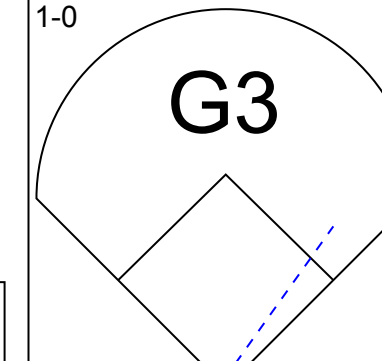
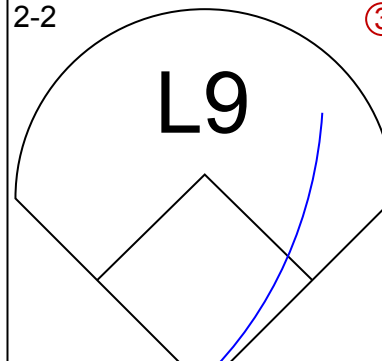
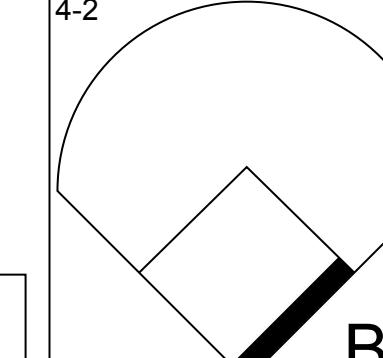
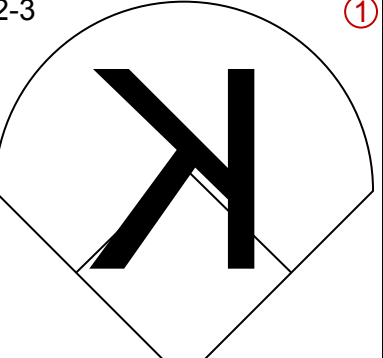
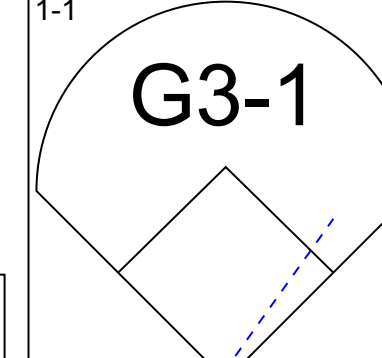
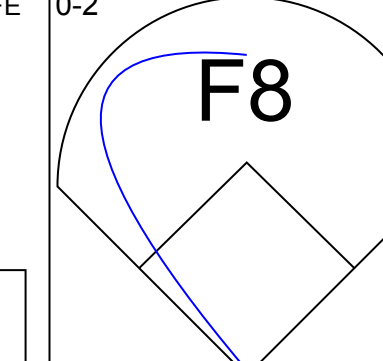
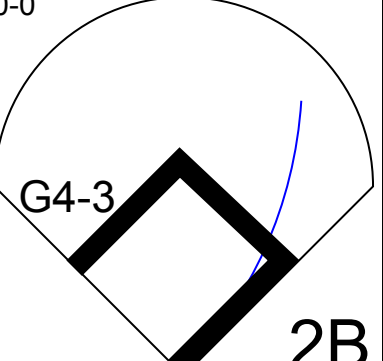
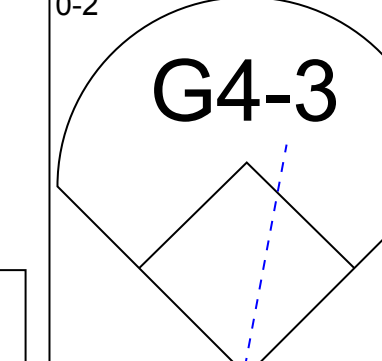
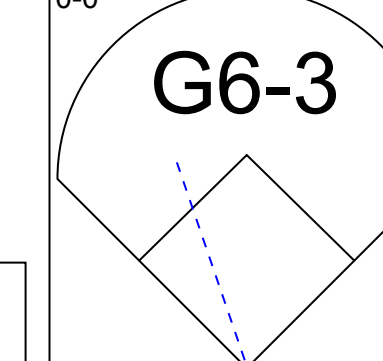
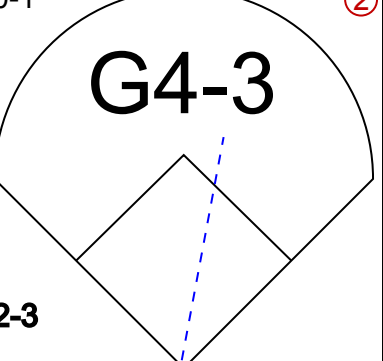
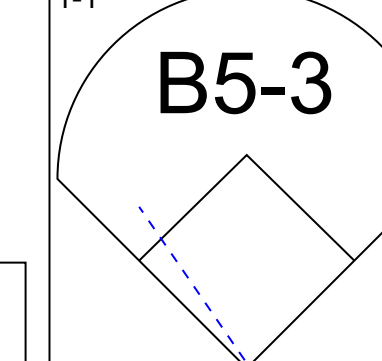
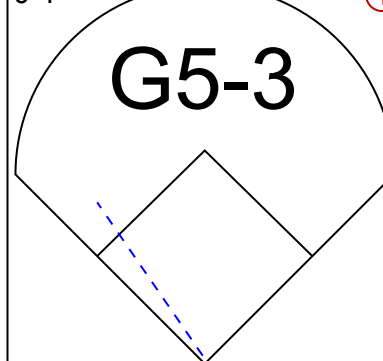
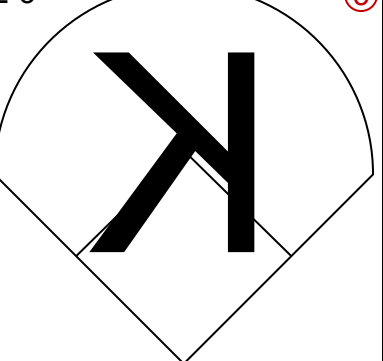
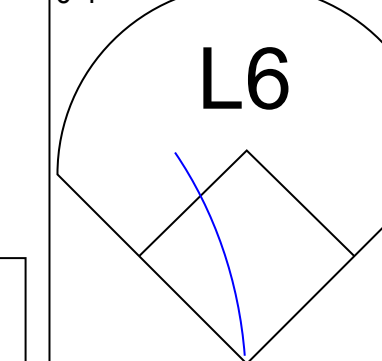
Batter	1	2	3	4	5	6	7	8	9	AB	R	H	RBI	BB	SO	LOB	BOTTOM										
<b>Mark Grudzielanek, R</b> OBP: 0.357, SLG: 0.393 (1, 6)	4-2 1B HBP	2-2 HR		0-3 K	2-3 K		0-1 1B			4	1	2	4	0	2	2											
<b>Todd Hollandsworth, L</b> OBP: 0.330, SLG: 0.435 <b>Pedro Borbon, R</b> <b>Alan Mills, R</b>	2-1 S 1B	3-2 G4-3		4-0 S BB		4-2 1B BB	3-3 K			3	0	1	0	2	1	1											
<b>Gary Sheffield, R</b> OBP: 0.409, SLG: 0.592 <b>Trenidad Hubbard, R</b> OBP: 0.422, SLG: 0.441 (9, 7)	4-0 BB	1-2 1B		3-3 K	1-2 K			1-1 G5-3		4	0	2	0	1	1	1											
<b>Todd Hundley, S</b> OBP: 0.286, SLG: 0.454 (1, 2)	2-3 K	2-3 K		1-1 F8		0-0 F9		1-1 FC6-4 1B		5	0	1	0	0	2	7											
<b>Raul Mondesi, R</b> OBP: 0.338, SLG: 0.497 (1, 9)	2-3 K		2-3 K		4-1 22 1B BB		3-3 K	0-1 FC6-4 22 1B		4	1	0	0	1	3	6											
<b>22 Devon White, S</b> OBP: 0.327, SLG: 0.417 (1, 8)	2-3 K		2-1 FC5 BB		0-0 E4 1B		3-2 G6-3	2-0 1B		5	0	2	0	0	1	6											
<b>Adrian Beltré, R</b> OBP: 0.375, SLG: 0.469 (1, 5)		2-0 1B HR HBP		4-0 BB		2-2 F8		0-2 S 1B 2B		3	2	1	0	1	0	4											
<b>Craig Counsell, L</b> OBP: 0.226, SLG: 0.193 (1, 4)		2-2 SH1-3 HR 1B		1-3 K		0-0 1B 2H		0-0 P4		4	1	2	1	0	1	3											
<b>Ismael Valdez, R</b> OBP: 0.083, SLG: 0.057 <b>Dave Hansen, L</b> OBP: 0.451, SLG: 0.479 (7, PH)		1-1 SH1-3		0-1 FC5		2-3 K		2-3 K		2	0	0	0	0	1	4											
<b>Inning Stats</b>	R: 0 E: 0 K: 3 S: 15	H: 1 LOB: 3 BB: 1 P: 31	R: 3 E: 0 K: 1 S: 19	H: 3 LOB: 1 BB: 0 P: 32	R: 0 E: 0 K: 2 S: 10	H: 1 LOB: 2 BB: 1 P: 19	R: 0 E: 0 K: 2 S: 8	H: 0 LOB: 1 BB: 1 P: 16	R: 1 E: 1 K: 2 S: 15	H: 1 LOB: 2 BB: 1 P: 25	R: 0 E: 0 K: 1 S: 13	H: 1 LOB: 2 BB: 1 P: 25	R: 1 E: 0 K: 2 S: 10	H: 2 LOB: 1 BB: 0 P: 15	R: 0 E: 0 K: 0 S: 10	H: 2 LOB: 2 BB: 0 P: 14	1B: 9 2B: 1 3B: 0 HR: 1	SF: 0 SAC: 1 DP: 0 HBP: 2	WP: 0 PB: 0 SB: 3 CS: 0	PA: 43							
<b>PITCHER</b>	IP	WLS	BF	H	R	ER	SO	BB	IBB	HBP	BLK	WP	HR	S	P	ERA	WHIP										
<b>Freddy Garcia, R</b> ERA: 5.15 <b>Damaso Marte, L</b> ERA: 5.79 <b>Paul Abbott, R</b> ERA: 4.22 <b>2B Ken Cloude, R</b> ERA: 7.41	(1, 1) 5.0	L 28	8	4	4	4	10	1	0	2	0	0	0	7	13	0.00	6.000										

Seattle Mariners @ Los Angeles Dodgers  
Dodger Stadium, Los Angeles, CA  
Fri Jul 09 1999, 7:10 PM PDT  
Att: 44,653 - Unknown - 70 F

AB 35  
R 5  
H 11  
RBI 5  
BB 5  
SO 13  
LOB 35





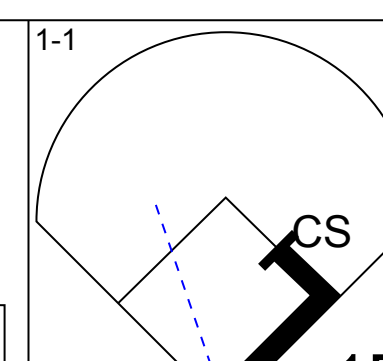
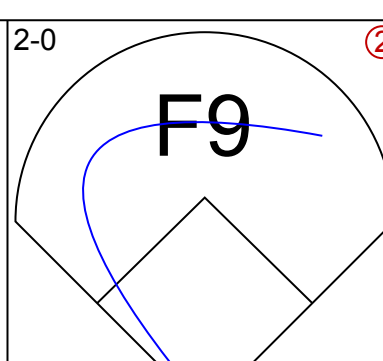
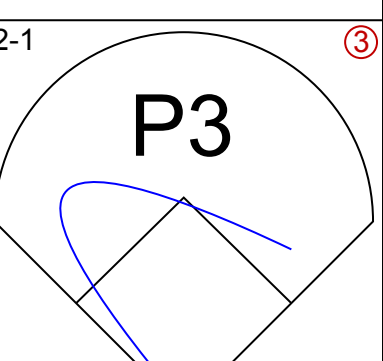
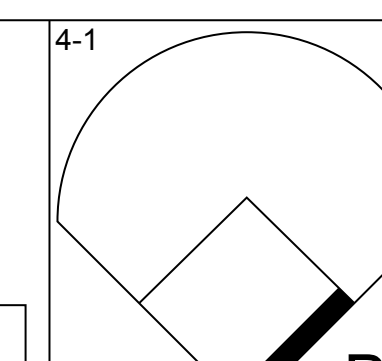
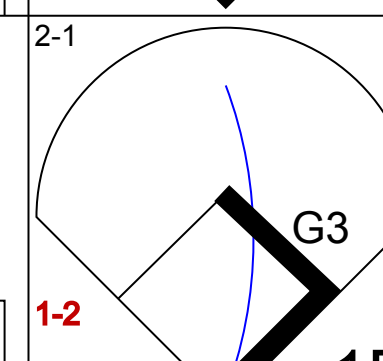
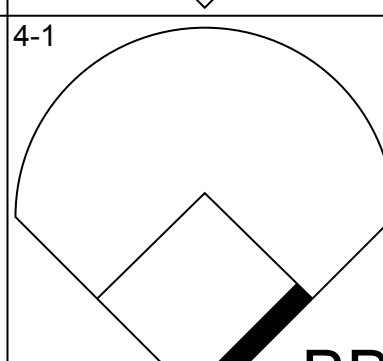
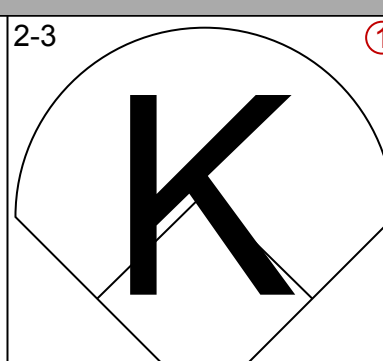
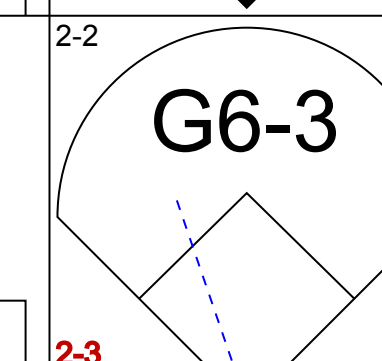
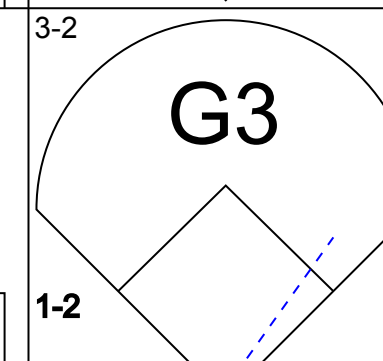
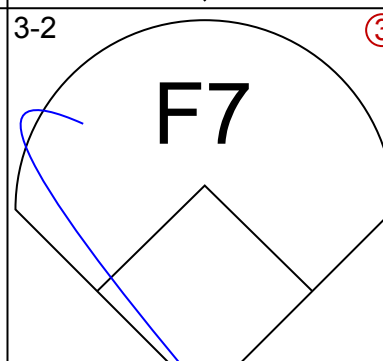
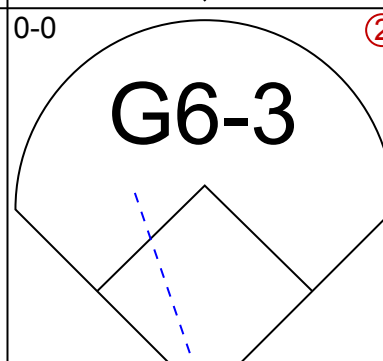
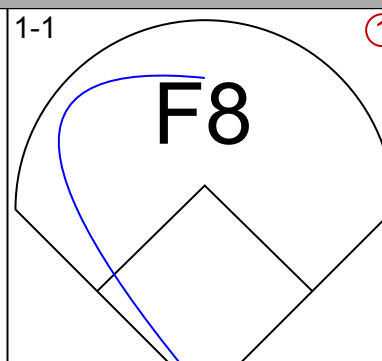
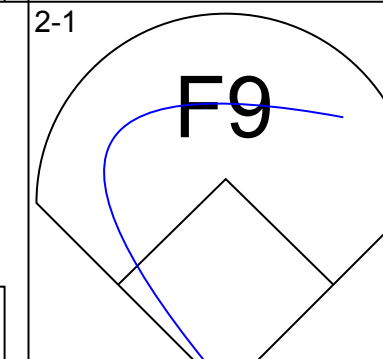
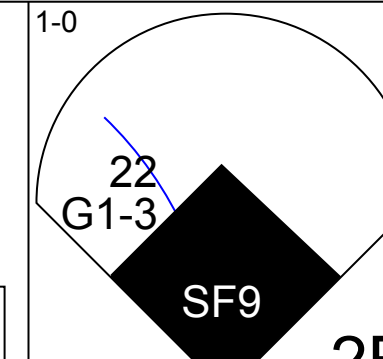
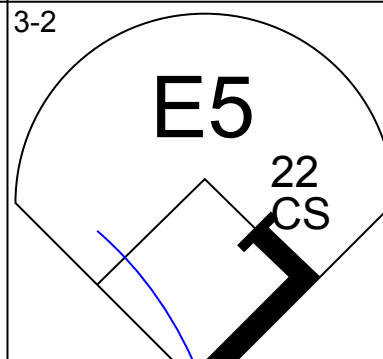
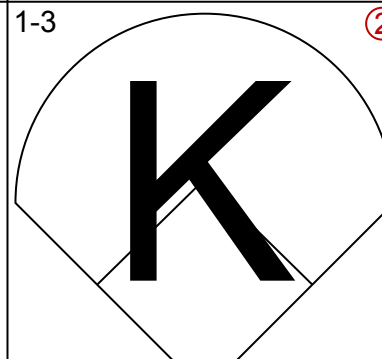
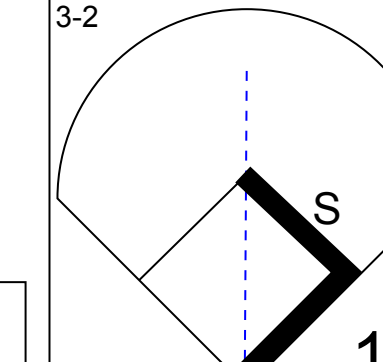
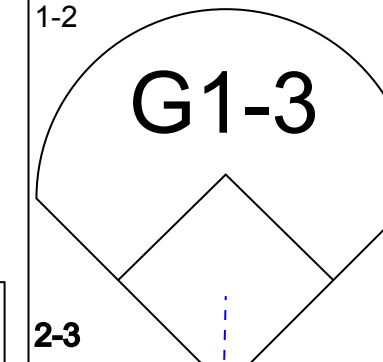
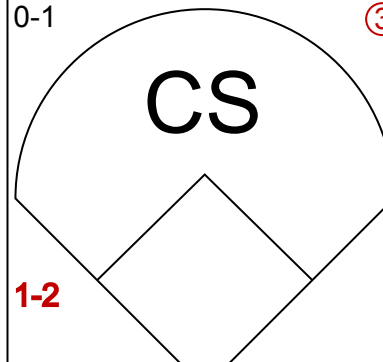
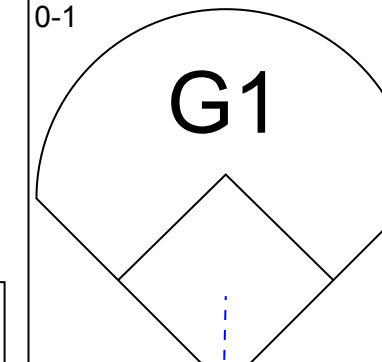
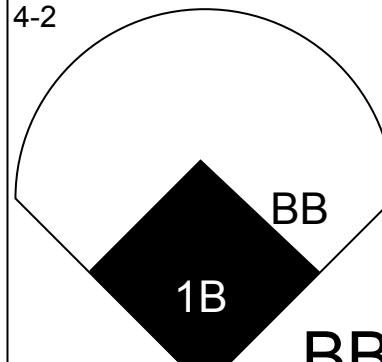
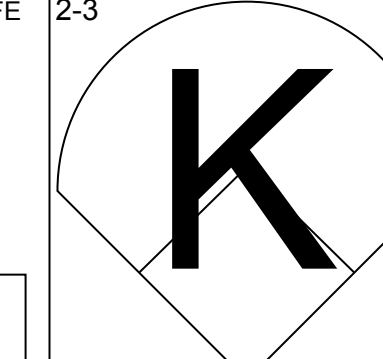
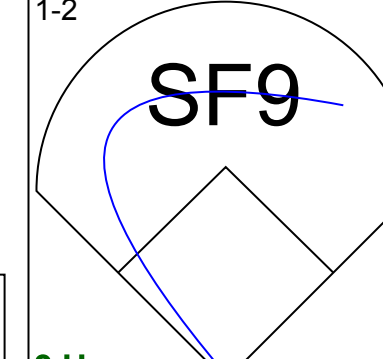
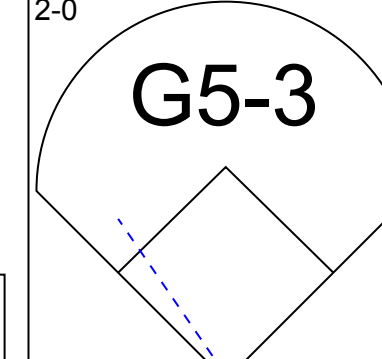
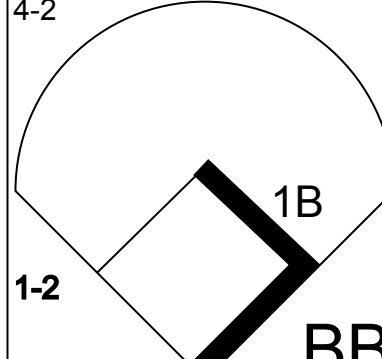
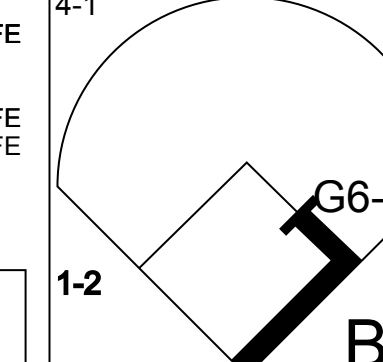
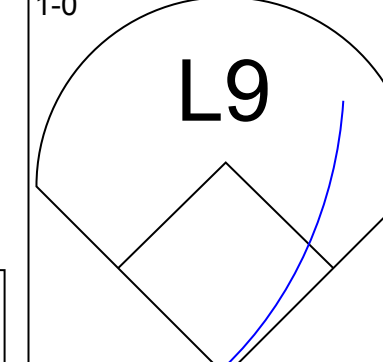
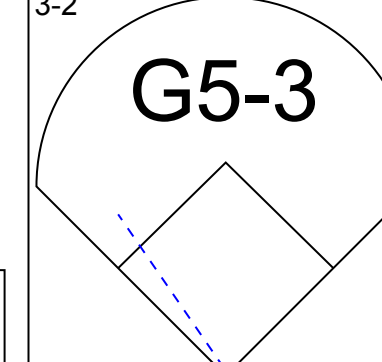
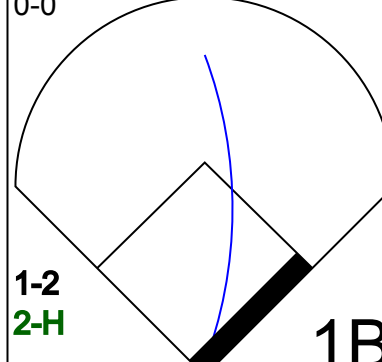
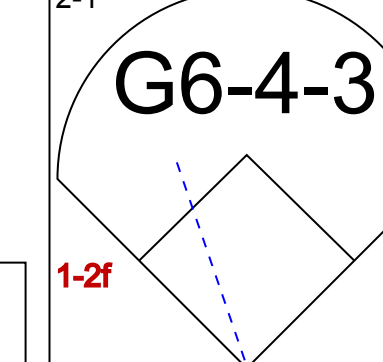
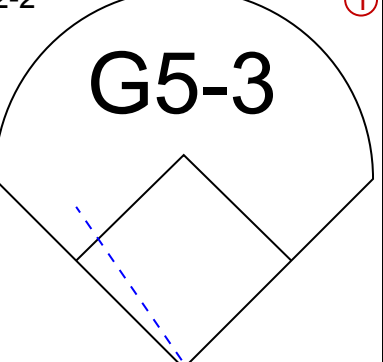
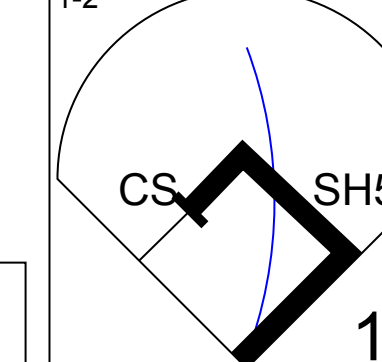
Batter	1	2	3	4	5	6	7	8	9	AB	R	H	RBI	BB	SO	LOB	TOP			
<b>Brian Hunter, R</b> OBP: 0.315, SLG: 0.360 (1, 7)									 1B	4	0	1	0	0	1	0				
<b>David Bell, R</b> OBP: 0.334, SLG: 0.467 (1, 4)										4	0	0	0	0	0	1				
<b>Ken Griffey Jr., L</b> OBP: 0.403, SLG: 0.614 (1, 8)										4	0	0	0	0	3	2				
<b>Alex Rodriguez, R</b> OBP: 0.401, SLG: 0.656 (1, 6)									 1-2	3	0	0	0	1	2	0				
<b>David Segui, S</b> OBP: 0.361, SLG: 0.466 (1, 3)										4	1	1	1	0	0	2				
<b>Butch Huskey, R</b> OBP: 0.362, SLG: 0.525 (1, 9)										2	0	0	0	1	1	0				
<b>Tom Lampkin, L</b> OBP: 0.373, SLG: 0.543 (1, 2)					 2B					3	0	1	0	0	0	1				
<b>Charles Gipson, R</b> OBP: 0.375, SLG: 0.455 (1, 5)										3	0	0	0	0	0	2				
<b>John Halama, L</b> OBP: 0.333, SLG: 0.400 (8, PH)										2	0	0	0	0	1	1				
<b>Raul Ibanez, L</b> OBP: 0.355, SLG: 0.373 (8, PH)										1	0	0	0	0	0	0				
<b>Jose Paniagua, R</b> (8, 1)										0	0	0	0	0	0	0				
<b>Inning Stats</b>	R: 0 E: 1 K: 2 S: 10	H: 0 LOB: 1 BB: 0 P: 18	R: 1 E: 0 K: 1 S: 10	H: 1 LOB: 1 BB: 1 P: 18	R: 0 E: 0 K: 0 S: 9	H: 0 LOB: 0 BB: 0 P: 13	R: 0 E: 0 K: 1 S: 10	H: 0 LOB: 0 BB: 0 P: 16	R: 0 E: 0 K: 2 S: 9	H: 1 LOB: 1 BB: 0 P: 13	R: 0 E: 0 K: 1 S: 8	H: 0 LOB: 0 BB: 0 P: 13	R: 0 E: 0 K: 0 S: 7	H: 0 LOB: 0 BB: 0 P: 8	R: 0 E: 0 K: 1 S: 19	H: 1 LOB: 2 BB: 1 P: 30	1B: 1 2B: 2 3B: 0 HR: 1	SF: 0 SAC: 0 DP: 1 HBP: 0	WP: 0 PB: 0 SB: 1 CS: 0	PA: 32
<b>PITCHER</b>	IP	WLS	BF	H	R	ER	SO	BB	IBB	HBP	BLK	WP	HR	S	P	ERA	WHIP			
<b>Kevin Brown, R</b> ERA: 3.53	(1, 1)	8.0	27	2	1	1	7	1	0	0	0	0	1	74	115	1.12	0.375			
<b>Jeff Shaw, R</b> ERA: 2.37	(9, 1)	1.0	5	1	0	0	1	1	0	0	0	0	0	19	30	0.00	2.000			

Seattle Mariners @ Los Angeles Dodgers  
Dodger Stadium, Los Angeles, CA

AB 30  
R 1  
H 3  
RBI 1  
BB 2  
SO 8  
LOB 9



Sat Jul 10 1999, 7:10 PM PDT  
Att: 50,813 - Unknown - 70 F

Batter	1	2	3	4	5	6	7	8	9	AB	R	H	RBI	BB	SO	LOB	BOTTOM					
<b>Eric Young Sr., R</b> OBP: 0.351, SLG: 0.325 (1, 4)	 1B									3	0	1	0	1	0	0						
<b>Mark Czudzielanek, R</b> OBP: 0.360, SLG: 0.392 (1, 6)	 1-2 1B							 2-3		3	0	1	0	1	1	2						
<b>Gary Sheffield, R</b> OBP: 0.403, SLG: 0.495 (1, 7)										4	0	0	0	0	0	2						
<b>Eric Karros, R</b> OBP: 0.344, SLG: 0.535 (1, 3)				 2B		 22 CS				4	1	1	0	0	1	1						
<b>22 Devon White, S</b> OBP: 0.330, SLG: 0.416 (1, 8)		 1B				 1-2			 1B BB	3	1	1	0	1	0	1						
<b>Raul Mondesi, R</b> OBP: 0.337, SLG: 0.494 (1, 9)									 BB	2	0	0	1	1	1	1						
<b>Adrian Beltré, R</b> OBP: 0.376, SLG: 0.468 (1, 5)		 BB							 1-2 2-H	3	0	1	1	1	0	0						
<b>Angel Pena, R</b> OBP: 0.250, SLG: 0.284 (8, PH)								 SH5-4 1B		2	0	0	0	0	0	2						
<b>Dave Hansen, L</b> OBP: 0.457, SLG: 0.496 (8, PR)										1	0	1	0	0	0	0						
<b>Trendad Hubbard, R</b> OBP: 0.422, SLG: 0.441 (8, PR)										0	0	0	0	0	0	0						
<b>Todd Hundley, S</b> OBP: 0.286, SLG: 0.454 (9, 2)										0	0	0	0	0	0	0						
<b>Kevin Brown, R</b> OBP: 0.111, SLG: 0.070 (8, PH)										2	0	0	0	0	0	0						
<b>Craig Counsell, L</b> OBP: 0.226, SLG: 0.193 (9, 4)										0	0	0	0	0	0	0						
<b>Inning Stats</b>	R: 0 E: 0 K: 0 S: 9	H: 2 LOB: 1 BB: 0 P: 17	R: 0 E: 0 K: 1 S: 10	H: 1 LOB: 1 BB: 1 P: 20	R: 0 E: 0 K: 0 S: 6	H: 0 LOB: 1 BB: 1 P: 15	R: 1 E: 0 K: 0 S: 8	H: 1 LOB: 0 BB: 0 P: 12	R: 0 E: 0 K: 0 S: 8	H: 0 LOB: 0 BB: 0 P: 13	R: 0 E: 1 K: 1 S: 12	H: 0 LOB: 0 BB: 0 P: 17	R: 0 E: 0 K: 0 S: 6	H: 0 LOB: 0 BB: 0 P: 11	R: 0 E: 0 K: 0 S: 10	H: 1 LOB: 2 BB: 1 P: 17	R: 1 E: 0 K: 1 S: 12	H: 1 LOB: 2 BB: 2 P: 21	1B: 5 2B: 1 3B: 0 HR: 0	SF: 1 SAC: 1 DP: 1 HBP: 0	WP: 0 PB: 0 SB: 1 CS: 3	PA: 35
<b>PITCHER</b>	IP	WLS	BF	H	R	ER	SO	BB	IBB	HBP	BLK	WP	HR	S	P	ERA	WHIP					
<b>John Halama, L</b> ERA: 2.89	(1, 1)	7.0	25	4	1	1	2	2	0	0	0	0	0	59	105	1.29	0.857					
<b>Jose Paniagua, R</b> ERA: 4.01	(8, 1)	1.2	9	2	1	1	1	3	0	0	0	0	0	22	38	5.40	3.000					

Seattle Mariners @ Los Angeles Dodgers  
Dodger Stadium, Los Angeles, CA

AB 27  
R 2  
H 6  
RBI 2  
BB 5  
SO 3  
LOB 9



Sat Jul 10 1999, 7:10 PM PDT  
Att: 50,813 - Unknown - 70 F



Batter	1	2	3	4	5	6	7	8	9	AB	R	H	RBI	BB	SO	LOB	TOP										
Brian Hunter, R (1, 7) OBP: 0.312, SLG: 0.356 Tom Lampkin, L (7, PH) OBP: 0.365, SLG: 0.531 (7, 7)	K		F9	G6-3			P4		P5	3	0	0	0	0	1	0											
David Bell, R (1, 4) OBP: 0.336, SLG: 0.466	F9		HR		P2					3	1	1	0	1	0	0											
Ken Griffey Jr., L (1, 8) OBP: 0.404, SLG: 0.620	K		HR				F9			3	1	1	2	1	1	1											
Alex Rodriguez, R (1, 6) OBP: 0.398, SLG: 0.647		K	1B		K				G6-3	3	1	0	0	1	2	1											
David Segui, S (1, 3) OBP: 0.363, SLG: 0.466	K		1B		F7					4	0	2	0	0	1	1											
Raul Ibanez, L (1, 9) OBP: 0.375, SLG: 0.383 Butch Huskey, R (6, PH) OBP: 0.359, SLG: 0.521 (6, 9)	1B		FC5-4			G4-3			F9	1	0	1	1	1	0	0											
Dan Wilson, R (1, 2) OBP: 0.328, SLG: 0.396	1B		FC5-4		F9				F8	4	0	1	0	0	0	3											
John Mabry, L (1, 5) OBP: 0.286, SLG: 0.395 Russ Davis, R (6, PH) OBP: 0.230, SLG: 0.465 (6, 5)	K				G4-3		F8		F9	2	0	0	0	0	1	2											
Jeff Fassero, L (1, 1) Gi Meche, R (4, 1) Frankie Rodriguez, R (5, 1) Rafael Soriano, R (7, PH) Paul Abbott, R (7, 1) Freddie Garcia, R (8, PH) OBP: 0.291, SLG: 0.290			L5		K				P4	2	0	0	0	0	1	0											
<b>Inning Stats</b>	R: 0 E: 0 K: 2 S: 10	H: 0 LOB: 0 BB: 0 P: 13	R: 0 E: 0 K: 3 S: 17	H: 1 LOB: 2 BB: 1 P: 27	R: 3 E: 0 K: 0 S: 21	H: 4 LOB: 2 BB: 1 P: 36	R: 0 E: 0 K: 1 S: 7	H: 0 LOB: 0 BB: 0 P: 9	R: 0 E: 0 K: 1 S: 7	H: 0 LOB: 1 BB: 1 P: 13	R: 0 E: 0 K: 0 S: 6	H: 0 LOB: 1 BB: 0 P: 10	R: 0 E: 0 K: 0 S: 10	H: 0 LOB: 1 BB: 1 P: 16	R: 0 E: 0 K: 0 S: 8	H: 1 LOB: 1 BB: 0 P: 15	R: 0 E: 0 K: 1 S: 6	H: 0 LOB: 0 BB: 0 P: 10	1B: 5 2B: 0 3B: 0 HR: 1	SF: 0 SAC: 0 DP: 0 HBP: 0	WP: 0 PB: 0 SB: 0 CS: 0	PA: 37					
<b>PITCHER</b>	IP	WLS	BF	H	R	ER	SO	BB	IBB	HBP	BLK	WP	HR	S	P	ERA	WHIP										
37 Darren Dreifort, R (1, 1) ERA: 5.77	5.0	W	23	5	3	3	7	3	0	0	0	0	1	62	98	5.40	1.600										
Onan Masaoka, L (6, 1) ERA: 2.97	4.0	S	14	1	0	0	1	1	0	0	0	0	0	30	51	0.00	0.500										

**Seattle Mariners @ Los Angeles Dodgers**  
Dodger Stadium, Los Angeles, CA  
Sun Jul 11 1999, 1:10 PM PDT  
Att: 43,211 - Unknown - 84 F

AB 33  
R 3  
H 6  
RBI 3  
BB 4  
SO 8  
LOB 9



Batter	1	2	3	4	5	6	7	8	9	AB	R	H	RBI	BB	SO	LOB	BOTTOM										
Eric Young Sr., R (1, 4) OBP: 0.356, SLG: 0.338 Craig Counsell, L (6, PR) OBP: 0.223, SLG: 0.191 (7, 4)	G5-3	K		S	SH1-3			P6		4	2	3	0	0	1	2											
Trenidad Hubbard, R (1, 7) OBP: 0.414, SLG: 0.453 (7, 2)	F7	E6		FC4-6	SF6			L3		5	1	2	5	0	0	3											
Mark Grudzielanek, R (1, 6) OBP: 0.361, SLG: 0.399	G5-3			FC4-6		F8				4	1	1	1	1	0	4											
Eric Karros, R (1, 3) OBP: 0.351, SLG: 0.546		F7								3	1	2	2	2	0	3											
22 Devon White, S (1, 8) OBP: 0.331, SLG: 0.413	K		F9							4	0	1	1	1	2	2											
Raul Mondesi, R (1, 9) OBP: 0.333, SLG: 0.488 Onan Masaoka, R (6, 1)		F8	F8	K		P5		G4-3		4	0	0	0	0	1	5											
Adrián Beltré, R (1, 5) OBP: 0.377, SLG: 0.465				G1-3						4	2	1	0	1	2	3											
Angel Pena, R (1, 2) OBP: 0.283, SLG: 0.345 Jose Vizcaino, S (7, 7) ERA: 7.54										3	4	3	2	1	0	0											
37 Darren Dreifort, R (1, 1) OBP: 0.286, SLG: 0.303 Todd Hollandsworth, L (6, PH) OBP: 0.350, SLG: 0.441 (6, 9)										2	0	1	1	0	0	0											
<b>Inning Stats</b>	R: 1 E: 0 K: 1 S: 16	H: 1 LOB: 1 BB: 1 P: 26	R: 2 E: 1 K: 1 S: 11	H: 3 LOB: 3 BB: 1 P: 25	R: 2 E: 0 K: 0 S: 6	H: 1 LOB: 0 BB: 1 P: 15	R: 1 E: 0 K: 1 S: 15	H: 3 LOB: 3 BB: 1 P: 24	R: 3 E: 0 K: 0 S: 10	H: 2 LOB: 2 BB: 3 P: 25	R: 5 E: 0 K: 2 S: 22	H: 5 LOB: 1 BB: 0 P: 37	R: 0 E: 0 K: 1 S: 7	H: 0 LOB: 0 BB: 0 P: 9	R: 0 E: 0 K: 0 S: 4	H: 0 LOB: 0 BB: 1 P: 11	1B: 9 2B: 5 3B: 0 HR: 2	SF: 1 SAC: 1 DP: 1 HBP: 0	WP: 1 PB: 0 SB: 1 CS: 0	PA: 47							
<b>PITCHER</b>	IP	WLS	BF	H	R	ER	SO	BB	IBB	HBP	BLK	WP	HR	S	P	ERA	WHIP										
Jeff Fassero, L (1, 1) ERA: 6.89	3.0	L	20	7	6	5	2	3	0	0	0	0	0	17	37	16.20	3.600										
Frankie Rodriguez, R (5, 1) ERA: 7.54	1.1		10	6	5	5	2	0	0	0	0	0	1	26	42	33.75	4.500										
Paul Abbott, R (7, 1) ERA: 3.55	2.0		6	0	0	0	1	1	0	0	0	0	0	11	20	0.00	0.500										

**Seattle Mariners @ Los Angeles Dodgers**  
Dodger Stadium, Los Angeles, CA  
Sun Jul 11 1999, 1:10 PM PDT  
Att: 43,211 - Unknown - 84 F

AB 37  
R 14  
H 15  
RBI 12  
BB 8  
SO 6  
LOB 23





Batter	1	2	3	4	5	6	7	8	9	10	AB	R	H	RBI	BB	SO	LOB	TOP		
Eric Young Sr., R OBP: 0.353, SLG: 0.339 (1.4)	L8		P3	G6-4-3		1B			L7		5	0	1	0	0	0	2	<b>Los Angeles Dodgers @ Anaheim Angels</b> Edison International Field, Anaheim, CA Thu Jul 15 1999, 10:05 PM EDT Att: 43,911 - Unknown - 74 F  <b>WP: 0 PA: 44</b> <b>PB: 0 SB: 0 CS: 1</b>		
Trenidad Hubbard, R OBP: 0.432, SLG: 0.463 Todd Hollandsworth, L OBP: 0.356, SLG: 0.447 (1.7)	CS		K		22 HR	1B			G6-4-3		3	1	2	0	1	1	0			
Gary Sheffield, R OBP: 0.401, SLG: 0.488 (1.10)	K		P3		22 HR	BB			G6-4-3		4	1	0	0	1	1	4			
Eric Karros, R OBP: 0.349, SLG: 0.540 (1.3)		F8		22 E	1B				F7		5	1	1	0	0	1	3			
22 Devon White, S OBP: 0.339, SLG: 0.437 (1.8)	1B		E5	BB	1B				L8		5	2	4	3	0	0	0			
Raul Mondesi, R OBP: 0.332, SLG: 0.483 (1.9)	FC5		K		G6-3				P3		5	0	1	0	0	1	3			
Adrián Beltré, R OBP: 0.374, SLG: 0.460 (1.5)	K		BB	1B					G4-3		5	1	1	1	0	3	3			
Mark Grudzielanek, R OBP: 0.362, SLG: 0.383 (1.6)	BB		BB	1B					G1-3		3	0	0	0	2	0	1			
Angel Peña, R OBP: 0.281, SLG: 0.341 (1.2)	FC5		BB		G6-4-3				F7		4	0	1	2	0	1	3			
<b>Inning Stats</b>	R: 0 E: 0 K: 1 S: 7	H: 0 LOB: 0 BB: 1 P: 14	R: 0 E: 0 K: 1 S: 11	H: 2 LOB: 3 BB: 1 P: 17	R: 0 E: 0 K: 1 S: 12	H: 0 LOB: 0 BB: 0 P: 18	R: 3 E: 1 K: 2 S: 19	H: 2 LOB: 0 BB: 1 P: 29	R: 0 E: 0 K: 1 S: 17	H: 2 LOB: 2 BB: 0 P: 22	R: 0 E: 0 K: 0 S: 4	H: 0 LOB: 0 BB: 0 P: 8	R: 0 E: 0 K: 0 S: 5	H: 0 LOB: 0 BB: 0 P: 9	R: 0 E: 0 K: 0 S: 13	H: 1 LOB: 1 BB: 0 P: 21	R: 0 E: 0 K: 1 S: 6		H: 1 LOB: 1 BB: 0 P: 6	1B: 9 2B: 2 3B: 0 HR: 1
<b>PITCHER</b>	IP 5.0	WLS 25	H 8	R 6	ER 6	SO 6	BB 4	IBB 0	HBP 0	BLK 0	WP 0	HR 1	S 65	P 105	ERA 10.80	WHIP 2.400				
Chuck Finley, L ERA: 5.89 Al Levine, R ERA: 2.8 Mark Patekovek, R ERA: 1.74 (1.1)	3.0	11	2	0	0	1	0	0	0	0	0	0	26	39	0.00	0.667				
(6.1)	2.0	W 8	2	0	0	1	0	0	0	0	0	0	19	27	0.00	1.000				
(9.1)																				


Batter	1	2	3	4	5	6	7	8	9	10	AB	R	H	RBI	BB	SO	LOB	BOTTOM		
Darin Erstad, L OBP: 0.324, SLG: 0.390 (1.7)	G4-3			P6					F9		5	0	1	1	0	0	2	<b>Los Angeles Dodgers @ Anaheim Angels</b> Edison International Field, Anaheim, CA Thu Jul 15 1999, 10:05 PM EDT Att: 43,911 - Unknown - 74 F  <b>WP: 0 PA: 40</b> <b>PB: 0 SB: 1 CS: 1</b>		
Randy Velarde, R OBP: 0.386, SLG: 0.441 (1.4)	K		G6-3						CS		5	2	2	1	0	2	1			
Mo Vaughn, L OBP: 0.359, SLG: 0.505 (1.3)	G6-3		G6-3						P4		5	0	1	1	0	1	0			
16 Garret Anderson, L OBP: 0.321, SLG: 0.484 (1.8)		BB		G4-3					F9		4	1	1	0	0	1	0			
Troy Glasco, R OBP: 0.310, SLG: 0.448 (1.5)	2B		K						F8		3	1	0	0	1	2	0			
Orlando Palmeiro, L OBP: 0.378, SLG: 0.330 (1.9)	1B								K		3	2	3	1	1	0	0			
Jeff Huson, L OBP: 0.306, SLG: 0.314 Tim Unroe, R OBP: 0.305, SLG: 0.333 (1.10)	L9		BB						P3		2	1	2	3	0	0	0			
Matt Walbeck, S OBP: 0.310, SLG: 0.339 (1.2)	FC6-4		BB						F9		3	0	0	0	1	0	2			
Gary Disarcina, R OBP: 0.290, SLG: 0.298 (1.6)	L9								L7		4	0	0	0	0	2	3			
<b>Inning Stats</b>	R: 0 E: 0 K: 1 S: 7	H: 0 LOB: 0 BB: 0 P: 8	R: 4 E: 0 K: 0 S: 19	H: 3 LOB: 2 BB: 3 P: 33	R: 0 E: 0 K: 1 S: 9	H: 0 LOB: 0 BB: 0 P: 12	R: 1 E: 0 K: 1 S: 17	H: 2 LOB: 1 BB: 0 P: 23	R: 0 E: 0 K: 3 S: 11	H: 0 LOB: 0 BB: 0 P: 17	R: 1 E: 0 K: 1 S: 11	H: 1 LOB: 0 BB: 0 P: 15	R: 0 E: 0 K: 1 S: 11	H: 1 LOB: 1 BB: 0 P: 17	R: 0 E: 0 K: 0 S: 8	H: 1 LOB: 0 BB: 0 P: 11	R: 1 E: 0 K: 0 S: 2		H: 2 LOB: 1 BB: 0 P: 2	1B: 6 2B: 3 3B: 0 HR: 1
<b>PITCHER</b>	IP 5.1	WLS 24	H 5	R 5	ER 5	SO 6	BB 3	IBB 0	HBP 0	BLK 0	WP 0	HR 0	S 65	P 99	ERA 8.44	WHIP 1.500				
Kevin Brown, R ERA: 3.72 Pedro Borbon, L ERA: 1.8 Alan Mills, R ERA: 3.18 Onan Masaoka, L ERA: 2.97 (6.1)	2.0	B 7	1	1	1	1	0	0	0	0	0	0	1	16	24	4.50	0.500			
(8.1)	1.2	L 7	3	1	1	1	0	0	0	0	0	0	18	25	5.40	1.800				
(10.1)	0.0	1	1	0	0	0	0	0	0	0	0	0	1	1	∞	∞				



Batter	1	2	3	4	5	6	7	8	9	AB	R	H	RBI	BB	SO	LOB	TOP																		
Eric Young Sr. R (1,4) OBP: 0.352, SLG: 0.338 Craig Counsell, L (9,4) OBP: 0.223, SLG: 0.191	1-1 G6-3	2-2 G4-3			0-1 F9		0-1 FC3-6 1B			4	0	1	1	0	0	2																			
Todd Hollandsworth L (1,8) OBP: 0.352, SLG: 0.469	1-1 HR	0-1 G4-3			3-1 G6-3		1-0 FC3-6 PO			4	1	1	1	0	0	3																			
Gary Sheffield, R (1,7) OBP: 0.402, SLG: 0.492	3-2 G5-3		1-2 L7		2-0 2B		1 SAFE PO	1-2 FC6-4 1B		4	0	2	1	0	0	0																			
Eric Karros, R (1,3) OBP: 0.345, SLG: 0.533	1-1 E5 22 HBP		0-0 F8		3-H G4-3			0-0 F7		4	0	0	0	0	0	2																			
22 Devon White, S (1,10) OBP: 0.342, SLG: 0.433	2-2 HBP		2-1 G3-1			4-1 BB		1 SAFE F7		2	0	0	0	1	0	1																			
Raul Mondesi, R (1,9) OBP: 0.328, SLG: 0.477	0-0 G3-1			2-3 K		0-0 F8		0-0 FC6-4		4	0	0	0	0	1	4																			
Todd Hundley, S (1,2) OBP: 0.285, SLG: 0.447		4-1 SH3-4 BB G4-3 BB		0-0 G4-3		1 SAFE F7		2-2 G4-3		3	1	0	0	1	0	1	AB 31																		
Adrian Beltré, R (1,5) OBP: 0.372, SLG: 0.455		4-0 G4-3 SH3-4 BB		2-2 K		1 SAFE F7		0-0 K		3	0	0	0	1	2	1	R 3 H 5 RBI 3 BB 3 SO 4 LOB 14																		
Mark Grudzielanek R (1,6) OBP: 0.361, SLG: 0.388		0-1 SH3-4		0-1 G6-3 2B				0-0 F9		3	1	1	0	0	1	0																			
<b>Inning Stats</b>	R: 1 E: 1 K: 0 S: 12	H: 1 LOB: 2 BB: 0 P: 20	R: 1 E: 0 K: 0 S: 8	H: 0 LOB: 1 BB: 2 P: 18	R: 0 E: 0 K: 0 S: 7	H: 0 LOB: 0 BB: 0 P: 10	R: 0 E: 0 K: 2 S: 11	H: 0 LOB: 0 BB: 0 P: 15	R: 1 E: 0 K: 0 S: 8	H: 2 LOB: 1 BB: 0 P: 15	R: 0 E: 0 K: 0 S: 6	H: 0 LOB: 1 BB: 1 P: 12	R: 0 E: 0 K: 0 S: 4	H: 1 LOB: 0 BB: 0 P: 5	R: 0 E: 0 K: 0 S: 9	H: 1 LOB: 1 BB: 0 P: 11	R: 0 E: 0 K: 0 S: 12	H: 0 LOB: 0 BB: 0 P: 17	1B: 2 2B: 2 3B: 0 HR: 1	SF: 0 SAC: 1 DP: 0 HBP: 1	WP: 0 PB: 0 SB: 0 CS: 0	PA: 37													
<b>PITCHER</b> Omar Olivares, R (1,1) ERA: 3.26	IP 9.0	WLS L	BF 36	H 5	R 3	ER 3	SO 4	BB 3	IBB 0	HBP 1	BLK 0	WP 0	HR 1	S 77	P 123	ERA 3.00	WHIP 0.889	<b>PITCHER</b>	IP 9.0	WLS L	BF 36	H 5	R 3	ER 3	SO 4	BB 3	IBB 0	HBP 1	BLK 0	WP 0	HR 1	S 77	P 123	ERA 3.00	WHIP 0.889

Los Angeles Dodgers @ Anaheim Angels  
Edison International Field, Anaheim, CA  
Fri Jul 16 1999, 10:05 PM EDT  
Att: 43,727 - Unknown - 74 F


AB 31  
R 3  
H 5  
RBI 3  
BB 3  
SO 4  
LOB 14



Batter	1	2	3	4	5	6	7	8	9	AB	R	H	RBI	BB	SO	LOB	BOTTOM																		
Darin Erstad, L (1,7) OBP: 0.321, SLG: 0.385	1-0 F7		0-1 G4-3		2-2 G1-3			1-2 L9		4	0	0	0	0	0	1																			
Randy Velarde, R (1,4) OBP: 0.381, SLG: 0.436	1-0 G6-3		1-3 K			2-2 F7		1-0 G6-3		4	0	0	0	0	1	0																			
Mo Vaughn, L (1,3) OBP: 0.360, SLG: 0.502	4-2 BB			1-3 K		4-2 BB			1-1 G4-3	2	0	0	0	2	1	0																			
16 Garret Anderson, L (1,8) OBP: 0.323, SLG: 0.483	4-1 BB		1-1 F8		2-1 L6			1-0 FC6-4 1B		3	0	1	0	1	0	1																			
Troy Glaus, R (1,5) OBP: 0.309, SLG: 0.446	2-3 K		2-3 K		3-0 P1			1-2 FC6-4 1B		4	0	1	0	0	2	3																			
Orlando Palmeiro, L (1,9) OBP: 0.380, SLG: 0.338		1-1 G4-6-3 1B		2-2 G4-3 2B			1-1 G1-3		0-1 FC6-4	4	1	2	0	0	0	2																			
Jeff Huson, L (1,10) OBP: 0.300, SLG: 0.308 Reggie Williams, S (7,PH) OBP: 0.270, SLG: 0.362		1 SAFE G4-6-3 1-2		0-1 G4-3		2-3 K		2-2 G4-3		2	0	0	0	0	0	2	AB 31 R 1 H 5 RBI 1 BB 3 SO 5 LOB 12																		
Matt Walbeck, S (1,2) OBP: 0.306, SLG: 0.333		2-1 F7		1-1 G1-3			3-1 P9			3	0	0	0	0	0	1																			
Gary Disarcina, R (1,6) OBP: 0.292, SLG: 0.300			0-0 L9		2-1 3H 1B			1-2 G3-1		3	0	1	1	0	0	0																			
<b>Inning Stats</b>	R: 0 E: 0 K: 1 S: 12	H: 0 LOB: 2 BB: 2 P: 24	R: 0 E: 0 K: 0 S: 6	H: 1 LOB: 0 BB: 0 P: 9	R: 0 E: 0 K: 1 S: 7	H: 0 LOB: 0 BB: 0 P: 8	R: 0 E: 0 K: 2 S: 12	H: 0 LOB: 0 BB: 0 P: 16	R: 1 E: 0 K: 0 S: 15	H: 2 LOB: 1 BB: 0 P: 22	R: 0 E: 0 K: 0 S: 9	H: 0 LOB: 1 BB: 1 P: 20	R: 0 E: 0 K: 1 S: 7	H: 0 LOB: 0 BB: 0 P: 13	R: 0 E: 0 K: 0 S: 7	H: 0 LOB: 0 BB: 0 P: 10	R: 0 E: 0 K: 0 S: 13	H: 2 LOB: 2 BB: 0 P: 18	1B: 4 2B: 1 3B: 0 HR: 0	SF: 0 SAC: 0 DP: 1 HBP: 0	WP: 0 PB: 0 SB: 0 CS: 0	PA: 34													
<b>PITCHER</b> Ismael Valdez, R (1,1) ERA: 3.29 Onan Masaoka, L (6,1) ERA: 2.53 Mike Maddux, R (8,1) ERA: 3.26 Jeff Shaw, R (9,1) ERA: 2.31	IP 5.0	WLS W	BF 19	H 3	R 1	ER 1	SO 4	BB 2	IBB 0	HBP 0	BLK 0	WP 0	HR 0	S 52	P 79	ERA 1.80	WHIP 1.000	<b>PITCHER</b>	IP 5.0	WLS H	BF 19	H 3	R 0	ER 0	SO 4	BB 2	IBB 0	HBP 0	BLK 0	WP 0	HR 0	S 52	P 79	ERA 1.80	WHIP 1.000

Los Angeles Dodgers @ Anaheim Angels  
Edison International Field, Anaheim, CA  
Fri Jul 16 1999, 10:05 PM EDT  
Att: 43,727 - Unknown - 74 F

AB 31  
R 1  
H 5  
RBI 1  
BB 3  
SO 5  
LOB 12





Batter	1	2	3	4	5	6	7	8	9	AB	R	H	RBI	BB	SO	LOB	TOP								
<b>Craig Counsell, L</b> OBP: 0.230, SLG: 0.202 (1, 4)										5	2	1	0	1	1	2									
<b>Todd Helandsworth, L</b> OBP: 0.345, SLG: 0.456 (1, 7)										5	1	1	0	0	0	2	3								
<b>Gary Sheffield, R</b> OBP: 0.404, SLG: 0.492 (1, 10)										4	2	2	0	1	0	1									
<b>Eric Karros, R</b> OBP: 0.346, SLG: 0.552 (1, 3)										4	2	2	5	0	0	2									
<b>22 Devon White, S</b> OBP: 0.340, SLG: 0.430 <b>Trendad Hubbard, R</b> OBP: 0.440, SLG: 0.471 (1, 8)										4	0	1	1	0	0	1									
<b>Raul Mondesi, R</b> OBP: 0.329, SLG: 0.488 (1, 9)										5	2	2	2	0	1	2									
<b>Dave Hansen, L</b> OBP: 0.454, SLG: 0.474 (1, 5)										4	1	1	1	1	2	1									
<b>Jose Vizcaino, S</b> OBP: 0.289, SLG: 0.283 (1, 6)										4	1	2	0	1	0	1									
<b>Angel Pena, R</b> OBP: 0.277, SLG: 0.370 (1, 2)										4	1	1	4	0	1	1									
<b>Inning Stats</b>	R: 1 E: 0 K: 1 S: 16	H: 2 LOB: 2 BB: 1 P: 26	R: 0 E: 0 K: 13	H: 1 LOB: 1 BB: 0 P: 21	R: 3 E: 1 K: 0 S: 18	H: 4 LOB: 0 BB: 1 P: 26	R: 3 E: 0 K: 1 S: 14	H: 2 LOB: 0 BB: 1 P: 29	R: 3 E: 1 K: 1 S: 21	H: 2 LOB: 1 BB: 1 P: 34	R: 1 E: 0 K: 1 S: 9	H: 1 LOB: 0 BB: 0 P: 19	R: 0 E: 0 K: 10	H: 0 LOB: 0 BB: 0 P: 16	R: 0 E: 0 K: 10	H: 0 LOB: 0 BB: 0 P: 14	R: 2 E: 0 K: 0 S: 11	H: 2 LOB: 1 BB: 1 P: 19	1B: 8 2B: 2 3B: 0 HR: 4	SF: 2 SAC: 0 DP: 0 HBP: 0	WP: 0 PB: 0 SB: 1 CS: 0	PA: 46			
<b>PITCHER</b>	IP	WLS	BF	H	R	ER	SO	BB	IBB	HBP	BLK	WP	HR	S	P	ERA	WHIP								
<b>Steve Sparks, R</b> ERA: 5.17 (1, 1)	3.2	L	22	9	7	7	4	2	0	0	0	0	2	60	101	17.18	3.000								
<b>Scott Schoeneweis, L</b> ERA: 5.59 (4, 1)	1.1		8	2	3	3	1	1	0	0	0	0	1	22	35	20.25	2.250								
<b>Shigetoshi Hasegawa, R</b> ERA: 4.27 (6, 1)	1.0		4	1	1	1	1	0	0	0	0	0	1	9	19	9.00	1.000								
<b>Mike Magnante, L</b> ERA: 4.5 (7, 1)	2.0		6	0	0	0	1	0	0	0	0	0	0	20	30	0.00	0.000								
<b>Jarrod Washburn, L</b> ERA: 9.84 (9, 1)	1.0		6	2	2	2	0	1	0	0	0	0	0	11	19	18.00	3.000								

Los Angeles Dodgers @ Anaheim Angels  
Edison International Field, Anaheim, CA  
Sat Jul 17 1999, 8:05 PM EDT  
Att: 39,808 - Unknown - 87 F

livebaseballscores.com

AB 40  
R 13  
H 14  
RBI 13  
BB 4  
SO 7  
LOB 14

Batter	1	2	3	4	5	6	7	8	9	AB	R	H	RBI	BB	SO	LOB	BOTTOM								
<b>Darin Erstad, L</b> OBP: 0.324, SLG: 0.390 (1, 7)										4	2	2	0	1	0	0									
<b>Randy Velarde, R</b> OBP: 0.376, SLG: 0.429 (1, 4)										5	0	0	0	0	0	3									
<b>Mo Vaughn, L</b> OBP: 0.367, SLG: 0.505 (1, 3)										2	1	1	1	3	1	1									
<b>Tim Salmon, R</b> OBP: 0.425, SLG: 0.610 (1, 10)										5	0	0	1	0	1	5									
<b>16 Garret Anderson, L</b> OBP: 0.328, SLG: 0.484 (1, 8)										3	0	2	0	1	1	1									
<b>Troy Glaus, R</b> OBP: 0.308, SLG: 0.443 (1, 5)										4	0	1	1	0	2	2									
<b>Orlando Palmeiro, L</b> OBP: 0.379, SLG: 0.536 (1, 9)										4	0	1	0	0	0	3									
<b>Steve Decker, R</b> OBP: 0.389, SLG: 0.268 <b>Bret Hemphill, S</b> OBP: 0.429, SLG: 0.429 (1, 2)										1	0	0	0	2	1	2									
<b>Gary Disarcina, R</b> OBP: 0.279, SLG: 0.286 <b>Andy Sheets, R</b> OBP: 0.241, SLG: 0.300 (7, 6)										1	0	0	0	0	0	0									
<b>Inning Stats</b>	R: 0 E: 0 K: 1 S: 11	H: 0 LOB: 1 BB: 1 P: 20	R: 0 E: 0 K: 1 S: 9	H: 1 LOB: 2 BB: 1 P: 18	R: 1 E: 0 K: 1 S: 8	H: 1 LOB: 1 BB: 1 P: 15	R: 0 E: 0 K: 0 S: 9	H: 0 LOB: 1 BB: 1 P: 20	R: 0 E: 0 K: 2 S: 13	H: 2 LOB: 2 BB: 0 P: 21	R: 2 E: 0 K: 0 S: 8	H: 3 LOB: 2 BB: 1 P: 22	R: 0 E: 0 K: 0 S: 4	H: 0 LOB: 0 BB: 0 P: 7	R: 0 E: 0 K: 0 S: 2	H: 0 LOB: 0 BB: 1 P: 8	1B: 5 2B: 2 3B: 0 HR: 0	SF: 0 SAC: 0 DP: 1 HBP: 0	WP: 0 PB: 0 SB: 0 CS: 0	PA: 40					
<b>PITCHER</b>	IP	WLS	BF	H	R	ER	SO	BB	IBB	HBP	BLK	WP	HR	S	P	ERA	WHIP								
<b>Chan Ho Park, R</b> ERA: 6.29 (1, 1)	6.1	W	29	5	2	2	6	5	0	0	0	0	0	62	119	2.84	1.579								
<b>Jamie Arnold, R</b> ERA: 4.01 (7, 1)	2.2		11	2	1	1	0	2	0	0	0	0	0	11	30	3.38	1.500								

Los Angeles Dodgers @ Anaheim Angels  
Edison International Field, Anaheim, CA  
Sat Jul 17 1999, 8:05 PM EDT  
Att: 39,808 - Unknown - 87 F

livebaseballscores.com

AB 33  
R 3  
H 7  
RBI 3  
BB 7  
SO 6  
LOB 22













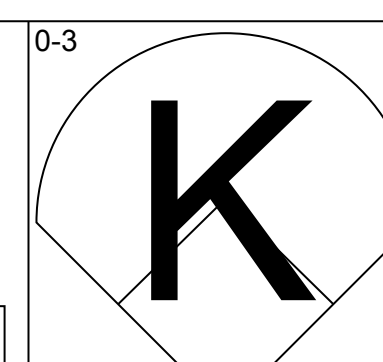
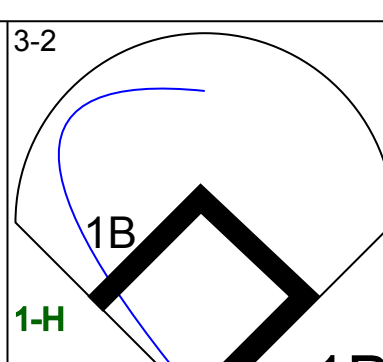
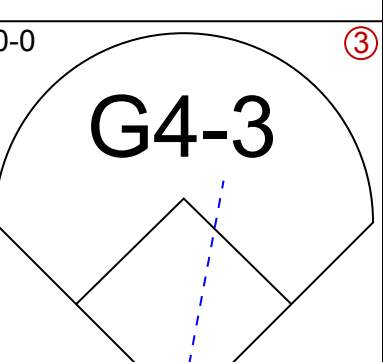
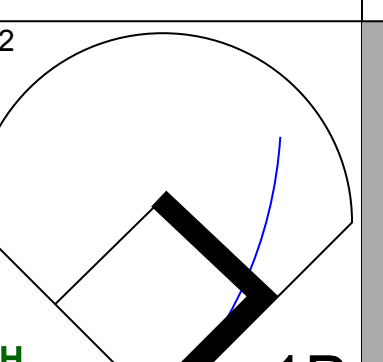
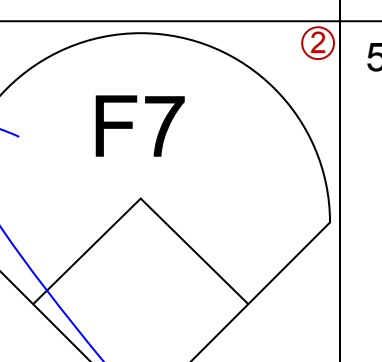
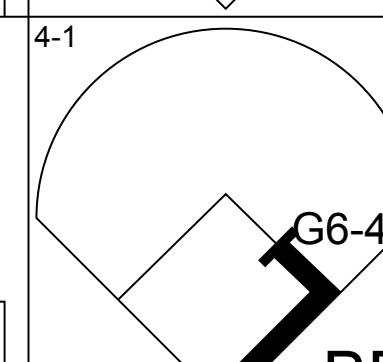
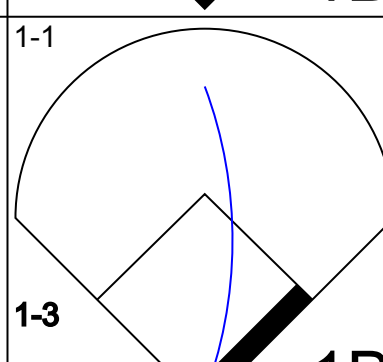
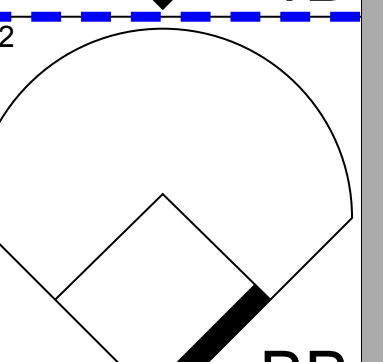
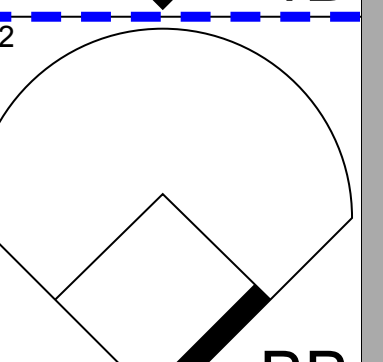
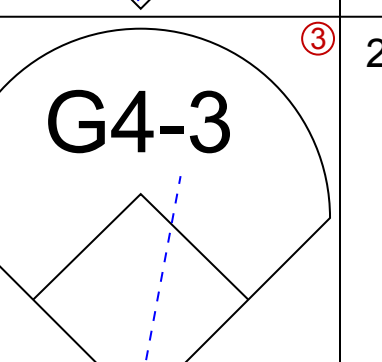
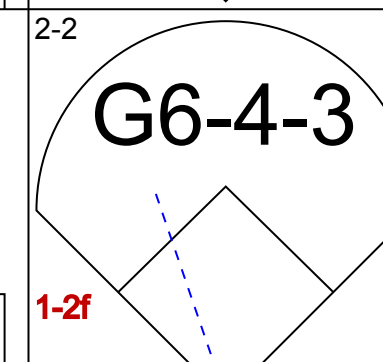
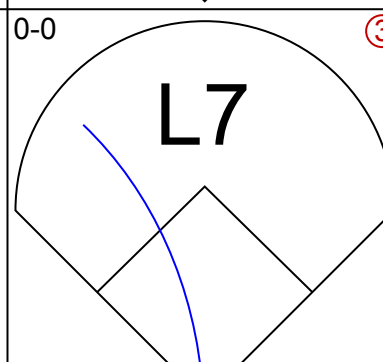
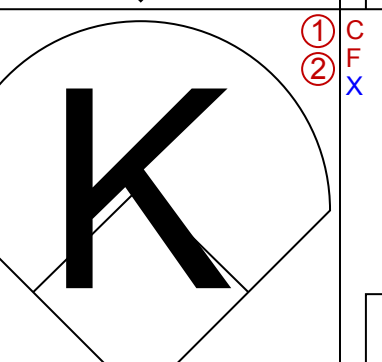
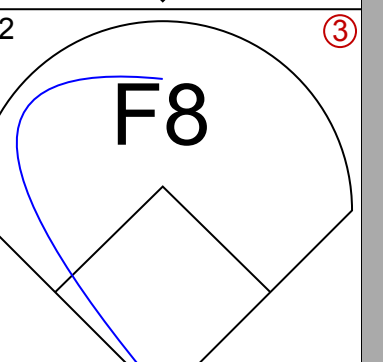
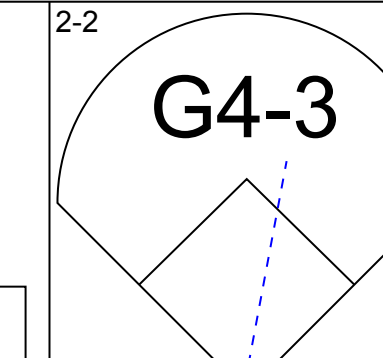
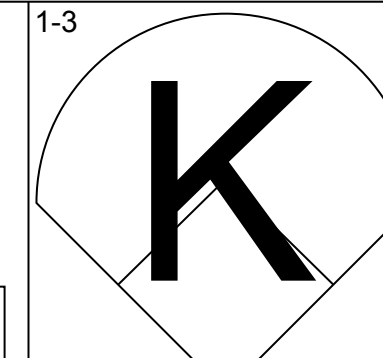
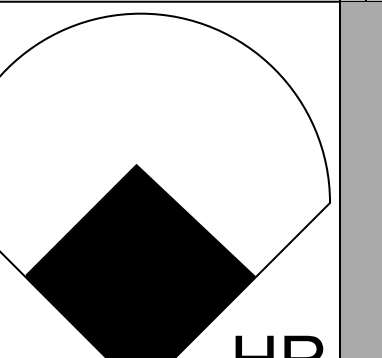
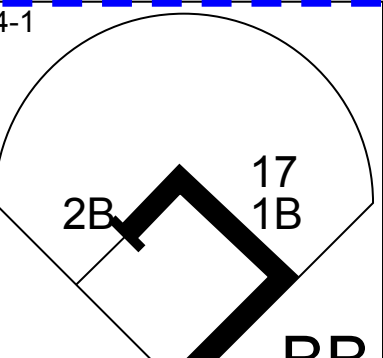

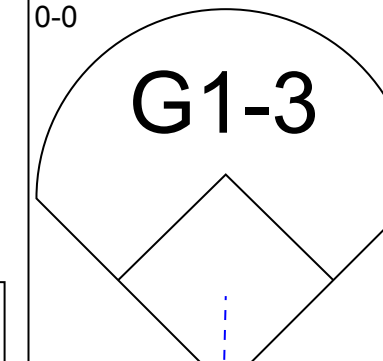
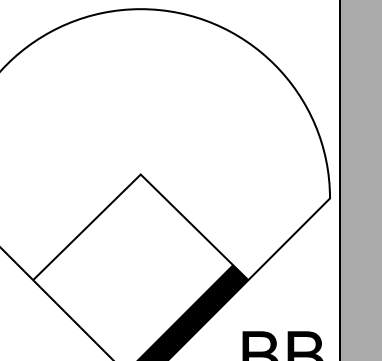
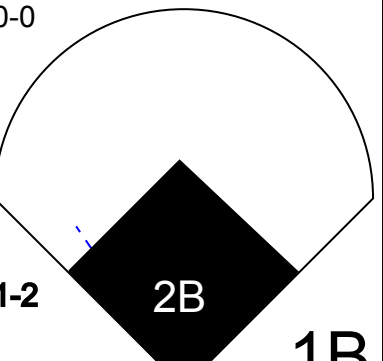

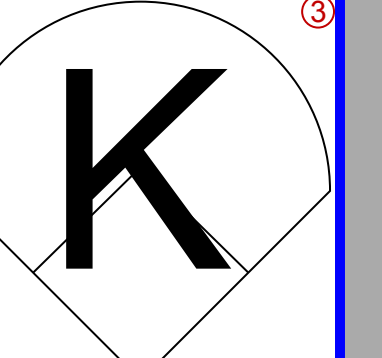
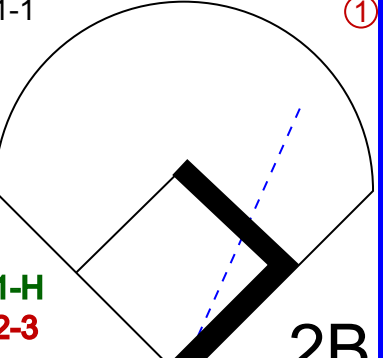
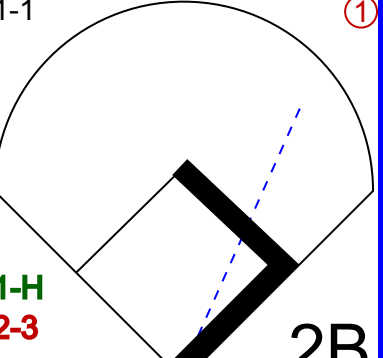
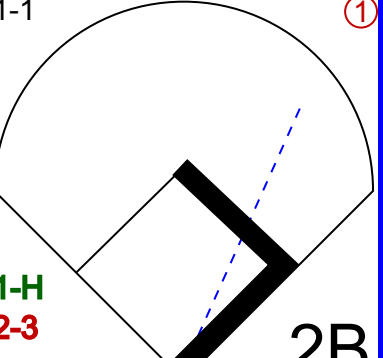
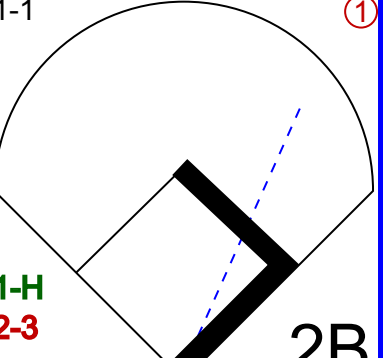
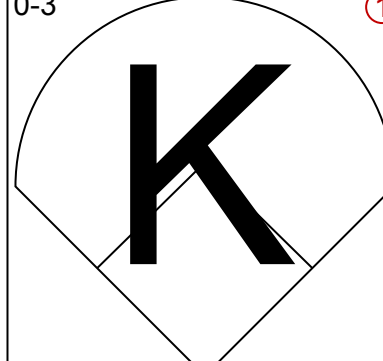
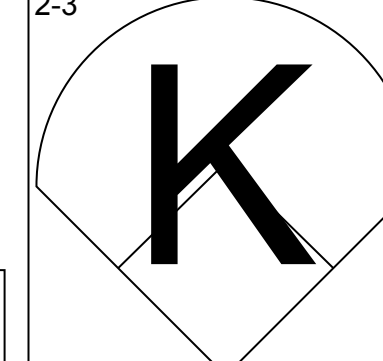
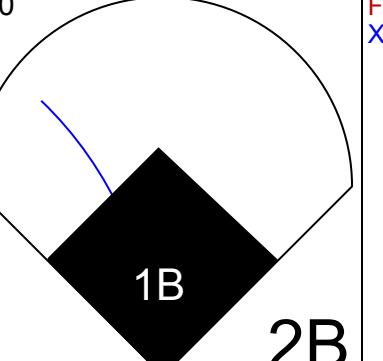
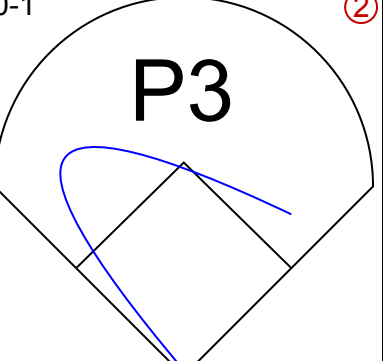
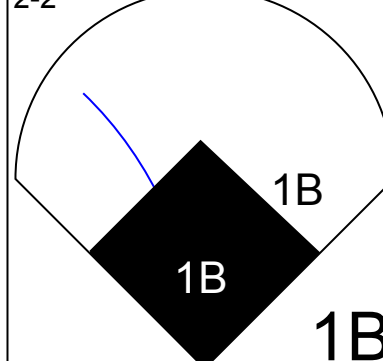
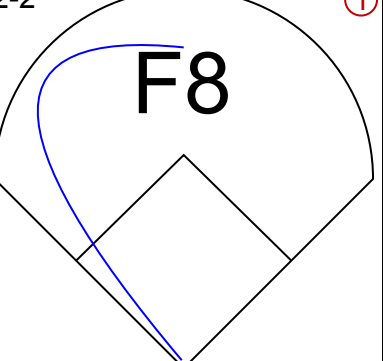
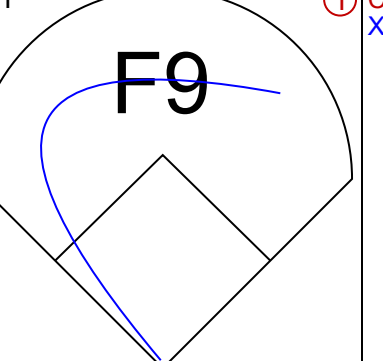
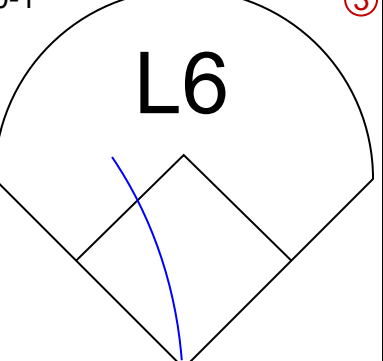

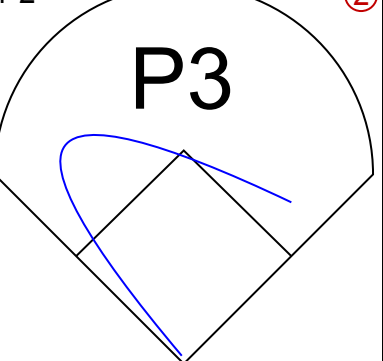
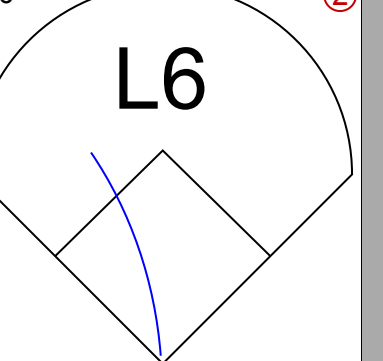
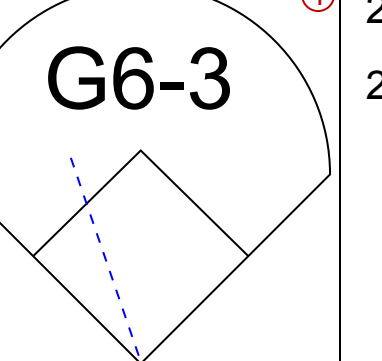


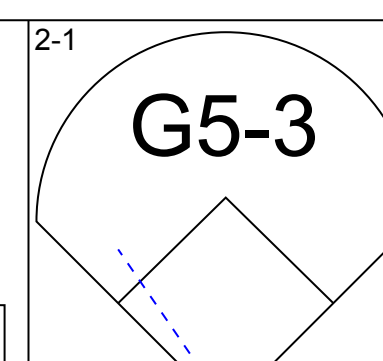
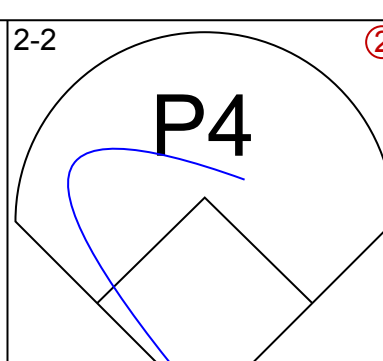
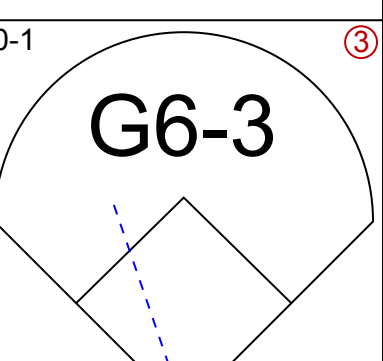
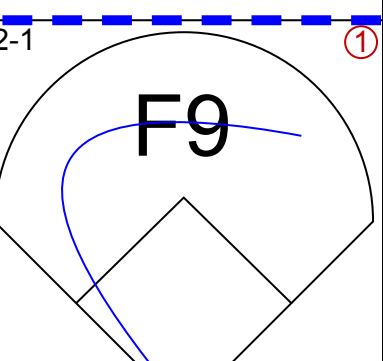
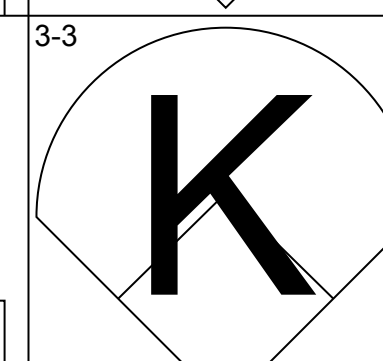
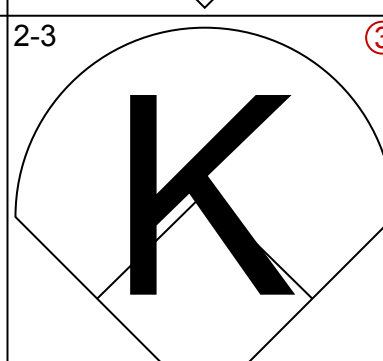
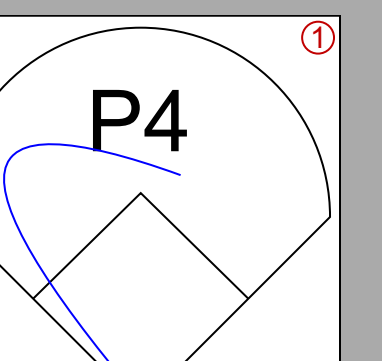
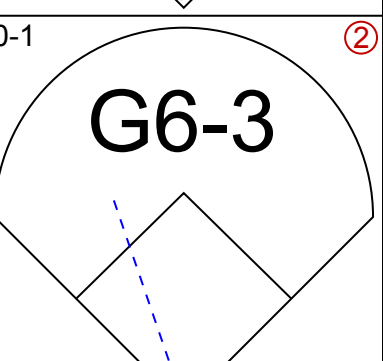
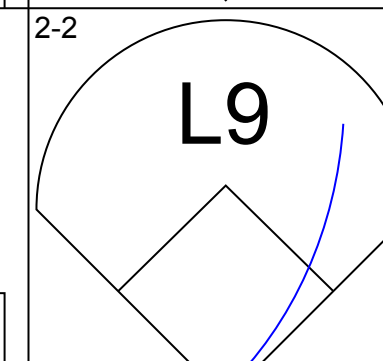
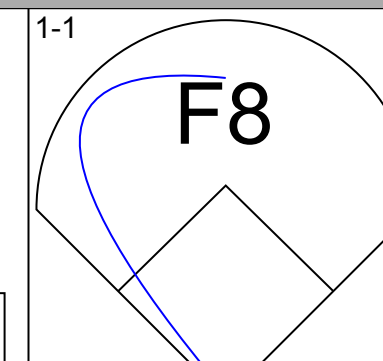
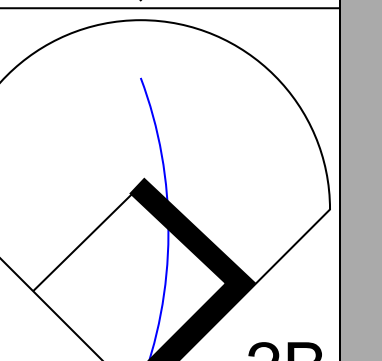
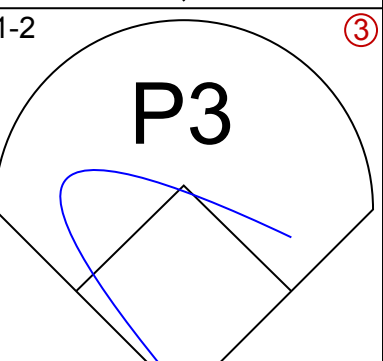
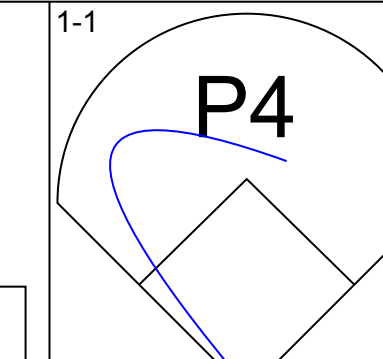
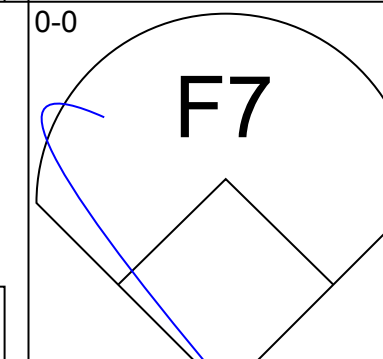
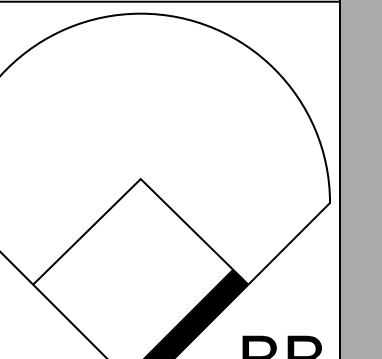
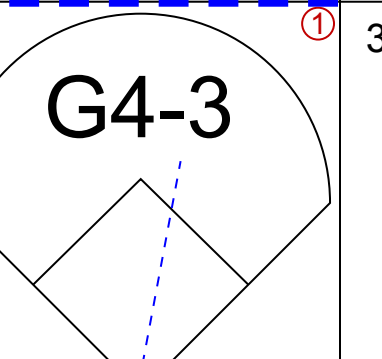
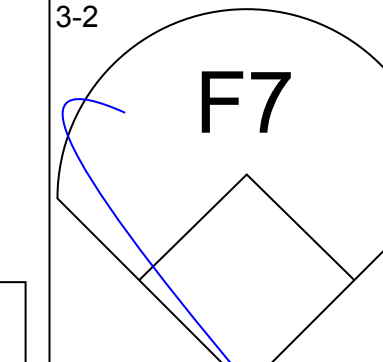
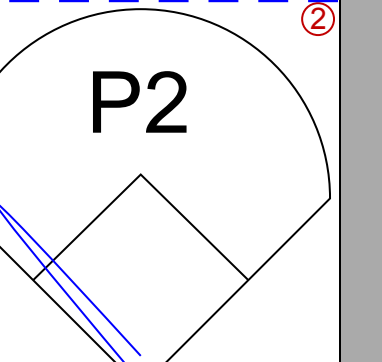
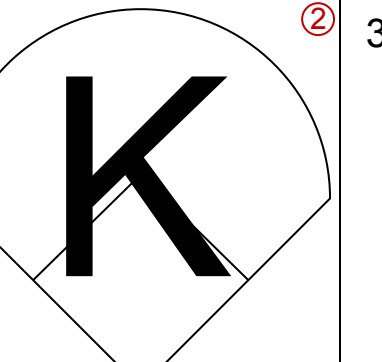
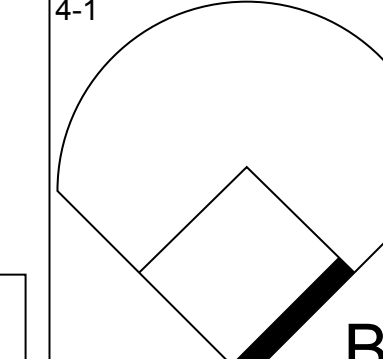
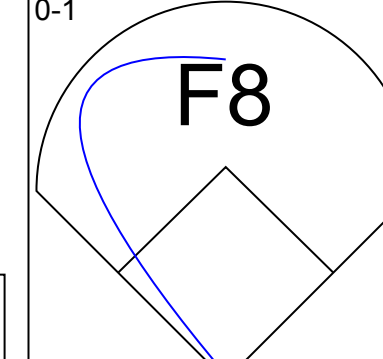
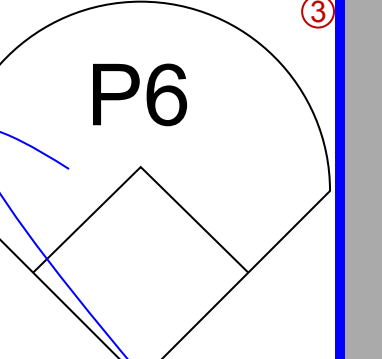
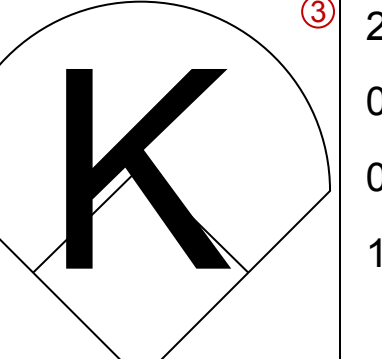
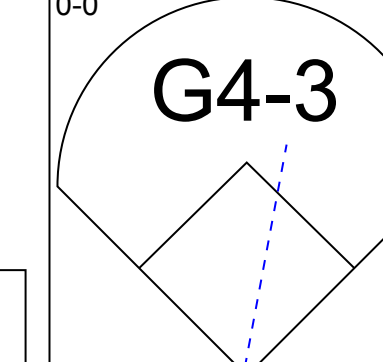
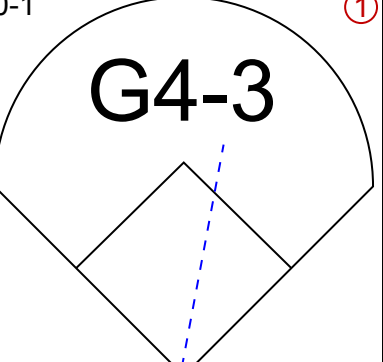
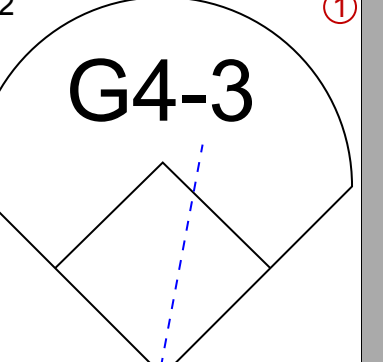
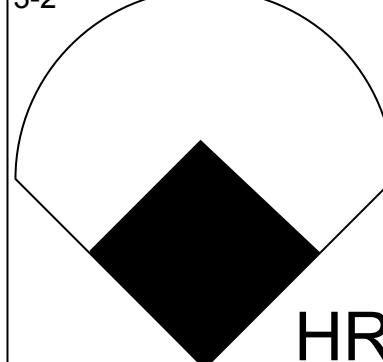
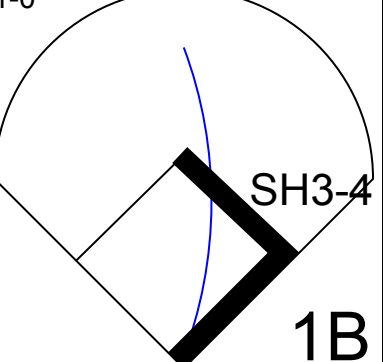
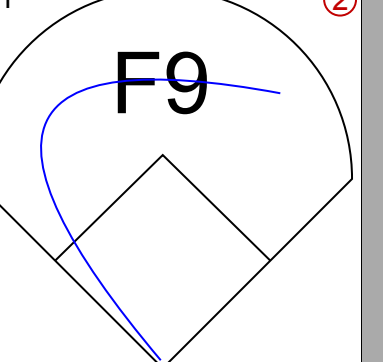
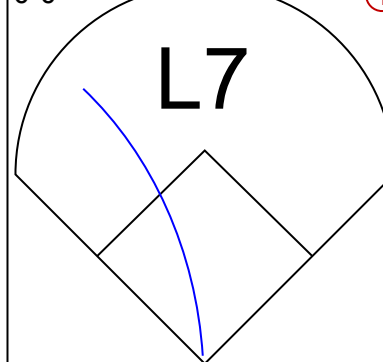
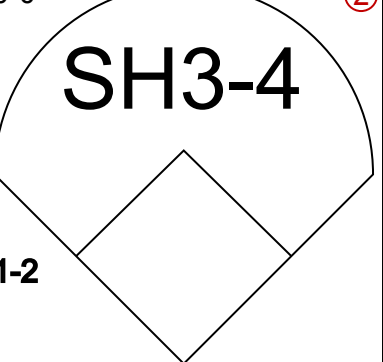

Batter	1	2	3	4	5	6	7	8	9	AB	R	H	RBI	BB	SO	LOB	TOP											
<b>Neft Perez, S</b> OBP: 0.316, SLG: 0.422	F8	G1-3		G5-3		F9			F8	5	0	0	0	0	0	4	<b>Colorado Rockies @ Los Angeles Dodgers</b> Dodger Stadium, Los Angeles, CA Wed Jul 21 1999, 7:35 PM PDT Att: 34,271 - Unknown - 70 F <a href="http://livebaseballscorecards.com">livebaseballscorecards.com</a>											
<b>Darryl Hamilton, L</b> OBP: 0.370, SLG: 0.403	1B 2B BB		2B	2B	F7	G4-6-3	1B	G4-3	1B	4	2	3	0	1	0	0												
<b>Larry Walker, L</b> OBP: 0.437, SLG: 0.717	2B 1B		F7		G4-3	G4-6-3	1-2	G4-3		5	1	1	0	0	0	3												
<b>Dante Bichette, R</b> OBP: 0.327, SLG: 0.518	2B		F7		P1		1B	K		5	0	3	3	0	1	1												
<b>Vinny Castilla, R</b> OBP: 0.326, SLG: 0.485	1B		K			G6-3	L8			4	0	1	0	0	1	2												
<b>17 Todd Helton, L</b> OBP: 0.373, SLG: 0.521	G4-6-3		G4-3			7 2B 1B BB		G3		3	1	0	0	1	0	3												
<b>7 Kurt Abbott, R</b> OBP: 0.302, SLG: 0.457			F9		G5-3	1B 2B		HR		4	1	2	1	0	0	0												
<b>Henry Blanco, R</b> OBP: 0.366, SLG: 0.444		K		K		2-3 3-H 1B		L5		4	0	1	1	0	2	0												
<b>Pedro Astacio, R</b> OBP: 0.321, SLG: 0.327								K2-3		4	0	2	0	0	2	2												
<b>Dave Veres, R</b> (9, 1)										0	0	0	0	0	0	0												
<b>Inning Stats</b>	R: 2 E: 0 K: 0 S: 13	H: 3 LOB: 1 BB: 1 P: 22	R: 0 E: 0 K: 1 S: 9	H: 1 LOB: 1 BB: 0 P: 13	R: 1 E: 0 K: 1 S: 11	H: 2 LOB: 1 BB: 0 P: 15	R: 0 E: 0 K: 1 S: 8	H: 1 LOB: 1 BB: 0 P: 11	R: 0 E: 0 K: 0 S: 7	H: 0 LOB: 0 BB: 0 P: 7	R: 1 E: 0 K: 1 S: 10	H: 2 LOB: 2 BB: 1 P: 16	R: 0 E: 0 K: 0 S: 8	H: 2 LOB: 1 BB: 0 P: 13	R: 1 E: 0 K: 1 S: 11	H: 1 LOB: 0 BB: 0 P: 15	R: 0 E: 0 K: 1 S: 9	H: 1 LOB: 1 BB: 0 P: 15	1B: 8 2B: 4 3B: 0 HR: 1	SF: 0 SAC: 0 DP: 2 HBP: 0	WP: 0 PB: 0 SB: 2 CS: 0	PA: 40						
<b>PITCHER</b>	IP	WLS	BF	H	R	ER	SO	BB	IBB	HBP	BLK	WP	HR	S	P	ERA	WHIP											
<b>Ismael Valdez, R</b> ERA: 3.44	(1, 1)	8.0	L	36	12	5	5	5	2	0	0	0	0	1	77	112	5.62	1.750										
<b>Pedro Borbon, L</b> ERA: 1.93	(9, 1)	0.2		3	1	0	0	0	0	0	0	0	0	6	11	0.00	1.500											
<b>Alan Mills, R</b> ERA: 3.24	(9, 1)	0.1		1	0	0	0	1	0	0	0	0	0	3	4	0.00	0.000											

Batter	1	2	3	4	5	6	7	8	9	AB	R	H	RBI	BB	SO	LOB	BOTTOM											
<b>Eric Young Sr., R</b> OBP: 0.354, SLG: 0.345	G6-3			L4			F8			3	0	0	0	1	0	0	<b>Colorado Rockies @ Los Angeles Dodgers</b> Dodger Stadium, Los Angeles, CA Wed Jul 21 1999, 7:35 PM PDT Att: 34,271 - Unknown - 70 F <a href="http://livebaseballscorecards.com">livebaseballscorecards.com</a>											
<b>Mark Grudzielanek, R</b> OBP: 0.362, SLG: 0.388	HR					G5-3	K			4	1	2	0	0	1	1												
<b>Todd Hollandsworth, L</b> OBP: 0.397, SLG: 0.525	HR					F8				4	1	1	2	0	2	1												
<b>Gary Sheffield, R</b> OBP: 0.405, SLG: 0.491	1B			P4		G5-3				4	0	1	0	0	0	1												
<b>22 Devon White, S</b> OBP: 0.355, SLG: 0.433	1B			HR		2H				3	1	2	0	1	0	0												
<b>Raul Mondesi, R</b> OBP: 0.328, SLG: 0.499	L7									4	1	1	2	0	2	2												
<b>Alan Mills, R</b> (9, 1)										0	0	0	0	0	0	0												
<b>Todd Hundley, S</b> OBP: 0.284, SLG: 0.459	FC6			G4-3		F8				4	0	0	0	0	1	2												
<b>Adrián Beltré, R</b> OBP: 0.370, SLG: 0.450				F8		K				4	0	1	0	0	1	0												
<b>Ismael Valdez, R</b> OBP: 0.077, SLG: 0.053										3	0	0	0	0	0	1												
<b>Pedro Borbon, R</b> (9, 1)										0	0	0	0	0	0	0												
<b>Eric Karros, R</b> OBP: 0.347, SLG: 0.555										1	0	0	0	0	1	0												
<b>Inning Stats</b>	R: 2 E: 0 K: 0 S: 20	H: 4 LOB: 2 BB: 0 P: 29	R: 0 E: 0 K: 0 S: 5	H: 0 LOB: 1 BB: 1 P: 10	R: 2 E: 0 K: 1 S: 10	H: 1 LOB: 0 BB: 1 P: 15	R: 0 E: 0 K: 1 S: 6	H: 0 LOB: 0 BB: 0 P: 9	R: 0 E: 0 K: 0 S: 11	H: 2 LOB: 2 BB: 0 P: 14	R: 0 E: 0 K: 1 S: 10	H: 1 LOB: 1 BB: 0 P: 15	R: 0 E: 0 K: 2 S: 10	H: 0 LOB: 0 BB: 0 P: 17	R: 0 E: 0 K: 1 S: 8	H: 0 LOB: 0 BB: 0 P: 12	R: 0 E: 0 K: 2 S: 11	H: 0 LOB: 0 BB: 0 P: 16	1B: 6 2B: 0 3B: 0 HR: 2	SF: 0 SAC: 0 DP: 0 HBP: 0	WP: 0 PB: 0 SB: 0 CS: 0	PA: 36						
<b>PITCHER</b>	IP	WLS	BF	H	R	ER	SO	BB	IBB	HBP	BLK	WP	HR	S	P	ERA	WHIP											
<b>Pedro Astacio, R</b> ERA: 5.35	(1, 1)	8.0	W	33	8	4	4	6	2	0	0	0	0	2	80	121	4.50	1.250										
<b>Dave Veres, R</b> ERA: 3.92	(9, 1)	1.0	S	3	0	0	0	2	0	0	0	0	0	11	16	0.00	0.000											





Batter	1	2	3	4	5	6	7	8	9	AB	R	H	RBI	BB	SO	LOB	TOP					
<b>Neft Perez, S</b> OBP: 0.317, SLG: 0.421										5	0	2	2	0	1	0	<b>Colorado Rockies @ Los Angeles Dodgers</b> Dodger Stadium, Los Angeles, CA Thu Jul 22 1999, 1:10 PM PDT Att: 34,231 - Unknown - 84 F					
<b>Darryl Hamilton, L</b> OBP: 0.376, SLG: 0.404										2	0	1	0	3	0	0						
<b>Larry Walker, L</b> OBP: 0.432, SLG: 0.708										4	0	0	0	0	1	6						
<b>Dante Bichette, R</b> OBP: 0.329, SLG: 0.525										3	1	1	1	1	1	0						
<b>17 Todd Helton, L</b> OBP: 0.374, SLG: 0.519										3	1	1	0	1	1	0						
<b>7 Kurt Abbott, R</b> OBP: 0.302, SLG: 0.451										2	0	0	0	1	2	1						
<b>Jeff Barry, S</b> OBP: 0.400, SLG: 0.564										0	0	0	0	0	0	0						
<b>Mike DeJean, R</b> OBP: 0.324, SLG: 0.482										1	0	1	1	0	0	0						
<b>Dave Veres, R</b> OBP: 0.324, SLG: 0.482										0	0	0	0	0	0	0						
<b>Kirt Manwaring, R</b> OBP: 0.380, SLG: 0.452										4	1	1	0	0	2	2						
<b>Terry Shumpert, R</b> OBP: 0.398, SLG: 0.605										4	1	1	0	0	0	2						
<b>Bobby Jones, R</b> OBP: 0.261, SLG: 0.250										2	0	0	0	0	1	1						
<b>Vinny Castilla, R</b> OBP: 0.324, SLG: 0.482										2	0	0	0	0	0	1						
<b>Inning Stats</b>	R: 0 E: 0 K: 1 S: 7	H: 0 LOB: 0 BB: 1 P: 13	R: 0 E: 0 K: 2 S: 10	H: 0 LOB: 0 BB: 0 P: 15	R: 1 E: 0 K: 2 S: 15	H: 3 LOB: 2 BB: 0 P: 22	R: 0 E: 0 K: 2 S: 11	H: 0 LOB: 1 BB: 1 P: 18	R: 0 E: 0 K: 0 S: 7	H: 0 LOB: 0 BB: 0 P: 10	R: 1 E: 0 K: 2 S: 9	H: 1 LOB: 1 BB: 2 P: 22	R: 1 E: 0 K: 0 S: 12	H: 2 LOB: 2 BB: 1 P: 20	R: 1 E: 0 K: 0 S: 8	H: 2 LOB: 1 BB: 1 P: 13	R: 0 E: 0 K: 0 S: 7	H: 0 LOB: 0 BB: 0 P: 10	1B: 5 2B: 2 3B: 0 HR: 1	SF: 0 SAC: 0 DP: 1 HBP: 0	WP: 0 PB: 0 SB: 0 CS: 1	PA: 38
<b>PITCHER</b>	IP	WLS	BF	H	R	ER	SO	BB	IBB	HBP	BLK	WP	HR	S	P	ERA	WHIP					
<b>Chan Ho Park, R</b> ERA: 6.16	(1, 1)	6.2	L	28	6	3	3	9	4	0	0	0	0	1	66	111	4.05	1.500				
<b>Pedro Borbon, L</b> ERA: 1.91	(7, 1)	0.1		2	0	0	0	0	1	0	0	0	0	0	5	9	0.00	3.000				
<b>Mike Maddux, R</b> ERA: 3.21	(8, 1)	2.0		8	2	1	1	0	1	0	0	0	0	0	15	23	4.50	1.500				

Batter	1	2	3	4	5	6	7	8	9	AB	R	H	RBI	BB	SO	LOB	BOTTOM					
<b>Eric Young Sr., R</b> OBP: 0.350, SLG: 0.341										4	0	0	0	0	0	1	<b>Colorado Rockies @ Los Angeles Dodgers</b> Dodger Stadium, Los Angeles, CA Thu Jul 22 1999, 1:10 PM PDT Att: 34,231 - Unknown - 84 F					
<b>Trenidad Hubbard, R</b> OBP: 0.418, SLG: 0.444										4	0	0	0	0	2	0						
<b>Gary Sheffield, R</b> OBP: 0.404, SLG: 0.491										4	0	1	0	0	0	0						
<b>Eric Karros, R</b> OBP: 0.346, SLG: 0.550										3	0	0	0	1	0	0						
<b>Raul Mondesi, R</b> OBP: 0.328, SLG: 0.494										3	0	0	0	1	1	2						
<b>Adrian Beltré, R</b> OBP: 0.370, SLG: 0.447										2	0	0	0	1	0	3						
<b>Pedro Borbon, R</b> ERA: 5.01										0	0	0	0	0	0	0						
<b>Mike Maddux, L</b> OBP: 0.236, SLG: 0.231										0	0	0	0	0	0	0						
<b>Craig Counsell, L</b> OBP: 0.236, SLG: 0.231										1	0	0	0	0	1	0						
<b>Jose Vizcaino, S</b> OBP: 0.282, SLG: 0.275										3	0	0	0	0	0	1						
<b>Angel Pena, R</b> OBP: 0.287, SLG: 0.414										3	1	2	1	0	0	0						
<b>Chan Ho Park, R</b> OBP: 0.114, SLG: 0.125										1	0	0	0	0	0	0						
<b>Dave Hansen, L</b> OBP: 0.449, SLG: 0.468										1	0	0	0	0	1	0						
<b>Inning Stats</b>	R: 0 E: 0 K: 1 S: 9	H: 0 LOB: 0 BB: 0 P: 16	R: 0 E: 0 K: 0 S: 7	H: 0 LOB: 1 BB: 1 P: 15	R: 1 E: 0 K: 1 S: 11	H: 1 LOB: 0 BB: 0 P: 18	R: 0 E: 0 K: 0 S: 5	H: 0 LOB: 1 BB: 1 P: 10	R: 0 E: 0 K: 0 S: 6	H: 1 LOB: 1 BB: 0 P: 7	R: 0 E: 0 K: 0 S: 12	H: 1 LOB: 2 BB: 1 P: 25	R: 0 E: 0 K: 1 S: 10	H: 0 LOB: 0 BB: 0 P: 16	R: 0 E: 0 K: 0 S: 7	H: 0 LOB: 0 BB: 0 P: 10	R: 0 E: 0 K: 2 S: 12	H: 0 LOB: 0 BB: 0 P: 20	1B: 1 2B: 1 3B: 0 HR: 1	SF: 0 SAC: 1 DP: 0 HBP: 0	WP: 0 PB: 0 SB: 0 CS: 0	PA: 33
<b>PITCHER</b>	IP	WLS	BF	H	R	ER	SO	BB	IBB	HBP	BLK	WP	HR	S	P	ERA	WHIP					
<b>Bobby Jones, L</b> ERA: 5.56	(1, 1)	5.1	W	22	3	1	1	2	3	0	0	0	0	0	47	85	1.69	1.125				
<b>Jerry Dipoto, R</b> ERA: 5.01	(6, 1)	1.2	H	5	0	0	0	1	0	0	0	0	0	13	22	0.00	0.000					
<b>Mike DeJean, R</b> ERA: 6.7	(8, 1)	1.0	H	3	0	0	0	0	0	0	0	0	0	7	10	0.00	0.000					
<b>Dave Veres, R</b> ERA: 3.45	(9, 1)	1.0	S	3	0	0	0	2	0	0	0	0	0	12	20	0.00	0.000					





Batter	1	2	3	4	5	6	7	8	9	AB	R	H	RBI	BB	SO	LOB	TOP				
<b>Nelf Perez, S</b> OBP: 0.315, SLG: 0.419										5	2	1	0	0	1	0					
<b>17 Todd Helton, L</b> OBP: 0.377, SLG: 0.533										5	3	3	2	0	0	1					
<b>Larry Walker, L</b> OBP: 0.434, SLG: 0.705										4	1	2	2	1	1	1					
<b>Vinny Castilla, R</b> OBP: 0.323, SLG: 0.486										5	2	1	2	0	0	3					
<b>Jeff Barry, S</b> OBP: 0.400, SLG: 0.636										5	1	2	3	0	1	1					
<b>Angel Echevarria, R</b> OBP: 0.348, SLG: 0.525										3	1	1	0	1	0	1					
<b>Curt Leskanic, R</b> OBP: 0.300, SLG: 2.000										1	0	1	0	0	0	0					
<b>Jerry Dipoto, R</b> OBP: 0.328, SLG: 0.524										5	2	2	3	0	1	3					
<b>Dante Bichette, R</b> OBP: 0.375, SLG: 0.402										2	0	0	0	0	0	3					
<b>7 Kurt Abbott, R</b> OBP: 0.307, SLG: 0.455										1	0	0	0	0	0	0					
<b>Terry Shumpert, R</b> OBP: 0.385, SLG: 0.583										3	0	0	0	0	1	2					
<b>Henry Blanco, R</b> OBP: 0.367, SLG: 0.483										2	0	0	0	0	0	0					
<b>Brian Bohanon, L</b> OBP: 0.191, SLG: 0.159										2	0	0	0	0	0	3					
<b>David Lee, R</b> OBP: 0.290, SLG: 0.200										1	0	0	0	0	0	0					
<b>Darryl Hamilton, L</b> OBP: 0.375, SLG: 0.402										1	0	0	0	0	0	0					
<b>Inning Stats</b>	R: 4 E: 2 K: 1 S: 17	H: 4 LOB: 2 BB: 0 P: 31	R: 2 E: 0 K: 2 S: 10	H: 2 LOB: 0 BB: 0 P: 17	R: 0 E: 0 K: 0 S: 8	H: 1 LOB: 1 BB: 0 P: 11	R: 1 E: 0 K: 0 S: 7	H: 2 LOB: 1 BB: 0 P: 11	R: 2 E: 0 K: 1 S: 10	H: 1 LOB: 0 BB: 1 P: 19	R: 2 E: 0 K: 0 S: 9	H: 2 LOB: 0 BB: 1 P: 17	R: 1 E: 0 K: 0 S: 11	H: 1 LOB: 0 BB: 0 P: 19	R: 0 E: 0 K: 0 S: 4	H: 0 LOB: 0 BB: 0 P: 9	R: 0 E: 0 K: 0 S: 12	H: 0 LOB: 0 BB: 0 P: 16	1B: 6 2B: 2 3B: 0 HR: 5	SF: 0 SAC: 1 DP: 0 HBP: 0	WP: 2 PA: 44 PB: 0 SB: 1 CS: 0
<b>PITCHER</b>	IP WLS BF H R ER SO BB IBB HBP BLK WP HR S P ERA WHIP																				
<b>Jamie Arnold, R</b> ERA: 5.21	(1, 1) 3.0 19 8 7 7 3 0 0 0 0 0 1 2 36 61 21.00 2.667																				
<b>Onan Masaoka, L</b> ERA: 3.95	(4, 1) 2.2 L 14 4 4 4 1 2 0 0 0 0 1 2 23 43 13.50 2.250																				
<b>Alan Mills, R</b> ERA: 3.35	(6, 1) 1.1 5 1 1 1 0 0 0 0 0 0 1 13 21 6.75 0.750																				
<b>Mike Maddux, R</b> ERA: 3.03	(8, 1) 2.0 6 0 0 0 2 0 0 0 0 0 0 0 16 25 0.00 0.000																				

**Colorado Rockies @ Los Angeles Dodgers**  
Dodger Stadium, Los Angeles, CA  
Thu Jul 22 1999, 5:10 PM PDT  
Att: 30,907 - Unknown - 74 F

AB 41  
R 12  
H 13  
RBI 12  
BB 2  
SO 6  
LOB 15

Batter	1	2	3	4	5	6	7	8	9	AB	R	H	RBI	BB	SO	LOB	BOTTOM				
<b>Eric Young Sr, R</b> OBP: 0.348, SLG: 0.337										4	1	0	1	1	0	1					
<b>Todd Hollandsworth, L</b> OBP: 0.362, SLG: 0.529										1	0	1	0	0	0	0					
<b>Mark Chuziyanek, R</b> OBP: 0.378, SLG: 0.402										5	4	5	0	1	0	0					
<b>Gary Sheffield, R</b> OBP: 0.405, SLG: 0.492										5	0	2	2	1	1	5					
<b>Eric Karros, R</b> OBP: 0.347, SLG: 0.567										4	2	2	4	0	1	2					
<b>22 Devon White, S</b> OBP: 0.352, SLG: 0.429										5	1	1	0	0	0	2					
<b>Raul Mondesi, R</b> OBP: 0.326, SLG: 0.489										4	1	0	0	1	1	1					
<b>Adrian Beltré, R</b> OBP: 0.373, SLG: 0.452										5	2	3	1	0	0	0					
<b>Angel Pena, R</b> OBP: 0.301, SLG: 0.412										3	0	1	1	2	0	1					
<b>Jamie Arnold, R</b> ERA: 5.21										2	0	0	0	0	0	2					
<b>Onan Masaoka, L</b> ERA: 3.95										1	0	0	0	0	1	2					
<b>Alan Mills, R</b> ERA: 3.35										0	0	0	0	0	0	0					
<b>Dave Hansen, L</b> ERA: 5.08										1	0	1	0	0	2	0					
<b>Mike Maddux, L</b> ERA: 3.39										1	0	0	0	1	0	0					
<b>Inning Stats</b>	R: 5 E: 1 K: 0 S: 16	H: 5 LOB: 1 BB: 1 P: 26	R: 1 E: 0 K: 0 S: 9	H: 2 LOB: 1 BB: 0 P: 16	R: 0 E: 0 K: 0 S: 11	H: 1 LOB: 1 BB: 0 P: 14	R: 1 E: 0 K: 1 S: 5	H: 1 LOB: 0 BB: 1 P: 13	R: 0 E: 1 K: 1 S: 12	H: 0 LOB: 2 BB: 1 P: 20	R: 1 E: 1 K: 0 S: 7	H: 1 LOB: 1 BB: 1 P: 14	R: 2 E: 0 K: 1 S: 14	H: 2 LOB: 2 BB: 2 P: 27	R: 1 E: 0 K: 1 S: 7	H: 1 LOB: 0 BB: 0 P: 16	R: 0 E: 0 K: 1 S: 15	H: 2 LOB: 2 BB: 0 P: 25	1B: 11 2B: 2 3B: 0 HR: 2	SF: 1 SAC: 0 DP: 0 HBP: 0	WP: 0 PA: 48 PB: 0 SB: 1 CS: 1
<b>PITCHER</b>	IP WLS BF H R ER SO BB IBB HBP BLK WP HR S P ERA WHIP																				
<b>Brian Bohanon, L</b> ERA: 6.73	(1, 1) 3.1 21 9 7 7 0 2 0 0 0 0 0 0 18 35 18.90 3.300																				
<b>David Lee, R</b> ERA: 5.64	(4, 1) 2.0 W 9 1 1 0 2 2 0 0 0 0 0 0 18 35 0.00 1.500																				
<b>Curt Leskanic, R</b> ERA: 4.72	(6, 1) 1.2 H 9 2 2 2 1 2 0 0 0 0 0 0 18 32 10.80 2.400																				
<b>Jerry Dipoto, R</b> ERA: 5.08	(8, 1) 1.0 H 4 1 1 1 1 0 0 0 0 0 0 1 7 16 9.00 1.000																				
<b>Dave Veres, R</b> ERA: 3.39	(9, 1) 1.0 S 5 2 0 0 1 0 0 0 0 0 0 0 15 25 0.00 2.000																				

**Colorado Rockies @ Los Angeles Dodgers**  
Dodger Stadium, Los Angeles, CA  
Thu Jul 22 1999, 5:10 PM PDT  
Att: 30,907 - Unknown - 74 F

AB 41  
R 11  
H 15  
RBI 10  
BB 6  
SO 5  
LOB 18



Batter	1	2	3	4	5	6	7	8	9	AB	R	H	RBI	BB	SO	LOB	TOP					
Eric Young Sr. R (1.4) OBP: 0.350, SLG: 0.337 Onan Masaoka, R (7.1)	F8		BB		1B		G4-3			3	0	1	0	1	0	0	<b>Los Angeles Dodgers @ Arizona Diamondbacks</b> <b>Bank One Ballpark, Phoenix, AZ</b> Fri Jul 23 1999, 10:05 PM EDT Att: 43,031 - Dome - 72 F					
Mark Grudzielanek R (1.6) OBP: 0.371, SLG: 0.395	F9		F9		G6-3			G1-3		4	0	0	0	0	0	2						
Gary Sheffield R (1.7) OBP: 0.410, SLG: 0.593 Todd Hollandsworth L (6.7) OBP: 0.399, SLG: 0.525								G6-3		1	1	1	1	2	0	0						
Eric Karros, R (1.3) OBP: 0.344, SLG: 0.562 Dave Hansen, L (8, PH) OBP: 0.440, SLG: 0.456	G4-3							K		3	0	0	0	0	1	3						
22 Devon White, S (1.8) OBP: 0.352, SLG: 0.425 Trendad Hubbard, R (6.8) OBP: 0.413, SLG: 0.438										2	0	0	0	1	0	0						
Raul Mondesi, R (1.9) OBP: 0.325, SLG: 0.485										3	0	0	0	1	0	1						
Adrian Beltré, R (1.5) OBP: 0.369, SLG: 0.447										4	0	0	0	0	0	2						
Angel Pena, R (1.2) OBP: 0.293, SLG: 0.400										3	0	0	0	0	0	1						
Carlos Perez, L (1.1) OBP: 0.345, SLG: 0.481 Jose Vizcaino, S (7, PH) OBP: 0.281, SLG: 0.274										2	0	0	0	0	1	0						
										1	0	0	0	0	0	0						
<b>Inning Stats</b>	R: 0 E: 0 K: 0 S: 11	H: 0 LOB: 1 BB: 1 P: 16	R: 0 E: 0 K: 0 S: 7	H: 0 LOB: 1 BB: 1 P: 16	R: 0 E: 0 K: 2 S: 15	H: 0 LOB: 2 BB: 2 P: 29	R: 0 E: 0 K: 0 S: 6	H: 0 LOB: 0 BB: 0 P: 13	R: 0 E: 0 K: 0 S: 8	H: 1 LOB: 1 BB: 0 P: 10	R: 1 E: 0 K: 0 S: 7	H: 1 LOB: 1 BB: 1 P: 14	R: 0 E: 0 K: 0 S: 5	H: 0 LOB: 0 BB: 0 P: 6	R: 0 E: 0 K: 1 S: 5	H: 0 LOB: 0 BB: 0 P: 9	R: 0 E: 0 K: 0 S: 7	H: 0 LOB: 0 BB: 0 P: 10	1B: 1 2B: 0 3B: 0 HR: 1	SF: 0 SAC: 0 DP: 0 HBP: 0	WP: 0 PB: 0 SB: 0 CS: 0	PA: 34
<b>PITCHER</b>	IP WLS BF H R ER SO BB IBB HBP BLK WP HR S P ERA WHIP																					
Omar Daal, L (1.1) ERA: 3.61	7.0 W 28 2 1 1 2 5 0 0 0 0 0 1 59 104 1.29 1.000																					
Byung-Hyun Kim, R (8.1) ERA: 3.75	2.0 6 0 0 0 1 0 0 0 0 0 0 0 12 19 0.00 0.000																					

Batter	1	2	3	4	5	6	7	8	9	AB	R	H	RBI	BB	SO	LOB	BOTTOM			
Tony Womack L (1.9) OBP: 0.331, SLG: 0.370	K		SH5-3	P4	G3-1			G4-3		4	0	0	0	0	1	4	<b>Los Angeles Dodgers @ Arizona Diamondbacks</b> <b>Bank One Ballpark, Phoenix, AZ</b> Fri Jul 23 1999, 10:05 PM EDT Att: 43,031 - Dome - 72 F			
Jay Bell, R (1.4) OBP: 0.366, SLG: 0.577 Hanley Frias, S (6, FR) OBP: 0.292, SLG: 0.232	P3							K		3	1	2	3	1	0	0				
Luis Gonzalez, L (1.7) OBP: 0.415, SLG: 0.558								K		4	2	2	2	1	1	1				
Matt Williams, R (1.5) OBP: 0.356, SLG: 0.567								K		4	1	2	3	0	0	3				
Greg Colbrunn, R (1.3) OBP: 0.373, SLG: 0.470								K		4	0	1	1	0	0	3				
Steve Finley L (1.8) OBP: 0.322, SLG: 0.492								K		3	0	0	0	1	0	2				
Damian Miller, R (1.2) OBP: 0.294, SLG: 0.404								K		4	2	1	0	0	1	1				
59 Edwin Diaz, R (1.6) OBP: 0.800, SLG: 1.333								K		2	1	1	1	2	0	0				
Omar Daal, L (1.1) OBP: 0.250, SLG: 0.262 Bernard Gilkey, R (7, PH) OBP: 0.404, SLG: 0.517 Byung-Hyun Kim, R (8.1)								K		3	2	2	0	0	0	1				
								K		1	0	0	0	0	0	1				
								K		0	0	0	0	0	0	0				
<b>Inning Stats</b>	R: 2 E: 0 K: 1 S: 11	H: 2 LOB: 0 BB: 0 P: 22	R: 0 E: 0 K: 1 S: 10	H: 0 LOB: 0 BB: 0 P: 15	R: 1 E: 0 K: 0 S: 9	H: 2 LOB: 2 BB: 1 P: 19	R: 5 E: 1 K: 0 S: 15	H: 4 LOB: 1 BB: 2 P: 28	R: 1 E: 0 K: 0 S: 12	H: 2 LOB: 1 BB: 0 P: 18	R: 1 E: 0 K: 0 S: 13	H: 1 LOB: 2 BB: 1 P: 20	R: 0 E: 0 K: 0 S: 4	H: 0 LOB: 0 BB: 1 P: 12	R: 0 E: 0 K: 2 S: 8	H: 0 LOB: 0 BB: 0 P: 12	1B: 4 2B: 6 3B: 0 HR: 1	SF: 0 SAC: 1 DP: 1 HBP: 0	WP: 0 PB: 0 SB: 0 CS: 0	PA: 39
<b>PITCHER</b>	IP WLS BF H R ER SO BB IBB HBP BLK WP HR S P ERA WHIP																			
Carlos Perez, L (1.1) ERA: 7.43	6.0 L 33 11 10 10 2 4 0 0 0 0 0 0 70 122 15.00 2.500																			
Onan Masaoka, L (7.1) ERA: 3.69	2.0 6 0 0 0 2 1 0 0 0 0 0 0 12 24 0.00 0.500																			







Batter	1	2	3	4	5	6	7	8	9	AB	R	H	RBI	BB	SO	LOB	TOP								
Mark Grudzielanek, R OBP: 0.369, SLG: 0.392	(1,6) C K		(2) K		(1) F9		(3) K		(3) K	5	0	0	0	0	4	1									
Jose Vizcaino, S OBP: 0.290, SLG: 0.278	(1,4) C 2B		(3) G5-3		(2) FC1-4			(1B) 22 G4-3		4	0	2	0	0	0	1									
Gary Sheffield, R OBP: 0.406, SLG: 0.497	(1,7) C K			(1) F8	(3) K			(1B) 22 G4-3		4	0	1	0	0	2	2									
Eric Karros, R OBP: 0.347, SLG: 0.567	(1,3) C G4-3			(1) F8	(3) K			(1) P4		3	2	1	1	1	0	3									
22 Devon White, S OBP: 0.356, SLG: 0.426		(1,8) C G1-3		(1) SF8	(1) 1B			(2) G4-3		3	0	2	0	0	0	2									
Raul Mondesi, R OBP: 0.324, SLG: 0.478	(1,9) C F9		(1) SF8	(1) 1B	(1) HBP			(1) G4-3		3	0	1	0	1	1	2									
Adrian Beltré, R OBP: 0.364, SLG: 0.443	(1,5) C G1-3		(2) SF8	(1) 1B	(1) K			(3) P3		3	0	0	1	0	1	4									
Angel Pena, R OBP: 0.283, SLG: 0.385	(1,2) C K		(3) K		(1) K		(1) K		(1) K	4	0	0	0	0	4	3									
Kevin Brown, R OBP: 0.140, SLG: 0.104	(1,1) C K		(1) K		(1) FC1-4		(2) P3		(2) K	3	0	1	0	0	1	0									
Todd Hollandsworth, L OBP: 0.336, SLG: 0.551	(9, PH)									1	0	0	0	0	1	0									
Jeff Shaw, R OBP: 0.336, SLG: 0.551	(9, 1)									0	0	0	0	0	0	0									
<b>Inning Stats</b>	R: 0 E: 0 K: 2 S: 14	H: 1 LOB: 1 BB: 0 P: 20	R: 0 E: 0 K: 1 S: 15	H: 1 LOB: 1 BB: 0 P: 20	R: 0 E: 0 K: 2 S: 10	H: 0 LOB: 0 BB: 0 P: 12	R: 1 E: 0 K: 1 S: 17	H: 2 LOB: 2 BB: 1 P: 26	R: 0 E: 0 K: 2 S: 8	H: 1 LOB: 0 BB: 0 P: 13	R: 1 E: 0 K: 2 S: 12	H: 1 LOB: 0 BB: 0 P: 20	R: 0 E: 0 K: 2 S: 8	H: 0 LOB: 0 BB: 0 P: 14	R: 0 E: 0 K: 0 S: 19	H: 2 LOB: 3 BB: 1 P: 29	R: 0 E: 0 K: 3 S: 9	H: 0 LOB: 0 BB: 0 P: 13	1B: 6 2B: 2 3B: 0 HR: 1	SF: 1 SAC: 0 DP: 1 HBP: 1	WP: 0 PB: 0 SB: 2 CS: 1	PA: 37			
<b>PITCHER</b>	IP	WLS	BF	H	R	ER	SO	BB	IBB	HBP	BLK	WP	HR	S	P	ERA	WHIP								
Randy Johnson, L ERA: 2.65	(1, 1)	7.0	L	30	8	2	2	11	1	0	1	0	0	94	139	2.57	1.286								
Bobby Chouinard, R ERA: 1.69	(8, 1)	2.0		7	0	0	0	3	1	0	0	0	0	18	28	0.00	0.500								

Los Angeles Dodgers @ Arizona Diamondbacks  
Bank One Ballpark, Phoenix, AZ  
Sun Jul 25 1999, 8:05 PM EDT  
Att: 47,238 - Dome - 72 F

livebaseballscorecards.com

AB 33  
R 2  
H 8  
RBI 2  
BB 2  
SO 14  
LOB 18



Batter	1	2	3	4	5	6	7	8	9	AB	R	H	RBI	BB	SO	LOB	BOTTOM								
Tony Womack, L OBP: 0.329, SLG: 0.365	(1,4) X G4-3		(2) G4-3		(1) E4		(3) P6			4	0	0	0	0	0	1									
Bernard Gilkey, R OBP: 0.409, SLG: 0.528	(1,9) C BB		(3) K		(1) BB			(1) G6-3		2	0	0	0	2	1	0									
Luis Gonzalez, L OBP: 0.409, SLG: 0.551	(1,7) C K			(1) L1	(3) G4-3			(2) P5		4	0	0	0	0	1	3									
Matt Williams, R OBP: 0.356, SLG: 0.565	(1,5) X G4-3			(1) 2B	(1) HBP			(3) F8		3	0	1	0	0	0	1									
Steve Finley, L OBP: 0.323, SLG: 0.496	(1,8) C G3		(1) 1B	(2) K	(1) G4-6-3			(1) P5		4	0	1	0	0	1	2									
Travis Lee, L OBP: 0.344, SLG: 0.380	(1,3) C G3		(1) K	(3) K	(1) F9			(2) G4-3		4	0	0	0	0	1	2									
Andy Fox, L OBP: 0.390, SLG: 0.425	(1,6) C K		(2) K		(1) S		(1) G3-1		(3) K	3	1	1	0	1	2	1									
Damian Miller, R OBP: 0.290, SLG: 0.398	(1,2) C G6-3		(3) G6-3		(1) P3			(1) G6-3		3	0	0	0	0	0	3									
Randy Johnson, R OBP: 0.133, SLG: 0.167	(1, 1)			(1) K	(2) K		(2) G3-1			3	0	0	0	0	2	2									
Bobby Chouinard, R ERA: 2.14	(8, 1)									0	0	0	0	0	0	0									
<b>Inning Stats</b>	R: 0 E: 0 K: 1 S: 7	H: 0 LOB: 1 BB: 1 P: 13	R: 0 E: 0 K: 1 S: 13	H: 1 LOB: 0 BB: 0 P: 23	R: 0 E: 0 K: 2 S: 9	H: 0 LOB: 0 BB: 0 P: 15	R: 0 E: 0 K: 2 S: 13	H: 1 LOB: 1 BB: 0 P: 20	R: 1 E: 1 K: 1 S: 12	H: 0 LOB: 2 BB: 2 P: 24	R: 0 E: 0 K: 0 S: 3	H: 0 LOB: 0 BB: 0 P: 6	R: 0 E: 0 K: 0 S: 8	H: 1 LOB: 1 BB: 0 P: 10	R: 0 E: 0 K: 0 S: 5	H: 0 LOB: 0 BB: 0 P: 9	R: 0 E: 0 K: 1 S: 8	H: 0 LOB: 0 BB: 0 P: 10	1B: 2 2B: 1 3B: 0 HR: 0	SF: 0 SAC: 0 DP: 1 HBP: 1	WP: 0 PB: 1 SB: 2 CS: 0	PA: 34			
<b>PITCHER</b>	IP	WLS	BF	H	R	ER	SO	BB	IBB	HBP	BLK	WP	HR	S	P	ERA	WHIP								
Kevin Brown, R ERA: 3.59	(1, 1)	8.0	W	31	3	1	0	7	3	0	1	0	0	70	120	0.00	0.750								
Jeff Shaw, R ERA: 2.14	(9, 1)	1.0	S	3	0	0	0	1	0	0	0	0	0	8	10	0.00	0.000								

Los Angeles Dodgers @ Arizona Diamondbacks  
Bank One Ballpark, Phoenix, AZ  
Sun Jul 25 1999, 8:05 PM EDT  
Att: 47,238 - Dome - 72 F

livebaseballscorecards.com

AB 30  
R 1  
H 3  
RBI 0  
BB 3  
SO 8  
LOB 15













Batter	1	2	3	4	5	6	7	8	9	AB	R	H	RBI	BB	SO	LOB	TOP								
Mike Cameron, R (1.8) OBP: 0.340, SLG: 0.446	G4-3		2B		G6-3		G4-3		F8	5	1	1	0	0	0	1									
Dmitri Young, S (1.7) OBP: 0.337, SLG: 0.459	G4-3		G3		K		1B		K	4	0	2	1	1	2	1									
Sean Casey, L (1.3) OBP: 0.421, SLG: 0.598	G4-3		G3				K			3	0	0	0	1	1	3									
Michael Tucker, L (1.9) OBP: 0.335, SLG: 0.421			F7		F8				G6-3	3	0	0	0	1	0	2									
Barry Larkin, R (1.6) OBP: 0.392, SLG: 0.424	P3				G4-3		G4-6-3		L8	2	0	0	0	1	0	2									
B.J. Ryan, L (6.1)							BB			0	0	0	0	0	0	0									
Hal Morris, L (8, PH) OBP: 0.322, SLG: 0.308										1	0	0	0	0	0	0									
Gabe White, L (8.1)										0	0	0	0	0	0	0									
Eddie Taubensee, L (1.2) OBP: 0.350, SLG: 0.466			K		1B		G4-6-3		FC6-4	3	0	1	0	1	1	1									
Aaron Boone, R (1.5) OBP: 0.350, SLG: 0.452			K		1B		E8		1B	4	0	2	0	0	1	1									
Chris Stynes, R (1.4) OBP: 0.234, SLG: 0.143			F8		P6		G1-3		G6-3	4	0	0	0	0	0	3									
Dennys Reyes, R (1.1)										1	0	0	0	0	1	0									
Scott Sullivan, R (3.1)					G4-3					1	0	0	0	0	0	2									
Mark Lewis, R (6.5) OBP: 0.283, SLG: 0.450									1B	2	0	1	0	0	0	0									
<b>Inning Stats</b>	R: 0 E: 0 K: 0 S: 5	H: 0 LOB: 2 BB: 2 P: 19	R: 0 E: 0 K: 2 S: 8	H: 0 LOB: 0 BB: 0 P: 11	R: 1 E: 0 K: 1 S: 12	H: 2 LOB: 1 BB: 0 P: 18	R: 0 E: 0 K: 0 S: 8	H: 1 LOB: 2 BB: 1 P: 17	R: 0 E: 0 K: 1 S: 10	H: 0 LOB: 1 BB: 1 P: 18	R: 0 E: 1 K: 0 S: 6	H: 1 LOB: 1 BB: 1 P: 13	R: 0 E: 0 K: 1 S: 12	H: 1 LOB: 0 BB: 0 P: 17	R: 0 E: 0 K: 0 S: 9	H: 1 LOB: 1 BB: 0 P: 16	R: 0 E: 0 K: 1 S: 10	H: 1 LOB: 1 BB: 0 P: 15	1B: 6 2B: 1 3B: 0 HR: 0	SF: 0 SAC: 0 DP: 1 HBP: 0	WP: 0 PB: 0 SB: 0 CS: 0	PA: 38			
<b>PITCHER</b>	IP	WLS	BF	H	R	ER	SO	BB	IBB	HBP	BLK	WP	HR	S	P	ERA	WHIP								
Robinson Checo, R (1.1) ERA: 8.31	5.0	W	22	3	1	1	4	4	0	0	0	0	0	43	83	1.80	1.400								
Jamie Arnold, R (6.1) ERA: 4.8	4.0	S	16	4	0	0	2	1	0	0	0	0	0	37	61	0.00	1.250								

Cincinnati Reds @ Los Angeles Dodgers  
Dodger Stadium, Los Angeles, CA  
Wed Jul 28 1999, 7:35 PM PDT  
Att: 32,127 - Unknown - 69 F

AB	33
R	1
H	7
RBI	1
BB	5
SO	6
LOB	16



Batter	1	2	3	4	5	6	7	8	9	AB	R	H	RBI	BB	SO	LOB	BOTTOM								
Mark Grudzielanek, R (1.6) OBP: 0.364, SLG: 0.405	SH5-3	G4-3	P4		HR		1B			5	2	3	2	0	0	4									
Jose Vizcaino, S (1.4) OBP: 0.276, SLG: 0.279	SH5-3		G5-3		F7		F8			4	0	0	0	0	0	2									
Gary Sheffield, R (1.7) OBP: 0.408, SLG: 0.506	G6-3				P4					4	1	2	2	0	0	0									
Trenidad Hubbard, R (8.7) OBP: 0.405, SLG: 0.429			HR						2B	1	0	1	0	0	0	0									
Eric Karros, R (1.3) OBP: 0.344, SLG: 0.556	G5-3		2B		1B		G6-4-3		K	5	1	2	0	0	1	2									
22 Devon White, S (1.8) OBP: 0.370, SLG: 0.440		BB	BB		1B		L9		BB	2	2	1	1	2	0	0									
Raul Mondesi, R (1.9) OBP: 0.327, SLG: 0.474		S	BB		BB		1B		F8	2	2	0	0	3	1	4									
Adrian Beltré, R (1.5) OBP: 0.357, SLG: 0.430		S	K				G6-3		K	4	0	1	0	1	2	4									
Angel Pena, R (1.2) OBP: 0.291, SLG: 0.381	SF7		1B		L7		1B			2	0	1	2	1	0	0									
Robinson Checo, R (1.1) OBP: 0.333, SLG: 0.333			BB				1B			2	0	1	2	0	1	2									
Todd Hollandsworth, L (6, PH) OBP: 0.335, SLG: 0.500										1	1	1	0	0	0	0									
Jamie Arnold, R (6.1) OBP: 0.290, SLG: 0.290					HR		K			1	0	0	0	0	1	1									
<b>Inning Stats</b>	R: 1 E: 0 K: 0 S: 10	H: 1 LOB: 0 BB: 0 P: 16	R: 1 E: 0 K: 1 S: 9	H: 0 LOB: 3 BB: 3 P: 25	R: 4 E: 0 K: 1 S: 19	H: 4 LOB: 2 BB: 2 P: 37	R: 0 E: 0 K: 1 S: 10	H: 1 LOB: 0 BB: 0 P: 17	R: 2 E: 0 K: 0 S: 6	H: 2 LOB: 0 BB: 0 P: 9	R: 0 E: 0 K: 0 S: 8	H: 1 LOB: 0 BB: 0 P: 13	R: 1 E: 0 K: 1 S: 17	H: 3 LOB: 2 BB: 1 P: 29	R: 0 E: 0 K: 2 S: 18	H: 1 LOB: 2 BB: 1 P: 25	1B: 8 2B: 3 3B: 0 HR: 2	SF: 1 SAC: 1 DP: 1 HBP: 1	WP: 0 PB: 0 SB: 4 CS: 0	PA: 43					
<b>PITCHER</b>	IP	WLS	BF	H	R	ER	SO	BB	IBB	HBP	BLK	WP	HR	S	P	ERA	WHIP								
Dennys Reyes, L (1.1) ERA: 3.14	2.2	L	18	5	6	6	2	5	0	0	0	0	1	33	71	20.25	3.750								
Scott Sullivan, R (3.1) ERA: 2.59	2.1		11	3	2	2	1	0	0	1	0	0	0	21	33	7.71	1.286								
B.J. Ryan, L (6.1) ERA: 4.5	2.0		9	4	1	1	1	1	0	0	0	0	0	25	42	4.50	2.500								
Gabe White, L (8.1) ERA: 3.77	1.0		5	1	0	0	2	1	0	0	0	0	0	18	25	0.00	2.000								

Cincinnati Reds @ Los Angeles Dodgers  
Dodger Stadium, Los Angeles, CA  
Wed Jul 28 1999, 7:35 PM PDT  
Att: 32,127 - Unknown - 69 F

AB	33
R	9
H	13
RBI	9
BB	7
SO	6
LOB	19









Batter	1	2	3	4	5	6	7	8	9	AB	R	H	RBI	BB	SO	LOB	TOP					
Tony Womack, L (1,6) OBP: 0.329, SLG: 0.361	L6		BB		WP		FC6-4	L4		4	0	1	0	1	0	3						
Jay Bell, R (1,4) OBP: 0.356, SLG: 0.558	F8		BB		BB			F7	G5-3	4	0	0	1	1	1	2						
Luis Gonzalez, L (1,7) OBP: 0.408, SLG: 0.547	G4-3		G1-2-3			L7		G1-3	1B	5	1	2	0	0	0	3						
Matt Williams, R (1,5) OBP: 0.353, SLG: 0.556		K		G4-3		G6-3		G1-3	P3	5	0	0	0	0	1	2						
Steve Finley, L (1,8) OBP: 0.323, SLG: 0.488		K		K		P5		BB	F9	4	1	0	0	1	2	2						
Bernard Gilkey, R (1,9) OBP: 0.405, SLG: 0.519				G5-3			G5-3	BB		4	1	1	1	0	0	1						
Hanley Frias, S (9,6) OBP: 0.300, SLG: 0.233								BB		0	0	0	0	0	0	0						
Erubiel Durazo, L (1,3) OBP: 0.700, SLG: 0.625			1B		WP		1B	1B		2	2	2	0	2	0	0						
Travis Lee, L (8,3) OBP: 0.340, SLG: 0.375			BB		BB		BB	BB		0	0	0	0	0	0	0						
Kelly Stinnett, R (1,2) OBP: 0.302, SLG: 0.462			BB		K		FC6-4	BB		3	1	2	2	0	1	1						
Brian Anderson, R (1,1) OBP: 0.160, SLG: 0.200			G1-2-3				1B	BB		2	0	0	0	0	2	3						
Andy Flores, L (7,PH) OBP: 0.306, SLG: 0.457								BB		1	0	0	0	0	0	2						
Bobby Chouinard, R (7,1) OBP: 0.300, SLG: 0.457								BB		0	0	0	0	0	0	0						
Greg Colburn, R (8,PH) OBP: 0.300, SLG: 0.457								BB		1	0	1	2	0	0	0						
Gregg Olson, R (8,1) OBP: 0.300, SLG: 0.457								BB		0	0	0	0	0	0	0						
Matt Mantei, R (9,1) OBP: 0.300, SLG: 0.457								BB		0	0	0	0	0	0	0						
<b>Inning Stats</b>	R: 0 E: 0 K: 0 S: 9	H: 0 LOB: 0 BB: 0 P: 13	R: 0 E: 0 K: 2 S: 9	H: 0 LOB: 0 BB: 0 P: 11	R: 1 E: 0 K: 1 S: 14	H: 2 LOB: 2 BB: 1 P: 22	R: 0 E: 0 K: 1 S: 5	H: 0 LOB: 0 BB: 0 P: 7	R: 0 E: 0 K: 3 S: 14	H: 1 LOB: 2 BB: 1 P: 22	R: 0 E: 0 K: 0 S: 5	H: 0 LOB: 0 BB: 0 P: 8	R: 0 E: 0 K: 0 S: 14	H: 1 LOB: 2 BB: 1 P: 23	R: 5 E: 0 K: 0 S: 16	H: 4 LOB: 1 BB: 2 P: 26	R: 0 E: 0 K: 0 S: 13	H: 1 LOB: 1 BB: 0 P: 17	1B: 8 2B: 1 3B: 0 HR: 0	SF: 0 SAC: 0 DP: 2 HBP: 1	WP: 1 PB: 1 SB: 0 CS: 0	PA: 41
<b>PITCHER</b>	IP	WLS	BF	H	R	ER	SO	BB	IBB	HBP	BLK	WP	HR	S	P	ERA	WHIP					
Kevin Brown, R (1,1) ERA: 3.53	7.2		31	5	2	2	7	3	0	1	0	1	0	77	113	2.35	1.043					
Pedro Borbon, L (8,1) ERA: 2.06	0.0		1	0	0	0	0	1	0	0	0	0	0	1	5	∞	∞					
Jeff Shaw, R (8,1) ERA: 3.45	0.1	L	5	3	4	4	0	1	0	0	0	0	0	8	14	108.00	12.000					
Mike Maddux, R (9,1) ERA: 2.82	1.0		4	1	0	0	0	0	0	0	0	0	0	13	17	0.00	1.000					

Arizona Diamondbacks @ Los Angeles Dodgers  
Dodger Stadium, Los Angeles, CA  
Fri Jul 30 1999, 7:10 PM PDT  
Att: 45,839 - Unknown - 71 F

AB	35
R	6
H	9
RBI	6
BB	5
SO	7
LOB	19



Batter	1	2	3	4	5	6	7	8	9	AB	R	H	RBI	BB	SO	LOB	BOTTOM					
Mark Grudzielanek, R (1,6) OBP: 0.369, SLG: 0.413	G5-3		FC1-6					F8		5	0	3	1	0	0	0						
Jose Vizcaino, S (1,4) OBP: 0.274, SLG: 0.274	F9		FC1-6					L3		4	1	0	0	0	0	3						
Todd Hundley, S (9,PH) OBP: 0.289, SLG: 0.461			1B					1B	HBP	0	0	0	0	0	0	0						
Craig Counsell, L (9,PR) OBP: 0.250, SLG: 0.241			1B							0	0	0	0	0	0	0						
Gary Sheffield, R (1,7) OBP: 0.410, SLG: 0.504			BB							4	2	3	0	1	1	0						
Eric Karros, R (1,3) OBP: 0.347, SLG: 0.565	F9		BB							2	0	1	1	1	0	1						
Todd Hollandsworth, L (8,3) OBP: 0.361, SLG: 0.523			BB							1	0	0	0	1	0	0						
22 Devon White, S (1,8) OBP: 0.370, SLG: 0.443			BB							4	1	2	1	0	0	1						
Mike Maddux, L (9,1) OBP: 0.395, SLG: 0.418			BB							0	0	0	0	0	0	0						
Trenidad Hubbard, R (9,PH) OBP: 0.395, SLG: 0.418			BB							1	0	0	0	0	1	3						
Raul Mondesi, R (1,9) OBP: 0.326, SLG: 0.470			FC6-4					G1-4-3		4	0	1	0	0	0	4						
Adrian Beltré, R (1,5) OBP: 0.353, SLG: 0.427			FC6-4					K		4	1	1	1	0	1	2						
Angel Pena, R (1,2) OBP: 0.282, SLG: 0.368			FC6-4					K		4	0	0	0	0	1	2						
Kevin Brown, R (1,1) OBP: 0.132, SLG: 0.098			F9							3	0	0	0	0	1	2						
Pedro Borbon, R (8,1)										0	0	0	0	0	0	0						
Jeff Shaw, R (8,1)										0	0	0	0	0	0	0						
Dave Hansen, L (8,3) OBP: 0.433, SLG: 0.458										1	0	0	0	0	0	0						
<b>Inning Stats</b>	R: 0 E: 0 K: 0 S: 7	H: 0 LOB: 1 BB: 1 P: 14	R: 1 E: 0 K: 0 S: 8	H: 2 LOB: 1 BB: 0 P: 10	R: 2 E: 1 K: 0 S: 13	H: 3 LOB: 1 BB: 0 P: 17	R: 1 E: 0 K: 1 S: 11	H: 2 LOB: 1 BB: 0 P: 15	R: 1 E: 0 K: 0 S: 9	H: 2 LOB: 1 BB: 1 P: 16	R: 0 E: 0 K: 0 S: 13	H: 1 LOB: 0 BB: 0 P: 17	R: 0 E: 0 K: 1 S: 9	H: 0 LOB: 0 BB: 0 P: 12	R: 0 E: 0 K: 2 S: 9	H: 0 LOB: 0 BB: 0 P: 14	R: 0 E: 0 K: 1 S: 20	H: 1 LOB: 3 BB: 1 P: 33	1B: 8 2B: 3 3B: 0 HR: 0	SF: 0 SAC: 0 DP: 2 HBP: 1	WP: 0 PB: 0 SB: 0 CS: 0	PA: 41
<b>PITCHER</b>	IP	WLS	BF	H	R	ER	SO	BB	IBB	HBP	BLK	WP	HR	S	P	ERA	WHIP					
Brian Anderson, L (1,1) ERA: 6.24	6.0		29	10	5	4	1	2	0	0	0	0	0	9	12	0.00	0.000					
Bobby Chouinard, R (7,1) ERA: 1.53	1.0	W	3	0	0	0	1	0	0	0	0	0	0	9	12	0.00	0.000					
Gregg Olson, R (8,1) ERA: 4.24	1.0	H	3	0	0	0	2	0	0	0	0	0	0	9	14	0.00	0.000					
Matt Mantei, R (9,1) ERA: 3.0	1.0	S	6	1	0	0	1	1	0	1	0	0	0	20	33	0.00	2.000					

Arizona Diamondbacks @ Los Angeles Dodgers  
Dodger Stadium, Los Angeles, CA  
Fri Jul 30 1999, 7:10 PM PDT  
Att: 45,839 - Unknown - 71 F

AB	37
R	5
H	11
RBI	4
BB	3
SO	5
LOB	18





Batter	1	2	3	4	5	6	7	8	9	AB	R	H	RBI	BB	SO	LOB	TOP								
<b>Tony Womack, L</b> (1, 9) OBP: 0.330, SLG: 0.362	1-2 1B G6-4-3		2-2 HR 1B		0-1 P6		2-1 F8		0-0 SF7	4	2	2	1	0	0	0									
<b>Jay Bell, R</b> (1, 4) OBP: 0.357, SLG: 0.556	0-0 1B G6-4-3		2-2 F9		0-0 1B			0-2 E6	3-H 2-2 FC6-4	5	0	2	0	0	0	3									
<b>Luis Gonzalez, L</b> (1, 7) OBP: 0.406, SLG: 0.551	3-2 1B G6-4-3		3-2 HR		2-3 K			2-1 F8		4	1	1	2	0	1	3									
<b>Matt Williams, R</b> (1, 5) OBP: 0.354, SLG: 0.557	0-1 2B		0-2 L3		1-0 FC5-4 1B			1-0 F9		4	0	2	0	0	0	1									
<b>Erubiel Durazo, L</b> (1, 3) OBP: 0.500, SLG: 0.417	3-3 K		0-1 G6-3		2-3 K			1-3 K		4	0	0	0	0	3	3									
<b>Travis Lee, L</b> (8, 3) OBP: 0.340, SLG: 0.375										0	0	0	0	0	0	0									
<b>Steve Finley, L</b> (1, 8) OBP: 0.323, SLG: 0.486		1-3 K		0-1 E9		0-3 K			1-1 WP SF7 1B	4	1	1	0	0	2	1									
<b>Damian Miller, R</b> (1, 2) OBP: 0.284, SLG: 0.388		2-2 F9		0-0 G5-3		1-1 FC5-4			0-1 WP 1B	4	0	1	0	0	0	2									
<b>Andy Fox, L</b> (1, 6) OBP: 0.383, SLG: 0.411		1-1 P6		2-3 K				2-2 G1-3	4-0 FC6-4 BB	3	0	0	0	1	1										
<b>Randy Johnson, R</b> (1, 1) OBP: 0.125, SLG: 0.156			0-3 K		1-3 K			1-3 K	1-3 K	4	0	0	0	0	4	3									
<b>Inning Stats</b>	R: 1 E: 0 K: 1 S: 14	H: 3 LOB: 1 BB: 0 P: 21	R: 0 E: 0 K: 1 S: 8	H: 0 LOB: 0 BB: 0 P: 12	R: 2 E: 0 K: 1 S: 18	H: 2 LOB: 0 BB: 0 P: 24	R: 0 E: 1 K: 1 S: 8	H: 0 LOB: 1 BB: 0 P: 10	R: 0 E: 0 K: 2 S: 10	H: 1 LOB: 1 BB: 0 P: 13	R: 0 E: 0 K: 1 S: 12	H: 0 LOB: 0 BB: 0 P: 17	R: 0 E: 1 K: 1 S: 9	H: 0 LOB: 1 BB: 0 P: 13	R: 0 E: 0 K: 1 S: 9	H: 0 LOB: 1 BB: 0 P: 13	R: 1 E: 0 K: 1 S: 12	H: 2 LOB: 2 BB: 1 P: 20	1B: 7 2B: 1 3B: 0 HR: 1	SF: 1 SAC: 0 DP: 1 HBP: 0	WP: 1 PB: 0 SB: 1 CS: 0	PA: 38			
<b>PITCHER</b>	IP	WLS	BF	H	R	ER	SO	BB	IBB	HBP	BLK	WP	HR	S	P	ERA	WHIP								
<b>Ismael Valdez, R</b> (1, 1) ERA: 3.33	8.0	L	32	7	3	3	10	0	0	0	0	0	1	88	123	3.38	0.875								
<b>Pedro Borbon, L</b> (9, 1) ERA: 2.29	0.0		3	2	1	1	0	1	0	0	0	1	0	4	9	∞	∞								
<b>Alan Mills, R</b> (9, 1) ERA: 3.4	1.0		3	0	0	0	1	0	0	0	0	0	0	8	11	0.00	0.000								

Arizona Diamondbacks @ Los Angeles Dodgers  
Dodger Stadium, Los Angeles, CA  
Sat Jul 31 1999, 7:10 PM PDT  
Att: 37,114 - Sunny - 84 F

AB	36
R	4
H	9
RBI	3
BB	1
SO	11
LOB	17



Batter	1	2	3	4	5	6	7	8	9	AB	R	H	RBI	BB	SO	LOB	BOTTOM								
<b>Mark Grudzielanek, R</b> (1, 6) OBP: 0.367, SLG: 0.410	0-1 F9			0-2 HR 1B		3-0 G5-3		2-3 K		4	1	1	0	0	1	2									
<b>Trenidad Hubbard, R</b> (1, 9) OBP: 0.378, SLG: 0.398	0-3 K			0-1 F9		0-3 K		3-2 F8		4	0	0	0	0	2	3									
<b>Pedro Borbon, R</b> (9, 1)										0	0	0	0	0	0	0									
<b>Alan Mills, R</b> (9, 1)										0	0	0	0	0	0	0									
<b>Gary Sheffield, R</b> (1, 7) OBP: 0.409, SLG: 0.500	0-1 G6-3			1-2 L9				3-3 K		3	0	0	0	1	1										
<b>Eric Karros, R</b> (1, 3) OBP: 0.349, SLG: 0.572		1-3 K		0-1 HR				0-0 CS 22 1B		4	1	2	2	0	2	1									
<b>22 Devon White, S</b> (1, 8) OBP: 0.369, SLG: 0.440		2-2 L3		3-3 K				0-2 1B		4	0	1	0	0	2	1									
<b>Adrián Beltré, R</b> (1, 5) OBP: 0.346, SLG: 0.422		2-1 G5-3			1-1 L8			1-3 K		4	0	0	0	0	2	3									
<b>Angel Pena, R</b> (1, 2) OBP: 0.276, SLG: 0.358				0-0 F8		1-2 G5-3		2-3 K		3	0	0	0	0	1	0									
<b>Jose Vizcaino, S</b> (1, 4) OBP: 0.275, SLG: 0.275				2-2 L4		0-0 G5-3		3-2 1B		3	0	1	0	0	0	0									
<b>Ismael Valdez, R</b> (1, 1) OBP: 0.070, SLG: 0.048				0-1 G4-3				1-1 1B		2	0	0	0	0	1	0									
<b>Raul Mondesi, R</b> (8, PH) OBP: 0.327, SLG: 0.472								1-2 1B		1	0	1	0	0	0	0									
<b>Inning Stats</b>	R: 0 E: 0 K: 1 S: 8	H: 0 LOB: 0 BB: 0 P: 8	R: 0 E: 0 K: 1 S: 9	H: 0 LOB: 0 BB: 0 P: 14	R: 0 E: 0 K: 0 S: 6	H: 0 LOB: 0 BB: 0 P: 8	R: 2 E: 0 K: 1 S: 14	H: 2 LOB: 0 BB: 0 P: 18	R: 0 E: 0 K: 0 S: 7	H: 0 LOB: 0 BB: 0 P: 9	R: 0 E: 0 K: 2 S: 8	H: 0 LOB: 0 BB: 0 P: 11	R: 0 E: 0 K: 2 S: 10	H: 2 LOB: 2 BB: 0 P: 14	R: 0 E: 0 K: 2 S: 18	H: 2 LOB: 2 BB: 0 P: 29	R: 0 E: 0 K: 3 S: 10	H: 0 LOB: 1 BB: 1 P: 15	1B: 5 2B: 1 3B: 0 HR: 1	SF: 0 SAC: 0 DP: 1 HBP: 0	WP: 0 PB: 0 SB: 0 CS: 1	PA: 33			
<b>PITCHER</b>	IP	WLS	BF	H	R	ER	SO	BB	IBB	HBP	BLK	WP	HR	S	P	ERA	WHIP								
<b>Randy Johnson, L</b> (1, 1) ERA: 2.62	9.0	W	33	6	2	2	12	1	0	0	0	0	1	90	126	2.00	0.778								

Arizona Diamondbacks @ Los Angeles Dodgers  
Dodger Stadium, Los Angeles, CA  
Sat Jul 31 1999, 7:10 PM PDT  
Att: 37,114 - Sunny - 84 F

AB	32
R	2
H	6
RBI	2
BB	1
SO	12
LOB	11



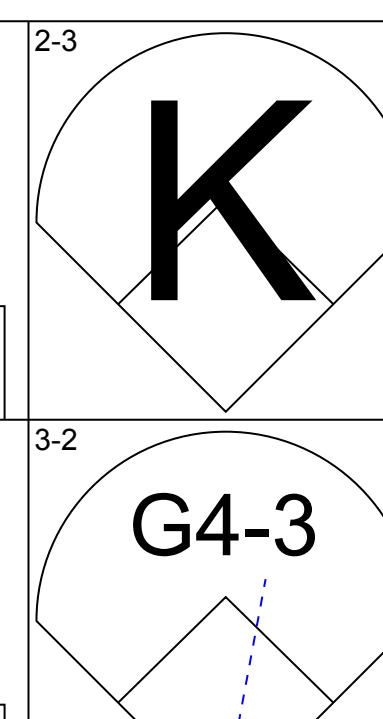
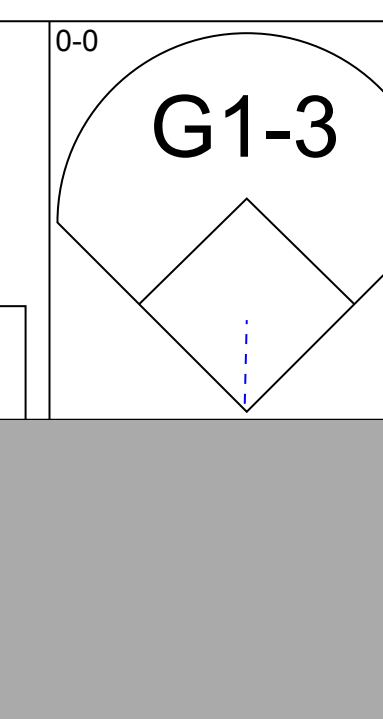
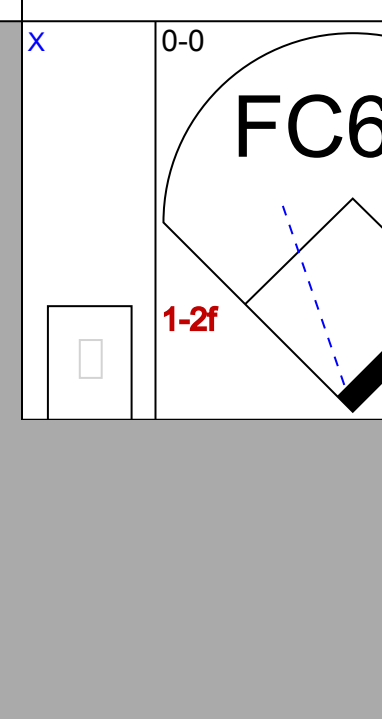
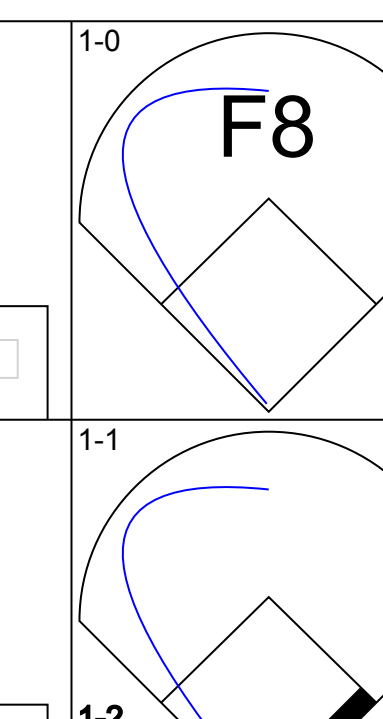
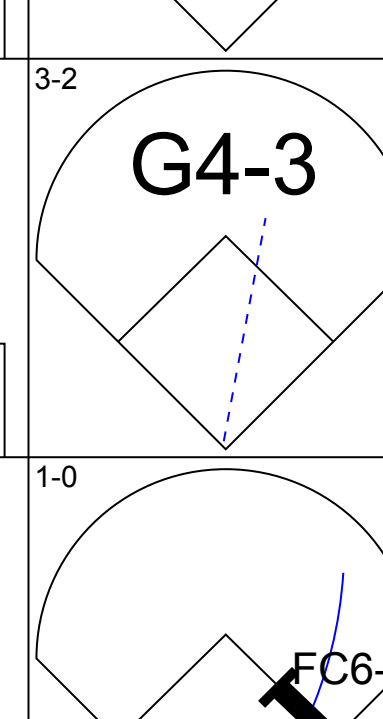
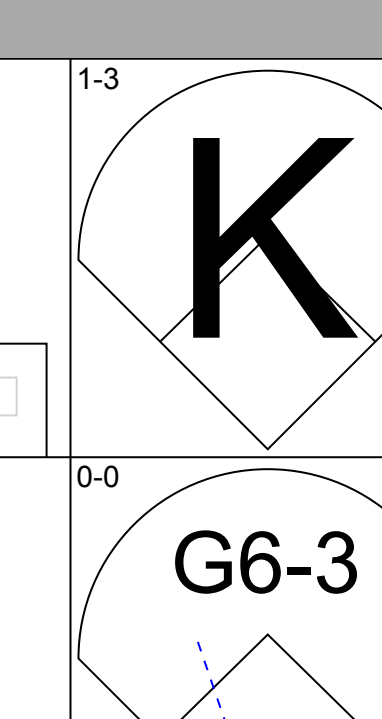
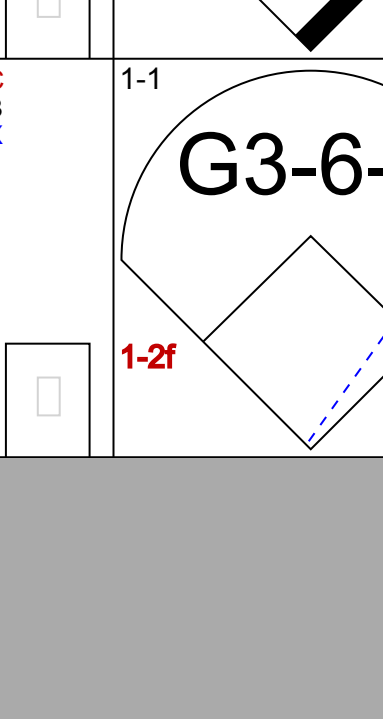
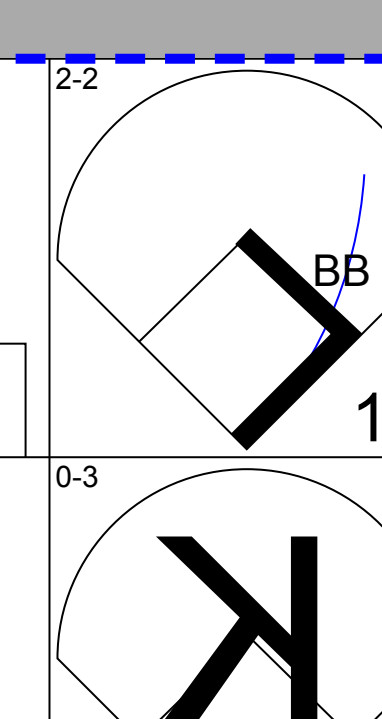
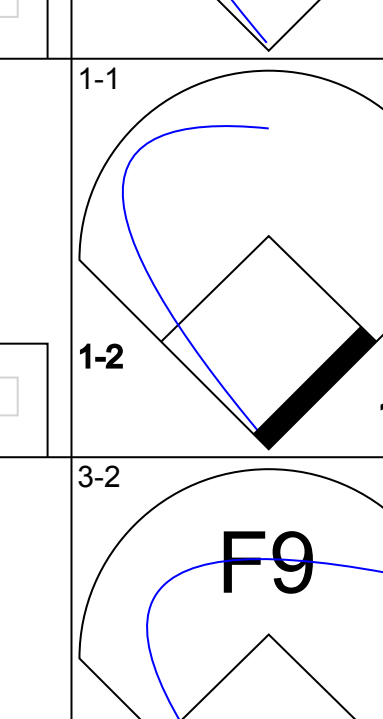
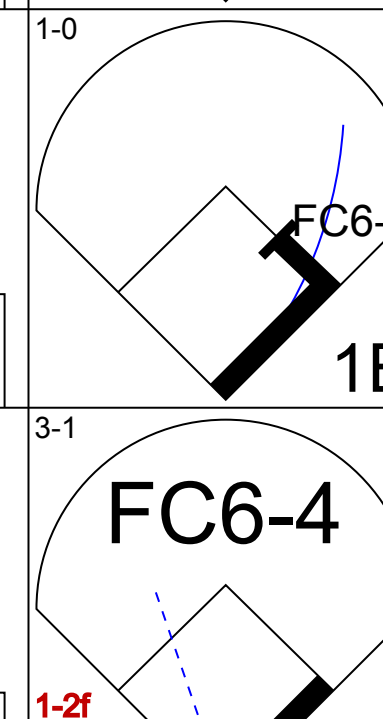
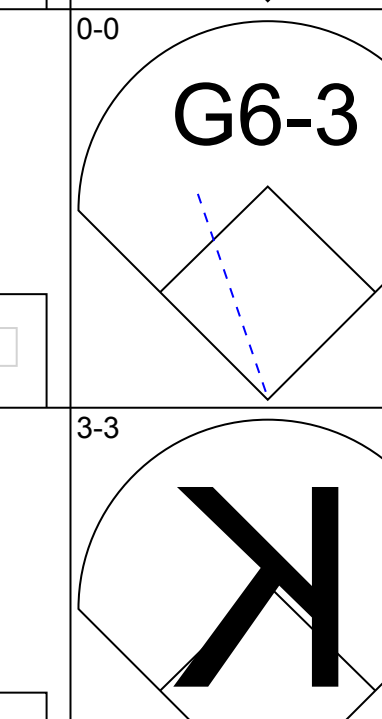
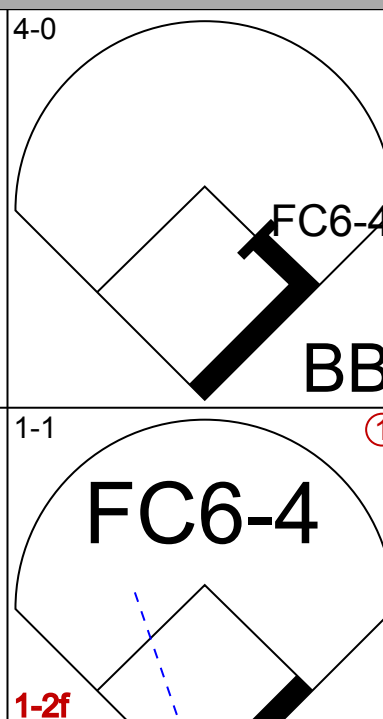
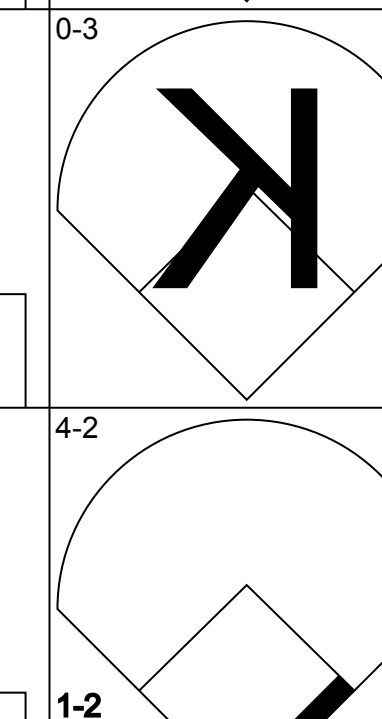
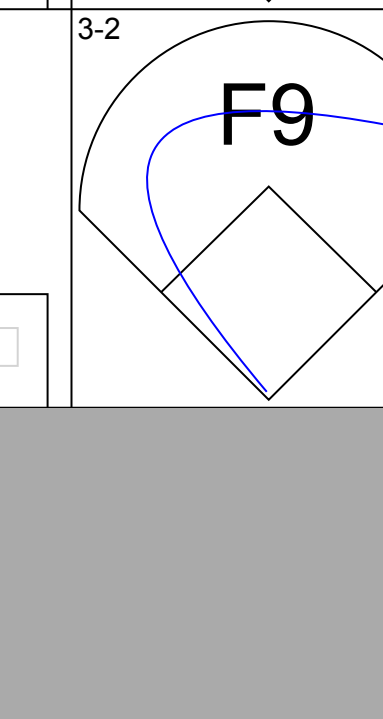
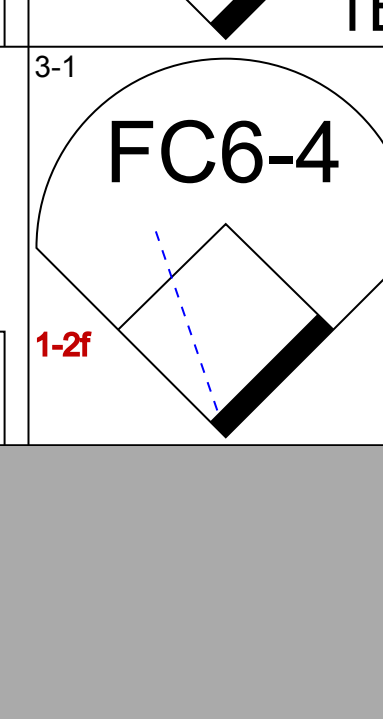
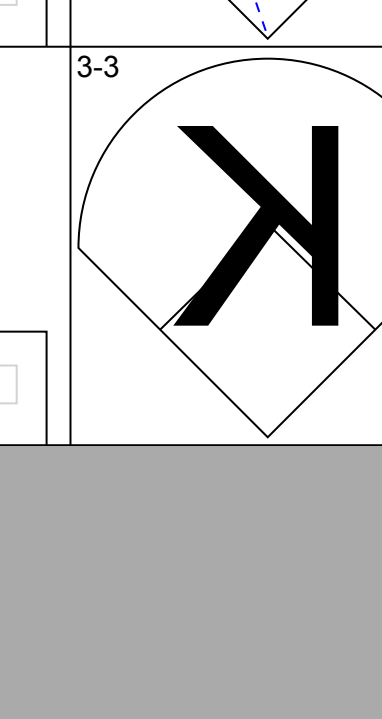
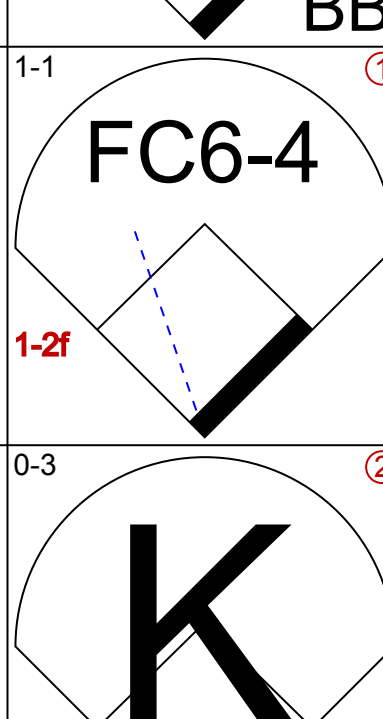
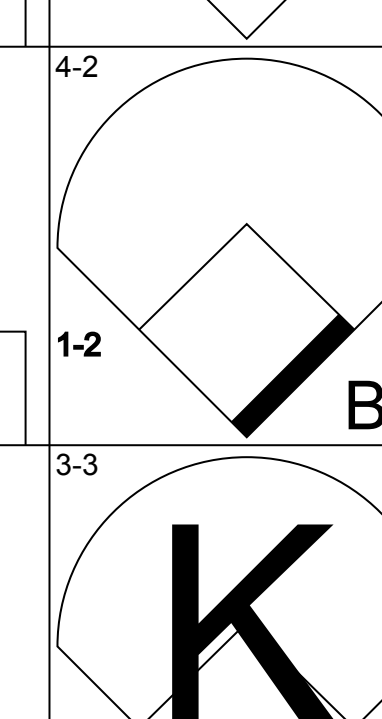
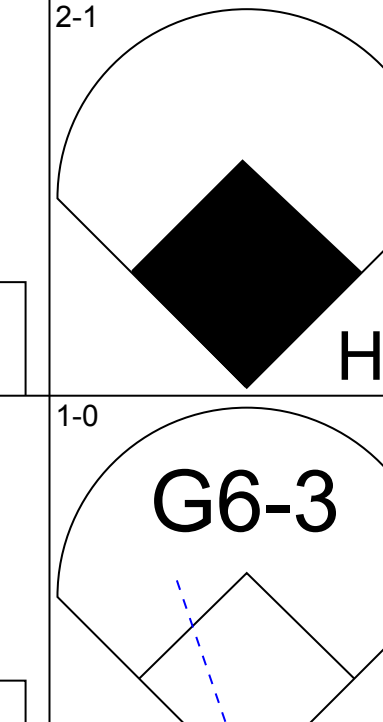
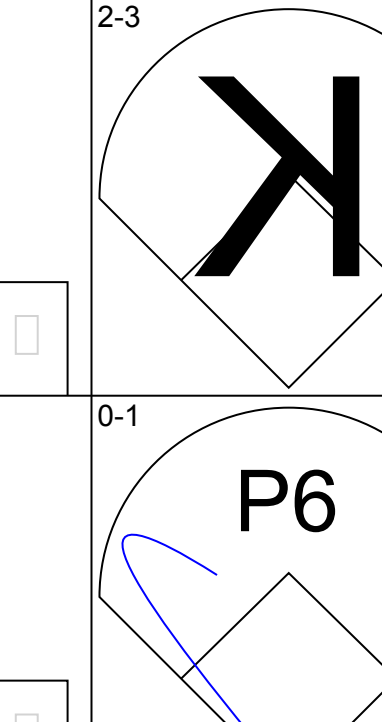
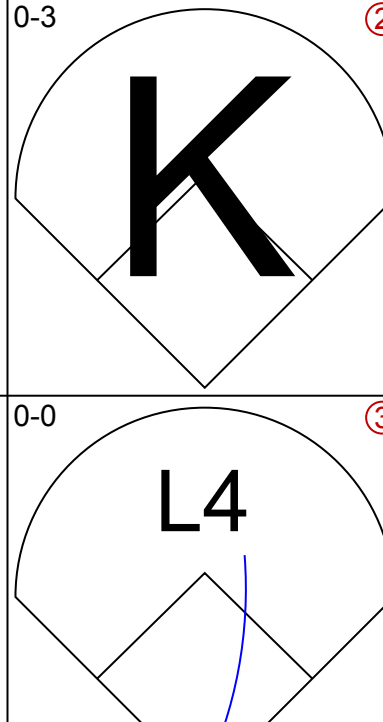
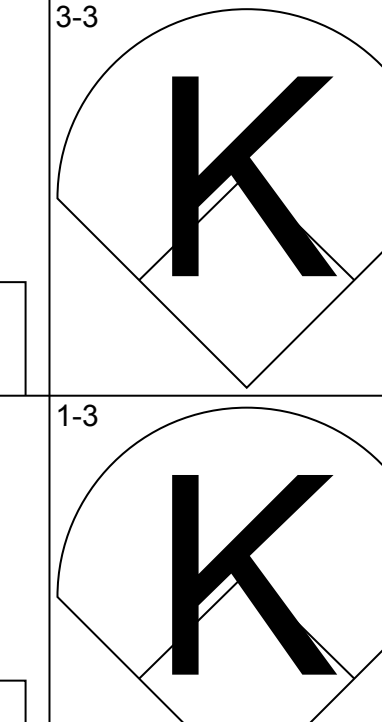
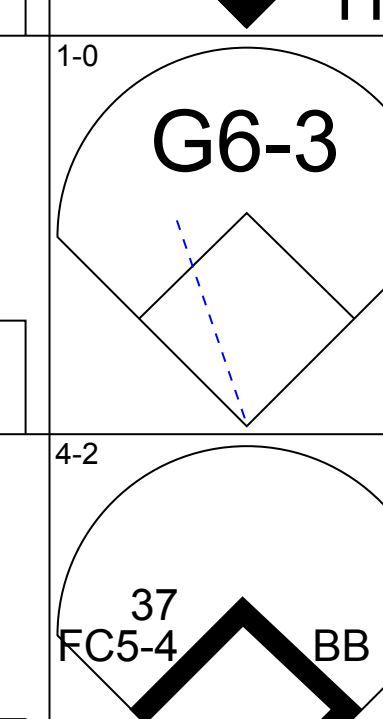
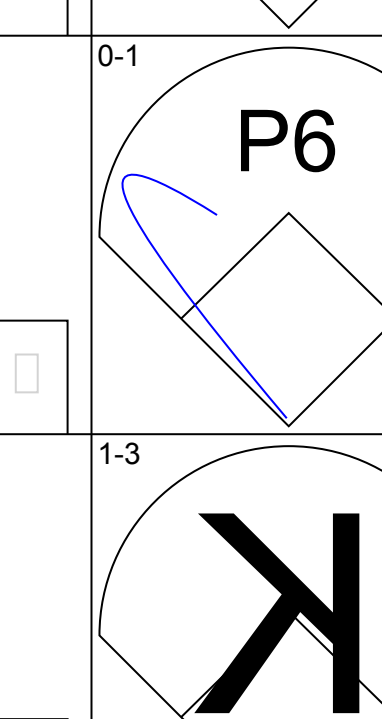
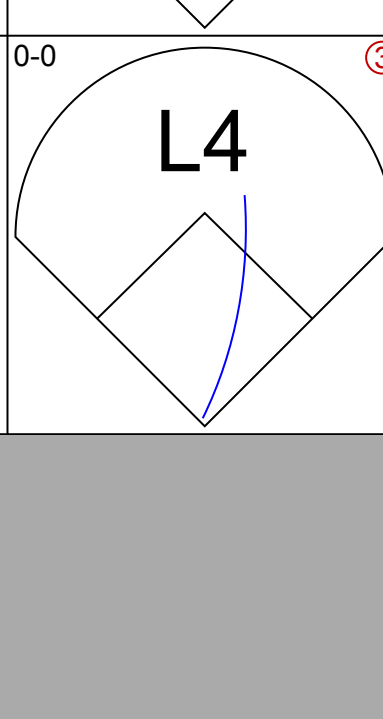
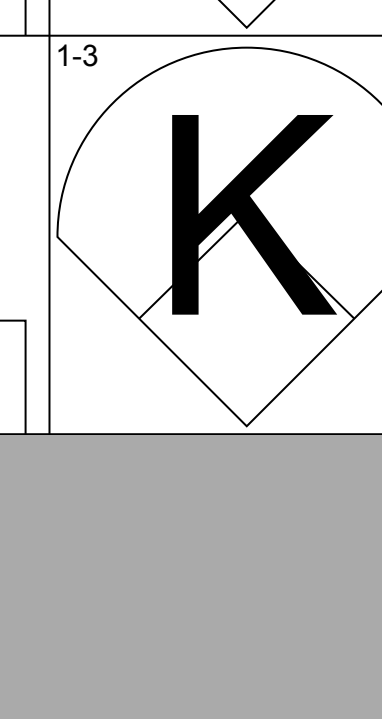
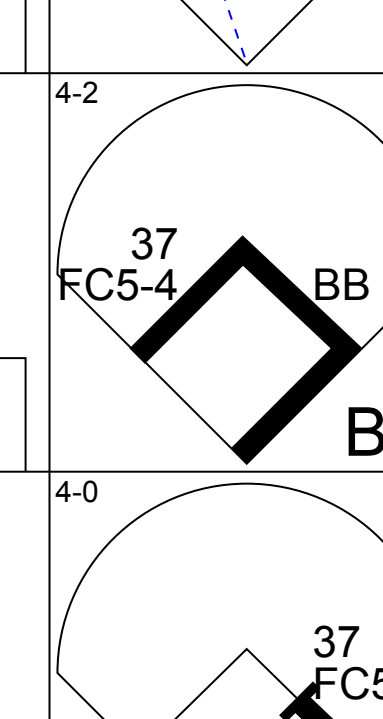
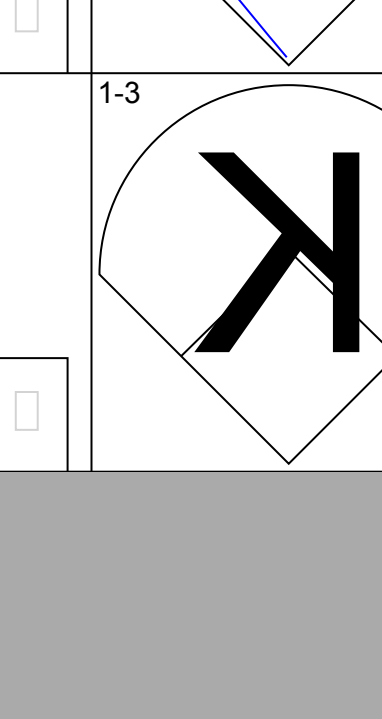
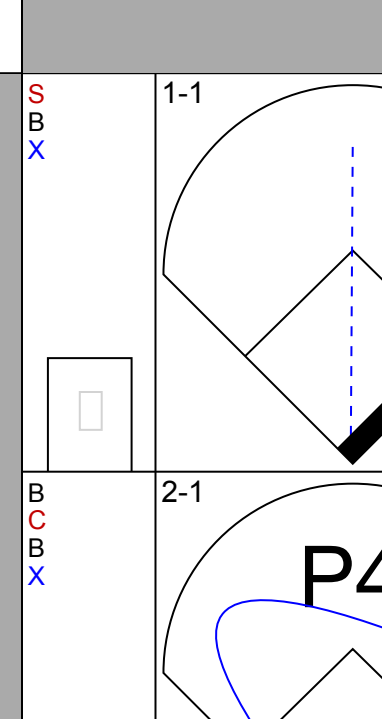
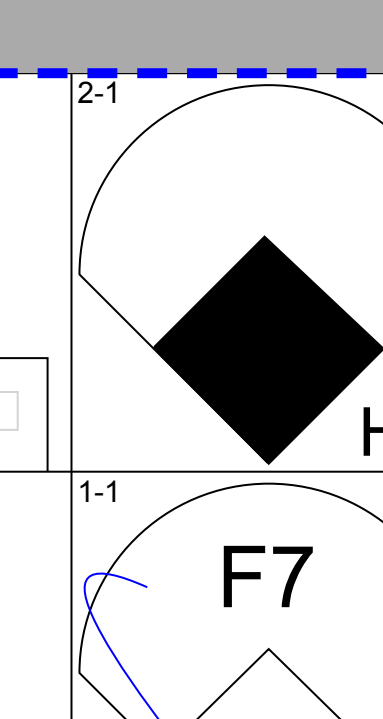
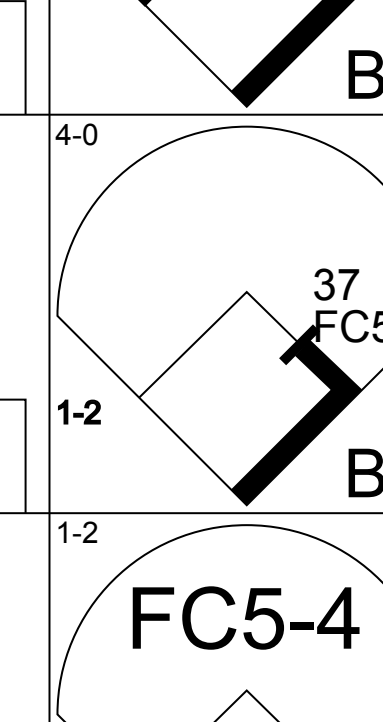
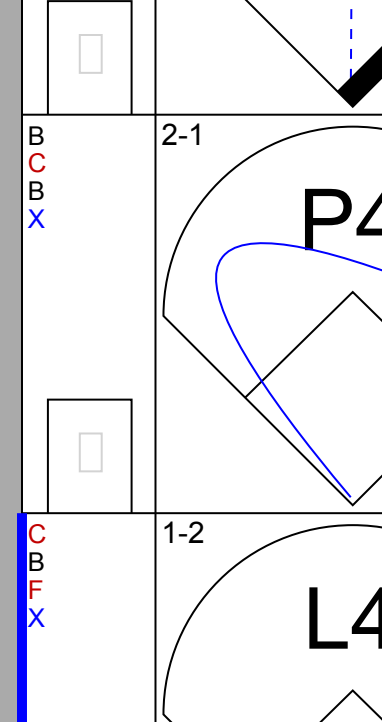
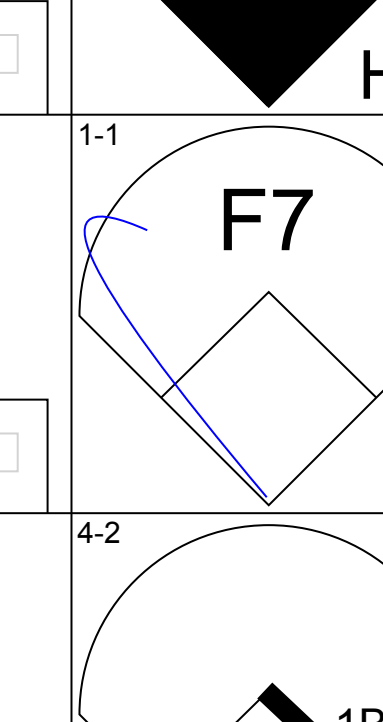
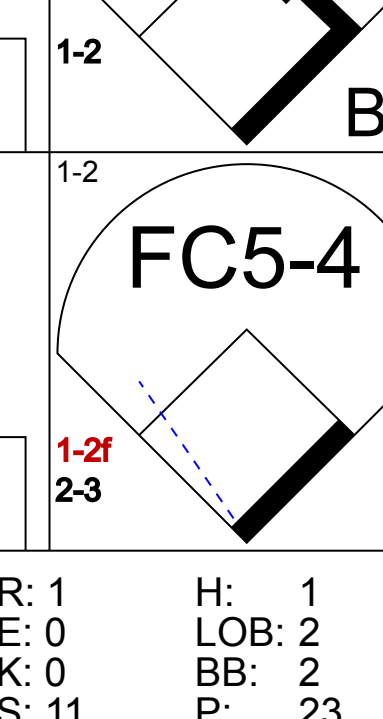
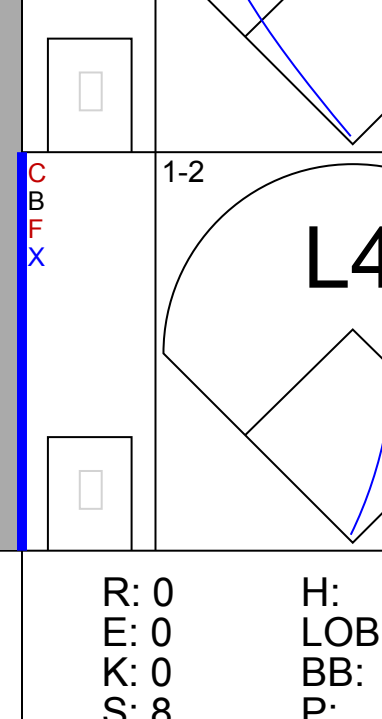
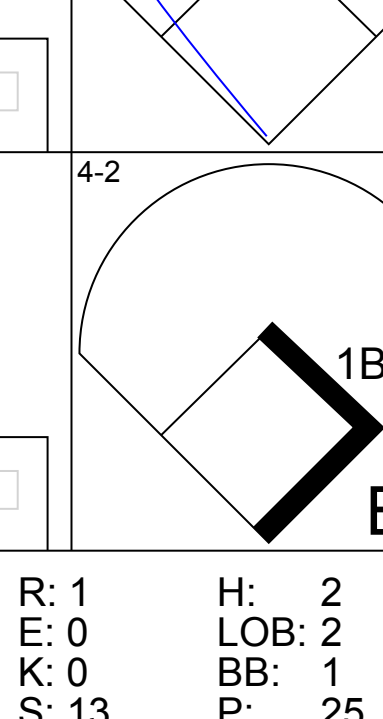
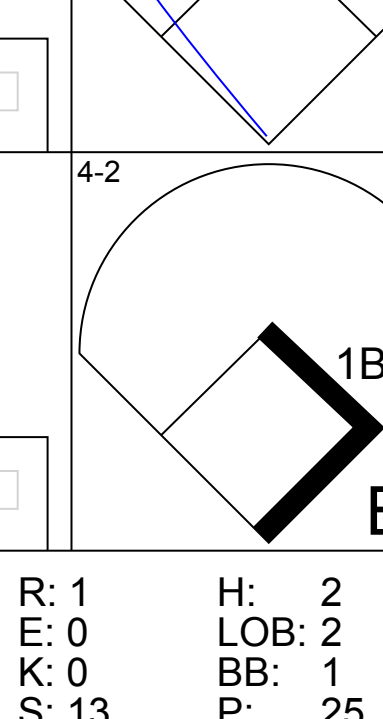


Batter	1	2	3	4	5	6	7	8	9	AB	R	H	RBI	BB	SO	LOB	TOP					
Tony Womack, L (1,9) OBP: 0.330, SLG: 0.363										5	1	2	0	0	1	3	<b>Arizona Diamondbacks @ Los Angeles Dodgers</b> <b>Dodger Stadium, Los Angeles, CA</b> Sun Aug 01 1999, 1:10 PM PDT Att: 46,991 - Sunny - 80 F					
Jay Bell, R (1,4) OBP: 0.355, SLG: 0.552										5	0	1	0	0	4	4						
Luis Gonzalez, L (1,7) OBP: 0.408, SLG: 0.560										4	1	2	2	1	0	0						
Matt Williams, R (1,5) OBP: 0.352, SLG: 0.553										5	0	1	0	0	1	3						
Steve Finley, L (1,8) OBP: 0.326, SLG: 0.487										3	0	2	0	2	0	1						
Travis Lee, L (1,3) OBP: 0.337, SLG: 0.370										4	0	0	0	0	0	6						
Bobby Chounard, R (7,1)										0	0	0	0	0	0	0						
Erubiel Durazo, L (9, PH) OBP: 0.497, SLG: 0.385										1	0	0	0	0	0	1						
Kelly Stinnett, R (1,2) OBP: 0.301, SLG: 0.455										3	0	0	0	1	2	4						
Andy Fox, L (1,6) OBP: 0.381, SLG: 0.412										4	0	1	0	0	1	2						
Andy Benes, R (1,1) OBP: 0.205, SLG: 0.200										2	0	0	0	0	1	2						
Greg Swindell, L (6,1)										0	0	0	0	0	0	0						
Greg Colbrunn, R (7,3) OBP: 0.400, SLG: 0.493										0	0	0	0	1	0	0						
<b>Inning Stats</b>	R: 0 E: 0 K: 3 S: 10	H: 0 LOB: 1 BB: 1 P: 16	R: 0 E: 0 K: 1 S: 12	H: 1 LOB: 2 BB: 1 P: 23	R: 1 E: 0 K: 1 S: 15	H: 3 LOB: 3 BB: 1 P: 28	R: 0 E: 0 K: 1 S: 9	H: 0 LOB: 0 BB: 0 P: 19	R: 1 E: 0 K: 1 S: 10	H: 1 LOB: 1 BB: 1 P: 22	R: 0 E: 0 K: 2 S: 14	H: 1 LOB: 1 BB: 0 P: 19	R: 0 E: 0 K: 0 S: 8	H: 1 LOB: 1 BB: 0 P: 13	R: 0 E: 0 K: 1 S: 9	H: 1 LOB: 2 BB: 1 P: 18	R: 0 E: 0 K: 0 S: 9	H: 1 LOB: 1 BB: 1 P: 13	1B: 6 2B: 2 3B: 0 HR: 1	SF: 0 SAC: 0 DP: 0 HBP: 1	WP: 1 PB: 0 SB: 1 CS: 0	PA: 42
<b>PITCHER</b>	IP	WLS	BF	H	R	ER	SO	BB	IBB	HBP	BLK	WP	HR	S	P	ERA	WHIP					
Chan Ho Park, R (1,1) ERA: 5.97	5.0		25	5	2	2	7	3	1	1	0	1	1	56	108	3.60	1.600					
Onan Masaoka, L (6,1) ERA: 3.81	2.0	W	8	2	0	0	2	0	0	0	0	0	0	22	32	0.00	1.000					
Mike Maddux, R (8,1) ERA: 2.75	1.0	H	5	1	0	0	1	1	0	0	0	0	0	9	18	0.00	2.000					
Jeff Shaw, R (9,1) ERA: 3.38	1.0	S	4	1	0	0	0	0	0	0	0	0	0	9	13	0.00	1.000					

Batter	1	2	3	4	5	6	7	8	9	AB	R	H	RBI	BB	SO	LOB	BOTTOM					
Craig Counsell, L (1,4) OBP: 0.248, SLG: 0.239										5	0	1	0	0	0	0	<b>Arizona Diamondbacks @ Los Angeles Dodgers</b> <b>Dodger Stadium, Los Angeles, CA</b> Sun Aug 01 1999, 1:10 PM PDT Att: 46,991 - Sunny - 80 F					
Mark Czuzdzianek, R (1,6) OBP: 0.367, SLG: 0.410										5	1	2	0	0	0	1						
Todd Hollandsworth, L (1,7) OBP: 0.365, SLG: 0.522										4	0	2	0	0	0	1						
Eric Karros, R (1,3) OBP: 0.353, SLG: 0.571										2	0	1	0	2	1	2						
22 Devon White, S (1,8) OBP: 0.370, SLG: 0.441										4	1	2	1	0	0	3						
Raul Mondesi, R (1,9) OBP: 0.329, SLG: 0.472										4	1	2	0	0	0	3						
Todd Hundley, S (1,2) OBP: 0.292, SLG: 0.472										3	1	1	3	1	1	4						
Dave Hansen, L (1,5) OBP: 0.421, SLG: 0.442										3	0	0	0	0	0	3						
Gary Sheffield, R (7, PH) OBP: 0.408, SLG: 0.499										1	0	0	0	0	0	3						
Mike Maddux, L (8,1) OBP: 0.329, SLG: 0.472										0	0	0	0	0	0	0						
Jeff Shaw, R (9,1) OBP: 0.348, SLG: 0.421										0	0	0	0	0	0	0						
Chan Ho Park, R (1,1) OBP: 0.105, SLG: 0.114										1	0	0	0	0	0	0						
Trendad Hubbard, R (6, PH) OBP: 0.374, SLG: 0.393										1	0	0	0	0	0	0						
Onan Masaoka, R (6,1)										1	0	0	0	0	0	0						
Adrian Beltré, R (8,5) OBP: 0.348, SLG: 0.421										1	0	0	0	0	0	0						
<b>Inning Stats</b>	R: 0 E: 0 K: 0 S: 7	H: 0 LOB: 0 BB: 0 P: 11	R: 0 E: 0 K: 0 S: 13	H: 0 LOB: 1 BB: 1 P: 22	R: 0 E: 0 K: 0 S: 15	H: 0 LOB: 0 BB: 0 P: 23	R: 1 E: 0 K: 0 S: 13	H: 3 LOB: 3 BB: 1 P: 19	R: 0 E: 0 K: 2 S: 15	H: 2 LOB: 2 BB: 0 P: 22	R: 3 E: 1 K: 0 S: 13	H: 4 LOB: 1 BB: 0 P: 21	R: 0 E: 0 K: 1 S: 15	H: 2 LOB: 3 BB: 1 P: 27	R: 0 E: 0 K: 0 S: 7	H: 0 LOB: 0 BB: 0 P: 9	R: 0 E: 0 K: 0 S: 9	H: 0 LOB: 0 BB: 0 P: 13	1B: 10 2B: 0 3B: 0 HR: 1	SF: 0 SAC: 0 DP: 0 HBP: 0	WP: 0 PB: 0 SB: 1 CS: 0	PA: 38
<b>PITCHER</b>	IP	WLS	BF	H	R	ER	SO	BB	IBB	HBP	BLK	WP	HR	S	P	ERA	WHIP					
Andy Benes, R (1,1) ERA: 5.37	5.0	L	25	8	4	4	2	2	0	0	0	0	0	69	109	7.20	2.000					
Greg Swindell, L (6,1) ERA: 2.95	1.2		9	3	0	0	1	1	0	0	0	0	0	19	30	0.00	2.400					
Bobby Chounard, R (7,1) ERA: 1.42	1.1		4	0	0	0	0	0	0	0	0	0	0	10	15	0.00	0.000					

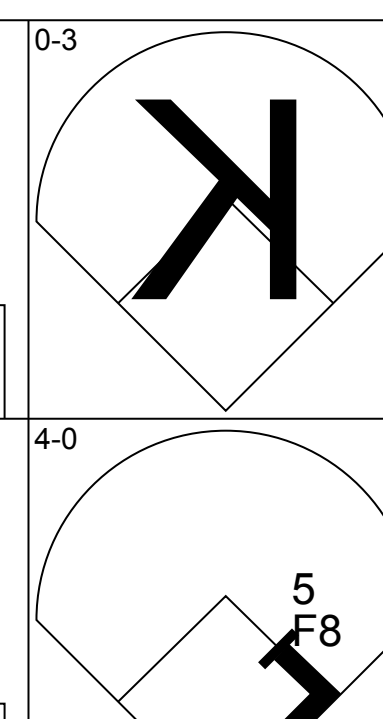
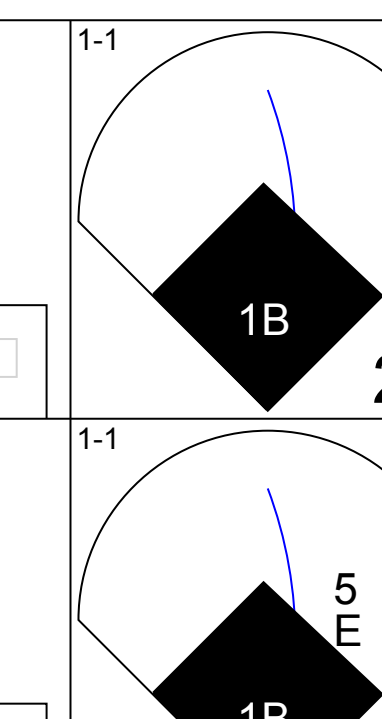
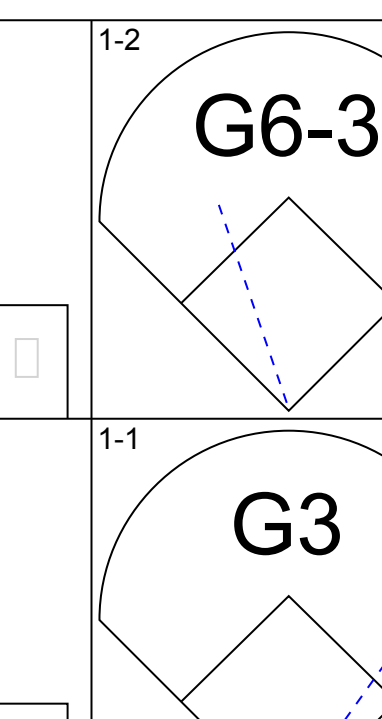
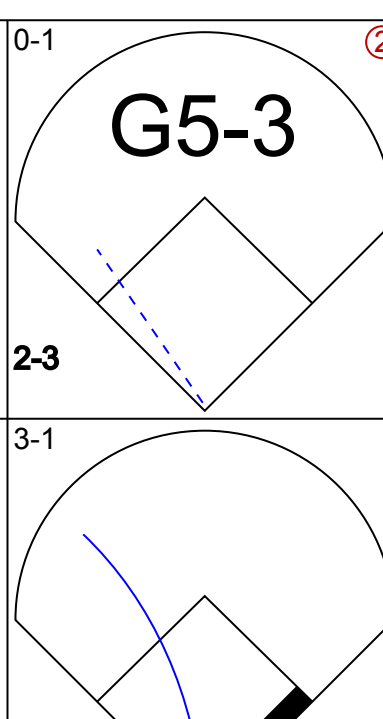
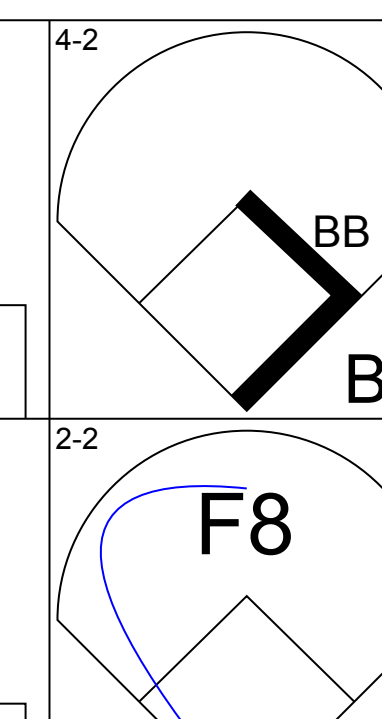
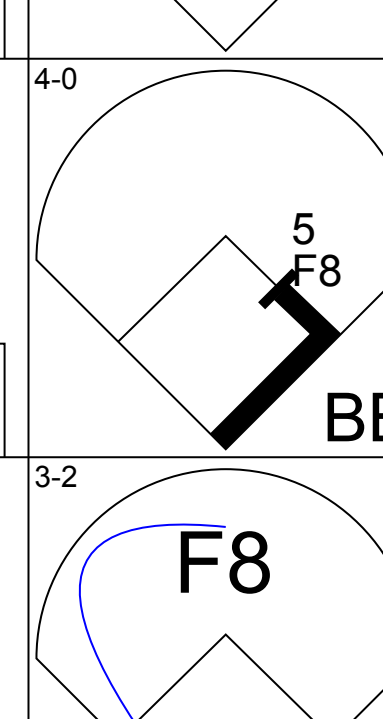
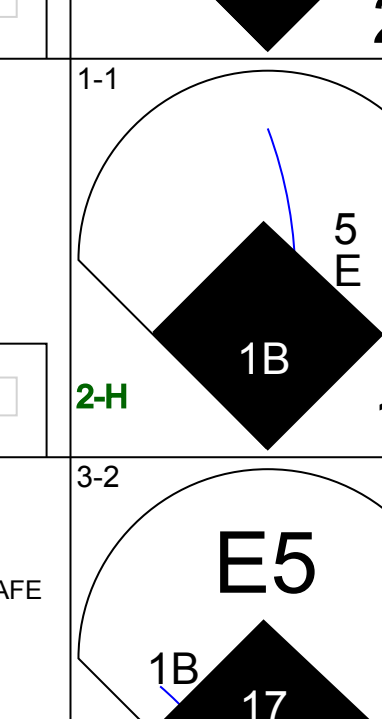
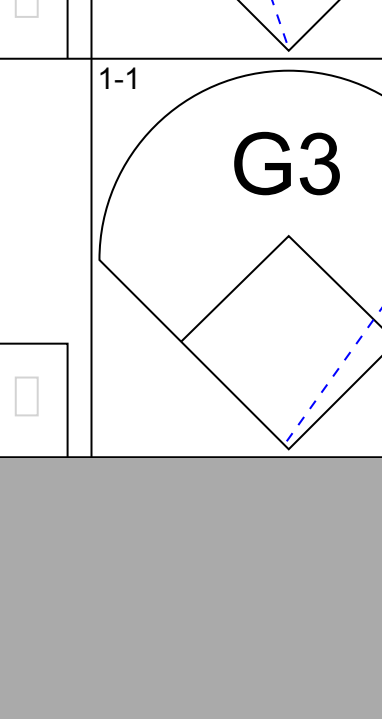
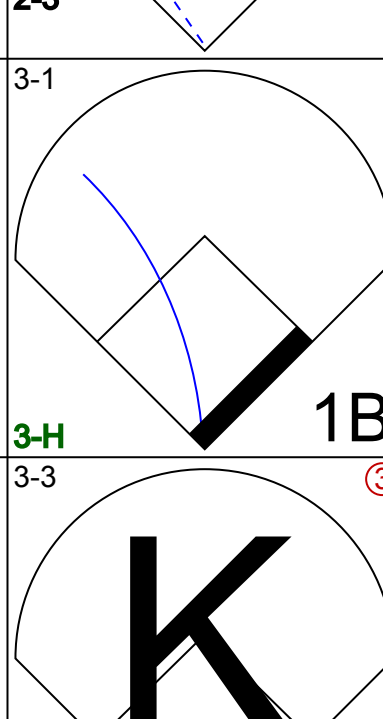
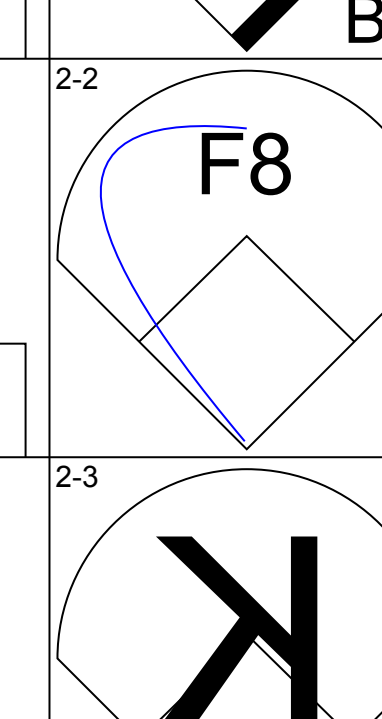
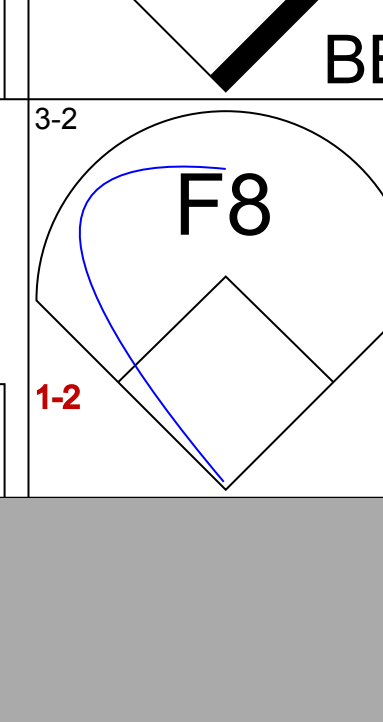
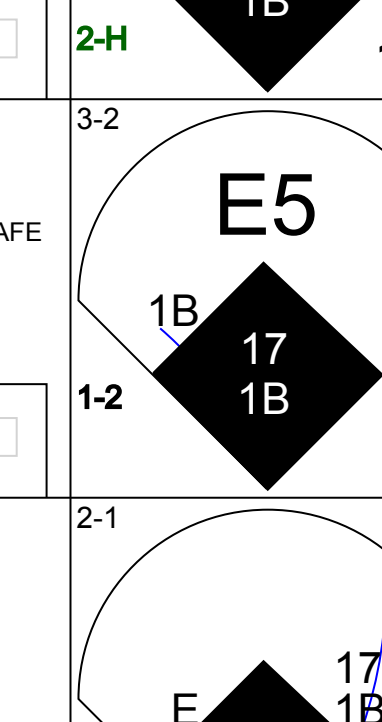
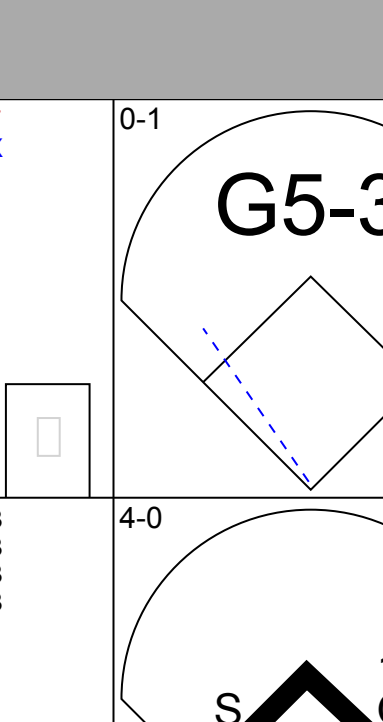
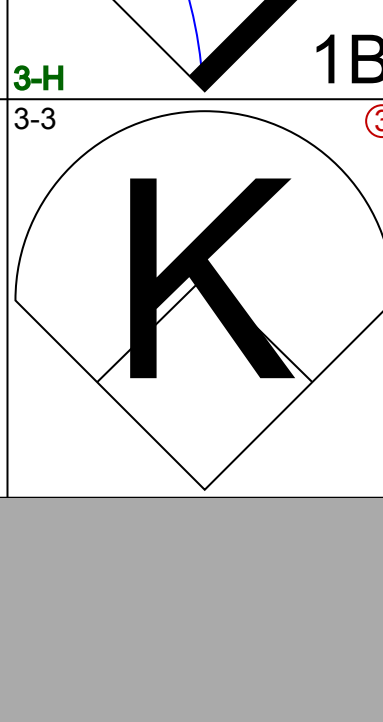
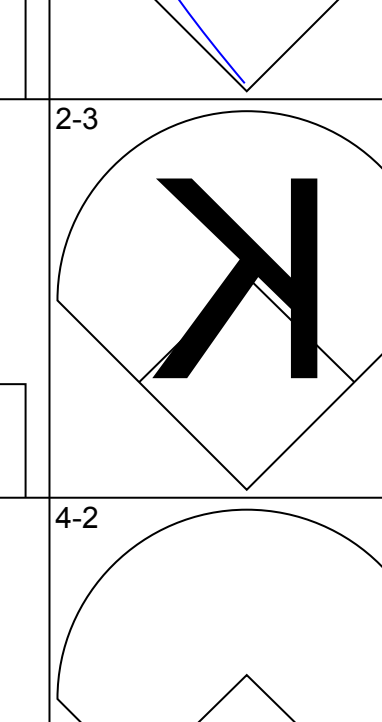
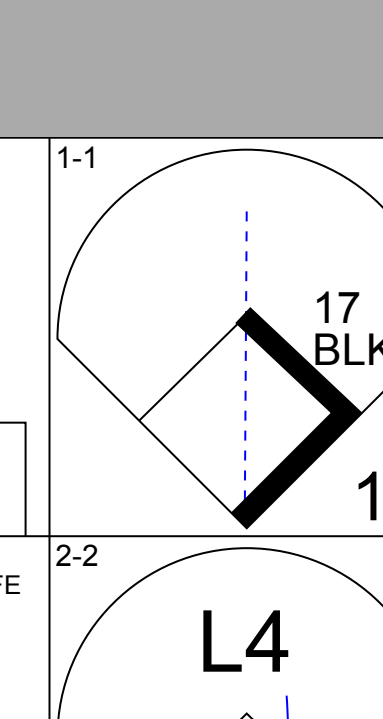
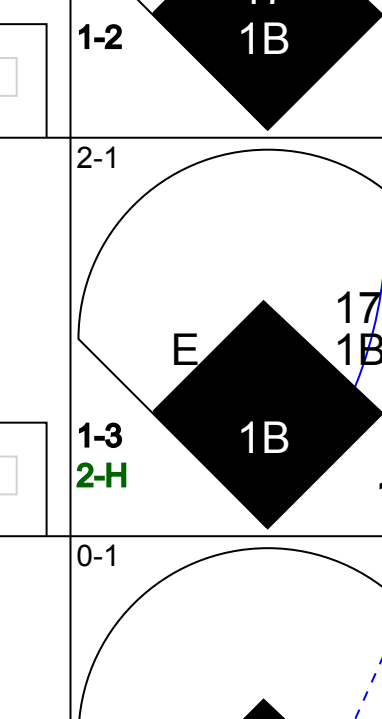

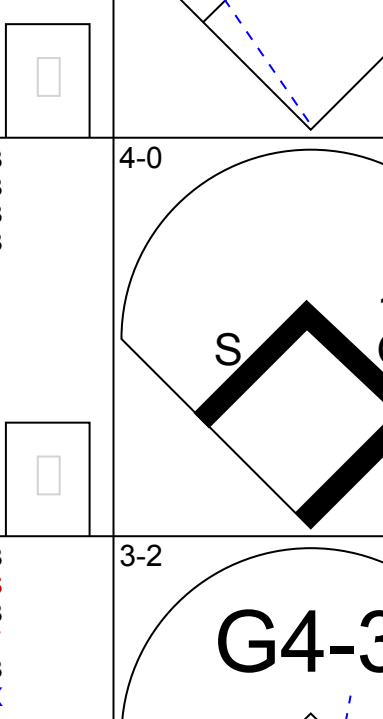
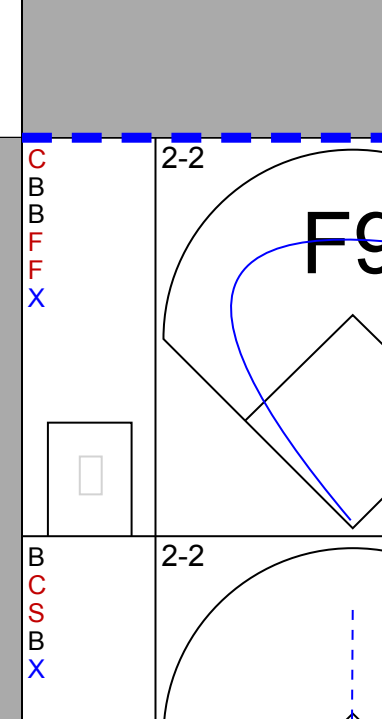

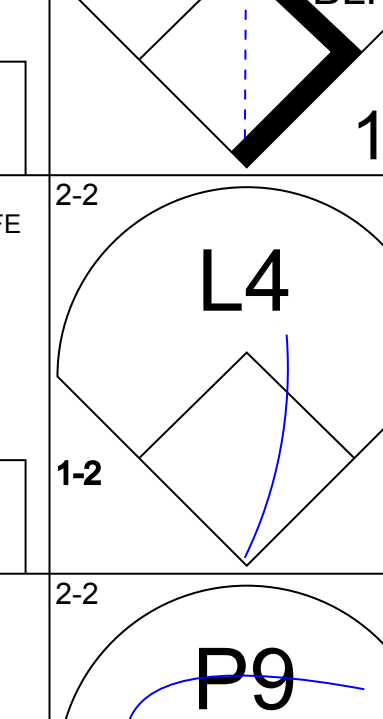
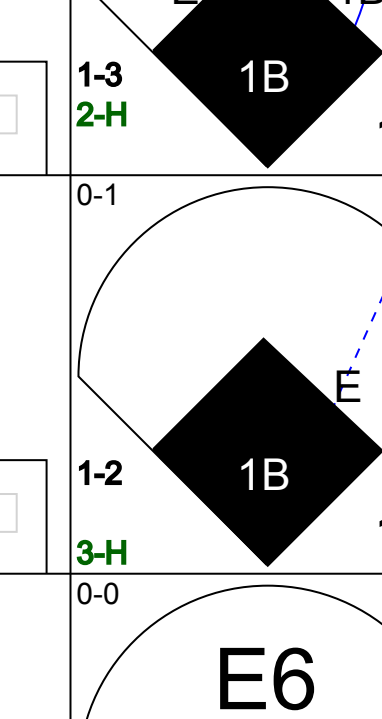

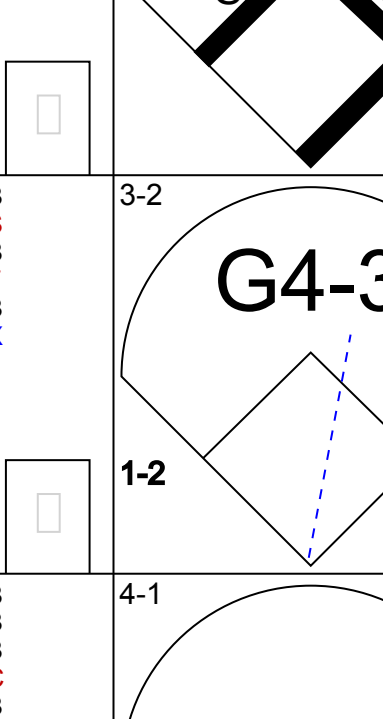
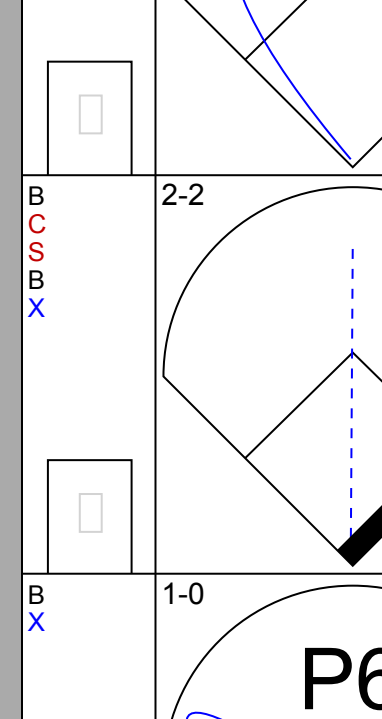

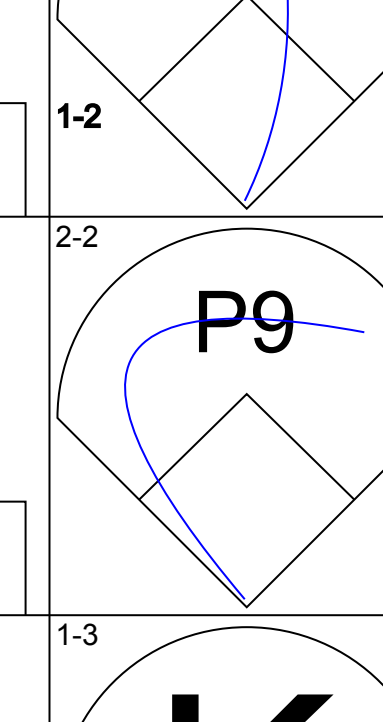
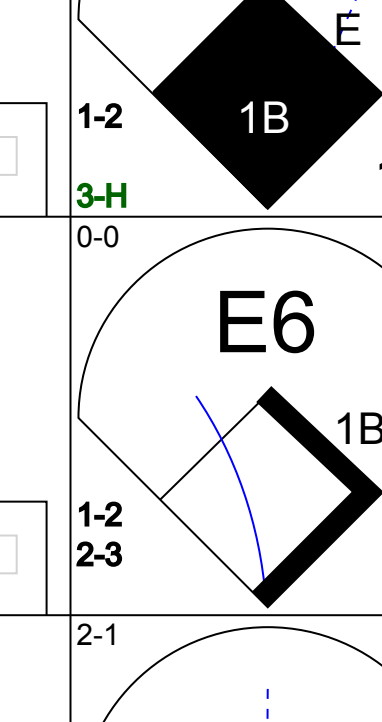

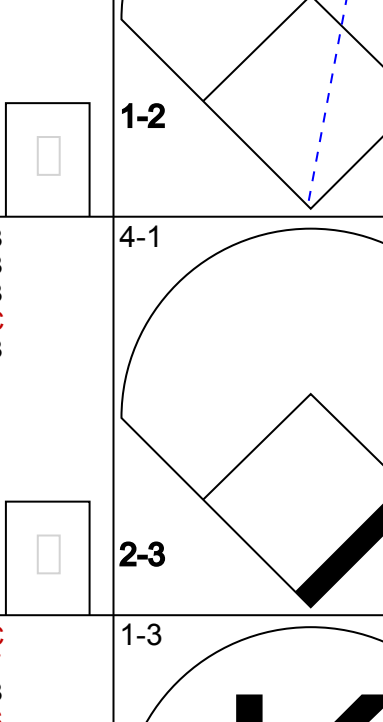
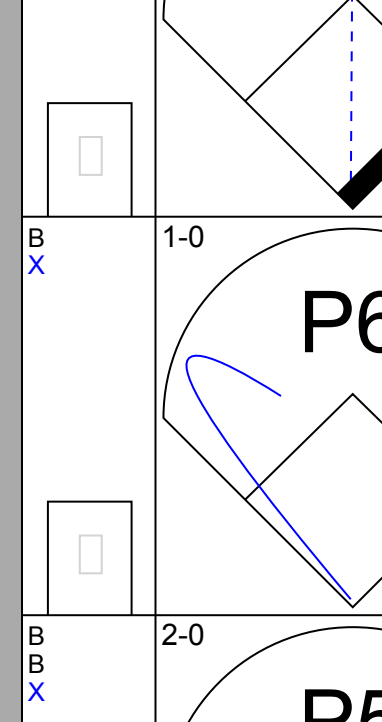

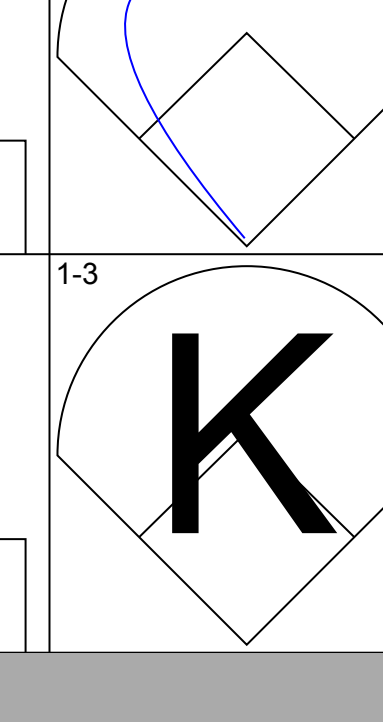
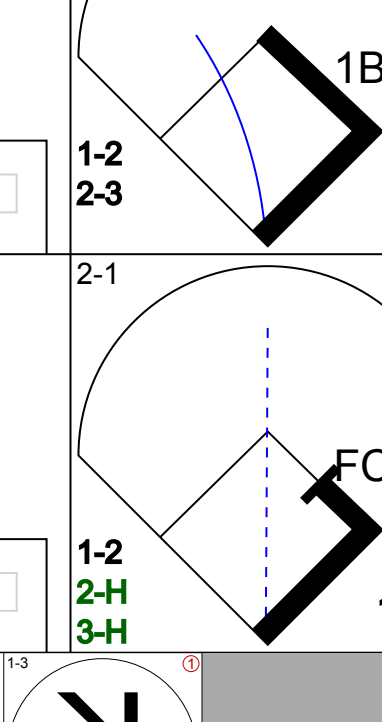

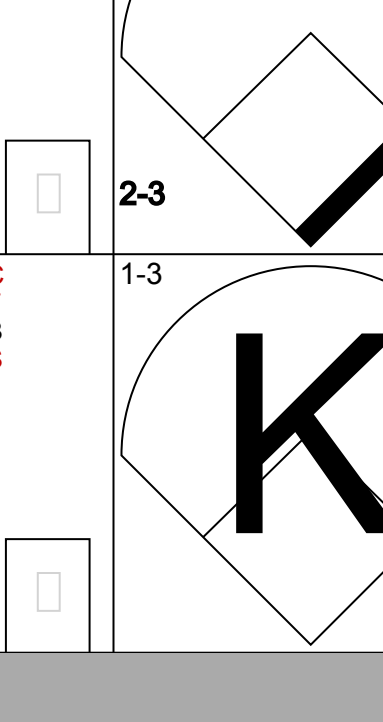
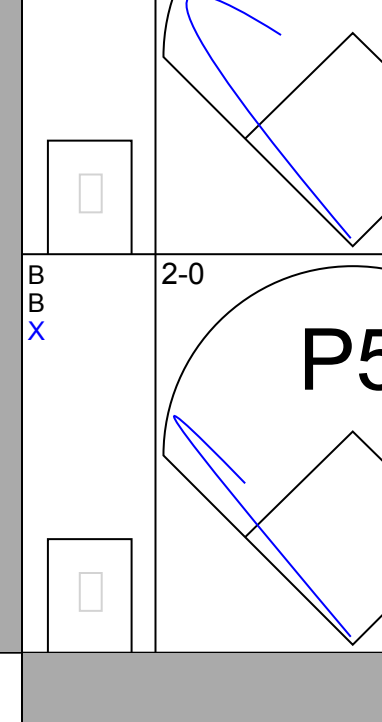
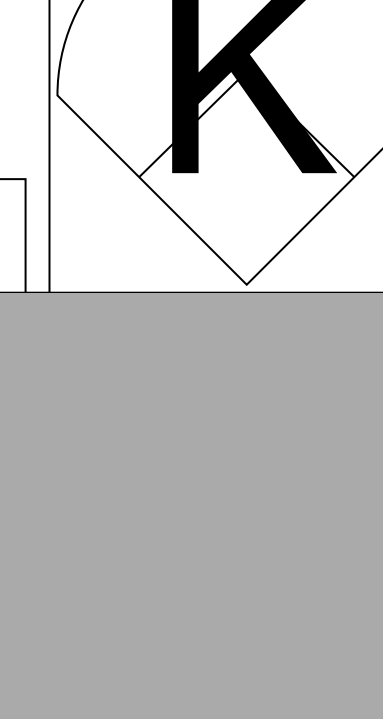
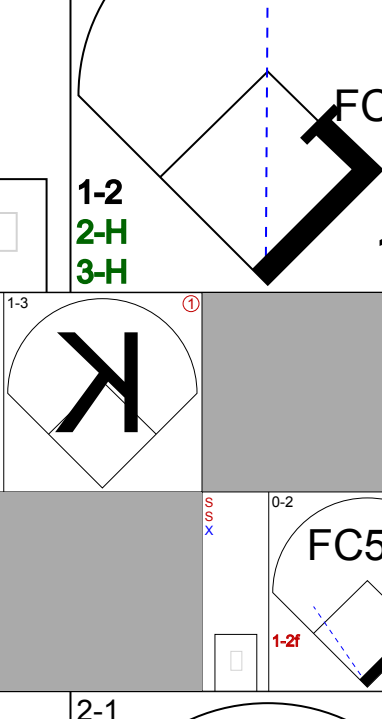

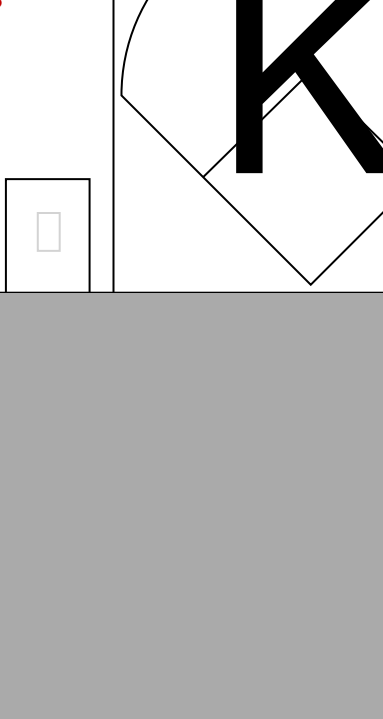
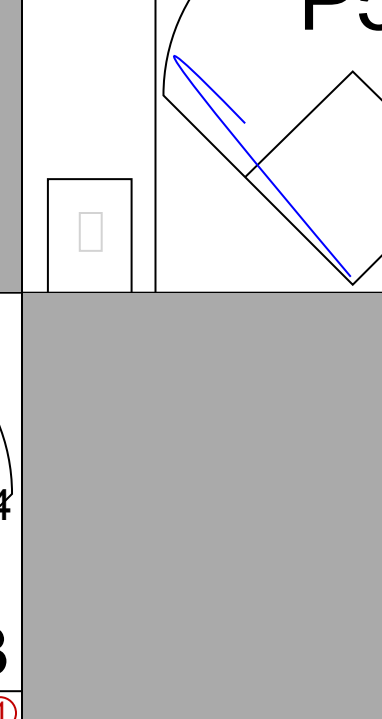
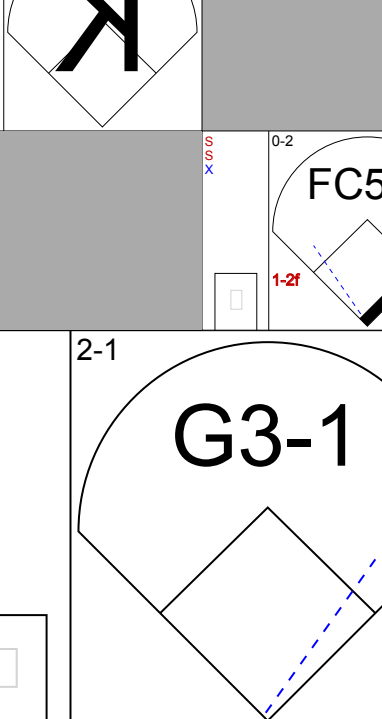
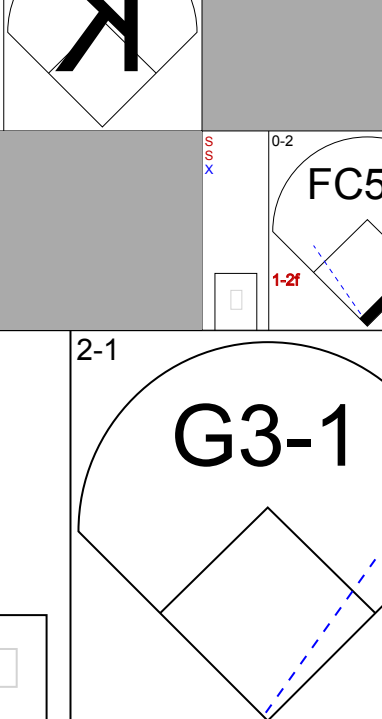


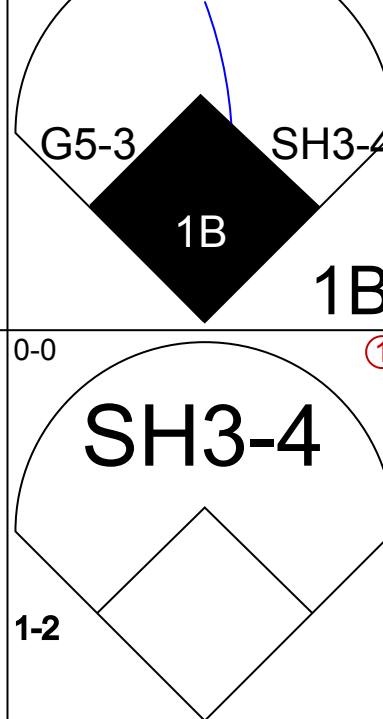
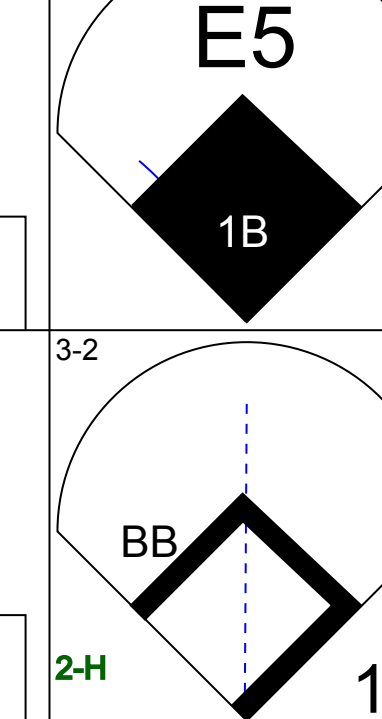
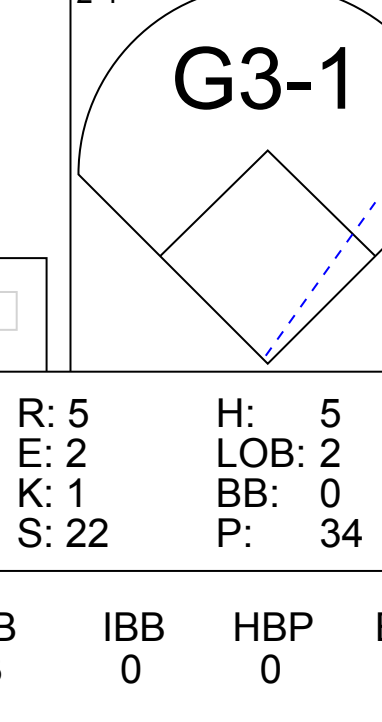
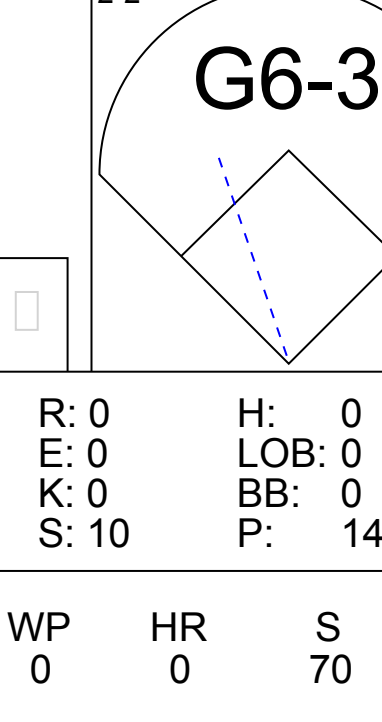
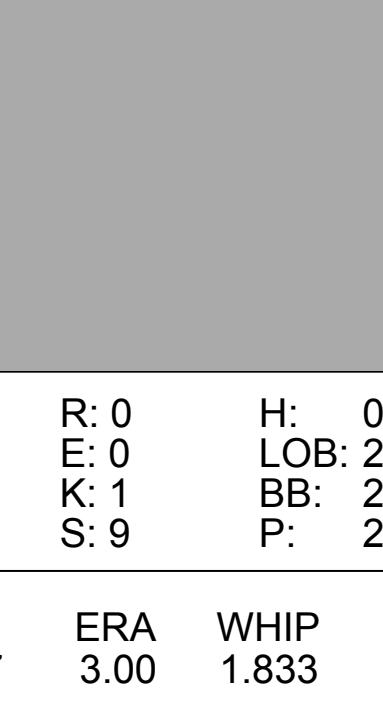
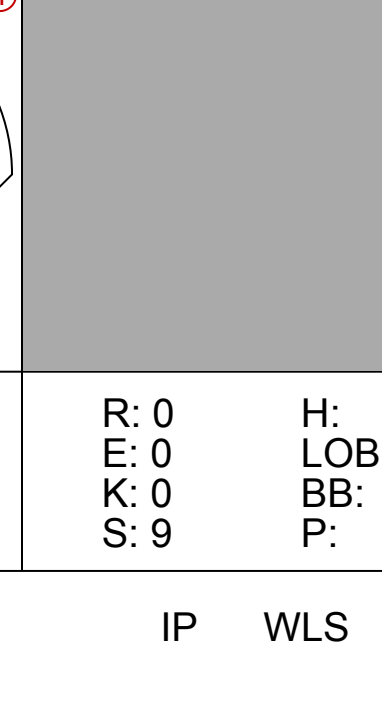
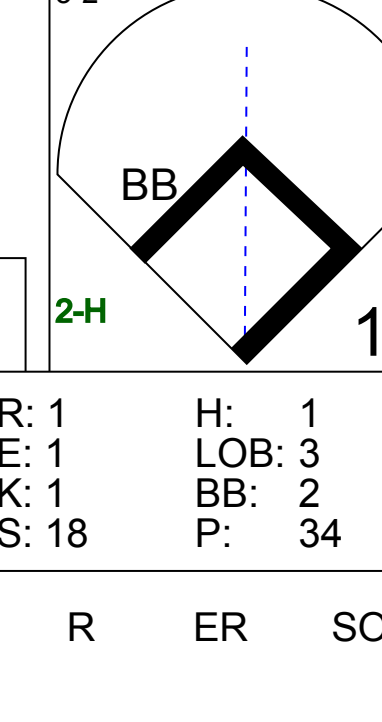
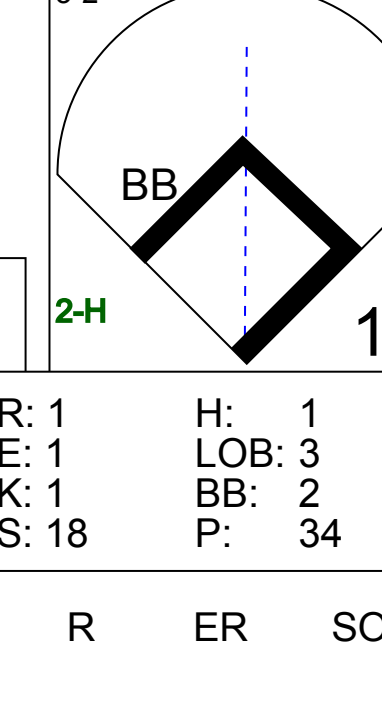




Batter	1	2	3	4	5	6	7	8	9	AB	R	H	RBI	BB	SO	LOB	TOP					
Raul Mondesi, R OBP: 0.327, SLG: 0.467										4	0	0	0	1	1	4	<b>Los Angeles Dodgers @ Houston Astros</b> Astrodome, Houston, TX Tue Aug 03 1999, 8:05 PM EDT Att: 34,874 - Dome - 72 F					
Mark Crutzieleak, R OBP: 0.369, SLG: 0.410										5	0	2	0	0	1	2						
Gary Sheffield, R OBP: 0.408, SLG: 0.496										4	0	1	0	1	1	3						
Eric Karros, R OBP: 0.352, SLG: 0.567										3	0	0	0	1	1	2						
22 Devon White, S OBP: 0.369, SLG: 0.448										4	1	1	1	0	3	3						
Todd Hundley, S OBP: 0.286, SLG: 0.464										4	0	0	0	0	1	3						
Adrian Beltré, R OBP: 0.353, SLG: 0.432										3	1	2	1	1	1	0						
Jose Vizcaino, S OBP: 0.278, SLG: 0.273										2	0	0	0	2	0	1						
37 Darren Dreifort, R OBP: 0.222, SLG: 0.233										2	0	0	0	0	1	3						
Trenidad Hubbard, R OBP: 0.370, SLG: 0.388										1	0	0	0	0	0	1						
Matt Herges, L										0	0	0	0	0	0	0						
Jeff Kubenka, R										0	0	0	0	0	0	0						
Dave Hansen, L OBP: 0.428, SLG: 0.442										0	0	0	0	1	0	0						
<b>Inning Stats</b>	R: 0 E: 0 K: 1 S: 9	H: 1 LOB: 1 BB: 0 P: 18	R: 1 E: 0 K: 0 S: 11	H: 1 LOB: 2 BB: 2 P: 23	R: 0 E: 0 K: 2 S: 8	H: 0 LOB: 0 BB: 0 P: 12	R: 0 E: 0 K: 2 S: 10	H: 0 LOB: 0 BB: 0 P: 13	R: 0 E: 0 K: 1 S: 9	H: 0 LOB: 1 BB: 2 P: 21	R: 0 E: 0 K: 1 S: 7	H: 0 LOB: 1 BB: 1 P: 12	R: 0 E: 0 K: 0 S: 8	H: 1 LOB: 1 BB: 0 P: 12	R: 0 E: 0 K: 3 S: 18	H: 1 LOB: 2 BB: 1 P: 28	R: 1 E: 0 K: 0 S: 13	H: 2 LOB: 2 BB: 1 P: 25	1B: 4 2B: 0 3B: 0 HR: 2	SF: 0 SAC: 0 DP: 1 HBP: 0	WP: 0 PB: 0 SB: 0 CS: 0	PA: 39
<b>PITCHER</b>	IP WLS BF H R ER SO BB IBB HBP BLK WP HR S P ERA WHIP																					
Mike Hampton, L ERA: 2.97	(1, 1) 7.0 W 28 3 1 1 7 5 0 0 0 0 1 62 111 1.29 1.143																					
Jay Powell, R ERA: 3.97	(8, 1) 1.0 5 1 0 0 3 1 0 0 0 0 0 18 28 0.00 2.000																					
Doug Henry, R ERA: 4.58	(9, 1) 1.0 6 2 1 1 0 1 0 0 0 0 0 1 13 25 9.00 3.000																					

AB	32
R	2
H	6
RBI	2
BB	7
SO	10
LOB	22



Batter	1	2	3	4	5	6	7	8	9	AB	R	H	RBI	BB	SO	LOB	BOTTOM			
Craig Biggio, R OBP: 0.301, SLG: 0.492										4	1	1	0	1	1	1	<b>Los Angeles Dodgers @ Houston Astros</b> Astrodome, Houston, TX Tue Aug 03 1999, 8:05 PM EDT Att: 34,874 - Dome - 72 F			
Bill Spiers, L OBP: 0.357, SLG: 0.388										4	1	2	2	1	0	2				
5 Jeff Bagwell, R OBP: 0.350, SLG: 0.646										5	1	0	0	0	2	5				
Derek Bell, R OBP: 0.318, SLG: 0.372										3	1	2	1	2	0	0				
17 Lance Berkman, S OBP: 0.314, SLG: 0.455										4	1	2	1	0	0	2				
Jay Powell, R										0	0	0	0	0	0	0				
Daryle Ward, L OBP: 0.360, SLG: 0.543										1	0	0	0	0	0	3				
Doug Henry, R										0	0	0	0	0	0	0				
Richard Hidalgo, R OBP: 0.326, SLG: 0.422										3	0	0	0	1	0	4				
Paul Bako, L OBP: 0.387, SLG: 0.414										4	0	1	2	0	2	4				
Tim Lincecum, R OBP: 0.343, SLG: 0.371										4	2	1	0	0	1	2				
Mike Hampton, R OBP: 0.320, SLG: 0.432										2	0	0	0	0	0	0				
Glen Barker, S OBP: 0.357, SLG: 0.351										1	0	1	1	0	0	0				
<b>Inning Stats</b>	R: 0 E: 0 K: 1 S: 8	H: 0 LOB: 0 BB: 1 P: 15	R: 0 E: 0 K: 1 S: 11	H: 1 LOB: 1 BB: 0 P: 17	R: 5 E: 2 K: 1 S: 22	H: 5 LOB: 2 BB: 0 P: 34	R: 0 E: 0 K: 0 S: 10	H: 0 LOB: 0 BB: 0 P: 14	R: 0 E: 0 K: 1 S: 9	H: 0 LOB: 1 BB: 2 P: 21	R: 1 E: 0 K: 1 S: 10	H: 2 LOB: 1 BB: 0 P: 16	R: 0 E: 0 K: 0 S: 9	H: 1 LOB: 1 BB: 0 P: 16	R: 1 E: 1 K: 1 S: 18	H: 1 LOB: 3 BB: 2 P: 34	1B: 9 2B: 1 3B: 0 HR: 0	SF: 0 SAC: 1 DP: 0 HBP: 0	WP: 0 PB: 0 SB: 1 CS: 0	PA: 41
<b>PITCHER</b>	IP WLS BF H R ER SO BB IBB HBP BLK WP HR S P ERA WHIP																			
37 Darren Dreifort, R ERA: 5.63	(1, 1) 6.0 L 30 8 6 2 5 3 0 0 0 0 0 0 70 117 3.00 1.833																			
Matt Herges, R ERA: 13.5	(7, 1) 1.2 10 2 1 0 1 2 0 0 0 0 0 0 26 49 0.00 2.400																			
Jeff Kubenka, L ERA: 13.5	(8, 1) 0.1 1 0 0 0 0 0 0 0 0 0 0 0 1 1 0.00 0.000																			





Batter	1	2	3	4	5	6	7	8	9	AB	R	H	RBI	BB	SO	LOB	TOP					
Mark Grudzielanek, R OBP: 0.363, SLG: 0.404										4	0	0	0	0	1	3						
Todd Hollandsworth, L OBP: 0.355, SLG: 0.507										4	0	0	0	0	0	2						
Gary Sheffield, R OBP: 0.406, SLG: 0.492										3	0	0	0	1	1	0						
Todd Hundley, S OBP: 0.287, SLG: 0.459										3	0	0	0	1	0	0						
Raul Mondesi, R OBP: 0.327, SLG: 0.468										4	1	1	0	0	2	2						
22 Devon White, S OBP: 0.388, SLG: 0.446										4	1	1	0	0	2	3						
Adrian Beltré, R OBP: 0.354, SLG: 0.431										3	0	1	1	1	0	3						
Craig Counsell, L OBP: 0.256, SLG: 0.242										3	0	1	1	1	1	1						
Kevin Brown, R OBP: 0.130, SLG: 0.096										1	0	0	0	0	0	1						
<b>Inning Stats</b>	R: 0 H: 0 E: 0 K: 2 S: 9	H: 0 LOB: 0 BB: 0 P: 13	R: 1 H: 2 E: 0 K: 0 S: 8	H: 2 LOB: 0 BB: 0 P: 19	R: 0 H: 0 E: 0 K: 2 S: 5	H: 0 LOB: 1 BB: 1 P: 10	R: 0 H: 0 E: 0 K: 2 S: 9	H: 0 LOB: 2 BB: 2 P: 19	R: 0 H: 1 E: 0 K: 0 S: 7	H: 1 LOB: 1 BB: 0 P: 10	R: 0 H: 0 E: 0 K: 0 S: 4	H: 0 LOB: 0 BB: 0 P: 5	R: 1 H: 1 E: 1 K: 0 S: 11	H: 1 LOB: 1 BB: 0 P: 15	R: 0 H: 0 E: 0 K: 0 S: 6	H: 0 LOB: 0 BB: 0 P: 10	R: 0 H: 0 E: 0 K: 3 S: 9	H: 0 LOB: 1 BB: 1 P: 18	1B: 3 2B: 1 3B: 0 HR: 0	SF: 0 SAC: 2 DP: 0 HBP: 0	WP: 1 PB: 0 SB: 1 CS: 1	PA: 36
<b>PITCHER</b>	IP	WLS	BF	H	R	ER	SO	BB	IBB	HBP	BLK	WP	HR	S	P	ERA	WHIP					
Chris Holt, R ERA: 4.4	8.0	L	31	4	2	1	4	3	0	0	0	1	0	59	101	1.12	0.875					
Jose Cabrera, R ERA: 3.65	1.0		4	0	0	0	3	1	0	0	0	0	0	9	18	0.00	1.000					

**Los Angeles Dodgers @ Houston Astros**  
Astrodome, Houston, TX  
Wed Aug 04 1999, 8:05 PM EDT  
Att: 31,771 - Dome - 72 F

livebaseballscores.com

AB	29
R	2
H	4
RBI	2
BB	4
SO	7
LOB	15



Batter	1	2	3	4	5	6	7	8	9	AB	R	H	RBI	BB	SO	LOB	BOTTOM					
Craig Biggio, R OBP: 0.300, SLG: 0.488										3	0	0	0	1	1	0						
Bill Spillers, L OBP: 0.356, SLG: 0.385										4	0	1	0	0	0	1						
5 Jeff Bagwell, R OBP: 0.349, SLG: 0.641										3	1	0	0	1	1	1						
Derek Bell, R OBP: 0.319, SLG: 0.376										4	0	2	1	0	2	1						
Daryle Ward, L OBP: 0.333, SLG: 0.500										4	0	0	0	0	1	3						
Richard Hidalgo, R OBP: 0.326, SLG: 0.424										3	0	1	0	0	0	1						
Paul Bako, L OBP: 0.359, SLG: 0.495										3	0	0	0	0	0	1						
Tim Lincecum, R OBP: 0.339, SLG: 0.367										3	0	0	0	0	1	0						
Chris Holt, R OBP: 0.125, SLG: 0.067										2	0	0	0	0	0	0						
Matt Mieske, R OBP: 0.398, SLG: 0.644										1	0	0	0	0	1	0						
Jose Cabrera, R										0	0	0	0	0	0	0						
<b>Inning Stats</b>	R: 0 H: 0 E: 0 K: 0 S: 8	H: 1 LOB: 1 BB: 0 P: 15	R: 0 H: 1 E: 0 K: 2 S: 13	H: 1 LOB: 0 BB: 0 P: 20	R: 0 H: 0 E: 0 K: 1 S: 8	H: 0 LOB: 0 BB: 0 P: 10	R: 0 H: 1 E: 0 K: 2 S: 12	H: 1 LOB: 1 BB: 0 P: 22	R: 0 H: 0 E: 0 K: 1 S: 5	H: 0 LOB: 0 BB: 0 P: 7	R: 0 H: 0 E: 0 K: 0 S: 5	H: 0 LOB: 0 BB: 0 P: 6	R: 0 H: 1 E: 0 K: 0 S: 6	H: 1 LOB: 1 BB: 0 P: 9	R: 0 H: 0 E: 0 K: 1 S: 7	H: 0 LOB: 0 BB: 0 P: 10	R: 1 H: 1 E: 0 K: 0 S: 12	H: 1 LOB: 1 BB: 1 P: 22	1B: 2 2B: 2 3B: 0 HR: 0	SF: 0 SAC: 0 DP: 0 HBP: 0	WP: 0 PB: 0 SB: 1 CS: 1	PA: 32
<b>PITCHER</b>	IP	WLS	BF	H	R	ER	SO	BB	IBB	HBP	BLK	WP	HR	S	P	ERA	WHIP					
Kevin Brown, R ERA: 3.39	9.0	W	32	4	1	1	7	2	0	0	0	0	0	76	121	1.00	0.667					

**Los Angeles Dodgers @ Houston Astros**  
Astrodome, Houston, TX  
Wed Aug 04 1999, 8:05 PM EDT  
Att: 31,771 - Dome - 72 F

livebaseballscores.com

AB	30
R	1
H	4
RBI	1
BB	2
SO	7
LOB	8













Batter	1	2	3	4	5	6	7	8	9	AB	R	H	RBI	BB	SO	LOB	TOP								
22 Devon White, S OBP: 0.364, SLG: 0.436 Alan Mills, R Pedro Borbon, R Dave Hansen, L Jeff Shaw, R	G5-3		G5-3	K		K		G3-1		4	0	0	0	1	2	3	<b>Los Angeles Dodgers @ New York Mets</b> Shea Stadium, Flushing, NY Sat Aug 07 1999, 7:10 PM EDT Att: 53,656 - Unknown - 83 F  <b>livebaseballscorecards.com</b>								
Jose Vizcaino, S OBP: 0.292, SLG: 0.281	2B		1B		1B	G6-3				5	1	3	0	0	1	3									
Gary Sheffield, R OBP: 0.409, SLG: 0.501	1B		1B		F7		F8			5	1	3	1	0	0	1									
Eric Karros, R OBP: 0.348, SLG: 0.557	F7		G5-4-3		1B		K		F7	4	1	0	0	1	1	4									
Raul Mondesi, R OBP: 0.327, SLG: 0.465	P2				1B		G5-3		S	4	2	2	1	1	0	2									
Adrián Beltré, R OBP: 0.349, SLG: 0.422		G4-3			2B			P4	S	3	1	1	2	1	0	0									
Paul Lo Duca, R OBP: 0.240, SLG: 0.167 Todd Hundley, S OBP: 0.286, SLG: 0.451	1B				1B		G6-3		F9	3	1	2	1	0	0	1									
Craig Counsell, L OBP: 0.254, SLG: 0.248	FC5-4							K		5	0	2	2	0	1	3									
Jamie Arnold, R OBP: 0.200, SLG: 0.200 Onan Masaoka, R Trenidad Hubbard, R	G3				P4		SH3-4			2	0	0	0	0	0	3									
								S		0	0	0	0	0	0	0									
<b>Inning Stats</b>	R: 0 E: 0 K: 0 S: 11	H: 2 LOB: 2 BB: 0 P: 20	R: 0 E: 0 K: 0 S: 9	H: 1 LOB: 1 BB: 0 P: 11	R: 0 E: 0 K: 0 S: 10	H: 2 LOB: 1 BB: 0 P: 15	R: 1 E: 0 K: 1 S: 14	H: 2 LOB: 2 BB: 0 P: 21	R: 2 E: 1 K: 0 S: 13	H: 2 LOB: 1 BB: 1 P: 22	R: 0 E: 0 K: 1 S: 11	H: 1 LOB: 1 BB: 0 P: 13	R: 0 E: 0 K: 1 S: 7	H: 0 LOB: 0 BB: 0 P: 11	R: 1 E: 0 K: 2 S: 15	H: 1 LOB: 2 BB: 3 P: 27	R: 3 E: 0 K: 0 S: 12	H: 2 LOB: 2 BB: 3 P: 33	1B: 8 2B: 3 3B: 0 HR: 2	SF: 1 SAC: 1 DP: 1 HBP: 1	WP: 0 PB: 0 SB: 5 CS: 0	PA: 46			
<b>PITCHER</b>	IP	WLS	BF	H	R	ER	SO	BB	IBB	HBP	BLK	WP	HR	S	P	ERA	WHIP								
Al Leiter, L ERA: 4.41	7.2		36	11	4	3	4	2	0	1	0	0	1	85	131	3.52	1.696								
Dennis Cook, L ERA: 2.99	0.1	H	2	0	0	0	1	1	0	0	0	0	0	5	9	0.00	3.000								
Billy Taylor, R ERA: 4.34	0.1	L	4	1	3	3	0	1	1	0	0	0	1	6	17	81.00	6.000								
Chuck McElroy, L ERA: 5.73	0.2		4	1	0	0	0	0	1	0	0	0	0	6	16	0.00	1.500								

Batter	1	2	3	4	5	6	7	8	9	AB	R	H	RBI	BB	SO	LOB	BOTTOM								
Roger Cedeno, S OBP: 0.406, SLG: 0.414	F8					K				5	2	2	0	0	2	1	<b>Los Angeles Dodgers @ New York Mets</b> Shea Stadium, Flushing, NY Sat Aug 07 1999, 7:10 PM EDT Att: 53,656 - Unknown - 83 F  <b>livebaseballscorecards.com</b>								
Edgardo Alfonzo, R OBP: 0.384, SLG: 0.501	2B				G4-3				E7	4	1	1	1	1	1	1									
John Olerud, L OBP: 0.437, SLG: 0.483	K						F8			5	1	2	1	0	1	2									
31 Mike Piazza, R OBP: 0.359, SLG: 0.559	2B				G4-3				G6-4-3	5	1	2	1	0	0	3									
Matt Franco, L Dennis Cook, L Luis Lopez, S Billy Taylor, R Chuck McElroy, L Benny Agbayani, R	2B				G4-3				G4-3	3	0	0	1	2	0	0		1							
Shawon Dunston, R OBP: 0.337, SLG: 0.460	F9									4	0	0	0	0	2	2									
Darryl Hamilton, L OBP: 0.381, SLG: 0.404	1B				G5-3				FC3-6	4	0	2	0	0	0	1									
Rey Ordóñez, R OBP: 0.305, SLG: 0.317	BB				G2-3				E6	2	1	0	0	2	0	1									
Al Leiter, L Robin Ventura, L	G1-3								G4-3	3	0	1	0	0	0	3									
										1	0	0	0	0	0	2									
<b>Inning Stats</b>	R: 3 E: 0 K: 1 S: 18	H: 5 LOB: 3 BB: 1 P: 35	R: 1 E: 0 K: 1 S: 11	H: 2 LOB: 0 BB: 0 P: 18	R: 0 E: 0 K: 0 S: 8	H: 0 LOB: 0 BB: 0 P: 11	R: 0 E: 0 K: 1 S: 7	H: 0 LOB: 0 BB: 0 P: 10	R: 0 E: 0 K: 0 S: 4	H: 0 LOB: 0 BB: 0 P: 6	R: 1 E: 0 K: 2 S: 15	H: 2 LOB: 1 BB: 1 P: 27	R: 0 E: 0 K: 0 S: 8	H: 0 LOB: 0 BB: 1 P: 12	R: 0 E: 1 K: 1 S: 10	H: 0 LOB: 1 BB: 0 P: 16	R: 1 E: 1 K: 0 S: 11	H: 2 LOB: 1 BB: 0 P: 18	1B: 8 2B: 3 3B: 0 HR: 0	SF: 0 SAC: 0 DP: 2 HBP: 1	WP: 1 PB: 0 SB: 3 CS: 1	PA: 41			
<b>PITCHER</b>	IP	WLS	BF	H	R	ER	SO	BB	IBB	HBP	BLK	WP	HR	S	P	ERA	WHIP								
Jamie Arnold, R ERA: 5.11	5.2		27	9	5	5	4	2	0	0	0	0	0	59	101	7.94	1.941								
Onan Masaoka, L ERA: 3.71	1.1		4	0	0	0	1	1	0	0	0	1	0	12	18	0.00	0.750								
Alan Mills, R ERA: 3.91	0.2		4	0	0	0	1	0	0	1	0	0	0	9	15	0.00	0.000								
Pedro Borbon, L ERA: 2.43	0.1	W	1	0	0	0	0	0	0	0	0	0	0	1	1	0.00	0.000								
Jeff Shaw, R ERA: 3.5	1.0	S	5	2	1	1	0	0	0	0	0	0	0	11	18	9.00	2.000								



Batter	1	2	3	4	5	6	7	8	9	AB	R	H	RBI	BB	SO	LOB	TOP										
Mark Grudzielanek, R OBP: 0.359, SLG: 0.397	G1-3	F9				2B	F8	F9	BB	5	1	1	0	1	0	1	<b>Los Angeles Dodgers @ New York Mets</b> Shea Stadium, Flushing, NY Sun Aug 08 1999, 1:40 PM EDT Att: 39,803 - Cloudy - 76 F										
Todd Hollandsworth, L OBP: 0.372, SLG: 0.514	K		G5-3			F8	F7	BB	BB	5	1	2	1	1	1	2											
Gary Sheffield, R OBP: 0.498, SLG: 0.499 Trenidad Hubbard, R OBP: 0.378, SLG: 0.375	G4-3		K			L7		HR	BB	4	0	1	0	0	1	3											
Eric Karros, R OBP: 0.353, SLG: 0.564			G5-3			HR		BB	BB	4	2	3	4	1	0	1											
Todd Hundley, S OBP: 0.288, SLG: 0.452 Matt Herges, L OBP: 0.255, SLG: 0.186	G6-3		G4-3			HR		G4-6-3	L5	4	2	1	1	1	0	5											
Raul Mondesi, R OBP: 0.328, SLG: 0.480 Paul Lo Duca, R OBP: 0.255, SLG: 0.186	G6-3					HR		HR	BB	4	2	2	5	0	0	1											
Adrian Beltré, R OBP: 0.352, SLG: 0.421	L6					HR		HR	BB	3	0	1	0	1	1	2											
Craig Counsell, L OBP: 0.252, SLG: 0.241						F8		F9	G5-3	4	1	0	0	1	0	4											
37 Darren Dreifort, R OBP: 0.250, SLG: 0.311 Jeff Kubenka, R OBP: 1.000, SLG: 1.000 Dave Hansen, L OBP: 0.414, SLG: 0.427									F7	2	2	1	3	1	1	0											
									K	1	1	1	0	0	0	0											
									BB	1	0	0	0	0	1	2											
<b>Inning Stats</b>	R: 0 E: 0 K: 1 S: 8	H: 0 LOB: 0 BB: 0 P: 11	R: 4 E: 0 K: 0 S: 16	H: 3 LOB: 0 BB: 1 P: 28	R: 0 E: 0 K: 1 S: 10	H: 1 LOB: 1 BB: 0 P: 18	R: 0 E: 0 K: 0 S: 6	H: 0 LOB: 0 BB: 0 P: 11	R: 5 E: 0 K: 0 S: 19	H: 4 LOB: 1 BB: 2 P: 32	R: 0 E: 0 K: 1 S: 8	H: 0 LOB: 0 BB: 0 P: 12	R: 2 E: 0 K: 1 S: 15	H: 2 LOB: 1 BB: 1 P: 26	R: 2 E: 0 K: 0 S: 17	H: 3 LOB: 2 BB: 1 P: 32	R: 1 E: 0 K: 1 S: 8	H: 1 LOB: 3 BB: 3 P: 25	1B: 7 2B: 4 3B: 0 HR: 3	SF: 0 SAC: 0 DP: 1 HBP: 1	WP: 0 PB: 0 SB: 0 CS: 1	PA: 48					
<b>PITCHER</b>	IP	WLS	BF	H	R	ER	SO	BB	IBB	HBP	BLK	WP	HR	S	P	ERA	WHIP										
Rick Reed, R ERA: 4.94	1.2	L	8	2	3	3	1	1	0	0	0	0	0	16	26	16.20	1.800										
Masato Yoshii, R ERA: 5.87	3.0	15	4	5	5	1	2	0	1	0	0	0	1	38	66	15.00	2.000										
Pat Mahomes, R ERA: 3.59	2.1	11	4	3	3	2	1	0	0	0	0	0	2	28	46	11.57	2.143										
Chuck McElroy, L ERA: 6.0	1.0	7	3	2	2	0	1	0	0	0	0	0	0	17	32	18.00	4.000										
Matt Franco, R ERA: 13.5	1.0	7	1	1	1	1	3	0	0	0	0	0	0	8	25	9.00	4.000										

AB 39  
R 14  
H 14  
RBI 14  
BB 8  
SO 5  
LOB 24



Batter	1	2	3	4	5	6	7	8	9	AB	R	H	RBI	BB	SO	LOB	BOTTOM										
Roger Cedeno, S OBP: 0.404, SLG: 0.412 Chuck McElroy, L	G5-3		F7			K	F8			4	1	1	0	0	1	2	<b>Los Angeles Dodgers @ New York Mets</b> Shea Stadium, Flushing, NY Sun Aug 08 1999, 1:40 PM EDT Att: 39,803 - Cloudy - 76 F										
Edgardo Alfonzo, R OBP: 0.383, SLG: 0.499 Luis Lopez, S OBP: 0.350, SLG: 0.365	G5-3					K		HR		2	0	0	1	0	1	0											
John Olerud, L OBP: 0.436, SLG: 0.481	K					L8		F9		4	0	1	0	0	1	0											
31 Mike Piazza, R OBP: 0.359, SLG: 0.557 Todd Pratt, R OBP: 0.384, SLG: 0.384	G5-3					1B		F9		3	0	1	0	0	0	1											
Robin Ventura, L OBP: 0.377, SLG: 0.558 Shawon Dunston, R OBP: 0.339, SLG: 0.460						1B		F8		2	1	1	0	0	0	0											
Darryl Hamilton, L OBP: 0.380, SLG: 0.406						G4-3		F7		4	0	1	1	0	1	2											
Benny Agbavani, R OBP: 0.370, SLG: 0.528						L6		K		3	0	0	0	1	1	0											
Rey Ordóñez, R OBP: 0.302, SLG: 0.313						F8		G6-3		4	0	0	0	0	1	2											
Rick Reed, R OBP: 0.278, SLG: 0.314 Masato Yoshii, R OBP: 0.188, SLG: 0.198 Pat Mahomes, R OBP: 0.394, SLG: 0.638 Matt Franco, R OBP: 0.352, SLG: 0.410						G4-3		G4-3		0	0	0	0	0	0	0											
								FC1-6		1	0	0	0	0	0	2											
<b>Inning Stats</b>	R: 1 E: 0 K: 1 S: 11	H: 1 LOB: 0 BB: 0 P: 15	R: 0 E: 0 K: 2 S: 7	H: 0 LOB: 0 BB: 0 P: 11	R: 0 E: 0 K: 0 S: 7	H: 0 LOB: 0 BB: 0 P: 9	R: 0 E: 0 K: 1 S: 8	H: 2 LOB: 2 BB: 0 P: 13	R: 0 E: 0 K: 0 S: 5	H: 0 LOB: 0 BB: 0 P: 7	R: 0 E: 0 K: 2 S: 12	H: 1 LOB: 1 BB: 0 P: 19	R: 1 E: 0 K: 0 S: 8	H: 2 LOB: 2 BB: 1 P: 25	R: 1 E: 0 K: 0 S: 8	H: 1 LOB: 0 BB: 0 P: 14	R: 0 E: 0 K: 1 S: 11	H: 0 LOB: 0 BB: 0 P: 14	1B: 5 2B: 1 3B: 0 HR: 1	SF: 0 SAC: 0 DP: 0 HBP: 0	WP: 0 PB: 0 SB: 1 CS: 0	PA: 35					
<b>PITCHER</b>	IP	WLS	BF	H	R	ER	SO	BB	IBB	HBP	BLK	WP	HR	S	P	ERA	WHIP										
37 Darren Dreifort, R ERA: 5.43	6.1	W	26	6	2	1	7	0	0	0	0	0	0	59	91	1.42	1.105										
Jeff Kubenka, L ERA: 11.74	1.2	6	1	1	1	0	0	0	0	0	0	0	1	14	22	5.40	0.600										
Matt Herges, R ERA: 2.45	1.0	3	0	0	0	0	1	0	0	0	0	0	0	11	14	0.00	0.000										

AB 34  
R 3  
H 7  
RBI 3  
BB 1  
SO 8  
LOB 9







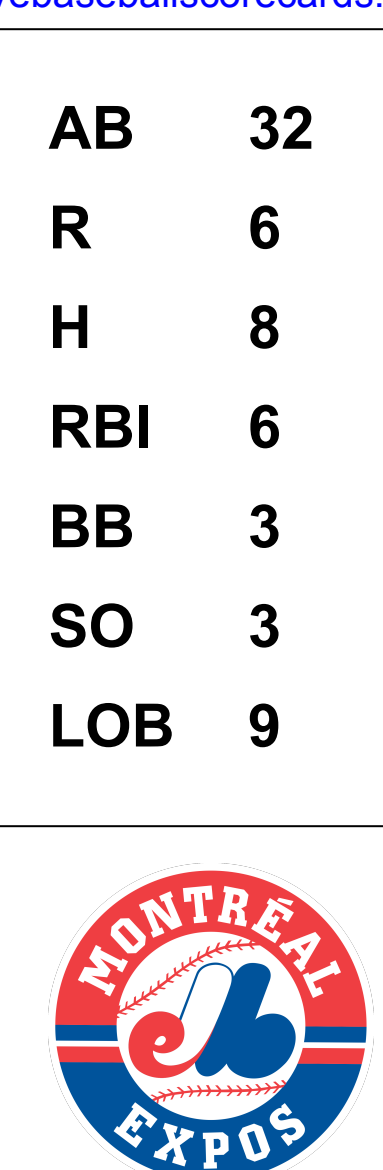


Batter	1	2	3	4	5	6	7	8	9	AB	R	H	RBI	BB	SO	LOB	TOP								
Mark Grudzielanek, R (1,6) OBP: 0.360, SLG: 0.401	G4-3		G4-3		L9		G4-3		K	5	0	0	0	0	1	2	<b>Los Angeles Dodgers @ Montreal Expos</b> Olympic Stadium, Montreal, QB Tue Aug 10 1999, 7:05 PM EDT Att. 7,645 - Dome - 72 F								
Todd Hollandsworth, L (1,9) OBP: 0.369, SLG: 0.507	K			F7	FC5-4		F8			4	0	1	1	0	1	1									
Gary Sheffield, R (1,7) OBP: 0.411, SLG: 0.496	F8			BB	FC5-4			2B	BB	2	0	0	0	2	0	1									
Eric Karros, R (1,3)		G6-3		BB		G6-3		K		3	0	0	0	1	1										
22 Devon White, S (1,8) OBP: 0.363, SLG: 0.433	L7			BB		G3-1			1B	4	0	1	0	0	1	2									
Todd Hundley, S (1,2) OBP: 0.289, SLG: 0.457	HR					G4-3			K	4	1	1	1	0	2	4									
Adrian Beltré, R (1,5) OBP: 0.353, SLG: 0.429	K				HR		K		K	4	1	1	1	0	3	2									
Craig Counsell, L (1,4) OBP: 0.259, SLG: 0.248			K		SH3-4				F8	4	2	2	0	0	1	0									
Ismael Valdez, R (1,1) OBP: 0.065, SLG: 0.044			K		1B				G3	1	0	0	0	0	1	0									
Dave Hansen, L (7, PH) OBP: 0.425, SLG: 0.444					SH3-4					1	0	1	1	0	0	0									
Alan Mills, R (7, PH) OBP: 0.331, SLG: 0.480					1-2		G4-3			0	0	0	0	0	0	0									
Raul Mondesi, R (9, PH) OBP: 0.331, SLG: 0.480										1	0	0	0	0	0	0									
<b>Inning Stats</b>	R: 0 E: 0 K: 1 S: 7	H: 0 LOB: 0 BB: 0 P: 10	R: 1 E: 0 K: 1 S: 10	H: 1 LOB: 0 BB: 0 P: 16	R: 0 E: 0 K: 2 S: 9	H: 0 LOB: 0 BB: 0 P: 12	R: 0 E: 0 K: 2 S: 11	H: 0 LOB: 2 BB: 2 P: 24	R: 2 E: 0 K: 0 S: 13	H: 3 LOB: 1 BB: 0 P: 17	R: 0 E: 0 K: 0 S: 5	H: 0 LOB: 0 BB: 0 P: 6	R: 1 E: 0 K: 1 S: 10	H: 2 LOB: 1 BB: 0 P: 13	R: 0 E: 0 K: 3 S: 11	H: 1 LOB: 2 BB: 1 P: 18	R: 0 E: 0 K: 1 S: 6	H: 0 LOB: 0 BB: 0 P: 8	1B: 4 2B: 1 3B: 0 HR: 2	SF: 0 SAC: 1 DP: 0 HBP: 0	WP: 0 PB: 0 SB: 0 CS: 0	PA: 37			
<b>PITCHER</b>	IP WLS BF H R ER SO BB IBB HBP BLK WP HR S P ERA WHIP	IP WLS BF H R ER SO BB IBB HBP BLK WP HR S P ERA WHIP	IP WLS BF H R ER SO BB IBB HBP BLK WP HR S P ERA WHIP	IP WLS BF H R ER SO BB IBB HBP BLK WP HR S P ERA WHIP	IP WLS BF H R ER SO BB IBB HBP BLK WP HR S P ERA WHIP	IP WLS BF H R ER SO BB IBB HBP BLK WP HR S P ERA WHIP	IP WLS BF H R ER SO BB IBB HBP BLK WP HR S P ERA WHIP	IP WLS BF H R ER SO BB IBB HBP BLK WP HR S P ERA WHIP	IP WLS BF H R ER SO BB IBB HBP BLK WP HR S P ERA WHIP	IP WLS BF H R ER SO BB IBB HBP BLK WP HR S P ERA WHIP	IP WLS BF H R ER SO BB IBB HBP BLK WP HR S P ERA WHIP	IP WLS BF H R ER SO BB IBB HBP BLK WP HR S P ERA WHIP	IP WLS BF H R ER SO BB IBB HBP BLK WP HR S P ERA WHIP	IP WLS BF H R ER SO BB IBB HBP BLK WP HR S P ERA WHIP	IP WLS BF H R ER SO BB IBB HBP BLK WP HR S P ERA WHIP	IP WLS BF H R ER SO BB IBB HBP BLK WP HR S P ERA WHIP	IP WLS BF H R ER SO BB IBB HBP BLK WP HR S P ERA WHIP	IP WLS BF H R ER SO BB IBB HBP BLK WP HR S P ERA WHIP	IP WLS BF H R ER SO BB IBB HBP BLK WP HR S P ERA WHIP	IP WLS BF H R ER SO BB IBB HBP BLK WP HR S P ERA WHIP	IP WLS BF H R ER SO BB IBB HBP BLK WP HR S P ERA WHIP	IP WLS BF H R ER SO BB IBB HBP BLK WP HR S P ERA WHIP	IP WLS BF H R ER SO BB IBB HBP BLK WP HR S P ERA WHIP	IP WLS BF H R ER SO BB IBB HBP BLK WP HR S P ERA WHIP	IP WLS BF H R ER SO BB IBB HBP BLK WP HR S P ERA WHIP

AB	33
R	4
H	7
RBI	4
BB	3
SO	11
LOB	13



Batter	1	2	3	4	5	6	7	8	9	AB	R	H	RBI	BB	SO	LOB	BOTTOM								
Jose Vidro, S (1,4) OBP: 0.349, SLG: 0.503	G6-3		G6-3		2B		F9			4	1	2	0	0	0	1	<b>Los Angeles Dodgers @ Montreal Expos</b> Olympic Stadium, Montreal, QB Tue Aug 10 1999, 7:05 PM EDT Att. 7,645 - Dome - 72 F								
Orlando Merced, S (1,7) OBP: 0.360, SLG: 0.482			G6-3		HR				G3-1	3	1	1	1	1	0	1									
Manny Martinez, R (8,8) OBP: 0.293, SLG: 0.372					2B					0	0	0	0	0	0	0									
Michael Barrett, R (1,2) OBP: 0.337, SLG: 0.406	F8		F9		HR				P4	3	1	0	0	1	0	2									
Vladimir Guerrero, R (1,9) OBP: 0.363, SLG: 0.560	L7				HR				HR	4	2	2	4	0	0	1									
Brad Fullmer, L (1,3) OBP: 0.311, SLG: 0.500					G4-3				P4	4	0	1	0	0	0	0									
Rondell White, R (1,8) OBP: 0.349, SLG: 0.472					G5-3				L8	4	0	0	0	0	0	1									
Shane Andrews, R (1,5) OBP: 0.295, SLG: 0.340					G5-3				P5	3	1	1	1	1	0	1									
Geoff Blum, S (1,6) OBP: 0.375, SLG: 0.750					G3-1				F7	4	0	1	0	0	0	1									
Mike Thurman, R (1,1) OBP: 0.069, SLG: 0.036					K					3	0	0	0	0	3	1									
Anthony Telford, R (7,1)					K					0	0	0	0	0	0	0									
Steve Kline, S (8,1)					K					0	0	0	0	0	0	0									
Ugueth Urbina, R (8,1)					K					0	0	0	0	0	0	0									
<b>Inning Stats</b>	R: 0 E: 0 K: 0 S: 6	H: 0 LOB: 1 BB: 1 P: 12	R: 0 E: 0 K: 0 S: 7	H: 0 LOB: 1 BB: 1 P: 13	R: 0 E: 0 K: 1 S: 8	H: 1 LOB: 0 BB: 0 P: 10	R: 0 E: 0 K: 0 S: 5	H: 1 LOB: 1 BB: 0 P: 10	R: 4 E: 0 K: 1 S: 12	H: 3 LOB: 0 BB: 1 P: 20	R: 1 E: 0 K: 0 S: 10	H: 2 LOB: 1 BB: 0 P: 14	R: 1 E: 0 K: 0 S: 13	H: 1 LOB: 0 BB: 0 P: 19	R: 0 E: 0 K: 0 S: 6	H: 0 LOB: 0 BB: 0 P: 10	1B: 2 2B: 2 3B: 1 HR: 3	SF: 0 SAC: 0 DP: 0 HBP: 0	WP: 1 PB: 0 SB: 0 CS: 0	PA: 35					
<b>PITCHER</b>	IP WLS BF H R ER SO BB IBB HBP BLK WP HR S P ERA WHIP	IP WLS BF H R ER SO BB IBB HBP BLK WP HR S P ERA WHIP	IP WLS BF H R ER SO BB IBB HBP BLK WP HR S P ERA WHIP	IP WLS BF H R ER SO BB IBB HBP BLK WP HR S P ERA WHIP	IP WLS BF H R ER SO BB IBB HBP BLK WP HR S P ERA WHIP	IP WLS BF H R ER SO BB IBB HBP BLK WP HR S P ERA WHIP	IP WLS BF H R ER SO BB IBB HBP BLK WP HR S P ERA WHIP	IP WLS BF H R ER SO BB IBB HBP BLK WP HR S P ERA WHIP	IP WLS BF H R ER SO BB IBB HBP BLK WP HR S P ERA WHIP	IP WLS BF H R ER SO BB IBB HBP BLK WP HR S P ERA WHIP	IP WLS BF H R ER SO BB IBB HBP BLK WP HR S P ERA WHIP	IP WLS BF H R ER SO BB IBB HBP BLK WP HR S P ERA WHIP	IP WLS BF H R ER SO BB IBB HBP BLK WP HR S P ERA WHIP	IP WLS BF H R ER SO BB IBB HBP BLK WP HR S P ERA WHIP	IP WLS BF H R ER SO BB IBB HBP BLK WP HR S P ERA WHIP	IP WLS BF H R ER SO BB IBB HBP BLK WP HR S P ERA WHIP	IP WLS BF H R ER SO BB IBB HBP BLK WP HR S P ERA WHIP	IP WLS BF H R ER SO BB IBB HBP BLK WP HR S P ERA WHIP	IP WLS BF H R ER SO BB IBB HBP BLK WP HR S P ERA WHIP	IP WLS BF H R ER SO BB IBB HBP BLK WP HR S P ERA WHIP	IP WLS BF H R ER SO BB IBB HBP BLK WP HR S P ERA WHIP	IP WLS BF H R ER SO BB IBB HBP BLK WP HR S P ERA WHIP	IP WLS BF H R ER SO BB IBB HBP BLK WP HR S P ERA WHIP	IP WLS BF H R ER SO BB IBB HBP BLK WP HR S P ERA WHIP	IP WLS BF H R ER SO BB IBB HBP BLK WP HR S P ERA WHIP


















Batter	1	2	3	4	5	6	7	8	9	AB	R	H	RBI	BB	SO	LOB	TOP		
<b>Gerald Williams, R</b> (1, 7) OBP: 0.332, SLG: 0.467	G5-3	K			K		F8		FC5-4	5	0	0	0	0	2	3	<b>Atlanta Braves @ Los Angeles Dodgers</b> Dodger Stadium, Los Angeles, CA Sat Aug 14 1999, 7:10 PM PDT Att: 53,533 - Unknown - 74 F <a href="http://livebaseballscorecards.com">livebaseballscorecards.com</a>		
<b>Keith Lockhart, L</b> (1, 4) OBP: 0.326, SLG: 0.320	F9 10 BB 1B		L1		G6-3			HBP		3	0	1	0	0	0	0			
<b>10 Chipper Jones, S</b> (1, 5) OBP: 0.437, SLG: 0.631	S BB			S G6-3 1B				P5		3	0	2	0	1	0	1			
<b>Brian Jordan, R</b> (1, 9) OBP: 0.355, SLG: 0.493	F9 2-3		G6-3 1-2		F8 2B			P4		4	0	0	0	0	0	5			
<b>Ryan Klesko, L</b> (1, 3) OBP: 0.384, SLG: 0.570	K 1-2			S BB				G5-3		3	0	0	0	1	1	3			
<b>Andruw Jones, R</b> (1, 8) OBP: 0.346, SLG: 0.487		G5-3 1B		P3 1-2				G5-3		4	1	2	1	0	0	2			
<b>Greg Myers, L</b> (1, 2) OBP: 0.364, SLG: 0.431		G5-3 1-2			F8 1-0			F9 0-0		3	0	0	0	0	0	1			
<b>Eddie Pérez, R</b> (9, PH) OBP: 0.299, SLG: 0.332									K 1-3	1	0	0	0	0	1	0			
<b>Walt Weiss, S</b> (1, 6) OBP: 0.310, SLG: 0.300		P3 1-0			K 1-3			G4-3 1-0		4	0	0	0	0	1	1			
<b>29 John Smoltz, R</b> (1, 1) OBP: 0.295, SLG: 0.402										1	0	0	0	0	1	1			
<b>30 Kevin McGlinchy, R</b> (5, 1) OBP: 0.145, SLG: 0.091										0	0	0	0	0	0	0			
<b>Terry Mulholland, R</b> (5, 1) OBP: 0.116, SLG: 0.059										0	0	0	0	0	0	0			
<b>Ozzie Guillen, L</b> (7, PH) OBP: 0.116, SLG: 0.059										0	0	0	0	0	0	0			
<b>Russ Springer, R</b> (7, 1) OBP: 0.116, SLG: 0.059										0	0	0	0	0	0	0			
<b>Bruce Chen, L</b> (7, 1) OBP: 0.116, SLG: 0.059										0	0	0	0	0	0	0			
<b>Howard Battie, R</b> (9, PH) OBP: 0.116, SLG: 0.059										1	0	0	0	0	1	1			
<b>Inning Stats</b>	R: 0 E: 0 K: 1 S: 15	H: 1 LOB: 2 BB: 1 P: 27	R: 0 E: 0 K: 1 S: 14	H: 1 LOB: 2 BB: 1 P: 24	R: 0 E: 0 K: 0 S: 8	H: 0 LOB: 0 BB: 0 P: 11	R: 0 E: 0 K: 2 S: 7	H: 0 LOB: 0 BB: 0 P: 11	R: 0 E: 0 K: 0 S: 6	H: 0 LOB: 0 BB: 0 P: 9	R: 0 E: 0 K: 0 S: 6	H: 0 LOB: 0 BB: 0 P: 8	R: 0 E: 0 K: 0 S: 9	H: 0 LOB: 1 BB: 0 P: 16	R: 1 E: 1 K: 2 S: 13	H: 1 LOB: 1 BB: 0 P: 20	1B: 3 2B: 1 3B: 0 HR: 1	SF: 0 SAC: 0 DP: 0 HBP: 1	WP: 0 PA: 37 PB: 0 SB: 3 CS: 0
<b>PITCHER</b>	IP	WLS	BF	H	R	ER	SO	BB	IBB	HBP	BLK	WP	HR	S	P	ERA	WHIP		
<b>Kevin Brown, R</b> (1, 1) ERA: 3.14	7.0	W	28	4	0	0	5	3	0	0	0	0	0	67	113	0.00	1.000		
<b>Alan Mills, R</b> (8, 1) ERA: 3.14	1.0		4	0	0	0	0	0	0	1	0	0	0	9	16	0.00	0.000		
<b>Pedro Borbon, L</b> (9, 1) ERA: 2.7	1.0		5	1	1	1	2	0	0	0	0	0	1	13	20	9.00	1.000		

Batter	1	2	3	4	5	6	7	8	9	AB	R	H	RBI	BB	SO	LOB	BOTTOM		
<b>Mark Grudzielanek, R</b> (1, 6) OBP: 0.362, SLG: 0.401	G6-3		K			FC6-4 1B				4	1	2	0	1	1	0	<b>Atlanta Braves @ Los Angeles Dodgers</b> Dodger Stadium, Los Angeles, CA Sat Aug 14 1999, 7:10 PM PDT Att: 53,533 - Unknown - 74 F <a href="http://livebaseballscorecards.com">livebaseballscorecards.com</a>		
<b>Todd Hollandsworth, L</b> (1, 8) OBP: 0.353, SLG: 0.500	G4-3		P5		FC6-4 1B 1-2 1B	G1-3				5	2	1	3	0	0	2			
<b>Gary Sheffield, R</b> (1, 7) OBP: 0.413, SLG: 0.501										5	1	3	0	0	0	0			
<b>Pedro Borbon, R</b> (9, 1) OBP: 0.355, SLG: 0.493	BB 1B		F8		1B 1B FC1-2 1B					0	0	0	0	0	0	0			
<b>Eric Karros, R</b> (1, 3) OBP: 0.360, SLG: 0.567										4	0	2	1	1	0	1			
<b>Raul Mondesi, R</b> (1, 9) OBP: 0.329, SLG: 0.471										4	2	1	0	1	0	3			
<b>Todd Hundley, S</b> (1, 2) OBP: 0.297, SLG: 0.451										3	0	2	1	1	0	3			
<b>Adrian Beltré, R</b> (1, 5) OBP: 0.355, SLG: 0.440										4	1	1	2	0	1	5			
<b>Craig Counsell, L</b> (1, 4) OBP: 0.265, SLG: 0.255										3	0	1	1	0	0	1			
<b>Eric Young Sr., R</b> (7, PH) OBP: 0.353, SLG: 0.336										1	0	0	0	0	0	2			
<b>Alan Mills, R</b> (8, 1) OBP: 0.116, SLG: 0.059										0	0	0	0	0	0	0			
<b>Trenidad Hubbard, R</b> (9, 7) OBP: 0.382, SLG: 0.374										0	0	0	0	0	0	0			
<b>Kevin Brown, R</b> (1, 1) OBP: 0.115, SLG: 0.085										3	0	0	0	0	1	2			
<b>Jose Vizcaino, S</b> (8, 4) OBP: 0.281, SLG: 0.277										1	1	1	0	0	0	0			
<b>Inning Stats</b>	R: 0 E: 0 K: 0 S: 8	H: 1 LOB: 2 BB: 1 P: 14	R: 0 E: 0 K: 0 S: 9	H: 0 LOB: 1 BB: 1 P: 15	R: 0 E: 0 K: 1 S: 13	H: 0 LOB: 0 BB: 0 P: 16	R: 2 E: 0 K: 0 S: 18	H: 3 LOB: 1 BB: 0 P: 25	R: 1 E: 0 K: 1 S: 15	H: 4 LOB: 3 BB: 0 P: 18	R: 0 E: 0 K: 1 S: 9	H: 1 LOB: 1 BB: 0 P: 16	R: 2 E: 0 K: 0 S: 17	H: 3 LOB: 1 BB: 1 P: 30	R: 3 E: 0 K: 0 S: 17	H: 2 LOB: 0 BB: 1 P: 30	1B: 10 2B: 3 3B: 0 HR: 1	SF: 0 SAC: 0 DP: 1 HBP: 0	WP: 0 PA: 41 PB: 0 SB: 3 CS: 0
<b>PITCHER</b>	IP	WLS	BF	H	R	ER	SO	BB	IBB	HBP	BLK	WP	HR	S	P	ERA	WHIP		
<b>29 John Smoltz, R</b> (1, 1) ERA: 3.8	4.1	L	21	6	3	3	1	2	0	0	0	0	0	5	6	-	-		
<b>30 Kevin McGlinchy, R</b> (5, 1) ERA: 3.23	0.0		2	2	0	0	0	0	0	0	0	0	0	5	6	-	-		
<b>Terry Mulholland, L</b> (5, 1) ERA: 5.11	1.2		6	1	0	0	2	0	0	0	0	0	0	14	21	0.00	0.600		
<b>Russ Springer, R</b> (7, 1) ERA: 4.6	0.1		5	3	2	0	0	1	0	0	0	0	0	15	27	54.00	12.000		
<b>Bruce Chen, L</b> (7, 1) ERA: 6.14	1.2		7	2	3	3	0	1	0	0	0	0	1	19	33	16.20	1.800		

AB 33  
R 1  
H 5  
RBI 1  
BB 3  
SO 7  
LOB 17



AB 37  
R 8  
H 14  
RBI 8  
BB 4  
SO 3  
LOB 19





Batter	1	2	3	4	5	6	7	8	9	10	11	AB	R	H	RBI	BB	SO	LOB	TOP								
Gerald Williams, R OBP: 0.330, SLG: 0.466 (1, 7)	F9		P6		K			F8	F8			5	1	1	0	0	1	1									
Bret Boone, R OBP: 0.316, SLG: 0.422 (1, 4)	G4-3		E7					L3		F8		4	0	1	1	1	0	1									
10 Chipper Jones, S OBP: 0.433, SLG: 0.623 (1, 5)	G4-3		G4-3					F9		F7		5	0	0	0	0	0	3									
Brian Jordan, R OBP: 0.360, SLG: 0.509 (1, 9)		G6-4-3 1B								G6-3		4	2	3	2	1	0	0									
Ryan Klesko, L OBP: 0.369, SLG: 0.574 Brian Hunter, R OBP: 0.359, SLG: 0.424 (8, PH) (8, 3)		G6-4-3 1B		G6-3								3	0	2	0	0	0	0									
Andrew Jones, R OBP: 0.347, SLG: 0.485 (1, 8)		G6-4-3		P4								4	0	1	1	1	0	3									
José Hernández, R OBP: 0.356, SLG: 0.447 Walt Weiss, S OBP: 0.310, SLG: 0.300 (1, 6) (11, 6)			F8		K			F8				5	0	1	1	0	2	4									
Eddie Pérez, R OBP: 0.299, SLG: 0.332 Ozzie Guillen, L OBP: 0.288, SLG: 0.290 Greg Myers, L OBP: 0.362, SLG: 0.429 (1, 2) (9, PH) (9, 2)			G6-3 E					G6-3		G4-3		3	1	1	0	0	0	0									
Tom Glavine, L OBP: 0.310, SLG: 0.157 Rudy Seanez, R OBP: 0.304, SLG: 0.317 Keith Lockhart, L OBP: 0.354, SLG: 0.317 Mike Remlinger, L OBP: 0.354, SLG: 0.317 Howard Battle, R John Rocker, R (1, 1) (8, 1) (9, PH) (8, 1) (11, PH) (11, 1)			G6-3		G4-3			G5-3		G6-3		3	0	0	0	0	0	1									
<b>Inning Stats</b>	R: 0 E: 0 K: 0 S: 3	H: 0 LOB: 0 BB: 0 P: 7	R: 0 E: 0 K: 0 S: 13	H: 2 LOB: 1 BB: 0 P: 18	R: 1 E: 1 K: 0 S: 11	H: 2 LOB: 1 BB: 0 P: 15	R: 1 E: 0 K: 1 S: 8	H: 1 LOB: 0 BB: 0 P: 8	R: 0 E: 0 K: 0 S: 10	H: 0 LOB: 0 BB: 0 P: 20	R: 0 E: 0 K: 0 S: 7	H: 0 LOB: 0 BB: 0 P: 11	R: 1 E: 0 K: 1 S: 12	H: 1 LOB: 3 BB: 3 P: 30	R: 0 E: 0 K: 0 S: 7	H: 0 LOB: 0 BB: 0 P: 11	R: 0 E: 0 K: 0 S: 3	H: 0 LOB: 0 BB: 0 P: 3	R: 1 E: 0 K: 0 S: 4	H: 2 LOB: 1 BB: 1 P: 8	1B: 6 2B: 2 3B: 0 HR: 2	SF: 0 SAC: 0 DP: 3 HBP: 0	WP: 0 PB: 0 SB: 0 CS: 0	PA: 45			
<b>PITCHER</b>	IP 7.0	WLS 27	BF 27	H 7	R 3	ER 3	SO 2	BB 1	IBB 0	HBP 0	BLK 0	WP 0	HR 2	S 58	P 88	ERA 3.86	WHIP 1.143										
Ismael Valdez, R ERA: 3.46 Mike Maddux, R ERA: 2.79 Pedro Borbon, L ERA: 2.7 Alan Mills, R ERA: 3.71 Jeff Shaw, R ERA: 3.4	(1, 1) (8, 1) (8, 1) (8, 1) (9, 1)	0.2 0.0 0.1 2.0	H 1 0 6	1 0 0 0	1 0 0 0	1 0 0 0	0 0 0 0	0 0 0 0	0 0 0 0	0 0 0 0	0 0 0 0	0 0 0 0	0 0 0 0	0 0 0 0	0 0 0 0	0 0 0 0	0 0 0 0	0 0 0 0	0 0 0 0	0 0 0 0	0 0 0 0	0 0 0 0	0 0 0 0	0 0 0 0	0 0 0 0		
<b>PITCHER</b>	IP 11.0	WLS 5	BF 5	H 2	R 1	ER 1	SO 0	BB 1	IBB 0	HBP 0	BLK 0	WP 0	HR 0	S 4	P 8	ERA 9.00	WHIP 3.000										
Jamie Arnold, R ERA: 5.01	(11, 1)	1.0	1.0	1.0	1.0	1.0	1.0	1.0	1.0	1.0	1.0	1.0	1.0	1.0	1.0	1.0	1.0	1.0	1.0	1.0	1.0	1.0	1.0	1.0	1.0	1.0	

Atlanta Braves @ Los Angeles Dodgers  
Dodger Stadium, Los Angeles, CA  
Sun Aug 15 1999, 5:05 PM PDT  
Att: 41,606 - Unknown - 73 F

livebaseballscores.com

AB 40  
R 5  
H 10  
RBI 5  
BB 5  
SO 3  
LOB 17

Braves

Batter	1	2	3	4	5	6	7	8	9	10	11	AB	R	H	RBI	BB	SO	LOB	BOTTOM								
Eric Young Sr., R OBP: 0.353, SLG: 0.336 Jamie Arnold, R OBP: 0.200, SLG: 0.200 (1, 4) (11, 1)	1B	S		F7		K		F7-2		FC4-6		6	2	2	0	0	1	4									
Mark Grudzielanek, R OBP: 0.364, SLG: 0.453 (1, 6)	1B	1B				G4-3				G6-3		6	1	3	1	0	0	0									
Gary Sheffield, R OBP: 0.415, SLG: 0.501 Todd Hollandsworth, L OBP: 0.351, SLG: 0.467 (1, 7) (9, PH) (10, 7)	F8							G6-3				4	0	2	0	1	0	2									
Eric Karros, R OBP: 0.357, SLG: 0.561 (1, 3)								F8		G1-3		6	0	1	0	0	2	5									
Raul Mondesi, R OBP: 0.329, SLG: 0.469 (1, 9)												4	0	1	1	1	2	3									
22 Devon White, S OBP: 0.350, SLG: 0.424 (1, 8)												3	0	1	1	2	1	2									
Adrian Beltré, R OBP: 0.352, SLG: 0.435 (1, 5)												4	0	0	0	0	1	6									
Paul Lo Duca, R OBP: 0.295, SLG: 0.235 (1, 2)												5	1	2	0	0	0	3									
Ismael Valdez, R ERA: 4.17 Rudy Seanez, R ERA: 2.82 Mike Remlinger, L ERA: 2.48 John Rocker, L ERA: 2.18 (1, 1) (8, 1) (8, 1) (8, 1) (8, PH) (8, 1) (10, PH) (11, 4)												2	0	0	0	0	1	0									
<b>Inning Stats</b>	R: 1 E: 0 K: 2 S: 16	H: 3 LOB: 2 BB: 0 P: 23	R: 2 E: 0 K: 1 S: 16	H: 3 LOB: 2 BB: 1 P: 28	R: 0 E: 0 K: 1 S: 8	H: 0 LOB: 0 BB: 0 P: 14	R: 0 E: 0 K: 1 S: 5	H: 0 LOB: 0 BB: 0 P: 6	R: 1 E: 0 K: 1 S: 10	H: 3 LOB: 3 BB: 1 P: 23	R: 0 E: 0 K: 1 S: 7	H: 0 LOB: 0 BB: 0 P: 10	R: 0 E: 0 K: 0 S: 6	H: 0 LOB: 0 BB: 0 P: 9	R: 0 E: 0 K: 0 S: 12	H: 2 LOB: 2 BB: 1 P: 21	R: 0 E: 0 K: 1 S: 10	H: 1 LOB: 3 BB: 2 P: 23	R: 0 E: 0 K: 0 S: 2	H: 0 LOB: 0 BB: 0 P: 6	R: 0 E: 0 K: 0 S: 3	H: 0 LOB: 0 BB: 0 P: 3	1B: 12 2B: 1 3B: 0 HR: 0	SF: 0 SAC: 2 DP: 1 HBP: 0	WP: 0 PB: 0 SB: 2 CS: 1	PA: 50	
<b>PITCHER</b>	IP 7.1	WLS 3	BF 36	H 11	R 4	ER 4	SO 7	BB 3	IBB 0	HBP 0	BLK 0	WP 0	HR 0	S 79	P 133	ERA 4.91	WHIP 1.909										
Tom Glavine, L Rudy Seanez, R Mike Remlinger, L John Rocker, L	(1, 1) (8, 1) (9, 1) (11, 1)	0.2 2.0 1.0	W 9 S	1 0 0	0 0 0	0 0 0	0 0 0	0 0 0	0 0 0	0 0 0	0 0 0	0 0 0	0 0 0	0 0 0	0 0 0	0 0 0	0 0 0	0 0 0	0 0 0								

Atlanta Braves @ Los Angeles Dodgers  
Dodger Stadium, Los Angeles, CA  
Sun Aug 15 1999, 5:05 PM PDT  
Att: 41,606 - Unknown - 73 F

livebaseballscores.com

AB 41  
R 4  
H 12  
RBI 3  
BB 6  
SO 8  
LOB 25

Dodgers



Batter	1	2	3	4	5	6	7	8	9	AB	R	H	RBI	BB	SO	LOB	TOP					
Luis Castillo, S OBP: 0.369, SLG: 0.354	G4-3		G4-3			WP 1B PB 1B	CS 1B		G6-3	5	1	2	0	0	0	0	<b>Florida Marlins @ Los Angeles Dodgers</b> Dodger Stadium, Los Angeles, CA Mon Aug 16 1999, 7:10 PM PDT Att: 26,754 - Unknown - 71 F					
Alex Gonzalez, R OBP: 0.398, SLG: 0.435	L8			P6		F 1B SF9 BB	CS	BB HR 2B	1B	4	2	2	0	1	0	0						
Todd Dunwoody, L Bruce Aven, R Antonio Alfonseca, R	F7		G3			E9 FC6-5 1B		K	K	3	0	1	1	0	0	0						
Kevin Millar, R				HR		SF9		BB HR IBB		1	2	1	2	2	0	0						
Mark Kotsay, L	F7			S 1B		FC6-5		HR BB		3	1	1	0	1	0	2						
Preston Wilson, R	K			K				HR		3	1	1	4	1	2	2						
Mike Lowell, R	P9					F7		K		4	0	0	0	0	1	3						
Jorge Fabregas, L			G3-1			F7		K		4	0	0	0	0	1	0						
Vladimir Nunez, R Armando Almanza, L Braden Looper, R Chris Clapinski, S Danny Bautista, R	G6-3		G6-3			G5-3		K		3	0	0	0	0	1	0						
<b>Inning Stats</b>	R: 0 E: 0 K: 0 S: 5	H: 0 LOB: 0 BB: 0 P: 8	R: 0 E: 0 K: 1 S: 9	H: 0 LOB: 1 BB: 1 P: 18	R: 0 E: 0 K: 0 S: 6	H: 2 LOB: 0 BB: 0 P: 7	R: 1 E: 0 K: 1 S: 9	H: 2 LOB: 1 BB: 0 P: 15	R: 0 E: 0 K: 0 S: 4	H: 0 LOB: 0 BB: 0 P: 5	R: 2 E: 2 K: 0 S: 17	H: 2 LOB: 2 BB: 2 P: 33	R: 0 E: 0 K: 1 S: 10	H: 1 LOB: 0 BB: 0 P: 17	R: 4 E: 0 K: 3 S: 18	H: 2 LOB: 0 BB: 2 P: 32		R: 0 E: 0 K: 1 S: 9	H: 1 LOB: 1 BB: 0 P: 13	1B: 5 2B: 1 3B: 0 HR: 2	SF: 1 SAC: 0 DP: 0 HBP: 0	WP: 1 PB: 1 SB: 1 CS: 1
<b>PITCHER</b>	IP WLS BF H R ER SO BB IBB HBP BLK WP HR S P ERA WHIP																					
Chan Ho Park, R Onan Masaoka, L Mike Maddux, R	7.0 L 28 5 3 2 3 3 0 0 0 0 1 1 60 103 2.57 1.143																					

Batter	1	2	3	4	5	6	7	8	9	AB	R	H	RBI	BB	SO	LOB	BOTTOM					
Eric Young Sr., R Mark Grudzielanek, R Gary Sheffield, R	F7		1-H 1B			G4-3		G4-3	F8 2B	4	0	2	2	1	0	3	<b>Florida Marlins @ Los Angeles Dodgers</b> Dodger Stadium, Los Angeles, CA Mon Aug 16 1999, 7:10 PM PDT Att: 26,754 - Unknown - 71 F					
Eric Karros, R 22 Devon White, S Raul Mondesi, R	G6-3		K		F7			1B FC4-6 1B	F8	5	1	1	0	0	1	4						
Eric Karros, R 22 Devon White, S Raul Mondesi, R	G4-3		G3-6-1 1B			L4		K	F8	5	0	1	0	0	1	2						
Eric Karros, R 22 Devon White, S Raul Mondesi, R	K		G3-6-1 1B			K		K	F8	4	0	1	0	0	2	1						
22 Devon White, S Raul Mondesi, R	G1-3				G4-3			FC4-6		4	0	0	1	0	0	1						
Raul Mondesi, R	P3				K			CS BB	F9	3	0	0	0	1	1	1						
Todd Hundley, S Adrian Beltré, R			K			1B E WP BB		1B 1B BB	P3	2	1	0	0	2	1	0						
Adrian Beltré, R			S 1B 1B			E6 WP 1B		1B 1B BB	2B 1B	4	2	3	0	0	0	1						
Chan Ho Park, R Dave Hansen, L Trenidad Hudson, S Onan Masaoka, R Mike Maddux, L Todd Hollandsworth, L	K		K			WP		G4-3	2B	2	0	1	0	0	1	1						
<b>Inning Stats</b>	R: 0 E: 0 K: 0 S: 7	H: 0 LOB: 0 BB: 0 P: 9	R: 0 E: 0 K: 1 S: 7	H: 0 LOB: 0 BB: 0 P: 11	R: 1 E: 0 K: 2 S: 10	H: 2 LOB: 1 BB: 0 P: 15	R: 0 E: 0 K: 1 S: 5	H: 1 LOB: 0 BB: 0 P: 9	R: 1 E: 1 K: 1 S: 15	H: 1 LOB: 3 BB: 2 P: 32	R: 0 E: 0 K: 1 S: 7	H: 0 LOB: 0 BB: 0 P: 13	R: 0 E: 0 K: 1 S: 10	H: 2 LOB: 2 BB: 2 P: 23	R: 1 E: 0 K: 1 S: 11	H: 2 LOB: 1 BB: 0 P: 18		R: 2 E: 0 K: 0 S: 12	H: 3 LOB: 1 BB: 0 P: 16	1B: 9 2B: 2 3B: 0 HR: 0	SF: 0 SAC: 0 DP: 2 HBP: 0	WP: 1 PB: 0 SB: 1 CS: 1
<b>PITCHER</b>	IP WLS BF H R ER SO BB IBB HBP BLK WP HR S P ERA WHIP																					
Vladimir Nunez, R Armando Almanza, L Braden Looper, R Antonio Alfonseca, R	6.1 W 26 5 2 1 6 4 0 0 0 0 0 0 2 4 = =																					







Batter	1	2	3	4	5	6	7	8	9	AB	R	H	RBI	BB	SO	LOB	TOP					
Luis Castillo, S (1.4) OBP: 0.368, SLG: 0.352										4	0	1	0	0	1	1	<b>Florida Marlins @ Los Angeles Dodgers</b> Dodger Stadium, Los Angeles, CA Wed Aug 18 1999, 7:35 PM PDT Att: 36,463 - Unknown - 74 F					
Alex Gonzalez, R (1.6) OBP: 0.309, SLG: 0.432										4	0	1	0	0	0	3						
Bruce Aven, R (1.7) OBP: 0.378, SLG: 0.490										4	0	1	0	0	1	1						
Kevin Millar, R (1.3) OBP: 0.389, SLG: 0.473										4	0	1	0	0	1	1						
Mark Kotsay, L (1.9) OBP: 0.298, SLG: 0.394										4	0	0	0	0	1	2						
Preston Wilson, R (1.8) OBP: 0.339, SLG: 0.531										3	0	0	0	0	0	0						
Mike Lowell, R (1.5) OBP: 0.325, SLG: 0.402										3	0	0	0	0	0	0						
Mike Redmond, R (1.2) OBP: 0.374, SLG: 0.341										3	0	2	0	0	0	0						
Brian Meadows, R (1.1) OBP: 0.190, SLG: 0.200										2	0	0	0	0	0	2						
Jesus Sanchez, L (7.1) OBP: 0.167, SLG: 0.091										0	0	0	0	0	0	0						
Todd Durwoody, L (8. PH) OBP: 0.291, SLG: 0.324										1	0	1	0	0	0	0						
Brent Billingsley, L (8.1) OBP: 0.291, SLG: 0.324										0	0	0	0	0	0	0						
<b>Inning Stats</b>	R: 0 E: 0 K: 1 S: 10	H: 1 LOB: 1 BB: 0 P: 15	R: 0 E: 0 K: 1 S: 7	H: 0 LOB: 0 BB: 0 P: 12	R: 0 E: 0 K: 0 S: 12	H: 2 LOB: 1 BB: 0 P: 14	R: 0 E: 0 K: 0 S: 4	H: 0 LOB: 0 BB: 0 P: 6	R: 0 E: 0 K: 0 S: 7	H: 1 LOB: 1 BB: 0 P: 10	R: 0 E: 0 K: 0 S: 8	H: 2 LOB: 2 BB: 0 P: 10	R: 0 E: 0 K: 0 S: 11	H: 0 LOB: 0 BB: 0 P: 16	R: 0 E: 0 K: 0 S: 6	H: 1 LOB: 0 BB: 0 P: 10	R: 0 E: 0 K: 2 S: 7	H: 0 LOB: 0 BB: 0 P: 10	1B: 7 2B: 0 3B: 0 HR: 0	SF: 0 SAC: 0 DP: 2 HBP: 0	WP: 0 PB: 0 SB: 0 CS: 0	PA: 32
<b>PITCHER</b> 37 Darren Dreifort, R (1.1) ERA: 5.3	IP: 9.0 WLS: W BF: 32 H: 7 R: 0 ER: 0 SO: 4 BB: 0 IBB: 0 HBP: 0 BLK: 1 WP: 0 HR: 0 S: 72 P: 103 ERA: 0.00 WHIP: 0.778															<b>PITCHER</b>						

Batter	1	2	3	4	5	6	7	8	9	AB	R	H	RBI	BB	SO	LOB	BOTTOM					
Mark Grudzielanek, R (1.6) OBP: 0.361, SLG: 0.396										4	1	1	1	0	0	2	<b>Florida Marlins @ Los Angeles Dodgers</b> Dodger Stadium, Los Angeles, CA Wed Aug 18 1999, 7:35 PM PDT Att: 36,463 - Unknown - 74 F					
Craig Counsell, L (1.4) OBP: 0.294, SLG: 0.257										3	0	1	2	0	0	1						
Gary Sheffield, R (1.7) OBP: 0.410, SLG: 0.492										4	0	1	0	0	0	1						
Trenidad Hubbard, R (7. PR) OBP: 0.400, SLG: 0.380										0	0	0	0	0	0	0						
Eric Karros, R (1.3) OBP: 0.356, SLG: 0.554										3	0	0	0	1	0	0						
Todd Hollandsworth, L (1.8) OBP: 0.361, SLG: 0.539										4	1	2	2	0	0	0						
Raul Mondesi, R (1.9) OBP: 0.329, SLG: 0.463										3	0	0	0	1	0	0						
Todd Hundley, S (1.2) OBP: 0.301, SLG: 0.466										4	2	2	2	0	0	1						
Adrián Beltré, R (1.5) OBP: 0.353, SLG: 0.435										4	2	2	0	0	0	0						
37 Darren Dreifort, R (1.1) OBP: 0.269, SLG: 0.347										2	1	2	0	0	0	0						
<b>Inning Stats</b>	R: 0 E: 0 K: 0 S: 5	H: 0 LOB: 0 BB: 0 P: 7	R: 0 E: 0 K: 0 S: 9	H: 0 LOB: 0 BB: 0 P: 14	R: 1 E: 0 K: 0 S: 12	H: 2 LOB: 1 BB: 0 P: 15	R: 1 E: 0 K: 0 S: 9	H: 1 LOB: 0 BB: 0 P: 14	R: 2 E: 0 K: 0 S: 16	H: 3 LOB: 1 BB: 0 P: 20	R: 0 E: 0 K: 0 S: 5	H: 0 LOB: 0 BB: 0 P: 8	R: 3 E: 0 K: 0 S: 14	H: 5 LOB: 3 BB: 1 P: 23	R: 0 E: 0 K: 0 S: 5	H: 0 LOB: 0 BB: 1 P: 12	R: 0 E: 0 K: 0 S: 5	H: 0 LOB: 0 BB: 1 P: 12	1B: 7 2B: 1 3B: 0 HR: 3	SF: 1 SAC: 1 DP: 1 HBP: 0	WP: 0 PB: 0 SB: 0 CS: 0	PA: 35
<b>PITCHER</b> Brian Meadows, R (1.1) ERA: 9.52	IP: 6.1 WLS: L BF: 27 H: 8 R: 6 ER: 6 SO: 0 BB: 0 IBB: 0 HBP: 0 BLK: 0 WP: 0 HR: 3 S: 64 P: 90 ERA: 8.53 WHIP: 1.263															<b>PITCHER</b>						
Jesus Sanchez, L (7.1) ERA: 5.93	0.2 5 3 1 1 0 1 0 0 0 0 0 6 11 13.50 6.000																					
Brent Billingsley, L (8.1) ERA: 10.13	1.0 3 0 0 0 0 1 0 0 0 0 0 5 12 0.00 1.000																					

















Batter	1	2	3	4	5	6	7	8	9	AB	R	H	RBI	BB	SO	LOB	TOP					
<b>Eric Young Sr. R</b> OBP: 0.364, SLG: 0.351	G3-1 1B		G4-3				G3		G3-1 1B	4	2	2	0	1	0	0	<b>Los Angeles Dodgers @ Milwaukee Brewers</b> Milwaukee County Stadium, Milwaukee, WI Mon Aug 23 1999, 8:05 PM EDT Att: 18,632 - Overcast - 68 F					
<b>Mark Crutzielnek R</b> OBP: 0.360, SLG: 0.391	G3-1		F8				G5-3		G3-1 1B	5	1	1	0	0	0	3						
<b>Gary Sheffield R</b> OBP: 0.498, SLG: 0.494 <b>Trenidad Hubbard R</b> OBP: 0.393, SLG: 0.372			K2-3				P6		FC6-2-5 2B	4	1	1	1	1	1	2						
<b>Eric Karros R</b> OBP: 0.361, SLG: 0.558	K								K	4	1	2	1	1	2	3						
<b>Raul Mondesi R</b> OBP: 0.333, SLG: 0.470	K								K	3	1	1	3	2	1	2						
<b>22 Devon White S</b> OBP: 0.353, SLG: 0.413									K	3	0	1	3	1	1	3						
<b>Todd Hundley S</b> OBP: 0.303, SLG: 0.460	G3								K	4	0	0	0	1	3	4						
<b>Jose Vizcaino S</b> OBP: 0.294, SLG: 0.286	G5-3								L7	4	0	0	0	0	0	4						
<b>37 Darren Dreifort R</b> OBP: 0.250, SLG: 0.321 <b>Mike Maddux L</b> OBP: 0.250, SLG: 0.321 <b>Jeff Shaw R</b> OBP: 0.250, SLG: 0.321	G1-3								K	4	1	0	0	0	1	5						
<b>Inning Stats</b>	R: 1 E: 0 K: 2 S: 13	H: 2 LOB: 1 BB: 0 P: 23	R: 0 E: 0 K: 0 S: 11	H: 0 LOB: 1 BB: 0 P: 19	R: 0 E: 0 K: 1 S: 7	H: 0 LOB: 0 BB: 0 P: 12	R: 0 E: 0 K: 1 S: 9	H: 1 LOB: 1 BB: 0 P: 17	R: 5 E: 1 K: 0 S: 7	H: 1 LOB: 1 BB: 4 P: 26	R: 0 E: 0 K: 1 S: 5	H: 0 LOB: 0 BB: 0 P: 8	R: 0 E: 0 K: 0 S: 6	H: 0 LOB: 0 BB: 0 P: 11	R: 0 E: 0 K: 2 S: 12	H: 1 LOB: 3 BB: 2 P: 23	R: 2 E: 0 K: 2 S: 12	H: 3 LOB: 2 BB: 1 P: 23	1B: 5 2B: 3 3B: 0 HR: 0	SF: 0 SAC: 0 DP: 0 HBP: 1	WP: 0 PB: 0 SB: 7 CS: 0	PA: 43
<b>PITCHER</b>	IP WLS BF H R ER SO BB IBB HBP BLK WP HR S P ERA WHIP																					
<b>Hideo Nomo R</b> ERA: 4.33	6.0 L 27 4 6 1 5 4 0 1 0 0 0 0 0 0 52 105 1.50 1.333																					
<b>52 Rafael Roque L</b> ERA: 5.07	1.0 5 1 0 0 0 1 0 0 0 0 0 0 0 9 19 0.00 2.000																					
<b>Eric Plunk R</b> ERA: 4.62	1.2 10 3 2 2 3 1 1 0 0 0 0 0 0 18 33 10.80 2.400																					
<b>Mike Myers L</b> ERA: 4.93	0.1 1 0 0 0 1 0 0 0 0 0 0 0 0 3 5 0.00 0.000																					

Batter	1	2	3	4	5	6	7	8	9	AB	R	H	RBI	BB	SO	LOB	BOTTOM					
<b>Ronnie Belliard R</b> OBP: 0.385, SLG: 0.408	G3-1		G5-3						G6-3	4	0	1	0	1	0	1	<b>Los Angeles Dodgers @ Milwaukee Brewers</b> Milwaukee County Stadium, Milwaukee, WI Mon Aug 23 1999, 8:05 PM EDT Att: 18,632 - Overcast - 68 F					
<b>Jeff Cirillo R</b> OBP: 0.387, SLG: 0.422	G5-3		L5						G6-3	5	0	0	0	0	1	6						
<b>Geoff Jenkins L</b> OBP: 0.372, SLG: 0.571	F8									4	0	2	1	0	0	0						
<b>Jeromy Burnitz L</b> OBP: 0.383, SLG: 0.575			P7						G4-3	4	0	0	0	0	1	2						
<b>Alex Ochoa R</b> OBP: 0.398, SLG: 0.507			K						G4-3	4	1	1	0	0	1	0						
<b>Kevin Barker L</b> OBP: 0.438, SLG: 0.438									G3-1 1B	4	1	3	1	0	0	0						
<b>Jose Valentin S</b> OBP: 0.358, SLG: 0.415			K						L8	4	1	1	2	0	1	2						
<b>Charlie Greene R</b> OBP: 0.214, SLG: 0.154 <b>Dave Nilsson L</b> OBP: 0.395, SLG: 0.555			G5-3 1B						K	3	0	1	0	0	0	0						
<b>Hideo Nomo R</b> ERA: 4.33 <b>Lou Colletti R</b> ERA: 3.18 <b>52 Rafael Roque L</b> ERA: 5.07 <b>Eric Plunk R</b> ERA: 4.62 <b>Mike Myers L</b> ERA: 4.93 <b>Mark Loretta R</b> ERA: 3.33			K						K	1	0	0	0	0	0	0						
<b>Inning Stats</b>	R: 0 E: 0 K: 0 S: 7	H: 0 LOB: 0 BB: 0 P: 10	R: 0 E: 0 K: 2 S: 11	H: 1 LOB: 1 BB: 0 P: 16	R: 0 E: 0 K: 1 S: 8	H: 1 LOB: 1 BB: 0 P: 14	R: 0 E: 0 K: 0 S: 6	H: 0 LOB: 0 BB: 0 P: 9	R: 0 E: 0 K: 0 S: 8	H: 0 LOB: 0 BB: 0 P: 10	R: 1 E: 0 K: 1 S: 9	H: 2 LOB: 1 BB: 1 P: 16	R: 2 E: 0 K: 0 S: 13	H: 2 LOB: 0 BB: 0 P: 15	R: 0 E: 0 K: 0 S: 7	H: 1 LOB: 1 BB: 0 P: 9	R: 1 E: 0 K: 2 S: 14	H: 2 LOB: 3 BB: 1 P: 25	1B: 7 2B: 1 3B: 0 HR: 1	SF: 0 SAC: 0 DP: 1 HBP: 1	WP: 0 PB: 0 SB: 0 CS: 0	PA: 38
<b>PITCHER</b>	IP WLS BF H R ER SO BB IBB HBP BLK WP HR S P ERA WHIP																					
<b>37 Darren Dreifort R</b> ERA: 5.2	8.0 W 31 7 3 3 4 1 0 1 0 0 0 0 0 69 99 3.38 1.000																					
<b>Mike Maddux R</b> ERA: 3.18	0.2 5 2 1 1 1 0 0 1 0 0 0 0 11 16 13.50 3.000																					
<b>Jeff Shaw R</b> ERA: 3.33	0.1 S 2 0 0 0 1 1 0 0 0 0 0 0 3 9 0.00 3.000																					







Batter	1	2	3	4	5	6	7	8	9	AB	R	H	RBI	BB	SO	LOB	TOP			
Eric Young Sr. R (1.4) OBP: 0.365, SLG: 0.358	2-1 1B FC4-6 2B		4-0 FC6-4 BB		2-2 F7		2-2 SF8			2	1	1	1	1	0	0				
Mark Grudzielanek R (1.6) OBP: 0.364, SLG: 0.401	0-0 FC4-6 1B		0-1 FC6-4 2B		0-1 G6-3		3-H 1-1 2-H 1B			4	1	2	0	0	0	1				
Gary Sheffield R (1.7) OBP: 0.406, SLG: 0.493	0-1 FC4-6 G5-4-3		3-2 1-H 2B		2-1 G5-3		1 SAFE 1 SAFE CS	1-2 P5		4	0	1	2	0	0	1				
Eric Karros R (1.3) OBP: 0.354, SLG: 0.547	1-1 G5-4-3		1-2 K			1-3 K		2-2 L3		4	0	0	0	0	2	2				
Raul Mondesi R (1.9) OBP: 0.330, SLG: 0.464		0-1 G5-3		2-1 G6-3		0-1 L8		2-3 K		4	0	0	0	0	1	0				
22 Devon White S (1.8) OBP: 0.347, SLG: 0.405		3-2 F9		1-0 F8		0-1 F8			0-1 G1-3	4	0	0	0	0	0	0				
Adrian Beltré R (1.5) OBP: 0.353, SLG: 0.440		1-0 HR		2-1 HR 1B			2-2 SH1-4 SF8 2B		0-1 G4-3	4	3	3	1	0	0	0				
Paul Lo Duca R (1.2) OBP: 0.310, SLG: 0.300		1-1 F9		1 SAFE 2-1 HR			1-1 SH1-4 E 1B		0-1 G4-3	3	2	2	2	0	0	0				
Todd Hollandsworth L (9. PH) OBP: 0.364, SLG: 0.522				1-H HR			1-2 2-3 SH1-4			1	0	0	0	0	0	0				
Kevin Brown R (1.1) OBP: 0.108, SLG: 0.079			2-3 K		1-0 G5-3					2	0	0	0	0	1	0				
Dave Hansen L (7. PH) OBP: 0.424, SLG: 0.430										0	0	0	0	0	0	0				
Jose Vizcaino S (7. PH) OBP: 0.300, SLG: 0.288										0	0	0	0	0	0	0				
Pedro Borbon R (7.1) OBP: 0.300, SLG: 0.288										0	0	0	0	0	0	0				
Mike Maddux L (8.1) OBP: 0.300, SLG: 0.288										0	0	0	0	0	0	0				
<b>Inning Stats</b>	R: 1 E: 0 K: 0 S: 7	H: 2 LOB: 0 BB: 0 P: 10	R: 1 E: 0 K: 0 S: 9	H: 1 LOB: 0 BB: 0 P: 14	R: 1 E: 0 K: 2 S: 14	H: 1 LOB: 1 BB: 1 P: 24	R: 2 E: 0 K: 0 S: 8	H: 2 LOB: 0 BB: 0 P: 16	R: 0 E: 0 K: 1 S: 7	H: 0 LOB: 0 BB: 0 P: 8	R: 2 E: 1 K: 0 S: 14	H: 3 LOB: 0 BB: 0 P: 20	R: 0 E: 0 K: 1 S: 11	H: 0 LOB: 0 BB: 0 P: 16	R: 0 E: 0 K: 0 S: 6	H: 0 LOB: 0 BB: 0 P: 6	1B: 4 2B: 3 3B: 0 HR: 2	SF: 1 SAC: 1 DP: 1 HBP: 0	WP: 0 PB: 0 SB: 0 CS: 1	PA: 36
<b>PITCHER</b>	IP WLS BF H R ER SO BB IBB HBP BLK WP HR S P ERA WHIP																			
Bill Pulsipher L (1.1) ERA: 5.49	5.0 21 6 5 5 2 1 0 0 0 0 0 2 45 75 9.00 1.400																			
David Weathers R (6.1) ERA: 4.59	1.0 5 2 2 1 1 0 0 0 0 0 0 0 12 16 9.00 2.000																			
Mike Myers L (7.1) ERA: 4.89	0.1 H 1 0 0 0 0 0 0 0 0 0 0 1 1 0.00 0.000																			
Eric Plunk R (7.1) ERA: 4.5	1.2 W 5 1 0 0 1 0 0 0 0 0 0 0 19 27 0.00 0.600																			
Bob Wickman R (9.1) ERA: 2.91	1.0 S 3 0 0 0 0 0 0 0 0 0 0 0 6 6 0.00 0.000																			

Los Angeles Dodgers @ Milwaukee Brewers  
 Milwaukee County Stadium, Milwaukee, WI  
 Wed Aug 25 1999, 2:05 PM EDT  
 Att: 14,956 - Sunny - 72 F

AB	32
R	7
H	9
RBI	6
BB	1
SO	4
LOB	4



Batter	1	2	3	4	5	6	7	8	9	AB	R	H	RBI	BB	SO	LOB	BOTTOM			
Marquis Grissom R (1.8) OBP: 0.322, SLG: 0.390	0-2 1B FC4-6 1B		1-0 G4-3 G3-1 2B		0-2 G3	1-1 G4-3		1-1 G1-3		5	2	2	0	0	0	0				
Mark Loretta R (1.4) OBP: 0.355, SLG: 0.400	2-2 FC4-6 1B		0-0 G4-3		0-3 K		2-1 2B 2B	3-2 F7		5	1	2	0	0	1	1				
Geoff Jenkins L (1.7) OBP: 0.367, SLG: 0.560	2-3 K		1-2 G3-1		0-0 L6	1-3 K				4	0	0	1	0	2	3				
Jeremy Burnitz L (1.9) OBP: 0.383, SLG: 0.568	1-2 FC4-6 BB		3-H 1-0 HBP		3-2 1B 1B	4-2 2B BB				2	2	1	1	1	0	1				
Dave Nilsson L (1.2) OBP: 0.399, SLG: 0.557	4-2 BB		3-3 K		1-2 HR 1B	2-2 2B 2B				3	1	2	2	1	1	1				
Charlie Greene R (9.2) OBP: 0.214, SLG: 0.154										0	0	0	0	0	0	0				
Kevin Barker L (1.3) OBP: 0.391, SLG: 0.391	1-3 K				0-0 G4-3	0-2 HR 1B	1-1 P2			4	1	1	0	0	1	3				
Jeff Cirillo R (1.5) OBP: 0.367, SLG: 0.418		1-0 G4-3		3-2 F8		4-1 HR BB	4-0 IBB			2	1	0	1	2	0	0				
Jose Valentin S (1.6) OBP: 0.352, SLG: 0.421		0-0 G4-3		1-3 K		1-0 HR	1-1 G4-3			4	1	1	4	0	1	2				
Bill Pulsipher L (1.1) OBP: 0.067, SLG: 0.067		2-3 K			0-3 K	2-3 K		2-1 G6-3		1	0	0	0	0	1	0				
Lou Colletti R (5. PH) OBP: 0.339, SLG: 0.339										1	0	0	0	0	1	0				
David Weathers R (6.1) OBP: 0.226, SLG: 0.143										0	0	0	0	0	0	0				
Mike Myers L (7.1) OBP: 0.300, SLG: 0.288										0	0	0	0	0	0	0				
Eric Plunk R (7.1) OBP: 0.300, SLG: 0.288										0	0	0	0	0	0	0				
Alex Ochoa R (8. PH) OBP: 0.300, SLG: 0.288										0	0	0	0	0	0	0				
Bob Wickman R (9.1) ERA: 2.91										0	0	0	0	0	0	0				
<b>Inning Stats</b>	R: 1 E: 0 K: 2 S: 25	H: 2 LOB: 2 BB: 1 P: 35	R: 0 E: 0 K: 1 S: 9	H: 0 LOB: 0 BB: 0 P: 12	R: 1 E: 0 K: 1 S: 10	H: 1 LOB: 1 BB: 0 P: 16	R: 0 E: 0 K: 1 S: 8	H: 0 LOB: 0 BB: 0 P: 12	R: 0 E: 0 K: 2 S: 10	H: 0 LOB: 0 BB: 0 P: 10	R: 5 E: 0 K: 1 S: 18	H: 4 LOB: 0 BB: 1 P: 30	R: 2 E: 0 K: 1 S: 15	H: 2 LOB: 2 BB: 2 P: 30	R: 0 E: 0 K: 0 S: 8	H: 0 LOB: 0 BB: 0 P: 14	1B: 5 2B: 3 3B: 0 HR: 1	SF: 0 SAC: 0 DP: 0 HBP: 1	WP: 0 PB: 0 SB: 0 CS: 0	PA: 38
<b>PITCHER</b>	IP WLS BF H R ER SO BB IBB HBP BLK WP HR S P ERA WHIP																			
Kevin Brown R (1.1) ERA: 3.34	6.0 28 7 7 7 8 2 0 1 0 0 0 1 80 115 10.50 1.500																			
Pedro Borbon L (7.1) ERA: 4.0	1.0 L 7 2 2 2 1 1 1 0 0 0 0 0 15 30 18.00 3.000																			
Mike Maddux R (8.1) ERA: 3.11	1.0 3 0 0 0 0 0 0 0 0 0 0 0 8 14 0.00 0.000																			

Los Angeles Dodgers @ Milwaukee Brewers  
 Milwaukee County Stadium, Milwaukee, WI  
 Wed Aug 25 1999, 2:05 PM EDT  
 Att: 14,956 - Sunny - 72 F

AB	33
R	9
H	9
RBI	9
BB	4
SO	9
LOB	11





Batter	1	2	3	4	5	6	7	8	9	AB	R	H	RBI	BB	SO	LOB	TOP						
Lance Johnson, L (1, 8) OBP: 0.331, SLG: 0.360	0-0 1B		0-0 F9 2B		1-2 F7			0-1 G6-3 1B		4	0	3	0	0	0	0							
Chad Meyers, R (1, 4) OBP: 0.270, SLG: 0.276	1-2 1B		1-0 F9		3-2 F8			1-2 G6-3 1-2f		4	0	1	0	0	0	2							
Mark Grace, L (1, 3) OBP: 0.401, SLG: 0.493	2-0 P5		0-0 P6		2-1 L8			0-1 G6-4-3 1B		4	0	1	0	0	0	3							
Sammy Sosa, R (1, 9) OBP: 0.371, SLG: 0.672	3-3 K		0-0 G6-3		1-1 G6-3			0-0 G6-4-3 1-2f		4	0	0	0	0	1	3							
Henry Rodriguez, L (1, 7) OBP: 0.402, SLG: 0.572	1-3 K		1-1 L6		2-2 F8			1-0 F7		4	0	0	0	0	1	2							
Gary Gaetti, R (1, 5) OBP: 0.265, SLG: 0.351		0-0 F8		2-2 FC6-4 1B				2-1 2B		3	0	2	0	0	0	0							
Tyler Houston, L (1, 2) Rodney Myers, R (7, 1) OBP: 0.307, SLG: 0.386 OBP: 0.600, SLG: 0.800	0-2 G4-3		2-2 FC6-4 1-2f		0-0 F9			0-0 F9		3	0	0	0	0	0	2							
Jose Nieves, R (1, 6) OBP: 0.287, SLG: 0.330	1-0 P6		0-3 K2-3		1-2 F8			0-1 F9		3	0	0	0	0	1	1							
Steve Trachsel, R (1, 1) Felix Heredia, L (6, 1) Benito Santiago, R (7, 2) OBP: 0.120, SLG: 0.122 OBP: 0.500, SLG: 0.500 OBP: 0.308, SLG: 0.369			0-1 F7		0-3 K					2	0	0	0	0	1	0							
										0	0	0	0	0	0	0							
										1	0	0	0	0	0	0							
<b>Inning Stats</b>	R: 0 E: 0 K: 2 S: 12	H: 2 LOB: 2 BB: 0 P: 19	R: 0 E: 0 K: 0 S: 5	H: 0 LOB: 0 BB: 0 P: 6	R: 0 E: 0 K: 0 S: 5	H: 1 LOB: 1 BB: 0 P: 6	R: 0 E: 0 K: 0 S: 9	H: 1 LOB: 1 BB: 0 P: 14	R: 0 E: 0 K: 2 S: 10	H: 0 LOB: 0 BB: 0 P: 11	R: 0 E: 0 K: 0 S: 7	H: 0 LOB: 0 BB: 0 P: 13	R: 0 E: 0 K: 0 S: 10	H: 1 LOB: 1 BB: 0 P: 15	R: 0 E: 0 K: 0 S: 7	H: 1 LOB: 0 BB: 0 P: 8	R: 0 E: 0 K: 0 S: 4	H: 1 LOB: 0 BB: 0 P: 5	1B: 5 2B: 2 3B: 0 HR: 0	SF: 0 SAC: 0 DP: 2 HBP: 0	WP: 0 PB: 0 SB: 0 CS: 0	PA: 32	
<b>PITCHER</b> Ismael Valdez, R (1, 1) ERA: 3.29	IP: 9.0 WLS: W BF: 32 H: 7 R: 0 ER: 0 SO: 4 BB: 0 IBB: 0 HBP: 0 BLK: 0 WP: 0 HR: 0 S: 69 P: 97 ERA: 0.00 WHIP: 0.778											<b>PITCHER</b>	IP: 9.0 WLS: W BF: 32 H: 7 R: 0 ER: 0 SO: 4 BB: 0 IBB: 0 HBP: 0 BLK: 0 WP: 0 HR: 0 S: 69 P: 97 ERA: 0.00 WHIP: 0.778										

Chicago Cubs @ Los Angeles Dodgers  
Dodger Stadium, Los Angeles, CA  
Fri Aug 27 1999, 7:10 PM PDT  
Att: 44,230 - Unknown - 76 F

AB 32  
R 0  
H 7  
RBI 0  
BB 0  
SO 4  
LOB 13



Batter	1	2	3	4	5	6	7	8	9	AB	R	H	RBI	BB	SO	LOB	BOTTOM							
Eric Young Sr., R (1, 4) OBP: 0.371, SLG: 0.365	1-2 F8		0-0 1B		1-0 1B 2B		0-1 1B SF9		4-1 2B SF9	4	3	3	0	1	0	0								
Craig Counsell, L (8, 4) OBP: 0.267, SLG: 0.250										0	0	0	0	0	0	0								
Mark Czulewicz, R (1, 6) OBP: 0.307, SLG: 0.407	1-1 G3	1-2 F8			1-2 1B 2B		1-0 1B SF9		0-0 SF9 2B	5	2	3	0	0	0	1								
Gary Sheffield, R (1, 7) Trenidad Hubbard, R (8, 7) OBP: 0.499, SLG: 0.493 OBP: 0.398, SLG: 0.411	4-1 1B BB		3-2 F8		1-1 1B 1B		1-1 SF9		0-1 SF9	2	1	1	3	1	0	0								
Raul Mondesi, R (1, 9) OBP: 0.333, SLG: 0.465	0-0 1B		1-1 G6-3		1-2 1B 22 FC6-4		0-0 22 BB 1B		1-0 P4	5	1	3	1	0	0	1								
Todd Hollandsworth, L (1, 3) OBP: 0.365, SLG: 0.518	0-2 F7		1-1 G3-1		1-1 1B 22 FC6-4		0-0 22 BB 1B			5	0	2	2	0	0	2								
22 Devon White, S (1, 8) OBP: 0.345, SLG: 0.401		0-0 E6 HR		1-2 G1	0-1 FC6-4 FC5		4-2 1B BB		2-3 K	4	1	0	1	1	1	1								
Todd Hundley, S (1, 2) OBP: 0.301, SLG: 0.451		2-3 K		3-3 K	1-2 1B BB		2-2 K		2-1 G4-3	4	0	0	0	1	3	4								
Adrian Beltré, R (1, 5) OBP: 0.352, SLG: 0.445		1-2 HR		2-0 E6	2-3 K		1-3 K			4	1	1	2	0	2	5								
Ismael Valdez, R (1, 1) OBP: 0.074, SLG: 0.057		0-1 G5-3		1-0 G5-3	0-0 FC5		1-2 G5-3			4	0	0	0	0	0	3								
<b>Inning Stats</b>	R: 0 E: 0 K: 0 S: 12	H: 1 LOB: 2 BB: 1 P: 18	R: 2 E: 1 K: 1 S: 15	H: 2 LOB: 1 BB: 0 P: 18	R: 0 E: 0 K: 1 S: 9	H: 0 LOB: 1 BB: 0 P: 16	R: 4 E: 0 K: 1 S: 19	H: 5 LOB: 2 BB: 1 P: 31	R: 2 E: 0 K: 2 S: 19	H: 4 LOB: 3 BB: 1 P: 28	R: 1 E: 0 K: 0 S: 8	H: 1 LOB: 1 BB: 1 P: 14	R: 0 E: 0 K: 1 S: 7	H: 0 LOB: 0 BB: 0 P: 11	1B: 10 2B: 2 3B: 0 HR: 1	SF: 2 SAC: 0 DP: 0 HBP: 0	WP: 0 PB: 0 SB: 1 CS: 0	PA: 43						
<b>PITCHER</b> Steve Trachsel, R (1, 1) ERA: 6.08	IP: 5.1 WLS: L BF: 31 H: 11 R: 8 ER: 7 SO: 8 BB: 2 IBB: 0 HBP: 0 BLK: 0 WP: 0 HR: 1 S: 69 P: 104 ERA: 11.81 WHIP: 2.438											<b>PITCHER</b>	IP: 5.1 WLS: L BF: 31 H: 11 R: 8 ER: 7 SO: 8 BB: 2 IBB: 0 HBP: 0 BLK: 0 WP: 0 HR: 1 S: 69 P: 104 ERA: 11.81 WHIP: 2.438											
Felix Heredia, L (6, 1) ERA: 4.37	0.2 4 1 0 0 2												0 0 13 20	0.00 3.000										
Rodney Myers, R (7, 1) ERA: 5.23	2.0 8 1 1 1 1												0 0 15 25	4.50 1.000										

Chicago Cubs @ Los Angeles Dodgers  
Dodger Stadium, Los Angeles, CA  
Fri Aug 27 1999, 7:10 PM PDT  
Att: 44,230 - Unknown - 76 F

AB 37  
R 9  
H 13  
RBI 9  
BB 4  
SO 6  
LOB 17





Batter	1	2	3	4	5	6	7	8	9	AB	R	H	RBI	BB	SO	LOB	TOP							
Lance Johnson, L (1,8) OBP: 0.332, SLG: 0.361										5	2	2	0	0	0	2								
Chad Meyers, R (1,4) OBP: 0.269, SLG: 0.262										3	0	0	0	0	1	1								
Gary Gaetti, R (9,PH) OBP: 0.264, SLG: 0.350										1	0	0	0	0	0	1								
Mark Grace, L (1,3) OBP: 0.404, SLG: 0.493										2	1	1	0	2	0	0								
Sammy Sosa, R (1,9) OBP: 0.371, SLG: 0.669										4	0	1	2	0	1	2								
Henry Rodriguez, L (1,7) OBP: 0.401, SLG: 0.571										1	0	0	0	0	1	1								
Mickey Morandini, L (1,4) OBP: 0.321, SLG: 0.337										2	0	0	0	0	0	0								
Glennallen Hill, R (8,PH) OBP: 0.372, SLG: 0.612										1	0	1	0	0	0	0								
Rick Aguilera, R (8,1)										0	0	0	0	0	0	0								
Jeff Reed, L (1,2) OBP: 0.360, SLG: 0.366										4	0	0	0	0	0	4								
Jose Nieves, R (1,6) OBP: 0.286, SLG: 0.319										3	0	0	0	0	2	3								
Tyler Houston, L (1,5) OBP: 0.310, SLG: 0.388										4	0	2	0	0	0	0								
Andrew Lorraine, L (1,1) OBP: 0.222, SLG: 0.250										1	0	0	0	0	0	2								
Manny Alexander, R (7,PH) OBP: 0.318, SLG: 0.364										1	0	0	0	0	1	0								
Rod Beck, R (7,1)										0	0	0	0	0	0	0								
Jeff Blausler, R (8,4) OBP: 0.367, SLG: 0.439										1	0	1	0	0	0	0								
<b>Inning Stats</b>	R: 2 E: 1 K: 1 S: 12	H: 1 LOB: 1 BB: 1 P: 19	R: 0 E: 0 K: 1 S: 8	H: 1 LOB: 1 BB: 0 P: 13	R: 0 E: 0 K: 2 S: 8	H: 0 LOB: 1 BB: 1 P: 16	R: 0 E: 0 K: 0 S: 6	H: 1 LOB: 2 BB: 0 P: 11	R: 0 E: 0 K: 0 S: 4	H: 0 LOB: 0 BB: 0 P: 7	R: 0 E: 0 K: 0 S: 6	H: 0 LOB: 0 BB: 0 P: 9	R: 0 E: 0 K: 1 S: 8	H: 0 LOB: 0 BB: 0 P: 11	R: 1 E: 0 K: 1 S: 13	H: 4 LOB: 3 BB: 0 P: 17	R: 0 E: 0 K: 0 S: 9	H: 1 LOB: 1 BB: 0 P: 11	1B: 8 2B: 1 3B: 0 HR: 0	SF: 0 SAC: 1 DP: 1 HBP: 2	WP: 0 PB: 0 SB: 0 CS: 1	PA: 38		
<b>PITCHER</b>	IP WLS BF H R ER SO BB IBB HBP BLK WP HR S P ERA WHIP	IP WLS BF H R ER SO BB IBB HBP BLK WP HR S P ERA WHIP	IP WLS BF H R ER SO BB IBB HBP BLK WP HR S P ERA WHIP	IP WLS BF H R ER SO BB IBB HBP BLK WP HR S P ERA WHIP	IP WLS BF H R ER SO BB IBB HBP BLK WP HR S P ERA WHIP	IP WLS BF H R ER SO BB IBB HBP BLK WP HR S P ERA WHIP	IP WLS BF H R ER SO BB IBB HBP BLK WP HR S P ERA WHIP	IP WLS BF H R ER SO BB IBB HBP BLK WP HR S P ERA WHIP	IP WLS BF H R ER SO BB IBB HBP BLK WP HR S P ERA WHIP	IP WLS BF H R ER SO BB IBB HBP BLK WP HR S P ERA WHIP	IP WLS BF H R ER SO BB IBB HBP BLK WP HR S P ERA WHIP	IP WLS BF H R ER SO BB IBB HBP BLK WP HR S P ERA WHIP	IP WLS BF H R ER SO BB IBB HBP BLK WP HR S P ERA WHIP	IP WLS BF H R ER SO BB IBB HBP BLK WP HR S P ERA WHIP	IP WLS BF H R ER SO BB IBB HBP BLK WP HR S P ERA WHIP	IP WLS BF H R ER SO BB IBB HBP BLK WP HR S P ERA WHIP	IP WLS BF H R ER SO BB IBB HBP BLK WP HR S P ERA WHIP	IP WLS BF H R ER SO BB IBB HBP BLK WP HR S P ERA WHIP	IP WLS BF H R ER SO BB IBB HBP BLK WP HR S P ERA WHIP	IP WLS BF H R ER SO BB IBB HBP BLK WP HR S P ERA WHIP	IP WLS BF H R ER SO BB IBB HBP BLK WP HR S P ERA WHIP	IP WLS BF H R ER SO BB IBB HBP BLK WP HR S P ERA WHIP	IP WLS BF H R ER SO BB IBB HBP BLK WP HR S P ERA WHIP	IP WLS BF H R ER SO BB IBB HBP BLK WP HR S P ERA WHIP

Chicago Cubs @ Los Angeles Dodgers  
Dodger Stadium, Los Angeles, CA  
Sat Aug 28 1999, 1:05 PM PDT  
Att: 46,129 - Unknown - 86 F

AB 33  
R 3  
H 8  
RBI 2  
BB 2  
SO 6  
LOB 16



Batter	1	2	3	4	5	6	7	8	9	AB	R	H	RBI	BB	SO	LOB	BOTTOM							
Eric Young Sr., R (1,4) OBP: 0.370, SLG: 0.364										4	0	1	0	0	0	1								
Mark Czudzielanek, R (1,6) OBP: 0.369, SLG: 0.408										4	1	2	0	0	0	0								
Gary Sheffield, R (1,7) OBP: 0.405, SLG: 0.498										4	1	1	2	0	1	0								
Jeff Shaw, R (9,1)										0	0	0	0	0	0	0								
Eric Karros, R (1,3) OBP: 0.354, SLG: 0.552										3	1	1	1	0	0	0								
Raul Mondesi, R (1,9) OBP: 0.335, SLG: 0.468										2	1	1	0	1	0	0								
Todd Hollandsworth, L (1,8) OBP: 0.369, SLG: 0.510										3	0	0	0	0	2	2								
Adrian Beltré, R (1,5) OBP: 0.350, SLG: 0.442										3	0	0	1	0	0	0								
Paul Lo Duca, R (1,2) OBP: 0.311, SLG: 0.302										3	0	1	0	0	0	0								
Chan Ho Park, R (1,1) OBP: 0.140, SLG: 0.130										2	0	0	0	1	1	0								
Trenidad Hubbard, R (9,7) OBP: 0.368, SLG: 0.411										0	0	0	0	0	0	0								
<b>Inning Stats</b>	R: 0 E: 0 K: 0 S: 10	H: 0 LOB: 0 BB: 0 P: 15	R: 2 E: 0 K: 1 S: 13	H: 2 LOB: 0 BB: 0 P: 20	R: 2 E: 0 K: 1 S: 14	H: 3 LOB: 0 BB: 0 P: 21	R: 0 E: 0 K: 0 S: 8	H: 0 LOB: 0 BB: 0 P: 11	R: 0 E: 0 K: 0 S: 8	H: 0 LOB: 1 BB: 1 P: 17	R: 0 E: 0 K: 1 S: 12	H: 0 LOB: 1 BB: 1 P: 18	R: 0 E: 0 K: 0 S: 6	H: 0 LOB: 0 BB: 0 P: 8	R: 0 E: 0 K: 1 S: 7	H: 0 LOB: 0 BB: 0 P: 11	R: 0 E: 0 K: 0 S: 9	H: 1 LOB: 1 BB: 0 P: 11	1B: 4 2B: 1 3B: 0 HR: 2	SF: 0 SAC: 0 DP: 0 HBP: 0	WP: 0 PB: 0 SB: 2 CS: 2	PA: 30		
<b>PITCHER</b>	IP WLS BF H R ER SO BB IBB HBP BLK WP HR S P ERA WHIP	IP WLS BF H R ER SO BB IBB HBP BLK WP HR S P ERA WHIP	IP WLS BF H R ER SO BB IBB HBP BLK WP HR S P ERA WHIP	IP WLS BF H R ER SO BB IBB HBP BLK WP HR S P ERA WHIP	IP WLS BF H R ER SO BB IBB HBP BLK WP HR S P ERA WHIP	IP WLS BF H R ER SO BB IBB HBP BLK WP HR S P ERA WHIP	IP WLS BF H R ER SO BB IBB HBP BLK WP HR S P ERA WHIP	IP WLS BF H R ER SO BB IBB HBP BLK WP HR S P ERA WHIP	IP WLS BF H R ER SO BB IBB HBP BLK WP HR S P ERA WHIP	IP WLS BF H R ER SO BB IBB HBP BLK WP HR S P ERA WHIP	IP WLS BF H R ER SO BB IBB HBP BLK WP HR S P ERA WHIP	IP WLS BF H R ER SO BB IBB HBP BLK WP HR S P ERA WHIP	IP WLS BF H R ER SO BB IBB HBP BLK WP HR S P ERA WHIP	IP WLS BF H R ER SO BB IBB HBP BLK WP HR S P ERA WHIP	IP WLS BF H R ER SO BB IBB HBP BLK WP HR S P ERA WHIP	IP WLS BF H R ER SO BB IBB HBP BLK WP HR S P ERA WHIP	IP WLS BF H R ER SO BB IBB HBP BLK WP HR S P ERA WHIP	IP WLS BF H R ER SO BB IBB HBP BLK WP HR S P ERA WHIP	IP WLS BF H R ER SO BB IBB HBP BLK WP HR S P ERA WHIP	IP WLS BF H R ER SO BB IBB HBP BLK WP HR S P ERA WHIP	IP WLS BF H R ER SO BB IBB HBP BLK WP HR S P ERA WHIP	IP WLS BF H R ER SO BB IBB HBP BLK WP HR S P ERA WHIP	IP WLS BF H R ER SO BB IBB HBP BLK WP HR S P ERA WHIP	IP WLS BF H R ER SO BB IBB HBP BLK WP HR S P ERA WHIP

Chicago Cubs @ Los Angeles Dodgers  
Dodger Stadium, Los Angeles, CA  
Sat Aug 28 1999, 1:05 PM PDT  
Att: 46,129 - Unknown - 86 F

AB 28  
R 4  
H 7  
RBI 4  
BB 2  
SO 4  
LOB 3





Batter	1	2	3	4	5	6	7	8	9	AB	R	H	RBI	BB	SO	LOB	TOP										
Lance Johnson, L (1,8) OBP: 0.326, SLG: 0.353	G4-3		G6-3			G4-3		G6-3	F8	5	0	0	0	0	0	1											
Jeff Blausen, R (1,6) OBP: 0.370, SLG: 0.434	1B BB			K		G4-3		1B SF9 BB		2	1	0	0	2	1	0											
Sammy Sosa, R (1,9) OBP: 0.375, SLG: 0.677	G4-6-3 1B			CS BB				HR	1B	3	1	3	1	1	0	0											
Mark Grace, L (1,3) OBP: 0.403, SLG: 0.494	G4-6-3 1-2			F9				1B E 2B	SF9	3	1	1	1	0	0	3											
Glenallen Hill, R (1,7) OBP: 0.370, SLG: 0.604 Mickey Morandini, L (9,4) OBP: 0.321, SLG: 0.337		G6-3			K			E 1B BB	F9	3	1	0	0	1	1	1											
Tyler Houston, L (1,2) OBP: 0.309, SLG: 0.386		K			F8			1-3 2-H 1B	K	4	1	1	0	0	2	0											
Gary Gaetti, R (1,5) OBP: 0.267, SLG: 0.352		P4			FC6-4 1B			2-1 G5-4-3 1B	G6-3	4	0	2	2	0	0	0											
Chad Meyers, R (1,4) OBP: 0.266, SLG: 0.277			G5-3		FC6-4 1-2			2-H 3-H 1-0 G5-4-3	1B 2B	4	1	1	0	0	0	2											
Kyle Farnsworth, R (1,1) OBP: 0.172, SLG: 0.111			G5-3			K	G4-3	2-H 1B		4	0	1	1	0	1	0											
<b>Inning Stats</b>	R: 0 E: 0 K: 0 S: 8	H: 1 LOB: 1 BB: 1 P: 15	R: 0 E: 0 K: 1 S: 5	H: 0 LOB: 0 BB: 0 P: 5	R: 0 E: 0 K: 0 S: 5	H: 0 LOB: 0 BB: 0 P: 5	R: 0 E: 0 K: 1 S: 8	H: 0 LOB: 1 BB: 1 P: 13	R: 0 E: 0 K: 1 S: 12	H: 1 LOB: 1 BB: 0 P: 16	R: 4 E: 1 K: 0 S: 9	H: 4 LOB: 0 BB: 1 P: 21	R: 1 E: 0 K: 0 S: 11	H: 1 LOB: 1 BB: 0 P: 21	R: 1 E: 0 K: 1 S: 12	H: 2 LOB: 1 BB: 0 P: 17	1B: 6 2B: 2 3B: 0 HR: 1	SF: 1 SAC: 0 DP: 2 HBP: 0	WP: 0 PA: 37 PB: 0 SB: 0 CS: 1								
<b>PITCHER</b>	IP	WLS	BF	H	R	ER	SO	BB	IBB	HBP	BLK	WP	HR	S	P	ERA	WHIP										
37 Darren Dreifort, R (1,1) ERA: 5.19	7.1	L	30	7	5	4	4	4	0	0	0	0	1	62	103	4.91	1.500										
Pedro Borbon, L (8,1) ERA: 3.97	0.1		1	0	0	0	0	0	0	0	0	0	0	3	5	0.00	0.000										
Mike Maddux, R (8,1) ERA: 3.09	0.1		1	0	0	0	0	0	0	0	0	0	0	1	1	0.00	0.000										
Matt Herges, R (9,1) ERA: 4.76	1.0		5	2	1	1	1	0	0	0	0	0	0	12	17	9.00	2.000										

Chicago Cubs @ Los Angeles Dodgers  
Dodger Stadium, Los Angeles, CA  
Sun Aug 29 1999, 5:05 PM PDT  
Att: 47,411 - Unknown - 83 F

AB 32  
R 6  
H 9  
RBI 5  
BB 4  
SO 5  
LOB 7



Batter	1	2	3	4	5	6	7	8	9	AB	R	H	RBI	BB	SO	LOB	BOTTOM										
Eric Young Sr., R (1,4) OBP: 0.366, SLG: 0.360	F7		G6-3		G1-3			F9		4	0	0	0	0	0	0											
Mark Grudzielanek, R (1,6) OBP: 0.369, SLG: 0.406	G6-3		G5-3			L1		BLK 1B		4	0	1	0	0	0	0											
Gary Sheffield, R (1,7) OBP: 0.404, SLG: 0.495	S BB			F7		F8		G6-3		3	0	0	0	1	0	1											
Eric Karros, R (1,3) OBP: 0.353, SLG: 0.548	L4			1B BB		G6-3		F8		3	0	0	0	1	0	2											
Todd Hollandsworth, L (1,8) OBP: 0.362, SLG: 0.508		G4-3 BB		1-2 1B		F8		F9		3	0	1	0	1	0	1											
Raul Mondesi, R (1,9) OBP: 0.333, SLG: 0.465		F7		K		K				3	0	0	0	0	2	3											
Todd Hundley, S (1,2) OBP: 0.299, SLG: 0.446		G4-3		F7		G4-3				3	0	0	0	0	0	3											
Adrian Beltré, R (1,5) OBP: 0.348, SLG: 0.439		F9			F8			G1-3		3	0	0	0	0	0	1											
37 Darren Dreifort, R (1,1) OBP: 0.241, SLG: 0.309 Pedro Borbon, R (8,1) Mike Maddux, L (8,1) Dave Hansen, L (8,PH) Matt Herges, L (9,1)			G5-3		G1-3			F8		2	0	0	0	0	0	0											
<b>Inning Stats</b>	R: 0 E: 0 K: 0 S: 10	H: 0 LOB: 1 BB: 1 P: 18	R: 0 E: 0 K: 0 S: 7	H: 0 LOB: 1 BB: 1 P: 17	R: 0 E: 0 K: 0 S: 6	H: 0 LOB: 0 BB: 0 P: 9	R: 0 E: 0 K: 1 S: 9	H: 1 LOB: 2 BB: 1 P: 17	R: 0 E: 0 K: 0 S: 7	H: 0 LOB: 0 BB: 0 P: 8	R: 0 E: 0 K: 0 S: 6	H: 0 LOB: 0 BB: 0 P: 9	R: 0 E: 0 K: 1 S: 7	H: 0 LOB: 0 BB: 0 P: 12	R: 0 E: 0 K: 0 S: 5	H: 0 LOB: 0 BB: 0 P: 8	R: 0 E: 0 K: 0 S: 15	H: 1 LOB: 1 BB: 0 P: 22	1B: 2 2B: 0 3B: 0 HR: 0	SF: 0 SAC: 0 DP: 0 HBP: 0	WP: 0 PA: 32 PB: 0 SB: 1 CS: 0						
<b>PITCHER</b>	IP	WLS	BF	H	R	ER	SO	BB	IBB	HBP	BLK	WP	HR	S	P	ERA	WHIP										
Kyle Farnsworth, R (1,1) ERA: 5.6	9.0	W	32	2	0	0	2	3	0	0	0	0	0	72	120	0.00	0.556										

Chicago Cubs @ Los Angeles Dodgers  
Dodger Stadium, Los Angeles, CA  
Sun Aug 29 1999, 5:05 PM PDT  
Att: 47,411 - Unknown - 83 F

AB 29  
R 0  
H 2  
RBI 0  
BB 3  
SO 2  
LOB 11





Batter	1	2	3	4	5	6	7	8	9	AB	R	H	RBI	BB	SO	LOB	TOP					
Marquis Grissom, R (1, 8) OBP: 0.314, SLG: 0.386										5	0	0	0	0	2	2	<b>Milwaukee Brewers @ Los Angeles Dodgers</b> Dodger Stadium, Los Angeles, CA Mon Aug 30 1999, 7:10 PM PDT Att: 28,520 - Overcast - 72 F <a href="http://livebaseballscorecards.com">livebaseballscorecards.com</a>					
Mark Loretta, R (1, 4) OBP: 0.356, SLG: 0.398										4	0	2	0	0	0	0						
Geoff Jenkins, L (1, 7) OBP: 0.367, SLG: 0.564										4	0	2	0	0	0	1						
Jeremy Burnitz, L (1, 9) OBP: 0.385, SLG: 0.566										4	0	1	0	0	1	2						
Jeff Cirillo, R (1, 5) OBP: 0.396, SLG: 0.432										4	0	2	0	0	1	2						
Kevin Barker, L (1, 3) OBP: 0.316, SLG: 0.324										4	1	1	0	0	0	4						
Brian Banks, S (1, 2) OBP: 0.331, SLG: 0.373										4	0	1	0	0	0	1						
Jose Valentin, S (1, 6) OBP: 0.339, SLG: 0.402										3	0	0	0	1	0	0						
Bill Pulsipher, L (1, 1) OBP: 0.059, SLG: 0.059										2	0	0	0	0	1	0						
Sean Berry, R (7, PH) OBP: 0.282, SLG: 0.306										1	0	0	0	0	0	0						
52 Rafael Roque, L (7, 1) OBP: 0.158, SLG: 0.059										0	0	0	0	0	0	0						
Alex Ochoa, R (9, PH) OBP: 0.395, SLG: 0.498										1	0	0	1	0	0	2						
<b>Inning Stats</b>	R: 0 E: 0 K: 1 S: 15	H: 3 LOB: 3 BB: 0 P: 19	R: 0 E: 0 K: 1 S: 7	H: 0 LOB: 0 BB: 0 P: 10	R: 0 E: 0 K: 0 S: 19	H: 2 LOB: 2 BB: 0 P: 28	R: 0 E: 0 K: 0 S: 6	H: 0 LOB: 0 BB: 0 P: 7	R: 0 E: 0 K: 1 S: 7	H: 1 LOB: 1 BB: 0 P: 10	R: 0 E: 0 K: 0 S: 11	H: 1 LOB: 1 BB: 0 P: 15	R: 0 E: 0 K: 0 S: 5	H: 0 LOB: 0 BB: 0 P: 7	R: 0 E: 0 K: 0 S: 4	H: 0 LOB: 0 BB: 0 P: 5	R: 1 E: 0 K: 1 S: 16	H: 2 LOB: 2 BB: 1 P: 23	1B: 9 2B: 0 3B: 0 HR: 0	SF: 0 SAC: 0 DP: 0 HBP: 0	WP: 0 PB: 0 SB: 0 CS: 0	PA: 37
<b>PITCHER</b> Kevin Brown, R (1, 1) ERA: 3.24	IP: 9.0 WLS: W BF: 37	H: 9 R: 1 ER: 1 SO: 5	BB: 1 IBB: 0 HBP: 0 BLK: 1	WP: 0 HR: 0 S: 90 P: 124	ERA: 1.00 WHIP: 1.111	<b>PITCHER</b>										IP: 9.0 WLS: W BF: 37	H: 9 R: 1 ER: 1 SO: 5	BB: 1 IBB: 0 HBP: 0 BLK: 1	WP: 0 HR: 0 S: 90 P: 124	ERA: 1.00 WHIP: 1.111		

Batter	1	2	3	4	5	6	7	8	9	AB	R	H	RBI	BB	SO	LOB	BOTTOM			
Eric Young Sr., R (1, 4) OBP: 0.363, SLG: 0.356										4	0	0	1	0	0	4	<b>Milwaukee Brewers @ Los Angeles Dodgers</b> Dodger Stadium, Los Angeles, CA Mon Aug 30 1999, 7:10 PM PDT Att: 28,520 - Overcast - 72 F <a href="http://livebaseballscorecards.com">livebaseballscorecards.com</a>			
Mark Czuzdzianek, R (1, 6) OBP: 0.369, SLG: 0.410										4	1	2	0	0	0	2				
Gary Sheffield, R (1, 7) OBP: 0.495, SLG: 0.495										4	1	2	1	0	0	1				
Trenidad Hubbard, R (9, 7) OBP: 0.398, SLG: 0.411										4	1	1	2	0	1	2				
Eric Karros, R (1, 3) OBP: 0.352, SLG: 0.552										3	1	1	0	1	1	1				
Raul Mondesi, R (1, 9) OBP: 0.334, SLG: 0.464										3	1	1	0	1	1	1				
22 Devon White, S (1, 8) OBP: 0.344, SLG: 0.397										3	1	0	0	1	1	2				
Adrián Beltré, R (1, 5) OBP: 0.347, SLG: 0.438										4	1	1	1	0	1	2				
Paul Lo Duca, R (1, 2) OBP: 0.321, SLG: 0.303										3	0	1	0	1	0	0				
Kevin Brown, R (1, 1) OBP: 0.104, SLG: 0.077										2	0	0	1	0	1	0				
<b>Inning Stats</b>	R: 0 E: 0 K: 0 S: 9	H: 1 LOB: 1 BB: 0 P: 15	R: 1 E: 0 K: 0 S: 11	H: 2 LOB: 2 BB: 1 P: 21	R: 0 E: 0 K: 0 S: 9	H: 0 LOB: 0 BB: 0 P: 14	R: 2 E: 0 K: 0 S: 12	H: 1 LOB: 2 BB: 2 P: 22	R: 2 E: 0 K: 2 S: 13	H: 2 LOB: 0 BB: 0 P: 21	R: 0 E: 0 K: 0 S: 9	H: 0 LOB: 0 BB: 0 P: 13	R: 1 E: 0 K: 1 S: 10	H: 2 LOB: 1 BB: 0 P: 17	R: 0 E: 0 K: 2 S: 10	H: 0 LOB: 0 BB: 0 P: 13	1B: 6 2B: 1 3B: 0 HR: 1	SF: 0 SAC: 2 DP: 0 HBP: 0	WP: 0 PB: 1 SB: 2 CS: 0	PA: 36
<b>PITCHER</b> Bill Pulsipher, L (1, 1) ERA: 5.68	IP: 6.0 WLS: L BF: 28	H: 6 R: 5 ER: 5 SO: 2	BB: 2 IBB: 1 HBP: 0 BLK: 0	WP: 0 HR: 1 S: 63 P: 106	ERA: 7.50 WHIP: 1.333	<b>PITCHER</b>										IP: 6.0 WLS: L BF: 28	H: 6 R: 5 ER: 5 SO: 2	BB: 2 IBB: 1 HBP: 0 BLK: 0	WP: 0 HR: 1 S: 63 P: 106	ERA: 7.50 WHIP: 1.333
52 Rafael Roque, L (7, 1) ERA: 5.01	IP: 2.0 WLS: L BF: 8	H: 2 R: 1 ER: 1 SO: 3	BB: 0 IBB: 0 HBP: 0 BLK: 0	WP: 0 HR: 0 S: 20 P: 30	ERA: 4.50 WHIP: 1.000	<b>PITCHER</b>										IP: 2.0 WLS: L BF: 8	H: 2 R: 1 ER: 1 SO: 3	BB: 0 IBB: 0 HBP: 0 BLK: 0	WP: 0 HR: 0 S: 20 P: 30	ERA: 4.50 WHIP: 1.000



Batter	1	2	3	4	5	6	7	8	9	AB	R	H	RBI	BB	SO	LOB	TOP							
Marquis Grissom, R OBP: 0.316, SLG: 0.387										4	1	2	0	0	1	0								
Mark Loretta, R OBP: 0.356, SLG: 0.397										4	0	1	1	0	1	1								
Geoff Jenkins, L OBP: 0.366, SLG: 0.563										4	1	1	0	0	3	1								
Jeremy Burnitz, L OBP: 0.383, SLG: 0.571										4	1	1	1	0	2	1								
Jeff Cirillo, R OBP: 0.395, SLG: 0.429										3	0	0	0	1	0	0								
Kevin Barker, L OBP: 0.333, SLG: 0.341										4	0	2	1	0	0	0								
Ronnie Belliard, R OBP: 0.379, SLG: 0.399										4	0	1	0	0	0	2								
Charlie Greene, R OBP: 0.185, SLG: 0.154										2	0	0	0	0	0	2								
Brian Banks, S OBP: 0.323, SLG: 0.368										2	0	0	0	0	0	1								
41 Kyle Peterson, R OBP: 0.118, SLG: 0.118										2	0	0	0	0	2	0								
Hector Ramirez, R										0	0	0	0	0	0	0								
Sean Berry, R OBP: 0.281, SLG: 0.305										1	0	0	0	0	1	0								
David Weathers, R OBP: 0.250, SLG: 0.143										0	0	0	0	0	0	0								
<b>Inning Stats</b>	R: 1 E: 0 K: 2 S: 11	H: 1 LOB: 0 BB: 0 P: 17	R: 0 E: 0 K: 0 S: 8	H: 0 LOB: 0 BB: 0 P: 15	R: 0 E: 0 K: 1 S: 11	H: 1 LOB: 1 BB: 0 P: 15	R: 1 E: 0 K: 0 S: 9	H: 2 LOB: 2 BB: 1 P: 18	R: 0 E: 0 K: 2 S: 10	H: 1 LOB: 1 BB: 0 P: 14	R: 1 E: 0 K: 0 S: 9	H: 2 LOB: 0 BB: 0 P: 16	R: 0 E: 0 K: 2 S: 7	H: 0 LOB: 0 BB: 0 P: 11	R: 0 E: 0 K: 3 S: 9	H: 0 LOB: 0 BB: 0 P: 13	R: 0 E: 0 K: 0 S: 9	H: 1 LOB: 1 BB: 0 P: 11	1B: 5 2B: 2 3B: 0 HR: 1	SF: 0 SAC: 0 DP: 0 HBP: 0	WP: 0 PB: 0 SB: 4 CS: 0	PA: 35		
<b>PITCHER</b>	IP WLS BF H R ER SO BB IBB HBP BLK WP HR S P ERA WHIP	IP WLS BF H R ER SO BB IBB HBP BLK WP HR S P ERA WHIP	IP WLS BF H R ER SO BB IBB HBP BLK WP HR S P ERA WHIP	IP WLS BF H R ER SO BB IBB HBP BLK WP HR S P ERA WHIP	IP WLS BF H R ER SO BB IBB HBP BLK WP HR S P ERA WHIP	IP WLS BF H R ER SO BB IBB HBP BLK WP HR S P ERA WHIP	IP WLS BF H R ER SO BB IBB HBP BLK WP HR S P ERA WHIP	IP WLS BF H R ER SO BB IBB HBP BLK WP HR S P ERA WHIP	IP WLS BF H R ER SO BB IBB HBP BLK WP HR S P ERA WHIP	IP WLS BF H R ER SO BB IBB HBP BLK WP HR S P ERA WHIP	IP WLS BF H R ER SO BB IBB HBP BLK WP HR S P ERA WHIP	IP WLS BF H R ER SO BB IBB HBP BLK WP HR S P ERA WHIP	IP WLS BF H R ER SO BB IBB HBP BLK WP HR S P ERA WHIP	IP WLS BF H R ER SO BB IBB HBP BLK WP HR S P ERA WHIP	IP WLS BF H R ER SO BB IBB HBP BLK WP HR S P ERA WHIP	IP WLS BF H R ER SO BB IBB HBP BLK WP HR S P ERA WHIP	IP WLS BF H R ER SO BB IBB HBP BLK WP HR S P ERA WHIP	IP WLS BF H R ER SO BB IBB HBP BLK WP HR S P ERA WHIP	IP WLS BF H R ER SO BB IBB HBP BLK WP HR S P ERA WHIP	IP WLS BF H R ER SO BB IBB HBP BLK WP HR S P ERA WHIP	IP WLS BF H R ER SO BB IBB HBP BLK WP HR S P ERA WHIP	IP WLS BF H R ER SO BB IBB HBP BLK WP HR S P ERA WHIP	IP WLS BF H R ER SO BB IBB HBP BLK WP HR S P ERA WHIP	IP WLS BF H R ER SO BB IBB HBP BLK WP HR S P ERA WHIP

Milwaukee Brewers @ Los Angeles Dodgers  
Dodger Stadium, Los Angeles, CA  
Tue Aug 31 1999, 7:10 PM PDT  
Att: 32,771 - Unknown - 70 F

AB 34  
R 3  
H 8  
RBI 3  
BB 1  
SO 10  
LOB 8



Batter	1	2	3	4	5	6	7	8	9	AB	R	H	RBI	BB	SO	LOB	BOTTOM							
Mark Grudzielanek, R OBP: 0.369, SLG: 0.410										5	1	2	1	0	0	4								
Craig Counsell, L OBP: 0.272, SLG: 0.258										3	1	1	0	1	0	3								
Mike Maddux, L										0	0	0	0	0	0	0								
Pedro Borbon, R										0	0	0	0	0	0	0								
Jeff Shaw, R										0	0	0	0	0	0	0								
Gary Sheffield, R OBP: 0.407, SLG: 0.497										4	0	3	2	0	0	1								
Todd Hollandsworth, L OBP: 0.356, SLG: 0.498										4	0	0	0	0	1	5								
Raul Mondesi, R OBP: 0.332, SLG: 0.460										4	0	0	0	0	0	2								
22 Devon White, S OBP: 0.344, SLG: 0.396										4	1	1	0	0	0	2								
Todd Hundley, S OBP: 0.304, SLG: 0.448										3	1	2	0	1	0	0								
Adrián Beltré, R OBP: 0.350, SLG: 0.443										4	1	3	2	0	1	1								
Mike Judd, R										1	0	0	0	0	0	1								
Jose Vizcaino, S OBP: 0.298, SLG: 0.286										2	0	0	0	0	0	3								
<b>Inning Stats</b>	R: 1 E: 0 K: 0 S: 7	H: 1 LOB: 1 BB: 0 P: 12	R: 0 E: 0 K: 0 S: 5	H: 0 LOB: 0 BB: 0 P: 8	R: 1 E: 0 K: 0 S: 15	H: 3 LOB: 2 BB: 0 P: 21	R: 2 E: 0 K: 0 S: 10	H: 2 LOB: 1 BB: 1 P: 15	R: 1 E: 1 K: 0 S: 8	H: 2 LOB: 1 BB: 0 P: 10	R: 0 E: 0 K: 1 S: 14	H: 1 LOB: 0 BB: 0 P: 19	R: 0 E: 0 K: 1 S: 10	H: 1 LOB: 1 BB: 0 P: 15	R: 0 E: 0 K: 1 S: 10	H: 0 LOB: 0 BB: 0 P: 19	R: 0 E: 0 K: 1 S: 10	H: 1 LOB: 1 BB: 0 P: 15	1B: 10 2B: 2 3B: 0 HR: 0	SF: 0 SAC: 1 DP: 1 HBP: 0	WP: 2 PB: 0 SB: 1 CS: 0	PA: 37		
<b>PITCHER</b>	IP WLS BF H R ER SO BB IBB HBP BLK WP HR S P ERA WHIP	IP WLS BF H R ER SO BB IBB HBP BLK WP HR S P ERA WHIP	IP WLS BF H R ER SO BB IBB HBP BLK WP HR S P ERA WHIP	IP WLS BF H R ER SO BB IBB HBP BLK WP HR S P ERA WHIP	IP WLS BF H R ER SO BB IBB HBP BLK WP HR S P ERA WHIP	IP WLS BF H R ER SO BB IBB HBP BLK WP HR S P ERA WHIP	IP WLS BF H R ER SO BB IBB HBP BLK WP HR S P ERA WHIP	IP WLS BF H R ER SO BB IBB HBP BLK WP HR S P ERA WHIP	IP WLS BF H R ER SO BB IBB HBP BLK WP HR S P ERA WHIP	IP WLS BF H R ER SO BB IBB HBP BLK WP HR S P ERA WHIP	IP WLS BF H R ER SO BB IBB HBP BLK WP HR S P ERA WHIP	IP WLS BF H R ER SO BB IBB HBP BLK WP HR S P ERA WHIP	IP WLS BF H R ER SO BB IBB HBP BLK WP HR S P ERA WHIP	IP WLS BF H R ER SO BB IBB HBP BLK WP HR S P ERA WHIP	IP WLS BF H R ER SO BB IBB HBP BLK WP HR S P ERA WHIP	IP WLS BF H R ER SO BB IBB HBP BLK WP HR S P ERA WHIP	IP WLS BF H R ER SO BB IBB HBP BLK WP HR S P ERA WHIP	IP WLS BF H R ER SO BB IBB HBP BLK WP HR S P ERA WHIP	IP WLS BF H R ER SO BB IBB HBP BLK WP HR S P ERA WHIP	IP WLS BF H R ER SO BB IBB HBP BLK WP HR S P ERA WHIP	IP WLS BF H R ER SO BB IBB HBP BLK WP HR S P ERA WHIP	IP WLS BF H R ER SO BB IBB HBP BLK WP HR S P ERA WHIP	IP WLS BF H R ER SO BB IBB HBP BLK WP HR S P ERA WHIP	IP WLS BF H R ER SO BB IBB HBP BLK WP HR S P ERA WHIP

Milwaukee Brewers @ Los Angeles Dodgers  
Dodger Stadium, Los Angeles, CA  
Tue Aug 31 1999, 7:10 PM PDT  
Att: 32,771 - Unknown - 70 F

AB 34  
R 5  
H 12  
RBI 5  
BB 2  
SO 2  
LOB 22





Batter	1	2	3	4	5	6	7	8	9	AB	R	H	RBI	BB	SO	LOB	TOP				
<b>Marquis Grissom, R</b> OBP: 0.317, SLG: 0.387 (1, 8)										5	1	2	0	0	1	0	<b>Milwaukee Brewers @ Los Angeles Dodgers</b> Dodger Stadium, Los Angeles, CA Wed Sep 01 1999, 4:40 PM PDT Att: 23,616 - Unknown - 76 F <a href="http://livebaseballscorecards.com">livebaseballscorecards.com</a>				
<b>Mark Loretta, R</b> OBP: 0.356, SLG: 0.397 (1, 6) (8, 3) (9, 6)										5	1	2	2	0	0	1					
<b>Geoff Jenkins, L</b> OBP: 0.367, SLG: 0.565 (1, 7)										4	1	2	0	0	2	1					
<b>Jeremy Burnitz, L</b> OBP: 0.382, SLG: 0.566 (1, 9)										3	0	0	0	1	0	3					
<b>Jeff Cirillo, R</b> OBP: 0.393, SLG: 0.426 (1, 5)										4	1	0	0	0	0	2					
<b>Kevin Barker, L</b> OBP: 0.333, SLG: 0.341 (8, PH) (8, 6) (9, 6)										3	0	1	1	0	1	0					
<b>Lou Collier, R</b> OBP: 0.327, SLG: 0.378 (8, 6) (9, 2)										1	0	0	0	0	0	1					
<b>Charlie Greene, R</b> OBP: 0.185, SLG: 0.154 (9, 2)										0	0	0	0	0	0	0					
<b>Ronnie Belliard, R</b> OBP: 0.378, SLG: 0.398 (1, 4)										4	0	1	1	0	0	1					
<b>Brian Banks, S</b> OBP: 0.331, SLG: 0.363 (1, 2) (9, 3)										2	1	0	0	2	1	2					
<b>21 Cal Eldred, R</b> OBP: 0.167, SLG: 0.136 (7, 1) Rocky Coppinger, R OBP: 0.335, SLG: 0.333 (8, 1) Mike Myers, L (8, 1) Eric Plunk, R (9, PH) Sean Berry, R OBP: 0.286, SLG: 0.324 (9, 1) Bob Wickman, R (9, 1)										3	0	0	0	0	2	2					
<b>Inning Stats</b>	R: 3 E: 1 K: 2 S: 19	H: 4 LOB: 2 BB: 0 P: 26	R: 0 E: 0 K: 1 S: 7	H: 0 LOB: 0 BB: 0 P: 11	R: 0 E: 0 K: 0 S: 8	H: 1 LOB: 0 BB: 0 P: 10	R: 0 E: 0 K: 1 S: 9	H: 0 LOB: 1 BB: 1 P: 16	R: 0 E: 0 K: 0 S: 8	H: 0 LOB: 0 BB: 0 P: 14	R: 2 E: 0 K: 2 S: 17	H: 2 LOB: 1 BB: 1 P: 26	R: 0 E: 0 K: 0 S: 7	H: 0 LOB: 1 BB: 0 P: 16	R: 0 E: 0 K: 0 S: 7	H: 1 LOB: 1 BB: 0 P: 14	1B: 7 2B: 1 3B: 0 HR: 0	SF: 0 SAC: 0 DP: 1 HBP: 0	WP: 0 PB: 0 SB: 3 CS: 0	PA: 38	
<b>PITCHER</b>	IP	WLS	BF	H	R	ER	SO	BB	IBB	HBP	BLK	WP	HR	S	P	ERA	WHIP				
<b>Ismael Valdez, R</b> ERA: 3.27 (1, 1)	7.0	L	30	7	5	2	7	2	0	0	0	0	0	77	116	2.57	1.286				
<b>Onan Masaoka, L</b> ERA: 4.02 (8, 1)	0.1		2	0	0	0	0	1	0	0	0	0	0	3	9	0.00	3.000				
<b>Alan Mills, R</b> ERA: 3.45 (8, 1)	1.2		6	1	0	0	0	0	0	0	0	0	0	11	21	0.00	0.600				

Batter	1	2	3	4	5	6	7	8	9	AB	R	H	RBI	BB	SO	LOB	BOTTOM				
<b>Eric Young Sr., R</b> OBP: 0.365, SLG: 0.361 (1, 4)										3	1	1	0	2	0	2	<b>Milwaukee Brewers @ Los Angeles Dodgers</b> Dodger Stadium, Los Angeles, CA Wed Sep 01 1999, 4:40 PM PDT Att: 23,616 - Unknown - 76 F <a href="http://livebaseballscorecards.com">livebaseballscorecards.com</a>				
<b>Mark Czudzielanek, R</b> OBP: 0.367, SLG: 0.412 (1, 6)										5	1	1	3	0	1	2					
<b>Gary Sheffield, R</b> OBP: 0.405, SLG: 0.493 (1, 7)										4	0	0	0	1	2	3					
<b>Eric Karros, R</b> OBP: 0.351, SLG: 0.548 (1, 3)										5	0	1	1	0	1	2					
<b>Todd Hollandsworth, L</b> OBP: 0.354, SLG: 0.498 (1, 8) Alan Mills, R (8, 1)										4	0	1	0	0	2	2					
<b>Raul Mondesi, R</b> OBP: 0.333, SLG: 0.459 (1, 9)										3	0	1	0	1	1	0					
<b>Todd Hundley, S</b> OBP: 0.304, SLG: 0.447 (1, 2) Paul Lo Duca, R OBP: 0.321, SLG: 0.303 (8, PH) (9, 2)										3	0	1	0	0	2	2					
<b>Adrián Beltré, R</b> OBP: 0.349, SLG: 0.440 (1, 5)										0	0	0	0	0	0	0					
<b>Ismael Valdez, R</b> OBP: 0.071, SLG: 0.055 (1, 1) Jose Vizcaino, S OBP: 0.301, SLG: 0.289 (7, PH) (8, 1) Onan Masaoka, R (8, 1) 22 Devon White, S OBP: 0.345, SLG: 0.396 (8, 8)										2	0	0	0	0	1	3					
<b>Inning Stats</b>	R: 0 E: 0 K: 1 S: 14	H: 1 LOB: 1 BB: 0 P: 24	R: 0 E: 0 K: 1 S: 11	H: 1 LOB: 0 BB: 0 P: 15	R: 0 E: 0 K: 2 S: 12	H: 0 LOB: 1 BB: 1 P: 19	R: 0 E: 0 K: 2 S: 14	H: 1 LOB: 2 BB: 1 P: 21	R: 0 E: 0 K: 1 S: 7	H: 0 LOB: 0 BB: 0 P: 10	R: 4 E: 0 K: 1 S: 25	H: 2 LOB: 0 BB: 2 P: 40	R: 0 E: 0 K: 0 S: 5	H: 1 LOB: 2 BB: 0 P: 9	R: 0 E: 0 K: 2 S: 11	H: 0 LOB: 0 BB: 0 P: 19		1B: 4 2B: 1 3B: 2 HR: 0	SF: 0 SAC: 1 DP: 0 HBP: 1	WP: 0 PB: 0 SB: 2 CS: 0	PA: 40
<b>PITCHER</b>	IP	WLS	BF	H	R	ER	SO	BB	IBB	HBP	BLK	WP	HR	S	P	ERA	WHIP				
<b>21 Cal Eldred, R</b> ERA: 7.78 (7, 1)	1.0	H	5	2	1	1	1	0	0	0	0	0	0	12	19	9.00	2.000				
<b>Rocky Coppinger, R</b> ERA: 6.51 (8, 1)	0.1	H	1	0	0	0	0	0	0	0	0	0	0	1	2	0.00	0.000				
<b>Eric Plunk, R</b> ERA: 4.79 (8, 1)	0.2	H	3	0	0	0	0	0	0	1	0	0	0	2	4	0.00	0.000				
<b>Bob Wickman, R</b> ERA: 3.14 (9, 1)	1.0	S	3	0	0	0	2	0	0	0	0	0	0	11	19	0.00	0.000				



Batter	1	2	3	4	5	6	7	8	9	AB	R	H	RBI	BB	SO	LOB	TOP										
<b>Eric Young Sr. R</b> OBP: 0.363, SLG: 0.362 (1, 4)	G4-3		F9		G6-3		1B 2B		G6-3	5	1	1	0	0	0	2	<b>Los Angeles Dodgers @ Chicago Cubs</b> Wrigley Field, Chicago, IL Fri Sep 03 1999, 2:20 PM CDT Att: 28,435 - Sunny - 84 F										
<b>Mark Grudzielanek R</b> OBP: 0.370, SLG: 0.421 (1, 6)	HR		BB		HR	1B	G6-3		F9	4	2	2	2	1	0	1											
<b>Gary Sheffield R</b> OBP: 0.408, SLG: 0.499 (1, 7)	BB		P6		HR		1B IBB			2	2	1	2	2	0	2											
<b>Eric Karros R</b> OBP: 0.352, SLG: 0.550 (1, 3)	G4-6-3				F8	2B	1B			4	0	2	2	0	0	1											
<b>Raul Mondesi R</b> OBP: 0.330, SLG: 0.456 <b>Jeff Shaw R</b> (9, 1)		K		K	G4-3		F9			4	0	0	0	0	2	1											
<b>22 Devon White S</b> OBP: 0.342, SLG: 0.392 (1, 8)		K		G4-3		G4-3		K2-3		4	0	0	0	0	2	0											
<b>Todd Hundley S</b> OBP: 0.303, SLG: 0.454 (1, 2)		K			P3		HR		K	4	1	1	1	0	2	0											
<b>Adrian Beltré R</b> OBP: 0.351, SLG: 0.441 (1, 5)				SH1-4 2B		P4 2B BB		F7		3	1	1	0	1	0	0											
<b>Chan Ho Park R</b> OBP: 0.157, SLG: 0.170 <b>Dave Hansen L</b> OBP: 0.417, SLG: 0.421 <b>Matt Herges L</b> OBP: 0.366, SLG: 0.595 <b>Pedro Borbon R</b> <b>Alan Mills R</b> <b>Trenidad Hubbard R</b> OBP: 0.396, SLG: 0.498 (11, 1) (6, PH) (8, 1) (7, 1) (7, 9)				SH1-4		G6-3 1B 2B		P6		1	1	1	1	0	0	0											
<b>Inning Stats</b>	R: 1 E: 0 K: 0 S: 9	H: 1 LOB: 0 BB: 1 P: 15	R: 0 E: 0 K: 3 S: 9	H: 0 LOB: 0 BB: 0 P: 17	R: 0 E: 0 K: 1 S: 10	H: 1 LOB: 2 BB: 1 P: 17	R: 0 E: 0 K: 1 S: 8	H: 0 LOB: 0 BB: 0 P: 13	R: 4 E: 1 K: 0 S: 10	H: 4 LOB: 1 BB: 1 P: 25	R: 1 E: 0 K: 0 S: 11	H: 1 LOB: 0 BB: 0 P: 17	R: 2 E: 0 K: 0 S: 9	H: 2 LOB: 0 BB: 1 P: 16	R: 0 E: 0 K: 2 S: 9	H: 0 LOB: 0 BB: 0 P: 12		R: 0 E: 0 K: 0 S: 5	H: 0 LOB: 0 BB: 0 P: 7	1B: 2 2B: 4 3B: 0 HR: 3	SF: 0 SAC: 1 DP: 1 HBP: 0	WP: 0 PB: 0 SB: 2 CS: 0	PA: 38				
<b>PITCHER</b>	IP	WLS	BF	H	R	ER	SO	BB	IBB	HBP	BLK	WP	HR	S	P	ERA	WHIP										
<b>Andrew Lorraine L</b> ERA: 4.97 (1, 1)	4.2		22	6	5	5	4	3	0	0	0	0	2	45	84	9.64	1.929										
<b>Scott Sanders R</b> ERA: 5.81 (5, 1)	1.1	L	5	1	1	1	0	0	0	0	0	0	1	12	20	6.75	0.750										
<b>Mark Guthrie L</b> ERA: 5.96 (7, 1)	2.0		8	2	2	2	2	0	1	0	0	0	0	18	28	9.00	1.000										
<b>Terry Adams R</b> ERA: 3.67 (9, 1)	1.0		3	0	0	0	0	0	0	0	0	0	0	5	7	0.00	0.000										

Batter	1	2	3	4	5	6	7	8	9	AB	R	H	RBI	BB	SO	LOB	BOTTOM										
<b>Lance Johnson L</b> OBP: 0.328, SLG: 0.355 (1, 8)	G4-3				BB 1B	G3-1				5	1	3	1	0	0	0	<b>Los Angeles Dodgers @ Chicago Cubs</b> Wrigley Field, Chicago, IL Fri Sep 03 1999, 2:20 PM CDT Att: 28,435 - Sunny - 84 F										
<b>Chad Mevers R</b> OBP: 0.280, SLG: 0.289 <b>Glenallen Hill R</b> OBP: 0.366, SLG: 0.595 <b>Terry Adams R</b> (1, 4) (8, PH) (9, 1)	1B	K			BB 1B	P4		P3		4	2	2	0	0	1	2											
<b>Mark Grace L</b> OBP: 0.393, SLG: 0.478 (1, 3)	F7				1B BB	F7		L8		4	0	0	0	1	0	2											
<b>Sammy Sosa R</b> OBP: 0.378, SLG: 0.686 (1, 9)	HR				K	F9		F9		5	1	1	2	0	2	3											
<b>Henry Rodriguez L</b> OBP: 0.396, SLG: 0.565 (1, 7)	K				K	K		G3		5	1	2	0	0	2	3											
<b>Jeff Reed L</b> OBP: 0.361, SLG: 0.358 (1, 2)		G4-3			F9	1B BB		K		3	0	0	1	2	1	1											
<b>Jose Nieves R</b> OBP: 0.288, SLG: 0.317 (1, 6)		P4			K	1B		FC3-6 1B		4	0	2	2	0	1	0											
<b>Cole Liniak R</b> OBP: 0.333, SLG: 0.333 <b>Mickey Morandini L</b> OBP: 0.321, SLG: 0.336 <b>Gary Gaetti R</b> OBP: 0.287, SLG: 0.349 (1, 5) (7, PH) (8, 5)		1B 1B			G3	P4		FC3-6		3	1	1	0	0	0	3											
<b>Andrew Lorraine L</b> OBP: 0.273, SLG: 0.300 <b>Scott Sanders R</b> OBP: 0.294, SLG: 0.412 <b>Jeff Blaser R</b> OBP: 0.366, SLG: 0.418 <b>Mark Guthrie R</b> <b>Manny Alexander R</b> OBP: 0.373, SLG: 0.338 (11, 1) (5, 1) (6, PH) (7, 1) (8, PH) (9, 4)		1B 1B			G4-3		F9	P4		2	0	1	0	0	0	0											
<b>Inning Stats</b>	R: 2 E: 0 K: 1 S: 11	H: 2 LOB: 0 BB: 0 P: 15	R: 1 E: 0 K: 1 S: 10	H: 3 LOB: 0 BB: 0 P: 18	R: 0 E: 0 K: 1 S: 5	H: 1 LOB: 1 BB: 0 P: 13	R: 0 E: 0 K: 1 S: 5	H: 0 LOB: 0 BB: 0 P: 6	R: 2 E: 0 K: 2 S: 15	H: 3 LOB: 3 BB: 2 P: 32	R: 0 E: 0 K: 0 S: 6	H: 0 LOB: 0 BB: 0 P: 10	R: 1 E: 0 K: 0 S: 14	H: 2 LOB: 2 BB: 1 P: 27	R: 0 E: 0 K: 0 S: 9	H: 1 LOB: 0 BB: 0 P: 13		R: 0 E: 0 K: 1 S: 7	H: 0 LOB: 0 BB: 0 P: 9	1B: 10 2B: 1 3B: 0 HR: 1	SF: 0 SAC: 0 DP: 0 HBP: 0	WP: 0 PB: 0 SB: 0 CS: 0	PA: 42				
<b>PITCHER</b>	IP	WLS	BF	H	R	ER	SO	BB	IBB	HBP	BLK	WP	HR	S	P	ERA	WHIP										
<b>Chan Ho Park R</b> ERA: 5.71 (1, 1)	5.0		26	9	5	5	6	2	0	0	0	0	0	50	84	9.00	2.200										
<b>Matt Herges R</b> ERA: 3.68 (6, 1)	1.2	H	5	0	0	0	0	0	0	0	0	0	0	12	20	0.00	0.000										
<b>Pedro Borbon L</b> ERA: 4.11 (7, 1)	0.0		2	1	0	0	0	1	0	0	0	0	0	3	7	∞	∞										
<b>Alan Mills R</b> ERA: 3.38 (7, 1)	1.1	H	6	2	1	1	0	0	0	0	0	0	0	14	23	6.75	1.500										
<b>Jeff Shaw R</b> ERA: 3.1 (9, 1)	1.0	S	3	0	0	0	1	0	0	0	0	0	0	7	9	0.00	0.000										









Batter	1	2	3	4	5	6	7	8	9	AB	R	H	RBI	BB	SO	LOB	TOP					
<b>Eric Young Sr., R</b> OBP: 0.363, SLG: 0.362	F8			L9-3 1B	SF9		E6 1B			3	0	2	1	0	0	0	<b>Los Angeles Dodgers @ Chicago Cubs</b> Wrigley Field, Chicago, IL Sun Sep 05 1999, 1:20 PM CDT Att: 39,921 - Overcast - 79 F					
<b>Mark Grudzielanek, R</b> OBP: 0.369, SLG: 0.430	F8			K	K		K			4	0	0	0	0	3	4						
<b>Gary Sheffield, R</b> OBP: 0.403, SLG: 0.491	K			L9-3		L5		L5		4	0	0	0	0	1	1						
<b>Eric Karros, R</b> OBP: 0.353, SLG: 0.553		K			2B	BB	F9-4 1B	F7		4	1	2	0	0	1	0						
<b>Todd Hundley, S</b> OBP: 0.308, SLG: 0.462	G3				2B	BB			K	2	1	0	0	2	1	0						
<b>Raul Mondesi, R</b> OBP: 0.329, SLG: 0.460	P3				2B	BB	F9-4		G6-3	4	1	1	1	0	0	2						
<b>22 Devon White, S</b> OBP: 0.340, SLG: 0.389			G3					F7	F7	4	0	0	0	0	1	2						
<b>Adrian Beltré, R</b> OBP: 0.349, SLG: 0.437			F7				F8		P7	3	1	0	0	1	0	0						
<b>37 Darren Dreifort, R</b> OBP: 0.246, SLG: 0.328			K				E6			3	0	1	2	0	1	0						
<b>Alan Mills, R</b> (8, 1)										0	0	0	0	0	0	0						
<b>Jeff Shaw, R</b> (9, 1)										0	0	0	0	0	0	0						
<b>Inning Stats</b>	R: 0 E: 0 K: 1 S: 8	H: 0 LOB: 0 BB: 0 P: 11	R: 0 E: 0 K: 1 S: 7	H: 0 LOB: 0 BB: 0 P: 7	R: 0 E: 0 K: 1 S: 11	H: 0 LOB: 0 BB: 0 P: 16	R: 0 E: 0 K: 1 S: 10	H: 1 LOB: 0 BB: 0 P: 14	R: 4 E: 0 K: 2 S: 18	H: 3 LOB: 1 BB: 2 P: 33	R: 0 E: 0 K: 0 S: 5	H: 1 LOB: 1 BB: 1 P: 10	R: 0 E: 2 K: 1 S: 12	H: 1 LOB: 2 BB: 0 P: 13	R: 0 E: 0 K: 1 S: 7	H: 0 LOB: 0 BB: 0 P: 9	R: 0 E: 0 K: 0 S: 7	H: 0 LOB: 0 BB: 0 P: 10	1B: 4 2B: 4 3B: 0 HR: 0	SF: 1 SAC: 0 DP: 2 HBP: 0	WP: 0 PB: 0 SB: 1 CS: 0	PA: 35
<b>PITCHER</b>	IP	WLS	BF	H	R	ER	SO	BB	IBB	HBP	BLK	WP	HR	S	P	ERA	WHIP					
<b>Jon Lieber, R</b> ERA: 4.13	(1, 1)	8.0	L	32	6	4	4	8	2	1	0	0	0	78	113	4.50	1.000					
<b>Scott Sanders, R</b> ERA: 5.75	(9, 1)	1.0		3	0	0	0	0	0	0	0	0	0	7	10	0.00	0.000					

Batter	1	2	3	4	5	6	7	8	9	AB	R	H	RBI	BB	SO	LOB	BOTTOM					
<b>Lance Johnson, L</b> OBP: 0.326, SLG: 0.355	G6-3 SH1-3 1B		G6-3			G4-3		G4-3 2B		4	0	2	0	0	0	0	<b>Los Angeles Dodgers @ Chicago Cubs</b> Wrigley Field, Chicago, IL Sun Sep 05 1999, 1:20 PM CDT Att: 39,921 - Overcast - 79 F					
<b>Chad Meyers, R</b> OBP: 0.284, SLG: 0.296	SH1-3			G3-1 1B		FC6-4 BB		G4-3		2	1	1	0	1	0	1						
<b>Mark Grace, L</b> OBP: 0.388, SLG: 0.471	G6-3			G3-1		P5		G6-3		4	0	0	0	0	0	4						
<b>Sammy Sosa, R</b> OBP: 0.377, SLG: 0.681	G6-3			G3-1 1B		FC6-4		G4-3 1B		4	0	2	1	0	0	2						
<b>Henry Rodriguez, L</b> OBP: 0.390, SLG: 0.556		K		G3-1			K		K	4	0	0	0	0	3	2						
<b>Jeff Reed, L</b> OBP: 0.367, SLG: 0.362		K		G3-1			1B		G4-3	4	0	1	0	0	1	2						
<b>Jose Nieves, R</b> OBP: 0.292, SLG: 0.309										3	0	1	0	0	0	0						
<b>Mickey Morandini, L</b> OBP: 0.320, SLG: 0.334										1	0	0	0	0	1	1						
<b>Cole Liniak, R</b> OBP: 0.111, SLG: 0.111										3	0	0	0	0	0	2						
<b>Jon Lieber, L</b> OBP: 0.216, SLG: 0.156										2	0	0	0	0	1	0						
<b>Gary Gaetti, R</b> (8, PH)										1	0	0	0	0	0	0						
<b>Scott Sanders, R</b> OBP: 0.294, SLG: 0.412										0	0	0	0	0	0	0						
<b>Inning Stats</b>	R: 0 E: 0 K: 0 S: 6	H: 1 LOB: 1 BB: 0 P: 10	R: 0 E: 0 K: 2 S: 10	H: 0 LOB: 0 BB: 0 P: 14	R: 0 E: 0 K: 0 S: 7	H: 0 LOB: 0 BB: 0 P: 9	R: 1 E: 0 K: 0 S: 9	H: 2 LOB: 1 BB: 0 P: 14	R: 0 E: 0 K: 1 S: 6	H: 0 LOB: 0 BB: 0 P: 9	R: 0 E: 0 K: 0 S: 8	H: 0 LOB: 1 BB: 1 P: 18	R: 0 E: 0 K: 1 S: 8	H: 2 LOB: 1 BB: 0 P: 13	R: 0 E: 0 K: 0 S: 12	H: 1 LOB: 1 BB: 0 P: 18	R: 0 E: 0 K: 2 S: 16	H: 1 LOB: 1 BB: 0 P: 21	1B: 5 2B: 2 3B: 0 HR: 0	SF: 0 SAC: 1 DP: 1 HBP: 0	WP: 0 PB: 0 SB: 0 CS: 0	PA: 34
<b>PITCHER</b>	IP	WLS	BF	H	R	ER	SO	BB	IBB	HBP	BLK	WP	HR	S	P	ERA	WHIP					
<b>37 Darren Dreifort, R</b> ERA: 5.02	(1, 1)	7.0	W	26	5	1	1	4	1	0	0	0	0	54	87	0.00	0.857					
<b>Alan Mills, R</b> ERA: 3.32	(8, 1)	1.0	H	4	1	0	0	0	0	0	0	0	0	12	18	0.00	1.000					
<b>Jeff Shaw, R</b> ERA: 3.05	(9, 1)	1.0	S	4	1	0	0	2	0	0	0	0	0	16	21	0.00	1.000					





Batter	1	2	3	4	5	6	7	8	9	AB	R	H	RBI	BB	SO	LOB	TOP								
<b>Eric Young Sr. R</b> OBP: 0.361, SLG: 0.360	2-2 CS FC 1B	2-0 F9-2			1-3 K		2-2 F7		1-1 E6 FC5-4	5	0	1	0	0	1	3	<b>Los Angeles Dodgers @ Florida Marlins</b> Pro Player Stadium, Miami, FL Mon Sep 06 1999, 4:05 PM EDT Att: 12,089 - Cloudy - 77 F								
<b>Mark Grudzielanek R</b> OBP: 0.370, SLG: 0.430	3-2 FC BB 1-2		1-1 G6-3		1-2 1B		2-1 G4-6-3 1B		2-3 K	5	0	2	0	0	1	2									
<b>Gary Sheffield R</b> OBP: 0.400, SLG: 0.486	2-3 K 2-3		2-1 L7		0-0 F8		3-2 G4-6-3 1-2		2-2 FC5-4 1-2	5	0	0	0	0	1	6									
<b>Eric Karros R</b> OBP: 0.355, SLG: 0.559	4-0 1-2 BB		1-0 HR		4-0 2B 1B BB				1-3 K	2	2	1	1	2	1	0									
<b>Todd Hundley S</b> OBP: 0.310, SLG: 0.465	2-0 F8		2-2 G4-3		1-1 1B 1-3 2B				1-1 HR 1B	4	2	2	0	0	0	2									
<b>Raul Mondesi R</b> OBP: 0.330, SLG: 0.472		1-0 HR		0-2 G5-3		2-1 L4			1-0 HR	4	2	2	3	0	0	2									
<b>22 Devon White S</b> OBP: 0.339, SLG: 0.387		2-1 SH1-4 BB 1B		0-0 P6		0-0 P9			2-1 G4-3	4	0	1	0	0	0	2									
<b>Adrian Beltré R</b> OBP: 0.375, SLG: 0.436 <b>Mike Judd R</b> ERA: 5.71 <b>Jose Vizcaino S</b> OBP: 0.300, SLG: 0.291 <b>Onan Masaoka R</b> ERA: 4.48 <b>Matt Herges L</b> ERA: 3.12 <b>Todd Hollandsworth L</b> ERA: 4.48 <b>Mike Maddux L</b> ERA: 3.12	4-1 SH1-4 BB		2-2 G6-3		3-1 CS 1B				2-1 L6	1	0	0	0	0	0	0									
<b>Ismael Valdez R</b> OBP: 0.071, SLG: 0.055 <b>Dave Hansen L</b> OBP: 0.407, SLG: 0.408	0-0 SH1-4 1-2 2-3		0-1 F8		0-1 F8		1-2 CS		3-2 E7 1B	0	0	0	0	0	0	0									
<b>Inning Stats</b>	R: 0 E: 0 K: 10 S: 10	H: 1 LOB: 2 BB: 1 P: 23	R: 1 E: 0 K: 0 S: 6	H: 2 LOB: 1 BB: 1 P: 15	R: 1 E: 0 K: 0 S: 9	H: 1 LOB: 0 BB: 0 P: 15	R: 0 E: 0 K: 0 S: 8	H: 0 LOB: 3 BB: 0 P: 10	R: 0 E: 0 K: 1 S: 9	H: 1 LOB: 1 BB: 0 P: 11	R: 2 E: 0 K: 0 S: 10	H: 2 LOB: 1 BB: 1 P: 21	R: 0 E: 1 K: 0 S: 15	H: 1 LOB: 0 BB: 0 P: 25	R: 2 E: 0 K: 1 S: 10	H: 2 LOB: 0 BB: 0 P: 17		R: 0 E: 1 K: 2 S: 14	H: 0 LOB: 1 BB: 0 P: 22	1B: 6 2B: 2 3B: 0 HR: 3	SF: 0 SAC: 1 DP: 2 HBP: 0	WP: 0 PB: 0 SB: 2 CS: 2	PA: 40		
<b>PITCHER</b>	IP	WLS	BF	H	R	ER	SO	BB	IBB	HBP	BLK	WP	HR	S	P	ERA	WHIP								
<b>Brian Meadows R</b> ERA: 5.71	5.0	W	23	6	4	4	2	3	0	0	0	0	2	44	81	7.20	1.800								
<b>Dennis Springer R</b> ERA: 4.48	3.0	H	12	4	2	2	1	0	0	0	0	0	1	33	56	6.00	1.333								
<b>Antonio Alfonseca R</b> ERA: 3.12	1.0	S	4	0	0	0	2	0	0	0	0	0	0	14	22	0.00	0.000								

Batter	1	2	3	4	5	6	7	8	9	AB	R	H	RBI	BB	SO	LOB	BOTTOM								
<b>Luis Castillo S</b> OBP: 0.385, SLG: 0.369	2-2 2B 2B	4-0 S BB		4-2 1B S BB	3-1 FC5-4 1-2		3-3 K			3	1	1	0	2	1	3	<b>Los Angeles Dodgers @ Florida Marlins</b> Pro Player Stadium, Miami, FL Mon Sep 06 1999, 4:05 PM EDT Att: 12,089 - Cloudy - 77 F								
<b>Alex Gonzalez R</b> OBP: 0.305, SLG: 0.427	0-2 1B HR 2H	0-1 F7		2-0 F7		0-0 1B FC6-4 1B			0-0 FC5-4 1-2	5	2	2	1	0	0	4									
<b>Bruce Aven R</b> OBP: 0.332, SLG: 0.465 <b>Todd Dunwoody L</b> OBP: 0.264, SLG: 0.313	4-2 1B HR BB	1-1 P3		0-0 BB 1B	2-3 1B		0-0 FC6-4 1B		0-2 G5-3	4	1	2	0	1	0	1									
<b>Kevin Millar R</b> OBP: 0.373, SLG: 0.437	2-2 HR 1B		0-1 F7	4-1 BB		1-1 FC6-4 1-6-5 BB 1-2 3-H			2-2 G6-3	4	1	1	1	1	0	1									
<b>Mark Kotsay L</b> OBP: 0.299, SLG: 0.395	2-1 HR		0-0 F9	1-3 K		2-1 F7			0-0 1B 1B	5	2	2	4	0	1	4									
<b>Preston Wilson R</b> OBP: 0.349, SLG: 0.512	1-3 K		0-0 HR	0-3 K		4-2 BB			0-0 1B 1B	4	1	2	1	1	2	3									
<b>Mike Lowell R</b> OBP: 0.332, SLG: 0.395 <b>Antonio Alfonseca R</b> ERA: 3.12	1-0 F7		0-0 1B		1-2 F9		2-0 1-6-5 2-3		1-2 FC5-6 1B 1-3 2-H	5	0	3	1	0	0	0									
<b>Mike Redmond R</b> OBP: 0.389, SLG: 0.353	0-2 G4-3		1-2 1B		4-1 FC5-4 BB				1-2 FC5-6 1B 1-2	4	0	2	0	1	1	2									
<b>Brian Meadows R</b> OBP: 0.170, SLG: 0.178 <b>Dennis Springer R</b> OBP: 0.146, SLG: 0.175 <b>Dave Berg R</b> OBP: 0.370, SLG: 0.394		0-1 F9		1-3 K		1-3 K			0-0 FC5-6 1B	3	0	0	0	0	2	3									
<b>Inning Stats</b>	R: 5 E: 0 K: 1 S: 25	H: 4 LOB: 0 BB: 1 P: 37	R: 0 E: 0 K: 0 S: 6	H: 0 LOB: 1 BB: 1 P: 11	R: 1 E: 0 K: 1 S: 12	H: 3 LOB: 2 BB: 0 P: 14	R: 0 E: 0 K: 2 S: 12	H: 1 LOB: 3 BB: 2 P: 23	R: 0 E: 0 K: 1 S: 10	H: 0 LOB: 1 BB: 1 P: 19	R: 1 E: 0 K: 0 S: 8	H: 2 LOB: 2 BB: 1 P: 17	R: 0 E: 0 K: 1 S: 21	H: 2 LOB: 0 BB: 0 P: 26	R: 1 E: 0 K: 1 S: 16	H: 3 LOB: 2 BB: 0 P: 21		1B: 11 2B: 2 3B: 0 HR: 2	SF: 0 SAC: 0 DP: 0 HBP: 0	WP: 0 PB: 0 SB: 2 CS: 0	PA: 44				
<b>PITCHER</b>	IP	WLS	BF	H	R	ER	SO	BB	IBB	HBP	BLK	WP	HR	S	P	ERA	WHIP								
<b>Ismael Valdez R</b> ERA: 3.5	3.0	L	18	7	6	6	2	2	0	0	0	0	2	43	62	18.00	3.000								
<b>Mike Judd R</b> ERA: 4.56	2.0		10	1	0	0	3	3	0	0	0	0	0	22	42	0.00	2.000								
<b>Onan Masaoka L</b> ERA: 4.13	0.2		5	2	1	1	0	1	0	0	0	0	0	8	15	13.50	4.500								
<b>Matt Herges R</b> ERA: 3.12	1.1		6	2	0	0	1	0	0	0	0	0	0	21	28	0.00	1.500								
<b>Mike Maddux R</b> ERA: 3.12	1.0		6	3	1	1	1	0	0	0	0	0	0	16	21	9.00	3.000								



Batter	1	2	3	4	5	6	7	8	9	AB	R	H	RBI	BB	SO	LOB	TOP			
Todd Hollandsworth, L (1.8) OBP: 0.345, SLG: 0.483	1-2 P6		0-1 FC4-6		0-3 K		0-0 P5		0-2 F7	5	0	0	0	0	1	3				
Mark Grudzielanek, R (1.6) OBP: 0.371, SLG: 0.430	1-3 K		0-1 F9		0-1 BB		1-2 1B		2-1 G4-3	4	0	2	0	0	1	1				
Gary Sheffield, R (1.7) OBP: 0.400, SLG: 0.485	2-1 BB		2-3 K		4-2 BB		1-2 BB		2-2 G4-3	3	0	1	0	1	1	2				
Eric Karros, R (1.3) OBP: 0.355, SLG: 0.556	4-2 FC4-6			2-0 P6		2-3 K		0-0 F9		3	0	0	0	1	1	4				
Todd Hundley, S (1.2) OBP: 0.307, SLG: 0.459	1-1 FC4-6			0-0 F9		2-3 K		1-3 K		4	0	0	0	0	2	3				
Raul Mondesi, R (1.9) OBP: 0.330, SLG: 0.475		1-3 K		3-1 BB		1-0 P5		2-2 G5-3		4	0	1	0	0	1	0				
Adrián Beltré, R (1.5) OBP: 0.351, SLG: 0.435		4-2 BB		0-3 K2-3		3-1 P4		0-0 G4-3		3	1	1	0	1	1	1				
Craig Counsell, L (1.4) OBP: 0.267, SLG: 0.253		1-2 G4-3		0-1 G4-3		0-1 G3		1-1 G4-3		3	0	0	0	0	0	1				
Dave Hansen, L (9, PH) OBP: 0.403, SLG: 0.404		1-2 G4-3						1-2 G4-3		1	0	0	0	0	0	1				
Eric Gagne, R (1.1) OBP: 0.500, SLG: 0.500			3-2 FC4-6		3-2 E6		0-1 G4-3		0-1 BB	2	0	1	0	0	0	0				
Jose Vizcaino, S (7, PH) OBP: 0.302, SLG: 0.290					BB					1	0	0	0	0	0	0				
Alan Mills, R (7.1) OBP: 0.341, SLG: 0.389					BB					0	0	0	0	0	0	0				
Matt Herge, L (8.1) OBP: 0.341, SLG: 0.389					BB					0	0	0	0	0	0	0				
22 Devon White, S (9, PH) OBP: 0.341, SLG: 0.389					BB					1	0	1	1	0	0	0				
<b>Inning Stats</b>	R: 0 E: 0 K: 1 S: 14	H: 1 LOB: 2 BB: 1 P: 23	R: 0 E: 0 K: 1 S: 10	H: 0 LOB: 0 BB: 1 P: 16	R: 0 E: 0 K: 1 S: 10	H: 1 LOB: 1 BB: 0 P: 15	R: 0 E: 0 K: 1 S: 7	H: 1 LOB: 1 BB: 0 P: 12	R: 0 E: 1 K: 2 S: 19	H: 0 LOB: 0 BB: 1 P: 28	R: 0 E: 0 K: 0 S: 5	H: 0 LOB: 0 BB: 0 P: 5	R: 0 E: 0 K: 1 S: 9	H: 1 LOB: 1 BB: 0 P: 14	R: 1 E: 0 K: 0 S: 11	H: 2 LOB: 1 BB: 0 P: 14	1B: 6 2B: 0 3B: 1 HR: 0	SF: 0 SAC: 0 DP: 1 HBP: 0	WP: 0 PB: 0 SB: 0 CS: 0	PA: 37
<b>PITCHER</b>	IP WLS BF H R ER SO BB IBB HBP BLK WP HR S P ERA WHIP																			
Ryan Dempster, R (1.1) ERA: 5.05	7.0 28 4 0 0 7 3 0 0 0 0 0 0 72 112 0.00 1.000																			
Braden Looper, R (8.1) ERA: 3.63	0.2 3 1 0 0 0 0 0 0 0 0 0 0 6 10 0.00 1.500																			
Jesus Sanchez, L (8.1) ERA: 6.08	0.1 W 1 0 0 0 1 0 0 0 0 0 0 0 3 4 0.00 0.000																			
Antonio Alfonseca, R (9.1) ERA: 3.28	1.0 S 5 2 1 1 0 0 0 0 0 0 0 0 11 14 9.00 2.000																			

Los Angeles Dodgers @ Florida Marlins  
Pro Player Stadium, Miami, FL  
Tue Sep 07 1999, 7:05 PM EDT  
Att: 13,644 - Cloudy - 85 F

AB 34  
R 1  
H 7  
RBI 1  
BB 3  
SO 8  
LOB 16



Batter	1	2	3	4	5	6	7	8	9	AB	R	H	RBI	BB	SO	LOB	BOTTOM			
Luis Castillo, S (1.4) OBP: 0.383, SLG: 0.367	0-3 K		2-2 G3			3-2 G4-3		1-2 SH5-3		3	0	0	0	0	1	0				
Alex Gonzalez, R (1.6) OBP: 0.305, SLG: 0.430	1-3 K		2-2 G5-3			1-3 K		1-1 E		4	1	1	1	0	2	0				
Mark Kotsay, L (1.9) OBP: 0.299, SLG: 0.394	0-2 BB			0-3 K		2-2 L3		2-3 K		4	0	1	0	0	2	1				
Kevin Millar, R (1.3) OBP: 0.359, SLG: 0.432	1-0 G5-3			1-1 G3		1-1 P3		2-2 E3		4	0	0	0	0	0	1				
Chris Cagleski, S (8, PR) OBP: 0.357, SLG: 0.340								3-H BB		0	0	0	0	0	0	0				
Antonio Alfonseca, R (9.1) OBP: 0.357, SLG: 0.340										0	0	0	0	0	0	0				
Preston Wilson, R (1.8) OBP: 0.353, SLG: 0.511		2-3 K		4-0 BB		2-1 1B		4-1 BB		2	0	1	0	2	1	0				
Mike Lowell, R (1.5) OBP: 0.326, SLG: 0.389		2-3 K		0-3 K		3-1 F8		0-1 F9		4	0	0	0	0	2	4				
Todd Dunwoody, L (1.7) OBP: 0.270, SLG: 0.319		2-2 BB				1-2 P5		1-2 BB		3	0	2	0	0	0	0				
Braden Looper, R (8.1) OBP: 0.154, SLG: 0.083										0	0	0	0	0	0	0				
Jesus Sanchez, L (8.1) OBP: 0.256, SLG: 0.310										0	0	0	0	0	0	0				
Derek Lee, R (9.3) OBP: 0.256, SLG: 0.310										0	0	0	0	0	0	0				
Ramon Castro, R (1.2) OBP: 0.333, SLG: 0.423		1-2 G4-3				3-3 K				3	0	0	0	0	1	3				
Ryan Dempster, R (1.1) OBP: 0.098, SLG: 0.100			3-2 G5-3			1-3 K				2	0	0	0	0	1	0				
Danny Bautista, R (8.7) OBP: 0.305, SLG: 0.422								2-1 SH5-3		1	1	1	0	0	0	0				
<b>Inning Stats</b>	R: 0 E: 0 K: 2 S: 11	H: 1 LOB: 1 BB: 0 P: 13	R: 0 E: 0 K: 2 S: 13	H: 1 LOB: 0 BB: 0 P: 20	R: 0 E: 0 K: 0 S: 10	H: 0 LOB: 0 BB: 0 P: 17	R: 0 E: 0 K: 2 S: 9	H: 0 LOB: 1 BB: 1 P: 14	R: 0 E: 0 K: 1 S: 9	H: 0 LOB: 0 BB: 0 P: 15	R: 0 E: 0 K: 1 S: 15	H: 0 LOB: 0 BB: 0 P: 21	R: 0 E: 0 K: 1 S: 14	H: 2 LOB: 2 BB: 0 P: 23	R: 2 E: 1 K: 1 S: 14	H: 2 LOB: 2 BB: 1 P: 25	1B: 5 2B: 0 3B: 1 HR: 0	SF: 0 SAC: 1 DP: 0 HBP: 0	WP: 0 PB: 0 SB: 0 CS: 0	PA: 33
<b>PITCHER</b>	IP WLS BF H R ER SO BB IBB HBP BLK WP HR S P ERA WHIP																			
Eric Gagne, R (1.1) ERA: 3.27	6.0 21 2 0 0 8 1 0 0 0 0 0 0 67 100 0.00 0.500																			
Alan Mills, R (7.1) ERA: 3.27	1.0 5 2 0 0 1 0 0 0 0 0 0 0 14 23 0.00 2.000																			
Matt Herge, R (8.1) ERA: 3.72	1.0 L 7 2 2 1 1 1 0 0 0 0 0 0 14 25 9.00 3.000																			

Los Angeles Dodgers @ Florida Marlins  
Pro Player Stadium, Miami, FL  
Tue Sep 07 1999, 7:05 PM EDT  
Att: 13,644 - Cloudy - 85 F

AB 30  
R 2  
H 6  
RBI 1  
BB 2  
SO 10  
LOB 9










Batter	1	2	3	4	5	6	7	8	9	AB R H RBI BB SO LOB	TOP												
Rickey Henderson, R Armando Benitez, R	G4-3		BB		G3-1		G1-3		K	4 0 0 0 1 1 3 0 0 0 0 0 0 0	<b>New York Mets @ Los Angeles Dodgers</b> Dodger Stadium, Los Angeles, CA Thu Sep 09 1999, 7:10 PM PDT Att: 33,954 - Unknown - 64 F  <b>AB 36</b> <b>R 3</b> <b>H 7</b> <b>RBI 3</b> <b>BB 1</b> <b>SO 8</b> <b>LOB 12</b>												
Edgardo Alfonso, R	G4-3 1B		G4-3			P4		K	4 0 1 0 0 1 1														
John Olerud, L	G4-3			G3-1		E6 31 HR		E3	4 1 0 0 0 0 1														
31 Mike Piazza, R	K			G1-3		HR		K	4 1 1 2 0 2 2														
Robin Ventura, L		K				F9		G6-3	4 0 1 0 0 1 1														
Darryl Hamilton, L		G3				P4		G1-3	4 0 0 0 0 1 1														
Roger Cedeno, S Benny Agbayani, R Melvin Mora, R	G4-3				FC1-6 1B		K	K 2B	3 0 1 0 0 1 0 1 1 1 0 0 0 0 0 0 0 0 0 0 0														
Rey Ordóñez, R			G4-3		FC1-6 1-2		G4-3	G5-3	4 0 0 0 0 0 2														
Orel Hershiser, R Jay Payton, R Shawon Dunston, R	G4-3		G4-3		K			K 2B	3 0 1 0 0 1 1 1 0 1 1 0 0 0 0 0 0 0 0 0 0														
<b>Inning Stats</b>	R: 0 E: 0 K: 1 S: 8	H: 1 LOB: 1 BB: 0 P: 13	R: 0 E: 0 K: 1 S: 8	H: 0 LOB: 0 BB: 0 P: 11	R: 0 E: 0 K: 0 S: 7	H: 0 LOB: 1 BB: 1 P: 13	R: 0 E: 0 K: 1 S: 7	H: 1 LOB: 1 BB: 0 P: 11	R: 0 E: 0 K: 1 S: 13	H: 1 LOB: 1 BB: 0 P: 21		R: 2 E: 1 K: 0 S: 19	H: 1 LOB: 0 BB: 25 P: 25	R: 0 E: 0 K: 1 S: 6	H: 1 LOB: 1 BB: 0 P: 8	R: 0 E: 1 K: 2 S: 10	H: 0 LOB: 1 BB: 0 P: 14	R: 1 E: 0 K: 1 S: 13	H: 2 LOB: 1 BB: 0 P: 20	1B: 4 2B: 2 3B: 0 HR: 1	SF: 0 SAC: 0 DP: 0 HBP: 0	WP: 0 PB: 0 SB: 2 CS: 0	PA: 37
<b>PITCHER</b>	IP WLS BF H R ER SO BB IBB HBP BLK WP HR S P ERA WHIP											<b>PITCHER</b>	IP WLS BF H R ER SO BB IBB HBP BLK WP HR S P ERA WHIP										
Kevin Brown, R	(1, 1) 8.0 L 32 5 2 1 7 1 0 0 0 0 0 1 78 116 1.12 0.750																						
Pedro Borbon, L	(9, 1) 0.2 4 2 1 1 0 0 0 0 0 0 0 0 10 15 13.50 3.000																						
Matt Herges, R	(9, 1) 0.1 1 0 0 0 1 0 0 0 0 0 0 0 3 5 0.00 0.000																						

Batter	1	2	3	4	5	6	7	8	9	AB R H RBI BB SO LOB	BOTTOM												
Eric Young Sr., R	F8		G6-3			F8			K DI BB	3 0 0 0 1 0 0	<b>New York Mets @ Los Angeles Dodgers</b> Dodger Stadium, Los Angeles, CA Thu Sep 09 1999, 7:10 PM PDT Att: 33,954 - Unknown - 64 F  <b>AB 29</b> <b>R 1</b> <b>H 2</b> <b>RBI 1</b> <b>BB 2</b> <b>SO 4</b> <b>LOB 6</b>												
Mark Czuzdzianek, R	G1-3					G1-3			K	4 0 1 0 0 1 1													
Gary Sheffield, R						F8 HR		F9	K BB	3 1 1 1 1 0 1													
Eric Karros, R	G6-3					F7		G5-3	K	4 0 0 0 0 1 3													
Todd Hundley, S		G6-3				P5		P4		3 0 0 0 0 0 1													
Raul Mondesi, R		F8				G5-3		F8		3 0 0 0 0 0 0													
22 Devon White, S		G4-3				G4-3		G1-3		3 0 0 0 0 0 0													
Adrian Beltré, R						F9		G4-3		3 0 0 0 0 0 0													
Kevin Brown, R Pedro Borbon, R Matt Herges, L Dave Hansen, L		G6-3				K			K	2 0 0 0 0 1 0 0 0 0 0 0 0 0 0 0 0 0 0 0 0 1 0 0 0 0 1 0													
<b>Inning Stats</b>	R: 1 E: 0 K: 0 S: 9	H: 1 LOB: 0 BB: 0 P: 11	R: 0 E: 0 K: 0 S: 4	H: 0 LOB: 0 BB: 0 P: 7	R: 0 E: 0 K: 0 S: 6	H: 0 LOB: 0 BB: 0 P: 9	R: 0 E: 0 K: 0 S: 9	H: 1 LOB: 1 BB: 0 P: 15	R: 0 E: 0 K: 0 S: 7	H: 0 LOB: 0 BB: 0 P: 13		R: 0 E: 1 K: 1 S: 12	H: 0 LOB: 0 BB: 0 P: 17	R: 0 E: 0 K: 0 S: 6	H: 0 LOB: 0 BB: 0 P: 13	R: 0 E: 0 K: 0 S: 7	H: 0 LOB: 0 BB: 0 P: 8	R: 0 E: 0 K: 3 S: 12	H: 0 LOB: 2 BB: 2 P: 24	1B: 1 2B: 0 3B: 0 HR: 1	SF: 0 SAC: 0 DP: 0 HBP: 0	WP: 0 PB: 0 SB: 0 CS: 0	PA: 31
<b>PITCHER</b>	IP WLS BF H R ER SO BB IBB HBP BLK WP HR S P ERA WHIP											<b>PITCHER</b>	IP WLS BF H R ER SO BB IBB HBP BLK WP HR S P ERA WHIP										
Orel Hershiser, R	(1, 1) 8.0 W 26 2 1 1 1 1 0 0 0 0 0 0 60 93 0.00 2.000																						
Armando Benitez, R	(9, 1) 1.0 S 5 0 0 0 3 2 0 0 0 0 0 0 12 24 0.00 2.000																						




Batter	1	2	3	4	5	6	7	8	9	AB R H RBI BB SO LOB	TOP
Rickey Henderson, R OBP: 0.440, SLG: 0.478 (1, 7)	G6-3		K		K		L6			4 0 0 0 0 2 3	<b>New York Mets @ Los Angeles Dodgers</b> Dodger Stadium, Los Angeles, CA Fri Sep 10 1999, 7:10 PM PDT Att: 34,414 - Unknown - 71 F
Edgardo Alfonzo, R OBP: 0.382, SLG: 0.515 (1, 4)	F9			K		F9		G5-3	4 0 0 0 0 1 0		
John Olerud, L OBP: 0.438, SLG: 0.468 (1, 3)	G6-3					G4-3		L8	3 0 0 0 1 0 0		
31 Mike Piazza, R OBP: 0.364, SLG: 0.587 (1, 2)		G6-3		P5		E6		G5-3	4 0 0 0 0 0 1		
Robin Ventura, L OBP: 0.380, SLG: 0.555 (1, 5)		L6		L6		K		G4-3	4 0 0 0 0 1 2		
Darryl Hamilton, L OBP: 0.386, SLG: 0.425 (1, 8)					F8		L1		4 0 2 0 0 0 0		
Roger Cedeno, S OBP: 0.391, SLG: 0.402 (1, 9)									4 1 2 0 0 1 2		
Rey Ordóñez, R OBP: 0.312, SLG: 0.306 Shawon Dunston, R OBP: 0.332, SLG: 0.445 (9, PH)			K			G1-3		K	2 0 0 0 1 1 1 1 0 1 0 0 0 0		
Al Leiter, L Matt Flannery, L Shane Bieber, R Billy Taylor, R John Franco, L Bobby Bonilla, S OBP: 0.302, SLG: 0.298 (7, PH)			K						1 0 0 0 0 1 0 1 0 1 1 0 1 0 0 0 0 0 0 2		
<b>Inning Stats</b>	R: 0 H: 0 E: 0 LOB: 0 K: 0 BB: 0 S: 6 P: 8	R: 0 H: 1 E: 0 LOB: 1 K: 0 BB: 0 S: 11 P: 17	R: 0 H: 0 E: 0 LOB: 0 K: 3 BB: 0 S: 10 P: 11	R: 0 H: 0 E: 0 LOB: 1 K: 1 BB: 1 S: 11 P: 17	R: 0 H: 1 E: 0 LOB: 2 K: 1 BB: 1 S: 6 P: 12	R: 0 H: 0 E: 1 LOB: 1 K: 1 BB: 0 S: 9 P: 13	R: 1 H: 2 E: 0 LOB: 1 K: 0 BB: 0 S: 10 P: 10	R: 0 H: 0 E: 0 LOB: 0 K: 1 BB: 0 S: 7 P: 12	R: 0 H: 2 E: 0 LOB: 2 K: 1 BB: 0 S: 13 P: 16	1B: 3 SF: 0 2B: 3 SAC: 1 3B: 0 DP: 0 HR: 0 HBP: 0	
<b>PITCHER</b>	IP WLS BF H R ER SO BB IBB HBP BLK WP HR S P ERA WHIP	<b>37 Darren Dreifort, R</b> (1, 1) 8.0 W 31 4 1 1 6 2 0 0 0 0 0 0 70 100 1.12 0.750 <b>Jeff Shaw, R</b> (9, 1) 1.0 S 5 2 0 0 1 0 0 0 0 0 0 0 13 16 0.00 2.000									

**AB 33**  
**R 1**  
**H 6**  
**RBI 1**  
**BB 2**  
**SO 7**  
**LOB 11**



Batter	1	2	3	4	5	6	7	8	9	AB R H RBI BB SO LOB	BOTTOM
Eric Young Sr., R OBP: 0.361, SLG: 0.355 (1, 4)	S G6-3 SF7 BB		S			G5-3		G4-3		3 1 1 0 1 0 0	<b>New York Mets @ Los Angeles Dodgers</b> Dodger Stadium, Los Angeles, CA Fri Sep 10 1999, 7:10 PM PDT Att: 34,414 - Unknown - 71 F
Mark Czuzdzianek, R OBP: 0.368, SLG: 0.426 (1, 6)	G6-3		G6-3			F7			4 0 1 0 0 0 2		
Gary Sheffield, R Trenidad Hubbard, R OBP: 0.402, SLG: 0.490 OBP: 0.394, SLG: 0.406 (8, PR)	SF7			F7					2 0 1 1 1 0 0 0 0 0 0 0 0 0		
Eric Karros, R OBP: 0.348, SLG: 0.542 (1, 3)	G5-3			P4		L5		K	4 0 0 0 0 1 3		
Raul Mondesi, R OBP: 0.326, SLG: 0.471 (1, 9)		P2		G5-3			HR	F8	4 1 1 1 0 0 2		
22 Devon White, S OBP: 0.336, SLG: 0.385 (1, 8)	G5-3				SH1-3 SF9 2B		G3		3 1 1 0 0 0 0		
Adrian Beltré, R OBP: 0.350, SLG: 0.436 (1, 5)			K		SH1-3		K		2 0 0 0 0 2 0		
Paul Lo Duca, R OBP: 0.321, SLG: 0.324 (1, 2)					L8		SF9		2 0 1 1 0 0 0		
37 Darren Dreifort, R OBP: 0.234, SLG: 0.311 Jeff Shaw, R (9, 1)				K				G1-3	3 0 0 0 0 2 1 0 0 0 0 0 0 0		
<b>Inning Stats</b>	R: 1 H: 0 E: 0 LOB: 0 K: 0 BB: 1 S: 8 P: 17	R: 0 H: 0 E: 0 LOB: 0 K: 1 BB: 0 S: 9 P: 12	R: 0 H: 1 E: 0 LOB: 0 K: 1 BB: 0 S: 11 P: 18	R: 0 H: 0 E: 0 LOB: 0 K: 0 BB: 0 S: 7 P: 10	R: 1 H: 1 E: 0 LOB: 0 K: 1 BB: 0 S: 12 P: 15	R: 0 H: 1 E: 0 LOB: 1 K: 0 BB: 0 S: 11 P: 15	R: 1 H: 2 E: 0 LOB: 1 K: 1 BB: 0 S: 14 P: 19	R: 0 H: 1 E: 0 LOB: 2 K: 1 BB: 1 S: 9 P: 19	1B: 3 SF: 2 2B: 2 SAC: 1 3B: 0 DP: 0 HR: 1 HBP: 0	WP: 0 PA: 32 PB: 0 SB: 2 CS: 0	
<b>PITCHER</b>	IP WLS BF H R ER SO BB IBB HBP BLK WP HR S P ERA WHIP	<b>Al Leiter, L</b> (1, 1) 6.0 L 22 3 2 2 3 1 0 0 0 0 0 1 14 19 3.00 0.667 <b>Billy Taylor, R</b> (7, 1) 1.0 5 2 1 1 1 0 0 0 0 0 0 9 19 9.00 2.000 <b>John Franco, L</b> (8, 1) 1.0 5 1 0 0 1 1 0 0 0 0 0 9 19 0.00 2.000									

**AB 27**  
**R 3**  
**H 6**  
**RBI 3**  
**BB 2**  
**SO 5**  
**LOB 8**









Batter	1	2	3	4	5	6	7	8	9	AB	R	H	RBI	BB	SO	LOB	TOP								
Roger Cedeno, S OBP: 0.392, SLG: 0.403	0-1 HR 2B		2-2 G3		1-1 L7		4-2 1B 31 1B BB	1-3 K		4	2	1	0	1	1	1	<b>New York Mets @ Los Angeles Dodgers</b> Dodger Stadium, Los Angeles, CA Sun Sep 12 1999, 5:05 PM PDT Att: 34,685 - Unknown - 70 F								
Edgardo Alfonso, R OBP: 0.384, SLG: 0.517	2-1 2H HR		4-2 BB			0-1 G5-3	4-0 1B BB	0-1 31 FC6-4 1B		3	1	2	2	2	0	0									
John Olerud, L OBP: 0.436, SLG: 0.464	0-2 L8		2-0 G4-3			2-3 K	1-0 31 1B 1B	2-3 K		5	1	1	0	0	2	3									
31 Mike Piazza, R OBP: 0.371, SLG: 0.594	3-3 K			0-2 G5-3		4-2 1B 2B BB	3-2 3H 1B BB	3-1 FC6-4		4	2	1	2	1	1	2									
Todd Pratt, R OBP: 0.365, SLG: 0.388										0	0	0	0	0	0	0									
Robyn Ventura, L OBP: 0.386, SLG: 0.552	2-2 P6			4-2 FC6-4 BB		1-2 2B 1B	4-2 1B WP BB	4-2 FC5-4 1B G6-3 BB		2	3	1	0	3	0	0									
Shawn Dunston, R OBP: 0.335, SLG: 0.449		2-2 P3		2-0 F8		2-2 1B 2B	0-0 WP 1B	0-0 FC5-4 1B		4	1	2	3	0	0	1									
Billy Taylor, R										0	0	0	0	0	0	0									
Jorge Toca, R OBP: 1.000, SLG: 1.000						1-H 3-H 2B	1-3 2-H 1B	1-2 FC5-4 1B		1	0	1	0	0	0	0									
Dennis Cook, L										0	0	0	0	0	0	0									
Benny Agbavani, R OBP: 0.361, SLG: 0.512	2-1 L4			0-1 FC6-4		0-2 1B S 1B	2-0 F7	3-1 FC5-4 G6-3		5	0	1	1	0	0	4									
Rey Ordenez, R OBP: 0.310, SLG: 0.305	1-3 K				0-0 F7	1-3 1B	0-1 G6-3	0-0 G6-3		5	0	1	1	0	1	2									
Kenny Rogers, L OBP: 0.167, SLG: 0.130			1-3 K		1-0 F7	0-1 P6		2-1 1B 1B		3	0	0	0	0	1	2									
Matt Franco, L OBP: 0.362, SLG: 0.384										0	0	0	0	0	0	0									
Melvin Mora, R OBP: 0.233, SLG: 0.115										2	0	1	0	0	0	1									
<b>Inning Stats</b>	R: 2 E: 0 K: 1 S: 14	H: 2 LOB: 0 BB: 0 P: 21	R: 0 E: 0 K: 1 S: 8	H: 0 LOB: 0 BB: 0 P: 13	R: 0 E: 0 K: 1 S: 11	H: 0 LOB: 1 BB: 1 P: 20	R: 0 E: 0 K: 0 S: 8	H: 0 LOB: 1 BB: 1 P: 14	R: 0 E: 0 K: 0 S: 4	H: 0 LOB: 0 BB: 0 P: 6	R: 3 E: 0 K: 1 S: 23	H: 4 LOB: 2 BB: 1 P: 33	R: 4 E: 0 K: 0 S: 12	H: 3 LOB: 1 BB: 3 P: 30	R: 0 E: 0 K: 2 S: 15	H: 2 LOB: 2 BB: 0 P: 23	R: 1 E: 0 K: 0 S: 9	H: 1 LOB: 1 BB: 1 P: 17	1B: 9 2B: 2 3B: 0 HR: 1	SF: 0 SAC: 0 DP: 0 HBP: 0	WP: 1 PB: 0 SB: 2 CS: 0	PA: 45			
<b>PITCHER</b>	IP WLS BF H R ER SO BB IBB HBP BLK WP HR S P ERA WHIP	IP WLS BF H R ER SO BB IBB HBP BLK WP HR S P ERA WHIP	IP WLS BF H R ER SO BB IBB HBP BLK WP HR S P ERA WHIP	IP WLS BF H R ER SO BB IBB HBP BLK WP HR S P ERA WHIP	IP WLS BF H R ER SO BB IBB HBP BLK WP HR S P ERA WHIP	IP WLS BF H R ER SO BB IBB HBP BLK WP HR S P ERA WHIP	IP WLS BF H R ER SO BB IBB HBP BLK WP HR S P ERA WHIP	IP WLS BF H R ER SO BB IBB HBP BLK WP HR S P ERA WHIP	IP WLS BF H R ER SO BB IBB HBP BLK WP HR S P ERA WHIP	IP WLS BF H R ER SO BB IBB HBP BLK WP HR S P ERA WHIP	IP WLS BF H R ER SO BB IBB HBP BLK WP HR S P ERA WHIP	IP WLS BF H R ER SO BB IBB HBP BLK WP HR S P ERA WHIP	IP WLS BF H R ER SO BB IBB HBP BLK WP HR S P ERA WHIP	IP WLS BF H R ER SO BB IBB HBP BLK WP HR S P ERA WHIP	IP WLS BF H R ER SO BB IBB HBP BLK WP HR S P ERA WHIP	IP WLS BF H R ER SO BB IBB HBP BLK WP HR S P ERA WHIP	IP WLS BF H R ER SO BB IBB HBP BLK WP HR S P ERA WHIP	IP WLS BF H R ER SO BB IBB HBP BLK WP HR S P ERA WHIP	IP WLS BF H R ER SO BB IBB HBP BLK WP HR S P ERA WHIP	IP WLS BF H R ER SO BB IBB HBP BLK WP HR S P ERA WHIP	IP WLS BF H R ER SO BB IBB HBP BLK WP HR S P ERA WHIP	IP WLS BF H R ER SO BB IBB HBP BLK WP HR S P ERA WHIP	IP WLS BF H R ER SO BB IBB HBP BLK WP HR S P ERA WHIP	IP WLS BF H R ER SO BB IBB HBP BLK WP HR S P ERA WHIP	IP WLS BF H R ER SO BB IBB HBP BLK WP HR S P ERA WHIP



Batter	1	2	3	4	5	6	7	8	9	AB	R	H	RBI	BB	SO	LOB	BOTTOM								
Eric Young Sr., R OBP: 0.363, SLG: 0.356	1-1 FC1-6 1B		2-0 CS 1B		0-0 SH1-3		2-1 1B		2-1 P3	4	0	3	1	0	0	0	<b>New York Mets @ Los Angeles Dodgers</b> Dodger Stadium, Los Angeles, CA Sun Sep 12 1999, 5:05 PM PDT Att: 34,685 - Unknown - 70 F								
Mark Cudzielnick, R OBP: 0.374, SLG: 0.440	1-0 FC1-6 1-2		1-1 SAFE 2B		2-0 2H 2B		0-0 G1-4-3 1B		0-2 1B	5	0	4	1	0	0	1									
Gary Sheffield, R OBP: 0.400, SLG: 0.484	3-2 G5-3		2-2 FC6-4 HBP		3-1 G4-3		3-1 G1-4-3		1-0 1B	3	0	0	0	0	0	4									
Jeff Williams, R										0	0	0	0	0	0	0									
Trenidad Hubbard, R OBP: 0.400, SLG: 0.412										1	0	1	0	0	0	0									
Eric Karros, R OBP: 0.344, SLG: 0.535		0-0 G5-3	1-1 FC6-4		0-0 G5-3		1-2 G5-3		1-2 P4	5	0	0	0	0	0	4									
Raul Mondesi, R OBP: 0.325, SLG: 0.467		2-1 F9		4-1 22 G6-4-3 BB		0-0 22 1B		1-2 F9		3	0	1	0	1	0	0									
22 Devon White, S OBP: 0.338, SLG: 0.386		1-0 G6-3		2-0 SAFE SAFE SAFE 1-2		3-2 SAFE SAFE SAFE 1-3		2-2 1B 1B		4	0	2	0	0	0	1									
Adrian Beltré, R OBP: 0.305, SLG: 0.437			4-1 E G6-3 BB		4-1 CS BB		1-3 K		1-2 FC6-4 1B	1	1	0	0	2	1	2									
Mike Judd, R										0	0	0	0	0	0	0									
Robinson Chico, R OBP: 0.333, SLG: 0.333										0	0	0	0	0	0	0									
Onan Masaoka, R										0	0	0	0	0	0	0									
Todd Hollandsworth, L OBP: 0.360, SLG: 0.488										1	0	1	0	0	0	0									
Paul Lo Duca, R OBP: 0.318, SLG: 0.320			0-0 E5 G6-3 1B	2-1 CS	1-2 F9		1-3 K		0-0 FC6-4	4	1	1	0	0	1	4									
Eric Gagne, R OBP: 0.500, SLG: 0.500			0-0 G6-3		0-0 SH1-3 2B		1-1 L3		0-1 G6-3	2	1	1	1	0	0	1									
Jose Vizcaino, S OBP: 0.297, SLG: 0.285										2	0	0	0	0	0	0									
<b>Inning Stats</b>	R: 0 E: 0 K: 0 S: 6	H: 1 LOB: 0 BB: 0 P: 11	R: 0 E: 0 K: 0 S: 4	H: 0 LOB: 0 BB: 0 P: 7	R: 2 E: 1 K: 0 S: 10	H: 3 LOB: 2 BB: 1 P: 20	R: 0 E: 0 K: 0 S: 4	H: 0 LOB: 0 BB: 2 P: 16	R: 1 E: 0 K: 0 S: 8	H: 2 LOB: 1 BB: 0 P: 14	R: 0 E: 0 K: 2 S: 13	H: 2 LOB: 2 BB: 0 P: 18	R: 0 E: 0 K: 0 S: 7	H: 2 LOB: 1 BB: 0 P: 13	R: 0 E: 0 K: 0 S: 13	H: 2 LOB: 2 BB: 0 P: 18	R: 0 E: 0 K: 0 S: 13	H: 2 LOB: 2 BB: 0 P: 17	1B: 12 2B: 2 3B: 0 HR: 0	SF: 0 SAC: 1 DP: 2 HBP: 1	WP: 0 PB: 0 SB: 0 CS: 2	PA: 41			
<b>PITCHER</b>	IP WLS BF H R ER SO BB IBB HBP BLK WP HR S P ERA WHIP	IP WLS BF H R ER SO BB IBB HBP BLK WP HR S P ERA WHIP	IP WLS BF H R ER SO BB IBB HBP BLK WP HR S P ERA WHIP	IP WLS BF H R ER SO BB IBB HBP BLK WP HR S P ERA WHIP	IP WLS BF H R ER SO BB IBB HBP BLK WP HR S P ERA WHIP	IP WLS BF H R ER SO BB IBB HBP BLK WP HR S P ERA WHIP	IP WLS BF H R ER SO BB IBB HBP BLK WP HR S P ERA WHIP	IP WLS BF H R ER SO BB IBB HBP BLK WP HR S P ERA WHIP	IP WLS BF H R ER SO BB IBB HBP BLK WP HR S P ERA WHIP	IP WLS BF H R ER SO BB IBB HBP BLK WP HR S P ERA WHIP	IP WLS BF H R ER SO BB IBB HBP BLK WP HR S P ERA WHIP	IP WLS BF H R ER SO BB IBB HBP BLK WP HR S P ERA WHIP	IP WLS BF H R ER SO BB IBB HBP BLK WP HR S P ERA WHIP	IP WLS BF H R ER SO BB IBB HBP BLK WP HR S P ERA WHIP	IP WLS BF H R ER SO BB IBB HBP BLK WP HR S P ERA WHIP	IP WLS BF H R ER SO BB IBB HBP BLK WP HR S P ERA WHIP	IP WLS BF H R ER SO BB IBB HBP BLK WP HR S P ERA WHIP	IP WLS BF H R ER SO BB IBB HBP BLK WP HR S P ERA WHIP	IP WLS BF H R ER SO BB IBB HBP BLK WP HR S P ERA WHIP	IP WLS BF H R ER SO BB IBB HBP BLK WP HR S P ERA WHIP	IP WLS BF H R ER SO BB IBB HBP BLK WP HR S P ERA WHIP	IP WLS BF H R ER SO BB IBB HBP BLK WP HR S P ERA WHIP	IP WLS BF H R ER SO BB IBB HBP BLK WP HR S P ERA WHIP	IP WLS BF H R ER SO BB IBB HBP BLK WP HR S P ERA WHIP	IP WLS BF H R ER SO BB IBB HBP BLK WP HR S P ERA WHIP









Batter	1	2	3	4	5	6	7	8	9	AB	R	H	RBI	BB	SO	LOB	TOP					
<b>Rondell White, R</b> OBP: 0.360, SLG: 0.515 (1, 8)	G6-3		G5-3			K		G3-1 1B		4	0	1	0	0	0	1						
<b>Peter Bergeron, L</b> OBP: 0.423, SLG: 0.364 <b>Manny Martinez, R</b> OBP: 0.286, SLG: 0.349 (1, 7) (8, 8)	G6-3			2B 1B		1B FC4 1B		G3-1 1-2		4	2	2	0	0	0	1						
<b>Jose Vidro, S</b> OBP: 0.356, SLG: 0.501 (1, 4)	G1-3			1-1 1-H 2B		1-0 FC4 1B		G3		4	0	2	1	0	0	1						
<b>Vladimir Guerrero, R</b> OBP: 0.368, SLG: 0.587 (1, 9)		G5-3 G4-3 1B		0-0 G4-6-3 1B		0-2 FC4 1-2 3-H G3			2-2 1B 3B	4	1	3	1	0	0	1						
<b>Brad Fullmer, L</b> OBP: 0.334, SLG: 0.493 <b>James Mouton, R</b> OBP: 0.353, SLG: 0.365 <b>Ryan McGuire, L</b> OBP: 0.350, SLG: 0.351 (1, 3) (9, PR) (9, 3)	G4-3 1-2			G4-6-3 1-2 2-3		G3			0-0 FC4 1B	4	0	1	1	0	0	4						
<b>Michael Barrett, R</b> OBP: 0.343, SLG: 0.435 (1, 5)	G5-3			G6-3			K		1-1 L7	4	0	0	0	0	1	3						
<b>Chris Widger, R</b> OBP: 0.326, SLG: 0.458 (1, 2)							K		0-0 F8	4	0	0	0	0	2	2						
<b>Geoff Blum, S</b> OBP: 0.346, SLG: 0.544 <b>Mike Mordecai, R</b> OBP: 0.292, SLG: 0.347 (1, 6) (9, 6)			G6-3			K			1-1 FC4	4	0	0	0	0	2	1						
<b>Javier Vazquez, R</b> OBP: 0.308, SLG: 0.278 (1, 1)			G4-3			G6-3			1-2 P3	3	0	0	0	0	0	0						
<b>Inning Stats</b>	R: 0 E: 0 K: 0 S: 5	H: 0 LOB: 0 BB: 0 P: 5	R: 0 E: 0 K: 1 S: 8	H: 1 LOB: 1 BB: 0 P: 13	R: 0 E: 0 K: 0 S: 14	H: 0 LOB: 0 BB: 0 P: 15	R: 1 E: 0 K: 0 S: 8	H: 3 LOB: 1 BB: 0 P: 12	R: 0 E: 0 K: 2 S: 10	H: 0 LOB: 0 BB: 0 P: 12	R: 1 E: 1 K: 1 S: 14	H: 2 LOB: 1 BB: 0 P: 18	R: 0 E: 0 K: 2 S: 8	H: 0 LOB: 0 BB: 0 P: 12	R: 0 E: 0 K: 0 S: 6	H: 1 LOB: 1 BB: 0 P: 10	R: 1 E: 0 K: 0 S: 9	H: 2 LOB: 1 BB: 0 P: 13	1B: 7 2B: 1 3B: 1 HR: 0	SF: 0 SAC: 0 DP: 1 HBP: 0	WP: 0 PB: 0 SB: 1 CS: 1	PA: 35
<b>PITCHER</b> <b>Kevin Brown, R</b> ERA: 2.99 (1, 1)	IP: 9.0 WLS: L BF: 35	H: 9 R: 3 ER: 2 SO: 6	BB: 0 IBB: 0 HBP: 0 BLK: 0	WP: 0 HR: 0 S: 82 P: 110	ERA: 2.00 WHIP: 1.000	<b>PITCHER</b>	IP: 9.0 WLS: W BF: 29	H: 1 R: 0 ER: 0 SO: 10	BB: 1 IBB: 0 HBP: 0 BLK: 0	WP: 0 HR: 0 S: 72 P: 111	ERA: 0.00 WHIP: 0.222											

**Montreal Expos @ Los Angeles Dodgers**  
Dodger Stadium, Los Angeles, CA  
Tue Sep 14 1999, 7:10 PM PDT  
Att: 24,900 - Cloudy - 70 F

AB	35
R	3
H	9
RBI	3
BB	0
SO	6
LOB	13



Batter	1	2	3	4	5	6	7	8	9	AB	R	H	RBI	BB	SO	LOB	BOTTOM					
<b>Mark Grudzielanek, R</b> OBP: 0.376, SLG: 0.438 (1, 6)	L4			PB S 1B		G4-3			2-2 F8	4	0	1	0	0	0	0						
<b>Craig Counsell, L</b> OBP: 0.256, SLG: 0.256 <b>Todd Hollandsworth, L</b> OBP: 0.355, SLG: 0.480 (1, 4) (9, PH)	G4-3			F8		K			1-3 K	3	0	0	0	0	1	1						
<b>Gary Sheffield, R</b> OBP: 0.401, SLG: 0.487 (1, 7)	K			4-1 1-3 BB				0-0 F7		2	0	0	0	1	1	0						
<b>Eric Karros, R</b> OBP: 0.342, SLG: 0.532 (1, 3)		G3		0-1 P4				0-3 K		3	0	0	0	0	1	2						
<b>Raul Mondesi, R</b> OBP: 0.327, SLG: 0.471 (1, 9)		K		0-0 G5-3				3-1 P3		3	0	0	0	0	1	2						
<b>22 Devon White, S</b> OBP: 0.340, SLG: 0.394 (1, 8)		K				G3			2-3 K	3	0	0	0	0	2	0						
<b>Todd Hundley, S</b> OBP: 0.306, SLG: 0.466 (1, 2)			G3			K			3-2 F9	3	0	0	0	0	1	0						
<b>Adrian Beltré, R</b> OBP: 0.351, SLG: 0.438 (1, 5)				2-1 L7		G4-3			1-1 G5-3	3	0	0	0	0	0	0						
<b>Kevin Brown, R</b> OBP: 0.093, SLG: 0.068 <b>Dave Hansen, L</b> OBP: 0.398, SLG: 0.396 (1, 1) (9, PH)			K			K			3-1 G3-1	2	0	0	0	0	2	0						
<b>Inning Stats</b>	R: 0 E: 0 K: 1 S: 8	H: 0 LOB: 0 BB: 0 P: 9	R: 0 E: 0 K: 2 S: 7	H: 0 LOB: 0 BB: 0 P: 10	R: 0 E: 0 K: 1 S: 6	H: 0 LOB: 0 BB: 0 P: 9	R: 0 E: 0 K: 0 S: 13	H: 1 LOB: 2 BB: 1 P: 21	R: 0 E: 0 K: 1 S: 7	H: 0 LOB: 0 BB: 0 P: 10	R: 0 E: 0 K: 2 S: 8	H: 0 LOB: 0 BB: 0 P: 14	R: 0 E: 0 K: 1 S: 6	H: 0 LOB: 0 BB: 0 P: 9	R: 0 E: 0 K: 1 S: 9	H: 0 LOB: 0 BB: 0 P: 15	R: 0 E: 0 K: 1 S: 8	H: 0 LOB: 0 BB: 0 P: 14	1B: 1 2B: 0 3B: 0 HR: 0	SF: 0 SAC: 0 DP: 0 HBP: 0	WP: 0 PB: 1 SB: 1 CS: 0	PA: 29
<b>PITCHER</b> <b>Javier Vazquez, R</b> ERA: 5.06 (1, 1)	IP: 9.0 WLS: W BF: 29	H: 1 R: 0 ER: 0 SO: 10	BB: 1 IBB: 0 HBP: 0 BLK: 0	WP: 0 HR: 0 S: 72 P: 111	ERA: 0.00 WHIP: 0.222	<b>PITCHER</b>	IP: 9.0 WLS: W BF: 29	H: 1 R: 0 ER: 0 SO: 10	BB: 1 IBB: 0 HBP: 0 BLK: 0	WP: 0 HR: 0 S: 72 P: 111	ERA: 0.00 WHIP: 0.222											

**Montreal Expos @ Los Angeles Dodgers**  
Dodger Stadium, Los Angeles, CA  
Tue Sep 14 1999, 7:10 PM PDT  
Att: 24,900 - Cloudy - 70 F

AB	28
R	0
H	1
RBI	0
BB	1
SO	10
LOB	5













Batter	1	2	3	4	5	6	7	8	9	AB	R	H	RBI	BB	SO	LOB	TOP			
<b>Eric Young Sr. R</b> OBP: 0.374, SLG: 0.365 (1, 4)										4	1	2	1	1	1	0	<b>Los Angeles Dodgers @ Colorado Rockies</b> Coors Field, Denver, CO Sat Sep 18 1999, 1:05 PM MDT Att: 44,945 - Sunny - 78 F			
<b>Mark Grudzielanek R</b> OBP: 0.374, SLG: 0.432 (1, 6)										4	0	0	1	0	1	3				
<b>Gary Sheffield, R</b> <b>Jeff Shaw, R</b> (1, 7) (9, 1)										4	2	2	2	1	0	0				
<b>Todd Hundley, S</b> <b>Alan Mills, R</b> (1, 2) (7, 1)										4	0	0	0	0	3	3				
<b>Eric Karros, R</b> OBP: 0.350, SLG: 0.542 (9, 3)										0	0	0	0	0	0	0				
<b>Raul Mondesi, R</b> OBP: 0.330, SLG: 0.477 (1, 9)										4	0	2	1	0	2	0				
<b>22 Devon White, S</b> OBP: 0.338, SLG: 0.389 (1, 8)										4	0	1	0	0	2	2				
<b>Todd Hollandsworth, L</b> OBP: 0.342, SLG: 0.456 (1, 3) (9, 7)										4	1	1	0	0	1	1				
<b>Adrián Beltré, R</b> OBP: 0.353, SLG: 0.439 (1, 5)										3	1	1	0	1	0	0				
<b>Chan Ho Park, R</b> OBP: 0.161, SLG: 0.173 <b>Dave Hansen, L</b> OBP: 0.405, SLG: 0.398 <b>Paul Lo Duca, R</b> OBP: 0.315, SLG: 0.316 (1, 1) (7, PH) (7, 2)										2	0	0	0	0	2	1				
<b>Inning Stats</b>	R: 2 E: 1 K: 1 S: 13	H: 3 LOB: 1 BB: 0 P: 22	R: 0 E: 0 K: 1 S: 8	H: 0 LOB: 0 BB: 0 P: 12	R: 1 E: 0 K: 2 S: 10	H: 1 LOB: 0 BB: 0 P: 14	R: 0 E: 0 K: 2 S: 7	H: 0 LOB: 1 BB: 1 P: 13	R: 0 E: 2 K: 1 S: 10	H: 1 LOB: 1 BB: 0 P: 16	R: 2 E: 0 K: 1 S: 12	H: 3 LOB: 2 BB: 2 P: 22	R: 0 E: 0 K: 1 S: 10	H: 1 LOB: 2 BB: 1 P: 18	R: 0 E: 0 K: 1 S: 13	H: 0 LOB: 0 BB: 0 P: 16	1B: 5 2B: 3 3B: 0 HR: 1	SF: 1 SAC: 0 DP: 0 HBP: 0	WP: 0 PB: 0 SB: 1 CS: 2	PA: 39
<b>PITCHER</b>	IP WLS BF H R ER SO BB IBB HBP BLK WP HR S P ERA WHIP	IP WLS BF H R ER SO BB IBB HBP BLK WP HR S P ERA WHIP																		
<b>Pedro Astacio, R</b> ERA: 5.27 <b>David Lee, R</b> ERA: 3.97	(1, 1) (8, 1)	7.0 L 31 8 5 5 10 3 0 0 0 0 1 67 110 6.43 1.571																		

Batter	1	2	3	4	5	6	7	8	9	AB	R	H	RBI	BB	SO	LOB	BOTTOM					
<b>Neftali Pérez, S</b> OBP: 0.316, SLG: 0.411 (1, 6)										5	0	2	1	0	0	1	<b>Los Angeles Dodgers @ Colorado Rockies</b> Coors Field, Denver, CO Sat Sep 18 1999, 1:05 PM MDT Att: 44,945 - Sunny - 78 F					
<b>7 Kurt Abbott, R</b> OBP: 0.314, SLG: 0.444 (1, 4)										5	1	1	0	0	2	4						
<b>Jeff Barry, S</b> OBP: 0.343, SLG: 0.458 (1, 8)										4	0	2	1	0	1	0						
<b>Dante Bichette, R</b> OBP: 0.347, SLG: 0.532 (1, 7)										2	0	0	0	2	1	1						
<b>17 Todd Helton, L</b> OBP: 0.395, SLG: 0.593 (1, 3)										2	1	1	0	2	0	2						
<b>Vinny Castilla, R</b> OBP: 0.330, SLG: 0.482 (1, 5)										4	1	1	2	0	1	6						
<b>Angel Echevarria, R</b> OBP: 0.359, SLG: 0.494 (1, 9)										4	1	1	0	0	1	1						
<b>Henry Blanco, R</b> OBP: 0.317, SLG: 0.378 <b>John Canelosi, S</b> OBP: 0.250, SLG: 0.500 <b>David Lee, R</b> OBP: 0.200, SLG: 0.200 <b>Terry Shumpert, R</b> OBP: 0.414, SLG: 0.587 (1, 2) (7, PH) (8, 1) (9, PH)										2	0	0	0	0	1	0						
<b>Pedro Astacio, R</b> OBP: 0.256, SLG: 0.296 <b>J.R. Phillips, L</b> OBP: 0.250, SLG: 0.667 <b>Kirt Manwaring, R</b> OBP: 0.373, SLG: 0.379 <b>Larry Walker, L</b> OBP: 0.459, SLG: 0.709 (1, 1) (7, PH) (8, 2) (9, PH)										2	0	0	0	0	0	0						
<b>Inning Stats</b>	R: 0 E: 1 K: 1 S: 12	H: 1 LOB: 3 BB: 2 P: 26	R: 0 E: 0 K: 0 S: 5	H: 0 LOB: 0 BB: 0 P: 7	R: 0 E: 0 K: 0 S: 11	H: 1 LOB: 1 BB: 0 P: 20	R: 0 E: 0 K: 2 S: 11	H: 0 LOB: 0 BB: 1 P: 19	R: 0 E: 0 K: 1 S: 9	H: 0 LOB: 0 BB: 0 P: 15	R: 1 E: 0 K: 0 S: 5	H: 2 LOB: 1 BB: 1 P: 10	R: 1 E: 0 K: 1 S: 13	H: 3 LOB: 1 BB: 0 P: 19	R: 2 E: 1 K: 2 S: 14	H: 2 LOB: 0 BB: 0 P: 20		R: 0 E: 0 K: 1 S: 12	H: 1 LOB: 1 BB: 0 P: 18	1B: 6 2B: 2 3B: 1 HR: 1	SF: 0 SAC: 0 DP: 2 HBP: 0	WP: 0 PB: 0 SB: 1 CS: 1
<b>PITCHER</b>	IP WLS BF H R ER SO BB IBB HBP BLK WP HR S P ERA WHIP	IP WLS BF H R ER SO BB IBB HBP BLK WP HR S P ERA WHIP																				
<b>Chan Ho Park, R</b> ERA: 5.54 <b>Alan Mills, R</b> ERA: 3.65 <b>Jeff Shaw, R</b> ERA: 2.9	(1, 1) (7, 1) (9, 1)	6.0 W 24 5 3 3 3 0 0 0 0 0 1 27 39 13.50 2.500																				








Batter	1	2	3	4	5	6	7	8	9	AB	R	H	RBI	BB	SO	LOB	TOP										
Marvin Benard, L (1.8) OBP: 0.356, SLG: 0.461	0-1 WP 2B		4-1 BB		2-1 HR	0-2 F8		0-3 K		4	2	2	1	1	1	2											
Bill Mueller, S (1.5) OBP: 0.391, SLG: 0.351	1-1 F8		0-1 SAFE F7		4-0 BB		2-3 K		0-1 G1-3	4	0	0	0	1	1	2											
Barry Bonds, L (1.7) OBP: 0.398, SLG: 0.626	2-3 K 2-H		1-1 F7		1-1 P2		2-1 1B 2B		3-3 K	5	1	1	0	0	2	2											
Jeff Kent, R (1.4) OBP: 0.379, SLG: 0.528	2-2 F7		1-3 K		2-3 K		2-2 HR 1B		2-1 G5-3	5	1	1	1	0	2	2											
J.T. Snow, L (1.3) OBP: 0.377, SLG: 0.452		1-2 G4-3		1-1 F8	1-2 P5		3-1 HR			4	1	1	2	0	0	1											
Ellis Burks, R (1.9) OBP: 0.397, SLG: 0.575		4-1 E S BB		4-1 1B BB		1-1 BB 1B		1-3 K		2	0	1	0	2	1	0											
Brent Mayne, L (1.2) OBP: 0.392, SLG: 0.436		0-2 F7		2-2 1B		2-2 F8		3-2 G3		4	0	1	0	0	0	2											
Rich Aurilia, R (1.6) OBP: 0.333, SLG: 0.434		4-2 1B BB		1-3 K		0-0 P4		0-1 F8		3	0	0	0	1	1	3											
Russ Ortiz, R (1.1) Rich Rodriguez, L (5.1) Jay Chiribari, R (6.1) Miguel Del Toro, R (6.1) Armando Rios, L (8.1) Alan Embree, L (8.1) Jerry Spradlin, S (9.1)		0-3 K		2-3 K		1-2 BB		2-0 P6		2	0	0	0	0	0	2											
<b>Inning Stats</b>	R: 1 E: 0 K: 1 S: 10	H: 1 LOB: 0 BB: 0 P: 15	R: 0 E: 0 K: 1 S: 14	H: 0 LOB: 2 BB: 2 P: 23	R: 0 E: 0 K: 1 S: 8	H: 0 LOB: 1 BB: 1 P: 14	R: 0 E: 0 K: 2 S: 12	H: 1 LOB: 2 BB: 1 P: 22	R: 1 E: 0 K: 1 S: 11	H: 1 LOB: 1 BB: 1 P: 21	R: 0 E: 0 K: 0 S: 11	H: 1 LOB: 2 BB: 1 P: 18	R: 3 E: 0 K: 2 S: 16	H: 3 LOB: 0 BB: 0 P: 29	R: 0 E: 0 K: 1 S: 7	H: 0 LOB: 0 BB: 0 P: 9	R: 0 E: 0 K: 1 S: 7	H: 0 LOB: 0 BB: 0 P: 12	1B: 3 2B: 2 3B: 0 HR: 2	SF: 0 SAC: 0 DP: 0 HBP: 0	WP: 1 PB: 0 SB: 1 CS: 0	PA: 40					
<b>PITCHER</b>	IP	WLS	BF	H	R	ER	SO	BB	IBB	HBP	BLK	WP	HR	S	P	ERA	WHIP										
Eric Gagne, R (1.1) ERA: 3.18	5.0		23	3	2	1	6	5	0	0	0	1	1	55	95	1.80	1.600										
Matt Herges, R (6.1) ERA: 3.53	2.0	B	11	4	3	3	2	1	0	0	0	0	1	27	47	13.50	2.500										
Mike Maddux, R (8.1) ERA: 3.57	1.0		3	0	0	0	1	0	0	0	0	0	0	7	9	0.00	0.000										
Pedro Borbon, L (9.1) ERA: 4.13	1.0	W	3	0	0	0	1	0	0	0	0	0	0	7	12	0.00	0.000										

**San Francisco Giants @ Los Angeles Dodgers**  
Dodger Stadium, Los Angeles, CA  
Mon Sep 20 1999, 7:10 PM PDT  
Att: 33,280 - Unknown - 62 F

AB	34
R	5
H	7
RBI	4
BB	6
SO	10
LOB	18



Batter	1	2	3	4	5	6	7	8	9	AB	R	H	RBI	BB	SO	LOB	BOTTOM										
Eric Young Sr., R (1.4) OBP: 0.373, SLG: 0.364	4-1 S HBP SF8 BB		0-0 G1-3		3-2 L9	2-1 F8			4-0 1B 1B BB	3	2	0	0	2	0	1											
Mark Cuddehele, R (1.6) OBP: 0.379, SLG: 0.444	1-1 SF8 S HBP		1-2 HR		3-2 2B		1-1 G1-3		3-1 1B DI 1B	4	2	3	1	0	0	0											
Gary Sheffield, R (1.7) OBP: 0.407, SLG: 0.497	2-3 K 1-2 2-3		4-0 BB		4-1 2B 22 SF8 IBB		4-2 G6-4-3 BB		4-0 1B IBB	1	1	0	0	4	1	2											
Eric Karros, R (1.3) OBP: 0.352, SLG: 0.546	0-0 SF8		3-2 L9		1-0 2B		3-1 G6-4-3		0-0 1B	4	0	2	4	0	0	2											
Raul Mondesi, R (1.9) OBP: 0.331, SLG: 0.475	2-3 3-H G6-3		3-3 K		4-0 BB			2-2 G5-3		3	0	0	0	1	1	2											
22 Devon White, S (1.8) OBP: 0.340, SLG: 0.399 Matt Herges, L (6.1) Mike Maddux, L (8.1) Trenidad Hubbard, R (8.1) Pedro Borbon, R (9.1)		1-1 1B L9-2 1B		2-3 K		1-1 SF8		0-0 F9		2	0	1	1	0	1	0											
Todd Hundley, S (1.2) OBP: 0.303, SLG: 0.463		1-1 SAFE 1B		3-3 K		3-1 F8		4-0 FC6-4 BB		3	0	1	0	1	1	2											
Adrián Beltré, R (1.5) OBP: 0.351, SLG: 0.435		1-1 L9-2		1-1 G6-3		0-0 G6-3		0-0 FC6-4		4	0	0	0	0	0	3											
Eric Gagne, R (1.1) OBP: 0.400, SLG: 0.400 Craig Counsell, L (6.1) Todd Hollandsworth, L (6.8)		1-3 K		4-1 2B 2B BB		0-0 G4-3		1-2 G4-3		1	0	0	0	0	1	1											
<b>Inning Stats</b>	R: 1 E: 0 K: 1 S: 9	H: 0 LOB: 1 BB: 1 P: 18	R: 0 E: 0 K: 1 S: 9	H: 2 LOB: 0 BB: 0 P: 13	R: 1 E: 0 K: 1 S: 14	H: 1 LOB: 1 BB: 1 P: 25	R: 0 E: 0 K: 2 S: 11	H: 0 LOB: 0 BB: 0 P: 17	R: 3 E: 0 K: 0 S: 15	H: 2 LOB: 2 BB: 3 P: 38	R: 0 E: 0 K: 0 S: 4	H: 0 LOB: 0 BB: 0 P: 6	R: 0 E: 0 K: 0 S: 6	H: 0 LOB: 0 BB: 1 P: 14	R: 0 E: 0 K: 0 S: 5	H: 0 LOB: 1 BB: 1 P: 11	R: 0 E: 0 K: 0 S: 6	H: 2 LOB: 3 BB: 2 P: 18	1B: 4 2B: 3 3B: 0 HR: 1	SF: 2 SAC: 0 DP: 2 HBP: 1	WP: 0 PB: 0 SB: 2 CS: 0	PA: 40					
<b>PITCHER</b>	IP	WLS	BF	H	R	ER	SO	BB	IBB	HBP	BLK	WP	HR	S	P	ERA	WHIP										
Russ Ortiz, R (1.1) ERA: 3.89	4.1		23	5	5	5	5	4	1	1	0	0	0	4	8	0.00	0.000										
Rich Rodriguez, L (5.1) ERA: 5.03	0.2		2	0	0	0	0	0	0	0	0	0	0	4	8	0.00	0.000										
Miguel Del Toro, R (6.1) ERA: 4.76	2.0		6	0	0	0	0	1	0	0	0	0	0	10	20	0.00	0.500										
Alan Embree, L (8.1) ERA: 3.09	1.1	L	6	0	1	1	0	2	0	0	0	0	0	8	19	6.75	1.500										
Jerry Spradlin, R (9.1) ERA: 4.97	0.0		3	2	0	0	0	0	1	0	0	0	0	3	10	∞	∞										

**San Francisco Giants @ Los Angeles Dodgers**  
Dodger Stadium, Los Angeles, CA  
Mon Sep 20 1999, 7:10 PM PDT  
Att: 33,280 - Unknown - 62 F

AB	28
R	6
H	7
RBI	6
BB	9
SO	5
LOB	13





Batter	1	2	3	4	5	6	7	8	9	AB	R	H	RBI	BB	SO	LOB	TOP										
F.P. Santangelo, S OBP: 0.411, SLG: 0.394 (1, 8)	F9				L5				P6	3	1	0	0	2	0	1	<b>San Francisco Giants @ Los Angeles Dodgers</b> <b>Dodger Stadium, Los Angeles, CA</b> Tue Sep 21 1999, 7:10 PM PDT Att: 31,881 - Unknown - 74 F										
Bill Mueller, S OBP: 0.392, SLG: 0.353 (1, 5)	E				G4-6-3					4	2	2	0	0	0	3											
Barry Bonds, L OBP: 0.397, SLG: 0.632 Calvin Murray, R OBP: 0.375, SLG: 0.571 (7, 8)	E7				L9					3	1	1	1	0	0	0											
Jeff Kent, R OBP: 0.377, SLG: 0.525 Ramon Martinez, R OBP: 0.319, SLG: 0.412 (7, 4)	P5				G5-3					3	0	0	0	0	0	1											
Ellis Burks, R OBP: 0.397, SLG: 0.571 Armando Rios, L OBP: 0.414, SLG: 0.487 (6, 9)					K					2	0	0	0	1	1	0											
J.T. Snow, L OBP: 0.376, SLG: 0.450 (1, 3)	F8									4	0	1	0	0	0	3											
Rich Aurilia, R OBP: 0.333, SLG: 0.435 Felix Rodriguez, R OBP: 0.428, SLG: 1.000 Jay Canizaro, R OBP: 0.500, SLG: 1.333 Jerry Spradlin, S (8, 1)					G6-3					3	0	1	0	0	0	1											
Scott Servais, R OBP: 0.330, SLG: 0.403 (1, 2)	G1-6-3				G3-1					4	0	0	0	0	0	1											
Kirk Rueter, L OBP: 0.193, SLG: 0.189 Bronswell Patrick, R (5, 1)										1	0	0	0	1	0	1											
Wilson Delgado, S OBP: 0.344, SLG: 0.310 (6, 6)	G6-3									2	0	0	0	0	0	0											
<b>Inning Stats</b>	R: 1 E: 1 K: 0 S: 14	H: 1 LOB: 2 BB: 1 P: 27	R: 0 E: 0 K: 0 S: 11	H: 1 LOB: 2 BB: 1 P: 20	R: 0 E: 0 K: 1 S: 6	H: 0 LOB: 0 BB: 0 P: 9	R: 0 E: 0 K: 0 S: 4	H: 0 LOB: 0 BB: 0 P: 7	R: 0 E: 0 K: 0 S: 5	H: 0 LOB: 0 BB: 1 P: 11	R: 1 E: 0 K: 0 S: 11	H: 2 LOB: 1 BB: 0 P: 20	R: 2 E: 0 K: 0 S: 12	H: 2 LOB: 1 BB: 1 P: 21	R: 0 E: 0 K: 0 S: 6	H: 0 LOB: 0 BB: 1 P: 12	R: 0 E: 0 K: 0 S: 8	H: 0 LOB: 0 BB: 0 P: 8	1B: 3 2B: 2 3B: 0 HR: 1	SF: 0 SAC: 0 DP: 2 HBP: 0	WP: 0 PB: 0 SB: 0 CS: 0	PA: 37					
<b>PITCHER</b>	IP	WLS	BF	H	R	ER	SO	BB	IBB	HBP	BLK	WP	HR	S	P	ERA	WHIP										
Jeff Williams, L ERA: 1.29	5.0	W	20	2	1	0	1	3	0	0	0	0	0	40	74	0.00	1.000										
Robinson Checo, R ERA: 9.0	1.0		5	2	1	1	0	0	0	0	0	0	1	11	20	9.00	2.000										
Onan Masaoka, L ERA: 4.33	2.0		9	2	2	2	0	2	0	0	0	0	0	18	33	9.00	2.000										
Jeff Shaw, R ERA: 2.86	1.0		3	0	0	0	0	0	0	0	0	0	0	8	8	0.00	0.000										

Batter	1	2	3	4	5	6	7	8	9	AB	R	H	RBI	BB	SO	LOB	BOTTOM										
Eric Young Sr., R OBP: 0.377, SLG: 0.363 Juan Castro, R (7, 4)	FC6-4	P3								1	1	0	0	3	0	1	<b>San Francisco Giants @ Los Angeles Dodgers</b> <b>Dodger Stadium, Los Angeles, CA</b> Tue Sep 21 1999, 7:10 PM PDT Att: 31,881 - Unknown - 74 F										
Mark Chudzielanski, R OBP: 0.380, SLG: 0.445 Onan Masaoka, R Jeff Shaw, R (9, 1)					K					4	0	2	1	0	1	1											
Gary Sheffield, R OBP: 0.493, SLG: 0.592 Trenidad Hubbard, R OBP: 0.396, SLG: 0.408 (8, 7)	FC6-4									3	3	1	1	1	0	4											
Eric Karros, R OBP: 0.353, SLG: 0.551 (1, 3)										4	1	2	3	0	2	0											
Raul Mondesi, R OBP: 0.332, SLG: 0.480 (1, 9)	G6-3									4	1	2	2	0	1	0											
22 Devon White, S OBP: 0.337, SLG: 0.395 (1, 8)	G6-3									4	0	0	0	0	0	2											
Adrián Beltré, R OBP: 0.352, SLG: 0.436 (1, 5)										4	1	2	0	0	1	0											
Paul Lo Duca, R OBP: 0.323, SLG: 0.363 (1, 2)										4	1	2	2	0	0	1											
Jeff Williams, R (1, 1)										1	0	0	0	0	1	0											
Robinson Checo, R OBP: 0.333, SLG: 0.333 Dave Hanson, L OBP: 0.409, SLG: 0.398 Alex Cora, L OBP: 0.263, SLG: 0.278 (7, 6)										0	0	0	0	0	0	0											
<b>Inning Stats</b>	R: 3 E: 0 K: 0 S: 12	H: 2 LOB: 0 BB: 1 P: 29	R: 0 E: 0 K: 1 S: 9	H: 1 LOB: 0 BB: 0 P: 12	R: 1 E: 0 K: 1 S: 10	H: 2 LOB: 0 BB: 1 P: 16	R: 0 E: 0 K: 1 S: 8	H: 1 LOB: 0 BB: 0 P: 9	R: 1 E: 0 K: 1 S: 6	H: 1 LOB: 0 BB: 1 P: 14	R: 3 E: 0 K: 1 S: 12	H: 3 LOB: 2 BB: 2 P: 28	R: 1 E: 0 K: 1 S: 8	H: 1 LOB: 0 BB: 0 P: 10	R: 0 E: 0 K: 1 S: 11	H: 0 LOB: 0 BB: 0 P: 17	1B: 7 2B: 0 3B: 0 HR: 4	SF: 0 SAC: 1 DP: 2 HBP: 0	WP: 0 PB: 0 SB: 0 CS: 1	PA: 37							
<b>PITCHER</b>	IP	WLS	BF	H	R	ER	SO	BB	IBB	HBP	BLK	WP	HR	S	P	ERA	WHIP										
Kirk Rueter, L ERA: 5.24	4.2	L	21	7	5	5	3	3	0	0	0	0	2	42	75	9.64	2.143										
Bronswell Patrick, R ERA: 13.5	1.0		8	3	3	3	2	2	0	0	0	0	1	14	30	27.00	5.000										
Felix Rodriguez, R ERA: 7.65	1.1		5	1	1	1	1	0	0	0	0	0	1	9	13	6.75	0.750										
Jerry Spradlin, R ERA: 4.88	1.0		3	0	0	0	1	0	0	0	0	0	0	11	17	0.00	0.000										









Batter	1	2	3	4	5	6	7	8	9	AB	R	H	RBI	BB	SO	LOB	TOP																					
<b>Marvin Benard, L</b> OBP: 0.359, SLG: 0.458 (1, 8)	G3-1	1-1 1B		K		4-2 BB		L3		4	0	1	1	1	1	2																						
<b>Bill Mueller, S</b> OBP: 0.389, SLG: 0.351 (1, 5)	F8	F7			G4-3	FC1-6-4 WP		G6-3		5	0	0	0	0	0	5																						
<b>J.T. Snow, L</b> OBP: 0.375, SLG: 0.445 (1, 3)	K		F7		1B BB	F9				3	0	0	0	2	1	1																						
<b>Jeff Kent, R</b> OBP: 0.372, SLG: 0.516 (1, 4)		G6-3	K		K			G6-3		5	0	0	0	0	2	2																						
<b>Ellis Burks, R</b> OBP: 0.399, SLG: 0.571 (1, 9)		WP FC BB	1B		1B			G5-3		4	1	2	0	1	1	1																						
<b>Armando Rios, L</b> OBP: 0.419, SLG: 0.476 (1, 7)		FC WP 1B		K				G3-1		3	1	1	0	1	1	1																						
<b>Rich Aurilia, R</b> OBP: 0.333, SLG: 0.434 (1, 6)		FC 1B 2-H		P3		K		K		4	0	0	1	0	2	4																						
<b>Brent Mayne, L</b> OBP: 0.394, SLG: 0.433 (1, 2)		K		SH3-4 BB		K		G4-3		3	0	0	0	1	2	2																						
<b>Livan Hernandez, R</b> OBP: 0.286, SLG: 0.410 (6, PH) <b>Jay Chiriboga, R</b> OBP: 0.290, SLG: 0.200 (6, PH) <b>Miguel Del Toro, R</b> OBP: 0.285, SLG: 0.405 (6, PH) <b>Calvin Murray, R</b> OBP: 0.333, SLG: 0.500 (8, PH) <b>Alan Embree, L</b> OBP: 0.428, SLG: 1.000 (8, PH) <b>Felix Rodriguez, R</b> OBP: 0.428, SLG: 1.000 (8, PH)		1B BB		SH3-4		FC1-6-4 WP 2B				0	0	0	0	1	0	0																						
<b>Inning Stats</b>	R: 0 E: 0 K: 1 S: 7	H: 0 LOB: 0 BB: 0 P: 12	R: 2 E: 1 K: 1 S: 14	H: 2 LOB: 3 BB: 2 P: 31	R: 0 E: 0 K: 2 S: 9	H: 1 LOB: 1 BB: 0 P: 14	R: 0 E: 0 K: 1 S: 9	H: 0 LOB: 1 BB: 1 P: 15	R: 0 E: 0 K: 2 S: 8	H: 1 LOB: 3 BB: 2 P: 19	R: 1 E: 0 K: 1 S: 11	H: 1 LOB: 1 BB: 1 P: 23	R: 0 E: 0 K: 0 S: 6	H: 0 LOB: 0 BB: 0 P: 7	R: 0 E: 0 K: 1 S: 10	H: 0 LOB: 1 BB: 1 P: 18	R: 0 E: 0 K: 1 S: 9	H: 0 LOB: 1 BB: 1 P: 17	1B: 4 2B: 1 3B: 0 HR: 0	SF: 0 SAC: 1 DP: 0 HBP: 0	WP: 2 PB: 0 SB: 0 CS: 0	PA: 41																
<b>PITCHER</b>	IP	WLS	BF	H	R	ER	SO	BB	IBB	HBP	BLK	WP	HR	S	P	ERA	WHIP	<b>PITCHER</b>				IP	WLS	BF	H	R	ER	SO	BB	IBB	HBP	BLK	WP	HR	S	P	ERA	WHIP
<b>Chan Ho Park, R</b> ERA: 5.51 (1, 1)	6.0	W	30	5	3	3	8	6	0	0	0	2	0	58	114	4.50	1.833																					
<b>Mike Maddux, R</b> ERA: 3.44 (7, 1)	2.0	H	7	0	0	0	1	1	0	0	0	0	0	16	25	0.00	0.500																					
<b>Jeff Shaw, R</b> ERA: 2.81 (9, 1)	1.0	S	4	0	0	0	1	1	0	0	0	0	0	9	17	0.00	1.000																					

San Francisco Giants @ Los Angeles Dodgers  
 Dodger Stadium, Los Angeles, CA  
 Thu Sep 23 1999, 7:10 PM PDT  
 Att: 34,589 - Unknown - 64 F

AB 32  
 R 3  
 H 5  
 RBI 2  
 BB 8  
 SO 10  
 LOB 18

livebaseballscores.com

GIANTS

Batter	1	2	3	4	5	6	7	8	9	AB	R	H	RBI	BB	SO	LOB	BOTTOM																					
<b>Mark Grudzielanek, R</b> OBP: 0.377, SLG: 0.439 (1, 6)	G5-3			G6-4-3		F9				3	0	0	0	1	0	1																						
<b>Alex Cora, L</b> OBP: 0.217, SLG: 0.227 (1, 4)	L1	G4-3			F8			K		4	0	0	0	0	1	3																						
<b>Gary Sheffield, R</b> OBP: 0.496, SLG: 0.504 (1, 7) <b>Trenidad Hubbard, R</b> OBP: 0.396, SLG: 0.408 (9, 7)	F8		P3		HR			P4		4	1	1	1	0	0	0																						
<b>Eric Karros, R</b> OBP: 0.354, SLG: 0.551 (1, 3)		G1-3		FC3-6 1B		1B		K		4	0	2	0	0	1	0																						
<b>Todd Hollandsworth, L</b> OBP: 0.337, SLG: 0.452 (1, 9)		22 1B 2B		22 3B		1B		K		4	2	2	0	0	1	1																						
<b>22 Devon White, S</b> OBP: 0.337, SLG: 0.398 (1, 8)		S 1B 2-H		3B		F7		S E BB		3	2	2	2	1	0	2																						
<b>Todd Hundley, S</b> OBP: 0.304, SLG: 0.457 (1, 2)		K		G4-3		K		S BB		3	0	0	0	1	2	4																						
<b>Adrián Beltré, R</b> OBP: 0.350, SLG: 0.435 (1, 5)		BB E 1B 2-H		G4-3		K		E6 G4-6-3		4	0	1	2	0	1	1																						
<b>Chan Ho Park, R</b> OBP: 0.172, SLG: 0.185 (1, 1) <b>Craig Counsell, L</b> OBP: 0.269, SLG: 0.253 (6, PH) <b>Mike Maddux, L</b> (7, 1) <b>Dave Hansen, L</b> OBP: 0.403, SLG: 0.390 (8, PH) <b>Jeff Shaw, R</b> (9, 1)		E5 BB		G6-4-3 1B		P4		G4-6-3		2	0	1	0	0	0	1																						
<b>Inning Stats</b>	R: 0 E: 0 K: 0 S: 5	H: 0 LOB: 0 BB: 0 P: 9	R: 2 E: 1 K: 1 S: 20	H: 3 LOB: 3 BB: 1 P: 31	R: 1 E: 0 K: 0 S: 9	H: 2 LOB: 1 BB: 0 P: 14	R: 0 E: 0 K: 0 S: 7	H: 1 LOB: 0 BB: 0 P: 11	R: 1 E: 0 K: 1 S: 16	H: 3 LOB: 2 BB: 0 P: 29	R: 0 E: 0 K: 1 S: 8	H: 0 LOB: 0 BB: 0 P: 11	R: 0 E: 0 K: 2 S: 7	H: 0 LOB: 0 BB: 0 P: 8	R: 1 E: 1 K: 1 S: 19	H: 0 LOB: 1 BB: 2 P: 33	R: 1 E: 1 K: 1 S: 9	H: 0 LOB: 1 BB: 2 P: 17	1B: 6 2B: 1 3B: 1 HR: 1	SF: 0 SAC: 0 DP: 2 HBP: 0	WP: 0 PB: 0 SB: 4 CS: 0	PA: 36																
<b>PITCHER</b>	IP	WLS	BF	H	R	ER	SO	BB	IBB	HBP	BLK	WP	HR	S	P	ERA	WHIP	<b>PITCHER</b>				IP	WLS	BF	H	R	ER	SO	BB	IBB	HBP	BLK	WP	HR	S	P	ERA	WHIP
<b>Livan Hernandez, R</b> ERA: 4.77 (1, 1)	5.0	L	25	9	4	4	2	1	0	0	0	0	0	57	94	7.20	2.000																					
<b>Miguel Del Toro, R</b> ERA: 4.29 (6, 1)	2.0		6	0	0	0	3	0	0	0	0	0	0	15	19	0.00	0.000																					
<b>Alan Embree, L</b> ERA: 3.18 (8, 1)	0.1		4	0	1	1	1	2	0	0	0	0	0	16	27	27.00	6.000																					
<b>Felix Rodriguez, R</b> ERA: 3.77 (8, 1)	0.2		1	0	0	0	0	0	0	0	0	0	0	3	6	0.00	0.000																					

San Francisco Giants @ Los Angeles Dodgers  
 Dodger Stadium, Los Angeles, CA  
 Thu Sep 23 1999, 7:10 PM PDT  
 Att: 34,589 - Unknown - 64 F

AB 33  
 R 5  
 H 9  
 RBI 5  
 BB 3  
 SO 6  
 LOB 15

livebaseballscores.com

Dodgers



Batter	1	2	3	4	5	6	7	8	9	AB	R	H	RBI	BB	SO	LOB	TOP					
Quilvio Veras, S OBP: 0.369, SLG: 0.377 (1,4)										4	1	3	0	0	1	0						
Tony Gwynn, L OBP: 0.377, SLG: 0.465 (1,9)										4	0	2	0	0	0	1						
Reggie Sanders, R OBP: 0.384, SLG: 0.532 (1,7)										4	0	0	0	0	3	3						
Phil Nevin, R OBP: 0.355, SLG: 0.542 (1,5)										4	0	1	0	0	1	0						
Wally Joyner, L OBP: 0.364, SLG: 0.334 (1,3)										3	0	0	0	1	1	1						
Eric Owens, R OBP: 0.328, SLG: 0.391 (1,8)										4	0	0	0	0	1	2						
Ben Davis, S OBP: 0.317, SLG: 0.374 (1,2)										3	0	0	0	0	0	1						
Chris Gomez, R OBP: 0.331, SLG: 0.309 (1,6)										3	0	0	0	0	1	0						
Sterling Hitchcock, L OBP: 0.129, SLG: 0.085 (1,1)										2	0	0	0	0	1	0						
John Vander Wal, L OBP: 0.370, SLG: 0.424 (8, PH)										1	0	0	0	0	1	0						
Carlos Reyes, S (8, 1)										0	0	0	0	0	0	0						
<b>Inning Stats</b>	R: 1 E: 0 K: 1 S: 8	H: 2 LOB: 0 BB: 0 P: 11	R: 0 E: 0 K: 0 S: 7	H: 0 LOB: 0 BB: 0 P: 13	R: 0 E: 0 K: 3 S: 10	H: 0 LOB: 0 BB: 0 P: 12	R: 0 E: 0 K: 1 S: 5	H: 0 LOB: 0 BB: 0 P: 8	R: 0 E: 0 K: 1 S: 7	H: 0 LOB: 0 BB: 0 P: 11	R: 0 E: 0 K: 1 S: 12	H: 2 LOB: 2 BB: 0 P: 17	R: 0 E: 1 K: 0 S: 6	H: 0 LOB: 1 BB: 1 P: 14	R: 0 E: 0 K: 1 S: 7	H: 1 LOB: 1 BB: 0 P: 10	R: 0 E: 1 K: 2 S: 13	H: 1 LOB: 1 BB: 0 P: 14	1B: 6 2B: 0 3B: 0 HR: 0	SF: 0 SAC: 0 DP: 1 HBP: 0	WP: 0 PB: 0 SB: 0 CS: 0	PA: 33
<b>PITCHER</b>	IP WLS BF H R ER SO BB IBB HBP BLK WP HR S P ERA WHIP																					
Kevin Brown, R ERA: 2.92 (1, 1)	8.0 W 29 5 1 1 8 1 0 0 0 0 0 0 62 96 1.12 0.750																					
Jeff Shaw, R ERA: 2.77 (9, 1)	1.0 4 1 0 0 2 0 0 0 0 0 0 0 13 14 0.00 1.000																					

San Diego Padres @ Los Angeles Dodgers  
Dodger Stadium, Los Angeles, CA  
Fri Sep 24 1999, 7:10 PM PDT  
Att: 36,366 - Cloudy - 67 F

livebaseballscores.com

AB 32  
R 1  
H 6  
RBI 0  
BB 1  
SO 10  
LOB 8

Batter	1	2	3	4	5	6	7	8	9	AB	R	H	RBI	BB	SO	LOB	BOTTOM			
Eric Young Sr., R OBP: 0.378, SLG: 0.363 (1,4)										4	0	2	0	0	0	1				
Mark Cudzielnick, R OBP: 0.378, SLG: 0.440 (1,6)										4	2	2	0	0	1	1				
Gary Sheffield, R OBP: 0.403, SLG: 0.500 (1,7)										4	0	0	0	0	0	3				
Trenidad Hubbard, R OBP: 0.396, SLG: 0.408 (9, 7)										0	0	0	0	0	0	0				
Eric Karros, R OBP: 0.357, SLG: 0.551 (1,3)										3	1	2	1	1	0	0				
Raul Mondesi, R OBP: 0.331, SLG: 0.479 (1,9)										4	0	1	1	0	0	3				
22 Devon White, S OBP: 0.337, SLG: 0.403 (1,8)										4	1	1	2	0	1	2				
Adrian Beltré, R OBP: 0.351, SLG: 0.434 (1,5)										3	1	1	0	1	0	0				
Paul Lo Duca, R OBP: 0.323, SLG: 0.361 (1,2)										3	0	1	0	0	0	1				
Kevin Brown, R OBP: 0.088, SLG: 0.065 (1, 1)										2	0	0	1	0	0	1				
Jeff Shaw, R (9, 1)										0	0	0	0	0	0	0				
<b>Inning Stats</b>	R: 0 E: 0 K: 0 S: 6	H: 1 LOB: 2 BB: 1 P: 17	R: 0 E: 0 K: 0 S: 5	H: 1 LOB: 1 BB: 0 P: 9	R: 1 E: 0 K: 1 S: 17	H: 4 LOB: 2 BB: 0 P: 25	R: 0 E: 0 K: 0 S: 7	H: 0 LOB: 0 BB: 0 P: 11	R: 0 E: 0 K: 1 S: 7	H: 0 LOB: 0 BB: 0 P: 12	R: 0 E: 0 K: 0 S: 5	H: 0 LOB: 0 BB: 0 P: 9	R: 1 E: 0 K: 0 S: 4	H: 1 LOB: 0 BB: 1 P: 10	R: 3 E: 0 K: 0 S: 19	H: 3 LOB: 0 BB: 0 P: 26	1B: 9 2B: 0 3B: 0 HR: 1	SF: 1 SAC: 0 DP: 1 HBP: 0	WP: 2 PB: 0 SB: 3 CS: 1	PA: 34
<b>PITCHER</b>	IP WLS BF H R ER SO BB IBB HBP BLK WP HR S P ERA WHIP																			
Sterling Hitchcock, L ERA: 4.04 (1, 1)	7.0 L 28 7 2 2 2 2 0 0 0 0 0 0 51 93 2.57 1.286																			
Carlos Reyes, R ERA: 3.67 (8, 1)	1.0 6 3 3 3 0 0 0 0 0 0 2 1 19 26 27.00 3.000																			

San Diego Padres @ Los Angeles Dodgers  
Dodger Stadium, Los Angeles, CA  
Fri Sep 24 1999, 7:10 PM PDT  
Att: 36,366 - Cloudy - 67 F

livebaseballscores.com

AB 31  
R 5  
H 10  
RBI 5  
BB 2  
SO 2  
LOB 12



Batter	1	2	3	4	5	6	7	8	9	AB	R	H	RBI	BB	SO	LOB	TOP										
Quilvio Veras, S OBP: 0.368, SLG: 0.374										3	0	0	0	1	3	0	<b>San Diego Padres @ Los Angeles Dodgers</b> Dodger Stadium, Los Angeles, CA Sat Sep 25 1999, 7:10 PM PDT Att: 41,067 - Cloudy - 63 F										
Tony Gwynn, L OBP: 0.374, SLG: 0.461 Mike Darr, L OBP: 0.293, SLG: 0.297										4	0	0	0	0	2	0											
Reggie Sanders, R OBP: 0.383, SLG: 0.529										3	0	0	0	1	2	0											
Phil Nevin, R OBP: 0.354, SLG: 0.539										4	0	1	0	0	1	1											
Wally Joyner, L OBP: 0.363, SLG: 0.343										4	1	1	1	0	0	1											
Wiki Gonzalez, R OBP: 0.304, SLG: 0.418										3	1	1	1	0	0	1											
Ruben Rivera, R OBP: 0.297, SLG: 0.411										3	1	1	1	0	2	0											
Damian Jackson, R OBP: 0.329, SLG: 0.367										3	0	0	0	0	0	0											
Woody Williams, R OBP: 0.205, SLG: 0.243 Trevor Hoffman, R OBP: 0.333, SLG: 0.667										3	0	1	0	0	0	0											
<b>Inning Stats</b>	R: 0 H: 0 E: 0 K: 2 S: 7	H: 0 LOB: 0 BB: 0 P: 13	R: 0 H: 0 E: 0 K: 0 S: 6	H: 0 LOB: 0 BB: 0 P: 10	R: 0 H: 0 E: 0 K: 1 S: 13	H: 0 LOB: 0 BB: 0 P: 19	R: 0 H: 0 E: 0 K: 2 S: 8	H: 0 LOB: 0 BB: 0 P: 9	R: 0 H: 1 E: 0 K: 0 S: 7	H: 1 LOB: 0 BB: 0 P: 11	R: 1 H: 1 E: 0 K: 1 S: 10	H: 1 LOB: 0 BB: 0 P: 18	R: 0 H: 0 E: 0 K: 1 S: 12	H: 0 LOB: 1 BB: 1 P: 20	R: 2 H: 3 E: 0 K: 1 S: 22	H: 3 LOB: 2 BB: 1 P: 35	R: 0 H: 0 E: 0 K: 0 S: 6	H: 0 LOB: 0 BB: 0 P: 11	1B: 1 2B: 2 3B: 0 HR: 3	SF: 0 SAC: 0 DP: 2 HBP: 0	WP: 0 PB: 0 SB: 0 CS: 1	PA: 32					
<b>PITCHER</b>	IP	WLS	BF	H	R	ER	SO	BB	IBB	HBP	BLK	WP	HR	S	P	ERA	WHIP										
Eric Gagne, R ERA: 2.63	(1, 1)	7.0		22	2	1	7	1	0	0	0	0	1	63	100	1.29	0.429										
Matt Herges, R ERA: 4.35	(8, 1)	0.2	L	5	3	2	2	1	0	0	0	0	2	20	27	27.00	4.500										
Pedro Borbon, L ERA: 4.2	(8, 1)	0.1		2	0	0	0	1	0	0	0	0	0	2	8	0.00	3.000										
Alan Mills, R ERA: 3.84	(9, 1)	1.0		3	0	0	0	0	0	0	0	0	0	6	11	0.00	0.000										

Batter	1	2	3	4	5	6	7	8	9	AB	R	H	RBI	BB	SO	LOB	BOTTOM										
Mark Grudzielanek, R OBP: 0.375, SLG: 0.436										4	0	0	0	0	1	0	<b>San Diego Padres @ Los Angeles Dodgers</b> Dodger Stadium, Los Angeles, CA Sat Sep 25 1999, 7:10 PM PDT Att: 41,067 - Cloudy - 63 F										
Alex Cora, L OBP: 0.231, SLG: 0.240 Todd Hollandsworth, L OBP: 0.336, SLG: 0.450										3	1	1	0	0	0	0											
Gary Sheffield, R OBP: 0.402, SLG: 0.504 Alan Mills, R										4	1	1	2	0	0	0											
Eric Karros, R OBP: 0.356, SLG: 0.549										4	0	1	0	0	0	0											
Raul Mondesi, R OBP: 0.332, SLG: 0.478										3	0	1	0	1	0	0											
22 Devon White, S OBP: 0.336, SLG: 0.402										4	0	1	0	0	0	3											
Todd Hundley, S OBP: 0.301, SLG: 0.452										4	0	0	0	0	2	4											
Adrian Beltré, R OBP: 0.351, SLG: 0.432										2	0	0	0	1	1	0											
Eric Gagne, R OBP: 0.286, SLG: 0.286 Dave Hansen, L OBP: 0.400, SLG: 0.387 Matt Herges, L Pedro Borbon, R Craig Counsell, L OBP: 0.289, SLG: 0.253										2	0	0	0	0	1	3											
<b>Inning Stats</b>	R: 0 H: 0 E: 0 K: 1 S: 7	H: 1 LOB: 1 BB: 0 P: 14	R: 0 H: 0 E: 0 K: 0 S: 10	H: 1 LOB: 0 BB: 0 P: 11	R: 2 H: 3 E: 0 K: 2 S: 17	H: 3 LOB: 3 BB: 2 P: 33	R: 0 H: 0 E: 0 K: 0 S: 8	H: 0 LOB: 0 BB: 0 P: 13	R: 0 H: 0 E: 0 K: 0 S: 7	H: 0 LOB: 0 BB: 0 P: 9	R: 0 H: 0 E: 0 K: 0 S: 5	H: 0 LOB: 0 BB: 0 P: 9	R: 0 H: 0 E: 0 K: 0 S: 8	H: 0 LOB: 0 BB: 0 P: 12	R: 0 H: 1 E: 0 K: 1 S: 6	H: 1 LOB: 1 BB: 0 P: 7	1B: 4 2B: 0 3B: 0 HR: 1	SF: 0 SAC: 0 DP: 0 HBP: 0	WP: 1 PB: 0 SB: 0 CS: 0	PA: 34							
<b>PITCHER</b>	IP	WLS	BF	H	R	ER	SO	BB	IBB	HBP	BLK	WP	HR	S	P	ERA	WHIP										
Woody Williams, R ERA: 4.49	(1, 1)	8.0	W	30	4	2	2	4	1	0	0	0	1	72	110	2.25	0.625										
Trevor Hoffman, R ERA: 2.18	(9, 1)	1.0	S	4	1	0	0	1	0	0	0	0	0	6	7	0.00	1.000										



Batter	1	2	3	4	5	6	7	8	9	AB	R	H	RBI	BB	SO	LOB	TOP								
Quilvio Veras, S OBP: 0.373, SLG: 0.379										2	3	2	0	2	0	0									
Eric Owens, R OBP: 0.328, SLG: 0.390										4	0	1	1	0	0	2									
Reggie Sanders, R OBP: 0.382, SLG: 0.533										4	1	1	4	0	0	1									
Phil Nevin, R OBP: 0.350, SLG: 0.533										4	0	0	0	0	3	1									
Wiki Gonzalez, R OBP: 0.301, SLG: 0.451											4	1	1	1	0	0									
Ruben Rivera, R OBP: 0.294, SLG: 0.407										4	1	0	0	0	1	1									
Gary Matthews, S Donne Wall, R Matt Whiteside, R John Vander Wal, L Chris Gomez, R Wally Joyner, L										3	0	0	1	0	1	0									
Buddy Carlyle, L Dave Magadan, L Dan Miceli, R Matt Whisenant, R Mike Darr, L											3	1	1	0	0	0									
<b>Inning Stats</b>	R: 1 E: 0 K: 0 S: 9	H: 1 LOB: 0 BB: 0 P: 15	R: 0 E: 1 K: 0 S: 6	H: 0 LOB: 0 BB: 1 P: 11	R: 0 E: 0 K: 1 S: 10	H: 0 LOB: 0 BB: 1 P: 18	R: 0 E: 0 K: 1 S: 6	H: 0 LOB: 0 BB: 0 P: 8	R: 1 E: 1 K: 0 S: 8	H: 0 LOB: 0 BB: 0 P: 12	R: 2 E: 0 K: 1 S: 13	H: 1 LOB: 0 BB: 1 P: 20	R: 0 E: 0 K: 2 S: 9	H: 0 LOB: 0 BB: 0 P: 12	R: 2 E: 0 K: 1 S: 13	H: 3 LOB: 1 BB: 0 P: 20	R: 1 E: 0 K: 0 S: 10	H: 1 LOB: 0 BB: 0 P: 13	1B: 3 2B: 1 3B: 0 HR: 2	SF: 0 SAC: 0 DP: 1 HBP: 0	WP: 0 PB: 0 SB: 2 CS: 2	PA: 36			
<b>PITCHER</b>	IP WLS BF H R ER SO BB IBB HBP BLK WP HR S P ERA WHIP																								
Jeff Williams, L ERA: 2.84	5.2		21	2	4	3	2	2	0	0	0	0	0	0	1	49	80	4.76	0.706						
Robinson Checo, R ERA: 8.22	1.1	W	4	0	0	0	3	0	0	0	0	0	0	0	0	12	16	0.00	0.000						
Mike Maddux, R ERA: 3.7	1.0		6	3	2	2	1	0	0	0	0	0	0	0	1	13	20	18.00	3.000						
Jeff Shaw, R ERA: 2.86	1.0		4	1	1	1	0	0	0	0	0	0	0	0	1	10	13	9.00	1.000						

San Diego Padres @ Los Angeles Dodgers  
Dodger Stadium, Los Angeles, CA  
Sun Sep.26.1999, 1:10 PM PDT  
Att: 46,177 - Cloudy - 78 F

livebaseballscores.com

AB 33  
R 7  
H 6  
RBI 7  
BB 2  
SO 6  
LOB 6



Batter	1	2	3	4	5	6	7	8	9	AB	R	H	RBI	BB	SO	LOB	BOTTOM								
Mark Grudzielanek, R OBP: 0.372, SLG: 0.432 Alex Cora, L OBP: 0.231, SLG: 0.240										4	0	0	0	0	1	2									
Craig Counsell, L OBP: 0.270, SLG: 0.254 Jose Vizcaino, S OBP: 0.298, SLG: 0.290										3	1	1	0	0	0	0									
Gary Sheffield, R OBP: 0.403, SLG: 0.509 Mike Maddux, L Jeff Shaw, R										4	1	2	1	0	0	2									
Eric Karros, R OBP: 0.357, SLG: 0.556										4	2	2	3	0	0	1									
Raul Mondesi, R OBP: 0.331, SLG: 0.482										4	1	1	2	0	1	0									
Todd Hollandsworth, L OBP: 0.338, SLG: 0.451										4	1	2	0	0	1	0									
Adrian Beltré, R OBP: 0.352, SLG: 0.433										4	1	2	0	0	1	1									
Paul Lo Duca, R OBP: 0.320, SLG: 0.356										4	1	1	0	0	0	2									
Jeff Williams, R Robinson Checo, R Dave Hansen, L Trendad Hubbard, R										2	0	0	0	0	2	0									
<b>Inning Stats</b>	R: 1 E: 0 K: 0 S: 7	H: 1 LOB: 0 BB: 0 P: 8	R: 0 E: 0 K: 2 S: 9	H: 0 LOB: 0 BB: 0 P: 12	R: 0 E: 0 K: 1 S: 9	H: 0 LOB: 0 BB: 0 P: 12	R: 3 E: 0 K: 0 S: 12	H: 4 LOB: 1 BB: 0 P: 17	R: 0 E: 0 K: 1 S: 9	H: 0 LOB: 0 BB: 0 P: 14	R: 0 E: 0 K: 1 S: 8	H: 1 LOB: 0 BB: 0 P: 12	R: 6 E: 0 K: 1 S: 20	H: 6 LOB: 0 BB: 0 P: 27	R: 0 E: 0 K: 0 S: 8	H: 1 LOB: 1 BB: 0 P: 12	1B: 8 2B: 2 3B: 0 HR: 3	SF: 0 SAC: 0 DP: 0 HBP: 0	WP: 0 PB: 0 SB: 0 CS: 1	PA: 36					
<b>PITCHER</b>	IP WLS BF H R ER SO BB IBB HBP BLK WP HR S P ERA WHIP																								
Buddy Carlyle, R ERA: 6.61	5.0		20	5	4	4	4	0	0	0	0	0	0	0	2	46	63	7.20	1.000						
Dan Miceli, R ERA: 4.34	1.0	L	6	4	3	3	1	0	0	0	0	0	0	0	11	15	27.00	4.000							
Matt Whisenant, L ERA: 5.4	0.1		3	2	1	1	1	0	0	0	0	0	0	0	8	12	27.00	6.000							
Donne Wall, R ERA: 2.97	0.2		3	1	2	2	0	0	0	0	0	1	9	12	27.00	1.500									
Matt Whiteside, R ERA: 17.65	1.0		4	1	0	0	0	0	0	0	0	0	8	12	0.00	1.000									

San Diego Padres @ Los Angeles Dodgers  
Dodger Stadium, Los Angeles, CA  
Sun Sep.26.1999, 1:10 PM PDT  
Att: 46,177 - Cloudy - 78 F

livebaseballscores.com

AB 36  
R 10  
H 13  
RBI 10  
BB 0  
SO 6  
LOB 9





Batter	1	2	3	4	5	6	7	8	9	AB	R	H	RBI	BB	SO	LOB	TOP									
Eric Young Sr., R (1,4) Mike Maddux, L (7,1) Pedro Borbon, R (7,1) Alan Mills, R (8,1)	G5-3	E3		F9			FC6-4 1B	SH2-4		4	0	1	0	0	0	1	<b>Los Angeles Dodgers @ San Francisco Giants</b> 3Com Park at Candlestick Point, San Francisco, CA Tue Sep 28 1999, 10:05 PM EDT Att: 34,786 - Unknown - 76 F <a href="http://livebaseballscorecards.com">livebaseballscorecards.com</a>									
Alex Cora, L (1,6) Gary Sheffield, R (1,7) Trenidad Hubbard, R (9,7)	F8	L5			G6-3		FC6-4 BB	K		5	0	0	1	0	1	5										
Eric Karros, R (1,3) Raul Mondesi, R (1,9)	HR			F8 1B	G6-3		1-2 BB	HR		3	2	2	2	2	0	0										
22 Devon White, S (1,8) Todd Hundley, S (1,2)	L5			1-2 1B	G6-3		1-0 BB	K		5	0	2	0	0	1	2										
Adrian Beltré, R (1,5) Chan Ho Park, R (1,1) Craig Counsell, L (7,PH) Jose Vizcaino, S (8,PH)										5	1	1	0	0	2	5										
Inning Stats	R: 1 E: 0 K: 0 S: 9	H: 1 LOB: 0 BB: 0 P: 11	R: 2 E: 1 K: 1 S: 20	H: 3 LOB: 2 BB: 0 P: 30	R: 0 E: 0 K: 2 S: 12	H: 1 LOB: 2 BB: 1 P: 19	R: 0 E: 0 K: 0 S: 7	H: 0 LOB: 0 BB: 0 P: 11	R: 0 E: 0 K: 1 S: 8	H: 1 LOB: 1 BB: 0 P: 14	R: 0 E: 0 K: 0 S: 9	H: 0 LOB: 0 BB: 0 P: 14	R: 1 E: 0 K: 0 S: 9	H: 2 LOB: 2 BB: 1 P: 19	R: 1 E: 0 K: 1 S: 13	H: 2 LOB: 2 BB: 1 P: 23		R: 1 E: 0 K: 2 S: 16	H: 2 LOB: 1 BB: 0 P: 24	1B: 8 2B: 1 3B: 0 HR: 3	SF: 0 SAC: 1 DP: 0 HBP: 0	WP: 0 PB: 0 SB: 1 CS: 1	PA: 43			
PITCHER	IP	WLS	BF	H	R	ER	SO	BB	IBB	HBP	BLK	WP	HR	S	P	ERA		WHIP								
Joe Nathan, R (1,1) Felix Rodriguez, R (7,1) Rich Rodriguez, L (8,1) Miguel Del Toro, R (9,1)	6.1	L	30	8	4	4	4	2	0	0	0	0	2	72	112	5.68		1.579								
Joe Nathan, R (1,1) Felix Rodriguez, R (7,1) Rich Rodriguez, L (8,1) Miguel Del Toro, R (9,1)	6.1	L	30	8	4	4	4	2	0	0	0	0	2	72	112	5.68		1.579								

Batter	1	2	3	4	5	6	7	8	9	AB	R	H	RBI	BB	SO	LOB	BOTTOM									
Marvin Benard, L (1,8) F.P. Santangelo, S (7,PH)	CS BB		K		FC3-6 BB		K			2	0	0	0	1	1	1	<b>Los Angeles Dodgers @ San Francisco Giants</b> 3Com Park at Candlestick Point, San Francisco, CA Tue Sep 28 1999, 10:05 PM EDT Att: 34,786 - Unknown - 76 F <a href="http://livebaseballscorecards.com">livebaseballscorecards.com</a>									
Bill Mueller, S (1,5) Barry Bonds, L (1,7) Jeff Kent, R (1,4)	K2-3		K		BB		BB			3	0	0	0	1	2	1										
Ellis Burks, R (1,9) J.T. Snow, L (1,3)										3	0	1	0	1	0	1										
Rich Aurilia, R (1,6) Doug Mirabeli, R (1,2) Armando Rios, L (9,PH)	2B		BB		F8		P9			3	0	1	0	1	0	1										
Joe Nathan, R (1,1) Felix Rodriguez, R (7,1) Rich Rodriguez, L (8,1) Miguel Del Toro, R (9,1)	K		P6				K			4	0	0	0	2	2	2										
Inning Stats	R: 0 E: 0 K: 2 S: 9	H: 1 LOB: 1 BB: 1 P: 18	R: 1 E: 0 K: 2 S: 11	H: 2 LOB: 1 BB: 0 P: 17	R: 0 E: 0 K: 2 S: 7	H: 0 LOB: 1 BB: 1 P: 12	R: 0 E: 0 K: 1 S: 6	H: 0 LOB: 1 BB: 1 P: 14	R: 0 E: 0 K: 0 S: 7	H: 0 LOB: 2 BB: 2 P: 19	R: 0 E: 0 K: 1 S: 8	H: 0 LOB: 0 BB: 0 P: 13	R: 0 E: 0 K: 1 S: 14	H: 1 LOB: 1 BB: 0 P: 18	R: 0 E: 0 K: 0 S: 7	H: 0 LOB: 0 BB: 0 P: 13		R: 2 E: 1 K: 0 S: 8	H: 1 LOB: 0 BB: 0 P: 10	1B: 1 2B: 2 3B: 0 HR: 2	SF: 0 SAC: 0 DP: 0 HBP: 0	WP: 0 PB: 0 SB: 0 CS: 1	PA: 36			
PITCHER	IP	WLS	BF	H	R	ER	SO	BB	IBB	HBP	BLK	WP	HR	S	P	ERA		WHIP								
Chan Ho Park, R (1,1) Mike Maddux, R (7,1) Pedro Borbon, L (7,1) Alan Mills, R (8,1)	6.0	H	24	3	1	0	0	5	0	0	0	0	0	11	15	0.00		1.500								
Chan Ho Park, R (1,1) Mike Maddux, R (7,1) Pedro Borbon, L (7,1) Alan Mills, R (8,1)	6.0	H	24	3	1	0	0	5	0	0	0	0	0	11	15	0.00		1.500								



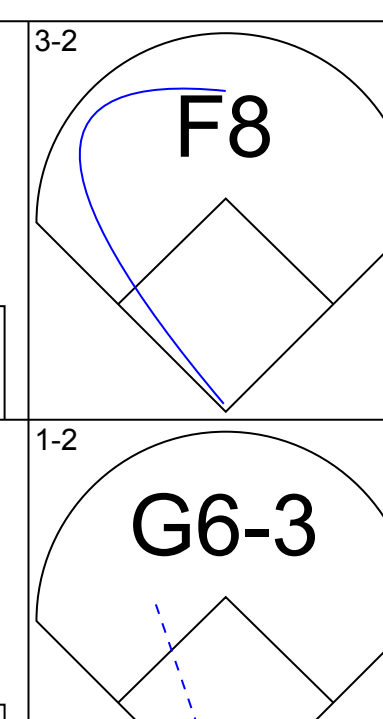
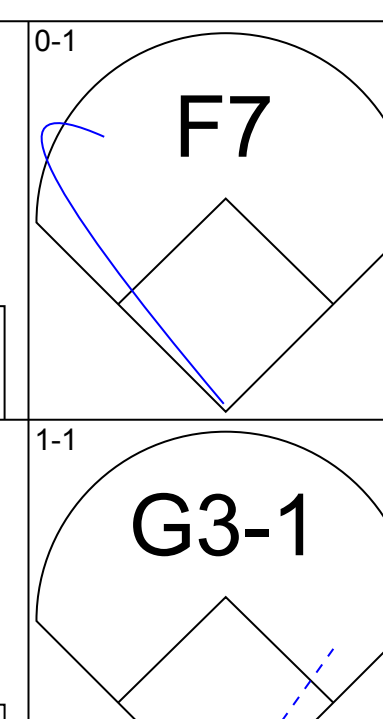
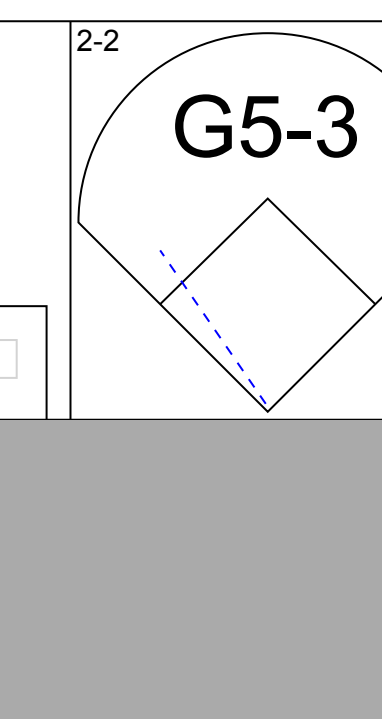
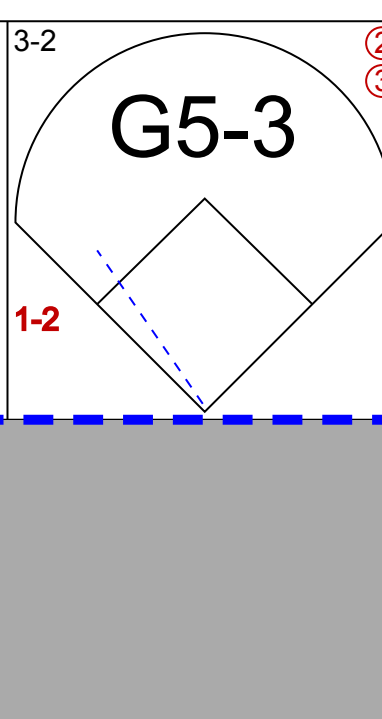
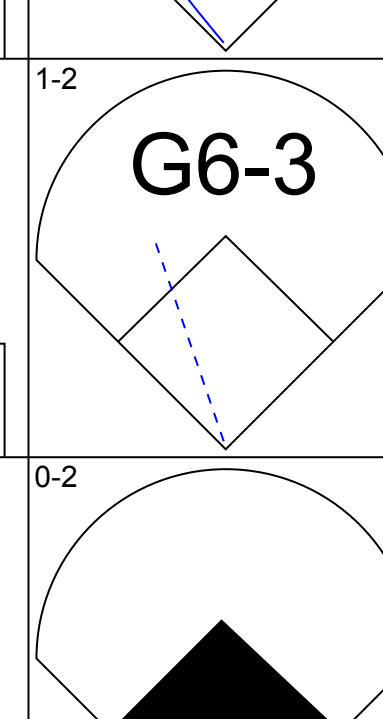
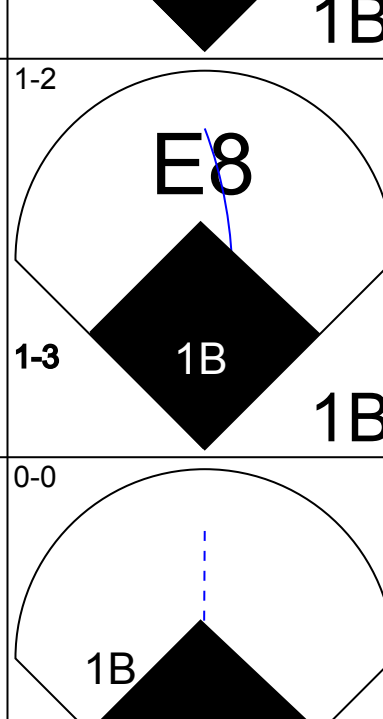
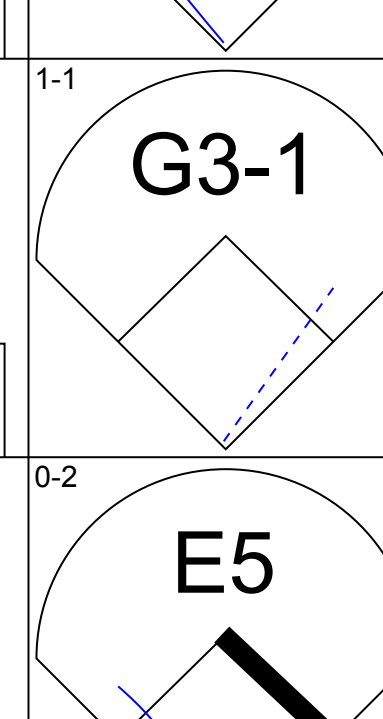
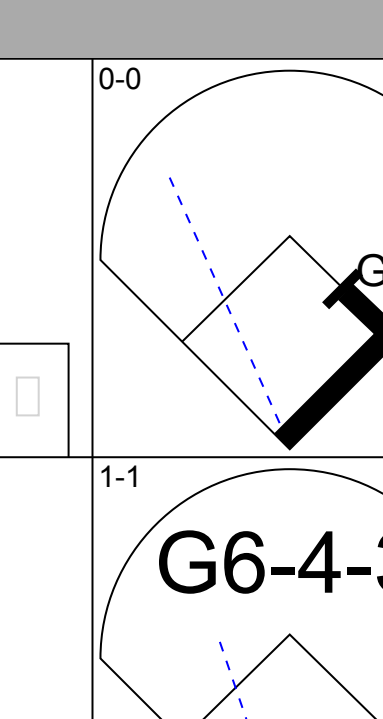
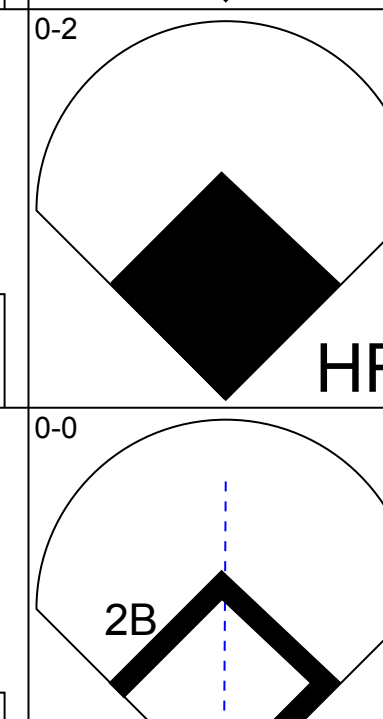
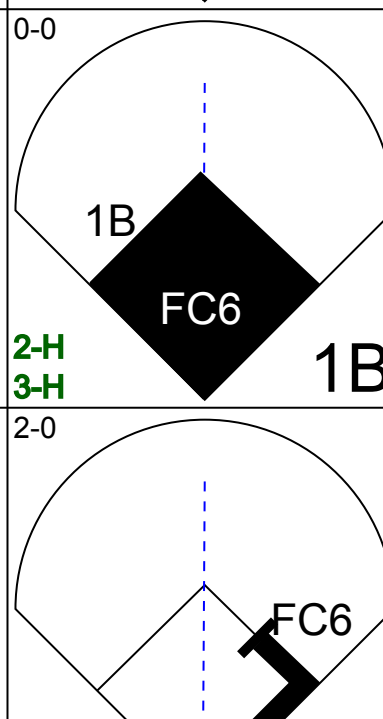
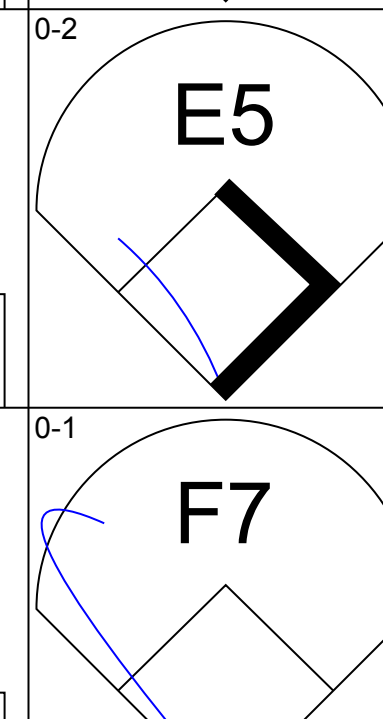
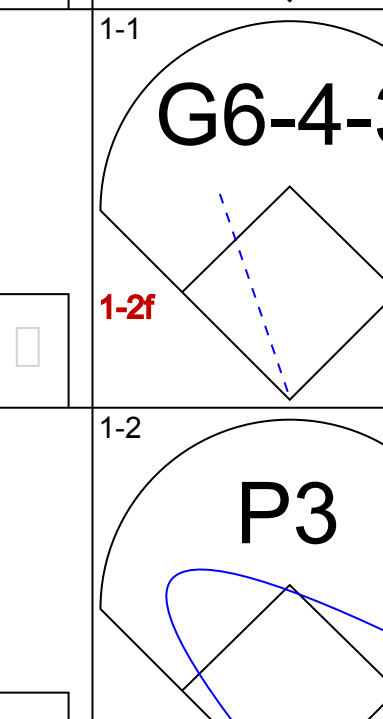
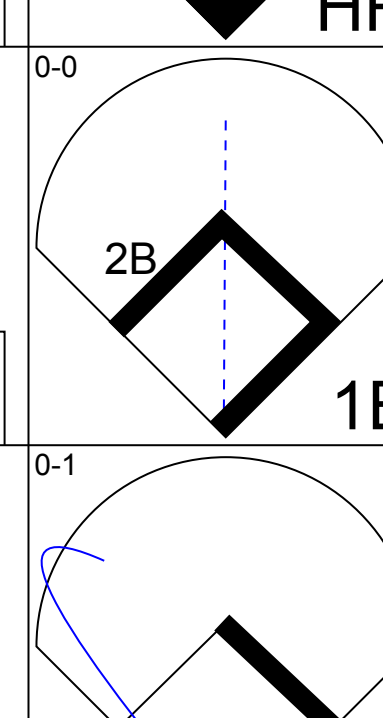
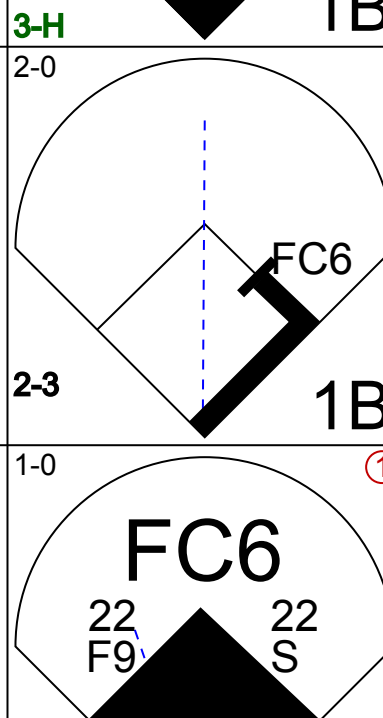
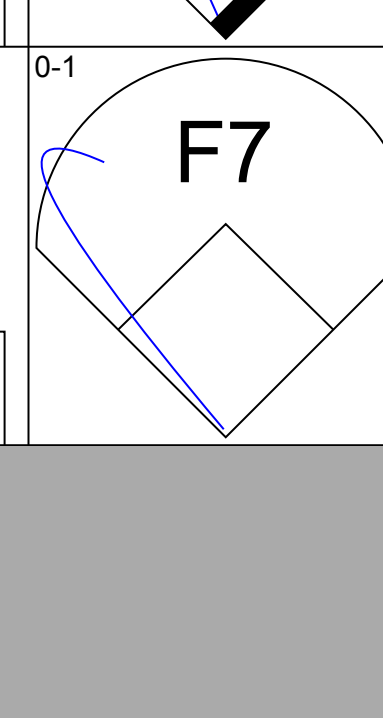
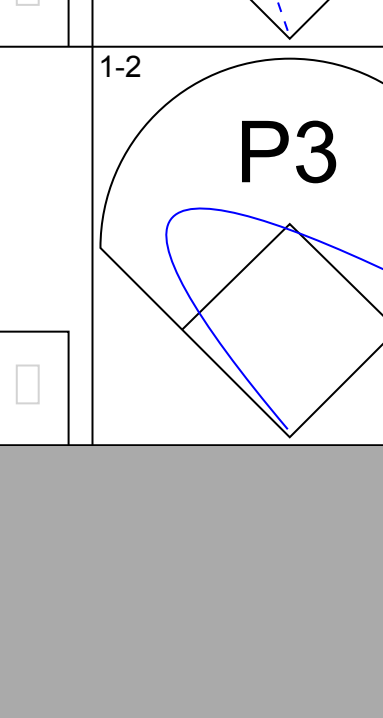
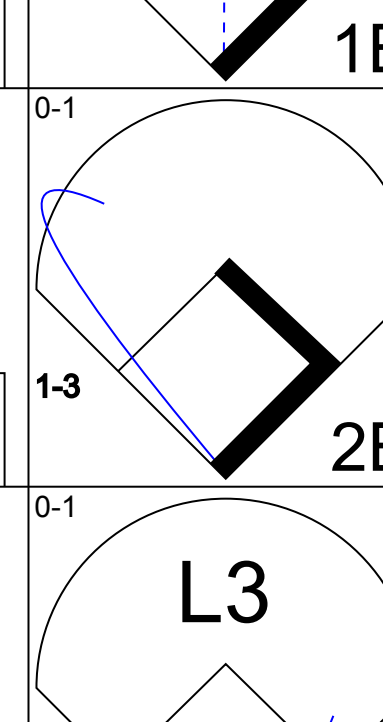
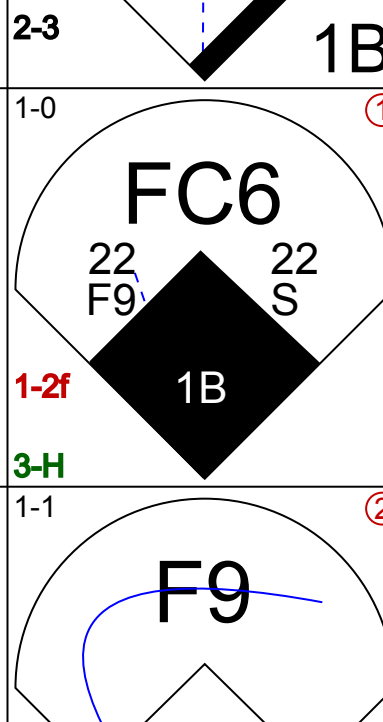
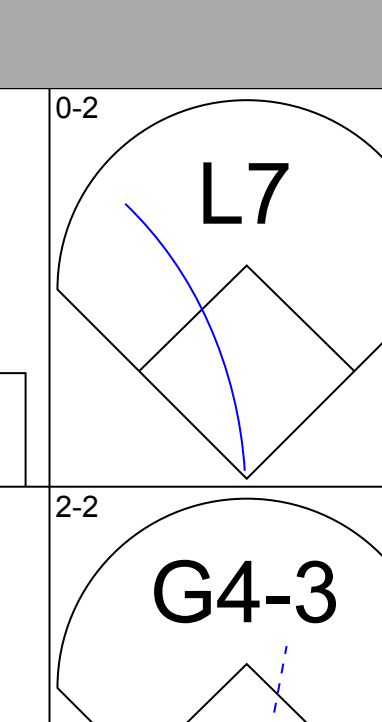
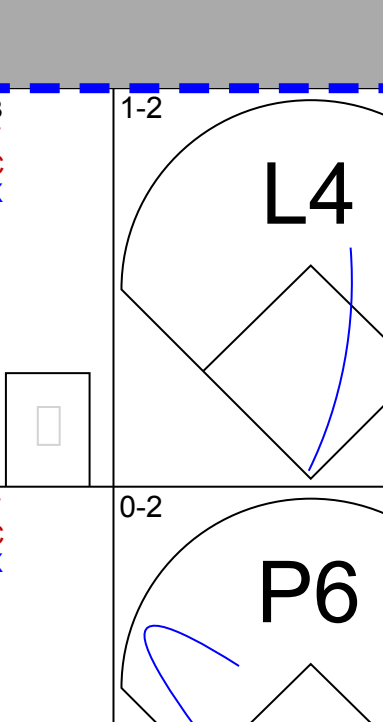
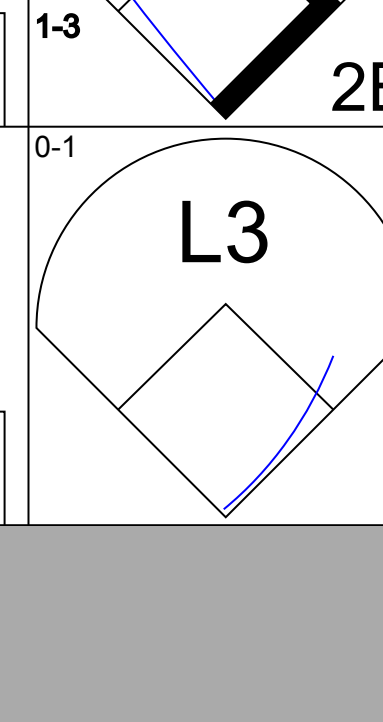
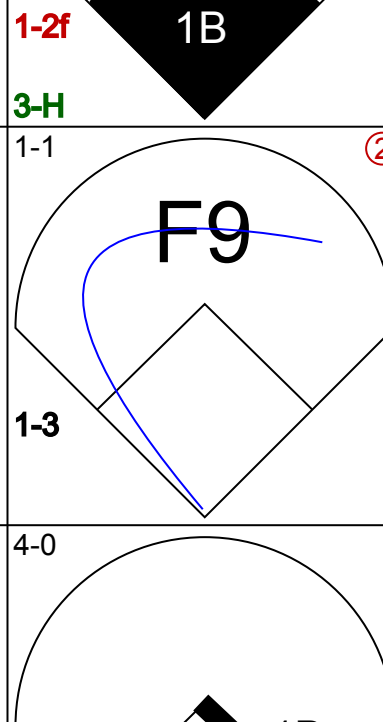
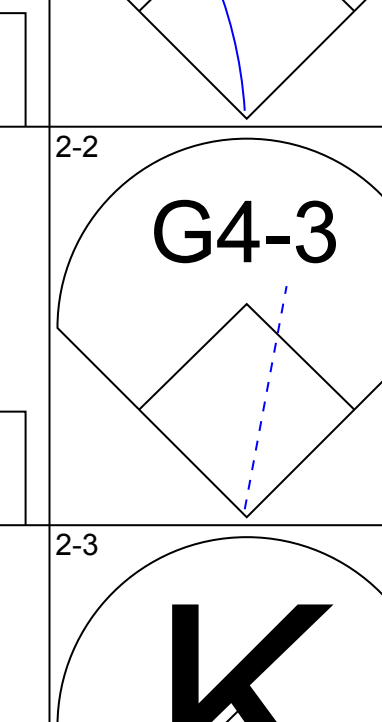
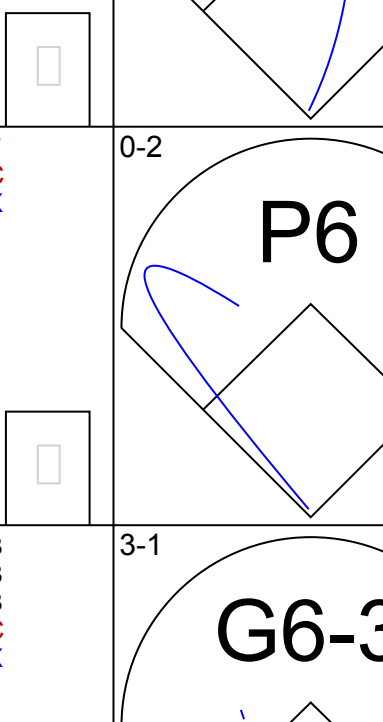
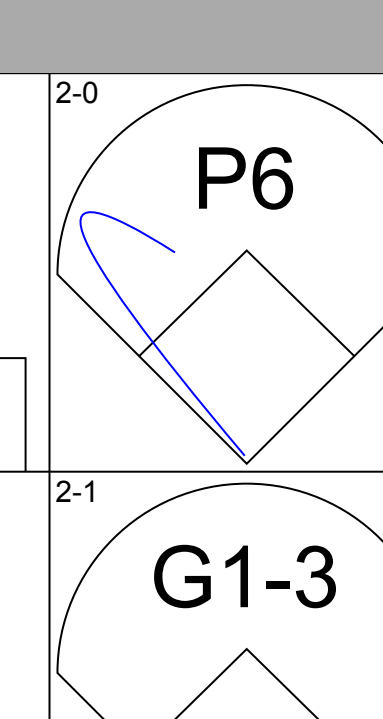
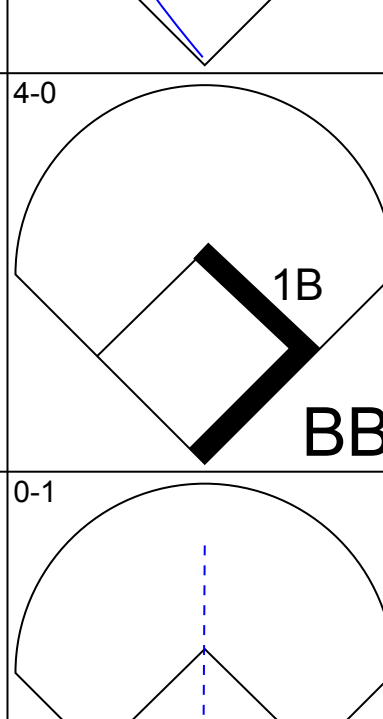
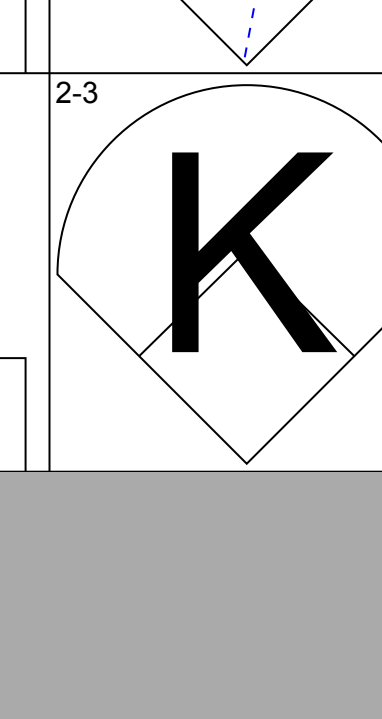
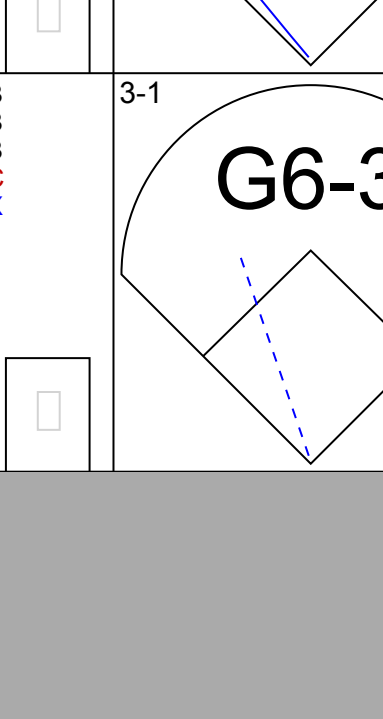
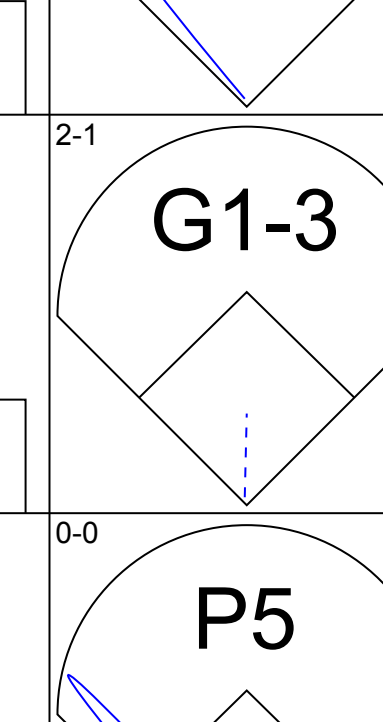
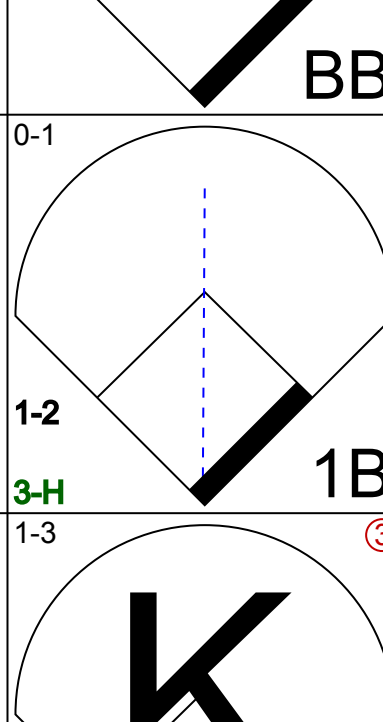
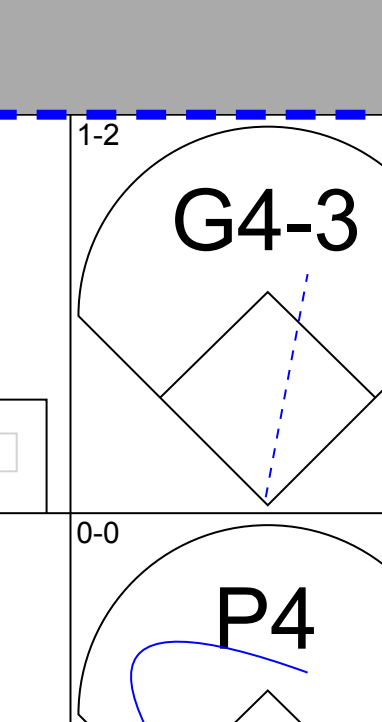
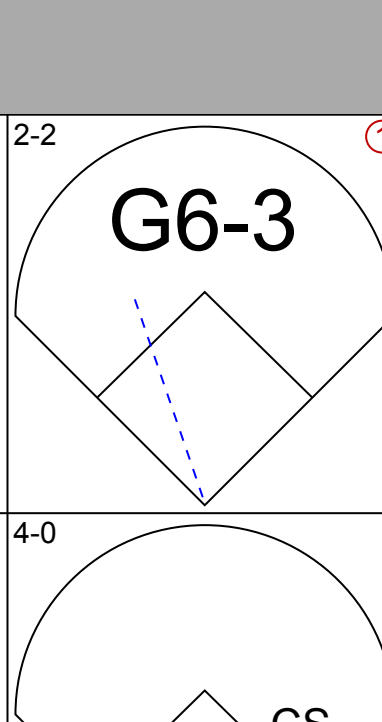
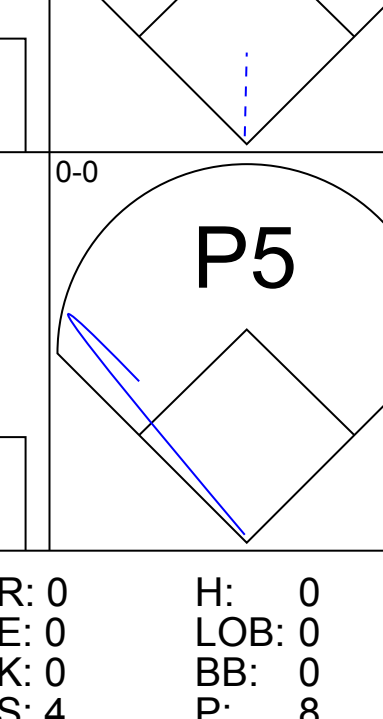
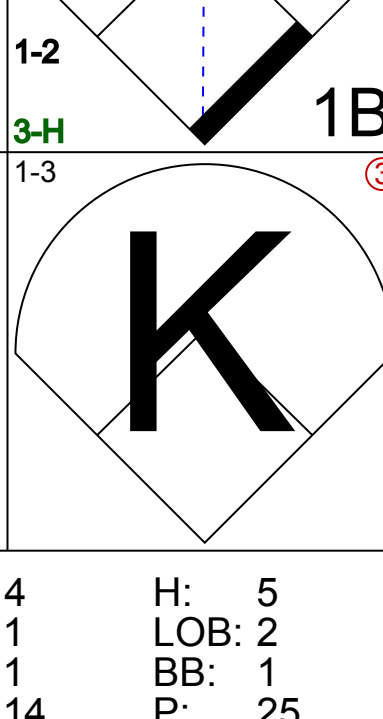
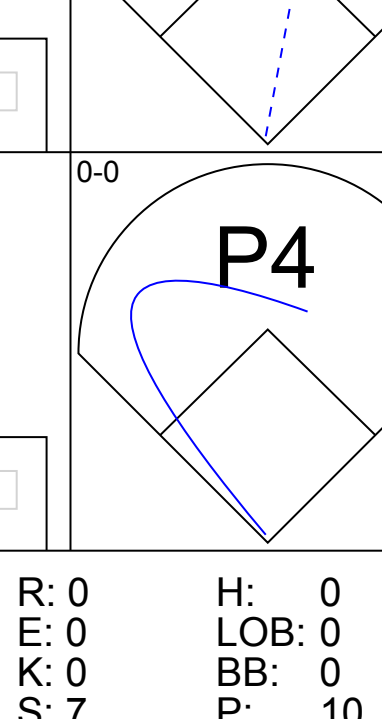
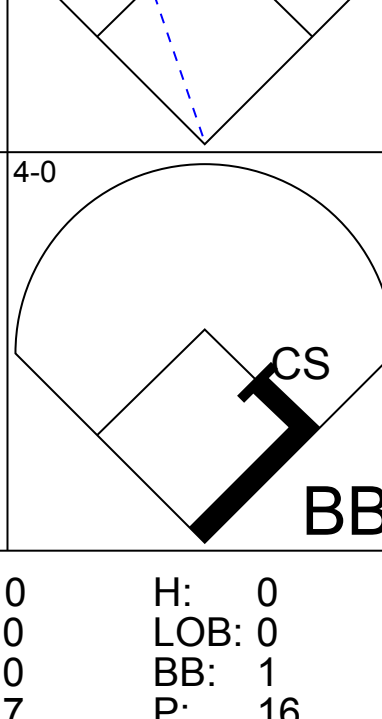
Batter	1	2	3	4	5	6	7	8	9	AB	R	H	RBI	BB	SO	LOB	TOP										
<b>Craig Counsell, L</b> (1, 4) OBP: 0.274, SLG: 0.259 <b>Tripp Cromer, R</b> (9, PH) OBP: 0.250, SLG: 0.308	G3-1	F8			G3		1B		K	4	0	1	0	0	0	2	<b>Los Angeles Dodgers @ San Francisco Giants</b> <b>3Com Park at Candlestick Point, San Francisco, CA</b> Wed Sep 29 1999, 10:35 PM EDT Att: 47,343 - Unknown - 74 F <a href="http://livebaseballscorecards.com">livebaseballscorecards.com</a>										
<b>Mark Grudzielanek, R</b> (1, 6) OBP: 0.372, SLG: 0.432	P9		G6-4-3		G6-3		P4		1B	5	0	2	0	0	0	2											
<b>Gary Sheffield, R</b> (1, 7) OBP: 0.404, SLG: 0.518	BB 1B		F8			P6		F8	K	5	0	1	0	0	1	4											
<b>Eric Karros, R</b> (1, 3) OBP: 0.359, SLG: 0.555	BB		G6-4-3			2B		FC1-5	1B	5	1	3	0	0	0	4											
<b>Raul Mondesi, R</b> (1, 9) OBP: 0.333, SLG: 0.482					P4			FC1-5	1B	3	0	2	1	1	0	0											
<b>Todd Hollandsworth, L</b> (1, 8) OBP: 0.335, SLG: 0.446 <b>Trenidad Hubbard, R</b> (8, PH) OBP: 0.395, SLG: 0.466	F7				G4-3		F9	FC1-5	1B	3	0	0	0	0	0	4											
<b>Todd Hundley, S</b> (1, 2) OBP: 0.298, SLG: 0.443 <b>22 Devon White, S</b> (8, PH) OBP: 0.338, SLG: 0.412 <b>Paul Lo Duca, R</b> (8, 2) OBP: 0.320, SLG: 0.356		G4-3			K		G3-1	G5-3		3	0	0	0	0	1	1											
<b>Adrián Beltré, R</b> (1, 5) OBP: 0.352, SLG: 0.431					G3	SH3-4		G6-3	1B	3	0	2	0	1	0	0											
<b>Kevin Brown, R</b> (1, 1) OBP: 0.086, SLG: 0.064 <b>Eric Young Sr., R</b> (7, PH) OBP: 0.376, SLG: 0.362 <b>Onan Masaoka, R</b> (7, 1) <b>Jose Vizcaino, S</b> (9, PH) OBP: 0.303, SLG: 0.295		B2			SH3-4		P3		1B	1	0	0	0	0	0	1											
<b>Inning Stats</b>	R: 0 E: 0 K: 0 S: 10	H: 2 LOB: 3 BB: 1 P: 17	R: 0 E: 0 K: 0 S: 6	H: 1 LOB: 1 BB: 0 P: 8	R: 0 E: 0 K: 1 S: 7	H: 1 LOB: 0 BB: 0 P: 11	R: 0 E: 0 K: 1 S: 5	H: 0 LOB: 0 BB: 0 P: 6	R: 0 E: 0 K: 0 S: 6	H: 1 LOB: 1 BB: 0 P: 11	R: 1 E: 0 K: 0 S: 12	H: 2 LOB: 1 BB: 0 P: 21	R: 0 E: 0 K: 0 S: 10	H: 1 LOB: 1 BB: 0 P: 17	R: 0 E: 0 K: 0 S: 13	H: 2 LOB: 2 BB: 0 P: 19		R: 0 E: 0 K: 2 S: 18	H: 2 LOB: 3 BB: 1 P: 29	1B: 11 2B: 1 3B: 0 HR: 0	SF: 0 SAC: 1 DP: 1 HBP: 0	WP: 0 PB: 0 SB: 2 CS: 0	PA: 40				
<b>PITCHER</b>	IP	WLS	BF	H	R	ER	SO	BB	IBB	HBP	BLK	WP	HR	S	P	ERA	WHIP										
<b>Livan Hernandez, R</b> (1, 1) ERA: 4.64 <b>Alan Embree, L</b> (8, 1) ERA: 3.09 <b>Bronswell Patrick, R</b> (9, 1) ERA: 11.57	7.1	W	32	10	1	1	1	1	0	0	0	0	0	60	97	1.23	1.500										

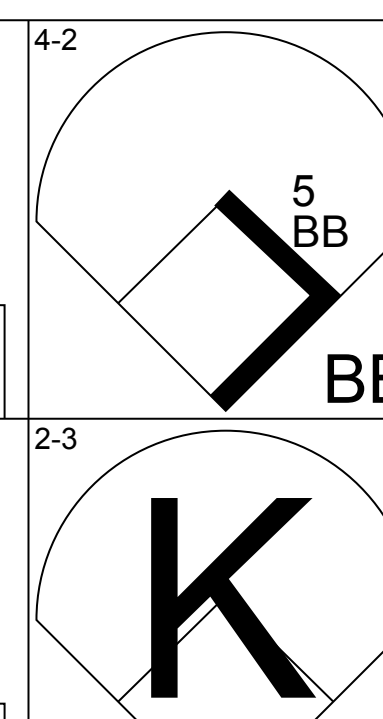
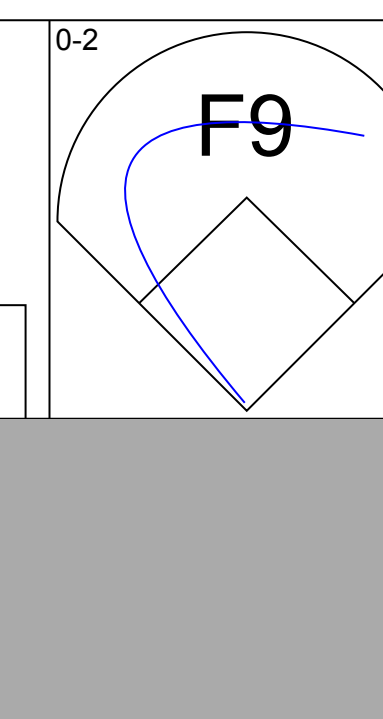
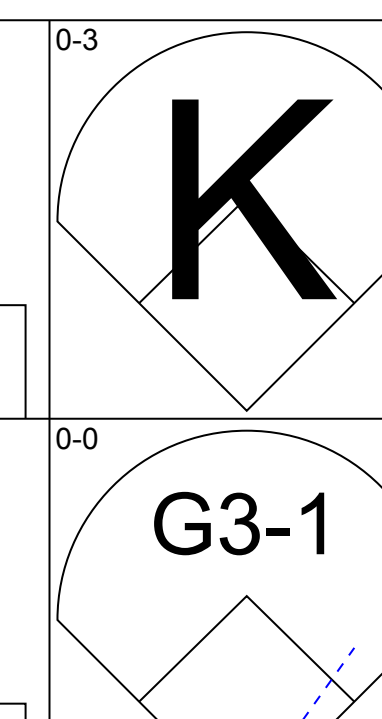
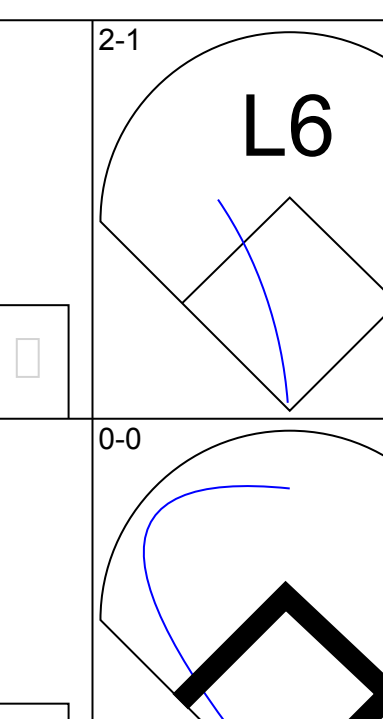
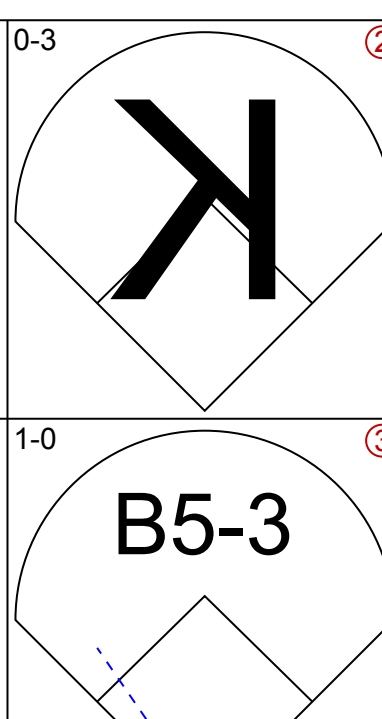
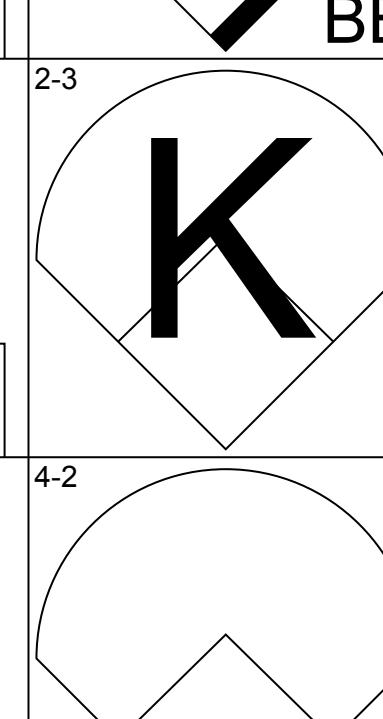
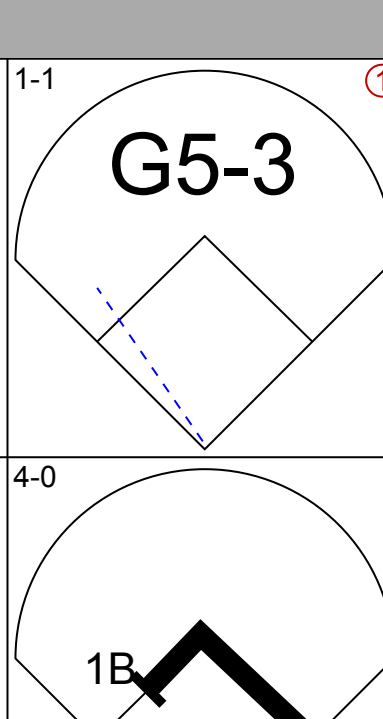
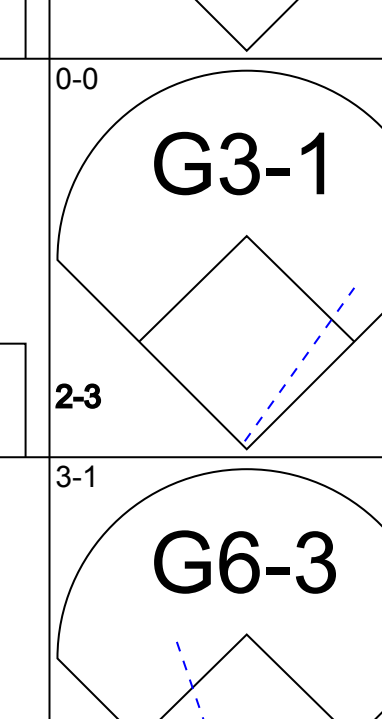
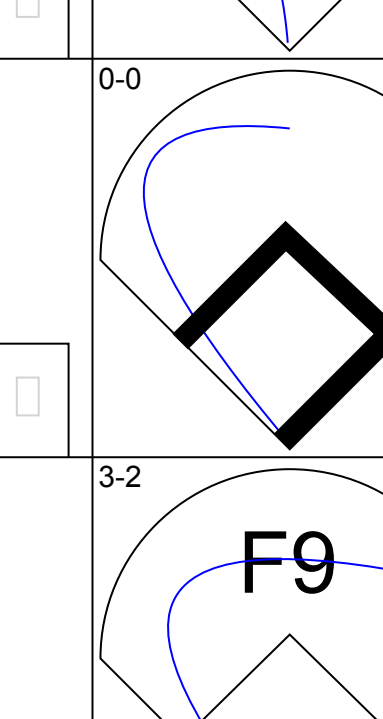
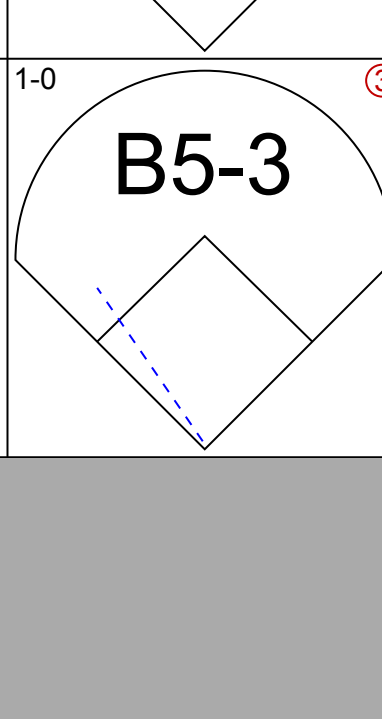
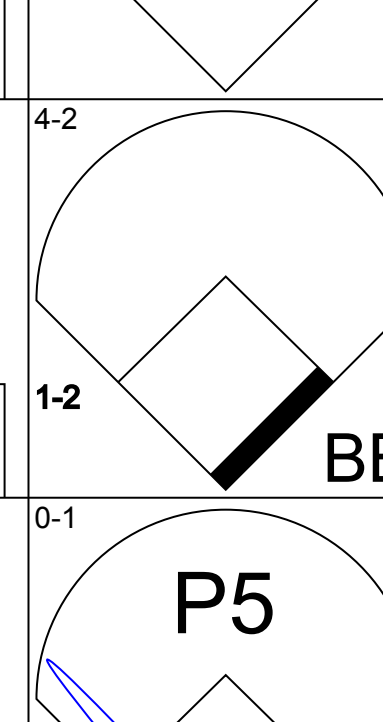
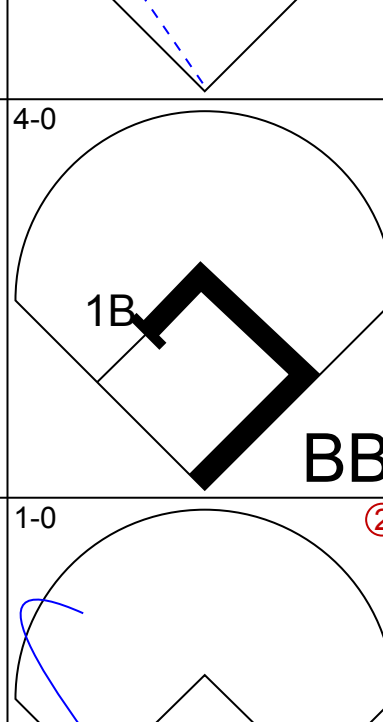
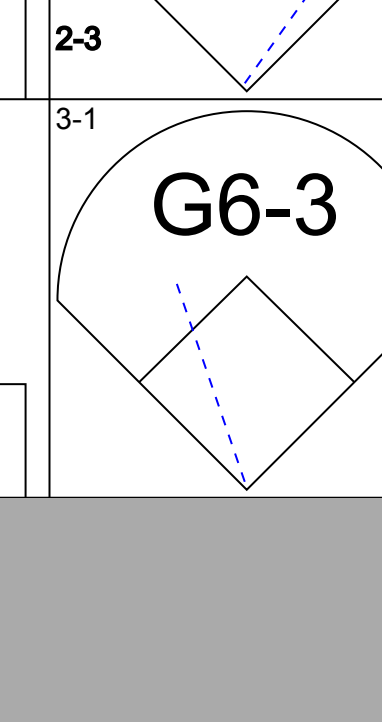
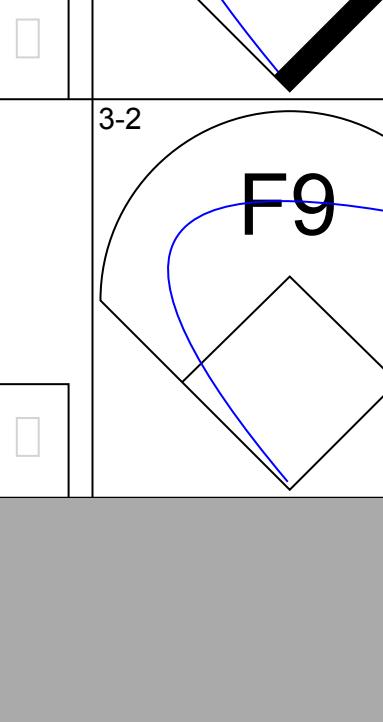
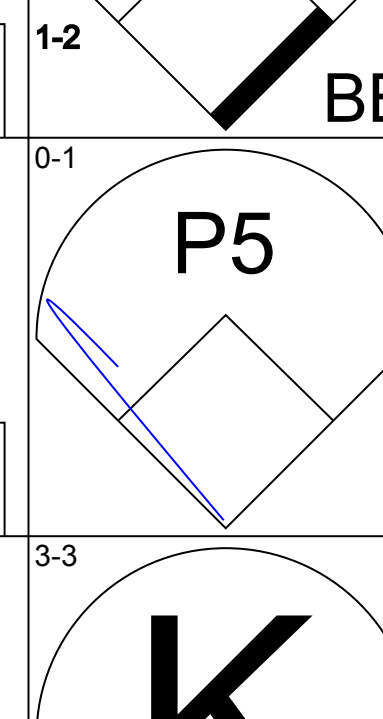
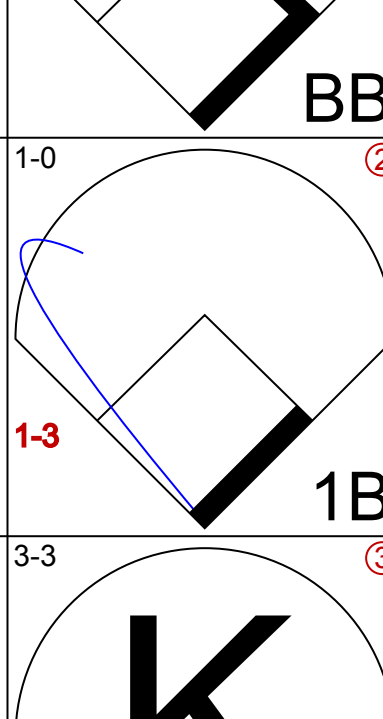
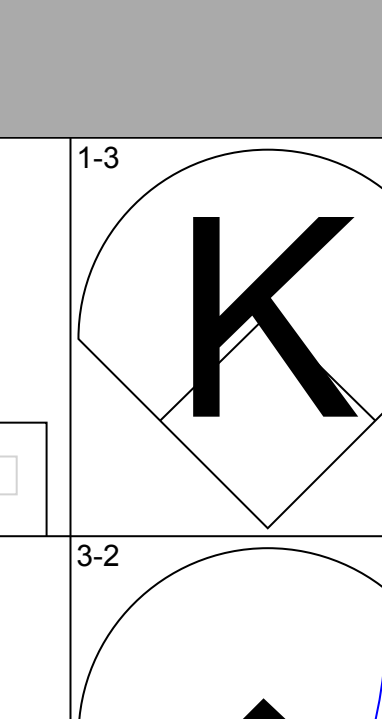
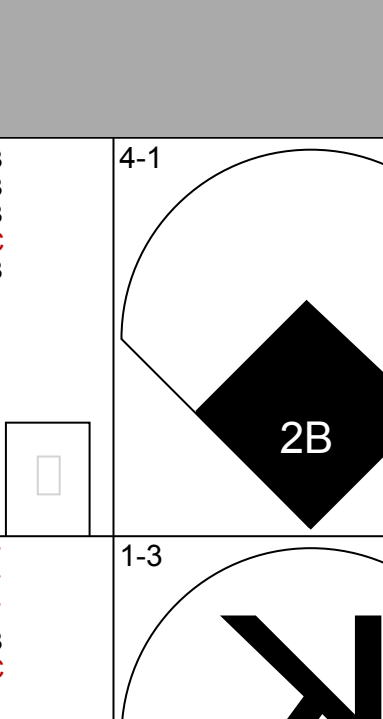
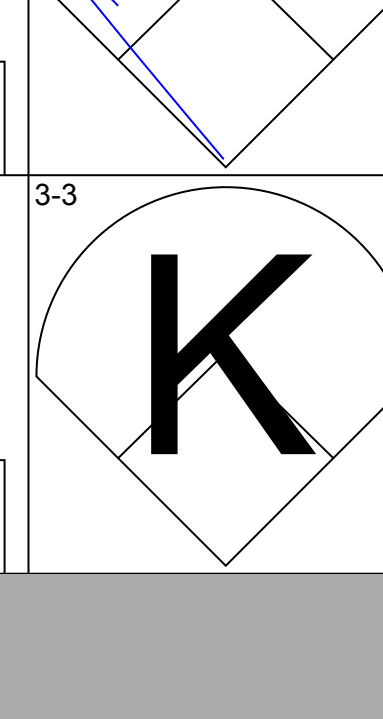
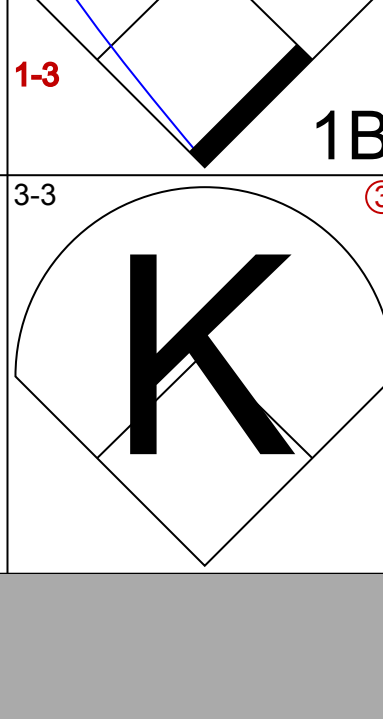
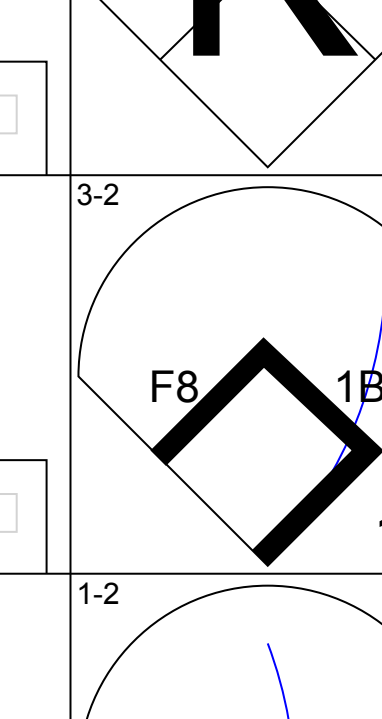


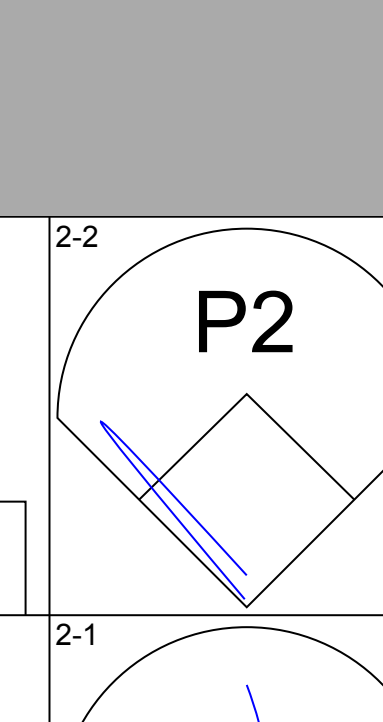
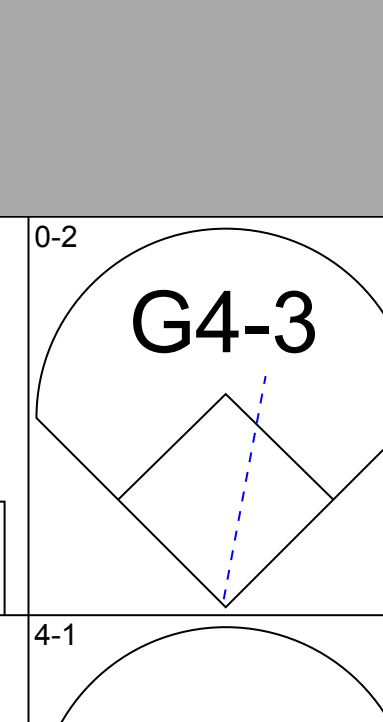
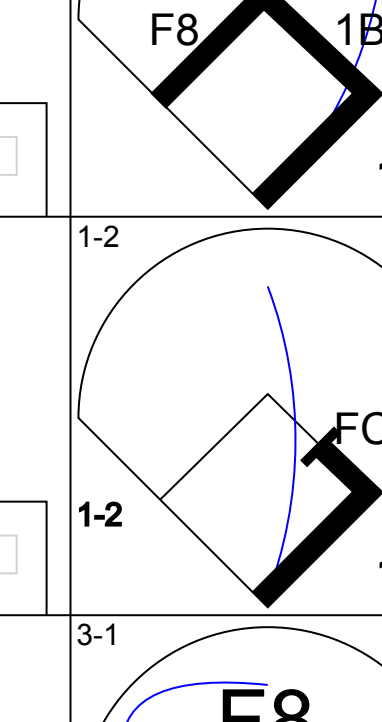
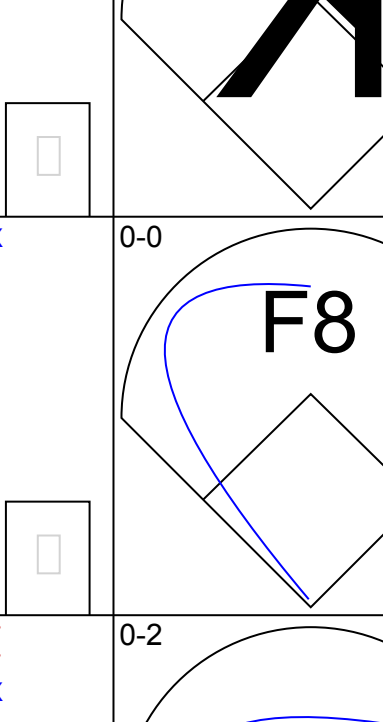
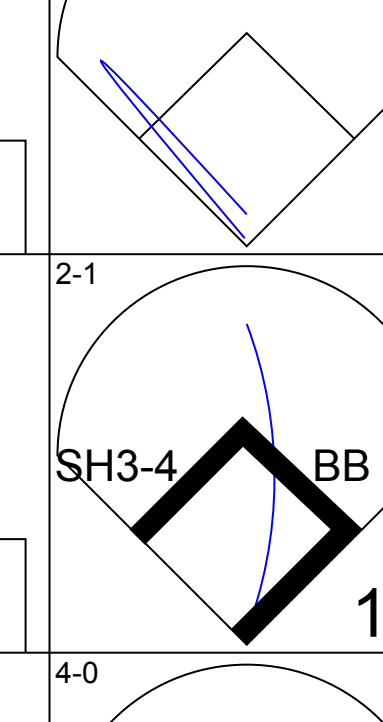
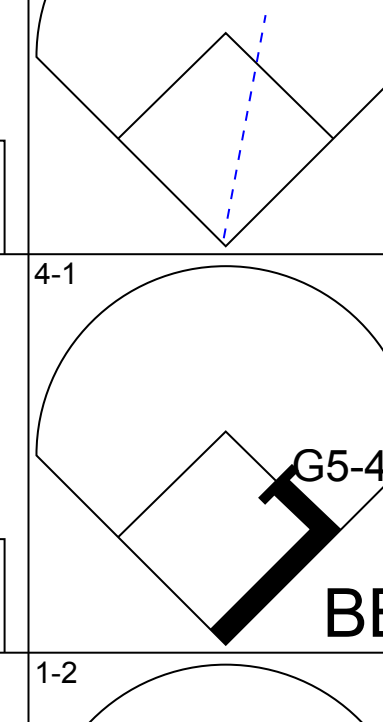
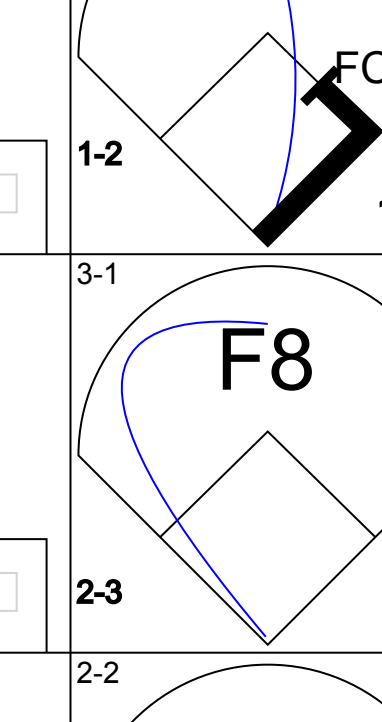
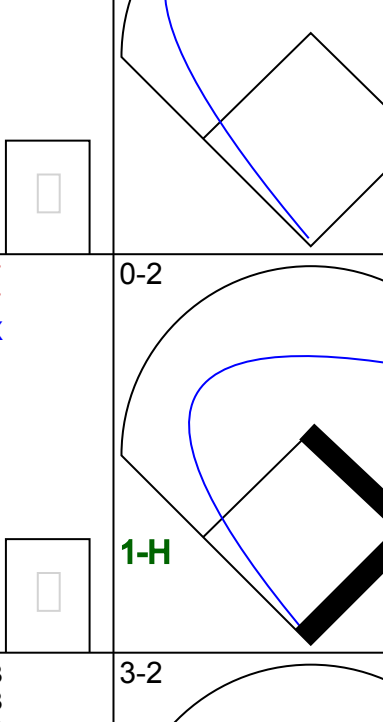
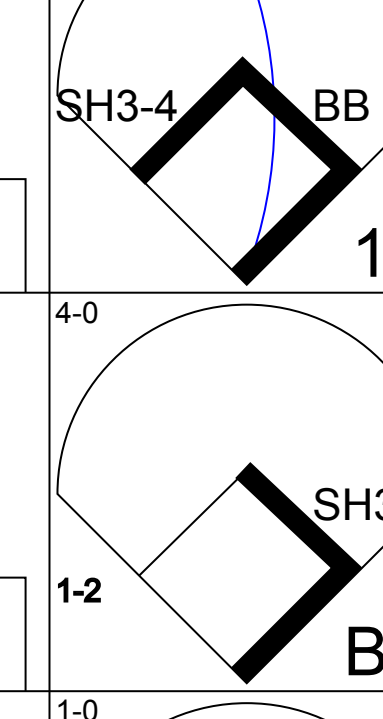
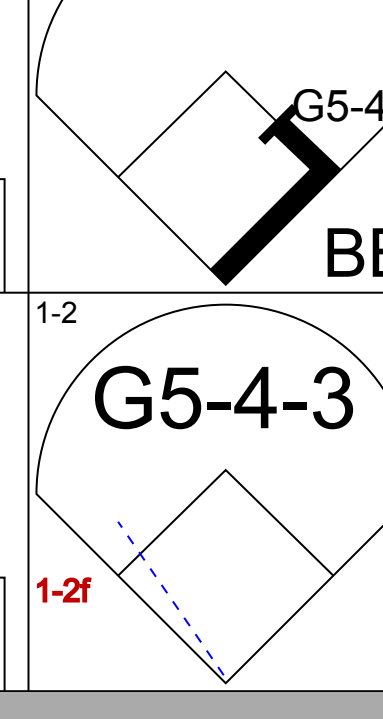
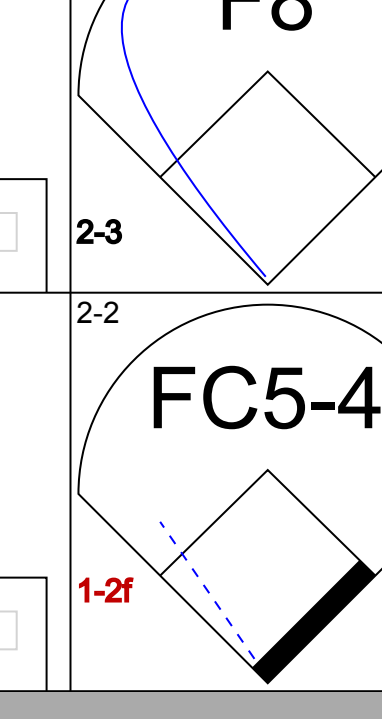
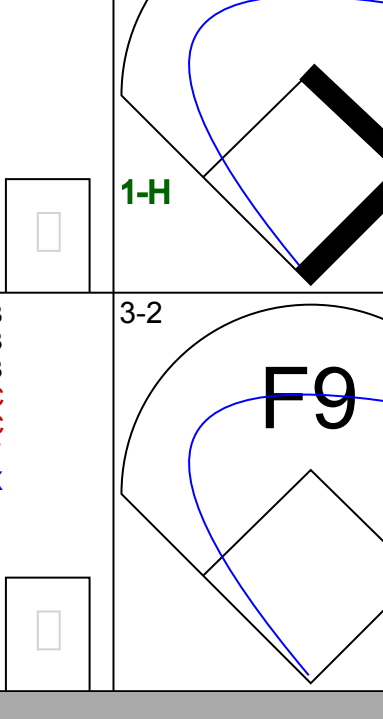
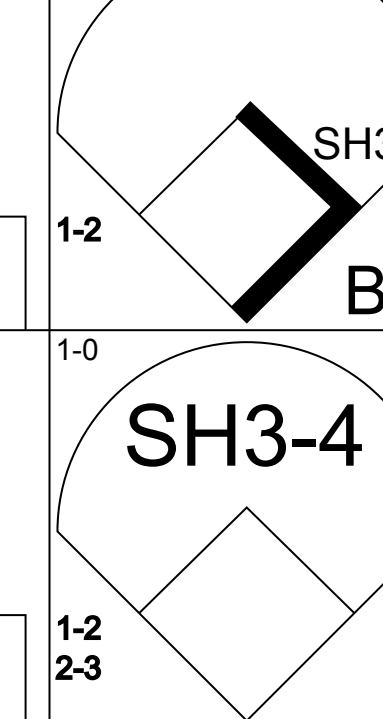
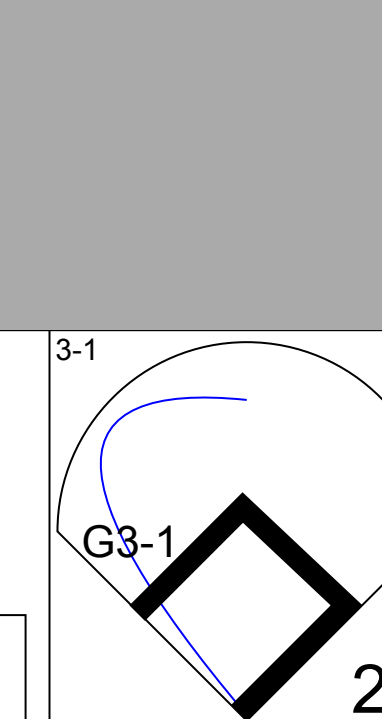
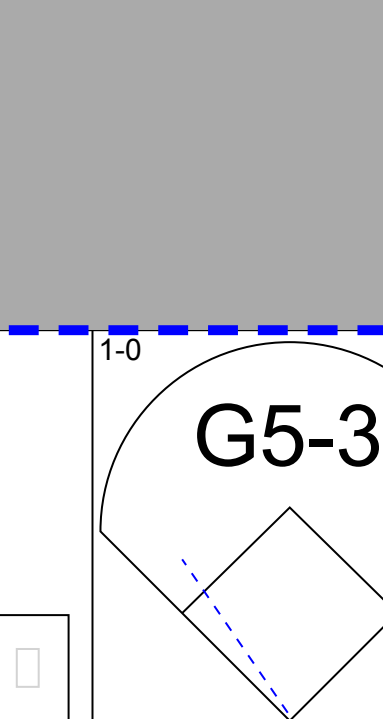
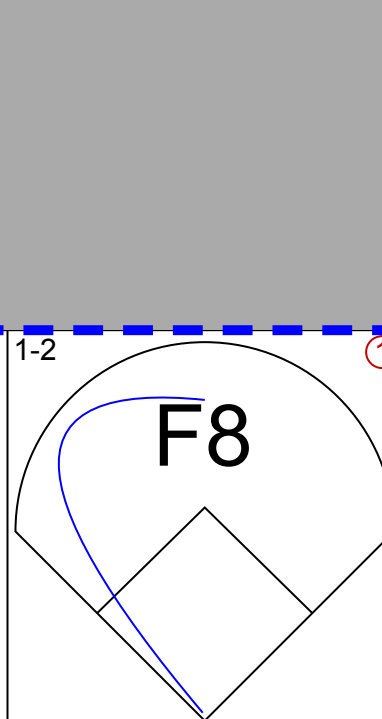
Batter	1	2	3	4	5	6	7	8	9	AB	R	H	RBI	BB	SO	LOB	BOTTOM										
<b>Marvin Benard, L</b> (1, 8) OBP: 0.352, SLG: 0.446	K		G4-3		G3-1		P5			4	0	0	0	0	1	2	<b>Los Angeles Dodgers @ San Francisco Giants</b> <b>3Com Park at Candlestick Point, San Francisco, CA</b> Wed Sep 29 1999, 10:35 PM EDT Att: 47,343 - Unknown - 74 F <a href="http://livebaseballscorecards.com">livebaseballscorecards.com</a>										
<b>Bill Mueller, S</b> (1, 5) OBP: 0.384, SLG: 0.348 <b>Alan Embree, L</b> (8, 1) <b>Bronswell Patrick, R</b> (9, 1)	K		1B	BB	K		F9			4	2	1	0	0	2	2											
<b>Barry Bonds, L</b> (1, 7) OBP: 0.393, SLG: 0.624 <b>F.P. Santangelo, S</b> (9, 7)			1B	BB			P6			3	2	1	2	1	0	0											
<b>Jeff Kent, R</b> (1, 4) OBP: 0.365, SLG: 0.514	K		1B	BB				HR		4	1	2	1	0	2	1											
<b>J.T. Snow, L</b> (1, 3) OBP: 0.371, SLG: 0.443	F7		1B					L3		4	0	1	2	0	0	1											
<b>Armando Rios, L</b> (1, 9) OBP: 0.428, SLG: 0.511		K	P5					F8		4	0	1	0	0	1	2											
<b>Brent Mayne, L</b> (1, 2) OBP: 0.390, SLG: 0.429	L1				G3			K		4	0	0	0	0	2	1											
<b>Rich Aurilia, R</b> (1, 6) OBP: 0.333, SLG: 0.439	K				G3-1			E5		3	0	1	0	0	1	1											
<b>Livan Hernandez, R</b> (1, 1) OBP: 0.288, SLG: 0.397 <b>Ramon Martinez, R</b> (8, 5) OBP: 0.325, SLG: 0.404			G1-3		G3-1			K		2	0	0	0	0	1	1											
<b>Inning Stats</b>	R: 2 E: 0 K: 3 S: 16	H: 1 LOB: 0 BB: 0 P: 23	R: 0 E: 0 K: 2 S: 12	H: 0 LOB: 0 BB: 0 P: 16	R: 2 E: 0 K: 0 S: 9	H: 3 LOB: 2 BB: 1 P: 13	R: 0 E: 0 K: 1 S: 11	H: 1 LOB: 2 BB: 0 P: 20	R: 0 E: 1 K: 1 S: 6	H: 0 LOB: 0 BB: 0 P: 11	R: 0 E: 1 K: 2 S: 11	H: 1 LOB: 1 BB: 0 P: 16	R: 0 E: 0 K: 0 S: 6	H: 0 LOB: 0 BB: 0 P: 7	R: 1 E: 0 K: 1 S: 11	H: 1 LOB: 0 BB: 0 P: 17		R: 0 E: 0 K: 1 S: 11	H: 1 LOB: 0 BB: 0 P: 17	1B: 4 2B: 1 3B: 0 HR: 2	SF: 0 SAC: 0 DP: 1 HBP: 1	WP: 1 PB: 0 SB: 0 CS: 1	PA: 34				
<b>PITCHER</b>	IP	WLS	BF	H	R	ER	SO	BB	IBB	HBP	BLK	WP	HR	S	P	ERA	WHIP										
<b>Kevin Brown, R</b> (1, 1) ERA: 3.0 <b>Onan Masaoka, L</b> (7, 1) ERA: 4.34	6.0	L	27	6	4	4	9	1	0	1	0	0	1	65	99	6.00	1.167										







Batter	1	2	3	4	5	6	7	8	9	AB	R	H	RBI	BB	SO	LOB	TOP					
<b>Eric Young Sr. R</b> OBP: 0.374, SLG: 0.359 (1, 4)										5	1	1	0	0	0	1	<b>Los Angeles Dodgers @ Houston Astros</b> Astrodome, Houston, TX Fri Oct 01 1999, 8:05 PM EDT Att: 50,791 - Dome - 72 F <a href="http://livebaseballscorecards.com">livebaseballscorecards.com</a>					
<b>Mark Crutzeleak R</b> OBP: 0.377, SLG: 0.436 (1, 6)										4	1	2	0	0	0	0						
<b>Gary Sheffield R</b> OBP: 0.407, SLG: 0.523 <b>Jeff Shaw R</b> (9, 1)										4	2	2	3	0	0	1						
<b>Eric Karros R</b> OBP: 0.363, SLG: 0.554 (1, 3)										4	0	2	0	0	0	1						
<b>Raul Mondesi R</b> OBP: 0.334, SLG: 0.486 (1, 9)										4	1	1	1	0	0	1						
<b>22 Devon White S</b> OBP: 0.336, SLG: 0.407 (1, 8)										4	0	0	0	0	0	3						
<b>Todd Hundley S</b> OBP: 0.297, SLG: 0.440 (1, 2)										3	0	0	0	1	1	0						
<b>Adrian Beltré R</b> OBP: 0.354, SLG: 0.430 (1, 5)										4	0	1	1	0	0	0						
<b>Eric Gagne R</b> OBP: 0.200, SLG: 0.200 <b>Alan Mills R</b> (7, 1)										3	0	0	0	0	1	2						
<b>Todd Hollandsworth L</b> OBP: 0.336, SLG: 0.444 (9, 7)										0	0	0	0	0	0	0						
<b>Inning Stats</b>	R: 1 E: 0 K: 0 S: 15	H: 3 LOB: 2 BB: 0 P: 19	R: 0 E: 0 K: 0 S: 4	H: 0 LOB: 0 BB: 0 P: 8	R: 4 E: 1 K: 1 S: 14	H: 5 LOB: 2 BB: 1 P: 25	R: 0 E: 1 K: 0 S: 9	H: 0 LOB: 1 BB: 0 P: 10	R: 0 E: 0 K: 1 S: 10	H: 0 LOB: 0 BB: 0 P: 14	R: 0 E: 0 K: 0 S: 7	H: 0 LOB: 0 BB: 0 P: 10	R: 0 E: 0 K: 0 S: 8	H: 1 LOB: 0 BB: 0 P: 10	R: 0 E: 0 K: 0 S: 8	H: 0 LOB: 0 BB: 0 P: 12	R: 0 E: 0 K: 0 S: 7	H: 0 LOB: 0 BB: 1 P: 16	1B: 7 2B: 1 3B: 0 HR: 1	SF: 0 SAC: 0 DP: 1 HBP: 0	WP: 0 PB: 0 SB: 1 CS: 1	PA: 37
<b>PITCHER</b>	IP	WLS	BF	H	R	ER	SO	BB	IBB	HBP	BLK	WP	HR	S	P	ERA	WHIP					
<b>Shane Reynolds R</b> ERA: 3.85 (1, 1)	5.0	L	25	8	5	5	2	1	0	0	0	0	1	52	76	9.00	1.800					
<b>Chris Holt R</b> ERA: 4.66 (6, 1)	2.0		6	1	0	0	0	0	0	0	0	0	0	15	20	0.00	0.500					
<b>Brian Williams R</b> ERA: 4.41 (8, 1)	2.0		6	0	0	0	0	1	0	0	0	0	0	15	28	0.00	0.500					

Batter	1	2	3	4	5	6	7	8	9	AB	R	H	RBI	BB	SO	LOB	BOTTOM					
<b>Craig Biggio R</b> OBP: 0.386, SLG: 0.453 (1, 4)										4	0	0	0	1	2	3	<b>Los Angeles Dodgers @ Houston Astros</b> Astrodome, Houston, TX Fri Oct 01 1999, 8:05 PM EDT Att: 50,791 - Dome - 72 F <a href="http://livebaseballscorecards.com">livebaseballscorecards.com</a>					
<b>Stan Javier S</b> OBP: 0.345, SLG: 0.360 (1, 9)										5	0	1	0	0	1	2						
<b>5 Jeff Bagwell R</b> OBP: 0.354, SLG: 0.595 (1, 3)										2	0	0	0	2	0	2						
<b>Carl Everett S</b> OBP: 0.397, SLG: 0.576 (1, 8)										3	1	1	0	1	1	2						
<b>Ken Caminiti S</b> OBP: 0.378, SLG: 0.468 (1, 5)										4	0	1	0	0	3	4						
<b>Darley Ward L</b> OBP: 0.301, SLG: 0.455 (1, 7)										4	0	1	0	0	0	1						
<b>Tony Eusebio R</b> OBP: 0.358, SLG: 0.364 (1, 2)										3	0	2	1	1	0	2						
<b>Ricky Gutierrez R</b> OBP: 0.362, SLG: 0.345 (1, 6)										3	0	0	0	1	0	4						
<b>Shane Reynolds R</b> OBP: 0.188, SLG: 0.242 <b>Russ Johnson R</b> OBP: 0.299, SLG: 0.442 <b>Chris Holt R</b> OBP: 0.295, SLG: 0.350 <b>Derek Bell R</b> OBP: 0.087 <b>Brian Williams R</b> OBP: 0.333, SLG: 0.333 <b>Bill Spiera L</b> OBP: 0.302, SLG: 0.389 (1, 1)										0	0	0	0	0	0	0						
<b>Inning Stats</b>	R: 0 E: 0 K: 2 S: 13	H: 0 LOB: 2 BB: 2 P: 26	R: 0 E: 0 K: 0 S: 9	H: 1 LOB: 2 BB: 1 P: 18	R: 0 E: 0 K: 1 S: 6	H: 1 LOB: 1 BB: 1 P: 15	R: 0 E: 0 K: 0 S: 7	H: 0 LOB: 0 BB: 1 P: 12	R: 0 E: 0 K: 1 S: 8	H: 1 LOB: 1 BB: 0 P: 14	R: 0 E: 0 K: 1 S: 14	H: 2 LOB: 2 BB: 0 P: 24	R: 0 E: 0 K: 0 S: 8	H: 1 LOB: 1 BB: 0 P: 14	R: 1 E: 0 K: 1 S: 13	H: 1 LOB: 1 BB: 1 P: 21		R: 0 E: 0 K: 1 S: 8	H: 0 LOB: 0 BB: 0 P: 10	1B: 4 2B: 2 3B: 1 HR: 0	SF: 0 SAC: 1 DP: 1 HBP: 0	WP: 0 PB: 0 SB: 0 CS: 0
<b>PITCHER</b>	IP	WLS	BF	H	R	ER	SO	BB	IBB	HBP	BLK	WP	HR	S	P	ERA	WHIP					
<b>Eric Gagne R</b> ERA: 2.1 (1, 1)	6.0	W	26	5	0	0	5	5	0	0	0	0	0	57	109	0.00	1.667					
<b>Alan Mills R</b> ERA: 3.79 (7, 1)	2.0		9	2	1	1	1	1	0	0	0	0	0	21	35	4.50	1.500					
<b>Jeff Shaw R</b> ERA: 2.78 (9, 1)	1.0		3	0	0	0	1	0	0	0	0	0	0	8	10	0.00	0.000					





Batter	1	2	3	4	5	6	7	8	9	AB	R	H	RBI	BB	SO	LOB	TOP										
<b>Eric Young Sr., R</b> OBP: 0.373, SLG: 0.358 (1, 4)	0-2 CS 1B		0-2 G6-3			3-1 G6-3		1-0 F8		4	0	1	0	0	0	0											
<b>Mark Grudzielanek, R</b> OBP: 0.376, SLG: 0.437 (1, 6)	2-1 F8			0-0 G5-3		0-1 1B 2B		1-0 G6-3		4	0	1	0	0	0	1											
<b>Todd Hollandsworth, L</b> OBP: 0.345, SLG: 0.446 (1, 7)	4-0 1-2 BB			1-2 G4-3 1B		4-2 FC5 1B BB		0-2 1B 1B		2	0	2	0	2	0	0											
<b>Eric Karros, R</b> OBP: 0.364, SLG: 0.554 (1, 3)	1-3 K			0-1 G4-3		0-1 1-2 2-3 1B		0-0 FC5-4 1B		4	0	2	0	0	1	2											
<b>Raul Mondesi, R</b> OBP: 0.332, SLG: 0.483 (1, 9)		1-1 L9		1-2 F7		2-0 FC5 2-3f		1-2 FC5-4 1B		4	0	0	0	0	0	6											
<b>22 Devon White, S</b> OBP: 0.337, SLG: 0.410 (1, 8)		2-3 K			3-2 2B		0-2 F7		0-0 G4-3 1B	4	0	2	0	0	1	0											
<b>Todd Hundley, S</b> OBP: 0.299, SLG: 0.436 <b>Trenidad Hubbard, R</b> OBP: 0.391, SLG: 0.402 (1, 2) (9, PH)		3-3 K			1-3 K		0-3 K		0-3 K	3	0	0	0	0	3	0											
<b>Adrián Beltré, R</b> OBP: 0.353, SLG: 0.429 (1, 5)			0-3 K		1-1 G4-3		0-0 1B		0-2 G4-3	4	0	1	0	0	1	1											
<b>Chan Ho Park, R</b> OBP: 0.175, SLG: 0.186 <b>Mike Maddux, L</b> OBP: 0.302, SLG: 0.294 (1, 1) (8, 1) (9, PH)			0-3 K2-3		1-1 G5-3		0-3 K		1-3 K	3	0	0	0	0	2	1											
<b>Inning Stats</b>	R: 0 E: 0 K: 1 S: 9	H: 1 LOB: 1 BB: 1 P: 16	R: 0 E: 0 K: 2 S: 10	H: 0 LOB: 0 BB: 0 P: 16	R: 0 E: 0 K: 2 S: 11	H: 0 LOB: 0 BB: 0 P: 11	R: 0 E: 0 K: 0 S: 9	H: 1 LOB: 1 BB: 0 P: 11	R: 0 E: 0 K: 1 S: 8	H: 1 LOB: 0 BB: 0 P: 13	R: 0 E: 0 K: 2 S: 12	H: 2 LOB: 3 BB: 1 P: 22	R: 0 E: 0 K: 2 S: 11	H: 1 LOB: 1 BB: 0 P: 11	R: 0 E: 0 K: 0 S: 10	H: 2 LOB: 2 BB: 0 P: 13	R: 0 E: 0 K: 2 S: 11	H: 1 LOB: 1 BB: 0 P: 12	1B: 7 2B: 2 3B: 0 HR: 0	SF: 0 SAC: 0 DP: 0 HBP: 0	WP: 0 PB: 0 SB: 0 CS: 1	PA: 36					
<b>PITCHER</b>	IP	WLS	BF	H	R	ER	SO	BB	IBB	HBP	BLK	WP	HR	S	P	ERA	WHIP										
<b>Jose Lima, R</b> ERA: 3.58 <b>Billy Wagner, L</b> ERA: 1.97	(1, 1) (8, 1)	7.2 S	30 6	7 2	0 0	0 0	8 2	2 0	0 0	0 0	0 0	0 0	0 0	76 15	108 17	0.00 0.00	1.174 1.500										

Los Angeles Dodgers @ Houston Astros  
Astrodome, Houston, TX  
Sat Oct 02 1999, 8:05 PM EDT  
Att: 52,062 - Dome - 72 F

AB	34
R	0
H	9
RBI	0
BB	2
SO	10
LOB	13



Batter	1	2	3	4	5	6	7	8	9	AB	R	H	RBI	BB	SO	LOB	BOTTOM										
<b>Craig Biggio, R</b> OBP: 0.385, SLG: 0.456 (1, 4)	1-2 F9		0-1 G3			0-0 HR		2-1 G6-3		4	1	1	1	0	0	0											
<b>Stan Javier, S</b> OBP: 0.346, SLG: 0.364 (1, 9) (7, 7) (9, 9)	1-0 5 CS 1B			0-1 G4-3		0-0 F8		1-0 BB 2B		4	1	2	0	0	0	0											
<b>5 Jeff Bagwell, R</b> OBP: 0.453, SLG: 0.592 (1, 3)	1-0 F8			0-0 F7		4-2 S BB		1-2 F7		3	0	0	0	1	0	2											
<b>Carl Everett, S</b> OBP: 0.398, SLG: 0.574 (1, 8) (7, 9) (9, 8)		4-2 CS BB		3-2 G6-3		0-1 L4		4-0 BB 1B IBB		2	1	0	0	2	0	1											
<b>Ken Caminiti, S</b> OBP: 0.380, SLG: 0.465 (1, 5)		3-3 1 SAFE K		2-2 F7		4-2 SAFE BB		4-1 1B BB		2	0	0	0	2	1	1											
<b>Danyle Ward, L</b> OBP: 0.308, SLG: 0.466 <b>Glen Barker, S</b> OBP: 0.381, SLG: 0.352 <b>Bill Spiers, L</b> OBP: 0.364, SLG: 0.390 (1, 7) (7, 8) (8, PH) (9, 7)		0-0 2B		1-1 E 1B		0-0 G1-3		1-1 1B		3	0	2	0	0	0	2											
<b>Tony Eusebio, R</b> OBP: 0.354, SLG: 0.359 (1, 2)		0-3 K		2-1 E5 1-3		0-0 F9		1-2 F8		4	0	0	0	0	1	4											
<b>Ricky Gutierrez, R</b> OBP: 0.359, SLG: 0.341 (1, 6)			0-0 L4		2-3 K		1-2 G6-3			3	0	0	0	0	1	2											
<b>Jose Lima, R</b> OBP: 0.115, SLG: 0.080 <b>Billy Wagner, L</b> ERA: 3.84 (1, 1) (8, 1)			1-3 K		3-3 K		0-0 L7			3	0	0	0	0	2	2											
<b>Inning Stats</b>	R: 0 E: 0 K: 0 S: 5	H: 1 LOB: 0 BB: 0 P: 8	R: 0 E: 0 K: 2 S: 11	H: 1 LOB: 1 BB: 1 P: 18	R: 0 E: 0 K: 1 S: 6	H: 0 LOB: 0 BB: 0 P: 7	R: 0 E: 0 K: 0 S: 6	H: 0 LOB: 0 BB: 0 P: 9	R: 0 E: 1 K: 2 S: 14	H: 1 LOB: 2 BB: 0 P: 24	R: 1 E: 0 K: 0 S: 10	H: 1 LOB: 2 BB: 2 P: 18	R: 0 E: 0 K: 0 S: 5	H: 0 LOB: 0 BB: 0 P: 6	R: 2 E: 0 K: 0 S: 12	H: 2 LOB: 2 BB: 2 P: 26	1B: 3 2B: 3 3B: 0 HR: 1	SF: 0 SAC: 0 DP: 1 HBP: 0	WP: 0 PB: 0 SB: 1 CS: 2	PA: 34							
<b>PITCHER</b>	IP	WLS	BF	H	R	ER	SO	BB	IBB	HBP	BLK	WP	HR	S	P	ERA	WHIP										
<b>Chan Ho Park, R</b> ERA: 5.23 <b>Mike Maddux, R</b> ERA: 3.84	(1, 1) (8, 1)	7.0 L	27 7	4 2	1 2	1 2	5 0	3 1	0 1	0 0	0 0	0 0	0 0	12 26	9 26	18.00 3.000											

Los Angeles Dodgers @ Houston Astros  
Astrodome, Houston, TX  
Sat Oct 02 1999, 8:05 PM EDT  
Att: 52,062 - Dome - 72 F

AB	29
R	3
H	6
RBI	3
BB	5
SO	5
LOB	14





